

# St. Louis Cardinals - 1971


Batter	1	2	3	4	5	6	7	8	9	10	AB	R	H	RBI	BB	SO	LOB				
Matty Alou, L (1,8) OBP: 0.250, SLG: 0.250	K		F7			F7			6-3		4	0	0	0	0	1	1				
Ted Sizemore, R (1,6) OBP: 0.250, SLG: 0.250	5-3			CS 1B				K	K		4	0	1	0	0	2	0				
Lou Brock, L (1,7)	1-3							3-1			4	0	0	0	0	1	1				
Joe Torre, R (1,5) OBP: 0.250, SLG: 1.000		K						HR			4	0	0	0	0	1	1				
Jose Cardenal, R (1,9)		P5						6-3			4	0	0	0	0	0	0				
Joe Hague, L (1,3)		F9									3	0	0	0	0	0	0				
Ted Simmons, S (1,2) OBP: 0.333, SLG: 0.333											3	0	1	0	0	0	0				
Julian Javier, R (1,4)											3	0	0	0	0	1	1				
Bob Gibson, R (1,1)											3	0	0	0	0	0	1				
<b>Inning Stats</b>	R: 0 E: 0 K: 1 S: 5	H: 0 LOB: 0 BB: 0 P: 5	R: 0 E: 0 K: 1 S: 5	H: 0 LOB: 0 BB: 0 P: 5	R: 0 E: 0 K: 1 S: 6	H: 1 LOB: 1 BB: 0 P: 6	R: 0 E: 0 K: 2 S: 7	H: 1 LOB: 1 BB: 0 P: 7	R: 0 E: 0 K: 0 S: 3	H: 0 LOB: 0 BB: 0 P: 3	R: 1 E: 0 K: 1 S: 6	H: 1 LOB: 0 BB: 0 P: 6	R: 0 E: 0 K: 0 S: 3	H: 0 LOB: 0 BB: 0 P: 3	R: 0 E: 0 K: 1 S: 5	H: 0 LOB: 0 BB: 0 P: 5	R: 0 E: 0 K: 0 S: 3	H: 0 LOB: 0 BB: 0 P: 3	1B: 2 2B: 1 3B: 0 HR: 1	SF: 0 SAC: 0 DP: 1 HBP: 0	WP: 0 PA: 32
<b>PITCHER</b> Fergie Jenkins, R ERA: 0.9	IP: 10.0 WLS: W BF: 32 H: 3 R: 1 ER: 1 SO: 7 BB: 0 IBB: 0 HBP: 0 BLK: 0 WP: 0 HR: 1 S: 46 P: 46 ERA: 0.90 WHIP: 0.300																				

**TOP**

**St. Louis Cardinals @ Chicago Cubs**  
Wrigley Field, Chicago, IL  
Tue Apr 06 1971, 3:33 AM CST  
Att. 39,079 - Sunny - 40 F

livebaseballscores.com

AB 32  
R 1  
H 3  
RBI 1  
BB 0  
SO 7  
LOB 5




Batter	1	2	3	4	5	6	7	8	9	10	AB	R	H	RBI	BB	SO	LOB						
Don Kessinger, S (1,6)	F7		6-3								4	0	0	0	1	0	1						
Glenn Beckert, R (1,4)	P6		F9								5	0	0	0	0	0	3						
Billy Williams, L (1,7) OBP: 0.600, SLG: 1.250	BB										4	1	2	1	1	0	0						
Ron Santo, R (1,5) OBP: 0.250, SLG: 0.250	P4										4	1	1	0	0	1	1						
Joe Pepitone, L (1,3) OBP: 0.500, SLG: 0.750											4	0	2	0	0	0	2						
Johnny Callison, L (1,9) OBP: 0.500, SLG: 0.667											3	0	1	1	1	0	1						
Jose Ortiz, R (1,8) OBP: 0.250, SLG: 0.250											4	0	1	0	0	0	4						
Ken Rudolph, R (1,2)											2	0	0	0	1	1	2						
Fergie Jenkins, R (1,1)											3	0	0	0	0	3	1						
<b>Inning Stats</b>	R: 0 E: 0 K: 0 S: 3	H: 0 LOB: 1 BB: 1 P: 7	R: 0 E: 0 K: 0 S: 3	H: 0 LOB: 0 BB: 0 P: 3	R: 0 E: 0 K: 0 S: 3	H: 0 LOB: 1 BB: 1 P: 7	R: 1 E: 0 K: 0 S: 6	H: 3 LOB: 2 BB: 0 P: 6	R: 0 E: 0 K: 1 S: 5	H: 0 LOB: 0 BB: 0 P: 5	R: 0 E: 0 K: 0 S: 4	H: 1 LOB: 1 BB: 0 P: 4	R: 0 E: 0 K: 1 S: 6	H: 1 LOB: 2 BB: 1 P: 10	R: 0 E: 0 K: 1 S: 6	H: 1 LOB: 1 BB: 1 P: 10	R: 0 E: 0 K: 2 S: 7	H: 0 LOB: 0 BB: 0 P: 7	R: 1 E: 0 K: 0 S: 2	H: 1 LOB: 0 BB: 0 P: 2	1B: 4 2B: 2 3B: 0 HR: 1	SF: 0 SAC: 2 DP: 0 HBP: 0	WP: 1 PA: 39
<b>PITCHER</b> Bob Gibson, R ERA: 1.93	IP: 9.1 WLS: L BF: 39 H: 7 R: 2 ER: 2 SO: 5 BB: 2 IBB: 2 HBP: 0 BLK: 0 WP: 1 HR: 1 S: 45 P: 61 ERA: 1.93 WHIP: 0.964																						

**BOTTOM**

**St. Louis Cardinals @ Chicago Cubs**  
Wrigley Field, Chicago, IL  
Tue Apr 06 1971, 3:33 AM CST  
Att. 39,079 - Sunny - 40 F

livebaseballscores.com

AB 33  
R 2  
H 7  
RBI 2  
BB 4  
SO 5  
LOB 15









Batter	1	2	3	4	5	6	7	8	9	AB	R	H	RBI	BB	SO	LOB	TOP					
<b>Bobby Bonds, R</b> OBP: 0.400, SLG: 0.500 (1, 9)										4	0	1	0	1	0	2	<b>San Francisco Giants @ St. Louis Cardinals</b> Busch Stadium, St. Louis, MO Sat Apr 10 1971, 3:33 AM CST Att: 26,841 - Unknown					
<b>Chris Speier, R</b> OBP: 0.467, SLG: 0.364 (1, 6)										3	1	0	0	2	1	6						
<b>Willie Mays, R</b> OBP: 0.450, SLG: 1.111 (1, 8)										4	1	1	2	1	1	3						
<b>Willie McCovey, L</b> OBP: 0.263, SLG: 0.125 (1, 3)										4	0	0	0	1	1	2						
<b>Ken Henderson, S</b> OBP: 0.579, SLG: 0.667 (1, 7)										4	2	1	0	1	1	1						
<b>Dick Dietz, R</b> OBP: 0.444, SLG: 0.786 (1, 2)										3	2	1	2	2	1	1						
<b>Al Gallagher, R</b> OBP: 0.316, SLG: 0.278 (1, 5)										5	0	3	1	0	1	1						
<b>Hal Lanier, R</b> OBP: 0.250, SLG: 0.200 (1, 4)										4	0	1	0	0	0	4						
<b>Frank Reberger, L</b> OBP: 0.500, SLG: 0.500 <b>Jerry Johnson, R</b> (9, 1)										4	0	2	1	0	2	0						
<b>Inning Stats</b>	R: 0 E: 0 K: 1 S: 4	H: 0 LOB: 0 BB: 1 P: 8	R: 0 E: 0 K: 1 S: 6	H: 1 LOB: 2 BB: 1 P: 10	R: 2 E: 0 K: 1 S: 6	H: 1 LOB: 0 BB: 1 P: 10	R: 2 E: 0 K: 0 S: 7	H: 5 LOB: 2 BB: 0 P: 7	R: 0 E: 0 K: 1 S: 4	H: 0 LOB: 1 BB: 1 P: 8	R: 1 E: 0 K: 2 S: 10	H: 2 LOB: 3 BB: 1 P: 14	R: 1 E: 0 K: 1 S: 6	H: 1 LOB: 1 BB: 1 P: 10	R: 0 E: 0 K: 1 S: 5	H: 0 LOB: 2 BB: 2 P: 13	R: 0 E: 0 K: 0 S: 3	H: 0 LOB: 0 BB: 0 P: 3	1B: 8 2B: 1 3B: 0 HR: 2	SF: 0 SAC: 0 DP: 2 HBP: 0	WP: 0 PB: 1 CS: 2	PA: 43
<b>PITCHER</b>	IP	WLS	BF	H	R	ER	SO	BB	IBB	HBP	BLK	WP	HR	S	P	ERA	WHIP					
<b>Jerry Reuss, L</b> ERA: 12.0 (1, 1)	3.0	L	16	5	4	4	3	3	0	0	0	0	2	19	31	12.00	2.667					
<b>Chuck Taylor, R</b> ERA: (4, 1)	1.0		4	2	0	0	0	0	0	0	0	0	0	4	4	0.00	2.000					
<b>Fred Norman, L</b> ERA: 6.75 (5, 1)	1.1		7	2	1	1	2	2	0	0	0	0	0	9	17	6.75	3.000					
<b>Frank Linzy, R</b> ERA: 5.4 (6, 1)	1.2		8	1	1	1	2	1	0	0	0	0	0	11	15	5.40	1.200					
<b>Moe Drabowsky, R</b> ERA: (8, 1)	2.0		8	0	0	0	1	2	0	0	0	0	0	8	16	0.00	1.000					

Batter	1	2	3	4	5	6	7	8	9	AB	R	H	RBI	BB	SO	LOB	BOTTOM				
<b>Matty Alou, L</b> OBP: 0.267, SLG: 0.400 (1, 8)										5	1	3	0	0	0	1	<b>San Francisco Giants @ St. Louis Cardinals</b> Busch Stadium, St. Louis, MO Sat Apr 10 1971, 3:33 AM CST Att: 26,841 - Unknown				
<b>Ted Sizemore, R</b> OBP: 0.308, SLG: 0.250 (1, 6)										4	0	1	0	1	0	3					
<b>Lou Brock, L</b> OBP: 0.286, SLG: 0.308 (1, 7)										4	1	2	1	0	0	1					
<b>Joe Torre, R</b> OBP: 0.357, SLG: 0.769 <b>Luis Melendez, R</b> (9, PR)										5	1	2	3	0	0	4					
<b>Jose Cardenal, R</b> OBP: 0.357, SLG: 0.250 (1, 9)										5	0	1	0	0	0	2					
<b>Joe Hague, L</b> OBP: 0.250, SLG: 0.417 (1, 3)										4	0	0	0	0	1	1					
<b>Ted Simmons, S</b> OBP: 0.583, SLG: 0.286 (1, 2)										2	0	0	0	2	0	1					
<b>Julian Javier, R</b> (1, 4)										3	0	0	0	0	0	2					
<b>Jerry Reuss, L</b> ERA: 12.0 <b>Chuck Taylor, R</b> ERA: <b>Leron Lee, L</b> ERA: <b>Fred Norman, S</b> ERA: <b>Frank Linzy, R</b> ERA: 5.4 <b>Bob Burda, L</b> OBP: 1.000, SLG: 1.000 <b>Moe Drabowsky, R</b> OBP: 1.000, SLG: 1.000 <b>Jim Beauchamp, R</b> OBP: 1.000, SLG: 1.000 (1, 1)										1	0	0	0	0	0	0					
<b>Inning Stats</b>	R: 0 E: 0 K: 0 S: 4	H: 1 LOB: 1 BB: 0 P: 4	R: 0 E: 0 K: 0 S: 5	H: 1 LOB: 2 BB: 0 P: 5	R: 0 E: 0 K: 0 S: 3	H: 0 LOB: 2 BB: 1 P: 8	R: 0 E: 1 K: 1 S: 4	H: 0 LOB: 1 BB: 1 P: 9	R: 0 E: 0 K: 0 S: 3	H: 1 LOB: 0 BB: 0 P: 3	R: 2 E: 0 K: 0 S: 5	H: 2 LOB: 0 BB: 0 P: 5	R: 2 E: 0 K: 0 S: 6	H: 3 LOB: 2 BB: 1 P: 10	R: 2 E: 0 K: 0 S: 6	H: 3 LOB: 2 BB: 1 P: 10	1B: 9 2B: 1 3B: 0 HR: 1	SF: 1 SAC: 0 DP: 2 HBP: 1	WP: 0 PB: 0 SB: 0 CS: 0	PA: 41	
<b>PITCHER</b>	IP	WLS	BF	H	R	ER	SO	BB	IBB	HBP	BLK	WP	HR	S	P	ERA	WHIP				
<b>Frank Reberger, R</b> ERA: 4.32 (1, 1)	8.1	W	38	10	4	4	1	0	0	0	0	0	1	36	49	4.32	1.560				
<b>Jerry Johnson, R</b> ERA: (9, 1)	0.2	S	3	1	0	0	0	0	0	0	0	0	0	3	3	0.00	1.500				



Batter	1	2	3	4	5	6	7	8	9	AB	R	H	RBI	BB	SO	LOB	TOP
<b>Bobby Bonds, R</b> OBP: 0.375, SLG: 0.591 (1, 9)										4	1	1	1	0	1	1	<b>San Francisco Giants @ St. Louis Cardinals</b> <b>Busch Stadium, St. Louis, MO</b> Sun Apr 11 1971, 3:33 AM CST Unknown
<b>Tito Fuentes, S</b> OBP: 0.222, SLG: 0.222 (1, 4)										4	0	1	0	0	0	0	
<b>Ken Henderson, S</b> OBP: 0.522, SLG: 0.563 (1, 7)										4	0	1	0	0	1	1	
<b>Willie McCovey, L</b> OBP: 0.250, SLG: 0.118 <b>Frank Johnson, R</b> (3, 3)										1	0	0	0	0	0	1	
<b>Dick Dietz, R</b> OBP: 0.409, SLG: 0.667 (1, 2)										4	0	1	0	0	0	0	
<b>Al Gallacher, R</b> OBP: 0.261, SLG: 0.227 (1, 5)										4	0	0	0	0	0	2	
<b>Jimmy Rosario, S</b> OBP: 0.500, SLG: 0.500 (1, 8)										3	0	1	0	0	0	0	
<b>Chris Speier, R</b> OBP: 0.389, SLG: 0.286 (1, 6)										3	0	0	0	0	0	1	
<b>Rich Robertson, R</b> <b>Ron Bryant, S</b> <b>George Foster, R</b> OBP: 0.500, SLG: 2.000 <b>John Cumberland, R</b> (8, 1)										2	0	0	0	0	1	1	
<b>Inning Stats</b>	R: 0 E: 0 K: 1 S: 6	H: 1 LOB: 1 BB: 0 P: 6	R: 0 E: 0 K: 0 S: 3	H: 0 LOB: 0 BB: 0 P: 3	R: 0 E: 1 K: 0 S: 5	H: 2 LOB: 2 BB: 0 P: 5	R: 0 E: 0 K: 1 S: 6	H: 1 LOB: 1 BB: 0 P: 6	R: 0 E: 0 K: 0 S: 3	H: 0 LOB: 0 BB: 0 P: 3	R: 2 E: 0 K: 0 S: 5	H: 2 LOB: 0 BB: 0 P: 5	R: 0 E: 0 K: 0 S: 3	H: 0 LOB: 0 BB: 0 P: 3	1B: 4 2B: 0 3B: 0 HR: 2	SF: 0 SAC: 0 DP: 0 HBP: 0	
<b>PITCHER</b> <b>Bob Gibson, R</b> ERA: 1.96 (1, 1)	IP: 9.0 WLS: W BF: 33 H: 6 R: 2 ER: 2 SO: 3 BB: 0 IBB: 0 HBP: 0 BLK: 0 WP: 0 HR: 2 S: 39 P: 39 ERA: 2.00 WHIP: 0.667																

Batter	1	2	3	4	5	6	7	8	9	AB	R	H	RBI	BB	SO	LOB	BOTTOM		
<b>Matty Alou, L</b> OBP: 0.316, SLG: 0.389 (1, 8)										3	0	1	0	1	0	4	<b>San Francisco Giants @ St. Louis Cardinals</b> <b>Busch Stadium, St. Louis, MO</b> Sun Apr 11 1971, 3:33 AM CST Unknown		
<b>Ted Sizemore, R</b> OBP: 0.313, SLG: 0.267 <b>Dal Maxvill, R</b> (7, 6)										3	0	1	2	0	0	2			
<b>Lou Brock, L</b> OBP: 0.222, SLG: 0.235 (1, 7)										4	0	0	0	0	0	2			
<b>Joe Torre, R</b> OBP: 0.333, SLG: 0.647 (1, 5)										4	1	1	0	0	1	2			
<b>Jose Cardenal, R</b> OBP: 0.333, SLG: 0.200 (1, 9)										3	0	0	0	1	0	0			
<b>Joe Hague, L</b> OBP: 0.250, SLG: 0.357 (1, 3)										2	1	0	1	1	1	0			
<b>Ted Simmons, S</b> OBP: 0.667, SLG: 0.444 (1, 2)										2	1	2	0	1	0	0			
<b>Julian Javier, R</b> OBP: 0.133, SLG: 0.071 (1, 4)										3	1	1	0	0	0	3			
<b>Bob Gibson, R</b> OBP: 0.333, SLG: 0.200 (1, 1)										2	0	1	0	0	1	3			
<b>Inning Stats</b>	R: 0 E: 0 K: 0 S: 2	H: 0 LOB: 0 BB: 1 P: 6	R: 1 E: 0 K: 0 S: 3	H: 1 LOB: 1 BB: 2 P: 11	R: 0 E: 0 K: 0 S: 3	H: 1 LOB: 0 BB: 0 P: 3	R: 0 E: 0 K: 1 S: 5	H: 0 LOB: 0 BB: 0 P: 5	R: 3 E: 1 K: 1 S: 9	H: 3 LOB: 2 BB: 1 P: 13	R: 0 E: 0 K: 1 S: 6	H: 1 LOB: 1 BB: 0 P: 6	R: 0 E: 0 K: 0 S: 3	H: 1 LOB: 1 BB: 0 P: 4	R: 0 E: 0 K: 0 S: 3	H: 0 LOB: 0 BB: 0 P: 3		1B: 7 2B: 0 3B: 0 HR: 0	SF: 1 SAC: 0 DP: 3 HBP: 1
<b>PITCHER</b> <b>Rich Robertson, R</b> ERA: 5.79 <b>Ron Bryant, L</b> ERA: <b>John Cumberland, L</b> ERA:	IP: 4.2 WLS: L BF: 20 H: 5 R: 4 ER: 3 SO: 2 BB: 4 IBB: 0 HBP: 0 BLK: 0 WP: 1 HR: 0 S: 20 P: 36 ERA: 5.79 WHIP: 1.929																		



Batter	1	2	3	4	5	6	7	8	9	AB	R	H	RBI	BB	SO	LOB	TOP										
<b>Bobby Bonds, R</b> OBP: 0.414, SLG: 0.667 (1, 9)	0-0 3B 1B		0-0 1B 2B	0-0 1B 2B	0-0 F9		0-0 6-3			5	3	3	0	0	0	4											
<b>Chris Speier, R</b> OBP: 0.348, SLG: 0.263 (1, 6)	0-0 F4		0-0 2B 1B	0-0 F7	0-0 L4			0-0 6-3		5	1	1	0	0	0	5											
<b>Willie Mays, R</b> OBP: 0.458, SLG: 1.136 <b>George Foster, R</b> OBP: 0.333, SLG: 1.333 (1, 8) (6, 7)	0-0 6-3 3B		0-0 1B SF9 2B	0-0 6-3		0-0 F5		0-0 1-3		4	2	2	2	0	0	1											
<b>Ken Henderson, S</b> OBP: 0.500, SLG: 0.524 (1, 7) (6, 8)	0-0 6-3		0-0 SF9 1B	0-0 1B		0-0 K		0-0 F8		5	1	2	3	0	1	0											
<b>Frank Johnson, R</b> (1, 3)	0-0 BB		0-0 SF9 1B	0-0 F4		0-0 BB		0-0 1-3		2	0	0	1	2	0	1											
<b>Al Gallacher, R</b> OBP: 0.250, SLG: 0.222 (1, 5)	0-0 F8		0-0 WP 1B		0-0 E6 BB E	0-0 6-3		0-0 3-1		5	0	1	1	0	0	2											
<b>Russ Gibson, R</b> (1, 2)		0-3 K	0-0 5-3		0-0 F9		0-0 F9		0-0 3-1	5	0	0	0	0	1	2											
<b>Hal Lanier, R</b> OBP: 0.250, SLG: 0.167 (1, 4)	0-0 F3		0-0 BB		0-0 E4 BB		0-0 G3			3	0	0	0	1	0	1											
<b>Juan Marichal, R</b> OBP: 0.286, SLG: 0.167 (1, 1)	0-0 F3		0-3 K		0-0 BB		0-0 1B			3	0	1	0	1	1	2											
<b>Inning Stats</b>	R: 2 E: 0 K: 0 S: 5	H: 2 LOB: 1 BB: 1 P: 9	R: 0 E: 0 K: 1 S: 5	H: 0 LOB: 0 BB: 0 P: 5	R: 4 E: 0 K: 1 S: 10	H: 5 LOB: 2 BB: 1 P: 14	R: 1 E: 0 K: 0 S: 5	H: 2 LOB: 1 BB: 0 P: 5	R: 0 E: 2 K: 0 S: 5	H: 0 LOB: 3 BB: 1 P: 9	R: 0 E: 0 K: 0 S: 4	H: 1 LOB: 1 BB: 0 P: 4	R: 0 E: 0 K: 0 S: 3	H: 0 LOB: 0 BB: 0 P: 3	R: 0 E: 0 K: 0 S: 3	H: 0 LOB: 0 BB: 0 P: 3	1B: 6 2B: 3 3B: 1 HR: 0	SF: 1 SAC: 0 DP: 0 HBP: 0	WP: 1 PB: 0 SB: 0 CS: 0	PA: 43							
<b>PITCHER</b>	IP	WLS	BF	H	R	ER	SO	BB	IBB	HBP	BLK	WP	HR	S	P	ERA	WHIP										
<b>Reggie Cleveland, R</b> ERA: 27.0 (1, 1)	2.0	L	13	6	6	6	1	1	0	0	0	0	0	14	18	27.00	3.500										
<b>Fred Norman, L</b> ERA: 3.86 (3, 1)	1.0		5	1	0	0	1	1	0	0	0	0	1	6	10	0.00	2.000										
<b>Chuck Taylor, R</b> ERA: 3.0 (4, 1)	2.0		11	2	1	1	0	1	0	0	0	0	0	10	14	4.50	1.500										
<b>George Brunet, L</b> ERA: (6, 1)	1.0		4	0	0	0	1	1	0	0	0	0	0	5	9	0.00	1.000										
<b>Frank Linzy, R</b> ERA: 1.93 (7, 1)	3.0		10	1	0	0	0	0	0	0	0	0	0	10	10	0.00	0.333										

San Francisco Giants @ St. Louis Cardinals  
Busch Stadium, St. Louis, MO  
Sun Apr 11 1971, 3:38 AM CST  
Att: 27,104 - Unknown

AB 38  
R 7  
H 10  
RBI 7  
BB 4  
SO 3  
LOB 18



Batter	1	2	3	4	5	6	7	8	9	AB	R	H	RBI	BB	SO	LOB	BOTTOM										
<b>Matty Alou, L</b> OBP: 0.250, SLG: 0.304 (1, 8)	0-0 4-3		0-0 5-3		0-3 K		0-0 F7		0-0 FC5-4	5	0	0	0	0	1	2											
<b>Ted Sizemore, R</b> OBP: 0.250, SLG: 0.211 (1, 6)	0-0 6-3		0-0 5-3			0-0 F8	0-0 6-3			4	0	0	0	0	0	0											
<b>Lou Brock, L</b> OBP: 0.273, SLG: 0.333 (1, 7)	0-0 1B			0-0 F8		0-0 4-3		0-0 2B		4	0	2	0	0	0	0											
<b>Joe Torre, R</b> OBP: 0.364, SLG: 0.762 (1, 5)	0-0 1B			0-0 5-3		0-0 HR		0-0 6-3		4	1	2	1	0	0	1											
<b>Jose Cardenal, R</b> OBP: 0.364, SLG: 0.389 (1, 9)	0-0 F8			0-0 BB		0-0 HR		0-0 F9		3	1	1	1	1	0	3											
<b>Joe Hague, L</b> OBP: 0.250, SLG: 0.294 (1, 3)		0-3 K		0-3 K		0-0 1B BB		0-0 F9		3	0	0	0	1	2	2											
<b>Julian Javier, R</b> OBP: 0.116, SLG: 0.063 <b>George Brunet, R</b> OBP: 1.000, SLG: 1.000 <b>Bob Burda, L</b> OBP: 1.000, SLG: 1.000 <b>Frank Linzy, R</b> OBP: 1.000, SLG: 1.000 (1, 4) (6, 1) (7, 1) (9, PH)	0-0 6-3				0-0 F7		0-0 1B		0-0 FC5-4 1B	2	0	0	0	0	0	0											
<b>Jerry McNertney, R</b> OBP: 0.500, SLG: 1.500 <b>Ted Simmons, S</b> OBP: 0.588, SLG: 0.364 (1, 2) (6, PH) (7, 2)	0-0 3B				0-0 F9		0-3 K		0-0 F7	2	0	1	0	0	0	0											
<b>Reggie Cleveland, R</b> <b>Fred Norman, S</b> <b>Leron Lee, L</b> <b>Chuck Taylor, R</b> <b>Dick Schofield, S</b> (1, 1) (3, 1) (3, PH) (4, 1) (5, PH) (6, 4)			0-3 K				0-0 F8			0	0	0	0	0	0	0											
<b>Inning Stats</b>	R: 0 E: 0 K: 0 S: 5	H: 2 LOB: 2 BB: 0 P: 5	R: 0 E: 0 K: 1 S: 5	H: 1 LOB: 0 BB: 0 P: 5	R: 0 E: 0 K: 1 S: 5	H: 0 LOB: 0 BB: 0 P: 5	R: 0 E: 0 K: 1 S: 5	H: 0 LOB: 1 BB: 1 P: 9	R: 0 E: 0 K: 1 S: 6	H: 1 LOB: 1 BB: 0 P: 6	R: 2 E: 0 K: 1 S: 8	H: 3 LOB: 2 BB: 1 P: 12	R: 0 E: 0 K: 0 S: 3	H: 0 LOB: 0 BB: 0 P: 3	R: 0 E: 0 K: 0 S: 4	H: 1 LOB: 1 BB: 0 P: 4	R: 0 E: 0 K: 1 S: 6	H: 1 LOB: 1 BB: 0 P: 6	1B: 4 2B: 2 3B: 1 HR: 2	SF: 0 SAC: 0 DP: 0 HBP: 0	WP: 0 PB: 0 SB: 0 CS: 0	PA: 37					
<b>PITCHER</b>	IP	WLS	BF	H	R	ER	SO	BB	IBB	HBP	BLK	WP	HR	S	P	ERA	WHIP										
<b>Juan Marichal, R</b> ERA: 1.0 (1, 1)	9.0	W	37	9	2	2	6	2	0	0	0	0	2	47	55	2.00	1.222										

San Francisco Giants @ St. Louis Cardinals  
Busch Stadium, St. Louis, MO  
Sun Apr 11 1971, 3:38 AM CST  
Att: 27,104 - Unknown

AB 35  
R 2  
H 9  
RBI 2  
BB 2  
SO 6  
LOB 12





Batter	1	2	3	4	5	6	7	8	9	AB	R	H	RBI	BB	SO	LOB	TOP					
Jesus Alou, R OBP: 0.423, SLG: 0.348	(1,9) X F8		(2) X 6-3	(2) X K		(3) X G4-6-3				4	0	0	0	1	1	5	<b>Houston Astros @ St. Louis Cardinals</b> Busch Stadium, St. Louis, MO Mon Apr 12 1971, 6:05 PM CST Att: 11,270 - Unknown					
Joe Morgan, L OBP: 0.371, SLG: 0.310	(1,4) X 4-3		(2) X 1B	(3) X F2						5	1	3	1	0	0	2						
Cesar Cedeno, R OBP: 0.257, SLG: 0.333	(1,8) X 5-3		(3) X 1B		(1) X K			(3) X F8		5	1	1	0	0	2	3						
Bob Watson, R OBP: 0.323, SLG: 0.231	(1,7)	(1) X 4-3	(2) X 1B		(2) X 6-3				(2) X FC4-6	5	0	3	1	0	0	0						
Denis Menke, R OBP: 0.364, SLG: 0.414	(1,3)	(4) X CS	(3) X 1B		(3) X K				(2) X FC4-6	4	0	2	1	1	2	2						
Doug Rader, R OBP: 0.129, SLG: 0.069	(1,5)	(4) X 1-2	(3) X F8			(3) X E5			(1) X K	4	0	0	0	1	1	6						
Jack Hiatt, R OBP: 0.250, SLG: 1.250	(1,2)	(3) X K		(4) X SH5-4					(2) X FC4-6	2	0	1	0	1	1	2						
Johnny Edwards, L OBP: 0.261, SLG: 0.227	(8, PH)	(2, 3) X K				(1) X SH3-4			(2) X FC4	2	0	0	0	0	1	2						
Roger Metzger, S OBP: 0.286, SLG: 0.200	(1,6)		(1) X 6-3		(1) X SH3-4				(3) X FC4	4	0	1	0	0	0	2						
Wade Blasingame, L OBP: 0.250, SLG: 1.000	(11, 1)					(4) X G4-6-3				1	1	1	1	0	0	0						
Jimmy Wynn, R OBP: 0.500, SLG: 0.200	(8, PH)									0	0	0	0	1	0	0						
Cesar Cedeno, L OBP: 0.250, SLG: 0.200	(8, PH)									0	0	0	0	0	0	0						
Jim Ray, R OBP: 0.250, SLG: 0.200	(8, PH)									0	0	0	0	0	0	0						
Norm Miller, L OBP: 0.250, SLG: 0.200	(8, PH)									0	0	0	0	0	0	0						
Fred Gladding, L OBP: 0.250, SLG: 0.200	(8, PH)									0	0	0	0	0	0	0						
Inning Stats	R: 0 E: 0 K: 0 S: 3	H: 0 LOB: 0 BB: 0 P: 3	R: 0 E: 0 K: 1 S: 4	H: 0 LOB: 2 BB: 2 P: 12	R: 3 E: 0 K: 0 S: 8	H: 5 LOB: 2 BB: 0 P: 8	R: 0 E: 0 K: 1 S: 6	H: 1 LOB: 2 BB: 1 P: 10	R: 0 E: 0 K: 2 S: 7	H: 0 LOB: 0 BB: 0 P: 7	R: 0 E: 1 K: 0 S: 4	H: 1 LOB: 3 BB: 1 P: 8	R: 0 E: 0 K: 2 S: 9	H: 2 LOB: 2 BB: 0 P: 9	R: 1 E: 0 K: 1 S: 7	H: 2 LOB: 2 BB: 1 P: 11	R: 0 E: 0 K: 1 S: 7	H: 2 LOB: 2 BB: 0 P: 7	1B: 11 2B: 2 3B: 0 HR: 1	SF: 0 SAC: 2 DP: 2 HBP: 0	WP: 0 PB: 0 SB: 0 CS: 1	PA: 44
PITCHER	IP	WLS	BF	H	R	ER	SO	BB	IBB	HBP	BLK	WP	HR	S	P	ERA	WHIP					
Steve Carlton, L ERA: 3.52	(1, 1)	6.1	W	31	9	3	5	3	1	0	0	0	1	37	53	4.26	1.895					
Moe Drabowsky, R ERA: 2.7	(7, 1)	1.1		6	1	1	2	1	0	0	0	0	0	9	13	6.75	1.500					
George Brunet, L ERA:	(8, 1)	0.1		4	3	0	0	0	0	0	0	0	0	4	4	0.00	9.000					
Frank Linzy, R ERA: 1.59	(9, 1)	1.0	S	3	0	0	1	0	0	0	0	0	0	5	5	0.00	0.000					

AB	37
R	4
H	13
RBI	4
BB	5
SO	8
LOB	24



Batter	1	2	3	4	5	6	7	8	9	AB	R	H	RBI	BB	SO	LOB	BOTTOM				
Matty Alou, L OBP: 0.241, SLG: 0.259	(1,8) X 1-3	(3) X F8			(4) X WP	(3) X 5-3		(3) X F8		4	1	0	0	1	0	4	<b>Houston Astros @ St. Louis Cardinals</b> Busch Stadium, St. Louis, MO Mon Apr 12 1971, 6:05 PM CST Att: 11,270 - Unknown				
Julian Javier, R OBP: 0.150, SLG: 0.105	(1,4) X 2B		(1) X E6		(1) X F7					3	2	1	0	0	0	1					
Dick Schofield, S OBP: 0.250, SLG: 0.500	(7,4)		(1) X SF7		(1) X 1-2					1	0	0	0	0	1	0					
Lou Brock, L OBP: 0.385, SLG: 0.458	(1,7) X 1B		(1) X WP		(4) X 1B					3	1	3	1	1	0	0					
Joe Torre, R OBP: 0.346, SLG: 0.680	(1,5) X 5-3		(1) X 6-3		(2) X 1B					4	0	1	1	0	1	4					
Jose Cardenal, R OBP: 0.346, SLG: 0.381	(1,9) X 2B		(2) X SF7		(3) X 2-3					3	0	1	2	0	0	2					
Jim Beauchamp, R OBP: 0.500, SLG: 0.500	(1,3) X 1B		(3) X K							4	1	1	0	0	1	2					
Joe Hague, L OBP: 0.250, SLG: 0.294	(9,3) X F8		(2, 3) X K							0	0	0	0	0	0	0					
Ted Sizemore, R OBP: 0.217, SLG: 0.182	(1,6)		(1) X 1-3		(1) X 1-3					3	0	0	0	0	0	1					
Dal Maxvill, R	(7,6)									0	0	0	0	1	0	0					
Ted Simmons, S OBP: 0.619, SLG: 0.667	(1,2)		(2) X G3		(2) X 6-3					4	0	3	1	0	0	0					
Steve Carlton, L OBP: 0.250, SLG: 0.500	(1, 1)		(2) X G3		(3) X L4					3	0	0	0	0	0	2					
Moe Drabowsky, R ERA: 2.7	(7, 1)									0	0	0	0	0	0	0					
George Brunet, R OBP: 0.250, SLG: 0.294	(8, 1)									1	0	0	0	0	0	2					
Frank Linzy, R ERA:	(9, 1)									0	0	0	0	0	0	0					
Inning Stats	R: 2 E: 0 K: 0 S: 6	H: 3 LOB: 1 BB: 0 P: 6	R: 0 E: 0 K: 0 S: 4	H: 1 LOB: 1 BB: 0 P: 4	R: 1 E: 1 K: 1 S: 7	H: 1 LOB: 1 BB: 0 P: 7	R: 0 E: 0 K: 0 S: 3	H: 0 LOB: 0 BB: 0 P: 3	R: 1 E: 0 K: 0 S: 5	H: 1 LOB: 1 BB: 2 P: 11	R: 1 E: 0 K: 0 S: 5	H: 2 LOB: 1 BB: 0 P: 5	R: 0 E: 0 K: 2 S: 8	H: 1 LOB: 1 BB: 0 P: 8	R: 0 E: 0 K: 0 S: 4	H: 1 LOB: 2 BB: 1 P: 8	1B: 7 2B: 2 3B: 1 HR: 0	SF: 1 SAC: 0 DP: 0 HBP: 0	WP: 2 PB: 0 SB: 1 CS: 0	PA: 37	
PITCHER	IP	WLS	BF	H	R	ER	SO	BB	IBB	HBP	BLK	WP	HR	S	P	ERA	WHIP				
Wade Blasingame, L ERA: 2.7	(1, 1)	5.0	L	23	6	4	3	1	0	0	0	0	0	23	31	5.40	1.600				
Jim Ray, R ERA: 2.25	(6, 1)	2.0		9	3	1	1	2	0	0	0	0	0	13	13	4.50	1.500				
Fred Gladding, R ERA:	(8, 1)	1.0		5	1	0	0	0	0	0	0	0	0	4	8	0.00	2.000				

AB	33
R	5
H	10
RBI	5
BB	3
SO	3
LOB	18













Batter	1	2	3	4	5	6	7	8	9	AB	R	H	RBI	BB	SO	LOB	TOP			
Matty Alou, L (1, 8) OBP: 0.273, SLG: 0.268	F7		P6						E7								5 0 2 0 0 0 0			
Ted Sizemore, R (1, 4) OBP: 0.212, SLG: 0.188	6-3		E8						5-3								5 0 1 0 0 0 3			
Lou Brock, L (1, 7) OBP: 0.462, SLG: 0.667	1B		G3														4 1 2 0 0 0 2			
Joe Torre, R (1, 5) OBP: 0.316, SLG: 0.568				K2-3					F7								4 0 1 0 0 1 2			
Jose Cardenal, R (1, 9) OBP: 0.342, SLG: 0.387	FC6-4			BB					F7								4 0 2 0 0 0 3			
Ted Simmons, S (1, 2) OBP: 0.636, SLG: 0.708		5-3		6-3													3 0 1 1 1 0 1			
Jim Beauchamp, R (1, 3) OBP: 0.444, SLG: 0.563																	2 0 0 0 2 1 2			
Dal Maxvill, R (1, 6) OBP: 0.188, SLG: 0.071																	3 0 0 0 1 0 2			
Reggie Cleveland, R (1, 1)																	4 0 0 0 0 0 3			
<b>Inning Stats</b>	R: 0 E: 0 K: 0 S: 5	H: 2 LOB: 2 BB: 0 P: 5	R: 0 E: 0 K: 0 S: 2	H: 0 LOB: 0 BB: 1 P: 6	R: 0 E: 1 K: 0 S: 4	H: 1 LOB: 1 BB: 0 P: 4	R: 0 E: 0 K: 1 S: 6	H: 1 LOB: 3 BB: 2 P: 14	R: 0 E: 0 K: 1 S: 5	H: 1 LOB: 1 BB: 1 P: 9	R: 0 E: 0 K: 0 S: 3	H: 1 LOB: 0 BB: 0 P: 3	R: 1 E: 0 K: 0 S: 5	H: 2 LOB: 1 BB: 0 P: 5	R: 0 E: 1 K: 0 S: 4	H: 0 LOB: 1 BB: 0 P: 4	1B: 8 2B: 2 3B: 0 HR: 0	SF: 0 SAC: 0 DP: 2 HBP: 0	WP: 0 PB: 0 SB: 0 CS: 0	PA: 38
<b>PITCHER</b> A Downing, L (1, 1) ERA: 0.61	IP: 9.0 WLS: W BF: 38 H: 9 R: 1 ER: 1 SO: 2 BB: 3 IBB: 1 HBP: 0 BLK: 0 WP: 0 HR: 0 S: 38 P: 54 ERA: 1.00 WHIP: 1.333															<b>PITCHER</b>				

**St. Louis Cardinals @ Los Angeles Dodgers**  
 Dodger Stadium, Los Angeles, CA  
 Thu Apr 15 1971, 6:05 PM PST  
 Att: 12,632 - Unknown

livebaseballscorecards.com

AB 34  
 R 1  
 H 9  
 RBI 1  
 BB 4  
 SO 2  
 LOB 18




Batter	1	2	3	4	5	6	7	8	9	AB	R	H	RBI	BB	SO	LOB	BOTTOM					
Maury Wills, S (1, 6) OBP: 0.261, SLG: 0.220	4-3		4-3														5 0 1 1 0 0 4					
Willie Davis, L (1, 8) OBP: 0.306, SLG: 0.444	5-3																4 0 0 0 0 0 0					
Wes Parker, S (1, 3) OBP: 0.333, SLG: 0.308	1-3																4 0 2 0 0 0 0					
Dick Allen, R (1, 7) OBP: 0.176, SLG: 0.281																	4 0 0 0 0 1 2					
Duke Sims, L (1, 2) OBP: 0.500, SLG: 0.467																	3 1 1 0 1 1 2					
Steve Garvey, R (1, 5) OBP: 0.342, SLG: 0.469																	3 0 1 0 0 1 2					
Bill Sudakis, S (8, PH) (9, 5) OBP: 0.360, SLG: 0.500																	1 0 0 0 0 0 2					
Willie Crawford, L (1, 9) OBP: 0.333, SLG: 0.333																	4 0 0 0 0 1 2					
Bill Russell, R (1, 4) OBP: 0.424, SLG: 0.467																	4 1 2 1 0 1 0					
A Downing, R (1, 1) OBP: 0.500, SLG: 0.333																	1 0 1 0 1 0 0					
Tom Haller, L (9, PH) (9, 5) OBP: 1.000, SLG: 1.000																	0 0 0 0 1 0 0					
<b>Inning Stats</b>	R: 0 E: 0 K: 0 S: 3	H: 0 LOB: 0 BB: 0 P: 3	R: 0 E: 0 K: 2 S: 7	H: 0 LOB: 0 BB: 0 P: 7	R: 0 E: 0 K: 1 S: 5	H: 0 LOB: 1 BB: 1 P: 9	R: 0 E: 0 K: 0 S: 3	H: 0 LOB: 0 BB: 0 P: 3	R: 1 E: 0 K: 0 S: 6	H: 3 LOB: 2 BB: 0 P: 6	R: 0 E: 0 K: 1 S: 6	H: 1 LOB: 2 BB: 1 P: 10	R: 0 E: 0 K: 1 S: 6	H: 1 LOB: 1 BB: 0 P: 6	R: 0 E: 1 K: 0 S: 5	H: 1 LOB: 2 BB: 0 P: 5	R: 1 E: 0 K: 0 S: 3	H: 2 LOB: 2 BB: 1 P: 7	1B: 6 2B: 2 3B: 0 HR: 0	SF: 0 SAC: 1 DP: 0 HBP: 0	WP: 0 PB: 0 SB: 0 CS: 0	PA: 37
<b>PITCHER</b> Reggie Cleveland, R (1, 1) ERA: 6.97	IP: 8.1 WLS: L BF: 37 H: 8 R: 2 ER: 2 SO: 5 BB: 1 IBB: 2 HBP: 0 BLK: 0 WP: 0 HR: 0 S: 44 P: 56 ERA: 2.16 WHIP: 1.080															<b>PITCHER</b>						

**St. Louis Cardinals @ Los Angeles Dodgers**  
 Dodger Stadium, Los Angeles, CA  
 Thu Apr 15 1971, 6:05 PM PST  
 Att: 12,632 - Unknown

livebaseballscorecards.com

AB 33  
 R 2  
 H 8  
 RBI 2  
 BB 3  
 SO 5  
 LOB 14













Batter	1	2	3	4	5	6	7	8	9	AB	R	H	RBI	BB	SO	LOB	TOP		
Matty Alou, L OBP: 0.305, SLG: 0.321 (1,8)	6-3		4-3			F8		FC5-6 1B		5	1	1	1	0	0	2	<b>St. Louis Cardinals @ San Diego Padres</b> San Diego Stadium, San Diego, CA Sun Apr 18 1971, 6:33 AM EST Att: 8,777 - Unknown  <b>livebaseballscores.com</b>		
Joe Haque, L OBP: 0.258, SLG: 0.393 (1,3)	F7		3-1			G3		1B	F9	5	0	1	0	0	0	2			
Lou Brock, L OBP: 0.442, SLG: 0.615 (1,7)				L6		P6		K		3	0	0	0	1	1	2			
Joe Torre, R OBP: 0.360, SLG: 0.592 (1,5)	CS	5-3		1B				F9 1B	1B	4	1	3	1	0	0	0			
Jose Cardenal, R OBP: 0.320, SLG: 0.333 (1,9)		K		1B				F9	F7	4	0	1	0	0	1	3			
Ted Simmons, S OBP: 0.556, SLG: 0.571 (1,2)				1B	FC3-6-1-3-2				6-3	4	0	2	1	0	0	2			
Ted Sizemore, R OBP: 0.244, SLG: 0.171 (1,4)				P4				F8		3	1	0	0	1	0	2			
Dal Maxvill, R OBP: 0.222, SLG: 0.125 (1,6)						1-3													
Bob Burda, L OBP: 0.667, SLG: 0.667 (9, PH)			4-3	SH1-4					F9	2	0	0	0	1	0	1			
George Brunet, R OBP: 1.000, SLG: 1.000 (9, 1)				BB						1	0	0	0	0	0	0			
Frank Linzy, R OBP: 1.000, SLG: 1.000 (9, 1)										0	0	0	0	0	0	0			
Mike Torrez, R OBP: 0.250, SLG: 0.500 (9, PH)			SH1-4							1	0	0	0	1	0	0			
Leron Lee, L OBP: 0.333, SLG: 0.375 (9, 6)					P5			FC5-6	1B	1	1	1	1	0	0	0			
Dick Schofield, S OBP: 0.333, SLG: 0.375 (9, 6)								BB	2B	0	0	0	0	0	0	0			
<b>Inning Stats</b>	R: 0 E: 0 K: 0 S: 2	H: 0 LOB: 0 BB: 1 P: 6	R: 0 E: 0 K: 1 S: 6	H: 1 LOB: 1 BB: 0 P: 6	R: 0 E: 0 K: 0 S: 3	H: 0 LOB: 1 BB: 1 P: 7	R: 0 E: 0 K: 0 S: 4	H: 2 LOB: 0 BB: 0 P: 4	R: 0 E: 0 K: 0 S: 3	H: 0 LOB: 0 BB: 0 P: 3	R: 1 E: 0 K: 0 S: 5	H: 2 LOB: 1 BB: 0 P: 5	R: 1 E: 0 K: 1 S: 7	H: 2 LOB: 2 BB: 1 P: 11	R: 2 E: 0 K: 0 S: 5	H: 2 LOB: 1 BB: 1 P: 9	1B: 8 2B: 2 3B: 0 HR: 0	SF: 0 SAC: 1 DP: 1 HBP: 0	WP: 3 PA: 39 PB: 0 SB: 0 CS: 1
<b>PITCHER</b>	IP WLS BF H R ER SO BB IBB HBP BLK WP HR S P ERA WHIP																		
Clay Kirby, R ERA: 6.59 (1, 1)	6.0	22	4	1	1	1	1	2	0	0	0	0	0	0	22	30	1.50	1.000	
Al Severinsen, R ERA: (7, 1)	1.0	4	1	0	0	0	0	0	0	0	0	2	0	4	4	0.00	1.000		
Dick Kelley, L ERA: 23.63 (8, 1)	0.2	4	1	1	1	1	1	1	0	0	0	0	0	5	9	13.50	3.000		
Gary Ross, R ERA: 3.18 (8, 1)	1.0	L 6	2	2	2	0	1	0	0	0	1	0	5	9	18.00	3.000			
Bill Laxton, L ERA: 2.84 (9, 1)	0.1	2	1	0	0	0	0	0	0	0	0	0	2	2	0.00	3.000			

Batter	1	2	3	4	5	6	7	8	9	AB	R	H	RBI	BB	SO	LOB	BOTTOM				
Dave Campbell, R OBP: 0.313, SLG: 0.364 (1,5)	6-3		5-3		P4			SH3-4	F9	4	0	0	0	0	0	4	<b>St. Louis Cardinals @ San Diego Padres</b> San Diego Stadium, San Diego, CA Sun Apr 18 1971, 6:33 AM EST Att: 8,777 - Unknown  <b>livebaseballscores.com</b>				
Don Mason, L OBP: 0.156, SLG: 0.158 (1,4)	1-3			G3	G3-6-3			4-3		4	0	0	0	0	0	2					
Cito Gaston, R OBP: 0.304, SLG: 0.357 (1,8)						4-3				4	1	2	1	0	1	0					
Nate Colbert, R OBP: 0.478, SLG: 0.842 (1,3)		K								3	0	1	0	1	1	0					
Ollie Brown, R OBP: 0.256, SLG: 0.211 (1,9)										4	0	0	0	0	0	4					
Larry Stahl, L OBP: 0.343, SLG: 0.515 (1,7)										2	0	0	0	1	0	0					
Ivan Murrell, R OBP: 0.343, SLG: 0.515 (9, PH)										1	0	0	0	0	1	0					
Chris Cannizzaro, R OBP: 0.290, SLG: 0.192 (1,2)										2	0	0	1	2	0	0					
Tommy Dean, R OBP: 0.290, SLG: 0.192 (1,2)										2	0	0	1	2	0	0					
Tommy Dean, R OBP: 0.290, SLG: 0.192 (1,2)										3	0	0	0	0	0	4					
Dick Kelley, R OBP: 0.290, SLG: 0.192 (1,2)										0	0	0	0	0	0	0					
Gary Ross, R OBP: 0.290, SLG: 0.192 (1,2)										0	0	0	0	0	0	0					
Bill Laxton, L OBP: 0.290, SLG: 0.192 (1,2)										0	0	0	0	0	0	0					
Al Ferrara, R OBP: 0.290, SLG: 0.192 (1,2)										0	0	0	0	0	0	0					
Ron Slocum, R OBP: 0.290, SLG: 0.192 (1,2)										0	0	0	0	0	0	0					
Clay Kirby, R OBP: 0.290, SLG: 0.192 (1,2)										0	0	0	0	1	0	0					
Al Severinsen, R OBP: 0.290, SLG: 0.192 (1,2)										0	0	0	0	0	0	0					
Enzo Hernandez, R OBP: 0.833, SLG: 0.750 (8, 6)										1	1	1	0	1	0	0					
<b>Inning Stats</b>	R: 0 E: 0 K: 1 S: 5	H: 0 LOB: 0 BB: 0 P: 5	R: 0 E: 0 K: 1 S: 5	H: 0 LOB: 0 BB: 0 P: 5	R: 0 E: 0 K: 0 S: 3	H: 0 LOB: 1 BB: 1 P: 7	R: 1 E: 0 K: 0 S: 5	H: 2 LOB: 2 BB: 2 P: 13	R: 0 E: 0 K: 0 S: 2	H: 0 LOB: 0 BB: 1 P: 6	R: 0 E: 0 K: 0 S: 3	H: 0 LOB: 0 BB: 0 P: 3	R: 0 E: 0 K: 0 S: 3	H: 0 LOB: 0 BB: 0 P: 3	R: 1 E: 0 K: 0 S: 4	H: 1 LOB: 2 BB: 2 P: 12	R: 0 E: 0 K: 1 S: 6	H: 1 LOB: 2 BB: 1 P: 10	1B: 3 2B: 1 3B: 0 HR: 0	SF: 0 SAC: 2 DP: 1 HBP: 0	WP: 0 PA: 37 PB: 0 SB: 0 CS: 0
<b>PITCHER</b>	IP WLS BF H R ER SO BB IBB HBP BLK WP HR S P ERA WHIP																				
Mike Torrez, R ERA: 3.86 (1, 1)	8.0	32	3	2	2	2	2	4	2	0	0	0	0	0	30	54	2.25	0.875			
George Brunet, L ERA: 7.71 (9, 1)	0.2	4	1	0	0	1	1	1	0	0	0	0	0	5	9	0.00	3.000				
Frank Linzy, R ERA: 1.17 (9, 1)	0.1	S 1	0	0	0	0	0	0	0	0	0	0	1	1	0.00	0.000					







Batter	1	2	3	4	5	6	7	8	9	AB	R	H	RBI	BB	SO	LOB	TOP										
Matty Alou, L OBP: 0.353, SLG: 0.349 (1, 8)	F8			FC6-4 BB		F4		1B CS 1B		3	0	1	0	1	0	0	<b>St. Louis Cardinals @ San Francisco Giants</b> Candlestick Park, San Francisco, CA Tue Apr 20 1971, 9:05 PM EST Att: 9,791 - Unknown										
Lou Brock, L OBP: 0.392, SLG: 0.532 (1, 7)	1-3		FC6-4 E S 1B 1-2		K		CS 1B		4	1	1	0	0	0	1												
Jose Cardenal, R OBP: 0.310, SLG: 0.360 (1, 9)	F6		F8 1-3		6-3		1-3		4	0	0	0	0	0	3												
Joe Torre, R OBP: 0.397, SLG: 0.589 (1, 5)		F9		2B 1B			1B 1B		4	1	3	1	0	0	0												
Ted Simmons, S OBP: 0.509, SLG: 0.524 (1, 2)	K		3-H 1B			F8		1B CS 1B	4	0	1	1	0	2	2												
Joe Hague, L OBP: 0.282, SLG: 0.353 (1, 3)	1-3		1-H 2B			F8		1-3 CS 1B	4	0	1	0	0	1	2												
Ted Sizemore, R OBP: 0.250, SLG: 0.188 Dal Maxvill, R OBP: 0.200, SLG: 0.111 (1, 4) (7, 6)			6-3		F2		1-2 1B		3	0	1	0	0	0	0												
Dick Schofield, S OBP: 0.231, SLG: 0.250 (1, 6) (7, 4)			F3		4-1		F9		3	0	0	0	0	0	2												
Reggie Cleveland, R Frank Linzy, R Moe Drabowsky, R (1, 1) (8, 1) (9, 1)			1-3		6-3			6-3	3	0	0	0	0	0	0												
									0	0	0	0	0	0	0												
<b>Inning Stats</b>	R: 0 E: 0 K: 0 S: 3	H: 0 LOB: 0 BB: 0 P: 3	R: 0 E: 0 K: 1 S: 5	H: 0 LOB: 0 BB: 0 P: 5	R: 0 E: 0 K: 0 S: 3	H: 0 LOB: 0 BB: 0 P: 3	R: 2 E: 0 K: 1 S: 7	H: 2 LOB: 1 BB: 1 P: 11	R: 0 E: 0 K: 0 S: 3	H: 0 LOB: 0 BB: 0 P: 3	R: 0 E: 0 K: 0 S: 5	H: 0 LOB: 0 BB: 0 P: 5	R: 0 E: 0 K: 0 S: 5	H: 2 LOB: 2 BB: 0 P: 5	R: 0 E: 0 K: 0 S: 4	H: 2 LOB: 1 BB: 0 P: 4	R: 0 E: 0 K: 2 S: 8	H: 2 LOB: 1 BB: 0 P: 8	R: 0 E: 0 K: 2 S: 8	H: 2 LOB: 0 BB: 0 P: 8	1B: 7 2B: 1 3B: 0 HR: 0	SF: 0 SAC: 0 DP: 0 HBP: 0	WP: 0 PB: 0 SB: 1 CS: 4	PA: 34			
<b>PITCHER</b>	IP	WLS	BF	H	R	ER	SO	BB	IBB	HBP	BLK	WP	HR	S	P	ERA	WHIP										
Juan Marichal, R ERA: 1.03 Jerry Johnson, R ERA:	(1, 1) (9, 1)	8.0 4	L 2	30 0	6 2	2 0	3 2	1 0	0 0	0 0	0 0	0 0	0 0	35 8	39 8	2.25 0.00	0.875 2.000										

Batter	1	2	3	4	5	6	7	8	9	AB	R	H	RBI	BB	SO	LOB	BOTTOM										
Bobby Bonds, R OBP: 0.426, SLG: 0.750 Ken Henderson, S OBP: 0.447, SLG: 0.516 (1, 9) (3, FR) (4, 9)	F9		1B		F9 2B		F8		F9	2	0	1	0	0	0	0	<b>St. Louis Cardinals @ San Francisco Giants</b> Candlestick Park, San Francisco, CA Tue Apr 20 1971, 9:05 PM EST Att: 9,791 - Unknown										
Chris Speier, R OBP: 0.415, SLG: 0.393 (1, 6)	K		BB 1B		F9 2-3		F8		BB WP 1B	5	0	2	0	0	1												
Willie Mays, R OBP: 0.516, SLG: 0.830 (1, 3)	FC6-4 1B		1-2 BB		HBP		F8		BB BB	2	0	1	0	2	0												
Dick Dietz, R OBP: 0.429, SLG: 0.500 (1, 2)	FC6-4 1-2		K		K				FC6-4 1B 1-2 2-3 BB	4	0	1	0	1	2												
George Foster, R OBP: 0.314, SLG: 0.500 (1, 7)		K		F9		6-3		FC6-4 BB 1B 1-2	5	1	0	0	0	2	4												
Al Gallagher, R OBP: 0.297, SLG: 0.333 Willie McCovey, L OBP: 0.240, SLG: 0.136 Hal Lanier, R OBP: 0.250, SLG: 0.172 Fran Healy, R OBP: 0.857, SLG: 1.833 (1, 5) (8, PH) (9, 5) (9, PH)		5-3		FC1-6 1B		4-3		K	K	3	0	1	0	0	0												
Jimmy Rosario, S OBP: 0.412, SLG: 0.296 (1, 8)		4-3		FC1-6 1-2		E BB		1B BB	2	0	0	0	2	0	1												
Tito Fuentes, S OBP: 0.324, SLG: 0.394 (1, 4)			1-3		F8		E4 FC6-4		FC6-4 1B 1-2 2H	4	0	1	1	0	2												
Juan Marichal, R OBP: 0.214, SLG: 0.154 Frank Johnson, R OBP: 0.263, SLG: 0.200 Jerry Johnson, R ERA: (1, 1) (8, PH) (9, 1)			F7		K		FC6-4 1-2		FC6-4 1-2	3	0	0	0	0	2												
									0	0	0	0	0	0	0												
<b>Inning Stats</b>	R: 0 E: 0 K: 1 S: 6	H: 1 LOB: 1 BB: 0 P: 6	R: 0 E: 0 K: 1 S: 5	H: 0 LOB: 0 BB: 0 P: 5	R: 0 E: 0 K: 1 S: 7	H: 2 LOB: 3 BB: 1 P: 11	R: 0 E: 0 K: 0 S: 4	H: 1 LOB: 1 BB: 0 P: 4	R: 0 E: 0 K: 2 S: 8	H: 1 LOB: 2 BB: 0 P: 9	R: 0 E: 1 K: 0 S: 4	H: 0 LOB: 2 BB: 1 P: 8	R: 0 E: 0 K: 0 S: 3	H: 0 LOB: 0 BB: 0 P: 3	R: 1 E: 0 K: 1 S: 7	H: 2 LOB: 2 BB: 1 P: 11	R: 0 E: 0 K: 2 S: 8	H: 1 LOB: 3 BB: 2 P: 16	1B: 7 2B: 1 3B: 0 HR: 0	SF: 0 SAC: 0 DP: 0 HBP: 1	WP: 1 PB: 0 SB: 0 CS: 0	PA: 42					
<b>PITCHER</b>	IP	WLS	BF	H	R	ER	SO	BB	IBB	HBP	BLK	WP	HR	S	P	ERA	WHIP										
Reggie Cleveland, R ERA: 4.5 Frank Linzy, R ERA: 1.06 Moe Drabowsky, R ERA: 2.57	(1, 1) (8, 1) (9, 1)	7.2 0.2 0.2	W S	35 5 2	7 1 0	1 0 0	6 0 2	3 2 0	0 0 0	1 0 0	0 0 0	0 1 0	0 3 6	11 11 6	0.00 4.500 0.000	1.17 1.304 0.000											

AB 33  
R 2  
H 8  
RBI 2  
BB 1  
SO 5  
LOB 12



AB 36  
R 1  
H 8  
RBI 1  
BB 5  
SO 8  
LOB 22





Batter	1	2	3	4	5	6	7	8	9	AB	R	H	RBI	BB	SO	LOB	TOP								
<b>Lou Brock, L</b> OBP: 0.375, SLG: 0.500 (1, 7)	F9		FC3-6			1B E 3B 1B	1-3		4-3	5	1	1	0	0	0	2									
<b>Matty Alou, L</b> OBP: 0.325, SLG: 0.324 (1, 8)	F9		L4-6			E5 1B 3B	E1		F6	5	1	0	0	0	0	3									
<b>Ted Simmons, S</b> OBP: 0.509, SLG: 0.522 (1, 2)	4-3					3B 1B	F9			4	1	2	0	0	0	1									
<b>Joe Torre, R</b> OBP: 0.387, SLG: 0.600 (1, 5)		F2				2B 3B			1-3	4	1	1	3	0	1	1									
<b>Jose Cardenal, R</b> OBP: 0.355, SLG: 0.404 (1, 9)		1B 1B				1B 2B			FC1-6 BB	2	1	2	1	2	0	0									
<b>Joe Hague, L</b> OBP: 0.279, SLG: 0.342 (1, 3)		K				G6-3 1B			FC1-6	4	0	1	1	0	1	3									
<b>Ted Sizemore, R</b> OBP: 0.250, SLG: 0.192 (1, 4)		1B				F8 G6-3			K	4	0	1	0	0	1	2									
<b>Dick Schofield, S</b> OBP: 0.250, SLG: 0.214 (1, 6)		K				F9			4-3 SH1-4 BB	2	0	0	0	1	1	2									
<b>Dal Maxwell, R</b> OBP: 0.226, SLG: 0.111 (7, 6)		K				G6-4-3 BB				0	0	0	0	1	0	0									
<b>Bob Gibson, R</b> OBP: 0.385, SLG: 0.583 (1, 1)						G6-4-3 1B			F4 SH1-4	3	0	1	0	0	0	1									
<b>Inning Stats</b>	R: 0 E: 0 K: 0 S: 3	H: 0 LOB: 0 BB: 0 P: 3	R: 0 E: 0 K: 2 S: 9	H: 2 LOB: 2 BB: 0 P: 9	R: 0 E: 0 K: 1 S: 3	H: 1 LOB: 0 BB: 0 P: 3	R: 0 E: 0 K: 1 S: 5	H: 1 LOB: 1 BB: 1 P: 9	R: 0 E: 0 K: 0 S: 2	H: 0 LOB: 0 BB: 1 P: 6	R: 5 E: 1 K: 0 S: 8	H: 5 LOB: 0 BB: 0 P: 8	R: 0 E: 1 K: 0 S: 4	H: 0 LOB: 1 BB: 0 P: 4	R: 0 E: 0 K: 1 S: 5	H: 0 LOB: 1 BB: 1 P: 9	R: 0 E: 0 K: 0 S: 3	H: 0 LOB: 1 BB: 1 P: 7	1B: 7 2B: 2 3B: 1 HR: 0	SF: 0 SAC: 1 DP: 3 HBP: 0	WP: 0 PB: 0 SB: 2 CS: 1	PA: 38			
<b>PITCHER</b>	IP	WLS	BF	H	R	ER	SO	BB	IBB	HBP	BLK	WP	HR	S	P	ERA	WHIP								
<b>Gaylord Perry, R</b> ERA: 2.81 (1, 1)	5.0	L	23	8	5	4	3	2	0	0	0	0	0	27	35	7.20	2.000								
<b>John Cumberland, L</b> ERA: (6, 1)	2.0		7	1	0	0	0	0	0	0	0	0	0	7	7	0.00	0.500								
<b>Jerry Johnson, R</b> ERA: (8, 1)	1.1		6	0	0	0	1	2	0	0	0	0	0	6	14	0.00	1.500								
<b>Steve Hamilton, L</b> ERA: (9, 1)	0.2		2	0	0	0	0	0	0	0	0	0	0	2	2	0.00	0.000								

St. Louis Cardinals @ San Francisco Giants  
Candlestick Park, San Francisco, CA  
Wed Apr 21 1971, 6:33 AM EST  
Att: 6,178 - Unknown


AB 33  
R 5  
H 9  
RBI 5  
BB 4  
SO 4  
LOB 15



Batter	1	2	3	4	5	6	7	8	9	AB	R	H	RBI	BB	SO	LOB	BOTTOM								
<b>Jimmy Rosario, S</b> OBP: 0.368, SLG: 0.258 (1, 8)	F7		4-3			F8			4-3	4	0	0	0	0	0	0									
<b>Chris Speier, R</b> OBP: 0.391, SLG: 0.367 (1, 6)	K		K			K			1-3	4	0	0	0	0	3	0									
<b>Ken Henderson, S</b> OBP: 0.452, SLG: 0.588 (1, 7)	F2					G3 HR BB			HR	3	2	1	1	1	0	0									
<b>Willie McCovey, L</b> OBP: 0.276, SLG: 0.308 (1, 3)		1-3 1B 1B				4-3 HR			F4	4	1	2	2	0	0	0									
<b>Dick Dietz, R</b> OBP: 0.450, SLG: 0.511 (1, 2)		1-3 1B				HBP 1B			6-3	3	0	2	0	0	0	0									
<b>George Foster, R</b> OBP: 0.282, SLG: 0.441 (1, 9)		1-3				F9			K	4	0	0	0	0	2	4									
<b>Tito Fuentes, S</b> OBP: 0.289, SLG: 0.351 (1, 4)		F5				F8			1-3	4	0	0	0	0	0	3									
<b>Al Gallagher, R</b> OBP: 0.284, SLG: 0.317 (1, 5)		K				F9			F9	3	0	0	0	0	1	3									
<b>Gaylord Perry, R</b> ERA: (1, 1)						K				2	0	0	0	0	2	0									
<b>John Cumberland, R</b> ERA: (6, 1)						K				0	0	0	0	0	0	0									
<b>Frank Johnson, R</b> OBP: 0.250, SLG: 0.188 (7, PH)						K				1	0	0	0	0	1	0									
<b>Jerry Johnson, R</b> ERA: (8, 1)						K				0	0	0	0	0	0	0									
<b>Steve Hamilton, L</b> ERA: (9, 1)						K				0	0	0	0	0	0	0									
<b>Inning Stats</b>	R: 0 E: 0 K: 1 S: 5	H: 0 LOB: 0 BB: 0 P: 5	R: 0 E: 0 K: 1 S: 7	H: 2 LOB: 2 BB: 0 P: 7	R: 0 E: 0 K: 2 S: 7	H: 0 LOB: 0 BB: 0 P: 7	R: 2 E: 0 K: 1 S: 6	H: 1 LOB: 1 BB: 1 P: 11	R: 0 E: 0 K: 2 S: 7	H: 0 LOB: 0 BB: 0 P: 7	R: 0 E: 0 K: 0 S: 4	H: 1 LOB: 1 BB: 0 P: 4	R: 0 E: 0 K: 1 S: 5	H: 0 LOB: 0 BB: 0 P: 5	R: 1 E: 0 K: 0 S: 4	H: 1 LOB: 0 BB: 0 P: 4	R: 0 E: 0 K: 1 S: 5	H: 0 LOB: 0 BB: 0 P: 5	1B: 3 2B: 0 3B: 0 HR: 2	SF: 0 SAC: 0 DP: 0 HBP: 1	WP: 0 PB: 0 SB: 0 CS: 0	PA: 34			
<b>PITCHER</b>	IP	WLS	BF	H	R	ER	SO	BB	IBB	HBP	BLK	WP	HR	S	P	ERA	WHIP								
<b>Bob Gibson, R</b> ERA: 1.98 (1, 1)	9.0	W	34	5	3	3	9	1	0	1	0	0	2	50	55	3.00	0.667								

St. Louis Cardinals @ San Francisco Giants  
Candlestick Park, San Francisco, CA  
Wed Apr 21 1971, 6:33 AM EST  
Att: 6,178 - Unknown

AB 32  
R 3  
H 5  
RBI 3  
BB 1  
SO 9  
LOB 10





Batter	1	2	3	4	5	6	7	8	9	AB	R	H	RBI	BB	SO	LOB	TOP			
Larry Bowa, S OBP: 0.327, SLG: 0.347	F5		L4-3			P4		F7		4	0	0	0	0	0	2	Philadelphia Phillies @ St. Louis Cardinals Busch Stadium, St. Louis, MO Thu Apr 22 1971, 6:05 PM CST Att: 8,411 - Unknown			
Tony Taylor, R OBP: 0.211, SLG: 0.176	F9				P6	P4		K		4	0	0	0	0	1	1				
Don Money, R OBP: 0.269, SLG: 0.429	6-3				F8					4	2	2	0	0	0	0				
Roger Freed, R OBP: 0.340, SLG: 0.366		K			6-3					3	0	0	0	0	1	1				
Deron Johnson, R OBP: 0.255, SLG: 0.234		K				P3				4	0	1	0	0	1	2				
Joe Lis, R OBP: 0.294, SLG: 0.286						K				2	0	0	1	1	1	2				
Larry Hise, R OBP: 0.364, SLG: 0.300										4	0	2	1	0	1	2				
Mike Ryan, R (1, 2)										3	0	0	0	1	0	3				
Jim Bunning, R OBP: 0.333, SLG: 0.333										1	0	1	0	0	0	0				
Byron Browne, R (6, PH)										1	0	0	0	0	0	0				
Rick Wise, R OBP: 0.250, SLG: 0.250										0	0	0	0	0	0	0				
Bobby Pfeil, R (8, PH)										1	0	0	0	0	0	1				
Ken Reynolds, L (8, 1)										0	0	0	0	0	0	0				
<b>Inning Stats</b>	R: 0 E: 0 K: 0 S: 3	H: 0 LOB: 0 BB: 0 P: 3	R: 0 E: 0 K: 2 S: 7	H: 0 LOB: 1 BB: 1 P: 11	R: 0 E: 0 K: 0 S: 3	H: 1 LOB: 0 BB: 0 P: 3	R: 0 E: 0 K: 0 S: 3	H: 0 LOB: 0 BB: 0 P: 3	R: 0 E: 0 K: 1 S: 6	H: 1 LOB: 1 BB: 0 P: 6	R: 1 E: 0 K: 0 S: 6	H: 1 LOB: 1 BB: 0 P: 7	R: 0 E: 0 K: 1 S: 5	H: 0 LOB: 1 BB: 1 P: 9	R: 1 E: 0 K: 0 S: 6	H: 3 LOB: 2 BB: 0 P: 6	1B: 6 2B: 1 3B: 0 HR: 0	SF: 1 SAC: 0 DP: 1 HBP: 1	WP: 0 PB: 0 SB: 0 CS: 0	PA: 35
<b>PITCHER</b> Steve Carlton, L ERA: 2.16	IP: 9.0 WLS: W BF: 35 H: 6 R: 2 ER: 2 SO: 5 BB: 2 IBB: 0 HBP: 1 BLK: 0 WP: 0 HR: 0 S: 42 P: 51 ERA: 2.00 WHIP: 0.889																			

Batter	1	2	3	4	5	6	7	8	9	AB	R	H	RBI	BB	SO	LOB	BOTTOM			
Lou Brock, L OBP: 0.367, SLG: 0.482	G3	6-3								4	1	1	0	0	0	1	Philadelphia Phillies @ St. Louis Cardinals Busch Stadium, St. Louis, MO Thu Apr 22 1971, 6:05 PM CST Att: 8,411 - Unknown			
Matty Alou, L OBP: 0.325, SLG: 0.352										3	1	1	1	0	0	1				
Ted Simmons, S OBP: 0.508, SLG: 0.540										4	1	2	1	0	0	1				
Joe Torre, R OBP: 0.394, SLG: 0.594										4	1	2	1	0	0	1				
Jose Cardenal, R OBP: 0.348, SLG: 0.393										4	0	1	1	0	1	3				
Joe Hague, L OBP: 0.277, SLG: 0.317										3	0	0	0	1	0	1				
Ted Sizemore, R OBP: 0.250, SLG: 0.196										4	0	1	0	0	0	3				
Dick Schofield, S OBP: 0.263, SLG: 0.188										2	0	0	0	0	0	0				
Dal Maxwell, R OBP: 0.250, SLG: 0.179										1	0	1	1	0	0	0				
Steve Carlton, L OBP: 0.267, SLG: 0.467										4	1	1	0	0	2	3				
<b>Inning Stats</b>	R: 2 E: 0 K: 0 S: 6	H: 4 LOB: 2 BB: 1 P: 10	R: 0 E: 0 K: 0 S: 3	H: 0 LOB: 0 BB: 0 P: 3	R: 0 E: 0 K: 0 S: 4	H: 1 LOB: 1 BB: 0 P: 4	R: 0 E: 0 K: 1 S: 5	H: 0 LOB: 1 BB: 0 P: 6	R: 1 E: 0 K: 1 S: 7	H: 2 LOB: 1 BB: 0 P: 7	R: 0 E: 0 K: 0 S: 3	H: 0 LOB: 0 BB: 0 P: 3	R: 1 E: 1 K: 0 S: 4	H: 1 LOB: 0 BB: 0 P: 4	R: 1 E: 1 K: 1 S: 8	H: 2 LOB: 2 BB: 0 P: 8	1B: 6 2B: 3 3B: 1 HR: 0	SF: 1 SAC: 0 DP: 1 HBP: 1	WP: 0 PB: 0 SB: 1 CS: 0	PA: 36
<b>PITCHER</b> Jim Bunning, R ERA: 7.24	IP: 5.0 WLS: L BF: 23 H: 7 R: 3 ER: 3 SO: 3 BB: 0 IBB: 0 HBP: 0 BLK: 0 WP: 0 HR: 0 S: 25 P: 30 ERA: 5.40 WHIP: 1.400																			
Rick Wise, R ERA: 4.5	2.0 7 1 1 1 0 0 0 0 0 0 0 7 7 4.50 0.500																			
Ken Reynolds, L ERA: 3.0	1.0 6 2 1 0 1 0 0 0 0 0 0 8 8 0.00 2.000																			



Batter	1	2	3	4	5	6	7	8	9	AB	R	H	RBI	BB	SO	LOB	TOP				
Larry Bowa, S OBP: 0.316, SLG: 0.321	0-0 6-3	0-0 1-3		4-0 BB		0-0 5-3		0-0 5-3		4	0	0	0	1	0	3					
Don Money, R OBP: 0.246, SLG: 0.389	0-0 5-3	0-0 F1		0-0 F8			0-0 F7		0-0 L7	5	0	0	0	0	0	3					
Willie Montanez, L OBP: 0.432, SLG: 0.632	0-0 BB 1B		0-0 1B G6-4-3	0-0 L8			0-3 K		0-0 HR	5	3	3	1	0	1	1					
Roger Freed, R OBP: 0.364, SLG: 0.378	4-0 BB 1B		0-0 1B G6-4-3		0-0 P3		0-0 HR 1B		0-0 6-3	4	1	2	0	1	0	0					
Deron Johnson, R OBP: 0.286, SLG: 0.346	0-0 1B		0-0 G6-4-3	0-0 F7			0-0 HR		0-0 2B	5	1	3	3	0	0	1					
Tim McCarver, L OBP: 0.255, SLG: 0.286	0-0 F9		0-0 F7	0-0 F7			0-0 4-3		4-0 IBB	4	0	0	0	1	0	2					
Joe Lis, R OBP: 0.364, SLG: 0.579		0-0 6-3		0-0 IHR 2B		0-0 1B		0-0 HR	0-3 K	5	2	3	1	0	1	2					
Denny Doyle, L OBP: 0.343, SLG: 0.484	4-0 HBP BB		0-0 IHR	0-0 F9			0-0 F7			3	1	1	2	1	0	1					
Barry Lersch, S	1-0 HBP		0-0 L8	0-3 K			0-0 6-3			1	0	0	0	0	0	0					
Woodie Fryman, R	1-3 HBP									0	0	0	0	0	0	0					
Byron Browne, R (6, PH)	1-3 HBP									1	0	0	0	0	1	1					
Darrell Brandon, R OBP: 0.333, SLG: 0.333	1-2 HBP									1	0	0	0	0	0	0					
<b>Inning Stats</b>	R: 1 E: 0 K: 0 S: 5	H: 2 LOB: 2 BB: 1 P: 9	R: 0 E: 0 K: 0 S: 3	H: 0 LOB: 2 BB: 1 P: 8	R: 1 E: 0 K: 0 S: 4	H: 2 LOB: 1 BB: 0 P: 4	R: 2 E: 0 K: 0 S: 5	H: 2 LOB: 1 BB: 1 P: 9	R: 0 E: 0 K: 1 S: 6	H: 1 LOB: 1 BB: 0 P: 6	R: 2 E: 0 K: 1 S: 7	H: 2 LOB: 0 BB: 0 P: 7	R: 1 E: 0 K: 0 S: 4	H: 1 LOB: 0 BB: 0 P: 4	R: 1 E: 0 K: 1 S: 7	H: 2 LOB: 2 BB: 1 P: 11	1B: 6 2B: 2 3B: 0 HR: 4	SF: 0 SAC: 0 DP: 1 HBP: 1	WP: 0 PB: 0 SB: 0 CS: 0	PA: 43	
<b>PITCHER</b>	IP WLS BF H R ER SO BB IBB HBP BLK WP HR S P ERA WHIP	3.0 L 20 4 3 3 2 1 0 0 0 0 2 23 27 5.40 1.000	1.0 L 6 2 1 1 1 0 1 0 0 0 1 7 11 9.00 2.000																		

Philadelphia Phillies @ St. Louis Cardinals  
 Busch Stadium, St. Louis, MO  
 Fri Apr 23 1971, 6:05 PM CST  
 Att: 29,290 - Unknown



AB	38
R	8
H	12
RBI	7
BB	4
SO	3
LOB	14

Batter	1	2	3	4	5	6	7	8	9	AB	R	H	RBI	BB	SO	LOB	BOTTOM					
Lou Brock, L OBP: 0.385, SLG: 0.500	0-0 6-3		4-0 G3 1B BB	0-0 2B 2B			0-0 F8		0-0 S 1B	4	2	2	1	1	0	0						
Matty Alou, L OBP: 0.317, SLG: 0.355	0-0 G3		0-0 G3	0-0 WP 2B 2B			0-0 4-3		0-0 F9	5	0	1	2	0	0	2						
Ted Simmons, S OBP: 0.500, SLG: 0.528	0-0 G3		0-0 HR 1B	0-3 K			0-0 G3			3	1	1	1	0	1	1						
Jerry McNertney, R OBP: 0.250, SLG: 0.750			0-0 HR 1B	2-3 K						1	0	0	0	0	0	0						
Joe Torre, R OBP: 0.400, SLG: 0.647		0-0 5-3	0-0 HR		0-0 L9			0-0 FC6-5 2B		4	1	2	2	0	0	0						
Jose Cardenal, R OBP: 0.329, SLG: 0.367		0-0 6-3	0-0 6-3		0-0 F7			0-0 FC6-5 G4		4	0	0	0	0	0	1						
Joe Hague, L OBP: 0.275, SLG: 0.295	4-0 BB			0-0 4-3		0-0 F8		0-0 G4		3	0	0	0	1	0	1						
Ted Sizemore, R OBP: 0.266, SLG: 0.217	0-0 1B			0-0 1B 2B 1B		0-0 6-3		0-3 K		4	1	2	0	0	1	1						
Dick Schofield, S OBP: 0.238, SLG: 0.167	0-3 K			0-0 F8		4-0 CS BB			0-0 L9	2	0	0	0	0	1	3						
Leron Lee, L OBP: 0.400, SLG: 0.500										0	0	0	0	1	0	0						
Dal Maxvill, R OBP: 0.250, SLG: 0.179										0	0	0	0	0	0	0						
Bob Burda, L OBP: 0.500, SLG: 0.500										1	0	0	0	0	0	0						
Mike Torrez, R			0-3 K	0-0 2B 2B 1B					0-0 P6	1	0	0	0	0	1	0						
George Brunet, R OBP: 0.333, SLG: 0.333										2	1	1	0	0	1	1						
Frank Linzy, R										0	0	0	0	0	0	0						
Jim Beauchamp, R (9, PH)										1	0	0	0	0	0	0						
<b>Inning Stats</b>	R: 0 E: 0 K: 0 S: 3	H: 0 LOB: 0 BB: 0 P: 3	R: 0 E: 0 K: 1 S: 6	H: 1 LOB: 2 BB: 1 P: 10	R: 3 E: 0 K: 1 S: 7	H: 2 LOB: 0 BB: 1 P: 11	R: 3 E: 0 K: 1 S: 9	H: 4 LOB: 1 BB: 0 P: 9	R: 0 E: 0 K: 0 S: 3	H: 0 LOB: 0 BB: 0 P: 3	R: 0 E: 0 K: 1 S: 4	H: 0 LOB: 0 BB: 1 P: 8	R: 0 E: 0 K: 0 S: 3	H: 0 LOB: 0 BB: 0 P: 3	R: 0 E: 0 K: 1 S: 6	H: 1 LOB: 1 BB: 0 P: 6	R: 0 E: 0 K: 0 S: 4	H: 1 LOB: 1 BB: 0 P: 4	1B: 5 2B: 4 3B: 0 HR: 1	SF: 0 SAC: 0 DP: 1 HBP: 0	WP: 1 PB: 0 SB: 2 CS: 1	PA: 38
<b>PITCHER</b>	IP WLS BF H R ER SO BB IBB HBP BLK WP HR S P ERA WHIP	3.2 L 20 4 0 0 0 1 0 0 0 0 1 6 6 0.00 0.000	4.0 W 14 2 0 0 0 2 1 0 0 0 0 0 17 21 0.00 0.750																			

Philadelphia Phillies @ St. Louis Cardinals  
 Busch Stadium, St. Louis, MO  
 Fri Apr 23 1971, 6:05 PM CST  
 Att: 29,290 - Unknown



AB	35
R	6
H	9
RBI	6
BB	3
SO	5
LOB	10



Batter	1	2	3	4	5	6	7	8	9	AB	R	H	RBI	BB	SO	LOB	TOP					
Larry Bowa, S OBP: 0.295, SLG: 0.298 (1, 6)										4	0	0	0	0	0	5	Philadelphia Phillies @ St. Louis Cardinals Busch Stadium, St. Louis, MO Sat Apr 24 1971, 6:05 PM CST Att: 17,733 - Unknown					
Tony Taylor, R OBP: 0.217, SLG: 0.190 (1, 4)										4	0	1	0	0	0	0						
Don Money, R OBP: 0.246, SLG: 0.379 (1, 5)										4	0	1	0	0	0	1						
Roger Freed, R OBP: 0.356, SLG: 0.354 (1, 9)										3	0	0	0	1	1	1						
Deron Johnson, R OBP: 0.300, SLG: 0.357 (1, 3)										4	0	2	0	0	0	0						
Joe Lis, R OBP: 0.346, SLG: 0.522 (1, 7)										4	0	1	0	0	1	2						
Larry Hisle, R OBP: 0.333, SLG: 0.231 (1, 8)										3	0	0	0	1	1	4						
Mike Ryan, R (1, 2)										3	0	0	0	0	1	3						
Bill Champion, R Ken Reynolds, L Byron Browne, R Woodie Fryman, R Bobby Pteil, R Barry Lersch, S (1, 1) (4, 1) (5, Ph) (5, 1) (8, Ph) (8, 1)										1	0	1	0	0	0	0						
<b>Inning Stats</b>	R: 0 E: 0 K: 0 S: 3	H: 0 LOB: 0 BB: 0 P: 3	R: 0 E: 0 K: 1 S: 5	H: 0 LOB: 0 BB: 0 P: 5	R: 0 E: 0 K: 0 S: 4	H: 1 LOB: 1 BB: 0 P: 4	R: 0 E: 0 K: 0 S: 3	H: 1 LOB: 0 BB: 0 P: 3	R: 0 E: 0 K: 2 S: 9	H: 2 LOB: 3 BB: 1 P: 13	R: 0 E: 0 K: 0 S: 3	H: 0 LOB: 0 BB: 0 P: 3	R: 0 E: 0 K: 0 S: 3	H: 0 LOB: 1 BB: 1 P: 7	R: 0 E: 0 K: 0 S: 3	H: 1 LOB: 1 BB: 1 P: 9	R: 0 E: 0 K: 1 S: 5	H: 1 LOB: 1 BB: 1 P: 9	1B: 6 2B: 0 3B: 0 HR: 0	SF: 0 SAC: 0 DP: 3 HBP: 0	WP: 0 PB: 1 SB: 0 CS: 0	PA: 34
<b>PITCHER</b> Jerry Reuss, L ERA: 3.18 (1, 1)	IP: 9.0 WLS: W BF: 34 H: 6 R: 0 ER: 0 SO: 4 BB: 4 IBB: 0 HBP: 0 BLK: 0 WP: 0 HR: 0 S: 38 P: 54 ERA: 0.00 WHIP: 1.111															<b>PITCHER</b>						

Batter	1	2	3	4	5	6	7	8	9	AB	R	H	RBI	BB	SO	LOB	BOTTOM					
Lou Brock, L OBP: 0.391, SLG: 0.492 (1, 7)										3	1	1	1	1	0	0	Philadelphia Phillies @ St. Louis Cardinals Busch Stadium, St. Louis, MO Sat Apr 24 1971, 6:05 PM CST Att: 17,733 - Unknown					
Matty Alou, L OBP: 0.318, SLG: 0.359 (1, 8)										2	0	1	1	0	0	1						
Joe Hague, L OBP: 0.273, SLG: 0.277 (1, 3)										3	0	0	0	1	2	4						
Joe Torre, R OBP: 0.405, SLG: 0.634 (1, 5)										3	0	1	1	1	0	1						
Jose Cardenal, R OBP: 0.311, SLG: 0.344 (1, 9)										4	0	0	0	0	0	4						
Ted Sizemore, R OBP: 0.279, SLG: 0.210 (1, 4)										2	1	0	0	2	0	0						
Jerry McNertney, R OBP: 0.375, SLG: 1.000 (1, 2)										4	2	2	2	0	1	0						
Dal Maxvill, R OBP: 0.250, SLG: 0.161 (1, 6)										3	1	0	0	1	1	2						
Jerry Reuss, L OBP: 0.100, SLG: 0.100 (1, 1)										4	0	1	0	0	1	1						
<b>Inning Stats</b>	R: 0 E: 0 K: 0 S: 3	H: 1 LOB: 2 BB: 2 P: 11	R: 2 E: 0 K: 1 S: 6	H: 1 LOB: 0 BB: 1 P: 10	R: 0 E: 0 K: 0 S: 4	H: 1 LOB: 1 BB: 0 P: 4	R: 2 E: 0 K: 1 S: 7	H: 2 LOB: 2 BB: 2 P: 15	R: 0 E: 0 K: 0 S: 3	H: 0 LOB: 0 BB: 0 P: 3	R: 0 E: 0 K: 1 S: 5	H: 0 LOB: 0 BB: 0 P: 5	R: 1 E: 1 K: 1 S: 7	H: 1 LOB: 1 BB: 0 P: 7	R: 0 E: 0 K: 1 S: 5	H: 0 LOB: 1 BB: 1 P: 9	R: 0 E: 0 K: 1 S: 5	H: 0 LOB: 1 BB: 1 P: 9	1B: 5 2B: 0 3B: 0 HR: 1	SF: 1 SAC: 1 DP: 0 HBP: 0	WP: 1 PB: 0 SB: 2 CS: 1	PA: 36
<b>PITCHER</b> Bill Champion, R Ken Reynolds, L Woodie Fryman, L Barry Lersch, R ERA: 8.53 ERA: 2.45 ERA: 3.26 ERA: 6.27 (1, 1) (4, 1) (5, 1) (8, 1)	IP: 3.1 WLS: L BF: 18 H: 5 R: 4 ER: 4 SO: 1 BB: 4 IBB: 0 HBP: 0 BLK: 0 WP: 1 HR: 1 S: 16 P: 32 ERA: 10.80 WHIP: 2.700															<b>PITCHER</b>						

AB 30  
R 0  
H 6  
RBI 0  
BB 4  
SO 4  
LOB 16



AB 28  
R 5  
H 6  
RBI 5  
BB 6  
SO 5  
LOB 13



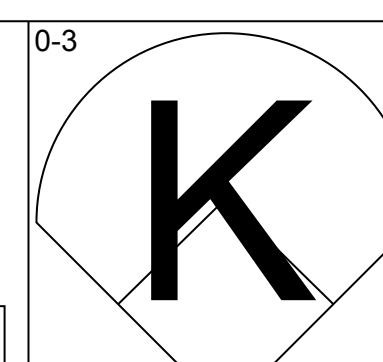
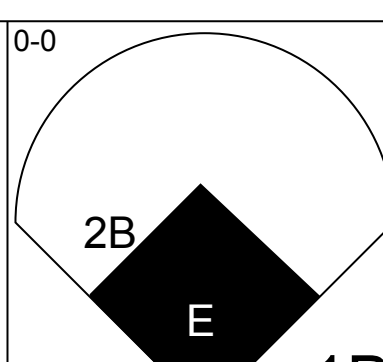
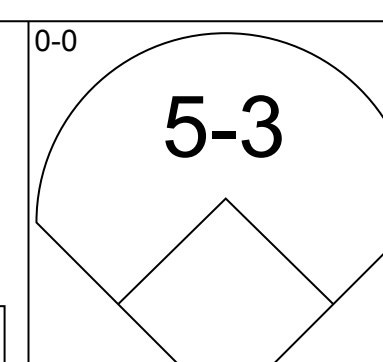
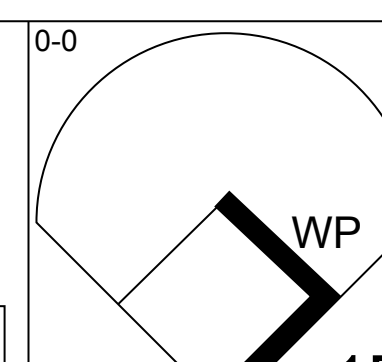
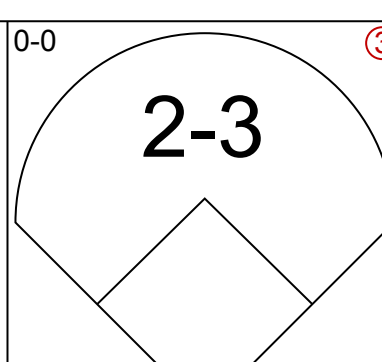
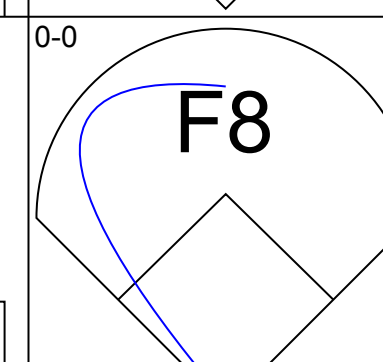
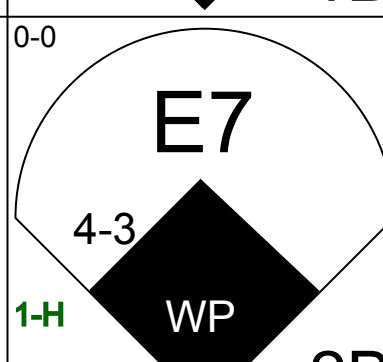
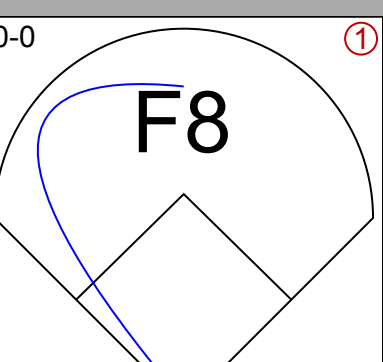
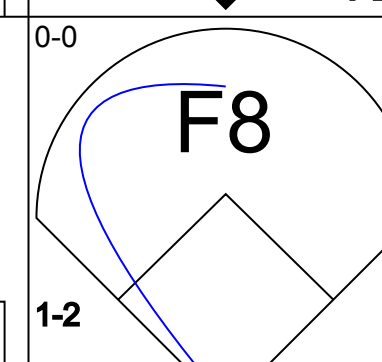
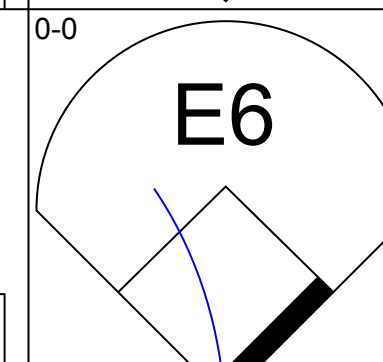
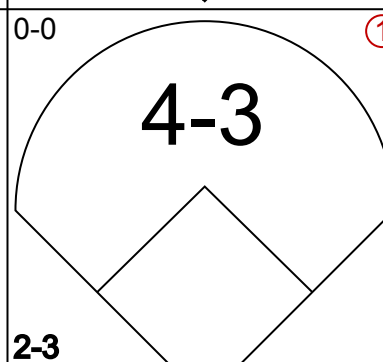
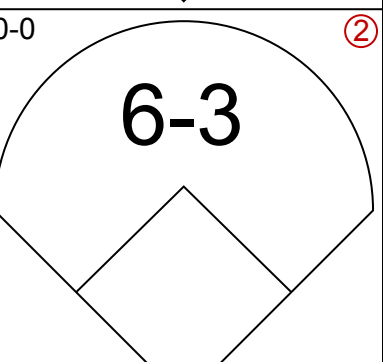
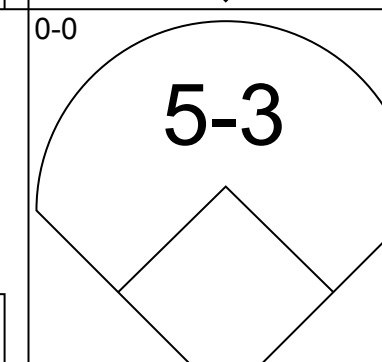
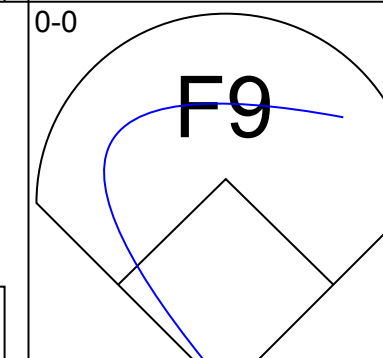
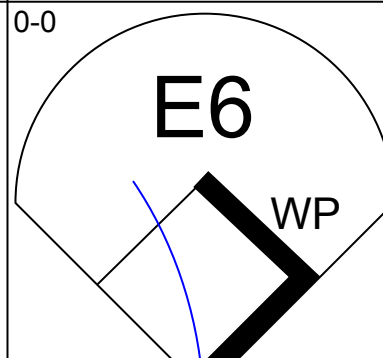
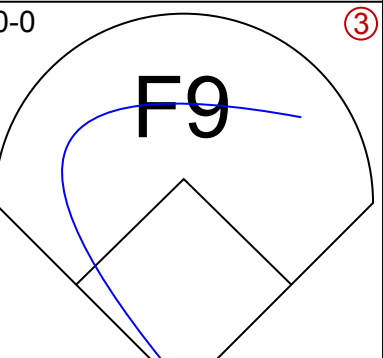
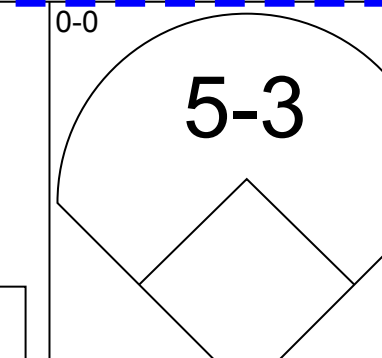
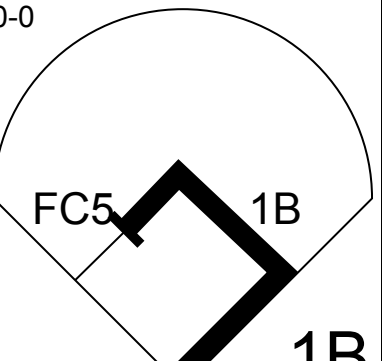
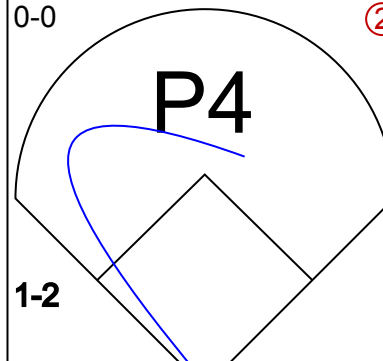
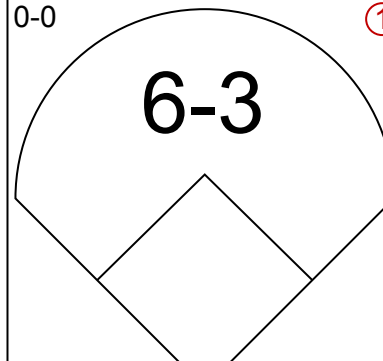
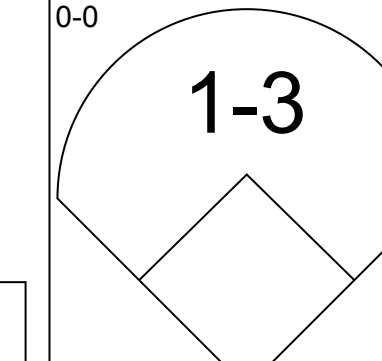
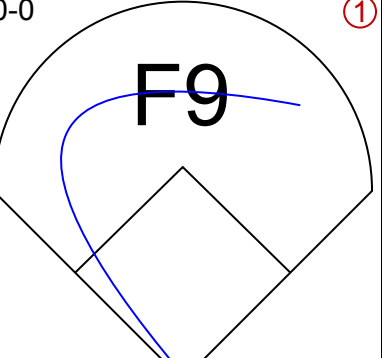
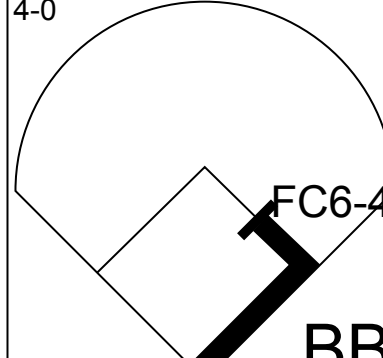
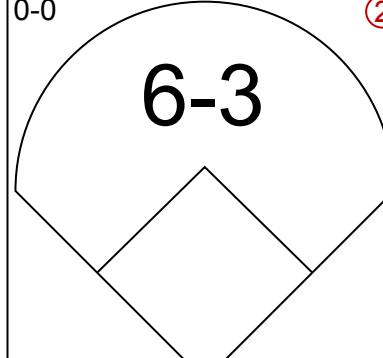
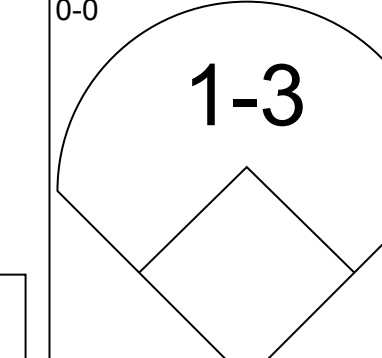
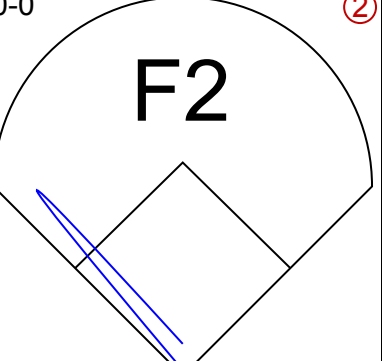
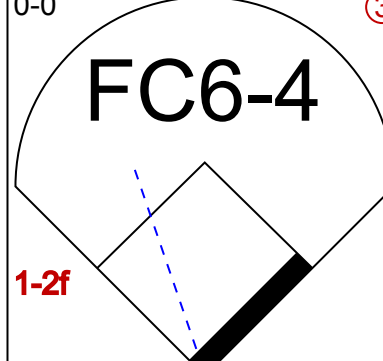
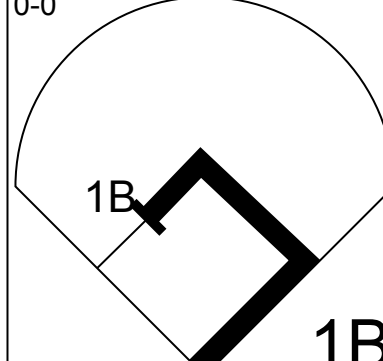
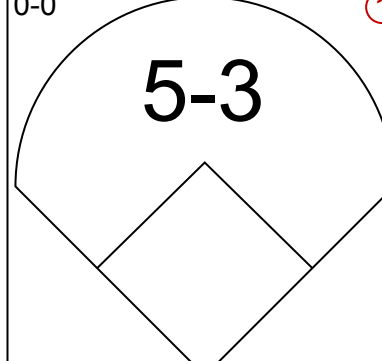
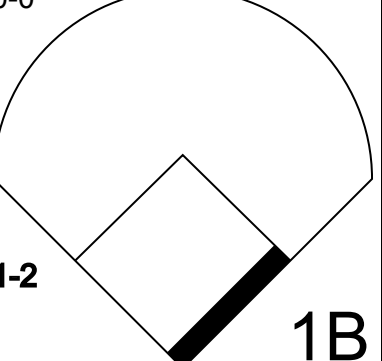
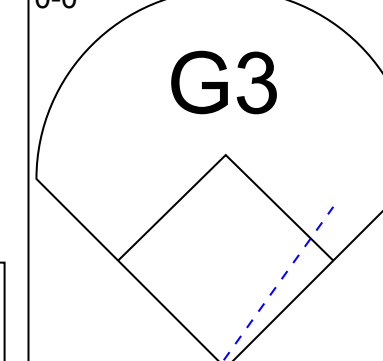
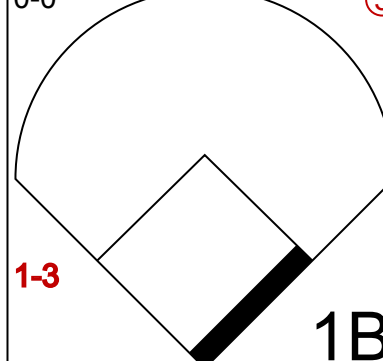
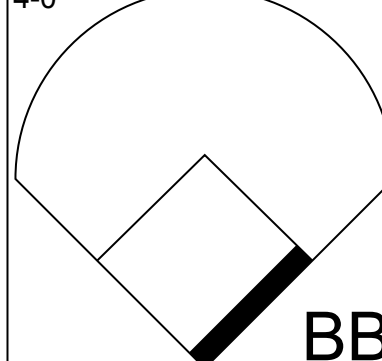
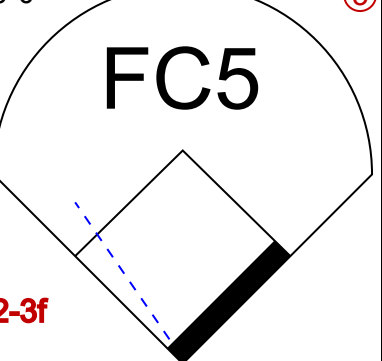
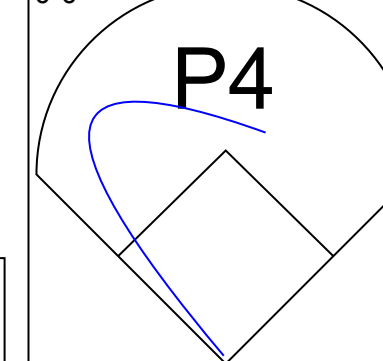










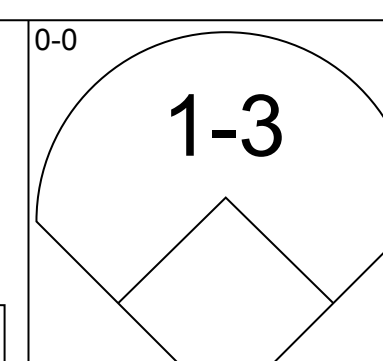
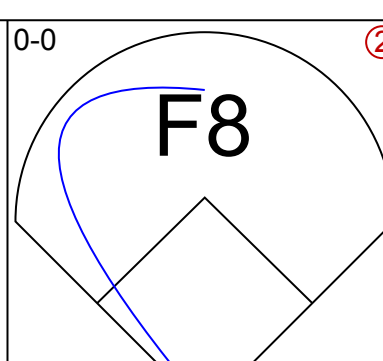
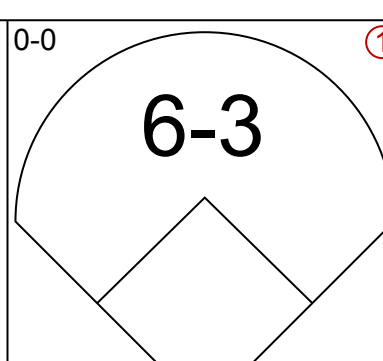
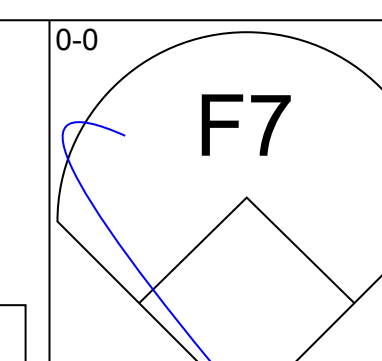
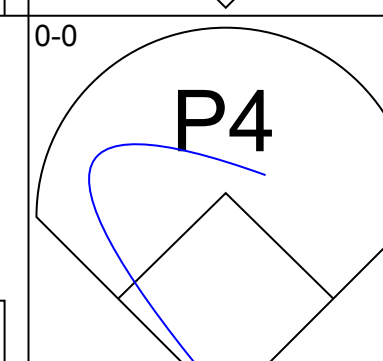
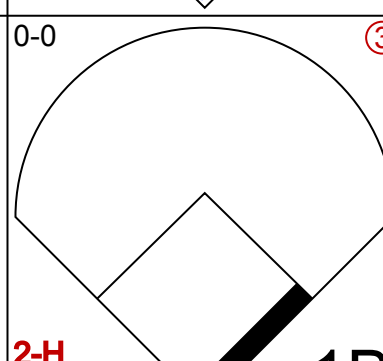
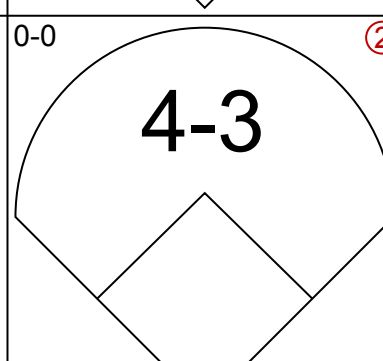
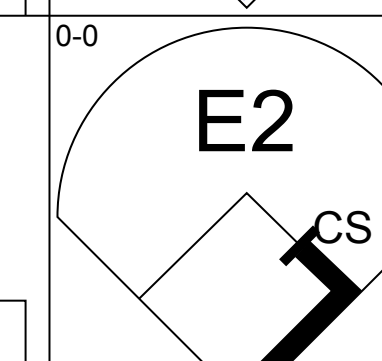
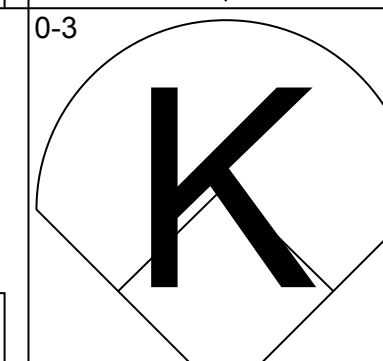
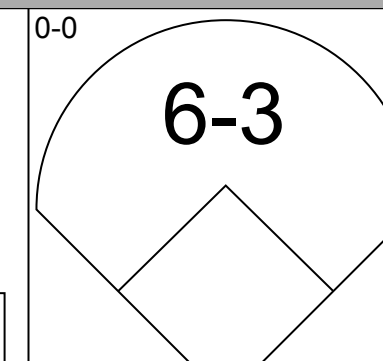
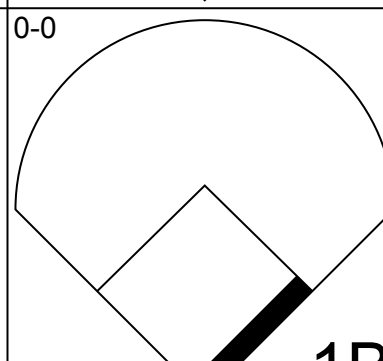
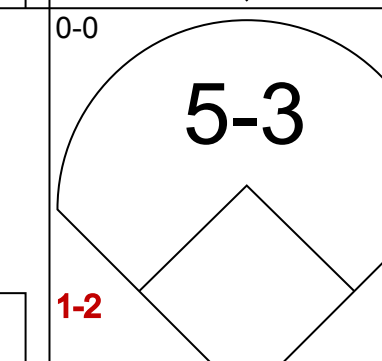
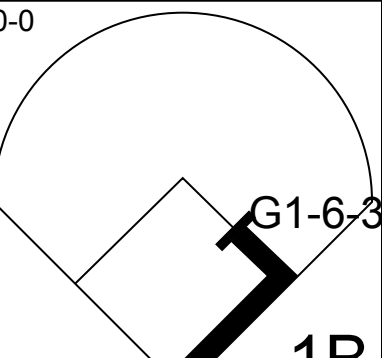
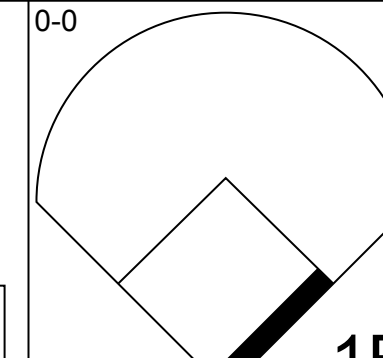
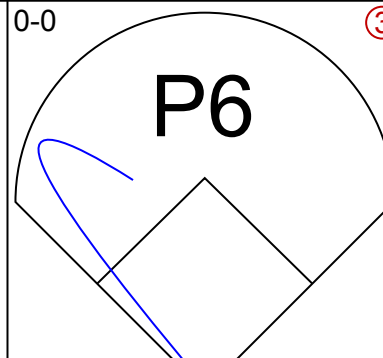
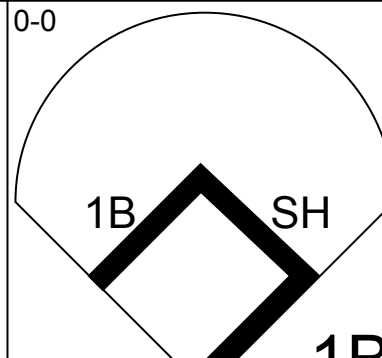
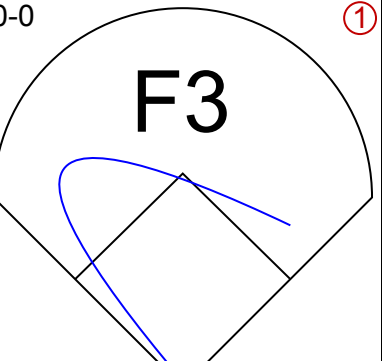
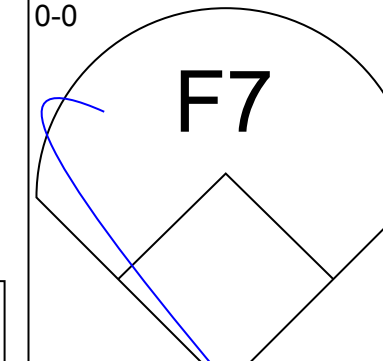
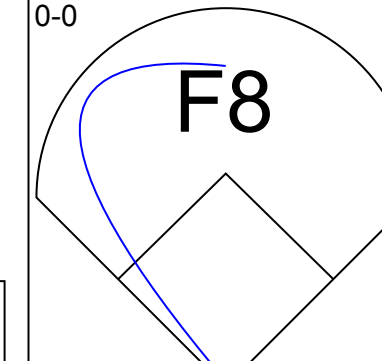
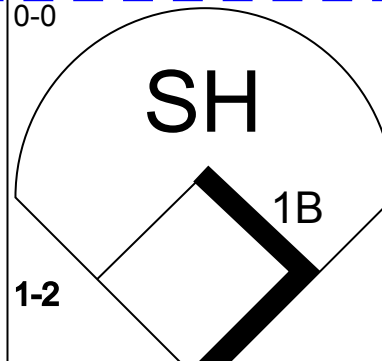
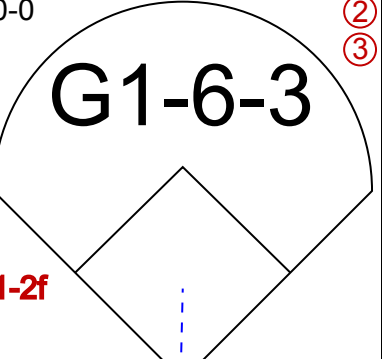
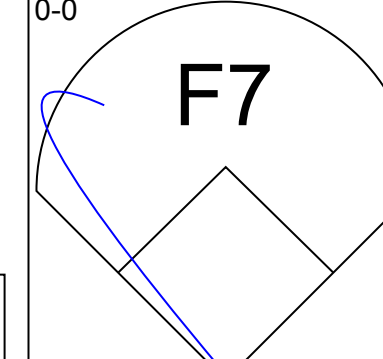
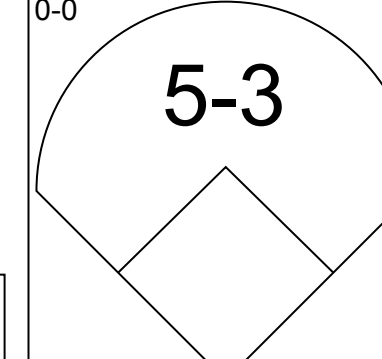
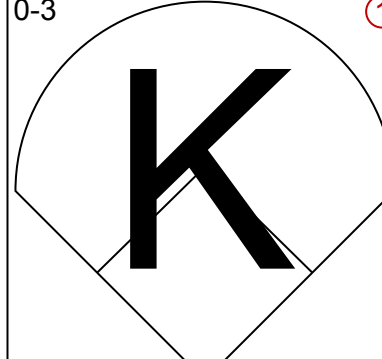
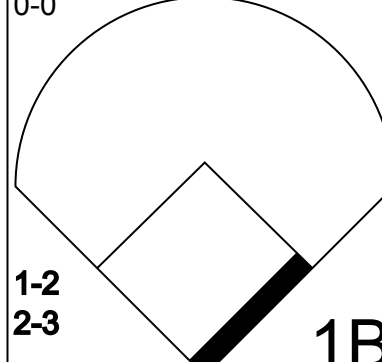
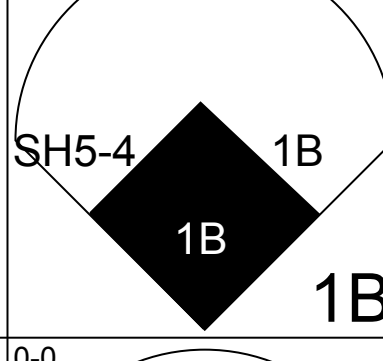
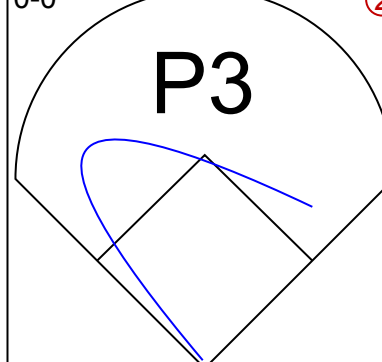
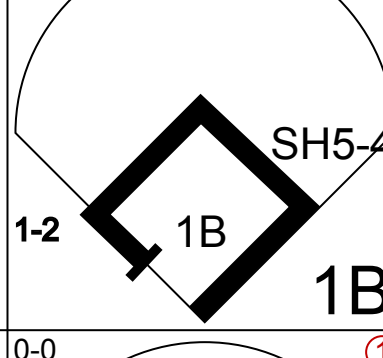

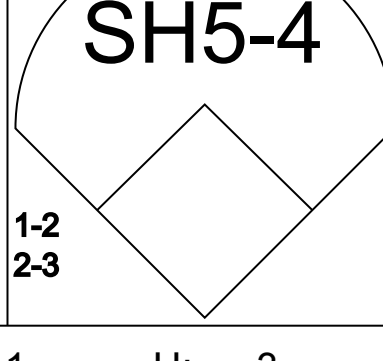

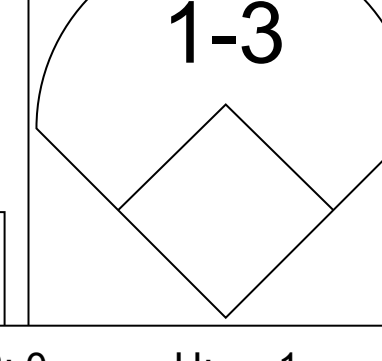
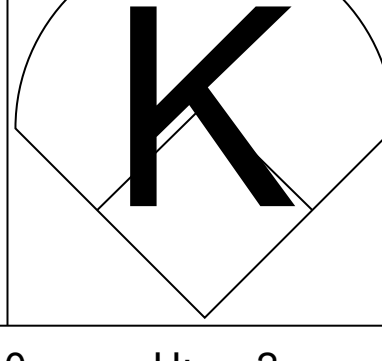
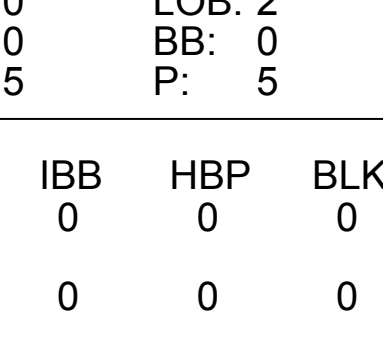
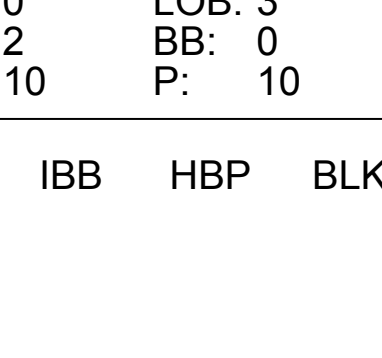




Batter	1	2	3	4	5	6	7	8	9	AB	R	H	RBI	BB	SO	LOB	TOP		
Tommie Agee, R OBP: 0.301, SLG: 0.412										5	1	2	0	0	1	1			
Bud Harrelson, S OBP: 0.429, SLG: 0.404										4	1	1	0	0	0	1			
Cleon Jones, R OBP: 0.286, SLG: 0.397										4	0	0	0	0	0	2			
Donn Clendenon, R OBP: 0.318, SLG: 0.405										4	0	0	0	0	0	2			
Ken Singleton, S OBP: 0.350, SLG: 0.333										4	0	1	0	0	0	1			
Bob Aspromonte, R OBP: 0.288, SLG: 0.236										3	0	0	0	1	0	1			
Tim Foli, R OBP: 0.300, SLG: 0.333										4	0	1	0	0	0	3			
Jerry Grote, R OBP: 0.392, SLG: 0.435										3	0	2	0	1	0	0			
Jerry Koosman, R OBP: 0.300, SLG: 0.222										4	0	0	0	0	2	3			
Danny Frisella, L (9, 1)										0	0	0	0	0	0	0			
<b>Inning Stats</b>	R: 0 E: 1 K: 1 S: 6	H: 0 LOB: 1 BB: 0 P: 6	R: 0 E: 0 K: 0 S: 5	H: 2 LOB: 2 BB: 0 P: 5	R: 2 E: 2 K: 0 S: 6	H: 2 LOB: 2 BB: 1 P: 10	R: 0 E: 0 K: 0 S: 3	H: 0 LOB: 0 BB: 0 P: 3	R: 0 E: 0 K: 0 S: 4	H: 2 LOB: 2 BB: 0 P: 4	R: 0 E: 0 K: 1 S: 6	H: 1 LOB: 1 BB: 0 P: 6	R: 0 E: 0 K: 0 S: 3	H: 0 LOB: 0 BB: 0 P: 3	R: 0 E: 0 K: 1 S: 5	H: 0 LOB: 1 BB: 1 P: 9	1B: 6 2B: 1 3B: 0 HR: 0	SF: 0 SAC: 0 DP: 0 HBP: 0	WP: 2 PA: 37 PB: 0 SB: 0 CS: 0
<b>PITCHER</b>	IP WLS BF H R ER SO BB IBB HBP BLK WP HR S P ERA WHIP																		
Steve Carlton, L ERA: 2.23	(1, 1) 7.0 L 30 7 2 2 2 2 1 0 0 0 0 2 0 0 33 37 2.57 1.143																		
Frank Linzy, R ERA: 1.35	(8, 1) 2.0 7 0 0 0 1 1 0 0 0 0 0 0 0 8 12 0.00 0.500																		

**New York Mets @ St. Louis Cardinals**  
 Busch Stadium, St. Louis, MO  
 Tue Apr 27 1971, 7:05 PM CDT  
 Att: 8,575 - Unknown

AB 35  
 R 2  
 H 7  
 RBI 0  
 BB 2  
 SO 3  
 LOB 14



Batter	1	2	3	4	5	6	7	8	9	AB	R	H	RBI	BB	SO	LOB	BOTTOM		
Lou Brock, L OBP: 0.354, SLG: 0.434										4	0	0	0	0	0	2			
Matty Alou, L OBP: 0.337, SLG: 0.411										4	0	1	1	0	0	0			
Ted Simmons, S OBP: 0.458, SLG: 0.483										4	0	1	0	0	1	1			
Joe Torre, R OBP: 0.402, SLG: 0.595										4	0	3	0	0	0	1			
Jose Cardenal, R OBP: 0.289, SLG: 0.329										3	0	0	0	0	0	2			
Julian Javier, R OBP: 0.172, SLG: 0.143										3	0	0	0	0	0	2			
Bob Burda, L OBP: 0.429, SLG: 0.333										1	0	0	0	0	1	2			
Jim Beauchamp, R OBP: 0.333, SLG: 0.419										3	1	2	0	0	1	0			
Leron Lee, L OBP: 0.375, SLG: 0.429										1	0	1	0	0	0	0			
Ted Sizemore, R OBP: 0.288, SLG: 0.219										3	0	1	0	1	0	3			
Steve Carlton, L OBP: 0.250, SLG: 0.438										1	0	0	0	0	1	0			
Luis Melendez, R OBP: 0.429, SLG: 0.462										1	0	0	0	0	0	2			
Frank Linzy, R OBP: 1.000, SLG: 1.000										0	0	0	0	0	0	0			
Joe Hague, L OBP: 0.279, SLG: 0.283										1	0	0	0	0	1	3			
<b>Inning Stats</b>	R: 0 E: 0 K: 1 S: 5	H: 1 LOB: 0 BB: 0 P: 5	R: 0 E: 0 K: 0 S: 3	H: 1 LOB: 0 BB: 0 P: 3	R: 1 E: 0 K: 0 S: 5	H: 3 LOB: 2 BB: 0 P: 5	R: 0 E: 0 K: 0 S: 4	H: 1 LOB: 1 BB: 0 P: 4	R: 0 E: 0 K: 2 S: 7	H: 0 LOB: 0 BB: 0 P: 7	R: 0 E: 0 K: 0 S: 4	H: 1 LOB: 2 BB: 1 P: 8	R: 0 E: 1 K: 0 S: 3	H: 0 LOB: 0 BB: 0 P: 3	R: 0 E: 0 K: 2 S: 10	H: 2 LOB: 3 BB: 0 P: 10	1B: 8 2B: 1 3B: 0 HR: 0	SF: 0 SAC: 2 DP: 1 HBP: 0	WP: 0 PA: 36 PB: 0 SB: 0 CS: 1
<b>PITCHER</b>	IP WLS BF H R ER SO BB IBB HBP BLK WP HR S P ERA WHIP																		
Jerry Koosman, L ERA: 1.91	(1, 1) 8.0 W 31 8 1 1 3 1 0 0 0 0 0 0 0 36 40 1.12 1.125																		
Danny Frisella, R ERA: 2.84	(9, 1) 1.0 S 5 1 0 0 2 0 0 0 0 0 0 0 9 9 0.00 1.000																		

**New York Mets @ St. Louis Cardinals**  
 Busch Stadium, St. Louis, MO  
 Tue Apr 27 1971, 7:05 PM CDT  
 Att: 8,575 - Unknown

AB 33  
 R 1  
 H 9  
 RBI 1  
 BB 1  
 SO 5  
 LOB 18





Batter	1	2	3	4	5	6	7	8	9	AB	R	H	RBI	BB	SO	LOB	TOP										
<b>Tommie Agee, R</b> OBP: 0.304, SLG: 0.411 (1, 8)	6-3	F9		BB 2H		K		F7	BB	5	0	1	1	1	1	0											
<b>Bud Harrelson, S</b> OBP: 0.447, SLG: 0.410 (1, 6)	1B BB		L8	BB			1B	1B	G1	4	2	2	0	2	0	3											
<b>Dave Marshall, L</b> OBP: 0.531, SLG: 0.480 (1, 9)	K		2B	BB		1B	1B	G6-3 HBP		2	2	1	1	2	1	1											
<b>Cleon Jones, R</b> OBP: 0.279, SLG: 0.381 (1, 7)	1B PB		F8	BB		K		F8	G6-3	5	1	1	1	0	1	7											
<b>Ed Kranepool, L</b> OBP: 0.515, SLG: 0.633 (1, 3)	1B			2B		4-3		1B	G3	4	2	3	3	1	0	0											
<b>Ken Boswell, L</b> OBP: 0.283, SLG: 0.333 (1, 4)	4-3		F8			G3		1B	G3	5	0	1	0	0	0	3											
<b>Bob Aspromonte, R</b> OBP: 0.290, SLG: 0.228 <b>Tim Foli, R</b> OBP: 0.318, SLG: 0.350 (1, 5) (6, 5)		1B G6-3		5-3		3-1		1B	P3	2	1	0	0	1	0	0											
<b>Jerry Grote, R</b> OBP: 0.411, SLG: 0.429 (1, 2)				SH3-4 2B		L3		K	E	3	1	1	0	2	1	2											
<b>Gary Gentry, R</b> OBP: 0.167, SLG: 0.167 (1, 1)		G6-3		SH3-4		4-3		K	E8	4	0	1	1	0	1	3											
<b>Inning Stats</b>	R: 2 E: 0 K: 1 S: 7	H: 2 LOB: 1 BB: 1 P: 11	R: 1 E: 0 K: 0 S: 3	H: 1 LOB: 0 BB: 1 P: 7	R: 1 E: 0 K: 0 S: 4	H: 1 LOB: 1 BB: 1 P: 8	R: 1 E: 0 K: 1 S: 6	H: 1 LOB: 3 BB: 3 P: 18	R: 0 E: 0 K: 0 S: 3	H: 0 LOB: 0 BB: 0 P: 3	R: 0 E: 0 K: 1 S: 5	H: 0 LOB: 0 BB: 0 P: 5	R: 3 E: 0 K: 2 S: 12	H: 5 LOB: 2 BB: 0 P: 12	R: 0 E: 0 K: 0 S: 3	H: 1 LOB: 1 BB: 0 P: 4	R: 1 E: 1 K: 0 S: 4	H: 1 LOB: 3 BB: 3 P: 16	1B: 10 2B: 2 3B: 0 HR: 0	SF: 0 SAC: 1 DP: 2 HBP: 1	WP: 0 PB: 1 SB: 4 CS: 0	PA: 47					
<b>PITCHER</b>	IP	WLS	BF	H	R	ER	SO	BB	IBB	HBP	BLK	WP	HR	S	P	ERA	WHIP										
<b>Mike Torrez, R</b> ERA: 5.64 (1, 1)	3.0	L	15	4	4	3	1	3	0	0	0	0	0	14	26	9.00	2.333										
<b>George Brunet, L</b> ERA: 5.79 (4, 1)	0.2		6	1	1	1	0	3	0	0	0	0	0	3	15	13.50	6.000										
<b>Chuck Taylor, R</b> ERA: 2.89 (4, 1)	2.1		7	0	0	0	2	0	0	0	0	0	0	11	11	0.00	0.000										
<b>Moe Drabowsky, R</b> ERA: 4.5 (7, 1)	2.0		12	6	3	3	2	0	0	1	0	0	0	15	16	13.50	3.000										
<b>Frank Linzy, R</b> ERA: 1.89 (9, 1)	1.0		7	1	1	1	0	3	0	0	0	0	0	4	16	9.00	4.000										
<b>Batter</b>	<b>1</b>	<b>2</b>	<b>3</b>	<b>4</b>	<b>5</b>	<b>6</b>	<b>7</b>	<b>8</b>	<b>9</b>	<b>AB</b>	<b>R</b>	<b>H</b>	<b>RBI</b>	<b>BB</b>	<b>SO</b>	<b>LOB</b>	<b>BOTTOM</b>										
<b>Lou Brock, L</b> OBP: 0.360, SLG: 0.450 (1, 7)	6-3		F7			BB 1B			2B	4	0	2	0	0	0	1											
<b>Matty Alou, L</b> OBP: 0.305, SLG: 0.402 <b>Chuck Taylor, R</b> OBP: 0.305, SLG: 0.333 <b>Bob Burda, L</b> OBP: 0.500, SLG: 0.330 <b>Moe Drabowsky, R</b> OBP: 0.324, SLG: 0.400 <b>Jim Beauchamp, R</b> OBP: 1.000, SLG: 1.000 (1, 8) (4, 1) (6, PH) (7, 1) (8, PH) (9, 1)	K		6-3			1B		K		2	0	0	0	0	0	1											
<b>Ted Simmons, S</b> OBP: 0.434, SLG: 0.453 (1, 2)	P6			4-3		F7		2-3		4	0	0	0	0	0	3											
<b>Joe Torre, R</b> OBP: 0.407, SLG: 0.591 (1, 5)		1B		1B		F2		1-5-3		4	0	2	0	0	0	3											
<b>Jose Cardenal, R</b> OBP: 0.276, SLG: 0.312 (1, 9) (4, 8)	K		F8			F8		F9		4	0	0	0	0	1	4											
<b>Joe Hague, L</b> OBP: 0.262, SLG: 0.263 (1, 3)	F8		F7			P5		F9		4	0	0	0	0	0	2											
<b>Ted Sizemore, R</b> OBP: 0.274, SLG: 0.208 (1, 6)	F7			P6		4-3		F9		4	0	0	0	0	0	1											
<b>Julian Javier, R</b> OBP: 0.219, SLG: 0.194 (1, 4)				1B		K				3	0	2	0	0	1	0											
<b>Mike Torrez, R</b> <b>Leron Lee, L</b> OBP: 0.364, SLG: 0.700 (1, 1) (3, PH) (4, 9)		P4		G6-3		G6-3		HR		0	0	0	0	0	0	0											
<b>Inning Stats</b>	R: 0 E: 0 K: 1 S: 5	H: 0 LOB: 0 BB: 0 P: 5	R: 0 E: 0 K: 1 S: 6	H: 1 LOB: 0 BB: 0 P: 6	R: 0 E: 0 K: 0 S: 4	H: 1 LOB: 1 BB: 0 P: 4	R: 0 E: 0 K: 0 S: 4	H: 1 LOB: 1 BB: 0 P: 4	R: 0 E: 0 K: 0 S: 3	H: 1 LOB: 0 BB: 0 P: 3	R: 0 E: 0 K: 0 S: 4	H: 1 LOB: 2 BB: 1 P: 8	R: 0 E: 0 K: 1 S: 5	H: 0 LOB: 0 BB: 0 P: 5	R: 1 E: 0 K: 1 S: 7	H: 2 LOB: 1 BB: 0 P: 7	R: 0 E: 0 K: 0 S: 3	H: 0 LOB: 0 BB: 0 P: 3	1B: 5 2B: 1 3B: 0 HR: 1	SF: 0 SAC: 0 DP: 1 HBP: 0	WP: 0 PB: 0 SB: 0 CS: 0	PA: 34					
<b>PITCHER</b>	IP	WLS	BF	H	R	ER	SO	BB	IBB	HBP	BLK	WP	HR	S	P	ERA	WHIP										
<b>Gary Gentry, R</b> ERA: 2.88 (1, 1)	9.0	W	34	7	1	1	4	1	0	0	0	0	1	41	45	1.00	0.889										

New York Mets @ St. Louis Cardinals  
 Busch Stadium, St. Louis, MO  
 Wed Apr 28 1971, 7:05 PM CDT  
 Att: 8,171 - Unknown

AB 36  
 R 9  
 H 12  
 RBI 8  
 BB 9  
 SO 5  
 LOB 20



New York Mets @ St. Louis Cardinals  
 Busch Stadium, St. Louis, MO  
 Wed Apr 28 1971, 7:05 PM CDT  
 Att: 8,171 - Unknown

AB 33  
 R 1  
 H 7  
 RBI 1  
 BB 1  
 SO 4  
 LOB 18





Batter	1	2	3	4	5	6	7	8	9	AB	R	H	RBI	BB	SO	LOB	TOP					
<b>Tommie Agee, R</b> OBP: 0.310, SLG: 0.410 (1, 8)										5	1	2	1	0	2	0	<b>New York Mets @ St. Louis Cardinals</b> Busch Stadium, St. Louis, MO Thu Apr 29 1971, 3:33 AM CDT Att: 10,215 - Unknown  <b>AB 36</b> <b>R 7</b> <b>H 12</b> <b>RBI 7</b> <b>BB 5</b> <b>SO 3</b> <b>LOB 16</b>					
<b>Bud Harrelson, S</b> OBP: 0.420, SLG: 0.379 (1, 6)										5	0	0	0	0	1	2						
<b>Cleon Jones, R</b> OBP: 0.315, SLG: 0.418 (1, 7)										4	2	3	0	1	0	0						
<b>Donn Clendenon, R</b> OBP: 0.347, SLG: 0.478 (1, 3)										4	1	2	3	1	0	2						
<b>Ken Singleton, S</b> OBP: 0.356, SLG: 0.306 (1, 9)										3	1	0	1	2	0	2						
<b>Bob Aspromonte, R</b> OBP: 0.303, SLG: 0.279 (1, 5)										4	0	2	1	0	0	2						
<b>Tim Foli, R</b> OBP: 0.346, SLG: 0.348 (1, 4)										3	0	1	0	1	0	2						
<b>Jerry Grote, R</b> OBP: 0.400, SLG: 0.434 (1, 2)										4	1	1	0	0	0	4						
<b>Nolan Ryan, R</b> (7, PH)										2	0	0	0	0	0	2						
<b>Don Hahn, R</b> OBP: 0.667, SLG: 1.000 (7, PH)										1	1	1	1	0	0	0						
<b>Danny Frisella, L</b> (7, 1)										1	0	0	0	0	0	0						
<b>Inning Stats</b>	R: 0 E: 0 K: 0 S: 4	H: 2 LOB: 1 BB: 0 P: 4	R: 0 E: 0 K: 0 S: 4	H: 1 LOB: 2 BB: 1 P: 8	R: 0 E: 0 K: 0 S: 4	H: 1 LOB: 1 BB: 0 P: 7	R: 0 E: 0 K: 0 S: 3	H: 1 LOB: 1 BB: 1 P: 7	R: 0 E: 0 K: 2 S: 7	H: 0 LOB: 0 BB: 0 P: 7	R: 1 E: 0 K: 0 S: 5	H: 2 LOB: 1 BB: 0 P: 5	R: 6 E: 0 K: 0 S: 8	H: 5 LOB: 1 BB: 2 P: 16	R: 0 E: 0 K: 1 S: 5	H: 0 LOB: 0 BB: 1 P: 5	R: 0 E: 0 K: 0 S: 2	H: 0 LOB: 0 BB: 1 P: 6	1B: 6 2B: 6 3B: 0 HR: 1	SF: 0 SAC: 0 DP: 3 HBP: 0	WP: 0 PB: 0 SB: 0 CS: 0	PA: 41
<b>PITCHER</b>	IP	WLS	BF	H	R	ER	SO	BB	IBB	HBP	BLK	WP	HR	S	P	ERA	WHIP					
<b>Jerry Reuss, L</b> ERA: 3.77 (1, 1)	6.0	L	28	10	4	4	2	2	0	0	0	0	0	30	38	6.00	2.000					
<b>Chuck Taylor, R</b> ERA: 5.59 (7, 1)	0.1		4	1	2	2	0	1	1	0	0	0	1	2	10	54.00	6.000					
<b>Don Shaw, L</b> ERA: (7, 1)	2.2		9	1	1	1	1	1	0	0	0	0	0	10	14	3.38	0.750					

Batter	1	2	3	4	5	6	7	8	9	AB	R	H	RBI	BB	SO	LOB	BOTTOM					
<b>Lou Brock, L</b> OBP: 0.363, SLG: 0.434 (1, 9)										3	0	0	0	2	2	1	<b>New York Mets @ St. Louis Cardinals</b> Busch Stadium, St. Louis, MO Thu Apr 29 1971, 3:33 AM CDT Att: 10,215 - Unknown  <b>AB 29</b> <b>R 0</b> <b>H 3</b> <b>RBI 0</b> <b>BB 8</b> <b>SO 11</b> <b>LOB 19</b>					
<b>Leron Lee, L</b> OBP: 0.333, SLG: 0.538 (1, 7)										3	0	0	0	1	3	2						
<b>Ted Simmons, S</b> OBP: 0.425, SLG: 0.441 (1, 2)										4	0	1	0	0	1	2						
<b>Joe Torre, R</b> OBP: 0.400, SLG: 0.571 (1, 5)										3	0	0	0	1	1	2						
<b>Jose Cardenal, R</b> OBP: 0.275, SLG: 0.300 (1, 8)										3	0	0	0	1	1	1						
<b>Joe Hague, L</b> OBP: 0.275, SLG: 0.267 (1, 3)										3	0	1	0	1	0	2						
<b>Julian Javier, R</b> OBP: 0.222, SLG: 0.200 (1, 4)										4	0	1	0	0	0	3						
<b>Dal Maxvill, R</b> OBP: 0.237, SLG: 0.152 (1, 6)										2	0	0	0	0	0	3						
<b>Bob Burdette, L</b> OBP: 0.556, SLG: 0.333 (6, PH)										0	0	0	0	1	0	0						
<b>Dick Schofield, S</b> OBP: 0.227, SLG: 0.158 (7, 6)										1	0	0	0	0	1	0						
<b>Jerry Reuss, L</b> OBP: 0.154, SLG: 0.083 (1, 1)										2	0	0	0	1	2	3						
<b>Chuck Taylor, R</b> (7, 1)										0	0	0	0	0	0	0						
<b>Don Shaw, L</b> (7, 1)										0	0	0	0	0	0	0						
<b>Jim Beauchamp, R</b> OBP: 0.314, SLG: 0.394 (8, PH)										1	0	0	0	0	0	0						
<b>Inning Stats</b>	R: 0 E: 1 K: 0 S: 2	H: 0 LOB: 1 BB: 2 P: 10	R: 0 E: 0 K: 0 S: 3	H: 0 LOB: 1 BB: 1 P: 7	R: 0 E: 0 K: 2 S: 7	H: 1 LOB: 2 BB: 1 P: 11	R: 0 E: 0 K: 0 S: 4	H: 0 LOB: 2 BB: 1 P: 8	R: 0 E: 0 K: 0 S: 7	H: 0 LOB: 0 BB: 1 P: 11	R: 0 E: 0 K: 1 S: 6	H: 1 LOB: 3 BB: 2 P: 14	R: 0 E: 0 K: 2 S: 7	H: 0 LOB: 0 BB: 0 P: 7	R: 0 E: 0 K: 2 S: 8	H: 1 LOB: 1 BB: 0 P: 8	R: 0 E: 0 K: 2 S: 7	H: 0 LOB: 0 BB: 0 P: 7	1B: 3 2B: 0 3B: 0 HR: 0	SF: 0 SAC: 0 DP: 1 HBP: 0	WP: 0 PB: 0 SB: 2 CS: 1	PA: 37
<b>PITCHER</b>	IP	WLS	BF	H	R	ER	SO	BB	IBB	HBP	BLK	WP	HR	S	P	ERA	WHIP					
<b>Nolan Ryan, R</b> ERA: 1.93 (1, 1)	6.0	W	27	2	0	0	5	8	0	0	1	0	0	29	61	0.00	1.667					
<b>Danny Frisella, R</b> ERA: 1.93 (7, 1)	3.0	S	10	1	0	0	6	0	0	0	0	0	0	22	22	0.00	0.333					



Batter	1	2	3	4	5	6	7	8	9	AB	R	H	RBI	BB	SO	LOB	TOP										
Bob Bailey, R OBP: 0.328, SLG: 0.200 (1, 5)	SH3-4 BB		F1		5-3		PB IBB		K	3	0	0	0	2	1	1											
Ron Hunt, R OBP: 0.429, SLG: 0.300 (1, 4)	SH3-4		F8			F7	FC4-6 HBP			2	0	0	0	0	0	0											
Rusty Staub, L OBP: 0.429, SLG: 0.561 (1, 9)	BB			4-3		1B E	F5			3	1	1	0	1	0	3											
Ron Fairly, L OBP: 0.375, SLG: 0.282 (1, 3)	F5			FC4-6 1B		1B	FC4-6			4	0	2	0	0	0	5											
Jim Fairey, L OBP: 0.292, SLG: 0.304 Gary Sutherland, R (8, PH) (8, 7)	P6		FC4-6	1B		E6		6-3		3	0	0	0	0	0	3											
Boots Day, L OBP: 0.289, SLG: 0.179 Ron Swoboda, R OBP: 0.421, SLG: 0.563 (8, 8)		6-3		F9		P6		F7		3	0	0	0	0	0	2											
John Bateman, R OBP: 0.352 John Boccabella, R OBP: 0.364, SLG: 0.700 (1, 2) (7, 2)	F8			6-3	2B		FC1-6 1B	5-3		3	0	2	0	0	0	0											
Bobby Wine, R OBP: 0.327, SLG: 0.277 (1, 6)	4-3			6-3			FC1-6 2B PB	F7		4	1	0	0	0	0	2											
Bill Stoneman, R OBP: 0.125, SLG: 0.125 Mack Jones, L OBP: 0.176, SLG: 0.133 Claude Raymond, R (7, 1) Ron Brand, R OBP: 0.500, SLG: 0.500 (8, PH)			K				PB 2B	5-3		2	0	0	0	0	2	1											
<b>Inning Stats</b>	R: 0 E: 0 K: 0 S: 3	H: 0 LOB: 2 BB: 2 P: 11	R: 0 E: 0 K: 0 S: 3	H: 0 LOB: 0 BB: 0 P: 3	R: 0 E: 0 K: 1 S: 5	H: 0 LOB: 0 BB: 0 P: 5	R: 0 E: 0 K: 0 S: 4	H: 1 LOB: 1 BB: 0 P: 4	R: 0 E: 0 K: 1 S: 6	H: 1 LOB: 1 BB: 0 P: 6	R: 1 E: 1 K: 0 S: 5	H: 2 LOB: 1 BB: 0 P: 5	R: 1 E: 0 K: 0 S: 5	H: 2 LOB: 3 BB: 1 P: 10	R: 0 E: 0 K: 0 S: 3	H: 0 LOB: 0 BB: 0 P: 3	R: 0 E: 0 K: 1 S: 5	H: 0 LOB: 0 BB: 0 P: 5	1B: 4 2B: 2 3B: 0 HR: 0	SF: 0 SAC: 1 DP: 0 HBP: 1	WP: 0 PB: 1 SB: 0 CS: 0	PA: 37					
<b>PITCHER</b>	IP	WLS	BF	H	R	ER	SO	BB	IBB	HBP	BLK	WP	HR	S	P	ERA	WHIP										
Reggie Cleveland, R ERA: 3.77 Don Shaw, L ERA:	(1, 1) (7, 1)	6.1 2.2	29 8	6 0	2 0	1 0	2 1	2 0	1 0	1 0	0 0	0 0	0 0	29 10	42 10	1.42 0.00	1.263 0.000										

**Montreal Expos @ St. Louis Cardinals**  
 Busch Stadium, St. Louis, MO  
 Fri Apr 30 1971, 7:05 PM CDT  
 Att: 10,766 - Unknown

AB 32  
 R 2  
 H 6  
 RBI 0  
 BB 3  
 SO 3  
 LOB 17



Batter	1	2	3	4	5	6	7	8	9	AB	R	H	RBI	BB	SO	LOB	BOTTOM										
Lou Brock, L OBP: 0.375, SLG: 0.443 (1, 7)	F8		1B SF7		S 1B		SH2-4 1B	K		5	2	3	0	0	1	2											
Luis Melendez, R OBP: 0.444, SLG: 0.471 (1, 8)	6-3		E S 1B		1B		SH2-4	F8		4	0	2	1	0	0	2											
Ted Simmons, S OBP: 0.417, SLG: 0.437 (1, 2)	2-3		SF7		1B		FC1-6-5-4-2 3B			3	1	1	1	0	0	1											
Joe Torre, R OBP: 0.404, SLG: 0.559 (1, 5)		6-3	F8		FC4-6 BB		3B IBB			2	1	0	0	2	0	1											
Jose Cardenal, R OBP: 0.274, SLG: 0.321 (1, 9)	1-3		K		K		3B			4	0	1	2	0	2	3											
Joe Hague, L OBP: 0.274, SLG: 0.266 (1, 3)		BB 1B		P6	FC4-6		F7			4	0	1	0	0	0	3											
Julian Javier, R OBP: 0.250, SLG: 0.231 (1, 4)		BB 1B		6-3		F8		FC1-5 BB 1B		4	0	2	0	0	0	0											
Dal Maxvill, R OBP: 0.286, SLG: 0.147 (1, 6)		BB 1B		4-3		4-3		FC1-5 BB		1	0	0	0	3	0	0											
Reggie Cleveland, R Don Shaw, L	(1, 1) (7, 1)	R: 0 E: 0 K: 1 S: 7	H: 2 LOB: 3 BB: 1 P: 11	R: 1 E: 0 K: 1 S: 7	H: 2 LOB: 1 BB: 0 P: 7	R: 0 E: 0 K: 1 S: 5	H: 0 LOB: 1 BB: 1 P: 9	R: 1 E: 0 K: 1 S: 7	H: 3 LOB: 2 BB: 1 P: 11	R: 0 E: 0 K: 0 S: 3	H: 0 LOB: 0 BB: 0 P: 3	R: 2 E: 0 K: 0 S: 5	H: 2 LOB: 1 BB: 1 P: 9	R: 0 E: 0 K: 1 S: 6	H: 1 LOB: 2 BB: 1 P: 10	1B: 9 2B: 0 3B: 1 HR: 0	SF: 1 SAC: 1 DP: 0 HBP: 0	WP: 0 PB: 0 SB: 2 CS: 0	PA: 38								
<b>PITCHER</b>	IP	WLS	BF	H	R	ER	SO	BB	IBB	HBP	BLK	WP	HR	S	P	ERA	WHIP										
Bill Stoneman, R Claude Raymond, R	(1, 1) (7, 1)	6.0 2.0	27 11	7 3	2 2	2 2	4 1	3 1	0 1	0 0	0 0	0 0	0 0	11 19	44 19	3.00 9.00	1.667 2.000										

**Montreal Expos @ St. Louis Cardinals**  
 Busch Stadium, St. Louis, MO  
 Fri Apr 30 1971, 7:05 PM CDT  
 Att: 10,766 - Unknown

AB 31  
 R 4  
 H 10  
 RBI 4  
 BB 5  
 SO 5  
 LOB 18





Batter	1	2	3	4	5	6	7	8	9	AB	R	H	RBI	BB	SO	LOB	TOP		
<b>Bob Bailey, R</b> OBP: 0.324, SLG: 0.222 (1, 5)										4	1	1	0	0	0	1	<b>Montreal Expos @ St. Louis Cardinals</b> Busch Stadium, St. Louis, MO Sat May 01 1971, 7:05 PM CDT Att: 32,061 - Unknown <a href="http://livebaseballscores.com">livebaseballscores.com</a>		
<b>Ron Hunt, R</b> OBP: 0.418, SLG: 0.296 (1, 4)										4	0	1	0	0	1	1			
<b>Rusty Staub, L</b> OBP: 0.439, SLG: 0.583 (1, 9)										3	0	2	1	0	0	1			
<b>Ron Fairly, L</b> OBP: 0.392, SLG: 0.317 (1, 3)										2	1	1	0	1	0	1			
<b>Jim Fairey, L</b> OBP: 0.259, SLG: 0.269 (1, 7)										3	0	0	0	0	1	4			
<b>Boots Day, L</b> OBP: 0.271, SLG: 0.167 (1, 8)										3	0	0	0	0	0	3			
<b>John Bateman, R</b> OBP: 0.333, SLG: 0.393 (1, 2)										2	0	2	1	1	0	0			
<b>Bobby Wine, R</b> OBP: 0.315, SLG: 0.265 (1, 6)										2	0	0	0	0	0	2			
<b>Steve Renko, R</b> OBP: 0.143, SLG: 0.143 (1, 1)										3	0	0	0	0	1	1			
<b>Inning Stats</b>	R: 1 E: 0 K: 2 S: 9	H: 2 LOB: 2 BB: 1 P: 13	R: 0 E: 0 K: 0 S: 4	H: 1 LOB: 1 BB: 0 P: 4	R: 0 E: 0 K: 0 S: 4	H: 1 LOB: 0 BB: 1 P: 6	R: 0 E: 0 K: 0 S: 4	H: 1 LOB: 1 BB: 0 P: 4	R: 1 E: 0 K: 0 S: 5	H: 2 LOB: 1 BB: 0 P: 5	R: 0 E: 0 K: 1 S: 5	H: 0 LOB: 0 BB: 0 P: 5							
<b>PITCHER</b> <b>Bob Gibson, R</b> ERA: 3.26 (1, 1)	IP: 7.0 WLS: 29 BF: 29	H: 7 R: 2 ER: 2 SO: 3	BB: 2 IBB: 0 HBP: 0 BLK: 0	WP: 1 HR: 0 S: 33 P: 41	ERA: 2.57 WHIP: 1.286	<b>PITCHER</b> IP WLS BF H R ER SO BB IBB HBP BLK WP HR S P ERA WHIP										1B: 3 2B: 4 3B: 0 HR: 0	SF: 0 SAC: 1 DP: 1 HBP: 0	WP: 1 PB: 1 SB: 0 CS: 0	PA: 29

Batter	1	2	3	4	5	6	7	8	9	AB	R	H	RBI	BB	SO	LOB	BOTTOM		
<b>Lou Brock, L</b> OBP: 0.374, SLG: 0.440 (1, 7)										3	0	1	0	0	1	0	<b>Montreal Expos @ St. Louis Cardinals</b> Busch Stadium, St. Louis, MO Sat May 01 1971, 7:05 PM CDT Att: 32,061 - Unknown <a href="http://livebaseballscores.com">livebaseballscores.com</a>		
<b>Luis Melendez, R</b> OBP: 0.381, SLG: 0.400 (1, 8)										3	0	0	0	0	1	1			
<b>Ted Simmons, S</b> OBP: 0.402, SLG: 0.419 (1, 2)										3	0	0	0	0	1	0			
<b>Joe Torre, R</b> OBP: 0.402, SLG: 0.552 (1, 5)										3	1	1	0	0	0	0			
<b>Jose Cardenal, R</b> OBP: 0.265, SLG: 0.310 (1, 9)										3	0	0	0	0	0	1			
<b>Joe Hague, L</b> OBP: 0.263, SLG: 0.254 (1, 3)										3	0	0	0	0	0	1			
<b>Julian Javier, R</b> OBP: 0.262, SLG: 0.225 (1, 4)										1	1	0	0	1	0	0			
<b>Dal Maxvill, R</b> OBP: 0.295, SLG: 0.222 (1, 6)										2	0	1	2	0	0	0			
<b>Bob Gibson, R</b> OBP: 0.313, SLG: 0.467 (1, 1)										2	0	0	0	0	1	1			
<b>Inning Stats</b>	R: 0 E: 0 K: 1 S: 5	H: 1 LOB: 0 BB: 0 P: 5	R: 2 E: 0 K: 1 S: 7	H: 2 LOB: 1 BB: 1 P: 11	R: 0 E: 0 K: 0 S: 3	H: 0 LOB: 0 BB: 0 P: 3	R: 0 E: 0 K: 0 S: 3	H: 0 LOB: 0 BB: 0 P: 3	R: 0 E: 0 K: 2 S: 7	H: 0 LOB: 0 BB: 0 P: 7	R: 0 E: 0 K: 0 S: 3	H: 0 LOB: 0 BB: 0 P: 3							
<b>PITCHER</b> <b>Steve Renko, R</b> ERA: 2.13 (1, 1)	IP: 7.0 WLS: 24 BF: 24	H: 3 R: 2 ER: 2 SO: 4	BB: 1 IBB: 0 HBP: 0 BLK: 0	WP: 0 HR: 0 S: 31 P: 35	ERA: 2.57 WHIP: 0.571	<b>PITCHER</b> IP WLS BF H R ER SO BB IBB HBP BLK WP HR S P ERA WHIP										1B: 2 2B: 0 3B: 1 HR: 0	SF: 0 SAC: 0 DP: 0 HBP: 0	WP: 0 PB: 0 SB: 0 CS: 1	PA: 24



Batter	1	2	3	4	5	6	7	8	9	AB	R	H	RBI	BB	SO	LOB	TOP			
Ron Hunt, R OBP: 0.423, SLG: 0.310 (1,4)	6-3		SH1-3						F9	4	0	2	0	0	0	0	<b>Montreal Expos @ St. Louis Cardinals</b> Busch Stadium, St. Louis, MO Sun May 02 1971, 3:33 AM CDT Att: 10,320 - Unknown <a href="http://livebaseballscorecards.com">livebaseballscorecards.com</a>			
Rusty Staub, L OBP: 0.414, SLG: 0.547 (1,9)	F7		F5		1-3		G3-6-1			4	0	0	0	0	0	4				
Bob Bailey, R OBP: 0.319, SLG: 0.224 (8,3)			4-3		5-3				6-3	4	0	1	0	0	0	2				
Ron Swoboda, R OBP: 0.435, SLG: 0.526 (1,8)	5-3								F8	3	0	1	0	1	0	1				
John Bateman, R OBP: 0.328, SLG: 0.383 (8, PR)		5-3							E6	4	0	1	0	0	0	1				
Ron Brand, R OBP: 0.500, SLG: 0.500 (8,7)									FC5-4	0	0	0	0	0	0	0				
Coco Laboy, R OBP: 0.421, SLG: 0.313 (1,5)	K								FC5-4	4	0	1	0	0	2	3				
John Boccabella, R OBP: 0.400, SLG: 0.714 (8,2)									F9	4	0	2	0	0	0	4				
Bobby Wine, R OBP: 0.293, SLG: 0.245 (1,6)	G3								F8	4	0	0	0	0	0	3				
Carl Morton, R OBP: 0.222, SLG: 0.222 (9, PH)									F8	3	0	1	0	0	0	1				
Gary Sutherland, R									F8	1	0	0	0	0	0	0				
<b>Inning Stats</b>	R: 0 E: 0 K: 0 S: 4	H: 1 LOB: 1 BB: 0 P: 4	R: 0 E: 0 K: 1 S: 6	H: 1 LOB: 1 BB: 0 P: 6	R: 0 E: 0 K: 0 S: 4	H: 1 LOB: 2 BB: 0 P: 4	R: 0 E: 0 K: 0 S: 5	H: 1 LOB: 2 BB: 0 P: 5	R: 0 E: 1 K: 1 S: 6	H: 1 LOB: 2 BB: 0 P: 4	R: 0 E: 1 K: 0 S: 4	H: 1 LOB: 1 BB: 0 P: 4	R: 0 E: 0 K: 0 S: 4	H: 1 LOB: 2 BB: 1 P: 8	R: 0 E: 0 K: 0 S: 3	H: 0 LOB: 0 BB: 0 P: 3	1B: 8 2B: 1 3B: 0 HR: 0	SF: 0 SAC: 1 DP: 1 HBP: 0	WP: 0 PB: 0 SB: 0 CS: 0	PA: 37
<b>PITCHER</b> Steve Carlton, L ERA: 1.82 (1,1)	IP: 9.0 WLS: W BF: 37 H: 9 R: 0 ER: 0 SO: 2 BB: 1 IBB: 0 HBP: 0 BLK: 0 WP: 0 HR: 0 S: 40 P: 44 ERA: 0.00 WHIP: 1.111																			

Batter	1	2	3	4	5	6	7	8	9	AB	R	H	RBI	BB	SO	LOB	BOTTOM
Lou Brock, L OBP: 0.388, SLG: 0.453 (1,7)	G1									4	1	3	0	0	0	0	<b>Montreal Expos @ St. Louis Cardinals</b> Busch Stadium, St. Louis, MO Sun May 02 1971, 3:33 AM CDT Att: 10,320 - Unknown <a href="http://livebaseballscorecards.com">livebaseballscorecards.com</a>
Luis Melendez, R OBP: 0.320, SLG: 0.333 (1,8)	F3									4	0	0	0	0	1	3	
Ted Simmons, S OBP: 0.418, SLG: 0.455 (1,2)										3	0	2	0	1	0	1	
Joe Torre, R OBP: 0.387, SLG: 0.530 (1,5)	1-3									4	0	0	0	0	0	4	
Jose Cardenal, R OBP: 0.255, SLG: 0.297 (1,9)		4-3							F7	4	0	0	0	0	0	1	
Joe Hague, L OBP: 0.263, SLG: 0.254 (1,3)									F7	4	0	1	0	0	0	0	
Julian Javier, R OBP: 0.261, SLG: 0.227 (1,4)									F8	4	0	1	0	0	1	1	
Dal Maxvill, R OBP: 0.298, SLG: 0.231 (1,6)									F8	3	0	1	0	0	0	1	
Steve Carlton, L OBP: 0.211, SLG: 0.368 (1,1)									F8	3	0	0	0	0	1	3	
<b>Inning Stats</b>	R: 0 E: 0 K: 0 S: 4	H: 1 LOB: 2 BB: 0 P: 7	R: 1 E: 1 K: 0 S: 5	H: 1 LOB: 1 BB: 0 P: 5	R: 0 E: 1 K: 0 S: 4	H: 0 LOB: 1 BB: 0 P: 4	R: 0 E: 0 K: 0 S: 4	H: 1 LOB: 1 BB: 0 P: 4	R: 0 E: 0 K: 1 S: 6	H: 1 LOB: 2 BB: 1 P: 10	R: 0 E: 0 K: 1 S: 5	H: 0 LOB: 0 BB: 0 P: 5	1B: 6 2B: 2 3B: 0 HR: 0	SF: 0 SAC: 0 DP: 1 HBP: 0	WP: 0 PB: 0 SB: 1 CS: 0	PA: 34	
<b>PITCHER</b> Carl Morton, R ERA: 3.21 (1,1)	IP: 8.0 WLS: L BF: 34 H: 8 R: 1 ER: 0 SO: 3 BB: 1 IBB: 0 HBP: 0 BLK: 0 WP: 0 HR: 0 S: 39 P: 43 ERA: 0.00 WHIP: 1.125																



Batter	1	2	3	4	5	6	7	8	9	AB	R	H	RBI	BB	SO	LOB	TOP								
Lou Brock, L OBP: 0.393, SLG: 0.465 (1, 7)	F5		1B 2B		1B		G1-6-3			4	0	2	0	0	0	1	<b>St. Louis Cardinals @ Philadelphia Phillies</b> <b>Veterans Stadium, Philadelphia, PA</b> Mon May 03 1971, 7:05 PM EDT Att: 9,102 - Unknown								
Matty Alou, L OBP: 0.327, SLG: 0.389 (1, 8)	F7		1B BB		L5			F5		3	0	0	0	1	0	2									
Ted Simmons, S OBP: 0.411, SLG: 0.444 (1, 2)	F7		1B		4-3			F7		4	0	1	1	0	0	0									
Joe Torre, R OBP: 0.382, SLG: 0.515 (1, 5)		K			K			F8		3	0	0	0	1	2	0									
Jose Cardenal, R OBP: 0.255, SLG: 0.287 (1, 9)	2-3				F2			E5 1B SF8		3	1	0	0	1	0	0									
Joe Hague, L OBP: 0.250, SLG: 0.240 (1, 3)	K				4-3			F7		4	0	0	0	0	1	3									
Julian Javier, R OBP: 0.245, SLG: 0.213 (9, PH)			6-3		5-3			F7		3	0	0	0	0	0	2									
Bob Burda, L OBP: 0.600, SLG: 0.429 (9, PH)										1	0	1	0	0	0	0									
Ted Sizemore, R OBP: 0.274, SLG: 0.208 (9, FR)										0	0	0	0	0	0	0									
Dal Maxvill, R OBP: 0.300, SLG: 0.238 (9, PH)					F9			6-3		3	1	1	0	0	0	0									
Leron Lee, L OBP: 0.333, SLG: 0.538 (9, PH)			2B 1B					SF8		0	0	0	0	0	0	0									
Jim Beauchamp, R OBP: 0.306, SLG: 0.394 (9, PH)										0	0	0	1	0	0	0									
Chris Zachary, L OBP: 0.667, SLG: 0.667 (1, 1)			F2					FC6-4		3	0	2	0	0	0	1									
Don Shaw, L (8, 1)					1B					0	0	0	0	0	0	0									
Luis Melendez, R OBP: 0.308, SLG: 0.320 (9, PH)					1B			G1-6-3 1B		1	0	0	0	0	0	1									
<b>Inning Stats</b>	R: 0 E: 0 K: 0 S: 3	H: 0 LOB: 0 BB: 0 P: 3	R: 0 E: 0 K: 2 S: 7	H: 0 LOB: 0 BB: 0 P: 7	R: 1 E: 0 K: 0 S: 5	H: 3 LOB: 2 BB: 1 P: 9	R: 0 E: 0 K: 1 S: 5	H: 0 LOB: 0 BB: 0 P: 5	R: 0 E: 0 K: 0 S: 5	H: 2 LOB: 2 BB: 0 P: 5	R: 0 E: 0 K: 0 S: 3	H: 1 LOB: 0 BB: 0 P: 3	R: 0 E: 0 K: 0 S: 3	H: 0 LOB: 0 BB: 0 P: 3	R: 1 E: 1 K: 0 S: 5	H: 1 LOB: 1 BB: 0 P: 5	1B: 6 2B: 1 3B: 0 HR: 0	SF: 1 SAC: 0 DP: 1 HBP: 0	WP: 0 PB: 0 SB: 0 CS: 0	PA: 36					
<b>PITCHER</b>	IP	WLS	BF	H	R	ER	SO	BB	IBB	HBP	BLK	WP	HR	S	P	ERA	WHIP								
Barry Lersch, R ERA: 4.68 (1, 1)	8.0	W	31	6	1	1	3	3	0	0	0	0	0	34	46	1.12	1.125								
Darrell Brandon, R ERA: 0.94 (9, 1)	0.1		3	1	1	0	0	0	0	0	0	0	0	3	3	0.00	3.000								
Joe Hoerner, L ERA: 1.5 (9, 1)	0.2	S	2	0	0	0	0	0	0	0	0	0	0	2	2	0.00	0.000								

Batter	1	2	3	4	5	6	7	8	9	AB	R	H	RBI	BB	SO	LOB	BOTTOM								
Larry Bowa, S OBP: 0.305, SLG: 0.295 (1, 6)	4-3 2B		1-3		L1-3 1B		S 1B	1-3 2H 3H 1B		5	0	4	2	0	0	0	<b>St. Louis Cardinals @ Philadelphia Phillies</b> <b>Veterans Stadium, Philadelphia, PA</b> Mon May 03 1971, 7:05 PM EDT Att: 9,102 - Unknown								
Denny Doyle, L OBP: 0.368, SLG: 0.443 (1, 4)	4-3		G6-4-3 BB		L1-3		S 1B	4-3		4	0	1	0	1	0	4									
Willie Montanez, L OBP: 0.429, SLG: 0.621 (1, 8)	K		G6-4-3		BB		K			3	0	0	0	1	2	4									
Deron Johnson, R OBP: 0.293, SLG: 0.337 (1, 3)	6-3				F9		K			4	0	0	0	0	2	4									
Tim McCarver, L OBP: 0.275, SLG: 0.264 (1, 2)			G3		FC5-4 1B 1B		F9	FC6-4 SH1-4 1B 1B		4	2	2	0	0	0	0									
Roger Freed, R OBP: 0.356, SLG: 0.392 (1, 9)		1B HBP			FC5-4 1B		2B	SH1-4		2	0	2	0	0	0	0									
Don Money, R OBP: 0.247, SLG: 0.302 (1, 5)		K			FC5-4 1B		F2	FC6-4 IBB		3	0	0	0	1	1	4									
Larry Hisle, R OBP: 0.333, SLG: 0.273 (1, 7)		1B			1-3 3H 1B		F2	FC6-4 BB 1B		4	1	2	1	0	0	3									
Barry Lersch, S (1, 1)			4-3		5-3					3	0	0	0	0	1	4									
Ron Stone, L OBP: 0.333, SLG: 0.333 (8, PH)										0	0	0	0	1	0	0									
Darrell Brandon, R OBP: 0.333, SLG: 0.333 (9, 1)										0	0	0	0	0	0	0									
Joe Hoerner, R (9, 1)										0	0	0	0	0	0	0									
<b>Inning Stats</b>	R: 0 E: 0 K: 1 S: 6	H: 1 LOB: 1 BB: 0 P: 6	R: 0 E: 0 K: 1 S: 6	H: 1 LOB: 2 BB: 0 P: 7	R: 0 E: 0 K: 0 S: 2	H: 0 LOB: 0 BB: 1 P: 6	R: 1 E: 0 K: 1 S: 8	H: 3 LOB: 2 BB: 0 P: 8	R: 0 E: 0 K: 0 S: 3	H: 1 LOB: 1 BB: 1 P: 7	R: 0 E: 0 K: 0 S: 4	H: 1 LOB: 1 BB: 0 P: 4	R: 0 E: 0 K: 3 S: 11	H: 2 LOB: 2 BB: 0 P: 11	R: 2 E: 0 K: 0 S: 5	H: 2 LOB: 2 BB: 2 P: 13		1B: 9 2B: 3 3B: 0 HR: 0	SF: 0 SAC: 1 DP: 2 HBP: 1	WP: 0 PB: 0 SB: 2 CS: 0	PA: 38				
<b>PITCHER</b>	IP	WLS	BF	H	R	ER	SO	BB	IBB	HBP	BLK	WP	HR	S	P	ERA	WHIP								
Chris Zachary, R ERA: 3.52 (1, 1)	7.2	L	36	10	3	3	6	3	1	1	0	0	0	43	60	3.52	1.696								
Don Shaw, L ERA: (8, 1)	0.1		2	1	0	0	0	0	0	0	0	0	0	2	2	0.00	3.000								

AB 32  
R 2  
H 7  
RBI 2  
BB 3  
SO 3  
LOB 10



AB 32  
R 3  
H 11  
RBI 3  
BB 4  
SO 6  
LOB 23





Batter	1	2	3	4	5	6	7	8	9	AB	R	H	RBI	BB	SO	LOB	TOP										
<b>Lou Brock, L</b> OBP: 0.402, SLG: 0.471 (1, 7)										5	0	3	0	0	0	0	<b>St. Louis Cardinals @ Philadelphia Phillies</b> <b>Veterans Stadium, Philadelphia, PA</b> Tue May 04 1971, 7:05 PM EDT Att: 9,339 - Unknown										
<b>Matty Alou, L</b> OBP: 0.324, SLG: 0.384 (1, 8)										4	0	1	0	0	0	3											
<b>Luis Melendez, R</b> OBP: 0.296, SLG: 0.308 (7, PR)										1	2	0	0	0	0	0											
<b>Ted Simmons, S</b> OBP: 0.420, SLG: 0.482 (1, 2)										4	1	2	1	1	0	0											
<b>Joe Torre, R</b> OBP: 0.391, SLG: 0.523 (1, 5)										4	2	2	2	1	0	1											
<b>Jose Cardenal, R</b> OBP: 0.261, SLG: 0.333 (1, 9)										5	1	2	3	0	1	3											
<b>Jim Beauchamp, R</b> OBP: 0.300, SLG: 0.378 (1, 3)										4	0	1	0	0	1	1											
<b>Julian Javier, R</b> OBP: 0.264, SLG: 0.294 (1, 4)									4	1	2	1	0	0	1												
<b>Dal Maxvill, R</b> OBP: 0.278, SLG: 0.217 (1, 6)									4	0	0	0	0	1	2												
<b>Jerry Reuss, L</b> OBP: 0.118, SLG: 0.063 (1, 1)									4	0	0	0	0	2	1												
<b>Inning Stats</b>	R: 0 E: 0 K: 0 S: 3	H: 1 LOB: 0 BB: 0 P: 3	R: 0 E: 0 K: 0 S: 3	H: 0 LOB: 0 BB: 0 P: 3	R: 0 E: 0 K: 2 S: 7	H: 0 LOB: 0 BB: 0 P: 7	R: 2 E: 0 K: 0 S: 6	H: 4 LOB: 1 BB: 0 P: 6	R: 1 E: 0 K: 0 S: 5	H: 2 LOB: 1 BB: 0 P: 5	R: 2 E: 0 K: 0 S: 5	H: 2 LOB: 1 BB: 1 P: 9	R: 1 E: 0 K: 0 S: 5	H: 2 LOB: 2 BB: 1 P: 9	R: 0 E: 0 K: 2 S: 8	H: 1 LOB: 1 BB: 0 P: 8	R: 1 E: 1 K: 1 S: 7	H: 1 LOB: 1 BB: 0 P: 7	1B: 7 2B: 3 3B: 1 HR: 2	SF: 0 SAC: 0 DP: 1 HBP: 0	WP: 0 PB: 0 SB: 0 CS: 1	PA: 41					
<b>PITCHER</b>	IP	WLS	BF	H	R	ER	SO	BB	IBB	HBP	BLK	WP	HR	S	P	ERA	WHIP										
<b>Chris Short, L</b> ERA: 2.49 (1, 1)	5.1	L	24	9	5	5	2	1	0	0	0	0	2	27	31	8.44	1.875										
<b>Bill Champion, R</b> ERA: 8.1 (6, 1)	1.2		8	2	1	1	0	1	0	0	0	0	0	7	11	5.40	1.800										
<b>Ken Reynolds, L</b> ERA: 1.23 (8, 1)	2.0		9	2	1	0	3	0	0	0	0	0	0	15	15	0.00	1.000										
Batter	1	2	3	4	5	6	7	8	9	AB	R	H	RBI	BB	SO	LOB	BOTTOM										
<b>Larry Bowa, S</b> OBP: 0.303, SLG: 0.293 (1, 6)										4	0	1	1	0	1	1	<b>St. Louis Cardinals @ Philadelphia Phillies</b> <b>Veterans Stadium, Philadelphia, PA</b> Tue May 04 1971, 7:05 PM EDT Att: 9,339 - Unknown										
<b>Tony Taylor, R</b> OBP: 0.257, SLG: 0.281 (1, 4)										3	0	0	0	1	0	1											
<b>Willie Montanez, L</b> OBP: 0.420, SLG: 0.600 (1, 8)										4	0	1	0	0	1	1											
<b>Deron Johnson, R</b> OBP: 0.292, SLG: 0.344 (1, 3)										4	0	1	0	0	1	2											
<b>Roger Freed, R</b> OBP: 0.351, SLG: 0.385 (1, 9)										4	0	1	0	0	1	2											
<b>Don Money, R</b> OBP: 0.247, SLG: 0.292 (1, 5)										3	0	0	0	1	1	1											
<b>Larry Hisle, R</b> OBP: 0.321, SLG: 0.240 (1, 7)										3	1	0	0	1	1	2											
<b>Mike Ryan, R</b> OBP: 0.286, SLG: 0.583 (1, 2)										4	2	2	2	0	2	2											
<b>Chris Short, R</b> OBP: 1.000, SLG: 1.000 (1, 1)										2	0	0	0	0	1	3											
<b>Bill Champion, R</b> OBP: 0.344, SLG: 0.444 (7, PR)										0	0	0	0	0	0	0											
<b>Joe Lisi, R</b> OBP: 0.346, SLG: 0.600 (7, PR)										0	0	0	0	0	0	0											
<b>Rick Wise, R</b> OBP: 0.346, SLG: 0.600 (7, PR)										0	0	0	0	0	0	0											
<b>Ken Reynolds, L</b> OBP: 0.346, SLG: 0.600 (8, 1)										0	0	0	0	0	0	0											
<b>Byron Browne, R</b> OBP: 0.154, SLG: 0.283 (8, PR)										1	0	0	0	0	1	0											
<b>Inning Stats</b>	R: 0 E: 0 K: 1 S: 5	H: 0 LOB: 1 BB: 1 P: 9	R: 0 E: 0 K: 3 S: 10	H: 1 LOB: 2 BB: 1 P: 14	R: 0 E: 0 K: 1 S: 5	H: 0 LOB: 0 BB: 0 P: 5	R: 0 E: 0 K: 1 S: 5	H: 0 LOB: 0 BB: 0 P: 5	R: 2 E: 0 K: 0 S: 4	H: 2 LOB: 0 BB: 1 P: 8	R: 0 E: 0 K: 1 S: 6	H: 1 LOB: 1 BB: 0 P: 6	R: 0 E: 0 K: 2 S: 7	H: 0 LOB: 1 BB: 1 P: 11	R: 0 E: 0 K: 0 S: 4	H: 1 LOB: 1 BB: 0 P: 4	R: 1 E: 0 K: 1 S: 6	H: 1 LOB: 0 BB: 0 P: 6	1B: 3 2B: 1 3B: 1 HR: 1	SF: 0 SAC: 0 DP: 1 HBP: 0	WP: 1 PB: 0 SB: 0 CS: 0	PA: 36					
<b>PITCHER</b>	IP	WLS	BF	H	R	ER	SO	BB	IBB	HBP	BLK	WP	HR	S	P	ERA	WHIP										
<b>Jerry Reuss, L</b> ERA: 3.58 (1, 1)	9.0	W	36	6	3	3	10	4	0	0	0	1	1	52	68	3.00	1.111										

AB 39  
R 7  
H 13  
RBI 7  
BB 2  
SO 5  
LOB 12



AB 32  
R 3  
H 6  
RBI 3  
BB 4  
SO 10  
LOB 15





Batter	1	2	3	4	5	6	7	8	9	AB	R	H	RBI	BB	SO	LOB	TOP										
Lou Brock, L OBP: 0.393, SLG: 0.486 (1, 7)	K	FC6-4			3-1			HR	K	5	1	1	1	0	2	3											
Matty Alou, L OBP: 0.321, SLG: 0.388 Luis Melendez, R OBP: 0.321, SLG: 0.308 (8, FR)	F9		L8			F2		SH5-3 HR	BB	4	0	1	0	0	0	0											
Ted Simmons, S OBP: 0.419, SLG: 0.483 (1, 2)	4-3		F7			2B		SH5-3 HR	F7	4	1	1	0	1	0	1											
Joe Torre, R OBP: 0.390, SLG: 0.518 (1, 5)		2B SF9 1B	5-3			L5		SH5-3		3	1	1	0	0	0	1											
Jose Cardenal, R OBP: 0.270, SLG: 0.379 (1, 9)		SF9 1-3 2B		1-3		6-3		HR		4	1	2	3	0	0	1											
Bob Burda, L OBP: 0.371, SLG: 0.400 (1, 3)		4-0 SF9 IBB		F8				FC6-4 1B		3	0	1	0	1	0	0											
Ted Sizemore, R OBP: 0.261, SLG: 0.290 (1, 4)		SF9 1-2 2-3 3-H 4-0		L7		6-3		F9		3	0	0	1	0	0	2											
Dal Maxvill, R OBP: 0.293, SLG: 0.224 (1, 6)		FC6-4 BB		F7				FC6-4		3	0	1	0	1	0	2											
Reggie Cleveland, R (1, 1)	K			4-3					P4	4	0	0	0	0	1	4											
<b>Inning Stats</b>	R: 0 E: 0 K: 1 S: 5	H: 0 LOB: 0 BB: 0 P: 5	R: 1 E: 0 K: 1 S: 7	H: 2 LOB: 3 BB: 2 P: 15	R: 0 E: 0 K: 0 S: 3	H: 0 LOB: 0 BB: 0 P: 3	R: 0 E: 0 K: 0 S: 3	H: 0 LOB: 0 BB: 0 P: 3	R: 0 E: 0 K: 0 S: 4	H: 1 LOB: 1 BB: 0 P: 4	R: 0 E: 0 K: 0 S: 4	H: 1 LOB: 1 BB: 0 P: 4	R: 4 E: 0 K: 0 S: 7	H: 4 LOB: 2 BB: 1 P: 11	R: 0 E: 0 K: 1 S: 5	H: 0 LOB: 1 BB: 1 P: 9	1B: 3 2B: 3 3B: 0 HR: 2	SF: 1 SAC: 1 DP: 0 HBP: 0	WP: 0 PA: 39 PB: 0 SB: 0 CS: 0								
<b>PITCHER</b>	IP	WLS	BF	H	R	ER	SO	BB	IBB	HBP	BLK	WP	HR	S	P	ERA	WHIP										
Rick Wise, R ERA: 3.79 (1, 1)	7.0		27	4	1	1	2	1	1	0	0	0	0	29	37	1.29	0.714										
Joe Hoerner, L ERA: 3.75 (8, 1)	0.0	L	3	2	3	3	0	1	0	0	0	0	1	2	6	∞	∞										
Darrell Brandon, R ERA: 1.42 (8, 1)	2.0		9	2	1	1	1	1	0	0	0	0	1	10	14	4.50	1.500										

St. Louis Cardinals @ Philadelphia Phillies  
Veterans Stadium, Philadelphia, PA  
Wed May 05 1971, 7:05 PM EDT  
Att: 10,184 - Unknown

AB 33  
R 5  
H 8  
RBI 5  
BB 4  
SO 3  
LOB 14



Batter	1	2	3	4	5	6	7	8	9	AB	R	H	RBI	BB	SO	LOB	BOTTOM										
Larry Bowa, S OBP: 0.291, SLG: 0.281 (1, 6)	6-3		4-3			L6	P6			4	0	0	0	0	0	4											
Denny Doyle, L OBP: 0.361, SLG: 0.431 (1, 4)	5-3			F7		4-3				4	0	1	0	0	0	0											
Willie Montanez, L OBP: 0.400, SLG: 0.568 (1, 8)	5-3			F8		K		F8		4	0	0	0	0	1	1											
Deron Johnson, R OBP: 0.300, SLG: 0.344 (1, 3)		G6-4-3 1B		P3		2B BB		K		3	1	1	0	1	1	1											
Tim McCarver, L OBP: 0.274, SLG: 0.263 (1, 2)		F9			F6	2B 1B		K		4	0	1	0	0	1	2											
Roger Freed, R OBP: 0.347, SLG: 0.370 (1, 9)		G6-4-3			FC5-4 BB	F2			6-3	3	0	0	0	1	0	3											
Don Money, R OBP: 0.257, SLG: 0.312 (1, 5)			6-3		FC5-4 1B		2B		G6-4-3 1B	4	0	2	1	0	0	1											
Larry Hisle, R OBP: 0.375, SLG: 0.321 (1, 7)									G6-4-3	3	0	2	0	1	0	1											
Rick Wise, R OBP: 0.250, SLG: 0.500 Ron Stone, L OBP: 0.323, SLG: 0.321 Joe Hoerner, R (7, PH)										2	0	0	0	0	1	3											
Darrell Brandon, R OBP: 0.333, SLG: 0.333 (8, 1)			K		G3			K		1	0	0	0	0	1	3											
<b>Inning Stats</b>	R: 0 E: 0 K: 0 S: 3	H: 0 LOB: 0 BB: 0 P: 3	R: 0 E: 0 K: 0 S: 3	H: 1 LOB: 0 BB: 0 P: 3	R: 0 E: 0 K: 0 S: 3	H: 0 LOB: 0 BB: 0 P: 3	R: 0 E: 0 K: 0 S: 3	H: 0 LOB: 0 BB: 0 P: 3	R: 0 E: 0 K: 2 S: 8	H: 1 LOB: 1 BB: 0 P: 8	R: 0 E: 0 K: 0 S: 3	H: 1 LOB: 0 BB: 0 P: 3	R: 0 E: 0 K: 0 S: 3	H: 1 LOB: 0 BB: 0 P: 3	1B: 5 2B: 2 3B: 0 HR: 0	SF: 0 SAC: 0 DP: 2 HBP: 0	WP: 0 PA: 35 PB: 0 SB: 0 CS: 0										
<b>PITCHER</b>	IP	WLS	BF	H	R	ER	SO	BB	IBB	HBP	BLK	WP	HR	S	P	ERA	WHIP										
Reggie Cleveland, R ERA: 3.15 (1, 1)	9.0	W	35	7	1	1	5	2	1	0	0	0	0	42	54	1.00	1.000										

St. Louis Cardinals @ Philadelphia Phillies  
Veterans Stadium, Philadelphia, PA  
Wed May 05 1971, 7:05 PM EDT  
Att: 10,184 - Unknown

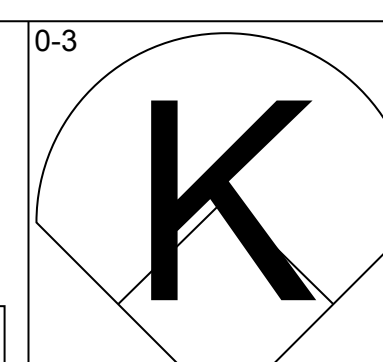
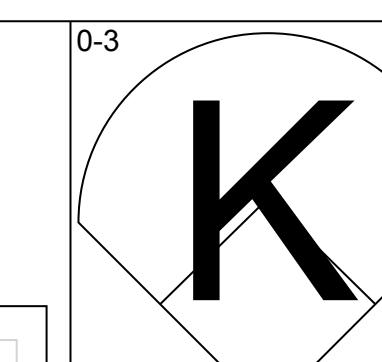
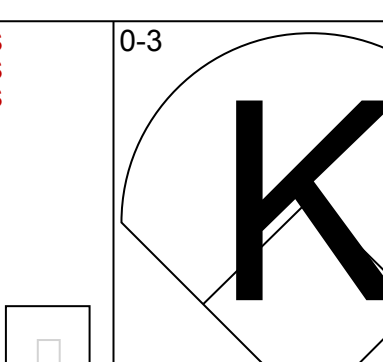
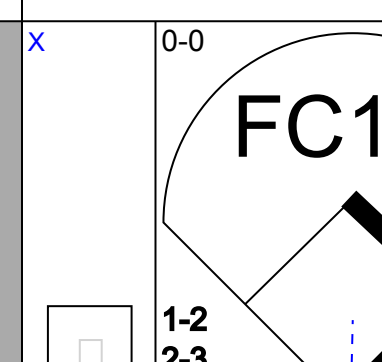
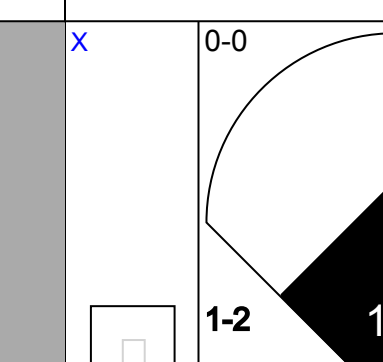
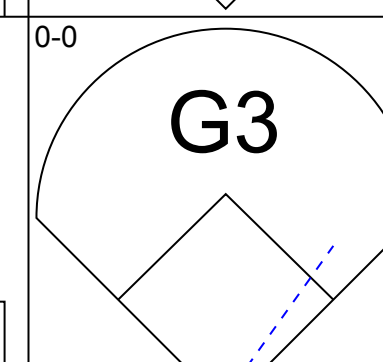
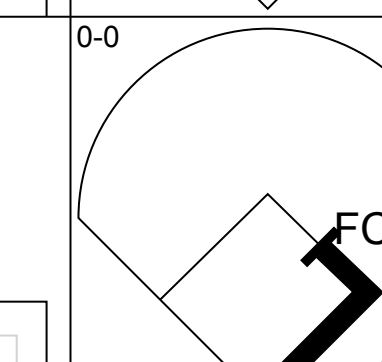
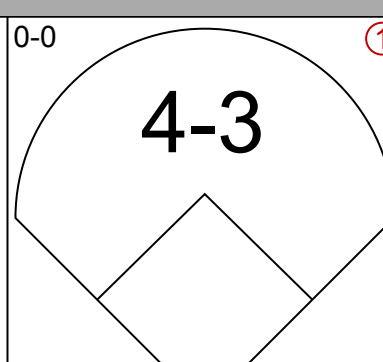
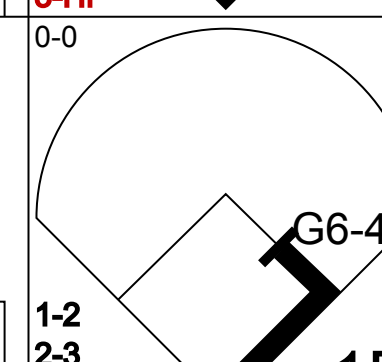
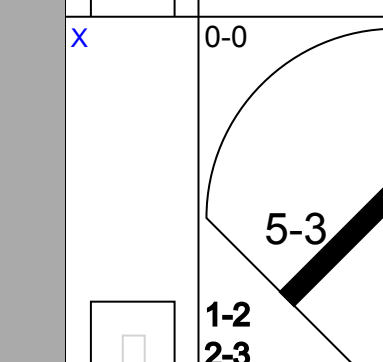
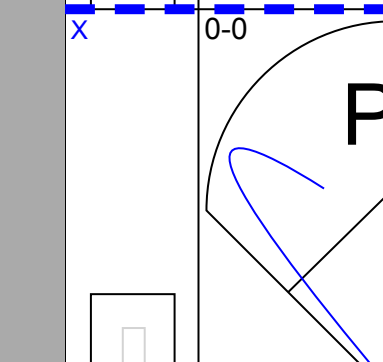
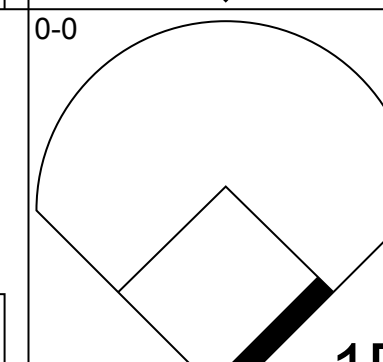
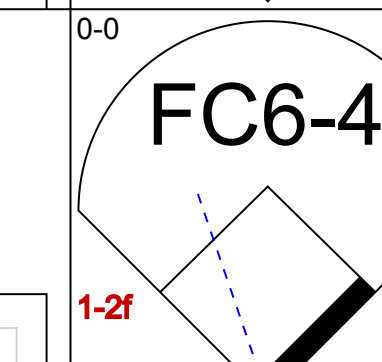
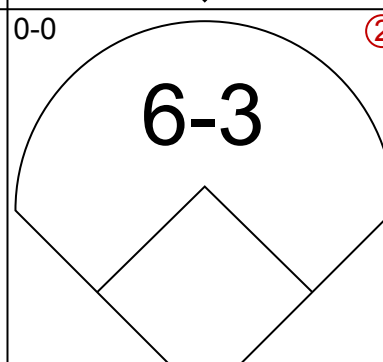
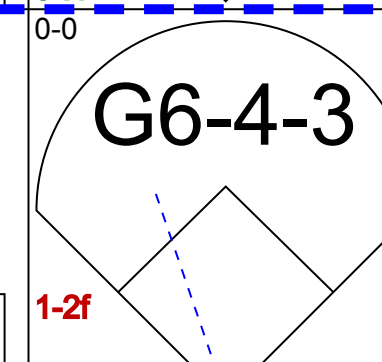
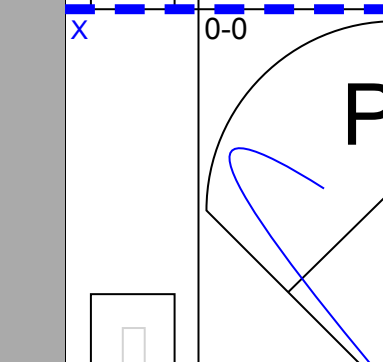
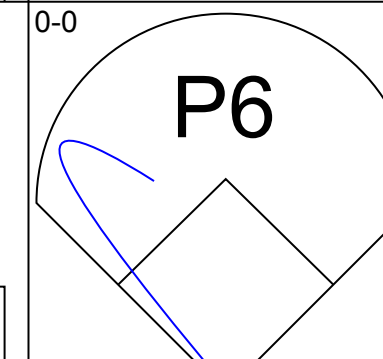
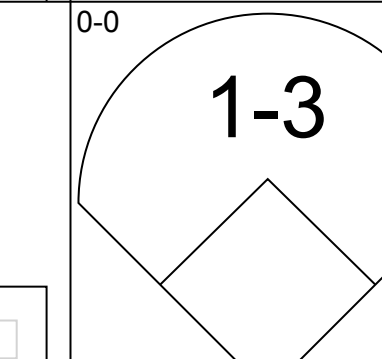
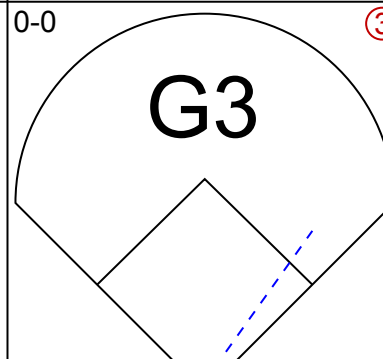
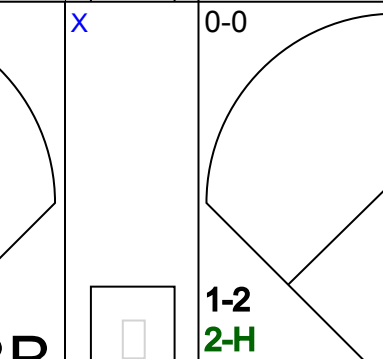
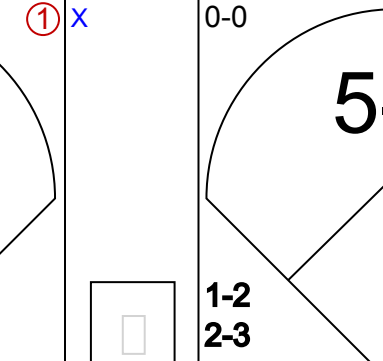
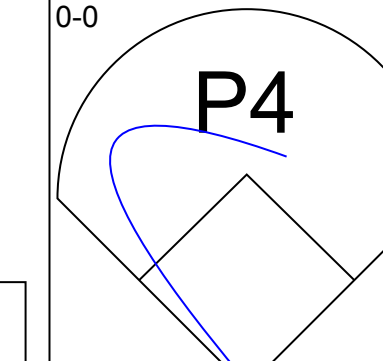
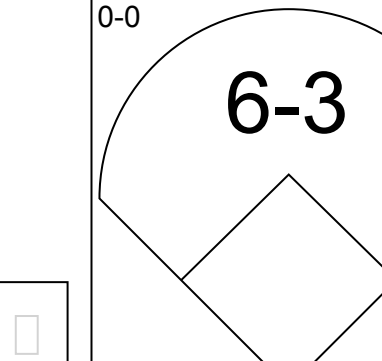
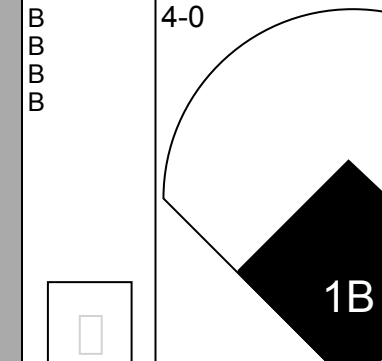
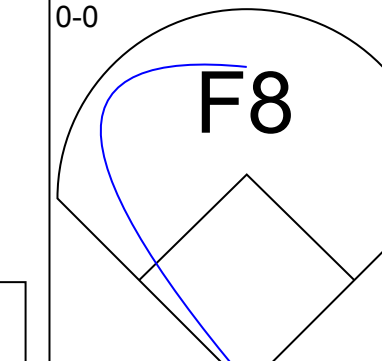
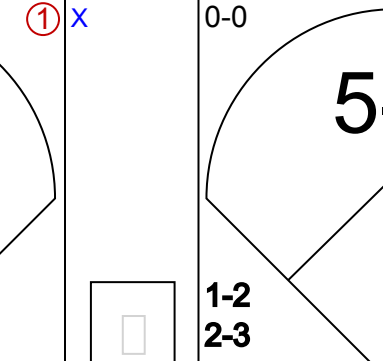

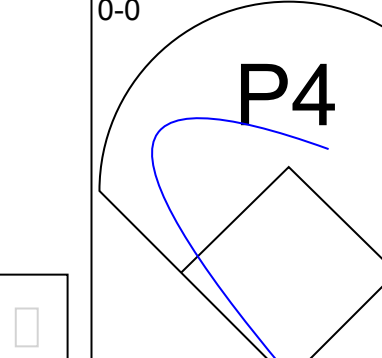
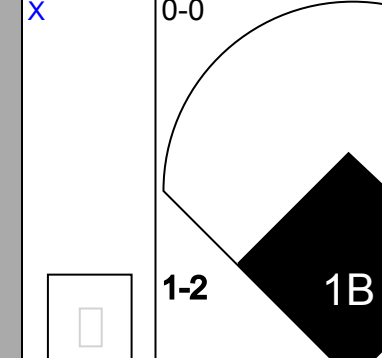
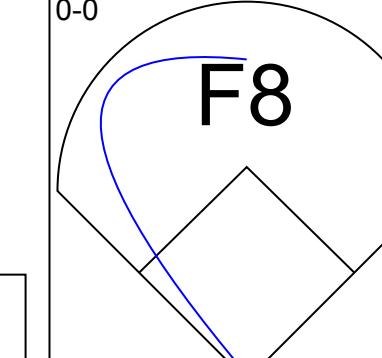
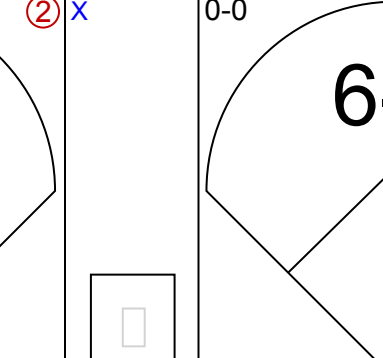
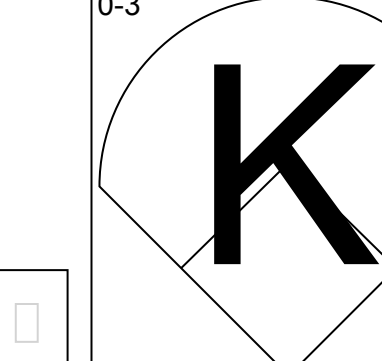
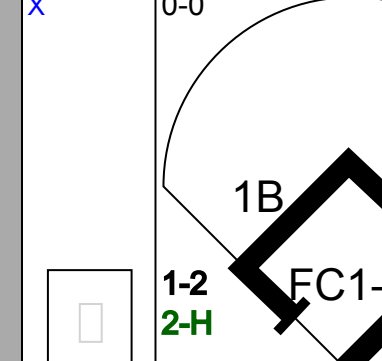
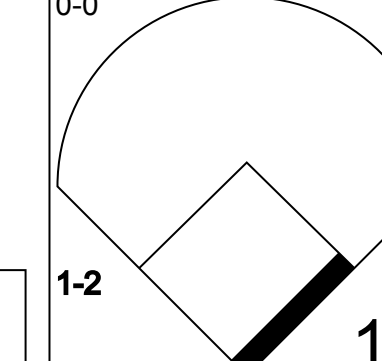
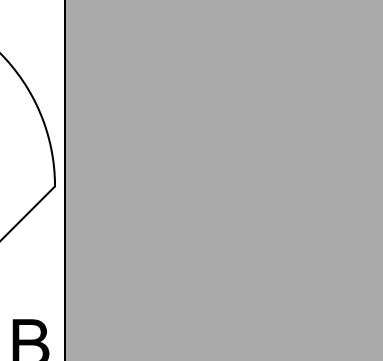

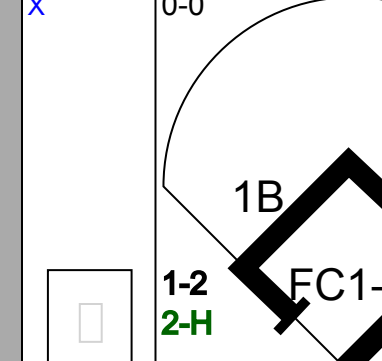
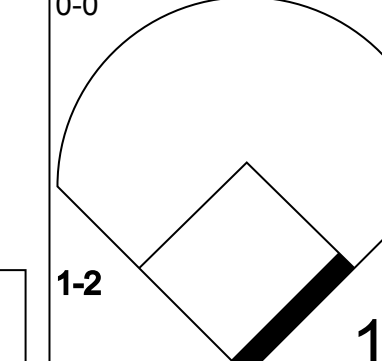
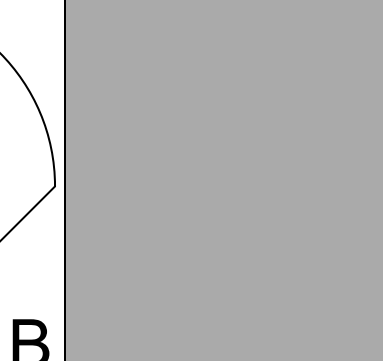
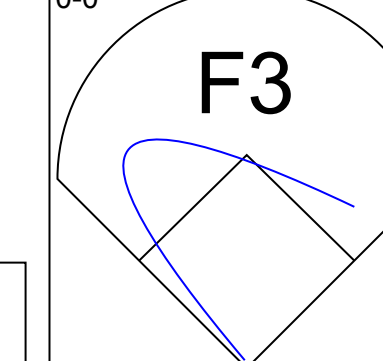
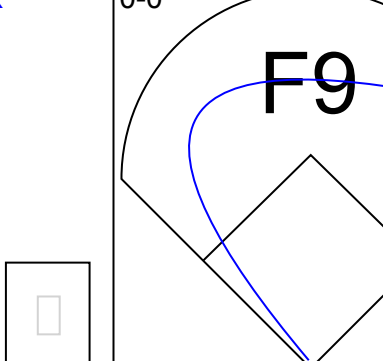
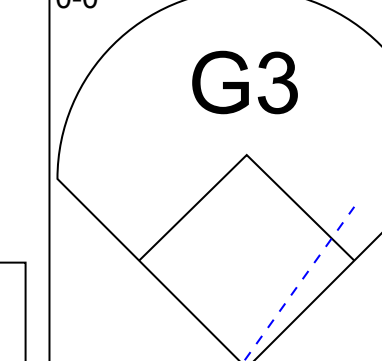
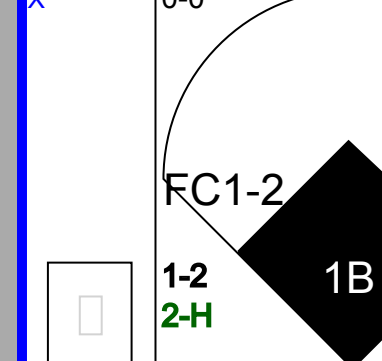
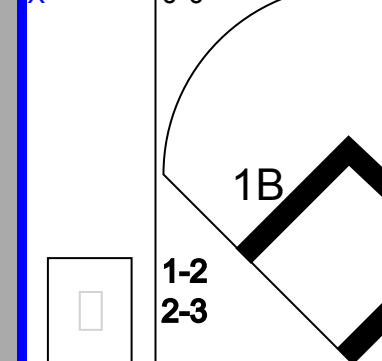
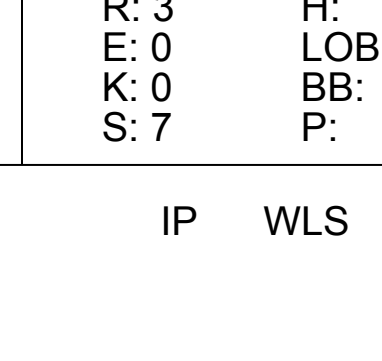

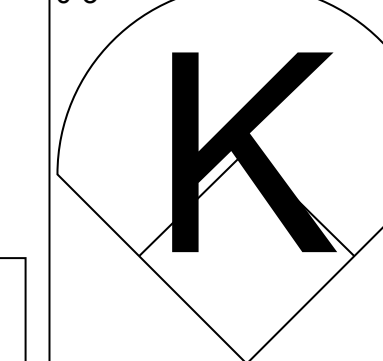
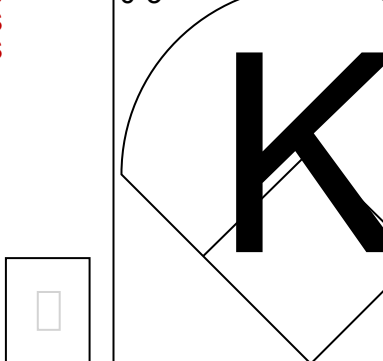
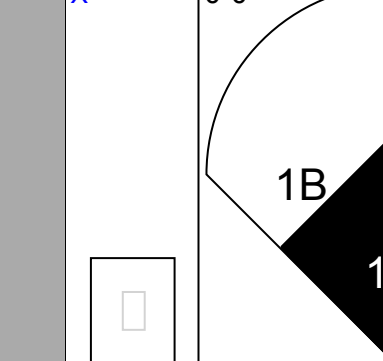



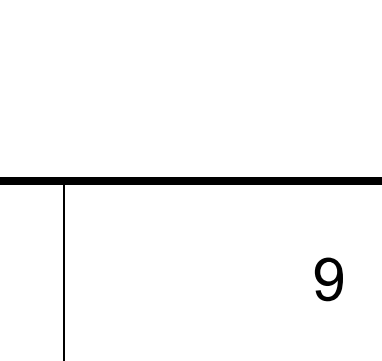

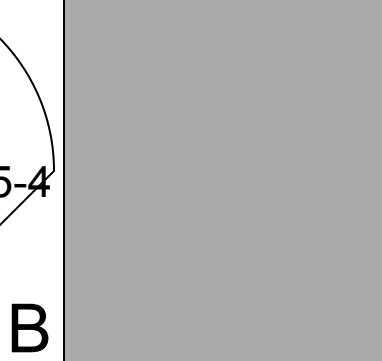
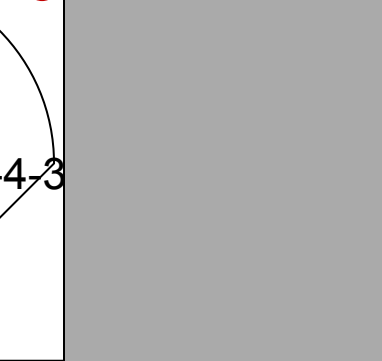
AB 32  
R 1  
H 7  
RBI 1  
BB 3  
SO 5  
LOB 19







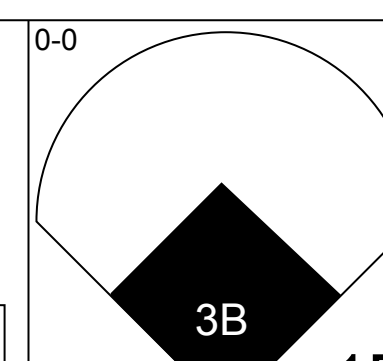
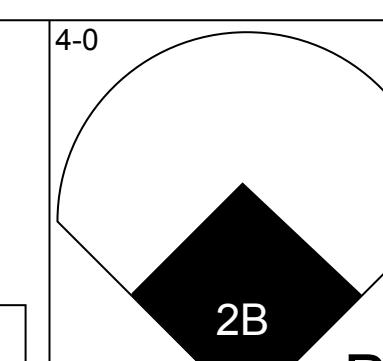
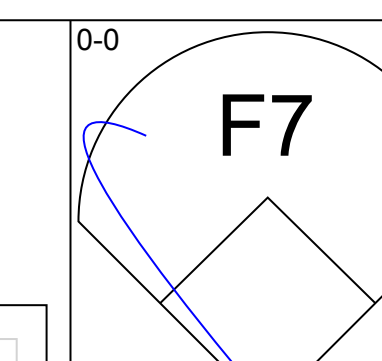
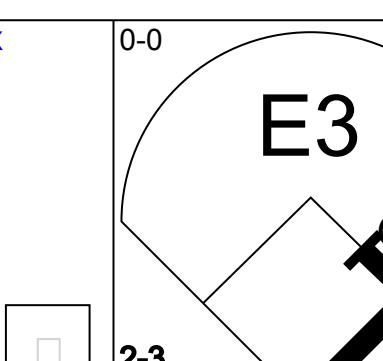
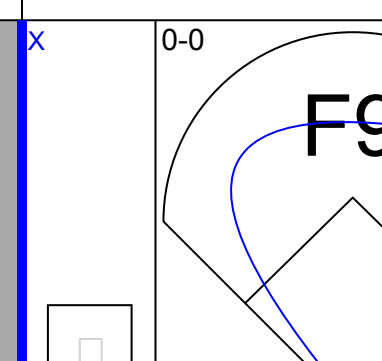
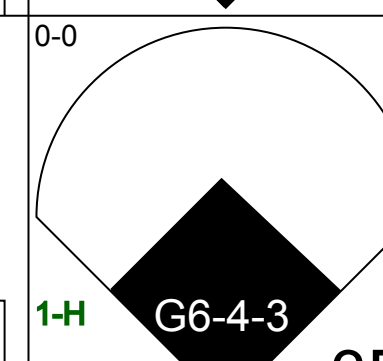
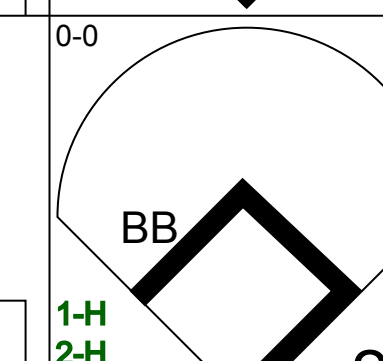
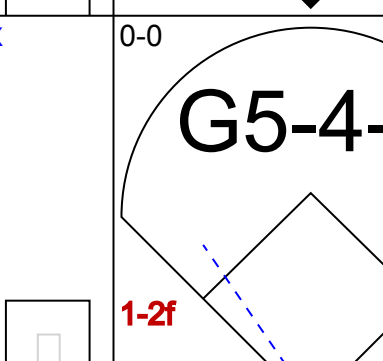
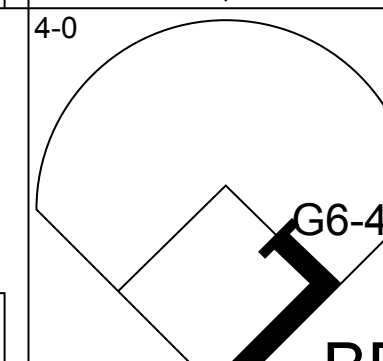
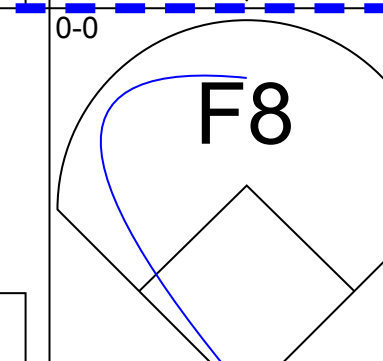
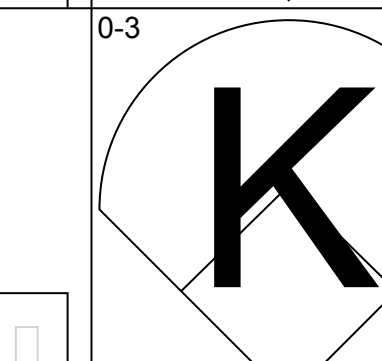

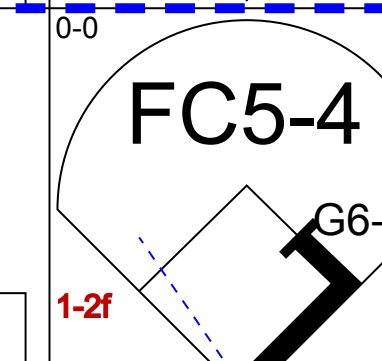
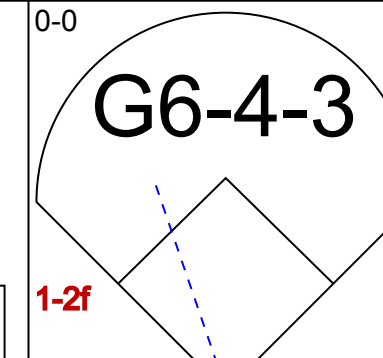
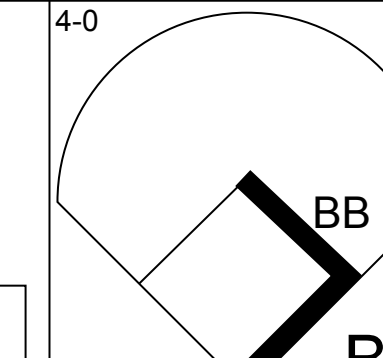
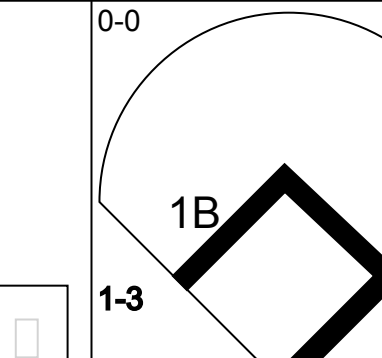
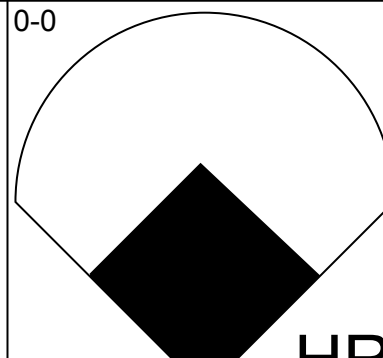
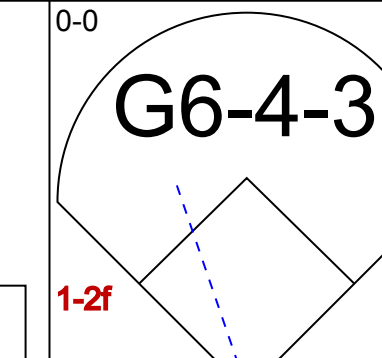
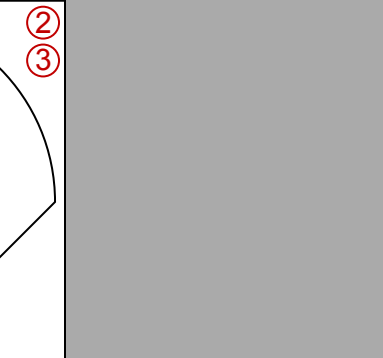
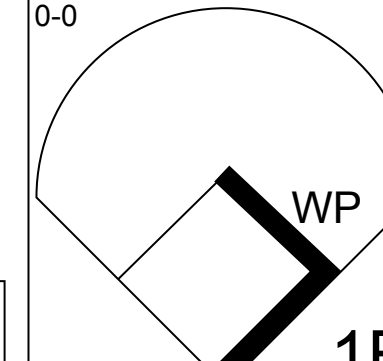
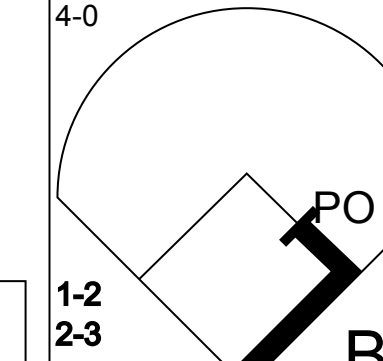
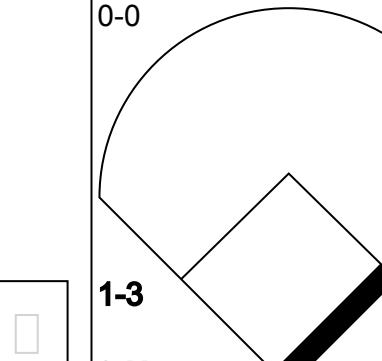

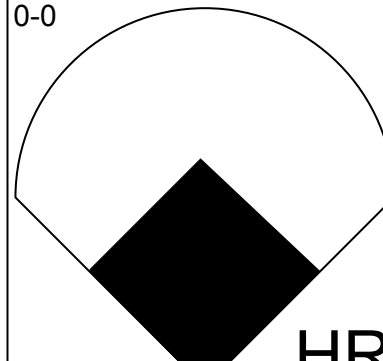

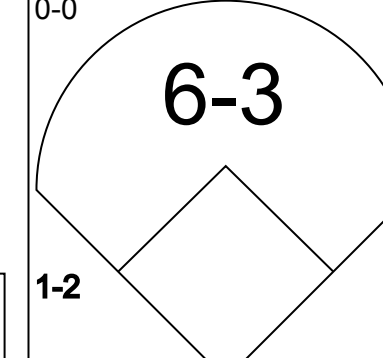
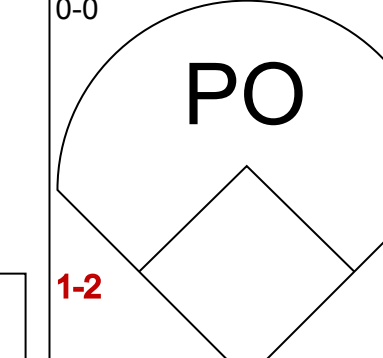
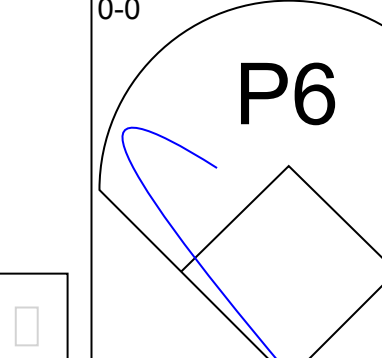

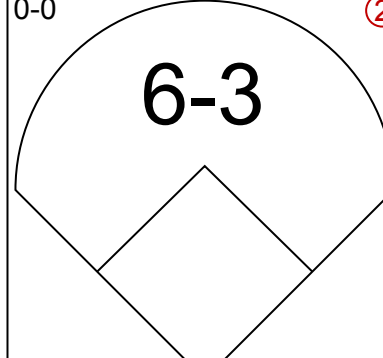

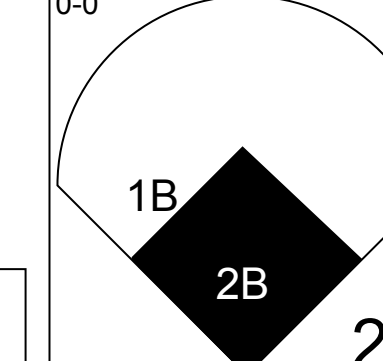
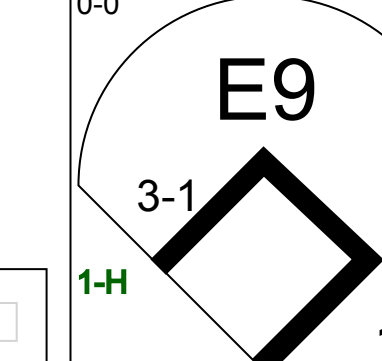
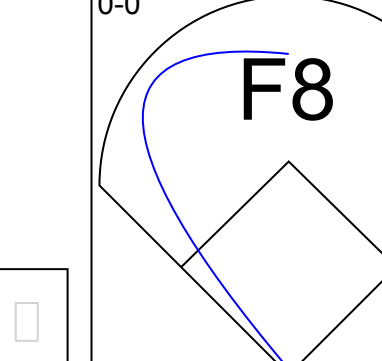

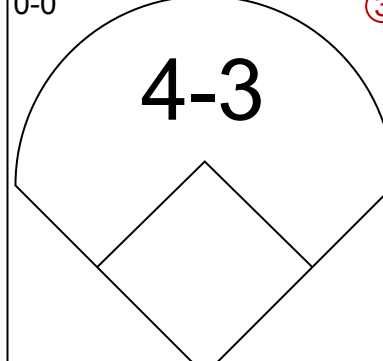
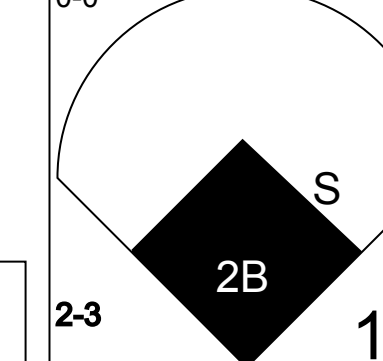
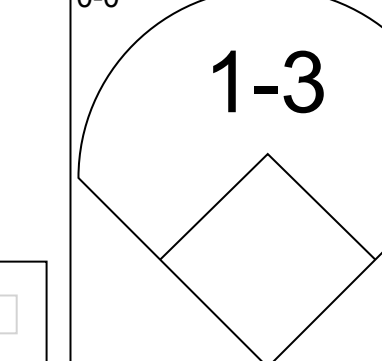

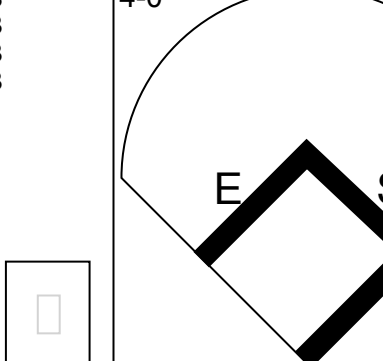

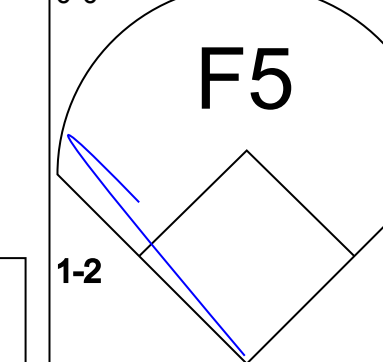
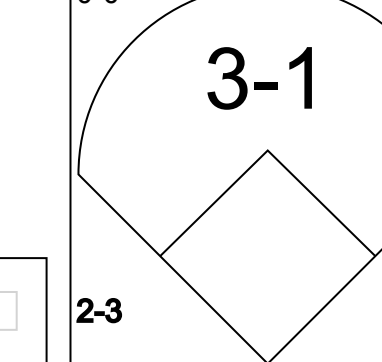
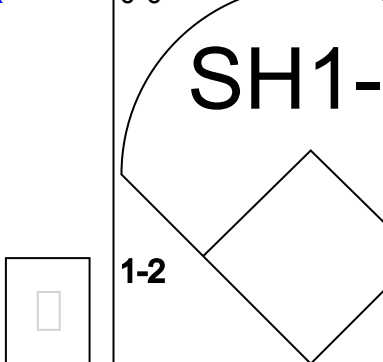
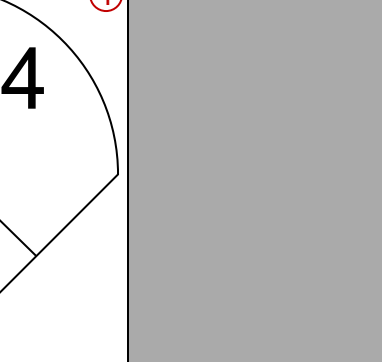
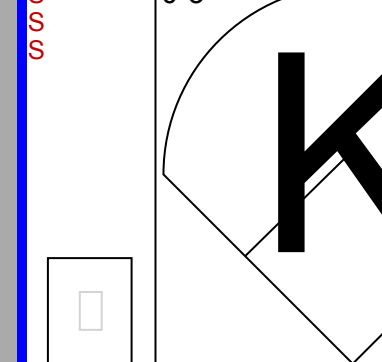
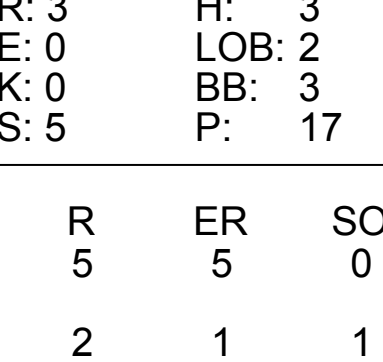
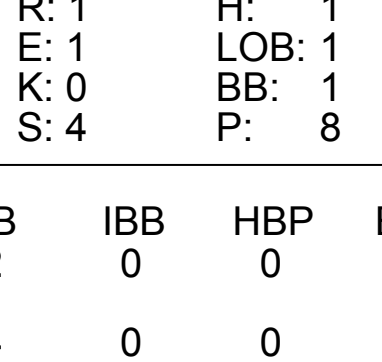
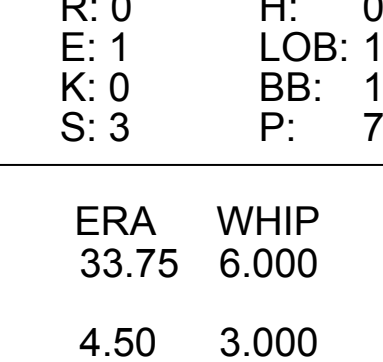
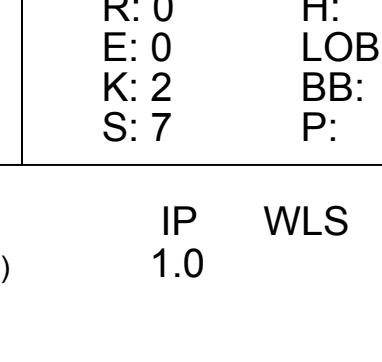


Batter	1	2	3	4	5	6	7	8	9	AB	R	H	RBI	BB	SO	LOB	TOP										
Lou Brock, L OBP: 0.397, SLG: 0.479 (1, 7)										5	1	1	0	0	3	3	<b>AB</b> 40 <b>R</b> 5 <b>H</b> 14 <b>RBI</b> 5 <b>BB</b> 2 <b>SO</b> 6 <b>LOB</b> 24										
Matty Alou, L OBP: 0.335, SLG: 0.396 (1, 8)										5	0	3	1	0	0	0											
Ted Simmons, S OBP: 0.412, SLG: 0.469 (1, 2)										5	0	1	0	0	0	7											
Joe Torre, R OBP: 0.378, SLG: 0.496 (1, 5)										4	0	1	2	1	0	2											
Jose Cardenal, R OBP: 0.266, SLG: 0.355 (1, 9)										4	1	0	0	1	0	3											
Jim Beauchamp, R OBP: 0.311, SLG: 0.381 (1, 3)										5	1	2	0	0	0	3											
Julian Javier, R OBP: 0.270, SLG: 0.204 (7, PH)										1	0	1	0	0	0	0											
Ted Sizemore, R OBP: 0.266, SLG: 0.209 (3, 4)										3	0	2	1	0	1	0											
Dal Maxvill, R OBP: 0.270, SLG: 0.204 (7, PH)										2	0	0	0	0	0	2											
Luis Melendez, R OBP: 0.333, SLG: 0.321 (7, 1)										1	1	1	1	0	0	0											
Don Shaw, L OBP: 0.224, SLG: 0.234 (8, PH)										0	0	0	0	0	0	0											
Joe Hague, L OBP: 1.000, SLG: 1.000 (8, 1)										1	0	0	0	0	0	2											
Frank Linzy, R OBP: 1.000, SLG: 1.000 (8, 1)										0	0	0	0	0	0	0											
Steve Carlton, L OBP: 0.220, SLG: 0.350 (2, 1)										1	0	0	0	0	1	2											
Mike Torrez, R OBP: 0.294, SLG: 0.457 (5, PH)										0	0	0	0	0	0	0											
Moe Drabowsky, R OBP: 0.294, SLG: 0.457 (5, PH)										0	0	0	0	0	0	0											
Leron Lee, L OBP: 0.294, SLG: 0.457 (5, PH)										0	0	0	0	0	0	0											
Chris Zachary, R OBP: 0.294, SLG: 0.457 (5, PH)										1	0	0	0	0	0	0											
Dick Schofield, S OBP: 0.292, SLG: 0.228 (7, 6)										2	1	2	0	0	0	0											
<b>Inning Stats</b>	R: 0 E: 0 K: 1 S: 6	H: 1 LOB: 1 BB: 0 P: 6	R: 0 E: 0 K: 1 S: 7	H: 2 LOB: 2 BB: 0 P: 7	R: 0 E: 0 K: 1 S: 6	H: 1 LOB: 1 BB: 0 P: 6	R: 0 E: 0 K: 1 S: 5	H: 0 LOB: 0 BB: 0 P: 5	R: 0 E: 0 K: 2 S: 7	H: 0 LOB: 0 BB: 0 P: 7	R: 0 E: 0 K: 0 S: 3	H: 0 LOB: 0 BB: 0 P: 3	R: 3 E: 0 K: 0 S: 7	H: 5 LOB: 2 BB: 1 P: 11	R: 0 E: 0 K: 0 S: 4	H: 1 LOB: 2 BB: 1 P: 8	R: 2 E: 0 K: 0 S: 7	H: 4 LOB: 2 BB: 0 P: 7	1B: 14 2B: 0 3B: 0 HR: 0	SF: 0 SAC: 0 DP: 1 HBP: 0	WP: 0 PB: 0 SB: 0 CS: 0	PA: 42					
<b>PITCHER</b>	IP WLS BF H R ER SO BB IBB HBP BLK WP HR S P ERA WHIP	6.1 W 29 9 3 3 6 1 0 0 0 0 0 40 44 4.26 1.579	1.2 9 4 2 2 0 1 0 0 0 0 0 8 12 10.80 3.000	1.0 S 4 1 0 0 0 0 0 0 0 0 0 4 4 0.00 1.000											IP WLS BF H R ER SO BB IBB HBP BLK WP HR S P ERA WHIP												
Jerry Kosman, L ERA: 2.21 (1, 1)											6.1	W	29	9	3	3	6	1	0	0	0	0	0	40	44	4.26	1.579
Ron Taylor, R ERA: 1.5 (7, 1)											1.2		9	4	2	2	0	1	0	0	0	0	8	12	10.80	3.000	
Danny Frisella, R ERA: 3.14 (9, 1)											1.0	S	4	1	0	0	0	0	0	0	0	0	4	4	0.00	1.000	

St. Louis Cardinals @ New York Mets  
Shea Stadium, Flushing, NY  
Sun May 09 1971, 3:33 AM EDT  
Att: 27,189 - Unknown

livebaseballscores.com



Batter	1	2	3	4	5	6	7	8	9	AB	R	H	RBI	BB	SO	LOB	BOTTOM									
Bud Harrelson, S OBP: 0.420, SLG: 0.430 (1, 6)										3	2	1	0	1	0	2	<b>AB</b> 32 <b>R</b> 9 <b>H</b> 12 <b>RBI</b> 7 <b>BB</b> 7 <b>SO</b> 3 <b>LOB</b> 18									
Ken Boswell, L OBP: 0.266, SLG: 0.306 (7, 4)										1	0	0	0	0	0	0										
Tim Foli, R OBP: 0.444, SLG: 0.533 (1, 4)										4	2	3	4	1	0	2										
Cleon Jones, R OBP: 0.291, SLG: 0.359 (1, 7)										4	0	0	0	1	1	3										
Donn Clendenon, R OBP: 0.339, SLG: 0.474 (1, 3)										4	1	2	1	1	0	2										
Bob Aspromonte, R OBP: 0.317, SLG: 0.411 (1, 5)										3	1	3	2	1	0	0										
Ken Singleton, S OBP: 0.333, SLG: 0.244 (1, 9)										3	1	0	0	1	0	3										
Jerry Grote, R OBP: 0.419, SLG: 0.494 (1, 2)										4	1	2	0	0	0	2										
Don Hahn, R OBP: 0.364, SLG: 0.278 (1, 8)										3	1	1	0	1	1	1										
Jerry Kosman, R OBP: 0.267, SLG: 0.214 (7, 1)										2	0	0	0	0	0	3										
Ron Taylor, R ERA: 5.55 (7, 1)										1	0	0	0	0	1	0										
Danny Frisella, L ERA: (9, 1)										0	0	0	0	0	0	0										
<b>Inning Stats</b>	R: 2 E: 0 K: 0 S: 5	H: 3 LOB: 1 BB: 1 P: 9	R: 3 E: 0 K: 0 S: 5	H: 3 LOB: 3 BB: 3 P: 17	R: 1 E: 1 K: 0 S: 4	H: 1 LOB: 1 BB: 1 P: 8	R: 1 E: 0 K: 1 S: 7	H: 2 LOB: 2 BB: 1 P: 11	R: 0 E: 0 K: 0 S: 3	H: 0 LOB: 1 BB: 1 P: 7	R: 2 E: 0 K: 0 S: 5	H: 2 LOB: 0 BB: 0 P: 5	R: 0 E: 0 K: 2 S: 7	H: 0 LOB: 0 BB: 0 P: 7	R: 0 E: 0 K: 0 S: 3	H: 1 LOB: 0 BB: 0 P: 3	1B: 7 2B: 2 3B: 1 HR: 2	SF: 0 SAC: 1 DP: 3 HBP: 0	WP: 1 PB: 0 SB: 1 CS: 0	PA: 41						
<b>PITCHER</b>	IP WLS BF H R ER SO BB IBB HBP BLK WP HR S P ERA WHIP	1.1 L 11 2 2 1 1 4 0 0 0 0 0 9 25 4.50 3.000	2.0 11 2 2 1 1 4 0 0 0 0 0 9 25 4.50 3.000	0.2 3 1 0 0 0 0 0 0 0 0 0 3 3 0.00 1.500	2.0 9 2 2 2 0 1 0 0 0 0 2 8 12 9.00 1.500	1.0 3 0 0 0 2 0 0 0 0 0 0 7 7 0.00 0.000											IP WLS BF H R ER SO BB IBB HBP BLK WP HR S P ERA WHIP									
Steve Carlton, L ERA: 2.66 (1, 1)											1.1	L	11	2	2	1	1	4	0	0	0	0	9	25	4.50	3.000
Mike Torrez, R ERA: 5.55 (2, 1)											2.0		11	2	2	1	1	4	0	0	0	0	9	25	4.50	3.000
Moe Drabowsky, R ERA: 4.22 (4, 1)											0.2		3	1	0	0	0	0	0	0	0	0	3	3	0.00	1.500
Chris Zachary, R ERA: 4.66 (5, 1)											2.0		9	2	2	2	0	1	0	0	0	2	8	12	9.00	1.500
Don Shaw, L ERA: (7, 1)											1.0		3	0	0	0	2	0	0	0	0	7	7	0.00	0.000	

St. Louis Cardinals @ New York Mets  
Shea Stadium, Flushing, NY  
Sun May 09 1971, 3:33 AM EDT  
Att: 27,189 - Unknown





Batter	1	2	3	4	5	6	7	8	9	AB	R	H	RBI	BB	SO	LOB	TOP								
Lou Brock, L OBP: 0.397, SLG: 0.471 (1, 7)	3-1	F7				4-0 1B BB	4-3			4	0	1	1	1	0	2	<b>St. Louis Cardinals @ Montreal Expos</b> Jarry Park, Montreal, QB Mon May 10 1971, 7:05 PM EDT Att: 16,703 - Unknown								
Matty Alou, L OBP: 0.352, SLG: 0.404 Luis Melendez, R OBP: 0.323, SLG: 0.310 (1, 8) (7, 8)	FC6-4 1B		4-3				1-3 1B		5-3	3	0	2	0	1	0	0									
Ted Simmons, S OBP: 0.412, SLG: 0.461 (1, 2)	FC6-4 1B PB 1-2						K		E8 FC3-2 BB 1-3 1B	4	1	1	0	1	1	3									
Joe Torre, R OBP: 0.379, SLG: 0.483 (1, 5)	1B 1-2 BB						P4		BB FC3-2 BB 1-2 BB	3	1	0	0	2	1	3									
Jose Cardenal, R OBP: 0.271, SLG: 0.351 (1, 9)	1-2 2-3 1B		F7						FC3-2 BB BB 1-2 2-3 3-H	4	2	1	0	1	0	4									
Joe Hague, L OBP: 0.264, SLG: 0.329 (1, 3)									2-3	5	2	3	3	0	2	3									
Ted Sizemore, R OBP: 0.283, SLG: 0.222 (1, 4)									CS 1B	4	1	2	1	1	0	0									
Dick Schofield, S OBP: 0.321, SLG: 0.217 Dal Maxwell, R OBP: 0.266, SLG: 0.200 (1, 6) (7, 6)									1-2 2-3 3-H BB	2	1	0	1	2	1	0									
Jerry Reuss, L OBP: 0.190, SLG: 0.200 Frank Linzy, R OBP: 1.000, SLG: 1.000 (1, 1) (9, 1)									2B 1B BB 1-2 2-3 3-H	1	0	0	0	0	1	2									
									1-3 2-H 3-H 1B 2B	0	0	0	0	0	0	0									
<b>Inning Stats</b>	R: 0 E: 0 K: 0 S: 4	H: 2 LOB: 2 BB: 1 P: 8	R: 1 E: 0 K: 0 S: 4	H: 2 LOB: 1 BB: 1 P: 8	R: 0 E: 0 K: 1 S: 5	H: 0 LOB: 0 BB: 1 P: 9	R: 0 E: 0 K: 2 S: 7	H: 0 LOB: 0 BB: 0 P: 7	R: 0 E: 0 K: 2 S: 8	H: 1 LOB: 2 BB: 1 P: 12	R: 2 E: 0 K: 0 S: 5	H: 2 LOB: 1 BB: 1 P: 9	R: 5 E: 1 K: 1 S: 7	H: 3 LOB: 4 BB: 23	R: 0 E: 0 K: 0 S: 3	H: 0 LOB: 0 BB: 0 P: 3	R: 0 E: 0 K: 1 S: 6	H: 2 LOB: 2 BB: 0 P: 6	1B: 9 2B: 2 3B: 0 HR: 2	SF: 0 SAC: 0 DP: 1 HBP: 0	WP: 0 PB: 1 SB: 1 CS: 3	PA: 44			
<b>PITCHER</b>	IP WLS BF H R ER SO BB IBB HBP BLK WP HR S P ERA WHIP	IP WLS BF H R ER SO BB IBB HBP BLK WP HR S P ERA WHIP	IP WLS BF H R ER SO BB IBB HBP BLK WP HR S P ERA WHIP	IP WLS BF H R ER SO BB IBB HBP BLK WP HR S P ERA WHIP	IP WLS BF H R ER SO BB IBB HBP BLK WP HR S P ERA WHIP	IP WLS BF H R ER SO BB IBB HBP BLK WP HR S P ERA WHIP	IP WLS BF H R ER SO BB IBB HBP BLK WP HR S P ERA WHIP	IP WLS BF H R ER SO BB IBB HBP BLK WP HR S P ERA WHIP	IP WLS BF H R ER SO BB IBB HBP BLK WP HR S P ERA WHIP	IP WLS BF H R ER SO BB IBB HBP BLK WP HR S P ERA WHIP	IP WLS BF H R ER SO BB IBB HBP BLK WP HR S P ERA WHIP	IP WLS BF H R ER SO BB IBB HBP BLK WP HR S P ERA WHIP	IP WLS BF H R ER SO BB IBB HBP BLK WP HR S P ERA WHIP	IP WLS BF H R ER SO BB IBB HBP BLK WP HR S P ERA WHIP	IP WLS BF H R ER SO BB IBB HBP BLK WP HR S P ERA WHIP	IP WLS BF H R ER SO BB IBB HBP BLK WP HR S P ERA WHIP	IP WLS BF H R ER SO BB IBB HBP BLK WP HR S P ERA WHIP	IP WLS BF H R ER SO BB IBB HBP BLK WP HR S P ERA WHIP	IP WLS BF H R ER SO BB IBB HBP BLK WP HR S P ERA WHIP	IP WLS BF H R ER SO BB IBB HBP BLK WP HR S P ERA WHIP	IP WLS BF H R ER SO BB IBB HBP BLK WP HR S P ERA WHIP	IP WLS BF H R ER SO BB IBB HBP BLK WP HR S P ERA WHIP	IP WLS BF H R ER SO BB IBB HBP BLK WP HR S P ERA WHIP	IP WLS BF H R ER SO BB IBB HBP BLK WP HR S P ERA WHIP	IP WLS BF H R ER SO BB IBB HBP BLK WP HR S P ERA WHIP

AB	35
R	8
H	12
RBI	8
BB	9
SO	7
LOB	19



Batter	1	2	3	4	5	6	7	8	9	AB	R	H	RBI	BB	SO	LOB	BOTTOM								
Bobby Wine, R OBP: 0.269, SLG: 0.233 (1, 6)	F8		6-3							5	0	0	0	0	1	2	<b>St. Louis Cardinals @ Montreal Expos</b> Jarry Park, Montreal, QB Mon May 10 1971, 7:05 PM EDT Att: 16,703 - Unknown								
Rusty Staub, L OBP: 0.379, SLG: 0.459 (1, 9)									F8	4	1	2	1	1	0	1									
Ron Hunt, R OBP: 0.433, SLG: 0.354 (1, 4)	F8		3-1						1B	2	1	0	0	3	0	2									
Ron Swoboda, R OBP: 0.366, SLG: 0.500 Mack Jones, L OBP: 0.273, SLG: 0.550 (1, 7) (9, PH)	6-3								BB	4	0	1	1	0	2	4									
John Bateman, R OBP: 0.306, SLG: 0.363 Jim Fairey, L OBP: 0.235, SLG: 0.219 (1, 2) (9, PH)									3B	1	0	1	1	0	0	0									
Coco Laboy, R OBP: 0.375, SLG: 0.286 (1, 5)	3-1								1B	4	1	1	0	0	1	2									
Ron Fairly, L OBP: 0.449, SLG: 0.426 Howie Reed, R OBP: 0.333, SLG: 0.333 John Strohmayr, R OBP: 0.318, SLG: 0.571 (1, 3) (7, 1) (8, PH) (9, 1)									2B	2	0	0	0	1	2	1									
Clyde Mashore, R OBP: 0.364, SLG: 0.364 (1, 8)									G3	1	0	0	0	0	0	2									
Steve Renko, R OBP: 0.118, SLG: 0.118 Mike Marshall, R OBP: 0.318, SLG: 0.571 (1, 1) (7, 1) (7, 3)									1B	2	0	0	0	0	0	0									
									2B	2	1	1	0	0	0	1									
<b>Inning Stats</b>	R: 0 E: 0 K: 0 S: 3	H: 0 LOB: 1 BB: 1 P: 7	R: 1 E: 0 K: 0 S: 4	H: 2 LOB: 1 BB: 1 P: 8	R: 1 E: 0 K: 0 S: 5	H: 2 LOB: 1 BB: 0 P: 5	R: 0 E: 0 K: 1 S: 5	H: 0 LOB: 0 BB: 0 P: 5	R: 0 E: 0 K: 0 S: 3	H: 0 LOB: 0 BB: 0 P: 3	R: 1 E: 0 K: 2 S: 8	H: 1 LOB: 1 BB: 1 P: 12	R: 1 E: 0 K: 1 S: 7	H: 2 LOB: 2 BB: 1 P: 11	R: 0 E: 0 K: 2 S: 8	H: 0 LOB: 0 BB: 0 P: 8	R: 1 E: 0 K: 1 S: 7	H: 2 LOB: 2 BB: 1 P: 11	1B: 6 2B: 3 3B: 1 HR: 0	SF: 0 SAC: 0 DP: 1 HBP: 0	WP: 0 PB: 0 SB: 0 CS: 0	PA: 41			
<b>PITCHER</b>	IP WLS BF H R ER SO BB IBB HBP BLK WP HR S P ERA WHIP	IP WLS BF H R ER SO BB IBB HBP BLK WP HR S P ERA WHIP	IP WLS BF H R ER SO BB IBB HBP BLK WP HR S P ERA WHIP	IP WLS BF H R ER SO BB IBB HBP BLK WP HR S P ERA WHIP	IP WLS BF H R ER SO BB IBB HBP BLK WP HR S P ERA WHIP	IP WLS BF H R ER SO BB IBB HBP BLK WP HR S P ERA WHIP	IP WLS BF H R ER SO BB IBB HBP BLK WP HR S P ERA WHIP	IP WLS BF H R ER SO BB IBB HBP BLK WP HR S P ERA WHIP	IP WLS BF H R ER SO BB IBB HBP BLK WP HR S P ERA WHIP	IP WLS BF H R ER SO BB IBB HBP BLK WP HR S P ERA WHIP	IP WLS BF H R ER SO BB IBB HBP BLK WP HR S P ERA WHIP	IP WLS BF H R ER SO BB IBB HBP BLK WP HR S P ERA WHIP	IP WLS BF H R ER SO BB IBB HBP BLK WP HR S P ERA WHIP	IP WLS BF H R ER SO BB IBB HBP BLK WP HR S P ERA WHIP	IP WLS BF H R ER SO BB IBB HBP BLK WP HR S P ERA WHIP	IP WLS BF H R ER SO BB IBB HBP BLK WP HR S P ERA WHIP	IP WLS BF H R ER SO BB IBB HBP BLK WP HR S P ERA WHIP	IP WLS BF H R ER SO BB IBB HBP BLK WP HR S P ERA WHIP	IP WLS BF H R ER SO BB IBB HBP BLK WP HR S P ERA WHIP	IP WLS BF H R ER SO BB IBB HBP BLK WP HR S P ERA WHIP	IP WLS BF H R ER SO BB IBB HBP BLK WP HR S P ERA WHIP	IP WLS BF H R ER SO BB IBB HBP BLK WP HR S P ERA WHIP	IP WLS BF H R ER SO BB IBB HBP BLK WP HR S P ERA WHIP	IP WLS BF H R ER SO BB IBB HBP BLK WP HR S P ERA WHIP	IP WLS BF H R ER SO BB IBB HBP BLK WP HR S P ERA WHIP

AB	36
R	5
H	9
RBI	5
BB	5
SO	7
LOB	19





Batter	1	2	3	4	5	6	7	8	9	AB	R	H	RBI	BB	SO	LOB	TOP								
<b>Lou Brock, L</b> OBP: 0.400, SLG: 0.472 (1, 7)										4	2	2	0	0	1	2									
<b>Matty Alou, L</b> OBP: 0.354, SLG: 0.403 (1, 8)										5	1	2	1	0	0	2									
<b>Frank Linzy, R</b> OBP: 1.000, SLG: 1.000 (9, 1)										0	0	0	0	0	0	0									
<b>Ted Simmons, S</b> OBP: 0.419, SLG: 0.477 (1, 2)										5	1	3	2	0	0	2									
<b>Joe Torre, R</b> OBP: 0.380, SLG: 0.528 (1, 5)										5	2	2	4	0	1	2									
<b>Joe Cardenal, R</b> OBP: 0.269, SLG: 0.370 (1, 9)										5	1	1	1	0	1	2									
<b>Joe Hague, L</b> OBP: 0.281, SLG: 0.337 (1, 3)										4	0	2	0	1	0	0									
<b>Ted Sizemore, R</b> OBP: 0.279, SLG: 0.221 (1, 4)										5	1	1	0	0	0	3									
<b>Dick Schofield, S</b> OBP: 0.344, SLG: 0.370 (1, 6)										4	1	2	2	0	0	1									
<b>Dal Maxvill, R</b> OBP: 0.266, SLG: 0.200 (8, 6)										0	0	0	0	0	0	0									
<b>Reggie Cleveland, R</b> OBP: 0.323, SLG: 0.310 (1, 1)										3	0	0	0	0	1	2									
<b>Steve Carlton, L</b> OBP: 0.230, SLG: 0.350 (8, 1)										0	0	0	0	0	0	0									
<b>Bob Burda, L</b> OBP: 0.536, SLG: 0.400 (9, PH)										1	0	1	0	0	0	0									
<b>Luis Melendez, R</b> OBP: 0.323, SLG: 0.310 (9, PH)										0	1	0	0	0	0	0									
<b>Inning Stats</b>	R: 1 E: 0 K: 1 S: 7	H: 2 LOB: 1 BB: 0 P: 7	R: 0 E: 0 K: 2 S: 9	H: 2 LOB: 2 BB: 0 P: 9	R: 0 E: 0 K: 0 S: 3	H: 1 LOB: 0 BB: 0 P: 3	R: 2 E: 0 K: 0 S: 5	H: 2 LOB: 0 BB: 0 P: 5	R: 2 E: 0 K: 0 S: 5	H: 2 LOB: 0 BB: 0 P: 5	R: 0 E: 0 K: 0 S: 3	H: 0 LOB: 0 BB: 0 P: 3	R: 0 E: 0 K: 2 S: 4	H: 1 LOB: 1 BB: 0 P: 4	R: 1 E: 0 K: 1 S: 7	H: 2 LOB: 1 BB: 0 P: 7	R: 4 E: 0 K: 0 S: 7	H: 4 LOB: 1 BB: 1 P: 11	1B: 11 2B: 1 3B: 0 HR: 4	SF: 0 SAC: 1 DP: 1 HBP: 0	WP: 1 PB: 0 SB: 0 CS: 0	PA: 43			
<b>PITCHER</b>	IP	WLS	BF	H	R	ER	SO	BB	IBB	HBP	BLK	WP	HR	S	P	ERA	WHIP								
<b>Carl Morton, R</b> ERA: 3.38 (1, 1)	5.0	L	23	9	5	5	3	0	0	0	1	1	2	29	29	9.00	1.800								
<b>Howie Reed, R</b> ERA: 0.9 (6, 1)	2.0		7	1	0	0	0	0	0	0	0	0	0	7	7	0.00	0.500								
<b>John Strohmayer, R</b> ERA: 11.25 (8, 1)	2.0		13	6	5	5	1	1	0	0	0	0	2	14	18	22.50	3.500								

St. Louis Cardinals @ Montreal Expos  
Jarry Park, Montreal, QB  
Tue May 11 1971, 7:05 PM EDT  
Att: 8,862 - Unknown

AB 41  
R 10  
H 16  
RBI 10  
BB 1  
SO 4  
LOB 16



Batter	1	2	3	4	5	6	7	8	9	AB	R	H	RBI	BB	SO	LOB	BOTTOM								
<b>Boots Day, L</b> OBP: 0.313, SLG: 0.316 (1, 8)										5	1	1	1	0	1	3									
<b>Ron Hunt, R</b> OBP: 0.436, SLG: 0.386 (1, 4)										4	1	2	0	0	0	0									
<b>Rusty Staub, L</b> OBP: 0.374, SLG: 0.455 (1, 9)										3	1	1	1	0	0	1									
<b>Ron Fairly, L</b> OBP: 0.438, SLG: 0.431 (1, 3)										4	1	1	0	0	0	0									
<b>Mack Jones, L</b> OBP: 0.240, SLG: 0.478 (1, 7)										3	0	0	0	0	1	2									
<b>Gary Sutherland, R</b> OBP: 0.268, SLG: 0.247 (8, PH) (9, 7)										1	0	0	0	0	0	0									
<b>John Bateman, R</b> OBP: 0.315, SLG: 0.381 (1, 2)										4	0	2	0	0	0	2									
<b>Coco Laboy, R</b> OBP: 0.389, SLG: 0.313 (1, 5)										4	0	2	2	0	1	1									
<b>Bobby Wine, R</b> OBP: 0.268, SLG: 0.247 (1, 6)										4	0	1	0	0	0	5									
<b>Carl Morton, R</b> OBP: 0.152, SLG: 0.152 (1, 1)										1	0	0	0	0	0	0									
<b>Jim Coogler, L</b> OBP: 0.152, SLG: 0.152 (5, PH)										1	0	0	0	0	0	0									
<b>Howie Reed, R</b> OBP: 0.152, SLG: 0.152 (6, 1)										0	0	0	0	0	0	0									
<b>Ron Swoboda, R</b> OBP: 0.207, SLG: 0.207 (7, PH)										1	0	0	0	0	1	1									
<b>John Strohmayer, R</b> OBP: 0.207, SLG: 0.207 (8, 1)										0	0	0	0	0	0	0									
<b>Jim Fairley, L</b> OBP: 0.223, SLG: 0.212 (9, PH)										1	0	0	0	0	0	2									
<b>Inning Stats</b>	R: 1 E: 0 K: 0 S: 4	H: 1 LOB: 0 BB: 0 P: 4	R: 0 E: 1 K: 1 S: 6	H: 1 LOB: 1 BB: 0 P: 6	R: 0 E: 0 K: 0 S: 3	H: 0 LOB: 0 BB: 0 P: 3	R: 2 E: 0 K: 0 S: 6	H: 3 LOB: 1 BB: 0 P: 6	R: 0 E: 0 K: 0 S: 4	H: 1 LOB: 1 BB: 0 P: 4	R: 0 E: 0 K: 0 S: 3	H: 0 LOB: 0 BB: 0 P: 3	R: 0 E: 0 K: 2 S: 8	H: 1 LOB: 1 BB: 0 P: 8	R: 1 E: 0 K: 0 S: 4	H: 1 LOB: 0 BB: 0 P: 4	R: 0 E: 0 K: 1 S: 7	H: 2 LOB: 2 BB: 0 P: 7	1B: 5 2B: 4 3B: 1 HR: 1	SF: 1 SAC: 0 DP: 1 HBP: 0	WP: 0 PB: 0 SB: 0 CS: 0	PA: 37			
<b>PITCHER</b>	IP	WLS	BF	H	R	ER	SO	BB	IBB	HBP	BLK	WP	HR	S	P	ERA	WHIP								
<b>Reggie Cleveland, R</b> ERA: 3.45 (1, 1)	7.0	W	29	8	4	4	3	0	0	0	0	0	1	35	35	5.14	1.143								
<b>Steve Carlton, L</b> ERA: 2.81 (8, 1)	1.0		3	0	0	0	0	0	0	0	0	0	0	3	3	0.00	0.000								
<b>Frank Linzy, R</b> ERA: 1.62 (9, 1)	1.0	S	5	2	0	0	1	0	0	0	0	0	0	7	7	0.00	2.000								

St. Louis Cardinals @ Montreal Expos  
Jarry Park, Montreal, QB  
Tue May 11 1971, 7:05 PM EDT  
Att: 8,862 - Unknown

AB 36  
R 4  
H 10  
RBI 4  
BB 0  
SO 4  
LOB 17





Batter	1	2	3	4	5	6	7	8	9	AB R H RBI BB SO LOB	TOP								
Lou Brock, L OBP: 0.407, SLG: 0.477 (1, 7)	4-3		BB		F7		G3 1B 2B		BB	3 1 1 0 2 0 1	<b>St. Louis Cardinals @ Houston Astros</b> Astrodome, Houston, TX Fri May 14 1971, 8:05 PM EDT Att: 16,437 - Unknown								
Matty Alou, L OBP: 0.348, SLG: 0.395 Luis Melendez, R OBP: 0.323, SLG: 0.310 (1, 8) (9, 8)	4-3		L3			1B 1B	G3		F8	5 1 1 0 0 0 3 0 0 0 0 0 0 0									
Ted Simmons, S OBP: 0.411, SLG: 0.464 (1, 2)	P4				P4	K			F7	5 0 1 1 0 1 2									
Joe Haque, L OBP: 0.297, SLG: 0.337 (1, 3)		FC6-4 BB			FC6-4 BB				K	3 0 1 0 2 1 2									
Jose Cardenal, R OBP: 0.268, SLG: 0.366 (1, 9)		FC6-4 1-2			P4				F8	4 1 1 0 0 0 4									
Ted Sizemore, R OBP: 0.276, SLG: 0.222 (1, 4)		1-3			FC6-4 1-2					4 1 1 1 0 0 2									
Dick Schofield, S OBP: 0.333, SLG: 0.387 (1, 5)		4-3			6-3				F7	4 0 1 2 0 0 1									
Dal Maxvill, R OBP: 0.265, SLG: 0.190 (1, 6)					6-3					3 0 0 0 1 0 1									
Bob Gibson, R OBP: 0.261, SLG: 0.364 (1, 1)					K				F9	4 0 1 0 0 1 1									
<b>Inning Stats</b>	R: 0 E: 0 K: 0 S: 3	H: 0 LOB: 0 BB: 0 P: 3	R: 0 E: 0 K: 0 S: 3	H: 0 LOB: 1 BB: 1 P: 7	R: 0 E: 0 K: 1 S: 5	H: 0 LOB: 1 BB: 1 P: 9	R: 0 E: 0 K: 0 S: 3	H: 1 LOB: 1 BB: 0 P: 4	R: 3 E: 0 K: 1 S: 9	H: 4 LOB: 1 BB: 0 P: 9	R: 1 E: 0 K: 0 S: 6	H: 3 LOB: 2 BB: 0 P: 6	R: 0 E: 0 K: 0 S: 3	H: 0 LOB: 1 BB: 1 P: 7	R: 0 E: 0 K: 1 S: 5	H: 0 LOB: 1 BB: 1 P: 9	1B: 6 2B: 2 3B: 0 HR: 0	SF: 0 SAC: 0 DP: 0 HBP: 0	WP: 0 PA: 40 PB: 0 SB: 0 CS: 0
<b>PITCHER</b>	IP WLS BF H R ER SO BB IBB HBP BLK WP HR S P ERA WHIP											<b>PITCHER</b>	IP WLS BF H R ER SO BB IBB HBP BLK WP HR S P ERA WHIP						
Jack Billingham, R ERA: 3.5 (1, 1)	6.2 L 31 8 4 4 2 3 0 0 0 0 0 0 32 44 5.40 1.650																		
Jim Ray, R ERA: 2.25 (7, 1)	0.1 1 0 0 0 0 0 0 0 0 0 0 0 1 1 0.00 0.000																		
Ken Forsch, R ERA: 1.1 (8, 1)	1.0 4 0 0 0 0 1 0 0 0 0 0 0 3 7 0.00 1.000																		
Denny Lemaster, L ERA: (9, 1)	1.0 4 0 0 0 0 1 0 0 0 0 0 0 5 9 0.00 1.000																		

Batter	1	2	3	4	5	6	7	8	9	AB R H RBI BB SO LOB	BOTTOM										
Roger Metzger, S OBP: 0.285, SLG: 0.276 (1, 6)	BB BB 1B	FC7-2			F9		4-3		6-3	5 0 1 1 0 0 4	<b>St. Louis Cardinals @ Houston Astros</b> Astrodome, Houston, TX Fri May 14 1971, 8:05 PM EDT Att: 16,437 - Unknown										
Joe Morgan, L OBP: 0.333, SLG: 0.397 (1, 4)	BB 1-2 BB	3-H			F8				K	3 0 1 0 2 1 1											
Jimmy Wynn, R OBP: 0.303, SLG: 0.282 (1, 8)	F8				1-3				F9	4 0 1 0 0 0 3											
Norm Miller, L OBP: 0.275, SLG: 0.368 (1, 9)	BB BB 1-2 2-3 BB				G6-3				1-3	3 0 1 0 1 0 2											
Denis Menke, R OBP: 0.326, SLG: 0.306 (1, 3)	K				G6-3				4-3	3 0 0 0 1 1 4											
Doug Rader, R OBP: 0.220, SLG: 0.232 (1, 5)	5-3				L8				F7	4 0 0 0 0 1 6											
Cesar Cedeno, R OBP: 0.243, SLG: 0.292 (1, 7)					F9				FC3-6 BB	3 0 1 0 1 0 1											
Johnny Edwards, L OBP: 0.256, SLG: 0.214 (1, 2)		4-3			1-3				FC3-6 2B 6-3	4 1 0 0 0 0 2											
Jack Billingham, R OBP: 0.222, SLG: 0.176 Jim Ray, R OBP: 0.333, SLG: 0.400 Marty Martinez, S OBP: 0.333, SLG: 0.400 Ken Forsch, R OBP: 0.326, SLG: 0.306 Denny Lemaster, R OBP: 0.405, SLG: 0.700 (1, 1) (7, 1) (7, PH) (8, 1) (9, 1) (9, PH)					K				4-3 WP 2B	2 0 1 0 0 1 0 0 0 0 0 0 0 0 1 1 1 0 0 0 0 0 0 0 0 0 0 0 0 0 0 0 0 0 0 1 0 1 0 0 0 0											
<b>Inning Stats</b>	R: 0 E: 0 K: 1 S: 6	H: 1 LOB: 3 BB: 2 P: 14	R: 0 E: 0 K: 0 S: 4	H: 2 LOB: 1 BB: 0 P: 4	R: 0 E: 0 K: 0 S: 4	H: 2 LOB: 2 BB: 1 P: 8	R: 0 E: 0 K: 1 S: 5	H: 0 LOB: 0 BB: 0 P: 5	R: 0 E: 0 K: 0 S: 3	H: 0 LOB: 0 BB: 0 P: 3	R: 0 E: 0 K: 1 S: 6	H: 1 LOB: 1 BB: 1 P: 6	R: 1 E: 0 K: 0 S: 4	H: 1 LOB: 1 BB: 1 P: 8	R: 0 E: 0 K: 0 S: 3	H: 0 LOB: 0 BB: 0 P: 3	R: 1 E: 0 K: 1 S: 6	H: 1 LOB: 1 BB: 1 P: 10	1B: 6 2B: 3 3B: 0 HR: 0	SF: 0 SAC: 0 DP: 2 HBP: 0	WP: 1 PA: 38 PB: 0 SB: 0 CS: 0
<b>PITCHER</b>	IP WLS BF H R ER SO BB IBB HBP BLK WP HR S P ERA WHIP											<b>PITCHER</b>	IP WLS BF H R ER SO BB IBB HBP BLK WP HR S P ERA WHIP								
Bob Gibson, R ERA: 2.95 (1, 1)	9.0 W 38 8 2 2 4 5 0 0 0 1 0 41 61 2.00 1.444																				



Batter	1	2	3	4	5	6	7	8	9	AB	R	H	RBI	BB	SO	LOB	TOP										
<b>Lou Brock, L</b> OBP: 0.407, SLG: 0.470 (1, 7)	1-3		1-3			F7			SH1-3 BB	4	0	1	0	1	0	2											
<b>Matty Alou, L</b> OBP: 0.353, SLG: 0.398 (1, 8)				1-3					SH1-3	4	0	2	0	0	0	1											
<b>Luis Melendez, R</b> OBP: 0.323, SLG: 0.310 (9, 8)	G4-6-3 1B					FC6-4				0	0	0	0	0	0	0											
<b>Ted Simmons, S</b> OBP: 0.403, SLG: 0.453 (1, 2)	G4-6-3 1-2								F7	5	1	1	0	0	0	3											
<b>Joe Torre, R</b> OBP: 0.394, SLG: 0.535 (1, 5)		6-3								4	1	3	0	1	0	0											
<b>Jose Cardenal, R</b> OBP: 0.266, SLG: 0.375 (1, 9)									FC4 IBB	5	1	1	2	0	0	5											
<b>Jim Beauchamp, R</b> OBP: 0.306, SLG: 0.356 (1, 3)										3	2	0	0	0	0	1											
<b>Joe Haque, L</b> OBP: 0.297, SLG: 0.337 (9, 3)										0	0	0	0	0	0	0											
<b>Julian Javier, R</b> OBP: 0.276, SLG: 0.327 (1, 4)										3	1	1	1	0	0	0											
<b>Ted Sizemore, R</b> OBP: 0.286, SLG: 0.243 (1, 6)										4	0	2	1	0	0	2											
<b>Dal Maxwell, R</b> OBP: 0.265, SLG: 0.190 (8, 6)										0	0	0	0	0	0	0											
<b>Steve Carlton, L</b> OBP: 0.182, SLG: 0.318 (6, PH)										2	0	0	0	0	0	2											
<b>Bob Burda, L</b> OBP: 0.350, SLG: 0.438 (6, PH)										1	0	1	2	0	0	0											
<b>Chuck Taylor, R</b> (6, 1)										1	0	0	0	0	1	0											
<b>Inning Stats</b>	R: 0 E: 0 K: 0 S: 3	H: 1 LOB: 0 BB: 0 P: 3	R: 0 E: 0 K: 0 S: 3	H: 0 LOB: 0 BB: 0 P: 3	R: 0 E: 0 K: 0 S: 4	H: 1 LOB: 1 BB: 0 P: 4	R: 4 E: 0 K: 0 S: 7	H: 4 LOB: 1 BB: 0 P: 8	R: 0 E: 0 K: 0 S: 5	H: 3 LOB: 2 BB: 0 P: 5	R: 2 E: 1 K: 0 S: 6	H: 2 LOB: 1 BB: 0 P: 6	R: 0 E: 0 K: 0 S: 4	H: 1 LOB: 0 BB: 0 P: 4	R: 0 E: 0 K: 1 S: 5	H: 0 LOB: 0 BB: 2 P: 5	R: 0 E: 0 K: 0 S: 3	H: 0 LOB: 2 BB: 2 P: 11	1B: 9 2B: 2 3B: 1 HR: 0	SF: 1 SAC: 1 DP: 1 HBP: 1	WP: 0 PB: 0 SB: 2 CS: 0	PA: 41					
<b>PITCHER</b>	IP	WLS	BF	H	R	ER	SO	BB	IBB	HBP	BLK	WP	HR	S	P	ERA	WHIP										
<b>Wade Blasingame, L</b> ERA: 3.63 (1, 1)	3.2		17	6	4	4	0	0	0	1	0	0	0	16	17	9.82	1.636										
<b>Jim Ray, R</b> ERA: 2.03 (4, 1)	1.1		6	3	0	0	0	0	0	0	0	0	0	6	6	0.00	2.250										
<b>Tom Griffin, R</b> ERA: 4.55 (6, 1)	0.1	L	4	2	2	1	0	0	0	0	0	0	0	4	4	27.00	6.000										
<b>Denny Lemaster, L</b> ERA: (6, 1)	1.2		6	1	0	0	0	0	0	0	0	0	0	6	6	0.00	0.600										
<b>George Culver, R</b> ERA: 2.6 (8, 1)	2.0		8	0	0	0	1	1	1	0	0	0	0	8	16	0.00	0.500										

**St. Louis Cardinals @ Houston Astros**  
Astrodome, Houston, TX  
Sat May 15 1971, 8:05 PM EDT  
Att: 19,285 - Unknown

AB	36
R	6
H	12
RBI	6
BB	2
SO	1
LOB	16



Batter	1	2	3	4	5	6	7	8	9	AB	R	H	RBI	BB	SO	LOB	BOTTOM										
<b>Roger Metzger, S</b> OBP: 0.291, SLG: 0.282 (1, 6)										4	1	2	1	0	0	0											
<b>Jimmy Wynn, R</b> OBP: 0.300, SLG: 0.278 (9, PH)										1	0	0	0	0	0	1											
<b>Joe Morgan, L</b> OBP: 0.344, SLG: 0.423 (1, 4)										4	1	3	2	0	0	0											
<b>Cesar Cedeno, R</b> OBP: 0.244, SLG: 0.309 (1, 8)										4	1	1	1	0	0	2											
<b>Bob Watson, R</b> OBP: 0.341, SLG: 0.403 (1, 7)										4	0	0	0	0	0	1											
<b>Denis Menke, R</b> OBP: 0.317, SLG: 0.296 (1, 3)										4	0	0	0	0	1	0											
<b>Doug Rader, R</b> OBP: 0.228, SLG: 0.241 (1, 5)										4	1	2	0	0	1	0											
<b>Jesus Alou, R</b> OBP: 0.423, SLG: 0.439 (1, 9)										4	1	3	0	0	0	0											
<b>Larry Howard, R</b> (1, 2)										2	0	0	0	0	0	4											
<b>Johnny Edwards, L</b> OBP: 0.261, SLG: 0.244 (6, PH)										2	0	1	0	0	0	1											
<b>Cesar Geronimo, L</b> OBP: 0.333, SLG: 0.455 (9, PR)										0	0	0	0	0	0	0											
<b>Wade Blasingame, L</b> OBP: 0.266, SLG: 0.500 (1, 1)										1	0	0	0	0	0	0											
<b>Jim Ray, R</b> (4, 1)										0	0	0	0	0	0	0											
<b>Marty Martinez, S</b> OBP: 0.296, SLG: 0.333 (5, PH)										1	0	0	0	0	0	2											
<b>Tom Griffin, R</b> OBP: 0.266, SLG: 0.423 (6, 1)										0	0	0	0	0	0	0											
<b>Denny Lemaster, R</b> (6, 1)										0	0	0	0	0	0	0											
<b>Rich Chiles, L</b> OBP: 0.417, SLG: 0.636 (7, PH)										1	0	0	0	0	0	0											
<b>George Culver, R</b> (8, 1)										0	0	0	0	0	0	0											
<b>Norm Miller, R</b> OBP: 0.268, SLG: 0.359 (9, PH)										1	0	0	0	0	0	1											
<b>Inning Stats</b>	R: 0 E: 0 K: 0 S: 4	H: 2 LOB: 1 BB: 0 P: 4	R: 0 E: 0 K: 0 S: 4	H: 2 LOB: 1 BB: 0 P: 4	R: 0 E: 0 K: 1 S: 5	H: 0 LOB: 0 BB: 0 P: 5	R: 0 E: 0 K: 0 S: 8	H: 0 LOB: 0 BB: 0 P: 8	R: 0 E: 0 K: 0 S: 4	H: 1 LOB: 1 BB: 0 P: 4	R: 0 E: 0 K: 0 S: 4	H: 1 LOB: 1 BB: 0 P: 4	R: 0 E: 0 K: 1 S: 5	H: 0 LOB: 0 BB: 0 P: 5	R: 0 E: 0 K: 0 S: 4	H: 1 LOB: 1 BB: 0 P: 4	R: 0 E: 0 K: 0 S: 4	H: 1 LOB: 1 BB: 0 P: 4	1B: 7 2B: 3 3B: 2 HR: 0	SF: 0 SAC: 0 DP: 1 HBP: 0	WP: 0 PB: 0 SB: 0 CS: 1	PA: 37					
<b>PITCHER</b>	IP	WLS	BF	H	R	ER	SO	BB	IBB	HBP	BLK	WP	HR	S	P	ERA	WHIP										
<b>Steve Carlton, L</b> ERA: 3.02 (1, 1)	5.0	W	22	9	5	4	1	0	0	0	0	0	0	17	17	0.00	0.750										
<b>Chuck Taylor, R</b> ERA: 3.95 (6, 1)	4.0	S	15	3	0	0	1	0	0	0	0	0	0	17	17	0.00	0.750										

**St. Louis Cardinals @ Houston Astros**  
Astrodome, Houston, TX  
Sat May 15 1971, 8:05 PM EDT  
Att: 19,285 - Unknown

AB	37
R	5
H	12
RBI	4
BB	0
SO	2
LOB	12









Batter	1	2	3	4	5	6	7	8	9	AB	R	H	RBI	BB	SO	LOB	TOP										
Maury Wills, S OBP: 0.351, SLG: 0.359 (1, 6)	B3		1B	SF8			F9 1B		K	4	1	2	1	0	1	0	<b>Los Angeles Dodgers @ St. Louis Cardinals</b> Busch Stadium, St. Louis, MO Tue May 18 1971, 7:05 PM CDT Att: 14,753 - Unknown <a href="http://livebaseballscorecards.com">livebaseballscorecards.com</a>										
Bill Buckner, L OBP: 0.316, SLG: 0.352 Manny Mota, R OBP: 0.370, SLG: 0.364 (1, 9)	HBP		1B	G4-6-3			BB		5-3	2	1	1	0	0	0	2											
Willie Davis, L OBP: 0.393, SLG: 0.503 (1, 8)	G6-4-3		1B	SF7			F8		F8	5	1	2	1	0	0	2											
Dick Allen, R OBP: 0.348, SLG: 0.397 (1, 7)	G6-4-3		1B				F9			4	0	1	1	0	0	4											
Wes Parker, S OBP: 0.331, SLG: 0.359 (1, 3)		BB	SF7							2	0	1	1	1	0	0											
Tom Haller, L OBP: 0.400, SLG: 0.381 (1, 2)		F8					BB			3	0	0	0	1	0	4											
Jim Lefebvre, S OBP: 0.353, SLG: 0.435 (1, 4)	F8			SH			G5-4-3		F7	3	1	1	0	1	0	2											
Bobby Valentine, R OBP: 0.227, SLG: 0.200 (1, 5)	F8						G5-4-3		L4	4	0	1	0	0	0	2											
Don Sutton, R OBP: 0.222, SLG: 0.067 Willie Crawford, L OBP: 0.393, SLG: 0.480 Jim Brewer, L (7, 1)			9-3	SH					G3	1	0	0	0	0	0	0											
							1B			1	1	1	0	0	0	0											
										1	0	0	0	0	0	0											
<b>Inning Stats</b>	R: 0 E: 0 K: 0 S: 3	H: 1 LOB: 1 BB: 4	R: 0 E: 0 K: 0 S: 3	H: 1 LOB: 1 BB: 7	R: 3 E: 0 K: 0 S: 7	H: 4 LOB: 1 BB: 7	R: 1 E: 1 K: 0 S: 4	H: 1 LOB: 1 BB: 8	R: 0 E: 0 K: 0 S: 3	H: 0 LOB: 0 BB: 3	R: 0 E: 0 K: 0 S: 6	H: 3 LOB: 3 BB: 10	R: 0 E: 0 K: 0 S: 3	H: 0 LOB: 0 BB: 3	R: 0 E: 0 K: 1 S: 5	H: 0 LOB: 0 BB: 5	1B: 11 2B: 0 3B: 0 HR: 0	SF: 2 2B: 0 3B: 0 DP: 3 HBP: 1	WP: 0 PA: 39 PB: 0 SB: 0 CS: 0								
<b>PITCHER</b>	IP	WLS	BF	H	R	ER	SO	BB	IBB	HBP	BLK	WP	HR	S	P	ERA	WHIP										
Reggie Cleveland, R ERA: 3.83	2.1		12	5	3	3	0	1	0	1	0	0	0	10	15	11.57	2.571										
Chuck Taylor, R ERA: 4.15	3.2		16	5	2	2	0	1	0	0	0	0	0	15	19	4.91	1.636										
Don Shaw, L ERA: 1.4	0.1		2	1	0	0	0	0	0	0	0	0	0	2	2	0.00	3.000										
Frank Linzy, R ERA: 1.4	1.2		6	0	0	0	0	1	0	0	0	0	0	5	9	0.00	0.600										
Moe Drabowsky, R ERA: 4.75	1.0	W	3	0	0	0	1	0	0	0	0	0	0	5	5	0.00	0.000										

Batter	1	2	3	4	5	6	7	8	9	AB	R	H	RBI	BB	SO	LOB	BOTTOM										
Lou Brock, L OBP: 0.413, SLG: 0.482 (1, 7)	WP									4	2	2	0	1	0	0	<b>Los Angeles Dodgers @ St. Louis Cardinals</b> Busch Stadium, St. Louis, MO Tue May 18 1971, 7:05 PM CDT Att: 14,753 - Unknown <a href="http://livebaseballscorecards.com">livebaseballscorecards.com</a>										
Matty Alou, L OBP: 0.365, SLG: 0.404 (1, 8)	WP									4	2	2	0	1	0	1											
Ted Simmons, S OBP: 0.406, SLG: 0.484 (1, 2)	1B		K							4	1	2	3	0	1	1											
Joe Torre, R OBP: 0.404, SLG: 0.526 (1, 5)	1B		F8							2	1	0	0	2	0	0											
Jose Cardenal, R OBP: 0.276, SLG: 0.375 (1, 9)	F2		F8							4	0	2	1	1	0	2											
Joe Hague, L OBP: 0.309, SLG: 0.378 (1, 3)	FC5-4									4	0	2	1	0	2	4											
Julian Javier, R OBP: 0.303, SLG: 0.361 (1, 4)	SF9									2	0	0	1	1	1	1											
Ted Sizemore, R OBP: 0.283, SLG: 0.243 (1, 6)	FC5-4									4	0	1	0	0	1	4											
Reggie Cleveland, R Chuck Taylor, R Don Shaw, L Frank Linzy, R Jim Beauchamp, R Moe Drabowsky, R (1, 1)										1	0	0	0	0	0	0											
										2	0	0	0	0	0	2											
										0	0	0	0	0	0	0											
										0	0	0	0	0	0	0											
										1	0	0	0	0	0	1											
										0	0	0	0	0	0	0											
<b>Inning Stats</b>	R: 4 E: 0 K: 0 S: 6	H: 3 LOB: 1 BB: 1 P: 11	R: 0 E: 0 K: 0 S: 3	H: 0 LOB: 0 BB: 0 P: 3	R: 0 E: 0 K: 1 S: 5	H: 0 LOB: 0 BB: 0 P: 5	R: 0 E: 0 K: 2 S: 8	H: 1 LOB: 1 BB: 0 P: 8	R: 1 E: 1 K: 0 S: 4	H: 2 LOB: 0 BB: 0 P: 4	R: 0 E: 0 K: 2 S: 8	H: 1 LOB: 2 BB: 1 P: 12	R: 0 E: 0 K: 1 S: 6	H: 1 LOB: 3 BB: 2 P: 14	R: 0 E: 0 K: 1 S: 5	H: 1 LOB: 0 BB: 0 P: 5	R: 1 E: 0 K: 0 S: 3	H: 2 LOB: 3 BB: 2 P: 11	1B: 8 2B: 2 3B: 1 HR: 0	SF: 1 2B: 2 3B: 0 DP: 0 HBP: 1	WP: 1 PA: 42 PB: 0 SB: 4 CS: 1						
<b>PITCHER</b>	IP	WLS	BF	H	R	ER	SO	BB	IBB	HBP	BLK	WP	HR	S	P	ERA	WHIP										
Don Sutton, R ERA: 4.19	6.0		27	7	5	5	5	1	1	1	0	0	0	34	43	7.50	1.333										
Jim Brewer, L ERA: 2.87	2.1	L	14	4	1	1	2	1	3	0	0	0	0	14	30	3.86	2.143										



Batter	1	2	3	4	5	6	7	8	9	AB	R	H	RBI	BB	SO	LOB	TOP											
Maury Wills, S OBP: 0.340, SLG: 0.347	6-3		4-3		6-3		E4 1B		B1-3	5	0	0	1	0	0	1	<b>Los Angeles Dodgers @ St. Louis Cardinals</b> Busch Stadium, St. Louis, MO Wed May 19 1971, 7:05 PM CDT Att: 13,869 - Unknown <a href="http://livebaseballscorecards.com">livebaseballscorecards.com</a>											
Bill Buckner, L OBP: 0.296, SLG: 0.329	P6		P2			K	F9		6-3	5	0	0	0	0	1	2												
Willie Davis, L OBP: 0.394, SLG: 0.500	1B			F8		E3 1B		F9	5	2	2	1	0	0	0	0												
Dick Allen, R OBP: 0.359, SLG: 0.403	1B			BB 1B		1B	K			3	1	2	1	1	1	2												
Wes Parker, S OBP: 0.329, SLG: 0.351	K			BB 1B		K		F8		3	0	0	0	1	2	3												
Duke Sims, L OBP: 0.387, SLG: 0.470		K								4	0	3	2	0	1	0												
Von Joshua, L (8, PR)										0	1	0	0	0	0	0												
Tom Haller, L OBP: 0.400, SLG: 0.381				1B						0	0	0	0	0	0	0												
Bill Russell, R OBP: 0.387, SLG: 0.320		F9					F7		F5	3	0	0	0	0	0	1												
Jim Lefebvre, S OBP: 0.348, SLG: 0.429				4-3						1	0	0	0	0	0	1												
Bobby Valentine, R OBP: 0.269, SLG: 0.250		F7					1B E		1B	4	1	2	1	0	0	0												
Al Downing, R OBP: 0.300, SLG: 0.222										2	0	0	0	0	1	0												
Willie Crawford, L OBP: 0.414, SLG: 0.500			K				1B E		K	1	1	1	0	0	0	0												
Pete Mikkelsen, R (7, 1)										1	0	0	0	0	1	2												
<b>Inning Stats</b>	R: 1 E: 0 K: 1 S: 7	H: 2 LOB: 1 BB: 0 P: 7	R: 0 E: 0 K: 1 S: 5	H: 0 LOB: 0 BB: 0 P: 5	R: 0 E: 0 K: 1 S: 5	H: 1 LOB: 1 BB: 2 P: 11	R: 0 E: 0 K: 0 S: 3	H: 0 LOB: 0 BB: 0 P: 3	R: 1 E: 1 K: 2 S: 9	H: 2 LOB: 1 BB: 0 P: 9	R: 2 E: 1 K: 1 S: 9	H: 3 LOB: 2 BB: 0 P: 9	R: 1 E: 0 K: 1 S: 7	H: 2 LOB: 2 BB: 0 P: 7	R: 0 E: 0 K: 0 S: 3	H: 0 LOB: 0 BB: 0 P: 3		1B: 9 2B: 1 3B: 0 HR: 0	SF: 0 SAC: 0 DP: 0 HBP: 0	WP: 0 PB: 0 SB: 2 CS: 0	PA: 39							
<b>PITCHER</b>	IP	WLS	BF	H	R	ER	SO	BB	IBB	HBP	BLK	WP	HR	S	P	ERA	WHIP											
Bob Gibson, R ERA: 3.13	(1, 1)	8.0	L	36	10	6	4	7	2	0	0	0	0	0	48	56	4.50	1.500										
Don Shaw, L ERA:	(9, 1)	1.0	3	0	0	0	0	0	0	0	0	0	0	3	3	0.00	0.000											

Batter	1	2	3	4	5	6	7	8	9	AB	R	H	RBI	BB	SO	LOB	BOTTOM										
Lou Brock, L OBP: 0.406, SLG: 0.473	4-3		F7		BB S BB 1B	G4-6-3			F7	5	1	1	0	0	0	1	<b>Los Angeles Dodgers @ St. Louis Cardinals</b> Busch Stadium, St. Louis, MO Wed May 19 1971, 7:05 PM CDT Att: 13,869 - Unknown <a href="http://livebaseballscorecards.com">livebaseballscorecards.com</a>										
Matty Alou, L OBP: 0.366, SLG: 0.404	FC6-4 1B		F7		P4			S 1B	G3	5	0	2	0	0	0	1											
Ted Simmons, S OBP: 0.399, SLG: 0.469	K		F9		BB BB 1B BB			F9	G3	4	1	0	0	1	1	2											
Joe Torre, R OBP: 0.400, SLG: 0.514	FC6-4			5-3	BB 1B BB			F8		3	1	0	0	1	0	2											
Jose Cardenal, R OBP: 0.288, SLG: 0.377		2B BB		E G1-2-3 1B	1B 1B BB			F9		2	1	1	1	2	0	1											
Julian Javier, R OBP: 0.329, SLG: 0.385	P6			E 1B	1B 1B BB					4	0	3	2	0	0	1											
Jim Beauchamp, R OBP: 0.296, SLG: 0.360	E 2B			E5	F8			B2		4	1	1	1	0	0	5											
Daf Maxwell, R OBP: 0.254, SLG: 0.180			F9		G1-2-3				K	3	0	0	0	0	0	3											
Bob Burda, L OBP: 0.524, SLG: 0.412										1	0	0	0	0	1	1											
Dick Schofield, S OBP: 0.324, SLG: 0.375									K	0	0	0	0	0	0	0											
Bob Gibson, R OBP: 0.269, SLG: 0.360			F8						K	3	0	1	0	0	0	0											
Leron Lee, L OBP: 0.286, SLG: 0.421					F7				K	1	0	0	0	0	1	1											
Don Shaw, L ERA:	(9, 1)					G4-6-3 1B				0	0	0	0	0	0	0											
<b>Inning Stats</b>	R: 0 E: 0 K: 1 S: 6	H: 1 LOB: 1 BB: 0 P: 6	R: 2 E: 1 K: 0 S: 4	H: 1 LOB: 0 BB: 1 P: 8	R: 0 E: 0 K: 0 S: 3	H: 2 LOB: 2 BB: 0 P: 5	R: 0 E: 0 K: 0 S: 5	H: 2 LOB: 2 BB: 3 P: 17	R: 0 E: 0 K: 0 S: 3	H: 1 LOB: 1 BB: 0 P: 3	R: 0 E: 0 K: 2 S: 8	H: 1 LOB: 1 BB: 0 P: 8	R: 0 E: 0 K: 0 S: 3	H: 0 LOB: 0 BB: 0 P: 3	1B: 8 2B: 1 3B: 0 HR: 0	SF: 0 SAC: 0 DP: 2 HBP: 0		WP: 0 PB: 0 SB: 2 CS: 0	PA: 39								
<b>PITCHER</b>	IP	WLS	BF	H	R	ER	SO	BB	IBB	HBP	BLK	WP	HR	S	P	ERA		WHIP									
Al Downing, L ERA: 2.48	(1, 1)	6.0	0	0	0	0	0	0	0	0	0	0	0	26	42	6.00	1.833										
Pete Mikkelsen, R ERA: 3.96	(7, 1)	3.0	W	11	2	0	0	2	0	0	0	0	0	15	15	0.00	0.667										





Batter	1	2	3	4	5	6	7	8	9	AB	R	H	RBI	BB	SO	LOB	TOP			
Bill Russell, R OBP: 0.288, SLG: 0.307 (1, 4)	L7		F9		K			K		4	0	0	0	0	2	2	<b>Los Angeles Dodgers @ St. Louis Cardinals</b> Busch Stadium, St. Louis, MO Thu May 20 1971, 3:33 AM CDT Att: 11,875 - Unknown <a href="http://livebaseballscorecards.com">livebaseballscorecards.com</a>			
Manny Mota, R OBP: 0.364, SLG: 0.348 (1, 9)	6-3		F9			L7		FC6-4 BB		3	0	0	0	1	0	1				
Willie Davis, L OBP: 0.390, SLG: 0.494 (1, 8)	WP 1B			F8		F8		F7		4	0	1	0	0	0	1				
Dick Allen, R OBP: 0.356, SLG: 0.398 (1, 7)	K 1-2			F8		1B 1B		FC6-4 1-2		4	0	1	0	0	1	2				
Wes Parker, S OBP: 0.339, SLG: 0.368 (1, 3)		F8								4	0	3	0	0	0	0				
Steve Garvey, R OBP: 0.314, SLG: 0.371 (1, 5)		5-3		5-3		1B 1B		L6		4	0	0	0	0	1	4				
Bill Sudakis, S OBP: 0.311, SLG: 0.314 (1, 2)		CS BB				F8		F7		3	0	0	0	1	0	1				
Bobby Valentine, R OBP: 0.233, SLG: 0.214 (1, 6)	CS 1-2	F3		6-3		F9		F9		4	0	0	0	0	0	1				
Bill Singer, R OBP: 0.217, SLG: 0.053 (1, 1)			HBP		BB			K		1	0	0	0	1	1	0				
<b>Inning Stats</b>	R: 0 E: 0 K: 1 S: 6	H: 1 LOB: 1 BB: 0 P: 6	R: 0 E: 0 K: 0 S: 2	H: 0 LOB: 0 BB: 1 P: 6	R: 0 E: 0 K: 0 S: 3	H: 0 LOB: 1 BB: 0 P: 4	R: 0 E: 0 K: 0 S: 4	H: 1 LOB: 1 BB: 0 P: 4	R: 0 E: 0 K: 1 S: 5	H: 0 LOB: 2 BB: 0 P: 7	R: 0 E: 0 K: 1 S: 5	H: 0 LOB: 0 BB: 0 P: 5	R: 0 E: 0 K: 1 S: 5	H: 0 LOB: 1 BB: 1 P: 9	R: 0 E: 0 K: 0 S: 4	H: 1 LOB: 1 BB: 0 P: 4	1B: 4 2B: 1 3B: 0 HR: 0	SF: 0 SAC: 0 DP: 0 HBP: 1	WP: 1 PB: 0 SB: 0 CS: 1	PA: 36
<b>PITCHER</b> Steve Carlton, L ERA: 2.6 (1, 1)	IP: 9.0 WLS: W BF: 35 H: 5 R: 0 ER: 0 SO: 5 BB: 3 IBB: 0 HBP: 1 BLK: 0 WP: 1 HR: 0 S: 41 P: 54 ERA: 0.00 WHIP: 0.889															<b>PITCHER</b>				

Batter	1	2	3	4	5	6	7	8	9	AB	R	H	RBI	BB	SO	LOB	BOTTOM			
Lou Brock, L OBP: 0.402, SLG: 0.473 (1, 7)	6-3		K	L8						4	0	1	1	0	1	3	<b>Los Angeles Dodgers @ St. Louis Cardinals</b> Busch Stadium, St. Louis, MO Thu May 20 1971, 3:33 AM CDT Att: 11,875 - Unknown <a href="http://livebaseballscorecards.com">livebaseballscorecards.com</a>			
Matty Alou, L OBP: 0.363, SLG: 0.407 Dal Maxvill, R OBP: 0.254, SLG: 0.180 (1, 8) (8, 6)	1B 2B		L7		4-3		2H 2B	F9		4	1	1	0	0	0	1				
Ted Simmons, S OBP: 0.395, SLG: 0.459 (1, 2)	1B BB		1-4-3		3-1			K		3	1	0	0	1	1	1				
Joe Torre, R OBP: 0.396, SLG: 0.507 (1, 5)	F3			BB 1B SF7 1B	K			5-3		4	1	1	0	0	1	2				
Jose Cardenal, R OBP: 0.294, SLG: 0.380 (1, 9)	1B 1-2 2H 1B			BB BB 1B		6-3		6-3		4	0	2	1	0	0	0				
Joe Hague, L OBP: 0.316, SLG: 0.412 (1, 3)	1-3 2H 1B			F8		4-3				4	1	2	2	0	0	2				
Julian Javier, R OBP: 0.324, SLG: 0.368 (1, 4)		6-3		BB 1-2 2-3 BB		K		F3		3	0	0	0	1	1	0				
Ted Sizemore, R OBP: 0.285, SLG: 0.241 Luis Melendez, R OBP: 0.313, SLG: 0.300 (1, 6) (7, PR) (8, 8)		F8		SF7			4-0 2B BB	SH5-4 2B BB		1	0	0	1	1	0	0				
Steve Carlton, L OBP: 0.208, SLG: 0.304 (1, 1)				3-H 4-0 BB			SH5-4 1-2			1	0	0	0	1	1	0				
<b>Inning Stats</b>	R: 2 E: 0 K: 0 S: 5	H: 3 LOB: 2 BB: 1 P: 9	R: 0 E: 0 K: 1 S: 5	H: 0 LOB: 0 BB: 0 P: 5	R: 0 E: 0 K: 1 S: 5	H: 0 LOB: 0 BB: 2 P: 5	R: 1 E: 0 K: 0 S: 5	H: 2 LOB: 3 BB: 2 P: 13	R: 0 E: 0 K: 1 S: 5	H: 0 LOB: 0 BB: 0 P: 5	R: 0 E: 0 K: 1 S: 5	H: 0 LOB: 0 BB: 0 P: 5	R: 1 E: 0 K: 1 S: 6	H: 1 LOB: 1 BB: 1 P: 10	R: 1 E: 0 K: 0 S: 4	H: 1 LOB: 0 BB: 0 P: 4	1B: 4 2B: 2 3B: 0 HR: 1	SF: 1 SAC: 1 DP: 0 HBP: 0	WP: 0 PB: 0 SB: 0 CS: 0	PA: 34
<b>PITCHER</b> Bill Singer, R ERA: 4.68 (1, 1)	IP: 8.0 WLS: L BF: 34 H: 7 R: 5 ER: 5 SO: 5 BB: 4 IBB: 0 HBP: 0 BLK: 0 WP: 0 HR: 1 S: 40 P: 56 ERA: 5.62 WHIP: 1.375															<b>PITCHER</b>				



Batter	1	2	3	4	5	6	7	8	9	AB	R	H	RBI	BB	SO	LOB	TOP										
<b>Enzo Hernandez, R</b> OBP: 0.345, SLG: 0.298 (1, 6)	F9	K		E3	4-3		6-3		F9	6	1	1	1	0	1	3	<b>San Diego Padres @ St. Louis Cardinals</b> Busch Stadium, St. Louis, MO Fri May 21 1971, 7:05 PM CDT Att: 27,298 - Unknown										
<b>Don Mason, L</b> OBP: 0.295, SLG: 0.284 (1, 4)	E5	6-3					K			4	2	1	1	1	1	2											
<b>Dave Campbell, R</b> OBP: 0.288, SLG: 0.357 (1, 7)	F8			F8						4	1	1	0	1	0	3											
<b>Cito Gaston, R</b> OBP: 0.295, SLG: 0.461 (1, 8)										5	1	3	4	0	0	1											
<b>Ollie Brown, R</b> OBP: 0.338, SLG: 0.388 (1, 9)										5	0	1	0	0	2	3											
<b>Ed Spiezio, R</b> OBP: 0.293, SLG: 0.296 (1, 5)										5	0	2	1	0	2	1											
<b>Fred Kendall, R</b> OBP: 0.250, SLG: 0.143 (1, 3)										4	1	1	0	1	1	2											
<b>Bob Barton, R</b> OBP: 0.372, SLG: 0.481 (1, 2)										4	1	2	0	1	1	0											
<b>Danny Coombs, R</b> OBP: 0.182, SLG: 0.279 (1, 1)										0	1	0	0	0	0	0											
<b>Al Severinsen, R</b> OBP: 0.275, SLG: 0.200 (5, PH)										1	0	0	0	0	0	0											
<b>Angel Bravo, L</b> OBP: 0.275, SLG: 0.200 (5, 1)										0	0	0	0	0	0	0											
<b>Al Santorini, R</b> OBP: 0.312, SLG: 0.404 (5, PH)										0	0	0	0	0	0	0											
<b>Larry Stahl, L</b> OBP: 0.292, SLG: 0.500 (5, PH)										1	0	0	0	0	0	3											
<b>Nate Colbert, R</b> OBP: 0.405, SLG: 0.500 (5, 1)										1	0	0	0	0	0	0											
<b>Bill Laxton, L</b> OBP: 0.268, SLG: 0.031 (5, PH)										1	0	0	0	0	0	0											
<b>Inning Stats</b>	R: 2 E: 1 K: 0 S: 6	H: 2 LOB: 1 BB: 0 P: 6	R: 0 E: 1 K: 1 S: 6	H: 0 LOB: 2 BB: 1 P: 10	R: 0 E: 0 K: 0 S: 3	H: 0 LOB: 0 BB: 0 P: 3	R: 6 E: 2 K: 2 S: 14	H: 6 LOB: 2 BB: 1 P: 18	R: 0 E: 0 K: 0 S: 4	H: 1 LOB: 2 BB: 1 P: 8	R: 0 E: 0 K: 0 S: 5	H: 3 LOB: 3 BB: 1 P: 9	R: 0 E: 0 K: 1 S: 6	H: 1 LOB: 1 BB: 0 P: 6	R: 0 E: 0 K: 3 S: 9	H: 0 LOB: 0 BB: 0 P: 9	R: 0 E: 0 K: 1 S: 5	H: 0 LOB: 0 BB: 0 P: 5	1B: 11 2B: 1 3B: 0 HR: 1	SF: 0 SAC: 2 DP: 0 HBP: 0	WP: 1 PB: 0 SB: 0 CS: 0	PA: 46					
<b>PITCHER</b>	IP	WLS	BF	H	R	ER	SO	BB	IBB	HBP	BLK	WP	HR	S	P	ERA	WHIP										
<b>Jerry Reuss, L</b> ERA: 4.94 (1, 1)	3.1		20	6	7	4	2	1	0	0	0	0	1	23	27	10.80	2.100										
<b>Mike Torrez, R</b> ERA: 5.4 (4, 1)	2.1		15	6	1	1	1	3	0	0	0	1	0	14	26	3.86	3.857										
<b>Don Shaw, L</b> ERA: (6, 1)	1.1	W	5	1	0	0	1	0	0	0	0	0	0	7	7	0.00	0.750										
<b>Moe Drabowsky, R</b> ERA: 4.11 (8, 1)	2.0	S	6	0	0	0	4	0	0	0	0	0	0	14	14	0.00	0.000										

Batter	1	2	3	4	5	6	7	8	9	AB	R	H	RBI	BB	SO	LOB	BOTTOM										
<b>Lou Brock, L</b> OBP: 0.406, SLG: 0.481 (1, 7)	E6				FC4-6		K			6	3	3	1	0	1	2	<b>San Diego Padres @ St. Louis Cardinals</b> Busch Stadium, St. Louis, MO Fri May 21 1971, 7:05 PM CDT Att: 27,298 - Unknown										
<b>Matty Alou, L</b> OBP: 0.370, SLG: 0.427 (1, 8)										5	1	3	2	0	1	2											
<b>Moe Drabowsky, R</b> ERA: 5.4 (8, 1)										1	0	0	0	0	1	1											
<b>Jim Beauchamp, R</b> OBP: 0.298, SLG: 0.358 (1, 3)										3	2	1	0	0	0	3											
<b>Joe Haque, L</b> OBP: 0.319, SLG: 0.408 (5, PH)										1	1	0	0	1	0	1											
<b>Joe Torre, R</b> OBP: 0.409, SLG: 0.534 (1, 5)										4	4	3	4	1	0	2											
<b>Jose Cardenal, R</b> OBP: 0.303, SLG: 0.408 (1, 9)										5	1	3	3	0	0	2											
<b>Julian Javier, R</b> OBP: 0.333, SLG: 0.408 (1, 4)										3	1	1	2	1	0	2											
<b>Jerry McNertney, R</b> OBP: 0.375, SLG: 0.786 (1, 2)										4	0	1	3	0	1	3											
<b>Ted Sizemore, R</b> OBP: 0.283, SLG: 0.235 (1, 6)										3	0	0	0	1	0	0											
<b>Dal Maxvill, R</b> OBP: 0.234, SLG: 0.180 (8, 6)										0	0	0	0	1	0	0											
<b>Jerry Reuss, L</b> OBP: 0.167, SLG: 0.174 (1, 1)										2	0	0	0	0	0	2											
<b>Mike Torrez, R</b> ERA: 1.63 (4, 1)										0	0	0	0	1	0	0											
<b>Don Shaw, L</b> (6, 1)										0	0	0	0	0	0	0											
<b>Luis Melendez, R</b> OBP: 0.294, SLG: 0.281 (7, PH)										2	2	0	0	0	0	1											
<b>Inning Stats</b>	R: 1 E: 1 K: 1 S: 8	H: 2 LOB: 3 BB: 1 P: 12	R: 0 E: 0 K: 0 S: 4	H: 1 LOB: 1 BB: 0 P: 4	R: 2 E: 0 K: 0 S: 6	H: 3 LOB: 2 BB: 1 P: 10	R: 4 E: 1 K: 1 S: 9	H: 3 LOB: 0 BB: 0 P: 9	R: 1 E: 0 K: 0 S: 4	H: 1 LOB: 1 BB: 1 P: 8	R: 1 E: 0 K: 0 S: 3	H: 1 LOB: 0 BB: 1 P: 7	R: 4 E: 1 K: 1 S: 8	H: 2 LOB: 1 BB: 1 P: 12	R: 2 E: 0 K: 1 S: 7	H: 2 LOB: 1 BB: 1 P: 11	1B: 8 2B: 4 3B: 0 HR: 3	SF: 1 SAC: 1 DP: 0 HBP: 0	WP: 3 PB: 0 SB: 1 CS: 2	PA: 48							
<b>PITCHER</b>	IP	WLS	BF	H	R	ER	SO	BB	IBB	HBP	BLK	WP	HR	S	P	ERA	WHIP										
<b>Danny Coombs, L</b> ERA: 7.03 (1, 1)	3.1		23	9	7	2	2	1	0	0	0	0	0	25	33	5.40	3.000										
<b>Al Severinsen, R</b> ERA: 1.63 (4, 1)	0.2		2	0	0	0	0	0	0	0	0	0	0	2	2	0.00	0.000										
<b>Al Santorini, R</b> ERA: 3.91 (5, 1)	1.0		5	1	1	1	0	1	0	0	0	0	0	4	8	9.00	2.000										
<b>Bill Laxton, L</b> ERA: 5.03 (6, 1)	3.0	L	17	5	7	3	2	3	0	0	0	2	2	18	30	9.00	2.667										





Batter	1	2	3	4	5	6	7	8	9	AB	R	H	RBI	BB	SO	LOB	TOP								
Enzo Hernandez, R (1,6) OBP: 0.347, SLG: 0.313	4-0 CS BB		0-0 F2			0-0 L1-5 3B		0-0 FC5-4 1B	0-0 FC6-4	4	0	1	0	1	0	4									
Don Mason, L (1,4) OBP: 0.293, SLG: 0.282	0-0 6-3					0-0 L1-5		0-0	0-0 4-3	4	0	1	1	0	0	2									
Ivan Murrell, R (9,PH) OBP: 0.349, SLG: 0.420	1-2					3-H		1-2 2-3 1B		1	0	0	0	0	0	2									
Larry Stahl, L (1,3) OBP: 0.300, SLG: 0.387	0-3 K							0-3 K		4	0	0	0	0	2	2									
Cito Gaston, R (1,8) OBP: 0.307, SLG: 0.469		0-0 6-3							0-0 1B 1B	4	1	3	0	0	0	0									
Ollie Brown, R (1,9) OBP: 0.335, SLG: 0.385		0-0 1B						0-0 F8	0-0 F7	4	0	1	0	0	0	3									
Dave Campbell, R (1,5) OBP: 0.287, SLG: 0.354		0-0 F2						0-0 F6	0-0 PB 1B 1B	4	1	1	0	0	1	2									
Angel Bravo, L (1,7) OBP: 0.269, SLG: 0.208		0-3 K						0-0 F7	0-0 1-2 2-H PB 2B 1B	4	1	1	1	0	2	1									
Bob Barton, R (1,2) OBP: 0.378, SLG: 0.494			0-0 6-3					0-0 FC5-4 1B 1B	0-0 FC6-4 2B	4	1	2	2	0	0	0									
Dave Roberts, L (1,1) Ed Spicco, R (5,PH) Al Santorini, R (5,1) Nate Colbert, R (5,PH) Clay Kirby, R (5,PH) Bob Miller, R (5,1) Fred Kendall, R (5,PH)		0-3 K						0-0 F7	0-0 FC5-4 1B BB	1	0	0	0	0	0	1	0								
<b>Inning Stats</b>	R: 0 E: 0 K: 1 S: 4	H: 0 LOB: 0 BB: 1 P: 8	R: 0 E: 0 K: 1 S: 6	H: 1 LOB: 1 BB: 0 P: 6	R: 0 E: 0 K: 1 S: 5	H: 0 LOB: 0 BB: 0 P: 5	R: 0 E: 0 K: 0 S: 4	H: 1 LOB: 1 BB: 0 P: 4	R: 0 E: 0 K: 2 S: 7	H: 0 LOB: 0 BB: 0 P: 7	R: 0 E: 0 K: 0 S: 3	H: 1 LOB: 1 BB: 0 P: 3	R: 0 E: 0 K: 0 S: 4	H: 1 LOB: 1 BB: 0 P: 4	R: 1 E: 0 K: 1 S: 8	H: 3 LOB: 2 BB: 0 P: 8	R: 3 E: 0 K: 0 S: 7	H: 4 LOB: 2 BB: 1 P: 11	1B: 9 2B: 2 3B: 1 HR: 0	SF: 0 SAC: 0 DP: 1 HBP: 0	WP: 0 PB: 1 SB: 0 CS: 1	PA: 38			
<b>PITCHER</b>	IP	WLS	BF	H	R	ER	SO	BB	IBB	HBP	BLK	WP	HR	S	P	ERA	WHIP								
Chris Zachary, R (1,1) ERA: 6.3	8.1	W	34	10	4	4	6	1	0	0	0	0	0	45	49	4.32	1.320								
Frank Linzy, R (9,1) ERA: 1.4	0.0		2	1	0	0	0	1	0	0	0	0	0	1	5	∞	∞								
Don Shaw, L (9,1) ERA:	0.2	S	2	0	0	0	0	0	0	0	0	0	0	2	2	0.00	0.000								

San Diego Padres @ St. Louis Cardinals  
Busch Stadium, St. Louis, MO  
Sat May 22 1971, 7:05 PM CDT  
Att: 10,776 - Unknown

AB 36  
R 4  
H 11  
RBI 4  
BB 2  
SO 6  
LOB 16



Batter	1	2	3	4	5	6	7	8	9	AB	R	H	RBI	BB	SO	LOB	BOTTOM								
Lou Brock, L (1,7) OBP: 0.408, SLG: 0.481	0-0 2B 5-3 1B					0-0 1B		4-0 BB		4	1	2	0	0	1	0									
Leron Lee, L (8,7) OBP: 0.318, SLG: 0.421		0-0 P6				0-0 1B		0-0 BB		0	0	0	0	1	0	0									
Matty Alou, L (1,8) OBP: 0.367, SLG: 0.422	0-0 F8					0-0 1B		0-0 P6		4	0	1	0	0	0	1									
Luis Melendez, R (8,8) OBP: 0.286, SLG: 0.273	0-0 F9					1-2 1B				1	0	0	0	0	0	1									
Jim Beauchamp, R (1,3) OBP: 0.317, SLG: 0.393	0-0 5-3 2B					0-3 K		0-3 K		3	1	2	0	0	1	0									
Joe Haque, L (6,PH) OBP: 0.316, SLG: 0.404	1-3 2B					0-0 K		0-0 K		1	0	0	0	0	1	2									
Joe Torre, R (1,5) OBP: 0.411, SLG: 0.533	0-0 5-3					0-0 2B SF9 1B		0-3 K		4	1	2	1	0	1	3									
Jose Cardenal, R (1,9) OBP: 0.308, SLG: 0.424	2-3 3-H 1B 2B					0-0 SF9 FC5 2B		0-0 6-3		4	1	2	1	0	0	2									
Julian Javier, R (1,4) OBP: 0.341, SLG: 0.419	0-0 2B 1B					0-0 SF9		0-0 G5-4-3 1B		3	2	2	2	0	0	0									
Dal Maxvill, R (8,6) OBP: 0.264, SLG: 0.180	2-H 2B 1B					0-0 SF8		0-0 G5-4-3 1B		0	0	0	0	0	0	0									
Jerry McNertney, R (1,2) OBP: 0.400, SLG: 0.706	4-0 2B BB					0-0 G4-6-3 1B		0-0 FC5		3	1	1	0	1	0	2									
Ted Sizemore, R (1,6) OBP: 0.282, SLG: 0.246	0-0 2B					0-0 SF8		0-0 4-3		3	0	1	3	0	0	1									
Chris Zachary, L (1,1) OBP: 0.250, SLG: 0.250	0-3 K					0-0 G4-6-3		0-0 G1		4	0	0	0	0	1	2									
Frank Linzy, R (9,1) OBP: 1.000, SLG: 1.000						1-2				0	0	0	0	0	0	0									
Don Shaw, L (9,1) ERA:						1-2				0	0	0	0	0	0	0									
<b>Inning Stats</b>	R: 5 E: 0 K: 1 S: 10	H: 5 LOB: 1 BB: 1 P: 14	R: 0 E: 0 K: 0 S: 5	H: 2 LOB: 2 BB: 0 P: 5	R: 1 E: 1 K: 0 S: 4	H: 1 LOB: 0 BB: 0 P: 4	R: 0 E: 0 K: 2 S: 7	H: 0 LOB: 0 BB: 0 P: 7	R: 1 E: 0 K: 0 S: 5	H: 2 LOB: 1 BB: 0 P: 5	R: 0 E: 0 K: 2 S: 9	H: 2 LOB: 2 BB: 0 P: 9	R: 0 E: 0 K: 0 S: 3	H: 1 LOB: 0 BB: 0 P: 3	R: 0 E: 0 K: 0 S: 3	H: 0 LOB: 1 BB: 1 P: 7	1B: 9 2B: 4 3B: 0 HR: 0	SF: 2 SAC: 0 DP: 2 HBP: 0	WP: 0 PB: 0 SB: 0 CS: 0	PA: 38					
<b>PITCHER</b>	IP	WLS	BF	H	R	ER	SO	BB	IBB	HBP	BLK	WP	HR	S	P	ERA	WHIP								
Dave Roberts, L (1,1) ERA: 3.1	5.0	L	26	10	7	6	3	1	0	0	0	0	0	31	35	10.80	2.200								
Al Santorini, R (6,1) ERA: 3.6	2.0		8	3	0	0	2	0	0	0	0	0	0	12	12	0.00	1.500								
Bob Miller, R (8,1) ERA: 3.86	1.0		4	0	0	0	0	1	0	0	0	0	0	3	7	0.00	1.000								

San Diego Padres @ St. Louis Cardinals  
Busch Stadium, St. Louis, MO  
Sat May 22 1971, 7:05 PM CDT  
Att: 10,776 - Unknown

AB 34  
R 7  
H 13  
RBI 7  
BB 2  
SO 5  
LOB 14





Batter	1	2	3	4	5	6	7	8	9	AB	R	H	RBI	BB	SO	LOB	TOP					
Enzo Hernandez, R OBP: 0.342, SLG: 0.316	0-0 3-1 2B		0-0 6-3		0-3 K		0-0 6-3		0-0 F9	5	0	1	0	0	1	2						
Don Mason, L OBP: 0.302, SLG: 0.292	0-0 3-1 2-3		0-0 4-3		0-0 1-2 2-3 1B			0-0 1B 1B		4	1	2	0	0	0	1						
Larry Stahl, L OBP: 0.288, SLG: 0.371	0-0 1-3			0-3 K	0-0 G3			0-0 F8		4	0	0	0	0	1	5						
Cito Gaston, R OBP: 0.312, SLG: 0.466	4-0 BB			0-0 F8		0-0 L8		0-0 FC5 1B		3	0	1	0	1	0	0						
Ollie Brown, R OBP: 0.340, SLG: 0.388	0-3 K			0-0 BLK 1B		0-3 K		0-0 1-2 1B		4	0	2	1	0	2	2						
Dave Campbell, R OBP: 0.286, SLG: 0.351		0-0 F3		0-3 K		0-0 1B		0-3 K		4	0	1	0	0	2	3						
Angel Bravo, L OBP: 0.241, SLG: 0.185		0-0 L7			0-0 4-3		0-0 F2		0-0 FC5	3	0	0	0	0	0	1	AB 34					
Dick Kelley, R										0	0	0	0	0	0	0	R 1					
Nate Colbert, R OBP: 0.407, SLG: 0.549										1	0	0	0	0	0	2	H 7					
Al Severinsen, R										0	0	0	0	0	0	0	RBI 1					
Bob Barton, R OBP: 0.372, SLG: 0.477		0-3 K			4-0 1B SH BB		0-0 F9		0-0 F7	3	0	0	0	1	1	0	BB 2					
Steve Arlin, R OBP: 0.200, SLG: 0.200				0-3 K		0-0 SH 1B		0-3 K		1	0	0	0	0	1	0	SO 9					
Ed Spiezio, R OBP: 0.253, SLG: 0.284									0-0 6-3	2	0	0	0	0	1	0	LOB 16					
<b>Inning Stats</b>	R: 0 E: 0 K: 1 S: 6	H: 1 LOB: 2 BB: 1 P: 10	R: 0 E: 0 K: 1 S: 5	H: 0 LOB: 0 BB: 0 P: 5	R: 0 E: 0 K: 1 S: 5	H: 0 LOB: 0 BB: 0 P: 5	R: 0 E: 0 K: 2 S: 8	H: 1 LOB: 1 BB: 0 P: 8	R: 0 E: 0 K: 1 S: 7	H: 1 LOB: 3 BB: 1 P: 11	R: 0 E: 0 K: 1 S: 6	H: 1 LOB: 0 BB: 0 P: 6	R: 0 E: 0 K: 1 S: 5	H: 0 LOB: 0 BB: 0 P: 5	R: 1 E: 0 K: 1 S: 8	H: 3 LOB: 2 BB: 0 P: 8	R: 0 E: 0 K: 0 S: 3	H: 0 LOB: 0 BB: 0 P: 3	1B: 6 2B: 1 3B: 0 HR: 0	SF: 0 SAC: 1 DP: 0 HBP: 0	WP: 0 PB: 0 SB: 0 CS: 0	PA: 37
<b>PITCHER</b> Reggie Cleveland, R ERA: 3.39	IP: 9.0 WLS: W BF: 37 H: 7 R: 1 ER: 1 SO: 9 BB: 2 IBB: 0 HBP: 0 BLK: 1 WP: 0 HR: 0 S: 53 P: 61 ERA: 1.00 WHIP: 1.000															<b>PITCHER</b>	IP: 9.0 WLS: W BF: 37 H: 7 R: 1 ER: 1 SO: 9 BB: 2 IBB: 0 HBP: 0 BLK: 1 WP: 0 HR: 0 S: 53 P: 61 ERA: 1.00 WHIP: 1.000					

San Diego Padres @ St. Louis Cardinals  
 Busch Stadium, St. Louis, MO  
 Sun May 23 1971, 3:33 AM CDT  
 Att: 9,475 - Unknown

AB	34
R	1
H	7
RBI	1
BB	2
SO	9
LOB	16



Batter	1	2	3	4	5	6	7	8	9	AB	R	H	RBI	BB	SO	LOB	BOTTOM			
Lou Brock, L OBP: 0.408, SLG: 0.476	1-0 S 2B HBP		0-0 4-3		0-0 G3	0-3 K		0-0 1-3 2-H 1B		4	1	1	1	0	1	2				
Matty Alou, L OBP: 0.385, SLG: 0.424			0-0 4-3		0-0 L7		0-0 6-3		0-0 F8	4	0	1	1	0	0	1				
Luis Melendez, R OBP: 0.278, SLG: 0.265										1	0	0	0	0	0	2				
Joe Hague, L OBP: 0.322, SLG: 0.396	4-0 BB		4-0 1B 3B BB		0-0 6-3		0-0 F2			2	1	0	0	2	0	0				
Joe Torre, R OBP: 0.401, SLG: 0.519	0-0 F7		0-0 F9		0-0 F7		0-0 6-3			4	0	0	0	0	0	3				
Jose Cardenal, R OBP: 0.306, SLG: 0.419	0-3 K		0-0 1-2 3B 1B		0-0 6-3		0-0 1-3			4	1	1	0	0	1	2				
Julian Javier, R OBP: 0.353, SLG: 0.455	0-0 P3		0-0 1-1 2-H 3B			0-0 SH2-4 E 1B		0-0 F9		3	1	2	2	0	0	2				
Dal Maxvill, R OBP: 0.260, SLG: 0.177										1	0	0	0	0	0	0				
Jerry McNertney, R OBP: 0.391, SLG: 0.632		0-0 P4	4-0 BB		0-0 SH2-4		0-0 F9			2	0	0	0	1	0	0	AB 32			
Ted Sizemore, R OBP: 0.296, SLG: 0.273		0-0 FC1-5 3B		0-0 F9		0-0 E7 2B 1B		4-0 WP 1B 1B BB		3	2	2	1	1	0	2	R 6			
Reggie Cleveland, R OBP: 0.087, SLG: 0.130		0-0 FC1-5		0-3 K		0-0 2B		0-0 1B WP		4	0	2	1	0	1	1	H 9			
<b>Inning Stats</b>	R: 1 E: 0 K: 1 S: 6	H: 1 LOB: 2 BB: 1 P: 11	R: 0 E: 0 K: 0 S: 4	H: 1 LOB: 1 BB: 0 P: 4	R: 2 E: 0 K: 0 S: 5	H: 2 LOB: 2 BB: 2 P: 13	R: 0 E: 0 K: 1 S: 5	H: 0 LOB: 0 BB: 0 P: 5	R: 0 E: 0 K: 0 S: 3	H: 0 LOB: 0 BB: 0 P: 3	R: 2 E: 1 K: 1 S: 8	H: 3 LOB: 1 BB: 0 P: 8	R: 0 E: 0 K: 0 S: 3	H: 0 LOB: 0 BB: 0 P: 3	R: 1 E: 0 K: 0 S: 5	H: 2 LOB: 2 BB: 1 P: 9	1B: 5 2B: 2 3B: 2 HR: 0	SF: 0 SAC: 1 DP: 0 HBP: 1	WP: 1 PB: 0 SB: 1 CS: 0	PA: 38
<b>PITCHER</b> Steve Arlin, R ERA: 5.15	IP: 5.1 WLS: L BF: 27 H: 7 R: 5 ER: 4 SO: 2 BB: 3 IBB: 0 HBP: 1 BLK: 0 WP: 0 HR: 0 S: 27 P: 40 ERA: 6.75 WHIP: 1.875															<b>PITCHER</b>	IP: 5.1 WLS: L BF: 27 H: 7 R: 5 ER: 4 SO: 2 BB: 3 IBB: 0 HBP: 1 BLK: 0 WP: 0 HR: 0 S: 27 P: 40 ERA: 6.75 WHIP: 1.875			
Dick Kelley, L ERA: 6.23	IP: 1.2 WLS: 0 BF: 5 H: 0 R: 0 ER: 0 SO: 1 BB: 0 IBB: 0 HBP: 0 BLK: 0 WP: 0 HR: 0 S: 7 P: 7 ERA: 0.00 WHIP: 0.000															<b>PITCHER</b>	IP: 1.2 WLS: 0 BF: 5 H: 0 R: 0 ER: 0 SO: 1 BB: 0 IBB: 0 HBP: 0 BLK: 0 WP: 0 HR: 0 S: 7 P: 7 ERA: 0.00 WHIP: 0.000			
Al Severinsen, R ERA: 1.88	IP: 1.0 WLS: 6 BF: 2 H: 1 R: 1 ER: 1 SO: 0 BB: 1 IBB: 0 HBP: 0 BLK: 0 WP: 1 HR: 0 S: 5 P: 9 ERA: 9.00 WHIP: 3.000															<b>PITCHER</b>	IP: 1.0 WLS: 6 BF: 2 H: 1 R: 1 ER: 1 SO: 0 BB: 1 IBB: 0 HBP: 0 BLK: 0 WP: 1 HR: 0 S: 5 P: 9 ERA: 9.00 WHIP: 3.000			

San Diego Padres @ St. Louis Cardinals  
 Busch Stadium, St. Louis, MO  
 Sun May 23 1971, 3:33 AM CDT  
 Att: 9,475 - Unknown

AB	32
R	6
H	9
RBI	6
BB	4
SO	3
LOB	15









Batter	1	2	3	4	5	6	7	8	9	AB	R	H	RBI	BB	SO	LOB	TOP			
Don Kessinger, S (1, 6) OBP: 0.301, SLG: 0.305	6-3		F8	F8			F8			4	1	1	0	0	0	1	<b>Chicago Cubs @ St. Louis Cardinals</b> Busch Stadium, St. Louis, MO Tue May 25 1971, 7:05 PM CDT Att: 12,667 - Unknown - 58 F <a href="http://livebaseballscorecards.com">livebaseballscorecards.com</a>			
Glenn Beckert, R (1, 4) OBP: 0.385, SLG: 0.424	FC6-4 BB		1B 2B	6-3			1-3			3	1	1	0	1	0	0				
Billy Williams, L (1, 7) OBP: 0.385, SLG: 0.552	F8		K	P6			4-3			4	0	0	0	0	1	2				
Jim Hickman, R (1, 3) OBP: 0.341, SLG: 0.387	FC6-4 1-2		1B	F9			F8			4	0	1	1	0	0	1				
Ron Santo, R (1, 5) OBP: 0.395, SLG: 0.555		2B 1B	1B	F9			BB			3	0	2	0	1	0	0				
Johnny Callison, L (1, 9) OBP: 0.322, SLG: 0.336	K		F7	F9			K			4	0	0	0	0	2	3				
Chris Cannizzaro, R (1, 2) OBP: 0.320, SLG: 0.300	1-3 2B		FC6-4 BB	F7			F9			3	0	1	0	1	0	1				
Jose Ortiz, R (1, 8) OBP: 0.345, SLG: 0.377	K		FC6-4 SH1-4	P6			P4			3	0	0	0	0	1	3				
Hal Breen, R (9, PH) OBP: 0.136, SLG: 0.286			1-2	P4						1	0	0	0	0	0	1				
Bill Hands, R (1, 1) OBP: 0.160, SLG: 0.130	F8		SH1-4	K						2	0	0	0	0	1	2				
<b>Inning Stats</b>	R: 0 E: 0 K: 0 S: 3	H: 0 LOB: 1 BB: 1 P: 7	R: 0 E: 0 K: 2 S: 9	H: 2 LOB: 2 BB: 0 P: 9	R: 2 E: 0 K: 1 S: 8	H: 4 LOB: 1 BB: 0 P: 8	R: 0 E: 0 K: 0 S: 3	H: 0 LOB: 1 BB: 1 P: 7	R: 0 E: 0 K: 0 S: 3	H: 0 LOB: 0 BB: 0 P: 3	R: 0 E: 0 K: 1 S: 5	H: 0 LOB: 0 BB: 0 P: 5	R: 0 E: 0 K: 0 S: 3	H: 0 LOB: 0 BB: 0 P: 3	R: 0 E: 0 K: 1 S: 5	H: 0 LOB: 1 BB: 1 P: 9	1B: 3 2B: 3 3B: 0 HR: 0	SF: 0 SAC: 1 DP: 0 HBP: 0	WP: 0 PB: 0 SB: 1 CS: 0	PA: 35
<b>PITCHER</b> Steve Carlton, L (1, 1) ERA: 2.53	IP: 9.0 WLS: W BF: 35 H: 6 R: 2 ER: 2 SO: 5 BB: 3 IBB: 0 HBP: 0 BLK: 0 WP: 0 HR: 0 S: 42 P: 54 ERA: 2.00 WHIP: 1.000																			

Batter	1	2	3	4	5	6	7	8	9	AB	R	H	RBI	BB	SO	LOB	BOTTOM			
Lou Brock, L (1, 7) OBP: 0.415, SLG: 0.488	4-3		FC6 1B	4-3			2B			4	1	1	1	0	0	3	<b>Chicago Cubs @ St. Louis Cardinals</b> Busch Stadium, St. Louis, MO Tue May 25 1971, 7:05 PM CDT Att: 12,667 - Unknown - 58 F <a href="http://livebaseballscorecards.com">livebaseballscorecards.com</a>			
Matty Alou, L (1, 8) OBP: 0.358, SLG: 0.419	6-3		P6	6-3			P4			4	0	0	0	0	0	2				
Ted Simmons, S (1, 2) OBP: 0.396, SLG: 0.457	P4		1B	6-3			6-3			4	0	2	1	0	0	1				
Joe Torre, R (1, 5) OBP: 0.398, SLG: 0.509	6-3		4-3	F3			L4			4	0	0	0	0	0	2				
Jose Cardenal, R (1, 9) OBP: 0.308, SLG: 0.411	K		6-3	4-3			K			4	0	0	0	0	2	1				
Joe Hague, L (1, 3) OBP: 0.338, SLG: 0.420	HR		1B	4-3			K			4	2	2	1	0	1	0				
Julian Javier, R (1, 4) OBP: 0.344, SLG: 0.429	P6		1B BB	6-3			6-3			2	0	0	0	1	0	0				
Ted Sizemore, R (1, 6) OBP: 0.315, SLG: 0.289			SH FC6	1-3 2H			1-3			3	1	2	1	0	0	0				
Dal Maxwell, R (8, 6) OBP: 0.260, SLG: 0.177			1B	1B			1-3			0	0	0	0	0	0	0				
Steve Carlton, L (1, 1) OBP: 0.192, SLG: 0.280	SH FC6		SH	K			4-3			2	0	0	0	0	1	2				
<b>Inning Stats</b>	R: 0 E: 0 K: 0 S: 3	H: 0 LOB: 0 BB: 0 P: 3	R: 1 E: 0 K: 1 S: 6	H: 1 LOB: 0 BB: 0 P: 6	R: 2 E: 1 K: 0 S: 6	H: 2 LOB: 1 BB: 0 P: 6	R: 1 E: 0 K: 1 S: 7	H: 2 LOB: 2 BB: 1 P: 11	R: 0 E: 0 K: 0 S: 4	H: 1 LOB: 1 BB: 0 P: 4	R: 0 E: 0 K: 0 S: 3	H: 0 LOB: 0 BB: 0 P: 3	R: 0 E: 0 K: 2 S: 7	H: 0 LOB: 0 BB: 0 P: 7	R: 0 E: 0 K: 2 S: 7	H: 0 LOB: 0 BB: 0 P: 7	1B: 5 2B: 1 3B: 0 HR: 1	SF: 0 SAC: 1 DP: 0 HBP: 0	WP: 0 PB: 0 SB: 1 CS: 0	PA: 33
<b>PITCHER</b> Bill Hands, R (1, 1) ERA: 3.71	IP: 8.0 WLS: L BF: 33 H: 7 R: 4 ER: 2 SO: 4 BB: 1 IBB: 0 HBP: 0 BLK: 0 WP: 0 HR: 1 S: 40 P: 44 ERA: 2.25 WHIP: 1.000																			



Batter	1	2	3	4	5	6	7	8	9	AB	R	H	RBI	BB	SO	LOB	TOP		
<b>Don Kessinger, S</b> (1, 6) OBP: 0.314, SLG: 0.316										4	1	3	2	1	0	1	<b>Chicago Cubs @ St. Louis Cardinals</b> Busch Stadium, St. Louis, MO Wed May 26 1971, 7:05 PM CDT Att: 12,690 - Unknown - 50 F		
<b>Glenn Beckert, R</b> (1, 4) OBP: 0.385, SLG: 0.423										5	0	2	1	0	1	3			
<b>Billy Williams, L</b> (1, 7) OBP: 0.385, SLG: 0.545										4	0	1	0	1	0	4			
<b>Jim Hickman, R</b> (1, 9) OBP: 0.336, SLG: 0.405										5	1	1	1	0	2	5			
<b>Ron Santo, R</b> (1, 5) OBP: 0.395, SLG: 0.547										4	0	1	0	1	2	3			
<b>Hal Bredesen, R</b> (1, 3) OBP: 0.385, SLG: 0.280										4	0	1	0	1	1	1			
<b>Chris Cannizzaro, R</b> (1, 2) OBP: 0.330, SLG: 0.298										4	1	1	0	1	0	4			
<b>Jose Ortiz, R</b> (1, 8) OBP: 0.341, SLG: 0.370										4	1	1	0	0	0	3			
<b>Johnny Callison, L</b> (9, PH) OBP: 0.320, SLG: 0.333										1	0	0	0	0	1	2			
<b>Ken Holtzman, R</b> (1, 1) OBP: 0.161, SLG: 0.207										3	0	0	0	0	1	3			
<b>Phil Regan, R</b> (7, 1)										0	0	0	0	0	0	0			
<b>Brock Davis, L</b> (8, PH) OBP: 0.462, SLG: 0.583										1	0	1	0	0	0	0			
<b>Earl Stephenson, L</b> (8, 1)										0	0	0	0	0	0	0			
<b>Ron Tompkins, R</b> (8, 1)										0	0	0	0	0	0	0			
<b>Inning Stats</b>	R: 0 E: 0 K: 3 S: 10	H: 1 LOB: 2 BB: 1 P: 14	R: 0 E: 0 K: 2 S: 7	H: 0 LOB: 1 BB: 1 P: 11	R: 1 E: 0 K: 1 S: 7	H: 2 LOB: 1 BB: 0 P: 7	R: 2 E: 0 K: 0 S: 7	H: 4 LOB: 2 BB: 0 P: 7	R: 1 E: 0 K: 0 S: 4	H: 1 LOB: 1 BB: 1 P: 8	R: 0 E: 0 K: 0 S: 4	H: 1 LOB: 1 BB: 0 P: 4	R: 0 E: 1 K: 0 S: 4	H: 1 LOB: 2 BB: 0 P: 4	R: 0 E: 0 K: 2 S: 8	H: 1 LOB: 2 BB: 1 P: 12	1B: 10 2B: 1 3B: 0 HR: 1	SF: 0 SAC: 0 DP: 0 HBP: 0	WP: 0 PA: 44 PB: 0 SB: 1 CS: 0
<b>PITCHER</b>	IP WLS BF H R ER SO BB IBB HBP BLK WP HR S P ERA WHIP																		
<b>Jerry Reuss, L</b> (1, 1) ERA: 5.14	5.0	26	8	4	4	6	3	0	0	0	1	0	1	35	47	7.20	2.200		
<b>Moe Drabowsky, R</b> (6, 1) ERA: 3.44	1.0	5	1	0	0	0	1	0	0	0	0	0	0	4	8	0.00	2.000		
<b>Chuck Taylor, R</b> (7, 1) ERA: 4.43	3.0	W 13	3	0	0	2	1	0	0	0	0	0	0	16	20	0.00	1.333		

**Chicago Cubs @ St. Louis Cardinals**  
 Busch Stadium, St. Louis, MO  
 Wed May 26 1971, 7:05 PM CDT  
 Att: 12,690 - Unknown - 50 F

AB 39  
 R 4  
 H 12  
 RBI 4  
 BB 5  
 SO 8  
 LOB 29



Batter	1	2	3	4	5	6	7	8	9	AB	R	H	RBI	BB	SO	LOB	BOTTOM		
<b>Lou Brock, L</b> (1, 7) OBP: 0.415, SLG: 0.486										5	2	2	0	0	3	1	<b>Chicago Cubs @ St. Louis Cardinals</b> Busch Stadium, St. Louis, MO Wed May 26 1971, 7:05 PM CDT Att: 12,690 - Unknown - 50 F		
<b>Matty Alou, L</b> (1, 8) OBP: 0.353, SLG: 0.413										5	0	1	0	0	1	1			
<b>Jim Beauchamp, R</b> (1, 3) OBP: 0.333, SLG: 0.373										2	2	0	0	3	0	2			
<b>Joe Haque, L</b> (9, 3) OBP: 0.338, SLG: 0.420										0	0	0	0	0	0	0			
<b>Joe Torre, R</b> (1, 5) OBP: 0.403, SLG: 0.512										3	1	2	2	1	0	1			
<b>Jose Cardenal, R</b> (1, 9) OBP: 0.305, SLG: 0.405										5	1	1	1	0	1	5			
<b>Julian Javier, R</b> (1, 4) OBP: 0.397, SLG: 0.472										5	2	4	2	0	0	1			
<b>Jerry McNertney, R</b> (1, 2) OBP: 0.414, SLG: 0.720										4	1	3	4	0	0	1			
<b>Ted Sizemore, R</b> (1, 6) OBP: 0.313, SLG: 0.288										4	0	1	0	0	0	4			
<b>Dal Maxvill, R</b> (8, 6) OBP: 0.260, SLG: 0.177										0	0	0	0	0	0	0			
<b>Jerry Reuss, L</b> (1, 1) OBP: 0.160, SLG: 0.167										1	0	0	0	0	1	0			
<b>Dick Schofield, S</b> (5, PH) OBP: 0.316, SLG: 0.364										1	0	0	0	0	0	0			
<b>Moe Drabowsky, R</b> (6, 1)										0	0	0	0	0	0	0			
<b>Luis Melendez, R</b> (6, PH) OBP: 0.263, SLG: 0.250										1	0	0	0	0	1	1			
<b>Chuck Taylor, R</b> (7, 1)										1	0	0	0	0	1	1			
<b>Inning Stats</b>	R: 0 E: 0 K: 1 S: 5	H: 0 LOB: 1 BB: 1 P: 9	R: 0 E: 0 K: 1 S: 6	H: 1 LOB: 0 BB: 0 P: 6	R: 0 E: 0 K: 3 S: 9	H: 0 LOB: 0 BB: 0 P: 9	R: 1 E: 0 K: 0 S: 5	H: 2 LOB: 2 BB: 1 P: 9	R: 1 E: 0 K: 0 S: 6	H: 3 LOB: 2 BB: 0 P: 6	R: 1 E: 0 K: 2 S: 9	H: 2 LOB: 1 BB: 0 P: 9	R: 4 E: 0 K: 0 S: 7	H: 4 LOB: 1 BB: 1 P: 11	R: 2 E: 0 K: 0 S: 5	H: 2 LOB: 1 BB: 1 P: 9	1B: 12 2B: 0 3B: 1 HR: 1	SF: 1 SAC: 0 DP: 0 HBP: 0	WP: 1 PA: 42 PB: 0 SB: 2 CS: 0
<b>PITCHER</b>	IP WLS BF H R ER SO BB IBB HBP BLK WP HR S P ERA WHIP																		
<b>Ken Holtzman, L</b> (1, 1) ERA: 4.64	0.2	5	3	2	2	0	0	0	0	0	1	5	5	27.00	4.500				
<b>Phil Regan, R</b> (7, 1) ERA: 4.3	0.2	5	2	2	2	0	1	0	0	0	1	4	8	27.00	4.500				
<b>Earl Stephenson, L</b> (8, 1) ERA: 4.7	0.1	1	0	0	0	0	0	0	0	0	0	1	1	0.00	0.000				
<b>Ron Tompkins, R</b> (8, 1) ERA: 3.86	0.1	1	0	0	0	0	0	0	0	0	0	1	1	0.00	0.000				

**Chicago Cubs @ St. Louis Cardinals**  
 Busch Stadium, St. Louis, MO  
 Wed May 26 1971, 7:05 PM CDT  
 Att: 12,690 - Unknown - 50 F

AB 37  
 R 9  
 H 14  
 RBI 9  
 BB 4  
 SO 7  
 LOB 18





Batter	1	2	3	4	5	6	7	8	9	AB	R	H	RBI	BB	SO	LOB	TOP		
<b>Don Kessinger, S</b> (1, 6) OBP: 0.307, SLG: 0.309	0-0 4-3		0-0 F7			0-0 4-3		0-0 5-3	4 0 0 0 0 0 2										
<b>Glenn Beckert, R</b> (1, 4) OBP: 0.377, SLG: 0.413	0-0 4-3			0-0 P3		0-0 P3		0-0 6-3	4 0 0 0 0 0 1										
<b>Brock Davis, L</b> (1, 8) OBP: 0.375, SLG: 0.467	0-3 K			0-0 P6			0-0 F8		3 0 0 0 0 0 1 0										
<b>Billy Williams, L</b> (1, 7) OBP: 0.379, SLG: 0.535		0-0 4-3		0-0 4-3		0-0 P6			3 0 0 0 0 0 0										
<b>Ron Santo, R</b> (1, 5) OBP: 0.389, SLG: 0.536		0-0 5-3			0-0 P6		0-0 5-3		3 0 0 0 0 0 0										
<b>Jim Hickman, R</b> (1, 3) OBP: 0.328, SLG: 0.395		0-0 F8			0-0 F7			0-0 5-3	3 0 0 0 0 0 0										
<b>Johnny Callison, L</b> (1, 9) OBP: 0.314, SLG: 0.326			0-3 K		0-0 4-3			0-3 K	3 0 0 0 0 0 2 0										
<b>Randy Hundley, R</b> (1, 2) OBP: 0.267, SLG: 0.333			0-0 4-3			0-0 FC5-4 1B		0-0 1-6-3	1 0 0 0 0 0 0 0 2 0 1 0 0 0 0 0										
<b>Chris Cannizzaro, R</b> (5, 2) OBP: 0.333, SLG: 0.302						0-0 FC5-4 4-3													
<b>Fergie Jenkins, R</b> (1, 1) OBP: 0.300, SLG: 0.459								0-0 P4	2 0 1 0 0 0 0 1 0 0 0 0 0 0 0 0 0 0 0 0 0 0 0 0 1 0 0 0 0 0 0 0										
<b>Ray Newman, L</b> (7, 1)																			
<b>Jim Colborn, R</b> (8, 1)																			
<b>14 Ernie Banks, R</b> (9, PH) OBP: 0.238, SLG: 0.167																			
<b>Inning Stats</b>	R: 0 E: 0 K: 1 S: 5	H: 0 LOB: 0 BB: 0 P: 5	R: 0 E: 0 K: 0 S: 3	H: 0 LOB: 0 BB: 0 P: 3	R: 0 E: 0 K: 1 S: 6	H: 1 LOB: 1 BB: 0 P: 6	R: 0 E: 0 K: 0 S: 3	H: 0 LOB: 0 BB: 0 P: 3	R: 0 E: 0 K: 0 S: 4	H: 1 LOB: 1 BB: 0 P: 4	R: 0 E: 0 K: 0 S: 3	H: 0 LOB: 0 BB: 0 P: 3	R: 0 E: 0 K: 1 S: 5	H: 0 LOB: 0 BB: 0 P: 5	R: 0 E: 0 K: 0 S: 3	H: 0 LOB: 0 BB: 0 P: 3	1B: 1 2B: 1 3B: 0 HR: 0	SF: 0 SAC: 0 DP: 0 HBP: 0	WP: 0 PA: 29 PB: 0 SB: 0 CS: 0
<b>PITCHER</b> <b>Chris Zachary, R</b> (1, 1) ERA: 4.34	IP: 9.0 WLS: W BF: 29 H: 2 R: 0 ER: 0 SO: 3 BB: 0 IBB: 0 HBP: 0 BLK: 0 WP: 0 HR: 0 S: 35 P: 35 ERA: 0.00 WHIP: 0.222															IP: 9.0 WLS: W BF: 29 H: 2 R: 0 ER: 0 SO: 3 BB: 0 IBB: 0 HBP: 0 BLK: 0 WP: 0 HR: 0 S: 35 P: 35 ERA: 0.00 WHIP: 0.222			

Chicago Cubs @ St. Louis Cardinals  
 Busch Stadium, St. Louis, MO  
 Thu May 27 1971, 7:05 PM CDT  
 Att: 14,167 - Unknown - 60 F

AB	29
R	0
H	2
RBI	0
BB	0
SO	3
LOB	4



Batter	1	2	3	4	5	6	7	8	9	AB	R	H	RBI	BB	SO	LOB	BOTTOM		
<b>Lou Brock, L</b> (1, 7) OBP: 0.419, SLG: 0.489	0-0 2B BB 1B	0-0 2B 3-4 1B	0-3 K			0-0 4-3	0-0 1B		5 2 3 3 0 1 2										
<b>Matty Alou, L</b> (1, 8) OBP: 0.354, SLG: 0.418	0-3 K	0-0 3-4 1B	0-0 F8			0-0 HBP 1B	0-0 4-3		5 0 2 1 0 1 5										
<b>Joe Hague, L</b> (1, 3) OBP: 0.348, SLG: 0.412	4-0 2B 1-2 BB	0-0 3-4 2B		0-0 F9		1-0 HBP 1B		4-0 2B BB	2 2 0 1 2 0 1										
<b>Joe Torre, R</b> (1, 5) OBP: 0.408, SLG: 0.524	0-0 HBP 2B	4-0 BB IBB		0-0 F2		0-3 K		0-0 2B BB	4 1 2 2 1 1 2										
<b>Jose Cardenal, R</b> (1, 9) OBP: 0.307, SLG: 0.407	0-0 P5	4-0 BB BB		0-3 K			0-0 5-3	0-0 1B FC1-2 2B	4 0 1 2 1 1 1										
<b>Julian Javier, R</b> (1, 4) OBP: 0.369, SLG: 0.468	0-0 6-3	0-0 1-3 BB			0-0 5-3		0-0 1B 1B	0-0 FC1-2 1B 1B	5 2 2 0 0 0 4										
<b>Jerry McNertney, R</b> (1, 2) OBP: 0.412, SLG: 0.667		0-0 FC1-5 1B	0-0 6-3		0-0 F5		0-0 1B 1B	0-0 FC1-2 1B 1B	5 1 2 0 0 0 2										
<b>Ted Sizemore, R</b> (1, 6) OBP: 0.322, SLG: 0.293		0-0 FC1-5 1B	1-0 1B		0-3 K		0-0 F8	0-0 G6-3 1B	1 1 1 0 0 0 0 3 0 1 1 0 1 2										
<b>Dal Maxvill, R</b> (3, PR) OBP: 0.263, SLG: 0.185		1-2 1B																	
<b>Chris Zachary, L</b> (1, 1) OBP: 0.308, SLG: 0.308		0-0 FC1-5 1B		0-0 1B		0-3 K	0-0 1B	0-0 G6-3	5 1 2 0 0 1 4										
<b>Inning Stats</b>	R: 2 E: 0 K: 1 S: 7	H: 2 LOB: 1 BB: 1 P: 11	R: 3 E: 0 K: 0 S: 7	H: 4 LOB: 3 BB: 2 P: 15	R: 0 E: 0 K: 1 S: 6	H: 1 LOB: 2 BB: 0 P: 7	R: 0 E: 0 K: 1 S: 5	H: 0 LOB: 0 BB: 0 P: 5	R: 0 E: 0 K: 2 S: 8	H: 1 LOB: 2 BB: 0 P: 9	R: 2 E: 0 K: 0 S: 7	H: 4 LOB: 2 BB: 0 P: 7	R: 3 E: 0 K: 0 S: 6	H: 4 LOB: 1 BB: 1 P: 10	R: 3 E: 0 K: 0 S: 6	H: 4 LOB: 1 BB: 1 P: 10	1B: 12 2B: 4 3B: 0 HR: 0	SF: 0 SAC: 0 DP: 1 HBP: 2	WP: 0 PA: 45 PB: 0 SB: 0 CS: 0
<b>PITCHER</b> <b>Fergie Jenkins, R</b> (1, 1) ERA: 3.25	IP: 6.2 WLS: L BF: 37 H: 12 R: 7 ER: 7 SO: 6 BB: 2 IBB: 1 HBP: 2 BLK: 0 WP: 0 HR: 0 S: 44 P: 58 ERA: 9.45 WHIP: 2.100															IP: 6.2 WLS: L BF: 37 H: 12 R: 7 ER: 7 SO: 6 BB: 2 IBB: 1 HBP: 2 BLK: 0 WP: 0 HR: 0 S: 44 P: 58 ERA: 9.45 WHIP: 2.100			
<b>Ray Newman, L</b> (7, 1) ERA: 4.15	0.1 3 1 2 2 0 1 0 0 0 0 0 2 6 54.00 6.000															0.1 3 1 2 2 0 1 0 0 0 0 2 6 54.00 6.000			
<b>Jim Colborn, R</b> (8, 1) ERA: 4.05	1.0 5 3 1 1 0 0 0 0 0 0 5 5 9.00 3.000															1.0 5 3 1 1 0 0 0 0 0 0 5 5 9.00 3.000			

Chicago Cubs @ St. Louis Cardinals  
 Busch Stadium, St. Louis, MO  
 Thu May 27 1971, 7:05 PM CDT  
 Att: 14,167 - Unknown - 60 F

AB	39
R	10
H	16
RBI	10
BB	4
SO	6
LOB	23





Batter	1	2	3	4	5	6	7	8	9	AB	R	H	RBI	BB	SO	LOB	TOP					
Sonny Jackson, L (1, 8) OBP: 0.337, SLG: 0.388										4	0	1	0	0	1	0	<b>Atlanta Braves @ St. Louis Cardinals</b> Busch Stadium, St. Louis, MO Fri May 28 1971, 7:05 PM CDT Att: 14,537 - Unknown					
Ralph Carr, L (1, 7) OBP: 0.375, SLG: 0.500										4	0	1	0	0	0	1						
Felix Millan, R (1, 4) OBP: 0.358, SLG: 0.391										4	0	0	0	0	0	2						
Earl Williams, R (1, 3) OBP: 0.265, SLG: 0.418										4	0	1	0	0	1	3						
Darrell Evans, L (1, 5) OBP: 0.238, SLG: 0.111										3	0	0	0	1	1	1						
Mike Lum, L (1, 9) OBP: 0.349, SLG: 0.362										3	0	0	0	1	1	1						
Bob Didier, S (1, 2) OBP: 0.253, SLG: 0.229										4	0	1	0	0	0	1						
Gil Garrido, R (1, 6) OBP: 0.226, SLG: 0.158										2	0	0	0	0	0	1						
Orlando Cepeda, R (7, PH) OBP: 0.365, SLG: 0.590										1	0	0	0	0	0	2						
Marty Perez, R (7, 6) OBP: 0.254, SLG: 0.290										0	0	0	0	0	0	0						
Ron Reed, R (1, 1) OBP: 0.095, SLG: 0.095										3	0	0	0	0	1	3						
Pat Jarvis, R (7, 1) OBP: 0.158, SLG: 0.059										0	0	0	0	0	0	0						
<b>Inning Stats</b>	R: 0 E: 0 K: 1 S: 6	H: 1 LOB: 1 BB: 0 P: 6	R: 0 E: 0 K: 1 S: 5	H: 0 LOB: 0 BB: 0 P: 5	R: 0 E: 0 K: 1 S: 5	H: 0 LOB: 0 BB: 0 P: 5	R: 0 E: 0 K: 1 S: 6	H: 1 LOB: 1 BB: 0 P: 6	R: 0 E: 0 K: 0 S: 3	H: 0 LOB: 1 BB: 1 P: 7	R: 0 E: 1 K: 1 S: 6	H: 0 LOB: 1 BB: 0 P: 6	R: 0 E: 0 K: 0 S: 4	H: 1 LOB: 2 BB: 1 P: 8	R: 0 E: 0 K: 0 S: 4	H: 1 LOB: 1 BB: 0 P: 4	R: 0 E: 0 K: 0 S: 3	H: 0 LOB: 0 BB: 0 P: 3	1B: 2 2B: 2 3B: 0 HR: 0	SF: 0 SAC: 0 DP: 0 HBP: 0	WP: 0 PB: 0 SB: 0 CS: 0	PA: 34
<b>PITCHER</b> Reggie Cleveland, R (1, 1) ERA: 2.94	IP: 9.0 WLS: W BF: 34 H: 4 R: 0 ER: 0 SO: 5 BB: 2 IBB: 0 HBP: 0 BLK: 0 WP: 0 HR: 0 S: 42 P: 50 ERA: 0.00 WHIP: 0.667															<b>PITCHER</b>						


Batter	1	2	3	4	5	6	7	8	9	AB	R	H	RBI	BB	SO	LOB	BOTTOM			
Lou Brock, L (1, 7) OBP: 0.421, SLG: 0.495										4	1	2	0	0	0	0	<b>Atlanta Braves @ St. Louis Cardinals</b> Busch Stadium, St. Louis, MO Fri May 28 1971, 7:05 PM CDT Att: 14,537 - Unknown			
Matty Alou, L (1, 8) OBP: 0.358, SLG: 0.420										4	1	2	1	0	0	1				
Ted Simmons, S (1, 2) OBP: 0.393, SLG: 0.472										4	1	1	3	0	0	1				
Joe Torre, R (1, 5) OBP: 0.405, SLG: 0.517										4	0	1	0	0	0	1				
Jose Cardenal, R (1, 9) OBP: 0.311, SLG: 0.420										4	0	2	0	0	1	3				
Joe Hague, L (1, 3) OBP: 0.353, SLG: 0.405										2	0	0	0	2	1	1				
Julian Javier, R (1, 4) OBP: 0.355, SLG: 0.449										4	0	0	0	0	0	4				
Dick Schofield, S (1, 6) OBP: 0.341, SLG: 0.353										1	1	0	0	2	1	0				
Dal Maxvill, R (8, 6) OBP: 0.260, SLG: 0.182										1	0	0	0	0	0	0				
Reggie Cleveland, R (1, 1) OBP: 0.077, SLG: 0.115										3	0	0	0	0	1	1				
<b>Inning Stats</b>	R: 0 E: 1 K: 0 S: 5	H: 1 LOB: 2 BB: 0 P: 5	R: 0 E: 0 K: 2 S: 7	H: 0 LOB: 1 BB: 1 P: 11	R: 0 E: 0 K: 0 S: 3	H: 0 LOB: 0 BB: 0 P: 3	R: 0 E: 0 K: 1 S: 5	H: 1 LOB: 1 BB: 1 P: 9	R: 0 E: 0 K: 1 S: 6	H: 1 LOB: 1 BB: 0 P: 6	R: 0 E: 0 K: 0 S: 4	H: 1 LOB: 2 BB: 1 P: 8	R: 4 E: 0 K: 0 S: 7	H: 4 LOB: 1 BB: 1 P: 11	R: 0 E: 0 K: 0 S: 3	H: 0 LOB: 0 BB: 0 P: 3	1B: 5 2B: 1 3B: 1 HR: 1	SF: 0 SAC: 1 DP: 1 HBP: 0	WP: 0 PB: 0 SB: 1 CS: 0	PA: 36
<b>PITCHER</b> Ron Reed, R (1, 1) ERA: 3.52	IP: 6.1 WLS: L BF: 30 H: 7 R: 4 ER: 4 SO: 4 BB: 4 IBB: 0 HBP: 0 BLK: 0 WP: 0 HR: 1 S: 34 P: 50 ERA: 5.68 WHIP: 1.737															<b>PITCHER</b> Pat Jarvis, R (7, 1) ERA: 5.49				




Batter	1	2	3	4	5	6	7	8	9	AB	R	H	RBI	BB	SO	LOB	TOP			
<b>Sonny Jackson, L</b> (1, 8) OBP: 0.328, SLG: 0.378	F8		4-3	F7			F8		E1	5	0	0	0	0	0	1	<b>Atlanta Braves @ St. Louis Cardinals</b> Busch Stadium, St. Louis, MO Sat May 29 1971, 7:05 PM CDT Att: 47,598 - Unknown			
<b>Ralph Carr, L</b> (1, 7) OBP: 0.380, SLG: 0.502	6-3		BB 1B				F7		BB 1B	5	1	3	1	0	0	0				
<b>Hank Aaron, R</b> (1, 9) OBP: 0.399, SLG: 0.635 <b>Cecil Upshaw, R</b> (9, 1)	BB 1B		BB 1B				F9		G6-4-3 1B	2	1	1	0	3	0	1				
<b>Earl Williams, R</b> (1, 3) OBP: 0.282, SLG: 0.421	BB 1B		BB 1B				BB		BB	0	0	0	0	0	0	0				
<b>Felix Millan, R</b> (1, 4) OBP: 0.356, SLG: 0.399	BB 1B		BB 1B				BB		BB	4	1	2	1	1	0	4				
<b>Darrell Evans, L</b> (1, 5) OBP: 0.320, SLG: 0.364			HR							4	2	3	2	0	0	0				
<b>Bob Didier, S</b> (1, 2) OBP: 0.244, SLG: 0.221			HR							3	0	0	0	0	0	1				
<b>Marty Perez, R</b> (1, 6) OBP: 0.248, SLG: 0.282 <b>Mike Lum, L</b> (9, PH) (9, 9)										3	0	0	0	0	0	0				
<b>Jim Nash, R</b> (1, 1) OBP: 0.182, SLG: 0.227 <b>Bob Priddy, R</b> (7, 1) <b>Steve Barber, L</b> (7, 1) <b>Gil Garrido, R</b> (9, PH) (9, 6)										0	0	0	0	0	0	0				
<b>Inning Stats</b>	R: 0 E: 0 K: 0 S: 4	H: 1 LOB: 2 BB: 1 P: 8	R: 0 E: 0 K: 0 S: 3	H: 1 LOB: 0 BB: 0 P: 3	R: 5 E: 0 K: 1 S: 9	H: 4 LOB: 0 BB: 1 P: 13	R: 0 E: 0 K: 0 S: 3	H: 0 LOB: 0 BB: 0 P: 3	R: 0 E: 0 K: 0 S: 3	H: 0 LOB: 0 BB: 0 P: 3	R: 0 E: 0 K: 1 S: 5	H: 1 LOB: 0 BB: 0 P: 5	R: 0 E: 0 K: 1 S: 5	H: 1 LOB: 0 BB: 0 P: 5	R: 2 E: 1 K: 0 S: 6	H: 2 LOB: 3 BB: 2 P: 14		1B: 8 2B: 0 3B: 1 HR: 1	SF: 0 SAC: 1 DP: 2 HBP: 0	WP: 0 PB: 0 SB: 0 CS: 1
<b>PITCHER</b>	IP WLS BF H R ER SO	IP WLS BF H R ER SO	IP WLS BF H R ER SO	IP WLS BF H R ER SO	IP WLS BF H R ER SO	IP WLS BF H R ER SO	IP WLS BF H R ER SO	IP WLS BF H R ER SO	IP WLS BF H R ER SO	IP WLS BF H R ER SO	IP WLS BF H R ER SO	IP WLS BF H R ER SO	IP WLS BF H R ER SO	IP WLS BF H R ER SO	IP WLS BF H R ER SO	IP WLS BF H R ER SO	ERA WHIP	ERA WHIP		
<b>Bob Gibson, R</b> (1, 1) ERA: 4.27	3.0	16	6	5	5	1	2	0	0	0	0	0	0	0	0	0	15.00	2.667		
<b>Chuck Taylor, R</b> (4, 1) ERA: 3.75	4.0	13	1	0	0	1	1	0	0	0	0	0	0	14	18	0.00	0.500			
<b>Frank Linzy, R</b> (8, 1) ERA: 1.25	1.1	5	2	1	0	1	0	0	0	0	0	0	0	7	7	0.00	1.500			
<b>Don Shaw, L</b> (9, 1) ERA: 3.38	0.1	4	1	1	0	0	1	0	0	0	0	0	0	3	7	0.00	6.000			
<b>Moe Drabowsky, R</b> (9, 1) ERA: 3.38	0.1	W	2	0	0	0	1	0	0	0	0	0	0	1	5	0.00	3.000			

Batter	1	2	3	4	5	6	7	8	9	AB	R	H	RBI	BB	SO	LOB	BOTTOM	
<b>Lou Brock, L</b> (1, 7) OBP: 0.425, SLG: 0.495	L7		G3				F7		SH 1B	4	2	2	0	1	0	0	<b>Atlanta Braves @ St. Louis Cardinals</b> Busch Stadium, St. Louis, MO Sat May 29 1971, 7:05 PM CDT Att: 47,598 - Unknown	
<b>Matty Alou, L</b> (1, 8) OBP: 0.359, SLG: 0.419	4-3		G3				F9		SH 1B	5	2	2	2	0	0	2		
<b>Ted Simmons, S</b> (1, 2) OBP: 0.383, SLG: 0.459	F8		F5				6-3		SH 1B	4	1	0	1	0	0	4		
<b>Joe Torre, R</b> (1, 5) OBP: 0.410, SLG: 0.531			K							5	0	3	4	0	2	3		
<b>Jose Cardenal, R</b> (1, 9) OBP: 0.315, SLG: 0.419			1B				5-3			3	0	1	0	1	0	1		
<b>Joe Hague, L</b> (1, 3) OBP: 0.396, SLG: 0.429 <b>Jim Beauchamp, R</b> (7, PH) (8, 3)			1B							3	1	3	0	0	0	0		
<b>Julian Javier, R</b> (1, 4) OBP: 0.342, SLG: 0.431			1B				4-3			1	0	0	0	0	0	2		
<b>Dick Schofield, S</b> (1, 6) OBP: 0.356, SLG: 0.351 <b>Dal Maxvill, R</b> (9, 6) OBP: 0.260, SLG: 0.182			1B							4	0	0	0	0	1	3		
<b>Bob Gibson, R</b> (1, 1) OBP: 0.286, SLG: 0.370 <b>Chris Zachary, L</b> (3, PH) (4, 1) <b>Chuck Taylor, R</b> (4, 1) ERA: 3.75 <b>Leron Lee, L</b> (7, PH) (8, 1) <b>Frank Linzy, R</b> (8, 1) OBP: 0.250, SLG: 0.300 <b>Don Shaw, L</b> (9, 1) <b>Moe Drabowsky, R</b> (9, 1)			G3							1	0	1	0	0	0	0		
<b>Inning Stats</b>	R: 0 E: 0 K: 0 S: 3	H: 2 LOB: 1 BB: 0 P: 6	R: 1 E: 0 K: 1 S: 6	H: 1 LOB: 3 BB: 2 P: 14	R: 1 E: 0 K: 0 S: 5	H: 2 LOB: 1 BB: 0 P: 5	R: 0 E: 0 K: 0 S: 6	H: 2 LOB: 1 BB: 0 P: 6	R: 3 E: 0 K: 0 S: 7	H: 4 LOB: 2 BB: 1 P: 11	R: 0 E: 0 K: 1 S: 5	H: 0 LOB: 0 BB: 0 P: 5	R: 3 E: 1 K: 0 S: 4	H: 3 LOB: 1 BB: 0 P: 4	1B: 12 2B: 1 3B: 1 HR: 0	SF: 0 SAC: 1 DP: 1 HBP: 0		WP: 0 PB: 0 SB: 0 CS: 0
<b>PITCHER</b>	IP WLS BF H R ER SO	IP WLS BF H R ER SO	IP WLS BF H R ER SO	IP WLS BF H R ER SO	IP WLS BF H R ER SO	IP WLS BF H R ER SO	IP WLS BF H R ER SO	IP WLS BF H R ER SO	IP WLS BF H R ER SO	IP WLS BF H R ER SO	IP WLS BF H R ER SO	IP WLS BF H R ER SO	IP WLS BF H R ER SO	IP WLS BF H R ER SO	IP WLS BF H R ER SO	IP WLS BF H R ER SO	ERA WHIP	ERA WHIP
<b>Jim Nash, R</b> (1, 1) ERA: 4.96	6.1	28	9	4	4	3	2	0	0	0	0	0	0	32	40	5.68	1.737	
<b>Bob Priddy, R</b> (7, 1) ERA: 3.7	0.1	4	2	1	1	0	1	0	0	0	0	0	0	3	7	27.00	9.000	
<b>Steve Barber, L</b> (7, 1) ERA: 4.41	1.1	4	0	0	0	1	0	0	0	0	0	0	0	6	6	0.00	0.000	
<b>Cecil Upshaw, R</b> (9, 1) ERA: 4.5	0.0	L	4	3	3	2	0	0	0	0	0	0	0	4	4	∞	∞	



Batter	1	2	3	4	5	6	7	8	9	AB	R	H	RBI	BB	SO	LOB	TOP			
Felix Millan, R OBP: 0.357, SLG: 0.406 (1.4)	0-0 FC5 WP 1B		0-0 PB 6-3 2B		0-0 F8		0-0 SF9		0-0 6-3	4	1	2	1	0	0	2	<b>Atlanta Braves @ St. Louis Cardinals</b> Busch Stadium, St. Louis, MO Sun May 30 1971, 7:05 PM CDT Att: 24,380 - Unknown  <b>AB 34</b> <b>R 3</b> <b>H 8</b> <b>RBI 3</b> <b>BB 2</b> <b>SO 6</b> <b>LOB 17</b>  			
Ralph Garr, L OBP: 0.373, SLG: 0.493 (1.7)	0-3 K 1-2		0-3 K 2-3		0-0 4-3		2-3 3-H 0-3 K			4	0	0	0	0	3	5				
Hank Aaron, R OBP: 0.389, SLG: 0.618 (1.9)	0-3 K		0-0 6-3		0-0 5-3		0-0 FC6-4 1-2			4	0	0	1	0	1	3				
Orlando Cepeda, R OBP: 0.365, SLG: 0.580 (1.3)	4-0 BB		3-H 0-0 F8		0-0 F9			0-0 4-3		3	0	0	0	1	0	0				
Earl Williams, R OBP: 0.271, SLG: 0.404 (1.5)	0-0 FC5 2-3f			0-0 6-3		0-0 5-3		0-3 K		4	0	0	0	0	1	2				
Sonny Jackson, L OBP: 0.332, SLG: 0.380 (1.8)		0-0 1B		0-0 6-3			0-0 2B 1B		0-0 G3	4	1	2	0	0	0	0				
Bob Didier, S OBP: 0.245, SLG: 0.233 (1.2)		0-0 F7		0-0 6-3			0-0 1B 1-3 SF9 2B		0-0 F8	4	1	1	0	0	0	1				
Marty Perez, R OBP: 0.264, SLG: 0.310 (1.6)		0-0 F9			0-0 1B		4-0 SF9 1B BB		0-0 3B	3	0	2	0	1	0	1				
Phil Niekro, R OBP: 0.139, SLG: 0.148 (5.1) Pat Jarvis, R OBP: 0.159, SLG: 0.059 (7.7f) Ron Herbel, R OBP: 0.229, SLG: 0.172 (7.1) Steve Barber, L OBP: 0.208, SLG: 0.348 (9.7f)	0-3 K		0-3 K		0-0 P6		0-0 FC6-4 1-2 2-3 3-H 1B		0-0 F9	2	0	0	0	0	1	2				
<b>Inning Stats</b>	R: 0 E: 0 K: 2 S: 8	H: 1 LOB: 2 BB: 1 P: 12	R: 0 E: 0 K: 1 S: 6	H: 1 LOB: 1 BB: 0 P: 6	R: 1 E: 0 K: 1 S: 6	H: 1 LOB: 0 BB: 0 P: 6	R: 0 E: 0 K: 0 S: 3	H: 0 LOB: 0 BB: 0 P: 3	R: 0 E: 0 K: 0 S: 3	H: 0 LOB: 0 BB: 0 P: 3	R: 2 E: 0 K: 1 S: 8	H: 3 LOB: 2 BB: 1 P: 12	R: 0 E: 0 K: 1 S: 5	H: 0 LOB: 0 BB: 0 P: 5	R: 0 E: 0 K: 0 S: 4	H: 1 LOB: 1 BB: 0 P: 4	1B: 5 2B: 2 3B: 1 HR: 0	SF: 1 SAC: 0 DP: 0 HBP: 0	WP: 1 PB: 1 SB: 0 CS: 0	PA: 37
<b>PITCHER</b> Steve Carlton, L ERA: 2.47 (1.1)	IP: 9.0 WLS: W BF: 37 H: 8 R: 3 ER: 2 SO: 6 BB: 2 IBB: 0 HBP: 0 BLK: 0 WP: 1 HR: 0 S: 47 P: 55 ERA: 2.00 WHIP: 1.111															<b>PITCHER</b>				

Batter	1	2	3	4	5	6	7	8	9	AB	R	H	RBI	BB	SO	LOB	BOTTOM			
Lou Brock, L OBP: 0.425, SLG: 0.503 (1.7)	0-3 K2-3		0-0 1-3		0-0 1B 3B	0-0 G5-4-3 1-2f 2-3		0-0 FC4-6 1B		5	1	2	0	0	1	2	<b>Atlanta Braves @ St. Louis Cardinals</b> Busch Stadium, St. Louis, MO Sun May 30 1971, 7:05 PM CDT Att: 24,380 - Unknown  <b>AB 32</b> <b>R 8</b> <b>H 12</b> <b>RBI 8</b> <b>BB 6</b> <b>SO 3</b> <b>LOB 15</b>  			
Matty Alou, L OBP: 0.360, SLG: 0.424 (1.8)	0-0 1-3		0-0 E 1B 2B		0-0 S 4-3 SF7 1B	0-0 3-1		0-0 FC4-6 1-2f 3-6		5	2	2	1	0	0	2				
Ted Simmons, S OBP: 0.378, SLG: 0.447 (1.2)	0-0 6-3		0-0 E6 1B 2-3		0-0 4-3 1-2		4-0 HR BB	0-0 3-6 1-2f		4	1	0	0	1	0	3				
Joe Torre, R OBP: 0.417, SLG: 0.533 (1.5)		0-0 1B HR 1B	0-0 1-2 3-H 1B		4-0 SF7 1B BB		0-0 P4			3	1	2	1	1	0	1				
Jose Cardenal, R OBP: 0.319, SLG: 0.440 (1.9)		0-0 HR 1B	0-0 F8		0-0 SF7		0-0 HR			3	2	2	3	0	0	2				
Joe Hague, L OBP: 0.370, SLG: 0.451 (1.3)		0-0 HR	0-0 4-3		1-2 3-H 4-0 1B IBB		0-3 K			3	1	1	3	1	1	2				
Julian Javier, R OBP: 0.348, SLG: 0.434 (1.4)		0-0 F2		0-3 K	0-0 1-2 2-H 1B		0-0 BB 1B			4	0	2	0	0	1	0				
Dick Schofield, S OBP: 0.375, SLG: 0.342 (1.6) Dal Maxvill, R OBP: 0.269, SLG: 0.182 (7.6)	4-0 BB		G1-6-3 BB		0-0 3-1		4-0 G5-4-3 1B BB	0-0 1-2 BB		1	0	0	0	2	0	0				
Steve Carlton, L OBP: 0.200, SLG: 0.276 (1.1)		0-0 G1-6-3 1-2f		0-0 4-3		0-0 1-2 1B		0-0 P6		4	0	1	0	0	0	3				
<b>Inning Stats</b>	R: 0 E: 0 K: 1 S: 5	H: 0 LOB: 0 BB: 0 P: 5	R: 3 E: 0 K: 0 S: 5	H: 3 LOB: 1 BB: 1 P: 9	R: 1 E: 1 K: 0 S: 6	H: 2 LOB: 2 BB: 0 P: 6	R: 0 E: 0 K: 1 S: 5	H: 0 LOB: 0 BB: 0 P: 5	R: 2 E: 0 K: 0 S: 3	H: 3 LOB: 3 BB: 2 P: 13	R: 0 E: 0 K: 0 S: 3	H: 1 LOB: 1 BB: 1 P: 7	R: 2 E: 0 K: 1 S: 7	H: 2 LOB: 2 BB: 2 P: 15	R: 0 E: 0 K: 0 S: 3	H: 1 LOB: 0 BB: 0 P: 3	1B: 8 2B: 2 3B: 1 HR: 2	SF: 1 SAC: 0 DP: 3 HBP: 0	WP: 0 PB: 0 SB: 1 CS: 0	PA: 39
<b>PITCHER</b> Phil Niekro, R ERA: 3.35 Pat Jarvis, R ERA: 5.4 Ron Herbel, R ERA: 5.82 Steve Barber, L ERA: 4.08 (1.1)	IP: 5.0 WLS: L BF: 25 H: 6 R: 6 ER: 6 SO: 2 BB: 2 IBB: 0 HBP: 0 BLK: 0 WP: 0 HR: 1 S: 26 P: 38 ERA: 10.80 WHIP: 2.000															<b>PITCHER</b>				



Batter	1	2	3	4	5	6	7	8	9	AB	R	H	RBI	BB	SO	LOB	TOP
Felix Millan, R (1.4) OBP: 0.350, SLG: 0.398	0-0 5-3			0-0 5-3		0-0 F9		0-0 F8		4	0	0	0	0	0	1	<b>Atlanta Braves @ St. Louis Cardinals</b> Busch Stadium, St. Louis, MO Mon May 31 1971, 7:05 PM CDT Att: 20,349 - Unknown
Ralph Garr, L (1.7) OBP: 0.380, SLG: 0.498	0-0 F7			0-0 HBP 1B		0-0 E 1B 1-2 1B		0-0 G6-3 1B		4	1	3	0	0	0	0	
Hank Aaron, R (1.9) OBP: 0.391, SLG: 0.613	0-0 6-3			1-0 G4-6-3 HBP 1-2		0-0 E7 1B 1-3 2-H		0-0 G6-3 1-2		3	0	1	1	0	0	1	
Orlando Cepeda, R (1.3) OBP: 0.368, SLG: 0.578		0-0 F9		0-0 G4-6-3 1-2		0-0 FC6-4 1-2 3-H 1B			0-0 B5-3 1B	4	0	2	1	0	0	2	
Earl Williams, R (1.5) OBP: 0.261, SLG: 0.388		0-0 F8			0-0 L6	0-0 P6		0-0 F8		4	0	0	0	0	0	3	
Sonny Jackson, L (1.8) OBP: 0.330, SLG: 0.374		0-0 F8			4-0 1B BB	0-0 FC6-4 1-2		0-0 B5-3 1-2		3	0	0	0	1	0	3	
Marty Perez, R (1.6) OBP: 0.264, SLG: 0.308			0-0 6-3		0-0 G6-4-3 1-2 1B		0-0 F8		0-0 4-3	4	0	1	0	0	0	1	
Bob Didier, S (1.2) OBP: 0.237, SLG: 0.226			0-0 6-3		0-0 G6-4-3 1-2		0-0 F9			3	0	0	0	0	0	2	
George Stone, L (1.1) OBP: 0.190, SLG: 0.190			0-0 5-3			0-0 1B 1B		0-0 4-3		3	1	1	0	0	0	0	
<b>Inning Stats</b>	R: 0 E: 0 K: 0 S: 3	H: 0 LOB: 0 BB: 0 P: 3	R: 0 E: 0 K: 0 S: 3	H: 0 LOB: 0 BB: 0 P: 3	R: 0 E: 0 K: 0 S: 3	H: 1 LOB: 1 BB: 0 P: 4	R: 0 E: 0 K: 0 S: 3	H: 1 LOB: 1 BB: 1 P: 7	R: 2 E: 1 K: 0 S: 7	H: 4 LOB: 2 BB: 0 P: 7	R: 0 E: 0 K: 0 S: 3	H: 0 LOB: 0 BB: 0 P: 3	R: 0 E: 0 K: 0 S: 4	H: 1 LOB: 1 BB: 0 P: 4	1B: 8 2B: 0 3B: 0 HR: 0	SF: 0 SAC: 0 DP: 3 HBP: 1	WP: 0 PA: 34 PB: 0 SB: 0 CS: 0
<b>PITCHER</b> Jerry Reuss, L (1.1) ERA: 4.71	IP: 9.0 WLS: W BF: 34 H: 8 R: 2 ER: 2 SO: 0 BB: 1 IBB: 0 HBP: 1 BLK: 0 WP: 0 HR: 0 S: 32 P: 37 ERA: 2.00 WHIP: 1.000																



Batter	1	2	3	4	5	6	7	8	9	AB	R	H	RBI	BB	SO	LOB	BOTTOM
Lou Brock, L (1.7) OBP: 0.417, SLG: 0.492	0-3 K		0-0 1-3		0-3 K		0-0 6-3			4	0	0	0	0	2	3	<b>Atlanta Braves @ St. Louis Cardinals</b> Busch Stadium, St. Louis, MO Mon May 31 1971, 7:05 PM CDT Att: 20,349 - Unknown
Matty Alou, L (1.8) OBP: 0.353, SLG: 0.415	0-0 3-1		0-0 P6		0-0 6-3			0-0 F7		4	0	0	0	0	0	3	
Ted Simmons, S (1.2) OBP: 0.375, SLG: 0.442	0-0 F9		0-0 1B			0-0 6-3		0-0 6-3		4	0	1	2	0	0	0	
Joe Torre, R (1.5) OBP: 0.418, SLG: 0.538		0-0 4-3	0-0 P6			0-0 FC6-4 1B		0-0 1B 2B		4	1	2	0	0	0	1	
Jose Cardenal, R (1.9) OBP: 0.317, SLG: 0.435		0-0 E5		0-0 F7		0-0 FC6-4 E S 1-2		0-0 1B		4	0	1	1	0	0	1	
Julian Javier, R (1.4) OBP: 0.336, SLG: 0.418		0-0 F9		0-0 F7		0-0 E6 1-3		0-0 P4		4	0	0	0	0	0	3	
Jim Beauchamp, R (1.3) OBP: 0.314, SLG: 0.349		0-0 F9		0-0 F5		0-0 F8				3	0	0	0	0	0	3	
Ted Sizemore, R (1.6) OBP: 0.329, SLG: 0.301 Dal Maxwell, R (9.6) OBP: 0.269, SLG: 0.182			0-0 1-3 SH 1B 1B		0-0 SH1-4 1B		0-0 F9			3	1	2	0	0	0	0	
Jerry Reuss, L (1.1) OBP: 0.154, SLG: 0.160			0-0 SH 1-2 1B		0-0 SH1-4 1-2		0-3 K			1	1	0	0	0	1	0	
<b>Inning Stats</b>	R: 0 E: 0 K: 1 S: 5	H: 0 LOB: 0 BB: 0 P: 5	R: 0 E: 1 K: 0 S: 4	H: 0 LOB: 1 BB: 0 P: 4	R: 2 E: 0 K: 0 S: 6	H: 2 LOB: 1 BB: 0 P: 6	R: 0 E: 0 K: 0 S: 3	H: 0 LOB: 0 BB: 0 P: 3	R: 0 E: 1 K: 0 S: 5	H: 1 LOB: 2 BB: 0 P: 5	R: 0 E: 0 K: 1 S: 5	H: 0 LOB: 0 BB: 0 P: 5	R: 1 E: 0 K: 0 S: 5	H: 2 LOB: 1 BB: 0 P: 5	1B: 5 2B: 1 3B: 0 HR: 0	SF: 0 SAC: 2 DP: 0 HBP: 0	WP: 0 PA: 33 PB: 0 SB: 1 CS: 0
<b>PITCHER</b> George Stone, L (1.1) ERA: 3.69	IP: 8.0 WLS: L BF: 33 H: 6 R: 3 ER: 3 SO: 3 BB: 0 IBB: 0 HBP: 0 BLK: 0 WP: 0 HR: 0 S: 39 P: 39 ERA: 3.38 WHIP: 0.750																





Batter	1	2	3	4	5	6	7	8	9	AB	R	H	RBI	BB	SO	LOB	TOP			
Lou Brock, L OBP: 0.418, SLG: 0.493 (1, 7)	F7								6-3	4	0	2	0	0	0	0	<b>St. Louis Cardinals @ Pittsburgh Pirates</b> Three Rivers Stadium, Pittsburgh, PA Tue Jun 01 1971, 7:05 PM EDT Att: 21,516 - Unknown <a href="http://livebaseballscorecards.com">livebaseballscorecards.com</a>			
Matty Alou, L OBP: 0.351, SLG: 0.409 (1, 8)	6-3			G3 1B					4-0 BB	3	0	0	0	1	0	2				
Ted Simmons, S OBP: 0.367, SLG: 0.431 (1, 2)	F8			6-3					0-0 F7	4	0	0	0	0	0	2				
Joe Torre, R OBP: 0.417, SLG: 0.534 (1, 5)				F8					0-3 K	3	0	1	0	0	1	1				
Joe Hague, L OBP: 0.362, SLG: 0.440 (1, 3)				K					0-0 4-3 3-1	3	0	0	0	0	1	1				
Leron Lee, L OBP: 0.333, SLG: 0.391 (1, 9)				G6-4-3 1B					0-0 G3	2	0	0	0	1	0	1				
Julian Javier, R OBP: 0.331, SLG: 0.411 Don Shaw, L (6, 1)				F9					0-0 G5-4-3 BB	2	0	0	0	0	1	0				
Bob Burda, L OBP: 0.478, SLG: 0.368 (8, PH)				K					0-0 G5-4-3 1-2	0	0	0	0	0	0	1				
Frank Linzy, R OBP: 0.500, SLG: 0.500 (8, 1)									0-0 6-3	0	0	0	0	0	0	0				
Ted Sizemore, R OBP: 0.323, SLG: 0.295 (1, 6)				1-3					0-0 6-3	3	0	0	0	0	0	0				
Chris Zachary, L OBP: 0.308, SLG: 0.308 Rudy Arroyo, L (1, 1)				K					0-0 F7	0	0	0	0	0	0	0				
Dick Schofield, S OBP: 0.360, SLG: 0.325 (6, PH) (6, 4)									F9	1	0	0	0	0	1	0				
									F7	2	0	0	0	0	0	0				
<b>Inning Stats</b>	R: 0 E: 0 K: 0 S: 3	H: 0 LOB: 0 BB: 0 P: 3	R: 0 E: 0 K: 1 S: 5	H: 1 LOB: 0 BB: 0 P: 5	R: 0 E: 0 K: 1 S: 5	H: 0 LOB: 0 BB: 0 P: 5	R: 0 E: 0 K: 0 S: 4	H: 1 LOB: 1 BB: 0 P: 4	R: 0 E: 0 K: 0 S: 5	H: 0 LOB: 0 BB: 0 P: 5	R: 0 E: 0 K: 1 S: 5	H: 0 LOB: 0 BB: 0 P: 5	R: 0 E: 0 K: 0 S: 2	H: 0 LOB: 0 BB: 1 P: 6	R: 0 E: 0 K: 0 S: 3	H: 0 LOB: 1 BB: 1 P: 7	1B: 3 2B: 0 3B: 0 HR: 0	SF: 0 SAC: 0 DP: 2 HBP: 0	WP: 0 PB: 0 SB: 0 CS: 0	PA: 30
<b>PITCHER</b> Dock Ellis, R ERA: 1.77 (1, 1)	IP: 9.0 WLS: W BF: 30 H: 3 R: 0 ER: 0 SO: 4 BB: 2 IBB: 0 HBP: 0 BLK: 0 WP: 0 HR: 0 S: 36 P: 44 ERA: 0.00 WHIP: 0.556															<b>PITCHER</b>				

Batter	1	2	3	4	5	6	7	8	9	AB	R	H	RBI	BB	SO	LOB	BOTTOM			
Dave Cash, R OBP: 0.402, SLG: 0.388 (1, 4)									F8	5	1	3	1	0	0	3	<b>St. Louis Cardinals @ Pittsburgh Pirates</b> Three Rivers Stadium, Pittsburgh, PA Tue Jun 01 1971, 7:05 PM EDT Att: 21,516 - Unknown <a href="http://livebaseballscorecards.com">livebaseballscorecards.com</a>			
Vic Davallilo, L OBP: 0.329, SLG: 0.395 (1, 3)				FC4 1B					0-0 4-3	5	1	2	1	0	0	2				
Roberto Clemente, R OBP: 0.330, SLG: 0.482 (1, 9)				FC4 1B					0-0 6-3	5	1	1	1	0	0	1				
Willie Stargell, L OBP: 0.355, SLG: 0.669 (1, 7)				BB 1B					0-0 BB 1B	3	2	1	0	2	1	0				
Richie Hebner, L OBP: 0.376, SLG: 0.516 (1, 5)				BB 1B					0-0 E9 G3 1B	4	1	3	1	1	0	1				
Manny Sanguillen, R OBP: 0.368, SLG: 0.424 (1, 2)				BB 1B					0-0 G3 1B	5	1	2	1	0	0	3				
Al Oliver, L OBP: 0.302, SLG: 0.318 (1, 8)				1B IBB					0-0 4-3	3	1	1	0	1	1	3				
Gene Alley, R OBP: 0.278, SLG: 0.339 (1, 6)				1B					0-0 P6	4	1	1	0	0	1	3				
Dock Ellis, S OBP: 0.258, SLG: 0.207 (1, 1)				1B					0-0 FC6-4 1B	3	0	1	2	0	1	2				
									0-0 K	3	1	1	0	0	1	3				
									0-0 E6 SH1-4 1B	4	1	1	0	0	1	3				
<b>Inning Stats</b>	R: 5 E: 0 K: 0 S: 7	H: 4 LOB: 2 BB: 3 P: 19	R: 2 E: 0 K: 0 S: 5	H: 2 LOB: 1 BB: 1 P: 9	R: 0 E: 0 K: 2 S: 8	H: 1 LOB: 0 BB: 0 P: 8	R: 0 E: 0 K: 0 S: 4	H: 1 LOB: 1 BB: 0 P: 4	R: 0 E: 0 K: 0 S: 5	H: 3 LOB: 1 BB: 0 P: 5	R: 0 E: 0 K: 1 S: 7	H: 2 LOB: 2 BB: 0 P: 7	R: 1 E: 1 K: 0 S: 5	H: 1 LOB: 1 BB: 0 P: 5	R: 0 E: 0 K: 1 S: 5	H: 1 LOB: 0 BB: 0 P: 5		1B: 14 2B: 1 3B: 0 HR: 0	SF: 0 SAC: 1 DP: 2 HBP: 0	WP: 0 PB: 0 SB: 1 CS: 0
<b>PITCHER</b> Chris Zachary, R ERA: 5.76 Rudy Arroyo, L ERA: 4.15 Don Shaw, L ERA: Frank Linzy, R ERA: 1.19	IP: 0.2 WLS: L BF: 9 H: 4 R: 5 ER: 5 SO: 0 BB: 2 IBB: 0 HBP: 0 BLK: 0 WP: 0 HR: 0 S: 6 P: 18 ERA: 67.50 WHIP: 9.000															<b>PITCHER</b>				



Batter	1	2	3	4	5	6	7	8	9	AB	R	H	RBI	BB	SO	LOB	TOP			
Lou Brock, L OBP: 0.413, SLG: 0.486 (1, 7)	0-0 6-3			0-0 4-3		0-0 BB SF9 1B	0-3 K		0-3 K	5	1	1	0	0	2	4				
Matty Alou, L OBP: 0.353, SLG: 0.411 (1, 8)	0-0 4-3			0-0 1B 1B		0-0 SF9 BB 1B	0-0 4-3			4	0	2	0	0	0	2				
Ted Simmons, S OBP: 0.364, SLG: 0.427 (1, 2)	0-0 6-3			0-0 FC6-4 1B		0-0 P4		0-3 K		4	0	1	0	0	1	2				
Joe Torre, R OBP: 0.414, SLG: 0.526 (1, 5)		0-3 K		0-3 K		4-0 FC5-4 BB		0-0 F3		3	0	0	0	1	2	2				
Jose Cardenal, R OBP: 0.311, SLG: 0.429 (1, 9)	0-0 5-3			0-0 FC6-4		0-0 SF9		0-3 K		3	0	0	1	0	1	2				
Julian Javier, R OBP: 0.328, SLG: 0.405 (1, 4)	0-3 K				0-0 5-3	0-0 FC5-4			0-0 1B	4	0	1	0	0	1	2				
Jim Beauchamp, R OBP: 0.324, SLG: 0.364 (1, 3)			0-3 K		0-0 4-3 2B	4-0 BB BB		0-0 F7		3	0	1	0	1	1	1	AB 33			
Ted Sizemore, R OBP: 0.318, SLG: 0.291 (7, PH)			0-0 5-3		0-0 4-3	4-0 BB BB		0-0 P6		2	0	0	0	0	0	1	R 1			
Bob Burda, L OBP: 0.500, SLG: 0.368 (7, PH)										0	0	0	0	1	0	0	H 7			
Frank Linzy, R OBP: 0.500, SLG: 0.500 (7, 1)										0	0	0	0	0	0	0	RBI 1			
Don Shaw, L (7, 1)										0	0	0	0	0	0	0	BB 3			
Dick Schofield, S OBP: 0.353, SLG: 0.317 (9, PH)					2-3	1-2 BB				1	0	0	0	0	0	1	SO 10			
Reggie Cleveland, R OBP: 0.274, SLG: 0.111 (5, PH)										1	0	0	0	0	1	0	LOB 20			
Luis Melendez, R OBP: 0.298, SLG: 0.240 (5, 1)										1	0	0	0	0	0	0				
Moe Drabowsky, R (5, 1)										0	0	0	0	0	0	0				
Leron Lee, L OBP: 0.300, SLG: 0.391 (7, PH)										1	0	0	0	0	0	2				
Jerry McNetney, R OBP: 0.260, SLG: 0.245 (7, PH)										1	0	1	0	0	0	0				
Dal Maxvill, R OBP: 0.276, SLG: 0.194 (7, 9)										1	0	1	0	0	0	0				
<b>Inning Stats</b>	R: 0 E: 0 K: 0 S: 3	H: 0 LOB: 0 BB: 0 P: 3	R: 0 E: 0 K: 2 S: 7	H: 0 LOB: 0 BB: 0 P: 7	R: 0 E: 0 K: 2 S: 7	H: 2 LOB: 0 BB: 0 P: 7	R: 0 E: 0 K: 1 S: 6	H: 1 LOB: 1 BB: 0 P: 6	R: 1 E: 0 K: 0 S: 5	H: 2 LOB: 2 BB: 1 P: 9	R: 0 E: 0 K: 1 S: 5	H: 0 LOB: 0 BB: 2 P: 13	R: 0 E: 0 K: 2 S: 7	H: 0 LOB: 0 BB: 0 P: 7	R: 0 E: 0 K: 1 S: 7	H: 2 LOB: 2 BB: 0 P: 7	1B: 6 2B: 1 3B: 0 HR: 0	SF: 1 SAC: 0 DP: 0 HBP: 0	WP: 0 PB: 0 SB: 0 CS: 0	PA: 37
<b>PITCHER</b>	IP WLS BF H R ER SO BB IBB HBP BLK WP HR S P ERA WHIP																			
Luke Walker, L ERA: 3.04 (1, 1)	6.0 W 24 5 1 1 6 1 0 0 0 0 0 0 35 39 1.50 1.000																			
Jim Nelson, R ERA: 2.37 (7, 1)	0.0 2 0 0 0 0 2 0 0 0 0 0 0 0 8 ∞ ∞																			
Bob Veale, L ERA: 2.7 (7, 1)	3.0 S 11 2 0 0 4 0 0 0 0 0 0 0 19 19 0.00 0.667																			

St. Louis Cardinals @ Pittsburgh Pirates  
Three Rivers Stadium, Pittsburgh, PA  
Wed Jun 02 1971, 7:05 PM EDT  
Att: 9,612 - Unknown

AB	33
R	1
H	7
RBI	1
BB	3
SO	10
LOB	20



Batter	1	2	3	4	5	6	7	8	9	AB	R	H	RBI	BB	SO	LOB	BOTTOM	
Dave Cash, R OBP: 0.413, SLG: 0.415 (1, 4)	0-0 F8			0-0 E9	0-0 E S		0-0 1B	4-0 1B		4	3	3	0	1	0	0		
Vic Davallilo, L OBP: 0.356, SLG: 0.412 (1, 3)	0-0 CS 1B			0-0 1B	0-0 F8		4-0 BB 1B	0-0 1B		4	3	3	0	1	0	1		
Roberto Clemente, R OBP: 0.332, SLG: 0.492 (5, PH)	0-0 P6			0-0 1B	0-3 K		0-0 BB	0-0 1B		2	1	1	0	0	0	1		
Gene Clines, R OBP: 0.350, SLG: 0.327 (6, 9)	1-2			1-2 1B			1-2 BB	1-2 2B		3	2	2	2	0	1	1		
Willie Stargell, L OBP: 0.362, SLG: 0.671 (1, 7)		0-3 K		0-0 FC6-4 1B	0-0 P6		4-0 E	0-0 1B		4	1	2	3	1	1	1		
Richie Hebner, L OBP: 0.371, SLG: 0.506 (1, 5)				1-2 3H 1B			1-2 2-3 BB	1-2 2H 2B		5	0	1	1	0	1	2		
Manny Sanguillen, R OBP: 0.350, SLG: 0.420 (1, 2)				1-2 2-3 BB	0-0 FC6-4		4-0 L9	0-0 1B		4	0	1	0	1	0	2		
Al Oliver, L OBP: 0.299, SLG: 0.317 (1, 8)				0-0 F7	0-0 SF7		0-0 FC6-4 1B	0-0 F8	0-0 L9	4	0	1	1	0	0	5	AB 37	
Gene Alley, R OBP: 0.277, SLG: 0.330 (1, 6)				0-0 P6	0-0 BB		0-0 FC6-4	0-0 L5		3	0	0	0	1	0	4	R 10	
Luke Walker, L (1, 1)				0-3 K	0-3 K					2	0	0	0	0	2	2	H 14	
Jim Nelson, R OBP: 0.500, SLG: 0.333 (7, 1)										0	0	0	0	0	0	0	RBI 7	
Bob Veale, S (7, 1)										2	0	0	0	0	1	0	BB 5	
<b>Inning Stats</b>	R: 0 E: 0 K: 0 S: 3	H: 1 LOB: 0 BB: 0 P: 3	R: 0 E: 0 K: 1 S: 5	H: 0 LOB: 0 BB: 0 P: 5	R: 0 E: 0 K: 1 S: 5	H: 0 LOB: 0 BB: 0 P: 5	R: 4 E: 1 K: 1 S: 10	H: 5 LOB: 2 BB: 1 P: 14	R: 0 E: 0 K: 1 S: 6	H: 1 LOB: 1 BB: 0 P: 6	R: 3 E: 1 K: 1 S: 8	H: 2 LOB: 3 BB: 3 P: 20	R: 3 E: 0 K: 0 S: 7	H: 4 LOB: 2 BB: 1 P: 11	1B: 11 2B: 2 3B: 1 HR: 0	SF: 1 SAC: 0 DP: 0 HBP: 0	WP: 0 PB: 0 SB: 1 CS: 1	PA: 43
<b>PITCHER</b>	IP WLS BF H R ER SO BB IBB HBP BLK WP HR S P ERA WHIP																	
Reggie Cleveland, R ERA: 3.28 (5, 1)	2.0 8 2 0 0 2 0 0 0 0 0 0 0 12 12 0.00 1.000																	
Moe Drabowsky, R ERA: 3.05 (7, 1)	0.1 4 2 3 2 1 0 1 0 0 0 0 0 5 9 54.00 6.000																	
Frank Linzy, R ERA: 1.93 (7, 1)	1.2 13 4 3 3 0 2 1 0 0 0 0 0 10 22 16.20 3.600																	

St. Louis Cardinals @ Pittsburgh Pirates  
Three Rivers Stadium, Pittsburgh, PA  
Wed Jun 02 1971, 7:05 PM EDT  
Att: 9,612 - Unknown

AB	37
R	10
H	14
RBI	7
BB	5
SO	6
LOB	19











Batter	1	2	3	4	5	6	7	8	9	AB	R	H	RBI	BB	SO	LOB	TOP			
Lou Brock, L OBP: 0.408, SLG: 0.479 Bob Chlupsa, R (6, 1)	0-0 4-3			0-0 4-3		0-0 4-3		0-0 6-3		3	0	0	0	0	0	0	<b>St. Louis Cardinals @ Cincinnati Reds</b> Riverfront Stadium, Cincinnati, OH Fri Jun 04 1971, 7:05 PM EDT Att: 17,120 - Unknown			
Matty Alou, L OBP: 0.356, SLG: 0.426 Leron Lee, L OBP: 0.310, SLG: 0.360	0-0 4-3			0-0 3-1			0-3 K		0-0 1-3	2	0	0	0	0	0	0				
Ted Simmons, S OBP: 0.358, SLG: 0.413	0-0 5-3			0-0 L6			4-0 1B BB BB		0-0 F8	3	0	0	0	1	0	0				
Joe Torre, R OBP: 0.415, SLG: 0.525		0-0 F5			0-0 5-3 1B			0-0 P6		4	0	2	0	0	0	1				
Jose Cardenal, R OBP: 0.318, SLG: 0.426 Joe Hague, L OBP: 0.368, SLG: 0.434		0-0 L6			0-0 5-3		4-0 1B BB		0-0 4-3	2	0	0	0	1	0	1				
Julian Javier, R OBP: 0.321, SLG: 0.393 Dick Schofield, S OBP: 0.365, SLG: 0.333		0-0 F8			0-0 F9			0-0 1-2 BB		2	0	0	0	0	0	1				
Jim Beauchamp, R OBP: 0.312, SLG: 0.348			0-0 4-3		0-0 1-3			0-0 P4		3	0	0	0	0	0	4				
Ted Sizemore, R OBP: 0.313, SLG: 0.281 Don Shaw, L (8, 1)			0-0 E6 CS			0-0 F3		0-0 F8		3	0	0	0	0	0	0				
Chris Zachary, L OBP: 0.286, SLG: 0.286 Chuck Taylor, R (4, 1)			0-3 K			0-0 F7		0-0 P4		1	0	0	0	0	1	1				
Luis Melendez, R OBP: 0.244, SLG: 0.231 (6, 8)			1-2 K							2	0	0	0	0	0	0				
<b>Inning Stats</b>	R: 0 E: 0 K: 0 S: 3	H: 0 LOB: 0 BB: 0 P: 3	R: 0 E: 0 K: 0 S: 3	H: 0 LOB: 0 BB: 0 P: 3	R: 0 E: 1 K: 1 S: 5	H: 0 LOB: 0 BB: 0 P: 5	R: 0 E: 0 K: 0 S: 3	H: 1 LOB: 1 BB: 0 P: 4	R: 0 E: 0 K: 0 S: 3	H: 0 LOB: 0 BB: 0 P: 3	R: 0 E: 0 K: 1 S: 6	H: 1 LOB: 3 BB: 2 P: 14	R: 0 E: 0 K: 0 S: 3	H: 0 LOB: 0 BB: 0 P: 3	R: 0 E: 0 K: 0 S: 4	H: 1 LOB: 1 BB: 0 P: 4	1B: 3 2B: 0 3B: 0 HR: 0	SF: 0 SAC: 0 DP: 0 HBP: 0	WP: 0 PB: 0 SB: 0 CS: 1	PA: 32
<b>PITCHER</b> Ross Grimsley, L ERA: 2.67	IP: 9.0 WLS: W BF: 32 H: 3 R: 0 ER: 0 SO: 2 BB: 2 IBB: 0 HBP: 0 BLK: 0 WP: 0 HR: 0 S: 34 P: 42 ERA: 0.00 WHIP: 0.556															<b>PITCHER</b>				

Batter	1	2	3	4	5	6	7	8	9	AB	R	H	RBI	BB	SO	LOB	BOTTOM			
Hal McRae, R OBP: 0.286, SLG: 0.350 Pat Corrales, R OBP: 0.143, SLG: 0.143	0-3 K	0-0 F8		0-0 1B 3B 1B	0-0 6-3		0-0 F9			4	1	1	0	0	1	0	<b>St. Louis Cardinals @ Cincinnati Reds</b> Riverfront Stadium, Cincinnati, OH Fri Jun 04 1971, 7:05 PM EDT Att: 17,120 - Unknown			
Tommy Helms, R OBP: 0.286, SLG: 0.327	0-0 2B SF9 1B	0-3 K		0-0 3B 1B	0-0 6-3		0-0 E6 FC5-4			5	2	2	0	0	1	0				
Lee May, R OBP: 0.361, SLG: 0.542 Woody Woodward, R OBP: 0.344, SLG: 0.310	0-0 SF9 1-3 1B 2B	0-0 E5		0-0 F8	0-0 1B		0-3 K			4	1	2	0	0	0	2				
Johnny Bench, R OBP: 0.278, SLG: 0.466	0-0 SF9	0-3 K		0-0 HR 3B	0-0 F9		0-0 FC5-4			4	1	1	3	0	1	3				
Tony Perez, R OBP: 0.281, SLG: 0.353	0-0 1B 1B 1B		0-0 1B G4-3 1B	0-0 HR		0-0 2B 1B		0-0 6-3		5	4	4	3	0	0	0				
George Foster, R OBP: 0.310, SLG: 0.397	0-0 1B 1-3 1B		0-0 G4-3 1B	0-0 HR 1B		0-0 1B G4-6-3 2B		0-3 K		5	2	4	1	0	1	0				
Buddy Bradford, R OBP: 0.313, SLG: 0.303	0-0 1-3 1B		4-0 G4-3 IBB	0-0 HR		0-0 G4-6-3 1B		0-0 6-3		4	1	3	3	1	0	0				
Dave Concepcion, R OBP: 0.275, SLG: 0.310	0-0 FC6-4 IBB		0-0 G4-3	0-0 4-3		0-0 G4-6-3				3	0	0	0	1	0	3				
Ross Grimsley, L	0-0 FC6-4		0-0 K	0-3 K		0-0 1-3				4	0	0	0	0	2	4				
<b>Inning Stats</b>	R: 3 E: 0 K: 1 S: 10	H: 5 LOB: 3 BB: 1 P: 14	R: 0 E: 1 K: 2 S: 8	H: 0 LOB: 1 BB: 0 P: 8	R: 1 E: 0 K: 1 S: 6	H: 2 LOB: 1 BB: 1 P: 10	R: 6 E: 0 K: 1 S: 11	H: 6 LOB: 0 BB: 0 P: 11	R: 0 E: 0 K: 0 S: 4	H: 1 LOB: 1 BB: 0 P: 4	R: 2 E: 0 K: 0 S: 5	H: 3 LOB: 0 BB: 0 P: 5	R: 0 E: 1 K: 1 S: 6	H: 0 LOB: 1 BB: 0 P: 6	R: 0 E: 0 K: 1 S: 5	H: 0 LOB: 0 BB: 0 P: 5		1B: 12 2B: 2 3B: 1 HR: 2	SF: 1 SAC: 0 DP: 2 HBP: 0	WP: 0 PB: 0 SB: 0 CS: 0
<b>PITCHER</b> Chris Zachary, R ERA: 6.89 Chuck Taylor, R ERA: 4.79 Bob Chlupsa, R ERA: 9.0 Don Shaw, L ERA: 1.8	IP: 3.0 WLS: L BF: 20 H: 9 R: 6 ER: 6 SO: 4 BB: 0 IBB: 2 HBP: 0 BLK: 0 WP: 0 HR: 2 S: 26 P: 34 ERA: 18.00 WHIP: 3.000															<b>PITCHER</b>				

AB 30  
R 0  
H 3  
RBI 0  
BB 2  
SO 2  
LOB 9



AB 40  
R 12  
H 17  
RBI 10  
BB 2  
SO 7  
LOB 13



















Batter	1	2	3	4	5	6	7	8	9	10	AB	R	H	RBI	BB	SO	LOB	TOP				
Lou Brock, L OBP: 0.402, SLG: 0.478 (1, 7)	F7		F8		1-3 2-H 1B			1B 2B	4-3		5	1	2	1	0	0	2	<b>St. Louis Cardinals @ Atlanta Braves</b> Atlanta Stadium, Atlanta, GA Tue Jun 08 1971, 7:05 PM EDT Att: 8,518 - Unknown				
Matty Alou, L OBP: 0.354, SLG: 0.413 (1, 8)	F9		G3			F3		1B 1B E		FC6-4 1B	5	1	2	0	0	0	0					
Ted Simmons, S OBP: 0.351, SLG: 0.427 (1, 2)	HR			L3		F7		1B E		FC6-4 2B 1-2f	5	2	2	2	0	0	1					
Joe Torre, R OBP: 0.413, SLG: 0.518 (1, 5)	F9			4-3		6-3		E5 1B			5	1	2	0	0	0	0					
Jose Cardenal, R OBP: 0.312, SLG: 0.405 Don Shaw, L (8, 1)		F5		F9			6-3	P4			4	0	0	0	0	0	0					
Moe Drabowsky, R (9, 1)											0	0	0	0	0	0	0					
Dal Maxvill, R OBP: 0.277, SLG: 0.186 (10, PH) (10, 6)											0	0	0	0	0	1	0					
Joe Hague, L OBP: 0.365, SLG: 0.464 Jim Beauchamp, R OBP: 0.301, SLG: 0.333 (9, PH) (9, 3)		K				F7		WP PB 1B		P4	3	0	0	0	0	1	0					
Julian Javier, R OBP: 0.301, SLG: 0.366 Dick Schofield, S OBP: 0.345, SLG: 0.311 Frank Linzy, R OBP: 0.500, SLG: 0.500 Rudy Arroyo, L (10, 1)		F9				1B 1B				5-3	2	1	1	0	0	0	0					
Ted Sizemore, R OBP: 0.328, SLG: 0.327 (10, 4)				HR		1B 1-2 1B					3	1	2	1	1	0	0					
Steve Carlton, L OBP: 0.209, SLG: 0.294 Bob Fingers, L OBP: 0.262, SLG: 0.333 Chuck Taylor, R (5, PH) (5, 1) Leron Lee, L OBP: 0.261, SLG: 0.333 (5, PH) (5, 5) Jerry Matternrey, R OBP: 0.262, SLG: 0.343 Luis Rivera, R OBP: 0.238, SLG: 0.225 (5, PH) (5, 9)			K							K	1	0	0	0	0	0	1					
<b>Inning Stats</b>	R: 1 E: 0 K: 0 S: 4	H: 1 LOB: 0 BB: 0 P: 4	R: 0 E: 0 K: 1 S: 5	H: 0 LOB: 0 BB: 0 P: 5	R: 1 E: 0 K: 1 S: 6	H: 1 LOB: 0 BB: 0 P: 6	R: 0 E: 0 K: 0 S: 3	H: 0 LOB: 0 BB: 0 P: 3	R: 1 E: 0 K: 1 S: 7	H: 3 LOB: 2 BB: 0 P: 7	R: 0 E: 0 K: 0 S: 3	H: 0 LOB: 0 BB: 0 P: 3	R: 0 E: 0 K: 0 S: 7	H: 4 LOB: 0 BB: 0 P: 7	R: 0 E: 0 K: 1 S: 6	H: 1 LOB: 2 BB: 1 P: 10	R: 0 E: 0 K: 1 S: 7		H: 2 LOB: 3 BB: 1 P: 11	1B: 8 2B: 2 3B: 0 HR: 2	SF: 0 SAC: 0 DP: 0 HBP: 0	WP: 1 PB: 1 SB: 0 CS: 0
<b>PITCHER</b>	IP 7.2	WLS 30	BF 8	H 6	R 4	ER 3	SO 3	BB 0	IBB 0	HBP 0	BLK 0	WP 0	HR 2	S 36	P 36	ERA 4.70	WHIP 1.043					
Pat Jarvis, R ERA: 4.89 (1, 1)	0.1	2	1	1	0	0	0	0	0	0	0	0	0	2	2	0.00	3.000					
Hoyt Wilhelm, R ERA: (8, 1)	1.1	8	3	0	0	1	0	1	0	0	1	0	9	13	0.00	2.250						
Steve Barber, L ERA: 4.57 (9, 1)	0.2	W	3	0	0	0	1	0	1	0	0	0	0	4	8	0.00	0.000					
Cecil Upshaw, R ERA: 4.24 (10, 1)																						

Batter	1	2	3	4	5	6	7	8	9	10	AB	R	H	RBI	BB	SO	LOB	BOTTOM				
Felix Millan, R OBP: 0.346, SLG: 0.386 Marty Staehle, L OBP: 0.231, SLG: 0.048 (4, 4)	P5		1B 1B	6-3		4-3					2	1	1	0	0	0	0	<b>St. Louis Cardinals @ Atlanta Braves</b> Atlanta Stadium, Atlanta, GA Tue Jun 08 1971, 7:05 PM EDT Att: 8,518 - Unknown				
Ralph Garr, L OBP: 0.382, SLG: 0.494 (1, 7)	HR 1B		1B HR	F7		K				BB	5	2	2	0	0	1	2					
Hank Aaron, R OBP: 0.409, SLG: 0.670 (1, 9)	HR		1B HR		1-3	4-3					5	2	2	3	0	0	1					
Orlando Cepeda, R OBP: 0.344, SLG: 0.550 (1, 3)	F9		1B HR				4-1			P4	5	1	2	3	0	0	1					
Earl Williams, R OBP: 0.292, SLG: 0.421 Sonny Jackson, L OBP: 0.314, SLG: 0.365 (10, PR) (1, 5)			F7								5	1	3	1	0	1	0					
Zoilo Versalles, R OBP: 0.282, SLG: 0.391 (1, 6)	P4		K		HR						0	1	0	0	0	0	0					
Mike Lum, L OBP: 0.326, SLG: 0.356 (1, 8)		4-3	4-3								4	0	1	0	1	1	0					
Bob Didier, S OBP: 0.259, SLG: 0.243 Darrell Evans, L OBP: 0.310, SLG: 0.306 (10, PH) (1, 2)		K		SH1-4 1B						SF7 2B	3	0	1	0	1	2	0					
Pat Jarvis, R OBP: 0.130, SLG: 0.048 Hoyt Wilhelm, R (8, 1)											2	0	0	0	0	0	3					
Marty Perez, R OBP: 0.267, SLG: 0.302 Steve Barber, L (9, 1) Cecil Upshaw, R (10, 1)		F8		SH1-4		FC6-4 IBB		F7			0	0	0	0	0	0	0					
<b>Inning Stats</b>	R: 2 E: 0 K: 0 S: 6	H: 3 LOB: 1 BB: 0 P: 6	R: 0 E: 0 K: 1 S: 5	H: 0 LOB: 0 BB: 0 P: 5	R: 4 E: 0 K: 1 S: 9	H: 4 LOB: 0 BB: 0 P: 9	R: 0 E: 0 K: 0 S: 4	H: 1 LOB: 1 BB: 0 P: 4	R: 1 E: 0 K: 0 S: 6	H: 4 LOB: 3 BB: 1 P: 10	R: 0 E: 0 K: 2 S: 7	H: 0 LOB: 0 BB: 0 P: 7	R: 0 E: 0 K: 2 S: 7	H: 0 LOB: 0 BB: 0 P: 7	R: 0 E: 0 K: 0 S: 3	H: 0 LOB: 1 BB: 1 P: 7	R: 1 E: 0 K: 0 S: 3	H: 1 LOB: 2 BB: 1 P: 7	1B: 8 2B: 2 3B: 0 HR: 3	SF: 1 SAC: 2 DP: 0 HBP: 0	WP: 0 PB: 0 SB: 0 CS: 1	PA: 44
<b>PITCHER</b>	IP 4.0	WLS 20	BF 8	H 6	R 6	ER 6	SO 2	BB 0	IBB 0	HBP 0	BLK 0	WP 0	HR 2	S 24	P 24	ERA 13.50	WHIP 2.000					
Steve Carlton, L ERA: 2.79 (5, 1)	3.0	13	4	1	1	3	0	1	0	0	0	0	1	18	22	3.00	1.333					
Chuck Taylor, R ERA: 4.6 (8, 1)	1.1	5	0	0	0	2	1	0	0	0	0	0	8	12	0.00	0.750						
Don Shaw, L ERA: 1.56 (9, 1)	0.2	2	0	0	0	0	0	0	0	0	0	0	2	2	0.00	0.000						
Moe Drabowsky, R ERA: 2.55 (10, 1)	0.1	L	3	1	1	1	0	0	1	0	0	0	2	6	27.00	3.000						
<b>PITCHER</b>	IP 10.1	WLS 1	BF 10	H 0	R 0	ER 0	SO 0	BB 0	IBB 0	HBP 0	BLK 0	WP 0	HR 0	S 1	P 1	ERA 0.00	WHIP 0.000					
Rudy Arroyo, L ERA: 4.76 (10, 1)	0.1	1	0	0	0	0	0	0	0	0	0	0	0	0	0	0.00	0.000					


AB 41  
R 7  
H 12  
RBI 4  
BB 2  
SO 5  
LOB 14




AB 38  
R 8  
H 13  
RBI 8  
BB 3  
SO 7  
LOB 9





Batter	1	2	3	4	5	6	7	8	9	AB	R	H	RBI	BB	SO	LOB	TOP					
Lou Brock, L OBP: 0.404, SLG: 0.479 (1,7)	F7		E8 SF9 1-3 3-H 1B		4-3					4	0	2	1	0	0	0	<b>St. Louis Cardinals @ Atlanta Braves</b> Atlanta Stadium, Atlanta, GA Wed Jun 09 1971, 7:05 PM EDT Att: 7,506 - Unknown  <b>AB 32</b> <b>R 3</b> <b>H 9</b> <b>RBI 2</b> <b>BB 2</b> <b>SO 3</b> <b>LOB 10</b> 					
Matty Alou, L OBP: 0.348, SLG: 0.408 (1,8) (6,3)	4-3		SF9		L9		K			3	0	0	1	0	1	2						
Ted Simmons, S OBP: 0.358, SLG: 0.420 (1,2)	4-3				6-3			F8		3	0	0	0	1	0	0						
Joe Torre, R OBP: 0.415, SLG: 0.518 (1,5)		5-3	K2-3			G5-4-3 1B		G5-4-3 1B		4	0	2	0	0	1	2						
Jose Cardenal, R OBP: 0.307, SLG: 0.397 (1,9)	F8				F8	G5-4-3 1-2		G5-4-3 1-2		4	0	0	0	0	0	2						
Joe Hague, L OBP: 0.385, SLG: 0.458 (1,3)									5-3	2	1	0	0	1	0	0						
Frank Linzy, R OBP: 0.500, SLG: 0.500 (6,1)	P5									0	0	0	0	0	0	0						
Chuck Taylor, R OBP: 0.281, SLG: 0.321 (9, FH)										0	0	0	0	0	0	0						
Leron Lee, L										1	0	0	0	0	0	0						
Ted Sizemore, R OBP: 0.331, SLG: 0.331 (1,6)										4	0	2	0	0	1	1						
Dick Schofield, S OBP: 0.339, SLG: 0.306 (1,4)										4	1	1	0	0	0	2						
Chris Zachary, L OBP: 0.313, SLG: 0.313 (1,1)										2	1	1	0	0	0	1						
Moe Drabowsky, R (5,1)										0	0	0	0	0	0	0						
Don Shaw, L (5,1)										0	0	0	0	0	0	0						
Bob Burda, L OBP: 0.462, SLG: 0.333 (6,3)										0	0	0	0	0	0	0						
Luis Melendez, R OBP: 0.256, SLG: 0.244 (6,8)										1	0	1	0	0	0	0						
<b>Inning Stats</b>	R: 0 E: 0 K: 0 S: 3	H: 0 LOB: 0 BB: 0 P: 3	R: 0 E: 0 K: 0 S: 3	H: 0 LOB: 0 BB: 0 P: 3	R: 2 E: 2 K: 1 S: 8	H: 3 LOB: 2 BB: 1 P: 12	R: 1 E: 1 K: 1 S: 6	H: 1 LOB: 1 BB: 1 P: 10	R: 0 E: 0 K: 0 S: 3	H: 0 LOB: 0 BB: 0 P: 3	R: 0 E: 0 K: 0 S: 3	H: 1 LOB: 0 BB: 0 P: 3	R: 0 E: 0 K: 0 S: 3	H: 3 LOB: 2 BB: 0 P: 7	R: 0 E: 0 K: 0 S: 3	H: 1 LOB: 0 BB: 0 P: 3	R: 0 E: 0 K: 0 S: 3	H: 0 LOB: 0 BB: 0 P: 3	1B: 9 2B: 0 3B: 0 HR: 0	SF: 1 SAC: 0 DP: 3 HBP: 0	WP: 0 PB: 0 SB: 0 CS: 0	PA: 35
<b>PITCHER</b> Phil Niekro, R ERA: 3.34 (1,1)	IP: 9.0 WLS: W BF: 35 H: 9 R: 3 ER: 1 SO: 3 BB: 2 IBB: 0 HBP: 0 BLK: 0 WP: 0 HR: 0 S: 39 P: 47 ERA: 1.00 WHIP: 1.222															<b>PITCHER</b>						

Batter	1	2	3	4	5	6	7	8	9	AB	R	H	RBI	BB	SO	LOB	BOTTOM				
Mary Staehle, L OBP: 0.258, SLG: 0.080 (1,4)		4-3						G3		4	1	1	0	0	0	2	<b>St. Louis Cardinals @ Atlanta Braves</b> Atlanta Stadium, Atlanta, GA Wed Jun 09 1971, 7:05 PM EDT Att: 7,506 - Unknown  <b>AB 30</b> <b>R 8</b> <b>H 11</b> <b>RBI 7</b> <b>BB 3</b> <b>SO 5</b> <b>LOB 12</b> 				
Ralph Garr, L OBP: 0.384, SLG: 0.492 (1,7)	FC1-6 HBP									3	1	1	0	1	1	1					
Hank Aaron, R OBP: 0.410, SLG: 0.672 (1,9)										4	1	2	1	0	0	1					
Orlando Cepeda, R OBP: 0.346, SLG: 0.547 (1,3)										3	1	1	0	1	2	2					
Gil Garrido, R OBP: 0.246, SLG: 0.169 (8,5)										0	0	0	0	0	0	0					
Earl Williams, R OBP: 0.298, SLG: 0.419 (1,5) (8,3)										3	2	1	1	0	0	2					
Mike Lum, L OBP: 0.344, SLG: 0.368 (1,8)										3	1	2	1	1	0	0					
Zoilo Versalles, R OBP: 0.286, SLG: 0.385 (1,6)										3	1	1	3	0	1	1					
Bob Didier, S OBP: 0.261, SLG: 0.245 (1,2)										3	0	1	0	0	0	1					
Phil Niekro, R OBP: 0.152, SLG: 0.161 (1,1)										4	0	1	1	0	1	2					
<b>Inning Stats</b>	R: 0 E: 0 K: 1 S: 5	H: 1 LOB: 2 BB: 0 P: 6	R: 2 E: 0 K: 0 S: 6	H: 3 LOB: 1 BB: 0 P: 6	R: 0 E: 0 K: 0 S: 3	H: 1 LOB: 1 BB: 1 P: 7	R: 0 E: 0 K: 0 S: 3	H: 1 LOB: 1 BB: 1 P: 7	R: 6 E: 1 K: 0 S: 8	H: 5 LOB: 1 BB: 1 P: 13	R: 0 E: 0 K: 2 S: 7	H: 0 LOB: 0 BB: 0 P: 7	R: 0 E: 0 K: 1 S: 5	H: 0 LOB: 0 BB: 0 P: 5	R: 0 E: 0 K: 1 S: 5	H: 0 LOB: 0 BB: 0 P: 5		1B: 10 2B: 3 3B: 0 HR: 0	SF: 1 SAC: 1 DP: 3 HBP: 2	WP: 1 PB: 0 SB: 0 CS: 0	PA: 37
<b>PITCHER</b> Chris Zachary, R ERA: 7.36 (1,1)	IP: 4.0 WLS: L BF: 21 H: 9 R: 5 ER: 5 SO: 1 BB: 2 IBB: 0 HBP: 1 BLK: 0 WP: 0 HR: 0 S: 20 P: 29 ERA: 11.25 WHIP: 2.750															<b>PITCHER</b>					
Moe Drabowsky, R ERA: 3.29 (5,1)	0.0	2	0	0	0	0	0	1	1	0	0	0	0	5	∞	∞					
Don Shaw, L ERA: 1.47 (5,1)	1.0	5	2	3	2	0	0	0	0	0	0	5	5	18.00	2.000						
Frank Linzy, R ERA: 2.1 (6,1)	0.0	0	0	0	0	0	0	0	0	0	0	0	0	∞	∞						
Chuck Taylor, R ERA: 4.19 (6,1)	3.0	9	0	0	0	4	0	0	0	0	0	17	17	0.00	0.000						



Batter	1	2	3	4	5	6	7	8	9	AB	R	H	RBI	BB	SO	LOB	TOP					
Dave Cash, R OBP: 0.391, SLG: 0.417 (1,4)	G3		6-3		FC6-4		6-3		F9	5	0	0	0	0	0	2						
Gene Clines, R OBP: 0.342, SLG: 0.324 (1,8)	1B			L6-3		K	L9		1B	5	0	2	0	0	1	0						
Roberto Clemente, R OBP: 0.335, SLG: 0.481 (1,9)	4-3-6			4-3		1B		K	2-3	5	1	1	0	0	1	2						
Willie Stargell, L OBP: 0.373, SLG: 0.679 (1,7)		FC5-4		K		1B		6-3		2	1	1	0	2	1	0						
Manny Sanguillen, R OBP: 0.343, SLG: 0.401 (1,2)	F9				6-3	E7		6-3		4	0	1	1	0	0	2						
Bob Robertson, R OBP: 0.335, SLG: 0.503 (1,3)				K		1B		6-3		2	1	1	1	2	1	1						
Jose Pagan, R OBP: 0.271, SLG: 0.259 (8, PH)	FC5-4				1B	L5		1-2		2	0	0	0	1	0	3						
Richie Hebner, L OBP: 0.352, SLG: 0.474 (8, 5)					BB			BB		0	0	0	0	1	0	0						
Gene Alley, R OBP: 0.257, SLG: 0.294 (1,6)			G3		F8	FC3-6		K		4	0	0	0	0	1	6						
Steve Blass, R OBP: 0.133, SLG: 0.200 (1,1)			K			6-3		6-3		4	0	1	0	0	1	0						
<b>Inning Stats</b>	R: 0 E: 0 K: 0 S: 3	H: 1 LOB: 0 BB: 0 P: 3	R: 0 E: 0 K: 1 S: 5	H: 0 LOB: 1 BB: 1 P: 9	R: 0 E: 0 K: 1 S: 5	H: 0 LOB: 0 BB: 0 P: 5	R: 0 E: 0 K: 1 S: 5	H: 0 LOB: 0 BB: 0 P: 5	R: 1 E: 0 K: 0 S: 5	H: 2 LOB: 2 BB: 1 P: 9	R: 2 E: 1 K: 1 S: 7	H: 2 LOB: 2 BB: 2 P: 15	R: 0 E: 0 K: 2 S: 3	H: 0 LOB: 0 BB: 0 P: 3	R: 0 E: 0 K: 2 S: 8	H: 1 LOB: 3 BB: 2 P: 16	R: 0 E: 0 K: 0 S: 4	H: 1 LOB: 1 BB: 0 P: 4	1B: 5 2B: 2 3B: 0 HR: 1	SF: 0 SAC: 0 DP: 1 HBP: 0	WP: 0 PB: 0 SB: 0 CS: 0	PA: 39
<b>PITCHER</b>	IP	WLS	BF	H	R	ER	SO	BB	IBB	HBP	BLK	WP	HR	S	P	ERA	WHIP					
Jerry Reuss, L ERA: 4.39 (1,1)	7.0	L	29	5	3	2	4	3	1	0	0	0	1	33	49	2.57	1.143					
Moe Drabowsky, R ERA: 3.2 (8,1)	0.2		4	1	0	0	1	0	1	0	0	0	0	5	9	0.00	1.500					
Rudy Arroyo, L ERA: 3.86 (8,1)	1.1		6	1	0	0	1	1	0	0	0	0	0	7	11	0.00	1.500					

Pittsburgh Pirates @ St. Louis Cardinals  
Busch Stadium, St. Louis, MO  
Thu Jun 10 1971, 7:05 PM CDT  
Att: 18,950 - Unknown


AB 33  
R 3  
H 7  
RBI 2  
BB 6  
SO 6  
LOB 16



Batter	1	2	3	4	5	6	7	8	9	AB	R	H	RBI	BB	SO	LOB	BOTTOM					
Lou Brock, L OBP: 0.405, SLG: 0.479 (1,7)	1B		L8			SF9		6-3		4	0	2	0	0	0	0						
Matty Alou, L OBP: 0.348, SLG: 0.407 (1,8)	SH5-3			G1		1B		5-3		3	0	1	0	0	0	0						
Ted Simmons, S OBP: 0.356, SLG: 0.419 (1,2)	4-3			P6		SF9		1B		3	0	1	1	0	0	1						
Joe Torre, R OBP: 0.408, SLG: 0.509 (1,5)	6-3			F2		P6		5-3		4	0	0	0	0	0	4						
Jose Cardenal, R OBP: 0.302, SLG: 0.390 (1,9)		6-3			6-3	F3		F9		4	0	0	0	0	0	2						
Joe Hague, L OBP: 0.356, SLG: 0.445 (1,3)		F9			L8		K	F9		4	0	0	0	0	1	0						
Ted Sizemore, R OBP: 0.335, SLG: 0.335 (1,6)		5-3				1B		6-3		4	0	2	0	0	0	0						
Dick Schofield, S OBP: 0.339, SLG: 0.294 (9, PH)			4-3						L8	2	0	0	0	1	1	1						
Leron Lee, L OBP: 0.273, SLG: 0.310 (9, PH)				K						1	0	0	0	0	0	1						
Jerry Reuss, L OBP: 0.161, SLG: 0.167 (7, PH)						1B			F9	2	1	1	0	0	1	0						
Bob Burda, L OBP: 0.444, SLG: 0.318 (8,1)						1B				0	0	0	0	0	0	0						
Moe Drabowsky, R OBP: 0.356, SLG: 0.445 (8,1)						SF9				0	0	0	0	0	0	0						
Rudy Arroyo, L OBP: 0.356, SLG: 0.445 (8,1)						1B				0	0	0	0	0	0	0						
<b>Inning Stats</b>	R: 0 E: 0 K: 0 S: 4	H: 1 LOB: 1 BB: 0 P: 4	R: 0 E: 0 K: 0 S: 3	H: 0 LOB: 0 BB: 0 P: 3	R: 0 E: 0 K: 1 S: 5	H: 0 LOB: 0 BB: 0 P: 5	R: 0 E: 0 K: 0 S: 3	H: 0 LOB: 0 BB: 0 P: 3	R: 0 E: 0 K: 1 S: 5	H: 1 LOB: 1 BB: 1 P: 9	R: 0 E: 0 K: 0 S: 6	H: 3 LOB: 2 BB: 0 P: 6	R: 0 E: 0 K: 1 S: 5	H: 0 LOB: 1 BB: 1 P: 9	R: 0 E: 0 K: 0 S: 4	H: 1 LOB: 1 BB: 0 P: 4	R: 0 E: 0 K: 0 S: 4	H: 1 LOB: 1 BB: 0 P: 4	1B: 7 2B: 0 3B: 0 HR: 0	SF: 1 SAC: 1 DP: 0 HBP: 0	WP: 0 PB: 0 SB: 0 CS: 0	PA: 35
<b>PITCHER</b>	IP	WLS	BF	H	R	ER	SO	BB	IBB	HBP	BLK	WP	HR	S	P	ERA	WHIP					
Steve Blass, R ERA: 3.39 (1,1)	9.0	W	35	7	1	1	3	1	0	0	0	0	0	40	44	1.00	0.889					

Pittsburgh Pirates @ St. Louis Cardinals  
Busch Stadium, St. Louis, MO  
Thu Jun 10 1971, 7:05 PM CDT  
Att: 18,950 - Unknown

AB 32  
R 1  
H 7  
RBI 1  
BB 1  
SO 3  
LOB 10





Batter	1	2	3	4	5	6	7	8	9	AB	R	H	RBI	BB	SO	LOB	TOP											
Dave Cash, R OBP: 0.385, SLG: 0.410 (1, 4)	0-0 6-3	0-0 4-3		0-0 6-3		0-0 4-3		0-0 1B	0-0 5-3	6	0	1	1	0	0	5												
Vic Davallio, L OBP: 0.317, SLG: 0.367 (1, 9)	0-3 K	0-0 F9		0-0 SF7		0-0 6-3		0-3 K		4	0	0	1	0	2	3												
Richie Hebner, L OBP: 0.349, SLG: 0.472 (1, 5)	0-0 P4		0-0 P4	0-0 2B			0-0 F9		0-0 G3	5	0	1	1	0	0	1												
Willie Stargell, L OBP: 0.379, SLG: 0.689 (1, 7)	0-0 F8		0-0 4-3	4-0 BB			0-0 HR		4-0 1B E	3	2	1	1	2	0	1												
Al Oliver, L OBP: 0.302, SLG: 0.333 (1, 8)		0-0 6-3	0-0 F9	0-0 F7			0-0 F8		0-0 E8 1B	5	1	1	0	0	0	2												
Bob Robertson, R OBP: 0.341, SLG: 0.500 (1, 3)	1-0 2B 1B HBP			0-0 2B 1B	0-3 K		0-0 E6 FC6-4		4-0 1B IBB	3	3	1	0	1	1	0												
Manny Sanguillen, R OBP: 0.349, SLG: 0.415 (1, 2)	0-0 1B 2B			0-0 1B 6-3 2B	0-0 F9		0-0 FC6-4		0-0 1B FC6-4 1B	5	3	3	1	0	0	1												
Gene Alley, R OBP: 0.268, SLG: 0.295 (1, 6)	4-0 4-3 1B IBB			4-0 6-3 1B IBB	0-0 G3			0-0 5-3	0-0 FC6-4 1B	3	1	1	1	2	0	0												
Dock Ellis, S OBP: 0.306, SLG: 0.265 Dave Giusti, R (7, 1)	0-0 4-3 1B			0-0 6-3 2B 1B	0-0 F7			0-0 6-3	0-0 FC6-4	3	1	2	3	0	0	0												
<b>Inning Stats</b>	R: 0 E: 0 K: 1 S: 6	H: 0 LOB: 1 BB: 0 P: 6	R: 2 E: 0 K: 0 S: 5	H: 2 LOB: 2 BB: 1 P: 10	R: 0 E: 0 K: 0 S: 3	H: 0 LOB: 0 BB: 0 P: 3	R: 4 E: 0 K: 0 S: 7	H: 4 LOB: 2 BB: 2 P: 15	R: 0 E: 0 K: 1 S: 5	H: 0 LOB: 0 BB: 0 P: 5	R: 1 E: 1 K: 0 S: 5	H: 1 LOB: 1 BB: 0 P: 5	R: 0 E: 0 K: 1 S: 6	H: 1 LOB: 1 BB: 0 P: 6	R: 4 E: 1 K: 0 S: 6	H: 3 LOB: 1 BB: 2 P: 14	1B: 7 2B: 3 3B: 0 HR: 1	SF: 1 SAC: 0 DP: 0 HBP: 1	WP: 0 PB: 1 SB: 0 CS: 0	PA: 46								
<b>PITCHER</b>	IP	WLS	BF	H	R	ER	SO	BB	IBB	HBP	BLK	WP	HR	S	P	ERA	WHIP											
Reggie Cleveland, R ERA: 4.05 Chuck Taylor, R ERA: 4.04 Harry Parker, R ERA: 4.5 Don Shaw, L ERA: 3.1	(1, 1)	3.2	L	21	6	6	6	1	0	2	1	0	0	0	20	29	14.73	1.636										
	(4, 1)	1.1		5	0	0	0	1	1	0	0	0	0	6	10	0.00	0.750											
	(6, 1)	2.0		8	1	1	1	0	0	0	0	0	0	1	8	8	4.50	0.500										
	(8, 1)	2.0		12	4	4	4	1	1	1	0	0	0	0	12	20	18.00	2.500										

Pittsburgh Pirates @ St. Louis Cardinals  
 Busch Stadium, St. Louis, MO  
 Fri Jun 11 1971, 7:05 PM CDT  
 Att: 27,308 - Unknown

AB	39
R	11
H	11
RBI	10
BB	5
SO	3
LOB	14



Batter	1	2	3	4	5	6	7	8	9	AB	R	H	RBI	BB	SO	LOB	BOTTOM											
Lou Brock, L OBP: 0.402, SLG: 0.473 (1, 7)	0-3 K	0-0 G6-3			4-0 2B 1B BB		0-0 FC4		0-0 SF7	3	1	0	1	1	1	3												
Matty Alou, L OBP: 0.348, SLG: 0.411 (1, 8)	0-0 1B		0-0 B1-3		0-0 1B 2B		0-3 K		0-0 4-3	5	1	2	0	0	1	1												
Ted Simmons, S OBP: 0.355, SLG: 0.415 Don Shaw, L (8, 1)	0-0 F8		0-0 CS 1B		0-0 P4		0-0 4-3			4	0	1	0	0	0	4												
Joe Torre, R OBP: 0.409, SLG: 0.509 (1, 5)	0-0 1B		0-0 F8		0-0 1B			0-3 K		4	0	2	2	0	1	1												
Joe Hague, L OBP: 0.354, SLG: 0.436 (1, 3)	0-3 K			0-0 P5	0-0 L3			1-0 5-3 HBP		3	0	0	0	0	1	3												
Ted Sizemore, R OBP: 0.333, SLG: 0.329 (1, 6)		4-0 1B BB		0-0 F9		0-0 F8		0-0 5-3		3	1	0	0	1	0	1												
Luis Melendez, R OBP: 0.277, SLG: 0.311 (1, 9)		0-0 1B 1B		0-0 3B		0-0 P5		0-0 6-3		4	0	2	0	0	0	1												
Julian Javier, R OBP: 0.293, SLG: 0.355 (1, 4)		0-3 K		0-3 K		0-0 F7		0-0 6-3		4	0	0	0	0	2	3												
Reggie Cleveland, R ERA: 4.05 Chuck Taylor, R ERA: 4.04 Jim Beauchamp, R Harry Parker, R Bob Burda, L Jerry McNertney, R	(1, 1)	6.0	W	26	8	3	3	4	8	3	3	4	2	1	0	1	0	0										
	(5, PH)																											
	(8, 1)																											
	(8, 2)																											
	(8, 2)																											
<b>Inning Stats</b>	R: 0 E: 0 K: 2 S: 9	H: 2 LOB: 2 BB: 0 P: 9	R: 1 E: 0 K: 1 S: 6	H: 2 LOB: 1 BB: 1 P: 10	R: 0 E: 0 K: 0 S: 3	H: 1 LOB: 0 BB: 0 P: 3	R: 0 E: 0 K: 1 S: 6	H: 1 LOB: 1 BB: 0 P: 6	R: 2 E: 0 K: 0 S: 5	H: 2 LOB: 1 BB: 1 P: 9	R: 0 E: 0 K: 0 S: 3	H: 0 LOB: 0 BB: 0 P: 3	R: 0 E: 0 K: 1 S: 5	H: 0 LOB: 1 BB: 1 P: 9	R: 0 E: 0 K: 1 S: 5	H: 0 LOB: 0 BB: 0 P: 6	R: 1 E: 0 K: 0 S: 4	H: 1 LOB: 0 BB: 0 P: 4	1B: 6 2B: 1 3B: 2 HR: 0	SF: 1 SAC: 0 DP: 1 HBP: 1	WP: 0 PB: 0 SB: 0 CS: 1	PA: 38						
<b>PITCHER</b>	IP	WLS	BF	H	R	ER	SO	BB	IBB	HBP	BLK	WP	HR	S	P	ERA	WHIP											
Dock Ellis, R ERA: 2.01 Dave Giusti, R ERA: 1.53	(1, 1)	6.0	W	26	8	3	3	4	2	0	0	0	0	0	14	19	4.50	1.667										
	(7, 1)	3.0	S	12	1	1	1	2	1	0	1	0	0	0	14	19	3.00	0.667										

Pittsburgh Pirates @ St. Louis Cardinals  
 Busch Stadium, St. Louis, MO  
 Fri Jun 11 1971, 7:05 PM CDT  
 Att: 27,308 - Unknown

AB	33
R	4
H	9
RBI	4
BB	3
SO	6
LOB	17





Batter	1	2	3	4	5	6	7	8	9	AB	R	H	RBI	BB	SO	LOB	TOP										
Dave Cash, R OBP: 0.378, SLG: 0.402	F9	FC6-4		FC6-4		SH1-4		K		4	0	0	0	0	1	3											
Vic Davallio, L OBP: 0.312, SLG: 0.353	4-3			1-3		F2		F9		4	1	0	0	1	0	3											
Richie Hebner, L OBP: 0.350, SLG: 0.467				F8		P6			6-3	4	1	1	0	1	0	3											
Willie Stargell, L OBP: 0.384, SLG: 0.696				1B		K			P5	4	1	2	2	1	1	0											
Al Oliver, L OBP: 0.309, SLG: 0.352	L7			L7-4					6-3	4	1	2	1	1	0	3											
Bob Robertson, R OBP: 0.348, SLG: 0.497						F8				3	0	1	1	2	0	1											
Manny Sanguillen, R OBP: 0.341, SLG: 0.456				L7-4		F8			P4	5	0	0	0	0	0	6											
Gene Alley, R OBP: 0.267, SLG: 0.289				FC6-4		E4			1-3	3	0	0	0	1	0	3											
Nelson Briles, R OBP: 0.455, SLG: 0.700									F7	2	0	2	0	1	0	0											
Ramon Hernandez, S OBP: 0.375, SLG: 0.429										0	0	0	0	0	0	0											
Mudcat Grant, R OBP: 0.375, SLG: 0.429										1	0	0	0	0	0	0											
<b>Inning Stats</b>	R: 0 E: 0 K: 0 S: 4	H: 1 LOB: 2 BB: 1 P: 8	R: 0 E: 0 K: 0 S: 4	H: 1 LOB: 2 BB: 1 P: 8	R: 3 E: 0 K: 0 S: 4	H: 2 LOB: 1 BB: 3 P: 16	R: 0 E: 0 K: 0 S: 4	H: 1 LOB: 1 BB: 0 P: 4	R: 0 E: 0 K: 1 S: 6	H: 0 LOB: 2 BB: 1 P: 8	R: 0 E: 0 K: 0 S: 4	H: 1 LOB: 2 BB: 1 P: 8	R: 0 E: 0 K: 1 S: 5	H: 0 LOB: 0 BB: 0 P: 5	R: 1 E: 0 K: 0 S: 4	H: 1 LOB: 1 BB: 1 P: 8	1B: 5 2B: 3 3B: 0 HR: 1	SF: 0 SAC: 1 DP: 1 HBP: 0	WP: 0 PB: 0 SB: 1 CS: 0	PA: 43							
<b>PITCHER</b>	IP	WLS	BF	H	R	ER	SO	BB	IBB	HBP	BLK	WP	HR	S	P	ERA	WHIP										
Mike Torrez, R ERA: 6.0	2.0		14	3	3	3	0	5	0	0	0	0	0	9	29	13.50	4.000										
Al Santorini, R ERA: 3.4	4.0		16	3	0	0	1	1	0	0	0	0	0	17	21	0.00	1.000										
Chris Zachary, R ERA: 6.98	2.0	L	8	1	0	0	1	1	0	0	0	0	0	9	13	0.00	1.000										
Rudy Arroyo, L ERA: 4.7	0.2		4	1	1	1	0	1	0	0	0	0	1	3	7	13.50	3.000										
Moe Drabowsky, R ERA: 3.16	0.1		1	0	0	0	0	0	0	0	0	0	0	1	1	0.00	0.000										

Pittsburgh Pirates @ St. Louis Cardinals  
 Busch Stadium, St. Louis, MO  
 Sat Jun 12 1971, 7:05 PM CDT  
 Att: 24,565 - Unknown

AB	34
R	4
H	8
RBI	4
BB	8
SO	2
LOB	22



Batter	1	2	3	4	5	6	7	8	9	AB	R	H	RBI	BB	SO	LOB	BOTTOM										
Lou Brock, L OBP: 0.398, SLG: 0.468	K		6-3	F7				6-3		5	0	1	0	0	1	3											
Matty Alou, L OBP: 0.346, SLG: 0.407			4-3			6-3		F9		5	0	1	0	0	0	3											
Joe Haque, L OBP: 0.354, SLG: 0.441						F8				3	1	1	0	0	0	1											
Jim Beauchamp, R OBP: 0.291, SLG: 0.321	FC6-4			1B				F9		2	0	0	0	0	0	0											
Joe Torre, R OBP: 0.405, SLG: 0.502	K					F8		5-3		5	0	1	1	0	1	1											
Jerry McNertney, R OBP: 0.400, SLG: 0.725			1-3	FC5-4		L7		F8		4	0	0	0	0	0	1											
Luis Melendez, R OBP: 0.294, SLG: 0.313						P6				3	2	1	0	1	0	0											
Ted Sizemore, R OBP: 0.347, SLG: 0.341										3	0	3	0	1	0	0											
Dal Maxvill, R OBP: 0.291, SLG: 0.205										3	0	2	0	0	0	2											
Mike Torrez, R ERA: 6.0										1	0	0	0	0	0	2											
Al Santorini, R ERA: 3.4										1	0	1	0	0	0	1											
Bob Burda, R ERA: 3.16										0	0	0	0	0	0	0											
Chris Zachary, R ERA: 6.98										0	0	0	0	0	0	0											
Jose Cardenal, R ERA: 3.16										0	0	0	0	0	0	0											
Rudy Arroyo, L ERA: 4.7										0	0	0	0	0	0	0											
Moe Drabowsky, R ERA: 3.16										0	0	0	0	0	0	0											
<b>Inning Stats</b>	R: 0 E: 0 K: 2 S: 8	H: 1 LOB: 1 BB: 0 P: 8	R: 0 E: 0 K: 0 S: 5	H: 2 LOB: 0 BB: 0 P: 5	R: 1 E: 0 K: 0 S: 5	H: 2 LOB: 1 BB: 0 P: 5	R: 0 E: 0 K: 1 S: 7	H: 2 LOB: 2 BB: 0 P: 7	R: 0 E: 0 K: 0 S: 3	H: 0 LOB: 0 BB: 0 P: 3	R: 1 E: 0 K: 0 S: 6	H: 3 LOB: 3 BB: 1 P: 10	R: 0 E: 0 K: 0 S: 3	H: 0 LOB: 0 BB: 0 P: 3	R: 1 E: 0 K: 0 S: 4	H: 1 LOB: 1 BB: 1 P: 8	R: 0 E: 0 K: 0 S: 3	H: 0 LOB: 0 BB: 0 P: 3	1B: 10 2B: 1 3B: 0 HR: 0	SF: 1 SAC: 1 DP: 0 HBP: 0	WP: 0 PB: 0 SB: 0 CS: 0	PA: 40					
<b>PITCHER</b>	IP	WLS	BF	H	R	ER	SO	BB	IBB	HBP	BLK	WP	HR	S	P	ERA	WHIP										
Nelson Briles, R ERA: 4.29	5.2		27	9	2	2	3	1	0	0	0	0	0	32	36	3.18	1.765										
Ramon Hernandez, L ERA: 3.16	0.1		2	1	0	0	0	0	0	0	0	0	0	2	2	0.00	3.000										
Mudcat Grant, R ERA: 2.27	3.0	W	11	1	1	1	0	1	0	0	0	0	0	10	14	3.00	0.667										

Pittsburgh Pirates @ St. Louis Cardinals  
 Busch Stadium, St. Louis, MO  
 Sat Jun 12 1971, 7:05 PM CDT  
 Att: 24,565 - Unknown

AB	36
R	3
H	11
RBI	3
BB	2
SO	3
LOB	15





Batter	1	2	3	4	5	6	7	8	9	AB	R	H	RBI	BB	SO	LOB	TOP					
Dave Cash, R OBP: 0.379, SLG: 0.399	4-3		BB				P3		1B	4	1	1	0	1	0	0	<b>Pittsburgh Pirates @ St. Louis Cardinals</b> Busch Stadium, St. Louis, MO Sun Jun 13 1971, 3:33 AM CDT Att: 21,205 - Unknown					
Gene Clines, R OBP: 0.345, SLG: 0.329	K		L9				L9		1B	5	1	2	0	0	1							
Roberto Clemente, R OBP: 0.341, SLG: 0.451	4-3			HR					1B	4	2	2	1	1	0	1						
Willie Stargell, L OBP: 0.379, SLG: 0.687		K					F9		SF9	4	0	1	1	0	2	2						
Manny Sanguillen, R OBP: 0.351, SLG: 0.431		FC5				FC6-4			1B	4	3	3	2	1	0	1						
Bob Robertson, R OBP: 0.344, SLG: 0.489		F4				HR			1B	5	0	1	0	0	1	4						
Jose Pagan, R OBP: 0.270, SLG: 0.246		FC5							1B	3	0	0	0	1	1	2						
Richie Hebner, L OBP: 0.353, SLG: 0.485									HR	1	1	1	3	0	0	0						
Gene Alley, R OBP: 0.265, SLG: 0.281			P4		1-4-3				6-3	4	0	0	0	1	1	3						
Luke Walker, L			K							3	0	0	0	0	3	2						
Frank Brosseau, R										0	0	0	0	0	0	0						
Bill Mazaroski, R OBP: 0.352, SLG: 0.277										1	0	0	0	0	1	3						
Dave Giusti, R										0	0	0	0	0	0	0						
Ramon Hernandez, S										0	0	0	0	0	0	0						
<b>Inning Stats</b>	R: 0 E: 0 K: 1 S: 5	H: 0 LOB: 0 BB: 0 P: 5	R: 0 E: 0 K: 1 S: 6	H: 1 LOB: 1 BB: 0 P: 6	R: 0 E: 0 K: 1 S: 5	H: 0 LOB: 1 BB: 1 P: 9	R: 2 E: 1 K: 1 S: 7	H: 1 LOB: 1 BB: 1 P: 11	R: 0 E: 0 K: 0 S: 6	H: 1 LOB: 1 BB: 0 P: 6	R: 1 E: 0 K: 2 S: 9	H: 2 LOB: 2 BB: 1 P: 13	R: 0 E: 0 K: 0 S: 4	H: 1 LOB: 0 BB: 0 P: 4	R: 0 E: 0 K: 2 S: 7	H: 0 LOB: 3 BB: 2 P: 15	R: 5 E: 0 K: 1 S: 10	H: 5 LOB: 0 BB: 0 P: 10	1B: 8 2B: 1 3B: 0 HR: 2	SF: 1 SAC: 0 DP: 0 HBP: 0	WP: 1 PB: 0 SB: 4 CS: 0	PA: 44
<b>PITCHER</b>	IP WLS BF H R ER SO BB IBB HBP BLK WP HR S P ERA WHIP																					
Steve Carlton, L ERA: 3.0	(1, 1) 8.1 L 40 9 6 5 9 4 1 0 0 0 1 1 53 73 5.40 1.560																					
Chuck Taylor, R ERA: 4.46	(9, 1) 0.2 4 2 2 2 1 0 0 0 0 0 0 1 6 6 27.00 3.000																					

Batter	1	2	3	4	5	6	7	8	9	AB	R	H	RBI	BB	SO	LOB	BOTTOM			
Lou Brock, L OBP: 0.394, SLG: 0.462	G4-3	F7		F7			1-3		F5	5	0	1	0	0	0	3	<b>Pittsburgh Pirates @ St. Louis Cardinals</b> Busch Stadium, St. Louis, MO Sun Jun 13 1971, 3:33 AM CDT Att: 21,205 - Unknown			
Matty Alou, L OBP: 0.351, SLG: 0.406	G4-3		4-3			G4-3			4-3	3	0	1	0	2	0	0				
Ted Simmons, S OBP: 0.347, SLG: 0.405	G4-3		F5			G4-3			L8	5	0	0	0	0	0	3				
Joe Torre, R OBP: 0.403, SLG: 0.498	F7					P6			6-3	4	0	1	0	0	0	1				
Jim Beauchamp, R OBP: 0.292, SLG: 0.333		6-3							F7	3	1	1	0	0	1	1				
Joe Hogue, L OBP: 0.352, SLG: 0.438			K							1	0	0	0	0	0	0				
Ted Sizemore, R OBP: 0.360, SLG: 0.367		1B				WP			E4	4	2	4	1	0	0	0				
Luis Melendez, R OBP: 0.327, SLG: 0.320		1B				L8				2	1	1	1	2	0	1				
Dal Maxvill, R OBP: 0.300, SLG: 0.211		FC4-6				F9			L4	3	0	1	1	1	0	2				
Steve Carlton, L OBP: 0.205, SLG: 0.289		FC4-6							L4	4	0	1	1	0	0	4				
Chuck Taylor, R						WP			F7	0	0	0	0	0	0	0				
<b>Inning Stats</b>	R: 0 E: 0 K: 0 S: 3	H: 1 LOB: 1 BB: 1 P: 7	R: 2 E: 0 K: 0 S: 5	H: 2 LOB: 1 BB: 1 P: 9	R: 0 E: 0 K: 1 S: 6	H: 1 LOB: 0 BB: 0 P: 6	R: 0 E: 0 K: 0 S: 5	H: 2 LOB: 2 BB: 0 P: 5	R: 0 E: 0 K: 0 S: 3	H: 1 LOB: 0 BB: 0 P: 3	R: 0 E: 0 K: 0 S: 4	H: 1 LOB: 3 BB: 2 P: 12	R: 0 E: 0 K: 0 S: 3	H: 0 LOB: 0 BB: 0 P: 3	R: 0 E: 0 K: 0 S: 3	H: 0 LOB: 0 BB: 0 P: 3	1B: 8 2B: 4 3B: 0 HR: 0	SF: 0 SAC: 0 DP: 3 HBP: 0	WP: 1 PB: 0 SB: 0 CS: 0	PA: 39
<b>PITCHER</b>	IP WLS BF H R ER SO BB IBB HBP BLK WP HR S P ERA WHIP																			
Luke Walker, L ERA: 3.32	(1, 1) 5.0 25 1 0 0 0 0 0 0 0 0 0 0 5 5 0.00 0.500																			
Frank Brosseau, R	(6, 1) 2.0 5 1 0 0 0 0 0 0 0 0 0 0 5 5 0.00 0.500																			
Dave Giusti, R ERA: 1.49	(8, 1) 1.0 W 6 1 0 0 0 1 1 0 0 0 0 0 4 12 0.00 2.000																			
Ramon Hernandez, L ERA:	(9, 1) 1.0 S 3 0 0 0 0 0 0 0 0 0 0 0 3 3 0.00 0.000																			

AB 38  
R 8  
H 11  
RBI 7  
BB 5  
SO 10  
LOB 19



AB 34  
R 4  
H 11  
RBI 4  
BB 5  
SO 1  
LOB 15





Batter	1	2	3	4	5	6	7	8	9	AB	R	H	RBI	BB	SO	LOB	TOP								
<b>Pete Rose, S</b> OBP: 0.372, SLG: 0.394 (1, 9)	0-0 4-3		0-0 E6			0-0 WP 2B 1B	0-0 CS FC6-2 1B		4-0 E 2B IBB	4	2	2	0	1	0	0									
<b>Tommy Helms, R</b> OBP: 0.297, SLG: 0.309 (1, 4)	4-0 HR BB		0-0 L3			0-0 F9	0-0 FC6-2		0-0 E4 2B	4	2	0	0	1	0	5									
<b>Lee May, R</b> OBP: 0.360, SLG: 0.577 (1, 3)	0-0 1-H HR			0-0 5-3		0-0 WP 2B 1B			0-0 PB 2B	5	2	3	4	0	1	2									
<b>Tony Perez, R</b> OBP: 0.296, SLG: 0.384 <b>Woody Woodward, R</b> OBP: 0.324, SLG: 0.290 (1, 5)	0-0 F9			0-0 1B		0-0 2B IBB			0-0 F3	3	0	1	0	1	0	0									
<b>Hal McRae, R</b> OBP: 0.294, SLG: 0.350 (1, 7)	0-0 L6			0-3 K		0-0 1B			0-0 FC1-4 1B	4	0	2	2	0	1	1									
<b>Buddy Bradford, R</b> OBP: 0.309, SLG: 0.286 (1, 8)		4-0 BB		0-0 F8		0-0 IBB			0-0 FC1-4 CS	2	0	0	0	2	0	2									
<b>Pat Corrales, R</b> OBP: 0.150, SLG: 0.150 (1, 2)		0-0 F7			0-0 6-3		0-3 K		0-0 CS	4	1	1	0	0	1	4									
<b>Dave Concepcion, R</b> OBP: 0.242, SLG: 0.270 (1, 6)		0-0 6-3			0-0 4-3		0-0 F8		0-0 SH1-3	3	0	0	0	0	0	3									
<b>Ross Grimsley, L</b> OBP: 0.133, SLG: 0.071 <b>Clay Carroll, R</b> (8, 1)			0-3 K		0-0 6-3		4-0 1B FC6-2 BB		0-3 K	2	0	0	0	1	1	0									
<b>Inning Stats</b>	R: 2 E: 0 K: 0 S: 4	H: 1 LOB: 0 BB: 1 P: 8	R: 0 E: 0 K: 0 S: 2	H: 0 LOB: 0 BB: 1 P: 6	R: 0 E: 1 K: 1 S: 5	H: 0 LOB: 0 BB: 0 P: 5	R: 0 E: 0 K: 1 S: 6	H: 1 LOB: 1 BB: 0 P: 6	R: 0 E: 0 K: 0 S: 3	H: 0 LOB: 0 BB: 0 P: 3	R: 2 E: 0 K: 1 S: 8	H: 3 LOB: 3 BB: 2 P: 16	R: 0 E: 0 K: 1 S: 5	H: 1 LOB: 2 BB: 1 P: 9	R: 0 E: 0 K: 0 S: 3	H: 1 LOB: 0 BB: 0 P: 3	R: 3 E: 1 K: 1 S: 8	H: 2 LOB: 1 BB: 1 P: 12	1B: 6 2B: 4 3B: 0 HR: 1	SF: 0 SAC: 1 DP: 2 HBP: 0	WP: 1 PB: 1 SB: 0 CS: 2	PA: 41			
<b>PITCHER</b>	IP	WLS	BF	H	R	ER	SO	BB	IBB	HBP	BLK	WP	HR	S	P	ERA	WHIP								
<b>Jerry Reuss, L</b> ERA: 4.5 (1, 1)	6.0	L	27	5	4	4	3	3	2	0	0	1	1	28	48	6.00	1.333								
<b>Harry Parker, R</b> ERA: 3.0 (7, 1)	1.0		3	1	0	0	1	0	0	0	0	0	0	5	5	0.00	1.000								
<b>Chuck Taylor, R</b> ERA: 4.23 (8, 1)	2.0		10	3	3	0	1	0	1	0	0	0	0	11	15	0.00	1.500								

Cincinnati Reds @ St. Louis Cardinals  
 Busch Stadium, St. Louis, MO  
 Mon Jun 14 1971, 7:05 PM CDT  
 Att: 18,613 - Unknown

AB	33
R	7
H	9
RBI	6
BB	6
SO	5
LOB	19



Batter	1	2	3	4	5	6	7	8	9	AB	R	H	RBI	BB	SO	LOB	BOTTOM								
<b>Lou Brock, L</b> OBP: 0.387, SLG: 0.453 (1, 7)	0-3 K	0-0 F7-2			0-0 6-3		0-0 6-3		0-0 B1-3	5	0	0	0	0	1	5									
<b>Matty Alou, L</b> OBP: 0.353, SLG: 0.405 (1, 8)	0-0 4-3		0-0 G6-4-3 1B		0-0 F8			4-0 G4-3 BB		3	0	1	0	1	0	0									
<b>Ted Simmons, S</b> OBP: 0.345, SLG: 0.402 (1, 2)	0-0 BB 1B		0-0 G6-4-3		0-0 6-3			0-0 G4-3		4	0	1	0	0	0	2									
<b>Joe Torre, R</b> OBP: 0.404, SLG: 0.496 (1, 5)	4-0 1-2 BB		0-0 P4		0-0 F9			0-0 3B 1B		3	1	1	0	1	0	0									
<b>Jose Cardenal, R</b> OBP: 0.304, SLG: 0.398 (1, 9)	0-0 4-3			4-0 2B 6-3 BB		0-0 5-3		0-0 1-H 3B		3	1	1	1	1	0	2									
<b>Ted Sizemore, R</b> OBP: 0.358, SLG: 0.370 (1, 4)		0-0 1-3		0-0 6-3 2B		0-0 F9		0-3 K		4	0	1	0	0	1	1									
<b>Jim Beauchamp, R</b> OBP: 0.301, SLG: 0.341 (1, 3)		0-0 2B F7-2 1B		0-0 6-3			0-0 G6-4-3 1B		0-3 K	4	0	2	1	0	1	1									
<b>Dal Maxvill, R</b> OBP: 0.312, SLG: 0.241 <b>Bob Burda, L</b> OBP: 0.500, SLG: 0.375 (9, PH)		0-0 1-3 2B		0-0 F9			0-0 G6-4-3 1B		0-0 K	3	0	2	0	0	0	1									
<b>Jerry Reuss, L</b> OBP: 0.182, SLG: 0.161 <b>Harry Parker, R</b> (7, 1)		4-0 BB		0-3 K			0-0 G6-4-3		0-3 K	1	0	0	0	1	1	1									
<b>Julian Javier, R</b> OBP: 0.291, SLG: 0.353 <b>Chuck Taylor, R</b> (8, 1)										1	0	0	0	0	0	2									
<b>Joe Hague, L</b> OBP: 0.350, SLG: 0.435 (9, PH)										0	0	0	0	0	0	1									
<b>Inning Stats</b>	R: 0 E: 0 K: 1 S: 6	H: 1 LOB: 2 BB: 1 P: 10	R: 0 E: 0 K: 0 S: 4	H: 2 LOB: 2 BB: 1 P: 8	R: 0 E: 0 K: 0 S: 3	H: 1 LOB: 0 BB: 0 P: 3	R: 1 E: 0 K: 1 S: 6	H: 1 LOB: 1 BB: 1 P: 10	R: 0 E: 0 K: 0 S: 3	H: 0 LOB: 0 BB: 0 P: 3	R: 0 E: 0 K: 0 S: 4	H: 2 LOB: 1 BB: 0 P: 4	R: 1 E: 0 K: 1 S: 6	H: 2 LOB: 1 BB: 1 P: 10	R: 0 E: 0 K: 2 S: 8	H: 1 LOB: 0 BB: 0 P: 8	1B: 7 2B: 3 3B: 1 HR: 0	SF: 0 SAC: 0 DP: 4 HBP: 0	WP: 0 PB: 0 SB: 0 CS: 0	PA: 37					
<b>PITCHER</b>	IP	WLS	BF	H	R	ER	SO	BB	IBB	HBP	BLK	WP	HR	S	P	ERA	WHIP								
<b>Ross Grimsley, L</b> ERA: 2.47 <b>Clay Carroll, R</b> ERA: 2.18 (8, 1)	7.2	W	31	8	2	2	2	4	0	0	0	0	0	31	47	2.35	1.565								

Cincinnati Reds @ St. Louis Cardinals  
 Busch Stadium, St. Louis, MO  
 Mon Jun 14 1971, 7:05 PM CDT  
 Att: 18,613 - Unknown

AB	33
R	2
H	10
RBI	2
BB	4
SO	5
LOB	16





Batter	1	2	3	4	5	6	7	8	9	AB	R	H	RBI	BB	SO	LOB	TOP		
<b>Pete Rose, S</b> OBP: 0.371, SLG: 0.392 <b>Hal McRae, R</b> OBP: 0.287, SLG: 0.341	K		F9			F8		6-3		1	0	0	0	0	1	0			
<b>Tommy Helms, R</b> OBP: 0.293, SLG: 0.304	K			F8		L4			6-3	4	0	0	0	0	1	0			
<b>Lee May, R</b> OBP: 0.358, SLG: 0.587	K			K			HR		K	4	1	1	1	0	3	0			
<b>Tony Perez, R</b> OBP: 0.291, SLG: 0.378		G3		F9			6-3		F7	4	0	0	0	0	0	0			
<b>Bernie Carbo, L</b> OBP: 0.357, SLG: 0.331					K		3-1			3	0	1	0	0	1	0			
<b>George Foster, R</b> OBP: 0.333, SLG: 0.413		1B								2	0	1	0	0	1	1			
<b>Bill Plummer, R</b> OBP: 0.333, SLG: 0.413					HBP		2B			3	0	0	0	0	0	3			
<b>Dave Concepcion, R</b> OBP: 0.238, SLG: 0.265			F9		K			6-3		3	0	0	0	0	1	1			
<b>Jim Merritt, L</b> OBP: 0.200, SLG: 0.214 <b>Jimmy Stewart, S</b> OBP: 0.263, SLG: 0.250 <b>Tony Cloninger, R</b> OBP: 0.333, SLG: 0.400 <b>Ty Cline, L</b> OBP: 0.390, SLG: 0.233 <b>Wayne Granger, R</b> OBP: 0.390, SLG: 0.233			K			5-3		F3		1	0	0	0	0	1	0			
<b>Inning Stats</b>	R: 0 E: 0 K: 3 S: 9	H: 0 LOB: 0 BB: 0 P: 9	R: 0 E: 0 K: 1 S: 6	H: 1 LOB: 1 BB: 0 P: 6	R: 0 E: 0 K: 1 S: 5	H: 0 LOB: 0 BB: 0 P: 5	R: 0 E: 0 K: 1 S: 5	H: 0 LOB: 0 BB: 0 P: 5	R: 0 E: 0 K: 2 S: 7	H: 0 LOB: 1 BB: 0 P: 8	R: 1 E: 0 K: 0 S: 5	H: 2 LOB: 1 BB: 0 P: 5	R: 0 E: 0 K: 0 S: 3	H: 0 LOB: 0 BB: 0 P: 3	R: 0 E: 0 K: 1 S: 5	H: 0 LOB: 0 BB: 0 P: 5	1B: 1 2B: 1 3B: 0 HR: 1	SF: 0 SAC: 0 DP: 0 HBP: 1	WP: 0 PA: 31 PB: 0 SB: 0 CS: 0
<b>PITCHER</b> <b>Reggie Cleveland, R</b> ERA: 3.74	IP: 9.0 WLS: W BF: 31 H: 3 R: 1 ER: 1 SO: 9 BB: 0 IBB: 0 HBP: 1 BLK: 0 WP: 0 HR: 1 S: 48 P: 49 ERA: 1.00 WHIP: 0.333																		

Cincinnati Reds @ St. Louis Cardinals  
 Busch Stadium, St. Louis, MO  
 Tue Jun 15 1971, 7:05 PM CDT  
 Att: 19,514 - Unknown

AB	30
R	1
H	3
RBI	1
BB	0
SO	9
LOB	5




Batter	1	2	3	4	5	6	7	8	9	AB	R	H	RBI	BB	SO	LOB	BOTTOM		
<b>Luis Melendez, R</b> OBP: 0.322, SLG: 0.302	E BB		F8		L4		F8			3	0	0	0	1	0	0			
<b>Ted Sizemore, R</b> OBP: 0.356, SLG: 0.384	E5 1-2		HR		F8			6-3		4	1	1	1	0	0	1			
<b>Julian Javier, R</b> OBP: 0.283, SLG: 0.343	FC6-4-5 1-2 2-3		P6		F7			5-3		4	0	0	0	0	0	2			
<b>Joe Torre, R</b> OBP: 0.402, SLG: 0.492	F8			K		6-3		1B 1B		4	1	1	0	0	1	1			
<b>Jose Cardenal, R</b> OBP: 0.311, SLG: 0.415		HR		HR BB		6-3		1B 1B		3	3	2	1	1	0	0			
<b>Jim Beauchamp, R</b> OBP: 0.305, SLG: 0.379 <b>Joe Hague, L</b> OBP: 0.357, SLG: 0.439	K			HR		FC6-4 BB		1B 1B		2	1	1	2	0	1	0			
<b>Jerry McNertney, R</b> OBP: 0.367, SLG: 0.659	F7			F7		FC6-4 1-2		6-3		4	0	0	0	0	0	2			
<b>Dal Maxvill, R</b> OBP: 0.313, SLG: 0.244	5-3				1B		K			3	0	1	0	0	1	0			
<b>Reggie Cleveland, R</b> OBP: 0.094, SLG: 0.125			5-3		P3		F9			3	0	0	0	0	0	1			
<b>Inning Stats</b>	R: 0 E: 1 K: 0 S: 3	H: 0 LOB: 1 BB: 1 P: 7	R: 1 E: 0 K: 1 S: 6	H: 1 LOB: 0 BB: 0 P: 6	R: 1 E: 0 K: 0 S: 4	H: 1 LOB: 0 BB: 0 P: 4	R: 2 E: 0 K: 1 S: 7	H: 2 LOB: 1 BB: 1 P: 11	R: 0 E: 0 K: 0 S: 3	H: 0 LOB: 0 BB: 0 P: 3	R: 0 E: 0 K: 0 S: 3	H: 0 LOB: 1 BB: 1 P: 7	R: 0 E: 0 K: 1 S: 5	H: 0 LOB: 0 BB: 0 P: 5	R: 2 E: 0 K: 0 S: 6	H: 3 LOB: 1 BB: 0 P: 6	1B: 4 2B: 1 3B: 0 HR: 3	SF: 0 SAC: 0 DP: 1 HBP: 0	WP: 0 PA: 34 PB: 0 SB: 0 CS: 0
<b>PITCHER</b> <b>Jim Merritt, L</b> ERA: 4.96 <b>Tony Cloninger, R</b> ERA: 3.23 <b>Wayne Granger, R</b> ERA: 3.32	IP: 5.0 WLS: L BF: 21 H: 4 R: 4 ER: 4 SO: 4 BB: 4 IBB: 4 HBP: 0 BLK: 0 WP: 0 HR: 3 S: 23 P: 31 ERA: 7.20 WHIP: 1.200	IP: 2.0 WLS: L BF: 7 H: 0 R: 0 ER: 0 SO: 1 BB: 1 IBB: 0 HBP: 0 BLK: 0 WP: 0 HR: 0 S: 8 P: 12 ERA: 0.00 WHIP: 0.500	IP: 1.0 WLS: L BF: 3 H: 2 R: 2 ER: 2 SO: 0 BB: 0 IBB: 0 HBP: 0 BLK: 0 WP: 0 HR: 0 S: 6 P: 6 ERA: 18.00 WHIP: 3.000																


Cincinnati Reds @ St. Louis Cardinals  
 Busch Stadium, St. Louis, MO  
 Tue Jun 15 1971, 7:05 PM CDT  
 Att: 19,514 - Unknown

AB	31
R	6
H	7
RBI	5
BB	3
SO	3
LOB	7





Batter	1	2	3	4	5	6	7	8	9	AB	R	H	RBI	BB	SO	LOB	TOP			
<b>Pete Rose, S</b> OBP: 0.375, SLG: 0.391 (1,9)	0-0 6-4-3 1B		4-0 5-3 BB	0-0 4-3			0-0 F7		4-0 BB	3	1	1	0	2	0	3	<b>Cincinnati Reds @ St. Louis Cardinals</b> Busch Stadium, St. Louis, MO Wed Jun 16 1971, 3:33 AM CDT Att: 19,232 - Unknown  <b>AB 32</b> <b>R 1</b> <b>H 6</b> <b>RBI 1</b> <b>BB 6</b> <b>SO 3</b> <b>LOB 18</b> 			
<b>Hal McRae, R</b> OBP: 0.284, SLG: 0.344 (1,7)	0-0 6-4-3 1-2		0-0 5-3				0-0 L5		0-0 F9	5	0	1	0	0	0	3				
<b>Lee May, R</b> OBP: 0.360, SLG: 0.582 (1,3)	0-0 FC6-4 2H 1B		4-0 BB						0-0 F8	3	0	1	1	1	0	1				
<b>Tony Perez, R</b> OBP: 0.287, SLG: 0.371 (1,5)	0-3 K		0-0 F9						0-3 K	4	0	0	0	0	2	4				
<b>Woody Woodward, R</b> OBP: 0.324, SLG: 0.290 (9,5)										0	0	0	0	0	0	0				
<b>George Foster, R</b> OBP: 0.338, SLG: 0.422 (1,8)	0-0 FC6-4 1-2			0-0 BB 6-3 1B					0-0 2B	4	0	2	0	0	0	2				
<b>Tommy Helms, R</b> OBP: 0.297, SLG: 0.304 (1,4)		0-0 F9		0-0 F3			0-0 CS 1B		4-0 IBB	3	0	1	0	1	0	1				
<b>Pat Corrales, R</b> OBP: 0.125, SLG: 0.125 (1,2)		0-0 4-3		0-0 6-3 1-2			0-3 K 1-2		0-0 G3	4	0	0	0	0	1	4				
<b>Dave Concepcion, R</b> OBP: 0.234, SLG: 0.259 (1,6)		0-0 5-3		4-0 BB IBB			0-0 F9		0-0 1-3	3	0	0	0	1	0	0				
<b>Don Gullett, R</b> OBP: 0.107, SLG: 0.074 (1,1)			0-0 5-3	4-0 1-2 2-3 BB			0-0 6-3		0-0 G3	3	0	0	0	1	0	0				
<b>Inning Stats</b>	R: 1 E: 0 K: 1 S: 7	H: 2 LOB: 1 BB: 0 P: 7	R: 0 E: 0 K: 0 S: 3	H: 0 LOB: 0 BB: 0 P: 3	R: 0 E: 0 K: 0 S: 3	H: 0 LOB: 2 BB: 2 P: 11	R: 0 E: 0 K: 0 S: 4	H: 1 LOB: 3 BB: 2 P: 12	R: 0 E: 0 K: 1 S: 5	H: 1 LOB: 1 BB: 0 P: 5	R: 0 E: 0 K: 0 S: 3	H: 0 LOB: 0 BB: 3 P: 3	R: 0 E: 0 K: 1 S: 6	H: 1 LOB: 2 BB: 1 P: 10	R: 0 E: 0 K: 0 S: 3	H: 0 LOB: 1 BB: 1 P: 7	1B: 4 2B: 2 3B: 0 HR: 0	SF: 0 SAC: 0 DP: 0 HBP: 0	WP: 0 PB: 0 SB: 0 CS: 1	PA: 38
<b>PITCHER</b>	IP WLS BF H R ER SO BB IBB HBP BLK WP HR S P ERA WHIP	IP WLS BF H R ER SO BB IBB HBP BLK WP HR S P ERA WHIP															IP WLS BF H R ER SO BB IBB HBP BLK WP HR S P ERA WHIP			
<b>Al Santorini, R</b> ERA: 3.04 (1,1)	8.0 L 34 6 1 1 3 3 2 0 0 0 0 0 35 55 1.12 1.125																			
<b>Moe Drabowsky, R</b> ERA: 3.04 (9,1)	1.0 4 0 0 0 0 0 1 0 0 0 0 0 0 3 7 0.00 1.000																			

Batter	1	2	3	4	5	6	7	8	9	AB	R	H	RBI	BB	SO	LOB	BOTTOM			
<b>Luis Melendez, R</b> OBP: 0.317, SLG: 0.286 (1,9)	0-3 K		4-0 G5-4-3 BB				0-3 K		0-0 F7	3	0	0	0	1	2	0	<b>Cincinnati Reds @ St. Louis Cardinals</b> Busch Stadium, St. Louis, MO Wed Jun 16 1971, 3:33 AM CDT Att: 19,232 - Unknown  <b>AB 27</b> <b>R 0</b> <b>H 4</b> <b>RBI 0</b> <b>BB 2</b> <b>SO 6</b> <b>LOB 7</b> 			
<b>Ted Sizemore, R</b> OBP: 0.348, SLG: 0.376 (1,7)	0-0 F9		0-0 G5-4-3 1-2				0-0 F3		0-0 6-3	4	0	0	0	0	0	1				
<b>Julian Javier, R</b> OBP: 0.276, SLG: 0.333 (1,4)	0-0 F7			0-0 L5			0-3 K		0-0 F3	4	0	0	0	0	1	0				
<b>Joe Torre, R</b> OBP: 0.401, SLG: 0.490 (1,5)		0-0 F8		0-0 6-3			0-0 G5-4-3 1B			3	0	1	0	0	0	0				
<b>Jose Cardenal, R</b> OBP: 0.311, SLG: 0.414 (1,8)		0-0 1B		0-3 K			0-0 G5-4-3 1-2			3	0	1	0	0	1	1				
<b>Jim Beauchamp, R</b> OBP: 0.316, SLG: 0.389 (1,3)		0-0 1B			0-0 P5			0-0 6-3 SH1-4 1B		3	0	2	0	0	0	0				
<b>Jerry McNertney, R</b> OBP: 0.373, SLG: 0.644 (1,2)		4-0 G6-4-3 IBB			0-0 P4			0-0 SH1-4 1-2		1	0	0	0	1	0	0				
<b>Dal Maxvill, R</b> OBP: 0.306, SLG: 0.238 (8, PH)		0-0 G6-4-3			0-0 F3			0-0 6-3 2-3		2	0	0	0	0	0	3				
<b>Ted Simmons, S</b> OBP: 0.352, SLG: 0.400 (8, PH)					0-0 F3				0-3 K	1	0	0	0	0	1	1				
<b>Moe Drabowsky, R</b> OBP: 0.339, SLG: 0.294 (9,1)			0-3 K						0-3 K	0	0	0	0	0	0	0				
<b>Inning Stats</b>	R: 0 E: 0 K: 1 S: 5	H: 0 LOB: 0 BB: 0 P: 5	R: 0 E: 0 K: 0 S: 4	H: 2 LOB: 1 BB: 1 P: 8	R: 0 E: 0 K: 1 S: 4	H: 0 LOB: 0 BB: 1 P: 8	R: 0 E: 0 K: 1 S: 5	H: 0 LOB: 0 BB: 0 P: 5	R: 0 E: 0 K: 1 S: 5	H: 0 LOB: 0 BB: 0 P: 5	R: 0 E: 0 K: 1 S: 6	H: 1 LOB: 1 BB: 0 P: 6	R: 0 E: 0 K: 0 S: 3	H: 0 LOB: 0 BB: 0 P: 3	R: 0 E: 0 K: 0 S: 3	H: 0 LOB: 0 BB: 0 P: 3	1B: 4 2B: 0 3B: 0 HR: 0	SF: 0 SAC: 1 DP: 3 HBP: 0	WP: 0 PB: 0 SB: 0 CS: 0	PA: 30
<b>PITCHER</b>	IP WLS BF H R ER SO BB IBB HBP BLK WP HR S P ERA WHIP	IP WLS BF H R ER SO BB IBB HBP BLK WP HR S P ERA WHIP															IP WLS BF H R ER SO BB IBB HBP BLK WP HR S P ERA WHIP			
<b>Don Gullett, L</b> ERA: 3.01 (1,1)	9.0 W 30 4 0 0 6 1 1 0 0 0 0 0 40 48 0.00 0.556																			



Batter	1	2	3	4	5	6	7	8	9	10	AB	R	H	RBI	BB	SO	LOB	TOP				
Lou Brock, L OBP: 0.384, SLG: 0.447 (1, 7)	K	K		FC3-6			HR		G3		4	1	0	0	1	2	3					
Matty Alou, L OBP: 0.349, SLG: 0.399 (1, 8)	G3		L7	CS	B3		G3			CS	5	0	1	0	0	0	1					
Ted Simmons, S OBP: 0.349, SLG: 0.416 (1, 2)	WP		F7							K	4	1	2	2	1	1	1					
Joe Torre, R OBP: 0.401, SLG: 0.498 (1, 5)							HR				4	1	1	1	1	1	2					
Jose Cardenal, R OBP: 0.307, SLG: 0.407 (1, 9)	5-3		F3								4	0	0	0	0	0	2					
Joe Hague, L OBP: 0.360, SLG: 0.433 (1, 3)		F9		5-3							2	1	0	0	2	0	0					
Ted Sizemore, R OBP: 0.349, SLG: 0.372 Dal Maxvill, R OBP: 0.303, SLG: 0.235 (1, 6) (7, 6)		F9		5-3							2	1	0	0	1	0	1					
Julian Javier, R OBP: 0.281, SLG: 0.353 (1, 4)											1	0	0	0	0	0	0					
Steve Carlton, L OBP: 0.238, SLG: 0.317 Moe Drabowsky, R OBP: 0.270, SLG: 0.200 Don Shaw, L OBP: 0.263, SLG: 0.169 Chuck Taylor, R OBP: 0.294, SLG: 0.294 (1, 1) (7, 1) (8, 1) (8, 1) (8, 1)											3	1	1	1	1	1	2					
Inning Stats	R: 0 E: 0 K: 1 S: 5	H: 0 LOB: 2 BB: 2 P: 13	R: 0 E: 0 K: 1 S: 6	H: 1 LOB: 2 BB: 1 P: 10	R: 1 E: 0 K: 0 S: 4	H: 1 LOB: 0 BB: 0 P: 4	R: 2 E: 0 K: 0 S: 3	H: 1 LOB: 0 BB: 2 P: 11	R: 0 E: 0 K: 0 S: 3	H: 0 LOB: 0 BB: 1 P: 6	R: 3 E: 0 K: 0 S: 5	H: 2 LOB: 0 BB: 1 P: 9	R: 0 E: 0 K: 0 S: 3	H: 0 LOB: 0 BB: 0 P: 3	R: 0 E: 0 K: 1 S: 5	H: 0 LOB: 0 BB: 0 P: 5	R: 0 E: 0 K: 2 S: 7	H: 1 LOB: 1 BB: 0 P: 7	1B: 4 2B: 1 3B: 0 HR: 3	SF: 0 SAC: 0 DP: 3 HBP: 0	WP: 1 PB: 0 SB: 0 CS: 2	PA: 41
PITCHER	IP	WLS	BF	H	R	ER	SO	BB	IBB	HBP	BLK	WP	HR	S	P	ERA	WHIP					
Burt Hooton, R ERA: 8.1 (1, 1)	3.1		18	3	3	3	2	5	0	0	0	1	1	17	37	8.10	2.400					
Ray Newman, L ERA: 3.21 (4, 1)	3.1		12	3	3	0	2	0	0	0	0	2	10	18	8.10	1.500						
Ron Tompkins, R ERA: 2.62 (7, 1)	0.1		1	0	0	0	0	0	0	0	0	0	1	1	0.00	0.000						
Bill Bonham, R ERA: 6.1 (8, 1)	3.0	W	9	1	0	0	3	0	0	0	0	0	0	15	15	0.00	0.333					

St. Louis Cardinals @ Chicago Cubs  
Wrigley Field, Chicago, IL  
Thu Jun 17 1971, 3:33 AM CDT  
Att: 22,749 - Unknown - 76 F

AB	33
R	6
H	7
RBI	6
BB	7
SO	5
LOB	12



Batter	1	2	3	4	5	6	7	8	9	10	AB	R	H	RBI	BB	SO	LOB	BOTTOM			
Don Kessinger, S OBP: 0.353, SLG: 0.359 (1, 6)	1B										6	3	6	1	0	0	0				
Glenn Beckert, R OBP: 0.368, SLG: 0.397 (1, 4)	1B										4	1	1	0	0	0	5				
Billy Williams, L OBP: 0.365, SLG: 0.490 (1, 7)											4	0	2	1	2	0	4				
Ron Santo, R OBP: 0.357, SLG: 0.487 (1, 5)	SF7										5	1	3	3	0	0	2				
Joe Pepitone, L OBP: 0.356, SLG: 0.543 (1, 3)	FC1-6										5	0	1	0	0	0	4				
Jim Hickman, R OBP: 0.330, SLG: 0.413 (1, 9)	FC6-4										3	1	1	1	2	0	3				
Chris Cannizzaro, R OBP: 0.344, SLG: 0.298 Hector Torres, R OBP: 0.273, SLG: 0.200 Danny Bredren, R OBP: 0.263, SLG: 0.169 J.C. Martin, L OBP: 0.333, SLG: 0.452 (1, 2) (7, PH) (8, 2) (9, PH) (10, 2)											2	0	0	1	2	0	3				
Brock Davis, L OBP: 0.368, SLG: 0.413 (1, 8)											5	1	2	0	0	0	2				
Burt Hooton, R (1, 1)											1	0	0	0	0	0	2				
Ray Newman, L (4, 1)											2	0	0	0	0	1	1				
Ron Tompkins, R (7, 1)											0	0	0	0	0	0	0				
Paul Popovich, S OBP: 0.270, SLG: 0.345 Bill Bonham, R (8, 1)											1	0	0	0	0	1	1				
Inning Stats	R: 2 E: 0 K: 0 S: 6	H: 3 LOB: 1 BB: 6 P: 6	R: 1 E: 0 K: 0 S: 5	H: 2 LOB: 2 BB: 1 P: 9	R: 0 E: 1 K: 0 S: 3	H: 1 LOB: 1 BB: 1 P: 7	R: 0 E: 0 K: 0 S: 5	H: 2 LOB: 2 BB: 0 P: 5	R: 1 E: 0 K: 0 S: 4	H: 1 LOB: 1 BB: 1 P: 8	R: 1 E: 0 K: 0 S: 5	H: 2 LOB: 2 BB: 1 P: 9	R: 0 E: 0 K: 0 S: 3	H: 0 LOB: 0 BB: 0 P: 3	R: 1 E: 0 K: 0 S: 3	H: 2 LOB: 2 BB: 1 P: 7	1B: 13 2B: 1 3B: 1 HR: 1	SF: 1 SAC: 2 DP: 1 HBP: 0	WP: 0 PB: 0 SB: 0 CS: 0	PA: 49	
PITCHER	IP	WLS	BF	H	R	ER	SO	BB	IBB	HBP	BLK	WP	HR	S	P	ERA	WHIP				
Steve Carlton, L ERA: 3.23 (1, 1)	6.1		12	5	5	1	1	1	0	0	0	0	0	32	44	7.11	2.053				
Moe Drabowsky, R ERA: 3.25 (7, 1)	1.0		5	1	1	1	0	1	0	0	0	0	0	4	8	9.00	2.000				
Don Shaw, L ERA: 3.1 (8, 1)	0.0		1	0	0	0	0	1	0	0	0	0	0	1	1	∞	∞				
Chuck Taylor, R ERA: 4.23 (8, 1)	0.0		1	1	0	0	0	0	0	0	0	0	0	1	1	∞	∞				
Rudy Arroyo, L ERA: 4.5 (8, 1)	0.1		1	0	0	0	0	0	0	0	0	0	0	1	1	0.00	0.000				
PITCHER	IP	WLS	BF	H	R	ER	SO	BB	IBB	HBP	BLK	WP	HR	S	P	ERA	WHIP				
Chris Zachary, R ERA: 6.92 (8, 1)	1.2		8	2	1	1	0	0	1	0	0	0	0	7	11	5.40	1.200				

St. Louis Cardinals @ Chicago Cubs  
Wrigley Field, Chicago, IL  
Thu Jun 17 1971, 3:33 AM CDT  
Att: 22,749 - Unknown - 76 F

AB	40
R	7
H	16
RBI	7
BB	6
SO	1
LOB	27






Batter	1	2	3	4	5	6	7	8	9	AB	R	H	RBI	BB	SO	LOB	TOP					
Lou Brock, L OBP: 0.381, SLG: 0.440 (1, 7)	L5		5-3		K		G1-6-3 BB		FC5-3 1B	4	1	0	0	1	1	2						
Matty Alou, L OBP: 0.348, SLG: 0.397 Harry Parker, R (7, 1)			6-3			P4	G1-6-3		1B	4	0	1	0	0	0	3						
Jim Beauchamp, R OBP: 0.323, SLG: 0.396 (9, PH)	1B								1B	1	1	1	0	0	0	0						
Ted Simmons, S OBP: 0.350, SLG: 0.416 (1, 2)			F7			F7		P4-3	1B	5	1	2	1	0	0	1						
Joe Torre, R OBP: 0.408, SLG: 0.512 (1, 5)	G5-4-3								1B	5	0	4	1	0	0	2						
Jose Cardenal, R OBP: 0.308, SLG: 0.404 (7, 8)		F8		FC6-4 WP		L7			1B	4	0	1	1	1	0	2						
Joe Hague, L OBP: 0.356, SLG: 0.444 (1, 3)	G3			3-1					1B	5	1	1	1	0	0	5						
Ted Sizemore, R OBP: 0.347, SLG: 0.369 (1, 6)				6-3			HR			4	0	1	0	0	0	3						
Julian Javier, R OBP: 0.278, SLG: 0.349 Don Shaw, L (5, 1)																						
Bob Burda, L OBP: 0.500, SLG: 0.500 (7, PH)	1-3				6-3		HR		3-1	2	0	0	0	0	0	1						
Jerry Reuss, L OBP: 0.182, SLG: 0.161 Luis Melendez, R OBP: 0.326, SLG: 0.286 Bob Reynolds, R (3, PH)						F8				0	0	0	0	0	0	0						
Dick Schofield, S OBP: 0.354, SLG: 0.302 (5, PH)							BB		FC5-3 1B	2	0	1	0	1	0	0						
<b>Inning Stats</b>	R: 0 E: 0 K: 0 S: 4	H: 2 LOB: 1 BB: 0 P: 4	R: 0 E: 0 K: 0 S: 4	H: 1 LOB: 1 BB: 0 P: 4	R: 0 E: 0 K: 0 S: 3	H: 0 LOB: 1 BB: 1 P: 7	R: 0 E: 0 K: 0 S: 4	H: 1 LOB: 1 BB: 0 P: 4	R: 0 E: 0 K: 1 S: 5	H: 0 LOB: 0 BB: 0 P: 5	R: 0 E: 0 K: 0 S: 4	H: 1 LOB: 1 BB: 0 P: 4	R: 2 E: 0 K: 0 S: 4	H: 2 LOB: 1 BB: 2 P: 12	R: 0 E: 0 K: 0 S: 4	H: 1 LOB: 2 BB: 1 P: 8	R: 3 E: 0 K: 0 S: 8	H: 5 LOB: 2 BB: 0 P: 8	1B: 9 2B: 2 3B: 0 HR: 2	SF: 0 SAC: 0 DP: 2 HBP: 0	WP: 2 PB: 0 SB: 0 CS: 0	PA: 42
<b>PITCHER</b>	IP WLS BF H R ER SO BB IBB HBP BLK WP HR S P ERA WHIP																					
Mitt Pappas, R ERA: 3.95 Phil Regan, R ERA: 4.24	(1, 1) (7, 1)	6.1 W 27 7 2 2 1 2 2 0 0 0 2 2 27 35 2.84 1.421																				

St. Louis Cardinals @ Chicago Cubs  
Wrigley Field, Chicago, IL  
Fri Jun 18 1971, 3:33 AM CDT  
Att: 23,540 - Unknown - 85 F

AB 38  
R 5  
H 13  
RBI 5  
BB 4  
SO 1  
LOB 19



Batter	1	2	3	4	5	6	7	8	9	AB	R	H	RBI	BB	SO	LOB	BOTTOM			
Don Kessinger, S OBP: 0.356, SLG: 0.358 Hector Torres, R OBP: 0.308, SLG: 0.250 (6, 6)	1B	SH1-3		6-3				4-3		1	1	0	0	1	0	2				
Glenn Beckert, R OBP: 0.370, SLG: 0.396 Paul Popovich, S OBP: 0.277, SLG: 0.339 (6, 4)	BB									3	1	1	0	1	0	1				
Billy Williams, L OBP: 0.371, SLG: 0.506 Johnny Callison, L OBP: 0.309, SLG: 0.305 (1, 7)	1B									1	1	0	0	1	0	1				
Billy Williams, L OBP: 0.371, SLG: 0.506 Johnny Callison, L OBP: 0.309, SLG: 0.305 (6, 9)	1B									4	3	3	3	0	0	3				
Ron Santo, R OBP: 0.367, SLG: 0.506 (1, 5)	1B									2	0	0	0	0	0	2				
Joe Peppone, L OBP: 0.370, SLG: 0.556 Ray Webster, L OBP: 0.294, SLG: 0.267 (6, 3)	1B									5	2	4	3	1	0	0				
Joe Peppone, L OBP: 0.370, SLG: 0.556 Ray Webster, L OBP: 0.294, SLG: 0.267 (1, 3)	1B									3	3	3	1	1	0	0				
Ray Webster, L OBP: 0.294, SLG: 0.267 (6, 3)	1B									2	0	2	0	0	0	0				
Jim Hickman, R OBP: 0.335, SLG: 0.428 (6, 7)	F9									4	3	1	3	2	0	3				
Chris Cannizzaro, R OBP: 0.339, SLG: 0.363 (1, 2)	F8									5	0	1	2	0	1	5				
Brock Davis, L OBP: 0.370, SLG: 0.429 (1, 8)	K									4	0	2	3	0	1	2				
Mitt Pappas, R OBP: 0.250, SLG: 0.212 Phil Regan, R (7, 1)										3	1	1	0	0	1	3				
<b>Inning Stats</b>	R: 3 E: 0 K: 1 S: 9	H: 4 LOB: 2 BB: 1 P: 13	R: 2 E: 0 K: 0 S: 4	H: 1 LOB: 0 BB: 0 P: 5	R: 2 E: 0 K: 0 S: 6	H: 3 LOB: 3 BB: 1 P: 11	R: 2 E: 0 K: 1 S: 8	H: 3 LOB: 2 BB: 1 P: 12	R: 4 E: 0 K: 0 S: 5	H: 2 LOB: 1 BB: 3 P: 17	R: 0 E: 0 K: 0 S: 5	H: 3 LOB: 3 BB: 0 P: 5	R: 0 E: 1 K: 1 S: 6	H: 1 LOB: 1 BB: 0 P: 6	R: 2 E: 0 K: 0 S: 5	H: 2 LOB: 1 BB: 1 P: 9	1B: 12 2B: 4 3B: 0 HR: 3	SF: 1 SAC: 1 DP: 0 HBP: 2	WP: 0 PB: 0 SB: 0 CS: 0	PA: 51
<b>PITCHER</b>	IP WLS BF H R ER SO BB IBB HBP BLK WP HR S P ERA WHIP																			
Jerry Reuss, L ERA: 4.91 Bob Reynolds, R ERA: 18.0 Don Shaw, L ERA: 4.43 Harry Parker, R ERA: 5.4	(1, 1) (3, 1) (5, 1) (7, 1)	2.0 L 13 5 5 4 4 1 1 1 1 0 0 1 14 23 18.00 3.500																		

St. Louis Cardinals @ Chicago Cubs  
Wrigley Field, Chicago, IL  
Fri Jun 18 1971, 3:33 AM CDT  
Att: 23,540 - Unknown - 85 F

AB 40  
R 15  
H 19  
RBI 15  
BB 7  
SO 3  
LOB 23





Batter	1	2	3	4	5	6	7	8	9	AB	R	H	RBI	BB	SO	LOB	TOP						
Lou Brock, L OBP: 0.379, SLG: 0.435 (1, 7)	4-0 1-3 BB		0-3 K			0-0 4-3		0-3 K		3	0	0	0	1	2	1	<b>St. Louis Cardinals @ Chicago Cubs</b> Wrigley Field, Chicago, IL Sat Jun 19 1971, 3:33 AM CDT Att: 32,809 - Unknown - 68 F						
Matty Alou, L OBP: 0.354, SLG: 0.402 (1, 8)	0-0 1-3			0-0 FC5 1B		0-0 E1 1B		0-0 1B		4	1	3	0	0	0	1							
Joe Hague, L OBP: 0.349, SLG: 0.434 Harry Parker, R Chuck Taylor, R (1, 3) (8, 1) (8, 1)	0-0 5-3		0-3 K		0-0 E1 1-2		0-0 P5			4	0	0	0	0	1	5							
Joe Torre, R OBP: 0.403, SLG: 0.504 (1, 5)	0-0 F8		0-0 FC5 1B		0-0 F7			0-0 6-3		4	0	0	1	0	0	2							
Jose Cardenal, R OBP: 0.309, SLG: 0.403 Luis Melendez, R OBP: 0.323, SLG: 0.281 (1, 9) (7, 9)	0-0 5-3		0-0 G5-4-3 1B		0-0 5-3			0-0 F8		3	0	1	0	0	0	0							
Ted Sizemore, R OBP: 0.341, SLG: 0.362 (1, 6)	0-0 1-3		0-0 G5-4-3 1-2		0-0 6-3			0-0 6-3		4	0	0	0	0	0	2							
Jerry McNertney, R OBP: 0.352, SLG: 0.604 (1, 2)	0-0 5-3			0-0 4-3			0-0 L9			3	0	0	0	0	0	0							
Julian Javier, R OBP: 0.274, SLG: 0.344 Dick Schofield, S OBP: 0.354, SLG: 0.315 (1, 4) (7, 4)			0-0 6-3		0-0 5-3			0-0 1B 1B		2	0	0	0	0	0	0							
Reggie Cleveland, R OBP: 0.088, SLG: 0.118 Rudy Arroyo, L Bob Burda, L OBP: 0.485, SLG: 0.481 (1, 1) (6, 1) (8, PH) (8, 3)			0-0 6-3		0-0 L4			0-0 F7		2	0	0	0	0	0	0							
<b>Inning Stats</b>	R: 0 E: 0 K: 0 S: 3	H: 0 LOB: 1 BB: 1 P: 7	R: 0 E: 0 K: 0 S: 3	H: 0 LOB: 0 BB: 0 P: 3	R: 0 E: 0 K: 1 S: 5	H: 0 LOB: 0 BB: 0 P: 5	R: 1 E: 0 K: 1 S: 7	H: 2 LOB: 1 BB: 0 P: 7	R: 0 E: 0 K: 0 S: 4	H: 1 LOB: 1 BB: 0 P: 4	R: 0 E: 0 K: 0 S: 3	H: 0 LOB: 0 BB: 0 P: 3	R: 0 E: 1 K: 1 S: 7	H: 2 LOB: 2 BB: 0 P: 7	R: 0 E: 0 K: 0 S: 3	H: 0 LOB: 0 BB: 0 P: 3		1B: 5 2B: 0 3B: 0 HR: 0	SF: 0 SAC: 0 DP: 1 HBP: 0	WP: 0 PB: 0 SB: 1 CS: 0	PA: 33		
<b>PITCHER</b> Bill Hands, R ERA: 3.5 (1, 1)	IP: 9.0 WLS: W BF: 33 H: 5 R: 1 ER: 1 SO: 3 BB: 1 IBB: 0 HBP: 0 BLK: 0 WP: 0 HR: 0 S: 38 P: 42 ERA: 1.00 WHIP: 0.667											<b>PITCHER</b>	IP: 9.0 WLS: W BF: 33 H: 5 R: 1 ER: 1 SO: 3 BB: 1 IBB: 0 HBP: 0 BLK: 0 WP: 0 HR: 0 S: 38 P: 42 ERA: 1.00 WHIP: 0.667										

Batter	1	2	3	4	5	6	7	8	9	AB	R	H	RBI	BB	SO	LOB	BOTTOM						
Don Kessinger, S OBP: 0.354, SLG: 0.362 (1, 6)	0-0 F7		0-0 F8		0-0 4-3		0-0 3B	0-3 K		5	0	1	0	0	1	3	<b>St. Louis Cardinals @ Chicago Cubs</b> Wrigley Field, Chicago, IL Sat Jun 19 1971, 3:33 AM CDT Att: 32,809 - Unknown - 68 F						
Glenn Beckert, R OBP: 0.369, SLG: 0.405 (1, 4)	0-0 6-3			0-0 F7		0-0 HR	0-0 5-3			4	1	1	1	0	0	0							
Billy Williams, L OBP: 0.372, SLG: 0.506 (1, 7)	0-0 3-1			0-0 2B 6-3 1B		0-0 1B HR 1B	0-3 K			4	2	2	0	0	1	0							
Joe Pepitone, L OBP: 0.383, SLG: 0.571 (1, 3)		0-0 S 1B		0-0 6-3 1B 2B		0-0 HR 1B		0-0 FC4-6 BB 1B 1B		4	3	4	0	0	0	0							
Ron Santo, R OBP: 0.369, SLG: 0.516 (1, 5)		0-3 K		0-0 6-3		0-0 HR		4-0 FC4-6 BB		3	1	1	4	1	1	2							
Brock Davis, L OBP: 0.365, SLG: 0.420 (1, 8)		1-2 K		2-3 3-H 0-0 1B		1-H 3-H 0-0 6-3		1-2 BB F5		4	0	1	1	0	1	3							
Johnny Callison, L OBP: 0.308, SLG: 0.304 (1, 9)		0-0 L9		3-H 0-0 F9		0-0 FC3-6 1B		0-0 FC4-6 E 1B 1-2 2-3		4	0	1	0	0	0	4							
Chris Cannizzaro, R OBP: 0.336, SLG: 0.301 (1, 2)			0-3 K		0-0 F7	0-0 FC3-6		0-0 E6		4	0	1	1	0	1	1							
Bill Hands, R OBP: 0.125, SLG: 0.081 (1, 1)			0-3 K		0-3 K	0-3 K		0-0 BB		3	0	0	0	1	3	1							
<b>Inning Stats</b>	R: 0 E: 0 K: 0 S: 3	H: 1 LOB: 1 BB: 0 P: 8	R: 0 E: 0 K: 2 S: 8	H: 1 LOB: 0 BB: 0 P: 8	R: 0 E: 0 K: 2 S: 7	H: 0 LOB: 0 BB: 0 P: 7	R: 2 E: 0 K: 0 S: 6	H: 3 LOB: 1 BB: 0 P: 6	R: 0 E: 0 K: 1 S: 5	H: 0 LOB: 0 BB: 0 P: 5	R: 4 E: 0 K: 1 S: 10	H: 5 LOB: 1 BB: 0 P: 10	R: 0 E: 0 K: 1 S: 5	H: 1 LOB: 0 BB: 0 P: 5	R: 1 E: 1 K: 1 S: 7	H: 2 LOB: 3 BB: 2 P: 15		1B: 8 2B: 1 3B: 1 HR: 2	SF: 0 SAC: 0 DP: 0 HBP: 0	WP: 0 PB: 0 SB: 1 CS: 0	PA: 37		
<b>PITCHER</b> Reggie Cleveland, R ERA: 4.12 Rudy Arroyo, L ERA: 3.6 Harry Parker, R ERA: 7.2 Chuck Taylor, R ERA: 4.12 (1, 1) (6, 1) (8, 1) (8, 1)	IP: 5.0 WLS: L BF: 23 H: 8 R: 6 ER: 6 SO: 5 BB: 0 IBB: 0 HBP: 0 BLK: 0 WP: 0 HR: 2 S: 33 P: 33 ERA: 10.80 WHIP: 1.600											<b>PITCHER</b>	IP: 5.0 WLS: L BF: 23 H: 8 R: 6 ER: 6 SO: 5 BB: 0 IBB: 0 HBP: 0 BLK: 0 WP: 0 HR: 2 S: 33 P: 33 ERA: 10.80 WHIP: 1.600										



Batter	1	2	3	4	5	6	7	8	9	AB	R	H	RBI	BB	SO	LOB	TOP											
Matty Alou, L OBP: 0.354, SLG: 0.404 (1, 8)	B5-3		6-3 1B 2B	F8			K		1B BB FC1-2 BB	4	1	1	0	1	1	2												
Ted Sizemore, R OBP: 0.338, SLG: 0.355 (1, 7) (7, 4)	L6		6-3		5-3		L7		FC1-2 1B 1-2 2-3 BB	4	0	0	0	1	0	1												
Luis Melendez, R OBP: 0.319, SLG: 0.267 (1, 9) (7, 7)	5-3				5-3			K	FC1-2 1B	3	0	0	0	1	1	0												
Lou Brock, L OBP: 0.381, SLG: 0.437 (9, PH) (9, 7)				1B BB					1-2 2-3 3-H 1B	1	0	1	1	0	0	0												
Joe Torre, R OBP: 0.410, SLG: 0.521 (1, 5)		HR	1-2 3-H 1B		1B			3B 1B	FC1-2	5	2	4	2	0	0	3												
Jim Beauchamp, R OBP: 0.320, SLG: 0.411 Joe Hague, L OBP: 0.347, SLG: 0.431 (1, 3) (8, 3)	6-3		F7		K			1-H 4-3 3B	4-3	4	1	1	1	0	1	3												
Joe Hague, L OBP: 0.347, SLG: 0.431 (8, 3)										1	0	0	0	0	0	3												
Jerry McNettney, R OBP: 0.345, SLG: 0.577 (1, 2)	5-3				5-3			4-3		4	0	1	1	0	0	0												
Dick Schofield, S OBP: 0.362, SLG: 0.316 Moe Drabowsky, R (1, 4) (7, 1)					F9		F8		6-3	3	0	1	0	0	0	1												
Moe Drabowsky, R (7, 1)										1	0	0	0	0	0	0												
Dal Maxvill, R OBP: 0.311, SLG: 0.239 (1, 6)					F9		P6		FC4 BB	3	0	1	0	1	0	1												
Dal Maxvill, R OBP: 0.311, SLG: 0.239 (1, 6)																												
Al Santorini, R OBP: 0.200, SLG: 0.200 Jose Cardenal, R OBP: 0.306, SLG: 0.400 (1, 1) (7, PH) (7, 9)					F2		FC5-6		FC4 BB 1B	2	0	0	0	0	0	2												
Jose Cardenal, R OBP: 0.306, SLG: 0.400 (7, 9)										2	1	0	0	0	1	1												
<b>Inning Stats</b>	R: 0 E: 0 K: 0 S: 3	H: 0 LOB: 0 BB: 0 P: 3	R: 1 E: 0 K: 0 S: 5	H: 2 LOB: 1 BB: 0 P: 5	R: 1 E: 0 K: 0 S: 5	H: 2 LOB: 2 BB: 1 P: 9	R: 0 E: 0 K: 0 S: 5	H: 2 LOB: 0 BB: 0 P: 5	R: 0 E: 0 K: 1 S: 6	H: 1 LOB: 1 BB: 0 P: 6	R: 0 E: 0 K: 0 S: 3	H: 0 LOB: 0 BB: 0 P: 3	R: 0 E: 0 K: 2 S: 7	H: 0 LOB: 0 BB: 0 P: 7	R: 2 E: 0 K: 1 S: 7	H: 2 LOB: 0 BB: 0 P: 7	R: 1 E: 0 K: 0 S: 4	H: 1 LOB: 3 BB: 3 P: 16	1B: 7 2B: 1 3B: 1 HR: 1	SF: 0 SAC: 0 DP: 0 HBP: 0	WP: 0 PB: 0 SB: 0 CS: 0	PA: 41						
<b>PITCHER</b>	IP	WLS	BF	H	R	ER	SO	BB	IBB	HBP	BLK	WP	HR	S	P	ERA	WHIP											
Ken Holtzman, L ERA: 3.99 Bill Bonham, R ERA: 8.43 Phil Regan, R ERA: 4.17	(1, 1)		8.0	L	34	9	4	4	4	1	0	0	0	0	0	1	41	45	4.50	1.250								
Bill Bonham, R ERA: 8.43 Phil Regan, R ERA: 4.17	(9, 1)		0.1		4	0	1	1	0	3	0	0	0	0	0	1	13	27.00	9.000									
Phil Regan, R ERA: 4.17	(9, 1)		0.2		3	1	0	0	0	0	0	0	0	0	3	3	0.00	1.500										

St. Louis Cardinals @ Chicago Cubs  
Wrigley Field, Chicago, IL  
Sun Jun 20 1971, 3:33 AM CDT  
Att: 34,574 - Unknown - 87 F

AB 37  
R 5  
H 10  
RBI 5  
BB 4  
SO 4  
LOB 17



Batter	1	2	3	4	5	6	7	8	9	AB	R	H	RBI	BB	SO	LOB	BOTTOM											
Don Kessinger, S OBP: 0.355, SLG: 0.364 (1, 6)	FC1-5 2B		G6-3 BB		4-3		1-3		F9	4	0	1	0	1	0	0												
Glenn Beckert, R OBP: 0.389, SLG: 0.403 (1, 4)	FC1-5 G4-6-3		G6-3 1-2 2-3		1B		2B BB		F7	4	1	1	0	1	0	3												
Billy Williams, L OBP: 0.373, SLG: 0.508 (1, 7)	G4-6-3 1-2		K		HBP 1B		BB 2B		P6	5	0	2	1	0	1	2												
Joe Pepitone, L OBP: 0.393, SLG: 0.587 (1, 3)		BB BB			4-3		BB IBB		HR	2	1	1	1	2	0	0												
Ron Santo, R OBP: 0.366, SLG: 0.510 (1, 5)		F9		F9	K		K		1B	5	0	1	0	0	2	6												
Brock Davis, L OBP: 0.376, SLG: 0.411 (1, 8)		BB		4-3		FC4-6 BB	1-2 2-3 BB		F7	2	0	0	0	3	0	1												
Johnny Callison, L OBP: 0.307, SLG: 0.314 (1, 9)		K			HR 3B		F8		G3	4	1	1	0	0	1	6												
Chris Cannizzaro, R OBP: 0.333, SLG: 0.325 (1, 2)		4-3			HR		FC4-6		L7	4	1	1	2	0	0	3												
Ken Holtzman, R OBP: 0.170, SLG: 0.250 Ray Webster, L OBP: 0.278, SLG: 0.250 Bill Bonham, R Phil Regan, R	(1, 1) (8, PH) (9, 1) (9, 1)			G6-3 BB		6-3	K		F9	3	0	1	0	0	1	1												
Ray Webster, L OBP: 0.278, SLG: 0.250 Bill Bonham, R Phil Regan, R	(8, PH) (9, 1) (9, 1)									1	0	0	0	0	0	0												
Phil Regan, R	(9, 1)									0	0	0	0	0	0	0												
<b>Inning Stats</b>	R: 0 E: 0 K: 0 S: 3	H: 1 LOB: 0 BB: 0 P: 3	R: 0 E: 0 K: 1 S: 5	H: 0 LOB: 2 BB: 2 P: 13	R: 0 E: 0 K: 1 S: 5	H: 1 LOB: 1 BB: 1 P: 9	R: 0 E: 0 K: 0 S: 3	H: 0 LOB: 0 BB: 0 P: 3	R: 2 E: 0 K: 1 S: 9	H: 4 LOB: 3 BB: 0 P: 10	R: 0 E: 0 K: 1 S: 5	H: 0 LOB: 1 BB: 1 P: 9	R: 1 E: 0 K: 1 S: 6	H: 1 LOB: 3 BB: 3 P: 18	R: 0 E: 0 K: 0 S: 3	H: 0 LOB: 0 BB: 0 P: 3	R: 1 E: 0 K: 0 S: 5	H: 2 LOB: 1 BB: 0 P: 5	1B: 4 2B: 2 3B: 1 HR: 2	SF: 0 SAC: 0 DP: 2 HBP: 1	WP: 0 PB: 0 SB: 0 CS: 0	PA: 42						
<b>PITCHER</b>	IP	WLS	BF	H	R	ER	SO	BB	IBB	HBP	BLK	WP	HR	S	P	ERA	WHIP											
Al Santorini, R ERA: 3.04 Moe Drabowsky, R ERA: 3.52	(1, 1)		6.0	W	27	6	2	2	4	4	0	1	0	0	0	1	30	47	3.00	1.667								
Moe Drabowsky, R ERA: 3.52	(7, 1)		3.0	W	15	3	2	2	1	2	1	0	0	0	0	1	14	26	6.00	1.667								

St. Louis Cardinals @ Chicago Cubs  
Wrigley Field, Chicago, IL  
Sun Jun 20 1971, 3:33 AM CDT  
Att: 34,574 - Unknown - 87 F

AB 34  
R 4  
H 9  
RBI 4  
BB 7  
SO 5  
LOB 22





Batter	1	2	3	4	5	6	7	8	9	AB	R	H	RBI	BB	SO	LOB	TOP			
<b>Lou Brock, L</b> OBP: 0.383, SLG: 0.436 (1,7)	F7		BB			G5-4-3 1B		4-3		3	0	1	0	1	0	0				
<b>Matty Alou, L</b> OBP: 0.353, SLG: 0.401 (1,8)	F5		F7			G5-4-3 1B			G3	4	0	1	0	0	0	1				
<b>Jim Beauchamp, R</b> OBP: 0.308, SLG: 0.394 (1,3)	5-3					G5-4-3 1-2 2-3			5-3	4	0	0	0	0	1	2				
<b>Joe Torre, R</b> OBP: 0.414, SLG: 0.524 (1,5)						F7				4	0	3	0	0	0	1				
<b>Jose Cardenal, R</b> OBP: 0.302, SLG: 0.393 (1,9)	F7		G6-4-3							4	0	0	0	0	0	3				
<b>Ted Sizemore, R</b> OBP: 0.333, SLG: 0.350 (1,4) (8,6)	F5									3	0	0	0	0	0	1				
<b>Jerry McNertney, R</b> OBP: 0.328, SLG: 0.545 (1,2)	F8									3	0	0	0	0	0	1				
<b>Dal Maxvill, R</b> OBP: 0.314, SLG: 0.244 (8, PH)			F3							2	0	1	0	0	0	0				
<b>Julian Javier, R</b> OBP: 0.273, SLG: 0.342 (8, PH)						FC6-4 1B				1	0	0	0	0	0	0				
<b>Bob Gibson, R</b> OBP: 0.267, SLG: 0.345 (1,1)										2	0	0	0	0	0	1				
<b>Luis Melendez, R</b> OBP: 0.314, SLG: 0.262 (8, PH)			5-3			FC6-4				1	0	0	0	0	0	0				
<b>Rudy Arroyo, L</b> (8,1)										0	0	0	0	0	0	0				
<b>Inning Stats</b>	R: 0 E: 0 K: 0 S: 3	H: 0 LOB: 0 BB: 0 P: 3	R: 0 E: 0 K: 0 S: 4	H: 1 LOB: 1 BB: 0 P: 4	R: 0 E: 0 K: 0 S: 3	H: 0 LOB: 1 BB: 1 P: 7	R: 0 E: 0 K: 1 S: 5	H: 1 LOB: 0 BB: 0 P: 5	R: 0 E: 0 K: 0 S: 4	H: 2 LOB: 1 BB: 0 P: 4	R: 0 E: 0 K: 0 S: 3	H: 0 LOB: 0 BB: 0 P: 3	R: 0 E: 0 K: 0 S: 3	H: 0 LOB: 0 BB: 0 P: 3	R: 0 E: 0 K: 0 S: 4	H: 1 LOB: 1 BB: 0 P: 4	1B: 6 2B: 0 3B: 0 HR: 0	SF: 0 SAC: 0 DP: 2 HBP: 0	WP: 0 PB: 0 SB: 0 CS: 0	PA: 32
<b>PITCHER</b> <b>Bob O'Brien, L</b> ERA: 2.43 (1,1)	IP: 9.0 WLS: W BF: 32 H: 6 R: 0 ER: 0 SO: 1 BB: 1 IBB: 0 HBP: 0 BLK: 0 WP: 0 HR: 0 S: 33 P: 37 ERA: 0.00 WHIP: 0.778																			

**St. Louis Cardinals @ Los Angeles Dodgers**  
**Dodger Stadium, Los Angeles, CA**  
 Mon Jun 21 1971, 7:05 PM PDT  
 Att: 18,480 - Unknown

AB	31
R	0
H	6
RBI	0
BB	1
SO	1
LOB	10



Batter	1	2	3	4	5	6	7	8	9	AB	R	H	RBI	BB	SO	LOB	BOTTOM			
<b>Bill Buckner, L</b> OBP: 0.270, SLG: 0.306 (1,9)	4-3		P4							4	0	0	0	0	0	0				
<b>Willie Crawford, L</b> OBP: 0.353, SLG: 0.463 (1,7)	1B					2B 1B				4	2	3	0	0	0	0				
<b>Willie Davis, L</b> OBP: 0.380, SLG: 0.498 (1,8)	PB S 1B		4-3			1B 2B				4	2	3	2	0	0	1				
<b>Dick Allen, R</b> OBP: 0.352, SLG: 0.409 (1,5)	K					G3 SH3-4 1B				4	0	1	2	0	2	1				
<b>Wes Parker, S</b> OBP: 0.367, SLG: 0.384 (1,3)	5-3					SH3-4				3	0	0	0	0	0	1				
<b>Jim Lefebvre, S</b> OBP: 0.343, SLG: 0.423 (1,4)			K			G3 BB				3	0	0	0	1	1	1				
<b>Tom Haller, L</b> OBP: 0.304, SLG: 0.313 (1,2)	4-3					G3				3	0	0	0	0	0	3				
<b>Bobby Valentine, R</b> OBP: 0.318, SLG: 0.356 (1,6)	L6					1-3 K				3	0	0	0	0	1	2				
<b>Bob O'Brien, L</b> OBP: 0.167, SLG: 0.167 (1,1)			6-3			6-3				3	0	0	0	0	0	0				
<b>Inning Stats</b>	R: 1 E: 0 K: 1 S: 7	H: 2 LOB: 1 BB: 0 P: 7	R: 0 E: 0 K: 1 S: 5	H: 0 LOB: 0 BB: 0 P: 5	R: 0 E: 0 K: 1 S: 6	H: 0 LOB: 1 BB: 0 P: 6	R: 0 E: 1 K: 1 S: 8	H: 3 LOB: 2 BB: 1 P: 12	R: 0 E: 0 K: 0 S: 3	H: 0 LOB: 0 BB: 0 P: 3	R: 1 E: 0 K: 0 S: 4	H: 1 LOB: 0 BB: 0 P: 4	R: 0 E: 0 K: 0 S: 4	H: 0 LOB: 0 BB: 0 P: 4	R: 1 E: 0 K: 0 S: 4	H: 1 LOB: 0 BB: 0 P: 4	1B: 4 2B: 1 3B: 1 HR: 1	SF: 0 SAC: 1 DP: 0 HBP: 0	WP: 0 PB: 1 SB: 1 CS: 0	PA: 33
<b>PITCHER</b> <b>Bob Gibson, R</b> ERA: 4.24 (1,1)	IP: 7.0 WLS: L BF: 29 H: 6 R: 3 ER: 3 SO: 4 BB: 1 IBB: 0 HBP: 0 BLK: 0 WP: 0 HR: 0 S: 36 P: 40 ERA: 3.86 WHIP: 1.000																			
<b>Rudy Arroyo, L</b> ERA: 4.09 (8,1)	IP: 1.0 WLS: L BF: 4 H: 1 R: 1 ER: 1 SO: 0 BB: 0 IBB: 0 HBP: 0 BLK: 0 WP: 0 HR: 1 S: 4 P: 4 ERA: 9.00 WHIP: 1.000																			

**St. Louis Cardinals @ Los Angeles Dodgers**  
**Dodger Stadium, Los Angeles, CA**  
 Mon Jun 21 1971, 7:05 PM PDT  
 Att: 18,480 - Unknown

AB	31
R	4
H	7
RBI	4
BB	1
SO	4
LOB	9










Batter	1	2	3	4	5	6	7	8	9	10	AB	R	H	RBI	BB	SO	LOB	TOP					
Jose Cardenal, R OBP: 0.206, SLG: 0.385 (1, 9)	6-3		K		FC6-4			SF8		SH5-3	3	0	0	1	0	1	2						
Matty Alou, L OBP: 0.355, SLG: 0.401 (1, 8)	F7						F7				5	1	3	0	0	0	0						
Lou Brock, L OBP: 0.386, SLG: 0.447 (1, 7)	K		L5				1-3				4	0	1	1	1	1	2						
Joe Torre, R OBP: 0.417, SLG: 0.521 (1, 5)	5-3				K		F8				5	0	1	1	0	1	2						
Joe Hague, L OBP: 0.338, SLG: 0.414 (1, 3)		3-1			F9			G3			4	0	0	0	1	1	2						
Julian Javier, R OBP: 0.265, SLG: 0.331 (1, 4)		P4			F7			P4			5	0	0	0	0	0	4						
Jerry McNertney, R OBP: 0.362, SLG: 0.557 (1, 2)			K					F8			3	0	0	0	1	2	0						
Dal Maxvill, R OBP: 0.306, SLG: 0.240 Jim Beauchamp, R OBP: 0.318, SLG: 0.412 Dick Schofield, S OBP: 0.357, SLG: 0.310 (8, PH)			E6		K						2	0	0	0	0	1	0						
Jerry Reuss, L OBP: 0.209, SLG: 0.156 Bob Birdsall, L OBP: 0.271, SLG: 0.484 Moe Drabowsky, R OBP: 0.309, SLG: 0.274 Luis Melendez, R OBP: 0.293, SLG: 0.274 Chuck Taylor, R OBP: 0.293, SLG: 0.274 Don Shaw, L OBP: 0.293, SLG: 0.274 (10, PH)			K								1	0	0	0	1	1	1						
<b>Inning Stats</b>	R: 0 E: 0 K: 1 S: 6	H: 0 LOB: 1 BB: 0 P: 6	R: 0 E: 0 K: 1 S: 5	H: 0 LOB: 0 BB: 0 P: 5	R: 0 E: 1 K: 2 S: 9	H: 1 LOB: 2 BB: 0 P: 9	R: 0 E: 0 K: 1 S: 5	H: 0 LOB: 0 BB: 0 P: 5	R: 0 E: 0 K: 2 S: 7	H: 0 LOB: 0 BB: 0 P: 11	R: 0 E: 0 K: 0 S: 3	H: 0 LOB: 0 BB: 0 P: 3	R: 0 E: 0 K: 0 S: 3	H: 0 LOB: 0 BB: 0 P: 3	R: 1 E: 0 K: 0 S: 4	H: 2 LOB: 1 BB: 0 P: 4	R: 0 E: 0 K: 0 S: 3	H: 0 LOB: 3 BB: 3 P: 15	R: 2 E: 0 K: 1 S: 9	H: 4 LOB: 2 BB: 0 P: 9	1B: 6 2B: 1 3B: 0 HR: 0	SF: 1 SAC: 1 DP: 0 HBP: 0	WP: 0 PA: 42
<b>PITCHER</b>	IP 9.0	WLS 35	BF 3	H 1	R 1	ER 7	SO 7	BB 3	IBB 0	HBP 0	BLK 0	WP 0	HR 0	S 45	P 61	ERA 1.00	WHIP 0.667						
Don Sutton, R ERA: 3.19 Jim Brewer, L ERA: 2.1 Pete Mikkelsen, R ERA: 2.62 (10, 1)	0.1	L	5	4	2	2	0	0	0	0	0	0	0	5	5	54.00	12.000						
	0.2		2	0	0	0	1	0	0	0	0	0	0	4	4	0.00	0.000						

St. Louis Cardinals @ Los Angeles Dodgers  
Dodger Stadium, Los Angeles, CA  
Wed Jun 23 1971, 7:05 PM PDT  
Att: 19,910 - Unknown

livebaseballscorecards.com

AB 36  
R 3  
H 7  
RBI 3  
BB 4  
SO 8  
LOB 17



Batter	1	2	3	4	5	6	7	8	9	10	AB	R	H	RBI	BB	SO	LOB	BOTTOM			
Maury Wills, S OBP: 0.337, SLG: 0.345 (1, 6)	6-3	FC		G6-4-3		F3					4	0	0	1	1	0	4				
Manny Mota, R OBP: 0.358, SLG: 0.363 (1, 7)		FC4-6									5	0	1	0	0	1	3				
Wes Parker, S OBP: 0.369, SLG: 0.381 (1, 3)	FC5-4	4-3									5	0	2	0	0	0	3				
Dick Allen, R OBP: 0.359, SLG: 0.412 (1, 5)	E3										3	0	1	0	2	1	2				
Jim Lefebvre, S OBP: 0.307, SLG: 0.409 Pete Mikkelsen, R OBP: 0.286, SLG: 0.167 (10, 1)											4	0	0	0	1	1	6				
Bobby Valentine, R OBP: 0.317, SLG: 0.349 (1, 8)	F9										3	0	0	0	2	0	3				
Joe Ferguson, R OBP: 0.222, SLG: 0.333 Bill Buckner, L OBP: 0.268, SLG: 0.303 (10, PH)											4	0	1	0	0	1	2				
Willie Crawford, L OBP: 0.351, SLG: 0.436 (1, 9)											2	1	0	0	3	0	0				
Don Sutton, R OBP: 0.229, SLG: 0.156 Willie Davis, R OBP: 0.271, SLG: 0.491 Jim Brewer, L OBP: 0.309, SLG: 0.338 Billy Grabarkewitz, R OBP: 0.292, SLG: 0.389 Duke Sims, L OBP: 0.292, SLG: 0.389 Bobby Darwin, R OBP: 0.292, SLG: 0.333 (10, PH)											3	0	1	0	0	0	1				
<b>Inning Stats</b>	R: 0 E: 1 K: 0 S: 5	H: 1 LOB: 3 BB: 1 P: 9	R: 1 E: 1 K: 1 S: 7	H: 0 LOB: 2 BB: 1 P: 11	R: 0 E: 0 K: 0 S: 3	H: 1 LOB: 1 BB: 1 P: 7	R: 0 E: 0 K: 0 S: 3	H: 1 LOB: 0 BB: 0 P: 3	R: 0 E: 0 K: 2 S: 8	H: 1 LOB: 1 BB: 0 P: 8	R: 0 E: 0 K: 0 S: 4	H: 0 LOB: 1 BB: 1 P: 7	R: 0 E: 0 K: 0 S: 2	H: 0 LOB: 0 BB: 1 P: 6	R: 0 E: 0 K: 1 S: 6	H: 1 LOB: 3 BB: 2 P: 14	R: 0 E: 0 K: 0 S: 3	H: 0 LOB: 1 BB: 1 P: 7	1B: 6 2B: 0 3B: 0 HR: 0	SF: 0 SAC: 1 DP: 3 HBP: 0	WP: 0 PA: 45
<b>PITCHER</b>	IP 7.0	WLS 32	BF 9	H 1	R 0	ER 3	SO 3	BB 2	IBB 1	HBP 0	BLK 0	WP 0	HR 0	S 33	P 53	ERA 0.00	WHIP 1.429				
Jerry Reuss, L ERA: 4.55 Moe Drabowsky, R ERA: 3.3 Chuck Taylor, R ERA: 4.65 Don Shaw, L ERA: 4.37 (10, 1)	2.0	W	9	1	0	0	1	2	1	0	0	0	0	8	20	0.00	1.500				
	0.2		3	0	0	0	0	1	0	0	0	0	0	2	6	0.00	1.500				
	0.1	S	1	0	0	0	0	0	0	0	0	0	0	1	1	0.00	0.000				

St. Louis Cardinals @ Los Angeles Dodgers  
Dodger Stadium, Los Angeles, CA  
Wed Jun 23 1971, 7:05 PM PDT  
Att: 19,910 - Unknown

livebaseballscorecards.com

AB 35  
R 1  
H 6  
RBI 1  
BB 9  
SO 4  
LOB 25









Batter	1	2	3	4	5	6	7	8	9	AB	R	H	RBI	BB	SO	LOB	TOP					
Don Kessinger, S (1, 6) Hector Torres, R (7, 6)	4-3		1B		4-3		F6	F9		4	1	1	1	1	0	3						
Glenn Beckert, R (1, 4) Paul Popovich, S (8, 4)	F7		K				1B		P4-3	5	2	3	2	0	1	1						
Billy Williams, L (1, 7) Johnny Callison, L (9, 7)	G3		1B		K				1B	5	0	3	2	1	1	1						
Joe Pepitone, L (1, 3) Hal Breeden, R (9, 3)		F9		G6-3		1B	FC3-6		K	5	1	2	1	1	1	2						
Ron Santo, R (1, 5)	5-3			G6-3		F9				4	1	1	1	2	0	2						
Jim Hickman, R (1, 9)	1B			P6		K			F2	6	1	2	2	0	1	6						
Brock Davis, L (1, 8)					K		1B	4-3		5	1	3	1	0	1	0						
J.C. Martin, L (1, 2)	3-1				L3		1B			5	2	3	0	0	0	4						
Bill Hands, R (1, 1) Ray Webster, L (5, PH) Bill Bonham, R (5, 1)	5-3				4-3	1B	1B	K		1	0	0	0	0	0	0						
<b>Inning Stats</b>	R: 0 E: 0 K: 0 S: 3	H: 0 LOB: 0 BB: 0 P: 3	R: 0 E: 0 K: 0 S: 5	H: 2 LOB: 2 BB: 0 P: 5	R: 0 E: 0 K: 1 S: 6	H: 2 LOB: 0 BB: 0 P: 6	R: 0 E: 0 K: 0 S: 3	H: 1 LOB: 0 BB: 0 P: 3	R: 2 E: 0 K: 2 S: 9	H: 2 LOB: 1 BB: 1 P: 13	R: 0 E: 0 K: 1 S: 7	H: 2 LOB: 2 BB: 0 P: 7	R: 10 E: 1 K: 0 S: 11	H: 8 LOB: 3 BB: 5 P: 31	R: 0 E: 0 K: 1 S: 6	H: 1 LOB: 1 BB: 0 P: 6	R: 0 E: 0 K: 1 S: 7	H: 2 LOB: 2 BB: 0 P: 7	1B: 19 2B: 1 3B: 0 HR: 0	SF: 0 SAC: 0 DP: 1 HBP: 0	WP: 1 PA: 51 PB: 1 SB: 0 CS: 0	
<b>PITCHER</b>	IP	WLS	BF	H	R	ER	SO	BB	IBB	HBP	BLK	WP	HR	S	P	ERA	WHIP					
Al Santorini, R (1, 1) Don Shaw, L (7, 1) Chuck Taylor, R (7, 1) Daryl Patterson, R (7, 1) Bob Reynolds, R (7, 1)	6.0	L	26	9	2	2	4	1	0	0	0	0	0	0	33	37	3.00	1.667				
	0.2		5	2	3	3	0	1	0	0	0	0	0	4	8	40.50	4.500					
	0.0		5	4	2	2	0	1	0	0	0	1	0	4	8	∞	∞					
	0.0		5	2	5	5	0	3	0	0	0	0	0	2	14	∞	∞					
	2.1		10	3	0	0	2	0	0	0	0	0	0	14	14	0.00	1.286					

**Chicago Cubs @ St. Louis Cardinals**  
 Busch Stadium, St. Louis, MO  
 Fri Jun 25 1971, 7:05 PM CDT  
 Att: 28,743 - Unknown - 93 F

**AB 45**  
**R 12**  
**H 20**  
**RBI 10**  
**BB 6**  
**SO 6**  
**LOB 21**



Batter	1	2	3	4	5	6	7	8	9	AB	R	H	RBI	BB	SO	LOB	BOTTOM				
Luis Melendez, R (1, 9)	F9		1B		F8		F9		5-3	4	0	0	0	1	0	4					
Matty Alou, L (1, 8)	P4		1B		4-3		4-3		6-3	5	0	1	0	0	0	2					
Lou Brock, L (1, 7)	6-3		1B				B1-3		1B	5	0	3	0	0	0	0					
Joe Torre, R (1, 5)		G6-3	K			1B	K		6-3	4	0	1	0	1	2	4					
Joe Hague, L (1, 3)		G6-3	K		F7		BB			3	0	0	0	1	1	6					
Ted Sizemore, R (1, 4)		1B		5-3		P4		5-3		4	0	1	0	0	0	3					
Jerry McNertney, R (1, 2) Bob Stinson, S (8, 2)		1B		6-3		F9	1B		6-3	3	0	2	0	0	0	0					
Daf Maxvill, R (1, 6) Bob Burda, L (6, PH) Dick Schofield, S (7, 6)	5-3				1B		K		G3	2	0	1	0	0	0	2					
Al Santorini, R (1, 1) Jose Cardenal, R (5, PH) Don Shaw, L (7, 1) Chuck Taylor, R (7, 1) Daryl Patterson, L (7, 1) Bob Reynolds, R (7, 1)			K				1B		6-3	2	0	1	0	0	1	0					
<b>Inning Stats</b>	R: 0 E: 0 K: 0 S: 3	H: 0 LOB: 0 BB: 0 P: 3	R: 0 E: 0 K: 0 S: 5	H: 3 LOB: 3 BB: 0 P: 5	R: 0 E: 0 K: 3 S: 11	H: 2 LOB: 3 BB: 1 P: 15	R: 0 E: 0 K: 0 S: 5	H: 2 LOB: 2 BB: 0 P: 5	R: 0 E: 0 K: 1 S: 4	H: 1 LOB: 2 BB: 1 P: 8	R: 0 E: 0 K: 1 S: 7	H: 2 LOB: 2 BB: 0 P: 7	R: 0 E: 0 K: 1 S: 5	H: 0 LOB: 1 BB: 1 P: 9	R: 0 E: 0 K: 0 S: 3	H: 0 LOB: 0 BB: 0 P: 3	R: 0 E: 0 K: 0 S: 4	H: 1 LOB: 1 BB: 0 P: 4	1B: 11 2B: 0 3B: 0 HR: 0	SF: 0 SAC: 0 DP: 1 HBP: 0	WP: 0 PA: 40 PB: 1 SB: 0 CS: 0
<b>PITCHER</b>	IP	WLS	BF	H	R	ER	SO	BB	IBB	HBP	BLK	WP	HR	S	P	ERA	WHIP				
Bill Hands, R (1, 1) Bill Bonham, R (5, 1)	4.0		19	7	0	0	3	1	0	0	0	0	0	24	28	0.00	2.000				
	5.0	W	21	4	0	0	2	2	0	0	0	0	0	23	31	0.00	1.200				

**Chicago Cubs @ St. Louis Cardinals**  
 Busch Stadium, St. Louis, MO  
 Fri Jun 25 1971, 7:05 PM CDT  
 Att: 28,743 - Unknown - 93 F

**AB 37**  
**R 0**  
**H 11**  
**RBI 0**  
**BB 3**  
**SO 5**  
**LOB 22**





Batter	1	2	3	4	5	6	7	8	9	AB	R	H	RBI	BB	SO	LOB	TOP					
<b>Don Kessinger, S</b> (1, 6) OBP: 0.365, SLG: 0.374	3-1																5 1 4 1 0 0 0					
<b>Glenn Beckert, R</b> (1, 4) OBP: 0.367, SLG: 0.399	4-3																4 0 0 0 0 0 5					
<b>Billy Williams, L</b> (1, 7) OBP: 0.381, SLG: 0.505	P6																3 1 0 0 2 0 1					
<b>Joe Pepitone, L</b> (1, 3)																	5 1 1 0 0 1 4					
<b>Ron Santo, R</b> (1, 5) OBP: 0.379, SLG: 0.521																	4 2 2 3 1 1 2					
<b>Jim Hickman, R</b> (1, 9) OBP: 0.320, SLG: 0.403																	4 0 0 0 0 0 3					
<b>Brock Davis, L</b> (1, 8) OBP: 0.376, SLG: 0.406																	4 0 2 1 0 0 2					
<b>J.C. Martin, L</b> (1, 2) OBP: 0.352, SLG: 0.440																	3 0 0 0 1 1 3					
<b>Ken Holtzman, R</b> (1, 1) OBP: 0.157, SLG: 0.229																	4 0 0 0 0 1 4					
<b>Inning Stats</b>	R: 0 E: 0 K: 0 S: 3	H: 0 LOB: 0 BB: 0 P: 3	R: 0 E: 1 K: 1 S: 6	H: 0 LOB: 2 BB: 1 P: 10	R: 0 E: 0 K: 0 S: 4	H: 1 LOB: 1 BB: 0 P: 4	R: 2 E: 0 K: 1 S: 9	H: 4 LOB: 3 BB: 1 P: 13	R: 0 E: 0 K: 1 S: 5	H: 0 LOB: 0 BB: 0 P: 5	R: 0 E: 0 K: 0 S: 4	H: 1 LOB: 1 BB: 0 P: 4	R: 3 E: 0 K: 1 S: 7	H: 2 LOB: 0 BB: 1 P: 11	R: 0 E: 0 K: 0 S: 3	H: 0 LOB: 0 BB: 0 P: 3	R: 0 E: 0 K: 0 S: 4	H: 1 LOB: 2 BB: 1 P: 8	1B: 7 2B: 1 3B: 0 HR: 1	SF: 0 SAC: 1 DP: 0 HBP: 0	WP: 0 PB: 0 SB: 1 CS: 0	PA: 41
<b>PITCHER</b> <b>Bob Gibson, R</b> (1, 1) ERA: 4.31	IP: 9.0 WLS: L BF: 41 H: 9 R: 5 ER: 5 SO: 4 BB: 1 IBB: 3 HBP: 0 BLK: 0 WP: 0 HR: 1 S: 45 P: 61 ERA: 5.00 WHIP: 1.111															<b>PITCHER</b> <b>Bob Gibson, R</b> (1, 1) ERA: 4.31	IP: 9.0 WLS: W BF: 35 H: 6 R: 1 ER: 1 SO: 5 BB: 2 IBB: 0 HBP: 0 BLK: 0 WP: 0 HR: 0 S: 43 P: 51 ERA: 1.00 WHIP: 0.889					

**Chicago Cubs @ St. Louis Cardinals**  
 Busch Stadium, St. Louis, MO  
 Sat Jun 26 1971, 7:05 PM CDT  
 Att: 43,300 - Unknown - 93 F

AB	36
R	5
H	9
RBI	5
BB	4
SO	4
LOB	24



Batter	1	2	3	4	5	6	7	8	9	AB	R	H	RBI	BB	SO	LOB	BOTTOM					
<b>Luis Melendez, R</b> (1, 9) OBP: 0.325, SLG: 0.254	6-3																3 0 0 0 1 0 0					
<b>Matty Alou, L</b> (1, 8) OBP: 0.351, SLG: 0.395	F8																4 0 0 0 0 1 2					
<b>Lou Brock, L</b> (1, 7) OBP: 0.388, SLG: 0.444	5-3																4 0 0 0 0 0 0					
<b>Joe Torre, R</b> (1, 5) OBP: 0.416, SLG: 0.512																	4 1 2 0 0 1 0					
<b>Jim Beauchamp, R</b> (1, 3) OBP: 0.316, SLG: 0.426																	4 0 2 1 0 1 1					
<b>Ted Sizemore, R</b> (1, 4) OBP: 0.326, SLG: 0.345																	4 0 1 0 0 0 2					
<b>Jerry McNertney, R</b> (1, 2) OBP: 0.354, SLG: 0.514																	3 0 0 0 1 1 2					
<b>Dal Maxvill, R</b> (1, 6) OBP: 0.303, SLG: 0.233																	2 0 0 0 0 0 2					
<b>Julian Javier, R</b> (7, PH) OBP: 0.250, SLG: 0.323																	2 0 0 0 0 0 0					
<b>Bob Gibson, R</b> (1, 1) OBP: 0.273, SLG: 0.344																	3 0 1 0 0 1 0					
<b>Inning Stats</b>	R: 0 E: 0 K: 0 S: 3	H: 0 LOB: 0 BB: 0 P: 3	R: 0 E: 0 K: 0 S: 4	H: 1 LOB: 2 BB: 1 P: 8	R: 0 E: 0 K: 1 S: 5	H: 0 LOB: 0 BB: 0 P: 5	R: 0 E: 0 K: 2 S: 9	H: 2 LOB: 2 BB: 0 P: 9	R: 0 E: 0 K: 1 S: 5	H: 0 LOB: 0 BB: 0 P: 5	R: 1 E: 0 K: 0 S: 5	H: 2 LOB: 1 BB: 0 P: 5	R: 0 E: 0 K: 0 S: 4	H: 1 LOB: 2 BB: 1 P: 8	R: 0 E: 0 K: 1 S: 5	H: 0 LOB: 0 BB: 0 P: 5	R: 0 E: 0 K: 0 S: 3	H: 0 LOB: 0 BB: 0 P: 3	1B: 5 2B: 0 3B: 1 HR: 0	SF: 0 SAC: 0 DP: 0 HBP: 0	WP: 0 PB: 0 SB: 0 CS: 0	PA: 35
<b>PITCHER</b> <b>Ken Holtzman, L</b> (1, 1) ERA: 3.78	IP: 9.0 WLS: W BF: 35 H: 6 R: 1 ER: 1 SO: 5 BB: 2 IBB: 0 HBP: 0 BLK: 0 WP: 0 HR: 0 S: 43 P: 51 ERA: 1.00 WHIP: 0.889															<b>PITCHER</b> <b>Ken Holtzman, L</b> (1, 1) ERA: 3.78	IP: 9.0 WLS: W BF: 35 H: 6 R: 1 ER: 1 SO: 5 BB: 2 IBB: 0 HBP: 0 BLK: 0 WP: 0 HR: 0 S: 43 P: 51 ERA: 1.00 WHIP: 0.889					

**Chicago Cubs @ St. Louis Cardinals**  
 Busch Stadium, St. Louis, MO  
 Sat Jun 26 1971, 7:05 PM CDT  
 Att: 43,300 - Unknown - 93 F

AB	33
R	1
H	6
RBI	1
BB	2
SO	5
LOB	9





Batter	1	2	3	4	5	6	7	8	9	AB	R	H	RBI	BB	SO	LOB	TOP		
Don Kessinger, S (1,6) OBP: 0.365, SLG: 0.375										5	0	2	2	0	0	1	Chicago Cubs @ St. Louis Cardinals Busch Stadium, St. Louis, MO Sun Jun 27 1971, 3:33 AM CDT Att: 34,964 - Unknown - 96 F		
Glenn Beckert, R (1,4) OBP: 0.371, SLG: 0.402										5	0	3	0	0	0	2			
Billy Williams, L (1,7) OBP: 0.381, SLG: 0.504										5	0	2	1	0	0	4			
Ron Santo, R (1,5) OBP: 0.376, SLG: 0.515										5	0	1	0	0	1	3			
Jim Hickman, R (1,9) OBP: 0.327, SLG: 0.422										4	1	2	1	1	0	3			
Joe Pepitone, L (1,3) OBP: 0.373, SLG: 0.541										4	1	1	0	0	0	2			
Chris Cannizzaro, R (1,2) OBP: 0.347, SLG: 0.325										4	1	2	0	0	0	2			
Brock Davis, L (1,8) OBP: 0.372, SLG: 0.400										4	0	1	0	0	0	1			
Fergie Jenkins, R (1,1) OBP: 0.254, SLG: 0.382										4	1	1	0	0	1	4			
<b>Inning Stats</b>	R: 0 E: 0 K: 0 S: 3	H: 2 LOB: 0 BB: 0 P: 3	R: 0 E: 0 K: 0 S: 4	H: 1 LOB: 1 BB: 0 P: 4	R: 1 E: 0 K: 0 S: 6	H: 3 LOB: 2 BB: 0 P: 6	R: 1 E: 0 K: 0 S: 5	H: 2 LOB: 1 BB: 0 P: 5	R: 0 E: 0 K: 1 S: 9	H: 2 LOB: 2 BB: 0 P: 9	R: 0 E: 0 K: 1 S: 5	H: 0 LOB: 1 BB: 1 P: 9	R: 0 E: 0 K: 0 S: 3	H: 0 LOB: 0 BB: 0 P: 3	R: 0 E: 0 K: 0 S: 4	H: 1 LOB: 1 BB: 0 P: 4	1B: 13 2B: 1 3B: 0 HR: 1	SF: 0 SAC: 0 DP: 1 HBP: 0	WP: 0 PA: 41 PB: 0 SB: 0 CS: 1
<b>PITCHER</b>	IP WLS BF H R ER SO BB IBB HBP BLK WP HR S P ERA WHIP																		
Steve Carlton, L (1,1) ERA: 3.46	7.0 L 34 14 4 4 2 1 0 0 0 0 1 37 41 5.14 2.143																		
Chris Zachary, R (8,1) ERA: 6.15	2.0 7 1 0 0 0 0 0 0 0 0 0 7 7 0.00 0.500																		

Batter	1	2	3	4	5	6	7	8	9	AB	R	H	RBI	BB	SO	LOB	BOTTOM				
Matty Alou, L (1,8) OBP: 0.350, SLG: 0.397										4	0	1	0	0	0	1	Chicago Cubs @ St. Louis Cardinals Busch Stadium, St. Louis, MO Sun Jun 27 1971, 3:33 AM CDT Att: 34,964 - Unknown - 96 F				
Ted Sizemore, R (1,4) OBP: 0.321, SLG: 0.339										4	0	0	0	0	0	2					
Lou Brock, L (1,7) OBP: 0.387, SLG: 0.441										4	0	1	0	0	2	1					
Joe Torre, R (1,5) OBP: 0.420, SLG: 0.525										4	1	3	1	0	1	1					
Joe Hague, L (1,3) OBP: 0.335, SLG: 0.409										4	0	1	0	0	1	2					
Bob Stinson, S (1,2) OBP: 0.200, SLG: 0.200										3	0	0	0	0	3	2					
Jose Cardenal, R (8, PH) OBP: 0.302, SLG: 0.388										1	0	1	0	0	0	0					
Luis Melendez, R (1,9) OBP: 0.322, SLG: 0.243										3	0	0	0	1	2	3					
Dal Maxvill, R (1,6) OBP: 0.306, SLG: 0.238										2	0	1	0	0	0	0					
Bob Burda, L (7, PH) OBP: 0.432, SLG: 0.419										1	0	0	0	0	0	1					
Julian Javier, R (8,4) OBP: 0.260, SLG: 0.323										0	0	0	0	0	0	0					
Steve Carlton, L (1,1) OBP: 0.208, SLG: 0.277										2	0	0	0	0	1	1					
Jim Beauchamp, R (7, PH) OBP: 0.314, SLG: 0.422										1	0	0	0	0	0	1					
Chris Zachary, L (8,1) OBP: 0.294, SLG: 0.294										0	0	0	0	0	0	0					
<b>Inning Stats</b>	R: 0 E: 0 K: 0 S: 3	H: 1 LOB: 0 BB: 0 P: 3	R: 0 E: 0 K: 2 S: 8	H: 1 LOB: 0 BB: 0 P: 8	R: 0 E: 0 K: 1 S: 6	H: 1 LOB: 0 BB: 0 P: 6	R: 1 E: 0 K: 2 S: 9	H: 2 LOB: 1 BB: 0 P: 9	R: 0 E: 0 K: 0 S: 3	H: 0 LOB: 0 BB: 0 P: 3	R: 0 E: 0 K: 1 S: 6	H: 1 LOB: 1 BB: 0 P: 6	R: 0 E: 0 K: 1 S: 5	H: 0 LOB: 1 BB: 1 P: 9	R: 0 E: 0 K: 2 S: 8	H: 1 LOB: 0 BB: 0 P: 8	R: 0 E: 0 K: 1 S: 5	H: 1 LOB: 0 BB: 0 P: 5	1B: 5 2B: 2 3B: 0 HR: 1	SF: 0 SAC: 0 DP: 1 HBP: 0	WP: 0 PA: 35 PB: 1 SB: 1 CS: 1
<b>PITCHER</b>	IP WLS BF H R ER SO BB IBB HBP BLK WP HR S P ERA WHIP																				
Fergie Jenkins, R (1,1) ERA: 2.85	9.0 W 34 8 1 1 10 1 0 0 0 0 1 53 57 1.00 1.000																				



Batter	1	2	3	4	5	6	7	8	9	AB	R	H	RBI	BB	SO	LOB	TOP		
Bill Mazerolski, R (1, 4) OBP: 0.383, SLG: 0.394										5	2	1	1	0	4		<b>Pittsburgh Pirates @ St. Louis Cardinals</b> Busch Stadium, St. Louis, MO Mon Jun 28 1971, 7:05 PM CDT Att: 15,024 - Unknown		
Al Oliver, L (1, 8) OBP: 0.327, SLG: 0.409										6	2	2	0	0	3	5			
Roberto Clemente, R (1, 9) OBP: 0.352, SLG: 0.590										4	2	1	2	1	0	0			
Willie Stargell, L (1, 7) OBP: 0.396, SLG: 0.727										3	1	0	0	1	2	3			
Manny Sanguillen, R (1, 2) OBP: 0.343, SLG: 0.415										5	1	1	3	0	0	4			
Bob Robertson, R (1, 3) OBP: 0.342, SLG: 0.488										4	2	2	2	1	0	1			
Jose Pagan, R (1, 5) OBP: 0.337, SLG: 0.385										5	0	3	2	0	1	1			
Gene Alley, R (1, 6) OBP: 0.264, SLG: 0.279										5	0	2	1	0	0	3			
Bob Moose, R (1, 1) OBP: 0.214, SLG: 0.154										4	1	2	0	0	1	2			
Mudcat Grant, R (9, 1) OBP: 0.375, SLG: 0.429										0	0	0	0	0	0	0			
<b>Inning Stats</b>	R: 5 E: 0 K: 1 S: 10	H: 5 LOB: 2 BB: 2 P: 18	R: 0 E: 0 K: 2 S: 7	H: 0 LOB: 0 BB: 0 P: 7	R: 0 E: 0 K: 1 S: 6	H: 1 LOB: 1 BB: 0 P: 6	R: 6 E: 0 K: 1 S: 12	H: 7 LOB: 3 BB: 1 P: 17	R: 0 E: 0 K: 0 S: 3	H: 2 LOB: 2 BB: 0 P: 7	R: 0 E: 0 K: 0 S: 3	H: 0 LOB: 0 BB: 0 P: 3	R: 0 E: 0 K: 0 S: 3	H: 0 LOB: 0 BB: 0 P: 3	R: 0 E: 0 K: 1 S: 5	H: 0 LOB: 0 BB: 0 P: 5	1B: 12 2B: 2 3B: 1 HR: 0	SF: 0 SAC: 1 DP: 0 HBP: 1	WP: 0 PA: 47 PB: 0 SB: 0 CS: 0
<b>PITCHER</b>	IP WLS BF H R ER SO BB IBB HBP BLK WP HR S P ERA WHIP																		
Jerry Reuss, L (1, 1) ERA: 5.33	3.0 L 22 10 10 10 4 1 1 1 0 0 0 0 27 36 30.00 3.667																		
Bob Reynolds, R (4, 1) ERA: 10.29	0.2 6 3 1 1 0 1 0 0 0 0 0 0 5 9 13.50 6.000																		
Chuck Taylor, R (4, 1) ERA: 4.78	3.1 13 2 0 0 2 1 0 0 0 0 0 0 16 20 0.00 0.900																		
Daryl Patterson, R (8, 1) ERA: 6.35	2.0 6 0 0 0 1 0 0 0 0 0 0 0 8 8 0.00 0.000																		
<b>Batter</b>	<b>1</b>	<b>2</b>	<b>3</b>	<b>4</b>	<b>5</b>	<b>6</b>	<b>7</b>	<b>8</b>	<b>9</b>	<b>AB</b>	<b>R</b>	<b>H</b>	<b>RBI</b>	<b>BB</b>	<b>SO</b>	<b>LOB</b>	<b>BOTTOM</b>		
Lou Brock, L (1, 7) OBP: 0.390, SLG: 0.442										4	1	2	1	1	1	0	<b>Pittsburgh Pirates @ St. Louis Cardinals</b> Busch Stadium, St. Louis, MO Mon Jun 28 1971, 7:05 PM CDT Att: 15,024 - Unknown		
Matty Alou, L (1, 9) OBP: 0.346, SLG: 0.391										4	0	0	0	0	0	2			
Daryl Patterson, L (8, 1) OBP: 0.438										0	0	0	0	0	0	0			
Bob Burda, L (9, PH) OBP: 0.447, SLG: 0.438										1	0	1	1	0	0	0			
Jose Cruz, L (1, 8)										5	0	0	0	0	0	3			
Joe Torre, R (1, 5) OBP: 0.422, SLG: 0.537										5	2	3	2	0	0	2			
Joe Hague, L (1, 3) OBP: 0.332, SLG: 0.403										5	0	1	0	0	1	4			
Ted Sizemore, R (1, 4) OBP: 0.328, SLG: 0.346										4	0	3	0	0	0	0			
Jerry McNertney, R (1, 2) OBP: 0.337, SLG: 0.486										4	0	0	0	0	0	6			
Dal Maxvill, R (1, 6) OBP: 0.312, SLG: 0.248										4	1	2	1	0	0	0			
Jerry Reuss, L (1, 1) OBP: 0.194, SLG: 0.152										1	0	0	0	0	0	2			
Bob Reynolds, R (4, 1)										0	0	0	0	0	0	0			
Chuck Taylor, R (4, 1)										1	0	0	0	0	0	0			
Jose Cardenal, R (7, PH) OBP: 0.304, SLG: 0.392										2	1	1	0	0	0	0			
<b>Inning Stats</b>	R: 0 E: 0 K: 1 S: 5	H: 0 LOB: 0 BB: 0 P: 5	R: 1 E: 0 K: 0 S: 6	H: 3 LOB: 2 BB: 0 P: 6	R: 2 E: 0 K: 1 S: 6	H: 1 LOB: 0 BB: 1 P: 10	R: 0 E: 0 K: 0 S: 3	H: 0 LOB: 0 BB: 0 P: 3	R: 0 E: 0 K: 0 S: 5	H: 2 LOB: 2 BB: 0 P: 5	R: 0 E: 0 K: 0 S: 4	H: 1 LOB: 1 BB: 0 P: 4	R: 0 E: 0 K: 0 S: 5	H: 2 LOB: 2 BB: 0 P: 5	R: 2 E: 0 K: 0 S: 7	H: 4 LOB: 2 BB: 0 P: 7	1B: 11 2B: 1 3B: 0 HR: 1	SF: 0 SAC: 0 DP: 0 HBP: 0	WP: 1 PA: 41 PB: 0 SB: 0 CS: 0
<b>PITCHER</b>	IP WLS BF H R ER SO BB IBB HBP BLK WP HR S P ERA WHIP																		
Bob Moose, R (1, 1) ERA: 3.95	8.0 W 37 12 10 5 2 1 0 0 0 0 0 0 40 44 5.62 1.625																		
Mudcat Grant, R (9, 1) ERA: 2.77	1.0 S 4 1 0 0 0 0 0 0 0 0 0 0 4 4 0.00 1.000																		
<b>AB</b>	<b>R</b>	<b>H</b>	<b>RBI</b>	<b>BB</b>	<b>SO</b>	<b>LOB</b>	<b>AB</b>	<b>R</b>	<b>H</b>	<b>RBI</b>	<b>BB</b>	<b>SO</b>	<b>LOB</b>						
41	11	15	11	4	7	23	41	5	13	5	1	2	19						



Batter	1	2	3	4	5	6	7	8	9	AB	R	H	RBI	BB	SO	LOB	TOP			
Bill Mazerolski, R OBP: 0.376, SLG: 0.413 (1, 4)			1-3		F8			SF8 3B		4	1	1	0	0	1	2	Pittsburgh Pirates @ St. Louis Cardinals Busch Stadium, St. Louis, MO Tue Jun 29 1971, 7:05 PM CDT Att: 14,586 - Unknown			
Al Oliver, L OBP: 0.322, SLG: 0.406 (1, 8)	F9		SF7		F8			SF8		2	0	0	2	0	0	0				
Roberto Clemente, R OBP: 0.347, SLG: 0.492 (1, 9)	F8		K		F9			F9		4	0	0	0	0	1	1				
Willie Stargell, L OBP: 0.394, SLG: 0.719 (1, 7)		L6-4 1B		1-3		K		K		4	0	1	0	0	2	0				
Richie Hebner, L OBP: 0.369, SLG: 0.545 (1, 5)	F8			1B		HR			P6	4	1	2	1	0	0	1				
Bob Robertson, R OBP: 0.344, SLG: 0.488 (1, 3)				1B		5-3			6-3	4	0	2	0	0	0	0				
Milt May, L OBP: 0.250, SLG: 0.316 (1, 2)	L6-4			1B			F8			4	0	1	0	0	1	4				
Gene Alley, R OBP: 0.259, SLG: 0.273 (1, 6)			E6 1B	6-3			F9		F5	4	1	0	0	0	0	3				
Luke Walker, L OBP: 0.143, SLG: 0.040 Nelson Briles, R OBP: 0.313, SLG: 0.467 (3, 1)			1-3 1B		6-3		F8			1	0	1	0	0	0	0				
										2	0	0	0	0	0	0				
<b>Inning Stats</b>	R: 0 E: 0 K: 1 S: 5	H: 0 LOB: 0 BB: 0 P: 5	R: 0 E: 0 K: 0 S: 4	H: 2 LOB: 1 BB: 0 P: 4	R: 1 E: 1 K: 1 S: 7	H: 1 LOB: 0 BB: 0 P: 7	R: 0 E: 0 K: 1 S: 7	H: 2 LOB: 2 BB: 0 P: 7	R: 0 E: 0 K: 0 S: 3	H: 0 LOB: 0 BB: 0 P: 3	R: 1 E: 0 K: 0 S: 6	H: 1 LOB: 0 BB: 0 P: 6	R: 0 E: 0 K: 0 S: 3	H: 0 LOB: 0 BB: 0 P: 3	R: 1 E: 0 K: 0 S: 6	H: 1 LOB: 1 BB: 0 P: 4	1B: 6 2B: 1 3B: 1 HR: 1	SF: 2 SAC: 0 DP: 1 HBP: 0	WP: 0 PB: 1 SB: 0 CS: 0	PA: 35
<b>PITCHER</b> Reggie Cleveland, R ERA: 4.4 (1, 1)	IP: 9.0 WLS: W BF: 35 H: 8 R: 3 ER: 2 SO: 5 BB: 0 IBB: 0 HBP: 0 BLK: 0 WP: 0 HR: 1 S: 45 P: 45 ERA: 2.00 WHIP: 0.889																			

Batter	1	2	3	4	5	6	7	8	9	AB	R	H	RBI	BB	SO	LOB	BOTTOM
Lou Brock, L OBP: 0.396, SLG: 0.458 (1, 7)	FC5-4 BB		HR			F7		1B		3	1	2	2	2	0	0	Pittsburgh Pirates @ St. Louis Cardinals Busch Stadium, St. Louis, MO Tue Jun 29 1971, 7:05 PM CDT Att: 14,586 - Unknown
Ted Sizemore, R OBP: 0.325, SLG: 0.343 (1, 4)	FC5-4 FC6-4		5-3		F8			1B		5	0	1	0	0	1	2	
Jim Beauchamp, R OBP: 0.317, SLG: 0.423 Joe Hagque, L OBP: 0.332, SLG: 0.399 (4, 3)	FC6-4 1B		HR	3-1		FC5-4 BB		7-2		2	2	1	0	0	0	1	
Joe Torre, R OBP: 0.423, SLG: 0.545 (1, 5)	1B BB		HR	K		FC5-4				3	1	1	2	1	1	1	
Jose Cardenal, R OBP: 0.303, SLG: 0.390 (1, 9)	FC4-6 1B		K	F9			F7			4	0	1	1	0	1	0	
Jose Cruz, L (1, 8)	FC4-6		BB 1B		F7		F7			3	1	0	0	1	0	2	
Jerry McNertney, R OBP: 0.333, SLG: 0.474 (1, 2)		F8	BB 2B		K		6-3			4	1	1	0	0	1	0	
Dal Maxvill, R OBP: 0.326, SLG: 0.252 (1, 6)		6-3	BB 2B					1B SH3-4 7-2 HBP		2	1	1	0	1	0	0	
Reggie Cleveland, R OBP: 0.132, SLG: 0.184 (1, 1)		6-3	BB 2B		K			SH3-4		3	1	1	3	0	1	1	
										1B: 5 2B: 3 3B: 0 HR: 2	SF: 0 SAC: 1 DP: 1 HBP: 1	WP: 0 PB: 0 SB: 0 CS: 0	PA: 39				
<b>Inning Stats</b>	R: 1 E: 0 K: 0 S: 4	H: 1 LOB: 2 BB: 2 P: 12	R: 0 E: 0 K: 0 S: 3	H: 0 LOB: 0 BB: 0 P: 3	R: 7 E: 0 K: 1 S: 11	H: 6 LOB: 1 BB: 2 P: 19	R: 0 E: 0 K: 1 S: 5	H: 0 LOB: 0 BB: 0 P: 5	R: 0 E: 0 K: 2 S: 8	H: 1 LOB: 1 BB: 0 P: 8	R: 0 E: 0 K: 1 S: 5	H: 0 LOB: 1 BB: 1 P: 9	R: 0 E: 0 K: 0 S: 3	H: 0 LOB: 0 BB: 0 P: 3	R: 0 E: 0 K: 0 S: 3	H: 1 LOB: 2 BB: 1 P: 8	
<b>PITCHER</b> Luke Walker, L ERA: 4.19 Nelson Briles, R ERA: 4.31 (3, 1)	IP: 2.2 WLS: L BF: 19 H: 7 R: 8 ER: 8 SO: 1 BB: 4 IBB: 0 HBP: 0 BLK: 0 WP: 0 HR: 2 S: 17 P: 33 ERA: 27.00 WHIP: 4.125																







Batter	1	2	3	4	5	6	7	8	9	AB	R	H	RBI	BB	SO	LOB	TOP					
<b>Lou Brock, L</b> OBP: 0.396, SLG: 0.468 (1, 7)	F4		F7		G6-4-3		SF8 2B			5	1	2	0	0	0	1	<b>St. Louis Cardinals @ San Francisco Giants</b> <b>Candlestick Park, San Francisco, CA</b> Fri Jul 02 1971, 10:05 PM EDT Att: 11,268 - Unknown					
<b>Matty Alou, L</b> OBP: 0.349, SLG: 0.403 (1, 3)				HR			SF7		F9	3	2	2	2	1	0	1						
<b>Jose Cruz, L</b> OBP: 0.283, SLG: 0.438 (1, 8)	F3			HR			SF8		F8	3	1	1	2	1	0	2						
<b>Joe Torre, R</b> OBP: 0.417, SLG: 0.543 (1, 5)	F9				F6		6-3		F4	5	0	1	1	0	0	2						
<b>Jose Cardenal, R</b> OBP: 0.307, SLG: 0.393 (1, 9)		F9			G3		FC6-4		F8	4	0	0	0	0	0	2						
<b>Ted Sizemore, R</b> OBP: 0.322, SLG: 0.336 (1, 4)		F4			4-3				F6	4	0	0	0	0	0	0						
<b>Jerry McNertney, R</b> OBP: 0.365, SLG: 0.506 (1, 2)							F6			4	1	2	0	0	0	0						
<b>Dal Maxvill, R</b> OBP: 0.321, SLG: 0.261 (1, 6)				6-3			K			4	1	2	1	0	1	0						
<b>Bob Gibson, R</b> OBP: 0.297, SLG: 0.361 (1, 1)				6-3					F7	4	1	2	0	0	0	2						
<b>Inning Stats</b>	R: 0 E: 1 K: 0 S: 4	H: 1 LOB: 1 BB: 0 P: 4	R: 0 E: 0 K: 0 S: 3	H: 0 LOB: 0 BB: 0 P: 3	R: 0 E: 0 K: 0 S: 3	H: 0 LOB: 0 BB: 0 P: 3	R: 2 E: 0 K: 0 S: 5	H: 2 LOB: 0 BB: 0 P: 5	R: 3 E: 0 K: 1 S: 6	H: 4 LOB: 2 BB: 2 P: 14	R: 0 E: 0 K: 1 S: 5	H: 0 LOB: 0 BB: 0 P: 5	R: 2 E: 0 K: 0 S: 5	H: 2 LOB: 0 BB: 0 P: 5	R: 0 E: 0 K: 0 S: 5	H: 2 LOB: 2 BB: 0 P: 5	R: 0 E: 0 K: 0 S: 4	H: 1 LOB: 1 BB: 0 P: 4	1B: 7 2B: 3 3B: 0 HR: 2	SF: 2 SAC: 0 DP: 1 HBP: 0	WP: 0 PB: 0 SB: 2 CS: 0	PA: 40
<b>PITCHER</b>	IP	WLS	BF	H	R	ER	SO	BB	IBB	HBP	BLK	WP	HR	S	P	ERA	WHIP					
<b>Steve Stone, R</b> ERA: 3.51 (1, 1)	4.0	L	18	6	5	5	0	0	0	0	0	0	2	18	18	11.25	1.500					
<b>Don Carrithers, R</b> ERA: 4.5 (5, 1)	3.0		13	3	2	2	1	2	0	0	0	0	0	13	21	6.00	1.667					
<b>Rich Robertson, R</b> ERA: 3.91 (8, 1)	2.0		9	3	0	0	0	0	0	0	0	0	0	9	9	0.00	1.500					

Batter	1	2	3	4	5	6	7	8	9	AB	R	H	RBI	BB	SO	LOB	BOTTOM				
<b>Frank Duffy, R</b> OBP: 0.146, SLG: 0.154 (1, 6)	K	F2			E1			K		4	0	0	0	0	2	3	<b>St. Louis Cardinals @ San Francisco Giants</b> <b>Candlestick Park, San Francisco, CA</b> Fri Jul 02 1971, 10:05 PM EDT Att: 11,268 - Unknown				
<b>Tito Fuentes, S</b> OBP: 0.313, SLG: 0.362 (1, 4)	F7				G3-6-3					4	1	2	0	0	0	1					
<b>Ken Henderson, S</b> OBP: 0.367, SLG: 0.419 (1, 9)	K				F9					4	0	1	1	0	1	1					
<b>Bobby Bonds, R</b> OBP: 0.382, SLG: 0.550 (1, 8)		F9			5-3		K			4	0	0	0	0	1	1					
<b>Fran Healy, R</b> OBP: 0.475, SLG: 0.549 (1, 2)		WP 1B SF BB			5-3		F9			3	1	0	0	1	1	1					
<b>Ed Goodson, L</b> OBP: 0.286, SLG: 0.250 (1, 3)		SF WP 1B			F8		F5			4	0	1	0	0	1	1					
<b>Floyd Wicker, L</b> OBP: 0.281, SLG: 0.148 (1, 7)		SF BB			4-3					2	0	0	0	1	0	0					
<b>Hal Lanier, R</b> OBP: 0.265, SLG: 0.276 (1, 5)		SF			6-3		1-3			2	0	0	1	0	0	0					
<b>Steve Stone, R</b> ERA: 3.51 (1, 1)										2	0	0	0	0	1	3					
<b>Don Carrithers, R</b> ERA: 4.5 (5, 1)										0	0	0	0	0	0	0					
<b>Jim Ray Hart, R</b> ERA: 3.91 (7, PH)										1	0	0	0	0	0	0					
<b>Rich Robertson, R</b> ERA: 3.91 (8, 1)										0	0	0	0	0	0	0					
<b>Inning Stats</b>	R: 0 E: 0 K: 2 S: 7	H: 0 LOB: 0 BB: 0 P: 7	R: 1 E: 1 K: 1 S: 7	H: 1 LOB: 3 BB: 2 P: 15	R: 1 E: 0 K: 0 S: 5	H: 2 LOB: 1 BB: 0 P: 5	R: 0 E: 0 K: 0 S: 3	H: 0 LOB: 0 BB: 0 P: 3	R: 0 E: 0 K: 1 S: 5	H: 0 LOB: 0 BB: 0 P: 5	R: 0 E: 0 K: 0 S: 3	H: 0 LOB: 0 BB: 0 P: 3	R: 0 E: 0 K: 1 S: 5	H: 1 LOB: 0 BB: 0 P: 5	R: 0 E: 0 K: 2 S: 7	H: 0 LOB: 0 BB: 0 P: 7	1B: 3 2B: 1 3B: 0 HR: 0	SF: 1 SAC: 0 DP: 2 HBP: 0	WP: 1 PB: 0 SB: 0 CS: 0	PA: 33	
<b>PITCHER</b>	IP	WLS	BF	H	R	ER	SO	BB	IBB	HBP	BLK	WP	HR	S	P	ERA	WHIP				
<b>Bob Gibson, R</b> ERA: 4.11 (1, 1)	9.0	W	33	4	2	2	7	2	0	0	0	1	0	45	53	2.00	0.667				



Batter	1	2	3	4	5	6	7	8	9	AB	R	H	RBI	BB	SO	LOB	TOP				
<b>Lou Brock, L</b> OBP: 0.394, SLG: 0.464 (1, 7)	F7		E4				F8			3	1	0	0	1	0	1	<b>St. Louis Cardinals @ San Francisco Giants</b> <b>Candlestick Park, San Francisco, CA</b> Sat Jul 03 1971, 6:33 AM EDT Att: 24,896 - Unknown				
<b>Matty Alou, L</b> OBP: 0.344, SLG: 0.397 (1, 3)	6-3		E1				G3			4	0	0	0	0	1	3					
<b>Jose Cruz, L</b> OBP: 0.304, SLG: 0.389 (1, 8)	F9									2	0	0	0	2	0	2					
<b>Joe Torre, R</b> OBP: 0.412, SLG: 0.536 (1, 5)		K	6-3				F8			4	0	0	0	0	1	3					
<b>Jose Cardenal, R</b> OBP: 0.306, SLG: 0.391 (1, 9)	F9						FC4-6 1B			4	0	1	0	0	1	1					
<b>Julian Javier, R</b> OBP: 0.258, SLG: 0.326 (1, 4)							FC4-6 FC4 1-2			4	0	1	0	0	0	2					
<b>Jerry McNertney, R</b> OBP: 0.350, SLG: 0.484 (1, 2)			P4				FC4 1-2			4	0	0	0	0	0	2					
<b>Dal Maxvill, R</b> OBP: 0.319, SLG: 0.268 (1, 6)			K				G3			4	0	1	0	0	1	0					
<b>Steve Carlton, L</b> OBP: 0.226, SLG: 0.286 (6, 1)										2	0	1	0	0	1	0					
<b>Moe Drabowsky, R</b> OBP: 0.142, SLG: 0.142 (7, 1)			K							0	0	0	0	0	0	0					
<b>Jim Beauchamp, R</b> OBP: 0.142, SLG: 0.142 (7, 1)										0	0	0	0	0	0	0					
<b>Frank Linzy, R</b> OBP: 0.142, SLG: 0.142 (7, 1)										0	0	0	0	0	0	0					
<b>Daryl Patterson, L</b> OBP: 0.142, SLG: 0.142 (8, 1)										0	0	0	0	0	0	0					
<b>Luis Melendez, R</b> OBP: 0.142, SLG: 0.240 (8, 1)										1	0	0	0	0	1	0					
<b>Inning Stats</b>	R: 0 E: 0 K: 0 S: 3	H: 0 LOB: 0 BB: 0 P: 3	R: 0 E: 0 K: 1 S: 6	H: 1 LOB: 1 BB: 0 P: 6	R: 1 E: 3 K: 2 S: 9	H: 0 LOB: 2 BB: 1 P: 13	R: 0 E: 0 K: 0 S: 3	H: 0 LOB: 0 BB: 0 P: 3	R: 0 E: 0 K: 1 S: 6	H: 1 LOB: 2 BB: 1 P: 10	R: 0 E: 0 K: 0 S: 4	H: 1 LOB: 1 BB: 0 P: 4	R: 0 E: 0 K: 1 S: 6	H: 1 LOB: 1 BB: 0 P: 6	R: 0 E: 0 K: 1 S: 5	H: 0 LOB: 1 BB: 1 P: 9	R: 0 E: 0 K: 1 S: 5	H: 0 LOB: 0 BB: 0 P: 5	1B: 2 2B: 2 3B: 0 HR: 0	SF: 0 SAC: 0 DP: 0 HBP: 0	WP: 0 PA: 36 PB: 0 SB: 0 CS: 0
<b>PITCHER</b> <b>John Cumberland, L</b> ERA: 1.79 (1, 1)	IP: 9.0 WLS: W BF: 36 H: 4 R: 1 ER: 0 SO: 7 BB: 3 IBB: 0 HBP: 0 BLK: 0 WP: 0 HR: 0 S: 47 P: 59 ERA: 0.00 WHIP: 0.778											<b>PITCHER</b>	IP: 9.0 WLS: W BF: 36 H: 4 R: 1 ER: 0 SO: 7 BB: 3 IBB: 0 HBP: 0 BLK: 0 WP: 0 HR: 0 S: 47 P: 59 ERA: 0.00 WHIP: 0.778								

Batter	1	2	3	4	5	6	7	8	9	AB	R	H	RBI	BB	SO	LOB	BOTTOM		
<b>Chris Speier, R</b> OBP: 0.339, SLG: 0.353 (1, 6)	F7			FC6-4			F9	1-3	K	6	1	1	2	0	1	3	<b>St. Louis Cardinals @ San Francisco Giants</b> <b>Candlestick Park, San Francisco, CA</b> Sat Jul 03 1971, 6:33 AM EDT Att: 24,896 - Unknown		
<b>Tito Fuentes, S</b> OBP: 0.311, SLG: 0.360 (1, 4)	5-3		6-3				G3			5	1	1	0	0	0	0			
<b>Willie Mays, R</b> OBP: 0.415, SLG: 0.545 (1, 3)	K									3	2	1	0	2	2	1			
<b>Bobby Bonds, R</b> OBP: 0.388, SLG: 0.561 (1, 8)		5-3								3	3	2	2	2	0	0			
<b>Ken Henderson, S</b> OBP: 0.371, SLG: 0.432 (1, 9)	F9									3	1	1	3	2	1	2			
<b>Dick Dietz, R</b> OBP: 0.419, SLG: 0.434 (1, 2)										4	1	3	1	1	0	3			
<b>Bernie Williams, R</b> OBP: 0.303, SLG: 0.250 (1, 7)		2-3								1	0	0	0	4	0	1			
<b>Hal Lanier, R</b> OBP: 0.262, SLG: 0.272 (1, 5)										2	0	0	0	0	1	1			
<b>Fran Healy, R</b> OBP: 0.467, SLG: 0.538 (6, PH)			6-3							1	0	0	0	0	1	3			
<b>Al Gallagher, R</b> OBP: 0.316, SLG: 0.325 (6, 5)										2	0	1	2	0	0	2			
<b>John Cumberland, R</b> OBP: 0.316, SLG: 0.325 (8, 1)										4	1	0	0	1	3	6			
<b>Inning Stats</b>	R: 0 E: 0 K: 1 S: 5	H: 0 LOB: 0 BB: 0 P: 5	R: 0 E: 0 K: 0 S: 4	H: 1 LOB: 1 BB: 0 P: 4	R: 2 E: 0 K: 0 S: 4	H: 1 LOB: 3 BB: 4 P: 20	R: 0 E: 0 K: 2 S: 7	H: 0 LOB: 1 BB: 1 P: 11	R: 2 E: 0 K: 2 S: 9	H: 2 LOB: 3 BB: 3 P: 21	R: 3 E: 0 K: 1 S: 7	H: 2 LOB: 2 BB: 3 P: 19	R: 0 E: 0 K: 1 S: 5	H: 0 LOB: 0 BB: 0 P: 5	R: 3 E: 0 K: 2 S: 11	H: 4 LOB: 2 BB: 1 P: 15	1B: 6 2B: 1 3B: 0 HR: 3	SF: 0 SAC: 0 DP: 0 HBP: 0	WP: 1 PA: 46 PB: 0 SB: 1 CS: 0
<b>PITCHER</b> <b>Steve Carlton, L</b> ERA: 3.79 (1, 1)	IP: 5.2 WLS: L BF: 33 H: 6 R: 7 ER: 7 SO: 6 BB: 8 IBB: 2 HBP: 0 BLK: 0 WP: 1 HR: 3 S: 35 P: 75 ERA: 11.12 WHIP: 2.471											<b>PITCHER</b>	IP: 5.2 WLS: L BF: 33 H: 6 R: 7 ER: 7 SO: 6 BB: 8 IBB: 2 HBP: 0 BLK: 0 WP: 1 HR: 3 S: 35 P: 75 ERA: 11.12 WHIP: 2.471						
<b>Moe Drabowsky, R</b> ERA: 3.24 (6, 1)	0.1	2	0	0	0	0	1	0	0	0	0	1	5	0.00	3.000				
<b>Frank Linzy, R</b> ERA: 3.0 (7, 1)	1.1	7	3	3	3	2	0	0	0	0	0	11	11	20.25	2.250				
<b>Daryl Patterson, R</b> ERA: 6.11 (8, 1)	0.2	4	1	0	0	1	1	0	0	0	0	5	9	0.00	3.000				







Batter	1	2	3	4	5	6	7	8	9	AB	R	H	RBI	BB	SO	LOB	TOP			
<b>Lou Brock, L</b> OBP: 0.390, SLG: 0.456 (1, 7)	0-0 1-3		0-0 6-3		0-0 4-3		0-0 1-3		0-0 4-3 1B	5	0	1	0	0	0	0	<b>St. Louis Cardinals @ San Diego Padres</b> San Diego Stadium, San Diego, CA Mon Jul 05 1971, 10:05 PM EDT Att: 4,588 - Unknown <a href="http://livebaseballscorecards.com">livebaseballscorecards.com</a>			
<b>Matty Alou, L</b> OBP: 0.347, SLG: 0.399 (1, 3)	0-0 6-3		0-0 WP 1B		0-0 4-3		0-0 FC3-6 1B		0-0 4-3 1B	5	0	3	0	0	0	0				
<b>Julian Javier, R</b> OBP: 0.324 (1, 4) <b>Joe Hague, L</b> OBP: 0.332, SLG: 0.395 (9, PH) <b>Ted Sizemore, R</b> OBP: 0.318, SLG: 0.332 (9, 4)	0-0 F8		0-3 K		0-0 2B 1B		0-0 FC3-6 1-2		0-0 4-3 1-2 2-3	4	1	1	0	0	1	2				
<b>Joe Torre, R</b> OBP: 0.416, SLG: 0.546 (1, 5)		4-0 FC4-6 BB FC3-2-4 BB		0-0 HR		0-0 1-H 2B		0-0 F7	4	0	1	0	0	1	2	0				
<b>Jose Cardenal, R</b> OBP: 0.313, SLG: 0.394 (1, 9)		4-0 FC4-6 BB 1-2		0-0 5-3		0-0 P6		0-0 S 1B	4	0	1	0	1	1	4	0				
<b>Ted Simmons, S</b> OBP: 0.399, SLG: 0.418 (1, 2)		0-0 FC4-6 BB 1-2 2-3		4-0 WP BB FC5-2 BB		0-0 FC3-6 1B		0-0 L7 1-3	3	0	1	0	1	0	3	0				
<b>Jose Cruz, L</b> OBP: 0.290, SLG: 0.320 (1, 8)		0-0 FC3-2-5 BB 1-2 3-H		4-0 WP BB 1-2		0-0 FC3-6 1-2		0-0 4-3	3	0	0	0	1	0	4	0				
<b>Dal Maxvill, R</b> OBP: 0.315, SLG: 0.282 (1, 6)		0-0 F7		0-0 FC5-2 1-2 2-H		0-3 K		0-0 F8	4	0	0	0	0	1	6	0				
<b>Reggie Cleveland, R</b> OBP: 0.119, SLG: 0.167 (1, 1)			0-0 P6		0-3 K		0-0 4-3		0-0 6-3	4	0	0	0	0	1	3				
<b>Inning Stats</b>	R: 0 E: 0 K: 0 S: 3	H: 0 LOB: 0 BB: 0 P: 3	R: 0 E: 0 K: 0 S: 3	H: 0 LOB: 2 BB: 2 P: 11	R: 0 E: 0 K: 1 S: 6	H: 1 LOB: 1 BB: 0 P: 6	R: 1 E: 0 K: 1 S: 6	H: 1 LOB: 1 BB: 0 P: 14	R: 1 E: 0 K: 0 S: 5	H: 2 LOB: 1 BB: 0 P: 5	R: 0 E: 0 K: 0 S: 4	H: 1 LOB: 1 BB: 0 P: 4	R: 0 E: 0 K: 0 S: 4	H: 1 LOB: 1 BB: 0 P: 4	R: 0 E: 0 K: 1 S: 7	H: 2 LOB: 3 BB: 1 P: 11	1B: 7 2B: 1 3B: 0 HR: 1	SF: 0 SAC: 0 DP: 0 HBP: 0	WP: 2 PB: 0 SB: 2 CS: 0	PA: 41
<b>PITCHER</b>	IP	WLS	BF	H	R	ER	SO	BB	IBB	HBP	BLK	WP	HR	S	P	ERA	WHIP			
<b>Fred Norman, L</b> ERA: 3.86 (1, 1)	8.1		38	9	2	2	3	4	0	0	0	2	1	40	56	2.16	1.560			
<b>Bob Miller, R</b> ERA: 1.92 (9, 1)	0.2	W	3	0	0	0	1	0	1	0	0	0	0	4	8	0.00	0.000			

Batter	1	2	3	4	5	6	7	8	9	AB	R	H	RBI	BB	SO	LOB	BOTTOM					
<b>Enzo Hernandez, R</b> OBP: 0.328, SLG: 0.286 (1, 6)	4-0 CS BB		0-0 B1-3		0-0 F3			0-0 F7		3	0	0	0	1	0	1	<b>St. Louis Cardinals @ San Diego Padres</b> San Diego Stadium, San Diego, CA Mon Jul 05 1971, 10:05 PM EDT Att: 4,588 - Unknown <a href="http://livebaseballscorecards.com">livebaseballscorecards.com</a>					
<b>Dave Campbell, R</b> OBP: 0.282, SLG: 0.315 (1, 4)	0-3 K			0-3 K		4-0 CS BB		0-0 6-3		3	0	0	0	1	2	1						
<b>Ivan Murrell, R</b> OBP: 0.283, SLG: 0.386 (1, 7)	0-0 1-3			0-0 HR 1B		0-3 K		0-0 1-3		4	1	1	0	0	1	1						
<b>Nate Colbert, R</b> OBP: 0.372, SLG: 0.517 (1, 3)		0-3 K		0-0 1-H HR		4-0 G6-4-3 IBB		0-0 2B 1B		3	2	2	2	1	1	0						
<b>Ollie Brown, R</b> OBP: 0.359, SLG: 0.351 (1, 9)		0-0 4-3		0-0 6-3		0-0 G6-4-3 1-2		0-0 1-H 2B		4	0	1	1	0	0	2						
<b>Cito Gaston, R</b> OBP: 0.289, SLG: 0.423 (1, 8)		0-0 P3		0-0 3B			0-0 1-3			3	0	1	0	0	0	0						
<b>Ed Spiezio, R</b> OBP: 0.283, SLG: 0.351 (1, 5)			0-0 F9		0-0 L5		0-0 F9			3	0	0	0	0	0	1						
<b>Fred Kendall, R</b> OBP: 0.190, SLG: 0.105 (1, 2)			0-0 4-3		0-0 P6		0-0 F8			3	0	0	0	0	0	0						
<b>Fred Norman, S</b> OBP: 0.167, SLG: 0.167 (1, 1) <b>Bob Miller, R</b> OBP: 0.167, SLG: 0.167 (9, 1)			0-0 1B		0-3 K		0-3 K2-3			3	0	1	0	0	2	0						
<b>Inning Stats</b>	R: 0 E: 0 K: 1 S: 4	H: 0 LOB: 0 BB: 1 P: 8	R: 0 E: 0 K: 1 S: 5	H: 0 LOB: 0 BB: 0 P: 5	R: 0 E: 0 K: 0 S: 4	H: 1 LOB: 1 BB: 0 P: 4	R: 2 E: 0 K: 1 S: 8	H: 3 LOB: 1 BB: 0 P: 8	R: 0 E: 0 K: 1 S: 5	H: 0 LOB: 0 BB: 0 P: 5	R: 0 E: 0 K: 1 S: 4	H: 0 LOB: 1 BB: 2 P: 12	R: 0 E: 0 K: 0 S: 3	H: 0 LOB: 0 BB: 0 P: 3	R: 0 E: 0 K: 1 S: 5	H: 0 LOB: 0 BB: 0 P: 5	R: 1 E: 0 K: 0 S: 3	H: 2 LOB: 1 BB: 0 P: 3	1B: 3 2B: 2 3B: 1 HR: 1	SF: 0 SAC: 0 DP: 2 HBP: 0	WP: 0 PB: 0 SB: 0 CS: 2	PA: 32
<b>PITCHER</b>	IP	WLS	BF	H	R	ER	SO	BB	IBB	HBP	BLK	WP	HR	S	P	ERA	WHIP					
<b>Reggie Cleveland, R</b> ERA: 4.31 (1, 1)	8.1	L	32	6	3	3	6	2	1	0	0	0	1	41	53	3.24	0.960					



Batter	1	2	3	4	5	6	7	8	9	AB	R	H	RBI	BB	SO	LOB	TOP			
Lou Brock, L OBP: 0.388, SLG: 0.453 (1, 7)	L9			1B SF7 1B		F8		K		4	1	1	0	0	1	1	<b>St. Louis Cardinals @ San Diego Padres</b> San Diego Stadium, San Diego, CA Wed Jul 07 1971, 10:05 PM EDT Att: 7,456 - Unknown <a href="http://livebaseballscorecards.com">livebaseballscorecards.com</a>			
Matty Alou, L OBP: 0.346, SLG: 0.397 (1, 3)	6-3			WP CS 1B		4-3			F7	4	0	1	0	0	0	0				
Ted Simmons, S OBP: 0.357, SLG: 0.413 (1, 2)	4-3			WP BB 1-2		K			F8	3	0	0	0	1	1	0				
Joe Torre, R OBP: 0.411, SLG: 0.540 (1, 5)		1-3		F9					K	4	0	0	0	0	1	3				
Jose Cardenal, R OBP: 0.311, SLG: 0.392 (1, 9)		6-3		SF7					6-3	2	0	0	1	0	0	0				
Jose Cruz, L OBP: 0.294, SLG: 0.296 (1, 8)		F8		3H 4-0 1-2 2-3 IBB					F6	2	0	0	0	1	0	0				
Ted Sizemore, R OBP: 0.315, SLG: 0.328 (1, 4)			F7	CS		K			F7	3	0	0	0	0	1	0				
Dal Maxvill, R OBP: 0.316, SLG: 0.284 (1, 6)		6-3		3H		K			4-3 1B	3	0	1	0	0	1	0				
Bob Gibson, R OBP: 0.282, SLG: 0.342 (1, 1)		5-3				F8			4-3	2	0	0	0	0	0	0				
Bob Burda, L (8, PH) OBP: 0.425, SLG: 0.412 (8, PH)									1-2	1	0	0	0	0	0	1				
Chuck Taylor, R (8, 1)										0	0	0	0	0	0	0				
<b>Inning Stats</b>	R: 0 E: 0 K: 0 S: 3	H: 0 LOB: 0 BB: 0 P: 3	R: 0 E: 0 K: 0 S: 3	H: 0 LOB: 0 BB: 0 P: 3	R: 0 E: 0 K: 0 S: 3	H: 0 LOB: 0 BB: 0 P: 3	R: 1 E: 0 K: 0 S: 4	H: 2 LOB: 2 BB: 2 P: 12	R: 0 E: 0 K: 1 S: 5	H: 0 LOB: 0 BB: 0 P: 7	R: 0 E: 0 K: 0 S: 3	H: 0 LOB: 0 BB: 0 P: 3	R: 0 E: 0 K: 1 S: 6	H: 1 LOB: 1 BB: 0 P: 6	R: 0 E: 0 K: 1 S: 5	H: 0 LOB: 0 BB: 0 P: 5	1B: 3 2B: 0 3B: 0 HR: 0	SF: 1 SAC: 0 DP: 0 HBP: 0	WP: 1 PB: 0 SB: 0 CS: 1	PA: 32
<b>PITCHER</b> Clay Kirby, R ERA: 3.32 (1, 1)	IP: 9.0 WLS: W BF: 31 H: 3 R: 1 ER: 1 SO: 5 BB: 1 IBB: 1 HBP: 0 BLK: 0 WP: 1 HR: 0 S: 39 P: 47 ERA: 1.00 WHIP: 0.444																			

Batter	1	2	3	4	5	6	7	8	9	AB	R	H	RBI	BB	SO	LOB	BOTTOM			
Enzo Hernandez, R OBP: 0.327, SLG: 0.285 (1, 6)	3-1		F3			SH1-3 FC6-4 1B	L4			4	1	1	0	0	0	1	<b>St. Louis Cardinals @ San Diego Padres</b> San Diego Stadium, San Diego, CA Wed Jul 07 1971, 10:05 PM EDT Att: 7,456 - Unknown <a href="http://livebaseballscorecards.com">livebaseballscorecards.com</a>			
Don Mason, L OBP: 0.281, SLG: 0.237 (1, 4)	F7		K			SH1-3 E 1B		K		4	1	1	0	0	2	0				
Cito Gaston, R OBP: 0.287, SLG: 0.419 (1, 8)	L9					SH1-3		K		3	0	0	0	0	2	0				
Nate Colbert, R OBP: 0.370, SLG: 0.512 (1, 3)		6-3		6-3		FC6-4 IBB		6-3		3	0	0	0	1	0	0				
Leron Lee, L OBP: 0.356, SLG: 0.440 (1, 7)		6-3		K		FC6-4				3	0	0	1	0	1	1				
Ollie Brown, R OBP: 0.356, SLG: 0.347 (1, 9)		E9				1-2 2H 3H		K		3	1	0	0	0	1	1				
Ed Spiezio, R OBP: 0.283, SLG: 0.351 (1, 5)		E7						5-3		3	0	1	1	0	0	0				
Garry Jesteadt, R OBP: 0.258, SLG: 0.263 (8, 5)		2H 1B						5-3		0	0	0	0	0	0	0				
Fred Kendall, R OBP: 0.222, SLG: 0.220 (1, 2)		P4								3	1	2	1	0	0	1				
Clay Kirby, R OBP: 0.267, SLG: 0.175 (1, 1)			F8					K		3	0	0	0	0	2	1				
<b>Inning Stats</b>	R: 0 E: 0 K: 0 S: 3	H: 0 LOB: 0 BB: 0 P: 3	R: 1 E: 2 K: 0 S: 5	H: 1 LOB: 1 BB: 0 P: 5	R: 0 E: 0 K: 1 S: 5	H: 0 LOB: 0 BB: 0 P: 5	R: 0 E: 0 K: 2 S: 7	H: 0 LOB: 0 BB: 0 P: 7	R: 1 E: 0 K: 1 S: 6	H: 1 LOB: 0 BB: 0 P: 6	R: 2 E: 1 K: 1 S: 7	H: 2 LOB: 1 BB: 1 P: 11	R: 0 E: 0 K: 1 S: 6	H: 1 LOB: 1 BB: 0 P: 6	R: 0 E: 0 K: 2 S: 7	H: 0 LOB: 0 BB: 0 P: 7	1B: 4 2B: 0 3B: 0 HR: 1	SF: 0 SAC: 1 DP: 0 HBP: 0	WP: 0 PB: 0 SB: 0 CS: 0	PA: 31
<b>PITCHER</b> Bob Gibson, R ERA: 4.01 (1, 1)	IP: 7.0 WLS: L BF: 28 H: 5 R: 4 ER: 2 SO: 6 BB: 0 IBB: 1 HBP: 0 BLK: 0 WP: 0 HR: 1 S: 39 P: 43 ERA: 2.57 WHIP: 0.714																			
Chuck Taylor, R ERA: 4.67 (8, 1)	IP: 1.0 WLS: L BF: 3 H: 0 R: 0 ER: 0 SO: 2 BB: 0 IBB: 0 HBP: 0 BLK: 0 WP: 0 HR: 0 S: 7 P: 7 ERA: 0.00 WHIP: 0.000																			



Batter	1	2	3	4	5	6	7	8	9	AB	R	H	RBI	BB	SO	LOB	TOP		
Roger Metzger, S OBP: 0.271, SLG: 0.280 Denny Lemaster, R (7, 1)	4-0 1B BB		0-0 4-3			4-0 FC3-6 BB	0-0 P4			2	1	0	0	2	0	2			
Joe Morgan, L OBP: 0.335, SLG: 0.381	0-0 1B 1B		0-0 G3			4-0 FC3-6 BB	0-0 F9			3	1	1	0	1	0	0			
Cesar Cedeno, R OBP: 0.286, SLG: 0.402	0-0 1B 1B		0-3 K			0-0 FC3-6 BB	0-3 K			4	0	1	1	0	2	2			
Bob Watson, R OBP: 0.361, SLG: 0.405	0-0 1-2 3-H 1B			0-3 K		4-0 G6-4-3 BB	0-3 K			3	0	1	1	1	2	0			
Denis Menke, R OBP: 0.322, SLG: 0.310	0-3 K		0-3 K			0-0 G6-4-3			0-0 F8	4	0	0	0	0	1	5			
Doug Rader, R OBP: 0.296, SLG: 0.342	0-3 K		0-0 F7				0-3 K		0-0 P3	4	0	0	0	0	2	1			
Jimmy Wynn, R OBP: 0.318, SLG: 0.300		0-0 P4			0-0 F9		0-0 F7		0-0 F8	4	0	0	0	0	0	0			
Jack Hiatt, R OBP: 0.418, SLG: 0.363		0-3 K			0-0 F9					3	0	1	0	0	1	0			
Ken Forsch, R OBP: 0.080, SLG: 0.042 Jesus Alou, R OBP: 0.353, SLG: 0.413		0-3 K			0-0 6-3					2	0	0	0	0	1	0			
<b>Inning Stats</b>	R: 2 E: 0 K: 2 S: 9	H: 3 LOB: 1 BB: 1 P: 13	R: 0 E: 0 K: 2 S: 7	H: 0 LOB: 0 BB: 0 P: 7	R: 0 E: 0 K: 1 S: 5	H: 0 LOB: 0 BB: 0 P: 5	R: 0 E: 0 K: 1 S: 5	H: 0 LOB: 0 BB: 0 P: 5	R: 0 E: 0 K: 0 S: 3	H: 0 LOB: 0 BB: 0 P: 3	R: 0 E: 0 K: 1 S: 7	H: 2 LOB: 2 BB: 0 P: 7	R: 0 E: 0 K: 2 S: 7	H: 0 LOB: 0 BB: 0 P: 7	R: 0 E: 0 K: 0 S: 3	H: 0 LOB: 0 BB: 0 P: 3	1B: 5 2B: 0 3B: 0 HR: 0	SF: 0 SAC: 0 DP: 1 HBP: 0	WP: 0 PA: 34 PB: 0 SB: 0 CS: 0
<b>PITCHER</b> Steve Carlton, L ERA: 3.68	IP: 9.0 WLS: W BF: 34 H: 5 R: 2 ER: 2 SO: 9 BB: 4 IBB: 0 HBP: 0 BLK: 0 WP: 0 HR: 0 S: 48 P: 64 ERA: 2.00 WHIP: 1.000															<b>PITCHER</b>			

Houston Astros @ St. Louis Cardinals  
 Busch Stadium, St. Louis, MO  
 Fri Jul 09 1971, 7:05 PM CDT  
 Unknown

AB 30  
 R 2  
 H 5  
 RBI 2  
 BB 4  
 SO 9  
 LOB 10



Batter	1	2	3	4	5	6	7	8	9	AB	R	H	RBI	BB	SO	LOB	BOTTOM		
Lou Brock, L OBP: 0.392, SLG: 0.455	4-0 3B BB		0-0 4-3 2B	0-0 1B	0-0 2-H 1B		0-0 F7			3	2	2	1	1	0	0			
Matty Alou, L OBP: 0.348, SLG: 0.402 Luis Melendez, R OBP: 0.318, SLG: 0.240	0-0 1-H SF7 3B		0-0 4-3	0-0 F3		4-0 FC5-4 BB				3	1	1	1	1	0	2			
Ted Simmons, S OBP: 0.355, SLG: 0.409	0-0 SF7		0-0 4-3		0-0 G3		4-0 FC5-4 BB			2	0	0	1	1	0	1			
Joe Torre, R OBP: 0.409, SLG: 0.539	0-0 F8		0-0 E 2B		0-3 K		0-0 FC5-4			4	1	1	1	0	1	2			
Joe Hague, L OBP: 0.326, SLG: 0.387	0-3 K		0-0 E7		0-0 P3		0-0 F8			4	0	0	0	0	1	2			
Jose Cruz, L OBP: 0.283, SLG: 0.258		0-3 K	0-0 F2			0-0 P6		0-3 K		4	0	0	0	0	2	1			
Ted Sizemore, R OBP: 0.314, SLG: 0.324		0-3 K		0-0 P4		0-0 F8		4-0 G5-4-3 BB		3	0	0	0	1	1	0			
Dal Maxvill, R OBP: 0.327, SLG: 0.292				0-0 SH1-4 1B 1B		4-0 BB		0-0 G5-4-3		3	1	2	0	1	0	1			
Steve Carlton, L OBP: 0.212, SLG: 0.275		0-3 K		0-0 SH1-4		0-0 F7				2	0	0	0	0	1	2			
<b>Inning Stats</b>	R: 2 E: 0 K: 1 S: 6	H: 1 LOB: 0 BB: 1 P: 10	R: 0 E: 0 K: 3 S: 10	H: 1 LOB: 0 BB: 0 P: 10	R: 2 E: 1 K: 0 S: 6	H: 2 LOB: 1 BB: 0 P: 6	R: 1 E: 0 K: 0 S: 5	H: 2 LOB: 1 BB: 0 P: 5	R: 0 E: 0 K: 1 S: 5	H: 0 LOB: 0 BB: 0 P: 5	R: 0 E: 0 K: 0 S: 3	H: 0 LOB: 1 BB: 1 P: 7	R: 0 E: 0 K: 0 S: 3	H: 0 LOB: 2 BB: 2 P: 11	R: 0 E: 0 K: 1 S: 4	H: 0 LOB: 0 BB: 1 P: 8	1B: 4 2B: 1 3B: 1 HR: 0	SF: 1 SAC: 1 DP: 1 HBP: 0	WP: 0 PA: 35 PB: 0 SB: 0 CS: 0
<b>PITCHER</b> Ken Forsch, R ERA: 2.32 Denny Lemaster, L ERA: 1.73	IP: 6.0 WLS: L BF: 27 H: 6 R: 5 ER: 4 SO: 5 BB: 2 IBB: 0 HBP: 0 BLK: 0 WP: 0 HR: 0 S: 35 P: 43 ERA: 6.00 WHIP: 1.333															<b>PITCHER</b>			

Houston Astros @ St. Louis Cardinals  
 Busch Stadium, St. Louis, MO  
 Fri Jul 09 1971, 7:05 PM CDT  
 Unknown

AB 28  
 R 5  
 H 6  
 RBI 4  
 BB 5  
 SO 6  
 LOB 11















Batter	1	2	3	4	5	6	7	8	9	AB	R	H	RBI	BB	SO	LOB	TOP		
Jesus Alou, R OBP: 0.345, SLG: 0.394 (1, 7)										4	1	1	0	0	0	1	<b>Houston Astros @ St. Louis Cardinals</b> Busch Stadium, St. Louis, MO Sun Jul 11 1971, 3:33 AM CDT Att: 15,252 - Unknown		
Joe Morgan, L OBP: 0.342, SLG: 0.394 (1, 4)										3	0	1	1	0	0	1			
Cesar Cedeno, R George Culver, R (1, 8) (8, 1)										4	1	1	2	0	0	1			
Bob Watson, R OBP: 0.359, SLG: 0.405 (1, 3)										4	0	0	0	0	2	1			
Doug Rader, R OBP: 0.297, SLG: 0.349 Denis Menke, R OBP: 0.322, SLG: 0.313 (1, 5) (7, 5)										3	0	0	0	0	3	0			
Jimmy Wynn, R OBP: 0.318, SLG: 0.315 (1, 9) (8, 8)										4	0	1	0	0	1	0			
Johnny Edwards, L OBP: 0.294, SLG: 0.328 (1, 2)										4	0	2	0	0	0	1			
Roger Metzger, S OBP: 0.267, SLG: 0.274 (1, 6)										4	0	0	0	0	1	2			
Jim Ray, R OBP: 0.300, SLG: 0.222 Don Wilson, R OBP: 0.169, SLG: 0.160 Ken Forsch, R OBP: 0.080, SLG: 0.042 Rich Chiles, L OBP: 0.467, SLG: 0.520 (1, 1) (5, 1) (6, 1) (8, PH) (8, 7)										1	0	0	0	1	0	1			
<b>Inning Stats</b>	R: 0 E: 0 K: 0 S: 3	H: 0 LOB: 0 BB: 0 P: 3	R: 0 E: 0 K: 2 S: 8	H: 1 LOB: 1 BB: 0 P: 8	R: 0 E: 0 K: 0 S: 3	H: 0 LOB: 1 BB: 1 P: 7	R: 0 E: 0 K: 1 S: 5	H: 0 LOB: 0 BB: 0 P: 5	R: 0 E: 0 K: 1 S: 6	H: 1 LOB: 1 BB: 0 P: 6	R: 0 E: 0 K: 1 S: 6	H: 1 LOB: 1 BB: 0 P: 6	R: 3 E: 0 K: 0 S: 5	H: 2 LOB: 0 BB: 1 P: 9	R: 0 E: 0 K: 0 S: 3	H: 0 LOB: 0 BB: 0 P: 3		1B: 3 2B: 2 3B: 0 HR: 1	SF: 1 SAC: 0 DP: 0 HBP: 0
<b>PITCHER</b> Bob Gibson, R ERA: 3.93 (1, 1)	IP: 9.0 WLS: W BF: 35 H: 6 R: 3 ER: 3 SO: 7 BB: 2 IBB: 0 HBP: 0 BLK: 0 WP: 0 HR: 1 S: 47 P: 55 ERA: 3.00 WHIP: 0.889																		

Batter	1	2	3	4	5	6	7	8	9	AB	R	H	RBI	BB	SO	LOB	BOTTOM		
Lou Brock, L OBP: 0.403, SLG: 0.460 (1, 7)										4	3	3	0	1	0	0	<b>Houston Astros @ St. Louis Cardinals</b> Busch Stadium, St. Louis, MO Sun Jul 11 1971, 3:33 AM CDT Att: 15,252 - Unknown		
Matty Alou, L OBP: 0.355, SLG: 0.416 Jose Cardenal, R OBP: 0.307, SLG: 0.386 (1, 9) (8, FR) (9, 9)										4	2	2	1	1	0	1			
Ted Simmons, S OBP: 0.362, SLG: 0.415 (1, 2)										4	1	3	4	0	0	0			
Joe Torre, R OBP: 0.412, SLG: 0.539 (1, 5)										3	0	0	0	2	0	4			
Joe Hague, L OBP: 0.326, SLG: 0.380 (1, 3)										2	0	0	1	1	0	1			
Jose Cruz, L OBP: 0.313, SLG: 0.325 (1, 8)										3	0	1	1	1	0	1			
Julian Javier, R OBP: 0.271, SLG: 0.356 (1, 4)										3	0	0	0	1	1	3			
Dal Maxvill, R OBP: 0.327, SLG: 0.291 (1, 6)										4	0	0	0	0	0	1			
Bob Gibson, R OBP: 0.279, SLG: 0.317 (1, 1)										3	1	0	0	1	1	0			
<b>Inning Stats</b>	R: 0 E: 0 K: 0 S: 4	H: 1 LOB: 1 BB: 0 P: 4	R: 0 E: 0 K: 0 S: 3	H: 0 LOB: 1 BB: 1 P: 7	R: 2 E: 0 K: 0 S: 5	H: 2 LOB: 1 BB: 1 P: 9	R: 0 E: 0 K: 0 S: 2	H: 0 LOB: 0 BB: 1 P: 6	R: 3 E: 0 K: 0 S: 7	H: 4 LOB: 2 BB: 1 P: 11	R: 0 E: 0 K: 1 S: 6	H: 1 LOB: 1 BB: 0 P: 6	R: 0 E: 0 K: 0 S: 3	H: 0 LOB: 1 BB: 1 P: 7	R: 2 E: 0 K: 1 S: 6	H: 1 LOB: 3 BB: 3 P: 18		1B: 7 2B: 1 3B: 1 HR: 0	SF: 2 SAC: 0 DP: 1 HBP: 0
<b>PITCHER</b> Jim Ray, R ERA: 2.87 Don Wilson, R ERA: 3.36 Ken Forsch, R ERA: 2.27 George Culver, R ERA: 2.12 (1, 1) (5, 1) (6, 1) (8, 1)	IP: 4.1 WLS: L BF: 22 H: 6 R: 5 ER: 5 SO: 0 BB: 3 IBB: 0 HBP: 0 BLK: 0 WP: 0 HR: 0 S: 18 P: 34 ERA: 10.38 WHIP: 2.077																		



Batter	1	2	3	4	5	6	7	8	9	AB	R	H	RBI	BB	SO	LOB	TOP		
Gary Sutherland, R (1,4) OBP: 0.270, SLG: 0.315	F8		P6		3-1			6-3		4	0	0	0	0	0	0	<b>Montreal Expos @ St. Louis Cardinals</b> Busch Stadium, St. Louis, MO Thu Jul 15 1971, 7:05 PM CDT Unknown 		
Ron Woods, R (1,7) OBP: 0.305, SLG: 0.370	K		3-1			G3 1B 2B		4-3		4	1	1	0	0	1	0			
Rusty Staub, L (1,9) OBP: 0.385, SLG: 0.424	4-3			P6		G3		4-3		4	0	0	0	0	1	0			
Bob Bailey, R (1,5) OBP: 0.376, SLG: 0.425		G1-6-3 BB		F9				FC6-4 1B		3	0	2	1	1	0	0			
John Bateman, R (1,2) OBP: 0.277, SLG: 0.351		G1-6-3 1-2		HR 1B		3-H K		F3		4	1	1	0	0	1	3			
Stan Swanson, R (1,8) OBP: 0.296, SLG: 0.373		1B 1B		HR 1-H		F2		FC6-4 1-2		4	1	2	2	0	2	2			
John Boccabella, R (1,3) OBP: 0.247, SLG: 0.342		1-2 1B		K			K	K		4	0	1	0	0	3	1			
Bobby Wine, R (1,6) OBP: 0.210, SLG: 0.170		F8			6-3		5-3			3	0	0	0	0	2	2			
John Strohmayr, R (1,1) OBP: 0.318, SLG: 0.318			K		F8		6-3			2	0	0	0	0	1	0			
Howie Reed, R (6,1)										0	0	0	0	0	0	0			
Dan McGinn, L (6,1) OBP: 0.200, SLG: 0.200										0	0	0	0	0	0	0			
Ron Hunt, R (7, PH) OBP: 0.399, SLG: 0.358										1	0	0	0	0	0	0			
Mike Marshall, R (7,1) OBP: 0.296, SLG: 0.167										0	0	0	0	0	0	0			
<b>Inning Stats</b>	R: 0 E: 0 K: 1 S: 5	H: 0 LOB: 0 BB: 0 P: 5	R: 0 E: 0 K: 0 S: 4	H: 2 LOB: 2 BB: 1 P: 8	R: 0 E: 0 K: 1 S: 5	H: 0 LOB: 0 BB: 0 P: 5	R: 2 E: 0 K: 1 S: 7	H: 2 LOB: 0 BB: 0 P: 7	R: 0 E: 0 K: 0 S: 3	H: 0 LOB: 0 BB: 0 P: 3	R: 1 E: 0 K: 1 S: 7	H: 2 LOB: 1 BB: 0 P: 7	R: 0 E: 0 K: 1 S: 5	H: 0 LOB: 0 BB: 0 P: 5	R: 0 E: 0 K: 0 S: 3	H: 1 LOB: 1 BB: 0 P: 6	1B: 5 2B: 1 3B: 0 HR: 1	SF: 0 SAC: 0 DP: 1 HBP: 0	WP: 0 PA: 34 PB: 0 SB: 0 CS: 0
<b>PITCHER</b> Steve Carlton, L (1,1) ERA: 3.64	IP: 9.0 WLS: W BF: 34 H: 7 R: 3 ER: 3 SO: 6 BB: 1 IBB: 0 HBP: 0 BLK: 0 WP: 0 HR: 1 S: 45 P: 49 ERA: 3.00 WHIP: 0.889															<b>PITCHER</b>			

Batter	1	2	3	4	5	6	7	8	9	AB	R	H	RBI	BB	SO	LOB	BOTTOM		
Lou Brock, L (1,7) OBP: 0.404, SLG: 0.464	1B 1B 1B BB		5-3		3-1		2B 3B			3	2	1	0	1	0	0	<b>Montreal Expos @ St. Louis Cardinals</b> Busch Stadium, St. Louis, MO Thu Jul 15 1971, 7:05 PM CDT Unknown 		
Matty Alou, L (1,9) OBP: 0.359, SLG: 0.426	1B 1-2 1B		1B 3B		E7 1B 1B		P4			4	3	3	0	0	1	1			
Ted Simmons, S (1,2) OBP: 0.367, SLG: 0.425	FC3-6 1-2 2-3 1B		1-3 1B		FC3-4 1B		WP 2B			4	1	3	2	0	1	1			
Joe Torre, R (1,5) OBP: 0.415, SLG: 0.540	FC3-6 1-2 2-H 3-H 1B		1B		FC3-4 1-2 1B		3-H 4-0 2B			3	0	2	3	1	0	1			
Joe Hague, L (1,3) OBP: 0.321, SLG: 0.374	FC3-6 1-2 2-3 1B		3-H K		L6		SF7-5-4-3			3	0	0	1	0	1	4			
Jose Cruz, L (1,8) OBP: 0.327, SLG: 0.364	9-2 3-H		5-3 S 1B		1B SF7 2B		F8			4	1	2	0	0	2	2			
Julian Javier, R (1,4) OBP: 0.271, SLG: 0.354		5-3		6-3 1-2 1B		G6-3 2-3 1B		F8		4	0	1	0	0	1	1			
Dal Maxvill, R (1,6) OBP: 0.326, SLG: 0.291		G3		5-3 2-3 1B		SF7		1B		3	0	1	1	0	1	1			
Steve Carlton, L (1,1) OBP: 0.196, SLG: 0.255		F8		F7		3-H G6-3 1-2		K		4	0	0	0	0	1	3			
<b>Inning Stats</b>	R: 2 E: 0 K: 0 S: 5	H: 3 LOB: 1 BB: 1 P: 9	R: 0 E: 0 K: 0 S: 3	H: 0 LOB: 0 BB: 0 P: 3	R: 1 E: 0 K: 1 S: 7	H: 2 LOB: 1 BB: 0 P: 7	R: 0 E: 0 K: 0 S: 4	H: 1 LOB: 1 BB: 0 P: 4	R: 1 E: 0 K: 0 S: 5	H: 2 LOB: 1 BB: 0 P: 5	R: 1 E: 0 K: 0 S: 4	H: 2 LOB: 0 BB: 0 P: 4	R: 2 E: 0 K: 0 S: 4	H: 2 LOB: 0 BB: 1 P: 8	R: 0 E: 0 K: 1 S: 6	H: 1 LOB: 1 BB: 0 P: 6		1B: 9 2B: 4 3B: 2 HR: 0	SF: 2 SAC: 0 DP: 3 HBP: 0
<b>PITCHER</b> John Strohmayr, R (1,1) ERA: 3.82	IP: 5.0 WLS: L BF: 23 H: 8 R: 4 ER: 4 SO: 1 BB: 1 IBB: 0 HBP: 0 BLK: 0 WP: 0 HR: 0 S: 24 P: 28 ERA: 7.20 WHIP: 1.800															<b>PITCHER</b>			
Howie Reed, R (6,1) ERA: 3.92	0.1	3	2	1	1	0	0	0	0	0	0	3	3	27.00	6.000				
Dan McGinn, L (6,1) ERA: 5.29	0.2	1	0	0	0	0	0	0	0	0	1	1	0.00	0.000					
Mike Marshall, R (7,1) ERA: 6.4	2.0	9	3	2	2	1	0	1	0	10	14	9.00	1.500						







Batter	1	2	3	4	5	6	7	8	9	AB	R	H	RBI	BB	SO	LOB	TOP
Ron Hunt, R OBP: 0.398, SLG: 0.357 (1, 4)			5-3			F7				4	0	2	0	0	0	0	<b>Montreal Expos @ St. Louis Cardinals</b> Busch Stadium, St. Louis, MO Fri Jul 16 1971, 7:05 PM CDT Att: 23,765 - Unknown
Ron Fairly, L OBP: 0.376, SLG: 0.394 (1, 3)			P3			F7				3	0	0	0	1	0	1	
Rusty Staub, L OBP: 0.386, SLG: 0.422 (1, 9)			F7							3	0	1	0	1	0	1	
Bob Bailey, R OBP: 0.372, SLG: 0.418 (1, 5)										3	0	0	0	1	0	4	
Boots Day, L OBP: 0.333, SLG: 0.371 (1, 8)										4	0	0	0	0	2	5	
Jim Fairey, L OBP: 0.287, SLG: 0.292 (1, 7)										4	0	0	0	0	1	3	
John Bateman, R OBP: 0.274, SLG: 0.347 (1, 2)										4	0	0	0	0	1	0	
Bobby Wine, R OBP: 0.217, SLG: 0.179 (1, 6)										3	0	2	0	0	0	0	
Steve Renko, R OBP: 0.207, SLG: 0.281 (1, 1)										2	0	0	0	0	0	1	
Dave McDonald, L OBP: 0.200, SLG: 0.208 (7, PH)										1	0	0	0	0	0	1	
Mike Marshall, R OBP: 0.286, SLG: 0.167 (7, 1)										0	0	0	0	0	0	0	
Claude Raymond, R OBP: 0.167, SLG: 0.167 (8, 1)										0	0	0	0	0	0	0	
<b>Inning Stats</b>	R: 0 E: 0 K: 1 S: 6	H: 1 LOB: 3 BB: 2 P: 14	R: 0 E: 0 K: 0 S: 3	H: 0 LOB: 0 BB: 0 P: 3	R: 0 E: 0 K: 1 S: 5	H: 0 LOB: 0 BB: 0 P: 5	R: 0 E: 0 K: 1 S: 3	H: 1 LOB: 2 BB: 1 P: 10	R: 0 E: 0 K: 0 S: 4	H: 1 LOB: 1 BB: 0 P: 4	R: 0 E: 0 K: 1 S: 5	H: 0 LOB: 0 BB: 0 P: 5	1B: 5 2B: 0 3B: 0 HR: 0	SF: 0 SAC: 0 DP: 1 HBP: 0	WP: 0 PB: 0 SB: 0 CS: 0	PA: 34	
<b>PITCHER</b> Reggie Cleveland, R ERA: 3.98 (1, 1)	IP: 9.0 WLS: W BF: 34 H: 5 R: 0 ER: 0 SO: 4 BB: 3 IBB: 0 HBP: 0 BLK: 0 WP: 0 HR: 0 S: 39 P: 51 ERA: 0.00 WHIP: 0.889																

AB	31
R	0
H	5
RBI	0
BB	3
SO	4
LOB	16



Batter	1	2	3	4	5	6	7	8	9	AB	R	H	RBI	BB	SO	LOB	BOTTOM			
Lou Brock, L OBP: 0.402, SLG: 0.457 (1, 7)										4	0	1	0	1	0	1	<b>Montreal Expos @ St. Louis Cardinals</b> Busch Stadium, St. Louis, MO Fri Jul 16 1971, 7:05 PM CDT Att: 23,765 - Unknown			
Matty Alou, L OBP: 0.358, SLG: 0.425 (1, 9)										5	1	1	0	0	0	6				
Luis Melendez, R OBP: 0.315, SLG: 0.241 (8, FR) (9, 9)										4	1	1	2	0	1	1				
Ted Simmons, S OBP: 0.365, SLG: 0.426 (1, 2)										3	0	1	1	2	1	2				
Joe Torre, R OBP: 0.416, SLG: 0.534 (1, 5)										4	0	2	1	1	1	1				
Joe Hague, L OBP: 0.329, SLG: 0.389 (1, 3)										4	0	2	1	1	1	1				
Jose Cruz, L OBP: 0.350, SLG: 0.360 (1, 8)										2	1	1	0	2	0	2				
Ted Sizemore, R OBP: 0.319, SLG: 0.336 (1, 4)										3	1	1	1	1	0	4				
Dal Maxvill, R OBP: 0.333, SLG: 0.288 (1, 6)										2	0	1	0	2	1	1				
Reggie Cleveland, R OBP: 0.122, SLG: 0.163 (1, 1)										4	2	0	0	0	0	4				
<b>Inning Stats</b>	R: 0 E: 0 K: 0 S: 3	H: 0 LOB: 1 BB: 2 P: 3	R: 0 E: 0 K: 0 S: 2	H: 0 LOB: 1 BB: 2 P: 10	R: 0 E: 0 K: 0 S: 4	H: 2 LOB: 1 BB: 0 P: 4	R: 0 E: 0 K: 0 S: 3	H: 0 LOB: 2 BB: 2 P: 11	R: 3 E: 1 K: 1 S: 7	H: 3 LOB: 2 BB: 1 P: 11	R: 2 E: 1 K: 1 S: 7	H: 1 LOB: 2 BB: 2 P: 15	R: 1 E: 0 K: 2 S: 8	H: 1 LOB: 1 BB: 1 P: 12	R: 0 E: 0 K: 1 S: 6	H: 2 LOB: 3 BB: 1 P: 10	1B: 7 2B: 1 3B: 0 HR: 1	SF: 1 SAC: 0 DP: 2 HBP: 0	WP: 2 PB: 0 SB: 2 CS: 0	PA: 41
<b>PITCHER</b> Steve Renko, R ERA: 3.62 (1, 1)	IP: 6.0 WLS: L BF: 31 H: 6 R: 5 ER: 1 SO: 1 BB: 5 IBB: 0 HBP: 0 BLK: 0 WP: 0 HR: 1 S: 26 P: 54 ERA: 1.50 WHIP: 2.167																			
Mike Marshall, R ERA: 6.45 (7, 1)	IP: 1.0 WLS: 5 BF: 1 H: 1 R: 1 ER: 1 SO: 2 BB: 0 IBB: 0 HBP: 0 BLK: 0 WP: 2 HR: 0 S: 8 P: 12 ERA: 9.00 WHIP: 1.000																			
Claude Raymond, R ERA: 5.19 (8, 1)	IP: 1.0 WLS: 5 BF: 2 H: 0 R: 0 ER: 0 SO: 1 BB: 1 IBB: 0 HBP: 0 BLK: 0 WP: 0 HR: 0 S: 6 P: 10 ERA: 0.00 WHIP: 3.000																			

AB	31
R	6
H	9
RBI	5
BB	9
SO	4
LOB	22





Batter	1	2	3	4	5	6	7	8	9	AB	R	H	RBI	BB	SO	LOB	TOP					
Ron Hunt, R (1,4) Gary Sutherland, R (5,4) OBP: 0.397, SLG: 0.355 OBP: 0.266, SLG: 0.311	1-3		L4		SH HBP		F3		6-3	2	1	0	0	0	0	0	2 1 0 0 0 0 0 2 0 0 0 0 0 0					
Boots Day, L (1,8) OBP: 0.332, SLG: 0.368	6-3		E7 2B		SH SF9		1-3		4-3	4	2	1	0	0	0	0	4 2 1 0 0 0 0					
Rusty Staub, L (1,9) OBP: 0.387, SLG: 0.425	1B BB		HR 2B		F5		G3			3	1	1	1	1	0	1	3 1 1 1 1 0 1					
Ron Fairly, L (1,3) OBP: 0.383, SLG: 0.412	FC5-4 1B		HR		SF9				SH5-4 HBP	2	1	2	3	0	0	0	2 1 2 3 0 0 0					
Jim Fairley, L (1,7) OBP: 0.278, SLG: 0.283	FC5-4 1-2		P5		6-3				SH5-4 1-2	3	0	0	0	0	0	2	3 0 0 0 0 0 2					
Bob Bailey, R (1,5) OBP: 0.376, SLG: 0.419					6-3					2	0	1	0	2	0	0	2 0 1 0 2 0 0					
John Boccabella, R (1,2) OBP: 0.233, SLG: 0.329			G4-6-3 BB		6-3		FC1-3-6 1B		IBB	4	0	0	0	0	1	4	4 0 0 0 0 1 4					
Bobby Wine, R (1,6) OBP: 0.217, SLG: 0.180			K				FC4-6		5-3	4	0	1	0	0	1	3	4 0 1 0 0 1 3					
Ernie McAnally, R (1,1)			K		6-3		K		4-3	4	0	0	0	0	2	2	4 0 0 0 0 2 2					
<b>Inning Stats</b>	R: 0 E: 0 K: 0 S: 4	H: 1 LOB: 2 BB: 1 P: 8	R: 0 E: 0 K: 1 S: 4	H: 0 LOB: 0 BB: 1 P: 8	R: 3 E: 1 K: 1 S: 8	H: 3 LOB: 0 BB: 0 P: 8	R: 0 E: 0 K: 0 S: 4	H: 1 LOB: 1 BB: 0 P: 4	R: 2 E: 1 K: 0 S: 4	H: 0 LOB: 0 BB: 0 P: 5	R: 0 E: 0 K: 1 S: 6	H: 1 LOB: 1 BB: 0 P: 6	R: 0 E: 0 K: 0 S: 3	H: 0 LOB: 2 BB: 1 P: 3	R: 0 E: 0 K: 1 S: 5	H: 0 LOB: 0 BB: 1 P: 10	R: 0 E: 0 K: 0 S: 3	H: 0 LOB: 0 BB: 0 P: 3	1B: 4 2B: 1 3B: 0 HR: 1	SF: 1 SAC: 2 DP: 1 HBP: 2	WP: 0 PB: 0 SB: 0 CS: 0	PA: 38
<b>PITCHER</b>	IP WLS BF L	H R ER SO	BB IBB HBP BLK	WP HR S P	ERA WHIP	<b>PITCHER</b>	IP WLS BF L	H R ER SO	BB IBB HBP BLK	WP HR S P	ERA WHIP											
Bob Gibson, R (1,1) ERA: 3.9	8.0	6	5	3	4	2	0	0	0	0	3.38	1.000										
Frank Linzy, R (9,1) ERA: 2.7	1.0	0	0	0	0	0	0	3	3	0.00	0.000											

Montreal Expos @ St. Louis Cardinals  
 Busch Stadium, St. Louis, MO  
 Sat Jul 17 1971, 3:33 AM CDT  
 Att: 22,791 - Unknown

AB 30  
 R 5  
 H 6  
 RBI 4  
 BB 3  
 SO 4  
 LOB 12



Batter	1	2	3	4	5	6	7	8	9	AB	R	H	RBI	BB	SO	LOB	BOTTOM					
Lou Brock, L (1,7) OBP: 0.399, SLG: 0.453	4-3 S 2B		6-3		L7	FC4			4-3	5	1	1	0	0	0	2	5 1 1 0 0 0 2					
Matty Alou, L (1,9) OBP: 0.358, SLG: 0.423	4-3		2B HBP						F8	4	0	1	0	0	0	1	4 0 1 0 0 0 1					
Ted Simmons, S (1,2) OBP: 0.366, SLG: 0.429	L9		2B		P6				P4	5	0	2	0	0	0	2	5 0 2 0 0 0 2					
Joe Torre, R (1,5) OBP: 0.417, SLG: 0.537			K			BB 1B	FC		FC	4	1	2	1	0	1	3	4 1 2 1 0 1 3					
Joe Hague, L (1,3) OBP: 0.332, SLG: 0.391	3-H F9				WP 1B	BB 1B	FC3-6 FC4-6		FC3-6 FC4-6	4	1	2	0	0	0	3	4 1 2 0 0 0 3					
Jose Cruz, L (1,8) OBP: 0.344, SLG: 0.340			6-3		K	SF8 BB	FC4-6		FC4-6	3	0	0	0	1	1	3	3 0 0 0 1 1 3					
Ted Sizemore, R (1,4) OBP: 0.322, SLG: 0.336			6-3		P3	FC4 BB			FC6-4 1B	3	0	1	1	1	0	1	3 0 1 1 1 0 1					
Dal Maxvill, R (1,6) OBP: 0.326, SLG: 0.283			5-3		6-3	SF8			FC6-4 G5-4-3	3	0	0	1	0	0	2	3 0 0 1 0 0 2					
Bob Gibson, R (1,1) OBP: 0.261, SLG: 0.295			F8		5-3				G5-4-3	3	0	0	0	0	1	2	3 0 0 0 0 1 2					
Bob Burda, L (8,PH) OBP: 0.395, SLG: 0.378										1	0	0	0	0	0	1	1 0 0 0 0 0 1					
Frank Linzy, R (9,1) OBP: 0.500, SLG: 0.500										0	0	0	0	0	0	0	0 0 0 0 0 0 0					
<b>Inning Stats</b>	R: 1 E: 0 K: 0 S: 5	H: 2 LOB: 1 BB: 0 P: 5	R: 0 E: 0 K: 0 S: 3	H: 0 LOB: 0 BB: 0 P: 3	R: 0 E: 0 K: 1 S: 6	H: 1 LOB: 2 BB: 0 P: 7	R: 0 E: 0 K: 1 S: 6	H: 1 LOB: 1 BB: 0 P: 6	R: 0 E: 0 K: 0 S: 4	H: 1 LOB: 1 BB: 0 P: 4	R: 2 E: 0 K: 1 S: 7	H: 2 LOB: 2 BB: 2 P: 15	R: 0 E: 0 K: 0 S: 5	H: 1 LOB: 2 BB: 0 P: 5	R: 0 E: 0 K: 0 S: 3	H: 1 LOB: 0 BB: 0 P: 3	R: 0 E: 0 K: 0 S: 3	H: 0 LOB: 0 BB: 0 P: 3	1B: 7 2B: 2 3B: 0 HR: 0	SF: 1 SAC: 0 DP: 1 HBP: 1	WP: 1 PB: 0 SB: 1 CS: 0	PA: 39
<b>PITCHER</b>	IP WLS BF W	H R ER SO	BB IBB HBP BLK	WP HR S P	ERA WHIP	<b>PITCHER</b>	IP WLS BF W	H R ER SO	BB IBB HBP BLK	WP HR S P	ERA WHIP											
Ernie McAnally, R (1,1) ERA: 5.19	9.0	9	3	3	3	2	0	1	0	51	3.00	1.222										

Montreal Expos @ St. Louis Cardinals  
 Busch Stadium, St. Louis, MO  
 Sat Jul 17 1971, 3:33 AM CDT  
 Att: 22,791 - Unknown

AB 35  
 R 3  
 H 9  
 RBI 3  
 BB 2  
 SO 3  
 LOB 20





Batter	1	2	3	4	5	6	7	8	9	AB	R	H	RBI	BB	SO	LOB	TOP					
<b>Bud Harrelson, S</b> OBP: 0.340, SLG: 0.330 (1, 6)	G3	P6		F8			F8		FC6-4 1B	5	0	1	0	0	0	2	<b>New York Mets @ St. Louis Cardinals</b> Busch Stadium, St. Louis, MO Sun Jul 18 1971, 3:33 AM CDT Att: 27,497 - Unknown					
<b>Ken Boswell, L</b> OBP: 0.310, SLG: 0.324 (1, 4)	5-3		1B				P4		FC6-4 FC6-4 1-2	5	1	2	0	0	0	1						
<b>Dave Marshall, L</b> OBP: 0.346, SLG: 0.343 (1, 9)	4-3		FC6-5 2-H 1B	4-3			K		FC6-4 1-2	5	0	1	1	0	1	2						
<b>Cleon Jones, R</b> OBP: 0.378, SLG: 0.446 (1, 7)		4-3	K		F9			BB FC5-4 2B	L8	5	1	1	0	0	1	2						
<b>Donn Clendenon, R</b> OBP: 0.281, SLG: 0.429 (1, 3)		HR	FC6-5 1B		K			K		4	2	1	1	0	2	2						
<b>Mike Jorgensen, L</b> OBP: 0.311, SLG: 0.400 (1, 8)	G3		1B		CS			FC5-4 BB		2	0	1	0	2	0	0						
<b>Bob Aspromonte, R</b> OBP: 0.306, SLG: 0.344 (1, 5)	WP 2B		1-2 2-H 1B		CS		F9	FC5-4 1-2 2-3 BB		2	1	1	1	2	0	0						
<b>Duffy Dyer, R</b> OBP: 0.353, SLG: 0.417 (8, PH)								FC5-4		3	0	1	1	0	2	2						
<b>Ed Kranevool, L</b> OBP: 0.332, SLG: 0.449 (8, 2)								FC5-4 1-2 2-3 3-H		1	0	0	1	0	0	2						
<b>Jerry Grote, R</b> OBP: 0.356, SLG: 0.379 (8, 1)	1-H 2B									0	0	0	0	0	0	0						
<b>Jon Mattack, L</b> (1, 1)										2	0	0	0	1	2	0						
<b>Danny Frisella, L</b> OBP: 0.157, SLG: 0.167 (7, 1)										0	0	0	0	0	0	0						
<b>Ken Singleton, S</b> OBP: 0.372, SLG: 0.353 (8, PH)										1	0	0	0	0	0	2						
<b>Charlie Williams, R</b> OBP: 0.176, SLG: 0.067 (8, 1)										0	0	0	0	0	0	0						
<b>Inning Stats</b>	R: 0 E: 0 K: 0 S: 3	H: 0 LOB: 0 BB: 0 P: 3	R: 2 E: 0 K: 0 S: 5	H: 2 LOB: 2 BB: 2 P: 13	R: 2 E: 0 K: 2 S: 10	H: 3 LOB: 2 BB: 1 P: 14	R: 0 E: 0 K: 1 S: 6	H: 1 LOB: 1 BB: 0 P: 6	R: 0 E: 0 K: 2 S: 7	H: 0 LOB: 0 BB: 0 P: 7	R: 0 E: 0 K: 1 S: 5	H: 0 LOB: 0 BB: 0 P: 5	R: 0 E: 0 K: 1 S: 5	H: 0 LOB: 0 BB: 0 P: 5	R: 1 E: 0 K: 1 S: 6	H: 1 LOB: 2 BB: 2 P: 14	R: 0 E: 0 K: 0 S: 4	H: 1 LOB: 1 BB: 0 P: 4	1B: 5 2B: 3 3B: 0 HR: 1	SF: 0 SAC: 0 DP: 0 HBP: 0	WP: 1 PB: 0 SB: 2 CS: 1	PA: 41
<b>PITCHER</b>	IP	WLS	BF	H	R	ER	SO	BB	IBB	HBP	BLK	WP	HR	S	P	ERA	WHIP					
<b>Al Santorini, R</b> ERA: 4.21 (1, 1)	2.2		16	5	4	4	1	3	0	0	0	1	1	15	27	13.50	3.000					
<b>Chuck Taylor, R</b> ERA: 3.89 (3, 1)	4.1	W	14	2	0	0	6	0	0	0	0	0	0	26	26	0.00	0.462					
<b>Moe Drabowsky, R</b> ERA: 3.23 (8, 1)	0.1		4	1	1	1	1	2	0	0	0	0	0	4	12	27.00	9.000					
<b>Frank Linzy, R</b> ERA: 2.56 (8, 1)	1.2	S	6	1	0	0	0	0	0	0	0	0	0	6	6	0.00	0.600					

Batter	1	2	3	4	5	6	7	8	9	AB	R	H	RBI	BB	SO	LOB	BOTTOM					
<b>Lou Brock, L</b> OBP: 0.398, SLG: 0.449 (1, 7)	K		6-3		F7		1B 1B 2B IBB			3	1	0	0	1	1	0	<b>New York Mets @ St. Louis Cardinals</b> Busch Stadium, St. Louis, MO Sun Jul 18 1971, 3:33 AM CDT Att: 27,497 - Unknown					
<b>Luis Melendez, R</b> OBP: 0.315, SLG: 0.241 (9, 7)										0	0	0	0	0	0	0						
<b>Ted Sizemore, R</b> OBP: 0.318, SLG: 0.332 (1, 4)	6-3		F9							3	0	0	0	0	0	0						
<b>Matty Alou, L</b> OBP: 0.360, SLG: 0.425 (7, PH)										1	1	1	0	0	0	0						
<b>Moe Drabowsky, R</b> (8, 1)										0	0	0	0	0	0	0						
<b>Frank Linzy, R</b> OBP: 0.500, SLG: 0.500 (8, 1)										0	0	0	0	0	0	0						
<b>Ted Simmons, S</b> OBP: 0.371, SLG: 0.432 (1, 2)	FC6-4 BB		FC6-4 1B		5-3		1-2 2-3 3-H 2B 1B			3	1	2	1	1	0	0						
<b>Joe Torre, R</b> OBP: 0.415, SLG: 0.536 (1, 5)	FC6-4 1-2		FC6-4 1-2		4-3					4	0	1	3	0	0	2						
<b>Jose Cardenal, R</b> OBP: 0.305, SLG: 0.383 (1, 9)			F7		K		6-3 F8			4	0	0	0	0	1	1						
<b>Joe Hague, L</b> OBP: 0.327, SLG: 0.384 (1, 3)			4-3		K		K		4-3	4	0	0	0	0	2	0						
<b>Jose Cruz, L</b> OBP: 0.338, SLG: 0.321 (1, 8)			K		F7		BB 2B BB		1-3	3	1	0	0	1	1	0						
<b>Dal Maxvill, R</b> OBP: 0.330, SLG: 0.284 (1, 6)					F8		BB BB BB 1-2 2B BB		6-3	3	2	1	0	1	0	0						
<b>Al Santorini, R</b> OBP: 0.308, SLG: 0.308 (1, 1)										0	0	0	0	0	0	0						
<b>Chuck Taylor, R</b> OBP: 0.111, SLG: 0.333 (3, 1)										2	1	1	1	0	1	0						
<b>Jim Beauchamp, R</b> OBP: 0.321, SLG: 0.425 (7, PH)										1	1	1	2	0	0	0						
<b>Julian Javier, R</b> OBP: 0.271, SLG: 0.354 (8, 4)							1-H 2-H 3-H 1B 2B			0	0	0	0	0	0	0						
<b>Inning Stats</b>	R: 0 E: 0 K: 1 S: 5	H: 0 LOB: 1 BB: 1 P: 9	R: 0 E: 0 K: 1 S: 5	H: 0 LOB: 0 BB: 0 P: 5	R: 2 E: 0 K: 0 S: 6	H: 3 LOB: 1 BB: 0 P: 6	R: 0 E: 0 K: 2 S: 7	H: 0 LOB: 0 BB: 0 P: 7	R: 0 E: 0 K: 1 S: 5	H: 0 LOB: 0 BB: 0 P: 5	R: 0 E: 0 K: 0 S: 3	H: 0 LOB: 0 BB: 0 P: 3	R: 6 E: 0 K: 1 S: 9	H: 4 LOB: 1 BB: 3 P: 21	R: 0 E: 0 K: 0 S: 3	H: 0 LOB: 0 BB: 0 P: 3	1B: 4 2B: 2 3B: 1 HR: 0	SF: 0 SAC: 0 DP: 0 HBP: 0	WP: 1 PB: 0 SB: 0 CS: 0	PA: 35		
<b>PITCHER</b>	IP	WLS	BF	H	R	ER	SO	BB	IBB	HBP	BLK	WP	HR	S	P	ERA	WHIP					
<b>Jon Mattack, L</b> ERA: 4.61 (7, 1)	0.1		5	3	3	3	0	0	1	0	0	0	0	4	8	81.00	9.000					
<b>Charlie Williams, R</b> ERA: 4.5 (8, 1)	1.0		3	0	0	0	0	0	0	0	0	0	0	3	3	0.00	0.000					





Batter	1	2	3	4	5	6	7	8	9	AB R H RBI BB SO LOB	TOP												
<b>Bud Harrelson, S</b> (1, 6) OBP: 0.343, SLG: 0.332	4-0 FC5 1B BB	0-0 1B 1-2 3-H 1B		0-0 1B		0-0 6-3		0-0 F7		4 1 2 1 1 0 0	<b>New York Mets @ St. Louis Cardinals</b> Busch Stadium, St. Louis, MO Mon Jul 19 1971, 7:05 PM CDT Att: 20,003 - Unknown												
<b>Ken Singleton, S</b> (1, 9) OBP: 0.373, SLG: 0.350	0-3 K	0-0 F8		0-0 P4		4-0 BB		0-0 FC5-4 1B	4 0 1 0 1 1 4														
<b>Tommie Agee, R</b> (1, 8) OBP: 0.366, SLG: 0.423	0-0 1B	0-0 1B 1-3 2-H 1B		0-0 F9		0-0 F8		0-0 FC5-4 1-2 1B	5 0 2 1 0 0 3														
<b>Cleon Jones, R</b> (1, 7) OBP: 0.375, SLG: 0.442	0-0 F7	0-0 G4-6-3 1B		0-0 P4		0-0 F7		0-0 F8	5 0 1 1 0 0 5														
<b>Donn Clendenon, R</b> (1, 3) OBP: 0.279, SLG: 0.421	0-0 FC5 2-3f	0-0 G4-6-3 1-2f			0-3 K		0-0 L9-3 1B	0-0 6-3	5 0 1 0 0 1 5														
<b>Bob Aspromonte, R</b> (1, 5) OBP: 0.309, SLG: 0.346		0-0 BB 1B	0-0 FC4-6 1B		0-0 F2		0-0 L9-3 1-2		4 1 2 0 0 0 1														
<b>Jerry Grote, R</b> (1, 2) OBP: 0.358, SLG: 0.382		4-0 E 1B 1-2 BB	0-0 FC4-6 FC3-6 1-2f		0-0 2B		0-0 F7		3 1 1 0 1 0 1														
<b>Ted Martinez, R</b> (1, 4) OBP: 0.293, SLG: 0.282		0-0 E9 1B 1-3 2-H 1B	0-0 FC3-6 1-2f		4-0 IBB		0-3 K		3 1 1 1 1 1 1														
<b>Ray Sadecki, L</b> (1, 1) OBP: 0.333, SLG: 0.273		0-0 1B 2-3 3-H 1B	0-3 K		0-3 K		0-0 3-1		4 1 1 1 0 2 3														
<b>Inning Stats</b>	R: 0 E: 0 K: 1 S: 6	H: 1 LOB: 2 BB: 1 P: 10	R: 5 E: 1 K: 0 S: 8	H: 6 LOB: 1 BB: 1 P: 12	R: 0 E: 0 K: 1 S: 6	H: 1 LOB: 1 BB: 0 P: 6	R: 0 E: 0 K: 0 S: 4	H: 1 LOB: 1 BB: 0 P: 4	R: 0 E: 0 K: 2 S: 8	H: 1 LOB: 2 BB: 1 P: 12		R: 0 E: 0 K: 0 S: 3	H: 0 LOB: 0 BB: 0 P: 7	R: 0 E: 0 K: 0 S: 3	H: 1 LOB: 0 BB: 0 P: 3	R: 0 E: 0 K: 1 S: 5	H: 0 LOB: 0 BB: 0 P: 5	R: 0 E: 0 K: 0 S: 4	H: 1 LOB: 1 BB: 0 P: 4	1B: 11 2B: 2 3B: 0 HR: 0	SF: 0 SAC: 0 DP: 2 HBP: 0	WP: 0 PB: 0 SB: 0 CS: 0	PA: 41
<b>PITCHER</b>	IP WLS BF H R ER SO BB IBB HBP BLK WP HR S P ERA WHIP											<b>PITCHER</b>	IP WLS BF H R ER SO BB IBB HBP BLK WP HR S P ERA WHIP										
<b>Steve Carlton, L</b> (1, 1) ERA: 3.74	8.0 L 37 11 5 5 5 3 1 0 0 0 0 0 43 59 5.62 1.750											<b>Moe Drabowsky, R</b> (9, 1) ERA: 3.15	1.0 4 1 0 0 0 0 0 0 0 0 0 4 4 0.00 1.000										

Batter	1	2	3	4	5	6	7	8	9	AB R H RBI BB SO LOB	BOTTOM												
<b>Lou Brock, L</b> (1, 7) OBP: 0.394, SLG: 0.444	0-0 6-3			0-3 K 1B		0-0 4-3			0-0 G3	4 1 0 0 0 1 0	<b>New York Mets @ St. Louis Cardinals</b> Busch Stadium, St. Louis, MO Mon Jul 19 1971, 7:05 PM CDT Att: 20,003 - Unknown												
<b>Matty Alou, L</b> (1, 8) OBP: 0.359, SLG: 0.423	0-0 5-3			0-0 5-3 SF7 1-2 1B		0-0 F8		0-0 F8	4 1 1 0 0 0 0														
<b>Ted Simmons, S</b> (1, 2) OBP: 0.369, SLG: 0.429	0-3 K			0-0 SF7 1-2 2-H 5-3 1B		0-0 4-3		0-3 K	4 0 1 1 0 2 0														
<b>Joe Torre, R</b> (1, 5) OBP: 0.412, SLG: 0.532		0-0 F9		0-0 5-3 1-2 2-3		0-0 5-3			3 0 0 0 0 0 2														
<b>Jim Beauchamp, R</b> (1, 3) OBP: 0.313, SLG: 0.418		0-0 1-5-3		0-0 SF7		0-0 P4			2 0 0 1 0 0 0														
<b>Jose Cardenal, R</b> (1, 9) OBP: 0.302, SLG: 0.379		0-0 5-3		0-0 F7		0-3 K			3 0 0 0 0 1 1														
<b>Julian Javier, R</b> (1, 4) OBP: 0.272, SLG: 0.354			0-0 G4-6-3 1B		0-0 6-3		0-0 P4		3 0 1 0 0 0 0														
<b>Dal Maxvill, R</b> (1, 6) OBP: 0.325, SLG: 0.279			0-0 G4-6-3 1-2f		0-0 1-3		0-0 6-3		3 0 0 0 0 0 1														
<b>Steve Carlton, L</b> (1, 1) OBP: 0.190, SLG: 0.246			0-3 K		0-0 1-3		0-3 K		2 0 0 0 0 1 0														
<b>Jerry McNertney, R</b> (8, PH) OBP: 0.347, SLG: 0.478									1 0 0 0 0 1 0														
<b>Moe Drabowsky, R</b> (9, 1) ERA: 3.15									0 0 0 0 0 0 0														
<b>Inning Stats</b>	R: 0 E: 0 K: 1 S: 5	H: 0 LOB: 0 BB: 0 P: 5	R: 0 E: 0 K: 0 S: 3	H: 0 LOB: 0 BB: 0 P: 3	R: 0 E: 0 K: 1 S: 5	H: 1 LOB: 0 BB: 0 P: 5	R: 2 E: 0 K: 1 S: 8	H: 2 LOB: 1 BB: 0 P: 8	R: 0 E: 0 K: 0 S: 3	H: 0 LOB: 0 BB: 0 P: 3	R: 0 E: 0 K: 1 S: 5	H: 0 LOB: 0 BB: 0 P: 5	R: 0 E: 0 K: 1 S: 5	H: 0 LOB: 0 BB: 0 P: 5	R: 0 E: 0 K: 1 S: 5	H: 0 LOB: 0 BB: 0 P: 5	R: 0 E: 0 K: 1 S: 5	H: 0 LOB: 0 BB: 0 P: 5	1B: 3 2B: 0 3B: 0 HR: 0	SF: 1 SAC: 0 DP: 1 HBP: 0	WP: 0 PB: 1 SB: 0 CS: 0	PA: 30	
<b>PITCHER</b>	IP WLS BF H R ER SO BB IBB HBP BLK WP HR S P ERA WHIP											<b>PITCHER</b>	IP WLS BF H R ER SO BB IBB HBP BLK WP HR S P ERA WHIP										
<b>Ray Sadecki, L</b> (1, 1) ERA: 2.44	9.0 W 30 3 2 0 6 0 0 0 0 0 0 0 42 42 0.00 0.333																						



Batter	1	2	3	4	5	6	7	8	9	AB	R	H	RBI	BB	SO	LOB	TOP								
Terry Harmon, R (1.4) OBP: 0.303, SLG: 0.271	E6 G3 6-3 WP		L8				G3		F9	4	1	0	0	1	0	0	Philadelphia Phillies @ St. Louis Cardinals Busch Stadium, St. Louis, MO Tue Jul 20 1971, 7:05 PM CDT Att: 14,650 - Unknown								
Larry Bowa, S (1.6) OBP: 0.285, SLG: 0.277	6-3						L7		F8	5	0	1	0	0	0	2									
Willie Montanez, L (1.8) OBP: 0.338, SLG: 0.499	G3		P5				F7		2B	4	1	1	0	0	0	3									
Deron Johnson, R (1.3) OBP: 0.353, SLG: 0.513	K		F7				6-3		2B	4	1	1	1	0	1	1									
Don Money, R (1.7) OBP: 0.285, SLG: 0.360									2B	3	2	3	0	1	0	0									
Roger Freed, R (1.9) OBP: 0.311, SLG: 0.291	6-3						K		F9	4	0	0	0	0	1	5									
John Vukovich, R (1.5) OBP: 0.201, SLG: 0.177							K			3	0	2	3	0	1	1									
Mike Ryan, R (1.2) OBP: 0.224, SLG: 0.355	F3						K		K	4	0	0	0	0	2	4									
Chris Short, R (1.1) OBP: 0.186, SLG: 0.079	G3						K		K	4	0	0	0	0	2	1									
<b>Inning Stats</b>	R: 1 E: 1 K: 1 S: 7	H: 0 LOB: 0 BB: 0 P: 10	R: 1 E: 0 K: 0 S: 13	H: 2 LOB: 1 BB: 0 P: 18	R: 0 E: 0 K: 0 S: 9	H: 1 LOB: 1 BB: 0 P: 15	R: 1 E: 1 K: 0 S: 8	H: 1 LOB: 0 BB: 0 P: 10	R: 0 E: 0 K: 0 S: 6	H: 0 LOB: 1 BB: 1 P: 12	R: 0 E: 0 K: 2 S: 9	H: 1 LOB: 0 BB: 0 P: 15	R: 0 E: 0 K: 2 S: 7	H: 0 LOB: 0 BB: 0 P: 8	R: 2 E: 0 K: 1 S: 12	H: 3 LOB: 2 BB: 1 P: 20	R: 0 E: 0 K: 1 S: 5	H: 0 LOB: 0 BB: 0 P: 5	1B: 4 2B: 4 3B: 0 HR: 0	SF: 1 SAC: 0 DP: 1 HBP: 0	WP: 1 PB: 0 SB: 0 CS: 0	PA: 38			
<b>PITCHER</b>	IP	WLS	BF	H	R	ER	SO	BB	IBB	HBP	BLK	WP	HR	S	P	ERA	WHIP								
Jerry Reuss, L (1.1) ERA: 5.5	7.1	L	31	7	5	4	5	1	0	0	0	1	0	66	99	4.91	1.091								
Frank Linzy, R (8.1) ERA: 2.51	0.2		4	1	0	0	1	0	1	0	0	0	0	5	9	0.00	1.500								
Daryl Patterson, R (9.1) ERA: 5.79	1.0		3	0	0	0	1	0	0	0	0	0	0	5	5	0.00	0.000								

Batter	1	2	3	4	5	6	7	8	9	AB	R	H	RBI	BB	SO	LOB	BOTTOM								
Lou Brock, L (1.7) OBP: 0.390, SLG: 0.440	F7		K					L7		4	0	0	0	0	1	1	Philadelphia Phillies @ St. Louis Cardinals Busch Stadium, St. Louis, MO Tue Jul 20 1971, 7:05 PM CDT Att: 14,650 - Unknown								
Matty Alou, L (1.3) OBP: 0.355, SLG: 0.418	5-3						4-3			4	0	0	0	0	1	0									
Ted Simmons, S (1.2) OBP: 0.368, SLG: 0.424	L9									3	0	0	0	1	0	0									
Joe Torre, R (1.5) OBP: 0.410, SLG: 0.529										4	0	1	0	0	0	1									
Ted Sizemore, R (1.4) OBP: 0.317, SLG: 0.331										4	0	1	0	0	0	2									
Luis Melendez, R (1.9) OBP: 0.316, SLG: 0.244										3	1	1	0	0	0	1									
Jose Cruz, L (1.8) OBP: 0.324, SLG: 0.305										3	0	0	0	0	2	2									
Dal Maxvill, R (1.6) OBP: 0.325, SLG: 0.275										2	0	0	0	1	0	0									
Jerry Reuss, L (1.1) OBP: 0.190, SLG: 0.132										2	0	0	0	0	0	1									
Frank Linzy, R (8.1) OBP: 0.500, SLG: 0.500										0	0	0	0	0	0	0									
Jose Cardenal, R (6. PH) OBP: 0.301, SLG: 0.378										1	0	0	0	0	0	0									
Daryl Patterson, L (9.1)										0	0	0	0	0	0	0									
<b>Inning Stats</b>	R: 0 E: 0 K: 0 S: 3	H: 0 LOB: 0 BB: 0 P: 3	R: 0 E: 0 K: 1 S: 9	H: 1 LOB: 0 BB: 0 P: 14	R: 0 E: 0 K: 1 S: 9	H: 0 LOB: 0 BB: 0 P: 12	R: 0 E: 0 K: 1 S: 8	H: 1 LOB: 1 BB: 0 P: 10	R: 1 E: 1 K: 0 S: 10	H: 1 LOB: 1 BB: 1 P: 19	R: 0 E: 0 K: 0 S: 9	H: 0 LOB: 1 BB: 1 P: 18	R: 0 E: 0 K: 1 S: 10	H: 0 LOB: 0 BB: 0 P: 14	R: 0 E: 0 K: 0 S: 4	H: 0 LOB: 0 BB: 0 P: 6	R: 0 E: 0 K: 0 S: 4	H: 0 LOB: 0 BB: 0 P: 5	1B: 3 2B: 0 3B: 0 HR: 0	SF: 0 SAC: 0 DP: 0 HBP: 0	WP: 1 PB: 0 SB: 0 CS: 0	PA: 32			
<b>PITCHER</b>	IP	WLS	BF	H	R	ER	SO	BB	IBB	HBP	BLK	WP	HR	S	P	ERA	WHIP								
Chris Short, L (1.1) ERA: 4.0	9.0	W	32	3	1	0	4	2	0	0	0	1	0	66	101	0.00	0.556								





Batter	1	2	3	4	5	6	7	8	9	AB	R	H	RBI	BB	SO	LOB	TOP			
Denny Doyle, L (1,4) OBP: 0.276, SLG: 0.298										4	0	1	0	0	0	1				
Larry Bowa, S (1,6) OBP: 0.285, SLG: 0.277										4	0	1	0	0	0	0				
Willie Montanez, L (1,8) OBP: 0.337, SLG: 0.496										4	0	1	0	0	0	2				
Deron Johnson, R (1,3) OBP: 0.350, SLG: 0.507										4	0	0	0	0	3	3				
Oscar Gamble, L (1,9) OBP: 0.284, SLG: 0.378										4	1	1	1	0	0	3				
Don Money, R (1,7) OBP: 0.281, SLG: 0.356										3	0	0	0	0	1	0				
John Vukovich, R (1,5) OBP: 0.197, SLG: 0.173										3	0	0	0	0	1	0				
Mike Ryan, R (1,2) OBP: 0.228, SLG: 0.354										3	0	1	0	0	2	0				
Barry Lersch, S (1,1) OBP: 0.273, SLG: 0.158										2	0	0	0	0	2	0				
Bill Champion, R (6,1) OBP: 0.091, SLG: 0.091										0	0	0	0	0	0	0				
Joe Lis, R (6,PH) OBP: 0.318, SLG: 0.402										1	0	0	0	0	1	1				
Jim Bunning, R (8,1) OBP: 0.154, SLG: 0.250										0	0	0	0	0	0	0				
<b>Inning Stats</b>	R: 0 E: 0 K: 1 S: 9	H: 2 LOB: 2 BB: 0 P: 12	R: 0 E: 0 K: 2 S: 8	H: 0 LOB: 0 BB: 0 P: 12	R: 0 E: 0 K: 1 S: 8	H: 0 LOB: 0 BB: 0 P: 11	R: 1 E: 0 K: 0 S: 9	H: 1 LOB: 0 BB: 0 P: 12	R: 0 E: 0 K: 3 S: 10	H: 0 LOB: 0 BB: 0 P: 11	R: 0 E: 0 K: 1 S: 5	H: 0 LOB: 0 BB: 0 P: 5	R: 0 E: 0 K: 1 S: 7	H: 1 LOB: 1 BB: 0 P: 7	R: 0 E: 0 K: 1 S: 8	H: 1 LOB: 1 BB: 0 P: 13	1B: 4 2B: 0 3B: 0 HR: 1	SF: 0 SAC: 0 DP: 0 HBP: 0	WP: 0 PB: 0 SB: 0 CS: 0	PA: 32
<b>PITCHER</b> Reggie Cleveland, R (1,1) ERA: 3.78	IP: 9.0 WLS: W BF: 32 H: 5 R: 1 ER: 1 SO: 10 BB: 0 IBB: 0 HBP: 0 BLK: 0 WP: 0 HR: 1 S: 67 P: 86 ERA: 1.00 WHIP: 0.556															<b>PITCHER</b>				

Philadelphia Phillies @ St. Louis Cardinals  
 Busch Stadium, St. Louis, MO  
 Wed Jul 21 1971, 7:05 PM CDT  
 Att: 16,200 - Unknown

AB	32
R	1
H	5
RBI	1
BB	0
SO	10
LOB	10



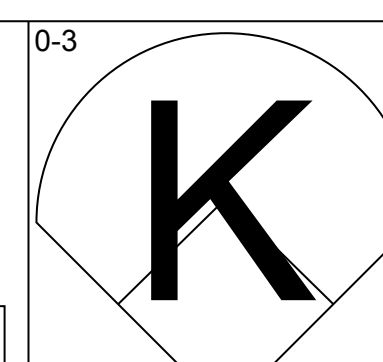
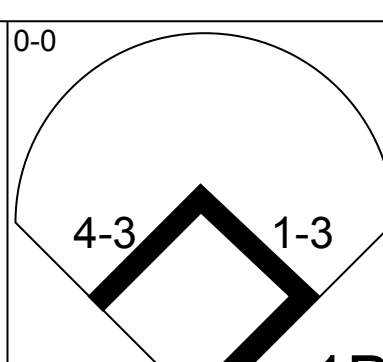
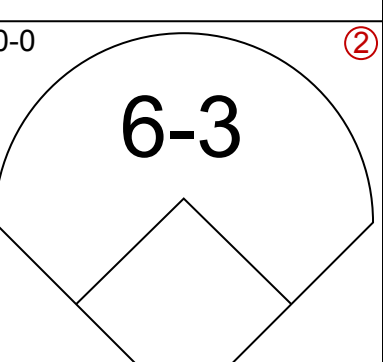
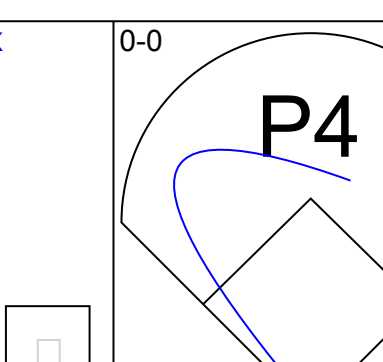
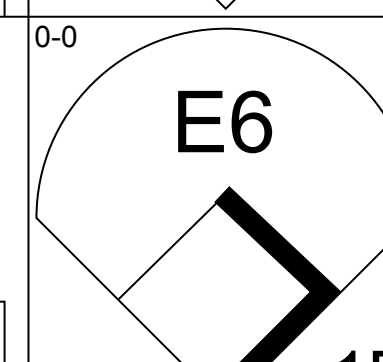
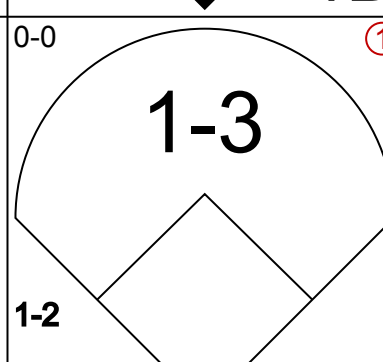
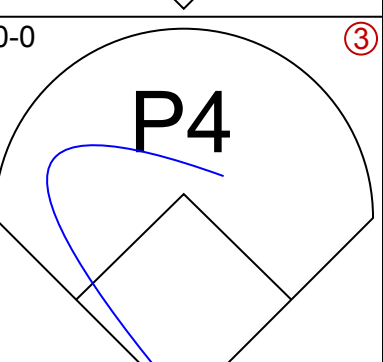
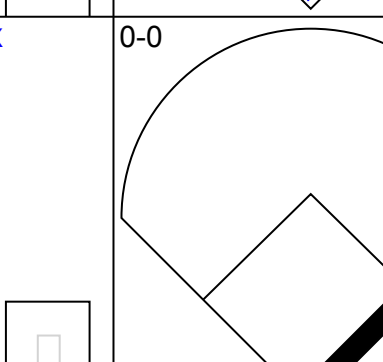
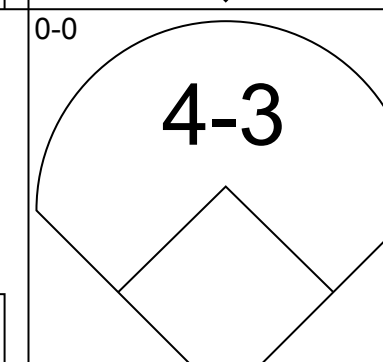
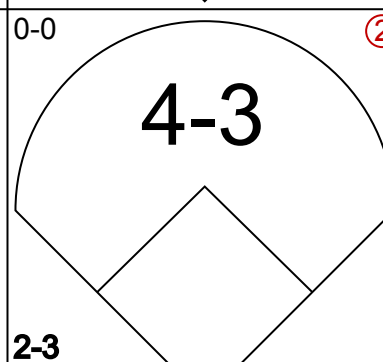
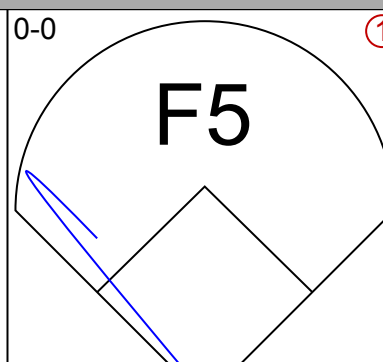
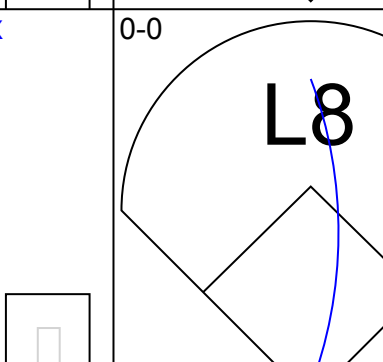
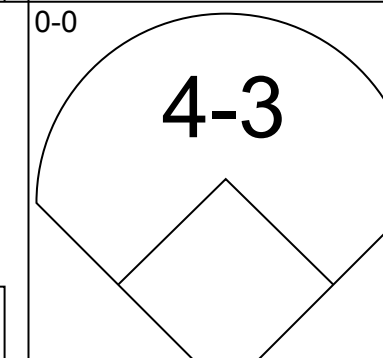
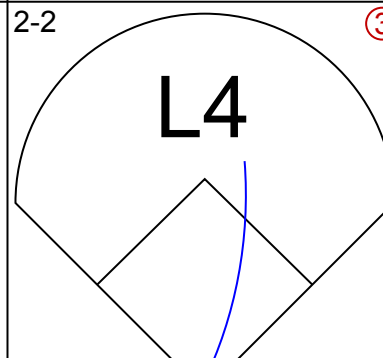
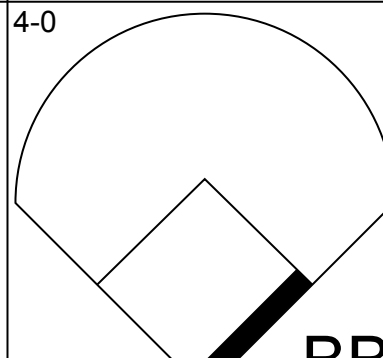
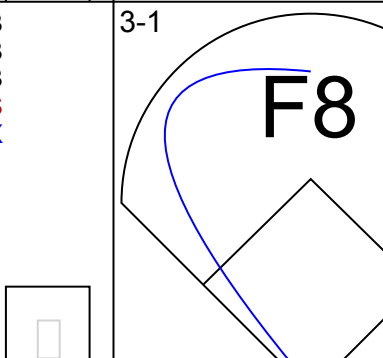
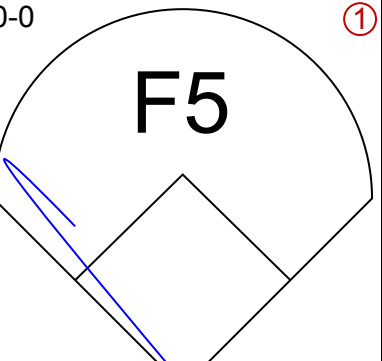

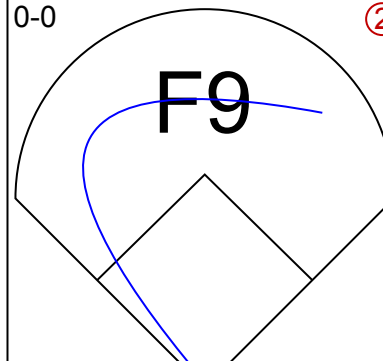
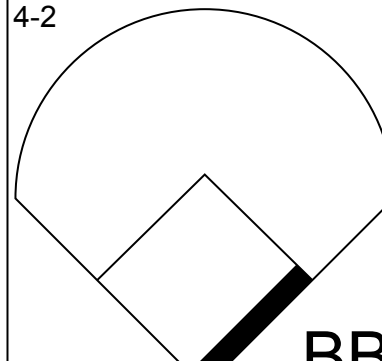
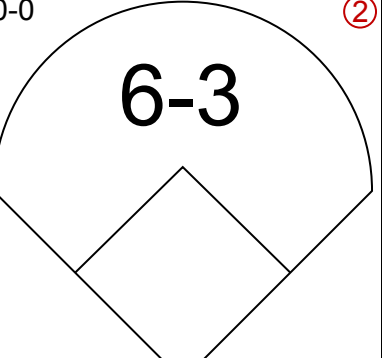
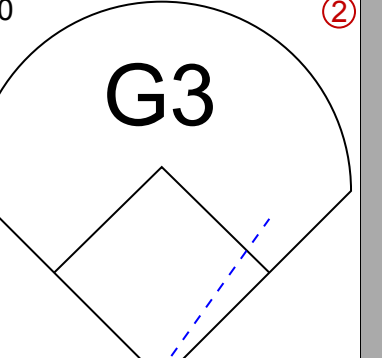
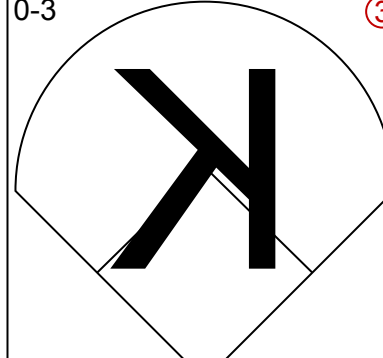
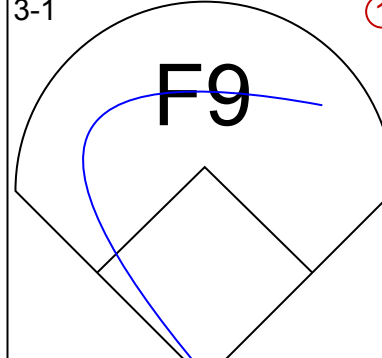
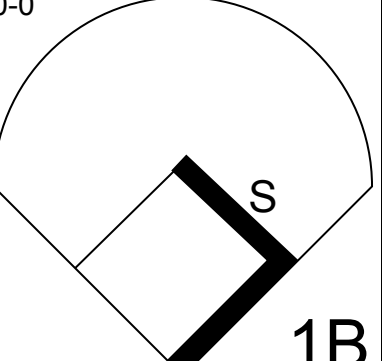
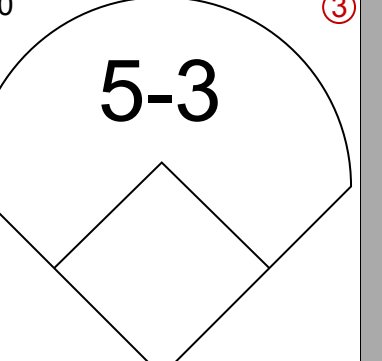
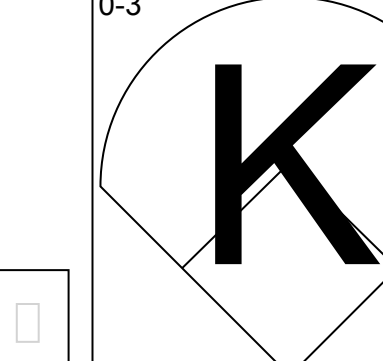
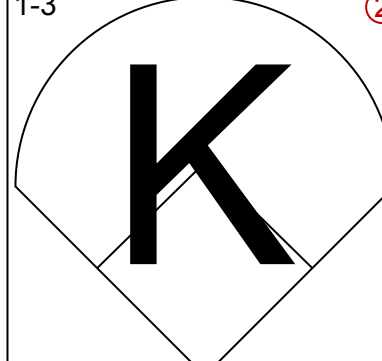
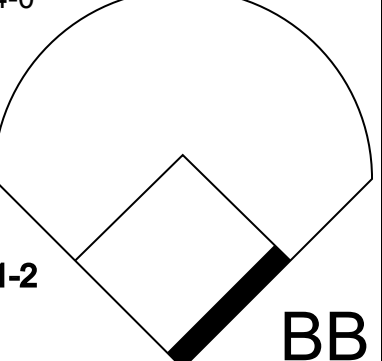
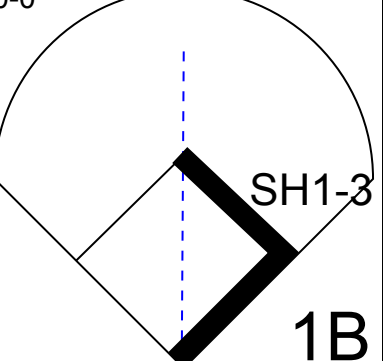
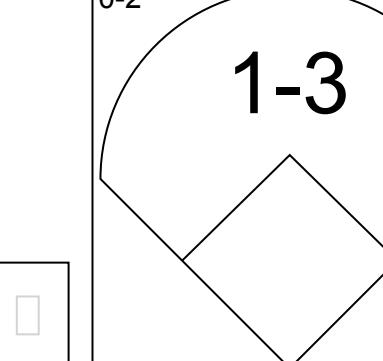
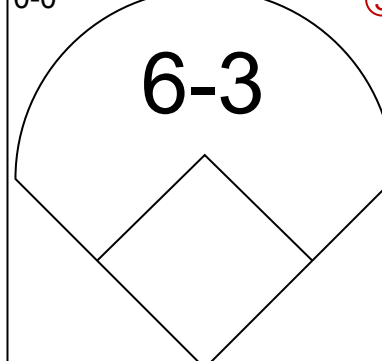
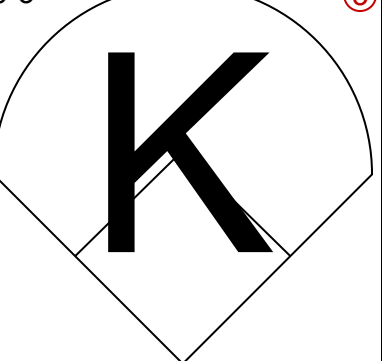
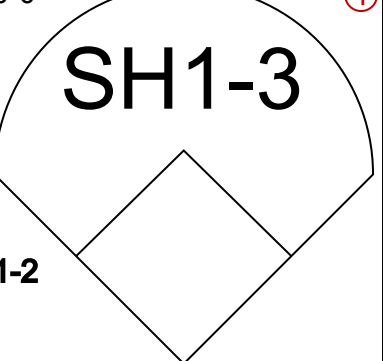
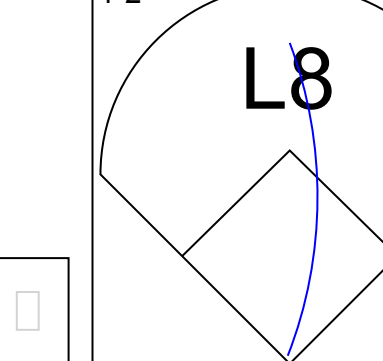
Batter	1	2	3	4	5	6	7	8	9	AB	R	H	RBI	BB	SO	LOB	BOTTOM			
Lou Brock, L (1,7) OBP: 0.395, SLG: 0.444										5	1	4	0	0	0	0				
Matty Alou, L (1,3) OBP: 0.358, SLG: 0.423										5	1	3	3	0	0	3				
Ted Simmons, S (1,2) OBP: 0.365, SLG: 0.418										4	0	0	0	0	0	5				
Joe Torre, R (1,5) OBP: 0.409, SLG: 0.531										4	0	1	1	0	0	3				
Jose Cruz, L (1,8) OBP: 0.320, SLG: 0.302										4	0	1	0	0	1	1				
Ted Sizemore, R (1,4) OBP: 0.316, SLG: 0.330										4	0	1	0	0	1	0				
Luis Melendez, R (1,9) OBP: 0.313, SLG: 0.256										4	1	1	0	0	0	2				
Dal Maxvill, R (1,6) OBP: 0.333, SLG: 0.288										3	2	2	0	1	0	1				
Reggie Cleveland, R (1,1) OBP: 0.151, SLG: 0.192										3	1	2	2	0	0	2				
<b>Inning Stats</b>	R: 0 E: 0 K: 0 S: 7	H: 1 LOB: 0 BB: 0 P: 9	R: 0 E: 0 K: 0 S: 5	H: 0 LOB: 0 BB: 0 P: 7	R: 1 E: 0 K: 0 S: 10	H: 3 LOB: 3 BB: 0 P: 16	R: 0 E: 0 K: 0 S: 12	H: 2 LOB: 2 BB: 1 P: 17	R: 1 E: 0 K: 1 S: 11	H: 2 LOB: 1 BB: 0 P: 17	R: 2 E: 0 K: 0 S: 13	H: 4 LOB: 2 BB: 0 P: 18	R: 0 E: 0 K: 1 S: 5	H: 0 LOB: 0 BB: 0 P: 5	R: 2 E: 0 K: 0 S: 11	H: 3 LOB: 1 BB: 0 P: 16	1B: 11 2B: 3 3B: 1 HR: 0	SF: 1 SAC: 0 DP: 2 HBP: 1	WP: 0 PB: 0 SB: 0 CS: 0	PA: 39
<b>PITCHER</b> Barry Lersch, R (1,1) ERA: 4.17	IP: 5.2 WLS: L BF: 29 H: 12 R: 4 ER: 4 SO: 1 BB: 0 IBB: 0 HBP: 0 BLK: 0 WP: 0 HR: 0 S: 55 P: 80 ERA: 6.35 WHIP: 2.294															<b>PITCHER</b>				
Bill Champion, R (6,1) ERA: 4.77	1.1 4 0 0 0 1 0 0 0 0 0 0 8 9 0.00 0.000																			
Jim Bunning, R (8,1) ERA: 5.6	1.0 6 3 2 2 0 0 0 0 0 0 0 11 16 18.00 3.000																			

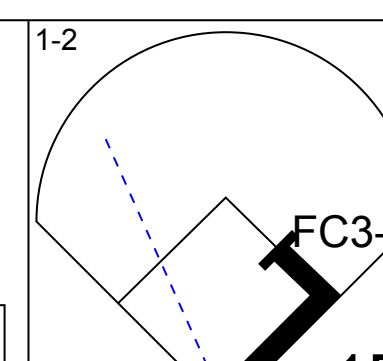
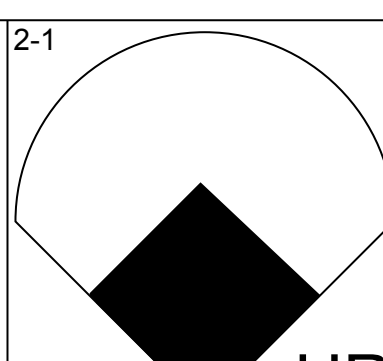
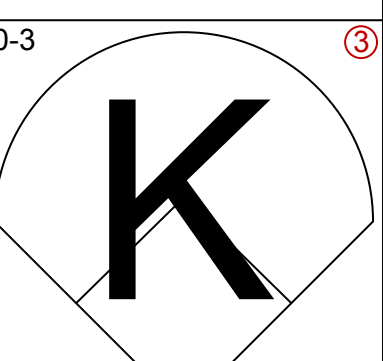
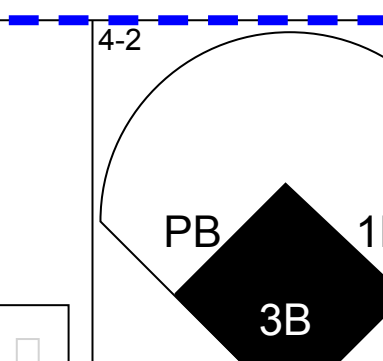
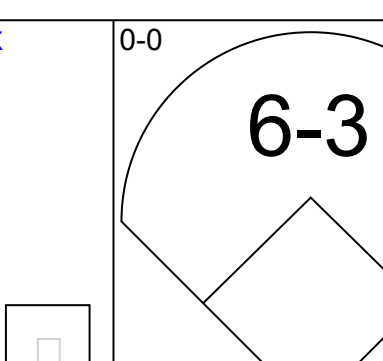
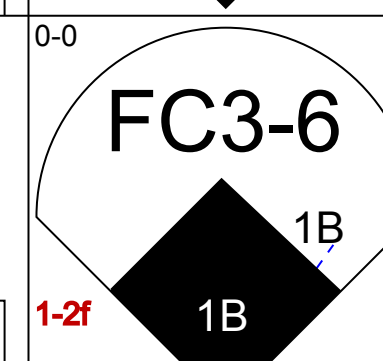
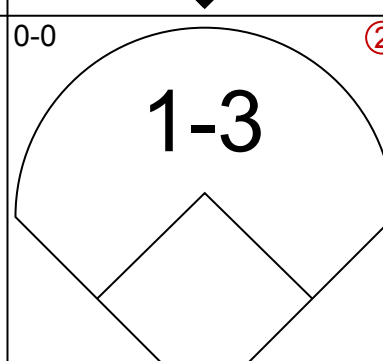
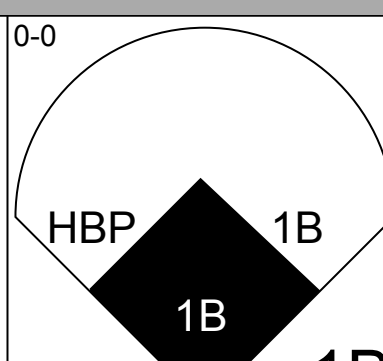
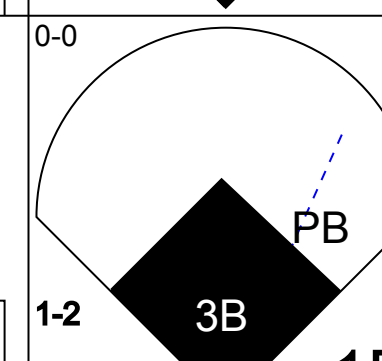
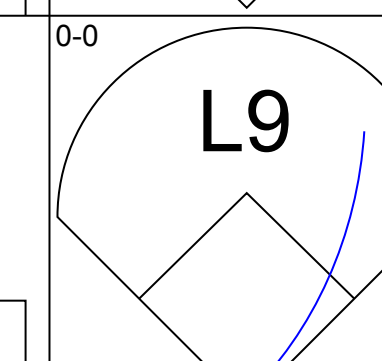
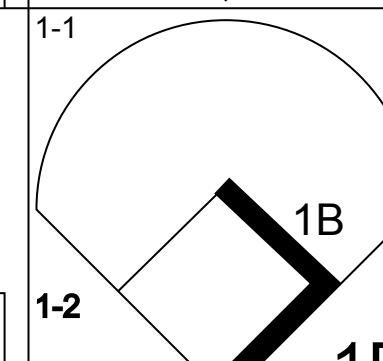
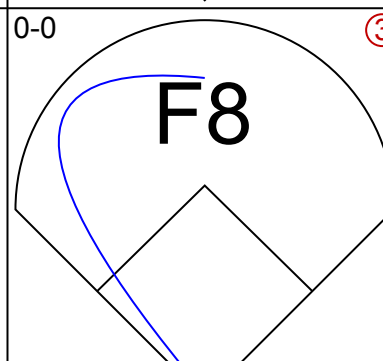
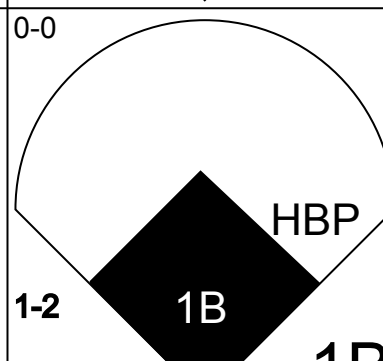
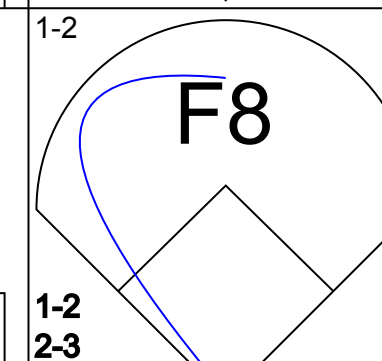
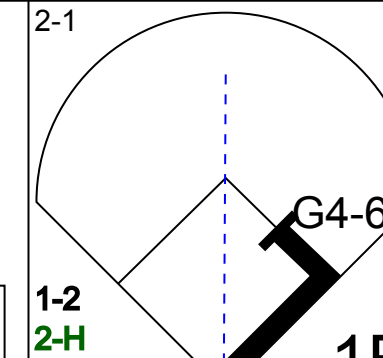
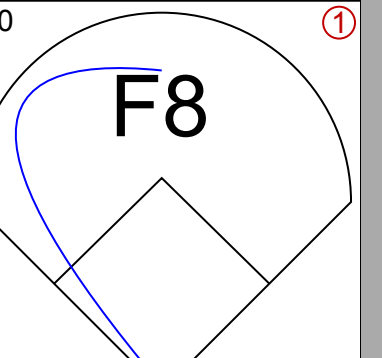
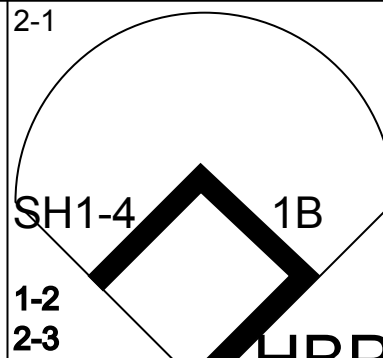
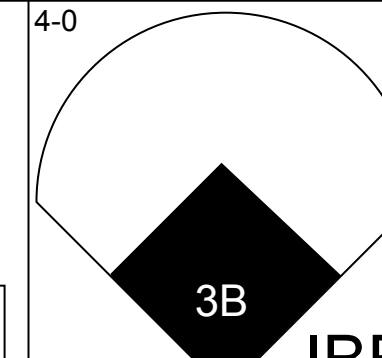
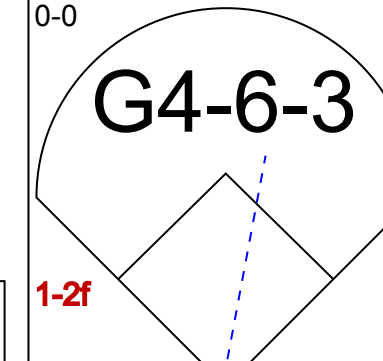
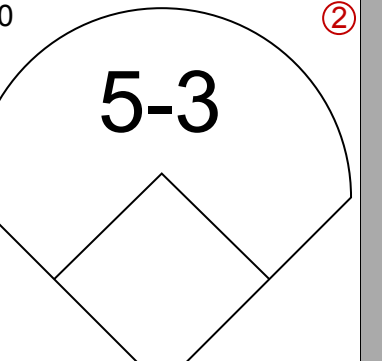
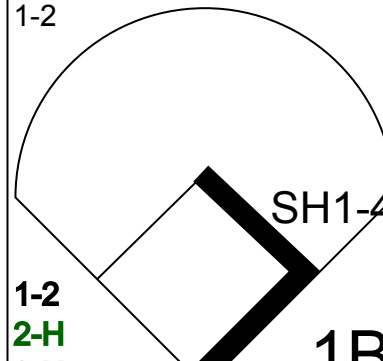
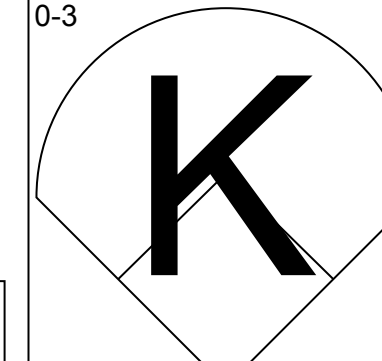
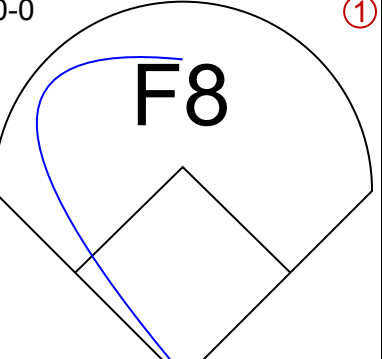
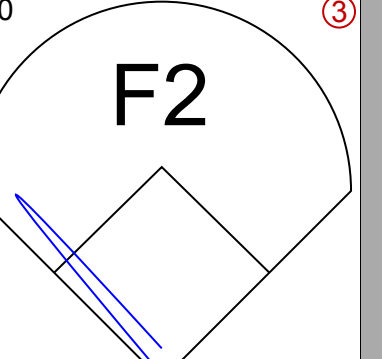
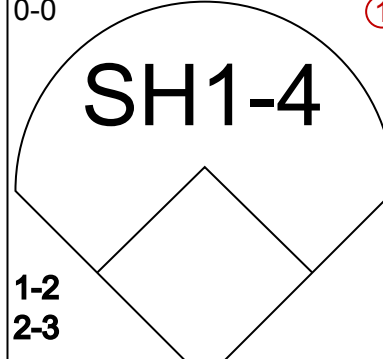
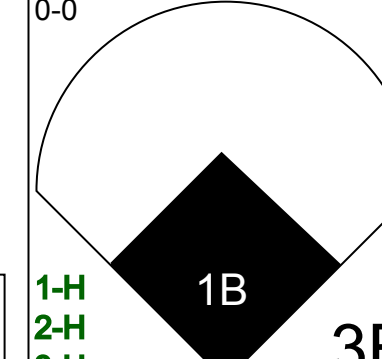
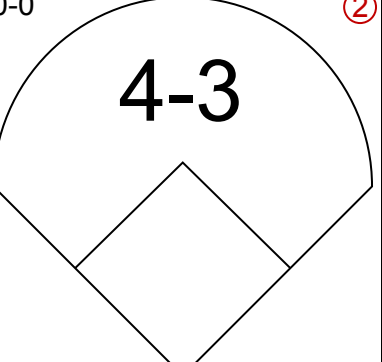
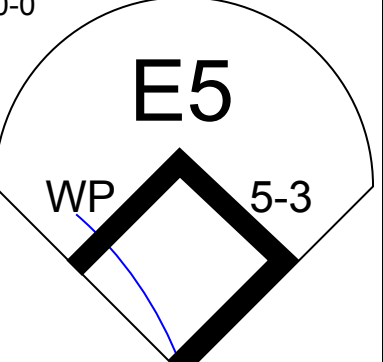
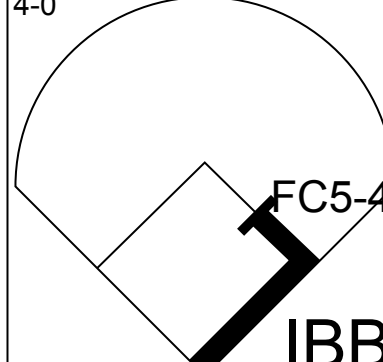
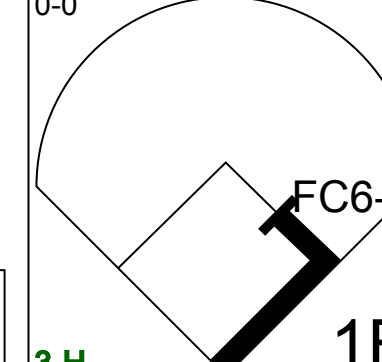
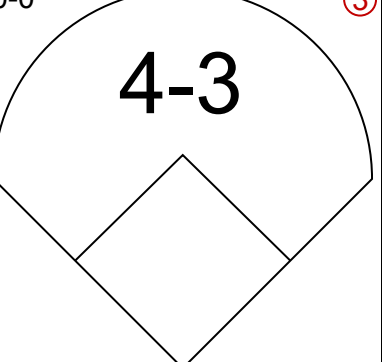
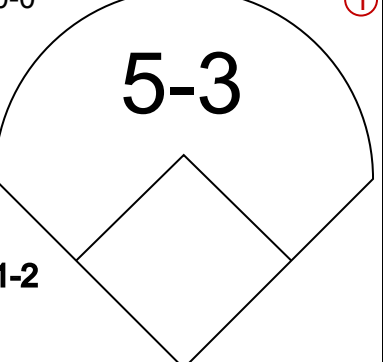
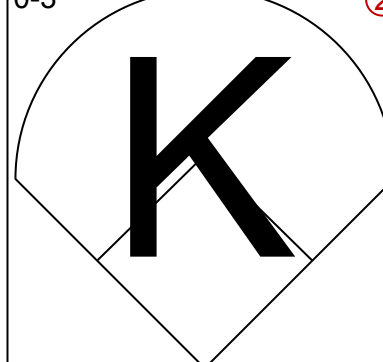
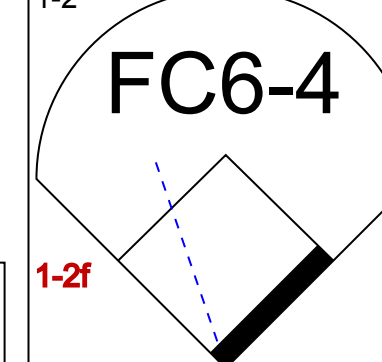
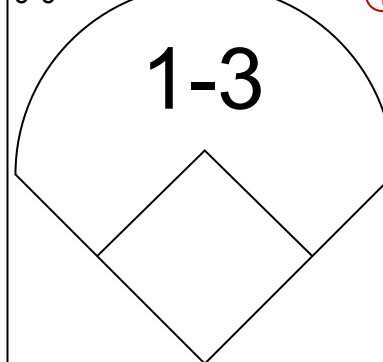
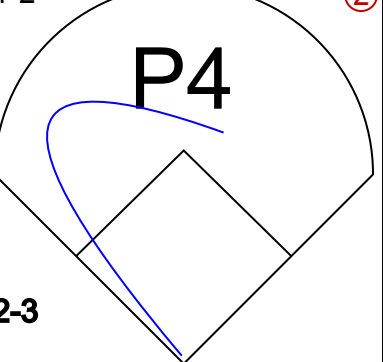
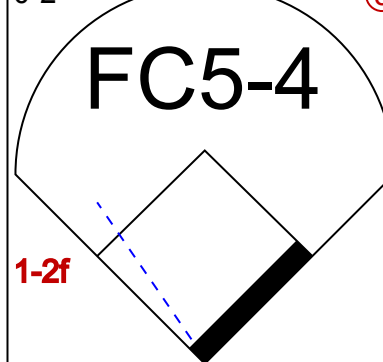
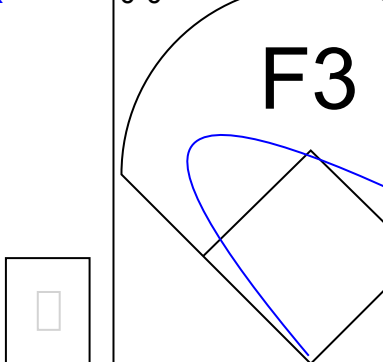
Philadelphia Phillies @ St. Louis Cardinals  
 Busch Stadium, St. Louis, MO  
 Wed Jul 21 1971, 7:05 PM CDT  
 Att: 16,200 - Unknown

AB	36
R	6
H	15
RBI	6
BB	1
SO	2
LOB	17





Batter	1	2	3	4	5	6	7	8	9	AB	R	H	RBI	BB	SO	LOB	TOP					
Terry Harmon, R OBP: 0.302, SLG: 0.270										4	0	1	0	0	1	1	Philadelphia Phillies @ St. Louis Cardinals Busch Stadium, St. Louis, MO Thu Jul 22 1971, 7:05 PM CDT Att: 20,547 - Unknown					
Larry Bowa, S OBP: 0.287, SLG: 0.279										4	0	2	0	0	2							
Willie Montanez, L OBP: 0.333, SLG: 0.490										4	0	0	0	0	3							
Deron Johnson, R OBP: 0.349, SLG: 0.503										3	0	0	0	1	3							
Oscar Gamble, L OBP: 0.283, SLG: 0.370										3	0	0	0	1	1							
Don Money, R OBP: 0.277, SLG: 0.349										4	0	0	0	0	2							
John Vukovich, R OBP: 0.199, SLG: 0.175										4	0	1	0	0	2							
Mike Ryan, R OBP: 0.238, SLG: 0.354										3	0	1	0	1	0							
Woodie Fryman, R OBP: 0.125, SLG: 0.125										1	0	0	0	0	2							
Bill Wilson, R OBP: 0.310, SLG: 0.289										0	0	0	0	0	0							
Darrell Brandon, R OBP: 0.167, SLG: 0.167										0	0	0	0	0	0							
<b>Inning Stats</b>	R: 0 E: 1 K: 1 S: 6	H: 1 LOB: 1 BB: 0 P: 6	R: 0 E: 0 K: 1 S: 6	H: 1 LOB: 2 BB: 1 P: 10	R: 0 E: 0 K: 0 S: 6	H: 1 LOB: 1 BB: 0 P: 8	R: 0 E: 0 K: 1 S: 5	H: 0 LOB: 0 BB: 0 P: 8	R: 0 E: 0 K: 0 S: 4	H: 1 LOB: 1 BB: 0 P: 4	R: 0 E: 0 K: 1 S: 5	H: 0 LOB: 0 BB: 1 P: 9	R: 0 E: 0 K: 1 S: 9	H: 0 LOB: 0 BB: 0 P: 10	R: 0 E: 0 K: 0 S: 5	H: 1 LOB: 1 BB: 1 P: 8	R: 0 E: 0 K: 1 S: 8	H: 0 LOB: 1 BB: 1 P: 16	1B: 5 2B: 0 3B: 0 HR: 0	SF: 0 SAC: 1 DP: 0 HBP: 0	WP: 0 PB: 0 SB: 1 CS: 0	PA: 35
<b>PITCHER</b> Bob Gibson, R ERA: 3.64	IP: 9.0 WLS: W BF: 35 H: 5 R: 0 ER: 0 SO: 6 BB: 3 IBB: 0 HBP: 0 BLK: 0 WP: 0 HR: 0 S: 54 P: 79 ERA: 0.00 WHIP: 0.889															<b>PITCHER</b>						

Batter	1	2	3	4	5	6	7	8	9	AB	R	H	RBI	BB	SO	LOB	BOTTOM			
Lou Brock, L OBP: 0.397, SLG: 0.453										4	2	2	1	1	1	1	Philadelphia Phillies @ St. Louis Cardinals Busch Stadium, St. Louis, MO Thu Jul 22 1971, 7:05 PM CDT Att: 20,547 - Unknown			
Matty Alou, L OBP: 0.359, SLG: 0.423										5	3	2	0	0	1					
Luis Melendez, R OBP: 0.320, SLG: 0.267										4	1	2	0	0	2					
Joe Torre, R OBP: 0.412, SLG: 0.531										2	1	1	1	1	0					
Ted Simmons, S OBP: 0.363, SLG: 0.415										4	0	1	2	0	1					
Ted Sizemore, R OBP: 0.317, SLG: 0.337										3	1	1	3	0	0					
Jose Cruz, L OBP: 0.329, SLG: 0.303										3	0	1	1	1	0					
Dal Maxvill, R OBP: 0.327, SLG: 0.282										4	0	0	0	0	1					
Bob Gibson, R OBP: 0.240, SLG: 0.271										4	0	0	0	0	4					
<b>Inning Stats</b>	R: 1 E: 0 K: 0 S: 9	H: 3 LOB: 1 BB: 0 P: 13	R: 0 E: 0 K: 0 S: 3	H: 0 LOB: 0 BB: 0 P: 3	R: 1 E: 0 K: 0 S: 5	H: 1 LOB: 0 BB: 0 P: 7	R: 0 E: 0 K: 0 S: 3	H: 0 LOB: 0 BB: 0 P: 3	R: 0 E: 1 K: 1 S: 8	H: 0 LOB: 1 BB: 0 P: 9	R: 2 E: 0 K: 1 S: 15	H: 3 LOB: 3 BB: 1 P: 22	R: 4 E: 0 K: 1 S: 14	H: 3 LOB: 1 BB: 2 P: 24	R: 0 E: 0 K: 0 S: 3	H: 0 LOB: 0 BB: 0 P: 3		1B: 8 2B: 0 3B: 1 HR: 1	SF: 0 SAC: 1 DP: 1 HBP: 1	WP: 1 PB: 1 SB: 0 CS: 0
<b>PITCHER</b> Woodie Fryman, L ERA: 2.94	IP: 5.0 WLS: L BF: 23 H: 7 R: 4 ER: 4 SO: 1 BB: 0 IBB: 1 HBP: 0 BLK: 0 WP: 1 HR: 1 S: 35 P: 45 ERA: 7.20 WHIP: 1.400															<b>PITCHER</b>				
Bill Wilson, R ERA: 2.79	1.0 4 0 0 0 1 0 1 0 0 0 0 8 12 0.00 0.000																			
Darrell Brandon, R ERA: 3.6	2.0 11 3 4 4 1 1 1 0 0 0 0 17 27 18.00 2.000																			



Batter	1	2	3	4	5	6	7	8	9	AB	R	H	RBI	BB	SO	LOB	TOP								
<b>Lou Brock, L</b> OBP: 0.397, SLG: 0.449 (1, 7)	0-3 K		4-0 FC6-4 BB	0-3 K			4-0 SH3-4 1B BB		0-0 4-3	3	1	0	0	2	2	1									
<b>Matty Alou, L</b> OBP: 0.355, SLG: 0.418 (1, 3)	0-0 3-1		0-0 FC6-4 CS		0-0 6-3		0-0 SH3-4		0-0 G3	4	0	0	0	0	0	1									
<b>Luis Melendez, R</b> OBP: 0.333, SLG: 0.277 (1, 9)	0-0 4-3		0-0 CS	4-0 2B E BB	0-0 5-3		0-0 1B		0-0 1B	4	1	2	1	1	0	0									
<b>Joe Torre, R</b> OBP: 0.415, SLG: 0.536 (1, 5)		0-0 1B 1B		0-0 E7 S E 1-H 2B	0-0 FC4-6 1B		0-0 F8			4	1	3	0	0	0	0									
<b>Ted Simmons, S</b> OBP: 0.359, SLG: 0.409 (1, 2)	0-3 K		0-3 K	0-3 K	0-0 FC4-6				0-3 K	4	0	0	0	0	3	2									
<b>Ted Sizemore, R</b> OBP: 0.319, SLG: 0.339 (1, 4)	0-0 F9		0-0 1B 1B	0-0 1B 1B		0-0 G3-6-3 1B			0-0 6-3	4	1	2	0	0	0	1									
<b>Jose Cruz, L</b> OBP: 0.337, SLG: 0.329 (1, 8)	0-0 1B		0-0 F9	0-0 F9	0-0 G3-6-3				0-0 E8 1B 2B	4	1	2	0	0	0	2									
<b>Dal Maxvill, R</b> OBP: 0.335, SLG: 0.292 (1, 6)	0-0 4-3		0-0 E7 1-H 1B 1B	0-0 1B 1B		0-0 1B			0-0 1B	4	1	3	1	0	0	2									
<b>Chuck Taylor, R</b> OBP: 0.182, SLG: 0.364 <b>Don Shaw, L</b> (5, 1)			0-0 G3	0-0 1B		0-0 F7			0-0 F8	2	0	1	1	0	0	0									
<b>Chris Zachary, L</b> OBP: 0.238, SLG: 0.238 (5, 1)				0-0 1B						0	0	0	0	0	0	0									
<b>Inning Stats</b>	R: 0 E: 0 K: 1 S: 5	H: 0 LOB: 0 BB: 0 P: 5	R: 0 E: 0 K: 1 S: 7	H: 2 LOB: 2 BB: 0 P: 7	R: 0 E: 0 K: 0 S: 2	H: 0 LOB: 0 BB: 1 P: 6	R: 4 E: 3 K: 2 S: 11	H: 4 LOB: 1 BB: 1 P: 15	R: 0 E: 0 K: 0 S: 4	H: 1 LOB: 1 BB: 0 P: 4	R: 0 E: 0 K: 0 S: 4	H: 2 LOB: 1 BB: 0 P: 4	R: 1 E: 0 K: 0 S: 3	H: 1 LOB: 0 BB: 1 P: 7	R: 1 E: 1 K: 1 S: 7	H: 2 LOB: 1 BB: 0 P: 7	R: 0 E: 0 K: 0 S: 3	H: 1 LOB: 1 BB: 0 P: 3	1B: 11 2B: 2 3B: 0 HR: 0	SF: 0 SAC: 1 DP: 1 HBP: 0	WP: 0 PB: 0 SB: 1 CS: 1	PA: 40			
<b>PITCHER</b>	IP	WLS	BF	H	R	ER	SO	BB	IBB	HBP	BLK	WP	HR	S	P	ERA	WHIP								
<b>Dan McGinn, L</b> ERA: 6.09 (1, 1)	6.1	L	29	9	5	4	4	3	0	0	0	0	0	34	46	5.68	1.895								
<b>Howie Reed, R</b> ERA: 4.12 (7, 1)	0.2		2	1	0	0	0	0	0	0	0	0	0	2	2	0.00	1.500								
<b>Claude Raymond, R</b> ERA: 5.23 (8, 1)	2.0		8	3	1	0	1	0	0	0	0	0	0	10	10	0.00	1.500								

St. Louis Cardinals @ Montreal Expos  
Jarry Park, Montreal, QB  
Fri Jul 23 1971, 7:05 PM EDT  
Att: 20,480 - Unknown

AB 35  
R 6  
H 13  
RBI 3  
BB 3  
SO 5  
LOB 11



Batter	1	2	3	4	5	6	7	8	9	AB	R	H	RBI	BB	SO	LOB	BOTTOM									
<b>Ron Hunt, R</b> OBP: 0.403, SLG: 0.359 (1, 4)	0-0 1-3		0-0 2-H 1B		0-0 FC4-2 3B		0-0 G4-6-3 1B			4	0	3	1	0	0	0										
<b>Boots Day, L</b> OBP: 0.332, SLG: 0.360 (1, 8)	0-0 1B		0-3 K		0-0 FC4-2 1B		0-0 G4-6-3			4	0	1	0	0	1	3										
<b>Rusty Staub, L</b> OBP: 0.389, SLG: 0.423 (1, 9)	0-0 G6-4-3 1B		0-0 F3		0-0 BB 1B				0-0 G3	4	0	2	0	0	0	1										
<b>Ron Fairly, L</b> OBP: 0.382, SLG: 0.413 (1, 3)	0-0 G6-4-3		0-0 K	0-0 HR	4-0 FC6-4 BB				0-3 K	3	1	1	1	1	1	2										
<b>Bob Bailey, R</b> OBP: 0.367, SLG: 0.411 (1, 5)		0-0 CS 2B		0-0 F8	0-0 FC6-4				0-0 1B	4	0	2	0	0	0	3										
<b>Jim Fairey, L</b> OBP: 0.274, SLG: 0.274 (1, 7)		0-0 6-3		0-0 1B BLK 1B		0-0 F1			0-0 F7	4	0	1	0	0	0	2										
<b>John Boccabella, R</b> OBP: 0.289, SLG: 0.337 (1, 2)	0-3 K		0-0 F9	0-0 F9	0-0 G4-6-3 1B				0-0 G6-4-3 1B	4	0	2	0	0	1	1										
<b>Bobby Wine, R</b> OBP: 0.227, SLG: 0.195 (1, 6)			0-0 3-1		0-0 1B				0-0 G6-4-3	3	0	1	0	0	0	1										
<b>Ron Woods, R</b> OBP: 0.347, SLG: 0.448 (9, PH)				0-0 2-3 1B		0-0 G4-6-3			0-0 K	1	0	0	0	0	0	1										
<b>Dan McGinn, L</b> OBP: 0.286, SLG: 0.286 (1, 1)			0-0 E4 WP 1B 1B		0-0 F8				0-3 K	2	1	1	0	0	0	0										
<b>Howie Reed, R</b> (7, 1)										0	0	0	0	0	0	0										
<b>Dave McDonald, L</b> OBP: 0.176, SLG: 0.179 (7, PH)										1	0	0	0	0	0	0										
<b>Claude Raymond, R</b> (8, 1)										0	0	0	0	0	0	0										
<b>Coco Laboy, R</b> OBP: 0.307, SLG: 0.307 (9, PH)										1	0	0	0	0	1	0										
<b>Inning Stats</b>	R: 0 E: 0 K: 0 S: 4	H: 2 LOB: 1 BB: 0 P: 4	R: 0 E: 0 K: 1 S: 5	H: 1 LOB: 0 BB: 0 P: 5	R: 1 E: 1 K: 1 S: 7	H: 2 LOB: 1 BB: 0 P: 7	R: 1 E: 0 K: 0 S: 5	H: 3 LOB: 2 BB: 0 P: 5	R: 0 E: 0 K: 0 S: 5	H: 2 LOB: 3 BB: 1 P: 9	R: 0 E: 0 K: 0 S: 3	H: 1 LOB: 0 BB: 0 P: 3	R: 0 E: 0 K: 0 S: 3	H: 1 LOB: 0 BB: 0 P: 3	R: 0 E: 0 K: 1 S: 6	H: 1 LOB: 1 BB: 0 P: 6	R: 0 E: 0 K: 1 S: 5	H: 1 LOB: 0 BB: 0 P: 5	1B: 11 2B: 1 3B: 1 HR: 1	SF: 0 SAC: 0 DP: 4 HBP: 0	WP: 1 PB: 0 SB: 0 CS: 1	PA: 36				
<b>PITCHER</b>	IP	WLS	BF	H	R	ER	SO	BB	IBB	HBP	BLK	WP	HR	S	P	ERA	WHIP									
<b>Chuck Taylor, R</b> ERA: 3.72 (1, 1)	4.2		20	9	2	1	2	0	0	0	1	0	0	1	24	24	1.93	1.929								
<b>Don Shaw, L</b> ERA: 4.79 (5, 1)	0.0		2	1	0	0	0	1	0	0	0	0	0	1	5	∞	∞									
<b>Chris Zachary, R</b> ERA: 5.4 (5, 1)	4.1	W	14	4	0	0	2	0	0	0	0	0	0	18	18	0.00	0.923									

St. Louis Cardinals @ Montreal Expos  
Jarry Park, Montreal, QB  
Fri Jul 23 1971, 7:05 PM EDT  
Att: 20,480 - Unknown

AB 35  
R 2  
H 14  
RBI 2  
BB 1  
SO 4  
LOB 14





Batter	1	2	3	4	5	6	7	8	9	10	11	12	13	14	AB	R	H	RBI	BB	SO	LOB	TOP								
<b>Lou Brock, L</b> OBP: 0.398, SLG: 0.449 (1, 7)															7	1	3	0	0	1	2									
<b>Matty Alou, L</b> OBP: 0.354, SLG: 0.416 (1, 3)															7	3	2	0	0	1	4									
<b>Jose Cruz, L</b> OBP: 0.337, SLG: 0.347 (1, 9)															5	2	2	1	0	1	2									
<b>Joe Torre, R</b> OBP: 0.420, SLG: 0.543 (1, 5)															4	2	2	3	3	2	1									
<b>Ted Simmons, S</b> OBP: 0.357, SLG: 0.408 (1, 2)															6	0	2	3	0	1	1									
<b>Luis Melendez, R</b> OBP: 0.348, SLG: 0.283 (1, 9)															5	0	2	1	2	1	2									
<b>Ted Sizemore, R</b> OBP: 0.315, SLG: 0.335 (1, 4)															7	0	1	0	0	2	9									
<b>Dal Maxvill, R</b> OBP: 0.329, SLG: 0.286 (10, PH)															4	0	0	0	0	1										
<b>Joe Haque, L</b> OBP: 0.326, SLG: 0.382 (10, 4P)															1	0	0	0	0	1										
<b>Julian Javier, R</b> OBP: 0.271, SLG: 0.352 (10, 4)														1	0	0	0	0	0	0										
<b>Steve Carlton, L</b> OBP: 0.355, SLG: 0.254 (7, PH)															2	0	1	0	0	0										
<b>Bob Barry, R</b> OBP: 0.272, SLG: 0.343 (7, PH)															1	0	0	0	0	0										
<b>Frank Linzy, R</b> OBP: 0.255, SLG: 0.330 (11, PH)															1	0	0	0	1	0										
<b>Joe Garabedian, R</b> OBP: 0.333, SLG: 0.399 (11, PH)															1	0	1	0	0	0										
<b>Moe Drabowsky, R</b> OBP: 0.322, SLG: 0.399 (11, PH)															0	0	0	0	0	0										
<b>Jim Beauchamp, R</b> OBP: 0.271, SLG: 0.445 (13, PH)															1	0	0	0	0	0										
<b>Don Shaw, L</b> OBP: 0.271, SLG: 0.445 (13, PH)															0	0	0	0	0	0										
<b>Inning Stats</b>	R: 0 E: 0 K: 2 S: 8	H: 1 LOB: 1 BB: 0 P: 8	R: 0 E: 0 K: 1 S: 5	H: 0 LOB: 1 BB: 1 P: 9	R: 0 E: 0 K: 0 S: 4	H: 1 LOB: 1 BB: 0 P: 4	R: 0 E: 0 K: 0 S: 5	H: 2 LOB: 2 BB: 0 P: 5	R: 3 E: 0 K: 0 S: 6	H: 3 LOB: 3 BB: 0 P: 9	R: 0 E: 0 K: 2 S: 7	H: 0 LOB: 0 BB: 0 P: 7	R: 0 E: 0 K: 1 S: 6	H: 1 LOB: 1 BB: 0 P: 3	R: 2 E: 0 K: 0 S: 4	H: 2 LOB: 0 BB: 1 P: 8	R: 0 E: 0 K: 0 S: 3	H: 0 LOB: 0 BB: 0 P: 3	R: 1 E: 0 K: 0 S: 5	H: 2 LOB: 2 BB: 1 P: 9	1B: 14 2B: 1 3B: 0 HR: 1	SF: 2 SAC: 1 DP: 2 HBP: 0	WP: 2 PA: 61							
<b>PITCHER</b>	IP 6.2	WLS 30	BF 9	H 5	R 5	ER 5	SO 4	BB 1	IBB 0	HBP 0	BLK 0	WP 0	HR 1	S 37	P 41	ERA 4.14	WHIP 1.500													
<b>John Strohmayr, R</b> ERA: 4.14																														
<b>Mike Marshall, R</b> ERA: 5.74	5.1	22	5	2	2	7	1	2	0	0	2	0	33	45	3.38	1.125														
<b>Claude Raymond, R</b> ERA: 5.19	2.0	L	9	2	1	1	0	0	1	0	0	0	8	12	4.50	1.000														

St. Louis Cardinals @ Montreal Expos  
 Jarry Park, Montreal, QB  
 Sat Jul 24 1971, 7:05 PM EDT  
 Unknown

AB	53
R	8
H	16
RBI	8
BB	5
SO	11
LOB	25



Batter	1	2	3	4	5	6	7	8	9	10	11	12	13	14	AB	R	H	RBI	BB	SO	LOB	BOTTOM								
<b>Ron Hunt, R</b> OBP: 0.403, SLG: 0.362 (5, 4)															3	1	1	0	0	1	2									
<b>Gary Sutherland, R</b> OBP: 0.274, SLG: 0.333 (13, 6)															4	1	2	2	0	0	2									
<b>Ron Woods, R</b> OBP: 0.341, SLG: 0.432 Claude Raymond, R (13, 1)															7	2	2	0	0	2	2									
<b>Rusty Staub, L</b> OBP: 0.388, SLG: 0.425 (1, 9)															0	0	0	0	0	0	0									
<b>Bob Bailey, R</b> OBP: 0.370, SLG: 0.412 (1, 5)															4	0	1	1	3	0	1									
<b>Stan Swanson, R</b> OBP: 0.304, SLG: 0.354 Mike Marshall, R OBP: 0.260, SLG: 0.111 Ron Grand, R OBP: 0.233, SLG: 0.195 (1, 8)															3	0	1	2	1	0	2									
<b>John Boccabella, R</b> OBP: 0.261, SLG: 0.327 Ron Fairly, L OBP: 0.384, SLG: 0.414 (8, 3)															4	0	2	0	0	0	0									
<b>John Bateman, R</b> OBP: 0.272, SLG: 0.343 Clyde Mashore, R OBP: 0.254, SLG: 0.259 Coco Laboy, R OBP: 0.312, SLG: 0.313 (1, 2)															5	0	2	0	0	1	3									
<b>Bobby Wine, R</b> OBP: 0.228, SLG: 0.192 Jim Gosger, L OBP: 0.222, SLG: 0.228 (12, PH)															4	0	0	0	1	0	2									
<b>John Strohmayr, R</b> OBP: 0.296, SLG: 0.296 Boots Day, L OBP: 0.335, SLG: 0.364 (7, 8)															3	0	1	0	0	2	3									
<b>Inning Stats</b>	R: 1 E: 0 K: 0 S: 5	H: 2 LOB: 1 BB: 0 P: 7	R: 0 E: 0 K: 1 S: 7	H: 2 LOB: 2 BB: 0 P: 7	R: 2 E: 0 K: 2 S: 10	H: 3 LOB: 3 BB: 2 P: 18	R: 0 E: 0 K: 2 S: 7	H: 0 LOB: 0 BB: 0 P: 7	R: 1 E: 0 K: 0 S: 4	H: 1 LOB: 2 BB: 1 P: 8	R: 0 E: 0 K: 0 S: 4	H: 0 LOB: 0 BB: 0 P: 3	R: 0 E: 0 K: 1 S: 5	H: 0 LOB: 1 BB: 1 P: 9	R: 2 E: 0 K: 0 S: 8	H: 3 LOB: 1 BB: 0 P: 8	R: 0 E: 0 K: 0 S: 3	H: 0 LOB: 0 BB: 0 P: 3	R: 1 E: 0 K: 0 S: 4	H: 1 LOB: 1 BB: 0 P: 4	1B: 11 2B: 3 3B: 1 HR: 1	SF: 0 SAC: 1 DP: 1 HBP: 0	WP: 0 PA: 63							
<b>PITCHER</b>	IP 6.0	WLS 32	BF 10	H 5	R 5	ER 5	SO 5	BB 3	IBB 1	HBP 0	BLK 0	WP 0	HR 1	S 38	P 54	ERA 3.87	WHIP 2.167													
<b>Steve Carlton, L</b> ERA: 3.87																														
<b>Frank Linzy, R</b> ERA: 2.25	4.0	14	2	0	0	2	0	1	0	0	0	0	17	21	0.00	0.500														
<b>Moe Drabowsky, R</b> ERA: 3.43	2.0	10	3	2	2	1	0	0	0	0	0	0	13	17	9.00	2.000														
<b>Don Shaw, L</b> ERA: 4.45	2.0	W	7	1	0	0	0	0	0	0	0	0	7	7	0.00	0.500														

St. Louis Cardinals @ Montreal Expos  
 Jarry Park, Montreal, QB  
 Sat Jul 24 1971, 7:05 PM EDT  
 Unknown

AB	56
R	7
H	16
RBI	7
BB	6
SO	9
LOB	26










Batter	1	2	3	4	5	6	7	8	9	AB	R	H	RBI	BB	SO	LOB	TOP					
Lou Brock, L OBP: 0.398, SLG: 0.448 (1, 7)	F8		5-3			BB G3 1B	S 2B 1B		F9	5	1	2	1	0	0	0						
Matty Alou, L OBP: 0.354, SLG: 0.418 (1, 3) (7, 9)	F8			L4-3 1B		G3 1-2	3-H 2B 2B		F8	5	1	2	1	0	0	1						
Jose Cruz, L OBP: 0.357, SLG: 0.366 Daryl Patterson, L (7, 1) Don Shaw, L (7, 1) Moe Drabowsky, R (8, 1)	K			L4-3 1-2		BB BB	2-H 2B			3	0	1	1	1	1	1						
Joe Torre, R OBP: 0.428, SLG: 0.556 (1, 5)		P5		2B		G4-6-3 BB	F7			3	0	1	0	1	0	1						
Ted Simmons, S OBP: 0.362, SLG: 0.414 (1, 2)		1B		IBB		G4-6-3 1-2	SH1-4 2B			3	0	2	0	1	0	3						
Luis Melendez, R OBP: 0.358, SLG: 0.299 (1, 9) (7, 8)	F9			P3			SH1-4 1B		SH1-4	3	0	1	0	0	0	3						
Ted Sizemore, R OBP: 0.311, SLG: 0.330 (1, 4) (7, 6)	4-3				F3		FC6-4 1B		5-3	4	1	0	0	0	0	3						
Dal Maxvill, R OBP: 0.323, SLG: 0.280 Joe Hague, L OBP: 0.326, SLG: 0.383 (7, PH) (7, 3)			6-3		6-3		E9 1-3 1-H 1B 1B		4-3	2	0	0	0	0	0	0						
Reggie Cleveland, R OBP: 0.145, SLG: 0.185 Bob Burda, L OBP: 0.376, SLG: 0.359 Julian Javier, R OBP: 0.272, SLG: 0.351 (1, 1) (7, PH) (7, 4)			K		6-3		1-3 2-3		5-3	2	0	0	0	0	1	0						
<b>Inning Stats</b>	R: 0 E: 0 K: 1 S: 5	H: 0 LOB: 0 BB: 0 P: 5	R: 0 E: 0 K: 0 S: 4	H: 1 LOB: 1 BB: 0 P: 4	R: 0 E: 0 K: 1 S: 5	H: 0 LOB: 0 BB: 0 P: 5	R: 0 E: 0 K: 0 S: 4	H: 2 LOB: 2 BB: 1 P: 8	R: 0 E: 0 K: 0 S: 3	H: 0 LOB: 0 BB: 0 P: 3	R: 0 E: 0 K: 0 S: 3	H: 1 LOB: 2 BB: 0 P: 11	R: 4 E: 1 K: 0 S: 8	H: 5 LOB: 1 BB: 0 P: 8	R: 0 E: 0 K: 0 S: 4	H: 1 LOB: 1 BB: 0 P: 4	R: 0 E: 0 K: 0 S: 3	H: 0 LOB: 0 BB: 0 P: 3	1B: 6 2B: 5 3B: 0 HR: 0	SF: 0 SAC: 1 DP: 2 HBP: 0	WP: 0 PB: 0 SB: 1 CS: 0	PA: 38
<b>PITCHER</b> Bill Stoneman, R ERA: 3.11 (1, 1)	IP: 9.0 WLS: W BF: 38	H: 10 R: 4 ER: 4 SO: 2	BB: 2 IBB: 1 HBP: 0 BLK: 0	WP: 0 HR: 0 S: 39 P: 51	ERA: 4.00 WHIP: 1.333	<b>PITCHER</b>	IP: 9.0 WLS: W BF: 38	H: 10 R: 4 ER: 4 SO: 2	BB: 2 IBB: 1 HBP: 0 BLK: 0	WP: 0 HR: 0 S: 39 P: 51	ERA: 4.00 WHIP: 1.333											

St. Louis Cardinals @ Montreal Expos  
Jarry Park, Montreal, QB  
Sun Jul 25 1971, 3:33 AM EDT  
Att: 20,346 - Unknown

AB 34  
R 4  
H 10  
RBI 3  
BB 3  
SO 2  
LOB 14



Batter	1	2	3	4	5	6	7	8	9	AB	R	H	RBI	BB	SO	LOB	BOTTOM			
Ron Hunt, R OBP: 0.401, SLG: 0.358 Gary Sutherland, R OBP: 0.276, SLG: 0.336 (1, 4) (6, 4)	6-3		P3		K		FC6-4 S			3	0	0	0	0	1	1				
Boots Day, L OBP: 0.338, SLG: 0.364 (1, 8)	F8			2B HR 1B	P1		1-2 BB			3	1	1	0	1	0	0				
Rusty Staub, L OBP: 0.385, SLG: 0.423 (1, 9)	K			HR 2B		K	4-1			4	1	1	0	0	2	2				
Ron Fairly, L OBP: 0.387, SLG: 0.410 (1, 3)		G6-4-3 1B		HR IBB		1B FC3-6 BB	4-3			2	2	1	0	2	0	0				
Bob Bailey, R OBP: 0.368, SLG: 0.408 Coco Laboy, R OBP: 0.309, SLG: 0.310 (1, 5) (9, 5)		G6-4-3 1-2		K		FC3-6 1B	6-3			4	0	1	0	0	1	4				
Jim Gosger, L OBP: 0.212, SLG: 0.217 Ron Woods, R OBP: 0.333, SLG: 0.410 (1, 7) (8, PH) (9, 7)		3-1		K		FC3-6 1-2 3-H	PO 1B BB			3	0	0	1	0	1	4				
John Bateman, R OBP: 0.274, SLG: 0.353 (1, 2)			K	HR		4-3	1-2 1B			4	1	2	4	0	1	1				
Bobby Wine, R OBP: 0.228, SLG: 0.191 (1, 6)			5-3	K			6-3		PO	3	0	0	0	0	1	0				
Bill Stoneman, R OBP: 0.258, SLG: 0.155 (1, 1)					K		FC6-4 BB			2	0	1	0	1	1	0				
<b>Inning Stats</b>	R: 0 E: 0 K: 1 S: 5	H: 0 LOB: 0 BB: 0 P: 5	R: 0 E: 0 K: 0 S: 3	H: 1 LOB: 0 BB: 0 P: 3	R: 0 E: 0 K: 1 S: 6	H: 1 LOB: 1 BB: 0 P: 6	R: 4 E: 0 K: 3 S: 12	H: 3 LOB: 0 BB: 1 P: 16	R: 0 E: 0 K: 2 S: 7	H: 0 LOB: 0 BB: 0 P: 7	R: 1 E: 0 K: 0 S: 6	H: 1 LOB: 1 BB: 1 P: 10	R: 0 E: 0 K: 0 S: 3	H: 0 LOB: 2 BB: 2 P: 11	R: 0 E: 0 K: 0 S: 3	H: 1 LOB: 1 BB: 1 P: 7	1B: 5 2B: 1 3B: 0 HR: 1	SF: 0 SAC: 0 DP: 1 HBP: 0	WP: 0 PB: 0 SB: 1 CS: 0	PA: 35
<b>PITCHER</b> Reggie Cleveland, R ERA: 3.84 Daryl Patterson, R ERA: 5.59 Don Shaw, L ERA: 4.3 Moe Drabowsky, R ERA: 3.4 (1, 1) (7, 1) (7, 1) (8, 1)	IP: 6.0 WLS: L BF: 25	H: 6 R: 5 ER: 5 SO: 8	BB: 1 IBB: 0 HBP: 0 BLK: 0	WP: 0 HR: 1 S: 39 P: 47	ERA: 7.50 WHIP: 1.167	<b>PITCHER</b>	IP: 0.2 WLS: L BF: 4	H: 0 R: 0 ER: 0 SO: 0	BB: 2 IBB: 0 HBP: 0 BLK: 0	WP: 0 HR: 0 S: 2 P: 10	ERA: 0.00 WHIP: 3.000									

St. Louis Cardinals @ Montreal Expos  
Jarry Park, Montreal, QB  
Sun Jul 25 1971, 3:33 AM EDT  
Att: 20,346 - Unknown

AB 29  
R 5  
H 7  
RBI 5  
BB 5  
SO 8  
LOB 13





Batter	1	2	3	4	5	6	7	8	9	AB	R	H	RBI	BB	SO	LOB	TOP										
<b>Lou Brock, L</b> OBP: 0.396, SLG: 0.445 (1, 7)	0-3 K	0-0 1B			0-0 6-3		0-3 K		0-0 4-3	5	0	1	1	0	2	0											
<b>Matty Alou, L</b> OBP: 0.355, SLG: 0.426 (1, 3)	0-0 2B	0-0 F2			0-0 L6		0-0 4-3		0-0 HR	5	2	2	1	0	0	1											
<b>Luis Melendez, R</b> OBP: 0.367, SLG: 0.313 (1, 9)	0-0 2B		0-0 6-3		0-0 1B			0-0 SH5-4	0-0 6-3	5	1	3	0	0	0	0											
<b>Joe Torre, R</b> OBP: 0.431, SLG: 0.560 (1, 5)	0-0 2B		0-0 5-3		0-0 1B			0-0 SH5-4		4	0	3	2	0	0	0											
<b>Ted Simmons, S</b> OBP: 0.359, SLG: 0.410 (1, 2)	0-3 K		0-3 K		0-3 K			0-0 SH5-4		3	0	0	0	0	3	3											
<b>Julian Javier, R</b> OBP: 0.272, SLG: 0.346 (1, 4)	0-3 K			0-0 5-3		0-3 K		4-0 IBB		3	0	0	0	1	2	1											
<b>Jose Cruz, L</b> OBP: 0.347, SLG: 0.353 (1, 8)		0-0 P4		0-0 F9		0-3 K		0-3 K		3	0	0	0	0	1	0											
<b>Jose Cardenal, R</b> OBP: 0.303, SLG: 0.379 (8, PH)										1	0	0	0	0	1	3											
<b>Dal Maxwell, R</b> OBP: 0.321, SLG: 0.280 (1, 6)		0-3 K		0-0 1B		0-0 F7		0-0 F8		4	0	1	0	0	1	3											
<b>Bob Gibson, R</b> OBP: 0.241, SLG: 0.308 (1, 1)		0-0 1B		0-0 F7			0-3 K		0-0 F8	4	1	1	0	0	1	1											
<b>Inning Stats</b>	R: 2 E: 0 K: 3 S: 12	H: 3 LOB: 1 BB: 0 P: 12	R: 1 E: 0 K: 1 S: 7	H: 2 LOB: 1 BB: 0 P: 7	R: 0 E: 0 K: 1 S: 5	H: 0 LOB: 0 BB: 0 P: 5	R: 0 E: 0 K: 0 S: 4	H: 1 LOB: 1 BB: 0 P: 4	R: 0 E: 0 K: 1 S: 7	H: 2 LOB: 2 BB: 0 P: 7	R: 0 E: 0 K: 2 S: 7	H: 0 LOB: 0 BB: 0 P: 7	R: 0 E: 0 K: 1 S: 7	H: 2 LOB: 3 BB: 0 P: 11	R: 1 E: 0 K: 0 S: 4	H: 1 LOB: 0 BB: 0 P: 4	1B: 8 2B: 1 3B: 1 HR: 1	SF: 0 SAC: 1 DP: 0 HBP: 0	WP: 0 PB: 0 SB: 0 CS: 0	PA: 39							
<b>PITCHER</b>	IP	WLS	BF	H	R	ER	SO	BB	IBB	HBP	BLK	WP	HR	S	P	ERA	WHIP										
<b>Ray Sadecki, L</b> ERA: 2.52 (1, 1)	7.1	L	33	10	3	3	10	0	1	0	0	0	0	52	56	3.68	1.364										
<b>Charlie Williams, R</b> ERA: 5.24 (8, 1)	0.2		2	0	0	0	1	0	0	0	0	0	0	4	4	0.00	0.000										
<b>Ron Taylor, R</b> ERA: 3.28 (9, 1)	1.0		4	1	1	1	0	0	0	0	0	0	1	4	4	9.00	1.000										

St. Louis Cardinals @ New York Mets  
Shea Stadium, Flushing, NY  
Mon Jul 26 1971, 7:05 PM EDT  
Att: 30,586 - Unknown

AB 37  
R 4  
H 11  
RBI 4  
BB 1  
SO 11  
LOB 12



Batter	1	2	3	4	5	6	7	8	9	AB	R	H	RBI	BB	SO	LOB	BOTTOM										
<b>Ken Boswell, L</b> OBP: 0.331, SLG: 0.352 (1, 4)	0-0 F8		0-0 G3			0-0 4-3		0-0 6-3		4	0	0	0	0	0	1											
<b>Wayne Garrett, L</b> OBP: 0.571, SLG: 0.455 (1, 5)	0-0 F9			0-0 4-3		0-0 L7		4-0 BB		3	0	0	0	1	0	0											
<b>Tommie Agee, R</b> OBP: 0.366, SLG: 0.446 (1, 8)	0-0 F7			0-0 1-3		0-0 G3		0-0 P4		4	0	0	0	0	0	1											
<b>Cleon Jones, R</b> OBP: 0.380, SLG: 0.466 (1, 7)		0-0 6-3		0-0 L8			0-3 K		0-0 4-3	4	0	1	0	0	1	0											
<b>Ed Kranepool, L</b> OBP: 0.330, SLG: 0.458 (1, 3)		0-0 F8			0-0 F7		0-0 1-3		0-0 G3	4	0	1	0	0	0	1											
<b>Dave Marshall, L</b> OBP: 0.335, SLG: 0.340 (1, 9)		0-0 6-3			0-0 1B		0-0 1-3		0-0 4-3	4	0	1	0	0	0	2											
<b>Duffy Dyer, R</b> OBP: 0.323, SLG: 0.386 (1, 2)			0-0 6-3		0-3 K		4-0 BB		0-3 K	3	0	0	0	1	2	2											
<b>Ted Martinez, R</b> OBP: 0.321, SLG: 0.308 (1, 6)			0-0 6-3		0-0 1B		0-0 P6			3	0	1	0	0	0	2											
<b>Ray Sadecki, L</b> OBP: 0.346, SLG: 0.292 (1, 1)					0-0 P4			0-3 K		2	0	1	0	0	0	2											
<b>Charlie Williams, R</b> OBP: 0.197, SLG: 0.063 (8, 1)										0	0	0	0	0	0	0											
<b>Ken Singleton, S</b> OBP: 0.371, SLG: 0.348 (8, PH)										1	0	0	0	0	1	0											
<b>Ron Taylor, R</b> OBP: 0.333, SLG: 0.333 (9, 1)					0-0 1B					0	0	0	0	0	0	0											
<b>Inning Stats</b>	R: 0 E: 0 K: 0 S: 3	H: 0 LOB: 0 BB: 0 P: 3	R: 0 E: 0 K: 0 S: 3	H: 0 LOB: 0 BB: 0 P: 3	R: 0 E: 0 K: 0 S: 4	H: 1 LOB: 1 BB: 0 P: 4	R: 0 E: 0 K: 0 S: 3	H: 0 LOB: 0 BB: 0 P: 3	R: 0 E: 0 K: 1 S: 6	H: 1 LOB: 2 BB: 1 P: 10	R: 0 E: 0 K: 1 S: 5	H: 0 LOB: 1 BB: 1 P: 9	R: 0 E: 0 K: 1 S: 6	H: 1 LOB: 1 BB: 0 P: 6	1B: 5 2B: 0 3B: 0 HR: 0	SF: 0 SAC: 0 DP: 0 HBP: 0	WP: 0 PB: 0 SB: 0 CS: 0	PA: 34									
<b>PITCHER</b>	IP	WLS	BF	H	R	ER	SO	BB	IBB	HBP	BLK	WP	HR	S	P	ERA	WHIP										
<b>Bob Gibson, R</b> ERA: 3.41 (1, 1)	9.0	W	34	5	0	0	4	2	0	0	0	0	0	40	48	0.00	0.778										

St. Louis Cardinals @ New York Mets  
Shea Stadium, Flushing, NY  
Mon Jul 26 1971, 7:05 PM EDT  
Att: 30,586 - Unknown

AB 32  
R 0  
H 5  
RBI 0  
BB 2  
SO 4  
LOB 11





Batter	1	2	3	4	5	6	7	8	9	AB	R	H	RBI	BB	SO	LOB	TOP					
<b>Lou Brock, L</b> OBP: 0.394, SLG: 0.443 (1, 7)	L7		4-3		F1			SH1-3 1B		4	0	1	0	0	0	1						
<b>Matty Alou, L</b> OBP: 0.357, SLG: 0.426 (1, 3)	F 1B BB		G3-6 1B		F9			SH1-3		2	0	1	1	1	0	0						
<b>Jose Cruz, L</b> OBP: 0.333, SLG: 0.337 (1, 8)	K		G3-6 1-2		F2			4-3		4	0	0	0	0	1	3						
<b>Joe Torre, R</b> OBP: 0.431, SLG: 0.559 (1, 5)	E8 1-3 1B			K		K		G3-6-3 1B		4	0	2	0	0	2	0						
<b>Ted Simmons, S</b> OBP: 0.357, SLG: 0.411 (1, 2)	G3			2B		P4		G3-6-3 1-2		4	1	1	0	0	0	3						
<b>Luis Melendez, R</b> OBP: 0.356, SLG: 0.302 (1, 9)		K		K			6-3		K	4	0	0	0	0	3	1						
<b>Ted Sizemore, R</b> OBP: 0.311, SLG: 0.333 (1, 4)		F8		2B			4-3			3	0	1	1	0	0	0						
<b>Dal Maxvill, R</b> OBP: 0.317, SLG: 0.276 (1, 6)		F7		K			K			3	0	0	0	0	2	1						
<b>Chris Zachary, L</b> OBP: 0.250, SLG: 0.250 (1, 1)							F7			3	1	1	0	0	0	0						
<b>Frank Linzy, R</b> OBP: 0.333, SLG: 0.333 (9, 1)			4-3 1B					G3		0	0	0	0	0	0	0						
<b>Inning Stats</b>	R: 0 E: 1 K: 1 S: 6	H: 1 LOB: 2 BB: 1 P: 10	R: 0 E: 0 K: 1 S: 5	H: 0 LOB: 0 BB: 0 P: 5	R: 1 E: 0 K: 0 S: 4	H: 2 LOB: 0 BB: 0 P: 4	R: 1 E: 0 K: 3 S: 11	H: 2 LOB: 1 BB: 0 P: 11	R: 0 E: 0 K: 0 S: 3	H: 0 LOB: 0 BB: 0 P: 3	R: 0 E: 0 K: 1 S: 5	H: 0 LOB: 0 BB: 0 P: 5	R: 0 E: 0 K: 1 S: 5	H: 0 LOB: 0 BB: 0 P: 5	R: 0 E: 0 K: 0 S: 4	H: 1 LOB: 1 BB: 0 P: 4	R: 0 E: 0 K: 1 S: 5	H: 1 LOB: 0 BB: 0 P: 5	1B: 5 2B: 2 3B: 0 HR: 0	SF: 0 SAC: 1 DP: 2 HBP: 0	WP: 0 PB: 0 SB: 0 CS: 0	PA: 33
<b>PITCHER</b>	IP	WLS	BF	H	R	ER	SO	BB	IBB	HBP	BLK	WP	HR	S	P	ERA	WHIP					
<b>Tom Seaver, R</b> ERA: 2.25 (1, 1)	8.0		30	6	2	2	7	1	0	0	0	0	0	43	47	2.25	0.875					
<b>Danny Frisella, R</b> ERA: 2.42 (9, 1)	1.0	W	3	1	0	0	1	0	0	0	0	0	0	5	5	0.00	1.000					

St. Louis Cardinals @ New York Mets  
Shea Stadium, Flushing, NY  
Tue Jul 27 1971, 7:05 PM EDT  
Att: 35,597 - Unknown

AB 31  
R 2  
H 7  
RBI 2  
BB 1  
SO 8  
LOB 9



Batter	1	2	3	4	5	6	7	8	9	AB	R	H	RBI	BB	SO	LOB	BOTTOM					
<b>Ken Boswell, L</b> OBP: 0.330, SLG: 0.350 (1, 4)	P4		4-3			G3 1B		F5		4	0	1	0	0	0	2						
<b>Wayne Garrett, L</b> OBP: 0.444, SLG: 0.333 (1, 5)	F9			G3		G3			P6	4	0	0	0	0	1							
<b>Tommie Agee, R</b> OBP: 0.364, SLG: 0.443 (1, 8)				6-3		6-3				4	0	1	0	0	0	1						
<b>Don Hahn, R</b> OBP: 0.398, SLG: 0.300 (9, PR)	F8								1B 1B	0	1	0	0	0	0	0						
<b>Cleon Jones, R</b> OBP: 0.381, SLG: 0.470 (1, 7)		K		1B 2B			F7		1B 1B	4	2	2	0	0	1	0						
<b>Ed Kranepool, L</b> OBP: 0.332, SLG: 0.459 (1, 3)		F8				G3			1B	4	0	2	2	0	0	0						
<b>Dave Marshall, L</b> OBP: 0.328, SLG: 0.331 (1, 9)		4-3			K		4-3		F7	4	0	0	0	0	1	2						
<b>Duffy Dyer, R</b> OBP: 0.330, SLG: 0.384 (1, 2)			FC6-4 BB		F8			6-3	1B	3	0	1	1	1	0	0						
<b>Ted Martinez, R</b> OBP: 0.305, SLG: 0.291 (1, 6)			FC6-4 1-2		5-3			F9		3	0	0	0	0	0	1						
<b>Tom Seaver, R</b> OBP: 0.271, SLG: 0.333 (1, 1)										2	0	0	0	0	0	1						
<b>Ken Singleton, S</b> OBP: 0.369, SLG: 0.346 (8, PH)										1	0	0	0	0	0	0						
<b>Danny Frisella, L</b> OBP: 0.286, SLG: 0.286 (9, 1)									E4	0	0	0	0	0	0	0						
<b>Inning Stats</b>	R: 0 E: 0 K: 0 S: 3	H: 0 LOB: 0 BB: 0 P: 3	R: 0 E: 0 K: 1 S: 5	H: 0 LOB: 0 BB: 0 P: 5	R: 0 E: 0 K: 0 S: 3	H: 0 LOB: 1 BB: 1 P: 7	R: 1 E: 0 K: 0 S: 4	H: 2 LOB: 1 BB: 0 P: 4	R: 0 E: 0 K: 1 S: 5	H: 0 LOB: 0 BB: 0 P: 5	R: 0 E: 0 K: 0 S: 4	H: 1 LOB: 1 BB: 0 P: 4	R: 0 E: 0 K: 0 S: 3	H: 0 LOB: 0 BB: 0 P: 3	R: 0 E: 1 K: 0 S: 4	H: 0 LOB: 1 BB: 0 P: 4	R: 2 E: 0 K: 0 S: 6	H: 4 LOB: 2 BB: 0 P: 6	1B: 6 2B: 1 3B: 0 HR: 0	SF: 0 SAC: 0 DP: 0 HBP: 0	WP: 0 PB: 0 SB: 0 CS: 0	PA: 34
<b>PITCHER</b>	IP	WLS	BF	H	R	ER	SO	BB	IBB	HBP	BLK	WP	HR	S	P	ERA	WHIP					
<b>Chris Zachary, R</b> ERA: 5.12 (1, 1)	8.1	L	31	5	3	3	2	1	0	0	0	0	0	34	38	3.24	0.720					
<b>Frank Linzy, R</b> ERA: 2.21 (9, 1)	0.1		3	2	0	0	0	0	0	0	0	0	0	3	3	0.00	6.000					

St. Louis Cardinals @ New York Mets  
Shea Stadium, Flushing, NY  
Tue Jul 27 1971, 7:05 PM EDT  
Att: 35,597 - Unknown

AB 33  
R 3  
H 7  
RBI 3  
BB 1  
SO 2  
LOB 8










Batter	1	2	3	4	5	6	7	8	9	AB	R	H	RBI	BB	SO	LOB	TOP				
<b>Lou Brock, L</b> OBP: 0.394, SLG: 0.436 (1, 7)										3	0	0	0	2	3	3	<b>St. Louis Cardinals @ New York Mets</b> Shea Stadium, Flushing, NY Thu Jul 29 1971, 7:05 PM EDT Att: 30,254 - Unknown				
<b>Jose Cruz, L</b> OBP: 0.366, SLG: 0.376 (1, 8)										1	1	1	0	4	0	0					
<b>Matty Alou, L</b> OBP: 0.358, SLG: 0.431 (1, 3)										5	1	2	2	0	0	5					
<b>Joe Torre, R</b> OBP: 0.429, SLG: 0.560 (1, 5)											3	0	0	0	1	0		5			
<b>Ted Simmons, S</b> OBP: 0.362, SLG: 0.416 (1, 2)										4	0	3	1	0	1	2					
<b>Luis Melendez, R</b> OBP: 0.355, SLG: 0.293 (1, 9)											3	0	0	0	1	0		3			
<b>Ted Sizemore, R</b> OBP: 0.314, SLG: 0.333 (1, 4)											3	0	1	0	1	0		3			
<b>Dal Maxvill, R</b> OBP: 0.319, SLG: 0.279 (1, 6)										4	1	2	0	0	0	3					
<b>Jerry Reuss, L</b> OBP: 0.196, SLG: 0.111 (1, 1)										3	0	0	0	1	2	2					
<b>Inning Stats</b>	R: 0 E: 0 K: 1 S: 5	H: 0 LOB: 2 BB: 2 P: 13	R: 0 E: 0 K: 1 S: 5	H: 0 LOB: 2 BB: 2 P: 13	R: 1 E: 0 K: 0 S: 4	H: 2 LOB: 2 BB: 2 P: 12	R: 0 E: 0 K: 1 S: 5	H: 1 LOB: 1 BB: 1 P: 7	R: 0 E: 0 K: 0 S: 3	H: 1 LOB: 1 BB: 1 P: 7	R: 2 E: 0 K: 1 S: 7	H: 2 LOB: 1 BB: 1 P: 11	R: 0 E: 0 K: 0 S: 4	H: 2 LOB: 1 BB: 0 P: 4	R: 0 E: 0 K: 2 S: 8	H: 1 LOB: 1 BB: 0 P: 8		1B: 8 2B: 1 3B: 1 HR: 0	SF: 0 SAC: 0 DP: 3 HBP: 0	WP: 0 PB: 0 SB: 3 CS: 0	PA: 39
<b>PITCHER</b>	IP WLS BF H R ER SO BB IBB HBP BLK WP HR S P ERA WHIP	IP WLS BF H R ER SO BB IBB HBP BLK WP HR S P ERA WHIP	IP WLS BF H R ER SO BB IBB HBP BLK WP HR S P ERA WHIP	IP WLS BF H R ER SO BB IBB HBP BLK WP HR S P ERA WHIP	IP WLS BF H R ER SO BB IBB HBP BLK WP HR S P ERA WHIP	IP WLS BF H R ER SO BB IBB HBP BLK WP HR S P ERA WHIP	IP WLS BF H R ER SO BB IBB HBP BLK WP HR S P ERA WHIP	IP WLS BF H R ER SO BB IBB HBP BLK WP HR S P ERA WHIP	IP WLS BF H R ER SO BB IBB HBP BLK WP HR S P ERA WHIP	IP WLS BF H R ER SO BB IBB HBP BLK WP HR S P ERA WHIP	IP WLS BF H R ER SO BB IBB HBP BLK WP HR S P ERA WHIP	IP WLS BF H R ER SO BB IBB HBP BLK WP HR S P ERA WHIP	IP WLS BF H R ER SO BB IBB HBP BLK WP HR S P ERA WHIP	IP WLS BF H R ER SO BB IBB HBP BLK WP HR S P ERA WHIP	IP WLS BF H R ER SO BB IBB HBP BLK WP HR S P ERA WHIP	IP WLS BF H R ER SO BB IBB HBP BLK WP HR S P ERA WHIP	IP WLS BF H R ER SO BB IBB HBP BLK WP HR S P ERA WHIP	IP WLS BF H R ER SO BB IBB HBP BLK WP HR S P ERA WHIP	IP WLS BF H R ER SO BB IBB HBP BLK WP HR S P ERA WHIP	IP WLS BF H R ER SO BB IBB HBP BLK WP HR S P ERA WHIP	IP WLS BF H R ER SO BB IBB HBP BLK WP HR S P ERA WHIP

Batter	1	2	3	4	5	6	7	8	9	AB	R	H	RBI	BB	SO	LOB	BOTTOM				
<b>Don Hahn, R</b> OBP: 0.346, SLG: 0.302 (1, 8)											3	0	0	0	1	0	1				
<b>Ted Martinez, R</b> OBP: 0.318, SLG: 0.295 (1, 6)											3	1	2	0	1	0	1				
<b>Tommie Agee, R</b> OBP: 0.361, SLG: 0.439 (1, 9)											3	0	0	0	1	0	3				
<b>Cleon Jones, R</b> OBP: 0.381, SLG: 0.468 (1, 7)											4	0	2	1	0	0	4				
<b>Donn Clendenon, R</b> OBP: 0.283, SLG: 0.404 (1, 3)										4	0	2	0	0	0	1					
<b>Bob Aspromonte, R</b> OBP: 0.300, SLG: 0.326 (1, 5)										3	0	0	0	1	0	2					
<b>Duffy Dyer, R</b> OBP: 0.327, SLG: 0.376 (1, 2)										3	0	0	0	0	0	3					
<b>Tim Foli, R</b> OBP: 0.284, SLG: 0.299 (1, 4)										3	0	0	0	0	0	3					
<b>Nolan Ryan, R</b> OBP: 0.162, SLG: 0.147 (1, 1)											1	0	0	0	0	1	0				
<b>Ken Boswell, L</b> OBP: 0.332, SLG: 0.353 (6, PH)											1	0	0	0	0	1	0				
<b>Charlie Williams, R</b> OBP: 0.187, SLG: 0.363 (6, 1)											0	0	0	0	0	0	0				
<b>Ken Singleton, S</b> OBP: 0.371, SLG: 0.354 (7, PH)											1	0	1	0	0	0	0				
<b>Danny Frisella, L</b> OBP: 0.296, SLG: 0.286 (8, 1)											0	0	0	0	0	0	0				
<b>Inning Stats</b>	R: 0 E: 0 K: 0 S: 2	H: 0 LOB: 1 BB: 2 P: 10	R: 0 E: 0 K: 0 S: 3	H: 0 LOB: 0 BB: 0 P: 3	R: 0 E: 0 K: 1 S: 5	H: 0 LOB: 0 BB: 0 P: 5	R: 1 E: 1 K: 0 S: 6	H: 3 LOB: 3 BB: 1 P: 10	R: 0 E: 0 K: 1 S: 6	H: 1 LOB: 2 BB: 1 P: 10	R: 0 E: 0 K: 0 S: 3	H: 1 LOB: 0 BB: 0 P: 3	R: 0 E: 0 K: 0 S: 4	H: 1 LOB: 1 BB: 0 P: 4	R: 0 E: 0 K: 0 S: 4	H: 1 LOB: 1 BB: 0 P: 4	1B: 6 2B: 1 3B: 0 HR: 0	SF: 0 SAC: 0 DP: 2 HBP: 0	WP: 0 PB: 0 SB: 0 CS: 0	PA: 33	
<b>PITCHER</b>	IP WLS BF H R ER SO BB IBB HBP BLK WP HR S P ERA WHIP	IP WLS BF H R ER SO BB IBB HBP BLK WP HR S P ERA WHIP	IP WLS BF H R ER SO BB IBB HBP BLK WP HR S P ERA WHIP	IP WLS BF H R ER SO BB IBB HBP BLK WP HR S P ERA WHIP	IP WLS BF H R ER SO BB IBB HBP BLK WP HR S P ERA WHIP	IP WLS BF H R ER SO BB IBB HBP BLK WP HR S P ERA WHIP	IP WLS BF H R ER SO BB IBB HBP BLK WP HR S P ERA WHIP	IP WLS BF H R ER SO BB IBB HBP BLK WP HR S P ERA WHIP	IP WLS BF H R ER SO BB IBB HBP BLK WP HR S P ERA WHIP	IP WLS BF H R ER SO BB IBB HBP BLK WP HR S P ERA WHIP	IP WLS BF H R ER SO BB IBB HBP BLK WP HR S P ERA WHIP	IP WLS BF H R ER SO BB IBB HBP BLK WP HR S P ERA WHIP	IP WLS BF H R ER SO BB IBB HBP BLK WP HR S P ERA WHIP	IP WLS BF H R ER SO BB IBB HBP BLK WP HR S P ERA WHIP	IP WLS BF H R ER SO BB IBB HBP BLK WP HR S P ERA WHIP	IP WLS BF H R ER SO BB IBB HBP BLK WP HR S P ERA WHIP	IP WLS BF H R ER SO BB IBB HBP BLK WP HR S P ERA WHIP	IP WLS BF H R ER SO BB IBB HBP BLK WP HR S P ERA WHIP	IP WLS BF H R ER SO BB IBB HBP BLK WP HR S P ERA WHIP	IP WLS BF H R ER SO BB IBB HBP BLK WP HR S P ERA WHIP	IP WLS BF H R ER SO BB IBB HBP BLK WP HR S P ERA WHIP

AB	29
R	3
H	9
RBI	3
BB	10
SO	6
LOB	26





Batter	1	2	3	4	5	6	7	8	9	AB	R	H	RBI	BB	SO	LOB	TOP										
<b>Lou Brock, L</b> OBP: 0.397, SLG: 0.443 (1, 7)	4-0 S E BB	1-1 1-3					0-0 S 2B		0-0 S 2B								3 1 2 0 1 0 1										
<b>Julian Javier, R</b> OBP: 0.270, SLG: 0.341 (1, 4)	1-3 K 1-H		0-0 FC5-4 1B			2-0 4-3		1-1 6-3									4 0 1 0 0 1 2										
<b>Luis Melendez, R</b> OBP: 0.345, SLG: 0.283 (1, 9)	0-0 F8		0-0 F9			2-3 K		2-3 K									4 0 0 0 0 2 3										
<b>Joe Torre, R</b> OBP: 0.428, SLG: 0.559 (1, 5)	2-0 2B		0-0 FC5-4 1-2			3-1 F8		0-0 4-3									4 0 1 0 0 0 1										
<b>Jim Beauchamp, R</b> OBP: 0.302, SLG: 0.402 (1, 3) <b>Joe Hague, L</b> OBP: 0.330, SLG: 0.381 (7, 3)	0-0 4-3		0-0 F9			0-0 6-3		0-0 4-3									3 0 0 0 0 0 2 1 0 0 0 0 0 0										
<b>Jerry McNettney, R</b> OBP: 0.333, SLG: 0.471 (1, 2)		4-0 1B SF8 BB		0-0 F9		2-0 P4		0-0 6-3									3 1 0 0 1 0 0										
<b>Jose Cruz, L</b> OBP: 0.373, SLG: 0.412 (1, 8)		0-0 SF8 1-3 1B		0-0 L3		0-1 HR		0-0 F7									4 1 2 1 0 0 0										
<b>Dal Maxwell, R</b> OBP: 0.314, SLG: 0.275 (1, 6)		0-0 SF8 2-3 3-H		0-0 5-3		0-0 F8		0-0 5-3									3 0 0 1 0 0 0										
<b>Bob Gibson, R</b> OBP: 0.241, SLG: 0.357 (1, 1)		0-0 L6		0-0 5-3		0-1 HR		2-2 5-3									4 1 1 1 0 0 1										
<b>Inning Stats</b>	R: 1 E: 0 K: 1 S: 6	H: 1 LOB: 1 BB: 1 P: 13	R: 1 E: 0 K: 0 S: 5	H: 1 LOB: 1 BB: 1 P: 10	R: 0 E: 0 K: 0 S: 4	H: 1 LOB: 0 BB: 0 P: 4	R: 0 E: 0 K: 0 S: 3	H: 0 LOB: 0 BB: 0 P: 3	R: 0 E: 0 K: 1 S: 6	H: 1 LOB: 1 BB: 0 P: 10	R: 0 E: 0 K: 0 S: 4	H: 0 LOB: 0 BB: 0 P: 9	R: 2 E: 0 K: 1 S: 12	H: 3 LOB: 1 BB: 0 P: 15	R: 0 E: 0 K: 0 S: 3	H: 0 LOB: 0 BB: 0 P: 3	R: 0 E: 0 K: 0 S: 6	H: 0 LOB: 0 BB: 0 P: 8	1B: 2 2B: 3 3B: 0 HR: 2	SF: 1 SAC: 0 DP: 0 HBP: 0	WP: 0 PB: 0 SB: 3 CS: 0	PA: 36					
<b>PITCHER</b>	IP	WLS	BF	H	R	ER	SO	BB	IBB	HBP	BLK	WP	HR	S	P	ERA	WHIP										
<b>Chris Short, L</b> ERA: 3.93 (1, 1)	6.1	L	28	7	4	4	2	2	0	0	0	0	2	34	55	5.68	1.421										
<b>Bill Wilson, R</b> ERA: 2.2 (7, 1)	2.2		8	0	0	0	1	0	0	0	0	0	0	15	20	0.00	0.000										

St. Louis Cardinals @ Philadelphia Phillies  
Veterans Stadium, Philadelphia, PA  
Fri Jul 30 1971, 7:05 PM EDT  
Att: 26,461 - Unknown


AB 33  
R 4  
H 7  
RBI 3  
BB 2  
SO 3  
LOB 10



Batter	1	2	3	4	5	6	7	8	9	AB	R	H	RBI	BB	SO	LOB	BOTTOM										
<b>Denny Doyle, L</b> OBP: 0.288, SLG: 0.319 (1, 4)	2-2 FC6-4 HBP		0-0 HR			3-1 1B 1-2 1B		0-0 G4-3 1B		1-2 1B							4 1 4 2 0 0 0										
<b>Larry Bowa, S</b> OBP: 0.290, SLG: 0.292 (1, 6)	0-0 P6		0-0 4-3			0-0 1B 1-2 2-3 1B		1-2 G4-3 1-2		0-0 4-3							5 0 1 0 0 0 3										
<b>Willie Montanez, L</b> OBP: 0.327, SLG: 0.491 (1, 8) <b>Byron Browne, R</b> OBP: 0.280, SLG: 0.341 (9, 8)	0-0 FC6-4 1-2 S		4-0 BB			1-1 G3-2 3-H		0-0 G3									3 0 0 0 1 0 4 0 0 0 0 0 0 0										
<b>Deron Johnson, R</b> OBP: 0.348, SLG: 0.497 (1, 3)	1-2 6-3		3-3 K2-3			2-2 P5		0-0 P6									4 0 0 0 0 1 2										
<b>Oscar Gamble, L</b> OBP: 0.266, SLG: 0.337 (1, 9)		3-2 F5		0-0 P6		4-0 4-3 BB		0-0 6-3									3 0 0 0 1 0 0										
<b>Don Money, R</b> OBP: 0.282, SLG: 0.358 (1, 7) (7, 5)		4-0 BB		0-2 5-3		3-1 4-3 1-2		4-2 2B 4-3 BB									2 1 0 0 2 0 1										
<b>Tim McCarver, L</b> OBP: 0.328, SLG: 0.432 (1, 2)	0-0 F8		0-0 6-3			4-0 IBB		1-1 4-3 1B 2B									3 1 1 0 1 0 1										
<b>John Vukovich, R</b> OBP: 0.200, SLG: 0.181 (1, 5) <b>Bill Wilson, R</b> OBP: 0.306, SLG: 0.289 (9, PH)	0-0 F8		0-0 F8			0-0 P3		3-2 F7		1-3 K							3 0 0 0 0 0 3 0 0 0 0 0 0 0 1 0 0 0 0 1 2										
<b>Chris Short, R</b> OBP: 0.174, SLG: 0.073 (1, 1) <b>Ron Stone, L</b> OBP: 0.330, SLG: 0.277 (7, 7)			3-3 K			0-0 CI 1B G3-2 1B		0-3 K		0-0 4-3							1 0 0 0 0 1 0 2 0 0 1 0 1 1										
<b>Inning Stats</b>	R: 0 E: 0 K: 0 S: 7	H: 0 LOB: 0 BB: 0 P: 10	R: 0 E: 0 K: 0 S: 5	H: 0 LOB: 1 BB: 1 P: 12	R: 1 E: 0 K: 2 S: 8	H: 1 LOB: 1 BB: 1 P: 18	R: 0 E: 0 K: 0 S: 6	H: 0 LOB: 0 BB: 0 P: 8	R: 0 E: 0 K: 0 S: 7	H: 2 LOB: 2 BB: 0 P: 11	R: 0 E: 0 K: 0 S: 8	H: 0 LOB: 2 BB: 2 P: 24	R: 0 E: 0 K: 1 S: 7	H: 1 LOB: 0 BB: 0 P: 8	R: 0 E: 0 K: 0 S: 3	H: 0 LOB: 0 BB: 0 P: 3	R: 2 E: 0 K: 1 S: 12	H: 2 LOB: 1 BB: 1 P: 19	1B: 4 2B: 1 3B: 0 HR: 1	SF: 0 SAC: 0 DP: 2 HBP: 1	WP: 0 PB: 0 SB: 1 CS: 0	PA: 38					
<b>PITCHER</b>	IP	WLS	BF	H	R	ER	SO	BB	IBB	HBP	BLK	WP	HR	S	P	ERA	WHIP										
<b>Bob Gibson, R</b> ERA: 3.39 (1, 1)	9.0	W	38	6	3	3	4	4	1	1	0	0	1	63	113	3.00	1.111										

St. Louis Cardinals @ Philadelphia Phillies  
Veterans Stadium, Philadelphia, PA  
Fri Jul 30 1971, 7:05 PM EDT  
Att: 26,461 - Unknown

AB 31  
R 3  
H 6  
RBI 3  
BB 5  
SO 4  
LOB 17









Batter	1	2	3	4	5	6	7	8	9	AB	R	H	RBI	BB	SO	LOB	TOP			
Enzo Hernandez, R OBP: 0.304, SLG: 0.267 (1, 6)										4	0	1	0	0	0	0	<b>San Diego Padres @ St. Louis Cardinals</b> Busch Stadium, St. Louis, MO Mon Aug 02 1971, 7:05 PM CDT Att: 13,591 - Unknown <a href="http://livebaseballscorecards.com">livebaseballscorecards.com</a>			
Dave Campbell, R OBP: 0.291, SLG: 0.331 (1, 4)										4	0	0	0	0	1	1				
Cito Gaston, R OBP: 0.274, SLG: 0.392 (1, 8)										4	1	2	1	0	0	1				
Nate Colbert, R OBP: 0.358, SLG: 0.495 (1, 3)										3	0	1	0	1	1	1				
Ollie Brown, R OBP: 0.359, SLG: 0.372 (1, 9)										4	0	1	0	0	0	2				
Ivan Murrell, R OBP: 0.261, SLG: 0.375 (1, 7)										4	0	0	0	0	2	3				
Bob Barton, R OBP: 0.309, SLG: 0.358 (1, 2)										3	0	0	0	0	1	2				
Garry Jestadt, R OBP: 0.230, SLG: 0.246 (1, 5)										3	0	0	0	0	0	2				
Bob Miller, R (7, 1)										0	0	0	0	0	0	0				
Dave Roberts, L OBP: 0.175, SLG: 0.211 (1, 1)										2	0	0	0	0	2	0				
Ed Spiezio, R OBP: 0.272, SLG: 0.332 (7, 5)										1	0	0	0	0	1	0				
<b>Inning Stats</b>	R: 1 E: 0 K: 1 S: 7	H: 2 LOB: 1 BB: 0 P: 7	R: 0 E: 0 K: 0 S: 3	H: 0 LOB: 0 BB: 0 P: 3	R: 0 E: 0 K: 0 S: 5	H: 0 LOB: 0 BB: 0 P: 5	R: 0 E: 0 K: 0 S: 3	H: 0 LOB: 0 BB: 0 P: 3	R: 0 E: 0 K: 1 S: 6	H: 1 LOB: 1 BB: 0 P: 6	R: 0 E: 0 K: 2 S: 8	H: 1 LOB: 2 BB: 1 P: 12	R: 0 E: 0 K: 1 S: 5	H: 0 LOB: 0 BB: 0 P: 5	R: 0 E: 0 K: 2 S: 8	H: 1 LOB: 1 BB: 0 P: 8	1B: 4 2B: 0 3B: 0 HR: 1	SF: 0 SAC: 0 DP: 0 HBP: 0	WP: 0 PB: 0 SB: 0 CS: 0	PA: 33
<b>PITCHER</b> Steve Carlton, L ERA: 3.69 (1, 1)	IP: 9.0 WLS: W BF: 33 H: 5 R: 1 ER: 1 SO: 8 BB: 1 IBB: 0 HBP: 0 BLK: 0 WP: 0 HR: 1 S: 48 P: 52 ERA: 1.00 WHIP: 0.667															<b>PITCHER</b>				

Batter	1	2	3	4	5	6	7	8	9	AB	R	H	RBI	BB	SO	LOB	BOTTOM			
Lou Brock, L OBP: 0.396, SLG: 0.449 (1, 7)										4	1	2	0	0	0	0	<b>San Diego Padres @ St. Louis Cardinals</b> Busch Stadium, St. Louis, MO Mon Aug 02 1971, 7:05 PM CDT Att: 13,591 - Unknown <a href="http://livebaseballscorecards.com">livebaseballscorecards.com</a>			
Julian Javier, R OBP: 0.278, SLG: 0.351 (1, 4)										3	0	1	0	0	0	0				
Matty Alou, L OBP: 0.357, SLG: 0.430 (1, 3) (3, 9)										4	1	2	1	0	0	2				
Joe Torre, R OBP: 0.430, SLG: 0.558 (1, 5)										3	1	1	0	1	0	2				
Ted Simmons, S OBP: 0.362, SLG: 0.417 (1, 2)										3	0	1	1	0	1	3				
Luis Melendez, R OBP: 0.338, SLG: 0.288 (1, 9)										1	0	1	0	0	0	0				
Jim Beauchamp, R OBP: 0.295, SLG: 0.388 (2, FR) (3, 3)										2	0	1	1	0	0	1				
Joe Hague, L OBP: 0.326, SLG: 0.376 (8, 3)										1	0	0	0	0	0	0				
Jose Cruz, L OBP: 0.390, SLG: 0.490 (1, 8)										2	0	1	0	1	0	0				
Dal Maxvill, R OBP: 0.305, SLG: 0.272 (1, 6)										3	0	0	0	0	0	6				
Steve Carlton, L OBP: 0.209, SLG: 0.246 (1, 1)										3	0	0	0	0	1	1				
<b>Inning Stats</b>	R: 0 E: 0 K: 0 S: 3	H: 0 LOB: 0 BB: 0 P: 3	R: 1 E: 0 K: 0 S: 4	H: 2 LOB: 1 BB: 1 P: 8	R: 0 E: 0 K: 0 S: 3	H: 0 LOB: 0 BB: 0 P: 3	R: 1 E: 0 K: 0 S: 6	H: 3 LOB: 2 BB: 0 P: 6	R: 0 E: 0 K: 1 S: 7	H: 2 LOB: 3 BB: 1 P: 11	R: 0 E: 0 K: 1 S: 5	H: 1 LOB: 0 BB: 0 P: 6	R: 1 E: 0 K: 0 S: 4	H: 2 LOB: 0 BB: 0 P: 4	R: 0 E: 0 K: 0 S: 3	H: 0 LOB: 0 BB: 0 P: 3	1B: 7 2B: 3 3B: 1 HR: 0	SF: 1 SAC: 1 DP: 3 HBP: 1	WP: 0 PB: 0 SB: 3 CS: 0	PA: 34
<b>PITCHER</b> Dave Roberts, L ERA: 2.22 (1, 1)	IP: 6.1 WLS: L BF: 30 H: 10 R: 3 ER: 3 SO: 3 BB: 1 IBB: 1 HBP: 1 BLK: 0 WP: 0 HR: 0 S: 31 P: 40 ERA: 4.26 WHIP: 1.737															<b>PITCHER</b>				
Bob Miller, R ERA: 1.64 (7, 1)	IP: 1.2 WLS: L BF: 4 H: 0 R: 0 ER: 0 SO: 0 BB: 0 IBB: 0 HBP: 0 BLK: 0 WP: 0 HR: 0 S: 4 P: 4 ERA: 0.00 WHIP: 0.000															<b>PITCHER</b>				



Batter	1	2	3	4	5	6	7	8	9	AB	R	H	RBI	BB	SO	LOB	TOP								
Enzo Hernandez, R OBP: 0.303, SLG: 0.266										5	0	1	0	0	0	4	<b>San Diego Padres @ St. Louis Cardinals</b> Busch Stadium, St. Louis, MO Tue Aug 03 1971, 7:05 PM CDT Att: 14,246 - Unknown								
Gary Jesteadt, R OBP: 0.253, SLG: 0.284										5	0	3	0	0	0	0									
Cito Gaston, R OBP: 0.276, SLG: 0.397										5	2	2	0	0	1	3									
Nate Colbert, R OBP: 0.356, SLG: 0.493										5	1	1	1	0	3	4									
Ollie Brown, R OBP: 0.360, SLG: 0.372										5	0	2	2	0	0	3									
Ed Spiezio, R OBP: 0.275, SLG: 0.335										4	1	2	0	0	0	2									
Larry Stahl, L OBP: 0.297, SLG: 0.387										4	1	1	0	0	2	3									
Bob Barton, R OBP: 0.312, SLG: 0.362										3	0	1	1	1	0	1									
Steve Arlin, R OBP: 0.185, SLG: 0.140										1	1	0	1	1	0	1									
<b>Inning Stats</b>	R: 0 E: 0 K: 2 S: 9	H: 2 LOB: 2 BB: 0 P: 9	R: 1 E: 0 K: 1 S: 7	H: 2 LOB: 1 BB: 0 P: 7	R: 2 E: 0 K: 1 S: 8	H: 3 LOB: 1 BB: 0 P: 8	R: 1 E: 1 K: 0 S: 3	H: 1 LOB: 1 BB: 1 P: 7	R: 0 E: 0 K: 1 S: 5	H: 0 LOB: 0 BB: 0 P: 5	R: 0 E: 1 K: 0 S: 4	H: 1 LOB: 2 BB: 1 P: 8	R: 1 E: 0 K: 0 S: 5	H: 2 LOB: 1 BB: 0 P: 5	R: 0 E: 0 K: 0 S: 4	H: 1 LOB: 0 BB: 0 P: 4	R: 0 E: 0 K: 1 S: 6	H: 1 LOB: 1 BB: 0 P: 6	1B: 8 2B: 3 3B: 2 HR: 0	SF: 1 SAC: 1 DP: 0 HBP: 0	WP: 1 PB: 0 SB: 1 CS: 0	PA: 41			
<b>PITCHER</b>	IP	WLS	BF	H	R	ER	SO	BB	IBB	HBP	BLK	WP	HR	S	P	ERA	WHIP								
Jerry Reuss, L ERA: 5.07	5.2	L	27	9	4	3	5	1	1	0	0	0	0	35	43	4.76	1.765								
Moe Drabowsky, R ERA: 3.17	0.1		1	0	0	0	0	0	0	0	0	0	0	1	1	0.00	0.000								
Daryl Patterson, R ERA: 5.79	2.0		9	3	2	2	0	0	0	0	0	1	0	9	9	9.00	1.500								
Frank Linzy, R ERA: 1.99	1.0		4	1	0	0	1	0	0	0	0	0	0	6	6	0.00	1.000								

Batter	1	2	3	4	5	6	7	8	9	AB	R	H	RBI	BB	SO	LOB	BOTTOM								
Lou Brock, L OBP: 0.393, SLG: 0.445										4	0	0	0	0	1	3	<b>San Diego Padres @ St. Louis Cardinals</b> Busch Stadium, St. Louis, MO Tue Aug 03 1971, 7:05 PM CDT Att: 14,246 - Unknown								
Bob Burda, L OBP: 0.373, SLG: 0.356										4	0	1	0	0	0	1									
Matty Alou, L OBP: 0.354, SLG: 0.425										4	0	0	0	0	0	1									
Joe Torre, R OBP: 0.427, SLG: 0.553										4	0	0	0	0	0	0									
Ted Simmons, S OBP: 0.359, SLG: 0.413										3	0	0	0	0	0	0									
Joe Hague, L OBP: 0.323, SLG: 0.371										3	0	0	0	0	1	0									
Ted Kubiak, S OBP: 0.330, SLG: 0.335										3	1	1	0	0	0	0									
Ted Sizemore, R OBP: 0.312, SLG: 0.329										3	0	1	1	0	0	0									
Jerry Reuss, L BP: 0.242, SLG: 0.111										0	0	0	0	0	0	0									
Moe Drabowsky, R BP: 0.345, SLG: 0.477										0	0	0	0	0	0	0									
Jerry McNertney, R BP: 0.345, SLG: 0.477										0	0	0	0	0	0	0									
Daryl Patterson, R BP: 0.345, SLG: 0.477										0	0	0	0	0	0	0									
Jim Beauchamp, R OBP: 0.320, SLG: 0.385										0	0	0	0	0	0	1									
Frank Linzy, R OBP: 0.333, SLG: 0.333										0	0	0	0	0	0	0									
<b>Inning Stats</b>	R: 0 E: 0 K: 1 S: 5	H: 0 LOB: 0 BB: 0 P: 5	R: 0 E: 0 K: 0 S: 3	H: 0 LOB: 0 BB: 0 P: 3	R: 0 E: 0 K: 0 S: 3	H: 0 LOB: 1 BB: 1 P: 7	R: 0 E: 0 K: 0 S: 3	H: 1 LOB: 0 BB: 0 P: 3	R: 0 E: 0 K: 1 S: 5	H: 0 LOB: 0 BB: 0 P: 5	R: 0 E: 0 K: 0 S: 4	H: 1 LOB: 1 BB: 0 P: 4	R: 0 E: 0 K: 0 S: 3	H: 0 LOB: 0 BB: 0 P: 3	R: 1 E: 0 K: 0 S: 5	H: 2 LOB: 1 BB: 0 P: 5	R: 0 E: 0 K: 0 S: 3	H: 0 LOB: 0 BB: 0 P: 3	1B: 3 2B: 1 3B: 1 HR: 0	SF: 0 SAC: 0 DP: 1 HBP: 0	WP: 0 PB: 0 SB: 1 CS: 0	PA: 31			
<b>PITCHER</b>	IP	WLS	BF	H	R	ER	SO	BB	IBB	HBP	BLK	WP	HR	S	P	ERA	WHIP								
Steve Arlin, R ERA: 3.35	9.0	W	31	4	1	1	2	1	0	0	0	0	0	34	38	1.00	0.556								





Batter	1	2	3	4	5	6	7	8	9	AB	R	H	RBI	BB	SO	LOB	TOP			
<b>Bobby Bonds, R</b> OBP: 0.387, SLG: 0.528 (1, 9)										3	1	0	0	1	1	2	<b>San Francisco Giants @ St. Louis Cardinals</b> <b>Busch Stadium, St. Louis, MO</b> Wed Aug 04 1971, 7:05 PM CDT Att: 27,024 - Unknown			
<b>Tito Fuentes, S</b> OBP: 0.306, SLG: 0.348 (1, 4)										4	0	1	0	0	0	1				
<b>Willie Mays, R</b> OBP: 0.416, SLG: 0.497 (1, 8)										3	0	0	0	1	2	1				
<b>Willie McCovey, L</b> OBP: 0.394, SLG: 0.489 (1, 3)										2	0	1	1	1	0	0				
<b>Ken Henderson, S</b> OBP: 0.384, SLG: 0.470 (1, 7)										4	1	1	1	0	0	4				
<b>Dick Dietz, R</b> OBP: 0.402, SLG: 0.423 (1, 2)										4	0	2	0	0	0	1				
<b>Chris Speier, R</b> OBP: 0.315, SLG: 0.329 (1, 6)										4	0	0	0	0	2	3				
<b>Al Gallagher, R</b> OBP: 0.337, SLG: 0.371 (1, 5)										4	0	2	0	0	1	1				
<b>Gaylord Perry, R</b> OBP: 0.147, SLG: 0.136 (7, PH)										2	0	0	0	0	1	2				
<b>Jimmy Rosario, S</b> OBP: 0.372, SLG: 0.302 (7, PH)										1	0	0	0	0	1	0				
<b>Jim Barr, R</b> OBP: 0.385, SLG: 1.167 (9, PH)										0	0	0	0	0	0	0				
<b>Dave Kingman, R</b> OBP: 0.385, SLG: 1.167 (9, PH)										1	0	0	0	0	1	1				
<b>Inning Stats</b>	R: 1 E: 1 K: 0 S: 4	H: 1 LOB: 1 BB: 1 P: 8	R: 0 E: 0 K: 3 S: 11	H: 2 LOB: 2 BB: 0 P: 11	R: 0 E: 0 K: 1 S: 6	H: 1 LOB: 1 BB: 0 P: 6	R: 0 E: 0 K: 1 S: 5	H: 0 LOB: 1 BB: 1 P: 9	R: 0 E: 0 K: 1 S: 3	H: 0 LOB: 0 BB: 0 P: 7	R: 0 E: 0 K: 1 S: 5	H: 0 LOB: 0 BB: 0 P: 5	R: 0 E: 0 K: 0 S: 3	H: 0 LOB: 0 BB: 0 P: 3	R: 1 E: 0 K: 2 S: 9	H: 2 LOB: 1 BB: 0 P: 9	1B: 4 2B: 2 3B: 0 HR: 1	SF: 1 SAC: 0 DP: 1 HBP: 0	WP: 0 PB: 0 SB: 0 CS: 1	PA: 36
<b>PITCHER</b> <b>Bob Gibson, R</b> ERA: 3.26 (1, 1)	IP: 9.0 WLS: W BF: 36 H: 7 R: 2 ER: 1 SO: 9 BB: 3 IBB: 0 HBP: 0 BLK: 0 WP: 0 HR: 1 S: 51 P: 63 ERA: 1.00 WHIP: 1.111															<b>PITCHER</b> <b>Bob Gibson, R</b> ERA: 3.26 (1, 1)	IP: 9.0 WLS: W BF: 36 H: 7 R: 2 ER: 1 SO: 9 BB: 3 IBB: 0 HBP: 0 BLK: 0 WP: 0 HR: 1 S: 51 P: 63 ERA: 1.00 WHIP: 1.111			

AB 32  
R 2  
H 7  
RBI 2  
BB 3  
SO 9  
LOB 16

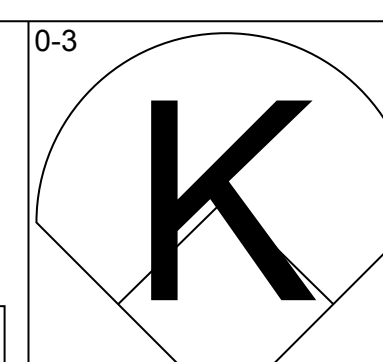
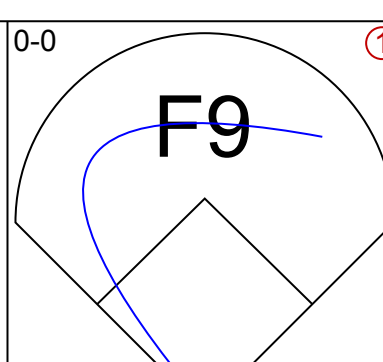
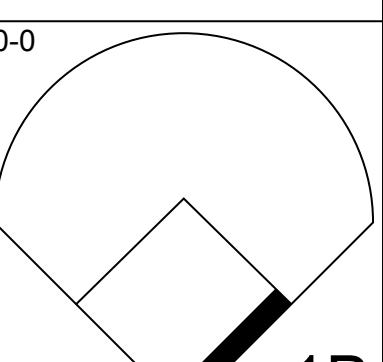
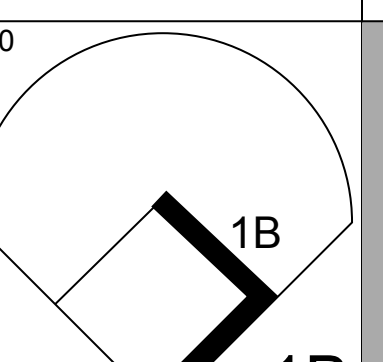
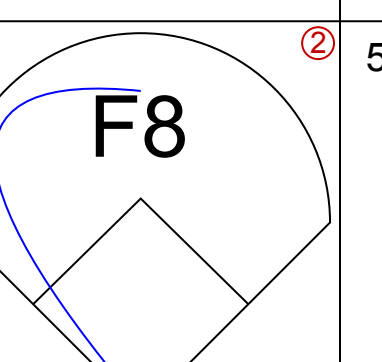
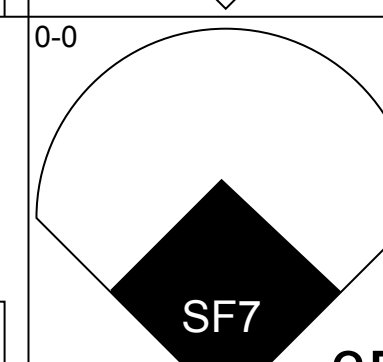
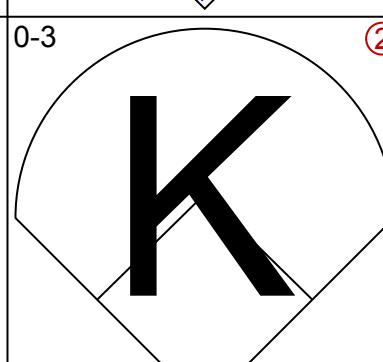
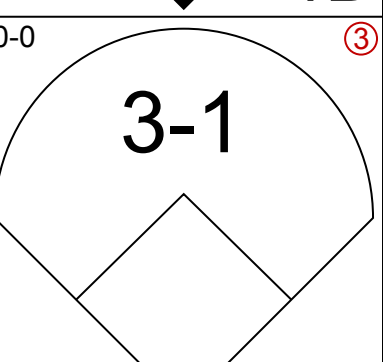
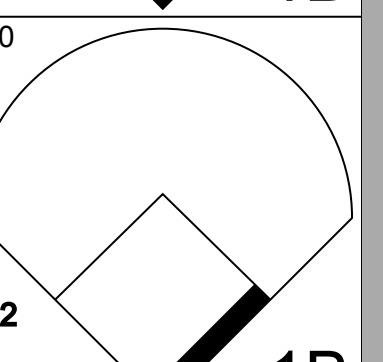
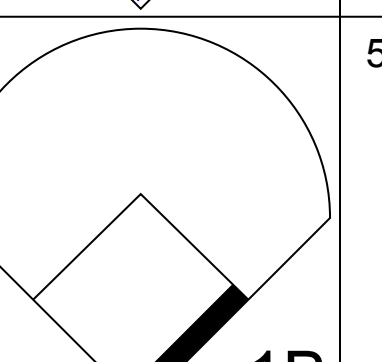
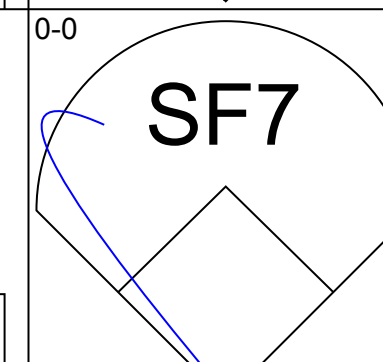
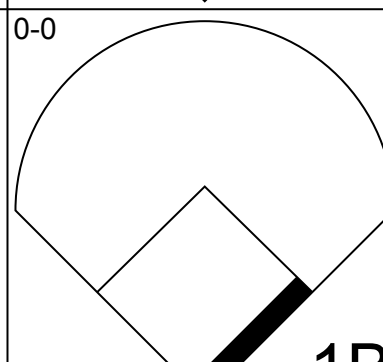

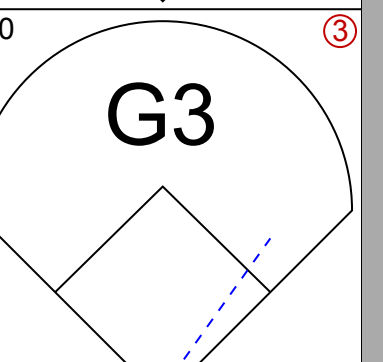
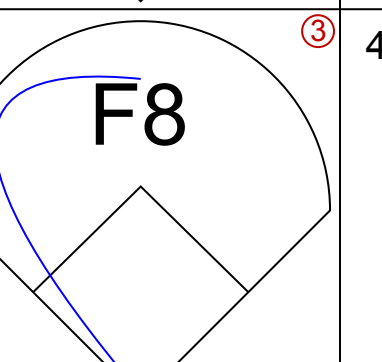
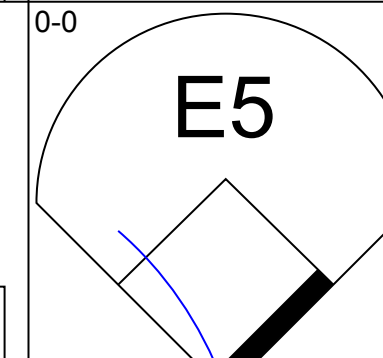
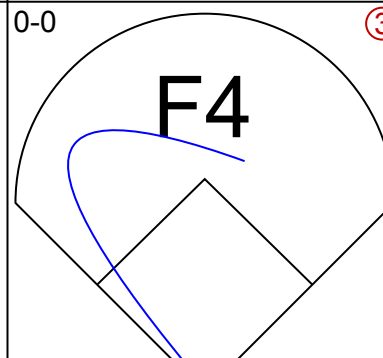


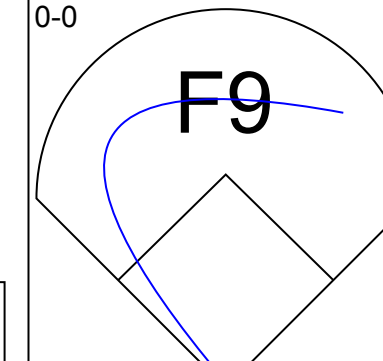
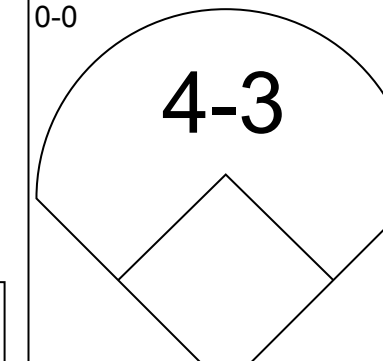
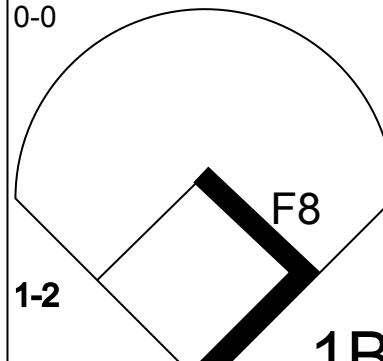
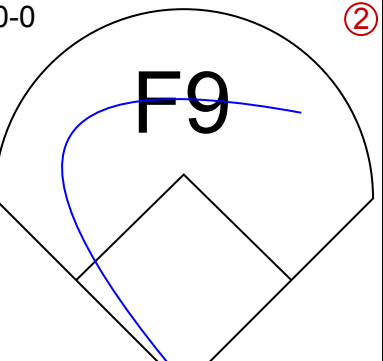
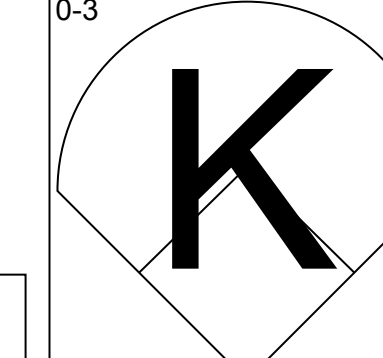
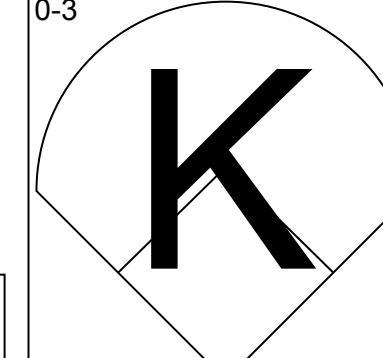
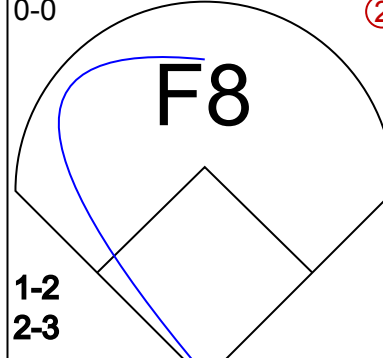
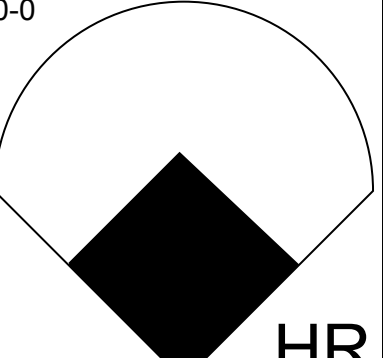
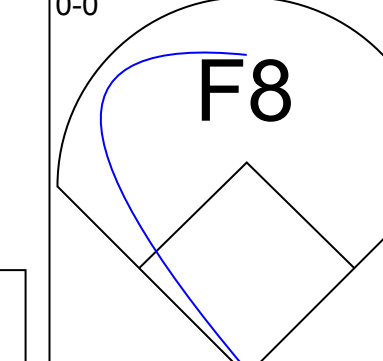
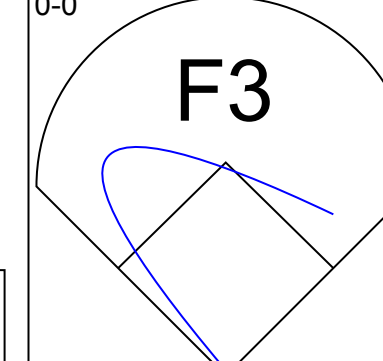
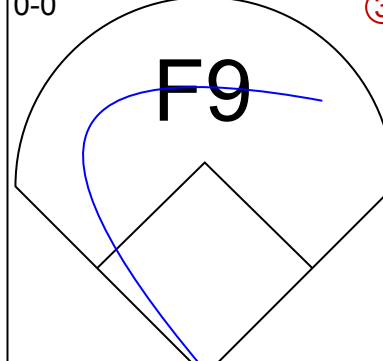
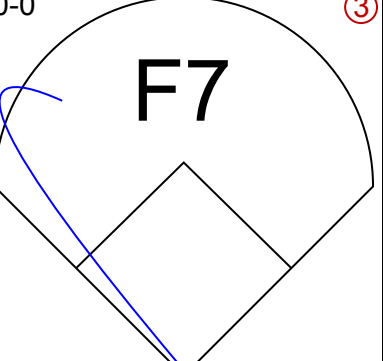
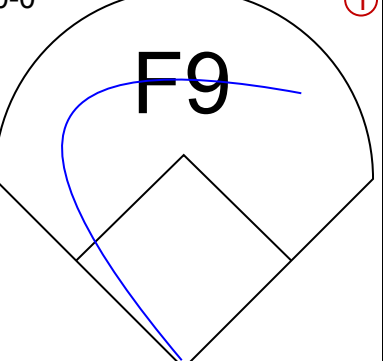
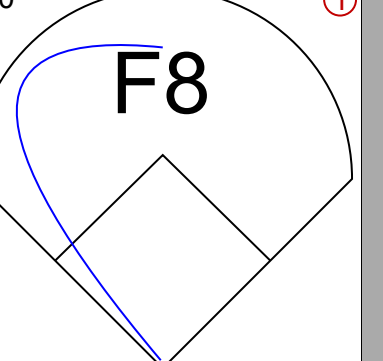
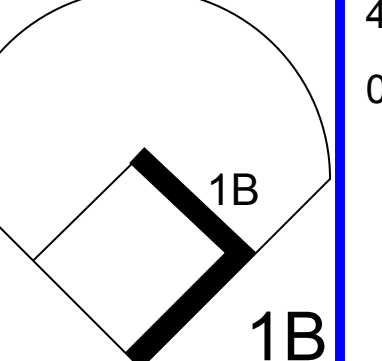
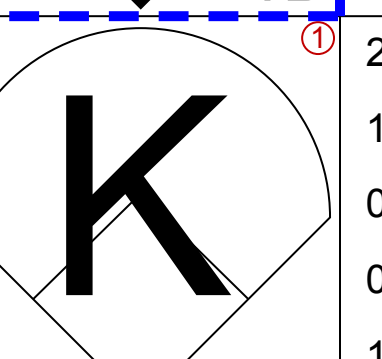
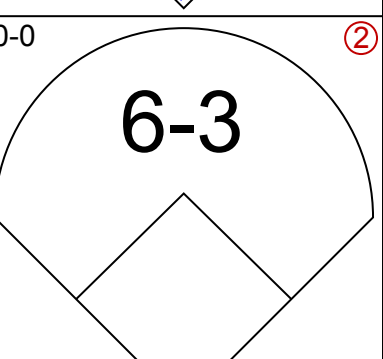
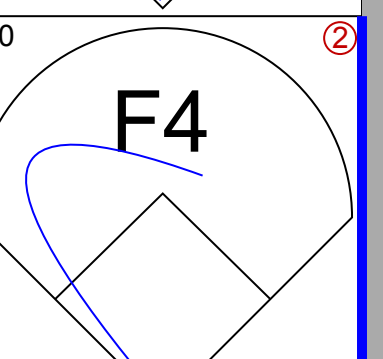
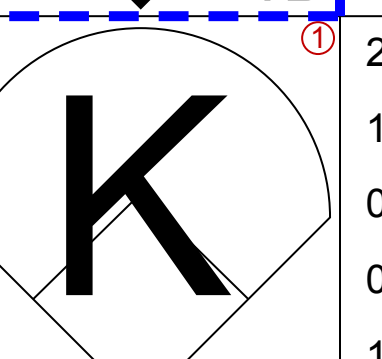


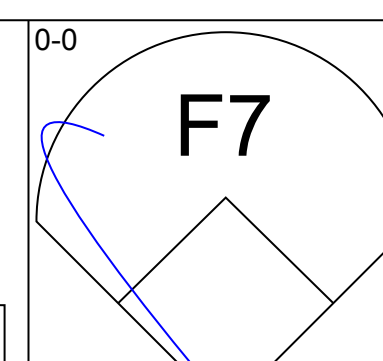
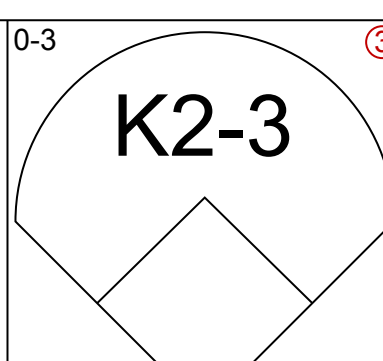
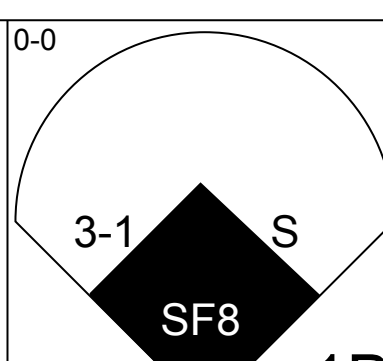
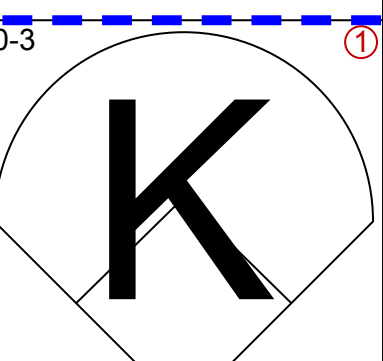
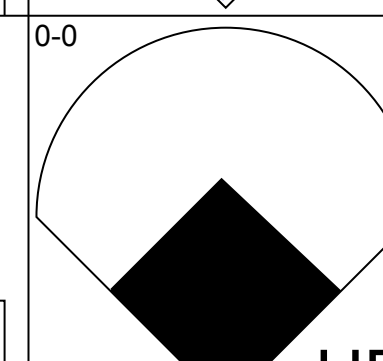
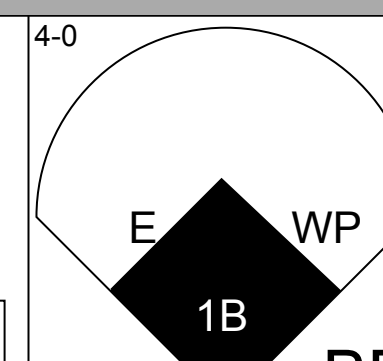

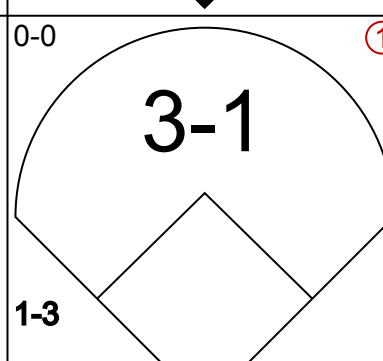
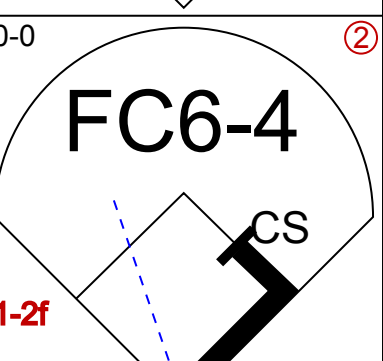
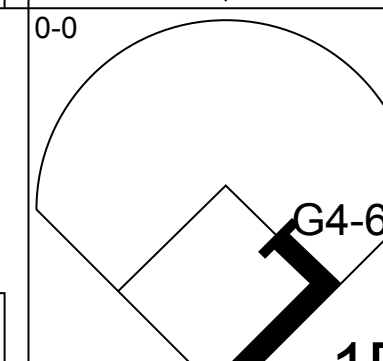
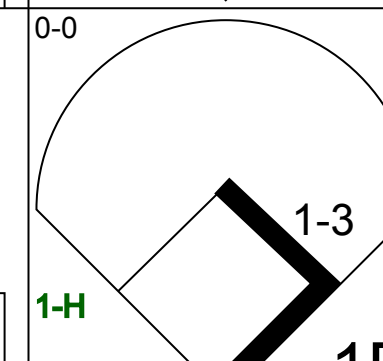

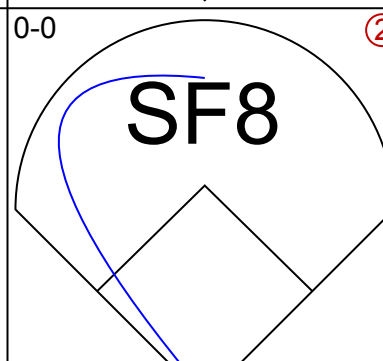
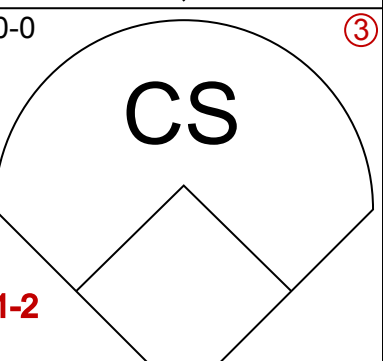
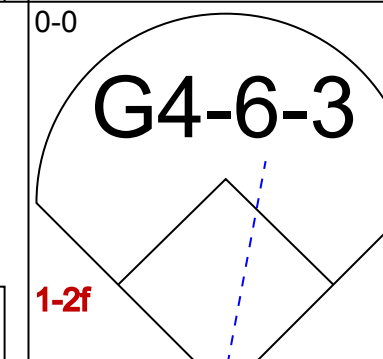
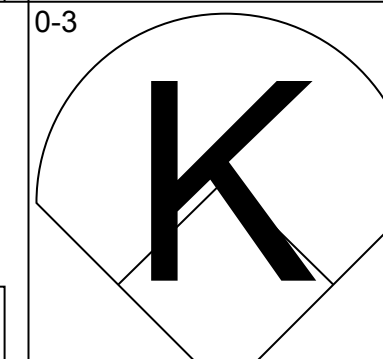
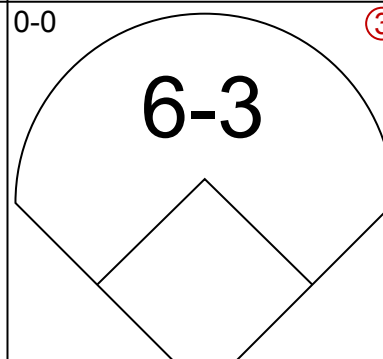
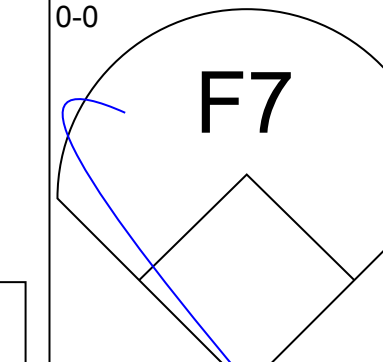
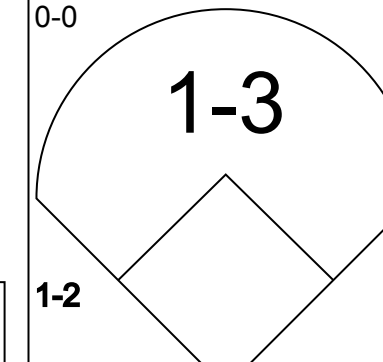
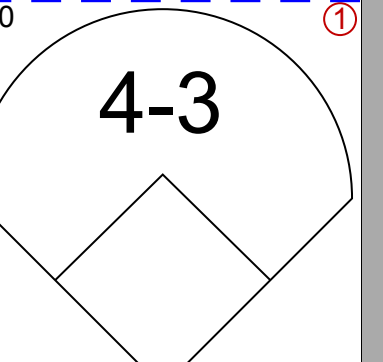
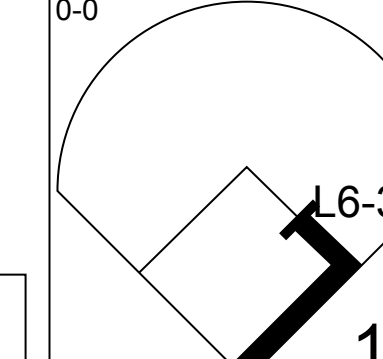
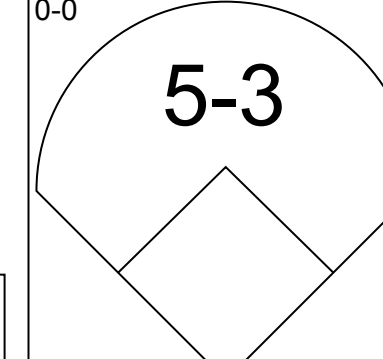
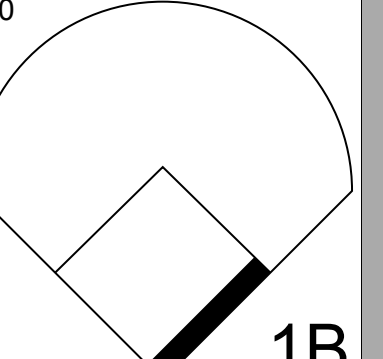
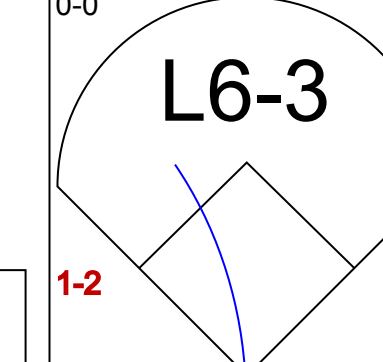
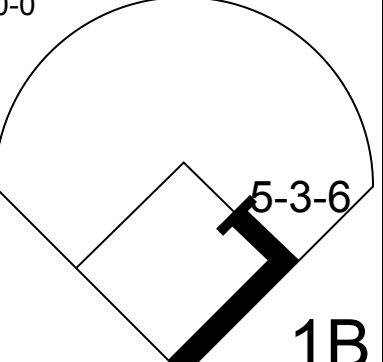

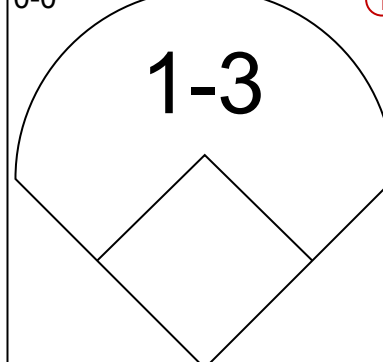
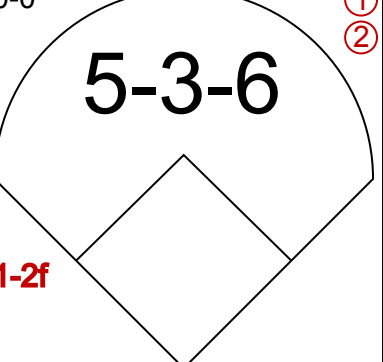
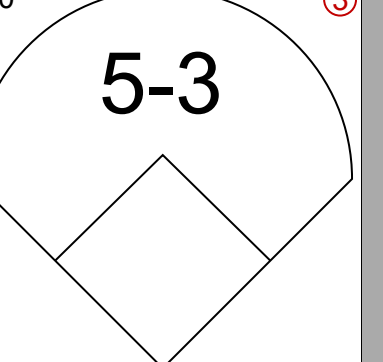
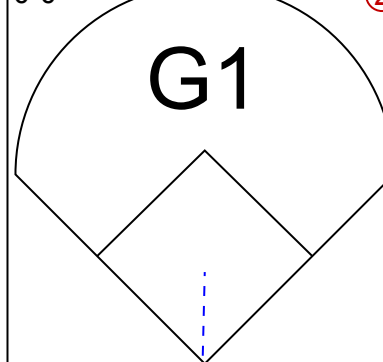
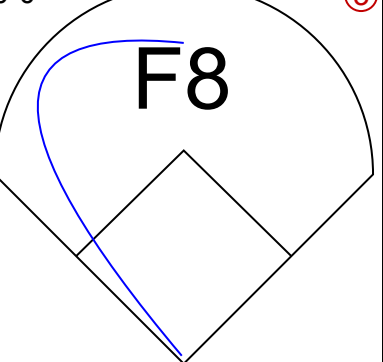
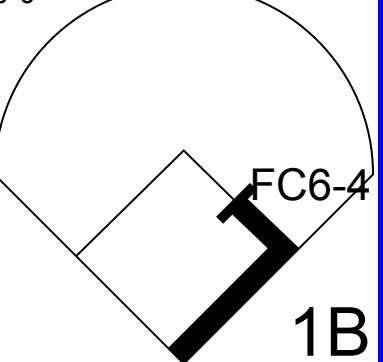
Batter	1	2	3	4	5	6	7	8	9	AB	R	H	RBI	BB	SO	LOB	BOTTOM	
<b>Lou Brock, L</b> OBP: 0.390, SLG: 0.441 (1, 7)										4	0	0	0	0	0	1	<b>San Francisco Giants @ St. Louis Cardinals</b> <b>Busch Stadium, St. Louis, MO</b> Wed Aug 04 1971, 7:05 PM CDT Att: 27,024 - Unknown	
<b>Jose Cruz, L</b> OBP: 0.386, SLG: 0.389 (1, 8)										3	1	0	0	1	1	0		
<b>Matty Alou, L</b> OBP: 0.353, SLG: 0.424 (1, 9)										4	0	1	0	0	0	1		
<b>Joe Torre, R</b> OBP: 0.429, SLG: 0.559 (1, 5)										4	2	3	1	0	0	0		
<b>Ted Simmons, S</b> OBP: 0.358, SLG: 0.411 (1, 2)										4	1	1	0	0	0	2		
<b>Joe Hague, L</b> OBP: 0.322, SLG: 0.367 (1, 3)										3	1	0	0	1	1	1		
<b>Ted Kubiak, S</b> OBP: 0.332, SLG: 0.348 (1, 4)										4	2	2	3	0	0	1		
<b>Dal Maxvill, R</b> OBP: 0.304, SLG: 0.271 (1, 6)										4	0	1	0	0	0	1		
<b>Bob Gibson, R</b> OBP: 0.230, SLG: 0.345 (1, 1)										2	0	0	1	0	1	0		
<b>Inning Stats</b>	R: 0 E: 0 K: 0 S: 5	H: 2 LOB: 2 BB: 0 P: 5	R: 0 E: 0 K: 0 S: 5	H: 2 LOB: 1 BB: 0 P: 5	R: 0 E: 0 K: 1 S: 3	H: 0 LOB: 0 BB: 0 P: 3	R: 0 E: 0 K: 1 S: 5	H: 0 LOB: 0 BB: 0 P: 5	R: 5 E: 1 K: 0 S: 6	H: 2 LOB: 2 BB: 2 P: 14	R: 0 E: 0 K: 1 S: 5	H: 0 LOB: 0 BB: 0 P: 5	R: 1 E: 1 K: 0 S: 5	H: 2 LOB: 1 BB: 0 P: 5	1B: 5 2B: 2 3B: 0 HR: 1	SF: 1 SAC: 0 DP: 0 HBP: 0		WP: 1 PB: 0 SB: 0 CS: 0
<b>PITCHER</b> <b>Gaylord Perry, R</b> ERA: 3.49 (7, 1)	IP: 6.0 WLS: L BF: 27 H: 6 R: 6 ER: 5 SO: 2 BB: 2 IBB: 0 HBP: 0 BLK: 0 WP: 1 HR: 1 S: 29 P: 37 ERA: 7.50 WHIP: 1.333															<b>PITCHER</b> <b>Jim Barr, R</b> ERA: 5.14 (7, 1)	IP: 2.0 WLS: 8 BF: 2 H: 2 R: 1 ER: 1 SO: 1 BB: 0 IBB: 0 HBP: 0 BLK: 0 WP: 0 HR: 0 S: 10 P: 10 ERA: 4.50 WHIP: 1.000	

AB 32  
R 7  
H 8  
RBI 5  
BB 2  
SO 3  
LOB 7





Batter	1	2	3	4	5	6	7	8	9	AB	R	H	RBI	BB	SO	LOB	TOP								
<b>Bobby Bonds, R</b> OBP: 0.387, SLG: 0.527 (1, 8)										5	0	2	0	0	1	1	<b>San Francisco Giants @ St. Louis Cardinals</b> Busch Stadium, St. Louis, MO Thu Aug 05 1971, 7:05 PM CDT Att: 18,641 - Unknown								
<b>Tito Fuentes, S</b> OBP: 0.305, SLG: 0.356 (1, 4)										5	1	3	0	0	1	1									
<b>Ken Henderson, S</b> OBP: 0.384, SLG: 0.470 (1, 7)										4	0	2	1	0	0	4									
<b>Willie McCovey, L</b> OBP: 0.389, SLG: 0.481 (1, 3)										4	0	0	0	0	0	2									
<b>Dick Dietz, R</b> OBP: 0.400, SLG: 0.421 (1, 2)										4	0	1	0	0	0	1									
<b>Dave Kingman, R</b> OBP: 0.353, SLG: 1.125 (1, 9)										4	1	1	1	0	2	2									
<b>Chris Speier, R</b> OBP: 0.313, SLG: 0.326 (1, 6)										4	0	0	0	0	0	2									
<b>Al Gallagher, R</b> OBP: 0.339, SLG: 0.372 (9, PR)										4	0	2	0	0	0	0									
<b>Frank Duffy, R</b> OBP: 0.146, SLG: 0.150 (9, PR)										0	0	0	0	0	0	0									
<b>Juan Marichal, R</b> OBP: 0.143, SLG: 0.246 (7, PH)										2	0	0	0	0	0	1									
<b>Jim Ray Hart, R</b> (7, PH)										1	0	0	0	0	0	0									
<b>Don McMahon, R</b> (7, 1)										0	0	0	0	0	0	0									
<b>Steve Hamilton, L</b> (8, 1)										0	0	0	0	0	0	0									
<b>Jimmy Rosario, S</b> OBP: 0.370, SLG: 0.300 (9, PH)										1	0	0	0	0	1	1									
<b>Inning Stats</b>	R: 1 E: 1 K: 1 S: 7	H: 1 LOB: 1 BB: 0 P: 7	R: 0 E: 0 K: 1 S: 6	H: 1 LOB: 1 BB: 0 P: 6	R: 0 E: 0 K: 1 S: 6	H: 1 LOB: 1 BB: 0 P: 6	R: 0 E: 0 K: 0 S: 5	H: 0 LOB: 0 BB: 0 P: 5	R: 0 E: 0 K: 0 S: 4	H: 1 LOB: 1 BB: 0 P: 4	R: 0 E: 0 K: 0 S: 5	H: 2 LOB: 2 BB: 0 P: 5	R: 0 E: 0 K: 0 S: 5	H: 2 LOB: 2 BB: 0 P: 5	R: 1 E: 0 K: 0 S: 4	H: 1 LOB: 0 BB: 0 P: 4	R: 0 E: 0 K: 1 S: 7	H: 2 LOB: 2 BB: 0 P: 7	1B: 9 2B: 0 3B: 1 HR: 1	SF: 1 SAC: 0 DP: 0 HBP: 0	WP: 0 PB: 0 SB: 0 CS: 0	PA: 39			
<b>PITCHER</b>	IP	WLS	BF	H	R	ER	SO	BB	IBB	HBP	BLK	WP	HR	S	P	ERA	WHIP								
<b>Reggie Cleveland, R</b> ERA: 3.9 (1, 1)	8.0	W	35	10	2	2	4	0	0	0	0	0	1	43	43	2.25	1.250								
<b>Moe Drabowsky, R</b> ERA: 3.1 (9, 1)	1.0	S	4	1	0	0	1	0	0	0	0	0	0	6	6	0.00	1.000								

Batter	1	2	3	4	5	6	7	8	9	AB	R	H	RBI	BB	SO	LOB	BOTTOM								
<b>Lou Brock, L</b> OBP: 0.389, SLG: 0.439 (1, 7)										4	1	1	0	0	2	1	<b>San Francisco Giants @ St. Louis Cardinals</b> Busch Stadium, St. Louis, MO Thu Aug 05 1971, 7:05 PM CDT Att: 18,641 - Unknown								
<b>Jose Cruz, L</b> OBP: 0.389, SLG: 0.414 (1, 8)										3	2	1	1	1	0	2									
<b>Matty Alou, L</b> OBP: 0.355, SLG: 0.427 (1, 9)										2	0	2	2	0	0	0									
<b>Joe Torre, R</b> OBP: 0.427, SLG: 0.556 (1, 5)										3	0	0	0	0	1	2									
<b>Ted Simmons, S</b> OBP: 0.355, SLG: 0.408 (1, 2)										3	0	0	0	0	0	1									
<b>Bob Burda, L</b> OBP: 0.389, SLG: 0.375 (1, 3)										3	0	2	0	0	0	1									
<b>Ted Kubiak, S</b> OBP: 0.332, SLG: 0.348 (1, 4)										3	0	1	0	0	1	2									
<b>Dal Maxvill, R</b> OBP: 0.300, SLG: 0.268 (1, 6)										3	0	0	0	0	0	2									
<b>Reggie Cleveland, R</b> OBP: 0.184, SLG: 0.200 (1, 1)										3	0	1	0	0	0	0									
<b>Moe Drabowsky, R</b> (9, 1)										0	0	0	0	0	0	0									
<b>Inning Stats</b>	R: 1 E: 0 K: 0 S: 4	H: 2 LOB: 0 BB: 0 P: 4	R: 0 E: 0 K: 0 S: 3	H: 1 LOB: 0 BB: 0 P: 3	R: 0 E: 0 K: 1 S: 5	H: 0 LOB: 0 BB: 0 P: 5	R: 1 E: 1 K: 1 S: 6	H: 1 LOB: 1 BB: 1 P: 10	R: 0 E: 0 K: 0 S: 3	H: 1 LOB: 0 BB: 0 P: 3	R: 1 E: 0 K: 0 S: 4	H: 1 LOB: 0 BB: 0 P: 4	R: 0 E: 0 K: 1 S: 6	H: 1 LOB: 1 BB: 0 P: 6	R: 0 E: 0 K: 1 S: 5	H: 1 LOB: 0 BB: 0 P: 5	1B: 7 2B: 2 3B: 0 HR: 1	SF: 1 SAC: 0 DP: 3 HBP: 0	WP: 1 PB: 0 SB: 1 CS: 1	PA: 30					
<b>PITCHER</b>	IP	WLS	BF	H	R	ER	SO	BB	IBB	HBP	BLK	WP	HR	S	P	ERA	WHIP								
<b>Juan Marichal, R</b> ERA: 3.02 (7, 1)	1.0	L	5	2	0	0	1	0	0	0	0	0	0	7	7	0.00	2.000								
<b>Don McMahon, R</b> ERA: 3.47 (8, 1)	1.0		2	0	0	0	1	0	0	0	0	0	0	4	4	0.00	0.000								



Batter	1	2	3	4	5	6	7	8	9	AB	R	H	RBI	BB	SO	LOB	TOP								
<b>Bobby Bonds, R</b> OBP: 0.385, SLG: 0.523 (1, 8)	L6		6-3	3-1		5-3			K	5	0	1	1	0	1	0	<b>San Francisco Giants @ St. Louis Cardinals</b> Busch Stadium, St. Louis, MO Fri Aug 06 1971, 7:05 PM CDT Att: 27,192 - Unknown								
<b>Tito Fuentes, S</b> OBP: 0.312, SLG: 0.365 (1, 4)	L4		1B	3-1					IHR	5	2	3	1	0	0	2									
<b>Ken Henderson, S</b> OBP: 0.382, SLG: 0.466 (1, 7)	L3		1B	5-3		F5			F6	5	1	1	0	0	0	3									
<b>Willie McCovey, L</b> OBP: 0.382, SLG: 0.471 (1, 3)		K	K			F9			4-3	5	0	0	0	0	2	2									
<b>Dick Dietz, R</b> OBP: 0.401, SLG: 0.422 (1, 2)		3B	1B			F3			F9	4	1	2	2	0	0	0									
<b>Dave Kingman, R</b> OBP: 0.381, SLG: 1.105 (1, 9)		HR	F6			HBP			6-3	3	1	1	1	0	0	1									
<b>Chris Speier, R</b> OBP: 0.314, SLG: 0.335 (1, 6)		HR				F3			F7	4	1	2	2	0	0	1									
<b>Al Gallagher, R</b> OBP: 0.341, SLG: 0.381 (1, 5)		F9				E			G6-4-3	4	2	2	0	0	0	1									
<b>John Cumberland, R</b> OBP: 0.194, SLG: 0.167 <b>Don McMahon, R</b> (5, 1)		6-3				1B			SF8	2	0	0	0	0	0	1									
<b>Jerry Johnson, R</b> <b>Jim Ray Hart, R</b> (8, PH)						3-1			SF8	0	0	0	1	0	0	0									
<b>Jim Barr, R</b> (8, 1)						1-2			F5	0	0	0	0	0	0	0									
<b>Inning Stats</b>	R: 0 E: 0 K: 0 S: 3	H: 0 LOB: 0 BB: 0 P: 3	R: 3 E: 0 K: 1 S: 8	H: 3 LOB: 0 BB: 0 P: 8	R: 2 E: 0 K: 1 S: 8	H: 3 LOB: 1 BB: 0 P: 8	R: 1 E: 1 K: 0 S: 6	H: 2 LOB: 2 BB: 0 P: 6	R: 0 E: 0 K: 0 S: 3	H: 0 LOB: 0 BB: 0 P: 4	R: 1 E: 0 K: 0 S: 5	H: 2 LOB: 1 BB: 0 P: 5	R: 0 E: 0 K: 0 S: 3	H: 0 LOB: 0 BB: 0 P: 3	R: 0 E: 0 K: 0 S: 3	H: 1 LOB: 0 BB: 0 P: 3		R: 1 E: 0 K: 1 S: 6	H: 1 LOB: 0 BB: 0 P: 6	1B: 8 2B: 0 3B: 2 HR: 2	SF: 1 SAC: 0 DP: 1 HBP: 1	WP: 0 PB: 0 SB: 1 CS: 0	PA: 40		
<b>PITCHER</b>	IP	WLS	BF	H	R	ER	SO	BB	IBB	HBP	BLK	WP	HR	S	P	ERA	WHIP								
<b>Chris Zachary, R</b> ERA: 5.33 <b>Don Shaw, L</b> ERA: 3.74 <b>Daryl Patterson, R</b> ERA: 5.6	(1, 1)	3.1	19	8	6	6	2	0	0	0	0	0	1	23	23	16.20	2.400								
(4, 1)	1.2	W	6	0	0	0	0	0	0	1	0	0	0	5	6	0.00	0.000								
(6, 1)	4.0	S	15	4	2	2	1	0	0	0	0	0	0	17	17	4.50	1.000								


Batter	1	2	3	4	5	6	7	8	9	AB	R	H	RBI	BB	SO	LOB	BOTTOM								
<b>Lou Brock, L</b> OBP: 0.389, SLG: 0.441 (1, 7)	E		4-3						K	5	2	2	2	0	1	1	<b>San Francisco Giants @ St. Louis Cardinals</b> Busch Stadium, St. Louis, MO Fri Aug 06 1971, 7:05 PM CDT Att: 27,192 - Unknown								
<b>Julian Javier, R</b> OBP: 0.289, SLG: 0.361 (1, 4)	E3					1B			1B	5	2	4	2	0	0	1									
<b>Matty Alou, L</b> OBP: 0.355, SLG: 0.425 (1, 9)	FC4-6		G3-6-3			1B			F2	4	2	1	1	1	0	3									
<b>Joe Torre, R</b> OBP: 0.424, SLG: 0.551 (1, 5)	5-3					HBP			F9	5	1	1	1	0	0	4									
<b>Ted Simmons, S</b> OBP: 0.358, SLG: 0.410 (1, 2)						E			F4	5	1	3	0	0	0	2									
<b>Jim Beauchamp, R</b> OBP: 0.289, SLG: 0.380 <b>Bob Burda, L</b> (5, PH)	FC6-4					HBP			1B	2	0	0	0	0	0	2									
<b>Bob Burda, L</b> OBP: 0.404, SLG: 0.380 (6, 3)	FC6-4					E			F7	2	1	1	3	0	0	2									
<b>Jose Cruz, L</b> OBP: 0.385, SLG: 0.498 (1, 8)			4-3						F7	4	1	1	0	0	1	4									
<b>Dal Maxvill, R</b> OBP: 0.300, SLG: 0.268 (1, 6)			4-3						K	4	1	1	0	0	1	1									
<b>Chris Zachary, L</b> OBP: 0.259, SLG: 0.259 <b>Don Shaw, L</b> (4, 1)									6-3	1	0	0	0	0	0	0									
<b>Ted Sizemore, R</b> OBP: 0.313, SLG: 0.330 <b>Daryl Patterson, L</b> (6, 1)									3-1	2	1	1	0	0	0	0									
<b>Inning Stats</b>	R: 1 E: 1 K: 0 S: 6	H: 2 LOB: 2 BB: 0 P: 6	R: 0 E: 0 K: 0 S: 3	H: 0 LOB: 0 BB: 0 P: 3	R: 0 E: 0 K: 0 S: 3	H: 0 LOB: 0 BB: 0 P: 3	R: 0 E: 0 K: 0 S: 3	H: 0 LOB: 0 BB: 0 P: 3	R: 9 E: 2 K: 1 S: 14	H: 8 LOB: 1 BB: 0 P: 15	R: 2 E: 0 K: 0 S: 5	H: 2 LOB: 1 BB: 1 P: 9	R: 0 E: 0 K: 2 S: 7	H: 0 LOB: 0 BB: 0 P: 7	R: 0 E: 0 K: 0 S: 5	H: 2 LOB: 2 BB: 0 P: 5		R: 0 E: 0 K: 0 S: 5	H: 0 LOB: 0 BB: 0 P: 6	1B: 14 2B: 1 3B: 0 HR: 0	SF: 0 SAC: 0 DP: 1 HBP: 1	WP: 0 PB: 0 SB: 0 CS: 0	PA: 42		
<b>PITCHER</b>	IP	WLS	BF	H	R	ER	SO	BB	IBB	HBP	BLK	WP	HR	S	P	ERA	WHIP								
<b>John Cumberland, L</b> ERA: 2.78 <b>Don McMahon, R</b> ERA: 3.79 <b>Jerry Johnson, R</b> ERA: 2.72 <b>Jim Barr, R</b> ERA: 4.5	(1, 1)	4.0	19	7	5	5	0	0	0	0	0	0	0	19	19	11.25	1.750								
(5, 1)	0.0	L	3	3	1	1	0	0	0	0	0	0	0	3	3	∞	∞								
(5, 1)	3.0	15	3	6	3	3	1	0	1	0	0	0	0	19	24	9.00	1.333								
(8, 1)	1.0	5	2	0	0	0	0	0	0	0	0	0	0	5	5	0.00	2.000								



Batter	1	2	3	4	5	6	7	8	9	10	AB	R	H	RBI	BB	SO	LOB									
Maury Wills, S OBP: 0.323, SLG: 0.331 (1, 6)	F8		F8			K						4	0	1	0	1	1	2								
Manny Mota, R OBP: 0.374, SLG: 0.385 (1, 7)	P6			FC5-4 1B		1B WP 1B		F4		1-3 IBB	5	1	2	0	0	0	3									
Willie Davis, L OBP: 0.339, SLG: 0.448 (1, 8)	F8		L8			S WP 1B 1-3 2-H		F9			4	0	1	1	0	0	2									
Dick Allen, R OBP: 0.384, SLG: 0.468 (1, 3)		5-3		K		K			4-0 BBB	L3 BB	3	0	0	0	1	2	2									
Jim Lefebvre, S OBP: 0.317, SLG: 0.393 (1, 4)		K		FC5-4 1-2		K			X 1-2	L3	4	0	0	0	0	2	3									
Steve Garvey, R OBP: 0.304, SLG: 0.399 (1, 5)		P3				K			X 6-3	5-3	4	0	0	0	0	1	0									
Willie Crawford, L OBP: 0.352, SLG: 0.509 (1, 9)			K			K			X 1-3		3	0	0	0	0	2	0									
Jim Brewer, L OBP: 0.400, SLG: 0.400 (7, 1)									X 6-3		0	0	0	0	0	0	0									
Bill Buckner, L OBP: 0.304, SLG: 0.376 (10, PH)									X 6-3		1	0	0	0	0	0	0									
Pete Mikkelsen, R OBP: 0.250, SLG: 0.143 (10, 1)									X 6-3		0	0	0	0	0	0	0									
Joe Ferguson, R OBP: 0.286, SLG: 0.352 (1, 2)						5-3			X 6-3		4	0	1	0	0	0	0									
Claude Osteen, L OBP: 0.197, SLG: 0.194 (1, 1)									X 6-3		2	1	1	0	0	0	1									
Bill Russell, R OBP: 0.283, SLG: 0.323 (7, 9)						1B 1B			X P6		2	0	1	0	0	0	0									
<b>Inning Stats</b>	R: 0 E: 0 K: 0 S: 3	H: 0 LOB: 0 BB: 0 P: 3	R: 0 E: 0 K: 1 S: 5	H: 0 LOB: 0 BB: 0 P: 5	R: 0 E: 0 K: 1 S: 6	H: 1 LOB: 1 BB: 0 P: 6	R: 0 E: 0 K: 2 S: 6	H: 1 LOB: 1 BB: 0 P: 6	R: 0 E: 0 K: 2 S: 7	H: 0 LOB: 0 BB: 0 P: 7	R: 2 E: 0 K: 3 S: 12	H: 3 LOB: 1 BB: 0 P: 12	R: 0 E: 0 K: 0 S: 3	H: 0 LOB: 0 BB: 0 P: 3	R: 0 E: 0 K: 0 S: 2	H: 1 LOB: 1 BB: 1 P: 4	R: 0 E: 0 K: 0 S: 4	H: 0 LOB: 0 BB: 1 P: 6	R: 0 E: 0 K: 0 S: 4	H: 1 LOB: 2 BB: 1 P: 8	1B: 6 2B: 2 3B: 0 HR: 0	SF: 0 SAC: 0 DP: 1 HBP: 0	WP: 1 PB: 0 SB: 2 CS: 0	PA: 38		
<b>PITCHER</b>	IP 9.0	WLS 33	BF 6	H 2	R 2	ER 2	SO 8	BB 1	IBB 0	HBP 0	BLK 0	WP 1	HR 0	S 48	P 52	ERA 2.00	WHIP 0.778									
Steve Carlton, L ERA: 3.61	(1, 1)																									
Frank Linzy, R ERA: 1.94	(10, 1)	1.0	W	5	1	0	0	0	0	1	0	0	0	0	0	0	0	0	0	0	0	0	0	0	0	0

**Los Angeles Dodgers @ St. Louis Cardinals**  
 Busch Stadium, St. Louis, MO  
 Sat/Aug 07 1971, 7:05 PM CDT  
 Att: 36,633 - Unknown

**AB 36**  
**R 2**  
**H 7**  
**RBI 1**  
**BB 2**  
**SO 8**  
**LOB 13**



Batter	1	2	3	4	5	6	7	8	9	10	AB	R	H	RBI	BB	SO	LOB										
Lou Brock, L OBP: 0.389, SLG: 0.439 (1, 7)	6-3		6-3 BB			6-3				FC6-4 1-2	4	0	1	0	1	0	2										
Julian Javier, R OBP: 0.287, SLG: 0.357 (1, 4)			6-3			6-3		FC5-4 1B 1-2		K	5	0	1	0	0	1	3										
Matty Alou, L OBP: 0.358, SLG: 0.426 (1, 9)			6-3								4	1	2	0	1	0	2										
Joe Torre, R OBP: 0.423, SLG: 0.549 (1, 5)						6-3					5	0	1	0	0	0	2										
Ted Simmons, S OBP: 0.357, SLG: 0.412 (1, 2)			4-3			L8					4	1	1	0	0	0	2										
Jim Beauchamp, R OBP: 0.288, SLG: 0.390 (1, 3)						1-3					4	1	1	1	0	0	0										
Bob Burda, L OBP: 0.404, SLG: 0.380 (10, 3)											0	0	0	0	0	0	0										
Jose Cruz, L OBP: 0.382, SLG: 0.398 (1, 8)			1-3			G3					3	0	0	0	1	0	1										
Dal Maxvill, R OBP: 0.297, SLG: 0.285 (1, 6)											2	0	0	0	0	0	0										
Jerry McNertney, R OBP: 0.342, SLG: 0.477 (7, PH)			1-3			6-3					0	0	0	1	0	0	0										
Ted Kubiak, S OBP: 0.331, SLG: 0.347 (8, 6)											1	0	0	0	0	1	1										
Steve Carlton, L OBP: 0.214, SLG: 0.239 (1, 1)											2	0	0	0	1	1	0										
Ted Sizemore, R OBP: 0.315, SLG: 0.332 (9, PH)			1-3								1	0	1	0	0	0	0										
Frank Linzy, R OBP: 0.333, SLG: 0.333 (10, 1)						K					0	0	0	0	0	0	0										
<b>Inning Stats</b>	R: 0 E: 0 K: 0 S: 5	H: 2 LOB: 2 BB: 0 P: 5	R: 0 E: 0 K: 0 S: 3	H: 0 LOB: 0 BB: 0 P: 3	R: 0 E: 0 K: 0 S: 3	H: 0 LOB: 1 BB: 1 P: 7	R: 0 E: 0 K: 0 S: 3	H: 0 LOB: 0 BB: 0 P: 3	R: 0 E: 0 K: 1 S: 5	H: 0 LOB: 0 BB: 0 P: 5	R: 0 E: 0 K: 1 S: 4	H: 1 LOB: 1 BB: 0 P: 4	R: 2 E: 0 K: 0 S: 6	H: 3 LOB: 2 BB: 1 P: 10	R: 0 E: 0 K: 0 S: 2	H: 0 LOB: 0 BB: 1 P: 6	R: 0 E: 0 K: 1 S: 6	H: 1 LOB: 2 BB: 1 P: 10	R: 1 E: 1 K: 1 S: 4	H: 1 LOB: 0 BB: 0 P: 4	1B: 6 2B: 1 3B: 1 HR: 0	SF: 1 SAC: 0 DP: 1 HBP: 0	WP: 0 PB: 0 SB: 2 CS: 0	PA: 40			
<b>PITCHER</b>	IP 6.2	WLS 28	BF 6	H 2	R 2	ER 2	SO 1	BB 2	IBB 0	HBP 0	BLK 0	WP 0	HR 0	S 28	P 36	ERA 2.70	WHIP 1.200										
Claude Osteen, L ERA: 3.43	(1, 1)																										
Jim Brewer, L ERA: 2.14	(7, 1)	2.1	9	1	0	0	1	2	0	0	0	0	0	0	0	0	17	0.00	1.286								
Pete Mikkelsen, R ERA: 2.61	(10, 1)	0.1	L	3	1	1	0	1	0	0	0	0	0	0	0	0	4	0.00	3.000								

**Los Angeles Dodgers @ St. Louis Cardinals**  
 Busch Stadium, St. Louis, MO  
 Sat/Aug 07 1971, 7:05 PM CDT  
 Att: 36,633 - Unknown

**AB 35**  
**R 3**  
**H 8**  
**RBI 2**  
**BB 4**  
**SO 3**  
**LOB 13**





Batter	1	2	3	4	5	6	7	8	9	AB	R	H	RBI	BB	SO	LOB	TOP			
Maury Wills, S OBP: 0.322, SLG: 0.330 (1, 6)	6-3		F8			FC4-6 G3 1B 1-2 WP		SH3-4 HR 1B	F7	5	2	1	0	0	0	2				
Manny Mota, R OBP: 0.374, SLG: 0.384 (1, 7)	F8			6-3		WP G3 1-2 1B		SH3-4		3	0	1	0	0	0	0				
Willie Davis, L OBP: 0.338, SLG: 0.446 (1, 8)				4-3		G3 1-2 2-3		5-3		4	0	1	0	0	0	3				
Dick Allen, R OBP: 0.385, SLG: 0.465 Bill Russell, R OBP: 0.293, SLG: 0.323 (1, 3) (8, 9)	F3			K		WP IBB		HR IBB		2	1	0	0	2	1	1				
0 0 0 0 0 0 0										0	0	0	0	0	0	0				
Jim Lefebvre, S OBP: 0.316, SLG: 0.401 (1, 4)		K			5-3	K		HR 1-1 2-3 3-H		4	1	1	3	0	2	2				
Wes Parker, S OBP: 0.352, SLG: 0.357 (8, 3)	6-3									4	0	1	0	0	0	0				
Steve Garvey, R OBP: 0.303, SLG: 0.401 (1, 5)	P6				F8					4	0	1	0	0	0	1				
Joe Ferguson, R OBP: 0.284, SLG: 0.347 (1, 2)			F3		6-4-3	P3				4	0	1	0	0	0	2				
Don Sutton, R OBP: 0.230, SLG: 0.207 Jim Brewer, L OBP: 0.400, SLG: 0.400 (1, 1) (9, 1)			K			FC4-6 1B			P4	4	0	1	0	0	1	2				
0 0 0 0 0 0 0										0	0	0	0	0	0	0				
<b>Inning Stats</b>	R: 0 E: 0 K: 0 S: 4	H: 1 LOB: 1 BB: 0 P: 4	R: 0 E: 0 K: 1 S: 5	H: 0 LOB: 0 BB: 0 P: 5	R: 0 E: 0 K: 1 S: 5	H: 0 LOB: 0 BB: 0 P: 5	R: 0 E: 0 K: 1 S: 4	H: 1 LOB: 1 BB: 0 P: 4	R: 1 E: 0 K: 0 S: 7	H: 2 LOB: 2 BB: 1 P: 11	R: 0 E: 0 K: 0 S: 4	H: 1 LOB: 1 BB: 0 P: 4	R: 3 E: 0 K: 0 S: 5	H: 2 LOB: 0 BB: 1 P: 9	R: 0 E: 0 K: 0 S: 4	H: 1 LOB: 1 BB: 0 P: 4	1B: 6 2B: 1 3B: 0 HR: 1	SF: 0 SAC: 1 DP: 0 HBP: 0	WP: 1 PB: 0 SB: 1 CS: 0	PA: 37
<b>PITCHER</b>	IP WLS BF H R ER SO BB IBB HBP BLK WP HR S P ERA WHIP																			
Jerry Reuss, L ERA: 5.04 Moe Drabowsky, R ERA: 3.04 (1, 1) (9, 1)	8.0 L 33 7 4 4 4 0 0 0 0 1 1 39 47 4.50 0.875																			
1.0 4 1 0 0 0 0 0 0 0 0 0 4 4 0.00 1.000																				

Los Angeles Dodgers @ St. Louis Cardinals  
 Busch Stadium, St. Louis, MO  
 Sun Aug 08 1971, 3:33 AM CDT  
 Att: 45,195 - Unknown

AB	34
R	4
H	8
RBI	3
BB	2
SO	4
LOB	13



Batter	1	2	3	4	5	6	7	8	9	AB	R	H	RBI	BB	SO	LOB	BOTTOM					
Lou Brock, L OBP: 0.390, SLG: 0.438 (1, 7)	F7		K			FC5-6 BB			4-3 1B	3	1	1	0	1	1	1						
Jose Cruz, L OBP: 0.385, SLG: 0.392 (1, 8)	G3-6 BB			SH5-3 E BB		FC5-6 G6-3 1-2 2-3			F8	2	1	0	0	2	0	3						
Matty Alou, L OBP: 0.356, SLG: 0.423 (1, 9)	G3-6 1-2			SH5-3 1-2		G6-3 1-2			4-3	3	0	0	0	0	0	4						
Joe Torre, R OBP: 0.422, SLG: 0.546 (1, 5)		4-3		E6 G6-3 2H		6-3			1B 1B 2H	4	0	1	1	0	0	0						
Ted Simmons, S OBP: 0.356, SLG: 0.410 Bob Stinson, S OBP: 0.200, SLG: 0.200 (1, 2) (9, PR)		K		G6-3 1-2		F8			1B	4	0	1	0	0	1	1						
0 0 0 0 0 0 0										0	0	0	0	0	0	0						
Bob Burda, L OBP: 0.383, SLG: 0.358 Jim Beauchamp, R OBP: 0.286, SLG: 0.387 (1, 3) (9, PH)		4-3			G3				K	3	0	0	0	0	0	0						
1 0 0 0 0 0 0										1	0	0	0	0	1	2						
Ted Kubiak, S OBP: 0.328, SLG: 0.343 (1, 4) (9, 6)			6-3		K				4-3	3	0	0	0	0	1	0						
Dal Maxvill, R OBP: 0.299, SLG: 0.267 Joe Hagus, L OBP: 0.320, SLG: 0.365 Moe Drabowsky, R (1, 6) (8, PH) (9, 1)					F3				F8	2	0	1	0	0	0	0						
1 0 0 0 0 0 0										0	0	0	0	0	0	0						
Jerry Reuss, L OBP: 0.226, SLG: 0.111 Julian Javier, R OBP: 0.286, SLG: 0.356 (1, 1) (8, PH) (9, 4)		SH3-4 1B			SH3-4 1-2		FC5-6 BB BB		K	0	0	0	0	1	0	0						
0 0 0 0 0 1 0 0										1	0	0	0	0	1	0						
<b>Inning Stats</b>	R: 0 E: 0 K: 0 S: 2	H: 0 LOB: 0 BB: 1 P: 6	R: 0 E: 0 K: 1 S: 5	H: 0 LOB: 0 BB: 0 P: 5	R: 0 E: 0 K: 1 S: 6	H: 1 LOB: 1 BB: 0 P: 6	R: 1 E: 1 K: 0 S: 3	H: 0 LOB: 0 BB: 1 P: 7	R: 0 E: 0 K: 0 S: 5	H: 0 LOB: 0 BB: 0 P: 5	R: 0 E: 0 K: 0 S: 2	H: 0 LOB: 1 BB: 2 P: 10	R: 0 E: 0 K: 0 S: 3	H: 0 LOB: 0 BB: 0 P: 3	R: 0 E: 0 K: 1 S: 5	H: 0 LOB: 0 BB: 0 P: 5	R: 1 E: 0 K: 1 S: 8	H: 3 LOB: 2 BB: 0 P: 8	1B: 4 2B: 0 3B: 0 HR: 0	SF: 0 SAC: 2 DP: 3 HBP: 0	WP: 0 PB: 0 SB: 0 CS: 0	PA: 33
<b>PITCHER</b>	IP WLS BF H R ER SO BB IBB HBP BLK WP HR S P ERA WHIP																					
Don Sutton, R ERA: 2.87 Jim Brewer, L ERA: 2.13 (1, 1) (9, 1)	8.2 W 32 4 2 1 4 4 0 0 0 0 0 0 3 3 1.04 0.923																					
0.1 S 1 0 0 0 1 0 0 0 0 0 0 3 3 0.00 0.000																						

Los Angeles Dodgers @ St. Louis Cardinals  
 Busch Stadium, St. Louis, MO  
 Sun Aug 08 1971, 3:33 AM CDT  
 Att: 45,195 - Unknown

AB	27
R	2
H	4
RBI	1
BB	4
SO	5
LOB	11







Batter	1	2	3	4	5	6	7	8	9	AB	R	H	RBI	BB	SO	LOB	TOP																			
Maury Wills, S OBP: 0.323, SLG: 0.330 (1, 6)	4-3	L1-3		1B		FC9-6	F7			5	1	2	0	0	0	4	<b>Los Angeles Dodgers @ St. Louis Cardinals</b> Busch Stadium, St. Louis, MO Mon Aug 09 1971, 7:05 PM CDT Att: 26,723 - Unknown <a href="http://livebaseballscorecards.com">livebaseballscorecards.com</a>																			
Bill Buckner, L OBP: 0.306, SLG: 0.377 (1, 9)	K		1B	1B		FC9-6		P5		5	1	2	0	0	1																					
Willie Davis, L OBP: 0.343, SLG: 0.450 (1, 8)			1B	1B		F9				5	0	4	1	0	0	1																				
Willie Crawford, L OBP: 0.349, SLG: 0.502 (1, 7)	F2		1B	F6-4		P5		G3-6		5	1	1	1	0	0	5																				
Jim Lefebvre, S OBP: 0.315, SLG: 0.395 (1, 4)		E3	FC4-6				F9		6-3	4	1	0	0	1	1	0																				
Wes Parker, S OBP: 0.357, SLG: 0.371 (1, 3)		2B	FC4-6						5-3	5	2	4	1	0	0	0																				
Duke Sims, L OBP: 0.346, SLG: 0.337 (1, 2)		2B	FC4-6							2	0	1	2	3	0	2																				
Steve Garvey, R OBP: 0.295, SLG: 0.390 (1, 5)		F8	K				F8		F8	5	0	0	0	0	1	8																				
Al Downing, R OBP: 0.254, SLG: 0.239 (1, 1)										3	0	1	1	1	1	2																				
Jim Brewer, L OBP: 0.400, SLG: 0.400 (8, 1)		L1-3		K			4-1			0	0	0	0	0	0	0																				
<b>Inning Stats</b>	R: 0 E: 0 K: 1 S: 6	H: 1 LOB: 1 BB: 0 P: 6	R: 2 E: 1 K: 0 S: 5	H: 2 LOB: 1 BB: 1 P: 9	R: 2 E: 0 K: 1 S: 8	H: 4 LOB: 2 BB: 1 P: 12	R: 1 E: 0 K: 1 S: 7	H: 3 LOB: 1 BB: 0 P: 7	R: 0 E: 0 K: 0 S: 4	H: 1 LOB: 1 BB: 0 P: 4	R: 1 E: 0 K: 0 S: 5	H: 2 LOB: 2 BB: 1 P: 9	R: 0 E: 0 K: 0 S: 3	H: 1 LOB: 0 BB: 0 P: 3	R: 0 E: 0 K: 0 S: 3	H: 0 LOB: 1 BB: 1 P: 7	1B: 11 2B: 6 3B: 0 HR: 0	SF: 0 SAC: 0 DP: 3 HBP: 0	WP: 0 PB: 0 SB: 1 CS: 0	PA: 44																
<b>PITCHER</b>	IP	WLS	BF	H	R	ER	SO	BB	IBB	HBP	BLK	WP	HR	S	P	ERA	WHIP	<b>PITCHER</b>		IP	WLS	BF	H	R	ER	SO	BB	IBB	HBP	BLK	WP	HR	S	P	ERA	WHIP
Bob Gibson, R ERA: 3.39 (1, 1)	7.0	L	37	14	6	5	4	2	2	0	0	0	0	0	41	57	6.43	2.286																		
Don Shaw, L ERA: 3.53 (8, 1)	2.0		7	1	0	0	0	1	0	0	0	0	0	0	6	10	0.00	1.000																		

Batter	1	2	3	4	5	6	7	8	9	AB	R	H	RBI	BB	SO	LOB	BOTTOM																			
Lou Brock, L OBP: 0.390, SLG: 0.437 (1, 7)	K		1B	4-3				FC4-6		4	1	1	0	1	1	3	<b>Los Angeles Dodgers @ St. Louis Cardinals</b> Busch Stadium, St. Louis, MO Mon Aug 09 1971, 7:05 PM CDT Att: 26,723 - Unknown <a href="http://livebaseballscorecards.com">livebaseballscorecards.com</a>																			
Julian Javier, R OBP: 0.289, SLG: 0.358 (1, 4)										4	0	2	0	0	1	2																				
Don Shaw, L (8, 1)	6-3									0	0	0	0	0	0	0																				
Jerry McNertney, R (9, PH) OBP: 0.339, SLG: 0.473			1B							1	0	0	0	0	0	0																				
Matty Alou, L OBP: 0.352, SLG: 0.418 (1, 9)	F8		3-1							5	0	0	1	0	1	4																				
Joe Torre, R OBP: 0.419, SLG: 0.542 (1, 5)		5-3	FC							5	0	1	0	0	0	4																				
Bob Stinson, S (9, PR) OBP: 0.200, SLG: 0.200										0	0	0	0	0	0	0																				
Ted Simmons, S OBP: 0.356, SLG: 0.408 (1, 2)		WP	5-3							4	2	1	0	1	0	4																				
Jim Beauchamp, R OBP: 0.276, SLG: 0.377 (1, 3)										4	0	0	0	0	2	2																				
Jose Cruz, L OBP: 0.394, SLG: 0.394 (1, 8)		WP		1B						2	2	1	0	2	0	0																				
Dal Maxvill, R OBP: 0.302, SLG: 0.271 (1, 6)										4	0	2	2	0	0	2																				
Bob Gibson, R OBP: 0.222, SLG: 0.333 (1, 1)										2	0	0	0	0	1	2																				
Ted Sizemore, R (7, PH) OBP: 0.319, SLG: 0.337 (8, 4)			P3							2	0	2	2	0	0	0																				
<b>Inning Stats</b>	R: 0 E: 0 K: 1 S: 5	H: 0 LOB: 0 BB: 0 P: 5	R: 2 E: 0 K: 1 S: 5	H: 1 LOB: 2 BB: 2 P: 13	R: 1 E: 0 K: 0 S: 6	H: 2 LOB: 0 BB: 0 P: 6	R: 0 E: 0 K: 2 S: 9	H: 2 LOB: 2 BB: 0 P: 9	R: 0 E: 0 K: 0 S: 3	H: 0 LOB: 0 BB: 0 P: 3	R: 0 E: 0 K: 1 S: 6	H: 1 LOB: 2 BB: 1 P: 10	R: 2 E: 0 K: 0 S: 5	H: 2 LOB: 1 BB: 1 P: 9	R: 0 E: 0 K: 0 S: 4	H: 1 LOB: 1 BB: 0 P: 4	1B: 10 2B: 0 3B: 0 HR: 0	SF: 0 SAC: 0 DP: 0 HBP: 0	WP: 2 PB: 0 SB: 0 CS: 0	PA: 41																
<b>PITCHER</b>	IP	WLS	BF	H	R	ER	SO	BB	IBB	HBP	BLK	WP	HR	S	P	ERA	WHIP	<b>PITCHER</b>		IP	WLS	BF	H	R	ER	SO	BB	IBB	HBP	BLK	WP	HR	S	P	ERA	WHIP
Al Downing, L ERA: 2.75 (1, 1)	7.2		36	9	5	5	6	4	0	0	0	0	0	0	44	60	5.87	1.696																		
Jim Brewer, L ERA: 2.06 (8, 1)	1.1	S	5	1	0	0	0	0	0	0	0	0	0	0	5	5	0.00	0.750																		





Batter	1	2	3	4	5	6	7	8	9	AB	R	H	RBI	BB	SO	LOB	TOP											
<b>Felix Millan, R</b> OBP: 0.352, SLG: 0.374 (1, 4)	F7		F7		FC5-2 E 1-2 1B		SF8		F9	4	0	1	1	0	0	1	<b>Atlanta Braves @ St. Louis Cardinals</b> Busch Stadium, St. Louis, MO Tue Aug 10 1971, 7:05 PM CDT Att: 20,921 - Unknown  <b>AB 33</b> <b>R 2</b> <b>H 8</b> <b>RBI 2</b> <b>BB 1</b> <b>SO 3</b> <b>LOB 17</b> 											
<b>Ralph Carr, L</b> OBP: 0.367, SLG: 0.434 (1, 7)	6-3 1B			F8	E4 FC5-2 1-2 2-3		6-3			4	0	1	0	0	0	3												
<b>Hank Aaron, R</b> OBP: 0.409, SLG: 0.627 (1, 3)	6-3 1-2			1B	FC5-2 1-2 2-3		FC6-4 IBB			3	0	1	0	1	0	4												
<b>Mike Lum, L</b> OBP: 0.360, SLG: 0.401 (1, 9)		F7		1B	F8		FC6-4 1-2			4	0	1	0	0	0	5												
<b>Earl Williams, R</b> OBP: 0.307, SLG: 0.433 (1, 2)	F8			K		K		4-3		4	0	0	0	0	2	2												
<b>Sonny Jackson, L</b> OBP: 0.316, SLG: 0.343 (1, 8)	K			F9		6-3		B1		4	0	0	0	0	1	2												
<b>Zolo Versailles, R</b> OBP: 0.253, SLG: 0.381 <b>Gil Garrido, R</b> OBP: 0.263, SLG: 0.167 (8, 5)			6-3		SH5-4 1B	5-3		1-3		4	1	1	0	0	0	0												
<b>Marty Perez, R</b> OBP: 0.275, SLG: 0.295 (1, 6)			F7		SH5-4 1-2		SH SF8 1B		6-3	3	1	1	0	0	0	0												
<b>George Stone, L</b> OBP: 0.212, SLG: 0.235 <b>Cecil Upshaw, R</b> (8, 1)					E FC5-2 2H 1B		SH SF8 1-3		6-3	2	0	2	1	0	0	0												
<b>Inning Stats</b>	R: 0 E: 0 K: 0 S: 3	H: 1 LOB: 0 BB: 0 P: 3	R: 0 E: 0 K: 1 S: 5	H: 0 LOB: 0 BB: 0 P: 5	R: 0 E: 0 K: 1 S: 4	H: 1 LOB: 1 BB: 0 P: 4	R: 0 E: 0 K: 1 S: 7	H: 2 LOB: 2 BB: 0 P: 7	R: 1 E: 1 K: 0 S: 5	H: 3 LOB: 3 BB: 0 P: 7	R: 0 E: 0 K: 1 S: 5	H: 0 LOB: 0 BB: 0 P: 5	R: 1 E: 1 K: 0 S: 5	H: 1 LOB: 2 BB: 1 P: 9	R: 0 E: 0 K: 0 S: 3	H: 0 LOB: 0 BB: 0 P: 3		R: 0 E: 0 K: 0 S: 3	H: 0 LOB: 0 BB: 0 P: 3	1B: 8 2B: 0 3B: 0 HR: 0	SF: 1 SAC: 2 DP: 0 HBP: 0	WP: 0 PB: 0 SB: 0 CS: 0	PA: 37					
<b>PITCHER</b>	IP	WLS	BF	H	R	ER	SO	BB	IBB	HBP	BLK	WP	HR	S	P	ERA	WHIP											
<b>Reggie Cleveland, R</b> ERA: 3.76 <b>Frank Linzy, R</b> ERA: 1.9	(1, 1)	8.0	L	34	8	2	1	3	0	1	0	0	0	0	39	43	1.12	1.000										
<b>PITCHER</b>	IP	WLS	BF	H	R	ER	SO	BB	IBB	HBP	BLK	WP	HR	S	P	ERA	WHIP											

Batter	1	2	3	4	5	6	7	8	9	AB	R	H	RBI	BB	SO	LOB	BOTTOM											
<b>Lou Brock, L</b> OBP: 0.387, SLG: 0.433 (1, 7)	F8		4-3			4-3		FC1-6 S 1-2		4	0	0	0	0	0	1	<b>Atlanta Braves @ St. Louis Cardinals</b> Busch Stadium, St. Louis, MO Tue Aug 10 1971, 7:05 PM CDT Att: 20,921 - Unknown  <b>AB 31</b> <b>R 1</b> <b>H 7</b> <b>RBI 0</b> <b>BB 2</b> <b>SO 2</b> <b>LOB 15</b> 											
<b>Ted Sizemore, R</b> OBP: 0.319, SLG: 0.335 (8, 4)	F7			1B G6-4-3 1B		P4		1-3 1-3		4	1	1	0	0	0	1												
<b>Matty Alou, L</b> OBP: 0.353, SLG: 0.419 (1, 3)	K			G6-4-3 1B		FC6-4 1B		F8		4	0	2	0	0	1	1												
<b>Joe Torre, R</b> OBP: 0.416, SLG: 0.537 (1, 5)		5-3		G6-4-3 1-2 3H		FC6-4 1-2		4-3		4	0	0	0	0	0	2												
<b>Ted Simmons, S</b> OBP: 0.358, SLG: 0.410 (1, 2)		F8 2B		5-3		5-3		G4-6-3 BB		3	0	1	0	1	0	0												
<b>Jose Cruz, L</b> OBP: 0.396, SLG: 0.405 (1, 8)		F8 2-3			S 1B	G5-3 2B		G4-6-3 1-2		4	0	2	0	0	0	2												
<b>Ted Kubiak, S</b> OBP: 0.326, SLG: 0.341 <b>Jerry McNertney, R</b> OBP: 0.344, SLG: 0.473 <b>Bob Stinson, S</b> OBP: 0.200, SLG: 0.200 (7, PH) (7, PR) (8, 9)		4-3			E4 G6-4-3 1-2		BB			2	0	0	0	0	0	2												
<b>Dal Maxvill, R</b> OBP: 0.299, SLG: 0.268 (1, 6)			6-3		L5		G5-3 2-3			3	0	0	0	0	0	4												
<b>Reggie Cleveland, R</b> OBP: 0.159, SLG: 0.194 <b>Jim Beauchamp, R</b> OBP: 0.253, SLG: 0.351 <b>Frank Linzy, R</b> OBP: 0.333, SLG: 0.333 (9, 1)			K		G6-4-3 1-2		FC1-6 1B			2	0	0	0	0	1	2												
<b>Inning Stats</b>	R: 0 E: 0 K: 1 S: 5	H: 0 LOB: 0 BB: 0 P: 5	R: 0 E: 0 K: 0 S: 4	H: 1 LOB: 1 BB: 0 P: 4	R: 0 E: 0 K: 1 S: 5	H: 0 LOB: 0 BB: 0 P: 5	R: 1 E: 0 K: 0 S: 4	H: 2 LOB: 0 BB: 0 P: 4	R: 0 E: 0 K: 0 S: 4	H: 1 LOB: 1 BB: 0 P: 4	R: 0 E: 0 K: 0 S: 3	H: 1 LOB: 1 BB: 1 P: 7	R: 0 E: 0 K: 0 S: 4	H: 1 LOB: 1 BB: 0 P: 4	R: 0 E: 0 K: 0 S: 2	H: 0 LOB: 0 BB: 1 P: 6		1B: 5 2B: 2 3B: 0 HR: 0	SF: 0 SAC: 0 DP: 4 HBP: 0	WP: 0 PB: 0 SB: 3 CS: 0	PA: 33							
<b>PITCHER</b>	IP	WLS	BF	H	R	ER	SO	BB	IBB	HBP	BLK	WP	HR	S	P	ERA	WHIP											
<b>George Stone, L</b> ERA: 2.71 <b>Cecil Upshaw, R</b> ERA: 3.7	(1, 1)	7.1	W	28	7	1	1	2	1	0	0	0	0	0	31	35	1.23	1.091										
<b>PITCHER</b>	IP	WLS	BF	H	R	ER	SO	BB	IBB	HBP	BLK	WP	HR	S	P	ERA	WHIP											



Batter	1	2	3	4	5	6	7	8	9	AB	R	H	RBI	BB	SO	LOB	TOP										
Sonny Jackson, L (1,8) OBP: 0.320, SLG: 0.351	0-3 K			0-0 1B SF9		0-0 5-3		0-0 1B 1B	0-0 2B 3B	5	3	3	0	0	1	0	<b>Atlanta Braves @ St. Louis Cardinals</b> Busch Stadium, St. Louis, MO Wed Aug 11 1971, 7:05 PM CDT Att: 21,906 - Unknown  <a href="http://livebaseballscorecards.com">livebaseballscorecards.com</a>										
Ralph Carr, L (1,7) OBP: 0.369, SLG: 0.435 Oscar Brown, R (8,7) OBP: 0.281, SLG: 0.310	0-0 F8			0-0 F2			0-0 1B 1B	0-0 1B 1B	0-0 2B	4	2	2	0	0	0	1											
Hank Aaron, R (1,3) OBP: 0.409, SLG: 0.624	0-0 F8			0-0 CS 1B			0-0 F5	0-0 BB BB 1B	0-0 F3	5	1	2	1	0	0	2											
Mike Lum, L (1,9) OBP: 0.361, SLG: 0.401		0-0 4-3		0-0 SF9			0-0 1B 2B	0-0 P6	4-0 BB	3	1	1	1	1	0	2											
Earl Williams, R (1,2) OBP: 0.308, SLG: 0.431	0-0 F8			0-0 CS	0-0 G4-3 1B		0-3 K	4-0 BB 2B	0-0 F3	4	1	1	0	1	1	4											
Zoilo Versalles, R (1,5) OBP: 0.280, SLG: 0.380	0-3 K			0-0 F9			0-0 2B 1B	4-0 BB 2B		3	1	1	2	1	1	1											
Gil Garrido, R (1,4) OBP: 0.273, SLG: 0.205			0-0 5-3		0-0 G4-3		0-0 2B	0-0 2B		4	0	2	4	0	0	1											
Marty Perez, R (1,6) OBP: 0.271, SLG: 0.290			0-0 G3			0-0 5-3	0-0 6-3	0-0 1-3		4	0	0	0	0	0	3											
Tom Kelley, R (1,1) OBP: 0.071, SLG: 0.071 Mike McQueen, L (8,1) OBP: 0.143, SLG: 0.143			0-3 K			0-0 F9		0-3 K	0-3 K	3	0	0	0	0	2	0	<b>Braves</b>										
<b>Inning Stats</b>	R: 0 E: 0 K: 1 S: 5	H: 0 LOB: 0 BB: 0 P: 5	R: 0 E: 0 K: 1 S: 5	H: 0 LOB: 0 BB: 0 P: 5	R: 0 E: 0 K: 1 S: 5	H: 2 LOB: 0 BB: 0 P: 4	R: 0 E: 0 K: 0 S: 3	H: 1 LOB: 0 BB: 0 P: 3	R: 0 E: 0 K: 0 S: 3	H: 0 LOB: 0 BB: 0 P: 3	R: 2 E: 0 K: 1 S: 9	H: 4 LOB: 2 BB: 0 P: 9	R: 5 E: 0 K: 1 S: 9	H: 4 LOB: 1 BB: 1 P: 17	R: 1 E: 0 K: 1 S: 7	H: 2 LOB: 2 BB: 1 P: 11		1B: 9 2B: 3 3B: 1 HR: 0	SF: 1 SAC: 0 DP: 1 HBP: 0	WP: 0 PB: 0 SB: 0 CS: 1	PA: 42						
<b>PITCHER</b>	IP	WLS	BF	H	R	ER	SO	BB	IBB	HBP	BLK	WP	HR	S	P	ERA	WHIP										
Chris Zachary, R (1,1) ERA: 5.4	7.1	L	29	9	5	5	5	0	0	0	0	0	0	39	39	6.14	1.227										
Moe Drabowsky, R (8,1) ERA: 3.53	0.2		6	2	3	3	0	2	0	0	0	0	0	4	12	40.50	6.000										
Daryl Patterson, R (9,1) ERA: 5.72	1.0		6	2	1	1	1	1	0	0	0	0	0	7	11	9.00	3.000										


Batter	1	2	3	4	5	6	7	8	9	AB	R	H	RBI	BB	SO	LOB	BOTTOM										
Lou Brock, L (1,7) OBP: 0.387, SLG: 0.430	4-0 CS BB	0-3 K		0-0 F7		4-0 1B G3 BB		0-3 K		3	0	0	0	2	2	2	<b>Atlanta Braves @ St. Louis Cardinals</b> Busch Stadium, St. Louis, MO Wed Aug 11 1971, 7:05 PM CDT Att: 21,906 - Unknown  <a href="http://livebaseballscorecards.com">livebaseballscorecards.com</a>										
Jose Cruz, L (1,8) OBP: 0.396, SLG: 0.400	0-0 BB 1B	0-3 K			4-0 1B BB	0-0 G3		0-0 F9		4	2	1	0	1	1	3											
Matty Alou, L (1,3) OBP: 0.356, SLG: 0.419	4-0 1B BB		0-0 F9		0-0 1B BB	0-0 1B	0-0 2-3 1B		0-0 F8	4	0	2	0	1	0	0											
Joe Torre, R (1,5) OBP: 0.416, SLG: 0.536	0-0 1B BB		0-3 K		0-0 1B BB	0-0 F8		0-0 F8		5	1	2	2	0	1	2											
Ted Simmons, S (1,2) OBP: 0.363, SLG: 0.414	0-3 K		4-0 BB BB		0-0 1B		0-0 G4-3 1B		0-0 1B	4	0	3	1	1	1	2											
Joe Hague, L (1,9) OBP: 0.325, SLG: 0.365	0-0 1B		4-0 BB		4-0 1B	0-0 G4-3	0-0 G4-3	0-3 K2-3		3	0	1	0	2	1	2											
Ted Sizemore, R (1,4) OBP: 0.321, SLG: 0.341		0-0 1B 1B		0-0 F8		0-0 F9		0-0 2B		4	0	2	0	0	0	4											
Ted Kubiak, S (1,6) OBP: 0.322, SLG: 0.336	0-3 K		0-0 F8	0-0 1-4-3		0-0 F7				4	0	0	0	0	1	4											
Chris Zachary, L (1,1) OBP: 0.267, SLG: 0.267 Moe Drabowsky, R (8,1) OBP: 0.281, SLG: 0.378 Daryl Patterson, L (9,1) OBP: 0.281, SLG: 0.378	0-0 1B		0-0 P5		0-0 G3		0-0 F8			3	0	1	0	0	0	0	<b>Cardinals</b>										
<b>Inning Stats</b>	R: 1 E: 0 K: 1 S: 6	H: 3 LOB: 3 BB: 2 P: 14	R: 0 E: 0 K: 3 S: 11	H: 2 LOB: 2 BB: 0 P: 11	R: 0 E: 0 K: 1 S: 5	H: 0 LOB: 2 BB: 2 P: 13	R: 0 E: 0 K: 0 S: 3	H: 0 LOB: 0 BB: 0 P: 3	R: 2 E: 0 K: 0 S: 5	H: 3 LOB: 2 BB: 2 P: 13	R: 0 E: 0 K: 0 S: 4	H: 1 LOB: 1 BB: 1 P: 8	R: 0 E: 0 K: 0 S: 4	H: 2 LOB: 1 BB: 0 P: 4	R: 0 E: 0 K: 1 S: 5	H: 0 LOB: 0 BB: 0 P: 5		R: 0 E: 0 K: 1 S: 6	H: 1 LOB: 1 BB: 0 P: 6	1B: 11 2B: 1 3B: 0 HR: 0	SF: 0 SAC: 0 DP: 1 HBP: 0	WP: 0 PB: 0 SB: 0 CS: 1	PA: 42				
<b>PITCHER</b>	IP	WLS	BF	H	R	ER	SO	BB	IBB	HBP	BLK	WP	HR	S	P	ERA	WHIP										
Tom Kelley, R (1,1) ERA: 2.78	7.0	W	35	11	3	3	5	6	1	0	0	0	0	11	66	3.86	2.429										
Mike McQueen, L (8,1) ERA: 3.4	2.0	S	7	1	0	0	2	0	0	0	0	0	0	11	11	0.00	0.500										



Batter	1	2	3	4	5	6	7	8	9	AB	R	H	RBI	BB	SO	LOB	TOP			
Lou Brock, L OBP: 0.386, SLG: 0.429 Ted Kubiak, S OBP: 0.319, SLG: 0.332	K		FC6-4 2B 3-1		5-3			F9		1	0	0	0	0	1	0				
Ted Sizemore, R OBP: 0.323, SLG: 0.344	L8		3-1 1B 2B		F7			FC5 1B BB		3	1	1	1	1	0	0				
Matty Alou, L OBP: 0.355, SLG: 0.418	FC6-4 1B		3-1		6-3			F9		4	0	1	1	0	0	2				
Joe Torre, R OBP: 0.417, SLG: 0.536	FC6-4		3-1 1B			K		1B		4	0	2	1	0	1	1				
Ted Simmons, S OBP: 0.360, SLG: 0.409		G3	K		L8			FC5		4	0	0	0	0	1	3				
Jim Beauchamp, R OBP: 0.276, SLG: 0.371 Joe Haque, L OBP: 0.324, SLG: 0.363	L8			K	1-3			F7		3	0	0	0	0	1	0				
Jose Cruz, L OBP: 0.387, SLG: 0.388	F6			K				F7		4	0	0	0	0	1	0				
Dal Maxvill, R OBP: 0.294, SLG: 0.263			E6 FC6-4 2B	E4				L8		4	1	0	0	0	1	0				
Steve Carlton, L OBP: 0.219, SLG: 0.243			FC6-4 1B		K			4-3		3	0	1	0	0	1	1				
<b>Inning Stats</b>	R: 0 E: 0 K: 1 S: 6	H: 1 LOB: 1 BB: 0 P: 6	R: 0 E: 0 K: 0 S: 3	H: 0 LOB: 0 BB: 0 P: 3	R: 3 E: 1 K: 1 S: 9	H: 3 LOB: 1 BB: 0 P: 9	R: 0 E: 1 K: 3 S: 10	H: 0 LOB: 1 BB: 0 P: 10	R: 0 E: 0 K: 0 S: 3	H: 0 LOB: 0 BB: 0 P: 3	R: 0 E: 0 K: 1 S: 5	H: 0 LOB: 0 BB: 0 P: 5	R: 0 E: 0 K: 0 S: 3	H: 0 LOB: 2 BB: 1 P: 8	R: 0 E: 0 K: 1 S: 5	H: 0 LOB: 0 BB: 0 P: 5	1B: 4 2B: 1 3B: 0 HR: 0	SF: 0 SAC: 0 DP: 0 HBP: 0	WP: 0 PB: 0 SB: 0 CS: 0	PA: 35
<b>PITCHER</b>	IP	WLS	BF	H	R	ER	SO	BB	IBB	HBP	BLK	WP	HR	S	P	ERA	WHIP			
Luke Walker, L ERA: 3.43 Bob Miller, R ERA: 1.73	(1, 1) (8, 1)	7.0 2.0	L 8	27 1	4 0	3 0	6 1	0 1	0 0	0 0	0 0	0 0	0 0	39 9	39 13	0.00 0.00	0.571 1.000			

St. Louis Cardinals @ Pittsburgh Pirates  
Three Rivers Stadium, Pittsburgh, PA  
Thu Aug 12 1971, 7:05 PM EDT  
Att: 21,805 - Unknown


AB	34
R	3
H	5
RBI	3
BB	1
SO	7
LOB	9



Batter	1	2	3	4	5	6	7	8	9	AB	R	H	RBI	BB	SO	LOB	BOTTOM			
Dave Cash, R OBP: 0.374, SLG: 0.388	1B 2B	6-3			F8			FC6-4		4	1	1	0	0	0	1				
Gene Clines, R OBP: 0.369, SLG: 0.387	2B 1B		L9		CS BB		K			3	1	1	0	1	1	1				
Roberto Clemente, R OBP: 0.351, SLG: 0.591	CS 2B		L4		L	5-3		4-3		5	0	1	2	0	0	1				
Willie Stargell, L OBP: 0.393, SLG: 0.660	CS BB		K		K			K		3	0	0	0	1	3	0				
Manny Sanguillen, R OBP: 0.356, SLG: 0.437	K				1B			4-3		4	0	2	0	0	1	2				
Bob Robertson, R OBP: 0.397, SLG: 0.501 Vic Davallilo, L OBP: 0.316, SLG: 0.355	1-2 2-3				F7			SH2-4 1B		3	0	2	0	1	0	1				
Richie Hebner, L OBP: 0.345, SLG: 0.527 Bill Mazeroski, R OBP: 0.317, SLG: 0.304	IBB				K			6-3		2	0	0	0	0	2	3				
Gene Alley, R OBP: 0.310, SLG: 0.376		L9			K			F7		4	0	1	0	0	0	3				
Luke Walker, L OBP: 0.103, SLG: 0.028 Rennie Stennett, R OBP: 0.294, SLG: 0.344 Bob Miller, R Jackie Hernandez, R OBP: 0.288, SLG: 0.336	K				K			F8		2	0	0	0	0	2	0				
<b>Inning Stats</b>	R: 2 E: 0 K: 2 S: 9	H: 3 LOB: 2 BB: 2 P: 17	R: 0 E: 0 K: 1 S: 5	H: 0 LOB: 0 BB: 0 P: 5	R: 0 E: 0 K: 1 S: 5	H: 0 LOB: 0 BB: 0 P: 5	R: 0 E: 0 K: 1 S: 6	H: 1 LOB: 1 BB: 0 P: 6	R: 0 E: 0 K: 1 S: 4	H: 0 LOB: 0 BB: 1 P: 8	R: 0 E: 0 K: 1 S: 7	H: 2 LOB: 2 BB: 0 P: 7	R: 0 E: 0 K: 2 S: 8	H: 1 LOB: 1 BB: 0 P: 8	R: 0 E: 0 K: 1 S: 5	H: 0 LOB: 2 BB: 0 P: 4	1B: 6 2B: 3 3B: 0 HR: 0	SF: 0 SAC: 1 DP: 1 HBP: 0	WP: 0 PB: 0 SB: 0 CS: 3	PA: 37
<b>PITCHER</b>	IP	WLS	BF	H	R	ER	SO	BB	IBB	HBP	BLK	WP	HR	S	P	ERA	WHIP			
Steve Carlton, L ERA: 3.54	(1, 1)	9.0	W 37	8	2	2	10	2	1	0	0	0	0	53	65	2.00	1.111			

St. Louis Cardinals @ Pittsburgh Pirates  
Three Rivers Stadium, Pittsburgh, PA  
Thu Aug 12 1971, 7:05 PM EDT  
Att: 21,805 - Unknown

AB	33
R	2
H	8
RBI	2
BB	3
SO	10
LOB	17





Batter	1	2	3	4	5	6	7	8	9	AB	R	H	RBI	BB	SO	LOB	TOP										
Matty Alou, L OBP: 0.353, SLG: 0.414 (1, 3)	5-3	6-3		F3			F1		IBB	4	0	0	0	1	0	3											
Ted Sizemore, R OBP: 0.321, SLG: 0.342 (1, 7)	5-3		1-3 1B	5-3			L7		L7	5	1	1	0	0	0	2											
Jose Cruz, L OBP: 0.379, SLG: 0.378 (1, 8)	F5		1-3 1-2	1-3			L4		L7	4	0	0	0	0	0	1											
Joe Torre, R OBP: 0.417, SLG: 0.534 (1, 5)		1B E BB	1B WP 2H	1B			L8		K	3	1	1	1	1	1	0											
Ted Simmons, S OBP: 0.364, SLG: 0.413 (1, 2)	E 1-2	1B	WP 1-2	1B			4-3		FC6-4 1B	4	0	3	0	0	0	0											
Joe Hague, L OBP: 0.320, SLG: 0.357 (1, 9)	E6 1-3 2H	IBB	F8 1-2 2-3				L7		FC6-4 1-2	4	0	0	0	0	0	4											
Ted Kubiak, S OBP: 0.327, SLG: 0.337 (1, 4)							G6-4-3 1B		SH3-4 1B	2	0	2	0	2	0	0											
Dal Maxvill, R OBP: 0.291, SLG: 0.260 (1, 6)							G6-4-3 1-2		SH3-4	3	0	0	0	0	2	7											
Jerry Reuss, L OBP: 0.211, SLG: 0.102 (1, 1)							6-3		1-3	4	0	0	0	0	2	4											
<b>Inning Stats</b>	R: 0 E: 0 K: 0 S: 3	H: 0 LOB: 0 BB: 0 P: 3	R: 1 E: 1 K: 2 S: 9	H: 1 LOB: 3 BB: 2 P: 17	R: 1 E: 0 K: 1 S: 8	H: 3 LOB: 3 BB: 1 P: 12	R: 0 E: 0 K: 0 S: 3	H: 0 LOB: 0 BB: 0 P: 3	R: 0 E: 0 K: 0 S: 3	H: 1 LOB: 0 BB: 0 P: 3	R: 0 E: 0 K: 0 S: 3	H: 0 LOB: 0 BB: 0 P: 3	R: 0 E: 0 K: 1 S: 6	H: 1 LOB: 1 BB: 0 P: 6	R: 0 E: 0 K: 1 S: 6	H: 1 LOB: 2 BB: 1 P: 10	1B: 7 2B: 0 3B: 0 HR: 0	SF: 0 SAC: 1 DP: 1 HBP: 0	WP: 1 PB: 0 SB: 0 CS: 0	PA: 38							
<b>PITCHER</b>	IP	WLS	BF	H	R	ER	SO	BB	IBB	HBP	BLK	WP	HR	S	P	ERA	WHIP										
Steve Blass, R ERA: 3.01 (1, 1)	8.0	L	33	6	2	1	4	1	2	0	0	1	0	38	50	1.12	0.875										
Dave Giusti, R ERA: 3.41 (9, 1)	1.0		5	1	0	0	1	0	1	0	0	0	0	6	10	0.00	1.000										

St. Louis Cardinals @ Pittsburgh Pirates  
Three Rivers Stadium, Pittsburgh, PA  
Fri Aug 13 1971, 7:05 PM EDT  
Att: 31,563 - Unknown

AB 33  
R 2  
H 7  
RBI 1  
BB 4  
SO 5  
LOB 21



Batter	1	2	3	4	5	6	7	8	9	AB	R	H	RBI	BB	SO	LOB	BOTTOM										
Dave Cash, R OBP: 0.376, SLG: 0.387 (1, 4)	5-3 1B BB		6-3		L9					3	0	1	0	1	0	0											
Gene Clines, R OBP: 0.387, SLG: 0.384 (1, 7)	5-3 1-2 1B		L3-1				L4		L1-3	4	0	1	0	0	0	1											
Roberto Clemente, R OBP: 0.350, SLG: 0.498 (1, 9)	K						6-3		F9	3	0	0	0	1	1	2											
Manny Sanguillen, R OBP: 0.355, SLG: 0.435 (1, 2)	5-3 1-2 2-3		1-3				K		1B 1B	4	0	1	0	0	1	3											
Bob Robertson, R OBP: 0.358, SLG: 0.500 (1, 3)					L6		5-3		1B 1B	3	0	1	0	1	0	0											
Richie Hebner, L OBP: 0.341, SLG: 0.520 (1, 5)					K		K		K	4	0	0	0	0	4	5											
Al Oliver, L OBP: 0.309, SLG: 0.396 (1, 8)			F8		F7		L7		K	4	0	0	0	0	1	2											
Gene Alley, R OBP: 0.309, SLG: 0.375 (1, 6)									F4	1	0	0	0	0	0	0											
Jackie Hernandez, R OBP: 0.255, SLG: 0.331 (4, 6)			5-3				F9			2	0	0	0	0	0	0											
Steve Blass, R OBP: 0.113, SLG: 0.145 (1, 1)									4-3	2	0	0	0	0	0	0											
Rennie Stennett, R OBP: 0.286, SLG: 0.333 (8, PH)							F7			1	0	0	0	0	0	0											
Dave Giusti, R OBP: 0.143, SLG: 0.077 (9, 1)										0	0	0	0	0	0	0											
<b>Inning Stats</b>	R: 0 E: 0 K: 2 S: 8	H: 1 LOB: 3 BB: 2 P: 16	R: 0 E: 0 K: 0 S: 3	H: 0 LOB: 0 BB: 0 P: 3	R: 0 E: 0 K: 0 S: 3	H: 0 LOB: 1 BB: 1 P: 7	R: 0 E: 0 K: 1 S: 5	H: 0 LOB: 0 BB: 0 P: 5	R: 0 E: 0 K: 1 S: 5	H: 0 LOB: 0 BB: 0 P: 5	R: 0 E: 0 K: 1 S: 4	H: 1 LOB: 1 BB: 0 P: 4	R: 0 E: 0 K: 2 S: 9	H: 2 LOB: 2 BB: 0 P: 9	1B: 4 2B: 0 3B: 0 HR: 0	SF: 0 SAC: 0 DP: 0 HBP: 0	WP: 0 PB: 0 SB: 0 CS: 0	PA: 34									
<b>PITCHER</b>	IP	WLS	BF	H	R	ER	SO	BB	IBB	HBP	BLK	WP	HR	S	P	ERA	WHIP										
Jerry Reuss, L ERA: 4.76 (1, 1)	9.0	W	34	4	0	0	7	3	0	0	0	0	0	45	57	0.00	0.778										

St. Louis Cardinals @ Pittsburgh Pirates  
Three Rivers Stadium, Pittsburgh, PA  
Fri Aug 13 1971, 7:05 PM EDT  
Att: 31,563 - Unknown

AB 31  
R 0  
H 4  
RBI 0  
BB 3  
SO 7  
LOB 13





Batter	1	2	3	4	5	6	7	8	9	AB	R	H	RBI	BB	SO	LOB	TOP					
Matty Alou, L OBP: 0.353, SLG: 0.410 (1, 3)										4	1	0	0	2	2	2	<b>St. Louis Cardinals @ Pittsburgh Pirates</b> Three Rivers Stadium, Pittsburgh, PA Sat Aug 14 1971, 7:05 PM EDT Att: 30,678 - Unknown <a href="http://livebaseballscorecards.com">livebaseballscorecards.com</a>					
Ted Sizemore, R OBP: 0.321, SLG: 0.341 (1, 7)										6	0	2	0	0	0	6						
Jose Cruz, L OBP: 0.372, SLG: 0.369 (1, 8)										6	1	1	0	0	1	3						
Joe Torre, R OBP: 0.420, SLG: 0.536 (1, 5)										6	2	4	1	0	1	0						
Ted Simmons, S OBP: 0.368, SLG: 0.420 (1, 2)										6	3	4	1	0	0	3						
Joe Hague, L OBP: 0.328, SLG: 0.373 (1, 9)										3	3	2	3	2	1	0						
Ted Kubiak, S OBP: 0.331, SLG: 0.342 (1, 4)										4	1	2	2	1	1	2						
Dal Maxvill, R OBP: 0.293, SLG: 0.257 (1, 6)										3	0	0	1	2	1	1						
Bob Gibson, R OBP: 0.221, SLG: 0.328 (1, 1)										4	0	1	3	0	1	1						
<b>Inning Stats</b>	R: 5 E: 1 K: 1 S: 10	H: 5 LOB: 1 BB: 1 P: 14	R: 0 E: 0 K: 1 S: 7	H: 2 LOB: 2 BB: 0 P: 7	R: 0 E: 0 K: 1 S: 5	H: 0 LOB: 0 BB: 0 P: 5	R: 0 E: 0 K: 1 S: 5	H: 0 LOB: 0 BB: 0 P: 5	R: 3 E: 0 K: 2 S: 6	H: 3 LOB: 3 BB: 3 P: 18	R: 0 E: 0 K: 0 S: 8	H: 1 LOB: 2 BB: 1 P: 12	R: 0 E: 1 K: 1 S: 7	H: 1 LOB: 2 BB: 0 P: 7	R: 3 E: 0 K: 1 S: 8	H: 3 LOB: 2 BB: 2 P: 16	R: 0 E: 0 K: 0 S: 3	H: 1 LOB: 0 BB: 0 P: 3	1B: 13 2B: 2 3B: 0 HR: 1	SF: 1 SAC: 0 DP: 1 HBP: 0	WP: 0 PB: 0 SB: 0 CS: 0	PA: 50
<b>PITCHER</b>	IP WLS BF H R ER SO BB IBB HBP BLK WP HR S P ERA WHIP																					
Bob Johnson, R ERA: 3.56 (1, 1)	0.1 L 6 4 5 5 0 1 0 0 0 0 0 1 5 9 135.00 15.000																					
Bob Moose, R ERA: 4.25 (1, 1)	4.2 23 6 3 3 4 0 3 0 0 0 0 28 40 5.79 1.286																					
Bob Veale, L ERA: 7.41 (6, 1)	3.0 18 5 3 3 4 3 0 0 0 0 0 23 35 9.00 2.667																					
Nelson Briles, R ERA: 3.86 (9, 1)	1.0 3 1 0 0 0 0 0 0 0 0 0 0 3 3 0.00 1.000																					

Batter	1	2	3	4	5	6	7	8	9	AB	R	H	RBI	BB	SO	LOB	BOTTOM					
Dave Cash, R OBP: 0.372, SLG: 0.383 (1, 5)										4	0	0	0	0	0	1	<b>St. Louis Cardinals @ Pittsburgh Pirates</b> Three Rivers Stadium, Pittsburgh, PA Sat Aug 14 1971, 7:05 PM EDT Att: 30,678 - Unknown <a href="http://livebaseballscorecards.com">livebaseballscorecards.com</a>					
Vic Davallilo, L OBP: 0.311, SLG: 0.348 (1, 9)										4	0	0	0	0	0	1						
Al Oliver, L OBP: 0.306, SLG: 0.392 (1, 8)										4	0	0	0	0	0	0						
Willie Stargell, L OBP: 0.392, SLG: 0.655 (1, 7)										3	0	0	0	1	3	0						
Mitt May, L OBP: 0.286, SLG: 0.390 (1, 2)										3	0	0	0	0	1	1						
Bob Robertson, R OBP: 0.358, SLG: 0.497 (1, 3)										2	0	0	0	1	2	2						
Bill Mazerowski, R OBP: 0.312, SLG: 0.298 (1, 4)										3	0	0	0	0	0	2						
Jackie Hernandez, R OBP: 0.256, SLG: 0.327 (1, 6)										2	0	0	0	1	1	0						
Bob Johnson, L OBP: 0.190, SLG: 0.056 (1, 1)										0	0	0	0	0	0	0						
Bob Moose, R OBP: 0.167, SLG: 0.118 (1, 1)										1	0	0	0	0	1	1						
Charlie Sharkey, L OBP: 0.295, SLG: 0.375 (5, PH)										1	0	0	0	0	0	0						
Bob Veale, R OBP: 0.325, SLG: 0.455 (6, 1)										0	0	0	0	0	0	0						
Gene Clines, R OBP: 0.302, SLG: 0.382 (8, PH)										1	0	0	0	0	1	0						
Nelson Briles, R OBP: 0.250, SLG: 0.291 (9, 1)										0	0	0	0	0	0	0						
<b>Inning Stats</b>	R: 0 E: 0 K: 0 S: 3	H: 0 LOB: 0 BB: 0 P: 3	R: 0 E: 0 K: 3 S: 10	H: 0 LOB: 1 BB: 0 P: 10	R: 0 E: 0 K: 1 S: 5	H: 0 LOB: 1 BB: 1 P: 9	R: 0 E: 0 K: 1 S: 5	H: 0 LOB: 1 BB: 1 P: 9	R: 0 E: 0 K: 2 S: 7	H: 0 LOB: 0 BB: 0 P: 7	R: 0 E: 0 K: 0 S: 3	H: 0 LOB: 0 BB: 0 P: 3	R: 0 E: 0 K: 1 S: 5	H: 0 LOB: 1 BB: 1 P: 9	R: 0 E: 0 K: 1 S: 5	H: 0 LOB: 0 BB: 0 P: 5	R: 0 E: 0 K: 1 S: 5	H: 0 LOB: 0 BB: 0 P: 5	1B: 0 2B: 0 3B: 0 HR: 0	SF: 0 SAC: 0 DP: 0 HBP: 0	WP: 1 PB: 0 SB: 0 CS: 0	PA: 31
<b>PITCHER</b>	IP WLS BF H R ER SO BB IBB HBP BLK WP HR S P ERA WHIP																					
Bob Gibson, R ERA: 3.22 (1, 1)	9.0 W 31 0 0 0 10 3 0 0 0 1 0 48 60 0.00 0.333																					









Batter	1	2	3	4	5	6	7	8	9	AB	R	H	RBI	BB	SO	LOB	TOP								
Lou Brock, L OBP: 0.385, SLG: 0.427 (1, 7)	F7			4-3	1B			K		4	0	1	1	0	1	0	<b>St. Louis Cardinals @ Cincinnati Reds</b> Riverfront Stadium, Cincinnati, OH Mon Aug 16 1971, 7:05 PM EDT Att: 13,259 - Unknown								
Jose Cruz, L OBP: 0.375, SLG: 0.380 (1, 8)	F9			HR	F7			1-3		4	1	1	0	0	0	1									
Matty Alou, L OBP: 0.355, SLG: 0.418 (1, 3)	F2			F9			1-3		F8	4	0	0	0	0	0	1									
Joe Torre, R OBP: 0.417, SLG: 0.535 (1, 5)		F8		HR			5-3		L4	4	1	1	2	0	0	0									
Ted Simmons, S OBP: 0.367, SLG: 0.418 (1, 2)	F9			1B			F7		HR	4	1	2	0	0	0	0									
Joe Hague, L OBP: 0.332, SLG: 0.400 (1, 9)	F7			F8			4-3		HR	4	1	1	2	0	0	1									
Ted Sizemore, R OBP: 0.316, SLG: 0.333 (1, 4)			5-3		F2		F3		5-3	4	0	0	0	0	0	0									
Dal Maxwell, R OBP: 0.294, SLG: 0.256 (1, 6)			5-3		SH1-4		1-3			2	1	0	0	1	0	0									
Steve Carlton, L OBP: 0.213, SLG: 0.236 Moe Drabowsky, R Don Shaw, L Frank Linzy, R OBP: 0.333, SLG: 0.333 (1, 1) (8, 1) (8, 1) (8, 1)			K		SH1-4				K	2	0	0	0	0	2	0									
<b>Inning Stats</b>	R: 0 E: 0 K: 0 S: 3	H: 0 LOB: 0 BB: 0 P: 3	R: 0 E: 0 K: 0 S: 3	H: 0 LOB: 0 BB: 0 P: 3	R: 0 E: 0 K: 1 S: 5	H: 0 LOB: 0 BB: 0 P: 5	R: 2 E: 0 K: 0 S: 6	H: 3 LOB: 1 BB: 0 P: 6	R: 1 E: 0 K: 0 S: 4	H: 1 LOB: 1 BB: 1 P: 8	R: 0 E: 0 K: 0 S: 3	H: 0 LOB: 0 BB: 0 P: 3	R: 0 E: 0 K: 0 S: 3	H: 0 LOB: 0 BB: 0 P: 3	R: 0 E: 0 K: 2 S: 7	H: 0 LOB: 0 BB: 0 P: 7		R: 2 E: 0 K: 0 S: 5	H: 2 LOB: 0 BB: 0 P: 5	1B: 3 2B: 1 3B: 0 HR: 2	SF: 0 SAC: 1 DP: 0 HBP: 0	WP: 0 PA: 34 PB: 0 SB: 0 CS: 0			
<b>PITCHER</b>	IP	WLS	BF	H	R	ER	SO	BB	IBB	HBP	BLK	WP	HR	S	P	ERA	WHIP								
Wayne Simpson, R ERA: 5.0 (1, 1)	5.0		20	4	3	3	1	1	0	0	0	0	1	21	25	5.40	1.000								
Tony Cloninger, R ERA: 3.55 (8, 1)	2.0		6	0	0	0	0	0	0	0	0	0	0	6	6	0.00	0.000								
Joe Gibbon, L ERA: 2.91 Clay Carroll, R ERA: 2.2 (8, 1) (9, 1)	1.0	W	5	2	2	2	0	0	0	0	0	0	1	5	5	18.00	2.000								

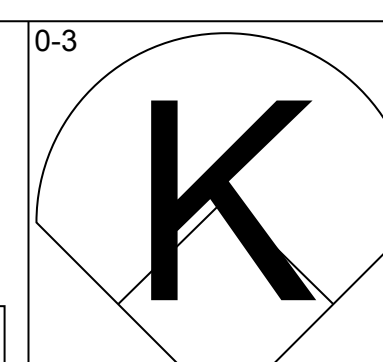
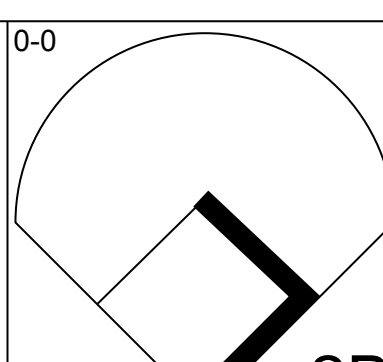
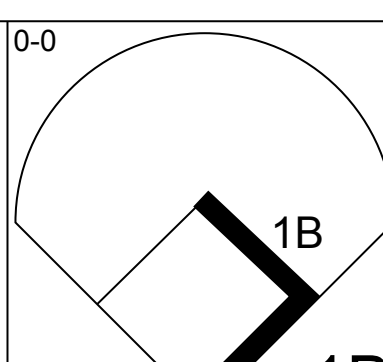
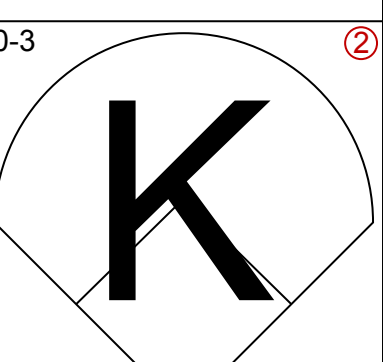
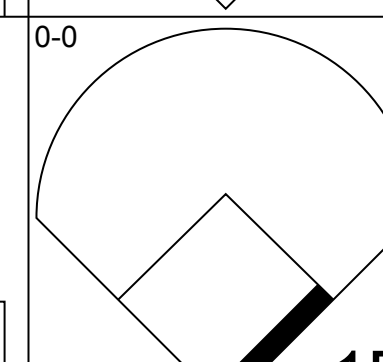
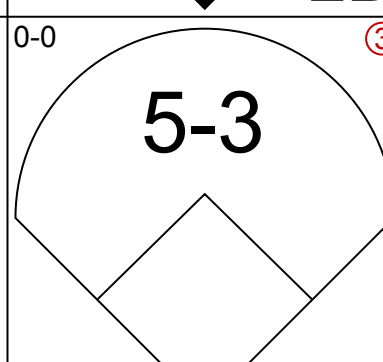
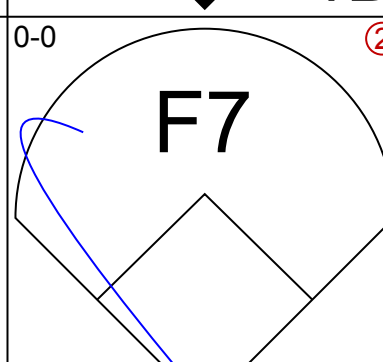
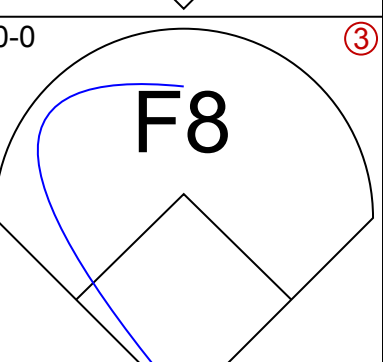
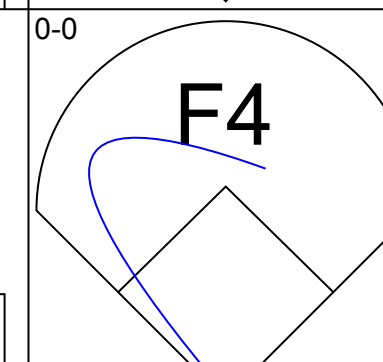
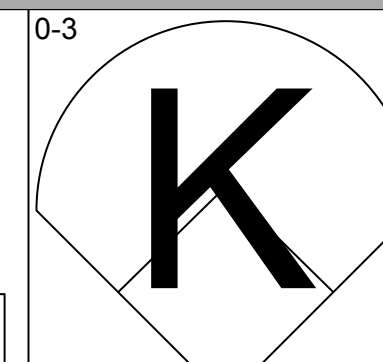
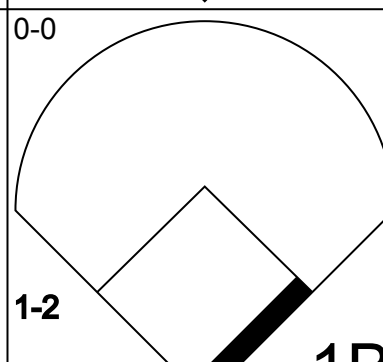
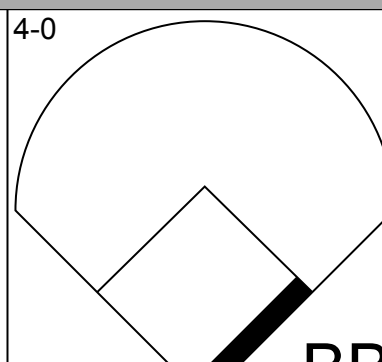
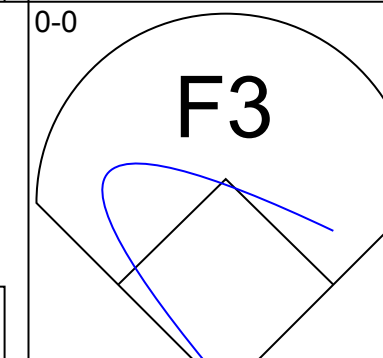
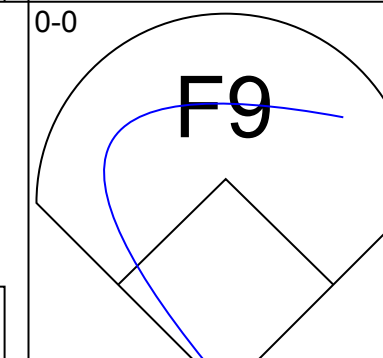
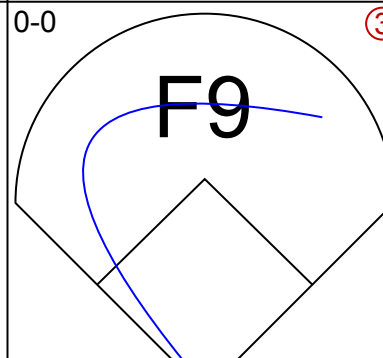
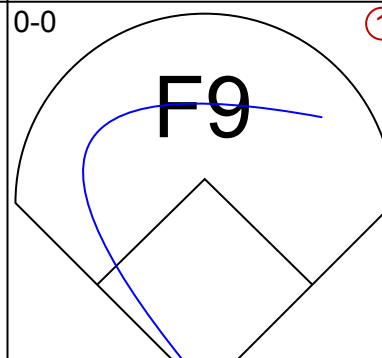
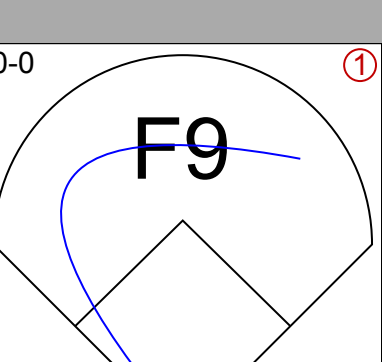
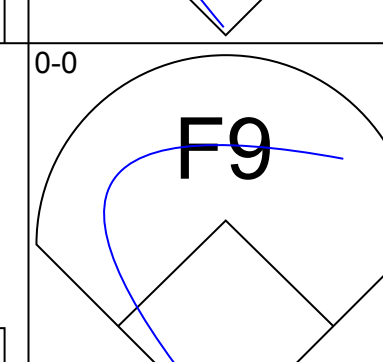
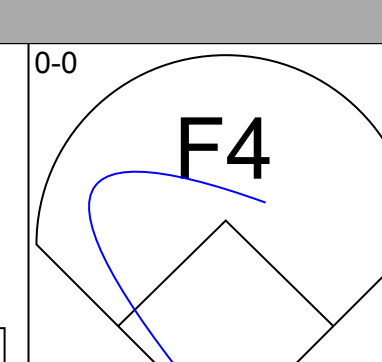
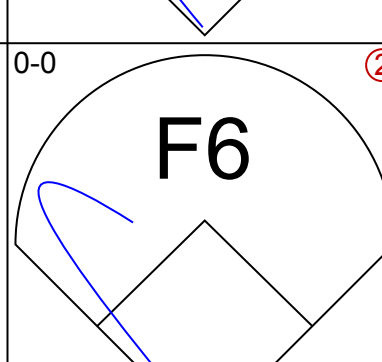
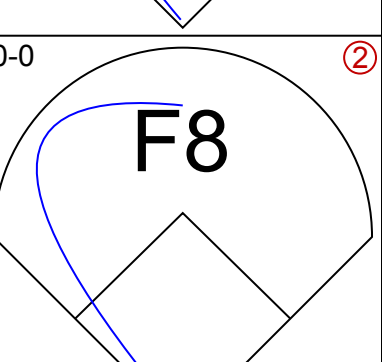
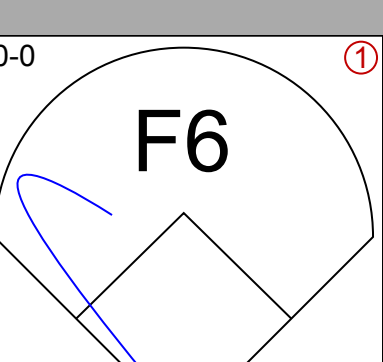
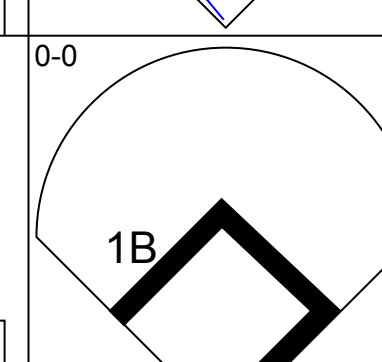
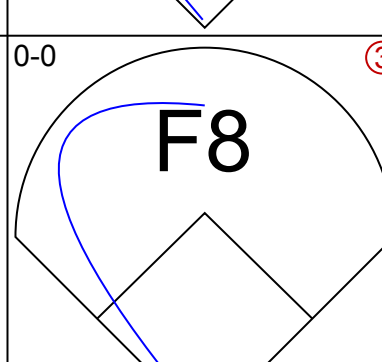
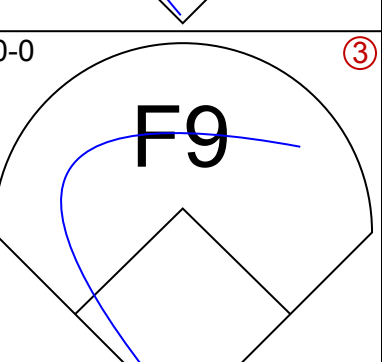
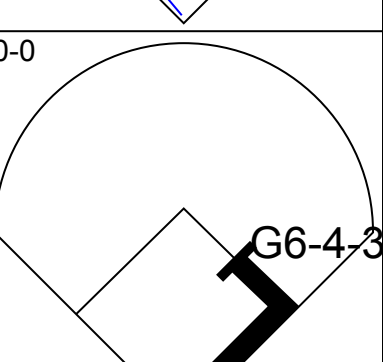
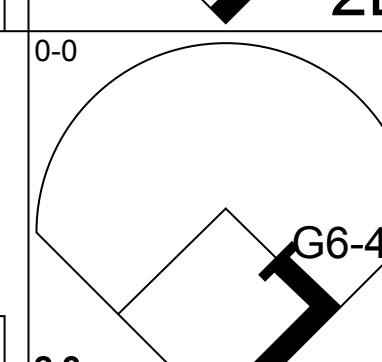
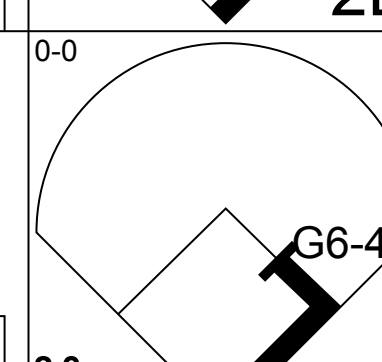
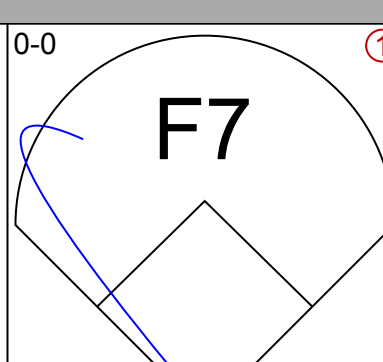
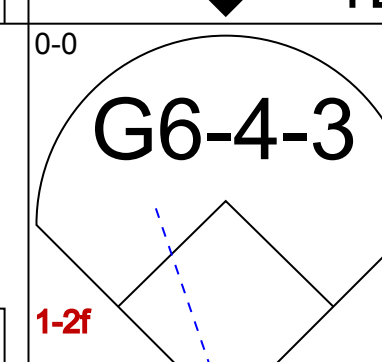
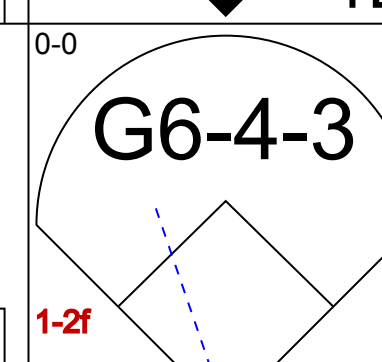


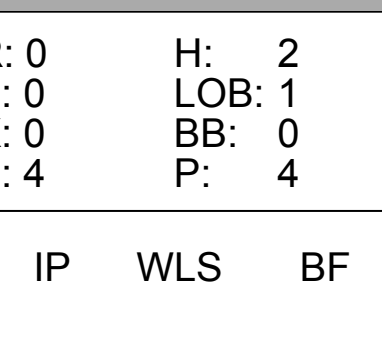
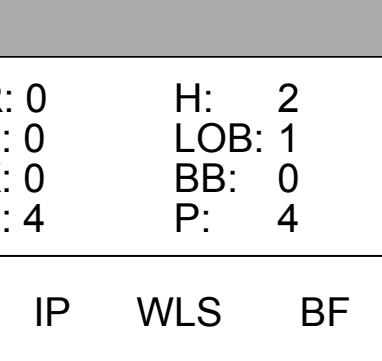


Batter	1	2	3	4	5	6	7	8	9	AB	R	H	RBI	BB	SO	LOB	BOTTOM								
Pete Rose, S OBP: 0.381, SLG: 0.420 (1, 9)	1B		G6-3		K					5	0	3	2	0	1	3	<b>St. Louis Cardinals @ Cincinnati Reds</b> Riverfront Stadium, Cincinnati, OH Mon Aug 16 1971, 7:05 PM EDT Att: 13,259 - Unknown								
Hal McRae, R OBP: 0.283, SLG: 0.417 (1, 7)	F9		F2		K		F4	5-3		5	0	0	0	0	1	6									
Lee May, R OBP: 0.324, SLG: 0.545 (1, 3)	K			F8		E7		E5	5-3	5	2	1	0	0	1	1									
Tony Perez, R OBP: 0.326, SLG: 0.449 (1, 5)	1B			5-3		1B		BB	1B	3	2	2	0	2	0	0									
Johnny Bench, R OBP: 0.289, SLG: 0.433 (1, 2)	F7			BB		SF7		1B	1B	2	0	1	1	2	0	2									
George Foster, R OBP: 0.288, SLG: 0.387 (1, 8)		1-3		F3		F8		SF8	1B	4	0	1	2	0	0	2									
Tommy Helms, R OBP: 0.286, SLG: 0.345 (1, 4)		6-3				5-3		FC6-2	1B	4	1	2	1	0	0	1									
Dave Concepcion, R OBP: 0.247, SLG: 0.250 Bernie Carbo, L OBP: 0.339, SLG: 0.339 Woody Woodward, R OBP: 0.274, SLG: 0.258 (1, 6) (8, PH) (8, PH) (9, 6)		F3			6-3		F7	FC6-2	1B	3	0	0	0	0	0	1									
Wayne Simpson, R OBP: 0.148, SLG: 0.042 Buddy Bradford, R OBP: 0.306, SLG: 0.296 Tony Cloninger, R OBP: 0.221, SLG: 0.269 Jimmy Strain, L OBP: 0.292, SLG: 0.278 Joe Gibbon, R Al Ferrara, R Ty Cline Clay Carroll, R OBP: 0.125, SLG: 0.125 (1, 1) (5, PH) (8, 1) (7, PH) (8, 1) (8, PH) (8, PH) (8, 1)			G6-3		BB		K	FC6-2	1B	0	0	0	0	1	0	0									
<b>Inning Stats</b>	R: 0 E: 0 K: 1 S: 7	H: 2 LOB: 2 BB: 0 P: 7	R: 0 E: 0 K: 0 S: 3	H: 0 LOB: 0 BB: 0 P: 3	R: 0 E: 0 K: 0 S: 2	H: 0 LOB: 0 BB: 1 P: 6	R: 0 E: 0 K: 0 S: 3	H: 0 LOB: 1 BB: 1 P: 7	R: 0 E: 0 K: 2 S: 8	H: 1 LOB: 2 BB: 1 P: 12	R: 1 E: 1 K: 0 S: 4	H: 1 LOB: 1 BB: 1 P: 8	R: 0 E: 0 K: 1 S: 6	H: 1 LOB: 1 BB: 0 P: 6	R: 4 E: 1 K: 0 S: 8	H: 4 LOB: 2 BB: 1 P: 12		R: 1 E: 0 K: 0 S: 3	H: 2 LOB: 2 BB: 1 P: 7	1B: 10 2B: 1 3B: 0 HR: 0	SF: 2 SAC: 0 DP: 1 HBP: 0	WP: 0 PA: 42 PB: 0 SB: 0 CS: 0			
<b>PITCHER</b>	IP	WLS	BF	H	R	ER	SO	BB	IBB	HBP	BLK	WP	HR	S	P	ERA	WHIP								
Steve Carlton, L ERA: 3.46 Moe Drabowsky, R ERA: 3.63 Don Shaw, L ERA: 3.41 Frank Linzy, R ERA: 2.01 (1, 1) (8, 1) (8, 1) (8, 1)	7.0		32	6	4	2	4	5	0	0	0	0	0	35	55	2.57	1.571								
	0.1		2	1	0	0	0	0	0	0	0	0	0	2	2	0.00	3.000								
	0.0		1	1	0	0	0	0	0	0	0	0	0	1	1	∞	∞								
	1.0	L	7	3	2	1	0	1	0	0	0	0	0	6	10	9.00	4.000								



Batter	1	2	3	4	5	6	7	8	9	AB	R	H	RBI	BB	SO	LOB	TOP					
Lou Brock, L OBP: 0.385, SLG: 0.427 (1, 7)	1-3		CS BB		2H 1B		4-3			3	0	1	1	1	0	0	<b>St. Louis Cardinals @ Cincinnati Reds</b> Riverfront Stadium, Cincinnati, OH Tue Aug 17 1971, 7:05 PM EDT Att: 14,578 - Unknown  <b>AB 32</b> <b>R 3</b> <b>H 8</b> <b>RBI 3</b> <b>BB 3</b> <b>SO 6</b> <b>LOB 12</b> 					
Jose Cruz, L OBP: 0.367, SLG: 0.370 (1, 8)	K		K		F8			F7		4	0	0	0	0	2	2						
Matty Alou, L OBP: 0.354, SLG: 0.416 (1, 3)	HR 1B		F7				1-3	4-3		4	1	1	0	0	0	0						
Joe Torre, R OBP: 0.419, SLG: 0.542 (1, 5)	HR			L3 BB			1B 1B	5-3		3	1	2	2	1	0	0						
Ted Simmons, S OBP: 0.364, SLG: 0.414 (1, 2)	F8		L3		F8			G3		4	0	0	0	0	0	2						
Joe Hague, L OBP: 0.338, SLG: 0.409 (1, 9)				F6			1B	FC6-4 1B		4	0	3	0	0	0	0						
Ted Sizemore, R OBP: 0.313, SLG: 0.329 (1, 4)	K				F7		F9	FC6-4 BB		4	0	0	0	0	1	4						
Dal Maxvill, R OBP: 0.297, SLG: 0.257 (1, 6)	K				SH1-4 1B		K2-3	FC4-6 BB		3	1	1	0	1	2	1						
Jerry Reuss, L OBP: 0.207, SLG: 0.100 (1, 1)	K				SH1-4		F5	FC4-6		1	0	0	0	0	1	1						
Chris Zachary, L OBP: 0.258, SLG: 0.258 (6, 1)										1	0	0	0	0	0	0						
Don Shaw, L (8, 1)										0	0	0	0	0	0	0						
Bob Burda, L OBP: 0.387, SLG: 0.364 (9, PH)										1	0	0	0	0	0	2						
Chuck Taylor, R OBP: 0.182, SLG: 0.364 (9, 1)										0	0	0	0	0	0	0						
<b>Inning Stats</b>	R: 2 E: 0 K: 1 S: 7	H: 2 LOB: 0 BB: 0 P: 7	R: 0 E: 0 K: 3 S: 10	H: 1 LOB: 1 BB: 0 P: 10	R: 0 E: 0 K: 1 S: 4	H: 0 LOB: 0 BB: 1 P: 8	R: 0 E: 0 K: 0 S: 2	H: 0 LOB: 0 BB: 1 P: 6	R: 1 E: 0 K: 0 S: 5	H: 2 LOB: 1 BB: 0 P: 5	R: 0 E: 0 K: 0 S: 5	H: 2 LOB: 0 BB: 0 P: 5	R: 0 E: 0 K: 1 S: 5	H: 0 LOB: 0 BB: 0 P: 5	R: 0 E: 0 K: 0 S: 3	H: 0 LOB: 0 BB: 0 P: 3	R: 0 E: 0 K: 0 S: 4	H: 1 LOB: 2 BB: 1 P: 8	1B: 6 2B: 2 3B: 0 HR: 1	SF: 0 SAC: 1 DP: 1 HBP: 0	WP: 0 PB: 0 SB: 0 CS: 1	PA: 36
<b>PITCHER</b>	IP WLS BF H R ER SO BB IBB HBP BLK WP HR S P ERA WHIP																					
Gary Nolan, R ERA: 3.23 (1, 1)	5.0	20	5	3	3	5	2	0	0	0	0	0	0	0	1	28	36	5.40	1.400			
Jim Merritt, L ERA: 5.02 (6, 1)	2.0	8	2	0	0	1	0	0	0	0	0	0	0	0	0	10	10	0.00	1.000			
Joe Gibbon, L ERA: 2.86 (8, 1)	1.0	3	0	0	0	0	0	0	0	0	0	0	0	0	3	3	0.00	0.000				
Wayne Granger, R ERA: 2.52 (9, 1)	1.0	W 5	1	0	0	0	1	0	0	0	0	0	0	0	4	8	0.00	2.000				

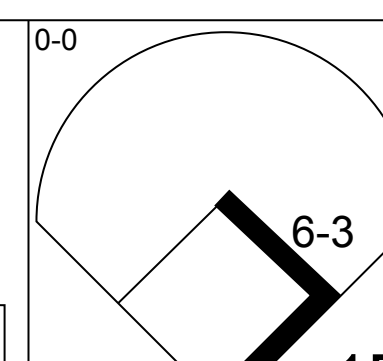
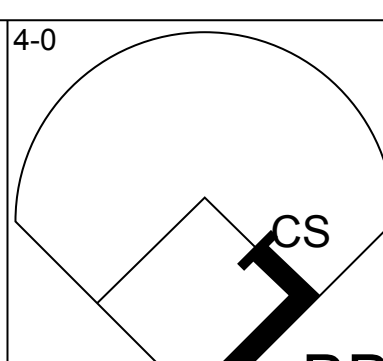
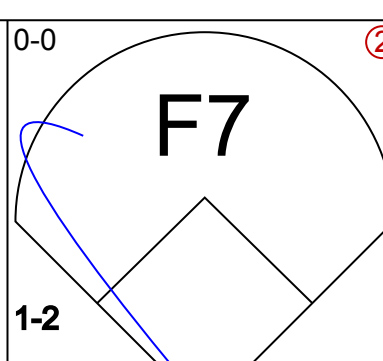
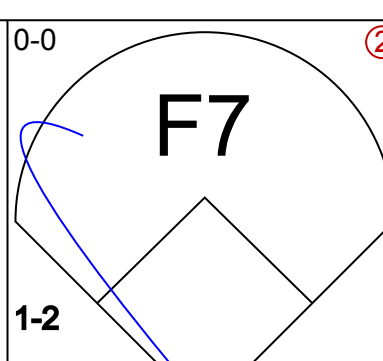
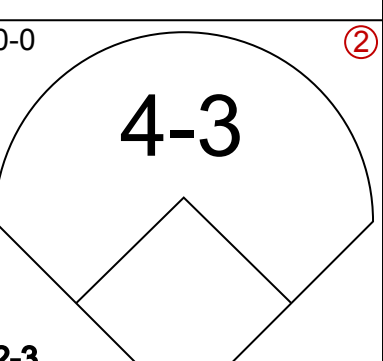
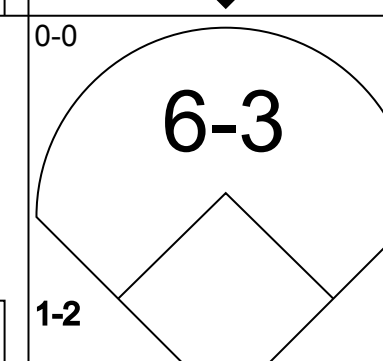
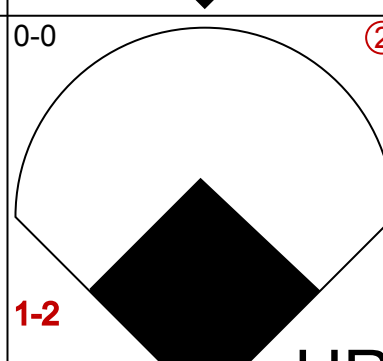
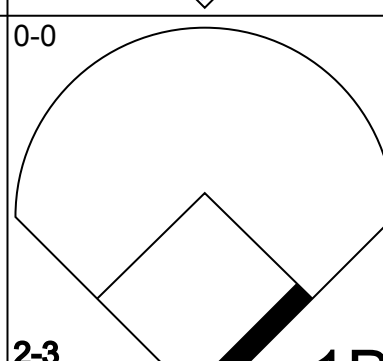
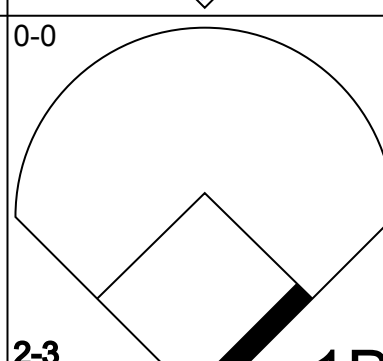
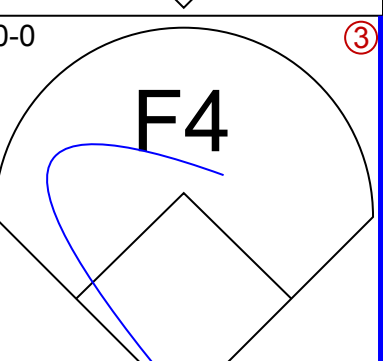
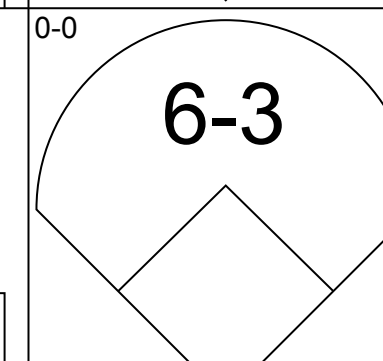
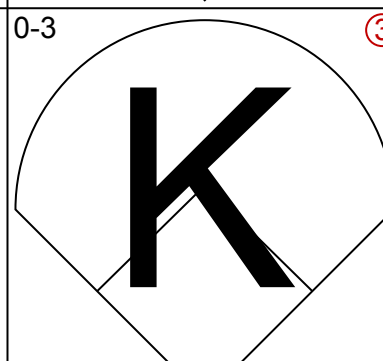
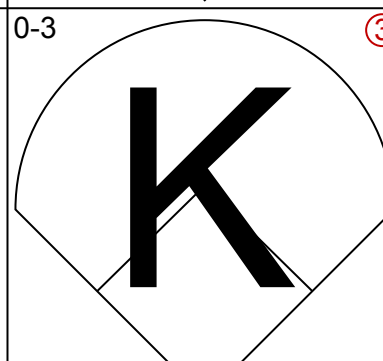
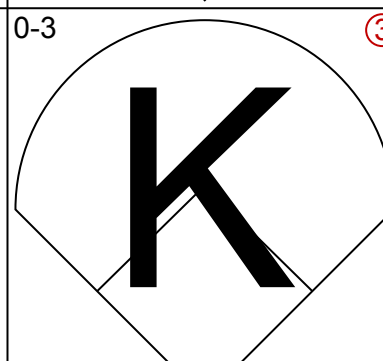
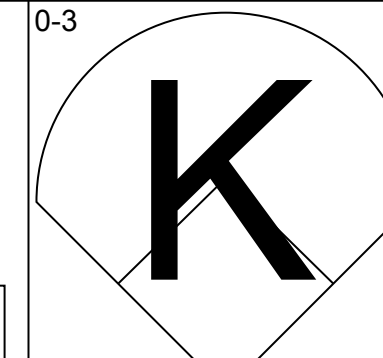






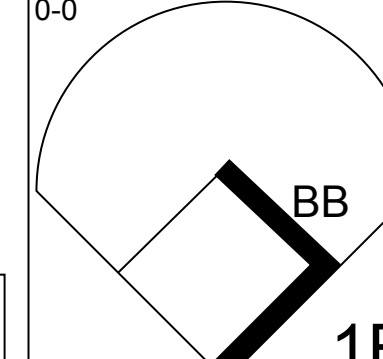
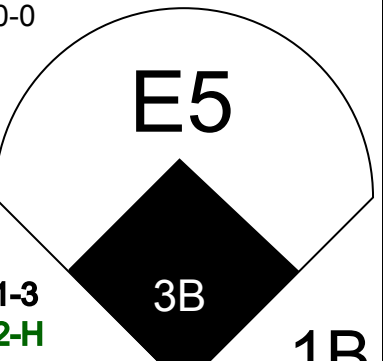

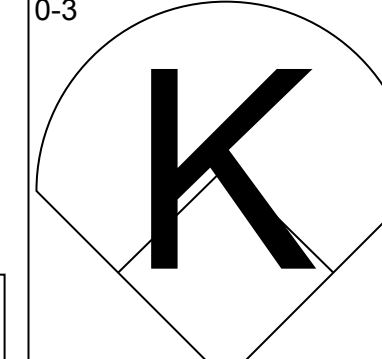

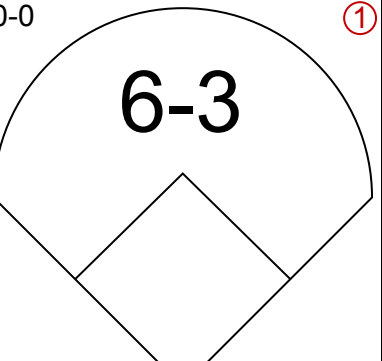
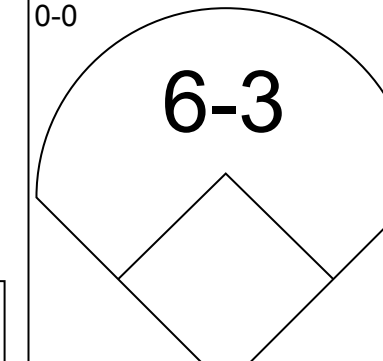

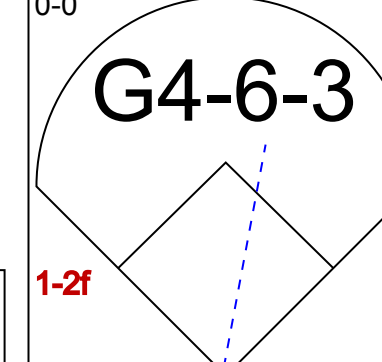

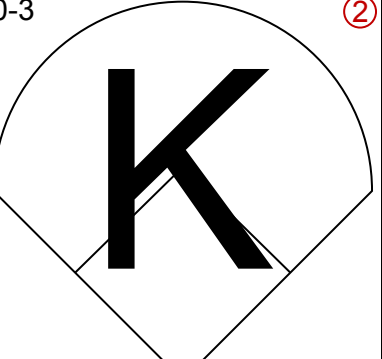
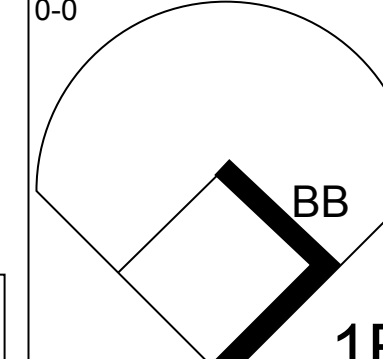
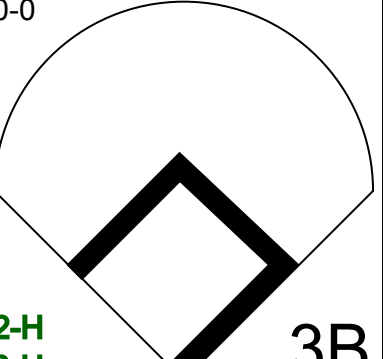
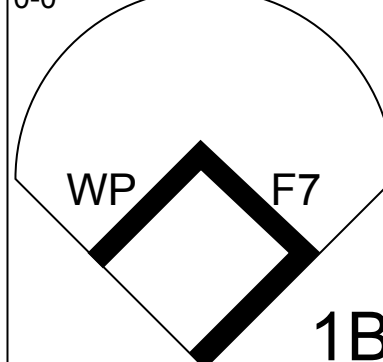

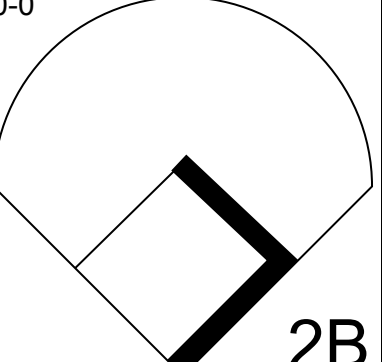
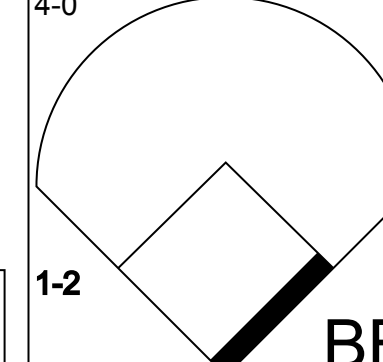
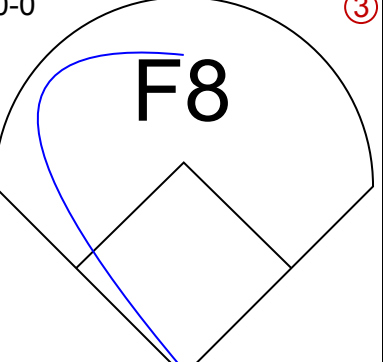
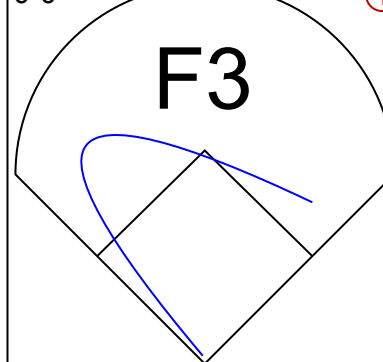

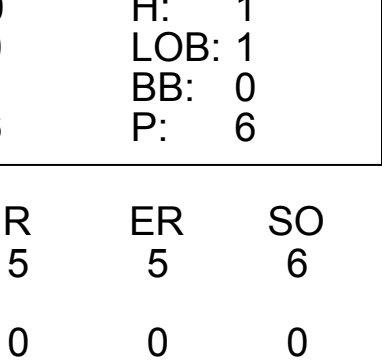
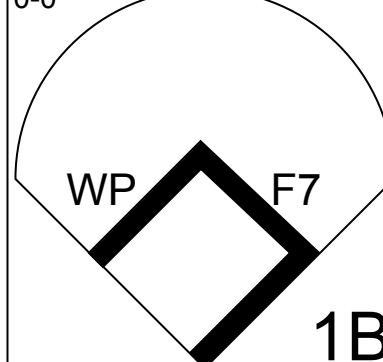
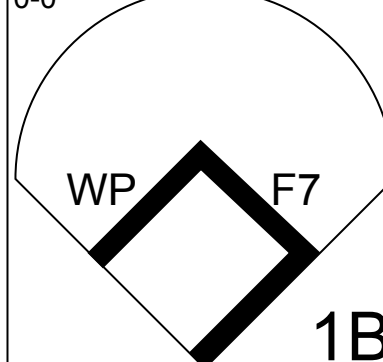
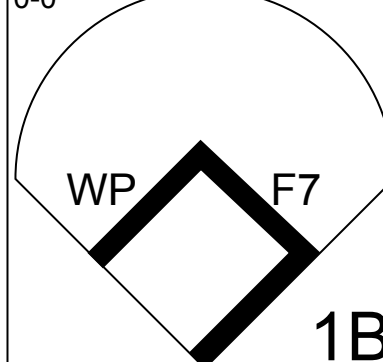
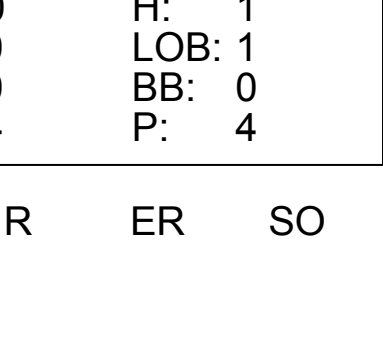

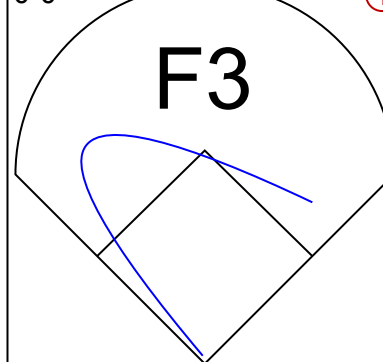



Batter	1	2	3	4	5	6	7	8	9	AB	R	H	RBI	BB	SO	LOB	BOTTOM					
Pete Rose, S OBP: 0.379, SLG: 0.419 (1, 9)	6-3		6-3		SF8-5		FC4-6 1B	FC5		4	0	1	1	0	0	3	<b>St. Louis Cardinals @ Cincinnati Reds</b> Riverfront Stadium, Cincinnati, OH Tue Aug 17 1971, 7:05 PM EDT Att: 14,578 - Unknown  <b>AB 34</b> <b>R 5</b> <b>H 11</b> <b>RBI 5</b> <b>BB 6</b> <b>SO 5</b> <b>LOB 21</b> 					
Hal McRae, R OBP: 0.282, SLG: 0.426 (1, 7)	F9			F6		HR	FC4-6 1-2	F7		5	1	1	1	0	0	1						
Lee May, R OBP: 0.327, SLG: 0.544 (1, 3)	F7			BB		K	BB	HR 1B		3	1	1	0	2	1	0						
Tony Perez, R OBP: 0.329, SLG: 0.449 (1, 5)		L5-4 1B		FC5-4 BB		BB 1B	F8	F9		4	1	2	0	1	0	3						
Johnny Bench, R OBP: 0.292, SLG: 0.440 (1, 2)		FC6-4 1B		F5		1B BB		K		4	1	2	2	1	1	2						
George Foster, R OBP: 0.287, SLG: 0.386 (1, 8)		L5-4		FC5-4		F3		BB S 1B		4	0	1	0	0	0	6						
Tommy Helms, R OBP: 0.288, SLG: 0.347 (1, 4)		FC6-4			2B SF8-5 1B	1-2 2H 1B		K		4	1	2	1	0	1	2						
Dave Concepcion, R OBP: 0.247, SLG: 0.255 (8, PH)			F8		SF8-5 1-3 2B		4-3	FC5-4 BB		3	0	1	0	0	0	2						
Jimmy Stewart, S OBP: 0.291, SLG: 0.278 (8, PH)								IBB		0	0	0	0	1	0	0						
Wayne Granger, R OBP: 0.400, SLG: 1.000 (9, 1)										0	0	0	0	0	0	0						
Gary Nolan, R OBP: 0.148, SLG: 0.136 (5, PH)										1	0	0	0	0	1	0						
Al Ferrara, R OBP: 0.291, SLG: 0.235 (5, 1)										1	0	0	0	0	0	0						
Jim Merritt, L OBP: 0.208, SLG: 0.304 (7, PH)										0	0	0	0	0	0	0						
Ty Cline, R OBP: 0.306, SLG: 0.221 (8, 1)										0	0	0	0	0	0	0						
Joe Gibbon, R (8, PH)										0	0	0	0	0	0	0						
Bernie Carbo, L OBP: 0.308, SLG: 0.339 (8, PH)										0	0	0	0	0	0	0						
Woody Woodward, R OBP: 0.276, SLG: 0.268 (8, 6)										0	0	0	0	1	0	0						
<b>Inning Stats</b>	R: 0 E: 0 K: 0 S: 3	H: 0 LOB: 0 BB: 0 P: 3	R: 0 E: 0 K: 0 S: 4	H: 2 LOB: 1 BB: 0 P: 4	R: 0 E: 0 K: 1 S: 5	H: 0 LOB: 0 BB: 0 P: 5	R: 0 E: 0 K: 0 S: 3	H: 0 LOB: 2 BB: 2 P: 11	R: 1 E: 0 K: 1 S: 6	H: 2 LOB: 0 BB: 0 P: 6	R: 2 E: 0 K: 1 S: 8	H: 3 LOB: 2 BB: 1 P: 12	R: 0 E: 1 K: 0 S: 4	H: 1 LOB: 2 BB: 1 P: 8	R: 0 E: 0 K: 2 S: 8	H: 1 LOB: 3 BB: 2 P: 16	R: 2 E: 0 K: 0 S: 4	H: 2 LOB: 0 BB: 0 P: 4	1B: 8 2B: 3 3B: 0 HR: 2	SF: 1 SAC: 0 DP: 2 HBP: 0	WP: 0 PB: 0 SB: 1 CS: 0	PA: 41
<b>PITCHER</b>	IP WLS BF H R ER SO BB IBB HBP BLK WP HR S P ERA WHIP																					
Jerry Reuss, L ERA: 4.77 (1, 1)	5.1	23	6	3	3	3	3	0	0	0	0	0	0	0	1	26	38	5.06	1.688			
Chris Zachary, R ERA: 5.25 (6, 1)	2.1	12	3	0	0	2	1	1	0	0	0	0	0	0	14	22	0.00	1.714				
Don Shaw, L ERA: 3.38 (8, 1)	0.1	2	0	0	0	0	1	0	0	0	0	0	0	1	5	5	0.00	3.000				
Chuck Taylor, R ERA: 4.3 (9, 1)	0.2	L 4	2	2	2	0	0	0	0	0	0	0	0	1	4	4	27.00	3.000				



Batter	1	2	3	4	5	6	7	8	9	AB	R	H	RBI	BB	SO	LOB	TOP		
<b>Lou Brock, L</b> OBP: 0.386, SLG: 0.429 (1, 7)										4	0	2	0	0	2	0	<b>St. Louis Cardinals @ Cincinnati Reds</b> Riverfront Stadium, Cincinnati, OH Wed Aug 18 1971, 7:05 PM EDT Att: 28,228 - Unknown		
<b>Ted Sizemore, R</b> OBP: 0.312, SLG: 0.328 (1, 4)										4	0	1	0	0	0	2			
<b>Jim Beauchamp, R</b> OBP: 0.281, SLG: 0.370 (1, 3)										3	0	1	0	1	1	1			
<b>Joe Torre, R</b> OBP: 0.416, SLG: 0.538 (1, 5)										4	0	0	0	0	0	4			
<b>Ted Simmons, S</b> OBP: 0.360, SLG: 0.409 (1, 2)										4	0	0	0	0	0	1			
<b>Joe Hague, L</b> OBP: 0.337, SLG: 0.410 (1, 9)										4	0	1	0	0	0	1			
<b>Jose Cruz, L</b> OBP: 0.372, SLG: 0.376 (1, 8)										3	0	2	0	0	0	0			
<b>Dal Maxvill, R</b> OBP: 0.295, SLG: 0.255 (1, 6)										2	0	0	0	0	0	1			
<b>Jerry McNertney, R</b> OBP: 0.347, SLG: 0.473 (7, PH)										1	0	0	0	0	0	2			
<b>Ted Kubiak, S</b> OBP: 0.333, SLG: 0.342 (7, 6)										0	0	0	0	0	0	0			
<b>Bob Gibson, R</b> OBP: 0.214, SLG: 0.318 (1, 1)										2	0	0	0	0	1	0			
<b>Matty Alou, L</b> OBP: 0.353, SLG: 0.415 (8, PH)										1	0	0	0	0	0	0			
<b>Al Santorini, R</b> OBP: 0.308, SLG: 0.308 (8, 1)										0	0	0	0	0	0	0			
<b>Inning Stats</b>	R: 0 E: 0 K: 1 S: 6	H: 1 LOB: 1 BB: 0 P: 6	R: 0 E: 0 K: 0 S: 3	H: 0 LOB: 0 BB: 0 P: 3	R: 0 E: 0 K: 1 S: 6	H: 1 LOB: 1 BB: 0 P: 6	R: 0 E: 0 K: 0 S: 5	H: 0 LOB: 0 BB: 0 P: 5	R: 0 E: 0 K: 0 S: 3	H: 1 LOB: 0 BB: 0 P: 3	R: 0 E: 0 K: 0 S: 5	H: 2 LOB: 2 BB: 0 P: 5	R: 0 E: 0 K: 0 S: 4	H: 2 LOB: 1 BB: 0 P: 4	R: 0 E: 0 K: 1 S: 5	H: 0 LOB: 1 BB: 1 P: 7	1B: 5 2B: 2 3B: 0 HR: 0	SF: 0 SAC: 0 DP: 2 HBP: 0	WP: 0 PA: 33 PB: 0 SB: 0 CS: 0
<b>PITCHER</b> <b>Don Gullett, L</b> ERA: 2.39 (1, 1)	IP: 9.0 WLS: W BF: 33 H: 7 R: 0 ER: 0 SO: 4 BB: 1 IBB: 0 HBP: 0 BLK: 0 WP: 0 HR: 0 S: 40 P: 44 ERA: 0.00 WHIP: 0.889															<b>PITCHER</b>			

AB	32
R	0
H	7
RBI	0
BB	1
SO	4
LOB	12



Batter	1	2	3	4	5	6	7	8	9	AB	R	H	RBI	BB	SO	LOB	BOTTOM		
<b>Pete Rose, S</b> OBP: 0.381, SLG: 0.418 (1, 9)										3	1	1	0	1	0	2	<b>St. Louis Cardinals @ Cincinnati Reds</b> Riverfront Stadium, Cincinnati, OH Wed Aug 18 1971, 7:05 PM EDT Att: 28,228 - Unknown		
<b>Bernie Carbo, L</b> OBP: 0.340, SLG: 0.351 (1, 7)										5	1	2	1	0	1	3			
<b>Buddy Bradford, R</b> OBP: 0.309, SLG: 0.298 (9, 7)										0	0	0	0	0	0	0			
<b>Lee May, R</b> OBP: 0.327, SLG: 0.540 (1, 3)										3	1	0	0	1	2	3			
<b>Tony Perez, R</b> OBP: 0.330, SLG: 0.450 (1, 5)										4	1	2	1	0	1	1			
<b>Woody Woodward, R</b> OBP: 0.276, SLG: 0.258 (9, 5)										0	0	0	0	0	0	0			
<b>Johnny Bench, R</b> OBP: 0.294, SLG: 0.441 (1, 2)										4	1	2	0	0	0	0			
<b>George Foster, R</b> OBP: 0.289, SLG: 0.393 (1, 8)										4	0	2	2	0	2	2			
<b>Tommy Helms, R</b> OBP: 0.290, SLG: 0.349 (1, 4)										3	0	1	0	1	0	3			
<b>Dave Concepcion, R</b> OBP: 0.251, SLG: 0.258 (1, 6)										4	0	2	0	0	0	3			
<b>Don Gullett, R</b> OBP: 0.119, SLG: 0.103 (1, 1)										3	0	0	0	0	0	1			
<b>Inning Stats</b>	R: 0 E: 0 K: 1 S: 6	H: 1 LOB: 1 BB: 0 P: 6	R: 0 E: 0 K: 1 S: 6	H: 1 LOB: 1 BB: 0 P: 6	R: 1 E: 0 K: 1 S: 5	H: 1 LOB: 1 BB: 1 P: 9	R: 0 E: 0 K: 0 S: 4	H: 1 LOB: 2 BB: 1 P: 8	R: 4 E: 1 K: 1 S: 8	H: 3 LOB: 1 BB: 1 P: 13	R: 0 E: 0 K: 1 S: 7	H: 2 LOB: 2 BB: 0 P: 7	R: 0 E: 0 K: 1 S: 6	H: 2 LOB: 1 BB: 0 P: 6	R: 0 E: 0 K: 0 S: 4	H: 1 LOB: 1 BB: 0 P: 4	1B: 9 2B: 1 3B: 1 HR: 1	SF: 0 SAC: 1 DP: 1 HBP: 1	WP: 1 PA: 38 PB: 0 SB: 1 CS: 1
<b>PITCHER</b> <b>Bob Gibson, R</b> ERA: 3.34 (1, 1)	IP: 7.0 WLS: L BF: 34 H: 11 R: 5 ER: 5 SO: 6 BB: 3 IBB: 0 HBP: 1 BLK: 0 WP: 1 HR: 1 S: 42 P: 55 ERA: 6.43 WHIP: 2.000															<b>PITCHER</b>			
<b>Al Santorini, R</b> ERA: 4.14 (8, 1)	IP: 1.0 WLS: L BF: 4 H: 1 R: 0 ER: 0 SO: 0 BB: 0 IBB: 0 HBP: 0 BLK: 0 WP: 0 HR: 0 S: 4 P: 4 ERA: 0.00 WHIP: 1.000															<b>PITCHER</b>			

AB	33
R	5
H	12
RBI	4
BB	3
SO	6
LOB	18





Batter	1	2	3	4	5	6	7	8	9	10	11	12	AB	R	H	RBI	BB	SO	LOB	TOP											
Lou Brock, L OBP: 0.386, SLG: 0.429 (1.7)	1-4-3 2B		F2			K	F8		E BB		F7		5	0	1	0	1	1	3												
Jose Cruz, L OBP: 0.366, SLG: 0.368 (1.8)	F4		F5			4-3		G4-6-3 BB 1B	E6		1-3		6	0	1	0	0	0	3												
Matty Alou, L OBP: 0.351, SLG: 0.411 (1.3)	1-4-3		F5			1-3		1-2 2-3 BB	F3		G3		5	0	0	0	1	0	4												
Joe Torre, R OBP: 0.413, SLG: 0.540 (1.5)	F2				F3			G4-6-3 BB	K		6-3		6	1	1	1	0	1	3												
Ted Simmons, S OBP: 0.358, SLG: 0.409 (1.2)		F7			F9			HR 3B 2B	4-3		F4		5	1	1	0	0	0	1												
Joe Hogue, L OBP: 0.338, SLG: 0.410 (1.9)		SH1-3 1B			F6			6-3			K		5	2	2	0	0	1	1												
Ted Sizemore, R OBP: 0.312, SLG: 0.334 (1.4)		SH1-3 1B			F9			SH2-4 1B			F7		3	1	1	1	0	0	0												
Don Monson, R Bob Borchers, L Jesse Lefebvre, R Frank Lopez, R Javy Vazquez, R Owen Miller, R Jon Hamrick, R Owen Miller, R Don Wilson, L					6-3			2H 3B 1B	K		5-3		2	0	1	1	0	0	0												
Reggie Cleveland, R OBP: 0.152, SLG: 0.193 (1.1)					K			4-1 1B					1	0	0	0	0	1	1												
Al Santorini, R OBP: 0.266, SLG: 0.286 (7. PH)					K			4-1					1	0	0	0	0	1	0												
Ted Kubiak, S OBP: 0.336, SLG: 0.347 (7.6)								1-2 2H	E 2B				2	0	1	1	0	1	1												
<b>Inning Stats</b>	R: 0 E: 0 K: 0 S: 4	H: 1 LOB: 1 BB: 4 P: 4	R: 1 E: 0 K: 1 S: 7	H: 2 LOB: 1 BB: 0 P: 7	R: 0 E: 0 K: 0 S: 3	H: 0 LOB: 0 BB: 0 P: 3	R: 0 E: 0 K: 1 S: 5	H: 0 LOB: 0 BB: 0 P: 5	R: 0 E: 0 K: 1 S: 5	H: 0 LOB: 0 BB: 0 P: 5	R: 3 E: 0 K: 0 S: 7	H: 4 LOB: 2 BB: 0 P: 7	R: 0 E: 0 K: 0 S: 3	H: 1 LOB: 1 BB: 1 P: 7	R: 1 E: 1 K: 1 S: 8	H: 2 LOB: 3 BB: 1 P: 12	R: 0 E: 0 K: 2 S: 7	H: 0 LOB: 0 BB: 0 P: 7	R: 0 E: 0 K: 0 S: 3	H: 0 LOB: 1 BB: 1 P: 7	R: 0 E: 0 K: 0 S: 3	H: 0 LOB: 0 BB: 0 P: 3	1B: 5 2B: 3 3B: 1 HR: 1	SF: 0 SAC: 2 DP: 1 HBP: 0	WP: 0 PB: 0 CS: 0	PA: 49					
<b>PITCHER</b>	IP WLS BF H R ER SO BB IBB HBP BLK WP HR S P ERA WHIP	Pat Jarvis, R ERA: 3.74	Cecil Upshaw, R ERA: 3.86	Phil Niekro, R ERA: 3.14	Steve Barber, L ERA: 5.47	<b>PITCHER</b>	IP WLS BF H R ER SO BB IBB HBP BLK WP HR S P ERA WHIP	Don Shaw, L ERA: 3.26	Reggie Cleveland, R ERA: 3.97	Al Santorini, R ERA: 4.0	Frank Limpy, R ERA: 1.93	Chuck Taylor, R ERA: 4.16	Chris Zachary, R ERA: 5.23	Don Shaw, L ERA: 3.26	Reggie Cleveland, R ERA: 3.97	Al Santorini, R ERA: 4.0	Frank Limpy, R ERA: 1.93	Chuck Taylor, R ERA: 4.16	Chris Zachary, R ERA: 5.23	Don Shaw, L ERA: 3.26	Reggie Cleveland, R ERA: 3.97	Al Santorini, R ERA: 4.0	Frank Limpy, R ERA: 1.93	Chuck Taylor, R ERA: 4.16	Chris Zachary, R ERA: 5.23	Don Shaw, L ERA: 3.26	Reggie Cleveland, R ERA: 3.97	Al Santorini, R ERA: 4.0	Frank Limpy, R ERA: 1.93	Chuck Taylor, R ERA: 4.16	Chris Zachary, R ERA: 5.23

St. Louis Cardinals @ Atlanta Braves  
Atlanta Stadium, Atlanta, GA  
Fri-Aug 20 1971, 7:05 PM EDT  
Alt. 16.099 - Unknown

AB 44  
R 5  
H 10  
RBI 5  
BB 3  
SO 6  
LOB 18



Batter	1	2	3	4	5	6	7	8	9	10	11	12	AB	R	H	RBI	BB	SO	LOB	BOTTOM										
Sonny Jackson, L OBP: 0.312, SLG: 0.343 (1.8)	1-3	6-3 1B		L6			1-3		S 1B		F7		6	0	2	0	0	0	2											
Ralph Garr, L OBP: 0.368, SLG: 0.432 (1.7)	F7	PB 1B		L6			S 1B		4-3		F8		6	0	2	0	0	0	3											
Hank Aaron, R OBP: 0.407, SLG: 0.625 (1.3)	HR	6-3			F8		1-2 IBB		F7			FC2-5 E BB	4	1	1	1	2	0	2											
Earl Williams, R OBP: 0.326, SLG: 0.488 (1.2)	BB			6-3		F8	4-3		F3			E1 WP FC2-5 SF7	5	1	0	0	1	0	3											
Mike Lum, L OBP: 0.347, SLG: 0.379 (1.9)	4-3			F6		F2			2-3			FC2-5 WP	6	0	1	0	0	0	3											
Zoilo Versalles, R OBP: 0.259, SLG: 0.381 (9.4)		E 2B		2B		6-3			F6				3	2	1	0	1	0	0											
Tommie Aaron, R OBP: 0.270, SLG: 0.278 (12. PH)									F6				1	0	0	0	0	1	1											
Marty Perez, R OBP: 0.279, SLG: 0.311 (1.6)		F9				F8	4-3		4-3				5	0	2	2	0	0	1											
Gi Garrido, R OBP: 0.280, SLG: 0.216 (9.5)		E8 1B		5-3		F3			4-3		1-4		5	1	1	1	0	0	2											
Pat Jarvis, R Cecil Upshaw, R Phil Niekro, R Haj Kim, R Felix Millard, R Steve Barber, L									K				2	1	1	1	0	0	0											
<b>Inning Stats</b>	R: 1 E: 0 K: 0 S: 4	H: 1 LOB: 1 BB: 1 P: 1	R: 3 E: 1 K: 0 S: 7	H: 5 LOB: 2 BB: 0 P: 7	R: 1 E: 0 K: 0 S: 4	H: 1 LOB: 1 BB: 1 P: 8	R: 0 E: 0 K: 0 S: 3	H: 0 LOB: 0 BB: 0 P: 3	R: 0 E: 0 K: 0 S: 3	H: 0 LOB: 0 BB: 0 P: 3	R: 0 E: 0 K: 1 S: 6	H: 1 LOB: 2 BB: 1 P: 10	R: 0 E: 0 K: 0 S: 3	H: 0 LOB: 0 BB: 0 P: 3	R: 0 E: 0 K: 1 S: 6	H: 1 LOB: 1 BB: 0 P: 6	R: 0 E: 0 K: 1 S: 6	H: 1 LOB: 1 BB: 0 P: 6	R: 0 E: 0 K: 0 S: 4	H: 1 LOB: 2 BB: 1 P: 8	R: 1 E: 1 K: 0 S: 3	H: 0 LOB: 2 BB: 2 P: 11	1B: 8 2B: 2 3B: 0 HR: 1	SF: 1 SAC: 0 DP: 0 HBP: 0	WP: 2 PB: 3 CS: 2	PA: 52				
<b>PITCHER</b>	IP WLS BF H R ER SO BB IBB HBP BLK WP HR S P ERA WHIP	Reggie Cleveland, R ERA: 3.97	Al Santorini, R ERA: 4.0	Frank Limpy, R ERA: 1.93	Chuck Taylor, R ERA: 4.16	Chris Zachary, R ERA: 5.23	Don Shaw, L ERA: 3.26	Reggie Cleveland, R ERA: 3.97	Al Santorini, R ERA: 4.0	Frank Limpy, R ERA: 1.93	Chuck Taylor, R ERA: 4.16	Chris Zachary, R ERA: 5.23	Don Shaw, L ERA: 3.26	Reggie Cleveland, R ERA: 3.97	Al Santorini, R ERA: 4.0	Frank Limpy, R ERA: 1.93	Chuck Taylor, R ERA: 4.16	Chris Zachary, R ERA: 5.23	Don Shaw, L ERA: 3.26	Reggie Cleveland, R ERA: 3.97	Al Santorini, R ERA: 4.0	Frank Limpy, R ERA: 1.93	Chuck Taylor, R ERA: 4.16	Chris Zachary, R ERA: 5.23	Don Shaw, L ERA: 3.26	Reggie Cleveland, R ERA: 3.97	Al Santorini, R ERA: 4.0	Frank Limpy, R ERA: 1.93	Chuck Taylor, R ERA: 4.16	Chris Zachary, R ERA: 5.23

St. Louis Cardinals @ Atlanta Braves  
Atlanta Stadium, Atlanta, GA  
Fri-Aug 20 1971, 7:05 PM EDT  
Alt. 16.099 - Unknown

AB 45  
R 6  
H 11  
RBI 5  
BB 6  
SO 3  
LOB 17





Batter	1	2	3	4	5	6	7	8	9	AB	R	H	RBI	BB	SO	LOB	TOP			
<b>Lou Brock, L</b> OBP: 0.385, SLG: 0.427 (1, 7)	0-0 4-3		0-0 CS 1B		0-0 1-3			0-3 K		4	0	1	0	0	1	0				
<b>Ted Sizemore, R</b> OBP: 0.312, SLG: 0.333 (1, 4)	0-0 6-3		0-0 CS 1-2	0-0 4-3	0-0 1B			0-0 6-3		4	0	1	0	0	0	0				
<b>Matty Alou, L</b> OBP: 0.350, SLG: 0.410 (1, 3)	0-0 1-3			0-0 1B 1B	0-0 F9			0-0 1-3		4	1	1	0	0	0	1				
<b>Joe Torre, R</b> OBP: 0.414, SLG: 0.539 (1, 5)		0-0 S 1B		0-0 E 1B 1-2 3B 1B		0-0 6-3		0-0 5-3		4	1	2	0	0	0	0				
<b>Ted Simmons, S</b> OBP: 0.357, SLG: 0.407 (1, 2)		0-3 K 1-2		0-0 E7 3B 1B 1-3 2-H		0-3 K		0-0 F8		4	1	1	1	0	2	1				
<b>Joe Hague, L</b> OBP: 0.340, SLG: 0.419 (1, 9)		0-3 K		0-0 3B 2-H 3-H 0-0		0-0 6-3		0-0 HR 1B		4	1	2	2	0	1	1				
<b>Jose Cruz, L</b> OBP: 0.364, SLG: 0.383 (1, 8)		0-0 F8		0-0 6-3			0-0 4-3	0-0 HR 1B		4	1	1	2	0	0	2				
<b>Dal Maxvill, R</b> OBP: 0.293, SLG: 0.254 (1, 6)			0-0 F9	0-0 4-3			0-0 F9	0-3 K		3	0	0	0	0	0	1				
<b>Jim Beauchamp, R</b> OBP: 0.276, SLG: 0.265 (9, PH)										1	0	0	0	0	1	0				
<b>Steve Carlton, L</b> OBP: 0.205, SLG: 0.227 (1, 1)			0-3 K		0-0 L3		0-0 4-3			3	0	0	0	0	1	0				
<b>Frank Linzy, R</b> OBP: 0.333, SLG: 0.333 (7, 1)										0	0	0	0	0	0	0				
<b>Daryl Patterson, L</b> (8, 1)										0	0	0	0	0	0	0				
<b>Inning Stats</b>	R: 0 E: 0 K: 0 S: 3	H: 0 LOB: 0 BB: 0 P: 3	R: 0 E: 0 K: 2 S: 8	H: 1 LOB: 1 BB: 0 P: 8	R: 0 E: 0 K: 1 S: 5	H: 1 LOB: 0 BB: 0 P: 5	R: 3 E: 1 K: 0 S: 7	H: 4 LOB: 1 BB: 0 P: 7	R: 0 E: 0 K: 1 S: 4	H: 0 LOB: 0 BB: 0 P: 5	R: 0 E: 0 K: 0 S: 3	H: 0 LOB: 0 BB: 0 P: 3	R: 0 E: 0 K: 1 S: 5	H: 0 LOB: 0 BB: 0 P: 5	R: 2 E: 0 K: 1 S: 7	H: 2 LOB: 0 BB: 0 P: 7	1B: 7 2B: 0 3B: 1 HR: 1	SF: 0 SAC: 0 DP: 0 HBP: 0	WP: 0 PB: 0 SB: 1 CS: 1	PA: 36
<b>PITCHER</b> <b>George Stone, L</b> ERA: 2.89 (1, 1)	IP: 9.0 WLS: W BF: 35 H: 9 R: 5 ER: 5 SO: 6 BB: 0 IBB: 0 HBP: 0 BLK: 0 WP: 0 HR: 1 S: 47 P: 47 ERA: 5.00 WHIP: 1.000															<b>PITCHER</b>				

St. Louis Cardinals @ Atlanta Braves  
Atlanta Stadium, Atlanta, GA  
Sat Aug 21 1971, 7:05 PM EDT  
Att: 22,451 - Unknown

AB	35
R	5
H	9
RBI	5
BB	0
SO	6
LOB	6



Batter	1	2	3	4	5	6	7	8	9	AB	R	H	RBI	BB	SO	LOB	BOTTOM			
<b>Marty Perez, R</b> OBP: 0.271, SLG: 0.307 (1, 6)	0-0 F7		0-0 F9			0-0 F9	0-0 SH1-4			3	0	0	1	0	0	1				
<b>Ralph Garr, L</b> OBP: 0.371, SLG: 0.437 (1, 7)	0-3 K			0-0 1B 2B		0-0 HR 1B	0-0 HR 1B			4	3	3	0	0	1	0				
<b>Hank Aaron, R</b> OBP: 0.410, SLG: 0.642 (1, 3)	0-0 6-3			0-0 FC5-4 1B 2-H		0-0 HR 1-H	0-0 HR 1-H 3-H			4	2	3	6	0	0	0				
<b>Earl Williams, R</b> OBP: 0.325, SLG: 0.488 (1, 2)		0-0 4-3		0-0 FC5-4 1-2		0-0 6-3	0-0 2B			4	0	1	0	0	0	1				
<b>Zoilo Versalles, R</b> OBP: 0.253, SLG: 0.372 (1, 5)		0-0 F4		0-3 K		0-0 F8	0-0 F8			4	0	0	0	0	1	2				
<b>Tony La Russa, R</b> (8, 4)										0	0	0	0	0	0	0				
<b>Mike Lum, L</b> OBP: 0.346, SLG: 0.377 (1, 9)	0-0 G1			0-0 5-3			0-0 6-3	0-0 G4-3-6 1B		4	0	1	0	0	0	1				
<b>Sonny Jackson, L</b> OBP: 0.311, SLG: 0.342 (1, 8)			0-0 6-3		0-0 5-3		0-0 1B E 1B	0-0 G4-3-6 1-2		4	1	1	0	0	0	1				
<b>Gil Garrido, R</b> OBP: 0.279, SLG: 0.217 (1, 4)			0-0 F8		0-0 F8		0-0 E SH1-4 1B	0-0 6-3		4	1	1	0	0	0	0				
<b>George Stone, L</b> OBP: 0.207, SLG: 0.228 (1, 1)				0-0 1B		0-0 4-3	0-0 E3 1B SH1-4 HR			3	1	1	1	0	0	1				
<b>Inning Stats</b>	R: 0 E: 0 K: 1 S: 5	H: 0 LOB: 0 BB: 0 P: 5	R: 0 E: 0 K: 0 S: 3	H: 0 LOB: 0 BB: 0 P: 3	R: 0 E: 0 K: 0 S: 4	H: 1 LOB: 1 BB: 0 P: 4	R: 1 E: 0 K: 1 S: 7	H: 2 LOB: 1 BB: 0 P: 7	R: 0 E: 0 K: 0 S: 3	H: 0 LOB: 0 BB: 0 P: 3	R: 2 E: 0 K: 0 S: 5	H: 2 LOB: 0 BB: 0 P: 5	R: 5 E: 1 K: 0 S: 9	H: 5 LOB: 1 BB: 0 P: 9	R: 0 E: 0 K: 0 S: 3	H: 1 LOB: 0 BB: 0 P: 3	1B: 7 2B: 2 3B: 0 HR: 2	SF: 0 SAC: 1 DP: 1 HBP: 0	WP: 0 PB: 0 SB: 0 CS: 0	PA: 35
<b>PITCHER</b> <b>Steve Carlton, L</b> ERA: 3.52 (1, 1)	IP: 6.2 WLS: L BF: 31 H: 10 R: 8 ER: 4 SO: 2 BB: 0 IBB: 0 HBP: 0 BLK: 0 WP: 0 HR: 2 S: 35 P: 35 ERA: 5.40 WHIP: 1.500															<b>PITCHER</b>				
<b>Frank Linzy, R</b> ERA: 1.91 (7, 1)	0.1	1	0	0	0	0	0	0	0	0	0	1	1	0.00	0.000					
<b>Daryl Patterson, R</b> ERA: 5.52 (8, 1)	1.0	3	1	0	0	0	0	0	0	0	0	3	3	0.00	1.000					

St. Louis Cardinals @ Atlanta Braves  
Atlanta Stadium, Atlanta, GA  
Sat Aug 21 1971, 7:05 PM EDT  
Att: 22,451 - Unknown


AB	34
R	8
H	11
RBI	8
BB	0
SO	2
LOB	7










Batter	1	2	3	4	5	6	7	8	9	AB	R	H	RBI	BB	SO	LOB	TOP		
<b>Lou Brock, L</b> OBP: 0.391, SLG: 0.431 (1, 7)	4-0 S 1B BB		0-0 1B			0-0 S 2B 1B		0-0 4-3	0-3 K	4	2	2	0	1	1	3			
<b>Ted Sizemore, R</b> OBP: 0.309, SLG: 0.331 (1, 9) (9, 4)	0-0 4-3		0-0 F7			0-0 6-3		0-0 F9		4	0	0	0	0	0	3			
<b>Matty Alou, L</b> OBP: 0.347, SLG: 0.405 (1, 3) (9, 9)	0-0 F2		0-0 4-3			0-0 F8		0-0 F7		4	0	0	0	0	0	3			
<b>Joe Torre, R</b> OBP: 0.419, SLG: 0.551 (1, 5)	0-0 1B			0-0 6-3		0-0 2B 2B			0-0 F9	4	0	2	2	0	0	0			
<b>Ted Simmons, S</b> OBP: 0.355, SLG: 0.403 (1, 2)	0-0 F5			0-0 4-3		0-0 F9			0-0 F8	4	0	0	0	0	0	2			
<b>Jose Cruz, L</b> OBP: 0.361, SLG: 0.391 (1, 8)		0-0 F7		0-0 L5				0-0 G3	4-0 E 1B BB	3	1	0	0	1	0	0			
<b>Ted Kubiak, S</b> OBP: 0.334, SLG: 0.344 (1, 4) (9, 6)		0-0 F2			0-0 F9			0-0 WP 1B	0-0 E6 1B BB 1-3	4	0	1	0	0	0	1	AB 34 R 3 H 6 RBI 3 BB 3 SO 4 LOB 14		
<b>Dal Maxvill, R</b> OBP: 0.289, SLG: 0.250 (9, PH)		0-0 F9			0-0 F4			0-0 F9	4-0 1B BB 1-2	3	0	0	0	0	0	1			
<b>Bob Burda, L</b> OBP: 0.405, SLG: 0.375 (9, 3)					0-0 F9			1-2 F9	1-2 2-3 3-H 1B BB	0	0	0	0	1	0	0			
<b>Bob Gibson, R</b> OBP: 0.216, SLG: 0.314 (1, 1)			0-3 K		0-3 K		0-3 K		0-0 1B	4	0	1	1	0	3	1			
<b>Inning Stats</b>	R: 1 E: 0 K: 0 S: 4	H: 1 LOB: 1 BB: 1 P: 8	R: 0 E: 0 K: 0 S: 3	H: 0 LOB: 0 BB: 0 P: 3	R: 0 E: 0 K: 1 S: 6	H: 1 LOB: 1 BB: 0 P: 6	R: 0 E: 0 K: 0 S: 3	H: 0 LOB: 0 BB: 0 P: 3	R: 0 E: 0 K: 1 S: 5	H: 2 LOB: 1 BB: 0 P: 5	R: 0 E: 0 K: 1 S: 6	H: 1 LOB: 1 BB: 0 P: 6	R: 0 E: 0 K: 0 S: 3	H: 0 LOB: 0 BB: 0 P: 3	R: 1 E: 1 K: 1 S: 7	H: 1 LOB: 3 BB: 2 P: 15	1B: 5 2B: 1 3B: 0 HR: 0	SF: 0 SAC: 0 DP: 0 HBP: 0	WP: 1 PA: 37 PB: 0 SB: 2 CS: 0
<b>PITCHER</b> <b>Don Wilson, R</b> ERA: 2.87 (1, 1)	IP: 9.0 WLS: L BF: 37 H: 6 R: 3 ER: 2 SO: 4 BB: 3 IBB: 0 HBP: 0 BLK: 0 WP: 1 HR: 0 S: 42 P: 54 ERA: 2.00 WHIP: 1.000															<b>PITCHER</b> <b>Don Wilson, R</b> ERA: 2.87 (1, 1)	IP: 9.0 WLS: W BF: 36 H: 7 R: 2 ER: 2 SO: 7 BB: 2 IBB: 0 HBP: 0 BLK: 0 WP: 0 HR: 0 S: 48 P: 56 ERA: 2.00 WHIP: 1.000		

St. Louis Cardinals @ Houston Astros  
Astrodome, Houston, TX  
Mon Aug 23 1971, 8:05 PM EDT  
Att: 19,167 - Unknown

AB 34  
R 3  
H 6  
RBI 3  
BB 3  
SO 4  
LOB 14



Batter	1	2	3	4	5	6	7	8	9	AB	R	H	RBI	BB	SO	LOB	BOTTOM				
<b>Jesus Alou, R</b> OBP: 0.326, SLG: 0.383 (1, 9)	0-0 6-3		0-0 4-3		0-0 4-3			0-0 F9		4	0	0	0	0	0	1					
<b>Joe Morgan, L</b> OBP: 0.356, SLG: 0.429 (1, 4)	0-0 4-3		0-0 4-3			0-0 4-3 3B		0-0 S 1B		4	2	2	0	0	0	0					
<b>Cesar Cedeno, R</b> OBP: 0.289, SLG: 0.392 (1, 8)	0-0 6-3		0-0 F7			0-0 4-3		0-3 K	1-2 K	4	0	0	1	0	1	1					
<b>Bob Watson, R</b> OBP: 0.350, SLG: 0.392 (1, 3)		0-0 2B 1B		0-0 5-3		0-0 6-3 BB		0-0 2H 1B		3	0	2	1	1	0	0					
<b>Rich Chiles, L</b> OBP: 0.321, SLG: 0.378 (1, 7)		0-0 F8		0-0 F9		0-0 6-3		0-0 4-3		4	0	0	0	0	0	3					
<b>Denis Menke, R</b> OBP: 0.342, SLG: 0.341 (1, 5)		0-0 1-3 2B		0-3 K		0-0 5-3		0-3 K		4	0	1	0	0	2	1					
<b>Jack Hiatt, R</b> OBP: 0.401, SLG: 0.353 (1, 2)		0-3 K		0-3 K				0-0 6-3		3	0	0	0	0	2	2					
<b>Johnny Edwards, L</b> OBP: 0.275, SLG: 0.300 (9, PH)					0-0 K			0-0 FC4-6 1B		1	0	1	0	0	0	0	AB 33 R 2 H 7 RBI 2 BB 2 SO 7 LOB 13				
<b>Cesar Geronimo, L</b> OBP: 0.286, SLG: 0.308 (9, PR)								0-0 FC4-6 1B		0	0	0	0	0	0	0					
<b>Roger Metzger, S</b> OBP: 0.293, SLG: 0.299 (1, 6)		4-0 BB		0-0 SH3 1B		0-0 F8		0-0 FC4-6	1-2 K	3	0	1	0	1	0	1					
<b>Don Wilson, R</b> OBP: 0.167, SLG: 0.169 (1, 1)		0-3 K		0-3 K		0-3 K		0-3 K		2	0	0	0	0	2	3					
<b>Jimmy Wynn, R</b> OBP: 0.319, SLG: 0.311 (9, PH)					1-2 SH3			0-0 F9		1	0	0	0	0	0	1					
<b>Inning Stats</b>	R: 0 E: 0 K: 0 S: 3	H: 0 LOB: 0 BB: 0 P: 3	R: 0 E: 0 K: 2 S: 9	H: 2 LOB: 3 BB: 1 P: 13	R: 0 E: 0 K: 0 S: 3	H: 0 LOB: 0 BB: 0 P: 3	R: 0 E: 0 K: 1 S: 5	H: 0 LOB: 0 BB: 0 P: 5	R: 0 E: 0 K: 1 S: 6	H: 1 LOB: 1 BB: 0 P: 6	R: 1 E: 0 K: 0 S: 4	H: 1 LOB: 1 BB: 1 P: 8	R: 0 E: 0 K: 1 S: 5	H: 0 LOB: 0 BB: 0 P: 5	R: 1 E: 0 K: 1 S: 7	H: 2 LOB: 1 BB: 0 P: 7	R: 0 E: 0 K: 1 S: 6	H: 1 LOB: 1 BB: 0 P: 6	1B: 5 2B: 1 3B: 1 HR: 0	SF: 0 SAC: 1 DP: 0 HBP: 0	WP: 0 PA: 36 PB: 0 SB: 1 CS: 0
<b>PITCHER</b> <b>Bob Gibson, R</b> ERA: 3.28 (1, 1)	IP: 9.0 WLS: W BF: 36 H: 7 R: 2 ER: 2 SO: 7 BB: 2 IBB: 0 HBP: 0 BLK: 0 WP: 0 HR: 0 S: 48 P: 56 ERA: 2.00 WHIP: 1.000															<b>PITCHER</b> <b>Bob Gibson, R</b> ERA: 3.28 (1, 1)	IP: 9.0 WLS: W BF: 36 H: 7 R: 2 ER: 2 SO: 7 BB: 2 IBB: 0 HBP: 0 BLK: 0 WP: 0 HR: 0 S: 48 P: 56 ERA: 2.00 WHIP: 1.000				

St. Louis Cardinals @ Houston Astros  
Astrodome, Houston, TX  
Mon Aug 23 1971, 8:05 PM EDT  
Att: 19,167 - Unknown

AB 33  
R 2  
H 7  
RBI 2  
BB 2  
SO 7  
LOB 13









Batter	1	2	3	4	5	6	7	8	9	AB	R	H	RBI	BB	SO	LOB	TOP		
<b>Lou Brock, L</b> OBP: 0.389, SLG: 0.427 (1, 7)	F7		K	5-3			4-3		K	5	0	0	0	0	2	1			
<b>Ted Sizemore, R</b> OBP: 0.310, SLG: 0.329 (1, 4) (8, 9)	F3		1B 2B 1B		6-3		F8		6-3	5	1	1	0	0	0	0			
<b>Matty Alou, L</b> OBP: 0.347, SLG: 0.404 (1, 3)	G3		2B 1-2 2-3 1B		F6		F6		6-3	5	0	1	0	0	0	0			
<b>Joe Torre, R</b> OBP: 0.422, SLG: 0.559 (1, 5)		1B S BB							HR 3B	3	1	3	2	1	0	0			
<b>Ted Simmons, S</b> OBP: 0.355, SLG: 0.409 (1, 2)	F7				F9				HR	3	1	1	2	1	0	2			
<b>Luis Melendez, R</b> OBP: 0.335, SLG: 0.282 (1, 9)	F4								6-3	3	0	0	0	1	0	4			
<b>Julian Javier, R</b> OBP: 0.289, SLG: 0.358 (8, 4)							4-3 BB			0	0	0	0	0	0	0			
<b>Jose Cruz, L</b> OBP: 0.357, SLG: 0.391 (1, 8)							4-3			4	0	2	0	0	0	4			
<b>Dal Maxvill, R</b> OBP: 0.282, SLG: 0.244 (1, 6)	F7			5-3			F9		5-3	4	0	0	0	0	0	4			
<b>Steve Carlton, L</b> OBP: 0.207, SLG: 0.228 (1, 1)			1B 2B 1B	K			K		3-1	4	1	1	0	0	2	2			
<b>Inning Stats</b>	R: 0 E: 0 K: 0 S: 3	H: 0 LOB: 0 BB: 0 P: 3	R: 0 E: 0 K: 0 S: 4	H: 1 LOB: 2 BB: 1 P: 8	R: 2 E: 0 K: 1 S: 9	H: 4 LOB: 3 BB: 1 P: 13	R: 0 E: 0 K: 1 S: 5	H: 0 LOB: 0 BB: 0 P: 5	R: 0 E: 0 K: 0 S: 4	H: 1 LOB: 1 BB: 0 P: 4	R: 0 E: 0 K: 0 S: 3	H: 0 LOB: 0 BB: 0 P: 3	R: 2 E: 0 K: 0 S: 6	H: 3 LOB: 1 BB: 0 P: 6	R: 0 E: 0 K: 1 S: 5	H: 0 LOB: 0 BB: 0 P: 5	1B: 5 2B: 2 3B: 1 HR: 1	SF: 0 SAC: 0 DP: 0 HBP: 0	WP: 0 PA: 39 PB: 0 SB: 1 CS: 0
<b>PITCHER</b>	IP	WLS	BF	H	R	ER	SO	BB	IBB	HBP	BLK	WP	HR	S	P	ERA	WHIP		
<b>Ron Cook, L</b> ERA: 4.42 (1, 1)	7.0	L	30	6	2	2	3	2	1	0	0	0	0	33	45	2.57	1.143		
<b>George Culver, R</b> ERA: 2.47 (8, 1)	2.0		9	3	2	2	1	0	0	0	0	0	1	11	11	9.00	1.500		

St. Louis Cardinals @ Houston Astros  
Astrodome, Houston, TX  
Wed Aug 25 1971, 8:05 PM EDT  
Att: 11,025 - Dome

AB 36  
R 4  
H 9  
RBI 4  
BB 3  
SO 4  
LOB 17



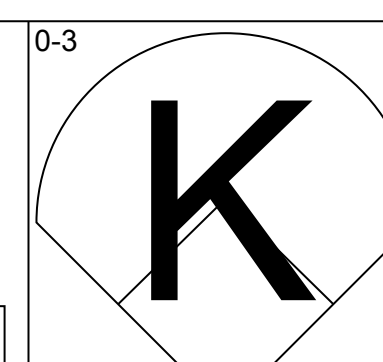
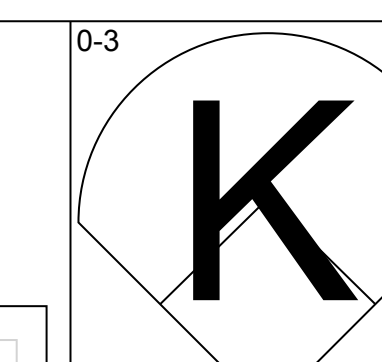
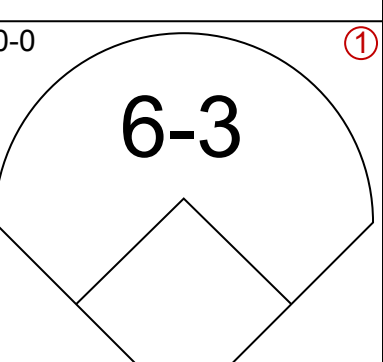
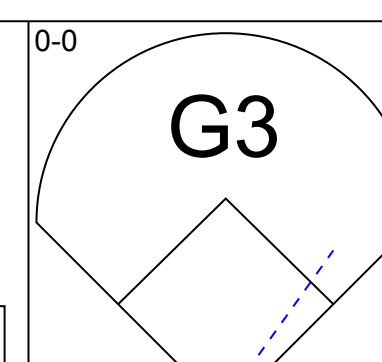
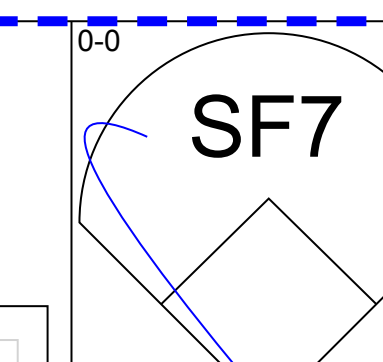
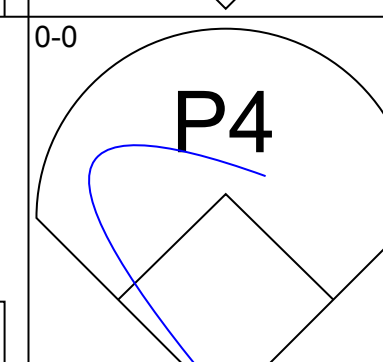
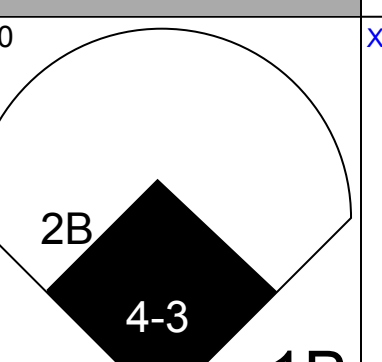
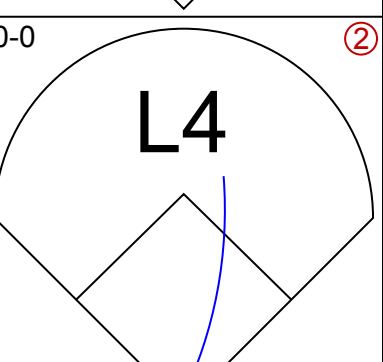
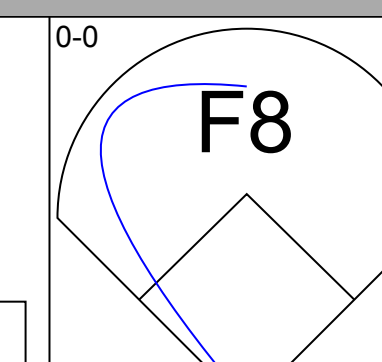
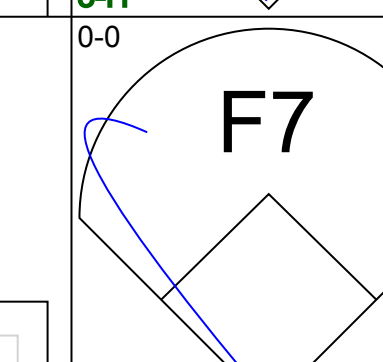
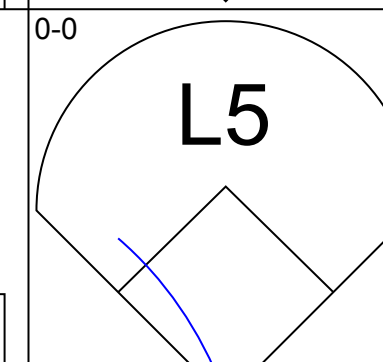
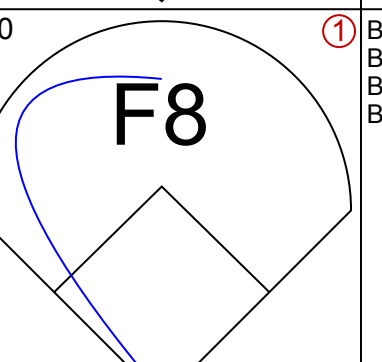
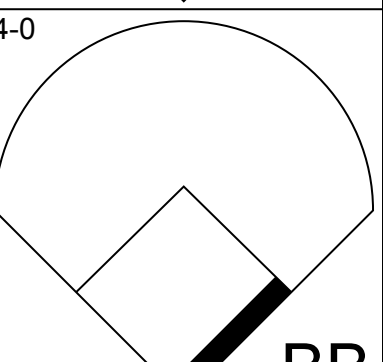
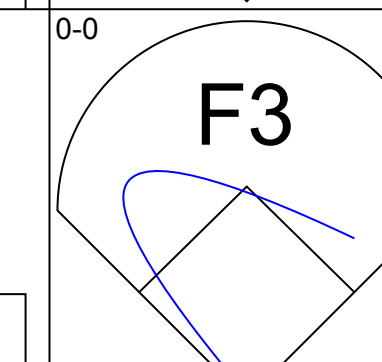
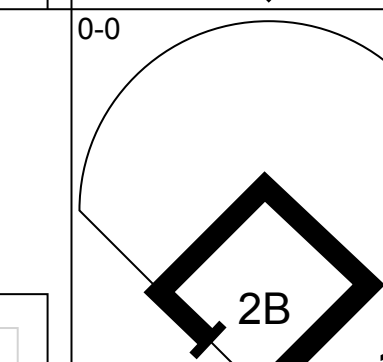
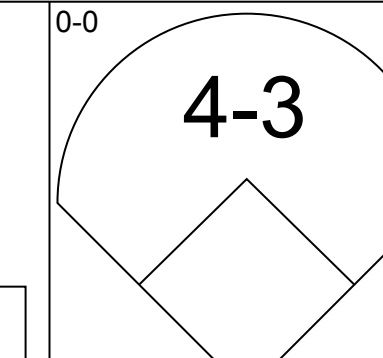
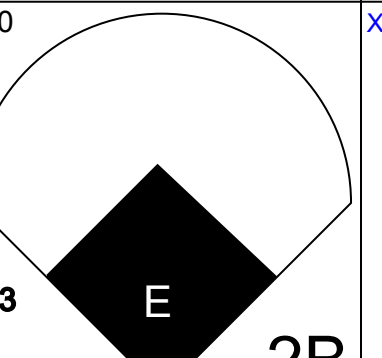
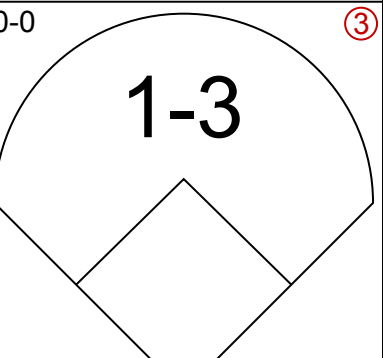
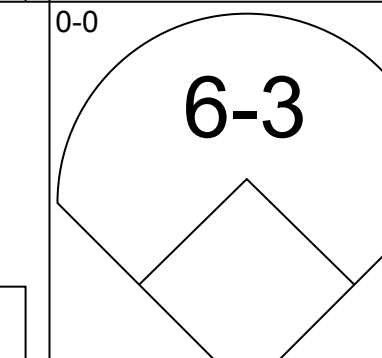
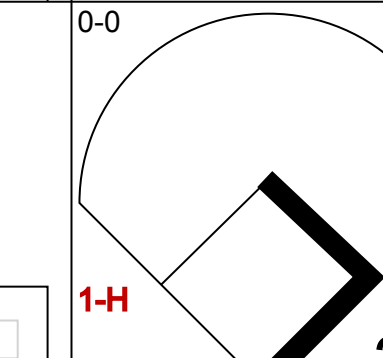
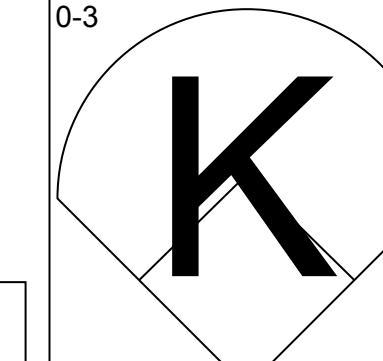
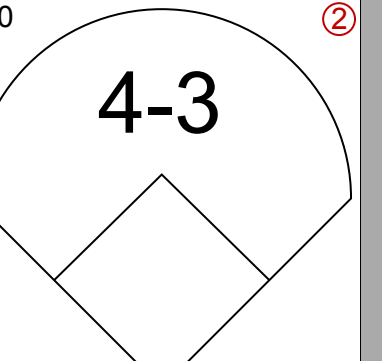
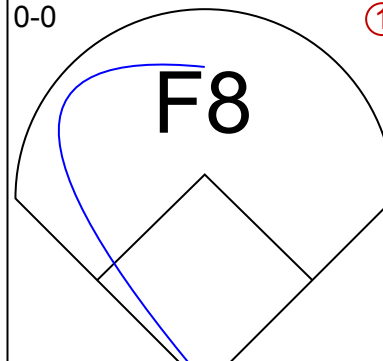
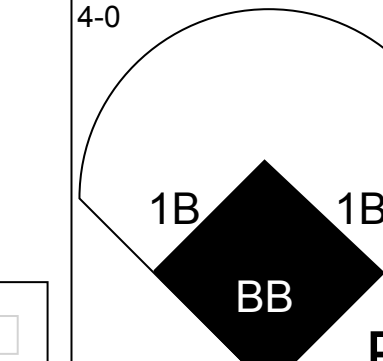
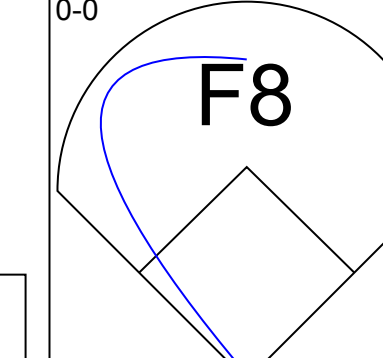
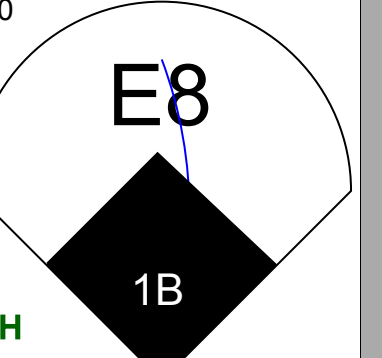
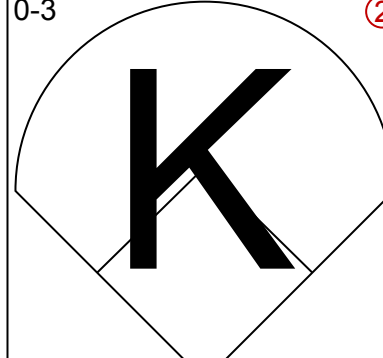
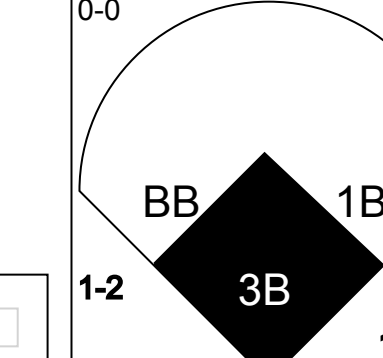
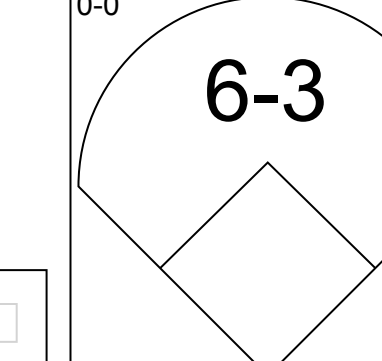
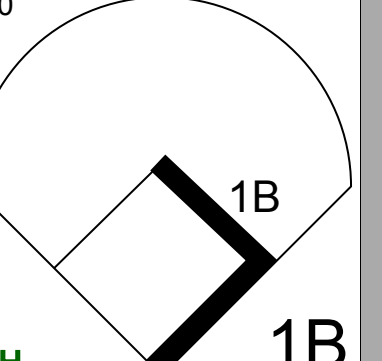
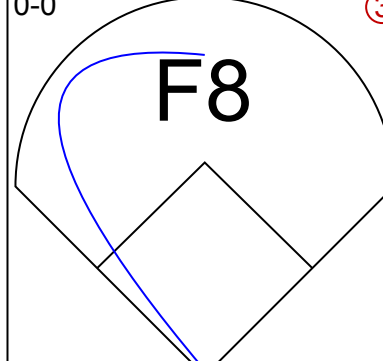
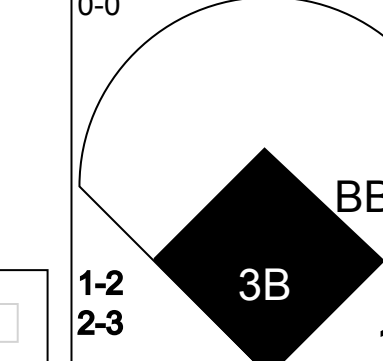
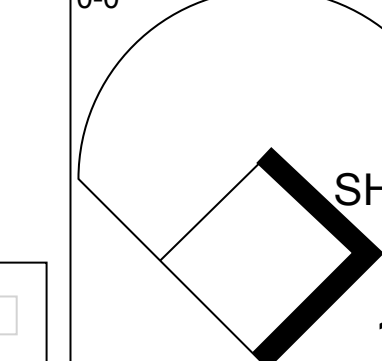
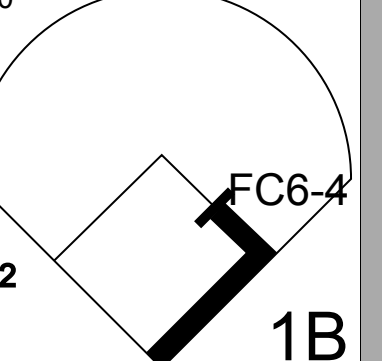
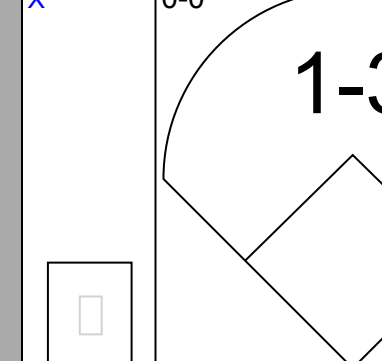
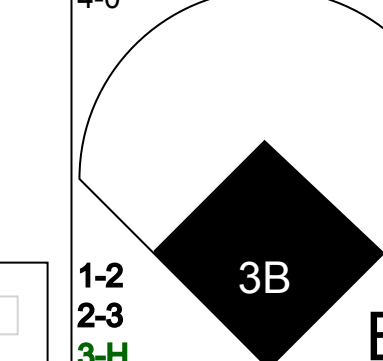
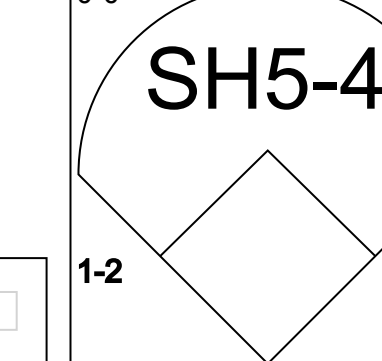
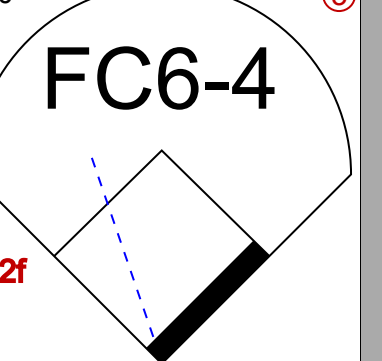
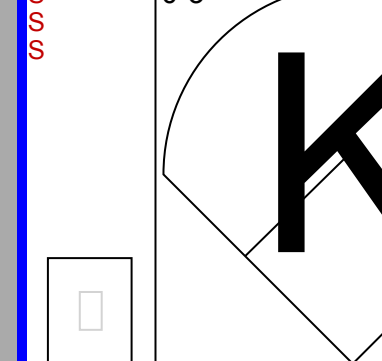
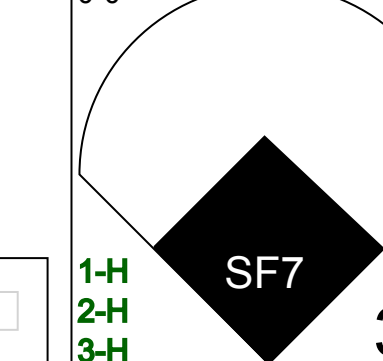
Batter	1	2	3	4	5	6	7	8	9	AB	R	H	RBI	BB	SO	LOB	BOTTOM		
<b>Jesus Alou, R</b> OBP: 0.327, SLG: 0.384 (1, 9)	F7		1B BB		6-3 2B		F7			3	0	1	0	1	0	1			
<b>Joe Morgan, L</b> OBP: 0.352, SLG: 0.423 (1, 4)		K2-3-2 BB	L9		6-3		F6			3	0	0	0	1	0	3			
<b>Cesar Cedeno, R</b> OBP: 0.292, SLG: 0.396 (1, 8) (9, 3)	K2-3-2 1-1				5-3			G3		4	0	1	0	0	1	2			
<b>Bob Watson, R</b> OBP: 0.350, SLG: 0.391 (1, 7)		FC5-4 1B	5-3			1-3		FC6-4 1B		4	0	2	0	0	0	2			
<b>Doug Rader, R</b> OBP: 0.306, SLG: 0.390 (1, 5)						5-3		K		4	1	2	1	0	1	1			
<b>Cesar Geronimo, L</b> OBP: 0.286, SLG: 0.308 (9, 8)		FC5-4 1B		HR						0	0	0	0	0	0	0			
<b>Jack Hiatt, R</b> OBP: 0.398, SLG: 0.351 (1, 2)		FC5-4 1-2 2-3		5-3		FC4-6 1B		FC6-4 1-2		4	0	1	0	0	0	3			
<b>Marty Martinez, S</b> OBP: 0.257, SLG: 0.303 (1, 3) (9, 5)	F3			K		FC4-6 1-2			1-3	4	0	0	0	0	1	3			
<b>Roger Metzger, S</b> OBP: 0.293, SLG: 0.298 (1, 6)	F8			K				SH2-4 BB	F4	3	0	0	0	1	1	2			
<b>Ron Cook, L</b> OBP: 0.167, SLG: 0.167 (1, 1)										2	0	0	0	0	1	0			
<b>Denis Menke, R</b> OBP: 0.343, SLG: 0.344 (7, PH)			K						6-3	0	0	0	0	0	0	0			
<b>George Culver, R</b> OBP: 0.125, SLG: 0.125 (8, 1)										0	0	0	0	0	0	0			
<b>Larry Howard, R</b> OBP: 0.176, SLG: 0.375 (9, PH)										1	0	0	0	0	0	0			
<b>Inning Stats</b>	R: 0 E: 0 K: 1 S: 4	H: 0 LOB: 1 BB: 1 P: 8	R: 0 E: 0 K: 0 S: 5	H: 2 LOB: 2 BB: 0 P: 5	R: 0 E: 0 K: 1 S: 6	H: 1 LOB: 2 BB: 1 P: 10	R: 1 E: 0 K: 2 S: 8	H: 1 LOB: 0 BB: 0 P: 8	R: 0 E: 0 K: 0 S: 4	H: 1 LOB: 1 BB: 0 P: 4	R: 0 E: 0 K: 0 S: 3	H: 0 LOB: 1 BB: 1 P: 7	R: 0 E: 0 K: 1 S: 6	H: 1 LOB: 1 BB: 0 P: 6	R: 0 E: 0 K: 0 S: 3	H: 0 LOB: 0 BB: 0 P: 3	1B: 5 2B: 2 3B: 0 HR: 1	SF: 0 SAC: 1 DP: 1 HBP: 0	WP: 0 PA: 36 PB: 0 SB: 0 CS: 0
<b>PITCHER</b>	IP	WLS	BF	H	R	ER	SO	BB	IBB	HBP	BLK	WP	HR	S	P	ERA	WHIP		
<b>Steve Carlton, L</b> ERA: 3.42 (1, 1)	9.0	W	36	7	1	1	5	3	0	0	0	0	1	43	55	1.00	1.111		

St. Louis Cardinals @ Houston Astros  
Astrodome, Houston, TX  
Wed Aug 25 1971, 8:05 PM EDT  
Att: 11,025 - Dome

AB 32  
R 1  
H 7  
RBI 1  
BB 3  
SO 5  
LOB 17



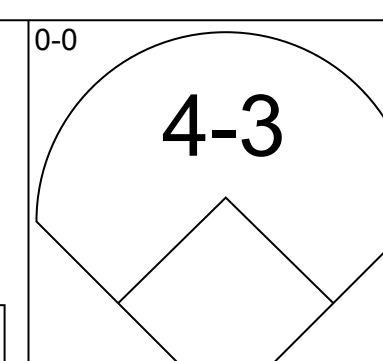
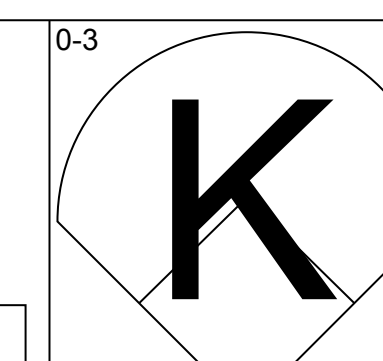
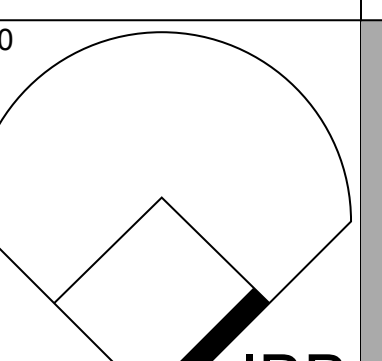
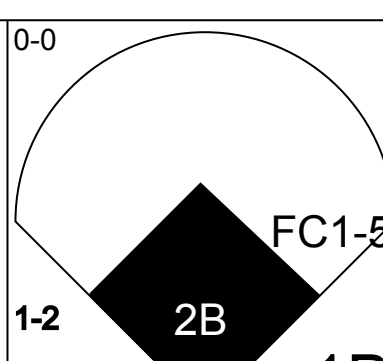
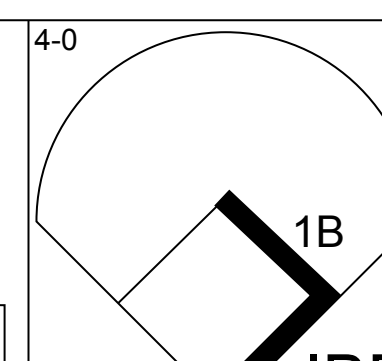
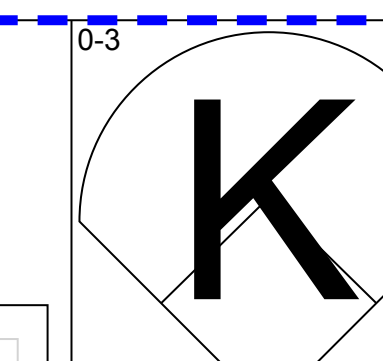
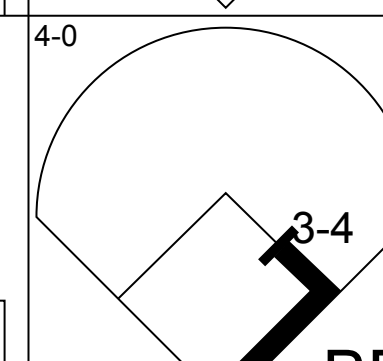
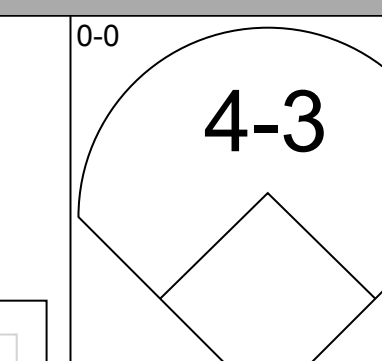
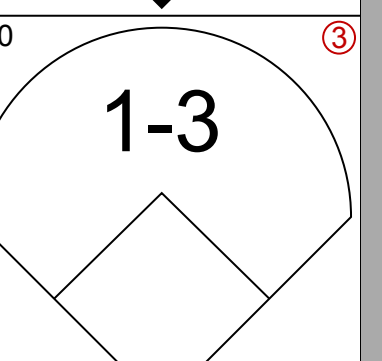
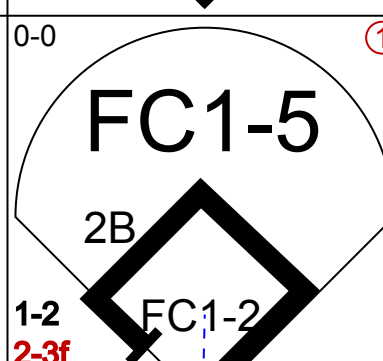
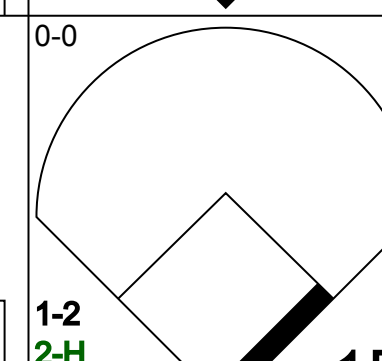
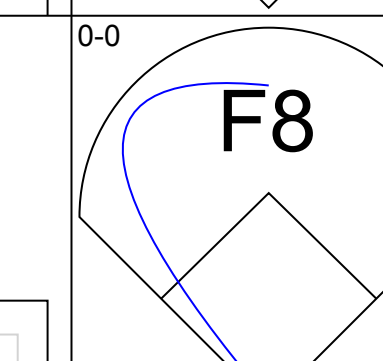
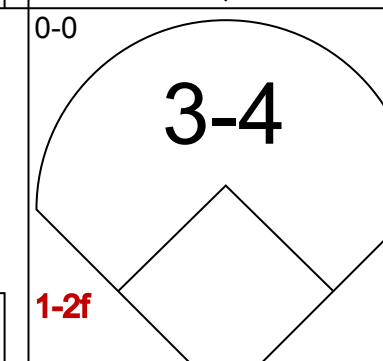
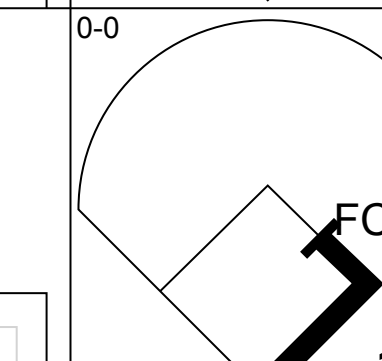
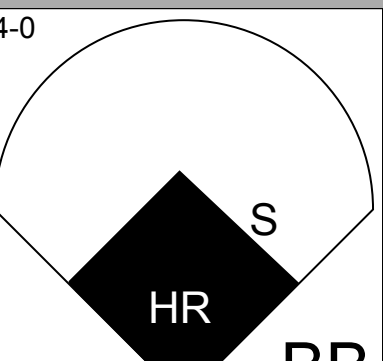
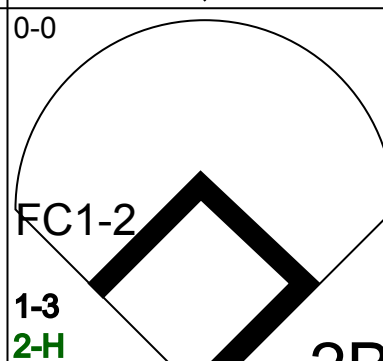
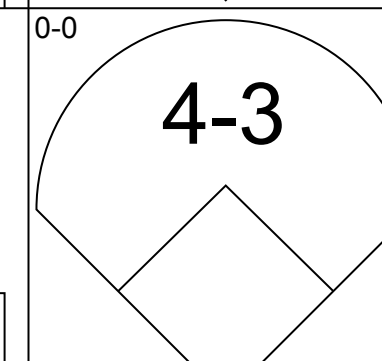

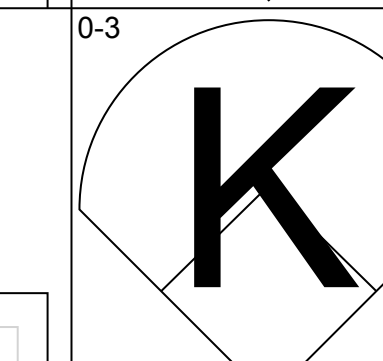
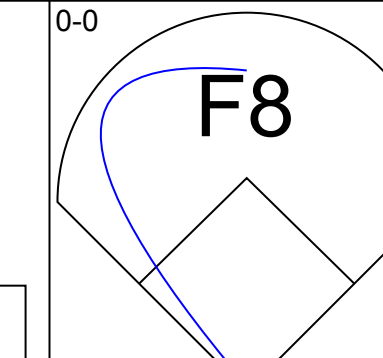
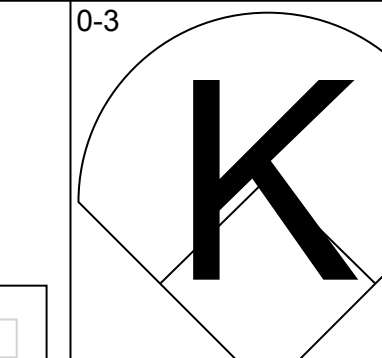
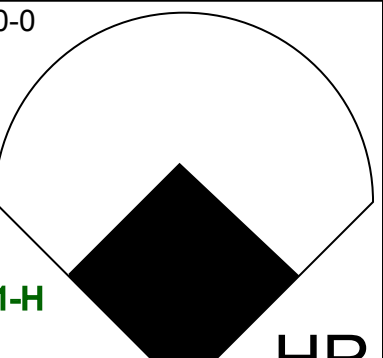
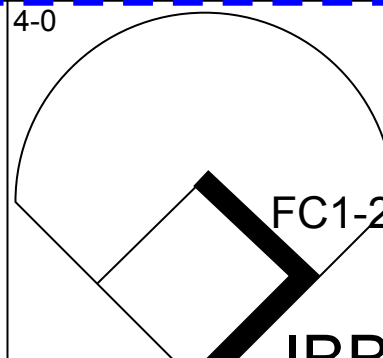

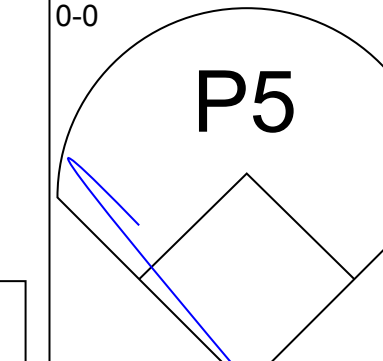
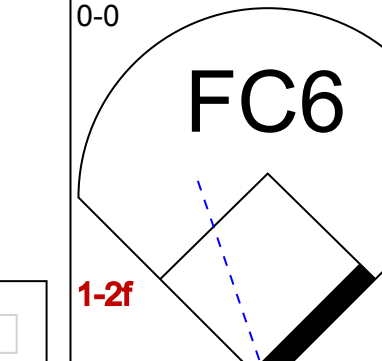
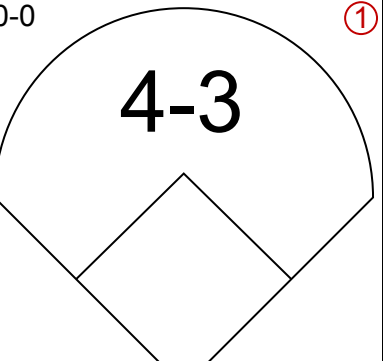
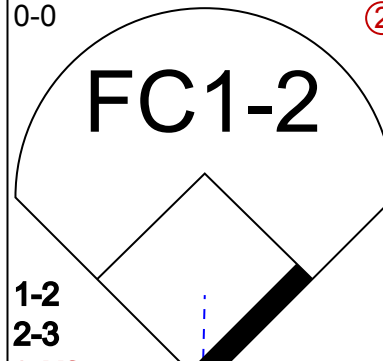

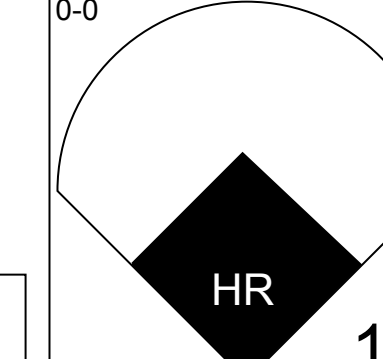
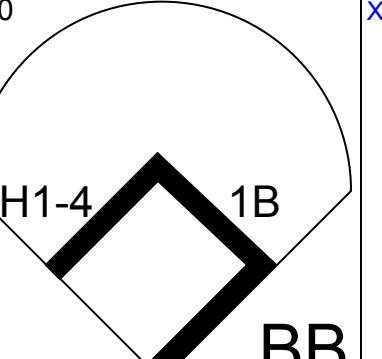
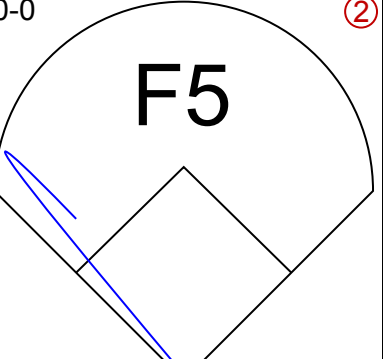
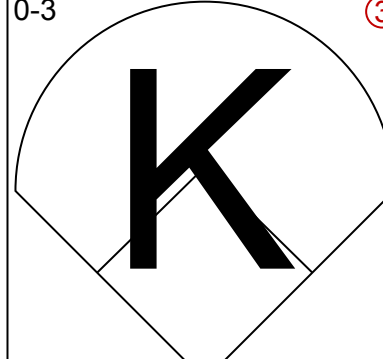

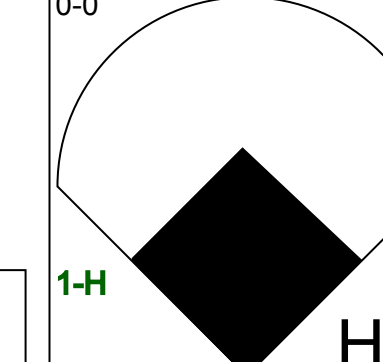
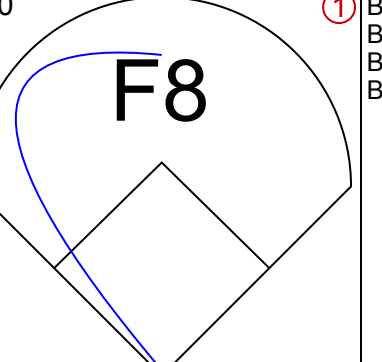
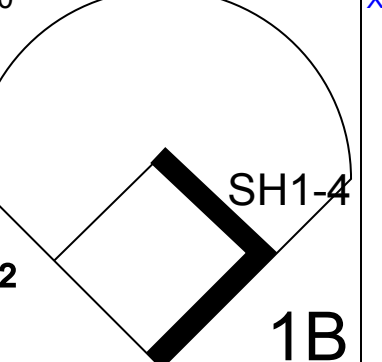
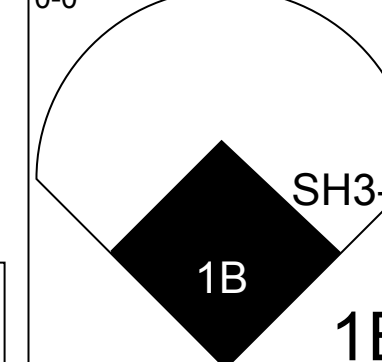

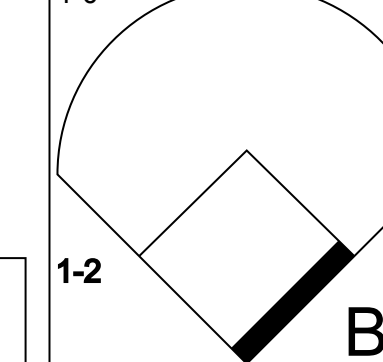
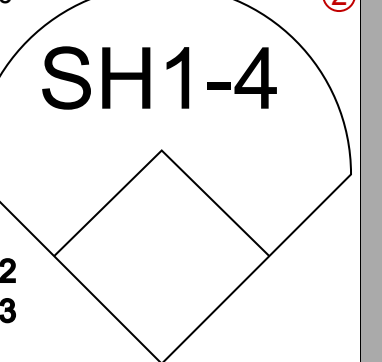
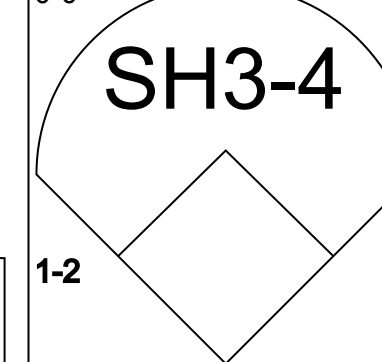

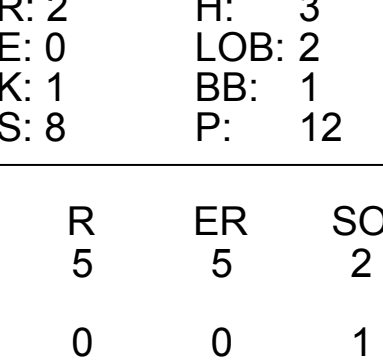
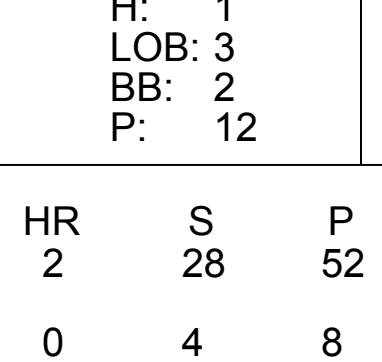
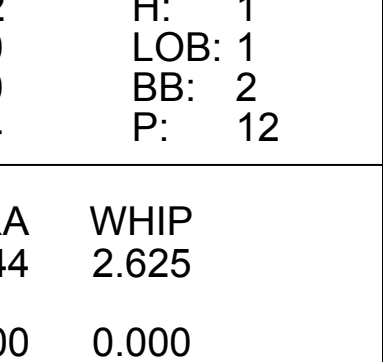
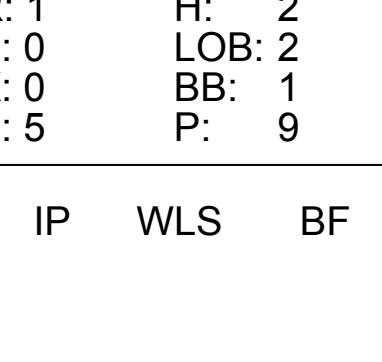
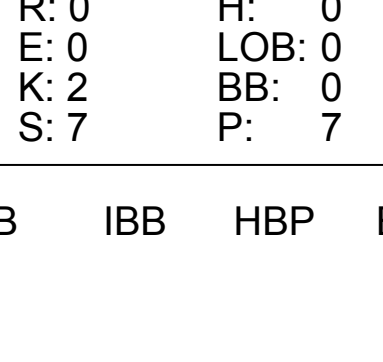






Batter	1	2	3	4	5	6	7	8	9	AB	R	H	RBI	BB	SO	LOB	TOP								
<b>Pete Rose, S</b> OBP: 0.376, SLG: 0.421 (1, 9)										4	0	0	1	0	2	1									
<b>Hal McRae, R</b> OBP: 0.280, SLG: 0.413 (1, 7)										5	1	1	0	0	0	0									
<b>Lee May, R</b> OBP: 0.342, SLG: 0.572 <b>Dave Concepcion, R</b> OBP: 0.250, SLG: 0.258 (9, PR) (9, 6)										4	0	1	0	1	0	1									
<b>Tony Perez, R</b> OBP: 0.342, SLG: 0.471 (9, 3)										5	1	2	0	0	0	1									
<b>Johnny Bench, R</b> OBP: 0.292, SLG: 0.433 (1, 2)										3	1	0	1	1	1	1									
<b>George Foster, R</b> OBP: 0.300, SLG: 0.397 (1, 8)										4	2	1	0	0	1	0									
<b>Tommy Helms, R</b> OBP: 0.291, SLG: 0.347 (1, 4)										4	1	2	1	0	0	0									
<b>Woody Woodward, R</b> OBP: 0.305, SLG: 0.284 (9, 5)										3	1	2	1	1	0	0									
<b>Wayne Simpson, R</b> OBP: 0.141, SLG: 0.040 (6, 1) <b>Jim Merritt, L</b> OBP: 0.189, SLG: 0.280 (7, PR) <b>Buddy Bradford, R</b> OBP: 0.200, SLG: 0.296 (7, 1) <b>Wayne Granger, R</b> OBP: 0.256, SLG: 0.354 (9, PR) <b>Jimmy Stewart, S</b> OBP: 0.256, SLG: 0.315 (9, 1) <b>Joe Gibbon, R</b> (9, 1)										1	0	0	0	0	0	2									
<b>Inning Stats</b>	R: 0 E: 0 K: 1 S: 5	H: 0 LOB: 0 BB: 0 P: 5	R: 0 E: 0 K: 1 S: 5	H: 0 LOB: 0 BB: 0 P: 5	R: 0 E: 0 K: 1 S: 6	H: 1 LOB: 1 BB: 0 P: 6	R: 3 E: 1 K: 0 S: 8	H: 4 LOB: 2 BB: 0 P: 8	R: 0 E: 0 K: 0 S: 3	H: 0 LOB: 1 BB: 1 P: 7	R: 0 E: 0 K: 1 S: 5	H: 0 LOB: 0 BB: 0 P: 5	R: 0 E: 0 K: 1 S: 5	H: 0 LOB: 0 BB: 0 P: 5	R: 0 E: 0 K: 0 S: 3	H: 0 LOB: 0 BB: 0 P: 3	R: 5 E: 0 K: 0 S: 7	H: 5 LOB: 3 BB: 2 P: 15	1B: 7 2B: 2 3B: 1 HR: 0	SF: 1 SAC: 1 DP: 0 HBP: 0	WP: 0 PB: 0 SB: 0 CS: 0	PA: 40			
<b>PITCHER</b>	IP	WLS	BF	H	R	ER	SO	BB	IBB	HBP	BLK	WP	HR	S	P	ERA	WHIP								
<b>Jerry Reuss, L</b> ERA: 4.72 (1, 1)	8.0		33	6	5	3	5	2	0	0	0	0	0	41	49	3.38	1.000								
<b>Al Santorini, R</b> ERA: 4.09 (9, 1)	0.0	L	1	1	0	0	0	0	0	0	0	0	0	1	1	∞	∞								
<b>Frank Linzy, R</b> ERA: 2.3 (9, 1)	0.0	L	2	1	2	2	0	1	0	0	0	0	0	1	5	∞	∞								
<b>Don Shaw, L</b> ERA: 3.18 (9, 1)	1.0		4	2	1	1	0	0	0	0	0	0	0	4	4	9.00	2.000								

Cincinnati Reds @ St. Louis Cardinals  
 Busch Stadium, St. Louis, MO  
 Fri Aug 27 1971, 7:05 PM CDT  
 Att: 33,273 - Unknown

AB	35
R	8
H	10
RBI	7
BB	3
SO	5
LOB	6



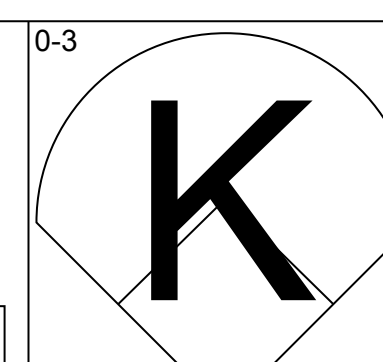
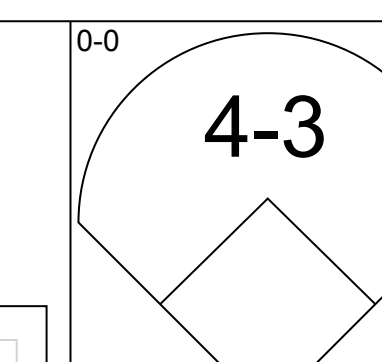
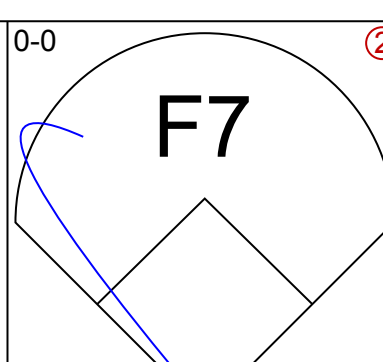
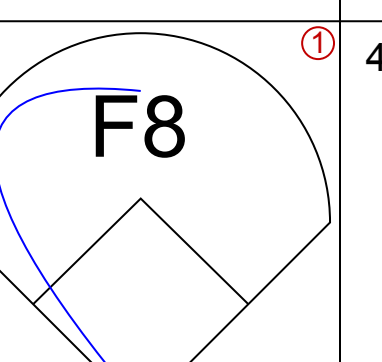
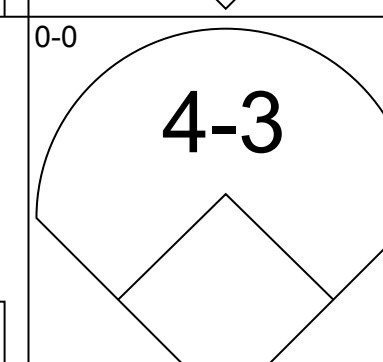
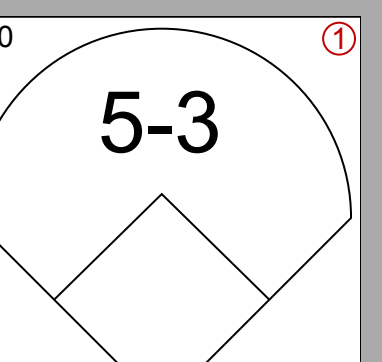
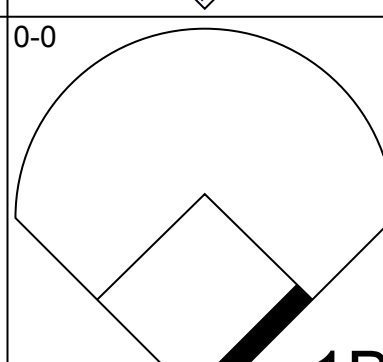

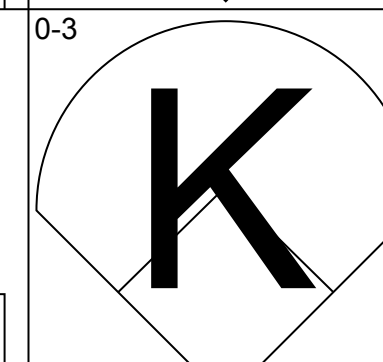
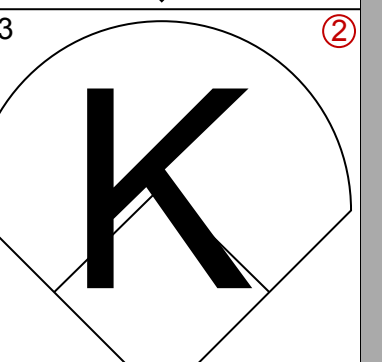
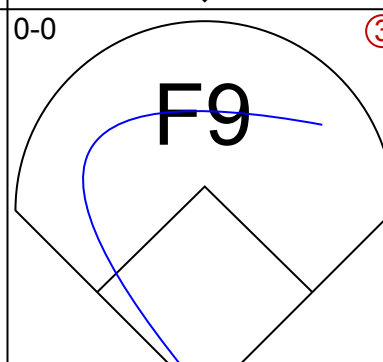
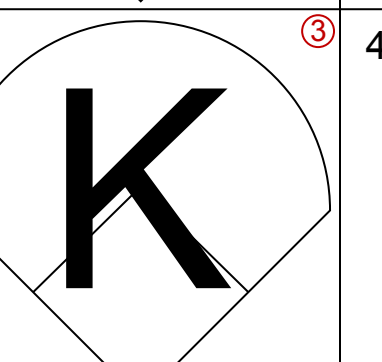
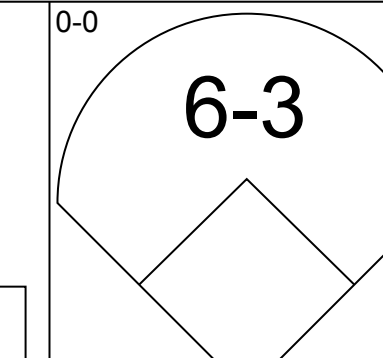
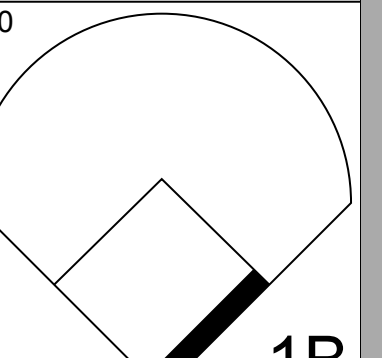
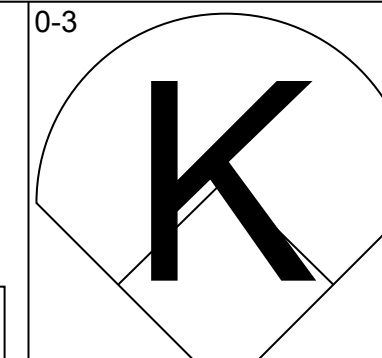
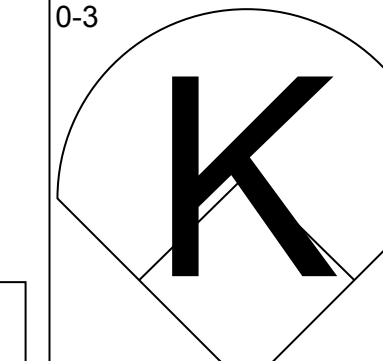
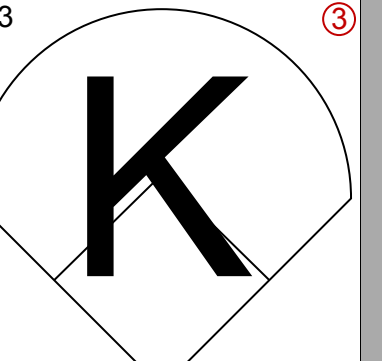
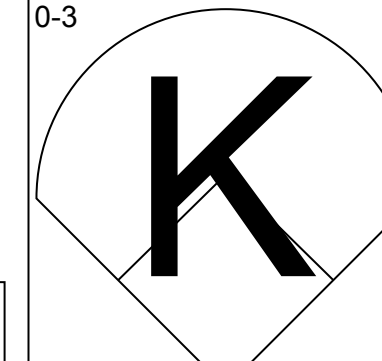
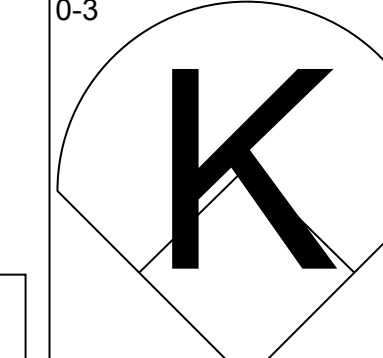
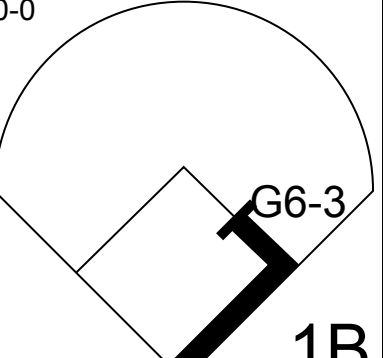
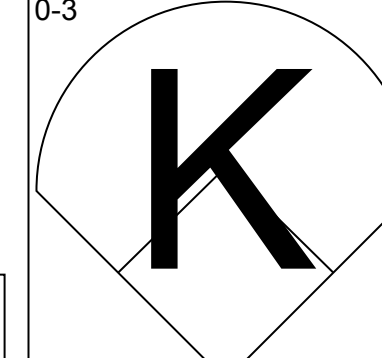
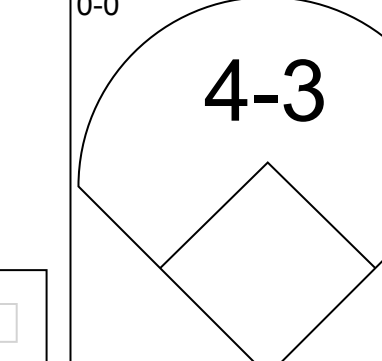
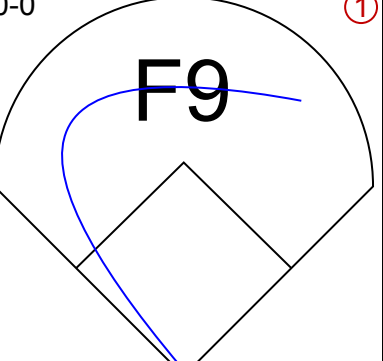
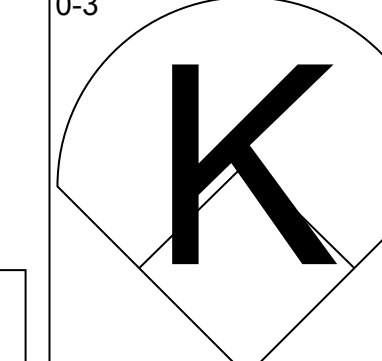
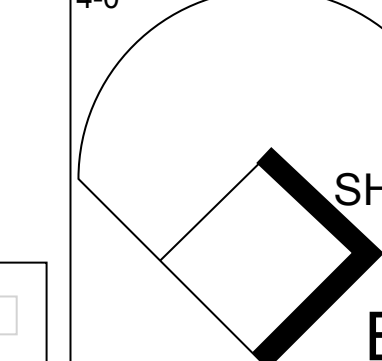
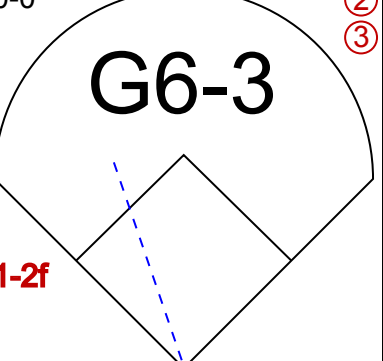
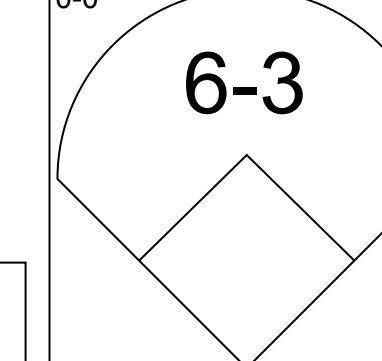
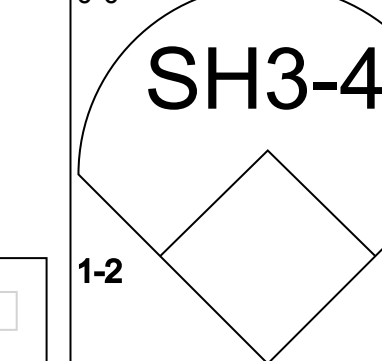
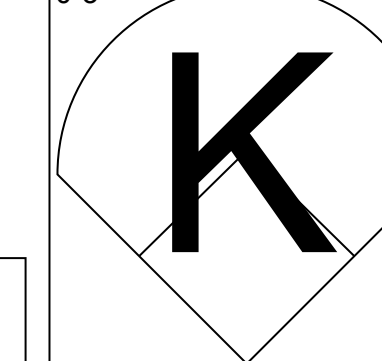
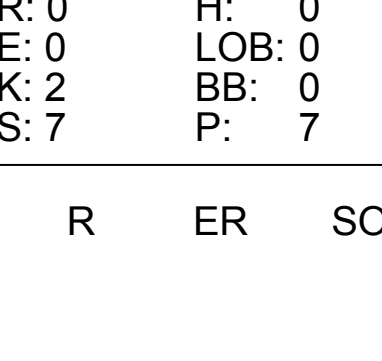
Batter	1	2	3	4	5	6	7	8	9	AB	R	H	RBI	BB	SO	LOB	BOTTOM								
<b>Lou Brock, L</b> OBP: 0.390, SLG: 0.425 (1, 7)										4	1	1	0	2	2	2									
<b>Ted Sizemore, R</b> OBP: 0.310, SLG: 0.327 (7, 9)										5	0	1	1	1	0	5									
<b>Matty Alou, L</b> OBP: 0.349, SLG: 0.406 (6, 9)										5	1	2	1	1	1	3									
<b>Joe Torre, R</b> OBP: 0.423, SLG: 0.564 (1, 5)										4	2	2	2	1	1	1									
<b>Ted Simmons, S</b> OBP: 0.353, SLG: 0.406 (1, 2)										5	0	1	0	0	0	4									
<b>Joe Hague, L</b> OBP: 0.342, SLG: 0.416 (6, 3)										3	1	1	0	1	1	3									
<b>Julian Javier, R</b> OBP: 0.289, SLG: 0.358 (7, 4)										3	1	1	2	2	0	1									
<b>Jose Cruz, L</b> OBP: 0.362, SLG: 0.405 (1, 8)										3	1	1	2	2	0	1									
<b>Dal Maxvill, R</b> OBP: 0.287, SLG: 0.251 (1, 6)										4	1	3	1	0	0	1									
<b>Jerry Reuss, L</b> OBP: 0.246, SLG: 0.127 (9, 1)										2	0	1	0	1	0	2									
<b>Al Santorini, R</b> OBP: 0.286, SLG: 0.286 (9, 1)										0	0	0	0	0	0	0									
<b>Frank Linzy, R</b> OBP: 0.333, SLG: 0.333 (9, 1)										0	0	0	0	0	0	0									
<b>Don Shaw, L</b> (9, 1)										0	0	0	0	0	0	0									
<b>Inning Stats</b>	R: 0 E: 0 K: 0 S: 2	H: 0 LOB: 1 BB: 1 P: 6	R: 2 E: 0 K: 1 S: 8	H: 3 LOB: 2 BB: 1 P: 12	R: 0 E: 0 K: 1 S: 6	H: 1 LOB: 1 BB: 0 P: 6	R: 0 E: 0 K: 0 S: 4	H: 1 LOB: 3 BB: 2 P: 12	R: 2 E: 0 K: 0 S: 4	H: 1 LOB: 1 BB: 2 P: 12	R: 1 E: 0 K: 1 S: 8	H: 3 LOB: 3 BB: 1 P: 12	R: 0 E: 0 K: 0 S: 5	H: 2 LOB: 2 BB: 1 P: 9	R: 1 E: 0 K: 0 S: 5	H: 2 LOB: 2 BB: 1 P: 9	R: 0 E: 0 K: 2 S: 7	H: 0 LOB: 0 BB: 0 P: 7	1B: 10 2B: 2 3B: 0 HR: 2	SF: 1 SAC: 3 DP: 1 HBP: 0	WP: 0 PB: 0 SB: 1 CS: 0	PA: 48			
<b>PITCHER</b>	IP	WLS	BF	H	R	ER	SO	BB	IBB	HBP	BLK	WP	HR	S	P	ERA	WHIP								
<b>Wayne Simpson, R</b> ERA: 5.28 (1, 1)	5.1		30	9	5	5	2	5	1	0	0	0	0	4	8	8.44	2.625								
<b>Jim Merritt, L</b> ERA: 4.7 (6, 1)	0.2		3	0	0	0	1	0	1	0	0	0	0	4	8	0.00	0.000								
<b>Wayne Granger, R</b> ERA: 3.09 (7, 1)	2.0	W	12	4	2	2	0	0	2	0	0	0	0	10	18	9.00	2.000								
<b>Joe Gibbon, L</b> ERA: 2.87 (9, 1)	1.0	S	3	0	0	0	2	0	0	0	0	0	0	7	7	0.00	0.000								

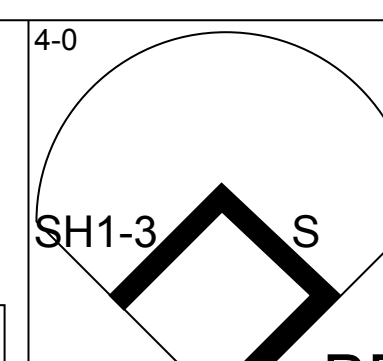
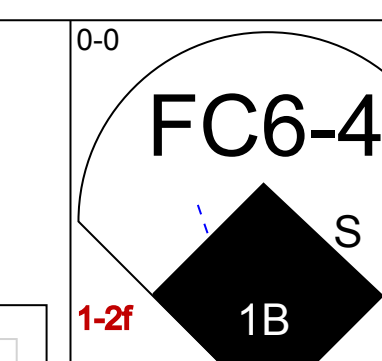
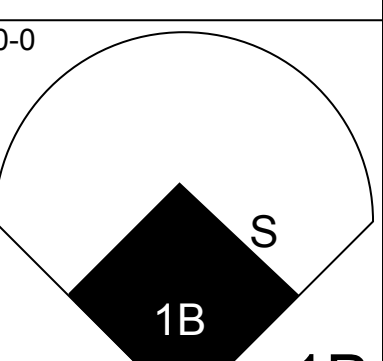
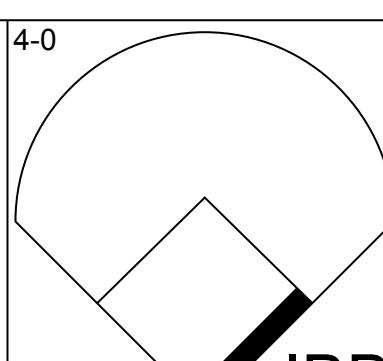
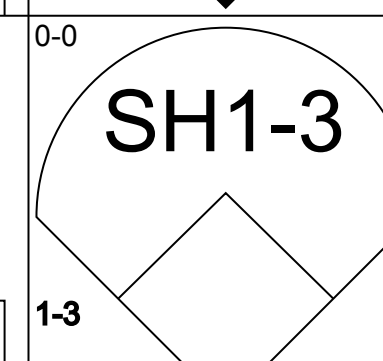
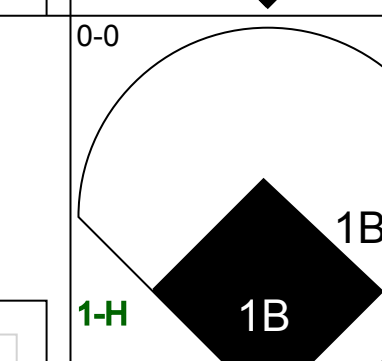
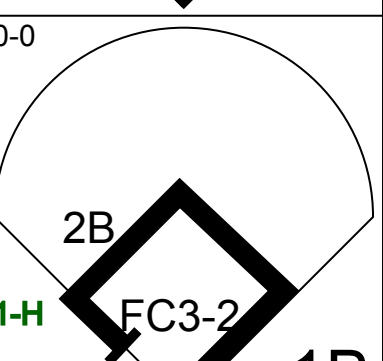
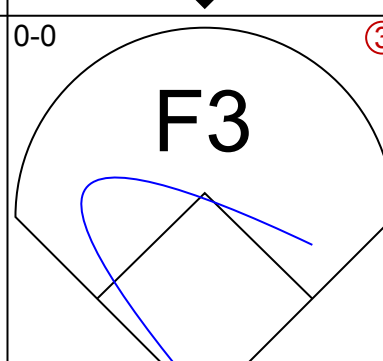
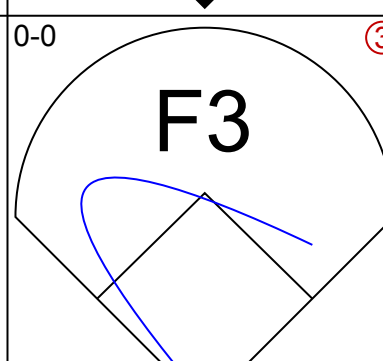
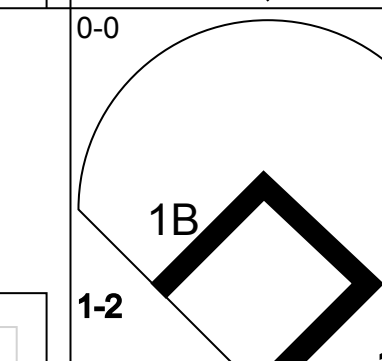
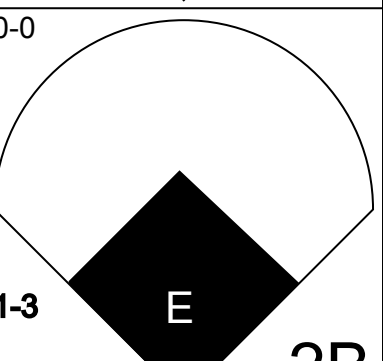
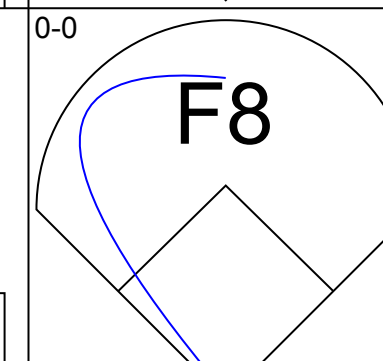
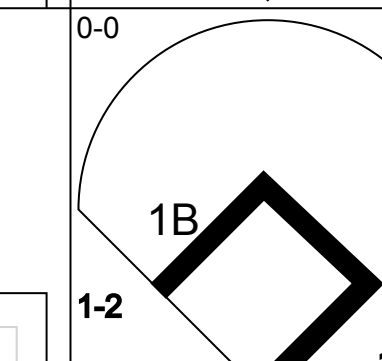
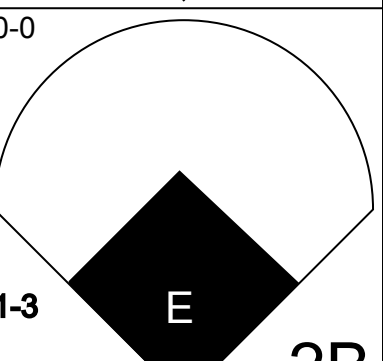

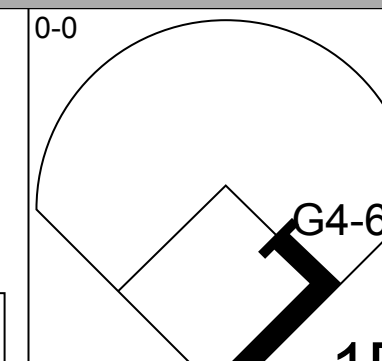
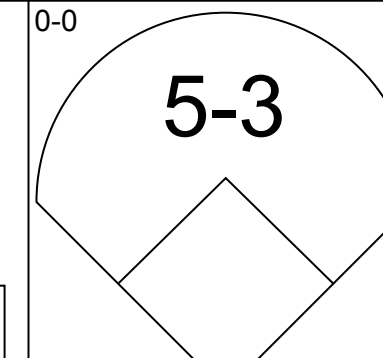
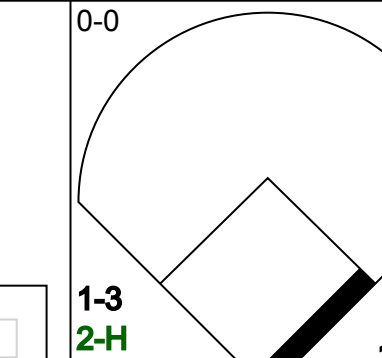
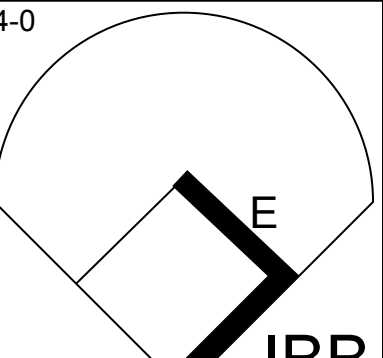
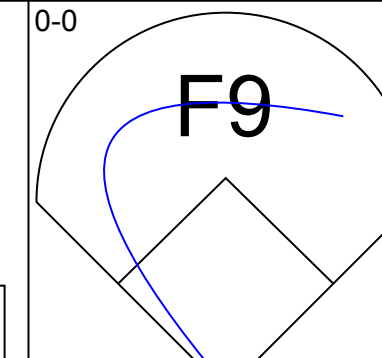
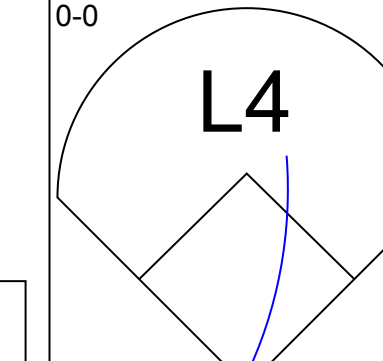
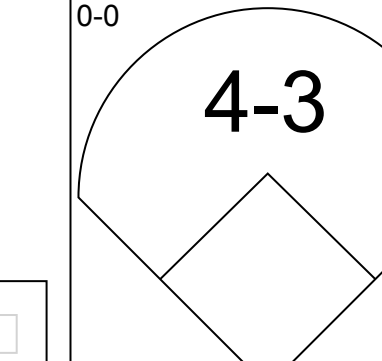
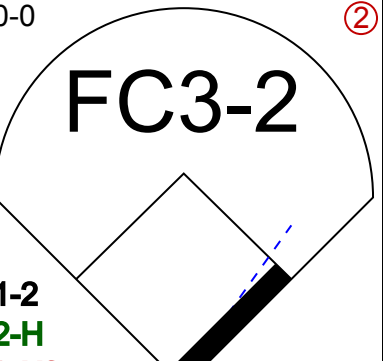
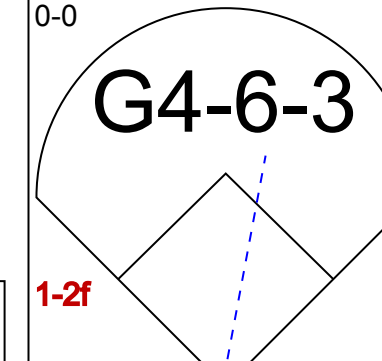
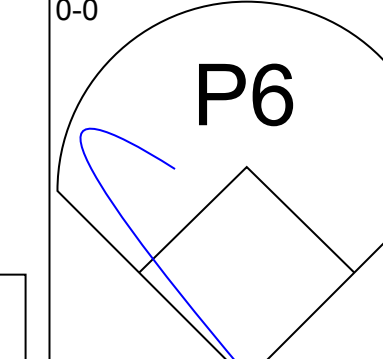
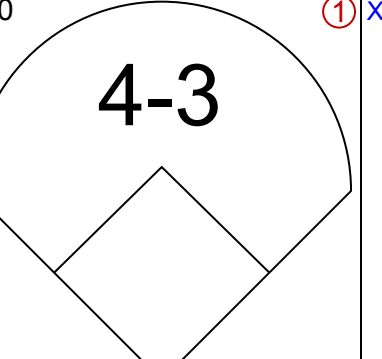
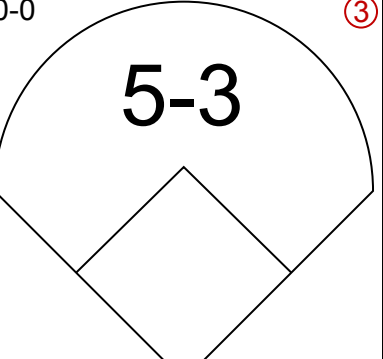
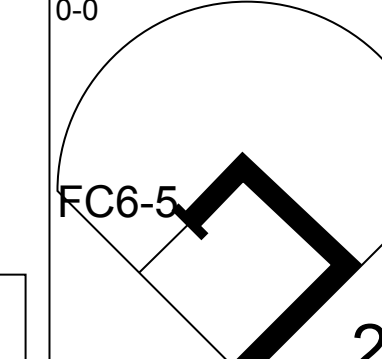
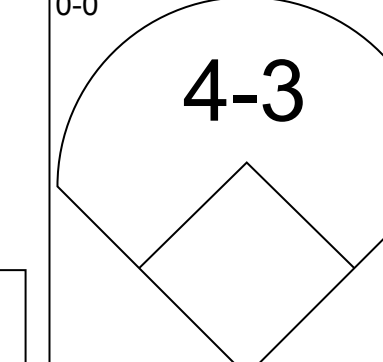
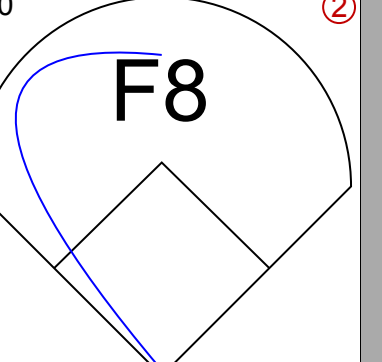
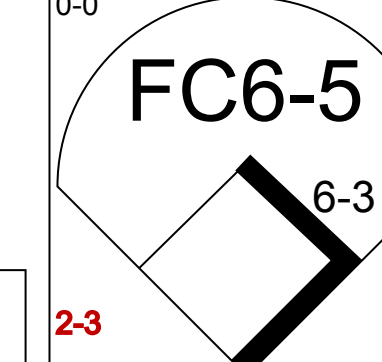
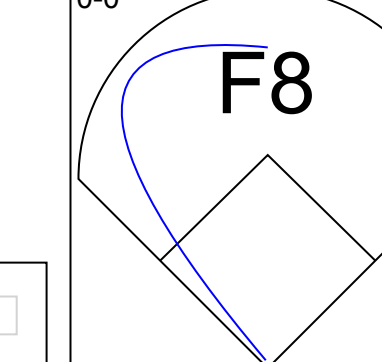
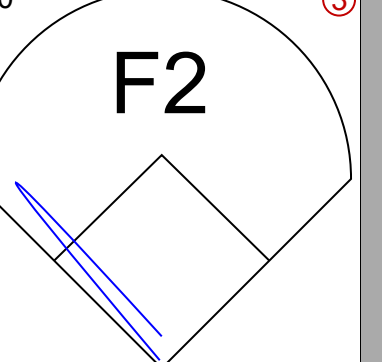
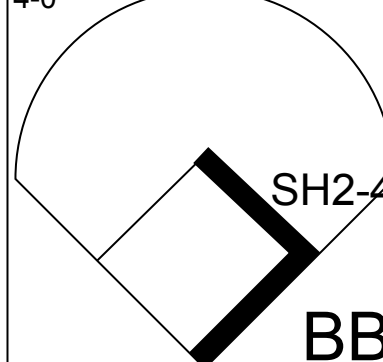
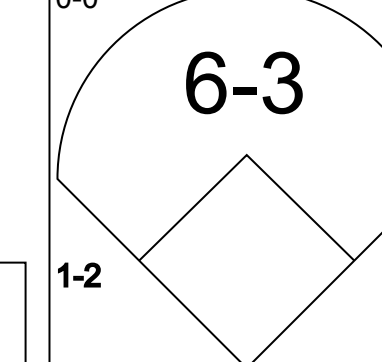
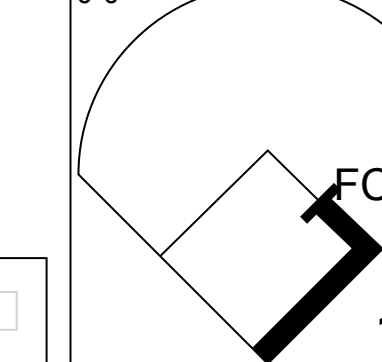
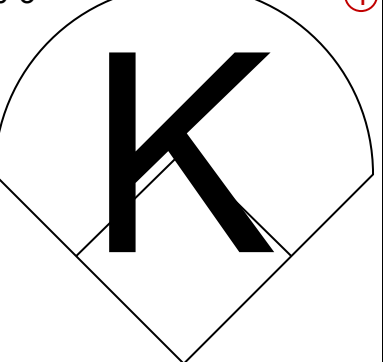
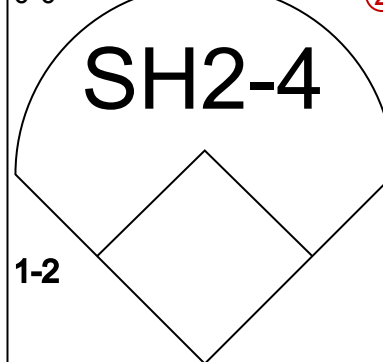
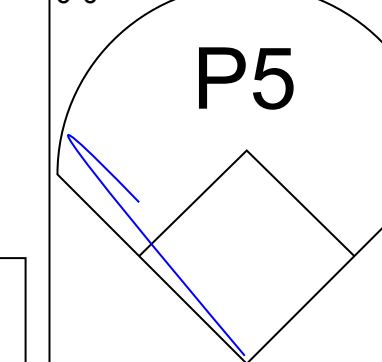
Cincinnati Reds @ St. Louis Cardinals  
 Busch Stadium, St. Louis, MO  
 Fri Aug 27 1971, 7:05 PM CDT  
 Att: 33,273 - Unknown

AB	35
R	7
H	13
RBI	7
BB	9
SO	5
LOB	22





Batter	1	2	3	4	5	6	7	8	9	AB	R	H	RBI	BB	SO	LOB	TOP		
<b>Pete Rose, S</b> OBP: 0.374, SLG: 0.417 (1.9)										4	0	0	0	0	1	1	<b>Cincinnati Reds @ St. Louis Cardinals</b> Busch Stadium, St. Louis, MO Sat Aug 28 1971, 7:05 PM CDT Att: 40,823 - Unknown		
<b>Hal McRae, R</b> OBP: 0.279, SLG: 0.410 (1.7)										4	0	1	0	0	0	0			
<b>Lee May, R</b> OBP: 0.339, SLG: 0.567 (1.3)										4	0	0	0	0	3	1			
<b>Tony Perez, R</b> OBP: 0.342, SLG: 0.470 (1.5)										3	0	1	0	0	1	0			
<b>Johnny Bench, R</b> OBP: 0.290, SLG: 0.430 (1.2)										3	0	0	0	0	3	1			
<b>George Foster, R</b> OBP: 0.300, SLG: 0.396 (1.8)										3	0	1	0	0	2	0			
<b>Tommy Helms, R</b> OBP: 0.290, SLG: 0.345 (1.4)										3	0	0	0	0	1	1			
<b>Woody Woodward, R</b> OBP: 0.306, SLG: 0.281 (1.6)										2	0	0	0	1	0	1			
<b>Gary Nolan, R</b> OBP: 0.154, SLG: 0.143 (1.1)										0	0	0	0	0	0	0			
<b>Ty Cline, L</b> OBP: 0.352, SLG: 0.225 (6, PH)										1	0	0	0	0	1	0			
<b>Tony Cloninger, R</b> OBP: 0.231, SLG: 0.269 (6.1)										0	0	0	0	0	0	0			
<b>Buddy Bradford, R</b> OBP: 0.301, SLG: 0.289 (8, PH)										1	0	0	0	0	1	0			
<b>Clay Carroll, R</b> OBP: 0.111, SLG: 0.111 (8.1)										0	0	0	0	0	0	0			
<b>Inning Stats</b>	R: 0 E: 0 K: 2 S: 7	H: 0 LOB: 0 BB: 0 P: 7	R: 0 E: 0 K: 2 S: 7	H: 0 LOB: 0 BB: 0 P: 7	R: 0 E: 0 K: 0 S: 3	H: 0 LOB: 1 BB: 1 P: 7	R: 0 E: 0 K: 2 S: 8	H: 1 LOB: 1 BB: 0 P: 8	R: 0 E: 0 K: 1 S: 3	H: 1 LOB: 2 BB: 0 P: 3	R: 0 E: 0 K: 3 S: 9	H: 0 LOB: 0 BB: 0 P: 9	R: 0 E: 0 K: 2 S: 7	H: 0 LOB: 0 BB: 0 P: 7	R: 0 E: 0 K: 1 S: 5	H: 0 LOB: 0 BB: 0 P: 5	1B: 3 2B: 0 3B: 0 HR: 0	SF: 0 SAC: 1 DP: 1 HBP: 0	WP: 0 PA: 30 PB: 0 SB: 0 CS: 0
<b>PITCHER</b> <b>Bob Gibson, R</b> ERA: 3.13 (1.1)	IP: 9.0 WLS: W BF: 30 H: 3 R: 0 ER: 0 SO: 13 BB: 1 IBB: 0 HBP: 0 BLK: 0 WP: 0 HR: 0 S: 55 P: 59 ERA: 0.00 WHIP: 0.444															<b>PITCHER</b> IP: WLS: BF: H: R: ER: SO: BB: IBB: HBP: BLK: WP: HR: S: P: ERA: WHIP:			

Batter	1	2	3	4	5	6	7	8	9	AB	R	H	RBI	BB	SO	LOB	BOTTOM		
<b>Lou Brock, L</b> OBP: 0.392, SLG: 0.426 (1.7)										2	2	1	0	2	0	1	<b>Cincinnati Reds @ St. Louis Cardinals</b> Busch Stadium, St. Louis, MO Sat Aug 28 1971, 7:05 PM CDT Att: 40,823 - Unknown		
<b>Ted Sizemore, R</b> OBP: 0.313, SLG: 0.330 (1.4)										3	1	2	2	0	0	2			
<b>Matty Alou, L</b> OBP: 0.352, SLG: 0.411 (1.3)										4	1	3	0	0	0	1			
<b>Luis Melendez, R</b> OBP: 0.335, SLG: 0.282 (8.9)										0	0	0	0	0	0	0			
<b>Joe Torre, R</b> OBP: 0.424, SLG: 0.563 (1.5)										3	0	1	1	1	0	2			
<b>Ted Simmons, S</b> OBP: 0.350, SLG: 0.402 (1.2)										4	0	0	0	0	0	5			
<b>Joe Hague, L</b> OBP: 0.341, SLG: 0.418 (1.9)										4	0	1	0	0	0	2			
<b>Jose Cruz, L</b> OBP: 0.356, SLG: 0.397 (1.8)										4	0	0	0	0	0	1			
<b>Dal Maxvill, R</b> OBP: 0.287, SLG: 0.248 (1.6)										3	0	0	0	1	0	1			
<b>Bob Gibson, R</b> OBP: 0.221, SLG: 0.315 (1.1)										3	0	1	0	0	1	1			
<b>Inning Stats</b>	R: 0 E: 0 K: 0 S: 3	H: 0 LOB: 1 BB: 1 P: 7	R: 0 E: 0 K: 0 S: 3	H: 0 LOB: 0 BB: 0 P: 3	R: 2 E: 0 K: 0 S: 7	H: 4 LOB: 2 BB: 0 P: 7	R: 0 E: 0 K: 0 S: 3	H: 0 LOB: 0 BB: 0 P: 3	R: 2 E: 1 K: 1 S: 8	H: 3 LOB: 2 BB: 1 P: 12	R: 0 E: 0 K: 0 S: 3	H: 0 LOB: 2 BB: 2 P: 11	R: 0 E: 0 K: 0 S: 4	H: 1 LOB: 1 BB: 0 P: 4	R: 0 E: 0 K: 0 S: 4	H: 1 LOB: 1 BB: 0 P: 4	1B: 7 2B: 2 3B: 0 HR: 0	SF: 0 SAC: 2 DP: 1 HBP: 0	WP: 0 PA: 36 PB: 0 SB: 3 CS: 0
<b>PITCHER</b> <b>Gary Nolan, R</b> ERA: 3.28 (1.1)	IP: 5.0 WLS: L BF: 24 H: 7 R: 4 ER: 3 SO: 1 BB: 1 IBB: 0 HBP: 0 BLK: 0 WP: 0 HR: 0 S: 24 P: 32 ERA: 5.40 WHIP: 1.600															<b>PITCHER</b> IP: WLS: BF: H: R: ER: SO: BB: IBB: HBP: BLK: WP: HR: S: P: ERA: WHIP:			
<b>Tony Cloninger, R</b> ERA: 3.5 (6.1)	2.0 8 1 0 0 0 1 1 0 0 0 0 6 14 0.00 1.000																		
<b>Clay Carroll, R</b> ERA: 2.13 (8.1)	1.0 4 1 0 0 0 0 0 0 0 0 0 4 4 0.00 1.000																		



Batter	1	2	3	4	5	6	7	8	9	10	11	AB	R	H	RBI	BB	SO	LOB	TOP													
<b>Pete Rose, S</b> OBP: 0.373, SLG: 0.415 (1, 9)		4-3		4-3		F2			1-3			5	1	1	0	1	0	1														
<b>Hal McRae, R</b> OBP: 0.300, SLG: 0.406 (1, 7)	F9	P4		P4								5	0	1	0	0	0	2														
<b>Buddy Bradford, R</b> OBP: 0.299, SLG: 0.289 (11, PH)												0	0	0	0	0	0	0														
<b>Jimmy Stewart, R</b> OBP: 0.306, SLG: 0.315 (11, PH)												0	0	0	0	0	0	0														
<b>Al Ferrara, R</b> OBP: 0.293, SLG: 0.245 (11, 7)												1	0	0	0	0	0	2														
<b>Clay Carroll, R</b> OBP: 0.111, SLG: 0.111 (11, 1)												0	0	0	0	0	0	0														
<b>Lee May, R</b> OBP: 0.340, SLG: 0.564 (1, 3)		6-3							F8			4	1	1	0	0	0	1														
<b>Tony Perez, R</b> OBP: 0.341, SLG: 0.467 (1, 5)				F7		FC6-4			FC6-4			5	1	1	1	0	0	3														
<b>Johnny Bench, R</b> OBP: 0.291, SLG: 0.430 (1, 2)				F8					F8			5	0	2	1	0	0	1														
<b>George Foster, R</b> OBP: 0.302, SLG: 0.396 (1, 8)	K			FC5					F9			5	0	2	0	0	1	2														
<b>Tommy Helms, R</b> OBP: 0.291, SLG: 0.344 (1, 4)									P4			4	0	1	1	1	0	2														
<b>Wayne Granger, R</b> OBP: 0.333, SLG: 0.600 (10, 1)									6-3			0	0	0	0	0	0	0														
<b>Joe Gibbon, R</b> OBP: 0.309, SLG: 0.315 (11, 1)												0	0	0	0	0	0	0														
<b>Ty Cline, L</b> OBP: 0.352, SLG: 0.225 (11, 7)												0	0	0	0	0	0	0														
<b>Woody Woodward, R</b> OBP: 0.308, SLG: 0.290 (1, 6)				FC5					4-3			4	0	1	0	1	0	2														
<b>Don Gullett, R</b> OBP: 0.123, SLG: 0.127 (1, 1)	G3								G1			4	0	1	0	0	0	3														
<b>Dave Concepcion, R</b> OBP: 0.249, SLG: 0.258 (10, 4)									F9			1	0	0	0	0	0	1														
<b>Inning Stats</b>	R: 3 E: 0 K: 1 S: 10	H: 5 LOB: 3 BB: 1 P: 14	R: 0 E: 0 K: 0 S: 3	H: 0 LOB: 0 BB: 0 P: 3	R: 0 E: 0 K: 0 S: 4	H: 1 LOB: 2 BB: 1 P: 8	R: 0 E: 0 K: 0 S: 4	H: 1 LOB: 2 BB: 0 P: 5	R: 0 E: 0 K: 0 S: 3	H: 0 LOB: 0 BB: 0 P: 3	R: 0 E: 0 K: 0 S: 4	H: 1 LOB: 1 BB: 0 P: 4	R: 0 E: 0 K: 0 S: 3	H: 0 LOB: 0 BB: 0 P: 3	R: 0 E: 0 K: 0 S: 5	H: 2 LOB: 2 BB: 0 P: 5	R: 0 E: 0 K: 0 S: 3	H: 1 LOB: 1 BB: 1 P: 7	1B: 9 2B: 1 3B: 1 HR: 0	SF: 0 SAC: 0 DP: 1 HBP: 1	WP: 0 PB: 0 SB: 1 CS: 0	PA: 47										
<b>PITCHER</b>	IP WLS BF H R ER SO BB IBB HBP BLK WP HR S P ERA WHIP	IP WLS BF H R ER SO BB IBB HBP BLK WP HR S P ERA WHIP																			IP WLS BF H R ER SO BB IBB HBP BLK WP HR S P ERA WHIP											
<b>Reggie Cleveland, R</b> ERA: 3.84	7.0	3	31	40	3.86	1.286																			3.86							
<b>Al Santorini, R</b> ERA: 3.90	2.0	6	0	0	0	0	0	6	6	0.00	0.000																			0.00		
<b>Chuck Taylor, R</b> ERA: 3.94	1.1	8	3	0	0	0	1	0	7	11	0.00	3.000																			0.00	
<b>Don Shaw, L</b> ERA: 3.12	0.2	W	1	0	0	0	0	0	0	1	1	0.00	0.000																			0.00

Cincinnati Reds @ St. Louis Cardinals  
 Busch Stadium, St. Louis, MO  
 Sun Aug 29 1971, 3:33 AM CDT  
 Att: 28,624 - Unknown

AB 43  
 R 3  
 H 11  
 RBI 3  
 BB 3  
 SO 1  
 LOB 20



Batter	1	2	3	4	5	6	7	8	9	10	11	AB	R	H	RBI	BB	SO	LOB	BOTTOM												
<b>Lou Brock, L</b> OBP: 0.390, SLG: 0.428 (1, 7)	F8		1-3		FC6-2		F2				L7	6	1	1	1	0	0	7													
<b>Ted Sizemore, R</b> OBP: 0.316, SLG: 0.333 (1, 4)	F9						FC5-4					5	1	2	2	1	0	1													
<b>Matty Alou, L</b> OBP: 0.348, SLG: 0.407 (1, 3)	6-3			E4	F5		F2			4-3		5	0	0	0	0	0	4													
<b>Joe Torre, R</b> OBP: 0.425, SLG: 0.565 (1, 5)				F8	F9							5	0	3	0	0	0	4													
<b>Jerry McNertney, R</b> OBP: 0.333, SLG: 0.453 (1, 2)		K		F9			L6					4	0	0	0	0	1	3													
<b>Joe Haque, L</b> OBP: 0.341, SLG: 0.417 (1, 9)												3	0	1	0	0	0	2													
<b>Julian Javier, R</b> OBP: 0.287, SLG: 0.355 (8, PH)		FC6-4			P6							2	0	0	0	0	1	1													
<b>Jose Cruz, L</b> OBP: 0.386, SLG: 0.393 (1, 8)												2	0	0	0	1	0	2													
<b>Luis Melendez, R</b> OBP: 0.337, SLG: 0.285 (8, PH)												2	1	1	0	0	0	1													
<b>Dal Maxvill, R</b> OBP: 0.288, SLG: 0.251 (1, 6)				L6								5	1	2	0	0	0	1													
<b>Reggie Cleveland, R</b> ERA: 3.84	9.1	3	31	42	3.89	1.071																			3.89						
<b>Wayne Granger, R</b> ERA: 3.16	1.0	L	5	3	1	1	2	0	7	7	9.00	3.000																			9.00
<b>Joe Gibbon, L</b> ERA: 2.85	0.1	2	0	0	0	0	0	1	5	0.00	0.000																			0.00	
<b>Clay Carroll, R</b> ERA: 2.13	0.0	1	0	0	0	0	1	0	4	∞	∞																			∞	
<b>Inning Stats</b>	R: 0 E: 0 K: 0 S: 3	H: 0 LOB: 0 BB: 0 P: 3	R: 0 E: 0 K: 1 S: 6	H: 1 LOB: 1 BB: 0 P: 6	R: 0 E: 0 K: 0 S: 3	H: 0 LOB: 0 BB: 0 P: 3	R: 1 E: 1 K: 0 S: 5	H: 1 LOB: 1 BB: 0 P: 5	R: 1 E: 0 K: 0 S: 6	H: 3 LOB: 3 BB: 1 P: 10	R: 0 E: 0 K: 0 S: 4	H: 1 LOB: 1 BB: 0 P: 4	R: 0 E: 0 K: 0 S: 4	H: 1 LOB: 1 BB: 0 P: 4	R: 0 E: 0 K: 0 S: 6	H: 1 LOB: 0 BB: 0 P: 6	R: 0 E: 0 K: 0 S: 3	H: 1 LOB: 3 BB: 2 P: 14	1B: 9 2B: 2 3B: 0 HR: 1	SF: 0 SAC: 1 DP: 1 HBP: 0	WP: 0 PB: 0 SB: 0 CS: 0	PA: 47									
<b>PITCHER</b>	IP WLS BF H R ER SO BB IBB HBP BLK WP HR S P ERA WHIP	IP WLS BF H R ER SO BB IBB HBP BLK WP HR S P ERA WHIP																			IP WLS BF H R ER SO BB IBB HBP BLK WP HR S P ERA WHIP										
<b>Don Gullett, L</b> ERA: 2.51	9.1	3	31	42	2.51	1.071																			2.51						
<b>Wayne Granger, R</b> ERA: 3.16	1.0	L	5	3	1	1	2	0	7	7	9.00	3.000																			9.00
<b>Joe Gibbon, L</b> ERA: 2.85	0.1	2	0	0	0	0	0	1	5	0.00	0.000																			0.00	
<b>Clay Carroll, R</b> ERA: 2.13	0.0	1	0	0	0	0	1	0	4	∞	∞																			∞	

Cincinnati Reds @ St. Louis Cardinals  
 Busch Stadium, St. Louis, MO  
 Sun Aug 29 1971, 3:33 AM CDT  
 Att: 28,624 - Unknown

AB 43  
 R 4  
 H 12  
 RBI 3  
 BB 3  
 SO 3  
 LOB 26





Batter	1	2	3	4	5	6	7	8	9	AB	R	H	RBI	BB	SO	LOB	TOP					
<b>Ted Martinez, R</b> OBP: 0.309, SLG: 0.303 (1, 6)										5	1	1	0	0	2	1						
<b>Ken Boswell, L</b> OBP: 0.343, SLG: 0.378 (1, 4)										4	0	1	1	0	0	0						
<b>Cleon Jones, R</b> OBP: 0.390, SLG: 0.499 (1, 7)										3	0	2	0	1	1	0						
<b>Donn Clendenon, R</b> OBP: 0.294, SLG: 0.422 (1, 3)										4	0	3	0	0	0	2						
<b>Tommie Agee, R</b> OBP: 0.355, SLG: 0.429 (1, 9)										4	0	0	0	0	1	3						
<b>Bob Aspromonte, R</b> OBP: 0.294, SLG: 0.313 (1, 5)										3	0	0	0	1	0	3						
<b>Wayne Garrett, L</b> OBP: 0.348, SLG: 0.267 (8, 5)										0	0	0	0	0	0	0						
<b>Jerry Grote, R</b> OBP: 0.327, SLG: 0.340 (1, 2)										4	1	1	0	0	0	1						
<b>Don Hahn, R</b> OBP: 0.311, SLG: 0.261 (1, 8)										3	0	1	0	0	0	1						
<b>Ken Singleton, S</b> OBP: 0.391, SLG: 0.365 (9, PH)										0	0	0	0	1	0	0						
<b>Bud Harrelson, S</b> OBP: 0.329, SLG: 0.313 (9, PR)										0	0	0	0	0	0	0						
<b>Jerry Koosman, R</b> OBP: 0.233, SLG: 0.154 (1, 1)										2	0	0	0	0	0	2						
<b>Duffy Dyer, R</b> OBP: 0.310, SLG: 0.345 (9, PH)										1	0	0	0	0	0	1						
<b>Dave Marshall, L</b> OBP: 0.322, SLG: 0.329 (9, PR)										0	0	0	0	0	0	0						
<b>Inning Stats</b>	R: 0 E: 0 K: 2 S: 7	H: 0 LOB: 0 BB: 0 P: 7	R: 0 E: 0 K: 1 S: 5	H: 1 LOB: 0 BB: 0 P: 5	R: 2 E: 2 K: 0 S: 7	H: 4 LOB: 2 BB: 0 P: 7	R: 0 E: 0 K: 0 S: 4	H: 1 LOB: 2 BB: 1 P: 8	R: 0 E: 0 K: 1 S: 5	H: 1 LOB: 1 BB: 1 P: 9	R: 0 E: 0 K: 0 S: 3	H: 0 LOB: 0 BB: 0 P: 3	R: 0 E: 0 K: 0 S: 3	H: 0 LOB: 0 BB: 0 P: 3	R: 0 E: 0 K: 0 S: 5	H: 2 LOB: 2 BB: 0 P: 5	R: 0 E: 0 K: 0 S: 3	H: 0 LOB: 2 BB: 1 P: 7	1B: 9 2B: 0 3B: 0 HR: 0	SF: 0 SAC: 1 DP: 1 HBP: 0	WP: 1 PB: 0 SB: 0 CS: 1	PA: 38
<b>PITCHER</b> <b>Steve Carlton, L</b> ERA: 3.29 (1, 1)	IP: 9.0 WLS: W BF: 37 H: 9 R: 2 ER: 0 SO: 4 BB: 3 IBB: 0 HBP: 0 BLK: 0 WP: 1 HR: 0 S: 42 P: 54 ERA: 0.00 WHIP: 1.333																					

**New York Mets @ St. Louis Cardinals**  
 Busch Stadium, St. Louis, MO  
 Mon Aug 30 1971, 7:05 PM CDT  
 Att: 15,257 - Unknown

**AB 33**  
**R 2**  
**H 9**  
**RBI 1**  
**BB 3**  
**SO 4**  
**LOB 14**



Batter	1	2	3	4	5	6	7	8	9	AB	R	H	RBI	BB	SO	LOB	BOTTOM		
<b>Lou Brock, L</b> OBP: 0.393, SLG: 0.431 (1, 7)										4	2	3	0	0	0	0			
<b>Ted Sizemore, R</b> OBP: 0.320, SLG: 0.338 (1, 9)										4	1	3	0	0	0	1			
<b>Julian Javier, R</b> OBP: 0.286, SLG: 0.353 (1, 4)										4	0	1	2	0	1	3			
<b>Joe Torre, R</b> OBP: 0.424, SLG: 0.562 (1, 5)										3	0	0	0	1	1	2			
<b>Ted Simmons, S</b> OBP: 0.346, SLG: 0.397 (1, 2)										4	0	0	0	0	0	3			
<b>Joe Hague, L</b> OBP: 0.337, SLG: 0.411 (1, 3)										4	0	0	0	0	2	0			
<b>Jose Cruz, L</b> OBP: 0.355, SLG: 0.392 (1, 8)										3	0	1	0	0	1	0			
<b>Dal Maxvill, R</b> OBP: 0.289, SLG: 0.252 (1, 6)										3	0	1	0	0	0	0			
<b>Steve Carlton, L</b> OBP: 0.200, SLG: 0.220 (1, 1)										3	0	0	0	0	0	2			
<b>Inning Stats</b>	R: 0 E: 0 K: 1 S: 6	H: 1 LOB: 2 BB: 1 P: 10	R: 0 E: 0 K: 1 S: 5	H: 0 LOB: 0 BB: 0 P: 5	R: 2 E: 0 K: 0 S: 6	H: 3 LOB: 1 BB: 0 P: 6	R: 0 E: 0 K: 0 S: 4	H: 2 LOB: 1 BB: 0 P: 4	R: 0 E: 0 K: 2 S: 7	H: 0 LOB: 0 BB: 0 P: 7	R: 1 E: 1 K: 0 S: 5	H: 2 LOB: 1 BB: 0 P: 5	R: 0 E: 0 K: 1 S: 5	H: 0 LOB: 0 BB: 0 P: 5	1B: 9 2B: 1 3B: 0 HR: 0	SF: 0 SAC: 0 DP: 1 HBP: 0	WP: 2 PB: 0 SB: 3 CS: 0	PA: 33	
<b>PITCHER</b> <b>Jerry Koosman, L</b> ERA: 2.69 (1, 1)	IP: 8.0 WLS: L BF: 33 H: 9 R: 3 ER: 2 SO: 5 BB: 1 IBB: 0 HBP: 0 BLK: 0 WP: 2 HR: 0 S: 42 P: 46 ERA: 2.25 WHIP: 1.250																		

**New York Mets @ St. Louis Cardinals**  
 Busch Stadium, St. Louis, MO  
 Mon Aug 30 1971, 7:05 PM CDT  
 Att: 15,257 - Unknown

**AB 32**  
**R 3**  
**H 9**  
**RBI 2**  
**BB 1**  
**SO 5**  
**LOB 11**













Batter	1	2	3	4	5	6	7	8	9	AB	R	H	RBI	BB	SO	LOB	TOP			
Don Kessinger, S OBP: 0.321, SLG: 0.320	4-3		F8		FC1-4-6		6-3			4	0	0	0	0	0	4	Chicago Cubs @ St. Louis Cardinals Busch Stadium, St. Louis, MO Fri Sep 03 1971, 7:05 PM CDT Att: 26,708 - Unknown - 71 F			
Glenn Beckert, R OBP: 0.367, SLG: 0.406 Paul Popovich, S OBP: 0.263, SLG: 0.280	F7		1B			P9		P4-3		1	0	0	0	0	0	0				
Billy Williams, L OBP: 0.390, SLG: 0.511	PB BB		4-3			3-1		K		3	0	0	0	1	1	2				
Joe Pepitone, L OBP: 0.344, SLG: 0.485	F5			L7		HR		K		4	1	1	1	0	1	1				
Jim Hickman, R OBP: 0.351, SLG: 0.470		F5		F7		6-3			1B	4	0	1	0	0	0	0				
Ron Santo, R OBP: 0.354, SLG: 0.423		K		K			6-3		P6	4	0	0	0	0	2	1				
Brock Davis, L OBP: 0.364, SLG: 0.341		G3			BB		6-3		F3	3	0	0	0	1	0	1				
Ken Rudolph, R OBP: 0.203, SLG: 0.167 Johnny Callison, L OBP: 0.302, SLG: 0.341			F7		K			1B	K	3	0	1	0	0	1	1				
Bill Hands, R OBP: 0.141, SLG: 0.077 Gene Higer, L OBP: 0.226, SLG: 0.250 Ray Newman, L OBP: 0.195, SLG: 0.087 Al Spangler, L OBP: 0.195, SLG: 0.087 Bill North, S OBP: 0.195, SLG: 0.087 Joe Decker, R OBP: 0.195, SLG: 1.000			E5			P5				1	0	0	0	0	0	0				
<b>Inning Stats</b>	R: 0 E: 0 K: 0 S: 3	H: 0 LOB: 1 BB: 1 P: 7	R: 0 E: 0 K: 1 S: 5	H: 0 LOB: 0 BB: 0 P: 5	R: 0 E: 1 K: 0 S: 5	H: 1 LOB: 2 BB: 0 P: 5	R: 0 E: 0 K: 1 S: 5	H: 0 LOB: 1 BB: 1 P: 9	R: 1 E: 0 K: 0 S: 4	H: 1 LOB: 0 BB: 0 P: 4	R: 0 E: 0 K: 0 S: 5	H: 2 LOB: 2 BB: 0 P: 5	R: 0 E: 0 K: 1 S: 6	H: 0 LOB: 0 BB: 0 P: 7	R: 0 E: 0 K: 1 S: 6	H: 1 LOB: 1 BB: 0 P: 6		1B: 4 2B: 0 3B: 0 HR: 1	SF: 0 SAC: 0 DP: 0 HBP: 0	WP: 0 PB: 1 SB: 0 CS: 0
<b>PITCHER</b> Reggie Cleveland, R ERA: 3.71	IP: 9.0 WLS: W BF: 35 H: 5 R: 1 ER: 1 SO: 6 BB: 2 IBB: 0 HBP: 0 BLK: 0 WP: 0 HR: 1 S: 45 P: 53 ERA: 1.00 WHIP: 0.778																			

AB 33  
R 1  
H 5  
RBI 1  
BB 2  
SO 6  
LOB 12



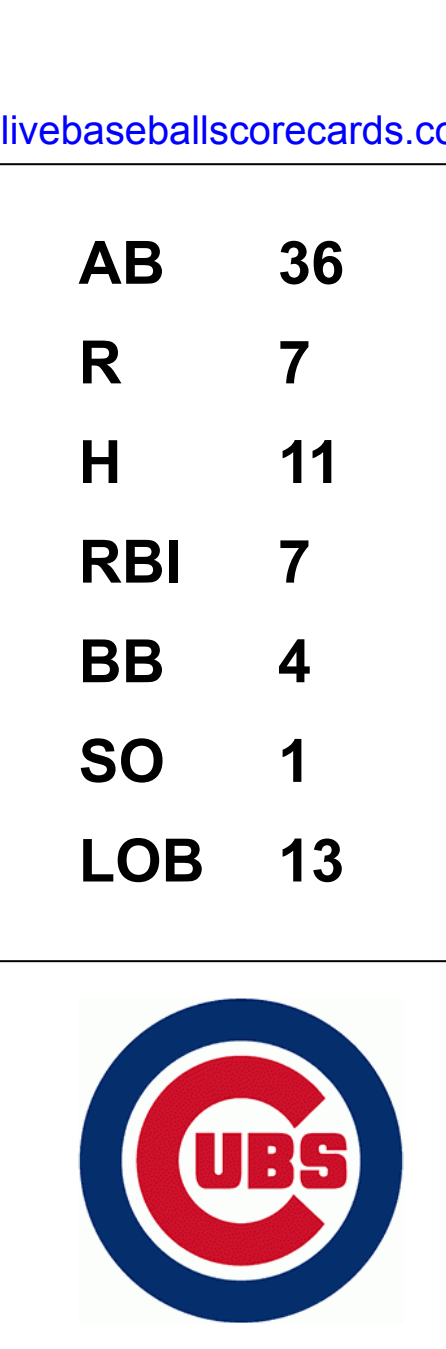
Batter	1	2	3	4	5	6	7	8	9	AB	R	H	RBI	BB	SO	LOB	BOTTOM			
Lou Brock, L OBP: 0.392, SLG: 0.424	FC5-4 BB 1B			1B			1B		K	2	2	0	0	4	2	2	Chicago Cubs @ St. Louis Cardinals Busch Stadium, St. Louis, MO Fri Sep 03 1971, 7:05 PM CDT Att: 26,708 - Unknown - 71 F			
Ted Sizemore, R OBP: 0.324, SLG: 0.341	FC5-4 1-2 BB		P4-3	P4-6-3 1B	F8		1B			4	0	2	0	1	0	3				
Matty Alou, L OBP: 0.351, SLG: 0.413	FC5-4 BB 1B 1-2 2-3			HR	P4-6-3 1B		2B		P6	4	2	2	2	1	0	5				
Joe Torre, R OBP: 0.423, SLG: 0.565	K			HR	P4-6-3		2B		P4-3	5	1	2	2	0	1	7				
Ted Simmons, S OBP: 0.347, SLG: 0.406	BB 1-2 3-H 1B			2B	F8		F7		HR	5	1	3	2	0	0	2				
Joe Hague, L OBP: 0.337, SLG: 0.407	1-2 2-3 BB					L4-6 1B	K		K	4	0	2	0	1	2	1				
Jose Cruz, L OBP: 0.352, SLG: 0.380	P4-3					BB 1B	1-3 1B		G3	4	0	1	0	1	0	4				
Daf Maxvill, R OBP: 0.289, SLG: 0.251		5-3		K		L4-6 2-3 1B	1B	SH5-4 BB	BB 1B	4	0	1	0	1	1	5				
Reggie Cleveland, R OBP: 0.173, SLG: 0.192		6-3		P4-3			1-2 BB	1-2 BB		3	0	1	0	1	0	3				
<b>Inning Stats</b>	R: 1 E: 0 K: 1 S: 6	H: 1 LOB: 3 BB: 3 P: 18	R: 0 E: 0 K: 1 S: 5	H: 0 LOB: 0 BB: 0 P: 5	R: 2 E: 0 K: 1 S: 9	H: 4 LOB: 3 BB: 1 P: 13	R: 1 E: 0 K: 0 S: 4	H: 2 LOB: 1 BB: 1 P: 8	R: 0 E: 0 K: 0 S: 5	H: 3 LOB: 3 BB: 1 P: 9	R: 1 E: 0 K: 1 S: 6	H: 1 LOB: 1 BB: 1 P: 10	R: 0 E: 0 K: 0 S: 4	H: 1 LOB: 3 BB: 2 P: 12	R: 1 E: 0 K: 2 S: 9	H: 2 LOB: 2 BB: 1 P: 13		1B: 9 2B: 3 3B: 0 HR: 3	SF: 0 SAC: 1 DP: 2 HBP: 0	WP: 0 PB: 0 SB: 0 CS: 0
<b>PITCHER</b> Bill Hands, R ERA: 3.57 Ray Newman, L ERA: 2.27 Joe Decker, R ERA: 4.35	IP: 4.0 WLS: L BF: 23 H: 7 R: 4 ER: 4 SO: 3 BB: 4 IBB: 0 HBP: 0 BLK: 0 WP: 0 HR: 2 S: 24 P: 44 ERA: 9.00 WHIP: 2.750																			

AB 35  
R 6  
H 14  
RBI 6  
BB 10  
SO 6  
LOB 32







Batter	1	2	3	4	5	6	7	8	9	AB	R	H	RBI	BB	SO	LOB	TOP				
<b>Cleo James, R</b> OBP: 0.364, SLG: 0.397 (1, 8)	F7		1B		P4-3 2B HBP	P6		2B		4	1	2	0	0	0	0	<b>Chicago Cubs @ St. Louis Cardinals</b> Busch Stadium, St. Louis, MO Sat Sep 04 1971, 3:33 AM CDT Att: 31,807 - Sunny - 90 F				
<b>Paul Popovich, S</b> OBP: 0.254, SLG: 0.269 (1, 4)	P7		P7		P4-3 1-3	P8		P4		5	0	0	0	0	0	3					
<b>Billy Williams, L</b> OBP: 0.390, SLG: 0.511 (1, 7)	4-3		4-3		HR 2B				F9	5	1	2	1	0	0	1					
<b>Jim Hickman, R</b> OBP: 0.355, SLG: 0.479 <b>Brock Davis, L</b> OBP: 0.353, SLG: 0.340 (7, 8)		HR		BB 1B FC5 BB	HR IBB	K			F9	2	3	1	1	2	1	1					
<b>Ron Santo, R</b> OBP: 0.354, SLG: 0.431 (1, 5)		2B		F8		HR			4-3	5	1	2	3	0	0	1					
<b>Joe Pepitone, L</b> OBP: 0.345, SLG: 0.484 (1, 3)	P6			FC5 BB 1B	L6					3	0	1	0	1	0	0					
<b>Chris Cannizzaro, R</b> OBP: 0.321, SLG: 0.331 (1, 2)	HR			FC5 BB 1B			G4-6-3 BB			3	1	2	1	1	0	1					
<b>Don Kessinger, S</b> OBP: 0.321, SLG: 0.320 (1, 6)	P4			FC5				4-3		4	0	1	1	0	0	2					
<b>Mitt Pappas, R</b> OBP: 0.209, SLG: 0.163 <b>Phil Regan, R</b> (7, 1)			F8	L4	4-3			F8		3	0	0	0	0	0	4					
<b>Inning Stats</b>	R: 0 E: 0 K: 0 S: 3	H: 0 LOB: 0 BB: 0 P: 3	R: 2 E: 0 K: 0 S: 5	H: 3 LOB: 0 BB: 0 P: 5	R: 0 E: 0 K: 0 S: 4	H: 1 LOB: 1 BB: 0 P: 4	R: 1 E: 0 K: 0 S: 4	H: 1 LOB: 2 BB: 2 P: 12	R: 4 E: 0 K: 1 S: 6	H: 4 LOB: 1 BB: 0 P: 6	R: 0 E: 0 K: 0 S: 2	H: 0 LOB: 0 BB: 1 P: 6	R: 0 E: 0 K: 0 S: 4	H: 1 LOB: 1 BB: 0 P: 4	R: 0 E: 0 K: 0 S: 3	H: 0 LOB: 0 BB: 0 P: 3		1B: 5 2B: 3 3B: 0 HR: 3	SF: 0 SAC: 0 DP: 1 HBP: 1	WP: 0 PB: 0 SB: 1 CS: 0	PA: 41
<b>PITCHER</b>	IP	WLS	BF	H	R	ER	SO	BB	IBB	HBP	BLK	WP	HR	S	P	ERA	WHIP				
<b>Steve Carlton, L</b> ERA: 3.49 (1, 1)	4.2	L	25	8	7	7	0	2	1	1	0	0	3	21	34	13.50	2.143				
<b>Chuck Taylor, R</b> ERA: 3.5 (5, 1)	0.1		2	1	0	0	0	0	0	0	0	0	0	2	2	0.00	3.000				
<b>Stan Williams, R</b> ERA: 4.06 (6, 1)	1.0		4	1	0	0	1	0	0	0	0	0	0	6	6	0.00	1.000				
<b>Frank Linzy, R</b> ERA: 2.2 (7, 1)	2.0		7	1	0	0	0	1	0	0	0	0	0	6	10	0.00	1.000				
<b>Moe Drabowsky, R</b> ERA: 2.5 (9, 1)	1.0		3	0	0	0	0	0	0	0	0	0	0	3	3	0.00	0.000				
<b>Batter</b>	<b>1</b>	<b>2</b>	<b>3</b>	<b>4</b>	<b>5</b>	<b>6</b>	<b>7</b>	<b>8</b>	<b>9</b>	<b>AB</b>	<b>R</b>	<b>H</b>	<b>RBI</b>	<b>BB</b>	<b>SO</b>	<b>LOB</b>	<b>BOTTOM</b>				
<b>Lou Brock, L</b> OBP: 0.390, SLG: 0.421 (1, 7)	F7		F7		1-3 1B		FC6-4 1B	FC4-6 1B		5	0	1	1	0	0	4	<b>Chicago Cubs @ St. Louis Cardinals</b> Busch Stadium, St. Louis, MO Sat Sep 04 1971, 3:33 AM CDT Att: 31,807 - Sunny - 90 F				
<b>Ted Sizemore, R</b> OBP: 0.325, SLG: 0.342 (1, 4)	5-3		SF7 1B		P6		F7	1-2 2-3 3-H		5	0	2	1	0	0	3					
<b>Matty Alou, L</b> OBP: 0.350, SLG: 0.411 <b>Moe Drabowsky, R</b> (9, 1)	G3		SF7		G3			F8		4	0	1	1	0	0	4					
<b>Joe Torre, R</b> OBP: 0.421, SLG: 0.562 (1, 5)		F9	F9			6-3	6-3			5	0	1	0	0	0	3					
<b>Ted Simmons, S</b> OBP: 0.352, SLG: 0.413 (1, 2)		3B 2B		P3-6-4 1B		1B	1B	BB 1B	P6-4-3	5	2	4	0	0	0	1					
<b>Joe Hague, L</b> OBP: 0.332, SLG: 0.401 (1, 9)	F7			P3-6-4 1-2		F3		K	P4-3	5	0	0	0	0	1	4					
<b>Jose Cruz, L</b> OBP: 0.358, SLG: 0.394 (1, 8)		2H 3B		L8				BB BB BB		3	1	2	1	1	0	0					
<b>Dal Maxwell, R</b> OBP: 0.296, SLG: 0.250 <b>Luis Melendez, R</b> OBP: 0.258, SLG: 0.283 <b>Stan Williams, R</b> (8, 1)	6-3				F7		F8			1	0	0	0	0	0	1					
<b>Jerry McNertney, R</b> OBP: 0.331, SLG: 0.449 <b>Frank Linzy, R</b> OBP: 0.353, SLG: 0.333 <b>Bob Burda, L</b> OBP: 0.260, SLG: 0.379 (8, 3)								FC4-6 BB 1B		1	0	0	0	0	0	0					
<b>Steve Carlton, L</b> OBP: 0.209, SLG: 0.229 <b>Chuck Taylor, R</b> OBP: 0.167, SLG: 0.333 <b>Ted Kubiak, S</b> OBP: 0.340, SLG: 0.342 (6, 6)			1B SF7 1B		1B		FC6-4 BB	FC4-6 BB		1	1	1	0	0	0	0					
<b>Inning Stats</b>	R: 0 E: 0 K: 0 S: 3	H: 2 LOB: 1 BB: 0 P: 5	R: 1 E: 0 K: 0 S: 5	H: 2 LOB: 0 BB: 0 P: 5	R: 0 E: 0 K: 0 S: 3	H: 1 LOB: 0 BB: 0 P: 3	R: 0 E: 0 K: 0 S: 5	H: 2 LOB: 2 BB: 0 P: 5	R: 0 E: 0 K: 0 S: 4	H: 2 LOB: 2 BB: 1 P: 8	R: 0 E: 0 K: 1 S: 8	H: 3 LOB: 2 BB: 2 P: 16	R: 0 E: 0 K: 0 S: 3	H: 1 LOB: 0 BB: 0 P: 3	R: 0 E: 0 K: 0 S: 3	H: 0 LOB: 0 BB: 0 P: 3	1B: 12 2B: 2 3B: 1 HR: 0	SF: 1 SAC: 0 DP: 2 HBP: 0	WP: 0 PB: 0 SB: 0 CS: 0	PA: 42	
<b>PITCHER</b>	IP	WLS	BF	H	R	ER	SO	BB	IBB	HBP	BLK	WP	HR	S	P	ERA	WHIP				
<b>Mitt Pappas, R</b> ERA: 3.34 (1, 1)	6.0	W	26	9	2	2	0	0	0	0	0	0	0	26	26	3.00	1.500				
<b>Phil Regan, R</b> ERA: 3.63 (7, 1)	3.0	S	16	5	3	3	1	3	0	0	0	0	0	15	27	9.00	2.667				





Batter	1	2	3	4	5	6	7	8	9	AB	R	H	RBI	BB	SO	LOB	TOP										
<b>Cleo James, R</b> OBP: 0.376, SLG: 0.395 (1, 8)	0-0 BB 1B		0-0 5-3			0-0 G3		4-0 2B BB	4-0 BB 1B BB	3	1	1	0	2	0	0	<b>Chicago Cubs @ St. Louis Cardinals</b> Busch Stadium, St. Louis, MO Sun Sep 05 1971, 3:33 AM CDT Att: 39,309 - Overcast - 90 F  <b>AB</b> 34 <b>R</b> 5 <b>H</b> 11 <b>RBI</b> 4 <b>BB</b> 7 <b>SO</b> 5 <b>LOB</b> 25 										
<b>Paul Popovich, S</b> OBP: 0.265, SLG: 0.289 (1, 4)	0-0 P9		0-0 P6			0-0 1B		0-0 4-3 1-H 2-H 2B	0-0 BB 1B	5	1	3	2	0	0	1											
<b>Billy Williams, L</b> OBP: 0.369, SLG: 0.509 <b>Bill North, S</b> (8, 7)	0-0 F7			4-0 CS BB		0-0 F7		0-0 4-3 2-3	4-0 BB G6-4-3 BB	3	0	0	0	1	0	4											
<b>Jim Hickman, R</b> OBP: 0.355, SLG: 0.480 (1, 9)	4-0 1-2 BB			0-0 F8		0-3 K		0-0 1B 2B	0-3 K	4	1	1	1	1	2	5											
<b>Ron Santo, R</b> OBP: 0.353, SLG: 0.429 (1, 5)	0-0 G3			0-3 K 1-2				0-0 F3	0-0 BB 1B WP 1B	5	1	1	1	0	1	6											
<b>Joe Pepitone, L</b> OBP: 0.348, SLG: 0.486 (1, 3)		0-0 B3				0-0 G6-4-3 1B		0-0 WP 1B	0-0 WP BB 1B	4	0	3	0	0	0	0											
<b>Chris Cannizzaro, R</b> OBP: 0.338, SLG: 0.338 <b>Frank Fernandez, R</b> OBP: 0.224, SLG: 0.125 (7, PH) (7, 2)		0-0 6-3				0-0 G6-4-3 1-2		4-0 1-2 BB G4-6-3	4-0 WP BB 1B	2	0	0	0	0	0	1											
<b>Don Kessinger, S</b> OBP: 0.320, SLG: 0.319 (1, 6)		0-0 6-3				0-0 1B		0-0 G4-6-3 1-2	0-3 K 1-2 2-3 3-H	4	0	1	0	0	1	4											
<b>Fergie Jenkins, R</b> OBP: 0.280, SLG: 0.434 (5, 1) <b>Joe Decker, R</b> OBP: 0.270, SLG: 0.300 14 <b>Ernie Banks, R</b> OBP: 0.270, SLG: 0.300 <b>Geng Hiss, R</b> OBP: 0.250, SLG: 0.250 <b>Hector Torres, R</b> OBP: 0.233, SLG: 0.280 <b>Ron Tompkins, R</b> (8, 1)			0-0 F8			0-3 K			0-0 6-3	2	0	0	0	0	1	1											
<b>Inning Stats</b>	R: 0 E: 0 K: 0 S: 4	H: 1 LOB: 2 BB: 1 P: 8	R: 0 E: 0 K: 0 S: 3	H: 0 LOB: 0 BB: 0 P: 3	R: 0 E: 0 K: 1 S: 4	H: 0 LOB: 0 BB: 1 P: 8	R: 0 E: 0 K: 1 S: 6	H: 2 LOB: 1 BB: 0 P: 6	R: 0 E: 0 K: 1 S: 6	H: 1 LOB: 1 BB: 0 P: 6	R: 0 E: 0 K: 0 S: 3	H: 1 LOB: 1 BB: 1 P: 7	R: 5 E: 0 K: 1 S: 10	H: 5 LOB: 3 BB: 2 P: 18	R: 0 E: 0 K: 1 S: 5	H: 1 LOB: 2 BB: 2 P: 13		1B: 9 2B: 3 3B: 0 HR: 0	SF: 0 SAC: 0 DP: 4 HBP: 0	WP: 2 PA: 41 PB: 0 SB: 0 CS: 1							
<b>PITCHER</b>	IP	WLS	BF	H	R	ER	SO	BB	IBB	HBP	BLK	WP	HR	S	P	ERA	WHIP										
<b>Jerry Reuss, L</b> ERA: 4.52 (1, 1)	7.1	W	30	7	4	4	3	4	0	0	0	1	0	32	48	4.91	1.500										
<b>Moe Drabowsky, R</b> ERA: 3.53 (8, 1)	0.0		3	3	0	0	0	0	0	0	0	0	0	3	3	∞	∞										
<b>Don Shaw, L</b> ERA: 3.07 (8, 1)	0.2		6	1	1	1	1	3	0	0	0	1	0	5	17	13.50	6.000										
<b>Chuck Taylor, R</b> ERA: 3.84 (9, 1)	1.0	S	2	0	0	0	1	0	0	0	0	0	0	4	4	0.00	0.000										

Batter	1	2	3	4	5	6	7	8	9	AB	R	H	RBI	BB	SO	LOB	BOTTOM										
<b>Lou Brock, L</b> OBP: 0.393, SLG: 0.430 <b>Luis Melendez, R</b> OBP: 0.335, SLG: 0.283 (8, 9)	0-0 1B 2B		0-0 G3		0-0 1-H 2B		0-0 S SF8 1B		0-0 1-3 3-H 2B	5	2	4	2	0	0	1	<b>Chicago Cubs @ St. Louis Cardinals</b> Busch Stadium, St. Louis, MO Sun Sep 05 1971, 3:33 AM CDT Att: 39,309 - Overcast - 90 F  <b>AB</b> 41 <b>R</b> 12 <b>H</b> 20 <b>RBI</b> 11 <b>BB</b> 2 <b>SO</b> 4 <b>LOB</b> 19 										
<b>Ted Sizemore, R</b> OBP: 0.321, SLG: 0.337 (1, 4)	0-0 P4	0-0 P6		0-0 F7		0-0 1-3 1B	0-0 F8		0-0 F8	5	0	0	0	0	0	5											
<b>Matty Alou, L</b> OBP: 0.352, SLG: 0.419 <b>Bob Stinson, S</b> OBP: 0.375, SLG: 0.429 (7, PR) (8, 7)	0-3 K		0-0 P4-3			0-0 HR	0-0 FC4-6 1B	0-0 3-H 1B	0-0 1B 1B	5	1	3	2	0	1	1											
<b>Joe Torre, R</b> OBP: 0.423, SLG: 0.563 (1, 5)	0-0 2-H 1B		0-0 5-3		0-0 1B E 1B	0-0 SF8	0-0 1B 1B	0-0 1-3 1B	0-0 1B	4	1	3	2	0	0	0											
<b>Ted Simmons, S</b> OBP: 0.353, SLG: 0.413 (1, 2)	0-0 P4-3		0-0 BLK 1B		0-0 E8 F8 1B 1B	0-0 FC4-6	0-0 L4		0-0 L4	5	1	2	0	0	0	4											
<b>Joe Hague, L</b> OBP: 0.336, SLG: 0.412 (8, 3)		0-0 HR	0-0 F9		0-0 F8		0-0 BB 2B 1B	4-0 P6-4-3 BB		4	2	2	1	1	0	2											
<b>Jose Cruz, L</b> OBP: 0.363, SLG: 0.395 (1, 8)		0-0 S 1B 1B		0-0 E9	0-0 1B 1B	0-0 3-H 1B	0-0 2B 1B BB	0-0 L3		4	2	2	1	1	0	1											
<b>Dal Maxvill, R</b> OBP: 0.293, SLG: 0.259 (1, 6)		0-0 E 1-H 1B		0-0 2B 1B	0-0 P4	0-0 1B 2B 2B	0-0 1-3 2-H 2B	0-0 P6-4-3		5	2	3	2	0	0	2											
<b>Jerry Reuss, L</b> OBP: 0.236, SLG: 0.129 <b>Moe Drabowsky, R</b> (8, 1) <b>Don Shaw, L</b> (8, 1) <b>Chuck Taylor, R</b> OBP: 0.167, SLG: 0.333 (9, 1)		0-3 K		0-3 K	0-3 K	0-0 2B 1B	0-0 2B 1B			4	1	1	1	0	3	3											
<b>Inning Stats</b>	R: 1 E: 0 K: 1 S: 7	H: 2 LOB: 1 BB: 0 P: 7	R: 2 E: 1 K: 1 S: 8	H: 3 LOB: 1 BB: 0 P: 8	R: 0 E: 0 K: 0 S: 4	H: 1 LOB: 1 BB: 0 P: 4	R: 1 E: 1 K: 1 S: 7	H: 2 LOB: 1 BB: 0 P: 7	R: 3 E: 1 K: 1 S: 9	H: 4 LOB: 1 BB: 0 P: 9	R: 1 E: 0 K: 0 S: 5	H: 2 LOB: 1 BB: 0 P: 5	R: 4 E: 0 K: 0 S: 8	H: 6 LOB: 2 BB: 1 P: 12	R: 0 E: 0 K: 0 S: 2	H: 0 LOB: 0 BB: 1 P: 6		1B: 14 2B: 4 3B: 0 HR: 2	SF: 1 SAC: 0 DP: 1 HBP: 0	WP: 0 PA: 44 PB: 0 SB: 3 CS: 0							
<b>PITCHER</b>	IP	WLS	BF	H	R	ER	SO	BB	IBB	HBP	BLK	WP	HR	S	P	ERA	WHIP										
<b>Fergie Jenkins, R</b> ERA: 2.81 (1, 1)	4.1	L	25	12	7	6	3	0	0	0	1	0	2	31	31	12.46	2.769										
<b>Joe Decker, R</b> ERA: 5.35 (5, 1)	2.2		16	8	5	5	1	1	0	0	0	0	0	17	21	16.88	3.375										
<b>Ron Tompkins, R</b> ERA: 4.46 (8, 1)	1.0		3	0	0	0	0	1	0	0	0	0	0	2	6	0.00	1.000										



Batter	1	2	3	4	5	6	7	8	9	AB	R	H	RBI	BB	SO	LOB	TOP										
<b>Lou Brock, L</b> OBP: 0.395, SLG: 0.430 (1, 7)	G3		BB 1B			E4				3	1	1	0	2	0	0	<b>St. Louis Cardinals @ Philadelphia Phillies</b> <b>Veterans Stadium, Philadelphia, PA</b> Mon Sep 06 1971, 7:05 PM EDT Unknown										
<b>Ted Sizemore, R</b> OBP: 0.320, SLG: 0.334 (1, 4)	F7		BB 1B			5-3		1-3		4	1	0	0	1	0	3											
<b>Matty Alou, L</b> OBP: 0.355, SLG: 0.421 (1, 3)			1B							2	1	1	0	2	0	1											
<b>Luis Melendez, R</b> OBP: 0.333, SLG: 0.281 (7, 9)	2B		1B 2B					L7		1	0	0	0	0	0	0											
<b>Joe Torre, R</b> OBP: 0.424, SLG: 0.563 (1, 5)	6-3		2B HR					FC3-6		5	1	3	2	0	0	2											
<b>Ted Simmons, S</b> OBP: 0.351, SLG: 0.413 (1, 2)	6-3		HR 2B			4-3		FC3-6		5	1	1	1	0	1	3											
<b>Joe Hague, L</b> OBP: 0.334, SLG: 0.418 (1, 9)	4-3		HR			P6		F8		5	1	1	3	0	0	3											
<b>Jose Cruz, L</b> OBP: 0.365, SLG: 0.399 (1, 8)	2B		P6			BB		3-1		3	0	1	0	1	0	2											
<b>Dal Maxvill, R</b> OBP: 0.295, SLG: 0.257 (1, 6)	BB		F9			L8		B2-6-4		2	0	0	0	2	0	1											
<b>Bob Gibson, R</b> OBP: 0.205, SLG: 0.291 (1, 1)	K		F8			K		B2-6-4		4	0	0	0	0	2	3											
<b>Inning Stats</b>	R: 0 E: 0 K: 0 S: 9	H: 1 LOB: 1 BB: 0 P: 17	R: 0 E: 0 K: 1 S: 12	H: 1 LOB: 2 BB: 1 P: 22	R: 6 E: 0 K: 0 S: 16	H: 4 LOB: 0 BB: 2 P: 31	R: 0 E: 0 K: 0 S: 3	H: 0 LOB: 1 BB: 1 P: 7	R: 0 E: 0 K: 1 S: 5	H: 0 LOB: 1 BB: 1 P: 7	R: 0 E: 1 K: 1 S: 5	H: 0 LOB: 0 BB: 0 P: 5	R: 0 E: 0 K: 1 S: 12	H: 1 LOB: 2 BB: 1 P: 21	R: 0 E: 0 K: 0 S: 3	H: 0 LOB: 1 BB: 2 P: 13	R: 0 E: 0 K: 0 S: 4	H: 1 LOB: 1 BB: 0 P: 4	1B: 4 2B: 3 3B: 0 HR: 1	SF: 0 SAC: 0 DP: 1 HBP: 0	WP: 0 PB: 0 SB: 6 CS: 1	PA: 42					
<b>PITCHER</b>	IP	WLS	BF	H	R	ER	SO	BB	IBB	HBP	BLK	WP	HR	S	P	ERA	WHIP										
<b>Rick Wise, R</b> ERA: 2.97 (1, 1)	2.0	L	15	6	6	5	1	3	0	0	0	0	1	29	59	22.50	4.500										
<b>Manny Muniz, R</b> ERA: 3.52 (3, 1)	4.0		14	0	0	0	1	2	0	0	0	0	0	19	30	0.00	0.500										
<b>Chris Short, L</b> ERA: 3.93 (7, 1)	2.0		9	1	0	0	1	3	0	0	0	0	0	15	34	0.00	2.000										
<b>Barry Lersch, R</b> ERA: 4.0 (9, 1)	1.0		4	1	0	0	0	0	0	0	0	0	0	4	4	0.00	1.000										

Batter	1	2	3	4	5	6	7	8	9	AB	R	H	RBI	BB	SO	LOB	BOTTOM										
<b>Larry Bowa, S</b> OBP: 0.291, SLG: 0.300 (1, 6)	5-3		4-3			6-3		F8		4	0	0	0	0	0	1	<b>St. Louis Cardinals @ Philadelphia Phillies</b> <b>Veterans Stadium, Philadelphia, PA</b> Mon Sep 06 1971, 7:05 PM EDT Unknown										
<b>Bobby Pfeil, R</b> OBP: 0.329, SLG: 0.400 (9, 6)										0	0	0	0	0	0	0											
<b>Tim McCarver, L</b> OBP: 0.333, SLG: 0.407 (1, 2)	G3					E7		F9		1	0	0	0	0	0	0											
<b>Mike Ryan, R</b> OBP: 0.229, SLG: 0.292 (4, 2)						1B				2	0	1	0	0	0	0											
<b>Pete Koegel, R</b> OBP: 0.357, SLG: 0.250 (7, 2)										1	0	0	0	0	0	0											
<b>Mike Anderson, R</b> OBP: 0.280, SLG: 0.304 (1, 8)	F8		6-3			K		3B		4	1	1	0	0	1	1											
<b>Willie Montanez, L</b> OBP: 0.318, SLG: 0.463 (1, 9)	G3		L4			F7		2B		4	1	1	1	0	0	0											
<b>Greg Luzinski, R</b> OBP: 0.423, SLG: 0.500 (1, 3)	K					F9		1B		4	1	1	1	0	2	0											
<b>Don Money, R</b> OBP: 0.284, SLG: 0.366 (1, 5)						K2-3				3	0	1	0	0	1	0											
<b>John Vukovich, R</b> OBP: 0.213, SLG: 0.191 (8, 5)	5-3					K		K		1	0	0	0	0	1	1											
<b>Oscar Gamble, L</b> OBP: 0.275, SLG: 0.312 (1, 7)			1B			P2		1B		2	0	1	0	2	0	1											
<b>Terry Harmon, R</b> OBP: 0.289, SLG: 0.252 (1, 4)			F8			K		1B		4	0	1	1	0	1	2											
<b>Rick Wise, R</b> ERA: 2.97 (1, 1)	9.0	W	36	7	3	3	8	2	0	0	0	0	0	67	100	3.00	1.000										
<b>Bob Gibson, R</b> ERA: 3.28 (1, 1)	9.0		36	7	3	3	8	2	0	0	0	0	0	67	100	3.00	1.000										
<b>PITCHER</b>	IP	WLS	BF	H	R	ER	SO	BB	IBB	HBP	BLK	WP	HR	S	P	ERA	WHIP										
<b>Rick Wise, R</b> ERA: 2.97 (1, 1)	9.0	W	36	7	3	3	8	2	0	0	0	0	0	67	100	3.00	1.000										
<b>Manny Muniz, R</b> ERA: 3.52 (3, 1)	4.0		14	0	0	0	1	2	0	0	0	0	0	19	30	0.00	0.500										
<b>Chris Short, L</b> ERA: 3.93 (7, 1)	2.0		9	1	0	0	1	3	0	0	0	0	0	15	34	0.00	2.000										
<b>Barry Lersch, R</b> ERA: 4.0 (9, 1)	1.0		4	1	0	0	0	0	0	0	0	0	0	4	4	0.00	1.000										
<b>PITCHER</b>	IP	WLS	BF	H	R	ER	SO	BB	IBB	HBP	BLK	WP	HR	S	P	ERA	WHIP										
<b>Rick Wise, R</b> ERA: 2.97 (1, 1)	9.0	W	36	7	3	3	8	2	0	0	0	0	0	67	100	3.00	1.000										
<b>Manny Muniz, R</b> ERA: 3.52 (3, 1)	4.0		14	0	0	0	1	2	0	0	0	0	0	19	30	0.00	0.500										
<b>Chris Short, L</b> ERA: 3.93 (7, 1)	2.0		9	1	0	0	1	3	0	0	0	0	0	15	34	0.00	2.000										
<b>Barry Lersch, R</b> ERA: 4.0 (9, 1)	1.0		4	1	0	0	0	0	0	0	0	0	0	4	4	0.00	1.000										
<b>PITCHER</b>	IP	WLS	BF	H	R	ER	SO	BB	IBB	HBP	BLK	WP	HR	S	P	ERA	WHIP										
<b>Rick Wise, R</b> ERA: 2.97 (1, 1)	9.0	W	36	7	3	3	8	2	0	0	0	0	0	67	100	3.00	1.000										
<b>Manny Muniz, R</b> ERA: 3.52 (3, 1)	4.0		14	0	0	0	1	2	0	0	0	0	0	19	30	0.00	0.500										
<b>Chris Short, L</b> ERA: 3.93 (7, 1)	2.0		9	1	0	0	1	3	0	0	0	0	0	15	34	0.00	2.000										
<b>Barry Lersch, R</b> ERA: 4.0 (9, 1)	1.0		4	1	0	0	0	0	0	0	0	0	0	4	4	0.00	1.000										
<b>PITCHER</b>	IP	WLS	BF	H	R	ER	SO	BB	IBB	HBP	BLK	WP	HR	S	P	ERA	WHIP										
<b>Rick Wise, R</b> ERA: 2.97 (1, 1)	9.0	W	36	7	3	3	8	2	0	0	0	0	0	67	100	3.00	1.000										
<b>Manny Muniz, R</b> ERA: 3.52 (3, 1)	4.0		14	0	0	0	1	2	0	0	0	0	0	19	30	0.00	0.500										
<b>Chris Short, L</b> ERA: 3.93 (7, 1)	2.0		9	1	0	0	1	3	0	0	0	0	0	15	34	0.00	2.000										
<b>Barry Lersch, R</b> ERA: 4.0 (9, 1)	1.0		4	1	0	0	0	0	0	0	0	0	0	4	4	0.00	1.000										
<b>PITCHER</b>	IP	WLS	BF	H	R	ER	SO	BB	IBB	HBP	BLK	WP	HR	S	P	ERA	WHIP										
<b>Rick Wise, R</b> ERA: 2.97 (1, 1)	9.0	W	36	7	3	3	8	2	0	0	0	0	0	67	100	3.00	1.000										
<b>Manny Muniz, R</b> ERA: 3.52 (3, 1)	4.0		14	0	0	0	1	2	0	0	0	0	0	19	30	0.00	0.500										
<b>Chris Short, L</b> ERA: 3.93 (7, 1)	2.0		9	1	0	0	1	3	0	0	0	0	0	15	34	0.00	2.000										
<b>Barry Lersch, R</b> ERA: 4.0 (9, 1)	1.0		4	1	0	0	0	0	0	0	0	0	0	4	4	0.00	1.000										
<b>PITCHER</b>	IP	WLS	BF	H	R	ER	SO	BB	IBB	HBP	BLK	WP	HR	S	P	ERA	WHIP										
<b>Rick Wise, R</b> ERA: 2.97 (1, 1)	9.0	W	36	7	3	3	8	2	0	0	0	0	0	67	100	3.00	1.000										
<b>Manny Muniz, R</b> ERA: 3.52 (3, 1)	4.0		14	0	0	0	1	2	0	0	0	0	0	19	30	0.00	0.500										
<b>Chris Short, L</b> ERA: 3.93 (7, 1)	2.0		9	1	0	0	1	3	0	0	0	0	0	15	34	0.00	2.000										
<b>Barry Lersch, R</b> ERA: 4.0 (9, 1)	1.0		4	1	0	0	0	0	0	0	0	0	0	4	4	0.00	1.000										
<b>PITCHER</b>	IP	WLS	BF	H	R	ER	SO	BB	IBB	HBP	BLK	WP	HR	S	P	ERA	WHIP										
<b>Rick Wise, R</b> ERA: 2.97 (1, 1)	9.0	W	36	7	3	3	8	2	0	0	0	0	0	67	100	3.00	1.000										
<b>Manny Muniz, R</b> ERA: 3.52 (3, 1)	4.0		14	0	0	0	1	2	0	0	0	0	0	19	30	0.00	0.500										
<b>Chris Short, L</b> ERA: 3.93 (7, 1)	2.0		9	1	0	0	1	3	0	0	0	0	0	15	34	0.00	2.000										
<b>Barry Lersch, R</b> ERA: 4.0 (9, 1)	1.0		4	1	0	0	0	0	0	0	0	0	0	4	4	0.00	1.000										
<b>PITCHER</b>	IP	WLS	BF	H	R	ER	SO	BB	IBB	HBP	BLK	WP	HR	S	P	ERA	WHIP										
<b>Rick Wise, R</b> ERA: 2.97 (1, 1)	9.0	W	36	7	3	3	8	2	0	0	0	0	0	67	100	3.00	1.000										
<b>Manny Muniz, R</b> ERA: 3.52 (3, 1)	4.0		14	0	0	0	1	2	0	0	0	0	0	19	30	0.00	0.500										
<b>Chris Short, L</b> ERA: 3.93 (7, 1)	2.0		9	1	0	0	1	3	0	0	0	0	0	15	34	0.00	2.000										
<b>Barry Lersch, R</b> ERA: 4.0 (9, 1)	1.0		4	1	0	0	0	0	0	0	0	0	0	4	4	0.00	1.000										



Batter	1	2	3	4	5	6	7	8	9	AB	R	H	RBI	BB	SO	LOB	TOP			
Lou Brock, L OBP: 0.394, SLG: 0.430 (1,7)	K			6-3		1-2 2B		G3		4	0	1	1	0	1	2	<b>St. Louis Cardinals @ Philadelphia Phillies</b> <b>Veterans Stadium, Philadelphia, PA</b> Mon Sep 06 1971, 7:05 PM EDT Att: 13,193 - Unknown			
Ted Sizemore, R OBP: 0.319, SLG: 0.332 (1,4)	F7			F8		F9		1-2 2-3 IBB		3	0	0	0	1	0	1				
Matty Alou, L OBP: 0.352, SLG: 0.418 (1,3)	P4			F9			F7	F2		4	0	0	0	0	0	3				
Joe Torre, R OBP: 0.423, SLG: 0.563 (1,5)		F8			5-3		F3		2B	4	0	1	0	0	0	0				
Ted Simmons, S OBP: 0.350, SLG: 0.411 (1,2)		6-3			6-3		1B		5-3	4	0	1	0	0	0	1				
Joe Hague, L OBP: 0.332, SLG: 0.414 (1,9)					F8				F3	3	0	0	0	0	2	1				
Julian Javier, R OBP: 0.285, SLG: 0.352 (9, PH)	K						K			1	0	0	0	0	0	1				
Jose Cruz, L OBP: 0.336, SLG: 0.403 (9, PH)				5-3		FC6-5 2B		F7	FC6-4 BB	3	0	1	0	0	0	0				
Ted Kubiak, S OBP: 0.338, SLG: 0.340 (1,6)				F7		FC6-5 2B		G3 E 1B	FC6-4 1-2	2	1	0	0	0	0	1				
Jerry McNertney, R OBP: 0.336, SLG: 0.454 (8, PH)						2-3 2B				1	0	1	0	0	0	0				
Dal Maxvill, R OBP: 0.294, SLG: 0.256 (8, FR)										1	0	0	0	0	0	2				
Chris Zachary, L OBP: 0.242, SLG: 0.242 (1,1)				6-3				E5 G3		2	0	0	0	0	1	1				
Don Shaw, L OBP: 0.281, SLG: 0.367 (6, PH)						K				0	0	0	0	0	0	0				
Jim Beauchamp, R OBP: 0.281, SLG: 0.367 (8, PH)										1	0	0	0	0	0	1				
Frank Linzy, R OBP: 0.333, SLG: 0.333 (8,1)										0	0	0	0	0	0	0				
<b>Inning Stats</b>	R: 0 E: 0 K: 1 S: 5	H: 0 LOB: 0 BB: 0 P: 5	R: 0 E: 0 K: 1 S: 5	H: 0 LOB: 0 BB: 0 P: 5	R: 0 E: 0 K: 0 S: 3	H: 0 LOB: 0 BB: 0 P: 3	R: 0 E: 0 K: 0 S: 3	H: 0 LOB: 0 BB: 0 P: 3	R: 1 E: 0 K: 1 S: 12	H: 2 LOB: 1 BB: 0 P: 15	R: 0 E: 0 K: 1 S: 6	H: 1 LOB: 1 BB: 0 P: 6	R: 0 E: 1 K: 0 S: 12	H: 1 LOB: 3 BB: 1 P: 21	R: 0 E: 0 K: 0 S: 12	H: 1 LOB: 2 BB: 1 P: 21	1B: 2 2B: 3 3B: 0 HR: 0	SF: 0 SAC: 0 DP: 0 HBP: 0	WP: 0 PB: 0 SB: 1 CS: 0	PA: 35
<b>PITCHER</b>	IP WLS BF H R ER SO BB IBB HBP BLK WP HR S P ERA WHIP																			
Bill Champion, R ERA: 4.54 (1,1)	6.0 W 20 2 1 1 3 0 0 0 0 0 0 31 34 1.50 0.333																			
Joe Hoerner, L ERA: 1.92 (7,1)	3.0 S 15 3 0 0 1 1 1 0 0 0 0 30 48 0.00 1.333																			

AB 33  
R 1  
H 5  
RBI 1  
BB 2  
SO 4  
LOB 14



Batter	1	2	3	4	5	6	7	8	9	AB	R	H	RBI	BB	SO	LOB	BOTTOM			
Denny Doyle, L OBP: 0.277, SLG: 0.299 (1,4)	K		F8		FC4-6 1B	4-2 BB				3	0	1	0	0	1	0	<b>St. Louis Cardinals @ Philadelphia Phillies</b> <b>Veterans Stadium, Philadelphia, PA</b> Mon Sep 06 1971, 7:05 PM EDT Att: 13,193 - Unknown			
Terry Harmon, R OBP: 0.292, SLG: 0.252 (6, PH)										0	0	0	0	1	0	0				
Larry Bowa, S OBP: 0.289, SLG: 0.298 (1,6)	F8			K	FC4-6 S	F9				4	0	0	0	0	1	4				
Tim McCarver, L OBP: 0.337, SLG: 0.407 (1,2)				E 1B BB	1-2 BB		4-3			2	1	1	0	2	0	0				
Willie Montanez, L OBP: 0.316, SLG: 0.459 (1,9)	G3			E3 1B 1B	G3		P4			4	0	0	0	0	0	4				
Greg Luzinski, R OBP: 0.400, SLG: 0.462 (1,3)			K	1-2 2-H 1B		K	F9			4	0	1	1	0	2	0				
Mike Anderson, R OBP: 0.310, SLG: 0.333 (1,8)		5-3		1-2 2-3 1B		E BB SF8 1B		K		4	1	2	0	0	1	0				
Don Money, R OBP: 0.283, SLG: 0.363 (1,5)					P3	SF8 E BB		L9		3	0	0	0	1	0	3				
Larry Hise, R OBP: 0.275, SLG: 0.254 (1,7)			P6		F8	E5 S				3	0	0	0	1	0	5				
Bill Champion, R OBP: 0.067, SLG: 0.067 (1,1)						SF8		1-3		2	0	0	0	0	1	0				
Ron Stone, L OBP: 0.323, SLG: 0.329 (6, PH)			K		G3	2-3 3-H				0	0	0	1	0	0	0				
Joe Hoerner, R OBP: 0.100, SLG: 0.100 (7,1)										1	0	0	0	0	0	1				
<b>Inning Stats</b>	R: 0 E: 0 K: 1 S: 6	H: 1 LOB: 1 BB: 0 P: 6	R: 0 E: 0 K: 1 S: 5	H: 0 LOB: 0 BB: 0 P: 5	R: 0 E: 0 K: 1 S: 5	H: 0 LOB: 0 BB: 0 P: 5	R: 1 E: 1 K: 1 S: 9	H: 2 LOB: 3 BB: 1 P: 14	R: 0 E: 0 K: 0 S: 4	H: 1 LOB: 2 BB: 1 P: 8	R: 1 E: 1 K: 1 S: 12	H: 1 LOB: 3 BB: 2 P: 23	R: 0 E: 0 K: 0 S: 3	H: 0 LOB: 0 BB: 0 P: 4	R: 0 E: 0 K: 1 S: 7	H: 0 LOB: 1 BB: 1 P: 13	1B: 5 2B: 0 3B: 0 HR: 0	SF: 1 SAC: 0 DP: 0 HBP: 0	WP: 0 PB: 0 SB: 2 CS: 0	PA: 36
<b>PITCHER</b>	IP WLS BF H R ER SO BB IBB HBP BLK WP HR S P ERA WHIP																			
Chris Zachary, R ERA: 4.89 (1,1)	5.2 L 27 5 2 0 5 1 0 0 0 0 0 9 16 0.00 0.750																			
Don Shaw, L ERA: 2.99 (6,1)	1.1 5 0 0 0 0 1 0 0 0 0 0 9 16 0.00 0.750																			
Frank Linzy, R ERA: 2.16 (8,1)	1.0 4 0 0 0 1 1 0 0 0 0 0 7 13 0.00 1.000																			

AB 30  
R 2  
H 5  
RBI 2  
BB 5  
SO 6  
LOB 17






Batter	1	2	3	4	5	6	7	8	9	10	11	12	13	AB R H RBI BB SO LOB	TOP																
Lou Brock, L OBP: 0.395, SLG: 0.448 (1, 7)	K		S 1B		1-2 3H 1B		K		FC1-2			PB S G3 1B	F7	7 2 3 1 0 2 4																	
Julian Javier, R OBP: 0.277, SLG: 0.351 (1, 4)	K		S 1B		P6			F8	F7			1B WP 1B HBP	1B 1B	6 2 2 1 0 1 4																	
Luis Melendez, R OBP: 0.333, SLG: 0.275 Bob Burda, L OBP: 0.383, SLG: 0.366 (12, 3)	K		6-3		K			F8		P3		G3	1B 1B	5 0 0 0 0 2 3 2 1 1 1 0 0 1																	
Joe Torre, R OBP: 0.430, SLG: 0.555 (1, 5)					K								1B 1B	7 1 5 1 0 1 0																	
Jim Beauchamp, R OBP: 0.292, SLG: 0.388 Matty Alou, L OBP: 0.356, SLG: 0.426 (10, PH) (10, 3) (12, 9)		4-3			6-3			F9					1B 1B	4 0 0 0 0 0 2 3 0 2 2 0 1 1																	
Jerry McNerney, R OBP: 0.252, SLG: 0.332 Bob Simpson, S OBP: 0.250, SLG: 0.280 Frank Linzy, R OBP: 0.250, SLG: 0.333 Joe Hoerner, R OBP: 0.250, SLG: 0.275 Daryl Patterson, L OBP: 0.250, SLG: 0.275 Chuck Taylor, R OBP: 0.250, SLG: 0.275 Stan Williams, R OBP: 0.250, SLG: 0.275 (12, 2)					1-3				G4-6-3				1B	4 0 2 0 0 0 1 0 1 0 0 0 0 0 0 0 0 0 0 0 0 1 0 0 0 0 0 1 0 0 0 0 0 1 0 0 0 0 0 0 0 0 1 0 0 0 0 0 1 2																	
Jose Cruz, L OBP: 0.379, SLG: 0.398 (1, 8)					1-3								1B 1B	7 0 1 0 0 1 6																	
Dal Maxvill, R OBP: 0.309, SLG: 0.276 (1, 6)					5-3								1B 1B	4 1 1 0 0 1 2																	
Chris Zachary, L OBP: 0.269, SLG: 0.269 Ted Sizemore, R OBP: 0.312, SLG: 0.329 Don Shaw, L OBP: 0.363, SLG: 0.418 (7, PH) (7, 1) (9, PH) (9, 2)					P6								1B 1B	2 0 1 0 0 0 0 1 0 0 0 0 0 1 0 0 0 0 0 0 0 3 1 2 1 0 0 0																	
<b>Inning Stats</b>	R: 0 E: 0 K: 3 S: 10	H: 0 LOB: 0 BB: 0 P: 18	R: 0 E: 0 K: 0 S: 7	H: 1 LOB: 1 BB: 0 P: 11	R: 1 E: 0 K: 0 S: 14	H: 2 LOB: 1 BB: 0 P: 22	R: 0 E: 0 K: 1 S: 5	H: 0 LOB: 0 BB: 0 P: 6	R: 1 E: 0 K: 1 S: 12	H: 3 LOB: 2 BB: 0 P: 14	R: 0 E: 0 K: 0 S: 6	H: 1 LOB: 1 BB: 0 P: 9	R: 0 E: 0 K: 1 S: 7	H: 1 LOB: 1 BB: 0 P: 12	R: 1 E: 1 K: 0 S: 11	H: 2 LOB: 2 BB: 0 P: 15	R: 0 E: 0 K: 1 S: 12	H: 1 LOB: 0 BB: 0 P: 13	R: 0 E: 0 K: 1 S: 9	H: 0 LOB: 0 BB: 0 P: 14	R: 3 E: 0 K: 1 S: 15	H: 3 LOB: 2 BB: 1 P: 30	R: 3 E: 0 K: 1 S: 11	H: 5 LOB: 2 BB: 0 P: 15	1B: 19 2B: 1 3B: 0 HR: 0	SF: 0 SAC: 2 DP: 1 HBP: 1	WP: 2 PB: 1 SB: 4 CS: 0	PA: 61			
<b>PITCHER</b>	IP WLS BF H R ER SO BB IBB HBP BLK WP HR S P ERA WHIP	8.0 33 10 3 2 0 6 0 0 0 0 0 0 14 19 2.25 1.250	1.1 7 2 0 0 0 0 0 0 0 0 0 0 14 19 0.00 1.500	2.0 11 3 3 3 2 1 0 1 0 0 25 42 13.50 2.000	0.2 L 3 1 1 1 1 0 0 0 0 1 0 8 11 13.50 1.500	1.0 7 4 2 2 1 0 0 0 0 0 0 0 10 14 18.00 4.000																									

St. Louis Cardinals @ Philadelphia Phillies  
Veterans Stadium, Philadelphia, PA  
Tue Sep 07 1971, 3:33 AM EDT  
Att. 22,432 - Unknown


AB 57  
R 9  
H 20  
RBI 7  
BB 1  
SO 10  
LOB 28



Batter	1	2	3	4	5	6	7	8	9	10	11	12	13	AB R H RBI BB SO LOB	BOTTOM																
Denny Doyle, L OBP: 0.264, SLG: 0.313 (1, 4)	F8				F7				1-3				F8	7 1 1 0 0 0 2																	
Larry Bova, S OBP: 0.288, SLG: 0.293 (1, 6)	F7								P3					7 1 2 2 0 0 0																	
Tim McCarver, L OBP: 0.337, SLG: 0.446 Pete Koegel, R OBP: 0.429, SLG: 0.200 (12, 2)														5 0 4 0 0 1 0 2 0 1 1 0 0 2																	
Deron Johnson, R OBP: 0.350, SLG: 0.501 Greg Luzinski, R OBP: 1.000, SLG: 1.000 (12, 3)														5 0 1 0 0 1 3 1 0 1 0 0 0 0																	
Willie Montanez, L OBP: 0.325, SLG: 0.480 Mike Anderson, R OBP: 0.284, SLG: 0.352 (12, 8)														4 0 0 0 1 0 2 0 0 0 0 0 0 0																	
Don Money, R OBP: 0.284, SLG: 0.352 (1, 5)														5 1 1 0 1 1 6																	
Ron Stone, L OBP: 0.328, SLG: 0.319 (9, 9)														6 2 1 0 0 1 4																	
Roger Freed, R OBP: 0.305, SLG: 0.293 Bill Wilson, R OBP: 0.115, SLG: 0.111 Manny Muniz, R OBP: 0.174, SLG: 0.073 Chris Short, R OBP: 0.293, SLG: 0.330 Oscar Gamble, L OBP: 0.293, SLG: 0.330 (13, 9)														3 0 1 3 0 1 1 1 0 1 0 1 0 0 0 0																	
Woodie Fryman, R OBP: 0.091, SLG: 0.091 Joe Hoerner, R OBP: 0.111, SLG: 0.111 Byron Browne, R OBP: 0.241, SLG: 0.288 Larry Hitle, R OBP: 0.313, SLG: 0.256 (12, 7)														3 0 0 0 0 0 1 0 0 0 0 0 0 0 1 0 0 0 0 1 0 1 1 0 0 1 1 1																	
<b>Inning Stats</b>	R: 0 E: 0 K: 1 S: 8	H: 1 LOB: 1 BB: 0 P: 13	R: 2 E: 2 K: 0 S: 10	H: 2 LOB: 1 BB: 0 P: 14	R: 0 E: 0 K: 1 S: 15	H: 1 LOB: 2 BB: 1 P: 22	R: 1 E: 1 K: 0 S: 4	H: 1 LOB: 0 BB: 0 P: 4	R: 0 E: 0 K: 0 S: 5	H: 2 LOB: 2 BB: 0 P: 12	R: 0 E: 0 K: 1 S: 5	H: 0 LOB: 0 BB: 0 P: 8	R: 0 E: 0 K: 0 S: 6	H: 1 LOB: 1 BB: 0 P: 9	R: 0 E: 0 K: 1 S: 7	H: 0 LOB: 1 BB: 1 P: 13	R: 0 E: 0 K: 1 S: 9	H: 0 LOB: 0 BB: 0 P: 14	R: 0 E: 0 K: 1 S: 9	H: 0 LOB: 0 BB: 0 P: 14	R: 0 E: 0 K: 0 S: 11	H: 0 LOB: 0 BB: 0 P: 11	R: 3 E: 0 K: 0 S: 16	H: 4 LOB: 2 BB: 1 P: 24	R: 0 E: 0 K: 1 S: 11	H: 2 LOB: 2 BB: 0 P: 13	1B: 12 2B: 1 3B: 1 HR: 0	SF: 1 SAC: 1 DP: 0 HBP: 0	WP: 0 PB: 0 SB: 0 CS: 0	PA: 57	
<b>PITCHER</b>	IP WLS BF H R ER SO BB IBB HBP BLK WP HR S P ERA WHIP	6.0 27 7 3 1 3 1 0 0 0 0 0 0 13 22 1.50 1.333	2.0 8 1 0 0 1 1 0 0 0 0 0 0 9 14 0.00 0.000	1.0 3 0 0 0 1 0 0 0 0 0 0 0 9 14 0.00 0.000	2.0 7 0 1 1 1 1 0 0 0 0 0 0 15 29 4.50 0.500	0.0 3 3 2 2 0 0 0 0 0 0 0 0 6 8 ∞ ∞																									

St. Louis Cardinals @ Philadelphia Phillies  
Veterans Stadium, Philadelphia, PA  
Tue Sep 07 1971, 3:33 AM EDT  
Att. 22,432 - Unknown

AB 52  
R 6  
H 14  
RBI 6  
BB 3  
SO 7  
LOB 22





Batter	1	2	3	4	5	6	7	8	9	10	11	12	AB	R	H	RBI	BB	SO	LOB	TOP							
Lou Brock, L OBP: 0.397, SLG: 0.440 (1.7)													6	1	2	0	0	3	1								
Ted Sizemore, R OBP: 0.318, SLG: 0.330 (8.9)													6	1	2	0	0	1	2								
Matty Alou, L OBP: 0.354, SLG: 0.418 (1.3)													5	2	3	0	1	0	1								
Joe Torre, R OBP: 0.424, SLG: 0.562 (1.5)													6	3	1	2	0	0	5								
Ted Simmons, S OBP: 0.350, SLG: 0.419 (1.2)													5	0	2	3	0	0	1								
Joe Haque, L OBP: 0.330, SLG: 0.406 (8. PH)													2	0	0	0	1	0	0								
Julian Javier, R OBP: 0.284, SLG: 0.346 (8.4)													2	0	0	0	1	0	1								
Jose Cruz, L OBP: 0.369, SLG: 0.404 (1.8)													4	1	3	2	1	0	0								
Dal Maxwell, R OBP: 0.277, SLG: 0.363 (7. PH)													2	0	0	0	0	0	1								
Bob Borchers, R OBP: 0.293, SLG: 0.380 (7. PH)													1	0	1	0	0	0	0								
Bob Simontz, S OBP: 0.408, SLG: 0.408 (7. PH)													0	0	0	0	0	0	0								
Frank Linzy, R OBP: 0.500, SLG: 0.500 (7.1)													1	0	1	0	0	0	0								
Jim Shaw, L OBP: 0.277, SLG: 0.363 (7. PH)													0	0	0	0	0	0	0								
Jim Beauchamp, R OBP: 0.277, SLG: 0.363 (7. PH)													1	0	0	0	0	0	0								
Stan Williams, R OBP: 0.277, SLG: 0.363 (7. PH)													0	0	0	0	0	0	0								
Steve Carlton, L OBP: 0.206, SLG: 0.224 (7. PH)													2	0	0	0	0	2	0								
Ted Kubiak, S OBP: 0.334, SLG: 0.337 (7.6)													2	0	0	1	0	0	2								
<b>Inning Stats</b>	R: 3 E: 0 K: 0 S: 5	H: 3 LOB: 2 BB: 2 P: 13	R: 0 E: 0 K: 2 S: 7	H: 0 LOB: 0 BB: 0 P: 7	R: 0 E: 0 K: 0 S: 4	H: 2 LOB: 1 BB: 0 P: 4	R: 0 E: 0 K: 0 S: 2	H: 0 LOB: 0 BB: 0 P: 6	R: 0 E: 0 K: 1 S: 6	H: 1 LOB: 1 BB: 0 P: 6	R: 0 E: 0 K: 0 S: 3	H: 0 LOB: 0 BB: 0 P: 3	R: 1 E: 0 K: 2 S: 9	H: 2 LOB: 1 BB: 0 P: 9	R: 2 E: 1 K: 1 S: 6	H: 4 LOB: 2 BB: 1 P: 10	R: 0 E: 0 K: 1 S: 5	H: 0 LOB: 0 BB: 0 P: 5	R: 0 E: 0 K: 0 S: 3	H: 0 LOB: 0 BB: 0 P: 3	R: 0 E: 0 K: 0 S: 3	H: 0 LOB: 0 BB: 0 P: 3	R: 2 E: 0 K: 0 S: 6	H: 3 LOB: 1 BB: 0 P: 6	1B: 11 2B: 3 3B: 1 HR: 0	SF: 2 SAC: 0 DP: 2 HBP: 0	WP: 0 PA: 51 PB: 0 SB: 1 CS: 1
<b>PITCHER</b>	IP WLS BF H R ER SO BB IBB HBP BLK WP HR S P ERA WHIP	7.0 0.1 32 10 6 5 5 0 0 0 0 0 0 1 5 6.43 1.857	0.1 2 1 0 0 0 0 0 1 0 0 0 0 0 1 0.00 3.000	1.2 5 1 0 0 1 0 0 0 0 0 0 0 7 7 0.00 0.600	3.0 L 12 3 2 2 0 0 0 0 0 0 0 12 12 6.00 1.000																						
Fergie Jenkins, R ERA: 2.9																											
Larry Gura, L ERA: 10.8																											
Phil Regan, R ERA: 3.5																											
Jim Colborn, R ERA: 6.52																											

St. Louis Cardinals @ Chicago Cubs  
Wrigley Field, Chicago, IL  
Fri Sep 10 1971, 3:33 AM CDT  
Att: 6,792 - Unknown - 73 F

AB	45
R	8
H	15
RBI	8
BB	4
SO	6
LOB	14



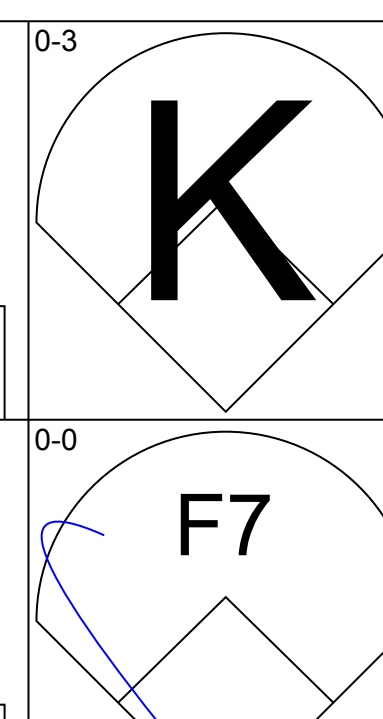
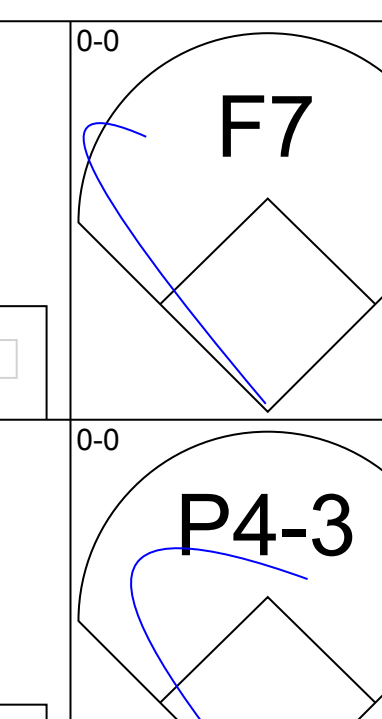
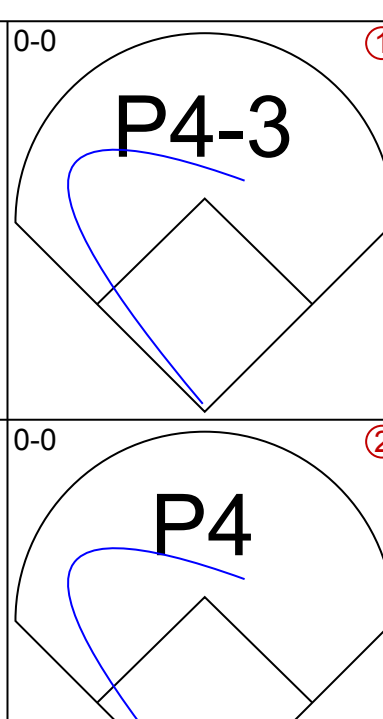
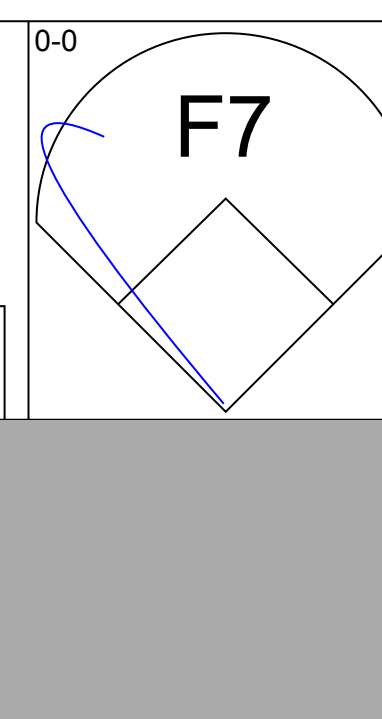
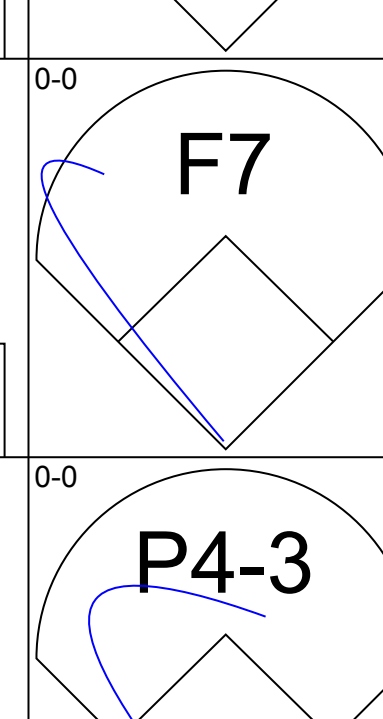
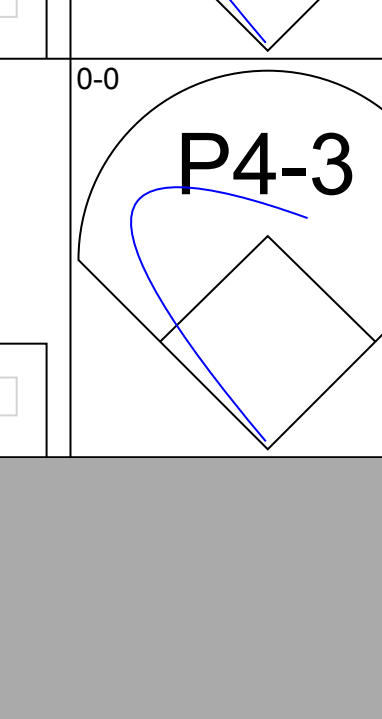
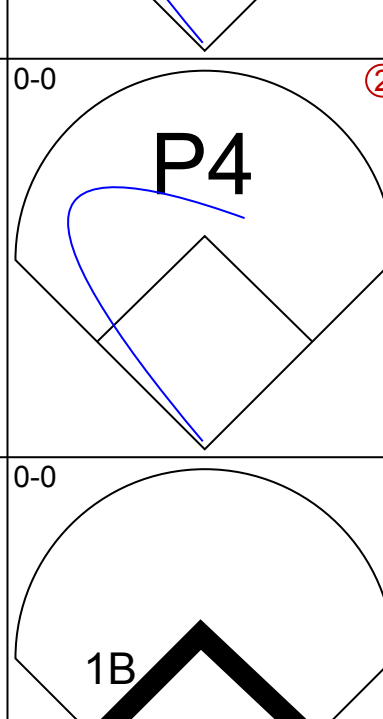
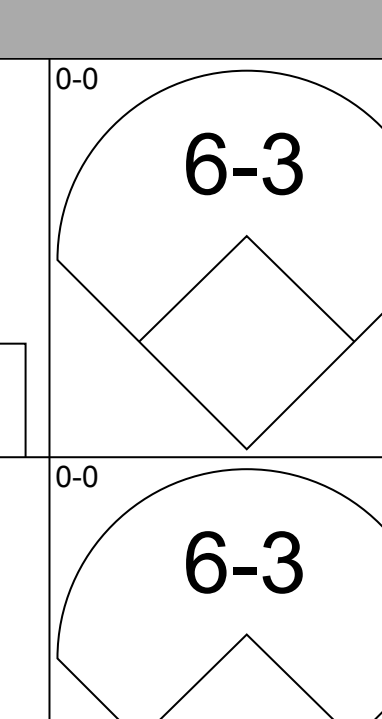
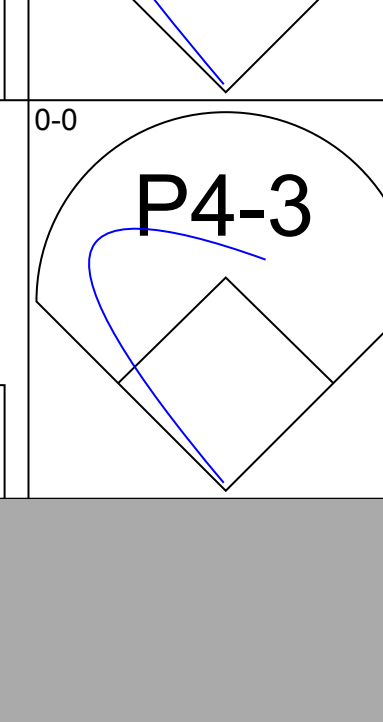
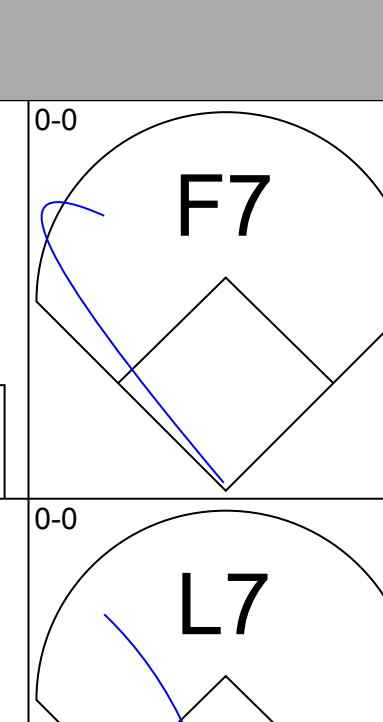
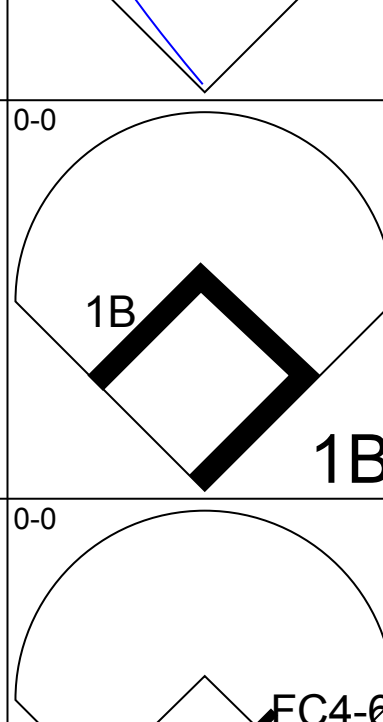
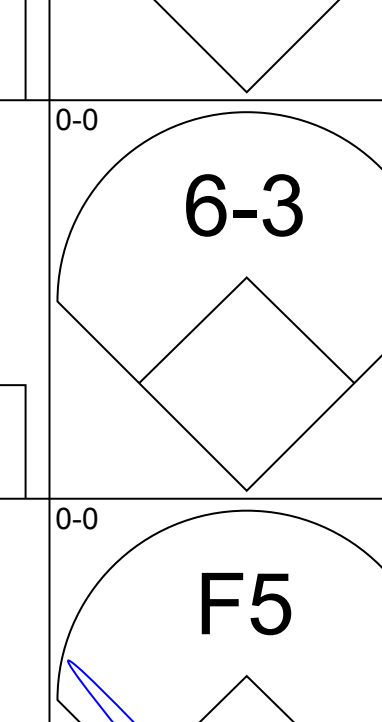
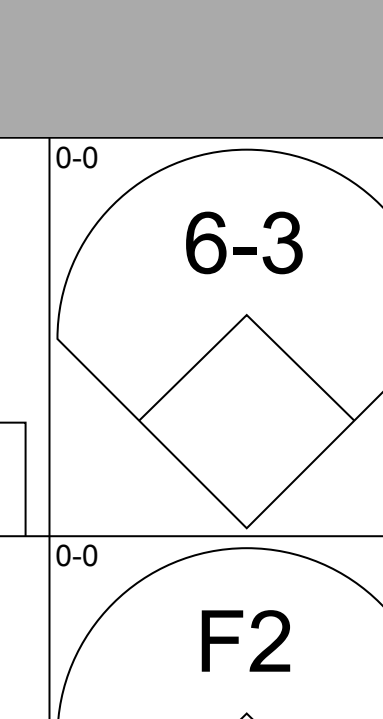
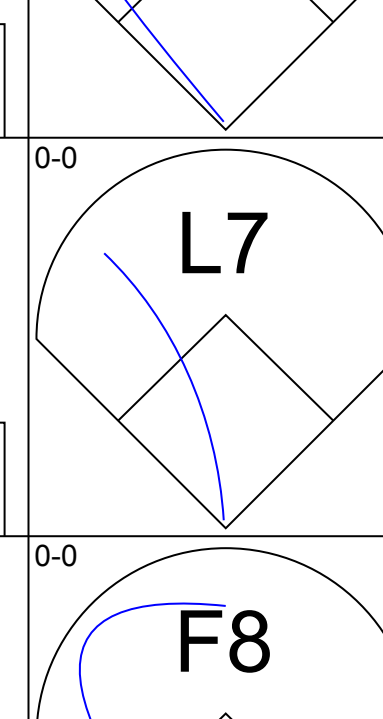
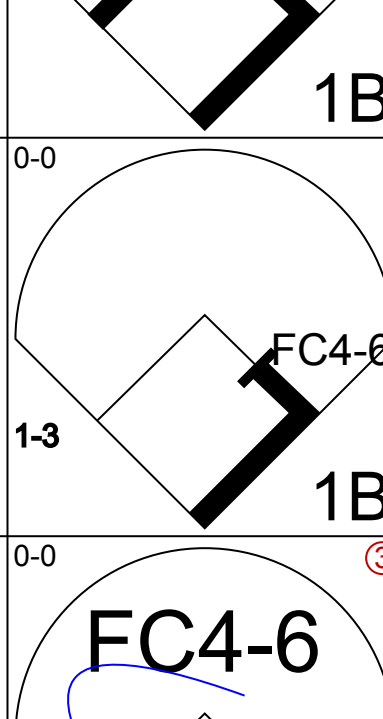
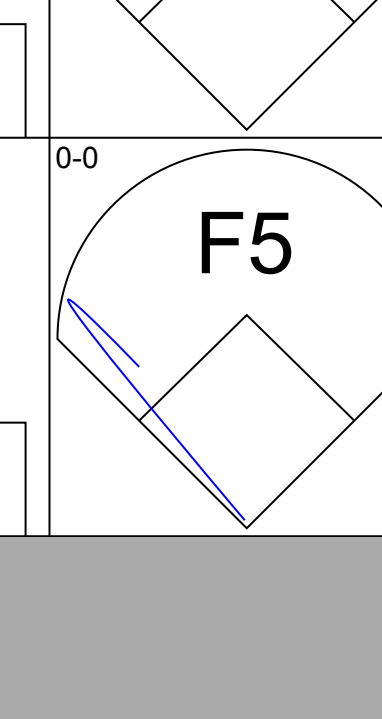
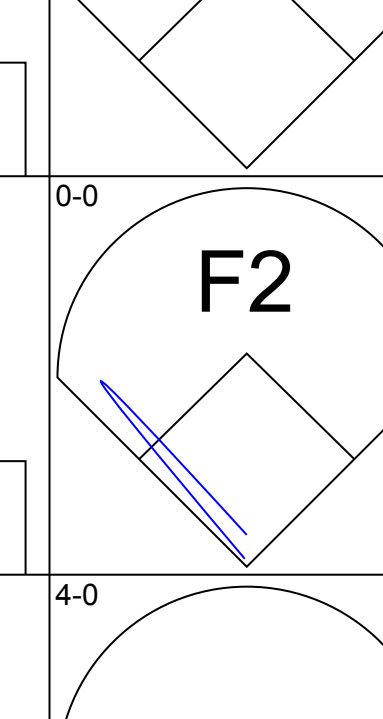
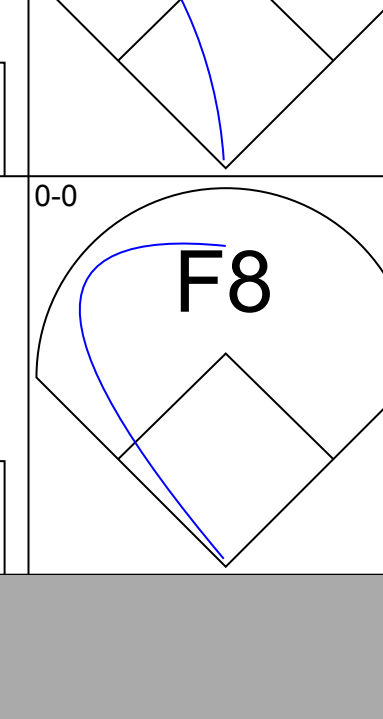
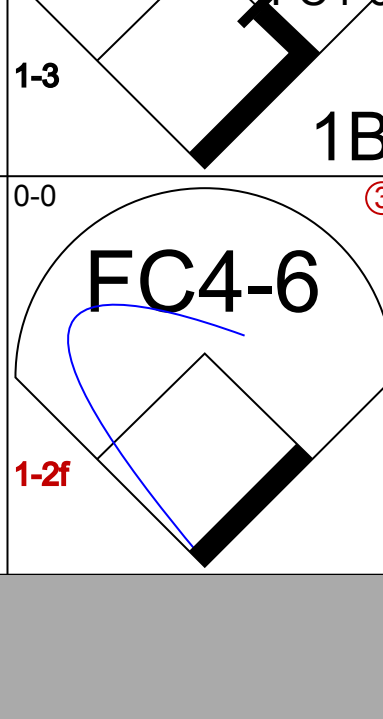
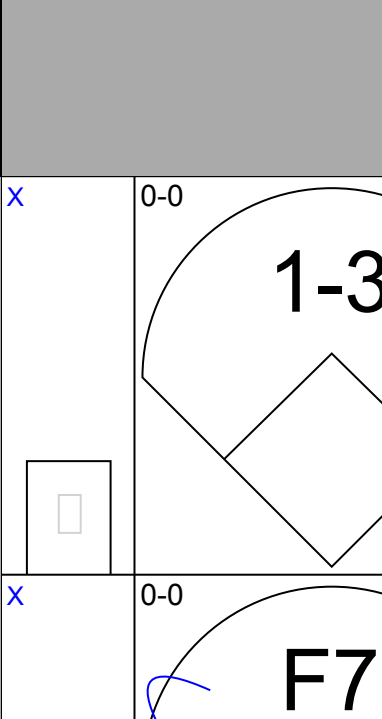
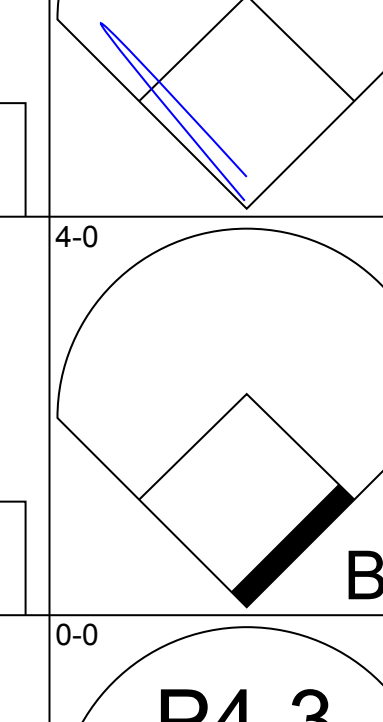
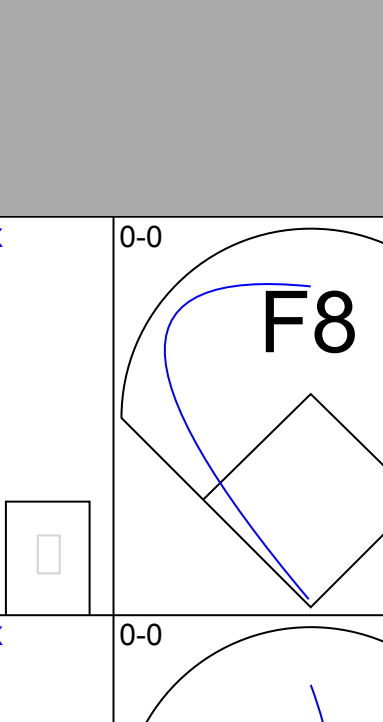
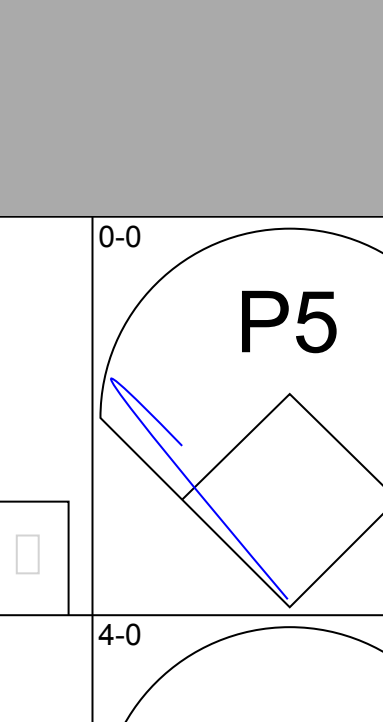
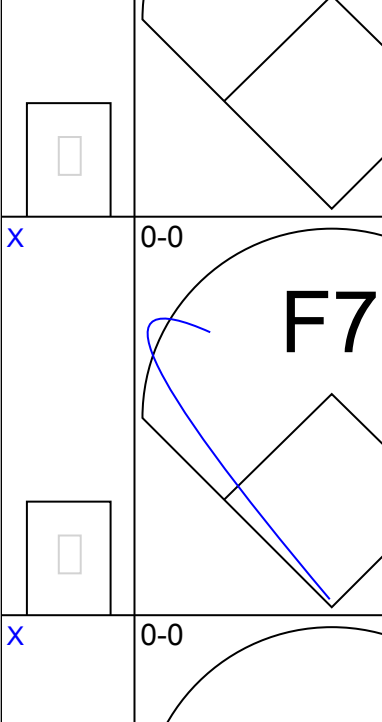
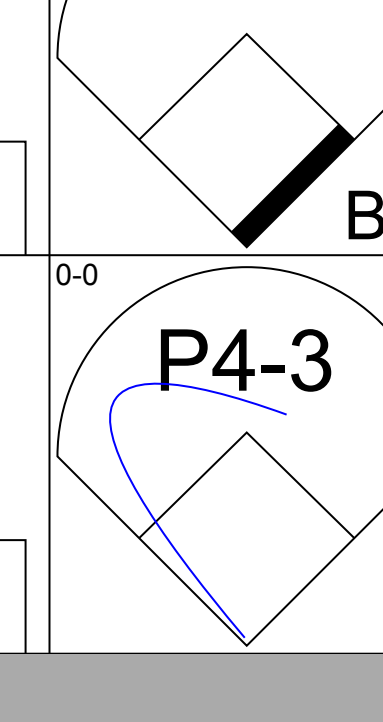
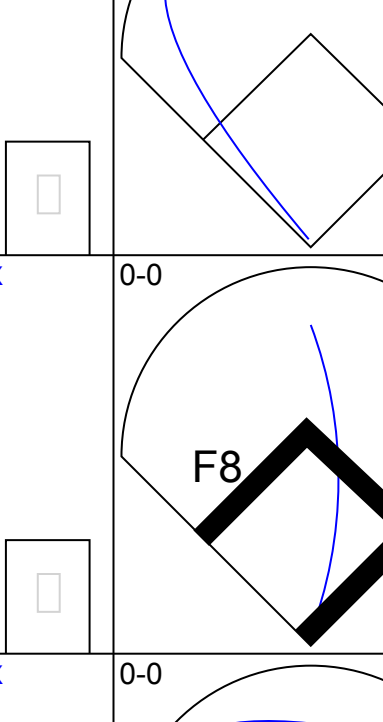


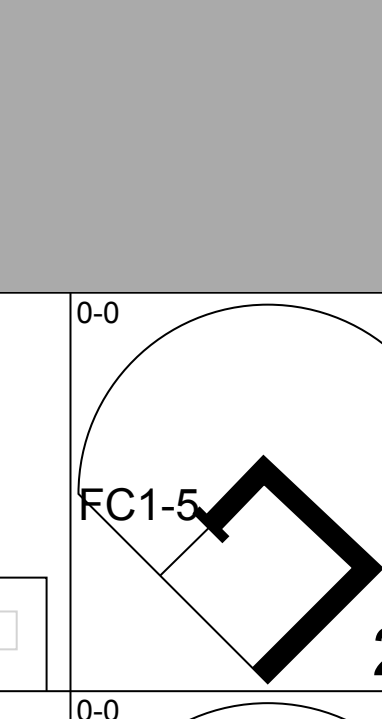
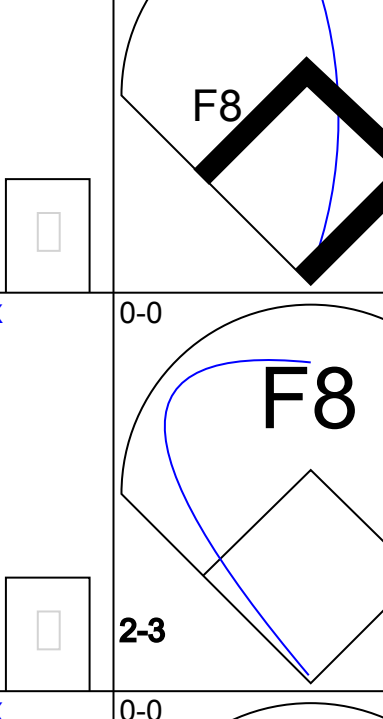
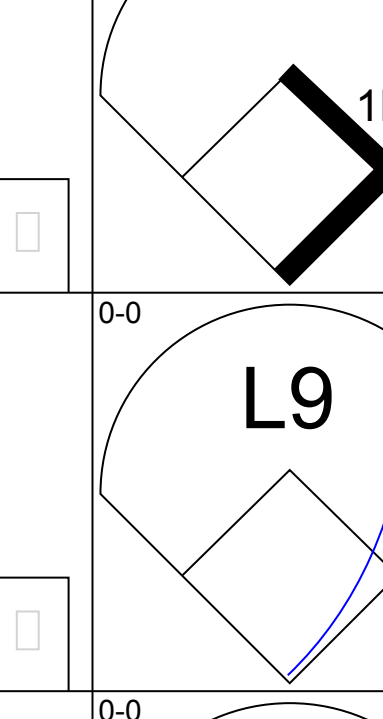
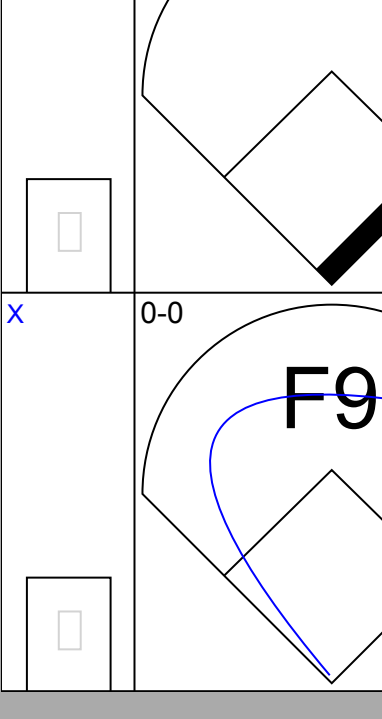
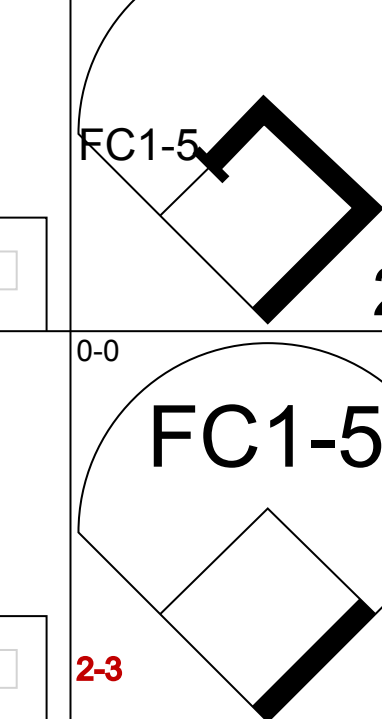
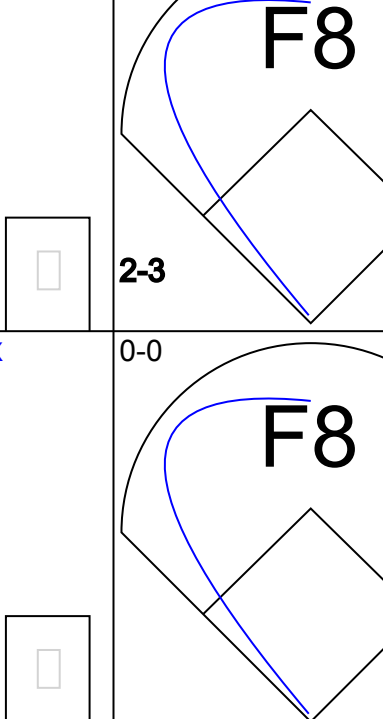
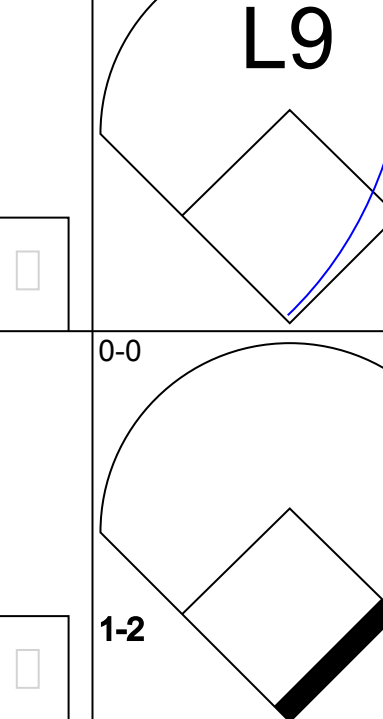
Batter	1	2	3	4	5	6	7	8	9	10	11	12	AB	R	H	RBI	BB	SO	LOB	BOTTOM							
Don Kessinger, S OBP: 0.319, SLG: 0.318 (1.6)													6	1	2	0	0	0	0								
Carmen Fanzone, R OBP: 0.400, SLG: 1.000 (8.8)													4	0	1	2	0	0	0								
Brook Davis, L OBP: 0.358, SLG: 0.335 (8.8)													2	0	0	0	0	1	1								
Billy Williams, L OBP: 0.385, SLG: 0.505 (1.7)													5	1	2	1	1	0	2								
Jim Hickman, R OBP: 0.349, SLG: 0.468 (8. PH)													4	0	1	0	0	0	3								
Cleo James, R OBP: 0.364, SLG: 0.379 (9.9)													1	1	0	0	0	0	0								
Johnny Callison, L OBP: 0.300, SLG: 0.338 (12. PH)													1	0	0	0	0	0	1								
Ron Santo, R OBP: 0.351, SLG: 0.432 (1.5)													4	1	2	1	0	0	0								
Joe Penitone, L OBP: 0.348, SLG: 0.486 (8.3)													5	0	0	1	0	0	2								
Frank Fernandez, R OBP: 0.236, SLG: 0.217 (1.2)													5	2	2	1	0	1	1								
Paul Popovich, S OBP: 0.255, SLG: 0.281 (1.4)														5	1	1	0	0	2								
Fergie Jenkins, R ERA: 3.55																											
Larry Gura, L ERA: 10.8																											
Phil Regan, R ERA: 3.5																											
14 Ernie Banks, R OBP: 0.370, SLG: 0.519 (10.1)																											
Jim Colborn, R ERA: 6.52																											
Pat Bourque, L ERA: 4.07																											
<b>Inning Stats</b>	R: 0 E: 0 K: 0 S: 4	H: 1 LOB: 1 BB: 0 P: 4	R: 1 E: 0 K: 1 S: 6	H: 1 LOB: 0 BB: 0 P: 6	R: 0 E: 0 K: 1 S: 4	H: 0 LOB: 0 BB: 0 P: 5	R: 0 E: 0 K: 0 S: 4	H: 1 LOB: 1 BB: 0 P: 4	R: 2 E: 0 K: 0 S: 7	H: 4 LOB: 2 BB: 0 P: 7	R: 1 E: 0 K: 0 S: 4	H: 1 LOB: 0 BB: 0 P: 4	R: 0 E: 0 K: 0 S: 3	H: 0 LOB: 0 BB: 0 P: 3	R: 2 E: 1 K: 1 S: 7	H: 1 LOB: 2 BB: 1 P: 11	R: 0 E: 0 K: 1 S: 5	H: 0 LOB: 0 BB: 0 P: 5	R: 0 E: 0 K: 0 S: 3	H: 0 LOB: 0 BB: 0 P: 3	R: 0 E: 0 K: 1 S: 5	H: 0 LOB: 0 BB: 0 P: 5	R: 0 E: 0 K: 1 S: 7	H: 2 LOB: 1 BB: 0 P: 7	1B: 8 2B: 1 3B: 0 HR: 2	SF: 0 SAC: 1 DP: 0 HBP: 0	WP: 0 PA: 49 PB: 0 SB: 1 CS: 0
<b>PITCHER</b>	IP WLS BF H R ER SO BB IBB HBP BLK WP HR S P ERA WHIP	6.0 1.1 26 8 4 4 2 0 0 0 0 0 2 30 6.00 1.333	1.1 6 1 2 1 0 1 0 0 0 0 0 5 9 6.75 1.500	2.2 9 0 0 2 0 0 0 0 0 0 13 13 0.00 0.000	2.0 W 8 2 1 1 2 0 0 0 0 0 12 12 4.50 1.000																						

St. Louis Cardinals @ Chicago Cubs  
Wrigley Field, Chicago, IL  
Fri Sep 10 1971, 3:33 AM CDT  
Att: 6,792 - Unknown - 73 F

AB	47
R	7
H	11
RBI	6
BB	1
SO	6
LOB	14



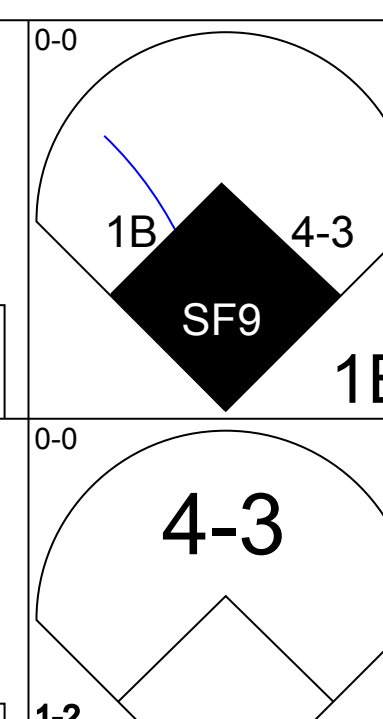
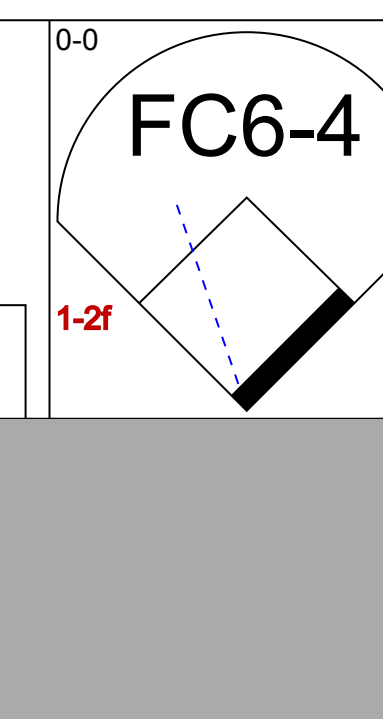
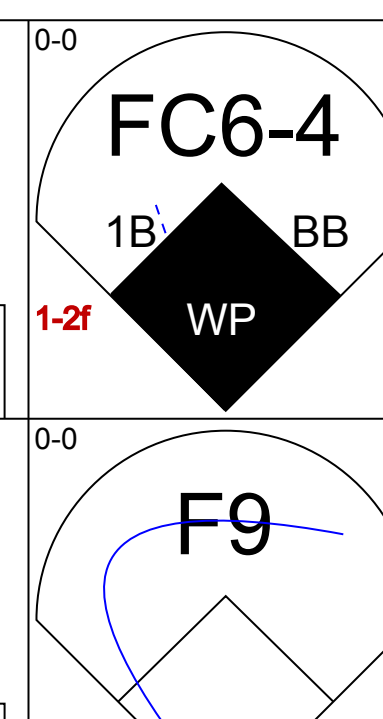
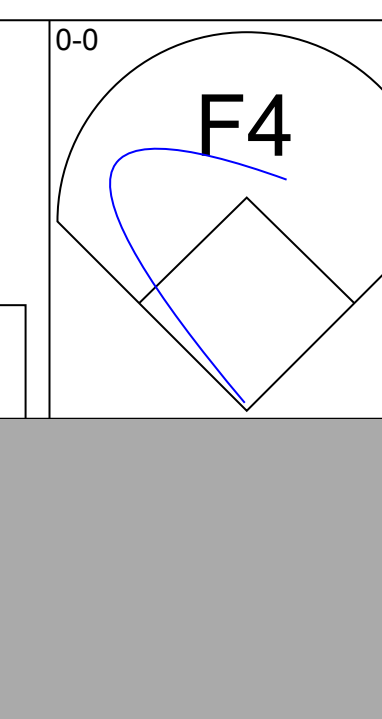
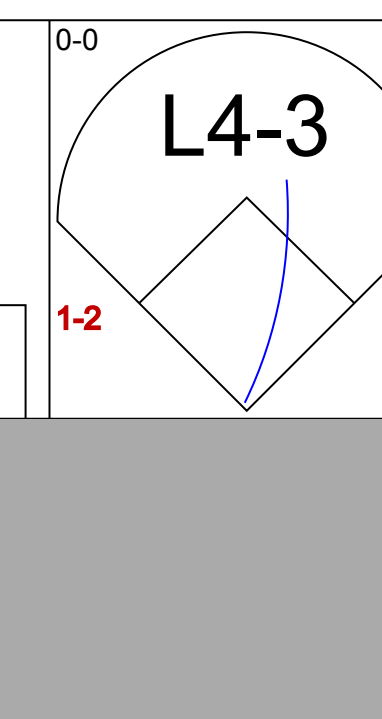
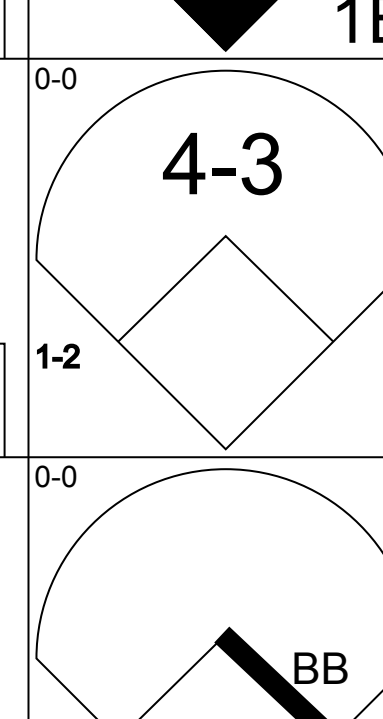
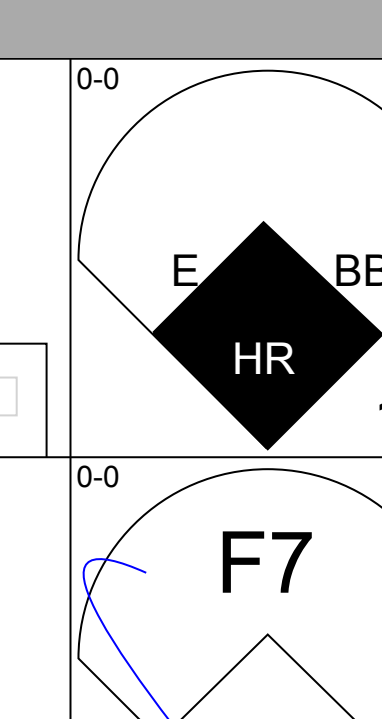
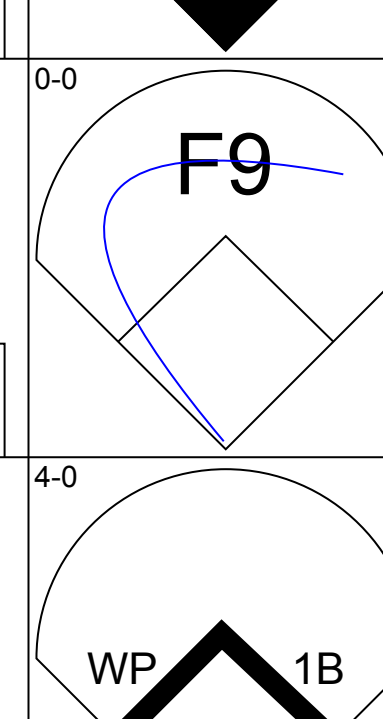
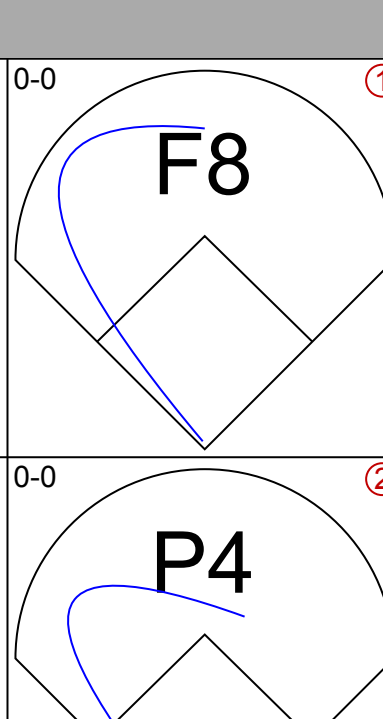
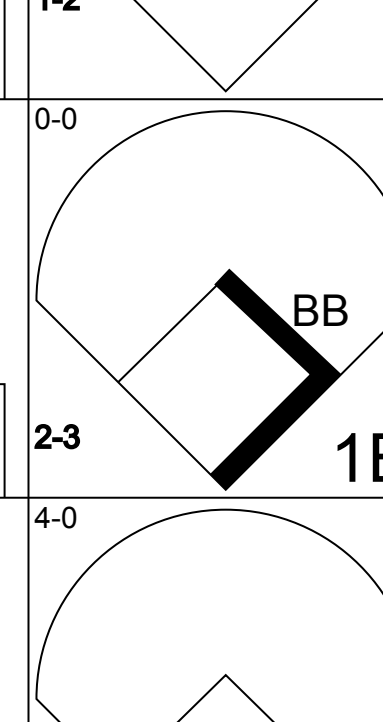
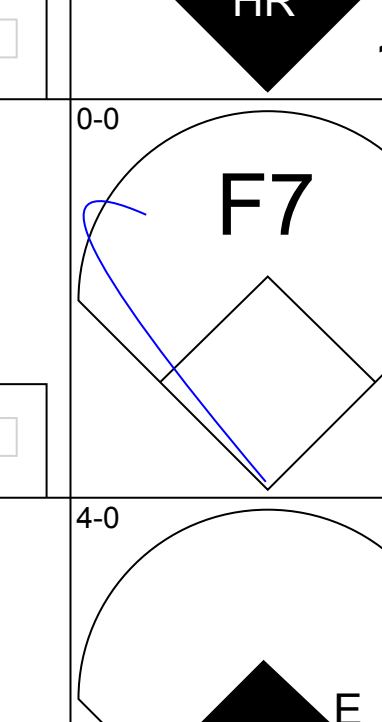
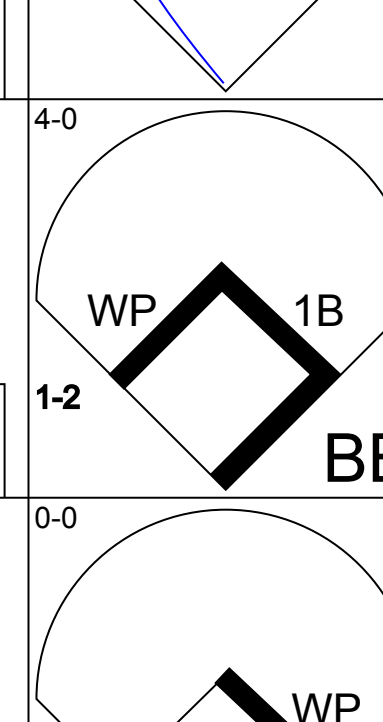

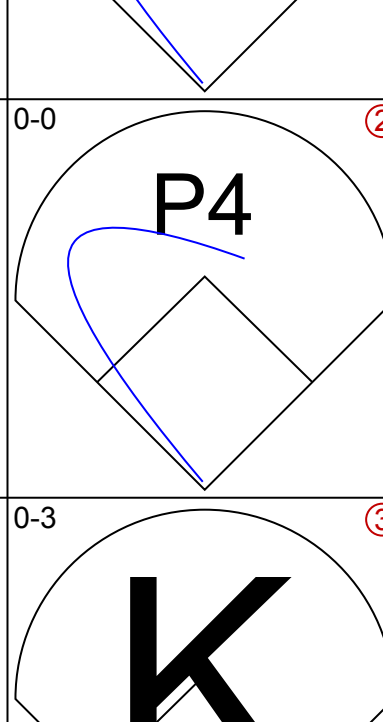
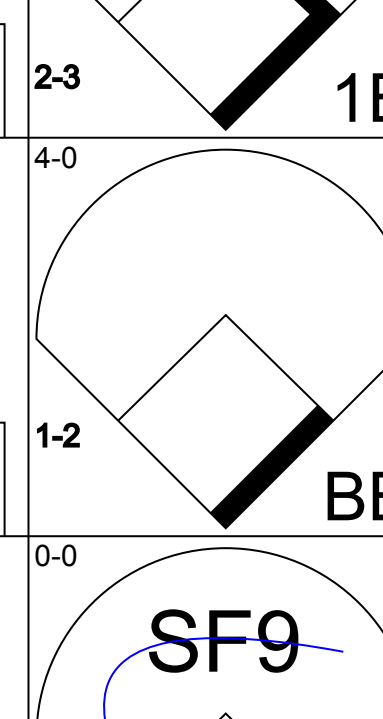
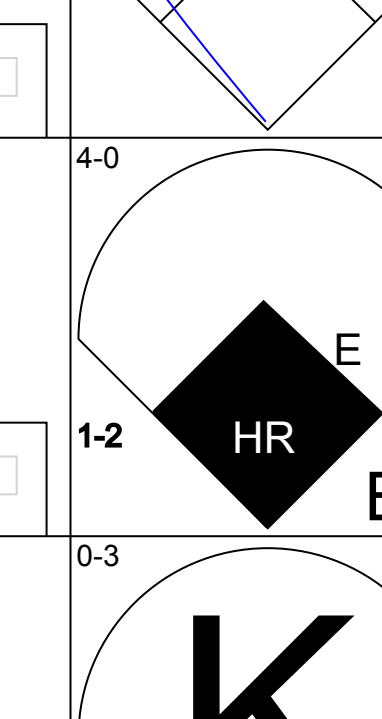
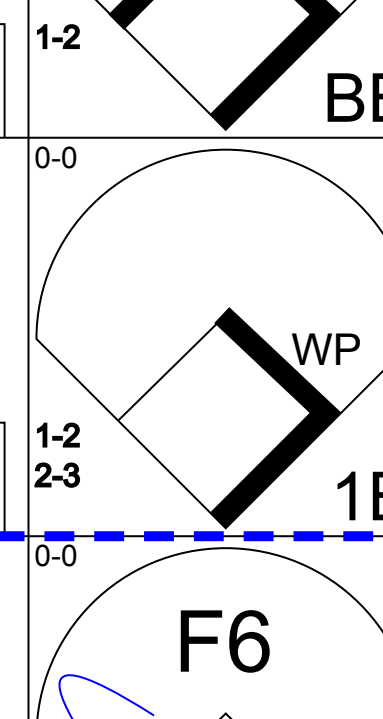

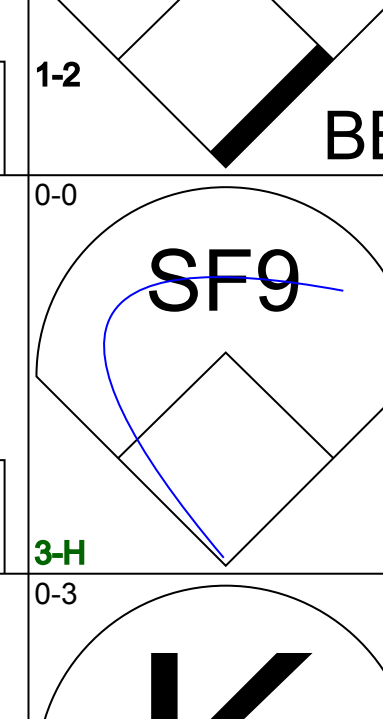
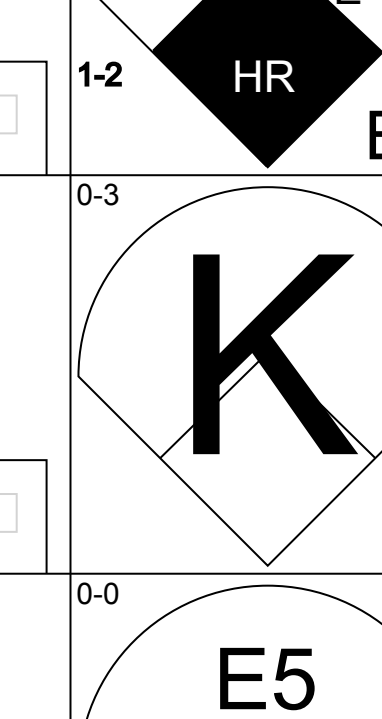
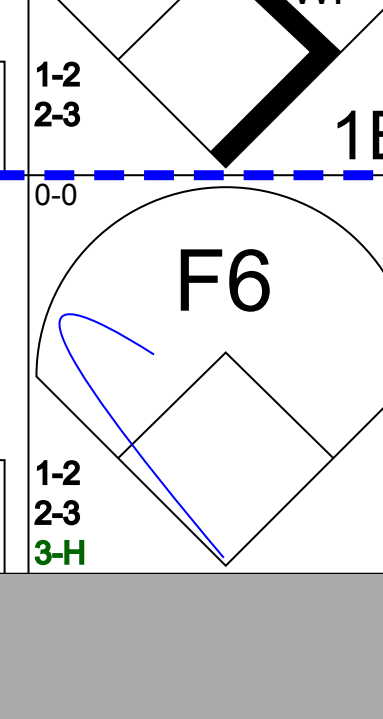
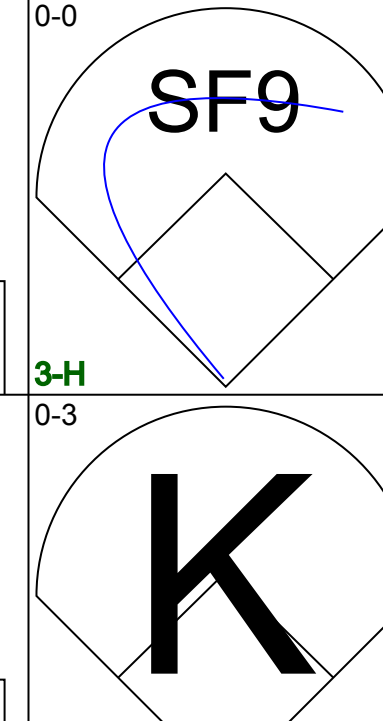

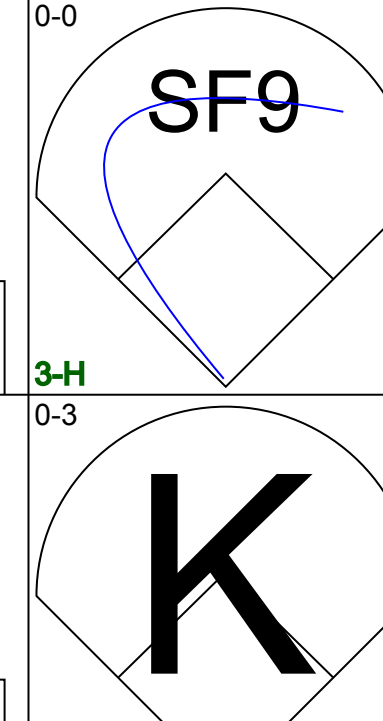
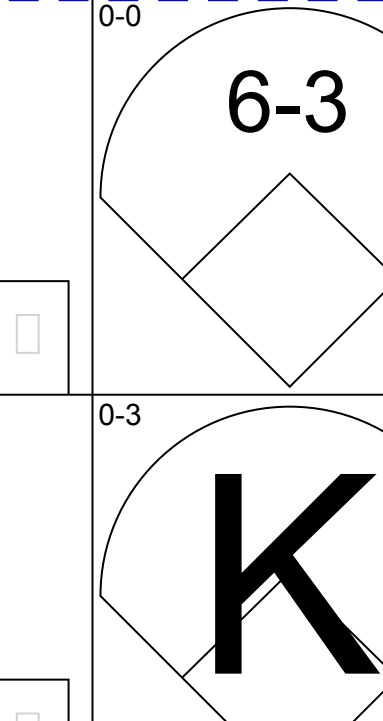
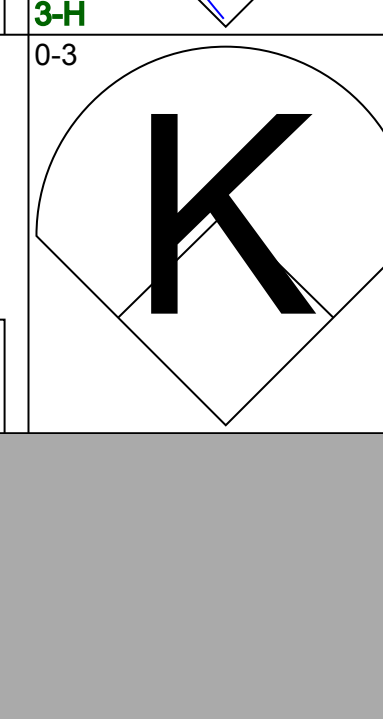
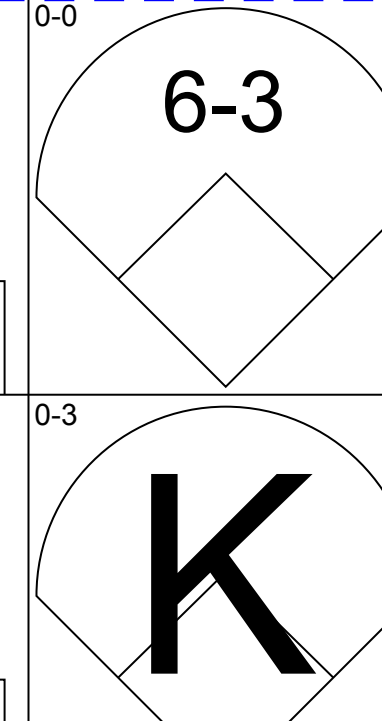
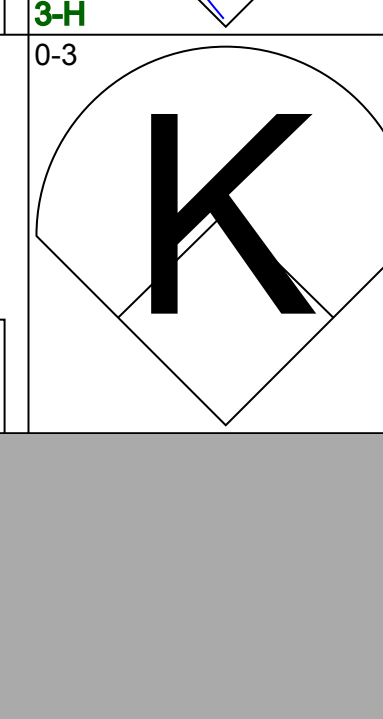
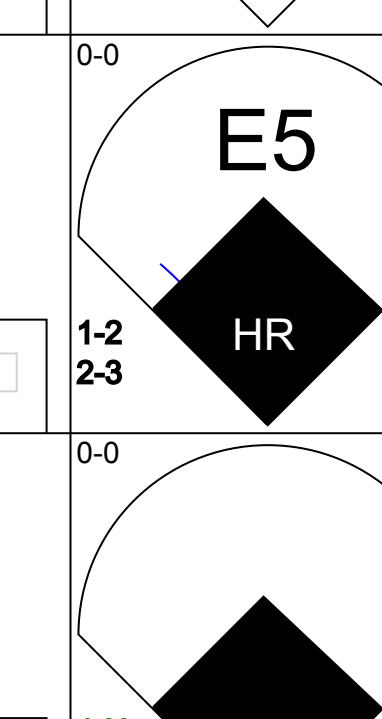
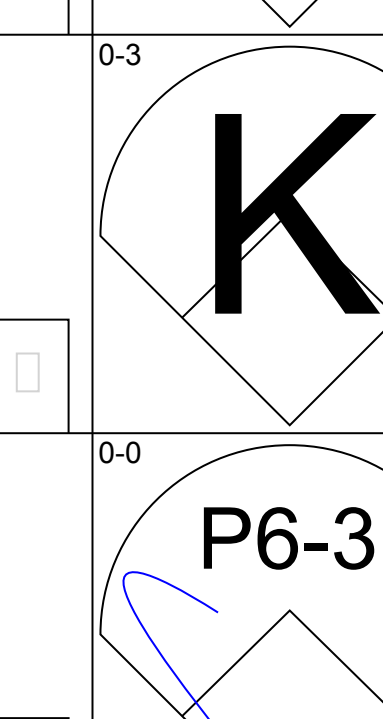
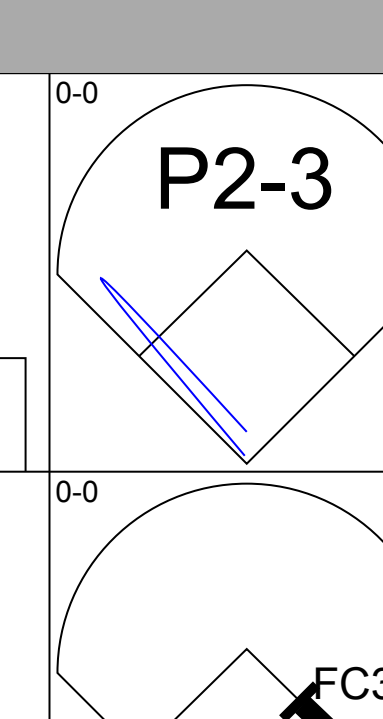
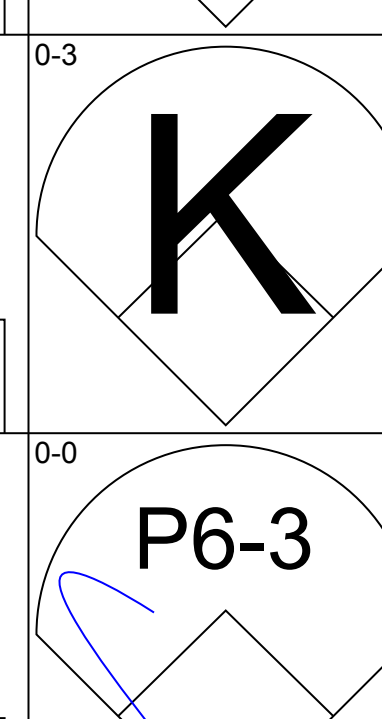
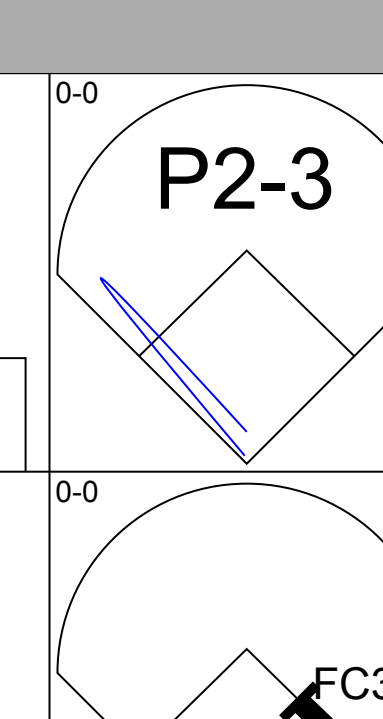
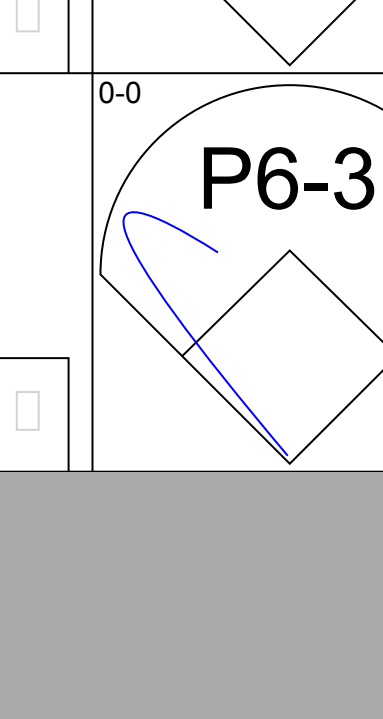
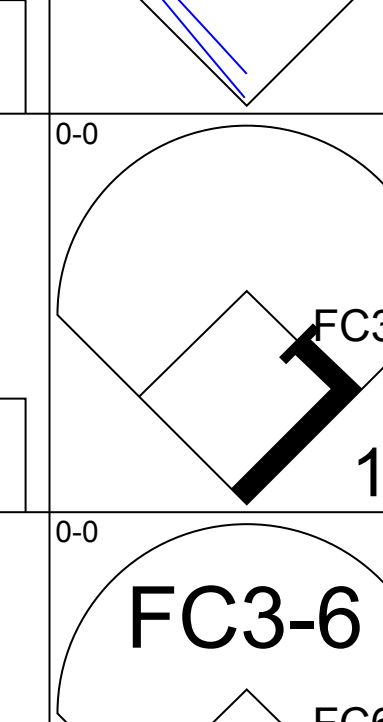
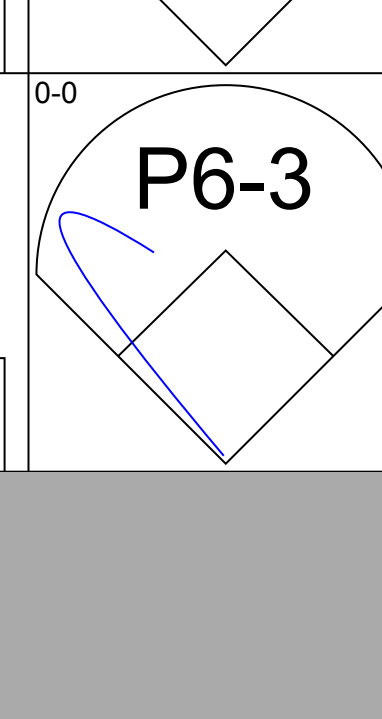
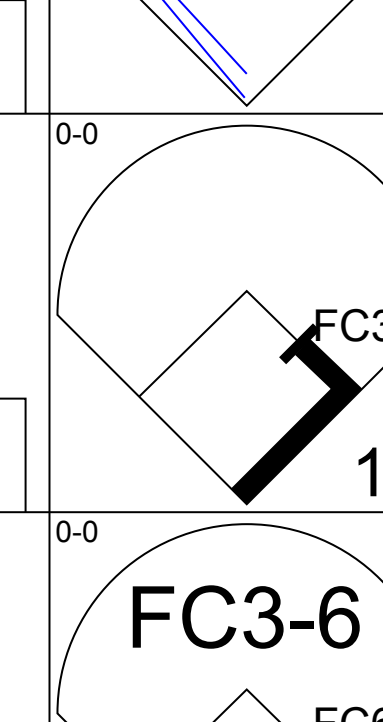
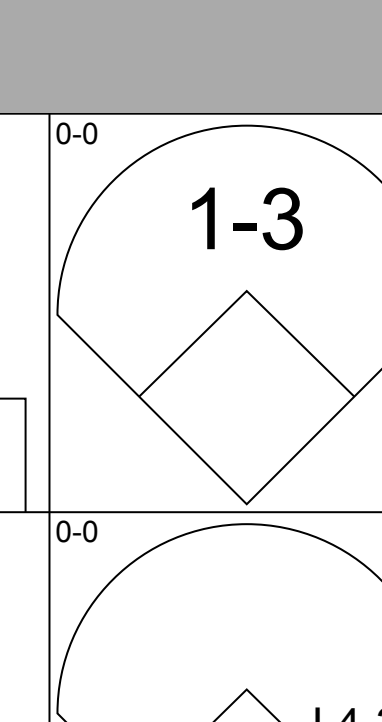
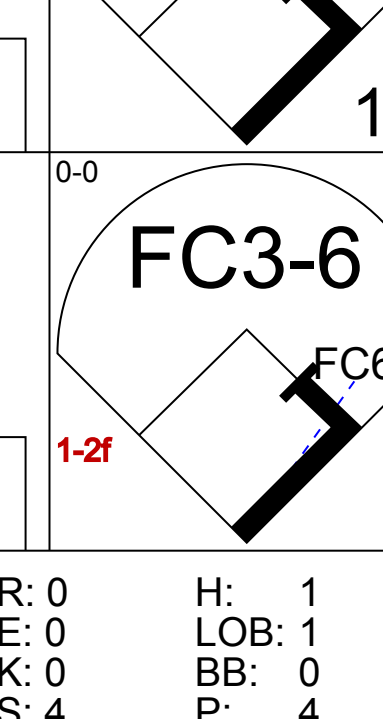
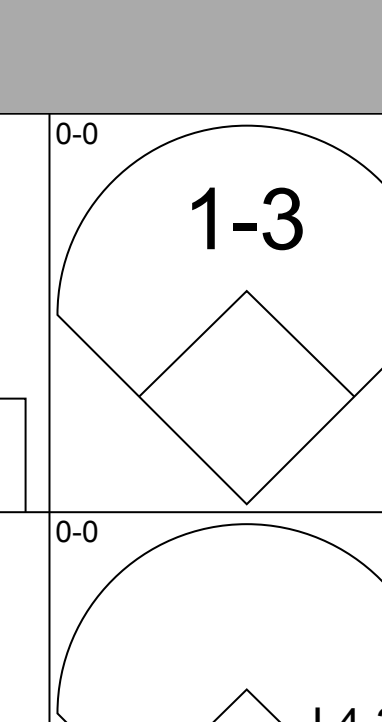
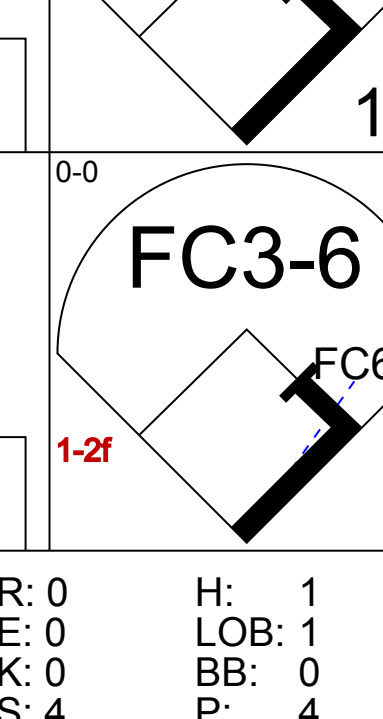
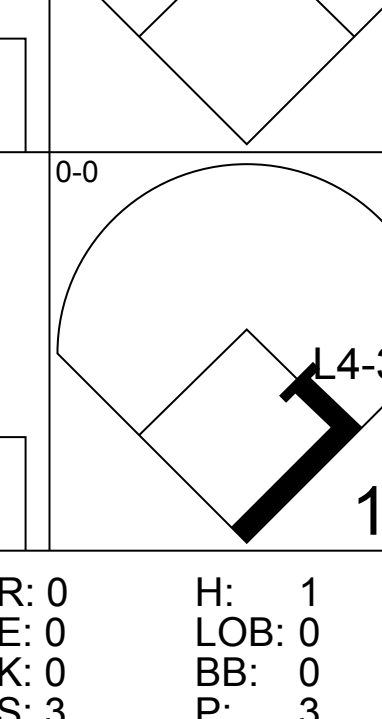
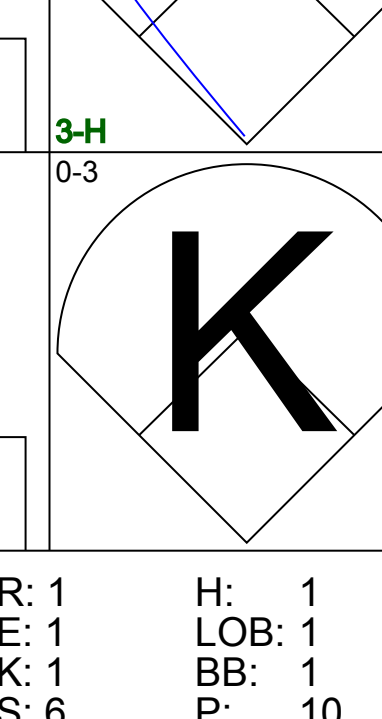
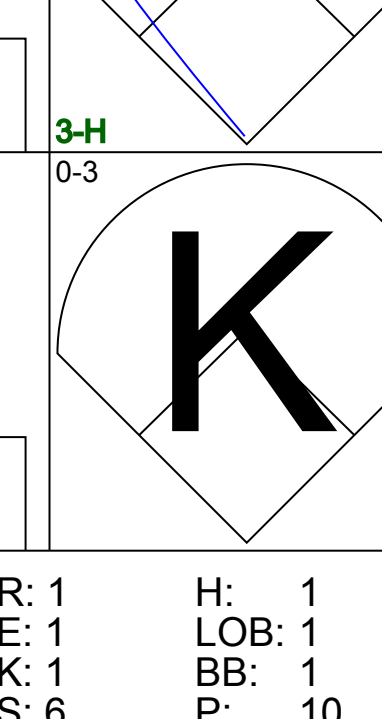
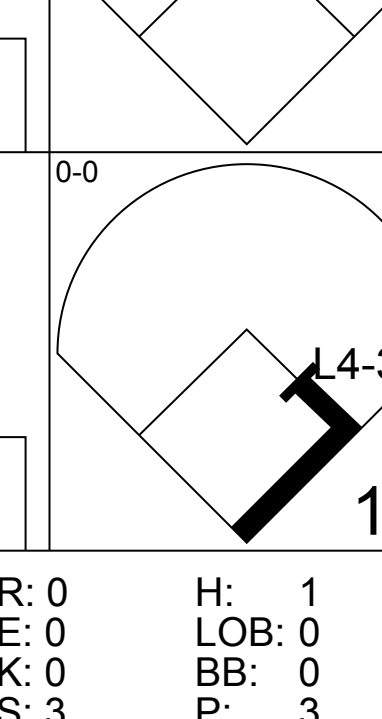


Batter	1	2	3	4	5	6	7	8	9	AB	R	H	RBI	BB	SO	LOB	TOP				
Lou Brock, L OBP: 0.394, SLG: 0.436 (1, 7)										4	0	0	0	0	1	3					
Ted Sizemore, R OBP: 0.315, SLG: 0.327 (1, 4)										4	0	0	0	0	0	1					
Matty Alou, L OBP: 0.354, SLG: 0.417 (1, 3)										4	0	1	0	0	0	0					
Joe Torre, R OBP: 0.423, SLG: 0.560 (1, 5)										4	0	1	0	0	0	0					
Ted Simmons, S OBP: 0.347, SLG: 0.416 (1, 2)										4	0	0	0	0	0	2					
Joe Hague, L OBP: 0.329, SLG: 0.402 (1, 9)										3	0	0	0	1	0	0					
Jose Cruz, L OBP: 0.375, SLG: 0.412 (1, 8)										3	0	2	0	1	0	1					
Dal Maxvill, R OBP: 0.292, SLG: 0.256 (1, 6)										4	0	1	0	0	0	3					
Jerry Reuss, L OBP: 0.233, SLG: 0.127 (1, 1)										1	0	0	0	0	0	1					
Chuck Taylor, R OBP: 0.197, SLG: 0.330 (4, 1)										0	0	0	0	0	0	0					
Jim Beuschamp, R OBP: 0.276, SLG: 0.360 (5, PH)										0	0	0	0	0	0	1					
Dennis Higgins, R OBP: 0.298, SLG: 0.380 (5, 1)										0	0	0	0	0	0	0					
Luis Melendez, R OBP: 0.298, SLG: 0.380 (7, PH)										1	0	1	0	0	0	0					
Daryll Patterson, L OBP: 0.298, SLG: 0.380 (7, 1)										0	0	0	0	0	0	0					
<b>Inning Stats</b>	R: 0 E: 0 K: 1 S: 5	H: 0 LOB: 0 BB: 0 P: 5	R: 0 E: 0 K: 0 S: 3	H: 0 LOB: 1 BB: 1 P: 7	R: 0 E: 0 K: 0 S: 4	H: 1 LOB: 1 BB: 0 P: 4	R: 0 E: 0 K: 0 S: 3	H: 0 LOB: 0 BB: 0 P: 3	R: 0 E: 0 K: 0 S: 4	H: 1 LOB: 1 BB: 0 P: 4	R: 0 E: 0 K: 0 S: 5	H: 2 LOB: 2 BB: 0 P: 5	R: 0 E: 0 K: 0 S: 4	H: 1 LOB: 2 BB: 1 P: 8	R: 0 E: 0 K: 0 S: 3	H: 0 LOB: 0 BB: 0 P: 3	R: 0 E: 0 K: 0 S: 4	H: 1 LOB: 1 BB: 0 P: 4	1B: 4 2B: 2 3B: 0 HR: 0	SF: 0 SAC: 0 DP: 0 HBP: 0	WP: 0 PA: 35 PB: 0 SB: 0 CS: 0
<b>PITCHER</b> Juan Pizarro, L ERA: 3.47 (1, 1)	IP: 9.0 WLS: W BF: 35 H: 6 R: 0 ER: 0 SO: 1 BB: 2 IBB: 0 HBP: 0 BLK: 0 WP: 0 HR: 0 S: 35 P: 43 ERA: 0.00 WHIP: 0.889																				

St. Louis Cardinals @ Chicago Cubs  
Wrigley Field, Chicago, IL  
Sat Sep 11 1971, 3:33 AM CDT  
Att: 24,010 - Cloudy - 66 F

AB 33  
R 0  
H 6  
RBI 0  
BB 2  
SO 1  
LOB 12



Batter	1	2	3	4	5	6	7	8	9	AB	R	H	RBI	BB	SO	LOB	BOTTOM					
Cleo James, R OBP: 0.356, SLG: 0.370 (1, 8)										5	2	1	0	0	0	4						
Carmen Fanzone, R OBP: 0.333, SLG: 0.667 (1, 3)										4	1	1	0	0	0	2						
Billy Williams, L OBP: 0.386, SLG: 0.504 (1, 7)										3	0	1	0	1	0	1						
Jim Hickman, R OBP: 0.353, SLG: 0.468 (1, 9)										2	1	1	0	2	1	0						
Brock Davis, L OBP: 0.356, SLG: 0.335 (7, 9)										0	0	0	0	0	0	0						
Ron Santo, R OBP: 0.349, SLG: 0.429 (1, 5)										3	0	0	1	0	1	4						
Frank Fernandez, R OBP: 0.237, SLG: 0.204 (1, 2)										3	2	0	0	1	2	4						
Paul Popovich, S OBP: 0.260, SLG: 0.306 (1, 4)										4	1	2	4	0	0	0						
Don Kessinger, S OBP: 0.318, SLG: 0.318 (1, 6)										3	0	1	1	0	0	0						
Juan Pizarro, L OBP: 0.167, SLG: 0.111 (1, 1)										4	0	2	0	0	1	2						
<b>Inning Stats</b>	R: 1 E: 0 K: 1 S: 7	H: 2 LOB: 2 BB: 1 P: 11	R: 0 E: 0 K: 0 S: 4	H: 1 LOB: 0 BB: 0 P: 4	R: 4 E: 1 K: 1 S: 8	H: 2 LOB: 0 BB: 1 P: 12	R: 1 E: 0 K: 0 S: 5	H: 2 LOB: 2 BB: 1 P: 9	R: 1 E: 1 K: 1 S: 6	H: 1 LOB: 1 BB: 1 P: 10	R: 0 E: 0 K: 1 S: 5	H: 0 LOB: 0 BB: 0 P: 5	R: 0 E: 0 K: 1 S: 5	H: 0 LOB: 0 BB: 0 P: 5	R: 0 E: 0 K: 0 S: 3	H: 1 LOB: 0 BB: 0 P: 3	R: 0 E: 0 K: 0 S: 3	H: 1 LOB: 0 BB: 0 P: 3	1B: 8 2B: 1 3B: 0 HR: 1	SF: 2 SAC: 0 DP: 1 HBP: 0	WP: 1 PA: 37 PB: 0 SB: 0 CS: 0	
<b>PITCHER</b> Jerry Reuss, L ERA: 4.52 (1, 1)	IP: 3.2 WLS: L BF: 22 H: 7 R: 6 ER: 2 SO: 2 BB: 3 IBB: 0 HBP: 0 BLK: 0 WP: 1 HR: 0 S: 23 P: 35 ERA: 4.91 WHIP: 2.727																					
Chuck Taylor, R ERA: 3.92 (4, 1)	0.1	1	0	0	0	0	0	0	0	0	0	0	0	0	0	0	1	0	1	1	0.00	0.000
Dennis Higgins, R ERA: 4.5 (5, 1)	2.0	8	1	1	1	2	1	0	0	0	0	0	0	0	0	0	0	0	11	15	4.50	1.000
Daryll Patterson, R ERA: 5.17 (7, 1)	2.0	6	1	0	0	1	0	0	0	0	0	0	0	0	0	0	0	0	8	8	0.00	0.500

St. Louis Cardinals @ Chicago Cubs  
Wrigley Field, Chicago, IL  
Sat Sep 11 1971, 3:33 AM CDT  
Att: 24,010 - Cloudy - 66 F

AB 31  
R 7  
H 9  
RBI 6  
BB 4  
SO 5  
LOB 17





Batter	1	2	3	4	5	6	7	8	9	AB	R	H	RBI	BB	SO	LOB	TOP								
<b>Lou Brock, L</b> OBP: 0.396, SLG: 0.438 (1,7)										5	2	3	0	0	0	4									
<b>Ted Sizemore, R</b> OBP: 0.317, SLG: 0.331 (1,4)										4	0	2	0	0	0	1									
<b>Matty Alou, L</b> OBP: 0.354, SLG: 0.418 (1,3)										5	0	2	2	0	0	1									
<b>Joe Torre, R</b> OBP: 0.424, SLG: 0.558 (1,5)										3	1	1	0	2	1	1									
<b>Ted Simmons, S</b> OBP: 0.348, SLG: 0.422 (1,2)										3	1	1	2	1	1	3									
<b>Luis Melendez, R</b> OBP: 0.331, SLG: 0.273 (1,9)										4	0	0	0	0	2	5									
<b>Jose Cruz, L</b> OBP: 0.373, SLG: 0.409 (1,8)										4	0	1	0	0	0	0									
<b>Dal Maxvill, R</b> OBP: 0.295, SLG: 0.259 (1,6)										4	0	2	0	0	0	0									
<b>Bob Gibson, R</b> OBP: 0.207, SLG: 0.280 (1,1)										3	0	0	0	1	1	1									
<b>Inning Stats</b>	R: 0 E: 0 K: 0 S: 3	H: 1 LOB: 0 BB: 0 P: 3	R: 2 E: 0 K: 0 S: 5	H: 2 LOB: 0 BB: 0 P: 5	R: 1 E: 0 K: 1 S: 8	H: 3 LOB: 3 BB: 1 P: 12	R: 0 E: 0 K: 1 S: 5	H: 0 LOB: 0 BB: 0 P: 5	R: 1 E: 0 K: 0 S: 4	H: 2 LOB: 0 BB: 0 P: 4	R: 0 E: 0 K: 1 S: 7	H: 2 LOB: 3 BB: 1 P: 11	R: 0 E: 0 K: 1 S: 5	H: 0 LOB: 2 BB: 2 P: 13	R: 0 E: 0 K: 0 S: 4	H: 1 LOB: 1 BB: 0 P: 4	R: 0 E: 0 K: 1 S: 5	H: 1 LOB: 0 BB: 0 P: 5	1B: 9 2B: 2 3B: 0 HR: 1	SF: 0 SAC: 1 DP: 1 HBP: 0	WP: 0 PB: 0 SB: 1 CS: 2	PA: 40			
<b>PITCHER</b>	IP	WLS	BF	H	R	ER	SO	BB	IBB	HBP	BLK	WP	HR	S	P	ERA	WHIP								
<b>Ken Holtzman, L</b> ERA: 4.48 (1,1)	6.0	L	28	10	4	4	3	1	1	0	0	0	1	32	40	6.00	1.833								
<b>Bill Bonham, R</b> ERA: 4.94 (7,1)	2.0		9	1	0	0	1	2	0	0	0	0	0	9	17	0.00	1.500								
<b>Ray Newman, L</b> ERA: 3.38 (9,1)	1.0		3	1	0	0	1	0	0	0	0	0	0	5	5	0.00	1.000								

St. Louis Cardinals @ Chicago Cubs  
Wrigley Field, Chicago, IL  
Sun Sep 12 1971, 3:33 AM CDT  
Att: 24,017 - Cloudy - 64 F

AB 35  
R 4  
H 12  
RBI 4  
BB 4  
SO 5  
LOB 16



Batter	1	2	3	4	5	6	7	8	9	AB	R	H	RBI	BB	SO	LOB	BOTTOM								
<b>Don Kessinger, S</b> OBP: 0.316, SLG: 0.316 (1,6)										4	0	0	0	0	1	1									
<b>Paul Popovich, S</b> OBP: 0.254, SLG: 0.298 (1,4)										4	0	0	0	0	1	0									
<b>Billy Williams, L</b> OBP: 0.385, SLG: 0.502 (1,7)										4	0	1	0	0	1	0									
<b>Joe Pepitone, L</b> OBP: 0.347, SLG: 0.483 (1,3)										4	0	1	0	0	0	1									
<b>Ron Santo, R</b> OBP: 0.349, SLG: 0.429 (1,5)										3	0	1	0	0	0	1									
<b>Brock Davis, L</b> OBP: 0.353, SLG: 0.331 (1,8)										3	0	0	0	0	0	1									
<b>Johnny Callison, L</b> OBP: 0.301, SLG: 0.338 (1,9)										3	0	1	0	0	1	1									
<b>Frank Fernandez, R</b> OBP: 0.226, SLG: 0.192 (1,2)										3	0	0	0	0	2	3									
<b>Ken Holtzman, R</b> OBP: 0.164, SLG: 0.203 (6, PH)										1	0	0	0	0	1	1									
<b>J.C. Martin, L</b> OBP: 0.336, SLG: 0.352 (6, PH)										1	0	0	0	0	1	0									
<b>Bill Bonham, R</b> OBP: 0.200, SLG: 0.200 (7,1)										0	0	0	0	0	0	0									
<b>Al Spangler, L</b> OBP: 0.400, SLG: 0.400 (8, PH)										1	0	0	0	0	2										
<b>Ray Newman, L</b> OBP: 0.207, SLG: 0.280 (9,1)										0	0	0	0	0	0	0									
<b>Inning Stats</b>	R: 0 E: 0 K: 0 S: 3	H: 0 LOB: 0 BB: 0 P: 3	R: 0 E: 0 K: 0 S: 3	H: 1 LOB: 0 BB: 0 P: 3	R: 0 E: 0 K: 2 S: 8	H: 1 LOB: 1 BB: 0 P: 8	R: 0 E: 0 K: 1 S: 5	H: 0 LOB: 0 BB: 0 P: 5	R: 0 E: 0 K: 1 S: 5	H: 0 LOB: 0 BB: 0 P: 5	R: 0 E: 0 K: 2 S: 7	H: 0 LOB: 0 BB: 0 P: 7	R: 0 E: 0 K: 1 S: 5	H: 0 LOB: 0 BB: 0 P: 5	R: 0 E: 1 K: 1 S: 7	H: 1 LOB: 2 BB: 0 P: 7	R: 0 E: 0 K: 0 S: 4	H: 1 LOB: 1 BB: 0 P: 4	R: 0 E: 0 K: 0 S: 4	H: 1 LOB: 1 BB: 0 P: 4	1B: 4 2B: 0 3B: 0 HR: 0	SF: 0 SAC: 0 DP: 1 HBP: 0	WP: 0 PB: 0 SB: 0 CS: 0	PA: 31	
<b>PITCHER</b>	IP	WLS	BF	H	R	ER	SO	BB	IBB	HBP	BLK	WP	HR	S	P	ERA	WHIP								
<b>Bob Gibson, R</b> ERA: 3.15 (1,1)	9.0	W	31	4	0	0	8	0	0	0	0	0	0	47	47	0.00	0.444								

St. Louis Cardinals @ Chicago Cubs  
Wrigley Field, Chicago, IL  
Sun Sep 12 1971, 3:33 AM CDT  
Att: 24,017 - Cloudy - 64 F

AB 31  
R 0  
H 4  
RBI 0  
BB 0  
SO 8  
LOB 11





Batter	1	2	3	4	5	6	7	8	9	10	AB	R	H	RBI	BB	SO	LOB	TOP				
Larry Bowa, S OBP: 0.282, SLG: 0.290 (1, 6)	4-3 ①		F5 ①	FC5 S 1B ①		4-3 ③		K ②	F3 ②		6	0	1	0	0	1	5	Philadelphia Phillies @ St. Louis Cardinals Busch Stadium, St. Louis, MO Mon Sep 13 1971, 7:05 PM CDT Att: 13,863 - Unknown				
Tim McCarver, L OBP: 0.342, SLG: 0.411 (1, 2)	K ②		2B 1B ③	FC5 ③			HR 1B ①	BB 2B ②	F7 ③		6	2	3	0	0	1	4					
Willie Montanez, L OBP: 0.322, SLG: 0.471 (1, 9) (10, 3)	BB 1B ①		1B 2B ③				HR ①	BB IBB ②		HR ①	5	3	5	4	1	0	0					
Deron Johnson, R OBP: 0.348, SLG: 0.493 (9, 3)			1B ③								4	0	2	1	2	2	1					
Denny Doyle, L OBP: 0.279, SLG: 0.301 (10, PR) (10, 4)	BB ①		1B ③							FC1-6 1B ①	0	0	0	0	0	0	0					
Greg Luzinski, R OBP: 0.442, SLG: 0.581 (1, 3)			1B ③								5	0	2	1	0	2	6					
Bill Wilson, R OBP: 0.111, SLG: 0.111 (8, 1)	K ③		1B ③							FC1-6 BB ①	1	0	0	0	0	0	1					
Don Money, R OBP: 0.280, SLG: 0.361 (1, 4)			1B ③								6	0	1	0	0	3	4					
Roger Freed, R OBP: 0.306, SLG: 0.300 (10, 9)		5-3		K ②							0	0	0	0	0	0	0					
Mike Anderson, R OBP: 0.292, SLG: 0.238 (1, 8)											4	0	1	0	2	2	4					
Larry Hisle, R OBP: 0.256, SLG: 0.237 (1, 7)											6	0	1	0	0	1	5					
Ken Reynolds, L OBP: 0.217, SLG: 0.209 (5, 1)											2	1	1	0	0	1	0					
Darrell Brandon, L OBP: 0.144, SLG: 0.154 (5, PH)											0	0	0	0	0	0	0					
Oscar Gamble, L OBP: 0.074, SLG: 0.099 (5, 1)											1	0	1	0	0	0	0					
Chris Short, L OBP: 0.111, SLG: 0.083 (5, PH)											0	0	0	0	0	0	0					
Ron Stone, L OBP: 0.005, SLG: 0.309 (5, PH)											1	0	0	0	0	0	0					
Pete Koegel, R OBP: 0.142, SLG: 0.357 (5, PH)											0	0	0	0	1	0	0					
John Yakovlevich, R OBP: 0.213, SLG: 0.191 (5, 9)											0	0	0	0	0	0	0					
<b>Inning Stats</b>	R: 0 E: 0 K: 2 S: 13	H: 1 LOB: 2 BB: 22 P: 22	R: 0 E: 0 K: 1 S: 5	H: 0 LOB: 0 BB: 0 P: 5	R: 3 E: 0 K: 1 S: 19	H: 5 LOB: 2 BB: 0 P: 23	R: 0 E: 0 K: 2 S: 10	H: 1 LOB: 1 BB: 0 P: 11	R: 0 E: 0 K: 2 S: 4	H: 2 LOB: 1 BB: 0 P: 4	R: 2 E: 0 K: 2 S: 11	H: 4 LOB: 2 BB: 0 P: 14	R: 0 E: 0 K: 2 S: 12	H: 1 LOB: 3 BB: 2 P: 27	R: 0 E: 0 K: 0 S: 9	H: 1 LOB: 3 BB: 2 P: 19	R: 1 E: 0 K: 2 S: 12	H: 2 LOB: 2 BB: 1 P: 20	1B: 14 2B: 2 3B: 0 HR: 2	SF: 0 SAC: 0 DP: 1 HBP: 0	WP: 0 PB: 0 SB: 1 CS: 0	PA: 53
<b>PITCHER</b>	IP WLS BF H R ER SO	IP WLS BF H R ER SO	IP WLS BF H R ER SO	IP WLS BF H R ER SO	IP WLS BF H R ER SO	IP WLS BF H R ER SO	IP WLS BF H R ER SO	IP WLS BF H R ER SO	IP WLS BF H R ER SO	IP WLS BF H R ER SO	IP WLS BF H R ER SO	IP WLS BF H R ER SO	IP WLS BF H R ER SO	IP WLS BF H R ER SO	IP WLS BF H R ER SO	IP WLS BF H R ER SO	IP WLS BF H R ER SO	ERA WHIP	ERA WHIP			
Reggie Cleveland, R ERA: 3.88 (1, 1)	6.1 32 13 5 5 8	1.2 9 2 0 0 3	1.2 5 5 0 0 3	1.2 5 5 0 0 3	1.2 5 5 0 0 3	1.2 5 5 0 0 3	1.2 5 5 0 0 3	1.2 5 5 0 0 3	1.2 5 5 0 0 3	1.2 5 5 0 0 3	1.2 5 5 0 0 3	1.2 5 5 0 0 3	1.2 5 5 0 0 3	1.2 5 5 0 0 3	1.2 5 5 0 0 3	1.2 5 5 0 0 3	1.2 5 5 0 0 3	7.11 2.211	7.11 2.211			
Stan Williams, R ERA: 3.99 (7, 1)	1.2 9 2 0 0 3	1.2 9 2 0 0 3	1.2 9 2 0 0 3	1.2 9 2 0 0 3	1.2 9 2 0 0 3	1.2 9 2 0 0 3	1.2 9 2 0 0 3	1.2 9 2 0 0 3	1.2 9 2 0 0 3	1.2 9 2 0 0 3	1.2 9 2 0 0 3	1.2 9 2 0 0 3	1.2 9 2 0 0 3	1.2 9 2 0 0 3	1.2 9 2 0 0 3	1.2 9 2 0 0 3	1.2 9 2 0 0 3	0.00 1.800	0.00 1.800			
Al Santorini, R ERA: 3.93 (9, 1)	0.1 3 1 0 0 0	0.1 3 1 0 0 0	0.1 3 1 0 0 0	0.1 3 1 0 0 0	0.1 3 1 0 0 0	0.1 3 1 0 0 0	0.1 3 1 0 0 0	0.1 3 1 0 0 0	0.1 3 1 0 0 0	0.1 3 1 0 0 0	0.1 3 1 0 0 0	0.1 3 1 0 0 0	0.1 3 1 0 0 0	0.1 3 1 0 0 0	0.1 3 1 0 0 0	0.1 3 1 0 0 0	0.1 3 1 0 0 0	0.00 6.000	0.00 6.000			
Don Shaw, L ERA: 2.87 (9, 1)	0.2 5 2 1 1 0	0.2 5 2 1 1 0	0.2 5 2 1 1 0	0.2 5 2 1 1 0	0.2 5 2 1 1 0	0.2 5 2 1 1 0	0.2 5 2 1 1 0	0.2 5 2 1 1 0	0.2 5 2 1 1 0	0.2 5 2 1 1 0	0.2 5 2 1 1 0	0.2 5 2 1 1 0	0.2 5 2 1 1 0	0.2 5 2 1 1 0	0.2 5 2 1 1 0	0.2 5 2 1 1 0	0.2 5 2 1 1 0	13.50 4.500	13.50 4.500			
Mo'ni Drabowsky, R ERA: 3.76 (10, 1)	1.0 4 0 0 0 2	1.0 4 0 0 0 2	1.0 4 0 0 0 2	1.0 4 0 0 0 2	1.0 4 0 0 0 2	1.0 4 0 0 0 2	1.0 4 0 0 0 2	1.0 4 0 0 0 2	1.0 4 0 0 0 2	1.0 4 0 0 0 2	1.0 4 0 0 0 2	1.0 4 0 0 0 2	1.0 4 0 0 0 2	1.0 4 0 0 0 2	1.0 4 0 0 0 2	1.0 4 0 0 0 2	1.0 4 0 0 0 2	0.00 1.000	0.00 1.000			

Batter	1	2	3	4	5	6	7	8	9	10	AB	R	H	RBI	BB	SO	LOB	BOTTOM	
Lou Brock, L OBP: 0.394, SLG: 0.436 (1, 7)	1B SH1-3 3B 1B ①		4-3 ①	FC6 ③		4-3 ①		4-3 ③			5	1	1	0	0	0	3	Philadelphia Phillies @ St. Louis Cardinals Busch Stadium, St. Louis, MO Mon Sep 13 1971, 7:05 PM CDT Att: 13,863 - Unknown	
Ted Sizemore, R OBP: 0.321, SLG: 0.338 (1, 4)	SH1-3 ①		1B BB ②								3	1	2	0	1	0	0		
Matty Alou, L OBP: 0.354, SLG: 0.417 (1, 3)			P6 ②								4	2	1	0	1	0	2		
Joe Torre, R OBP: 0.424, SLG: 0.562 (1, 5)	3B 1B ①										4	0	2	3	0	1	1		
Ted Simmons, S OBP: 0.347, SLG: 0.422 (1, 2)	4-3 ②		F8 ③								5	1	1	1	0	0	4		
Luis Melendez, R OBP: 0.328, SLG: 0.289 (1, 9)											2	0	0	0	0	1	1		
Joe Hague, L OBP: 0.326, SLG: 0.399 (5, PH) (6, 9)	P5 ③										3	0	0	0	0	0	1		
Jose Cruz, L OBP: 0.373, SLG: 0.404 (1, 8)											3	0	0	0	2	1	0		
Dal Maxvill, R OBP: 0.297, SLG: 0.260 (1, 6)											3	0	1	1	1	0	1		
Bob Burda, L OBP: 0.406, SLG: 0.377 (10, PH)											1	0	0	0	0	0	0		
Reggie Cleveland, R ERA: 3.88 (1, 1)	4.1 23 7 5 5 2	1.2 9 2 0 0 3	1.2 5 5 0 0 3	1.2 5 5 0 0 3	1.2 5 5 0 0 3	1.2 5 5 0 0 3	1.2 5 5 0 0 3	1.2 5 5 0 0 3	1.2 5 5 0 0 3	1.2 5 5 0 0 3	1.2 5 5 0 0 3	1.2 5 5 0 0 3	1.2 5 5 0 0 3	1.2 5 5 0 0 3	1.2 5 5 0 0 3	1.2 5 5 0 0 3	1.2 5 5 0 0 3	10.38 2.538	10.38 2.538
Darrell Brandon, R ERA: 4.1 (5, 1)	0.2 4 1 0 0 0	0.2 4 1 0 0 0	0.2 4 1 0 0 0	0.2 4 1 0 0 0	0.2 4 1 0 0 0	0.2 4 1 0 0 0	0.2 4 1 0 0 0	0.2 4 1 0 0 0	0.2 4 1 0 0 0	0.2 4 1 0 0 0	0.2 4 1 0 0 0	0.2 4 1 0 0 0	0.2 4 1 0 0 0	0.2 4 1 0 0 0	0.2 4 1 0 0 0	0.2 4 1 0 0 0	0.2 4 1 0 0 0	0.00 1.500	0.00 1.500
Chris Short, L ERA: 3.89 (6, 1)	2.0 6 0 0 0 0	2.0 6 0 0 0 0	2.0 6 0 0 0 0	2.0 6 0 0 0 0	2.0 6 0 0 0 0	2.0 6 0 0 0 0	2.0 6 0 0 0 0	2.0 6 0 0 0 0	2.0 6 0 0 0 0	2.0 6 0 0 0 0	2.0 6 0 0 0 0	2.0 6 0 0 0 0	2.0 6 0 0 0 0	2.0 6 0 0 0 0	2.0 6 0 0 0 0	2.0 6 0 0 0 0	2.0 6 0 0 0 0	0.00 0.000	0.00 0.000
Bill Wilson, R ERA: 3.33 (8, 1)	3.0 W 11 1 0 0 1	3.0 W 11 1 0 0 1	3.0 W 11 1 0 0 1	3.0 W 11 1 0 0 1	3.0 W 11 1 0 0 1	3.0 W 11 1 0 0 1	3.0 W 11 1 0 0 1	3.0 W 11 1 0 0 1	3.0 W 11 1 0 0 1	3.0 W 11 1 0 0 1	3.0 W 11 1 0 0 1	3.0 W 11 1 0 0 1	3.0 W 11 1 0 0 1	3.0 W 11 1 0 0 1	3.0 W 11 1 0 0 1	3.0 W 11 1 0 0 1	3.0 W 11 1 0 0 1	0.00 0.667	0.00 0.667

AB 47  
R 6  
H 18  
RBI 6  
BB 6  
SO 13  
LOB 30



AB 36  
R 5  
H 9  
RBI 5  
BB 6  
SO 3  
LOB 16





Batter	1	2	3	4	5	6	7	8	9	AB	R	H	RBI	BB	SO	LOB	TOP										
Larry Bowa, S OBP: 0.283, SLG: 0.290	0-1 CS 1B	0-0 1B SF8		0-0 4-3			0-0 6-3		0-0 L1	5	1	2	0	0	0	0											
Tim McCarver, L OBP: 0.341, SLG: 0.409	3-1 P5	0-0 FC6-4 1B		0-0 4-3			0-1 F7			4	0	1	1	0	0	1											
Willie Montanez, L OBP: 0.321, SLG: 0.470	1-0 1B	1-2 SF8			0-0 F5		1-0 L7			3	0	1	1	0	0	0											
Deron Johnson, R OBP: 0.346, SLG: 0.490	0-0 6-3	0-0 FC6-4 1B			0-0 K			0-0 5-3		4	0	0	0	0	1	2											
Greg Luzinski, R OBP: 0.464, SLG: 0.578		1-1 BB 1B HBP		0-0 F9			0-0 FC4-6 1B		1-0 1-3 HBP	2	1	1	0	0	0	0											
Denny Doyle, L OBP: 0.279, SLG: 0.301		0-0 F8		0-3 K			0-0 FC4-6 1-2		0-1 1-3	4	0	0	0	0	1	3											
Oscar Gamble, L OBP: 0.276, SLG: 0.314		0-0 F8		0-0 K			0-0 FC4-6 1-2		0-0 F8	4	1	2	0	0	0	2											
Don Money, R OBP: 0.261, SLG: 0.363		1-2 BB 1B		0-0 S 1B			1-1 P4		0-0 F8	4	1	2	0	0	0	2											
John Vukovich, R OBP: 0.213, SLG: 0.191		1-2 BB 1B		0-0 S 1B			0-0 F9		2-3 K	3	1	0	0	1	1	1											
Mike Anderson, R OBP: 0.288, SLG: 0.222		4-2 1B 1B BB		0-0 F9			0-0 F9		0-0 K	3	1	0	0	1	1	1											
Rick Wise, R OBP: 0.261, SLG: 0.482		1-0 1B 1B		0-2 6-3			0-0 1-3		0-0 F7	4	1	1	2	0	0	0											
Chris Short, R OBP: 0.185, SLG: 0.083		1-2 1B 1B								0	0	0	0	0	0	0											
<b>Inning Stats</b>	R: 0 E: 0 K: 0 S: 6	H: 2 LOB: 1 BB: 0 P: 10	R: 5 E: 0 K: 0 S: 12	H: 4 LOB: 1 BB: 1 P: 19	R: 0 E: 0 K: 1 S: 6	H: 1 LOB: 0 BB: 0 P: 6	R: 0 E: 0 K: 0 S: 5	H: 0 LOB: 0 BB: 0 P: 5	R: 0 E: 0 K: 1 S: 6	H: 1 LOB: 1 BB: 0 P: 9	R: 0 E: 0 K: 0 S: 4	H: 0 LOB: 0 BB: 0 P: 5	R: 0 E: 0 K: 0 S: 4	H: 0 LOB: 2 BB: 0 P: 5	R: 0 E: 0 K: 1 S: 5	H: 0 LOB: 0 BB: 0 P: 7	1B: 8 2B: 0 3B: 0 HR: 0	SF: 1 SAC: 0 DP: 0 HBP: 2	WP: 0 PB: 0 SB: 1 CS: 1	PA: 37							
<b>PITCHER</b>	IP	WLS	BF	H	R	ER	SO	BB	IBB	HBP	BLK	WP	HR	S	P	ERA	WHIP										
Chris Zachary, R ERA: 5.32	1.1	L	11	6	5	5	0	1	0	1	0	0	0	14	24	33.75	5.250										
Chuck Taylor, R ERA: 3.79	0.2		2	0	0	0	0	0	0	0	0	0	0	4	5	0.00	0.000										
Al Santorini, R ERA: 3.78	3.0		11	2	0	0	2	0	0	0	0	0	0	17	20	0.00	0.667										
Frank Linzy, R ERA: 2.19	2.0		6	0	0	0	0	0	0	0	0	0	0	8	10	0.00	0.000										
Stan Williams, R ERA: 3.9	2.0		7	0	0	0	1	0	0	1	0	0	0	9	12	0.00	0.000										

Philadelphia Phillies @ St. Louis Cardinals  
 Busch Stadium, St. Louis, MO  
 Tue Sep 14 1971, 7:05 PM CDT  
 Att: 10,640 - Unknown

AB 33  
 R 5  
 H 8  
 RBI 4  
 BB 1  
 SO 3  
 LOB 9




Batter	1	2	3	4	5	6	7	8	9	AB	R	H	RBI	BB	SO	LOB	BOTTOM										
Lou Brock, L OBP: 0.397, SLG: 0.438	0-0 CI FC4-6		0-0 F7		3-2 S 1B		0-0 1B		0-0 1B SH5-4	4	1	3	0	0	0	0											
Ted Sizemore, R OBP: 0.322, SLG: 0.339	1-1 FC4-6 1B		0-0 6-3		0-1 5-3		0-0 1B		0-1 SH5-4	4	0	2	0	0	0	1											
Matty Alou, L OBP: 0.355, SLG: 0.416	0-0 FC4-6		3-2 3-1		4-1 BB		2-3 K		0-1 1B	4	0	1	2	1	1	3											
Joe Torre, R OBP: 0.422, SLG: 0.558	0-3 K		0-0 FC3-6 1B		0-1 6-3		0-0 FC6-4		0-0 9-2	5	0	1	0	0	1	7											
Ted Simmons, S OBP: 0.346, SLG: 0.420	0-0 F5		0-0 FC3-6 HR		0-0 G3 1B		0-0 F8		0-0 F8	4	1	1	0	0	0	2											
Jose Cruz, L OBP: 0.375, SLG: 0.418		3-2 4-3		3-2 HR		2-3 K		0-0 BB 1B		4	1	2	2	0	1	1											
Joe Hague, L OBP: 0.326, SLG: 0.395		0-0 F8		0-0 F8		2-2 G3		4-2 BB G5-4-3		3	0	0	0	1	0	1											
Dal Maxvill, R OBP: 0.297, SLG: 0.261		0-0 1B		3-1 6-3		1-3 K		2-2 BB G5-4-3		3	0	1	0	0	1	1											
Jerry McNertney, R OBP: 0.341, SLG: 0.451								1-2 1-2		1	0	0	0	0	0	2											
Milt Ramirez, R OBP: 0.185, SLG: 0.083								1-2 1-2		0	0	0	0	0	0	0											
<b>Inning Stats</b>	R: 1 E: 1 K: 1 S: 8	H: 1 LOB: 1 BB: 0 P: 9	R: 0 E: 0 K: 0 S: 8	H: 1 LOB: 0 BB: 0 P: 11	R: 0 E: 0 K: 0 S: 6	H: 0 LOB: 0 BB: 0 P: 9	R: 2 E: 0 K: 0 S: 8	H: 2 LOB: 0 BB: 0 P: 14	R: 0 E: 0 K: 2 S: 13	H: 1 LOB: 1 BB: 0 P: 22	R: 0 E: 0 K: 2 S: 13	H: 1 LOB: 1 BB: 0 P: 18	R: 0 E: 0 K: 0 S: 9	H: 2 LOB: 2 BB: 0 P: 14	R: 0 E: 0 K: 0 S: 7	H: 1 LOB: 1 BB: 1 P: 13	R: 1 E: 0 K: 0 S: 8	H: 3 LOB: 1 BB: 0 P: 9	1B: 11 2B: 1 3B: 0 HR: 1	SF: 0 SAC: 1 DP: 2 HBP: 0	WP: 0 PB: 0 SB: 2 CS: 0	PA: 40					
<b>PITCHER</b>	IP	WLS	BF	H	R	ER	SO	BB	IBB	HBP	BLK	WP	HR	S	P	ERA	WHIP										
Rick Wise, R ERA: 2.95	8.1	W	38	11	4	2	6	2	0	0	0	0	0	76	114	2.16	1.560										
Chris Short, L ERA: 3.87	0.2	S	2	1	0	0	0	0	0	0	0	0	0	4	5	0.00	1.500										


Philadelphia Phillies @ St. Louis Cardinals  
 Busch Stadium, St. Louis, MO  
 Tue Sep 14 1971, 7:05 PM CDT  
 Att: 10,640 - Unknown

AB 36  
 R 4  
 H 12  
 RBI 4  
 BB 2  
 SO 6  
 LOB 19







Batter	1	2	3	4	5	6	7	8	9	AB	R	H	RBI	BB	SO	LOB	TOP				
Lou Brock, L OBP: 0.396, SLG: 0.436 (1, 7)	0-3 K		4-0 CS BB			0-0 6-3		0-0 6-3		3	0	0	0	1	1	1	<b>St. Louis Cardinals @ Pittsburgh Pirates</b> Three Rivers Stadium, Pittsburgh, PA Wed Sep 15 1971, 7:05 PM EDT Att: 21,751 - Unknown  <b>AB</b> 31 <b>R</b> 1 <b>H</b> 6 <b>RBI</b> 1 <b>BB</b> 2 <b>SO</b> 3 <b>LOB</b> 11  				
Ted Sizemore, R OBP: 0.319, SLG: 0.336 (1, 4)	0-0 F6		0-0 CS	0-0 P4		0-0 F9		0-0 F9		4	0	0	0	0	2						
Matty Alou, L OBP: 0.352, SLG: 0.413 (1, 3)	0-0 6-3			0-0 4-1		0-0 E3 CS		0-0 6-3		4	0	0	0	0	2						
Joe Torre, R OBP: 0.421, SLG: 0.556 (1, 5)		0-0 F8		0-0 FC6-4 1B		0-0 CS	0-0 F8		0-0 5-3	4	0	1	0	0	0						
Ted Simmons, S OBP: 0.347, SLG: 0.427 (1, 2)		0-0 1B		0-0 FC6-4					0-0 6-3	4	1	2	1	0	0	1					
Jose Cruz, L OBP: 0.373, SLG: 0.415 (1, 8)		0-0 F9			0-0 G4-6-3 1B		0-0 5-3		0-0 F2	4	0	1	0	0	0	1					
Joe Hague, L OBP: 0.326, SLG: 0.395 (1, 9)		0-0 F5			0-0 G4-6-3 1B					3	0	1	0	0	0	2					
Dal Maxvill, R OBP: 0.298, SLG: 0.259 (1, 6)			0-0 F9		0-0 BB		0-3 K			2	0	0	0	1	1						
Steve Carlton, L OBP: 0.202, SLG: 0.221 (5, PH) Ted Kubiak, S OBP: 0.332, SLG: 0.334 (5, PH) Chuck Taylor, R OBP: 0.347, SLG: 0.353 (8, PH) Bob Burdette, L OBP: 0.340, SLG: 0.359 (8, PH) Jim Beauchamp, R OBP: 0.276, SLG: 0.300 (8, PH) Moe Drabowsky, R OBP: 0.276, SLG: 0.300 (8, PH)			0-0 F7		0-3 K			0-0 6-3 1B		1	0	0	0	0	0	0					
<b>Inning Stats</b>	R: 0 E: 0 K: 1 S: 5	H: 0 LOB: 0 BB: 0 P: 5	R: 0 E: 0 K: 0 S: 4	H: 1 LOB: 1 BB: 0 P: 4	R: 0 E: 0 K: 0 S: 2	H: 0 LOB: 0 BB: 1 P: 6	R: 0 E: 0 K: 0 S: 4	H: 1 LOB: 1 BB: 0 P: 4	R: 0 E: 0 K: 1 S: 5	H: 1 LOB: 1 BB: 1 P: 9	R: 0 E: 1 K: 0 S: 3	H: 0 LOB: 0 BB: 0 P: 3	R: 1 E: 0 K: 1 S: 7	H: 2 LOB: 1 BB: 0 P: 7	R: 0 E: 0 K: 0 S: 4	H: 1 LOB: 2 BB: 0 P: 4		R: 0 E: 0 K: 0 S: 3	H: 0 LOB: 0 BB: 0 P: 3	1B: 5 2B: 0 3B: 0 HR: 1	SF: 0 SAC: 0 DP: 1 HBP: 0
<b>PITCHER</b>	IP WLS BF H R ER SO BB IBB HBP BLK WP HR S P ERA WHIP	IP WLS BF H R ER SO BB IBB HBP BLK WP HR S P ERA WHIP																			
Dock Ellis, R ERA: 2.9 (1, 1)	7.0 W 27 6 1 1 3																				
Ramon Hernandez, L ERA: (8, 1)	2.0 S 6 0 0 0 0																				

Batter	1	2	3	4	5	6	7	8	9	AB	R	H	RBI	BB	SO	LOB	BOTTOM		
Rennie Stennett, R OBP: 0.396, SLG: 0.500 (1, 4)	0-0 4-3		0-0 4-3		0-0 4-3			0-0 F2		3	0	0	0	0	0	0	<b>St. Louis Cardinals @ Pittsburgh Pirates</b> Three Rivers Stadium, Pittsburgh, PA Wed Sep 15 1971, 7:05 PM EDT Att: 21,751 - Unknown  <b>AB</b> 30 <b>R</b> 4 <b>H</b> 6 <b>RBI</b> 4 <b>BB</b> 1 <b>SO</b> 4 <b>LOB</b> 4  		
Richie Hebner, L OBP: 0.337, SLG: 0.508 (7, 5)										1	0	0	0	0	0				
Gene Clines, R OBP: 0.387, SLG: 0.402 (1, 7)	0-0 1B		0-0 L4-3		0-0 L4-3			0-0 L7		4	1	1	0	0	0				
Roberto Clemente, R OBP: 0.370, SLG: 0.597 (1, 9)				0-0 4-3	0-0 4-3			4-0 BB		3	0	1	1	1	0	0			
Manny Sanguillen, R OBP: 0.346, SLG: 0.428 (1, 2)	0-0 G3			0-0 F8		0-0 1-3		0-0 4-3		4	0	0	0	0	2				
Bob Robertson, R OBP: 0.362, SLG: 0.490 (1, 3)	0-3 K			0-0 WP 1B		0-0 F9				3	1	1	0	0	1				
Dave Cash, R OBP: 0.366, SLG: 0.373 (7, 4)		0-0 5-3		0-0 HR 1B		0-0 5-3				3	1	1	1	0	0				
Al Oliver, L OBP: 0.319, SLG: 0.453 (1, 8)		0-0 F7		0-0 HR			0-0 F8			3	1	1	2	0	0				
Jackie Hernandez, R OBP: 0.253, SLG: 0.299 (1, 6)		0-0 F8		0-0 1B			0-0 4-3			3	0	1	0	0	0	0			
Dock Ellis, S OBP: 0.250, SLG: 0.200 (1, 1)			0-3 K		0-3 K		0-3 K			3	0	0	0	0	3	1			
Ramon Hernandez, S ERA: (8, 1)										0	0	0	0	0	0	0			
<b>Inning Stats</b>	R: 1 E: 0 K: 1 S: 7	H: 2 LOB: 1 BB: 0 P: 7	R: 0 E: 0 K: 0 S: 3	H: 0 LOB: 0 BB: 0 P: 3	R: 0 E: 0 K: 1 S: 5	H: 0 LOB: 0 BB: 0 P: 5	R: 3 E: 0 K: 1 S: 9	H: 4 LOB: 1 BB: 0 P: 9	R: 0 E: 0 K: 0 S: 3	H: 0 LOB: 0 BB: 0 P: 3	R: 0 E: 0 K: 1 S: 5	H: 0 LOB: 1 BB: 1 P: 7	R: 0 E: 0 K: 0 S: 3	H: 0 LOB: 1 BB: 1 P: 7	R: 0 E: 0 K: 0 S: 3	H: 0 LOB: 0 BB: 0 P: 3	1B: 5 2B: 0 3B: 0 HR: 1	SF: 0 SAC: 0 DP: 0 HBP: 0	WP: 1 PA: 31 PB: 0 SB: 0 CS: 0
<b>PITCHER</b>	IP WLS BF H R ER SO BB IBB HBP BLK WP HR S P ERA WHIP	IP WLS BF H R ER SO BB IBB HBP BLK WP HR S P ERA WHIP																	
Steve Carlton, L ERA: 3.64 (1, 1)	4.0 L 18 6 4 4 3																		
Chuck Taylor, R ERA: 3.62 (5, 1)	3.0 9 0 0 0 1																		
Moe Drabowsky, R ERA: 3.7 (8, 1)	1.0 4 0 0 0 0																		



Batter	1	2	3	4	5	6	7	8	9	AB	R	H	RBI	BB	SO	LOB	TOP					
Lou Brock, L OBP: 0.393, SLG: 0.433 (1,7)	1-3		K		L7		1-4-3			4	0	0	1	0	1	5	<b>St. Louis Cardinals @ Pittsburgh Pirates</b> Three Rivers Stadium, Pittsburgh, PA Thu Sep 16 1971, 7:05 PM EDT Att: 18,127 - Unknown 					
Ted Sizemore, R OBP: 0.319, SLG: 0.334 (1,4)	5-3				FC5-4		6-3			3	0	0	0	1	0	5						
Matty Alou, L OBP: 0.350, SLG: 0.410 (1,3)	P6		K				6-3		L1	4	0	0	0	0	1	2						
Joe Torre, R OBP: 0.420, SLG: 0.554 (1,5)		G4-3 1B		K		P3		F8		4	0	1	0	0	1	0						
Ted Simmons, S OBP: 0.347, SLG: 0.426 (1,2)		G4-3 1B		6-3		F8		6-3		4	0	1	0	0	0	0						
Luis Melendez, R OBP: 0.319, SLG: 0.261 (1,9)		G4-3		6-3			F9		K	4	0	0	0	0	1	2						
Jose Cruz, L OBP: 0.372, SLG: 0.412 (1,8)		K			4-3		BB 1B		3-1	4	1	1	0	0	1	1						
Dal Maxvill, R OBP: 0.302, SLG: 0.265 (1,6)			SH2-4 1B				1-4-3 BB 1B		F9	4	0	3	0	0	0	0						
Jerry Reuss, L OBP: 0.233, SLG: 0.127 (4,1)			SH2-4				1-2 BB			0	0	0	0	0	0	0						
Stan Williams, R OBP: 0.289, SLG: 0.352 (5,1)					FC5-4 1B		1-2 BB			0	0	0	0	0	0	0						
Julian Javier, R OBP: 0.289, SLG: 0.352 (5,1)										0	0	0	0	0	0	0						
Frank Linzy, R OBP: 0.289, SLG: 0.352 (5,1)										0	0	0	0	0	0	0						
Jerry McNettney, R OBP: 0.289, SLG: 0.352 (5,1)										0	0	0	0	0	0	0						
Jim Beauchamp, R OBP: 0.289, SLG: 0.352 (5,1)										0	0	0	0	0	0	0						
Dennis Higgins, R OBP: 0.289, SLG: 0.352 (5,1)										0	0	0	0	0	0	0						
Don Shaw, L OBP: 0.289, SLG: 0.352 (5,1)										0	0	0	0	0	0	0						
<b>Inning Stats</b>	R: 0 E: 0 K: 0 S: 3	H: 0 LOB: 0 BB: 0 P: 3	R: 0 E: 0 K: 1 S: 6	H: 2 LOB: 1 BB: 0 P: 6	R: 0 E: 0 K: 2 S: 8	H: 1 LOB: 2 BB: 1 P: 12	R: 0 E: 0 K: 1 S: 5	H: 0 LOB: 0 BB: 0 P: 5	R: 0 E: 0 K: 0 S: 3	H: 2 LOB: 2 BB: 0 P: 5	R: 0 E: 0 K: 0 S: 3	H: 0 LOB: 0 BB: 0 P: 3	R: 1 E: 0 K: 0 S: 5	H: 2 LOB: 3 BB: 1 P: 9	R: 0 E: 0 K: 0 S: 3	H: 0 LOB: 0 BB: 0 P: 3	R: 0 E: 0 K: 1 S: 5	H: 0 LOB: 0 BB: 0 P: 5	1B: 7 2B: 0 3B: 0 HR: 0	SF: 0 SAC: 1 DP: 1 HBP: 0	WP: 0 PB: 0 SB: 0 CS: 0	PA: 35
<b>PITCHER</b>	IP WLS BF H R ER SO BB IBB HBP BLK WP HR S P ERA WHIP																					
Luke Walker, L ERA: 3.63 (1,1)	6.1 W 27 7 1 1 4 2 0 0 0 0 0 0 0 0 1.42 1.421																					
Ramon Hernandez, L ERA: (7,1)	2.2 S 8 0 0 0 1 0 0 0 0 0 0 0 0 10 0.00 0.000																					

Batter	1	2	3	4	5	6	7	8	9	AB	R	H	RBI	BB	SO	LOB	BOTTOM			
Rennie Stennett, R OBP: 0.406, SLG: 0.504 (1,4)	2-3 1B		SF9 1B		FC6-4 1B		L4		FC3-6	3	1	2	0	1	0	1	<b>St. Louis Cardinals @ Pittsburgh Pirates</b> Three Rivers Stadium, Pittsburgh, PA Thu Sep 16 1971, 7:05 PM EDT Att: 18,127 - Unknown 			
Richie Hebner, L OBP: 0.337, SLG: 0.507 (7,5)			BB		1B				1-2	1	0	0	0	0	0	1				
Gene Clines, R OBP: 0.388, SLG: 0.402 (1,7)	L4		1B		FC6-4				L3	5	1	2	0	0	0	4				
Roberto Clemente, R OBP: 0.367, SLG: 0.504 (1,9)	2-3		SF9		F3				2-3	3	0	0	1	0	0	4				
Manny Sanguillen, R OBP: 0.345, SLG: 0.427 (1,2)	6-3		FC6-4 1B		E6				F4	4	0	1	1	0	0	2				
Bob Robertson, R OBP: 0.361, SLG: 0.490 (1,3)		P3	FC6-4		F9				2B	4	0	1	1	0	0	3				
Dave Cash, R OBP: 0.363, SLG: 0.370 (7,4)	6-3				6-3				G4-6-3	4	0	0	0	0	0	2				
Al Oliver, L OBP: 0.321, SLG: 0.453 (1,8)	K								P6	3	2	1	0	0	1	0				
Jackie Hernandez, R OBP: 0.258, SLG: 0.304 (1,6)			6-3		E8				SH1-3 1B	3	1	2	0	0	0	0				
Luke Walker, L OBP: 0.140, SLG: 0.023 (1,1)									SH3-4 1B	0	1	0	0	2	0	0				
Ramon Hernandez, S OBP: 0.500, SLG: 0.500 (7,1)			1B		FC6-4 1B				SH3-4 1B	1	0	1	1	0	0	0				
<b>Inning Stats</b>	R: 0 E: 0 K: 0 S: 4	H: 1 LOB: 1 BB: 0 P: 4	R: 0 E: 0 K: 1 S: 5	H: 0 LOB: 0 BB: 0 P: 5	R: 2 E: 0 K: 0 S: 5	H: 2 LOB: 2 BB: 2 P: 13	R: 2 E: 1 K: 0 S: 5	H: 2 LOB: 2 BB: 1 P: 10	R: 0 E: 0 K: 0 S: 4	H: 1 LOB: 1 BB: 0 P: 4	R: 1 E: 0 K: 0 S: 5	H: 2 LOB: 1 BB: 0 P: 5	R: 1 E: 0 K: 0 S: 5	H: 2 LOB: 1 BB: 0 P: 5	R: 1 E: 0 K: 0 S: 5	H: 2 LOB: 1 BB: 0 P: 5	1B: 9 2B: 1 3B: 0 HR: 0	SF: 1 SAC: 2 DP: 1 HBP: 1	WP: 0 PB: 1 SB: 1 CS: 0	PA: 38
<b>PITCHER</b>	IP WLS BF H R ER SO BB IBB HBP BLK WP HR S P ERA WHIP																			
Jerry Reuss, L ERA: 4.62 (1,1)	3.1 L 18 4 4 4 1 0 0 0 0 0 0 0 3 3 10.80 2.100																			
Stan Williams, R ERA: 3.67 (4,1)	0.2 3 1 0 0 0 0 0 0 0 0 0 0 3 3 0.00 1.500																			
Frank Linzy, R ERA: 2.11 (5,1)	2.0 7 1 0 0 0 0 0 0 0 0 0 0 7 7 0.00 0.500																			
Dennis Higgins, R ERA: 8.1 (7,1)	1.1 7 3 2 2 0 0 0 0 0 0 0 0 7 7 13.50 2.250																			
Don Shaw, L ERA: 2.83 (8,1)	0.2 3 1 0 0 0 0 0 0 0 0 0 0 3 3 0.00 1.500																			



Batter	1	2	3	4	5	6	7	8	9	AB	R	H	RBI	BB	SO	LOB	TOP					
<b>Lou Brock, L</b> OBP: 0.392, SLG: 0.432 (1, 7)	F7			1B FC	K	FC7-4 FC4-6		FC4-6		5	1	1	1	0	1	4						
<b>Ted Sizemore, R</b> OBP: 0.320, SLG: 0.335 (1, 4)	F7			HR FC	E7	FC4-6			F8	5	1	2	0	0	0	2						
<b>Matty Alou, L</b> OBP: 0.349, SLG: 0.408 (1, 3)	6-3			FC HR	1-3				BB 1B	5	1	1	1	0	0	2						
<b>Joe Torre, R</b> OBP: 0.420, SLG: 0.558 (1, 5)		1-3		HR		BB 1B			F9	5	2	2	3	0	0	1						
<b>Ted Simmons, S</b> OBP: 0.349, SLG: 0.427 (1, 2)	5-3			1B		PB BB			BB 1B	5	1	3	0	0	0	0						
<b>Jose Cruz, L</b> OBP: 0.375, SLG: 0.414 (1, 8)	4-3			L1-3 1B		F9			BB 1B	4	0	2	0	1	0	2						
<b>Joe Hague, L</b> OBP: 0.327, SLG: 0.393 (1, 9)			4-3	K		BB PB			F9	4	1	1	0	1	1	5						
<b>Dal Maxvill, R</b> OBP: 0.302, SLG: 0.263 (1, 6)			5-3	L1-3		FC7-4 BB			K	3	0	0	0	1	1	4						
<b>Bob Gibson, R</b> OBP: 0.209, SLG: 0.271 (1, 1)			F3		F3	FC7-4 BB			K	3	0	0	1	1	1	2						
<b>Inning Stats</b>	R: 0 E: 0 K: 0 S: 3	H: 0 LOB: 0 BB: 0 P: 3	R: 0 E: 0 K: 0 S: 3	H: 0 LOB: 0 BB: 0 P: 3	R: 0 E: 0 K: 0 S: 3	H: 0 LOB: 0 BB: 0 P: 3	R: 4 E: 0 K: 1 S: 10	H: 5 LOB: 1 BB: 0 P: 10	R: 0 E: 1 K: 1 S: 6	H: 1 LOB: 1 BB: 0 P: 6	R: 3 E: 0 K: 0 S: 5	H: 2 LOB: 2 BB: 3 P: 17	R: 0 E: 0 K: 0 S: 3	H: 0 LOB: 0 BB: 0 P: 3	R: 0 E: 0 K: 2 S: 9	H: 2 LOB: 2 BB: 0 P: 9	R: 0 E: 0 K: 0 S: 5	H: 2 LOB: 3 BB: 1 P: 9	1B: 10 2B: 2 3B: 0 HR: 1	SF: 0 SAC: 0 DP: 1 HBP: 0	WP: 0 PB: 1 SB: 0 CS: 0	PA: 43
<b>PITCHER</b>	IP	WLS	BF	H	R	ER	SO	BB	IBB	HBP	BLK	WP	HR	S	P	ERA	WHIP					
<b>Carl Morton, R</b> ERA: 4.63 (1, 1)	3.0	L	15	5	4	4	0	0	0	0	0	0	1	15	15	12.00	1.667					
<b>Dan McGinn, L</b> ERA: 5.99 (4, 1)	2.1		11	3	3	3	2	2	0	0	0	0	0	13	21	11.57	2.143					
<b>Howie Reed, R</b> ERA: 4.29 (6, 1)	0.2		3	0	0	0	0	1	0	0	0	0	0	2	6	0.00	1.500					
<b>Mike Torrez, R</b> ERA: 5.54 (7, 1)	3.0		14	4	0	0	2	1	0	0	0	0	0	17	21	0.00	1.667					

St. Louis Cardinals @ Montreal Expos  
Jarry Park, Montreal, QB  
Fri Sep 17 1971, 7:05 PM EDT  
Att: 13,371 - Unknown

AB 39  
R 7  
H 12  
RBI 6  
BB 4  
SO 4  
LOB 22



Batter	1	2	3	4	5	6	7	8	9	AB	R	H	RBI	BB	SO	LOB	BOTTOM					
<b>Ron Hunt, R</b> OBP: 0.401, SLG: 0.349 (1, 4)			F9		G4-6-3 1B HBP		F4			3	1	1	0	0	0	0						
<b>Boots Day, L</b> OBP: 0.343, SLG: 0.359 (1, 8)	5-3		1-3		G4-6-3 1B		5-3			4	0	1	0	0	0	1						
<b>Rusty Staub, L</b> OBP: 0.395, SLG: 0.490 (1, 9)	6-3		1B		G4-6-3		F9			4	1	1	0	0	0	3						
<b>Ron Fairly, L</b> OBP: 0.376, SLG: 0.409 (1, 3)			BB		1B			4-3		3	0	2	2	1	0	0						
<b>Jim Fairey, L</b> OBP: 0.286, SLG: 0.310 (1, 7)	K		1B		1B		4-3			4	0	2	0	0	1	2						
<b>Bob Bailey, R</b> OBP: 0.360, SLG: 0.382 (1, 5)		6-3 BB	4-3		F8		F7			3	0	0	0	1	0	4						
<b>Gary Sutherland, R</b> OBP: 0.304, SLG: 0.348 (1, 6)		6-3			F9		K		P6	4	0	0	0	0	1	1						
<b>John Bateman, R</b> OBP: 0.274, SLG: 0.351 (1, 2)		F8			P6		K		1-3	4	0	0	0	0	1	1						
<b>Carl Morton, R</b> OBP: 0.216, SLG: 0.267 (1, 1)					G3		F8		1-3	1	0	0	0	0	1	1						
<b>Dan McGinn, L</b> OBP: 0.235, SLG: 0.235 (4, 1)										1	0	0	0	0	0	0						
<b>Howie Reed, R</b> OBP: 0.235, SLG: 0.235 (6, 1)										0	0	0	0	0	0	0						
<b>Dave McDonald, L</b> OBP: 0.192, SLG: 0.144 (6, PH)										0	0	0	0	0	0	0						
<b>Mike Torrez, R</b> OBP: 0.402, SLG: 0.286 (7, 1)										0	0	0	0	0	0	0						
<b>Jim Gosger, R</b> OBP: 0.221, SLG: 0.220 (6, PH)										1	0	0	0	0	0	0						
<b>Inning Stats</b>	R: 0 E: 0 K: 1 S: 6	H: 1 LOB: 2 BB: 1 P: 10	R: 0 E: 0 K: 1 S: 5	H: 0 LOB: 1 BB: 1 P: 9	R: 1 E: 0 K: 0 S: 6	H: 3 LOB: 2 BB: 0 P: 6	R: 0 E: 0 K: 0 S: 3	H: 0 LOB: 0 BB: 0 P: 3	R: 1 E: 0 K: 0 S: 5	H: 3 LOB: 2 BB: 0 P: 6	R: 0 E: 0 K: 2 S: 7	H: 0 LOB: 0 BB: 0 P: 7	R: 0 E: 0 K: 0 S: 3	H: 0 LOB: 0 BB: 0 P: 3	R: 0 E: 0 K: 0 S: 3	H: 0 LOB: 0 BB: 0 P: 3	R: 0 E: 0 K: 0 S: 3	H: 0 LOB: 0 BB: 0 P: 3	1B: 5 2B: 2 3B: 0 HR: 0	SF: 0 SAC: 0 DP: 1 HBP: 1	WP: 0 PB: 0 SB: 0 CS: 0	PA: 36
<b>PITCHER</b>	IP	WLS	BF	H	R	ER	SO	BB	IBB	HBP	BLK	WP	HR	S	P	ERA	WHIP					
<b>Bob Gibson, R</b> ERA: 3.11 (1, 1)	9.0	W	36	7	2	2	4	2	0	1	0	0	0	41	50	2.00	1.000					

St. Louis Cardinals @ Montreal Expos  
Jarry Park, Montreal, QB  
Fri Sep 17 1971, 7:05 PM EDT  
Att: 13,371 - Unknown

AB 33  
R 2  
H 7  
RBI 2  
BB 2  
SO 4  
LOB 13





Batter	1	2	3	4	5	6	7	8	9	AB	R	H	RBI	BB	SO	LOB	TOP								
<b>Lou Brock, L</b> OBP: 0.392, SLG: 0.430 (1, 7)										3	1	0	0	2	1	4	<b>St. Louis Cardinals @ Montreal Expos</b> Jarry Park, Montreal, QB Sat Sep 18 1971, 3:33 AM EDT Att: 16,779 - Unknown								
<b>Ted Sizemore, R</b> OBP: 0.321, SLG: 0.336 (1, 4)										4	0	2	1	0	1	2									
<b>Matty Alou, L</b> OBP: 0.346, SLG: 0.407 (1, 3)										4	0	1	1	0	0	3									
<b>Luis Melendez, R</b> OBP: 0.319, SLG: 0.261 (8, 9)										0	0	0	0	0	0	0									
<b>Joe Torre, R</b> OBP: 0.417, SLG: 0.554 (1, 5)										4	0	0	0	0	2	3									
<b>Ted Simmons, S</b> OBP: 0.348, SLG: 0.426 (1, 2)										4	0	1	0	0	1	1									
<b>Jose Cruz, L</b> OBP: 0.371, SLG: 0.408 (1, 8)										4	0	0	0	0	0	1									
<b>Joe Hague, L</b> OBP: 0.328, SLG: 0.394 (1, 9)										4	0	2	0	0	1	0									
<b>Dal Maxvill, R</b> OBP: 0.303, SLG: 0.262 (1, 6)										1	1	0	0	1	0	1									
<b>Bob Burda, L</b> OBP: 0.403, SLG: 0.375 (7, PH)										1	0	0	0	0	1	0									
<b>Frank Linzy, R</b> OBP: 0.500, SLG: 0.500 (7, 1)										0	0	0	0	0	0	0									
<b>Jerry McNertney, R</b> OBP: 0.350, SLG: 0.455 (9, PH)										1	0	1	0	0	0	0									
<b>Jim Beauchamp, R</b> OBP: 0.276, SLG: 0.360 (9, PR)										0	0	0	0	0	0	0									
<b>Reggie Cleveland, R</b> OBP: 0.181, SLG: 0.198 (1, 1)										2	0	0	0	0	1	1									
<b>Don Shaw, L</b> OBP: 0.286, SLG: 0.286 (5, 1)										0	0	0	0	0	0	0									
<b>Al Santorini, R</b> OBP: 0.333, SLG: 0.333 (7, PH)										1	0	0	0	1	0	2									
<b>Ted Kubiak, S</b> OBP: 0.333, SLG: 0.333 (7, 6)										0	0	0	0	0	0	0									
<b>Inning Stats</b>	R: 0 E: 0 K: 2 S: 7	H: 0 LOB: 1 BB: 1 P: 11	R: 0 E: 0 K: 1 S: 6	H: 1 LOB: 1 BB: 0 P: 6	R: 1 E: 0 K: 0 S: 4	H: 1 LOB: 1 BB: 1 P: 8	R: 0 E: 0 K: 1 S: 5	H: 0 LOB: 0 BB: 0 P: 5	R: 1 E: 1 K: 1 S: 6	H: 1 LOB: 1 BB: 1 P: 10	R: 0 E: 0 K: 1 S: 5	H: 0 LOB: 0 BB: 0 P: 5	R: 0 E: 0 K: 2 S: 7	H: 0 LOB: 1 BB: 1 P: 11	R: 0 E: 0 K: 0 S: 4	H: 1 LOB: 1 BB: 0 P: 4	R: 0 E: 0 K: 0 S: 5	H: 2 LOB: 2 BB: 0 P: 5	1B: 7 2B: 0 3B: 0 HR: 0	SF: 0 SAC: 0 DP: 1 HBP: 0	WP: 0 PB: 0 SB: 3 CS: 1	PA: 37			
<b>PITCHER</b> <b>Bill Stoneman, R</b> ERA: 3.16 (1, 1)	IP: 9.0 WLS: W BF: 37 H: 7 R: 2 ER: 2 SO: 8 BB: 4 IBB: 0 HBP: 0 BLK: 0 WP: 0 HR: 0 S: 49 P: 65 ERA: 2.00 WHIP: 1.222																								

Batter	1	2	3	4	5	6	7	8	9	AB	R	H	RBI	BB	SO	LOB	BOTTOM							
<b>Ron Hunt, R</b> OBP: 0.401, SLG: 0.352 (1, 4)										4	3	2	0	0	0	0	<b>St. Louis Cardinals @ Montreal Expos</b> Jarry Park, Montreal, QB Sat Sep 18 1971, 3:33 AM EDT Att: 16,779 - Unknown							
<b>Boots Day, L</b> OBP: 0.346, SLG: 0.360 (1, 8)										2	0	1	0	1	1	0								
<b>Rusty Staub, L</b> OBP: 0.397, SLG: 0.496 (1, 9)										3	1	2	2	1	0	2								
<b>Ron Fairly, L</b> OBP: 0.377, SLG: 0.409 (1, 3)										3	0	1	1	1	0	2								
<b>Jim Fairley, L</b> OBP: 0.283, SLG: 0.308 (1, 7)										1	0	0	1	0	0	2								
<b>Ron Woods, R</b> OBP: 0.364, SLG: 0.393 (4, 7)										1	0	0	0	1	0	0								
<b>Bob Bailey, R</b> OBP: 0.357, SLG: 0.379 (1, 5)										4	0	0	0	0	0	7								
<b>Gary Sutherland, R</b> OBP: 0.303, SLG: 0.346 (1, 6)										4	0	1	0	0	0	0								
<b>Bobby Wine, R</b> OBP: 0.259, SLG: 0.237 (9, 6)										0	0	0	0	0	0	0								
<b>Terry Humphrey, R</b> OBP: 0.125, SLG: 0.125 (1, 2)										3	0	0	0	0	0	1								
<b>Bill Stoneman, R</b> OBP: 0.221, SLG: 0.140 (1, 1)										3	0	0	0	0	3	0								
<b>Inning Stats</b>	R: 1 E: 0 K: 0 S: 5	H: 2 LOB: 2 BB: 1 P: 9	R: 0 E: 0 K: 1 S: 5	H: 1 LOB: 0 BB: 0 P: 5	R: 1 E: 2 K: 0 S: 5	H: 1 LOB: 2 BB: 1 P: 9	R: 0 E: 0 K: 1 S: 5	H: 0 LOB: 0 BB: 0 P: 5	R: 1 E: 0 K: 1 S: 6	H: 1 LOB: 0 BB: 0 P: 6	R: 0 E: 0 K: 0 S: 3	H: 0 LOB: 0 BB: 0 P: 3	R: 0 E: 0 K: 0 S: 3	H: 0 LOB: 0 BB: 0 P: 3	1B: 5 2B: 1 3B: 0 HR: 1	SF: 1 SAC: 1 DP: 2 HBP: 0	WP: 1 PB: 1 SB: 0 CS: 0	PA: 34						
<b>PITCHER</b> <b>Reggie Cleveland, R</b> ERA: 3.89 (1, 1)	IP: 4.0 WLS: L BF: 21 H: 6 R: 3 ER: 2 SO: 2 BB: 3 IBB: 0 HBP: 0 BLK: 0 WP: 0 HR: 0 S: 22 P: 34 ERA: 4.50 WHIP: 2.250																							
<b>Don Shaw, L</b> ERA: 2.81 (5, 1)	IP: 0.1 WLS: L BF: 2 H: 0 R: 0 ER: 0 SO: 0 BB: 1 IBB: 0 HBP: 0 BLK: 0 WP: 0 HR: 0 S: 1 P: 5 ERA: 0.00 WHIP: 3.000																							
<b>Al Santorini, R</b> ERA: 3.7 (5, 1)	IP: 1.2 WLS: L BF: 4 H: 0 R: 0 ER: 0 SO: 1 BB: 0 IBB: 0 HBP: 0 BLK: 0 WP: 0 HR: 0 S: 6 P: 6 ERA: 0.00 WHIP: 0.000																							
<b>Frank Linzy, R</b> ERA: 2.2 (7, 1)	IP: 2.0 WLS: L BF: 7 H: 1 R: 1 ER: 1 SO: 1 BB: 0 IBB: 0 HBP: 0 BLK: 0 WP: 0 HR: 1 S: 9 P: 9 ERA: 4.50 WHIP: 0.500																							

AB 33  
R 2  
H 7  
RBI 2  
BB 4  
SO 8  
LOB 18



AB 28  
R 4  
H 7  
RBI 4  
BB 4  
SO 4  
LOB 14





Batter	1	2	3	4	5	6	7	8	9	AB	R	H	RBI	BB	SO	LOB	TOP					
Lou Brock, L OBP: 0.391, SLG: 0.429 (1, 7)	G3		K			1B SF7		6-3	F9	6	1	2	2	0	1	3						
Ted Sizemore, R OBP: 0.322, SLG: 0.337 (1, 4)	K			1B		5-3		P3		5	1	2	0	0	1	2						
Jose Cruz, L OBP: 0.371, SLG: 0.409 (1, 8)	1-6-3			1B		SF7			F7	4	2	2	1	0	0	0						
Joe Torre, R OBP: 0.419, SLG: 0.555 (1, 5)		K		2B		G6-4-3				5	3	3	1	0	1	1						
Ted Simmons, S OBP: 0.353, SLG: 0.431 (1, 2)	F9			2B		1B				4	1	3	3	0	0	0						
Joe Hague, L OBP: 0.329, SLG: 0.393 (1, 9)	F9			3-1		1B		FC9-6		4	2	1	1	1	0	2						
Bob Burda, L OBP: 0.403, SLG: 0.364 (1, 3)			K	WP		1B		FC2-4		2	1	0	1	2	1	1						
Ted Kubiak, S OBP: 0.332, SLG: 0.331 (1, 6)			L1	F7		FC4-2		FC6-4		5	0	1	1	0	0	6						
Steve Carlton, L OBP: 0.213, SLG: 0.222 (1, 1)				4-3		K		F8		4	0	1	1	1	1	5						
<b>Inning Stats</b>	R: 0 E: 0 K: 1 S: 5	H: 0 LOB: 0 BB: 0 P: 5	R: 0 E: 0 K: 1 S: 5	H: 0 LOB: 0 BB: 0 P: 5	R: 0 E: 0 K: 2 S: 7	H: 0 LOB: 1 BB: 1 P: 11	R: 3 E: 0 K: 0 S: 7	H: 4 LOB: 2 BB: 1 P: 11	R: 1 E: 0 K: 0 S: 4	H: 2 LOB: 0 BB: 0 P: 4	R: 2 E: 0 K: 1 S: 7	H: 2 LOB: 2 BB: 1 P: 12	R: 2 E: 0 K: 0 S: 6	H: 3 LOB: 1 BB: 0 P: 6	R: 0 E: 0 K: 0 S: 3	H: 0 LOB: 0 BB: 0 P: 3	R: 3 E: 0 K: 0 S: 7	H: 4 LOB: 2 BB: 1 P: 11	1B: 14 2B: 1 3B: 0 HR: 0	SF: 2 SAC: 0 DP: 1 HBP: 1	WP: 1 PB: 0 SB: 1 CS: 0	PA: 46
<b>PITCHER</b>	IP	WLS	BF	H	R	ER	SO	BB	IBB	HBP	BLK	WP	HR	S	P	ERA	WHIP					
Ernie McAnally, R ERA: 3.99 (1, 1)	5.0	L	24	7	6	6	4	1	1	1	0	1	0	29	38	10.80	1.600					
Dan McGinn, L ERA: 6.04 (6, 1)	2.0		11	4	2	2	1	1	0	0	0	0	0	12	16	9.00	2.500					
Claude Raymond, R ERA: 4.61 (8, 1)	1.0		3	0	0	0	0	0	0	0	0	0	0	3	3	0.00	0.000					
Mike Marshall, R ERA: 4.22 (9, 1)	1.0		8	4	3	3	0	1	0	0	0	0	0	7	11	27.00	5.000					

St. Louis Cardinals @ Montreal Expos  
Jarry Park, Montreal, QB  
Sun Sep 19 1971, 3:33 AM EDT  
Att: 25,769 - Unknown

AB 39  
R 11  
H 15  
RBI 11  
BB 4  
SO 5  
LOB 20



Batter	1	2	3	4	5	6	7	8	9	AB	R	H	RBI	BB	SO	LOB	BOTTOM					
Ron Hunt, R OBP: 0.399, SLG: 0.349 (1, 5) (6, 4)	5-3		1-3			P3		F9		4	0	0	0	0	0	3						
Ron Woods, R OBP: 0.361, SLG: 0.389 (1, 8)	FC3-6		P6			G6-4-3			1-3	4	0	1	0	0	0	2						
Rusty Staub, L OBP: 0.397, SLG: 0.495 (1, 9)	FC3-6			6-3		F9			BB	4	0	1	0	0	0	1						
Bob Bailey, R OBP: 0.357, SLG: 0.378 (1, 7) (6, 5)	CS	6-3		6-3		FC6-4			K	4	0	1	0	0	1	1						
Gary Sutherland, R OBP: 0.303, SLG: 0.343 (1, 4) (6, 6)		F7		F2		F8			BB	3	0	0	0	1	0	1						
John Boccabella, R OBP: 0.293, SLG: 0.336 (1, 3)					5-3	FC6-4			BB	2	0	0	0	2	0	1						
Terry Humphrey, R OBP: 0.083, SLG: 0.083 (1, 2)		F7			P4			F9	4-3	4	0	0	0	0	0	4						
Bobby Wine, R OBP: 0.260, SLG: 0.238 (8, 1)										2	0	1	0	0	1	0						
Coco Laboy, R OBP: 0.298, SLG: 0.293 (8, PH)										0	0	0	0	0	0	0						
Mike Marshall, R OBP: 0.235, SLG: 0.188 (9, 1)										0	0	0	0	1	0	0						
Ernie McAnally, R OBP: 0.091, SLG: 0.148 (1, 1)										0	0	0	0	0	0	0						
Stan Swanson, R OBP: 0.291, SLG: 0.295 (6, 7)										1	0	0	0	1	0	1						
Dan McGinn, L OBP: 0.235, SLG: 0.235 (6, 1)										0	0	0	0	0	0	0						
<b>Inning Stats</b>	R: 0 E: 0 K: 0 S: 3	H: 1 LOB: 0 BB: 0 P: 3	R: 0 E: 0 K: 0 S: 3	H: 0 LOB: 1 BB: 1 P: 7	R: 0 E: 0 K: 0 S: 4	H: 1 LOB: 1 BB: 0 P: 4	R: 0 E: 0 K: 0 S: 3	H: 0 LOB: 0 BB: 0 P: 3	R: 0 E: 0 K: 1 S: 5	H: 0 LOB: 0 BB: 0 P: 5	R: 0 E: 0 K: 0 S: 2	H: 0 LOB: 0 BB: 1 P: 6	R: 0 E: 0 K: 0 S: 4	H: 1 LOB: 1 BB: 0 P: 4	R: 0 E: 0 K: 0 S: 3	H: 0 LOB: 1 BB: 1 P: 7	R: 0 E: 0 K: 1 S: 6	H: 1 LOB: 3 BB: 2 P: 14	1B: 4 2B: 0 3B: 0 HR: 0	SF: 0 SAC: 1 DP: 1 HBP: 0	WP: 0 PB: 0 SB: 0 CS: 1	PA: 35
<b>PITCHER</b>	IP	WLS	BF	H	R	ER	SO	BB	IBB	HBP	BLK	WP	HR	S	P	ERA	WHIP					
Steve Carlton, L ERA: 3.51 (1, 1)	9.0	W	34	4	0	0	2	5	0	0	0	0	0	33	53	0.00	1.000					

St. Louis Cardinals @ Montreal Expos  
Jarry Park, Montreal, QB  
Sun Sep 19 1971, 3:33 AM EDT  
Att: 25,769 - Unknown

AB 28  
R 0  
H 4  
RBI 0  
BB 5  
SO 2  
LOB 14





Batter	1	2	3	4	5	6	7	8	9	AB	R	H	RBI	BB	SO	LOB	TOP										
<b>Rennie Stennett, R</b> (1, 4) OBP: 0.381, SLG: 0.464	0-3 K2-3	0-3 K		0-0 FC4 1B		0-0 6-3			0-0 F9	5	0	1	0	0	2	2	<b>Pittsburgh Pirates @ St. Louis Cardinals</b> Busch Stadium, St. Louis, MO Tue Sep 21 1971, 7:05 PM CDT Att: 13,348 - Unknown										
<b>Gene Clines, R</b> (1, 8) OBP: 0.380, SLG: 0.389	0-3 K	0-0		0-0 FC4		0-0 6-3				2	0	1	0	0	1	0											
<b>Vic Davallillo, L</b> (4, PH) OBP: 0.309, SLG: 0.380		1-2 2-3 1B		1-2 2-3 1B						2	0	0	1	0	0	1											
<b>Roberto Clemente, R</b> (1, 9) OBP: 0.369, SLG: 0.502	0-0 1-3	0-0 4-3		0-0 4-3			0-0 P4			4	0	0	0	0	0	4											
<b>Willie Stargell, L</b> (1, 7) OBP: 0.399, SLG: 0.629		0-3 K	0-0 4-3		0-0 4-3		0-0 P6			4	0	0	0	0	1	0											
<b>Bob Robertson, R</b> (1, 3) OBP: 0.359, SLG: 0.490		0-0 WP 3B	0-0 P4		0-0 1B		0-0 5-3			4	1	2	0	0	0	0											
<b>Manny Sanguillen, R</b> (1, 2) OBP: 0.343, SLG: 0.423		0-0 BB 1B	0-0 FC4-6 1B		0-0 F9		0-0 F7			4	1	2	0	0	0	1											
<b>Dave Cash, R</b> (1, 5) OBP: 0.360, SLG: 0.369		0-0 BB 1B	0-0 FC4-6 1B		0-0 4-3		0-3 K			4	1	1	0	0	1	2											
<b>Jackie Hernandez, R</b> (1, 6) OBP: 0.290, SLG: 0.301		4-0 1B 1B		0-0 1B SH1-4 1B		0-3 K		0-3 K	2	1	1	0	1	1	0												
<b>Richie Hebner, L</b> (9, PH) OBP: 0.333, SLG: 0.500		1-2 2-3 BB		1-2 2-3 1B		0-3 K		0-0 L7	1	0	0	0	0	0	1	0											
<b>Dock Ellis, S</b> (1, 1) OBP: 0.256, SLG: 0.208		0-0 1B		0-0 SH1-4 1B		0-3 K			2	0	1	2	0	1	0												
<b>Bob Veale, S</b> (8, 1) OBP: 0.333, SLG: 0.333		1-2 2-3 1B		1-2 1B					0	0	0	0	0	0	0	0											
<b>Al Oliver, L</b> (9, PH) OBP: 0.321, SLG: 0.452		1-2 2-3 1B		1-2 1B					1	0	0	0	0	0	0	0											
<b>Inning Stats</b>	R: 0 E: 0 K: 2 S: 7	H: 0 LOB: 0 BB: 0 P: 7	R: 3 E: 0 K: 2 S: 12	H: 5 LOB: 3 BB: 1 P: 16	R: 0 E: 0 K: 0 S: 4	H: 1 LOB: 1 BB: 0 P: 4	R: 1 E: 0 K: 0 S: 5	H: 2 LOB: 1 BB: 0 P: 5	R: 0 E: 0 K: 0 S: 4	H: 1 LOB: 1 BB: 0 P: 4	R: 0 E: 0 K: 2 S: 7	H: 0 LOB: 0 BB: 0 P: 7	R: 0 E: 0 K: 0 S: 3	H: 0 LOB: 0 BB: 0 P: 3	R: 0 E: 0 K: 1 S: 5	H: 0 LOB: 0 BB: 0 P: 5	R: 0 E: 0 K: 1 S: 5	H: 0 LOB: 0 BB: 0 P: 5	1B: 8 2B: 0 3B: 1 HR: 0	SF: 0 SAC: 1 DP: 0 HBP: 0	WP: 1 PB: 0 SB: 0 CS: 0	PA: 37					
<b>PITCHER</b>	IP	WLS	BF	H	R	ER	SO	BB	IBB	HBP	BLK	WP	HR	S	P	ERA	WHIP										
<b>Jerry Reuss, L</b> (1, 1) ERA: 4.72	1.2		11	5	3	3	4	1	0	0	0	1	0	18	22	16.20	3.600										
<b>Chuck Taylor, R</b> (2, 1) ERA: 3.5	0.1		1	0	0	0	0	0	0	0	0	0	0	1	1	0.00	0.000										
<b>Al Santorini, R</b> (3, 1) ERA: 3.72	2.0		9	3	1	1	0	0	0	0	0	0	0	9	9	4.50	1.500										
<b>Frank Linzy, R</b> (5, 1) ERA: 2.12	2.0		7	1	0	0	2	0	0	0	0	0	0	11	11	0.00	0.500										
<b>Moe Drabowsky, R</b> (7, 1) ERA: 3.51	3.0	W	9	0	0	0	2	0	0	0	0	0	0	13	13	0.00	0.000										

Batter	1	2	3	4	5	6	7	8	9	AB	R	H	RBI	BB	SO	LOB	BOTTOM										
<b>Lou Brock, L</b> (1, 7) OBP: 0.390, SLG: 0.427	0-3 K		0-0 4-3	0-0 FC6-4 1B		0-0 FC1-6 1B		0-0 FC1-5 BB		5	1	1	1	0	1	4	<b>Pittsburgh Pirates @ St. Louis Cardinals</b> Busch Stadium, St. Louis, MO Tue Sep 21 1971, 7:05 PM CDT Att: 13,348 - Unknown										
<b>Ted Sizemore, R</b> (1, 4) OBP: 0.323, SLG: 0.336	0-0 F3		0-0 L9	0-0 1B		0-0 FC1-6 CS		4-0 G6-4-3 BB		4	0	1	1	1	0	1											
<b>Matty Alou, L</b> (1, 3) OBP: 0.350, SLG: 0.409	0-0 1B		0-0 1B	0-0 1B		0-0 CS	0-0 5-3	0-0 G6-4-3		5	0	3	1	0	0	3											
<b>Joe Torre, R</b> (1, 5) OBP: 0.418, SLG: 0.553	0-0 FC4-6 1B		0-0 F9	0-3 K			0-0 L7			4	0	1	0	0	1	3											
<b>Ted Simmons, S</b> (1, 2) OBP: 0.354, SLG: 0.431	0-0 FC4-6			0-0 1B BB 1B		0-0 4-3		0-0 HR 1B		4	2	2	0	0	0	2											
<b>Jose Cruz, L</b> (1, 8) OBP: 0.373, SLG: 0.419		0-0 1-4-3		4-0 1B FC6-4 BB		0-0 4-3		0-0 HR		3	2	1	2	1	0	0											
<b>Joe Hague, L</b> (1, 9) OBP: 0.333, SLG: 0.397		0-0 1B		0-0 FC6-4 1B		0-0 FC6-4 1B		0-0 1-3		4	1	3	0	0	0	0											
<b>Dal Maxvill, R</b> (1, 6) OBP: 0.302, SLG: 0.262		0-0 F9		0-0 FC6-4 1B		0-0 FC6-4		0-0 E6 FC1-5 1B		4	0	1	1	0	0	2											
<b>Jerry Reuss, L</b> (1, 1) ERA: 4.72	1.2		11	5	3	3	4	1	0	0	0	1	0	18	22	16.20		3.600									
<b>Chuck Taylor, R</b> (2, 1) ERA: 3.5	0.1		1	0	0	0	0	0	0	0	0	0	0	1	1	0.00		0.000									
<b>Al Santorini, R</b> (3, 1) ERA: 3.72	2.0		9	3	1	1	0	0	0	0	0	0	0	9	9	4.50	1.500										
<b>Frank Linzy, R</b> (5, 1) ERA: 2.12	2.0		7	1	0	0	2	0	0	0	0	0	0	11	11	0.00	0.500										
<b>Moe Drabowsky, R</b> (7, 1) ERA: 3.51	3.0	W	9	0	0	0	2	0	0	0	0	0	0	13	13	0.00	0.000										
<b>Inning Stats</b>	R: 0 E: 0 K: 1 S: 7	H: 2 LOB: 2 BB: 0 P: 7	R: 0 E: 0 K: 1 S: 6	H: 1 LOB: 1 BB: 0 P: 6	R: 0 E: 0 K: 0 S: 4	H: 1 LOB: 1 BB: 0 P: 4	R: 4 E: 0 K: 2 S: 12	H: 5 LOB: 2 BB: 1 P: 16	R: 0 E: 0 K: 0 S: 4	H: 1 LOB: 1 BB: 0 P: 4	R: 0 E: 0 K: 0 S: 3	H: 1 LOB: 0 BB: 0 P: 3	R: 2 E: 0 K: 0 S: 5	H: 2 LOB: 0 BB: 0 P: 5	R: 0 E: 1 K: 0 S: 4	H: 1 LOB: 2 BB: 1 P: 8	1B: 13 2B: 0 3B: 0 HR: 1	SF: 0 SAC: 0 DP: 1 HBP: 0	WP: 0 PB: 0 SB: 0 CS: 1	PA: 40							
<b>PITCHER</b>	IP	WLS	BF	H	R	ER	SO	BB	IBB	HBP	BLK	WP	HR	S	P	ERA	WHIP										
<b>Dock Ellis, R</b> (1, 1) ERA: 3.05	0.2	L	1	0	0	0	0	0	0	0	0	0	0	1	1	0.00	0.000										
<b>Bob Veale, L</b> (8, 1) ERA: 7.31																											

AB	35
R	4
H	9
RBI	3
BB	1
SO	8
LOB	10

AB	37
R	6
H	14
RBI	6
BB	2
SO	4
LOB	19





Batter	1	2	3	4	5	6	7	8	9	AB	R	H	RBI	BB	SO	LOB	TOP					
Dave Cash, R (1, 4) OBP: 0.361, SLG: 0.369										5	1	2	0	0	0	0						
Vic Davallo, L (1, 9) Roberto Clemente, R (8, 9) OBP: 0.308, SLG: 0.382 OBP: 0.370, SLG: 0.503										4	1	1	0	0	0	1						
Al Oliver, L (1, 8) OBP: 0.319, SLG: 0.448										4	1	0	0	1	1	4						
Willie Stargell, L (1, 7) OBP: 0.402, SLG: 0.630										3	2	2	1	1	0	0						
Richie Hebner, L (1, 5) OBP: 0.331, SLG: 0.497										4	0	1	1	0	0	5						
Bob Robertson, R (1, 3) OBP: 0.360, SLG: 0.492										4	0	2	1	0	0	1						
Manny Sanguillen, R (1, 2) OBP: 0.340, SLG: 0.424										3	0	2	1	1	0	1						
Jackie Hernandez, R (1, 6) OBP: 0.256, SLG: 0.296										4	0	0	0	0	4	5						
Luke Walker, L (1, 1) OBP: 0.135, SLG: 0.022										2	0	0	0	0	2	0						
Richie Zisk, R (7, PH) OBP: 0.429, SLG: 0.636										1	0	0	0	0	1	1						
Dave Giusti, R (7, 1) OBP: 0.111, SLG: 0.059										1	0	0	0	0	0	0						
<b>Inning Stats</b>	R: 1 E: 1 K: 0 S: 4	H: 1 LOB: 0 BB: 0 P: 4	R: 0 E: 0 K: 1 S: 6	H: 1 LOB: 1 BB: 0 P: 6	R: 0 E: 0 K: 2 S: 8	H: 1 LOB: 1 BB: 1 P: 8	R: 1 E: 0 K: 1 S: 6	H: 2 LOB: 1 BB: 0 P: 10	R: 0 E: 0 K: 1 S: 5	H: 0 LOB: 0 BB: 0 P: 5	R: 0 E: 0 K: 2 S: 3	H: 1 LOB: 1 BB: 0 P: 3	R: 0 E: 0 K: 2 S: 8	H: 1 LOB: 0 BB: 0 P: 8	R: 3 E: 1 K: 1 S: 8	H: 2 LOB: 2 BB: 0 P: 16	R: 0 E: 0 K: 0 S: 5	H: 2 LOB: 3 BB: 0 P: 6	1B: 9 2B: 2 3B: 0 HR: 0	SF: 1 SAC: 0 DP: 2 HBP: 1	WP: 1 PB: 1 SB: 0 CS: 0	PA: 41
<b>PITCHER</b>	IP WLS BF H R ER SO BB IBB HBP BLK WP HR S P ERA WHIP																					
Bob Gibson, R (1, 1) ERA: 3.04	8.0 L 35 9 5 1 8 2 1 0 0 1 0 48 60 1.12 1.375																					
Stan Williams, R (9, 1) ERA: 3.63	1.0 6 2 0 0 0 0 0 0 1 0 0 0 5 6 0.00 2.000																					

Pittsburgh Pirates @ St. Louis Cardinals  
 Busch Stadium, St. Louis, MO  
 Wed Sep 22 1971, 7:05 PM CDT  
 Att: 14,845 - Unknown

AB	36
R	5
H	11
RBI	4
BB	3
SO	8
LOB	18



Batter	1	2	3	4	5	6	7	8	9	AB	R	H	RBI	BB	SO	LOB	BOTTOM					
Lou Brock, L (1, 7) OBP: 0.391, SLG: 0.428										4	1	2	0	0	0	0						
Ted Sizemore, R (1, 4) OBP: 0.322, SLG: 0.335										4	0	1	0	0	0	1						
Matty Alou, L (1, 3) OBP: 0.348, SLG: 0.406										4	0	0	0	0	0	3						
Joe Torre, R (1, 5) OBP: 0.418, SLG: 0.552										3	0	1	1	1	0	2						
Ted Simmons, S (1, 2) OBP: 0.351, SLG: 0.428										4	0	0	0	0	0	4						
Luis Melendez, R (1, 9) OBP: 0.321, SLG: 0.264										2	0	1	0	0	0	0						
Joe Haque, L (8, 9) OBP: 0.332, SLG: 0.394										2	0	0	0	0	1	1						
Jose Cruz, L (1, 8) OBP: 0.372, SLG: 0.418										3	0	1	0	0	0	1						
Dal Maxvill, R (1, 6) OBP: 0.303, SLG: 0.261										1	0	0	0	1	1	0						
Bob Burda, L (7, PH) OBP: 0.392, SLG: 0.353										1	0	0	0	0	1	1						
Ted Kubiak, S (8, 6) OBP: 0.331, SLG: 0.330										0	0	0	0	0	0	0						
Bob Gibson, R (1, 1) OBP: 0.204, SLG: 0.264										2	0	0	0	0	0	1						
Jerry McNertney, R (8, PH) OBP: 0.345, SLG: 0.448										1	0	0	0	0	0	0						
Stan Williams, R (9, 1) ERA: 2.99										0	0	0	0	0	0	0						
<b>Inning Stats</b>	R: 1 E: 1 K: 0 S: 5	H: 2 LOB: 1 BB: 0 P: 5	R: 0 E: 0 K: 1 S: 5	H: 1 LOB: 0 BB: 0 P: 5	R: 0 E: 0 K: 0 S: 3	H: 0 LOB: 0 BB: 0 P: 3	R: 0 E: 0 K: 0 S: 2	H: 0 LOB: 0 BB: 1 P: 6	R: 0 E: 0 K: 0 S: 3	H: 0 LOB: 1 BB: 1 P: 7	R: 0 E: 0 K: 0 S: 4	H: 1 LOB: 1 BB: 0 P: 4	R: 0 E: 0 K: 2 S: 8	H: 1 LOB: 1 BB: 0 P: 8	R: 0 E: 0 K: 0 S: 3	H: 0 LOB: 0 BB: 0 P: 3	R: 0 E: 0 K: 0 S: 4	H: 1 LOB: 1 BB: 0 P: 4	1B: 6 2B: 0 3B: 0 HR: 0	SF: 0 SAC: 0 DP: 3 HBP: 0	WP: 0 PB: 0 SB: 0 CS: 0	PA: 33
<b>PITCHER</b>	IP WLS BF H R ER SO BB IBB HBP BLK WP HR S P ERA WHIP																					
Luke Walker, L (1, 1) ERA: 3.55	6.0 W 22 4 1 1 1 2 0 0 0 0 0 22 30 1.50 1.000																					
Dave Giusti, R (7, 1) ERA: 2.99	3.0 S 11 2 0 0 2 0 0 0 0 0 0 0 15 15 0.00 0.667																					

Pittsburgh Pirates @ St. Louis Cardinals  
 Busch Stadium, St. Louis, MO  
 Wed Sep 22 1971, 7:05 PM CDT  
 Att: 14,845 - Unknown

AB	31
R	1
H	6
RBI	1
BB	2
SO	3
LOB	14





Batter	1	2	3	4	5	6	7	8	9	AB	R	H	RBI	BB	SO	LOB	TOP					
Dave Cash, R OBP: 0.359, SLG: 0.367 (1, 4)	G3	1B		L9		6-3		4-3		5	0	1	1	0	0	1						
Vic Davallo, L OBP: 0.313, SLG: 0.387 (1, 8)	E	1B			HR	6-3			K	4	2	2	0	1	1	0						
Al Oliver, L OBP: 0.318, SLG: 0.446 (1, 3)	E2	1-3			P5				F7	5	0	1	1	0	1	4						
Willie Stargell, L OBP: 0.402, SLG: 0.633 Gene Clines, R OBP: 0.350, SLG: 0.389 (9, 7)	K		G3		HR				K	5	1	2	2	0	2	1						
Milt May, L OBP: 0.323, SLG: 0.433 (1, 2)	K		F7		1B				F8	4	1	1	0	0	1	2						
Richie Zisk, R OBP: 0.333, SLG: 0.467 (1, 9)			F9		K				K	4	0	0	0	0	3	2						
Jose Pagan, R OBP: 0.325, SLG: 0.370 (1, 5)				6-3		E			6-3	4	1	2	0	0	0	1						
Gene Alley, R OBP: 0.304, SLG: 0.356 (1, 6)		K		SH3-4		E7		L9		4	0	2	1	0	1	1						
Nelson Briles, R OBP: 0.300, SLG: 0.421 (1, 1)		1B		SH3-4		5-3		K		3	0	1	0	0	1	2						
<b>Inning Stats</b>	R: 1 E: 1 K: 2 S: 9	H: 2 LOB: 1 BB: 0 P: 9	R: 1 E: 0 K: 1 S: 9	H: 4 LOB: 3 BB: 0 P: 9	R: 0 E: 0 K: 1 S: 5	H: 0 LOB: 0 BB: 0 P: 5	R: 0 E: 0 K: 0 S: 4	H: 1 LOB: 1 BB: 0 P: 4	R: 3 E: 1 K: 1 S: 9	H: 4 LOB: 2 BB: 1 P: 13	R: 0 E: 0 K: 1 S: 5	H: 0 LOB: 0 BB: 0 P: 5	R: 0 E: 0 K: 1 S: 6	H: 1 LOB: 1 BB: 0 P: 6	R: 0 E: 0 K: 2 S: 7	H: 0 LOB: 0 BB: 0 P: 7	R: 0 E: 0 K: 2 S: 7	H: 0 LOB: 0 BB: 0 P: 7	1B: 10 2B: 1 3B: 0 HR: 1	SF: 0 SAC: 1 DP: 0 HBP: 0	WP: 0 PB: 0 SB: 0 CS: 0	PA: 40
<b>PITCHER</b>	IP	WLS	BF	H	R	ER	SO	BB	IBB	HBP	BLK	WP	HR	S	P	ERA	WHIP					
Reggie Cleveland, R ERA: 4.01 (1, 1)	4.2	L	26	11	5	5	5	1	0	0	0	0	1	35	39	9.64	2.571					
Chuck Taylor, R ERA: 3.58 (5, 1)	0.1		1	0	0	0	0	0	0	0	0	0	0	1	1	0.00	0.000					
Al Santorini, R ERA: 3.63 (6, 1)	2.0		7	1	0	0	2	0	0	0	0	0	0	11	11	0.00	0.500					
Santiago Guzman, R ERA: (8, 1)	2.0		6	0	0	0	3	0	0	0	0	0	0	12	12	0.00	0.000					

Pittsburgh Pirates @ St. Louis Cardinals  
 Busch Stadium, St. Louis, MO  
 Thu Sep 23 1971, 7:05 PM CDT  
 Att: 10,918 - Unknown

AB	38
R	5
H	12
RBI	5
BB	1
SO	10
LOB	14



Batter	1	2	3	4	5	6	7	8	9	AB	R	H	RBI	BB	SO	LOB	BOTTOM					
Lou Brock, L OBP: 0.388, SLG: 0.425 (1, 7)	G3		E7		F2			6-3		4	0	0	0	0	0	0						
Ted Sizemore, R OBP: 0.320, SLG: 0.333 (1, 4)	F2		5-3			L8		6-3		4	0	0	0	0	0	1						
Matty Alou, L OBP: 0.347, SLG: 0.405 (1, 3)	4-3			5-3		1B		6-3		4	0	1	0	0	0	0						
Joe Torre, R OBP: 0.420, SLG: 0.554 (1, 5)		2B		1B	HBP	G4-6-3		6-3		3	0	2	0	0	0	0						
Ted Simmons, S OBP: 0.348, SLG: 0.424 (1, 2)		5-3		K		G4-6-3		F8		4	0	0	0	0	1	4						
Jose Cruz, L OBP: 0.377, SLG: 0.427 (1, 8)		K		1B		FC4-6		2B		4	0	3	0	0	1	1						
Joe Hague, L OBP: 0.329, SLG: 0.390 (1, 9)	F7			G3		FC4-6		L9		4	0	0	0	0	0	5						
Dal Maxvill, R OBP: 0.301, SLG: 0.259 (1, 6)			L4		F9		G3			3	0	0	0	0	0	1						
Reggie Cleveland, R ERA: 4.01 (1, 1)	9.0	W	34	6	0	0	3	0	0	1	0	0	0	0	0	3						
Chuck Taylor, R ERA: 3.58 (5, 1)	0.1		1	0	0	0	0	0	0	0	0	0	0	0	0	0						
Al Santorini, R ERA: 3.63 (6, 1)	2.0		7	1	0	0	2	0	0	0	0	0	0	0	1	1						
Santiago Guzman, R ERA: (8, 1)	2.0		6	0	0	0	3	0	0	0	0	0	0	0	0	0						
<b>Inning Stats</b>	R: 0 E: 0 K: 0 S: 3	H: 0 LOB: 0 BB: 0 P: 3	R: 0 E: 0 K: 1 S: 6	H: 1 LOB: 1 BB: 0 P: 6	R: 0 E: 1 K: 0 S: 4	H: 0 LOB: 1 BB: 0 P: 4	R: 0 E: 0 K: 1 S: 6	H: 1 LOB: 2 BB: 0 P: 7	R: 0 E: 0 K: 1 S: 5	H: 0 LOB: 0 BB: 0 P: 5	R: 0 E: 0 K: 0 S: 4	H: 2 LOB: 1 BB: 0 P: 4	R: 0 E: 0 K: 0 S: 4	H: 1 LOB: 1 BB: 0 P: 4	R: 0 E: 0 K: 0 S: 3	H: 0 LOB: 0 BB: 0 P: 3	R: 0 E: 0 K: 0 S: 4	H: 1 LOB: 1 BB: 0 P: 4	1B: 4 2B: 2 3B: 0 HR: 0	SF: 0 SAC: 0 DP: 1 HBP: 1	WP: 0 PB: 0 SB: 0 CS: 0	PA: 34
<b>PITCHER</b>	IP	WLS	BF	H	R	ER	SO	BB	IBB	HBP	BLK	WP	HR	S	P	ERA	WHIP					
Nelson Briles, R ERA: 2.91 (1, 1)	9.0	W	34	6	0	0	3	0	0	1	0	0	0	39	40	0.00	0.667					

Pittsburgh Pirates @ St. Louis Cardinals  
 Busch Stadium, St. Louis, MO  
 Thu Sep 23 1971, 7:05 PM CDT  
 Att: 10,918 - Unknown


AB	33
R	0
H	6
RBI	0
BB	0
SO	3
LOB	13










Batter	1	2	3	4	5	6	7	8	9	AB	R	H	RBI	BB	SO	LOB	TOP										
Ron Hunt, R OBP: 0.400, SLG: 0.353 (1, 5) (5, 4)	0-0 5-3		0-0 1B		0-0 5-3	0-0 1-2 1B		0-0 P6		5	0	2	0	0	0	0	<b>Montreal Expos @ St. Louis Cardinals</b> Busch Stadium, St. Louis, MO Sat Sep 25 1971, 3:33 AM CDT Att: 9,114 - Unknown 										
Ron Woods, R OBP: 0.372, SLG: 0.413 (1, 8) (5, 7)	0-0 4-3		0-0 6-3		0-0 1B	0-0 F3		0-0		4	1	1	0	0	0	3											
Jim Britton, R (6, 1)										0	0	0	0	0	0	0											
Ron Brand, R OBP: 0.254, SLG: 0.214 (7, 6)					1B	1B		1B		1	0	1	0	0	0	0											
Rusty Staub, L OBP: 0.395, SLG: 0.488 (1, 9)	0-0 P6			1-0 HBP	0-0 1B	0-0 1-3 1B		0-0 F5	0-0 1-3	4	0	1	0	0	0	1											
Bob Bailey, R OBP: 0.358, SLG: 0.381 (1, 7) (5, 5) (7, 7)		4-0 G5-3 BB		0-0 1-3	0-0 FC6-4 1B			4-0 1B	0-0 F3	3	1	1	1	2	0	1											
Gary Sutherland, R OBP: 0.302, SLG: 0.336 (1, 4)		4-0 BB		0-0 1-3	0-0 FC6-4 1B			0-0 BB	0-0 F3	1	0	0	0	1	0	1											
Boots Day, L OBP: 0.344, SLG: 0.359 (5, PH) (5, 8)		4-0 G5-3 BB		0-0 1-2	0-0 FC6-4 1B			0-0 1B	0-0 F8	3	1	1	0	0	0	2											
John Boccabella, R OBP: 0.284, SLG: 0.323 (1, 3)		0-0 BB		0-0 1-2	0-0 FC6-4 1B			0-0 1B	0-0 F8	2	0	0	0	0	0	3											
Ron Fairly, L OBP: 0.375, SLG: 0.406 (6, PH) (6, 3)		0-0 G5-3		0-0 1-2 2-3f	0-0 6-3			0-0 G1	0-0 4-3	3	1	2	1	0	0	0											
Terry Humphrey, R OBP: 0.208, SLG: 0.250 (1, 2)		0-3 K		0-0 6-3	0-0 4-3			0-0 G6-4-3 1B	0-0 4-3	2	0	0	0	0	1	1											
Dave McDonald, L OBP: 0.182, SLG: 0.237 (6, PH) (6, 7)				0-0 6-3	0-0 4-3			0-0 G6-4-3 1B	0-0 4-3	1	0	0	0	0	0	1											
Coco Laboy, R OBP: 0.302, SLG: 0.298 (7, PH) (7, 5)				0-0 6-3	4-0 G1			1-2 2-H	0-0 G6-4-3 1B	1	0	1	1	0	0	0											
Rich Hacker, S OBP: 0.194, SLG: 0.143 (1, 6)				0-0 6-3	0-0 G1			0-0 G6-4-3 1B	0-0 6-3	1	1	0	0	1	0	0											
Jim Fatrey, L OBP: 0.275, SLG: 0.298 (6, PH) (6, 6)				0-0 6-3	4-0 HR			0-0 G6-4-3 1B	0-0 6-3	1	0	0	1	0	0	0											
Bobby Wine, R OBP: 0.259, SLG: 0.241 (6, 6)				0-0 6-3	0-0 HR			0-0 G6-4-3 1B	0-0 6-3	1	0	0	0	0	0	2											
Mike Marshall, R OBP: 0.235, SLG: 0.188 (7, 1)				0-0 6-3	0-0 HR			0-0 G6-4-3 1B	0-0 6-3	0	0	0	0	0	0	0											
Carl Morton, R OBP: 0.216, SLG: 0.280 (1, 1) (2, 1) John Strommeyer, R OBP: 0.229, SLG: 0.229 (5, PH) Stan Swanson, R OBP: 0.300, SLG: 0.357 (5, 1) Claude Raymond, R OBP: 0.274, SLG: 0.351 (6, PH) (6, 2)				0-0 P4	0-0 HR			0-0 1B	0-0 6-3	0	0	0	0	0	0	0											
Inning Stats	R: 0 E: 0 K: 0 S: 3	H: 0 LOB: 0 BB: 0 P: 3	R: 0 E: 0 K: 1 S: 4	H: 0 LOB: 1 BB: 2 P: 12	R: 0 E: 0 K: 0 S: 4	H: 1 LOB: 1 BB: 0 P: 4	R: 0 E: 0 K: 0 S: 3	H: 0 LOB: 0 BB: 0 P: 4	R: 3 E: 0 K: 0 S: 7	H: 4 LOB: 2 BB: 1 P: 11	R: 1 E: 0 K: 0 S: 6	H: 3 LOB: 1 BB: 0 P: 6	R: 2 E: 0 K: 0 S: 5	H: 3 LOB: 1 BB: 1 P: 9	R: 0 E: 0 K: 0 S: 4	H: 1 LOB: 1 BB: 0 P: 4	R: 0 E: 0 K: 0 S: 3	H: 0 LOB: 0 BB: 0 P: 3	1B: 10 2B: 1 3B: 0 HR: 1	SF: 0 SAC: 0 DP: 2 HBP: 1	WP: 0 PA: 42 PB: 0 SB: 0 CS: 0						
PITCHER	IP	WLS	BF	H	R	ER	SO	BB	IBB	HBP	BLK	WP	HR	S	P	ERA	WHIP										
Jerry Reuss, L ERA: 4.74 (1, 1)	4.2		22	5	3	3	1	3	0	1	0	0	1	20	33	5.79	1.714										
Al Santorini, R ERA: 3.87 (5, 1)	1.2		11	5	3	3	0	1	0	0	0	0	0	10	14	16.20	3.600										
Don Shaw, L ERA: 2.65 (7, 1)	2.2	W	9	2	0	0	0	0	0	0	0	0	0	9	9	0.00	0.750										

Batter	1	2	3	4	5	6	7	8	9	AB	R	H	RBI	BB	SO	LOB	BOTTOM											
Lou Brock, L OBP: 0.387, SLG: 0.424 (1, 7)	0-0 3B	0-0 6-3		0-0 4-3	0-0 F8			4-0 BB		4	1	1	0	1	0	3	<b>Montreal Expos @ St. Louis Cardinals</b> Busch Stadium, St. Louis, MO Sat Sep 25 1971, 3:33 AM CDT Att: 9,114 - Unknown 											
Ted Sizemore, R OBP: 0.323, SLG: 0.335 (1, 4)	0-0 1B	4-0 CS		0-0 P5		4-0 F8	0-0 6-3			3	1	1	1	2	0	2												
Matty Alou, L OBP: 0.350, SLG: 0.413 (1, 3)	0-0 1B	0-0 BB		0-0 3-1		0-0 FC4-2	0-0 6-3			5	2	2	0	0	0	1												
Luis Melendez, R OBP: 0.321, SLG: 0.264 (9, 9)	0-0 SF7	0-0 F7		0-0 3-1		0-0 FC4-2	0-0 3-1			0	0	0	0	0	0	0												
Joe Torre, R OBP: 0.421, SLG: 0.556 (1, 5)	0-0 BB	0-0 L5		0-0 F8	0-0 F8		4-0 BB			4	0	1	1	1	0	2												
Jose Cruz, L OBP: 0.381, SLG: 0.423 (1, 8)	0-0 5-3	0-0 3-1		0-0 F8	0-0 FC4-2		0-0 F8			5	2	1	0	0	0	5												
Joe Hague, L OBP: 0.335, SLG: 0.404 (1, 9) (9, 3)	4-0 BB	0-0 1B		0-0 1B	4-0 1B		0-0 K			3	1	2	2	2	1	1												
Jerry McNertney, R OBP: 0.343, SLG: 0.445 (1, 2)	0-0 SF7	0-0 E		0-0 F3	0-0 6-3					3	1	1	1	0	0	2												
Dal Maxvill, R OBP: 0.308, SLG: 0.259 (1, 6)	4-0 BB	0-0 E5		0-0 1B	4-0 1B		4-0 SH1-4			1	0	0	0	3	0	1												
Jerry Reuss, L OBP: 0.240, SLG: 0.138 (1, 1)	0-3 K	0-0 1B		0-0 1B	0-0 SH1-4					2	0	1	1	0	1	3												
Al Santorini, R OBP: 0.333, SLG: 0.333 (5, 1)				0-0 1B	0-0 SH1-4					1	0	1	1	0	0	0												
Don Shaw, L ERA: 4.4 (7, 1)				1-1 1B	1-2 1B					0	0	0	0	0	0	0												
Inning Stats	R: 3 E: 0 K: 1 S: 9	H: 4 LOB: 3 BB: 2 P: 17	R: 0 E: 0 K: 0 S: 2	H: 0 LOB: 0 BB: 1 P: 6	R: 2 E: 1 K: 0 S: 6	H: 3 LOB: 2 BB: 0 P: 6	R: 0 E: 0 K: 0 S: 3	H: 0 LOB: 0 BB: 0 P: 3	R: 0 E: 0 K: 0 S: 5	H: 2 LOB: 3 BB: 2 P: 13	R: 2 E: 0 K: 0 S: 4	H: 2 LOB: 1 BB: 1 P: 8	R: 0 E: 0 K: 0 S: 3	H: 0 LOB: 2 BB: 2 P: 11	R: 0 E: 0 K: 1 S: 5	H: 0 LOB: 1 BB: 1 P: 9		R: 0 E: 0 K: 0 S: 3	H: 0 LOB: 0 BB: 0 P: 3	1B: 9 2B: 0 3B: 2 HR: 0	SF: 1 SAC: 1 DP: 0 HBP: 0	WP: 0 PA: 42 PB: 0 SB: 0 CS: 1						
PITCHER	IP	WLS	BF	H	R	ER	SO	BB	IBB	HBP	BLK	WP	HR	S	P	ERA		WHIP										
Carl Morton, R ERA: 4.8 (1, 1)	1.0	L	9	4	3	3	0	1	0	0	0	0	0	11	15	0.00		1.333										
John Strommeyer, R ERA: 4.42 (2, 1)	3.0		12	3	2	0	0	1	0	0	0	0	0	5	13	9.00	3.000											
Claude Raymond, R ERA: 4.7 (5, 1)	1.0		7	2	1	1	0	1	1	0	0	0	0	6	18	10.80	3.000											
Jim Britton, R ERA: 5.72 (6, 1)	1.2		9	2	2	2	0	3	0	0	0	0	0	6	10	0.00	0.750											
Mike Marshall, R ERA: 4.4 (7, 1)	1.1		5	0	0	0	1	1	0	0	0	0	0	6	10	0.00	0.750											

**Montreal Expos @ St. Louis Cardinals**  
 Busch Stadium, St. Louis, MO  
 Sat Sep 25 1971, 3:33 AM CDT  
 Att: 9,114 - Unknown

AB 37  
 R 6  
 H 12  
 RBI 6  
 BB 4  
 SO 1  
 LOB 15



**Montreal Expos @ St. Louis Cardinals**  
 Busch Stadium, St. Louis, MO  
 Sat Sep 25 1971, 3:33 AM CDT  
 Att: 9,114 - Unknown

AB 31  
 R 8  
 H 11  
 RBI 7  
 BB 9  
 SO 2  
 LOB 20





Batter	1	2	3	4	5	6	7	8	9	AB	R	H	RBI	BB	SO	LOB	TOP								
Ron Hunt, R OBP: 0.400, SLG: 0.356 (1, 4)										5	0	2	1	0	0	1	<b>Montreal Expos @ St. Louis Cardinals</b> Busch Stadium, St. Louis, MO Sun Sep 26 1971, 3:33 AM CDT Att: 11,473 - Unknown								
Boots Day, L OBP: 0.345, SLG: 0.358 (1, 8)										4	0	1	0	1	1	3									
Rusty Staub, L OBP: 0.392, SLG: 0.485 (1, 9)										4	0	0	0	0	0	4									
Ron Fairly, L OBP: 0.376, SLG: 0.404 (1, 3)										2	0	0	0	2	1	1									
Bob Bailey, R OBP: 0.357, SLG: 0.379 (1, 5)										3	0	0	0	1	1	2									
Jim Fairry, L OBP: 0.272, SLG: 0.295 (6, PH) Stan Swanson, R OBP: 0.304, SLG: 0.330 (6, 7)										2	0	0	0	0	0	3									
Rich Hacker, S OBP: 0.200, SLG: 0.156 (1, 6)										4	0	1	0	0	1	3									
Terry Humphrey, R OBP: 0.192, SLG: 0.231 (6, PH) Dave McDonald, L OBP: 0.176, SLG: 0.231 (6, 2)										2	0	0	0	0	1	0									
John Bateman, R OBP: 0.274, SLG: 0.350 (6, 2)										1	0	0	0	0	1	2									
John Bateman, R OBP: 0.274, SLG: 0.350 (6, 2)										1	0	0	0	0	0	1									
Bill Stoneman, R OBP: 0.220, SLG: 0.133 (1, 1) Jim Gosger, L OBP: 0.232, SLG: 0.218 (7, PH) John Strohmayr, R OBP: 0.229, SLG: 0.229 (7, 1) Gary Sutherland, R OBP: 0.301, SLG: 0.334 (8, PH)										2	1	0	0	0	1	0									
<b>Inning Stats</b>	R: 0 E: 0 K: 0 S: 3	H: 0 LOB: 0 BB: 0 P: 3	R: 0 E: 0 K: 1 S: 5	H: 0 LOB: 1 BB: 1 P: 9	R: 0 E: 0 K: 1 S: 5	H: 0 LOB: 0 BB: 0 P: 5	R: 0 E: 0 K: 0 S: 4	H: 1 LOB: 2 BB: 1 P: 8	R: 1 E: 1 K: 1 S: 7	H: 1 LOB: 2 BB: 1 P: 11	R: 0 E: 0 K: 0 S: 6	H: 1 LOB: 1 BB: 1 P: 10	R: 0 E: 0 K: 0 S: 3	H: 0 LOB: 1 BB: 1 P: 7	R: 0 E: 0 K: 2 S: 7	H: 0 LOB: 0 BB: 0 P: 7	R: 0 E: 0 K: 1 S: 7	H: 2 LOB: 2 BB: 0 P: 7	1B: 4 2B: 1 3B: 0 HR: 0	SF: 0 SAC: 0 DP: 0 HBP: 0	WP: 1 PB: 0 SB: 1 CS: 0	PA: 38			
<b>PITCHER</b>	IP	WLS	BF	H	R	ER	SO	BB	IBB	HBP	BLK	WP	HR	S	P	ERA	WHIP								
Daryl Patterson, R ERA: 4.5 (1, 1)	4.2		20	2	1	0	3	3	0	0	0	1	0	23	35	0.00	1.071								
Mike Jackson, L ERA: (5, 1)	0.2		4	1	0	0	0	1	0	0	0	0	0	3	7	0.00	3.000								
Dennis Higgins, R ERA: 3.86 (6, 1)	3.2	W	14	2	0	0	4	1	0	0	0	0	0	21	25	0.00	0.818								
Batter	1	2	3	4	5	6	7	8	9	AB	R	H	RBI	BB	SO	LOB	BOTTOM								
Lou Brock, L OBP: 0.386, SLG: 0.424 (1, 7)										5	0	1	0	0	0	1	<b>Montreal Expos @ St. Louis Cardinals</b> Busch Stadium, St. Louis, MO Sun Sep 26 1971, 3:33 AM CDT Att: 11,473 - Unknown								
Milt Ramirez, R OBP: 0.400, SLG: 0.400 (1, 6)										5	2	2	0	0	0	0									
Luis Melendez, R OBP: 0.324, SLG: 0.261 (1, 9)										2	1	0	0	2	0	2									
Joe Torre, R OBP: 0.422, SLG: 0.556 (1, 5)										4	2	2	1	0	0	4									
Joe Hague, L OBP: 0.334, SLG: 0.401 (1, 3)										3	0	0	0	1	0	4									
Jorge Roque, R OBP: 0.750, SLG: 0.750 (1, 8)										4	2	3	1	0	0	3									
Ted Kubiak, S OBP: 0.330, SLG: 0.329 (1, 4)										4	0	1	2	0	1	1									
Bob Stinson, S OBP: 0.308, SLG: 0.333 (1, 2)										4	0	1	0	0	0	2									
Daryl Patterson, L ERA: 3.09 (1, 1) Mike Jackson, L ERA: (5, 1) Dennis Higgins, R ERA: (6, 1)										2	0	0	0	0	1	2									
<b>Inning Stats</b>	R: 1 E: 0 K: 0 S: 4	H: 1 LOB: 1 BB: 1 P: 8	R: 0 E: 0 K: 1 S: 6	H: 1 LOB: 0 BB: 0 P: 6	R: 0 E: 0 K: 1 S: 6	H: 0 LOB: 0 BB: 0 P: 6	R: 0 E: 1 K: 1 S: 9	H: 0 LOB: 1 BB: 1 P: 13	R: 4 E: 2 K: 0 S: 3	H: 4 LOB: 0 BB: 0 P: 3	R: 2 E: 1 K: 0 S: 5	H: 2 LOB: 0 BB: 0 P: 5	R: 0 E: 0 K: 0 S: 3	H: 0 LOB: 0 BB: 0 P: 3	R: 0 E: 0 K: 0 S: 3	H: 0 LOB: 0 BB: 0 P: 3		1B: 9 2B: 1 3B: 0 HR: 0	SF: 0 SAC: 0 DP: 0 HBP: 0	WP: 4 PB: 0 SB: 1 CS: 0	PA: 38				
<b>PITCHER</b>	IP	WLS	BF	H	R	ER	SO	BB	IBB	HBP	BLK	WP	HR	S	P	ERA	WHIP								
Bill Stoneman, R ERA: 3.09 (1, 1)	6.0	L	30	8	5	3	3	2	0	0	0	4	0	33	45	4.50	1.667								
John Strohmayr, R ERA: 4.34 (7, 1)	2.0		8	2	2	0	0	0	0	0	0	0	0	8	8	0.00	1.000								








Batter	1	2	3	4	5	6	7	8	9	AB	R	H	RBI	BB	SO	LOB	TOP			
<b>Lou Brock, L</b> OBP: 0.386, SLG: 0.425 (1, 7)										4	2	1	1	1	0	1				
<b>Ted Sizemore, R</b> OBP: 0.322, SLG: 0.333 (1, 4)										3	1	0	1	1	0	0				
<b>Matty Alou, L</b> OBP: 0.352, SLG: 0.415 (1, 3)										3	1	1	0	1	0	0				
<b>Luis Melendez, R</b> OBP: 0.326, SLG: 0.260 (9, 9)										0	0	0	0	0	0	0				
<b>Joe Torre, R</b> OBP: 0.421, SLG: 0.555 (1, 5)										3	0	1	1	1	0	1				
<b>Ted Simmons, S</b> OBP: 0.347, SLG: 0.424 (1, 2)										4	0	2	2	0	1	1				
<b>Jose Cruz, L</b> OBP: 0.375, SLG: 0.416 (1, 8)										4	0	0	0	0	0	5				
<b>Joe Hague, L</b> OBP: 0.330, SLG: 0.394 (9, 3)										4	0	0	0	0	1	4				
<b>Dal Maxvill, R</b> OBP: 0.307, SLG: 0.258 (1, 6)										4	0	1	0	0	0	4				
<b>Steve Carlton, L</b> OBP: 0.210, SLG: 0.219 (1, 1)										3	1	1	0	0	1	0				
<b>Inning Stats</b>	R: 3 E: 0 K: 0 S: 4	H: 1 LOB: 2 BB: 4 P: 20	R: 2 E: 0 K: 0 S: 5	H: 2 LOB: 0 BB: 0 P: 5	R: 0 E: 0 K: 0 S: 4	H: 1 LOB: 1 BB: 0 P: 4	R: 0 E: 0 K: 1 S: 5	H: 0 LOB: 0 BB: 0 P: 5	R: 0 E: 0 K: 1 S: 6	H: 1 LOB: 1 BB: 0 P: 4	R: 0 E: 0 K: 0 S: 3	H: 1 LOB: 0 BB: 0 P: 3	R: 0 E: 1 K: 1 S: 6	H: 0 LOB: 1 BB: 0 P: 6	R: 0 E: 0 K: 0 S: 3	H: 0 LOB: 0 BB: 0 P: 3	1B: 4 2B: 1 3B: 2 HR: 0	SF: 1 SAC: 1 DP: 1 HBP: 0	WP: 0 PB: 0 SB: 0 CS: 0	PA: 38
<b>PITCHER</b>	IP WLS BF H R ER SO BB IBB HBP BLK WP HR S P ERA WHIP	IP WLS BF H R ER SO BB IBB HBP BLK WP HR S P ERA WHIP																		
<b>Nolan Ryan, R</b> ERA: 3.97 (1, 1)	0.0 L 5 1 3 3 0 4 0 0 0 0 0 0 1 17 ∞ ∞																			
<b>Jim McAndrew, R</b> ERA: 4.33 (1, 1)	3.0 12 3 2 2 0 0 0 0 0 0 0 0 12 12 6.00 1.000																			
<b>Jerry Koosman, L</b> ERA: 3.04 (4, 1)	4.0 14 3 0 0 2 0 0 0 0 0 0 0 18 18 0.00 0.750																			
<b>Danny Frisella, R</b> ERA: 1.99 (8, 1)	2.0 7 0 0 0 1 0 0 0 0 0 0 0 9 9 0.00 0.000																			

St. Louis Cardinals @ New York Mets  
Shea Stadium, Flushing, NY  
Tue Sep 28 1971, 3:33 AM EDT  
Att: 3,338 - Unknown

AB 32  
R 5  
H 7  
RBI 5  
BB 4  
SO 3  
LOB 16



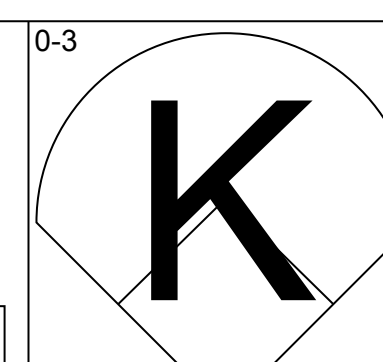
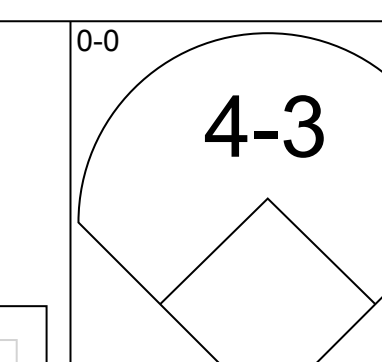
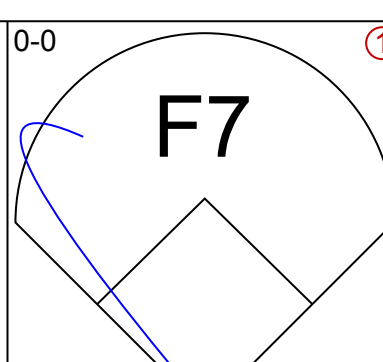
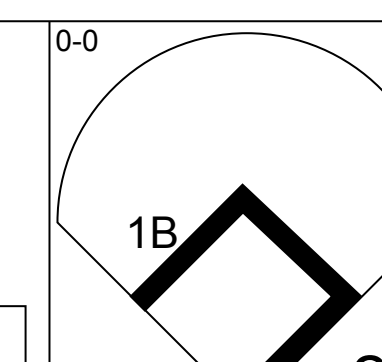
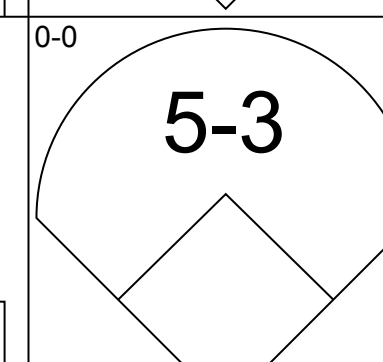
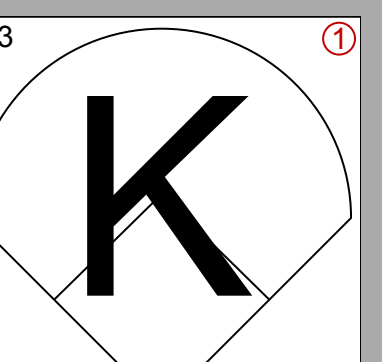
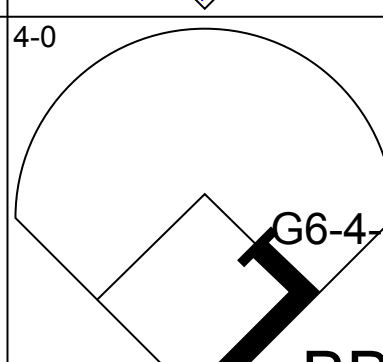
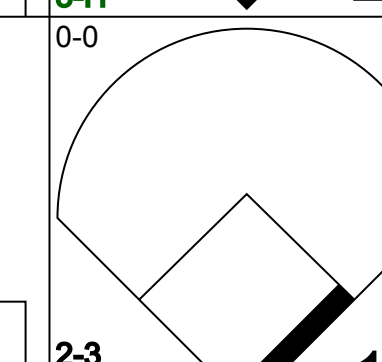
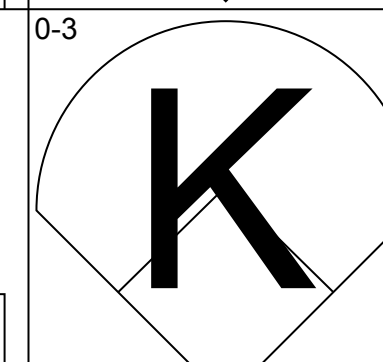
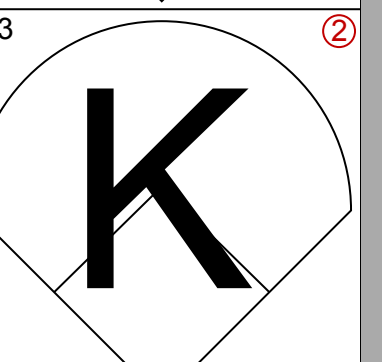
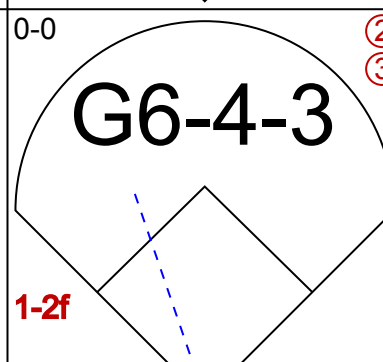
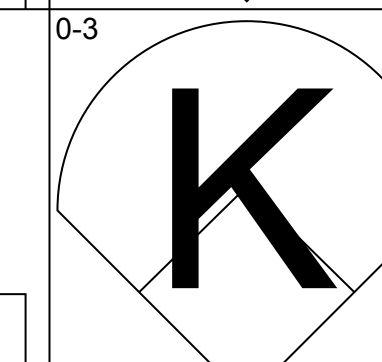
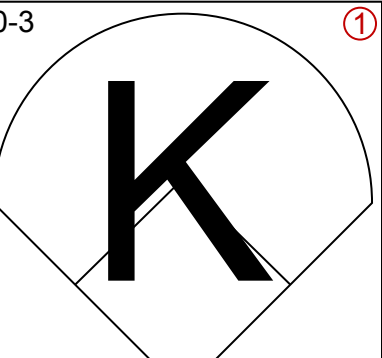
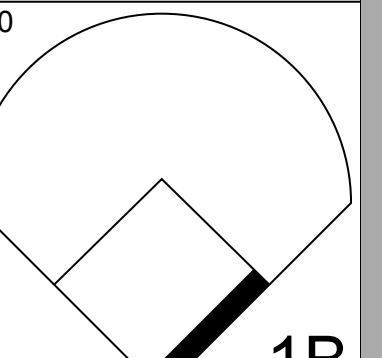
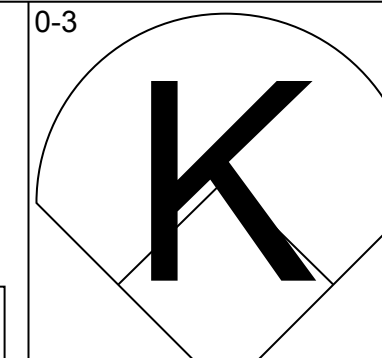
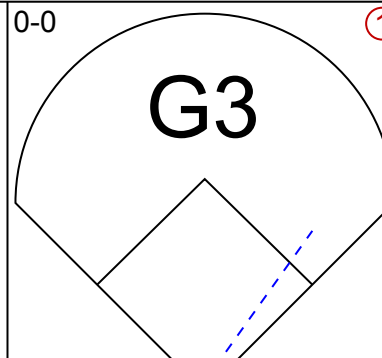
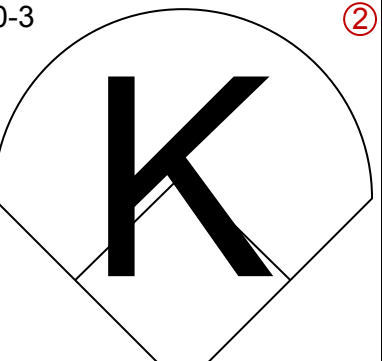
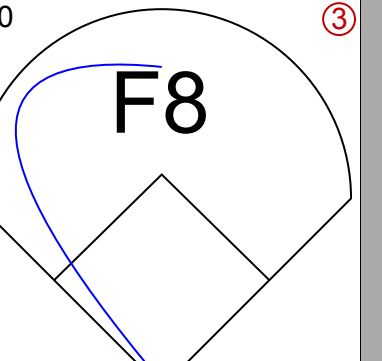
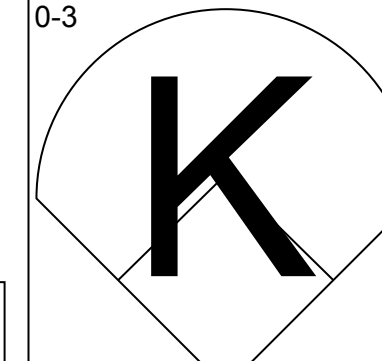
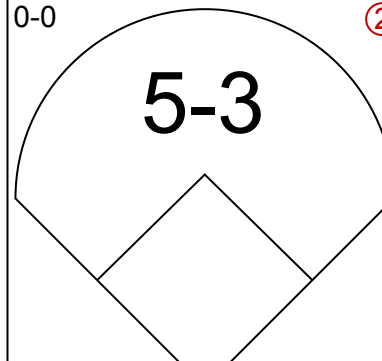
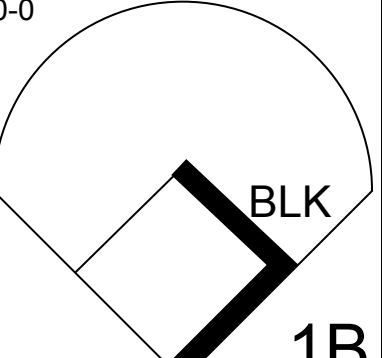

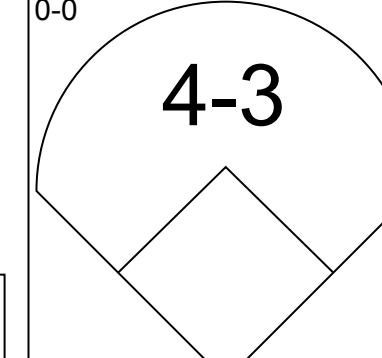
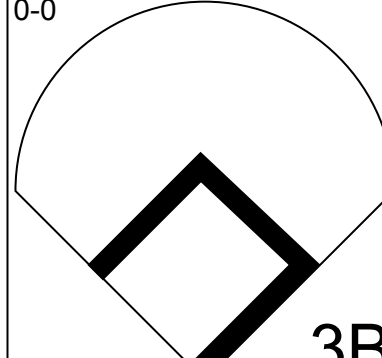
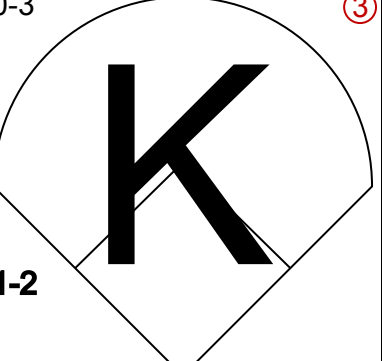

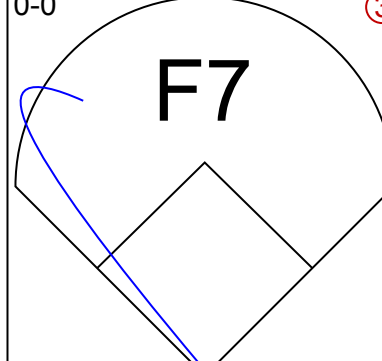

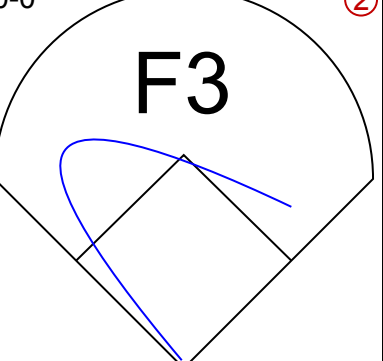


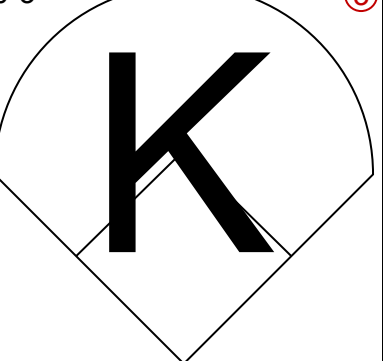
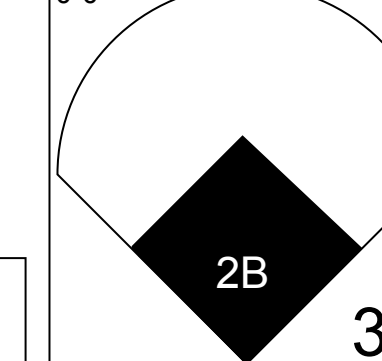

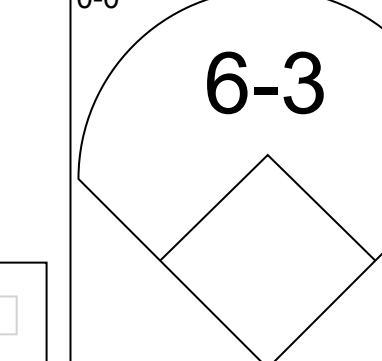
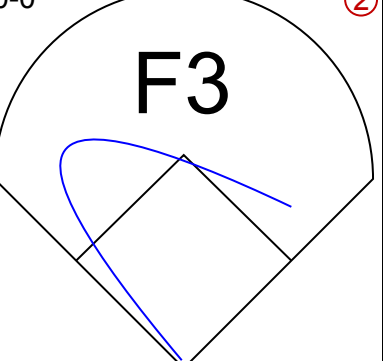
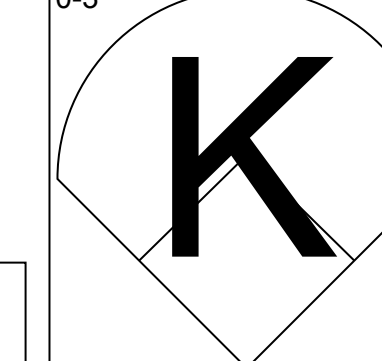
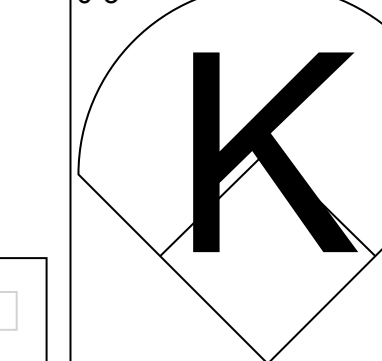
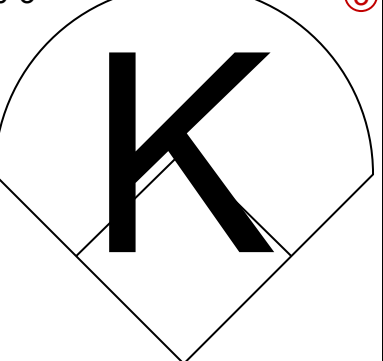
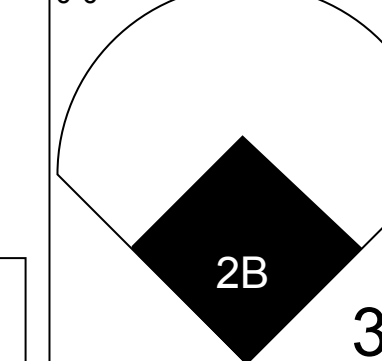

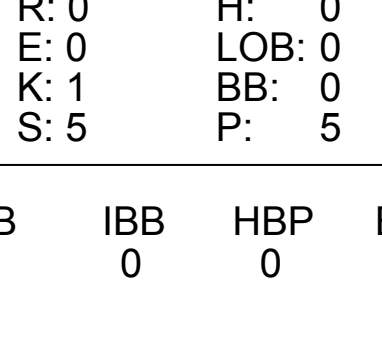
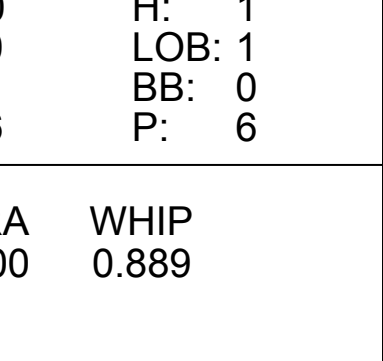
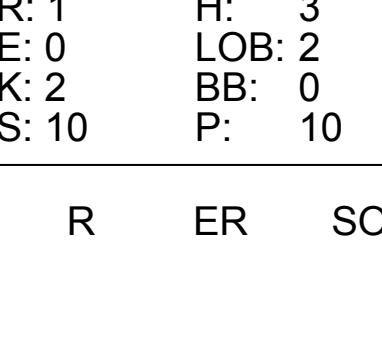
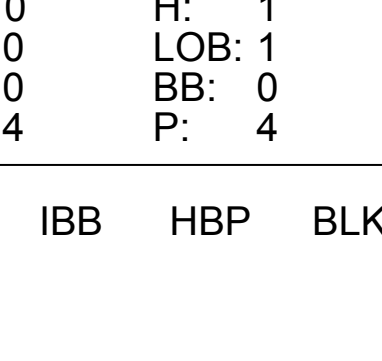




Batter	1	2	3	4	5	6	7	8	9	AB	R	H	RBI	BB	SO	LOB	BOTTOM					
<b>Bud Harrelson, S</b> OBP: 0.318, SLG: 0.303 (1, 6)										5	0	1	0	0	0	1						
<b>Leroy Stanton, R</b> OBP: 0.281, SLG: 0.238 (1, 9)										4	0	1	0	0	1	1						
<b>Danny Frisella, L</b> OBP: 0.286, SLG: 0.231 (8, 1)										0	0	0	0	0	0	0						
<b>Cleon Jones, R</b> OBP: 0.381, SLG: 0.472 (1, 7)										3	1	2	0	1	0	1						
<b>Donn Clendenon, R</b> OBP: 0.302, SLG: 0.411 (1, 3)										3	1	1	0	1	0	1						
<b>Tommie Agee, R</b> OBP: 0.362, SLG: 0.428 (1, 8)										4	0	1	0	0	0	2						
<b>Bob Aspromonte, R</b> OBP: 0.285, SLG: 0.301 (1, 5)										3	0	0	1	0	0	2						
<b>Jerry Grote, R</b> OBP: 0.337, SLG: 0.346 (1, 2)										3	0	1	1	1	2	2						
<b>Tim Foli, R</b> OBP: 0.272, SLG: 0.282 (1, 4)										4	0	0	0	0	3	3						
<b>Nolan Ryan, R</b> ERA: 3.97 (1, 1)	9.0 W 37 7 2 2 8 3 5 0 0 0 0 50 62 2.00 1.111																					
<b>Jim McAndrew, R</b> ERA: 4.33 (1, 1)	3.0 12 3 2 2 0 0 0 0 0 0 0 0 12 12 6.00 1.000																					
<b>Don Harris, R</b> ERA: 3.04 (4, 1)	4.0 14 3 0 0 2 0 0 0 0 0 0 0 18 18 0.00 0.750																					
<b>Jerry Koosman, R</b> ERA: 3.04 (4, 1)	4.0 14 3 0 0 2 0 0 0 0 0 0 0 18 18 0.00 0.750																					
<b>Ken Singleton, S</b> OBP: 0.356, SLG: 0.367 (7, 9)	2.0 7 0 0 0 1 0 0 0 0 0 0 0 9 9 0.00 0.000																					
<b>Inning Stats</b>	R: 0 E: 0 K: 0 S: 3	H: 0 LOB: 1 BB: 1 P: 7	R: 0 E: 0 K: 1 S: 5	H: 0 LOB: 0 BB: 0 P: 5	R: 0 E: 0 K: 2 S: 8	H: 1 LOB: 1 BB: 0 P: 8	R: 0 E: 0 K: 1 S: 7	H: 2 LOB: 2 BB: 0 P: 7	R: 0 E: 0 K: 1 S: 5	H: 0 LOB: 0 BB: 0 P: 5	R: 2 E: 0 K: 1 S: 8	H: 3 LOB: 2 BB: 1 P: 12	R: 0 E: 0 K: 1 S: 6	H: 1 LOB: 1 BB: 0 P: 6	R: 0 E: 0 K: 0 S: 3	H: 0 LOB: 0 BB: 0 P: 3	R: 0 E: 0 K: 1 S: 5	H: 0 LOB: 1 BB: 1 P: 9	1B: 6 2B: 1 3B: 0 HR: 0	SF: 1 SAC: 0 DP: 0 HBP: 0	WP: 0 PB: 0 SB: 0 CS: 0	PA: 37
<b>PITCHER</b>	IP WLS BF H R ER SO BB IBB HBP BLK WP HR S P ERA WHIP	IP WLS BF H R ER SO BB IBB HBP BLK WP HR S P ERA WHIP																				

St. Louis Cardinals @ New York Mets  
Shea Stadium, Flushing, NY  
Tue Sep 28 1971, 3:33 AM EDT  
Att: 3,338 - Unknown

AB 33  
R 2  
H 7  
RBI 2  
BB 3  
SO 8  
LOB 14



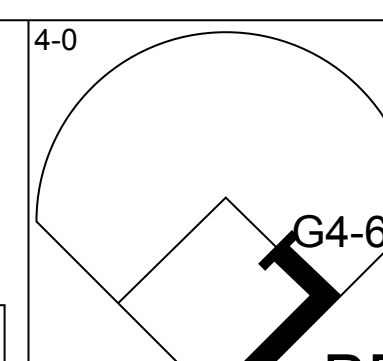
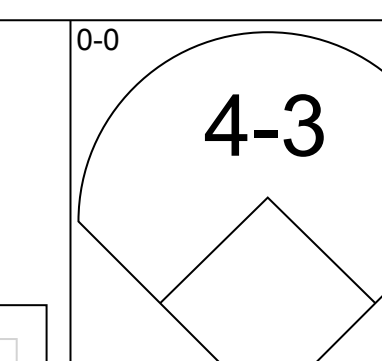
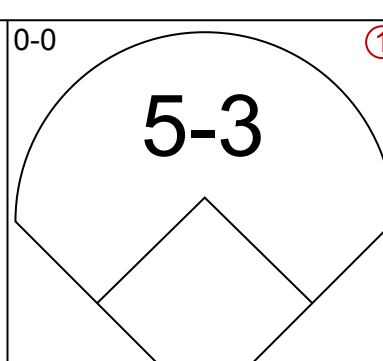
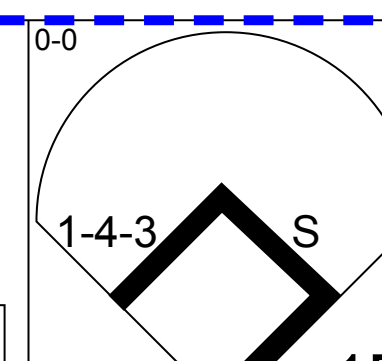
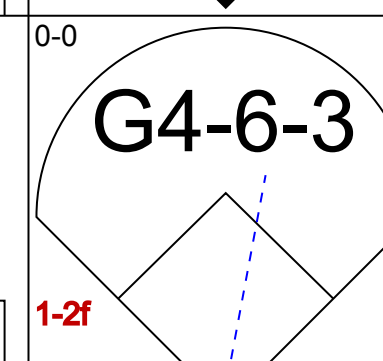
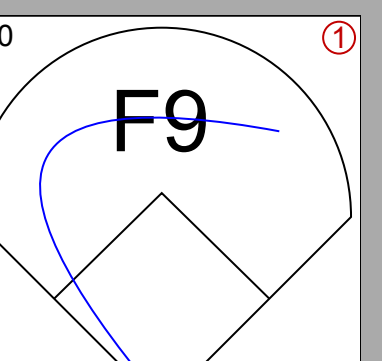
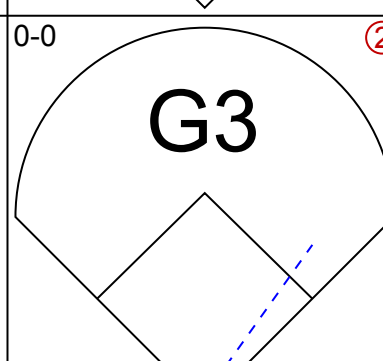
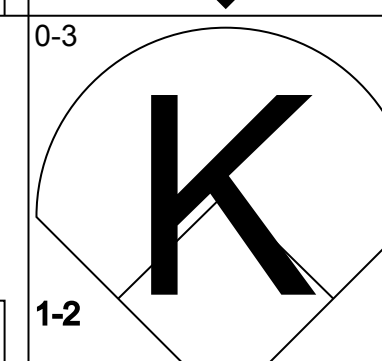
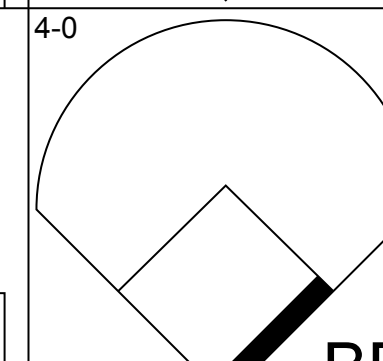
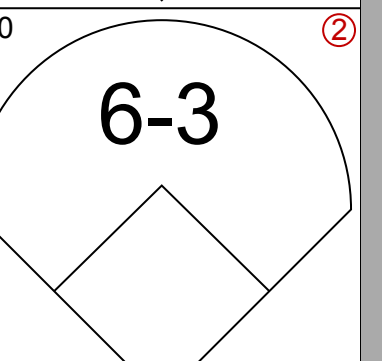
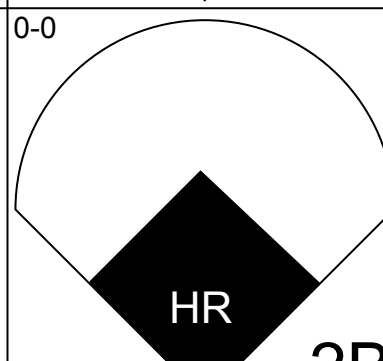
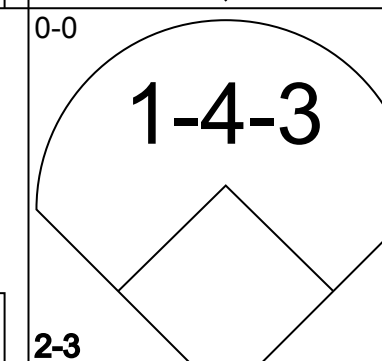
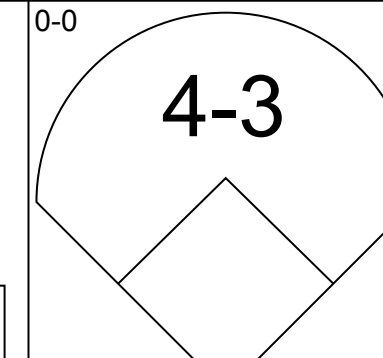
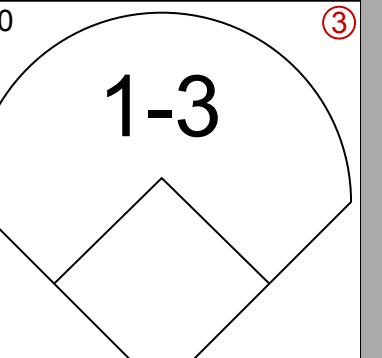
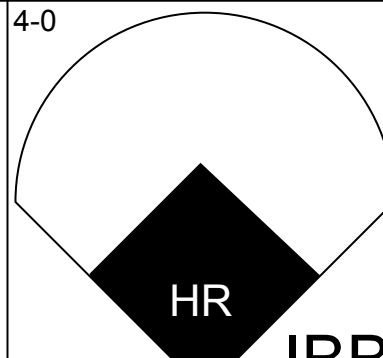
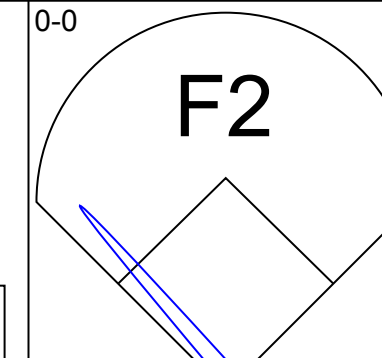
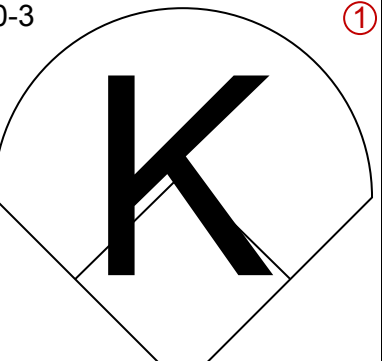
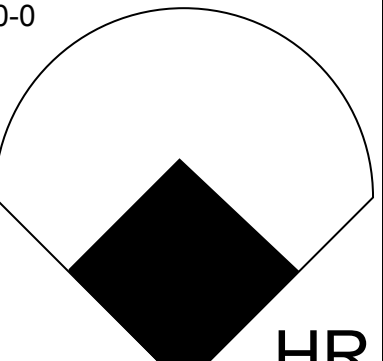
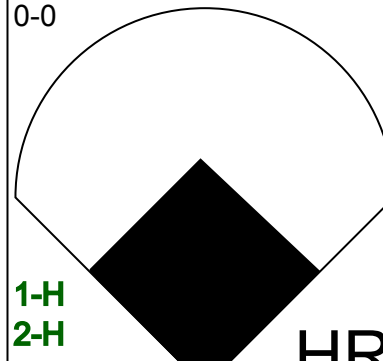
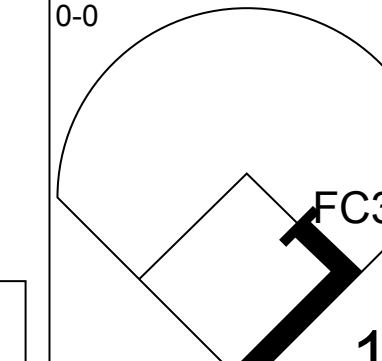

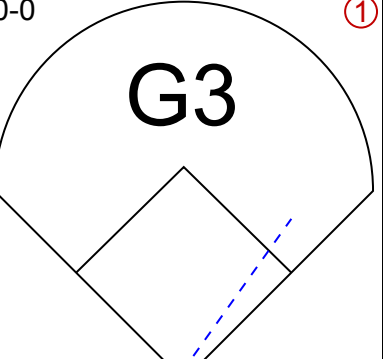
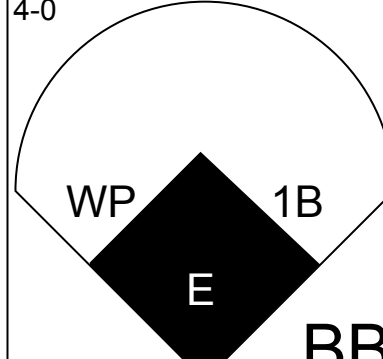
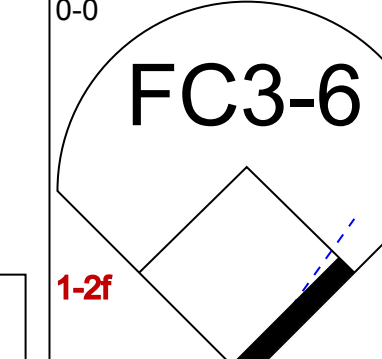

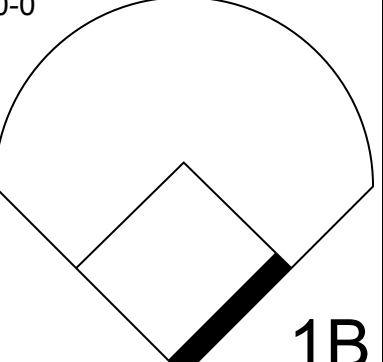
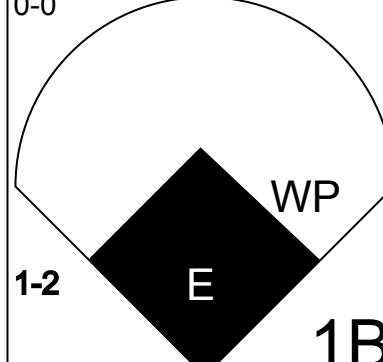
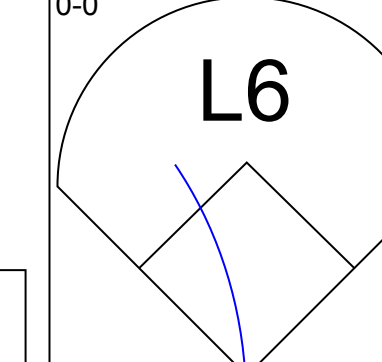
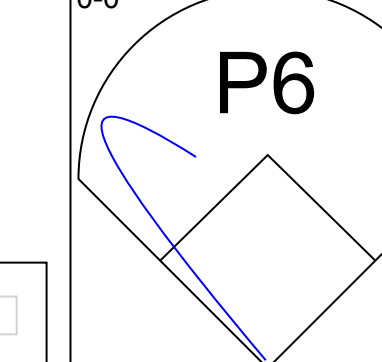
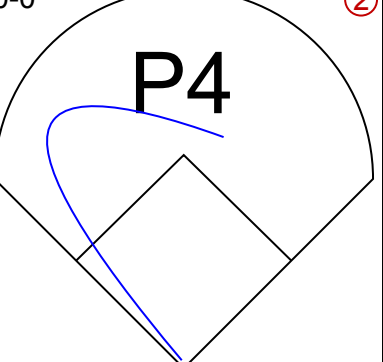
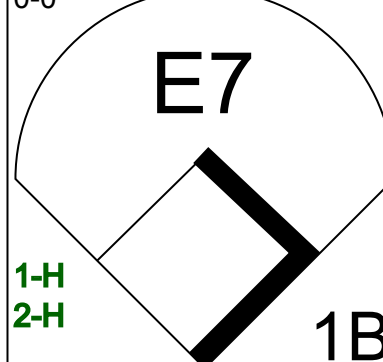
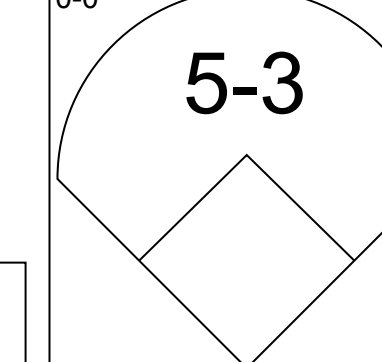
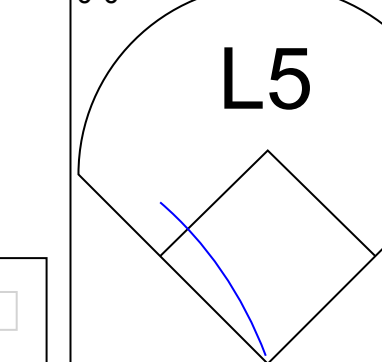
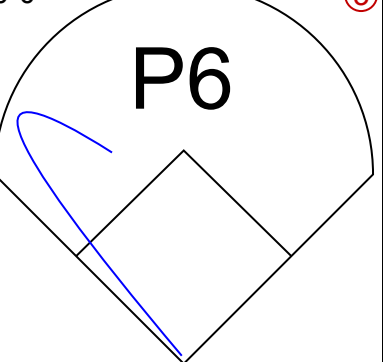
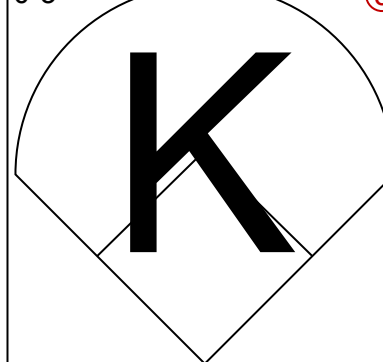


Batter	1	2	3	4	5	6	7	8	9	AB	R	H	RBI	BB	SO	LOB	TOP							
<b>Lou Brock, L</b> OBP: 0.385, SLG: 0.425 (1, 7)										4	0	1	1	0	1	0								
<b>Milt Ramirez, R</b> OBP: 0.385, SLG: 0.273 (1, 6)										3	0	1	0	1	1	0								
<b>Luis Melendez, R</b> OBP: 0.320, SLG: 0.254 (1, 9)										4	0	0	0	0	3	3								
<b>Joe Haque, L</b> OBP: 0.330, SLG: 0.392 (1, 3)										4	0	1	0	0	2	0								
<b>Jorge Roque, R</b> OBP: 0.300, SLG: 0.300 (1, 8)										3	0	0	0	0	2	1								
<b>Al Santorini, R</b> OBP: 0.333, SLG: 0.333 (7, 1)										0	0	0	0	0	0	0								
<b>Bob Burda, L</b> OBP: 0.386, SLG: 0.338 (9, PH)										1	0	0	0	0	0	0								
<b>Ted Kubiak, S</b> OBP: 0.333, SLG: 0.337 (1, 4)										4	0	3	0	0	0	0								
<b>Bob Stinson, S</b> OBP: 0.250, SLG: 0.263 (1, 2)										4	0	0	0	0	1	3								
<b>Julian Javier, R</b> OBP: 0.286, SLG: 0.347 (1, 5)										3	0	0	0	0	1	1								
<b>Daryl Patterson, L</b> OBP: 0.240, SLG: 0.138 (6, 1)										2	0	0	0	0	2	1								
<b>Jerry Reuss, L</b> OBP: 0.377, SLG: 0.425 (7, 8)										0	0	0	0	0	0	0								
<b>Jose Cruz, L</b> OBP: 0.377, SLG: 0.425 (7, 8)										1	1	1	0	0	0	0								
<b>Inning Stats</b>	R: 0 E: 0 K: 2 S: 7	H: 0 LOB: 0 BB: 0 P: 7	R: 0 E: 0 K: 3 S: 10	H: 1 LOB: 1 BB: 0 P: 10	R: 0 E: 0 K: 1 S: 5	H: 0 LOB: 0 BB: 0 P: 5	R: 0 E: 0 K: 2 S: 8	H: 1 LOB: 1 BB: 0 P: 8	R: 0 E: 0 K: 1 S: 6	H: 1 LOB: 1 BB: 0 P: 6	R: 0 E: 0 K: 0 S: 2	H: 0 LOB: 0 BB: 1 P: 6	R: 0 E: 0 K: 2 S: 7	H: 0 LOB: 0 BB: 0 P: 7	R: 1 E: 0 K: 2 S: 10	H: 3 LOB: 2 BB: 0 P: 10	R: 0 E: 0 K: 0 S: 4	H: 1 LOB: 1 BB: 0 P: 4	1B: 4 2B: 1 3B: 2 HR: 0	SF: 0 SAC: 0 DP: 1 HBP: 0	WP: 0 PB: 0 SB: 0 CS: 0	PA: 34		
<b>PITCHER</b> <b>Tom Seaver, R</b> ERA: 1.76 (1, 1)	IP: 9.0 WLS: W BF: 34 H: 7 R: 1 ER: 1 SO: 13 BB: 1 IBB: 0 HBP: 0 BLK: 1 WP: 0 HR: 0 S: 59 P: 63 ERA: 1.00 WHIP: 0.889																							

St. Louis Cardinals @ New York Mets  
Shea Stadium, Flushing, NY  
Thu Sep 30 1971, 7:05 PM EDT  
Att: 42,344 - Unknown

AB 33  
R 1  
H 7  
RBI 1  
BB 1  
SO 13  
LOB 9



Batter	1	2	3	4	5	6	7	8	9	AB	R	H	RBI	BB	SO	LOB	BOTTOM						
<b>Bud Harrelson, S</b> OBP: 0.319, SLG: 0.303 (1, 6)										3	0	1	0	1	0	0							
<b>Mike Jorgensen, L</b> OBP: 0.303, SLG: 0.373 (1, 8)										4	0	0	0	0	1	2							
<b>Cleon Jones, R</b> OBP: 0.382, SLG: 0.473 (1, 7)										3	1	1	0	1	0	1							
<b>Ed Kranepool, L</b> OBP: 0.340, SLG: 0.447 (1, 3)										3	1	0	0	1	0	2							
<b>Ken Singleton, S</b> OBP: 0.374, SLG: 0.393 (1, 9)										4	2	3	4	0	1	0							
<b>Wayne Garrett, L</b> OBP: 0.310, SLG: 0.238 (1, 5)										3	1	0	0	1	0	1							
<b>Jerry Grote, R</b> OBP: 0.339, SLG: 0.347 (1, 2)										4	1	2	0	0	0	1							
<b>Tim Foli, R</b> OBP: 0.272, SLG: 0.281 (1, 4)										4	0	1	2	0	0	2							
<b>Tom Seaver, R</b> OBP: 0.245, SLG: 0.261 (1, 1)										3	0	0	0	0	1	2							
<b>Inning Stats</b>	R: 0 E: 0 K: 0 S: 2	H: 0 LOB: 1 BB: 2 P: 10	R: 0 E: 0 K: 1 S: 5	H: 0 LOB: 0 BB: 0 P: 5	R: 0 E: 0 K: 0 S: 3	H: 0 LOB: 0 BB: 0 P: 3	R: 1 E: 0 K: 0 S: 5	H: 2 LOB: 1 BB: 0 P: 5	R: 5 E: 1 K: 1 S: 9	H: 4 LOB: 1 BB: 2 P: 17	R: 0 E: 0 K: 1 S: 6	H: 1 LOB: 1 BB: 0 P: 6	R: 0 E: 0 K: 0 S: 4	H: 1 LOB: 1 BB: 0 P: 4	1B: 5 2B: 1 3B: 0 HR: 2	SF: 0 SAC: 0 DP: 1 HBP: 0	WP: 1 PB: 0 SB: 1 CS: 0	PA: 35					
<b>PITCHER</b> <b>Daryl Patterson, R</b> ERA: 4.97 (1, 1)	IP: 5.2 WLS: L BF: 23 H: 4 R: 4 ER: 4 SO: 4 BB: 2 IBB: 0 HBP: 0 BLK: 0 WP: 1 HR: 2 S: 22 P: 34 ERA: 6.35 WHIP: 1.059																						
<b>Jerry Reuss, L</b> ERA: 4.78 (6, 1)	0.1	4	2	2	2	1	1	0	0	0	0	0	0	0	0	0	1	0	5	9	54.00	9.000	
<b>Al Santorini, R</b> ERA: 3.78 (7, 1)	2.0	8	2	0	0	1	0	0	0	0	0	0	0	0	0	0	0	0	10	10	0.00	1.000	

St. Louis Cardinals @ New York Mets  
Shea Stadium, Flushing, NY  
Thu Sep 30 1971, 7:05 PM EDT  
Att: 42,344 - Unknown

AB 31  
R 6  
H 8  
RBI 6  
BB 4  
SO 3  
LOB 11

