

# St. Louis Cardinals - 1972

Batter	1	2	3	4	5	6	7	8	9	AB	R	H	RBI	BB	SO	LOB	TOP																						
Ron Hunt, R OBP: 0.500, SLG: 0.333	4-0 HR BB	0-3 K			0-0 F7			0-0 E8 SF9 1B		3	2	1	0	1	1	2																							
Bob Bailey, R Bobby Wine, R	0-0 F2	0-0 F8			0-0 6-3			0-0 5-3		4	0	0	0	0	0	4																							
Mike Jorgensen, L OBP: 0.250, SLG: 1.333	0-0 HR		0-0 F8		0-0 F3			0-0 SF9		3	1	1	3	0	0	0																							
Ron Fairly, L	0-0 F7		4-0 G1-6-3 BB		0-0 5-3			0-0 F9		3	0	0	0	1	0	0																							
Ken Singleton, S	4-0 BB		0-0 G1-6-3		0-3 K			0-0 E8 2B		3	0	1	0	1	1	1																							
Boots Day, L OBP: 0.250, SLG: 0.250	0-0 F7			0-0 G3 SH2-4 1B		0-0 F8		0-0 F5		4	0	1	0	0	0	2																							
Terry Humphrey, R OBP: 0.333, SLG: 0.333		0-0 SH1-3 1B		0-0 SH2-4		0-0 F9		0-0 F3		3	0	1	0	0	0	1																							
Tim Foli, R		0-0 SH1-3		0-0 G3		0-0 5-3		4-0 S IBB		2	0	0	0	1	0	1																							
Bill Stoneman, R		0-0 E7		0-0 6-3		0-3 K		0-3 K		4	0	0	0	0	2	4																							
<b>Inning Stats</b>	R: 2 E: 0 K: 0 S: 4	H: 1 LOB: 1 BB: 2 P: 12	R: 0 E: 1 K: 1 S: 7	H: 1 LOB: 2 BB: 0 P: 7	R: 0 E: 0 K: 0 S: 2	H: 0 LOB: 0 BB: 1 P: 6	R: 0 E: 0 K: 0 S: 4	H: 1 LOB: 1 BB: 0 P: 4	R: 0 E: 0 K: 1 S: 5	H: 0 LOB: 0 BB: 0 P: 5	R: 0 E: 0 K: 1 S: 5	H: 0 LOB: 0 BB: 0 P: 5	R: 0 E: 1 K: 0 S: 4	H: 1 LOB: 0 BB: 0 P: 4	R: 0 E: 1 K: 1 S: 6	H: 1 LOB: 2 BB: 1 P: 10	1B: 3 2B: 1 3B: 0 HR: 1	SF: 1 SAC: 2 DP: 1 HBP: 0	WP: 0 PB: 0 SB: 1 CS: 0	PA: 36																			
<b>PITCHER</b>	IP	WLS	BF	H	R	ER	SO	BB	IBB	HBP	BLK	WP	HR	S	P	ERA	WHIP	<b>PITCHER</b>				IP	WLS	BF	H	R	ER	SO	BB	IBB	HBP	BLK	WP	HR	S	P	ERA	WHIP	
Bob Gibson, R ERA: 3.0	(1, 1)	6.0	L	24	3	2	2	2	3	0	0	0	0	1	25	37	3.00	1.000																					
Al Santorini, R ERA:	(7, 1)	1.1	L	5	1	1	0	1	0	0	0	0	0	0	7	7	0.00	0.750																					
Don Shaw, L ERA:	(8, 1)	0.2		2	0	0	0	0	0	0	0	0	0	2	2	0.00	0.000																						
Moe Drabowsky, R ERA:	(9, 1)	1.0		5	1	0	0	1	0	1	0	0	0	0	6	10	0.00	1.000																					

Montreal Expos @ St. Louis Cardinals  
 Busch Stadium, St. Louis, MO  
 Sat Apr 15 1972, 3:33 AM CST  
 Att: 7,808 - Unknown

AB 29  
 R 3  
 H 5  
 RBI 3  
 BB 4  
 SO 4  
 LOB 15



Batter	1	2	3	4	5	6	7	8	9	AB	R	H	RBI	BB	SO	LOB	BOTTOM																							
Lou Brock, L	0-0 F8		0-3 K			0-0 G3		0-3 K		4	0	0	0	0	2	0																								
Ted Sizemore, R OBP: 0.250, SLG: 0.250	0-0 4-3			0-0 F7			0-0 1-3 2B	0-0 1-3		4	1	1	0	0	0	0																								
Matty Alou, L OBP: 0.500, SLG: 0.500	0-0 1B			0-0 CS 1B		0-0 1-3		0-3 K		4	0	2	0	0	1	1																								
Joe Torre, R OBP: 0.250, SLG: 0.500	0-3 K			0-3 K		0-0 3-1 2B		0-0 F8		4	1	1	1	0	2	2																								
Ted Simmons, S		0-3 K			0-0 F8		0-0 3-1	0-0 1-3		4	0	0	0	0	1	1																								
Joe Hague, L OBP: 0.333, SLG: 0.667		0-0 F9			0-0 F8		0-0 2B			3	0	1	1	0	0	0																								
Jose Cruz, L		0-3 K			0-0 1-3		0-0 2B			2	0	0	0	1	1	0																								
Daf Maxvill, R			0-0 F8			0-0 4-3		0-0 F9		3	0	0	0	0	0	2																								
Bob Gibson, R Ed Crosby, L Al Santorini, R Don Shaw, L Donn Clendenon, R Moe Drabowsky, R	(1, 1) (5, PH) (7, 1) (8, 1) (8, PH) (9, 1)			0-0 F9		0-3 K		0-0 6-3		1 1 0 0 0 0 0 0 0 0	0	0	0	0	0	0	0																							
<b>Inning Stats</b>	R: 0 E: 0 K: 1 S: 6	H: 1 LOB: 0 BB: 0 P: 6	R: 0 E: 0 K: 2 S: 7	H: 0 LOB: 0 BB: 0 P: 7	R: 0 E: 0 K: 1 S: 5	H: 0 LOB: 0 BB: 0 P: 5	R: 0 E: 0 K: 1 S: 5	H: 1 LOB: 1 BB: 0 P: 5	R: 0 E: 0 K: 0 S: 3	H: 0 LOB: 0 BB: 0 P: 3	R: 0 E: 0 K: 1 S: 5	H: 0 LOB: 0 BB: 0 P: 5	R: 2 E: 0 K: 0 S: 6	H: 3 LOB: 2 BB: 1 P: 10	R: 0 E: 0 K: 1 S: 5	H: 0 LOB: 0 BB: 0 P: 5	R: 0 E: 0 K: 1 S: 5	H: 0 LOB: 0 BB: 0 P: 5	1B: 3 2B: 3 3B: 0 HR: 0	SF: 0 SAC: 0 DP: 1 HBP: 0	WP: 0 PB: 0 SB: 0 CS: 1	PA: 32																		
<b>PITCHER</b>	IP	WLS	BF	H	R	ER	SO	BB	IBB	HBP	BLK	WP	HR	S	P	ERA	WHIP	<b>PITCHER</b>				IP	WLS	BF	H	R	ER	SO	BB	IBB	HBP	BLK	WP	HR	S	P	ERA	WHIP		
Bill Stoneman, R ERA: 2.0	(1, 1)	9.0	W	32	5	2	2	8	0	1	0	0	0	0	47	51	2.00	0.556																						

Montreal Expos @ St. Louis Cardinals  
 Busch Stadium, St. Louis, MO  
 Sat Apr 15 1972, 3:33 AM CST  
 Att: 7,808 - Unknown

AB 31  
 R 2  
 H 5  
 RBI 2  
 BB 1  
 SO 8  
 LOB 6













Batter	1	2	3	4	5	6	7	8	9	AB	R	H	RBI	BB	SO	LOB	TOP		
Lou Brock, L OBP: 0.222, SLG: 0.222 (1, 7)	B3		K		F8			4-3	1B	5	0	1	0	0	1	0			
Ted Sizemore, R OBP: 0.353, SLG: 0.313 (1, 4)	K		BB PB 1B		5-3			4-3 BB	K	4	1	1	0	1	2	3			
Matty Alou, L OBP: 0.313, SLG: 0.333 (1, 9)	K		BB 1-2 BB		F3			4-3		3	0	0	0	1	1	1			
Joe Hague, L OBP: 0.455, SLG: 0.500 (1, 3)		1B 2B	1-2 2-3 BB		1-6-3			1-3		3	1	1	0	1	0	1			
Ted Simmons, S OBP: 0.313, SLG: 0.375 (1, 2)	F7		4-3		P4			5-3		4	0	0	0	0	0	3			
Jose Cruz, L OBP: 0.333, SLG: 0.429 (1, 8)	F8		3-H		K			P6		4	0	0	0	0	1	1			
Ed Crosby, L OBP: 0.571, SLG: 0.571 (1, 5)	1B		4-3		4-3			1B		4	1	3	1	0	0	0			
Dal Maxvill, R (1, 6)	K		F9		K			1B 1B		2	0	0	0	0	1	1			
Donn Clendenon, R (7, PH)								1B 1B		1	0	0	0	0	1	1			
Joe Grzenda, R (7, 1)								1B 1B		0	0	0	0	0	0	0			
Santiago Guzman, R (8, 1)								1B		0	0	0	0	0	0	0			
Jerry McNertney, R (9, PH)								1-2 1B		1	0	1	0	0	0	0			
Scipio Spinks, R (1, 1)								1-2 2-H 1B		2	0	0	0	0	1	0			
Tony Cloninger, R (6, 1)								1B		0	0	0	0	0	0	0			
Luis Melendez, R (7, PH)								1B		1	0	0	0	0	0	1			
Marty Martinez, S (7, 6)								1-2 2-H 1B		1	0	1	1	0	0	0			
<b>Inning Stats</b>	R: 0 E: 0 K: 2 S: 7	H: 0 LOB: 0 BB: 0 P: 7	R: 1 E: 0 K: 1 S: 7	H: 2 LOB: 1 BB: 0 P: 7	R: 1 E: 0 K: 2 S: 8	H: 1 LOB: 2 BB: 2 P: 16	R: 0 E: 0 K: 1 S: 5	H: 0 LOB: 0 BB: 0 P: 5	R: 0 E: 0 K: 0 S: 3	H: 0 LOB: 0 BB: 0 P: 3	R: 0 E: 0 K: 1 S: 6	H: 1 LOB: 1 BB: 0 P: 6	R: 0 E: 0 K: 0 S: 3	H: 0 LOB: 1 BB: 1 P: 7	R: 1 E: 0 K: 1 S: 9	H: 4 LOB: 3 BB: 0 P: 9	1B: 7 2B: 1 3B: 0 HR: 0	SF: 0 SAC: 0 DP: 0 HBP: 0	WP: 0 PA: 38 PB: 2 SB: 0 CS: 0
<b>PITCHER</b>	IP WLS BF H R ER SO BB IBB HBP BLK WP HR S P ERA WHIP	8.2 W 36 7 3 2 7 3 0 0 0 0 0 0 47 59 2.08 1.154	0.0 S 1 0 0 0 1 0 0 0 0 0 0 3 3 0.00 0.000																

St. Louis Cardinals @ Philadelphia Phillies  
Veterans Stadium, Philadelphia, PA  
Tue Apr 18 1972, 6:05 PM EST  
Att: 5,311 - Unknown

AB 35  
R 3  
H 8  
RBI 2  
BB 3  
SO 8  
LOB 12



Batter	1	2	3	4	5	6	7	8	9	AB	R	H	RBI	BB	SO	LOB	BOTTOM		
Larry Bowa, S (1, 6)	G6-4-3 1B		K			2B 1B	S 1B			4	1	3	1	0	1	2			
Tim McCarver, L (1, 2)	G6-4-3 1-2		F8			1B 2B	F2			4	1	1	1	0	0	4			
Willie Montanez, L (1, 8)	F2				4-3	2B SF8 1B	F2			4	1	1	0	0	0	1			
Deron Johnson, R (1, 3)		K			K	1-3 3-H 2B	HR 3B			4	1	2	1	0	2	0			
Greg Luzinski, R (1, 7)	6-3				1-3	SF8	HR			3	1	1	3	0	0	0			
Don Money, R (1, 5)	5-3				K	3-H P6	4-3			4	0	0	0	0	1	1			
Mike Anderson, R (1, 9)			BB BB		G3 2B	5-3	6-3			3	0	1	0	1	0	1			
Denny Doyle, L (1, 4)			BB BB		G3 1-2 BB	G3	G3			3	1	1	0	1	0	1			
Bill Champion, R (1, 1)					F2	SH1-4 1B 1B				2	0	0	0	0	1	3			
Chris Short, R (9, 1)					F2	SH1-4				0	0	0	0	0	0	0			
Wayne Twitchell, R (9, 1)					K	1-2				0	0	0	0	0	0	0			
<b>Inning Stats</b>	R: 0 E: 0 K: 0 S: 3	H: 1 LOB: 0 BB: 0 P: 3	R: 0 E: 0 K: 1 S: 5	H: 0 LOB: 0 BB: 0 P: 5	R: 0 E: 0 K: 1 S: 5	H: 0 LOB: 2 BB: 2 P: 13	R: 0 E: 0 K: 1 S: 5	H: 0 LOB: 0 BB: 0 P: 5	R: 0 E: 0 K: 2 S: 8	H: 1 LOB: 1 BB: 0 P: 8	R: 3 E: 0 K: 0 S: 7	H: 4 LOB: 1 BB: 0 P: 7	R: 1 E: 0 K: 0 S: 5	H: 2 LOB: 1 BB: 0 P: 5	R: 2 E: 0 K: 0 S: 5	H: 2 LOB: 0 BB: 0 P: 5	1B: 5 2B: 3 3B: 1 HR: 1	SF: 1 SAC: 1 DP: 1 HBP: 0	WP: 0 PA: 35 PB: 0 SB: 2 CS: 0
<b>PITCHER</b>	IP WLS BF H R ER SO BB IBB HBP BLK WP HR S P ERA WHIP	5.0 L 22 6 3 3 5 6 3 3 5 0 0 3 3 5.40 1.600	1.0 6 3 2 2 0 0 0 0 0 0 0 0 6 6 18.00 3.000	1.0 4 1 1 1 0 0 0 0 0 0 0 1 4 9.00 1.000															

St. Louis Cardinals @ Philadelphia Phillies  
Veterans Stadium, Philadelphia, PA  
Tue Apr 18 1972, 6:05 PM EST  
Att: 5,311 - Unknown

AB 31  
R 6  
H 10  
RBI 6  
BB 2  
SO 5  
LOB 13





Batter	1	2	3	4	5	6	7	8	9	AB	R	H	RBI	BB	SO	LOB	TOP			
Lou Brock, L (1,7) OBP: 0.182, SLG: 0.182	0-3 K			0-0 4-3		0-3 K			0-0 6-3	4	0	0	0	0	2	0	<b>St. Louis Cardinals @ Philadelphia Phillies</b> <b>Veterans Stadium, Philadelphia, PA</b> Wed Apr 19 1972, 6:05 PM EST Att: 8,184 - Unknown <a href="http://livebaseballscorecards.com">livebaseballscorecards.com</a>			
Ted Sizemore, R (1,4) OBP: 0.333, SLG: 0.300	0-0 5-3			0-0 F7			0-0 FC3-6 1B		0-0 F8	4	0	1	0	0	0	0				
Matty Alou, L (1,9) OBP: 0.316, SLG: 0.333	0-0 3-1			0-0 1B			0-0 FC3-6 1-2			3	0	1	0	0	0	1				
Donn Clendenon, R (1,3)		0-0 6-3		0-0 F9			0-0 F8			3	0	0	0	0	0	2				
Ted Simmons, S (1,2)		0-0 L5			0-3 K		0-0 F8			3	0	0	0	0	1	1				
Jose Cruz, L (1,8) OBP: 0.276, SLG: 0.353	0-0 F7				0-0 B1-3				0-0 4-3	3	0	0	0	0	0	0				
Ed Crosby, L (1,5) OBP: 0.500, SLG: 0.500 (8,6)			0-0 G5-4-3 1B		0-0 F5				0-0 6-3	3	0	1	0	0	0	0				
Dal Maxvill, R (1,6)				0-0 G5-4-3 1-2		0-0 6-3			0-3 K	2	0	0	0	0	0	1				
Jerry McNertney, R (8,PH) OBP: 0.333, SLG: 0.333										1	0	0	0	0	1	0				
Marty Martinez, S (8,5) OBP: 1.000, SLG: 1.000										0	0	0	0	0	0	0				
Bob Gibson, R (1,1)				0-0 4-3		0-0 F8			0-3 K	2	0	0	0	0	0	0				
Luis Melendez, R (9,PH)										1	0	0	0	0	1	0				
<b>Inning Stats</b>	R: 0 E: 0 K: 1 S: 5	H: 0 LOB: 0 BB: 0 P: 5	R: 0 E: 0 K: 0 S: 3	H: 0 LOB: 0 BB: 0 P: 3	R: 0 E: 0 K: 0 S: 3	H: 1 LOB: 1 BB: 0 P: 3	R: 0 E: 0 K: 0 S: 4	H: 1 LOB: 1 BB: 0 P: 4	R: 0 E: 0 K: 1 S: 5	H: 0 LOB: 0 BB: 0 P: 5	R: 0 E: 0 K: 0 S: 4	H: 1 LOB: 1 BB: 0 P: 4	R: 0 E: 0 K: 1 S: 5	H: 0 LOB: 0 BB: 0 P: 5	R: 0 E: 0 K: 1 S: 5	H: 0 LOB: 0 BB: 0 P: 5	1B: 3 2B: 0 3B: 0 HR: 0	SF: 0 SAC: 0 DP: 1 HBP: 0	WP: 0 PB: 0 SB: 0 CS: 0	PA: 29
<b>PITCHER</b> Steve Carlton, L (1,1) ERA: 1.06	IP: 9.0 WLS: W BF: 29 H: 3 R: 0 ER: 0 SO: 5 BB: 0 IBB: 0 HBP: 0 BLK: 0 WP: 0 HR: 0 S: 39 P: 39 ERA: 0.00 WHIP: 0.333															<b>PITCHER</b> Steve Carlton, L (1,1) ERA: 1.06				

Batter	1	2	3	4	5	6	7	8	9	AB	R	H	RBI	BB	SO	LOB	BOTTOM			
Larry Bowa, S (1,6) OBP: 0.333, SLG: 0.333	0-0 FC4-6 1B		0-0 1-2 1B		0-0 G2-3		0-0 7-6-4			4	0	2	0	0	0	4	<b>St. Louis Cardinals @ Philadelphia Phillies</b> <b>Veterans Stadium, Philadelphia, PA</b> Wed Apr 19 1972, 6:05 PM EST Att: 8,184 - Unknown <a href="http://livebaseballscorecards.com">livebaseballscorecards.com</a>			
Tim McCarver, L (1,2) OBP: 0.273, SLG: 0.318	0-0 FC4-6 1-2		0-3 K		0-0 4-3		0-0 1-3 1B			4	0	1	0	0	1	5				
Willie Montanez, L (1,8) OBP: 0.333, SLG: 0.474	0-0 G3-6-3 1-2		0-0 F7			0-0 1B 3B	0-3 K			4	1	1	0	0	1	5				
Deron Johnson, R (1,3) OBP: 0.263, SLG: 0.389		0-3 K		0-0 F9		0-0 1B 3B	0-0 P5			4	0	1	1	0	1	0				
Greg Luzinski, R (1,7) OBP: 0.300, SLG: 0.563		0-0 1B		0-0 F9		0-3 K	0-0 P4			4	0	1	0	0	1	1				
Don Money, R (1,5) OBP: 0.263, SLG: 0.125		0-0 F7		0-0 F3		0-0 1B L4-3	0-0 F7			4	0	1	0	0	0	1				
Mike Anderson, R (1,9) OBP: 0.333, SLG: 0.333		0-0 F8			0-3 K	0-0 L4-3 1-2				3	0	0	0	0	1	3				
Denny Doyle, L (1,4) OBP: 0.471, SLG: 0.357			0-0 FC1-6 1B		0-0 G2-3 1B		4-0 7-6-4 1B BB			2	0	2	0	1	0	0				
Steve Carlton, L (1,1) OBP: 0.400, SLG: 0.400			0-0 FC1-6 1B		0-0 G2-3 1B		0-0 1B			3	0	2	0	0	0	1				
<b>Inning Stats</b>	R: 0 E: 0 K: 0 S: 3	H: 1 LOB: 1 BB: 0 P: 3	R: 0 E: 0 K: 1 S: 6	H: 1 LOB: 1 BB: 0 P: 6	R: 0 E: 0 K: 1 S: 7	H: 2 LOB: 2 BB: 0 P: 7	R: 0 E: 0 K: 0 S: 3	H: 0 LOB: 0 BB: 0 P: 3	R: 0 E: 0 K: 0 S: 7	H: 2 LOB: 2 BB: 0 P: 7	R: 1 E: 0 K: 1 S: 7	H: 3 LOB: 1 BB: 0 P: 7	R: 0 E: 0 K: 1 S: 6	H: 2 LOB: 2 BB: 1 P: 10	R: 0 E: 0 K: 0 S: 3	H: 0 LOB: 0 BB: 0 P: 3		1B: 10 2B: 2 3B: 1 HR: 0	SF: 0 SAC: 0 DP: 3 HBP: 0	WP: 0 PB: 0 SB: 0 CS: 0
<b>PITCHER</b> Bob Gibson, R (1,1) ERA: 1.93	IP: 8.0 WLS: L BF: 33 H: 11 R: 1 ER: 1 SO: 5 BB: 1 IBB: 0 HBP: 0 BLK: 0 WP: 0 HR: 0 S: 42 P: 46 ERA: 1.12 WHIP: 1.500															<b>PITCHER</b> Steve Carlton, L (1,1) ERA: 1.06				



Batter	1	2	3	4	5	6	7	8	9	AB	R	H	RBI	BB	SO	LOB	TOP			
Lou Brock, L (1,7) OBP: 0.185, SLG: 0.154	G3		G6-3 BB		6-3	P5			F8	4	0	0	0	1	0	3				
Ted Sizemore, R (1,4) OBP: 0.289, SLG: 0.240	1-3		G6-3 1-2		6-3	G3			4-3	5	0	0	0	0	0	4				
Matty Alou, L (1,9) OBP: 0.333, SLG: 0.348	1-6-3		4-3		1B				1B	5	1	2	0	0	0	0				
Joe Torre, R (1,5) Luis Melendez, R (9, PR)		8-4 1B BB		K	FC4-6 1B				E4 1B	4	0	1	0	1	1	1				
Ted Simmons, S (1,2) OBP: 0.375, SLG: 0.391		8-4 1B		1B	FC4-6 1-2				BB 1B	4	0	3	1	1	0	2				
Joe Hague, L (1,3) OBP: 0.500, SLG: 0.455		8-4 1-2 2-3		1-3 1B		1B FC4-2 BB			P4	3	0	1	0	2	0	3				
Jose Cruz, L (1,8) OBP: 0.304, SLG: 0.333				1-3 1B		FC4-2 1B			F7	4	0	1	0	1	0	5				
Ed Crosby, L (1,6) OBP: 0.571, SLG: 0.500									F9	2	0	1	0	2	0	0				
Rick Wise, R (1,1) Moe Drabowsky, R (8,1)									K	4	0	0	0	0	3	9				
										0	0	0	0	0	0	0				
<b>Inning Stats</b>	R: 0 E: 0 K: 0 S: 3	H: 0 LOB: 0 BB: 0 P: 3	R: 0 E: 0 K: 1 S: 5	H: 1 LOB: 3 BB: 3 P: 17	R: 0 E: 0 K: 2 S: 2	H: 0 LOB: 0 BB: 1 P: 6	R: 0 E: 0 K: 2 S: 9	H: 2 LOB: 3 BB: 1 P: 13	R: 0 E: 0 K: 0 S: 5	H: 2 LOB: 2 BB: 0 P: 5	R: 0 E: 0 K: 0 S: 3	H: 0 LOB: 1 BB: 1 P: 7	R: 0 E: 0 K: 1 S: 5	H: 0 LOB: 0 BB: 0 P: 5	R: 1 E: 1 K: 0 S: 6	H: 2 LOB: 3 BB: 1 P: 10	1B: 9 2B: 1 3B: 0 HR: 0	SF: 0 SAC: 0 DP: 2 HBP: 0	WP: 0 PB: 0 SB: 0 CS: 0	PA: 43
<b>PITCHER</b>	IP WLS BF H R ER SO BB IBB HBP BLK WP HR S P ERA WHIP																			
Bill Stoneman, R (1,1) ERA: 1.06	8.0 W 36 7 0 0 4 6 1 0 0 0 0 0 37 65 0.00 1.625																			
Mike Marshall, R (9,1) ERA:	1.0 S 7 2 1 0 0 1 0 0 0 0 0 0 6 10 0.00 3.000																			

St. Louis Cardinals @ Montreal Expos  
 Jarry Park, Montreal, QB  
 Fri Apr 21 1972, 6:05 PM EST  
 Att: 14,559 - Unknown

AB 35  
 R 1  
 H 9  
 RBI 1  
 BB 8  
 SO 4  
 LOB 27



Batter	1	2	3	4	5	6	7	8	9	AB	R	H	RBI	BB	SO	LOB	BOTTOM			
Ron Hunt, R (1,4) OBP: 0.412, SLG: 0.429	F8			F9		5-3		4-3		4	0	0	0	0	0	2				
Bob Bailey, R (1,5) Mike Marshall, R (9,1)	4-3			FC4-6 1B		F8		4-3		4	0	1	0	0	0	2				
Mike Jorgensen, L (1,3) OBP: 0.267, SLG: 0.417	G3			FC4-6 CS		G3				3	0	0	0	0	0	1				
Ron Fairly, L (1,9) OBP: 0.364, SLG: 0.400		G3		CS	1B SH1-3 1B			F9		3	0	1	0	0	0	0				
Ken Singleton, S (1,7) OBP: 0.429, SLG: 0.545		L5-3 BB			SH1-3			K		1	0	0	0	1	1	0				
Boots Day, L (1,8) OBP: 0.231, SLG: 0.167		L5-3								3	0	1	0	0	0	1				
John Boccabella, R (1,2) OBP: 0.200, SLG: 0.200				6-3		G1-4-3		E7 1B 2B 1B		3	1	1	0	0	0	2				
Tim Foli, R (1,6) OBP: 0.308, SLG: 0.364				5-3				SH3-4 1B		3	1	2	0	0	0	0				
Bill Stoneman, R (1,1) Jim Fahey, L (8, PH) Bobby Wine, R (9,5)				K				SH3-4 1B		1	0	0	0	0	1	0				
										0	0	0	0	0	0	0				
<b>Inning Stats</b>	R: 0 E: 0 K: 0 S: 3	H: 0 LOB: 0 BB: 0 P: 3	R: 0 E: 0 K: 0 S: 2	H: 0 LOB: 0 BB: 1 P: 6	R: 0 E: 0 K: 1 S: 5	H: 0 LOB: 0 BB: 0 P: 5	R: 0 E: 0 K: 0 S: 3	H: 1 LOB: 0 BB: 0 P: 3	R: 0 E: 0 K: 0 S: 4	H: 2 LOB: 1 BB: 0 P: 4	R: 0 E: 0 K: 0 S: 4	H: 1 LOB: 1 BB: 0 P: 4	R: 0 E: 0 K: 1 S: 5	H: 0 LOB: 0 BB: 0 P: 5	R: 2 E: 1 K: 0 S: 6	H: 3 LOB: 1 BB: 0 P: 6	1B: 6 2B: 2 3B: 0 HR: 0	SF: 0 SAC: 2 DP: 2 HBP: 0	WP: 0 PB: 0 SB: 0 CS: 1	PA: 30
<b>PITCHER</b>	IP WLS BF H R ER SO BB IBB HBP BLK WP HR S P ERA WHIP																			
Rick Wise, R (1,1) ERA: 2.35	7.1 L 27 7 2 2 2 2 1 0 0 0 0 0 30 34 2.46 1.091																			
Moe Drabowsky, R (8,1) ERA:	0.2 2 0 0 0 0 0 0 0 0 0 0 0 2 2 0.00 0.000																			

St. Louis Cardinals @ Montreal Expos  
 Jarry Park, Montreal, QB  
 Fri Apr 21 1972, 6:05 PM EST  
 Att: 14,559 - Unknown

AB 26  
 R 2  
 H 7  
 RBI 2  
 BB 1  
 SO 2  
 LOB 8





Batter	1	2	3	4	5	6	7	8	9	10	AB	R	H	RBI	BB	SO	LOB	TOP	
Matty Alou, L OBP: 0.321, SLG: 0.333 Luis Melendez, R (7, 9)	P6	4-3			6-3		1B 1B		4-3		4	1	1	0	0	0	2	1 0 0 0 0 0 0	
Ted Sizemore, R OBP: 0.226, SLG: 0.200 (1, 4)	4-3		1-3			F7	6-3		F7		5	0	0	0	0	0	1	5 0 0 0 0 0 1	
Joe Hague, L OBP: 0.524, SLG: 0.429 (1, 3)	BB		K			BB FC3-6	1B		F7		3	1	1	1	2	1	0	3 1 1 1 2 1 0	
Joe Torre, R OBP: 0.400, SLG: 0.421 (1, 5)	1-3		F9			FC3-6 1B	1B				5	1	3	0	0	0	1	5 1 3 0 0 0 1	
Ted Simmons, S OBP: 0.379, SLG: 0.370 (1, 2)		1B 1B			1-3		P4		FC5-4 FC6-4		4	1	1	0	1	0	3	4 1 1 0 1 0 3	
Jose Cruz, L OBP: 0.286, SLG: 0.308 (1, 8)		1B 1B			4-3		FC3-6 1B		F8		5	1	1	1	0	0	5	5 1 1 1 0 0 5	
Lou Brock, L OBP: 0.219, SLG: 0.194 (1, 7)					4-3		1B		FC6-4		5	0	2	2	0	0	1	5 0 2 2 0 0 1	
Ed Crosby, L OBP: 0.500, SLG: 0.438 (1, 6)		K			G3		1B		F8		4	0	1	1	0	1	2	4 0 1 1 0 1 2	
Reggie Cleveland, R Tony Cloninger, R Don Shaw, L Moe Drabowsky, R Denn Clendenon, R Dennis Higgins, R (8, PH)		K			2-3		1-3		1-3		3	0	0	0	0	0	1	3 0 0 0 0 0 1 4	
<b>Inning Stats</b>	R: 0 E: 0 K: 0 S: 3	H: 0 LOB: 1 BB: 1 P: 7	R: 1 E: 0 K: 2 S: 10	H: 3 LOB: 2 BB: 0 P: 10	R: 0 E: 0 K: 1 S: 5	H: 0 LOB: 0 BB: 0 P: 5	R: 0 E: 0 K: 0 S: 3	H: 0 LOB: 0 BB: 0 P: 3	R: 3 E: 0 K: 0 S: 6	H: 3 LOB: 2 BB: 2 P: 14	R: 1 E: 0 K: 0 S: 6	H: 3 LOB: 2 BB: 0 P: 6	R: 0 E: 0 K: 0 S: 3	H: 0 LOB: 0 BB: 0 P: 3	R: 0 E: 0 K: 0 S: 4	H: 1 LOB: 1 BB: 0 P: 4	1B: 10 2B: 0 3B: 0 HR: 0	SF: 0 SAC: 0 DP: 0 HBP: 0	WP: 0 PA: 43
<b>PITCHER</b>	IP 6.0	WLS 27	H 6	R 4	ER 4	SO 3	BB 3	IBB 0	HBP 0	BLK 0	WP 0	HR 0	S 30	P 42	ERA 6.00	WHIP 1.500			
Ernie McAnally, R ERA: 4.5																			
John Strohmayr, R ERA: 1.93	0.1	4	3	1	1	0	0	0	0	0	0	0	4	4	27.00	9.000			
Denny Lemaster, L ERA:	3.2	W 12	1	0	0	0	0	0	0	0	0	0	12	12	0.00	0.273			

St. Louis Cardinals @ Montreal Expos  
Jarry Park, Montreal, QB  
Sat Apr 22 1972, 3:33 AM EST  
Att: 19,633 - Unknown

AB	40
R	5
H	10
RBI	5
BB	3
SO	3
LOB	19



Batter	1	2	3	4	5	6	7	8	9	10	AB	R	H	RBI	BB	SO	LOB	BOTTOM	
Ron Hunt, R OBP: 0.364, SLG: 0.333 (1, 4)	P3	F9			F2		FC6-4 BB		3-1		4	0	0	0	1	0	1	4 0 0 0 1 0 1	
Bob Bailey, R OBP: 0.250, SLG: 0.263 (1, 5)	1B BB	P6			6-3		FC6-4 1B		6-3		4	2	0	0	1	0	2	4 2 0 0 1 0 2	
Mike Jorgensen, L OBP: 0.350, SLG: 0.400 (1, 3)	1B 2B BB		L3		F7		1B 1B				3	2	1	0	2	0	0	3 2 1 0 2 0 0	
Ron Fairly, L OBP: 0.286, SLG: 0.308 John Bateman, R Bill Stoneman, R Hector Torres, R (8, PH)	K		G3			4-3	1B 1B		5-3		3	0	0	0	0	1	2	3 0 0 0 0 0 1 2	
Ken Singleton, S OBP: 0.526, SLG: 0.571 (1, 7)	2B 1B		S BB		F8		1B 1B				3	2	2	2	2	0	0	3 2 2 2 2 0 0	
Boots Day, L OBP: 0.513, SLG: 0.333 Ron Woods, R (8, PH)	2B		F7			1B	K		B2		3	0	2	2	0	0	1	3 0 2 2 0 0 1	
John Boccabella, R OBP: 0.200, SLG: 0.200 (1, 2)	5-3				6-3		1B		F9		5	0	1	0	0	0	2	5 0 1 0 0 0 2	
Tim Foli, R OBP: 0.313, SLG: 0.308 John Strohmayr, R Denny Lemaster, R Terry Humphrey, R Carl Morton, R (10, PH)		SH1-4 BB			5-3		5-3		K		2	0	0	0	1	0	2	2 0 0 0 1 0 2	
Ernie McAnally, R Bobby Wine, R Jim Fairry, L (8, PH)		SH1-4			P6		4-3		K2-3		1	0	0	0	0	0	0	1 0 0 0 0 0 0	
<b>Inning Stats</b>	R: 3 E: 0 K: 1 S: 7	H: 2 LOB: 1 BB: 2 P: 15	R: 0 E: 0 K: 0 S: 3	H: 0 LOB: 1 BB: 1 P: 7	R: 0 E: 0 K: 0 S: 3	H: 0 LOB: 0 BB: 0 P: 3	R: 0 E: 0 K: 0 S: 5	H: 2 LOB: 2 BB: 0 P: 5	R: 2 E: 0 K: 1 S: 8	H: 3 LOB: 2 BB: 1 P: 12	R: 0 E: 0 K: 2 S: 7	H: 0 LOB: 0 BB: 0 P: 7	R: 0 E: 0 K: 0 S: 3	H: 0 LOB: 1 BB: 1 P: 7	R: 1 E: 0 K: 0 S: 4	H: 2 LOB: 2 BB: 1 P: 8	1B: 8 2B: 1 3B: 0 HR: 0	SF: 0 SAC: 1 DP: 0 HBP: 0	WP: 0 PA: 45
<b>PITCHER</b>	IP 6.1	WLS 28	H 4	R 4	ER 4	SO 4	BB 5	IBB 0	HBP 0	BLK 0	WP 0	HR 0	S 25	P 45	ERA 5.68	WHIP 1.421			
Reggie Cleveland, R ERA: 4.5																			
Tony Cloninger, R ERA: 1.75	0.1	2	1	0	0	0	0	0	0	0	0	0	2	2	0.00	3.000			
Don Shaw, L ERA:	0.0	2	2	1	1	0	0	0	0	0	0	0	2	2	0.00	0.000			
Moe Drabowsky, R ERA:	0.1	1	0	0	0	1	0	0	0	0	0	0	3	3	0.00	0.000			
Dennis Higgins, R ERA: 1.0	2.2	L 12	2	1	1	2	2	0	0	0	0	0	14	22	3.38	1.500			

St. Louis Cardinals @ Montreal Expos  
Jarry Park, Montreal, QB  
Sat Apr 22 1972, 3:33 AM EST  
Att: 19,633 - Unknown

AB	37
R	6
H	9
RBI	6
BB	7
SO	4
LOB	14





Batter	1	2	3	4	5	6	7	8	9	AB	R	H	RBI	BB	SO	LOB	TOP				
Matty Alou, L OBP: 0.364, SLG: 0.333 Dal Maxvill, R (8, 6)	4-0 BB 1B BB	0-0 G3-6-3			0-0 F8			4-0 S BB	0-0 2B 1B	3	1	1	1	2	0	1					
Ted Sizemore, R OBP: 0.222, SLG: 0.176	4-0 4-3 1B BB		0-0 L9		0-0 F7		0-3 K	0-0 P4		4	1	0	0	1	1	3					
Joe Hague, L OBP: 0.500, SLG: 0.444	0-0 4-3		0-0 P4		4-0 BB BB		0-3 K	0-0 2B		4	0	1	1	1	1	3					
Joe Torre, R OBP: 0.440, SLG: 0.381	4-0 1B IBB		0-0 4-3		4-0 1-2 BB		0-0 F9		4-0 BB	2	0	0	0	3	0	1					
Ted Simmons, S OBP: 0.382, SLG: 0.375	0-0 1B		0-0 4-3		0-0 F8			0-0 FC3-6 1B	0-0 F5	5	0	2	2	0	0	3					
Jose Cruz, L OBP: 0.273, SLG: 0.290	0-3 K		0-0 F9 BB 1B		0-3 K		0-0 FC3-6 1B E	0-0 P6		5	1	1	0	0	2	4					
Lou Brock, L OBP: 0.243, SLG: 0.200	0-0 4-3		4-0 1-2 BB		0-0 F8		0-0 E4 S 1B	0-0 4-3		4	1	1	0	1	0	3					
Ed Crosby, L OBP: 0.476, SLG: 0.389 Donn Clendenon, R (8, PH) Luis Melendez, R (8, PH)		0-0 F9	0-0 F9		4-0 FC5-4 BB		4-0 1B IBB			2	0	0	0	1	0	2					
Scipio Spinks, R OBP: 0.333, SLG: 0.333		0-0 G3-6-3 1B	0-0 P3		0-0 FC5-4		0-0 1B 2B 1B			0	0	0	0	1	0	0					
<b>Inning Stats</b>	R: 2 E: 0 K: 1 S: 6	H: 1 LOB: 2 BB: 3 P: 18	R: 0 E: 0 K: 0 S: 3	H: 1 LOB: 0 BB: 0 P: 3	R: 0 E: 0 K: 0 S: 3	H: 0 LOB: 0 BB: 0 P: 3	R: 0 E: 0 K: 0 S: 4	H: 1 LOB: 2 BB: 1 P: 8	R: 0 E: 0 K: 1 S: 5	H: 0 LOB: 1 BB: 1 P: 9	R: 0 E: 0 K: 2 S: 7	H: 0 LOB: 1 BB: 1 P: 11	R: 4 E: 1 K: 0 S: 7	H: 5 LOB: 3 BB: 1 P: 11	R: 0 E: 0 K: 0 S: 3	H: 0 LOB: 1 BB: 1 P: 7	1B: 7 2B: 1 3B: 0 HR: 0	SF: 0 SAC: 0 DP: 1 HBP: 0	WP: 0 PB: 0 SB: 2 CS: 0	PA: 43	
<b>PITCHER</b>	IP WLS BF H R ER SO BB IBB HBP BLK WP HR S P ERA WHIP	IP WLS BF H R ER SO BB IBB HBP BLK WP HR S P ERA WHIP	IP WLS BF H R ER SO BB IBB HBP BLK WP HR S P ERA WHIP	IP WLS BF H R ER SO BB IBB HBP BLK WP HR S P ERA WHIP	IP WLS BF H R ER SO BB IBB HBP BLK WP HR S P ERA WHIP	IP WLS BF H R ER SO BB IBB HBP BLK WP HR S P ERA WHIP	IP WLS BF H R ER SO BB IBB HBP BLK WP HR S P ERA WHIP	IP WLS BF H R ER SO BB IBB HBP BLK WP HR S P ERA WHIP	IP WLS BF H R ER SO BB IBB HBP BLK WP HR S P ERA WHIP	IP WLS BF H R ER SO BB IBB HBP BLK WP HR S P ERA WHIP	IP WLS BF H R ER SO BB IBB HBP BLK WP HR S P ERA WHIP	IP WLS BF H R ER SO BB IBB HBP BLK WP HR S P ERA WHIP	IP WLS BF H R ER SO BB IBB HBP BLK WP HR S P ERA WHIP	IP WLS BF H R ER SO BB IBB HBP BLK WP HR S P ERA WHIP	IP WLS BF H R ER SO BB IBB HBP BLK WP HR S P ERA WHIP	IP WLS BF H R ER SO BB IBB HBP BLK WP HR S P ERA WHIP	IP WLS BF H R ER SO BB IBB HBP BLK WP HR S P ERA WHIP	IP WLS BF H R ER SO BB IBB HBP BLK WP HR S P ERA WHIP	IP WLS BF H R ER SO BB IBB HBP BLK WP HR S P ERA WHIP	IP WLS BF H R ER SO BB IBB HBP BLK WP HR S P ERA WHIP	IP WLS BF H R ER SO BB IBB HBP BLK WP HR S P ERA WHIP

St. Louis Cardinals @ Montreal Expos  
Jarry Park, Montreal, QB  
Sun Apr 23 1972, 3:33 AM EST  
Att: 18,332 - Unknown

AB 33  
R 6  
H 8  
RBI 5  
BB 10  
SO 4  
LOB 23



Batter	1	2	3	4	5	6	7	8	9	AB	R	H	RBI	BB	SO	LOB	BOTTOM					
Ron Hunt, R OBP: 0.444, SLG: 0.350	0-0 4-3		4-0 1B BB		0-0 1B			4-0 FC4-6 BB	4-0 FC6-4 BB	2	0	1	0	3	0	0						
Bob Bailey, R OBP: 0.280, SLG: 0.261	4-0 FC4-6 BB		0-0 1-3 1B		0-0 F8			0-0 FC4-6 1-3 1B	0-0 FC6-4	4	1	1	0	1	0	4						
Mike Jorgensen, L OBP: 0.292, SLG: 0.316	0-0 FC4-6		0-3 K		0-0 4-3			0-0 1-3		4	0	0	0	0	1	4						
Ron Fairly, L OBP: 0.333, SLG: 0.313	0-0 F9		4-0 BB		0-0 F7			0-0 E 1B		3	0	1	1	1	0	1						
Ken Singleton, S OBP: 0.435, SLG: 0.444		0-0 P6	0-3 K		0-0 4-3			0-0 E4 FC6-4		4	0	0	0	0	1	2						
Boots Day, L OBP: 0.250, SLG: 0.263		0-0 F7	0-3 K		0-0 G3			0-0 FC6-4		4	0	0	0	0	1	3						
John Boccabella, R OBP: 0.211, SLG: 0.211		0-0 F8	0-0 F3		0-3 K			0-0 FC5-4 1B		4	0	1	0	0	1	1						
Tim Foli, R OBP: 0.300, SLG: 0.294			0-3 K		0-0 F8			0-0 FC5-4 BB		4	0	1	0	0	1	1						
Steve Renko, R Mike Marshall, R Jim Fairey, L Denny Lemaster, R Mike Torrez, R Tom Walker, R Clyde Mashore, R	0-0 6-3		0-0 K		0-3 K			0-3 K		2	0	0	0	0	1	0						
<b>Inning Stats</b>	R: 0 E: 0 K: 0 S: 3	H: 0 LOB: 0 BB: 1 P: 7	R: 0 E: 0 K: 0 S: 3	H: 0 LOB: 0 BB: 0 P: 3	R: 0 E: 0 K: 2 S: 8	H: 1 LOB: 2 BB: 1 P: 12	R: 0 E: 0 K: 2 S: 7	H: 0 LOB: 1 BB: 1 P: 11	R: 0 E: 0 K: 1 S: 6	H: 0 LOB: 0 BB: 0 P: 6	R: 0 E: 0 K: 0 S: 3	H: 0 LOB: 0 BB: 0 P: 3	R: 0 E: 0 K: 1 S: 6	H: 1 LOB: 1 BB: 0 P: 6	R: 1 E: 1 K: 0 S: 5	H: 1 LOB: 2 BB: 1 P: 9	R: 0 E: 0 K: 1 S: 6	H: 1 LOB: 2 BB: 1 P: 10	1B: 5 2B: 0 3B: 0 HR: 0	SF: 0 SAC: 0 DP: 0 HBP: 0	WP: 0 PB: 0 SB: 0 CS: 0	PA: 38
<b>PITCHER</b>	IP WLS BF H R ER SO BB IBB HBP BLK WP HR S P ERA WHIP	IP WLS BF H R ER SO BB IBB HBP BLK WP HR S P ERA WHIP	IP WLS BF H R ER SO BB IBB HBP BLK WP HR S P ERA WHIP	IP WLS BF H R ER SO BB IBB HBP BLK WP HR S P ERA WHIP	IP WLS BF H R ER SO BB IBB HBP BLK WP HR S P ERA WHIP	IP WLS BF H R ER SO BB IBB HBP BLK WP HR S P ERA WHIP	IP WLS BF H R ER SO BB IBB HBP BLK WP HR S P ERA WHIP	IP WLS BF H R ER SO BB IBB HBP BLK WP HR S P ERA WHIP	IP WLS BF H R ER SO BB IBB HBP BLK WP HR S P ERA WHIP	IP WLS BF H R ER SO BB IBB HBP BLK WP HR S P ERA WHIP	IP WLS BF H R ER SO BB IBB HBP BLK WP HR S P ERA WHIP	IP WLS BF H R ER SO BB IBB HBP BLK WP HR S P ERA WHIP	IP WLS BF H R ER SO BB IBB HBP BLK WP HR S P ERA WHIP	IP WLS BF H R ER SO BB IBB HBP BLK WP HR S P ERA WHIP	IP WLS BF H R ER SO BB IBB HBP BLK WP HR S P ERA WHIP	IP WLS BF H R ER SO BB IBB HBP BLK WP HR S P ERA WHIP	IP WLS BF H R ER SO BB IBB HBP BLK WP HR S P ERA WHIP	IP WLS BF H R ER SO BB IBB HBP BLK WP HR S P ERA WHIP	IP WLS BF H R ER SO BB IBB HBP BLK WP HR S P ERA WHIP	IP WLS BF H R ER SO BB IBB HBP BLK WP HR S P ERA WHIP	IP WLS BF H R ER SO BB IBB HBP BLK WP HR S P ERA WHIP	

St. Louis Cardinals @ Montreal Expos  
Jarry Park, Montreal, QB  
Sun Apr 23 1972, 3:33 AM EST  
Att: 18,332 - Unknown

AB 33  
R 1  
H 5  
RBI 1  
BB 5  
SO 7  
LOB 18





Batter	1	2	3	4	5	6	7	8	9	AB	R	H	RBI	BB	SO	LOB	TOP					
Matty Alou, L OBP: 0.378, SLG: 0.382 (1, 9)	0-0 6-3 2B		0-0 F8		0-0 4-3			0-0 E3 1B BLK 1B		4	1	2	0	0	0	0						
Ted Sizemore, R OBP: 0.225, SLG: 0.184 (1, 4)	0-0 6-3 2-3		0-0 5-3			0-0 5-3		0-0 BLK 1B		4	0	1	0	0	0	1						
Joe Hague, L OBP: 0.467, SLG: 0.500 (1, 3)	0-3 K			0-0 SF9 3B		0-0 F9		0-0 6-3		4	1	1	0	0	1	2						
Joe Torre, R OBP: 0.379, SLG: 0.333 (1, 5)	0-3 K			0-0 SF9		0-0 F8		0-3 3-H K		3	0	0	1	0	2	2						
Ted Simmons, S OBP: 0.368, SLG: 0.444 (1, 2)		0-0 F9		0-0 4-3			0-0 HR	0-0 F9		4	1	1	1	0	0	1						
Lou Brock, L OBP: 0.293, SLG: 0.237 (1, 7)		1-0 1B HBP		0-0 1B		0-0 F7		0-0 B5-3 1B		3	0	2	0	0	0	0						
Jose Cruz, L OBP: 0.297, SLG: 0.314 (1, 8)		0-0 G3-6 1B		0-0 F3		0-0 FC1-6 1B		0-0 B5-3		4	0	2	0	0	0	2						
Ed Crosby, L OBP: 0.400, SLG: 0.318 (1, 6)		0-0 G3-6			0-0 2-3		0-0 FC1-6	0-3 K		4	0	0	0	0	1	4						
Bob Gibson, R (1, 1)			0-3 K		0-0 6-3		0-0 P6	0-0 P4		2	0	0	0	0	1	0						
Mike Fiore, L (7, PH)										1	0	0	0	0	0	1						
Dennis Higgins, R (7, 1)										0	0	0	0	0	0	0						
Lance Clemons, L (7, 1)										0	0	0	0	0	0	0						
Donn Clendenon, R (9, PH)										1	0	0	0	0	0	1						
<b>Inning Stats</b>	R: 0 E: 0 K: 2 S: 8	H: 1 LOB: 1 BB: 0 P: 8	R: 0 E: 0 K: 0 S: 3	H: 1 LOB: 1 BB: 0 P: 4	R: 0 E: 0 K: 1 S: 5	H: 0 LOB: 0 BB: 0 P: 5	R: 1 E: 0 K: 0 S: 5	H: 2 LOB: 1 BB: 0 P: 5	R: 0 E: 0 K: 0 S: 3	H: 0 LOB: 0 BB: 0 P: 3	R: 0 E: 0 K: 0 S: 3	H: 0 LOB: 0 BB: 0 P: 3	R: 1 E: 0 K: 0 S: 5	H: 2 LOB: 1 BB: 0 P: 5	R: 1 E: 1 K: 1 S: 7	H: 2 LOB: 1 BB: 0 P: 7	R: 0 E: 0 K: 1 S: 6	H: 1 LOB: 1 BB: 0 P: 6	1B: 6 2B: 1 3B: 1 HR: 1	SF: 1 SAC: 0 DP: 1 HBP: 1	WP: 0 PB: 0 SB: 0 CS: 0	PA: 36
<b>PITCHER</b> Phil Niekro, R ERA: 3.57 (1, 1)	IP: 9.0 WLS: W BF: 36 H: 9 R: 3 ER: 2 SO: 5 BB: 0 IBB: 0 HBP: 1 BLK: 1 WP: 0 HR: 1 S: 45 P: 46 ERA: 2.00 WHIP: 1.000																					

St. Louis Cardinals @ Atlanta Braves  
Atlanta Stadium, Atlanta, GA  
Tue Apr 25 1972, 6:05 PM EST  
Att: 9,643 - Unknown

AB 34  
R 3  
H 9  
RBI 2  
BB 0  
SO 5  
LOB 14



Batter	1	2	3	4	5	6	7	8	9	AB	R	H	RBI	BB	SO	LOB	BOTTOM														
Felix Millan, R OBP: 0.308, SLG: 0.255 (1, 4)	1-0 FC3-6 HBP	0-0 F9		0-0 F3			0-0 F8	0-0 FC6 1B		4	0	1	0	0	0	0															
Ralph Garr, L OBP: 0.347, SLG: 0.348 (1, 9)	0-0 FC3-6 1B	0-0 HR 1B		0-0 4-3			0-0 4-3	0-0 FC6		5	2	1	0	0	0	2															
Hank Aaron, R OBP: 0.300, SLG: 0.441 (1, 3)	0-3 K	0-0 HR			0-3 K		4-0 BB 1B BB			3	2	1	2	1	2	1															
Rico Carty, R OBP: 0.593, SLG: 0.810 (7, PR)	0-0 HR 1B	0-3 K			0-0 5-3		4-0 1B 2B BB			3	1	1	1	1	1	0															
Oscar Brown, R OBP: 0.455, SLG: 1.000 (8, 7)							1-2 2B BB			0	1	0	0	0	0	0															
Earl Williams, R OBP: 0.354, SLG: 0.568 (1, 2)	0-0 HR		0-0 1-3		0-0 P5		0-0 2B 1B			4	2	2	3	0	0	0															
Darrell Evans, L OBP: 0.410, SLG: 0.606 (1, 5)	4-0 WP E BB		4-0 PB WP BB			0-0 P6	0-0 2B			2	1	1	2	2	0	0															
Mike Lum, L OBP: 0.294, SLG: 0.233 (1, 8)	0-0 E7 FC5-4		0-0 F9			0-0 F3	0-0 6-3			4	0	0	0	0	0	3															
Marty Perez, R OBP: 0.366, SLG: 0.343 (1, 6)	0-0 FC5-4		0-0 4-3			0-0 FC4 1B		0-0 P1		4	0	1	0	0	0	2															
Phil Niekro, R (1, 1)		0-0 F9		0-0 F7		0-0 FC4		0-3 K2-3		4	0	0	0	0	1	1															
<b>Inning Stats</b>	R: 4 E: 1 K: 1 S: 8	H: 2 LOB: 1 BB: 1 P: 13	R: 2 E: 0 K: 1 S: 7	H: 2 LOB: 0 BB: 0 P: 7	R: 0 E: 0 K: 0 S: 3	H: 0 LOB: 1 BB: 1 P: 7	R: 0 E: 0 K: 0 S: 3	H: 0 LOB: 0 BB: 0 P: 3	R: 0 E: 0 K: 1 S: 5	H: 0 LOB: 0 BB: 0 P: 5	R: 0 E: 0 K: 0 S: 4	H: 1 LOB: 1 BB: 0 P: 4	R: 3 E: 0 K: 0 S: 5	H: 2 LOB: 2 BB: 2 P: 13	R: 0 E: 0 K: 1 S: 6	H: 1 LOB: 1 BB: 0 P: 6	1B: 5 2B: 1 3B: 0 HR: 2	SF: 0 SAC: 0 DP: 0 HBP: 1	WP: 2 PB: 1 SB: 1 CS: 0	PA: 38											
<b>PITCHER</b> Bob Gibson, R ERA: 3.6 (1, 1)	IP: 6.0 WLS: L BF: 27 H: 5 R: 6 ER: 5 SO: 3 BB: 2 IBB: 0 HBP: 1 BLK: 0 WP: 2 HR: 2 S: 30 P: 39 ERA: 7.50 WHIP: 1.167																														
Dennis Higgins, R ERA: 12.27 (7, 1)	0.2	5	1	3	3	0	2	0	0	0	0	3	11	40.50	4.500																
Lance Clemons, L ERA: (7, 1)	1.1	6	2	0	0	1	0	0	0	0	0	8	8	0.00	1.500																

St. Louis Cardinals @ Atlanta Braves  
Atlanta Stadium, Atlanta, GA  
Tue Apr 25 1972, 6:05 PM EST  
Att: 9,643 - Unknown

AB 33  
R 9  
H 8  
RBI 8  
BB 4  
SO 4  
LOB 9





Batter	1	2	3	4	5	6	7	8	9	AB	R	H	RBI	BB	SO	LOB	TOP										
<b>Lou Brock, L</b> OBP: 0.304, SLG: 0.256 (1, 7)										5	2	1	0	1	0		<b>St. Louis Cardinals @ Atlanta Braves</b> Atlanta Stadium, Atlanta, GA Wed Apr 26 1972, 6:05 PM EST Att: 5,743 - Unknown										
<b>Ted Sizemore, R</b> OBP: 0.244, SLG: 0.214 (1, 4)										4	0	2	2	0	0												
<b>Matty Alou, L</b> OBP: 0.357, SLG: 0.359 <b>Luis Melendez, R</b> (9, 9)										5	0	1	1	0	0	2											
<b>Joe Torre, R</b> OBP: 0.382, SLG: 0.379 (1, 5)										5	1	2	0	0	1	2											
<b>Ted Simmons, S</b> OBP: 0.395, SLG: 0.488 (1, 2)										5	2	3	0	0	0	2											
<b>Joe Hague, L</b> OBP: 0.486, SLG: 0.600 (1, 3)										3	1	1	2	2	0	2											
<b>Jose Cruz, L</b> OBP: 0.310, SLG: 0.289 (1, 8)										3	1	0	0	2	0	3											
<b>Ed Crosby, L</b> OBP: 0.414, SLG: 0.320 <b>Dal Maxvill, R</b> (7, 6)										3	1	1	1	1	0	1											
<b>Rick Wise, R</b> OBP: 0.273, SLG: 0.364 (1, 1)										4	1	1	2	0	0	3											
<b>Inning Stats</b>	R: 1 E: 0 K: 1 S: 6	H: 2 LOB: 0 BB: 0 P: 6	R: 5 E: 1 K: 0 S: 7	H: 4 LOB: 1 BB: 2 P: 15	R: 2 E: 0 K: 0 S: 5	H: 2 LOB: 0 BB: 0 P: 5	R: 0 E: 0 K: 1 S: 5	H: 0 LOB: 0 BB: 0 P: 5	R: 1 E: 0 K: 0 S: 4	H: 2 LOB: 2 BB: 2 P: 12	R: 0 E: 0 K: 0 S: 4	H: 1 LOB: 1 BB: 0 P: 4	R: 0 E: 0 K: 0 S: 4	H: 1 LOB: 1 BB: 0 P: 4	R: 0 E: 0 K: 0 S: 3	H: 0 LOB: 0 BB: 0 P: 3		R: 0 E: 0 K: 0 S: 4	H: 1 LOB: 2 BB: 1 P: 8	1B: 10 2B: 2 3B: 0 HR: 1	SF: 1 SAC: 0 DP: 2 HBP: 0	WP: 0 PB: 0 SB: 3 CS: 0	PA: 43				
<b>PITCHER</b>	IP	WLS	BF	H	R	ER	SO	BB	IBB	HBP	BLK	WP	HR	S	P	ERA	WHIP										
<b>Ron Reed, R</b> ERA: 4.76 (1, 1)	1.2	L	12	6	6	5	1	2	0	0	0	0	0	0	20	27.00	4.800										
<b>Steve Barber, L</b> ERA: 8.17 (2, 1)	2.2		14	4	3	3	1	2	0	0	1	0	1	14	22	10.12	2.250										
<b>Gary Neibauer, R</b> ERA: 4.5 (5, 1)	2.2		9	2	0	0	0	0	0	0	0	0	0	9	9	0.00	0.750										
<b>Jim Nash, R</b> ERA: 4.26 (8, 1)	2.0		8	1	0	0	0	1	0	0	0	0	0	7	11	0.00	1.000										
Batter	1	2	3	4	5	6	7	8	9	AB	R	H	RBI	BB	SO	LOB	BOTTOM										
<b>Felix Millan, R</b> OBP: 0.321, SLG: 0.314 (1, 4)										4	1	2	1	0	0	0	<b>St. Louis Cardinals @ Atlanta Braves</b> Atlanta Stadium, Atlanta, GA Wed Apr 26 1972, 6:05 PM EST Att: 5,743 - Unknown										
<b>Ralph Carr, L</b> OBP: 0.340, SLG: 0.408 (1, 9)										3	1	1	2	0	0	1											
<b>Hank Aaron, R</b> OBP: 0.318, SLG: 0.514 (1, 3)										3	1	1	1	1	1	1											
<b>Rico Carty, R</b> OBP: 0.600, SLG: 0.783 <b>Oscar Brown, R</b> OBP: 0.417, SLG: 0.909 (7, 7)										2	0	1	0	1	0	0											
<b>Earl Williams, R</b> OBP: 0.346, SLG: 0.542 (1, 2)										4	0	1	0	0	0	3											
<b>Darrell Evans, L</b> OBP: 0.395, SLG: 0.568 (1, 5)										4	0	1	0	0	0	2											
<b>Mike Lum, L</b> OBP: 0.289, SLG: 0.235 (1, 8)										4	0	1	0	0	1	3											
<b>Marty Perez, R</b> OBP: 0.356, SLG: 0.333 (1, 6)										4	1	1	0	0	0	2											
<b>Ron Reed, R</b> OBP: 0.167, SLG: 0.200 <b>Steve Barber, L</b> OBP: 0.250, SLG: 0.250 <b>Gary Neibauer, R</b> (7, PH) <b>Jim Breazeale, L</b> OBP: 0.333, SLG: 0.444 <b>Jim Nash, R</b> (8, 1)										0	0	0	0	0	0	0											
<b>Inning Stats</b>	R: 2 E: 0 K: 0 S: 5	H: 3 LOB: 0 BB: 0 P: 5	R: 0 E: 0 K: 1 S: 5	H: 1 LOB: 0 BB: 0 P: 5	R: 1 E: 0 K: 1 S: 6	H: 1 LOB: 0 BB: 0 P: 6	R: 0 E: 0 K: 0 S: 3	H: 1 LOB: 1 BB: 1 P: 7	R: 1 E: 0 K: 1 S: 7	H: 2 LOB: 1 BB: 0 P: 7	R: 0 E: 0 K: 0 S: 3	H: 0 LOB: 0 BB: 0 P: 3	R: 0 E: 1 K: 0 S: 4	H: 1 LOB: 2 BB: 1 P: 8	R: 0 E: 0 K: 0 S: 3	H: 0 LOB: 0 BB: 0 P: 3		R: 0 E: 0 K: 0 S: 3	H: 0 LOB: 2 BB: 1 P: 3	1B: 6 2B: 1 3B: 1 HR: 2	SF: 1 SAC: 0 DP: 4 HBP: 0	WP: 0 PB: 0 SB: 0 CS: 0	PA: 35				
<b>PITCHER</b>	IP	WLS	BF	H	R	ER	SO	BB	IBB	HBP	BLK	WP	HR	S	P	ERA	WHIP										
<b>Rick Wise, R</b> ERA: 2.96 (1, 1)	9.0	W	35	9	4	4	3	2	0	0	0	0	2	39	47	4.00	1.222										



Batter	1	2	3	4	5	6	7	8	9	AB	R	H	RBI	BB	SO	LOB	TOP			
Lou Brock, L OBP: 0.294, SLG: 0.250 (1, 7)	4-3		K		K			K		5	0	1	1	0	3	2				
Ted Sizemore, R OBP: 0.240, SLG: 0.213 (1, 4)	K		F8						F8	5	1	1	0	0	1	2				
Matty Alou, L OBP: 0.383, SLG: 0.372 Luis Melendez, R (9, PR) (9, 9)	1B		4-3				5-3			4	1	2	0	1	0	0				
Joe Torre, R OBP: 0.436, SLG: 0.529 (1, 5)	1B			5-3						5	2	4	3	0	0	0				
Ted Simmons, S OBP: 0.391, SLG: 0.477 Jerry McNertney, R OBP: 0.400, SLG: 0.250 (1, 2) (6, 2)	F2			4-3						3	0	1	0	0	1	3				
Joe Hague, L OBP: 0.450, SLG: 0.556 (1, 3)			K	4-3						2	0	0	2	1	1	1				
Jose Cruz, L OBP: 0.326, SLG: 0.293 (1, 8)	P6			L9						3	1	1	0	1	0	1				
Ed Crosby, L OBP: 0.438, SLG: 0.357 Dal Maxvill, R (1, 6) (7, 6)	1B				6-3					3	1	2	0	0	0	0				
Reggie Cleveland, R OBP: 0.111, SLG: 0.111 Don Shaw, L (1, 1) (7, 1)	F9				K					3	0	1	1	0	1	1				
Moe Drabowsky, R (8, 1)								K		1	0	0	0	0	1	2				
										0	0	0	0	0	0	0				
<b>Inning Stats</b>	R: 0 E: 0 K: 1 S: 7	H: 2 LOB: 2 BB: 0 P: 7	R: 0 E: 0 K: 1 S: 6	H: 1 LOB: 1 BB: 0 P: 6	R: 0 E: 0 K: 1 S: 5	H: 0 LOB: 0 BB: 0 P: 5	R: 0 E: 0 K: 0 S: 4	H: 1 LOB: 1 BB: 0 P: 4	R: 0 E: 0 K: 2 S: 7	H: 0 LOB: 0 BB: 0 P: 7	R: 0 E: 0 K: 0 S: 3	H: 1 LOB: 0 BB: 0 P: 3	R: 0 E: 1 K: 2 S: 8	H: 0 LOB: 2 BB: 1 P: 12	R: 2 E: 0 K: 0 S: 5	H: 2 LOB: 2 BB: 2 P: 13	1B: 11 2B: 1 3B: 1 HR: 0	SF: 2 SAC: 1 DP: 1 HBP: 0	WP: 1 PB: 0 SB: 0 CS: 0	PA: 44
<b>PITCHER</b>	IP WLS BF H R ER SO BB IBB HBP BLK WP HR S P ERA WHIP																			
Larry Dierker, R ERA: 5.95 Jim Ray, R ERA: 2.31 Wade Blasingame, L ERA: 5.79 Jim York, R ERA: 18.0	(1, 1) (6, 1) (8, 1) (9, 1)	5.2 1.1 1.0 1.0	L 4 5 7	28 1 0 2	10 0 0 2	5 0 0 2	6 0 2 0	1 0 1 2	0 0 0 0	0 0 0 0	0 0 0 0	0 0 0 1	0 4 8 5	43 4 12 13	7.94 0.00 0.00 18.00	1.941 0.750 1.000 4.000				

St. Louis Cardinals @ Houston Astros  
Astrodome, Houston, TX  
Fri Apr 28 1972, 7:05 PM EST  
Att: 35,275 - Unknown

AB 37  
R 7  
H 13  
RBI 7  
BB 4  
SO 8  
LOB 17



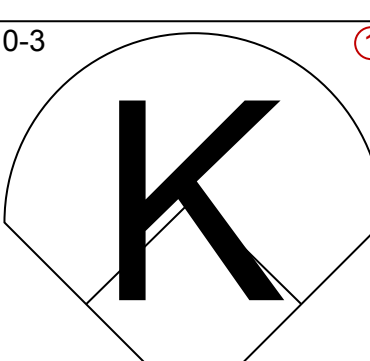
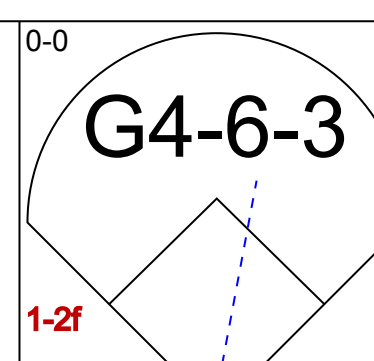
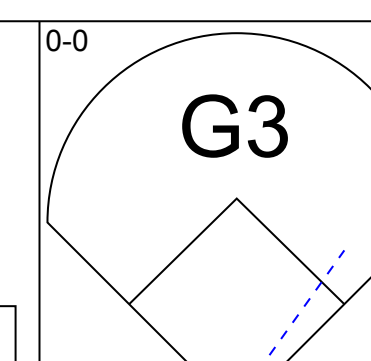
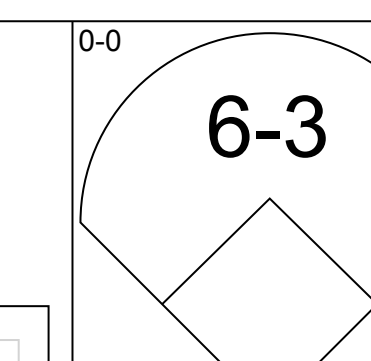
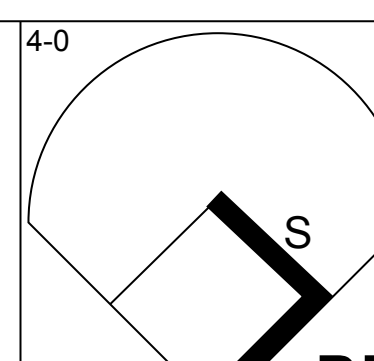
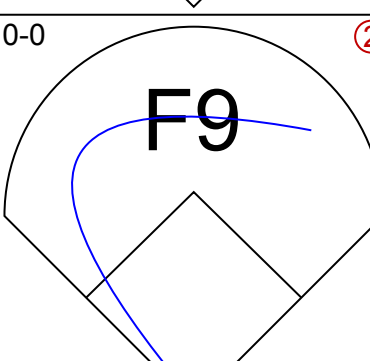
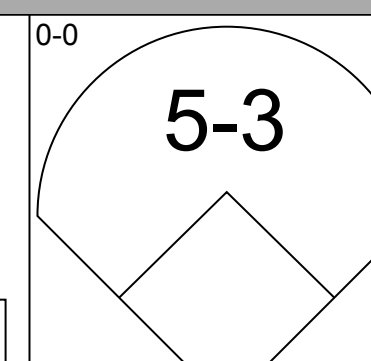
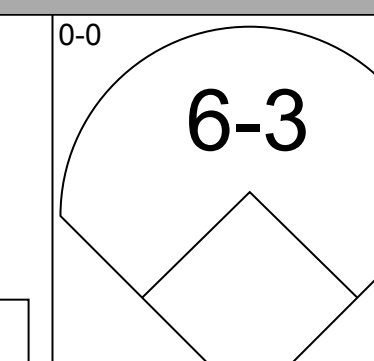
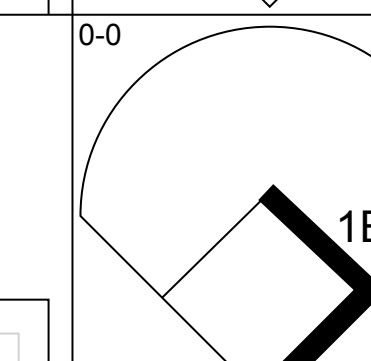
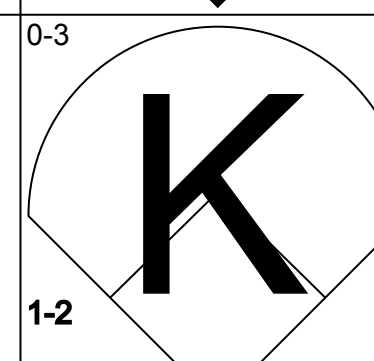
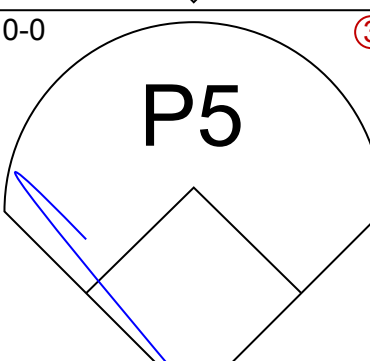
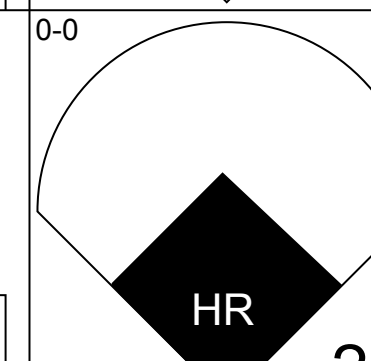
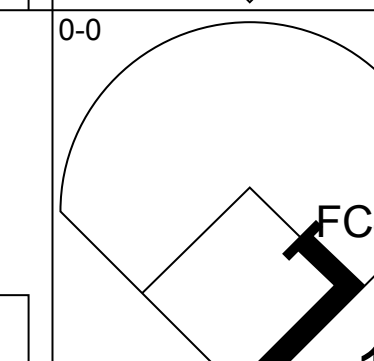
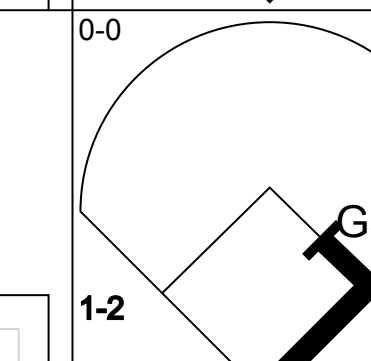

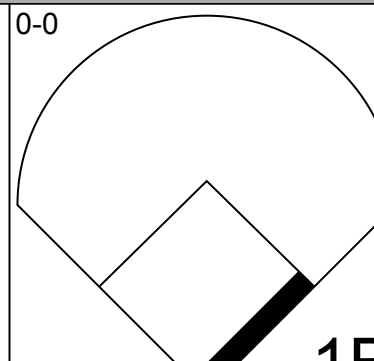
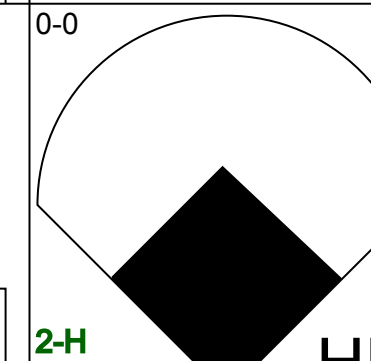
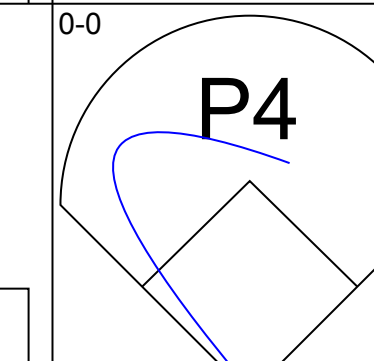
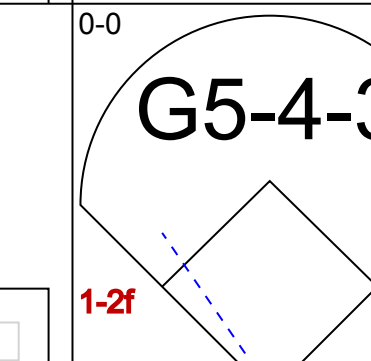

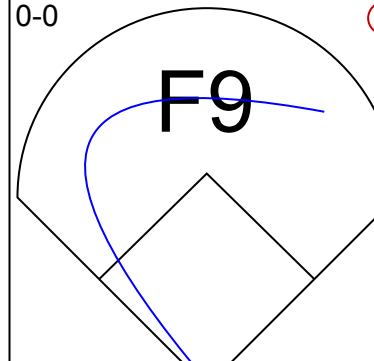
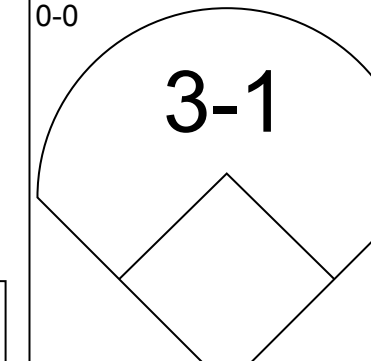
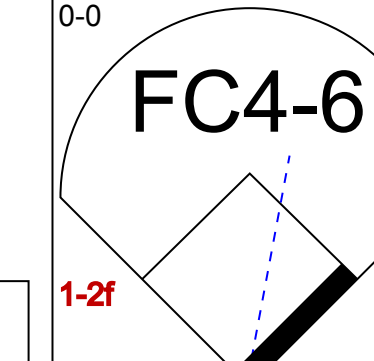

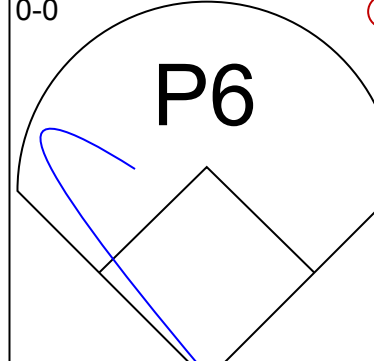
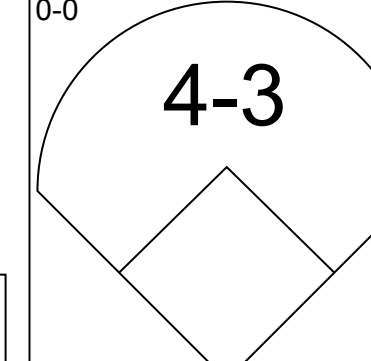
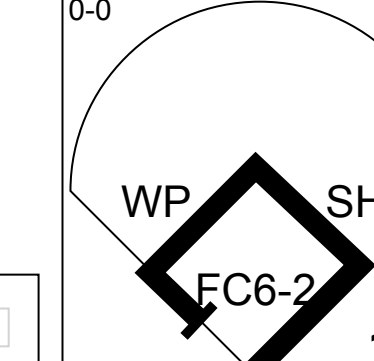
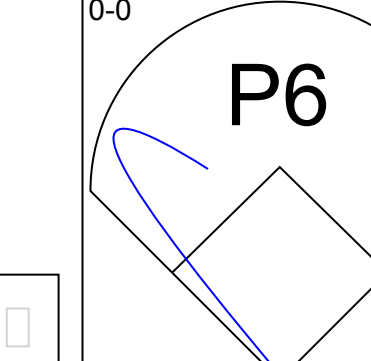
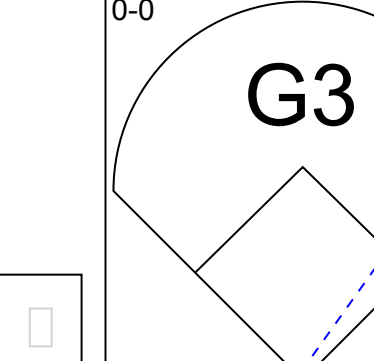
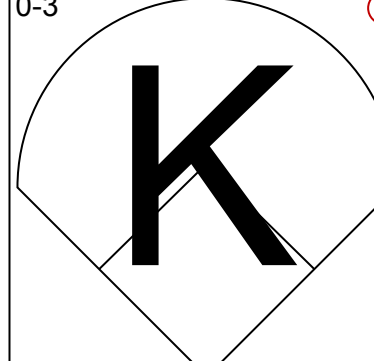
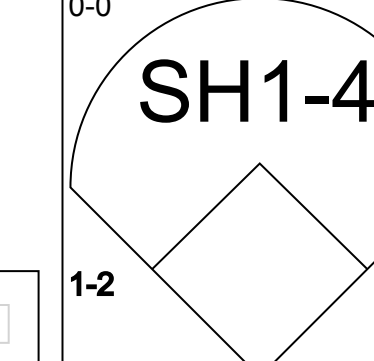
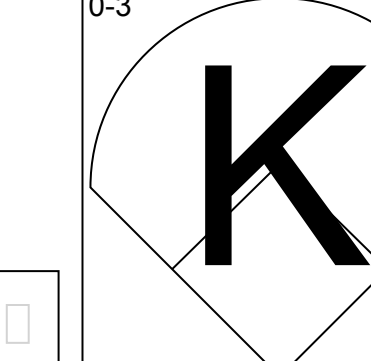
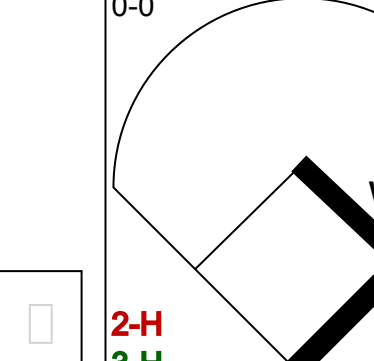
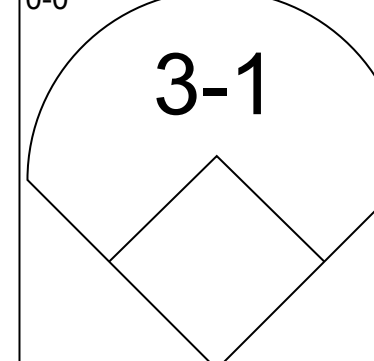
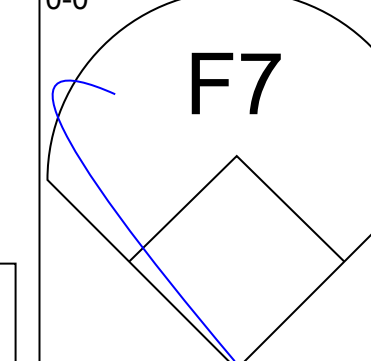
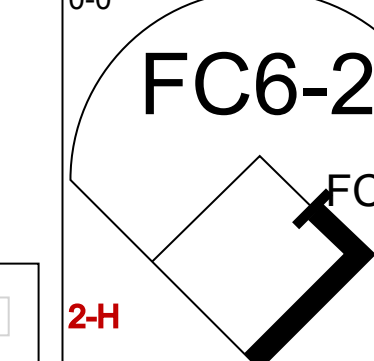

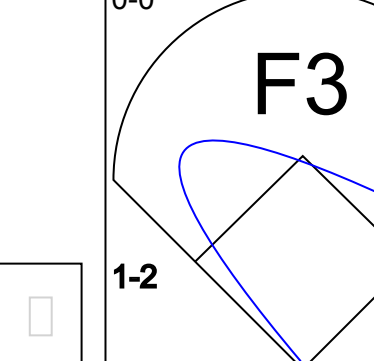
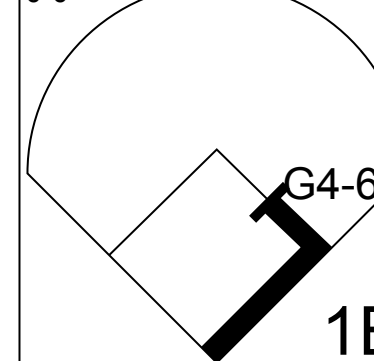
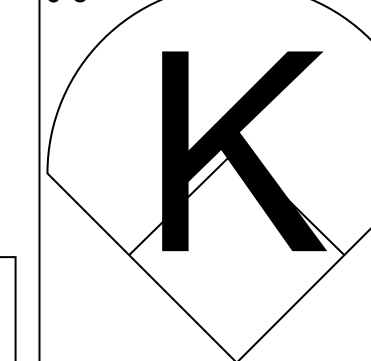
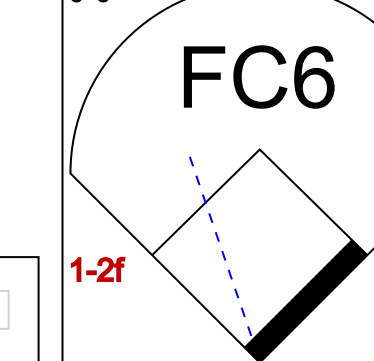

Batter	1	2	3	4	5	6	7	8	9	AB	R	H	RBI	BB	SO	LOB	BOTTOM			
Roger Metzger, S OBP: 0.281, SLG: 0.174 (1, 6)	F7		1-3						F7	4	0	1	1	0	0	3				
Norm Miller, L OBP: 0.400, SLG: 0.444 Jesus Alou, R OBP: 0.429, SLG: 0.429 Wade Blasingame, L Jim York, R (1, 9) (7, PH) (8, 1) (9, 1)	1B		L9							3	0	1	0	0	0	2				
Jimmy Wynn, R OBP: 0.444, SLG: 0.600 (1, 8)	K									4	0	3	0	0	1	1				
Lee May, R OBP: 0.315, SLG: 0.520 (1, 3)	FC5-4									4	0	0	0	0	1	4				
Bob Watson, R OBP: 0.333, SLG: 0.386 Bob Stinson, S (1, 7) (9, 7)	G3									4	0	0	0	0	1	3				
Doug Rader, R OBP: 0.320, SLG: 0.553 (1, 5)	F9									4	0	0	0	0	1	2				
Tommy Helms, R OBP: 0.240, SLG: 0.333 (1, 4)	F7									4	1	2	0	0	0	2				
Johnny Edwards, L OBP: 0.342, SLG: 0.583 (1, 2)										3	1	1	0	1	0	1				
Larry Dierker, R OBP: 0.167, SLG: 0.167 Jim Ray, R Jimmy Stewart, S OBP: 0.200, SLG: 0.200 (1, 1) (6, 1) (7, PH) (8, 9)	SH1-4									1	0	1	1	0	0	0				
										0	0	0	0	0	0	0				
										2	0	1	0	0	0	0				
<b>Inning Stats</b>	R: 0 E: 0 K: 1 S: 6	H: 1 LOB: 1 BB: 0 P: 6	R: 0 E: 0 K: 0 S: 3	H: 0 LOB: 0 BB: 0 P: 3	R: 0 E: 0 K: 0 S: 3	H: 0 LOB: 1 BB: 1 P: 7	R: 0 E: 1 K: 0 S: 4	H: 1 LOB: 1 BB: 0 P: 4	R: 2 E: 0 K: 1 S: 7	H: 3 LOB: 0 BB: 0 P: 5	R: 0 E: 1 K: 1 S: 4	H: 1 LOB: 2 BB: 0 P: 4	R: 0 E: 0 K: 1 S: 5	H: 1 LOB: 0 BB: 0 P: 5	R: 0 E: 0 K: 1 S: 7	H: 2 LOB: 2 BB: 0 P: 7	1B: 9 2B: 2 3B: 0 HR: 0	SF: 1 SAC: 1 DP: 2 HBP: 0	WP: 0 PB: 0 SB: 0 CS: 0	PA: 37
<b>PITCHER</b>	IP WLS BF H R ER SO BB IBB HBP BLK WP HR S P ERA WHIP																			
Reggie Cleveland, R ERA: 3.92 Don Shaw, L Moe Drabowsky, R ERA:	(1, 1) (7, 1) (8, 1)	6.2 0.1 2.0	W 2 S	28 2 7	7 1 2	2 0 0	2 0 2	2 0 0	2 0 0	0 0 0	0 0 0	0 0 0	0 2 11	35 2 11	2.70 0.00 0.00	1.200 3.000 1.000				

St. Louis Cardinals @ Houston Astros  
Astrodome, Houston, TX  
Fri Apr 28 1972, 7:05 PM EST  
Att: 35,275 - Unknown

AB 34  
R 2  
H 10  
RBI 2  
BB 1  
SO 4  
LOB 19






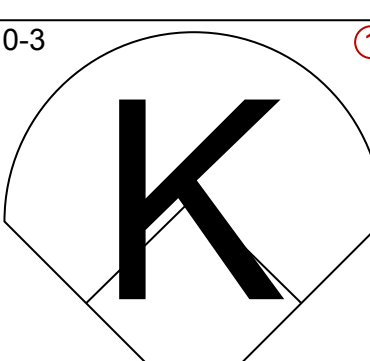
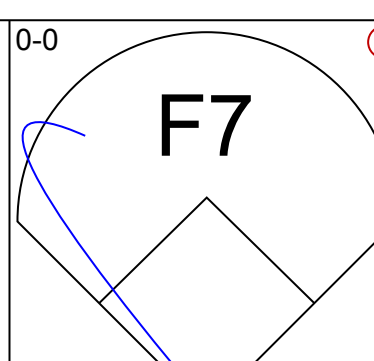
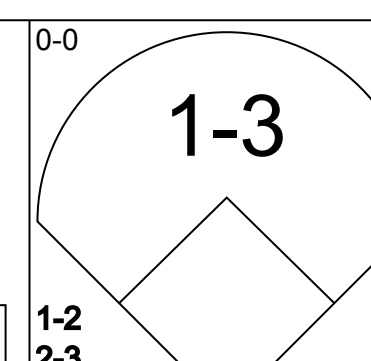
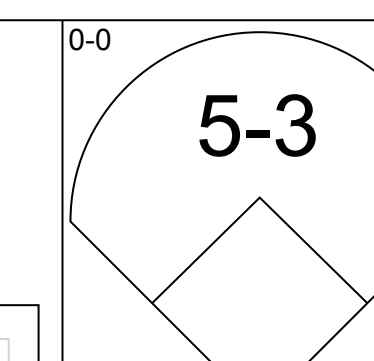
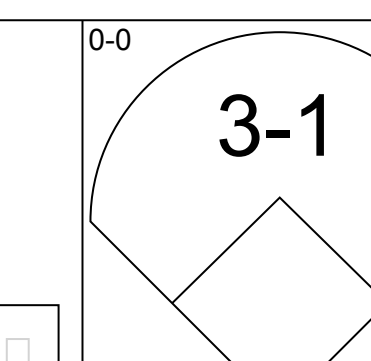
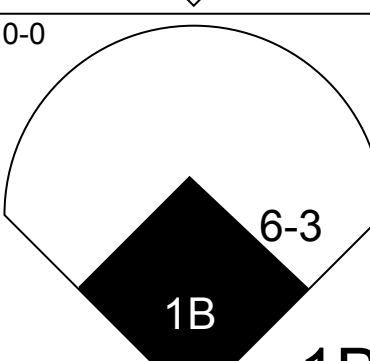
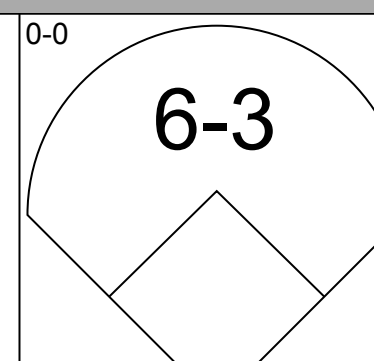
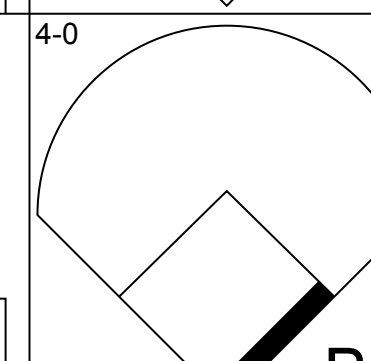
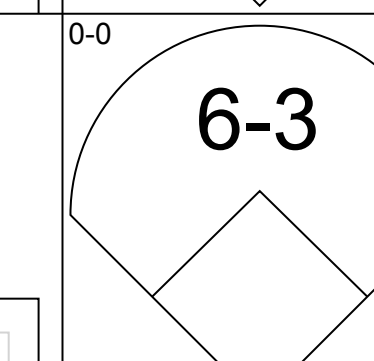
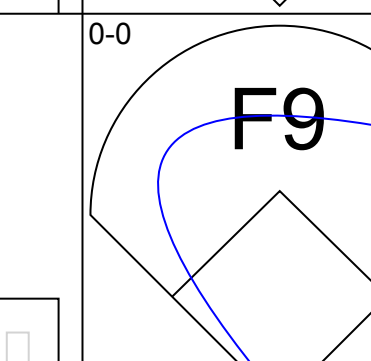
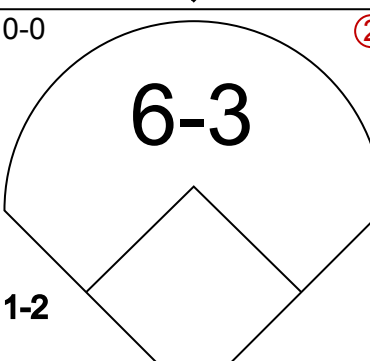
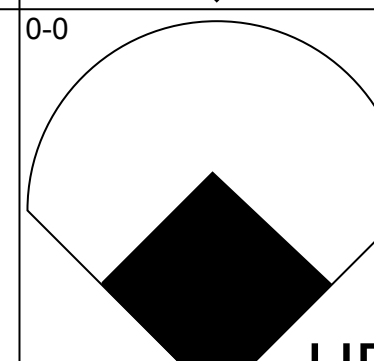
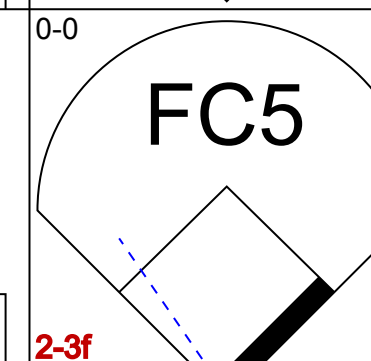
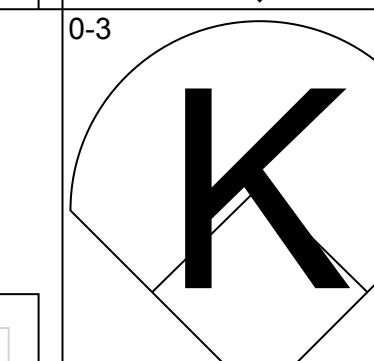

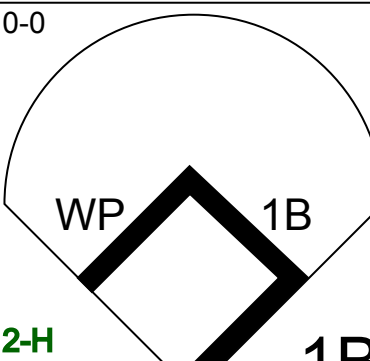

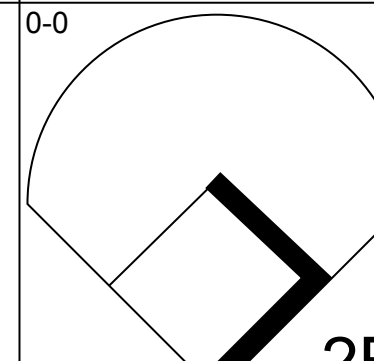


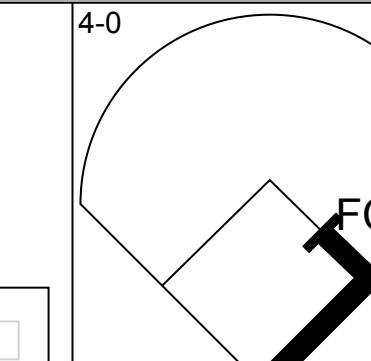

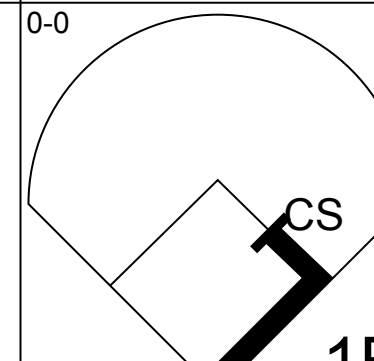
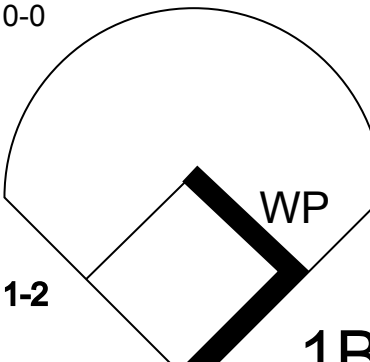
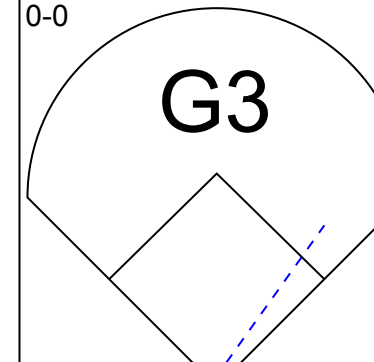


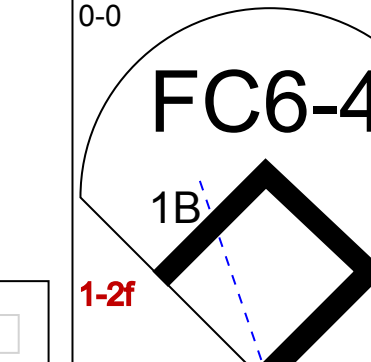

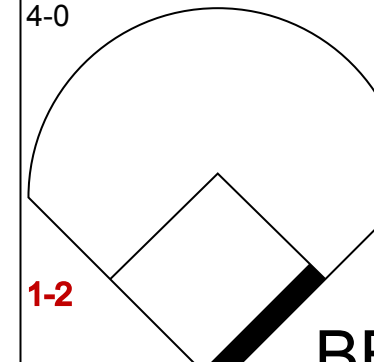
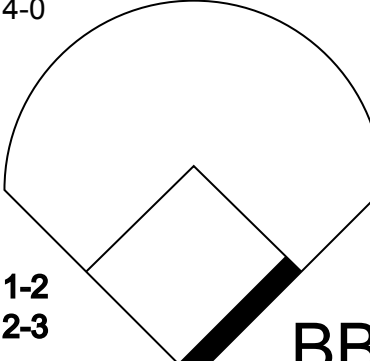

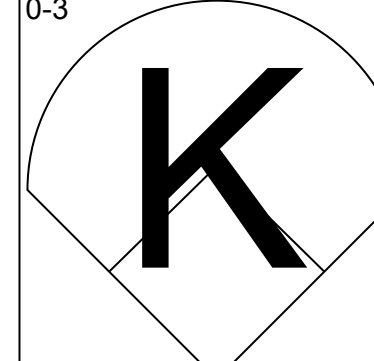


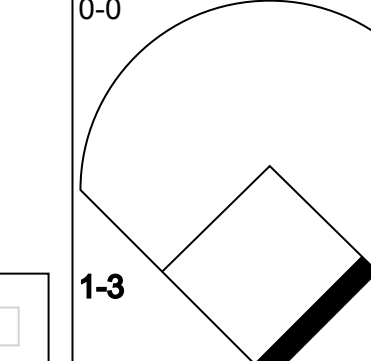

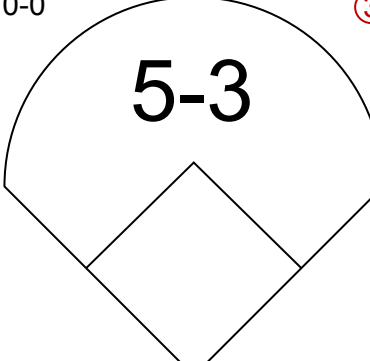
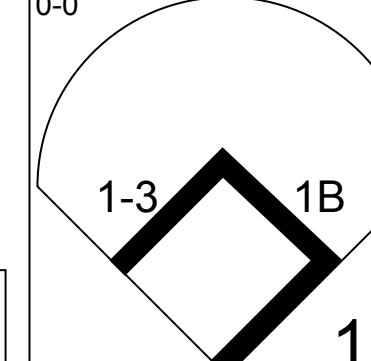



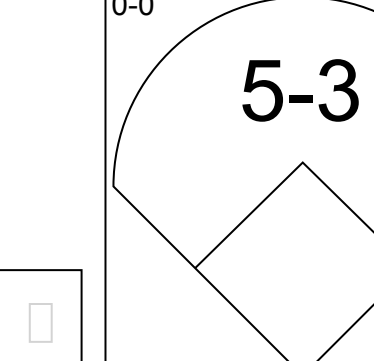
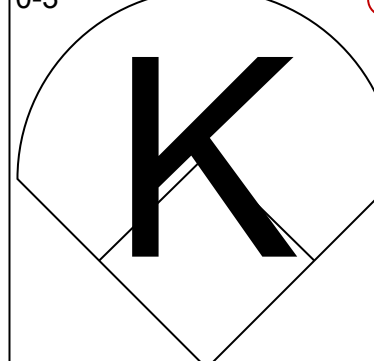
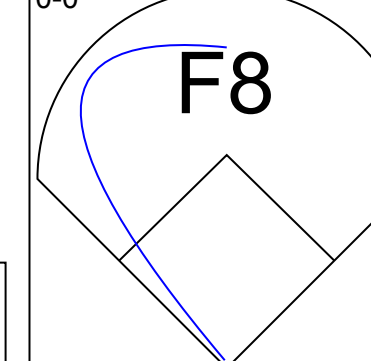

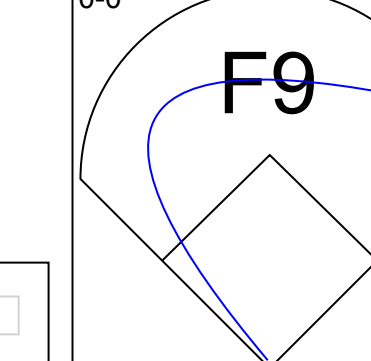

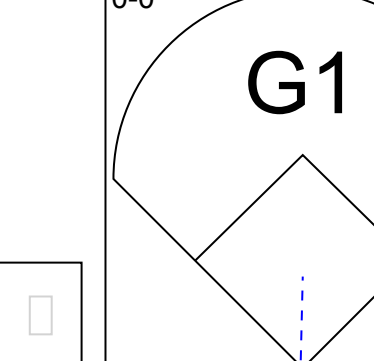
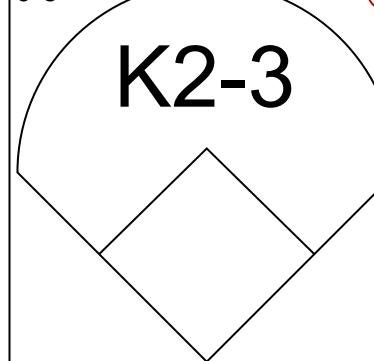
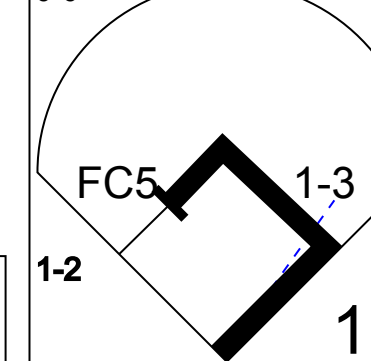


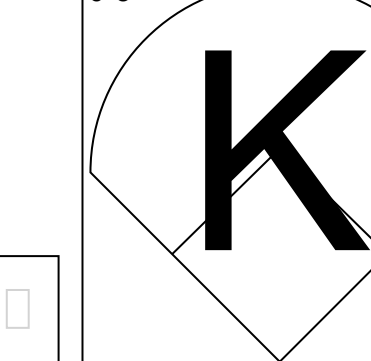
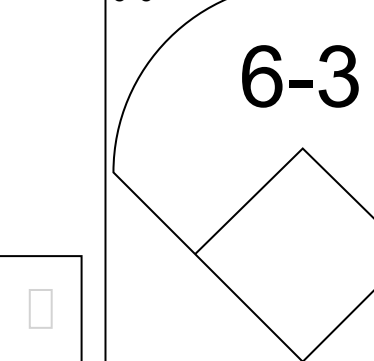
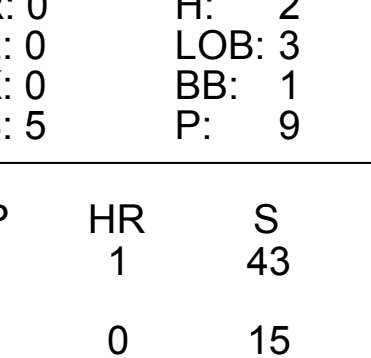
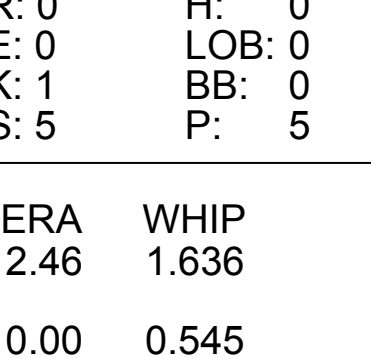
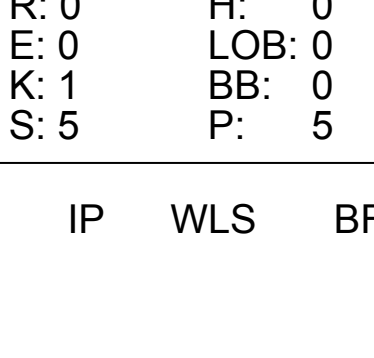
Batter	1	2	3	4	5	6	7	8	9	10	11	AB	R	H	RBI	BB	SO	LOB							
Lou Brock, L OBP: 0.286, SLG: 0.231 (1, 7)												4	0	0	0	1	1	2							
Ted Sizemore, R OBP: 0.236, SLG: 0.212 (1, 4)												5	0	1	0	0	1	1							
Matty Alou, L OBP: 0.423, SLG: 0.438 Luis Melendez, R (11, PR) (11, 9)												5	1	4	0	0	0	0							
Joe Torre, R OBP: 0.455, SLG: 0.615 (1, 5)												5	2	3	2	0	0	3							
Joe Haque, L OBP: 0.409, SLG: 0.484 (1, 3)												4	0	0	0	0	0	2							
Jose Cruz, L OBP: 0.314, SLG: 0.283 (1, 8)												5	0	1	0	0	0	4							
Jerry McNertney, R OBP: 0.444, SLG: 0.500 (1, 2)												4	0	2	1	0	2	1							
Ed Crosby, L OBP: 0.378, SLG: 0.303 Dal Maxvill, R (11, 6)												5	0	0	0	0	0	3							
Scipio Spinks, R OBP: 0.333, SLG: 0.333 Al Santorini, R (8, 1)												3	0	1	0	0	1	2							
<b>Inning Stats</b>	R: 0 E: 0 K: 1 S: 5	H: 0 LOB: 0 BB: 0 P: 5	R: 0 E: 0 K: 1 S: 6	H: 1 LOB: 1 BB: 0 P: 6	R: 0 E: 0 K: 0 S: 3	H: 1 LOB: 0 BB: 0 P: 3	R: 2 E: 0 K: 0 S: 5	H: 2 LOB: 0 BB: 0 P: 5	R: 0 E: 0 K: 1 S: 6	H: 1 LOB: 1 BB: 0 P: 6	R: 0 E: 0 K: 0 S: 4	H: 1 LOB: 1 BB: 0 P: 4	R: 0 E: 0 K: 0 S: 4	H: 2 LOB: 1 BB: 0 P: 4	R: 0 E: 0 K: 1 S: 5	H: 0 LOB: 0 BB: 0 P: 5	R: 0 E: 0 K: 1 S: 5	H: 0 LOB: 1 BB: 1 P: 9	R: 2 E: 1 K: 0 S: 6	H: 3 LOB: 2 BB: 0 P: 6	1B: 9 2B: 2 3B: 0 HR: 1	SF: 0 SAC: 2 DP: 2 HBP: 0	WP: 2 PB: 0 SB: 1 CS: 0	PA: 44	
<b>PITCHER</b>	Ken Forsch, R ERA: 3.46 (1, 1)	Wade Blasingame, L ERA: 5.4 (11, 1)	Fred Gladding, R ERA: (11, 1)	IP: 10.0 WLS: 10 BF: 41 H: 11 R: 4 ER: 4 SO: 5 BB: 1 IBB: 0 HBP: 0 BLK: 0 WP: 1 HR: 1 S: 50 P: 54 ERA: 3.60 WHIP: 1.200	IP: 0.1 WLS: 0 BF: 1 H: 0 R: 0 ER: 0 SO: 0 BB: 0 IBB: 0 HBP: 0 BLK: 0 WP: 0 HR: 1 S: 1 P: 1 ERA: 0.00 WHIP: 0.000	IP: 0.2 WLS: 2 BF: 1 H: 0 R: 0 ER: 0 SO: 0 BB: 0 IBB: 0 HBP: 0 BLK: 0 WP: 1 HR: 0 S: 2 P: 2 ERA: 0.00 WHIP: 1.500	<b>PITCHER</b>	IP: 0.0 WLS: 0 BF: 0 H: 0 R: 0 ER: 0 SO: 0 BB: 0 IBB: 0 HBP: 0 BLK: 0 WP: 0 HR: 0 S: 0 P: 0 ERA: 0.00 WHIP: 0.000	IP: 0.0 WLS: 0 BF: 0 H: 0 R: 0 ER: 0 SO: 0 BB: 0 IBB: 0 HBP: 0 BLK: 0 WP: 0 HR: 0 S: 0 P: 0 ERA: 0.00 WHIP: 0.000	IP: 0.0 WLS: 0 BF: 0 H: 0 R: 0 ER: 0 SO: 0 BB: 0 IBB: 0 HBP: 0 BLK: 0 WP: 0 HR: 0 S: 0 P: 0 ERA: 0.00 WHIP: 0.000	IP: 0.0 WLS: 0 BF: 0 H: 0 R: 0 ER: 0 SO: 0 BB: 0 IBB: 0 HBP: 0 BLK: 0 WP: 0 HR: 0 S: 0 P: 0 ERA: 0.00 WHIP: 0.000	IP: 0.0 WLS: 0 BF: 0 H: 0 R: 0 ER: 0 SO: 0 BB: 0 IBB: 0 HBP: 0 BLK: 0 WP: 0 HR: 0 S: 0 P: 0 ERA: 0.00 WHIP: 0.000	IP: 0.0 WLS: 0 BF: 0 H: 0 R: 0 ER: 0 SO: 0 BB: 0 IBB: 0 HBP: 0 BLK: 0 WP: 0 HR: 0 S: 0 P: 0 ERA: 0.00 WHIP: 0.000	IP: 0.0 WLS: 0 BF: 0 H: 0 R: 0 ER: 0 SO: 0 BB: 0 IBB: 0 HBP: 0 BLK: 0 WP: 0 HR: 0 S: 0 P: 0 ERA: 0.00 WHIP: 0.000	IP: 0.0 WLS: 0 BF: 0 H: 0 R: 0 ER: 0 SO: 0 BB: 0 IBB: 0 HBP: 0 BLK: 0 WP: 0 HR: 0 S: 0 P: 0 ERA: 0.00 WHIP: 0.000	IP: 0.0 WLS: 0 BF: 0 H: 0 R: 0 ER: 0 SO: 0 BB: 0 IBB: 0 HBP: 0 BLK: 0 WP: 0 HR: 0 S: 0 P: 0 ERA: 0.00 WHIP: 0.000	IP: 0.0 WLS: 0 BF: 0 H: 0 R: 0 ER: 0 SO: 0 BB: 0 IBB: 0 HBP: 0 BLK: 0 WP: 0 HR: 0 S: 0 P: 0 ERA: 0.00 WHIP: 0.000	IP: 0.0 WLS: 0 BF: 0 H: 0 R: 0 ER: 0 SO: 0 BB: 0 IBB: 0 HBP: 0 BLK: 0 WP: 0 HR: 0 S: 0 P: 0 ERA: 0.00 WHIP: 0.000	IP: 0.0 WLS: 0 BF: 0 H: 0 R: 0 ER: 0 SO: 0 BB: 0 IBB: 0 HBP: 0 BLK: 0 WP: 0 HR: 0 S: 0 P: 0 ERA: 0.00 WHIP: 0.000	IP: 0.0 WLS: 0 BF: 0 H: 0 R: 0 ER: 0 SO: 0 BB: 0 IBB: 0 HBP: 0 BLK: 0 WP: 0 HR: 0 S: 0 P: 0 ERA: 0.00 WHIP: 0.000	IP: 0.0 WLS: 0 BF: 0 H: 0 R: 0 ER: 0 SO: 0 BB: 0 IBB: 0 HBP: 0 BLK: 0 WP: 0 HR: 0 S: 0 P: 0 ERA: 0.00 WHIP: 0.000	1B: 7 2B: 1 3B: 0 HR: 1	SF: 0 SAC: 0 DP: 0 HBP: 0	WP: 1 PB: 0 SB: 0 CS: 2	PA: 45

**St. Louis Cardinals @ Houston Astros**  
Astrodome, Houston, TX  
Sat Apr 29 1972, 7:05 PM EST  
Att: 24,614 - Unknown

livebaseballscores.com

AB 41  
R 4  
H 12  
RBI 3  
BB 1  
SO 5  
LOB 18




Batter	1	2	3	4	5	6	7	8	9	10	11	AB	R	H	RBI	BB	SO	LOB						
Roger Metzger, S OBP: 0.258, SLG: 0.157 (1, 6)												5	0	0	0	0	1	2						
Cesar Cedeno, R OBP: 0.447, SLG: 0.535 (1, 8)												4	1	1	0	1	0	0						
Jimmy Wynn, R OBP: 0.424, SLG: 0.620 (1, 9)												5	1	1	1	0	2	4						
Lee May, R OBP: 0.356, SLG: 0.556 (1, 3)												4	0	3	1	1	1	0						
Bob Watson, R OBP: 0.339, SLG: 0.375 (1, 7)												4	0	1	0	1	0	2						
Doug Rader, R OBP: 0.327, SLG: 0.529 (1, 5)												4	0	1	0	1	1	2						
Tommy Helms, R OBP: 0.236, SLG: 0.321 (1, 4)												5	0	1	0	0	0	5						
Johnny Edwards, L OBP: 0.326, SLG: 0.525 (1, 2)												4	0	0	0	1	1	3						
Ken Forsch, R OBP: 0.111, SLG: 0.111 Wade Blasingame, L (11, 1)												4	0	1	0	0	3	1						
Fred Gladding, L (11, 1) Norm Miller, L OBP: 0.364, SLG: 0.400 (11, PH)												0	0	0	0	0	0	0						
<b>Inning Stats</b>	R: 1 E: 0 K: 1 S: 8	H: 3 LOB: 3 BB: 1 P: 12	R: 0 E: 0 K: 2 S: 7	H: 0 LOB: 0 BB: 0 P: 7	R: 1 E: 0 K: 1 S: 7	H: 2 LOB: 1 BB: 0 P: 7	R: 0 E: 0 K: 0 S: 5	H: 2 LOB: 3 BB: 1 P: 9	R: 0 E: 0 K: 1 S: 5	H: 0 LOB: 0 BB: 0 P: 8	R: 0 E: 0 K: 0 S: 4	H: 0 LOB: 2 BB: 1 P: 8	R: 0 E: 0 K: 1 S: 5	H: 0 LOB: 0 BB: 0 P: 5	R: 0 E: 0 K: 1 S: 5	H: 1 LOB: 1 BB: 1 P: 9	R: 0 E: 0 K: 0 S: 3	H: 0 LOB: 0 BB: 0 P: 3	1B: 7 2B: 1 3B: 0 HR: 1	SF: 0 SAC: 0 DP: 0 HBP: 0	WP: 1 PB: 0 SB: 0 CS: 2	PA: 45		
<b>PITCHER</b>	Scipio Spinks, R ERA: 2.53 (1, 1)	Al Santorini, R ERA: (8, 1)	IP: 7.1 WLS: 7 BF: 33 H: 8 R: 2 ER: 2 SO: 7 BB: 4 IBB: 0 HBP: 0 BLK: 0 WP: 1 HR: 1 S: 43 P: 59 ERA: 2.46 WHIP: 1.636	IP: 3.2 WLS: 3 BF: 12 H: 1 R: 0 ER: 0 SO: 2 BB: 1 IBB: 0 HBP: 0 BLK: 0 WP: 0 HR: 0 S: 15 P: 19 ERA: 0.00 WHIP: 0.545	<b>PITCHER</b>	IP: 0.0 WLS: 0 BF: 0 H: 0 R: 0 ER: 0 SO: 0 BB: 0 IBB: 0 HBP: 0 BLK: 0 WP: 0 HR: 0 S: 0 P: 0 ERA: 0.00 WHIP: 0.000	IP: 0.0 WLS: 0 BF: 0 H: 0 R: 0 ER: 0 SO: 0 BB: 0 IBB: 0 HBP: 0 BLK: 0 WP: 0 HR: 0 S: 0 P: 0 ERA: 0.00 WHIP: 0.000	IP: 0.0 WLS: 0 BF: 0 H: 0 R: 0 ER: 0 SO: 0 BB: 0 IBB: 0 HBP: 0 BLK: 0 WP: 0 HR: 0 S: 0 P: 0 ERA: 0.00 WHIP: 0.000	IP: 0.0 WLS: 0 BF: 0 H: 0 R: 0 ER: 0 SO: 0 BB: 0 IBB: 0 HBP: 0 BLK: 0 WP: 0 HR: 0 S: 0 P: 0 ERA: 0.00 WHIP: 0.000	IP: 0.0 WLS: 0 BF: 0 H: 0 R: 0 ER: 0 SO: 0 BB: 0 IBB: 0 HBP: 0 BLK: 0 WP: 0 HR: 0 S: 0 P: 0 ERA: 0.00 WHIP: 0.000	IP: 0.0 WLS: 0 BF: 0 H: 0 R: 0 ER: 0 SO: 0 BB: 0 IBB: 0 HBP: 0 BLK: 0 WP: 0 HR: 0 S: 0 P: 0 ERA: 0.00 WHIP: 0.000	IP: 0.0 WLS: 0 BF: 0 H: 0 R: 0 ER: 0 SO: 0 BB: 0 IBB: 0 HBP: 0 BLK: 0 WP: 0 HR: 0 S: 0 P: 0 ERA: 0.00 WHIP: 0.000	IP: 0.0 WLS: 0 BF: 0 H: 0 R: 0 ER: 0 SO: 0 BB: 0 IBB: 0 HBP: 0 BLK: 0 WP: 0 HR: 0 S: 0 P: 0 ERA: 0.00 WHIP: 0.000	IP: 0.0 WLS: 0 BF: 0 H: 0 R: 0 ER: 0 SO: 0 BB: 0 IBB: 0 HBP: 0 BLK: 0 WP: 0 HR: 0 S: 0 P: 0 ERA: 0.00 WHIP: 0.000	IP: 0.0 WLS: 0 BF: 0 H: 0 R: 0 ER: 0 SO: 0 BB: 0 IBB: 0 HBP: 0 BLK: 0 WP: 0 HR: 0 S: 0 P: 0 ERA: 0.00 WHIP: 0.000	IP: 0.0 WLS: 0 BF: 0 H: 0 R: 0 ER: 0 SO: 0 BB: 0 IBB: 0 HBP: 0 BLK: 0 WP: 0 HR: 0 S: 0 P: 0 ERA: 0.00 WHIP: 0.000	IP: 0.0 WLS: 0 BF: 0 H: 0 R: 0 ER: 0 SO: 0 BB: 0 IBB: 0 HBP: 0 BLK: 0 WP: 0 HR: 0 S: 0 P: 0 ERA: 0.00 WHIP: 0.000	IP: 0.0 WLS: 0 BF: 0 H: 0 R: 0 ER: 0 SO: 0 BB: 0 IBB: 0 HBP: 0 BLK: 0 WP: 0 HR: 0 S: 0 P: 0 ERA: 0.00 WHIP: 0.000	IP: 0.0 WLS: 0 BF: 0 H: 0 R: 0 ER: 0 SO: 0 BB: 0 IBB: 0 HBP: 0 BLK: 0 WP: 0 HR: 0 S: 0 P: 0 ERA: 0.00 WHIP: 0.000	IP: 0.0 WLS: 0 BF: 0 H: 0 R: 0 ER: 0 SO: 0 BB: 0 IBB: 0 HBP: 0 BLK: 0 WP: 0 HR: 0 S: 0 P: 0 ERA: 0.00 WHIP: 0.000	1B: 7 2B: 1 3B: 0 HR: 1	SF: 0 SAC: 0 DP: 0 HBP: 0	WP: 1 PB: 0 SB: 0 CS: 2	PA: 45

**St. Louis Cardinals @ Houston Astros**  
Astrodome, Houston, TX  
Sat Apr 29 1972, 7:05 PM EST  
Att: 24,614 - Unknown

livebaseballscores.com

AB 40  
R 2  
H 9  
RBI 2  
BB 5  
SO 9  
LOB 19






Batter	1	2	3	4	5	6	7	8	9	AB	R	H	RBI	BB	SO	LOB	TOP				
<b>Lou Brock, L</b> OBP: 0.295, SLG: 0.246 (1, 7)	F8	FC4-6		K			S		FC6-4	5	0	2	1	0	1	3					
<b>Ted Sizemore, R</b> OBP: 0.233, SLG: 0.196 (1, 4)	E	CS	6-3		F7		5-3		FC6-4	4	1	0	0	0	0	2					
<b>Matty Alou, L</b> OBP: 0.411, SLG: 0.423 (1, 9)	E4		1-3		F9		5-3			4	1	1	0	0	0	1					
<b>Joe Torre, R</b> OBP: 0.417, SLG: 0.558 (1, 5)	P6		P4		F8				6-3	4	0	0	0	0	0	2					
<b>Joe Hague, L</b> OBP: 0.396, SLG: 0.457 (1, 3)	E3			G3					K	4	1	1	0	0	1	1					
<b>Jose Cruz, L</b> OBP: 0.327, SLG: 0.340 (1, 8)						G3-6-3-6-2-5			F8	4	1	2	2	0	0	1					
<b>Jerry McNertney, R</b> OBP: 0.385, SLG: 0.417 (1, 2)	K								F8	4	0	1	1	0	2	1					
<b>Ed Crosby, L</b> OBP: 0.390, SLG: 0.324 (1, 6)		1-3					G3			4	1	2	0	0	0	0					
<b>Bob Gibson, R</b> Tony Cloninger, R Mike Fiore, L Dennis Higgins, R Donn Clendenon, R Moe Drabowsky, R Joe Grzenda, R Luis Melendez, R (1, 1) (3, 1) (4, PH) (4, 1) (7, PH) (7, 1) (7, 1) (9, PH)		E6		K					5-3	1	0	0	0	0	0	0					
<b>Inning Stats</b>	R: 3 E: 2 K: 1 S: 8	H: 2 LOB: 1 BB: 0 P: 9	R: 0 E: 1 K: 0 S: 3	H: 0 LOB: 0 BB: 0 P: 3	R: 0 E: 0 K: 0 S: 3	H: 0 LOB: 0 BB: 0 P: 3	R: 1 E: 0 K: 2 S: 10	H: 3 LOB: 2 BB: 0 P: 10	R: 0 E: 0 K: 0 S: 5	H: 1 LOB: 0 BB: 0 P: 5	R: 1 E: 0 K: 0 S: 4	H: 1 LOB: 1 BB: 1 P: 8	R: 0 E: 0 K: 1 S: 5	H: 0 LOB: 0 BB: 0 P: 5	R: 1 E: 0 K: 0 S: 5	H: 2 LOB: 1 BB: 0 P: 5	1B: 7 2B: 2 3B: 0 HR: 0	SF: 0 SAC: 0 DP: 1 HBP: 1	WP: 0 PB: 0 SB: 3 CS: 1	PA: 39	
<b>PITCHER</b>	IP	WLS	BF	H	R	ER	SO	BB	IBB	HBP	BLK	WP	HR	S	P	ERA	WHIP				
<b>Don Wilson, R</b> ERA: 2.87 (1, 1)	6.1	W	28	7	5	1	4	1	0	1	0	0	0	34	39	1.42	1.263				
<b>Jim Ray, R</b> ERA: 2.51 (7, 1)	2.2	S	10	2	1	1	1	0	0	0	0	0	0	12	12	3.38	0.750				

St. Louis Cardinals @ Houston Astros  
Astrodome, Houston, TX  
Sun Apr 30 1972, 4:33 AM EDT  
Att: 17,654 - Unknown


AB 36  
R 6  
H 9  
RBI 4  
BB 1  
SO 5  
LOB 14



Batter	1	2	3	4	5	6	7	8	9	AB	R	H	RBI	BB	SO	LOB	BOTTOM				
<b>Roger Metzger, S</b> OBP: 0.254, SLG: 0.145 (1, 6)	BB	FC6-4		4-3	FC3-6		FC6-4			4	1	0	1	1	0	4					
<b>Cesar Cedeno, R</b> OBP: 0.442, SLG: 0.532 (1, 8)	K	CS					3-1		5-3	4	1	1	0	1	1	1					
<b>Jimmy Wynn, R</b> OBP: 0.453, SLG: 0.660 (1, 9)	BB						F9		5-3	3	2	2	1	2	0	0					
<b>Lee May, R</b> OBP: 0.375, SLG: 0.552 (1, 3)							K		5-3	4	1	2	1	1	1	2					
<b>Bob Watson, R</b> OBP: 0.344, SLG: 0.392 (1, 7)	SF7			K					5-3	3	1	1	1	1	1	4					
<b>Doug Rader, R</b> OBP: 0.333, SLG: 0.537 (1, 5)	K									3	0	1	2	1	1	4					
<b>Tommy Helms, R</b> OBP: 0.250, SLG: 0.333 (1, 4)										4	1	1	1	1	0	3					
<b>Johnny Edwards, L</b> OBP: 0.383, SLG: 0.548 (1, 2)										2	0	2	0	2	0	0					
<b>Don Wilson, R</b> Jim Ray, R (1, 1) (7, 1)										3	0	0	0	0	2	5					
<b>Inning Stats</b>	R: 2 E: 0 K: 2 S: 8	H: 1 LOB: 1 BB: 2 P: 16	R: 1 E: 0 K: 1 S: 5	H: 1 LOB: 0 BB: 1 P: 9	R: 3 E: 0 K: 1 S: 8	H: 3 LOB: 2 BB: 2 P: 16	R: 0 E: 0 K: 0 S: 4	H: 1 LOB: 3 BB: 2 P: 12	R: 0 E: 0 K: 1 S: 5	H: 0 LOB: 0 BB: 0 P: 5	R: 1 E: 0 K: 0 S: 6	H: 4 LOB: 2 BB: 0 P: 6	R: 0 E: 0 K: 0 S: 4	H: 1 LOB: 3 BB: 2 P: 12	1B: 5 2B: 6 3B: 0 HR: 0	SF: 2 SAC: 0 DP: 0 HBP: 0	WP: 0 PB: 0 SB: 1 CS: 1	PA: 44			
<b>PITCHER</b>	IP	WLS	BF	H	R	ER	SO	BB	IBB	HBP	BLK	WP	HR	S	P	ERA	WHIP				
<b>Bob Gibson, R</b> ERA: 5.56 (1, 1)	2.2	L	16	5	6	6	4	4	0	0	0	0	0	1	5	0.00	0.000				
<b>Tony Cloninger, R</b> ERA: 5.4 (3, 1)	0.1		2	0	0	0	0	0	1	0	0	0	0	1	5	0.00	0.000				
<b>Dennis Higgins, R</b> ERA: 6.75 (4, 1)	3.0		13	1	0	0	2	3	0	0	0	0	0	14	26	0.00	1.333				
<b>Moe Drabowsky, R</b> ERA: 1.69 (7, 1)	0.2		5	4	1	1	0	0	0	0	0	0	0	5	5	13.50	6.000				
<b>Joe Grzenda, L</b> ERA: 6.75 (7, 1)	1.1		7	1	0	0	0	0	2	0	0	0	0	5	13	0.00	0.750				

St. Louis Cardinals @ Houston Astros  
Astrodome, Houston, TX  
Sun Apr 30 1972, 4:33 AM EDT  
Att: 17,654 - Unknown

AB 31  
R 7  
H 11  
RBI 7  
BB 10  
SO 6  
LOB 23









Batter	1	2	3	4	5	6	7	8	9	AB	R	H	RBI	BB	SO	LOB	TOP		
<b>Pete Rose, S</b> OBP: 0.315, SLG: 0.328 (1, 7)	0-0 6-3		4-0 BB BB		0-0 F8			0-0 4-3		3	0	0	0	1	0	0	<b>Cincinnati Reds @ St. Louis Cardinals</b> Busch Stadium, St. Louis, MO Wed May 03 1972, 7:05 PM CDT Att: 6,935 - Unknown		
<b>Joe Morgan, L</b> OBP: 0.343, SLG: 0.361 (1, 4)	0-0 F7		4-0 BB BB			4-0 CS BB		0-0 F5		2	0	0	0	2	0	0			
<b>Bobby Tolan, L</b> OBP: 0.456, SLG: 0.750 (1, 8)	0-0 G1		0-0 F7			0-3 K		0-0 1-3		4	0	0	0	0	1	4			
<b>Johnny Bench, R</b> OBP: 0.365, SLG: 0.490 (9, PR) <b>Cesar Geronimo, L</b> OBP: 0.240, SLG: 0.304 (9, PR)		0-3 K		0-0 HR		0-0 1B		0-0 1B		4	1	3	1	0	1	0			
<b>Tony Perez, R</b> OBP: 0.327, SLG: 0.396 (9, PR) <b>Darrel Chaney, S</b> OBP: 0.500, SLG: 0.500 (9, PR)		0-3 K		0-3 K		0-3 K		0-0 FC4-2-5		4	0	1	0	0	3	1			
<b>Ted Uhlhaender, L</b> OBP: 0.297, SLG: 0.219 (1, 9)	0-0 3-1		0-3 K				0-0 4-3		0-0 FC4-2-5	4	0	0	0	0	1	3			
<b>Denis Menke, R</b> OBP: 0.397, SLG: 0.451 (1, 5)			0-0 4-1 2B		0-0 P4		0-0 P4		0-3 K	4	0	1	0	0	1	2			
<b>Dave Concepcion, R</b> OBP: 0.328, SLG: 0.364 (9, PH) <b>Hal McRae, R</b> (9, PH)			0-0 4-1		0-3 K		0-0 K		0-0 P9	3	0	1	0	0	1	1			
<b>Jack Billingham, R</b> (1, 1) <b>Bernie Carbo, L</b> (7, PH) <b>Ed Sprague, R</b> (7, 1)			0-0 2-3		0-0 1-3		0-3 K		0-0 P4	2	0	0	0	0	1	1			
<b>Inning Stats</b>	R: 0 E: 0 K: 0 S: 3	H: 0 LOB: 0 BB: 0 P: 3	R: 0 E: 0 K: 2 S: 7	H: 0 LOB: 0 BB: 0 P: 7	R: 0 E: 0 K: 0 S: 4	H: 1 LOB: 3 BB: 2 P: 12	R: 1 E: 0 K: 2 S: 8	H: 1 LOB: 0 BB: 0 P: 8	R: 0 E: 0 K: 2 S: 7	H: 0 LOB: 0 BB: 0 P: 7	R: 0 E: 0 K: 0 S: 4	H: 1 LOB: 1 BB: 1 P: 11	R: 0 E: 0 K: 0 S: 4	H: 1 LOB: 1 BB: 0 P: 4	R: 0 E: 0 K: 0 S: 3	H: 2 LOB: 2 BB: 0 P: 7		1B: 3 2B: 2 3B: 0 HR: 1	SF: 0 SAC: 0 DP: 0 HBP: 0
<b>PITCHER</b> <b>Reggie Cleveland, R</b> ERA: 3.03 (1, 1)	IP: 9.0 WLS: W BF: 35 H: 6 R: 1 ER: 1 SO: 9 BB: 3 IBB: 0 HBP: 0 BLK: 0 WP: 0 HR: 1 S: 50 P: 62 ERA: 1.00 WHIP: 1.000																		

AB	32
R	1
H	6
RBI	1
BB	3
SO	9
LOB	15



Batter	1	2	3	4	5	6	7	8	9	AB	R	H	RBI	BB	SO	LOB	BOTTOM		
<b>Lou Brock, L</b> OBP: 0.329, SLG: 0.297 (1, 7)	0-0 FC6-4 1B		0-0 F7		4-0 IBB			4-0 BB		2	0	1	0	2	0	0	<b>Cincinnati Reds @ St. Louis Cardinals</b> Busch Stadium, St. Louis, MO Wed May 03 1972, 7:05 PM CDT Att: 6,935 - Unknown		
<b>Ted Sizemore, R</b> OBP: 0.232, SLG: 0.200 (1, 4)	0-0 FC6-4 1B		0-0 5-3		0-0 5-3		0-0 F8		4	0	0	0	0	0	5				
<b>Matty Alou, L</b> OBP: 0.385, SLG: 0.393 (1, 9) <b>Jose Cruz, L</b> OBP: 0.321, SLG: 0.333 (9, 9)	0-0 G6-4-3 1B		0-0 F9		0-0 4-3		0-0 5-3		4	0	1	0	0	0	1				
<b>Joe Torre, R</b> OBP: 0.411, SLG: 0.549 (1, 5)	0-0 G6-4-3			0-0 BB 1B 1B	0-0 5-3			0-0 6-3		4	1	1	0	0	2				
<b>Ted Simmons, S</b> OBP: 0.370, SLG: 0.431 (1, 2)		0-3 K		0-0 BB 1B	0-0 F9		0-0 1-3		4	1	1	0	0	1	0				
<b>Joe Hague, L</b> OBP: 0.396, SLG: 0.421 (1, 3)		4-0 FC5-4 BB		4-0 1B BB		0-0 G3		0-0 4-3		2	0	0	0	2	0				
<b>Luis Melendez, R</b> OBP: 0.250, SLG: 0.500 (1, 8)		0-0 FC5-4 1B		0-0 L1		0-0 1-3		0-0 4-3		3	0	0	0	0	4				
<b>Ed Crosby, L</b> OBP: 0.383, SLG: 0.326 (1, 6)		0-0 1B		0-0 1B		0-0 F9			3	0	2	2	0	0	0				
<b>Reggie Cleveland, R</b> OBP: 0.083, SLG: 0.083 (1, 1)		0-0 1-3		0-0 5-3		0-0 6-3			3	0	0	0	0	0	4				
<b>Inning Stats</b>	R: 0 E: 0 K: 0 S: 4	H: 2 LOB: 1 BB: 0 P: 4	R: 0 E: 0 K: 1 S: 6	H: 1 LOB: 2 BB: 1 P: 10	R: 0 E: 0 K: 0 S: 3	H: 0 LOB: 0 BB: 0 P: 3	R: 2 E: 0 K: 0 S: 6	H: 3 LOB: 3 BB: 2 P: 14	R: 0 E: 0 K: 0 S: 3	H: 0 LOB: 0 BB: 0 P: 3	R: 0 E: 0 K: 0 S: 3	H: 0 LOB: 1 BB: 1 P: 7	R: 0 E: 0 K: 0 S: 3	H: 0 LOB: 0 BB: 0 P: 3	R: 0 E: 0 K: 0 S: 3	H: 0 LOB: 0 BB: 0 P: 3		1B: 6 2B: 0 3B: 0 HR: 0	SF: 0 SAC: 0 DP: 1 HBP: 0
<b>PITCHER</b> <b>Jack Billingham, R</b> ERA: 6.38 (1, 1) <b>Ed Sprague, R</b> ERA: 3.0 (7, 1)	IP: 6.0 WLS: L BF: 26 H: 6 R: 2 ER: 2 SO: 1 BB: 2 IBB: 1 HBP: 0 BLK: 0 WP: 0 HR: 0 S: 25 P: 37 ERA: 3.00 WHIP: 1.333																		

AB	29
R	2
H	6
RBI	2
BB	4
SO	1
LOB	16





Batter	1	2	3	4	5	6	7	8	9	AB	R	H	RBI	BB	SO	LOB	TOP				
<b>Pete Rose, S</b> OBP: 0.333, SLG: 0.319 (1, 7)	4-3		1B E BB	4-3			3B BB	3B HBP IBB		2	3	0	0	3	0	0	<b>Cincinnati Reds @ St. Louis Cardinals</b> Busch Stadium, St. Louis, MO Thu May 04 1972, 3:33 AM CDT Att: 9,299 - Unknown <a href="http://livebaseballscorecards.com">livebaseballscorecards.com</a>				
<b>Joe Morgan, L</b> OBP: 0.347, SLG: 0.385 (1, 4)	K		F8		F8		F9 3B 1-H 2-H	3B HBP		4	1	1	2	0	1	1					
<b>Bobby Tolan, L</b> OBP: 0.479, SLG: 0.781 (1, 8)			E S 1B 1B				F9 3B 3-H	3B 1-H 2-H 3-H		4	1	3	3	1	0	1					
<b>Johnny Bench, R</b> OBP: 0.338, SLG: 0.446 (1, 2)	F8		P4		K		5-3	6-3		5	0	0	0	0	1	5					
<b>Tony Perez, R</b> OBP: 0.333, SLG: 0.396 (1, 3)			F8 1B BB		K			K	5-3	5	0	2	1	0	2	1					
<b>Bernie Carbo, L</b> OBP: 0.353, SLG: 0.083 (8, PR)			3-H 1B		F8			E 1B BB	FC4-6 BB	2	0	1	0	2	0	0					
<b>Cesar Geronimo, L</b> OBP: 0.269, SLG: 0.304 (8, 9)			1-2 1B		1-2 BB					0	1	0	0	1	0	0					
<b>Denis Menke, R</b> OBP: 0.382, SLG: 0.429 (1, 5)	K		P6		6-3			E8 1B 1B	FC4-6 BB 1-2	5	1	1	0	0	1	5					
<b>Dave Concepcion, R</b> OBP: 0.317, SLG: 0.350 (1, 6)	F8				1-4-3			HBP SH2-4 3B 1B 2-H 3-H	5-3	5	1	1	2	0	1	3					
<b>Jim McGlothlin, R</b> OBP: 0.200, SLG: 0.200 (1, 1)	K				1-3			SH2-4 1B 1-2		3	1	1	0	0	1	2					
<b>Jim Merritt, L</b> OBP: 0.200, SLG: 0.200 (7, 1)	K									0	0	0	0	0	0	0					
<b>Clay Carroll, R</b> OBP: 0.200, SLG: 0.200 (7, 1)	K						BB 3B 1B			0	0	0	0	0	0	0					
<b>Inning Stats</b>	R: 0 E: 0 K: 1 S: 5	H: 0 LOB: 1 BB: 1 P: 9	R: 0 E: 0 K: 2 S: 9	H: 2 LOB: 2 BB: 0 P: 9	R: 2 E: 0 K: 0 S: 5	H: 2 LOB: 2 BB: 2 P: 13	R: 0 E: 0 K: 1 S: 5	H: 0 LOB: 0 BB: 0 P: 5	R: 0 E: 0 K: 2 S: 8	H: 1 LOB: 1 BB: 0 P: 8	R: 0 E: 0 K: 0 S: 3	H: 0 LOB: 0 BB: 0 P: 3	R: 2 E: 0 K: 0 S: 4	H: 2 LOB: 3 BB: 1 P: 8	R: 5 E: 1 K: 1 S: 8	H: 3 LOB: 2 BB: 2 P: 17	R: 0 E: 0 K: 0 S: 3	H: 0 LOB: 1 BB: 1 P: 7	1B: 8 2B: 0 3B: 2 HR: 0	SF: 0 SAC: 1 DP: 0 HBP: 1	WP: 0 PA: 44 PB: 0 SB: 1 CS: 0
<b>PITCHER</b>	IP	WLS	BF	H	R	ER	SO	BB	IBB	HBP	BLK	WP	HR	S	P	ERA	WHIP				
<b>Scipio Spinks, R</b> ERA: 3.18 (1, 1)	7.0		31	7	4	4	6	4	0	0	0	0	0	39	55	5.14	1.571				
<b>Al Santorini, R</b> ERA: 3.89 (8, 1)	0.1	L	4	2	3	3	1	1	0	0	0	0	0	5	9	81.00	9.000				
<b>Joe Grzenda, L</b> ERA: 6.75 (8, 1)	1.2		9	1	2	2	0	1	1	1	0	0	0	6	15	10.80	1.200				

Batter	1	2	3	4	5	6	7	8	9	AB	R	H	RBI	BB	SO	LOB	BOTTOM				
<b>Lou Brock, L</b> OBP: 0.320, SLG: 0.290 (1, 7)	E3 S 2B		K		F7		1B 1B 1-3 3-H	F7		5	1	1	1	0	1	0	<b>Cincinnati Reds @ St. Louis Cardinals</b> Busch Stadium, St. Louis, MO Thu May 04 1972, 3:33 AM CDT Att: 9,299 - Unknown <a href="http://livebaseballscorecards.com">livebaseballscorecards.com</a>				
<b>Ted Sizemore, R</b> OBP: 0.243, SLG: 0.229 (1, 4)	1B 2B		6-3		F9		1B 1-2 3-H	F8		5	1	2	2	0	0	0					
<b>Matty Alou, L</b> OBP: 0.391, SLG: 0.400 (1, 9)			4-3		P4		P4 1-2 2-3	6-3		4	0	2	1	0	0	0					
<b>Al Santorini, R</b> ERA: 3.89 (8, 1)										0	0	0	0	0	0	0					
<b>Joe Grzenda, R</b> ERA: 3.89 (8, 1)										0	0	0	0	0	0	0					
<b>Marty Martinez, S</b> OBP: 0.500, SLG: 0.500 (9, PH)	G5-4-3 1B									1	0	0	0	0	0	0					
<b>Joe Torre, R</b> OBP: 0.400, SLG: 0.527 (1, 5)	G5-4-3 1-2				FC4 1B		P4 K			4	0	1	0	0	1	4					
<b>Ted Simmons, S</b> OBP: 0.362, SLG: 0.418 (1, 2)	6-3				FC4 1B 1-2		4-3	E 4-3 1B		4	1	1	0	0	0	1					
<b>Joe Hague, L</b> OBP: 0.404, SLG: 0.429 (1, 3)			F8		1-2 1B		P6	E9 1B 1-3		4	0	2	0	0	0	0					
<b>Luis Melendez, R</b> OBP: 0.250, SLG: 0.500 (1, 8)					F9		F2	5-3		4	0	1	0	0	0	4					
<b>Ed Crosby, L</b> OBP: 0.373, SLG: 0.319 (1, 6)			G3		F7		1B 1B	4-3		4	1	1	1	0	0	4					
<b>Scipio Spinks, R</b> OBP: 0.273, SLG: 0.273 (1, 1)			F8				1B 1B 3-H	F7		2	0	0	0	0	1	1					
<b>Jose Cruz, L</b> OBP: 0.328, SLG: 0.340 (7, PH)					K		1B 1B 1-3			2	1	1	0	0	0	1					
<b>Inning Stats</b>	R: 2 E: 1 K: 0 S: 5	H: 2 LOB: 0 BB: 0 P: 5	R: 0 E: 0 K: 0 S: 4	H: 1 LOB: 1 BB: 0 P: 4	R: 0 E: 0 K: 1 S: 5	H: 0 LOB: 0 BB: 0 P: 5	R: 0 E: 0 K: 0 S: 5	H: 2 LOB: 2 BB: 0 P: 5	R: 0 E: 0 K: 1 S: 5	H: 0 LOB: 0 BB: 0 P: 5	R: 0 E: 0 K: 0 S: 3	H: 0 LOB: 0 BB: 0 P: 3	R: 2 E: 0 K: 1 S: 10	H: 5 LOB: 3 BB: 0 P: 10	R: 1 E: 1 K: 0 S: 5	H: 2 LOB: 1 BB: 0 P: 5	R: 0 E: 0 K: 0 S: 3	H: 0 LOB: 0 BB: 0 P: 3	1B: 10 2B: 2 3B: 0 HR: 0	SF: 0 SAC: 0 DP: 1 HBP: 0	WP: 0 PA: 39 PB: 0 SB: 1 CS: 0
<b>PITCHER</b>	IP	WLS	BF	H	R	ER	SO	BB	IBB	HBP	BLK	WP	HR	S	P	ERA	WHIP				
<b>Jim McGlothlin, R</b> ERA: 5.09 (1, 1)	6.2		29	9	4	3	2	0	0	0	0	0	0	33	33	4.05	1.350				
<b>Jim Merritt, L</b> ERA: 4.5 (7, 1)	0.0		1	1	0	0	0	0	0	0	0	0	0	1	1	∞	∞				
<b>Clay Carroll, R</b> ERA: 3.55 (7, 1)	2.1	W	9	2	1	1	1	0	0	0	0	0	0	11	11	3.86	0.857				



Batter	1	2	3	4	5	6	7	8	9	AB	R	H	RBI	BB	SO	LOB	TOP				
Felix Millan, R OBP: 0.315, SLG: 0.310 (1, 4)										5	1	1	0	0	1	4	<b>Atlanta Braves @ St. Louis Cardinals</b> Busch Stadium, St. Louis, MO Fri May 05 1972, 7:05 PM CDT Att: 21,907 - Unknown				
Ralph Garr, L OBP: 0.349, SLG: 0.425 (1, 8) (7, 7)										5	0	0	0	0	0	1					
Hank Aaron, R OBP: 0.394, SLG: 0.542 (1, 9)										3	1	1	2	1	1	0					
Rico Carty, R OBP: 0.544, SLG: 0.571 Dusty Baker Jr., R OBP: 0.161, SLG: 0.138 (1, 7) (7, 8)										3	0	1	0	1	1	3					
Earl Williams, R OBP: 0.325, SLG: 0.406 (1, 2)										3	0	0	0	1	1	3					
Orlando Cepeda, R OBP: 0.425, SLG: 0.600 (1, 3)										4	0	1	0	0	1	3					
Darrell Evans, L OBP: 0.338, SLG: 0.411 (1, 5)										4	0	0	0	0	0	1					
Marty Perez, R OBP: 0.333, SLG: 0.324 (1, 6)										4	0	2	0	0	0	1					
Phil Niekro, R OBP: 0.071, SLG: 0.071 (1, 1)										4	0	0	0	0	2	4					
<b>Inning Stats</b>	R: 2 E: 0 K: 2 S: 9	H: 2 LOB: 1 BB: 1 P: 13	R: 0 E: 1 K: 1 S: 6	H: 0 LOB: 1 BB: 0 P: 6	R: 0 E: 0 K: 1 S: 6	H: 1 LOB: 2 BB: 0 P: 6	R: 0 E: 1 K: 0 S: 6	H: 0 LOB: 2 BB: 1 P: 10	R: 0 E: 0 K: 0 S: 3	H: 0 LOB: 1 BB: 1 P: 7	R: 0 E: 0 K: 0 S: 3	H: 0 LOB: 0 BB: 0 P: 3	R: 0 E: 0 K: 1 S: 5	H: 0 LOB: 0 BB: 0 P: 5	1B: 5 2B: 0 3B: 0 HR: 1	SF: 0 SAC: 0 DP: 1 HBP: 0		WP: 0 PA: 38 PB: 0 SB: 2 CS: 0			
<b>PITCHER</b> Bob Gibson, R ERA: 4.55 (1, 1)	IP: 9.0 WLS: L BF: 38	H: 6 R: 2 ER: 2 SO: 7	BB: 3 IBB: 0 HBP: 0 BLK: 0	WP: 0 HR: 1 S: 49 P: 61	ERA: 2.00 WHIP: 1.000	<b>PITCHER</b>											IP: 9.0 WLS: L BF: 38	H: 6 R: 2 ER: 2 SO: 7	BB: 3 IBB: 0 HBP: 0 BLK: 0	WP: 0 HR: 1 S: 49 P: 61	ERA: 2.00 WHIP: 1.000

Batter	1	2	3	4	5	6	7	8	9	AB	R	H	RBI	BB	SO	LOB	BOTTOM				
Lou Brock, L OBP: 0.342, SLG: 0.315 (1, 7)										4	1	3	0	0	0	0	<b>Atlanta Braves @ St. Louis Cardinals</b> Busch Stadium, St. Louis, MO Fri May 05 1972, 7:05 PM CDT Att: 21,907 - Unknown				
Ted Sizemore, R OBP: 0.244, SLG: 0.230 (1, 4)										4	0	1	0	0	1	2					
Matty Alou, L OBP: 0.370, SLG: 0.377 (1, 9)										4	0	0	0	0	0	2					
Joe Torre, R OBP: 0.391, SLG: 0.508 (1, 5)										4	0	1	1	0	0	0					
Ted Simmons, S OBP: 0.339, SLG: 0.390 (1, 2)										4	0	0	0	0	1	2					
Joe Hague, L OBP: 0.400, SLG: 0.444 (1, 3)										3	0	1	0	0	1	0					
Luis Melendez, R OBP: 0.283, SLG: 0.474 (1, 8)										3	0	1	0	0	0	1					
Ed Crosby, L OBP: 0.352, SLG: 0.300 (1, 6)										3	0	0	0	0	0	1					
Bob Gibson, R Jose Cruz, L OBP: 0.322, SLG: 0.333 (1, 1) (9, PH)										2	0	0	0	0	1	0					
<b>Inning Stats</b>	R: 0 E: 0 K: 0 S: 3	H: 0 LOB: 0 BB: 0 P: 3	R: 0 E: 0 K: 0 S: 4	H: 1 LOB: 0 BB: 0 P: 4	R: 0 E: 0 K: 1 S: 6	H: 1 LOB: 1 BB: 0 P: 6	R: 0 E: 0 K: 0 S: 3	H: 0 LOB: 0 BB: 0 P: 3	R: 0 E: 0 K: 0 S: 3	H: 0 LOB: 0 BB: 0 P: 3	R: 0 E: 0 K: 1 S: 5	H: 1 LOB: 0 BB: 0 P: 5	R: 0 E: 0 K: 0 S: 3	H: 0 LOB: 0 BB: 0 P: 3	R: 0 E: 0 K: 1 S: 5	H: 1 LOB: 2 BB: 0 P: 5		1B: 6 2B: 1 3B: 0 HR: 0	SF: 0 SAC: 0 DP: 2 HBP: 0	WP: 0 PA: 32 PB: 0 SB: 0 CS: 0	
<b>PITCHER</b> Phil Niekro, R ERA: 2.43 (1, 1)	IP: 9.0 WLS: W BF: 32	H: 7 R: 1 ER: 1 SO: 5	BB: 0 IBB: 0 HBP: 0 BLK: 0	WP: 0 HR: 0 S: 42 P: 42	ERA: 1.00 WHIP: 0.778	<b>PITCHER</b>											IP: 9.0 WLS: W BF: 32	H: 7 R: 1 ER: 1 SO: 5	BB: 0 IBB: 0 HBP: 0 BLK: 0	WP: 0 HR: 0 S: 42 P: 42	ERA: 1.00 WHIP: 0.778



Batter	1	2	3	4	5	6	7	8	9	AB	R	H	RBI	BB	SO	LOB	TOP			
<b>Felix Millan, R</b> OBP: 0.323, SLG: 0.318 (1,4)	0-0 4-3		0-0 1B		0-0 1B		0-0 5-3			4	0	2	0	0	0	0				
<b>Ralph Garr, L</b> OBP: 0.333, SLG: 0.405 (1,8)	0-0 6-3		0-0 F9		0-0 F8			0-0 F8		4	0	0	0	0	0	2				
<b>Hank Aaron, R</b> OBP: 0.387, SLG: 0.571 (1,9)	0-0 1-3			0-0 P4	0-0 F8			0-0 HR		4	1	1	1	0	0	1				
<b>Rico Carty, R</b> OBP: 0.525, SLG: 0.565 (1,7)		0-0 F9		0-0 1B	2B		0-0 1-3	0-0 4-3		4	1	1	0	0	0	0				
<b>Earl Williams, R</b> OBP: 0.333, SLG: 0.403 (1,2)		0-0 1B		4-0 1B	1B		0-0 F7	0-0 F8		3	0	1	0	1	0	0				
<b>Orlando Cepeda, R</b> OBP: 0.480, SLG: 0.667 (1,3)		0-3 K		0-0 1B	1B		0-0 2B		0-0 FC6-4	4	0	3	1	0	1	1				
<b>Darrell Evans, L</b> OBP: 0.333, SLG: 0.400 (1,5)		0-0 F8		0-0 1B	1B		0-0 P4		0-0 P6	4	0	1	0	0	0	3				
<b>Marty Perez, R</b> OBP: 0.329, SLG: 0.319 (1,6)			0-0 1B	0-0 G6-4-3	1B		0-0 F8		0-0 F9	4	0	1	0	0	0	4				
<b>Mike McQueen, L</b> OBP: 0.250, SLG: 0.250 (1,1)			0-0 G4-6-3				0-0 F8		0-0 FC6-4	2	0	0	0	0	1	1				
<b>Gary Neibauer, R</b> (5,1)										0	0	0	0	0	0	0				
<b>Mike Lum, L</b> OBP: 0.288, SLG: 0.200 (7,PH)										1	0	0	0	0	0	0				
<b>Pat Jarvis, R</b> (7,1)										0	0	0	0	0	0	0				
<b>Jim Breazeale, L</b> OBP: 0.308, SLG: 0.385 (9,PH)										1	0	0	0	0	0	1				
<b>Inning Stats</b>	R: 0 E: 0 K: 0 S: 3	H: 0 LOB: 0 BB: 0 P: 3	R: 0 E: 0 K: 1 S: 6	H: 1 LOB: 1 BB: 0 P: 6	R: 0 E: 0 K: 0 S: 4	H: 2 LOB: 1 BB: 0 P: 4	R: 1 E: 0 K: 0 S: 5	H: 3 LOB: 2 BB: 1 P: 9	R: 0 E: 0 K: 1 S: 6	H: 1 LOB: 1 BB: 0 P: 4	R: 0 E: 0 K: 0 S: 3	H: 0 LOB: 0 BB: 0 P: 3	R: 1 E: 0 K: 0 S: 4	H: 1 LOB: 0 BB: 0 P: 4	R: 0 E: 0 K: 0 S: 4	H: 1 LOB: 1 BB: 0 P: 4	1B: 7 2B: 2 3B: 0 HR: 1	SF: 0 SAC: 0 DP: 2 HBP: 0	WP: 0 PB: 0 SB: 0 CS: 0	PA: 36
<b>PITCHER</b> <b>Rick Wise, R</b> ERA: 3.18 (1,1)	IP: 9.0 WLS: W BF: 36 H: 10 R: 2 ER: 2 SO: 2 BB: 1 IBB: 0 HBP: 0 BLK: 0 WP: 0 HR: 1 S: 39 P: 43 ERA: 2.00 WHIP: 1.222															<b>PITCHER</b>				

Atlanta Braves @ St. Louis Cardinals  
 Busch Stadium, St. Louis, MO  
 Sat May 06 1972, 7:05 PM CDT  
 Att: 40,754 - Unknown

AB 35  
 R 2  
 H 10  
 RBI 2  
 BB 1  
 SO 2  
 LOB 13



Batter	1	2	3	4	5	6	7	8	9	AB	R	H	RBI	BB	SO	LOB	BOTTOM	
<b>Lou Brock, L</b> OBP: 0.349, SLG: 0.338 (1,7)	0-0 1B		0-0 4-3		0-0 F8		0-0 FC5-6			4	1	2	0	0	0	1		
<b>Luis Melendez, R</b> OBP: 0.348, SLG: 0.571 (1,8)	4-0 SF8		0-0 HR		4-0 1B		0-0 FC5-6		0-0 G4-3	2	2	1	0	2	0	1		
<b>Matty Alou, L</b> OBP: 0.377, SLG: 0.384 (1,9)	0-0 6-3		0-0 F8		0-0 1B		0-0 G4-3			4	0	2	0	0	0	2		
<b>Joe Torre, R</b> OBP: 0.397, SLG: 0.565 (1,5)	0-0 SF8		0-0 HR		0-0 L4-3			0-0 FC1-6		3	1	2	3	0	0	3		
<b>Ted Simmons, S</b> OBP: 0.333, SLG: 0.371 (1,2)	0-0 6-3		0-0 F9			4-0 FC5		0-0 FC1-6		3	0	0	1	1	0	2		
<b>Donn Clendenon, R</b> (1,3)										2	0	0	0	0	1	1		
<b>Joe Haque, L</b> OBP: 0.387, SLG: 0.426 (6,PH)										2	0	0	0	0	1	2		
<b>Ed Crosby, L</b> OBP: 0.345, SLG: 0.296 (1,6)			0-0 F5		0-0 F8		0-0 1B		0-0 F8	4	0	1	0	0	0	1		
<b>Daf Maxvill, R</b> (1,4)			0-0 F8		0-0 F7		0-3 K			3	0	0	0	0	1	2		
<b>Rick Wise, R</b> OBP: 0.353, SLG: 0.412 (1,1)			0-3 K			0-0 1B		0-0 FC5		3	0	1	0	0	1	2		
<b>Inning Stats</b>	R: 2 E: 0 K: 1 S: 7	H: 2 LOB: 1 BB: 1 P: 11	R: 0 E: 0 K: 1 S: 5	H: 0 LOB: 0 BB: 0 P: 5	R: 2 E: 0 K: 0 S: 5	H: 2 LOB: 0 BB: 0 P: 5	R: 0 E: 0 K: 0 S: 3	H: 0 LOB: 0 BB: 0 P: 3	R: 0 E: 0 K: 2 S: 8	H: 1 LOB: 2 BB: 1 P: 12	R: 0 E: 0 K: 0 S: 3	H: 1 LOB: 0 BB: 0 P: 3	R: 0 E: 0 K: 0 S: 4	H: 1 LOB: 1 BB: 0 P: 4	1B: 6 2B: 2 3B: 1 HR: 1	SF: 1 SAC: 0 DP: 2 HBP: 0	WP: 0 PB: 0 SB: 0 CS: 0	PA: 34
<b>PITCHER</b> <b>Mike McQueen, L</b> ERA: 5.4 (1,1)	IP: 4.1 WLS: L BF: 21 H: 6 R: 4 ER: 4 SO: 2 BB: 2 IBB: 0 HBP: 0 BLK: 0 WP: 0 HR: 1 S: 23 P: 31 ERA: 8.31 WHIP: 1.846															<b>PITCHER</b>		
<b>Gary Neibauer, R</b> ERA: 6.19 (5,1)	1.2 6 1 0 0 2 1 0 0 0 0 0 9 13 0.00 1.200																	
<b>Pat Jarvis, R</b> ERA: 6.45 (7,1)	2.0 7 2 0 0 0 0 0 0 0 0 0 7 7 0.00 1.000																	

Atlanta Braves @ St. Louis Cardinals  
 Busch Stadium, St. Louis, MO  
 Sat May 06 1972, 7:05 PM CDT  
 Att: 40,754 - Unknown

AB 30  
 R 4  
 H 9  
 RBI 4  
 BB 3  
 SO 4  
 LOB 17





Batter	1	2	3	4	5	6	7	8	9	AB	R	H	RBI	BB	SO	LOB	TOP					
Felix Millan, R (1,4) OBP: 0.327, SLG: 0.323	F9		HR		F8		F9		E8	5	1	2	1	0	0	1	<b>Atlanta Braves @ St. Louis Cardinals</b> Busch Stadium, St. Louis, MO Sun May 07 1972, 3:33 AM CDT Att: 11,773 - Unknown <a href="http://livebaseballscorecards.com">livebaseballscorecards.com</a>					
Ralph Garr, L (1,8) OBP: 0.358, SLG: 0.455	1B		HR		P4					4	1	3	2	1	0	1						
Rico Carty, R (1,7) OBP: 0.500, SLG: 0.529	1B									5	0	1	0	0	0	3						
Dusty Baker Jr., R (9,8) OBP: 0.161, SLG: 0.138	1B									0	0	0	0	0	0	0						
Orlando Cepeda, R (1,3) OBP: 0.448, SLG: 0.607	K									4	0	1	0	0	1	3						
Earl Williams, R (1,5) OBP: 0.330, SLG: 0.395	F7									4	0	1	0	0	0	3						
Gil Garrido, R (9,5)										0	0	0	0	0	0	0						
Mike Lum, L (1,9) OBP: 0.286, SLG: 0.188		1-3			4-3					3	0	0	0	1	0	0						
Paul Casanova, R (1,2) OBP: 0.208, SLG: 0.182	6-3									4	0	0	0	0	1	3						
Marty Perez, R (1,6) OBP: 0.325, SLG: 0.316	P4									4	1	1	0	0	0	0						
Ron Reed, R (1,1) OBP: 0.200, SLG: 0.333										3	0	1	0	0	0	0						
Darrell Evans, L (9,PH) OBP: 0.342, SLG: 0.400			6-3							0	1	0	0	1	0	0						
George Stone, L (9,1) OBP: 0.071, SLG: 0.071										0	0	0	0	0	0	0						
Phil Niekro, R (9,1) OBP: 0.071, SLG: 0.071										0	0	0	0	0	0	0						
Ron Schueler, R (9,1)										0	0	0	0	0	0	0						
<b>Inning Stats</b>	R: 0 E: 0 K: 1 S: 7	H: 2 LOB: 2 BB: 0 P: 7	R: 0 E: 0 K: 0 S: 3	H: 0 LOB: 0 BB: 0 P: 3	R: 2 E: 0 K: 0 S: 5	H: 2 LOB: 0 BB: 0 P: 5	R: 0 E: 0 K: 0 S: 3	H: 0 LOB: 0 BB: 0 P: 3	R: 0 E: 0 K: 0 S: 4	H: 1 LOB: 1 BB: 0 P: 4	R: 0 E: 1 K: 0 S: 4	H: 2 LOB: 2 BB: 1 P: 8	R: 0 E: 0 K: 0 S: 3	H: 0 LOB: 0 BB: 0 P: 3	R: 0 E: 0 K: 0 S: 4	H: 1 LOB: 1 BB: 0 P: 4		R: 2 E: 1 K: 1 S: 7	H: 2 LOB: 2 BB: 2 P: 15	1B: 8 2B: 1 3B: 0 HR: 1	SF: 0 SAC: 0 DP: 1 HBP: 0	WP: 0 PB: 0 SB: 1 CS: 0
<b>PITCHER</b>	IP WLS BF H R ER SO BB IBB HBP BLK WP HR S P ERA WHIP																					
Reggie Cleveland, R (1,1) ERA: 3.03	9.0 W 39	H 10 R 4 ER 3 SO 2	BB 1 IBB 2 HBP 0 BLK 0	WP 0 HR 1 S 40 P 52	ERA 3.00 WHIP 1.222																	

Batter	1	2	3	4	5	6	7	8	9	AB	R	H	RBI	BB	SO	LOB	BOTTOM						
Lou Brock, L (1,7) OBP: 0.368, SLG: 0.358	F9									4	1	3	0	0	0	0	<b>Atlanta Braves @ St. Louis Cardinals</b> Busch Stadium, St. Louis, MO Sun May 07 1972, 3:33 AM CDT Att: 11,773 - Unknown <a href="http://livebaseballscorecards.com">livebaseballscorecards.com</a>						
Luis Melendez, R (1,8) OBP: 0.308, SLG: 0.500	F9									3	0	0	0	0	0	2							
Matty Alou, L (1,9) OBP: 0.370, SLG: 0.382	SF9									3	0	1	1	0	0	2							
Joe Torre, R (1,5) OBP: 0.403, SLG: 0.554										3	0	1	0	1	0	2							
Ted Simmons, S (1,2) OBP: 0.329, SLG: 0.379	K									4	1	1	0	0	1	2							
Joe Hague, L (1,3) OBP: 0.409, SLG: 0.510										4	1	3	2	0	0	0							
Scipio Spinks, R (9,FR) OBP: 0.273, SLG: 0.273	P3									0	1	0	0	0	0	0							
Ed Crosby, L (1,6) OBP: 0.355, SLG: 0.310	F8									4	1	2	0	0	0	1							
Dal Maxvill, R (1,4) OBP: 0.333, SLG: 0.345	K									3	0	0	0	0	1	2							
Jose Cruz, L (9,PH) OBP: 0.067, SLG: 0.067										1	0	1	1	0	0	0							
Reggie Cleveland, R (1,1) OBP: 0.067, SLG: 0.067										3	0	0	0	0	0	1							
Mike Flore, L (9,PH) OBP: 0.333, SLG: 0.333	P6									1	0	1	1	0	0	0							
<b>Inning Stats</b>	R: 1 E: 0 K: 1 S: 7	H: 2 LOB: 1 BB: 0 P: 7	R: 0 E: 0 K: 1 S: 5	H: 0 LOB: 0 BB: 0 P: 5	R: 0 E: 0 K: 0 S: 4	H: 1 LOB: 1 BB: 0 P: 4	R: 1 E: 0 K: 0 S: 4	H: 2 LOB: 1 BB: 1 P: 8	R: 0 E: 0 K: 0 S: 3	H: 0 LOB: 0 BB: 0 P: 3	R: 0 E: 0 K: 0 S: 3	H: 1 LOB: 0 BB: 0 P: 3	R: 0 E: 0 K: 0 S: 4	H: 1 LOB: 1 BB: 0 P: 4	R: 0 E: 0 K: 0 S: 4	H: 1 LOB: 1 BB: 0 P: 4		R: 3 E: 0 K: 0 S: 5	H: 5 LOB: 2 BB: 0 P: 5	1B: 11 2B: 1 3B: 0 HR: 1	SF: 1 SAC: 1 DP: 2 HBP: 0	WP: 0 PB: 0 SB: 2 CS: 0	PA: 36
<b>PITCHER</b>	IP WLS BF H R ER SO BB IBB HBP BLK WP HR S P ERA WHIP																						
Ron Reed, R (1,1) ERA: 5.54	0.0	1 1 1 1 0	0 0 0 0 0	0 0 0 0 0	0 0 1 1	∞ ∞																	
George Stone, L (9,1) ERA: 14.85	0.0	L 3 3	1 1 0	0 0 0 0 0	0 0 3 3	∞ ∞																	
Phil Niekro, R (9,1) ERA: 2.88	0.0	1 1 1 1 0	0 0 0 0 0	0 0 0 0 0	0 0 1 1	∞ ∞																	
Ron Schueler, R (9,1) ERA:	0.0	1 1 1 1 0	0 0 0 0 0	0 0 0 0 0	0 0 1 1	∞ ∞																	



Batter	1	2	3	4	5	6	7	8	9	AB	R	H	RBI	BB	SO	LOB	TOP					
Roger Metzger, S (1, 6) OBP: 0.247, SLG: 0.182 Jesus Alou, R (9, PH) OBP: 0.333, SLG: 0.533	K		L6		FC6-4 1B		E8 1B		FC6-4	4	1	0	0	0	1	1						
Cesar Cedeno, R (1, 8) OBP: 0.467, SLG: 0.507	K		K		FC3-6 1B					4	0	2	1	0	2	0						
Jimmy Wynn, R (1, 9) OBP: 0.303, SLG: 0.658	1B		L8		FC3-6		F7			4	0	1	0	0	0	3						
Lee May, R (1, 3) OBP: 0.353, SLG: 0.468	5-3				F7		FC1-6 1B		P6	4	0	1	0	0	0	1						
Bob Watson, R (1, 7) OBP: 0.354, SLG: 0.371			F7		L4		FC1-6		F8	4	0	0	0	0	0	1						
Doug Rader, R (1, 5) OBP: 0.309, SLG: 0.446	K				S 1B		P4		6-3	4	0	1	0	0	1	1						
Tommy Helms, R (1, 4) OBP: 0.235, SLG: 0.280			1B BB		P4		L5			2	0	0	0	2	0	2						
Johnny Edwards, L (1, 2) OBP: 0.394, SLG: 0.534					1B		FC6-4 BB		F8	3	0	1	0	1	0	1						
Don Wilson, R (1, 1) Norm Miller, L (7, PH) OBP: 0.406, SLG: 0.462 George Culver, R (7, 1) Jimmy Stewart, S (9, PH) OBP: 0.143, SLG: 0.143	K				F2		P6		L4	2	0	0	0	0	1	3						
<b>Inning Stats</b>	R: 0 E: 0 K: 2 S: 8	H: 1 LOB: 1 BB: 0 P: 8	R: 0 E: 0 K: 2 S: 8	H: 1 LOB: 2 BB: 1 P: 12	R: 0 E: 0 K: 1 S: 5	H: 0 LOB: 0 BB: 0 P: 5	R: 0 E: 0 K: 0 S: 4	H: 1 LOB: 1 BB: 0 P: 4	R: 0 E: 0 K: 0 S: 4	H: 1 LOB: 2 BB: 1 P: 8	R: 0 E: 0 K: 0 S: 4	H: 1 LOB: 1 BB: 0 P: 4	R: 1 E: 1 K: 0 S: 5	H: 1 LOB: 1 BB: 0 P: 5	R: 0 E: 0 K: 0 S: 3	H: 0 LOB: 0 BB: 0 P: 3	R: 0 E: 0 K: 0 S: 3	H: 0 LOB: 1 BB: 1 P: 7	1B: 6 2B: 0 3B: 0 HR: 0	SF: 0 SAC: 0 DP: 0 HBP: 0	WP: 0 PB: 0 SB: 2 CS: 0	PA: 37
<b>PITCHER</b> Scipio Spinks, R (1, 1) ERA: 2.41	IP: 9.0 WLS: W BF: 37 H: 6 R: 1 ER: 0 SO: 5 BB: 3 IBB: 0 HBP: 0 BLK: 0 WP: 0 HR: 0 S: 44 P: 56 ERA: 0.00 WHIP: 1.000															<b>PITCHER</b>	IP: 9.0 WLS: W BF: 37 H: 6 R: 1 ER: 0 SO: 5 BB: 3 IBB: 0 HBP: 0 BLK: 0 WP: 0 HR: 0 S: 44 P: 56 ERA: 0.00 WHIP: 1.000					

Houston Astros @ St. Louis Cardinals  
Busch Stadium, St. Louis, MO  
Tue May 09 1972, 7:05 PM CDT  
Att: 8,963 - Unknown

AB 34  
R 1  
H 6  
RBI 1  
BB 3  
SO 5  
LOB 15



Batter	1	2	3	4	5	6	7	8	9	AB	R	H	RBI	BB	SO	LOB	BOTTOM			
Lou Brock, L (1, 7) OBP: 0.363, SLG: 0.365	E 1B 2B				F7		1-3			4	1	1	0	0	0	3				
Jose Cruz, L (1, 8) OBP: 0.313, SLG: 0.322	E4 1B 2B				F3		4-3			4	1	0	0	0	1	2				
Matty Alou, L (1, 9) OBP: 0.376, SLG: 0.390 Luis Melendez, R (1, PR) OBP: 0.276, SLG: 0.444	2B 1B				P4		6-3			1	0	1	1	0	0	0				
Joe Torre, R (1, 5) OBP: 0.408, SLG: 0.565	1B				F9		K			4	0	2	1	0	1	0				
Ted Simmons, S (1, 2) OBP: 0.324, SLG: 0.362	G4-3 IBB				K2-3		P6		G6-4-3 1B	3	0	0	0	1	1	1				
Joe Hague, L (1, 3) OBP: 0.414, SLG: 0.519	K				B5-3 2B		1B BB		K	3	0	1	0	1	2	3				
Ed Crosby, L (1, 6) OBP: 0.354, SLG: 0.311	G4-3				B5-3		1B			3	0	1	0	0	0	4				
Daf Maxvill, R (1, 4) Scipio Spinks, R (1, 1) OBP: 0.231, SLG: 0.231					SH1-4 BB		K		K	1	0	0	0	2	1	2				
					SH1-4		K		K	2	0	0	0	2	4					
<b>Inning Stats</b>	R: 2 E: 1 K: 1 S: 8	H: 3 LOB: 3 BB: 1 P: 12	R: 0 E: 0 K: 1 S: 5	H: 0 LOB: 1 BB: 1 P: 9	R: 0 E: 0 K: 1 S: 5	H: 0 LOB: 0 BB: 0 P: 5	R: 0 E: 0 K: 1 S: 6	H: 1 LOB: 2 BB: 1 P: 10	R: 0 E: 0 K: 2 S: 8	H: 1 LOB: 2 BB: 1 P: 12	R: 0 E: 0 K: 0 S: 3	H: 0 LOB: 0 BB: 0 P: 3	R: 0 E: 0 K: 1 S: 5	H: 1 LOB: 0 BB: 0 P: 5	R: 0 E: 0 K: 0 S: 5	H: 0 LOB: 0 BB: 0 P: 5	1B: 3 2B: 3 3B: 0 HR: 0	SF: 0 SAC: 1 DP: 2 HBP: 0	WP: 0 PB: 0 SB: 0 CS: 0	PA: 33
<b>PITCHER</b> Don Wilson, R (1, 1) ERA: 2.49 George Culver, R (7, 1) ERA: 2.3	IP: 6.0 WLS: L BF: 27 H: 5 R: 2 ER: 1 SO: 7 BB: 3 IBB: 1 HBP: 0 BLK: 0 WP: 0 HR: 0 S: 37 P: 53 ERA: 1.50 WHIP: 1.333															<b>PITCHER</b>	IP: 6.0 WLS: L BF: 27 H: 5 R: 2 ER: 1 SO: 7 BB: 3 IBB: 1 HBP: 0 BLK: 0 WP: 0 HR: 0 S: 37 P: 53 ERA: 1.50 WHIP: 1.333			

Houston Astros @ St. Louis Cardinals  
Busch Stadium, St. Louis, MO  
Tue May 09 1972, 7:05 PM CDT  
Att: 8,963 - Unknown

AB 28  
R 2  
H 6  
RBI 2  
BB 4  
SO 8  
LOB 19





Batter	1	2	3	4	5	6	7	8	9	AB	R	H	RBI	BB	SO	LOB	TOP			
Roger Metzger, S (1, 6) OBP: 0.255, SLG: 0.232										5	2	1	0	0	1		<b>Houston Astros @ St. Louis Cardinals</b> Busch Stadium, St. Louis, MO Wed May 10 1972, 7:05 PM CDT Att: 8,691 - Unknown			
Cesar Cedeno, R (1, 8) OBP: 0.475, SLG: 0.507										4	2	1	1	0	0					
Jimmy Wynn, R (1, 9) OBP: 0.429, SLG: 0.636										4	1	1	0	1	0	1				
Lee May, R (1, 3) OBP: 0.378, SLG: 0.549										5	3	4	3	0	1	2				
Bob Watson, R (1, 7) OBP: 0.333, SLG: 0.356										3	0	0	2	0	1	3				
Doug Rader, R (1, 5) OBP: 0.294, SLG: 0.423										4	0	0	0	0	2	2				
Tommy Helms, R (1, 4) OBP: 0.235, SLG: 0.278										4	1	1	1	0	0	0				
Johnny Edwards, L (1, 2) OBP: 0.386, SLG: 0.508										3	1	0	0	1	1	0				
Dave Roberts, L (1, 1) Norm Miller, L (7, PH) Wade Blasingame, L (7, 1) Tom Griffin, R (7, 1) Jimmy Stewart, S (8, PH) Jim Ray, R (8, 1) OBP: 0.333, SLG: 0.333										2	0	0	0	0	0	0				
<b>Inning Stats</b>	R: 2 E: 0 K: 1 S: 8	H: 3 LOB: 1 BB: 0 P: 8	R: 0 E: 0 K: 1 S: 5	H: 0 LOB: 0 BB: 0 P: 5	R: 0 E: 0 K: 2 S: 7	H: 0 LOB: 2 BB: 2 P: 15	R: 0 E: 0 K: 0 S: 3	H: 0 LOB: 0 BB: 0 P: 3	R: 0 E: 0 K: 1 S: 6	H: 1 LOB: 0 BB: 0 P: 6	R: 0 E: 0 K: 1 S: 5	H: 0 LOB: 0 BB: 0 P: 5	R: 6 E: 0 K: 0 S: 9	H: 6 LOB: 1 BB: 1 P: 13	R: 1 E: 0 K: 0 S: 4	H: 1 LOB: 0 BB: 0 P: 4	1B: 7 2B: 0 3B: 2 HR: 2	SF: 2 SAC: 0 DP: 0 HBP: 0	WP: 0 PA: 41 PB: 0 SB: 1 CS: 0	
<b>PITCHER</b>	IP WLS BF H R ER SO BB IBB HBP BLK WP HR S P ERA WHIP	7.0 0 30 7 6 6 6 2 0 0 0 0 1 40 48 7.71 1.286	0.2 L 5 2 1 1 0 0 1 0 0 0 0 4 8 13.50 3.000	0.1 2 1 2 2 0 0 0 0 0 0 0 2 2 54.00 3.000	1.0 4 1 1 1 0 0 0 0 0 0 1 4 4 9.00 1.000															

Batter	1	2	3	4	5	6	7	8	9	AB	R	H	RBI	BB	SO	LOB	BOTTOM				
Lou Brock, L (1, 7) OBP: 0.354, SLG: 0.356										5	0	1	0	0	0	4	<b>Houston Astros @ St. Louis Cardinals</b> Busch Stadium, St. Louis, MO Wed May 10 1972, 7:05 PM CDT Att: 8,691 - Unknown				
Jose Cruz, L (1, 8) OBP: 0.333, SLG: 0.323										3	2	1	1	2	0	1					
Luis Melendez, R (1, 9) OBP: 0.265, SLG: 0.387										4	1	0	0	1	1	4					
Joe Torre, R (1, 5) OBP: 0.407, SLG: 0.562										4	1	1	1	1	1	1					
Ted Simmons, S (1, 2) OBP: 0.333, SLG: 0.403										3	1	1	4	1	0	0					
Donn Clendenen, R (1, 3) OBP: 0.182, SLG: 0.150										3	0	2	0	0	0	0					
Joe Hague, L (7, PH) OBP: 0.423, SLG: 0.519										0	0	0	1	1	0	0					
Ed Crosby, L (1, 6) OBP: 0.333, SLG: 0.292										4	0	0	0	0	1	5					
Dal Maxvill, R (1, 4) OBP: 0.179, SLG: 0.043										2	1	1	0	1	0	1					
Matty Alou, L (8, PH) OBP: 0.373, SLG: 0.385										1	0	0	0	0	0	0					
Marty Martinez, S (9, 4) OBP: 0.500, SLG: 0.500										0	0	0	0	0	0	0					
Bob Gibson, R (1, 1) OBP: 0.091, SLG: 0.091										3	1	1	0	0	0	2					
Al Santorini, R (8, 1)										0	0	0	0	0	0	0					
Joe Grzenda, R (8, 1)										0	0	0	0	0	0	0					
Mike Fiore, L (8, PH) OBP: 0.500, SLG: 0.333										0	0	0	0	1	0	0					
Moe Drabowsky, R (9, 1) OBP: 0.500, SLG: 0.333										0	0	0	0	0	0	0					
<b>Inning Stats</b>	R: 0 E: 0 K: 0 S: 3	H: 1 LOB: 1 BB: 1 P: 7	R: 0 E: 0 K: 0 S: 3	H: 0 LOB: 0 BB: 0 P: 3	R: 5 E: 0 K: 2 S: 12	H: 5 LOB: 1 BB: 1 P: 16	R: 0 E: 0 K: 0 S: 3	H: 0 LOB: 1 BB: 1 P: 7	R: 0 E: 0 K: 1 S: 5	H: 0 LOB: 0 BB: 0 P: 5	R: 0 E: 0 K: 0 S: 4	H: 1 LOB: 1 BB: 0 P: 4	R: 2 E: 0 K: 0 S: 3	H: 1 LOB: 2 BB: 4 P: 19	R: 0 E: 0 K: 0 S: 2	H: 0 LOB: 0 BB: 1 P: 6	R: 0 E: 0 K: 0 S: 3	H: 0 LOB: 0 BB: 0 P: 3	1B: 5 2B: 2 3B: 0 HR: 1	SF: 0 SAC: 0 DP: 3 HBP: 0	WP: 1 PA: 40 PB: 0 SB: 2 CS: 0
<b>PITCHER</b>	IP WLS BF H R ER SO BB IBB HBP BLK WP HR S P ERA WHIP	6.0 0 27 7 5 5 5 3 0 0 0 0 1 30 42 7.50 1.667	0.1 3 0 2 2 0 2 0 0 0 0 0 1 9 54.00 6.000	0.2 4 1 0 0 0 1 1 0 0 0 0 2 10 0.00 3.000	2.0 W 6 0 0 0 0 1 0 0 0 0 0 5 9 0.00 0.500																





Batter	1	2	3	4	5	6	7	8	9	AB	R	H	RBI	BB	SO	LOB	TOP					
Roger Metzger, S (1, 6) OBP: 0.263, SLG: 0.233	5-3	K		FC6 BB			1B 1B		4-3	4	1	1	0	1	1	3						
Cesar Cedeno, R (1, 8) OBP: 0.459, SLG: 0.487	K		6-3	FC6			L6		3B 1B	5	1	1	0	0	1	4						
Jimmy Wynn, R (1, 9) OBP: 0.417, SLG: 0.622	4-3			2B			F7		F8	5	0	1	0	0	1	2						
Lee May, R (1, 3) OBP: 0.389, SLG: 0.565		1B 1-3 1B BB	5-3				5-3		1B 1B	3	1	1	1	2	0	1						
Bob Watson, R (1, 7) OBP: 0.337, SLG: 0.359	1-3		F9				E7		5-3	5	0	2	1	0	0	3						
Doug Rader, R (1, 5) OBP: 0.303, SLG: 0.420	1B 1B BB			1B			1-3 2-H 1B		1-3	3	0	1	0	1	1	3						
Johnny Edwards, L (1, 2) OBP: 0.378, SLG: 0.492	1B		F7				G3		G3	4	0	1	0	0	0	1						
Bobby Fenwick, R (1, 4) OBP: 0.400, SLG: 0.400	1-2 2-3 3-H 1B			BB 1B			K		4-3	4	0	2	1	0	1	0						
Jerry Reuss, L (1, 1) OBP: 0.167, SLG: 0.091	K						K		K	4	0	0	0	0	4	5						
Wade Blasingame, L (9, 1)										0	0	0	0	0	0	0						
<b>Inning Stats</b>	R: 0 E: 0 K: 1 S: 5	H: 0 LOB: 0 BB: 0 P: 5	R: 1 E: 0 K: 2 S: 9	H: 2 LOB: 3 BB: 2 P: 17	R: 0 E: 0 K: 0 S: 4	H: 1 LOB: 1 BB: 0 P: 4	R: 0 E: 0 K: 1 S: 7	H: 2 LOB: 3 BB: 1 P: 11	R: 0 E: 1 K: 1 S: 6	H: 0 LOB: 0 BB: 0 P: 6	R: 0 E: 0 K: 2 S: 7	H: 0 LOB: 0 BB: 0 P: 7	R: 1 E: 0 K: 1 S: 7	H: 2 LOB: 2 BB: 1 P: 11	R: 0 E: 0 K: 1 S: 5	H: 0 LOB: 0 BB: 0 P: 5	R: 1 E: 0 K: 0 S: 5	H: 2 LOB: 1 BB: 0 P: 5	1B: 8 2B: 1 3B: 1 HR: 0	SF: 0 SAC: 0 DP: 0 HBP: 0	WP: 0 PB: 0 SB: 2 CS: 0	PA: 41
<b>PITCHER</b> Rick Wise, R (1, 1) ERA: 3.14	IP: 9.0 WLS: W BF: 41 H: 10 R: 3 ER: 3 SO: 9 BB: 3 IBB: 1 HBP: 0 BLK: 0 WP: 0 HR: 0 S: 55 P: 71 ERA: 3.00 WHIP: 1.444															<b>PITCHER</b>	IP: 9.0 WLS: W BF: 41 H: 10 R: 3 ER: 3 SO: 9 BB: 3 IBB: 1 HBP: 0 BLK: 0 WP: 0 HR: 0 S: 55 P: 71 ERA: 3.00 WHIP: 1.444					

Houston Astros @ St. Louis Cardinals  
 Busch Stadium, St. Louis, MO  
 Thu May 11 1972, 3:33 AM CDT  
 Att: 7,859 - Unknown

AB 37  
 R 3  
 H 10  
 RBI 3  
 BB 4  
 SO 9  
 LOB 22



Batter	1	2	3	4	5	6	7	8	9	AB	R	H	RBI	BB	SO	LOB	BOTTOM					
Lou Brock, L (1, 7) OBP: 0.360, SLG: 0.362	K			CS 1B	FC1-6			1B G4-3 1B		4	1	2	0	0	1	1						
Jose Cruz, L (1, 8) OBP: 0.342, SLG: 0.323	FC4-6 BB		K		K			G4-3 1B		3	0	1	0	1	2	2						
Luis Melendez, R (1, 9) OBP: 0.263, SLG: 0.371	FC4-6		E4				1B 1B	G4-3		4	0	1	0	0	0	2						
Joe Torre, R (1, 5) OBP: 0.400, SLG: 0.545	F9		K				G6-4-3 1B	G3		4	0	1	0	0	1	2						
Ted Simmons, S (1, 2) OBP: 0.329, SLG: 0.395		6-3			4-3		F9		1B 1B E 1B	4	1	1	0	0	0	2						
Donn Clendenen, R (1, 3) OBP: 0.192, SLG: 0.167		F8			K		G6-4-3		1B E 1B	4	1	1	0	0	1	2						
Ed Crosby, L (1, 6) OBP: 0.336, SLG: 0.288									E1 1B 1B	1	0	0	0	0	1	0						
Ted Sizemore, R (7, PH) OBP: 0.250, SLG: 0.237									1B 1B	2	1	1	0	0	0	0						
Dal Maxvill, R (1, 4) OBP: 0.200, SLG: 0.042									1B 1B	1	0	0	0	1	0	0						
Jerry McNertney, R (7, PH) OBP: 0.333, SLG: 0.357									1B 1B	1	0	0	0	0	1	0						
Marty Martinez, S (8, 6) OBP: 0.667, SLG: 0.667									1B	1	0	1	1	0	0	0						
Rick Wise, R (1, 1) OBP: 0.350, SLG: 0.368		5-3			FC1-6 BB					2	0	0	0	1	1	2						
<b>Inning Stats</b>	R: 0 E: 0 K: 1 S: 5	H: 0 LOB: 1 BB: 1 P: 9	R: 0 E: 0 K: 0 S: 3	H: 0 LOB: 2 BB: 1 P: 8	R: 0 E: 1 K: 2 S: 8	H: 1 LOB: 1 BB: 0 P: 8	R: 0 E: 0 K: 2 S: 7	H: 0 LOB: 0 BB: 0 P: 7	R: 0 E: 0 K: 1 S: 5	H: 0 LOB: 1 BB: 1 P: 9	R: 0 E: 0 K: 0 S: 4	H: 2 LOB: 1 BB: 0 P: 4	R: 0 E: 0 K: 2 S: 7	H: 0 LOB: 0 BB: 0 P: 7	R: 1 E: 0 K: 0 S: 4	H: 2 LOB: 0 BB: 0 P: 4	R: 3 E: 1 K: 0 S: 4	H: 4 LOB: 1 BB: 0 P: 4	1B: 9 2B: 0 3B: 0 HR: 0	SF: 0 SAC: 0 DP: 2 HBP: 1	WP: 0 PB: 0 SB: 0 CS: 1	PA: 35
<b>PITCHER</b> Jerry Reuss, L (1, 1) ERA: 3.62	IP: 8.0 WLS: L BF: 34 H: 8 R: 4 ER: 3 SO: 8 BB: 3 IBB: 1 HBP: 0 BLK: 0 WP: 0 HR: 0 S: 46 P: 59 ERA: 3.38 WHIP: 1.375															<b>PITCHER</b>	IP: 8.0 WLS: L BF: 34 H: 8 R: 4 ER: 3 SO: 8 BB: 3 IBB: 1 HBP: 0 BLK: 0 WP: 0 HR: 0 S: 46 P: 59 ERA: 3.38 WHIP: 1.375					
Wade Blasingame, L (9, 1) ERA: 8.44	0.0 1 1 0 0 0 0 0 0 0 0 0 1 1 ∞ ∞																					

Houston Astros @ St. Louis Cardinals  
 Busch Stadium, St. Louis, MO  
 Thu May 11 1972, 3:33 AM CDT  
 Att: 7,859 - Unknown

AB 31  
 R 4  
 H 9  
 RBI 1  
 BB 3  
 SO 8  
 LOB 13





Batter	1	2	3	4	5	6	7	8	9	AB	R	H	RBI	BB	SO	LOB	TOP		
<b>Lou Brock, L</b> (1,7) OBP: 0.343, SLG: 0.343	1-3	4-3		6-3			G3	FC6-4		5	0	0	0	0	0	2			
<b>Ted Sizemore, R</b> (1,4) OBP: 0.299, SLG: 0.247	1B		F9		F8		FC5-4	1B	F8	5	1	2	0	0	0	0			
<b>Luis Melendez, R</b> (1,9) <b>Joe Hagus, L</b> (9,PH) OBP: 0.417, SLG: 0.509	1B	2B	1B	4-3	F8	2B	FC5-4	1B	K	4	1	2	0	0	0	1			
<b>Joe Torre, R</b> (1,5) OBP: 0.411, SLG: 0.549	1B	1B	1B	FC5-4	1B	F8	2B	F8	6-3	5	0	3	1	0	0	1			
<b>Ted Simmons, S</b> (1,2) OBP: 0.326, SLG: 0.400	2B	2B	FC5-4	1B	F7		K			4	0	1	1	0	1	4			
<b>Donn Clendenen, R</b> (1,3) OBP: 0.297, SLG: 0.333	IBB			HR		E5	FC3-6	1-3	1B	3	2	2	1	1	0	0			
<b>Jose Cruz, L</b> (1,8) OBP: 0.325, SLG: 0.304	F9		4-3		4-3	FC3-6	FC6	1-3		4	0	0	0	0	0	4			
<b>Ed Crosby, L</b> (1,6) OBP: 0.338, SLG: 0.290 <b>Jerry McNertney, R</b> (8,PH) OBP: 0.313, SLG: 0.333 <b>Moe Drabowsky, R</b> (8,1) <b>Don Shaw, L</b> (8,1)		G3		SH3-4	1B	F7		F7		3	0	1	0	0	0	1			
<b>Reggie Cleveland, R</b> (1,1) OBP: 0.059, SLG: 0.059 <b>Matty Alou, L</b> (8,PH) OBP: 0.351, SLG: 0.392 <b>Scipio Spinks, R</b> (8,PH) OBP: 0.231, SLG: 0.231 <b>Dal Maxvill, R</b> (8,6) OBP: 0.200, SLG: 0.042		F3		SH3-4		FC6		FC6-4	1B	2	0	0	0	0	0	1			
<b>Inning Stats</b>	R: 2 E: 0 K: 0 S: 6	H: 4 LOB: 2 BB: 1 P: 10	R: 0 E: 0 K: 0 S: 3	H: 0 LOB: 0 BB: 0 P: 3	R: 0 E: 0 K: 0 S: 4	H: 1 LOB: 1 BB: 0 P: 4	R: 1 E: 0 K: 0 S: 5	H: 2 LOB: 1 BB: 0 P: 5	R: 0 E: 0 K: 0 S: 4	H: 0 LOB: 1 BB: 0 P: 4	R: 0 E: 0 K: 1 S: 7	H: 2 LOB: 2 BB: 0 P: 7	R: 1 E: 0 K: 0 S: 5	H: 2 LOB: 1 BB: 0 P: 5	R: 0 E: 0 K: 1 S: 5	H: 0 LOB: 0 BB: 0 P: 5	1B: 9 2B: 2 3B: 0 HR: 1	SF: 0 SAC: 1 DP: 0 HBP: 0	WP: 0 PA: 40 PB: 0 SB: 0 CS: 0
<b>PITCHER</b>	IP	WLS	BF	H	R	ER	SO	BB	IBB	HBP	BLK	WP	HR	S	P	ERA	WHIP		
<b>Ross Grimsley, L</b> (1,1) ERA: 3.24	6.1	W	29	9	3	3	0	0	1	0	0	0	1	28	32	4.26	1.421		
<b>Jack Billingham, R</b> (7,1) ERA: 8.48	0.2		4	2	1	1	1	0	0	0	0	0	0	6	6	13.50	3.000		
<b>Don Gullett, L</b> (8,1) ERA: 10.69	1.0	S	3	1	0	0	0	0	0	0	0	0	0	4	4	0.00	1.000		
<b>Clay Carroll, R</b> (9,1) ERA: 3.24	1.0	S	3	0	0	0	1	0	0	0	0	0	0	5	5	0.00	0.000		

St. Louis Cardinals @ Cincinnati Reds  
Riverfront Stadium, Cincinnati, OH  
Fri May 12 1972, 7:05 PM EDT  
Att: 23,376 - Unknown

AB 38  
R 4  
H 12  
RBI 4  
BB 1  
SO 2  
LOB 15



Batter	1	2	3	4	5	6	7	8	9	AB	R	H	RBI	BB	SO	LOB	BOTTOM		
<b>Pete Rose, S</b> (1,7) OBP: 0.295, SLG: 0.292	6-3	4-3		HR		1-3				4	1	1	0	0	0	1			
<b>Joe Morgan, L</b> (1,4) OBP: 0.386, SLG: 0.529	2B	K		HR			CS	BB		3	2	2	2	1	1	1			
<b>Bobby Tolan, L</b> (1,8) OBP: 0.439, SLG: 0.690	E3		K		1B		F8			4	1	1	0	0	1	2			
<b>Tony Perez, R</b> (1,3) OBP: 0.326, SLG: 0.423	1B	2B	K	K				2B		4	1	2	2	0	2	2			
<b>Johnny Bench, R</b> (1,2) OBP: 0.309, SLG: 0.432	1B				F8		K			4	0	2	1	0	1	1			
<b>Ted Uhlender, L</b> (1,9) OBP: 0.282, SLG: 0.189	P4			IBB		K			1B	2	0	0	0	2	1	1			
<b>Julian Javier, R</b> (1,5) OBP: 0.300, SLG: 0.368	6-3		L8		K				SH3-4	3	0	0	0	0	1	3			
<b>Dave Concepcion, R</b> (1,6) OBP: 0.318, SLG: 0.325		SH1-3		P4		F9			G4-6-3	4	0	2	0	0	0	0			
<b>Ross Grimsley, L</b> (1,1) ERA: 3.35 <b>Jack Billingham, R</b> (7,1) ERA: 8.48 <b>Don Gullett, L</b> (8,1) ERA: 10.69 <b>Bernie Carbo, R</b> (8,PH) OBP: 0.333, SLG: 0.500 <b>Hal McRae, L</b> (8,PH) OBP: 0.299, SLG: 0.247 <b>Clay Carroll, R</b> (9,1) ERA: 3.24		SH1-3		4-3		K			G4-6-3	2	0	0	0	0	0	0			
<b>Inning Stats</b>	R: 3 E: 1 K: 0 S: 7	H: 3 LOB: 1 BB: 0 P: 7	R: 0 E: 0 K: 1 S: 6	H: 1 LOB: 0 BB: 0 P: 6	R: 0 E: 0 K: 2 S: 8	H: 1 LOB: 2 BB: 1 P: 12	R: 2 E: 0 K: 1 S: 8	H: 3 LOB: 1 BB: 0 P: 8	R: 0 E: 0 K: 2 S: 7	H: 0 LOB: 0 BB: 0 P: 7	R: 0 E: 0 K: 1 S: 5	H: 0 LOB: 0 BB: 0 P: 5	R: 0 E: 0 K: 1 S: 5	H: 1 LOB: 1 BB: 1 P: 9	R: 0 E: 0 K: 0 S: 3	H: 1 LOB: 1 BB: 1 P: 7	1B: 5 2B: 3 3B: 1 HR: 1	SF: 0 SAC: 2 DP: 1 HBP: 0	WP: 1 PA: 36 PB: 0 SB: 0 CS: 2
<b>PITCHER</b>	IP	WLS	BF	H	R	ER	SO	BB	IBB	HBP	BLK	WP	HR	S	P	ERA	WHIP		
<b>Reggie Cleveland, R</b> (1,1) ERA: 3.35	7.0	L	32	9	5	4	8	1	1	0	0	0	1	46	54	5.14	1.429		
<b>Moe Drabowsky, R</b> (8,1) ERA: 2.7	0.1		3	1	0	0	0	1	0	0	0	0	0	2	6	0.00	6.000		
<b>Don Shaw, L</b> (8,1) ERA: 7.71	0.2		1	0	0	0	0	0	0	0	0	0	0	1	1	0.00	0.000		

St. Louis Cardinals @ Cincinnati Reds  
Riverfront Stadium, Cincinnati, OH  
Fri May 12 1972, 7:05 PM EDT  
Att: 23,376 - Unknown

AB 31  
R 5  
H 10  
RBI 5  
BB 3  
SO 8  
LOB 13














Batter	1	2	3	4	5	6	7	8	9	AB	R	H	RBI	BB	SO	LOB	TOP					
Lou Brock, L OBP: 0.325, SLG: 0.351 (1, 7)										4	0	0	0	0	0	2						
Ted Sizemore, R OBP: 0.232, SLG: 0.220 (1, 4)										4	0	0	0	0	2	2						
Donn Clendenon, R OBP: 0.211, SLG: 0.257 (1, 3)										4	0	0	0	0	3	0						
Joe Torre, R OBP: 0.412, SLG: 0.532 (1, 5)										4	0	2	0	0	0	0						
Ted Simmons, S OBP: 0.309, SLG: 0.396 (1, 2)									4	0	0	0	0	2	2							
Luis Melendez, R OBP: 0.280, SLG: 0.348 (1, 8)									3	0	0	0	1	1	0							
Joe Hague, L OBP: 0.390, SLG: 0.508 (1, 9)										3	0	0	0	0	3	2						
Dal Maxwell, R OBP: 0.242, SLG: 0.115 (1, 6)										2	0	1	0	1	1	0						
Al Santorini, R Jerry McNertney, R (7, PH) Dennis Higgins, R (7, 1) OBP: 0.333, SLG: 0.313 (1, 1)										1	0	0	0	1	0	0						
<b>Inning Stats</b>	R: 0 E: 0 K: 1 S: 5	H: 0 LOB: 0 BB: 0 P: 5	R: 0 E: 0 K: 0 S: 3	H: 0 LOB: 0 BB: 0 P: 3	R: 0 E: 0 K: 1 S: 6	H: 1 LOB: 2 BB: 1 P: 10	R: 0 E: 0 K: 3 S: 10	H: 1 LOB: 2 BB: 1 P: 14	R: 0 E: 0 K: 1 S: 5	H: 0 LOB: 0 BB: 0 P: 5	R: 0 E: 0 K: 1 S: 6	H: 1 LOB: 1 BB: 0 P: 6	R: 0 E: 0 K: 1 S: 5	H: 0 LOB: 1 BB: 1 P: 9	R: 0 E: 0 K: 2 S: 7	H: 0 LOB: 0 BB: 0 P: 7	R: 0 E: 0 K: 2 S: 7	H: 0 LOB: 0 BB: 0 P: 7	1B: 2 2B: 1 3B: 0 HR: 0	SF: 0 SAC: 0 DP: 0 HBP: 0	WP: 0 PB: 1 SB: 0 CS: 0	PA: 33
<b>PITCHER</b> Tom Hall, L ERA: 2.33 (1, 1)	IP: 9.0 WLS: W BF: 33 H: 3 R: 0 ER: 0 SO: 12 BB: 3 IBB: 0 HBP: 0 BLK: 0 WP: 0 HR: 0 S: 54 P: 66 ERA: 0.00 WHIP: 0.667															<b>PITCHER</b>						

St. Louis Cardinals @ Cincinnati Reds  
Riverfront Stadium, Cincinnati, OH  
Sun May 14 1972, 3:38 AM EDT  
Att: 33,486 - Unknown


AB	30
R	0
H	3
RBI	0
BB	3
SO	12
LOB	9




Batter	1	2	3	4	5	6	7	8	9	AB	R	H	RBI	BB	SO	LOB	BOTTOM			
Pete Rose, S OBP: 0.297, SLG: 0.294 (1, 7)										4	0	3	0	0	1	1				
Joe Morgan, L OBP: 0.421, SLG: 0.526 (1, 4)									4	0	1	0	0	0	3					
Bobby Tolan, L OBP: 0.427, SLG: 0.653 (1, 8)									4	1	1	0	0	0	3					
Tony Perez, R OBP: 0.357, SLG: 0.551 Dave Concepcion, R (9, 5) OBP: 0.308, SLG: 0.326 (1, 3)									4	1	2	2	0	1	1					
Johnny Bench, R OBP: 0.305, SLG: 0.407 (1, 2)									3	0	0	0	0	0	1					
Ted Uhlhaender, L OBP: 0.289, SLG: 0.250 (1, 9)									3	0	2	0	0	0	0					
Denis Menke, R OBP: 0.326, SLG: 0.355 (9, 3)									2	0	0	0	0	1	1					
Darrel Chaney, S OBP: 0.500, SLG: 0.500 (1, 6)									3	0	1	0	0	1	1					
Tom Hall, L (1, 1)									3	0	0	0	0	1	2					
<b>Inning Stats</b>	R: 1 E: 0 K: 0 S: 5	H: 3 LOB: 1 BB: 0 P: 5	R: 0 E: 0 K: 0 S: 3	H: 1 LOB: 0 BB: 0 P: 3	R: 0 E: 0 K: 0 S: 4	H: 1 LOB: 1 BB: 0 P: 4	R: 0 E: 0 K: 0 S: 3	H: 0 LOB: 0 BB: 0 P: 3	R: 0 E: 0 K: 2 S: 8	H: 1 LOB: 1 BB: 0 P: 8	R: 1 E: 0 K: 0 S: 4	H: 2 LOB: 0 BB: 0 P: 4	R: 0 E: 0 K: 2 S: 8	H: 1 LOB: 1 BB: 0 P: 8	R: 0 E: 0 K: 1 S: 6	H: 1 LOB: 1 BB: 0 P: 6	1B: 8 2B: 1 3B: 0 HR: 1	SF: 0 SAC: 1 DP: 2 HBP: 0	WP: 0 PB: 0 SB: 2 CS: 1	PA: 31
<b>PITCHER</b> Al Santorini, R Dennis Higgins, R ERA: 5.14 ERA: 5.99 (1, 1)	IP: 6.0 WLS: L BF: 23 H: 8 R: 2 ER: 2 SO: 2 BB: 0 IBB: 0 HBP: 0 BLK: 0 WP: 0 HR: 1 S: 27 P: 27 ERA: 3.00 WHIP: 1.333															<b>PITCHER</b>				


St. Louis Cardinals @ Cincinnati Reds  
Riverfront Stadium, Cincinnati, OH  
Sun May 14 1972, 3:38 AM EDT  
Att: 33,486 - Unknown

AB	30
R	2
H	10
RBI	2
BB	0
SO	5
LOB	13





Batter	1	2	3	4	5	6	7	8	9	AB	R	H	RBI	BB	SO	LOB	TOP			
Lou Brock, L OBP: 0.322, SLG: 0.348 (1, 7)	4-3		1B		FC5-2			K		4	1	1	0	0	1	2	<b>St. Louis Cardinals @ Pittsburgh Pirates</b> Three Rivers Stadium, Pittsburgh, PA Mon May 15 1972, 7:05 PM EDT Att: 8,640 - Unknown <a href="http://livebaseballscorecards.com">livebaseballscorecards.com</a>			
Ed Crosby, L OBP: 0.333, SLG: 0.291 (1, 6)	P6		1B		K			F9		4	0	1	1	0	1	2				
Matty Alou, L OBP: 0.371, SLG: 0.381 (1, 3)	1B		G3					6-3		4	0	1	0	0	0	1				
Joe Torre, R OBP: 0.415, SLG: 0.526 (1, 5)	K			5-3				HBP		3	0	1	0	0	1	1				
Ted Simmons, S OBP: 0.297, SLG: 0.379 (1, 2)		G3		L6				F7		4	0	0	0	0	1	2				
Joe Hague, L OBP: 0.372, SLG: 0.478 (1, 9)		F2		6-3				K		4	0	0	0	0	1	2				
Jose Cruz, L OBP: 0.299, SLG: 0.304 (1, 8)		K						F8		3	0	1	0	0	1	0				
Dal Maxvill, R OBP: 0.250, SLG: 0.107 (1, 4)				F9				6-3		2	0	0	0	1	0	0				
Bob Gibson, R OBP: 0.071, SLG: 0.071 (1, 1)				K				F9		3	0	0	0	0	1	2				
<b>Inning Stats</b>	R: 0 E: 0 K: 1 S: 6	H: 1 LOB: 1 BB: 0 P: 6	R: 0 E: 0 K: 1 S: 5	H: 0 LOB: 0 BB: 0 P: 5	R: 1 E: 0 K: 1 S: 7	H: 2 LOB: 1 BB: 0 P: 7	R: 0 E: 0 K: 0 S: 3	H: 0 LOB: 0 BB: 0 P: 3	R: 0 E: 0 K: 1 S: 6	H: 0 LOB: 1 BB: 0 P: 6	R: 0 E: 0 K: 0 S: 3	H: 0 LOB: 0 BB: 0 P: 3	R: 0 E: 0 K: 1 S: 5	H: 0 LOB: 0 BB: 0 P: 5	R: 0 E: 0 K: 1 S: 5	H: 1 LOB: 0 BB: 0 P: 5	1B: 4 2B: 0 3B: 1 HR: 0	SF: 0 SAC: 0 DP: 1 HBP: 1	WP: 0 PB: 0 SB: 2 CS: 0	PA: 33
<b>PITCHER</b> Dock Ellis, R ERA: 2.91 (1, 1)	IP: 9.0 WLS: W BF: 33 H: 5 R: 1 ER: 1 SO: 7 BB: 1 IBB: 0 HBP: 1 BLK: 0 WP: 0 HR: 0 S: 45 P: 50 ERA: 1.00 WHIP: 0.667															<b>PITCHER</b>				

Batter	1	2	3	4	5	6	7	8	9	AB	R	H	RBI	BB	SO	LOB	BOTTOM				
Dave Cash, R OBP: 0.321, SLG: 0.395 (1, 4)	4-3		F9		1B			SH		4	1	2	0	0	0	1	<b>St. Louis Cardinals @ Pittsburgh Pirates</b> Three Rivers Stadium, Pittsburgh, PA Mon May 15 1972, 7:05 PM EDT Att: 8,640 - Unknown <a href="http://livebaseballscorecards.com">livebaseballscorecards.com</a>				
Vic Davallilo, L OBP: 0.419, SLG: 0.500 (1, 7)	G3		4-3		1B			SH		3	1	1	0	0	0	1					
Roberto Clemente, R OBP: 0.356, SLG: 0.479 (1, 9)	6-3			G3	1-3			HR		4	1	1	3	0	0	3					
Willie Stargell, L OBP: 0.316, SLG: 0.523 Bob Robertson, R OBP: 0.294, SLG: 0.250 (9, 3)		P5		4-3				P3		4	0	1	0	0	0	0					
Al Oliver, L OBP: 0.394, SLG: 0.524 (1, 8)		F7		G3				CS		3	0	1	0	0	0	0					
Richie Hebner, L OBP: 0.384, SLG: 0.534 (1, 5)								HBP		3	1	3	0	1	0	0					
Manny Sanguillen, R OBP: 0.362, SLG: 0.505 (1, 2)		1B		4-3				1B		4	0	1	0	0	0	4					
Jackie Hernandez, R OBP: 0.229, SLG: 0.182 (1, 6)								SH3-4		4	0	1	0	0	1	5					
Dock Ellis, S OBP: 0.083, SLG: 0.083 (1, 1)				SH3-4				6-3		3	0	0	1	0	1	4					
<b>Inning Stats</b>	R: 0 E: 0 K: 0 S: 3	H: 0 LOB: 0 BB: 0 P: 3	R: 0 E: 0 K: 0 S: 4	H: 1 LOB: 1 BB: 0 P: 4	R: 0 E: 0 K: 0 S: 4	H: 1 LOB: 1 BB: 0 P: 4	R: 0 E: 0 K: 0 S: 3	H: 0 LOB: 0 BB: 0 P: 3	R: 1 E: 0 K: 1 S: 9	H: 4 LOB: 3 BB: 0 P: 9	R: 0 E: 0 K: 1 S: 7	H: 2 LOB: 3 BB: 1 P: 11	R: 3 E: 1 K: 0 S: 5	H: 3 LOB: 1 BB: 0 P: 6	R: 0 E: 0 K: 0 S: 3	H: 0 LOB: 0 BB: 0 P: 3		1B: 8 2B: 2 3B: 0 HR: 1	SF: 0 SAC: 2 DP: 0 HBP: 1	WP: 0 PB: 0 SB: 0 CS: 1	PA: 36
<b>PITCHER</b> Bob Gibson, R ERA: 4.82 (1, 1)	IP: 8.0 WLS: L BF: 36 H: 11 R: 4 ER: 3 SO: 2 BB: 0 IBB: 1 HBP: 1 BLK: 0 WP: 0 HR: 1 S: 38 P: 43 ERA: 3.38 WHIP: 1.375															<b>PITCHER</b>					



Batter	1	2	3	4	5	6	7	8	9	AB	R	H	RBI	BB	SO	LOB	TOP										
Lou Brock, L OBP: 0.325, SLG: 0.350 (1, 7)										5	0	2	1	0	2	1	<b>St. Louis Cardinals @ Pittsburgh Pirates</b> Three Rivers Stadium, Pittsburgh, PA Tue May 16 1972, 7:05 PM EDT Att: 8,272 - Unknown										
Ted Sizemore, R OBP: 0.240, SLG: 0.229 (1, 4) Scipio Spinks, R OBP: 0.200, SLG: 0.200 (9, PR)										5	1	2	1	0	0	2											
Matty Alou, L OBP: 0.351, SLG: 0.360 (1, 9)										5	0	0	0	0	1	4											
Joe Torre, R OBP: 0.427, SLG: 0.554 (1, 5)										4	0	3	1	0	0	0											
Ted Simmons, S OBP: 0.286, SLG: 0.364 (1, 2)										4	0	0	0	0	0	3											
Donn Clendenon, R OBP: 0.214, SLG: 0.237 (1, 3)										3	0	0	0	1	2	1											
Luis Melendez, R OBP: 0.278, SLG: 0.347 (1, 8)										3	0	1	0	1	0	2											
Dwain Anderson, R OBP: 0.182, SLG: 0.100 (1, 6) Jose Cruz, L OBP: 0.295, SLG: 0.300 (9, PH)										3	1	1	0	0	0	3											
Rick Wise, R OBP: 0.304, SLG: 0.318 (1, 1) Joe Hague, L OBP: 0.379, SLG: 0.486 (9, PH)										3	0	0	0	0	1	2											
<b>Inning Stats</b>	R: 1 E: 0 K: 0 S: 5	H: 3 LOB: 1 BB: 0 P: 5	R: 0 E: 0 K: 2 S: 8	H: 1 LOB: 1 BB: 0 P: 8	R: 0 E: 0 K: 1 S: 5	H: 0 LOB: 0 BB: 0 P: 5	R: 0 E: 0 K: 1 S: 5	H: 0 LOB: 0 BB: 0 P: 5	R: 1 E: 1 K: 0 S: 6	H: 2 LOB: 2 BB: 1 P: 6	R: 0 E: 0 K: 1 S: 4	H: 1 LOB: 2 BB: 1 P: 8	R: 0 E: 0 K: 1 S: 5	H: 0 LOB: 0 BB: 0 P: 5	R: 0 E: 0 K: 1 S: 6	H: 1 LOB: 2 BB: 1 P: 10		R: 1 E: 0 K: 0 S: 5	H: 2 LOB: 1 BB: 0 P: 5	1B: 9 2B: 0 3B: 1 HR: 0	SF: 0 SAC: 0 DP: 0 HBP: 0	WP: 0 PB: 0 SB: 0 CS: 1	PA: 39				
<b>PITCHER</b>	IP	WLS	BF	H	R	ER	SO	BB	IBB	HBP	BLK	WP	HR	S	P	ERA	WHIP										
Luke Walker, L ERA: 4.41 (1, 1)	6.0	W	26	7	2	1	4	1	0	0	0	0	0	33	37	1.50	1.333										
Dave Giusti, R ERA: 4.67 (7, 1)	3.0	S	13	3	1	1	2	1	0	0	0	0	0	16	20	3.00	1.333										

Batter	1	2	3	4	5	6	7	8	9	AB	R	H	RBI	BB	SO	LOB	BOTTOM										
Dave Cash, R OBP: 0.328, SLG: 0.392 (1, 4)										3	1	1	0	1	0	0	<b>St. Louis Cardinals @ Pittsburgh Pirates</b> Three Rivers Stadium, Pittsburgh, PA Tue May 16 1972, 7:05 PM EDT Att: 8,272 - Unknown										
Vic Davallilo, L OBP: 0.400, SLG: 0.467 (1, 7)										4	0	1	0	0	1	2											
Roberto Clemente, R OBP: 0.362, SLG: 0.474 (1, 9)										3	0	1	0	1	0	2											
Willie Stargell, L OBP: 0.323, SLG: 0.543 (1, 3) Gene Clines, R OBP: 0.219, SLG: 0.241 (9, PR) Bob Robertson, R OBP: 0.284, SLG: 0.250 (9, 3)										4	1	2	1	0	1	2											
Al Oliver, L OBP: 0.381, SLG: 0.505 (1, 8)										4	1	0	0	0	0	4											
Richie Hebner, L OBP: 0.398, SLG: 0.571 (1, 5)										3	1	2	3	1	0	0											
Manny Sanguillen, R OBP: 0.377, SLG: 0.495 (1, 2)										4	0	1	0	0	0	3											
Jackie Hernandez, R OBP: 0.211, SLG: 0.167 (1, 6)										3	0	0	0	0	1	2											
Luke Walker, L (1, 1) Dave Giusti, R (7, 1)										2	0	0	0	0	0	1											
<b>Inning Stats</b>	R: 4 E: 0 K: 1 S: 8	H: 3 LOB: 0 BB: 1 P: 12	R: 0 E: 0 K: 0 S: 3	H: 0 LOB: 0 BB: 0 P: 3	R: 0 E: 0 K: 1 S: 6	H: 1 LOB: 1 BB: 0 P: 6	R: 0 E: 0 K: 0 S: 4	H: 1 LOB: 1 BB: 0 P: 4	R: 0 E: 0 K: 1 S: 4	H: 0 LOB: 0 BB: 1 P: 8	R: 0 E: 0 K: 0 S: 4	H: 1 LOB: 2 BB: 1 P: 8	R: 0 E: 0 K: 0 S: 4	H: 0 LOB: 0 BB: 0 P: 8	R: 0 E: 0 K: 1 S: 4	H: 1 LOB: 2 BB: 1 P: 8		1B: 5 2B: 2 3B: 0 HR: 1	SF: 0 SAC: 0 DP: 1 HBP: 0	WP: 0 PB: 0 SB: 1 CS: 1	PA: 34						
<b>PITCHER</b>	IP	WLS	BF	H	R	ER	SO	BB	IBB	HBP	BLK	WP	HR	S	P	ERA	WHIP										
Rick Wise, R ERA: 3.34 (1, 1)	8.0	L	34	8	4	4	4	2	1	0	0	0	1	39	51	4.50	1.250										



Batter	1	2	3	4	5	6	7	8	9	AB	R	H	RBI	BB	SO	LOB	TOP			
Lou Brock, L OBP: 0.336, SLG: 0.360 (1, 7)										5	0	3	0	0	0	1	<b>St. Louis Cardinals @ Pittsburgh Pirates</b> Three Rivers Stadium, Pittsburgh, PA Wed May 17 1972, 7:05 PM EDT Att: 9,188 - Unknown <a href="http://livebaseballscorecards.com">livebaseballscorecards.com</a>			
Ted Sizemore, R OBP: 0.243, SLG: 0.224 Dwain Anderson, R OBP: 0.167, SLG: 0.091 (1, 4) (6, 4)										2	0	0	0	1	0	3				
Matty Alou, L OBP: 0.347, SLG: 0.355 Luis Melendez, R OBP: 0.278, SLG: 0.347 (1, 9) (6, 9)										4	0	1	0	0	0	1				
Joe Torre, R OBP: 0.412, SLG: 0.533 (1, 5)										4	0	0	0	0	1	1				
Ted Simmons, S OBP: 0.303, SLG: 0.388 (1, 2)										4	0	3	0	0	1	0				
Joe Hague, L OBP: 0.363, SLG: 0.459 (1, 3)										4	0	0	0	0	1	3				
Jose Cruz, L OBP: 0.293, SLG: 0.298 (1, 8)										4	0	1	0	0	0	0				
Ed Crosby, L OBP: 0.330, SLG: 0.289 (1, 6)										4	0	1	0	0	0	2				
Reggie Cleveland, R OBP: 0.056, SLG: 0.056 (4, 1) Dennis Higgins, R OBP: 0.250, SLG: 0.250 (5, Ph) Mike Fiore, L OBP: 0.220, SLG: 0.250 (5, 1) Joe Grzenda, R OBP: 0.220, SLG: 0.250 (7, Ph) Lance Clemons, L OBP: 0.220, SLG: 0.250 (7, 1) Marty Martinez, S OBP: 0.220, SLG: 0.250 (9, Ph)										1	0	0	0	0	0	2				
<b>Inning Stats</b>	R: 0 E: 0 K: 0 S: 4	H: 2 LOB: 1 BB: 0 P: 4	R: 0 E: 0 K: 1 S: 7	H: 2 LOB: 2 BB: 0 P: 7	R: 0 E: 0 K: 0 S: 2	H: 0 LOB: 0 BB: 1 P: 6	R: 0 E: 0 K: 2 S: 7	H: 0 LOB: 0 BB: 0 P: 7	R: 0 E: 0 K: 1 S: 6	H: 1 LOB: 2 BB: 0 P: 6	R: 0 E: 0 K: 0 S: 5	H: 2 LOB: 2 BB: 0 P: 5	R: 0 E: 0 K: 0 S: 4	H: 1 LOB: 1 BB: 0 P: 4	R: 0 E: 0 K: 0 S: 4	H: 1 LOB: 1 BB: 0 P: 4		1B: 10 2B: 1 3B: 0 HR: 0	SF: 0 SAC: 0 DP: 1 HBP: 0	WP: 1 PB: 0 SB: 0 CS: 1
<b>PITCHER</b> Steve Blass, R ERA: 2.84 (1, 1)	IP: 9.0 WLS: W BF: 37	H: 11 R: 0 ER: 0 SO: 4	BB: 1 IBB: 0 HBP: 0 BLK: 0	WP: 1 HR: 0 S: 44 P: 48	ERA: 0.00 WHIP: 1.333	<b>PITCHER</b>										IP: 9.0 WLS: W BF: 37	H: 11 R: 0 ER: 0 SO: 4	BB: 1 IBB: 0 HBP: 0 BLK: 0	WP: 1 HR: 0 S: 44 P: 48	ERA: 0.00 WHIP: 1.333

Batter	1	2	3	4	5	6	7	8	9	AB	R	H	RBI	BB	SO	LOB	BOTTOM			
Dave Cash, R OBP: 0.333, SLG: 0.393 (1, 4)										5	2	2	0	0	0	3	<b>St. Louis Cardinals @ Pittsburgh Pirates</b> Three Rivers Stadium, Pittsburgh, PA Wed May 17 1972, 7:05 PM EDT Att: 9,188 - Unknown <a href="http://livebaseballscorecards.com">livebaseballscorecards.com</a>			
Vic Davallillo, L OBP: 0.425, SLG: 0.588 (1, 7) (7, 3)										4	3	2	2	1	1	2				
Roberto Clemente, R OBP: 0.367, SLG: 0.445 Rennie Stennett, R OBP: 0.393, SLG: 0.589 (1, 9) (7, 7)										4	1	2	2	0	0	0				
Willie Stargell, L OBP: 0.330, SLG: 0.547 Gene Clines, R OBP: 0.242, SLG: 0.241 (1, 3) (7, 9)										3	1	1	1	1	0	1				
Al Oliver, L OBP: 0.373, SLG: 0.486 (1, 8)										4	2	0	0	1	0	4				
Richie Hebner, L OBP: 0.393, SLG: 0.579 Bill Mazeroski, R (7, 5)										4	1	1	1	0	1	3				
Manny Sanguillen, R OBP: 0.362, SLG: 0.523 (1, 2)										4	2	2	1	0	1	1				
Jackie Hernandez, R OBP: 0.262, SLG: 0.250 (1, 6)										4	0	3	3	0	1	0				
Steve Blass, R OBP: 0.211, SLG: 0.263 (1, 1)										4	0	1	1	0	0	2				
<b>Inning Stats</b>	R: 2 E: 0 K: 0 S: 5	H: 2 LOB: 0 BB: 0 P: 5	R: 1 E: 0 K: 2 S: 8	H: 1 LOB: 0 BB: 0 P: 8	R: 0 E: 0 K: 0 S: 3	H: 0 LOB: 0 BB: 0 P: 3	R: 3 E: 0 K: 1 S: 8	H: 3 LOB: 2 BB: 2 P: 16	R: 3 E: 0 K: 1 S: 9	H: 4 LOB: 1 BB: 0 P: 9	R: 2 E: 0 K: 0 S: 6	H: 3 LOB: 1 BB: 0 P: 6	R: 0 E: 0 K: 0 S: 4	H: 1 LOB: 1 BB: 0 P: 4	R: 1 E: 0 K: 0 S: 3	H: 1 LOB: 1 BB: 2 P: 11		1B: 7 2B: 5 3B: 1 HR: 2	SF: 0 SAC: 0 DP: 1 HBP: 0	WP: 1 PB: 1 SB: 0 CS: 0
<b>PITCHER</b> Reggie Cleveland, R ERA: 4.22 Dennis Higgins, R ERA: 5.23 Joe Grzenda, L ERA: 10.57 Lance Clemons, L ERA: 10.13	IP: 3.1 WLS: L BF: 18	H: 6 R: 6 ER: 6 SO: 2	BB: 2 IBB: 0 HBP: 0 BLK: 0	WP: 0 HR: 2 S: 20 P: 28	ERA: 16.20 WHIP: 2.400	<b>PITCHER</b>										IP: 3.1 WLS: L BF: 18	H: 6 R: 6 ER: 6 SO: 2	BB: 2 IBB: 0 HBP: 0 BLK: 0	WP: 0 HR: 2 S: 20 P: 28	ERA: 16.20 WHIP: 2.400



Batter	1	2	3	4	5	6	7	8	9	AB	R	H	RBI	BB	SO	LOB	TOP								
<b>Don Kessinger, S</b> (1, 6) OBP: 0.339, SLG: 0.283	0-0 6-3		0-0 G3		0-0 1B		4-0 FC4 IBB		0-0 1B	4	0	2	3	1	0	0	<b>Chicago Cubs @ St. Louis Cardinals</b> Busch Stadium, St. Louis, MO Thu May 18 1972, 7:05 PM CDT Att: 13,952 - Unknown - 80 F								
<b>Glenn Beckert, R</b> (1, 4) OBP: 0.250, SLG: 0.295	0-0 6-3			0-0 5-3	0-0 F9		0-0 FC4			4	0	0	0	0	0	3									
<b>Billy Williams, L</b> (1, 7) OBP: 0.306, SLG: 0.377	0-0 WP 1B			0-0 G3		0-0 F8		0-0 G6-3 1B		4	0	2	0	0	0	0									
<b>Rick Monday, L</b> (1, 8) OBP: 0.465, SLG: 0.620	0-0 1-2 1B			0-0 F8		0-0 3-1		0-0 G6-3 1-2 1B		4	0	0	0	0	0	2									
<b>Jim Hickman, R</b> (1, 3) OBP: 0.386, SLG: 0.538		0-3 K			0-0 F8 3B 1B		0-0 F7		0-0 5-3	4	1	1	0	0	1	0									
<b>Carmen Fanzone, R</b> (1, 5) OBP: 0.409, SLG: 0.658		0-0 5-3			0-0 F8 3B 1B		0-3 K		0-0 FC1-5 BB 1B	4	1	2	0	0	1	0									
<b>Jose Cardenal, R</b> (1, 9) OBP: 0.346, SLG: 0.521		0-0 4-3			0-0 F8 1-2 2-3 1B		0-0 1B E		4-0 F9 FC1-5 BB 1B	3	2	1	0	1	0	2									
<b>Ken Rudolph, R</b> (1, 2) OBP: 0.231, SLG: 0.385			0-0 P4		0-0 1B 3B		0-0 FC6-4 1B		0-0 FC1-5 S 1B	4	2	2	2	0	0	2									
<b>Milt Pappas, R</b> (1, 1) OBP: 0.284, SLG: 0.250			0-0 F7		0-0 G3		0-0 FC6-4 S 1-2 2-H		0-0 F9 2-3	0	0	0	0	0	0	0									
<b>Juan Pizarro, L</b> (1, 1) OBP: 0.109, SLG: 0.100										0	0	0	0	0	0	1									
<b>Steve Hamilton, L</b> (6, 1) ERA:										0	0	0	0	0	0	0									
<b>Gene Hiser, L</b> (7, PH) ERA:										0	0	0	0	0	0	1									
<b>Tom Phoebus, R</b> (7, 1) ERA: 4.86										0	0	0	0	0	0	0									
<b>Art Shamsky, L</b> (8, PH) ERA:										0	0	0	0	0	0	2									
<b>Dan McGinn, L</b> (9, 1) ERA: 1.000, SLG: 1.000										0	0	0	0	0	0	0									
<b>Inning Stats</b>	R: 0 E: 0 K: 0 S: 4	H: 1 LOB: 1 BB: 0 P: 4	R: 0 E: 0 K: 1 S: 5	H: 0 LOB: 0 BB: 0 P: 5	R: 0 E: 0 K: 0 S: 3	H: 0 LOB: 0 BB: 0 P: 3	R: 0 E: 0 K: 0 S: 3	H: 0 LOB: 1 BB: 0 P: 3	R: 3 E: 0 K: 0 S: 7	H: 4 LOB: 1 BB: 0 P: 7	R: 0 E: 0 K: 0 S: 3	H: 0 LOB: 0 BB: 0 P: 3	R: 1 E: 1 K: 1 S: 7	H: 2 LOB: 2 BB: 1 P: 11	R: 0 E: 0 K: 0 S: 3	H: 1 LOB: 0 BB: 0 P: 3	R: 2 E: 0 K: 0 S: 4	H: 2 LOB: 1 BB: 1 P: 8	1B: 9 2B: 0 3B: 1 HR: 0	SF: 0 SAC: 0 DP: 1 HBP: 0	WP: 1 PB: 0 SB: 2 CS: 0	PA: 37			
<b>PITCHER</b>	IP	WLS	BF	H	R	ER	SO	BB	IBB	HBP	BLK	WP	HR	S	P	ERA	WHIP								
<b>Al Santorini, R</b> (1, 1) ERA: 5.32	8.0	L	34	9	6	5	2	1	1	0	0	1	0	36	44	5.62	1.250								
<b>Tony Cloninger, R</b> (9, 1) ERA: 5.87	1.0		3	1	0	0	0	0	0	0	0	0	0	3	3	0.00	1.000								

**Chicago Cubs @ St. Louis Cardinals**  
 Busch Stadium, St. Louis, MO  
 Thu May 18 1972, 7:05 PM CDT  
 Att: 13,952 - Unknown - 80 F

AB 35  
 R 6  
 H 10  
 RBI 5  
 BB 2  
 SO 2  
 LOB 13



Batter	1	2	3	4	5	6	7	8	9	AB	R	H	RBI	BB	SO	LOB	BOTTOM								
<b>Lou Brock, L</b> (1, 7) OBP: 0.346, SLG: 0.369	0-0 2B 1B	0-0 1B BB		0-0 1-3 1B			0-0 G5-3 2-3		0-3 K	5	1	3	0	0	1	0	<b>Chicago Cubs @ St. Louis Cardinals</b> Busch Stadium, St. Louis, MO Thu May 18 1972, 7:05 PM CDT Att: 13,952 - Unknown - 80 F								
<b>Ted Sizemore, R</b> (1, 4) OBP: 0.259, SLG: 0.238	0-0 1B	4-0 1B BB		0-0 F8			0-0 2-3		4-0 E 1B BB	3	2	1	0	2	0	2									
<b>Matty Alou, L</b> (1, 9) OBP: 0.369, SLG: 0.371	0-0 G3	0-0 1-2 2-3 1B			0-0 FC3-6-1-2 1B		4-0 BB		0-0 E4 HBP 1B	4	1	3	0	1	0	2									
<b>Joe Torre, R</b> (1, 5) OBP: 0.412, SLG: 0.519	4-0 BB 1B IBB	0-0 F8			0-0 F8		0-0 G5-3 2-3		1-0 1B HBP	3	0	0	0	1	0	6									
<b>Ted Simmons, S</b> (1, 2) OBP: 0.325, SLG: 0.402	0-0 BB 1B		0-3 K		4-0 FC3-6-1-2 BB				0-0 1B	4	0	3	4	1	1	0									
<b>Scipio Spinks, R</b> (9, PR) OBP: 0.200, SLG: 0.200	1-2 2-H 3-H 1B				1-2 BB				1-2 2-H 3-H 1B	0	0	0	0	0	0	0									
<b>Joe Hague, L</b> (1, 3) OBP: 0.398, SLG: 0.447	4-0 G6-4-3 BB		4-0 CS BB		0-0 FC3-6-1-2 1-2 2-H				0-0 F7	2	0	0	0	2	0	3									
<b>Luis Melendez, R</b> (9, PH) OBP: 0.273, SLG: 0.340	1-2 2-3 BB								0-0 F8	1	0	0	0	0	0	2									
<b>Jose Cruz, L</b> (1, 8) OBP: 0.281, SLG: 0.284	0-0 G6-4-3 1-2		0-0 F8			0-3 K			0-0 F6	4	0	0	0	0	1	5									
<b>Ed Crosby, L</b> (1, 6) OBP: 0.326, SLG: 0.287		0-0 L9		0-0 FC1-6 1B		0-0 F6			0-0 P4	4	0	1	0	0	0	1									
<b>Dal Maxvill, R</b> (9, 6) OBP: 0.250, SLG: 0.107										0	0	0	0	0	0	0									
<b>Al Santorini, R</b> (1, 1) ERA:										3	0	0	0	0	0	1									
<b>Tony Cloninger, R</b> (9, 1) ERA:										0	0	0	0	0	0	0									
<b>Donn Clendenon, R</b> (9, PH) OBP: 0.227, SLG: 0.250					1-2 1B					1	0	0	0	0	0	0									
<b>Inning Stats</b>	R: 2 E: 0 K: 0 S: 5	H: 3 LOB: 2 BB: 2 P: 13	R: 0 E: 0 K: 0 S: 5	H: 2 LOB: 3 BB: 1 P: 9	R: 0 E: 0 K: 1 S: 4	H: 0 LOB: 1 BB: 1 P: 8	R: 0 E: 0 K: 0 S: 4	H: 2 LOB: 1 BB: 0 P: 4	R: 0 E: 0 K: 0 S: 3	H: 1 LOB: 1 BB: 0 P: 7	R: 0 E: 1 K: 0 S: 3	H: 0 LOB: 0 BB: 1 P: 7	R: 0 E: 0 K: 0 S: 4	H: 1 LOB: 1 BB: 0 P: 4	R: 2 E: 1 K: 1 S: 7	H: 2 LOB: 2 BB: 1 P: 12	1B: 10 2B: 2 3B: 0 HR: 0	SF: 0 SAC: 0 DP: 3 HBP: 1	WP: 0 PB: 0 SB: 0 CS: 1	PA: 42					
<b>PITCHER</b>	IP	WLS	BF	H	R	ER	SO	BB	IBB	HBP	BLK	WP	HR	S	P	ERA	WHIP								
<b>Milt Pappas, R</b> (1, 1) ERA: 2.62	0.1		6	3	2	2	0	1	1	0	0	0	0	4	12	54.00	12.000								
<b>Juan Pizarro, L</b> (1, 1) ERA: 2.35	4.2	W	18	5	0	0	1	3	0	0	0	0	0	17	29	0.00	1.714								
<b>Steve Hamilton, L</b> (6, 1) ERA:	1.0		3	0	0	0	1	0	0	0	0	0	0	5	5	0.00	0.000								
<b>Tom Phoebus, R</b> (7, 1) ERA: 4.86	2.0	S	8	1	0	0	0	1	0	0	0	0	0	7	11	0.00	1.000								
<b>Dan McGinn, L</b> (9, 1) ERA: 2.77	1.0		7	2	2	2	1	1	0	1	0	0	0	7	12	18.00	3.000								

**Chicago Cubs @ St. Louis Cardinals**  
 Busch Stadium, St. Louis, MO  
 Thu May 18 1972, 7:05 PM CDT  
 Att: 13,952 - Unknown - 80 F

AB 34  
 R 4  
 H 11  
 RBI 4  
 BB 7  
 SO 3  
 LOB 22





Batter	1	2	3	4	5	6	7	8	9	AB	R	H	RBI	BB	SO	LOB	TOP					
Don Kessinger, S (1, 6) OBP: 0.333, SLG: 0.279										5	1	1	0	0	0	3	<b>Chicago Cubs @ St. Louis Cardinals</b> Busch Stadium, St. Louis, MO Fri May 19 1972, 7:05 PM CDT Att: 18,669 - Unknown - 85 F					
Glenn Beckert, R (1, 4) OBP: 0.286, SLG: 0.304										3	0	2	0	1	0	0						
Billy Williams, L (1, 7) OBP: 0.296, SLG: 0.364										4	0	0	0	0	1	5						
Rick Monday, L (1, 8) OBP: 0.466, SLG: 0.627										4	1	2	1	0	1	1						
Jim Hickman, R (1, 3) OBP: 0.380, SLG: 0.518										3	0	0	0	1	0	4						
Carmen Fanzone, R (1, 5) OBP: 0.396, SLG: 0.625											2	0	0	1	1	0		1				
Jose Cardenal, R (1, 9) OBP: 0.343, SLG: 0.510											4	0	1	0	0	0		4				
Ken Rudolph, R (1, 2) OBP: 0.235, SLG: 0.529											4	1	1	1	0	1		1				
Fergie Jenkins, R (1, 1) OBP: 0.259, SLG: 0.231											3	0	1	0	0	2		0				
Art Shamsky, L (9, PH) Gene Hiser, L (9, PR)											0	0	0	0	1	0		0				
											0	0	0	0	0	0	0					
<b>Inning Stats</b>	R: 1 E: 0 K: 0 S: 6	H: 3 LOB: 3 BB: 1 P: 10	R: 0 E: 0 K: 1 S: 5	H: 0 LOB: 0 BB: 0 P: 5	R: 0 E: 0 K: 1 S: 5	H: 0 LOB: 0 BB: 0 P: 5	R: 0 E: 0 K: 0 S: 2	H: 0 LOB: 0 BB: 1 P: 6	R: 1 E: 0 K: 0 S: 5	H: 3 LOB: 1 BB: 0 P: 5	R: 1 E: 0 K: 0 S: 4	H: 1 LOB: 0 BB: 0 P: 4	R: 0 E: 0 K: 2 S: 7	H: 0 LOB: 0 BB: 0 P: 7	R: 0 E: 0 K: 1 S: 5	H: 0 LOB: 1 BB: 1 P: 9	R: 0 E: 0 K: 0 S: 4	H: 1 LOB: 2 BB: 1 P: 8	1B: 6 2B: 1 3B: 0 HR: 1	SF: 1 SAC: 0 DP: 2 HBP: 0	WP: 1 PB: 0 SB: 1 CS: 0	PA: 37
<b>PITCHER</b> Scipio Spinks, R (1, 1) ERA: 2.53	IP: 9.0 WLS: W BF: 37 H: 8 R: 3 ER: 3 SO: 5 BB: 4 IBB: 0 HBP: 0 BLK: 0 WP: 1 HR: 1 S: 43 P: 59 ERA: 3.00 WHIP: 1.333															<b>PITCHER</b>	IP: 9.0 WLS: W BF: 37 H: 8 R: 3 ER: 3 SO: 5 BB: 4 IBB: 0 HBP: 0 BLK: 0 WP: 1 HR: 1 S: 43 P: 59 ERA: 3.00 WHIP: 1.333					

AB	32
R	3
H	8
RBI	3
BB	4
SO	5
LOB	19



Batter	1	2	3	4	5	6	7	8	9	AB	R	H	RBI	BB	SO	LOB	BOTTOM			
Lou Brock, L (1, 7) OBP: 0.336, SLG: 0.358										4	0	0	0	0	0	1	<b>Chicago Cubs @ St. Louis Cardinals</b> Busch Stadium, St. Louis, MO Fri May 19 1972, 7:05 PM CDT Att: 18,669 - Unknown - 85 F			
Ted Sizemore, R (1, 4) OBP: 0.277, SLG: 0.260										3	1	2	0	1	0	0				
Matty Alou, L (1, 3) OBP: 0.364, SLG: 0.366										4	1	1	0	0	1	3				
Joe Torre, R (1, 5) OBP: 0.423, SLG: 0.554										4	1	3	3	0	0	2				
Ted Simmons, S (1, 2) OBP: 0.322, SLG: 0.414										4	1	1	0	0	0	3				
Bernie Carbo, L (1, 9) OBP: 0.375, SLG: 0.167										3	0	1	0	1	0	1				
Jose Cruz, L (1, 8) OBP: 0.280, SLG: 0.275										3	0	0	0	1	1	1				
Ed Crosby, L (1, 6) OBP: 0.316, SLG: 0.278										3	0	0	0	0	1	0				
Dal Maxwell, R (8, 6) OBP: 0.250, SLG: 0.107										0	0	0	0	0	0	0				
Mike Fiore, L (8, PH) OBP: 0.429, SLG: 0.200										1	0	0	0	0	1	3				
Dwain Anderson, R (9, 6) OBP: 0.167, SLG: 0.091										0	0	0	0	0	0	0				
Scipio Spinks, R (1, 1) OBP: 0.211, SLG: 0.211											4	0	1	0	0	1	3			
<b>Inning Stats</b>	R: 0 E: 0 K: 1 S: 7	H: 2 LOB: 2 BB: 0 P: 7	R: 0 E: 0 K: 1 S: 5	H: 0 LOB: 0 BB: 0 P: 5	R: 0 E: 0 K: 1 S: 4	H: 1 LOB: 2 BB: 1 P: 8	R: 1 E: 0 K: 1 S: 5	H: 1 LOB: 0 BB: 1 P: 9	R: 3 E: 0 K: 0 S: 7	H: 3 LOB: 1 BB: 0 P: 7	R: 0 E: 0 K: 0 S: 3	H: 0 LOB: 0 BB: 0 P: 3	R: 0 E: 0 K: 2 S: 9	H: 2 LOB: 3 BB: 1 P: 13	R: 0 E: 0 K: 2 S: 9	H: 2 LOB: 3 BB: 1 P: 13	1B: 6 2B: 1 3B: 1 HR: 1	SF: 0 SAC: 0 DP: 1 HBP: 0	WP: 0 PB: 0 SB: 0 CS: 0	PA: 36
<b>PITCHER</b> Fergie Jenkins, R (1, 1) ERA: 3.17	IP: 8.0 WLS: L BF: 36 H: 9 R: 4 ER: 4 SO: 5 BB: 3 IBB: 0 HBP: 0 BLK: 0 WP: 0 HR: 1 S: 43 P: 55 ERA: 4.50 WHIP: 1.500															<b>PITCHER</b>	IP: 8.0 WLS: L BF: 36 H: 9 R: 4 ER: 4 SO: 5 BB: 3 IBB: 0 HBP: 0 BLK: 0 WP: 0 HR: 1 S: 43 P: 55 ERA: 4.50 WHIP: 1.500			

AB	33
R	4
H	9
RBI	3
BB	3
SO	5
LOB	17





Batter	1	2	3	4	5	6	7	8	9	AB	R	H	RBI	BB	SO	LOB	TOP		
<b>Don Kessinger, S</b> (1, 6) OBP: 0.352, SLG: 0.296	0-0 B5-3 1B		4-0 1B BB		0-0 G6-4-3 1B		0-0 1-2 1B		0-0 6-3	4	0	3	0	1	0	0			
<b>Glenn Beckert, R</b> (1, 4) OBP: 0.258, SLG: 0.294	0-0 B5-3 1-2		0-0 F9		0-0 G6-4-3 1-2		0-0 4-3			4	0	0	0	0	0	5			
<b>Billy Williams, L</b> (1, 3) OBP: 0.302, SLG: 0.369	0-0 1-3		0-0 1-3 1B						0-0 4-3	4	0	2	0	0	0	0			
<b>Rick Monday, L</b> (1, 8) OBP: 0.467, SLG: 0.616		4-0 5-3 3B BB	0-0 P3 1-2			0-3 K			0-0 6-3 1B	3	1	1	0	1	1	3			
<b>Carmen Fanzone, R</b> (1, 5) OBP: 0.365, SLG: 0.568		0-0 5-3 1-2	0-3 K			0-0 5-3 1-2			0-0 6-3 1B	4	0	0	0	0	1	5			
<b>Jose Cardenal, R</b> (1, 7) OBP: 0.348, SLG: 0.525		0-0 PB 3B 2-H		0-0 F8		0-0 P6			4-0 BB	3	1	1	1	1	0	1			
<b>Gene Hiser, L</b> (1, 9) OBP: 0.333, SLG: 0.333		0-0		0-0 F8					0-0 F3	4	0	2	0	0	0	2	AB 34		
<b>Jim Hickman, R</b> (9, 3) OBP: 0.380, SLG: 0.518		0-0 1B		0-0 F8					B3-6 1B	0	0	0	0	0	0	0	R 2		
<b>Randy Hundley, R</b> (1, 2) OBP: 0.313, SLG: 0.294		0-0 L8		0-3 K					1B 1B	4	0	1	0	0	1	1	H 10		
<b>Burt Hooton, R</b> (1, 1) OBP: 0.111, SLG: 0.059		0-3 K		0-3 K					B3-6 2-3f	4	0	1	0	0	1	1	RBI 1		
<b>Inning Stats</b>	R: 0 E: 0 K: 0 S: 3	H: 1 LOB: 0 BB: 0 P: 3	R: 2 E: 0 K: 1 S: 7	H: 2 LOB: 1 BB: 1 P: 11	R: 0 E: 0 K: 1 S: 6	H: 1 LOB: 2 BB: 1 P: 10	R: 0 E: 0 K: 1 S: 5	H: 0 LOB: 0 BB: 0 P: 5	R: 0 E: 0 K: 1 S: 5	H: 1 LOB: 0 BB: 0 P: 5	R: 0 E: 0 K: 0 S: 6	H: 3 LOB: 2 BB: 0 P: 5	R: 0 E: 0 K: 0 S: 4	H: 1 LOB: 2 BB: 1 P: 8	R: 0 E: 0 K: 1 S: 5	H: 0 LOB: 0 BB: 0 P: 5	1B: 9 2B: 2 3B: 1 HR: 0	SF: 0 SAC: 0 DP: 3 HBP: 0	WP: 0 PA: 37 PB: 1 SB: 1 CS: 0
<b>PITCHER</b>	IP	WLS	BF	H	R	ER	SO	BB	IBB	HBP	BLK	WP	HR	S	P	ERA	WHIP		
<b>Bob Gibson, R</b> (1, 1) ERA: 4.45	8.0		34	10	2	2	5	3	0	0	0	0	0	41	53	2.25	1.625		
<b>Moe Drabowsky, R</b> (9, 1) ERA: 3.39	1.0	W	3	0	0	0	1	0	0	0	0	0	0	5	5	0.00	0.000		

Chicago Cubs @ St. Louis Cardinals  
 Busch Stadium, St. Louis, MO  
 Sat May 20 1972, 3:33 AM CDT  
 Att: 20,089 - Sunny - 85 F

AB	34
R	2
H	10
RBI	1
BB	3
SO	6
LOB	20



Batter	1	2	3	4	5	6	7	8	9	AB	R	H	RBI	BB	SO	LOB	BOTTOM		
<b>Lou Brock, L</b> (1, 7) OBP: 0.340, SLG: 0.362	0-0 S 1B		0-0 F8			0-0 PB 1B			0-3 K	4	0	2	0	0	1	0			
<b>Ted Sizemore, R</b> (1, 4) OBP: 0.293, SLG: 0.271	4-0 FC5-3-2 1-2 BB			0-0 G6-4-3 1B		0-0 6-3			0-0 E 1B	3	1	2	0	1	0	1			
<b>Matty Alou, L</b> (1, 3) OBP: 0.369, SLG: 0.400	0-0 P6			0-0 F9					0-0 E5 1B	4	2	2	1	0	0	3			
<b>Joe Torre, R</b> (1, 5) OBP: 0.417, SLG: 0.539	0-0 FC5-3-2-5 1-3 2-3f			0-0 G6-4-3 1-2					4-0 1-H 1B	3	0	0	0	1	0	3			
<b>Ted Simmons, S</b> (1, 2) OBP: 0.320, SLG: 0.409		0-0 4-3			0-0 F7				0-0 F7	4	0	1	1	0	0	0			
<b>Bernie Carbo, L</b> (1, 9) OBP: 0.343, SLG: 0.148		0-0 1-3			0-3 K				1-2 3-H 1B	3	0	0	0	0	2	0			
<b>Jose Cruz, L</b> (1, 8) OBP: 0.272, SLG: 0.266		0-0 F8			0-0 F7				0-3 K	3	0	0	0	0	1	0	AB 30		
<b>Ed Crosby, L</b> (1, 6) OBP: 0.306, SLG: 0.269			0-0 F5			0-0 6-3			0-0 6-3	3	0	0	0	0	0	0	R 3		
<b>Moe Drabowsky, R</b> (9, 1) ERA: 3.39										0	0	0	0	0	0	0	H 7		
<b>Bob Gibson, R</b> (1, 1) OBP: 0.063, SLG: 0.063										2	0	0	0	0	0	0	RBI 2		
<b>Donn Clendenon, R</b> (8, PH) OBP: 0.222, SLG: 0.244										1	0	0	0	0	1	0	BB 2		
<b>Dal Maxvill, R</b> (9, 6) OBP: 0.250, SLG: 0.107										0	0	0	0	0	0	0	SO 5		
<b>Inning Stats</b>	R: 0 E: 1 K: 0 S: 3	H: 1 LOB: 2 BB: 1 P: 7	R: 0 E: 0 K: 0 S: 3	H: 0 LOB: 0 BB: 0 P: 3	R: 0 E: 0 K: 0 S: 3	H: 1 LOB: 0 BB: 0 P: 3	R: 0 E: 0 K: 1 S: 5	H: 0 LOB: 0 BB: 0 P: 5	R: 0 E: 0 K: 0 S: 4	H: 1 LOB: 1 BB: 0 P: 4	R: 1 E: 0 K: 1 S: 6	H: 1 LOB: 0 BB: 0 P: 6	R: 0 E: 0 K: 2 S: 7	H: 0 LOB: 0 BB: 0 P: 7	R: 2 E: 1 K: 1 S: 6	H: 3 LOB: 2 BB: 1 P: 10	1B: 6 2B: 0 3B: 0 HR: 1	SF: 0 SAC: 0 DP: 1 HBP: 0	WP: 0 PA: 32 PB: 1 SB: 1 CS: 0
<b>PITCHER</b>	IP	WLS	BF	H	R	ER	SO	BB	IBB	HBP	BLK	WP	HR	S	P	ERA	WHIP		
<b>Burt Hooton, R</b> (1, 1) ERA: 2.82	8.1	L	32	7	3	2	5	1	1	0	0	0	1	40	48	2.16	0.960		

Chicago Cubs @ St. Louis Cardinals  
 Busch Stadium, St. Louis, MO  
 Sat May 20 1972, 3:33 AM CDT  
 Att: 20,089 - Sunny - 85 F

AB	30
R	3
H	7
RBI	2
BB	2
SO	5
LOB	7









Batter	1	2	3	4	5	6	7	8	9	AB	R	H	RBI	BB	SO	LOB	TOP										
<b>Dave Cash, R</b> OBP: 0.345, SLG: 0.396 (1, 4)	F3	1B			FC6-4			1B		4	1	2	1	1	0	2											
<b>Vic Davallio, L</b> OBP: 0.464, SLG: 0.563 (1, 7)	1B	1B		E4			1B	1B		4	1	3	1	0	0	0											
<b>Roberto Clemente, R</b> OBP: 0.360, SLG: 0.470 (1, 9)	1B	G6-4-3		1B	G4-6-3			G4-6-3		5	0	2	1	0	0	5											
<b>Willie Stargell, L</b> OBP: 0.350, SLG: 0.586 (1, 3)	K			F8	P5			L9		5	0	0	0	0	1	3											
<b>Al Oliver, L</b> OBP: 0.362, SLG: 0.473 (1, 8)	4-3			G3	FC6-4			P4		4	0	0	0	1	0	3											
<b>Richie Hebner, L</b> OBP: 0.397, SLG: 0.554 (1, 5)		E						P6		2	1	1	0	2	0	0											
<b>Manny Sanguillen, R</b> OBP: 0.357, SLG: 0.480 (1, 2)		E6		K				F4		5	1	1	0	0	1	5											
<b>Gene Alley, R</b> OBP: 0.429, SLG: 0.375 (1, 6)		1B		5-3				4-3		4	1	2	1	1	0	1											
<b>Steve Blass, R</b> OBP: 0.227, SLG: 0.273 (1, 1)		SH1-4						P4		3	1	1	0	0	0	2											
<b>Bob Robertson, R</b> OBP: 0.284, SLG: 0.250 (9, PH)					F3					0	0	0	0	0	0	0											
<b>Milt May, L</b> OBP: 0.333, SLG: 0.353 (9, PH)										1	0	0	0	0	0	3											
<b>Ramon Hernandez, S</b> (9, 1)										0	0	0	0	0	0	0											
<b>Inning Stats</b>	R: 0 E: 0 K: 1 S: 6	H: 1 LOB: 2 BB: 0 P: 7	R: 3 E: 1 K: 0 S: 7	H: 4 LOB: 1 BB: 0 P: 7	R: 0 E: 0 K: 1 S: 5	H: 0 LOB: 1 BB: 1 P: 9	R: 3 E: 1 K: 0 S: 6	H: 2 LOB: 1 BB: 1 P: 10	R: 0 E: 0 K: 0 S: 5	H: 2 LOB: 2 BB: 0 P: 5	R: 0 E: 0 K: 0 S: 3	H: 1 LOB: 0 BB: 0 P: 3	R: 0 E: 0 K: 0 S: 3	H: 0 LOB: 1 BB: 1 P: 7	R: 0 E: 0 K: 0 S: 4	H: 2 LOB: 3 BB: 2 P: 4	R: 0 E: 0 K: 0 S: 3	H: 0 LOB: 3 BB: 12 P: 12	1B: 12 2B: 0 3B: 0 HR: 0	SF: 0 SAC: 1 DP: 3 HBP: 2	WP: 0 PA: 45 PB: 0 SB: 0 CS: 0						
<b>PITCHER</b>	IP	WLS	BF	H	R	ER	SO	BB	IBB	HBP	BLK	WP	HR	S	P	ERA	WHIP										
<b>Reggie Cleveland, R</b> ERA: 4.33 (1, 1)	5.0	L	28	9	6	3	2	2	0	1	0	0	0	29	38	5.40	2.200										
<b>Dennis Higgins, R</b> ERA: 4.38 (6, 1)	2.0		7	1	0	0	0	1	0	0	0	0	0	6	10	0.00	1.000										
<b>Joe Grzenda, L</b> ERA: 6.68 (8, 1)	1.2		9	2	0	0	0	1	1	1	0	0	0	6	15	0.00	1.800										
<b>Tony Cloninger, R</b> ERA: 5.63 (9, 1)	0.1		1	0	0	0	0	0	0	0	0	0	0	1	1	0.00	0.000										

Pittsburgh Pirates @ St. Louis Cardinals  
 Busch Stadium, St. Louis, MO  
 Tue May 23 1972, 7:05 PM CDT  
 Att: 11,795 - Unknown

AB 37  
 R 6  
 H 12  
 RBI 4  
 BB 5  
 SO 2  
 LOB 24



Batter	1	2	3	4	5	6	7	8	9	AB	R	H	RBI	BB	SO	LOB	BOTTOM										
<b>Lou Brock, L</b> OBP: 0.333, SLG: 0.367 (1, 7)	1B		6-3		4-3			F8		5	0	1	0	0	0	0											
<b>Ted Sizemore, R</b> OBP: 0.312, SLG: 0.296 (1, 4)	1B	1B		2B	1B			5-3		4	1	3	0	0	0	0											
<b>Matty Alou, L</b> OBP: 0.378, SLG: 0.407 (1, 3)	G4-6-3			2B	1B			BB		4	0	3	0	0	0	2											
<b>Joe Torre, R</b> OBP: 0.422, SLG: 0.541 (1, 5)	4-3				1B			BB		4	0	2	1	0	0	3											
<b>Ted Simmons, S</b> OBP: 0.308, SLG: 0.398 (1, 2)		L9		F5				F9		4	0	0	0	0	0	4											
<b>Bernie Carbo, L</b> OBP: 0.326, SLG: 0.147 (1, 9)		5-3						6-3		3	0	1	0	1	0	0											
<b>Luis Melendez, R</b> OBP: 0.271, SLG: 0.389 (1, 8)		HR			P6			1-3		4	1	1	1	0	0	4											
<b>Ed Crosby, L</b> OBP: 0.305, SLG: 0.270 (1, 6)					G3-6					3	0	0	0	0	0	1											
<b>Dwain Anderson, R</b> OBP: 0.154, SLG: 0.083 (9, PH)		G3						P3		1	0	0	0	0	0	0											
<b>Reggie Cleveland, R</b> ERA: 4.33 (1, 1)										1	0	0	0	0	0	0											
<b>Marty Maronez, S</b> ERA: 4.29, SLG: 0.429 (5, PH)										1	0	0	0	0	0	0											
<b>Dennis Higgins, R</b> (6, 1)										0	0	0	0	0	0	0											
<b>Mike Fjore, L</b> OBP: 0.333, SLG: 0.143 (7, PH)										0	0	0	0	0	0	0											
<b>Joe Grzenda, R</b> (9, 1)										0	0	0	0	0	0	0											
<b>Tony Cloninger, R</b> (9, 1)										0	0	0	0	0	0	0											
<b>Donn Cloninger, R</b> ERA: 5.26 (9, PH)										1	0	0	0	0	1	0											
<b>Inning Stats</b>	R: 0 E: 0 K: 0 S: 4	H: 2 LOB: 1 BB: 0 P: 4	R: 1 E: 0 K: 0 S: 4	H: 1 LOB: 0 BB: 0 P: 4	R: 1 E: 0 K: 0 S: 6	H: 3 LOB: 2 BB: 0 P: 6	R: 0 E: 0 K: 0 S: 3	H: 1 LOB: 0 BB: 0 P: 3	R: 0 E: 0 K: 1 S: 7	H: 2 LOB: 2 BB: 0 P: 7	R: 0 E: 0 K: 0 S: 3	H: 0 LOB: 0 BB: 0 P: 3	R: 0 E: 0 K: 0 S: 3	H: 0 LOB: 0 BB: 0 P: 3	R: 0 E: 0 K: 0 S: 5	H: 2 LOB: 3 BB: 1 P: 9	R: 0 E: 0 K: 1 S: 5	H: 0 LOB: 0 BB: 0 P: 5	1B: 9 2B: 1 3B: 0 HR: 1	SF: 0 SAC: 0 DP: 2 HBP: 0	WP: 0 PA: 37 PB: 0 SB: 0 CS: 0						
<b>PITCHER</b>	IP	WLS	BF	H	R	ER	SO	BB	IBB	HBP	BLK	WP	HR	S	P	ERA	WHIP										
<b>Steve Blass, R</b> ERA: 2.76 (1, 1)	8.0	W	34	11	2	2	1	1	0	0	0	0	0	35	39	2.25	1.500										
<b>Ramon Hernandez, L</b> ERA: 0.77 (9, 1)	1.0	S	3	0	0	0	1	0	0	0	0	0	0	5	5	0.00	0.000										

Pittsburgh Pirates @ St. Louis Cardinals  
 Busch Stadium, St. Louis, MO  
 Tue May 23 1972, 7:05 PM CDT  
 Att: 11,795 - Unknown

AB 36  
 R 2  
 H 11  
 RBI 2  
 BB 1  
 SO 2  
 LOB 14









Batter	1	2	3	4	5	6	7	8	9	AB	R	H	RBI	BB	SO	LOB	TOP			
Dave Cash, R (1,4) OBP: 0.344, SLG: 0.398	F9		1B		4-3			4-3 G3		4	1	2	0	0	0	0	<b>Pittsburgh Pirates @ St. Louis Cardinals</b> Busch Stadium, St. Louis, MO Thu May 25 1972, 3:33 AM CDT Att: 9,293 - Unknown <a href="http://livebaseballscorecards.com">livebaseballscorecards.com</a>			
Vic Davallo, L (1,3) OBP: 0.433, SLG: 0.519	P6		F8		5-3			G3		4	0	0	0	0	0	2				
Al Oliver, L (1,8) OBP: 0.373, SLG: 0.468								4-3		4	0	2	1	0	0	1				
Richie Hebner, L (1,5) OBP: 0.398, SLG: 0.550	K		K					K		4	1	1	1	0	3	3				
Milt May, L (1,2) OBP: 0.304, SLG: 0.286										4	0	0	0	0	0	0				
Rennie Stennett, R (1,7) OBP: 0.391, SLG: 0.580										4	0	1	0	0	2	0				
Gene Clines, R (1,9) Manny Sanguillen, R (9,PH) OBP: 0.259, SLG: 0.237 OBP: 0.370, SLG: 0.492			K					K		3	0	1	0	0	2	1				
Gene Alley, R (1,6) OBP: 0.394, SLG: 0.333										3	0	0	0	0	1	2				
Dock Ellis, S (1,1) OBP: 0.063, SLG: 0.063 (7,PH)										2	0	0	0	0	1	0				
Jose Pagan, R (7,PH) OBP: 0.217, SLG: 0.190										1	0	0	0	0	1	0				
Bruce Kison, R (7,1) OBP: 0.500, SLG: 0.500										0	0	0	0	0	0	0				
<b>Inning Stats</b>	R: 0 E: 0 K: 1 S: 6	H: 1 LOB: 1 BB: 0 P: 6	R: 0 E: 0 K: 1 S: 6	H: 1 LOB: 1 BB: 0 P: 6	R: 1 E: 0 K: 1 S: 7	H: 2 LOB: 1 BB: 0 P: 7	R: 0 E: 0 K: 1 S: 6	H: 1 LOB: 1 BB: 0 P: 6	R: 0 E: 0 K: 2 S: 7	H: 0 LOB: 0 BB: 0 P: 7	R: 0 E: 0 K: 1 S: 6	H: 1 LOB: 1 BB: 0 P: 6	R: 0 E: 0 K: 1 S: 5	H: 0 LOB: 0 BB: 0 P: 5	R: 0 E: 0 K: 1 S: 5	H: 0 LOB: 0 BB: 0 P: 5	1B: 5 2B: 1 3B: 0 HR: 1	SF: 0 SAC: 0 DP: 0 HBP: 0	WP: 0 PB: 0 SB: 1 CS: 0	PA: 34
<b>PITCHER</b> Bob Gibson, R (1,1) ERA: 4.1	IP: 9.0 WLS: W BF: 34 H: 7 R: 2 ER: 2 SO: 10 BB: 0 IBB: 0 HBP: 0 BLK: 0 WP: 0 HR: 1 S: 54 P: 54 ERA: 2.00 WHIP: 0.778																			

Batter	1	2	3	4	5	6	7	8	9	AB	R	H	RBI	BB	SO	LOB	BOTTOM			
Lou Brock, L (1,7) OBP: 0.344, SLG: 0.376	E		1B		4-3			4-3		4	2	2	0	0	0	0	<b>Pittsburgh Pirates @ St. Louis Cardinals</b> Busch Stadium, St. Louis, MO Thu May 25 1972, 3:33 AM CDT Att: 9,293 - Unknown <a href="http://livebaseballscorecards.com">livebaseballscorecards.com</a>			
Ted Sizemore, R (1,4) OBP: 0.319, SLG: 0.339	5-3		G4-6-3					K		3	1	1	1	1	1	1				
Matty Alou, L (1,3) OBP: 0.372, SLG: 0.398								F2		4	0	2	1	0	0	0				
Joe Torre, R (1,5) OBP: 0.421, SLG: 0.523	L9		G4-6-3					P4		3	0	0	0	1	0	3				
Ted Simmons, S (1,2) OBP: 0.300, SLG: 0.406	F8		3-1					L4		4	1	1	0	0	0	3				
Bernie Carbo, L (1,9) OBP: 0.358, SLG: 0.190								F5		3	0	1	0	1	0	1				
Luis Melendez, R (1,8) OBP: 0.246, SLG: 0.344								E6		4	0	0	0	0	0	4				
Daf Maxvill, R (1,6) OBP: 0.244, SLG: 0.121								L9		3	0	1	1	0	0	2				
Bob Gibson, R (1,1) OBP: 0.053, SLG: 0.053								F7		3	0	0	0	0	1	1				
<b>Inning Stats</b>	R: 1 E: 0 K: 0 S: 5	H: 2 LOB: 1 BB: 0 P: 5	R: 0 E: 1 K: 0 S: 4	H: 0 LOB: 0 BB: 0 P: 4	R: 1 E: 0 K: 0 S: 4	H: 2 LOB: 1 BB: 1 P: 8	R: 0 E: 0 K: 0 S: 3	H: 1 LOB: 0 BB: 0 P: 3	R: 1 E: 0 K: 0 S: 4	H: 1 LOB: 0 BB: 0 P: 4	R: 1 E: 1 K: 0 S: 5	H: 2 LOB: 2 BB: 0 P: 5	R: 0 E: 0 K: 2 S: 7	H: 0 LOB: 0 BB: 0 P: 7	R: 0 E: 0 K: 0 S: 3	H: 0 LOB: 2 BB: 2 P: 11		1B: 7 2B: 0 3B: 0 HR: 1	SF: 0 SAC: 0 DP: 2 HBP: 0	WP: 0 PB: 0 SB: 2 CS: 0
<b>PITCHER</b> Dock Ellis, R (1,1) ERA: 2.8	IP: 6.0 WLS: L BF: 26 H: 8 R: 4 ER: 3 SO: 3 BB: 1 IBB: 0 HBP: 0 BLK: 0 WP: 0 HR: 1 S: 25 P: 29 ERA: 4.50 WHIP: 1.500																			
<b>PITCHER</b> Bruce Kison, R (7,1) ERA: 2.61	IP: 2.0 WLS: L BF: 8 H: 0 R: 0 ER: 0 SO: 2 BB: 0 IBB: 0 HBP: 0 BLK: 0 WP: 0 HR: 0 S: 10 P: 18 ERA: 0.00 WHIP: 1.000																			



Batter	1	2	3	4	5	6	7	8	9	AB	R	H	RBI	BB	SO	LOB	TOP			
<b>Bud Harrelson, S</b> OBP: 0.306, SLG: 0.279 (1, 6)	0-0 4-3 1B		0-0 4-3		4-0 5-3-5 BB		0-0 F8			3	1	1	0	1	0	0				
<b>Jim Fregosi, R</b> OBP: 0.329, SLG: 0.438 (1, 5)	0-0 5-3 1-2		0-0 L6		0-0 5-3-5 1-2			0-0		4	0	1	0	0	0	2				
<b>Tommie Agee, R</b> OBP: 0.392, SLG: 0.496 (1, 8)	0-0 4-3 2-3			0-0 F8	0-0			4-0		3	0	1	0	1	0	1				
<b>Rusty Staub, L</b> OBP: 0.386, SLG: 0.460 (1, 9)	0-0			0-0 1B E	0-0 P6			0-0		4	1	2	1	0	0	3				
<b>Cleon Jones, R</b> OBP: 0.323, SLG: 0.339 (1, 3)	0-3 K			0-0 1B E			0-0 F9		0-0	4	0	1	0	0	1	3				
<b>John Milner, L</b> OBP: 0.319, SLG: 0.386 (1, 7)		0-3 K		0-0 E3 1B			0-0	0-3 K		4	0	1	0	0	2	3				
<b>Wayne Garrett, L</b> OBP: 0.333, SLG: 0.214 (1, 4)		0-0 F8		0-0 P6			0-0 G6-3		0-0	4	0	0	0	0	0	3				
<b>Jerry Grote, R</b> OBP: 0.345, SLG: 0.394 (1, 2)		0-3 K		0-0	1-2 2-3 1B		0-0 6-3		0-0	4	0	1	0	0	1	0				
<b>Tom Seaver, R</b> OBP: 0.125, SLG: 0.167 (1, 1)			0-3 K		0-0 4-3		0-3 K		0-0 P6	3	0	0	0	0	2	3				
<b>Ray Sadecki, L</b> OBP: 0.200, SLG: 0.200 (8, 1)										0	0	0	0	0	0	0				
<b>Dave Marshall, L</b> (9, PH)										1	0	0	0	0	0	0				
<b>Inning Stats</b>	R: 1 E: 0 K: 1 S: 7	H: 2 LOB: 1 BB: 0 P: 7	R: 0 E: 0 K: 2 S: 7	H: 0 LOB: 0 BB: 0 P: 7	R: 0 E: 0 K: 1 S: 5	H: 0 LOB: 0 BB: 0 P: 5	R: 1 E: 1 K: 0 S: 7	H: 3 LOB: 3 BB: 1 P: 7	R: 0 E: 0 K: 0 S: 3	H: 1 LOB: 1 BB: 1 P: 7	R: 0 E: 0 K: 1 S: 5	H: 0 LOB: 0 BB: 0 P: 5	R: 0 E: 0 K: 1 S: 6	H: 1 LOB: 2 BB: 1 P: 10	R: 0 E: 0 K: 0 S: 3	H: 0 LOB: 0 BB: 0 P: 3	1B: 6 2B: 3 3B: 0 HR: 0	SF: 0 SAC: 0 DP: 2 HBP: 0	WP: 0 PB: 0 SB: 0 CS: 0	PA: 36
<b>PITCHER</b> <b>Rick Wise, R</b> ERA: 3.1 (1, 1)	IP: 9.0 WLS: W BF: 36 H: 8 R: 2 ER: 1 SO: 6 BB: 2 IBB: 0 HBP: 0 BLK: 0 WP: 0 HR: 0 S: 46 P: 54 ERA: 1.00 WHIP: 1.111															<b>PITCHER</b>				

**New York Mets @ St. Louis Cardinals**  
 Busch Stadium, St. Louis, MO  
 Fri May 26 1972, 7:05 PM CDT  
 Att: 21,247 - Unknown

AB 34  
 R 2  
 H 8  
 RBI 1  
 BB 2  
 SO 6  
 LOB 18



Batter	1	2	3	4	5	6	7	8	9	AB	R	H	RBI	BB	SO	LOB	BOTTOM			
<b>Lou Brock, L</b> OBP: 0.341, SLG: 0.373 (1, 7)	0-0 4-3			0-0 4-3		0-0 6-3				4	0	1	0	0	0	0				
<b>Ted Sizemore, R</b> OBP: 0.317, SLG: 0.331 (1, 4)	4-0 1B FC6-4 BB			0-0 L6			0-0 F7			3	1	0	0	1	0	1				
<b>Matty Alou, L</b> OBP: 0.368, SLG: 0.394 (1, 3)	0-0 FC6-4 1-3 1B		0-3 K		0-0 F9		0-0 F9			4	0	1	0	0	1	1				
<b>Joe Torre, R</b> OBP: 0.423, SLG: 0.552 (1, 5)	0-0 FC6-4 1B 1-2 3-H			0-0 E6 1B		0-0 HR		0-0 HR 2B		4	3	2	2	0	0	1				
<b>Ted Simmons, S</b> OBP: 0.319, SLG: 0.441 (1, 2)	4-0 1B BB			0-0		0-0 1B		0-0 HR		3	2	3	2	1	0	0				
<b>Bernie Carbo, L</b> OBP: 0.351, SLG: 0.178 (1, 9)	4-0 1B 1-2 2-3 BB			0-0 4-3		0-0 F8		0-0 F8		3	0	0	0	1	0	3				
<b>Luis Melendez, R</b> OBP: 0.247, SLG: 0.338 (1, 8)	0-0 1-2 2-H 3-H 1B			0-0 F8		0-0 5-3		0-0 F8		4	0	1	2	0	0	3				
<b>Daf Maxvill, R</b> OBP: 0.222, SLG: 0.108 (1, 6)	0-0 F9			0-0 4-3		0-0 4-3		0-0 4-3		4	0	0	0	0	0	4				
<b>Rick Wise, R</b> OBP: 0.241, SLG: 0.250 (1, 1)			0-0 F8		0-0 F9		0-3 K		0-0 F8	4	0	0	0	0	1	0				
<b>Inning Stats</b>	R: 3 E: 0 K: 0 S: 5	H: 2 LOB: 2 BB: 3 P: 17	R: 0 E: 0 K: 1 S: 6	H: 1 LOB: 1 BB: 0 P: 6	R: 0 E: 1 K: 0 S: 5	H: 1 LOB: 2 BB: 0 P: 5	R: 0 E: 0 K: 0 S: 3	H: 0 LOB: 0 BB: 0 P: 3	R: 1 E: 0 K: 0 S: 5	H: 2 LOB: 1 BB: 0 P: 5	R: 0 E: 0 K: 1 S: 5	H: 0 LOB: 0 BB: 0 P: 5	R: 2 E: 0 K: 0 S: 5	H: 2 LOB: 0 BB: 0 P: 5	R: 0 E: 0 K: 0 S: 3	H: 0 LOB: 0 BB: 0 P: 3	1B: 5 2B: 1 3B: 0 HR: 2	SF: 0 SAC: 0 DP: 0 HBP: 0	WP: 0 PB: 0 SB: 0 CS: 0	PA: 36
<b>PITCHER</b> <b>Tom Seaver, R</b> ERA: 3.0 (1, 1)	IP: 7.0 WLS: L BF: 33 H: 8 R: 6 ER: 6 SO: 2 BB: 3 IBB: 0 HBP: 0 BLK: 0 WP: 0 HR: 2 S: 34 P: 46 ERA: 7.71 WHIP: 1.571															<b>PITCHER</b>				
<b>Ray Sadecki, L</b> ERA: 5.4 (8, 1)	IP: 1.0 WLS: 3 BF: 0 H: 0 R: 0 ER: 0 SO: 0 BB: 0 IBB: 0 HBP: 0 BLK: 0 WP: 0 HR: 3 S: 3 P: 3 ERA: 0.00 WHIP: 0.000															<b>PITCHER</b>				

**New York Mets @ St. Louis Cardinals**  
 Busch Stadium, St. Louis, MO  
 Fri May 26 1972, 7:05 PM CDT  
 Att: 21,247 - Unknown

AB 33  
 R 6  
 H 8  
 RBI 6  
 BB 3  
 SO 2  
 LOB 13





Batter	1	2	3	4	5	6	7	8	9	AB	R	H	RBI	BB	SO	LOB	TOP								
<b>Bud Harrelson, S</b> OBP: 0.302, SLG: 0.271 (1, 6)	1-3			F8			FC5-2 1B	E3		4	0	0	0	1	0	5	<b>New York Mets @ St. Louis Cardinals</b> Busch Stadium, St. Louis, MO Sat May 27 1972, 7:05 PM CDT Att: 27,739 - Unknown								
<b>Jim Fregosi, R</b> OBP: 0.317, SLG: 0.421 (1, 5)	F7			F8	K		K	F8		5	0	0	0	0	2	9									
<b>Tommie Agee, R</b> OBP: 0.399, SLG: 0.500 (1, 8)					K				F8	5	0	3	2	0	1	3									
<b>Rusty Staub, L</b> OBP: 0.380, SLG: 0.448 (1, 9)	CS	4-3		4-3		G3			F8	4	0	0	0	1	0	1									
<b>Cleon Jones, R</b> OBP: 0.318, SLG: 0.341 (1, 3)										5	1	1	0	0	0	3									
<b>John Milner, L</b> OBP: 0.314, SLG: 0.362 (1, 7)										3	1	0	0	1	0	0									
<b>Wayne Garrett, L</b> OBP: 0.409, SLG: 0.353 (1, 4)				P4						3	0	2	0	1	0	0									
<b>Jerry Grote, R</b> OBP: 0.360, SLG: 0.402 (1, 2)				4-3						3	1	2	2	1	0	0									
<b>Jim McAndrew, R</b> (1, 1)				L4						2	1	0	0	0	0	2									
<b>Inning Stats</b>	R: 0 E: 0 K: 0 S: 3	H: 1 LOB: 0 BB: 0 P: 3	R: 0 E: 0 K: 0 S: 3	H: 0 LOB: 0 BB: 0 P: 3	R: 0 E: 0 K: 0 S: 3	H: 0 LOB: 0 BB: 0 P: 3	R: 0 E: 0 K: 0 S: 4	H: 1 LOB: 1 BB: 0 P: 4	R: 2 E: 0 K: 1 S: 10	H: 3 LOB: 3 BB: 2 P: 18	R: 0 E: 0 K: 0 S: 3	H: 0 LOB: 0 BB: 0 P: 3	R: 2 E: 0 K: 1 S: 7	H: 2 LOB: 3 BB: 2 P: 16	R: 0 E: 1 K: 0 S: 5	H: 1 LOB: 3 BB: 1 P: 9	R: 0 E: 0 K: 0 S: 3	H: 0 LOB: 0 BB: 0 P: 3	1B: 6 2B: 2 3B: 0 HR: 0	SF: 0 SAC: 1 DP: 0 HBP: 1	WP: 0 PB: 0 SB: 0 CS: 1	PA: 42			
<b>PITCHER</b>	IP	WLS	BF	H	R	ER	SO	BB	IBB	HBP	BLK	WP	HR	S	P	ERA	WHIP								
<b>Al Santorini, R</b> ERA: 5.46 (1, 1)	6.0	L	26	6	4	4	2	2	1	0	0	0	0	5	6	6.00	1.333								
<b>Tony Cloninger, R</b> ERA: 3.65 (7, 1)	0.2		4	1	0	0	1	0	0	1	0	0	0	5	6	0.00	1.500								
<b>Charlie Hudson, L</b> ERA: (7, 1)	0.1		2	0	0	0	0	1	0	0	0	0	0	1	5	0.00	3.000								
<b>Moe Drabowsky, R</b> ERA: 2.61 (8, 1)	2.0		9	1	0	0	0	1	0	0	0	0	0	8	12	0.00	1.000								

Batter	1	2	3	4	5	6	7	8	9	AB	R	H	RBI	BB	SO	LOB	BOTTOM								
<b>Lou Brock, L</b> OBP: 0.333, SLG: 0.364 (1, 7)	F8		F7		L5			1-3		4	0	0	0	0	0	1	<b>New York Mets @ St. Louis Cardinals</b> Busch Stadium, St. Louis, MO Sat May 27 1972, 7:05 PM CDT Att: 27,739 - Unknown								
<b>Ted Sizemore, R</b> OBP: 0.322, SLG: 0.336 (1, 4)	6-3		K			5-3 1B	6-3			4	1	2	0	0	1	0									
<b>Matty Alou, L</b> OBP: 0.365, SLG: 0.389 (1, 3)			G3			6-3		K		4	0	1	0	0	1	2									
<b>Joe Torre, R</b> OBP: 0.412, SLG: 0.536 (1, 5)	F9			6-3		5-3		K		4	0	0	0	0	1	3									
<b>Ted Simmons, S</b> OBP: 0.318, SLG: 0.436 (1, 2)			F9	P4					3-1	4	0	1	1	0	0	0									
<b>Bernie Carbo, L</b> OBP: 0.344, SLG: 0.184 (1, 9)			BB	3-1		K			L4	4	0	1	0	0	1	1									
<b>Luis Melendez, R</b> OBP: 0.247, SLG: 0.324 (1, 8)					P4			F8		3	0	0	0	1	0	0									
<b>Dal Maxvill, R</b> OBP: 0.213, SLG: 0.103 (1, 6)					F9					2	0	0	0	0	0	2									
<b>Ed Crosby, L</b> OBP: 0.296, SLG: 0.262 (7, PH) (8, 6)							P2			1	0	0	0	0	0	0									
<b>Al Santorini, R</b> OBP: 0.250, SLG: 0.143 (1, 1)										2	0	1	0	0	1	2									
<b>Tony Cloninger, R</b> (7, 1)										0	0	0	0	0	0	0									
<b>Charlie Hudson, L</b> (7, 1)										0	0	0	0	0	0	0									
<b>Mike Fiore, L</b> OBP: 0.273, SLG: 0.111 (7, PH)										1	0	0	0	0	0	0									
<b>Moe Drabowsky, R</b> (8, 1)										0	0	0	0	0	0	0									
<b>Inning Stats</b>	R: 0 E: 0 K: 0 S: 4	H: 1 LOB: 2 BB: 1 P: 4	R: 0 E: 0 K: 1 S: 6	H: 1 LOB: 1 BB: 1 P: 10	R: 0 E: 0 K: 1 S: 5	H: 0 LOB: 0 BB: 0 P: 5	R: 0 E: 0 K: 0 S: 3	H: 0 LOB: 0 BB: 0 P: 3	R: 0 E: 0 K: 0 S: 4	H: 1 LOB: 1 BB: 0 P: 4	R: 1 E: 0 K: 1 S: 7	H: 2 LOB: 1 BB: 0 P: 7	R: 0 E: 0 K: 0 S: 3	H: 0 LOB: 0 BB: 0 P: 3	R: 0 E: 0 K: 2 S: 8	H: 1 LOB: 1 BB: 0 P: 8	R: 0 E: 0 K: 0 S: 3	H: 0 LOB: 0 BB: 0 P: 3	1B: 6 2B: 0 3B: 0 HR: 0	SF: 0 SAC: 0 DP: 0 HBP: 0	WP: 0 PB: 0 SB: 0 CS: 0	PA: 34			
<b>PITCHER</b>	IP	WLS	BF	H	R	ER	SO	BB	IBB	HBP	BLK	WP	HR	S	P	ERA	WHIP								
<b>Jim McAndrew, R</b> ERA: 2.67 (1, 1)	9.0	W	34	6	1	1	5	1	0	0	0	0	0	43	47	1.00	0.778								

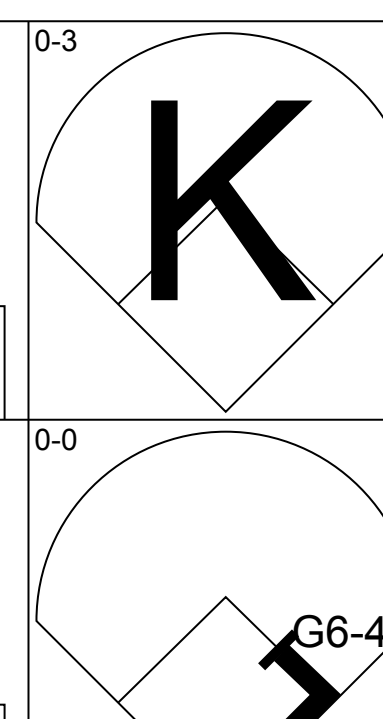
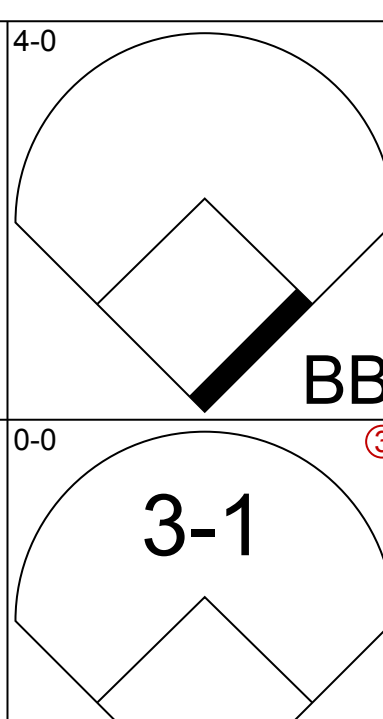
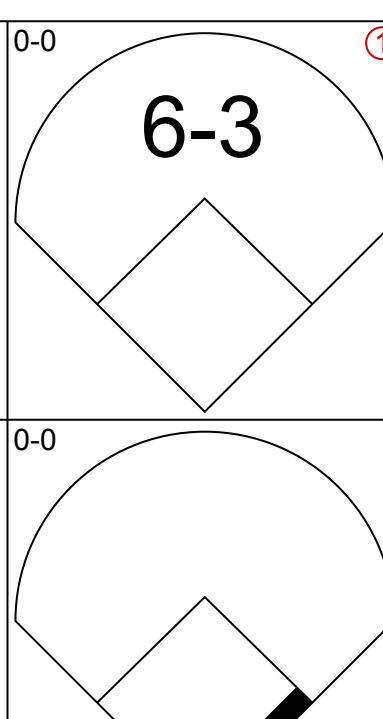
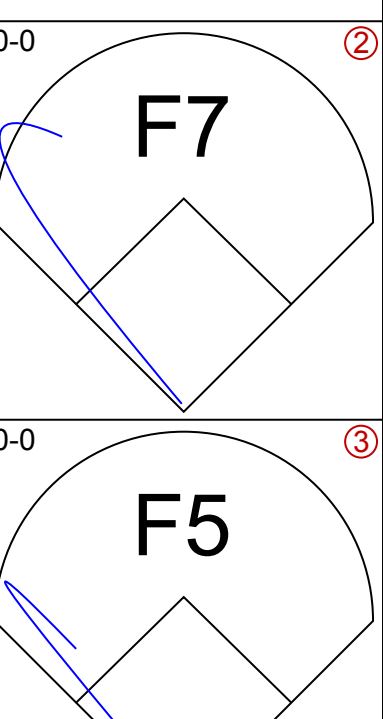
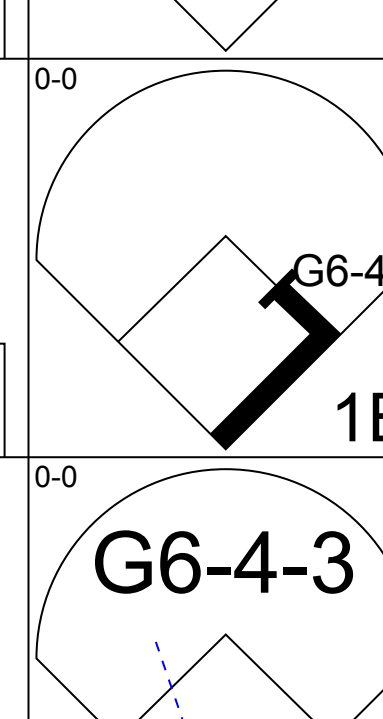
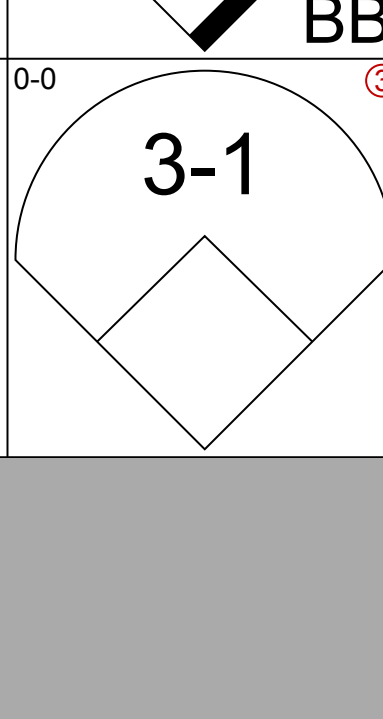
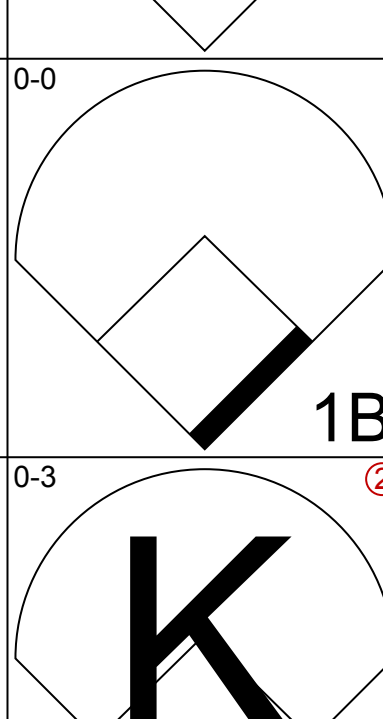
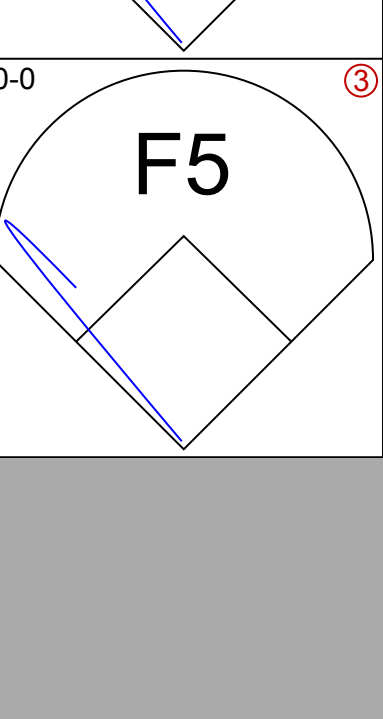
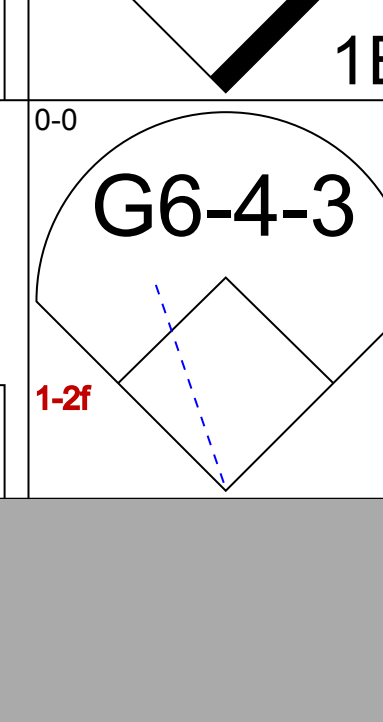
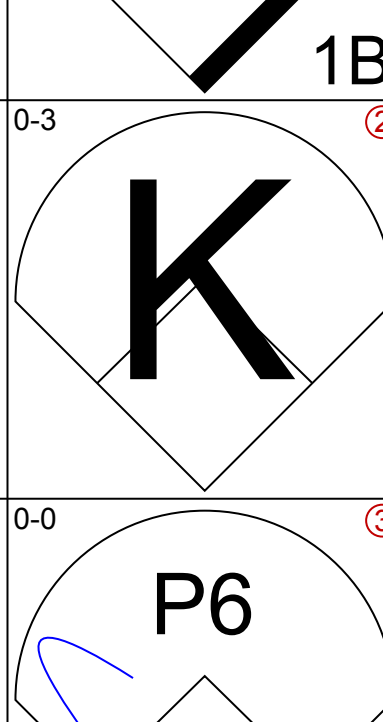
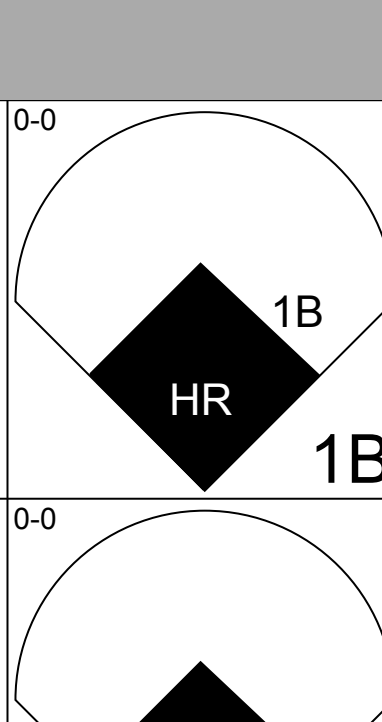
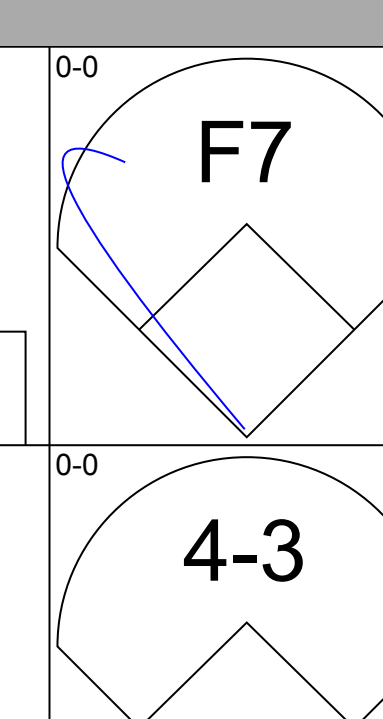
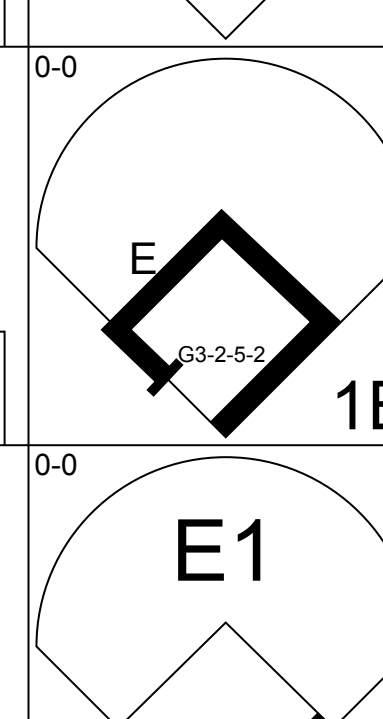
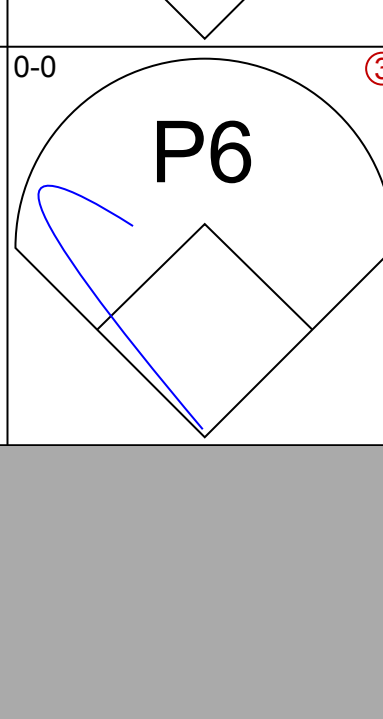
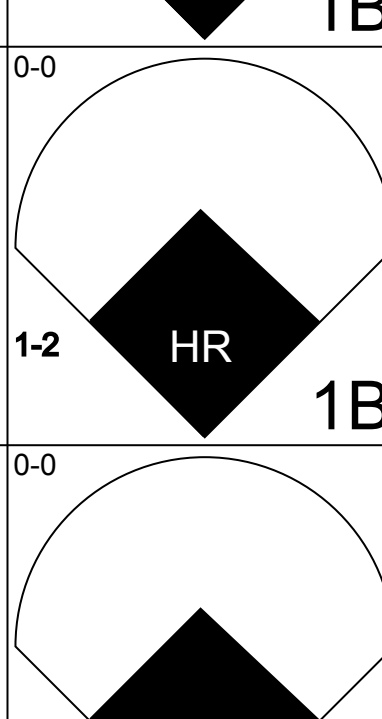
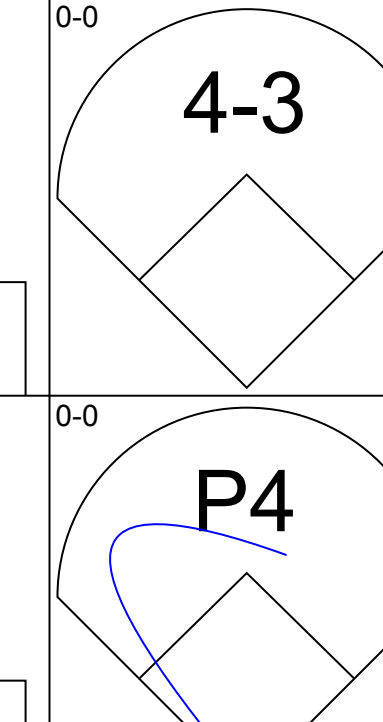
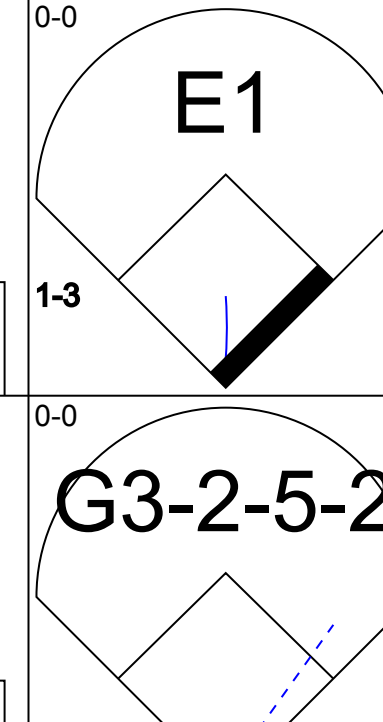
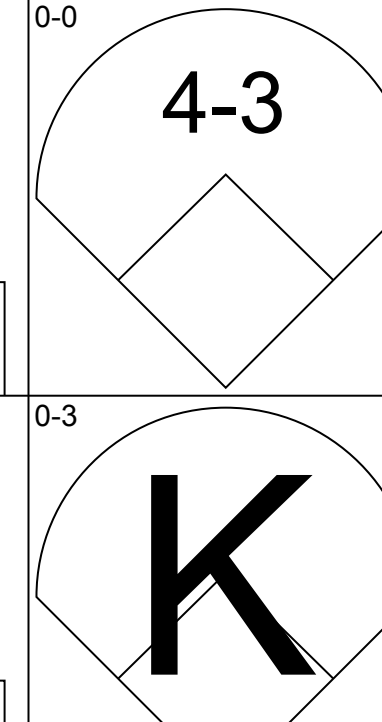
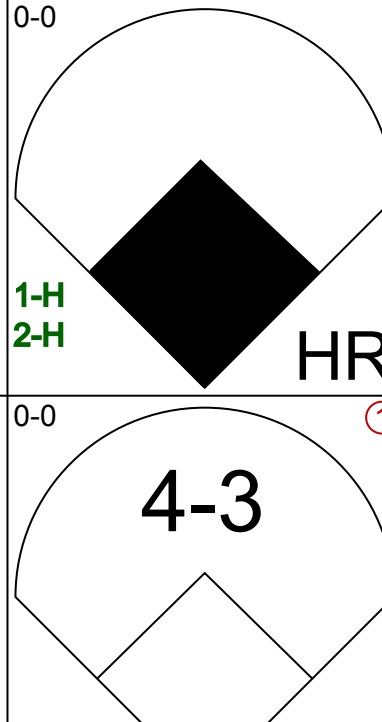
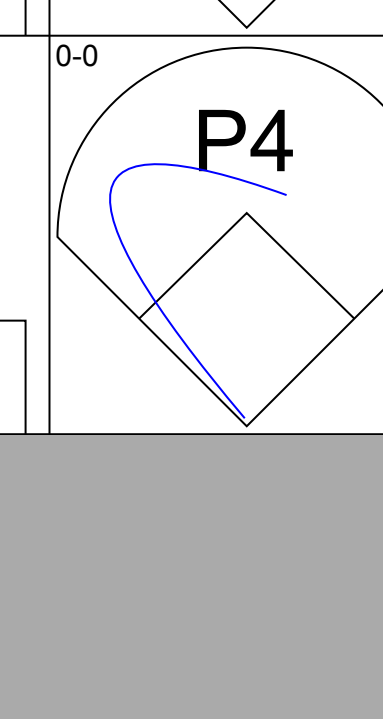
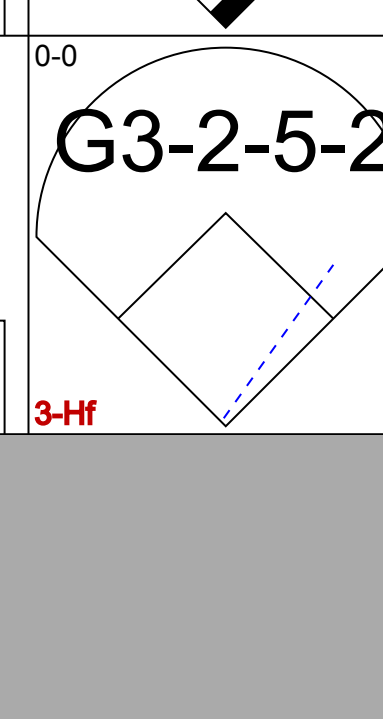
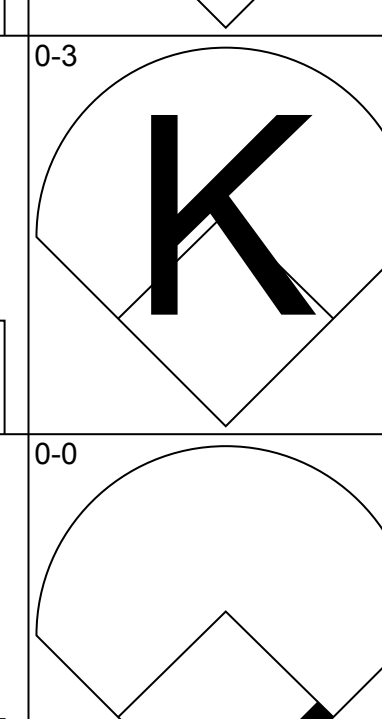
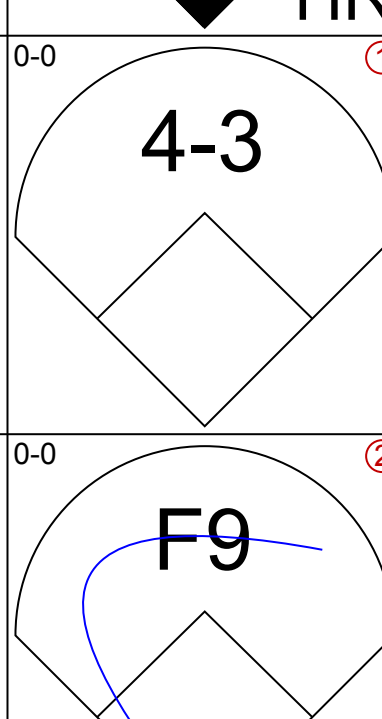
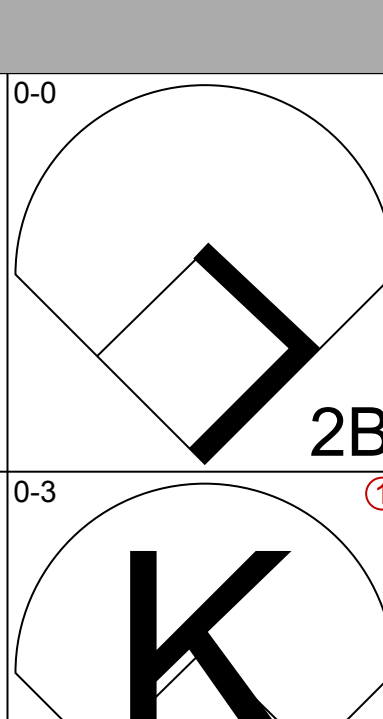
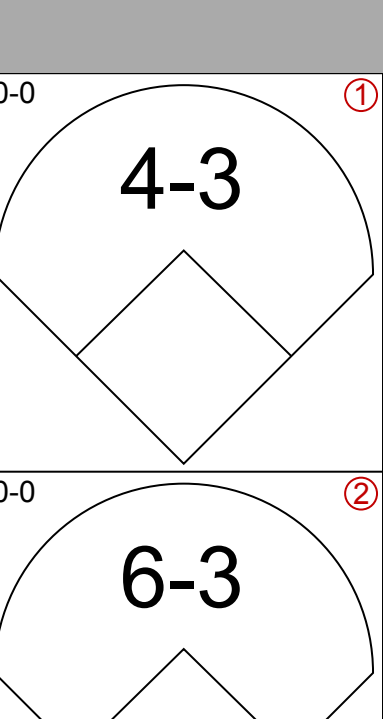
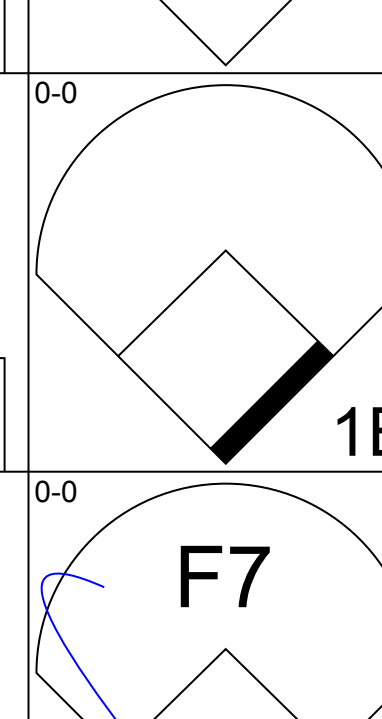
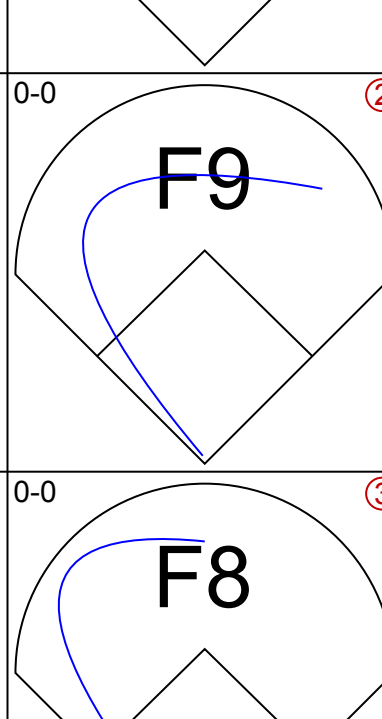
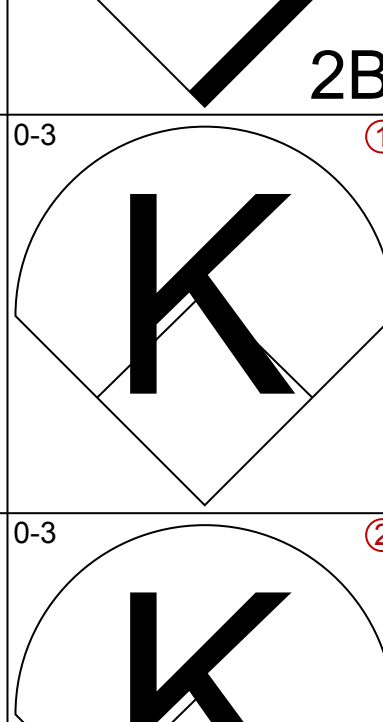
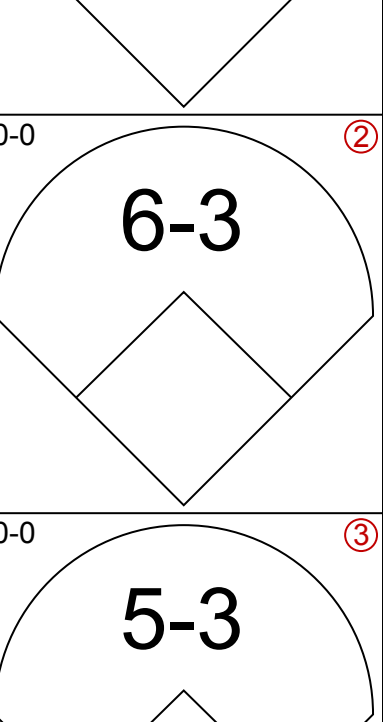
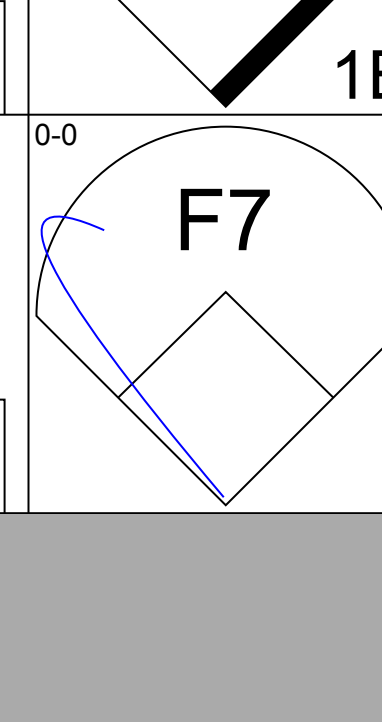
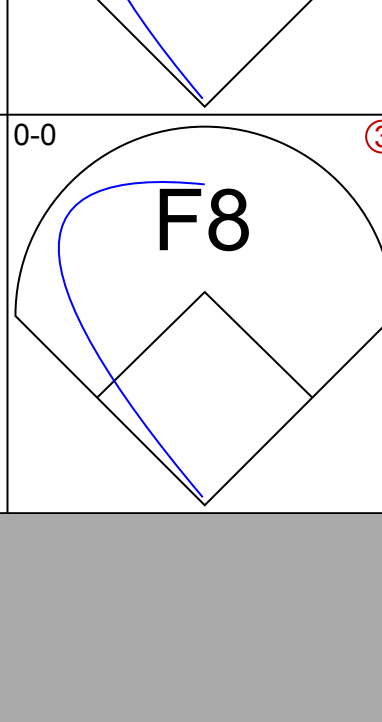
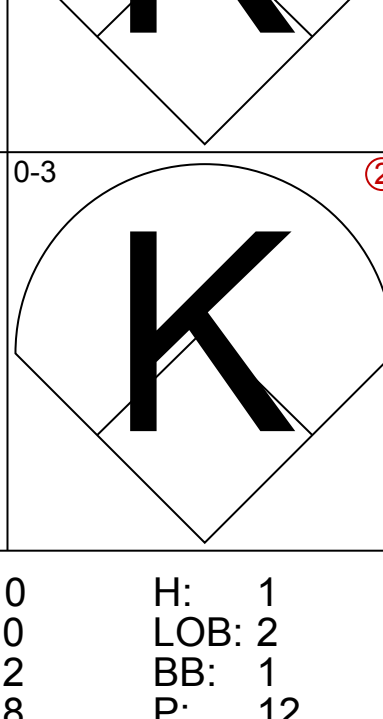
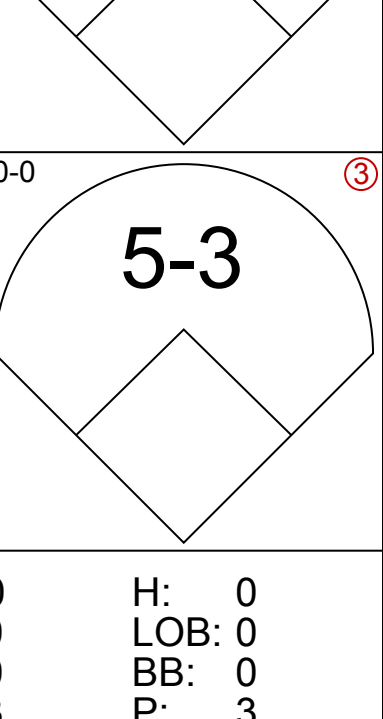
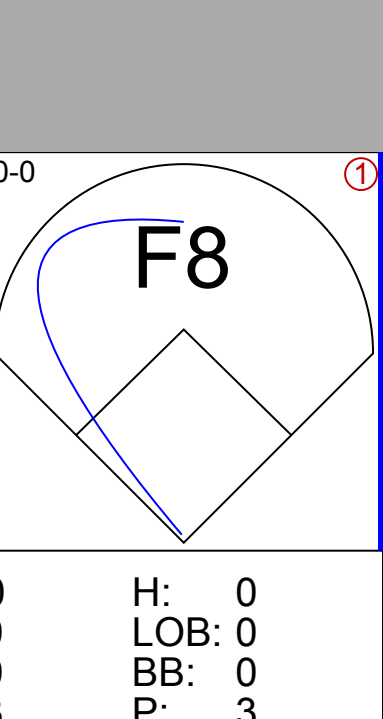
AB	34
R	4
H	8
RBI	4
BB	5
SO	3
LOB	23



AB	33
R	1
H	6
RBI	1
BB	1
SO	5
LOB	11

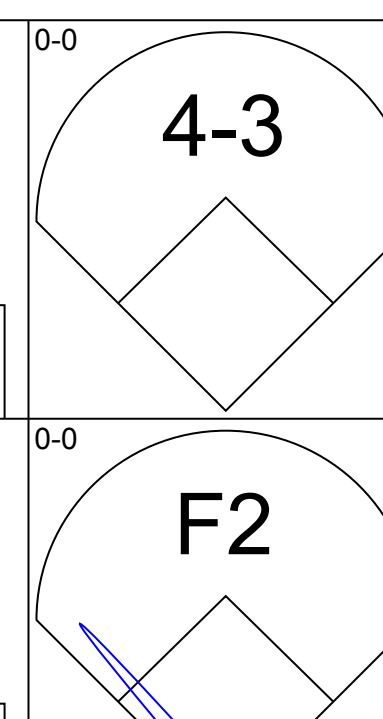
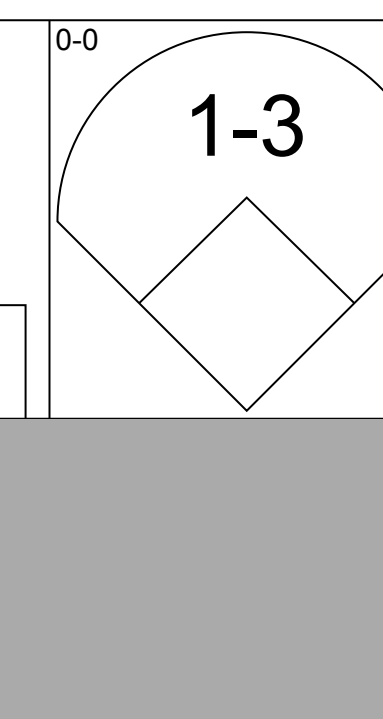
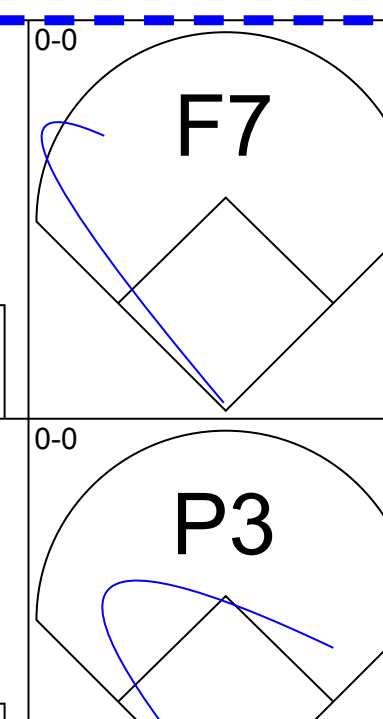
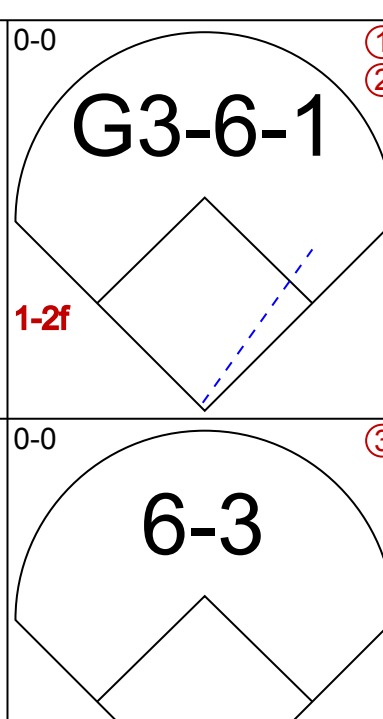
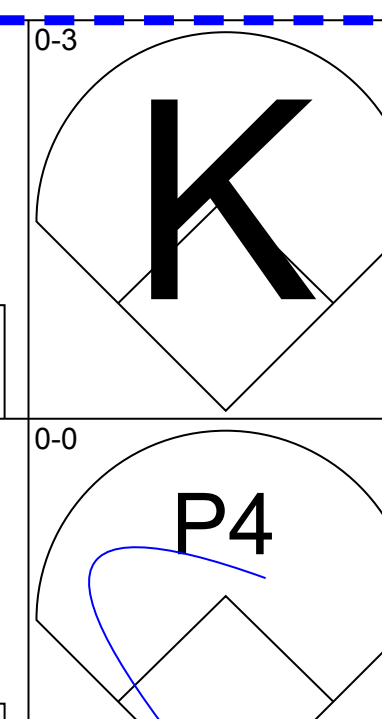
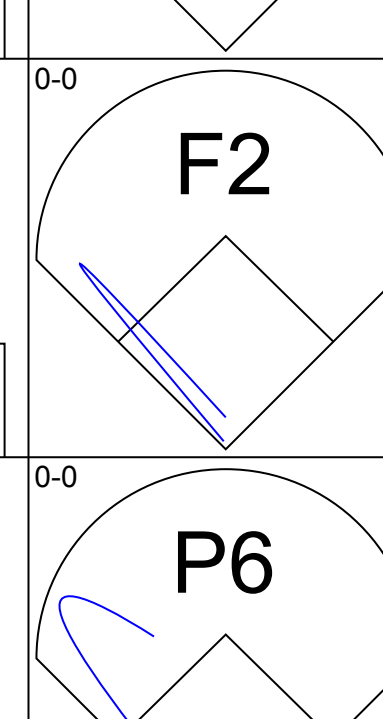
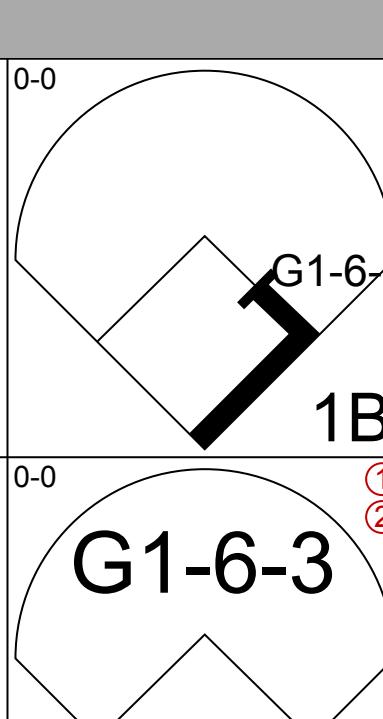
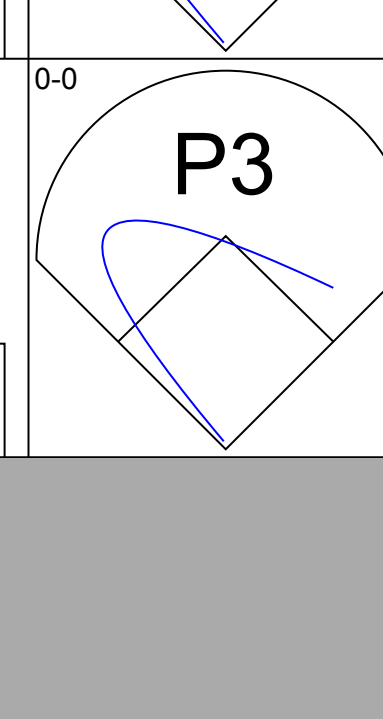
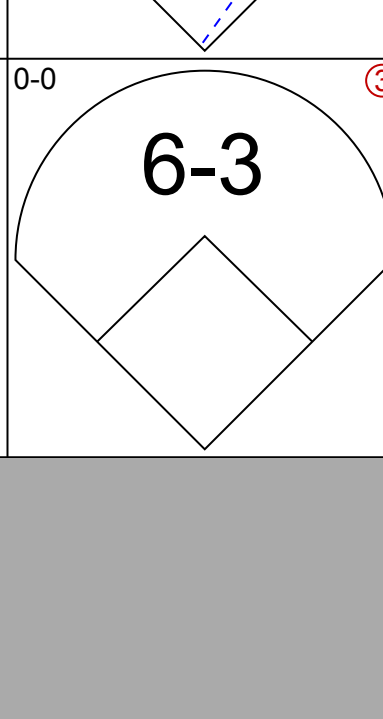
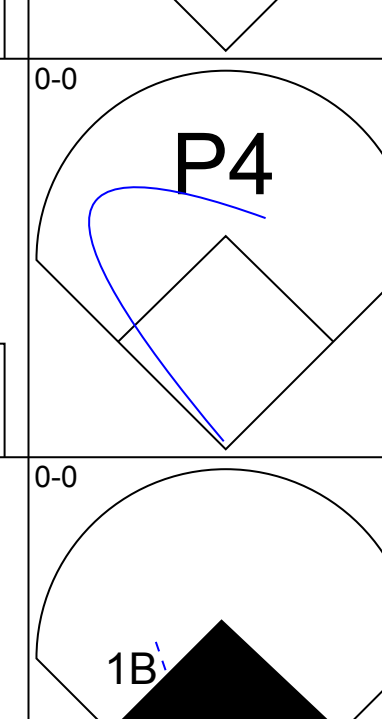
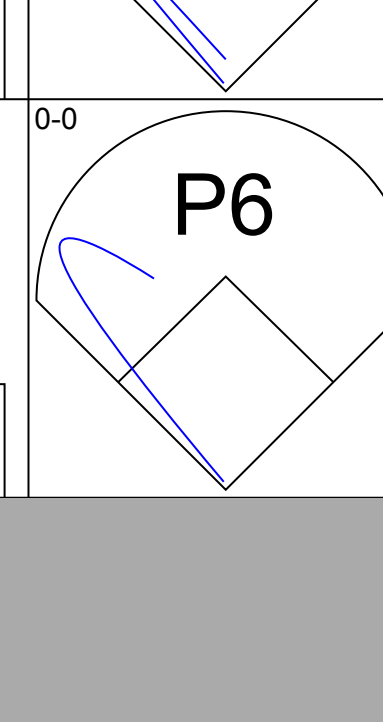
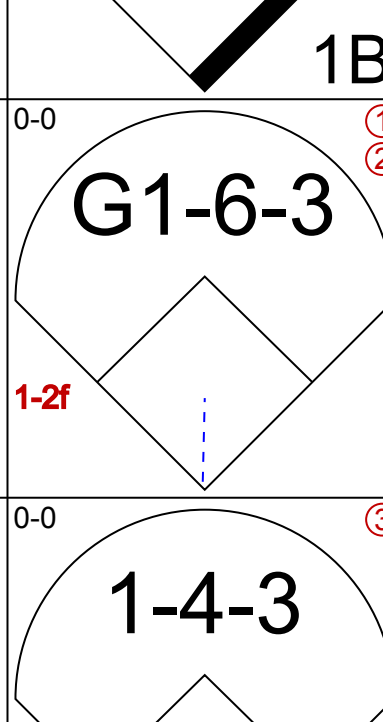
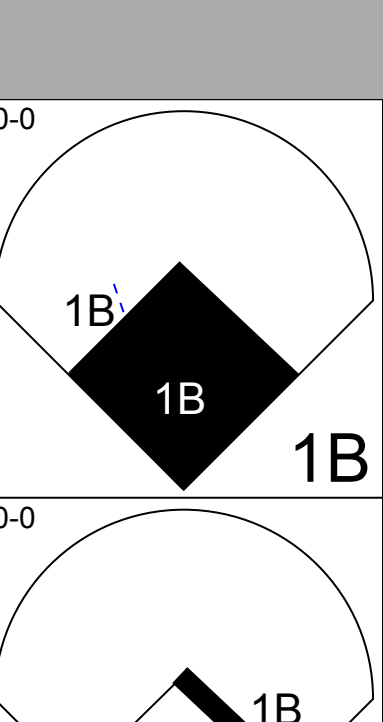
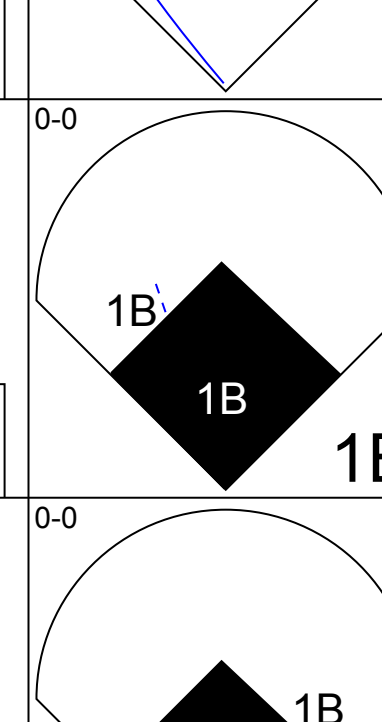
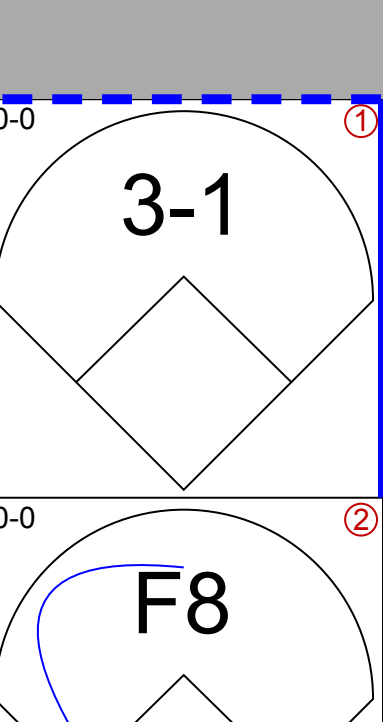
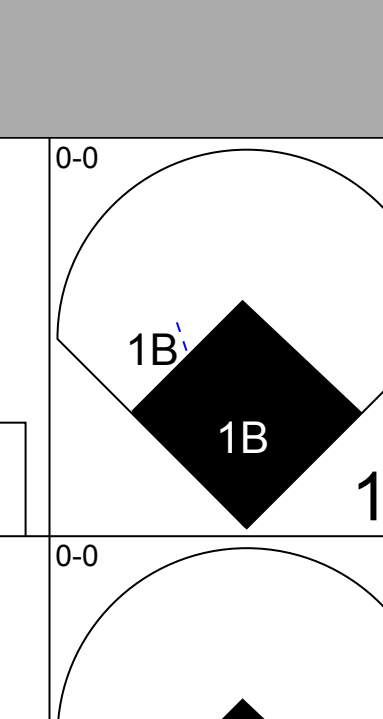
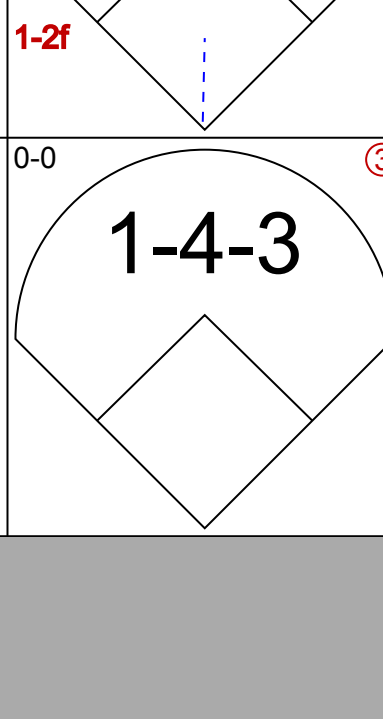

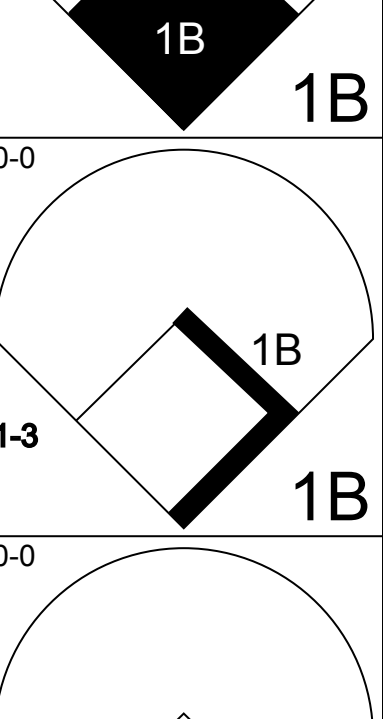
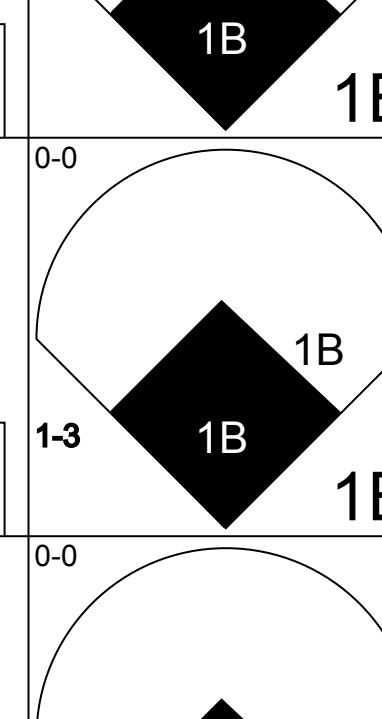
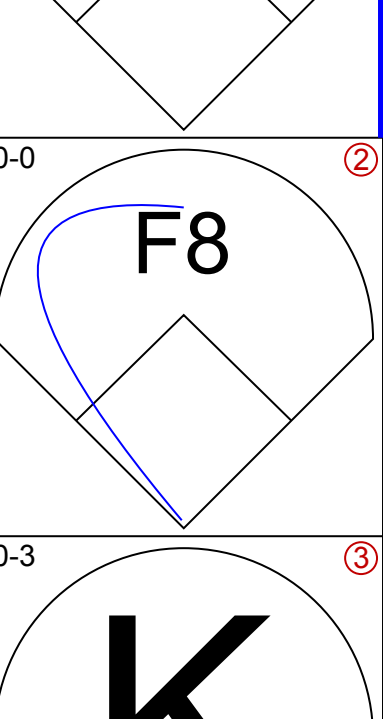
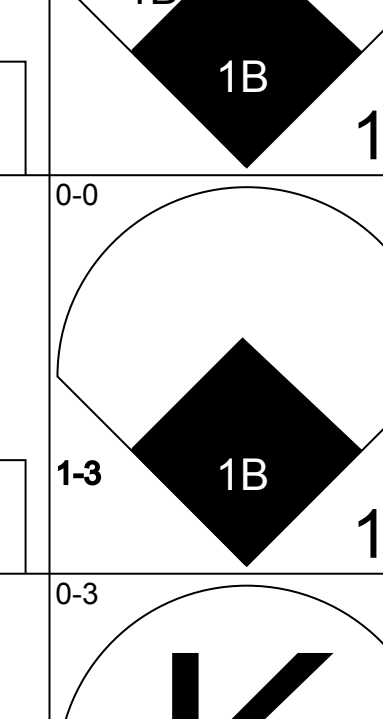
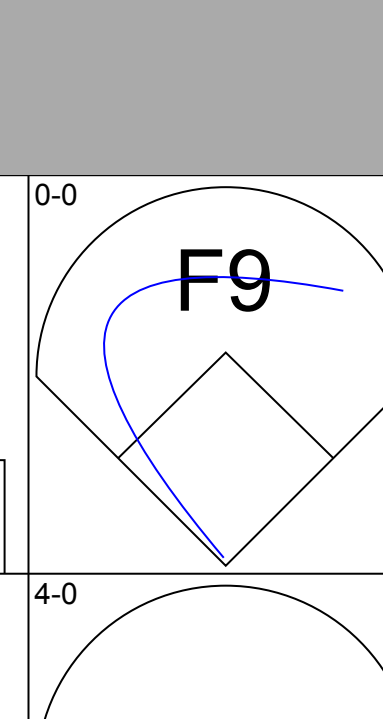
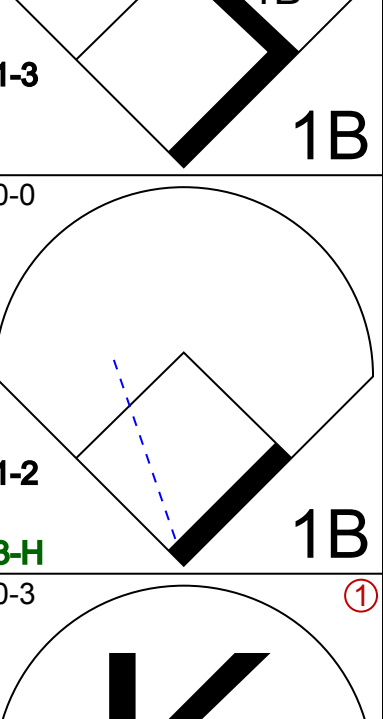
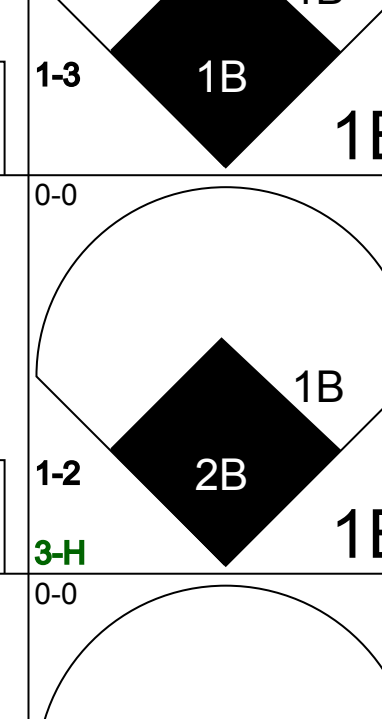
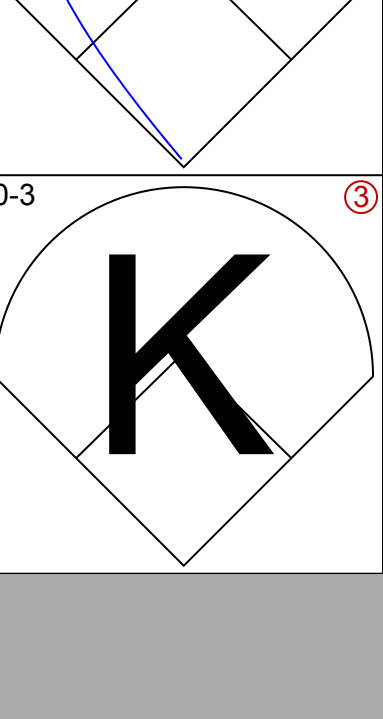

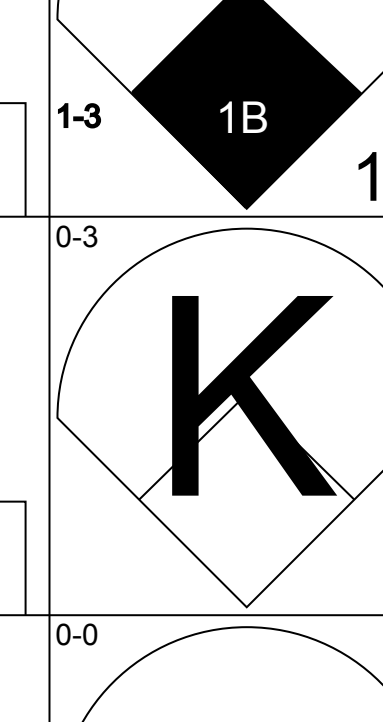

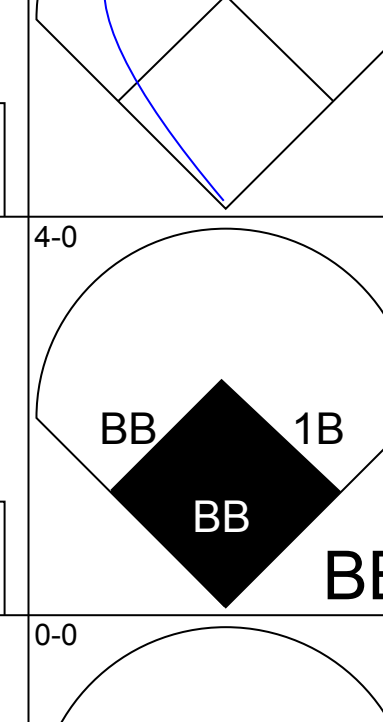
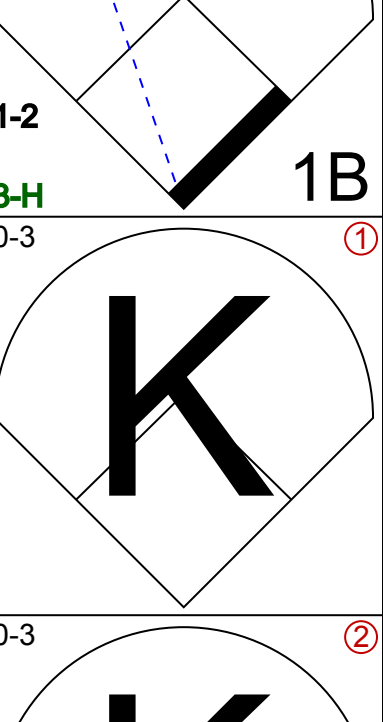
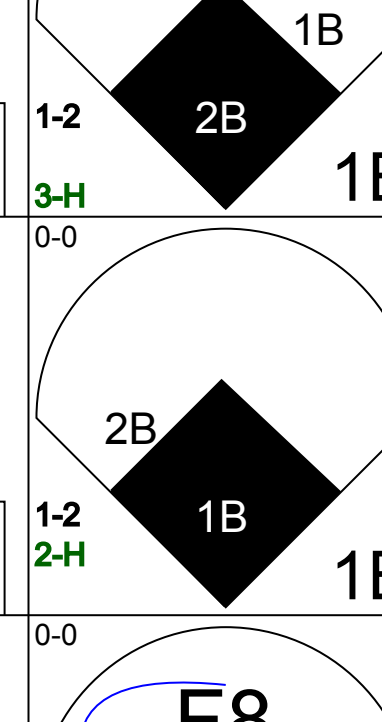

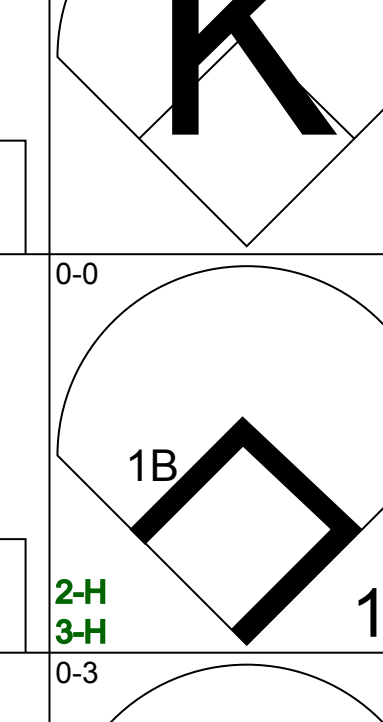

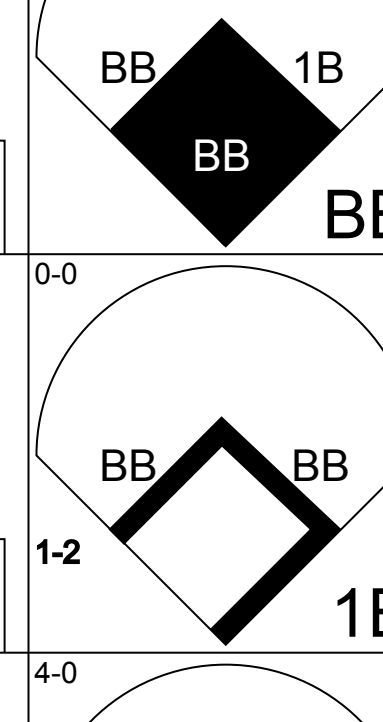
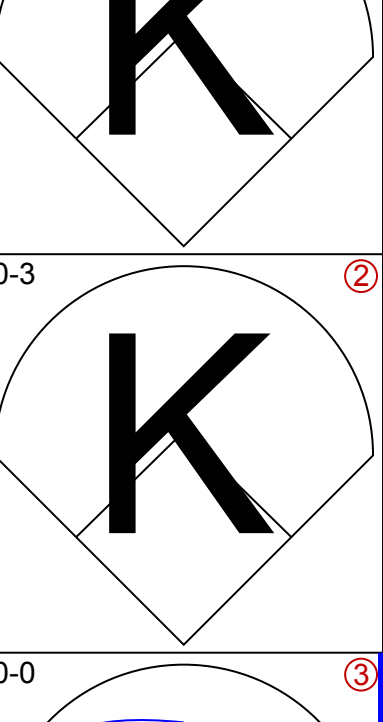
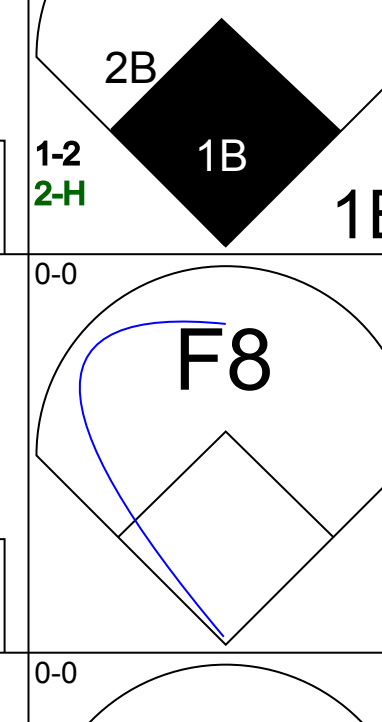
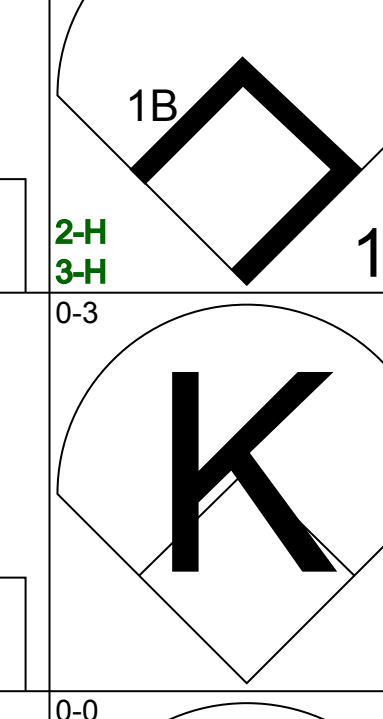
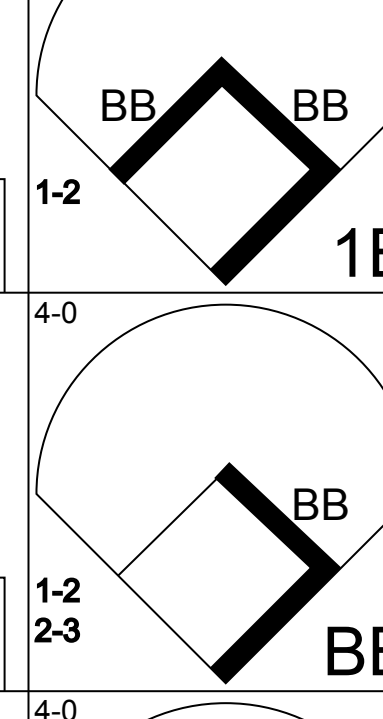
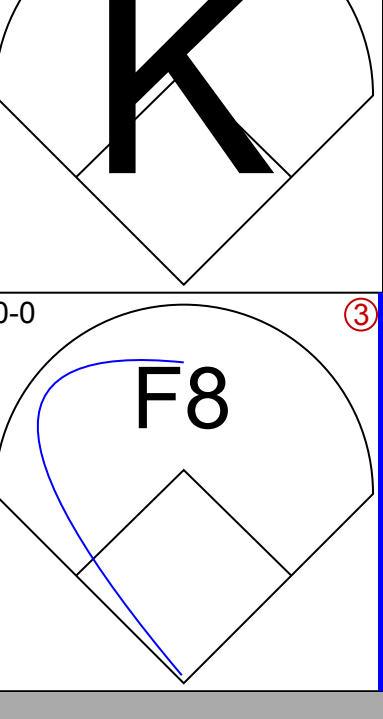
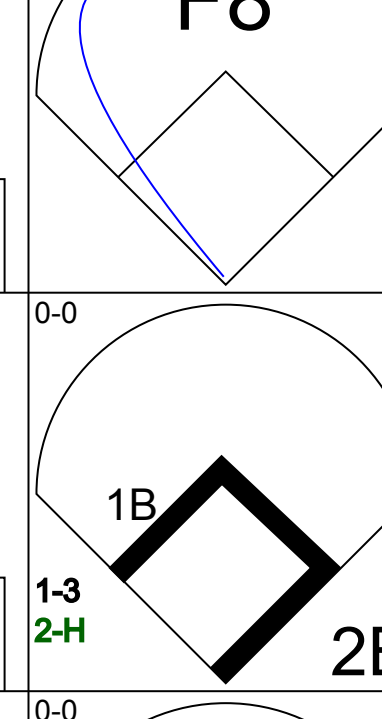

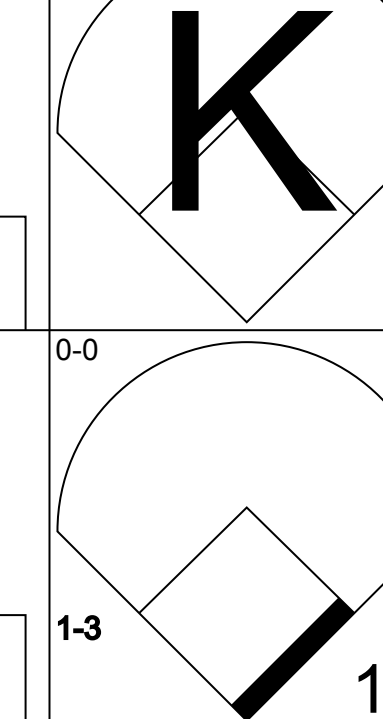
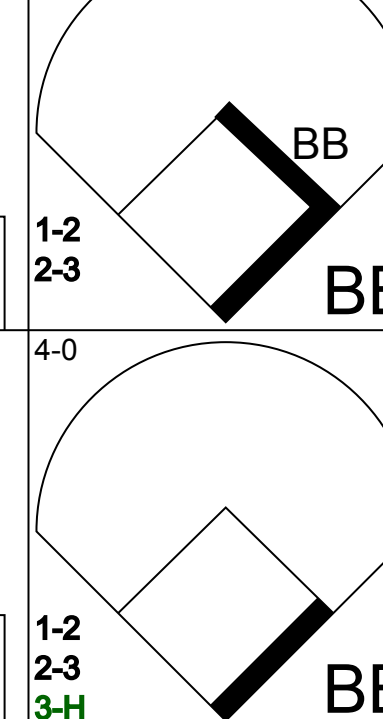
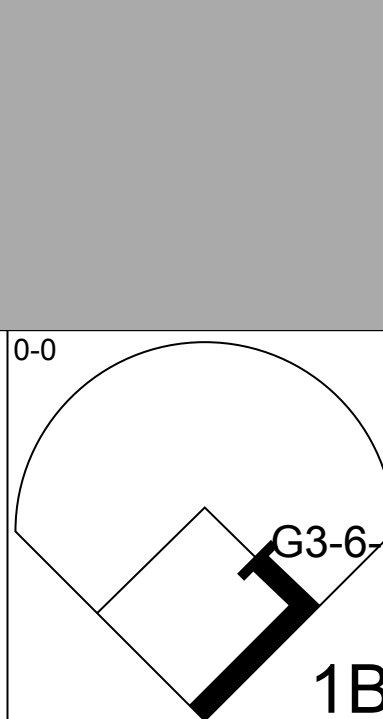
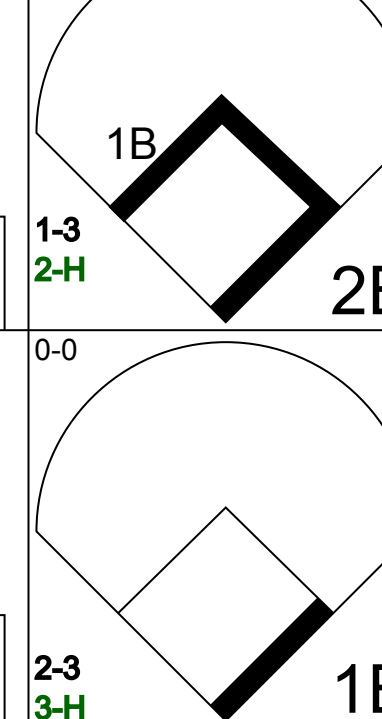




Batter	1	2	3	4	5	6	7	8	9	AB	R	H	RBI	BB	SO	LOB	TOP					
Ted Martinez, R OBP: 0.295, SLG: 0.390 (1, 6)										3	0	0	0	1	1	0	<b>New York Mets @ St. Louis Cardinals</b> Busch Stadium, St. Louis, MO Sun May 28 1972, 3:33 AM CDT Att: 14,690 - Unknown					
Ken Boswell, L OBP: 0.248, SLG: 0.208 (1, 4)										4	0	2	0	0	0	2						
Tommie Agee, R OBP: 0.395, SLG: 0.492 (1, 8)										4	1	1	0	0	2	2						
Rusty Staub, L OBP: 0.383, SLG: 0.449 (1, 9)										4	1	2	0	0	0	1						
John Milner, L OBP: 0.309, SLG: 0.412 (1, 7)										4	1	1	3	0	0	1						
Wayne Garrett, L OBP: 0.346, SLG: 0.286 (1, 5)										4	0	0	0	0	1	2						
Ed Kranepool, L OBP: 0.308, SLG: 0.380 (1, 3)										4	0	2	0	0	0	0						
Duffy Dyer, R OBP: 0.333, SLG: 0.469 (1, 2)										4	0	0	0	0	1	2						
Gary Gentry, R OBP: 0.100, SLG: 0.100 Chuck Taylor, R (4, 1)										1	0	0	0	0	1	1						
Jerry Koosman, R OBP: 0.200, SLG: 0.200 Dave Marshall, L (8, FH) Danny Frisella, L (8, 1)										1	0	0	0	0	0	0						
<b>Inning Stats</b>	R: 0 E: 0 K: 1 S: 5	H: 1 LOB: 0 BB: 0 P: 5	R: 0 E: 0 K: 0 S: 3	H: 0 LOB: 0 BB: 0 P: 3	R: 0 E: 0 K: 2 S: 8	H: 1 LOB: 2 BB: 1 P: 12	R: 0 E: 1 K: 1 S: 6	H: 1 LOB: 1 BB: 0 P: 6	R: 0 E: 0 K: 0 S: 3	H: 0 LOB: 0 BB: 0 P: 3	R: 0 E: 0 K: 1 S: 6	H: 1 LOB: 1 BB: 0 P: 6	R: 0 E: 0 K: 1 S: 6	H: 1 LOB: 1 BB: 0 P: 6	R: 0 E: 0 K: 0 S: 3	H: 0 LOB: 0 BB: 0 P: 3	R: 3 E: 0 K: 0 S: 6	H: 3 LOB: 0 BB: 0 P: 6	1B: 6 2B: 2 3B: 0 HR: 1	SF: 0 SAC: 0 DP: 2 HBP: 0	WP: 0 PB: 0 SB: 0 CS: 0	PA: 35
<b>PITCHER</b> Reggie Cleveland, R ERA: 4.14 (1, 1)	IP: 9.0 WLS: W BF: 35 H: 8 R: 3 ER: 3 SO: 6 BB: 1 IBB: 0 HBP: 0 BLK: 0 WP: 0 HR: 1 S: 46 P: 50 ERA: 3.00 WHIP: 1.000															<b>PITCHER</b>						

AB	34
R	3
H	8
RBI	3
BB	1
SO	6
LOB	11



Batter	1	2	3	4	5	6	7	8	9	AB	R	H	RBI	BB	SO	LOB	BOTTOM	
Lou Brock, L OBP: 0.324, SLG: 0.353 (1, 7)										5	0	0	0	0	1	8	<b>New York Mets @ St. Louis Cardinals</b> Busch Stadium, St. Louis, MO Sun May 28 1972, 3:33 AM CDT Att: 14,690 - Unknown	
Ted Sizemore, R OBP: 0.318, SLG: 0.331 (1, 4)										5	0	1	0	0	0	5		
Matty Alou, L OBP: 0.366, SLG: 0.390 Mike Fiore, L OBP: 0.273, SLG: 0.111 (1, 3) (9, 3)										5	2	2	0	0	0	1		
Joe Torre, R OBP: 0.418, SLG: 0.538 (1, 5)										5	2	3	0	0	0	0		
Ted Simmons, S OBP: 0.327, SLG: 0.441 (1, 2)										5	2	3	2	0	1	0		
Bernie Carbo, L OBP: 0.354, SLG: 0.192 (1, 9)										3	2	1	1	1	2	4		
Luis Melendez, R OBP: 0.259, SLG: 0.333 (1, 8)										4	0	2	2	0	1	4		
Ed Crosby, L OBP: 0.297, SLG: 0.257 Dal Maxvill, R OBP: 0.229, SLG: 0.150 (1, 6) (6, 6)										2	0	0	0	1	1	3		
Reggie Cleveland, R OBP: 0.217, SLG: 0.182 (1, 1)										3	0	3	2	1	0	0		
<b>Inning Stats</b>	R: 0 E: 0 K: 0 S: 3	H: 0 LOB: 0 BB: 0 P: 3	R: 2 E: 0 K: 2 S: 11	H: 4 LOB: 2 BB: 0 P: 11	R: 0 E: 0 K: 0 S: 3	H: 1 LOB: 0 BB: 0 P: 3	R: 1 E: 0 K: 2 S: 10	H: 3 LOB: 2 BB: 0 P: 10	R: 0 E: 0 K: 0 S: 3	H: 1 LOB: 0 BB: 0 P: 3	R: 4 E: 0 K: 1 S: 11	H: 6 LOB: 2 BB: 0 P: 11	R: 0 E: 0 K: 1 S: 5	H: 0 LOB: 0 BB: 0 P: 5	1B: 15 2B: 1 3B: 0 HR: 0	SF: 0 SAC: 0 DP: 2 HBP: 0		WP: 0 PB: 0 SB: 0 CS: 0
<b>PITCHER</b> Gary Gentry, R ERA: 2.47 Chuck Taylor, R ERA: 4.79 Jerry Koosman, L ERA: 6.75 Danny Frisella, R ERA: 0.77 (1, 1) (4, 1) (7, 1) (8, 1)	IP: 3.1 WLS: L BF: 18 H: 10 R: 5 ER: 5 SO: 2 BB: 0 IBB: 0 HBP: 0 BLK: 0 WP: 0 HR: 0 S: 22 P: 22 ERA: 15.00 WHIP: 3.333															<b>PITCHER</b>		

AB	38
R	8
H	16
RBI	8
BB	3
SO	6
LOB	25





Batter	1	2	3	4	5	6	7	8	9	AB	R	H	RBI	BB	SO	LOB	TOP											
Bud Harrelson, S OBP: 0.311, SLG: 0.267 (1, 6)	G3 WP BB		F7				6-3		HR BB	2	2	0	0	3	0	0	<b>New York Mets @ St. Louis Cardinals</b> Busch Stadium, St. Louis, MO Mon May 29 1972, 3:33 AM CDT Att: 11,717 - Unknown <a href="http://livebaseballscorecards.com">livebaseballscorecards.com</a>											
Ken Boswell, L OBP: 0.245, SLG: 0.238 Ted Martinez, R OBP: 0.295, SLG: 0.390 (1, 4) (9, 4)	G3		K				1-3		HR	5	1	1	3	0	1	2												
Tommie Agee, R OBP: 0.401, SLG: 0.504 (1, 8) (9, 7)	K		HR	1B			4-3		BB HBP	5	2	3	1	0	1	1												
Rusty Staub, L OBP: 0.390, SLG: 0.467 (1, 9)	P6		HR						BB HBP	3	1	1	2	1	0	1												
John Milner, L OBP: 0.339, SLG: 0.404 Willie Mays, R OBP: 0.436, SLG: 0.386 (1, 7) (9, PH) (9, 8)	HBP BB		F8						BB HBP	1	0	0	0	2	0	0												
Jim Fregosi, R OBP: 0.313, SLG: 0.409 (1, 5)	K			5-3	P4				BB	4	0	0	0	1	2	5												
Ed Kranepool, L OBP: 0.306, SLG: 0.368 Jim Beauchamp, R OBP: 0.207, SLG: 0.179 (1, 3) (9, PH) (9, 3)	K			F2			G4-6-3 BB		F2	3	0	0	0	1	1	2												
Jerry Grote, R OBP: 0.361, SLG: 0.396 (1, 2)	HBP			6-3			G4-6-3		HR 1B	4	1	1	0	0	0	4												
Buzz Capra, R OBP: 0.400, SLG: 0.250 Tug McGraw, R OBP: 0.250, SLG: 0.143 Dave Marshall, L OBP: 0.200, SLG: 0.200 (1, 1) (6, 1) (9, PH) (9, 1)	1-3				F9		4-3		P6	3	0	0	0	0	0	2												
<b>Inning Stats</b>	R: 0 E: 0 K: 1 S: 5	H: 0 LOB: 1 BB: 1 P: 9	R: 0 E: 0 K: 2 S: 7	H: 0 LOB: 2 BB: 1 P: 12	R: 2 E: 0 K: 1 S: 7	H: 2 LOB: 0 BB: 0 P: 7	R: 0 E: 0 K: 0 S: 3	H: 0 LOB: 0 BB: 0 P: 3	R: 1 E: 0 K: 0 S: 4	H: 1 LOB: 3 BB: 2 P: 13	R: 0 E: 0 K: 0 S: 2	H: 0 LOB: 0 BB: 1 P: 6	R: 0 E: 0 K: 0 S: 3	H: 0 LOB: 1 BB: 1 P: 9	R: 0 E: 0 K: 1 S: 5	H: 0 LOB: 1 BB: 1 P: 9		R: 4 E: 0 K: 0 S: 6	H: 3 LOB: 3 BB: 3 P: 19	1B: 3 2B: 1 3B: 0 HR: 2	SF: 0 SAC: 0 DP: 1 HBP: 3	WP: 1 PB: 1 CS: 0	PA: 44					
<b>PITCHER</b>	IP	WLS	BF	H	R	ER	SO	BB	IBB	HBP	BLK	WP	HR	S	P	ERA		WHIP										
Scipio Spinks, R ERA: 2.84 (1, 1)	8.0		34	3	3	3	5	5	1	2	0	1	1	36	62	3.38		1.000										
Tony Cloninger, R ERA: 6.39 (9, 1)	0.1	L	5	3	4	4	0	1	0	0	0	0	1	4	8	108.00	12.000											
Charlie Hudson, L ERA: (9, 1)	0.0		1	0	0	0	0	0	0	1	0	0	0	0	1	∞	∞											
Moe Drabowsky, R ERA: 2.61 (9, 1)	0.0		2	0	0	0	0	2	0	0	0	0	0	0	8	∞	∞											
Joe Grzenda, L ERA: 8.1 (9, 1)	0.2		2	0	0	0	0	0	0	0	0	0	0	2	2	0.00	0.000											

Batter	1	2	3	4	5	6	7	8	9	AB	R	H	RBI	BB	SO	LOB	BOTTOM											
Lou Brock, L OBP: 0.320, SLG: 0.360 (1, 7)	G3		4-3				6-3			5	0	1	1	0	0	0	<b>New York Mets @ St. Louis Cardinals</b> Busch Stadium, St. Louis, MO Mon May 29 1972, 3:33 AM CDT Att: 11,717 - Unknown <a href="http://livebaseballscorecards.com">livebaseballscorecards.com</a>											
Ted Sizemore, R OBP: 0.314, SLG: 0.333 (1, 4)	K		5-3				1-3		6-3	5	1	1	0	0	1	1												
Matty Alou, L OBP: 0.367, SLG: 0.386 (1, 3)	2B BB		6-3				1-3		L5	4	1	1	0	1	0	1												
Joe Torre, R OBP: 0.417, SLG: 0.541 (1, 5)	HBP 2B			5-3			E7		F3	5	1	2	2	0	0	1												
Ted Simmons, S OBP: 0.323, SLG: 0.440 (1, 2)	K			G3 2B			K		L6	5	0	1	0	0	3	2												
Bernie Carbo, L OBP: 0.362, SLG: 0.185 (1, 9)			K		G3		BB E BB		1B 3B BB	2	1	0	0	2	1	1												
Luis Melendez, R OBP: 0.259, SLG: 0.329 (1, 8)			6-3		F2		E5		3B 1B	4	1	1	0	0	0	2												
Ed Crosby, L OBP: 0.301, SLG: 0.255 Donn Clendenen, R OBP: 0.250, SLG: 0.238 Dal Maxvill, R OBP: 0.224, SLG: 0.146 (1, 6) (6, PH) (7, 6)							K		P3	1	0	0	0	1	1	0												
Scipio Spinks, R ERA: 2.84 Jerry McNertney, R ERA: 3.39 Tony Cloninger, R ERA: Charlie Hudson, L Moe Drabowsky, R Joe Grzenda, R (1, 1) (8, PH) (9, 1) (9, 1) (9, 1) (9, 1)							K		3B 3B	3	0	0	0	0	3	4												
<b>Inning Stats</b>	R: 1 E: 0 K: 2 S: 8	H: 1 LOB: 1 BB: 1 P: 12	R: 0 E: 0 K: 2 S: 7	H: 0 LOB: 1 BB: 1 P: 11	R: 0 E: 0 K: 0 S: 3	H: 0 LOB: 0 BB: 0 P: 3	R: 0 E: 0 K: 0 S: 4	H: 1 LOB: 0 BB: 0 P: 4	R: 0 E: 0 K: 2 S: 10	H: 2 LOB: 3 BB: 2 P: 18	R: 0 E: 0 K: 0 S: 4	H: 1 LOB: 1 BB: 0 P: 4	R: 0 E: 0 K: 0 S: 6	H: 3 LOB: 1 BB: 1 P: 10	R: 0 E: 0 K: 1 S: 5	H: 0 LOB: 0 BB: 0 P: 5		1B: 3 2B: 3 3B: 2 HR: 0	SF: 0 SAC: 0 DP: 0 HBP: 0	WP: 0 PB: 0 CS: 0	PA: 41							
<b>PITCHER</b>	IP	WLS	BF	H	R	ER	SO	BB	IBB	HBP	BLK	WP	HR	S	P	ERA		WHIP										
Buzz Capra, R ERA: 4.25 (1, 1)	5.1		21	5	4	3	2	2	0	0	0	0	0	18	30	10.12		3.000										
Tug McGraw, L ERA: 1.3 (6, 1)	2.2		17	5	4	3	2	3	0	0	0	0	0	5	5	0.00	0.000											
Jerry Koosman, L ERA: 6.48 (9, 1)	1.0	W	3	0	0	0	1	0	0	0	0	0	0	5	5	0.00	0.000											

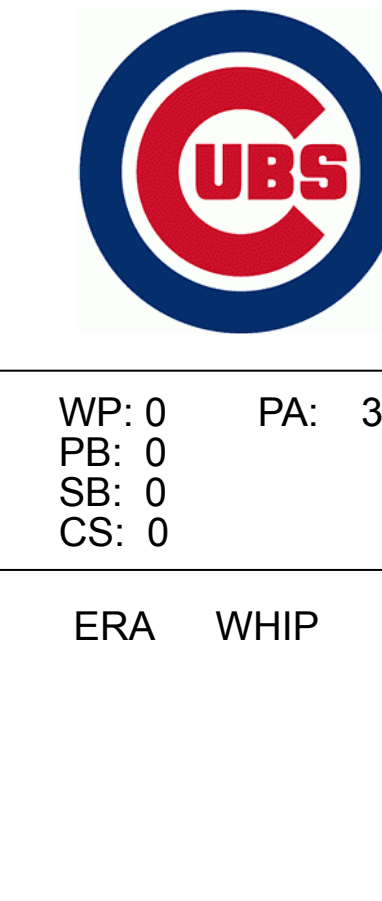


Batter	1	2	3	4	5	6	7	8	9	AB	R	H	RBI	BB	SO	LOB	TOP			
<b>Lou Brock, L</b> OBP: 0.317, SLG: 0.356 (1, 7)										5	0	1	1	0	0	3	<b>St. Louis Cardinals @ Chicago Cubs</b> Wrigley Field, Chicago, IL Wed May 31 1972, 3:33 AM CDT Att: 7,151 - Unknown - 50 F			
<b>Ted Sizemore, R</b> OBP: 0.306, SLG: 0.324 (1, 4)										4	0	0	0	0	1	1				
<b>Matty Alou, L</b> OBP: 0.377, SLG: 0.417 (1, 3)										4	0	3	0	0	0	0				
<b>Joe Torre, R</b> OBP: 0.407, SLG: 0.526 (1, 5)										4	0	0	0	0	0	3				
<b>Ted Simmons, S</b> OBP: 0.327, SLG: 0.442 (1, 2)										4	0	2	0	0	0	1				
<b>Bernie Carbo, L</b> OBP: 0.370, SLG: 0.179 (1, 9)										2	0	0	0	1	0	2				
<b>Luis Melendez, R</b> OBP: 0.258, SLG: 0.337 (1, 8)										4	0	1	0	0	1	5				
<b>Dal Maxvill, R</b> OBP: 0.245, SLG: 0.159 (1, 6)										3	1	1	0	1	1	2				
<b>Bob Gibson, R</b> OBP: 0.045, SLG: 0.045 (1, 1)										3	0	0	0	0	2	5				
<b>Inning Stats</b>	R: 0 E: 0 K: 0 S: 4	H: 1 LOB: 1 BB: 0 P: 4	R: 0 E: 1 K: 2 S: 9	H: 1 LOB: 2 BB: 0 P: 9	R: 0 E: 0 K: 0 S: 4	H: 1 LOB: 1 BB: 0 P: 4	R: 0 E: 0 K: 0 S: 3	H: 1 LOB: 0 BB: 0 P: 3	R: 1 E: 0 K: 0 S: 4	H: 2 LOB: 0 BB: 0 P: 4	R: 0 E: 0 K: 0 S: 4	H: 1 LOB: 0 BB: 0 P: 8	R: 0 E: 0 K: 1 S: 5	H: 0 LOB: 0 BB: 0 P: 5	R: 0 E: 0 K: 1 S: 6	H: 1 LOB: 3 BB: 1 P: 11	1B: 5 2B: 2 3B: 1 HR: 0	SF: 0 SAC: 1 DP: 1 HBP: 1	WP: 0 PB: 0 SB: 1 CS: 1	PA: 37
<b>PITCHER</b> <b>Fergie Jenkins, R</b> ERA: 2.63 (1, 1)	IP: 9.0 WLS: L BF: 37	H: 8 R: 1 ER: 1 SO: 5	BB: 0 IBB: 2 HBP: 1 BLK: 0	WP: 0 HR: 0 S: 44 P: 53	ERA: 1.00 WHIP: 0.889															

Batter	1	2	3	4	5	6	7	8	9	AB	R	H	RBI	BB	SO	LOB	BOTTOM			
<b>Don Kessinger, S</b> OBP: 0.351, SLG: 0.315 (1, 6)										3	0	1	0	1	0	0	<b>St. Louis Cardinals @ Chicago Cubs</b> Wrigley Field, Chicago, IL Wed May 31 1972, 3:33 AM CDT Att: 7,151 - Unknown - 50 F			
<b>Paul Popovich, S</b> OBP: 0.227, SLG: 0.200 (1, 4)										3	0	0	0	0	0	2				
<b>Jim Hickman, R</b> OBP: 0.369, SLG: 0.459 (9, PH)										1	0	1	0	0	0	0				
<b>Jose Cardenal, R</b> OBP: 0.327, SLG: 0.500 (9, PR)										0	0	0	0	0	0	0				
<b>Billy Williams, L</b> OBP: 0.333, SLG: 0.433 (1, 7)										4	0	0	0	0	0	1				
<b>Rick Monday, L</b> OBP: 0.444, SLG: 0.530 (1, 8)										3	0	0	0	0	1	0				
<b>Art Shamsky, L</b> (1, 3)										3	0	0	0	0	1	0				
<b>Carmen Fanzone, R</b> OBP: 0.387, SLG: 0.468 (1, 5)										2	0	0	0	1	1	0				
<b>Gene Hiser, L</b> OBP: 0.400, SLG: 0.294 (1, 9)										3	0	1	0	0	0	1				
<b>Randy Hundley, R</b> OBP: 0.269, SLG: 0.252 (1, 2)										3	0	0	0	0	2	1				
<b>Fergie Jenkins, R</b> OBP: 0.263, SLG: 0.222 (1, 1)										3	0	0	0	0	0	1				
<b>Inning Stats</b>	R: 0 E: 0 K: 0 S: 3	H: 0 LOB: 0 BB: 0 P: 3	R: 0 E: 0 K: 0 S: 3	H: 0 LOB: 0 BB: 0 P: 3	R: 0 E: 0 K: 0 S: 3	H: 1 LOB: 0 BB: 0 P: 3	R: 0 E: 0 K: 2 S: 7	H: 0 LOB: 1 BB: 1 P: 11	R: 0 E: 0 K: 0 S: 3	H: 0 LOB: 0 BB: 1 P: 7	R: 0 E: 0 K: 0 S: 3	H: 0 LOB: 0 BB: 0 P: 3	R: 0 E: 0 K: 2 S: 8	H: 1 LOB: 1 BB: 0 P: 8	R: 0 E: 0 K: 0 S: 3	H: 1 LOB: 1 BB: 0 P: 3	1B: 3 2B: 1 3B: 0 HR: 0	SF: 0 SAC: 0 DP: 2 HBP: 0	WP: 0 PB: 0 SB: 0 CS: 0	PA: 30
<b>PITCHER</b> <b>Bob Gibson, R</b> ERA: 3.59 (1, 1)	IP: 9.0 WLS: W BF: 30	H: 3 R: 0 ER: 0 SO: 5	BB: 2 IBB: 0 HBP: 0 BLK: 0	WP: 0 HR: 0 S: 38 P: 46	ERA: 0.00 WHIP: 0.556															

AB	33
R	1
H	8
RBI	1
BB	2
SO	5
LOB	22

AB	28
R	0
H	3
RBI	0
BB	2
SO	5
LOB	6





Batter	1	2	3	4	5	6	7	8	9	AB	R	H	RBI	BB	SO	LOB	TOP					
<b>Lou Brock, L</b> OBP: 0.316, SLG: 0.359 (1, 7)	0-0 1-3		0-0 4-3			0-0 F8		0-0 2B		4	0	1	1	0	0	0	<b>St. Louis Cardinals @ Chicago Cubs</b> Wrigley Field, Chicago, IL Thu Jun 01 1972, 3:33 AM CDT Att: 13,706 - Unknown - 74 F					
<b>Ted Sizemore, R</b> OBP: 0.225, SLG: 0.143 (1, 4) <b>Al Santorini, R</b> OBP: 0.232, SLG: 0.100 (1, 5) <b>Mike, R</b> OBP: 0.232, SLG: 0.100 (4, 19) <b>Lowell Palmer, R</b> OBP: 0.232, SLG: 0.100 (4, 19) <b>Brant Aylva, R</b> OBP: 0.232, SLG: 0.286 (5, 19) <b>Tony Cloninger, R</b> OBP: 0.232, SLG: 0.286 (5, 19) <b>Jose Cruz, L</b> OBP: 0.232, SLG: 0.233 (5, 19) <b>Charlie Hudson, L</b> OBP: 0.232, SLG: 0.233 (5, 19)	0-0 B2		0-3 K			0-0 1-3		0-3 K		1	0	0	0	0	0	0						
<b>Matty Alou, L</b> OBP: 0.374, SLG: 0.419 (1, 3)	0-0 G3		0-0 4-3					0-0 E		4	1	1	0	0	0	1						
<b>Joe Torre, R</b> OBP: 0.398, SLG: 0.513 (1, 5)		0-0 F9		0-0 F8				0-0 E5		4	1	0	0	0	0	0						
<b>Ted Simmons, S</b> OBP: 0.325, SLG: 0.437 (1, 2)		0-0 F7			0-0 4-3			0-0 1B		4	0	1	1	0	0	0						
<b>Bernie Carbo, L</b> OBP: 0.377, SLG: 0.186 (1, 9)		0-0 FC6-4			0-0 4-3			0-0 3-6-3-4		3	0	1	0	1	0	1						
<b>Luis Melendez, R</b> OBP: 0.258, SLG: 0.333 (1, 8)		0-0 FC6-4			0-0 1B			0-0 BB		4	0	1	0	0	0	2						
<b>Dal Maxvill, R</b> OBP: 0.241, SLG: 0.156 (1, 6) <b>Dwain Anderson, R</b> OBP: 0.200, SLG: 0.214 (5, 19)			0-0 6-3		0-0 4-3			0-0 G3		1	0	0	0	0	0	0						
<b>Rick Wise, R</b> OBP: 0.241, SLG: 0.250 (1, 1) <b>Ed Crosby, L</b> OBP: 0.293, SLG: 0.248 (1, 4)			0-0 4-3			0-0 5-3		0-0 G3		0	0	0	0	0	0	0						
<b>Inning Stats</b>	R: 0 E: 0 K: 0 S: 3	H: 0 LOB: 0 BB: 0 P: 3	R: 0 E: 0 K: 0 S: 4	H: 1 LOB: 1 BB: 0 P: 4	R: 0 E: 0 K: 0 S: 3	H: 0 LOB: 0 BB: 0 P: 3	R: 0 E: 0 K: 0 S: 5	H: 0 LOB: 0 BB: 0 P: 5	R: 0 E: 0 K: 0 S: 4	H: 1 LOB: 1 BB: 0 P: 4	R: 0 E: 0 K: 0 S: 3	H: 0 LOB: 0 BB: 0 P: 3	R: 2 E: 1 K: 0 S: 5	H: 2 LOB: 0 BB: 0 P: 5	R: 1 E: 0 K: 1 S: 7	H: 2 LOB: 1 BB: 0 P: 7		R: 0 E: 0 K: 0 S: 3	H: 0 LOB: 1 BB: 1 P: 7	1B: 3 2B: 4 3B: 0 HR: 0	SF: 0 SAC: 0 DP: 1 HBP: 0	WP: 0 PB: 0 SB: 0 CS: 0
<b>PITCHER</b> <b>Bill Hands, R</b> ERA: 2.4 (1, 1)	IP: 9.0 WLS: W BF: 34 H: 6 R: 3 ER: 2 SO: 2 BB: 1 IBB: 0 HBP: 0 BLK: 0 WP: 0 HR: 0 S: 37 P: 41 ERA: 2.00 WHIP: 0.778															<b>PITCHER</b> IP: WLS: BF: H: R: ER: SO: BB: IBB: HBP: BLK: WP: HR: S: P: ERA: WHIP						

AB	33
R	3
H	6
RBI	2
BB	1
SO	2
LOB	7



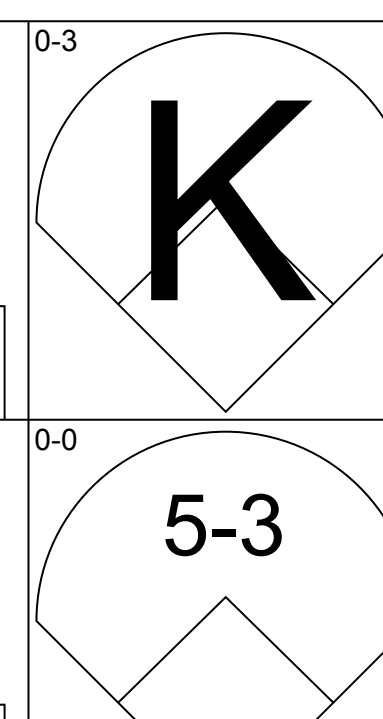
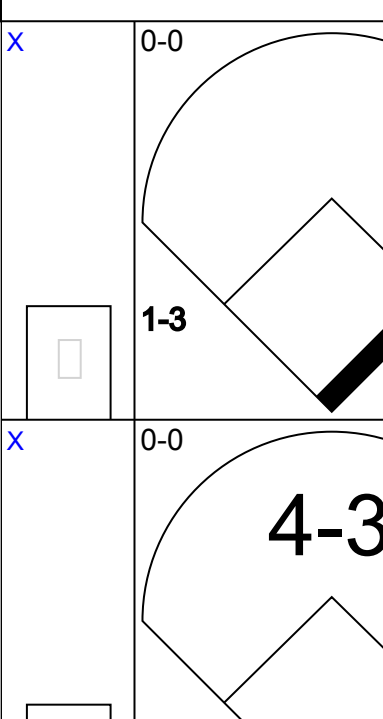
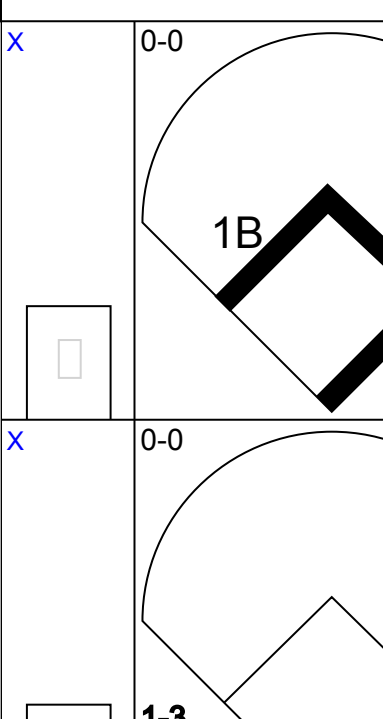
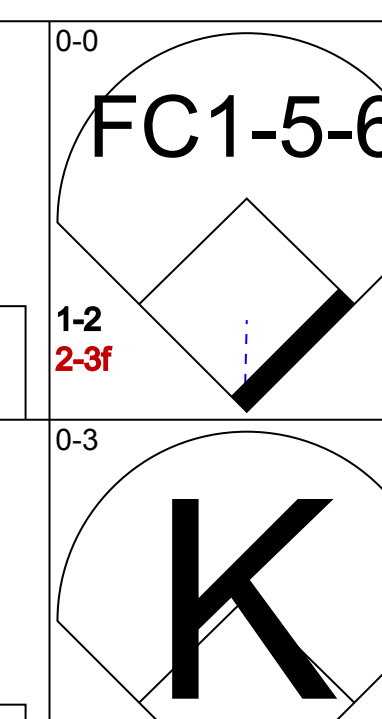
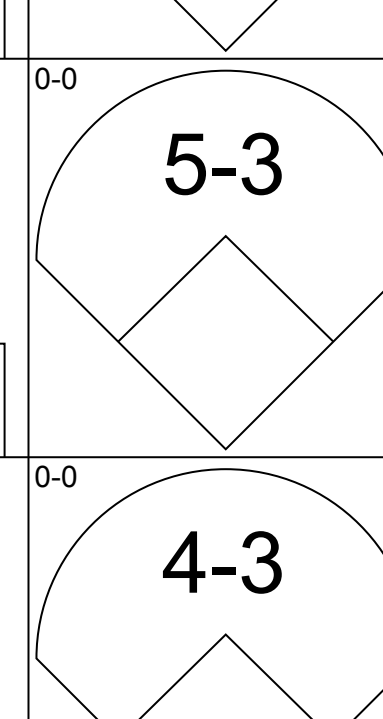
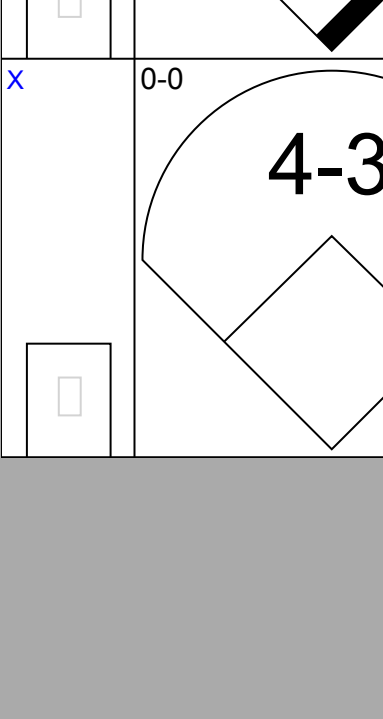
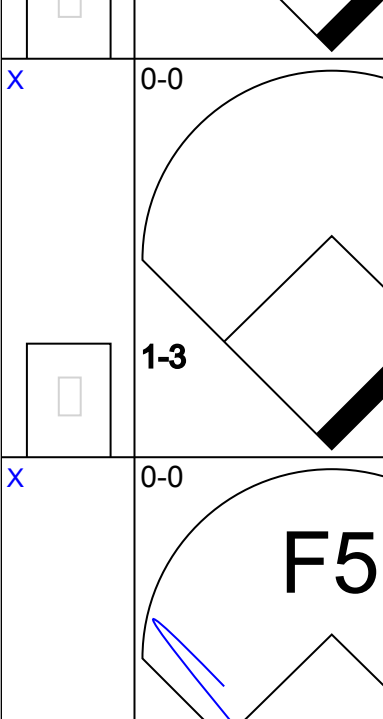
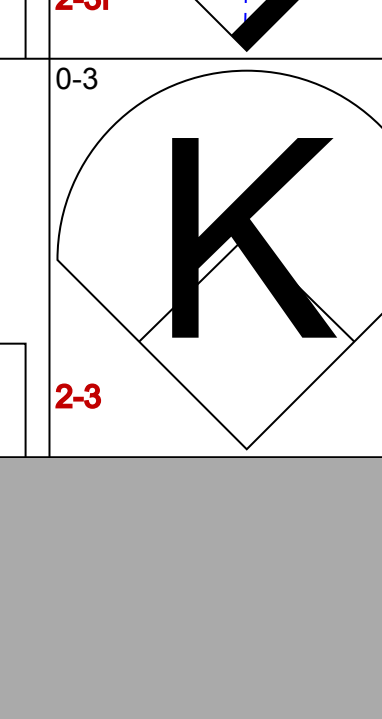
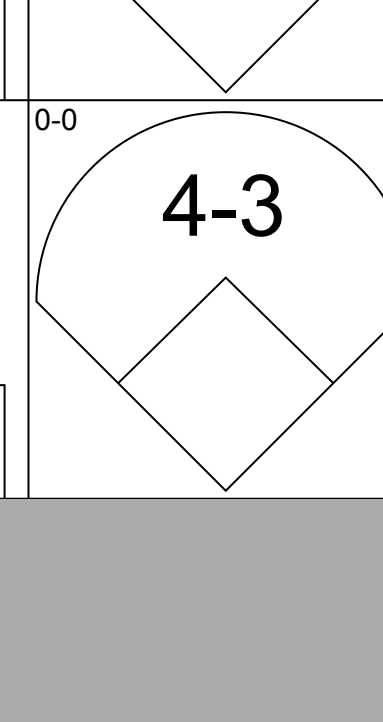
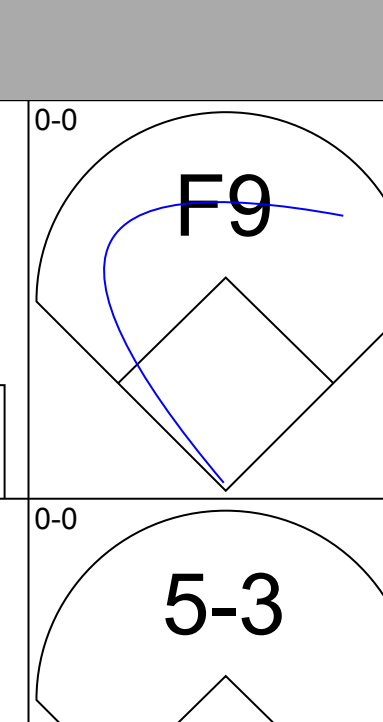
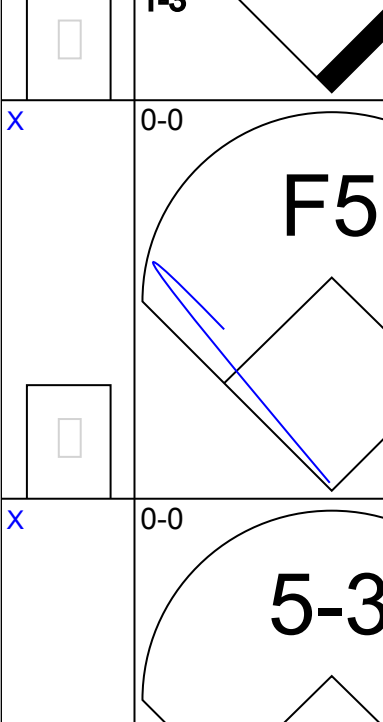
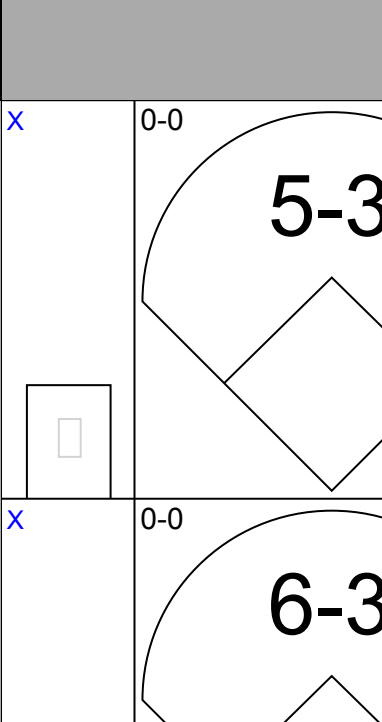
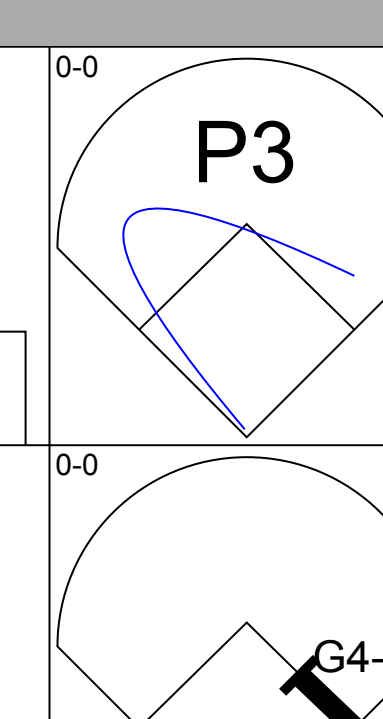
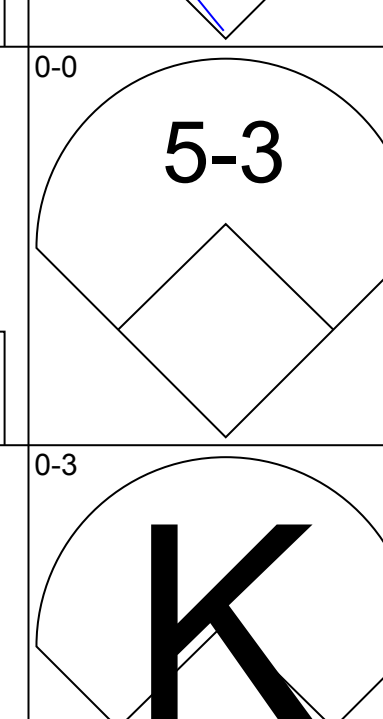
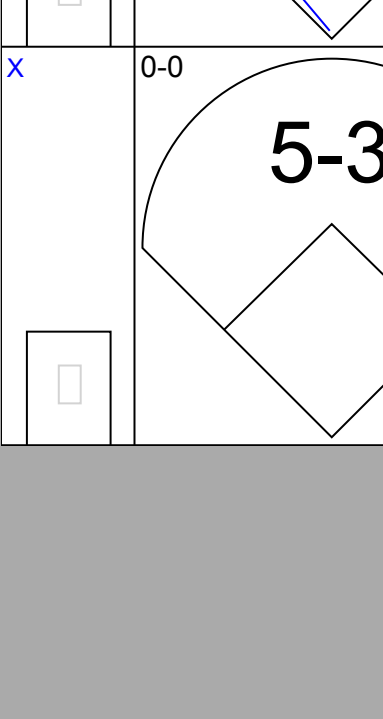
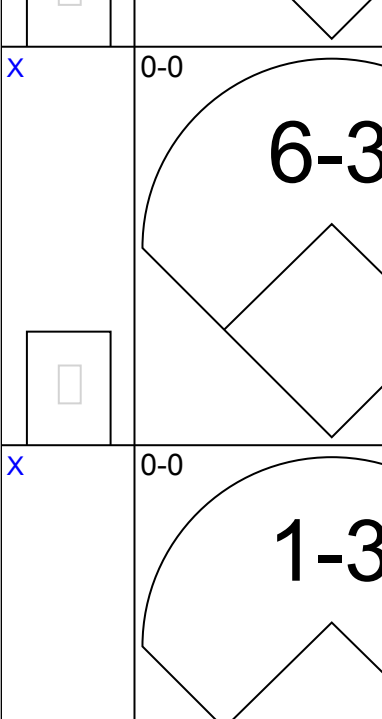
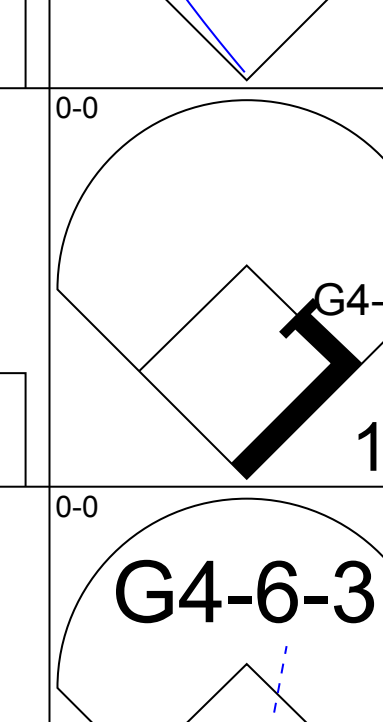
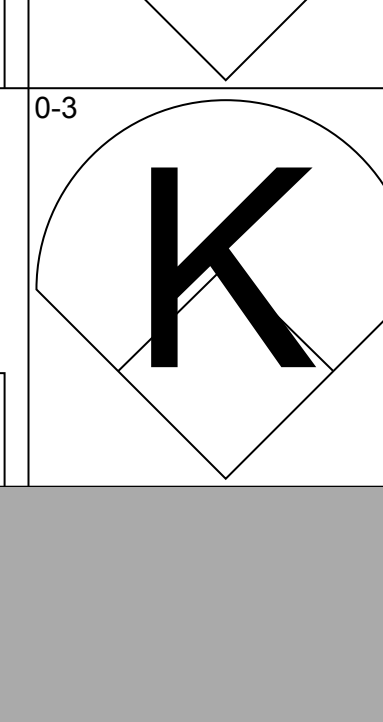
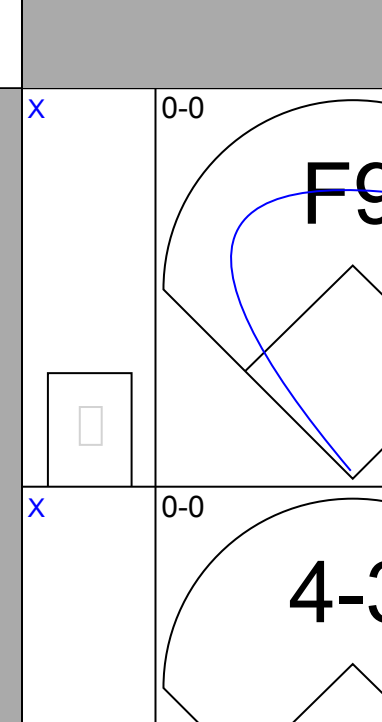
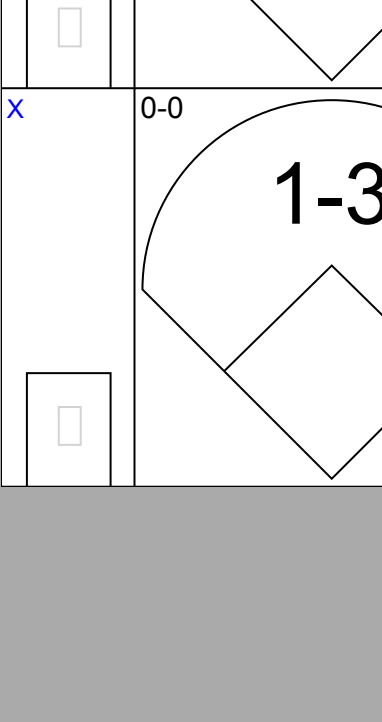
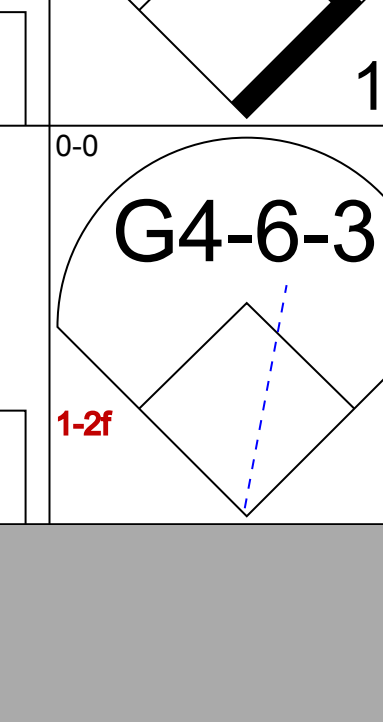
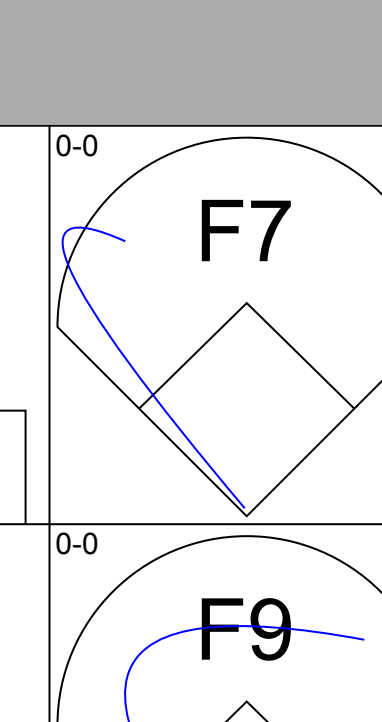
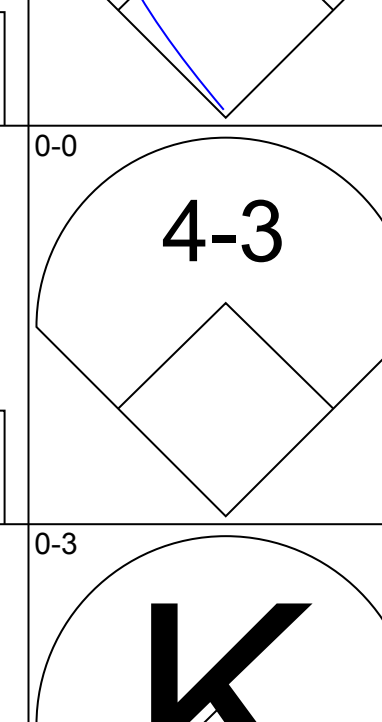
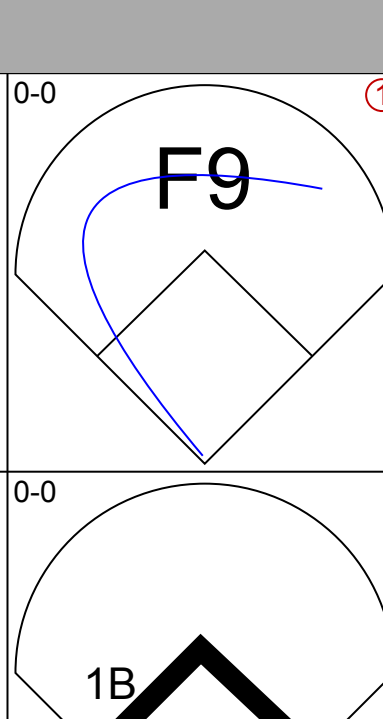
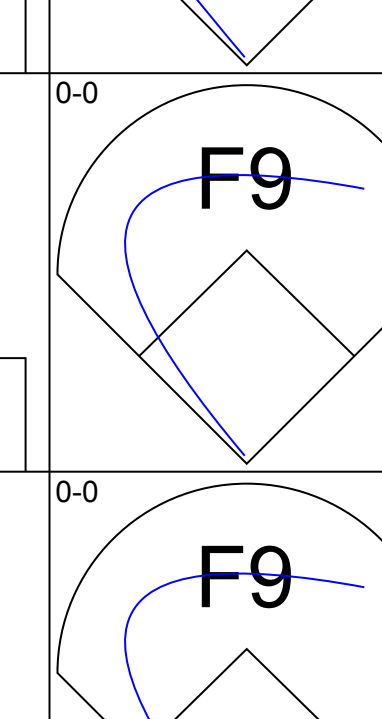
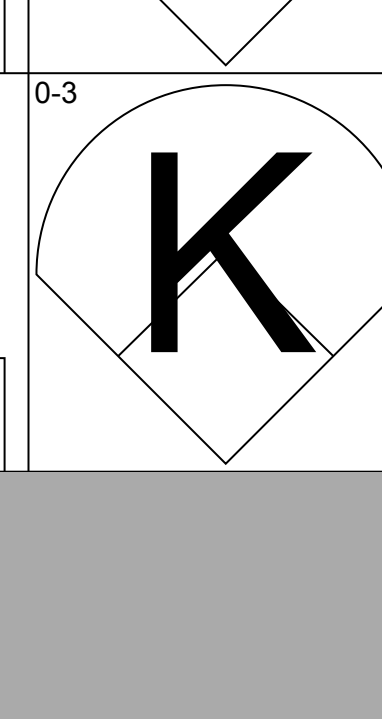
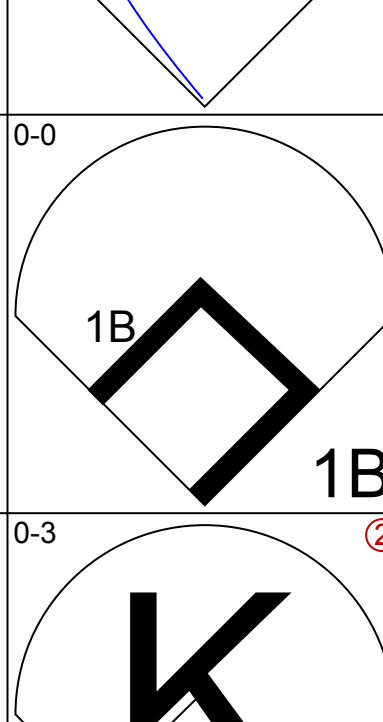
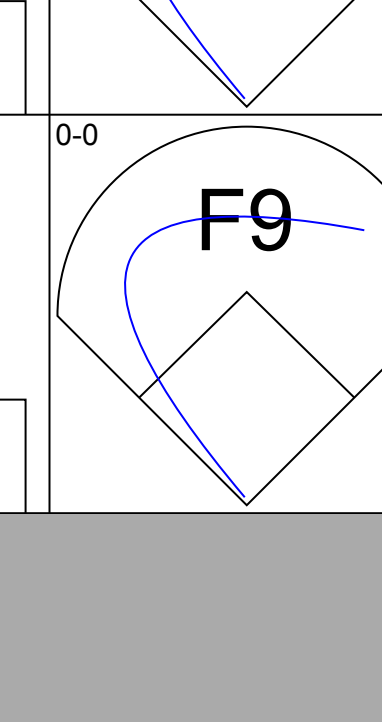
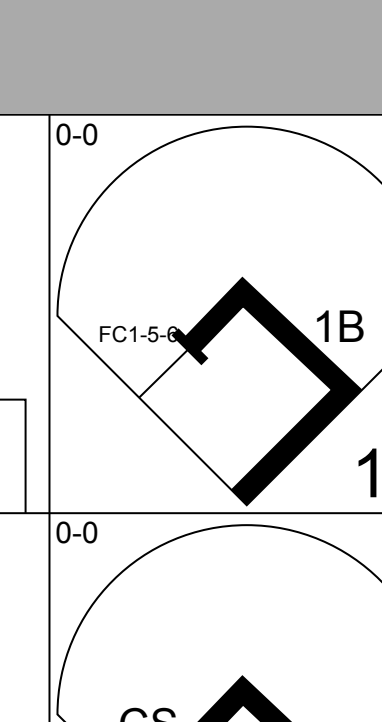
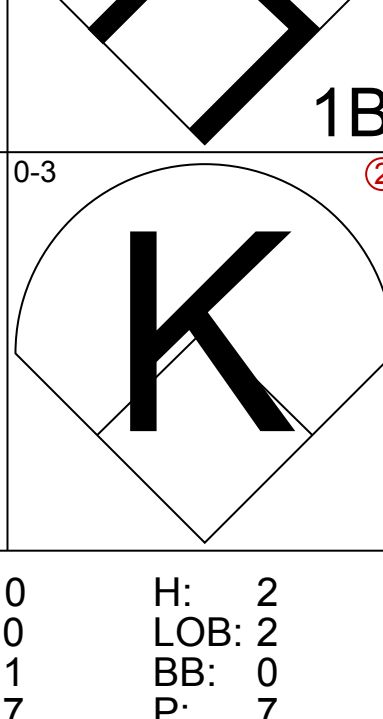
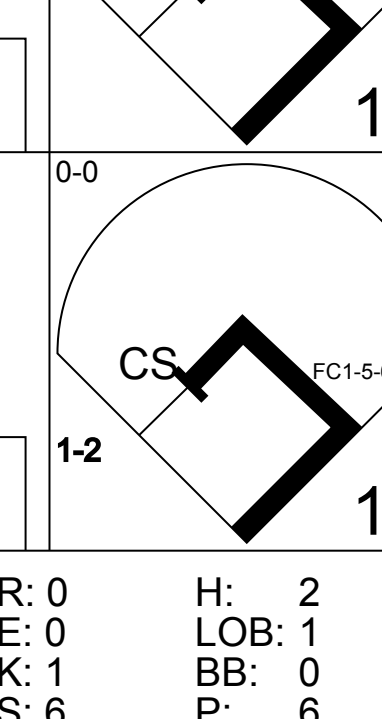
Batter	1	2	3	4	5	6	7	8	9	AB	R	H	RBI	BB	SO	LOB	BOTTOM			
<b>Don Kessinger, S</b> OBP: 0.353, SLG: 0.313 (1, 6)				0-0 F7		4-0 FC6		0-0 F9		4	1	1	0	1	0	2	<b>St. Louis Cardinals @ Chicago Cubs</b> Wrigley Field, Chicago, IL Thu Jun 01 1972, 3:33 AM CDT Att: 13,706 - Unknown - 74 F			
<b>Glenn Beckert, R</b> OBP: 0.288, SLG: 0.295 (1, 4)				0-3 K		0-0 P6				4	1	1	0	0	1	3				
<b>Billy Williams, L</b> OBP: 0.331, SLG: 0.447 (1, 7)	0-0 P6	0-0 HR		0-0 4-3		0-0 FC6				4	1	1	1	0	0	3				
<b>Ron Santo, R</b> OBP: 0.384, SLG: 0.592 (1, 5)	0-0 2B	0-0 6-3			0-0 2B		0-0 G1-6-3			4	1	3	2	0	0	0				
<b>Rick Monday, L</b> OBP: 0.446, SLG: 0.521 (1, 8)	4-0 2B	0-3 K			4-0 FC6		0-0 G1-6-3			2	1	0	0	2	1	1				
<b>Jim Hickman, R</b> OBP: 0.385, SLG: 0.461 (1, 3)	0-0 1B	0-0 F8			0-0 F8		0-0 5-3			4	1	1	2	0	0	2				
<b>Jose Cardenal, R</b> OBP: 0.331, SLG: 0.496 (1, 9)	0-0 2B		0-0 5-3		0-0 F8		4-0 SH1-4			3	1	1	1	1	0	2				
<b>J.C. Martin, L</b> OBP: 0.333, SLG: 0.667 (1, 2)	0-0 FC6-5		0-0 4-3		0-0 FC6		0-0 SH1-4			3	0	1	1	0	0	2				
<b>Bill Hands, R</b> OBP: 0.331, SLG: 0.496 (1, 1)	0-0 FC6-5		0-3 K			0-0 G3		0-3 K		4	0	0	0	0	2	2				
<b>Inning Stats</b>	R: 6 E: 1 K: 0 S: 10	H: 6 LOB: 2 BB: 1 P: 14	R: 1 E: 0 K: 1 S: 6	H: 1 LOB: 0 BB: 0 P: 6	R: 0 E: 0 K: 1 S: 5	H: 0 LOB: 0 BB: 0 P: 5	R: 0 E: 0 K: 1 S: 5	H: 0 LOB: 0 BB: 0 P: 5	R: 0 E: 0 K: 0 S: 3	H: 0 LOB: 1 BB: 1 P: 7	R: 0 E: 0 K: 0 S: 3	H: 1 LOB: 0 BB: 0 P: 3	R: 0 E: 0 K: 1 S: 5	H: 0 LOB: 1 BB: 1 P: 9	R: 0 E: 0 K: 1 S: 5	H: 0 LOB: 1 BB: 1 P: 9		1B: 4 2B: 3 3B: 1 HR: 1	SF: 0 SAC: 1 DP: 1 HBP: 0	WP: 0 PB: 0 SB: 0 CS: 0
<b>PITCHER</b> <b>Rick Wise, R</b> ERA: 3.8 (1, 1) <b>Al Santorini, R</b> ERA: 5.34 (1, 1) <b>Lowell Palmer, R</b> ERA: (4, 1) <b>Tony Cloninger, R</b> ERA: 5.52 (6, 1) <b>Charlie Hudson, L</b> ERA: (8, 1)	IP: 0.2 WLS: L BF: 10 H: 6 R: 6 ER: 6 SO: 0 BB: 0 IBB: 0 HBP: 0 BLK: 0 WP: 0 HR: 0 S: 13 P: 13 ERA: 81.00 WHIP: 9.000															<b>PITCHER</b> IP: WLS: BF: H: R: ER: SO: BB: IBB: HBP: BLK: WP: HR: S: P: ERA: WHIP				







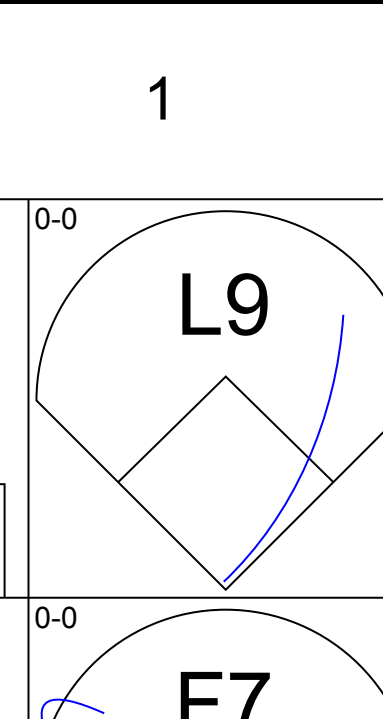
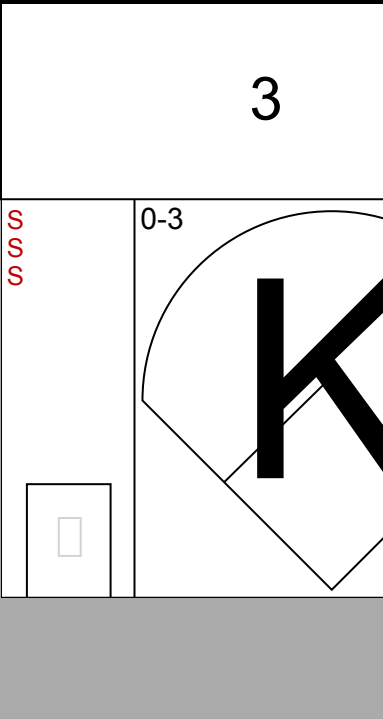
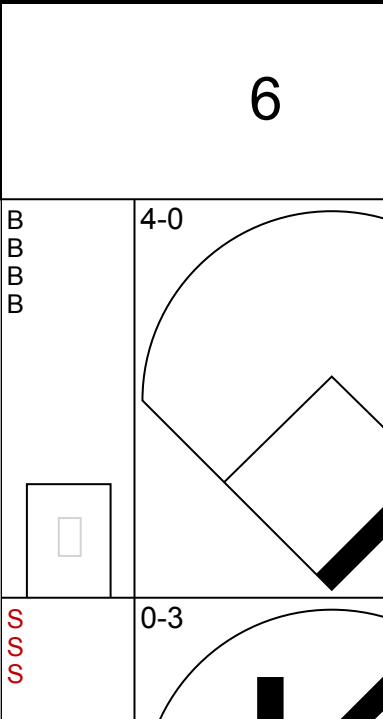
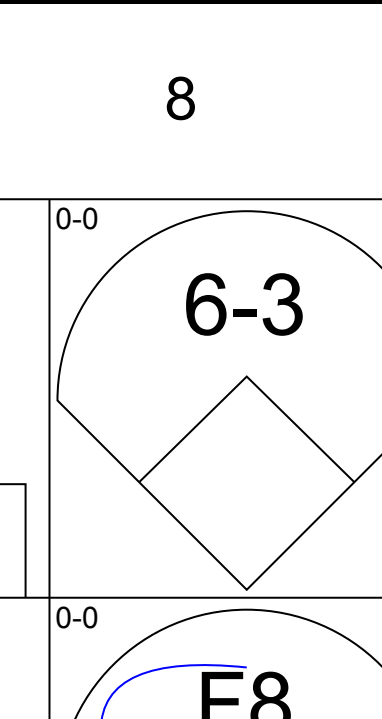
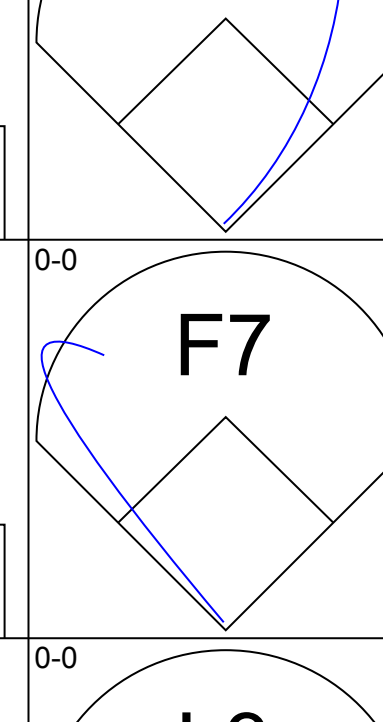
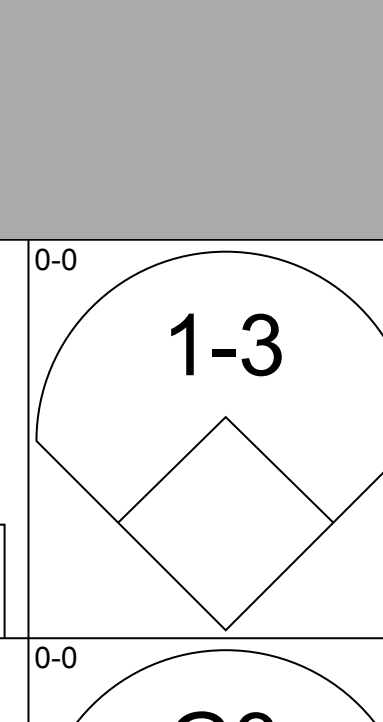
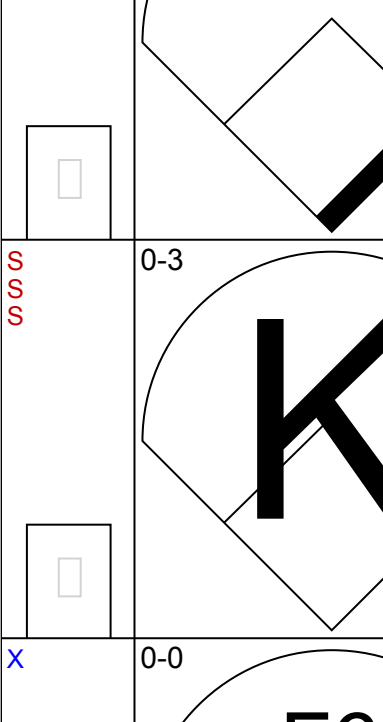
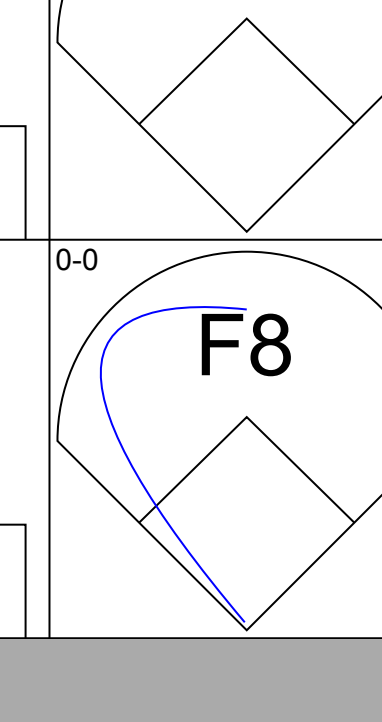
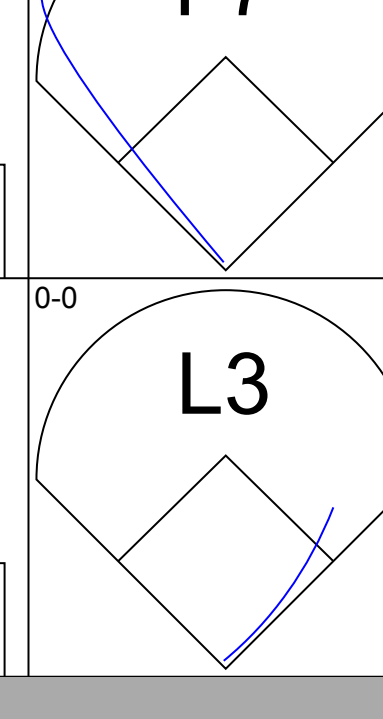
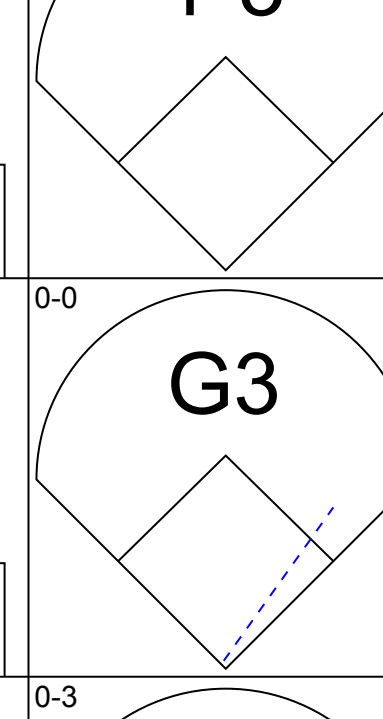
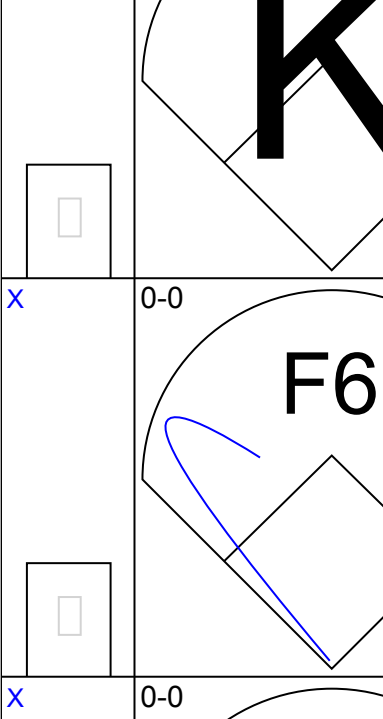
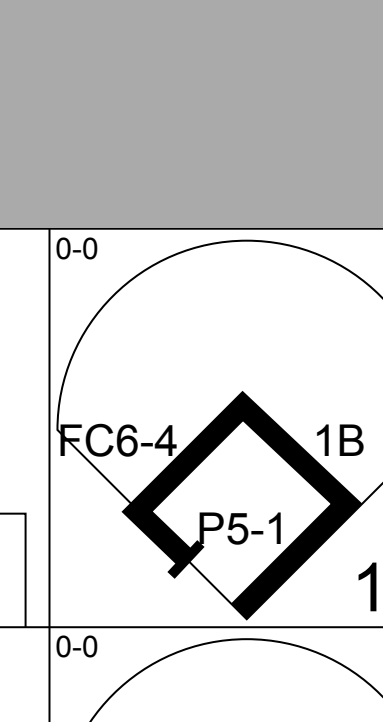
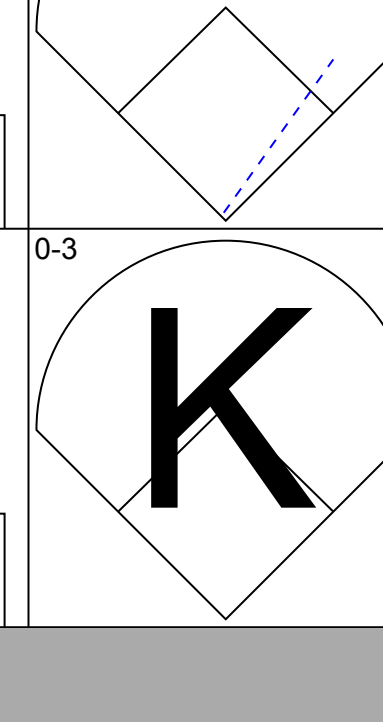
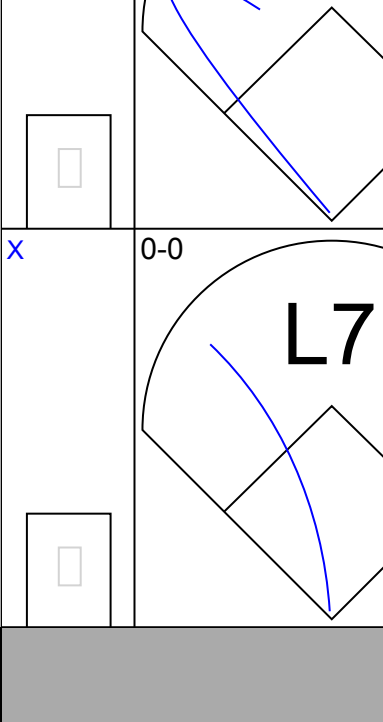
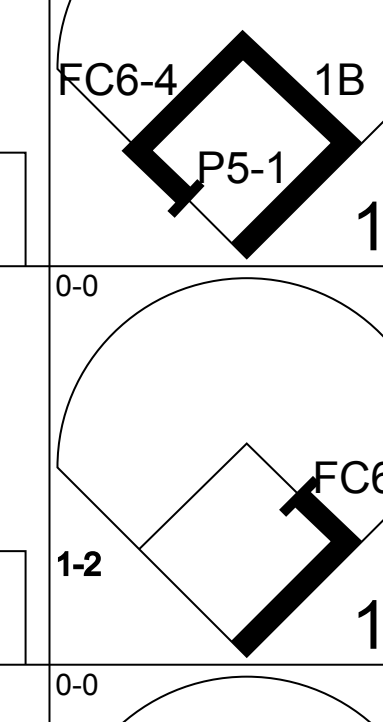
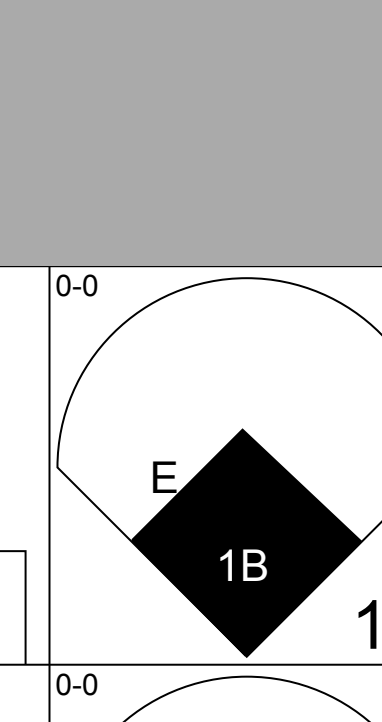
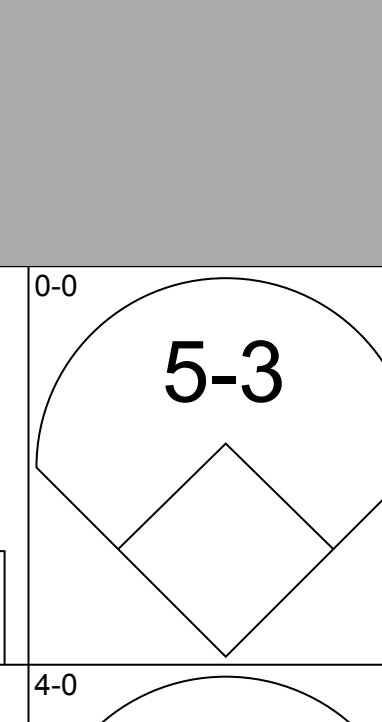
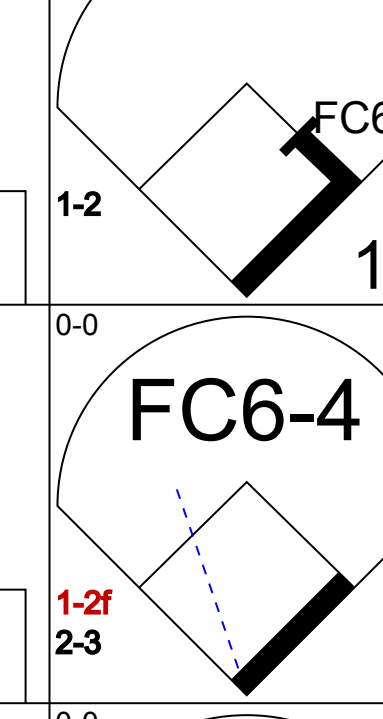
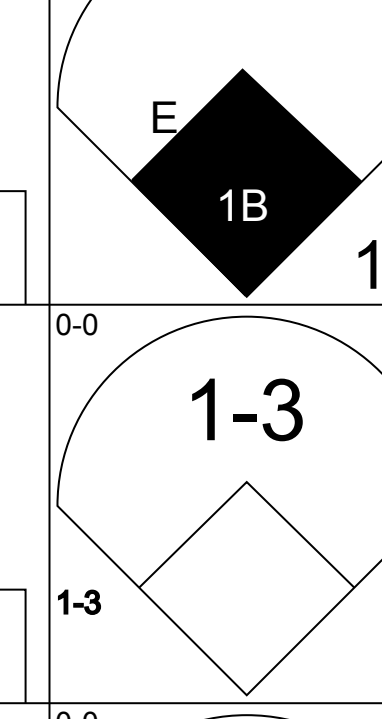
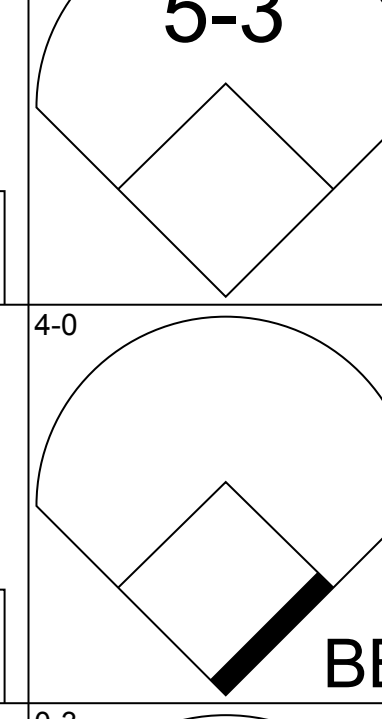
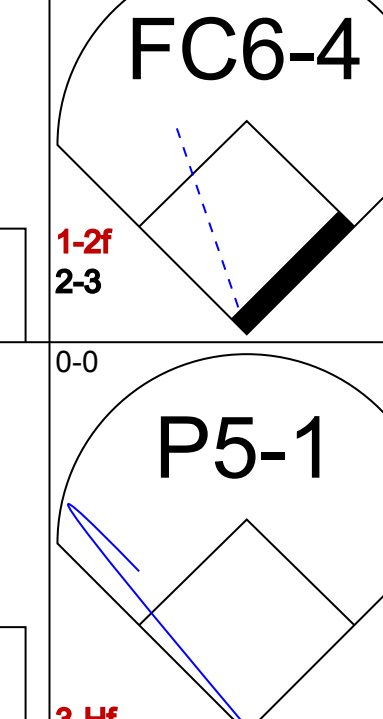
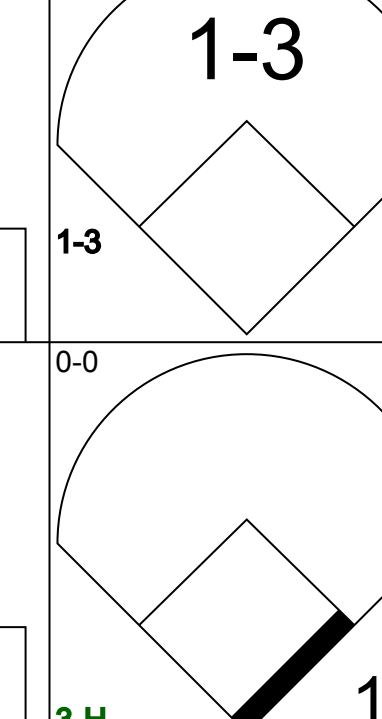
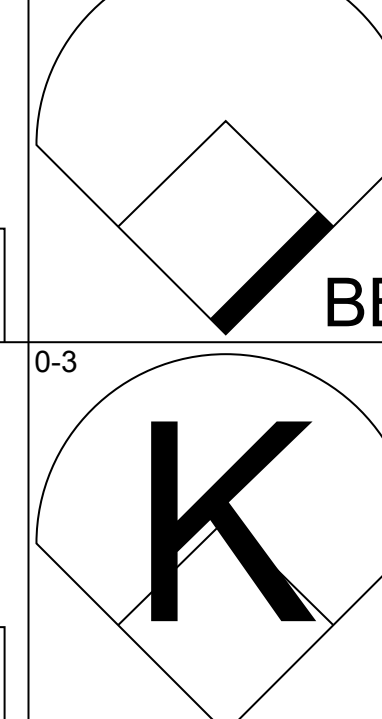
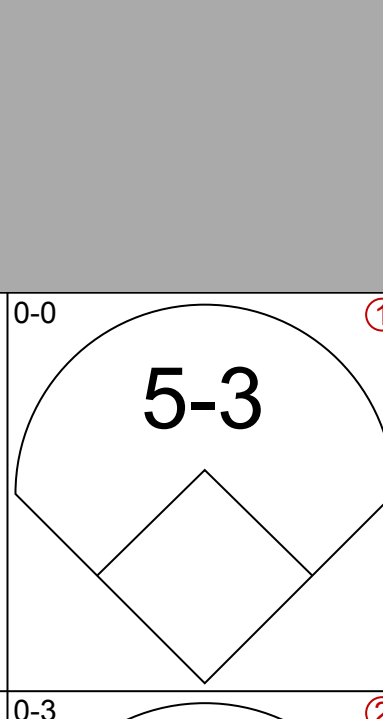
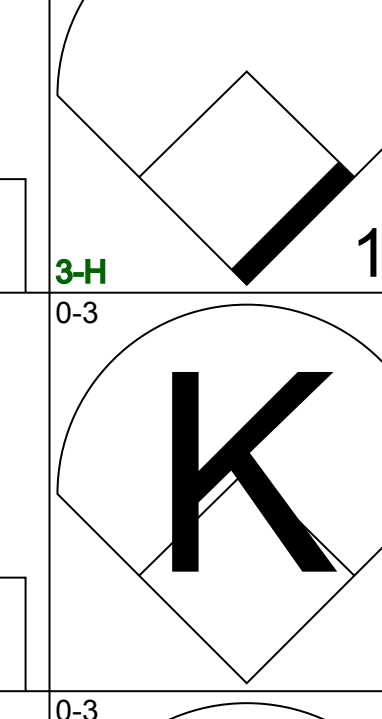
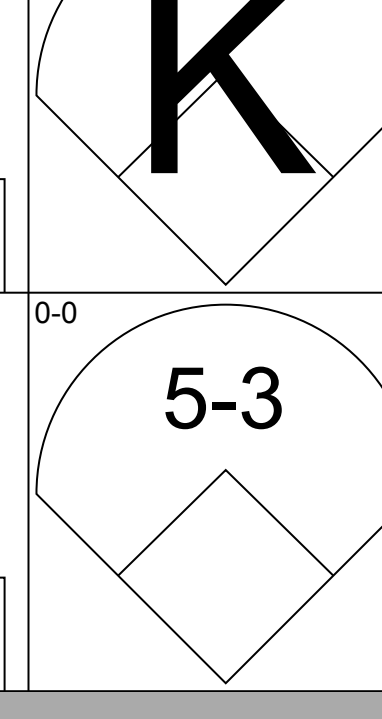
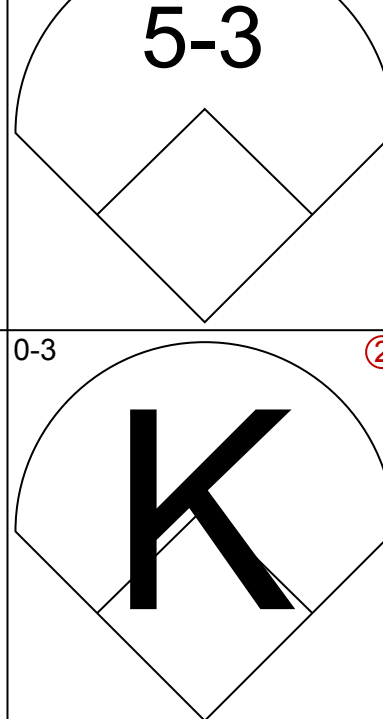
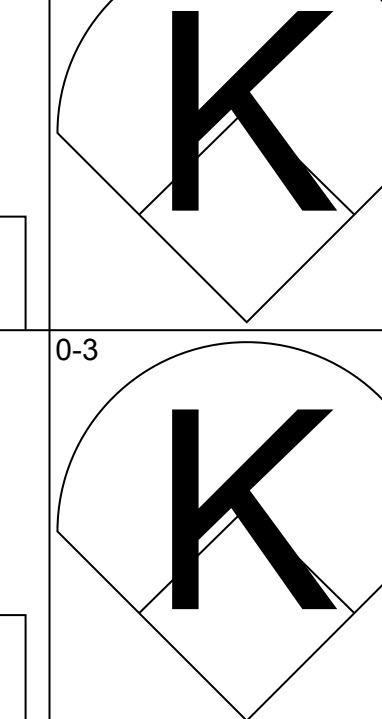
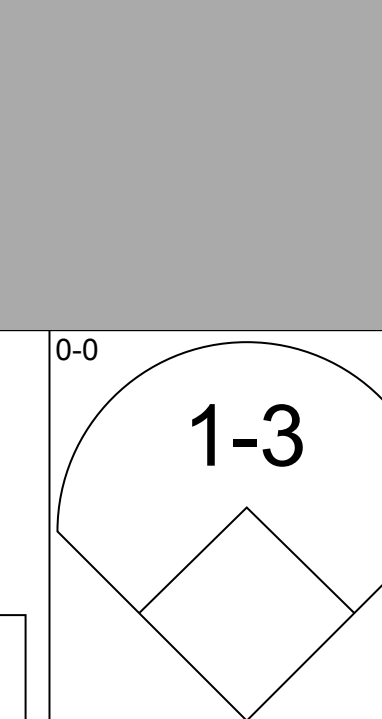


Batter	1	2	3	4	5	6	7	8	9	AB	R	H	RBI	BB	SO	LOB	TOP					
<b>Lou Brock, L</b> OBP: 0.318, SLG: 0.359 (1, 7)										4	0	2	0	0	1	2						
<b>Ted Sizemore, R</b> OBP: 0.307, SLG: 0.325 (1, 4)										4	0	1	0	0	1	4						
<b>Matty Alou, L</b> OBP: 0.365, SLG: 0.408 (1, 3)										4	0	0	0	0	0	2						
<b>Joe Torre, R</b> OBP: 0.385, SLG: 0.500 (1, 5)										4	0	0	0	0	0	2						
<b>Ted Simmons, S</b> OBP: 0.322, SLG: 0.428 (1, 2)										4	0	1	0	0	1	0						
<b>Jose Cruz, L</b> OBP: 0.299, SLG: 0.245 (1, 8)										3	0	0	0	0	0	1						
<b>Luis Melendez, R</b> OBP: 0.240, SLG: 0.309 (1, 9)										3	0	0	0	0	1	0						
<b>Dal Maxvill, R</b> OBP: 0.250, SLG: 0.160 (1, 6)										2	0	1	0	0	0	0						
<b>Dom Clendenon, R</b> OBP: 0.293, SLG: 0.319 (8, PH)										1	0	1	0	0	0	0						
<b>Ed Crosby, L</b> OBP: 0.293, SLG: 0.248 (8, 6)										0	0	0	0	0	0	0						
<b>Scipio Spinks, R</b> OBP: 0.179, SLG: 0.179 (1, 1)										3	0	1	0	0	2	1						
<b>Inning Stats</b>	R: 0 E: 0 K: 1 S: 5	H: 0 LOB: 0 BB: 0 P: 5	R: 0 E: 0 K: 0 S: 3	H: 1 LOB: 0 BB: 0 P: 3	R: 0 E: 0 K: 1 S: 7	H: 2 LOB: 2 BB: 0 P: 7	R: 0 E: 0 K: 1 S: 5	H: 0 LOB: 0 BB: 0 P: 5	R: 0 E: 0 K: 0 S: 3	H: 0 LOB: 0 BB: 0 P: 3	R: 0 E: 0 K: 1 S: 7	H: 2 LOB: 2 BB: 0 P: 7	R: 0 E: 0 K: 1 S: 5	H: 0 LOB: 0 BB: 0 P: 5	R: 0 E: 0 K: 1 S: 6	H: 2 LOB: 1 BB: 0 P: 6	R: 0 E: 0 K: 0 S: 3	H: 0 LOB: 0 BB: 0 P: 3	1B: 7 2B: 0 3B: 0 HR: 0	SF: 0 SAC: 0 DP: 1 HBP: 0	WP: 0 PB: 0 SB: 0 CS: 1	PA: 32
<b>PITCHER</b> <b>Don Sutton, R</b> ERA: 1.14 (1, 1)	IP: 9.0 WLS: W BF: 32 H: 7 R: 0 ER: 0 SO: 6 BB: 0 IBB: 0 HBP: 0 BLK: 0 WP: 0 HR: 0 S: 44 P: 44 ERA: 0.00 WHIP: 0.778															<b>PITCHER</b>						

**St. Louis Cardinals @ Los Angeles Dodgers**  
**Dodger Stadium, Los Angeles, CA**  
 Sat Jun 03 1972, 7:05 PM PDT  
 Att: 32,488 - Unknown

AB	32
R	0
H	7
RBI	0
BB	0
SO	6
LOB	12



Batter	1	2	3	4	5	6	7	8	9	AB	R	H	RBI	BB	SO	LOB	BOTTOM					
<b>Bobby Valentine, R</b> OBP: 0.348, SLG: 0.405 (1, 4)										3	0	0	0	1	1	0						
<b>Bill Buckner, L</b> OBP: 0.326, SLG: 0.322 (1, 3)										4	0	0	0	0	1	1						
<b>Willie Davis, L</b> OBP: 0.274, SLG: 0.407 (1, 8)										3	0	0	0	0	0	1						
<b>Willie Crawford, L</b> OBP: 0.298, SLG: 0.495 (1, 9)										3	0	1	0	0	1	1						
<b>Manny Mota, R</b> OBP: 0.336, SLG: 0.473 (1, 7)										3	1	2	0	0	0	0						
<b>Steve Garvey, R</b> OBP: 0.324, SLG: 0.403 (1, 5)										2	0	0	0	1	0	3						
<b>Duke Sims, L</b> OBP: 0.289, SLG: 0.286 (1, 2)										3	0	1	1	0	1	3						
<b>Bill Russell, R</b> OBP: 0.326, SLG: 0.444 (1, 6)										3	0	0	0	0	1	2						
<b>Don Sutton, R</b> OBP: 0.226, SLG: 0.172 (1, 1)										3	0	0	0	0	2	1						
<b>Inning Stats</b>	R: 0 E: 0 K: 0 S: 3	H: 0 LOB: 0 BB: 0 P: 3	R: 0 E: 0 K: 0 S: 4	H: 2 LOB: 1 BB: 0 P: 4	R: 0 E: 0 K: 2 S: 7	H: 0 LOB: 0 BB: 0 P: 7	R: 0 E: 0 K: 1 S: 5	H: 0 LOB: 0 BB: 0 P: 5	R: 1 E: 1 K: 2 S: 9	H: 2 LOB: 1 BB: 0 P: 9	R: 0 E: 0 K: 1 S: 5	H: 0 LOB: 1 BB: 1 P: 9	R: 0 E: 0 K: 1 S: 5	H: 0 LOB: 1 BB: 1 P: 9	R: 0 E: 0 K: 0 S: 3	H: 0 LOB: 0 BB: 0 P: 3	R: 0 E: 0 K: 0 S: 3	H: 0 LOB: 0 BB: 0 P: 3	1B: 4 2B: 1 3B: 0 HR: 0	SF: 0 SAC: 0 DP: 1 HBP: 0	WP: 0 PB: 0 SB: 0 CS: 0	PA: 29
<b>PITCHER</b> <b>Scipio Spinks, R</b> ERA: 2.55 (1, 1)	IP: 8.0 WLS: L BF: 29 H: 4 R: 1 ER: 0 SO: 7 BB: 2 IBB: 0 HBP: 0 BLK: 0 WP: 0 HR: 0 S: 41 P: 49 ERA: 0.00 WHIP: 0.750															<b>PITCHER</b>						

**St. Louis Cardinals @ Los Angeles Dodgers**  
**Dodger Stadium, Los Angeles, CA**  
 Sat Jun 03 1972, 7:05 PM PDT  
 Att: 32,488 - Unknown

AB	27
R	1
H	4
RBI	1
BB	2
SO	7
LOB	12









Batter	1	2	3	4	5	6	7	8	9	AB	R	H	RBI	BB	SO	LOB	TOP								
<b>Lou Brock, L</b> OBP: 0.322, SLG: 0.363 (1, 7)										4	1	2	0	1	0	0	<b>St. Louis Cardinals @ San Francisco Giants</b> <b>Candlestick Park, San Francisco, CA</b> Tue Jun 06 1972, 10:05 PM EDT Att: 3,813 - Unknown								
<b>Ted Sizemore, R</b> OBP: 0.314, SLG: 0.329 (1, 4)										4	1	1	1	1	0	2									
<b>Matty Alou, L</b> OBP: 0.374, SLG: 0.413 (1, 3)										3	1	2	0	1	0	0									
<b>Joe Torre, R</b> OBP: 0.385, SLG: 0.526 (1, 5)										4	1	1	1	0	1	5									
<b>Ted Simmons, S</b> OBP: 0.319, SLG: 0.431 (1, 2)										4	1	1	2	0	0	2									
<b>Bernie Carbo, L</b> OBP: 0.383, SLG: 0.206 (1, 9)										4	0	2	1	0	0	0									
<b>Jose Cruz, L</b> OBP: 0.250, SLG: 0.236 (1, 8)										4	0	0	0	0	0	2									
<b>Dal Maxvill, R</b> OBP: 0.250, SLG: 0.172 (1, 6)										4	0	0	0	0	2	1									
<b>Rick Wise, R</b> OBP: 0.212, SLG: 0.219 (1, 1)										4	0	0	0	0	2	0									
<b>Inning Stats</b>	R: 0 E: 0 K: 1 S: 5	H: 1 LOB: 1 BB: 1 P: 9	R: 0 E: 0 K: 1 S: 6	H: 1 LOB: 1 BB: 0 P: 6	R: 1 E: 1 K: 0 S: 6	H: 3 LOB: 2 BB: 0 P: 6	R: 0 E: 0 K: 0 S: 3	H: 0 LOB: 0 BB: 0 P: 3	R: 0 E: 0 K: 1 S: 5	H: 0 LOB: 0 BB: 0 P: 5	R: 1 E: 0 K: 0 S: 4	H: 1 LOB: 0 BB: 0 P: 4	R: 0 E: 0 K: 1 S: 5	H: 0 LOB: 0 BB: 0 P: 5	R: 3 E: 0 K: 0 S: 6	H: 3 LOB: 1 BB: 1 P: 10	R: 0 E: 0 K: 1 S: 5	H: 0 LOB: 1 BB: 1 P: 9	1B: 7 2B: 1 3B: 0 HR: 1	SF: 0 SAC: 0 DP: 0 HBP: 0	WP: 0 PB: 0 SB: 2 CS: 1	PA: 38			
<b>PITCHER</b>	IP	WLS	BF	H	R	ER	SO	BB	IBB	HBP	BLK	WP	HR	S	P	ERA	WHIP								
<b>Steve Stone, R</b> ERA: 1.91 (1, 1)	7.2	L	33	9	5	4	4	2	0	0	0	0	1	39	47	4.70	1.435								
<b>Don McMahon, R</b> ERA: 3.04 (8, 1)	1.1		5	0	0	0	1	1	0	0	0	0	0	6	10	0.00	0.750								

Batter	1	2	3	4	5	6	7	8	9	AB	R	H	RBI	BB	SO	LOB	BOTTOM								
<b>Chris Speier, R</b> OBP: 0.348, SLG: 0.433 (1, 6)										3	0	0	1	1	0	0	<b>St. Louis Cardinals @ San Francisco Giants</b> <b>Candlestick Park, San Francisco, CA</b> Tue Jun 06 1972, 10:05 PM EDT Att: 3,813 - Unknown								
<b>Tito Fuentes, S</b> OBP: 0.290, SLG: 0.368 (1, 4)										4	0	1	0	0	0	3									
<b>Bobby Bonds, R</b> OBP: 0.328, SLG: 0.481 (1, 9)										4	0	1	0	0	1	1									
<b>Willie McCovey, L</b> OBP: 0.346, SLG: 0.609 (1, 3)										3	0	0	0	1	1	0									
<b>Dave Kingman, R</b> OBP: 0.312, SLG: 0.508 (1, 5)										4	0	0	0	0	0	3									
<b>Ken Henderson, S</b> OBP: 0.291, SLG: 0.364 (1, 7)										4	1	1	1	0	0	0									
<b>Garry Maddox, R</b> OBP: 0.287, SLG: 0.434 (1, 8)										4	1	2	1	0	0	0									
<b>Dave Rader, L</b> OBP: 0.268, SLG: 0.315 (1, 2)										4	1	2	0	0	0	0									
<b>Steve Stone, R</b> OBP: 0.190, SLG: 0.150 (1, 1)										2	0	0	0	0	1	1									
<b>Don McMahon, R</b> (8, 1)										0	0	0	0	0	0	0									
<b>Ed Goodson, L</b> OBP: 0.348, SLG: 0.452 (9, PH)										1	0	0	0	0	0	0									
<b>Inning Stats</b>	R: 0 E: 0 K: 0 S: 3	H: 0 LOB: 0 BB: 0 P: 3	R: 0 E: 1 K: 0 S: 4	H: 1 LOB: 2 BB: 0 P: 4	R: 1 E: 0 K: 0 S: 6	H: 3 LOB: 3 BB: 1 P: 10	R: 0 E: 0 K: 0 S: 3	H: 0 LOB: 0 BB: 0 P: 3	R: 0 E: 0 K: 2 S: 7	H: 0 LOB: 0 BB: 0 P: 7	R: 1 E: 0 K: 0 S: 4	H: 1 LOB: 0 BB: 0 P: 4	R: 0 E: 0 K: 0 S: 4	H: 0 LOB: 0 BB: 0 P: 4	1B: 2 2B: 3 3B: 0 HR: 2	SF: 0 SAC: 1 DP: 1 HBP: 0	WP: 1 PB: 0 SB: 0 CS: 0	PA: 36							
<b>PITCHER</b>	IP	WLS	BF	H	R	ER	SO	BB	IBB	HBP	BLK	WP	HR	S	P	ERA	WHIP								
<b>Rick Wise, R</b> ERA: 3.72 (1, 1)	9.0	W	36	7	3	3	3	1	1	0	0	1	2	40	48	3.00	0.889								



Batter	1	2	3	4	5	6	7	8	9	AB	R	H	RBI	BB	SO	LOB	TOP		
<b>Lou Brock, L</b> OBP: 0.324, SLG: 0.364 (1, 7)	F9		3-1		P6		1B		E	5	1	2	0	0	0	1	<b>St. Louis Cardinals @ San Francisco Giants</b> Candlestick Park, San Francisco, CA Wed Jun 07 1972, 6:33 AM EDT Att: 2,718 - Unknown		
<b>Ted Sizemore, R</b> OBP: 0.317, SLG: 0.343 (1, 4)	P4		F7		3B		4-3		E7	5	0	2	1	0	0	1			
<b>Matty Alou, L</b> OBP: 0.375, SLG: 0.419 (1, 3) <b>Mike Fiore, L</b> OBP: 0.250, SLG: 0.100 (9, 3)	F2		F2		F7				FC6-4	5	1	2	0	0	0	1			
<b>Joe Torre, R</b> OBP: 0.391, SLG: 0.545 (1, 5)									1B	0	0	0	0	0	0	0			
<b>Ted Simmons, S</b> OBP: 0.310, SLG: 0.419 (1, 2)									1B	5	1	3	2	0	0	1			
<b>Bernie Carbo, L</b> OBP: 0.400, SLG: 0.227 (1, 9)									1B	5	0	0	0	0	1	3			
<b>Jose Cruz, L</b> OBP: 0.258, SLG: 0.239 (1, 8)									1B	3	0	2	0	1	1	1			
<b>Dal Maxvill, R</b> OBP: 0.236, SLG: 0.161 (1, 6)									1B	3	1	1	0	1	0	3			
<b>Reggie Cleveland, R</b> OBP: 0.250, SLG: 0.222 (1, 1)									1B	4	0	0	0	0	0	3			
<b>Inning Stats</b>	R: 0 E: 0 K: 0 S: 3	H: 0 LOB: 0 BB: 0 P: 3	R: 1 E: 0 K: 1 S: 6	H: 1 LOB: 2 BB: 2 P: 14	R: 0 E: 0 K: 0 S: 3	H: 0 LOB: 0 BB: 0 P: 3	R: 0 E: 0 K: 0 S: 4	H: 1 LOB: 1 BB: 0 P: 4	R: 1 E: 0 K: 0 S: 5	H: 2 LOB: 1 BB: 0 P: 5	R: 0 E: 0 K: 0 S: 4	H: 2 LOB: 1 BB: 0 P: 4	R: 0 E: 0 K: 1 S: 6	H: 1 LOB: 1 BB: 0 P: 6	R: 4 E: 2 K: 0 S: 8	H: 6 LOB: 1 BB: 0 P: 8		1B: 11 2B: 2 3B: 1 HR: 1	SF: 0 SAC: 0 DP: 1 HBP: 0
<b>PITCHER</b>	IP	WLS	BF	H	R	ER	SO	BB	IBB	HBP	BLK	WP	HR	S	P	ERA	WHIP		
<b>Juan Marichal, R</b> ERA: 3.61 (1, 1)	8.2	L	39	13	6	3	2	2	0	0	0	0	1	41	49	3.12	1.731		
<b>John Cumberland, L</b> ERA: 8.64 (9, 1)	0.0		0	0	0	0	0	0	0	0	0	0	0	0	0	∞	∞		

Batter	1	2	3	4	5	6	7	8	9	AB	R	H	RBI	BB	SO	LOB	BOTTOM		
<b>Chris Speier, R</b> OBP: 0.346, SLG: 0.429 (1, 6)	SH1-3		K		P6				F8	4	0	1	0	0	1	2	<b>St. Louis Cardinals @ San Francisco Giants</b> Candlestick Park, San Francisco, CA Wed Jun 07 1972, 6:33 AM EDT Att: 2,718 - Unknown		
<b>Chris Arnold, R</b> OBP: 0.328, SLG: 0.370 (1, 4) <b>Jim Howarth, L</b> OBP: 0.400, SLG: 0.361 (8, FH) <b>Tito Fuentes, S</b> OBP: 0.290, SLG: 0.368 (9, 4)	K		4-3		K				G3	3	0	0	0	0	2	3			
<b>Bobby Bonds, R</b> OBP: 0.332, SLG: 0.486 (1, 9)	SH1-3		F7						2B	2	0	1	0	0	0	0			
<b>Willie McCovey, L</b> OBP: 0.333, SLG: 0.538 (1, 3)									K2-3	3	0	0	0	1	1	2			
<b>Dave Kingman, R</b> OBP: 0.311, SLG: 0.500 (1, 5)	5-3								L3	3	0	0	0	1	2	3			
<b>Ken Henderson, S</b> OBP: 0.285, SLG: 0.354 (1, 7)			K		F7				L3	4	0	0	0	0	1	2			
<b>Garry Maddox, R</b> OBP: 0.279, SLG: 0.421 (1, 8)	F8				K				P4	4	0	0	0	0	2	0			
<b>Dave Rader, L</b> OBP: 0.278, SLG: 0.327 (1, 2)					1B					2	0	1	0	1	0	0			
<b>Juan Marichal, R</b> OBP: 0.233, SLG: 0.276 (1, 1) <b>John Cumberland, R</b> OBP: 0.111, SLG: 0.111 (9, 1)					1B					3	0	2	0	0	0	0			
<b>Inning Stats</b>	R: 0 E: 0 K: 1 S: 6	H: 1 LOB: 2 BB: 1 P: 10	R: 0 E: 0 K: 1 S: 6	H: 2 LOB: 2 BB: 0 P: 6	R: 0 E: 0 K: 1 S: 5	H: 0 LOB: 0 BB: 0 P: 5	R: 0 E: 0 K: 1 S: 5	H: 0 LOB: 0 BB: 0 P: 5	R: 0 E: 0 K: 2 S: 8	H: 1 LOB: 2 BB: 1 P: 12	R: 0 E: 0 K: 1 S: 5	H: 0 LOB: 0 BB: 0 P: 6	R: 0 E: 0 K: 1 S: 6	H: 1 LOB: 1 BB: 0 P: 6	R: 0 E: 0 K: 0 S: 2	H: 0 LOB: 0 BB: 1 P: 6		1B: 3 2B: 3 3B: 0 HR: 0	SF: 0 SAC: 1 DP: 1 HBP: 1
<b>PITCHER</b>	IP	WLS	BF	H	R	ER	SO	BB	IBB	HBP	BLK	WP	HR	S	P	ERA	WHIP		
<b>Reggie Cleveland, R</b> ERA: 3.96 (1, 1)	9.0	W	34	5	0	0	9	3	0	1	0	0	0	48	61	0.00	0.889		







Batter	1	2	3	4	5	6	7	8	9	AB	R	H	RBI	BB	SO	LOB	TOP					
<b>Lou Brock, L</b> OBP: 0.324, SLG: 0.372 (1, 7)										4	1	2	0	0	1	0	<b>St. Louis Cardinals @ San Diego Padres</b> San Diego Stadium, San Diego, CA Fri Jun 09 1972, 10:05 PM EDT Att: 4,779 - Unknown					
<b>Bernie Carbo, L</b> OBP: 0.385, SLG: 0.211 (1, 9)										3	0	0	0	0	1	0						
<b>Matty Alou, L</b> OBP: 0.373, SLG: 0.429 (1, 3)										4	1	2	1	0	0	1						
<b>Joe Torre, R</b> OBP: 0.388, SLG: 0.549 (1, 5)										4	1	1	1	0	1	2						
<b>Ted Simmons, S</b> OBP: 0.308, SLG: 0.422 (1, 2)										4	0	0	0	0	1	1						
<b>Jose Cruz, L</b> OBP: 0.286, SLG: 0.241 (1, 8)										3	0	1	0	0	0	0						
<b>Ed Crosby, L</b> OBP: 0.289, SLG: 0.254 (1, 4)										4	0	1	0	0	0	2						
<b>Dal Maxvill, R</b> OBP: 0.225, SLG: 0.157 (1, 6)										4	0	0	0	0	1	3						
<b>Bob Gibson, R</b> OBP: 0.103, SLG: 0.241 (1, 1)										3	0	1	0	0	1	2						
<b>Inning Stats</b>	R: 0 E: 0 K: 1 S: 5	H: 0 LOB: 1 BB: 0 P: 6	R: 0 E: 0 K: 0 S: 3	H: 0 LOB: 0 BB: 0 P: 3	R: 0 E: 0 K: 0 S: 3	H: 2 LOB: 0 BB: 0 P: 3	R: 0 E: 0 K: 1 S: 6	H: 1 LOB: 1 BB: 0 P: 6	R: 0 E: 0 K: 1 S: 6	H: 1 LOB: 1 BB: 0 P: 6	R: 2 E: 0 K: 1 S: 7	H: 2 LOB: 0 BB: 0 P: 7	R: 0 E: 0 K: 1 S: 5	H: 0 LOB: 1 BB: 0 P: 6	R: 0 E: 0 K: 1 S: 5	H: 0 LOB: 0 BB: 0 P: 5	R: 1 E: 0 K: 0 S: 5	H: 2 LOB: 1 BB: 0 P: 5	1B: 3 2B: 2 3B: 1 HR: 2	SF: 0 SAC: 0 DP: 0 HBP: 2	WP: 1 PB: 0 SB: 2 CS: 0	PA: 36
<b>PITCHER</b> <b>Bill Greif, R</b> ERA: 4.19 (1, 1)	IP: 9.0 WLS: L BF: 35 H: 8 R: 3 ER: 3 SO: 6 BB: 0 IBB: 0 HBP: 2 BLK: 0 WP: 1 HR: 2 S: 45 P: 47 ERA: 3.00 WHIP: 0.889															<b>PITCHER</b>						

Batter	1	2	3	4	5	6	7	8	9	AB	R	H	RBI	BB	SO	LOB	BOTTOM					
<b>Derrel Thomas, S</b> OBP: 0.290, SLG: 0.294 (1, 4)										4	0	0	0	0	2	1	<b>St. Louis Cardinals @ San Diego Padres</b> San Diego Stadium, San Diego, CA Fri Jun 09 1972, 10:05 PM EDT Att: 4,779 - Unknown					
<b>Garry Jesteadt, R</b> OBP: 0.253, SLG: 0.282 (1, 5)										4	1	1	0	0	0	0						
<b>Leron Lee, L</b> OBP: 0.382, SLG: 0.517 (1, 7)										4	0	1	0	0	1	1						
<b>Nate Colbert, R</b> OBP: 0.275, SLG: 0.429 (1, 3)										3	1	0	0	1	0	1						
<b>Larry Stahl, L</b> OBP: 0.299, SLG: 0.313 (1, 9)										3	0	1	1	1	1	0						
<b>Fred Kendall, R</b> OBP: 0.247, SLG: 0.259 (1, 2)										4	0	1	1	0	1	1						
<b>Johnny Jeter, R</b> OBP: 0.273, SLG: 0.368 (1, 8)										4	0	0	0	0	3	2						
<b>Enzo Hernandez, R</b> OBP: 0.242, SLG: 0.232 (1, 6)										2	0	1	0	1	0	0						
<b>Bill Greif, R</b> (1, 1)										2	0	0	0	0	2	3						
<b>Inning Stats</b>	R: 0 E: 0 K: 0 S: 4	H: 1 LOB: 1 BB: 0 P: 4	R: 0 E: 0 K: 2 S: 7	H: 0 LOB: 0 BB: 0 P: 7	R: 0 E: 0 K: 2 S: 7	H: 0 LOB: 0 BB: 0 P: 7	R: 2 E: 0 K: 2 S: 10	H: 3 LOB: 3 BB: 2 P: 18	R: 0 E: 0 K: 1 S: 5	H: 0 LOB: 0 BB: 0 P: 5	R: 0 E: 0 K: 1 S: 4	H: 0 LOB: 0 BB: 1 P: 8	R: 0 E: 0 K: 0 S: 3	H: 1 LOB: 1 BB: 0 P: 6	R: 0 E: 0 K: 0 S: 3	H: 0 LOB: 0 BB: 0 P: 3	R: 0 E: 0 K: 1 S: 5	H: 0 LOB: 0 BB: 0 P: 5	1B: 5 2B: 0 3B: 0 HR: 0	SF: 0 SAC: 1 DP: 0 HBP: 0	WP: 0 PB: 0 SB: 1 CS: 1	PA: 34
<b>PITCHER</b> <b>Bob Gibson, R</b> ERA: 3.08 (1, 1)	IP: 9.0 WLS: W BF: 34 H: 5 R: 2 ER: 2 SO: 10 BB: 2 IBB: 1 HBP: 0 BLK: 0 WP: 0 HR: 0 S: 51 P: 63 ERA: 2.00 WHIP: 0.778															<b>PITCHER</b>						



Batter	1	2	3	4	5	6	7	8	9	AB	R	H	RBI	BB	SO	LOB	TOP										
<b>Lou Brock, L</b> OBP: 0.326, SLG: 0.373 (1, 7)	0-0 1-3		0-0 E HR 1B	0-0 1-3			0-0 1B 1B		0-0 G3	5	1	2	0	0	0	0											
<b>Matty Alou, L</b> OBP: 0.363, SLG: 0.416 (1, 9)	0-0 F8		0-0 G3		0-0 6-3		0-0 F9		0-0 4-3	5	0	0	0	0	0	3											
<b>Jose Cruz, L</b> OBP: 0.266, SLG: 0.241 (9, 8)			1-2 2-3							0	0	0	0	0	0	0											
<b>Donn Clendenon, R</b> OBP: 0.291, SLG: 0.351 (1, 3)	4-0 CS		0-3 K		0-3 K		0-0 G6-4-3 1B		0-0 5-3	4	0	1	0	1	2	2											
<b>Mike Flores, L</b> OBP: 0.250, SLG: 0.100 (9, 3)			1-2 2-3							0	0	0	0	0	0	0											
<b>Joe Torre, R</b> OBP: 0.385, SLG: 0.540 (1, 5)	0-0 CS	0-0 5-3	4-0 HR IBB		0-0 F8		0-0 G6-4-3			3	1	0	0	1	0	2											
<b>Ted Simmons, S</b> OBP: 0.312, SLG: 0.440 (1, 2)		0-0 P6	0-0 HR				0-0 5-3		0-0 1B 1B	4	1	2	4	0	0	0											
<b>Luis Melendez, R</b> OBP: 0.288, SLG: 0.324 (1, 8)		0-0 1B 1B	1-H 2-H 3-H 4-0				0-0 F9		0-0 1B 1B	3	0	2	0	1	0	0											
<b>Dwain Anderson, R</b> OBP: 0.200, SLG: 0.211 (1, 6)		0-0 1B	0-0 BB		0-0 6-3		0-0 E5 2B WP		0-3 K 1B	4	1	1	0	0	1	3											
<b>Dal Maxvill, R</b> OBP: 0.226, SLG: 0.176 (1, 4)		0-0 4-3			0-3 K		0-0 1-H 2B		0-3 K	4	0	1	1	0	2	4											
<b>Al Santorini, R</b> OBP: 0.250, SLG: 0.182 (1, 1)			0-0 E HR 1B		0-3 K		0-0 5-3		0-0 F9	4	1	1	0	0	1	3											
<b>Diego Segui, R</b> OBP: 0.125, SLG: 0.125 (8, 1)					0-3 K				0-0 F9	0	0	0	0	0	0	0											
<b>Inning Stats</b>	R: 0 E: 0 K: 0 S: 2	H: 0 LOB: 0 BB: 1 P: 6	R: 0 E: 0 K: 0 S: 5	H: 2 LOB: 2 BB: 0 P: 5	R: 4 E: 1 K: 1 S: 8	H: 3 LOB: 1 BB: 2 P: 16	R: 0 E: 0 K: 0 S: 7	H: 0 LOB: 0 BB: 0 P: 7	R: 0 E: 0 K: 1 S: 5	H: 0 LOB: 0 BB: 0 P: 5	R: 1 E: 1 K: 0 S: 5	H: 1 LOB: 1 BB: 0 P: 5	R: 0 E: 0 K: 0 S: 4	H: 2 LOB: 1 BB: 0 P: 4	R: 0 E: 0 K: 2 S: 9	H: 2 LOB: 2 BB: 0 P: 9	R: 0 E: 0 K: 0 S: 3	H: 0 LOB: 0 BB: 0 P: 3	1B: 8 2B: 1 3B: 0 HR: 1	SF: 0 SAC: 0 DP: 1 HBP: 0	WP: 1 PA: 40 PB: 0 SB: 0 CS: 1						
<b>PITCHER</b>	IP	WLS	BF	H	R	ER	SO	BB	IBB	HBP	BLK	WP	HR	S	P	ERA	WHIP										
<b>Mike Caldwell, L</b> ERA: 2.67 (1, 1)	6.1	L	30	8	5	0	4	2	1	0	0	1	1	35	47	0.00	1.579										
<b>Gary Ross, R</b> ERA: 2.19 (7, 1)	0.2		1	0	0	0	0	0	0	0	0	0	0	1	1	0.00	0.000										
<b>Ed Acosta, R</b> ERA: 4.09 (8, 1)	2.0		8	2	0	0	2	0	0	0	0	0	0	12	12	0.00	1.000										

St. Louis Cardinals @ San Diego Padres  
San Diego Stadium, San Diego, CA  
Sat Jun 10 1972, 10:05 PM EDT  
Att: 6,261 - Unknown

AB 36  
R 5  
H 10  
RBI 5  
BB 3  
SO 6  
LOB 17



Batter	1	2	3	4	5	6	7	8	9	AB	R	H	RBI	BB	SO	LOB	BOTTOM										
<b>Derrel Thomas, S</b> OBP: 0.289, SLG: 0.293 (1, 4)	0-0 4-3		0-0 WP 1B		0-0 5-3			0-0 F8		4	0	1	0	0	0	0											
<b>Johnny Jeter, R</b> OBP: 0.279, SLG: 0.372 (1, 8)	0-0 F8		0-0 F9		0-0 1B		0-0 1B		0-0 1B 1B	4	0	2	0	0	0	1											
<b>Leron Lee, L</b> OBP: 0.365, SLG: 0.516 (1, 7)	0-0 1B 3B		0-0 P6		0-0 F8			0-0 1B		4	1	2	0	0	0	2											
<b>Nate Colbert, R</b> OBP: 0.274, SLG: 0.426 (1, 3)	0-0 3B 1B		0-0 5-3				0-0 F9		0-0 P4	4	1	1	0	0	0	3											
<b>Larry Stahl, L</b> OBP: 0.297, SLG: 0.330 (1, 9)	0-0 1-H 3-H 3B				0-0 6-3		0-3 K		0-3 K	4	0	1	2	0	2	2											
<b>Fred Kendall, R</b> OBP: 0.239, SLG: 0.250 (1, 2)	0-3 K				0-0 4-3		0-0 P4		0-0 F8	3	0	0	0	0	1	1											
<b>Garry Jestadt, R</b> OBP: 0.250, SLG: 0.279 (9, PH)										1	0	0	0	0	0	0											
<b>Dave Roberts, R</b> OBP: 0.286, SLG: 0.429 (1, 5)		0-3 K			0-0 FC6-4 1B		0-0 F8		0-0 WP 2B	4	0	2	0	0	1	0											
<b>Enzo Hernandez, R</b> OBP: 0.239, SLG: 0.229 (1, 6)		0-0 F8			0-0 FC6-4		0-3 K		4-0 G4-6-3 BB	2	0	0	0	0	0	1											
<b>Rafael Robles, R</b> OBP: 0.167, SLG: 0.167 (7, PH)										1	0	0	0	0	1	0											
<b>Curt Blefary, L</b> OBP: 0.297, SLG: 0.303 (9, PH)					1-2				2-3	0	0	0	0	1	0	0											
<b>Mike Caldwell, R</b> OBP: 0.317, SLG: 0.342 (1, 1)		0-0 4-3			0-0 5-3				0-0 G4-6-3	2	0	0	0	0	0	0											
<b>Gary Ross, R</b> OBP: 0.321, SLG: 0.406 (7, PH)										1	0	0	0	0	0	0											
<b>Ed Acosta, S</b> OBP: 0.317, SLG: 0.342 (8, PH)									1-2	1	0	0	0	0	0	0											
<b>Cito Gaston, R</b> OBP: 0.317, SLG: 0.342 (9, PH)										1	0	0	0	0	2												
<b>Inning Stats</b>	R: 2 E: 0 K: 1 S: 8	H: 3 LOB: 1 BB: 0 P: 8	R: 0 E: 0 K: 1 S: 5	H: 0 LOB: 0 BB: 0 P: 5	R: 0 E: 0 K: 0 S: 4	H: 1 LOB: 1 BB: 0 P: 4	R: 0 E: 0 K: 0 S: 4	H: 1 LOB: 1 BB: 0 P: 4	R: 0 E: 0 K: 1 S: 5	H: 0 LOB: 0 BB: 0 P: 5	R: 0 E: 0 K: 1 S: 5	H: 0 LOB: 0 BB: 0 P: 5	R: 0 E: 0 K: 1 S: 7	H: 2 LOB: 2 BB: 0 P: 7	R: 0 E: 0 K: 0 S: 3	H: 1 LOB: 1 BB: 1 P: 7	1B: 7 2B: 1 3B: 1 HR: 0	SF: 0 SAC: 0 DP: 1 HBP: 0	WP: 2 PA: 36 PB: 0 SB: 0 CS: 0								
<b>PITCHER</b>	IP	WLS	BF	H	R	ER	SO	BB	IBB	HBP	BLK	WP	HR	S	P	ERA	WHIP										
<b>Al Santorini, R</b> ERA: 4.78 (1, 1)	7.1	W	30	8	2	2	4	0	0	0	0	1	0	38	38	2.46	1.091										
<b>Diego Segui, R</b> ERA: 2.96 (8, 1)	1.2	S	6	1	0	0	1	1	0	0	0	1	0	7	11	0.00	1.200										

St. Louis Cardinals @ San Diego Padres  
San Diego Stadium, San Diego, CA  
Sat Jun 10 1972, 10:05 PM EDT  
Att: 6,261 - Unknown

AB 35  
R 2  
H 9  
RBI 2  
BB 1  
SO 5  
LOB 12





Batter	1	2	3	4	5	6	7	8	9	10	AB	R	H	RBI	BB	SO	LOB	TOP			
Lou Brock, L OBP: 0.319, SLG: 0.364 (1, 7)	4-3		F7		1-3		K		6-3		5	0	0	0	0	1	3				
Matty Alou, L OBP: 0.366, SLG: 0.415 (1, 9)						4-3					3	1	1	0	1	0	1				
Jose Cruz, L OBP: 0.271, SLG: 0.241 (7, 8)	G6-4-3 1B			1B		4-3				BB SH3-4 BB	0	0	0	0	1	0	0				
Donn Clendenon, R OBP: 0.294, SLG: 0.339 (1, 3)											2	1	0	0	2	0	2				
Mike Fiore, L OBP: 0.250, SLG: 0.100 (8, 3)	G6-4-3		L7			1B				SH3-4	0	0	0	0	0	0	0				
Joe Torre, R OBP: 0.386, SLG: 0.534 (1, 5)			F7			2B					4	0	1	0	1	0	2				
Jerry McNertney, R OBP: 0.440, SLG: 0.524 (1, 2)						1B					3	1	2	2	2	1	1				
Luis Melendez, R OBP: 0.229, SLG: 0.312 (1, 8)											4	0	0	0	0	0	4				
Ted Simmons, S OBP: 0.310, SLG: 0.438 (10, PH)											1	0	0	0	0	1	3				
Bernie Carbo, L OBP: 0.385, SLG: 0.211 (10, 9)											0	0	0	0	0	0	0				
Dwain Anderson, R OBP: 0.208, SLG: 0.217 (1, 6)											4	0	1	0	0	1	3				
Ed Crosby, L OBP: 0.287, SLG: 0.252 (10, PH)											1	0	0	0	0	0	3				
Dal Maxvill, R OBP: 0.230, SLG: 0.171 (1, 4)											2	0	0	0	1	0	0				
Rick Wise, R OBP: 0.216, SLG: 0.222 (10, 1)											4	0	1	0	0	2	2				
Joe Grzenda, R (10, 1)											0	0	0	0	0	0	0				
<b>Inning Stats</b>	R: 0 E: 0 K: 0 S: 3	H: 1 LOB: 0 BB: 0 P: 3	R: 0 E: 0 K: 0 S: 2	H: 0 LOB: 0 BB: 1 P: 6	R: 0 E: 0 K: 1 S: 6	H: 1 LOB: 1 BB: 0 P: 6	R: 2 E: 1 K: 1 S: 5	H: 1 LOB: 1 BB: 1 P: 9	R: 0 E: 0 K: 1 S: 5	H: 0 LOB: 0 BB: 1 P: 5	R: 1 E: 0 K: 0 S: 5	H: 2 LOB: 2 BB: 1 P: 9	R: 0 E: 0 K: 1 S: 5	H: 0 LOB: 1 BB: 1 P: 9	R: 0 E: 0 K: 1 S: 6	H: 1 LOB: 1 BB: 0 P: 17	R: 0 E: 0 K: 1 S: 3	H: 0 LOB: 3 BB: 3 P: 17	1B: 5 2B: 1 3B: 0 HR: 0	SF: 0 SAC: 2 DP: 2 HBP: 0	WP: 0 PA: 43 PB: 0 SB: 1 CS: 0
<b>PITCHER</b>	IP 5.1	WLS 23	BF 5	H 3	R 2	ER 2	SO 2	BB 3	IBB 0	HBP 0	BLK 0	WP 0	HR 0	S 24	P 36	ERA 3.38	WHIP 1.500				
Fred Norman, L ERA: 2.79																					
Gary Ross, R ERA: 2.12																					
Mike Corkins, R ERA: 2.25																					
Ed Acosta, R ERA: 4.01																					
Mark Schaeffer, L ERA: 3.12																					

St. Louis Cardinals @ San Diego Padres  
San Diego Stadium, San Diego, CA  
Sun Jun 11 1972, 6:33 AM EDT  
Att: 8,494 - Unknown

AB 33  
R 3  
H 6  
RBI 2  
BB 8  
SO 6  
LOB 24



Batter	1	2	3	4	5	6	7	8	9	10	AB	R	H	RBI	BB	SO	LOB	BOTTOM					
Enzo Hernandez, R OBP: 0.249, SLG: 0.224 (1, 4)	F7		4-3								3	0	0	0	0	0	1						
Cito Gaston, R OBP: 0.310, SLG: 0.359 (8, PH)											1	0	1	0	0	0	0						
Clay Kirby, R OBP: 0.240, SLG: 0.125 (9, 1)											0	0	0	0	0	0	0						
Ed Acosta, S (9, 1)											0	0	0	0	0	0	0						
Mark Schaeffer, L OBP: 0.148, SLG: 0.200 (10, 1)											0	0	0	0	0	0	0						
Derrel Thomas, S OBP: 0.297, SLG: 0.302 (1, 4)											5	0	3	2	0	0	1						
Leron Lee, L OBP: 0.357, SLG: 0.503 (1, 7)											4	0	0	0	0	2	3						
Nate Colbert, R OBP: 0.274, SLG: 0.438 (1, 3)											4	1	1	1	0	1	1						
Larry Stahl, L OBP: 0.304, SLG: 0.365 (1, 9)											4	1	2	1	0	0	0						
Dave Roberts, R OBP: 0.182, SLG: 0.273 (1, 5)											4	0	0	0	0	0	1						
Johnny Jeter, R OBP: 0.272, SLG: 0.363 (1, 8)											4	0	0	0	0	1	0						
Fred Kendall, R OBP: 0.250, SLG: 0.261 (1, 2)											4	1	2	0	0	1	0						
Fred Norman, S OBP: 0.249, SLG: 0.280 (1, 1)											0	0	0	0	0	0	0						
Gary Ross, R OBP: 0.249, SLG: 0.280 (1, 1)											0	0	0	0	0	0	0						
Ed Spiezio, R OBP: 0.249, SLG: 0.280 (1, 1)											1	0	0	0	0	1	0						
Mike Corkins, R OBP: 0.249, SLG: 0.280 (1, 1)											0	0	0	0	0	0	0						
Curt Blefary, L OBP: 0.249, SLG: 0.280 (1, 1)											1	0	0	0	0	0	1						
Gary Jestaedt, R OBP: 0.249, SLG: 0.280 (1, 1)											1	0	1	0	0	0	0						
Jerry Morales, R OBP: 0.249, SLG: 0.280 (1, 1)											0	1	0	0	0	0	0						
Jerry Morales, R OBP: 0.249, SLG: 0.280 (1, 1)											0	1	0	0	0	0	0						
<b>Inning Stats</b>	R: 0 E: 0 K: 1 S: 6	H: 1 LOB: 1 BB: 0 P: 6	R: 0 E: 0 K: 1 S: 5	H: 0 LOB: 0 BB: 0 P: 5	R: 0 E: 0 K: 0 S: 4	H: 1 LOB: 1 BB: 4 P: 4	R: 0 E: 0 K: 1 S: 5	H: 0 LOB: 0 BB: 0 P: 5	R: 0 E: 0 K: 0 S: 3	H: 0 LOB: 0 BB: 0 P: 3	R: 0 E: 0 K: 1 S: 5	H: 0 LOB: 1 BB: 0 P: 5	R: 0 E: 0 K: 0 S: 6	H: 1 LOB: 1 BB: 0 P: 6	R: 1 E: 0 K: 0 S: 6	H: 3 LOB: 2 BB: 0 P: 6	R: 2 E: 0 K: 1 S: 7	H: 2 LOB: 0 BB: 0 P: 7	R: 1 E: 1 K: 0 S: 3	H: 2 LOB: 2 BB: 0 P: 3	1B: 8 2B: 0 3B: 0 HR: 2	SF: 0 SAC: 2 DP: 0 HBP: 0	WP: 0 PA: 38 PB: 0 SB: 1 CS: 0
<b>PITCHER</b>	IP 9.0	WLS L	BF 37	H 9	R 4	ER 4	SO 6	BB 0	IBB 0	HBP 0	BLK 0	WP 0	HR 2	S 49	P 49	ERA 4.00	WHIP 1.000						
Rick Wise, R ERA: 3.74																							
Joe Grzenda, L ERA: 7.36																							

St. Louis Cardinals @ San Diego Padres  
San Diego Stadium, San Diego, CA  
Sun Jun 11 1972, 6:33 AM EDT  
Att: 8,494 - Unknown

AB 36  
R 4  
H 10  
RBI 4  
BB 0  
SO 6  
LOB 8





Batter	1	2	3	4	5	6	7	8	9	AB	R	H	RBI	BB	SO	LOB	TOP			
<b>Maury Wills, S</b> OBP: 0.177, SLG: 0.151 (1, 6)	0-0 4-3		0-0 G3		0-0 F7			0-0 G3		4	0	0	0	0	0	1				
<b>Manny Mota, R</b> OBP: 0.336, SLG: 0.496 (1, 7)	0-0 F9		0-0 1B 2B			0-0 F9		0-0 F9		4	1	1	1	0	0	0				
<b>Bill Buckner, L</b> OBP: 0.358, SLG: 0.385 (1, 3)	0-0 4-3		0-0 1B			0-3 K			0-0 F2	4	0	1	1	0	1	0				
<b>Frank Robinson, R</b> OBP: 0.388, SLG: 0.474 (1, 9)		4-0 G5-3 1B BB	0-0 F8			0-3 K			0-3 K	3	0	0	0	1	2	1				
<b>Wes Parker, S</b> OBP: 0.356, SLG: 0.296 (1, 8)		0-0 BLK G5-3 1B		0-0 P6			0-3 K		0-0 4-3	4	0	1	0	0	1	0				
<b>Steve Garvey, R</b> OBP: 0.324, SLG: 0.396 (1, 5)		0-0 G5-3		0-0 4-3			0-0 6-3			3	0	0	0	0	0	2				
<b>Duke Sims, L</b> OBP: 0.273, SLG: 0.261 (1, 2)		0-0 F9		0-0 F7			4-0 BB			2	0	0	0	1	0	1				
<b>Bobby Valentine, R</b> OBP: 0.325, SLG: 0.373 (1, 4)			0-0 G3 2B 2B		0-0 L6			0-0 F7		3	1	1	0	0	0	1				
<b>Bill Singer, R</b> OBP: 0.185, SLG: 0.192 (1, 1)			0-3 K		0-0 6-3			0-0 6-3		2	0	0	0	0	1	1				
<b>Willie Crawford, L</b> OBP: 0.294, SLG: 0.454 (8, PH)										1	0	0	0	0	0	0				
<b>Jim Brewer, L</b> (8, 1)										0	0	0	0	0	0	0				
<b>Inning Stats</b>	R: 0 E: 0 K: 0 S: 3	H: 0 LOB: 0 BB: 0 P: 3	R: 0 E: 0 K: 0 S: 3	H: 1 LOB: 1 BB: 1 P: 7	R: 2 E: 0 K: 1 S: 8	H: 3 LOB: 1 BB: 0 P: 8	R: 0 E: 0 K: 0 S: 3	H: 0 LOB: 0 BB: 0 P: 3	R: 0 E: 0 K: 2 S: 7	H: 0 LOB: 0 BB: 0 P: 7	R: 0 E: 0 K: 1 S: 5	H: 0 LOB: 1 BB: 1 P: 9	R: 0 E: 0 K: 0 S: 3	H: 0 LOB: 0 BB: 0 P: 3	R: 0 E: 0 K: 1 S: 5	H: 0 LOB: 0 BB: 0 P: 5	1B: 2 2B: 2 3B: 0 HR: 0	SF: 0 SAC: 0 DP: 1 HBP: 0	WP: 0 PB: 0 SB: 0 CS: 0	PA: 32
<b>PITCHER</b> <b>Reggie Cleveland, R</b> ERA: 3.75 (1, 1)	IP: 9.0 WLS: W BF: 32 H: 4 R: 2 ER: 2 SO: 5 BB: 2 IBB: 0 HBP: 0 BLK: 1 WP: 0 HR: 0 S: 40 P: 48 ERA: 2.00 WHIP: 0.667																			

**Los Angeles Dodgers @ St. Louis Cardinals**  
 Busch Stadium, St. Louis, MO  
 Mon Jun 12 1972, 7:05 PM CDT  
 Att: 18,059 - Unknown

AB	30
R	2
H	4
RBI	2
BB	2
SO	5
LOB	7



Batter	1	2	3	4	5	6	7	8	9	AB	R	H	RBI	BB	SO	LOB	BOTTOM			
<b>Lou Brock, L</b> OBP: 0.318, SLG: 0.362 (1, 7)	0-0 1-3	0-0 FC6			0-0 S 1B			0-0 F8		4	0	1	1	0	0	1				
<b>Bernie Carbo, L</b> OBP: 0.379, SLG: 0.227 (1, 9)	0-0 1B 2B		0-0 F8		0-0 F7			0-0 F7		4	1	1	0	0	0	1				
<b>Luis Melendez, R</b> OBP: 0.259, SLG: 0.312 (9, 9)					1-2 F7			0-0 F7		0	0	0	0	0	0	0				
<b>Matty Alou, L</b> OBP: 0.363, SLG: 0.411 (1, 3)	0-0 1B SF7 1B		0-0 6-3		0-0 F7			0-0 F2		4	1	1	0	0	0	1				
<b>Joe Torre, R</b> OBP: 0.385, SLG: 0.531 (1, 5)	0-0 1-3 3-H 1B		0-0 P4			0-0 F7			0-0 F7	3	0	1	1	0	0	0				
<b>Ted Simmons, S</b> OBP: 0.305, SLG: 0.433 (1, 2)	0-0 SF7			0-0 3-1			0-0 F5			2	0	0	1	0	0	0				
<b>Jose Cruz, L</b> OBP: 0.285, SLG: 0.235 (1, 8)	0-0 F8			0-0 F8			0-0 F8			3	0	0	0	0	0	1				
<b>Ed Crosby, L</b> OBP: 0.280, SLG: 0.246 (1, 4)		0-0 F7			0-0 F7			0-0 F9		3	0	0	0	0	0	0				
<b>Dal Maxvill, R</b> OBP: 0.244, SLG: 0.190 (1, 6)		0-0 FC6 1B			0-0 SH3 1B 1B			0-0 4-3		3	1	2	0	0	0	0				
<b>Reggie Cleveland, R</b> OBP: 0.233, SLG: 0.207 (1, 1)		0-3 K			0-0 SH3			0-3 K		2	0	0	0	0	2	1				
<b>Inning Stats</b>	R: 2 E: 0 K: 0 S: 6	H: 3 LOB: 1 BB: 0 P: 6	R: 0 E: 0 K: 1 S: 6	H: 1 LOB: 0 BB: 0 P: 6	R: 0 E: 0 K: 0 S: 3	H: 0 LOB: 0 BB: 0 P: 3	R: 0 E: 0 K: 0 S: 3	H: 0 LOB: 0 BB: 0 P: 3	R: 1 E: 0 K: 0 S: 5	H: 2 LOB: 1 BB: 0 P: 5	R: 0 E: 0 K: 1 S: 5	H: 0 LOB: 0 BB: 0 P: 5	R: 0 E: 0 K: 0 S: 3	H: 0 LOB: 0 BB: 0 P: 3	R: 0 E: 0 K: 0 S: 3	H: 0 LOB: 0 BB: 0 P: 3	1B: 5 2B: 1 3B: 0 HR: 0	SF: 1 SAC: 1 DP: 0 HBP: 0	WP: 0 PB: 0 SB: 1 CS: 0	PA: 30
<b>PITCHER</b> <b>Bill Singer, R</b> ERA: 3.29 (1, 1)	IP: 7.0 WLS: L BF: 27 H: 6 R: 3 ER: 3 SO: 2 BB: 3 IBB: 0 HBP: 0 BLK: 0 WP: 0 HR: 0 S: 31 P: 31 ERA: 3.86 WHIP: 0.857																			
<b>Jim Brewer, L</b> ERA: 1.09 (8, 1)	IP: 1.0 WLS: L BF: 3 H: 0 R: 0 ER: 0 SO: 0 BB: 0 IBB: 0 HBP: 0 BLK: 0 WP: 0 HR: 0 S: 3 P: 3 ERA: 0.00 WHIP: 0.000																			

**Los Angeles Dodgers @ St. Louis Cardinals**  
 Busch Stadium, St. Louis, MO  
 Mon Jun 12 1972, 7:05 PM CDT  
 Att: 18,059 - Unknown

AB	28
R	3
H	6
RBI	3
BB	0
SO	2
LOB	5









Batter	1	2	3	4	5	6	7	8	9	AB	R	H	RBI	BB	SO	LOB	TOP										
<b>Bobby Bonds, R</b> OBP: 0.330, SLG: 0.481 (1, 9)										4	1	2	2	0	1	1	<b>San Francisco Giants @ St. Louis Cardinals</b> <b>Busch Stadium, St. Louis, MO</b> Fri Jun 16 1972, 7:05 PM CDT Att: 20,913 - Unknown										
<b>Chris Speier, R</b> OBP: 0.341, SLG: 0.414 (1, 6)										5	1	2	0	0	1	2											
<b>Dave Kingman, R</b> OBP: 0.300, SLG: 0.475 (1, 7)										5	1	1	0	0	0	3											
<b>Willie McCovey, L</b> OBP: 0.273, SLG: 0.333 <b>Ed Goodson, L</b> OBP: 0.325, SLG: 0.452 (1, 3) (8, 3)										4	0	0	0	0	0	2											
<b>Dave Rader, L</b> OBP: 0.286, SLG: 0.316 (1, 2)										4	0	2	1	0	0	0											
<b>Al Gallacher, R</b> OBP: 0.371, SLG: 0.316 (1, 5)										4	1	0	0	0	1	2											
<b>Garry Maddox, R</b> OBP: 0.284, SLG: 0.426 (1, 8)										4	1	2	0	0	0	0											
<b>Tito Fuentes, S</b> OBP: 0.299, SLG: 0.370 (1, 4)										3	1	1	1	1	1	1											
<b>Don Carrithers, R</b> OBP: 0.133, SLG: 0.133 (1, 1)										4	0	1	1	0	1	4											
<b>Inning Stats</b>	R: 0 E: 0 K: 0 S: 4	H: 1 LOB: 1 BB: 0 P: 4	R: 2 E: 0 K: 0 S: 6	H: 3 LOB: 1 BB: 0 P: 6	R: 2 E: 1 K: 1 S: 9	H: 4 LOB: 3 BB: 1 P: 13	R: 0 E: 0 K: 2 S: 7	H: 0 LOB: 0 BB: 0 P: 7	R: 0 E: 0 K: 1 S: 5	H: 0 LOB: 0 BB: 0 P: 5	R: 2 E: 0 K: 0 S: 6	H: 3 LOB: 1 BB: 0 P: 6	R: 0 E: 0 K: 0 S: 3	H: 0 LOB: 0 BB: 0 P: 3	R: 0 E: 0 K: 1 S: 5	H: 0 LOB: 0 BB: 0 P: 5		R: 0 E: 0 K: 0 S: 3	H: 0 LOB: 0 BB: 0 P: 4	1B: 6 2B: 4 3B: 0 HR: 1	SF: 0 SAC: 0 DP: 0 HBP: 1	WP: 0 PB: 0 SB: 1 CS: 0	PA: 40				
<b>PITCHER</b>	IP	WLS	BF	H	R	ER	SO	BB	IBB	HBP	BLK	WP	HR	S	P	ERA	WHIP										
<b>Rick Wise, R</b> ERA: 4.02 (1, 1)	2.2	L	16	8	4	4	0	0	0	0	0	0	0	16	16	13.50	3.000										
<b>Lowell Palmer, R</b> ERA: (3, 1)	2.1		8	0	0	0	4	1	0	0	0	0	0	15	19	0.00	0.429										
<b>Al Santorini, R</b> ERA: 4.99 (6, 1)	2.0		9	3	2	2	0	0	0	0	0	0	1	9	9	9.00	1.500										
<b>Joe Grzenda, L</b> ERA: 6.75 (8, 1)	1.0		3	0	0	0	1	0	0	0	0	0	0	5	5	0.00	0.000										
<b>Moe Drabowsky, R</b> ERA: 2.39 (9, 1)	1.0		4	0	0	0	0	0	0	1	0	0	0	3	4	0.00	0.000										
<b>Batter</b>	<b>1</b>	<b>2</b>	<b>3</b>	<b>4</b>	<b>5</b>	<b>6</b>	<b>7</b>	<b>8</b>	<b>9</b>	<b>AB</b>	<b>R</b>	<b>H</b>	<b>RBI</b>	<b>BB</b>	<b>SO</b>	<b>LOB</b>	<b>BOTTOM</b>										
<b>Lou Brock, L</b> OBP: 0.328, SLG: 0.370 (1, 7)										2	1	2	0	2	0	0	<b>San Francisco Giants @ St. Louis Cardinals</b> <b>Busch Stadium, St. Louis, MO</b> Fri Jun 16 1972, 7:05 PM CDT Att: 20,913 - Unknown										
<b>Ted Sizemore, R</b> OBP: 0.319, SLG: 0.341 (1, 4)										4	0	1	0	0	0	5											
<b>Matty Alou, L</b> OBP: 0.361, SLG: 0.404 (1, 3)										3	0	0	1	1	0	3											
<b>Joe Torre, R</b> OBP: 0.371, SLG: 0.510 (1, 5)										4	0	0	0	0	0	3											
<b>Ted Simmons, S</b> OBP: 0.299, SLG: 0.426 (1, 2)										4	0	0	0	0	0	1											
<b>Bernie Carbo, L</b> OBP: 0.350, SLG: 0.205 (1, 9)										4	0	0	0	0	1	0											
<b>Jose Cruz, L</b> OBP: 0.272, SLG: 0.252 (1, 8)										4	0	2	0	0	0	0											
<b>Dwain Anderson, R</b> OBP: 0.375, SLG: 0.345 (1, 6)										3	0	2	0	1	0	1											
<b>Rick Wise, R</b> OBP: 0.211, SLG: 0.219 (1, 1)										1	0	0	0	0	1	2											
<b>Lowell Palmer, R</b> OBP: 0.229, SLG: 0.239 (1, 1)										0	0	0	0	0	0	0											
<b>Brant Aiyee, R</b> OBP: 0.229, SLG: 0.239 (1, 1)										0	0	0	0	0	0	0											
<b>Al Santorini, R</b> OBP: 0.229, SLG: 0.239 (1, 1)										0	0	0	0	0	0	0											
<b>Donn Clendenen, R</b> OBP: 0.229, SLG: 0.239 (1, 1)										0	0	0	0	0	0	0											
<b>Joe Grzenda, R</b> OBP: 0.229, SLG: 0.239 (1, 1)										0	0	0	0	0	0	0											
<b>Moe Drabowsky, R</b> OBP: 0.229, SLG: 0.239 (1, 1)										0	0	0	0	0	0	0											
<b>Ed Crosby, L</b> OBP: 0.229, SLG: 0.242 (1, 1)										1	0	0	0	0	0	1											
<b>Inning Stats</b>	R: 1 E: 0 K: 0 S: 5	H: 2 LOB: 1 BB: 0 P: 5	R: 0 E: 0 K: 1 S: 5	H: 1 LOB: 1 BB: 1 P: 9	R: 0 E: 0 K: 0 S: 3	H: 1 LOB: 0 BB: 1 P: 7	R: 0 E: 0 K: 0 S: 3	H: 0 LOB: 0 BB: 0 P: 3	R: 0 E: 0 K: 1 S: 6	H: 1 LOB: 2 BB: 1 P: 10	R: 0 E: 0 K: 0 S: 3	H: 0 LOB: 0 BB: 0 P: 3	R: 0 E: 0 K: 0 S: 4	H: 1 LOB: 2 BB: 1 P: 8	R: 0 E: 0 K: 0 S: 3	H: 0 LOB: 0 BB: 0 P: 3	R: 0 E: 0 K: 1 S: 6	H: 1 LOB: 1 BB: 0 P: 6	1B: 6 2B: 1 3B: 0 HR: 0	SF: 0 SAC: 0 DP: 1 HBP: 0	WP: 0 PB: 0 SB: 2 CS: 0	PA: 36					
<b>PITCHER</b>	IP	WLS	BF	H	R	ER	SO	BB	IBB	HBP	BLK	WP	HR	S	P	ERA	WHIP										
<b>Don Carrithers, R</b> ERA: 3.33 (1, 1)	9.0	W	36	7	1	1	3	4	0	0	0	0	0	38	54	1.00	1.222										







Batter	1	2	3	4	5	6	7	8	9	AB	R	H	RBI	BB	SO	LOB	TOP								
<b>Bobby Bonds, R</b> OBP: 0.325, SLG: 0.474 (1, 9)	F8		6-3					F9		5	0	2	1	0	0	3	<b>San Francisco Giants @ St. Louis Cardinals</b> Busch Stadium, St. Louis, MO Sun Jun 18 1972, 3:33 AM CDT Att: 19,957 - Unknown								
<b>Chris Speier, R</b> OBP: 0.348, SLG: 0.415 (1, 6)			F7				F9		5	1	2	0	0	0	5										
<b>Dave Kingman, R</b> OBP: 0.304, SLG: 0.493 <b>Ken Henderson, S</b> OBP: 0.273, SLG: 0.333 (9, 7)	K			1-6-3					3	2	1	2	2	1	1										
<b>Willie McCovey, L</b> OBP: 0.308, SLG: 0.351 (1, 3)	5-3								5	0	2	0	0	1	3										
<b>Dave Rader, L</b> OBP: 0.289, SLG: 0.312 <b>Damaso Blanco, R</b> (8, PR) OBP: 0.667, SLG: 0.667 <b>Fran Healy, R</b> OBP: 0.244, SLG: 0.233 (8, 2)									3	0	1	0	1	0	2										
<b>Gary Maddox, R</b> OBP: 0.287, SLG: 0.418 (1, 8)	G6-3								4	1	1	1	0	1	2										
<b>Al Gallagher, R</b> OBP: 0.384, SLG: 0.321 (1, 5)									3	1	1	0	2	1	2										
<b>Tito Fuentes, S</b> OBP: 0.299, SLG: 0.376 (1, 4)									5	1	2	2	0	0	5										
<b>Sam McDowell, L</b> OBP: 0.154, SLG: 0.184 <b>Ed Goodson, L</b> (8, PH) OBP: 0.333, SLG: 0.459 <b>Randy Moffitt, R</b> (8, 1)									2	0	0	0	0	1	3										
<b>Inning Stats</b>	R: 0 E: 0 K: 1 S: 6	H: 1 LOB: 1 BB: 0 P: 6	R: 0 E: 0 K: 1 S: 4	H: 0 LOB: 0 BB: 1 P: 8	R: 0 E: 0 K: 0 S: 4	H: 1 LOB: 1 BB: 0 P: 4	R: 0 E: 0 K: 0 S: 3	H: 1 LOB: 0 BB: 0 P: 3	R: 1 E: 1 K: 0 S: 6	H: 2 LOB: 2 BB: 0 P: 6	R: 0 E: 0 K: 2 S: 7	H: 0 LOB: 1 BB: 1 P: 11	R: 0 E: 0 K: 1 S: 6	H: 1 LOB: 2 BB: 1 P: 10	R: 3 E: 0 K: 0 S: 6	H: 3 LOB: 2 BB: 2 P: 14		R: 4 E: 0 K: 1 S: 10	H: 5 LOB: 1 BB: 0 P: 10	1B: 11 2B: 1 3B: 1 HR: 1	SF: 0 SAC: 2 DP: 2 HBP: 0	WP: 0 PB: 0 SB: 4 CS: 0	PA: 45		
<b>PITCHER</b>	IP	WLS	BF	H	R	ER	SO	BB	IBB	HBP	BLK	WP	HR	S	P	ERA	WHIP								
<b>Scipio Spinks, R</b> ERA: 2.57 (1, 1)	7.1	L	32	7	3	2	5	4	0	0	0	0	0	38	54	2.46	1.500								
<b>Diego Segui, R</b> ERA: 3.19 (8, 1)	0.2		5	2	1	1	0	1	0	0	0	0	0	4	8	13.50	4.500								
<b>Lowell Palmer, R</b> ERA: 8.31 (9, 1)	0.0		4	4	4	4	0	0	0	0	0	0	1	4	4	∞	∞								
<b>Tony Cloninger, R</b> ERA: 5.17 (9, 1)	1.0		4	1	0	0	1	0	0	0	0	0	0	6	6	0.00	1.000								

Batter	1	2	3	4	5	6	7	8	9	AB	R	H	RBI	BB	SO	LOB	BOTTOM								
<b>Lou Brock, L</b> OBP: 0.335, SLG: 0.374 (1, 7)			F8		F8			4-3		4	1	1	0	0	0	1	<b>San Francisco Giants @ St. Louis Cardinals</b> Busch Stadium, St. Louis, MO Sun Jun 18 1972, 3:33 AM CDT Att: 19,957 - Unknown								
<b>Ted Sizemore, R</b> OBP: 0.315, SLG: 0.328 (1, 4)			6-3		K			1-3		3	1	0	0	1	1										
<b>Donn Clendenon, R</b> OBP: 0.293, SLG: 0.324 (1, 3)			P3				4-3		4	0	1	0	0	0	1										
<b>Joe Torre, R</b> OBP: 0.361, SLG: 0.493 (1, 5)			F8		P6		6-3		4	0	0	0	0	1	3										
<b>Ted Simmons, S</b> OBP: 0.314, SLG: 0.435 (1, 2)							G3		4	0	3	2	0	0	0										
<b>Luis Melendez, R</b> OBP: 0.282, SLG: 0.305 <b>Bernie Carbo, L</b> (8, PH) OBP: 0.343, SLG: 0.200 (1, 9)					F2		6-3		3	0	0	0	0	0	2										
<b>Dwain Anderson, R</b> OBP: 0.325, SLG: 0.278 (1, 6)					FC4-6		1-3		3	0	0	0	0	0	1										
<b>Jose Cruz, L</b> OBP: 0.271, SLG: 0.246 (1, 8)			K				6-3		3	0	0	0	0	2	0										
<b>Scipio Spinks, R</b> OBP: 0.176, SLG: 0.176 (1, 1) <b>Diego Segui, R</b> OBP: 0.125, SLG: 0.125 (8, 1) <b>Matty Alou, L</b> (8, PH) OBP: 0.355, SLG: 0.398 <b>Lowell Palmer, R</b> (9, 1) <b>Tony Cloninger, R</b> (9, 1)								6-3		2	0	1	0	0	0										
<b>Inning Stats</b>	R: 2 E: 0 K: 1 S: 7	H: 2 LOB: 1 BB: 1 P: 11	R: 0 E: 0 K: 1 S: 5	H: 0 LOB: 0 BB: 0 P: 5	R: 0 E: 0 K: 0 S: 3	H: 0 LOB: 0 BB: 0 P: 3	R: 0 E: 0 K: 0 S: 4	H: 1 LOB: 1 BB: 0 P: 4	R: 0 E: 0 K: 2 S: 8	H: 1 LOB: 1 BB: 0 P: 8	R: 0 E: 0 K: 0 S: 3	H: 0 LOB: 0 BB: 0 P: 3	R: 0 E: 0 K: 0 S: 3	H: 0 LOB: 0 BB: 0 P: 3	R: 0 E: 0 K: 1 S: 6	H: 2 LOB: 1 BB: 0 P: 6		1B: 5 2B: 1 3B: 0 HR: 0	SF: 0 SAC: 0 DP: 1 HBP: 0	WP: 0 PB: 0 SB: 0 CS: 0	PA: 33				
<b>PITCHER</b>	IP	WLS	BF	H	R	ER	SO	BB	IBB	HBP	BLK	WP	HR	S	P	ERA	WHIP								
<b>Sam McDowell, L</b> ERA: 4.25 (1, 1)	7.0		26	4	2	2	4	1	0	0	0	0	0	9	37	2.57	0.714								
<b>Randy Moffitt, R</b> ERA: (8, 1)	2.0	S	7	2	0	0	1	0	0	0	0	0	0	9	9	0.00	1.000								











Batter	1	2	3	4	5	6	7	8	9	AB	R	H	RBI	BB	SO	LOB	TOP					
Jerry Morales, R (1,8) OBP: 0.373, SLG: 0.490	F2			WP 1B		2B		E 2B		4	1	3	0	0	0	0	<b>San Diego Padres @ St. Louis Cardinals</b> Busch Stadium, St. Louis, MO Wed Jun 21 1972, 7:05 PM CDT Att: 10,686 - Unknown					
Fred Stanley, R (1,4) OBP: 0.305, SLG: 0.303	F8			F9		F8		E2 1B		4	0	1	0	0	0	2						
Leron Lee, L (1,7) OBP: 0.351, SLG: 0.511	5-3			L3			F8 WP 2B	4-3		4	1	1	0	0	0	2						
Nate Colbert, R (1,3)		F9		K			F8		K	4	0	0	0	0	2	2						
Cito Gaston, R (1,9) OBP: 0.302, SLG: 0.380		6-3			F9		K		3-1	4	0	0	0	0	1	0						
Dave Roberts, R (1,5) OBP: 0.214, SLG: 0.293			K		3-1		6-3		F8	4	0	0	0	0	1	0						
Fred Kendall, R (1,2) OBP: 0.255, SLG: 0.258			K		K			F7		3	0	0	0	0	2	0						
Enzo Hernandez, R (1,6) OBP: 0.229, SLG: 0.226			F2			5-3				2	0	0	0	0	0	0						
Curt Blefary, L (8, PH) OBP: 0.325, SLG: 0.410										1	1	1	1	0	0	0						
Garry Jestadt, R (8, 4) OBP: 0.267, SLG: 0.295									HR	0	0	0	0	0	0	0						
Clay Kirby, R (1, 1) OBP: 0.211, SLG: 0.094										0	0	0	0	0	0	0						
Ed Acosta, S (2, 1)										1	0	0	0	0	1	0						
Mike Fiore, L (6, PH) OBP: 0.244, SLG: 0.083										1	0	0	0	0	0	0						
Mark Schaeffer, L (6, 1)										1	0	0	0	0	0	0						
Larry Stahl, L (8, PH) OBP: 0.280, SLG: 0.354										1	0	0	0	0	0	0						
Gary Ross, R (8, 1) OBP: 0.250, SLG: 0.290										0	0	0	0	0	0	0						
<b>Inning Stats</b>	R: 0 E: 0 K: 0 S: 3	H: 0 LOB: 0 BB: 0 P: 3	R: 0 E: 0 K: 1 S: 5	H: 0 LOB: 0 BB: 0 P: 5	R: 0 E: 0 K: 2 S: 7	H: 0 LOB: 0 BB: 0 P: 7	R: 0 E: 0 K: 1 S: 6	H: 1 LOB: 1 BB: 0 P: 6	R: 0 E: 0 K: 1 S: 5	H: 0 LOB: 0 BB: 0 P: 5	R: 0 E: 0 K: 0 S: 4	H: 1 LOB: 1 BB: 0 P: 4	R: 1 E: 0 K: 1 S: 6	H: 1 LOB: 0 BB: 0 P: 6	R: 2 E: 1 K: 0 S: 6	H: 3 LOB: 1 BB: 0 P: 6	R: 0 E: 0 K: 1 S: 5	H: 0 LOB: 0 BB: 0 P: 5	1B: 2 2B: 3 3B: 0 HR: 1	SF: 0 SAC: 0 DP: 0 HBP: 0	WP: 2 PB: 0 SB: 0 CS: 0	PA: 33
<b>PITCHER</b>	IP WLS BF H R ER SO BB IBB HBP BLK WP HR S P ERA WHIP																					
Bob Gibson, R (1, 1) ERA: 2.95	7.0 W 24 3 1 1 6 0 0 0 0 2 0 36 36 1.29 0.429																					
Moe Drabowsky, R (8, 1) ERA: 2.57	2.0 S 9 3 2 1 1 0 0 0 0 0 1 11 11 4.50 1.500																					



Batter	1	2	3	4	5	6	7	8	9	AB	R	H	RBI	BB	SO	LOB	BOTTOM			
Lou Brock, L (1,7) OBP: 0.338, SLG: 0.393	S 1B					4-3				4	3	3	3	0	0	0	<b>San Diego Padres @ St. Louis Cardinals</b> Busch Stadium, St. Louis, MO Wed Jun 21 1972, 7:05 PM CDT Att: 10,686 - Unknown			
Luis Melendez, R (7,7) OBP: 0.267, SLG: 0.303		1B	3B	2H 3H 3B	WP 3B		BB 1B HBP			0	1	0	0	0	0	0				
Ed Crosby, L (1,4) OBP: 0.293, SLG: 0.250	HR 1B	2B 1B	4-3			3-1	1B BB			4	2	2	2	1	0	0				
Matty Alou, L (1,3) OBP: 0.364, SLG: 0.405	HR 1B	K			F9					5	1	3	1	0	1	1				
Joe Torre, R (1,5) OBP: 0.356, SLG: 0.495										4	1	1	3	0	0	2				
Dwain Anderson, R (7, PH) OBP: 0.317, SLG: 0.270	HR	L4			5-3		6-3			1	0	0	0	0	0	2				
Ted Simmons, S (1,2) OBP: 0.320, SLG: 0.449	FC3-6 BB									3	0	2	1	1	0	0				
Jerry McNertney, R (8, 2) OBP: 0.414, SLG: 0.520		2B						4-3		1	0	0	0	0	0	0				
Jose Cruz, L (1,8) OBP: 0.282, SLG: 0.237	FC3-6 S		F8		F9		G3	3-1		5	0	0	0	0	0	2				
Bernie Carbo, L (1,9) OBP: 0.373, SLG: 0.209	G4-6-3 BB		SH2-3 1B 3B BB			G5-4-3 1B		1B HR BB		1	2	1	0	3	0	0				
Dal Maxvill, R (1,6) OBP: 0.250, SLG: 0.202	G4-6-3		SH2-3 3B 1B		G5-4-3			HR 1B		5	2	2	0	0	0	4				
Bob Gibson, R (1, 1) OBP: 0.156, SLG: 0.375			SH2-3							3	2	2	3	0	0	0				
Moe Drabowsky, R (8, 1)		3B 1B			6-3			HR		0	0	0	0	0	0	0				
<b>Inning Stats</b>	R: 4 E: 0 K: 0 S: 6	H: 4 LOB: 1 BB: 2 P: 14	R: 3 E: 0 K: 1 S: 8	H: 4 LOB: 1 BB: 0 P: 8	R: 3 E: 0 K: 0 S: 5	H: 2 LOB: 0 BB: 1 P: 9	R: 0 E: 0 K: 0 S: 4	H: 1 LOB: 1 BB: 0 P: 4	R: 0 E: 0 K: 0 S: 3	H: 1 LOB: 0 BB: 0 P: 3	R: 0 E: 0 K: 0 S: 4	H: 1 LOB: 1 BB: 0 P: 4	R: 4 E: 0 K: 0 S: 6	H: 3 LOB: 2 BB: 2 P: 15	R: 0 E: 0 K: 0 S: 3	H: 0 LOB: 1 BB: 0 P: 4	1B: 11 2B: 1 3B: 2 HR: 2	SF: 0 SAC: 1 DP: 2 HBP: 2	WP: 1 PB: 0 SB: 2 CS: 0	PA: 44
<b>PITCHER</b>	IP WLS BF H R ER SO BB IBB HBP BLK WP HR S P ERA WHIP																			
Clay Kirby, R (1, 1) ERA: 3.01	1.0 L 10 6 6 4 4 1 1 0 0 0 1 0 18 22 9.00 1.750																			
Ed Acosta, R (2, 1) ERA: 4.53	4.0 17 6 4 4 4 1 1 0 0 0 1 0 18 22 9.00 1.750																			
Mark Schaeffer, L (6, 1) ERA: 4.22	2.0 13 4 4 4 4 0 2 0 1 0 0 1 10 19 18.00 3.000																			
Gary Ross, R (8, 1) ERA: 2.93	1.0 4 0 0 0 0 0 0 0 0 1 0 0 3 4 0.00 0.000																			





Batter	1	2	3	4	5	6	7	8	9	AB	R	H	RBI	BB	SO	LOB	TOP			
Lou Brock, L OBP: 0.342, SLG: 0.401										5	1	3	1	0	0	2				
Ed Crosby, L OBP: 0.304, SLG: 0.258										4	1	2	1	1	1	1				
Matty Alou, L OBP: 0.365, SLG: 0.410										5	2	2	1	0	1	4				
Donn Clendenon, R OBP: 0.287, SLG: 0.316										0	0	0	0	0	0	0				
Joe Torre, R OBP: 0.352, SLG: 0.491										4	1	1	1	0	0	4				
Ted Simmons, S OBP: 0.326, SLG: 0.457										5	2	3	1	0	0	1				
Jose Cruz, L OBP: 0.260, SLG: 0.230										4	1	0	0	1	2	4				
Bernie Carbo, L OBP: 0.365, SLG: 0.205										2	0	0	0	0	0	2				
Luis Melendez, R OBP: 0.276, SLG: 0.336										3	1	2	5	0	0	0				
Dal Maxvill, R OBP: 0.267, SLG: 0.226										4	2	2	1	1	0	0				
Reggie Cleveland, R OBP: 0.257, SLG: 0.235										3	0	2	0	0	0	2				
<b>Inning Stats</b>	R: 3 E: 0 K: 1 S: 9	H: 4 LOB: 1 BB: 0 P: 9	R: 0 E: 0 K: 1 S: 7	H: 2 LOB: 3 BB: 1 P: 11	R: 0 E: 0 K: 0 S: 3	H: 1 LOB: 0 BB: 0 P: 3	R: 1 E: 0 K: 0 S: 4	H: 1 LOB: 1 BB: 1 P: 8	R: 5 E: 0 K: 1 S: 9	H: 4 LOB: 0 BB: 1 P: 13	R: 2 E: 0 K: 0 S: 7	H: 3 LOB: 2 BB: 0 P: 7	R: 0 E: 0 K: 1 S: 5	H: 0 LOB: 0 BB: 0 P: 5	R: 0 E: 0 K: 0 S: 4	H: 1 LOB: 1 BB: 0 P: 4	1B: 12 2B: 4 3B: 0 HR: 1	SF: 2 SAC: 2 DP: 2 HBP: 0	WP: 0 PB: 0 SB: 0 CS: 0	PA: 46
<b>PITCHER</b>	IP WLS BF H R ER SO BB IBB HBP BLK WP HR S P ERA WHIP																			
Tom Seaver, R ERA: 3.41	(1, 1) 4.0 L 24 10 7 7 2 2 3 0 0 0 0 0 0 25 37 15.75 3.250																			
Ray Sadecki, L ERA: 4.74	(5, 1) 1.2 11 5 4 2 1 0 0 0 0 0 0 1 13 13 10.80 3.000																			
Chuck Taylor, R ERA: 4.97	(6, 1) 1.1 4 1 0 0 0 0 0 0 0 0 0 0 4 4 0.00 0.750																			
Buzz Capra, R ERA: 4.31	(8, 1) 2.0 7 1 0 0 1 0 0 0 0 0 0 0 9 9 0.00 0.500																			

St. Louis Cardinals @ New York Mets  
Shea Stadium, Flushing, NY  
Sat Jun 24 1972, 3:33 AM EDT  
Att: 45,334 - Unknown

AB 39  
R 11  
H 17  
RBI 11  
BB 3  
SO 4  
LOB 20



Batter	1	2	3	4	5	6	7	8	9	AB	R	H	RBI	BB	SO	LOB	BOTTOM			
Tommie Agee, R OBP: 0.339, SLG: 0.396										3	0	1	0	1	1	0				
Ted Martinez, R OBP: 0.256, SLG: 0.301										4	0	1	0	0	1	2				
Dave Marshall, L OBP: 0.148, SLG: 0.231										4	0	1	0	0	1	2				
John Milner, L OBP: 0.359, SLG: 0.508										4	0	2	0	0	0	2				
Duffy Dyer, R OBP: 0.364, SLG: 0.585										4	0	0	0	0	1	3				
Jim Fregosi, R OBP: 0.325, SLG: 0.396										3	0	1	0	1	0	0				
Ed Kranepool, L OBP: 0.279, SLG: 0.347										3	0	0	0	1	0	1				
Bud Harrelson, S OBP: 0.316, SLG: 0.280										2	0	0	0	0	0	0				
Chuck Taylor, R										0	0	0	0	0	0	0				
Wayne Garrett, L OBP: 0.355, SLG: 0.254										1	0	0	0	0	1	1				
Buzz Capra, R OBP: 0.200, SLG: 0.250										0	0	0	0	0	0	0				
Jim Beauchamp, R OBP: 0.270, SLG: 0.250										1	0	0	0	0	1	3				
Tom Seaver, R OBP: 0.216, SLG: 0.400										1	0	0	0	0	1	0				
Ray Sadecki, L OBP: 0.200, SLG: 0.200										0	0	0	0	0	0	0				
Ken Boswell, L OBP: 0.252, SLG: 0.289										3	0	0	0	0	1	3				
<b>Inning Stats</b>	R: 0 E: 0 K: 1 S: 6	H: 1 LOB: 2 BB: 1 P: 10	R: 0 E: 0 K: 0 S: 3	H: 0 LOB: 0 BB: 0 P: 3	R: 0 E: 0 K: 2 S: 7	H: 0 LOB: 0 BB: 0 P: 7	R: 0 E: 0 K: 1 S: 5	H: 0 LOB: 0 BB: 0 P: 5	R: 0 E: 0 K: 1 S: 7	H: 2 LOB: 2 BB: 0 P: 7	R: 0 E: 0 K: 1 S: 5	H: 0 LOB: 1 BB: 1 P: 9	R: 0 E: 0 K: 1 S: 6	H: 1 LOB: 0 BB: 0 P: 6	R: 0 E: 0 K: 1 S: 7	H: 2 LOB: 3 BB: 1 P: 11	1B: 6 2B: 0 3B: 0 HR: 0	SF: 0 SAC: 0 DP: 0 HBP: 0	WP: 0 PB: 0 SB: 0 CS: 0	PA: 36
<b>PITCHER</b>	IP WLS BF H R ER SO BB IBB HBP BLK WP HR S P ERA WHIP																			
Reggie Cleveland, R ERA: 3.31	(1, 1) 9.0 W 36 6 0 0 8 3 0 0 0 0 0 0 49 61 0.00 1.000																			

St. Louis Cardinals @ New York Mets  
Shea Stadium, Flushing, NY  
Sat Jun 24 1972, 3:33 AM EDT  
Att: 45,334 - Unknown

AB 33  
R 0  
H 6  
RBI 0  
BB 3  
SO 8  
LOB 17





Batter	1	2	3	4	5	6	7	8	9	AB	R	H	RBI	BB	SO	LOB	TOP								
<b>Lou Brock, L</b> OBP: 0.347, SLG: 0.402 (1, 7)	4-3		G3 BB		6-3		2B 1B	2H 1B		4	1	2	1	1	0	0	<b>St. Louis Cardinals @ New York Mets</b> Shea Stadium, Flushing, NY Sun Jun 25 1972, 3:33 AM EDT Unknown								
<b>Luis Melendez, R</b> OBP: 0.288, SLG: 0.349 (1, 8)	E8 2B 1B		K				2B SF8 BB	CS	F8	4	2	2	0	1	1	1									
<b>Matty Alou, L</b> OBP: 0.366, SLG: 0.415 <b>Bernie Carbo, L</b> OBP: 0.366, SLG: 0.205 (9, PR) (9, 9)	1-4-3		G3		6-3		SF8 1-3 2H		2B FC1-2 1B	5	0	2	1	0	0	3									
<b>Joe Torre, R</b> OBP: 0.361, SLG: 0.502 (1, 5)									FC1-2 1B 2B	3	2	2	1	2	0	0									
<b>Jerry McNertney, R</b> OBP: 0.412, SLG: 0.500 (1, 2)	1-3		K				SF8		FC1-2 1B IBB	3	1	1	2	1	1	3									
<b>Donn Clendenon, R</b> OBP: 0.272, SLG: 0.296 (1, 3)					6-3		K	K	FC1-2 1B	5	0	0	0	0	3	6									
<b>Dwain Anderson, R</b> OBP: 0.326, SLG: 0.286 (1, 6)			K		K		FC6-4 1-2		SH1-3 1B 1B	5	1	2	2	0	2	1									
<b>Dal Maxvill, R</b> OBP: 0.266, SLG: 0.227 (1, 4)					L4		F8		SH1-3 F9	4	0	1	0	0	0	3									
<b>Scipio Spinks, R</b> OBP: 0.158, SLG: 0.158 (1, 1)			K				P5	F9		4	0	0	0	0	2	2									
<b>Inning Stats</b>	R: 1 E: 1 K: 0 S: 5	H: 2 LOB: 1 BB: 0 P: 5	R: 0 E: 0 K: 3 S: 10	H: 1 LOB: 1 BB: 0 P: 10	R: 0 E: 0 K: 2 S: 7	H: 0 LOB: 2 BB: 2 P: 15	R: 0 E: 0 K: 1 S: 5	H: 0 LOB: 0 BB: 0 P: 5	R: 0 E: 0 K: 1 S: 6	H: 1 LOB: 1 BB: 0 P: 6	R: 1 E: 1 K: 1 S: 7	H: 1 LOB: 1 BB: 0 P: 7	R: 2 E: 0 K: 1 S: 7	H: 2 LOB: 2 BB: 2 P: 15	R: 1 E: 0 K: 0 S: 4	H: 2 LOB: 0 BB: 0 P: 4	R: 2 E: 0 K: 0 S: 6	H: 3 LOB: 2 BB: 1 P: 10	1B: 8 2B: 4 3B: 0 HR: 0	SF: 1 SAC: 1 DP: 0 HBP: 0	WP: 1 PB: 0 SB: 2 CS: 1	PA: 45			
<b>PITCHER</b>	IP	WLS	BF	H	R	ER	SO	BB	IBB	HBP	BLK	WP	HR	S	P	ERA	WHIP								
<b>Jon Matlack, L</b> ERA: 2.57 (1, 1)	7.0	L	33	7	4	3	9	2	2	0	0	1	0	47	63	3.86	1.286								
<b>Chuck Taylor, R</b> ERA: 5.52 (8, 1)	2.0		11	5	3	3	0	0	1	0	0	0	0	10	14	13.50	2.500								

AB	37
R	7
H	12
RBI	7
BB	5
SO	9
LOB	19



Batter	1	2	3	4	5	6	7	8	9	AB	R	H	RBI	BB	SO	LOB	BOTTOM								
<b>Tommie Agee, R</b> OBP: 0.336, SLG: 0.389 (1, 8)	4-3		1-2 BB		K		F2		FC1-6	4	0	0	0	1	1	4	<b>St. Louis Cardinals @ New York Mets</b> Shea Stadium, Flushing, NY Sun Jun 25 1972, 3:33 AM EDT Unknown								
<b>Bud Harrelson, S</b> OBP: 0.321, SLG: 0.280 (1, 6)			K			1B BB			K	3	1	1	0	2	2	4									
<b>Dave Marshall, L</b> OBP: 0.194, SLG: 0.241 (1, 9)			K			1B BB	4-3			3	0	1	0	1	1	5									
<b>John Milner, L</b> OBP: 0.356, SLG: 0.500 (1, 7)			K		6-3		L6-3 1B		K	4	0	1	1	0	2	4									
<b>Cleon Jones, R</b> OBP: 0.314, SLG: 0.343 (1, 3)	FC6-4				K		L6-3		6-3	4	0	0	0	0	1	4									
<b>Jim Fregosi, R</b> OBP: 0.319, SLG: 0.387 (1, 5)			K		K		K		P4	4	0	0	0	0	3	1									
<b>Duffy Dyer, R</b> OBP: 0.348, SLG: 0.558 (1, 2)			K		1-3		P3		5-3	4	0	0	0	0	1	0									
<b>Ted Martinez, R</b> OBP: 0.267, SLG: 0.309 (1, 4)			K				4-3		FC1-6 BB 1B	4	0	2	0	0	1	0									
<b>Jon Matlack, L</b> OBP: 0.265, SLG: 0.172 (1, 1) <b>Ken Boswell, L</b> OBP: 0.256, SLG: 0.293 (7, PH) <b>Chuck Taylor, R</b> OBP: 0.364, SLG: 0.254 (9, PH)									FC1-6 BB	1	0	0	0	1	1	0									
<b>Inning Stats</b>	R: 0 E: 0 K: 1 S: 6	H: 1 LOB: 2 BB: 1 P: 10	R: 0 E: 0 K: 3 S: 9	H: 0 LOB: 0 BB: 0 P: 9	R: 0 E: 0 K: 2 S: 7	H: 0 LOB: 2 BB: 2 P: 15	R: 0 E: 0 K: 2 S: 7	H: 0 LOB: 0 BB: 0 P: 7	R: 0 E: 0 K: 2 S: 7	H: 0 LOB: 0 BB: 0 P: 7	R: 1 E: 0 K: 1 S: 6	H: 2 LOB: 1 BB: 1 P: 10	R: 0 E: 0 K: 0 S: 5	H: 2 LOB: 3 BB: 1 P: 9	R: 0 E: 0 K: 1 S: 5	H: 0 LOB: 0 BB: 0 P: 5	R: 0 E: 0 K: 1 S: 6	H: 1 LOB: 2 BB: 1 P: 10	1B: 6 2B: 1 3B: 0 HR: 0	SF: 0 SAC: 0 DP: 1 HBP: 0	WP: 0 PB: 0 SB: 0 CS: 0	PA: 38			
<b>PITCHER</b>	IP	WLS	BF	H	R	ER	SO	BB	IBB	HBP	BLK	WP	HR	S	P	ERA	WHIP								
<b>Scipio Spinks, R</b> ERA: 2.44 (1, 1)	9.0	W	38	6	1	1	13	6	0	0	0	0	0	58	82	1.00	1.333								









Batter	1	2	3	4	5	6	7	8	9	AB	R	H	RBI	BB	SO	LOB	TOP			
Ron Hunt, R OBP: 0.339, SLG: 0.297 (1, 4)	E7 3-6-3-6 1B		4-3		G3-6-3 BB			5-3		3	1	1	0	1	0	0	<b>Montreal Expos @ St. Louis Cardinals</b> Busch Stadium, St. Louis, MO Mon Jun 26 1972, 7:05 PM CDT Att: 13,962 - Unknown			
Mike Jorgensen, L OBP: 0.338, SLG: 0.381 (1, 3)	E4 2-3		1B 2B 1B		G3-6-3 1-2			F8		4	1	1	0	0	0	2				
Tim McCarver, L OBP: 0.321, SLG: 0.340 (1, 5)	3-6-3-6 1-2 3-H		1B 2B 1B		6-3			P6		4	1	1	1	0	0	1				
Ron Fairly, L OBP: 0.324, SLG: 0.380 Clyde Mashore, R OBP: 0.292, SLG: 0.371 (9, PR)	BB		2B		K			SH1-3 1B		3	0	2	2	1	1	0				
Boots Day, L OBP: 0.317, SLG: 0.297 (1, 8)	F7		K		1B			SH1-3		3	0	1	0	0	1	2				
Ken Singleton, S OBP: 0.312, SLG: 0.339 (1, 7)					F7			1-3		3	0	0	0	1	1	3				
Terry Humphrey, R OBP: 0.209, SLG: 0.236 (1, 2)					F2			P4		4	0	0	0	0	1	3				
Hector Torres, R OBP: 0.175, SLG: 0.241 (1, 6)					K			F7		3	0	0	0	0	1	0				
Balor Moore, L Jim Fairey, L John Strohmayer, R (7, PH) (7, 1)					K			6-3		2	0	0	0	0	2	0				
					K			6-3		1	0	0	0	0	0	0				
										0	0	0	0	0	0	0				
<b>Inning Stats</b>	R: 1 E: 2 K: 0 S: 4	H: 1 LOB: 1 BB: 1 P: 8	R: 0 E: 0 K: 1 S: 4	H: 0 LOB: 0 BB: 1 P: 8	R: 2 E: 0 K: 2 S: 10	H: 3 LOB: 1 BB: 0 P: 10	R: 0 E: 0 K: 2 S: 7	H: 0 LOB: 0 BB: 0 P: 7	R: 0 E: 0 K: 1 S: 4	H: 1 LOB: 1 BB: 0 P: 6	R: 0 E: 0 K: 0 S: 3	H: 0 LOB: 0 BB: 0 P: 3	R: 0 E: 0 K: 0 S: 3	H: 0 LOB: 0 BB: 0 P: 3	R: 0 E: 0 K: 0 S: 4	H: 1 LOB: 2 BB: 0 P: 4	1B: 5 2B: 2 3B: 0 HR: 0	SF: 0 SAC: 1 DP: 2 HBP: 0	WP: 0 PB: 0 SB: 0 CS: 0	PA: 34
<b>PITCHER</b> Bob Gibson, R ERA: 2.87 (1, 1)	IP: 9.0 WLS: W BF: 34 H: 6 R: 3 ER: 2 SO: 7 BB: 3 IBB: 0 HBP: 0 BLK: 0 WP: 0 HR: 0 S: 45 P: 57 ERA: 2.00 WHIP: 1.000															<b>PITCHER</b>				

Batter	1	2	3	4	5	6	7	8	9	AB	R	H	RBI	BB	SO	LOB	BOTTOM			
Lou Brock, L OBP: 0.344, SLG: 0.401 (1, 7)	G3				K			K		4	0	1	1	0	2	0	<b>Montreal Expos @ St. Louis Cardinals</b> Busch Stadium, St. Louis, MO Mon Jun 26 1972, 7:05 PM CDT Att: 13,962 - Unknown			
Ted Sizemore, R OBP: 0.320, SLG: 0.339 Ed Crosby, L OBP: 0.303, SLG: 0.252 (8, PR) (9, 4)		1-H 2B			P3			2B		4	1	2	0	0	0	1				
Matty Alou, L OBP: 0.362, SLG: 0.408 Bernie Carbo, L OBP: 0.362, SLG: 0.239 (9, 9)		1B			6-3			F8		4	1	1	0	0	0	1				
Joe Torre, R OBP: 0.363, SLG: 0.511 (1, 5)	1B				6-3			L4		0	0	0	0	0	0	0				
Ted Simmons, S OBP: 0.325, SLG: 0.456 (1, 2)	HR				1B			5-3		3	1	2	3	0	0	0				
Ted Simmons, S OBP: 0.325, SLG: 0.456 (1, 2)	K				1B			K		3	0	0	0	0	2	0				
Donn Clendenen, R OBP: 0.281, SLG: 0.306 (1, 3)	K2-3				5-3			K		3	0	1	0	0	1	0				
Luis Melendez, R OBP: 0.282, SLG: 0.341 (1, 8)					6-3			G1-6-3 1B		3	0	0	0	0	1	1				
Dal Maxvill, R OBP: 0.261, SLG: 0.223 (1, 6)					4-3			F7		3	0	0	0	0	1	1				
Bob Gibson, R OBP: 0.143, SLG: 0.343 (1, 1)					K			G1-6-3 1-2		3	1	1	0	0	1	1				
					P4			K		3	0	0	0	0	1	1				
<b>Inning Stats</b>	R: 3 E: 0 K: 2 S: 10	H: 3 LOB: 0 BB: 0 P: 10	R: 1 E: 0 K: 1 S: 7	H: 2 LOB: 1 BB: 0 P: 7	R: 0 E: 0 K: 0 S: 3	H: 1 LOB: 0 BB: 0 P: 3	R: 0 E: 0 K: 1 S: 5	H: 0 LOB: 0 BB: 0 P: 5	R: 0 E: 0 K: 1 S: 5	H: 0 LOB: 0 BB: 0 P: 5	R: 0 E: 0 K: 0 S: 3	H: 1 LOB: 0 BB: 0 P: 3	R: 0 E: 0 K: 2 S: 8	H: 1 LOB: 1 BB: 0 P: 8	R: 0 E: 0 K: 0 S: 4	H: 1 LOB: 2 BB: 0 P: 4	1B: 5 2B: 2 3B: 0 HR: 1	SF: 0 SAC: 0 DP: 1 HBP: 0	WP: 0 PB: 0 SB: 0 CS: 0	PA: 30
<b>PITCHER</b> Balor Moore, L ERA: 6.0 John Strohmayer, R ERA: 3.59 (7, 1)	IP: 6.0 WLS: L BF: 23 H: 6 R: 4 ER: 4 SO: 6 BB: 0 IBB: 0 HBP: 0 BLK: 0 WP: 0 HR: 1 S: 35 P: 35 ERA: 6.00 WHIP: 1.000															<b>PITCHER</b>				





Batter	1	2	3	4	5	6	7	8	9	10	11	AB	R	H	RBI	BB	SO	LOB	TOP									
Ron Hunt, R OBP: 0.332, SLG: 0.290 (1, 4)	P5	4-3			F5	F7			G6-4-3			5	0	0	0	0	0	4										
Mike Jorgensen, L OBP: 0.330, SLG: 0.371 (1, 3)	G3		F2		6-3		K			F5		5	0	0	0	0	1	0										
Tim McCarver, L OBP: 0.321, SLG: 0.346 Bobby Wine, R OBP: 0.214, SLG: 0.286 (1, 5) (6, 5)	P6		F2		2B		1-3			F8		3	0	1	0	0	0	0										
Ron Fairly, L OBP: 0.335, SLG: 0.380 Ron Woods, R OBP: 0.281, SLG: 0.309 (7, PH) (7, 9) (8, 8)		3B	BB		BB					L6		0	1	0	0	3	0	0										
Boots Day, L OBP: 0.310, SLG: 0.310 Bob Bailey, R OBP: 0.295, SLG: 0.333 (1, 8) (8, PH) (8, 7)		FC	3B		L4		F7		K		F8	3	1	1	1	0	0	3										
Ken Singleton, S OBP: 0.309, SLG: 0.332 (1, 7) (8, 9)	FC	2B			F8		K		6-3		1B	4	1	0	1	1	1	0										
Tim Foli, R OBP: 0.273, SLG: 0.277 (1, 6)	4-3				WP				4-3			5	0	3	0	0	0	1										
John Boccabella, R OBP: 0.252, SLG: 0.278 (1, 2)	F7				1B		2B				1B	5	0	0	0	0	0	5										
Carl Morton, R OBP: 0.252, SLG: 0.289 Tom Walker, R OBP: 0.291, SLG: 0.331 Mike Marshall, R OBP: 0.261, SLG: 0.311 Clayton Kershaw, R OBP: 0.261, SLG: 0.311 Jim Fairley, L OBP: 0.261, SLG: 0.311 Hector Torres, R OBP: 0.175, SLG: 0.241 (1, 1) (6, 1) (8, 1) (11, PH) (11, 7)		2B			K		BB		G6-4-3		K	2	0	1	1	1	1	1										
<b>Inning Stats</b>	R: 0 E: 0 K: 0 S: 3	H: 0 LOB: 0 BB: 0 P: 3	R: 3 E: 0 K: 0 S: 6	H: 2 LOB: 1 BB: 1 P: 10	R: 0 E: 0 K: 0 S: 3	H: 0 LOB: 1 BB: 1 P: 7	R: 0 E: 0 K: 1 S: 6	H: 1 LOB: 1 BB: 0 P: 6	R: 0 E: 0 K: 1 S: 4	H: 0 LOB: 0 BB: 0 P: 5	R: 0 E: 0 K: 1 S: 5	H: 0 LOB: 0 BB: 1 P: 6	R: 0 E: 0 K: 0 S: 3	H: 0 LOB: 0 BB: 0 P: 3	R: 0 E: 0 K: 1 S: 6	H: 1 LOB: 2 BB: 1 P: 10	1B: 2 2B: 3 3B: 1 HR: 0	SF: 0 SAC: 0 DP: 1 HBP: 0	WP: 1 PB: 0 SB: 0 CS: 0	PA: 45								
<b>PITCHER</b>	IP ERA WLS BF H R ER SO BB IBB HBP BLK WP HR S P ERA WHIP	Al Santorini, R ERA: 4.93 Joe Grzenda, L ERA: 4.96 Diego Segui, R ERA: 3.0	(1, 1) (7, 1) (10, 1)	5.1 3.0 2.0	WLS BF H R ER SO	28 9 0 0 0 2	H R ER SO	3 0 0 2	BB IBB HBP BLK	1 0 0 0	WP HR S P	0 0 12 16	ERA WHIP	0.00 1.333 0.00 1.000	<b>PITCHER</b>	IP ERA WLS BF H R ER SO BB IBB HBP BLK WP HR S P ERA WHIP	(1, 1) (7, 1) (10, 1)	5.1 3.0 2.0	WLS BF H R ER SO	28 9 0 0 0 2	H R ER SO	3 0 0 2	BB IBB HBP BLK	1 0 0 0	WP HR S P	0 0 12 16	ERA WHIP	0.00 1.333 0.00 1.000

Montreal Expos @ St. Louis Cardinals  
 Busch Stadium, St. Louis, MO  
 Tue Jun 27 1972, 7:05 PM CDT  
 Unknown

AB 39  
 R 3  
 H 6  
 RBI 3  
 BB 6  
 SO 5  
 LOB 16



Batter	1	2	3	4	5	6	7	8	9	10	11	AB	R	H	RBI	BB	SO	LOB	BOTTOM									
Lou Brock, L OBP: 0.344, SLG: 0.400 (1, 7)	G6-4-3	FC6-4			E4		P6		K			6	0	2	1	0	1	2										
Ed Crosby, L OBP: 0.299, SLG: 0.250 (1, 4)	G6-4-3		4-3				P4		F5			5	0	1	0	0	0	1										
Matty Alou, L OBP: 0.358, SLG: 0.404 (1, 3)			3-1				F8			4-3		5	0	1	0	0	0	2										
Joe Torre, R OBP: 0.364, SLG: 0.508 (1, 5)	F9				E5		1B		FC1-5		K	5	1	2	0	0	1	1										
Ted Simmons, S OBP: 0.322, SLG: 0.451 (1, 2)		K			F7		1B		E1		K	5	1	1	0	0	2	2										
Jose Cruz, L OBP: 0.272, SLG: 0.247 (1, 8)		1B			1-3		1B		FC1-5		K	5	1	2	1	0	1	2										
Bernie Carbo, L OBP: 0.372, SLG: 0.242 Scipio Spinks, R OBP: 0.158, SLG: 0.158 (1, 9) (11, PR)		FC6-4			F9		1B		F9		1B	3	0	1	1	2	0	2										
Dal Maxvill, R OBP: 0.283, SLG: 0.228 Jerry McNetney, R OBP: 0.400, SLG: 0.483 Dwain Anderson, R OBP: 0.340, SLG: 0.302 (1, 6) (8, PH) (9, 6)		FC6-4			F9		5-3		6-3		1B	3	0	1	0	0	0	1										
Al Santorini, R OBP: 0.252, SLG: 0.154 Tom Walker, R OBP: 0.291, SLG: 0.331 Mike Marshall, R OBP: 0.261, SLG: 0.311 Clayton Kershaw, R OBP: 0.261, SLG: 0.311 Jim Fairley, L OBP: 0.261, SLG: 0.311 Hector Torres, R OBP: 0.175, SLG: 0.241 (1, 1) (8, PH) (8, 1) (11, PH) (11, 7)		FC6-4			F8		5-3		F7		1B	2	0	0	1	0	0	2										
<b>Inning Stats</b>	R: 0 E: 0 K: 0 S: 4	H: 2 LOB: 1 BB: 0 P: 4	R: 1 E: 0 K: 1 S: 7	H: 2 LOB: 2 BB: 1 P: 11	R: 0 E: 0 K: 0 S: 4	H: 0 LOB: 0 BB: 0 P: 4	R: 0 E: 0 K: 0 S: 3	H: 0 LOB: 0 BB: 0 P: 3	R: 0 E: 0 K: 0 S: 5	H: 0 LOB: 0 BB: 0 P: 5	R: 0 E: 0 K: 2 S: 7	H: 0 LOB: 0 BB: 0 P: 7	R: 1 E: 0 K: 1 S: 5	H: 2 LOB: 3 BB: 2 P: 13	1B: 11 2B: 2 3B: 0 HR: 0	SF: 0 SAC: 0 DP: 2 HBP: 0	WP: 0 PB: 0 SB: 0 CS: 0	PA: 46										
<b>PITCHER</b>	IP ERA WLS BF H R ER SO BB IBB HBP BLK WP HR S P ERA WHIP	Carl Morton, R ERA: 4.28 Tom Walker, R ERA: 2.15 Mike Marshall, R ERA: 2.52	(1, 1) (6, 1) (8, 1)	5.1 1.2 3.1	WLS BF H R ER SO	25 7 14	H R ER SO	3 0 1 4	BB IBB HBP BLK	1 0 0 0	WP HR S P	0 0 20 28	ERA WHIP	5.06 1.875 0.00 0.600 2.70 1.200	<b>PITCHER</b>	IP ERA WLS BF H R ER SO BB IBB HBP BLK WP HR S P ERA WHIP	(1, 1) (6, 1) (8, 1)	5.1 1.2 3.1	WLS BF H R ER SO	25 7 14	H R ER SO	3 0 1 4	BB IBB HBP BLK	1 0 0 0	WP HR S P	0 0 20 28	ERA WHIP	5.06 1.875 0.00 0.600 2.70 1.200

Montreal Expos @ St. Louis Cardinals  
 Busch Stadium, St. Louis, MO  
 Tue Jun 27 1972, 7:05 PM CDT  
 Unknown

AB 43  
 R 4  
 H 12  
 RBI 4  
 BB 3  
 SO 5  
 LOB 18





Batter	1	2	3	4	5	6	7	8	9	AB	R	H	RBI	BB	SO	LOB	TOP					
Ron Hunt, R OBP: 0.337, SLG: 0.297 Hector Torres, R OBP: 0.172, SLG: 0.236	5-3		SF7 HR 1B	FC6-4 1B		FC6-4 1B	E6 FC5-4		P6	5	1	3	0	0	0	1						
Tim Foli, R OBP: 0.273, SLG: 0.272	BB		SH HR	FC6-4 S		FC6-4 2B	FC5-4			3	2	0	1	1	0	4						
Clyde Mashore, R Boots Day, L OBP: 0.316, SLG: 0.308	K		F7			2B			K	3	0	1	1	1	1	4						
Ron Woods, R Ron Fairly, L OBP: 0.307, SLG: 0.298 OBP: 0.339, SLG: 0.380	4-3		SF7	6-3		K			1B PB BB	3	0	0	1	0	1	4						
Bob Bailey, R OBP: 0.302, SLG: 0.353		P6	HR			K			BB F7 E 1B	5	2	3	3	0	1	0						
Ken Singleton, S Mike Marshall, R OBP: 0.307, SLG: 0.328 OBP: 0.187, SLG: 0.187	CS 1B		5-3			4-3			F7 K	5	0	1	0	0	1	2						
Mike Jorgensen, L OBP: 0.336, SLG: 0.374						4-3			BB E IBB	4	2	2	0	1	0	1						
Terry Humphrey, R OBP: 0.208, SLG: 0.234	L4					G3			F8 K	5	1	1	0	0	1	4						
Mike Torrez, R Jim Fairey, L OBP: 0.216, SLG: 0.194 OBP: 0.255, SLG: 0.304			K SH SF7 1B			K			3-1	3	2	1	1	1	2	1						
<b>Inning Stats</b>	R: 0 E: 0 K: 1 S: 5	H: 0 LOB: 1 BB: 1 P: 9	R: 0 E: 0 K: 0 S: 4	H: 2 LOB: 1 BB: 0 P: 4	R: 4 E: 0 K: 1 S: 9	H: 2 LOB: 0 BB: 0 P: 9	R: 2 E: 1 K: 0 S: 6	H: 3 LOB: 2 BB: 1 P: 10	R: 0 E: 0 K: 1 S: 5	H: 0 LOB: 0 BB: 0 P: 5	R: 2 E: 1 K: 2 S: 10	H: 3 LOB: 1 BB: 0 P: 10	R: 2 E: 1 K: 0 S: 5	H: 1 LOB: 2 BB: 2 P: 13	R: 1 E: 0 K: 2 S: 8	H: 1 LOB: 1 BB: 1 P: 12	R: 0 E: 0 K: 1 S: 5	H: 0 LOB: 0 BB: 0 P: 5	1B: 10 2B: 1 3B: 0 HR: 1	SF: 1 SAC: 1 DP: 0 HBP: 0	WP: 1 PB: 3 SB: 1 CS: 1	PA: 46
<b>PITCHER</b>	IP WLS BF H R ER SO BB IBB HBP BLK WP HR S P ERA WHIP																					
John Cumberland, L ERA: 9.21	3.1 L 18 6 6 5 2 1 0 0 0 0 1 1 23 25 13.50 2.100																					
Tony Cloninger, R ERA: 5.12	3.2 20 5 4 2 3 2 1 0 0 0 0 0 23 35 4.91 1.909																					
Lowell Palmer, R ERA: 6.75	1.0 5 1 1 0 2 1 0 0 0 0 0 0 8 12 0.00 2.000																					
Moe Drabowsky, R ERA: 2.4	1.0 3 0 0 0 1 0 0 0 0 0 0 0 5 5 0.00 0.000																					

**Montreal Expos @ St. Louis Cardinals**  
 Busch Stadium, St. Louis, MO  
 Tue Jun 27 1972, 7:05 PM CDT  
 Att: 18,877 - Unknown

livebaseballscorecards.com

AB 39  
 R 11  
 H 12  
 RBI 7  
 BB 5  
 SO 8  
 LOB 21



Batter	1	2	3	4	5	6	7	8	9	AB	R	H	RBI	BB	SO	LOB	BOTTOM					
Lou Brock, L OBP: 0.349, SLG: 0.401 Donn Clendenon, R OBP: 0.276, SLG: 0.299	1B S BB		F8			FC5-4 1B			K	2	2	1	0	2	0	0						
Ed Crosby, L OBP: 0.303, SLG: 0.270	1B G3 1B		6-3			F8			F8	5	1	2	1	0	0	1						
Matty Alou, L Lowell Palmer, R Moe Drabowsky, R OBP: 0.361, SLG: 0.405 ERA: 5.12 ERA: 6.75	G3					FC5-4 1B			4-3	4	0	2	1	0	0	2						
Joe Torre, R Dwain Anderson, R OBP: 0.366, SLG: 0.510 OBP: 0.333, SLG: 0.298	G6-4-3 1B		4-3			FC5-4			6-3	1	0	1	1	0	0	0						
Ted Simmons, S Jerry McNertney, R OBP: 0.319, SLG: 0.445 OBP: 0.389, SLG: 0.467	G6-4-3					F8			P3	3	0	0	0	0	0	4						
Jose Cruz, L OBP: 0.271, SLG: 0.242	K					F9			F8 1B BB	3	0	0	0	1	1	0						
Bernie Carbo, L OBP: 0.368, SLG: 0.242	K					1B 1B			F9	4	0	1	0	0	1	1						
Dal Maxvill, R Luis Melendez, R OBP: 0.273, SLG: 0.239 OBP: 0.292, SLG: 0.346						1B			F8	3	0	2	0	0	0	0						
John Cumberland, R Tony Cloninger, R Brant Aveya, R OBP: 0.100, SLG: 0.100 OBP: 0.200, SLG: 0.208	1B					1B			4-3	1	0	1	0	0	0	0						
<b>Inning Stats</b>	R: 1 E: 0 K: 0 S: 4	H: 2 LOB: 1 BB: 1 P: 8	R: 0 E: 0 K: 2 S: 8	H: 1 LOB: 1 BB: 0 P: 8	R: 0 E: 0 K: 0 S: 4	H: 1 LOB: 1 BB: 0 P: 4	R: 0 E: 0 K: 1 S: 7	H: 2 LOB: 2 BB: 0 P: 7	R: 0 E: 0 K: 0 S: 5	H: 2 LOB: 2 BB: 0 P: 5	R: 0 E: 0 K: 0 S: 3	H: 0 LOB: 0 BB: 0 P: 3	R: 2 E: 0 K: 0 S: 5	H: 2 LOB: 1 BB: 1 P: 9	R: 0 E: 0 K: 1 S: 6	H: 1 LOB: 2 BB: 1 P: 10	R: 0 E: 0 K: 1 S: 5	H: 0 LOB: 0 BB: 0 P: 5	1B: 10 2B: 0 3B: 1 HR: 0	SF: 0 SAC: 0 DP: 1 HBP: 0	WP: 0 PB: 0 SB: 2 CS: 0	PA: 40
<b>PITCHER</b>	IP WLS BF H R ER SO BB IBB HBP BLK WP HR S P ERA WHIP																					
Mike Torrez, R ERA: 2.58	7.0 W 32 10 3 3 3 2 0 0 0 0 0 0 36 44 3.86 1.714																					
Mike Marshall, R ERA: 2.4	2.0 S 8 1 0 0 2 1 0 0 0 0 0 0 11 15 0.00 1.000																					

**Montreal Expos @ St. Louis Cardinals**  
 Busch Stadium, St. Louis, MO  
 Tue Jun 27 1972, 7:05 PM CDT  
 Att: 18,877 - Unknown

livebaseballscorecards.com

AB 37  
 R 3  
 H 11  
 RBI 3  
 BB 3  
 SO 5  
 LOB 19





Batter	1	2	3	4	5	6	7	8	9	AB	R	H	RBI	BB	SO	LOB	TOP					
Don Kessinger, S (1, 6) OBP: 0.362, SLG: 0.310	3-1			FC5-4 1B		F3		1B HR BB		3	1	1	0	1	0	0	<b>Chicago Cubs @ St. Louis Cardinals</b> Busch Stadium, St. Louis, MO Wed Jun 28 1972, 7:05 PM CDT Att: 20,759 - Unknown					
Glenn Beckert, R (1, 4) OBP: 0.286, SLG: 0.340	F3			FC5-4 1B 1-2		F7		F8		4	0	0	0	0	0	3						
Billy Williams, L (1, 7) OBP: 0.351, SLG: 0.523	F8									4	1	3	0	0	0	0						
Jim Hickman, R (1, 3) OBP: 0.381, SLG: 0.485		5-3		K		F8		HR		4	1	1	3	0	1	3						
Rick Monday, L (1, 8) OBP: 0.430, SLG: 0.474		F9		G3						4	1	1	0	0	0	2						
Jose Cardenal, R (1, 9) OBP: 0.336, SLG: 0.484		F8								4	0	1	0	0	0	0						
Ron Santo, R (1, 5) OBP: 0.383, SLG: 0.549				F9						4	0	1	0	0	0	1						
J.C. Martin, L (1, 2) OBP: 0.318, SLG: 0.450				G3		K				4	0	0	0	0	1	1						
Bill Hands, R (1, 1) Dan McGinn, L (2, 1) Bill North, S (8, PH) Steve Hamilton, L (8, 1)				K		G3		E4 BB 1B		0	0	0	0	0	0	0	<b>AB</b> 34 <b>R</b> 4 <b>H</b> 8 <b>RBI</b> 3 <b>BB</b> 1 <b>SO</b> 3 <b>LOB</b> 11					
<b>Inning Stats</b>	R: 0 E: 0 K: 0 S: 3	H: 0 LOB: 0 BB: 0 P: 3	R: 0 E: 0 K: 0 S: 3	H: 0 LOB: 0 BB: 0 P: 3	R: 0 E: 0 K: 1 S: 5	H: 0 LOB: 0 BB: 0 P: 5	R: 0 E: 0 K: 1 S: 7	H: 2 LOB: 2 BB: 0 P: 7	R: 0 E: 0 K: 1 S: 6	H: 1 LOB: 1 BB: 0 P: 6	R: 0 E: 0 K: 0 S: 4	H: 1 LOB: 1 BB: 0 P: 4	R: 1 E: 0 K: 0 S: 4	H: 2 LOB: 0 BB: 0 P: 4	R: 3 E: 1 K: 0 S: 5	H: 2 LOB: 0 BB: 1 P: 9	R: 0 E: 0 K: 0 S: 3	H: 0 LOB: 0 BB: 0 P: 3	1B: 7 2B: 0 3B: 0 HR: 1	SF: 0 SAC: 0 DP: 1 HBP: 0	WP: 0 PB: 0 SB: 0 CS: 0	PA: 35
<b>PITCHER</b> Reggie Cleveland, R (1, 1) ERA: 3.36	IP: 9.0 WLS: W BF: 35 H: 8 R: 4 ER: 4 SO: 3 BB: 1 IBB: 0 HBP: 0 BLK: 0 WP: 0 HR: 1 S: 40 P: 44 ERA: 4.00 WHIP: 1.000															<b>PITCHER</b>						

Batter	1	2	3	4	5	6	7	8	9	AB	R	H	RBI	BB	SO	LOB	BOTTOM					
Lou Brock, L (1, 7) OBP: 0.350, SLG: 0.404	S 1B				4-3	F7		F8		5	1	2	1	0	0	2	<b>Chicago Cubs @ St. Louis Cardinals</b> Busch Stadium, St. Louis, MO Wed Jun 28 1972, 7:05 PM CDT Att: 20,759 - Unknown					
Ed Crosby, L (1, 4) OBP: 0.306, SLG: 0.281	F8			K						5	1	2	1	0	1	2						
Matty Alou, L (1, 3) OBP: 0.357, SLG: 0.405	F9			4-3						5	0	1	1	0	0	3						
Joe Torre, R (1, 5) OBP: 0.372, SLG: 0.512				6-3						3	2	2	1	1	0	0						
Ted Simmons, S (1, 2) OBP: 0.321, SLG: 0.458				K						4	2	2	2	0	1	2						
Jose Cruz, L (1, 8) OBP: 0.276, SLG: 0.255				K						4	0	2	1	0	1	2						
Bernie Carbo, L (1, 9) OBP: 0.372, SLG: 0.252										4	0	2	0	0	0	2						
Dal Maxvill, R (1, 6) OBP: 0.280, SLG: 0.248				E5 SH3-4 2B						4	2	2	0	0	0	1						
Reggie Cleveland, R (1, 1) OBP: 0.243, SLG: 0.222				SH3-4						2	0	0	0	0	1	2						
<b>Inning Stats</b>	R: 3 E: 1 K: 0 S: 7	H: 4 LOB: 1 BB: 0 P: 7	R: 1 E: 1 K: 1 S: 7	H: 1 LOB: 1 BB: 0 P: 7	R: 0 E: 0 K: 2 S: 7	H: 0 LOB: 0 BB: 0 P: 7	R: 0 E: 0 K: 1 S: 5	H: 1 LOB: 0 BB: 0 P: 5	R: 1 E: 0 K: 0 S: 5	H: 2 LOB: 2 BB: 1 P: 9	R: 0 E: 0 K: 0 S: 4	H: 2 LOB: 1 BB: 0 P: 4	R: 2 E: 0 K: 0 S: 6	H: 3 LOB: 1 BB: 0 P: 6	R: 1 E: 0 K: 0 S: 5	H: 2 LOB: 1 BB: 0 P: 5	R: 1 E: 0 K: 0 S: 5	H: 2 LOB: 1 BB: 0 P: 5	1B: 10 2B: 4 3B: 0 HR: 1	SF: 0 SAC: 2 DP: 1 HBP: 0	WP: 1 PB: 0 SB: 1 CS: 1	PA: 39
<b>PITCHER</b> Bill Hands, R (1, 1) ERA: 3.05 Dan McGinn, L (2, 1) ERA: 3.93 Steve Hamilton, L (8, 1) ERA: 1.8	IP: 5.2 WLS: L BF: 24 H: 8 R: 3 ER: 3 SO: 4 BB: 0 IBB: 1 HBP: 0 BLK: 0 WP: 1 HR: 1 S: 31 P: 35 ERA: 4.76 WHIP: 1.412															<b>PITCHER</b>						



Batter	1	2	3	4	5	6	7	8	9	AB	R	H	RBI	BB	SO	LOB	TOP		
<b>Rick Monday, L</b> OBP: 0.423, SLG: 0.464 (1, 8)	F7		4-3		F5		3-1			4	0	0	0	0	0	1			
<b>Glenn Beckert, R</b> OBP: 0.286, SLG: 0.339 (1, 4)	1B FC3-2		L5		L4			L7		4	0	1	0	0	0	1			
<b>Billy Williams, L</b> OBP: 0.354, SLG: 0.521 (1, 7)	1B FC3-2		HBP			G3		F8		3	1	1	0	0	0	0			
<b>Jim Hickman, R</b> OBP: 0.373, SLG: 0.473 (1, 3)	1B FC3-2		F8			F9		E6 FC4		4	0	0	0	0	0	3			
<b>Ron Santo, R</b> OBP: 0.385, SLG: 0.560 (1, 5)	1B 1-2 2-H			F8		1B 3B		FC4 1-2		4	1	2	1	0	0	1			
<b>Jose Cardenal, R</b> OBP: 0.335, SLG: 0.480 (1, 9)	F8			3-1		1B 3-H			F8	4	0	1	1	0	0	2			
<b>Don Kessinger, S</b> OBP: 0.361, SLG: 0.309 (1, 6)		1B G6-4-3		K		4-3			F9	4	0	1	0	0	1	1			
<b>Randy Hundley, R</b> OBP: 0.280, SLG: 0.326 (1, 2)		1B G6-4-3			2B		K		6-3	4	0	1	0	0	1	1			
<b>Burt Hooton, R</b> OBP: 0.150, SLG: 0.081 (7, PH)			K		K		4-3			2	0	0	0	0	2	1			
<b>J.C. Martin, L</b> OBP: 0.304, SLG: 0.429 (7, PH)										1	0	0	0	0	0	0			
<b>Steve Hamilton, L</b> (7, 1)										0	0	0	0	0	0	0			
<b>Jack Aker, R</b> (7, 1)										0	0	0	0	0	0	0			
<b>Inning Stats</b>	R: 1 E: 0 K: 0 S: 6	H: 3 LOB: 2 BB: 0 P: 6	R: 0 E: 0 K: 1 S: 5	H: 1 LOB: 0 BB: 0 P: 5	R: 0 E: 0 K: 1 S: 3	H: 0 LOB: 1 BB: 0 P: 4	R: 0 E: 0 K: 1 S: 5	H: 0 LOB: 0 BB: 0 P: 5	R: 0 E: 0 K: 1 S: 6	H: 1 LOB: 1 BB: 0 P: 6	R: 0 E: 0 K: 1 S: 5	H: 0 LOB: 0 BB: 0 P: 5	R: 0 E: 1 K: 0 S: 4	H: 0 LOB: 1 BB: 0 P: 4	R: 0 E: 0 K: 0 S: 3	H: 0 LOB: 0 BB: 0 P: 3	1B: 5 2B: 1 3B: 1 HR: 0	SF: 0 SAC: 0 DP: 1 HBP: 1	WP: 0 PA: 35 PB: 0 SB: 0 CS: 0
<b>PITCHER</b> <b>Rick Wise, R</b> ERA: 3.61 (1, 1)	IP: 9.0 WLS: W BF: 35 H: 7 R: 2 ER: 2 SO: 4 BB: 0 IBB: 0 HBP: 1 BLK: 0 WP: 0 HR: 0 S: 42 P: 43 ERA: 2.00 WHIP: 0.778															<b>PITCHER</b>			

Chicago Cubs @ St. Louis Cardinals  
Busch Stadium, St. Louis, MO  
Thu Jun 29 1972, 7:05 PM CDT  
Att: 24,257 - Unknown - 80 F

AB	34
R	2
H	7
RBI	2
BB	0
SO	4
LOB	11



Batter	1	2	3	4	5	6	7	8	9	AB	R	H	RBI	BB	SO	LOB	BOTTOM		
<b>Lou Brock, L</b> OBP: 0.349, SLG: 0.406 (1, 7)	K2-3		K			1B 4-3	F7			4	1	1	0	0	2	0			
<b>Ed Crosby, L</b> OBP: 0.304, SLG: 0.275 (1, 4)	F9		6-3			2B 4-3	FC4 BB			3	0	0	1	1	0	1			
<b>Matty Alou, L</b> OBP: 0.355, SLG: 0.403 (1, 3)	1B BB			4-3		F3	P4			4	0	1	0	0	0	2			
<b>Joe Torre, R</b> OBP: 0.374, SLG: 0.510 (1, 5)	1B 4-0			5-3		1B E	FC4 1-2			3	1	1	1	1	0	1			
<b>Ted Simmons, S</b> OBP: 0.320, SLG: 0.455 (1, 2)	F2			6-3		1B E		4-3		4	1	1	0	0	0	2			
<b>Jose Cruz, L</b> OBP: 0.270, SLG: 0.248 (1, 8)		4-3			6-3	1B 1-3 2-H	E5	F9		4	0	0	0	0	0	1			
<b>Bernie Carbo, L</b> OBP: 0.376, SLG: 0.262 (1, 9)		L6			P6	1B 1-3	BB			4	0	2	1	0	0	0			
<b>Dal Maxvill, R</b> OBP: 0.279, SLG: 0.241 (1, 6)		L3			K	1B 3-H	BB	K		3	0	0	0	1	2	1			
<b>Rick Wise, R</b> OBP: 0.196, SLG: 0.200 (1, 1)			6-3			1B 1-2	F7			3	1	1	0	0	0	3			
<b>Inning Stats</b>	R: 0 E: 0 K: 1 S: 6	H: 1 LOB: 2 BB: 1 P: 10	R: 0 E: 0 K: 0 S: 3	H: 0 LOB: 0 BB: 0 P: 3	R: 0 E: 0 K: 1 S: 5	H: 0 LOB: 0 BB: 0 P: 5	R: 0 E: 0 K: 0 S: 3	H: 0 LOB: 0 BB: 0 P: 3	R: 0 E: 0 K: 1 S: 5	H: 0 LOB: 0 BB: 0 P: 5	R: 4 E: 1 K: 0 S: 9	H: 5 LOB: 3 BB: 1 P: 13	R: 0 E: 0 K: 0 S: 3	H: 0 LOB: 1 BB: 1 P: 7	R: 0 E: 0 K: 1 S: 6	H: 1 LOB: 1 BB: 0 P: 6	1B: 6 2B: 1 3B: 0 HR: 0	SF: 0 SAC: 0 DP: 0 HBP: 0	WP: 0 PA: 35 PB: 0 SB: 0 CS: 0
<b>PITCHER</b> <b>Burt Hooton, R</b> ERA: 2.61 (1, 1)	IP: 6.0 WLS: L BF: 27 H: 6 R: 4 ER: 2 SO: 3 BB: 2 IBB: 0 HBP: 0 BLK: 0 WP: 0 HR: 0 S: 31 P: 39 ERA: 3.00 WHIP: 1.333															<b>PITCHER</b>			
<b>Steve Hamilton, L</b> ERA: 1.59 (7, 1)	0.2 WLS: L BF: 3 H: 0 R: 0 ER: 0 SO: 0 BB: 1 IBB: 0 HBP: 0 BLK: 0 WP: 0 HR: 0 S: 2 P: 6 ERA: 0.00 WHIP: 1.500															<b>PITCHER</b>			
<b>Jack Aker, R</b> ERA: 1.06 (7, 1)	1.1 WLS: L BF: 5 H: 1 R: 0 ER: 0 SO: 1 BB: 0 IBB: 0 HBP: 0 BLK: 0 WP: 0 HR: 0 S: 7 P: 7 ERA: 0.00 WHIP: 0.750															<b>PITCHER</b>			

Chicago Cubs @ St. Louis Cardinals  
Busch Stadium, St. Louis, MO  
Thu Jun 29 1972, 7:05 PM CDT  
Att: 24,257 - Unknown - 80 F

AB	32
R	4
H	7
RBI	3
BB	3
SO	4
LOB	11









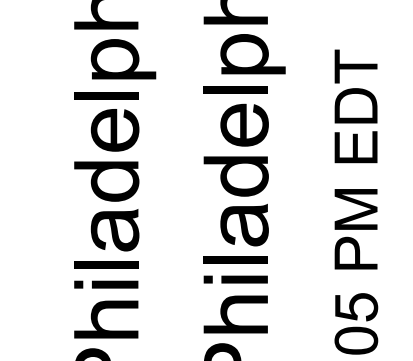
Batter	1	2	3	4	5	6	7	8	9	AB	R	H	RBI	BB	SO	LOB	TOP					
Lou Brock, L OBP: 0.355, SLG: 0.413 (1, 7)										4	1	2	0	1	1	3	<b>St. Louis Cardinals @ Philadelphia Phillies</b> <b>Veterans Stadium, Philadelphia, PA</b> Sat Jul 01 1972, 7:05 PM EDT Unknown					
Ed Crosby, L OBP: 0.294, SLG: 0.274 (1, 4)										5	1	1	0	0	0	4						
Matty Alou, L OBP: 0.355, SLG: 0.399 (1, 3)										3	1	1	0	2	0	0						
Joe Torre, R OBP: 0.366, SLG: 0.496 (1, 5)										4	0	0	1	0	2	1						
Ted Simmons, S OBP: 0.321, SLG: 0.470 (1, 2)										5	2	2	1	0	0	1						
Jose Cruz, L OBP: 0.279, SLG: 0.279 (1, 8)										4	0	2	1	1	0	2						
Bernie Carbo, L OBP: 0.376, SLG: 0.265 (1, 9)										3	1	0	0	0	2	1						
Dal Maxwell, R OBP: 0.299, SLG: 0.276 (1, 6)										4	0	2	0	0	0	1						
Bob Gibson, R OBP: 0.205, SLG: 0.410 (1, 1)										4	0	3	1	0	0	1						
<b>Inning Stats</b>	R: 0 E: 0 K: 0 S: 3	H: 1 LOB: 0 BB: 0 P: 3	R: 2 E: 0 K: 2 S: 10	H: 4 LOB: 2 BB: 0 P: 11	R: 0 E: 0 K: 1 S: 5	H: 0 LOB: 0 BB: 0 P: 5	R: 1 E: 0 K: 0 S: 5	H: 3 LOB: 1 BB: 0 P: 5	R: 0 E: 0 K: 0 S: 3	H: 0 LOB: 1 BB: 1 P: 7	R: 0 E: 0 K: 1 S: 5	H: 0 LOB: 1 BB: 1 P: 9	R: 2 E: 1 K: 0 S: 6	H: 2 LOB: 2 BB: 1 P: 10	R: 0 E: 0 K: 1 S: 6	H: 1 LOB: 2 BB: 1 P: 10	R: 1 E: 0 K: 0 S: 4	H: 1 LOB: 0 BB: 0 P: 4	1B: 6 2B: 5 3B: 2 HR: 1	SF: 1 SAC: 0 DP: 2 HBP: 1	WP: 1 PB: 0 SB: 1 CS: 0	PA: 42
<b>PITCHER</b>	IP WLS BF H R ER SO BB IBB HBP BLK WP HR S P ERA WHIP																					
Jim Nash, R ERA: 4.79 (1, 1)	3.2 L 17 8 3 3 3 0 0 1 0 0 0 1 1 22 23 7.36 2.182																					
Barry Lersch, R ERA: 3.22 (4, 1)	1.1 5 1 0 0 0 1 0 0 0 0 0 0 4 8 0.00 1.500																					
Dick Selma, R ERA: 5.13 (6, 1)	2.0 11 2 2 1 1 1 0 1 0 0 0 0 11 19 4.50 1.500																					
Wayne Twitchell, R ERA: 6.21 (8, 1)	2.0 9 2 1 1 1 0 1 0 0 1 0 10 14 4.50 1.000																					

Batter	1	2	3	4	5	6	7	8	9	AB	R	H	RBI	BB	SO	LOB	BOTTOM					
Denny Doyle, L OBP: 0.300, SLG: 0.305 (1, 4)										3	0	0	0	1	0	1	<b>St. Louis Cardinals @ Philadelphia Phillies</b> <b>Veterans Stadium, Philadelphia, PA</b> Sat Jul 01 1972, 7:05 PM EDT Unknown					
Don Money, R OBP: 0.330, SLG: 0.336 (1, 5)										4	0	0	0	0	0	2						
Tom Hutton, L OBP: 0.333, SLG: 0.395 (1, 9)										4	1	1	0	0	1	1						
Joe Lis, R OBP: 0.353, SLG: 0.345 (1, 3)										3	2	1	0	1	2	1						
Greg Luzinski, R OBP: 0.334, SLG: 0.449 (1, 7)										4	0	1	1	0	1	2						
Willie Montanez, L OBP: 0.313, SLG: 0.361 (1, 8)										4	1	1	2	0	1	1						
Larry Bowa, S OBP: 0.292, SLG: 0.297 (1, 6)										4	0	1	1	0	1	0						
John Bateman, R OBP: 0.333, SLG: 0.423 (1, 2)										4	0	2	0	0	0	1						
Jim Nash, R OBP: 0.205, SLG: 0.200 (1, 1)										1	0	0	0	0	0	1						
Barry Lersch, S OBP: 0.343, SLG: 0.417 (5, PH)										0	0	0	0	0	0	0						
Oscar Gamble, L OBP: 0.322, SLG: 0.417 (8, 1)										1	0	0	0	0	0	0						
Dick Selma, R OBP: 0.316, SLG: 0.463 (7, PH)										1	0	0	0	0	0	1						
Roger Freed, R OBP: 0.310, SLG: 0.463 (8, 1)										0	0	0	0	0	0	0						
Wayne Twitchell, R OBP: 0.333, SLG: 0.423 (8, 1)										0	0	0	0	0	0	0						
<b>Inning Stats</b>	R: 0 E: 0 K: 2 S: 7	H: 0 LOB: 1 BB: 1 P: 11	R: 0 E: 0 K: 1 S: 5	H: 0 LOB: 0 BB: 0 P: 5	R: 0 E: 0 K: 1 S: 4	H: 1 LOB: 1 BB: 0 P: 4	R: 2 E: 0 K: 1 S: 8	H: 3 LOB: 1 BB: 0 P: 8	R: 0 E: 0 K: 0 S: 3	H: 0 LOB: 0 BB: 0 P: 3	R: 0 E: 0 K: 1 S: 5	H: 0 LOB: 0 BB: 0 P: 5	R: 0 E: 0 K: 2 S: 8	H: 1 LOB: 1 BB: 0 P: 8	R: 0 E: 0 K: 0 S: 3	H: 0 LOB: 0 BB: 0 P: 3	R: 2 E: 0 K: 0 S: 4	H: 2 LOB: 0 BB: 1 P: 8	1B: 5 2B: 1 3B: 0 HR: 1	SF: 0 SAC: 0 DP: 0 HBP: 0	WP: 1 PB: 0 SB: 0 CS: 0	PA: 35
<b>PITCHER</b>	IP WLS BF H R ER SO BB IBB HBP BLK WP HR S P ERA WHIP																					
Bob Gibson, R ERA: 2.96 (1, 1)	9.0 W 35 7 4 4 7 2 0 0 0 1 1 47 55 4.00 1.000																					

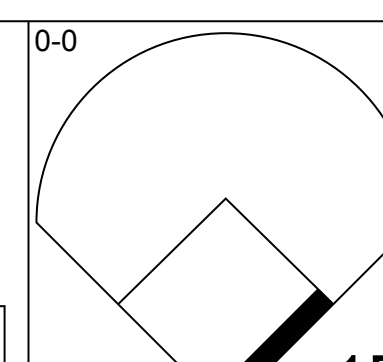
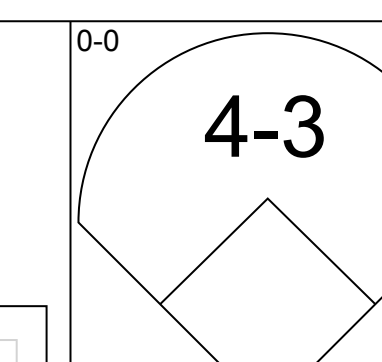
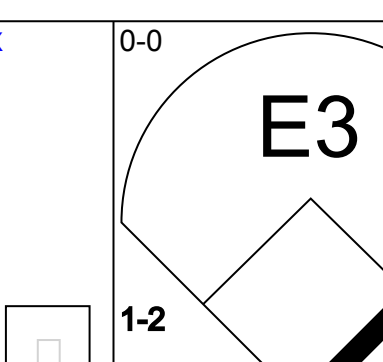
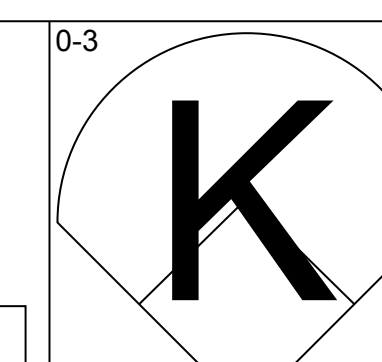
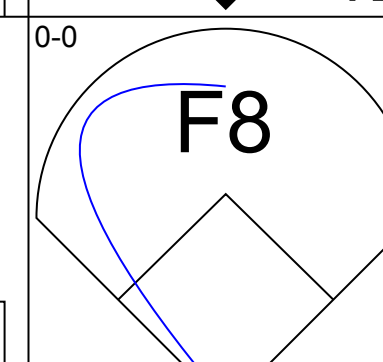
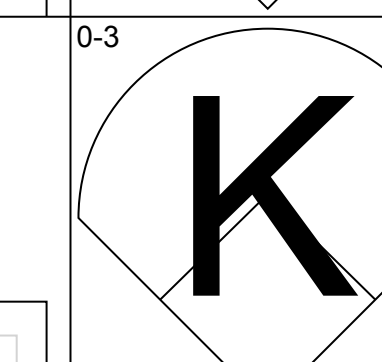
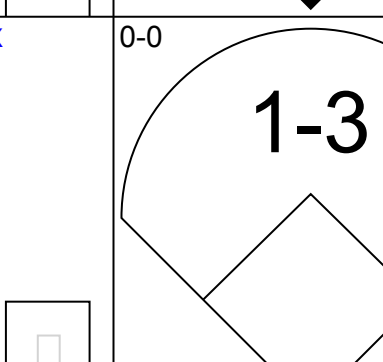
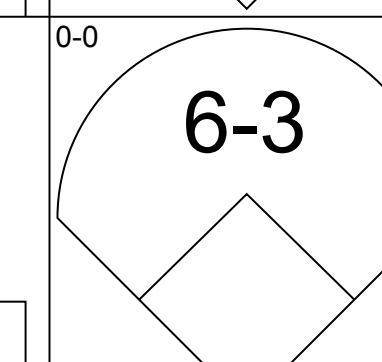
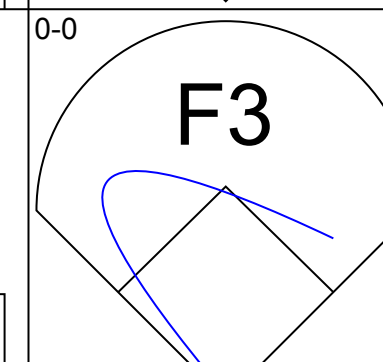
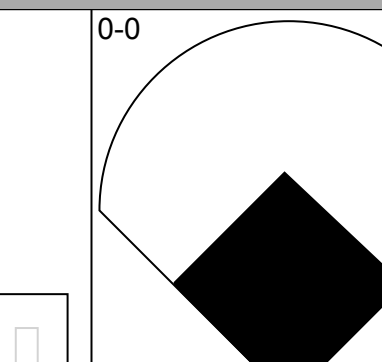
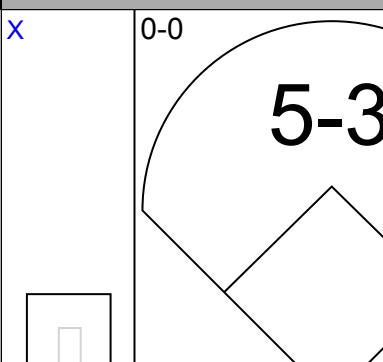
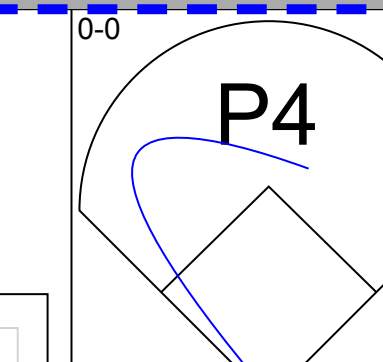
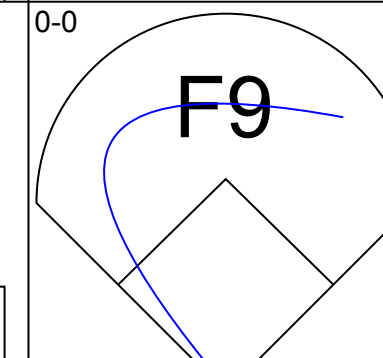
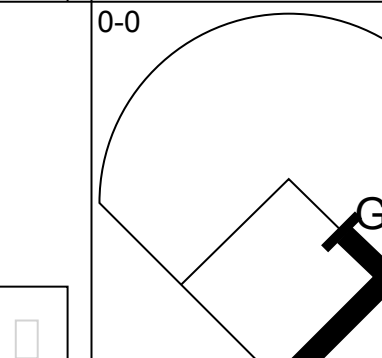
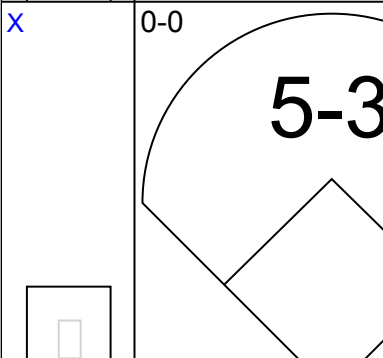
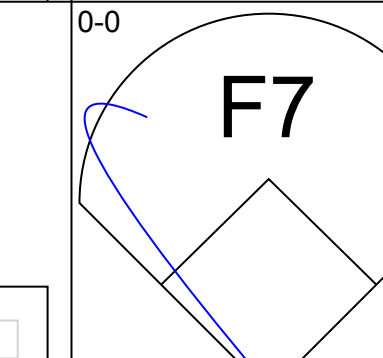
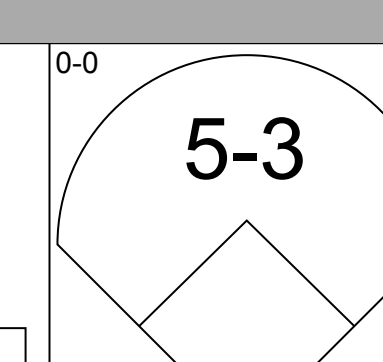
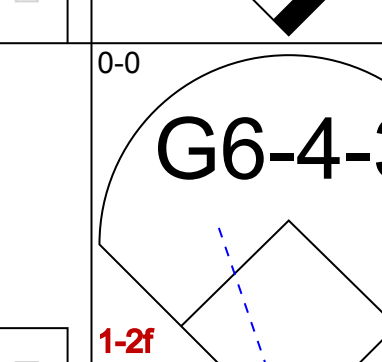
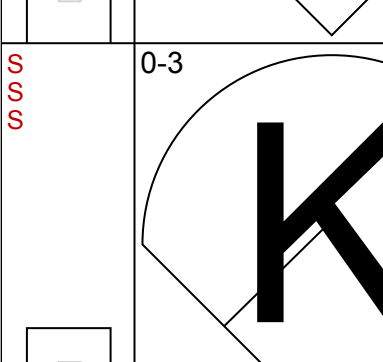
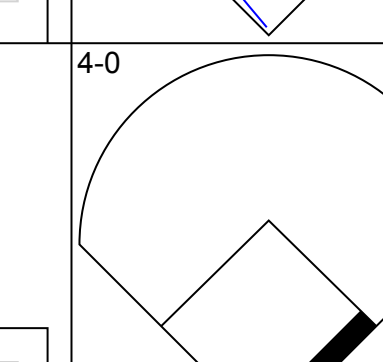
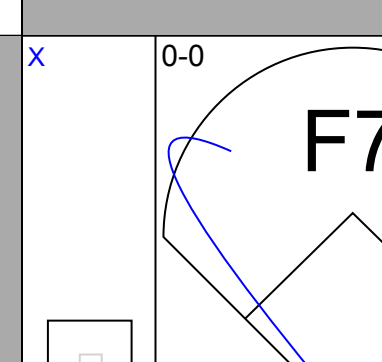
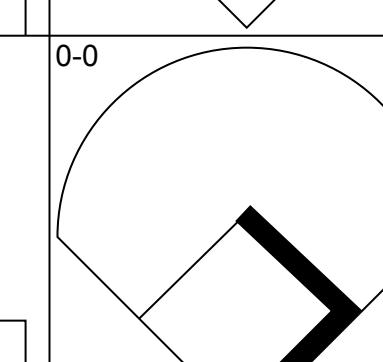

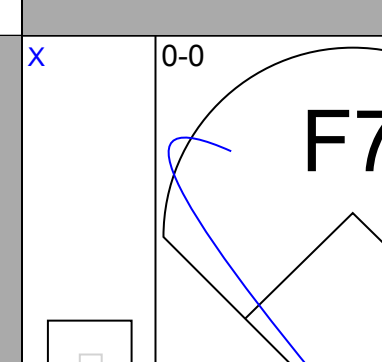
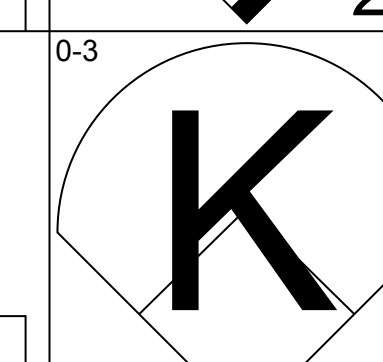
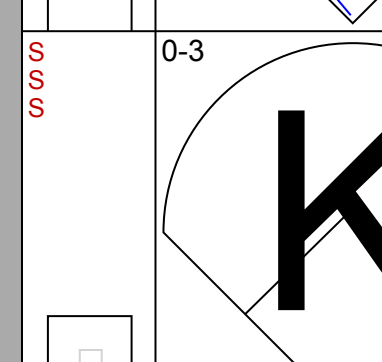

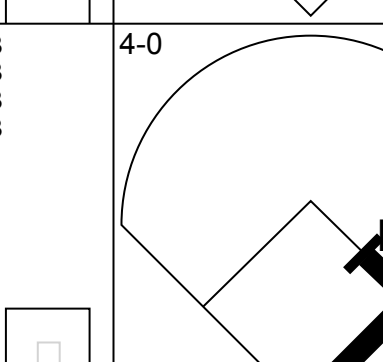

AB	36
R	6
H	13
RBI	4
BB	4
SO	5
LOB	14

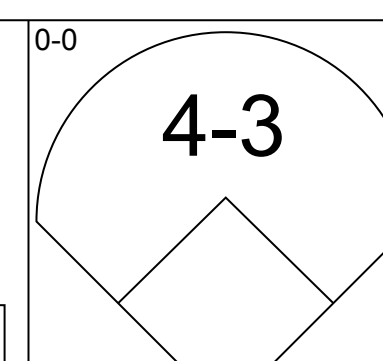
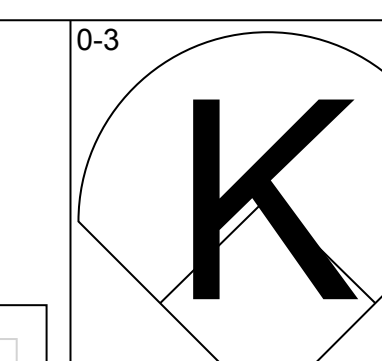
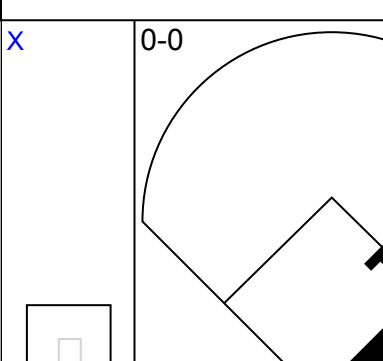
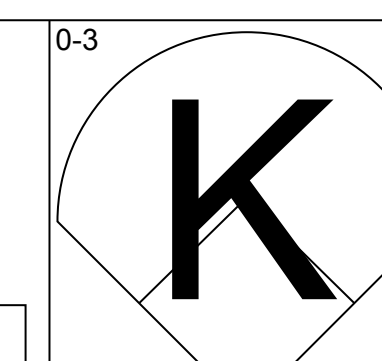
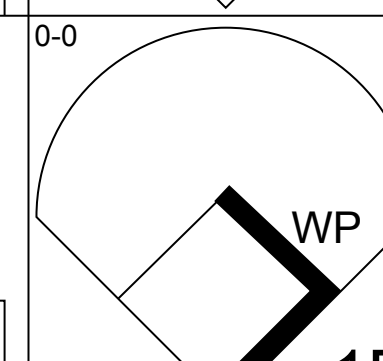
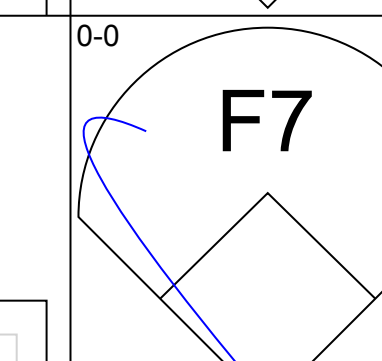
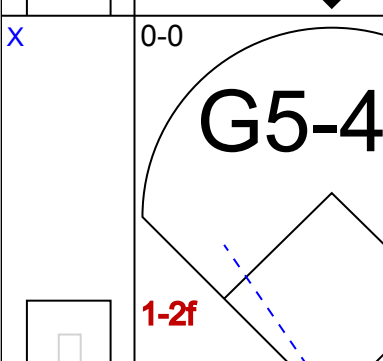
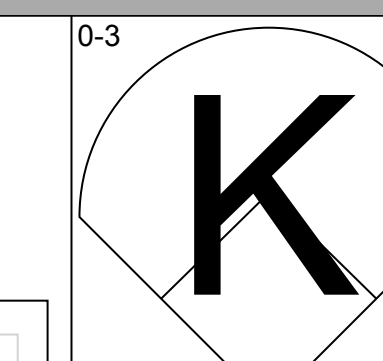
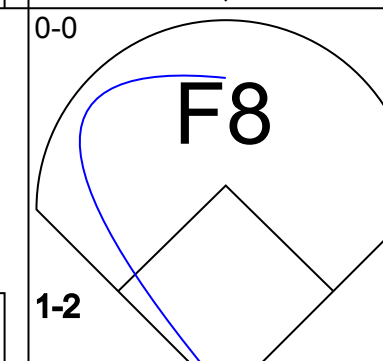
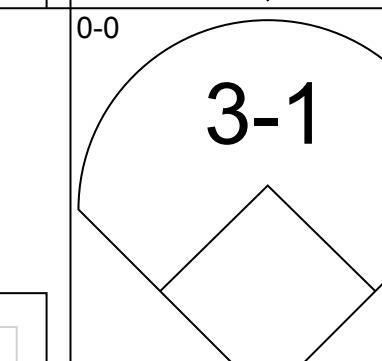
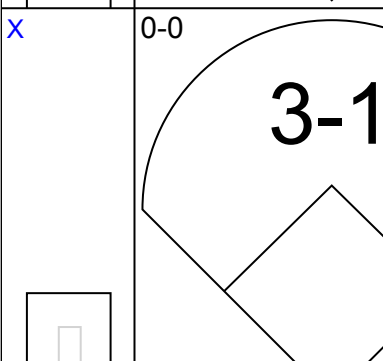
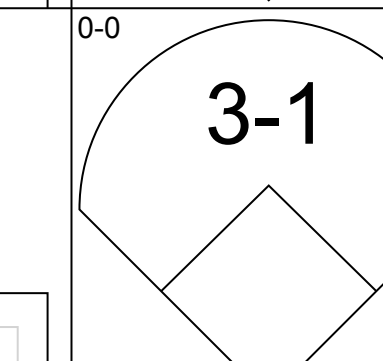
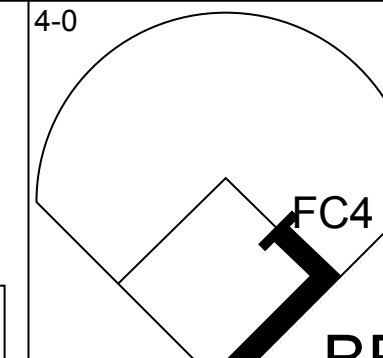
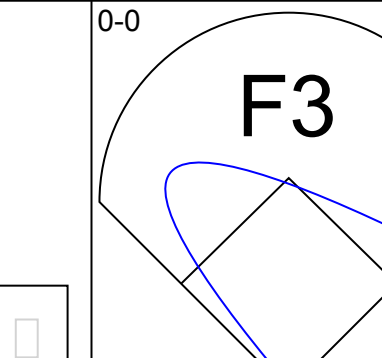
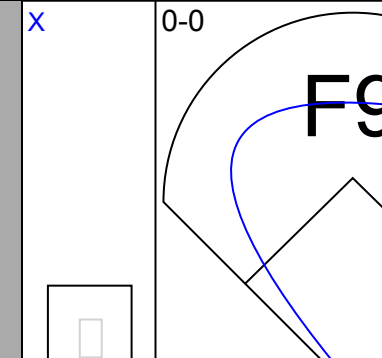
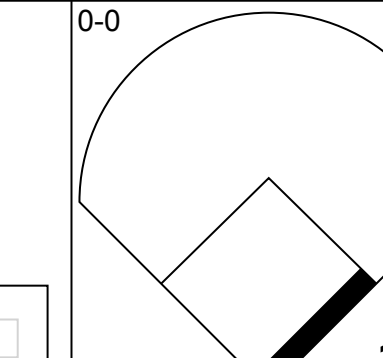
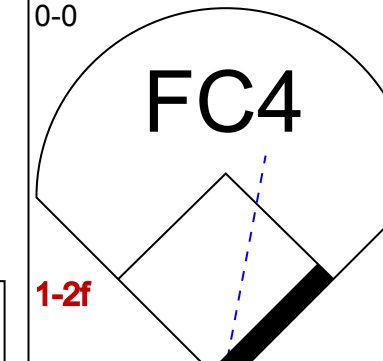
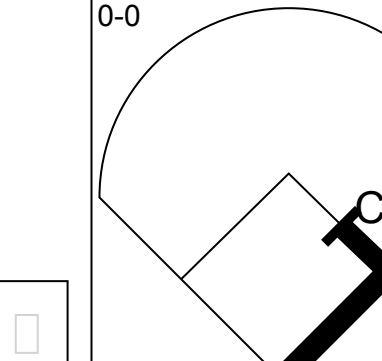
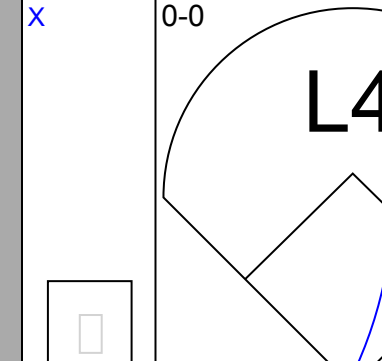
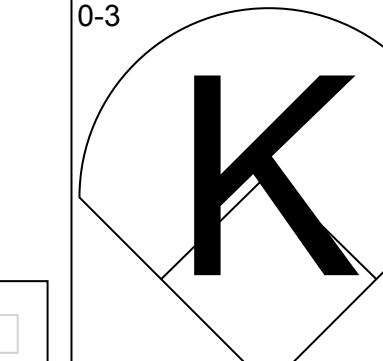
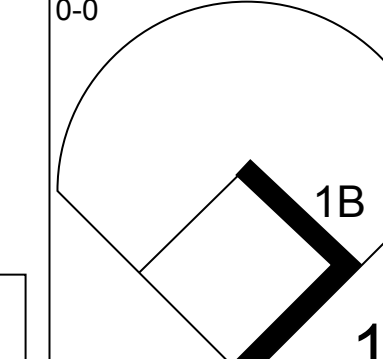
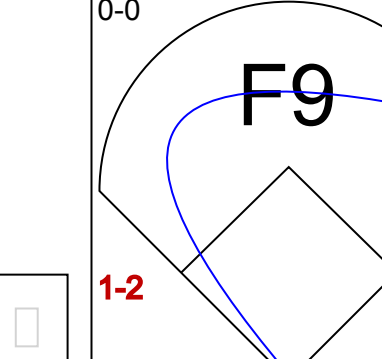
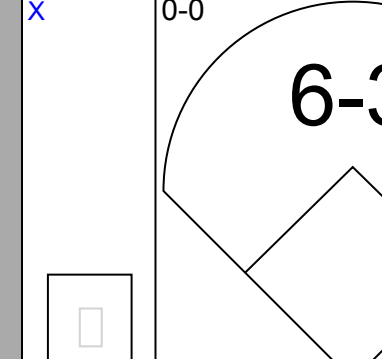
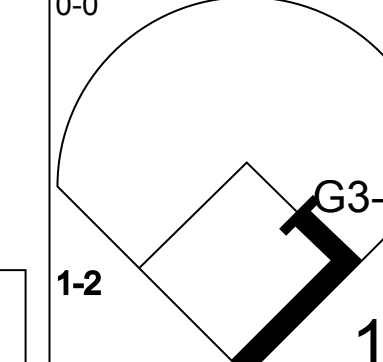
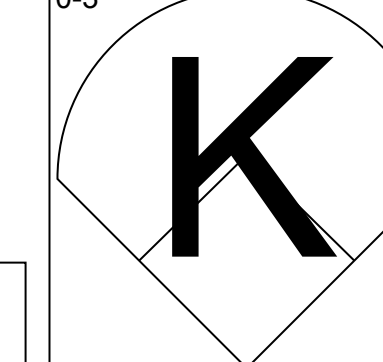
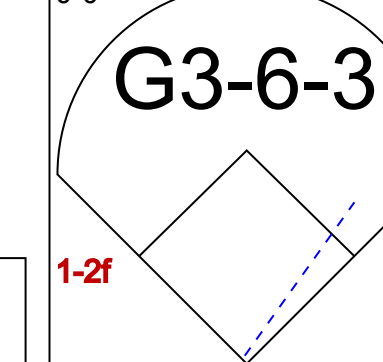


AB	33
R	4
H	7
RBI	4
BB	2
SO	7
LOB	11





Batter	1	2	3	4	5	6	7	8	9	AB	R	H	RBI	BB	SO	LOB	TOP			
<b>Lou Brock, L</b> OBP: 0.354, SLG: 0.411 (1, 7)										4	0	1	0	0	1	1	<b>St. Louis Cardinals @ Philadelphia Phillies</b> <b>Veterans Stadium, Philadelphia, PA</b> Sat Jul 01 1972, 7:05 PM EDT Att: 26,571 - Unknown <a href="http://livebaseballscorecards.com">livebaseballscorecards.com</a>			
<b>Luis Melendez, R</b> OBP: 0.284, SLG: 0.336 (1, 8) (7, 9)										4	0	0	0	0	1	3				
<b>Donn Clendenon, R</b> OBP: 0.275, SLG: 0.330 (1, 3)										4	1	1	1	0	0	1				
<b>Joe Torre, R</b> OBP: 0.364, SLG: 0.492 (1, 5)										4	0	1	0	0	0	1				
<b>Jerry McNertney, R</b> OBP: 0.375, SLG: 0.424 (1, 2)										3	0	0	0	1	1	1				
<b>Brant Aveya, R</b> OBP: 0.214, SLG: 0.259 (1, 9)																				
<b>Jose Cruz, L</b> OBP: 0.277, SLG: 0.277 (7, 8)																				
<b>Dwain Anderson, R</b> OBP: 0.315, SLG: 0.280 (1, 6)																				
<b>Dal Maxvill, R</b> OBP: 0.299, SLG: 0.276 (7, 6)										3	0	0	0	0	3	1				
<b>Ed Crosby, L</b> OBP: 0.295, SLG: 0.270 (1, 4)										2	0	0	0	1	0	1				
<b>Al Santorini, R</b> OBP: 0.176, SLG: 0.125 (1, 1)																				
<b>Diego Segui, R</b> OBP: 0.125, SLG: 0.125 (8, 1)										3	0	0	0	0	2	1				
<b>Inning Stats</b>	R: 0 E: 0 K: 0 S: 4	H: 1 LOB: 1 BB: 0 P: 4	R: 0 E: 0 K: 1 S: 6	H: 1 LOB: 1 BB: 0 P: 6	R: 0 E: 0 K: 2 S: 7	H: 0 LOB: 0 BB: 0 P: 7	R: 1 E: 0 K: 0 S: 4	H: 2 LOB: 0 BB: 0 P: 4	R: 0 E: 1 K: 1 S: 6	H: 0 LOB: 2 BB: 1 P: 10	R: 0 E: 0 K: 1 S: 5	H: 0 LOB: 0 BB: 0 P: 5	R: 0 E: 0 K: 1 S: 5	H: 0 LOB: 0 BB: 0 P: 5	R: 0 E: 0 K: 2 S: 7	H: 0 LOB: 1 BB: 1 P: 9	1B: 2 2B: 1 3B: 0 HR: 1	SF: 0 SAC: 0 DP: 1 HBP: 0	WP: 0 PB: 0 SB: 0 CS: 0	PA: 33
<b>PITCHER</b>	IP	WLS	BF	H	R	ER	SO	BB	IBB	HBP	BLK	WP	HR	S	P	ERA	WHIP			
<b>Ken Reynolds, L</b> ERA: 3.5 (1, 1)	8.0	L	29	4	1	1	8	1	0	0	0	0	1	44	48	1.12	0.625			
<b>Darrell Brandon, R</b> ERA: 3.35 (9, 1)	1.0		4	0	0	0	1	1	0	0	0	0	0	5	9	0.00	1.000			

Batter	1	2	3	4	5	6	7	8	9	AB	R	H	RBI	BB	SO	LOB	BOTTOM			
<b>Terry Harmon, R</b> OBP: 0.400, SLG: 0.351 (1, 4) (9, 6)										4	0	1	0	0	2	1	<b>St. Louis Cardinals @ Philadelphia Phillies</b> <b>Veterans Stadium, Philadelphia, PA</b> Sat Jul 01 1972, 7:05 PM EDT Att: 26,571 - Unknown <a href="http://livebaseballscorecards.com">livebaseballscorecards.com</a>			
<b>Don Money, R</b> OBP: 0.326, SLG: 0.335 (1, 5)										4	0	1	0	0	1	1				
<b>Tom Hutton, L</b> OBP: 0.326, SLG: 0.385 (1, 3)										4	0	0	0	0	0	1				
<b>Greg Luzinski, R</b> OBP: 0.337, SLG: 0.447 (1, 7)										3	0	1	0	1	0	0				
<b>Willie Montanez, L</b> OBP: 0.312, SLG: 0.359 (1, 8)										4	0	1	0	0	1	3				
<b>Bill Robinson, R</b> OBP: 0.286, SLG: 0.476 (1, 9)										3	0	1	0	0	0	1				
<b>Larry Bowa, S</b> OBP: 0.284, SLG: 0.298 (1, 6)										2	0	1	0	0	0	0				
<b>Joe Lis, R</b> OBP: 0.343, SLG: 0.333 (8, PH)										1	0	0	0	0	0	0				
<b>Denny Doyle, L</b> OBP: 0.300, SLG: 0.305 (9, 4)										0	0	0	0	0	0	0				
<b>Mike Ryan, R</b> OBP: 0.318, SLG: 0.400 (1, 2)										2	0	0	0	0	2	2				
<b>Oscar Gamble, L</b> OBP: 0.353, SLG: 0.333 (8, PH)										1	0	1	0	0	0	0				
<b>Darrell Brandon, R</b> OBP: 0.329, SLG: 0.417 (9, 1)										0	0	0	0	0	0	0				
<b>Ken Reynolds, L</b> OBP: 0.329, SLG: 0.417 (9, 2)										2	0	0	0	0	2	2				
<b>John Bateman, R</b> OBP: 0.329, SLG: 0.417 (8, PH)										1	0	0	0	0	0	1				
<b>Inning Stats</b>	R: 0 E: 0 K: 0 S: 4	H: 1 LOB: 2 BB: 1 P: 8	R: 0 E: 0 K: 1 S: 6	H: 2 LOB: 1 BB: 0 P: 6	R: 0 E: 0 K: 1 S: 5	H: 0 LOB: 0 BB: 0 P: 5	R: 0 E: 0 K: 0 S: 3	H: 1 LOB: 0 BB: 0 P: 3	R: 0 E: 0 K: 1 S: 6	H: 1 LOB: 1 BB: 0 P: 6	R: 0 E: 0 K: 2 S: 8	H: 1 LOB: 1 BB: 0 P: 8	1B: 7 2B: 0 3B: 0 HR: 0	SF: 0 SAC: 0 DP: 2 HBP: 0	WP: 1 PB: 0 SB: 0 CS: 1	PA: 32				
<b>PITCHER</b>	IP	WLS	BF	H	R	ER	SO	BB	IBB	HBP	BLK	WP	HR	S	P	ERA	WHIP			
<b>Al Santorini, R</b> ERA: 4.25 (1, 1)	7.1	W	26	6	0	0	3	1	0	0	0	1	0	31	35	0.00	0.955			
<b>Diego Segui, R</b> ERA: 2.86 (8, 1)	1.2	S	6	1	0	0	3	0	0	0	0	0	0	12	12	0.00	0.600			







Batter	1	2	3	4	5	6	7	8	9	AB	R	H	RBI	BB	SO	LOB	TOP								
<b>Lou Brock, L</b> OBP: 0.353, SLG: 0.407 (1, 7)										4	0	2	0	0	0	0									
<b>Luis Melendez, R</b> OBP: 0.289, SLG: 0.348 (1, 8) (9, 9)										4	1	2	0	0	0	2									
<b>Matty Alou, L</b> OBP: 0.350, SLG: 0.388 (1, 9) (9, 3)										3	0	0	0	1	0	2									
<b>Joe Torre, R</b> OBP: 0.363, SLG: 0.483 (1, 5)										4	1	1	0	0	0	2									
<b>Ted Simmons, S</b> OBP: 0.326, SLG: 0.475 (1, 2)										4	0	2	2	0	0	2									
<b>Don Clendenon, R</b> OBP: 0.274, SLG: 0.319 <b>Jose Cruz, L</b> OBP: 0.282, SLG: 0.278 (1, 3) (9, 8)										3	0	0	0	1	1										
<b>Ed Crosby, L</b> OBP: 0.291, SLG: 0.274 (1, 4)										4	1	1	0	0	1	3									
<b>Dal Maxvill, R</b> OBP: 0.303, SLG: 0.285 (1, 6)										4	0	0	0	0	1	1									
<b>Rick Wise, R</b> OBP: 0.204, SLG: 0.271 (1, 1)										3	1	1	2	0	1	0									
<b>Inning Stats</b>	R: 0 E: 0 K: 0 S: 3	H: 1 LOB: 0 BB: 0 P: 3	R: 0 E: 0 K: 0 S: 4	H: 1 LOB: 1 BB: 4	R: 0 E: 0 K: 1 S: 5	H: 0 LOB: 0 BB: 0 P: 5	R: 0 E: 0 K: 0 S: 3	H: 1 LOB: 1 BB: 1 P: 7	R: 2 E: 0 K: 1 S: 7	H: 2 LOB: 0 BB: 0 P: 7	R: 2 E: 0 K: 0 S: 5	H: 3 LOB: 1 BB: 1 P: 9	R: 0 E: 0 K: 0 S: 4	H: 1 LOB: 1 BB: 0 P: 4	R: 0 E: 0 K: 0 S: 3	H: 0 LOB: 0 BB: 0 P: 7	R: 0 E: 0 K: 2 S: 7	H: 0 LOB: 0 BB: 0 P: 7	1B: 6 2B: 2 3B: 0 HR: 1	SF: 0 SAC: 0 DP: 3 HBP: 0	WP: 0 PB: 0 SB: 1 CS: 1	PA: 35			
<b>PITCHER</b>	IP	WLS	BF	H	R	ER	SO	BB	IBB	HBP	BLK	WP	HR	S	P	ERA	WHIP								
<b>Don Gullett, L</b> ERA: 5.8 <b>Tom Hall, L</b> ERA: 2.93 (1, 1) (9, 1)	8.0	L	32	9	4	4	2	1	1	0	0	0	1	34	42	4.50	1.250								

St. Louis Cardinals @ Cincinnati Reds  
Riverfront Stadium, Cincinnati, OH  
Mon Jul 03 1972, 7:05 PM EDT  
Att: 30,830 - Unknown

AB	33
R	4
H	9
RBI	4
BB	2
SO	4
LOB	13



Batter	1	2	3	4	5	6	7	8	9	AB	R	H	RBI	BB	SO	LOB	BOTTOM								
<b>Joe Morgan, L</b> OBP: 0.420, SLG: 0.437 (1, 4)										4	1	2	0	0	0	1									
<b>Pete Rose, S</b> OBP: 0.344, SLG: 0.365 (1, 7)										3	1	1	0	1	0	0									
<b>Bobby Tolan, L</b> OBP: 0.355, SLG: 0.429 (1, 8)										4	0	2	1	0	1	2									
<b>Johnny Bench, R</b> OBP: 0.369, SLG: 0.566 (1, 2)										4	0	0	0	0	0	2									
<b>Tony Perez, R</b> OBP: 0.346, SLG: 0.543 (1, 3)										4	0	2	1	0	0	0									
<b>Denis Menke, R</b> OBP: 0.351, SLG: 0.354 (1, 5)										4	0	1	0	0	1	1									
<b>Dave Concepcion, R</b> OBP: 0.263, SLG: 0.268 <b>Hal McRae, R</b> OBP: 0.271, SLG: 0.455 (1, 6) (9, PH)										3	0	0	0	0	0	0									
<b>Cesar Geronimo, L</b> OBP: 0.317, SLG: 0.466 (1, 9)										4	0	1	0	0	2	2									
<b>Don Gullett, R</b> OBP: 0.357, SLG: 0.385 <b>Joe Hague, L</b> OBP: 0.349, SLG: 0.425 <b>Tom Hall, L</b> (1, 1) (8, PH) (9, 1)										1	0	0	0	0	1	0									
<b>Inning Stats</b>	R: 0 E: 0 K: 0 S: 3	H: 1 LOB: 0 BB: 0 P: 3	R: 0 E: 0 K: 0 S: 3	H: 0 LOB: 0 BB: 0 P: 3	R: 0 E: 0 K: 1 S: 5	H: 0 LOB: 0 BB: 0 P: 5	R: 2 E: 0 K: 1 S: 7	H: 3 LOB: 1 BB: 1 P: 11	R: 0 E: 0 K: 0 S: 4	H: 1 LOB: 1 BB: 0 P: 4	R: 0 E: 0 K: 0 S: 3	H: 0 LOB: 0 BB: 0 P: 3	R: 0 E: 0 K: 0 S: 3	H: 0 LOB: 0 BB: 0 P: 3	R: 0 E: 0 K: 3 S: 11	H: 2 LOB: 2 BB: 0 P: 11	R: 0 E: 0 K: 1 S: 7	H: 2 LOB: 2 BB: 0 P: 7	1B: 8 2B: 1 3B: 0 HR: 0	SF: 0 SAC: 1 DP: 1 HBP: 0	WP: 0 PB: 0 SB: 1 CS: 1	PA: 36			
<b>PITCHER</b>	IP	WLS	BF	H	R	ER	SO	BB	IBB	HBP	BLK	WP	HR	S	P	ERA	WHIP								
<b>Rick Wise, R</b> ERA: 3.5 (1, 1)	9.0	W	35	9	2	2	6	1	0	0	0	0	0	46	50	2.00	1.111								

St. Louis Cardinals @ Cincinnati Reds  
Riverfront Stadium, Cincinnati, OH  
Mon Jul 03 1972, 7:05 PM EDT  
Att: 30,830 - Unknown

AB	33
R	2
H	9
RBI	2
BB	1
SO	6
LOB	10





Batter	1	2	3	4	5	6	7	8	9	AB	R	H	RBI	BB	SO	LOB	TOP					
Lou Brock, L OBP: 0.352, SLG: 0.411 (1,7)	0-0 6-3		0-0 F7		0-0 6-3		0-0 3B			4	0	1	0	0	0	2	<b>St. Louis Cardinals @ Cincinnati Reds</b> Riverfront Stadium, Cincinnati, OH Tue Jul 04 1972, 3:33 AM EDT Att: 15,729 - Unknown  <a href="http://livebaseballscorecards.com">livebaseballscorecards.com</a>					
Luis Melendez, R OBP: 0.301, SLG: 0.361 (1,8)	0-0 F8 1B		0-0 2B		4-0 BB		0-0 F9			3	0	2	1	1	0	1						
Matty Alou, L OBP: 0.348, SLG: 0.386 (1,9)	0-0 1-2 1B		0-0 F7		0-0 F9			0-0 4-3		4	0	1	0	0	0	3						
Joe Torre, R OBP: 0.358, SLG: 0.476 (1,5)	0-0 F8		0-0 F8		0-0 F7			0-3 K		4	0	0	0	0	1	3						
Ted Simmons, S OBP: 0.325, SLG: 0.472 (1,2)	0-0 P6			0-0 F9		0-0 F9		0-0 1B		4	0	1	0	0	0	2						
Donn Clendenon, R OBP: 0.282, SLG: 0.330 (1,3)		0-0 6-3		0-3 K		4-0 1B BB			0-0 2B	3	0	1	0	1	1	0						
Ed Crosby, L OBP: 0.292, SLG: 0.273 (1,4)		0-0 F2		0-0 F9		0-0 1-2 1B			0-0 5-3	4	0	1	0	0	0	1						
Dal Maxwell, R OBP: 0.302, SLG: 0.291 (1,6)		0-0 F9			0-0 2B		0-0 4-3		0-0 F8	4	0	1	0	0	0	1						
Scipio Spinks, R Lowell Palmer, R Tony Cloninger, R John Cumberland, L Joe Grzenda, R Mo'Nique Drabowsky, R Joe Grzenda, R Mo'Nique Drabowsky, R			0-0 2B 1B		0-0 F7		0-0 F7		0-0 F8	1	0	1	0	0	0	0						
<b>Inning Stats</b>	R: 0 E: 0 K: 0 S: 5	H: 2 LOB: 2 BB: 0 P: 5	R: 0 E: 0 K: 0 S: 3	H: 0 LOB: 0 BB: 0 P: 3	R: 1 E: 0 K: 0 S: 5	H: 2 LOB: 1 BB: 0 P: 5	R: 0 E: 0 K: 1 S: 5	H: 0 LOB: 0 BB: 0 P: 5	R: 0 E: 0 K: 0 S: 4	H: 1 LOB: 2 BB: 1 P: 8	R: 0 E: 0 K: 0 S: 3	H: 1 LOB: 1 BB: 1 P: 7	R: 0 E: 0 K: 0 S: 4	H: 1 LOB: 1 BB: 0 P: 4	R: 0 E: 0 K: 1 S: 5	H: 1 LOB: 1 BB: 0 P: 5		R: 0 E: 0 K: 0 S: 4	H: 1 LOB: 1 BB: 0 P: 4	1B: 5 2B: 3 3B: 1 HR: 0	SF: 0 SAC: 0 DP: 0 HBP: 0	WP: 0 PB: 0 SB: 0 CS: 0
<b>PITCHER</b> Ross Grimsley, L ERA: 2.03 (1,1)	IP: 9.0 WLS: W BF: 36 H: 9 R: 1 ER: 1 SO: 2 BB: 2 IBB: 0 HBP: 0 BLK: 0 WP: 0 HR: 0 S: 38 P: 46 ERA: 1.00 WHIP: 1.222																					

Batter	1	2	3	4	5	6	7	8	9	AB	R	H	RBI	BB	SO	LOB	BOTTOM			
Joe Morgan, L OBP: 0.424, SLG: 0.435 (1,4)	0-3 K	4-0 2B BB		4-0 BB BB		4-0 G4-3 BB				1	1	0	1	3	1	0	<b>St. Louis Cardinals @ Cincinnati Reds</b> Riverfront Stadium, Cincinnati, OH Tue Jul 04 1972, 3:33 AM EDT Att: 15,729 - Unknown  <a href="http://livebaseballscorecards.com">livebaseballscorecards.com</a>			
Pete Rose, S OBP: 0.346, SLG: 0.368 (1,7)	4-0 S BB	0-0 4-3 2B		0-0 F7		0-0 G4-3 BB				3	0	1	3	1	0	2				
Ted Uhlhaender, L OBP: 0.241, SLG: 0.176 (8,7)		1-2 2-3 3-H		0-0 F7		0-0 G4-3 BB				0	0	0	0	0	0	0				
Bobby Tolan, L OBP: 0.354, SLG: 0.424 (1,8)	0-3 K	0-0 4-3		4-0 FC5-4 BB		0-0 G3				3	0	0	0	1	1	2				
Johnny Bench, R OBP: 0.368, SLG: 0.559 (1,2)	0-3 K	0-3 K		0-0 FC5-4		0-0 L4-3 BB				3	0	0	0	1	2	4				
Tony Perez, R OBP: 0.348, SLG: 0.546 (1,3)		0-0 1B BB 1B	0-0 3-1 SF7 2B		0-0 1-3		0-0 F8			4	2	2	0	0	0	1				
Joe Hague, L OBP: 0.348, SLG: 0.420 (1,9)		4-0 BB 1B	0-0 3-1		0-0 4-3		0-0 L4-3			2	1	0	0	1	0	1				
Cesar Geronimo, L OBP: 0.313, SLG: 0.459 (6,9)		1-2 BB BB	0-0 2-3		0-0 4-3		0-0 L4-3			1	0	0	0	0	0	1				
Denis Menke, R OBP: 0.353, SLG: 0.364 (1,5)		0-0 BB BB 1B	0-0 SF7		0-0 2B		0-0 P4			3	1	2	1	0	0	0				
Dave Concepcion, R OBP: 0.266, SLG: 0.266 (1,6)		4-0 BB BB	0-0 K		4-0 IBB		0-0 6-3			2	1	0	1	2	1	0				
Ross Grimsley, L OBP: 0.077, SLG: 0.040 (1,1)		0-0 K		0-0 F8		0-3 K		0-0 6-3		4	0	0	0	0	2	5				
<b>Inning Stats</b>	R: 0 E: 0 K: 3 S: 9	H: 0 LOB: 1 BB: 1 P: 13	R: 5 E: 0 K: 2 S: 10	H: 3 LOB: 3 BB: 3 P: 22	R: 1 E: 0 K: 1 S: 6	H: 1 LOB: 0 BB: 0 P: 6	R: 0 E: 0 K: 0 S: 3	H: 0 LOB: 2 BB: 2 P: 11	R: 0 E: 0 K: 1 S: 6	H: 1 LOB: 2 BB: 1 P: 10	R: 0 E: 0 K: 0 S: 2	H: 0 LOB: 0 BB: 1 P: 6	R: 0 E: 0 K: 0 S: 2	H: 0 LOB: 0 BB: 1 P: 6	R: 0 E: 0 K: 0 S: 3	H: 0 LOB: 0 BB: 0 P: 3	1B: 2 2B: 4 3B: 0 HR: 0	SF: 1 SAC: 0 DP: 2 HBP: 0	WP: 0 PB: 0 SB: 1 CS: 0	PA: 36
<b>PITCHER</b> Scipio Spinks, R ERA: 2.67 (1,1)	IP: 2.0 WLS: L BF: 13 H: 3 R: 5 ER: 5 SO: 5 BB: 4 IBB: 0 HBP: 0 BLK: 0 WP: 0 HR: 0 S: 19 P: 35 ERA: 22.50 WHIP: 3.500																			
<b>PITCHER</b> Joe Grzenda, L ERA: 4.67 (8,1)	IP: 1.0 WLS: L BF: 3 H: 0 R: 0 ER: 0 SO: 0 BB: 0 IBB: 0 HBP: 0 BLK: 0 WP: 0 HR: 0 S: 3 P: 3 ERA: 0.00 WHIP: 0.000																			



Batter	1	2	3	4	5	6	7	8	9	AB	R	H	RBI	BB	SO	LOB	TOP			
Roger Metzger, S (1,6) X OBP: 0.276, SLG: 0.241	0-0 6-3		0-0 F7		0-0 F8		0-0 4-3			4	0	0	0	0	0	1	<b>Houston Astros @ St. Louis Cardinals</b> Busch Stadium, St. Louis, MO Fri Jul 07 1972, 7:05 PM CDT Att: 26,249 - Unknown			
Cesar Cedeno, R (1,8) X OBP: 0.404, SLG: 0.541	0-0 F8		0-0 F7		0-0 F9			0-3 K		4	0	0	0	0	1					
Jimmy Wynn, R (1,9) B B B OBP: 0.382, SLG: 0.484	4-0 BB			0-0 HR	0-0 P4			0-0 F8		3	1	1	1	1	0					
Lee May, R (1,3) X OBP: 0.343, SLG: 0.495	0-0 L6			0-0 4-3		0-0 P4		0-0 5-3		4	0	0	0	0	1					
Bob Watson, R (1,7) X OBP: 0.382, SLG: 0.489		0-0 F7		4-0 2B BB		0-0 6-3			0-0 6-3	3	0	0	0	1	0					
Doug Rader, R (1,5) S OBP: 0.297, SLG: 0.430	0-3 K		0-0 F8		0-0 F8		4-0 BB		0-0 1B	3	0	1	0	1	1					
Johnny Edwards, L (1,2) X OBP: 0.342, SLG: 0.366	0-0 G3		0-0 G3		0-0 F9		0-0 F9		0-0 1B	4	0	2	0	0	0					
Bobby Fenwick, R (9, PR) X OBP: 0.244, SLG: 0.263			1-3 2B						1-2 1B	0	0	0	0	0	0					
Tommy Helms, R (1,4) X OBP: 0.277, SLG: 0.348			0-0 4-3		4-0 IBB			0-0 5-3		3	0	0	0	1	0					
Dave Roberts, L (1,1) X OBP: 0.302, SLG: 0.439			4-0 BB		0-0 F9			0-0 F9		2	0	0	0	1	0					
Norm Miller, L (9, PH) X OBP: 0.283, SLG: 0.298								0-0 6-3		1	0	0	0	0	2					
<b>Inning Stats</b>	R: 0 E: 0 K: 0 S: 3	H: 0 LOB: 1 BB: 1 P: 7	R: 0 E: 0 K: 1 S: 5	H: 0 LOB: 0 BB: 0 P: 5	R: 0 E: 0 K: 0 S: 3	H: 0 LOB: 1 BB: 1 P: 7	R: 1 E: 0 K: 0 S: 5	H: 2 LOB: 3 BB: 2 P: 13	R: 0 E: 0 K: 0 S: 3	H: 0 LOB: 1 BB: 1 P: 7	R: 0 E: 0 K: 0 S: 3	H: 0 LOB: 0 BB: 0 P: 3	R: 0 E: 0 K: 1 S: 5	H: 0 LOB: 0 BB: 0 P: 5	R: 0 E: 0 K: 0 S: 5	H: 2 LOB: 2 BB: 0 P: 5	1B: 2 2B: 1 3B: 0 HR: 1	SF: 0 SAC: 0 DP: 0 HBP: 0	WP: 0 PB: 0 SB: 0 CS: 0	PA: 36
<b>PITCHER</b> Bob Gibson, R (1,1) ERA: 2.82	IP: 9.0 WLS: W BF: 36 H: 4 R: 1 ER: 1 SO: 2 BB: 4 IBB: 1 HBP: 0 BLK: 0 WP: 0 HR: 1 S: 35 P: 55 ERA: 1.00 WHIP: 0.889																			

AB	31
R	1
H	4
RBI	1
BB	5
SO	2
LOB	12



Batter	1	2	3	4	5	6	7	8	9	AB	R	H	RBI	BB	SO	LOB	BOTTOM			
Lou Brock, L (1,7) X OBP: 0.347, SLG: 0.406	0-0 G3		0-0 1-3		0-0 F7		0-0 1-3			4	0	0	0	0	0	3	<b>Houston Astros @ St. Louis Cardinals</b> Busch Stadium, St. Louis, MO Fri Jul 07 1972, 7:05 PM CDT Att: 26,249 - Unknown			
Ted Sizemore, R (1,4) X OBP: 0.321, SLG: 0.335	0-0 F2			0-0 P4	0-0 1B		1-0 1B		H HBP	3	0	1	1	0	0					
Matty Alou, L (1,9) X OBP: 0.347, SLG: 0.383	0-0 6-3			0-0 4-3	0-0 1B		0-0 G3			4	0	1	1	0	0					
Joe Torre, R (1,5) X OBP: 0.360, SLG: 0.480		0-0 G6-4-3 1B		0-0 2B	0-0 L4			0-3 K		4	0	2	0	0	1					
Ted Simmons, S (1,2) X OBP: 0.327, SLG: 0.476		0-0 G6-4-3 1-2		0-0 5-3		0-0 FC5-4 1B		0-0 2B		4	0	2	0	0	2					
Donn Clendenen, R (1,3) X OBP: 0.281, SLG: 0.327		0-0 6-3			0-0 1B		0-0 F9		0-0 F9	4	1	1	0	0	2					
Luis Melendez, R (1,8) X OBP: 0.306, SLG: 0.378			0-0 3B		0-0 FC1-6-5 1B		0-0 FC5-4 1-2		0-0 P6	4	0	2	0	0	2					
Dal Maxvill, R (1,6) X OBP: 0.303, SLG: 0.292			0-0 5-3		0-0 1B		0-3 K			3	1	1	1	0	1					
Bob Gibson, R (1,1) X OBP: 0.190, SLG: 0.381			0-0 F9		0-0 FC1-6-5 1B		0-3 K			3	1	0	0	0	1					
<b>Inning Stats</b>	R: 0 E: 0 K: 0 S: 3	H: 0 LOB: 0 BB: 0 P: 3	R: 0 E: 0 K: 0 S: 3	H: 1 LOB: 0 BB: 0 P: 3	R: 0 E: 0 K: 0 S: 4	H: 1 LOB: 1 BB: 0 P: 4	R: 0 E: 0 K: 0 S: 4	H: 1 LOB: 1 BB: 0 P: 4	R: 3 E: 0 K: 0 S: 8	H: 5 LOB: 2 BB: 0 P: 8	R: 0 E: 0 K: 1 S: 6	H: 1 LOB: 1 BB: 0 P: 6	R: 0 E: 0 K: 1 S: 5	H: 0 LOB: 1 BB: 0 P: 6	R: 0 E: 0 K: 1 S: 6	H: 1 LOB: 1 BB: 0 P: 6		1B: 7 2B: 2 3B: 1 HR: 0	SF: 0 SAC: 0 DP: 1 HBP: 1	WP: 0 PB: 0 SB: 0 CS: 0
<b>PITCHER</b> Dave Roberts, L (1,1) ERA: 4.06	IP: 8.0 WLS: L BF: 34 H: 10 R: 3 ER: 3 SO: 3 BB: 0 IBB: 0 HBP: 1 BLK: 0 WP: 0 HR: 0 S: 39 P: 40 ERA: 3.38 WHIP: 1.250																			





Batter	1	2	3	4	5	6	7	8	9	AB	R	H	RBI	BB	SO	LOB	TOP		
Roger Metzger, S (1, 6) OBP: 0.273, SLG: 0.238	F8		F8			F9		4-3		4	0	0	0	0	0	0	<b>Houston Astros @ St. Louis Cardinals</b> Busch Stadium, St. Louis, MO Sat Jul 08 1972, 7:05 PM CDT Att: 25,103 - Unknown  <b>AB 33</b> <b>R 1</b> <b>H 7</b> <b>RBI 1</b> <b>BB 1</b> <b>SO 6</b> <b>LOB 12</b>		
Cesar Cedeno, R (1, 8) OBP: 0.402, SLG: 0.537	G3			5-3 1B		6-3		F8		4	0	1	0	0	0				
Jimmy Wynn, R (1, 9) OBP: 0.381, SLG: 0.481	F7			5-3 1-2		K			1B 1B	4	1	1	0	0	1				
Lee May, R (1, 3) OBP: 0.342, SLG: 0.490		F9		FC6-4 BB			F2		F8	3	0	0	0	1	0				
Bob Watson, R (1, 7) OBP: 0.383, SLG: 0.490	F8			K			1B 1B		1B 1B	4	0	2	0	0	1	2			
Bobby Fenwick, R (9, PR) OBP: 0.244, SLG: 0.263										0	0	0	0	0	0	0			
Doug Rader, R (1, 5) OBP: 0.297, SLG: 0.427				FC6-4 1-2			F9		K	4	0	1	0	0	1	5			
Johnny Edwards, L (1, 2) OBP: 0.345, SLG: 0.370	1-3					F7			1B	4	0	2	1	0	0	1			
Tommy Helms, R (1, 4) OBP: 0.274, SLG: 0.344			6-3			K			F7	3	0	0	0	0	1	2			
Jerry Reuss, L (1, 1) OBP: 0.162, SLG: 0.118										2	0	0	0	0	2	0			
Norm Miller, L (8, PH) OBP: 0.278, SLG: 0.292			K							1	0	0	0	0	0	0			
Tom Griffin, R (8, 1) OBP: 0.231, SLG: 0.538						K			4-3	0	0	0	0	0	0	0			
<b>Inning Stats</b>	R: 0 E: 0 K: 0 S: 3	H: 0 LOB: 0 BB: 0 P: 3	R: 0 E: 0 K: 0 S: 4	H: 1 LOB: 1 BB: 0 P: 4	R: 0 E: 0 K: 1 S: 5	H: 0 LOB: 0 BB: 0 P: 5	R: 0 E: 0 K: 1 S: 6	H: 1 LOB: 2 BB: 1 P: 10	R: 0 E: 0 K: 2 S: 7	H: 0 LOB: 0 BB: 0 P: 7	R: 0 E: 0 K: 1 S: 5	H: 2 LOB: 2 BB: 0 P: 5	R: 0 E: 0 K: 0 S: 3	H: 0 LOB: 0 BB: 0 P: 3	R: 1 E: 0 K: 1 S: 7	H: 3 LOB: 2 BB: 0 P: 7	1B: 7 2B: 0 3B: 0 HR: 0	SF: 0 SAC: 0 DP: 0 HBP: 0	WP: 0 PA: 34 PB: 0 SB: 0 CS: 0
<b>PITCHER</b> Reggie Cleveland, R (1, 1) ERA: 3.2	IP: 9.0 WLS: W BF: 34 H: 7 R: 1 ER: 1 SO: 6 BB: 1 IBB: 0 HBP: 0 BLK: 0 WP: 0 HR: 0 S: 45 P: 49 ERA: 1.00 WHIP: 0.889																		

Batter	1	2	3	4	5	6	7	8	9	AB	R	H	RBI	BB	SO	LOB	BOTTOM		
Lou Brock, L (1, 7) OBP: 0.346, SLG: 0.404	5-3				K		5-3			4	0	1	0	0	1	0	<b>Houston Astros @ St. Louis Cardinals</b> Busch Stadium, St. Louis, MO Sat Jul 08 1972, 7:05 PM CDT Att: 25,103 - Unknown  <b>AB 29</b> <b>R 2</b> <b>H 6</b> <b>RBI 2</b> <b>BB 2</b> <b>SO 9</b> <b>LOB 16</b>		
Ted Sizemore, R (1, 4) OBP: 0.319, SLG: 0.338	K		P4			6-3		SH5-3 SF9 2B		4	1	1	0	0	1	2			
Matty Alou, L (1, 9) OBP: 0.351, SLG: 0.387					K			SH5-3		3	1	2	0	0	1	2			
Joe Torre, R (1, 5) OBP: 0.365, SLG: 0.484					F7			2-3		2	0	1	1	2	0	2			
Ted Simmons, S (1, 2) OBP: 0.323, SLG: 0.471	5-3				K			IBB		3	0	0	1	0	1	3			
Donn Clendenen, R (1, 3) OBP: 0.274, SLG: 0.317										3	0	0	0	0	1	3			
Jose Cruz, L (8, PH) OBP: 0.280, SLG: 0.276	F8				K			F8		1	0	0	0	0	0	1			
Luis Melendez, R (1, 8) OBP: 0.301, SLG: 0.371		6-3			F9					3	0	0	0	0	1	3			
Dal Maxvill, R (1, 6) OBP: 0.297, SLG: 0.286						F2				3	0	0	0	0	2	0			
Reggie Cleveland, R (1, 1) OBP: 0.227, SLG: 0.209							F9			3	0	1	0	0	1	0			
<b>Inning Stats</b>	R: 1 E: 0 K: 1 S: 7	H: 2 LOB: 1 BB: 0 P: 7	R: 0 E: 0 K: 1 S: 5	H: 0 LOB: 0 BB: 0 P: 5	R: 0 E: 0 K: 1 S: 7	H: 2 LOB: 2 BB: 0 P: 7	R: 0 E: 0 K: 2 S: 7	H: 0 LOB: 0 BB: 0 P: 7	R: 0 E: 0 K: 1 S: 5	H: 0 LOB: 0 BB: 0 P: 5	R: 0 E: 1 K: 1 S: 7	H: 1 LOB: 3 BB: 1 P: 11	R: 0 E: 0 K: 2 S: 7	H: 0 LOB: 0 BB: 0 P: 7	R: 1 E: 0 K: 0 S: 4	H: 1 LOB: 1 BB: 1 P: 8	1B: 4 2B: 2 3B: 0 HR: 0	SF: 1 SAC: 1 DP: 0 HBP: 0	WP: 0 PA: 33 PB: 0 SB: 0 CS: 0
<b>PITCHER</b> Jerry Reuss, L (1, 1) ERA: 4.05	IP: 7.0 WLS: L BF: 28 H: 5 R: 1 ER: 1 SO: 9 BB: 1 IBB: 0 HBP: 0 BLK: 0 WP: 0 HR: 0 S: 45 P: 49 ERA: 1.29 WHIP: 0.857																		
Tom Griffin, R (8, 1) ERA: 2.35	IP: 1.0 WLS: 5 BF: 1 H: 1 R: 1 ER: 1 SO: 0 BB: 0 IBB: 0 HBP: 0 BLK: 0 WP: 0 HR: 0 S: 4 P: 8 ERA: 9.00 WHIP: 1.000																		







Batter	1	2	3	4	5	6	7	8	9	10	11	12	13	14	15	AB	R	H	RBI	BB	SO	LOB	TOP	
Mike Lum, L OBP: 0.344, SLG: 0.371 (1.9)	3-4-1	1B		6-3			F9		F8		SH3-4 1B HBP		K		F7	7	0	1	1	0	1	3		
Dusty Baker Jr., R OBP: 0.391, SLG: 0.485 (1.8)	K	1B			FC4-6 1B		HR		P4		SH3-4		L3		K	7	1	3	0	0	2	2		
Hank Aaron, R OBP: 0.384, SLG: 0.515 (1.3)	BB	F8			K		HR		BB		1B		BB		IBB	3	1	1	3	5	1	4		
Rico Carty, R OBP: 0.429, SLG: 0.414 (7. PR)	BB		4-3		FC4-6		BB		6-3						IBB	2	0	0	0	2	0	1		
Oscar Brown, R OBP: 0.299, SLG: 0.453 (7.7)	BB			1-2r			BB				1-2 2H		K		P5	4	0	1	0	0	1	4		
Darrell Evans, L OBP: 0.388, SLG: 0.461 (1.5)	G3		G3		P6		BB			4-3	F8				F8	6	0	0	0	1	0	5		
Earl Williams, R OBP: 0.326, SLG: 0.404 (1.2)		K				5-3	G1-6-3			5-3			P3		F7	7	0	1	0	0	1	2		
Marty Perez, R OBP: 0.272, SLG: 0.264 (1.6)		6-3		FC6-4 1B			F9		P4		BB 1B		F7		P6	7	0	1	0	0	0	1		
Gil Garrido, R OBP: 0.386, SLG: 0.316 (1.4)	1B 1B			5-3		6-3	F7			BB			BB		F7 WP	4	2	1	0	3	0	0		
Al Negro, R OBP: 0.386, SLG: 0.316 (1.4)	1B 1B			4-3			HR 1B		K		F7				WP IBB BB	2	1	0	0	0	0	0		
<b>Inning Stats</b>	R: 0 E: 0 K: 1 S: 5	H: 0 LOB: 2 BB: 2 P: 13	R: 1 E: 0 K: 1 S: 8	H: 3 LOB: 3 BB: 1 P: 12	R: 0 E: 0 K: 0 S: 4	H: 1 LOB: 1 BB: 0 P: 4	R: 0 E: 0 K: 0 S: 3	H: 0 LOB: 0 BB: 0 P: 3	R: 0 E: 0 K: 1 S: 5	H: 0 LOB: 0 BB: 0 P: 5	R: 0 E: 0 K: 0 S: 3	H: 0 LOB: 1 BB: 1 P: 7	R: 0 E: 0 K: 0 S: 4	H: 0 LOB: 2 BB: 1 P: 8	R: 0 E: 0 K: 2 S: 7	H: 0 LOB: 1 BB: 1 P: 11	R: 0 E: 0 K: 0 S: 3	H: 0 LOB: 0 BB: 0 P: 3	R: 1 E: 0 K: 1 S: 6	H: 1 LOB: 2 BB: 2 P: 14	1B: 9 SF: 0 2B: 1 3B: 0 HR: 1	SF: 0 SAC: 1 DP: 1 HBP: 1	WP: 2 PB: 0 CS: 0	PA: 67
<b>PITCHER</b>	Al Santorini, R ERA: 4.4 (1.1)	Diego Segui, R ERA: 2.54 (7.1)	Moe Drabowsky, R ERA: 2.0 (8.1)	Joe Girlanda, L ERA: 3.98 (10.1)	Tony Cloninger, R ERA: 4.24 (12.1)	<b>PITCHER</b>	Lowell Palmer, R ERA: 6.48 (15.1)																	

Atlanta Braves @ St. Louis Cardinals  
Busch Stadium, St. Louis, MO  
Tue Jul 11 1972, 7:05 PM CDT  
Att: 18,712 - Unknown

AB 53  
R 5  
H 11  
RBI 4  
BB 12  
SO 7  
LOB 25



Batter	1	2	3	4	5	6	7	8	9	10	11	12	13	14	15	AB	R	H	RBI	BB	SO	LOB	BOTTOM			
Lou Brock, L OBP: 0.358, SLG: 0.416 (1.7)	G5-4-3 1B		G3 1B		S 2B		SF9 1B		IBB			1-3 1B		4-3		6	2	5	0	1	0	0				
Ted Sizemore, R OBP: 0.307, SLG: 0.325 (1.4)	G5-4-3 1-2r		6-3 G3 1B		6-3		SF9		P4			1-3		5-3		6	0	1	1	0	0	5				
Matty Alou, L OBP: 0.353, SLG: 0.401 (9.9)	FC5-4 1B		G3		K		F9		FC6-5							7	0	1	0	0	2	5				
Joe Torre, R OBP: 0.364, SLG: 0.488 (1.5)	FC5-4 1-2r		6-3			1B 3B		L6-4 SH1-4 1B		6-3			F8		1B	7	1	3	1	0	0	2				
Ted Simmons, S OBP: 0.315, SLG: 0.456 (1.2)		4-3	F2		4-3		SH1-4		L9				F9		F8	6	0	0	0	0	0	3				
Bernie Carbo, L OBP: 0.382, SLG: 0.303 (8. PH)	F8		G1							P4					F7	3	0	1	0	0	0	0				
Donn Clendenen, R OBP: 0.281, SLG: 0.311 (9.3)											IBB		BB		BB	2	0	0	0	2	0	1				
Jose Cruz, L OBP: 0.281, SLG: 0.277 (8. PH)	K		K		F9		L6-4		F9							3	1	0	0	0	2	1				
Luis Melendez, R OBP: 0.299, SLG: 0.364 (8.8)	WP E		K										BB		BB	2	0	0	0	1	0	2				
Dal Maxvill, R OBP: 0.297, SLG: 0.302 (1.6)	E3		L6		G3		G3		FC6-5 SH3-4 BB				1-3			5	0	0	0	1	0	3				
Al Negro, R OBP: 0.386, SLG: 0.316 (1.4)	F3				5-3		3-1		SH3-4						F9	2	0	0	0	0	0	0				
<b>Inning Stats</b>	R: 0 E: 0 K: 0 S: 4	H: 2 LOB: 1 BB: 0 P: 4	R: 1 E: 1 K: 1 S: 7	H: 0 LOB: 1 BB: 0 P: 7	R: 0 E: 0 K: 0 S: 5	H: 0 LOB: 0 BB: 0 P: 5	R: 0 E: 0 K: 1 S: 6	H: 1 LOB: 1 BB: 0 P: 6	R: 1 E: 0 K: 0 S: 5	H: 2 LOB: 1 BB: 0 P: 5	R: 0 E: 0 K: 0 S: 3	H: 1 LOB: 1 BB: 1 P: 7	R: 0 E: 0 K: 0 S: 3	H: 0 LOB: 0 BB: 0 P: 3	R: 0 E: 0 K: 1 S: 5	H: 0 LOB: 2 BB: 2 P: 11	R: 0 E: 0 K: 0 S: 3	H: 0 LOB: 0 BB: 0 P: 3	R: 0 E: 0 K: 0 S: 3	H: 0 LOB: 0 BB: 0 P: 3	R: 0 E: 0 K: 1 S: 6	H: 1 LOB: 1 BB: 0 P: 6	1B: 9 SF: 1 2B: 3 3B: 1 HR: 0	SF: 1 SAC: 2 DP: 3 HBP: 0	WP: 1 PB: 1 CS: 0	PA: 60
<b>PITCHER</b>	Phil Niekro, R ERA: 3.25 (1.1)	Jim Hardin, R ERA: 3.12 (7.1)	Joe Hoerner, L ERA: 3.67 (8.1)	Cecil Upshaw, R ERA: 4.41 (8.1)	Pat Jarvis, R ERA: 3.98 (10.1)	<b>PITCHER</b>	George Stone, L ERA: 5.93 (12.1)																			

Atlanta Braves @ St. Louis Cardinals  
Busch Stadium, St. Louis, MO  
Tue Jul 11 1972, 7:05 PM CDT  
Att: 18,712 - Unknown

AB 52  
R 4  
H 11  
RBI 3  
BB 5  
SO 5  
LOB 23





Batter	1	2	3	4	5	6	7	8	9	AB	R	H	RBI	BB	SO	LOB	TOP			
Mike Lum, L OBP: 0.337, SLG: 0.362 (1, 9)	F8		G3		3-1		F7			4	0	0	0	0	0	4	<p>Atlanta Braves @ St. Louis Cardinals</p> <p>Busch Stadium, St. Louis, MO</p> <p>Wed Jul 12 1972, 7:05 PM CDT</p> <p>Att: 19,827 - Unknown</p>			
Dusty Baker Jr, R OBP: 0.383, SLG: 0.474 (1, 8)	F8		K			5-3		6-3		4	0	0	0	0	1	1				
Darrell Evans, L OBP: 0.385, SLG: 0.454 (1, 5)	FC5	1B	F2			F9		P6		3	0	0	0	1	0	1				
Rico Carty, R OBP: 0.415, SLG: 0.427 (1, 7)										3	0	2	0	1	0	0				
Oscar Brown, R OBP: 0.259, SLG: 0.453 (8, 7)										0	0	0	0	0	0	0				
Earl Williams, R OBP: 0.326, SLG: 0.402 (1, 3)	FC5		K				1B	1B	K	4	0	1	0	0	2	4				
Paul Casanova, R OBP: 0.239, SLG: 0.281 (1, 2)		K					F8		6-3	4	0	0	0	0	1	2				
Marty Perez, R OBP: 0.272, SLG: 0.264 (1, 6)	F3		K				1B	1B	F8	4	0	1	0	0	1	1				
Gil Garrido, R OBP: 0.375, SLG: 0.310 (1, 4)	1-3						F9			4	0	1	0	0	0	0				
Ron Schueler, R OBP: 0.185, SLG: 0.192 (1, 1)							1-4-3			2	0	1	0	0	0	0				
Denny McLain, R (5, 1)										0	0	0	0	0	0	0				
Jim Breazeale, L (7, PH)										1	0	0	0	0	1	3				
Mike McQueen, L (7, 1)										0	0	0	0	0	0	0				
<b>Inning Stats</b>	R: 0 E: 0 K: 0 S: 4	H: 1 LOB: 2 BB: 1 P: 8	R: 0 E: 0 K: 1 S: 5	H: 0 LOB: 0 BB: 0 P: 5	R: 0 E: 0 K: 1 S: 6	H: 1 LOB: 1 BB: 0 P: 6	R: 0 E: 0 K: 2 S: 8	H: 1 LOB: 0 BB: 0 P: 8	R: 0 E: 0 K: 0 S: 3	H: 0 LOB: 0 BB: 0 P: 3	R: 0 E: 0 K: 1 S: 8	H: 3 LOB: 3 BB: 0 P: 8	R: 0 E: 0 K: 1 S: 5	H: 0 LOB: 1 BB: 1 P: 9	R: 0 E: 0 K: 0 S: 3	H: 0 LOB: 0 BB: 0 P: 3	1B: 5 2B: 0 3B: 1 HR: 0	SF: 0 SAC: 0 DP: 0 HBP: 0	WP: 0 PB: 0 SB: 0 CS: 0	PA: 35
<b>PITCHER</b> Bob Gibson, R (1, 1) ERA: 2.83	IP: 9.0 WLS: W BF: 35 H: 6 R: 0 ER: 0 SO: 6 BB: 2 IBB: 0 HBP: 0 BLK: 0 WP: 0 HR: 0 S: 45 P: 53 ERA: 0.00 WHIP: 0.889															<b>PITCHER</b>				

Batter	1	2	3	4	5	6	7	8	9	AB	R	H	RBI	BB	SO	LOB	BOTTOM			
Lou Brock, L OBP: 0.360, SLG: 0.426 (1, 7)	6-3									4	1	2	3	0	0	2	<p>Atlanta Braves @ St. Louis Cardinals</p> <p>Busch Stadium, St. Louis, MO</p> <p>Wed Jul 12 1972, 7:05 PM CDT</p> <p>Att: 19,827 - Unknown</p>			
Luis Melendez, R OBP: 0.298, SLG: 0.361 (8, 7)						FC6		5-3		1	0	0	0	0	0	0				
Ed Crosby, L OBP: 0.286, SLG: 0.270 (1, 4)	G3									4	1	1	0	0	0	2				
Matty Alou, L OBP: 0.352, SLG: 0.396 (1, 3)	F9									3	1	0	0	1	1	0				
Joe Torre, R OBP: 0.369, SLG: 0.493 (1, 5)										3	1	2	1	1	0	0				
Ted Simmons, S (1, 2)										4	1	1	1	0	0	2				
Bernie Carbo, L OBP: 0.378, SLG: 0.296 (1, 9)										3	1	0	0	1	1	2				
Jose Cruz, L OBP: 0.280, SLG: 0.272 (1, 8)										3	0	0	0	1	0	4				
Dal Maxvill, R OBP: 0.296, SLG: 0.301 (1, 6)										4	0	1	1	0	0	1				
Bob Gibson, R (1, 1)										4	1	2	1	0	0	3				
<b>Inning Stats</b>	R: 0 E: 0 K: 0 S: 3	H: 0 LOB: 0 BB: 0 P: 3	R: 3 E: 0 K: 0 S: 6	H: 3 LOB: 2 BB: 2 P: 14	R: 0 E: 0 K: 0 S: 4	H: 1 LOB: 1 BB: 0 P: 4	R: 2 E: 0 K: 0 S: 5	H: 2 LOB: 2 BB: 0 P: 5	R: 0 E: 0 K: 1 S: 5	H: 0 LOB: 0 BB: 0 P: 5	R: 0 E: 0 K: 0 S: 4	H: 1 LOB: 2 BB: 1 P: 8	R: 2 E: 0 K: 1 S: 7	H: 2 LOB: 1 BB: 1 P: 11	R: 0 E: 0 K: 0 S: 3	H: 0 LOB: 0 BB: 0 P: 3	1B: 6 2B: 1 3B: 0 HR: 2	SF: 0 SAC: 0 DP: 0 HBP: 0	WP: 0 PB: 0 SB: 1 CS: 0	PA: 37
<b>PITCHER</b> Ron Schueler, R (1, 1) ERA: 3.39	IP: 4.0 WLS: L BF: 20 H: 6 R: 5 ER: 5 SO: 0 BB: 2 IBB: 0 HBP: 0 BLK: 0 WP: 0 HR: 2 S: 26 P: 26 ERA: 11.25 WHIP: 2.000															<b>PITCHER</b>				
Denny McLain, R (5, 1) ERA: 6.35	2.0	8	1	0	0	1	1	0	0	0	0	9	13	0.00	1.000					
Mike McQueen, L (7, 1) ERA: 5.6	2.0	9	2	2	2	1	1	0	0	0	0	10	14	9.00	1.500					



Batter	1	2	3	4	5	6	7	8	9	AB	R	H	RBI	BB	SO	LOB	TOP
Mike Lum, L OBP: 0.335, SLG: 0.356 (1, 9)	G3		P5			BB			6-3	3	0	0	0	1	0	1	<b>Atlanta Braves @ St. Louis Cardinals</b> Busch Stadium, St. Louis, MO Thu Jul 13 1972, 7:05 PM CDT Att: 15,453 - Unknown
Dusty Baker Jr, R OBP: 0.375, SLG: 0.464 (1, 8)	P1			K		F2			F8	4	0	0	0	0	1	1	
Hank Aaron, R OBP: 0.380, SLG: 0.508 (1, 3)	K			5-3			F7			3	0	0	0	0	1	0	
Rico Carty, R OBP: 0.414, SLG: 0.426 (1, 7)		G3-6-3 1B		6-3			F9			3	0	1	0	0	0	0	
Earl Williams, R OBP: 0.323, SLG: 0.398 (1, 2)	F7			5-3			P4			3	0	0	0	0	0	1	
Darrell Evans, L OBP: 0.381, SLG: 0.447 (1, 5)	G3-6-3 1-2			F7			F8			3	0	0	0	0	0	1	
Marty Perez, R OBP: 0.269, SLG: 0.261 (1, 6)			G3			F9			6-3	3	0	0	0	0	0	0	
Gil Garrido, R OBP: 0.353, SLG: 0.289 (1, 4)			6-3			F9			F8	3	0	0	0	0	0	0	
Ron Reed, R OBP: 0.152, SLG: 0.182 (1, 1)						K			K	2	0	1	0	0	1	0	<b>Braves</b>
Sonny Jackson, L (9, PH) OBP: 0.182, SLG: 0.188 (9, PH)										1	0	0	0	0	1	0	
<b>Inning Stats</b>	R: 0 E: 0 K: 1 S: 5	H: 0 LOB: 0 BB: 0 P: 5	R: 0 E: 0 K: 0 S: 3	H: 1 LOB: 0 BB: 0 P: 3	R: 0 E: 0 K: 0 S: 4	H: 1 LOB: 1 BB: 0 P: 4	R: 0 E: 0 K: 1 S: 5	H: 0 LOB: 0 BB: 0 P: 5	R: 0 E: 0 K: 0 S: 3	H: 0 LOB: 0 BB: 0 P: 3	R: 0 E: 0 K: 0 S: 3	H: 0 LOB: 0 BB: 0 P: 3	R: 0 E: 0 K: 1 S: 5	H: 0 LOB: 0 BB: 0 P: 5	1B: 2 2B: 0 3B: 0 HR: 0	SF: 0 SAC: 0 DP: 1 HBP: 0	WP: 0 PA: 29 PB: 0 SB: 0 CS: 0
<b>PITCHER</b> Reggie Cleveland, R ERA: 2.99 (1, 1)	IP: 9.0 WLS: W BF: 29 H: 2 R: 0 ER: 0 SO: 4 BB: 1 IBB: 0 HBP: 0 BLK: 0 WP: 0 HR: 0 S: 36 P: 40 ERA: 0.00 WHIP: 0.333											<b>PITCHER</b>	IP: 9.0 WLS: W BF: 29 H: 2 R: 0 ER: 0 SO: 4 BB: 1 IBB: 0 HBP: 0 BLK: 0 WP: 0 HR: 0 S: 36 P: 40 ERA: 0.00 WHIP: 0.333				

Batter	1	2	3	4	5	6	7	8	9	AB	R	H	RBI	BB	SO	LOB	BOTTOM		
Lou Brock, L OBP: 0.362, SLG: 0.423 (1, 7)	S BB		F7				G1-6-3 1-2			2	0	0	0	2	0	1	<b>Atlanta Braves @ St. Louis Cardinals</b> Busch Stadium, St. Louis, MO Thu Jul 13 1972, 7:05 PM CDT Att: 15,453 - Unknown		
Ed Crosby, L OBP: 0.281, SLG: 0.264 (1, 4)	F7 1-2		1-3		F8			F8		4	0	0	0	0	0	3			
Matty Alou, L OBP: 0.354, SLG: 0.401 (1, 3)				1B G3 2B	4-3			6-3		4	1	2	0	0	0	2			
Joe Torre, R OBP: 0.364, SLG: 0.486 (1, 5)	F3			K		F7		F9		4	0	0	0	0	1	3			
Ted Simmons, S OBP: 0.315, SLG: 0.451 (1, 2)	F7			G3 2-3 1B		4-3				3	0	1	0	0	0	2			
Bernie Carbo, L OBP: 0.377, SLG: 0.297 (1, 9)		G6-3 1B		G3		3-1				3	0	1	1	0	0	1			
Jose Cruz, L OBP: 0.281, SLG: 0.273 (1, 8)		K		F5			E S 1B			3	1	1	0	0	1	2			
Dal Maxvill, R OBP: 0.297, SLG: 0.301 (1, 6)		G6-3 1-2			SH1-4 1B		F9 1-3			3	0	1	0	0	0	2			
Reggie Cleveland, R OBP: 0.239, SLG: 0.222 (1, 1)			F8		SH1-4 1-2		G1-6-3 3H 1B			2	0	1	1	0	0	0			
<b>Inning Stats</b>	R: 0 E: 0 K: 0 S: 4	H: 1 LOB: 2 BB: 1 P: 8	R: 0 E: 0 K: 1 S: 5	H: 1 LOB: 0 BB: 0 P: 5	R: 0 E: 0 K: 0 S: 3	H: 0 LOB: 0 BB: 0 P: 3	R: 1 E: 0 K: 1 S: 7	H: 2 LOB: 1 BB: 0 P: 7	R: 0 E: 0 K: 0 S: 4	H: 1 LOB: 2 BB: 1 P: 8	R: 0 E: 0 K: 0 S: 3	H: 0 LOB: 0 BB: 0 P: 3	R: 1 E: 0 K: 0 S: 4	H: 2 LOB: 0 BB: 0 P: 4	R: 0 E: 0 K: 0 S: 3	H: 0 LOB: 0 BB: 0 P: 3	1B: 6 2B: 1 3B: 0 HR: 0	SF: 0 SAC: 1 DP: 2 HBP: 0	WP: 0 PA: 31 PB: 0 SB: 2 CS: 0
<b>PITCHER</b> Ron Reed, R ERA: 3.3 (1, 1)	IP: 8.0 WLS: L BF: 31 H: 7 R: 2 ER: 1 SO: 2 BB: 1 IBB: 1 HBP: 0 BLK: 0 WP: 0 HR: 0 S: 33 P: 41 ERA: 1.12 WHIP: 1.000											<b>PITCHER</b>	IP: 8.0 WLS: L BF: 31 H: 7 R: 2 ER: 1 SO: 2 BB: 1 IBB: 1 HBP: 0 BLK: 0 WP: 0 HR: 0 S: 33 P: 41 ERA: 1.12 WHIP: 1.000						



Batter	1	2	3	4	5	6	7	8	9	AB	R	H	RBI	BB	SO	LOB	TOP										
<b>Pete Rose, S</b> OBP: 0.354, SLG: 0.369 (1, 7)	3-1	BB 1B		S 1B			FC4-6 1B		FC6-2 1B	5	0	3	2	0	0	3	<b>Cincinnati Reds @ St. Louis Cardinals</b> Busch Stadium, St. Louis, MO Fri Jul 14, 1972, 7:05 PM CDT Att: 22,849 - Unknown										
<b>Joe Morgan, L</b> OBP: 0.421, SLG: 0.424 (1, 4)	1B	1B		F7			FC4-6 FC4-6		1B	4	1	2	1	1	0	2											
<b>Bobby Tolan, L</b> OBP: 0.342, SLG: 0.406 (1, 8)	1B	F7			L9		FC4-6 CS		1B	5	0	2	1	0	0	3											
<b>Johnny Bench, R</b> OBP: 0.382, SLG: 0.586 (1, 2)	G1-6-3 1B	P6			6-3		CS	K	FC4 IBB	4	0	1	1	1	1	2											
<b>Tony Perez, R</b> OBP: 0.332, SLG: 0.516 (1, 3)	G1-6-3 1-2			F8				F8	FC4	5	0	0	0	0	0	5											
<b>Denis Menke, R</b> OBP: 0.338, SLG: 0.345 (1, 5)		BB 1B BB		F8			K	4-3		3	1	0	0	1	1	0											
<b>Cesar Geronimo, L</b> OBP: 0.333, SLG: 0.494 (1, 9)		BB 1B BB		F7			K		E FC6-2 2B	3	1	1	0	1	1	0											
<b>Darrel Chaney, S</b> OBP: 0.420, SLG: 0.366 (1, 6)		1B 1B		F7			1B	FC6-2 E 1B	1B	4	2	3	1	0	0	0											
<b>Ross Grimsley, L</b> OBP: 0.067, SLG: 0.034 (1, 1)		P6			K		G3	E1 1B FC6-2 1B		3	0	0	0	0	1	3											
<b>Clay Carroll, R</b> OBP: 0.250, SLG: 0.250 (8, 1)										1	1	0	0	0	0	2											
<b>Inning Stats</b>	R: 1 E: 0 K: 0 S: 5	H: 3 LOB: 1 BB: 0 P: 5	R: 3 E: 0 K: 0 S: 5	H: 2 LOB: 2 BB: 3 P: 17	R: 0 E: 0 K: 0 S: 3	H: 0 LOB: 0 BB: 0 P: 3	R: 0 E: 0 K: 1 S: 6	H: 1 LOB: 1 BB: 0 P: 6	R: 0 E: 0 K: 0 S: 3	H: 0 LOB: 0 BB: 0 P: 3	R: 0 E: 0 K: 2 S: 8	H: 1 LOB: 1 BB: 0 P: 8	R: 0 E: 0 K: 0 S: 3	H: 0 LOB: 0 BB: 0 P: 5	R: 2 E: 1 K: 0 S: 7	H: 4 LOB: 3 BB: 1 P: 11	1B: 11 2B: 1 3B: 0 HR: 0	SF: 0 SAC: 0 DP: 1 HBP: 0	WP: 0 PB: 0 SB: 1 CS: 1	PA: 42							
<b>PITCHER</b>	IP	WLS	BF	H	R	ER	SO	BB	IBB	HBP	BLK	WP	HR	S	P	ERA	WHIP										
<b>Rick Wise, R</b> ERA: 3.97 (1, 1)	1.1	L	11	5	4	4	0	3	0	0	0	0	0	8	20	27.00	6.000										
<b>John Cumberland, L</b> ERA: 7.53 (2, 1)	3.2		12	1	0	0	1	0	0	0	0	0	0	14	14	0.00	0.273										
<b>Lowell Palmer, R</b> ERA: 5.23 (6, 1)	2.0		7	2	0	0	2	0	0	0	0	0	0	11	11	0.00	1.000										
<b>Moe Drabowsky, R</b> ERA: 2.37 (8, 1)	1.0		6	2	2	1	1	0	0	0	0	0	0	8	8	9.00	2.000										
<b>Joe Grzenda, L</b> ERA: 3.8 (9, 1)	1.0		5	2	0	0	0	0	1	0	0	0	0	4	8	0.00	2.000										

Batter	1	2	3	4	5	6	7	8	9	AB	R	H	RBI	BB	SO	LOB	BOTTOM										
<b>Lou Brock, L</b> OBP: 0.359, SLG: 0.420 (1, 7)	1-6-3		G3		4-3			FC5-4 1B	FC4	5	0	1	0	0	0	5	<b>Cincinnati Reds @ St. Louis Cardinals</b> Busch Stadium, St. Louis, MO Fri Jul 14, 1972, 7:05 PM CDT Att: 22,849 - Unknown										
<b>Luis Melendez, R</b> OBP: 0.291, SLG: 0.352 (1, 8)	F8		F8		L8			FC5-4 1B		4	0	0	0	0	0	4											
<b>Matty Alou, L</b> OBP: 0.356, SLG: 0.410 (1, 9)	L5			L5		SF9 3B		G6-4-3 1B		4	1	2	0	0	0	0											
<b>Joe Torre, R</b> OBP: 0.363, SLG: 0.483 (1, 5)		G5-3 1B BB		F9		SF9		G6-4-3		2	0	0	1	1	0	2											
<b>Ted Simmons, S</b> OBP: 0.314, SLG: 0.449 (1, 2)		G5-3 1B		F2		4-3		L9		4	0	1	0	0	0	0											
<b>Donn Clendenen, R</b> OBP: 0.282, SLG: 0.312 (1, 3)		G5-3				FC4 1B	K	1B SF8 BB		3	1	1	0	0	1	2											
<b>Bernie Carbo, L</b> OBP: 0.381, SLG: 0.297 (9, PH)		1-2 2-3				FC4 1B		1B SF8 BB		0	1	0	0	1	0	0											
<b>Ed Crosby, L</b> OBP: 0.285, SLG: 0.269 (1, 4)		4-3				FC4 1B		1B 1B		4	0	2	0	0	0	1											
<b>Dal Maxvill, R</b> OBP: 0.297, SLG: 0.297 (1, 6)						FC4		F9		2	0	0	0	1	0	2											
<b>Jose Cruz, L</b> OBP: 0.279, SLG: 0.273 (9, PH)				SH3-4 BB		FC4 1B		F9		0	0	0	1	0	0	0											
<b>Rick Wise, R</b> ERA: 3.97 (1, 1)	1.1									3	0	0	0	0	0	0											
<b>John Cumberland, L</b> ERA: 7.53 (2, 1)	3.2									12	1	0	0	1	0	0											
<b>Lowell Palmer, R</b> ERA: 5.23 (6, 1)	2.0									7	2	0	0	2	0	0											
<b>Moe Drabowsky, R</b> ERA: 2.37 (8, 1)	1.0									6	2	2	1	1	0	0											
<b>Joe Grzenda, L</b> ERA: 3.8 (9, 1)	1.0									5	2	0	0	0	0	0											
<b>Inning Stats</b>	R: 0 E: 0 K: 0 S: 3	H: 0 LOB: 0 BB: 0 P: 3	R: 0 E: 0 K: 0 S: 3	H: 1 LOB: 1 BB: 1 P: 7	R: 0 E: 0 K: 0 S: 3	H: 0 LOB: 0 BB: 1 P: 7	R: 0 E: 0 K: 0 S: 3	H: 0 LOB: 0 BB: 0 P: 3	R: 1 E: 0 K: 1 S: 6	H: 1 LOB: 0 BB: 0 P: 6	R: 0 E: 0 K: 0 S: 3	H: 0 LOB: 0 BB: 0 P: 3	R: 0 E: 0 K: 0 S: 4	H: 2 LOB: 1 BB: 0 P: 4	R: 1 E: 0 K: 0 S: 5	H: 2 LOB: 2 BB: 1 P: 9	1B: 8 2B: 0 3B: 1 HR: 0	SF: 2 SAC: 1 DP: 2 HBP: 0	WP: 0 PB: 0 SB: 0 CS: 0	PA: 37							
<b>PITCHER</b>	IP	WLS	BF	H	R	ER	SO	BB	IBB	HBP	BLK	WP	HR	S	P	ERA	WHIP										
<b>Ross Grimsley, L</b> ERA: 2.55 (1, 1)	7.1		30	7	2	2	1	2	0	0	0	0	0	30	38	2.46	1.227										
<b>Clay Carroll, R</b> ERA: 1.57 (8, 1)	1.2	S	7	2	1	1	0	1	0	0	0	0	0	6	10	5.40	1.800										









Batter	1	2	3	4	5	6	7	8	9	AB	R	H	RBI	BB	SO	LOB	TOP								
<b>Pete Rose, S</b> OBP: 0.361, SLG: 0.374 (1, 7)	0-0 5-3		4-0 FC4-6 BB		0-0 P3		0-0 P6		4-0 BB	3	0	0	0	2	0	2									
<b>Joe Morgan, L</b> OBP: 0.415, SLG: 0.418 (1, 4)	0-0 F7		0-0 FC4-6 CS			0-0 F7	0-0 F9		0-0 5-3	5	0	0	1	0	0	4									
<b>Bobby Tolan, L</b> OBP: 0.348, SLG: 0.423 (1, 8)	0-3 K		0-0 CS	0-0 HR		0-0 1B 2B		0-3 K		4	2	2	1	0	2	0									
<b>Johnny Bench, R</b> OBP: 0.382, SLG: 0.584 (1, 2)		0-0 1B		0-0 P6		4-0 1B IBB		0-0 WP SH1-3 2B		3	1	2	0	1	0	0									
<b>Tony Perez, R</b> OBP: 0.339, SLG: 0.519 (1, 3)	0-3 K		0-0 5-3			0-0 G5-4-3 1B		4-0 SH1-3 WP IBB		3	0	1	1	1	1	1									
<b>Denis Menke, R</b> OBP: 0.332, SLG: 0.338 (1, 5)	0-3 K		0-0 1B			0-0 G5-4-3 1-3 2-H		0-0 SH1-3 IBB		3	0	1	1	0	1	3									
<b>Cesar Geronimo, L</b> OBP: 0.343, SLG: 0.510 (1, 9)	0-3 K		0-3 K					0-3 K	0-3 K	4	0	0	0	0	4	3									
<b>Darrel Chaney, S</b> OBP: 0.456, SLG: 0.404 (1, 6)			0-0 SH1-4 FC4-6 2B		0-0 F8		0-0 E 1B		0-3 K	4	1	2	0	0	1	0									
<b>Jack Billingham, R</b> OBP: 0.083, SLG: 0.057 (1, 1)			0-0 SH1-4 2-3		0-0 6-3		0-0 FC1 1-2		0-0 F9	3	0	0	0	0	0	1									
<b>Inning Stats</b>	R: 0 E: 0 K: 1 S: 5	H: 0 LOB: 0 BB: 0 P: 5	R: 0 E: 0 K: 3 S: 10	H: 1 LOB: 1 BB: 0 P: 10	R: 1 E: 0 K: 0 S: 3	H: 1 LOB: 0 BB: 1 P: 7	R: 1 E: 0 K: 1 S: 7	H: 2 LOB: 1 BB: 0 P: 7	R: 0 E: 0 K: 0 S: 3	H: 0 LOB: 0 BB: 0 P: 3	R: 1 E: 0 K: 0 S: 4	H: 2 LOB: 1 BB: 1 P: 8	R: 0 E: 1 K: 1 S: 7	H: 1 LOB: 2 BB: 0 P: 7	R: 1 E: 0 K: 2 S: 8	H: 1 LOB: 1 BB: 1 P: 12	R: 0 E: 0 K: 1 S: 5	H: 0 LOB: 1 BB: 1 P: 9	1B: 4 2B: 3 3B: 0 HR: 1	SF: 0 SAC: 2 DP: 1 HBP: 0	WP: 1 PB: 0 SB: 1 CS: 1	PA: 39			
<b>PITCHER</b>	IP	WLS	BF	H	R	ER	SO	BB	IBB	HBP	BLK	WP	HR	S	P	ERA	WHIP								
<b>Don Durham, R</b> ERA: 3.86 (1, 1)	7.0	L	29	7	3	3	6	1	1	0	0	0	1	39	47	3.86	1.143								
<b>Diego Segui, R</b> ERA: 2.93 (8, 1)	2.0		9	1	1	1	3	1	1	0	0	1	0	13	21	4.50	1.000								

Cincinnati Reds @ St. Louis Cardinals  
 Busch Stadium, St. Louis, MO  
 Sun Jul 16 1972, 3:33 AM CDT  
 Att: 32,760 - Unknown

AB	32
R	4
H	8
RBI	4
BB	4
SO	9
LOB	14



Batter	1	2	3	4	5	6	7	8	9	AB	R	H	RBI	BB	SO	LOB	BOTTOM								
<b>Lou Brock, L</b> OBP: 0.357, SLG: 0.419 (1, 7)	0-0 CS 1B		0-0 4-3		0-0 1B 2B			0-0 F7		4	0	2	0	0	0	0									
<b>Ed Crosby, L</b> OBP: 0.282, SLG: 0.272 (1, 4)	0-0 1-3		0-0 1B 2B		0-0 3-6 1B			0-0 F7		4	1	2	0	0	0	1									
<b>Matty Alou, L</b> OBP: 0.355, SLG: 0.406 (1, 3)	0-0 5-3		0-0 2-H 1B		0-0 3-6 1-2			0-0 E5 WP		4	0	1	1	0	0	2									
<b>Joe Torre, R</b> OBP: 0.364, SLG: 0.485 (1, 5)		0-0 6-3	0-0 F2		0-0 G4-6-3 1B			0-3 K		4	0	1	0	0	1	2									
<b>Ted Simmons, S</b> OBP: 0.312, SLG: 0.443 (1, 2)		0-0 G3		0-0 4-3		0-0 G4-6-3 1-2		0-0 F9		4	0	0	0	0	0	1									
<b>Bernie Carbo, L</b> OBP: 0.381, SLG: 0.296 (1, 9)		0-0 1B 1B		0-3 K		0-3 K		0-0 F9		4	0	1	0	0	2	0									
<b>Jose Cruz, L</b> OBP: 0.288, SLG: 0.277 (1, 8)		0-0 1-2 1B		4-0 BB			0-0 G3		0-0 4-3	3	0	1	0	1	0	0									
<b>Dal Maxvill, R</b> OBP: 0.297, SLG: 0.297 (1, 6)		0-0 F8		0-0 5-3			0-0 5-3			3	0	0	0	0	0	3									
<b>Don Durham, R</b> (1, 1)			0-3 K		0-3 K		0-0 6-3			2	0	0	0	0	2	0									
<b>Donn Clendenon, R</b> OBP: 0.286, SLG: 0.309 (7, PH)										1	0	0	0	0	0	0									
<b>Diego Segui, R</b> OBP: 0.125, SLG: 0.125 (8, 1)										0	0	0	0	0	0	0									
<b>Inning Stats</b>	R: 0 E: 0 K: 0 S: 3	H: 1 LOB: 0 BB: 0 P: 3	R: 0 E: 0 K: 0 S: 5	H: 2 LOB: 2 BB: 0 P: 5	R: 1 E: 0 K: 1 S: 7	H: 2 LOB: 1 BB: 0 P: 7	R: 0 E: 0 K: 1 S: 5	H: 0 LOB: 1 BB: 1 P: 9	R: 0 E: 0 K: 1 S: 6	H: 2 LOB: 1 BB: 0 P: 6	R: 0 E: 0 K: 1 S: 5	H: 1 LOB: 0 BB: 0 P: 5	R: 0 E: 1 K: 1 S: 6	H: 0 LOB: 1 BB: 0 P: 6	R: 0 E: 0 K: 1 S: 3	H: 0 LOB: 0 BB: 0 P: 3	R: 0 E: 0 K: 0 S: 3	H: 0 LOB: 0 BB: 0 P: 3	1B: 6 2B: 3 3B: 0 HR: 0	SF: 0 SAC: 0 DP: 2 HBP: 0	WP: 1 PB: 0 SB: 0 CS: 1	PA: 34			
<b>PITCHER</b>	IP	WLS	BF	H	R	ER	SO	BB	IBB	HBP	BLK	WP	HR	S	P	ERA	WHIP								
<b>Jack Billingham, R</b> ERA: 3.38 (1, 1)	9.0	W	34	8	1	1	5	1	0	0	0	1	0	43	47	1.00	1.000								

Cincinnati Reds @ St. Louis Cardinals  
 Busch Stadium, St. Louis, MO  
 Sun Jul 16 1972, 3:33 AM CDT  
 Att: 32,760 - Unknown

AB	33
R	1
H	8
RBI	1
BB	1
SO	5
LOB	9





Batter	1	2	3	4	5	6	7	8	9	AB	R	H	RBI	BB	SO	LOB	TOP																					
Lou Brock, L OBP: 0.360, SLG: 0.422 (1, 7)	F7		F7			FC4-2 1B		1B		5	0	3	1	0	0	0	<b>St. Louis Cardinals @ Houston Astros</b> Astrodome, Houston, TX Mon Jul 17 1972, 8:05 PM EDT Att: 24,262 - Dome																					
Luis Melendez, R OBP: 0.303, SLG: 0.356 (1, 8) (8, 9)	BB		L7			FC4-2 BB		1B		3	0	1	1	2	0	2																						
Matty Alou, L OBP: 0.356, SLG: 0.403 Jose Cruz, L OBP: 0.288, SLG: 0.277 (8, 8)	BB		S			FC4-2		CS		4	0	1	0	1	1	5																						
Joe Torre, R OBP: 0.362, SLG: 0.479 (1, 5)	BB		K			F8		BB		0	0	0	0	0	0	0																						
Ted Simmons, S OBP: 0.310, SLG: 0.439 (1, 2)	P4		K			4-3		F8		4	0	0	0	1	2	4																						
Donn Clendenen, R OBP: 0.282, SLG: 0.330 (1, 3)						1B		1B		5	1	1	1	0	1	1																						
Ed Crosby, L OBP: 0.282, SLG: 0.271 (1, 4)						F7		F8		4	1	1	0	0	0	1																						
Dal Maxvill, R OBP: 0.308, SLG: 0.305 (1, 6)						F8		4-3		2	1	2	0	1	0	0																						
Bob Gibson, R OBP: 0.220, SLG: 0.460 (1, 1)						2B		1B		4	0	1	0	0	1	4																						
<b>Inning Stats</b>	R: 0 E: 0 K: 1 S: 5	H: 0 LOB: 2 BB: 2 P: 13	R: 0 E: 0 K: 1 S: 5	H: 0 LOB: 1 BB: 1 P: 9	R: 0 E: 0 K: 1 S: 6	H: 1 LOB: 1 BB: 0 P: 6	R: 0 E: 0 K: 0 S: 5	H: 2 LOB: 2 BB: 0 P: 5	R: 0 E: 0 K: 0 S: 4	H: 1 LOB: 2 BB: 1 P: 8	R: 1 E: 0 K: 0 S: 6	H: 3 LOB: 2 BB: 0 P: 6	R: 0 E: 0 K: 0 S: 2	H: 0 LOB: 0 BB: 1 P: 6	R: 2 E: 0 K: 0 S: 7	H: 4 LOB: 2 BB: 0 P: 7	R: 0 E: 0 K: 2 S: 7	H: 0 LOB: 0 BB: 0 P: 7	1B: 9 2B: 1 3B: 0 HR: 1	SF: 0 SAC: 1 DP: 0 HBP: 0	WP: 0 PB: 0 SB: 3 CS: 1	PA: 42																
<b>PITCHER</b>	IP	WLS	BF	H	R	ER	SO	BB	IBB	HBP	BLK	WP	HR	S	P	ERA	WHIP	<b>PITCHER</b>				IP	WLS	BF	H	R	ER	SO	BB	IBB	HBP	BLK	WP	HR	S	P	ERA	WHIP
Dave Roberts, L ERA: 4.16 (1, 1)	8.0	L	39	11	3	3	3	5	0	0	0	0	1	40	60	3.38	2.000																					
George Culver, R ERA: 2.81 (9, 1)	1.0		3	0	0	0	2	0	0	0	0	0	0	7	7	0.00	0.000																					

AB	36
R	3
H	11
RBI	3
BB	5
SO	5
LOB	21



Batter	1	2	3	4	5	6	7	8	9	AB	R	H	RBI	BB	SO	LOB	BOTTOM																					
Roger Metzger, S OBP: 0.273, SLG: 0.240 (1, 6)	F7		6-3			L7		F7		4	0	0	0	0	0	2	<b>St. Louis Cardinals @ Houston Astros</b> Astrodome, Houston, TX Mon Jul 17 1972, 8:05 PM EDT Att: 24,262 - Dome																					
Cesar Cedeno, R OBP: 0.407, SLG: 0.546 (1, 8)	F9							1B		4	1	2	0	0	1	0																						
Jimmy Wynn, R OBP: 0.382, SLG: 0.488 (1, 9)	K							1B		4	0	1	0	0	3	2																						
Lee May, R OBP: 0.355, SLG: 0.526 (1, 3)								1B		4	0	1	1	0	2	2																						
Bob Watson, R OBP: 0.383, SLG: 0.472 (1, 7)								P4		4	0	2	1	0	1	2																						
Johnny Edwards, L OBP: 0.345, SLG: 0.376 (1, 2)										3	0	0	0	1	0	1																						
Tommy Helms, R OBP: 0.270, SLG: 0.344 (1, 4)										4	0	2	0	0	1	3																						
Bobby Fenwick, R OBP: 0.227, SLG: 0.244 (1, 5) Jimmy Stewart, S OBP: 0.235, SLG: 0.303 (9, PH)										3	0	0	0	0	2	4																						
Dave Roberts, L OBP: 0.292, SLG: 0.413 (1, 1) Norm Miller, L OBP: 0.308, SLG: 0.386 (8, PH) George Culver, R OBP: 0.167, SLG: 0.250 (9, 1) Jesus Alou, R OBP: 0.344, SLG: 0.281 (9, PH)										1	1	1	0	0	0	0																						
<b>Inning Stats</b>	R: 0 E: 0 K: 1 S: 5	H: 0 LOB: 0 BB: 0 P: 5	R: 0 E: 0 K: 0 S: 3	H: 1 LOB: 0 BB: 0 P: 3	R: 0 E: 0 K: 2 S: 8	H: 1 LOB: 1 BB: 0 P: 8	R: 0 E: 0 K: 3 S: 9	H: 0 LOB: 0 BB: 0 P: 9	R: 0 E: 0 K: 2 S: 7	H: 0 LOB: 0 BB: 0 P: 7	R: 0 E: 0 K: 2 S: 7	H: 0 LOB: 0 BB: 0 P: 7	R: 1 E: 0 K: 1 S: 8	H: 3 LOB: 3 BB: 1 P: 12	R: 1 E: 0 K: 1 S: 8	H: 3 LOB: 2 BB: 0 P: 8	R: 0 E: 0 K: 1 S: 6	H: 1 LOB: 1 BB: 0 P: 6	1B: 8 2B: 1 3B: 0 HR: 0	SF: 0 SAC: 0 DP: 1 HBP: 0	WP: 0 PB: 0 SB: 1 CS: 0	PA: 36																
<b>PITCHER</b>	IP	WLS	BF	H	R	ER	SO	BB	IBB	HBP	BLK	WP	HR	S	P	ERA	WHIP	<b>PITCHER</b>				IP	WLS	BF	H	R	ER	SO	BB	IBB	HBP	BLK	WP	HR	S	P	ERA	WHIP
Bob Gibson, R ERA: 2.59 (1, 1)	9.0	W	36	9	2	2	13	0	1	0	0	0	0	61	65	2.00	1.000																					





Batter	1	2	3	4	5	6	7	8	9	AB	R	H	RBI	BB	SO	LOB	TOP			
Lou Brock, L OBP: 0.359, SLG: 0.418 (1, 7)	F7			BB 1B 2B BB	FC4-6			5-3		3	1	0	0	1	0	1	<b>St. Louis Cardinals @ Houston Astros</b> Astrodome, Houston, TX Tue Jul 18 1972, 8:05 PM EDT Att: 20,944 - Dome			
Luis Melendez, R OBP: 0.302, SLG: 0.353 (1, 8)	K			BB 1B 2B	PO	F2		6-3		4	1	1	0	0	1	0				
Matty Alou, L OBP: 0.355, SLG: 0.399 (1, 9)	F5			BB 1B 2B BB		6-3		L3		3	1	0	0	1	0	0				
Joe Torre, R OBP: 0.360, SLG: 0.474 (1, 5)		L8-3 HBP			K			K		3	0	0	0	0	2	3				
Ted Simmons, S OBP: 0.313, SLG: 0.442 (1, 2)		L8-3						5-3		3	0	1	3	1	0	1				
Donn Clendenon, R OBP: 0.281, SLG: 0.328 (1, 3)		F8			1-H 2-H 3-H 2B					4	0	1	0	0	0	2				
Ed Crosby, L OBP: 0.278, SLG: 0.267 (1, 4)			K		4-3			K		3	0	0	0	0	2	2				
Dal Maxvill, R OBP: 0.314, SLG: 0.308 (1, 6)			K			FC4-6 BB		FC5-4 1B		2	0	1	0	1	1	0				
Reggie Cleveland, R OBP: 0.229, SLG: 0.213 (1, 1)			K					FC5-4 1B		2	0	0	0	0	1	1				
Ted Sizemore, R OBP: 0.307, SLG: 0.325 (7, PH)			K					F1		1	0	0	0	0	0	2				
Moe Drabowsky, R (7, 1)								FC5-4 1-2		0	0	0	0	0	0	0				
Tony Cloninger, R (8, 1)										0	0	0	0	0	0	0				
Joe Grzenda, R (8, 1)										0	0	0	0	0	0	0				
<b>Inning Stats</b>	R: 0 E: 0 K: 1 S: 5	H: 0 LOB: 0 BB: 0 P: 5	R: 0 E: 0 K: 0 S: 2	H: 0 LOB: 0 BB: 0 P: 3	R: 0 E: 0 K: 3 S: 9	H: 0 LOB: 0 BB: 0 P: 9	R: 3 E: 0 K: 1 S: 7	H: 2 LOB: 1 BB: 2 P: 15	R: 0 E: 0 K: 1 S: 5	H: 0 LOB: 0 BB: 0 P: 6	R: 0 E: 0 K: 1 S: 5	H: 2 LOB: 2 BB: 0 P: 7	R: 0 E: 0 K: 0 S: 3	H: 0 LOB: 0 BB: 1 P: 3	R: 0 E: 0 K: 0 S: 2	H: 0 LOB: 0 BB: 1 P: 6	1B: 3 2B: 2 3B: 0 HR: 0	SF: 0 SAC: 0 DP: 2 HBP: 1	WP: 0 PB: 0 SB: 0 CS: 0	PA: 34
<b>PITCHER</b> Jerry Reuss, L ERA: 3.9 (1, 1)	IP: 9.0 WLS: W BF: 33	H: 4 R: 3 ER: 3 SO: 7	BB: 4 IBB: 0 HBP: 1 BLK: 0	WP: 0 HR: 0 S: 42 P: 59	ERA: 3.00 WHIP: 0.889	<b>PITCHER</b>										IP: 9.0 WLS: W BF: 33	H: 4 R: 3 ER: 3 SO: 7	BB: 4 IBB: 0 HBP: 1 BLK: 0	WP: 0 HR: 0 S: 42 P: 59	ERA: 3.00 WHIP: 0.889

AB	28
R	3
H	4
RBI	3
BB	4
SO	7
LOB	12



Batter	1	2	3	4	5	6	7	8	9	AB	R	H	RBI	BB	SO	LOB	BOTTOM			
Roger Metzger, S OBP: 0.273, SLG: 0.240 (1, 6)	K		FC1-6 1B FC4-6		FC6-4 IHR		WP S HR 1B	E1 1B 2B		5	4	1	0	0	1	2	<b>St. Louis Cardinals @ Houston Astros</b> Astrodome, Houston, TX Tue Jul 18 1972, 8:05 PM EDT Att: 20,944 - Dome			
Cesar Cedeno, R OBP: 0.410, SLG: 0.557 (1, 8)	L9		FC4-6 1B		1-H IHR		P6	2B 1B		5	1	3	2	0	0	1				
Norm Miller, L OBP: 0.308, SLG: 0.386 (8, FR)								2B 1B		0	1	0	0	0	0	0				
Jimmy Wynn, R OBP: 0.380, SLG: 0.487 (1, 9)	K		FC4-6 1-2 3-H		P4		6-3	2B		5	0	1	3	0	1	2				
Lee May, R OBP: 0.353, SLG: 0.530 (1, 3)		K	P4				K	K		5	1	1	2	0	3	3				
Bob Watson, R OBP: 0.384, SLG: 0.473 (1, 7)		E SF7 1B			6-3		2B SF8 1B			4	2	2	0	0	1	0				
Johnny Edwards, L OBP: 0.343, SLG: 0.378 (1, 2)		E4			K		SF8 2B	K 1B E		4	1	1	0	0	2	1				
Jimmy Stewart, S OBP: 0.238, SLG: 0.299 (1, 5)		SF7			6-3		IBB	K		1	0	0	1	1	0	0				
Doug Rader, R OBP: 0.299, SLG: 0.422 (7, 5)		3-H SF7						K		1	0	0	0	0	1	1				
Tommy Helms, R OBP: 0.270, SLG: 0.344 (1, 4)		3-H F8					F7	SF8 1B E		3	1	1	1	0	0	1				
Jerry Reuss, L OBP: 0.205, SLG: 0.195 (1, 1)			FC1-6 1B		FC6-4 1B		F8	K		4	0	2	0	0	1	4				
<b>Inning Stats</b>	R: 0 E: 0 K: 2 S: 7	H: 0 LOB: 0 BB: 0 P: 7	R: 1 E: 1 K: 1 S: 7	H: 1 LOB: 1 BB: 0 P: 7	R: 1 E: 0 K: 0 S: 5	H: 2 LOB: 1 BB: 0 P: 5	R: 0 E: 0 K: 1 S: 5	H: 0 LOB: 0 BB: 0 P: 5	R: 2 E: 0 K: 0 S: 5	H: 2 LOB: 0 BB: 0 P: 5	R: 1 E: 0 K: 1 S: 7	H: 2 LOB: 2 BB: 1 P: 11	R: 2 E: 0 K: 1 S: 7	H: 2 LOB: 0 BB: 0 P: 7	R: 4 E: 1 K: 4 S: 16	H: 3 LOB: 2 BB: 0 P: 16	1B: 8 2B: 2 3B: 0 HR: 2	SF: 2 SAC: 0 DP: 0 HBP: 0	WP: 1 PB: 1 SB: 1 CS: 0	PA: 40
<b>PITCHER</b> Reggie Cleveland, R ERA: 3.12 Moe Drabowsky, R ERA: 3.0 Tony Cloninger, R ERA: 4.85 Joe Grzenda, L ERA: 4.74 (1, 1)	IP: 6.0 WLS: L BF: 27	H: 7 R: 5 ER: 4 SO: 5	BB: 0 IBB: 0 HBP: 0 BLK: 0	WP: 1 HR: 1 S: 18 P: 18	ERA: 16.20 WHIP: 1.800	<b>PITCHER</b>										IP: 6.0 WLS: L BF: 27	H: 7 R: 5 ER: 4 SO: 5	BB: 0 IBB: 0 HBP: 0 BLK: 0	WP: 1 HR: 1 S: 18 P: 18	ERA: 16.20 WHIP: 1.800

AB	37
R	11
H	12
RBI	9
BB	1
SO	10
LOB	15





Batter	1	2	3	4	5	6	7	8	9	AB	R	H	RBI	BB	SO	LOB	TOP			
Lou Brock, L OBP: 0.357, SLG: 0.413 (1, 7)										4	1	0	0	1	2	2	<b>St. Louis Cardinals @ Houston Astros</b> Astrodome, Houston, TX Wed Jul 19 1972, 8:05 PM EDT Att: 23,460 - Dome			
Ed Crosby, L OBP: 0.276, SLG: 0.266 (1, 4)										5	1	1	0	0	0	0				
Bernie Carbo, L OBP: 0.384, SLG: 0.302 (1, 9)										4	1	2	1	0	1	0				
Joe Torre, R OBP: 0.365, SLG: 0.476 (1, 5)										3	1	2	1	1	1	0				
Ted Simmons, S OBP: 0.312, SLG: 0.449 (1, 2)										4	1	1	3	0	1	2				
Matty Alou, L OBP: 0.358, SLG: 0.400 Donn Clendenon, R OBP: 0.279, SLG: 0.325 (7, 3)										2	1	1	0	0	0	0				
Jose Cruz, L OBP: 0.287, SLG: 0.281 (1, 8)										4	0	1	0	0	0	3				
Dal Maxvill, R OBP: 0.313, SLG: 0.302 (1, 6)										3	0	0	0	1	2	2				
Rick Wise, R OBP: 0.179, SLG: 0.236 (1, 1)										4	0	0	0	0	1	1				
<b>Inning Stats</b>	R: 2 E: 0 K: 0 S: 5	H: 3 LOB: 2 BB: 1 P: 10	R: 0 E: 0 K: 2 S: 6	H: 0 LOB: 1 BB: 1 P: 10	R: 0 E: 0 K: 0 S: 3	H: 0 LOB: 1 BB: 1 P: 7	R: 1 E: 1 K: 0 S: 5	H: 1 LOB: 1 BB: 0 P: 5	R: 3 E: 0 K: 1 S: 9	H: 4 LOB: 0 BB: 0 P: 9	R: 0 E: 0 K: 3 S: 9	H: 0 LOB: 0 BB: 0 P: 9	R: 0 E: 0 K: 2 S: 7	H: 0 LOB: 0 BB: 0 P: 7	R: 0 E: 0 K: 0 S: 3	H: 0 LOB: 0 BB: 0 P: 3		1B: 6 2B: 2 3B: 0 HR: 1	SF: 0 SAC: 0 DP: 1 HBP: 1	WP: 0 PB: 1 SB: 0 CS: 1
<b>PITCHER</b>	IP WLS BF H R ER SO BB IBB HBP BLK WP HR S P ERA WHIP	IP WLS BF H R ER SO BB IBB HBP BLK WP HR S P ERA WHIP																		
Larry Dierker, R ERA: 3.38 (1, 1)	4.1 L 23 7 6 5 2 3 0 1 0 0 1 23 36 10.38 2.308																			
George Culver, R ERA: 2.79 (5, 1)	0.2 3 1 0 0 1 0 0 0 0 0 0 5 5 0.00 1.500																			
Jim York, R ERA: 4.41 (6, 1)	2.0 6 0 0 0 4 0 0 0 0 0 0 14 14 0.00 0.000																			
Jim Ray, R ERA: 3.88 (8, 1)	2.0 6 0 0 0 2 0 0 0 0 0 0 10 10 0.00 0.000																			

AB	34
R	6
H	8
RBI	5
BB	3
SO	9
LOB	10





Batter	1	2	3	4	5	6	7	8	9	AB	R	H	RBI	BB	SO	LOB	BOTTOM					
Roger Metzger, S OBP: 0.275, SLG: 0.241 Bobby Fenwick, R OBP: 0.227, SLG: 0.244 (9, 6)										3	0	1	0	1	1	0	<b>St. Louis Cardinals @ Houston Astros</b> Astrodome, Houston, TX Wed Jul 19 1972, 8:05 PM EDT Att: 23,460 - Dome					
Cesar Cedeno, R OBP: 0.408, SLG: 0.553 (1, 8)										4	0	1	0	0	2							
Jimmy Wynn, R OBP: 0.375, SLG: 0.481 (1, 9)										4	0	0	0	0	2							
Lee May, R OBP: 0.357, SLG: 0.536 (1, 3)										4	0	3	0	0	0	0						
Bob Watson, R OBP: 0.380, SLG: 0.467 (1, 7)										4	0	0	0	0	1	3						
Johnny Edwards, L OBP: 0.346, SLG: 0.385 (1, 2)										4	0	2	0	0	0	2						
Doug Rader, R OBP: 0.301, SLG: 0.422 (1, 5)										3	0	1	0	1	2	2						
Tommy Helms, R OBP: 0.267, SLG: 0.340 (1, 4)										3	0	0	0	0	4							
Larry Dierker, R ERA: 3.38 (1, 1)	9.0 W 34 8 0 0 5 2 0 0 0 0 42 50 0.00 1.111																					
George Culver, R ERA: 2.79 (5, 1)																						
Bob Simons, S ERA: 3.25 (5, 1)																						
Jim York, R ERA: 4.41 (6, 1)																						
Jimmy Stewart, S ERA: 3.25 (7, 1)																						
Jim Ray, R ERA: 3.88 (8, 1)																						
<b>Inning Stats</b>	R: 0 E: 0 K: 1 S: 5	H: 1 LOB: 0 BB: 0 P: 5	R: 0 E: 0 K: 2 S: 8	H: 1 LOB: 0 BB: 0 P: 8	R: 0 E: 0 K: 0 S: 3	H: 0 LOB: 1 BB: 1 P: 7	R: 0 E: 0 K: 0 S: 5	H: 2 LOB: 3 BB: 1 P: 9	R: 0 E: 0 K: 1 S: 5	H: 0 LOB: 0 BB: 0 P: 5	R: 0 E: 0 K: 0 S: 4	H: 1 LOB: 1 BB: 0 P: 4	R: 0 E: 0 K: 0 S: 3	H: 1 LOB: 0 BB: 0 P: 3	R: 0 E: 0 K: 0 S: 3	H: 1 LOB: 1 BB: 0 P: 3	R: 0 E: 0 K: 1 S: 6	H: 1 LOB: 1 BB: 0 P: 6	1B: 6 2B: 2 3B: 0 HR: 0	SF: 0 SAC: 0 DP: 3 HBP: 0	WP: 0 PB: 0 SB: 0 CS: 0	PA: 34
<b>PITCHER</b>	IP WLS BF H R ER SO BB IBB HBP BLK WP HR S P ERA WHIP	IP WLS BF H R ER SO BB IBB HBP BLK WP HR S P ERA WHIP																				

AB	32
R	0
H	8
RBI	0
BB	2
SO	5
LOB	15





Batter	1	2	3	4	5	6	7	8	9	AB	R	H	RBI	BB	SO	LOB	TOP										
Lou Brock, L OBP: 0.358, SLG: 0.417 (1, 7)	F7		5-3	SF7					F9	4	0	2	1	0	0	0	<b>St. Louis Cardinals @ Atlanta Braves</b> Atlanta Stadium, Atlanta, GA Thu Jul 20 1972, 7:05 PM EDT Att: 8,840 - Unknown										
Ed Crosby, L OBP: 0.274, SLG: 0.261 (1, 4)	F8		WP 1B HBP	F8		4-3			F9	4	0	0	0	0	0	3											
Bernie Carbo, L OBP: 0.384, SLG: 0.306 (1, 9)	1B		WP 1B	4-3					F9	5	0	2	0	0	1	1											
Joe Torre, R OBP: 0.365, SLG: 0.473 (1, 5)	FC4-6 1B		1-2 2-3 BB	6-3					F9	4	0	1	0	1	0	1											
Ted Simmons, S OBP: 0.311, SLG: 0.456 (1, 2)	FC4-6		4-3	HR					F8	4	1	1	1	0	0	5											
Matty Alou, L OBP: 0.356, SLG: 0.401 (1, 3)		F9		F9		2B			4-3	4	0	1	0	0	0	0											
Jose Cruz, L OBP: 0.286, SLG: 0.286 (1, 8)	F9		1B WP	2B		6-3			K	4	1	1	0	0	1	1											
Dal Maxvill, R OBP: 0.316, SLG: 0.307 (1, 6)	F9		PB WP SF7	1B		4-3			1B	4	1	2	0	0	0	0											
Al Santorini, R OBP: 0.193, SLG: 0.195 Don Clendenen, R OBP: 0.285, SLG: 0.325 Don Durham, R OBP: 0.272, SLG: 0.252 Brant Alyea, R OBP: 0.192, SLG: 0.192 John Cumberland, R OBP: 0.106, SLG: 0.103 Ted Sizemore, R OBP: 0.106, SLG: 0.103 Lowell Palmer, R OBP: 0.106, SLG: 0.103 (1, 1) (4, PH) (4, 1) (6, PH) (6, 1) (6, PH) (8, 1)			K	1-3 3H		BB			F8	1	0	0	0	0	0	1											
<b>Inning Stats</b>	R: 0 E: 0 K: 0 S: 5	H: 2 LOB: 2 BB: 0 P: 5	R: 0 E: 0 K: 0 S: 3	H: 0 LOB: 0 BB: 0 P: 3	R: 0 E: 0 K: 1 S: 6	H: 1 LOB: 3 BB: 1 P: 11	R: 2 E: 0 K: 0 S: 5	H: 2 LOB: 1 BB: 0 P: 9	R: 1 E: 0 K: 0 S: 5	H: 2 LOB: 1 BB: 0 P: 5	R: 0 E: 0 K: 1 S: 6	H: 1 LOB: 1 BB: 0 P: 6	R: 0 E: 0 K: 1 S: 5	H: 0 LOB: 0 BB: 0 P: 5	R: 0 E: 0 K: 1 S: 6	H: 1 LOB: 1 BB: 0 P: 6	R: 0 E: 0 K: 0 S: 4	H: 1 LOB: 1 BB: 0 P: 4	1B: 6 2B: 3 3B: 0 HR: 1	SF: 1 SAC: 0 DP: 0 HBP: 1	WP: 2 PB: 1 SB: 1 CS: 0	PA: 40					
<b>PITCHER</b>	IP	WLS	BF	H	R	ER	SO	BB	IBB	HBP	BLK	WP	HR	S	P	ERA	WHIP										
Jim Hardin, R ERA: 3.54 Pat Jarvis, R ERA: 3.94	(1, 1) (5, 1)	4.0 W	20 20	5 5	2 1	1 1	1 3	2 0	0 0	1 0	0 0	2 0	0 1	19 26	28 26	2.25 1.80	1.750 1.000										

Batter	1	2	3	4	5	6	7	8	9	AB	R	H	RBI	BB	SO	LOB	BOTTOM										
Dusty Baker Jr., R OBP: 0.381, SLG: 0.460 (1, 8)	SH1-3 1B			2B		5-3			K	5	2	2	0	0	1	0	<b>St. Louis Cardinals @ Atlanta Braves</b> Atlanta Stadium, Atlanta, GA Thu Jul 20 1972, 7:05 PM EDT Att: 8,840 - Unknown										
Ralph Garr, L OBP: 0.354, SLG: 0.393 (1, 7)	SH1-3		4-3	2B		6-3			F8	4	0	1	2	0	0	0											
Hank Aaron, R OBP: 0.382, SLG: 0.498 (1, 3)	1B		1B BB	IBB					HR	2	1	2	0	2	0	0											
Earl Williams, R OBP: 0.338, SLG: 0.456 (1, 2)	1B		FC5 1B	K					HR	4	1	3	3	0	1	2											
Mike Lum, L OBP: 0.325, SLG: 0.364 (1, 9)	K		K	K					FC3-6 BB	3	0	0	0	1	3	6											
Darrell Evans, L OBP: 0.375, SLG: 0.439 (1, 5)	G3		1-2 2-3 1B	F5					FC3-6 CS	4	0	1	0	0	0	3											
Marty Perez, R OBP: 0.266, SLG: 0.260 (1, 6)		4-0 BB	FC5	F9					1-2 1B	3	1	1	0	1	0	3											
Laryell Blanks, R OBP: 0.429, SLG: 0.429 (1, 4)		G6-4-3 1B		1B SH2-4 2B					F8	4	1	2	0	0	0	1											
Jim Hardin, R OBP: 0.235, SLG: 0.286 Pat Jarvis, R OBP: 0.188, SLG: 0.313 (1, 1) (5, 1)		G6-4-3		SH2-4					P4	1	0	0	0	0	0	1											
<b>Inning Stats</b>	R: 1 E: 0 K: 1 S: 8	H: 3 LOB: 2 BB: 0 P: 8	R: 1 E: 0 K: 0 S: 3	H: 1 LOB: 1 BB: 1 P: 7	R: 0 E: 0 K: 1 S: 7	H: 2 LOB: 3 BB: 1 P: 11	R: 2 E: 0 K: 2 S: 10	H: 3 LOB: 2 BB: 1 P: 14	R: 0 E: 0 K: 0 S: 3	H: 0 LOB: 0 BB: 0 P: 3	R: 0 E: 0 K: 0 S: 3	H: 0 LOB: 0 BB: 0 P: 3	R: 2 E: 0 K: 0 S: 5	H: 3 LOB: 1 BB: 1 P: 9	R: 0 E: 0 K: 2 S: 7	H: 0 LOB: 0 BB: 0 P: 7	1B: 10 2B: 1 3B: 0 HR: 1	SF: 0 SAC: 2 DP: 1 HBP: 0	WP: 0 PB: 0 SB: 0 CS: 1	PA: 38							
<b>PITCHER</b>	IP	WLS	BF	H	R	ER	SO	BB	IBB	HBP	BLK	WP	HR	S	P	ERA	WHIP										
Al Santorini, R ERA: 4.9 Don Durham, R ERA: 5.0 John Cumberland, L ERA: 7.9 Lowell Palmer, R ERA: 4.38	(1, 1) (4, 1) (6, 1) (8, 1)	3.0 L	16 10	6 3	2 2	2 2	2 2	2 0	1 0	0 0	0 0	0 0	0 1	13 8	17 12	9.00 9.00	1.500 2.000										



Batter	1	2	3	4	5	6	7	8	9	AB	R	H	RBI	BB	SO	LOB	TOP			
<b>Lou Brock, L</b> OBP: 0.354, SLG: 0.413 (1,7)	0-0 1-4-3		0-0 4-3			0-0 G3		0-0 4-3		4	0	0	0	0	0	0	<b>St. Louis Cardinals @ Atlanta Braves</b> Atlanta Stadium, Atlanta, GA Fri Jul 21 1972, 7:05 PM EDT Att: 15,000 - Unknown			
<b>Ted Sizemore, R</b> OBP: 0.305, SLG: 0.327 (1,4)	0-0 E5 F8 WP WP		0-0 5-3			0-0 2B		0-0 6-3		4	1	1	0	0	0	0				
<b>Luis Melendez, R</b> OBP: 0.296, SLG: 0.345 (1,8)	0-0 F8 1-3			0-3 K		0-0 1-3			0-0 F3	4	0	0	0	0	1	2				
<b>Joe Torre, R</b> OBP: 0.367, SLG: 0.470 (1,5)	4-0 BB			0-0 5-3		4-0 FC6-4 IBB			0-0 F9	2	0	0	0	2	0	0				
<b>Ted Simmons, S</b> OBP: 0.310, SLG: 0.453 (1,2)	0-0 1-3			0-0 F9		0-0 FC6-4 1-2			0-0 FC6-4 1B	4	0	1	0	0	0	3				
<b>Donn Clendenon, R</b> OBP: 0.277, SLG: 0.315 (1,3)		0-0 F8			0-3 K				0-0 FC6-4 1-2	4	0	0	0	0	1	1				
<b>Matty Alou, L</b> OBP: 0.356, SLG: 0.401 (1,9)		0-0 6-3			0-0 G6-4-3 1B					3	0	1	0	0	0	0				
<b>Dal Maxvill, R</b> OBP: 0.312, SLG: 0.302 (1,6)		0-0 F9			0-0 G6-4-3 1-2				0-0 F8	3	0	0	0	0	0	1				
<b>Bob Gibson, R</b> OBP: 0.226, SLG: 0.509 (1,1)			0-0 F9			0-0 HR			0-0 F8	3	1	1	1	0	0	0				
<b>Inning Stats</b>	R: 1 E: 1 K: 0 S: 4	H: 0 LOB: 1 BB: 1 P: 8	R: 0 E: 0 K: 0 S: 3	H: 0 LOB: 0 BB: 0 P: 3	R: 0 E: 0 K: 1 S: 3	H: 0 LOB: 0 BB: 0 P: 3	R: 0 E: 0 K: 1 S: 5	H: 1 LOB: 0 BB: 0 P: 5	R: 0 E: 0 K: 1 S: 5	H: 2 LOB: 2 BB: 1 P: 9	R: 0 E: 0 K: 0 S: 3	H: 0 LOB: 0 BB: 0 P: 3	R: 0 E: 0 K: 0 S: 3	H: 0 LOB: 0 BB: 0 P: 3	R: 0 E: 0 K: 0 S: 4	H: 1 LOB: 1 BB: 0 P: 4	1B: 2 2B: 1 3B: 0 HR: 1	SF: 0 SAC: 0 DP: 1 HBP: 0	WP: 2 PB: 0 SB: 0 CS: 0	PA: 33
<b>PITCHER</b> <b>George Stone, L</b> ERA: 5.02 (1,1)	IP: 9.0 WLS: L BF: 33	H: 4 R: 2 ER: 1 SO: 2	BB: 1 IBB: 1 HBP: 0 BLK: 0	WP: 2 HR: 1 S: 35 P: 43	ERA: 1.00 WHIP: 0.556											ERA: 1.00 WHIP: 1.111				

Batter	1	2	3	4	5	6	7	8	9	AB	R	H	RBI	BB	SO	LOB	BOTTOM			
<b>Dusty Baker Jr., R</b> OBP: 0.379, SLG: 0.456 (1,8)	0-3 K		0-0 CS 1B			0-0 F3			0-0 FC1-6 1-2 2-3	4	0	1	0	0	1	3	<b>St. Louis Cardinals @ Atlanta Braves</b> Atlanta Stadium, Atlanta, GA Fri Jul 21 1972, 7:05 PM EDT Att: 15,000 - Unknown			
<b>Ralph Garr, L</b> OBP: 0.355, SLG: 0.397 (1,7)	0-0 S 1B		0-0 4-3 1-2			0-0 F9 2B			0-0 4-3	4	0	2	0	0	0	3				
<b>Hank Aaron, R</b> OBP: 0.381, SLG: 0.493 (1,3)	4-0 1-2 BB			0-0 P6		0-0 F9 2-3			0-0 5-3	3	0	0	0	1	0	1				
<b>Earl Williams, R</b> OBP: 0.337, SLG: 0.453 (1,2)	0-3 K			0-3 K		0-3 K			0-0 1B	4	0	1	0	0	3	3				
<b>Mike Lum, L</b> OBP: 0.324, SLG: 0.359 (1,9)	0-0 F7			4-0 BB		0-0 F8			0-0 L6	3	0	0	0	1	0	4				
<b>Darrell Evans, L</b> OBP: 0.374, SLG: 0.449 (1,5)		0-0 F5		0-0 F7		0-0 HR			0-0 F7	4	1	1	1	0	0	2				
<b>Marty Perez, R</b> OBP: 0.266, SLG: 0.259 (1,6)		0-0 4-3			0-0 5-3				0-0 K	4	0	1	0	0	1	0				
<b>Laryell Blanks, R</b> OBP: 0.500, SLG: 0.444 (1,4)		0-0 6-3			4-0 SH1-4 BB				0-0 SH FC1-6 FC1-5 1-2	2	0	1	0	1	0	0				
<b>George Stone, L</b> <b>Sonny Jackson, L</b> (9,PH) OBP: 0.250, SLG: 0.239 (1,1)			0-0 P3		0-0 SH1-4 1-2				0-0 FC1-5 FC1-6 1-2 2-3	2	0	0	0	0	0	2				
<b>Inning Stats</b>	R: 0 E: 0 K: 2 S: 8	H: 1 LOB: 2 BB: 1 P: 12	R: 0 E: 0 K: 0 S: 3	H: 0 LOB: 0 BB: 0 P: 3	R: 0 E: 0 K: 1 S: 5	H: 0 LOB: 1 BB: 1 P: 9	R: 0 E: 0 K: 1 S: 6	H: 1 LOB: 1 BB: 0 P: 6	R: 1 E: 1 K: 0 S: 6	H: 2 LOB: 2 BB: 0 P: 6	R: 0 E: 0 K: 0 S: 4	H: 1 LOB: 1 BB: 0 P: 4	R: 0 E: 0 K: 1 S: 5	H: 1 LOB: 0 BB: 0 P: 5	R: 0 E: 0 K: 1 S: 5	H: 1 LOB: 0 BB: 0 P: 5	1B: 5 2B: 1 3B: 0 HR: 1	SF: 0 SAC: 2 DP: 1 HBP: 0	WP: 0 PB: 0 SB: 1 CS: 1	PA: 36
<b>PITCHER</b> <b>Bob Gibson, R</b> ERA: 2.49 (1,1)	IP: 9.0 WLS: W BF: 36	H: 7 R: 1 ER: 1 SO: 5	BB: 3 IBB: 0 HBP: 0 BLK: 0	WP: 0 HR: 1 S: 43 P: 55	ERA: 1.00 WHIP: 1.111											ERA: 1.00 WHIP: 1.111				



Batter	1	2	3	4	5	6	7	8	9	10	AB	R	H	RBI	BB	SO	LOB	TOP						
Lou Brock, L OBP: 0.354, SLG: 0.411 (1, 7)			6-3	F8		F8				4-3	6	0	2	0	0	0	4	<b>St. Louis Cardinals @ Atlanta Braves</b> Atlanta Stadium, Atlanta, GA Sat Jul 22 1972, 7:05 PM EDT Att: 17,245 - Unknown  livebaseballscorecards.com  <b>AB 42</b> <b>R 7</b> <b>H 13</b> <b>RBI 7</b> <b>BB 5</b> <b>SO 7</b> <b>LOB 25</b>						
Ted Sizemore, R OBP: 0.302, SLG: 0.320 (1, 4)			5-3		5-3					5-3	5	0	0	1	1	0	2							
Bernie Carbo, L OBP: 0.390, SLG: 0.318 (1, 9)											4	2	2	0	1	1	4							
Joe Torre, R OBP: 0.307, SLG: 0.475 (1, 5)											5	1	2	1	0	1	2							
Ted Simmons, S OBP: 0.315, SLG: 0.463 (1, 2)												4	2	2	3	1	0		2					
Matty Alou, L OBP: 0.363, SLG: 0.414 (1, 3)												5	2	4	0	0	1							
Jose Cruz, L OBP: 0.290, SLG: 0.283 Luis Melendez, R OBP: 0.294, SLG: 0.343 (9, PH) (9, 8)												2	0	0	0	2	1		2					
Dal Maxvill, R OBP: 0.304, SLG: 0.293 (1, 6)												5	0	0	1	0	2		6					
Reggie Cleveland, R OBP: 0.229, SLG: 0.284 Donn Clemons, R OBP: 0.245, SLG: 0.320 Diego Segui, R OBP: 0.245, SLG: 0.320 Ed Crosby, L OBP: 0.245, SLG: 0.320 Moe Drabowsky, R OBP: 0.245, SLG: 0.320 Jerry McVerney, R OBP: 0.245, SLG: 0.320 Tony Cloninger, R OBP: 0.245, SLG: 0.320 (1, 11) (8, PH) (8, PH) (8, PH) (8, PH) (10, PH) (10, PH)												2	0	0	1	0	1		1					
<b>Inning Stats</b>	R: 0 E: 0 K: 1 S: 6	H: 1 LOB: 1 BB: 0 P: 6	R: 0 E: 0 K: 1 S: 6	H: 1 LOB: 1 BB: 0 P: 6	R: 0 E: 0 K: 1 S: 5	H: 0 LOB: 0 BB: 0 P: 5	R: 4 E: 0 K: 0 S: 7	H: 4 LOB: 1 BB: 1 P: 11	R: 0 E: 0 K: 0 S: 3	H: 1 LOB: 1 BB: 1 P: 7	R: 1 E: 0 K: 2 S: 9	H: 2 LOB: 3 BB: 2 P: 17	R: 0 E: 0 K: 0 S: 3	H: 0 LOB: 1 BB: 1 P: 7	R: 0 E: 0 K: 1 S: 6	H: 1 LOB: 1 BB: 0 P: 6	R: 2 E: 0 K: 1 S: 8		H: 3 LOB: 1 BB: 0 P: 8	R: 0 E: 0 K: 0 S: 3	H: 0 LOB: 0 BB: 0 P: 3	1B: 8 2B: 3 3B: 1 HR: 1	SF: 0 SAC: 0 DP: 1 HBP: 0	WP: 3 PA: 47
<b>PITCHER</b>	IP 5.0	WLS 6	BF 25	H 8	R 5	ER 5	SO 3	BB 3	IBB 0	HBP 0	BLK 0	WP 1	HR 0	S 28	P 40	ERA 9.00	WHIP 2.200							
Ron Reed, R ERA: 3.41 (1, 1)	3.1	17	5	2	2	3	2	0	0	0	0	1	1	21	29	5.40	2.100							
Ron Schueler, R ERA: 3.84 (6, 1)	0.2	2	0	0	0	1	0	0	0	0	0	1	0	4	4	0.00	0.000							
Joe Hoerner, L ERA: 4.02 (9, 1)	1.0	W	3	0	0	0	0	0	0	0	0	0	0	3	3	0.00	0.000							
Denny McLain, R ERA: 5.89 (10, 1)																								

Batter	1	2	3	4	5	6	7	8	9	10	AB	R	H	RBI	BB	SO	LOB	BOTTOM						
Dusty Baker Jr., R OBP: 0.382, SLG: 0.466 (1, 8)											4	2	1	1	2	0	3	<b>St. Louis Cardinals @ Atlanta Braves</b> Atlanta Stadium, Atlanta, GA Sat Jul 22 1972, 7:05 PM EDT Att: 17,245 - Unknown  livebaseballscorecards.com  <b>AB 39</b> <b>R 8</b> <b>H 11</b> <b>RBI 8</b> <b>BB 6</b> <b>SO 2</b> <b>LOB 21</b>						
Ralph Garr, L OBP: 0.350, SLG: 0.391 (1, 7)											5	0	0	0	0	0	5							
Hank Aaron, R OBP: 0.361, SLG: 0.489 (1, 3)											4	2	1	0	1	0	1							
Earl Williams, R OBP: 0.338, SLG: 0.451 (1, 2)											4	1	1	0	1	0	2							
Mike Lum, L OBP: 0.321, SLG: 0.357 (1, 9)											4	2	1	2	0	0	1							
Darrell Evans, L OBP: 0.378, SLG: 0.447 (1, 5)											3	1	1	2	2	0	1							
Marty Perez, R OBP: 0.268, SLG: 0.262 (1, 6)											5	0	2	1	0	0	2							
Larvell Blanks, R OBP: 0.467, SLG: 0.429 (1, 4)											5	0	2	2	0	1	2							
Ron Reed, R OBP: 0.170, SLG: 0.196 (1, 1)											3	0	1	0	0	0	3							
Ron Schueler, R OBP: 0.258, SLG: 0.287 (6, 1)											1	0	1	0	0	0	0							
Joe Hoerner, R ERA: 2.74 (9, PH)											1	0	0	0	0	0	1							
Sonny Jackson, L OBP: 0.245, SLG: 0.234 Denny McLain, R ERA: 5.19 (10, 1)											0	0	0	0	0	0	0							
<b>Inning Stats</b>	R: 5 E: 1 K: 0 S: 7	H: 3 LOB: 2 BB: 3 P: 19	R: 0 E: 1 K: 0 S: 4	H: 0 LOB: 1 BB: 0 P: 4	R: 0 E: 0 K: 0 S: 4	H: 1 LOB: 1 BB: 0 P: 4	R: 0 E: 0 K: 0 S: 4	H: 1 LOB: 1 BB: 0 P: 4	R: 1 E: 1 K: 0 S: 6	H: 2 LOB: 3 BB: 1 P: 10	R: 0 E: 0 K: 1 S: 6	H: 1 LOB: 1 BB: 0 P: 6	R: 0 E: 0 K: 0 S: 3	H: 0 LOB: 0 BB: 0 P: 3	R: 0 E: 0 K: 1 S: 5	H: 1 LOB: 1 BB: 0 P: 9	R: 1 E: 0 K: 0 S: 1	H: 1 LOB: 0 BB: 0 P: 1	1B: 10 2B: 0 3B: 0 HR: 1	SF: 1 SAC: 0 DP: 0 HBP: 0	WP: 2 PA: 47			
<b>PITCHER</b>	IP 5.0	WLS 9	BF 29	H 7	R 6	ER 4	SO 10	BB 4	IBB 0	HBP 0	BLK 0	WP 0	HR 0	S 25	P 41	ERA 7.20	WHIP 2.200							
Reggie Cleveland, R ERA: 3.25 (8, 1)	2.0	9	3	1	1	1	1	0	0	0	0	0	0	10	14	4.50	2.000							
Diego Segui, R ERA: 3.0 (8, 1)	2.0	7	0	0	0	1	1	0	0	0	1	0	0	8	12	0.00	0.500							
Moe Drabowsky, R ERA: 2.74 (10, 1)	0.0	L	1	1	1	1	0	0	0	0	0	1	1	1	1	=	=							



Batter	1	2	3	4	5	6	7	8	9	AB	R	H	RBI	BB	SO	LOB	TOP					
Lou Brock, L OBP: 0.352, SLG: 0.408 (1, 7)	F7		F7		F7			E 1B 1B	P4	5	1	1	0	0	0	4	<b>St. Louis Cardinals @ Atlanta Braves</b> Atlanta Stadium, Atlanta, GA Sun Jul 23 1972, 3:33 AM EDT Att: 18,231 - Unknown					
Ted Sizemore, R OBP: 0.301, SLG: 0.319 (1, 4)	F7		FC5-4		4-3			E5 1B 1B		4	1	1	0	0	0	3						
Matty Alou, L OBP: 0.361, SLG: 0.412 (1, 3)	4-3							4-3		4	0	1	0	0	0	1						
Joe Torre, R OBP: 0.366, SLG: 0.471 (1, 5)		K		K				L5 1B BB		3	0	0	0	1	2	1						
Ted Simmons, S OBP: 0.317, SLG: 0.463 (1, 2)		4-3 1B		F8				3-1		4	0	2	1	0	0	1						
Bernie Carbo, L OBP: 0.388, SLG: 0.318 (1, 9)		4-3 1B		F9				1-2 3-H K		3	0	1	0	0	0	2						
Jerry McNertney, R (8, PH) OBP: 0.333, SLG: 0.368 (8, 9)		4-3 1-2						G4-6-3 1B		1	0	0	0	0	1	2						
Luis Melendez, R (8, 9) OBP: 0.294, SLG: 0.343 (8, 9)								K		0	0	0	0	0	0	0						
Jose Cruz, L OBP: 0.289, SLG: 0.282 (1, 8)		F3						3-4-3		4	0	1	0	0	0	2						
Dal Maxvill, R OBP: 0.304, SLG: 0.294 (1, 6)				6-3				F8		3	0	1	0	0	0	1						
Rick Wise, R OBP: 0.203, SLG: 0.259 (1, 1)								G4-6-3 1B														
Ed Crosby, L (8, PH) OBP: 0.272, SLG: 0.258 (8, PH)				FC5-4 1B				5-3		1	0	0	0	0	0	1						
<b>Inning Stats</b>	R: 0 E: 0 K: 0 S: 3	H: 0 LOB: 0 BB: 0 P: 3	R: 0 E: 0 K: 1 S: 6	H: 1 LOB: 1 BB: 0 P: 6	R: 0 E: 0 K: 0 S: 4	H: 1 LOB: 1 BB: 0 P: 4	R: 0 E: 0 K: 1 S: 6	H: 1 LOB: 1 BB: 0 P: 6	R: 0 E: 0 K: 0 S: 5	H: 2 LOB: 2 BB: 0 P: 5	R: 0 E: 0 K: 0 S: 3	H: 0 LOB: 0 BB: 0 P: 3	R: 0 E: 0 K: 0 S: 3	H: 1 LOB: 0 BB: 0 P: 3	R: 2 E: 1 K: 1 S: 8	H: 3 LOB: 2 BB: 1 P: 12	R: 0 E: 0 K: 0 S: 4	H: 1 LOB: 1 BB: 0 P: 4	1B: 10 2B: 0 3B: 0 HR: 0	SF: 0 SAC: 1 DP: 1 HBP: 0	WP: 0 PB: 1 CS: 0	PA: 37
<b>PITCHER</b>	IP WLS BF H R ER SO BB IBB HBP BLK WP HR S P ERA WHIP																					
Phil Niekro, R (1, 1) ERA: 3.4	7.2		32	9	2	2	2	1	0	0	0	0	0	0	35	39	2.35	1.304				
Joe Hoerner, L (8, 1) ERA: 3.98	0.1	W	1	0	0	0	1	0	0	0	0	0	0	0	3	3	0.00	0.000				
Pat Jarvis, R (8, 1) ERA: 3.88	1.0	S	4	1	0	0	0	0	0	0	0	0	0	4	4	0.00	1.000					

AB	35
R	2
H	10
RBI	1
BB	1
SO	3
LOB	18



Batter	1	2	3	4	5	6	7	8	9	AB	R	H	RBI	BB	SO	LOB	BOTTOM					
Dusty Baker Jr., R OBP: 0.384, SLG: 0.464 (1, 8)	1B 1B BB				5-3			6-3		3	1	1	0	1	0	2	<b>St. Louis Cardinals @ Atlanta Braves</b> Atlanta Stadium, Atlanta, GA Sun Jul 23 1972, 3:33 AM EDT Att: 18,231 - Unknown					
Ralph Garr, L OBP: 0.352, SLG: 0.390 (1, 7)	S 1B 1B		F8		3-1			1B BB		3	1	1	0	1	0	2						
Hank Aaron, R OBP: 0.385, SLG: 0.491 (1, 3)	G1-6-3 1H 3H 1B							G5-4-3 1B		3	0	2	3	1	0	0						
Earl Williams, R OBP: 0.334, SLG: 0.446 (1, 2)	F7		K					G5-4-3		4	0	0	0	0	1	5						
Mike Lum, L OBP: 0.317, SLG: 0.352 (1, 9)	G1-6-3				F7			F9		3	0	0	0	0	0	1						
Darrell Evans, L OBP: 0.374, SLG: 0.442 (1, 5)		F5		3-1				F8		3	0	0	0	0	0	0						
Marty Perez, R OBP: 0.269, SLG: 0.262 (1, 6)					5-3			1-3		3	0	1	0	0	0	0						
Larry Blanks, R OBP: 0.444, SLG: 0.412 (1, 4)								1-3		3	0	1	0	0	1	1						
Phil Niekro, R (1, 1) OBP: 0.233, SLG: 0.276 (8, 1)								5-3 1B		2	0	1	0	0	1	1						
Sonny Jackson, L (8, PH) OBP: 0.260, SLG: 0.250 (8, PH)								K		1	1	1	0	0	0	0						
Pat Jarvis, R (8, 1) OBP: 0.188, SLG: 0.313 (8, 1)								E6 1B 1B		0	0	0	0	0	0	0						
<b>Inning Stats</b>	R: 2 E: 0 K: 0 S: 4	H: 2 LOB: 0 BB: 1 P: 8	R: 0 E: 0 K: 1 S: 5	H: 1 LOB: 1 BB: 0 P: 5	R: 0 E: 0 K: 1 S: 6	H: 2 LOB: 2 BB: 1 P: 10	R: 0 E: 0 K: 0 S: 3	H: 0 LOB: 0 BB: 0 P: 3	R: 0 E: 0 K: 0 S: 6	H: 1 LOB: 1 BB: 0 P: 6	R: 0 E: 0 K: 0 S: 3	H: 0 LOB: 0 BB: 0 P: 3	R: 0 E: 0 K: 0 S: 3	H: 0 LOB: 0 BB: 0 P: 3	R: 1 E: 1 K: 0 S: 4	H: 2 LOB: 1 BB: 1 P: 8	R: 0 E: 0 K: 0 S: 4	H: 1 LOB: 1 BB: 1 P: 8	1B: 8 2B: 1 3B: 0 HR: 0	SF: 0 SAC: 0 DP: 3 HBP: 0	WP: 0 PB: 0 SB: 1 CS: 1	PA: 31
<b>PITCHER</b>	IP WLS BF H R ER SO BB IBB HBP BLK WP HR S P ERA WHIP																					
Rick Wise, R (1, 1) ERA: 3.71	8.0	L	31	8	3	3	3	2	1	0	0	0	0	0	34	46	3.38	1.250				


AB	28
R	3
H	8
RBI	3
BB	3
SO	3
LOB	12





Batter	1	2	3	4	5	6	7	8	9	AB	R	H	RBI	BB	SO	LOB	TOP		
<b>Lou Brock, L</b> OBP: 0.355, SLG: 0.409 (1, 7)	1-3		E6			K		E		4	2	2	0	1	1	0	<b>St. Louis Cardinals @ Montreal Expos</b> Jarry Park, Montreal, QB Thu Jul 27 1972, 7:05 PM EDT Att: 22,083 - Unknown		
<b>Ted Sizemore, R</b> OBP: 0.307, SLG: 0.325 (1, 4)	E		E			P5		E8		5	2	3	3	0	0	3			
<b>Matty Alou, L</b> OBP: 0.359, SLG: 0.408 (1, 3)	E5		E9		K		G3	F3		5	1	1	0	0	1	2			
<b>Joe Torre, R</b> OBP: 0.367, SLG: 0.470 (1, 5)	K		FC5-4		F9					5	0	2	1	0	1	2			
<b>Ted Simmons, S</b> OBP: 0.318, SLG: 0.462 (1, 2)			FC5-4		L8		L9			5	1	2	1	0	0	2			
<b>Luis Melendez, R</b> OBP: 0.292, SLG: 0.345 (1, 9)	K					F8		1-3		5	1	1	1	0	1	4			
<b>Jorge Roque, R</b> (1, 8)			F9		K		6-3			4	0	0	0	0	1	1			
<b>Dal Maxvill, R</b> OBP: 0.313, SLG: 0.300 (1, 6)					K					3	1	2	1	1	1	0			
<b>Reggie Cleveland, R</b> OBP: 0.222, SLG: 0.208 (1, 1)			G3-6-4			3-1		P4		4	0	1	0	0	0	2			
<b>Inning Stats</b>	R: 1 E: 1 K: 2 S: 10	H: 2 LOB: 2 BB: 0 P: 10	R: 0 E: 0 K: 0 S: 2	H: 0 LOB: 0 BB: 1 P: 6	R: 5 E: 2 K: 1 S: 12	H: 7 LOB: 3 BB: 1 P: 16	R: 0 E: 0 K: 1 S: 5	H: 0 LOB: 0 BB: 0 P: 5	R: 0 E: 0 K: 1 S: 5	H: 1 LOB: 1 BB: 0 P: 4	R: 2 E: 1 K: 0 S: 6	H: 3 LOB: 1 BB: 0 P: 6	R: 0 E: 0 K: 0 S: 3	H: 1 LOB: 0 BB: 0 P: 3	1B: 13 2B: 2 3B: 0 HR: 0	SF: 0 SAC: 0 DP: 2 HBP: 0	WP: 0 PB: 0 SB: 0 CS: 0	PA: 42	
<b>PITCHER</b>	IP	WLS	BF	H	R	ER	SO	BB	IBB	HBP	BLK	WP	HR	S	P	ERA	WHIP		
<b>Balor Moore, L</b> ERA: 5.01 (1, 1)	2.1	L	15	7	6	5	2	1	0	0	0	0	0	18	22	19.29	3.429		
<b>John Strohmayr, R</b> ERA: 3.51 (3, 1)	0.2		5	2	0	0	1	1	0	0	0	0	0	6	10	0.00	4.500		
<b>Steve Renko, R</b> ERA: 5.53 (4, 1)	4.0		13	1	0	0	3	0	0	0	0	0	0	19	19	0.00	0.250		
<b>Tom Walker, R</b> ERA: 2.47 (8, 1)	2.0		9	4	2	2	0	0	0	0	0	0	0	9	9	9.00	2.000		

AB	40
R	8
H	14
RBI	7
BB	2
SO	6
LOB	16



Batter	1	2	3	4	5	6	7	8	9	AB	R	H	RBI	BB	SO	LOB	BOTTOM					
<b>Tim McCarver, L</b> OBP: 0.329, SLG: 0.341 (1, 2)	F8									3	1	2	0	1	0	0	<b>St. Louis Cardinals @ Montreal Expos</b> Jarry Park, Montreal, QB Thu Jul 27 1972, 7:05 PM EDT Att: 22,083 - Unknown					
<b>Ron Hunt, R</b> OBP: 0.365, SLG: 0.314 (1, 4)	K		F8			P4		SF8		4	0	1	0	0	1	3						
<b>Jim Fairey, L</b> OBP: 0.325, SLG: 0.365 (1, 7)	G3				F8			1-3		3	1	1	0	1	0	2						
<b>Ron Fairly, L</b> OBP: 0.316, SLG: 0.367 (1, 3)			FC4-6		F8		G4-6-3	SF8		3	0	1	1	0	0	2						
<b>Ken Singleton, S</b> OBP: 0.337, SLG: 0.374 (1, 9)			FC4-6		4-3			4-3		4	0	2	1	0	0	1						
<b>Boots Day, L</b> OBP: 0.315, SLG: 0.299 (1, 8)			FC4-6		F8		4-3			4	0	0	0	0	0	3						
<b>Bob Bailey, R</b> OBP: 0.325, SLG: 0.385 (1, 5)			G6-4-3				K			4	0	1	0	0	1	2						
<b>Tim Foli, R</b> OBP: 0.275, SLG: 0.280 (1, 6)			F2				5-3			4	0	0	0	0	0	1						
<b>Balor Moore, L</b> ERA: 5.01 (1, 1)										0	0	0	0	0	0	0						
<b>John Strohmayr, R</b> ERA: 3.51 (3, 1)										0	0	0	0	0	0	0						
<b>Hal Breeden, R</b> OBP: 0.143, SLG: 0.357 (3, PH)										1	0	0	0	0	0	1						
<b>Steve Renko, R</b> OBP: 0.365, SLG: 0.314 (4, 1)										1	0	1	0	0	0	0						
<b>Ron Woods, R</b> OBP: 0.275, SLG: 0.319 (7, PH)										1	0	0	0	0	0	0						
<b>Tom Walker, R</b> ERA: 2.47 (8, 1)										0	0	0	0	0	0	0						
<b>Clyde Mashore, R</b> OBP: 0.260, SLG: 0.381 (9, PH)										1	0	0	0	0	0	1						
<b>Inning Stats</b>	R: 0 E: 0 K: 1 S: 5	H: 0 LOB: 0 BB: 0 P: 5	R: 0 E: 0 K: 0 S: 4	H: 2 LOB: 1 BB: 0 P: 4	R: 0 E: 0 K: 1 S: 6	H: 1 LOB: 1 BB: 0 P: 6	R: 1 E: 0 K: 0 S: 4	H: 1 LOB: 0 BB: 0 P: 4	R: 0 E: 0 K: 1 S: 7	H: 2 LOB: 2 BB: 0 P: 7	R: 0 E: 0 K: 0 S: 3	H: 1 LOB: 1 BB: 1 P: 7	R: 0 E: 0 K: 0 S: 3	H: 0 LOB: 0 BB: 0 P: 3	R: 1 E: 0 K: 0 S: 4	H: 1 LOB: 1 BB: 1 P: 8	R: 0 E: 0 K: 1 S: 6	H: 1 LOB: 1 BB: 0 P: 6	1B: 7 2B: 2 3B: 0 HR: 0	SF: 1 SAC: 0 DP: 2 HBP: 0	WP: 0 PB: 0 SB: 0 CS: 0	PA: 36
<b>PITCHER</b>	IP	WLS	BF	H	R	ER	SO	BB	IBB	HBP	BLK	WP	HR	S	P	ERA	WHIP					
<b>Reggie Cleveland, R</b> ERA: 3.18 (1, 1)	9.0	W	36	9	2	2	4	2	0	0	0	0	0	42	50	2.00	1.222					





Batter	1	2	3	4	5	6	7	8	9	AB	R	H	RBI	BB	SO	LOB	TOP			
Lou Brock, L (1,7) OBP: 0.351, SLG: 0.405	0-0 1-3		0-0 G3			0-0 F8			0-0 4-3	4	0	0	0	0	0	0				
Ted Sizemore, R (1,4) OBP: 0.302, SLG: 0.319	0-0 F3		0-0 L6			0-3 K			0-0 L6	4	0	0	0	0	1	0				
Matty Alou, L (1,3) OBP: 0.358, SLG: 0.406	0-0 3-1			0-3 K					0-0 F8	4	0	1	0	0	1	0				
Joe Torre, R (1,5) OBP: 0.371, SLG: 0.479		0-0 4-3 1B		0-3 K					0-0 1B	4	1	3	0	0	1	0				
Luis Melendez, R (9, PR) OBP: 0.292, SLG: 0.345									0-0 1-3 1B	0	0	0	0	0	0	0				
Ted Simmons, S (1,2) OBP: 0.314, SLG: 0.457		0-3 K		0-0 4-3					0-0 F8	4	0	0	0	0	1	4				
Bernie Carbo, L (1,9) OBP: 0.383, SLG: 0.312		0-0 4-3				0-0 F7			0-0 3-1	3	0	0	0	0	0	2				
Jose Cruz, L (1,8) OBP: 0.290, SLG: 0.283		0-0 FC6-4 1B		0-3 K					0-0 4-3	3	0	1	1	0	1	0				
Dal Maxvill, R (1,6) OBP: 0.310, SLG: 0.297									0-0 5-3	2	0	0	0	0	0	1				
Dom Clendenon, R (8, PH) OBP: 0.290, SLG: 0.317		0-0 FC6-4		0-0 4-3					0-0 6-3	1	0	0	0	0	0	0				
Dwain Anderson, R (8, 6) OBP: 0.304, SLG: 0.269		0-0 1-2									0	0	0	0	0	0				
Bob Gibson, R (1,1) OBP: 0.214, SLG: 0.482				0-0 F8					0-0 F9	3	0	0	0	0	0	0				
<b>Inning Stats</b>	R: 0 E: 0 K: 0 S: 3	H: 0 LOB: 0 BB: 0 P: 3	R: 1 E: 0 K: 1 S: 7	H: 2 LOB: 1 BB: 0 P: 7	R: 0 E: 0 K: 0 S: 3	H: 0 LOB: 0 BB: 0 P: 3	R: 0 E: 0 K: 2 S: 7	H: 0 LOB: 0 BB: 0 P: 7	R: 0 E: 0 K: 1 S: 5	H: 0 LOB: 0 BB: 0 P: 5	R: 0 E: 0 K: 0 S: 4	H: 1 LOB: 1 BB: 0 P: 4	R: 0 E: 0 K: 0 S: 3	H: 0 LOB: 0 BB: 0 P: 3	R: 0 E: 0 K: 0 S: 5	H: 2 LOB: 2 BB: 0 P: 5	1B: 3 2B: 2 3B: 0 HR: 0	SF: 0 SAC: 0 DP: 0 HBP: 0	WP: 0 PB: 0 SB: 0 CS: 0	PA: 32
<b>PITCHER</b> Bill Stoneman, R (1,1) ERA: 3.03	IP: 9.0 WLS: W BF: 32	H: 5 R: 1 ER: 1 SO: 5	BB: 0 IBB: 0 HBP: 0 BLK: 0	WP: 0 HR: 0 S: 42 P: 42	ERA: 1.00 WHIP: 0.556	<b>PITCHER</b>	IP: 9.0 WLS: W BF: 32	H: 5 R: 1 ER: 1 SO: 5	BB: 0 IBB: 0 HBP: 0 BLK: 0	WP: 0 HR: 0 S: 42 P: 42	ERA: 1.00 WHIP: 0.556									

St. Louis Cardinals @ Montreal Expos  
 Jarry Park, Montreal, QB  
 Fri Jul 28 1972, 7:05 PM EDT  
 Att: 16,341 - Unknown

AB 32  
 R 1  
 H 5  
 RBI 1  
 BB 0  
 SO 5  
 LOB 7



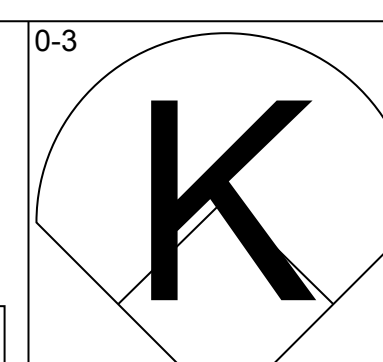
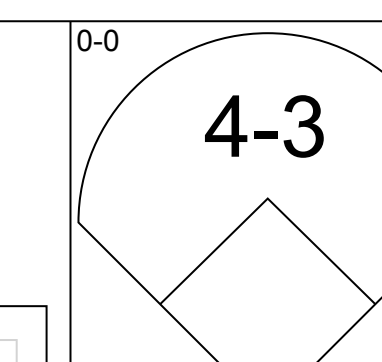
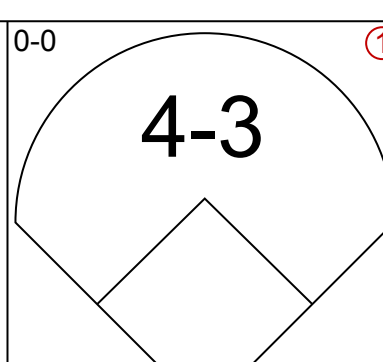
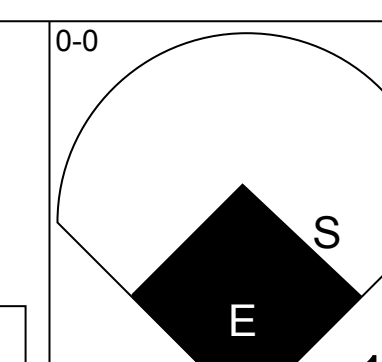
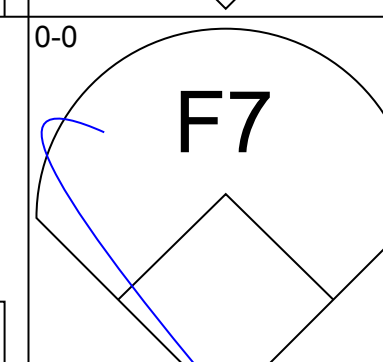
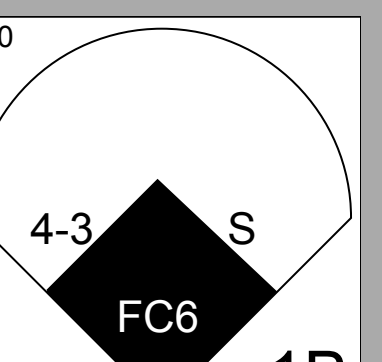
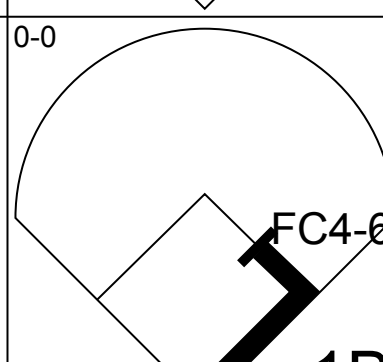
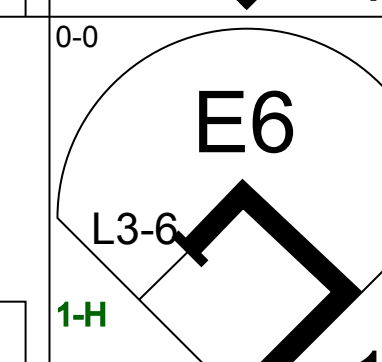
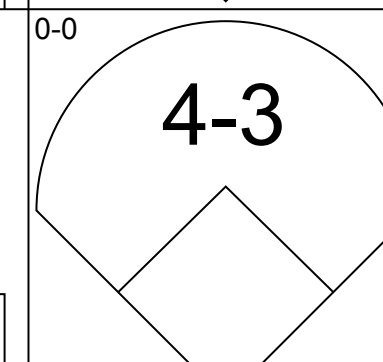
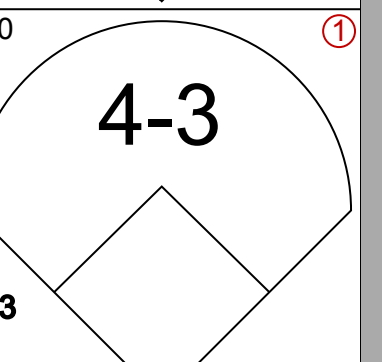
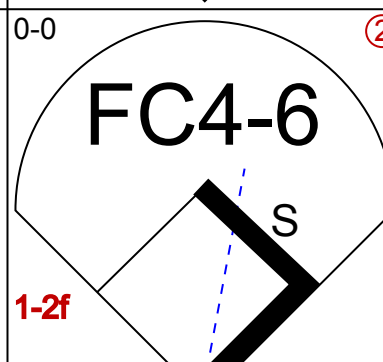
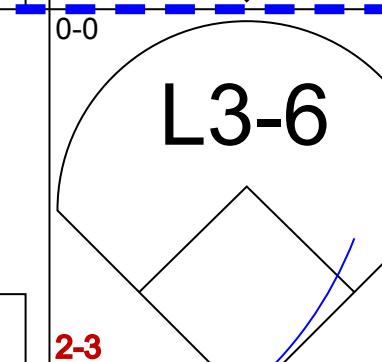
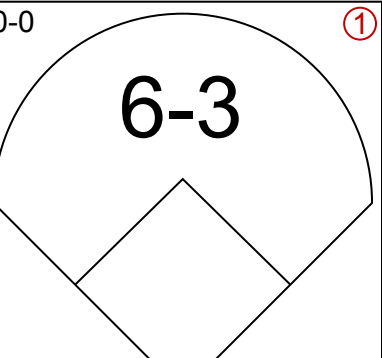
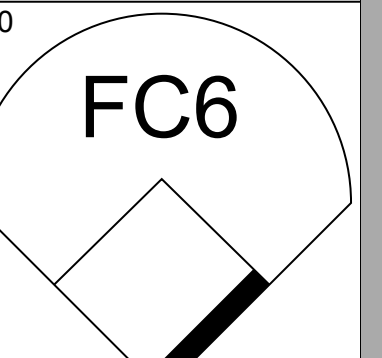
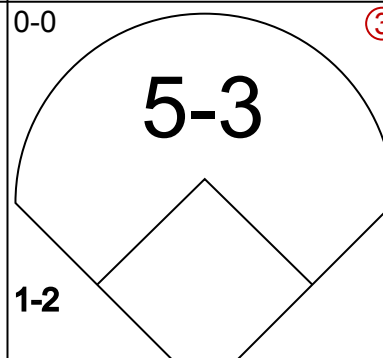
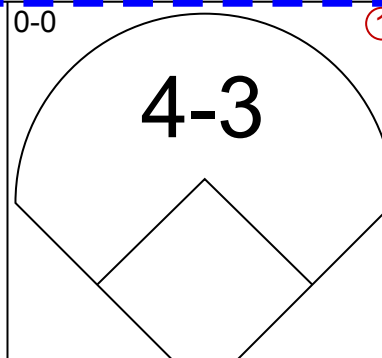
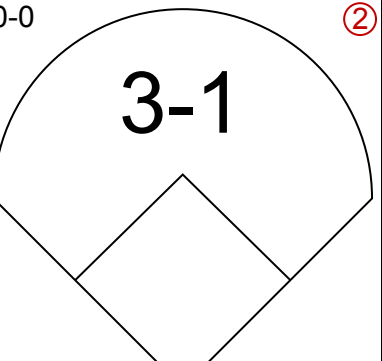
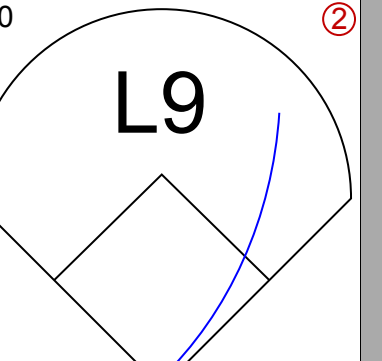
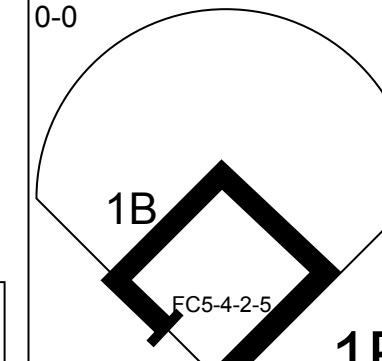
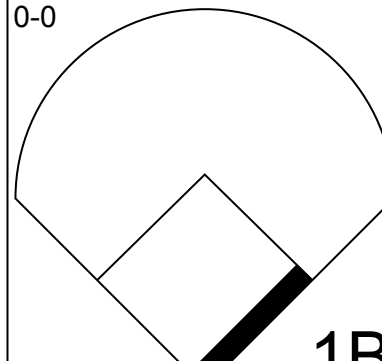
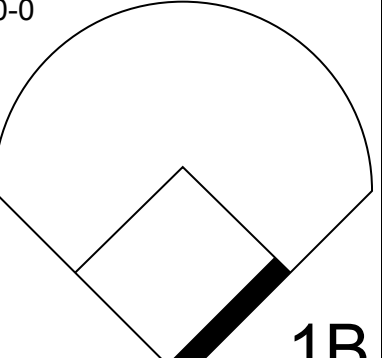
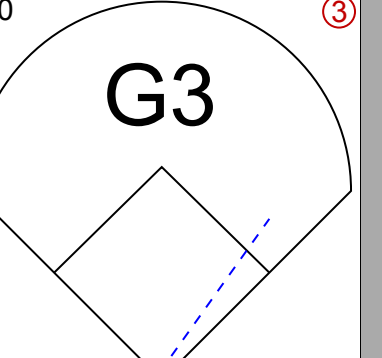
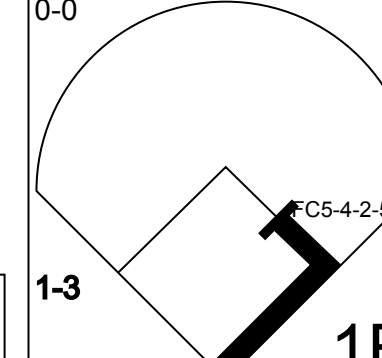
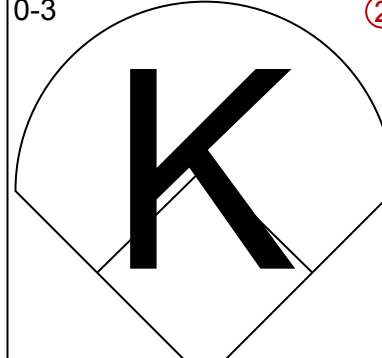

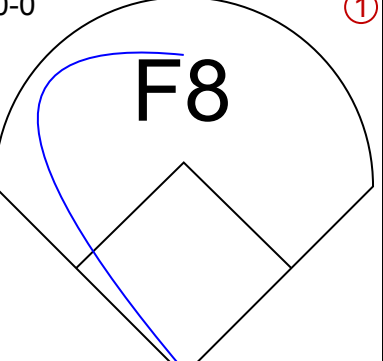
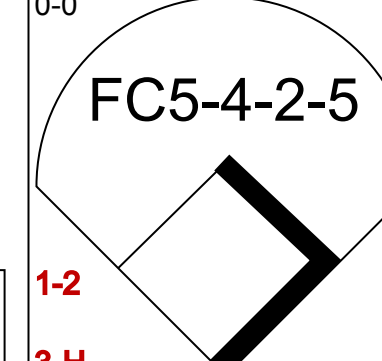
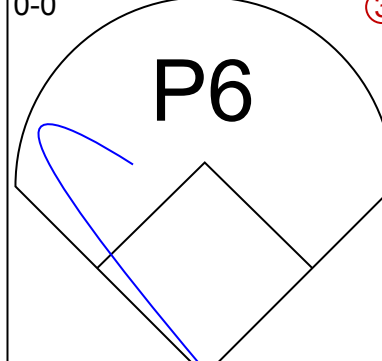
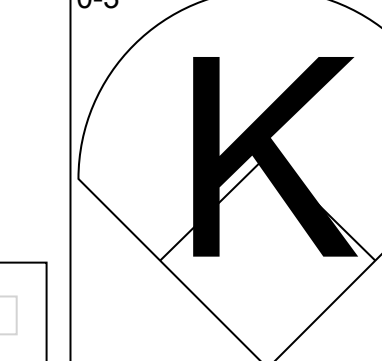
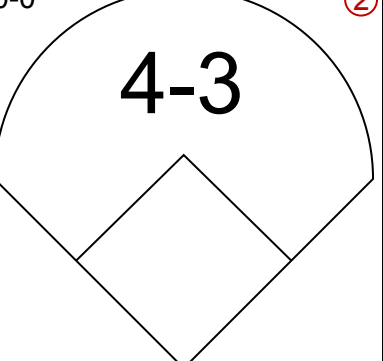
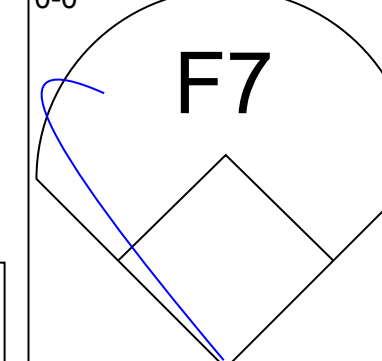
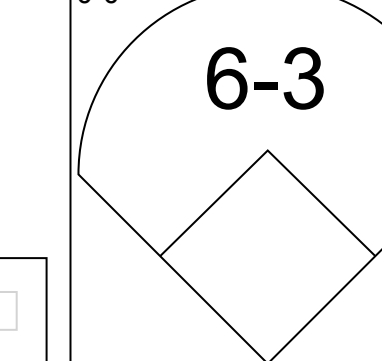
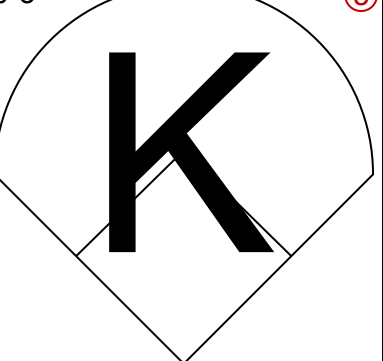
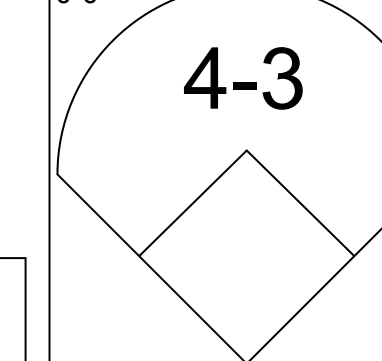
Batter	1	2	3	4	5	6	7	8	9	AB	R	H	RBI	BB	SO	LOB	BOTTOM			
Ron Hunt, R (1,4) OBP: 0.364, SLG: 0.313	0-0 BB 1B		0-0 4-3			0-3 K			0-0 6-3	4	1	1	0	0	1	0				
Bob Bailey, R (1,5) OBP: 0.324, SLG: 0.381	4-0 CS 1B 1-2 BB		0-3 K			0-3 K			0-0 G3	3	0	0	0	1	2	0				
Jim Fairey, L (1,7) OBP: 0.333, SLG: 0.372	0-0 1B CS 1-2 2-H 1B		0-0 F8			0-0 FC2-6 1B			0-0 6-3	4	1	2	1	0	0	0				
Ron Fairly, L (1,3) OBP: 0.322, SLG: 0.371	0-0 WP 2B 1B		0-0 CS 1B			0-0 FC2-6 G3 1B 1-2			4-0 1B BB	3	1	2	0	1	0	1				
Ken Singleton, S (1,9) OBP: 0.342, SLG: 0.383	0-0 CS 2B		0-0 CS 1-2		0-0 F8				0-0 FC1-6 1B	4	0	3	1	0	0	0				
Boots Day, L (1,8) OBP: 0.314, SLG: 0.295	4-0 2-3 BB		0-0 F9			0-0 G3 1-2 2-3			0-0 FC1-6 1-2	3	0	0	0	1	0	4				
Tim Foli, R (1,6) OBP: 0.277, SLG: 0.281	0-0 F9		0-0 E8 1B			4-0 FC6-4 BB			0-0 P4	3	0	1	0	1	0	3				
Terry Humphrey, R (1,2) OBP: 0.259, SLG: 0.244		0-0 3-1		0-0 P4		0-0 FC6-4 1-2				3	0	0	0	0	0	4				
Bill Stoneman, R (1,1) OBP: 0.122, SLG: 0.085		0-0 P4			0-0 4-3				0-0 F8	3	0	0	0	0	0	0				
<b>Inning Stats</b>	R: 3 E: 0 K: 0 S: 5	H: 4 LOB: 1 BB: 2 P: 13	R: 0 E: 0 K: 0 S: 3	H: 0 LOB: 0 BB: 0 P: 3	R: 0 E: 0 K: 1 S: 5	H: 1 LOB: 0 BB: 0 P: 5	R: 0 E: 1 K: 0 S: 4	H: 1 LOB: 1 BB: 0 P: 4	R: 0 E: 0 K: 2 S: 7	H: 0 LOB: 0 BB: 0 P: 7	R: 0 E: 0 K: 0 S: 5	H: 2 LOB: 3 BB: 1 P: 9	R: 0 E: 0 K: 0 S: 3	H: 0 LOB: 0 BB: 0 P: 3	R: 0 E: 0 K: 0 S: 4	H: 1 LOB: 2 BB: 1 P: 8	1B: 8 2B: 1 3B: 0 HR: 0	SF: 0 SAC: 0 DP: 0 HBP: 0	WP: 1 PB: 0 SB: 0 CS: 4	PA: 35
<b>PITCHER</b> Bob Gibson, R (1,1) ERA: 2.54	IP: 8.0 WLS: L BF: 34	H: 9 R: 3 ER: 3 SO: 3	BB: 4 IBB: 0 HBP: 0 BLK: 0	WP: 1 HR: 0 S: 36 P: 52	ERA: 3.38 WHIP: 1.625	<b>PITCHER</b>	IP: 8.0 WLS: L BF: 34	H: 9 R: 3 ER: 3 SO: 3	BB: 4 IBB: 0 HBP: 0 BLK: 0	WP: 1 HR: 0 S: 36 P: 52	ERA: 3.38 WHIP: 1.625									

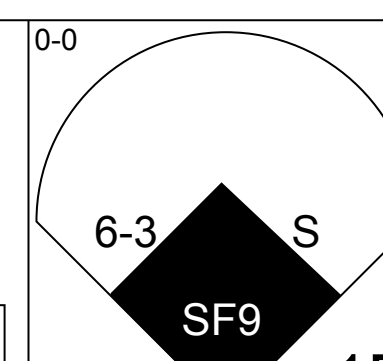
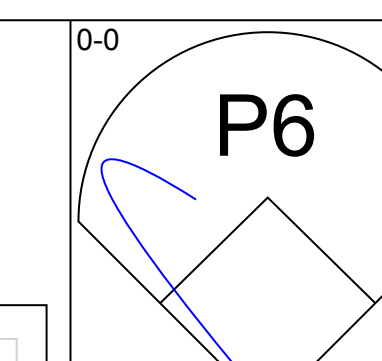
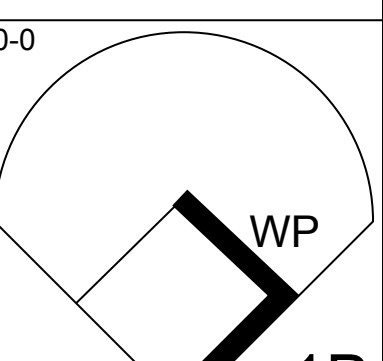
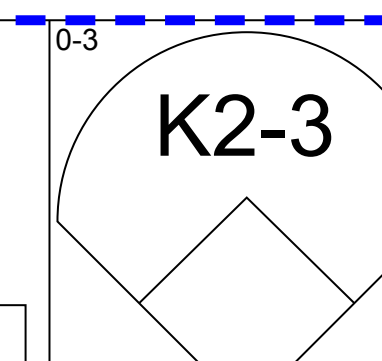
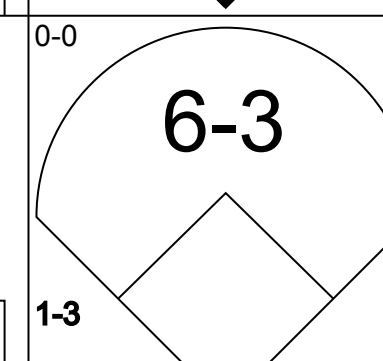
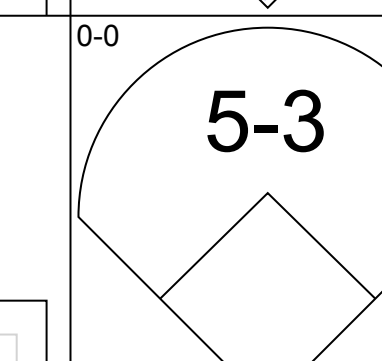
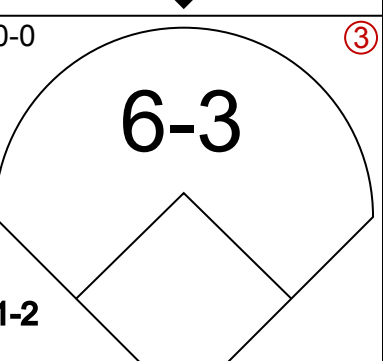
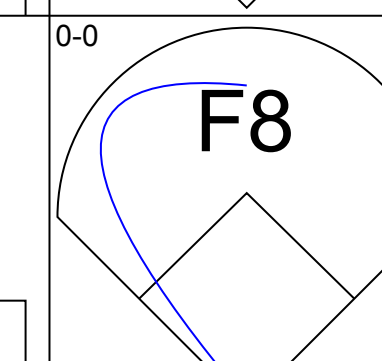
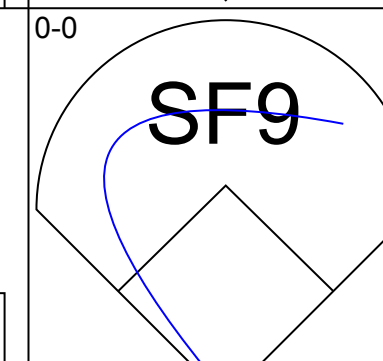
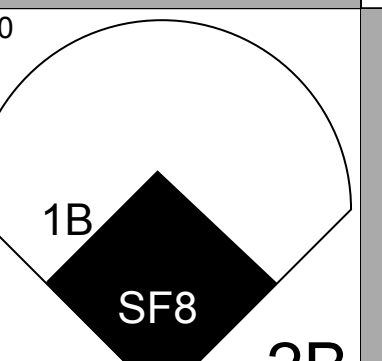
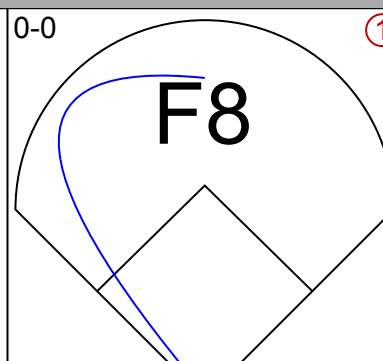
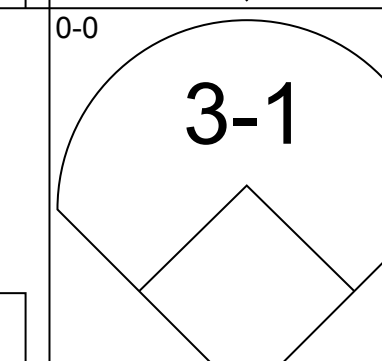
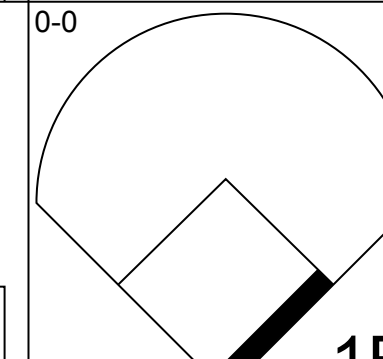
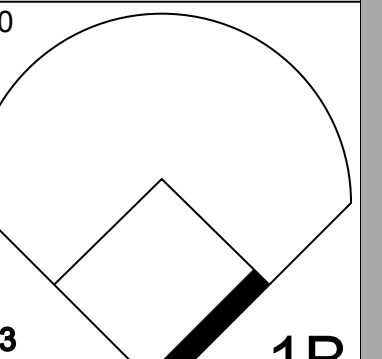
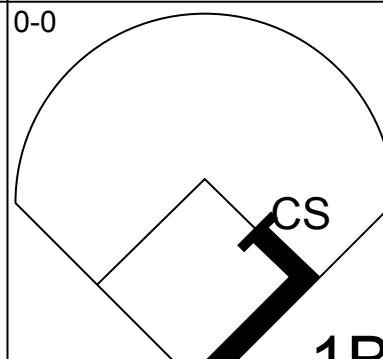
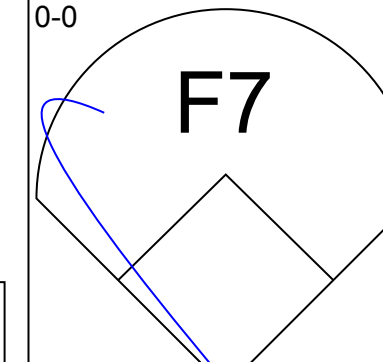
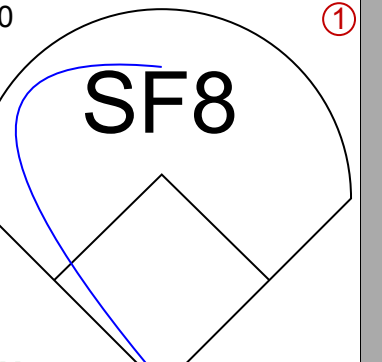
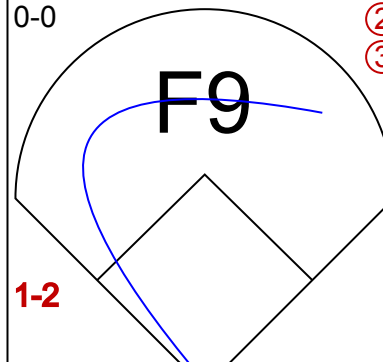
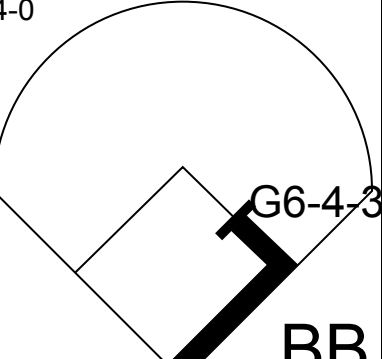
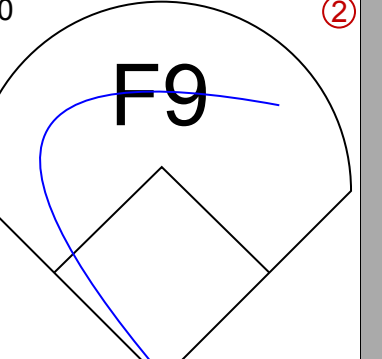
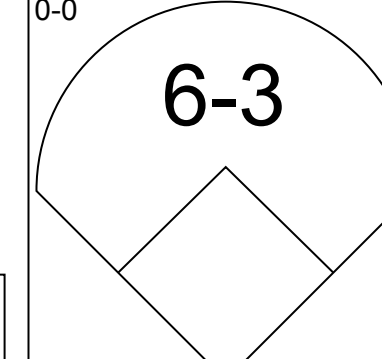

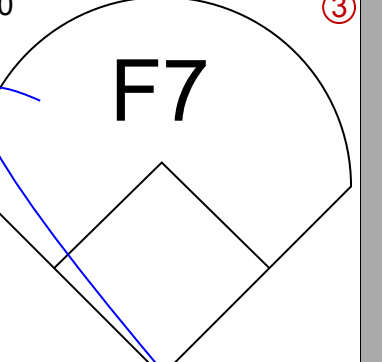
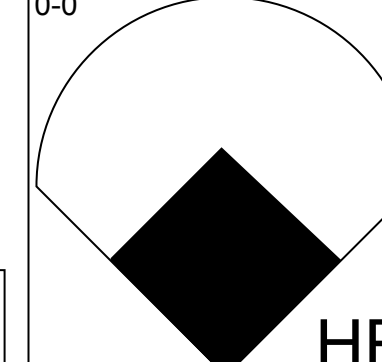
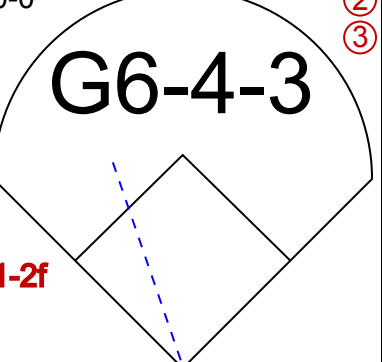
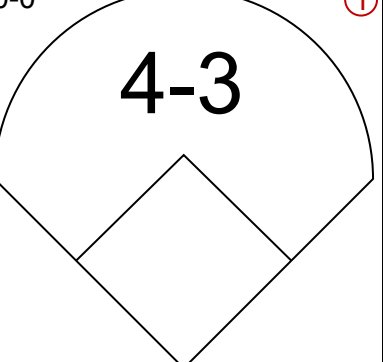
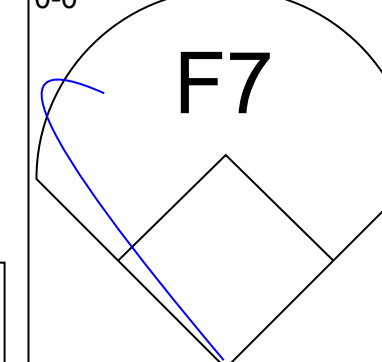
St. Louis Cardinals @ Montreal Expos  
 Jarry Park, Montreal, QB  
 Fri Jul 28 1972, 7:05 PM EDT  
 Att: 16,341 - Unknown

AB 30  
 R 3  
 H 9  
 RBI 2  
 BB 4  
 SO 3  
 LOB 12





Batter	1	2	3	4	5	6	7	8	9	AB	R	H	RBI	BB	SO	LOB	TOP			
Lou Brock, L OBP: 0.350, SLG: 0.404 (1, 7)										4	1	1	0	0	1	0	<b>St. Louis Cardinals @ Chicago Cubs</b> Wrigley Field, Chicago, IL Sat Jul 29 1972, 3:33 AM CDT Att: 30,034 - Sunny - 71 F			
Ted Sizemore, R OBP: 0.309, SLG: 0.326 (1, 4)										4	1	3	0	0	0	0				
Matty Alou, L OBP: 0.354, SLG: 0.401 (1, 3)										4	0	0	0	0	0	3				
Joe Torre, R OBP: 0.367, SLG: 0.473 (1, 5)										4	0	0	1	0	0	1				
Ted Simmons, S OBP: 0.317, SLG: 0.457 (1, 2)										4	0	2	0	0	0	1				
Bernie Carbo, L OBP: 0.385, SLG: 0.316 (1, 9)										4	0	2	0	0	1	2				
Jose Cruz, L OBP: 0.285, SLG: 0.278 (1, 8)										4	0	0	0	0	0	4				
Dal Maxvill, R OBP: 0.307, SLG: 0.294 (1, 6)										2	0	0	0	0	1	0				
Don Clendenon, R OBP: 0.278, SLG: 0.315 (7, PH)										1	0	0	0	0	0	1				
Dwain Anderson, R OBP: 0.304, SLG: 0.269 (7, 6)										0	0	0	0	0	0	0				
Rick Wise, R OBP: 0.197, SLG: 0.250 (1, 1)										2	0	0	0	0	1	0				
Jerry McNertney, R OBP: 0.326, SLG: 0.359 (8, PH)										1	0	0	0	0	0	0				
Diego Segui, R OBP: 0.125, SLG: 0.125 (8, 1)										0	0	0	0	0	0	0				
<b>Inning Stats</b>	R: 0 E: 0 K: 1 S: 5	H: 0 LOB: 0 BB: 0 P: 5	R: 0 E: 0 K: 0 S: 4	H: 1 LOB: 1 BB: 0 P: 4	R: 0 E: 0 K: 1 S: 5	H: 0 LOB: 0 BB: 0 P: 5	R: 1 E: 0 K: 0 S: 5	H: 1 LOB: 1 BB: 0 P: 5	R: 0 E: 0 K: 0 S: 4	H: 1 LOB: 1 BB: 0 P: 4	R: 0 E: 0 K: 0 S: 4	H: 2 LOB: 1 BB: 0 P: 4	R: 1 E: 1 K: 0 S: 4	H: 2 LOB: 0 BB: 0 P: 4	R: 0 E: 0 K: 1 S: 6	H: 1 LOB: 1 BB: 0 P: 6	1B: 8 2B: 2 3B: 0 HR: 0	SF: 0 SAC: 0 DP: 2 HBP: 0	WP: 0 PB: 0 SB: 3 CS: 0	PA: 34
<b>PITCHER</b>	IP WLS BF H R ER SO BB IBB HBP BLK WP HR S P ERA WHIP																			
Bill Hands, R ERA: 3.45 (1, 1)	7.1 W 29 7 2 1 3 0 0 0 0 0 0 0 35 35 1.23 0.955																			
Steve Hamilton, L ERA: 2.31 (8, 1)	0.2 1 0 0 0 0 0 0 0 0 0 0 0 1 1 0.00 0.000																			
Jack Aker, R ERA: 2.6 (9, 1)	1.0 S 4 1 0 0 1 0 0 0 0 0 0 0 6 6 0.00 1.000																			

Batter	1	2	3	4	5	6	7	8	9	AB	R	H	RBI	BB	SO	LOB	BOTTOM			
Rick Monday, L OBP: 0.370, SLG: 0.408 (1, 8)										4	1	2	0	0	1	0	<b>St. Louis Cardinals @ Chicago Cubs</b> Wrigley Field, Chicago, IL Sat Jul 29 1972, 3:33 AM CDT Att: 30,034 - Sunny - 71 F			
Glenn Beckert, R OBP: 0.303, SLG: 0.354 (1, 4)										4	0	0	0	0	2					
Billy Williams, L OBP: 0.387, SLG: 0.594 (1, 7)										3	1	1	1	0	0					
Joe Pepitone, L OBP: 0.319, SLG: 0.453 (1, 3)										3	0	3	0	0	0					
Ron Santo, R OBP: 0.397, SLG: 0.485 (1, 5)										2	0	0	1	0	2					
Jose Cardenal, R OBP: 0.339, SLG: 0.456 (1, 9)										2	0	0	0	1	0					
Randy Hundley, R OBP: 0.299, SLG: 0.303 (1, 2)										3	1	1	1	0	1					
Don Kessinger, S OBP: 0.354, SLG: 0.311 (1, 6)										3	0	0	0	0	1					
Bill Hands, R (1, 1)										3	0	0	0	0	2	0				
Steve Hamilton, L (8, 1)										0	0	0	0	0	0	0				
Jack Aker, R (9, 1)										0	0	0	0	0	0	0				
<b>Inning Stats</b>	R: 1 E: 0 K: 0 S: 5	H: 2 LOB: 1 BB: 0 P: 5	R: 0 E: 0 K: 1 S: 4	H: 0 LOB: 0 BB: 1 P: 8	R: 0 E: 0 K: 1 S: 5	H: 0 LOB: 0 BB: 0 P: 5	R: 1 E: 0 K: 0 S: 5	H: 2 LOB: 1 BB: 0 P: 5	R: 0 E: 0 K: 0 S: 3	H: 1 LOB: 0 BB: 0 P: 3	R: 1 E: 0 K: 0 S: 4	H: 1 LOB: 0 BB: 0 P: 4	R: 0 E: 0 K: 1 S: 5	H: 0 LOB: 0 BB: 0 P: 5	R: 0 E: 0 K: 1 S: 5	H: 0 LOB: 0 BB: 0 P: 5	1B: 5 2B: 1 3B: 0 HR: 1	SF: 2 SAC: 0 DP: 1 HBP: 0	WP: 1 PB: 0 SB: 1 CS: 1	PA: 30
<b>PITCHER</b>	IP WLS BF H R ER SO BB IBB HBP BLK WP HR S P ERA WHIP																			
Rick Wise, R ERA: 3.71 (1, 1)	7.0 L 27 7 3 3 3 1 0 0 0 0 0 0 32 36 3.86 1.143																			
Diego Segui, R ERA: 2.93 (8, 1)	1.0 3 0 0 0 1 0 0 0 0 0 0 0 5 5 0.00 0.000																			

AB	34
R	2
H	8
RBI	1
BB	0
SO	4
LOB	12



AB	27
R	3
H	7
RBI	3
BB	1
SO	4
LOB	8





Batter	1	2	3	4	5	6	7	8	9	AB	R	H	RBI	BB	SO	LOB	TOP					
<b>Lou Brock, L</b> OBP: 0.349, SLG: 0.402 (1, 7)										4	0	1	0	0	2	0	<b>St. Louis Cardinals @ Chicago Cubs</b> Wrigley Field, Chicago, IL Sun Jul 30 1972, 3:33 AM CDT Unknown					
<b>Ted Sizemore, R</b> OBP: 0.304, SLG: 0.321 (1, 4)										4	0	0	0	0	1	1						
<b>Matty Alou, L</b> OBP: 0.355, SLG: 0.402 (1, 3)										4	0	2	0	0	0	1						
<b>Joe Torre, R</b> OBP: 0.366, SLG: 0.474 (1, 5)										4	0	1	0	0	0	3						
<b>Ted Simmons, S</b> OBP: 0.319, SLG: 0.461 (1, 2)										4	0	2	0	0	0	1						
<b>Bernie Carbo, L</b> OBP: 0.379, SLG: 0.311 (1, 9)										3	0	0	0	0	2	3						
<b>Jose Cruz, L</b> OBP: 0.282, SLG: 0.274 (1, 8)										3	0	0	0	0	2	3						
<b>Dal Maxvill, R</b> OBP: 0.304, SLG: 0.291 (1, 6)										2	0	0	0	0	0	1						
<b>Don Clendenon, R</b> OBP: 0.276, SLG: 0.313 (7, PH)										1	0	0	0	0	1	3						
<b>Dwain Anderson, R</b> OBP: 0.304, SLG: 0.269 (7, 6)										0	0	0	0	0	0	0						
<b>Don Durham, R</b> OBP: 0.271, SLG: 0.257 (6, PH)										1	0	0	0	0	0	0						
<b>Ed Crosby, L</b> OBP: 0.271, SLG: 0.257 (6, PH)										1	0	0	0	0	0	0						
<b>Ray Bare, R</b> OBP: 0.290, SLG: 0.343 (8, PH)										0	0	0	0	0	0	0						
<b>Luis Melendez, R</b> OBP: 0.290, SLG: 0.343 (8, PH)										1	0	0	0	0	0	0						
<b>Moe Drabowsky, R</b> OBP: 0.290, SLG: 0.343 (8, 1)										0	0	0	0	0	0	0						
<b>Inning Stats</b>	R: 0 E: 0 K: 1 S: 6	H: 1 LOB: 1 BB: 0 P: 6	R: 0 E: 0 K: 1 S: 6	H: 1 LOB: 1 BB: 0 P: 6	R: 0 E: 0 K: 1 S: 5	H: 0 LOB: 0 BB: 0 P: 5	R: 0 E: 0 K: 0 S: 3	H: 1 LOB: 0 BB: 0 P: 3	R: 0 E: 0 K: 2 S: 7	H: 0 LOB: 0 BB: 0 P: 7	R: 0 E: 0 K: 0 S: 3	H: 0 LOB: 0 BB: 0 P: 3	R: 0 E: 1 K: 2 S: 10	H: 2 LOB: 2 BB: 0 P: 10	R: 0 E: 0 K: 1 S: 5	H: 0 LOB: 0 BB: 0 P: 5	R: 0 E: 0 K: 0 S: 3	H: 1 LOB: 0 BB: 0 P: 3	1B: 4 2B: 2 3B: 0 HR: 0	SF: 0 SAC: 0 DP: 2 HBP: 0	WP: 0 PB: 0 SB: 1 CS: 0	PA: 32
<b>PITCHER</b> <b>Rick Reuschel, R</b> ERA: 2.75 (1, 1)	IP: 9.0 WLS: W BF: 32 H: 6 R: 0 ER: 0 SO: 8 BB: 0 IBB: 0 HBP: 0 BLK: 1 WP: 0 HR: 0 S: 48 P: 48 ERA: 0.00 WHIP: 0.667															<b>PITCHER</b> <b>Rick Reuschel, R</b> ERA: 2.75 (1, 1)	IP: 9.0 WLS: W BF: 32 H: 6 R: 0 ER: 0 SO: 8 BB: 0 IBB: 0 HBP: 0 BLK: 1 WP: 0 HR: 0 S: 48 P: 48 ERA: 0.00 WHIP: 0.667					

AB	32
R	0
H	6
RBI	0
BB	0
SO	8
LOB	16



Batter	1	2	3	4	5	6	7	8	9	AB	R	H	RBI	BB	SO	LOB	BOTTOM		
<b>Rick Monday, L</b> OBP: 0.369, SLG: 0.404 (1, 8)										3	0	0	0	1	2	2	<b>St. Louis Cardinals @ Chicago Cubs</b> Wrigley Field, Chicago, IL Sun Jul 30 1972, 3:33 AM CDT Unknown		
<b>Glenn Beckert, R</b> OBP: 0.299, SLG: 0.350 (1, 4)										4	0	0	0	0	0	3			
<b>Billy Williams, L</b> OBP: 0.385, SLG: 0.590 (1, 7)										4	1	1	0	0	0	0			
<b>Joe Pepitone, L</b> OBP: 0.325, SLG: 0.455 (1, 3)										4	1	2	0	0	0	1			
<b>Ron Santo, R</b> OBP: 0.356, SLG: 0.486 (1, 5)										4	1	1	0	0	0	3			
<b>Jose Cardenal, R</b> OBP: 0.341, SLG: 0.455 (1, 9)										3	0	1	2	1	1	1			
<b>Randy Hundley, R</b> OBP: 0.283, SLG: 0.311 (1, 2)										3	1	2	1	0	0	1			
<b>Don Kessinger, S</b> OBP: 0.356, SLG: 0.310 (1, 6)										2	0	0	0	2	0	2			
<b>Rick Reuschel, R</b> OBP: 0.238, SLG: 0.211 (1, 1)										4	0	1	1	0	1	4			
<b>Inning Stats</b>	R: 0 E: 0 K: 1 S: 6	H: 1 LOB: 1 BB: 0 P: 6	R: 1 E: 0 K: 0 S: 5	H: 2 LOB: 2 BB: 2 P: 13	R: 3 E: 2 K: 0 S: 6	H: 2 LOB: 0 BB: 0 P: 6	R: 0 E: 0 K: 1 S: 5	H: 0 LOB: 0 BB: 0 P: 5	R: 0 E: 0 K: 0 S: 3	H: 1 LOB: 1 BB: 0 P: 3	R: 0 E: 0 K: 1 S: 6	H: 1 LOB: 2 BB: 1 P: 10	R: 0 E: 0 K: 0 S: 3	R: 0 E: 0 K: 1 S: 6	H: 1 LOB: 2 BB: 1 P: 10	1B: 6 2B: 2 3B: 0 HR: 0		SF: 1 SAC: 0 DP: 1 HBP: 0	WP: 0 PB: 0 SB: 0 CS: 0
<b>PITCHER</b> <b>Don Durham, R</b> ERA: 3.86 (1, 1)	IP: 5.0 WLS: L BF: 23 H: 6 R: 4 ER: 1 SO: 2 BB: 4 IBB: 1 HBP: 0 BLK: 0 WP: 0 HR: 0 S: 25 P: 33 ERA: 1.80 WHIP: 1.400															<b>PITCHER</b> <b>Don Durham, R</b> ERA: 3.86 (1, 1)	IP: 5.0 WLS: L BF: 23 H: 6 R: 4 ER: 1 SO: 2 BB: 4 IBB: 1 HBP: 0 BLK: 0 WP: 0 HR: 0 S: 25 P: 33 ERA: 1.80 WHIP: 1.400		
<b>Ray Bare, R</b> ERA: 2.63 (6, 1)	IP: 2.0 WLS: 8 BF: 1 H: 0 R: 0 ER: 0 SO: 1 BB: 1 IBB: 0 HBP: 0 BLK: 0 WP: 0 HR: 9 S: 13 P: 13 ERA: 0.00 WHIP: 1.000															<b>Ray Bare, R</b> ERA: 2.63 (6, 1)	IP: 2.0 WLS: 8 BF: 1 H: 0 R: 0 ER: 0 SO: 1 BB: 1 IBB: 0 HBP: 0 BLK: 0 WP: 0 HR: 9 S: 13 P: 13 ERA: 0.00 WHIP: 1.000		
<b>Moe Drabowsky, R</b> ERA: 2.63 (8, 1)	IP: 1.0 WLS: 5 BF: 1 H: 0 R: 0 ER: 0 SO: 1 BB: 1 IBB: 0 HBP: 0 BLK: 0 WP: 0 HR: 6 S: 10 P: 10 ERA: 0.00 WHIP: 1.000															<b>Moe Drabowsky, R</b> ERA: 2.63 (8, 1)	IP: 1.0 WLS: 5 BF: 1 H: 0 R: 0 ER: 0 SO: 1 BB: 1 IBB: 0 HBP: 0 BLK: 0 WP: 0 HR: 6 S: 10 P: 10 ERA: 0.00 WHIP: 1.000		

AB	31
R	4
H	8
RBI	4
BB	4
SO	4
LOB	17





Batter	1	2	3	4	5	6	7	8	9	AB	R	H	RBI	BB	SO	LOB	TOP					
Lou Brock, L OBP: 0.350, SLG: 0.402 (1, 7)										5	1	2	0	0	0	0						
Ed Crosby, L OBP: 0.274, SLG: 0.261 (1, 4)										4	1	1	0	1	0	0						
Bernie Carbo, L OBP: 0.390, SLG: 0.317 Jorge Roque, R (9, PR)										3	1	2	0	2	0	0						
Joe Torre, R OBP: 0.363, SLG: 0.470 (1, 5)										5	0	1	0	0	1	8						
Ted Simmons, S OBP: 0.317, SLG: 0.460 (1, 2)										5	1	1	2	0	0	2						
Donn Clendenen, R OBP: 0.282, SLG: 0.313 (1, 3)										3	0	1	1	1	0	0						
Luis Melendez, R OBP: 0.289, SLG: 0.341 (1, 8)										4	0	1	0	0	2	3						
Dwain Anderson, R OBP: 0.317, SLG: 0.273 Dal Maxwell, R OBP: 0.304, SLG: 0.291 (8, 6)										3	0	1	0	0	1	2						
Dennis Higgins, R (1, 1)										1	0	0	0	0	0	0						
John Cumberland, R OBP: 0.091, SLG: 0.091 Diego Segui, R OBP: 0.100, SLG: 0.100 Joe Grzenda, R (8, 1)										1	0	0	0	0	0	0						
										2	0	0	0	0	0	3						
										0	0	0	0	0	0	0						
<b>Inning Stats</b>	R: 4 E: 1 K: 3 S: 13	H: 3 LOB: 1 BB: 1 P: 17	R: 0 E: 1 K: 0 S: 4	H: 0 LOB: 2 BB: 1 P: 8	R: 0 E: 0 K: 1 S: 5	H: 0 LOB: 1 BB: 1 P: 9	R: 0 E: 0 K: 0 S: 4	H: 2 LOB: 2 BB: 1 P: 8	R: 0 E: 0 K: 0 S: 5	H: 2 LOB: 2 BB: 0 P: 5	R: 0 E: 0 K: 0 S: 3	H: 0 LOB: 0 BB: 0 P: 3	R: 0 E: 0 K: 0 S: 4	H: 1 LOB: 1 BB: 0 P: 4	R: 0 E: 0 K: 0 S: 2	H: 0 LOB: 0 BB: 0 P: 3	R: 0 E: 0 K: 0 S: 4	H: 2 LOB: 2 BB: 0 P: 4	1B: 8 2B: 2 3B: 0 HR: 0	SF: 0 SAC: 0 DP: 3 HBP: 1	WP: 0 PB: 0 SB: 2 CS: 0	PA: 41
<b>PITCHER</b>	IP	WLS	BF	H	R	ER	SO	BB	IBB	HBP	BLK	WP	HR	S	P	ERA	WHIP					
Bill Bonham, R ERA: 4.15 (1, 1)	6.0		30	7	4	3	4	4	0	0	0	0	0	34	50	4.50	1.833					
Tom Phoebus, R ERA: 3.34 (7, 1)	2.0	W	7	1	0	0	0	0	0	1	0	0	0	6	7	0.00	0.500					
Jack Aker, R ERA: 2.52 (9, 1)	1.0	S	4	2	0	0	0	0	0	0	0	0	0	4	4	0.00	2.000					

St. Louis Cardinals @ Chicago Cubs  
Wrigley Field, Chicago, IL  
Sun Jul 30 1972, 3:38 AM CDT  
Att: 37,811 - Sunny - 73 F

AB 36  
R 4  
H 10  
RBI 3  
BB 4  
SO 4  
LOB 18



Batter	1	2	3	4	5	6	7	8	9	AB	R	H	RBI	BB	SO	LOB	BOTTOM							
Bill North, S OBP: 0.192, SLG: 0.184 (1, 9)										4	1	1	0	1	1	4								
Glenn Beckert, R OBP: 0.298, SLG: 0.351 (1, 4)										5	0	1	2	0	1	4								
Billy Williams, L OBP: 0.390, SLG: 0.593 (1, 7)										2	0	1	1	3	0	0								
Joe Pepitone, L OBP: 0.320, SLG: 0.443 (1, 3)										5	0	1	0	0	1	8								
Ron Santo, R OBP: 0.358, SLG: 0.484 (1, 5)										3	0	1	0	1	0	2								
Rick Monday, L OBP: 0.370, SLG: 0.412 (1, 8)										4	1	2	0	0	1	3								
Ken Rudolph, R OBP: 0.341, SLG: 0.321 Frank Coggins, S (6, PH) Jack Aker, R (9, 1)										3	1	1	0	0	0	1								
										0	1	0	0	1	0	0								
										0	0	0	0	0	0	0								
<b>Inning Stats</b>	R: 1 E: 1 K: 1 S: 6	H: 1 LOB: 1 BB: 1 P: 10	R: 1 E: 0 K: 1 S: 7	H: 2 LOB: 1 BB: 0 P: 7	R: 0 E: 0 K: 1 S: 7	H: 2 LOB: 2 BB: 0 P: 7	R: 1 E: 0 K: 1 S: 6	H: 1 LOB: 3 BB: 3 P: 18	R: 0 E: 0 K: 1 S: 5	H: 0 LOB: 0 BB: 0 P: 5	R: 0 E: 0 K: 0 S: 4	H: 1 LOB: 1 BB: 0 P: 4	R: 2 E: 0 K: 0 S: 5	H: 2 LOB: 3 BB: 3 P: 17	R: 0 E: 0 K: 0 S: 5	H: 0 LOB: 0 BB: 0 P: 6	R: 0 E: 0 K: 0 S: 4	H: 1 LOB: 1 BB: 0 P: 4	R: 2 E: 0 K: 0 S: 5	H: 2 LOB: 3 BB: 3 P: 17	1B: 5 2B: 4 3B: 0 HR: 0	SF: 0 SAC: 1 DP: 1 HBP: 0	WP: 0 PB: 0 SB: 0 CS: 0	PA: 40
<b>PITCHER</b>	IP	WLS	BF	H	R	ER	SO	BB	IBB	HBP	BLK	WP	HR	S	P	ERA	WHIP							
Dennis Higgins, R ERA: 5.06 (1, 1)	2.2		14	5	2	1	2	1	0	0	0	0	0	17	21	3.38	2.250							
John Cumberland, L ERA: 8.0 (3, 1)	0.2		5	1	1	1	1	2	0	0	0	0	0	5	13	13.50	4.500							
Diego Segui, R ERA: 3.04 (4, 1)	4.1	L	19	3	2	2	2	3	1	0	0	0	0	19	35	4.15	1.385							
Joe Grzenda, L ERA: 4.88 (8, 1)	0.1		2	0	0	0	0	0	1	0	0	0	0	1	5	0.00	0.000							

St. Louis Cardinals @ Chicago Cubs  
Wrigley Field, Chicago, IL  
Sun Jul 30 1972, 3:38 AM CDT  
Att: 37,811 - Sunny - 73 F

AB 31  
R 5  
H 9  
RBI 4  
BB 8  
SO 5  
LOB 25





Batter	1	2	3	4	5	6	7	8	9	AB	R	H	RBI	BB	SO	LOB	TOP			
Lou Brock, L OBP: 0.349, SLG: 0.400 (1, 7)	G3		F8			4-3		1B		4	0	1	0	0	0	0	<b>St. Louis Cardinals @ Chicago Cubs</b> Wrigley Field, Chicago, IL Mon Jul 31 1972, 3:33 AM CDT Att: 31,935 - Cloudy - 81 F			
Ted Sizemore, R OBP: 0.303, SLG: 0.328 (1, 4)	1-3		6-3			3B		F9		4	0	1	0	0	0	1				
Matty Alou, L OBP: 0.354, SLG: 0.401 (1, 3)	G3			3-1		4-3		FC4-6 1B		4	0	1	0	0	0	1				
Joe Torre, R OBP: 0.360, SLG: 0.464 (1, 5)		E6 3-1 1B		K		5-3		FC4-6 1-2 FC4-6		4	0	0	0	0	1	1				
Ted Simmons, S OBP: 0.316, SLG: 0.458 (1, 2)		3-1 1-2 1B		L3		4-3		FC4-6 1-2		4	0	1	0	0	0	1				
Bernie Carbo, L OBP: 0.387, SLG: 0.315 (1, 9)		3-1 1-2 2-3			F8		1B	F8		4	0	1	0	0	0	3				
Jose Cruz, L OBP: 0.282, SLG: 0.274 (1, 8)		6-3			G3-6 1B		K			3	0	1	0	0	1	3				
Dal Maxvill, R OBP: 0.301, SLG: 0.288 (8, PH)	1-3				G3-6 1-2		K			2	0	0	0	0	0	3				
Jerry McNettney, R OBP: 0.319, SLG: 0.350 (8, PH)										1	0	0	0	0	1	0				
Moe Drabowsky, R (8, 1)										0	0	0	0	0	0	0				
Reggie Cleveland, R OBP: 0.216, SLG: 0.254 (5, PH)				K						1	0	0	0	0	1	0				
Jorge Rojas, R (5, PH)										0	0	0	0	0	0	0				
Joe Grzenda, R (7, 1)										0	0	0	0	0	0	0				
Ray Bare, R (7, 1)										0	0	0	0	0	0	0				
Ed Crosby, L OBP: 0.172, SLG: 0.280 (8, 9)										1	0	0	0	0	0	0				
<b>Inning Stats</b>	R: 0 E: 0 K: 0 S: 3	H: 0 LOB: 0 BB: 0 P: 3	R: 0 E: 1 K: 0 S: 5	H: 1 LOB: 2 BB: 0 P: 5	R: 0 E: 0 K: 1 S: 5	H: 0 LOB: 0 BB: 0 P: 5	R: 0 E: 0 K: 1 S: 5	H: 1 LOB: 0 BB: 0 P: 5	R: 0 E: 0 K: 1 S: 6	H: 1 LOB: 1 BB: 0 P: 6	R: 0 E: 0 K: 1 S: 6	H: 1 LOB: 1 BB: 0 P: 6	R: 0 E: 0 K: 1 S: 6	H: 1 LOB: 1 BB: 0 P: 6	R: 0 E: 0 K: 0 S: 4	H: 1 LOB: 1 BB: 0 P: 4	1B: 5 2B: 0 3B: 1 HR: 0	SF: 0 SAC: 0 DP: 1 HBP: 0	WP: 0 PB: 0 SB: 0 CS: 0	PA: 33
<b>PITCHER</b> Fergie Jenkins, R ERA: 2.76 (1, 1)	IP: 9.0 WLS: W BF: 33 H: 6 R: 0 ER: 0 SO: 5 BB: 0 IBB: 0 HBP: 0 BLK: 0 WP: 0 HR: 0 S: 43 P: 43 ERA: 0.00 WHIP: 0.667															<b>PITCHER</b>	IP: 9.0 WLS: W BF: 33 H: 6 R: 0 ER: 0 SO: 5 BB: 0 IBB: 0 HBP: 0 BLK: 0 WP: 0 HR: 0 S: 43 P: 43 ERA: 0.00 WHIP: 0.667			

AB	33
R	0
H	6
RBI	0
BB	0
SO	5
LOB	13



Batter	1	2	3	4	5	6	7	8	9	AB	R	H	RBI	BB	SO	LOB	BOTTOM			
Rick Monday, L OBP: 0.369, SLG: 0.408 (1, 8)	G3		F5	4-0 BB			4-3			3	0	0	0	1	0	0	<b>St. Louis Cardinals @ Chicago Cubs</b> Wrigley Field, Chicago, IL Mon Jul 31 1972, 3:33 AM CDT Att: 31,935 - Cloudy - 81 F			
Glenn Beckert, R OBP: 0.297, SLG: 0.350 (1, 4)	G3		1B E	FC5			F7			4	1	1	0	0	0	2				
Billy Williams, L OBP: 0.396, SLG: 0.599 (1, 7)			1B 1H	E7		G3 SF7	1B			4	1	4	0	0	0	0				
Joe Pepitone, L OBP: 0.318, SLG: 0.437 (1, 3)	F7		F2		G3		1B			4	0	1	0	0	0	3				
Ron Santo, R OBP: 0.359, SLG: 0.493 (1, 5)		4-3 2B		FC6-5 2B	SF7		4-3			3	0	2	1	0	0	2				
Jose Cardenal, R OBP: 0.336, SLG: 0.448 (1, 9)		4-3		FC6-5 1B	F4		K			4	1	0	0	0	1	2				
Randy Hundley, R OBP: 0.282, SLG: 0.310 (1, 2)		F8		K		4-3		1B		4	0	1	0	0	1	2				
Don Kessinger, S OBP: 0.356, SLG: 0.307 (1, 6)		5-3		1B S		6-3		K		3	1	0	0	1	1	2				
Fergie Jenkins, R OBP: 0.233, SLG: 0.241 (1, 1)			K	FC5 1B		6-3		6-3		4	0	1	2	0	1	1				
<b>Inning Stats</b>	R: 0 E: 0 K: 0 S: 4	H: 1 LOB: 1 BB: 0 P: 4	R: 0 E: 0 K: 0 S: 4	H: 1 LOB: 1 BB: 0 P: 4	R: 1 E: 1 K: 1 S: 7	H: 2 LOB: 1 BB: 0 P: 7	R: 2 E: 0 K: 1 S: 7	H: 2 LOB: 2 BB: 2 P: 15	R: 1 E: 0 K: 0 S: 4	H: 1 LOB: 0 BB: 0 P: 4	R: 0 E: 0 K: 0 S: 3	H: 0 LOB: 0 BB: 0 P: 3	R: 0 E: 0 K: 0 S: 5	H: 2 LOB: 2 BB: 0 P: 5	R: 0 E: 0 K: 2 S: 8	H: 1 LOB: 1 BB: 0 P: 8		1B: 7 2B: 3 3B: 0 HR: 0	SF: 1 SAC: 0 DP: 0 HBP: 0	WP: 0 PB: 0 SB: 2 CS: 0
<b>PITCHER</b> Reggie Cleveland, R ERA: 3.25 (1, 1)	IP: 5.0 WLS: L BF: 24 H: 7 R: 4 ER: 3 SO: 2 BB: 2 IBB: 0 HBP: 0 BLK: 0 WP: 0 HR: 0 S: 26 P: 34 ERA: 5.40 WHIP: 1.800															<b>PITCHER</b>	IP: 5.0 WLS: L BF: 24 H: 7 R: 4 ER: 3 SO: 2 BB: 2 IBB: 0 HBP: 0 BLK: 0 WP: 0 HR: 0 S: 26 P: 34 ERA: 5.40 WHIP: 1.800			
Joe Grzenda, L ERA: 4.39 (6, 1)	IP: 1.2 WLS: 0 BF: 7 H: 2 R: 0 ER: 0 SO: 0 BB: 0 IBB: 0 HBP: 0 BLK: 0 WP: 0 HR: 0 S: 7 P: 7 ERA: 0.00 WHIP: 1.000															<b>PITCHER</b>	IP: 1.2 WLS: 0 BF: 7 H: 2 R: 0 ER: 0 SO: 0 BB: 0 IBB: 0 HBP: 0 BLK: 0 WP: 0 HR: 0 S: 7 P: 7 ERA: 0.00 WHIP: 1.000			
Ray Bare, R ERA: 4.39 (7, 1)	IP: 0.1 WLS: 0 BF: 1 H: 0 R: 0 ER: 0 SO: 0 BB: 0 IBB: 0 HBP: 0 BLK: 0 WP: 0 HR: 0 S: 1 P: 1 ERA: 0.00 WHIP: 0.000															<b>PITCHER</b>	IP: 0.1 WLS: 0 BF: 1 H: 0 R: 0 ER: 0 SO: 0 BB: 0 IBB: 0 HBP: 0 BLK: 0 WP: 0 HR: 0 S: 1 P: 1 ERA: 0.00 WHIP: 0.000			
Moe Drabowsky, R ERA: 2.52 (8, 1)	IP: 1.0 WLS: 0 BF: 4 H: 1 R: 0 ER: 0 SO: 2 BB: 0 IBB: 0 HBP: 0 BLK: 0 WP: 0 HR: 0 S: 8 P: 8 ERA: 0.00 WHIP: 1.000															<b>PITCHER</b>	IP: 1.0 WLS: 0 BF: 4 H: 1 R: 0 ER: 0 SO: 2 BB: 0 IBB: 0 HBP: 0 BLK: 0 WP: 0 HR: 0 S: 8 P: 8 ERA: 0.00 WHIP: 1.000			

AB	33
R	4
H	10
RBI	3
BB	2
SO	4
LOB	14





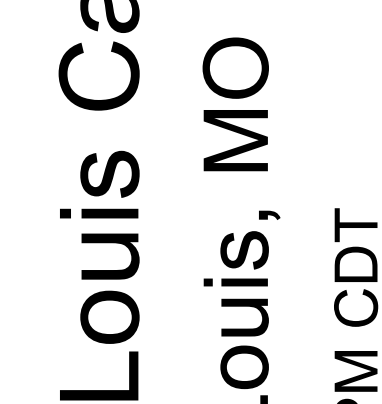
Batter	1	2	3	4	5	6	7	8	9	AB	R	H	RBI	BB	SO	LOB	TOP			
Vic Davallo, L (1.9) OBP: 0.384, SLG: 0.447										4	1	2	0	0	0	0	<b>Pittsburgh Pirates @ St. Louis Cardinals</b> Busch Stadium, St. Louis, MO Tue Aug 01 1972, 7:05 PM CDT Att: 23,712 - Unknown			
Gene Clines, R (1.8) OBP: 0.365, SLG: 0.411										4	1	1	1	0	0	1				
Manny Sanguillen, R (1.7) OBP: 0.351, SLG: 0.453										4	1	2	1	0	0	0				
Willie Stargell, L (1.3) OBP: 0.384, SLG: 0.576										3	0	1	0	1	2	1				
Richie Hebner, L (1.5) OBP: 0.396, SLG: 0.504										4	0	0	0	0	1	3				
Milt May, L (1.2) OBP: 0.299, SLG: 0.300										3	0	0	0	0	1	0				
Jose Pagan, R (9, PH) OBP: 0.314, SLG: 0.469										1	0	1	1	0	0	0				
Dave Cash, R (1.4) OBP: 0.294, SLG: 0.359										3	0	0	0	1	0	2				
Gene Alley, R (1.6) OBP: 0.352, SLG: 0.358										4	0	0	0	0	1	2				
Nelson Briles, R (1.1) OBP: 0.150, SLG: 0.179										2	1	1	0	0	1	0				
Bob Johnson, L (5.1) OBP: 0.240, SLG: 0.250										0	0	0	0	0	0	0				
Rennie Stennett, R (8, PH) OBP: 0.314, SLG: 0.402										1	0	0	0	0	1	0				
Bob Miller, R (8.1) OBP: 0.314, SLG: 0.402										0	0	0	0	0	0	0				
<b>Inning Stats</b>	R: 0 E: 0 K: 1 S: 6	H: 2 LOB: 1 BB: 0 P: 6	R: 0 E: 0 K: 1 S: 4	H: 0 LOB: 0 BB: 1 P: 8	R: 3 E: 1 K: 0 S: 7	H: 4 LOB: 1 BB: 0 P: 7	R: 0 E: 0 K: 0 S: 3	H: 0 LOB: 0 BB: 0 P: 3	R: 0 E: 0 K: 1 S: 5	H: 0 LOB: 0 BB: 0 P: 5	R: 0 E: 0 K: 0 S: 3	H: 0 LOB: 0 BB: 0 P: 3	R: 0 E: 0 K: 1 S: 5	H: 0 LOB: 0 BB: 0 P: 5	R: 1 E: 0 K: 2 S: 9	H: 2 LOB: 2 BB: 1 P: 13	1B: 8 2B: 0 3B: 0 HR: 0	SF: 0 SAC: 0 DP: 1 HBP: 0	WP: 0 PB: 0 SB: 0 CS: 1	PA: 36
<b>PITCHER</b>	IP WLS BF H R ER SO BB IBB HBP BLK WP HR S P ERA WHIP																			
Al Santorini, R (1.1) ERA: 4.85	8.0 W 31 7 4 4 5 2 0 0 0 0 0 0 39 47 4.50 1.125																			
John Cumberland, L (9.1) ERA: 7.53	0.1 2 1 0 0 1 0 0 0 0 0 0 0 4 4 0.00 3.000																			
Diego Segui, R (9.1) ERA: 3.0	0.2 S 2 0 0 0 1 0 0 0 0 0 0 0 4 4 0.00 0.000																			

Batter	1	2	3	4	5	6	7	8	9	AB	R	H	RBI	BB	SO	LOB	BOTTOM	
Lou Brock, L (1.7) OBP: 0.347, SLG: 0.398										5	1	1	0	0	1	0	<b>Pittsburgh Pirates @ St. Louis Cardinals</b> Busch Stadium, St. Louis, MO Tue Aug 01 1972, 7:05 PM CDT Att: 23,712 - Unknown	
Ted Sizemore, R (1.4) OBP: 0.313, SLG: 0.340										3	2	2	0	2	0	0		
Matty Alou, L (1.3) OBP: 0.358, SLG: 0.407										5	1	3	3	0	0	2		
Joe Torre, R (1.5) OBP: 0.359, SLG: 0.465										4	1	1	1	0	0	3		
Ted Simmons, S (1.2) OBP: 0.321, SLG: 0.459										3	1	2	0	1	0	0		
Bernie Carbo, L (1.9) OBP: 0.389, SLG: 0.320										4	1	2	1	0	0	1		
Jose Cruz, L (1.8) OBP: 0.286, SLG: 0.279										4	0	2	0	0	0	3		
Dal Maxvill, R (1.6) OBP: 0.300, SLG: 0.287										4	0	1	1	0	0	3		
Al Santorini, R (1.1) OBP: 0.125, SLG: 0.087										4	0	0	0	0	2	1		
John Cumberland, R (9.1) OBP: 0.091, SLG: 0.091										0	0	0	0	0	0	0		
Diego Segui, R (9.1) OBP: 0.100, SLG: 0.100										0	0	0	0	0	0	0		
<b>Inning Stats</b>	R: 0 E: 0 K: 1 S: 6	H: 1 LOB: 1 BB: 0 P: 6	R: 0 E: 0 K: 0 S: 4	H: 1 LOB: 0 BB: 0 P: 4	R: 1 E: 0 K: 0 S: 5	H: 2 LOB: 1 BB: 0 P: 5	R: 0 E: 0 K: 0 S: 4	H: 2 LOB: 1 BB: 0 P: 4	R: 0 E: 0 K: 0 S: 4	H: 1 LOB: 1 BB: 0 P: 4	R: 0 E: 0 K: 0 S: 4	H: 2 LOB: 1 BB: 0 P: 4	R: 0 E: 0 K: 0 S: 3	H: 0 LOB: 1 BB: 1 P: 7	1B: 10 2B: 4 3B: 0 HR: 0	SF: 0 SAC: 0 DP: 1 HBP: 0	WP: 0 PB: 0 SB: 1 CS: 0	PA: 39
<b>PITCHER</b>	IP WLS BF H R ER SO BB IBB HBP BLK WP HR S P ERA WHIP																	
Nelson Briles, R (1.1) ERA: 3.42	4.1 L 24 10 7 6 2 1 1 0 0 0 0 0 26 34 12.46 2.538																	
Bob Johnson, R (5.1) ERA: 3.46	2.2 11 4 0 0 1 0 0 0 0 0 0 0 13 13 0.00 1.500																	
Bob Miller, R (8.1) ERA: 2.04	1.0 4 0 0 0 0 1 0 0 0 0 0 0 3 7 0.00 1.000																	

AB 33  
R 4  
H 8  
RBI 3  
BB 2  
SO 7  
LOB 9



AB 36  
R 7  
H 14  
RBI 6  
BB 3  
SO 3  
LOB 13





Batter	1	2	3	4	5	6	7	8	9	AB	R	H	RBI	BB	SO	LOB	TOP	
Vic Davallilo, L (1, 7) OBP: 0.386, SLG: 0.453										4	1	2	0	0	0	0		
Gene Clines, R (1, 9) OBP: 0.387, SLG: 0.413										4	1	2	0	0	0	4		
Al Oliver, L (1, 8) OBP: 0.358, SLG: 0.446										4	1	2	1	0	0	1		
Willie Stargell, L (1, 3) OBP: 0.391, SLG: 0.583										3	1	3	1	1	0	0		
Richie Hebner, L (1, 5) OBP: 0.394, SLG: 0.498										3	1	0	0	1	1	5		
Milt May, L (1, 2) OBP: 0.309, SLG: 0.315										3	0	1	2	1	0	1		
Bill Mazerowski, R (1, 4) OBP: 0.283, SLG: 0.327										4	0	0	0	0	1	2		
Gene Alley, R (1, 6) OBP: 0.354, SLG: 0.357										3	0	1	0	1	1	2		
Dock Ellis, S (1, 1) OBP: 0.103, SLG: 0.103										2	0	0	0	0	2	1		
Bob Johnson, L (4, 1) OBP: 0.240, SLG: 0.250										0	0	0	0	0	0	0		
Jose Pagan, R (5, PH) OBP: 0.320, SLG: 0.474										1	0	1	0	0	0	0		
Luke Walker, L (5, 1) OBP: 0.095, SLG: 0.050										0	0	0	0	0	0	0		
Rennie Stennett, R (7, PH) OBP: 0.312, SLG: 0.400										1	0	0	0	0	0	1		
<b>Inning Stats</b>	R: 4 E: 0 K: 0 S: 7	H: 4 LOB: 1 BB: 1 P: 11	R: 1 E: 0 K: 2 S: 10	H: 3 LOB: 2 BB: 0 P: 10	R: 0 E: 0 K: 2 S: 7	H: 0 LOB: 1 BB: 1 P: 11	R: 0 E: 0 K: 0 S: 4	H: 1 LOB: 2 BB: 1 P: 8	R: 0 E: 0 K: 1 S: 7	H: 2 LOB: 3 BB: 1 P: 11	R: 0 E: 0 K: 0 S: 3	H: 1 LOB: 1 BB: 0 P: 3						
<b>PITCHER</b> Bob Gibson, R (1, 1) ERA: 2.7	IP: 7.0 WLS: W BF: 36 H: 12 R: 5 ER: 5 SO: 5 BB: 2 IBB: 2 HBP: 0 BLK: 1 WP: 0 HR: 0 S: 42 P: 58 ERA: 6.43 WHIP: 2.000																	
<b>PITCHER</b>	IP	WLS	BF	H	R	ER	SO	BB	IBB	HBP	BLK	WP	HR	S	P	ERA	WHIP	

Pittsburgh Pirates @ St. Louis Cardinals  
 Busch Stadium, St. Louis, MO  
 Wed Aug 02 1972, 7:05 PM CDT  
 Att: 24,961 - Unknown

AB	32
R	5
H	12
RBI	4
BB	4
SO	5
LOB	17



WP: 0	PA: 36
FB: 1	
SB: 0	
CS: 0	

Batter	1	2	3	4	5	6	7	8	9	AB	R	H	RBI	BB	SO	LOB	BOTTOM	
Lou Brock, L (1, 7) OBP: 0.349, SLG: 0.400										3	2	2	0	0	0	0		
Ted Sizemore, R (1, 4) OBP: 0.315, SLG: 0.343										4	1	2	1	0	0	3		
Matty Alou, L (1, 3) OBP: 0.359, SLG: 0.408										4	1	2	3	0	0	1		
Joe Torre, R (1, 5) OBP: 0.358, SLG: 0.462										4	1	1	1	0	0	3		
Ted Simmons, S (1, 2) OBP: 0.328, SLG: 0.465										4	2	4	1	0	0	0		
Jerry McNertney, R (7, 2) OBP: 0.319, SLG: 0.350										0	0	0	0	0	0	0		
Bernie Carbo, L (1, 9) OBP: 0.392, SLG: 0.341										4	2	2	3	0	0	2		
Jose Cruz, L (1, 8) OBP: 0.289, SLG: 0.283										4	1	2	1	0	0	2		
Dal Maxvill, R (1, 6) OBP: 0.304, SLG: 0.291										4	0	2	0	0	1	3		
Bob Gibson, R (1, 1) OBP: 0.203, SLG: 0.458										3	0	0	0	0	3	5		
<b>Inning Stats</b>	R: 0 E: 0 K: 0 S: 3	H: 1 LOB: 0 BB: 0 P: 3	R: 0 E: 0 K: 0 S: 4	H: 1 LOB: 1 BB: 0 P: 4	R: 0 E: 0 K: 1 S: 8	H: 3 LOB: 3 BB: 0 P: 8	R: 9 E: 1 K: 3 S: 20	H: 10 LOB: 2 BB: 0 P: 20	R: 1 E: 0 K: 0 S: 4	H: 1 LOB: 0 BB: 0 P: 4	R: 0 E: 0 K: 0 S: 4	H: 1 LOB: 1 BB: 0 P: 4						
<b>PITCHER</b> Dock Ellis, R (1, 1) ERA: 2.9	IP: 0.1 WLS: L BF: 4 H: 3 R: 1 ER: 0 SO: 1 BB: 0 IBB: 0 HBP: 0 BLK: 0 WP: 0 HR: 1 S: 6 P: 6 ERA: 0.00 WHIP: 9.000																	
<b>PITCHER</b> Bob Johnson, R (4, 1) ERA: 3.57	IP: 4.1 WLS: L BF: 23 H: 12 R: 8 ER: 2 SO: 3 BB: 2 IBB: 2 HBP: 0 BLK: 0 WP: 0 HR: 0 S: 29 P: 29 ERA: 4.91 WHIP: 3.273																	
<b>PITCHER</b> Luke Walker, L (5, 1) ERA: 3.39	IP: 2.0 WLS: L BF: 8 H: 2 R: 1 ER: 1 SO: 0 BB: 0 IBB: 0 HBP: 0 BLK: 0 WP: 1 HR: 0 S: 8 P: 8 ERA: 4.50 WHIP: 1.000																	
<b>PITCHER</b>	IP	WLS	BF	H	R	ER	SO	BB	IBB	HBP	BLK	WP	HR	S	P	ERA	WHIP	

Pittsburgh Pirates @ St. Louis Cardinals  
 Busch Stadium, St. Louis, MO  
 Wed Aug 02 1972, 7:05 PM CDT  
 Att: 24,961 - Unknown

AB	34
R	10
H	17
RBI	10
BB	0
SO	4
LOB	19



WP: 2	PA: 35
FB: 0	
SB: 1	
CS: 0	



Batter	1	2	3	4	5	6	7	8	9	10	AB	R	H	RBI	BB	SO	LOB	TOP	
Vic Davallo, L OBP: 0.386, SLG: 0.449 (1, 7)	F7		FC1-6 L6-3 1-2f			4-3		IBB			4	0	1	1	1	0	1		
Gene Clines, R OBP: 0.359, SLG: 0.403 (1, 9)	L8		L6-3			L8		L8			5	0	0	0	0	0	5		
Al Oliver, L OBP: 0.354, SLG: 0.441 (1, 8)	F9		K			F9				L8	4	0	0	0	0	1	1		
Willie Stargell, L OBP: 0.359, SLG: 0.578 (1, 3)		4-3 1-3 3B				F9		F8		3-1	3	1	0	0	1	0	0		
Manny Sanguillen, R OBP: 0.345, SLG: 0.445 (1, 2)		1-3				5-3		6-3		4-3	4	0	0	0	0	0	1		
Richie Hebner, L OBP: 0.389, SLG: 0.490 (1, 5)		4-3				F9		F8		F2	4	0	0	0	0	0	1		
Dave Cash, R OBP: 0.296, SLG: 0.368 (1, 4)						F8		SH1-4 1B		F8	4	0	2	1	0	0	0		
Gene Alley, R OBP: 0.354, SLG: 0.357 (1, 6)		3-H 3B				G3		SH1-4 1-2		1B 1B	3	1	1	0	0	1	1		
Steve Blass, R OBP: 0.196, SLG: 0.185 (1, 1)						2-3		K		1B 1B	3	0	1	0	0	0	1		
Milt May, L OBP: 0.317, SLG: 0.324 (10, PH)						FC1-6 1B		K			1	0	1	0	0	0	0		
Dock Ellis, S OBP: 0.103, SLG: 0.103 (10, PR)											0	0	0	0	0	0	0		
Ramon Hernandez, S OBP: 0.125, SLG: 0.250 (10, 1)											0	0	0	0	0	0	0		
<b>Inning Stats</b>	R: 0 E: 0 K: 0 S: 3	H: 0 LOB: 0 BB: 0 P: 3	R: 1 E: 0 K: 1 S: 6	H: 1 LOB: 1 BB: 0 P: 10	R: 0 E: 0 K: 1 S: 6	H: 1 LOB: 1 BB: 0 P: 6	R: 0 E: 0 K: 0 S: 3	H: 0 LOB: 0 BB: 0 P: 3	R: 0 E: 0 K: 0 S: 3	H: 0 LOB: 0 BB: 0 P: 3	R: 0 E: 0 K: 1 S: 6	H: 1 LOB: 2 BB: 1 P: 10	R: 0 E: 0 K: 0 S: 3	H: 0 LOB: 0 BB: 0 P: 3	R: 1 E: 0 K: 1 S: 6	H: 3 LOB: 3 BB: 0 P: 6	1B: 5 2B: 0 3B: 1 HR: 0	SF: 0 SAC: 1 DP: 0 HBP: 0	WP: 0 PA: 38 PB: 0 SB: 2 CS: 0
<b>PITCHER</b> Rick Wise, R ERA: 3.6 (1, 1)	IP 10.0	WLS L	BF 38	H 6	R 2	ER 2	SO 3	BB 1	IBB 1	HBP 0	BLK 0	WP 0	HR 0	S 42	P 50	ERA 1.80	WHIP 0.700		
<b>PITCHER</b>	IP	WLS	BF	H	R	ER	SO	BB	IBB	HBP	BLK	WP	HR	S	P	ERA	WHIP		

Pittsburgh Pirates @ St. Louis Cardinals  
 Busch Stadium, St. Louis, MO  
 Thu Aug 03 1972, 7:05 PM CDT  
 Att. 14,836 - Unknown


AB 35  
 R 2  
 H 6  
 RBI 2  
 BB 2  
 SO 3  
 LOB 11



Batter	1	2	3	4	5	6	7	8	9	10	AB	R	H	RBI	BB	SO	LOB	BOTTOM			
Lou Brock, L OBP: 0.352, SLG: 0.402 (1, 7)	G6-3 1B		FC5-4 1B					FC5-4 1B			5	0	3	1	0	1	1				
Ted Sizemore, R OBP: 0.313, SLG: 0.337 (1, 4)	G6-3 1-2f		L9			E S BB		FC5-4 1-2f		F7	4	0	0	0	1	0	3				
Matty Alou, L OBP: 0.358, SLG: 0.406 (1, 3)	F7		1B			P4		L9			4	0	1	0	0	0	1				
Joe Torre, R OBP: 0.359, SLG: 0.461 (1, 5)		1B BB	P3			FC3-6 1B		F7			3	0	1	0	1	0	2				
Ted Simmons, S OBP: 0.325, SLG: 0.460 (1, 2)		F8				L4		P5			4	0	0	0	0	0	2				
Bernie Carbo, L OBP: 0.334, SLG: 0.344 (1, 9)		1-3 1B				6-3		FC3-6 1-2f		P1-4 1B	4	0	2	0	0	0	1				
Jose Cruz, L OBP: 0.285, SLG: 0.278 (1, 8)		P4				F7		G3		P1-4 1-2f	4	0	0	0	0	0	4				
Dal Maxvill, R OBP: 0.303, SLG: 0.287 (1, 6)		5-3				SH3-4 1B BB		P5		K	3	1	0	0	1	1	2				
Rick Wise, R OBP: 0.206, SLG: 0.258 (1, 1)						SH3-4		F2		F8	2	0	1	0	0	0	0				
Donn Clendenon, R OBP: 0.280, SLG: 0.311 (10, PH)						FC5-4 1B					1	0	0	0	0	0	0				
<b>Inning Stats</b>	R: 0 E: 0 K: 0 S: 3	H: 1 LOB: 1 BB: 0 P: 3	R: 0 E: 0 K: 0 S: 4	H: 1 LOB: 2 BB: 1 P: 8	R: 0 E: 0 K: 0 S: 5	H: 2 LOB: 2 BB: 0 P: 5	R: 0 E: 0 K: 0 S: 3	H: 0 LOB: 0 BB: 0 P: 3	R: 1 E: 0 K: 0 S: 3	H: 1 LOB: 1 BB: 2 P: 11	R: 0 E: 0 K: 0 S: 4	H: 1 LOB: 1 BB: 0 P: 4	R: 0 E: 0 K: 0 S: 3	H: 0 LOB: 0 BB: 0 P: 3	R: 0 E: 0 K: 1 S: 5	H: 1 LOB: 0 BB: 0 P: 5	R: 0 E: 0 K: 1 S: 5	H: 0 LOB: 0 BB: 0 P: 5	1B: 8 2B: 1 3B: 0 HR: 0	SF: 0 SAC: 1 DP: 2 HBP: 0	WP: 0 PA: 38 PB: 0 SB: 1 CS: 1
<b>PITCHER</b> Steve Blass, R ERA: 2.71 (1, 1)	IP 9.0	WLS W	BF 35	H 8	R 1	ER 1	SO 1	BB 3	IBB 0	HBP 0	BLK 0	WP 0	HR 0	S 34	P 46	ERA 1.00	WHIP 1.222				
<b>PITCHER</b> Ramon Hernandez, L ERA: 2.01 (10, 1)	IP 1.0	WLS S	BF 3	H 0	R 0	ER 0	SO 1	BB 0	IBB 0	HBP 0	BLK 0	WP 0	HR 0	S 5	P 5	ERA 0.00	WHIP 0.000				

Pittsburgh Pirates @ St. Louis Cardinals  
 Busch Stadium, St. Louis, MO  
 Thu Aug 03 1972, 7:05 PM CDT  
 Att. 14,836 - Unknown

AB 34  
 R 1  
 H 8  
 RBI 1  
 BB 3  
 SO 2  
 LOB 16





Batter	1	2	3	4	5	6	7	8	9	AB	R	H	RBI	BB	SO	LOB	TOP							
Denny Doyle, L (1,4) OBP: 0.302, SLG: 0.307	SH5-3 SF8 2B		6-3			G3 1B		SH 1B	K	5	2	3	0	0	1	0								
Larry Bowa, S (1,6) OBP: 0.292, SLG: 0.291	SH5-3 2-3			P4		G3 1B		SH 1B	6-3	3	1	1	0	0	0	0								
Tom Hutton, L (1,9) OBP: 0.362, SLG: 0.373	SF8 3-H			4-3		G3		FC1-6 1B	4-3	4	1	1	4	0	0	2								
Willie Montanez, L (1,8) OBP: 0.318, SLG: 0.391	F8			F8		IBB		FC1-6 1B		3	0	1	1	1	0	0								
Deron Johnson, R (1,3) OBP: 0.265, SLG: 0.313		K				K		FC1-6 3B		4	0	0	0	0	3	5								
Dick Selma, R (8, PR) OBP: 0.238, SLG: 0.250										0	1	0	0	0	0	0								
Roger Freed, R (8,9) OBP: 0.303, SLG: 0.420										0	0	0	0	0	0	0								
Don Money, R (1,5) OBP: 0.299, SLG: 0.345		P3				1-3		6-3	1B	4	1	1	2	0	0	0								
Bill Robinson, R (1,7) OBP: 0.268, SLG: 0.423				F7		6-3		F9	3B	4	0	1	1	0	0	0								
John Bateman, R (1,2) OBP: 0.276, SLG: 0.317				F9		E5 FC6-4		F9	F9	4	0	0	0	0	0	1								
Ken Reynolds, L (1,1) OBP: 0.143, SLG: 0.100										1	0	0	0	0	1	0								
Greg Luzinski, R (6, PH) OBP: 0.315, SLG: 0.421				K		FC6-4 1B			K	1	1	0	0	0	0	1								
Bill Wilson, R (6,1) OBP: 0.339, SLG: 0.340										0	0	0	0	0	0	0								
Oscar Gamble, L (8, PH) OBP: 0.339, SLG: 0.340										1	1	0	0	1	1	1								
Darrell Brandon, R (8,1) OBP: 0.125, SLG: 0.125										0	0	0	0	0	0	0								
<b>Inning Stats</b>	R: 1 E: 0 K: 0 S: 4	H: 1 LOB: 0 BB: 0 P: 4	R: 0 E: 0 K: 1 S: 5	H: 0 LOB: 0 BB: 0 P: 5	R: 0 E: 0 K: 1 S: 5	H: 0 LOB: 0 BB: 0 P: 5	R: 0 E: 0 K: 0 S: 3	H: 0 LOB: 0 BB: 0 P: 3	R: 0 E: 0 K: 1 S: 5	H: 0 LOB: 0 BB: 0 P: 5	R: 1 E: 1 K: 1 S: 8	H: 2 LOB: 3 BB: 1 P: 12	R: 0 E: 0 K: 0 S: 3	H: 0 LOB: 0 BB: 0 P: 3	R: 6 E: 0 K: 1 S: 11	H: 5 LOB: 1 BB: 1 P: 15	R: 0 E: 0 K: 1 S: 5	H: 0 LOB: 0 BB: 0 P: 5	1B: 6 2B: 1 3B: 1 HR: 0	SF: 1 SAC: 2 DP: 0 HBP: 0	WP: 0 PB: 0 SB: 0 CS: 0	PA: 39		
<b>PITCHER</b>	IP	WLS	BF	H	R	ER	SO	BB	IBB	HBP	BLK	WP	HR	S	P	ERA	WHIP							
Don Durham, R (1,1) ERA: 4.71	7.0	L	30	5	6	5	4	1	1	0	0	0	0	36	44	6.43	0.857							
John Cumberland, L (8,1) ERA: 8.17	0.0		1	1	0	0	0	0	0	0	0	0	0	1	1	∞	∞							
Diego Segui, R (8,1) ERA: 3.12	1.0		5	2	2	2	1	0	0	0	0	0	0	7	7	18.00	2.000							
Joe Grzenda, L (9,1) ERA: 4.23	1.0		3	0	0	0	1	0	0	0	0	0	0	5	5	0.00	0.000							

Philadelphia Phillies @ St. Louis Cardinals  
 Busch Stadium, St. Louis, MO  
 Fri Aug 04 1972, 7:05 PM CDT  
 Att: 14,234 - Unknown

AB	34
R	8
H	8
RBI	8
BB	2
SO	6
LOB	10



Batter	1	2	3	4	5	6	7	8	9	AB	R	H	RBI	BB	SO	LOB	BOTTOM							
Lou Brock, L (1,7) OBP: 0.391, SLG: 0.400	F8	L6			F8		SH2-4			3	0	0	0	1	0	1								
Ted Sizemore, R (1,4) OBP: 0.315, SLG: 0.333				5-3	FC6-4 BB		F2		K	3	0	0	0	2	1	4								
Matty Alou, L (1,3) OBP: 0.353, SLG: 0.400				P4	FC6-4 BB		4-3		F2	5	0	0	0	0	1	7								
Joe Torre, R (1,5) OBP: 0.358, SLG: 0.462				F9			F8		6-3	4	0	1	0	0	0	3								
Ted Simmons, S (1,2) OBP: 0.321, SLG: 0.455				1-3			F8		4-3	4	0	0	0	0	1	1								
Luis Melendez, R (1,9) OBP: 0.289, SLG: 0.339				5-3			4-3		FC6 1B	4	0	1	0	0	0	0								
Jorge Roque, R (1,8) OBP: 0.222, SLG: 0.125							F9		FC6	3	1	1	0	1	0	1								
Dal Maxvill, R (1,6) OBP: 0.308, SLG: 0.286										1	1	0	0	2	0	1								
Dwain Anderson, R (9,6) OBP: 0.311, SLG: 0.268										1	0	0	0	0	0	0								
Don Durham, R (1,1) OBP: 0.500, SLG: 1.000										3	1	3	3	0	0	0								
John Cumberland, R (8,1) OBP: 0.091, SLG: 0.091										0	0	0	0	0	0	0								
Diego Segui, R (8,1) OBP: 0.100, SLG: 0.100										0	0	0	0	0	0	0								
Joe Grzenda, R (9,1) OBP: 0.100, SLG: 0.100										0	0	0	0	0	0	0								
Jose Cruz, L (9, PH) OBP: 0.287, SLG: 0.281										1	0	1	0	0	0	0								
<b>Inning Stats</b>	R: 0 E: 0 K: 1 S: 5	H: 0 LOB: 1 BB: 1 P: 9	R: 3 E: 0 K: 0 S: 5	H: 2 LOB: 0 BB: 1 P: 9	R: 0 E: 0 K: 1 S: 6	H: 1 LOB: 1 BB: 0 P: 6	R: 0 E: 0 K: 0 S: 2	H: 0 LOB: 0 BB: 1 P: 6	R: 0 E: 0 K: 0 S: 4	H: 1 LOB: 2 BB: 1 P: 8	R: 0 E: 0 K: 0 S: 3	H: 0 LOB: 0 BB: 0 P: 3	R: 0 E: 0 K: 0 S: 4	H: 1 LOB: 2 BB: 1 P: 8	R: 0 E: 0 K: 0 S: 4	H: 1 LOB: 1 BB: 0 P: 4	R: 0 E: 0 K: 1 S: 6	H: 1 LOB: 2 BB: 1 P: 10	1B: 5 2B: 1 3B: 0 HR: 1	SF: 0 SAC: 1 DP: 1 HBP: 0	WP: 0 PB: 0 SB: 0 CS: 0	PA: 39		
<b>PITCHER</b>	IP	WLS	BF	H	R	ER	SO	BB	IBB	HBP	BLK	WP	HR	S	P	ERA	WHIP							
Ken Reynolds, L (1,1) ERA: 4.1	5.0		22	4	3	3	2	4	0	0	0	0	0	22	38	5.40	1.600							
Bill Wilson, R (6,1) ERA: 1.13	2.0	W	8	1	0	0	0	1	0	0	0	0	0	7	11	0.00	1.000							
Darrell Brandon, R (8,1) ERA: 3.13	2.0	S	9	2	0	0	1	1	0	0	0	0	0	10	14	0.00	1.500							

Philadelphia Phillies @ St. Louis Cardinals  
 Busch Stadium, St. Louis, MO  
 Fri Aug 04 1972, 7:05 PM CDT  
 Att: 14,234 - Unknown

AB	32
R	3
H	7
RBI	3
BB	6
SO	3
LOB	18





Batter	1	2	3	4	5	6	7	8	9	AB	R	H	RBI	BB	SO	LOB	TOP				
Denny Doyle, L (1,4) OBP: 0.301, SLG: 0.306										4	1	1	0	0	0	2	Philadelphia Phillies @ St. Louis Cardinals Busch Stadium, St. Louis, MO Sat Aug 05 1972, 7:05 PM CDT Att: 25,505 - Unknown				
Larry Bowa, S (1,6) OBP: 0.291, SLG: 0.290										4	0	1	0	0	0	0					
Tom Hutton, L (1,3) OBP: 0.360, SLG: 0.371										4	0	1	1	0	0	0					
Willie Montanez, L (1,8) OBP: 0.320, SLG: 0.391										3	1	1	0	1	2	0					
Greg Luzinski, R (1,7) OBP: 0.314, SLG: 0.428										4	1	1	2	0	1	2					
Don Money, R (1,5) OBP: 0.299, SLG: 0.344										4	1	1	0	0	0	2					
Bill Robinson, R (1,9) OBP: 0.280, SLG: 0.467										4	1	2	2	0	1	0					
John Bateman, R (1,2) OBP: 0.270, SLG: 0.310										4	0	0	0	0	0	1					
Steve Carlton, L (1,1) OBP: 0.241, SLG: 0.243										3	0	1	0	0	0	0					
<b>Inning Stats</b>	R: 1 E: 0 K: 1 S: 7	H: 3 LOB: 2 BB: 1 P: 11	R: 0 E: 0 K: 0 S: 4	H: 1 LOB: 1 BB: 0 P: 4	R: 0 E: 0 K: 1 S: 5	H: 0 LOB: 0 BB: 0 P: 5	R: 2 E: 1 K: 0 S: 6	H: 3 LOB: 1 BB: 0 P: 6	R: 2 E: 0 K: 0 S: 5	H: 2 LOB: 0 BB: 0 P: 5	R: 0 E: 0 K: 0 S: 3	H: 0 LOB: 0 BB: 0 P: 3	R: 0 E: 0 K: 1 S: 5	H: 0 LOB: 0 BB: 0 P: 5	R: 0 E: 0 K: 1 S: 5	H: 0 LOB: 0 BB: 0 P: 5		1B: 7 2B: 0 3B: 0 HR: 2	SF: 0 SAC: 1 DP: 0 HBP: 0	WP: 1 PB: 0 SB: 0 CS: 0	PA: 36
<b>PITCHER</b>	IP WLS BF H R ER SO BB IBB HBP BLK WP HR S P ERA WHIP	IP WLS BF H R ER SO BB IBB HBP BLK WP HR S P ERA WHIP	IP WLS BF H R ER SO BB IBB HBP BLK WP HR S P ERA WHIP	IP WLS BF H R ER SO BB IBB HBP BLK WP HR S P ERA WHIP	IP WLS BF H R ER SO BB IBB HBP BLK WP HR S P ERA WHIP	IP WLS BF H R ER SO BB IBB HBP BLK WP HR S P ERA WHIP	IP WLS BF H R ER SO BB IBB HBP BLK WP HR S P ERA WHIP	IP WLS BF H R ER SO BB IBB HBP BLK WP HR S P ERA WHIP	IP WLS BF H R ER SO BB IBB HBP BLK WP HR S P ERA WHIP	IP WLS BF H R ER SO BB IBB HBP BLK WP HR S P ERA WHIP	IP WLS BF H R ER SO BB IBB HBP BLK WP HR S P ERA WHIP	IP WLS BF H R ER SO BB IBB HBP BLK WP HR S P ERA WHIP	IP WLS BF H R ER SO BB IBB HBP BLK WP HR S P ERA WHIP	IP WLS BF H R ER SO BB IBB HBP BLK WP HR S P ERA WHIP	IP WLS BF H R ER SO BB IBB HBP BLK WP HR S P ERA WHIP	IP WLS BF H R ER SO BB IBB HBP BLK WP HR S P ERA WHIP	IP WLS BF H R ER SO BB IBB HBP BLK WP HR S P ERA WHIP	IP WLS BF H R ER SO BB IBB HBP BLK WP HR S P ERA WHIP	IP WLS BF H R ER SO BB IBB HBP BLK WP HR S P ERA WHIP	IP WLS BF H R ER SO BB IBB HBP BLK WP HR S P ERA WHIP	IP WLS BF H R ER SO BB IBB HBP BLK WP HR S P ERA WHIP

AB	34
R	5
H	9
RBI	5
BB	1
SO	4
LOB	7



Batter	1	2	3	4	5	6	7	8	9	AB	R	H	RBI	BB	SO	LOB	BOTTOM				
Lou Brock, L (1,7) OBP: 0.350, SLG: 0.400										4	0	1	0	0	2	0	Philadelphia Phillies @ St. Louis Cardinals Busch Stadium, St. Louis, MO Sat Aug 05 1972, 7:05 PM CDT Att: 25,505 - Unknown				
Ted Sizemore, R (1,4) OBP: 0.310, SLG: 0.328										4	0	0	0	0	0	1					
Donn Clendenon, R (1,3) OBP: 0.279, SLG: 0.309										4	0	1	0	0	1	1					
Joe Torre, R (1,5) OBP: 0.357, SLG: 0.459										4	0	1	0	0	0	1					
Ted Simmons, S (1,2) OBP: 0.319, SLG: 0.452										3	0	0	0	0	0	2					
Luis Melendez, R (1,9) OBP: 0.294, SLG: 0.340										2	0	1	0	1	0	0					
Jorge Roque, R (1,8) OBP: 0.167, SLG: 0.091										3	0	0	0	0	2	2					
Dal Maxvill, R (1,6) OBP: 0.305, SLG: 0.283										2	0	0	0	0	0	0					
Jerry McNertney, R (8, PH) OBP: 0.313, SLG: 0.341										1	0	0	0	0	0	1					
Moe Drabowsky, R (9,1) OBP: 0.302, SLG: 0.259										0	0	0	0	0	0	0					
Reggie Cleveland, R (1,1) OBP: 0.232, SLG: 0.218										1	0	1	0	0	0	0					
Dwain Anderson, R (6, PH) OBP: 0.302, SLG: 0.259										2	0	0	0	0	2	1					
<b>Inning Stats</b>	R: 0 E: 0 K: 1 S: 7	H: 2 LOB: 2 BB: 0 P: 7	R: 0 E: 0 K: 1 S: 5	H: 0 LOB: 0 BB: 0 P: 5	R: 0 E: 0 K: 1 S: 3	H: 1 LOB: 0 BB: 0 P: 3	R: 0 E: 0 K: 2 S: 7	H: 0 LOB: 0 BB: 0 P: 7	R: 0 E: 0 K: 0 S: 3	H: 0 LOB: 0 BB: 0 P: 3	R: 0 E: 0 K: 2 S: 7	H: 0 LOB: 1 BB: 1 P: 11	R: 0 E: 0 K: 0 S: 4	H: 1 LOB: 1 BB: 0 P: 4	R: 0 E: 0 K: 0 S: 5	H: 1 LOB: 0 BB: 0 P: 4	1B: 4 2B: 1 3B: 0 HR: 0	SF: 0 SAC: 0 DP: 1 HBP: 0	WP: 0 PB: 0 SB: 0 CS: 0	PA: 31	
<b>PITCHER</b>	IP WLS BF H R ER SO BB IBB HBP BLK WP HR S P ERA WHIP	IP WLS BF H R ER SO BB IBB HBP BLK WP HR S P ERA WHIP	IP WLS BF H R ER SO BB IBB HBP BLK WP HR S P ERA WHIP	IP WLS BF H R ER SO BB IBB HBP BLK WP HR S P ERA WHIP	IP WLS BF H R ER SO BB IBB HBP BLK WP HR S P ERA WHIP	IP WLS BF H R ER SO BB IBB HBP BLK WP HR S P ERA WHIP	IP WLS BF H R ER SO BB IBB HBP BLK WP HR S P ERA WHIP	IP WLS BF H R ER SO BB IBB HBP BLK WP HR S P ERA WHIP	IP WLS BF H R ER SO BB IBB HBP BLK WP HR S P ERA WHIP	IP WLS BF H R ER SO BB IBB HBP BLK WP HR S P ERA WHIP	IP WLS BF H R ER SO BB IBB HBP BLK WP HR S P ERA WHIP	IP WLS BF H R ER SO BB IBB HBP BLK WP HR S P ERA WHIP	IP WLS BF H R ER SO BB IBB HBP BLK WP HR S P ERA WHIP	IP WLS BF H R ER SO BB IBB HBP BLK WP HR S P ERA WHIP	IP WLS BF H R ER SO BB IBB HBP BLK WP HR S P ERA WHIP	IP WLS BF H R ER SO BB IBB HBP BLK WP HR S P ERA WHIP	IP WLS BF H R ER SO BB IBB HBP BLK WP HR S P ERA WHIP	IP WLS BF H R ER SO BB IBB HBP BLK WP HR S P ERA WHIP	IP WLS BF H R ER SO BB IBB HBP BLK WP HR S P ERA WHIP	IP WLS BF H R ER SO BB IBB HBP BLK WP HR S P ERA WHIP	IP WLS BF H R ER SO BB IBB HBP BLK WP HR S P ERA WHIP





Batter	1	2	3	4	5	6	7	8	9	AB	R	H	RBI	BB	SO	LOB	TOP			
Denny Doyle, L (1.4) OBP: 0.297, SLG: 0.302	4-3		E3		G3			P4		4	0	0	0	0	0	0				
Larry Bowa, S (1.6) OBP: 0.291, SLG: 0.290	6-3		F5			4-3		1B		4	0	1	0	0	0	1				
Tom Hutton, L (1.3) OBP: 0.358, SLG: 0.369	4-3			1B		F7		K		4	0	1	0	0	1	1				
Willie Montanez, L (1.8) OBP: 0.319, SLG: 0.392		K		F7					P3	4	0	1	0	0	1	1				
Greg Luzinski, R (1.7) Mac Scarce, L (6.1) Bill Wilson, R (6.1) Gary Neibauer, R (7.1) Darrell Brandon, R (8.1) Deron Johnson, R (9. PH) OBP: 0.203, SLG: 0.311		1B		F8		4-3			6-3	3	0	1	0	0	0	2				
Don Money, R (1.5) OBP: 0.300, SLG: 0.346		1B		FC4				F8		4	0	2	0	0	0	0				
Bill Robinson, R (1.9) OBP: 0.269, SLG: 0.449		G1-6-3		FC4					F8	3	0	0	0	0	0	4				
Mike Ryan, R (1.2) Oscar Gamble, L (7. PH) John Bateman, R (7.2) OBP: 0.270, SLG: 0.310			K		F3			F7		2	0	0	0	0	1	0				
Wayne Twitchell, R (1.1) Joe Lis, R (6.7) OBP: 0.341, SLG: 0.343			K		F9				K	2	0	0	0	0	1	0				
<b>Inning Stats</b>	R: 0 E: 0 K: 1 S: 3	H: 0 LOB: 0 BB: 0 P: 3	R: 0 E: 0 K: 1 S: 6	H: 2 LOB: 1 BB: 0 P: 6	R: 0 E: 1 K: 2 S: 8	H: 0 LOB: 1 BB: 0 P: 8	R: 0 E: 0 K: 0 S: 5	H: 2 LOB: 2 BB: 0 P: 5	R: 0 E: 0 K: 0 S: 4	H: 1 LOB: 1 BB: 0 P: 4	R: 0 E: 0 K: 0 S: 3	H: 0 LOB: 0 BB: 0 P: 3	R: 0 E: 0 K: 2 S: 8	H: 1 LOB: 1 BB: 0 P: 8	R: 0 E: 0 K: 0 S: 3	H: 0 LOB: 0 BB: 0 P: 3	1B: 5 2B: 1 3B: 0 HR: 0	SF: 0 SAC: 0 DP: 1 HBP: 0	WP: 0 PB: 0 SB: 0 CS: 0	PA: 33
<b>PITCHER</b>	IP WLS BF H R ER SO BB IBB HBP BLK WP HR S P ERA WHIP																			
A Santorini, R (1.1) ERA: 4.32	9.0 W 33 6 0 0 5 0 0 0 0 0 0 0 43 43 0.00 0.667																			

Philadelphia Phillies @ St. Louis Cardinals  
 Busch Stadium, St. Louis, MO  
 Sun Aug 06 1972, 3:33 AM CDT  
 Att: 26,917 - Unknown

AB 33  
 R 0  
 H 6  
 RBI 0  
 BB 0  
 SO 5  
 LOB 9



Batter	1	2	3	4	5	6	7	8	9	AB	R	H	RBI	BB	SO	LOB	BOTTOM			
Lou Brock, L (1.7) OBP: 0.349, SLG: 0.397	K		K		6-3		1-3	BB		4	0	0	0	1	2	0				
Ted Sizemore, R (1.4) OBP: 0.315, SLG: 0.336	F7						F9	BB		3	0	1	0	1	0	0				
Bernie Carbo, L (1.9) OBP: 0.398, SLG: 0.344	4-3		F7				1B	BB		3	2	1	0	2	0	1				
Joe Torre, R (1.5) OBP: 0.357, SLG: 0.459		2B	P6				F7	1B		5	2	2	0	0	0	5				
Ted Simmons, S (1.2) OBP: 0.323, SLG: 0.457		1B			K		WP	1B		4	2	3	2	0	1	0				
Matty Alou, L (1.3) OBP: 0.357, SLG: 0.402		F9					2B	1B		3	0	2	1	1	0	1				
Jose Cruz, L (1.8) Luis Melendez, R (6. PH) OBP: 0.296, SLG: 0.347		FC1-6		F8			1-3	2B		2	0	1	1	0	0	1				
Dal Maxvill, R (1.6) OBP: 0.300, SLG: 0.278		FC1-6		L6			K			4	0	0	0	0	1	4				
A Santorini, R (1.1) OBP: 0.107, SLG: 0.074		FC4-6		G3			L6			4	0	0	0	0	1	3				
<b>Inning Stats</b>	R: 0 E: 0 K: 1 S: 5	H: 3 LOB: 1 BB: 0 P: 6	R: 2 E: 0 K: 0 S: 6	H: 3 LOB: 1 BB: 0 P: 6	R: 0 E: 0 K: 1 S: 5	H: 0 LOB: 1 BB: 0 P: 6	R: 0 E: 0 K: 1 S: 6	H: 1 LOB: 1 BB: 0 P: 6	R: 0 E: 0 K: 0 S: 3	H: 1 LOB: 1 BB: 0 P: 3	R: 2 E: 0 K: 1 S: 8	H: 3 LOB: 2 BB: 1 P: 12	R: 2 E: 0 K: 0 S: 6	H: 3 LOB: 2 BB: 1 P: 10	R: 0 E: 0 K: 1 S: 5	H: 0 LOB: 3 BB: 3 P: 17	1B: 8 2B: 2 3B: 1 HR: 0	SF: 0 SAC: 0 DP: 0 HBP: 1	WP: 1 PB: 0 SB: 0 CS: 0	PA: 40
<b>PITCHER</b>	IP WLS BF H R ER SO BB IBB HBP BLK WP HR S P ERA WHIP																			
Wayne Twitchell, R (1.1) ERA: 4.5	5.1 L 23 7 4 4 3 0 0 0 0 0 0 0 28 29 6.75 1.312																			
Mac Scarce, L (6.1) ERA: 3.14	0.0 1 0 0 0 0 0 0 1 0 0 0 1 0 0 4 ∞ ∞																			
Bill Wilson, R (6.1) ERA: 1.0	1.0 4 1 0 0 0 1 0 0 0 0 0 0 6 6 0.00 1.000																			
Gary Neibauer, R (7.1) ERA: 6.6	1.1 11 3 2 2 1 4 0 0 0 0 0 0 9 25 13.50 5.250																			
Darrell Brandon, R (8.1) ERA: 3.12	0.1 1 0 0 0 0 0 0 0 0 0 0 0 1 1 0.00 0.000																			

Philadelphia Phillies @ St. Louis Cardinals  
 Busch Stadium, St. Louis, MO  
 Sun Aug 06 1972, 3:33 AM CDT  
 Att: 26,917 - Unknown

AB 34  
 R 6  
 H 11  
 RBI 6  
 BB 5  
 SO 5  
 LOB 17





Batter	1	2	3	4	5	6	7	8	9	10	11	12	13	AB	R	H	RBI	BB	SO	LOB	TOP			
<b>Tommie Agee, R</b> OBP: 0.344, SLG: 0.397			1-3	P3										4	0	0	0	2	2	1				
<b>Wayne Garrett, L</b> OBP: 0.261, SLG: 0.297							4-3							4	1	2	1	2	0	0				
<b>Dave Marshall, L</b> OBP: 0.296, SLG: 0.319	F7		F8				F8					F8		6	0	0	0	0	2	6				
<b>Cleon Jones, R</b> OBP: 0.335, SLG: 0.370							4-3							4	0	0	0	2	2	1				
<b>John Milner, L</b> OBP: 0.339, SLG: 0.440	F5								F7					5	0	1	0	1	0	1				
<b>Ken Boswell, L</b> OBP: 0.236, SLG: 0.245		P6	4-3											6	1	2	0	0	0	4				
<b>Duffy Dyer, R</b> OBP: 0.323, SLG: 0.438														6	0	3	1	0	2	1				
<b>Ted Martinez, R</b> OBP: 0.253, SLG: 0.276	F8													6	0	0	0	0	2	4				
<b>Tom Seaver, R</b> OBP: 0.222, SLG: 0.310														3	0	1	0	0	2	1				
<b>Tug McGraw, R</b> OBP: 0.143, SLG: 0.077														1	0	0	0	0	1	0				
<b>Inning Stats</b>	R: 1 E: 0 K: 1 S: 6	H: 1 LOB: 1 BB: 1 P: 10	R: 0 E: 0 K: 1 S: 6	H: 1 LOB: 1 BB: 0 P: 6	R: 0 E: 0 K: 0 S: 4	H: 1 LOB: 3 BB: 2 P: 12	R: 0 E: 0 K: 2 S: 8	H: 1 LOB: 1 BB: 0 P: 8	R: 0 E: 0 K: 0 S: 5	H: 0 LOB: 0 BB: 0 P: 7	R: 0 E: 0 K: 1 S: 5	H: 0 LOB: 0 BB: 0 P: 5	R: 0 E: 0 K: 2 S: 5	H: 0 LOB: 0 BB: 0 P: 7	R: 0 E: 0 K: 2 S: 6	H: 0 LOB: 1 BB: 2 P: 14	R: 0 E: 0 K: 1 S: 6	H: 2 LOB: 1 BB: 0 P: 6	R: 0 E: 0 K: 1 S: 6	H: 2 LOB: 1 BB: 0 P: 6	1B: 4 2B: 4 3B: 0 HR: 1	SF: 0 SAC: 1 DP: 1 HBP: 0	WIP: 0 PB: 0 SB: 1 CS: 0	PA: 53
<b>PITCHER</b>	IP	WLS	BF	H	R	ER	SO	BB	IBB	HBP	BLK	WP	HR	S	P	ERA	WHIP							
<b>Bob Gibson, R</b> ERA: 2.65	10.0	42	7	2	2	8	5	0	0	0	0	0	1	53	73	1.80	1.200							
<b>Diego Segui, R</b> ERA: 2.94	3.0	11	2	0	0	5	2	0	0	0	0	0	0	19	27	0.00	1.333							

New York Mets @ St. Louis Cardinals  
 Busch Stadium, St. Louis, MO  
 Mon Aug 07 1972, 7:05 PM CDT  
 Att: 25,509 - Unknown

AB 45  
 R 2  
 H 9  
 RBI 2  
 BB 7  
 SO 13  
 LOB 19



Batter	1	2	3	4	5	6	7	8	9	10	11	12	13	AB	R	H	RBI	BB	SO	LOB	BOTTOM					
<b>Lou Brock, L</b> OBP: 0.349, SLG: 0.397			F7	1-3										5	1	1	0	1	1	3						
<b>Ted Sizemore, R</b> OBP: 0.322, SLG: 0.352							6-3							5	1	3	1	1	1	2						
<b>Bernie Carbo, L</b> OBP: 0.301, SLG: 0.337														4	0	0	0	0	2	4						
<b>Luis Melendez, R</b> OBP: 0.295, SLG: 0.346			5-3											1	0	0	0	0	1	1						
<b>Joe Torre, R</b> OBP: 0.338, SLG: 0.458														5	1	2	1	0	2	2						
<b>Ted Simmons, S</b> OBP: 0.322, SLG: 0.454	P6													5	0	1	0	0	1	2						
<b>Matty Alou, L</b> OBP: 0.355, SLG: 0.399				F9			1-3			F9				5	0	1	0	0	0	2						
<b>Jose Cruz, L</b> OBP: 0.287, SLG: 0.278										G3				4	0	0	0	1	2	1						
<b>Dal Maxvill, R</b> OBP: 0.298, SLG: 0.273										F8				4	0	0	1	1	2	1						
<b>Bob Gibson, R</b> OBP: 0.190, SLG: 0.429			6-3											4	0	0	0	0	2	3						
<b>Diego Segui, R</b> OBP: 0.091, SLG: 0.091							F9							1	0	0	0	0	1	0						
<b>Inning Stats</b>	R: 1 E: 0 K: 2 S: 8	H: 1 LOB: 1 BB: 1 P: 12	R: 0 E: 0 K: 2 S: 7	H: 1 LOB: 1 BB: 0 P: 7	R: 0 E: 0 K: 0 S: 4	H: 1 LOB: 1 BB: 0 P: 4	R: 1 E: 0 K: 1 S: 7	H: 2 LOB: 3 BB: 2 P: 15	R: 0 E: 1 K: 2 S: 8	H: 1 LOB: 1 BB: 0 P: 8	R: 0 E: 0 K: 2 S: 7	H: 0 LOB: 0 BB: 0 P: 7	R: 0 E: 0 K: 0 S: 4	H: 1 LOB: 1 BB: 0 P: 4	R: 0 E: 0 K: 3 S: 9	H: 0 LOB: 1 BB: 1 P: 13	R: 0 E: 0 K: 1 S: 5	H: 0 LOB: 0 BB: 0 P: 5	R: 0 E: 0 K: 1 S: 5	H: 0 LOB: 0 BB: 0 P: 5	R: 0 E: 0 K: 1 S: 5	H: 1 LOB: 0 BB: 0 P: 1	1B: 6 2B: 2 3B: 0 HR: 1	SF: 0 SAC: 0 DP: 1 HBP: 0	WIP: 0 PB: 0 SB: 1 CS: 1	PA: 47
<b>PITCHER</b>	IP	WLS	BF	H	R	ER	SO	BB	IBB	HBP	BLK	WP	HR	S	P	ERA	WHIP									
<b>Tom Seaver, R</b> ERA: 3.19	8.0	33	7	2	2	9	3	0	0	0	0	0	0	48	60	2.25	1.250									
<b>Tug McGraw, L</b> ERA: 1.86	4.0	14	1	1	1	6	1	0	0	0	0	0	0	25	29	2.25	0.500									

New York Mets @ St. Louis Cardinals  
 Busch Stadium, St. Louis, MO  
 Mon Aug 07 1972, 7:05 PM CDT  
 Att: 25,509 - Unknown

AB 43  
 R 3  
 H 8  
 RBI 3  
 BB 4  
 SO 15  
 LOB 21





Batter	1	2	3	4	5	6	7	8	9	AB	R	H	RBI	BB	SO	LOB	TOP										
<b>Tommie Agee, R</b> OBP: 0.342, SLG: 0.391 (1, 9)	0-0 1-3		0-0 F8	4-0 BB		0-0 P3		0-0 F8		4	0	0	0	1	0	1	<b>New York Mets @ St. Louis Cardinals</b> Busch Stadium, St. Louis, MO Tue Aug 08 1972, 7:05 PM CDT Att: 22,272 - Unknown										
<b>Wayne Garrett, L</b> OBP: 0.386, SLG: 0.321 (1, 5)	0-0 3B		0-0 F7	0-0 F9		0-0 2B		0-0 BB		4	0	2	0	1	0	3											
<b>Willie Mays, R</b> OBP: 0.415, SLG: 0.376 (1, 8)	0-0 6-3			0-0 6-3	0-0 P4	4-0 2B		0-3 K		4	0	0	0	1	1	2											
<b>Ed Kranepool, L</b> OBP: 0.308, SLG: 0.339 (1, 3)	0-0 F7			0-0 1B	0-0 1B	0-0 1B	0-0 SF8-6-3		0-0 6-3	4	1	2	1	0	0	1											
<b>John Milner, L</b> OBP: 0.340, SLG: 0.453 (1, 7)		0-0 HR		0-0 1B	0-3 K			0-3 K		5	2	2	2	0	3	1											
<b>Ken Boswell, L</b> OBP: 0.248, SLG: 0.256 (1, 4)	0-0 P6			0-0 1B	0-0 E8			4-0 BB		3	1	2	0	2	0	0											
<b>Duffy Dyer, R</b> OBP: 0.325, SLG: 0.430 (1, 2)	0-3 K			4-0 BB	4-0 1B			0-3 K		3	0	0	0	2	3	2											
<b>Ted Martinez, R</b> OBP: 0.253, SLG: 0.275 (1, 6)	0-0 1-3			0-0 1B	0-3 K			0-0 6-3		4	0	1	2	0	1	4											
<b>Gary Gentry, R</b> OBP: 0.205, SLG: 0.150 (1, 1)			0-0 F8	0-0 F7		0-0 1B		0-0 L3		0	0	0	0	0	0	0											
<b>Ray Sadecki, L</b> OBP: 0.222, SLG: 0.222 (1, 1)										3	1	1	0	0	0	2											
<b>Danny Frisella, L</b> OBP: 0.200, SLG: 0.200 (7, 1)										1	0	0	0	0	0	0											
<b>Inning Stats</b>	R: 0 E: 0 K: 0 S: 4	H: 1 LOB: 1 BB: 0 P: 4	R: 1 E: 0 K: 1 S: 6	H: 1 LOB: 0 BB: 0 P: 6	R: 0 E: 0 K: 0 S: 3	H: 0 LOB: 0 BB: 0 P: 3	R: 3 E: 0 K: 0 S: 7	H: 4 LOB: 3 BB: 2 P: 15	R: 0 E: 1 K: 2 S: 9	H: 2 LOB: 3 BB: 1 P: 13	R: 1 E: 0 K: 0 S: 4	H: 2 LOB: 1 BB: 1 P: 8	R: 0 E: 0 K: 2 S: 7	H: 0 LOB: 1 BB: 1 P: 11	R: 0 E: 0 K: 1 S: 5	H: 0 LOB: 1 BB: 1 P: 9	R: 0 E: 0 K: 2 S: 7	H: 0 LOB: 1 BB: 1 P: 11	1B: 6 2B: 3 3B: 1 HR: 1	SF: 1 SAC: 0 DP: 1 HBP: 0	WP: 1 PB: 0 SB: 1 CS: 0	PA: 43					
<b>PITCHER</b>	IP	WLS	BF	H	R	ER	SO	BB	IBB	HBP	BLK	WP	HR	S	P	ERA	WHIP										
<b>Rick Wise, R</b> ERA: 3.73 (1, 1)	3.2		19	6	4	4	1	2	0	0	0	1	1	19	27	9.82	2.182										
<b>Joe Grzenda, L</b> ERA: 4.08 (4, 1)	1.0		5	2	0	0	1	0	0	0	0	0	0	7	7	0.00	2.000										
<b>Moe Drabowsky, R</b> ERA: 2.7 (5, 1)	0.2		6	2	1	1	1	0	2	0	0	0	0	6	14	13.50	3.000										
<b>John Cumberland, L</b> ERA: 8.03 (6, 1)	0.2		1	0	0	0	0	0	0	0	0	0	0	1	1	0.00	0.000										
<b>Dennis Higgins, R</b> ERA: 4.29 (7, 1)	3.0	W	12	0	0	0	5	3	0	0	0	0	0	19	31	0.00	1.000										
Batter	1	2	3	4	5	6	7	8	9	AB	R	H	RBI	BB	SO	LOB	BOTTOM										
<b>Lou Brock, L</b> OBP: 0.350, SLG: 0.398 (1, 7)	0-0 S E 1B	0-0 F8		0-0 1B			0-3 K			4	1	2	0	0	1	0	<b>New York Mets @ St. Louis Cardinals</b> Busch Stadium, St. Louis, MO Tue Aug 08 1972, 7:05 PM CDT Att: 22,272 - Unknown										
<b>Ted Sizemore, R</b> OBP: 0.321, SLG: 0.348 (1, 4)	0-0 E5 1B	0-0 F9		0-0 F3		4-0 BB	0-0 G4-6-3			3	1	0	0	1	0	1											
<b>Bernie Carbo, L</b> OBP: 0.389, SLG: 0.335 (1, 9)	0-0 WP SF9 1B	0-0 F8		0-0 F8			0-0 G4-6-3			4	1	1	1	0	0	2											
<b>Joe Torre, R</b> OBP: 0.362, SLG: 0.461 (1, 5)	0-0 WP 1B		0-0 1B	0-0 1B	0-0 G4-6-3			0-0 F8		4	1	3	0	0	0	0											
<b>Ted Simmons, S</b> OBP: 0.321, SLG: 0.451 (1, 2)	4-0 1B BB		0-0 F9	0-0 G4-6-3	0-0 G4-6-3			0-0 L9		3	0	0	0	1	0	2											
<b>Matty Alou, L</b> OBP: 0.357, SLG: 0.401 (1, 3)	0-0 P6		0-0 1B	0-0 1B	0-0 F7			0-0 HR 1B		4	1	2	0	0	0	3											
<b>Jose Cruz, L</b> OBP: 0.285, SLG: 0.277 (1, 8)	0-0 SF9		0-0 F3		0-0 F8			0-0 HR		1	0	0	1	0	0	2											
<b>Luis Melendez, R</b> OBP: 0.297, SLG: 0.363 (6, PH) (7, 8)	3-H		0-0 L8		0-0 F9			0-0 F8		2	1	1	2	0	0	0											
<b>Dal Maxvill, R</b> OBP: 0.297, SLG: 0.272 (1, 6)	1-3 2H 1B		0-0 K		0-0 4-3			0-0 F9		4	0	1	1	0	0	2											
<b>Rick Wise, R</b> OBP: 0.293, SLG: 0.254 (1, 1) <b>Joe Grzenda, R</b> ERA: 4.08 (4, 1) <b>Moe Drabowsky, R</b> ERA: 2.7 (5, 1) <b>John Cumberland, R</b> ERA: 8.03 (6, 1) <b>Jorge Roque, R</b> OBP: 0.154, SLG: 0.163 (6, PH) <b>Dennis Higgins, R</b> ERA: 4.29 (7, 1)	0-3 K			0-0 K		0-0 F9				1	0	0	0	0	0	0											
<b>Inning Stats</b>	R: 4 E: 1 K: 1 S: 10	H: 4 LOB: 2 BB: 1 P: 14	R: 0 E: 0 K: 0 S: 3	H: 0 LOB: 0 BB: 0 P: 3	R: 0 E: 0 K: 0 S: 5	H: 2 LOB: 2 BB: 0 P: 5	R: 0 E: 0 K: 0 S: 4	H: 1 LOB: 1 BB: 0 P: 4	R: 0 E: 0 K: 0 S: 3	H: 1 LOB: 0 BB: 0 P: 3	R: 0 E: 0 K: 1 S: 4	H: 0 LOB: 0 BB: 1 P: 8	R: 0 E: 0 K: 0 S: 5	H: 2 LOB: 2 BB: 0 P: 5	R: 2 E: 0 K: 0 S: 5	H: 2 LOB: 0 BB: 0 P: 5	R: 0 E: 0 K: 0 S: 5	H: 0 LOB: 0 BB: 0 P: 5	1B: 9 2B: 0 3B: 0 HR: 1	SF: 1 SAC: 0 DP: 2 HBP: 0	WP: 1 PB: 0 SB: 1 CS: 0	PA: 35					
<b>PITCHER</b>	IP	WLS	BF	H	R	ER	SO	BB	IBB	HBP	BLK	WP	HR	S	P	ERA	WHIP										
<b>Gary Gentry, R</b> ERA: 3.83 (1, 1)	0.2		8	4	4	1	0	1	0	0	0	0	0	21	21	0.00	0.750										
<b>Ray Sadecki, L</b> ERA: 2.7 (7, 1)	5.1		19	4	0	0	1	0	0	0	0	0	0	21	21	0.00	0.750										
<b>Danny Frisella, R</b> ERA: 2.87 (7, 1)	2.0	L	8	2	2	2	1	1	0	0	0	0	1	9	13	9.00	1.500										

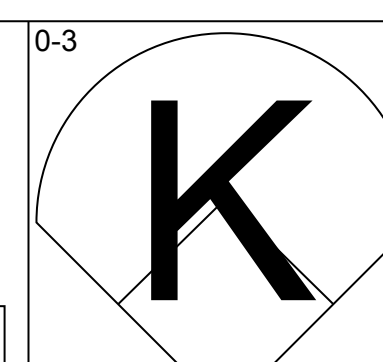
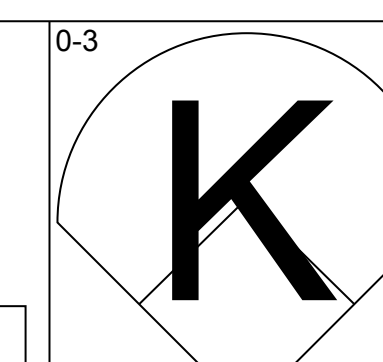
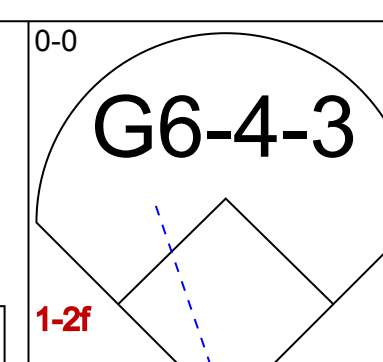
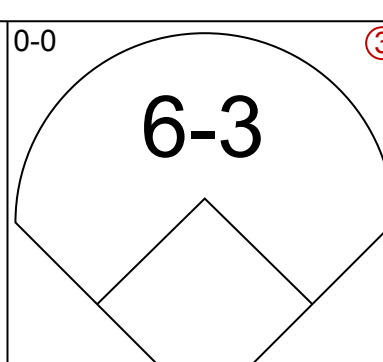
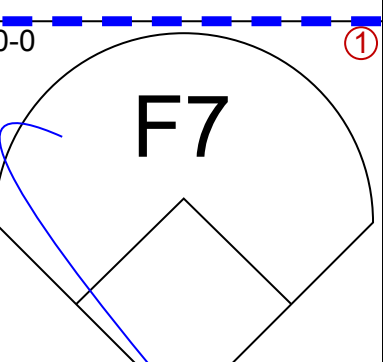
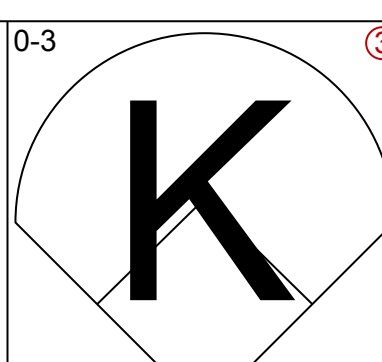
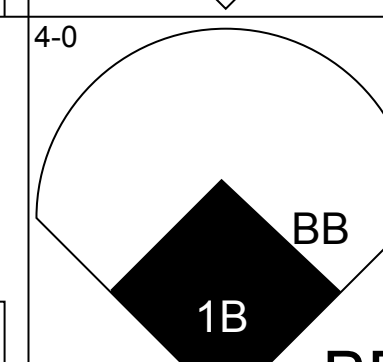
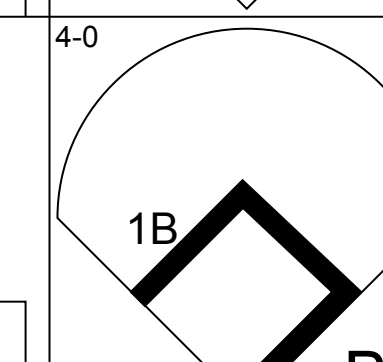
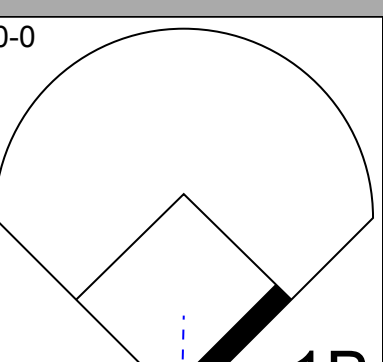
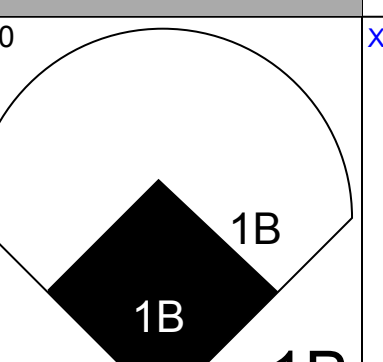
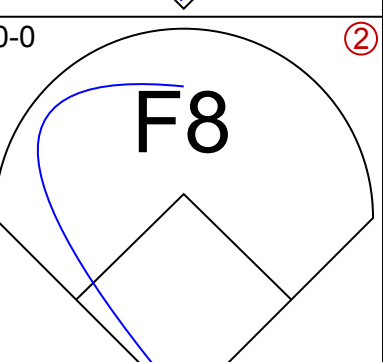
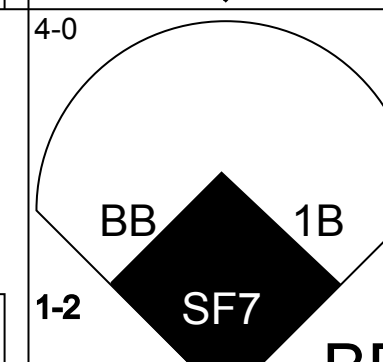
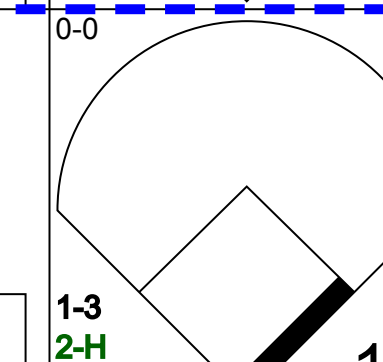
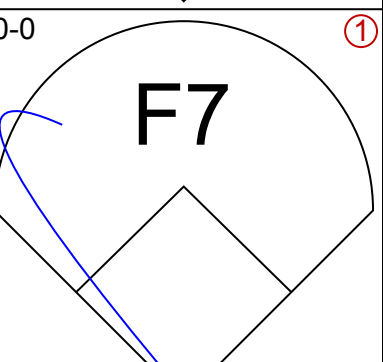
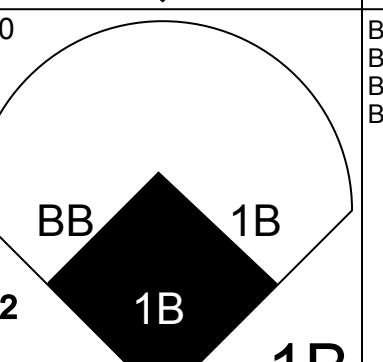
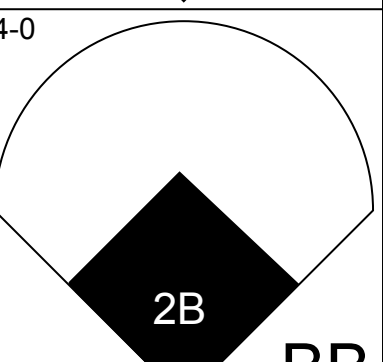
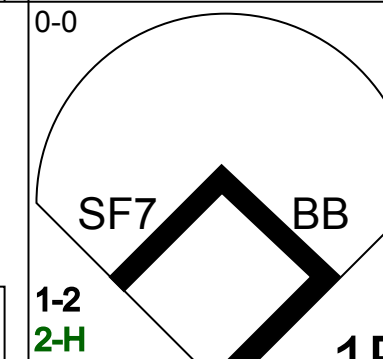
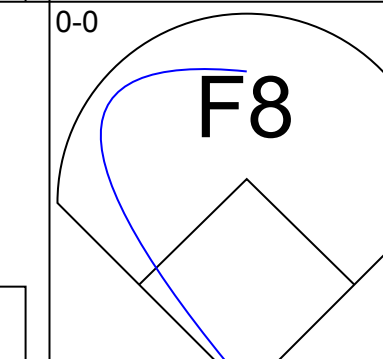
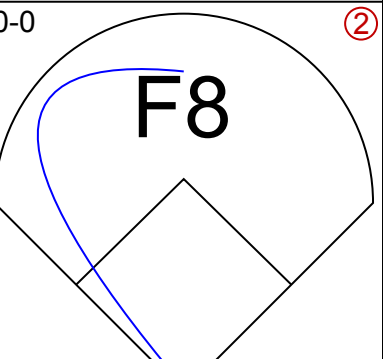
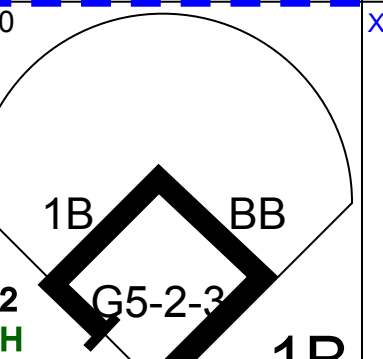
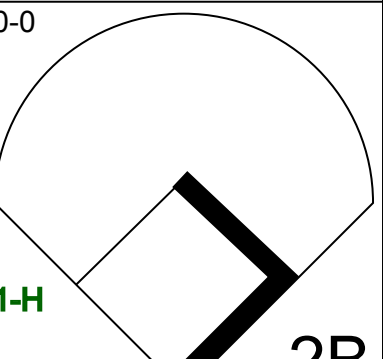
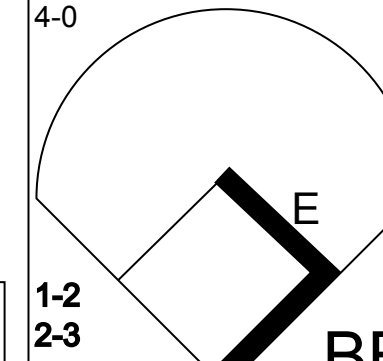
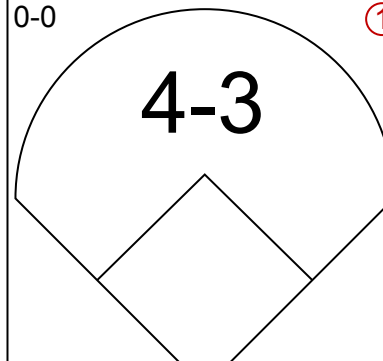
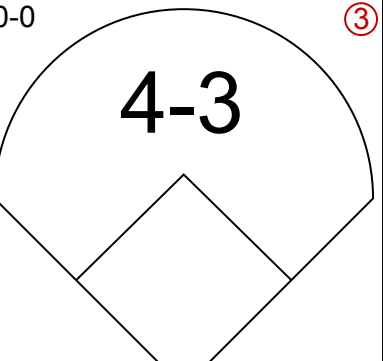
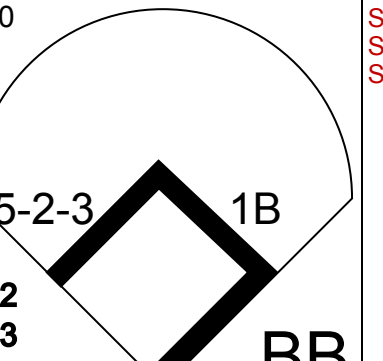
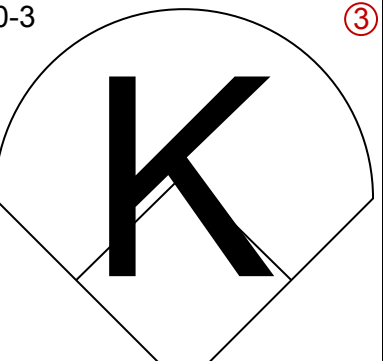
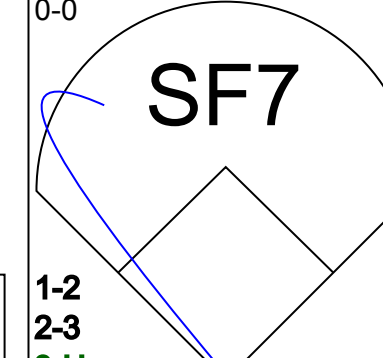
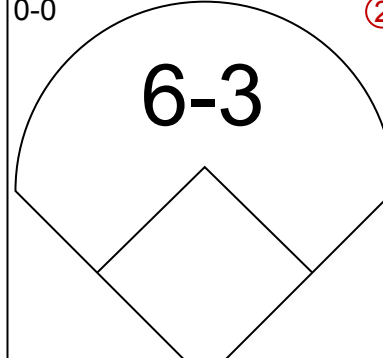
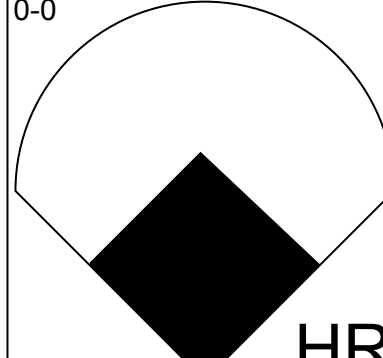
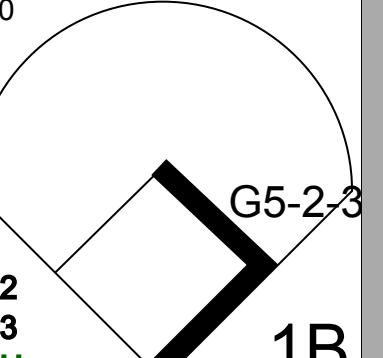
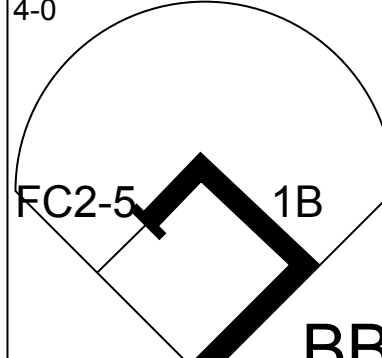
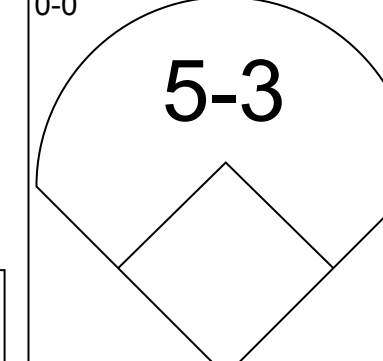
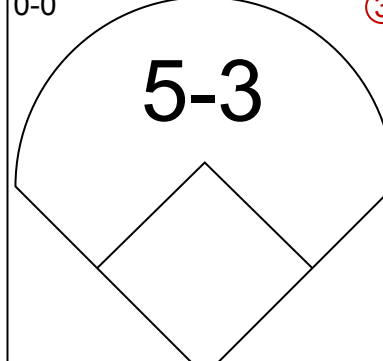
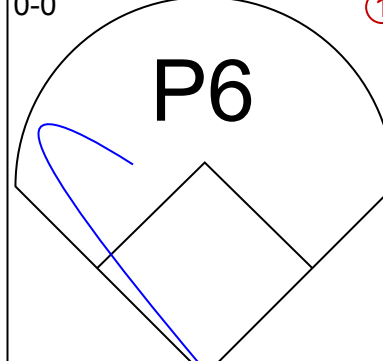
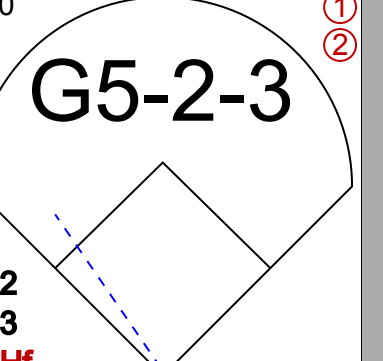
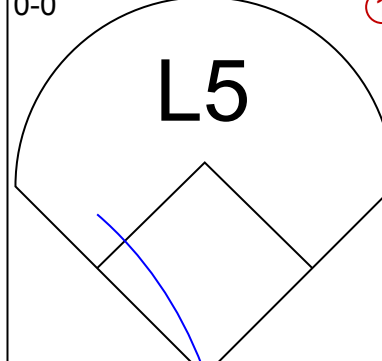
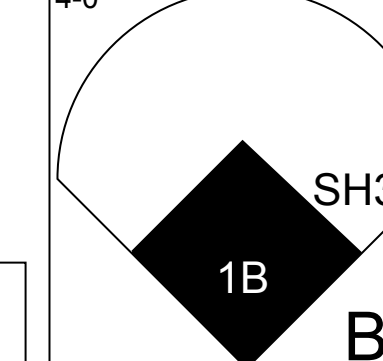
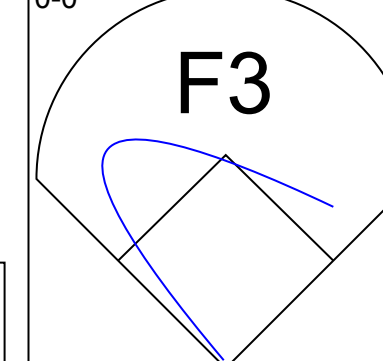
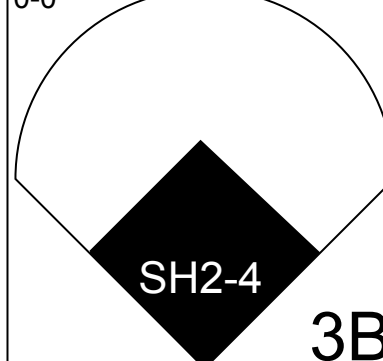
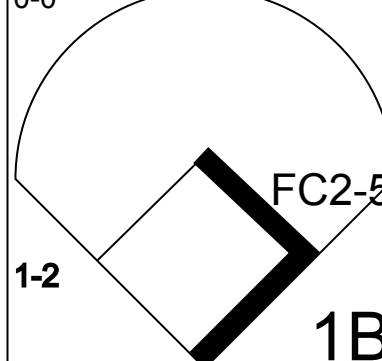
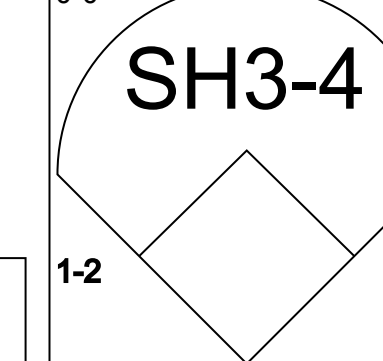
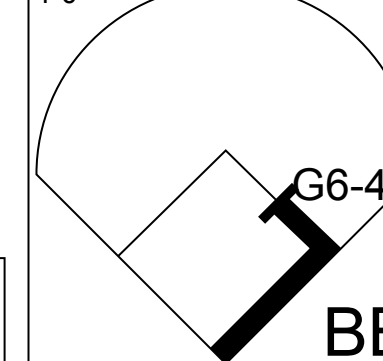
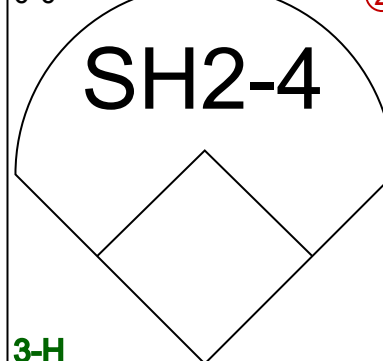
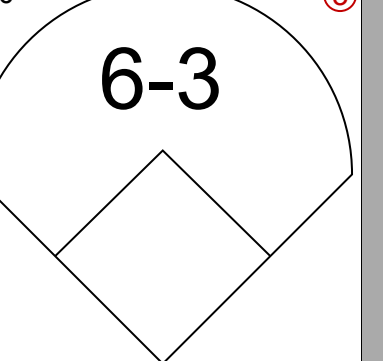
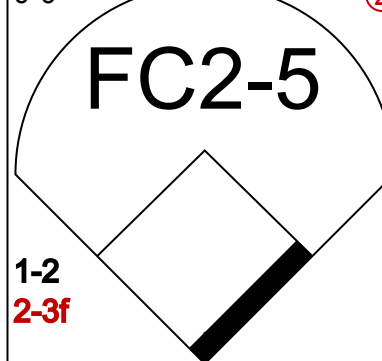
AB	35
R	5
H	10
RBI	5
BB	7
SO	8
LOB	16

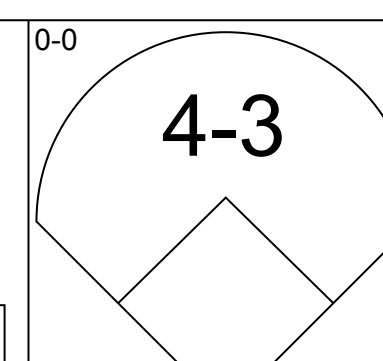
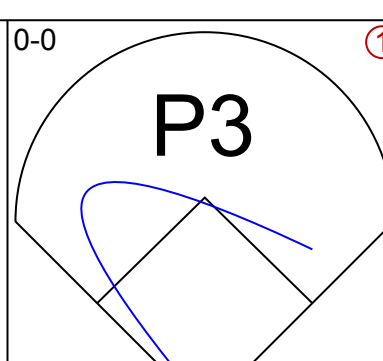
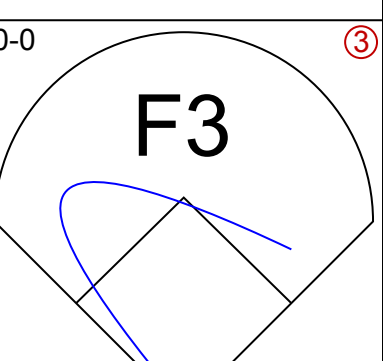
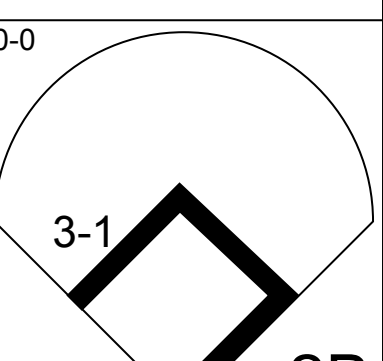
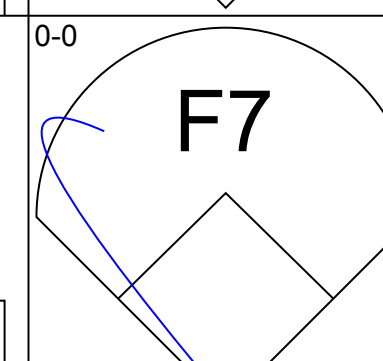
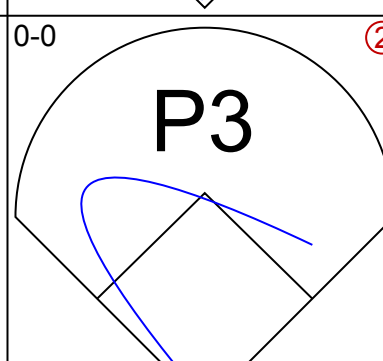
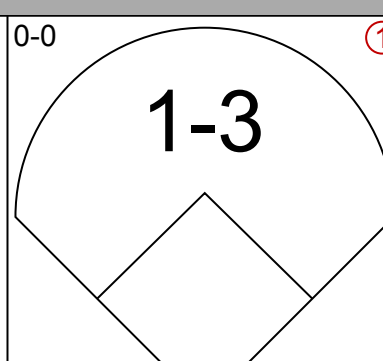
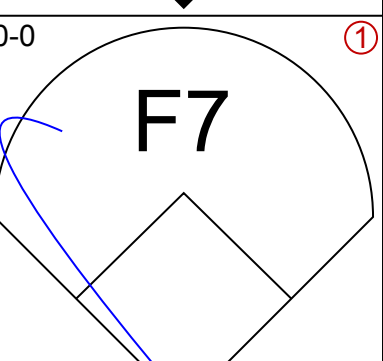
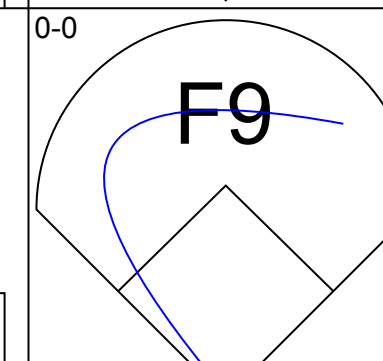
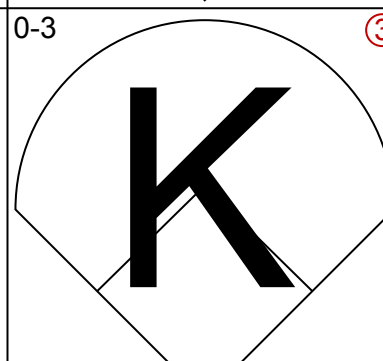
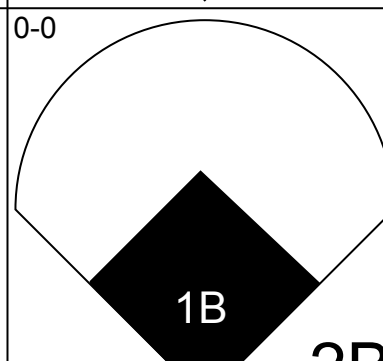
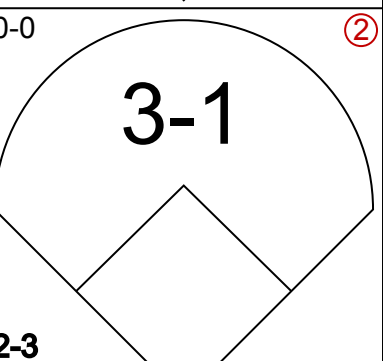
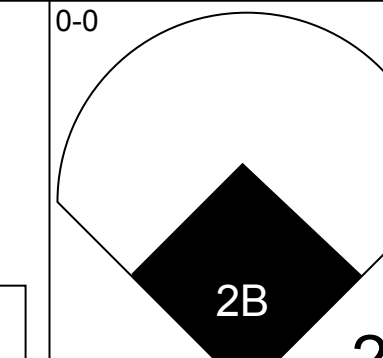
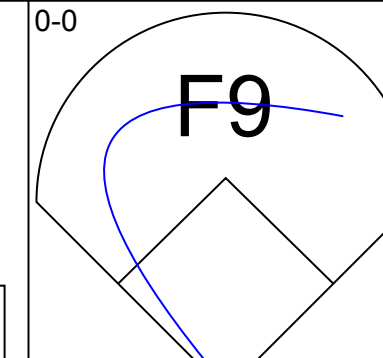
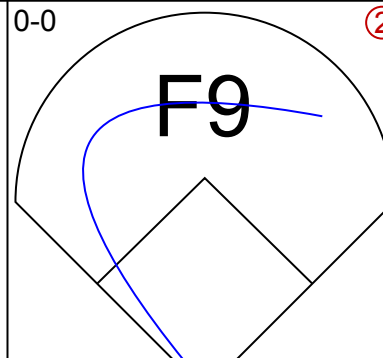
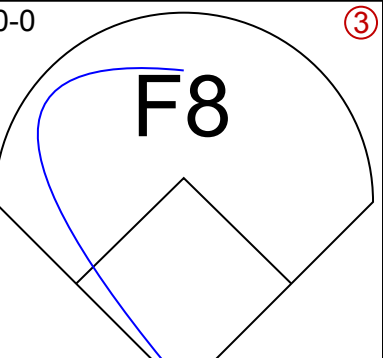
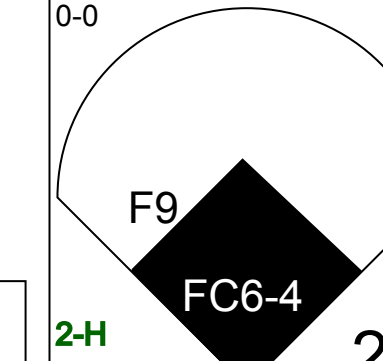
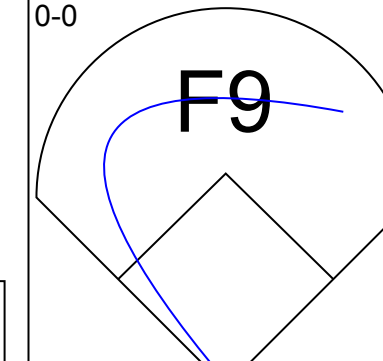
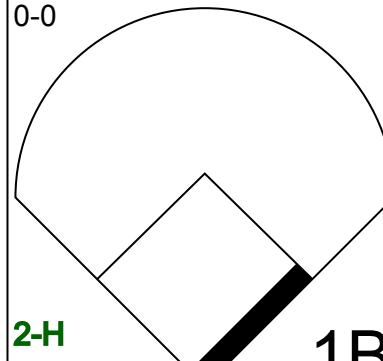
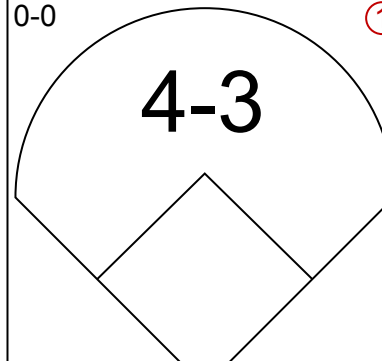
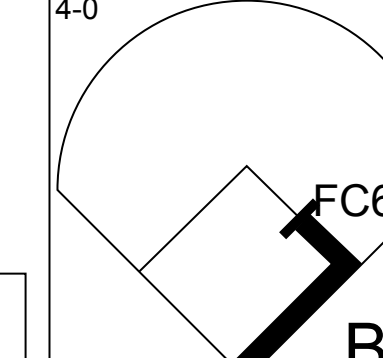
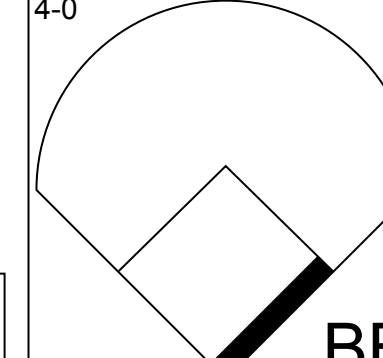
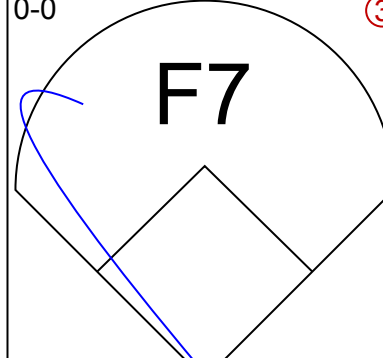
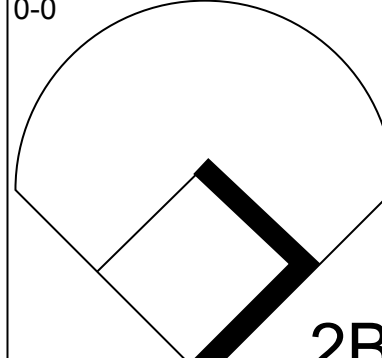
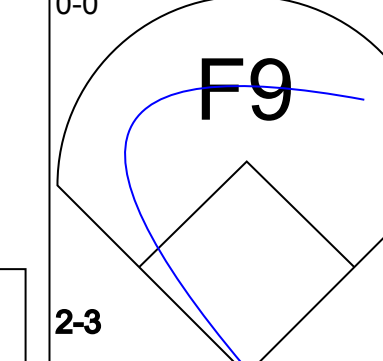
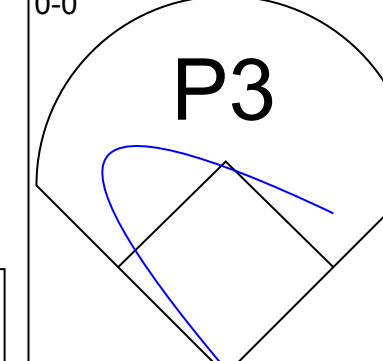
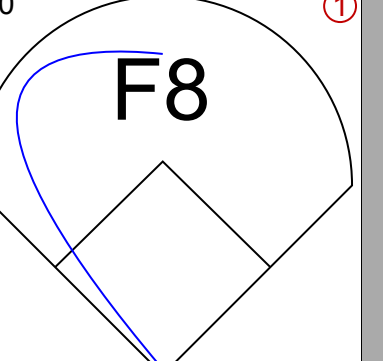
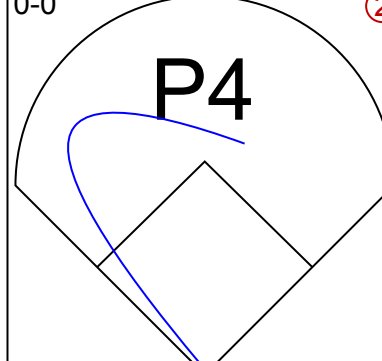
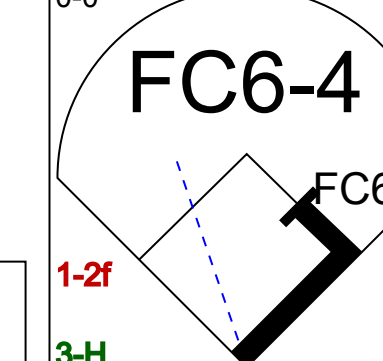


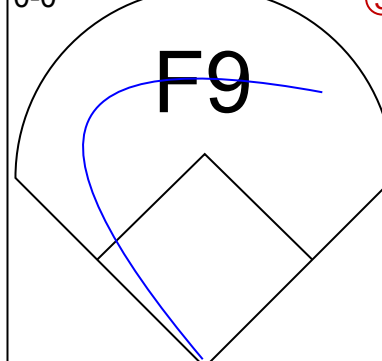
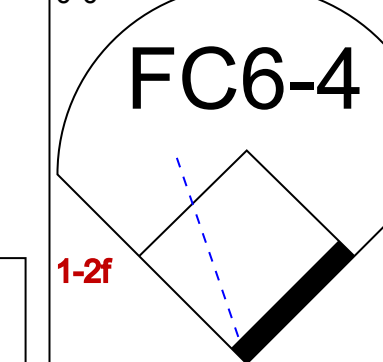
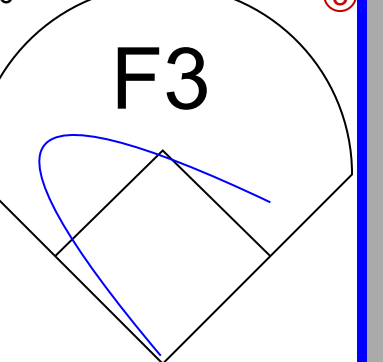
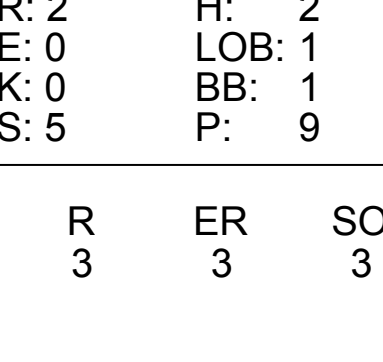


AB	32
R	6
H	10
RBI	5
BB	2
SO	2
LOB	14





Batter	1	2	3	4	5	6	7	8	9	AB	R	H	RBI	BB	SO	LOB	TOP			
<b>Tommie Agee, R</b> OBP: 0.335, SLG: 0.382 (1, 8)										6	0	0	0	0	3	4	<b>New York Mets @ St. Louis Cardinals</b> Busch Stadium, St. Louis, MO Wed Aug 09 1972, 7:05 PM CDT Att: 21,726 - Unknown <a href="http://livebaseballscorecards.com">livebaseballscorecards.com</a>			
<b>Wayne Garrett, L</b> OBP: 0.395, SLG: 0.327 (1, 5)										3	2	2	0	2	0	0				
<b>Dave Marshall, L</b> OBP: 0.321, SLG: 0.330 (1, 9)										3	3	2	1	2	0	1				
<b>Ed Kranepool, L</b> OBP: 0.315, SLG: 0.351 (1, 3)										5	0	3	3	0	0	3				
<b>John Milner, L</b> OBP: 0.341, SLG: 0.447 (1, 7)										3	0	0	0	2	1	2				
<b>Ken Boswell, L</b> OBP: 0.255, SLG: 0.275 (1, 4)										3	1	2	3	1	0	0				
<b>Duffy Dyer, R</b> OBP: 0.317, SLG: 0.418 (1, 2)										5	0	0	0	0	0	6				
<b>Lute Barnes, R</b> OBP: 0.833, SLG: 1.250 (1, 6)										3	2	2	0	2	0	0				
<b>Jim McAndrew, R</b> OBP: 0.100, SLG: 0.036 (1, 1)										2	0	0	1	1	0	5				
<b>Inning Stats</b>	R: 2 E: 1 K: 1 S: 6	H: 1 LOB: 2 BB: 3 P: 18	R: 1 E: 0 K: 1 S: 6	H: 1 LOB: 2 BB: 2 P: 14	R: 0 E: 0 K: 0 S: 3	H: 0 LOB: 0 BB: 0 P: 3	R: 0 E: 0 K: 0 S: 2	H: 0 LOB: 0 BB: 1 P: 6	R: 0 E: 0 K: 0 S: 4	H: 1 LOB: 1 BB: 0 P: 4	R: 2 E: 0 K: 0 S: 5	H: 2 LOB: 3 BB: 2 P: 14	R: 1 E: 0 K: 1 S: 6	H: 1 LOB: 1 BB: 1 P: 10	R: 0 E: 0 K: 1 S: 6	H: 1 LOB: 2 BB: 1 P: 10		1B: 8 2B: 1 3B: 1 HR: 1	SF: 1 SAC: 2 DP: 2 HBP: 0	WP: 0 PB: 0 SB: 0 CS: 0
<b>PITCHER</b>	IP WLS BF H R ER SO BB IBB HBP BLK WP HR S P ERA WHIP																			
<b>Don Durham, R</b> ERA: 5.56 (1, 1)	1.2 L 11 1 3 3 2 5 0 0 0 0 0 0 10 30 16.20 3.600																			
<b>John Cumberland, L</b> ERA: 8.06 (2, 1)	4.1 19 6 4 4 0 1 0 0 0 0 1 18 22 8.31 1.615																			
<b>Ray Bare, R</b> ERA: (7, 1)	1.0 6 2 0 0 0 1 1 0 0 0 0 0 4 12 0.00 3.000																			
<b>Joe Grzenda, L</b> ERA: 4.25 (8, 1)	1.0 5 1 1 1 1 1 0 0 0 0 0 0 6 10 9.00 2.000																			
<b>Moe Drabowsky, R</b> ERA: 2.6 (9, 1)	1.0 5 1 0 0 1 1 0 0 0 0 0 0 6 10 0.00 2.000																			

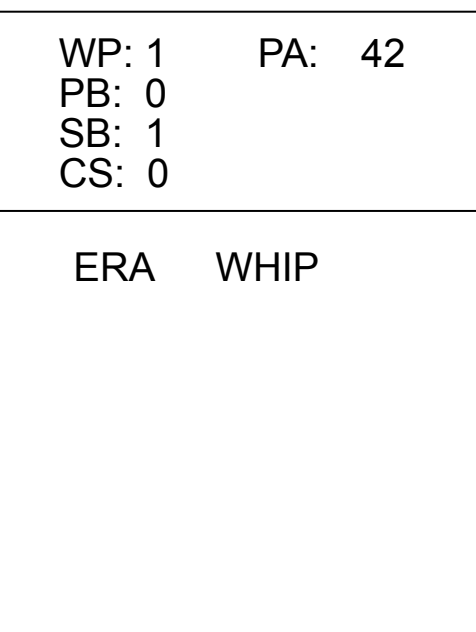
Batter	1	2	3	4	5	6	7	8	9	AB	R	H	RBI	BB	SO	LOB	BOTTOM					
<b>Matty Alou, L</b> OBP: 0.356, SLG: 0.402 (1, 3)										4	0	1	0	0	0	0	<b>New York Mets @ St. Louis Cardinals</b> Busch Stadium, St. Louis, MO Wed Aug 09 1972, 7:05 PM CDT Att: 21,726 - Unknown <a href="http://livebaseballscorecards.com">livebaseballscorecards.com</a>					
<b>Ted Sizemore, R</b> OBP: 0.317, SLG: 0.343 (1, 4)										4	0	0	0	0	1							
<b>Bernie Carbo, L</b> OBP: 0.386, SLG: 0.338 (1, 9)										4	1	1	0	0	1							
<b>Joe Torre, R</b> OBP: 0.360, SLG: 0.461 (1, 5)										4	1	1	0	0	2							
<b>Ted Simmons, S</b> OBP: 0.323, SLG: 0.454 (1, 2)										4	1	2	2	0	0							
<b>Luis Melendez, R</b> OBP: 0.305, SLG: 0.369 (1, 7)										2	0	1	0	2	0							
<b>Jose Cruz, L</b> OBP: 0.281, SLG: 0.272 (1, 8)										4	0	0	0	0	4							
<b>Dal Maxvill, R</b> OBP: 0.292, SLG: 0.268 (1, 6)										4	0	0	1	0	1							
<b>Don Durham, R</b> OBP: 0.500, SLG: 1.992 (2, 1)										0	0	0	0	0	0							
<b>Ed Crosby, L</b> OBP: 0.271, SLG: 0.259 (7, 9)										0	0	0	0	0	0							
<b>Inning Stats</b>	R: 0 E: 0 K: 0 S: 3	H: 0 LOB: 0 BB: 0 P: 3	R: 2 E: 0 K: 0 S: 5	H: 2 LOB: 1 BB: 1 P: 9	R: 0 E: 0 K: 1 S: 5	H: 0 LOB: 0 BB: 0 P: 5	R: 0 E: 0 K: 0 S: 3	H: 0 LOB: 1 BB: 1 P: 7	R: 0 E: 0 K: 1 S: 5	H: 0 LOB: 0 BB: 0 P: 5	R: 1 E: 0 K: 0 S: 5	H: 2 LOB: 1 BB: 0 P: 5	R: 0 E: 0 K: 1 S: 5	H: 0 LOB: 1 BB: 0 P: 5	R: 0 E: 0 K: 0 S: 4	H: 1 LOB: 1 BB: 0 P: 4	R: 0 E: 0 K: 0 S: 4	H: 1 LOB: 1 BB: 0 P: 4	1B: 1 2B: 5 3B: 0 HR: 0	SF: 0 SAC: 0 DP: 0 HBP: 0	WP: 0 PB: 0 SB: 0 CS: 0	PA: 35
<b>PITCHER</b>	IP WLS BF H R ER SO BB IBB HBP BLK WP HR S P ERA WHIP																					
<b>Jim McAndrew, R</b> ERA: 2.72 (1, 1)	9.0 W 35 6 3 3 3 2 0 0 0 0 0 0 39 47 3.00 0.889																					



Batter	1	2	3	4	5	6	7	8	9	AB	R	H	RBI	BB	SO	LOB	TOP										
Lou Brock, L OBP: 0.348, SLG: 0.394 (1, 7)	6-3		1-3					L9		4	1	0	0	1	0	4											
Ted Sizemore, R OBP: 0.322, SLG: 0.354 (1, 4)	2B		P4			WP 1-H 2B	L9	1B	5-4 1B	5	2	3	1	0	0	0											
Bernie Carbo, L OBP: 0.387, SLG: 0.333 (1, 9)	BB			K		P4	1B	BB	F2	3	0	0	0	2	1	2											
Joe Torre, R OBP: 0.361, SLG: 0.463 (1, 5)	K		6-3			1B	1B	1-2 1B	5-4	5	1	2	1	0	1	3											
Ted Simmons, S OBP: 0.324, SLG: 0.453 (1, 2)	L8		4-3			L9 2-3 BB	1B	F8	1B	5	1	2	1	0	0	4											
Matty Alou, L OBP: 0.354, SLG: 0.399 (1, 3)		F7				BB	BB	K	1-3	5	0	1	1	0	1	3											
Luis Melendez, R OBP: 0.308, SLG: 0.372 (3, 8)										1	0	1	0	0	0	0											
Jose Cruz, L OBP: 0.279, SLG: 0.270 (8, PH)	G4-6-3 1B					L9				2	0	0	0	0	1	2											
Jorge Roque, R OBP: 0.143, SLG: 0.077 (8, 8)										1	0	0	0	0	1	0											
Dal Maxvill, R OBP: 0.300, SLG: 0.273 (1, 6)	G4-6-3 1-2					1B	1-2 BB	1B		3	0	2	0	1	0	1											
Reggie Cleveland, R Lowell Palmer, R Ron Allen, S Dennis Higgins, R Ed Grzenda, L Joe Grzenda, L Ray Bare, R Jerry McHenry, R John Cumberland, L			5-3			K	1-2 2-3 3-H BB		F7	1	0	0	0	0	0	0											
<b>Inning Stats</b>	R: 0 E: 0 K: 1 S: 6	H: 1 LOB: 2 BB: 1 P: 10	R: 0 E: 0 K: 0 S: 3	H: 1 LOB: 0 BB: 0 P: 3	R: 0 E: 0 K: 1 S: 5	H: 0 LOB: 0 BB: 0 P: 5	R: 0 E: 0 K: 2 S: 8	H: 1 LOB: 1 BB: 0 P: 8	R: 4 E: 0 K: 0 S: 7	H: 4 LOB: 3 BB: 3 P: 19	R: 0 E: 0 K: 1 S: 6	H: 1 LOB: 2 BB: 1 P: 10	R: 0 E: 0 K: 1 S: 6	H: 1 LOB: 1 BB: 0 P: 6	R: 1 E: 0 K: 0 S: 5	H: 2 LOB: 1 BB: 0 P: 5	1B: 8 2B: 3 3B: 0 HR: 0	SF: 0 SAC: 0 DP: 1 HBP: 0	WP: 1 PB: 0 SB: 1 CS: 0	PA: 42							
<b>PITCHER</b>	IP	WLS	BF	H	R	ER	SO	BB	IBB	HBP	BLK	WP	HR	S	P	ERA	WHIP										
Nelson Briles, R ERA: 3.27 (1, 1)	5.1	W	22	5	3	3	4	2	0	0	0	1	0	28	36	5.06	1.312										
Bruce Kison, R ERA: 2.81 (6, 1)	0.1		5	2	1	1	0	2	0	0	0	0	0	3	11	27.00	12.000										
Ramon Hernandez, L ERA: 1.93 (6, 1)	3.1	S	15	4	1	1	2	1	0	0	0	0	0	18	22	2.70	1.500										

St. Louis Cardinals @ Pittsburgh Pirates  
Three Rivers Stadium, Pittsburgh, PA  
Fri Aug 11 1972, 7:05 PM EDT  
Att: 34,248 - Unknown

AB	37
R	5
H	11
RBI	5
BB	5
SO	6
LOB	21



Batter	1	2	3	4	5	6	7	8	9	AB	R	H	RBI	BB	SO	LOB	BOTTOM										
Vic Davallilo, L OBP: 0.374, SLG: 0.430 (1, 7)	4-3			E4						5	0	2	1	0	0	5											
Gene Clines, R OBP: 0.387, SLG: 0.414 (1, 9)	K	1B		1-2 2-3 3-H		2B	FC6-2 FC4-6	FC4-6		4	0	2	3	1	1	3											
Al Oliver, L OBP: 0.350, SLG: 0.440 (1, 8)	HR			G6-4-3 1B		1-3	G4-6-3 1B	P6		5	1	2	0	0	0	3											
Richie Hebner, L OBP: 0.397, SLG: 0.538 (1, 5)	HR			F7		4-3	1B	HR		4	3	3	3	1	0	1											
Manny Sanguillen, R OBP: 0.343, SLG: 0.443 (1, 2)	6-3			G6-4-3 1-2		4-3	1B	4-3		5	1	1	0	0	0	2											
Bob Robertson, R OBP: 0.284, SLG: 0.289 (1, 3)		FC3-5 BB		F8 1B		FC4-6 BB	1B FC6-2 1B	4-3		3	1	2	1	2	0	0											
Dave Cash, R OBP: 0.299, SLG: 0.364 (1, 4)		FC3-5 1B		E 1B		FC4-6	F9			3	2	1	0	1	0	4											
Gene Alley, R OBP: 0.352, SLG: 0.351 (1, 6)		K		F8		E6	FC6-2 1B			4	0	1	1	0	1	4											
Nelson Briles, R OBP: 0.174, SLG: 0.200 (1, 1)		FC3-5		1-2 2-3		P1	FC6-2			2	2	1	1	0	0	2											
Bruce Kison, R OBP: 0.133, SLG: 0.167 (6, 1)		1B		E 1B						0	0	0	0	0	0	0											
Ramon Hernandez, S OBP: 0.182, SLG: 0.273 (6, 1)		1B		1-2 2-3						2	0	1	0	0	0	1											
<b>Inning Stats</b>	R: 2 E: 0 K: 1 S: 7	H: 2 LOB: 0 BB: 0 P: 7	R: 2 E: 0 K: 1 S: 7	H: 3 LOB: 2 BB: 1 P: 11	R: 0 E: 0 K: 0 S: 3	H: 1 LOB: 0 BB: 0 P: 3	R: 3 E: 1 K: 0 S: 5	H: 3 LOB: 1 BB: 1 P: 9	R: 0 E: 0 K: 0 S: 4	H: 1 LOB: 2 BB: 1 P: 8	R: 0 E: 1 K: 0 S: 4	H: 1 LOB: 3 BB: 1 P: 11	R: 1 E: 0 K: 0 S: 4	H: 1 LOB: 0 BB: 0 P: 4	1B: 12 2B: 2 3B: 0 HR: 2	SF: 0 SAC: 0 DP: 2 HBP: 0	WP: 0 PB: 0 SB: 0 CS: 0	PA: 42									
<b>PITCHER</b>	IP	WLS	BF	H	R	ER	SO	BB	IBB	HBP	BLK	WP	HR	S	P	ERA	WHIP										
Reggie Cleveland, R ERA: 3.65 (1, 1)	3.1	L	18	8	7	6	2	2	0	0	0	0	0	2	2	0.00	1.500										
Lowell Palmer, R ERA: 4.15 (4, 1)	0.2		2	1	0	0	0	0	0	0	0	0	0	2	2	0.00	1.500										
Dennis Higgins, R ERA: 4.05 (5, 1)	1.0		5	1	0	0	0	1	0	0	0	0	0	4	8	0.00	2.000										
Joe Grzenda, L ERA: 4.7 (6, 1)	1.0		7	2	2	2	0	1	1	0	0	0	0	5	13	18.00	3.000										
Ray Bare, R ERA: (7, 1)	1.0		6	3	0	0	0	0	0	0	0	0	0	6	6	0.00	3.000										
<b>PITCHER</b>	IP	WLS	BF	H	R	ER	SO	BB	IBB	HBP	BLK	WP	HR	S	P	ERA	WHIP										
John Cumberland, L ERA: 8.08 (8, 1)	1.0		4	1	1	1	0	0	0	0	0	0	0	4	4	9.00	1.000										

St. Louis Cardinals @ Pittsburgh Pirates  
Three Rivers Stadium, Pittsburgh, PA  
Fri Aug 11 1972, 7:05 PM EDT  
Att: 34,248 - Unknown

AB	37
R	10
H	16
RBI	10
BB	5
SO	2
LOB	25





Batter	1	2	3	4	5	6	7	8	9	AB	R	H	RBI	BB	SO	LOB	TOP					
Lou Brock, L (1, 7) OBP: 0.347, SLG: 0.391	1-3		4-0 CS BB			4-3	F7		4-3	4	0	0	0	1	0	3						
Ted Sizemore, R (1, 4) OBP: 0.326, SLG: 0.359	2B 6-3		6-3 1-2					1B	F5	5	2	3	0	0	0	1						
Bernie Carbo, L (1, 9) OBP: 0.388, SLG: 0.342				F7		F7		1B E		4	1	2	0	0	0	1						
Joe Torre, R (1, 5) OBP: 0.362, SLG: 0.463	6-3			G4-3 1B		P6		E9 HR		4	1	2	2	0	0	2						
Ted Simmons, S (1, 2) OBP: 0.325, SLG: 0.461	3-1			G4-3 1-2			BB 1B	HR		4	1	2	2	0	0	2						
Matty Alou, L (1, 3) OBP: 0.350, SLG: 0.395		4-3			G3		F7	F3		4	0	0	0	0	0	1						
Luis Melendez, R (1, 8) OBP: 0.307, SLG: 0.370		F9			5-3		BB 1B	4-3		4	0	1	0	0	0	0						
Dal Maxvill, R (1, 6) OBP: 0.303, SLG: 0.274										3	0	1	0	1	2	0						
Diego Segui, R (8, 1) OBP: 0.091, SLG: 0.091	K						1-2 2-3 BB	K		0	0	0	0	0	0	0						
Bob Gibson, R (1, 1) OBP: 0.185, SLG: 0.415				6-3						2	0	0	0	0	0	1						
Jose Cruz, L (7, PH) OBP: 0.273, SLG: 0.269										1	0	0	0	0	0	3						
Lowell Palmer, R (7, 1) OBP: 0.297, SLG: 0.254										0	0	0	0	0	0	0						
Dwain Anderson, R (8, 6) OBP: 0.297, SLG: 0.254										1	0	0	0	0	0	0						
<b>Inning Stats</b>	R: 1 E: 0 K: 0 S: 5	H: 2 LOB: 1 BB: 0 P: 5	R: 0 E: 0 K: 1 S: 5	H: 0 LOB: 0 BB: 0 P: 5	R: 0 E: 0 K: 0 S: 2	H: 0 LOB: 0 BB: 1 P: 6	R: 0 E: 0 K: 0 S: 3	H: 1 LOB: 0 BB: 0 P: 3	R: 0 E: 0 K: 0 S: 4	H: 1 LOB: 0 BB: 0 P: 4	R: 0 E: 0 K: 0 S: 4	H: 1 LOB: 1 BB: 0 P: 4	R: 0 E: 0 K: 0 S: 5	H: 2 LOB: 3 BB: 1 P: 9	R: 4 E: 1 K: 1 S: 9	H: 4 LOB: 0 BB: 0 P: 9	R: 0 E: 0 K: 0 S: 3	H: 0 LOB: 0 BB: 0 P: 3	1B: 9 2B: 1 3B: 0 HR: 1	SF: 0 SAC: 0 DP: 1 HBP: 0	WP: 0 PB: 0 SB: 0 CS: 1	PA: 38
<b>PITCHER</b>	IP WLS BF H R ER SO BB IBB HBP BLK WP HR S P ERA WHIP																					
Bob Moose, R (1, 1) ERA: 3.16	7.0 W 31 10 4 4 1 2 0 0 0 0 0 0 31 39 5.14 1.714																					
Dave Giusti, R (8, 1) ERA: 1.82	2.0 S 7 1 1 1 1 0 0 0 0 0 0 1 9 9 4.50 0.500																					

St. Louis Cardinals @ Pittsburgh Pirates  
Three Rivers Stadium, Pittsburgh, PA  
Sat Aug 12 1972, 7:05 PM EDT  
Att: 23,474 - Unknown

AB 36  
R 5  
H 11  
RBI 4  
BB 2  
SO 2  
LOB 14



Batter	1	2	3	4	5	6	7	8	9	AB	R	H	RBI	BB	SO	LOB	BOTTOM			
Vic Davallilo, L (1, 9) OBP: 0.375, SLG: 0.439	K		F8		E4		SH1 1B			4	1	2	2	0	1	0				
Dave Cash, R (1, 4) OBP: 0.302, SLG: 0.365	E SF8 BB			G4-6-3 1B	4-3		SH1			2	1	1	0	1	0	0				
Al Oliver, L (1, 8) OBP: 0.349, SLG: 0.442	SF8			G4-6-3 1-2			F9			3	0	1	1	0	0	2				
Willie Stargell, L (1, 3) OBP: 0.400, SLG: 0.614	F8			BB			1-3			2	0	0	0	2	0	1				
Rennie Stennett, R (9, 7) OBP: 0.312, SLG: 0.400				BB						0	0	0	0	0	0	0				
Richie Hebner, L (1, 5) OBP: 0.395, SLG: 0.532		G6-4-3 BB		G3	F8			K		3	0	0	0	1	1	3				
Milt May, L (1, 2) OBP: 0.311, SLG: 0.317		G6-4-3 1-2			BB SF9 1B		K			4	1	1	0	0	1	1				
Bob Robertson, R (1, 7) OBP: 0.287, SLG: 0.303		6-3			SF9 E BB		HR			3	2	1	1	1	0	0				
Gene Alley, R (1, 6) OBP: 0.350, SLG: 0.346					F3		6-3			3	1	0	0	1	1	1				
Bob Moose, R (1, 1) OBP: 0.281, SLG: 0.240					6-3					2	0	0	1	0	0	0				
Dave Giusti, R (8, 1) ERA: 2.89					SF9		F9			0	0	0	0	0	0	0				
<b>Inning Stats</b>	R: 1 E: 1 K: 1 S: 5	H: 0 LOB: 0 BB: 1 P: 9	R: 0 E: 0 K: 0 S: 2	H: 0 LOB: 0 BB: 1 P: 6	R: 0 E: 0 K: 0 S: 3	H: 0 LOB: 0 BB: 0 P: 3	R: 0 E: 0 K: 0 S: 3	H: 1 LOB: 1 BB: 1 P: 7	R: 4 E: 1 K: 0 S: 6	H: 3 LOB: 2 BB: 3 P: 18	R: 1 E: 0 K: 1 S: 6	H: 1 LOB: 0 BB: 0 P: 6	R: 0 E: 0 K: 0 S: 4	H: 1 LOB: 1 BB: 0 P: 4	R: 0 E: 1 K: 2 S: 8	H: 0 LOB: 1 BB: 0 P: 8	1B: 3 2B: 1 3B: 1 HR: 1	SF: 2 SAC: 1 DP: 2 HBP: 0	WP: 0 PB: 0 SB: 1 CS: 0	PA: 35
<b>PITCHER</b>	IP WLS BF H R ER SO BB IBB HBP BLK WP HR S P ERA WHIP																			
Bob Gibson, R (1, 1) ERA: 2.81	6.0 L 27 5 6 5 2 5 0 0 0 0 0 0 25 49 7.50 1.667																			
Lowell Palmer, R (7, 1) ERA: 3.86	1.0 4 1 0 0 0 0 0 0 0 0 0 0 4 4 0.00 1.000																			
Diego Segui, R (8, 1) ERA: 2.89	1.0 4 0 0 0 0 2 0 0 0 0 0 0 8 8 0.00 0.000																			

St. Louis Cardinals @ Pittsburgh Pirates  
Three Rivers Stadium, Pittsburgh, PA  
Sat Aug 12 1972, 7:05 PM EDT  
Att: 23,474 - Unknown

AB 26  
R 6  
H 6  
RBI 5  
BB 6  
SO 4  
LOB 8





Batter	1	2	3	4	5	6	7	8	9	AB	R	H	RBI	BB	SO	LOB	TOP								
<b>Lou Brock, L</b> OBP: 0.346, SLG: 0.389 (1, 7)	F7		4-3			1B		F7		4	1	1	0	0	0	0	<b>St. Louis Cardinals @ Pittsburgh Pirates</b> Three Rivers Stadium, Pittsburgh, PA Sun Aug 13 1972, 3:33 AM EDT Unknown								
<b>Ted Sizemore, R</b> OBP: 0.325, SLG: 0.361 (1, 4)	4-3		P4			K		5-3		4	0	1	0	0	1										
<b>Bernie Carbo, L</b> OBP: 0.386, SLG: 0.340 (1, 9)	4-3							F7		4	0	1	1	0	1										
<b>Joe Torre, R</b> OBP: 0.359, SLG: 0.459 (1, 5)	6-3								F9	4	0	0	0	0	1	2									
<b>Ted Simmons, S</b> OBP: 0.327, SLG: 0.464 (1, 2)									1-6-3	4	1	2	0	0	0	0									
<b>Matty Alou, L</b> OBP: 0.354, SLG: 0.397 (1, 3)									E7	3	0	2	0	1	0	0									
<b>Luis Melendez, R</b> OBP: 0.302, SLG: 0.363 (1, 8)									1B	4	0	0	0	0	0	4									
<b>Dal Maxvill, R</b> OBP: 0.300, SLG: 0.271 (1, 6)									5-3	2	0	0	1	0	1	1									
<b>Rick Wise, R</b> OBP: 0.194, SLG: 0.242 (1, 1)										3	0	0	0	0	1	1									
<b>Inning Stats</b>	R: 0 E: 0 K: 0 S: 4	H: 1 LOB: 1 BB: 0 P: 4	R: 0 E: 0 K: 1 S: 6	H: 2 LOB: 1 BB: 0 P: 6	R: 0 E: 0 K: 2 S: 3	H: 0 LOB: 0 BB: 0 P: 3	R: 0 E: 0 K: 2 S: 7	H: 0 LOB: 0 BB: 0 P: 7	R: 0 E: 0 K: 0 S: 3	H: 0 LOB: 0 BB: 0 P: 3	R: 1 E: 0 K: 1 S: 7	H: 2 LOB: 1 BB: 0 P: 7	R: 1 E: 0 K: 1 S: 6	H: 1 LOB: 1 BB: 1 P: 10	R: 0 E: 0 K: 0 S: 3	H: 0 LOB: 0 BB: 0 P: 3	R: 0 E: 1 K: 0 S: 4	H: 1 LOB: 1 BB: 0 P: 4	1B: 5 2B: 2 3B: 0 HR: 0	SF: 0 SAC: 1 DP: 0 HBP: 0	WP: 0 PB: 0 SB: 1 CS: 0	PA: 34			
<b>PITCHER</b>	IP	WLS	BF	H	R	ER	SO	BB	IBB	HBP	BLK	WP	HR	S	P	ERA	WHIP								
<b>Dock Ellis, R</b> ERA: 2.72 (1, 1)	8.0	L	30	6	2	2	5	1	0	0	0	0	0	39	43	2.25	0.875								
<b>Dave Giusti, R</b> ERA: 1.73 (9, 1)	1.0		4	1	0	0	0	0	0	0	0	0	0	4	4	0.00	1.000								

Batter	1	2	3	4	5	6	7	8	9	AB	R	H	RBI	BB	SO	LOB	BOTTOM								
<b>Vic Davalillo, L</b> OBP: 0.374, SLG: 0.436 (1, 9)	K					4-3		G1		4	0	1	0	0	1	0	<b>St. Louis Cardinals @ Pittsburgh Pirates</b> Three Rivers Stadium, Pittsburgh, PA Sun Aug 13 1972, 3:33 AM EDT Unknown								
<b>Dave Cash, R</b> OBP: 0.302, SLG: 0.364 (1, 4)						6-3				4	0	1	0	0	0	1									
<b>Al Oliver, L</b> OBP: 0.348, SLG: 0.440 (1, 8)										4	0	1	0	0	0	1									
<b>Willie Stargell, L</b> OBP: 0.399, SLG: 0.610 (1, 3)										4	0	1	0	0	1	1									
<b>Richie Hebner, L</b> OBP: 0.392, SLG: 0.526 (1, 5)										3	0	0	0	0	0	0									
<b>Manny Sanguillen, R</b> OBP: 0.341, SLG: 0.439 (1, 2)										3	0	0	0	0	0	0									
<b>Bob Robertson, R</b> OBP: 0.288, SLG: 0.304 (1, 7)										3	0	1	0	0	1	0									
<b>Gene Alley, R</b> OBP: 0.346, SLG: 0.342 (1, 6)										3	0	0	0	0	0	1									
<b>Dock Ellis, S</b> OBP: 0.091, SLG: 0.091 (8, PH)										2	0	0	0	0	2	1									
<b>Milt May, L</b> OBP: 0.308, SLG: 0.313 (8, PH)										1	0	0	0	0	0	0									
<b>Dave Giusti, R</b> (9, 1)										0	0	0	0	0	0	0									
<b>Inning Stats</b>	R: 0 E: 0 K: 1 S: 6	H: 1 LOB: 0 BB: 0 P: 6	R: 0 E: 0 K: 1 S: 5	H: 0 LOB: 0 BB: 0 P: 5	R: 0 E: 0 K: 1 S: 6	H: 1 LOB: 1 BB: 0 P: 6	R: 0 E: 0 K: 0 S: 3	H: 0 LOB: 0 BB: 0 P: 3	R: 0 E: 0 K: 0 S: 4	H: 2 LOB: 1 BB: 0 P: 4	R: 0 E: 0 K: 0 S: 3	H: 0 LOB: 0 BB: 0 P: 3	R: 0 E: 0 K: 0 S: 3	H: 0 LOB: 0 BB: 0 P: 3	R: 0 E: 0 K: 1 S: 5	H: 0 LOB: 0 BB: 0 P: 5	1B: 5 2B: 0 3B: 0 HR: 0	SF: 0 SAC: 0 DP: 0 HBP: 0	WP: 0 PB: 0 SB: 0 CS: 0	PA: 31					
<b>PITCHER</b>	IP	WLS	BF	H	R	ER	SO	BB	IBB	HBP	BLK	WP	HR	S	P	ERA	WHIP								
<b>Rick Wise, R</b> ERA: 3.55 (1, 1)	9.0	W	31	5	0	0	5	0	0	0	0	0	0	41	41	0.00	0.556								

AB 32  
R 2  
H 7  
RBI 2  
BB 1  
SO 5  
LOB 10



AB 31  
R 0  
H 5  
RBI 0  
BB 0  
SO 5  
LOB 5





Batter	1	2	3	4	5	6	7	8	9	AB	R	H	RBI	BB	SO	LOB	TOP								
Lou Brock, L OBP: 0.346, SLG: 0.388 (1, 7)	F8		1B 1B BB		K		K		BB 1B	4	2	1	0	1	2	0									
Ted Sizemore, R OBP: 0.329, SLG: 0.362 (1, 4)	F8		1B 3B 1B		1B		K		1B BB	4	1	2	1	1	1	0									
Bernie Carbo, L OBP: 0.398, SLG: 0.343 Jerry McNertney, R OBP: 0.320, SLG: 0.349 Jorge Roque, R OBP: 0.143, SLG: 0.077 (1, 9)	K		1-3 2-H 3B 1B		G1-4-3		K		1-2 BB	4	1	2	1	0	2	0									
Joe Torre, R OBP: 0.355, SLG: 0.453 (1, 5)		F3	P4		G1-4-3				1-3	5	0	0	0	0	0	6									
Ted Simmons, S OBP: 0.331, SLG: 0.472 (1, 2)	1-4-3		1-H 3-H 3B				G4-6-3 1B		1B	4	0	3	2	0	0	0									
Luis Melendez, R OBP: 0.305, SLG: 0.365 (1, 8)	1B		F8				G4-6-3 1B		L7	4	0	2	0	0	0	2									
Ron Allen, S (1, 3)	K				F8		G4-6-3		F9	4	0	0	0	0	1	4									
Dwain Anderson, R OBP: 0.324, SLG: 0.274 (1, 6)			SH1-4 1B		G1-6-3 1B				F8	3	1	2	0	1	0	0									
Al Santorini, R OBP: 0.100, SLG: 0.069 Diego Segui, R OBP: 0.091, SLG: 0.091 Matty Alou, L OBP: 0.353, SLG: 0.396 (1, 1)			SH1-4		G1-6-3		1-3		K	2	0	0	0	0	0	3									
<b>Inning Stats</b>	R: 0 E: 0 K: 1 S: 5	H: 0 LOB: 0 BB: 0 P: 5	R: 0 E: 0 K: 1 S: 6	H: 1 LOB: 1 BB: 0 P: 6	R: 4 E: 0 K: 0 S: 7	H: 4 LOB: 1 BB: 1 P: 11	R: 0 E: 0 K: 0 S: 3	H: 1 LOB: 0 BB: 0 P: 3	R: 0 E: 0 K: 1 S: 6	H: 2 LOB: 1 BB: 0 P: 6	R: 0 E: 0 K: 0 S: 4	H: 2 LOB: 2 BB: 1 P: 8	R: 0 E: 0 K: 3 S: 9	H: 0 LOB: 0 BB: 0 P: 9	R: 0 E: 0 K: 0 S: 4	H: 1 LOB: 1 BB: 0 P: 4	R: 1 E: 0 K: 1 S: 7	H: 2 LOB: 2 BB: 1 P: 11	1B: 12 2B: 0 3B: 1 HR: 0	SF: 0 SAC: 1 DP: 3 HBP: 0	WP: 0 PB: 0 SB: 0 CS: 0	PA: 40			
<b>PITCHER</b>	IP	WLS	BF	H	R	ER	SO	BB	IBB	HBP	BLK	WP	HR	S	P	ERA	WHIP								
Steve Blass, R ERA: 2.74 (1, 1)	8.2	W	38	12	5	5	7	2	1	0	0	0	0	49	61	5.19	1.615								
Ramon Hernandez, L ERA: 1.93 (9, 1)	0.0		1	1	0	0	0	0	0	0	0	0	0	1	1	∞	∞								
Dave Giusti, R ERA: 1.78 (9, 1)	0.1	S	1	0	0	0	0	0	0	0	0	0	0	1	1	0.00	0.000								

St. Louis Cardinals @ Pittsburgh Pirates  
Three Rivers Stadium, Pittsburgh, PA  
Sun Aug 13 1972, 3:38 AM EDT  
Att: 47,300 - Unknown

AB 36  
R 5  
H 13  
RBI 5  
BB 3  
SO 7  
LOB 15



Batter	1	2	3	4	5	6	7	8	9	AB	R	H	RBI	BB	SO	LOB	BOTTOM								
Vic Davalillo, L OBP: 0.379, SLG: 0.436 (1, 9)	G6-4-3 BB			FC1-4 1B	4-3				IBB	2	1	1	0	2	0	0									
Dave Cash, R OBP: 0.304, SLG: 0.363 (1, 4)	G6-4-3			FC1-4 1B				F8		3	1	1	0	1	0	4									
Al Oliver, L OBP: 0.347, SLG: 0.441 (1, 8)	4-3			FC1-4 1B				1-3		4	2	1	1	0	0	2									
Willie Stargell, L OBP: 0.397, SLG: 0.605 Gene Clines, R OBP: 0.397, SLG: 0.414 (1, 3)		K		K				G3		3	1	0	0	1	2	2									
Richie Hebner, L OBP: 0.396, SLG: 0.533 (1, 5)		K								4	2	3	2	0	1	0									
Milt May, L OBP: 0.316, SLG: 0.326 (1, 2)	G3			2B 1B				1-3 2-H 2B		3	0	1	2	1	0	1									
Bob Robertson, R OBP: 0.287, SLG: 0.303 (8, 3)			P3	P3				SH1-4 1B		4	0	1	2	0	1	1									
Gene Alley, R OBP: 0.341, SLG: 0.336 (1, 6)			F9					F9		4	0	0	0	0	1	2									
Steve Blass, R OBP: 0.180, SLG: 0.169 Ramon Hernandez, S OBP: 0.182, SLG: 0.273 Dave Giusti, R (1, 1)			4-3					K		3	0	0	0	0	1	0									
<b>Inning Stats</b>	R: 0 E: 0 K: 0 S: 2	H: 0 LOB: 0 BB: 1 P: 6	R: 0 E: 0 K: 2 S: 7	H: 0 LOB: 0 BB: 0 P: 7	R: 0 E: 0 K: 0 S: 3	H: 0 LOB: 0 BB: 0 P: 3	R: 3 E: 0 K: 1 S: 9	H: 4 LOB: 1 BB: 0 P: 9	R: 0 E: 0 K: 0 S: 3	H: 0 LOB: 0 BB: 0 P: 3	R: 4 E: 0 K: 1 S: 8	H: 3 LOB: 3 BB: 4 P: 24	R: 0 E: 0 K: 0 S: 4	H: 1 LOB: 1 BB: 0 P: 4	R: 0 E: 0 K: 2 S: 7	H: 0 LOB: 0 BB: 0 P: 7	1B: 5 2B: 3 3B: 0 HR: 0	SF: 0 SAC: 1 DP: 1 HBP: 0	WP: 0 PB: 0 SB: 0 CS: 0	PA: 36					
<b>PITCHER</b>	IP	WLS	BF	H	R	ER	SO	BB	IBB	HBP	BLK	WP	HR	S	P	ERA	WHIP								
Al Santorini, R ERA: 4.8 (6, 1)	3.0	L	13	2	0	0	3	0	2	0	0	0	0	17	25	0.00	0.667								

St. Louis Cardinals @ Pittsburgh Pirates  
Three Rivers Stadium, Pittsburgh, PA  
Sun Aug 13 1972, 3:38 AM EDT  
Att: 47,300 - Unknown

AB 30  
R 7  
H 8  
RBI 7  
BB 5  
SO 6  
LOB 12





Batter	1	2	3	4	5	6	7	8	9	AB	R	H	RBI	BB	SO	LOB	TOP			
Dwain Anderson, R OBP: 0.314, SLG: 0.266 Dal Maxwell, R OBP: 0.298, SLG: 0.269	F8		L4			K			K	2	0	0	0	0	0	1				
Ted Sizemore, R OBP: 0.328, SLG: 0.364	L6-4 2B			6-3			6-3		F5	4	0	1	0	0	0	0				
Luis Melendez, R OBP: 0.309, SLG: 0.365	L6-4 2-3			5-3			WP 1B		1B BB	3	1	1	0	1	0	1				
Ted Simmons, S OBP: 0.330, SLG: 0.469		4-3		5-3			6-3		1B 1B	4	0	1	0	0	0	1				
Joe Torre, R OBP: 0.354, SLG: 0.451		6-3			6-3		F8		1B	4	0	1	1	0	0	1				
Lou Brock, L OBP: 0.346, SLG: 0.387					F8			1-3	1B	4	0	1	0	0	1	0				
Matty Alou, L OBP: 0.350, SLG: 0.392			6-3		6-3			4-3	K	4	0	0	0	0	1	3				
Bernie Carbo, L OBP: 0.383, SLG: 0.338			6-3			F8		E6 FC6-4		3	0	0	0	0	0	0				
Reggie Cleveland, R OBP: 0.237, SLG: 0.224 Ray Bare, R OBP: 0.314, SLG: 0.341 Jerry McNerney, R OBP: 0.314, SLG: 0.341 Dennis Higgins, R OBP: 0.288, SLG: 0.345						4-3		FC6-4 1-2		2	0	1	0	0	0	0				
<b>Inning Stats</b>	R: 0 E: 0 K: 0 S: 3	H: 1 LOB: 0 BB: 0 P: 3	R: 0 E: 0 K: 1 S: 5	H: 0 LOB: 0 BB: 0 P: 5	R: 0 E: 0 K: 0 S: 4	H: 1 LOB: 1 BB: 0 P: 4	R: 0 E: 0 K: 0 S: 3	H: 0 LOB: 0 BB: 0 P: 3	R: 0 E: 0 K: 1 S: 5	H: 0 LOB: 0 BB: 0 P: 5	R: 0 E: 0 K: 0 S: 4	H: 1 LOB: 1 BB: 0 P: 4	R: 0 E: 1 K: 0 S: 4	H: 0 LOB: 1 BB: 0 P: 4	R: 1 E: 0 K: 2 S: 10	H: 3 LOB: 3 BB: 1 P: 14	1B: 5 2B: 2 3B: 0 HR: 0	SF: 0 SAC: 0 DP: 1 HBP: 0	WP: 1 PB: 0 SB: 0 CS: 0	PA: 34
<b>PITCHER</b> Mike Caldwell, L ERA: 2.66	IP: 9.0 WLS: W BF: 34 H: 6 R: 1 ER: 1 SO: 4 BB: 1 IBB: 0 HBP: 0 BLK: 0 WP: 1 HR: 0 S: 41 P: 45 ERA: 1.00 WHIP: 0.778																			

St. Louis Cardinals @ San Diego Padres  
San Diego Stadium, San Diego, CA  
Tue Aug 15 1972, 10:05 PM EDT  
Att: 7,801 - Unknown

AB 33  
R 1  
H 6  
RBI 1  
BB 1  
SO 4  
LOB 8



Batter	1	2	3	4	5	6	7	8	9	AB	R	H	RBI	BB	SO	LOB	BOTTOM	
Jerry Morales, R OBP: 0.319, SLG: 0.370	1B		SH3-4 1-2		1B 2B		F8	6-3		4	0	2	0	0	0	2		
Garry Jastadt, R OBP: 0.282, SLG: 0.359	P6		P6		1B 2-3		1B BB			4	1	2	0	0	0	2		
Dave Roberts, R OBP: 0.288, SLG: 0.345	F9		FC5 2-3		F7		BB 1B			4	1	1	1	0	0	3		
Nate Colbert, R OBP: 0.320, SLG: 0.534	K			1B 3B	F8		1B BB E IBB			3	2	1	0	1	1	2		
Cito Gaston, R OBP: 0.309, SLG: 0.374		1-3		SH1-3 HR 1B 3-H		K	1B BB E			3	1	1	2	1	1	0		
Larry Stahl, L OBP: 0.300, SLG: 0.332		1-3		SH1-3 1-2		4-3	E1 1B 1-H 2-H 3-H			3	0	1	1	0	0	0		
Derrel Thomas, S OBP: 0.288, SLG: 0.303					F5			FC6-4 BB		2	0	0	0	2	1	1		
Fred Kendall, R OBP: 0.257, SLG: 0.329		F5			HR			FC6-4 1-2		4	1	1	2	0	0	2		
Mike Caldwell, R OBP: 0.118, SLG: 0.118			FC5 SH3-4 1B		2-3		1B 1B		K	4	1	2	0	0	1	1		
<b>Inning Stats</b>	R: 0 E: 0 K: 1 S: 6	H: 1 LOB: 1 BB: 0 P: 6	R: 0 E: 0 K: 0 S: 3	H: 0 LOB: 1 BB: 1 P: 7	R: 0 E: 0 K: 0 S: 4	H: 1 LOB: 1 BB: 0 P: 4	R: 3 E: 0 K: 0 S: 6	H: 3 LOB: 0 BB: 0 P: 6	R: 0 E: 0 K: 2 S: 7	H: 0 LOB: 0 BB: 0 P: 7	R: 4 E: 1 K: 0 S: 6	H: 4 LOB: 2 BB: 2 P: 14	R: 0 E: 0 K: 1 S: 5	H: 0 LOB: 1 BB: 1 P: 9	1B: 8 2B: 1 3B: 1 HR: 1	SF: 0 SAC: 2 DP: 0 HBP: 0	WP: 0 PB: 0 SB: 0 CS: 0	PA: 37
<b>PITCHER</b> Reggie Cleveland, R ERA: 3.81 Ray Bare, R ERA: Dennis Higgins, R ERA: 3.86	IP: 6.2 WLS: L BF: 31 H: 10 R: 7 ER: 6 SO: 3 BB: 1 IBB: 0 HBP: 0 BLK: 0 WP: 0 HR: 1 S: 35 P: 43 ERA: 8.10 WHIP: 1.650																	

St. Louis Cardinals @ San Diego Padres  
San Diego Stadium, San Diego, CA  
Tue Aug 15 1972, 10:05 PM EDT  
Att: 7,801 - Unknown

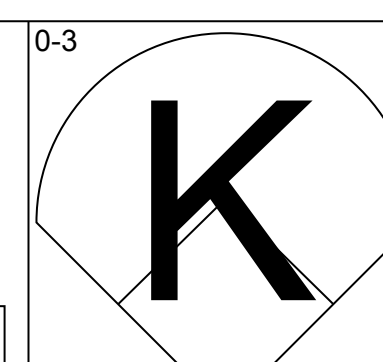
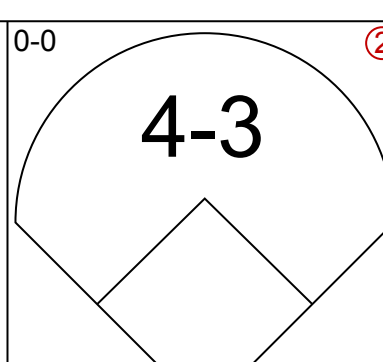
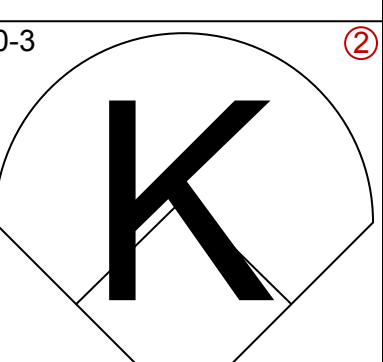
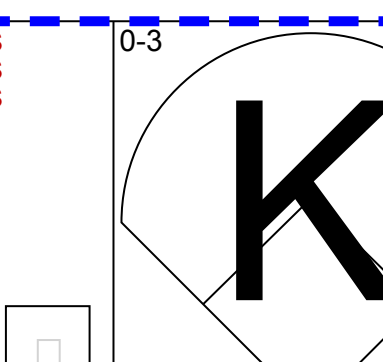
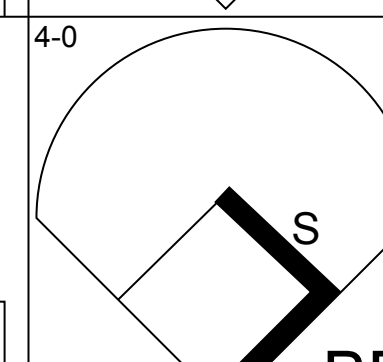
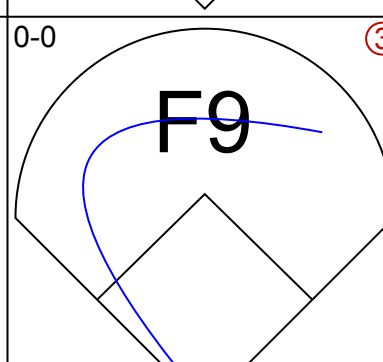
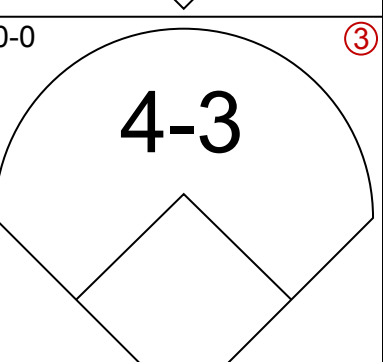
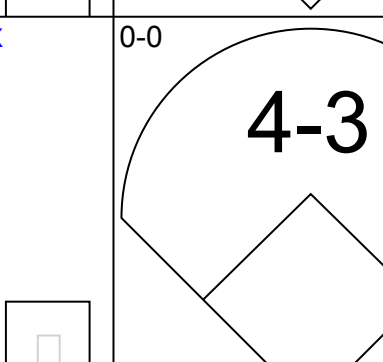
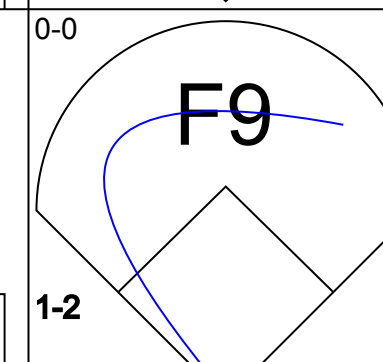
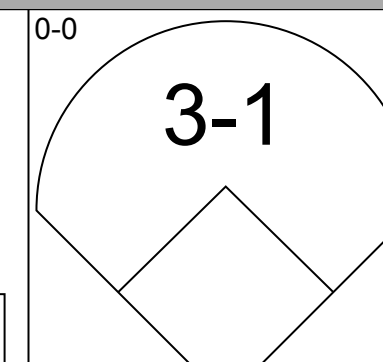
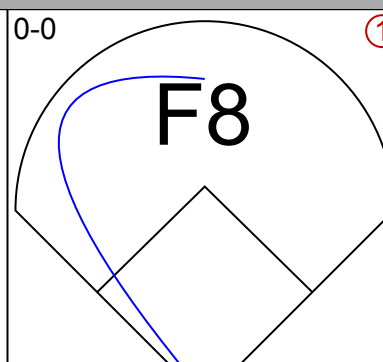
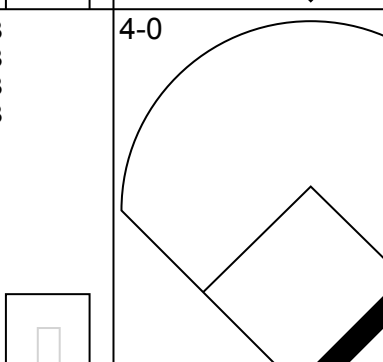
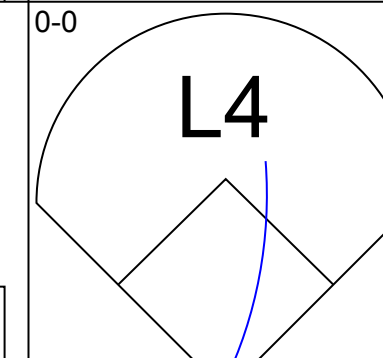
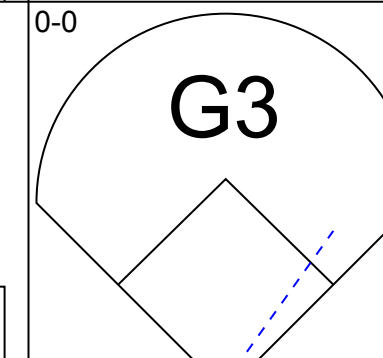
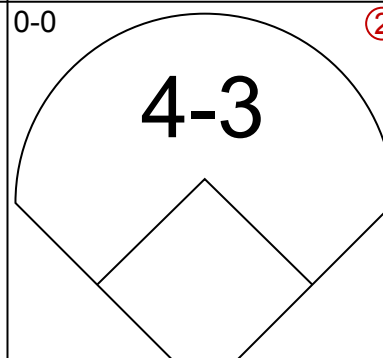
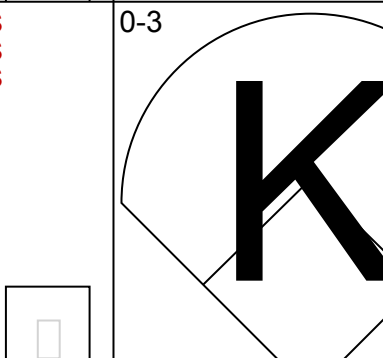
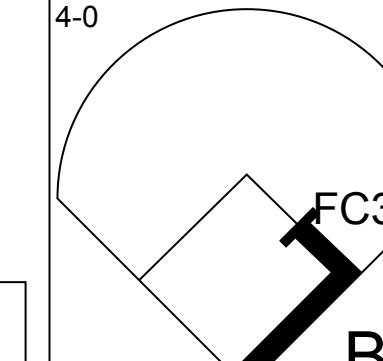
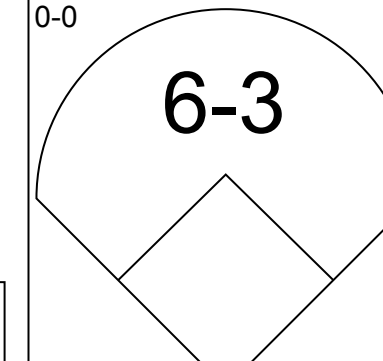
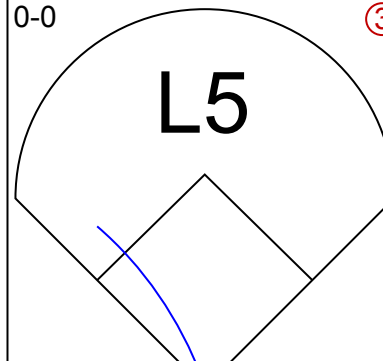
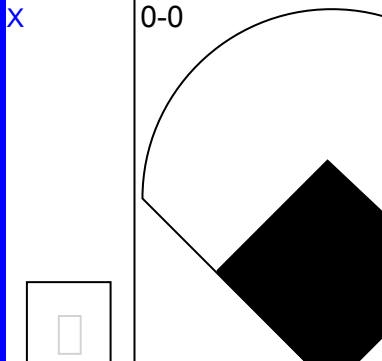

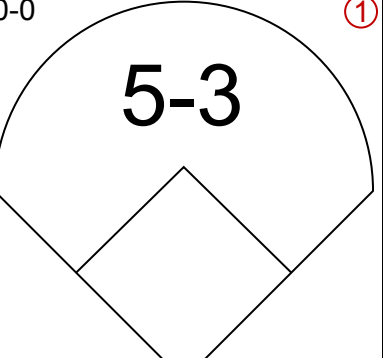
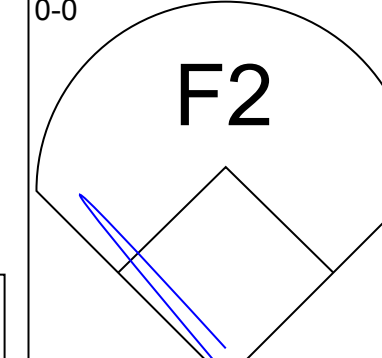
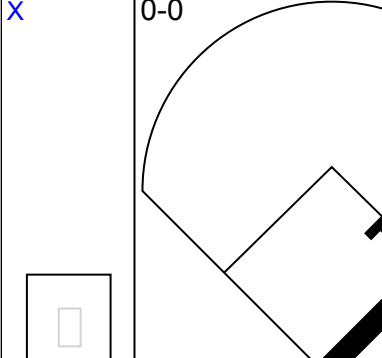

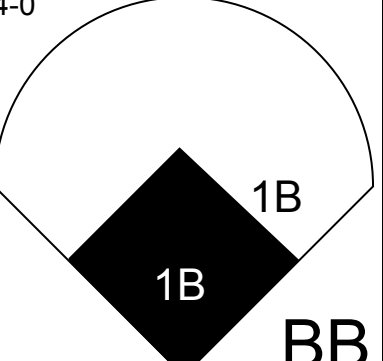
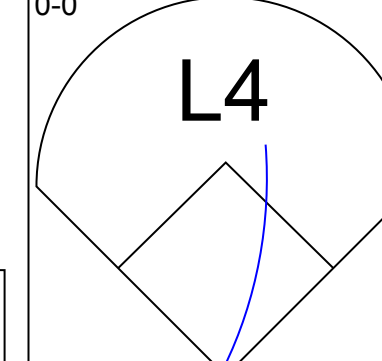
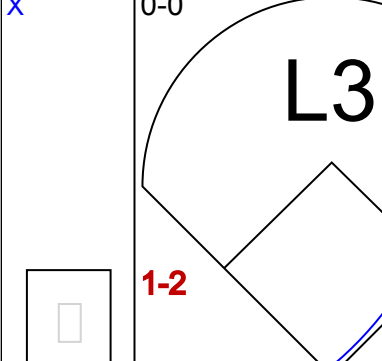

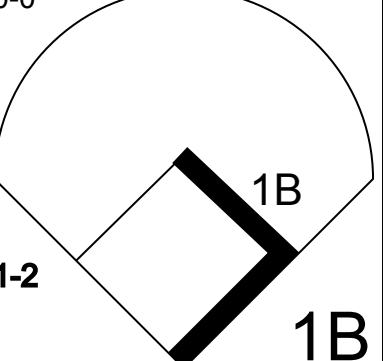
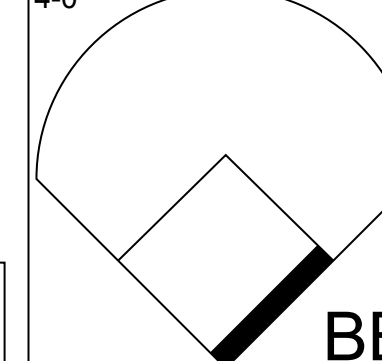
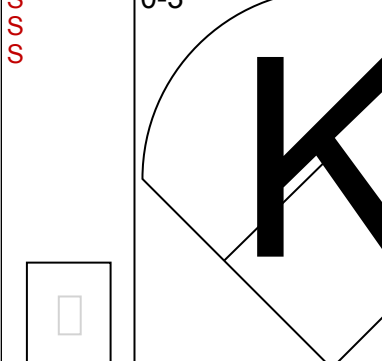
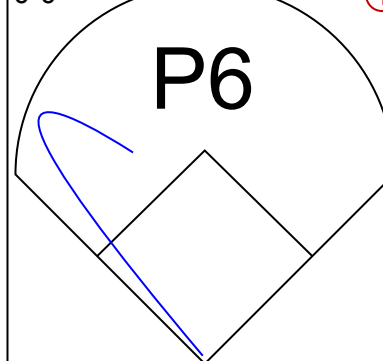
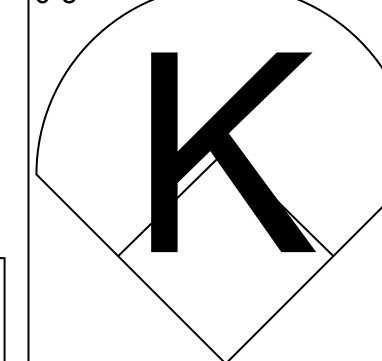
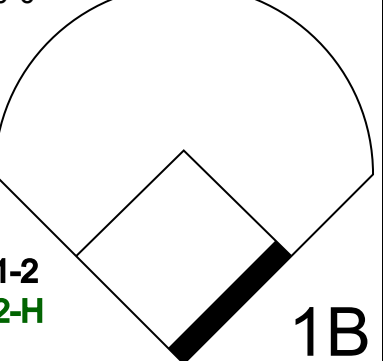
AB 31  
R 7  
H 11  
RBI 6  
BB 4  
SO 4  
LOB 13





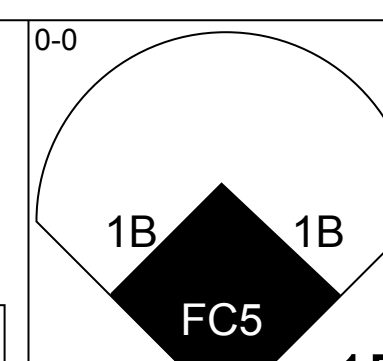
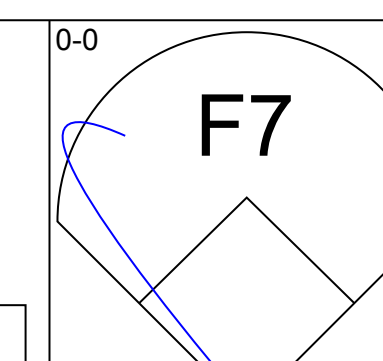
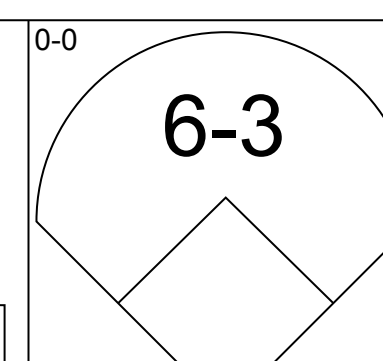
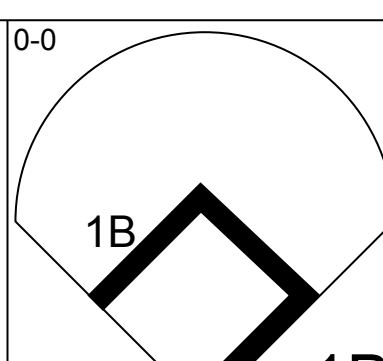
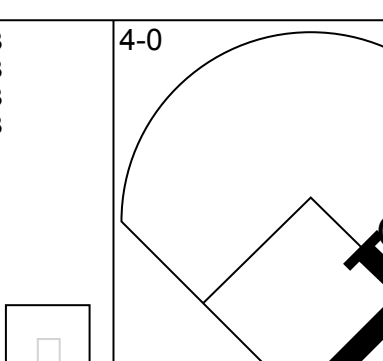
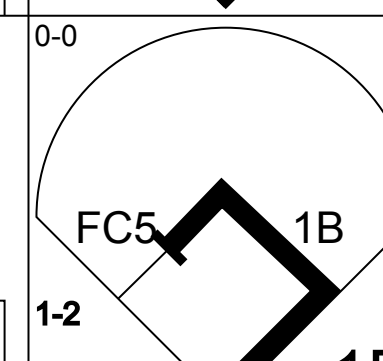
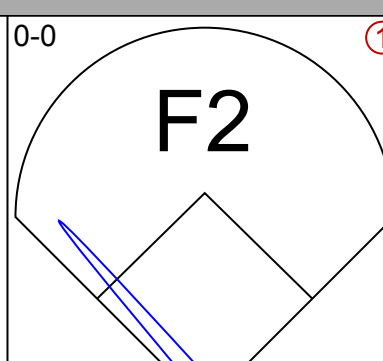
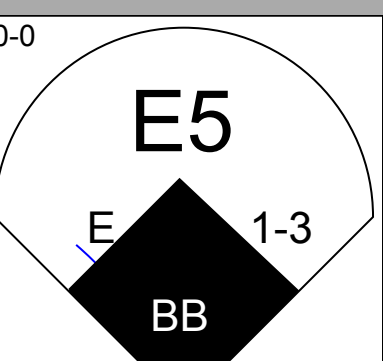
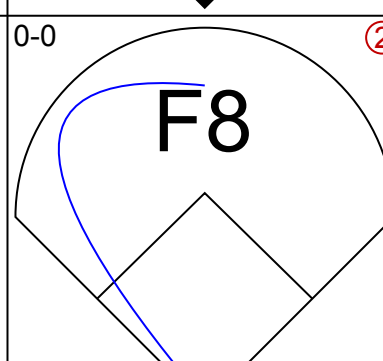
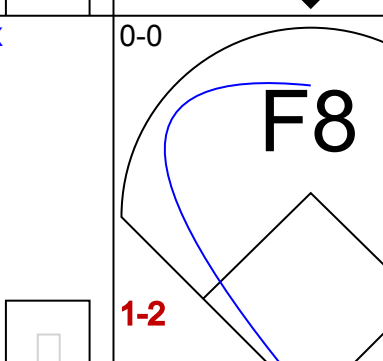
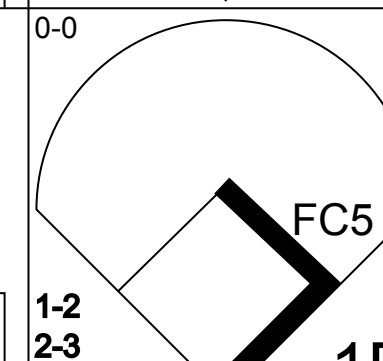
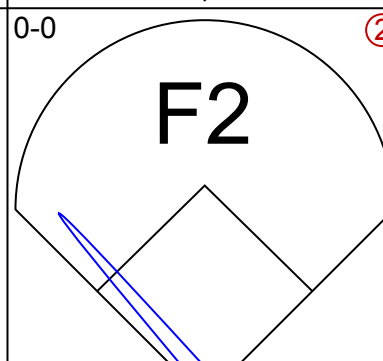
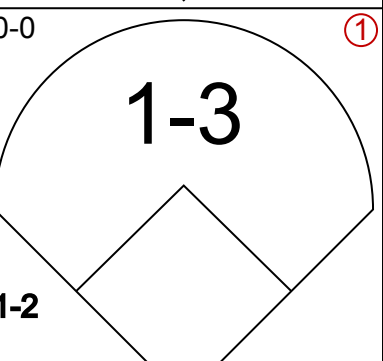
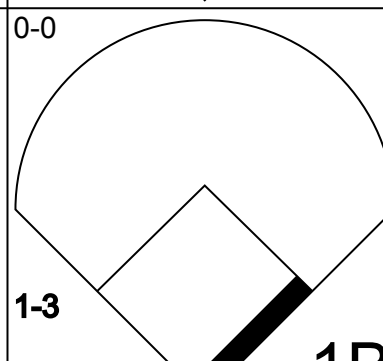
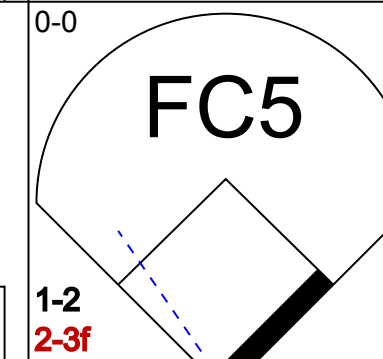
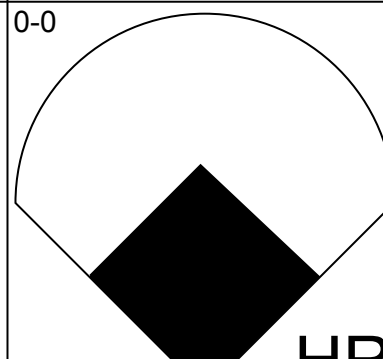
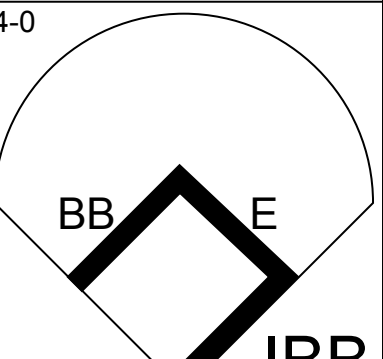
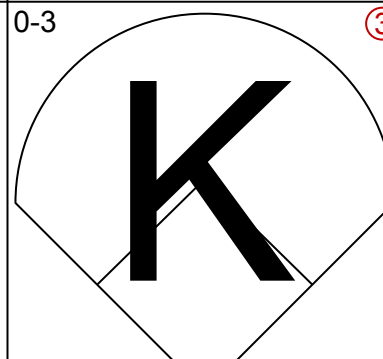
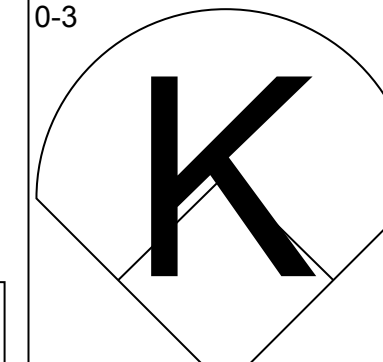
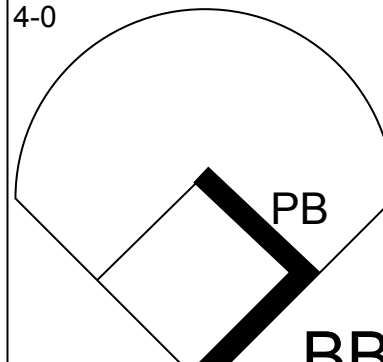
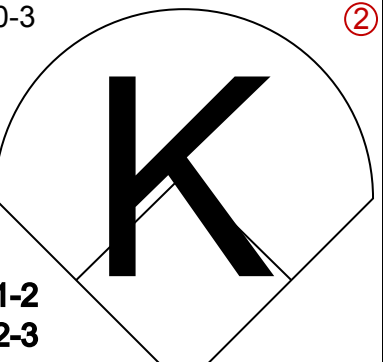
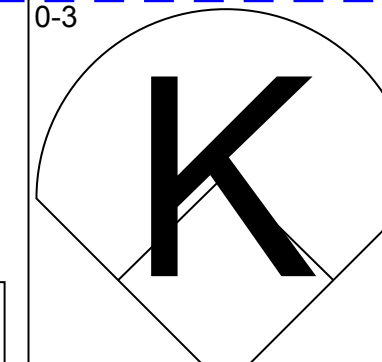
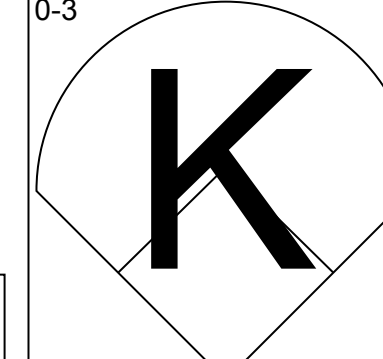
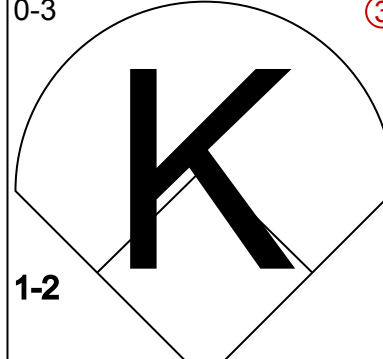
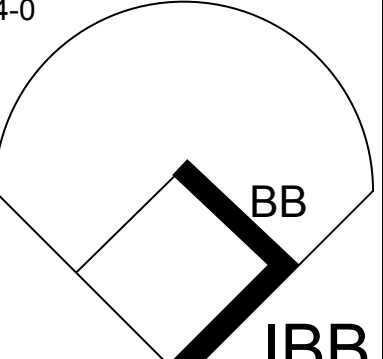
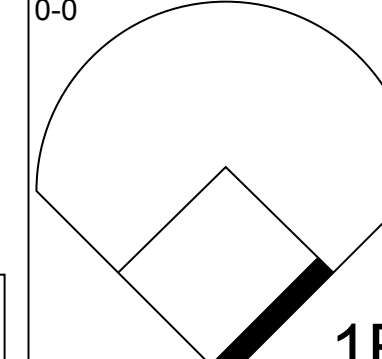
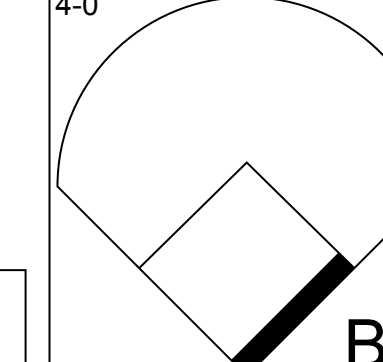
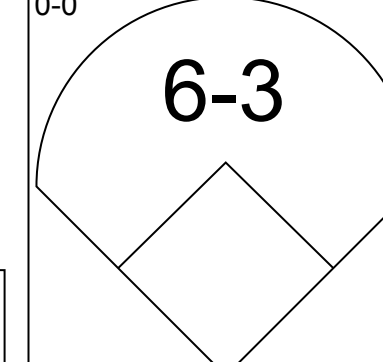

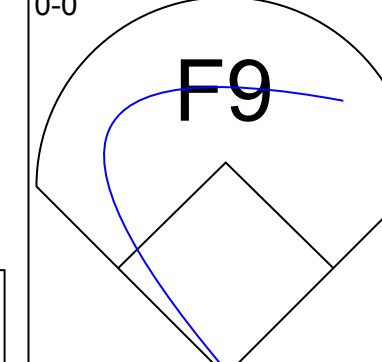
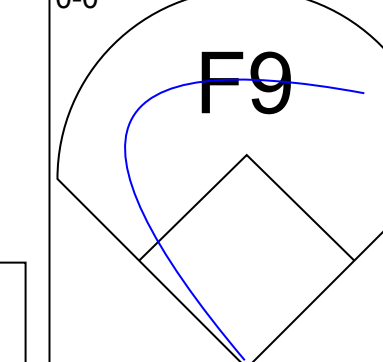
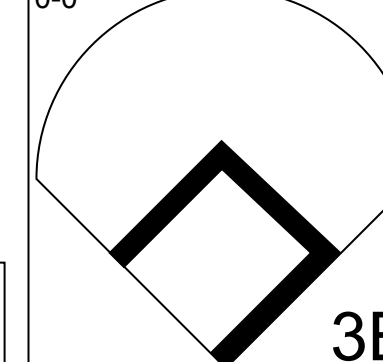
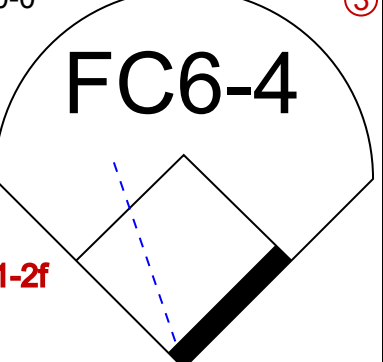
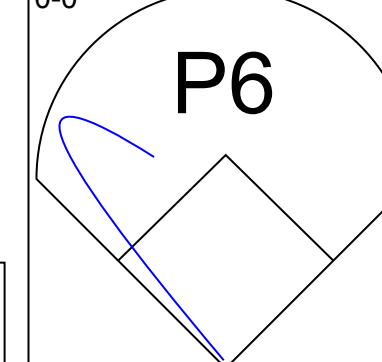

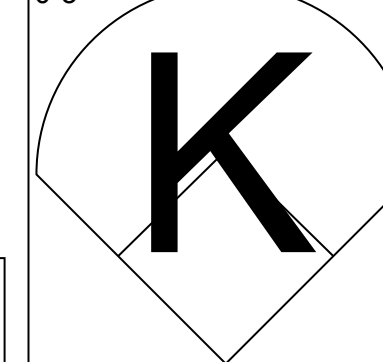
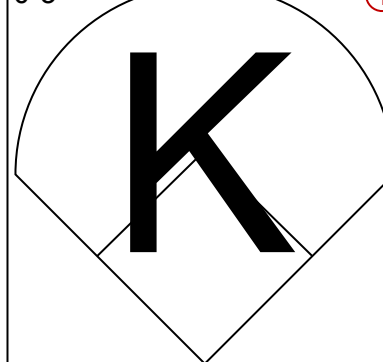
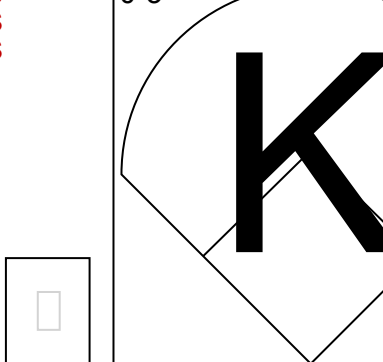
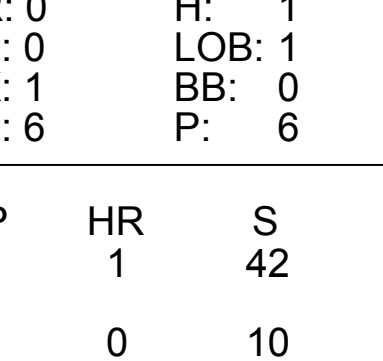
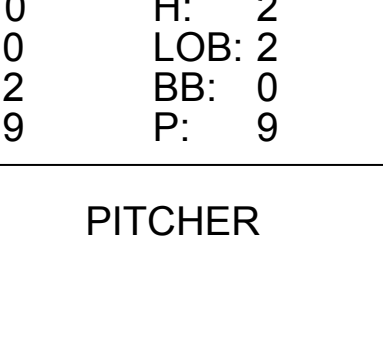
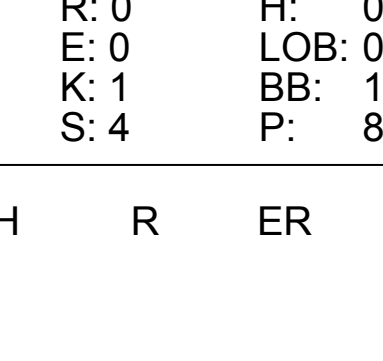




Batter	1	2	3	4	5	6	7	8	9	AB	R	H	RBI	BB	SO	LOB	TOP			
<b>Lou Brock, L</b> OBP: 0.341, SLG: 0.381 (1, 7)										4	0	0	0	0	3	2	<b>St. Louis Cardinals @ San Diego Padres</b> San Diego Stadium, San Diego, CA Thu Aug 17 1972, 10:05 PM EDT Att: 4,990 - Unknown			
<b>Ted Sizemore, R</b> OBP: 0.326, SLG: 0.358 (1, 4)										3	0	0	0	1	0	2				
<b>Bernie Carbo, L</b> OBP: 0.383, SLG: 0.333 (1, 9)										3	0	0	0	1	0	1				
<b>Ted Simmons, S</b> OBP: 0.323, SLG: 0.459 (1, 2)										4	0	0	0	0	1	2				
<b>Joe Torre, R</b> OBP: 0.352, SLG: 0.446 (8, 3)										2	0	0	0	1	0	0				
<b>Luis Melendez, R</b> OBP: 0.315, SLG: 0.384 (1, 8)										4	0	1	0	0	0	1				
<b>Ed Crosby, L</b> OBP: 0.274, SLG: 0.256 (1, 5)										3	1	0	0	1	0	2				
<b>Dal Maxvill, R</b> OBP: 0.308, SLG: 0.275 (1, 6)										3	0	1	0	1	1	1				
<b>Rick Wise, R</b> OBP: 0.203, SLG: 0.250 (7, PH)										2	0	1	1	0	0	0				
<b>Jose Cruz, L</b> OBP: 0.277, SLG: 0.267 (7, 1)										1	0	0	0	0	1	1				
<b>Lowell Palmer, R</b> (7, 1)										0	0	0	0	0	0	0				
<b>Inning Stats</b>	R: 0 E: 0 K: 1 S: 5	H: 0 LOB: 1 BB: 1 P: 9	R: 0 E: 0 K: 0 S: 3	H: 0 LOB: 1 BB: 1 P: 7	R: 0 E: 0 K: 0 S: 3	H: 0 LOB: 0 BB: 0 P: 3	R: 0 E: 0 K: 0 S: 3	H: 0 LOB: 0 BB: 0 P: 3	R: 1 E: 0 K: 1 S: 7	H: 2 LOB: 2 BB: 1 P: 11	R: 0 E: 0 K: 0 S: 3	H: 0 LOB: 1 BB: 1 P: 9	R: 0 E: 0 K: 1 S: 7	H: 0 LOB: 1 BB: 1 P: 11	R: 1 E: 0 K: 1 S: 6	H: 2 LOB: 2 BB: 0 P: 6	1B: 3 2B: 1 3B: 0 HR: 1	SF: 0 SAC: 0 DP: 1 HBP: 0	WP: 0 PB: 0 SB: 1 CS: 0	PA: 35
<b>PITCHER</b>	IP	WLS	BF	H	R	ER	SO	BB	IBB	HBP	BLK	WP	HR	S	P	ERA	WHIP			
<b>Clay Kirby, R</b> ERA: 3.09	(1, 1)	7.0	W	27	2	1	1	3	4	0	0	0	0	29	45	1.29	0.857			
<b>Mike Corkins, R</b> ERA: 3.74	(8, 1)	2.0	S	8	2	1	1	3	1	0	0	0	0	1	13	4.50	1.500			

AB	30
R	2
H	4
RBI	2
BB	5
SO	6
LOB	12



Batter	1	2	3	4	5	6	7	8	9	AB	R	H	RBI	BB	SO	LOB	BOTTOM			
<b>Jerry Morales, R</b> OBP: 0.320, SLG: 0.366 (1, 8)										4	1	2	0	1	0	2	<b>St. Louis Cardinals @ San Diego Padres</b> San Diego Stadium, San Diego, CA Thu Aug 17 1972, 10:05 PM EDT Att: 4,990 - Unknown			
<b>Gary Jesteadt, R</b> OBP: 0.273, SLG: 0.346 (1, 4)										5	1	1	0	0	0	2				
<b>Dave Roberts, R</b> OBP: 0.293, SLG: 0.348 (1, 5)										4	0	2	0	0	0	1				
<b>Nate Colbert, R</b> OBP: 0.321, SLG: 0.544 (1, 3)										3	1	1	2	1	1	4				
<b>Cito Gaston, R</b> OBP: 0.311, SLG: 0.369 (1, 9)										3	0	0	0	1	3	4				
<b>Larry Stahl, L</b> OBP: 0.302, SLG: 0.331 (1, 7)										3	0	1	0	1	2	3				
<b>Derrel Thomas, S</b> OBP: 0.290, SLG: 0.309 (1, 6)										2	0	0	1	2	0	1				
<b>Fred Kendall, R</b> OBP: 0.262, SLG: 0.343 (1, 2)										4	0	1	0	0	0	5				
<b>Clay Kirby, R</b> OBP: 0.097, SLG: 0.058 (8, 1)										3	0	0	0	0	3	2				
<b>Mike Corkins, R</b> OBP: 0.292, SLG: 0.417 (8, 1)										1	0	0	0	0	1	0				
<b>Inning Stats</b>	R: 1 E: 0 K: 2 S: 10	H: 3 LOB: 2 BB: 0 P: 10	R: 0 E: 0 K: 1 S: 5	H: 0 LOB: 1 BB: 1 P: 9	R: 1 E: 0 K: 1 S: 6	H: 1 LOB: 1 BB: 1 P: 10	R: 0 E: 0 K: 1 S: 6	H: 1 LOB: 1 BB: 0 P: 6	R: 1 E: 2 K: 1 S: 6	H: 0 LOB: 3 BB: 3 P: 18	R: 0 E: 0 K: 2 S: 9	H: 2 LOB: 2 BB: 0 P: 9	R: 0 E: 0 K: 1 S: 6	H: 1 LOB: 1 BB: 0 P: 6	R: 0 E: 0 K: 1 S: 4	H: 0 LOB: 0 BB: 1 P: 8	1B: 6 2B: 0 3B: 1 HR: 1	SF: 0 SAC: 0 DP: 0 HBP: 0	WP: 0 PB: 1 SB: 0 CS: 1	PA: 38
<b>PITCHER</b>	IP	WLS	BF	H	R	ER	SO	BB	IBB	HBP	BLK	WP	HR	S	P	ERA	WHIP			
<b>Rick Wise, R</b> ERA: 3.53	(1, 1)	6.0	L	31	7	3	2	8	3	2	0	0	0	42	62	3.00	1.667			
<b>Lowell Palmer, R</b> ERA: 3.35	(7, 1)	2.0		7	1	0	0	2	1	0	0	0	0	10	14	0.00	1.000			





Batter	1	2	3	4	5	6	7	8	9	AB	R	H	RBI	BB	SO	LOB	TOP										
Lou Brock, L (1,7) OBP: 0.344, SLG: 0.381	F7		1-2 1B		1-3		G4-6-3 IBB		4-3 S BB	3	0	1	0	2	0	0											
Ted Sizemore, R (1,4) OBP: 0.324, SLG: 0.356	F3		1-2 2-H 1B			F7	G4-6-3		6-3	5	0	1	1	0	0	3											
Bernie Carbo, L (1,9) OBP: 0.380, SLG: 0.330	4-3		3-4			4-1		FC4-6 1B	4-3	5	1	1	0	0	0	3											
Joe Torre, R (1,3) OBP: 0.353, SLG: 0.445		6-3		6-3		1B 1B 1B		FC4-6 1B	F8	5	0	2	0	0	0	1											
Ted Simmons, S (1,2) OBP: 0.323, SLG: 0.457		4-1		6-3		1B 1B		FC4-6 BB 1B		4	0	1	0	0	0	2											
Luis Melendez, R (1,8) OBP: 0.318, SLG: 0.386		P4		4-3		1-2 2-3 1B		BB 1B		4	0	2	1	0	0	0											
Ed Crosby, L (1,5) OBP: 0.273, SLG: 0.252			L9		F8	3-1		BB 1B		3	0	0	0	1	0	3											
Dal Maxvill, R (1,6) OBP: 0.307, SLG: 0.274			K		6-3		FC2-6 1B	K		4	0	1	0	0	2	3											
Don Durham, R (1,1) OBP: 0.556, SLG: 1.222							FC2-6	K		3	2	2	1	0	0	1											
Diego Segui, R (7,1) OBP: 0.083, SLG: 0.083			1B 1B		HR		FC2-6 1-2	K		1	0	0	0	0	1	3											
<b>Inning Stats</b>	R: 0 E: 0 K: 0 S: 3	H: 0 LOB: 0 BB: 0 P: 3	R: 0 E: 0 K: 0 S: 3	H: 0 LOB: 0 BB: 0 P: 3	R: 1 E: 0 K: 1 S: 8	H: 3 LOB: 2 BB: 0 P: 8	R: 0 E: 0 K: 0 S: 3	H: 0 LOB: 0 BB: 0 P: 3	R: 1 E: 0 K: 0 S: 4	H: 1 LOB: 0 BB: 0 P: 4	R: 0 E: 0 K: 0 S: 6	H: 3 LOB: 3 BB: 0 P: 6	R: 0 E: 1 K: 0 S: 3	H: 1 LOB: 1 BB: 1 P: 7	R: 1 E: 0 K: 2 S: 10	H: 3 LOB: 3 BB: 1 P: 14	R: 0 E: 0 K: 0 S: 3	H: 0 LOB: 1 BB: 1 P: 7	1B: 10 2B: 0 3B: 0 HR: 1	SF: 0 SAC: 0 DP: 1 HBP: 0	WP: 0 PA: 40 PB: 0 SB: 1 CS: 0						
<b>PITCHER</b>	IP	WLS	BF	H	R	ER	SO	BB	IBB	HBP	BLK	WP	HR	S	P	ERA	WHIP										
Jim Willoughby, R (1,1) ERA: 2.52	7.0	L	29	8	2	2	1	0	1	0	0	0	1	30	34	2.57	1.143										
Don McMahon, R (8,1) ERA: 3.09	0.1		3	2	1	1	0	0	0	0	0	0	0	3	3	27.00	6.000										
Jerry Johnson, R (8,1) ERA: 4.6	1.2		8	1	0	0	2	2	0	0	0	0	0	10	18	0.00	1.800										

St. Louis Cardinals @ San Francisco Giants  
Candlestick Park, San Francisco, CA  
Fri Aug 18, 1972, 10:05 PM EDT  
Att: 6,292 - Unknown

AB 37  
R 3  
H 11  
RBI 3  
BB 3  
SO 3  
LOB 19



Batter	1	2	3	4	5	6	7	8	9	AB	R	H	RBI	BB	SO	LOB	BOTTOM										
Bobby Bonds, R (1,9) OBP: 0.329, SLG: 0.466	K		1-3			S 1B	F8			4	1	1	0	0	1	3											
Chris Speier, R (1,6) OBP: 0.359, SLG: 0.417						F7		6-3		4	0	2	0	0	0	1											
Ken Henderson, S (1,7) OBP: 0.315, SLG: 0.434			P6			CS 1B		F8		3	0	1	1	1	0	1											
Willie McCovey, L (1,3) OBP: 0.318, SLG: 0.410	F7				4-3		P4	F8		4	0	0	0	0	0	3											
Dave Rader, L (1,2) OBP: 0.304, SLG: 0.344	G3				F5		BB SH BB	F8		3	0	0	0	1	0	2											
Tito Fuentes, S (1,4) OBP: 0.305, SLG: 0.382		F7			6-3		SH BB			2	0	0	0	1	0	0											
Garry Maddox, R (1,8) OBP: 0.289, SLG: 0.439		F3				F8	F3	F9		4	0	0	0	0	0	3											
Al Gallagher, R (1,5) OBP: 0.325, SLG: 0.278										2	0	0	0	0	1	0											
Jim Howarth, L (7,PH) OBP: 0.362, SLG: 0.341										1	0	0	0	0	0	2											
Don McMahon, R (8,1) OBP: 0.250, SLG: 0.250										0	0	0	0	0	0	0											
Jerry Johnson, R (8,1)										0	0	0	0	0	0	0											
Dave Kingman, R (9,PH) OBP: 0.303, SLG: 0.475										1	0	0	0	0	1	1											
Jim Willoughby, R (1,1) OBP: 0.111, SLG: 0.111										2	0	0	0	0	1	0											
Ed Goodson, L (7,PH) OBP: 0.321, SLG: 0.423										0	0	0	0	1	0	0											
Damaso Blanco, R (7,PR) OBP: 0.538, SLG: 0.400										0	0	0	0	0	0	0											
<b>Inning Stats</b>	R: 0 E: 0 K: 1 S: 6	H: 1 LOB: 2 BB: 1 P: 10	R: 0 E: 0 K: 1 S: 5	H: 0 LOB: 0 BB: 0 P: 5	R: 0 E: 0 K: 1 S: 6	H: 1 LOB: 1 BB: 0 P: 6	R: 0 E: 0 K: 0 S: 3	H: 0 LOB: 0 BB: 0 P: 3	R: 0 E: 0 K: 0 S: 3	H: 0 LOB: 0 BB: 0 P: 3	R: 1 E: 0 K: 0 S: 4	H: 2 LOB: 0 BB: 0 P: 4	R: 0 E: 1 K: 0 S: 4	H: 0 LOB: 3 BB: 2 P: 12	R: 0 E: 0 K: 0 S: 3	H: 0 LOB: 0 BB: 0 P: 3	R: 0 E: 0 K: 1 S: 5	H: 0 LOB: 1 BB: 1 P: 9	1B: 3 2B: 1 3B: 0 HR: 0	SF: 0 SAC: 1 DP: 0 HBP: 0	WP: 0 PA: 35 PB: 0 SB: 1 CS: 1						
<b>PITCHER</b>	IP	WLS	BF	H	R	ER	SO	BB	IBB	HBP	BLK	WP	HR	S	P	ERA	WHIP										
Don Durham, R (1,1) ERA: 4.66	6.1	W	25	4	1	1	3	2	0	0	0	0	0	29	37	1.42	0.947										
Diego Segui, R (7,1) ERA: 2.54	2.2	S	10	0	0	0	1	2	0	0	0	0	0	10	18	0.00	0.750										

St. Louis Cardinals @ San Francisco Giants  
Candlestick Park, San Francisco, CA  
Fri Aug 18, 1972, 10:05 PM EDT  
Att: 6,292 - Unknown

AB 30  
R 1  
H 4  
RBI 1  
BB 4  
SO 4  
LOB 16





Batter	1	2	3	4	5	6	7	8	9	AB	R	H	RBI	BB	SO	LOB	TOP				
Lou Brock, L OBP: 0.343, SLG: 0.379 (1, 7)	F8		K			1-3	1-3		SH G3 1B	5	1	1	0	0	1	2					
Ted Sizemore, R OBP: 0.320, SLG: 0.351 (1, 4)	5-3		E4			5-3		F7	SH G3 E	4	1	0	0	0	0	0					
Bernie Carbo, L OBP: 0.380, SLG: 0.341 (1, 9)	F8			L3				2B	F9	5	1	2	0	0	0	2					
Joe Torre, R OBP: 0.360, SLG: 0.452 (1, 3)		HR		FC5-4 1B				2B	E IBB	3	2	3	1	2	0	0					
Ted Simmons, S OBP: 0.324, SLG: 0.462 (1, 2)		HR		FC5-4 1-2				2B	G3	4	2	1	3	1	0	4					
Luis Melendez, R OBP: 0.320, SLG: 0.383 (1, 8)	5-3			K				IBB	1-2 2-H 3-H	4	0	1	0	1	2	3					
Ed Crosby, L OBP: 0.276, SLG: 0.260 (1, 5)	4-1				G3			2B	4-3	5	0	2	2	0	0	2					
Dal Maxvill, R OBP: 0.306, SLG: 0.271 (1, 6)	F8				4-3			IBB		3	0	0	0	1	0	2					
Al Santorini, R OBP: 0.105, SLG: 0.069 (2, 1)			K							0	0	0	0	0	0	0					
Dennis Higgins, R (2, 1)										0	0	0	0	0	0	0					
Ron Allen, S OBP: 0.200, SLG: 0.444 (3, 1)										1	0	0	0	0	1	0					
Lowell Palmer, R (3, 1)										1	0	0	0	0	0	0					
Matty Alou, L OBP: 0.302, SLG: 0.392 (7, 1)										1	0	0	0	0	0	2					
Don Durham, R OBP: 0.106, SLG: 0.122 (7, 1)										0	0	0	0	0	0	0					
John Cumberland, R OBP: 0.071, SLG: 0.021 (7, 1)										0	0	0	0	0	0	0					
<b>Inning Stats</b>	R: 0 E: 0 K: 0 S: 3	H: 0 LOB: 0 BB: 0 P: 3	R: 2 E: 0 K: 0 S: 5	H: 2 LOB: 0 BB: 0 P: 5	R: 0 E: 1 K: 2 S: 7	H: 0 LOB: 1 BB: 0 P: 7	R: 0 E: 0 K: 1 S: 6	H: 1 LOB: 1 BB: 0 P: 6	R: 0 E: 0 K: 0 S: 4	H: 0 LOB: 0 BB: 0 P: 3	R: 0 E: 0 K: 0 S: 4	H: 1 LOB: 2 BB: 1 P: 8	R: 0 E: 0 K: 0 S: 5	H: 2 LOB: 2 BB: 0 P: 5	R: 3 E: 0 K: 2 S: 10	H: 3 LOB: 2 BB: 2 P: 18	R: 2 E: 2 K: 0 S: 5	H: 1 LOB: 2 BB: 2 P: 13	1B: 5 2B: 4 3B: 0 HR: 1	SF: 0 SAC: 1 DP: 0 HBP: 0	WP: 0 PA: 43 PB: 0 SB: 0 CS: 0
<b>PITCHER</b>	IP	WLS	BF	H	R	ER	SO	BB	IBB	HBP	BLK	WP	HR	S	P	ERA	WHIP				
Frank Reberger, R ERA: 3.62 (1, 1)	7.2	L	34	9	5	5	4	1	1	0	0	0	1	40	48	5.87	1.304				
Jerry Johnson, R ERA: 4.5 (8, 1)	1.1		9	1	2	0	1	1	2	0	0	0	0	8	20	0.00	1.500				

St. Louis Cardinals @ San Francisco Giants  
Candlestick Park, San Francisco, CA  
Sat Aug 19 1972, 10:05 PM EDT  
Att: 11,256 - Unknown

livebaseballscores.com

AB 36  
R 7  
H 10  
RBI 6  
BB 5  
SO 4  
LOB 17




Batter	1	2	3	4	5	6	7	8	9	AB	R	H	RBI	BB	SO	LOB	BOTTOM				
Bobby Bonds, R OBP: 0.330, SLG: 0.465 (1, 9)	F8 S 1B	S 1B	F9			5-3			5-3	5	1	2	0	0	0	3					
Chris Speier, R OBP: 0.364, SLG: 0.424 (1, 6)	F8 1-3	G4-6-3 BB		BB		WP BB			HR	2	1	1	1	3	0	1					
Ken Henderson, S OBP: 0.314, SLG: 0.430 (1, 7)	BB 1B	G4-6-3 1-2		K		F8 1-2			5-3	5	1	1	1	0	1	5					
Willie McCovey, L OBP: 0.320, SLG: 0.403 (1, 3)	1B BB		1B BB	P6		F8			K	3	1	0	0	2	1	1					
Dave Rader, L OBP: 0.303, SLG: 0.343 (1, 2)	1-2 2-H 1B		F9	F2		L6				4	0	1	1	0	0	2					
Tito Fuentes, S OBP: 0.307, SLG: 0.382 (1, 4)	K		1B			P4				3	0	1	0	1	1	2					
Jerry Johnson, R (8, 1)			1B							0	0	0	0	0	0	0					
Garry Maddox, R OBP: 0.289, SLG: 0.437 (1, 8)	K		1-3 2-H 1B			K			6-3	4	0	1	1	0	2	3					
Dave Kingman, R OBP: 0.299, SLG: 0.470 (1, 5)			F9	K		K			5-3	4	0	0	0	0	2	3					
Frank Reberger, L OBP: 0.269, SLG: 0.360 (1, 1)			1B						5-3	2	0	1	0	1	1	0					
Chris Arnold, R OBP: 0.291, SLG: 0.321 (8, 4)			2B			K				1	0	0	0	0	0	0					
<b>Inning Stats</b>	R: 2 E: 0 K: 2 S: 10	H: 3 LOB: 2 BB: 1 P: 14	R: 0 E: 0 K: 0 S: 4	H: 2 LOB: 2 BB: 1 P: 8	R: 1 E: 0 K: 1 S: 7	H: 2 LOB: 3 BB: 2 P: 15	R: 0 E: 0 K: 1 S: 5	H: 0 LOB: 1 BB: 1 P: 9	R: 0 E: 0 K: 0 S: 3	H: 0 LOB: 0 BB: 0 P: 3	R: 0 E: 0 K: 0 S: 3	H: 0 LOB: 0 BB: 0 P: 3	R: 1 E: 0 K: 1 S: 6	H: 1 LOB: 0 BB: 0 P: 6	1B: 6 2B: 2 3B: 0 HR: 1	SF: 0 SAC: 0 DP: 2 HBP: 0	WP: 1 PA: 40 PB: 0 SB: 3 CS: 1				
<b>PITCHER</b>	IP	WLS	BF	H	R	ER	SO	BB	IBB	HBP	BLK	WP	HR	S	P	ERA	WHIP				
Al Santorini, R ERA: 4.93 (1, 1)	1.1		11	5	2	2	2	2	0	0	0	0	0	1	1	0.00	0.000				
Dennis Higgins, R ERA: 3.74 (2, 1)	0.2	1	0	0	0	0	0	0	0	0	0	0	0	1	1	0.00	0.000				
Lowell Palmer, R ERA: 3.15 (3, 1)	4.0	18	2	1	1	1	5	5	0	0	0	1	0	23	43	2.25	1.750				
John Cumberland, L ERA: 7.74 (7, 1)	3.0	W	10	1	1	1	1	0	0	0	0	0	1	12	12	3.00	0.333				

St. Louis Cardinals @ San Francisco Giants  
Candlestick Park, San Francisco, CA  
Sat Aug 19 1972, 10:05 PM EDT  
Att: 11,256 - Unknown

livebaseballscores.com

AB 33  
R 4  
H 8  
RBI 4  
BB 7  
SO 8  
LOB 20





Batter	1	2	3	4	5	6	7	8	9	AB	R	H	RBI	BB	SO	LOB	TOP								
<b>Lou Brock, L</b> OBP: 0.344, SLG: 0.384 (1, 7)	F9		1B 1-3		K			1-4-3 1-H		4	0	2	1	0	1	1	<b>St. Louis Cardinals @ San Francisco Giants</b> <b>Candlestick Park, San Francisco, CA</b> Sun Aug 20 1972, 6:33 AM EDT Att: 10,269 - Unknown								
<b>Ted Sizemore, R</b> OBP: 0.319, SLG: 0.350 (1, 4)	6-3		G6-4-3 1B		L5			K		4	0	1	1	0	1	2									
<b>Luis Melendez, R</b> OBP: 0.315, SLG: 0.377 (1, 8)	P4		G6-4-3 1-2		F8			1-4-3		4	0	0	0	0	0	3									
<b>Joe Torre, R</b> OBP: 0.358, SLG: 0.450 (1, 3)		P4		F2		G6-4-3 BB				2	0	0	0	0	0	0									
<b>Ron Allen, S</b> OBP: 0.333, SLG: 0.444 (4, 3)									BB	0	0	0	0	2	0	0									
<b>Ted Simmons, S</b> OBP: 0.325, SLG: 0.463 (1, 2)				WP 1B		G6-4-3 1-2			BB	4	0	2	0	0	0	3									
<b>Dwain Anderson, R</b> OBP: 0.324, SLG: 0.309 (1, 5)		1B							L8	4	1	2	0	0	0	1									
<b>Jorge Roque, R</b> OBP: 0.125, SLG: 0.067 (1, 9)		F9		1B					3-1	4	1	2	0	0	0	1									
<b>Bernie Carbo, L</b> OBP: 0.377, SLG: 0.338 (7, PH)		K		K					3B	2	0	0	0	0	2	2									
<b>Dal Maxvill, R</b> OBP: 0.305, SLG: 0.271 (1, 6)			4-3		K				K	2	0	0	1	0	0	0									
<b>Reggie Cleveland, R</b> OBP: 0.246, SLG: 0.233 (1, 1)									4-3	2	1	1	0	0	0	1									
<b>Jose Cruz, L</b> OBP: 0.279, SLG: 0.270 (8, PH)					FC6-4				4-3	1	1	1	0	0	0	0									
<b>Ray Bare, R</b> OBP: 0.351, SLG: 0.391 (8, 1)			2B 1B		FC6-4				4-3	0	0	0	0	0	0	0									
<b>Matty Alou, L</b> OBP: 0.351, SLG: 0.391 (9, PH)					1-2			2B 1B	4-3	1	0	0	0	0	0	0									
<b>Inning Stats</b>	R: 0 E: 0 K: 0 S: 3	H: 0 LOB: 0 BB: 0 P: 3	R: 0 E: 0 K: 1 S: 6	H: 1 LOB: 1 BB: 0 P: 6	R: 1 E: 0 K: 0 S: 5	H: 3 LOB: 1 BB: 0 P: 5	R: 0 E: 0 K: 1 S: 6	H: 2 LOB: 1 BB: 0 P: 6	R: 0 E: 0 K: 1 S: 6	H: 1 LOB: 1 BB: 0 P: 6	R: 0 E: 0 K: 0 S: 2	H: 0 LOB: 0 BB: 1 P: 6	R: 0 E: 0 K: 0 S: 3	H: 0 LOB: 0 BB: 0 P: 3	R: 1 E: 0 K: 1 S: 7	H: 2 LOB: 2 BB: 1 P: 11	R: 1 E: 0 K: 1 S: 6	H: 1 LOB: 0 BB: 0 P: 6	1B: 7 2B: 2 3B: 1 HR: 0	SF: 0 SAC: 0 DP: 2 HBP: 0	WP: 1 PB: 0 SB: 0 CS: 0	PA: 36			
<b>PITCHER</b>	IP	WLS	BF	H	R	ER	SO	BB	IBB	HBP	BLK	WP	HR	S	P	ERA	WHIP								
<b>Ron Bryant, L</b> ERA: 2.63 (1, 1)	6.0	W	23	7	1	1	3	1	0	0	0	1	0	28	32	1.50	1.333								
<b>Randy Moffitt, R</b> ERA: 3.0 (7, 1)	1.2		8	2	1	1	1	1	0	0	0	0	0	9	13	5.40	1.800								
<b>Jim Barr, R</b> ERA: 3.21 (8, 1)	1.1	S	5	1	1	1	1	0	0	0	0	0	0	7	7	6.75	0.750								

Batter	1	2	3	4	5	6	7	8	9	AB	R	H	RBI	BB	SO	LOB	BOTTOM								
<b>Bobby Bonds, R</b> OBP: 0.330, SLG: 0.469 (1, 9)	K		K	K				HR		4	1	1	1	0	3	1	<b>St. Louis Cardinals @ San Francisco Giants</b> <b>Candlestick Park, San Francisco, CA</b> Sun Aug 20 1972, 6:33 AM EDT Att: 10,269 - Unknown								
<b>Chris Speier, R</b> OBP: 0.363, SLG: 0.423 (1, 6)	K		4-3 1B BLK		6-3			P3		4	1	1	0	0	1	0									
<b>Ken Henderson, S</b> OBP: 0.316, SLG: 0.431 (1, 7)	E4		BLK 1B	4-3 1B				F8		4	1	2	0	0	0	0									
<b>Willie McCovey, L</b> OBP: 0.314, SLG: 0.395 (1, 3)	4-3		4-3		P4			K		4	0	0	0	0	1	4									
<b>Dave Rader, L</b> OBP: 0.302, SLG: 0.342 (1, 2)		3-1		S 1B	4-3			F7		4	0	1	1	0	0	1									
<b>Tito Fuentes, S</b> OBP: 0.306, SLG: 0.381 (1, 4)	4-3		F8		P6			1B		4	0	1	0	0	0	1									
<b>Garry Maddox, R</b> OBP: 0.288, SLG: 0.438 (1, 8)					K			F9		4	1	1	0	0	1	1									
<b>Dave Kingman, R</b> OBP: 0.302, SLG: 0.480 (1, 5)		HR 2B		SH1 1B				F9		3	1	2	2	0	0	0									
<b>Ron Bryant, S</b> OBP: 0.226, SLG: 0.200 (1, 1)										1	0	0	0	0	1	0									
<b>Randy Moffitt, R</b> OBP: 0.143, SLG: 0.179 (8, 1)					K					1	0	0	0	0	1	0									
<b>Inning Stats</b>	R: 0 E: 1 K: 2 S: 8	H: 0 LOB: 1 BB: 0 P: 8	R: 2 E: 0 K: 1 S: 7	H: 2 LOB: 0 BB: 0 P: 7	R: 2 E: 0 K: 1 S: 8	H: 3 LOB: 1 BB: 0 P: 8	R: 0 E: 0 K: 2 S: 8	H: 1 LOB: 1 BB: 0 P: 8	R: 0 E: 0 K: 0 S: 4	H: 1 LOB: 1 BB: 0 P: 4	R: 0 E: 0 K: 0 S: 3	H: 0 LOB: 0 BB: 0 P: 3	R: 1 E: 0 K: 1 S: 6	H: 1 LOB: 0 BB: 0 P: 6	R: 0 E: 0 K: 1 S: 6	H: 1 LOB: 1 BB: 0 P: 6	1B: 6 2B: 1 3B: 0 HR: 2	SF: 0 SAC: 1 DP: 0 HBP: 0	WP: 0 PB: 0 SB: 1 CS: 0	PA: 34					
<b>PITCHER</b>	IP	WLS	BF	H	R	ER	SO	BB	IBB	HBP	BLK	WP	HR	S	P	ERA	WHIP								
<b>Reggie Cleveland, R</b> ERA: 3.91 (1, 1)	7.0	L	30	8	5	5	7	0	0	0	0	0	0	6	6	0.00	1.000								
<b>Ray Bare, R</b> ERA: (8, 1)	1.0		4	1	0	0	1	0	0	0	0	0	0	6	6	0.00	1.000								

AB	34
R	3
H	10
RBI	3
BB	2
SO	5
LOB	13





Batter	1	2	3	4	5	6	7	8	9	AB	R	H	RBI	BB	SO	LOB	TOP											
<b>Lou Brock, L</b> OBP: 0.344, SLG: 0.385 (1, 7)										4	2	1	0	1	0	3	<b>St. Louis Cardinals @ Los Angeles Dodgers</b> Dodger Stadium, Los Angeles, CA Mon Aug 21 1972, 7:05 PM PDT Att: 17,582 - Unknown <a href="http://livebaseballscorecards.com">livebaseballscorecards.com</a>											
<b>Ted Sizemore, R</b> OBP: 0.321, SLG: 0.352 (1, 4)										4	0	2	1	0	1	0												
<b>Bernie Carbo, L</b> OBP: 0.379, SLG: 0.357 (1, 9)										4	1	2	1	0	0	3												
<b>Ted Simmons, S</b> OBP: 0.322, SLG: 0.460 (1, 2)										3	0	0	1	0	0	2												
<b>Luis Melendez, R</b> OBP: 0.314, SLG: 0.374 (1, 8)										4	1	1	0	0	0	2												
<b>Ed Crosby, L</b> OBP: 0.272, SLG: 0.255 (1, 5)										4	0	0	0	0	1	1												
<b>Ron Allen, S</b> OBP: 0.286, SLG: 0.364 <b>Matty Alou, L</b> OBP: 0.350, SLG: 0.389 (7, PH) (7, 3)										2	0	0	0	0	1	0												
<b>Dal Maxvill, R</b> OBP: 0.308, SLG: 0.271 (1, 6)										3	0	1	0	1	1	0												
<b>Bob Gibson, R</b> OBP: 0.178, SLG: 0.397 (1, 1)										4	0	1	1	0	2	1												
<b>Inning Stats</b>	R: 1 E: 0 K: 0 S: 4	H: 1 LOB: 1 BB: 1 P: 8	R: 0 E: 0 K: 1 S: 5	H: 0 LOB: 0 BB: 0 P: 5	R: 0 E: 0 K: 1 S: 5	H: 0 LOB: 0 BB: 0 P: 5	R: 1 E: 0 K: 0 S: 4	H: 1 LOB: 0 BB: 0 P: 4	R: 0 E: 0 K: 1 S: 6	H: 1 LOB: 1 BB: 0 P: 6	R: 0 E: 0 K: 0 S: 3	H: 0 LOB: 0 BB: 0 P: 3	R: 1 E: 0 K: 1 S: 7	H: 2 LOB: 1 BB: 0 P: 7	R: 1 E: 0 K: 2 S: 9	H: 2 LOB: 2 BB: 1 P: 13		1B: 4 2B: 3 3B: 0 HR: 1	SF: 1 SAC: 0 DP: 0 HBP: 0	WP: 1 PB: 0 SB: 2 CS: 0	PA: 37							
<b>PITCHER</b>	IP	WLS	BF	H	R	ER	SO	BB	IBB	HBP	BLK	WP	HR	S	P	ERA	WHIP											
<b>Don Sutton, R</b> ERA: 2.19 <b>Pete Richert, L</b> ERA: 2.04	(1, 1)	8.0	L	31	6	3	3	5	1	0	0	0	1	1	40	44	3.38	0.875										

Batter	1	2	3	4	5	6	7	8	9	AB	R	H	RBI	BB	SO	LOB	BOTTOM											
<b>Bobby Valentine, R</b> OBP: 0.314, SLG: 0.328 (1, 5)										3	0	2	0	1	0	0	<b>St. Louis Cardinals @ Los Angeles Dodgers</b> Dodger Stadium, Los Angeles, CA Mon Aug 21 1972, 7:05 PM PDT Att: 17,582 - Unknown <a href="http://livebaseballscorecards.com">livebaseballscorecards.com</a>											
<b>Bill Buckner, L</b> OBP: 0.352, SLG: 0.401 (1, 9)										4	0	1	0	0	0	2												
<b>Willie Davis, L</b> OBP: 0.306, SLG: 0.426 <b>Pete Richert, L</b> OBP: 0.500, SLG: 0.500 (9, 1)										4	0	0	0	0	1	3												
<b>Wes Parker, S</b> OBP: 0.382, SLG: 0.370 (1, 3)										4	0	2	0	0	0	1												
<b>Willie Crawford, L</b> OBP: 0.314, SLG: 0.418 (1, 7)										4	0	1	0	0	2	2												
<b>Jim Lefebvre, S</b> OBP: 0.284, SLG: 0.342 (1, 4)										3	0	0	0	1	0	2												
<b>Bill Russell, R</b> OBP: 0.329, SLG: 0.402 (1, 6)										4	0	0	0	0	1	3												
<b>Steve Yeager, R</b> OBP: 0.206, SLG: 0.069 <b>Manny Mota, R</b> OBP: 0.383, SLG: 0.455 (8, PH) (9, 8)										2	0	0	0	0	1	0												
<b>Don Sutton, R</b> OBP: 0.178, SLG: 0.152 <b>Chris Cannizzaro, R</b> OBP: 0.346, SLG: 0.311 (9, 2)										2	0	0	0	0	1	0												
<b>Inning Stats</b>	R: 0 E: 0 K: 0 S: 3	H: 0 LOB: 1 BB: 1 P: 7	R: 0 E: 0 K: 0 S: 3	H: 0 LOB: 0 BB: 0 P: 3	R: 0 E: 1 K: 2 S: 8	H: 1 LOB: 1 BB: 0 P: 8	R: 0 E: 0 K: 2 S: 8	H: 1 LOB: 1 BB: 0 P: 8	R: 0 E: 0 K: 0 S: 3	H: 0 LOB: 0 BB: 0 P: 3	R: 0 E: 0 K: 2 S: 8	H: 1 LOB: 1 BB: 0 P: 8	R: 0 E: 0 K: 0 S: 5	H: 3 LOB: 2 BB: 0 P: 5	R: 0 E: 0 K: 0 S: 4	H: 1 LOB: 2 BB: 1 P: 8		1B: 7 2B: 0 3B: 0 HR: 0	SF: 0 SAC: 0 DP: 1 HBP: 0	WP: 1 PB: 0 SB: 0 CS: 0	PA: 35							
<b>PITCHER</b>	IP	WLS	BF	H	R	ER	SO	BB	IBB	HBP	BLK	WP	HR	S	P	ERA	WHIP											
<b>Bob Gibson, R</b> ERA: 2.76	(1, 1)	9.0	W	35	7	0	0	6	2	0	0	0	1	0	45	53	0.00	1.000										



Batter	1	2	3	4	5	6	7	8	9	AB	R	H	RBI	BB	SO	LOB	TOP					
Lou Brock, L OBP: 0.346, SLG: 0.385 (1,7)	G3		CS BB			S 1B		1-3		3	0	1	0	1	0	1	<b>St. Louis Cardinals @ Los Angeles Dodgers</b> Dodger Stadium, Los Angeles, CA Tue Aug 22 1972, 7:05 PM PDT Att: 21,021 - Unknown <a href="http://livebaseballscorecards.com">livebaseballscorecards.com</a>					
Ted Sizemore, R OBP: 0.318, SLG: 0.347 (1,4)	5-3		CS	F9		6-3		F9		4	0	0	0	0	2							
Luis Melendez, R OBP: 0.309, SLG: 0.368 (1,8)	5-3			1-3		F9			F8	4	0	0	0	0	1							
Ted Simmons, S OBP: 0.324, SLG: 0.460 (1,2)		L3 1B		3-1			G1-6-3 1B		4-3	4	0	2	0	0	0							
Matty Alou, L OBP: 0.349, SLG: 0.388 (1,3)	L3				6-3					4	0	1	0	0	2							
Jose Cruz, L OBP: 0.279, SLG: 0.270 (9, PR)										0	0	0	0	0	0							
Dwain Anderson, R OBP: 0.359, SLG: 0.361 (1,5)										4	0	4	0	0	0							
Jorge Roque, R OBP: 0.105, SLG: 0.056 (1,9)										4	0	4	0	0	0							
Joe Torre, R OBP: 0.357, SLG: 0.449 (9, PH)	K				K				4-3	3	0	0	0	2	3							
Dal Maxvill, R OBP: 0.308, SLG: 0.272 (1,6)			6-3		4-3					3	0	1	0	0	1							
Rick Wise, R OBP: 0.197, SLG: 0.243 (1,1)			F8			F2			SH3	2	0	0	0	0	0							
<b>Inning Stats</b>	R: 0 E: 0 K: 0 S: 3	H: 0 LOB: 0 BB: 0 P: 3	R: 0 E: 0 K: 1 S: 6	H: 2 LOB: 1 BB: 0 P: 6	R: 0 E: 0 K: 0 S: 2	H: 0 LOB: 0 BB: 1 P: 6	R: 0 E: 0 K: 0 S: 3	H: 0 LOB: 0 BB: 0 P: 3	R: 0 E: 0 K: 1 S: 6	H: 1 LOB: 1 BB: 0 P: 6	R: 0 E: 0 K: 0 S: 4	H: 1 LOB: 1 BB: 0 P: 4	R: 0 E: 0 K: 0 S: 4	H: 2 LOB: 1 BB: 0 P: 4	R: 0 E: 0 K: 0 S: 4	H: 1 LOB: 1 BB: 0 P: 4	R: 0 E: 0 K: 0 S: 5	H: 2 LOB: 2 BB: 0 P: 5	1B: 8 2B: 2 3B: 0 HR: 0	SF: 0 SAC: 1 DP: 2 HBP: 0	WP: 0 PB: 0 SB: 1 CS: 1	PA: 35
<b>PITCHER</b> Al Downing, L ERA: 2.8 (1,1)	IP: 9.0 WLS: W BF: 34 H: 9 R: 0 ER: 0 SO: 2 BB: 1 IBB: 0 HBP: 0 BLK: 0 WP: 0 HR: 0 S: 37 P: 41 ERA: 0.00 WHIP: 1.111															<b>PITCHER</b>						

Batter	1	2	3	4	5	6	7	8	9	AB	R	H	RBI	BB	SO	LOB	BOTTOM			
Lee Lacy, R OBP: 0.322, SLG: 0.345 (1,4)	1-3		G3 1B		K					4	0	1	0	0	2	0	<b>St. Louis Cardinals @ Los Angeles Dodgers</b> Dodger Stadium, Los Angeles, CA Tue Aug 22 1972, 7:05 PM PDT Att: 21,021 - Unknown <a href="http://livebaseballscorecards.com">livebaseballscorecards.com</a>			
Manny Mota, R OBP: 0.381, SLG: 0.452 (1,7)	E4 1B		G3		1-5-3		2-3			4	1	1	0	0	1					
Willie Davis, L OBP: 0.308, SLG: 0.427 (1,8)	G5-3 1B		F5		S 1B			G3		4	0	2	1	0	1					
Wes Parker, S OBP: 0.383, SLG: 0.370 (1,3)			G3					1-3		3	0	1	0	1	1					
Bill Buckner, L OBP: 0.348, SLG: 0.395 (1,9)	G5-3			F9	L4			1-3		4	0	0	0	0	4					
Bobby Valentine, R OBP: 0.311, SLG: 0.325 (1,5)		5-3								3	0	0	0	0	0					
Maury Wills, S OBP: 0.173, SLG: 0.152 (8,5)				4-3				5-3		0	0	0	0	0	0					
Bill Russell, R OBP: 0.329, SLG: 0.401 (1,6)		2-3			S 1B			4-3		3	0	1	0	0	0					
Chris Cannizzaro, R OBP: 0.351, SLG: 0.313 (1,2)						K				2	0	1	0	1	0					
Al Downing, R OBP: 0.084, SLG: 0.096 (1,1)		G3			4-3			K		3	0	0	0	1	3					
<b>Inning Stats</b>	R: 1 E: 1 K: 0 S: 5	H: 3 LOB: 1 BB: 0 P: 5	R: 0 E: 0 K: 0 S: 4	H: 1 LOB: 1 BB: 0 P: 4	R: 0 E: 0 K: 0 S: 4	H: 1 LOB: 1 BB: 0 P: 4	R: 0 E: 0 K: 0 S: 4	H: 1 LOB: 2 BB: 1 P: 8	R: 0 E: 0 K: 1 S: 6	H: 1 LOB: 2 BB: 1 P: 10	R: 0 E: 0 K: 1 S: 5	H: 0 LOB: 0 BB: 0 P: 5	R: 0 E: 0 K: 2 S: 7	H: 0 LOB: 0 BB: 0 P: 7	R: 0 E: 0 K: 0 S: 3	H: 0 LOB: 0 BB: 0 P: 3	1B: 7 2B: 0 3B: 0 HR: 0	SF: 0 SAC: 0 DP: 1 HBP: 0	WP: 0 PB: 0 SB: 2 CS: 0	PA: 32
<b>PITCHER</b> Rick Wise, R ERA: 3.44 (1,1)	IP: 8.0 WLS: L BF: 32 H: 7 R: 1 ER: 1 SO: 4 BB: 1 IBB: 1 HBP: 0 BLK: 0 WP: 0 HR: 0 S: 38 P: 46 ERA: 1.12 WHIP: 1.000															<b>PITCHER</b>				



Batter	1	2	3	4	5	6	7	8	9	AB	R	H	RBI	BB	SO	LOB	TOP					
<b>Lou Brock, L</b> OBP: 0.345, SLG: 0.383 (1, 7)	4-0 1B BB		0-3 K			0-0 F7		0-0 1-3		3	0	0	0	1	1	0						
<b>Ted Sizemore, R</b> OBP: 0.322, SLG: 0.350 (1, 4)	0-0 1-3 1B			0-0 4-3		0-0 1B 1B		4-0 BB		3	0	2	0	1	0	0						
<b>Bernie Carbo, L</b> OBP: 0.374, SLG: 0.351 (1, 9)	0-0 8-2-3 1-2			0-0 4-3		0-0 F7		0-0 G3		4	0	0	0	0	0	4						
<b>Ted Simmons, S</b> OBP: 0.325, SLG: 0.460 (1, 2)	0-0 F8			0-0 BB 1B		0-0 1-2 1B		0-0 1-3		4	0	2	0	0	0	1						
<b>Matty Alou, L</b> OBP: 0.348, SLG: 0.385 (1, 3)		0-0 6-3		4-0 FC6-4 BB		0-0 1-3		0-3 K		3	0	0	0	1	1	2						
<b>Luis Melendez, R</b> OBP: 0.304, SLG: 0.362 (1, 8)		0-0 F9		0-0 FC6-4 1-2				0-0 P4		4	0	0	0	0	1	2						
<b>Dwain Anderson, R</b> OBP: 0.346, SLG: 0.347 (1, 5)		0-0 6-3			0-0 1-3			0-0 1-3		3	0	0	0	0	0	0						
<b>Dal Maxvill, R</b> OBP: 0.305, SLG: 0.269 (1, 6)			0-3 K		0-0 5-3			0-0 6-3		3	0	0	0	0	1	0						
<b>Diego Segui, R</b> OBP: 0.063, SLG: 0.083 (7, 1)			0-3 K		0-3 K					0	0	0	0	0	0	0						
<b>Don Durham, R</b> OBP: 0.455, SLG: 1.000 <b>Ed Crosby, L</b> OBP: 0.271, SLG: 0.254 (1, 1) (7, 6)			0-3 K		0-3 K			0-0 F9		2	0	0	0	0	2	0						
<b>Inning Stats</b>	R: 0 E: 0 K: 0 S: 3	H: 1 LOB: 1 BB: 1 P: 7	R: 0 E: 0 K: 0 S: 3	H: 0 LOB: 0 BB: 0 P: 3	R: 0 E: 0 K: 3 S: 9	H: 0 LOB: 0 BB: 0 P: 9	R: 0 E: 0 K: 0 S: 4	H: 1 LOB: 2 BB: 1 P: 8	R: 0 E: 0 K: 1 S: 5	H: 0 LOB: 0 BB: 0 P: 5	R: 0 E: 0 K: 1 S: 5	H: 0 LOB: 2 BB: 0 P: 5	R: 0 E: 0 K: 1 S: 5	H: 0 LOB: 1 BB: 1 P: 5	R: 0 E: 0 K: 1 S: 3	H: 0 LOB: 0 BB: 1 P: 7	R: 0 E: 0 K: 1 S: 5	H: 0 LOB: 0 BB: 0 P: 5	1B: 4 2B: 1 3B: 0 HR: 0	SF: 0 SAC: 0 DP: 1 HBP: 0	WP: 0 PB: 0 SB: 0 CS: 0	PA: 33
<b>PITCHER</b> <b>Bill Singer, R</b> ERA: 3.49 (1, 1)	IP: 9.0 WLS: W BF: 33 H: 4 R: 0 ER: 0 SO: 6 BB: 3 IBB: 0 HBP: 0 BLK: 0 WP: 0 HR: 0 S: 42 P: 54 ERA: 0.00 WHIP: 0.778															<b>PITCHER</b> <b>Bill Singer, R</b> ERA: 3.49 (1, 1)	IP: 9.0 WLS: W BF: 33 H: 4 R: 0 ER: 0 SO: 6 BB: 3 IBB: 0 HBP: 0 BLK: 0 WP: 0 HR: 0 S: 42 P: 54 ERA: 0.00 WHIP: 0.778					

**St. Louis Cardinals @ Los Angeles Dodgers**  
Dodger Stadium, Los Angeles, CA  
Wed Aug 23 1972, 7:05 PM PDT  
Att: 17,265 - Unknown

AB 30  
R 0  
H 4  
RBI 0  
BB 3  
SO 6  
LOB 9



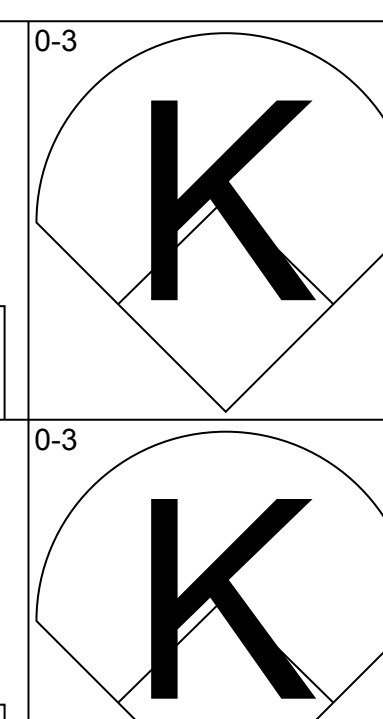
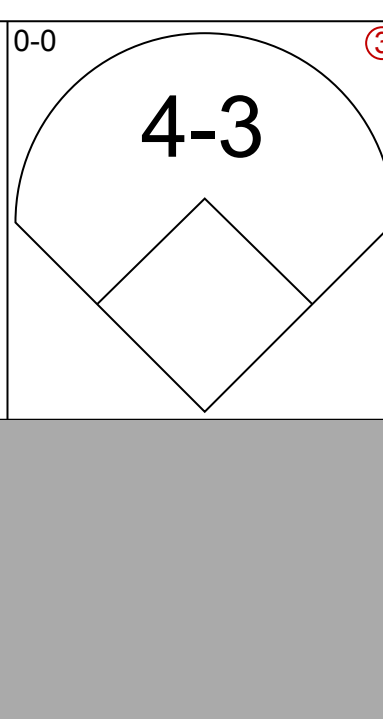

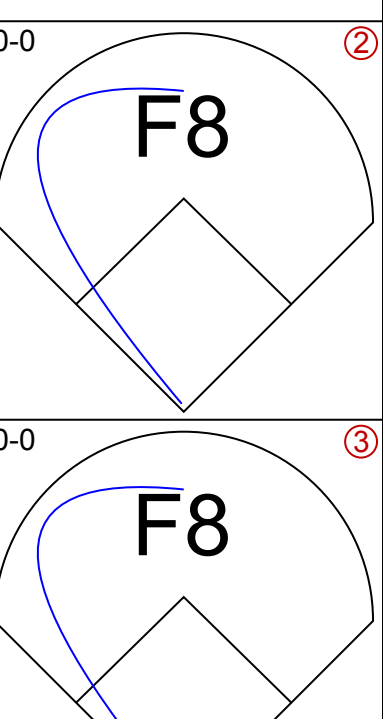
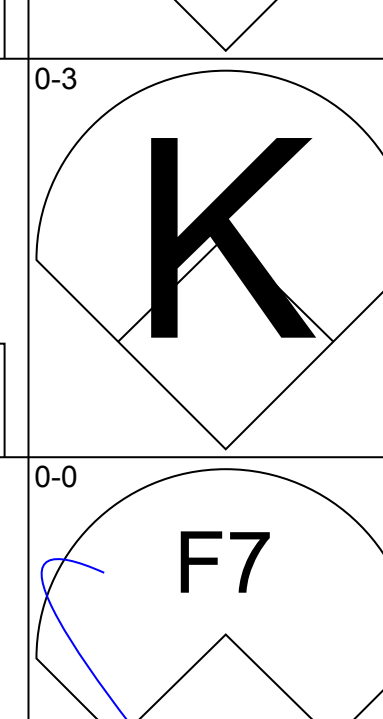
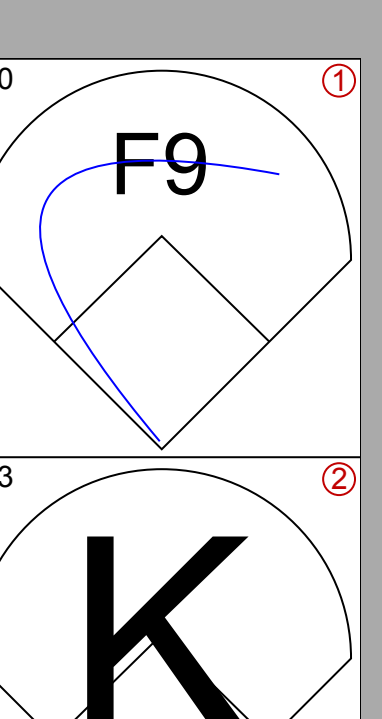
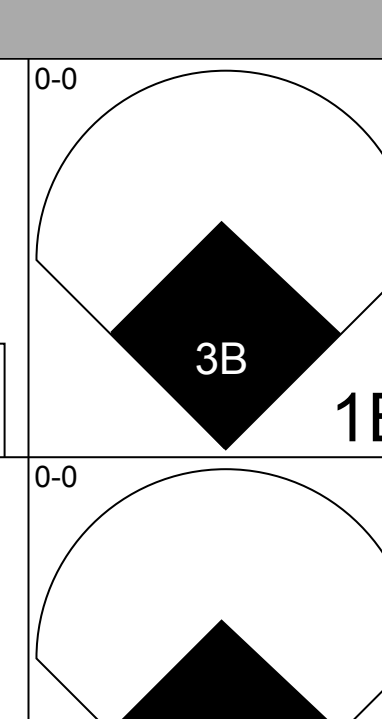
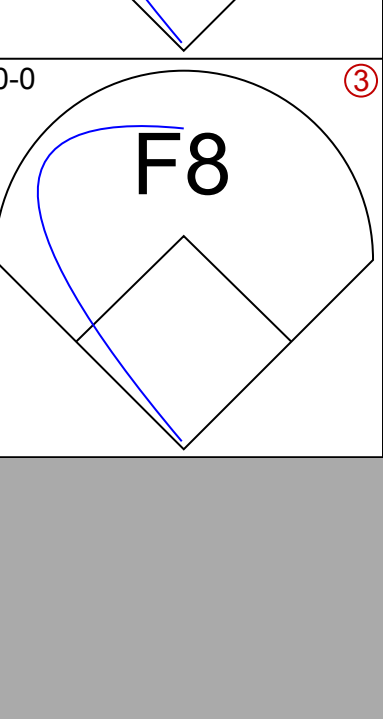
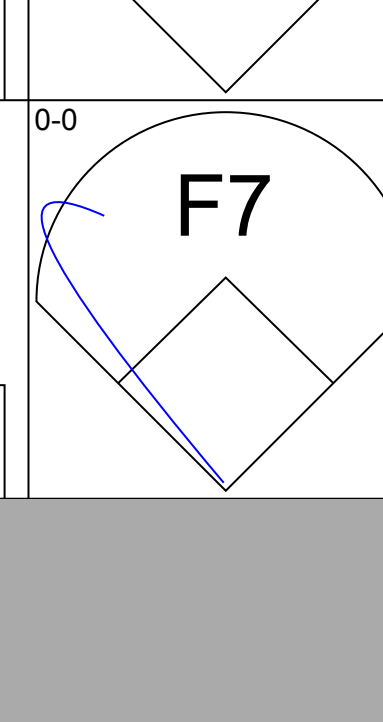
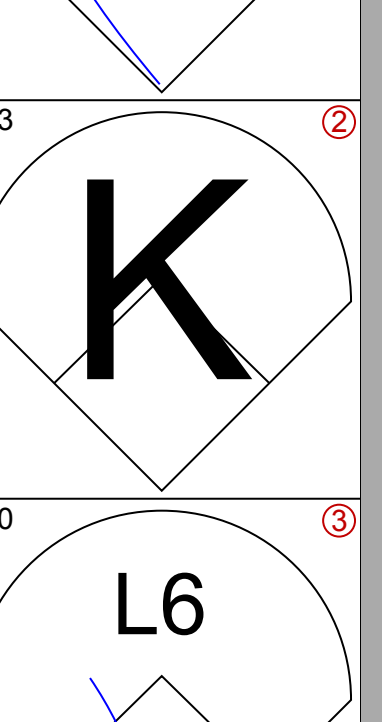
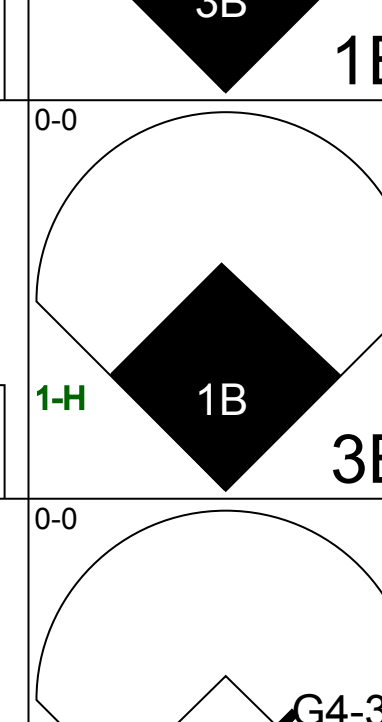
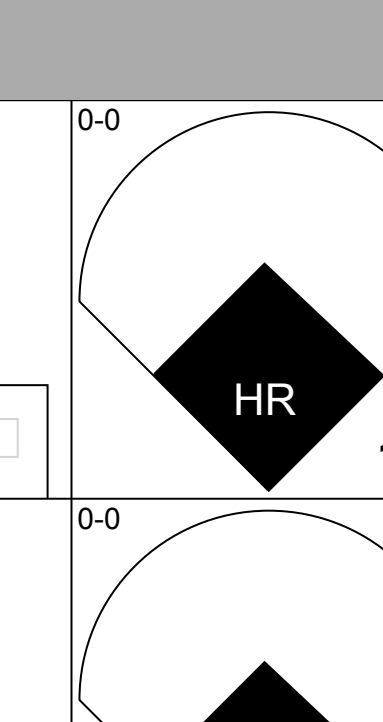
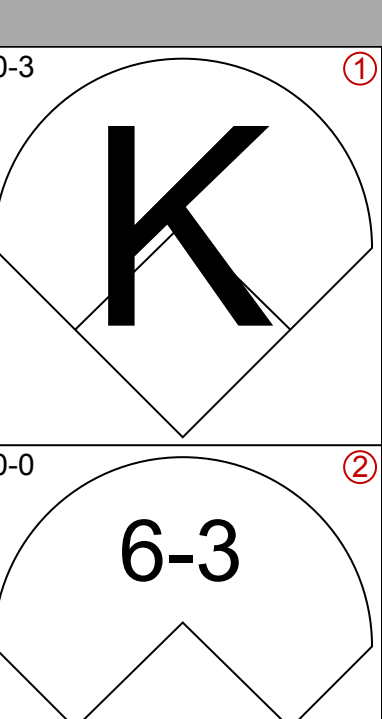
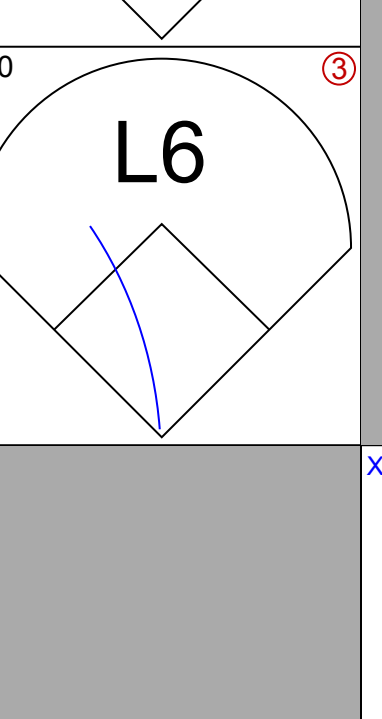
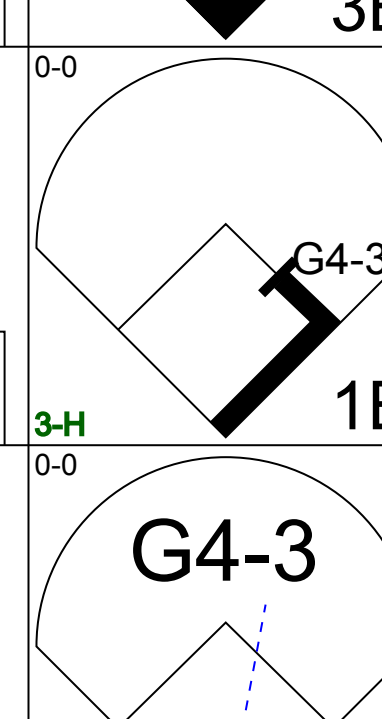
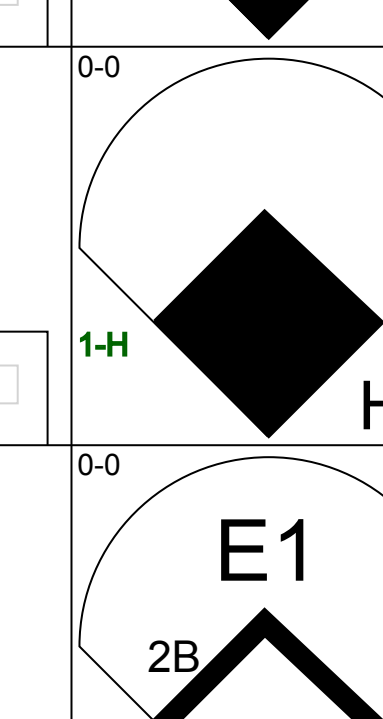
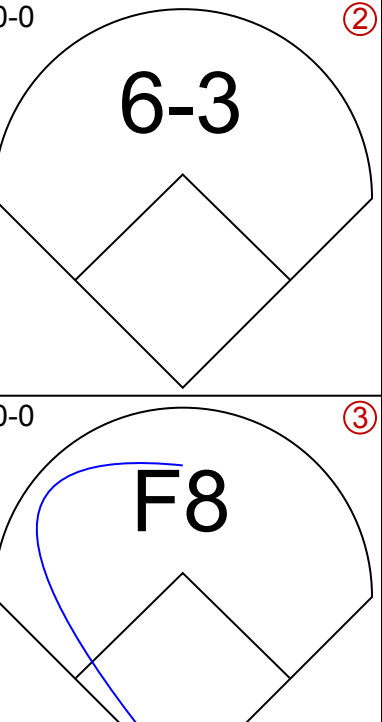
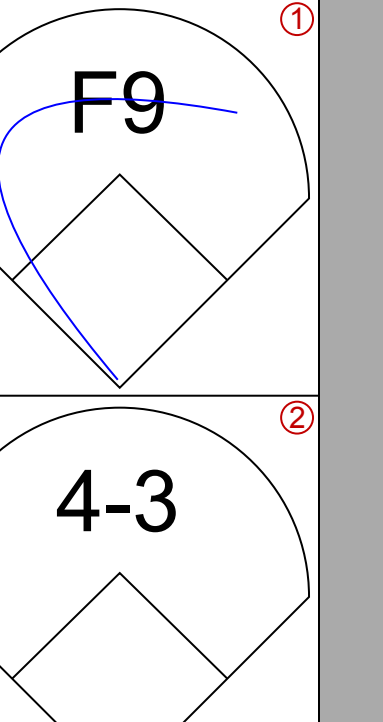
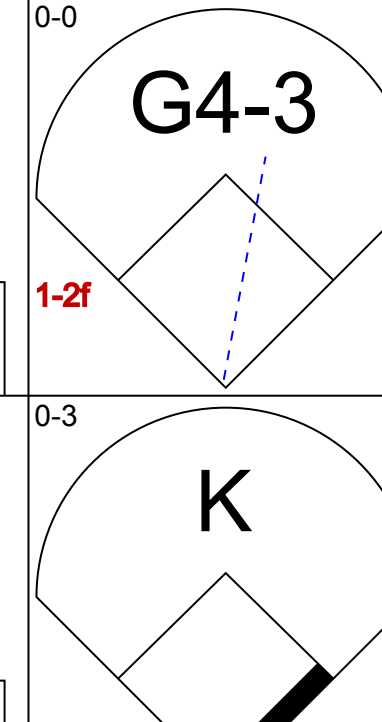
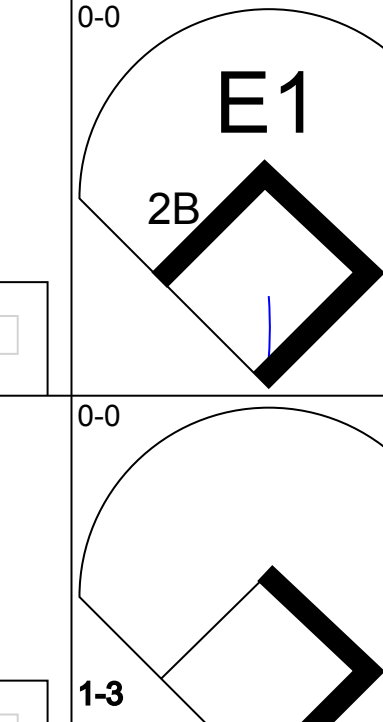
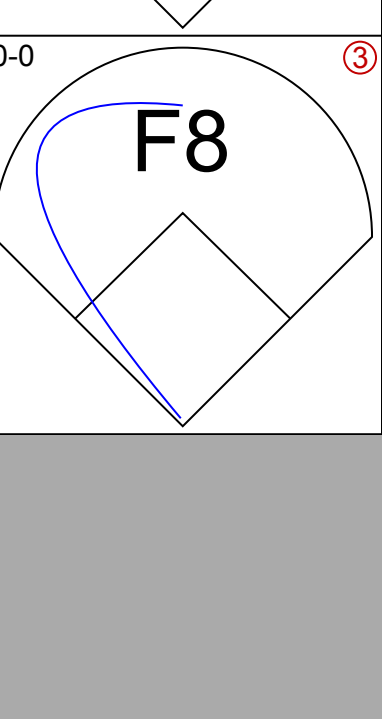
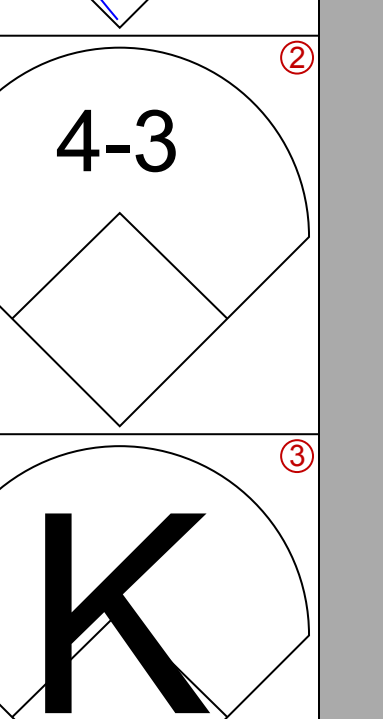
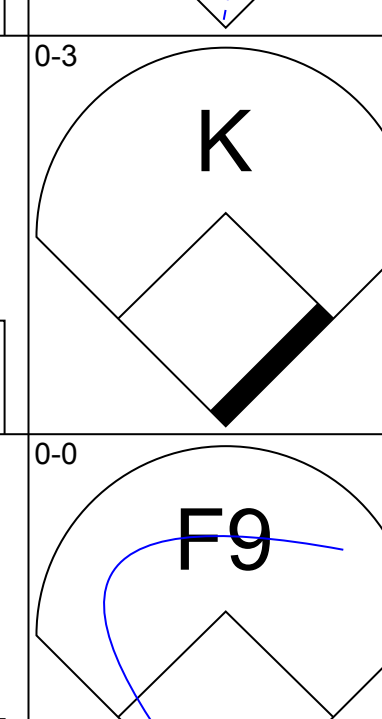
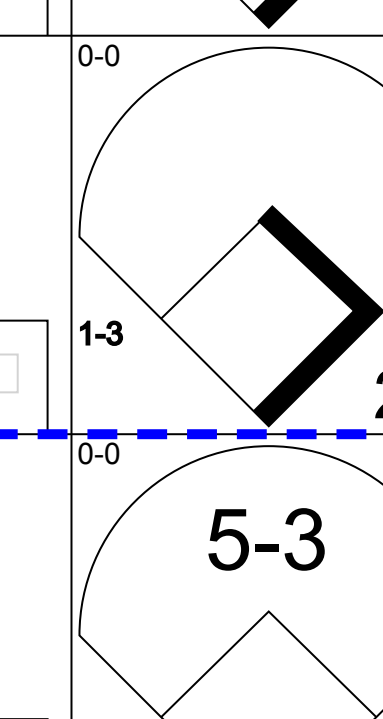
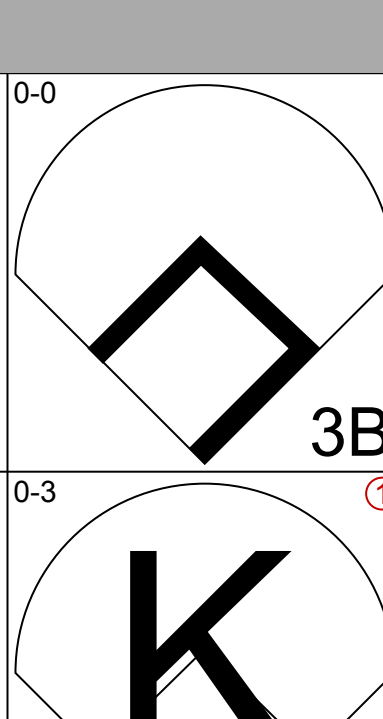
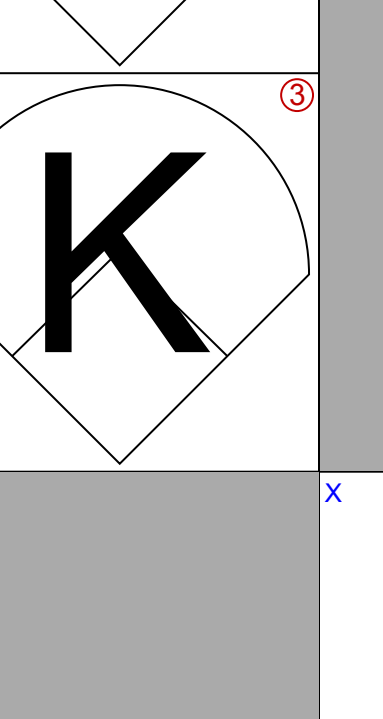
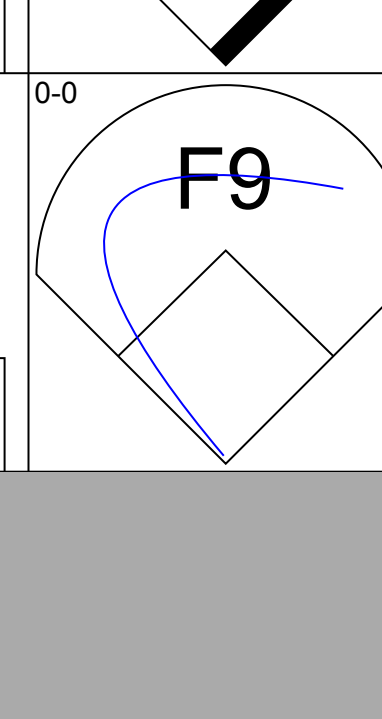
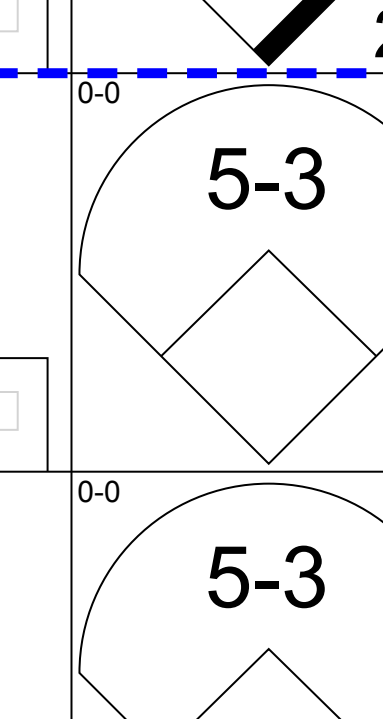
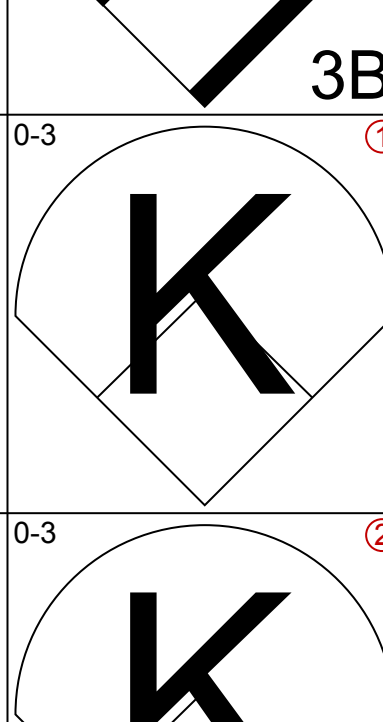
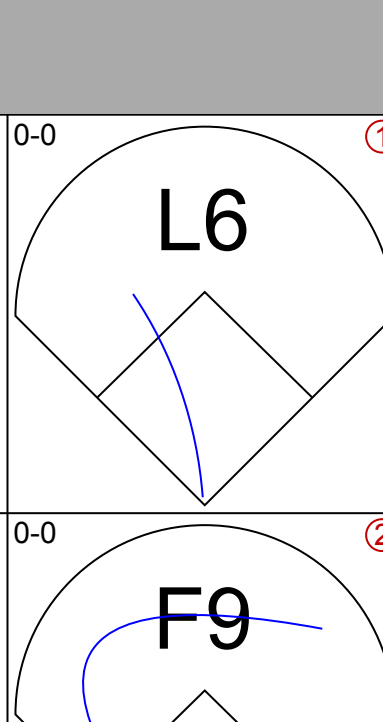
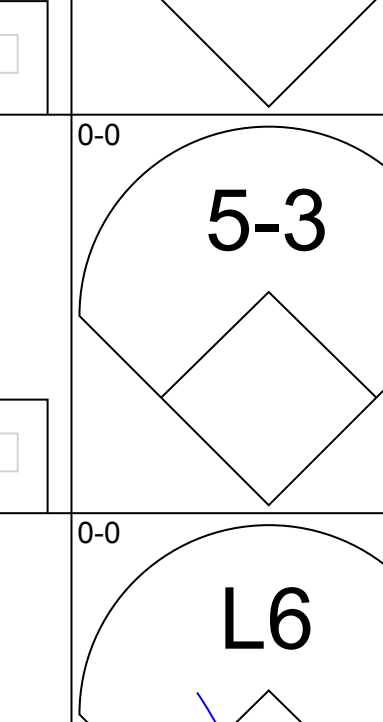
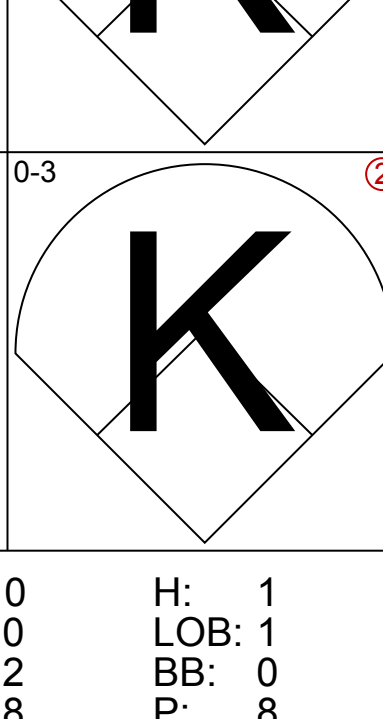
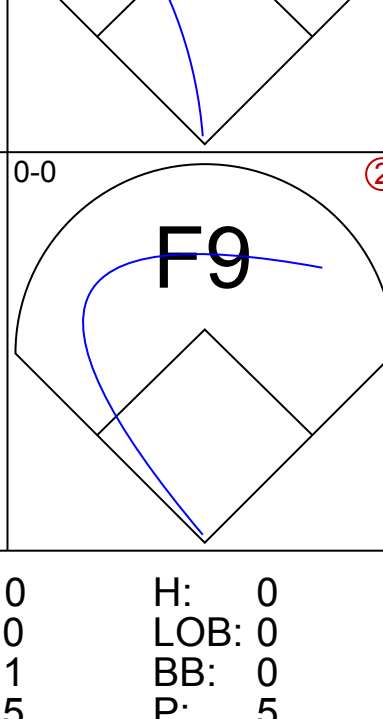
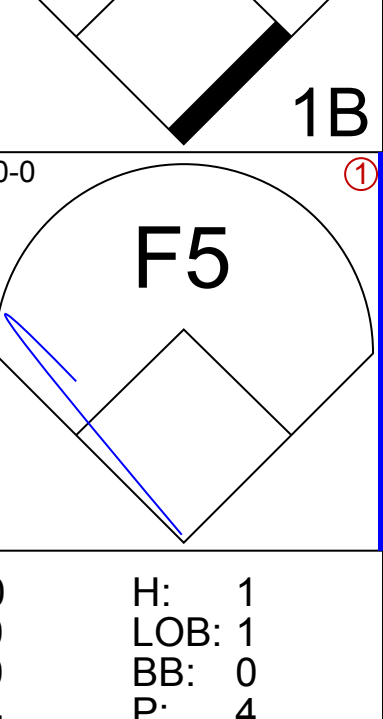
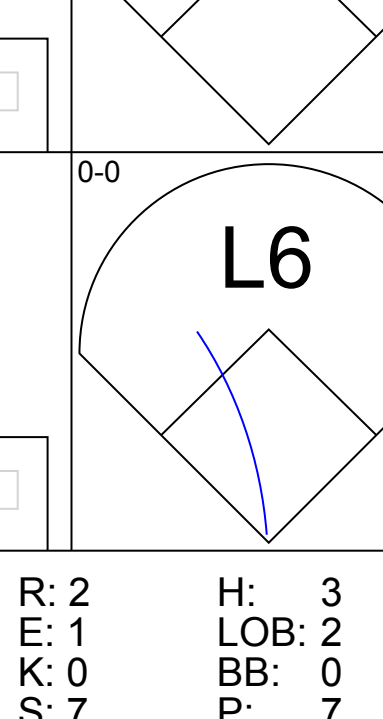
Batter	1	2	3	4	5	6	7	8	9	AB	R	H	RBI	BB	SO	LOB	BOTTOM			
<b>Lee Lacy, R</b> OBP: 0.321, SLG: 0.340 (1, 4)	0-3 K		0-3 K		0-0 F8		4-0 1B 1B BB			3	1	0	0	1	2	0				
<b>Manny Mota, R</b> OBP: 0.383, SLG: 0.453 (1, 7)	0-0 1B SF7		0-0 F3		0-0 F8		0-0 1B 1-3 2-H			4	1	2	1	0	0	0				
<b>Willie Davis, L</b> OBP: 0.311, SLG: 0.432 (1, 8)	0-0 1-3 1B		0-0 2B		0-0 G3		0-0 1-2 3-H 1B			4	0	3	1	0	0	0				
<b>Wes Parker, S</b> OBP: 0.381, SLG: 0.367 (1, 3)	0-0 SF7 1-2 3-H		0-3 K		4-0 FC6-4 BB		0-3 K			2	0	0	1	1	2	3				
<b>Bill Buckner, L</b> OBP: 0.343, SLG: 0.390 (1, 9)	0-0 6-3		0-0 F9		0-0 F7		0-0 1-3			4	0	0	0	0	0	2				
<b>Steve Garvey, R</b> OBP: 0.314, SLG: 0.408 <b>Maury Wills, S</b> OBP: 0.172, SLG: 0.151 (1, 5) (7, 5)		0-3 K		0-0 1B 9-2 1B		0-0 FC6-4 1-2		0-3 K		3	0	1	0	0	1	1				
<b>Bill Russell, R</b> OBP: 0.331, SLG: 0.403 (1, 6)		0-3 K		0-0 1-3 1B		0-0 CS 1B		0-0 F2		4	0	2	0	0	1	0				
<b>Chris Cannizzaro, R</b> OBP: 0.351, SLG: 0.314 (1, 2)		0-0 1B		0-0 9-2		0-3 K				3	0	1	0	0	1	3				
<b>Bill Singer, R</b> OBP: 0.128, SLG: 0.111 (1, 1)		0-3 K		0-3 K		4-0 BB 1B BB				2	1	0	0	1	2	1				
<b>Inning Stats</b>	R: 1 E: 0 K: 1 S: 7	H: 2 LOB: 1 BB: 0 P: 7	R: 0 E: 0 K: 3 S: 10	H: 1 LOB: 1 BB: 0 P: 10	R: 0 E: 0 K: 2 S: 8	H: 1 LOB: 1 BB: 0 P: 8	R: 0 E: 0 K: 0 S: 4	H: 2 LOB: 1 BB: 0 P: 4	R: 0 E: 0 K: 1 S: 5	H: 0 LOB: 0 BB: 0 P: 5	R: 0 E: 0 K: 0 S: 3	H: 0 LOB: 1 BB: 1 P: 7	R: 2 E: 0 K: 2 S: 9	H: 3 LOB: 2 BB: 2 P: 17	R: 0 E: 0 K: 1 S: 5	H: 0 LOB: 0 BB: 0 P: 5	1B: 8 2B: 2 3B: 0 HR: 0	SF: 1 SAC: 0 DP: 1 HBP: 0	WP: 0 PB: 0 SB: 1 CS: 1	PA: 34
<b>PITCHER</b> <b>Don Durham, R</b> ERA: 4.54 <b>Diego Segui, R</b> ERA: 2.49 (1, 1) (7, 1)	IP: 6.2 WLS: L BF: 28 H: 7 R: 3 ER: 3 SO: 8 BB: 3 IBB: 0 HBP: 0 BLK: 0 WP: 0 HR: 0 S: 41 P: 53 ERA: 4.05 WHIP: 1.500															<b>PITCHER</b> <b>Diego Segui, R</b> ERA: 2.49 (7, 1)	IP: 1.1 WLS: L BF: 6 H: 2 R: 0 ER: 0 SO: 2 BB: 0 IBB: 0 HBP: 0 BLK: 0 WP: 0 HR: 0 S: 10 P: 10 ERA: 0.00 WHIP: 1.500			

**St. Louis Cardinals @ Los Angeles Dodgers**  
Dodger Stadium, Los Angeles, CA  
Wed Aug 23 1972, 7:05 PM PDT  
Att: 17,265 - Unknown

AB 30  
R 3  
H 9  
RBI 3  
BB 3  
SO 10  
LOB 10

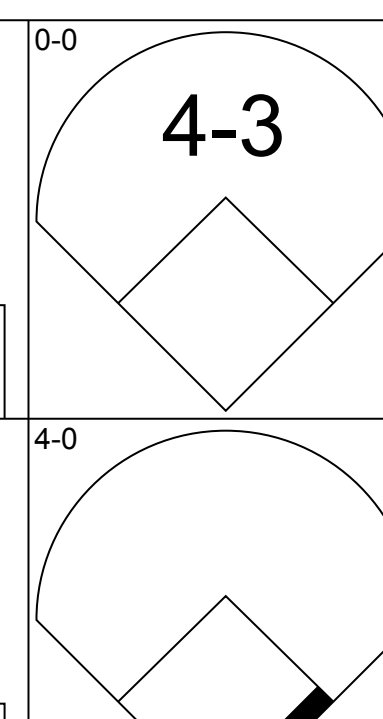
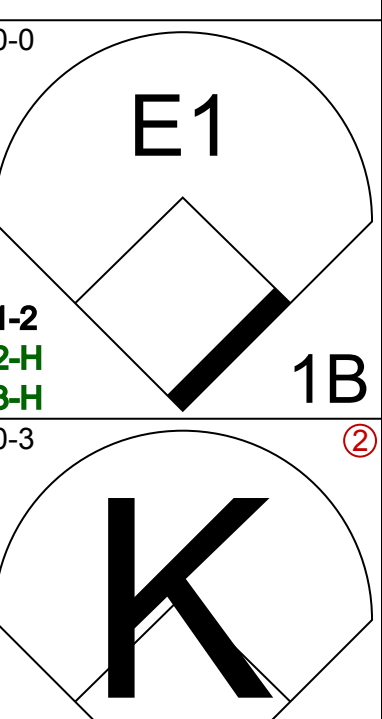
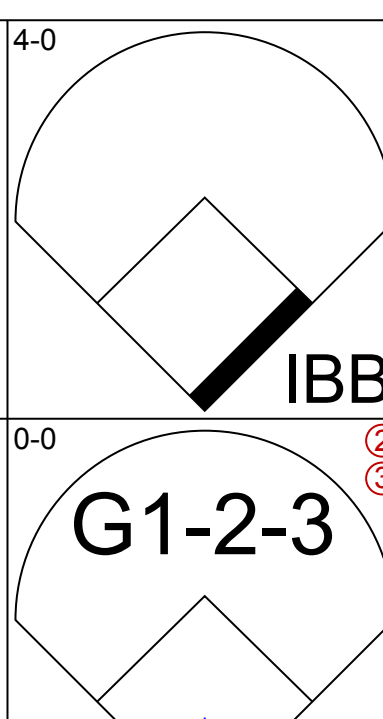
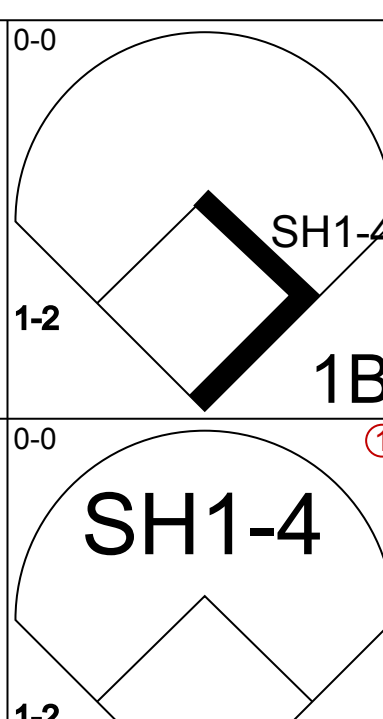
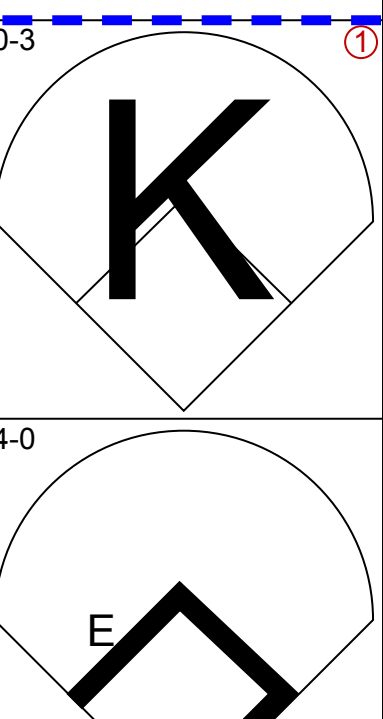
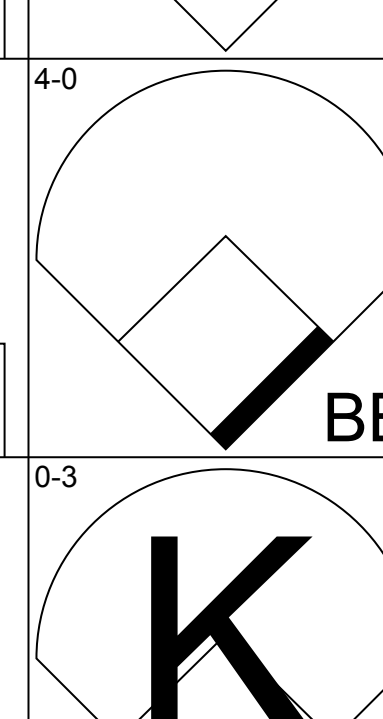
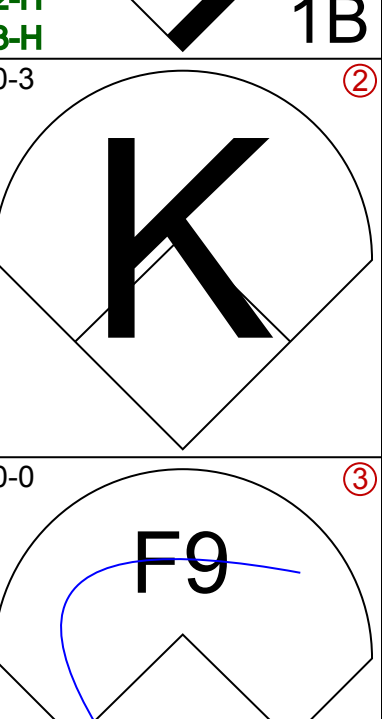
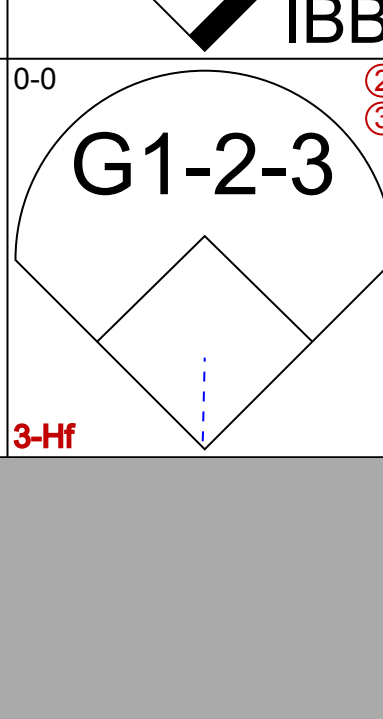
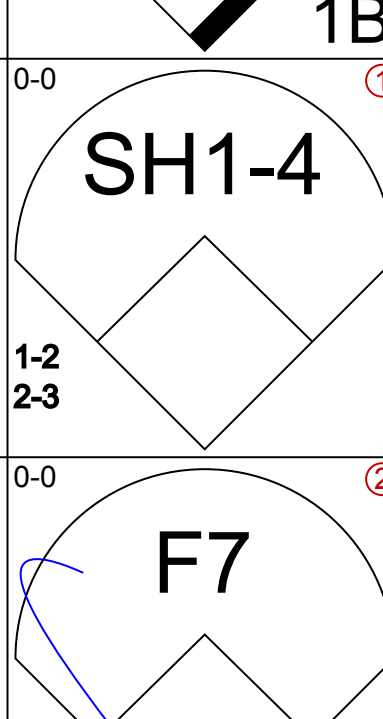
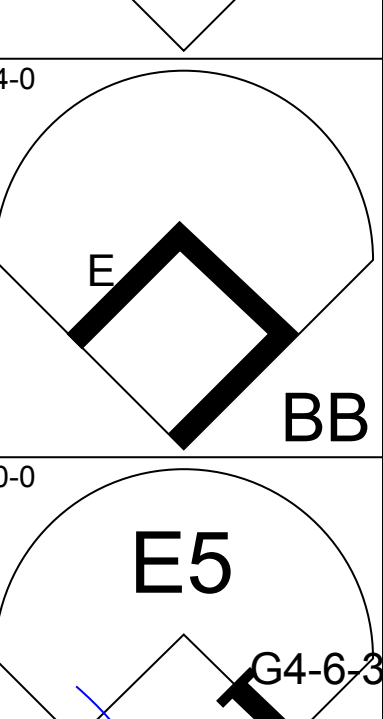
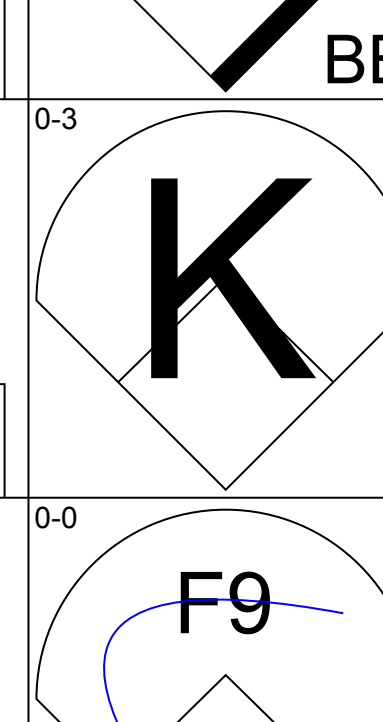
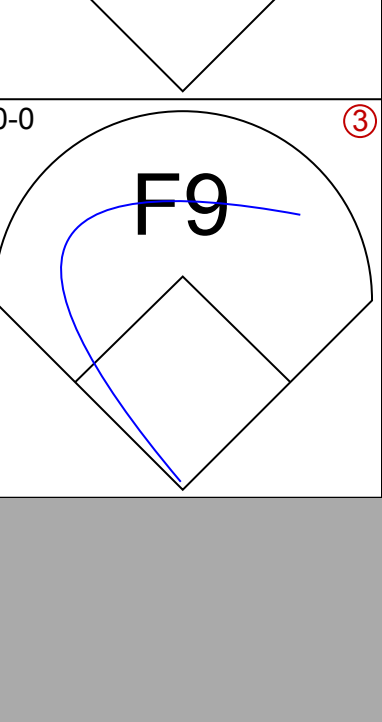
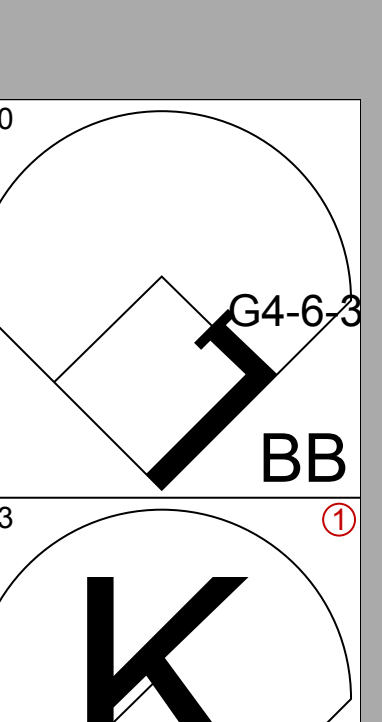
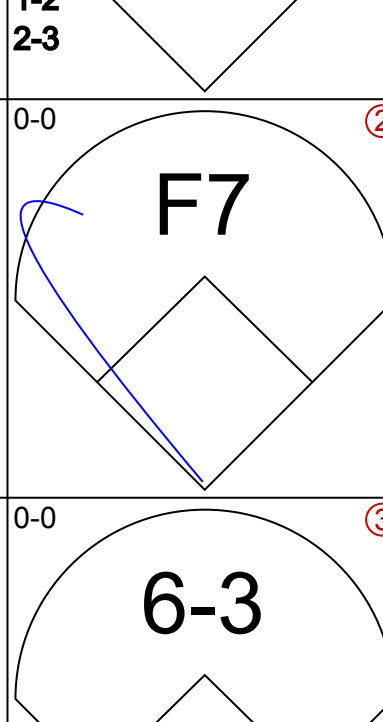
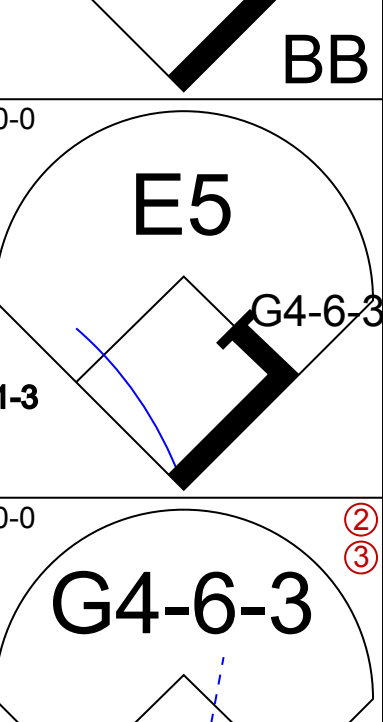
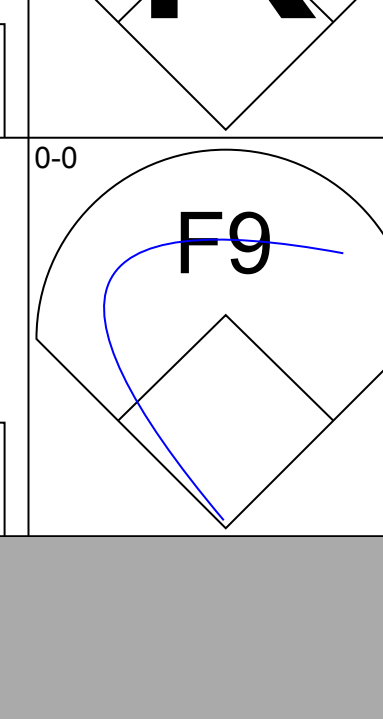
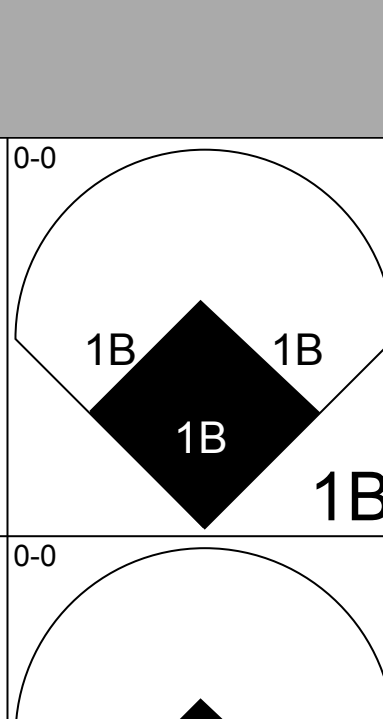
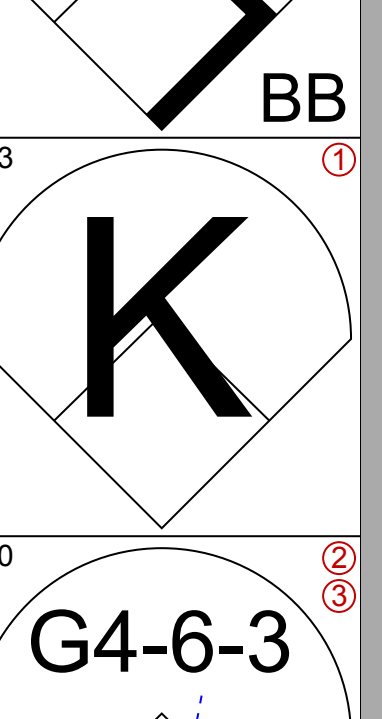
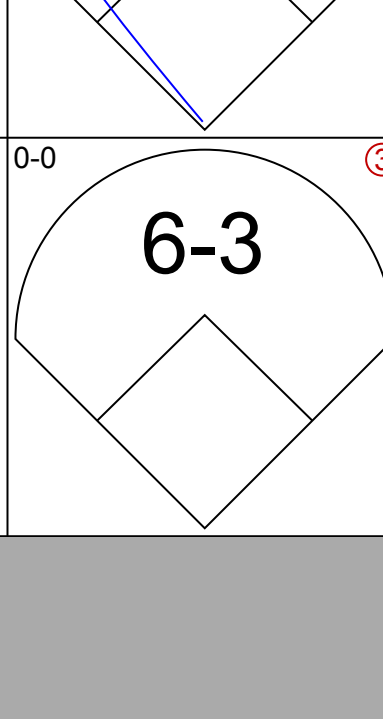
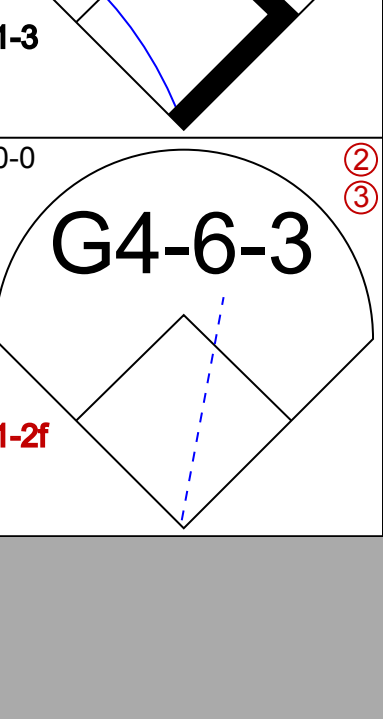
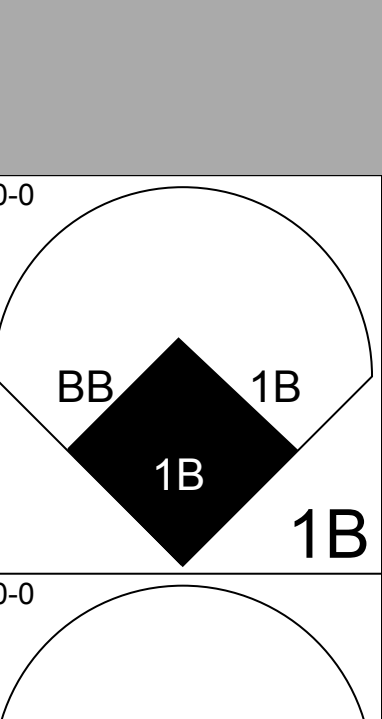
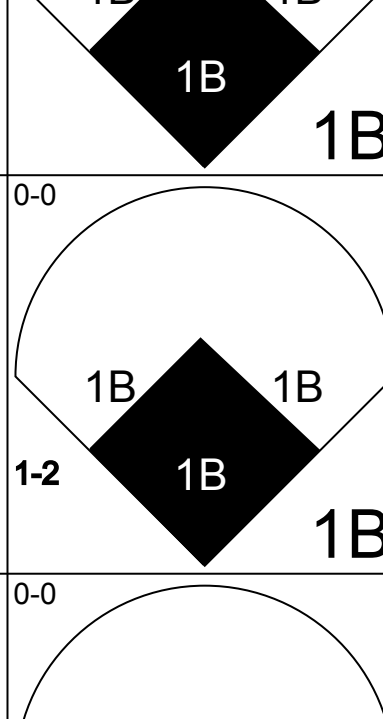
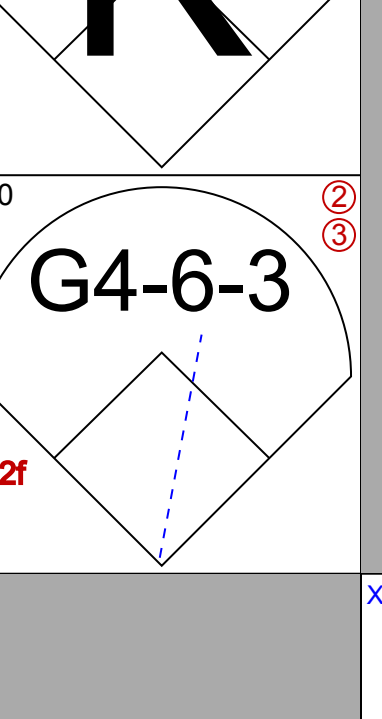
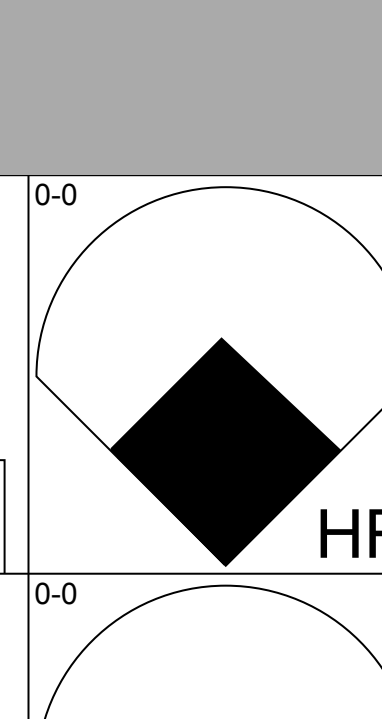
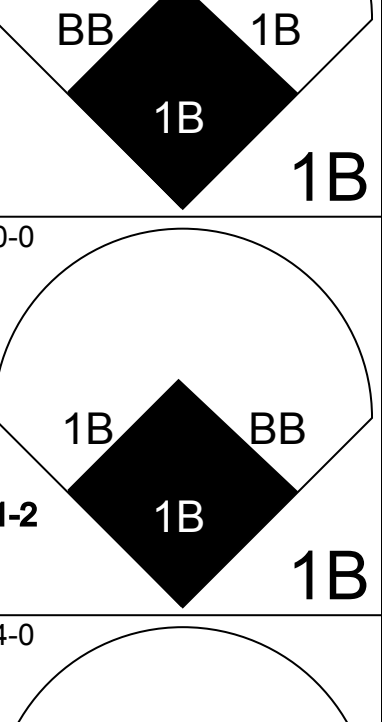
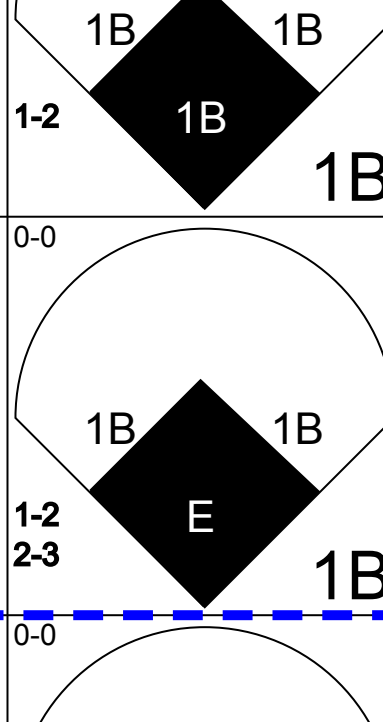
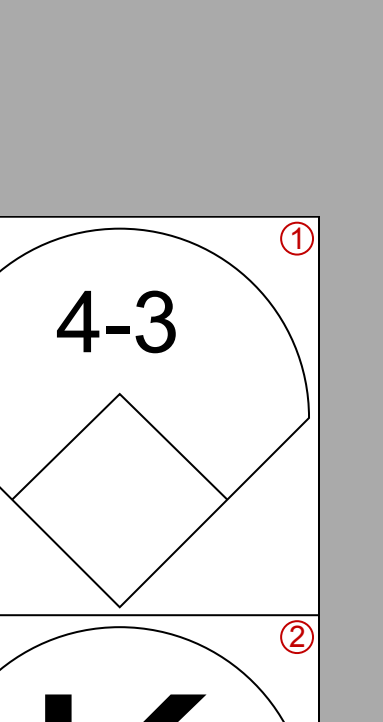
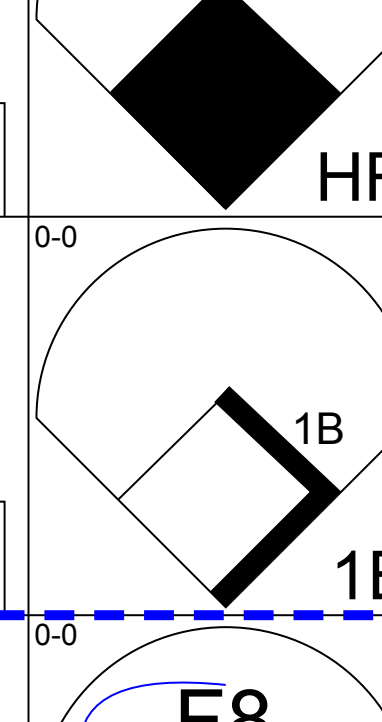

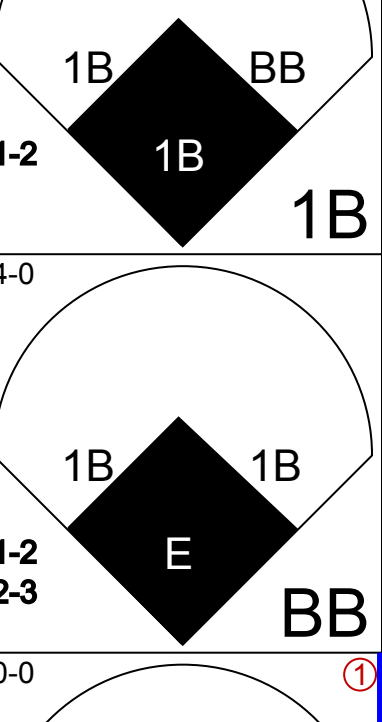
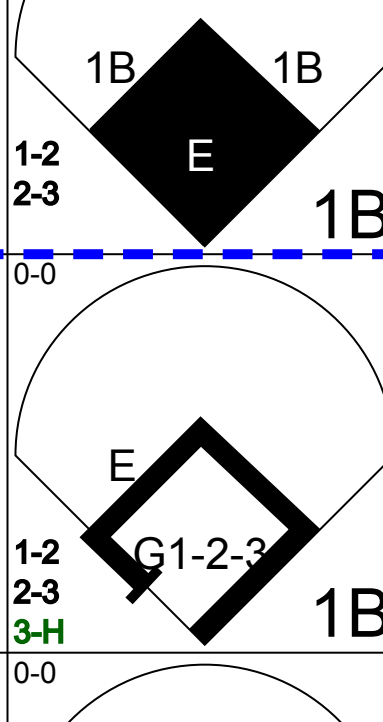
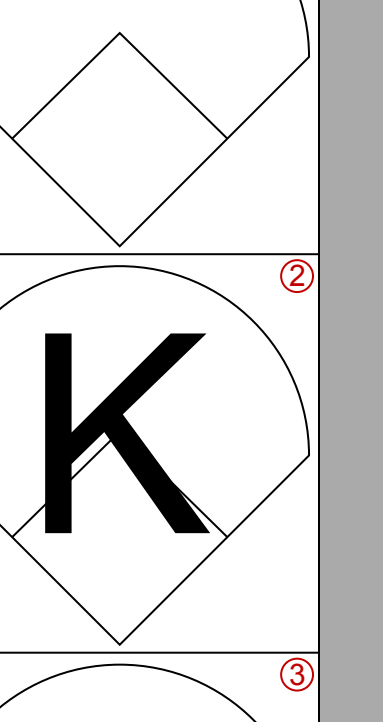
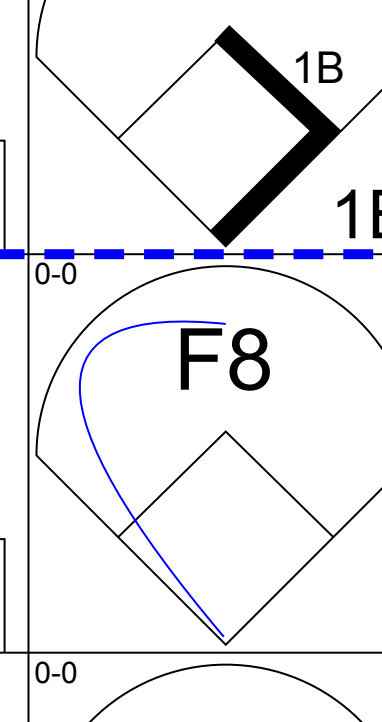
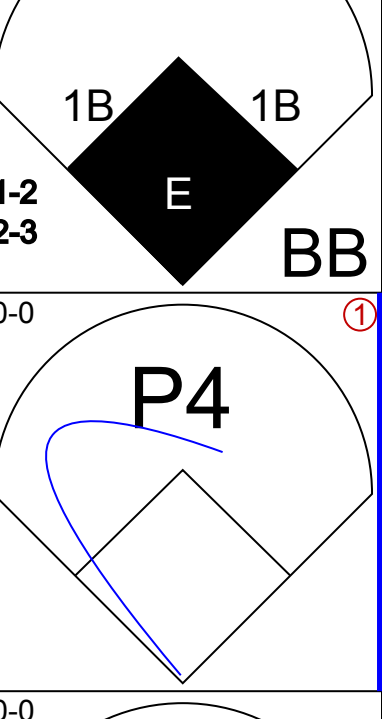
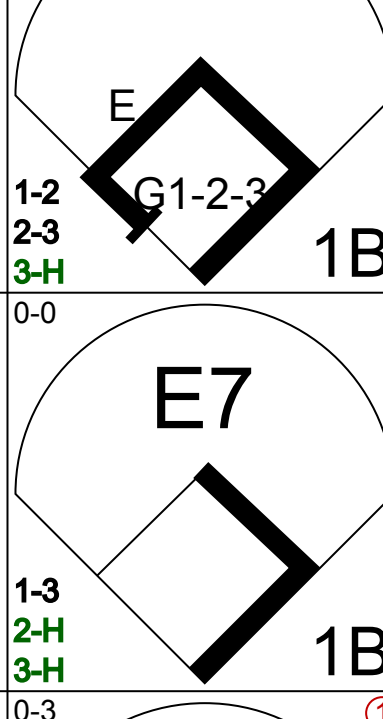
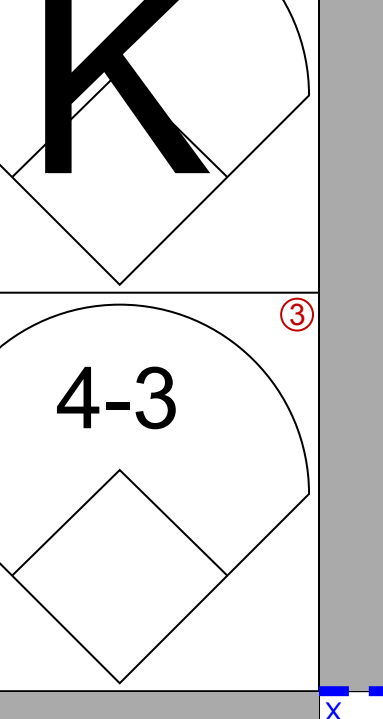
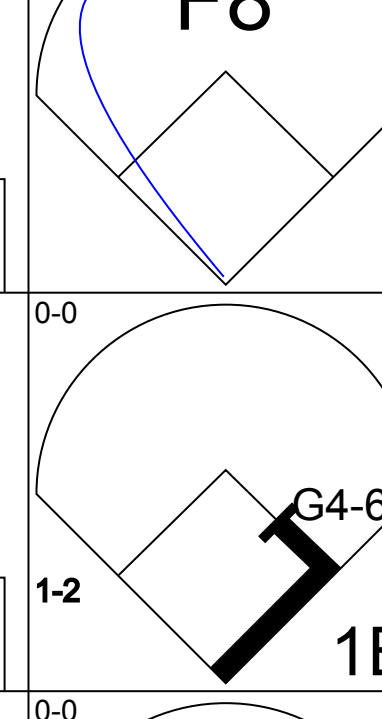
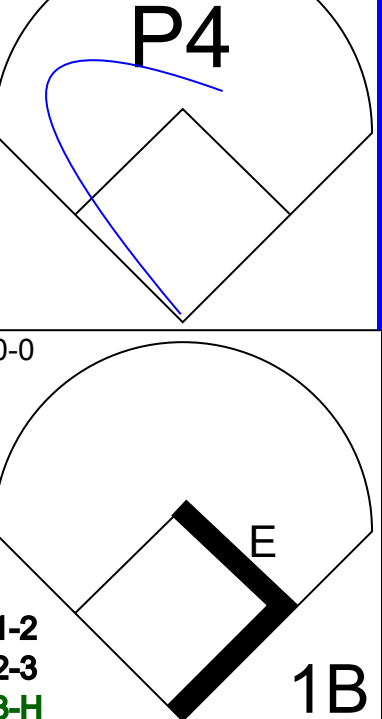
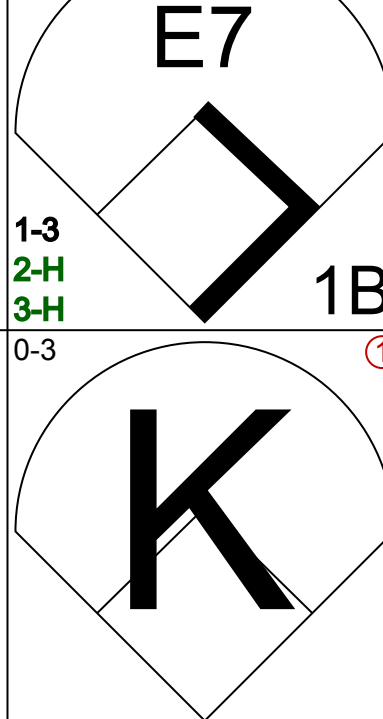
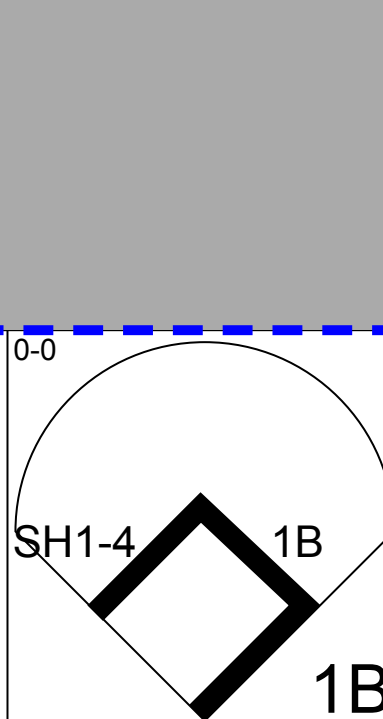





Batter	1	2	3	4	5	6	7	8	9	AB	R	H	RBI	BB	SO	LOB	TOP			
Jerry Morales, R OBP: 0.324, SLG: 0.370 (1, 8)										4	0	0	0	0	2	2	<b>San Diego Padres @ St. Louis Cardinals</b> Busch Stadium, St. Louis, MO Fri Aug 25 1972, 7:05 PM CDT Unknown			
Dave Roberts, R OBP: 0.291, SLG: 0.340 (1, 5)										4	1	1	0	0	1	1				
Leron Lee, L OBP: 0.366, SLG: 0.512 (1, 7)										4	2	2	1	0	1	0				
Nate Colbert, R OBP: 0.316, SLG: 0.530 (1, 3)										4	1	2	3	0	1	0				
Cito Gaston, R OBP: 0.311, SLG: 0.375 (1, 9)										4	0	0	0	0	0	1				
Derrel Thomas, S OBP: 0.294, SLG: 0.317 (1, 6)										4	0	1	0	0	1	0				
Fred Kendall, R OBP: 0.261, SLG: 0.366 (1, 2)										4	0	1	0	0	1	3				
Fred Stanley, R OBP: 0.306, SLG: 0.233 Larry Stahl, L OBP: 0.306, SLG: 0.331 (8, PH)										2	0	0	0	0	1	1				
Mike Caldwell, R Ed Acosta, S Johnny Jeter, R Mark Schaeffer, L Al Severinsen, R Curt Blefary Gary Ross, R Pat Corrales, R (1, 1)										1	0	0	0	0	1	1				
<b>Inning Stats</b>	R: 0 E: 0 K: 2 S: 7	H: 0 LOB: 0 BB: 0 P: 7	R: 0 E: 0 K: 1 S: 5	H: 0 LOB: 0 BB: 0 P: 5	R: 0 E: 0 K: 2 S: 8	H: 1 LOB: 1 BB: 0 P: 8	R: 0 E: 0 K: 1 S: 5	H: 0 LOB: 0 BB: 0 P: 5	R: 0 E: 0 K: 1 S: 5	H: 0 LOB: 0 BB: 0 P: 5	R: 2 E: 0 K: 1 S: 8	H: 3 LOB: 1 BB: 0 P: 8	R: 0 E: 0 K: 0 S: 4	H: 1 LOB: 1 BB: 0 P: 4	R: 2 E: 1 K: 0 S: 7	H: 3 LOB: 2 BB: 0 P: 7		1B: 4 2B: 1 3B: 2 HR: 1	SF: 0 SAC: 0 DP: 1 HBP: 0	WP: 0 PB: 1 SB: 0 CS: 0
<b>PITCHER</b>	IP WLS BF H R ER SO BB IBB HBP BLK WP HR S P ERA WHIP	8.0 W 33 8 4 4 9 0 0 0 0 0 1 51 51 4.50 1.000	1.0 S 3 0 0 0 0 0 0 0 0 0 0 0 3 3 0.00 0.000																	

AB	36
R	4
H	8
RBI	4
BB	0
SO	9
LOB	14



Batter	1	2	3	4	5	6	7	8	9	AB	R	H	RBI	BB	SO	LOB	BOTTOM						
Lou Brock, L OBP: 0.347, SLG: 0.384 (1, 7)										4	0	2	1	1	1	0	<b>San Diego Padres @ St. Louis Cardinals</b> Busch Stadium, St. Louis, MO Fri Aug 25 1972, 7:05 PM CDT Unknown						
Ted Sizemore, R OBP: 0.324, SLG: 0.348 (1, 4)										2	0	0	0	2	1	5							
Luis Melendez, R OBP: 0.302, SLG: 0.356 (1, 8)										4	0	0	0	1	1	6							
Joe Torre, R OBP: 0.356, SLG: 0.447 Ed Crosby, L OBP: 0.270, SLG: 0.253 (1, 5)										4	1	1	0	0	1	4							
Ted Simmons, S OBP: 0.329, SLG: 0.470 (1, 2)										4	3	3	1	0	0	1							
Matty Alou, L OBP: 0.351, SLG: 0.388 (1, 3)										4	2	3	0	0	0	0							
Dwain Anderson, R OBP: 0.353, SLG: 0.346 (1, 6)										3	1	1	1	1	1	1							
Jorge Roque, R OBP: 0.100, SLG: 0.053 Bernie Carbo, L OBP: 0.377, SLG: 0.355 (3, PH)										1	0	0	0	0	0	3							
Reggie Cleveland, R OBP: 0.262, SLG: 0.250 Diego Segui, R OBP: 0.263, SLG: 0.283 (1, 1)										4	0	2	1	0	1	4							
<b>Inning Stats</b>	R: 0 E: 0 K: 1 S: 5	H: 4 LOB: 2 BB: 1 P: 13	R: 3 E: 1 K: 1 S: 9	H: 5 LOB: 2 BB: 1 P: 13	R: 0 E: 0 K: 1 S: 4	H: 0 LOB: 0 BB: 1 P: 8	R: 0 E: 0 K: 0 S: 5	H: 2 LOB: 2 BB: 0 P: 5	R: 1 E: 0 K: 0 S: 5	H: 3 LOB: 1 BB: 0 P: 5	R: 0 E: 1 K: 1 S: 5	H: 0 LOB: 1 BB: 1 P: 9	1B: 13 2B: 0 3B: 0 HR: 1	SF: 0 SAC: 1 DP: 4 HBP: 0	WP: 0 PB: 0 SB: 0 CS: 0	PA: 40							
<b>PITCHER</b>	IP WLS BF H R ER SO BB IBB HBP BLK WP HR S P ERA WHIP	2.0 L 15 7 6 0 3 1 1 0 0 0 0 0 15 23 0.00 1.000	3.0 11 2 0 0 3 1 1 0 0 0 0 1 7 7 9.00 4.000	5.35 7 4 1 1 0 0 0 0 0 0 0 3 3 0.00 1.000	1.0 3 1 0 0 0 0 0 0 0 0 0 3 3 0.00 1.000	1.0 4 0 0 0 1 1 0 0 0 0 0 5 9 0.00 1.000																	

AB	34
R	7
H	14
RBI	5
BB	5
SO	6
LOB	26





Batter	1	2	3	4	5	6	7	8	9	AB	R	H	RBI	BB	SO	LOB	TOP										
Enzo Hernandez, R (1, 6) OBP: 0.240, SLG: 0.235 Jerry Morales, R (7, PH) OBP: 0.323, SLG: 0.369 Al Severinsen, R (7, 1) Fred Kendall, R (8, PH) OBP: 0.259, SLG: 0.365 Gary Ross, R (8, 1) OBP: 0.200, SLG: 0.200 Dave Roberts, R (1, 5) OBP: 0.286, SLG: 0.348 Leron Lee, L (1, 7) OBP: 0.386, SLG: 0.508 Nate Colbert, R (1, 3) OBP: 0.317, SLG: 0.529 Larry Stahl, L (1, 9) OBP: 0.306, SLG: 0.335 Johnny Jeter, R (7, PH) OBP: 0.280, SLG: 0.329 Derrel Thomas, S (1, 8) OBP: 0.298, SLG: 0.321 Pat Corrales, R (1, 2) OBP: 0.284, SLG: 0.183 Fred Stanley, R (1, 4) OBP: 0.299, SLG: 0.227 Cito Gaston, R (7, PH) OBP: 0.312, SLG: 0.374 Fred Norman, S (1, 1) OBP: 0.292, SLG: 0.175 Mike Corkins, R (2, 1) OBP: 0.241, SLG: 0.345 Curt Blefary, L (7, PH) OBP: 0.327, SLG: 0.396	F9 1B		1-3 BB			E1 1B	K 1B	F7 1B		3	0	0	0	0	0	0	<b>San Diego Padres @ St. Louis Cardinals</b> Busch Stadium, St. Louis, MO Fri Aug 25 1972, 7:05 PM CDT Att: 19,559 - Unknown <a href="http://livebaseballscores.com">livebaseballscores.com</a>										
	4-3 1B		6-3 BB			F8 1B	FC 1B			4	0	1	1	1	0	4											
	F3 1B		4-3 BB			G5-4-3 1B	FC 1B			5	0	2	1	0	0	3											
		4-3 2B				4-3 1B	FC6-4 1B			3	1	1	0	0	1	0											
	4-3 1B									2	0	0	0	0	0	3											
	4-3 1B									5	2	3	0	0	0	1											
	6-3 BB									3	2	1	0	2	0	1											
	6-3 1B									2	0	0	1	0	1	1											
	6-3 1B									1	1	0	1	1	0	1											
	K 1B									1	0	0	0	0	1	1											
<b>Inning Stats</b>	R: 0 E: 0 K: 0 S: 4	H: 1 LOB: 1 BB: 0 P: 4	R: 1 E: 0 K: 1 S: 6	H: 1 LOB: 1 BB: 1 P: 10	R: 0 E: 0 K: 1 S: 3	H: 0 LOB: 1 BB: 1 P: 7	R: 0 E: 0 K: 1 S: 5	H: 0 LOB: 0 BB: 0 P: 5	R: 0 E: 0 K: 2 S: 8	H: 1 LOB: 0 BB: 0 P: 3	R: 5 E: 0 K: 1 S: 9	H: 4 LOB: 1 BB: 2 P: 17	R: 2 E: 1 K: 0 S: 6	H: 3 LOB: 2 BB: 1 P: 10	R: 0 E: 0 K: 0 S: 4	H: 2 LOB: 1 BB: 0 P: 4	1B: 10 2B: 2 3B: 0 HR: 0	SF: 0 SAC: 0 DP: 1 HBP: 0	WP: 0 PB: 0 SB: 1 CS: 2	PA: 44							
<b>PITCHER</b>	IP	WLS	BF	H	R	ER	SO	BB	IBB	HBP	BLK	WP	HR	S	P	ERA	WHIP	<b>PITCHER</b>									
Al Santorini, R (1, 1) ERA: 5.0	6.0		26	4	4	4	4	4	0	0	0	0	0	30	46	6.00	1.333										
Diego Segui, R (7, 1) ERA: 2.71	0.1		5	3	2	2	1	0	0	0	0	0	0	7	7	54.00	9.000										
John Cumberland, L (7, 1) ERA: 7.63	0.2		1	0	0	0	0	0	0	0	0	0	0	1	1	0.00	0.000										
Ray Bare, R (8, 1) ERA: 0.93	2.0	L	11	5	2	1	0	0	1	0	0	0	0	10	14	4.50	2.500										

Batter	1	2	3	4	5	6	7	8	9	AB	R	H	RBI	BB	SO	LOB	BOTTOM										
Lou Brock, L (1, 7) OBP: 0.350, SLG: 0.383 Ted Sizemore, R (1, 4) OBP: 0.322, SLG: 0.345 Ed Crosby, L (5, FR) OBP: 0.267, SLG: 0.251 Luis Melendez, R (1, 8) OBP: 0.304, SLG: 0.357 Joe Torre, R (1, 3) OBP: 0.357, SLG: 0.452 Ted Simmons, S (1, 2) OBP: 0.332, SLG: 0.472 Dwain Anderson, R (1, 5) OBP: 0.367, SLG: 0.361 Bernie Carbo, L (1, 9) OBP: 0.381, SLG: 0.370 Dal Maxvill, R (1, 6) OBP: 0.305, SLG: 0.270 Matty Alou, L (7, PH) OBP: 0.351, SLG: 0.388 Al Santorini, R (1, 1) OBP: 0.125, SLG: 0.067 Diego Segui, R (7, 1) OBP: 0.093, SLG: 0.083 John Cumberland, R (7, 1) OBP: 0.071, SLG: 0.071 Jose Cruz, L (7, PH) OBP: 0.278, SLG: 0.269 Ray Bare, R (8, 1)	S HR 1B	WP IBB		3-1		F7 1B		FC5-6 BB		3	1	1	0	2	0	1	<b>San Diego Padres @ St. Louis Cardinals</b> Busch Stadium, St. Louis, MO Fri Aug 25 1972, 7:05 PM CDT Att: 19,559 - Unknown <a href="http://livebaseballscores.com">livebaseballscores.com</a>										
	L5 1B	1-3 1B				E8 2B	FC3-6 1B	FC5-6 1B		3	0	0	0	0	0	3											
	F8 1B					1-3 2B		G4-6-3 1B		2	1	0	0	0	0	2											
	HR 1B	F8 1B				2-3 2B	1B	G4-6-3 1B		5	2	2	0	0	0	4											
	HR 1B		6-3 1B			F8 1B		FC4-6 BB		4	1	1	3	1	0	3											
	G5-4-3 1B		F7 1B			FC4-6 1B		1B BB		4	1	2	2	1	0	1											
	G5-4-3 1B					1-3 3H 3H 1B	2B	1B BB		5	0	3	0	0	0	2											
						1-3 2H 2H 1B	1B	G4-6-3 1B		4	1	2	2	1	1	3											
										3	0	1	0	0	0	2											
										1	0	0	0	0	0	2											
<b>Inning Stats</b>	R: 3 E: 0 K: 0 S: 6	H: 4 LOB: 0 BB: 0 P: 6	R: 1 E: 0 K: 0 S: 5	H: 2 LOB: 2 BB: 1 P: 9	R: 0 E: 0 K: 1 S: 6	H: 1 LOB: 1 BB: 0 P: 6	R: 0 E: 0 K: 1 S: 5	H: 0 LOB: 0 BB: 0 P: 5	R: 2 E: 1 K: 0 S: 6	H: 2 LOB: 2 BB: 1 P: 10	R: 0 E: 0 K: 0 S: 3	H: 0 LOB: 1 BB: 1 P: 7	R: 1 E: 0 K: 1 S: 7	H: 2 LOB: 2 BB: 1 P: 11	R: 0 E: 0 K: 0 S: 2	H: 0 LOB: 0 BB: 1 P: 6	R: 0 E: 0 K: 0 S: 3	H: 1 LOB: 1 BB: 1 P: 7	1B: 9 2B: 1 3B: 0 HR: 2	SF: 0 SAC: 1 DP: 3 HBP: 0	WP: 1 PB: 0 SB: 1 CS: 0	PA: 43					
<b>PITCHER</b>	IP	WLS	BF	H	R	ER	SO	BB	IBB	HBP	BLK	WP	HR	S	P	ERA	WHIP	<b>PITCHER</b>									
Fred Norman, L (1, 1) ERA: 3.58	1.0		6	4	4	4	0	0	0	0	0	0	0	2	8	36.00	6.000										
Mike Corkins, R (2, 1) ERA: 3.59	5.0		22	3	2	1	2	1	2	0	0	1	0	23	35	1.80	0.800										
Al Severinsen, R (7, 1) ERA: 0.73	1.0		6	2	1	1	1	1	0	0	0	0	0	7	11	9.00	3.000										
Gary Ross, R (8, 1) ERA: 2.1	2.0	W	7	1	0	0	0	2	0	0	0	0	0	5	13	0.00	1.500										





Batter	1	2	3	4	5	6	7	8	9	AB	R	H	RBI	BB	SO	LOB	TOP			
Larry Stahl, L (1,8) OBP: 0.311, SLG: 0.348	0-0 6-3 3B		0-0 1B 2B		0-0 P4			0-0 F7	4-0 FC6 BB	4	1	2	0	1	0	0	<b>San Diego Padres @ St. Louis Cardinals</b> Busch Stadium, St. Louis, MO Sat Aug 26 1972, 7:05 PM CDT Att: 21,097 - Unknown			
Dave Roberts, R (1,5) OBP: 0.288, SLG: 0.349	0-0 6-3		0-0 2-3 1B		0-3 K			0-0 1-3 1B	0-0 FC6	5	1	2	1	0	1	2				
Leron Lee, L (1,7) OBP: 0.365, SLG: 0.504	0-0 FC6-4 1B		0-0 P5		0-0 P6			0-0 1-3		4	0	1	0	0	0	3				
Nate Colbert, R (1,3) OBP: 0.316, SLG: 0.526	0-0 F8		0-0 G2		0-0 F7			0-0 1B		4	0	1	1	0	0	3				
Cito Gaston, R (1,9) OBP: 0.311, SLG: 0.370	0-0 FC6-4 1-2			4-0 1-3 BB		0-0 4-3		0-3 K		3	0	0	0	1	1	2				
Derrel Thomas, S (1,6) OBP: 0.295, SLG: 0.317		0-0 1-3		0-0 F8				0-0 1-3	0-3 K	4	0	0	0	0	1	1				
Fred Kendall, R (1,2) OBP: 0.299, SLG: 0.372		0-3 K		0-0 1-3			0-0 P4		0-0 6-3 3B	4	1	1	0	0	1	1				
Fred Stanley, R (1,4) OBP: 0.297, SLG: 0.218		0-0 4-3		0-3 K			4-0 BB		0-0 6-3	3	0	0	1	1	1	1				
Steve Arlin, R (1,1) OBP: 0.270, SLG: 0.218			0-3 K		0-0 4-3		0-3 K		3-4 4-0 BB	0	0	0	0	0	0	0				
Ed Acosta, S (2,1)										1	0	0	0	0	1	0				
Mark Schaeffer, L (4,1)										1	0	0	0	0	0	0				
Al Severinsen, R (6,1)										1	0	0	0	0	1	1				
Curt Blefary, L (9,PH) OBP: 0.333, SLG: 0.396										0	0	0	0	1	0	0				
<b>Inning Stats</b>	R: 1 E: 0 K: 0 S: 5	H: 2 LOB: 1 BB: 0 P: 5	R: 0 E: 0 K: 1 S: 5	H: 0 LOB: 0 BB: 0 P: 5	R: 0 E: 0 K: 1 S: 7	H: 2 LOB: 2 BB: 0 P: 7	R: 0 E: 0 K: 1 S: 5	H: 0 LOB: 0 BB: 1 P: 9	R: 0 E: 0 K: 1 S: 3	H: 0 LOB: 0 BB: 0 P: 3	R: 0 E: 0 K: 1 S: 5	H: 0 LOB: 1 BB: 0 P: 9	R: 1 E: 0 K: 1 S: 7	H: 2 LOB: 1 BB: 0 P: 7	R: 1 E: 0 K: 1 S: 6	H: 1 LOB: 2 BB: 2 P: 14	1B: 4 2B: 1 3B: 2 HR: 0	SF: 0 SAC: 0 DP: 0 HBP: 0	WP: 0 PB: 0 SB: 0 CS: 0	PA: 38
<b>PITCHER</b>	IP WLS BF H R ER SO BB IBB HBP BLK WP HR S P ERA WHIP																			
Bob Gibson, R (1,1) ERA: 2.74	8.0 W 32 6 2 2 6 2 0 0 0 0 0 0 42 50 2.25 1.000																			
Dennis Higgins, R (9,1) ERA: 3.97	1.0 S 6 1 1 1 1 2 0 0 0 0 0 0 6 14 9.00 3.000																			

Batter	1	2	3	4	5	6	7	8	9	AB	R	H	RBI	BB	SO	LOB	BOTTOM			
Lou Brock, L (1,7) OBP: 0.354, SLG: 0.388	0-0 SH5-3 SF8			0-0 BB SH1-4 1B						4	2	4	2	0	0	0	<b>San Diego Padres @ St. Louis Cardinals</b> Busch Stadium, St. Louis, MO Sat Aug 26 1972, 7:05 PM CDT Att: 21,097 - Unknown			
Jose Cruz, L (6,7) OBP: 0.281, SLG: 0.276		0-0 BB 1-3 1B		0-0 1-2 1B						1	0	1	0	0	0	0				
Ed Crosby, L (1,4) OBP: 0.294, SLG: 0.248	0-0 SH5-3 1-3	0-0 F9		0-0 SH1-4 1-2 2-3			0-0 P1		0-0 F9	3	0	0	0	0	0	4				
Bernie Carbo, L (1,9) OBP: 0.361, SLG: 0.367	0-0 SF8 3-H	4-0 BB IBB		4-0 1B BB IBB			0-0 F8		0-0 F7	2	1	0	1	2	0	2				
Joe Torre, R (1,5) OBP: 0.357, SLG: 0.449	0-0 F9	4-0 BB IBB		4-0 BB 1B IBB			0-0 F9		0-0 1-3	3	0	0	2	2	0	1				
Dal Maxvill, R (8,4) OBP: 0.305, SLG: 0.270	0-0 F9			1-2 2-3 3-H BB			0-0 1-3 BB			0	0	0	0	0	0	0				
Ted Simmons, S (1,2) OBP: 0.337, SLG: 0.473		0-0 1B F8		0-0 BB 1B			4-0 1-3 BB		1-0 G6-4-3 HBP	3	1	2	1	1	0	3				
Matty Alou, L (1,3) OBP: 0.353, SLG: 0.389		0-0 1B FC4-6 1B		0-3 K			4-0 1-2 2-3 3-H BB		0-0 G6-4-3 1-2	4	1	2	1	1	1	1				
Dwain Anderson, R (1,6) OBP: 0.358, SLG: 0.352		0-0 FC4-6 1B 1-2 3-H		0-0 4-3			0-0 G1-2-3 3-H		0-0 E6	5	1	1	1	0	0	5				
Luis Melendez, R (1,8) OBP: 0.309, SLG: 0.359		0-0 FC4-6 1B		0-0 F8			0-0 PB WP 1B		0-0 F9	4	1	2	0	1	0	1				
Bob Gibson, R (1,1) OBP: 0.182, SLG: 0.390	0-0 FC4-6 1B			0-0 SH1-4 BB 1B			0-0 5-3		0-3 K	4	2	1	1	0	1	6				
Dennis Higgins, R (9,1) ERA: 0.61	1-2 2-3 3-H			1-2 2-3 3-H BB			1-3			0	0	0	0	0	0	0				
<b>Inning Stats</b>	R: 1 E: 0 K: 0 S: 4	H: 1 LOB: 0 BB: 0 P: 4	R: 4 E: 0 K: 0 S: 8	H: 5 LOB: 3 BB: 2 P: 16	R: 0 E: 0 K: 1 S: 5	H: 0 LOB: 0 BB: 0 P: 5	R: 3 E: 0 K: 0 S: 5	H: 3 LOB: 2 BB: 3 P: 17	R: 1 E: 0 K: 0 S: 5	H: 2 LOB: 1 BB: 0 P: 5	R: 0 E: 0 K: 1 S: 6	H: 1 LOB: 2 BB: 2 P: 14	R: 0 E: 0 K: 0 S: 4	H: 1 LOB: 1 BB: 0 P: 4	R: 0 E: 1 K: 0 S: 3	H: 0 LOB: 1 BB: 0 P: 4	1B: 12 2B: 1 3B: 0 HR: 0	SF: 1 SAC: 2 DP: 2 HBP: 1	WP: 1 PB: 1 SB: 1 CS: 0	PA: 44
<b>PITCHER</b>	IP WLS BF H R ER SO BB IBB HBP BLK WP HR S P ERA WHIP																			
Steve Arlin, R (1,1) ERA: 3.74	1.1 L 10 2 3 3 1 2 2 0 0 0 0 0 10 26 13.50 2.000																			
Ed Acosta, R (2,1) ERA: 5.53	2.0 12 2 3 3 1 2 2 0 0 0 0 0 10 26 13.50 2.000																			
Mark Schaeffer, L (4,1) ERA: 5.25	2.1 13 4 1 1 0 3 0 0 0 0 1 0 10 22 3.86 3.000																			
Al Severinsen, R (6,1) ERA: 0.61	2.1 9 1 0 0 1 0 0 1 0 0 0 0 10 11 0.00 0.429																			





Batter	1	2	3	4	5	6	7	8	9	AB	R	H	RBI	BB	SO	LOB	TOP		
Jerry Morales, R OBP: 0.325, SLG: 0.374 (1, 8)	0-0 1B		0-0 1-3 2B		0-0 F8		0-3 K			4	1	2	0	0	1	0	<b>San Diego Padres @ St. Louis Cardinals</b> Busch Stadium, St. Louis, MO Sun Aug 27 1972, 3:33 AM CDT Att: 13,219 - Unknown <a href="http://livebaseballscorecards.com">livebaseballscorecards.com</a>		
Dave Roberts, R OBP: 0.290, SLG: 0.351 (1, 5) (7, 4)	0-0 1-3 1B		0-0 1-3		0-0 6-3			0-0 FC5-4 1B		4	0	2	0	0	0	1			
Leron Lee, L OBP: 0.363, SLG: 0.507 (1, 7)	0-3 K		0-0 2B		0-0 F8			0-0 FC5-4 1-2		4	1	1	1	0	1	3			
Nate Colbert, R OBP: 0.320, SLG: 0.530 (1, 3)	4-0 IBB		0-0 4-3 2B		0-0 FC5-4 1B			0-0 F9		3	0	2	1	1	0	1			
Cito Gaston, R OBP: 0.307, SLG: 0.365 (1, 9)	0-3 K		0-0 4-3		0-0 F8			0-0 4-3		4	0	0	0	0	1	6			
Derrel Thomas, S OBP: 0.292, SLG: 0.314 (1, 6)	0-0 6-3		0-0 6-3		0-0 FC5-4 FC6-4			0-0 F8		4	0	0	0	0	0	5			
Fred Kendall, R OBP: 0.295, SLG: 0.365 (1, 2)		0-0 F5		0-0 F8		0-0 FC6-4		0-0 L1		4	0	0	0	0	0	1			
Fred Stanley, R OBP: 0.290, SLG: 0.213 (7, PH) Curt Blefary, L OBP: 0.327, SLG: 0.388 (7, 5)	0-3 K		0-3 K		0-3 K		0-0 4-3	0-0 F8		2	0	0	0	0	2	0			
Clay Kirby, R OBP: 0.095, SLG: 0.056 Fred Norman, S OBP: 0.280, SLG: 0.167 Johnny Jeter, R OBP: 0.279, SLG: 0.327 Gary Ross, R OBP: 0.200, SLG: 0.200 (7, 1)	0-3 K		0-0 4-3		0-0 K					2	0	0	0	0	2	0			
										2	0	0	0	0	0	0			
										0	0	0	0	0	0	0			
										2	0	0	0	0	1	0			
										1	0	0	0	1	0	0			
										0	0	0	0	0	0	0			
<b>Inning Stats</b>	R: 0 E: 0 K: 2 S: 9	H: 2 LOB: 3 BB: 1 P: 13	R: 0 E: 0 K: 2 S: 7	H: 0 LOB: 0 BB: 0 P: 7	R: 2 E: 0 K: 0 S: 6	H: 3 LOB: 1 BB: 0 P: 6	R: 0 E: 0 K: 1 S: 5	H: 0 LOB: 0 BB: 0 P: 5	R: 0 E: 0 K: 0 S: 4	H: 1 LOB: 1 BB: 0 P: 4	R: 0 E: 0 K: 2 S: 7	H: 0 LOB: 0 BB: 0 P: 7	R: 0 E: 0 K: 0 S: 4	H: 1 LOB: 1 BB: 0 P: 4	R: 0 E: 0 K: 0 S: 3	H: 0 LOB: 0 BB: 0 P: 3	1B: 4 2B: 2 3B: 1 HR: 0	SF: 0 SAC: 0 DP: 0 HBP: 0	WP: 0 PA: 35 PB: 0 SB: 1 CS: 0
<b>PITCHER</b> Rick Wise, R ERA: 3.38 (1, 1)	IP: 9.0 WLS: W BF: 35 H: 7 R: 2 ER: 2 SO: 7 BB: 0 IBB: 1 HBP: 0 BLK: 0 WP: 0 HR: 0 S: 48 P: 52 ERA: 2.00 WHIP: 0.778																		

Batter	1	2	3	4	5	6	7	8	9	AB	R	H	RBI	BB	SO	LOB	BOTTOM		
Lou Brock, L OBP: 0.397, SLG: 0.392 Jose Cruz, L OBP: 0.281, SLG: 0.276 (1, 7) (9, 7)	0-0 1B			0-0 BB 1B		0-3 K		0-0 1-3 E 2B		5	2	3	0	0	1	1	<b>San Diego Padres @ St. Louis Cardinals</b> Busch Stadium, St. Louis, MO Sun Aug 27 1972, 3:33 AM CDT Att: 13,219 - Unknown <a href="http://livebaseballscorecards.com">livebaseballscorecards.com</a>		
Ed Crosby, L OBP: 0.287, SLG: 0.251 (1, 4)	0-0 BB 1B	0-3 K		0-0 BB 1B		0-0 6-3		0-0 P6		5	1	2	0	0	1	2			
Bernie Carbo, L OBP: 0.388, SLG: 0.376 (1, 9)	4-0 G3 1B	4-0 BB BB		0-0 F7		0-0 WP 3B		4-0 FC3-6 IBB		2	2	1	0	3	0	2			
Joe Torre, R OBP: 0.360, SLG: 0.447 (1, 3)	4-0 G3 1B	0-0 F3		4-0 BB BB		4-0 1B BB		0-0 FC3-6		2	0	0	2	3	0	2			
Ted Simmons, S OBP: 0.333, SLG: 0.468 (1, 2)	0-0 G3	0-0 P4		0-0 L4		0-0 P6		0-0 F7		5	0	0	1	0	0	8			
Luis Melendez, R OBP: 0.316, SLG: 0.363 (1, 8)	4-0 1B 2B		0-0 F9		0-0 CS 1B		0-0 S 1B			3	1	2	0	1	0	0			
Dwain Anderson, R OBP: 0.354, SLG: 0.348 (1, 5)	0-0 2B		0-0 F3		0-3 K		0-3 K			4	1	1	1	0	2	3			
Dal Maxvill, R OBP: 0.305, SLG: 0.267 (1, 6)	4-0 2B		0-0 1-3		0-0 F7		0-0 3-1			3	1	0	0	1	0	2			
Rick Wise, R OBP: 0.200, SLG: 0.257 (1, 1)	0-0 1-2 2-3 3-H 2B		0-0 P5		0-0 5-3		0-0 E6 FC3-6			4	1	1	3	0	0	0			
										1	0	0	0	0	0	0			
										1	0	0	0	0	0	0			
										3	1	0	0	1	0	2			
										4	1	1	1	0	2	3			
										3	1	0	0	1	0	2			
										4	1	1	3	0	0	0			
<b>Inning Stats</b>	R: 6 E: 0 K: 0 S: 6	H: 4 LOB: 1 BB: 4 P: 22	R: 0 E: 0 K: 1 S: 5	H: 0 LOB: 1 BB: 1 P: 9	R: 0 E: 0 K: 0 S: 3	H: 0 LOB: 0 BB: 0 P: 3	R: 0 E: 0 K: 0 S: 5	H: 2 LOB: 3 BB: 1 P: 9	R: 0 E: 0 K: 1 S: 5	H: 1 LOB: 0 BB: 0 P: 5	R: 0 E: 0 K: 1 S: 5	H: 0 LOB: 0 BB: 0 P: 5	R: 1 E: 0 K: 1 S: 7	H: 2 LOB: 2 BB: 1 P: 11	R: 2 E: 2 K: 0 S: 5	H: 1 LOB: 1 BB: 1 P: 9	1B: 7 2B: 3 3B: 1 HR: 0	SF: 0 SAC: 0 DP: 1 HBP: 0	WP: 1 PA: 41 PB: 0 SB: 1 CS: 1
<b>PITCHER</b> Clay Kirby, R ERA: 3.18 Fred Norman, L ERA: 3.62 Gary Ross, R ERA: 2.16	IP: 0.0 WLS: L BF: 4 H: 2 R: 4 ER: 4 SO: 4 BB: 2 IBB: 0 HBP: 0 BLK: 0 WP: 0 HR: 0 S: 2 P: 10 ERA: ∞ WHIP: ∞																		





Batter	1	2	3	4	5	6	7	8	9	AB	R	H	RBI	BB	SO	LOB	TOP			
<b>Bobby Bonds, R</b> OBP: 0.327, SLG: 0.456 (1, 9)	4-0 WP 4-3 BB		0-3 K		0-3 K			0-0 1-3		3	1	0	0	1	2	0	<b>San Francisco Giants @ St. Louis Cardinals</b> Busch Stadium, St. Louis, MO Mon Aug 28 1972, 7:05 PM CDT Att: 11,373 - Unknown			
<b>Chris Speier, R</b> OBP: 0.364, SLG: 0.425 (1, 6)	0-0 4-3		0-3 K		0-0 FC6-4			4-0 4-3 BB		3	0	0	0	1	1	2				
<b>Ken Henderson, S</b> OBP: 0.323, SLG: 0.469 (1, 7)	0-0 4-3		0-0 P6			0-0 F5		0-0 4-3		4	0	0	1	0	0	1				
<b>Willie McCovey, L</b> OBP: 0.310, SLG: 0.397 (1, 3)	0-0 F2			0-3 K		4-0 BB		0-0 F9		3	0	0	0	1	1	1				
<b>Dave Rader, L</b> OBP: 0.306, SLG: 0.354 (1, 2)		0-0 FC5-4 1B		0-0 1B		0-0 F9		0-0 E9		4	1	2	0	0	0	0				
<b>Dave Kingman, R</b> OBP: 0.301, SLG: 0.466 (1, 5)		0-0 FC5-4 1B		0-0 F8		0-3 K		0-0 F6		4	0	1	0	0	1	2				
<b>Tito Fuentes, S</b> OBP: 0.308, SLG: 0.381 (1, 4)		0-0 F5		0-3 K			0-0 4-3		0-0 G3	4	0	0	0	0	1	3				
<b>Garry Maddox, R</b> OBP: 0.285, SLG: 0.424 (1, 8)		0-0 FC5-4			0-0 F8		0-0 F7		0-3 K	4	0	0	0	0	1	2				
<b>Juan Marichal, R</b> OBP: 0.220, SLG: 0.245 (1, 1)		0-3 K			0-0 P3		0-0 6-3			1	0	0	0	0	1	2				
<b>Sam McDowell, L</b> OBP: 0.163, SLG: 0.208 (3, 1)										1	0	0	0	0	0	0				
<b>Chris Arnold, R</b> OBP: 0.287, SLG: 0.316 (7, PH)										1	0	0	0	0	0	0				
<b>Randy Moffitt, R</b> (7, 1)										0	0	0	0	0	0	0				
<b>Inning Stats</b>	R: 1 E: 0 K: 0 S: 3	H: 0 LOB: 0 BB: 1 P: 7	R: 0 E: 0 K: 1 S: 7	H: 2 LOB: 0 BB: 0 P: 7	R: 0 E: 0 K: 2 S: 7	H: 0 LOB: 0 BB: 0 P: 7	R: 0 E: 0 K: 2 S: 8	H: 1 LOB: 1 BB: 0 P: 8	R: 0 E: 0 K: 1 S: 6	H: 0 LOB: 1 BB: 1 P: 9	R: 0 E: 0 K: 0 S: 3	H: 0 LOB: 0 BB: 0 P: 3	R: 0 E: 0 K: 0 S: 3	H: 0 LOB: 1 BB: 1 P: 7	R: 1 E: 1 K: 1 S: 6	H: 0 LOB: 0 BB: 0 P: 6	1B: 3 2B: 0 3B: 0 HR: 0	SF: 0 SAC: 0 DP: 0 HBP: 0	WP: 1 PB: 1 SB: 0 CS: 0	PA: 35
<b>PITCHER</b> <b>Don Durham, R</b> ERA: 3.83 (1, 1)	IP: 9.0 WLS: W BF: 35 H: 3 R: 2 ER: 1 SO: 8 BB: 3 IBB: 0 HBP: 0 BLK: 0 WP: 1 HR: 0 S: 48 P: 60 ERA: 1.00 WHIP: 0.667															<b>PITCHER</b>				

Batter	1	2	3	4	5	6	7	8	9	AB	R	H	RBI	BB	SO	LOB	BOTTOM			
<b>Lou Brock, L</b> OBP: 0.358, SLG: 0.398 (1, 7)	0-0 HR	4-0 1-2 BB		0-0 F9		0-0 FC6-4				3	1	1	1	1	0	1	<b>San Francisco Giants @ St. Louis Cardinals</b> Busch Stadium, St. Louis, MO Mon Aug 28 1972, 7:05 PM CDT Att: 11,373 - Unknown			
<b>Ed Crosby, L</b> OBP: 0.287, SLG: 0.251 (1, 4)	0-0 G1	0-0 P4		0-0 P4			0-0 1B E 1B			4	0	1	0	0	0	2				
<b>Bernie Carbo, L</b> OBP: 0.396, SLG: 0.385 (1, 9)	4-0 3-1 2B BB		0-0 E6 1B 2B		4-0 BB		0-0 FC1-4 1B			2	2	2	0	2	0	0				
<b>Joe Torre, R</b> OBP: 0.359, SLG: 0.444 (1, 3)	4-0 1-2 3-1 2B BB		0-0 F9		0-3 K		0-0 FC1-4 G4-6-3			3	1	0	0	1	1	4				
<b>Ted Simmons, S</b> OBP: 0.333, SLG: 0.466 (1, 2)	0-0 3-1		0-0 1B		0-3 K		0-0 G4-6-3			4	0	1	1	0	1	5				
<b>Luis Melendez, R</b> OBP: 0.315, SLG: 0.365 (1, 8)	0-0 2B		0-0 F8		0-0 F8		0-0 P3			4	0	1	2	0	0	2				
<b>Dwain Anderson, R</b> OBP: 0.350, SLG: 0.344 (1, 5)		0-3 K		0-0 1-2 1B		0-0 5-3		0-3 K		4	0	1	0	0	2	0				
<b>Dal Maxvill, R</b> OBP: 0.301, SLG: 0.263 (1, 6)		0-0 5-3		0-3 K		0-0 1-3		0-0 6-3		4	0	0	0	0	1	2				
<b>Don Durham, R</b> OBP: 0.500, SLG: 0.929 (1, 1)		0-0 BB 1B		0-0 5-3		0-0 FC6-4 1B				3	0	2	0	0	0	0				
<b>Inning Stats</b>	R: 3 E: 0 K: 0 S: 4	H: 2 LOB: 1 BB: 2 P: 12	R: 0 E: 0 K: 1 S: 6	H: 1 LOB: 2 BB: 1 P: 10	R: 1 E: 1 K: 1 S: 8	H: 3 LOB: 2 BB: 0 P: 8	R: 0 E: 0 K: 0 S: 3	H: 0 LOB: 0 BB: 0 P: 3	R: 0 E: 0 K: 2 S: 7	H: 0 LOB: 1 BB: 1 P: 11	R: 0 E: 0 K: 0 S: 4	H: 1 LOB: 0 BB: 0 P: 4	R: 0 E: 1 K: 0 S: 4	H: 2 LOB: 1 BB: 0 P: 4	R: 0 E: 0 K: 1 S: 5	H: 0 LOB: 0 BB: 0 P: 5		1B: 6 2B: 2 3B: 0 HR: 1	SF: 0 SAC: 0 DP: 1 HBP: 0	WP: 0 PB: 0 SB: 0 CS: 0
<b>PITCHER</b> <b>Juan Marichal, R</b> ERA: 3.78 (1, 1)	IP: 2.2 WLS: L BF: 16 H: 6 R: 4 ER: 4 SO: 1 BB: 3 IBB: 0 HBP: 0 BLK: 0 WP: 0 HR: 1 S: 15 P: 27 ERA: 13.50 WHIP: 3.375															<b>PITCHER</b>				
<b>Sam McDowell, L</b> ERA: 4.44 (3, 1)	3.1 1 0 0 3 1 0 0 0 0 0 0 17 21 0.00 0.600																			
<b>Randy Moffitt, R</b> ERA: 3.04 (7, 1)	2.0 7 2 0 0 1 0 0 0 0 0 0 9 9 0.00 1.000																			

AB	32
R	2
H	3
RBI	1
BB	3
SO	8
LOB	13



AB	31
R	4
H	9
RBI	4
BB	4
SO	5
LOB	16





Batter	1	2	3	4	5	6	7	8	9	AB	R	H	RBI	BB	SO	LOB	TOP			
<b>Bobby Bonds, R</b> OBP: 0.327, SLG: 0.454 (1, 9)										4	0	1	0	0	0	2	<b>San Francisco Giants @ St. Louis Cardinals</b> Busch Stadium, St. Louis, MO Tue Aug 29 1972, 7:05 PM CDT Att: 9,002 - Unknown			
<b>Jim Howarth, L</b> OBP: 0.364, SLG: 0.344 (1, 8) <b>Garry Maddox, R</b> OBP: 0.285, SLG: 0.424 (9, 8)										4	0	1	0	0	1	2				
<b>Chris Speier, R</b> OBP: 0.365, SLG: 0.424 (1, 6)										3	1	1	0	0	2					
<b>Ken Henderson, S</b> OBP: 0.321, SLG: 0.465 (1, 7)										3	0	0	0	0	2					
<b>Dave Rader, L</b> OBP: 0.306, SLG: 0.351 (1, 2)										3	1	0	0	1	0					
<b>Dave Kingman, R</b> OBP: 0.300, SLG: 0.467 (1, 3)										4	0	1	3	0	1	0				
<b>Tito Fuentes, S</b> OBP: 0.307, SLG: 0.380 (1, 4)										4	0	1	0	0	1	2				
<b>Al Gallagher, R</b> OBP: 0.324, SLG: 0.274 (1, 5)										3	0	0	0	1	1					
<b>Jim Barr, R</b> OBP: 0.194, SLG: 0.250 (1, 1)										4	0	2	0	0	2					
<b>Inning Stats</b>	R: 0 E: 0 K: 0 S: 4	H: 1 LOB: 1 BB: 0 P: 4	R: 0 E: 0 K: 1 S: 5	H: 0 LOB: 0 BB: 0 P: 5	R: 0 E: 0 K: 0 S: 4	H: 1 LOB: 1 BB: 0 P: 4	R: 0 E: 0 K: 0 S: 3	H: 1 LOB: 0 BB: 0 P: 3	R: 0 E: 0 K: 1 S: 6	H: 1 LOB: 1 BB: 0 P: 6	R: 0 E: 0 K: 0 S: 3	H: 0 LOB: 0 BB: 0 P: 3	R: 0 E: 0 K: 1 S: 6	H: 1 LOB: 1 BB: 0 P: 6	R: 3 E: 1 K: 1 S: 7	H: 1 LOB: 2 BB: 2 P: 16	1B: 5 2B: 2 3B: 0 HR: 0	SF: 0 SAC: 1 DP: 2 HBP: 1	WP: 0 PB: 0 SB: 0 CS: 0	PA: 36
<b>PITCHER</b> <b>Reggie Cleveland, R</b> ERA: 3.85 (1, 1)	IP: 9.0 WLS: L BF: 36 H: 7 R: 3 ER: 2 SO: 4 BB: 0 IBB: 2 HBP: 1 BLK: 0 WP: 0 HR: 0 S: 41 P: 50 ERA: 2.00 WHIP: 0.778																			

Batter	1	2	3	4	5	6	7	8	9	AB	R	H	RBI	BB	SO	LOB	BOTTOM			
<b>Lou Brock, L</b> OBP: 0.395, SLG: 0.395 (1, 7)										4	0	0	0	0	0	1	<b>San Francisco Giants @ St. Louis Cardinals</b> Busch Stadium, St. Louis, MO Tue Aug 29 1972, 7:05 PM CDT Att: 9,002 - Unknown			
<b>Ted Sizemore, R</b> OBP: 0.318, SLG: 0.341 (1, 4)										4	0	0	0	0	1					
<b>Bernie Carbo, L</b> OBP: 0.395, SLG: 0.388 (1, 9)										3	0	1	0	0	1					
<b>Joe Torre, R</b> OBP: 0.357, SLG: 0.441 (1, 3)										3	0	0	0	0	1					
<b>Ted Simmons, S</b> OBP: 0.331, SLG: 0.463 (1, 2)										3	0	0	0	0	0					
<b>Luis Melendez, R</b> OBP: 0.315, SLG: 0.365 (1, 8)										3	0	1	0	0	0					
<b>Dwain Anderson, R</b> OBP: 0.340, SLG: 0.333 (1, 5)										3	0	0	0	0	1					
<b>Dal Maxvill, R</b> OBP: 0.299, SLG: 0.261 (1, 6) <b>Ed Crosby, L</b> OBP: 0.255, SLG: 0.250 (9, PH)										2	0	0	0	0	0					
<b>Reggie Cleveland, R</b> OBP: 0.254, SLG: 0.242 (1, 1) <b>Jose Cruz, L</b> OBP: 0.254, SLG: 0.279 (9, PH)										1	0	1	0	0	0					
<b>Inning Stats</b>	R: 0 E: 0 K: 0 S: 3	H: 0 LOB: 0 BB: 0 P: 3	R: 0 E: 0 K: 1 S: 5	H: 0 LOB: 0 BB: 0 P: 5	R: 0 E: 0 K: 1 S: 5	H: 0 LOB: 0 BB: 0 P: 5	R: 0 E: 0 K: 0 S: 3	H: 0 LOB: 0 BB: 0 P: 3	R: 0 E: 0 K: 0 S: 4	H: 1 LOB: 1 BB: 0 P: 4	R: 0 E: 0 K: 0 S: 3	H: 1 LOB: 0 BB: 0 P: 3	R: 0 E: 0 K: 0 S: 4	H: 1 LOB: 1 BB: 0 P: 4	R: 0 E: 0 K: 0 S: 4	H: 1 LOB: 1 BB: 0 P: 4	1B: 2 2B: 1 3B: 0 HR: 0	SF: 0 SAC: 0 DP: 1 HBP: 0	WP: 0 PB: 0 SB: 0 CS: 0	PA: 29
<b>PITCHER</b> <b>Jim Barr, R</b> ERA: 2.8 (1, 1)	IP: 9.0 WLS: W BF: 29 H: 3 R: 0 ER: 0 SO: 2 BB: 0 IBB: 0 HBP: 0 BLK: 0 WP: 0 HR: 0 S: 33 P: 33 ERA: 0.00 WHIP: 0.333																			



Batter	1	2	3	4	5	6	7	8	9	AB	R	H	RBI	BB	SO	LOB	TOP	
<b>Bobby Bonds, R</b> OBP: 0.324, SLG: 0.451 (1, 9)										4	0	0	0	0	1	1	<b>San Francisco Giants @ St. Louis Cardinals</b> Busch Stadium, St. Louis, MO Wed Aug 30 1972, 7:05 PM CDT Att: 10,201 - Unknown	
<b>Jim Howarth, L</b> OBP: 0.351, SLG: 0.330 (1, 8)										4	0	0	0	0	3	0		
<b>Chris Speier, R</b> OBP: 0.364, SLG: 0.421 (1, 6)										3	1	0	0	1	2	0		
<b>Ken Henderson, S</b> OBP: 0.320, SLG: 0.462 (1, 7)											4	1	1	0	0	1		0
<b>Dave Rader, L</b> OBP: 0.308, SLG: 0.352 (1, 2)										4	1	2	1	0	1	0		
<b>Dave Kingman, R</b> OBP: 0.300, SLG: 0.465 (1, 3)										4	0	1	0	0	2	2		
<b>Tito Fuentes, S</b> OBP: 0.307, SLG: 0.379 (1, 4)										4	0	1	1	0	1	2		
<b>Al Gallagher, R</b> OBP: 0.328, SLG: 0.276 (9, PH)										2	0	1	1	1	1	0		
<b>Willie McCovey, L</b> OBP: 0.309, SLG: 0.395 (9, S)										1	0	0	0	0	0	2		
<b>Damaso Blanco, R</b> OBP: 0.471, SLG: 0.385 (9, S)										0	0	0	0	0	0	0		
<b>Jim Willoughby, R</b> OBP: 0.176, SLG: 0.176 (1, 1)										3	0	0	0	0	2	3		
<b>Inning Stats</b>	R: 0 E: 0 K: 1 S: 5	H: 0 LOB: 0 BB: 0 P: 5	R: 1 E: 0 K: 1 S: 8	H: 3 LOB: 2 BB: 0 P: 8	R: 0 E: 0 K: 2 S: 7	H: 0 LOB: 0 BB: 0 P: 7	R: 0 E: 0 K: 2 S: 7	H: 0 LOB: 0 BB: 0 P: 7	R: 0 E: 0 K: 2 S: 9	H: 0 LOB: 0 BB: 0 P: 9	R: 0 E: 0 K: 2 S: 7	H: 0 LOB: 1 BB: 1 P: 11	R: 2 E: 0 K: 0 S: 6	H: 3 LOB: 2 BB: 1 P: 10	1B: 6 2B: 0 3B: 0 HR: 0	SF: 0 SAC: 0 DP: 0 HBP: 0	WP: 0 PB: 0 SB: 0 CS: 0	PA: 35
<b>PITCHER</b> <b>Bob Gibson, R</b> ERA: 2.75 (1, 1)	IP: 9.0 WLS: L BF: 35 H: 6 R: 3 ER: 3 SO: 14 BB: 2 IBB: 0 HBP: 0 BLK: 0 WP: 0 HR: 0 S: 61 P: 69 ERA: 3.00 WHIP: 0.889																	

Batter	1	2	3	4	5	6	7	8	9	AB	R	H	RBI	BB	SO	LOB	BOTTOM	
<b>Lou Brock, L</b> OBP: 0.353, SLG: 0.392 (1, 7)										4	0	0	0	0	1	0	<b>San Francisco Giants @ St. Louis Cardinals</b> Busch Stadium, St. Louis, MO Wed Aug 30 1972, 7:05 PM CDT Att: 10,201 - Unknown	
<b>Ted Sizemore, R</b> OBP: 0.320, SLG: 0.343 (1, 4)										4	0	2	0	0	0	0		
<b>Bernie Carbo, L</b> OBP: 0.394, SLG: 0.398 (1, 9)										4	1	1	1	0	1	2		
<b>Joe Torre, R</b> OBP: 0.356, SLG: 0.439 (1, 3)										4	0	1	0	0	0	1		
<b>Ted Simmons, S</b> OBP: 0.328, SLG: 0.459 (1, 2)										4	0	0	0	0	1	1		
<b>Luis Melendez, R</b> OBP: 0.318, SLG: 0.368 (1, 8)										3	0	2	0	0	0	0		
<b>Dwain Anderson, R</b> OBP: 0.330, SLG: 0.324 (1, 6)										3	0	0	0	0	0	2		
<b>Ed Crosby, L</b> OBP: 0.263, SLG: 0.247 (1, 5)										3	0	0	0	0	0	1		
<b>Bob Gibson, R</b> OBP: 0.188, SLG: 0.425 (1, 1)										3	1	1	1	0	0	0		
<b>Inning Stats</b>	R: 0 E: 0 K: 0 S: 3	H: 1 LOB: 0 BB: 0 P: 3	R: 0 E: 0 K: 1 S: 6	H: 1 LOB: 1 BB: 0 P: 6	R: 0 E: 0 K: 1 S: 6	H: 1 LOB: 1 BB: 0 P: 6	R: 0 E: 0 K: 0 S: 3	H: 2 LOB: 1 BB: 0 P: 5	R: 0 E: 0 K: 0 S: 3	H: 0 LOB: 0 BB: 0 P: 3	R: 0 E: 0 K: 0 S: 3	H: 0 LOB: 0 BB: 0 P: 3	R: 1 E: 0 K: 0 S: 4	H: 1 LOB: 0 BB: 0 P: 4	1B: 5 2B: 0 3B: 0 HR: 2	SF: 0 SAC: 0 DP: 1 HBP: 0		WP: 0 PB: 0 SB: 1 CS: 1
<b>PITCHER</b> <b>Jim Willoughby, R</b> ERA: 2.09 (1, 1)	IP: 9.0 WLS: W BF: 32 H: 7 R: 2 ER: 2 SO: 3 BB: 0 IBB: 0 HBP: 0 BLK: 0 WP: 0 HR: 2 S: 38 P: 38 ERA: 2.00 WHIP: 0.778																	



Batter	1	2	3	4	5	6	7	8	9	AB	R	H	RBI	BB	SO	LOB	TOP			
Lee Lacy, R OBP: 0.318, SLG: 0.323 (1, 4)										2	0	0	0	2	1	0	<b>Los Angeles Dodgers @ St. Louis Cardinals</b> Busch Stadium, St. Louis, MO Fri Sep 01 1972, 7:05 PM CDT Unknown <a href="http://livebaseballscorecards.com">livebaseballscorecards.com</a>			
Manny Mota, R OBP: 0.383, SLG: 0.448 (1, 7)										3	0	2	0	1	0	0				
Willie Davis, L OBP: 0.310, SLG: 0.437 (1, 8)										4	0	0	0	0	1	5				
Wes Parker, S OBP: 0.382, SLG: 0.376 (1, 3)										4	0	1	0	0	0	1				
Bill Buckner, L OBP: 0.347, SLG: 0.419 (1, 9)										4	1	1	0	0	0	1				
Bobby Valentine, R OBP: 0.313, SLG: 0.325 (1, 5)										3	0	0	1	0	1	1				
Bill Russell, R OBP: 0.324, SLG: 0.388 (1, 6)										4	0	0	0	0	2	1				
Chris Cannizzaro, R OBP: 0.361, SLG: 0.319 (1, 2)										3	0	0	0	0	2	0				
Don Sutton, R OBP: 0.173, SLG: 0.151 (1, 1)										3	0	0	0	0	3	0				
<b>Inning Stats</b>	R: 0 E: 0 K: 1 S: 5	H: 0 LOB: 0 BB: 0 P: 5	R: 0 E: 0 K: 1 S: 6	H: 1 LOB: 1 BB: 0 P: 6	R: 0 E: 0 K: 3 S: 10	H: 1 LOB: 2 BB: 1 P: 14	R: 1 E: 0 K: 1 S: 6	H: 1 LOB: 0 BB: 0 P: 6	R: 0 E: 0 K: 0 S: 3	H: 0 LOB: 0 BB: 0 P: 3	R: 0 E: 0 K: 2 S: 7	H: 0 LOB: 0 BB: 0 P: 7	R: 0 E: 0 K: 0 S: 4	H: 1 LOB: 1 BB: 0 P: 4	R: 0 E: 0 K: 1 S: 5	H: 0 LOB: 0 BB: 0 P: 5	1B: 3 2B: 0 3B: 1 HR: 0	SF: 1 SAC: 0 DP: 0 HBP: 0	WP: 0 PB: 0 SB: 1 CS: 0	PA: 34
<b>PITCHER</b> Rick Wise, R ERA: 3.28 (1, 1)	IP: 9.0 WLS: W BF: 34 H: 4 R: 1 ER: 1 SO: 10 BB: 3 IBB: 0 HBP: 0 BLK: 0 WP: 0 HR: 0 S: 51 P: 63 ERA: 1.00 WHIP: 0.778															<b>PITCHER</b> IP: 9.0 WLS: W BF: 34 H: 4 R: 1 ER: 1 SO: 10 BB: 3 IBB: 0 HBP: 0 BLK: 0 WP: 0 HR: 0 S: 51 P: 63 ERA: 1.00 WHIP: 0.778				

Batter	1	2	3	4	5	6	7	8	9	AB	R	H	RBI	BB	SO	LOB	BOTTOM			
Lou Brock, L OBP: 0.350, SLG: 0.389 (1, 7)										4	0	0	0	0	1	1	<b>Los Angeles Dodgers @ St. Louis Cardinals</b> Busch Stadium, St. Louis, MO Fri Sep 01 1972, 7:05 PM CDT Unknown <a href="http://livebaseballscorecards.com">livebaseballscorecards.com</a>			
Ted Sizemore, R OBP: 0.322, SLG: 0.345 (1, 4)										4	2	2	0	0	0	0				
Bernie Carbo, L OBP: 0.398, SLG: 0.398 (1, 9)										2	1	1	1	2	0	0				
Joe Torre, R OBP: 0.357, SLG: 0.438 (1, 3)										3	1	1	2	0	0	1				
Ted Simmons, S OBP: 0.329, SLG: 0.461 (1, 2)										3	0	1	1	0	0	0				
Luis Melendez, R OBP: 0.314, SLG: 0.363 (1, 8)										4	0	0	0	0	2	4				
Dwain Anderson, R OBP: 0.319, SLG: 0.311 (1, 6)										4	0	0	0	0	0	1				
Ed Crosby, L OBP: 0.260, SLG: 0.244 (1, 5)										3	0	0	0	0	2	0				
Rick Wise, R OBP: 0.205, SLG: 0.260 (1, 1)										3	1	1	0	0	1	0				
<b>Inning Stats</b>	R: 0 E: 0 K: 1 S: 5	H: 0 LOB: 3 BB: 1 P: 11	R: 0 E: 0 K: 2 S: 7	H: 0 LOB: 0 BB: 0 P: 7	R: 3 E: 0 K: 2 S: 10	H: 3 LOB: 1 BB: 1 P: 14	R: 0 E: 0 K: 1 S: 5	H: 0 LOB: 0 BB: 0 P: 5	R: 0 E: 0 K: 0 S: 3	H: 0 LOB: 0 BB: 0 P: 3	R: 2 E: 1 K: 0 S: 6	H: 3 LOB: 1 BB: 0 P: 6	R: 0 E: 0 K: 0 S: 3	H: 0 LOB: 0 BB: 0 P: 3	R: 0 E: 0 K: 0 S: 3	H: 0 LOB: 0 BB: 0 P: 3	1B: 5 2B: 1 3B: 0 HR: 0	SF: 0 SAC: 0 DP: 0 HBP: 2	WP: 2 PB: 0 SB: 0 CS: 0	PA: 34
<b>PITCHER</b> Don Sutton, R ERA: 2.3 (1, 1)	IP: 8.0 WLS: L BF: 34 H: 6 R: 5 ER: 4 SO: 6 BB: 2 IBB: 0 HBP: 2 BLK: 0 WP: 2 HR: 0 S: 42 P: 52 ERA: 4.50 WHIP: 1.000															<b>PITCHER</b> IP: 8.0 WLS: L BF: 34 H: 6 R: 5 ER: 4 SO: 6 BB: 2 IBB: 0 HBP: 2 BLK: 0 WP: 2 HR: 0 S: 42 P: 52 ERA: 4.50 WHIP: 1.000				



Batter	1	2	3	4	5	6	7	8	9	AB	R	H	RBI	BB	SO	LOB	TOP								
Lee Lacy, R OBP: 0.313, SLG: 0.317 (1, 4)	5-3	F8			4-3		L4			4	0	0	0	0	0	3	<b>Los Angeles Dodgers @ St. Louis Cardinals</b> Busch Stadium, St. Louis, MO Fri Sep 01 1972, 7:05 PM CDT Att: 17,953 - Unknown <a href="http://livebaseballscorecards.com">livebaseballscorecards.com</a>								
Bill Buckner, L OBP: 0.343, SLG: 0.414 (1, 9)	4-3	L5			6-3			4-3		4	0	0	0	0	2										
Willie Davis, L OBP: 0.312, SLG: 0.436 (1, 8)	FC4-6 1B					G4-6-3 BB		L4		3	0	1	0	1	1	0									
Wes Parker, S OBP: 0.378, SLG: 0.372 (1, 3)	FC4-6 1-2			1-6-3		G4-6-3 1-2		6-3		4	0	0	0	0	2										
Willie Crawford, L OBP: 0.315, SLG: 0.410 (1, 7)		4-3	F8			E S 1B			K	4	0	1	0	0	1	0									
Bobby Valentine, R OBP: 0.315, SLG: 0.323 (1, 5)		4-0 3B BB			5-3		P6 1-3			2	1	0	0	2	0	1									
Bill Russell, R OBP: 0.329, SLG: 0.396 (1, 6)					6-3					3	1	2	1	1	0	0									
Steve Yeager, R OBP: 0.296, SLG: 0.059 Manny Mota, R OBP: 0.382, SLG: 0.447 Chris Cannizzaro, R OBP: 0.361, SLG: 0.319 (1, 2)					4-3					2	0	0	0	0	0	1									
Al Downing, R OBP: 0.102, SLG: 0.103 (1, 1)										0	0	0	0	0	0	0									
										0	0	0	0	0	0	0									
<b>Inning Stats</b>	R: 0 E: 0 K: 0 S: 4	H: 1 LOB: 1 BB: 0 P: 4	R: 2 E: 0 K: 0 S: 5	H: 2 LOB: 2 BB: 1 P: 10	R: 0 E: 0 K: 1 S: 5	H: 0 LOB: 0 BB: 0 P: 5	R: 0 E: 0 K: 0 S: 3	H: 0 LOB: 0 BB: 0 P: 3	R: 0 E: 0 K: 0 S: 5	H: 0 LOB: 0 BB: 0 P: 5	R: 0 E: 0 K: 0 S: 3	H: 1 LOB: 1 BB: 0 P: 7	R: 0 E: 0 K: 0 S: 4	H: 1 LOB: 1 BB: 0 P: 4	R: 0 E: 0 K: 0 S: 3	H: 0 LOB: 0 BB: 0 P: 3	R: 0 E: 1 K: 2 S: 7	H: 0 LOB: 2 BB: 2 P: 15	1B: 4 2B: 0 3B: 1 HR: 0	SF: 0 SAC: 0 DP: 1 HBP: 1	WP: 0 PB: 0 SB: 2 CS: 0	PA: 36			
<b>PITCHER</b>	IP	WLS	BF	H	R	ER	SO	BB	IBB	HBP	BLK	WP	HR	S	P	ERA	WHIP								
Al Santorini, R ERA: 4.78 Diego Segui, R ERA: 2.67 (1, 1)	8.0	L	31	5	2	2	2	2	0	1	0	0	0	32	41	2.25	0.875								
(9, 1)	1.0		5	0	0	0	2	1	1	0	0	0	0	7	15	0.00	1.000								

Batter	1	2	3	4	5	6	7	8	9	AB	R	H	RBI	BB	SO	LOB	BOTTOM								
Lou Brock, L OBP: 0.349, SLG: 0.387 (1, 7)	E S 2B BB		F7		1-3			F6		3	1	0	0	1	0	0	<b>Los Angeles Dodgers @ St. Louis Cardinals</b> Busch Stadium, St. Louis, MO Fri Sep 01 1972, 7:05 PM CDT Att: 17,953 - Unknown <a href="http://livebaseballscorecards.com">livebaseballscorecards.com</a>								
Ted Sizemore, R OBP: 0.324, SLG: 0.349 (1, 4)					F8			6-3		4	0	2	1	0	0	0									
Bernie Carbo, L OBP: 0.393, SLG: 0.392 (1, 9)	P4		F9			G3			F9	4	0	0	0	0	2										
Joe Torre, R OBP: 0.354, SLG: 0.434 (1, 3)	K		F9			F8			K	4	0	0	0	2	2										
Luis Melendez, R OBP: 0.310, SLG: 0.357 (1, 8)	F8				F8			F9		4	0	0	0	0	1										
Skip Jutze, R (1, 2)			K			K			K	3	0	0	0	3	0										
Dwain Anderson, R OBP: 0.328, SLG: 0.321 (1, 5)									F9	3	0	2	0	0	0	0									
Mick Kelleher, R (1, 6)										1	0	0	0	1	0	1									
Jerry McNertney, R OBP: 0.308, SLG: 0.333 Ed Crosby, L OBP: 0.260, SLG: 0.244 (7, PH)					4-3					1	0	0	0	1	0	0									
Al Santorini, R OBP: 0.118, SLG: 0.063 Ted Simmons, S OBP: 0.329, SLG: 0.460 Diego Segui, R OBP: 0.083, SLG: 0.083 (8, PH)										0	0	0	0	0	0	0									
(9, 1)										2	0	0	0	0	1	1									
										1	0	0	0	0	0	0									
										0	0	0	0	0	0	0									
<b>Inning Stats</b>	R: 1 E: 0 K: 1 S: 6	H: 1 LOB: 1 BB: 1 P: 10	R: 0 E: 0 K: 1 S: 5	H: 1 LOB: 1 BB: 1 P: 9	R: 0 E: 0 K: 0 S: 4	H: 1 LOB: 1 BB: 0 P: 4	R: 0 E: 0 K: 1 S: 6	H: 1 LOB: 0 BB: 0 P: 6	R: 0 E: 0 K: 2 S: 7	H: 0 LOB: 0 BB: 0 P: 7	R: 0 E: 0 K: 0 S: 3	H: 0 LOB: 0 BB: 0 P: 3	R: 0 E: 0 K: 1 S: 5	H: 0 LOB: 0 BB: 0 P: 5	R: 0 E: 0 K: 1 S: 5	H: 0 LOB: 0 BB: 0 P: 5	1B: 3 2B: 1 3B: 0 HR: 0	SF: 0 SAC: 0 DP: 0 HBP: 0	WP: 0 PB: 0 SB: 1 CS: 1	PA: 32					
<b>PITCHER</b>	IP	WLS	BF	H	R	ER	SO	BB	IBB	HBP	BLK	WP	HR	S	P	ERA	WHIP								
Al Downing, L ERA: 2.77 (1, 1)	9.0	W	32	4	1	1	7	2	0	0	0	0	0	44	52	1.00	0.667								











Batter	1	2	3	4	5	6	7	8	9	AB	R	H	RBI	BB	SO	LOB	TOP					
Ron Hunt, R (1,4) OBP: 0.359, SLG: 0.296 Hector Torres, R (8,4) OBP: 0.203, SLG: 0.230	0-0 1B		0-0 6-3		0-0 4-3			1-0 HBP		3	0	1	0	0	0	1	<b>Montreal Expos @ St. Louis Cardinals</b> Busch Stadium, St. Louis, MO Mon Sep 04 1972, 3:33 AM CDT Unknown <a href="http://livebaseballscorecards.com">livebaseballscorecards.com</a>					
Boots Day, L (1,9) OBP: 0.283, SLG: 0.254	0-0 F8			0-0 5-3		0-0 4-3		0-0 FC1-6-4 1B 1-2		4	0	0	0	0	0	2						
Ken Singleton, S (1,7) OBP: 0.362, SLG: 0.414	0-0 P5			0-0 BLK 1B		0-0 F8		0-0 1-3 1B		4	0	2	0	0	0	1						
Ron Fairly, L (1,3) OBP: 0.340, SLG: 0.397	0-0 4-3			0-0 F2 1-2		0-3 K		0-3 K		4	0	0	0	0	2	4						
Tim McCarver, L (1,2) OBP: 0.325, SLG: 0.349		0-0 G3		0-0 6-3			0-0 4-3		0-0 P5	4	0	0	0	0	0	1						
Mike Jorgensen, L (1,8) OBP: 0.329, SLG: 0.358		0-3 K			4-0 1B BB		0-3 K		0-0 F7	3	1	0	0	1	2	0						
Tim Foli, R (1,6) OBP: 0.283, SLG: 0.278		0-0 1B			0-0 5-3 1-2		0-0 1B		0-0 PB S 1B	4	0	3	0	0	0	1						
Bob Bailey, R (1,5) OBP: 0.322, SLG: 0.370			0-0 5-3		0-0 FC1-6 1B		0-3 K		4-0 PB IBB	3	0	1	1	1	1	1						
Carl Morton, R (1,1) OBP: 0.224, SLG: 0.244			0-3 K		0-0 FC1-6 1-2			0-3 K	0-3 K 1-2 2-3	4	0	0	0	0	3	3						
<b>Inning Stats</b>	R: 0 E: 0 K: 0 S: 4	H: 1 LOB: 1 BB: 0 P: 4	R: 0 E: 0 K: 1 S: 5	H: 1 LOB: 1 BB: 0 P: 5	R: 0 E: 0 K: 1 S: 5	H: 0 LOB: 0 BB: 0 P: 5	R: 0 E: 0 K: 0 S: 4	H: 1 LOB: 1 BB: 0 P: 4	R: 1 E: 0 K: 0 S: 4	H: 1 LOB: 1 BB: 1 P: 8	R: 0 E: 0 K: 2 S: 5	H: 1 LOB: 0 BB: 0 P: 5	R: 0 E: 0 K: 2 S: 8	H: 1 LOB: 0 BB: 0 P: 8	R: 0 E: 0 K: 2 S: 8	H: 1 LOB: 2 BB: 1 P: 9	R: 0 E: 0 K: 1 S: 6	H: 1 LOB: 0 BB: 1 P: 10	1B: 7 2B: 0 3B: 0 HR: 0	SF: 0 SAC: 0 DP: 0 HBP: 1	WP: 0 PB: 1 SB: 1 CS: 0	PA: 36
<b>PITCHER</b> Bob Gibson, R (1,1) ERA: 2.68	IP: 9.0 WLS: L BF: 36 H: 7 R: 1 ER: 1 SO: 8 BB: 1 IBB: 1 HBP: 1 BLK: 1 WP: 0 HR: 0 S: 49 P: 58 ERA: 1.00 WHIP: 0.889																					

Batter	1	2	3	4	5	6	7	8	9	AB	R	H	RBI	BB	SO	LOB	BOTTOM						
Lou Brock, L (1,7) OBP: 0.347, SLG: 0.385	0-0 F8		0-0 CS S 1B			0-0 P1		0-0 2B		4	0	2	0	0	0	0	<b>Montreal Expos @ St. Louis Cardinals</b> Busch Stadium, St. Louis, MO Mon Sep 04 1972, 3:33 AM CDT Unknown <a href="http://livebaseballscorecards.com">livebaseballscorecards.com</a>						
Ted Sizemore, R (1,4) OBP: 0.322, SLG: 0.342	4-0 1B BB		4-0 CS BB			0-0 1B		0-0 P6		2	0	1	0	2	0	1							
Bernie Carbo, L (1,9) OBP: 0.385, SLG: 0.378	0-0 F8		0-0 CS 1-2		0-0 F9			0-3 K		4	0	0	0	0	1	2							
Joe Torre, R (1,3) OBP: 0.354, SLG: 0.434	0-0 1-2 1B			0-0 P4		0-0 F8		0-0 F9		4	0	1	0	0	0	0							
Ted Simmons, S (1,2) OBP: 0.327, SLG: 0.459		0-0 3-1		0-0 1-4-3		0-0 F5		0-0 6-3		4	0	0	0	0	0	0							
Jose Cruz, L (1,8) OBP: 0.290, SLG: 0.287		4-0 6-3 BB			0-0 G3		0-0 S 1B			2	0	1	0	1	0	0							
Dwain Anderson, R (1,5) OBP: 0.310, SLG: 0.303		0-0 6-3 1-2			0-0 1-3		0-0 5-3 1-2			3	0	0	0	0	0	2							
Mick Kelleher, R (1,6) Bill Voss, L (8,PH) OBP: 0.265, SLG: 0.267 Ed Crosby, L (9,5) OBP: 0.260, SLG: 0.244		0-3 K			0-3 K			0-0 G3		2	0	0	0	0	2	1							
Bob Gibson, R (1,1) OBP: 0.181, SLG: 0.410			0-0 6-3			0-0 F9		0-0 F9		3	0	0	0	0	0	0							
<b>Inning Stats</b>	R: 0 E: 0 K: 0 S: 3	H: 1 LOB: 1 BB: 1 P: 7	R: 0 E: 0 K: 1 S: 5	H: 0 LOB: 1 BB: 1 P: 9	R: 0 E: 0 K: 0 S: 2	H: 1 LOB: 0 BB: 1 P: 6	R: 0 E: 0 K: 0 S: 3	H: 0 LOB: 0 BB: 0 P: 3	R: 0 E: 0 K: 1 S: 5	H: 0 LOB: 0 BB: 0 P: 5	R: 0 E: 0 K: 0 S: 4	H: 1 LOB: 1 BB: 0 P: 4	R: 0 E: 0 K: 0 S: 4	H: 1 LOB: 1 BB: 0 P: 4	R: 0 E: 0 K: 0 S: 4	H: 1 LOB: 1 BB: 0 P: 4		R: 0 E: 0 K: 1 S: 5	H: 0 LOB: 0 BB: 0 P: 5	1B: 4 2B: 1 3B: 0 HR: 0	SF: 0 SAC: 0 DP: 0 HBP: 0	WP: 0 PB: 0 SB: 0 CS: 2	PA: 33
<b>PITCHER</b> Carl Morton, R (1,1) ERA: 4.05	IP: 9.0 WLS: W BF: 32 H: 5 R: 0 ER: 0 SO: 3 BB: 3 IBB: 0 HBP: 0 BLK: 0 WP: 0 HR: 0 S: 35 P: 47 ERA: 0.00 WHIP: 0.889																						



Batter	1	2	3	4	5	6	7	8	9	AB	R	H	RBI	BB	SO	LOB	TOP					
<b>Boots Day, L</b> OBP: 0.281, SLG: 0.253 (1, 9)										5	1	1	0	0	0	3	<b>Montreal Expos @ St. Louis Cardinals</b> Busch Stadium, St. Louis, MO Mon Sep 04 1972, 3:38 AM CDT Att: 12,427 - Unknown					
<b>Tim Foli, R</b> OBP: 0.289, SLG: 0.282 (1, 6)										4	1	3	1	1	0	1						
<b>Ken Singleton, S</b> OBP: 0.365, SLG: 0.415 (1, 7)										4	1	2	0	1	1	2						
<b>Ron Fairly, L</b> OBP: 0.339, SLG: 0.395 (1, 3)										4	1	1	1	0	0	2						
<b>Tim McCarver, L</b> OBP: 0.330, SLG: 0.358 (1, 2)										3	1	2	2	1	0	0						
<b>Mike Jorgensen, L</b> OBP: 0.331, SLG: 0.361 (1, 8)										3	0	1	1	1	0	1						
<b>Bob Bailey, R</b> OBP: 0.324, SLG: 0.376 (1, 5)										3	1	1	1	1	2	1						
<b>Hector Torres, R</b> OBP: 0.212, SLG: 0.233 (1, 4)										3	1	1	0	1	1	1						
<b>Ernie McAnally, R</b> OBP: 0.143, SLG: 0.150 (4, 1)										1	0	0	0	0	1	0						
<b>John Strommayer, R</b> OBP: 0.262, SLG: 0.303 (5, PH)										1	0	0	0	0	1	0						
<b>Jim Fairley, L</b> OBP: 0.292, SLG: 0.303 (5, PH)										0	0	0	0	0	0	0						
<b>Steve Renko, R</b> OBP: 0.276, SLG: 0.278 (7, PH)										0	0	0	0	0	0	0						
<b>Ron Woods, R</b> OBP: 0.256, SLG: 0.290 (7, PH)										1	0	0	0	0	0	2						
<b>Tom Walker, R</b> OBP: 0.300, SLG: 0.390 (7, PH)										0	0	0	0	0	0	0						
<b>Hal Breeden, R</b> OBP: 0.300, SLG: 0.418 (9, PH)										1	0	0	0	0	1	1						
<b>Inning Stats</b>	R: 3 E: 0 K: 0 S: 4	H: 3 LOB: 0 BB: 2 P: 12	R: 0 E: 0 K: 1 S: 4	H: 0 LOB: 0 BB: 1 P: 8	R: 0 E: 0 K: 0 S: 4	H: 2 LOB: 1 BB: 0 P: 4	R: 0 E: 0 K: 1 S: 5	H: 0 LOB: 0 BB: 0 P: 5	R: 0 E: 0 K: 2 S: 7	H: 0 LOB: 0 BB: 0 P: 7	R: 0 E: 0 K: 0 S: 2	H: 0 LOB: 0 BB: 1 P: 6	R: 1 E: 0 K: 1 S: 7	H: 2 LOB: 2 BB: 1 P: 11	R: 1 E: 0 K: 0 S: 4	H: 2 LOB: 1 BB: 1 P: 8	R: 2 E: 0 K: 2 S: 10	H: 3 LOB: 1 BB: 0 P: 10	1B: 9 2B: 2 3B: 1 HR: 1	SF: 0 SAC: 0 DP: 3 HBP: 0	WP: 0 PB: 1 SB: 1 CS: 3	PA: 40
<b>PITCHER</b>	IP	WLS	BF	H	R	ER	SO	BB	IBB	HBP	BLK	WP	HR	S	P	ERA	WHIP					
<b>Jim Bibby, R</b> ERA: 5.68 (1, 1)	6.1	W	26	7	4	4	5	4	1	0	0	0	0	31	51	5.68	1.737					
<b>Diego Segui, R</b> ERA: 2.97 (7, 1)	2.2	S	13	5	3	3	2	1	0	0	0	0	1	16	20	10.12	2.250					

AB	33
R	7
H	12
RBI	6
BB	6
SO	7
LOB	14



Batter	1	2	3	4	5	6	7	8	9	AB	R	H	RBI	BB	SO	LOB	BOTTOM				
<b>Jose Cruz, L</b> OBP: 0.288, SLG: 0.286 (1, 7)										5	2	1	1	0	0	4	<b>Montreal Expos @ St. Louis Cardinals</b> Busch Stadium, St. Louis, MO Mon Sep 04 1972, 3:38 AM CDT Att: 12,427 - Unknown				
<b>Ed Crosby, L</b> OBP: 0.266, SLG: 0.248 (1, 4)										4	1	2	1	1	1	2					
<b>Luis Melendez, R</b> OBP: 0.307, SLG: 0.360 (1, 9)										5	2	2	2	0	0	2					
<b>Skip Jutze, R</b> OBP: 0.267, SLG: 0.357 (1, 2)										4	0	0	2	0	1	1					
<b>Ted Simmons, S</b> OBP: 0.333, SLG: 0.466 (1, 3)										3	1	3	0	2	0	0					
<b>Bill Voss, L</b> OBP: 0.276, SLG: 0.286 (1, 8)										5	0	3	2	0	0	2					
<b>Dwain Anderson, R</b> OBP: 0.300, SLG: 0.293 (1, 5)										4	0	0	0	0	0	5					
<b>Joe Torre, R</b> OBP: 0.354, SLG: 0.434 (9, 5)										0	0	0	0	0	0	0					
<b>Mick Kelleher, R</b> OBP: 0.250, SLG: 0.143 (1, 6)										4	1	1	0	0	0	1					
<b>Jim Bibby, R</b> OBP: 1.000, SLG: 1.000 (1, 1)										1	0	1	0	1	0	0					
<b>Diego Segui, R</b> OBP: 0.154, SLG: 0.231 (7, 1)										1	1	1	0	0	0	0					
<b>Inning Stats</b>	R: 2 E: 0 K: 0 S: 6	H: 3 LOB: 1 BB: 0 P: 6	R: 1 E: 1 K: 0 S: 5	H: 1 LOB: 2 BB: 1 P: 9	R: 1 E: 0 K: 1 S: 7	H: 2 LOB: 1 BB: 0 P: 7	R: 3 E: 1 K: 0 S: 6	H: 3 LOB: 2 BB: 2 P: 14	R: 0 E: 0 K: 1 S: 6	H: 1 LOB: 1 BB: 0 P: 6	R: 0 E: 0 K: 0 S: 4	H: 1 LOB: 2 BB: 1 P: 8	R: 1 E: 0 K: 0 S: 4	H: 2 LOB: 1 BB: 0 P: 4	R: 0 E: 0 K: 0 S: 4	H: 1 LOB: 1 BB: 0 P: 4	1B: 9 2B: 4 3B: 1 HR: 0	SF: 1 SAC: 1 DP: 0 HBP: 0	WP: 0 PB: 1 SB: 1 CS: 0	PA: 42	
<b>PITCHER</b>	IP	WLS	BF	H	R	ER	SO	BB	IBB	HBP	BLK	WP	HR	S	P	ERA	WHIP				
<b>Ernie McAnally, R</b> ERA: 4.37 (1, 1)	3.1	L	20	7	6	5	1	2	0	0	0	0	0	4	8	13.50	2.700				
<b>John Strommayer, R</b> ERA: 3.62 (4, 1)	0.2		5	2	1	1	0	0	1	0	0	0	0	4	8	13.50	3.000				
<b>Steve Renko, R</b> ERA: 5.21 (5, 1)	2.0		9	2	0	0	1	1	0	0	0	0	0	10	14	0.00	1.500				
<b>Tom Walker, R</b> ERA: 3.12 (7, 1)	2.0		8	3	1	1	0	0	0	0	0	0	0	8	8	4.50	1.500				

AB	36
R	8
H	14
RBI	8
BB	4
SO	2
LOB	17





Batter	1	2	3	4	5	6	7	8	9	AB	R	H	RBI	BB	SO	LOB	TOP			
Tim McCarver, L (1, 2) OBP: 0.329, SLG: 0.356										4	0	1	0	0	1	0	<b>Montreal Expos @ St. Louis Cardinals</b> Busch Stadium, St. Louis, MO Tue Sep 05 1972, 7:05 PM CDT Att: 5,586 - Unknown			
Tim Foli, R (1, 6) OBP: 0.288, SLG: 0.284										4	1	1	0	0	0	1				
Ken Singleton, S (1, 7) OBP: 0.370, SLG: 0.420										3	1	3	1	1	0	0				
Ron Fairly, L (1, 9) OBP: 0.338, SLG: 0.393										4	0	1	0	0	0	2				
Mike Jorgensen, L (1, 8) OBP: 0.330, SLG: 0.357										3	0	0	0	1	1	1				
Hal Bredien, R (1, 3) OBP: 0.297, SLG: 0.431										3	1	1	1	0	1	1				
Bob Bailey, R (1, 5) OBP: 0.323, SLG: 0.375										4	0	1	1	0	1	2				
Hector Torres, R (1, 4) OBP: 0.207, SLG: 0.227										3	0	0	0	0	0	1				
Jim Faley, L (9, PH) OBP: 0.270, SLG: 0.300										1	0	0	0	0	0	0				
Bill Stoneman, R (1, 1) OBP: 0.116, SLG: 0.090										3	0	0	0	0	2	0				
Mike Marshall, R (7, 1) OBP: 0.239, SLG: 0.211										0	0	0	0	0	0	0				
John Boccabella, R (7, 2) OBP: 0.274, SLG: 0.306										0	0	0	0	0	0	0				
<b>Inning Stats</b>	R: 2 E: 1 K: 1 S: 8	H: 3 LOB: 2 BB: 1 P: 12	R: 0 E: 0 K: 1 S: 6	H: 1 LOB: 1 BB: 0 P: 6	R: 0 E: 0 K: 0 S: 4	H: 1 LOB: 1 BB: 0 P: 4	R: 0 E: 0 K: 0 S: 3	H: 0 LOB: 0 BB: 0 P: 3	R: 0 E: 0 K: 0 S: 2	H: 0 LOB: 0 BB: 1 P: 6	R: 1 E: 0 K: 0 S: 5	H: 2 LOB: 1 BB: 0 P: 5	R: 0 E: 0 K: 1 S: 5	H: 0 LOB: 0 BB: 0 P: 5	R: 0 E: 0 K: 2 S: 7	H: 1 LOB: 0 BB: 0 P: 7	1B: 6 2B: 2 3B: 0 HR: 0	SF: 1 SAC: 0 DP: 1 HBP: 0	WP: 0 PB: 0 SB: 0 CS: 1	PA: 36
<b>PITCHER</b> Rick Wise, R (1, 1) ERA: 3.27	IP: 9.0 WLS: W BF: 35 H: 8 R: 3 ER: 3 SO: 6	BB: 2 IBB: 0 HBP: 0 BLK: 0	WP: 0 HR: 0 S: 45 P: 53	ERA: 3.00 WHIP: 1.111	<b>PITCHER</b>											IP: 9.0 WLS: W BF: 35 H: 8 R: 3 ER: 3 SO: 6	BB: 2 IBB: 0 HBP: 0 BLK: 0	WP: 0 HR: 0 S: 45 P: 53	ERA: 3.00 WHIP: 1.111	

AB	32
R	3
H	8
RBI	3
BB	2
SO	6
LOB	8



Batter	1	2	3	4	5	6	7	8	9	AB	R	H	RBI	BB	SO	LOB	BOTTOM					
Jose Cruz, L (1, 7) OBP: 0.298, SLG: 0.302										3	1	3	2	1	0	0	<b>Montreal Expos @ St. Louis Cardinals</b> Busch Stadium, St. Louis, MO Tue Sep 05 1972, 7:05 PM CDT Att: 5,586 - Unknown					
Mike Tyson, R (1, 4) OBP: 0.387, SLG: 0.378										2	0	0	0	0	1	3						
Bernie Carbo, L (5, PH) OBP: 0.265, SLG: 0.247										0	0	0	0	1	0	0						
Ed Crosby, L (6, 4) OBP: 0.265, SLG: 0.247										1	0	0	0	0	0	3						
Bill Voss, L (1, 8) OBP: 0.269, SLG: 0.280										3	0	0	1	0	0	5						
Dwain Anderson, R (8, 6) OBP: 0.300, SLG: 0.293										0	0	0	0	0	0	0						
Skip Jutze, R (1, 2) OBP: 0.211, SLG: 0.278										4	0	0	0	0	1	0						
Ted Simmons, S (1, 3) OBP: 0.333, SLG: 0.464										4	1	1	0	0	0	0						
Luis Melendez, R (1, 9) OBP: 0.307, SLG: 0.359										4	0	1	0	0	1	0						
Ken Reitz, R (1, 5) OBP: 0.500, SLG: 0.667										3	2	2	1	0	0	0						
Mick Kelleher, R (1, 6) OBP: 0.400, SLG: 0.250										1	1	1	0	1	0	0						
Lou Brock, L (7, PH) OBP: 0.346, SLG: 0.384										2	0	0	0	0	0	2						
Rick Wise, R (1, 1) OBP: 0.213, SLG: 0.266										2	0	1	1	0	1	1						
<b>Inning Stats</b>	R: 1 E: 0 K: 1 S: 6	H: 1 LOB: 0 BB: 0 P: 6	R: 0 E: 0 K: 0 S: 3	H: 0 LOB: 0 BB: 0 P: 3	R: 0 E: 0 K: 1 S: 5	H: 1 LOB: 1 BB: 1 P: 9	R: 0 E: 0 K: 0 S: 3	H: 0 LOB: 0 BB: 0 P: 3	R: 0 E: 0 K: 0 S: 3	H: 0 LOB: 0 BB: 0 P: 3	R: 2 E: 0 K: 0 S: 6	H: 4 LOB: 2 BB: 1 P: 10	R: 0 E: 0 K: 1 S: 5	H: 0 LOB: 0 BB: 0 P: 5	R: 1 E: 2 K: 0 S: 5	H: 1 LOB: 2 BB: 1 P: 9	R: 1 E: 0 K: 1 S: 7	H: 2 LOB: 1 BB: 0 P: 7	1B: 8 2B: 0 3B: 1 HR: 0	SF: 2 SAC: 1 DP: 1 HBP: 0	WP: 0 PB: 0 SB: 0 CS: 1	PA: 35
<b>PITCHER</b> Bill Stoneman, R (1, 1) ERA: 2.87	IP: 6.0 WLS: L BF: 26 H: 7 R: 4 ER: 3 SO: 3	BB: 1 IBB: 0 HBP: 0 BLK: 0	WP: 0 HR: 0 S: 30 P: 38	ERA: 4.50 WHIP: 1.333	<b>PITCHER</b>											IP: 6.0 WLS: L BF: 26 H: 7 R: 4 ER: 3 SO: 3	BB: 1 IBB: 0 HBP: 0 BLK: 0	WP: 0 HR: 0 S: 30 P: 38	ERA: 4.50 WHIP: 1.333			
Mike Marshall, R (7, 1) ERA: 1.6	IP: 2.0 WLS: 9 BF: 2 H: 1 R: 1 ER: 1 SO: 1	BB: 1 IBB: 0 HBP: 0 BLK: 0	WP: 0 HR: 0 S: 10 P: 14	ERA: 4.50 WHIP: 1.500	<b>PITCHER</b>											IP: 2.0 WLS: 9 BF: 2 H: 1 R: 1 ER: 1 SO: 1	BB: 1 IBB: 0 HBP: 0 BLK: 0	WP: 0 HR: 0 S: 10 P: 14	ERA: 4.50 WHIP: 1.500			

AB	29
R	5
H	9
RBI	5
BB	3
SO	4
LOB	14





Batter	1	2	3	4	5	6	7	8	9	AB	R	H	RBI	BB	SO	LOB	TOP					
Bill Stein, R OBP: 0.200, SLG: 0.800 (1, 7)										5	1	1	1	0	1	2	<b>St. Louis Cardinals @ Philadelphia Phillies</b> <b>Veterans Stadium, Philadelphia, PA</b> Wed Sep 06 1972, 7:05 PM EDT Att: 6,137 - Unknown					
Mike Tyson, R OBP: 0.333, SLG: 0.333 (1, 4)										4	0	2	0	0	0	0						
Jerry McNertney, R OBP: 0.296, SLG: 0.319 (9, PH)										1	0	0	0	0	1	0						
Luis Melendez, R OBP: 0.311, SLG: 0.364 (1, 9)										4	0	2	0	1	0	1						
Skip Jutze, R OBP: 0.250, SLG: 0.318 (1, 2)										4	0	1	0	1	0	3						
Ted Simmons, S OBP: 0.330, SLG: 0.461 (1, 3)										4	0	0	0	0	1	4						
Ken Reitz, R OBP: 0.500, SLG: 0.571 (1, 5)										4	0	2	0	0	0	0						
Jorge Roque, R OBP: 0.120, SLG: 0.125 (1, 8)										4	1	1	0	0	0	2						
Mick Kelleher, R OBP: 0.333, SLG: 0.200 (1, 6)										2	0	0	0	0	1	1						
Ted Sizemore, R OBP: 0.323, SLG: 0.342 (6, PH)										0	0	0	0	1	0	0						
Dwain Anderson, R OBP: 0.298, SLG: 0.290 (6, 6)										1	0	0	0	0	0	1						
Lowell Palmer, R OBP: 0.355, SLG: 0.435 (6, PH)										2	0	0	0	0	2	1						
Joe Torre, R OBP: 0.345, SLG: 0.383 (9, PH)										1	0	1	1	0	0	0						
Rich Folkers, L OBP: 0.345, SLG: 0.383 (9, PH)										0	0	0	0	0	0	0						
Lou Brock, L OBP: 0.345, SLG: 0.383 (9, PH)										1	0	0	0	0	0	0						
<b>Inning Stats</b>	R: 0 E: 0 K: 2 S: 8	H: 1 LOB: 2 BB: 1 P: 12	R: 0 E: 0 K: 1 S: 6	H: 1 LOB: 1 BB: 0 P: 6	R: 0 E: 0 K: 0 S: 4	H: 0 LOB: 0 BB: 1 P: 8	R: 0 E: 0 K: 1 S: 5	H: 0 LOB: 0 BB: 0 P: 5	R: 0 E: 0 K: 1 S: 7	H: 2 LOB: 2 BB: 0 P: 7	R: 1 E: 0 K: 0 S: 5	H: 2 LOB: 2 BB: 1 P: 9	R: 0 E: 0 K: 0 S: 3	H: 0 LOB: 0 BB: 0 P: 3	R: 0 E: 0 K: 0 S: 4	H: 1 LOB: 1 BB: 0 P: 4	R: 1 E: 0 K: 1 S: 7	H: 2 LOB: 1 BB: 0 P: 7	1B: 6 2B: 3 3B: 0 HR: 1	SF: 0 SAC: 0 DP: 0 HBP: 0	WP: 1 PB: 0 SB: 1 CS: 0	PA: 40
<b>PITCHER</b> Ken Reynolds, L ERA: 4.01 (1, 1)	IP: 9.0 WLS: W BF: 40 H: 10 R: 2 ER: 2 SO: 6 BB: 3 IBB: 0 HBP: 0 BLK: 0 WP: 1 HR: 1 S: 49 P: 61 ERA: 2.00 WHIP: 1.444															<b>PITCHER</b>	IP: 9.0 WLS: W BF: 40 H: 10 R: 2 ER: 2 SO: 6 BB: 3 IBB: 0 HBP: 0 BLK: 0 WP: 1 HR: 1 S: 49 P: 61 ERA: 2.00 WHIP: 1.444					

Batter	1	2	3	4	5	6	7	8	9	AB	R	H	RBI	BB	SO	LOB	BOTTOM				
Denny Doyle, L OBP: 0.289, SLG: 0.299 (1, 4)										3	0	0	0	1	0	2	<b>St. Louis Cardinals @ Philadelphia Phillies</b> <b>Veterans Stadium, Philadelphia, PA</b> Wed Sep 06 1972, 7:05 PM EDT Att: 6,137 - Unknown				
Larry Bowa, S OBP: 0.290, SLG: 0.311 (1, 6)										4	1	2	0	0	0	2					
Tom Hutton, L OBP: 0.355, SLG: 0.353 (1, 9)										4	0	1	1	0	0	1					
Willie Montanez, L OBP: 0.331, SLG: 0.421 (1, 8)										4	0	0	0	0	1	2					
Joe Lis, R OBP: 0.366, SLG: 0.396 (1, 3)										1	1	0	0	3	0	0					
Bill Robinson, R OBP: 0.236, SLG: 0.379 (9, 9)										0	0	0	0	0	0	0					
Greg Luzinski, R OBP: 0.325, SLG: 0.438 (1, 7)										3	1	2	0	1	1	0					
Don Money, R OBP: 0.282, SLG: 0.342 (1, 5)										4	0	3	2	0	0	2					
Mike Ryan, R OBP: 0.259, SLG: 0.287 (1, 2)										3	0	0	0	1	1	4					
Ken Reynolds, L OBP: 0.176, SLG: 0.125 (1, 1)										2	0	0	0	0	1	0					
<b>Inning Stats</b>	R: 0 E: 0 K: 0 S: 4	H: 1 LOB: 1 BB: 0 P: 4	R: 2 E: 0 K: 0 S: 5	H: 2 LOB: 2 BB: 2 P: 13	R: 0 E: 0 K: 0 S: 4	H: 1 LOB: 2 BB: 1 P: 8	R: 0 E: 0 K: 0 S: 2	H: 0 LOB: 0 BB: 1 P: 6	R: 1 E: 0 K: 1 S: 7	H: 3 LOB: 3 BB: 2 P: 15	R: 0 E: 0 K: 1 S: 5	H: 0 LOB: 0 BB: 0 P: 5	R: 0 E: 0 K: 1 S: 5	H: 0 LOB: 0 BB: 0 P: 5	R: 0 E: 0 K: 1 S: 5	H: 1 LOB: 0 BB: 0 P: 5		1B: 6 2B: 2 3B: 0 HR: 0	SF: 0 SAC: 1 DP: 1 HBP: 0	WP: 0 PB: 0 SB: 1 CS: 2	PA: 36
<b>PITCHER</b> Lowell Palmer, R ERA: 3.34 (1, 1)	IP: 5.0 WLS: L BF: 26 H: 7 R: 3 ER: 3 SO: 3 BB: 6 IBB: 0 HBP: 0 BLK: 0 WP: 0 HR: 0 S: 22 P: 46 ERA: 5.40 WHIP: 2.600															<b>PITCHER</b>		IP: 5.0 WLS: L BF: 26 H: 7 R: 3 ER: 3 SO: 3 BB: 6 IBB: 0 HBP: 0 BLK: 0 WP: 0 HR: 0 S: 22 P: 46 ERA: 5.40 WHIP: 2.600			
Rich Folkers, L ERA: (6, 1)	IP: 3.0 WLS: 9 BF: 1 H: 0 R: 0 ER: 0 SO: 3 BB: 0 IBB: 0 HBP: 0 BLK: 0 WP: 0 HR: 0 S: 15 P: 15 ERA: 0.00 WHIP: 0.333															<b>PITCHER</b>		IP: 3.0 WLS: 9 BF: 1 H: 0 R: 0 ER: 0 SO: 3 BB: 0 IBB: 0 HBP: 0 BLK: 0 WP: 0 HR: 0 S: 15 P: 15 ERA: 0.00 WHIP: 0.333			







Batter	1	2	3	4	5	6	7	8	9	AB	R	H	RBI	BB	SO	LOB	TOP			
Bill Stein, R OBP: 0.286, SLG: 0.500 (1, 7)										5	0	1	0	0	2	4	<b>St. Louis Cardinals @ New York Mets</b> Shea Stadium, Flushing, NY Fri Sep 08 1972, 7:05 PM EDT Unknown			
Ted Sizemore, R OBP: 0.320, SLG: 0.339 (1, 4)										5	0	1	0	0	1	5				
Luis Melendez, R OBP: 0.304, SLG: 0.354 (1, 9)										4	0	0	0	0	0	2				
Joe Torre, R OBP: 0.357, SLG: 0.436 (1, 3)										3	1	1	0	1	2	1				
Skip Jutze, R OBP: 0.313, SLG: 0.367 (1, 2)										4	0	2	0	0	1	2				
Lou Brock, L OBP: 0.345, SLG: 0.383 (8, PR)										0	0	0	0	0	0	0				
Ken Reitz, R OBP: 0.563, SLG: 0.667 (1, 5)										4	1	4	1	0	0	0				
Dwain Anderson, R OBP: 0.292, SLG: 0.285 (1, 6)										4	0	1	0	0	2	5				
Jorge Roque, R OBP: 0.152, SLG: 0.129 (1, 8)										4	0	1	1	0	0	5				
Diego Segui, R OBP: 0.154, SLG: 0.231 (8, PR)										0	0	0	0	0	0	0				
John Cumberland, R OBP: 0.071, SLG: 0.071 (8, 1)										0	0	0	0	0	0	0				
Reggie Cleveland, R OBP: 0.271, SLG: 0.250 (1, 1)										2	0	1	0	0	0	1				
Ted Simmons, S OBP: 0.331, SLG: 0.462 (8, 2)										1	0	0	0	0	0	0				
<b>Inning Stats</b>	R: 0 E: 0 K: 2 S: 8	H: 1 LOB: 2 BB: 1 P: 12	R: 1 E: 0 K: 1 S: 8	H: 3 LOB: 2 BB: 0 P: 8	R: 1 E: 0 K: 0 S: 6	H: 3 LOB: 2 BB: 0 P: 6	R: 0 E: 0 K: 0 S: 3	H: 1 LOB: 0 BB: 0 P: 3	R: 0 E: 0 K: 1 S: 5	H: 1 LOB: 1 BB: 0 P: 6	R: 0 E: 0 K: 1 S: 6	H: 1 LOB: 1 BB: 0 P: 6	R: 0 E: 0 K: 1 S: 6	H: 2 LOB: 2 BB: 0 P: 6	R: 0 E: 1 K: 1 S: 5	H: 0 LOB: 0 BB: 0 P: 5	1B: 11 2B: 1 3B: 0 HR: 0	SF: 0 SAC: 1 DP: 3 HBP: 0	WP: 0 PB: 0 SB: 0 CS: 0	PA: 38
<b>PITCHER</b>	IP WLS BF H R ER SO BB IBB HBP BLK WP HR S P ERA WHIP	7.0 W 33 12 2 2 6 1 0 0 0 0 0 44 48 2.57 1.857	2.0 S 5 0 0 0 2 0 0 0 0 0 0 9 9 0.00 0.000	<b>PITCHER</b>																

Batter	1	2	3	4	5	6	7	8	9	AB	R	H	RBI	BB	SO	LOB	BOTTOM			
Tommie Agee, R OBP: 0.332, SLG: 0.394 (1, 8)										5	1	1	1	0	0	0	<b>St. Louis Cardinals @ New York Mets</b> Shea Stadium, Flushing, NY Fri Sep 08 1972, 7:05 PM EDT Unknown			
Ken Boswell, L OBP: 0.252, SLG: 0.311 (1, 4)										5	3	3	3	0	0	0				
Wayne Garrett, L OBP: 0.372, SLG: 0.298 (9, 5)										0	0	0	0	0	0	0				
John Milner, L OBP: 0.354, SLG: 0.452 (1, 7)										5	1	5	2	0	0	0				
Ed Kranepool, L OBP: 0.327, SLG: 0.384 (1, 3)										4	0	0	0	1	1	4				
Cleon Jones, R OBP: 0.317, SLG: 0.350 (1, 9)										4	0	0	1	1	3	2				
Jim Fregosi, R OBP: 0.314, SLG: 0.359 (1, 5)										4	0	2	0	0	2	3				
Ted Martinez, R OBP: 0.249, SLG: 0.269 (8, PR)										0	1	0	0	0	0	0				
Jerry Grote, R OBP: 0.309, SLG: 0.293 (1, 2)										4	1	1	0	0	1	4				
Bud Harrelson, S OBP: 0.314, SLG: 0.271 (1, 6)										3	1	0	1	1	1	1				
Jon Matlack, L OBP: 0.230, SLG: 0.164 (1, 1)										3	0	0	0	0	0	2				
Tug McGraw, R OBP: 0.235, SLG: 0.133 (8, 1)										1	0	0	0	0	1	2				
<b>Inning Stats</b>	R: 1 E: 1 K: 1 S: 7	H: 1 LOB: 3 BB: 2 P: 15	R: 0 E: 0 K: 1 S: 5	H: 0 LOB: 0 BB: 0 P: 5	R: 0 E: 0 K: 1 S: 6	H: 1 LOB: 1 BB: 0 P: 6	R: 0 E: 0 K: 2 S: 7	H: 0 LOB: 0 BB: 0 P: 7	R: 0 E: 0 K: 0 S: 5	H: 2 LOB: 2 BB: 0 P: 5	R: 0 E: 0 K: 1 S: 6	H: 1 LOB: 1 BB: 1 P: 10	R: 2 E: 0 K: 1 S: 7	H: 2 LOB: 0 BB: 0 P: 7	R: 5 E: 0 K: 2 S: 13	H: 5 LOB: 1 BB: 0 P: 13	1B: 7 2B: 3 3B: 0 HR: 2	SF: 0 SAC: 0 DP: 0 HBP: 0	WP: 0 PB: 0 SB: 0 CS: 0	PA: 41
<b>PITCHER</b>	IP WLS BF H R ER SO BB IBB HBP BLK WP HR S P ERA WHIP	7.0 L 32 7 3 2 7 2 1 0 0 0 1 43 55 2.57 1.286	0.1 3.49	0.2 7.71	<b>PITCHER</b>															







Batter	1	2	3	4	5	6	7	8	9	AB	R	H	RBI	BB	SO	LOB	TOP					
Lou Brock, L OBP: 0.346, SLG: 0.382 (1, 7)	F8		CS	K		P5		FC6-4 BB		3	0	0	0	1	1	0						
Ted Sizemore, R OBP: 0.317, SLG: 0.334 (1, 4)	K			F2			F7	FC6-4		4	0	0	0	0	1	3						
Jose Cruz, L OBP: 0.299, SLG: 0.302 Luis Melendez, R OBP: 0.303, SLG: 0.351 (9, PH)	F8			K					5-3	3	0	1	0	0	1	0						
Joe Torre, R OBP: 0.358, SLG: 0.434 (1, 3)		F3			P4				L3	4	0	0	0	0	1	1						
Ted Simmons, S OBP: 0.326, SLG: 0.461 (1, 2)		K			K				1-3	4	0	0	0	0	3	1						
Ken Reitz, R OBP: 0.480, SLG: 0.542 (1, 5)		1-3			6-3				F7	3	0	0	0	0	0	0						
Bernie Carbo, L OBP: 0.382, SLG: 0.385 (1, 9)				F7		HR		BB	BB	3	1	2	1	0	0	0						
Dwain Anderson, R OBP: 0.298, SLG: 0.308 (1, 6)				F2		5-3		BB	BB	2	0	0	0	1	0	0						
Bob Gibson, R OBP: 0.188, SLG: 0.405 Bill Voss, L OBP: 0.272, SLG: 0.290 Charlie Hudson, L OBP: 0.188, SLG: 0.405 (8, PH)					4-0		4-3		K	1	0	0	0	1	0	0						
<b>Inning Stats</b>	R: 0 E: 0 K: 1 S: 5	H: 0 LOB: 0 BB: 0 P: 5	R: 0 E: 0 K: 1 S: 5	H: 0 LOB: 0 BB: 0 P: 5	R: 0 E: 0 K: 0 S: 2	H: 0 LOB: 0 BB: 1 P: 6	R: 0 E: 0 K: 2 S: 7	H: 0 LOB: 0 BB: 0 P: 7	R: 0 E: 0 K: 1 S: 5	H: 0 LOB: 0 BB: 0 P: 5	R: 1 E: 0 K: 0 S: 4	H: 1 LOB: 0 BB: 0 P: 4	R: 0 E: 0 K: 2 S: 8	H: 1 LOB: 1 BB: 0 P: 8	R: 0 E: 0 K: 1 S: 6	H: 1 LOB: 3 BB: 2 P: 14	R: 0 E: 0 K: 0 S: 3	H: 0 LOB: 0 BB: 0 P: 3	1B: 2 2B: 0 3B: 0 HR: 1	SF: 0 SAC: 0 DP: 0 HBP: 0	WP: 0 PB: 0 SB: 0 CS: 1	PA: 33
<b>PITCHER</b>	IP	WLS	BF	H	R	ER	SO	BB	IBB	HBP	BLK	WP	HR	S	P	ERA	WHIP					
Gary Gentry, R ERA: 3.54 Tug McGraw, L ERA: 1.69	(1, 1) 7.2	W 28	L 3	R 1	ER 1	SO 8	BB 3	IBB 0	HBP 0	BLK 0	WP 0	HR 1	S 41	P 53	1.17	0.783						

St. Louis Cardinals @ New York Mets  
Shea Stadium, Flushing, NY  
Sat Sep 09 1972, 3:33 AM EDT  
Att: 20,568 - Unknown

AB 29  
R 1  
H 3  
RBI 1  
BB 3  
SO 8  
LOB 7



Batter	1	2	3	4	5	6	7	8	9	AB	R	H	RBI	BB	SO	LOB	BOTTOM					
Tommie Agee, R OBP: 0.330, SLG: 0.390 (1, 8)	1-3	6-3			F9					3	0	0	0	1	0	1						
Ken Boswell, L OBP: 0.254, SLG: 0.307 Ted Martinez, R OBP: 0.249, SLG: 0.269 (9, 4)	1B E		8-4-3 BB		P6					3	1	1	0	1	1	1						
John Milner, L OBP: 0.358, SLG: 0.462 Cleon Jones, R OBP: 0.311, SLG: 0.343 (9, 7)	K			P4	E9			E		3	0	1	0	1	1	2						
Ed Kranepool, L OBP: 0.328, SLG: 0.384 (1, 3)	E7		8-4-3		6-3			SH1-6-3		3	0	1	0	0	0	2						
Dave Marshall, L OBP: 0.349, SLG: 0.372 (1, 9)	F7			1B 1-3 BB			K			3	1	1	0	1	1	1						
Wayne Garrett, L OBP: 0.365, SLG: 0.292 (1, 5)		E7			1-3 1B		F9			3	1	1	0	0	0	0						
Jerry Grote, R OBP: 0.305, SLG: 0.289 (1, 2)		4-3			K			F7		3	0	0	0	0	1	3						
Bud Harrelson, S OBP: 0.314, SLG: 0.272 (1, 6)					1-3				6-3	3	0	1	2	0	0	1						
Gary Gentry, R OBP: 0.176, SLG: 0.128 Tug McGraw, R OBP: 0.235, SLG: 0.133 (8, 1)					1-2				K	3	0	0	0	0	2	2						
<b>Inning Stats</b>	R: 1 E: 1 K: 1 S: 7	H: 2 LOB: 1 BB: 0 P: 7	R: 1 E: 1 K: 0 S: 5	H: 1 LOB: 1 BB: 0 P: 5	R: 0 E: 0 K: 0 S: 2	H: 0 LOB: 0 BB: 1 P: 6	R: 1 E: 0 K: 2 S: 8	H: 1 LOB: 1 BB: 1 P: 12	R: 0 E: 0 K: 0 S: 4	H: 1 LOB: 1 BB: 0 P: 4	R: 0 E: 0 K: 1 S: 5	H: 0 LOB: 0 BB: 0 P: 5	R: 0 E: 0 K: 2 S: 7	H: 0 LOB: 1 BB: 1 P: 11	R: 0 E: 1 K: 0 S: 2	H: 1 LOB: 1 BB: 1 P: 6	1B: 5 2B: 2 3B: 0 HR: 0	SF: 0 SAC: 1 DP: 1 HBP: 0	WP: 1 PB: 0 SB: 1 CS: 0	PA: 32		
<b>PITCHER</b>	IP	WLS	BF	H	R	ER	SO	BB	IBB	HBP	BLK	WP	HR	S	P	ERA	WHIP					
Bob Gibson, R ERA: 2.64 Charlie Hudson, L ERA: 2.16	(1, 1) 7.0	L 29	W 3	R 1	ER 0	SO 6	BB 3	IBB 0	HBP 0	BLK 0	WP 0	HR 0	S 38	P 50	1.29	1.143						

St. Louis Cardinals @ New York Mets  
Shea Stadium, Flushing, NY  
Sat Sep 09 1972, 3:33 AM EDT  
Att: 20,568 - Unknown

AB 27  
R 3  
H 6  
RBI 2  
BB 4  
SO 6  
LOB 13









Batter	1	2	3	4	5	6	7	8	9	AB	R	H	RBI	BB	SO	LOB	TOP				
<b>Lou Brock, L</b> (1, 7) OBP: 0.350, SLG: 0.389	0-3 K			0-0 1B		0-3 K		0-0 1B		4	0	2	0	0	2	1	<b>St. Louis Cardinals @ Montreal Expos</b> Jarry Park, Montreal, QB Mon Sep 11 1972, 7:05 PM EDT Att: 8,040 - Unknown				
<b>Mike Tyson, R</b> (1, 4) OBP: 0.214, SLG: 0.214	0-0 F9			0-0 1B		0-0 F9		0-0 1-3		4	0	1	0	0	0	2					
<b>Luis Melendez, R</b> (1, 9) OBP: 0.300, SLG: 0.347	0-3 K			0-0 F7		0-0 F9			0-3 K	4	0	0	0	0	2	2					
<b>Joe Torre, R</b> (1, 5) OBP: 0.358, SLG: 0.431		0-3 K		0-0 1B			0-0 G6-4-3 1B		0-0 F9	4	0	2	0	0	1	0					
<b>Ted Simmons, S</b> (1, 3) OBP: 0.331, SLG: 0.459		0-0 F8			4-0 BB		4-0 G6-4-3 1B		0-3 K	2	0	0	0	2	1	0					
<b>Skip Jutze, R</b> (1, 2) OBP: 0.270, SLG: 0.314		0-0 5-3			0-0 BB		0-0 G6-4-3			3	0	0	0	0	0	3					
<b>Jorge Roque, R</b> (1, 8) OBP: 0.135, SLG: 0.114			0-0 6-3		0-0 5-3		0-3 K			3	0	0	0	0	1	2					
<b>Dwain Anderson, R</b> (1, 6) OBP: 0.297, SLG: 0.309			0-3 K		0-0 6-3			0-0 L9		3	0	0	0	0	1	1					
<b>Lowell Palmer, R</b> (1, 1) <b>Bill Stein, R</b> (6, PH) <b>Ray Bare, R</b> (6, PH) <b>Ken Reitz, R</b> (8, PH) <b>Al Hrabosky, R</b> (8, 1)			0-3 K		0-0 1B			0-0 F9		1	0	0	0	0	1	0					
<b>Inning Stats</b>	R: 0 E: 0 K: 2 S: 7	H: 0 LOB: 0 BB: 0 P: 7	R: 0 E: 0 K: 1 S: 5	H: 0 LOB: 0 BB: 0 P: 5	R: 0 E: 0 K: 2 S: 7	H: 3 LOB: 2 BB: 0 P: 4	R: 0 E: 0 K: 0 S: 3	H: 0 LOB: 1 BB: 1 P: 7	R: 0 E: 0 K: 1 S: 6	H: 1 LOB: 1 BB: 0 P: 6	R: 0 E: 0 K: 1 S: 5	H: 1 LOB: 1 BB: 1 P: 9	R: 0 E: 0 K: 0 S: 4	H: 1 LOB: 1 BB: 0 P: 4	R: 0 E: 0 K: 2 S: 7	H: 0 LOB: 0 BB: 0 P: 7		1B: 5 2B: 1 3B: 0 HR: 0	SF: 0 SAC: 0 DP: 1 HBP: 0	WP: 0 PB: 0 SB: 0 CS: 0	PA: 32
<b>PITCHER</b> <b>Balor Moore, L</b> (1, 1) ERA: 3.43	IP: 9.0 WLS: W BF: 32 H: 6 R: 0 ER: 0 SO: 9 BB: 2 IBB: 0 HBP: 0 BLK: 0 WP: 0 HR: 0 S: 48 P: 56 ERA: 0.00 WHIP: 0.889											<b>PITCHER</b>	IP: 9.0 WLS: W BF: 32 H: 6 R: 0 ER: 0 SO: 9 BB: 2 IBB: 0 HBP: 0 BLK: 0 WP: 0 HR: 0 S: 48 P: 56 ERA: 0.00 WHIP: 0.889								

AB 30  
R 0  
H 6  
RBI 0  
BB 2  
SO 9  
LOB 11



Batter	1	2	3	4	5	6	7	8	9	AB	R	H	RBI	BB	SO	LOB	BOTTOM				
<b>Boots Day, L</b> (1, 8) OBP: 0.284, SLG: 0.255	0-0 4-3	0-0 1-3		0-0 FC6-4 1B			0-0 F8			4	0	1	0	0	0	0	<b>St. Louis Cardinals @ Montreal Expos</b> Jarry Park, Montreal, QB Mon Sep 11 1972, 7:05 PM EDT Att: 8,040 - Unknown				
<b>Tim Foli, R</b> (1, 6) OBP: 0.286, SLG: 0.287	0-0 F8		0-0 6-3	0-0 FC6-4		0-0 6-3				4	0	0	0	0	1						
<b>Ken Singleton, S</b> (1, 7) OBP: 0.369, SLG: 0.420	0-0 1B		4-0 BB SF7 1B		0-0 E3		0-0 BB 1B			3	2	2	0	1	0	0					
<b>Ron Fairly, L</b> (1, 9) OBP: 0.346, SLG: 0.401	0-0 2B		0-0 BB 1B		0-0 G4-6-3		4-0 BB 1B			3	1	2	0	1	0	1					
<b>Mike Jorgensen, L</b> (1, 3) OBP: 0.335, SLG: 0.388	0-0 1B		4-0 BB 1B		0-0 1-2 BB		0-0 1-2 BB		0-3 K	3	1	2	3	1	1	2					
<b>Coco Laboy, R</b> (1, 5) OBP: 0.316, SLG: 0.250	1-H 3-H 2B		1-2 2-3 BB		0-0 HR					2	0	1	1	1	0	0					
<b>Terry Humphrey, R</b> (1, 2) OBP: 0.252, SLG: 0.242	0-3 K		3-H 0-0 F8		0-0 F7		0-0 P4		0-3 K	4	0	0	0	0	2	5					
<b>Hector Torres, R</b> (1, 4) OBP: 0.214, SLG: 0.229		0-0 P6		0-0 L6		0-0 2-3		0-0 FC4-6 FC6		4	0	0	0	0	1						
<b>Balor Moore, L</b> (1, 1) OBP: 0.188, SLG: 0.174		0-0 4-3		0-0 F7		0-0 4-3		0-0 FC6		4	0	0	0	0	1						
<b>Inning Stats</b>	R: 2 E: 0 K: 1 S: 8	H: 3 LOB: 2 BB: 1 P: 12	R: 0 E: 0 K: 0 S: 3	H: 0 LOB: 0 BB: 0 P: 3	R: 1 E: 0 K: 0 S: 4	H: 1 LOB: 2 BB: 2 P: 12	R: 0 E: 0 K: 0 S: 4	H: 1 LOB: 0 BB: 0 P: 4	R: 1 E: 1 K: 0 S: 4	H: 1 LOB: 0 BB: 0 P: 4	R: 0 E: 0 K: 0 S: 3	H: 0 LOB: 0 BB: 0 P: 3	R: 0 E: 0 K: 1 S: 6	H: 1 LOB: 2 BB: 1 P: 10	R: 0 E: 0 K: 1 S: 6	H: 1 LOB: 1 BB: 0 P: 6		1B: 6 2B: 1 3B: 0 HR: 1	SF: 1 SAC: 0 DP: 1 HBP: 0	WP: 0 PB: 0 SB: 0 CS: 0	PA: 36
<b>PITCHER</b> <b>Lowell Palmer, R</b> (1, 1) ERA: 3.89 <b>Ray Bare, R</b> (6, 1) ERA: 0.71 <b>Al Hrabosky, L</b> (8, 1) ERA:	IP: 5.0 WLS: L BF: 24 H: 6 R: 4 ER: 4 SO: 1 BB: 3 IBB: 0 HBP: 0 BLK: 0 WP: 0 HR: 1 S: 23 P: 35 ERA: 7.20 WHIP: 1.800											<b>PITCHER</b>	IP: 5.0 WLS: L BF: 24 H: 6 R: 4 ER: 4 SO: 1 BB: 3 IBB: 0 HBP: 0 BLK: 0 WP: 0 HR: 1 S: 23 P: 35 ERA: 7.20 WHIP: 1.800								





Batter	1	2	3	4	5	6	7	8	9	AB	R	H	RBI	BB	SO	LOB	TOP
Lou Brock, L OBP: 0.348, SLG: 0.389 (1, 7)	0-3 K		0-0 1-3		0-3 K		0-0 1B FC4-6 2B		0-3 K	5	1	1	0	0	3	3	<b>St. Louis Cardinals @ Montreal Expos</b> Jarry Park, Montreal, QB Tue Sep 12 1972, 3:33 AM EDT Att: 12,902 - Unknown
Ted Sizemore, R OBP: 0.319, SLG: 0.332 (1, 4)	0-0 6-3			0-0 F8	0-0 6-3		0-0 FC4-6 BB 2-3 1B		0-0 5-3	5	0	1	0	0	0	3	
Bernie Carbo, L OBP: 0.378, SLG: 0.376 (1, 9)	4-0 BB			0-0 4-3		0-0 F5	4-0 FC4-6 1-2 BB		0-0 6-3	3	0	0	0	2	0	0	
Joe Torre, R OBP: 0.359, SLG: 0.430 (1, 5)	0-3 K			4-0 BB		0-0 BB FC5-4 1B	0-0 FC4-6 FC4-6			3	1	1	1	1	1	3	
Ted Simmons, S OBP: 0.330, SLG: 0.458 (1, 3)		0-3 K		0-0 F9		0-0 FC5-4 BB 1-2 1B	0-0 FC4-6 1-2			4	0	1	0	0	1	3	
Jose Cruz, L OBP: 0.297, SLG: 0.298 Jorge Roque, R OBP: 0.132, SLG: 0.111 (1, 8) (6, 8)		0-3 K			0-3 K		4-0 FC5-4 BB 1-2 2-3		0-0 6-3	2	0	0	0	1	2	0	
Skip Jutze, R OBP: 0.268, SLG: 0.308 (1, 2)		0-0 6-3			0-0 BB BB 1B		0-0 FC5-4 1-2 2-3 3-H		0-0 6-3	4	0	1	1	0	0	2	
Dwain Anderson, R OBP: 0.303, SLG: 0.317 (1, 6)			0-0 P6		4-0 BB 1-2 BB		0-0 F3		0-0 2B	3	0	1	0	1	0	2	
Reggie Cleveland, R OBP: 0.288, SLG: 0.346 Bill Voss, L OBP: 0.278, SLG: 0.290 Al Santorini, R OBP: 0.251, SLG: 0.261 Bill Stein, R OBP: 0.251, SLG: 0.261 Rich Folkers, L OBP: 0.251, SLG: 0.261 Luis Melendez, R OBP: 0.251, SLG: 0.261 Diego Segui, R OBP: 0.251, SLG: 0.261 (1, 1) (5, PH) (5, 1) (7, PH) (7, 1) (8, PH) (8, 1)			0-0 5-3		4-0 BB 1-2 2-3 BB		0-0 1-3		0-0 5-3	1	0	0	0	0	0	0	
<b>Inning Stats</b>	R: 0 E: 0 K: 2 S: 7	H: 0 LOB: 1 BB: 1 P: 11	R: 0 E: 0 K: 2 S: 7	H: 0 LOB: 0 BB: 0 P: 7	R: 0 E: 0 K: 0 S: 3	H: 0 LOB: 1 BB: 1 P: 7	R: 0 E: 0 K: 2 S: 8	H: 1 LOB: 3 BB: 2 P: 16	R: 1 E: 0 K: 0 S: 5	H: 2 LOB: 2 BB: 1 P: 9	R: 1 E: 0 K: 0 S: 4	H: 2 LOB: 1 BB: 0 P: 4	R: 0 E: 0 K: 1 S: 5	H: 0 LOB: 0 BB: 0 P: 5	1B: 4 2B: 2 3B: 0 HR: 0	SF: 0 SAC: 0 DP: 0 HBP: 0	
<b>PITCHER</b>	IP WLS BF H R ER SO BB IBB HBP BLK WP HR S P ERA WHIP	7.0 W 32 5 2 2 6 6 0 0 0 0 0 0 38 62 2.57 1.571	2.0 S 7 1 0 0 1 0 0 0 0 0 0 9 9 0.00 0.500	<b>PITCHER</b>													

AB	33
R	2
H	6
RBI	2
BB	6
SO	7
LOB	17



Batter	1	2	3	4	5	6	7	8	9	AB	R	H	RBI	BB	SO	LOB	BOTTOM		
Boots Day, L OBP: 0.284, SLG: 0.255 (1, 8)	0-0 5-3			0-0 1B 1B	0-0 F7		0-0 P6			4	1	1	0	0	0	0	<b>St. Louis Cardinals @ Montreal Expos</b> Jarry Park, Montreal, QB Tue Sep 12 1972, 3:33 AM EDT Att: 12,902 - Unknown		
Tim Foli, R OBP: 0.285, SLG: 0.286 (1, 6)	0-0 3-1			0-0 F3		0-0 FC3-6 1B	0-0 P6			4	1	1	0	0	0	1			
Ken Singleton, S OBP: 0.370, SLG: 0.420 (1, 7)	0-3 K			0-0 1B E 1B		0-0 FC3-6 1-2 1B	0-0 F7			4	1	2	0	0	1	0			
Ron Fairly, L OBP: 0.347, SLG: 0.405 (1, 3)		0-0 4-3		0-0 E9 1-H HR 1B		0-0 FC3-6 1-2 2-3 1B	0-0 2B 2B			4	3	2	1	0	0	2			
Ron Woods, R OBP: 0.309, SLG: 0.439 (1, 9)		0-3 K		0-3 K		0-0 F9	0-0 F8			4	0	0	0	0	2	4			
Coco Laboy, R OBP: 0.391, SLG: 0.550 (1, 5)		0-3 K		0-0 HR		0-0 1B 1-2 3-H 1B	0-0 2B			4	1	3	4	0	1	0			
Terry Humphrey, R OBP: 0.253, SLG: 0.243 John Boccabella, R OBP: 0.263, SLG: 0.293 (1, 2) (8, 2)			0-0 F9	0-0 F8		0-0 1-2 2-H 1B	0-3 K			3	0	1	1	0	0	0			
Hector Torres, R OBP: 0.211, SLG: 0.225 (1, 4)			0-0 6-3		0-0 F8		0-0 5-3			3	0	0	0	0	0	2			
Ernie McAnally, R OBP: 0.146, SLG: 0.133 Hal Breeden, R OBP: 0.282, SLG: 0.391 Mike Marshall, R OBP: 0.227, SLG: 0.200 (1, 1) (7, PH) (8, 1)			0-0 F8		0-0 6-3		0-0 P4			2	0	0	0	0	0	0			
<b>Inning Stats</b>	R: 0 E: 0 K: 1 S: 5	H: 0 LOB: 0 BB: 0 P: 5	R: 0 E: 0 K: 2 S: 7	H: 0 LOB: 0 BB: 0 P: 7	R: 0 E: 0 K: 0 S: 3	H: 0 LOB: 0 BB: 0 P: 3	R: 4 E: 1 K: 1 S: 9	H: 4 LOB: 0 BB: 0 P: 9	R: 0 E: 0 K: 0 S: 3	H: 0 LOB: 0 BB: 0 P: 3	R: 2 E: 0 K: 0 S: 7	H: 4 LOB: 2 BB: 0 P: 7	R: 0 E: 0 K: 0 S: 3	H: 0 LOB: 0 BB: 0 P: 3	R: 1 E: 0 K: 1 S: 7	H: 2 LOB: 1 BB: 0 P: 7		1B: 7 2B: 2 3B: 0 HR: 1	SF: 0 SAC: 0 DP: 0 HBP: 0
<b>PITCHER</b>	IP WLS BF H R ER SO BB IBB HBP BLK WP HR S P ERA WHIP	4.0 L 16 4 4 4 4 0 0 0 0 0 0 24 24 9.00 1.000	2.0 10 4 2 2 0 0 0 0 0 0 0 3 3 0.00 0.000	1.0 3 0 0 0 0 0 0 0 0 0 0 7 7 9.00 2.000	<b>PITCHER</b>														

AB	34
R	7
H	10
RBI	6
BB	0
SO	5
LOB	10






Batter	1	2	3	4	5	6	7	8	9	10	11	AB	R	H	RBI	BB	SO	LOB	TOP							
Jose Cruz, L OBP: 0.298, SLG: 0.296 (1, 7)	G3 E BB	FC4-6 1-2			F8		2B 1B	4-3			K	5	2	1	0	1	1	2								
Mike Tyson, R Low Right Rich Hill, L Deep Sleg, L Joe Topf, L Chuck Hudson, L Al Hrabosky, R Ray Bare, R	P4		5-3		F9		1B 2B		6-3		HR	3	1	1	0	0	0	0								
Ken Reitz, R OBP: 0.417, SLG: 0.471 (1, 5)	G3 1-2		6-3				FC5-4 1B		5-3		1B BB	5	0	2	2	1	0	1								
Skip Jutze, R OBP: 0.298, SLG: 0.333 (1, 2)	E4 2-H 1B		FC6-4 1B		K		FC5-4 E		5-3		1B	6	1	3	0	0	1	2								
Ted Simmons, S OBP: 0.332, SLG: 0.458 (1, 3)			FC6-4 1-2			3-1	E4 1-H			5-3 WP 1B	1-2 2-H 1B	6	0	3	0	0	0	1								
Bernie Carbo, L OBP: 0.373, SLG: 0.369 (1, 9)	F7				K		P4 F2			F7 1-2		5	0	0	0	0	1	4								
Luis Melendez, R OBP: 0.300, SLG: 0.347 (1, 8)			F8		5-3					5-3 2-3		5	0	2	0	0	0	1								
Mick Kelleher, R OBP: 0.350, SLG: 0.353 (1, 6)			1-3				F8			1-3		4	0	1	0	0	1	2								
Ted Sizemore, R OBP: 0.318, SLG: 0.332 (10, PH)												1	0	0	0	0	0	1								
Jim Bibby, R OBP: 0.250, SLG: 0.250 (1, 1)					3-1						6-3	1	0	0	0	1	0	1								
Bill Voss, L OBP: 0.274, SLG: 0.288 (7, PH)												1	0	0	0	0	1	0								
Ed Crosby, L OBP: 0.257, SLG: 0.251 (10, 6)			FC4-6 BB									2	0	0	0	0	0	1								
<b>Inning Stats</b>	R: 1 E: 1 K: 0 S: 5	H: 2 LOB: 2 BB: 1 P: 9	R: 0 E: 0 K: 0 S: 3	H: 0 LOB: 1 BB: 1 P: 7	R: 0 E: 0 K: 0 S: 4	H: 1 LOB: 1 BB: 0 P: 4	R: 0 E: 0 K: 1 S: 6	H: 1 LOB: 1 BB: 0 P: 6	R: 0 E: 0 K: 1 S: 4	H: 1 LOB: 1 BB: 0 P: 4	R: 3 E: 1 K: 1 S: 9	H: 3 LOB: 1 BB: 0 P: 9	R: 0 E: 0 K: 1 S: 6	H: 1 LOB: 1 BB: 0 P: 6	R: 0 E: 0 K: 0 S: 3	H: 0 LOB: 0 BB: 0 P: 3	R: 0 E: 0 K: 0 S: 4	H: 1 LOB: 1 BB: 0 P: 4	R: 1 E: 0 K: 1 S: 7	H: 3 LOB: 2 BB: 1 P: 11	1B: 10 2B: 2 3B: 1 HR: 1	SF: 0 SAC: 0 DP: 0 HBP: 0	WP: 1 PB: 0 SB: 1 CS: 0	PA: 50		
<b>PITCHER</b>	IP 7.0	WLS 11	BF 33	H 9	R 2	ER 0	SO 3	BB 2	IBB 0	HBP 0	BLK 0	WP 0	HR 0	S 37	P 45	ERA 3.86	WHIP 1.571									
Carl Morton, R ERA: 4.3 (1, 1)																										
Mike Marshall, R ERA: 1.62 (8, 1)	3.0																									
John Strohmayr, R ERA: 3.54 (11, 1)	1.0	L	6	3	1	1	1	1	0	0	0	0	0	1	7	11	9.00	4.000								

St. Louis Cardinals @ Montreal Expos  
Jarry Park, Montreal, QB  
Wed Sep 13 1972, 7:05 PM EDT  
Att. 5,122 - Unknown

livebaseballscorecards.com

AB 47  
R 5  
H 14  
RBI 3  
BB 3  
SO 5  
LOB 17




Batter	1	2	3	4	5	6	7	8	9	10	11	AB	R	H	RBI	BB	SO	LOB	BOTTOM							
Boots Day, L OBP: 0.285, SLG: 0.256 (1, 8)	K				4-3		1B 1B	FC6 IBB			SH2-4	3	1	1	0	0	1	0								
Bob Bailey, R OBP: 0.318, SLG: 0.366 (7, PH)			WP 1B 4-3 1B				1B 1B	FC6 1B			4-3	5	0	2	0	1	0	4								
Tim Foli, R OBP: 0.288, SLG: 0.288 (1, 6)	CS BB		4-3 WP 1B				1-2 2-3 1B	1-2 2-3 1B			6-3	5	0	1	3	1	1	3								
Ken Singleton, S OBP: 0.370, SLG: 0.418 (1, 7)	FC4-6 1-2 BB		4-3		F8		BB 1B				K	5	0	1	3	1	1	3								
Ron Fairly, L OBP: 0.345, SLG: 0.402 (1, 3)	FC4-6 1-2		6-3				SH3-4 1B	K			4-3	5	0	1	0	0	1	4								
Ron Woods, R OBP: 0.312, SLG: 0.434 (1, 9)					P4		SH3-4 1-2				6-3	2	0	0	0	2	0	0								
Coco Labov, R OBP: 0.393, SLG: 0.625 (8, 4)							BB				K	4	1	1	1	1	1	4								
Terry Humphrey, R OBP: 0.250, SLG: 0.239 (1, 2)							G5-4-3 IBB				F8	3	0	0	0	0	0	3								
John Boccabella, R OBP: 0.265, SLG: 0.295 (8, 2)			4-3		F7		1-2	BLK 1B			F8	2	0	1	0	0	0	0								
Hector Torres, R OBP: 0.214, SLG: 0.224 (1, 4)											P3	1	0	0	0	1	0	1								
Hal Breeden, R OBP: 0.278, SLG: 0.385 (7, PH)			F5								P3	1	0	0	0	0	0	1								
Mike Marshall, R OBP: 0.217, SLG: 0.190 (8, 1)												1	0	0	0	0	0	1								
Steve Renko, R OBP: 0.300, SLG: 0.300 (10, PH)												1	0	0	0	0	0	0								
John Strohmayr, R (11, 1)												1	0	0	0	0	0	0								
Carl Morton, R OBP: 0.312, SLG: 0.229 (7, PH)												2	0	0	0	0	2	1								
Clyde Masterson, R ERA: 3.37 (8, 9)												1	0	0	0	1	0	0								
Jim Fairey, L OBP: 0.268, SLG: 0.288 (8, PH)												1	0	0	0	1	1	1								
Ron Hunt, R OBP: 0.268, SLG: 0.296 (11, PH)												0	0	0	0	1	0	0								
Pepe Mangual, R OBP: 0.150, SLG: 0.250 (11, PH)												0	0	0	0	0	0	0								
<b>Inning Stats</b>	R: 0 E: 0 K: 1 S: 4	H: 0 LOB: 1 BB: 2 P: 12	R: 0 E: 1 K: 0 S: 3	H: 0 LOB: 1 BB: 1 P: 7	R: 1 E: 0 K: 1 S: 7	H: 2 LOB: 1 BB: 0 P: 7	R: 1 E: 0 K: 1 S: 6	H: 1 LOB: 1 BB: 1 P: 10	R: 0 E: 0 K: 0 S: 3	H: 1 LOB: 1 BB: 1 P: 7	R: 2 E: 0 K: 1 S: 8	H: 3 LOB: 3 BB: 2 P: 16	R: 0 E: 0 K: 1 S: 6	H: 1 LOB: 2 BB: 1 P: 10	R: 0 E: 0 K: 1 S: 5	H: 0 LOB: 0 BB: 0 P: 5	R: 0 E: 0 K: 1 S: 5	H: 0 LOB: 0 BB: 0 P: 5	R: 0 E: 0 K: 0 S: 3	H: 0 LOB: 2 BB: 1 P: 7	1B: 7 2B: 0 3B: 0 HR: 1	SF: 0 SAC: 2 DP: 1 HBP: 0	WP: 1 PB: 0 SB: 0 CS: 1	PA: 48		
<b>PITCHER</b>	IP 6.0	WLS 5	BF 25	H 4	R 3	ER 2	SO 3	BB 4	IBB 1	HBP 0	BLK 0	WP 1	HR 1	S 26	P 46	ERA 3.00	WHIP 1.333									
Jim Bibby, R ERA: 4.66 (1, 1)																										
Rich Folkers, L ERA: 2.84 (7, 1)	0.1																									
Diego Segui, R ERA: 3.34 (7, 1)	1.2																									
Charlie Hudson, L ERA: 1.74 (9, 1)	2.0	W	6	0	0	0	2	0	0	0	0															
Al Hrabosky, L ERA: (11, 1)	0.0							1	0	0	0															
<b>PITCHER</b>	IP 1.0	WLS S	BF 3	H 0	R 0	ER 0	SO 0	BB 0	IBB 0	HBP 0	BLK 0	WP 0	HR 0	S 3	P 3	ERA 0.00	WHIP 0.000									
Ray Bare, R ERA: 0.66 (11, 1)																										

St. Louis Cardinals @ Montreal Expos  
Jarry Park, Montreal, QB  
Wed Sep 13 1972, 7:05 PM EDT  
Att. 5,122 - Unknown

livebaseballscorecards.com

AB 37  
R 4  
H 8  
RBI 4  
BB 9  
SO 7  
LOB 22





Batter	1	2	3	4	5	6	7	8	9	AB	R	H	RBI	BB	SO	LOB	TOP			
Lou Brock, L OBP: 0.350, SLG: 0.392 (1, 7)										5	2	2	0	0	0	1				
Ted Sizemore, R OBP: 0.321, SLG: 0.335 (1, 4)										5	2	3	1	0	1	2				
Bernie Carbo, L OBP: 0.368, SLG: 0.365 (1, 9)										4	0	0	1	0	2	2				
Joe Torre, R OBP: 0.360, SLG: 0.434 (1, 3)										4	0	2	2	1	0	1				
Ted Simmons, S OBP: 0.329, SLG: 0.454 (1, 2)										5	0	0	0	0	1	4				
Jose Cruz, L OBP: 0.304, SLG: 0.304 (1, 8)										3	1	2	0	1	0	0				
Ken Reitz, R OBP: 0.400, SLG: 0.447 (1, 5)										4	0	1	0	0	2	3				
Mick Kelleher, R OBP: 0.348, SLG: 0.350 (1, 6)										3	1	1	1	0	0	1				
Bob Gibson, R OBP: 0.191, SLG: 0.398 (1, 1)										4	0	1	0	0	1	0				
<b>Inning Stats</b>	R: 1 E: 0 K: 0 S: 5	H: 2 LOB: 1 BB: 0 P: 5	R: 1 E: 0 K: 1 S: 6	H: 1 LOB: 0 BB: 0 P: 6	R: 1 E: 0 K: 1 S: 7	H: 2 LOB: 1 BB: 0 P: 7	R: 1 E: 1 K: 0 S: 6	H: 2 LOB: 2 BB: 0 P: 6	R: 0 E: 0 K: 2 S: 8	H: 0 LOB: 0 BB: 0 P: 3	R: 0 E: 0 K: 1 S: 5	H: 0 LOB: 0 BB: 0 P: 5	R: 0 E: 0 K: 1 S: 5	H: 1 LOB: 1 BB: 1 P: 9	R: 2 E: 0 K: 1 S: 8	H: 3 LOB: 1 BB: 0 P: 8	1B: 10 2B: 1 3B: 1 HR: 0	SF: 1 SAC: 1 DP: 0 HBP: 0	WP: 0 PB: 0 SB: 3 CS: 1	PA: 41
<b>PITCHER</b>	IP	WLS	BF	H	R	ER	SO	BB	IBB	HBP	BLK	WP	HR	S	P	ERA	WHIP			
Bill Stoneman, R ERA: 3.04 (1, 1)	4.0	L	20	7	4	2	2	0	0	0	0	0	0	24	24	4.50	1.750			
Steve Renko, R ERA: 4.87 (5, 1)	5.0		21	5	2	2	5	2	0	0	0	0	0	29	37	3.60	1.400			

St. Louis Cardinals @ Montreal Expos  
 Jarry Park, Montreal, QB  
 Thu Sep 14 1972, 7:05 PM EDT  
 Att: 10,580 - Unknown

AB	37
R	6
H	12
RBI	5
BB	2
SO	7
LOB	14




Batter	1	2	3	4	5	6	7	8	9	AB	R	H	RBI	BB	SO	LOB	BOTTOM					
Boots Day, L OBP: 0.290, SLG: 0.266 (1, 8)										3	1	2	0	1	1	0						
Tim Foli, R OBP: 0.288, SLG: 0.287 (1, 6)										4	0	1	0	0	1	2						
Ken Singleton, S OBP: 0.369, SLG: 0.416 (1, 9)										4	0	1	0	0	1	3						
Ron Fairly, L OBP: 0.345, SLG: 0.401 (1, 3)										4	0	1	1	0	0	2						
Jim Fairey, L OBP: 0.286, SLG: 0.286 (1, 7)										1	1	0	0	3	0	0						
Coco Laboy, R OBP: 0.375, SLG: 0.571 (8, 4)										4	0	1	0	0	1	3						
Terry Humphrey, R OBP: 0.248, SLG: 0.237 Steve Renko, R OBP: 0.286, SLG: 0.286 Ron Woods, R OBP: 0.311, SLG: 0.432 (9, PH)										2	0	0	0	0	1	2						
Hector Torres, R OBP: 0.217, SLG: 0.222 Ron Hunt, R OBP: 0.359, SLG: 0.295 Bob Bailey, R OBP: 0.320, SLG: 0.367 (8, 5)										1	0	0	1	1	0	1						
Bill Stoneman, R OBP: 0.113, SLG: 0.087 Tim McCarver, L OBP: 0.324, SLG: 0.346 (4, PH)										1	0	0	0	0	1	1						
<b>Inning Stats</b>	R: 0 E: 0 K: 2 S: 8	H: 1 LOB: 1 BB: 0 P: 8	R: 1 E: 0 K: 2 S: 8	H: 1 LOB: 1 BB: 1 P: 12	R: 1 E: 0 K: 0 S: 5	H: 3 LOB: 2 BB: 1 P: 9	R: 0 E: 0 K: 0 S: 2	H: 0 LOB: 0 BB: 1 P: 6	R: 0 E: 1 K: 1 S: 6	H: 1 LOB: 1 BB: 0 P: 6	R: 0 E: 0 K: 0 S: 3	H: 0 LOB: 0 BB: 0 P: 3	R: 0 E: 0 K: 1 S: 5	H: 0 LOB: 1 BB: 1 P: 9	R: 0 E: 0 K: 1 S: 5	H: 0 LOB: 1 BB: 1 P: 9	R: 0 E: 0 K: 1 S: 5	H: 1 LOB: 0 BB: 0 P: 5	1B: 6 2B: 1 3B: 1 HR: 0	SF: 0 SAC: 0 DP: 3 HBP: 0	WP: 1 PB: 0 SB: 0 CS: 0	PA: 36
<b>PITCHER</b>	IP	WLS	BF	H	R	ER	SO	BB	IBB	HBP	BLK	WP	HR	S	P	ERA	WHIP					
Bob Gibson, R ERA: 2.61 (1, 1)	9.0	W	36	7	2	2	8	5	0	0	0	1	0	47	67	2.00	1.333					

St. Louis Cardinals @ Montreal Expos  
 Jarry Park, Montreal, QB  
 Thu Sep 14 1972, 7:05 PM EDT  
 Att: 10,580 - Unknown

AB	31
R	2
H	7
RBI	2
BB	5
SO	8
LOB	16





Batter	1	2	3	4	5	6	7	8	9	AB	R	H	RBI	BB	SO	LOB	TOP			
Vic Davallillo, L (1,9) OBP: 0.364, SLG: 0.417	4-3		FC4		G3			1B		4	1	1	0	0	0	2	Pittsburgh Pirates @ St. Louis Cardinals Busch Stadium, St. Louis, MO Fri Sep 15 1972, 7:05 PM CDT Att: 10,853 - Unknown			
Gene Clines, R (1,7) OBP: 0.368, SLG: 0.427	L3		SF8		L5-3			2B		3	0	1	2	0	0					
Al Oliver, L (1,8) OBP: 0.357, SLG: 0.446	BB		6-3					1B		3	0	0	0	1	0	2				
Willie Stargell, L (1,3) OBP: 0.392, SLG: 0.599	4-3			2B				1B		3	1	0	0	1	0	1				
Richie Hebner, L (1,5) OBP: 0.388, SLG: 0.522		P4		E9				F8		4	1	1	0	0	0	1				
Manny Sanguillen, R (1,2) OBP: 0.324, SLG: 0.410	F8							1B		4	0	1	1	0	0	0				
Rennie Stennett, R (1,4) OBP: 0.306, SLG: 0.388	4-3									3	0	0	0	0	0	1				
Gene Alley, R (1,6) OBP: 0.323, SLG: 0.320										3	1	1	0	0	0	0				
Bruce Kison, R (1,1) OBP: 0.226, SLG: 0.319 Jim McKee, R (3,1) Chuck Goggin, S (5,PH) Luke Walker, L (5,1) Fernando Gonzalez, R (8,PH) Bob Miller, R (8,1)										0	0	0	0	1	0	0				
										0	0	0	0	0	0	0				
<b>Inning Stats</b>	R: 0 E: 0 K: 0 S: 3	H: 0 LOB: 1 BB: 1 P: 7	R: 0 E: 0 K: 0 S: 3	H: 0 LOB: 0 BB: 0 P: 3	R: 1 E: 0 K: 0 S: 4	H: 1 LOB: 1 BB: 1 P: 8	R: 2 E: 1 K: 0 S: 4	H: 2 LOB: 0 BB: 1 P: 8	R: 0 E: 0 K: 0 S: 3	H: 0 LOB: 0 BB: 0 P: 3	R: 0 E: 0 K: 0 S: 3	H: 0 LOB: 0 BB: 0 P: 3	R: 1 E: 0 K: 1 S: 6	H: 2 LOB: 0 BB: 0 P: 6	R: 0 E: 0 K: 0 S: 3	H: 0 LOB: 0 BB: 0 P: 3	1B: 3 2B: 2 3B: 0 HR: 0	SF: 1 SAC: 0 DP: 2 HBP: 0	WP: 0 PB: 0 SB: 0 CS: 0	PA: 34
<b>PITCHER</b> Rick Wise, R (1,1) ERA: 3.32	IP: 9.0 WLS: W BF: 33 H: 5 R: 4 ER: 4 SO: 1 BB: 3 IBB: 0 HBP: 0 BLK: 0 WP: 0 HR: 0 S: 32 P: 44 ERA: 4.00 WHIP: 0.889																			

Batter	1	2	3	4	5	6	7	8	9	AB	R	H	RBI	BB	SO	LOB	BOTTOM			
Lou Brock, L (1,7) OBP: 0.352, SLG: 0.393	HBP	4-3	K			FC5				4	2	2	0	1	1	3	Pittsburgh Pirates @ St. Louis Cardinals Busch Stadium, St. Louis, MO Fri Sep 15 1972, 7:05 PM CDT Att: 10,853 - Unknown			
Bill Stein, R (8,7) OBP: 0.294, SLG: 0.471	2B					1B				0	0	0	0	0	0	0				
Ted Sizemore, R (1,4) OBP: 0.322, SLG: 0.337	HBP	L4	P4			FC5				4	2	2	1	0	0	3				
Jose Cruz, L (1,8) OBP: 0.304, SLG: 0.301	K					1B				2	0	0	0	1	1	2				
Luis Melendez, R (6,PH) OBP: 0.299, SLG: 0.345						1B				2	1	0	0	0	0	2				
Joe Torre, R (1,3) OBP: 0.361, SLG: 0.432	2B	FC5-4				1B				4	1	1	1	0	0	1				
Ted Simmons, S (1,2) OBP: 0.332, SLG: 0.456	2B					1B				4	2	2	4	1	0	0				
Bernie Carbo, L (1,9) OBP: 0.371, SLG: 0.370	2B					1B				4	1	2	1	1	0	0				
Ken Reitz, R (1,5) OBP: 0.432, SLG: 0.500						1B				4	0	3	2	0	0	3				
Mick Kelleher, R (1,6) OBP: 0.370, SLG: 0.318	1-3									2	1	0	0	2	0	3				
Rick Wise, R (1,1) OBP: 0.200, SLG: 0.250	K									3	0	0	0	0	3	5				
<b>Inning Stats</b>	R: 5 E: 0 K: 2 S: 12	H: 5 LOB: 1 BB: 0 P: 13	R: 0 E: 0 K: 0 S: 3	H: 0 LOB: 1 BB: 1 P: 7	R: 1 E: 0 K: 2 S: 8	H: 1 LOB: 3 BB: 3 P: 20	R: 0 E: 0 K: 0 S: 3	H: 0 LOB: 0 BB: 0 P: 3	R: 0 E: 1 K: 1 S: 6	H: 1 LOB: 1 BB: 0 P: 6	R: 2 E: 0 K: 0 S: 6	H: 4 LOB: 2 BB: 1 P: 10	R: 2 E: 1 K: 0 S: 4	H: 1 LOB: 0 BB: 1 P: 8	R: 0 E: 0 K: 0 S: 3	H: 0 LOB: 0 BB: 0 P: 3	1B: 9 2B: 3 3B: 0 HR: 0	SF: 1 SAC: 1 DP: 2 HBP: 1	WP: 0 PB: 0 SB: 0 CS: 0	PA: 42
<b>PITCHER</b> Bruce Kison, R (1,1) ERA: 3.39 Jim McKee, R (3,1) Luke Walker, L (5,1) ERA: 3.46 Bob Miller, R (8,1) ERA: 1.96	IP: 2.0 WLS: L BF: 16 H: 6 R: 6 ER: 6 SO: 2 BB: 3 IBB: 0 HBP: 1 BLK: 0 WP: 0 HR: 0 S: 16 P: 29 ERA: 27.00 WHIP: 4.500																			



Batter	1	2	3	4	5	6	7	8	9	AB	R	H	RBI	BB	SO	LOB	TOP			
Vic Davallio, L OBP: 0.363, SLG: 0.415 (1, 7)										4	0	1	0	0	0	2				
Rennie Stennett, R OBP: 0.395, SLG: 0.387 (1, 4)										4	0	1	0	0	0	0				
Roberto Clemente, R OBP: 0.364, SLG: 0.497 (1, 9)										4	0	1	0	0	0	2				
Willie Stargell, L OBP: 0.389, SLG: 0.594 (1, 3)										4	0	0	0	0	1	3				
Al Oliver, L OBP: 0.357, SLG: 0.447 (1, 8)										4	0	1	0	0	0	0				
Richie Hebner, L OBP: 0.387, SLG: 0.522 (1, 5)										4	0	1	0	0	1	1				
Milt May, L OBP: 0.338, SLG: 0.382 (1, 2)										4	0	2	0	0	0	1				
Jackie Hernandez, R OBP: 0.229, SLG: 0.258 (7, PH)										1	0	0	0	1	0	1				
Charlie Sands, L OBP: 0.322, SLG: 0.319 (7, 6)										1	0	0	0	0	0	2				
Gene Alley, R OBP: 0.352, SLG: 0.319 (7, 6)										1	0	0	0	0	0	1				
Steve Blass, R OBP: 0.195, SLG: 0.200 (7, 1)										2	0	1	0	0	0	0				
Richie Zisk, R OBP: 0.182, SLG: 0.100 (7, 1)										1	0	0	0	0	1	2				
Bob Miller, R OBP: 0.182, SLG: 0.100 (7, 1)										0	0	0	0	0	0	0				
<b>Inning Stats</b>	R: 0 E: 0 K: 1 S: 6	H: 2 LOB: 1 BB: 0 P: 6	R: 0 E: 0 K: 0 S: 4	H: 1 LOB: 1 BB: 0 P: 4	R: 0 E: 0 K: 0 S: 3	H: 0 LOB: 0 BB: 0 P: 3	R: 0 E: 0 K: 0 S: 3	H: 0 LOB: 0 BB: 0 P: 3	R: 0 E: 0 K: 1 S: 6	H: 1 LOB: 2 BB: 1 P: 10	R: 0 E: 0 K: 0 S: 3	H: 1 LOB: 0 BB: 0 P: 3	R: 0 E: 1 K: 0 S: 4	H: 0 LOB: 1 BB: 0 P: 4	R: 0 E: 0 K: 0 S: 4	H: 1 LOB: 1 BB: 0 P: 4	1B: 5 2B: 4 3B: 0 HR: 0	SF: 0 SAC: 0 DP: 2 HBP: 0	WP: 0 PB: 0 SB: 0 CS: 0	PA: 35
<b>PITCHER</b>	IP WLS BF H R ER SO BB IBB HBP BLK WP HR S P ERA WHIP																			
Al Santorini, R ERA: 4.4 (1, 1)	9.0 W 35 8 0 0 3 1 0 0 0 0 0 0 40 44 0.00 1.000																			

Pittsburgh Pirates @ St. Louis Cardinals  
Busch Stadium, St. Louis, MO

AB 34  
R 0  
H 8  
RBI 0  
BB 1  
SO 3  
LOB 15



Sat Sep 16 1972, 3:33 AM CDT  
Att: 11,850 - Unknown

Batter	1	2	3	4	5	6	7	8	9	AB	R	H	RBI	BB	SO	LOB	BOTTOM			
Lou Brock, L OBP: 0.354, SLG: 0.393 (1, 7)										4	0	2	0	1	0	2				
Jorge Roque, R OBP: 0.154, SLG: 0.216 (8, PR)										0	0	0	0	0	0	0				
Ted Sizemore, R OBP: 0.323, SLG: 0.340 (1, 4)										5	1	2	1	0	1	3				
Jose Cruz, L OBP: 0.306, SLG: 0.302 (1, 8)										3	1	1	0	1	1	2				
Joe Torre, R OBP: 0.362, SLG: 0.432 (1, 3)										3	0	1	2	1	0	1				
Ted Simmons, S OBP: 0.331, SLG: 0.454 (1, 2)										4	0	1	0	0	0	1				
Bernie Carbo, L OBP: 0.372, SLG: 0.367 (1, 9)										2	0	0	0	2	1	0				
Ken Reitz, R OBP: 0.438, SLG: 0.500 (1, 5)										4	0	2	0	0	0	5				
Mick Kelleher, R OBP: 0.355, SLG: 0.346 (1, 6)										4	1	1	0	0	1	2				
Al Santorini, R OBP: 0.125, SLG: 0.054 (1, 1)										4	1	0	0	0	1	2				
<b>Inning Stats</b>	R: 0 E: 0 K: 1 S: 6	H: 2 LOB: 1 BB: 0 P: 6	R: 0 E: 0 K: 1 S: 6	H: 1 LOB: 0 BB: 0 P: 6	R: 0 E: 0 K: 1 S: 5	H: 0 LOB: 0 BB: 0 P: 5	R: 0 E: 0 K: 1 S: 5	H: 0 LOB: 2 BB: 2 P: 13	R: 4 E: 1 K: 0 S: 7	H: 4 LOB: 2 BB: 2 P: 15	R: 0 E: 0 K: 1 S: 7	H: 2 LOB: 0 BB: 0 P: 7	R: 0 E: 0 K: 0 S: 3	H: 0 LOB: 0 BB: 0 P: 3	R: 0 E: 0 K: 0 S: 4	H: 1 LOB: 2 BB: 1 P: 8	1B: 8 2B: 2 3B: 0 HR: 0	SF: 0 SAC: 0 DP: 1 HBP: 0	WP: 0 PB: 0 SB: 0 CS: 0	PA: 38
<b>PITCHER</b>	IP WLS BF H R ER SO BB IBB HBP BLK WP HR S P ERA WHIP																			
Steve Blass, R ERA: 2.44 (7, 1)	6.0 L 30 9 4 3 5 2 2 0 0 0 0 0 36 52 4.50 1.833																			
Bob Miller, R ERA: 1.85 (7, 1)	2.0 8 1 0 0 0 0 1 0 0 0 0 0 7 11 0.00 0.500																			

Pittsburgh Pirates @ St. Louis Cardinals  
Busch Stadium, St. Louis, MO

AB 33  
R 4  
H 10  
RBI 3  
BB 5  
SO 5  
LOB 18



Sat Sep 16 1972, 3:33 AM CDT  
Att: 11,850 - Unknown



Batter	1	2	3	4	5	6	7	8	9	AB	R	H	RBI	BB	SO	LOB	TOP		
<b>Rennie Stennett, R</b> OBP: 0.304, SLG: 0.384 (1,4)	4-3		F9		4-3		L4		FC4-6 1B	5	0	1	0	0	0	0	<b>Pittsburgh Pirates @ St. Louis Cardinals</b> Busch Stadium, St. Louis, MO Sun Sep 17 1972, 3:33 AM CDT Att: 11,802 - Unknown <a href="http://livebaseballscorecards.com">livebaseballscorecards.com</a>		
<b>Al Oliver, L</b> OBP: 0.357, SLG: 0.446 (1,8)	SF8 1B		4-3		5-3		2B 1B		FC4-6 G3 1B 1-2 WP	5	2	2	0	0	0	1			
<b>Roberto Clemente, R</b> OBP: 0.369, SLG: 0.591 (1,9)	E7 SF8 1-3 1B		K			L3 1B			WP G3 1-2 1B	5	0	3	0	0	1	0			
<b>Willie Stargell, L</b> OBP: 0.389, SLG: 0.591 (1,3)	FC5-4 IBB			3-1		1B 3B 1B			G3 1-2 2-3 3-H	4	1	1	0	1	1	4			
<b>Richie Hebner, L</b> OBP: 0.389, SLG: 0.522 (1,5)	SF8 2-3 3-H			E BB		1-2 3B 1B			FC6 BB 2-3 3-H	2	1	1	1	2	0	2			
<b>Manny Sanguillen, R</b> OBP: 0.352, SLG: 0.414 (1,2)	FC5-4 1-2			F8		1-1 2-H 3B			FC4-6 1B 1-2	5	0	2	2	0	0	5			
<b>Richie Zisk, R</b> OBP: 0.133, SLG: 0.071 (1,7)		P6		E4 1-3		P4			P6	4	0	0	0	0	0	3			
<b>Jackie Hernandez, R</b> OBP: 0.226, SLG: 0.255 (1,6)		P6		F7					FC4-6 1-2	2	0	0	0	0	0	2			
<b>Vic Davalillo, L</b> OBP: 0.364, SLG: 0.415 (6,PH)		P6								0	0	0	0	1	0	0			
<b>Gene Alley, R</b> OBP: 0.321, SLG: 0.318 (6,6)										1	0	0	0	0	0	1			
<b>Bob Johnson, L</b> OBP: 0.167, SLG: 0.171 (1,1)										2	0	0	0	0	0	2			
<b>Milt May, L</b> OBP: 0.336, SLG: 0.379 (6,PH)										1	0	0	0	0	0	2			
<b>Bob Miller, R</b> (6,1)										0	0	0	0	0	0	0			
<b>Bob Robertson, R</b> OBP: 0.290, SLG: 0.333 (8,PH)										1	0	0	0	0	1	1			
<b>Dave Giusti, R</b> (8,1)										0	0	0	0	0	0	0			
<b>Inning Stats</b>	R: 1 E: 1 K: 0 S: 5	H: 2 LOB: 2 BB: 1 P: 9	R: 0 E: 0 K: 1 S: 5	H: 0 LOB: 0 BB: 0 P: 5	R: 0 E: 0 K: 1 S: 5	H: 0 LOB: 0 BB: 1 P: 5	R: 0 E: 1 K: 0 S: 4	H: 0 LOB: 1 BB: 0 P: 8	R: 0 E: 0 K: 1 S: 5	H: 3 LOB: 2 BB: 1 P: 10	R: 0 E: 0 K: 1 S: 7	H: 2 LOB: 2 BB: 0 P: 7	R: 0 E: 0 K: 1 S: 6	H: 1 LOB: 1 BB: 0 P: 6	R: 1 E: 0 K: 0 S: 5	H: 2 LOB: 2 BB: 1 P: 9	1B: 8 2B: 1 3B: 1 HR: 0	SF: 1 SAC: 0 DP: 0 HBP: 0	WP: 1 PA: 42 PB: 0 SB: 0 CS: 0
<b>PITCHER</b>	IP WLS BF H R ER SO BB IBB HBP BLK WP HR S P ERA WHIP																		
<b>Reggie Cleveland, R</b> ERA: 3.95 (1,1)	6.1 W 30 7 3 3 3 1 2 0 0 0 0 0 33 45 4.26 1.263																		
<b>Diego Segui, R</b> ERA: 3.35 (7,1)	2.2 S 12 3 1 1 2 1 0 0 0 1 0 0 15 19 3.38 1.500																		

Batter	1	2	3	4	5	6	7	8	9	AB	R	H	RBI	BB	SO	LOB	BOTTOM		
<b>Lou Brock, L</b> OBP: 0.356, SLG: 0.395 (1,7)	K									3	0	2	0	1	1	0	<b>Pittsburgh Pirates @ St. Louis Cardinals</b> Busch Stadium, St. Louis, MO Sun Sep 17 1972, 3:33 AM CDT Att: 11,802 - Unknown <a href="http://livebaseballscorecards.com">livebaseballscorecards.com</a>		
<b>Jorge Roque, R</b> OBP: 0.154, SLG: 0.216 (9,8)										0	0	0	0	0	0	0			
<b>Ted Sizemore, R</b> OBP: 0.324, SLG: 0.340 (1,4)	1B SF8 BB		FC6-4 1B	1B	F7					3	2	1	2	1	0	2			
<b>Jose Cruz, L</b> OBP: 0.306, SLG: 0.301 (1,8)			FC6-4 4-3 2B			1-3 2-H 3-H 1B				4	1	1	0	0	0	3			
<b>Joe Torre, R</b> OBP: 0.363, SLG: 0.431 (1,3)			4-3		F2					1	0	0	1	1	0	0			
<b>Ted Simmons, S</b> OBP: 0.334, SLG: 0.458 (1,2)	SF8		2B HBP		4-0 G4-6-3 BB					1	0	0	1	1	0	0			
<b>Ted Simmons, S</b> OBP: 0.334, SLG: 0.458 (1,2)	1-2 3-H 1B					1-3 2-H 2B				4	0	3	2	0	0	1			
<b>Bernie Carbo, L</b> OBP: 0.374, SLG: 0.367 (1,9)	2-H 1B					1-2 2-3 1B				3	1	1	0	1	0	2			
<b>Ken Reitz, R</b> OBP: 0.423, SLG: 0.480 (1,5)			K			SH5-4 1B 1B				4	1	1	0	0	1	3			
<b>Mick Kelleher, R</b> OBP: 0.314, SLG: 0.300 (1,6)			4-3			SH5-4 1B 1B				4	0	0	0	0	1	2			
<b>Reggie Cleveland, R</b> OBP: 0.260, SLG: 0.239 (1,1)										2	0	0	0	0	1	0			
<b>Diego Segui, R</b> OBP: 0.143, SLG: 0.214 (7,1)										1	0	0	0	0	0	0			
<b>Inning Stats</b>	R: 2 E: 0 K: 1 S: 7	H: 2 LOB: 1 BB: 1 P: 11	R: 0 E: 0 K: 1 S: 5	H: 0 LOB: 0 BB: 0 P: 5	R: 1 E: 0 K: 0 S: 5	H: 2 LOB: 3 BB: 1 P: 10	R: 0 E: 0 K: 1 S: 6	H: 1 LOB: 1 BB: 0 P: 6	R: 0 E: 0 K: 0 S: 2	H: 0 LOB: 0 BB: 1 P: 6	R: 2 E: 0 K: 0 S: 6	H: 3 LOB: 2 BB: 1 P: 10	R: 0 E: 0 K: 0 S: 3	H: 1 LOB: 0 BB: 0 P: 3	R: 0 E: 0 K: 1 S: 5	H: 0 LOB: 0 BB: 0 P: 5	1B: 8 2B: 2 3B: 0 HR: 0	SF: 1 SAC: 1 DP: 2 HBP: 1	WP: 0 PA: 36 PB: 0 SB: 0 CS: 0
<b>PITCHER</b>	IP WLS BF H R ER SO BB IBB HBP BLK WP HR S P ERA WHIP																		
<b>Bob Johnson, R</b> ERA: 3.21 (1,1)	5.0 L 23 4 2 2 0 0 1 1 0 0 0 0 9 13 9.00 2.000																		
<b>Bob Miller, R</b> ERA: 2.15 (6,1)	2.0 L 10 4 2 2 0 0 0 0 0 0 0 0 5 5 0.00 0.000																		
<b>Dave Giusti, R</b> ERA: 2.07 (8,1)	1.0 3 0 0 0 0 1 0 0 0 0 0 0 5 5 0.00 0.000																		



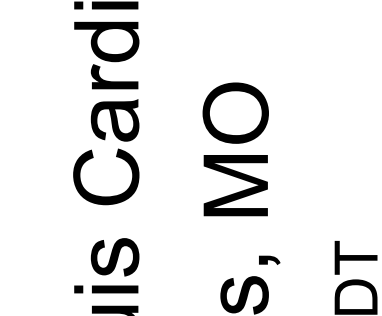
Batter	1	2	3	4	5	6	7	8	9	10	AB	R	H	RBI	BB	SO	LOB	TOP				
Denny Doyle, L (1.4) OBP: 0.289, SLG: 0.296	4-3			6-3		6-3			F9		4	0	0	0	0	0	0	Philadelphia Phillies @ St. Louis Cardinals Busch Stadium, St. Louis, MO Tue Sep 19 1972, 7:05 PM CDT Att: 6,978 - Unknown				
Craig Robinson, R (1.6) OBP: 0.250, SLG: 0.267	6-3			E6 WP 1B SF7		4-3					2	0	0	0	0	0						
Larry Bowa, S (4, PR) OBP: 0.292, SLG: 0.325	6-3										2	1	1	0	0	0						
Tom Hutton, L (1.8) OBP: 0.355, SLG: 0.355	F7								F9		4	0	1	0	0	1						
Willie Montanez, L (1.3) OBP: 0.333, SLG: 0.424		F7		SF7					F9		2	0	1	1	1	0						
Greg Luzinski, R (1.7) OBP: 0.324, SLG: 0.441		F6									4	0	1	0	0	1						
Oscar Gamble, L (1.9) OBP: 0.335, SLG: 0.331		F3									4	0	0	0	0	2						
Don Money, R (1.5) OBP: 0.277, SLG: 0.332									F9		4	0	1	0	0	0						
Bob Boone, R (1.2) OBP: 0.368, SLG: 0.353											4	0	0	0	0	1						
Dave Downs, R (1.1) OBP: 0.250, SLG: 0.250											1	0	0	0	0	1						
Barry Lersch, S (5, 1)											1	0	0	0	0	1						
Ron Stone, L (8, PH) OBP: 0.300, SLG: 0.216											1	0	0	0	0	0						
Darrell Brandon, R (8, 1) OBP: 0.067, SLG: 0.067											0	0	0	0	0	0						
<b>Inning Stats</b>	R: 0 E: 0 K: 0 S: 3	H: 0 LOB: 0 BB: 0 P: 3	R: 0 E: 0 K: 0 S: 3	H: 0 LOB: 0 BB: 0 P: 3	R: 0 E: 0 K: 1 S: 5	H: 0 LOB: 0 BB: 0 P: 5	R: 1 E: 1 K: 1 S: 7	H: 1 LOB: 2 BB: 0 P: 7	R: 0 E: 0 K: 1 S: 5	H: 0 LOB: 0 BB: 0 P: 5	R: 0 E: 0 K: 0 S: 4	H: 2 LOB: 1 BB: 0 P: 4	R: 0 E: 0 K: 0 S: 3	H: 0 LOB: 0 BB: 0 P: 3	R: 0 E: 0 K: 0 S: 4	H: 1 LOB: 2 BB: 1 P: 8	R: 0 E: 0 K: 0 S: 3	H: 0 LOB: 0 BB: 0 P: 3	1B: 5 2B: 0 3B: 0 HR: 0	SF: 1 SAC: 0 DP: 2 HBP: 0	WP: 1 PB: 0 SB: 1 CS: 0	PA: 35
<b>PITCHER</b> Bob Gibson, R (1.1) ERA: 2.51	IP: 10.0 W: 10 L: 0 BF: 35 H: 5 R: 1 ER: 0 SO: 3 BB: 0 IBB: 1 HBP: 0 BLK: 0 WP: 1 HR: 0 S: 40 P: 44 ERA: 0.00 WHIP: 0.500																					

Batter	1	2	3	4	5	6	7	8	9	10	AB	R	H	RBI	BB	SO	LOB	BOTTOM				
Lou Brock, L (1.7) OBP: 0.357, SLG: 0.395	6-3										5	0	2	1	0	0	1	Philadelphia Phillies @ St. Louis Cardinals Busch Stadium, St. Louis, MO Tue Sep 19 1972, 7:05 PM CDT Att: 6,978 - Unknown				
Ted Sizemore, R (1.4) OBP: 0.326, SLG: 0.344	F2										4	0	2	0	0	0	1					
Jose Cruz, L (1.8) OBP: 0.310, SLG: 0.306											5	0	3	0	0	0	3					
Joe Torre, R (1.3) OBP: 0.363, SLG: 0.429	CS										4	0	1	0	1	0	3					
Ted Simmons, S (1.2) OBP: 0.334, SLG: 0.460											5	1	2	0	0	1	4					
Bernie Carbo, L (1.9) OBP: 0.376, SLG: 0.373											3	0	2	0	2	0	1					
Ken Reitz, R (1.5) OBP: 0.421, SLG: 0.463											4	0	1	1	1	0	4					
Mick Kelleher, R (1.6) OBP: 0.289, SLG: 0.273											3	0	0	0	0	0	2					
Ed Crosby, L (8, PH) OBP: 0.256, SLG: 0.250											1	0	0	0	0	0	2					
Bob Gibson, R (1.1) OBP: 0.204, SLG: 0.424											4	1	2	0	0	0	0					
<b>Inning Stats</b>	R: 0 E: 0 K: 0 S: 3	H: 1 LOB: 0 BB: 0 P: 3	R: 0 E: 0 K: 0 S: 3	H: 1 LOB: 1 BB: 1 P: 7	R: 1 E: 0 K: 0 S: 6	H: 4 LOB: 2 BB: 0 P: 6	R: 0 E: 0 K: 0 S: 4	H: 1 LOB: 1 BB: 0 P: 4	R: 0 E: 0 K: 1 S: 7	H: 1 LOB: 3 BB: 1 P: 11	R: 0 E: 0 K: 0 S: 3	H: 1 LOB: 1 BB: 0 P: 3	R: 0 E: 0 K: 0 S: 4	H: 1 LOB: 2 BB: 1 P: 8	R: 0 E: 0 K: 0 S: 3	H: 1 LOB: 0 BB: 0 P: 3	R: 1 E: 0 K: 0 S: 4	H: 3 LOB: 2 BB: 1 P: 8	1B: 10 2B: 6 3B: 0 HR: 0	SF: 0 SAC: 1 DP: 4 HBP: 0	WP: 0 PB: 0 SB: 1 CS: 2	PA: 44
<b>PITCHER</b> Dave Downs, R (1.1) ERA: 2.74	IP: 4.0 W: 3 L: 0 BF: 17 H: 7 R: 1 ER: 1 SO: 0 BB: 1 IBB: 0 HBP: 0 BLK: 0 WP: 0 HR: 0 S: 16 P: 20 ERA: 2.25 WHIP: 2.000																					
Barry Lersch, R (5, 1) ERA: 3.64	3.0 L 13 5 1 1 0 1 1 0 0 0 0 11 19 3.38 2.250																					
Darrell Brandon, R (8, 1) ERA: 3.49																						



Batter	1	2	3	4	5	6	7	8	9	AB	R	H	RBI	BB	SO	LOB	TOP			
Denny Doyle, L (1,4) OBP: 0.284, SLG: 0.301	SH1-4 1B 2B		1-3 BB		1-3 1B		G3			3	1	2	0	1	0	0	Philadelphia Phillies @ St. Louis Cardinals Busch Stadium, St. Louis, MO Wed Sep 20 1972, 7:05 PM CDT Att: 5,569 - Unknown			
Larry Bowa, S (1,6) OBP: 0.290, SLG: 0.323	SH1-4 2-3		K		K		F8			3	0	0	0	0	2	2				
Tom Hutton, L (1,9) OBP: 0.357, SLG: 0.359	4-3 1B		1-3		1-3 FC5-4 2B		4-3			4	1	2	1	0	0	1				
Willie Montanez, L (1,3) OBP: 0.331, SLG: 0.420	4-3 1-2		F8		1-3 2-3		4-3			4	0	0	0	0	0	3				
Greg Luzinski, R (1,7) OBP: 0.327, SLG: 0.442	4-0 BB		CS 1B		FC5-4 1B		6-3			3	0	2	0	1	0	0				
Bill Robinson, R (1,8) OBP: 0.243, SLG: 0.368	4-3		F6 1-2		FC5-4 S BB		CS 1B			4	0	1	1	0	0	4				
Mike Schmidt, R (1,5) OBP: 0.333, SLG: 0.400			K		F7		5-3 1-2			2	0	0	0	1	1	0				
Don Money, R (8,5) OBP: 0.277, SLG: 0.331							BB			1	0	0	0	0	0	1				
John Bateman, R (1,2) OBP: 0.256, SLG: 0.296			F8		6-3		F9			4	0	0	0	0	0	2				
Steve Carlton, L (1,1) OBP: 0.219, SLG: 0.241			K		F9		K			3	0	0	0	0	2	0				
<b>Inning Stats</b>	R: 1 E: 0 K: 0 S: 5	H: 2 LOB: 2 BB: 1 P: 9	R: 0 E: 0 K: 2 S: 7	H: 0 LOB: 0 BB: 0 P: 7	R: 0 E: 0 K: 1 S: 5	H: 0 LOB: 1 BB: 1 P: 9	R: 0 E: 0 K: 0 S: 3	H: 1 LOB: 0 BB: 0 P: 3	R: 0 E: 0 K: 1 S: 6	H: 1 LOB: 1 BB: 0 P: 6	R: 1 E: 0 K: 0 S: 5	H: 2 LOB: 2 BB: 0 P: 9	R: 0 E: 0 K: 1 S: 5	H: 0 LOB: 0 BB: 0 P: 5	R: 0 E: 0 K: 0 S: 3	H: 1 LOB: 0 BB: 0 P: 3	1B: 5 2B: 2 3B: 0 HR: 0	SF: 0 SAC: 1 DP: 0 HBP: 0	WP: 0 PB: 0 SB: 1 CS: 2	PA: 35
<b>PITCHER</b>	IP WLS BF H R ER SO BB IBB HBP BLK WP HR S P ERA WHIP	IP WLS BF H R ER SO BB IBB HBP BLK WP HR S P ERA WHIP																		
Rick Wise, R (1,1) ERA: 3.3	7.0 L 29 6 2 2 5 3 0 0 0 0 0 0 36 48 2.57 1.286																			
Rich Folkers, L (8,1) ERA: 2.16	2.0 6 1 0 0 0 0 0 0 0 0 0 0 0 6 6 0.00 0.500																			

Batter	1	2	3	4	5	6	7	8	9	AB	R	H	RBI	BB	SO	LOB	BOTTOM					
Lou Brock, L (1,7) OBP: 0.358, SLG: 0.397	S 1B 2B		K			FC4-6 1B	F7			4	1	2	0	0	1	1	Philadelphia Phillies @ St. Louis Cardinals Busch Stadium, St. Louis, MO Wed Sep 20 1972, 7:05 PM CDT Att: 5,569 - Unknown					
Ted Sizemore, R (1,4) OBP: 0.327, SLG: 0.345	S 1B		6-3			F8		G6-4-3 1B		4	0	2	1	0	0	1						
Luis Melendez, R (1,9) OBP: 0.295, SLG: 0.341	F9 1-2				F9	FC4-6 WP 1B 1-2		F4		4	0	0	0	0	0	3						
Joe Torre, R (1,3) OBP: 0.362, SLG: 0.428	F7				F9	WP 1B 1-2		G6-4-3		4	0	1	0	0	0	2						
Ted Simmons, S (1,2) OBP: 0.334, SLG: 0.457	F3				F8	1-2 2-3 IBB		G1		3	0	0	0	1	0	1						
Ken Reitz, R (1,5) OBP: 0.393, SLG: 0.431			F4		F3	F9		F9		4	0	0	0	0	0	3						
Jorge Roque, R (1,8) OBP: 0.163, SLG: 0.200			F9		CS BB		F8		F3	3	0	0	0	1	0	0						
Mick Kelleher, R (1,6) OBP: 0.275, SLG: 0.257			K							2	0	0	0	0	1	1						
Bill Stein, R (7, PH) OBP: 0.333, SLG: 0.500					E4			FC5-4 1B		1	0	1	0	0	0	0						
Jose Cruz, L (7, PR) OBP: 0.310, SLG: 0.306										0	0	0	0	0	0	0						
Ed Crosby, L (8,6) OBP: 0.266, SLG: 0.250										0	0	0	0	0	0	0						
Rick Wise, R (1,1) OBP: 0.195, SLG: 0.244					F8					2	0	0	0	0	0	1						
Skip Jutze, R (7, PH) OBP: 0.292, SLG: 0.326										1	0	0	0	0	0	1						
Don Durham, R (7, PR) OBP: 0.500, SLG: 0.929										0	0	0	0	0	0	0						
Rich Folkers, L (8,1) ERA: 2.08										0	0	0	0	0	0	0						
<b>Inning Stats</b>	R: 1 E: 0 K: 0 S: 5	H: 2 LOB: 1 BB: 0 P: 5	R: 0 E: 0 K: 1 S: 5	H: 0 LOB: 0 BB: 0 P: 5	R: 0 E: 0 K: 1 S: 5	H: 0 LOB: 0 BB: 0 P: 5	R: 0 E: 0 K: 0 S: 3	H: 0 LOB: 0 BB: 0 P: 3	R: 0 E: 0 K: 0 S: 3	H: 0 LOB: 0 BB: 0 P: 3	R: 0 E: 0 K: 0 S: 5	H: 2 LOB: 3 BB: 1 P: 9	R: 0 E: 0 K: 0 S: 4	H: 1 LOB: 1 BB: 0 P: 4	R: 0 E: 0 K: 0 S: 3	H: 1 LOB: 0 BB: 0 P: 3	R: 0 E: 0 K: 0 S: 3	H: 0 LOB: 0 BB: 0 P: 3	1B: 5 2B: 1 3B: 0 HR: 0	SF: 0 SAC: 0 DP: 1 HBP: 0	WP: 1 PB: 0 SB: 2 CS: 1	PA: 34
<b>PITCHER</b>	IP WLS BF H R ER SO BB IBB HBP BLK WP HR S P ERA WHIP	IP WLS BF H R ER SO BB IBB HBP BLK WP HR S P ERA WHIP																				
Steve Carlton, L (1,1)	9.0 W 34 6 1 1 2 1 1 0 0 1 0 36 44 1.00 0.778																					





Batter	1	2	3	4	5	6	7	8	9	AB	R	H	RBI	BB	SO	LOB	TOP			
Denny Doyle, L (1,4) OBP: 0.290, SLG: 0.298	F9		FC3-6 FC1-6		F6			F5	5-3	5	0	0	0	0	0	1	Philadelphia Phillies @ St. Louis Cardinals Busch Stadium, St. Louis, MO Thu Sep 21 1972, 7:05 PM CDT Att: 4,719 - Unknown			
Larry Bowa, S (1,6) OBP: 0.290, SLG: 0.322	K		FC1-6		F8			1B		4	1	1	0	0	1	1				
Tom Hutton, L (1,9) OBP: 0.356, SLG: 0.356	F8		6-3			F9		1B	BB	3	1	0	0	1	0	1				
Willie Montanez, L (1,3)		F8		4-3		F8		E3		4	0	0	0	0	0	0				
Greg Luzinski, R (1,7) OBP: 0.328, SLG: 0.444	F8			1B 2B		F9		IBB		3	0	1	0	1	0	0				
Bill Robinson, R (1,8) OBP: 0.243, SLG: 0.364	1B			F8			6-3	P4		4	0	1	0	0	0	3				
Mike Schmidt, R (1,5) Don Money, R (8,5) OBP: 0.277, SLG: 0.331	1B						K	K		3	0	1	0	1	2	2				
Bob Boone, R (1,2) OBP: 0.348, SLG: 0.476	1B			1B					K	4	1	1	1	0	1	4				
Wayne Twitchell, R (1,1) Mac Scarce, L (8,1)			E6 FC3-6		K		K		F8	3	0	0	0	0	2	0				
										1	0	0	0	0	0	0				
<b>Inning Stats</b>	R: 0 E: 0 K: 1 S: 5	H: 0 LOB: 0 BB: 0 P: 5	R: 0 E: 0 K: 0 S: 4	H: 1 LOB: 2 BB: 1 P: 8	R: 0 E: 1 K: 0 S: 4	H: 0 LOB: 1 BB: 0 P: 4	R: 0 E: 0 K: 0 S: 5	H: 2 LOB: 2 BB: 0 P: 5	R: 0 E: 0 K: 1 S: 5	H: 0 LOB: 0 BB: 0 P: 3	R: 1 E: 0 K: 2 S: 8	H: 1 LOB: 0 BB: 0 P: 8	R: 2 E: 1 K: 1 S: 7	H: 1 LOB: 2 BB: 2 P: 15	R: 0 E: 0 K: 1 S: 5	H: 0 LOB: 0 BB: 0 P: 5	1B: 3 2B: 1 3B: 0 HR: 1	SF: 0 SAC: 0 DP: 0 HBP: 0	WP: 0 PB: 0 SB: 1 CS: 0	PA: 37
<b>PITCHER</b>	IP	WLS	BF	H	R	ER	SO	BB	IBB	HBP	BLK	WP	HR	S	P	ERA	WHIP			
Jim Bibby, R (1,1) ERA: 3.62	8.0	L	34	5	3	1	5	2	1	0	0	0	1	41	53	1.12	0.875			
Diego Segui, R (9,1) ERA: 3.3	1.0		3	0	0	0	1	0	0	0	0	0	0	5	5	0.00	0.000			

AB 34  
R 3  
H 5  
RBI 1  
BB 3  
SO 6  
LOB 12



Batter	1	2	3	4	5	6	7	8	9	AB	R	H	RBI	BB	SO	LOB	BOTTOM			
Lou Brock, L (1,7) OBP: 0.358, SLG: 0.397	K			CS 1B		4-3		SH1-4		3	0	1	0	0	1	0	Philadelphia Phillies @ St. Louis Cardinals Busch Stadium, St. Louis, MO Thu Sep 21 1972, 7:05 PM CDT Att: 4,719 - Unknown			
Ted Sizemore, R (1,4) OBP: 0.325, SLG: 0.342	6-3			E1		5-3		5-3		4	0	0	0	0	0	4				
Jose Cruz, L (1,8) Luis Melendez, R (8, PH) Diego Segui, R (9,1) OBP: 0.294, SLG: 0.340 OBP: 0.143, SLG: 0.214	F8			F5			G3 WP 2B	P6		3	1	1	0	0	0	1				
Skip Jutze, R (1,2) OBP: 0.269, SLG: 0.300		4-3		K			G3		6-3	4	0	0	0	0	1	2				
Ted Simmons, S (1,3) OBP: 0.332, SLG: 0.454		F8			4-3		K		K	4	0	0	0	0	2	0				
Bernie Carbo, L (1,9) Bill Stein, R (9, PH) OBP: 0.379, SLG: 0.373 OBP: 0.368, SLG: 0.526		F7			F7		1B		1B	3	0	1	0	0	0	0				
Ken Reitz, R (1,5) OBP: 0.385, SLG: 0.435			6-3				P4		F7	4	0	1	0	0	0	2				
Mike Tyson, R (1,6) OBP: 0.200, SLG: 0.158			6-3					SH1-4 BB BB		2	0	0	0	1	0	1				
Jim Bibby, R (1,1) Bill Voss, L (8, PH) Jorge Roque, R (8, PR) OBP: 0.375, SLG: 0.167 OBP: 0.279, SLG: 0.288 OBP: 0.163, SLG: 0.200			6-3					SH1-4 BB		2	0	0	0	0	0	0				
										0	0	0	0	1	0	0				
										0	0	0	0	0	0	0				
<b>Inning Stats</b>	R: 0 E: 0 K: 1 S: 5	H: 0 LOB: 0 BB: 0 P: 5	R: 0 E: 0 K: 0 S: 3	H: 0 LOB: 0 BB: 0 P: 3	R: 0 E: 0 K: 0 S: 3	H: 0 LOB: 0 BB: 0 P: 3	R: 0 E: 1 K: 1 S: 6	H: 1 LOB: 1 BB: 0 P: 6	R: 0 E: 0 K: 0 S: 4	H: 1 LOB: 1 BB: 0 P: 4	R: 1 E: 0 K: 1 S: 7	H: 2 LOB: 1 BB: 0 P: 7	R: 0 E: 0 K: 0 S: 3	H: 0 LOB: 3 BB: 2 P: 11	R: 0 E: 0 K: 1 S: 6	H: 1 LOB: 1 BB: 0 P: 6	1B: 3 2B: 2 3B: 0 HR: 0	SF: 0 SAC: 1 DP: 0 HBP: 0	WP: 1 PB: 0 SB: 0 CS: 1	PA: 34
<b>PITCHER</b>	IP	WLS	BF	H	R	ER	SO	BB	IBB	HBP	BLK	WP	HR	S	P	ERA	WHIP			
Wayne Twitchell, R (1,1) ERA: 4.1	7.0	W	27	4	1	1	3	2	0	0	0	0	0	31	39	1.29	0.857			
Mac Scarce, L (8,1) ERA: 3.82	2.0	S	7	1	0	0	1	0	0	0	0	0	0	9	9	0.00	0.500			





Batter	1	2	3	4	5	6	7	8	9	AB	R	H	RBI	BB	SO	LOB	TOP		
<b>Don Kessinger, S</b> (1, 6) OBP: 0.360, SLG: 0.341	0-3 <b>K</b>			0-0 <b>P6</b>		0-0 <b>FC6</b>		0-0 <b>F7</b>		4	0	1	0	0	1	1	<b>Chicago Cubs @ St. Louis Cardinals</b> Busch Stadium, St. Louis, MO Sat Sep 23 1972, 3:33 AM CDT Overcast - 60 F		
<b>Jose Cardenal, R</b> (1, 9) OBP: 0.356, SLG: 0.468	0-0 <b>6-3</b>			0-0 <b>6-3</b>		0-0 <b>FC6</b>		0-3 <b>K</b>		4	0	0	0	0	1	3			
<b>Billy Williams, L</b> (1, 7) OBP: 0.395, SLG: 0.593	0-0 <b>G3</b>			0-0 <b>F9</b>					4-0 <b>SH1-4</b> 2B	3	1	1	0	1	0	0			
<b>Jim Hickman, R</b> (1, 3) OBP: 0.371, SLG: 0.464		0-3 <b>K</b>		0-0 <b>5-3</b>					0-0 <b>SH1-4</b> BB	3	0	0	0	0	1	1			
<b>Ron Santo, R</b> (1, 5) OBP: 0.398, SLG: 0.501		0-0 <b>4-3</b>		0-0 <b>F9</b>					4-0 <b>2B</b> SF9	2	1	0	0	2	0	0			
<b>Rick Monday, L</b> (1, 8) OBP: 0.363, SLG: 0.404		0-3 <b>K</b>		0-0 <b>G3</b>					0-0 <b>SF9</b> CS	4	0	1	1	0	1	2			
<b>Glenn Beckert, R</b> (1, 4) OBP: 0.294, SLG: 0.336			0-0 <b>F9</b>						0-0 <b>SF9</b>	3	0	2	1	0	0	0			
<b>Randy Hundley, R</b> (1, 2) OBP: 0.261, SLG: 0.297			0-3 <b>K</b>						2-3 3-H 4-0	3	0	0	0	1	2	1			
<b>Burt Hooton, R</b> (1, 1) OBP: 0.176, SLG: 0.186			0-0 <b>F9</b>						0-0 <b>CS</b>	3	0	1	0	0	0	1			
<b>Inning Stats</b>	R: 0 E: 0 K: 1 S: 5	H: 0 LOB: 0 BB: 0 P: 5	R: 0 E: 0 K: 2 S: 7	H: 0 LOB: 0 BB: 0 P: 7	R: 0 E: 0 K: 1 S: 5	H: 0 LOB: 0 BB: 0 P: 5	R: 0 E: 0 K: 0 S: 3	H: 0 LOB: 0 BB: 0 P: 3	R: 0 E: 0 K: 0 S: 3	H: 2 LOB: 2 BB: 0 P: 7	R: 0 E: 0 K: 0 S: 4	H: 2 LOB: 2 BB: 1 P: 8	R: 0 E: 0 K: 1 S: 6	H: 1 LOB: 1 BB: 0 P: 6	R: 2 E: 0 K: 0 S: 3	H: 1 LOB: 1 BB: 3 P: 15	1B: 5 2B: 1 3B: 0 HR: 0	SF: 1 SAC: 1 DP: 0 HBP: 0	WP: 0 PA: 36 PB: 0 SB: 0 CS: 1
<b>PITCHER</b> <b>Bob Gibson, R</b> (1, 1) ERA: 2.49	IP: 9.0 WLS: L BF: 35 H: 6 R: 2 ER: 2 SO: 6 BB: 2 IBB: 2 HBP: 0 BLK: 0 WP: 0 HR: 0 S: 43 P: 59 ERA: 2.00 WHIP: 0.889															<b>PITCHER</b> IP: WLS: BF: H: R: ER: SO: BB: IBB: HBP: BLK: WP: HR: S: P: ERA: WHIP:			

AB	29
R	2
H	6
RBI	2
BB	4
SO	6
LOB	9



Batter	1	2	3	4	5	6	7	8	9	AB	R	H	RBI	BB	SO	LOB	BOTTOM		
<b>Lou Brock, L</b> (1, 7) OBP: 0.355, SLG: 0.394	0-3 <b>K</b>	0-0 <b>FC4-6</b>		0-0 <b>G3</b>					0-0 <b>F7</b>	4	0	0	0	0	1	1	<b>Chicago Cubs @ St. Louis Cardinals</b> Busch Stadium, St. Louis, MO Sat Sep 23 1972, 3:33 AM CDT Overcast - 60 F		
<b>Ted Sizemore, R</b> (1, 4) OBP: 0.377, SLG: 0.339	0-0 <b>F7</b>		0-0 <b>1-3</b>		0-0 <b>6-3</b>				0-0 <b>G3</b>	4	0	0	0	0	0	0			
<b>Jose Cruz, L</b> (1, 8) OBP: 0.315, SLG: 0.322	0-0 <b>BB</b>		0-0 <b>1B</b>		0-0 <b>4-3</b>				0-0 <b>S</b> 1B	4	0	3	0	0	0	0			
<b>Joe Torre, R</b> (1, 3) OBP: 0.363, SLG: 0.427	4-0 <b>BB</b>		0-0 <b>BB</b>		0-0 <b>F9</b>				0-0 <b>F9</b>	3	0	1	0	1	0	1			
<b>Ted Simmons, S</b> (1, 2) OBP: 0.331, SLG: 0.451	4-0 <b>BB</b>		0-0 <b>F9</b>		0-0 <b>4-3</b>				0-0 <b>G3</b>	3	0	0	0	1	0	3			
<b>Bernie Carbo, L</b> (1, 9) OBP: 0.376, SLG: 0.369	0-3 <b>K</b>		4-0 <b>BB</b>		0-0 <b>3-1</b>				0-0 <b>F9</b>	3	0	0	0	1	1	3			
<b>Ken Reitz, R</b> (1, 5) OBP: 0.377, SLG: 0.424			0-0 <b>4-3</b>		0-0 <b>F7</b>				0-0 <b>F7</b>	4	0	1	0	0	0	3			
<b>Jorge Roque, R</b> (9, PR) OBP: 0.163, SLG: 0.200									0-0 <b>1B</b>	0	0	0	0	0	0	0			
<b>Mick Kelleher, R</b> (1, 6) OBP: 0.256, SLG: 0.237		0-0 <b>4-3</b>		0-0 <b>F8</b>					0-0 <b>P4</b>	3	0	0	0	0	0	0			
<b>Bill Voss, L</b> (9, PH) OBP: 0.277, SLG: 0.286									0-0 <b>L1</b>	1	0	0	0	0	0	1			
<b>Bob Gibson, R</b> (1, 1) OBP: 0.208, SLG: 0.421			0-0 <b>FC4-6</b>		0-0 <b>5-3</b>					3	0	1	0	0	0	0			
<b>Ed Crosby, L</b> (9, PH) OBP: 0.266, SLG: 0.249										1	0	0	0	0	0	1			
<b>Inning Stats</b>	R: 0 E: 0 K: 2 S: 8	H: 1 LOB: 3 BB: 2 P: 16	R: 0 E: 0 K: 0 S: 4	H: 1 LOB: 1 BB: 0 P: 4	R: 0 E: 0 K: 0 S: 5	H: 2 LOB: 3 BB: 1 P: 9	R: 0 E: 0 K: 0 S: 3	H: 0 LOB: 0 BB: 0 P: 3	R: 0 E: 0 K: 0 S: 3	H: 0 LOB: 0 BB: 0 P: 3	R: 0 E: 0 K: 0 S: 3	H: 0 LOB: 0 BB: 0 P: 3	R: 0 E: 0 K: 0 S: 4	H: 1 LOB: 1 BB: 0 P: 4	R: 0 E: 0 K: 0 S: 4	H: 1 LOB: 1 BB: 0 P: 4	1B: 4 2B: 2 3B: 0 HR: 0	SF: 0 SAC: 0 DP: 0 HBP: 0	WP: 0 PA: 36 PB: 0 SB: 1 CS: 0
<b>PITCHER</b> <b>Burt Hooton, R</b> (1, 1) ERA: 2.81	IP: 9.0 WLS: W BF: 36 H: 6 R: 0 ER: 0 SO: 2 BB: 3 IBB: 0 HBP: 0 BLK: 0 WP: 0 HR: 0 S: 37 P: 49 ERA: 0.00 WHIP: 1.000															<b>PITCHER</b> IP: WLS: BF: H: R: ER: SO: BB: IBB: HBP: BLK: WP: HR: S: P: ERA: WHIP:			

AB	33
R	0
H	6
RBI	0
BB	3
SO	2
LOB	13





Batter	1	2	3	4	5	6	7	8	9	AB	R	H	RBI	BB	SO	LOB	TOP										
Don Kessinger, S (1, 6) OBP: 0.361, SLG: 0.345 Ralph LaCock, L (7, 9) OBP: 0.333, SLG: 0.333	G3	K		K		1B	WP 1B HR 1B		E4 FC3-6 2B	5	2	3	0	2	3	1	1 0 1 0 0 0										
Jose Cardenal, R (1, 9) OBP: 0.380, SLG: 0.468 Dave Rosello, R (7, 6) OBP: 0.500, SLG: 0.833		F8		P5		1B	BB 1B		FC3-6 BB	4	2	2	0	1	0	3	0 0 0 0 1 0 0										
Billy Williams, L (1, 7) OBP: 0.396, SLG: 0.597 Bill Bonham, R (7, 1) OBP: 0.429, SLG: 0.333	F7			E		E4 FC4-6	1B		FC3-6 2B	3	1	1	3	2	0	1	1 0 0 0 0 0 2										
Ron Santo, R (1, 5) OBP: 0.397, SLG: 0.500 Carmen Fanzone, R (2, PR) (2, 5)		E6 2B 1B		P3		K			F8	1	0	0	0	0	0	0	5 1 2 3 0 1 2										
Rick Monday, L (1, 8) OBP: 0.363, SLG: 0.406 Jim Tyrone, R (8, PR) (8, 7)				F9		F7			F8	5	1	2	0	0	0	4	1 0 0 0 0 0 2										
Pat Bourque, L (1, 3) OBP: 0.273, SLG: 0.273				F7		FC4-6			P6	5	2	2	2	0	0	3											
Glenn Beckert, R (1, 4) OBP: 0.297, SLG: 0.337 Al Montreuil, R (8, 4) OBP: 0.167, SLG: 0.167		E		FC1-5 BB 1B		5-3			G6-4-3	4	2	2	0	1	0	1	0 0 0 0 0 0 0										
Ken Rudolph, R (1, 2) OBP: 0.283, SLG: 0.333		P4		E		SH1-3 3B 1B			F9	4	1	1	0	1	0	4											
Joe Decker, R (1, 1) OBP: 0.258, SLG: 0.216 Bill North, S (7, PH) (7, 7) (8, 8)		E1		FC1-5		SH1-3			K	2	1	0	0	0	0	1	2 1 1 0 0 1 2										
<b>Inning Stats</b>	R: 0 E: 0 K: 0 S: 3	H: 1 LOB: 0 BB: 0 P: 3	R: 5 E: 2 K: 1 S: 10	H: 3 LOB: 1 BB: 0 P: 10	R: 0 E: 1 K: 0 S: 3	H: 0 LOB: 1 BB: 1 P: 7	R: 0 E: 1 K: 1 S: 6	H: 1 LOB: 2 BB: 1 P: 10	R: 0 E: 1 K: 1 S: 6	H: 0 LOB: 1 BB: 0 P: 6	R: 3 E: 0 K: 0 S: 6	H: 3 LOB: 2 BB: 2 P: 14	R: 5 E: 0 K: 1 S: 9	H: 4 LOB: 0 BB: 1 P: 13	R: 0 E: 0 K: 0 S: 3	H: 1 LOB: 1 BB: 0 P: 3	R: 2 E: 1 K: 0 S: 6	H: 2 LOB: 2 BB: 1 P: 10	1B: 10 2B: 2 3B: 2 HR: 1	SF: 0 SAC: 1 DP: 1 HBP: 0	WP: 1 PB: 0 SB: 1 CS: 1	PA: 50					
<b>PITCHER</b>	IP	WLS	BF	H	R	ER	SO	BB	IBB	HBP	BLK	WP	HR	S	P	ERA	WHIP										
Reggie Cleveland, R (1, 1) ERA: 3.94 Al Santorini, R (4, 1) ERA: 4.33 Rich Folkers, L (6, 1) ERA: 5.0 Joe Grzenda, L (6, 1) ERA: 5.66 Ray Bare, R (7, 1) ERA: 0.6	3.0	L	15	4	5	1	1	1	0	0	0	0	0	16	20	3.00	1.667										
Charlie Hudson, L (9, 1) ERA: 2.38	1.0		7	2	2	1	0	0	0	0	0	0	0	6	10	9.00	3.000										

Chicago Cubs @ St. Louis Cardinals  
Busch Stadium, St. Louis, MO  
Sat Sep 23 1972, 3:38 AM CDT  
Att: 12,741 - Unknown

AB 43  
R 15  
H 15  
RBI 12  
BB 6  
SO 4  
LOB 28



Batter	1	2	3	4	5	6	7	8	9	AB	R	H	RBI	BB	SO	LOB	BOTTOM										
Lou Brock, L (1, 7) OBP: 0.355, SLG: 0.393	4-3					4-3			K	4	0	1	1	0	1	1											
Ed Crosby, L (1, 4) OBP: 0.285, SLG: 0.253	G3								K	4	0	1	0	0	1	1											
Jose Cruz, L (1, 9) OBP: 0.315, SLG: 0.328									L7	4	0	1	0	0	0	2											
Ted Simmons, S (1, 3) OBP: 0.329, SLG: 0.448	P6								G3	4	0	0	0	0	0	2											
Skip Jutze, R (1, 2) OBP: 0.250, SLG: 0.278									K	4	0	0	0	0	2	1											
Ken Reitz, R (1, 5) OBP: 0.361, SLG: 0.406									E6 L3	3	0	0	0	0	0	0											
Jorge Roque, R (1, 8) OBP: 0.152, SLG: 0.186									L3	3	0	0	0	0	1	1											
Mike Tyson, R (1, 6) OBP: 0.217, SLG: 0.227									3-1	3	0	1	0	0	0	0											
Reggie Cleveland, R (1, 1) Joe Torre, R (1, 1) Al Santorini, R (4, 1) Rich Folkers, L (6, 1) Joe Grzenda, L (6, 1) Ray Bare, R (7, 1) Bernie Carbo, L (8, 1) Charlie Hudson, L (9, 1)									F5	0	0	0	0	0	0	0											
<b>Inning Stats</b>	R: 0 E: 0 K: 0 S: 4	H: 1 LOB: 1 BB: 0 P: 4	R: 0 E: 0 K: 1 S: 5	H: 0 LOB: 0 BB: 0 P: 5	R: 1 E: 0 K: 0 S: 5	H: 2 LOB: 1 BB: 0 P: 5	R: 0 E: 0 K: 0 S: 3	H: 0 LOB: 0 BB: 0 P: 3	R: 0 E: 0 K: 1 S: 6	H: 1 LOB: 1 BB: 0 P: 6	R: 0 E: 0 K: 0 S: 3	H: 0 LOB: 0 BB: 0 P: 3	R: 0 E: 0 K: 2 S: 7	H: 0 LOB: 0 BB: 0 P: 7	R: 0 E: 0 K: 1 S: 5	H: 0 LOB: 0 BB: 0 P: 5	1B: 1 2B: 4 3B: 1 HR: 0	SF: 0 SAC: 0 DP: 1 HBP: 0	WP: 0 PB: 0 SB: 1 CS: 0	PA: 32							
<b>PITCHER</b>	IP	WLS	BF	H	R	ER	SO	BB	IBB	HBP	BLK	WP	HR	S	P	ERA	WHIP										
Joe Decker, R (1, 1) ERA: 2.16 Bill Bonham, R (7, 1) ERA: 3.06	6.0	W	23	5	1	1	2	0	0	0	0	0	0	15	15	0.00	0.000										

Chicago Cubs @ St. Louis Cardinals  
Busch Stadium, St. Louis, MO  
Sat Sep 23 1972, 3:38 AM CDT  
Att: 12,741 - Unknown

AB 32  
R 1  
H 5  
RBI 1  
BB 0  
SO 5  
LOB 9

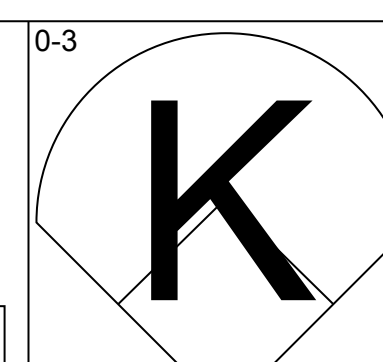
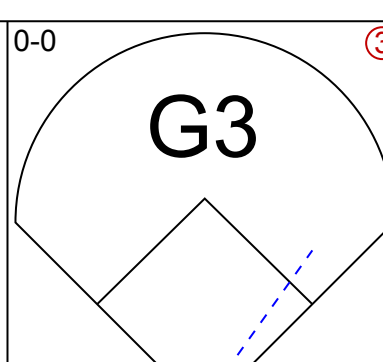
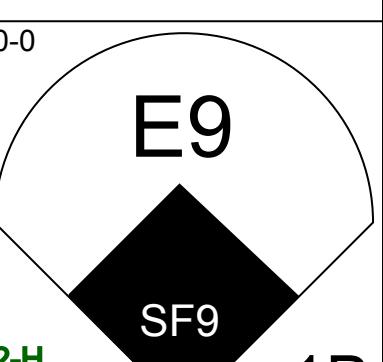
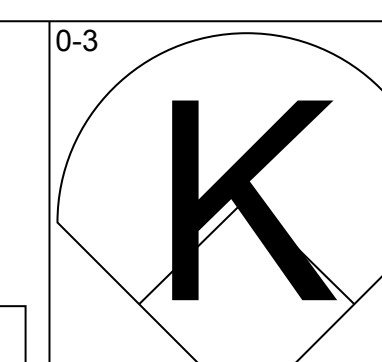
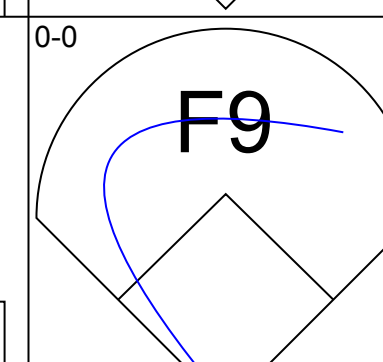
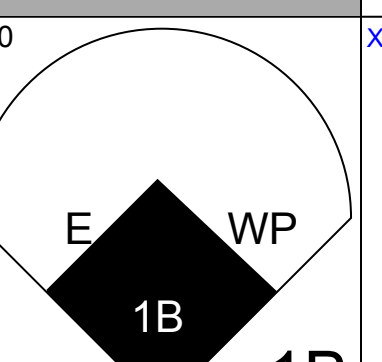
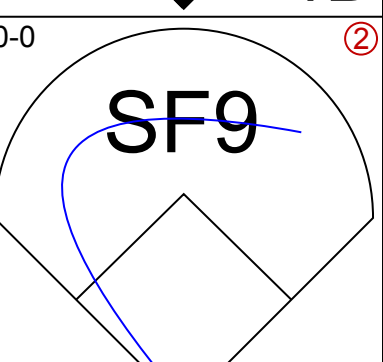
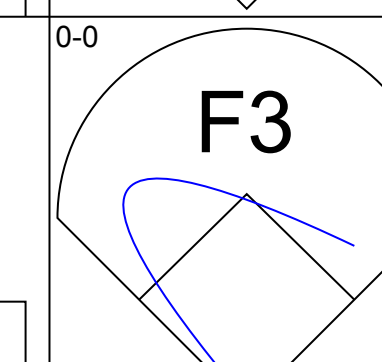
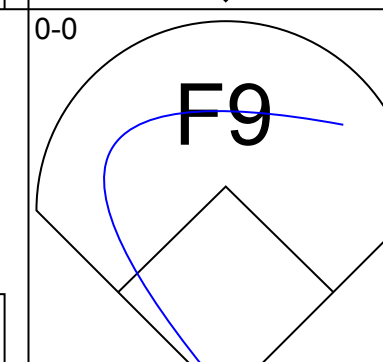
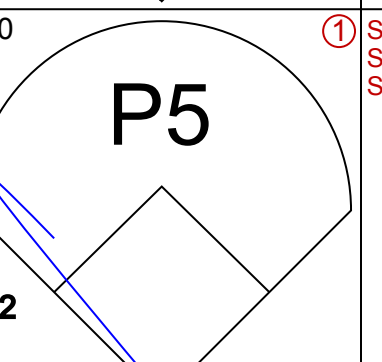
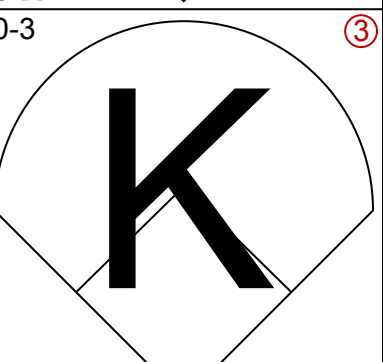
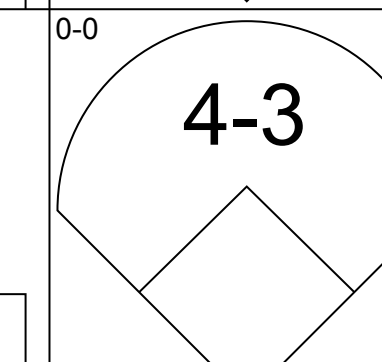
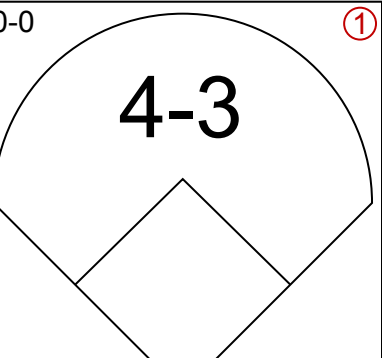
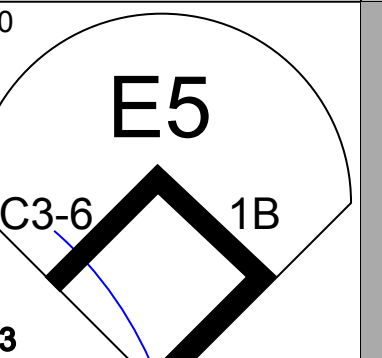
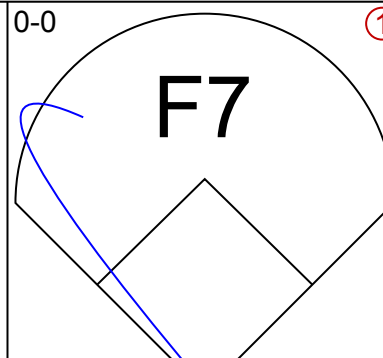
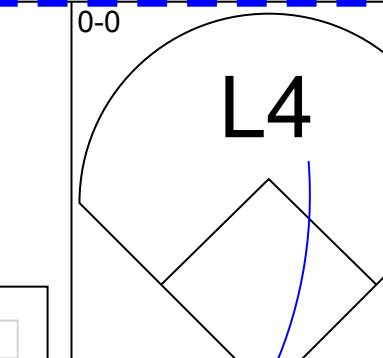
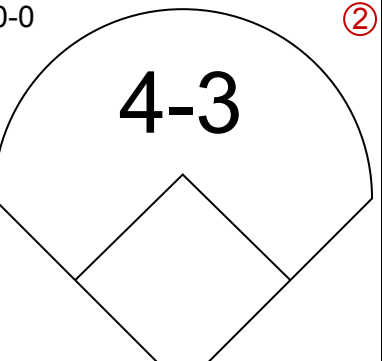
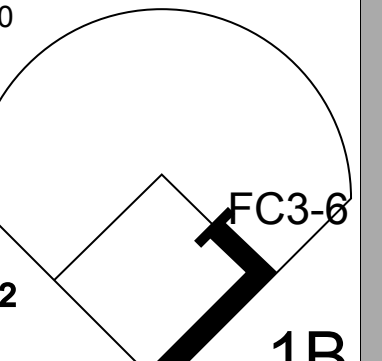
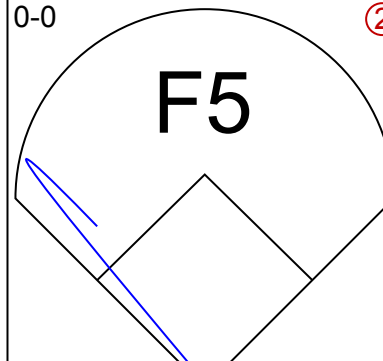
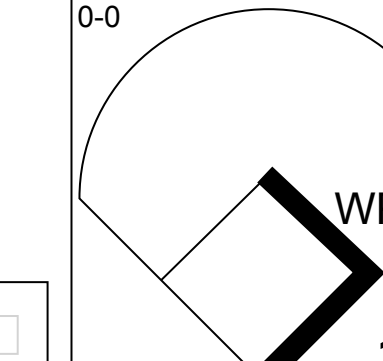

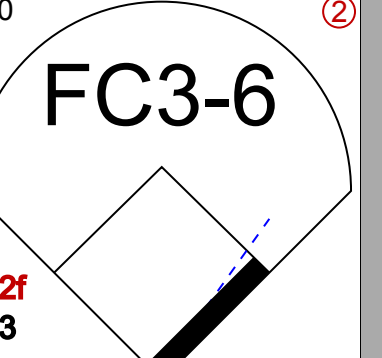
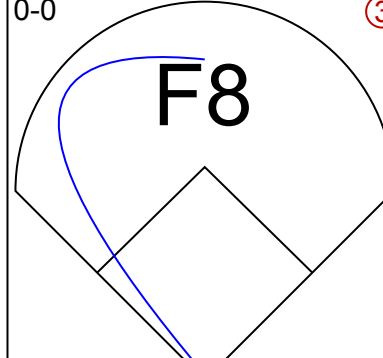
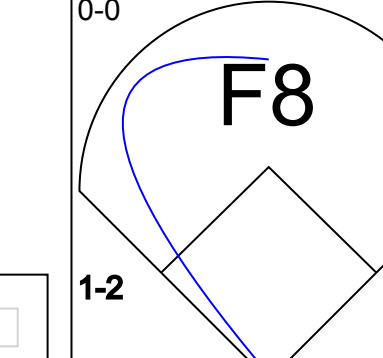
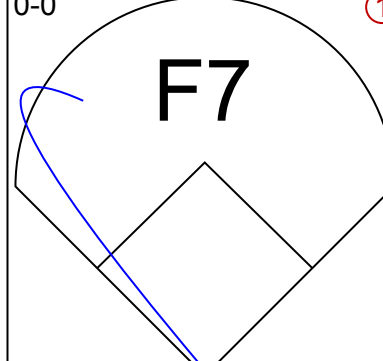
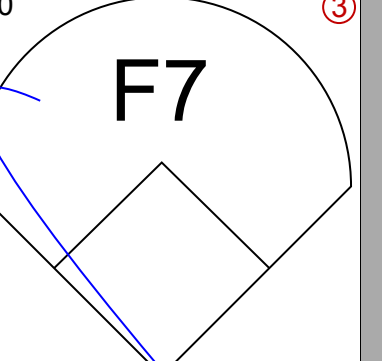
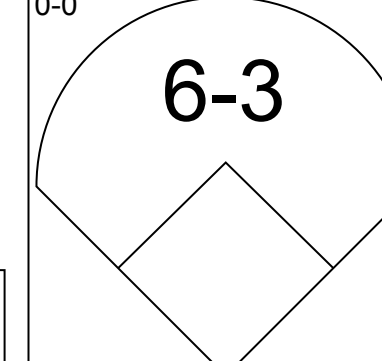
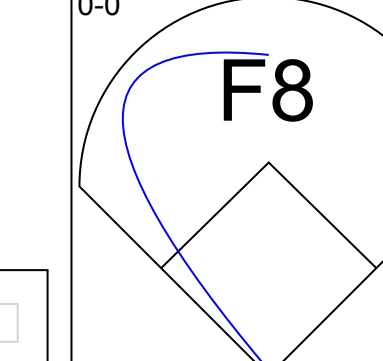
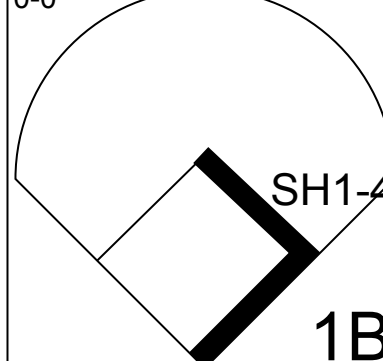
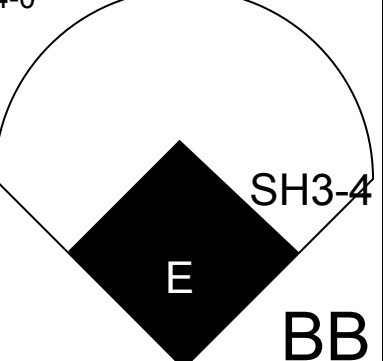
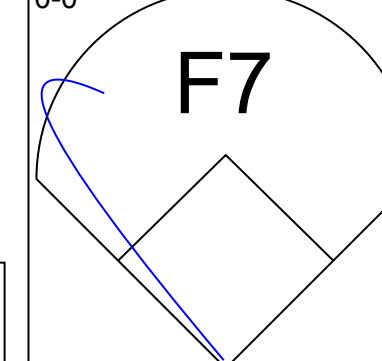
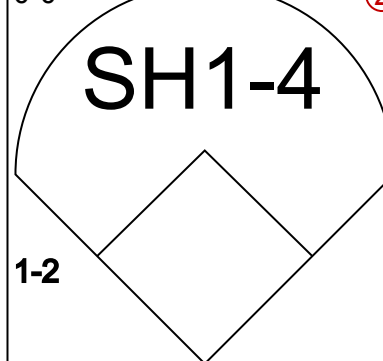
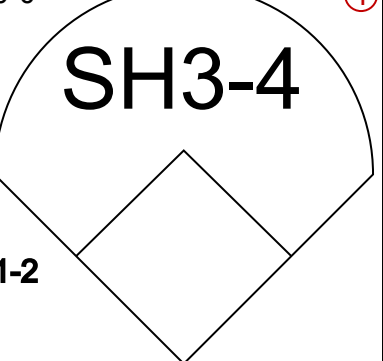
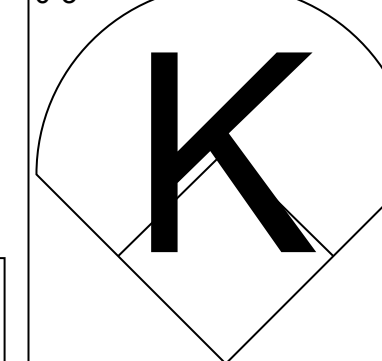




Batter	1	2	3	4	5	6	7	8	9	10	AB	R	H	RBI	BB	SO	LOB	TOP							
Don Kessinger, S OBP: 0.361, SLG: 0.346 (1, 6)	1-3		2B			5-3 BB		4-3		4-3	4	0	1	0	1	0	0	<b>Chicago Cubs @ St. Louis Cardinals</b> Busch Stadium, St. Louis, MO Sun Sep 24 1972, 3:33 AM CDT Att. 16,056 - Unknown  <b>AB 33</b> <b>R 1</b> <b>H 5</b> <b>RBI 1</b> <b>BB 5</b> <b>SO 3</b> <b>LOB 17</b>							
Glenn Beckert, R OBP: 0.298, SLG: 0.340 (1, 4)	1B		5-3			5-3		2B		4-3	5	0	2	0	0	0	2								
Billy Williams, L OBP: 0.399, SLG: 0.596 (1, 7)	P3					1-3 BB		IBB		IBB	1	1	0	0	3	0	1								
Rick Monday, L OBP: 0.300, SLG: 0.402 (1, 8)	F7					1-3		K		K	4	0	0	0	0	2	6								
Pat Bourque, L OBP: 0.267, SLG: 0.267 (1, 3)		F5				4-3		4-3		P5	4	0	1	1	0	0	4								
Carmen Fanzone, R OBP: 0.341, SLG: 0.394 (1, 5)		K				G5-4-3 1B					4	0	1	0	0	1	1								
Eliud Hendricks, L OBP: 0.287, SLG: 0.234 (1, 2)						4-3		P4		P6	3	0	0	0	1	0	1								
Bill North, S OBP: 0.250, SLG: 0.209 (1, 9)		CS				L5		FC4-6		4-3	4	0	0	0	0	0	1								
Bill Hands, R OBP: 0.359, SLG: 0.467 (10, PH) Jack Aker, R OBP: 0.287, SLG: 0.234 (10, 1)						F7		F8			3	0	0	0	0	0	1								
						F7		F8		4-3	1	0	0	0	0	0	0								
											0	0	0	0	0	0	0								
<b>Inning Stats</b>	R: 0 E: 0 K: 0 S: 4	H: 1 LOB: 1 BB: 0 P: 4	R: 0 E: 0 K: 1 S: 4	H: 0 LOB: 0 BB: 1 P: 8	R: 0 E: 0 K: 0 S: 4	H: 1 LOB: 1 BB: 0 P: 4	R: 1 E: 0 K: 0 S: 3	H: 1 LOB: 0 BB: 1 P: 7	R: 0 E: 0 K: 1 S: 5	H: 0 LOB: 2 BB: 2 P: 13	R: 0 E: 0 K: 0 S: 4	H: 1 LOB: 1 BB: 0 P: 4	R: 0 E: 0 K: 1 S: 6	H: 1 LOB: 2 BB: 1 P: 10	R: 0 E: 0 K: 0 S: 3	H: 0 LOB: 0 BB: 0 P: 3	R: 0 E: 0 K: 0 S: 3	H: 0 LOB: 0 BB: 0 P: 3	1B: 3 2B: 2 3B: 0 HR: 0	SF: 0 SAC: 0 DP: 1 HBP: 0	WP: 0 PB: 0 SB: 0 CS: 1	PA: 39			
<b>PITCHER</b> Rick Wise, R ERA: 3.21 (1, 1)	IP 10.0	WLS W 38	BF H 5	R ER 1	SO 3	BB 3	IBB 2	HBP 0	BLK 0	WP 0	HR 0	S 39	P 59	ERA 0.90	WHIP 0.800										

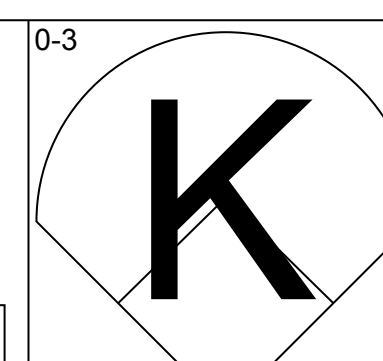
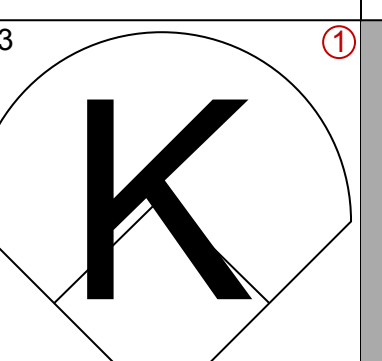
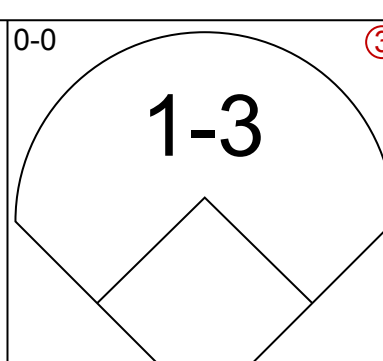
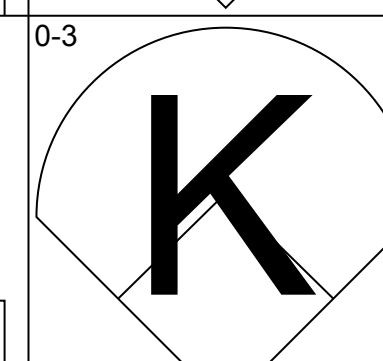
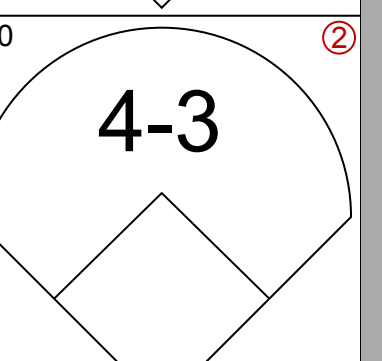
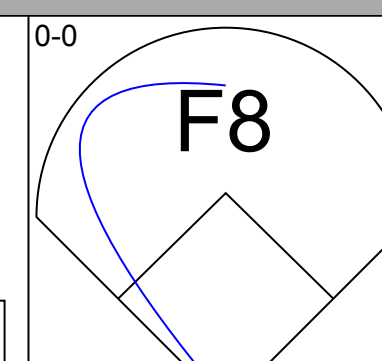
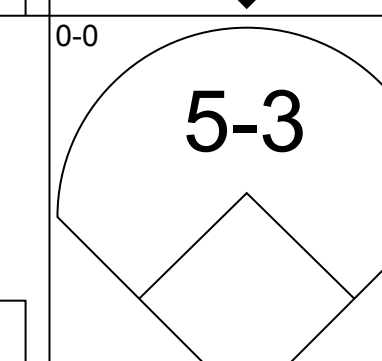
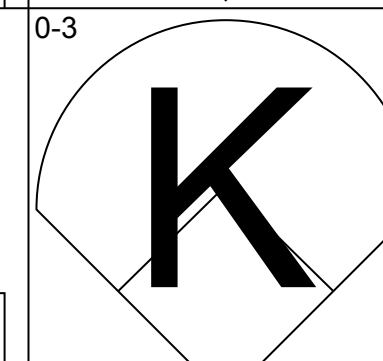
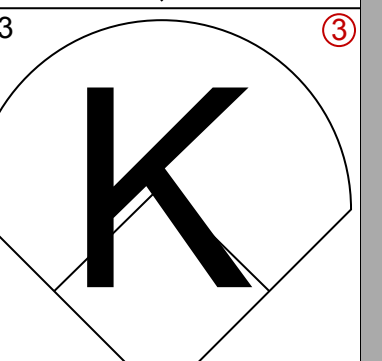
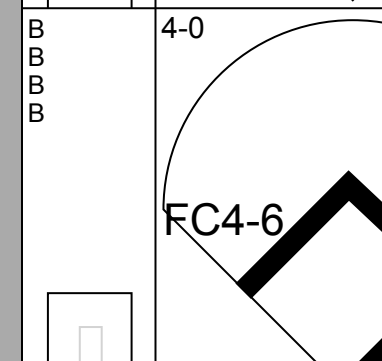
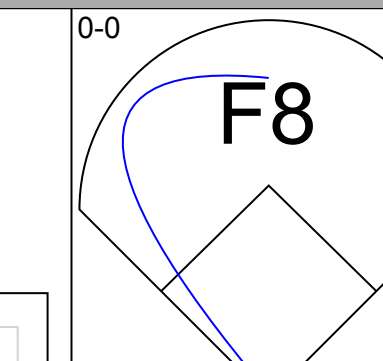
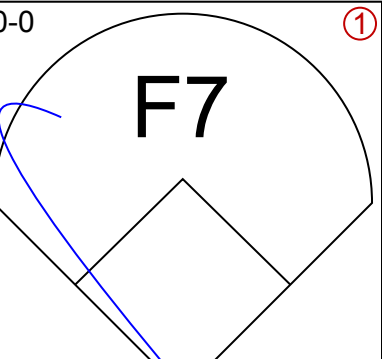
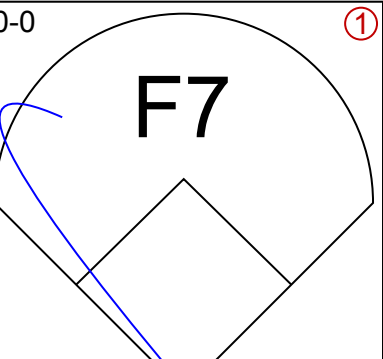
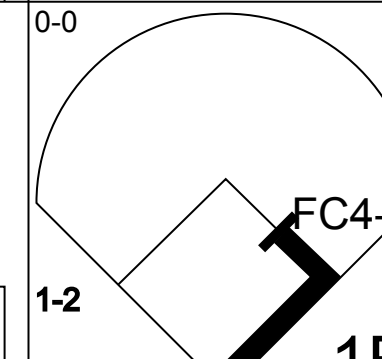
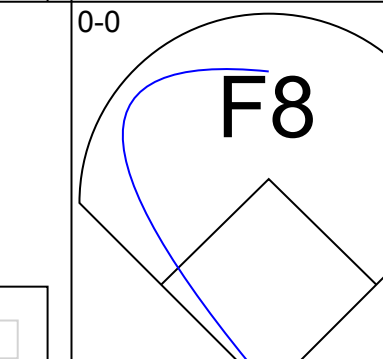
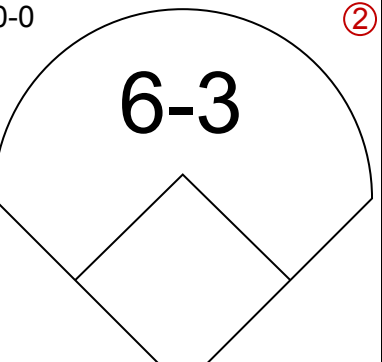
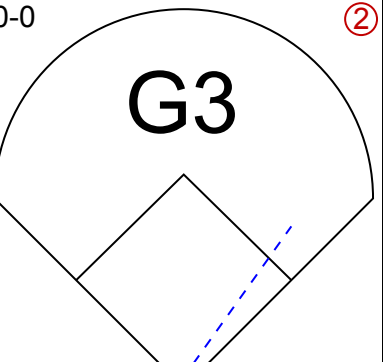
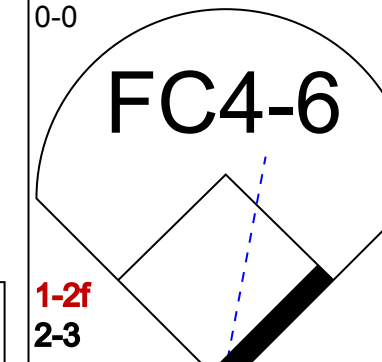
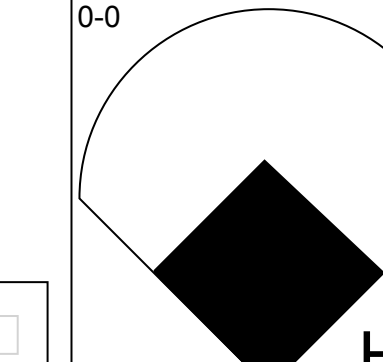

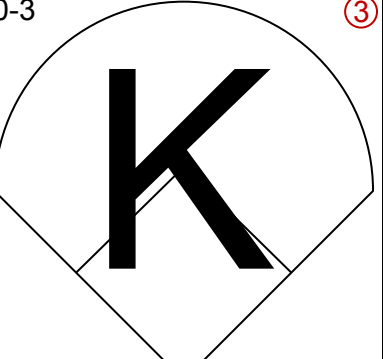
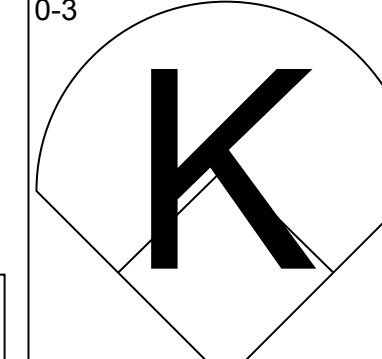
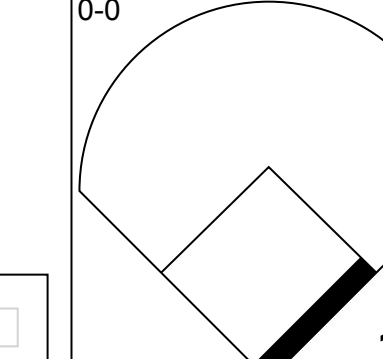
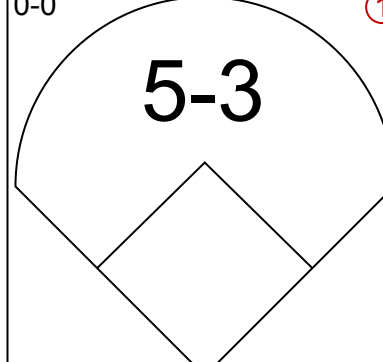
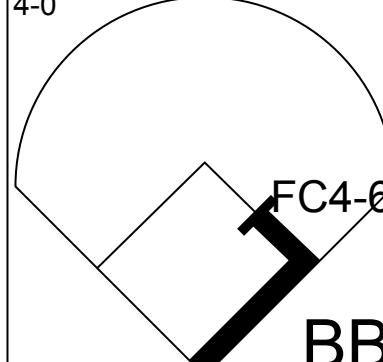
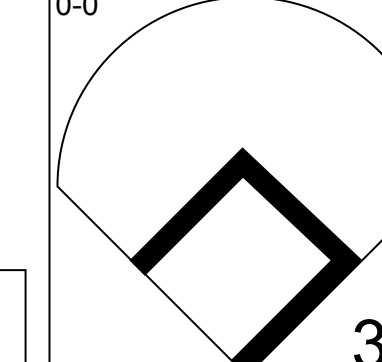
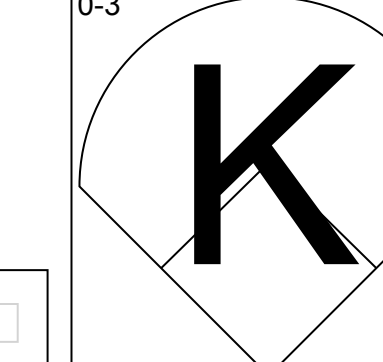
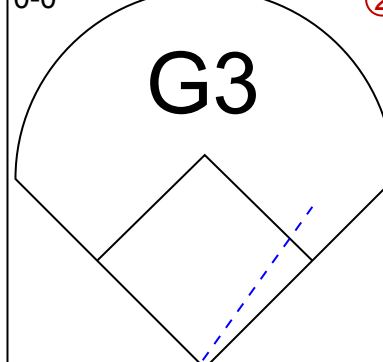
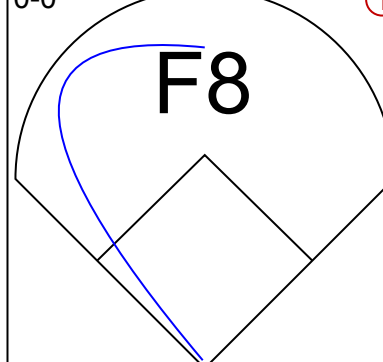
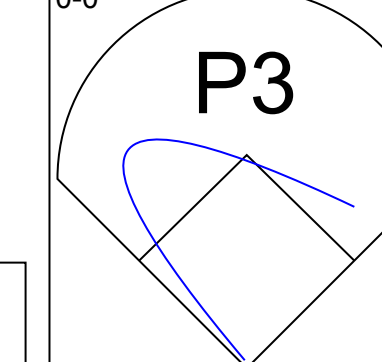
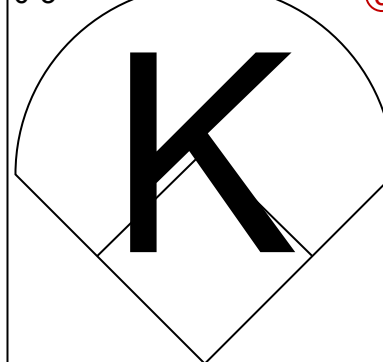
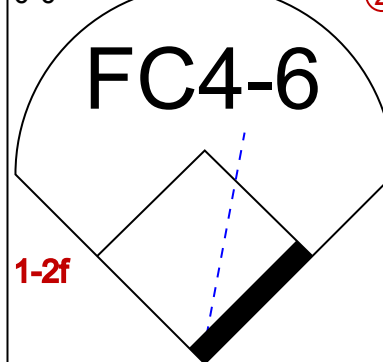
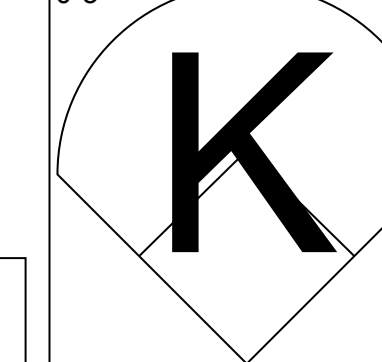
Batter	1	2	3	4	5	6	7	8	9	10	AB	R	H	RBI	BB	SO	LOB	BOTTOM										
Lou Brock, L OBP: 0.357, SLG: 0.396 (1, 7)	K		G3							SH 1B	4	1	2	0	1	1	0	<b>Chicago Cubs @ St. Louis Cardinals</b> Busch Stadium, St. Louis, MO Sun Sep 24 1972, 3:33 AM CDT Att. 16,056 - Unknown  <b>AB 33</b> <b>R 2</b> <b>H 8</b> <b>RBI 2</b> <b>BB 3</b> <b>SO 6</b> <b>LOB 16</b>										
Ted Sizemore, R OBP: 0.321, SLG: 0.338 (1, 4)	E5		1B							SH 1B	4	0	1	0	0	0	3											
Jose Cruz, L OBP: 0.316, SLG: 0.327 (1, 9)	K		6-3								4	0	1	1	1	1	4											
Joe Torre, R OBP: 0.363, SLG: 0.428 (1, 5)	6-3										3	1	0	0	1	0	3											
Ted Simmons, S OBP: 0.330, SLG: 0.450 (1, 3)			4-3								4	0	2	0	0	1	0											
Skip Jutz, R OBP: 0.250, SLG: 0.276 (1, 2)											4	0	1	0	0	0	3											
Jorge Roque, R OBP: 0.140, SLG: 0.174 (1, 8)											3	0	0	1	0	1	1											
Mick Kelleher, R OBP: 0.255, SLG: 0.238 (1, 6)											4	0	1	0	0	2	2											
Rick Wise, R OBP: 0.189, SLG: 0.236 (1, 1)											3	0	0	0	0	0	0											
<b>Inning Stats</b>	R: 0 E: 1 K: 2 S: 8	H: 0 LOB: 1 BB: 0 P: 8	R: 0 E: 0 K: 1 S: 6	H: 1 LOB: 1 BB: 0 P: 6	R: 0 E: 0 K: 0 S: 4	H: 1 LOB: 1 BB: 0 P: 4	R: 1 E: 0 K: 1 S: 6	H: 1 LOB: 1 BB: 1 P: 10	R: 0 E: 0 K: 0 S: 4	H: 1 LOB: 2 BB: 1 P: 8	R: 0 E: 1 K: 0 S: 4	H: 1 LOB: 2 BB: 1 P: 8	R: 0 E: 0 K: 0 S: 3	H: 1 LOB: 0 BB: 0 P: 3	R: 0 E: 0 K: 1 S: 5	H: 0 LOB: 0 BB: 0 P: 5	R: 0 E: 1 K: 0 S: 4	H: 1 LOB: 2 BB: 1 P: 8	R: 0 E: 0 K: 0 S: 3	H: 0 LOB: 0 BB: 0 P: 5	R: 0 E: 0 K: 0 S: 5	H: 0 LOB: 0 BB: 0 P: 5	R: 1 E: 1 K: 0 S: 3	H: 2 LOB: 2 BB: 0 P: 3	1B: 6 2B: 2 3B: 0 HR: 0	SF: 1 SAC: 2 DP: 1 HBP: 0	WP: 0 PB: 0 SB: 0 CS: 0	PA: 39
<b>PITCHER</b> Bill Hands, R ERA: 3.1 Jack Aker, R ERA: 3.16 (10, 1)	IP 9.0	WLS L 3	BF H 6	R ER 1	SO 1	BB 2	IBB 1	HBP 0	BLK 0	WP 0	HR 0	S 45	P 57	ERA 1.00	WHIP 0.889													



Batter	1	2	3	4	5	6	7	8	9	AB	R	H	RBI	BB	SO	LOB	TOP			
Wayne Garrett, L (1, 5) OBP: 0.374, SLG: 0.303					 SF9 1B					4	1	1	1	0	2	1	<b>New York Mets @ St. Louis Cardinals</b> Busch Stadium, St. Louis, MO Tue Sep 26 1972, 7:05 PM CDT Att: 7,885 - Unknown			
Ken Boswell, L (1, 4) OBP: 0.286, SLG: 0.315				 WP 1B						3	1	1	1	0	0					
John Milner, L (1, 7) OBP: 0.351, SLG: 0.449				 1-2						4	0	0	0	0	1					
Rusty Staub, L (1, 9) OBP: 0.377, SLG: 0.465				 FC3-6 1B 2-3						4	0	0	0	0	1					
Ed Kranepool, L (1, 3) OBP: 0.335, SLG: 0.394				 1-2 1B					 1B	4	0	2	1	0	0					
Dave Schneck, L (1, 8) OBP: 0.245, SLG: 0.314				 1-2 2-3					 1-2	4	0	0	0	0	1					
Duffy Dyer, R (1, 2) OBP: 0.304, SLG: 0.385										4	0	0	0	0	3					
Bud Harrelson, S (1, 6) OBP: 0.313, SLG: 0.267			 1B		 E BB					2	1	1	0	1	0					
Jerry Koosman, R (1, 1) OBP: 0.093, SLG: 0.093			 1-2		 1-2					1	0	0	0	0	1					
Tug McGraw, R (9, 1) OBP: 0.182, SLG: 0.100										0	0	0	0	0	0					
<b>Inning Stats</b>	R: 0 E: 0 K: 1 S: 5	H: 0 LOB: 0 BB: 0 P: 5	R: 0 E: 0 K: 1 S: 5	H: 0 LOB: 0 BB: 0 P: 5	R: 0 E: 0 K: 0 S: 4	H: 1 LOB: 1 BB: 0 P: 4	R: 1 E: 1 K: 0 S: 6	H: 2 LOB: 2 BB: 0 P: 6	R: 2 E: 1 K: 1 S: 6	H: 1 LOB: 0 BB: 1 P: 10	R: 0 E: 0 K: 0 S: 3	H: 0 LOB: 0 BB: 0 P: 3	R: 0 E: 0 K: 1 S: 5	H: 0 LOB: 0 BB: 0 P: 5	R: 0 E: 0 K: 0 S: 4	H: 1 LOB: 1 BB: 0 P: 4	1B: 5 2B: 0 3B: 0 HR: 0	SF: 1 SAC: 2 DP: 0 HBP: 0	WP: 2 PB: 0 SB: 0 CS: 0	PA: 34
<b>PITCHER</b>	IP WLS BF H R ER SO BB IBB HBP BLK WP HR S P ERA WHIP																			
Jim Bibby, R (1, 1) ERA: 3.51	6.0 L 24 4 3 2 3 1 0 0 0 0 1 0 29 33 3.00 0.833																			
Al Hrabosky, L (7, 1) ERA:	2.0 6 0 0 0 2 0 0 0 0 0 0 0 10 10 0.00 0.000																			
Rich Folkers, L (9, 1) ERA: 4.5	1.0 4 1 0 0 0 0 0 0 0 0 1 0 4 4 0.00 1.000																			

AB	30
R	3
H	5
RBI	3
BB	1
SO	5
LOB	9



Batter	1	2	3	4	5	6	7	8	9	AB	R	H	RBI	BB	SO	LOB	BOTTOM					
Lou Brock, L (1, 7) OBP: 0.356, SLG: 0.394										3	0	0	0	1	2	1	<b>New York Mets @ St. Louis Cardinals</b> Busch Stadium, St. Louis, MO Tue Sep 26 1972, 7:05 PM CDT Att: 7,885 - Unknown					
Mike Tyson, R (1, 4) OBP: 0.185, SLG: 0.192								 BB		4	0	0	0	0	1	2						
Luis Melendez, R (1, 9) OBP: 0.294, SLG: 0.336							 1B BB			3	0	0	0	1	2	0						
Joe Torre, R (1, 5) OBP: 0.363, SLG: 0.427							 1-2 1B			4	0	1	0	0	0	0						
Ted Simmons, S (1, 3) OBP: 0.329, SLG: 0.454							 1-2 2-3			4	1	1	1	0	0	2						
Skij Jutze, R (1, 2) OBP: 0.250, SLG: 0.274										4	0	1	0	0	3	2						
Don Durham, R (9, FR) OBP: 0.500, SLG: 0.929										0	0	0	0	0	0	0						
Jorge Roque, R (1, 8) OBP: 0.167, SLG: 0.224						 BB		 3B		3	0	1	0	1	1	1						
Mick Kelleher, R (1, 6) OBP: 0.240, SLG: 0.222										3	0	0	0	0	0	2						
Jim Bibby, R (1, 1) OBP: 0.333, SLG: 0.143						 1-2				1	0	0	0	0	1	0						
Bill Stein, R (6, PH) OBP: 0.350, SLG: 0.500										1	0	0	0	0	0	1						
Al Hrabosky, R (7, 1) ERA:										0	0	0	0	0	0	0						
Ted Sizemore, R (8, PH) OBP: 0.321, SLG: 0.337										1	0	0	0	0	1	1						
Rich Folkers, L (9, 1) ERA:										0	0	0	0	0	0	0						
<b>Inning Stats</b>	R: 0 E: 0 K: 3 S: 9	H: 0 LOB: 0 BB: 0 P: 9	R: 0 E: 0 K: 1 S: 5	H: 0 LOB: 0 BB: 0 P: 5	R: 0 E: 0 K: 1 S: 5	H: 0 LOB: 0 BB: 0 P: 5	R: 0 E: 0 K: 2 S: 7	H: 0 LOB: 0 BB: 0 P: 7	R: 0 E: 0 K: 1 S: 5	H: 0 LOB: 0 BB: 0 P: 5	R: 0 E: 0 K: 0 S: 3	H: 0 LOB: 1 BB: 1 P: 7	R: 0 E: 0 K: 1 S: 6	H: 1 LOB: 2 BB: 1 P: 10	R: 0 E: 0 K: 1 S: 6	H: 1 LOB: 1 BB: 1 P: 10	R: 1 E: 0 K: 1 S: 7	H: 2 LOB: 1 BB: 0 P: 7	1B: 2 2B: 0 3B: 1 HR: 1	SF: 0 SAC: 0 DP: 0 HBP: 0	WP: 0 PB: 0 SB: 0 CS: 0	PA: 34
<b>PITCHER</b>	IP WLS BF H R ER SO BB IBB HBP BLK WP HR S P ERA WHIP																					
Jerry Koosman, L (1, 1) ERA: 4.21	8.2 W 33 4 1 1 10 3 0 0 0 0 0 0 50 62 1.04 0.808																					
Tug McGraw, L (9, 1) ERA: 1.75	0.1 S 1 0 0 0 1 0 0 0 0 0 0 0 3 3 0.00 0.000																					





Batter	1	2	3	4	5	6	7	8	9	AB	R	H	RBI	BB	SO	LOB	TOP			
Wayne Garrett, L (1, 5) OBP: 0.372, SLG: 0.299	4-3		K				F8			3	0	0	0	1	1	1	<b>New York Mets @ St. Louis Cardinals</b> Busch Stadium, St. Louis, MO Wed Sep 27 1972, 3:33 AM CDT Att: 3,380 - Unknown			
Ken Boswell, L (1, 4) OBP: 0.271, SLG: 0.318	G4-6-3 1B		K2-3							3	0	2	0	1	1	0				
John Milner, L (1, 7) OBP: 0.347, SLG: 0.444	G4-6-3 1-2			4-3	FC3-6					4	0	0	0	0	1	5				
Rusty Staub, L (1, 9) OBP: 0.379, SLG: 0.466		6-3 1B		F7						4	0	2	0	0	0	0				
Ed Kranepool, L (1, 3) OBP: 0.337, SLG: 0.395		6-3 1-2		PB 1B						4	0	2	0	0	0	1				
Dave Schneck, L (1, 8) OBP: 0.237, SLG: 0.302			K	K			P4			4	0	0	0	0	2	4				
Bill Sudakis, S (1, 2) OBP: 0.214, SLG: 0.189				K			G3-6-3 1-2			3	0	0	0	1	2	4				
Ted Martinez, R (1, 6) OBP: 0.259, SLG: 0.276					6-3					3	0	0	0	0	2	2				
Dave Marshall, L (9, PH) OBP: 0.347, SLG: 0.364		K						F8		1	0	0	0	0	0	0				
Jim McAndrew, R (1, 1) OBP: 0.130, SLG: 0.048										2	0	0	0	0	2	0				
Joe Nolan, L (7, PH)			K							0	0	0	0	1	0	0				
Ray Sadecki, L (7, 1) OBP: 0.154, SLG: 0.154										0	0	0	0	0	0	0				
Jim Beauchamp, R (9, PH) OBP: 0.283, SLG: 0.353							1B BB			1	0	0	0	0	1	0				
<b>Inning Stats</b>	R: 0 E: 0 K: 0 S: 3	H: 1 LOB: 0 BB: 0 P: 3	R: 0 E: 0 K: 3 S: 8	H: 1 LOB: 2 BB: 1 P: 12	R: 0 E: 0 K: 3 S: 9	H: 0 LOB: 0 BB: 0 P: 9	R: 0 E: 0 K: 2 S: 9	H: 1 LOB: 2 BB: 0 P: 9	R: 0 E: 0 K: 1 S: 5	H: 2 LOB: 1 BB: 0 P: 13	R: 0 E: 0 K: 2 S: 8	H: 1 LOB: 2 BB: 1 P: 12	R: 0 E: 0 K: 0 S: 3	H: 0 LOB: 0 BB: 0 P: 3	R: 0 E: 0 K: 2 S: 7	H: 0 LOB: 0 BB: 0 P: 7	1B: 6 2B: 0 3B: 0 HR: 0	SF: 0 SAC: 0 DP: 2 HBP: 0	WP: 0 PB: 1 SB: 0 CS: 0	PA: 36
<b>PITCHER</b> A Santorini, R (1, 1) ERA: 4.03	IP: 9.0 WLS: W BF: 36 H: 6 R: 0 ER: 0 SO: 12 BB: 4 IBB: 0 HBP: 0 BLK: 0 WP: 0 HR: 0 S: 56 P: 72 ERA: 0.00 WHIP: 1.111																			

Batter	1	2	3	4	5	6	7	8	9	AB	R	H	RBI	BB	SO	LOB	BOTTOM	
Lou Brock, L (1, 7) OBP: 0.355, SLG: 0.393	4-3		S 1B		4-3			K		4	0	1	0	0	1	1	<b>New York Mets @ St. Louis Cardinals</b> Busch Stadium, St. Louis, MO Wed Sep 27 1972, 3:33 AM CDT Att: 3,380 - Unknown	
Ted Sizemore, R (1, 4) OBP: 0.321, SLG: 0.336			F3					1B SF9		2	0	0	0	0	1	1		
Mike Tyson, R (5, FR) OBP: 0.214, SLG: 0.222			1-2		HBP			1B		1	1	1	0	0	0	0		
Jose Cruz, L (1, 9) OBP: 0.315, SLG: 0.326	F9		P6		F5			SF9 1B		4	1	1	0	0	0	3		
Joe Torre, R (1, 3) OBP: 0.362, SLG: 0.426		1B 1B		F8		1-3		SF9		3	1	1	1	0	0	0		
Ted Simmons, S (1, 2) OBP: 0.332, SLG: 0.459		1B FC4-6				K		1B		3	1	2	0	1	1	0		
Ken Reitz, R (1, 5) OBP: 0.368, SLG: 0.411		1-3 FC4-6			P3			1B IBB		4	0	2	2	0	0	1		
Jorge Roque, R (1, 8) OBP: 0.158, SLG: 0.212		3-H FC4-6			F2			1-3 2-H		3	0	0	1	0	0	2		
Mick Kelleher, R (1, 6) OBP: 0.226, SLG: 0.208		3-H 9-3								3	0	0	0	0	0	1		
A Santorini, R (1, 1) OBP: 0.140, SLG: 0.075			L1							3	0	1	0	0	1	0		
<b>Inning Stats</b>	R: 0 E: 0 K: 1 S: 5	H: 0 LOB: 0 BB: 0 P: 5	R: 2 E: 0 K: 0 S: 5	H: 3 LOB: 0 BB: 0 P: 5	R: 0 E: 0 K: 0 S: 4	H: 1 LOB: 1 BB: 0 P: 4	R: 0 E: 0 K: 0 S: 4	H: 1 LOB: 1 BB: 0 P: 4	R: 0 E: 0 K: 1 S: 5	H: 0 LOB: 0 BB: 0 P: 5	R: 0 E: 0 K: 1 S: 5	H: 0 LOB: 0 BB: 0 P: 5	R: 2 E: 0 K: 1 S: 7	H: 3 LOB: 2 BB: 1 P: 11	1B: 8 2B: 1 3B: 1 HR: 0	SF: 1 SAC: 0 DP: 1 HBP: 1	WP: 0 PB: 0 SB: 1 CS: 0	PA: 33
<b>PITCHER</b> Jim McAndrew, R (1, 1) ERA: 2.5	IP: 6.0 WLS: L BF: 24 H: 6 R: 2 ER: 2 SO: 2 BB: 0 IBB: 0 HBP: 1 BLK: 0 WP: 0 HR: 0 S: 27 P: 28 ERA: 3.00 WHIP: 1.000																	
Ray Sadecki, L (7, 1) ERA: 3.13	IP: 2.0 WLS: L BF: 9 H: 3 R: 2 ER: 2 SO: 2 BB: 0 IBB: 1 HBP: 0 BLK: 0 WP: 0 HR: 0 S: 12 P: 16 ERA: 9.00 WHIP: 1.500																	



Batter	1	2	3	4	5	6	7	8	9	AB R H RBI BB SO LOB	TOP											
<b>Lou Brock, L</b> OBP: 0.357, SLG: 0.394 (1, 7)	4-0 CS S BB		0-3 K			0-0 WP SF7 2B	0-3 K		4-0 S BB	3 1 1 0 2 2 2	<b>St. Louis Cardinals @ Chicago Cubs</b> Wrigley Field, Chicago, IL Fri Sep 29 1972, 3:33 AM CDT Att: 2,030 - Sunny											
<b>Ted Sizemore, R</b> OBP: 0.321, SLG: 0.336 (1, 4)	0-0 F8 1-3			0-0 G4-6-3 1B		0-0 SF7 2H		4-0 1B BB	0-3 K	3 1 1 1 1 1 2												
<b>Jose Cruz, L</b> OBP: 0.314, SLG: 0.323 (1, 9)	0-0 6-3			0-0 P5		4-0 S BB		0-0 F7		3 0 0 0 1 0 2												
<b>Joe Torre, R</b> OBP: 0.361, SLG: 0.425 (1, 3)		0-0 5-3		0-0 G4-6-3 1-2		0-3 K		0-0 1B 2B 1B		4 1 1 0 0 1 2												
<b>Ted Simmons, S</b> OBP: 0.333, SLG: 0.464 (1, 2)		0-0 FC5-4 1B			0-0 F7			0-0 F9		4 1 2 1 0 0 2												
<b>Ken Reitz, R</b> OBP: 0.375, SLG: 0.416 (1, 5)		0-0 FC5-4 1-2			0-0 4-3			0-0 HR		4 0 2 1 0 0 1												
<b>Jorge Roque, R</b> OBP: 0.180, SLG: 0.236 (1, 8)					4-0 S BB			0-0 FC1-5 1B	0-0 1-3 2H 1B	3 0 1 1 1 1 2												
<b>Mick Kelleher, R</b> OBP: 0.211, SLG: 0.192 (1, 6)				0-0 4-3					0-0 P6	4 0 0 0 0 0 3												
<b>Bob Gibson, R</b> OBP: 0.200, SLG: 0.404 (1, 1)			0-3 K			0-0 1-3	0-0 P5		0-3 K	4 0 0 0 0 2 2												
<b>Inning Stats</b>	R: 0 E: 0 K: 0 S: 2	H: 0 LOB: 0 BB: 1 P: 6	R: 0 E: 0 K: 1 S: 6	H: 1 LOB: 1 BB: 0 P: 6	R: 0 E: 0 K: 2 S: 7	H: 0 LOB: 0 BB: 0 P: 7	R: 0 E: 0 K: 0 S: 3	H: 1 LOB: 0 BB: 0 P: 3	R: 0 E: 0 K: 0 S: 3	H: 0 LOB: 1 BB: 1 P: 7	R: 1 E: 0 K: 1 S: 6	H: 1 LOB: 1 BB: 1 P: 10	R: 1 E: 1 K: 1 S: 8	H: 2 LOB: 2 BB: 0 P: 8	R: 2 E: 0 K: 0 S: 5	H: 3 LOB: 2 BB: 1 P: 9	R: 0 E: 0 K: 2 S: 7	H: 0 LOB: 1 BB: 1 P: 11	1B: 5 2B: 2 3B: 0 HR: 1	SF: 1 SAC: 0 DP: 1 HBP: 0	WP: 1 PB: 0 SB: 4 CS: 1	PA: 38
<b>PITCHER</b>	IP WLS BF H R ER SO BB IBB HBP BLK WP HR S P ERA WHIP											<b>PITCHER</b>	IP WLS BF H R ER SO BB IBB HBP BLK WP HR S P ERA WHIP									
<b>Burt Hooton, R</b> ERA: 2.8 (1, 1)	7.0 L 28 5 2 2 5 3 0 0 0 1 1 35 47 2.57 1.143																					
<b>Bill Bonham, R</b> ERA: 3.31 (8, 1)	2.0 10 3 2 2 2 2 0 0 0 0 0 12 20 9.00 2.500																					

AB	32
R	4
H	8
RBI	4
BB	5
SO	7
LOB	18



Batter	1	2	3	4	5	6	7	8	9	AB R H RBI BB SO LOB	BOTTOM									
<b>Don Kessinger, S</b> OBP: 0.357, SLG: 0.340 (1, 6)	0-0 6-3		0-0 1-3		0-0 3-1			0-0 L5		4 0 0 0 0 0 0	<b>St. Louis Cardinals @ Chicago Cubs</b> Wrigley Field, Chicago, IL Fri Sep 29 1972, 3:33 AM CDT Att: 2,030 - Sunny									
<b>Jose Cardenal, R</b> OBP: 0.363, SLG: 0.464 (1, 9)	0-0 1-3		0-0 S 2B 1B		0-0 F9			0-0 6-3		4 1 1 0 0 0 0										
<b>Billy Williams, L</b> OBP: 0.398, SLG: 0.601 (1, 7)	4-0 1B BB		0-0 P6 1-2			0-3 K		0-0 F7		3 0 0 0 1 1 1										
<b>Jim Hickman, R</b> OBP: 0.369, SLG: 0.462 (1, 3)	0-0 BB 1B		0-0 S 2B			0-3 K		0-0 F7		4 0 2 1 0 1 0										
<b>Ron Santo, R</b> OBP: 0.391, SLG: 0.489 (1, 5)	4-0 1-2 BB		0-0 6-3			0-0 F9			0-0 5-3	3 0 0 0 1 0 1										
<b>Rick Monday, L</b> OBP: 0.361, SLG: 0.399 (1, 8)	0-3 K			0-0 P5			0-0 4-3		0-0 P6	4 0 0 0 0 1 3										
<b>Glenn Beckert, R</b> OBP: 0.303, SLG: 0.343 (1, 4)		0-0 L5		0-0 6-3			4-0 BB			2 0 0 0 1 0 0										
<b>Eliot Hendricks, L</b> OBP: 0.281, SLG: 0.228 (1, 2)		0-0 F9		0-0 4-3			0-0 F8			3 0 0 0 0 0 1										
<b>Burt Hooton, R</b> OBP: 0.171, SLG: 0.181 (1, 1)		0-3 K			0-3 K			0-0 P6		2 0 0 0 0 2 0										
<b>Pat Bourque, L</b> OBP: 0.250, SLG: 0.250 (7, PH)										1 0 0 0 0 0 1										
<b>Bill Bonham, R</b> OBP: 0.429, SLG: 0.333 (8, 1)										0 0 0 0 0 0 0										
<b>Inning Stats</b>	R: 0 E: 0 K: 1 S: 6	H: 1 LOB: 3 BB: 2 P: 14	R: 0 E: 0 K: 1 S: 5	H: 0 LOB: 0 BB: 0 P: 5	R: 1 E: 0 K: 0 S: 5	H: 2 LOB: 1 BB: 0 P: 5	R: 0 E: 0 K: 0 S: 3	H: 0 LOB: 0 BB: 0 P: 3	R: 0 E: 0 K: 2 S: 7	H: 0 LOB: 0 BB: 0 P: 7	R: 0 E: 0 K: 0 S: 3	H: 0 LOB: 1 BB: 1 P: 7	R: 0 E: 0 K: 0 S: 3	H: 0 LOB: 0 BB: 0 P: 3	R: 0 E: 0 K: 0 S: 3	H: 0 LOB: 0 BB: 0 P: 3	1B: 2 2B: 1 3B: 0 HR: 0	SF: 0 SAC: 0 DP: 0 HBP: 0	WP: 0 PB: 0 SB: 1 CS: 0	PA: 33
<b>PITCHER</b>	IP WLS BF H R ER SO BB IBB HBP BLK WP HR S P ERA WHIP											<b>PITCHER</b>	IP WLS BF H R ER SO BB IBB HBP BLK WP HR S P ERA WHIP							
<b>Bob Gibson, R</b> ERA: 2.44 (1, 1)	9.0 W 33 3 1 1 5 3 0 0 0 0 0 40 52 1.00 0.667																			





Batter	1	2	3	4	5	6	7	8	9	10	11	12	13	14	15	16	AB	R	H	RBI	BB	SO	LOB	TOP			
Lou Brock, L OBP: 0.358, SLG: 0.394 (1, 7)	G3			FC4-6 1B			F7		4-3		6-3 1B	F7			SH1-4 1B		7	0	3	0	0	0	3				
Mike Tyson, R OBP: 0.200, SLG: 0.207 (7, PH)	F2			FC4-6 CS			K		FC4-6 1B		6-3				SH1-4		2	0	0	0	0	0	1				
Bernie Carbo, L OBP: 0.376, SLG: 0.367 (7, 4)	F2			FC4-6 CS			K		FC4-6 1B		6-3				SH1-4		1	0	0	0	0	1	0				
Ed Crosley, L OBP: 0.289, SLG: 0.257 (10, 6)	F2			FC4-6 CS			K		FC4-6 1B		6-3				SH1-4		3	0	2	0	0	0	1				
Jose Cruz, L OBP: 0.314, SLG: 0.329 (1, 9)	F9			K			K		FC4-6 1B		6-3			G3			6	1	1	1	1	2	4				
Joe Torre, R OBP: 0.357, SLG: 0.419 (1, 3)		F2							FC4-6 1B		6-3				K		7	0	0	0	0	1	4				
Ted Simmons, S OBP: 0.336, SLG: 0.487 (1, 2)	4-3						L8				6-3						7	1	4	0	0	0	0				
Ken Reitz, R OBP: 0.370, SLG: 0.410 (1, 5)									1B 1B		4-3 SH2-4 1B				SH1-4 SH 1B		1	0	0	0	0	1	0				
Bill Stein, R OBP: 0.348, SLG: 0.565 (2, 5)	K						5-3		F7		SH2-4				SH SH1-4		3	0	1	0	0	0	1				
Jorge Roque, R OBP: 0.166, SLG: 0.213 (1, 6)											4-3				SH1-4		6	0	0	0	0	2	5				
Mick Kelleher, R OBP: 0.217, SLG: 0.200 (10, PH)											4-3				SH1-4		3	0	1	0	0	1	0				
Ted Sizemore, R OBP: 0.325, SLG: 0.336 (10, 4)											2-3						2	0	1	1	2	0	1				
Rick Wise, R OBP: 0.250, SLG: 0.229 (12, PH)											1-2 1B						4	0	0	0	0	2	2				
Luis Valbuena, R OBP: 0.250, SLG: 0.335 (12, PH)											1-2 1B						1	0	0	0	0	1	3				
Chris Coghlan, R OBP: 0.250, SLG: 0.234 (14, PH)											1-2 1B						1	0	0	0	0	0	2				
Ray Barr, R OBP: 0.250, SLG: 0.276 (14, 1)											1-2 1B						1	0	0	0	0	0	2				
Rich Fulkers, L OBP: 0.250, SLG: 0.276 (14, 1)											1-2 1B						1	0	0	0	0	0	2				
<b>Inning Stats</b>	R: 0 E: 0 K: 0 S: 3	H: 0 LOB: 0 BB: 0 P: 3	R: 0 E: 0 K: 1 S: 5	H: 0 LOB: 0 BB: 0 P: 5	R: 0 E: 0 K: 1 S: 5	H: 1 LOB: 1 BB: 0 P: 5	R: 0 E: 0 K: 1 S: 5	H: 0 LOB: 0 BB: 0 P: 5	R: 0 E: 0 K: 1 S: 5	H: 1 LOB: 0 BB: 0 P: 6	R: 0 E: 0 K: 1 S: 5	H: 2 LOB: 2 BB: 0 P: 7	R: 0 E: 0 K: 0 S: 4	H: 1 LOB: 1 BB: 0 P: 4	R: 0 E: 0 K: 0 S: 4	H: 1 LOB: 3 BB: 1 P: 11	R: 0 E: 0 K: 1 S: 5	H: 1 LOB: 2 BB: 1 P: 12	R: 0 E: 0 K: 1 S: 6	H: 1 LOB: 1 BB: 0 P: 6	R: 1 E: 1 K: 1 S: 7	H: 2 LOB: 1 BB: 0 P: 7	1B: 10 2B: 1 3B: 1 HR: 1	SF: 0 SAC: 5 DP: 1 HBP: 0	WP: 0 PB: 0 SB: 0 CS: 2	PA: 63	
<b>PITCHER</b>	IP 9.0	WLS 31	BF 5	H 1	R 1	ER 0	SO 6	BB 0	IBB 0	HBP 0	BLK 0	WP 0	HR 0	S 43	P 43	ERA 1.00	WHIP 0.556										
Bill Hatcher, R ERA: 3.10 (1, 1)											IP 9.0	WLS 31	BF 5	H 1	R 1	ER 0	SO 6	BB 0	IBB 0	HBP 0	BLK 0	WP 0	HR 0	S 43	P 43	ERA 1.00	WHIP 0.556
Jack Aker, R ERA: 3.17 (10, 1)											IP 2.0	WLS 9	BF 2	H 0	R 0	ER 0	SO 0	BB 1	IBB 0	HBP 0	BLK 0	WP 0	HR 0	S 8	P 12	ERA 0.00	WHIP 1.500
Bill Bonham, R ERA: 3.26 (12, 1)											IP 0.2	WLS 5	BF 1	H 0	R 0	ER 0	SO 0	BB 0	IBB 0	HBP 0	BLK 0	WP 0	HR 0	S 6	P 10	ERA 0.00	WHIP 3.000
Larry Cura, L ERA: 2.61 (12, 1)											IP 3.1	WLS 13	BF 3	H 0	R 0	ER 4	SO 0	BB 1	IBB 0	HBP 0	BLK 0	WP 0	HR 20	S 24	P 24	ERA 0.00	WHIP 0.900
Tom Phoebus, R ERA: 4.12 (16, 1)											IP 1.0	WLS L	BF 5	H 2	R 1	ER 1	SO 1	BB 0	IBB 0	HBP 0	BLK 0	WP 0	HR 7	S 7	P 7	ERA 9.00	WHIP 2.000

St. Louis Cardinals @ Chicago Cubs  
Wrigley Field, Chicago, IL  
Sat Sep 30 1972, 3:33 AM CDT  
Att: 12,388 - Sunny - 51 F

AB 55  
R 13  
H 23  
RBI 2  
BB 3  
SO 12  
LOB 29



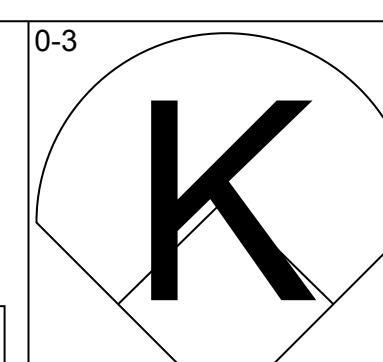
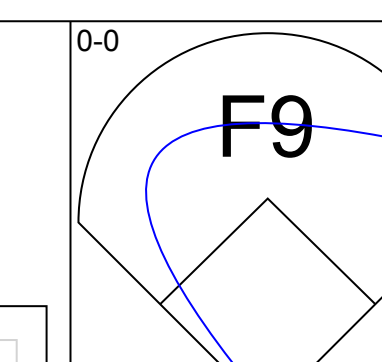
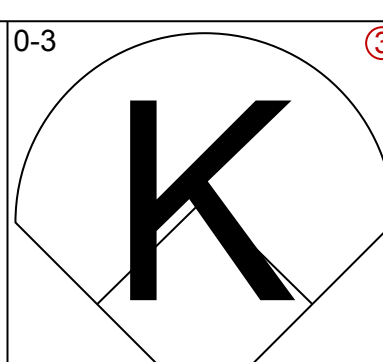
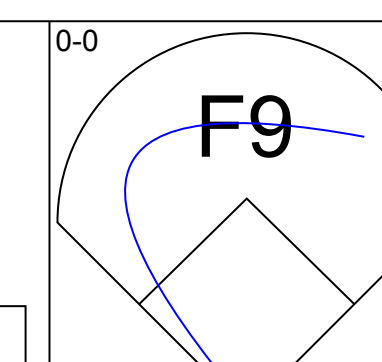
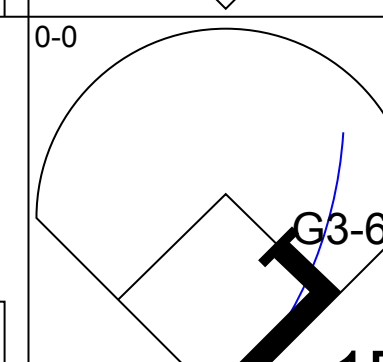
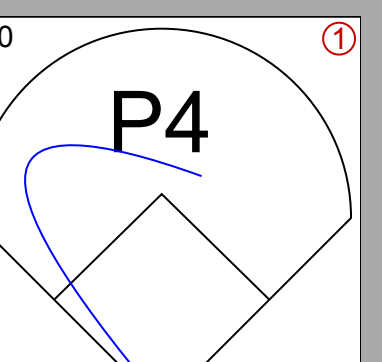
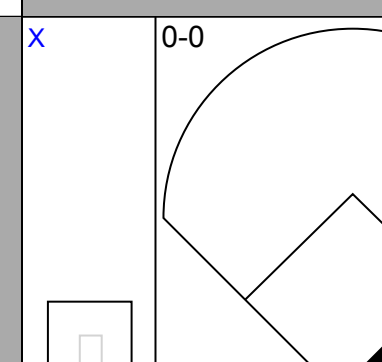
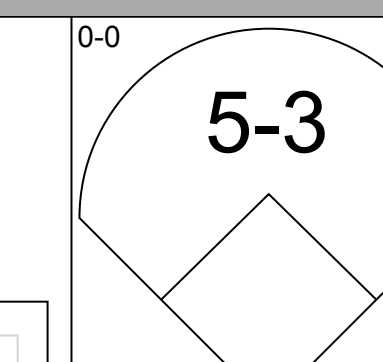
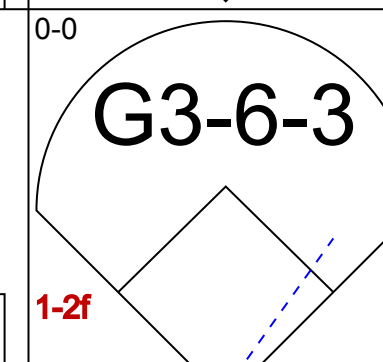
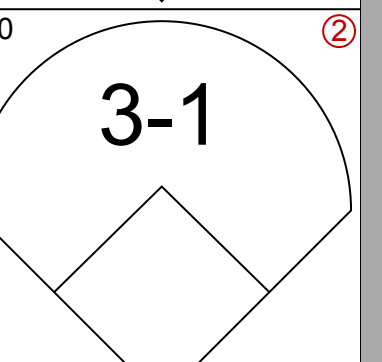
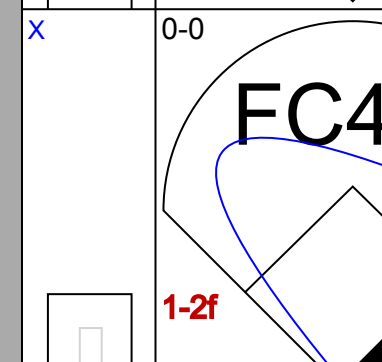
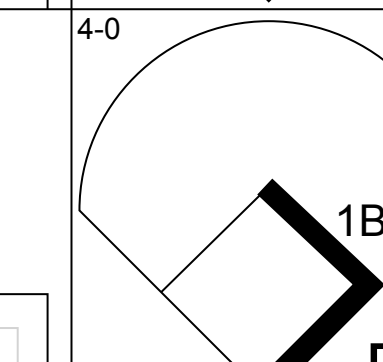
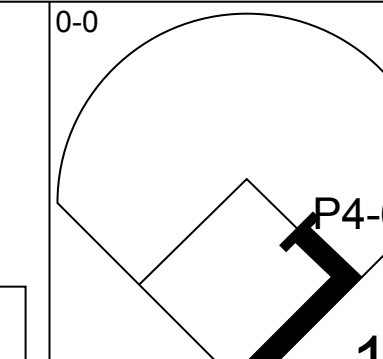
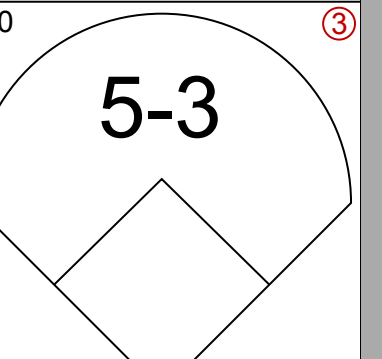
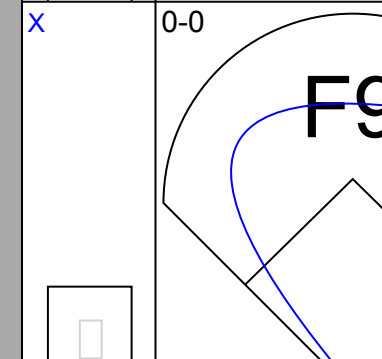
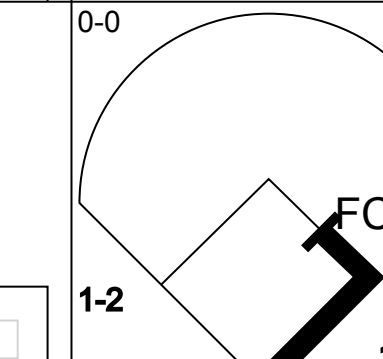

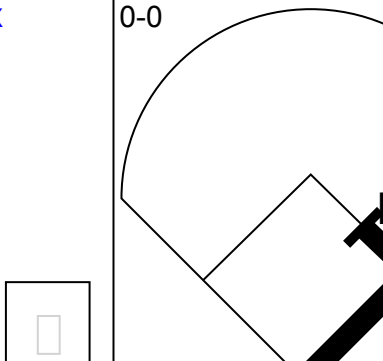
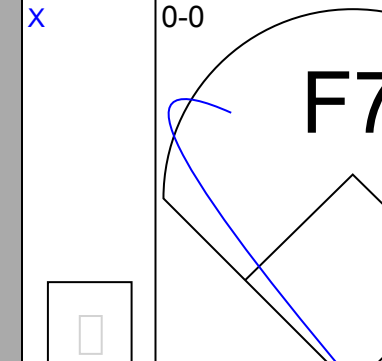
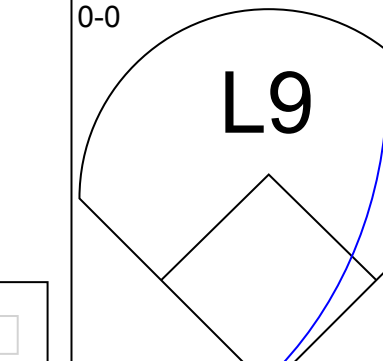

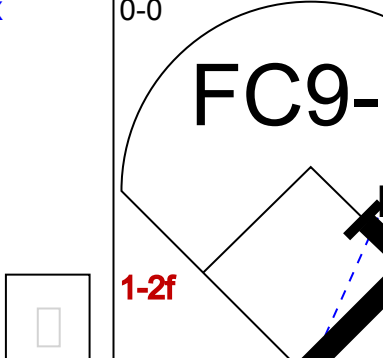
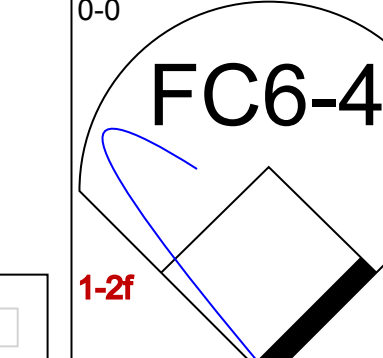
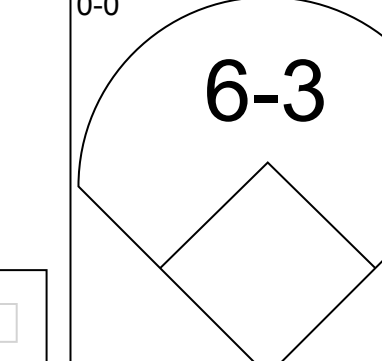
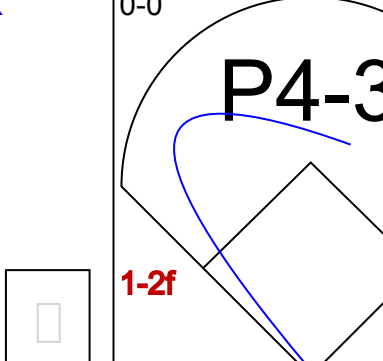
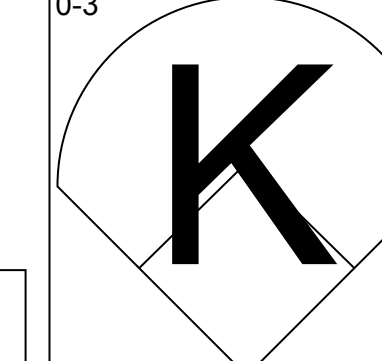
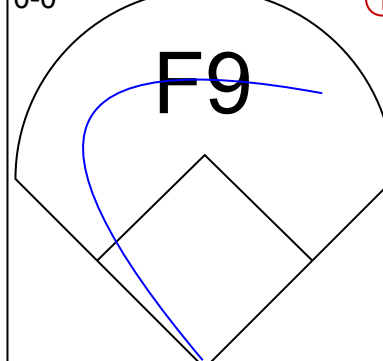
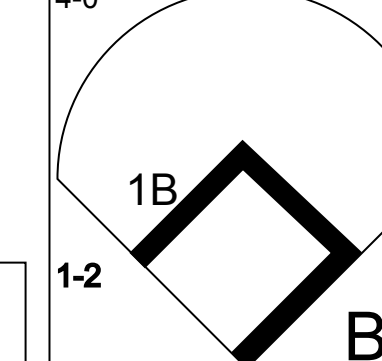
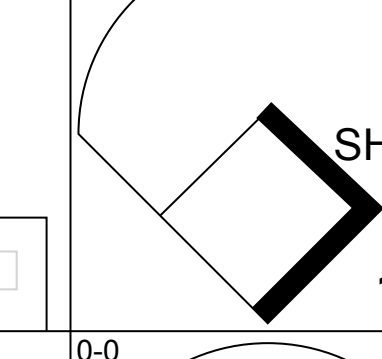
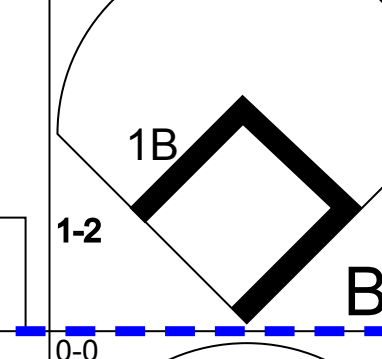
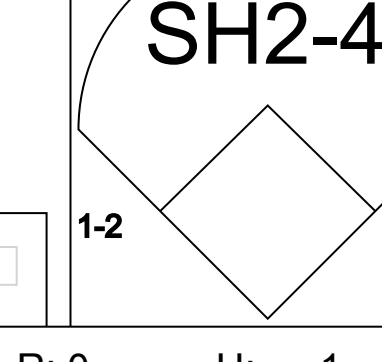
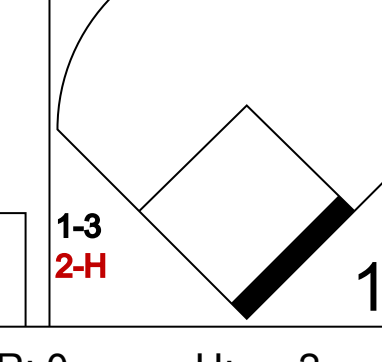
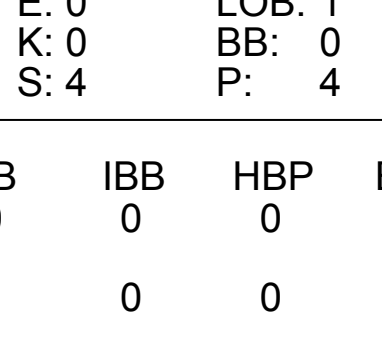
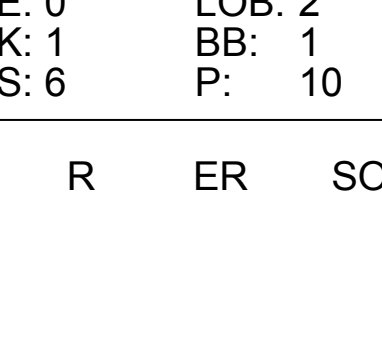
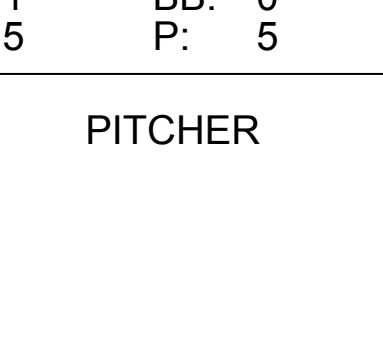
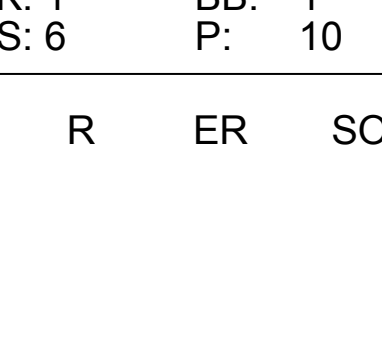
Batter	1	2	3	4	5	6	7	8	9	10	11	12	13	14	15	16	AB	R	H	RBI	BB	SO	LOB	BOTTOM								
Don Kessinger, S OBP: 0.353, SLG: 0.336 (1, 6)	6-3			F6			4-3		F7			SH1-4				E3	7	0	0	0	0	0	5									
Jose Cardenal, R OBP: 0.350, SLG: 0.459 (1, 9)	F2			F8			K				F2					P6	8	0	1	0	0	2	2									
Billy Williams, L OBP: 0.400, SLG: 0.601 (1, 7)	4-1			1-3							K					K	6	0	2	0	2	2	1									
Jim Hickman, R OBP: 0.365, SLG: 0.456 (1, 3)							9-6 2B				2B					K	7	0	1	0	0	1	7									
Ron Santo, R OBP: 0.391, SLG: 0.489 (11, PH)											G3					F7	4	1	1	0	1	0	3									
Jim Tyrone, R OBP: 0.339, SLG: 0.391 (12, 5)							9-6 2B				5-3					FC6 BB	0	0	0	0	0	0	0									
Carmen Fanzone, R OBP: 0.339, SLG: 0.391 (12, 5)							9-6 2B				5-3					F2	2	0	0	0	0	1	0									
Rick Mendryk, L OBP: 0.250, SLG: 0.289 (10, 1)											6-3 1B					FC6 BB	3	0	1	0	1	1	1									
Jack Aker, R ERA: 3.17 (10, 1)											6-3					F2	0	0	0	0	0	0	0									
Bill Hatcher, R ERA: 3.10 (1, 1)											6-3					F2	1	0	0	0	0	0	1									
Bill Bonham, R ERA: 3.26 (12, 1)											6-3					F2	0	0	0	0	0	0	0									
Larry Cura, L ERA: 2.61 (12, 1)											6-3					F2	1	0	0	0	0	0	1									
Paul Popovich, S ERA: 2.61 (12, 1)											6-3					F2	0	0	0	0	0	0	0									
Tom Phoebus, R ERA: 4.12 (16, 1)											6-3					F2	0	0	0	0	0	0	0									
Glenn Beckert, R OBP: 0.303, SLG: 0.343 (1, 4)											6-3					F7	7	0	2	1	0	0	5									
Randy Hundley, R OBP: 0.261, SLG: 0.295 (1, 2)											6-3					F7	6	0	1	0	1	1	5									
Bill Hands, R OBP: 0.197, SLG: 0.016 (9, PH)											6-3					F7	3	0	1	0	0	1	3									
Gene Hiser, L OBP: 0.359, SLG: 0.265 (10, 8)											6-3					F7	3	0	1	0	1	1	2									
<b>Inning Stats</b>	R: 0 E: 0 K: 0 S: 3	H: 0 LOB: 0 BB: 0 P: 3	R: 0 E: 0 K: 1 S: 6	H: 1 LOB: 3 BB: 2 P: 14	R: 0 E: 0 K: 0 S: 3	H: 0 LOB: 0 BB: 0 P: 3	R: 0 E: 0 K: 1 S: 5	H: 2 LOB: 1 BB: 0 P: 5	R: 0 E: 0 K: 0 S: 3	H: 0 LOB: 0 BB: 0 P: 3	R: 0 E: 0 K: 1 S: 5	H: 1 LOB: 2 BB: 0 P: 7	R: 0 E: 0 K: 0 S: 4	H: 1 LOB: 1 BB: 0 P: 6	R: 0 E: 0 K: 0 S: 4	H: 2 LOB: 2 BB: 0 P: 5	R: 0 E: 0 K: 1 S: 5	H: 0 LOB: 0 BB: 0 P: 5	R: 0 E: 0 K: 0 S: 3	H: 0 LOB: 2 BB: 1 P: 7	R: 0 E: 0 K: 1 S: 5	H: 0 LOB: 2 BB: 2 P: 13	R: 0 E: 0 K: 2 S: 7	H: 1 LOB: 3 BB: 1 P: 11	R: 0 E: 0 K: 0 S: 4	H: 1 LOB: 1 BB: 0 P: 4	R: 0 E: 1 K: 2 S: 8	H: 0 LOB: 1 BB: 0 P: 8	1B: 9 2B: 4 3B: 0 HR: 0	SF: 0 SAC: 1 DP: 1 HBP: 0	WP: 1 PB: 0 SB: 0 CS: 0	PA: 66
<b>PITCHER</b>	IP 11.0	WLS 44	BF 44	H 9	R 1	ER 0	SO 5	BB 2	IBB 1	HBP 0	BLK 0	WP 0	HR 0	S 51	P 63	ERA 0.82	WHIP 1.000															
Rick Wise, R ERA: 3.11 (1, 1)											IP 11.0	WLS 44	BF 44	H 9	R 1	ER 0	SO 5	BB 2	IBB 1	HBP 0	BLK 0	WP 0	HR 0	S 51	P 63	ERA 0.82	WHIP 1.000					
Diego Segui, R ERA: 3.22 (12, 1)											IP 2.0	WLS 8	BF 0	H 0	R 0	ER 3	SO 1	BB 1	IBB 0	HBP 0	BLK 0	WP 0	HR 12	S 20	P 20	ERA 0.00	WHIP 0.500					
Ray Barr, R ERA: 0.57 (14, 1)											IP 0.2	WLS 4	BF 2	H 0	R 0	ER 0	SO 0	BB 0	IBB 0	HBP 0	BLK 0	WP 0	HR 6	S 6	P 6	ERA 0.00	WHIP 3.000					
Rich Fulkers, L ERA: 3.05 (14, 1)											IP 2.1	WLS W	BF 10	H 1	R 0	ER 2	SO 0	BB 1	IBB 0	HBP 0	BLK 0	WP 0	HR 13	S 17	P 17	ERA 0.00	WHIP 0.857					

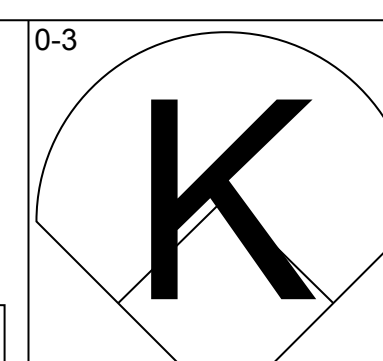
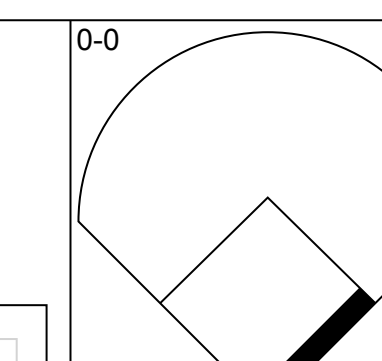
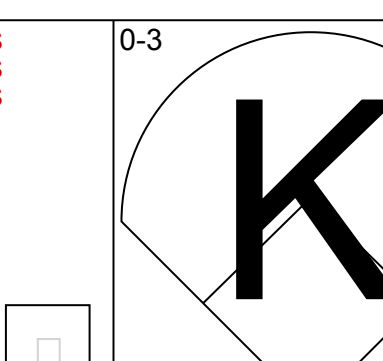
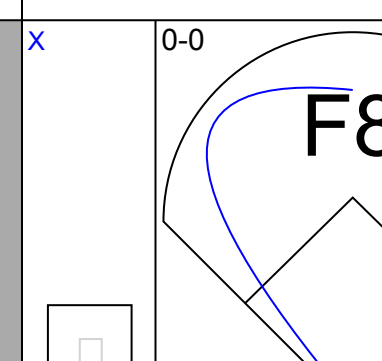
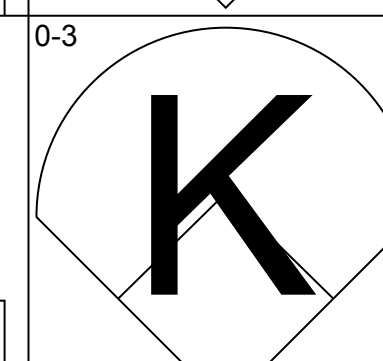
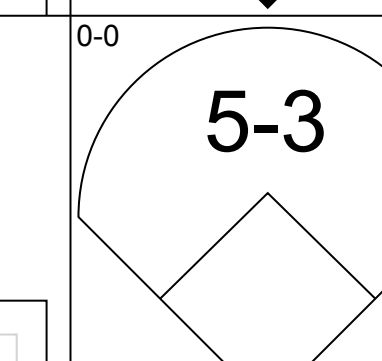
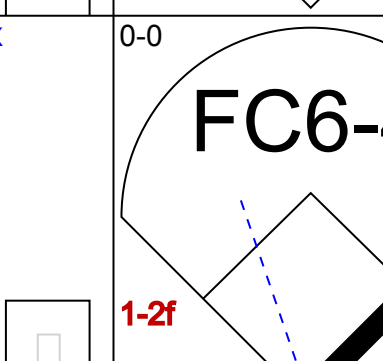
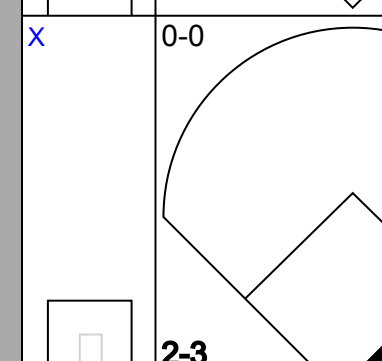
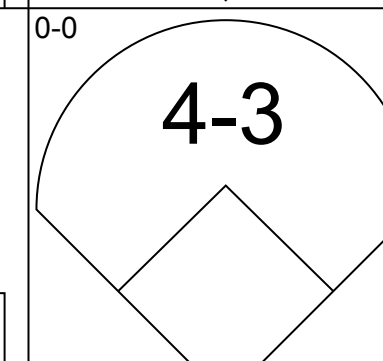
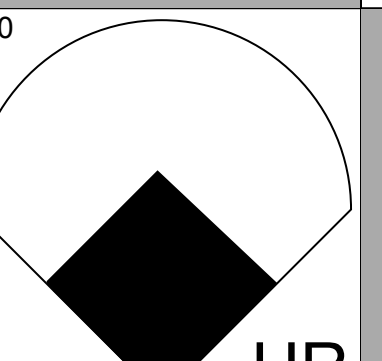
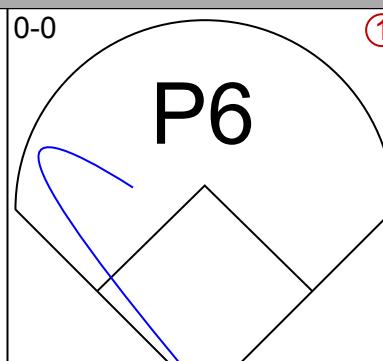
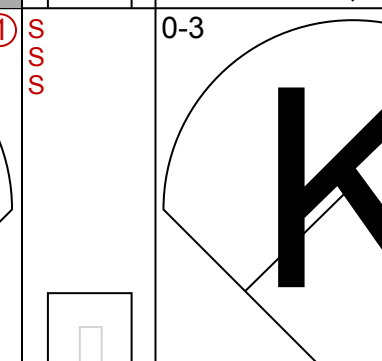
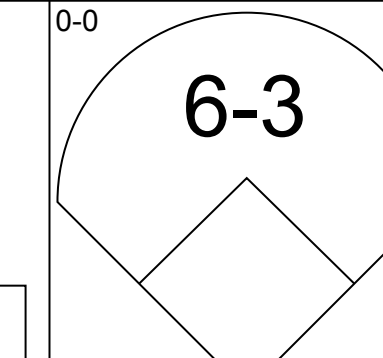
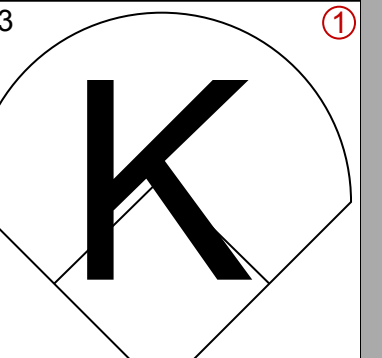
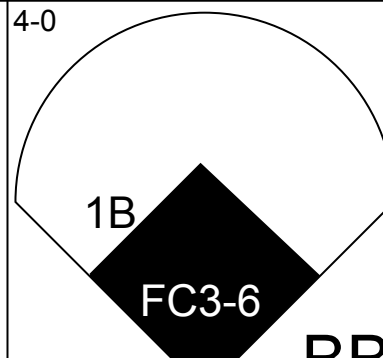

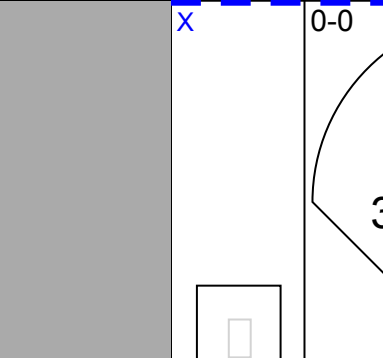
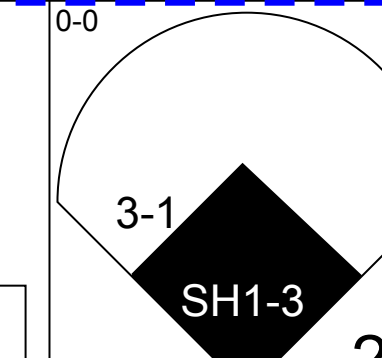

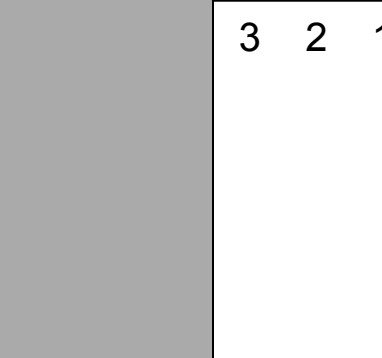
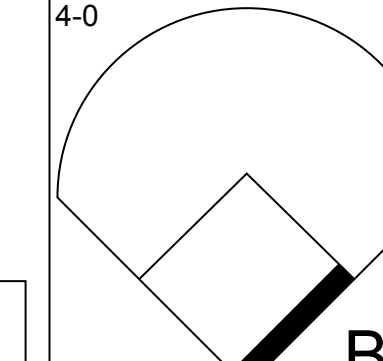

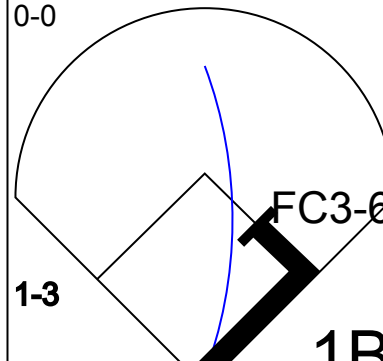

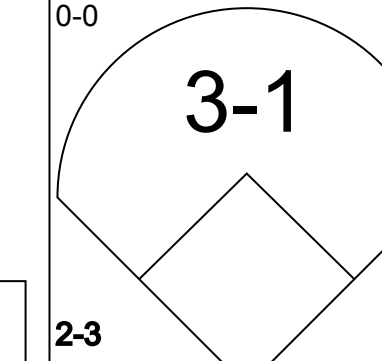
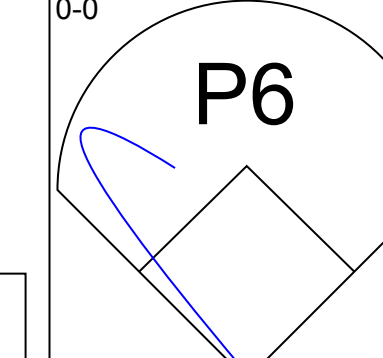
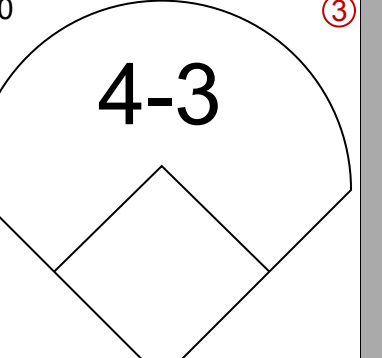
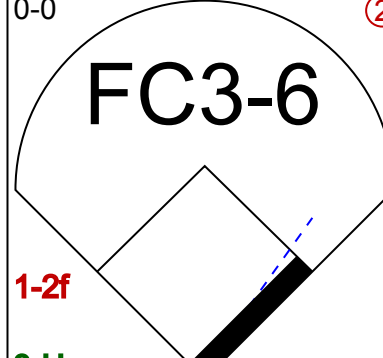
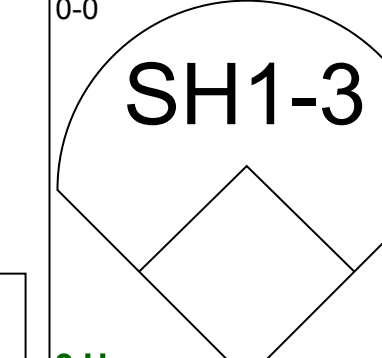
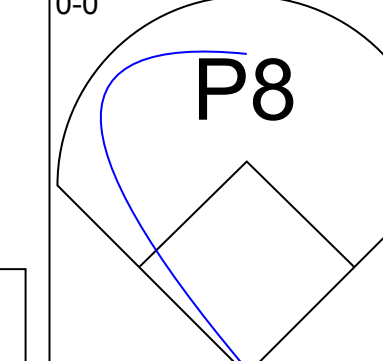
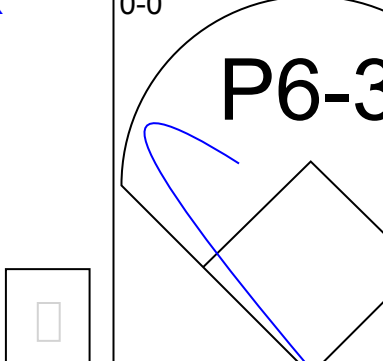
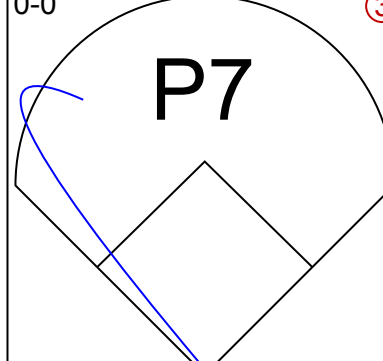
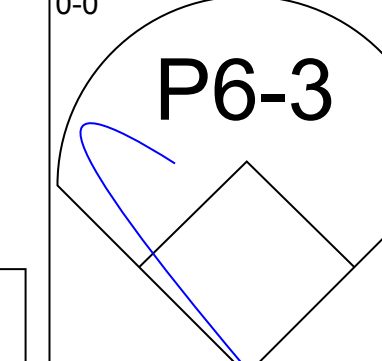
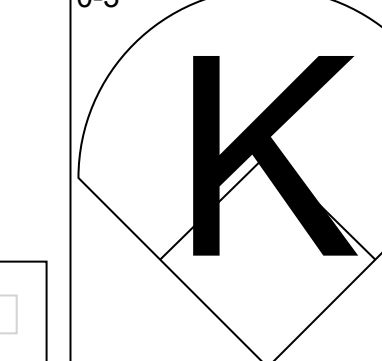
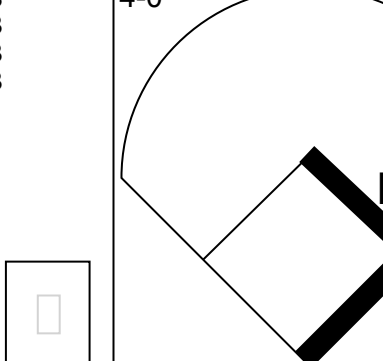
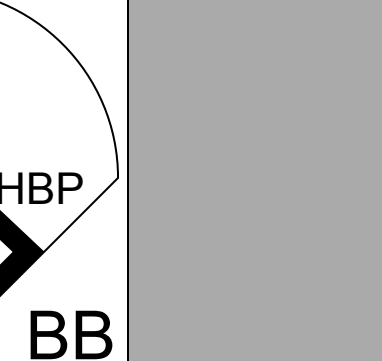
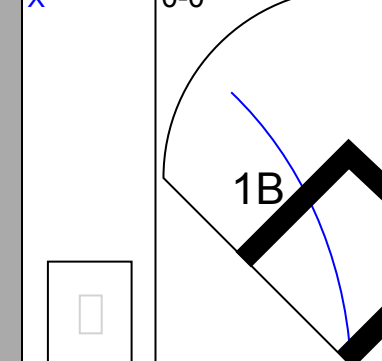
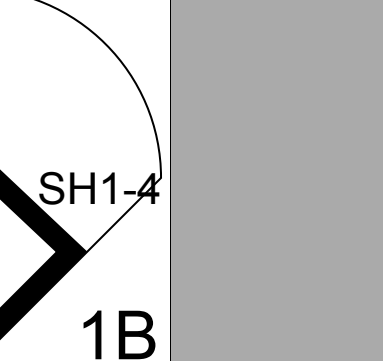

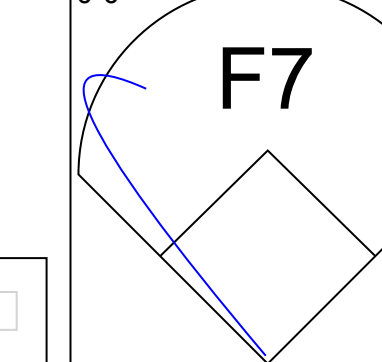
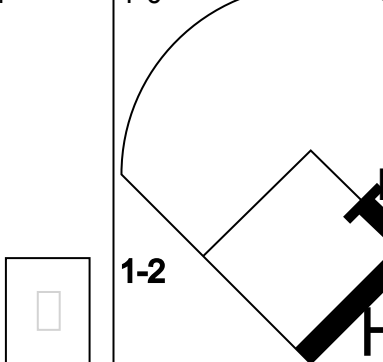
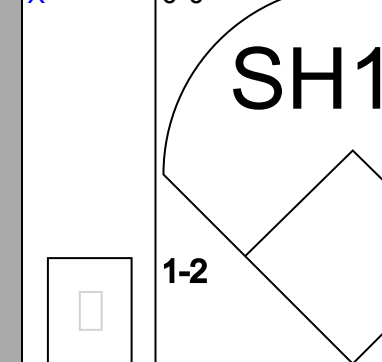
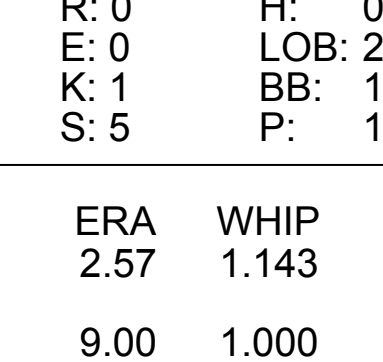
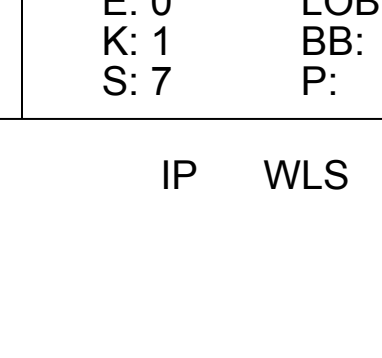
St. Louis Cardinals @ Chicago Cubs  
Wrigley Field, Chicago, IL  
Sat Sep 30 1972, 3:33 AM CDT  
Att: 12,388 - Sunny - 51 F

AB 59  
R 12  
H 12  
RBI 1  
BB 6  
SO 11  
LOB 35





Batter	1	2	3	4	5	6	7	8	9	AB	R	H	RBI	BB	SO	LOB	TOP		
Jose Cruz, L OBP: 0.310, SLG: 0.325 (1, 7)										4	0	0	0	0	2	3	<b>St. Louis Cardinals @ Chicago Cubs</b> Wrigley Field, Chicago, IL Sun Oct 01 1972, 3:33 AM CDT Att: 15,266 - Sunny - 66 F		
Mike Tyson, R OBP: 0.235, SLG: 0.242 (1, 4)										4	0	2	0	0	0	0			
Bernie Carbo, L OBP: 0.374, SLG: 0.363 (1, 9)										3	0	0	0	1	0	2			
Skip Jutze, R OBP: 0.261, SLG: 0.284 (1, 2)										4	0	2	0	0	0	1			
Ted Simmons, S OBP: 0.335, SLG: 0.466 (1, 3)										4	0	1	0	0	0	4			
Bill Stein, R OBP: 0.333, SLG: 0.519 (1, 5)										4	0	1	0	0	1	3			
Jorge Roque, R OBP: 0.157, SLG: 0.203 (1, 8)										3	0	0	0	0	1	2			
Mick Kelleher, R OBP: 0.226, SLG: 0.211 (8, PH)										2	0	1	0	0	0	0			
Lou Brock, L OBP: 0.359, SLG: 0.394 (8, PH)										0	0	0	0	1	0	0			
Charlie Hudson, L (8, 1)										0	0	0	0	0	0	0			
Jim Bibby, R OBP: 0.300, SLG: 0.125 (1, 1)										1	0	0	0	0	0	0			
Joe Torre, R OBP: 0.359, SLG: 0.420 (8, PR)										1	0	1	0	0	0	0			
Ed Crosby, L OBP: 0.269, SLG: 0.257 (8, 6)										0	0	0	0	0	0	0			
<b>Inning Stats</b>	R: 0 E: 0 K: 1 S: 5	H: 1 LOB: 0 BB: 0 P: 5	R: 0 E: 0 K: 1 S: 5	H: 1 LOB: 0 BB: 0 P: 5	R: 0 E: 0 K: 0 S: 4	H: 1 LOB: 1 BB: 0 P: 4	R: 0 E: 0 K: 0 S: 3	H: 0 LOB: 0 BB: 0 P: 3	R: 0 E: 0 K: 1 S: 5	H: 0 LOB: 0 BB: 0 P: 3	R: 0 E: 0 K: 0 S: 4	H: 1 LOB: 1 BB: 0 P: 4	R: 0 E: 0 K: 1 S: 6	H: 2 LOB: 2 BB: 1 P: 10	R: 0 E: 0 K: 0 S: 4	H: 1 LOB: 2 BB: 1 P: 8	1B: 8 2B: 0 3B: 0 HR: 0	SF: 0 SAC: 1 DP: 3 HBP: 0	WP: 0 PA: 33 PB: 0 SB: 0 CS: 0
<b>PITCHER</b>	IP WLS BF H R ER SO BB IBB HBP BLK WP HR S P ERA WHIP	5.0 W 16 4 0 0 2 0 0 0 0 0 0 20 20 0.00 0.800	2.1 S 10 2 0 0 2 1 0 0 0 0 0 13 17 0.00 1.286	1.2 S 7 2 0 0 0 1 0 0 0 0 0 6 10 0.00 1.800	<b>PITCHER</b>														

Batter	1	2	3	4	5	6	7	8	9	AB	R	H	RBI	BB	SO	LOB	BOTTOM
Don Kessinger, S OBP: 0.352, SLG: 0.336 (1, 6)										4	0	1	0	0	2	3	<b>St. Louis Cardinals @ Chicago Cubs</b> Wrigley Field, Chicago, IL Sun Oct 01 1972, 3:33 AM CDT Att: 15,266 - Sunny - 66 F
Jose Cardenal, R OBP: 0.359, SLG: 0.457 (1, 9)										4	0	1	0	0	1	3	
Billy Williams, L OBP: 0.399, SLG: 0.604 (1, 7)										4	1	1	1	0	1	2	
Ron Santo, R OBP: 0.392, SLG: 0.490 (1, 5)																	
Pat Bourque, L OBP: 0.300, SLG: 0.263 (1, 3)																	
Gene Hiser, L OBP: 0.333, SLG: 0.243 (1, 8)										3	0	0	2	0	0	2	
Paul Popovich, S OBP: 0.262, SLG: 0.273 (1, 4)										4	0	0	0	0	0	2	
Ken Rudolph, R OBP: 0.283, SLG: 0.323 (1, 2)																	
Mitt Pappas, R OBP: 0.236, SLG: 0.250 (1, 1)																	
Tom Phoebus, R OBP: 0.118, SLG: 0.118 (5, PR)																	
Joe Decker, R (6, 1)																	
Jack Aker, R (8, 1)																	
<b>Inning Stats</b>	R: 0 E: 0 K: 2 S: 7	H: 0 LOB: 0 BB: 0 P: 7	R: 0 E: 0 K: 0 S: 3	H: 0 LOB: 1 BB: 1 P: 7	R: 0 E: 0 K: 1 S: 6	H: 1 LOB: 0 BB: 0 P: 6	R: 1 E: 0 K: 2 S: 8	H: 1 LOB: 0 BB: 0 P: 8	R: 0 E: 0 K: 0 S: 4	H: 2 LOB: 2 BB: 1 P: 8	R: 0 E: 0 K: 1 S: 7	H: 2 LOB: 0 BB: 0 P: 7	R: 1 E: 0 K: 0 S: 4	H: 1 LOB: 0 BB: 0 P: 4	1B: 4 2B: 1 3B: 0 HR: 1	SF: 0 SAC: 2 DP: 0 HBP: 1	
<b>PITCHER</b>	IP WLS BF H R ER SO BB IBB HBP BLK WP HR S P ERA WHIP	7.0 L 30 5 2 2 7 3 0 1 0 0 0 40 53 2.57 1.143	1.0 S 4 1 1 1 0 0 0 0 0 0 0 4 4 9.00 1.000	<b>PITCHER</b>													

AB	30
R	0
H	8
RBI	0
BB	2
SO	4
LOB	15





Batter	1	2	3	4	5	6	7	8	9	AB	R	H	RBI	BB	SO	LOB	TOP					
Jose Cruz, L OBP: 0.310, SLG: 0.322 (1, 7)	F8		BB			6-3	FC6			3	0	0	0	1	0	3						
Mike Tyson, R OBP: 0.211, SLG: 0.216 (1, 4)	6-3		K			K				4	0	0	0	0	3	2						
Luis Melendez, R OBP: 0.292, SLG: 0.334 (1, 9)	1B		FC5			L6				4	0	1	0	0	0	2						
Skip Jutze, R OBP: 0.247, SLG: 0.268 (1, 2)	4-3				6-3		F8		P4	4	0	0	0	0	0	1						
Ted Simmons, S OBP: 0.335, SLG: 0.464 (1, 3)		K			F9		BB 5-3 BB		6-3	4	1	1	0	0	1	0						
Bill Stein, R OBP: 0.323, SLG: 0.581 (1, 5)	F9				G3		5-3			4	1	1	1	0	0	1						
Jorge Roque, R OBP: 0.176, SLG: 0.209 (1, 8)							BB BB		2B 8-5	3	0	1	0	1	0	0						
Mick Kelleher, R OBP: 0.242, SLG: 0.233 (1, 6)			E6 FC5 SH3				BB		1B	3	0	1	0	1	1	0						
Al Santorini, R OBP: 0.141, SLG: 0.075 (5, PH)			SH3				BB			0	0	0	0	0	0	0						
Lou Brock, L OBP: 0.398, SLG: 0.394 (5, PH)							BB			1	0	0	0	0	1	0						
Charlie Hudson, L OBP: 0.350, SLG: 0.479 (5, PH)							BB			0	0	0	0	0	0	0						
Al Hrabosky, L OBP: 0.375, SLG: 0.562 (7, PH)							BB			0	0	0	0	0	0	0						
Bernie Carbo, L OBP: 0.376, SLG: 0.393 (7, PH)							BB			0	0	0	1	1	0	0						
Rich Folkers, L OBP: 0.338, SLG: 0.338 (8, PH)							BB			0	0	0	0	0	0	0						
Ray Bare, R OBP: 0.326, SLG: 0.336 (8, PH)							BB			1	0	0	0	0	0	0						
Ted Sizemore, R OBP: 0.326, SLG: 0.336 (8, PH)							BB			0	0	0	0	0	0	2						
<b>Inning Stats</b>	R: 0 E: 0 K: 0 S: 4	H: 1 LOB: 1 BB: 0 P: 4	R: 0 E: 0 K: 1 S: 5	H: 0 LOB: 0 BB: 0 P: 5	R: 0 E: 1 K: 1 S: 6	H: 0 LOB: 2 BB: 1 P: 10	R: 0 E: 0 K: 0 S: 3	H: 0 LOB: 0 BB: 0 P: 3	R: 0 E: 0 K: 2 S: 7	H: 0 LOB: 0 BB: 0 P: 7	R: 0 E: 0 K: 1 S: 5	H: 0 LOB: 0 BB: 0 P: 5	R: 0 E: 0 K: 1 S: 4	H: 1 LOB: 3 BB: 3 P: 16	R: 0 E: 0 K: 1 S: 5	H: 0 LOB: 0 BB: 0 P: 5	R: 1 E: 0 K: 0 S: 5	H: 3 LOB: 1 BB: 0 P: 5	1B: 3 2B: 2 3B: 0 HR: 1	SF: 0 SAC: 1 DP: 1 HBP: 0	WP: 0 PB: 0 SB: 0 CS: 0	PA: 36
<b>PITCHER</b>	IP	WLS	BF	H	R	ER	SO	BB	IBB	HBP	BLK	WP	HR	S	P	ERA	WHIP					
Bob Moose, R ERA: 2.91 (1, 1)	5.0	W	18	1	0	0	4	1	0	0	0	0	0	25	29	0.00	0.400					
Steve Blass, R ERA: 2.49 (6, 1)	2.0		10	1	1	1	1	3	0	0	0	0	0	9	21	4.50	2.000					
Ramon Hernandez, L ERA: 1.67 (8, 1)	2.0	S	8	3	1	1	1	0	0	0	0	0	1	10	10	4.50	1.500					

St. Louis Cardinals @ Pittsburgh Pirates  
Three Rivers Stadium, Pittsburgh, PA  
Tue Oct 03 1972, 7:05 PM EDT  
Att: 5,905 - Unknown

AB	31
R	2
H	5
RBI	2
BB	4
SO	6
LOB	11



Batter	1	2	3	4	5	6	7	8	9	AB	R	H	RBI	BB	SO	LOB	BOTTOM					
Vic Davallo, L OBP: 0.366, SLG: 0.415 (1, 9)	4-3		4-3			2B 2B				4	1	1	0	0	1	1						
Gene Clines, R OBP: 0.369, SLG: 0.421 (1, 7)	4-3		L8			2B				4	1	2	0	0	1	0						
Roberto Clemente, R OBP: 0.350, SLG: 0.479 (9, 9)	1B					2B				0	0	0	0	0	0	0						
Al Oliver, L OBP: 0.350, SLG: 0.436 (1, 8)	4-3					PB 1B				3	2	1	2	1	0	1						
Willie Stargell, L OBP: 0.375, SLG: 0.562 (1, 3)	G3					F9 SF8				3	0	1	0	0	0	2						
Bob Robertson, R OBP: 0.291, SLG: 0.346 (6, 3)						F9				1	0	0	0	0	0	0						
Richie Hebner, L OBP: 0.378, SLG: 0.508 (1, 5)						PB 1B				2	2	1	2	1	0	0						
Manny Sanguillen, R OBP: 0.321, SLG: 0.403 (1, 2)	1-3					1B 1B				4	0	1	1	0	0	0						
Dave Cash, R OBP: 0.315, SLG: 0.374 (1, 4)	P6					1B IBB				3	0	0	0	1	0	0						
Gene Alley, R OBP: 0.314, SLG: 0.316 (1, 6)	K					1B				3	0	1	1	0	1	1						
Bob Moose, R OBP: 0.250, SLG: 0.197 (1, 1)						F9				2	0	0	0	0	0	2						
Steve Blass, R OBP: 0.202, SLG: 0.207 (6, 1)						4-3				1	0	0	0	0	1	1						
Ramon Hernandez, S OBP: 0.167, SLG: 0.250 (8, 1)						K				0	0	0	0	0	0	0						
<b>Inning Stats</b>	R: 0 E: 0 K: 0 S: 4	H: 1 LOB: 1 BB: 0 P: 4	R: 1 E: 0 K: 1 S: 6	H: 1 LOB: 0 BB: 0 P: 6	R: 0 E: 0 K: 0 S: 3	H: 0 LOB: 0 BB: 0 P: 3	R: 2 E: 0 K: 0 S: 4	H: 3 LOB: 2 BB: 3 P: 16	R: 3 E: 0 K: 0 S: 6	H: 3 LOB: 0 BB: 0 P: 6	R: 0 E: 1 K: 2 S: 8	H: 0 LOB: 1 BB: 0 P: 8	R: 0 E: 0 K: 1 S: 5	H: 0 LOB: 0 BB: 0 P: 5	R: 0 E: 0 K: 0 S: 3	H: 0 LOB: 0 BB: 0 P: 3	R: 1 E: 0 K: 0 S: 3	H: 3 LOB: 1 BB: 0 P: 5	1B: 5 2B: 2 3B: 0 HR: 1	SF: 1 SAC: 0 DP: 0 HBP: 0	WP: 0 PB: 1 SB: 0 CS: 0	PA: 34
<b>PITCHER</b>	IP	WLS	BF	H	R	ER	SO	BB	IBB	HBP	BLK	WP	HR	S	P	ERA	WHIP					
Al Santorini, R ERA: 4.11 (5, 1)	4.0	L	18	5	3	3	3	2	1	0	0	0	0	3	3	6.75	1.750					
Charlie Hudson, L ERA: 5.11 (5, 1)	0.0		3	3	3	3	0	0	0	0	0	0	0	3	3	∞	∞					
Al Hrabosky, L ERA: (5, 1)	2.0		7	0	0	0	2	0	0	0	0	0	0	11	11	0.00	0.000					
Rich Folkers, L ERA: 3.38 (7, 1)	1.0		3	0	0	0	1	0	0	0	0	0	0	5	5	0.00	0.000					
Ray Bare, R ERA: 0.54 (8, 1)	1.0		3	0	0	0	0	0	0	0	0	0	0	3	3	0.00	0.000					

St. Louis Cardinals @ Pittsburgh Pirates  
Three Rivers Stadium, Pittsburgh, PA  
Tue Oct 03 1972, 7:05 PM EDT  
Att: 5,905 - Unknown

AB	30
R	6
H	8
RBI	6
BB	3
SO	4
LOB	8






Batter	1	2	3	4	5	6	7	8	9	AB	R	H	RBI	BB	SO	LOB	TOP										
<b>Lou Brock, L</b> OBP: 0.359, SLG: 0.393 (1, 7)	1-3			5-3	E7 1B		FC6-4 IBB		FC4-6	4	1	1	1	1	0	1											
<b>Ted Sizemore, R</b> OBP: 0.324, SLG: 0.335 (1, 4)	F7			5-3	CS 1B		FC6-4			4	0	1	2	0	0	3											
<b>Jose Cruz, L</b> OBP: 0.309, SLG: 0.319 (1, 8)	1-3			BB	CS 1-2				F8	3	0	0	0	1	0	0											
<b>Joe Torre, R</b> OBP: 0.357, SLG: 0.419 (1, 3)		F7		F9					1B 1B	4	0	1	0	0	0	1											
<b>Ted Simmons, S</b> OBP: 0.336, SLG: 0.465 (1, 2)	K				E3 BB 1B		CS 1B		1B 1B	4	1	2	0	0	1	0											
<b>Bill Stein, R</b> OBP: 0.314, SLG: 0.543 (1, 5)	6-3				K		CS 1-2		SH2-4 BB 1B	4	0	1	0	0	2	2											
<b>Bernie Carbo, L</b> OBP: 0.390, SLG: 0.362 (1, 9)				F9	1B BB		SH2-4 BB		FC1-6 BB	1	1	0	0	3	0	0											
<b>Mick Kelleher, R</b> OBP: 0.232, SLG: 0.222 (1, 6)				K	K		SH2-4		FC1-6 FC5-4	3	0	0	0	0	2	3											
<b>Bob Gibson, R</b> OBP: 0.202, SLG: 0.398 (1, 1)				4-3	E 1B 1B		K		FC5-4 FC4-6	4	1	1	1	0	1	3											
<b>Inning Stats</b>	R: 0 E: 0 K: 0 S: 3	H: 0 LOB: 0 BB: 0 P: 3	R: 0 E: 0 K: 1 S: 5	H: 0 LOB: 0 BB: 0 P: 5	R: 0 E: 0 K: 1 S: 5	H: 0 LOB: 1 BB: 1 P: 7	R: 4 E: 2 K: 2 S: 10	H: 3 LOB: 0 BB: 1 P: 14	R: 0 E: 0 K: 0 S: 3	H: 1 LOB: 0 BB: 0 P: 3	R: 0 E: 0 K: 1 S: 6	H: 1 LOB: 3 BB: 2 P: 14	R: 0 E: 0 K: 1 S: 6	H: 2 LOB: 1 BB: 0 P: 6	R: 0 E: 0 K: 0 S: 3	H: 0 LOB: 1 BB: 1 P: 7	1B: 7 2B: 0 3B: 0 HR: 0	SF: 0 SAC: 1 DP: 0 HBP: 0	WP: 0 PA: 39 PB: 0 SB: 0 CS: 2								
<b>PITCHER</b>	IP	WLS	BF	H	R	ER	SO	BB	IBB	HBP	BLK	WP	HR	S	P	ERA	WHIP										
<b>Nelson Briles, R</b> ERA: 3.08 (1, 1)	5.0	L	20	3	4	0	4	2	0	0	0	0	0	26	34	0.00	1.000										
<b>Bruce Kison, R</b> ERA: 3.25 (6, 1)	2.0		9	2	0	0	1	1	1	0	0	0	0	9	17	0.00	1.500										
<b>Bob Johnson, R</b> ERA: 2.96 (8, 1)	1.0		4	2	0	0	1	0	0	0	0	0	0	6	6	0.00	2.000										
<b>Dave Giusti, R</b> ERA: 1.93 (9, 1)	1.0		4	0	0	0	0	1	0	0	0	0	0	3	7	0.00	1.000										

St. Louis Cardinals @ Pittsburgh Pirates  
Three Rivers Stadium, Pittsburgh, PA  
Wed Oct 04 1972, 7:05 PM EDT  
Att: 4,603 - Unknown

livebaseballscorecards.com

AB 31  
R 4  
H 7  
RBI 4  
BB 5  
SO 6  
LOB 13



Batter	1	2	3	4	5	6	7	8	9	AB	R	H	RBI	BB	SO	LOB	BOTTOM										
<b>Vic Davallo, L</b> OBP: 0.367, SLG: 0.413 (1, 9)	F8			G6-4-3 1B			F8		FC6-4 1B	4	1	1	0	1	0	2											
<b>Dave Cash, R</b> OBP: 0.316, SLG: 0.374 (1, 4)	1B			K			3-1		1B	5	0	2	1	0	2	4											
<b>Al Oliver, L</b> OBP: 0.352, SLG: 0.437 (1, 8)	1B			G6-4-3			1-3		1B	5	0	3	1	0	0	4											
<b>Willie Stargell, L</b> OBP: 0.373, SLG: 0.558 (1, 3)	K			K			G3		K	4	0	0	0	0	3	3											
<b>Richie Zisk, R</b> OBP: 0.318, SLG: 0.270 (8, 7)	K			K			K		K	1	0	0	0	0	1	2											
<b>Mitt May, L</b> OBP: 0.325, SLG: 0.353 (1, 2)	L3			F7			BB 1B		K2-3	5	1	1	0	0	2	4											
<b>Rennie Stennett, R</b> OBP: 0.307, SLG: 0.376 (1, 7)				G3			K		6-3	4	0	0	0	0	2	1											
<b>Jose Pagan, R</b> OBP: 0.284, SLG: 0.394 (1, 5)	F7				G3 1B		BB 1B		6-3	4	0	2	0	0	0	0											
<b>Gene Alley, R</b> OBP: 0.321, SLG: 0.320 (1, 6)					G3 1B		1-2 BB		FC6-4 1B	2	1	2	0	2	0	0											
<b>Nelson Briles, R</b> OBP: 0.178, SLG: 0.171 (5, PH)					G3				FC6-4	1	0	0	0	0	1	1											
<b>Bill Mazeroski, R</b> OBP: 0.217, SLG: 0.250 (8, 1)										1	0	0	1	0	0	0											
<b>Bruce Kison, R</b> OBP: 0.204, SLG: 0.250 (8, 1)										0	0	0	0	0	0	0											
<b>Bob Johnson, R</b> OBP: 0.197, SLG: 0.171 (9, 1)										0	0	0	0	0	0	0											
<b>Dave Giusti, R</b> OBP: 0.322, SLG: 0.404 (9, PH)										1	0	1	0	0	0	0											
<b>Inning Stats</b>	R: 0 E: 0 K: 1 S: 7	H: 2 LOB: 2 BB: 0 P: 7	R: 0 E: 0 K: 2 S: 7	H: 0 LOB: 1 BB: 1 P: 11	R: 0 E: 0 K: 1 S: 5	H: 1 LOB: 0 BB: 0 P: 5	R: 0 E: 0 K: 1 S: 7	H: 2 LOB: 3 BB: 1 P: 11	R: 0 E: 0 K: 2 S: 9	H: 3 LOB: 2 BB: 1 P: 13	R: 0 E: 0 K: 0 S: 4	H: 1 LOB: 1 BB: 0 P: 4	R: 0 E: 0 K: 1 S: 5	H: 0 LOB: 0 BB: 0 P: 5	R: 2 E: 0 K: 2 S: 11	H: 4 LOB: 2 BB: 0 P: 11	1B: 13 2B: 0 3B: 0 HR: 0	SF: 0 SAC: 0 DP: 1 HBP: 0	WP: 0 PA: 41 PB: 0 SB: 0 CS: 0								
<b>PITCHER</b>	IP	WLS	BF	H	R	ER	SO	BB	IBB	HBP	BLK	WP	HR	S	P	ERA	WHIP										
<b>Bob Gibson, R</b> ERA: 2.46 (1, 1)	9.0	W	41	13	3	3	11	3	0	0	0	0	0	60	72	3.00	1.778										

St. Louis Cardinals @ Pittsburgh Pirates  
Three Rivers Stadium, Pittsburgh, PA  
Wed Oct 04 1972, 7:05 PM EDT  
Att: 4,603 - Unknown

livebaseballscorecards.com

AB 38  
R 3  
H 13  
RBI 3  
BB 3  
SO 11  
LOB 23

