

# St. Louis Cardinals - 1973

Batter	1	2	3	4	5	6	7	8	9	AB	R	H	RBI	BB	SO	LOB	TOP			
<b>Lou Brock, L</b> OBP: 0.400, SLG: 0.250 (1, 7)										4	0	1	1	1	0	1				
<b>Ted Sizemore, R</b> OBP: 0.250, SLG: 0.250 (1, 4)										4	1	1	0	0	0	1				
<b>Jose Cruz, L</b> (1, 8)										2	1	0	0	2	1	0				
<b>Joe Torre, R</b> OBP: 0.500, SLG: 0.333 (1, 3)										3	0	1	0	0	1	1				
<b>Ted Simmons, S</b> (1, 2)										3	1	0	1	1	1	3				
<b>Ken Reitz, R</b> OBP: 0.250, SLG: 0.250 (1, 5)										4	0	1	1	0	0	2				
<b>Bernie Carbo, L</b> OBP: 0.667, SLG: 0.667 <b>Luis Melendez, R</b> (9, PH)										3	1	2	1	0	0	1	<b>AB 30</b>			
<b>Ray Busse, R</b> OBP: 0.250, SLG: 0.500 (1, 6)										4	1	1	0	0	0	2	<b>R 5</b>			
<b>Bob Gibson, R</b> <b>Diego Segui, R</b> <b>Bill Stein, R</b> (9, PH)										2	0	0	1	0	0	0	<b>H 7</b>			
<b>Inning Stats</b>	R: 0 E: 0 K: 1 S: 4	H: 0 LOB: 1 BB: 2 P: 12	R: 3 E: 0 K: 0 S: 5	H: 4 LOB: 0 BB: 1 P: 9	R: 2 E: 0 K: 0 S: 4	H: 1 LOB: 1 BB: 1 P: 9	R: 0 E: 0 K: 0 S: 3	H: 0 LOB: 0 BB: 0 P: 3	R: 0 E: 0 K: 0 S: 4	H: 1 LOB: 1 BB: 0 P: 4	R: 0 E: 0 K: 0 S: 3	H: 0 LOB: 0 BB: 0 P: 3	R: 0 E: 0 K: 2 S: 8	H: 1 LOB: 1 BB: 0 P: 8	R: 0 E: 0 K: 0 S: 3	H: 0 LOB: 1 BB: 1 P: 7	1B: 6 2B: 1 3B: 0 HR: 0	SF: 1 SAC: 0 DP: 0 HBP: 1	WP: 1 PA: 38 PB: 0 SB: 0 CS: 1	
<b>PITCHER</b>	IP	WLS	BF	H	R	ER	SO	BB	IBB	HBP	BLK	WP	HR	S	P	ERA	WHIP			
<b>Steve Blass, R</b> ERA: 9.0 <b>Luke Walker, L</b> ERA: <b>Jim Rooker, L</b> ERA: <b>Ramon Hernandez, L</b> ERA:	5.0		22	5	5	5	1	4	0	1	0	1	0	19	36	9.00	1.800			
	2.0		7	1	0	0	0	0	0	0	0	0	0	7	7	0.00	0.500			
	1.0	W	4	1	0	0	2	0	0	0	0	0	0	8	8	0.00	1.000			
	1.0	S	4	0	0	0	0	1	0	0	0	0	0	3	7	0.00	1.000			

St. Louis Cardinals @ Pittsburgh Pirates  
Three Rivers Stadium, Pittsburgh, PA  
Fri Apr 06 1973, 3:33 AM EST  
Att: 51,695 - Unknown

**AB 30**  
**R 5**  
**H 7**  
**RBI 5**  
**BB 5**  
**SO 3**  
**LOB 12**



Batter	1	2	3	4	5	6	7	8	9	AB	R	H	RBI	BB	SO	LOB	BOTTOM			
<b>Rennie Stennett, R</b> (1, 4) (8, 6)										4	1	0	0	1	0	2				
<b>Manny Sanguillen, R</b> OBP: 0.500, SLG: 0.500 (1, 9)										4	1	2	0	0	0	1				
<b>Al Oliver, L</b> OBP: 0.500, SLG: 1.333 (1, 8)										3	1	2	1	0	0	0				
<b>Willie Stargell, L</b> <b>Ramon Hernandez, S</b> (9, 1)										2	1	0	0	2	2	2				
<b>Bob Robertson, R</b> (1, 3)										4	0	0	0	0	1	5				
<b>Richie Hebner, L</b> OBP: 0.750, SLG: 1.750 (1, 5)										4	2	3	3	0	0	0				
<b>Gene Alley, R</b> <b>Jim Rooker, R</b> <b>Gene Clines, R</b> OBP: 1.000, SLG: 3.000 (8, PH) (9, 7)										2	0	0	0	1	1	0	<b>AB 31</b>			
<b>Mitt May, L</b> (1, 2)										1	1	1	2	0	0	0	<b>R 7</b>			
<b>Steve Blass, R</b> <b>Vic Davalillo, L</b> <b>Luke Walker, L</b> <b>Dave Cash, R</b> (8, 4)										3	0	0	0	1	0	2	<b>H 8</b>			
										1	0	0	0	0	0	2	<b>RBI 6</b>			
										0	0	0	0	0	0	0	<b>BB 5</b>			
										2	0	0	0	0	1	1	<b>SO 5</b>			
<b>Inning Stats</b>	R: 0 E: 1 K: 0 S: 3	H: 0 LOB: 0 BB: 0 P: 3	R: 0 E: 0 K: 0 S: 2	H: 0 LOB: 0 BB: 1 P: 6	R: 0 E: 0 K: 0 S: 3	H: 0 LOB: 0 BB: 0 P: 3	R: 0 E: 0 K: 1 S: 6	H: 1 LOB: 1 BB: 0 P: 6	R: 0 E: 0 K: 0 S: 4	H: 1 LOB: 2 BB: 1 P: 8	R: 1 E: 0 K: 1 S: 6	H: 1 LOB: 1 BB: 1 P: 10	R: 1 E: 0 K: 2 S: 8	H: 1 LOB: 0 BB: 0 P: 8	R: 5 E: 1 K: 1 S: 10	H: 4 LOB: 2 BB: 2 P: 18	1B: 4 2B: 1 3B: 2 HR: 1	SF: 1 SAC: 0 DP: 2 HBP: 0	WP: 0 PA: 37 PB: 1 SB: 0 CS: 0	
<b>PITCHER</b>	IP	WLS	BF	H	R	ER	SO	BB	IBB	HBP	BLK	WP	HR	S	P	ERA	WHIP			
<b>Bob Gibson, R</b> ERA: 4.91 <b>Diego Segui, R</b> ERA: 13.5	7.1		31	6	5	4	4	4	0	0	0	0	0	35	51	4.91	1.364			
	0.2	L	6	2	2	1	1	0	1	0	0	0	0	7	11	13.50	3.000			

St. Louis Cardinals @ Pittsburgh Pirates  
Three Rivers Stadium, Pittsburgh, PA  
Fri Apr 06 1973, 3:33 AM EST  
Att: 51,695 - Unknown

**AB 31**  
**R 7**  
**H 8**  
**RBI 6**  
**BB 5**  
**SO 5**  
**LOB 15**









Batter	1	2	3	4	5	6	7	8	9	AB	R	H	RBI	BB	SO	LOB	TOP																	
Lou Brock, L OBP: 0.500, SLG: 0.462 (1,7)										5	2	5	1	0	0	0	<b>St. Louis Cardinals @ Pittsburgh Pirates</b> Three Rivers Stadium, Pittsburgh, PA Sun Apr 08 1973, 3:38 AM EST Att: 23,391 - Unknown																	
Ed Crosby, L Ted Sizemore, R OBP: 0.222, SLG: 0.222 (9, PH)										4	0	0	0	0	0	4																		
Jose Cruz, L OBP: 0.333, SLG: 0.300 (1,8)										4	0	1	1	0	0	2																		
Joe Torre, R OBP: 0.500, SLG: 0.800 (1,3)										3	0	1	1	1	1	1																		
Ted Simmons, S OBP: 0.222, SLG: 0.222 (1,2)										4	0	0	0	0	0	3																		
Ken Reitz, R Mike Tyson, R OBP: 0.250, SLG: 0.100 (9, PR)										2	0	0	0	2	0	0																		
Bernie Carbo, L OBP: 0.273, SLG: 0.200 (1,9)										3	0	0	0	1	0	2																		
Ray Busse, R Tim McCarver, L OBP: 0.091, SLG: 0.182 (9, PH)										3	0	0	0	0	3	1																		
Scipio Spinks, R Al Santorini, R John Andrews, L Dwain Anderson, R Alan Foster, R Luis Melendez, R										2	0	0	0	0	2	1																		
<b>Inning Stats</b>	R: 1 E: 0 K: 0 S: 5	H: 2 LOB: 1 BB: 0 P: 5	R: 0 E: 0 K: 2 S: 7	H: 0 LOB: 1 BB: 1 P: 11	R: 1 E: 0 K: 1 S: 7	H: 2 LOB: 1 BB: 0 P: 7	R: 0 E: 0 K: 1 S: 5	H: 0 LOB: 0 BB: 0 P: 5	R: 0 E: 0 K: 1 S: 6	H: 1 LOB: 1 BB: 0 P: 6	R: 0 E: 0 K: 0 S: 2	H: 0 LOB: 1 BB: 2 P: 10	R: 0 E: 0 K: 2 S: 8	H: 1 LOB: 1 BB: 0 P: 8	R: 0 E: 0 K: 0 S: 3	H: 0 LOB: 0 BB: 0 P: 3		R: 1 E: 0 K: 1 S: 7	H: 2 LOB: 2 BB: 1 P: 11	1B: 6 2B: 2 3B: 0 HR: 0	SF: 0 SAC: 0 DP: 1 HBP: 0	WP: 1 PB: 1 SB: 1 CS: 0	PA: 38											
<b>PITCHER</b>	IP WLS BF H R ER SO BB IBB HBP BLK WP HR S P ERA WHIP	IP WLS BF H R ER SO BB IBB HBP BLK WP HR S P ERA WHIP																																
Dock Ellis, R ERA: 3.12 (1,1)	8.2	W	36	7	3	3	7	4	0	0	0	0	1	0	46	62	3.12	1.269																
Ramon Hernandez, L ERA: (9,1)	0.1	S	2	1	0	0	1	0	0	0	0	0	0	0	4	4	0.00	3.000																

Batter	1	2	3	4	5	6	7	8	9	AB	R	H	RBI	BB	SO	LOB	BOTTOM																	
Rennie Stennett, R OBP: 0.267, SLG: 0.214 (1,4)										5	0	1	0	0	1	2	<b>St. Louis Cardinals @ Pittsburgh Pirates</b> Three Rivers Stadium, Pittsburgh, PA Sun Apr 08 1973, 3:38 AM EST Att: 23,391 - Unknown																	
Manny Sanguillen, R OBP: 0.362, SLG: 0.563 (1,9)										4	1	1	0	0	0	3																		
Al Oliver, L OBP: 0.385, SLG: 0.636 (1,8)										3	0	1	0	1	0	2																		
Willie Stargell, L OBP: 0.462, SLG: 0.700 (1,7)										4	1	2	2	0	0	3																		
Richie Hebner, L OBP: 0.417, SLG: 0.818 (1,5)										4	0	0	0	0	0	3																		
Bob Robertson, R OBP: 0.354, SLG: 0.333 (1,3)										3	1	0	0	1	1	2																		
Milt May, L OBP: 0.333, SLG: 0.500 (1,2)										4	1	2	2	0	0	1																		
Gene Alley, R OBP: 0.400, SLG: 0.571 (1,6)										2	1	1	1	2	1	1																		
Dock Ellis, S Ramon Hernandez, S										3	0	1	0	0	2	3																		
<b>Inning Stats</b>	R: 0 E: 0 K: 0 S: 3	H: 0 LOB: 0 BB: 0 P: 3	R: 1 E: 0 K: 1 S: 6	H: 1 LOB: 0 BB: 0 P: 6	R: 0 E: 0 K: 1 S: 5	H: 0 LOB: 1 BB: 1 P: 9	R: 0 E: 0 K: 0 S: 3	H: 1 LOB: 0 BB: 0 P: 3	R: 3 E: 0 K: 0 S: 7	H: 4 LOB: 2 BB: 1 P: 11	R: 0 E: 1 K: 1 S: 6	H: 0 LOB: 2 BB: 1 P: 10	R: 1 E: 0 K: 1 S: 7	H: 2 LOB: 2 BB: 1 P: 11	R: 0 E: 0 K: 1 S: 6	H: 1 LOB: 1 BB: 0 P: 6		1B: 5 2B: 0 3B: 1 HR: 3	SF: 0 SAC: 1 DP: 1 HBP: 0	WP: 0 PB: 1 SB: 0 CS: 0	PA: 37													
<b>PITCHER</b>	IP WLS BF H R ER SO BB IBB HBP BLK WP HR S P ERA WHIP	IP WLS BF H R ER SO BB IBB HBP BLK WP HR S P ERA WHIP																																
Scipio Spinks, R ERA: 6.75 (1,1)	4.0	L	16	3	3	3	2	0	0	0	0	0	0	1	4	4	27.00	9.000																
Al Santorini, R ERA: 27.0 (5,1)	0.1		4	3	1	1	0	0	0	0	0	0	0	1	4	4	27.00	9.000																
John Andrews, L ERA: (5,1)	1.2		7	0	0	0	1	0	1	0	0	0	0	0	8	12	0.00	0.000																
Alan Foster, R ERA: 4.5 (7,1)	2.0		10	3	1	1	2	1	0	0	0	0	0	0	13	17	4.50	2.000																

AB	34
R	3
H	8
RBI	3
BB	4
SO	8
LOB	18



AB	32
R	5
H	9
RBI	5
BB	4
SO	5
LOB	20









Batter	1	2	3	4	5	6	7	8	9	AB	R	H	RBI	BB	SO	LOB	TOP			
<b>Bud Harrelson, S</b> OBP: 0.389, SLG: 0.375 (1, 6)										5	1	2	0	0	0	1				
<b>Felix Milan, R</b> OBP: 0.313, SLG: 0.467 (1, 4)										3	1	0	0	0	1	1				
<b>John Milner, L</b> OBP: 0.467, SLG: 0.846 (1, 3)										4	0	1	1	0	1	1				
<b>Rusty Staub, L</b> OBP: 0.267, SLG: 0.231 (1, 9)										3	0	0	0	1	0	3				
<b>Cleon Jones, R</b> OBP: 0.333, SLG: 0.769 (1, 7)										2	0	0	1	1	0	1				
<b>Wayne Garrett, L</b> OBP: 0.250, SLG: 0.250 (1, 5)										4	0	1	0	0	0	3				
<b>Rich Chiles, L</b> OBP: 0.125, SLG: 0.250 (1, 8)										4	0	1	0	0	0	3				
<b>Duffy Dyer, R</b> OBP: 0.133, SLG: 0.071 (1, 2)										4	0	0	0	0	3	2				
<b>Tom Seaver, R</b> OBP: 0.250, SLG: 0.250 (1, 1)										3	0	1	0	0	2	1				
<b>Phil Hennigan, R</b> (8, 1)										1	0	0	0	0	0	0				
<b>Inning Stats</b>	R: 2 E: 1 K: 0 S: 6	H: 2 LOB: 1 BB: 0 P: 6	R: 0 E: 0 K: 1 S: 6	H: 1 LOB: 1 BB: 1 P: 6	R: 0 E: 0 K: 1 S: 5	H: 0 LOB: 1 BB: 1 P: 9	R: 0 E: 0 K: 2 S: 8	H: 1 LOB: 1 BB: 0 P: 8	R: 0 E: 0 K: 0 S: 4	H: 1 LOB: 1 BB: 0 P: 4	R: 0 E: 0 K: 2 S: 7	H: 0 LOB: 0 BB: 0 P: 7	R: 0 E: 1 K: 0 S: 4	H: 0 LOB: 2 BB: 1 P: 8	R: 0 E: 0 K: 1 S: 5	H: 0 LOB: 0 BB: 0 P: 5	1B: 4 2B: 2 3B: 0 HR: 0	SF: 1 SAC: 1 DP: 0 HBP: 0	WP: 0 PB: 1 SB: 0 CS: 0	PA: 37
<b>PITCHER</b> <b>Bob Gibson, R</b> ERA: 2.76 (1, 1)	IP: 9.0 WLS: L BF: 37	H: 6 R: 2 ER: 1 SO: 7	BB: 2 IBB: 0 HBP: 0 BLK: 0	WP: 0 HR: 0 S: 49 P: 57	ERA: 1.00 WHIP: 0.889															

**New York Mets @ St. Louis Cardinals**  
 Busch Stadium, St. Louis, MO  
 Thu Apr 12 1973, 3:33 AM CST  
 Att: 6,356 - Unknown

AB 33  
 R 2  
 H 6  
 RBI 2  
 BB 2  
 SO 7  
 LOB 16



Batter	1	2	3	4	5	6	7	8	9	AB	R	H	RBI	BB	SO	LOB	BOTTOM		
<b>Lou Brock, L</b> OBP: 0.348, SLG: 0.318 (1, 7)										4	0	0	0	0	0	1			
<b>Ted Sizemore, R</b> OBP: 0.333, SLG: 0.313 (1, 4)										3	0	1	0	1	1	0			
<b>Jose Cruz, L</b> OBP: 0.400, SLG: 0.722 (1, 8)										4	1	1	1	0	0	3			
<b>Joe Torre, R</b> OBP: 0.500, SLG: 0.667 (1, 3)										4	0	1	0	0	1	1			
<b>Ted Simmons, S</b> OBP: 0.250, SLG: 0.176 (1, 2)										3	0	1	0	1	0	2			
<b>Ken Reitz, R</b> OBP: 0.200, SLG: 0.167 (1, 5)										4	0	0	0	0	0	2			
<b>Bernie Carbo, L</b> OBP: 0.200, SLG: 0.143 (1, 9)										3	0	0	0	0	2	2			
<b>Ray Busse, R</b> OBP: 0.059, SLG: 0.118 (8, PH)										2	0	0	0	0	1	0			
<b>Tim McCarver, L</b> OBP: 1.000, SLG: 1.000 (9, 6)										1	0	1	0	0	0	0			
<b>Mike Tyson, R</b> (9, 6)										0	0	0	0	0	0	0			
<b>Bob Gibson, R</b> (1, 1)										3	0	0	0	0	2	1			
<b>Inning Stats</b>	R: 0 E: 0 K: 1 S: 5	H: 0 LOB: 0 BB: 0 P: 5	R: 0 E: 0 K: 1 S: 5	H: 0 LOB: 1 BB: 1 P: 9	R: 0 E: 0 K: 0 S: 4	H: 1 LOB: 0 BB: 0 P: 4	R: 0 E: 0 K: 1 S: 5	H: 0 LOB: 0 BB: 0 P: 5	R: 1 E: 0 K: 1 S: 7	H: 2 LOB: 1 BB: 0 P: 7	R: 0 E: 0 K: 1 S: 6	H: 1 LOB: 2 BB: 1 P: 10	R: 0 E: 0 K: 0 S: 3	H: 1 LOB: 0 BB: 0 P: 3	1B: 2 2B: 2 3B: 0 HR: 1	SF: 0 SAC: 0 DP: 1 HBP: 0	WP: 0 PB: 0 SB: 0 CS: 0	PA: 33	
<b>PITCHER</b> <b>Tom Seaver, R</b> ERA: 0.59 <b>Phil Hennigan, R</b> ERA: (8, 1)	IP: 7.2 WLS: W BF: 29	H: 4 R: 1 ER: 0 SO: 7	BB: 2 IBB: 0 HBP: 0 BLK: 0	WP: 0 HR: 1 S: 41 P: 49	ERA: 1.17 WHIP: 0.783														

**New York Mets @ St. Louis Cardinals**  
 Busch Stadium, St. Louis, MO  
 Thu Apr 12 1973, 3:33 AM CST  
 Att: 6,356 - Unknown

AB 31  
 R 1  
 H 5  
 RBI 1  
 BB 2  
 SO 7  
 LOB 12





Batter	1	2	3	4	5	6	7	8	9	AB	R	H	RBI	BB	SO	LOB	TOP				
<b>Rick Monday, L</b> OBP: 0.286, SLG: 0.118 (1, 8)	F7			1-3		F8			3-1	4	0	0	0	0	0	0	<b>Chicago Cubs @ St. Louis Cardinals</b> Busch Stadium, St. Louis, MO Fri Apr 13 1973, 6:05 PM CST Att: 10,083 - Unknown - 49 F				
<b>Jose Cardenal, R</b> OBP: 0.238, SLG: 0.300 (1, 9)	F5			K			G3 1B 2B	1B 1B	4	2	2	0	0	1	0						
<b>Billy Williams, L</b> OBP: 0.381, SLG: 0.368 (1, 7)	F3			L4			G3	1B 1B	4	0	1	0	0	0	1						
<b>Joe Pepitone, L</b> OBP: 0.313, SLG: 0.267 (1, 3)		F8			4-3		P4	1B 1B	4	0	1	1	0	0	1						
<b>Ron Santo, R</b> OBP: 0.476, SLG: 0.474 (1, 5)		5-3			1B 2B		CS 1B	1B K	4	1	2	1	0	1	2						
<b>Glenn Beckert, R</b> OBP: 0.300, SLG: 0.176 (1, 4)		6-3			FC5-4 1B		CS 1B	E5 F2	4	0	1	1	0	0	2						
<b>Randy Hundley, R</b> OBP: 0.211, SLG: 0.118 (1, 2)			4-3		FC5-4 1B			G6-4-3	3	0	0	0	0	0	2						
<b>Don Kessinger, S</b> OBP: 0.278, SLG: 0.133 (1, 6)			5-3		CS	4-3		1B	3	0	1	0	0	0	0						
<b>Mitt Pappas, R</b> (1, 1)			K			K		F8	2	0	0	0	0	2	0						
<b>Adrian Garrett, L</b> (8, PH)									1	0	0	0	0	0	1						
<b>Bob Locker, S</b> (8, 1)									0	0	0	0	0	0	0						
<b>Inning Stats</b>	R: 0 E: 0 K: 0 S: 3	H: 0 LOB: 0 BB: 0 P: 3	R: 0 E: 0 K: 0 S: 3	H: 0 LOB: 0 BB: 0 P: 3	R: 0 E: 0 K: 1 S: 5	H: 0 LOB: 0 BB: 0 P: 5	R: 0 E: 0 K: 1 S: 5	H: 2 LOB: 0 BB: 0 P: 4	R: 0 E: 0 K: 1 S: 5	H: 0 LOB: 0 BB: 0 P: 5	R: 1 E: 0 K: 0 S: 4	H: 2 LOB: 0 BB: 0 P: 4	R: 0 E: 1 K: 0 S: 4	H: 1 LOB: 1 BB: 0 P: 4	R: 1 E: 0 K: 1 S: 8	H: 3 LOB: 2 BB: 0 P: 8	1B: 6 2B: 2 3B: 0 HR: 0	SF: 0 SAC: 0 DP: 1 HBP: 0	WP: 0 PB: 0 SB: 0 CS: 2	PA: 35	
<b>PITCHER</b>	IP	WLS	BF	H	R	ER	SO	BB	IBB	HBP	BLK	WP	HR	S	P	ERA	WHIP				
<b>Rick Wise, R</b> ERA: 3.24 (1, 1)	8.1	W	31	8	3	3	3	0	0	0	0	0	0	37	37	3.24	0.960				
<b>Diego Segui, R</b> ERA: 2.7 (9, 1)	0.2	S	2	0	0	0	1	0	0	0	0	0	0	4	4	0.00	0.000				

Batter	1	2	3	4	5	6	7	8	9	AB	R	H	RBI	BB	SO	LOB	BOTTOM				
<b>Lou Brock, L</b> OBP: 0.333, SLG: 0.346 (1, 7)	F6		L4		F5		2B 2B			4	1	1	0	0	0	0	<b>Chicago Cubs @ St. Louis Cardinals</b> Busch Stadium, St. Louis, MO Fri Apr 13 1973, 6:05 PM CST Att: 10,083 - Unknown - 49 F				
<b>Luis Melendez, R</b> (8, 7)										0	0	0	0	0	0						
<b>Ted Sizemore, R</b> OBP: 0.409, SLG: 0.450 (1, 4)	1B		1B 1B		F8		1B 2B			4	2	3	1	0	0						
<b>Ted Simmons, S</b> OBP: 0.292, SLG: 0.238 (1, 2)	1B		1B 1B		K		L7			4	0	2	0	0	1						
<b>Joe Torre, R</b> OBP: 0.500, SLG: 0.636 (1, 3)	G6-4-3		1B			5-3	HR 1B			4	1	2	2	0	2						
<b>Jose Cruz, L</b> OBP: 0.417, SLG: 0.864 (1, 8)		6-3			F9		E 2B	1-H HR		4	1	2	2	0	0						
<b>Ken Reitz, R</b> OBP: 0.208, SLG: 0.182 (1, 5)		3-1		WP E 1B		5-3	5-3			4	1	1	0	0	1						
<b>Bernie Carbo, L</b> OBP: 0.283, SLG: 0.176 (1, 9)				K				4-3		3	0	1	0	1	1						
<b>Ray Busse, R</b> OBP: 0.095, SLG: 0.143 (1, 6)				1B				6-3		4	0	1	1	0	1						
<b>Rick Wise, R</b> (1, 1)										4	0	0	0	0	3						
<b>Diego Segui, R</b> (9, 1)			5-3		K			K		0	0	0	0	0	0						
<b>Inning Stats</b>	R: 0 E: 0 K: 0 S: 4	H: 2 LOB: 1 BB: 0 P: 4	R: 0 E: 0 K: 1 S: 6	H: 1 LOB: 0 BB: 0 P: 6	R: 1 E: 0 K: 0 S: 5	H: 3 LOB: 2 BB: 0 P: 5	R: 1 E: 1 K: 2 S: 9	H: 2 LOB: 1 BB: 0 P: 9	R: 0 E: 0 K: 1 S: 5	H: 0 LOB: 0 BB: 0 P: 5	R: 0 E: 1 K: 0 S: 4	H: 1 LOB: 2 BB: 1 P: 8	R: 4 E: 0 K: 1 S: 9	H: 4 LOB: 0 BB: 0 P: 9	R: 0 E: 0 K: 1 S: 5	H: 0 LOB: 0 BB: 0 P: 5	1B: 9 2B: 3 3B: 0 HR: 1	SF: 0 SAC: 0 DP: 1 HBP: 0	WP: 1 PB: 0 SB: 0 CS: 0	PA: 36	
<b>PITCHER</b>	IP	WLS	BF	H	R	ER	SO	BB	IBB	HBP	BLK	WP	HR	S	P	ERA	WHIP				
<b>Mitt Pappas, R</b> ERA: 5.02 (1, 1)	7.0	L	33	13	6	6	5	0	0	0	0	0	0	42	46	0.00	1.857				
<b>Bob Locker, R</b> ERA: (8, 1)	1.0		3	0	0	0	1	0	0	0	0	0	0	5	5	0.00	0.000				



Batter	1	2	3	4	5	6	7	8	9	AB	R	H	RBI	BB	SO	LOB	TOP			
<b>Rick Monday, L</b> OBP: 0.346, SLG: 0.105	4-0 CS BB		0-3 K			4-0 1B SF7 BB	4-0 WP BB	0-0 F7		2	1	0	0	3	1	0				
<b>Jose Cardenal, R</b> OBP: 0.306, SLG: 0.333	0-0 P6		0-0 1B			0-0 1B BB	0-3 K		4-0 WP FC4-2 BB	4	1	2	0	1	1	3				
<b>Billy Williams, L</b> OBP: 0.423, SLG: 0.381	0-3 K		0-0 FC6-4 1B			0-0 SF7	4-0 IBB		4-0 FC4-2 WP PB BB	2	0	1	1	2	1	1				
<b>Gene Hiser, L</b> OBP: 0.333, SLG: 0.333	1-2 K		1-3 FC6-4 1B			0-0 3H BB FC5-2 1B	0-3 K		4-0 PB FC4-2 1B IBB	3	1	1	0	2	1	5				
<b>Ron Santo, R</b> OBP: 0.500, SLG: 0.455		4-0 1B E BB	0-0 FC6-4			4-0 BB FC5-2 1B			4-0 PB FC4-2 1B IBB	3	0	1	0	2	0	3				
<b>Jim Hickman, R</b> OBP: 0.364, SLG: 0.125		0-0 FC6-4 1B		4-0 4-1 5-3 BB		4-0 FC5-2 BB		0-0 5-3	0-0 FC4-2 PB	3	0	1	0	2	0	3				
<b>Glenn Beckert, R</b> OBP: 0.320, SLG: 0.150		0-0 FC6-4		0-0 5-3		4-0 1-2 BB		0-0 P6	4-0 1-2 2-3 3H IBB	3	0	0	1	2	0	2				
<b>Ken Rudolph, R</b>		0-3 K		0-0 4-1		0-0 FC5-2		0-0 4-3	0-0 P6	4	0	0	0	0	1	5				
<b>Joe Pepitone, L</b> OBP: 0.294, SLG: 0.250		0-0 K		2-3		2-3 3H			0-0 P6	1	0	0	0	0	0	3				
<b>Randy Hundley, R</b> OBP: 0.211, SLG: 0.118		0-0 K		4-0 2-3 IBB		0-0 2-3 3H			0-0 P6	0	0	0	0	0	0	0				
<b>Don Kessinger, S</b> OBP: 0.261, SLG: 0.105		0-0 4-3		4-0 IBB		0-0 4-3		0-0 5-3	0-0 3-1	4	0	0	0	1	0	4				
<b>Rick Reuschel, R</b> OBP: 0.250, SLG: 0.250				0-0 2-3		0-0 2-3		0-0 L6		4	0	1	0	0	1	2				
<b>Jack Aker, R</b>				0-0 K		0-0 2-3		0-0 WP BB 1B		0	0	0	0	0	0	0				
<b>Inning Stats</b>	R: 0 E: 0 K: 1 S: 4	H: 0 LOB: 1 P: 8	R: 1 E: 1 K: 1 S: 6	H: 1 LOB: 1 BB: 1 P: 10	R: 0 E: 0 K: 2 S: 9	H: 2 LOB: 2 BB: 0 P: 9	R: 0 E: 0 K: 0 S: 3	H: 0 LOB: 2 BB: 2 P: 11	R: 2 E: 0 K: 2 S: 4	H: 2 LOB: 1 BB: 3 P: 16	R: 0 E: 0 K: 0 S: 3	H: 0 LOB: 0 BB: 0 P: 3	R: 0 E: 0 K: 0 S: 3	H: 0 LOB: 0 BB: 0 P: 3	R: 1 E: 0 K: 0 S: 3	H: 0 LOB: 3 BB: 4 P: 19	1B: 6 2B: 1 3B: 0 HR: 0	SF: 1 SAC: 0 DP: 2 HBP: 0	WP: 3 PB: 1 SB: 0 CS: 1	PA: 44
<b>PITCHER</b>	IP	WLS	BF	H	R	ER	SO	BB	IBB	HBP	BLK	WP	HR	S	P	ERA	WHIP			
<b>Scipio Spinks, R</b> ERA: 5.4	4.1	L	22	5	3	2	4	4	1	0	0	0	0	25	45	4.15	2.077			
<b>Alan Foster, R</b> ERA: 2.25	0.0		2	0	0	0	0	2	0	0	0	0	0	0	8	∞	∞			
<b>Wayne Granger, R</b> ERA: 5.4	0.2		1	0	0	0	0	0	0	0	0	0	0	1	1	0.00	0.000			
<b>Jim Bibby, R</b> ERA	2.0		9	1	0	0	2	1	1	0	0	1	0	11	19	0.00	1.000			
<b>John Andrews, L</b> ERA	1.0		5	0	1	0	0	2	0	0	0	1	0	3	11	0.00	2.000			

Chicago Cubs @ St. Louis Cardinals  
Busch Stadium, St. Louis, MO  
Sat Apr 14 1973, 3:33 AM CST  
Att. 14,305 - Cloudy

AB	30
R	4
H	6
RBI	2
BB	13
SO	6
LOB	28



Batter	1	2	3	4	5	6	7	8	9	AB	R	H	RBI	BB	SO	LOB	BOTTOM			
<b>Lou Brock, L</b> OBP: 0.290, SLG: 0.300	0-0 5-3		0-0 6-3			0-0 F8		0-0 F7		4	0	0	0	0	0	0				
<b>Ted Sizemore, R</b> OBP: 0.385, SLG: 0.417	0-0 1-4-3		0-0 4-3			0-0 F9		0-0 2B 1B		4	0	1	0	0	0	0				
<b>Ted Simmons, S</b> OBP: 0.357, SLG: 0.360	0-0 BB 1B		0-0 1B			0-0 L6		0-0 2B 1B		4	0	3	0	0	0	0				
<b>Joe Torre, R</b> OBP: 0.500, SLG: 0.600	4-0 1-2 BB		0-0 1B			0-0 4-3		0-0 P6		3	0	1	0	1	0	2				
<b>Jose Cruz, L</b> OBP: 0.357, SLG: 0.731	0-0 P6		0-0 4-3			0-0 3-1		0-0 3-1		4	0	0	0	0	0	6				
<b>Ken Reitz, R</b> OBP: 0.214, SLG: 0.192		0-0 P4		0-0 6-3		0-0 4-3		0-0 G1-6-3 1B		4	0	1	0	0	0	0				
<b>Bernie Carbo, L</b> OBP: 0.261, SLG: 0.190		0-0 3-1		0-0 G4-6-3 1B		0-0 F7		0-0 K		4	0	1	0	0	1	1				
<b>Ray Busse, R</b> OBP: 0.120, SLG: 0.280		0-0 HR		0-0 G4-6-3		0-0 E6		0-0 G1-6-3		4	1	1	1	0	0	2				
<b>Scipio Spinks, R</b> ERA: 5.4	0-3 K		0-0 F7			0-0 P4				1	0	0	0	0	1	0				
<b>Alan Foster, R</b> ERA: 2.25										0	0	0	0	0	0	0				
<b>Wayne Granger, R</b> ERA: 5.4										0	0	0	0	0	0	0				
<b>Ed Crosby, L</b> ERA: 5.4										0	0	0	0	0	0	0				
<b>Jim Bibby, R</b> ERA										0	0	0	0	0	0	0				
<b>Tim McCarver, L</b> OBP: 0.700, SLG: 0.667										0	0	0	0	0	0	0				
<b>John Andrews, L</b> ERA										0	0	0	0	0	0	0				
<b>Diego Segui, R</b> ERA: 2.08										0	0	0	0	0	0	0				
<b>Inning Stats</b>	R: 0 E: 0 K: 0 S: 4	H: 1 LOB: 2 P: 8	R: 1 E: 0 K: 1 S: 6	H: 1 LOB: 0 BB: 0 P: 6	R: 0 E: 0 K: 0 S: 5	H: 2 LOB: 2 BB: 0 P: 5	R: 0 E: 0 K: 0 S: 3	H: 1 LOB: 0 BB: 0 P: 3	R: 0 E: 0 K: 0 S: 3	H: 0 LOB: 0 BB: 0 P: 3	R: 0 E: 0 K: 0 S: 3	H: 0 LOB: 0 BB: 0 P: 3	R: 0 E: 0 K: 0 S: 4	H: 0 LOB: 1 BB: 0 P: 4	R: 0 E: 0 K: 0 S: 5	H: 2 LOB: 2 BB: 0 P: 5	1B: 6 2B: 1 3B: 0 HR: 1	SF: 0 SAC: 0 DP: 2 HBP: 0	WP: 0 PB: 0 SB: 0 CS: 0	PA: 35
<b>PITCHER</b>	IP	WLS	BF	H	R	ER	SO	BB	IBB	HBP	BLK	WP	HR	S	P	ERA	WHIP			
<b>Rick Reuschel, R</b> ERA: 1.13	8.0	W	33	8	1	1	1	1	0	0	0	0	0	34	38	1.12	1.125			
<b>Jack Aker, R</b> ERA	1.0	S	2	0	0	0	1	0	0	0	0	0	0	4	4	0.00	0.000			

Chicago Cubs @ St. Louis Cardinals  
Busch Stadium, St. Louis, MO  
Sat Apr 14 1973, 3:33 AM CST  
Att. 14,305 - Cloudy

AB	34
R	1
H	8
RBI	1
BB	1
SO	2
LOB	12





Batter	1	2	3	4	5	6	7	8	9	AB	R	H	RBI	BB	SO	LOB	TOP								
<b>Rick Monday, L</b> OBP: 0.395, SLG: 0.167 (1, 8)	6-3		FC6-4 1B		F7		4-3	G6-4-3 1B		5	0	2	0	0	0	0	<b>Chicago Cubs @ St. Louis Cardinals</b> Busch Stadium, St. Louis, MO Sun Apr 15 1973, 3:33 AM CST Att: 14,087 - Overcast - 60 F								
<b>Jose Cardenal, R</b> OBP: 0.395, SLG: 0.379 (1, 9)	G3 1B		FC6-4 1B 1-2		HR 1B		WP 2B 1B	G6-4-3 1-2		5	3	3	0	0	0	2									
<b>Billy Williams, L</b> OBP: 0.452, SLG: 0.400 (1, 7)	G3		1B		HR 1B		2B 1B	F7		4	2	2	0	1	0	1									
<b>Cleo James, R</b> (8, 7)	1-2		1B		HR 1B		2B BB			0	0	0	0	0	0	0									
<b>Joe Peppone, L</b> OBP: 0.364, SLG: 0.524 (1, 3)	P4		1-2 3-H 1B		1-H 2-H HR		2B 2B			5	2	3	5	0	0	1									
<b>Carmen Fanzone, R</b> (1, 5)																									
<b>Paul Popovich, S</b> (5, PH) (5, 5)			G6-4-3 BB		P4-3		2B			1	0	0	0	1	1	2									
<b>Glenn Beckert, R</b> OBP: 0.300, SLG: 0.200 (1, 4)	G6-4-3 1-2				F8		P4	FC6-5 1-H 2-H 3-H 2B		5	0	1	3	0	0	1									
<b>Randy Hundley, R</b> OBP: 0.217, SLG: 0.190 (1, 2)					F8		F5	FC6-5 E 2-3		4	0	1	0	0	0	1									
<b>Don Kessinger, S</b> OBP: 0.296, SLG: 0.136 (1, 6)			F8		K		1B	1-2 IBB		3	0	1	0	1	1	1									
<b>Burt Hooton, R</b> (1, 1)										1	0	0	0	0	0	0									
<b>Gene Hiser, L</b> OBP: 0.250, SLG: 0.250 (5, PH)										1	0	0	0	0	0	0									
<b>Bill Bonham, R</b> (5, 1)										2	0	0	0	0	1	3									
<b>Bob Locker, S</b> (9, 1)										0	0	0	0	0	0	0									
<b>Inning Stats</b>	R: 0 E: 0 K: 0 S: 4	H: 1 LOB: 1 BB: 0 P: 4	R: 0 E: 0 K: 0 S: 3	H: 1 LOB: 1 BB: 1 P: 7	R: 1 E: 0 K: 1 S: 8	H: 3 LOB: 2 BB: 0 P: 8	R: 0 E: 0 K: 1 S: 5	H: 0 LOB: 0 BB: 0 P: 5	R: 3 E: 0 K: 0 S: 6	H: 3 LOB: 0 BB: 0 P: 6	R: 0 E: 0 K: 1 S: 6	H: 1 LOB: 1 BB: 0 P: 6	R: 4 E: 1 K: 0 S: 6	H: 3 LOB: 2 BB: 3 P: 18	R: 0 E: 0 K: 0 S: 3	H: 1 LOB: 0 BB: 0 P: 3	R: 0 E: 0 K: 0 S: 3	H: 0 LOB: 0 BB: 0 P: 3	1B: 9 2B: 3 3B: 0 HR: 1	SF: 0 SAC: 0 DP: 2 HBP: 0	WP: 1 PB: 0 SB: 0 CS: 0	PA: 42			
<b>PITCHER</b>	IP	WLS	BF	H	R	ER	SO	BB	IBB	HBP	BLK	WP	HR	S	P	ERA	WHIP								
<b>Reggie Cleveland, R</b> ERA: 6.75 (1, 1)	6.0		27	9	4	4	3	1	0	0	0	0	1	32	36	6.00	1.667								
<b>John Andrews, L</b> ERA: 5.4 (7, 1)	0.1	L	3	1	2	2	0	1	0	0	0	1	0	2	6	54.00	6.000								
<b>Wayne Granger, R</b> ERA: 6.23 (7, 1)	2.2		12	3	2	2	0	0	2	0	0	0	0	10	18	6.75	1.125								

**Chicago Cubs @ St. Louis Cardinals**  
 Busch Stadium, St. Louis, MO  
 Sun Apr 15 1973, 3:33 AM CST  
 Att: 14,087 - Overcast - 60 F

AB	38
R	8
H	13
RBI	8
BB	4
SO	3
LOB	12



Batter	1	2	3	4	5	6	7	8	9	AB	R	H	RBI	BB	SO	LOB	BOTTOM								
<b>Lou Brock, L</b> OBP: 0.278, SLG: 0.286 (1, 7)	L8		S 1B	FC4-6 1-2		4-3			F7	5	1	1	0	0	0	5	<b>Chicago Cubs @ St. Louis Cardinals</b> Busch Stadium, St. Louis, MO Sun Apr 15 1973, 3:33 AM CST Att: 14,087 - Overcast - 60 F								
<b>Ted Sizemore, R</b> OBP: 0.452, SLG: 0.464 (1, 4)	5-3		1-H 1B		1B BB				2-3 1B	4	0	3	4	1	0	0									
<b>Ted Simmons, S</b> OBP: 0.333, SLG: 0.333 (1, 2)	6-3		4-3		FC5-4 1B				3-H F7	5	0	1	0	0	1	2									
<b>Joe Torre, R</b> OBP: 0.485, SLG: 0.567 (1, 3)					1B 2B 1B				F9	5	1	2	0	0	1	3									
<b>Jose Cruz, L</b> OBP: 0.313, SLG: 0.633 (1, 8)	F7		K		K				K	4	0	0	0	0	3	4									
<b>Ken Reitz, R</b> OBP: 0.219, SLG: 0.200 (1, 5)	F8		2B E 1B		FC5-4 1-2				4-3	4	1	1	0	0	0	3									
<b>Bernie Carbo, L</b> OBP: 0.308, SLG: 0.261 (1, 9)					E 1-3 2-H 2B				4-3 SH3-4 1B BB	2	0	1	1	1	1	1									
<b>Luis Melendez, R</b> (6, PR) (7, 9)	K								K	1	1	0	0	0	1	0									
<b>Ray Busse, R</b> OBP: 0.107, SLG: 0.250 (1, 6)					F8				SH3-4	3	0	0	0	0	1	2									
<b>Reggie Cleveland, R</b> (1, 1)										2	0	0	0	0	0	1									
<b>Tim McCarver, L</b> OBP: 0.300, SLG: 0.667 (6, PH)					3-1				F7 1B 2B	0	1	0	0	1	0	0									
<b>John Andrews, L</b> (7, 1)					E3 FC4-6					0	0	0	0	0	0	0									
<b>Wayne Granger, R</b> (7, 1)										0	0	0	0	0	0	0									
<b>Ed Crosby, L</b> OBP: 0.167, SLG: 0.333 (9, PH)					2-3 3-H					1	1	1	0	0	0	0									
<b>Inning Stats</b>	R: 0 E: 0 K: 0 S: 3	H: 0 LOB: 0 BB: 0 P: 3	R: 0 E: 0 K: 1 S: 6	H: 1 LOB: 1 BB: 0 P: 6	R: 1 E: 0 K: 0 S: 5	H: 2 LOB: 1 BB: 0 P: 5	R: 2 E: 1 K: 1 S: 9	H: 3 LOB: 2 BB: 0 P: 9	R: 0 E: 0 K: 0 S: 6	H: 1 LOB: 1 BB: 2 P: 10	R: 2 E: 0 K: 0 S: 3	H: 1 LOB: 0 BB: 2 P: 11	R: 0 E: 0 K: 3 S: 9	H: 0 LOB: 0 BB: 0 P: 9	R: 0 E: 0 K: 2 S: 7	H: 0 LOB: 0 BB: 0 P: 7	R: 0 E: 0 K: 0 S: 3	H: 0 LOB: 0 BB: 0 P: 3	R: 1 E: 0 K: 0 S: 5	H: 2 LOB: 1 BB: 0 P: 5	1B: 8 2B: 2 3B: 0 HR: 0	SF: 0 SAC: 1 DP: 0 HBP: 0	WP: 0 PB: 0 SB: 1 CS: 0	PA: 40	
<b>PITCHER</b>	IP	WLS	BF	H	R	ER	SO	BB	IBB	HBP	BLK	WP	HR	S	P	ERA	WHIP								
<b>Burt Hooton, R</b> ERA: 11.12 (1, 1)	4.0		19	6	3	2	2	0	0	0	0	0	0	23	23	4.50	1.500								
<b>Bill Bonham, R</b> ERA: 3.59 (5, 1)	4.1	W	18	3	3	3	6	3	0	0	0	0	0	27	39	6.23	1.385								
<b>Bob Locker, R</b> ERA: (9, 1)	0.2	S	3	1	0	0	0	0	0	0	0	0	0	3	3	0.00	1.500								

**Chicago Cubs @ St. Louis Cardinals**  
 Busch Stadium, St. Louis, MO  
 Sun Apr 15 1973, 3:33 AM CST  
 Att: 14,087 - Overcast - 60 F

AB	36
R	6
H	10
RBI	5
BB	3
SO	8
LOB	21







Batter	1	2	3	4	5	6	7	8	9	10	11	12	13	14	AB	R	H	RBI	BB	SO	LOB	TOP
<b>Dave Cash, R</b> OBP: 0.444, SLG: 0.375 (1.4)	F3				F8		FC6-5 BB		FC6-4 1B			5-3		CS 1B	6	0	3	1	1	0	0	
<b>Manny Sanguillen, R</b> OBP: 0.377, SLG: 0.618 (1.9)	1B	G6-4-3			1B		FC6-5 G4-3		FC6-4 1-2f			1B		1B	7	1	4	0	0	0	5	
<b>Al Oliver, L</b> OBP: 0.273, SLG: 0.345 (1.9)	1B				F9							1B		1B	7	1	2	0	0	0	4	
<b>Willie Stargell, L</b> OBP: 0.438, SLG: 0.607 (1.7)	E9 WP				E9				F8			4-3			6	1	2	1	0	1	2	
<b>Richie Hebner, L</b> OBP: 0.419, SLG: 0.500 (1.5)	G3				F9									L3	6	0	2	0	0	0	2	
<b>Bob Robertson, R</b> OBP: 0.375, SLG: 0.385 (1.3)	BB				3-1		P6		F8					6-3	5	0	0	0	1	0	2	
<b>Milt May, L</b> OBP: 0.323, SLG: 0.464 (1.2)	L8				6-3		F3		F8					4-3	6	0	0	0	0	0	2	
<b>Gene Alley, R</b> OBP: 0.446, SLG: 0.565 (1.6)					L9		F9							4-3	5	1	1	0	1	0	0	
<b>Steve Blass, R</b> OBP: 0.350, SLG: 0.500 (1.1)					F9		FC6-5 BB							1-3	3	0	1	0	0	0	0	
<b>Steve Blass, R</b> OBP: 0.350, SLG: 0.500 (1.1)					SH3									SH3 1B	0	0	0	0	0	0	0	
<b>Steve Blass, R</b> OBP: 0.350, SLG: 0.500 (1.1)														SH3	0	0	0	0	0	0	0	
<b>Steve Blass, R</b> OBP: 0.350, SLG: 0.500 (1.1)														SH3	0	0	0	0	0	0	0	
<b>Steve Blass, R</b> OBP: 0.350, SLG: 0.500 (1.1)														SH3	0	0	0	0	0	0	0	
<b>Steve Blass, R</b> OBP: 0.350, SLG: 0.500 (1.1)														SH3	0	0	0	0	0	0	0	
<b>Steve Blass, R</b> OBP: 0.350, SLG: 0.500 (1.1)														SH3	0	0	0	0	0	0	0	
<b>Steve Blass, R</b> OBP: 0.350, SLG: 0.500 (1.1)														SH3	0	0	0	0	0	0	0	
<b>Steve Blass, R</b> OBP: 0.350, SLG: 0.500 (1.1)														SH3	0	0	0	0	0	0	0	
<b>Steve Blass, R</b> OBP: 0.350, SLG: 0.500 (1.1)														SH3	0	0	0	0	0	0	0	
<b>Steve Blass, R</b> OBP: 0.350, SLG: 0.500 (1.1)														SH3	0	0	0	0	0	0	0	
<b>Steve Blass, R</b> OBP: 0.350, SLG: 0.500 (1.1)														SH3	0	0	0	0	0	0	0	
<b>Steve Blass, R</b> OBP: 0.350, SLG: 0.500 (1.1)														SH3	0	0	0	0	0	0	0	
<b>Steve Blass, R</b> OBP: 0.350, SLG: 0.500 (1.1)														SH3	0	0	0	0	0	0	0	
<b>Steve Blass, R</b> OBP: 0.350, SLG: 0.500 (1.1)														SH3	0	0	0	0	0	0	0	
<b>Steve Blass, R</b> OBP: 0.350, SLG: 0.500 (1.1)														SH3	0	0	0	0	0	0	0	
<b>Steve Blass, R</b> OBP: 0.350, SLG: 0.500 (1.1)														SH3	0	0	0	0	0	0	0	
<b>Steve Blass, R</b> OBP: 0.350, SLG: 0.500 (1.1)														SH3	0	0	0	0	0	0	0	
<b>Steve Blass, R</b> OBP: 0.350, SLG: 0.500 (1.1)														SH3	0	0	0	0	0	0	0	
<b>Steve Blass, R</b> OBP: 0.350, SLG: 0.500 (1.1)														SH3	0	0	0	0	0	0	0	
<b>Steve Blass, R</b> OBP: 0.350, SLG: 0.500 (1.1)														SH3	0	0	0	0	0	0	0	
<b>Steve Blass, R</b> OBP: 0.350, SLG: 0.500 (1.1)														SH3	0	0	0	0	0	0	0	
<b>Steve Blass, R</b> OBP: 0.350, SLG: 0.500 (1.1)														SH3	0	0	0	0	0	0	0	
<b>Steve Blass, R</b> OBP: 0.350, SLG: 0.500 (1.1)														SH3	0	0	0	0	0	0	0	
<b>Steve Blass, R</b> OBP: 0.350, SLG: 0.500 (1.1)														SH3	0	0	0	0	0	0	0	
<b>Steve Blass, R</b> OBP: 0.350, SLG: 0.500 (1.1)														SH3	0	0	0	0	0	0	0	
<b>Steve Blass, R</b> OBP: 0.350, SLG: 0.500 (1.1)														SH3	0	0	0	0	0	0	0	
<b>Steve Blass, R</b> OBP: 0.350, SLG: 0.500 (1.1)														SH3	0	0	0	0	0	0	0	
<b>Steve Blass, R</b> OBP: 0.350, SLG: 0.500 (1.1)														SH3	0	0	0	0	0	0	0	
<b>Steve Blass, R</b> OBP: 0.350, SLG: 0.500 (1.1)														SH3	0	0	0	0	0	0	0	
<b>Steve Blass, R</b> OBP: 0.350, SLG: 0.500 (1.1)														SH3	0	0	0	0	0	0	0	
<b>Steve Blass, R</b> OBP: 0.350, SLG: 0.500 (1.1)														SH3	0	0	0	0	0	0	0	
<b>Steve Blass, R</b> OBP: 0.350, SLG: 0.500 (1.1)														SH3	0	0	0	0	0	0	0	
<b>Steve Blass, R</b> OBP: 0.350, SLG: 0.500 (1.1)														SH3	0	0	0	0	0	0	0	
<b>Steve Blass, R</b> OBP: 0.350, SLG: 0.500 (1.1)														SH3	0	0	0	0	0	0	0	
<b>Steve Blass, R</b> OBP: 0.350, SLG: 0.500 (1.1)														SH3	0	0	0	0	0	0	0	
<b>Steve Blass, R</b> OBP: 0.350, SLG: 0.500 (1.1)														SH3	0	0	0	0	0	0	0	
<b>Steve Blass, R</b> OBP: 0.350, SLG: 0.500 (1.1)														SH3	0	0	0	0	0	0	0	
<b>Steve Blass, R</b> OBP: 0.350, SLG: 0.500 (1.1)														SH3	0	0	0	0	0	0	0	
<b>Steve Blass, R</b> OBP: 0.350, SLG: 0.500 (1.1)														SH3	0	0	0	0	0	0	0	
<b>Steve Blass, R</b> OBP: 0.350, SLG: 0.500 (1.1)														SH3	0	0	0	0	0	0	0	
<b>Steve Blass, R</b> OBP: 0.350, SLG: 0.500 (1.1)														SH3	0	0	0	0	0	0	0	
<b>Steve Blass, R</b> OBP: 0.350, SLG: 0.500 (1.1)														SH3	0	0	0	0	0	0	0	
<b>Steve Blass, R</b> OBP: 0.350, SLG: 0.500 (1.1)														SH3	0	0	0	0	0	0	0	
<b>Steve Blass, R</b> OBP: 0.350, SLG: 0.500 (1.1)														SH3	0	0	0	0	0	0	0	
<b>Steve Blass, R</b> OBP: 0.350, SLG: 0.500 (1.1)														SH3	0	0	0	0	0	0	0	
<b>Steve Blass, R</b> OBP: 0.350, SLG: 0.500 (1.1)														SH3	0	0	0	0	0	0	0	
<b>Steve Blass, R</b> OBP: 0.350, SLG: 0.500 (1.1)														SH3	0	0	0	0	0	0	0	
<b>Steve Blass, R</b> OBP: 0.350, SLG: 0.500 (1.1)														SH3	0	0	0	0	0	0	0	
<b>Steve Blass, R</b> OBP: 0.350, SLG: 0.500 (1.1)														SH3	0	0	0	0	0	0	0	
<b>Steve Blass, R</b> OBP: 0.350, SLG: 0.500 (1.1)														SH3	0	0	0	0	0	0	0	
<b>Steve Blass, R</b> OBP: 0.350, SLG: 0.500 (1.1)														SH3	0	0	0	0	0	0	0	
<b>Steve Blass, R</b> OBP: 0.350, SLG: 0.500 (1.1)														SH3	0	0	0	0	0	0	0	
<b>Steve Blass, R</b> OBP: 0.350, SLG: 0.500 (1.1)														SH3	0	0	0	0	0	0	0	
<b>Steve Blass, R</b> OBP: 0.350, SLG: 0.500 (1.1)														SH3	0	0	0	0	0	0	0	
<b>Steve Blass, R</b> OBP: 0.350, SLG: 0.500 (1.1)														SH3	0	0	0	0	0	0	0	
<b>Steve Blass, R</b> OBP: 0.350, SLG: 0.500 (1.1)														SH3	0	0	0	0	0	0	0	
<b>Steve Blass, R</b> OBP: 0.350, SLG: 0.500 (1.1)														SH3	0	0	0	0	0	0	0	
<b>Steve Blass, R</b> OBP: 0.350, SLG: 0.500 (1.1)														SH3	0	0	0	0	0	0	0	
<b>Steve Blass, R</b> OBP: 0.350, SLG: 0.500 (1.1)														SH3	0	0	0	0	0	0	0	



Batter	1	2	3	4	5	6	7	8	9	AB	R	H	RBI	BB	SO	LOB	TOP			
Dave Cash, R OBP: 0.357, SLG: 0.250										4	1	0	0	1	0	0	<b>Pittsburgh Pirates @ St. Louis Cardinals</b> Busch Stadium, St. Louis, MO Wed Apr 18 1973, 6:05 PM CST Att. 6,228 - Unknown - 46 F			
Manny Sanguillen, R OBP: 0.375, SLG: 0.615										5	1	2	0	0	0	1				
Al Oliver, L OBP: 0.342, SLG: 0.441										5	2	4	1	0	0	0				
Willie Stargell, L OBP: 0.432, SLG: 0.667										5	2	2	4	0	1	3				
Gene Clines, R OBP: 1.000, SLG: 2.000										0	0	0	0	0	0	0				
Richie Hebner, L OBP: 0.389, SLG: 0.433										4	1	0	0	1	0	1				
Bob Robertson, R OBP: 0.361, SLG: 0.400										4	1	1	0	0	1	2				
Milt May, L OBP: 0.371, SLG: 0.500										4	0	3	3	0	0	0				
Gene Alley, R OBP: 0.394, SLG: 0.481										4	0	0	0	0	1	3				
Bob Moose, R OBP: 0.143, SLG: 0.143										4	0	0	0	0	3	1				
Luke Walker, L (8, 1)										0	0	0	0	0	0	0				
<b>Inning Stats</b>	R: 4 E: 0 K: 1 S: 9	H: 4 LOB: 1 BB: 1 P: 13	R: 0 E: 0 K: 2 S: 9	H: 2 LOB: 2 BB: 0 P: 9	R: 0 E: 0 K: 1 S: 5	H: 0 LOB: 0 BB: 0 P: 5	R: 0 E: 0 K: 0 S: 3	H: 0 LOB: 0 BB: 0 P: 3	R: 0 E: 0 K: 0 S: 4	H: 1 LOB: 1 BB: 0 P: 4	R: 0 E: 0 K: 1 S: 5	H: 0 LOB: 0 BB: 0 P: 5	R: 3 E: 0 K: 1 S: 8	H: 3 LOB: 1 BB: 1 P: 12	R: 1 E: 0 K: 0 S: 5	H: 2 LOB: 1 BB: 0 P: 5	1B: 8 2B: 3 3B: 0 HR: 1	SF: 0 SAC: 0 DP: 0 HBP: 0	WP: 0 PB: 1 SB: 0 CS: 0	PA: 41
<b>PITCHER</b>	IP WLS BF H R ER SO BB IBB HBP BLK WP HR S P ERA WHIP																			
Rick Wise, R ERA: 3.8	(1, 1) 7.0 L 29 7 4 4 5 1 0 0 0 0 0 1 38 42 5.14 1.143																			
Al Santorini, R ERA: 81.0	(8, 1) 0.0 2 2 2 2 0 0 0 0 0 0 0 2 2 * *																			
John Andrews, L ERA: 6.75	(8, 1) 2.0 10 3 2 2 1 1 0 0 0 0 0 0 11 15 9.00 2.000																			

Batter	1	2	3	4	5	6	7	8	9	AB	R	H	RBI	BB	SO	LOB	BOTTOM					
Lou Brock, L OBP: 0.208, SLG: 0.213										5	0	0	0	0	0	1	<b>Pittsburgh Pirates @ St. Louis Cardinals</b> Busch Stadium, St. Louis, MO Wed Apr 18 1973, 6:05 PM CST Att. 6,228 - Unknown - 46 F					
Ted Sizemore, R OBP: 0.442, SLG: 0.436										5	1	3	0	0	0	0						
Jose Cruz, L OBP: 0.405, SLG: 0.649										3	1	2	0	1	0	1						
Joe Torre, R OBP: 0.442, SLG: 0.474										3	0	0	0	1	0	5						
Ted Simmons, S OBP: 0.349, SLG: 0.385										4	0	1	1	0	0	2						
Ken Reitz, R OBP: 0.275, SLG: 0.222										3	0	0	0	1	1	0						
Luis Melendez, R OBP: 0.417, SLG: 0.400										4	0	2	1	0	0	2						
Mike Tyson, R (1, 6)										2	0	0	0	0	0	2						
Ed Crosby, L OBP: 0.100, SLG: 0.200	(7, PH) (8, 6)									1	0	0	0	0	0	0						
Dwain Anderson, R (8, PH)										1	0	0	0	0	0	2						
Ray Busse, R OBP: 0.100, SLG: 0.233	(8, PH)									0	0	0	0	0	0	0						
Rick Wise, R (1, 1)										2	0	0	0	0	1	1						
Bill Stein, R OBP: 0.500, SLG: 0.333	(7, PH)									0	0	0	0	1	0	0						
Al Santorini, R (8, 1)										0	0	0	0	0	0	0						
John Andrews, L (8, 1)										0	0	0	0	0	0	0						
Tim McCarver, L OBP: 0.571, SLG: 0.400	(8, PH)									1	0	0	0	0	0	0						
<b>Inning Stats</b>	R: 0 E: 0 K: 0 S: 4	H: 1 LOB: 2 BB: 1 P: 8	R: 0 E: 0 K: 2 S: 8	H: 1 LOB: 1 BB: 0 P: 8	R: 0 E: 0 K: 0 S: 4	H: 1 LOB: 1 BB: 0 P: 4	R: 0 E: 0 K: 0 S: 4	H: 1 LOB: 1 BB: 0 P: 4	R: 0 E: 0 K: 0 S: 5	H: 2 LOB: 2 BB: 0 P: 5	R: 0 E: 0 K: 0 S: 3	H: 0 LOB: 0 BB: 0 P: 3	R: 0 E: 0 K: 0 S: 2	H: 0 LOB: 0 BB: 1 P: 6	R: 2 E: 0 K: 0 S: 5	H: 2 LOB: 2 BB: 2 P: 13	R: 0 E: 0 K: 0 S: 3	H: 0 LOB: 0 BB: 0 P: 3	1B: 7 2B: 1 3B: 0 HR: 0	SF: 0 SAC: 0 DP: 1 HBP: 0	WP: 0 PB: 0 SB: 0 CS: 0	PA: 38
<b>PITCHER</b>	IP WLS BF H R ER SO BB IBB HBP BLK WP HR S P ERA WHIP																					
Bob Moose, R ERA: 1.1	(1, 1) 7.1 W 32 8 2 2 2 3 0 0 0 0 0 0 33 45 2.46 1.500																					
Luke Walker, L ERA:	(8, 1) 1.2 S 6 0 0 0 0 1 0 0 0 0 0 0 5 9 0.00 0.600																					



Batter	1	2	3	4	5	6	7	8	9	AB	R	H	RBI	BB	SO	LOB	TOP										
Lou Brock, L OBP: 0.231, SLG: 0.240 (1, 7)	1-4-3			4-3		2B 2B	BB BB			3	1	1	1	1	0	0	<b>St. Louis Cardinals @ Philadelphia Phillies</b> Veterans Stadium, Philadelphia, PA Sat Apr 21 1973, 3:33 AM EST Att: 8,031 - Unknown 										
Ted Sizemore, R OBP: 0.447, SLG: 0.452 (1, 4)	P6			5-3		SF8 2B	BB BB			3	1	1	2	1	0	0											
Jose Cruz, L OBP: 0.370, SLG: 0.585 (1, 8)	3-1			K		3-1 2B	BB BB			4	0	0	0	0	1	4											
Joe Torre, R OBP: 0.404, SLG: 0.439 (1, 3)		6-3			K	SF8		6-3		3	0	0	1	0	1	0											
Ted Simmons, S OBP: 0.340, SLG: 0.372 (1, 2)		3-1			F9	F8		G6-4-3 1B		4	0	1	0	0	0	0											
Ken Reitz, R OBP: 0.273, SLG: 0.225 (1, 5)		5-3			E 1B		L6	G6-4-3 1-2		4	0	1	0	0	0	1											
Luis Melendez, R OBP: 0.375, SLG: 0.357 (1, 9)				G6-4-3 1B	E4 1-2		K		4-3	4	0	1	0	0	1	1											
Ray Busse, R OBP: 0.118, SLG: 0.212 (1, 6)				G6-4-3 1-2	K		BB BB 1B	K		3	1	0	0	1	2	3											
Scipio Spinks, R OBP: 0.152, SLG: 0.455 (6, PH)				K			BB BB 1B		L6	1	0	0	0	0	0	1		0									
Jim Bibby, R OBP: 0.142, SLG: 0.455 (4, 1)							BB BB 1B			0	0	0	0	0	0	0		0									
Ed Crosby, L OBP: 0.142, SLG: 0.455 (6, 1)										0	0	0	0	0	0	0	0										
Bill Stein, R OBP: 0.142, SLG: 0.455 (7, PH)										0	0	0	0	0	0	0	0										
Al Santorini, R OBP: 0.142, SLG: 0.455 (7, 1)										0	0	0	0	0	0	0	0										
Tim McCarver, L OBP: 0.142, SLG: 0.455 (9, PH)										1	0	0	0	0	0	0	0										
Inning Stats	R: 0 E: 0 K: 0 S: 3	H: 0 LOB: 0 BB: 0 P: 3	R: 0 E: 0 K: 0 S: 3	H: 0 LOB: 0 BB: 0 P: 3	R: 0 E: 0 K: 1 S: 5	H: 1 LOB: 0 BB: 0 P: 5	R: 0 E: 0 K: 1 S: 5	H: 0 LOB: 0 BB: 0 P: 5	R: 0 E: 1 K: 2 S: 9	H: 1 LOB: 2 BB: 0 P: 9	R: 3 E: 0 K: 0 S: 6	H: 3 LOB: 0 BB: 0 P: 6	R: 1 E: 0 K: 1 S: 6	H: 1 LOB: 3 BB: 3 P: 18	R: 0 E: 0 K: 0 S: 3	H: 1 LOB: 0 BB: 0 P: 3	R: 0 E: 0 K: 1 S: 5	H: 0 LOB: 0 BB: 0 P: 5	1B: 4 2B: 2 3B: 1 HR: 0	SF: 1 SAC: 0 DP: 2 HBP: 0	WP: 0 PA: 36 PB: 0 SB: 0 CS: 0						
PITCHER	IP	WLS	BF	H	R	ER	SO	BB	IBB	HBP	BLK	WP	HR	S	P	ERA	WHIP										
Jim Lonborg, R ERA: 6.38 (1, 1)	6.2	W	27	6	4	4	5	1	0	0	0	0	0	36	40	5.40	1.050										
Mac Scarce, L ERA: (7, 1)	2.1	S	9	1	0	0	1	2	0	0	0	0	0	9	17	0.00	1.286										
Batter	1	2	3	4	5	6	7	8	9	AB	R	H	RBI	BB	SO	LOB	BOTTOM										
Larry Bowa, S OBP: 0.360, SLG: 0.318 (1, 6)	S 1B BB	F7		1B 2B		6-3		F8		4	2	1	1	1	0	0	<b>St. Louis Cardinals @ Philadelphia Phillies</b> Veterans Stadium, Philadelphia, PA Sat Apr 21 1973, 3:33 AM EST Att: 8,031 - Unknown 										
Tom Hutton, L OBP: 0.417, SLG: 0.500 (1, 3)	K	F9		G3 WP 1B		6-3				4	1	1	1	0	1	1											
Willie Montanez, L OBP: 0.333, SLG: 0.366 (1, 9)	2B 1B		K	G3		F7				4	1	1	1	0	1	1											
Greg Luzinski, R OBP: 0.304, SLG: 0.333 (1, 7)	2B 1B		E7 1B	K			4-3 HBP			3	1	2	0	0	1	0											
Bill Robinson, R OBP: 0.423, SLG: 0.708 (1, 8)	1B 2B		6-3			4-3				4	1	2	1	0	0	2											
Mike Schmidt, R OBP: 0.250, SLG: 0.250 (1, 5)	6-3			K2-3		F7				4	0	1	0	0	1	4											
Bob Boone, R OBP: 0.345, SLG: 0.250 (1, 2)	1B		F6		5-3	6-3				4	0	1	2	0	0	4											
Denny Doyle, L OBP: 0.435, SLG: 0.412 (1, 4)	K			2B 3B				F9		3	1	1	0	1	1	1											
Jim Lonborg, R ERA: 6.38 (1, 1)				5-3				4-3		3	0	0	0	0	2	3											
Mac Scarce, L ERA: (7, 1)				K						1	0	0	0	0	0	0											
Inning Stats	R: 4 E: 0 K: 2 S: 11	H: 4 LOB: 1 BB: 1 P: 15	R: 0 E: 0 K: 1 S: 5	H: 0 LOB: 0 BB: 0 P: 5	R: 0 E: 1 K: 1 S: 7	H: 2 LOB: 2 BB: 0 P: 7	R: 3 E: 0 K: 1 S: 8	H: 3 LOB: 0 BB: 0 P: 8	R: 0 E: 0 K: 2 S: 8	H: 1 LOB: 2 BB: 1 P: 12	R: 0 E: 0 K: 0 S: 3	H: 0 LOB: 0 BB: 0 P: 3	R: 0 E: 0 K: 0 S: 3	H: 0 LOB: 1 BB: 0 P: 4	R: 0 E: 0 K: 0 S: 3	H: 0 LOB: 0 BB: 0 P: 3	1B: 6 2B: 3 3B: 1 HR: 0	SF: 0 SAC: 0 DP: 0 HBP: 1	WP: 1 PA: 37 PB: 0 SB: 1 CS: 0								
PITCHER	IP	WLS	BF	H	R	ER	SO	BB	IBB	HBP	BLK	WP	HR	S	P	ERA	WHIP										
Scipio Spinks, R ERA: 9.26 (1, 1)	3.1	L	20	9	7	7	4	1	0	0	0	1	0	12	16	0.00	0.600										
Jim Bibby, R ERA: (4, 1)	1.2		7	1	0	0	3	0	1	0	0	1	0	12	16	0.00	0.600										
John Andrews, L ERA: 5.68 (6, 1)	1.0		3	0	0	0	0	0	0	0	0	0	0	3	3	0.00	0.000										
Al Santorini, R ERA: 11.57 (7, 1)	2.0		7	0	0	0	0	0	0	1	0	0	0	6	7	0.00	0.000										



Batter	1	2	3	4	5	6	7	8	9	AB	R	H	RBI	BB	SO	LOB	TOP							
Luis Melendez, R OBP: 0.350, SLG: 0.333 (1, 9)										4	0	1	0	0	1	4	<b>St. Louis Cardinals @ Philadelphia Phillies</b> <b>Veterans Stadium, Philadelphia, PA</b> Sun Apr 22 1973, 3:33 AM EST Unknown							
Ted Sizemore, R OBP: 0.412, SLG: 0.413 (1, 4)										4	0	0	0	0	1	3								
Jose Cruz, L OBP: 0.360, SLG: 0.556 (1, 8)										4	1	1	0	0	2	1								
Joe Torre, R OBP: 0.392, SLG: 0.409 (1, 3)										3	0	0	0	1	0	1								
Ted Simmons, S OBP: 0.333, SLG: 0.362 (1, 2)											4	0	1	0	0	0		1						
Ken Reitz, R OBP: 0.250, SLG: 0.205 (1, 5)											4	0	0	0	0	0		1						
Bill Stein, R OBP: 0.444, SLG: 0.375 (1, 7)											4	0	1	0	0	1		0						
Ray Busse, R OBP: 0.132, SLG: 0.243 (1, 6)											4	0	1	0	0	3		1						
Reggie Cleveland, R OBP: 0.400, SLG: 0.250 (1, 1)										1	1	1	0	1	0	0								
Dwain Anderson, R OBP: 0.250, SLG: 0.250 (7, PH)										1	0	1	0	0	0	0								
Alan Foster, R (7, 1)										0	0	0	0	0	0	0								
<b>Inning Stats</b>	R: 0 E: 0 K: 1 S: 6	H: 1 LOB: 1 BB: 0 P: 6	R: 0 E: 0 K: 1 S: 6	H: 2 LOB: 1 BB: 0 P: 6	R: 2 E: 1 K: 2 S: 9	H: 2 LOB: 1 BB: 1 P: 13	R: 0 E: 0 K: 1 S: 6	H: 1 LOB: 2 BB: 1 P: 10	R: 0 E: 0 K: 0 S: 3	H: 0 LOB: 0 BB: 0 P: 3	R: 0 E: 0 K: 0 S: 3	H: 0 LOB: 0 BB: 0 P: 3	R: 0 E: 0 K: 1 S: 6	H: 1 LOB: 1 BB: 0 P: 6	R: 0 E: 0 K: 1 S: 5	H: 0 LOB: 0 BB: 0 P: 5	R: 0 E: 0 K: 1 S: 5	H: 0 LOB: 0 BB: 0 P: 5	R: 0 E: 0 K: 1 S: 5	H: 0 LOB: 0 BB: 0 P: 5	1B: 6 2B: 1 3B: 0 HR: 0	SF: 0 SAC: 0 DP: 1 HBP: 0	WP: 0 PB: 0 SB: 1 CS: 0	PA: 35
<b>PITCHER</b> Steve Carlton, L ERA: 2.79 (1, 1)	IP: 9.0 WLS: W BF: 35 H: 7 R: 2 ER: 0 SO: 8 BB: 2 IBB: 0 HBP: 0 BLK: 0 WP: 0 HR: 0 S: 49 P: 57 ERA: 0.00 WHIP: 1.000																							

livebaseballscores.com

AB 33  
R 2  
H 7  
RBI 0  
BB 2  
SO 8  
LOB 12



Batter	1	2	3	4	5	6	7	8	9	AB	R	H	RBI	BB	SO	LOB	BOTTOM			
Larry Bowa, S OBP: 0.370, SLG: 0.333 (1, 6)										4	1	2	2	0	0	0	<b>St. Louis Cardinals @ Philadelphia Phillies</b> <b>Veterans Stadium, Philadelphia, PA</b> Sun Apr 22 1973, 3:33 AM EST Unknown			
Tom Hutton, L OBP: 0.313, SLG: 0.375 (1, 3)										4	1	0	0	0	0	2				
Willie Montanez, L OBP: 0.346, SLG: 0.349 (1, 9)										2	0	0	0	2	0	1				
Greg Luzinski, R OBP: 0.320, SLG: 0.348 (1, 7)										4	0	2	0	0	1	3				
Mike Anderson, R OBP: 0.400, SLG: 0.625 (8, 8)										0	0	0	0	0	0	0				
Bill Robinson, R OBP: 0.400, SLG: 0.679 (1, 8) (8, 7)										4	0	1	2	0	2	3				
Mike Schmidt, R OBP: 0.250, SLG: 0.250 (1, 5)										4	0	1	0	0	2	2				
Bob Boone, R OBP: 0.364, SLG: 0.286 (1, 2)										4	1	2	0	0	0	1				
Denny Doyle, L OBP: 0.407, SLG: 0.381 (1, 4)											4	1	1	0	0	2		1		
Steve Carlton, L OBP: 0.125, SLG: 0.125 (1, 1)										3	0	0	0	0	1	1				
<b>Inning Stats</b>	R: 0 E: 0 K: 1 S: 6	H: 1 LOB: 2 BB: 1 P: 10	R: 0 E: 0 K: 1 S: 5	H: 0 LOB: 0 BB: 0 P: 5	R: 2 E: 1 K: 1 S: 8	H: 2 LOB: 2 BB: 1 P: 12	R: 2 E: 0 K: 0 S: 6	H: 3 LOB: 1 BB: 0 P: 6	R: 0 E: 0 K: 1 S: 6	H: 1 LOB: 1 BB: 0 P: 6	R: 0 E: 0 K: 0 S: 3	H: 0 LOB: 0 BB: 0 P: 3	R: 0 E: 0 K: 1 S: 6	H: 1 LOB: 1 BB: 0 P: 6	R: 0 E: 1 K: 3 S: 10	H: 1 LOB: 1 BB: 0 P: 10	1B: 8 2B: 1 3B: 0 HR: 0	SF: 0 SAC: 1 DP: 0 HBP: 0	WP: 0 PB: 0 SB: 0 CS: 0	PA: 36
<b>PITCHER</b> Reggie Cleveland, R ERA: 5.4 Alan Foster, R ERA: 2.57 (1, 1) (7, 1)	IP: 6.0 WLS: L BF: 28 H: 7 R: 4 ER: 2 SO: 4 BB: 2 IBB: 0 HBP: 0 BLK: 0 WP: 0 HR: 0 S: 34 P: 42 ERA: 3.00 WHIP: 1.500																			

livebaseballscores.com

AB 33  
R 4  
H 9  
RBI 4  
BB 2  
SO 8  
LOB 14





Batter	1	2	3	4	5	6	7	8	9	AB	R	H	RBI	BB	SO	LOB	TOP		
Lou Brock, L OBP: 0.214, SLG: 0.222 (1, 7)	6-3		K			4-3		F7		4	0	0	0	0	1	1	<b>St. Louis Cardinals @ Philadelphia Phillies</b> <b>Veterans Stadium, Philadelphia, PA</b> Sun Apr 22 1973, 3:38 AM EST Att: 18,042 - Unknown		
Ted Sizemore, R OBP: 0.418, SLG: 0.408 (1, 4)	1B		K			6-3		1B		3	0	1	0	1	1	0			
Tim McCarver, L OBP: 0.417, SLG: 0.300 (1, 2)	F7			4-3		F9		1B		4	0	1	1	0	0	1			
Joe Torre, R OBP: 0.400, SLG: 0.417 (1, 5)	1B			K			G4-6-3	FC5-4		4	0	2	0	0	1	2			
Ted Simmons, S OBP: 0.327, SLG: 0.340 (1, 3)	F9			K			G4-6-3	1B		3	0	0	0	1	1	3			
Jose Cruz, L OBP: 0.352, SLG: 0.531 (1, 8)		F5				G3		P3		4	0	1	0	0	0	1			
Bernie Carbo, L OBP: 0.286, SLG: 0.200 (1, 9)	6-3					1B		P6		3	0	0	0	1	0	2			
Ed Crosby, L OBP: 0.154, SLG: 0.385 (1, 6)						K				2	0	0	0	0	2	1			
Ray Busse, R OBP: 0.132, SLG: 0.243 (5, 6)						K		F8		0	0	0	0	0	0	0			
Bill Stein, R OBP: 0.400, SLG: 0.333 (8, PH)										1	0	0	0	0	1	0			
Mike Tyson, R OBP: 0.400, SLG: 0.333 (8, 6)										1	0	0	0	0	0	1			
Bob Gibson, R (1, 1)			F8			K		1B		2	1	0	0	1	1	1			
<b>Inning Stats</b>	R: 0 E: 0 K: 0 S: 5	H: 2 LOB: 2 BB: 0 P: 5	R: 0 E: 0 K: 1 S: 5	H: 0 LOB: 0 BB: 0 P: 5	R: 0 E: 0 K: 2 S: 7	H: 0 LOB: 0 BB: 0 P: 7	R: 0 E: 0 K: 2 S: 7	H: 0 LOB: 1 BB: 1 P: 11	R: 0 E: 0 K: 0 S: 3	H: 2 LOB: 1 BB: 0 P: 4	R: 1 E: 0 K: 1 S: 6	H: 1 LOB: 2 BB: 2 P: 14	R: 0 E: 0 K: 0 S: 3	H: 0 LOB: 1 BB: 1 P: 7	1B: 5 2B: 0 3B: 0 HR: 0	SF: 0 SAC: 0 DP: 1 HBP: 0	WP: 0 PA: 35 PB: 0 SB: 1 CS: 0		
<b>PITCHER</b>	IP	WLS	BF	H	R	ER	SO	BB	IBB	HBP	BLK	WP	HR	S	P	ERA	WHIP		
Dick Ruthven, R (1, 1) ERA: 4.82	7.2		30	5	1	1	8	3	0	0	0	0	0	43	55	1.17	1.043		
Bill Wilson, R (8, 1) ERA:	1.1	W	5	0	0	0	0	1	0	0	0	0	0	4	8	0.00	0.750		

AB	31
R	1
H	5
RBI	1
BB	4
SO	8
LOB	13



Batter	1	2	3	4	5	6	7	8	9	AB	R	H	RBI	BB	SO	LOB	BOTTOM				
Larry Bowa, S OBP: 0.362, SLG: 0.365 (1, 6)	1B		K		FC5-4			6-3		4	1	1	0	0	1	1	<b>St. Louis Cardinals @ Philadelphia Phillies</b> <b>Veterans Stadium, Philadelphia, PA</b> Sun Apr 22 1973, 3:38 AM EST Att: 18,042 - Unknown				
Tom Hutton, L OBP: 0.300, SLG: 0.350 (1, 3)	S		4-3		G3			4-3		4	0	1	1	0	0	1					
Willie Montanez, L OBP: 0.321, SLG: 0.319 (1, 9)	K			L4		K		K		4	0	0	0	0	3	1					
Greg Luzinski, R OBP: 0.315, SLG: 0.360 (1, 7)	F9			2B		1-3		6-3		4	0	1	0	0	0	1					
Bill Robinson, R OBP: 0.353, SLG: 0.594 (1, 8)	6-3			K		K		F8		4	0	0	0	0	2	2					
Mike Schmidt, R OBP: 0.333, SLG: 0.545 (1, 5)		K			BB			HR		3	1	1	1	1	2	0					
Mike Ryan, R OBP: 0.313, SLG: 0.429 (1, 2)	F9			1-3		K				3	0	0	0	0	1	2					
Denny Doyle, L OBP: 0.400, SLG: 0.375 (1, 4)	F9					E6				3	0	1	0	0	0	0					
Dick Ruthven, R (1, 1)										3	0	0	0	0	1	2					
Bill Wilson, R (8, 1)			3-1		FC3-6		K			0	0	0	0	0	0	0					
<b>Inning Stats</b>	R: 1 E: 0 K: 1 S: 7	H: 2 LOB: 1 BB: 0 P: 7	R: 0 E: 0 K: 1 S: 5	H: 0 LOB: 0 BB: 0 P: 5	R: 0 E: 0 K: 1 S: 5	H: 0 LOB: 0 BB: 0 P: 5	R: 0 E: 0 K: 1 S: 6	H: 1 LOB: 2 BB: 1 P: 10	R: 0 E: 0 K: 0 S: 4	H: 1 LOB: 1 BB: 0 P: 4	R: 0 E: 0 K: 2 S: 7	H: 0 LOB: 0 BB: 0 P: 7	R: 0 E: 1 K: 3 S: 10	H: 0 LOB: 1 BB: 0 P: 10	R: 0 E: 0 K: 1 S: 5	H: 0 LOB: 0 BB: 0 P: 5	R: 1 E: 0 K: 0 S: 3	H: 1 LOB: 0 BB: 0 P: 3	1B: 2 2B: 1 3B: 1 HR: 1	SF: 0 SAC: 0 DP: 0 HBP: 0	WP: 0 PA: 33 PB: 0 SB: 1 CS: 0
<b>PITCHER</b>	IP	WLS	BF	H	R	ER	SO	BB	IBB	HBP	BLK	WP	HR	S	P	ERA	WHIP				
Bob Gibson, R (1, 1) ERA: 2.12	8.2	L	33	5	2	2	10	1	0	0	0	0	1	52	56	2.08	0.692				

AB	32
R	2
H	5
RBI	2
BB	1
SO	10
LOB	10





Batter	1	2	3	4	5	6	7	8	9	AB	R	H	RBI	BB	SO	LOB	TOP		
Bill Russell, R OBP: 0.268, SLG: 0.300 (1, 6)										4	0	1	0	0	0	1			
Bill Buckner, L OBP: 0.266, SLG: 0.338 (1, 3)										4	0	0	0	0	0	1			
Willie Davis, L OBP: 0.282, SLG: 0.459 (1, 8)										4	0	0	0	0	0	0			
Joe Ferguson, R OBP: 0.395, SLG: 0.576 (1, 2)										4	0	2	0	0	0	0			
Willie Crawford, L OBP: 0.279, SLG: 0.241 (1, 9)										4	0	0	0	0	0	2			
Tom Paciorek, R OBP: 0.217, SLG: 0.143 (1, 7)										4	0	0	0	0	0	2			
Ron Cey, R OBP: 0.280, SLG: 0.319 (1, 5)										2	0	2	0	1	0	0			
Davey Lopes, R OBP: 0.500, SLG: 0.286 (1, 4)										2	0	1	0	1	1	2			
Claude Osteen, L (8, PH)										2	0	0	0	0	0	4			
Lee Lacy, R OBP: 0.310, SLG: 0.238 (8, PH)										1	0	0	0	0	0	0			
Pete Richert, L (8, 1)										0	0	0	0	0	0	0			
<b>Inning Stats</b>	R: 0 E: 0 K: 0 S: 3	H: 0 LOB: 0 BB: 0 P: 3	R: 0 E: 0 K: 0 S: 3	H: 0 LOB: 0 BB: 0 P: 3	R: 0 E: 0 K: 0 S: 3	H: 1 LOB: 1 BB: 1 P: 7	R: 0 E: 0 K: 0 S: 3	H: 0 LOB: 0 BB: 0 P: 3	R: 0 E: 0 K: 0 S: 5	H: 2 LOB: 2 BB: 0 P: 5	R: 0 E: 0 K: 1 S: 6	H: 1 LOB: 2 BB: 1 P: 10	R: 0 E: 0 K: 0 S: 3	H: 1 LOB: 0 BB: 0 P: 3	R: 0 E: 0 K: 0 S: 4	H: 1 LOB: 1 BB: 0 P: 4	1B: 5 2B: 1 3B: 0 HR: 0	SF: 0 SAC: 0 DP: 2 HBP: 0	WP: 0 PA: 33 PB: 0 SB: 0 CS: 0
<b>PITCHER</b> Rick Wise, R ERA: 2.76 (1, 1)	IP: 9.0 WLS: W BF: 33 H: 6 R: 0 ER: 0 SO: 1 BB: 2 IBB: 0 HBP: 0 BLK: 0 WP: 0 HR: 0 S: 33 P: 41 ERA: 0.00 WHIP: 0.889															<b>PITCHER</b>			

Los Angeles Dodgers @ St. Louis Cardinals  
 Busch Stadium, St. Louis, MO  
 Tue Apr 24 1973, 6:05 PM CST  
 Att: 7,938 - Unknown

AB	31
R	0
H	6
RBI	0
BB	2
SO	1
LOB	12



Batter	1	2	3	4	5	6	7	8	9	AB	R	H	RBI	BB	SO	LOB	BOTTOM		
Lou Brock, L OBP: 0.233, SLG: 0.259 (1, 7)										4	1	2	0	0	0	6			
Ted Sizemore, R OBP: 0.407, SLG: 0.415 (1, 4)										4	0	1	1	0	0	1			
Tim McCarver, L OBP: 0.375, SLG: 0.286 (1, 2)										4	0	1	0	0	0	2			
Joe Torre, R OBP: 0.390, SLG: 0.404 (1, 3)										4	1	1	0	0	0	2			
Ted Simmons, S OBP: 0.322, SLG: 0.321 (8, 9)										3	0	0	0	1	0	1			
Bernie Carbo, L OBP: 0.286, SLG: 0.200 (8, 9)										0	0	0	0	0	0	0			
Ken Reitz, R OBP: 0.250, SLG: 0.208 (1, 5)										4	0	1	0	0	0	3			
Jose Cruz, L OBP: 0.362, SLG: 0.528 (1, 8)										4	0	2	1	0	0	1			
Ray Busse, R OBP: 0.143, SLG: 0.225 (1, 6)										3	0	0	0	1	0	3			
Rick Wise, R (1, 1)										2	0	0	0	1	2	3			
<b>Inning Stats</b>	R: 0 E: 0 K: 0 S: 3	H: 1 LOB: 0 BB: 0 P: 3	R: 1 E: 0 K: 1 S: 7	H: 2 LOB: 2 BB: 2 P: 15	R: 0 E: 0 K: 0 S: 3	H: 0 LOB: 0 BB: 0 P: 3	R: 0 E: 0 K: 0 S: 4	H: 1 LOB: 1 BB: 0 P: 4	R: 1 E: 0 K: 1 S: 7	H: 2 LOB: 1 BB: 0 P: 7	R: 0 E: 0 K: 0 S: 5	H: 1 LOB: 3 BB: 1 P: 9	R: 0 E: 0 K: 0 S: 4	H: 1 LOB: 1 BB: 0 P: 4	R: 0 E: 0 K: 0 S: 3	H: 0 LOB: 0 BB: 0 P: 3	1B: 6 2B: 2 3B: 0 HR: 0	SF: 0 SAC: 0 DP: 1 HBP: 0	WP: 0 PA: 35 PB: 0 SB: 0 CS: 0
<b>PITCHER</b> Claude Osteen, L ERA: 3.18 (1, 1)	IP: 7.0 WLS: L BF: 32 H: 8 R: 2 ER: 2 SO: 2 BB: 3 IBB: 0 HBP: 0 BLK: 0 WP: 0 HR: 0 S: 33 P: 45 ERA: 2.57 WHIP: 1.571															<b>PITCHER</b>			
<b>PITCHER</b> Pete Richert, L ERA: (8, 1)	IP: 1.0 WLS: L BF: 3 H: 0 R: 0 ER: 0 SO: 0 BB: 0 IBB: 0 HBP: 0 BLK: 0 WP: 0 HR: 0 S: 3 P: 3 ERA: 0.00 WHIP: 0.000															<b>PITCHER</b>			

Los Angeles Dodgers @ St. Louis Cardinals  
 Busch Stadium, St. Louis, MO  
 Tue Apr 24 1973, 6:05 PM CST  
 Att: 7,938 - Unknown

AB	32
R	2
H	8
RBI	2
BB	3
SO	2
LOB	22









Batter	1	2	3	4	5	6	7	8	9	AB	R	H	RBI	BB	SO	LOB	TOP					
<b>Bobby Bonds, R</b> OBP: 0.340, SLG: 0.531 (1, 9)										4	2	3	1	1	1	0	<b>San Francisco Giants @ St. Louis Cardinals</b> Busch Stadium, St. Louis, MO Fri Apr 27 1973, 6:05 PM CST Att: 14,370 - Unknown					
<b>Tito Fuentes, S</b> OBP: 0.360, SLG: 0.448 (1, 4)										4	1	2	3	0	1	3						
<b>Chris Speier, R</b> OBP: 0.343, SLG: 0.429 (1, 6)										4	0	0	0	0	1	2						
<b>Willie McCovey, L</b> OBP: 0.457, SLG: 0.559 (1, 3)										2	0	0	0	2	1	0						
<b>Ed Goodson, L</b> OBP: 0.415, SLG: 0.525 (1, 5)										4	0	1	1	0	0	2						
<b>Gary Thomasson, L</b> OBP: 0.291, SLG: 0.346 (1, 8)										4	0	0	0	0	0	2						
<b>Gary Matthews, R</b> OBP: 0.348, SLG: 0.415 (1, 7)										4	0	1	0	0	2	0						
<b>Dave Rader, L</b> OBP: 0.289, SLG: 0.270 (1, 2)										4	1	1	0	0	0	1						
<b>Jim Barr, R</b> OBP: 0.182, SLG: 0.182 (1, 1)										4	1	1	0	0	3	2						
<b>Inning Stats</b>	R: 1 E: 0 K: 1 S: 7	H: 2 LOB: 1 BB: 1 P: 11	R: 1 E: 0 K: 0 S: 9	H: 2 LOB: 1 BB: 0 P: 9	R: 0 E: 0 K: 0 S: 3	H: 0 LOB: 0 BB: 0 P: 3	R: 0 E: 0 K: 1 S: 5	H: 0 LOB: 0 BB: 0 P: 5	R: 2 E: 0 K: 0 S: 5	H: 3 LOB: 1 BB: 1 P: 9	R: 0 E: 0 K: 1 S: 5	H: 0 LOB: 0 BB: 0 P: 5	R: 1 E: 0 K: 2 S: 8	H: 1 LOB: 0 BB: 0 P: 8	R: 0 E: 0 K: 1 S: 5	H: 0 LOB: 0 BB: 0 P: 5	R: 0 E: 1 K: 1 S: 6	H: 1 LOB: 2 BB: 1 P: 10	1B: 5 2B: 2 3B: 2 HR: 0	SF: 1 SAC: 0 DP: 1 HBP: 0	WP: 0 PB: 0 SB: 1 CS: 0	PA: 38
<b>PITCHER</b>	IP	WLS	BF	H	R	ER	SO	BB	IBB	HBP	BLK	WP	HR	S	P	ERA	WHIP					
<b>Bob Gibson, R</b> ERA: 2.57 (1, 1)	8.0	L	33	8	5	4	8	1	1	0	0	0	0	47	55	4.50	1.125					
<b>Rich Folkers, L</b> ERA: (9, 1)	1.0		5	1	0	0	1	0	1	0	0	0	0	6	10	0.00	1.000					

Batter	1	2	3	4	5	6	7	8	9	AB	R	H	RBI	BB	SO	LOB	BOTTOM				
<b>Lou Brock, L</b> OBP: 0.261, SLG: 0.313 (1, 7)										4	0	2	0	0	0	0	<b>San Francisco Giants @ St. Louis Cardinals</b> Busch Stadium, St. Louis, MO Fri Apr 27 1973, 6:05 PM CST Att: 14,370 - Unknown				
<b>Ed Crosby, L</b> OBP: 0.118, SLG: 0.294 (1, 4)										4	0	0	0	0	1	3					
<b>Jose Cruz, L</b> OBP: 0.318, SLG: 0.459 (1, 8)										4	0	0	0	0	0	2					
<b>Joe Torre, R</b> OBP: 0.348, SLG: 0.356 (1, 3)										3	0	0	0	0	0	1					
<b>Ted Simmons, S</b> OBP: 0.288, SLG: 0.283 (1, 2)										3	0	0	0	0	0	0					
<b>Bernie Carbo, L</b> OBP: 0.263, SLG: 0.182 (1, 9)										3	0	0	0	0	1	0					
<b>Ken Reitz, R</b> OBP: 0.220, SLG: 0.182 (1, 5)										3	0	0	0	0	0	0					
<b>Mick Kelleher, R</b> (1, 6)										1	0	0	0	1	0	0					
<b>Dwain Anderson, R</b> OBP: 0.200, SLG: 0.200 (8, PH) (9, 6)										1	0	0	0	0	0	0					
<b>Bob Gibson, R</b> (1, 1)										2	0	0	0	0	0	1					
<b>Tim McCarver, L</b> OBP: 0.316, SLG: 0.250 (8, PH) <b>Rich Folkers, L</b> (9, 1)										1	0	0	0	0	0	0					
<b>Inning Stats</b>	R: 0 E: 1 K: 0 S: 4	H: 0 LOB: 1 BB: 0 P: 4	R: 0 E: 0 K: 1 S: 5	H: 0 LOB: 0 BB: 0 P: 5	R: 0 E: 0 K: 0 S: 3	H: 1 LOB: 1 BB: 1 P: 7	R: 0 E: 0 K: 0 S: 3	H: 0 LOB: 0 BB: 0 P: 3	R: 0 E: 0 K: 0 S: 4	H: 1 LOB: 1 BB: 0 P: 4	R: 0 E: 0 K: 0 S: 3	H: 0 LOB: 0 BB: 0 P: 3	R: 0 E: 0 K: 0 S: 3	H: 0 LOB: 0 BB: 0 P: 3	R: 0 E: 0 K: 1 S: 5	H: 0 LOB: 0 BB: 0 P: 5	1B: 1 2B: 1 3B: 1 HR: 0	SF: 0 SAC: 0 DP: 1 HBP: 0	WP: 0 PB: 0 SB: 0 CS: 0	PA: 30	
<b>PITCHER</b>	IP	WLS	BF	H	R	ER	SO	BB	IBB	HBP	BLK	WP	HR	S	P	ERA	WHIP				
<b>Jim Barr, R</b> ERA: 1.53 (1, 1)	9.0	W	30	2	0	0	2	1	0	0	0	0	0	33	37	0.00	0.333				



Batter	1	2	3	4	5	6	7	8	9	AB	R	H	RBI	BB	SO	LOB	TOP										
<b>Bobby Bonds, R</b> OBP: 0.352, SLG: 0.570 (1, 9)	0-0 HR		0-0 5-3		0-0 F7		0-0 1-3 2B		4-0 BB	4	1	2	1	1	0	0	<b>San Francisco Giants @ St. Louis Cardinals</b> Busch Stadium, St. Louis, MO Sat Apr 28 1973, 6:05 PM CST Att: 11,896 - Unknown <a href="http://livebaseballscorecards.com">livebaseballscorecards.com</a>										
<b>Tito Fuentes, S</b> OBP: 0.343, SLG: 0.426 (1, 4)	0-0 4-3		0-0 1-3		0-3 K		0-3 K		0-0 FC5 2-3f	5	0	0	0	0	2	4											
<b>Chris Speier, R</b> OBP: 0.340, SLG: 0.415 (1, 6)	0-3 K		4-0 BB		0-0 6-3		0-0 5-3			3	0	0	0	1	1	2											
<b>Willie McCovey, L</b> OBP: 0.447, SLG: 0.532 (1, 3)	4-0 BB		0-0 G3			0-3 K		0-0 4-3		3	0	0	0	1	1	1											
<b>Ed Goodson, L</b> OBP: 0.391, SLG: 0.492 (1, 5)	0-0 4-3			0-0 L5		0-0 F8		0-0 4-3		4	0	0	0	0	0	1											
<b>Gary Maddox, R</b> OBP: 0.407, SLG: 0.532 (1, 8)		0-3 K		0-0 E7 1B		0-0 1B		0-0 F9		2	0	1	0	0	1	0											
<b>Jim Howarth, L</b> OBP: 0.286, SLG: 0.286 (5, 8)										2	0	1	0	0	0	0											
<b>Gary Thomasson, L</b> OBP: 0.305, SLG: 0.333 (1, 7)		4-0 FC6-4 BB		0-0 P6		0-0 4-3			4-0 FC5 SH3 BB	2	0	0	0	2	0	2											
<b>Dave Rader, L</b> OBP: 0.302, SLG: 0.276 (1, 2)		0-0 F2		4-0 IBB			0-0 2B 1B		0-0 SH3 1-2	2	0	1	0	1	0	1											
<b>Jim Willoughby, R</b> OBP: 0.125, SLG: 0.267 (1, 1)		0-0 FC6-4 1-2f		0-3 K		0-3 K		0-3 K	0-3 K	4	0	0	0	0	3	5											
<b>Inning Stats</b>	R: 1 E: 0 K: 1 S: 6	H: 1 LOB: 1 BB: 1 P: 10	R: 0 E: 0 K: 1 S: 5	H: 0 LOB: 1 BB: 1 P: 9	R: 0 E: 0 K: 0 S: 3	H: 1 LOB: 2 BB: 1 P: 10	R: 0 E: 0 K: 1 S: 5	H: 0 LOB: 0 BB: 0 P: 5	R: 0 E: 0 K: 1 S: 6	H: 1 LOB: 1 BB: 0 P: 6	R: 0 E: 0 K: 2 S: 9	H: 2 LOB: 2 BB: 0 P: 9	R: 0 E: 0 K: 0 S: 3	H: 0 LOB: 0 BB: 0 P: 3	R: 0 E: 0 K: 1 S: 5	H: 0 LOB: 2 BB: 2 P: 13	1B: 3 2B: 1 3B: 0 HR: 1	SF: 0 SAC: 1 DP: 0 HBP: 0	WP: 0 PB: 0 SB: 0 CS: 0	PA: 38							
<b>PITCHER</b>	IP	WLS	BF	H	R	ER	SO	BB	IBB	HBP	BLK	WP	HR	S	P	ERA	WHIP										
<b>Reggie Cleveland, R</b> ERA: 4.01 (1, 1)	8.0	L	33	5	1	1	7	3	1	0	0	0	1	43	59	1.12	1.000										
<b>Diego Segui, R</b> ERA: 1.08 (9, 1)	1.0		5	0	0	0	1	2	0	0	0	0	0	5	13	0.00	2.000										

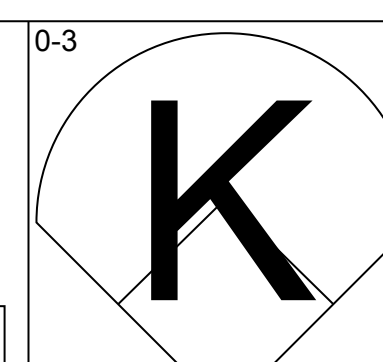
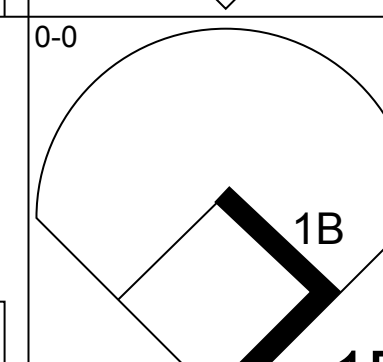
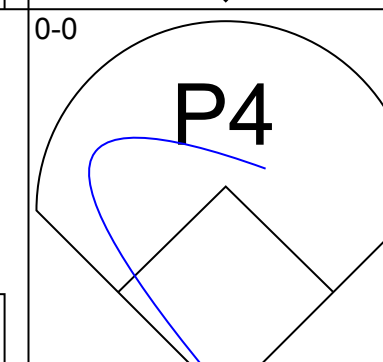
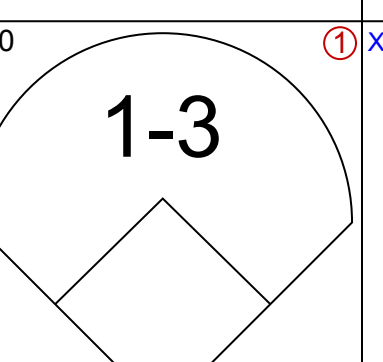
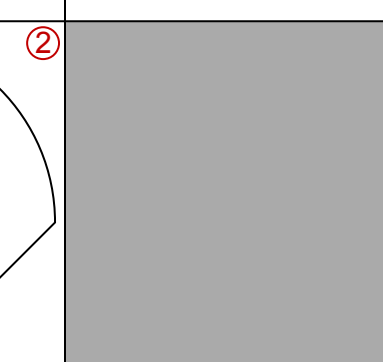
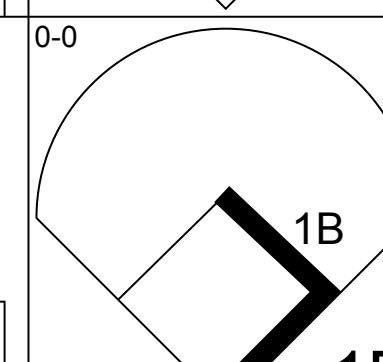


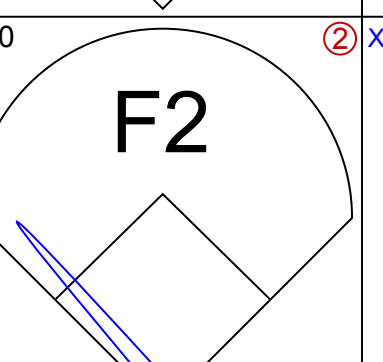

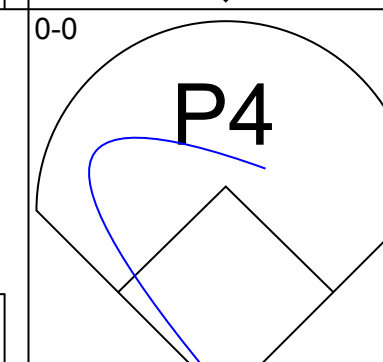
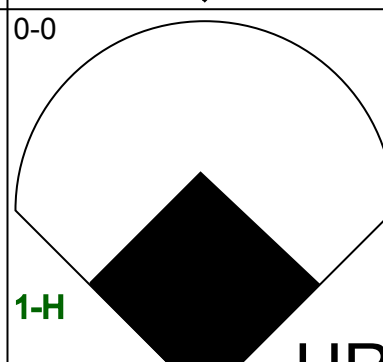
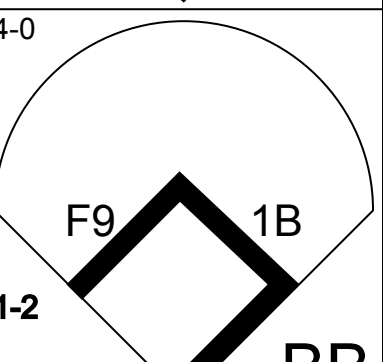
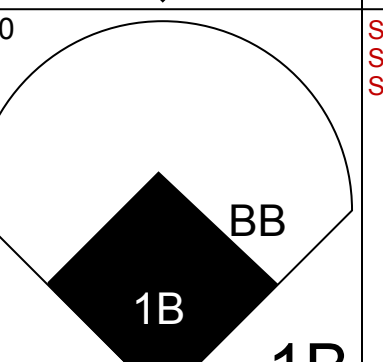
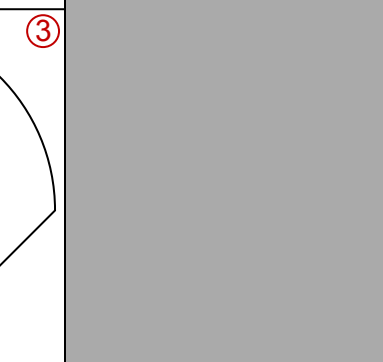
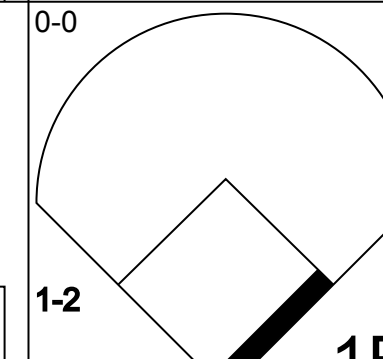
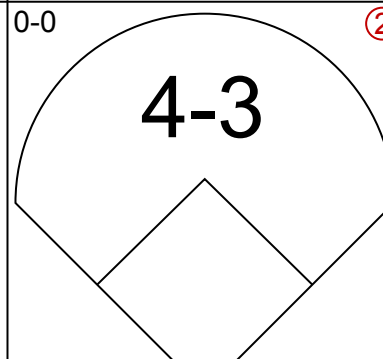
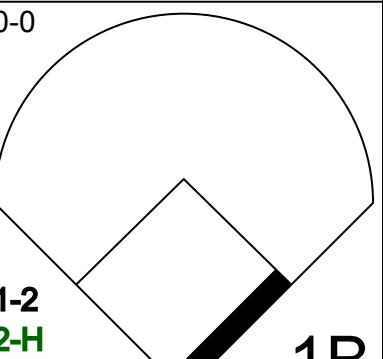
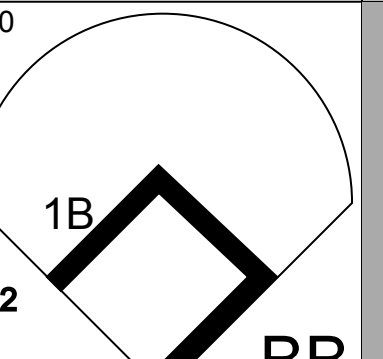
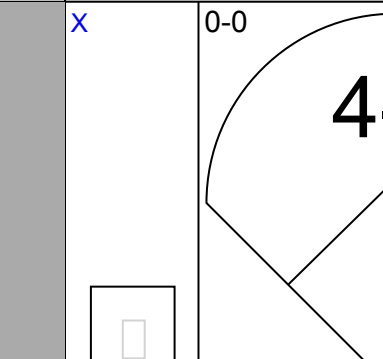
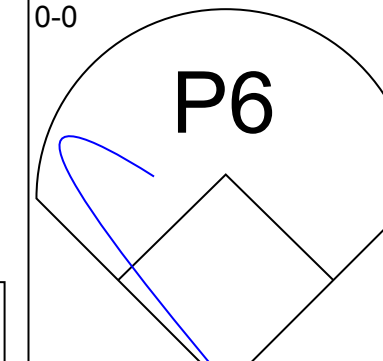
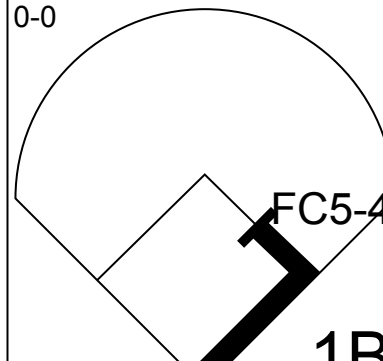
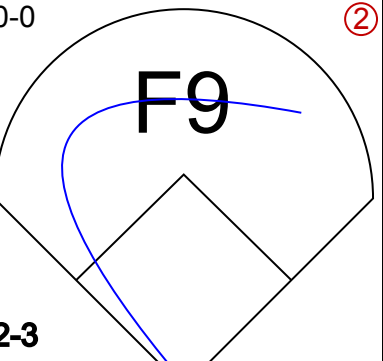
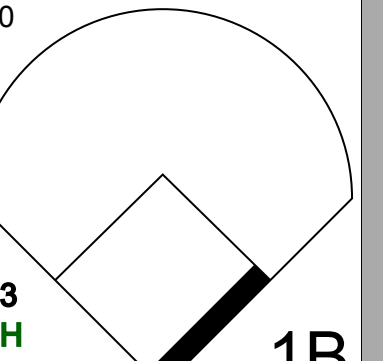
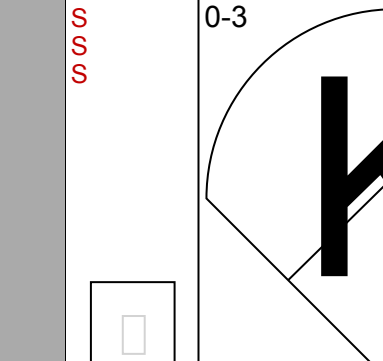
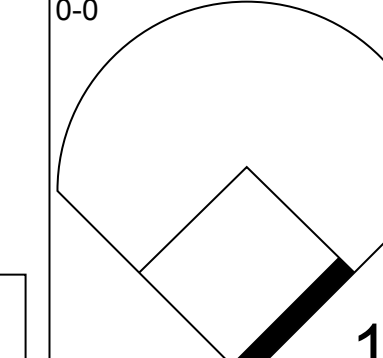
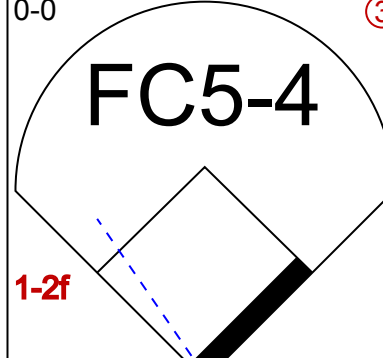
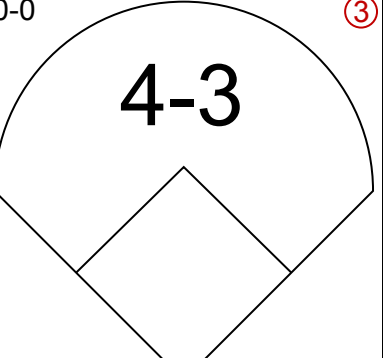
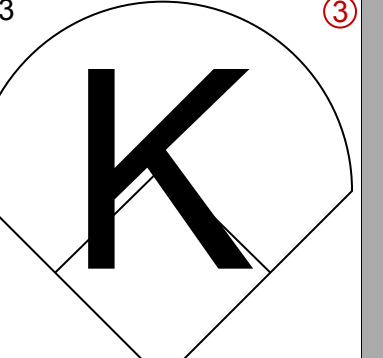
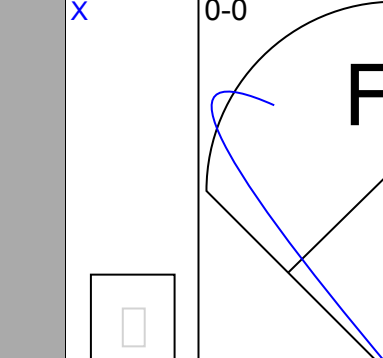
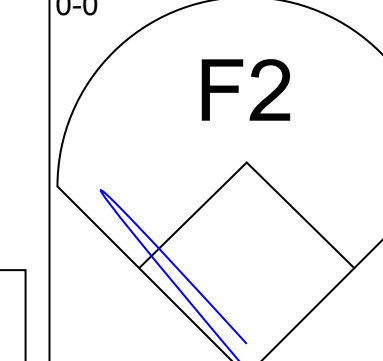
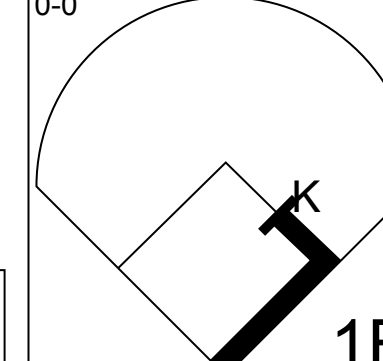
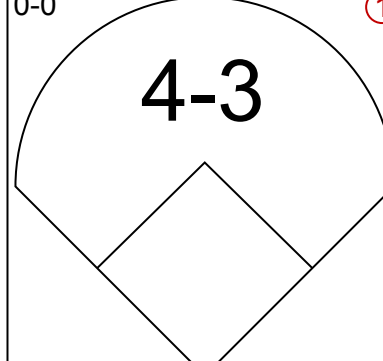
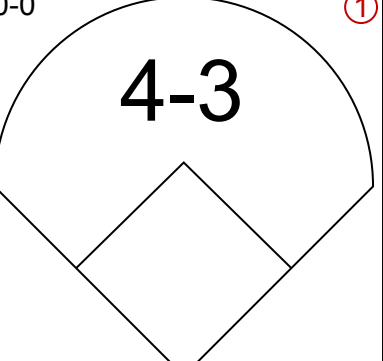
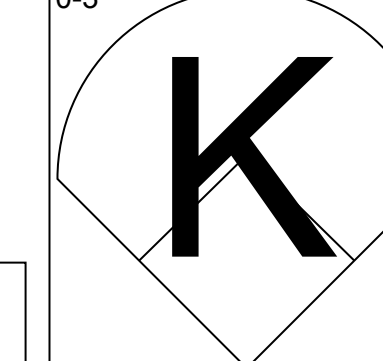
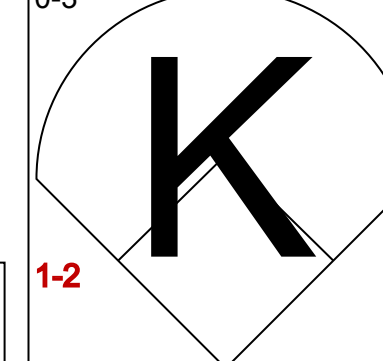
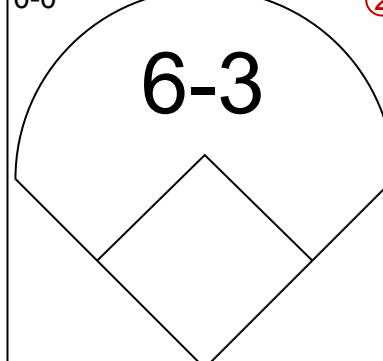
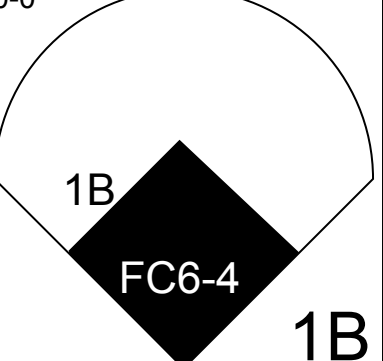
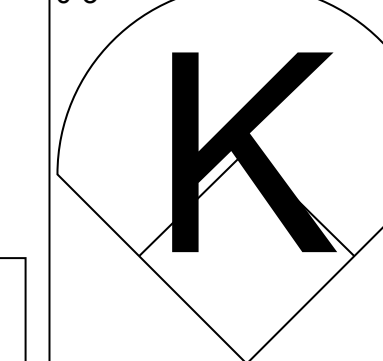
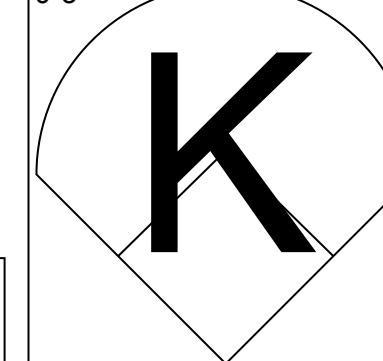

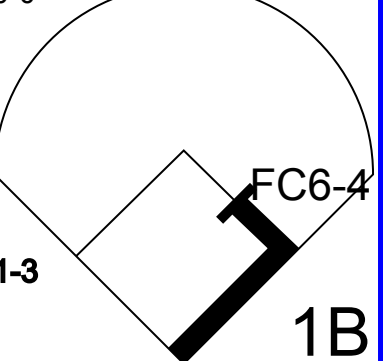
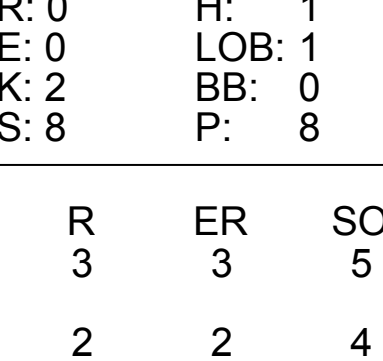
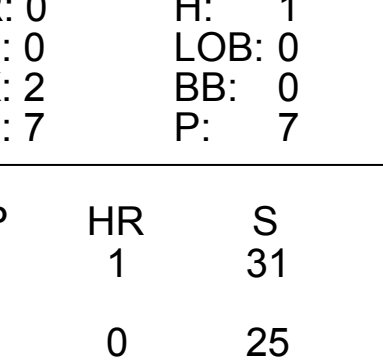
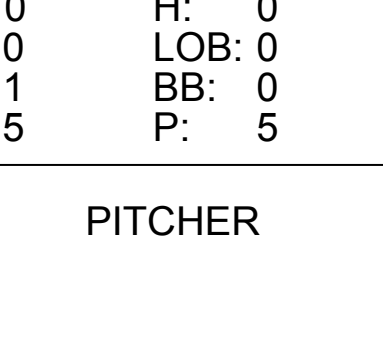
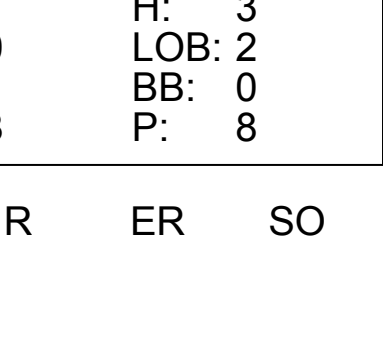
Batter	1	2	3	4	5	6	7	8	9	AB	R	H	RBI	BB	SO	LOB	BOTTOM										
<b>Lou Brock, L</b> OBP: 0.247, SLG: 0.296 (1, 7)	0-3 K			0-0 4-3		0-0 4-3			0-0 1-3	4	0	0	0	0	1	1	<b>San Francisco Giants @ St. Louis Cardinals</b> Busch Stadium, St. Louis, MO Sat Apr 28 1973, 6:05 PM CST Att: 11,896 - Unknown <a href="http://livebaseballscorecards.com">livebaseballscorecards.com</a>										
<b>Luis Melendez, R</b> OBP: 0.380, SLG: 0.318 (1, 9)	4-0 G4-6-3 BB			0-0 5-3		0-0 5-3			0-0 5-3	3	0	0	0	1	0	1											
<b>Jose Cruz, L</b> OBP: 0.300, SLG: 0.431 (1, 8)	0-0 G4-6-3 1-2f			0-3 K			0-0 F9		0-0 4-1	4	0	0	0	0	1	1											
<b>Joe Torre, R</b> OBP: 0.333, SLG: 0.339 (1, 3)		0-3 K			0-0 F8		0-3 K			3	0	0	0	0	2	0											
<b>Ted Simmons, S</b> OBP: 0.275, SLG: 0.270 (1, 2)		0-0 L4			0-0 1-3		0-3 K			3	0	0	0	0	1	0											
<b>Ken Reitz, R</b> OBP: 0.226, SLG: 0.190 (1, 5)		0-0 6-3			0-0 1B			0-0 F7		3	0	1	0	0	0	0											
<b>Ed Crosby, L</b> OBP: 0.500, SLG: 0.350 (1, 4)				0-0 P6		0-0 4-3			0-0 4-3 2B	3	0	1	0	0	0	1											
<b>Ray Busse, R</b> OBP: 0.152, SLG: 0.273 (8, PR)										0	0	0	0	0	0	0											
<b>Diego Segui, R</b> (9, 1)										0	0	0	0	0	0	0											
<b>Mick Kelleher, R</b> OBP: 0.500, SLG: 0.333 (1, 6)									0-0 4-3 2B	2	0	1	0	0	0	0											
<b>Tim McCarver, L</b> OBP: 0.304, SLG: 0.238 (8, PH)										1	0	0	0	0	0	1											
<b>Bobby Fenwick, R</b> OBP: 0.200, SLG: 0.200 (9, 4)									0-0 4-3 2-3	0	0	0	0	0	0	0											
<b>Reggie Cleveland, R</b> OBP: 0.429, SLG: 0.500 (1, 1)									0-3 K	2	0	1	0	0	0	1											
<b>Dwain Anderson, R</b> OBP: 0.167, SLG: 0.167 (8, PH)										1	0	0	0	0	1	2											
<b>Inning Stats</b>	R: 0 E: 0 K: 1 S: 4	H: 0 LOB: 0 BB: 1 P: 8	R: 0 E: 0 K: 1 S: 5	H: 0 LOB: 0 BB: 0 P: 5	R: 0 E: 0 K: 0 S: 3	H: 1 LOB: 0 BB: 0 P: 3	R: 0 E: 0 K: 1 S: 5	H: 0 LOB: 0 BB: 0 P: 5	R: 0 E: 0 K: 0 S: 4	H: 1 LOB: 1 BB: 0 P: 4	R: 0 E: 0 K: 2 S: 7	H: 0 LOB: 0 BB: 0 P: 7	R: 0 E: 0 K: 1 S: 6	H: 1 LOB: 2 BB: 0 P: 6	R: 0 E: 0 K: 0 S: 3	H: 0 LOB: 0 BB: 0 P: 3	1B: 2 2B: 2 3B: 0 HR: 0	SF: 0 SAC: 0 DP: 2 HBP: 0	WP: 0 PB: 0 SB: 0 CS: 0	PA: 30							
<b>PITCHER</b>	IP	WLS	BF	H	R	ER	SO	BB	IBB	HBP	BLK	WP	HR	S	P	ERA	WHIP										
<b>Jim Willoughby, R</b> ERA: 4.32 (1, 1)	9.0	W	30	4	0	0	6	1	0	0	0	0	0	41	45	0.00	0.556										



Batter	1	2	3	4	5	6	7	8	9	AB	R	H	RBI	BB	SO	LOB	TOP			
<b>Bobby Bonds, R</b> OBP: 0.354, SLG: 0.571 (1, 9)										5	0	2	0	0	0	2	<b>San Francisco Giants @ St. Louis Cardinals</b> <b>Busch Stadium, St. Louis, MO</b> Sun Apr 29 1973, 3:33 AM CDT Att: 9,415 - Unknown <a href="http://livebaseballscorecards.com">livebaseballscorecards.com</a>			
<b>Tito Fuentes, S</b> OBP: 0.339, SLG: 0.419 (1, 4)										4	0	1	0	0	0	2				
<b>Chris Speier, R</b> OBP: 0.336, SLG: 0.408 (1, 6)										4	0	1	0	0	1	2				
<b>Ed Goodson, L</b> OBP: 0.384, SLG: 0.471 <b>Mike Phillips, L</b> OBP: 1.000, SLG: 1.000 (8, 5)										3	0	0	0	0	0	2				
<b>Dave Kingman, R</b> OBP: 0.267, SLG: 0.300 (1, 3)										4	1	2	0	0	0	1				
<b>Gary Thomasson, L</b> OBP: 0.290, SLG: 0.316 <b>Randy Moffitt, R</b> (6, 1)										3	0	0	0	0	0	0				
<b>Willie McCovey, L</b> OBP: 0.442, SLG: 0.524 <b>Elias Sosa, R</b> (8, 1)										1	0	0	0	0	0	2				
<b>Jim Howarth, L</b> OBP: 0.182, SLG: 0.182 (1, 8)										4	0	0	0	0	0	1				
<b>Dave Rader, L</b> OBP: 0.300, SLG: 0.266 (1, 2)										3	1	0	0	1	0	0				
<b>Juan Marichal, R</b> OBP: 0.500, SLG: 0.500 <b>Gary Matthews, R</b> OBP: 0.375, SLG: 0.442 (6, 7)										2	0	2	0	0	0	0				
<b>Inning Stats</b>	R: 0 E: 0 K: 0 S: 4	H: 2 LOB: 1 BB: 0 P: 4	R: 3 E: 1 K: 1 S: 8	H: 2 LOB: 1 BB: 1 P: 12	R: 0 E: 0 K: 1 S: 5	H: 0 LOB: 0 BB: 0 P: 6	R: 0 E: 0 K: 0 S: 3	H: 0 LOB: 0 BB: 0 P: 3	R: 0 E: 0 K: 0 S: 3	H: 1 LOB: 0 BB: 0 P: 3	R: 0 E: 0 K: 0 S: 4	H: 1 LOB: 1 BB: 0 P: 4	R: 0 E: 0 K: 0 S: 5	H: 2 LOB: 2 BB: 0 P: 5	R: 0 E: 0 K: 0 S: 4	H: 1 LOB: 1 BB: 0 P: 4	1B: 6 2B: 3 3B: 0 HR: 0	SF: 0 SAC: 0 DP: 0 HBP: 1	WP: 0 PB: 0 SB: 0 CS: 2	PA: 38
<b>PITCHER</b> <b>Rick Wise, R</b> ERA: 2.59 (1, 1)	IP: 9.0 WLS: W BF: 37 H: 9 R: 3 ER: 2 SO: 2 BB: 0 IBB: 1 HBP: 1 BLK: 0 WP: 0 HR: 0 S: 39 P: 44 ERA: 2.00 WHIP: 1.000															<b>PITCHER</b>				

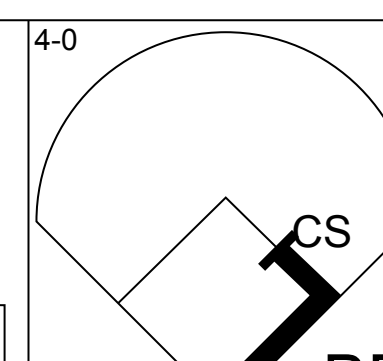
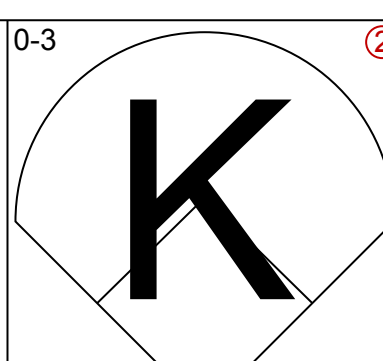
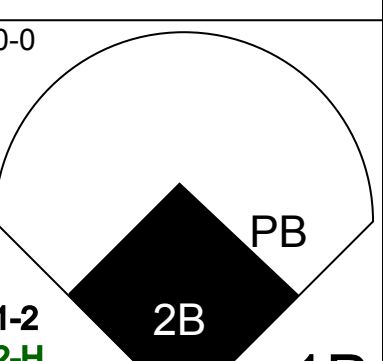
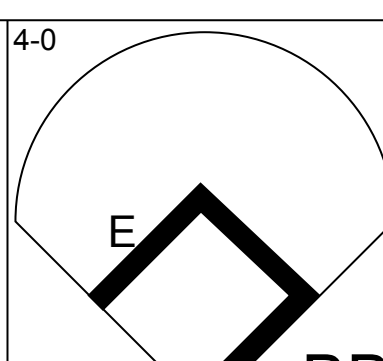
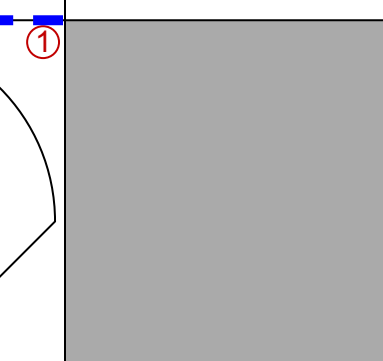
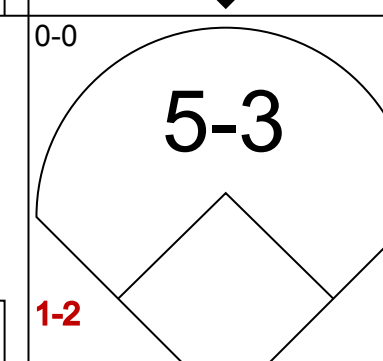
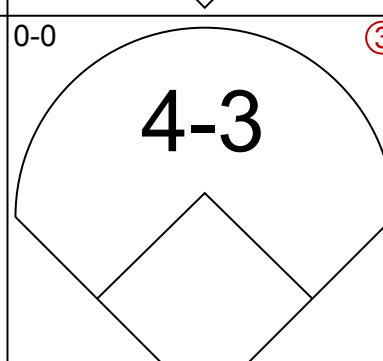
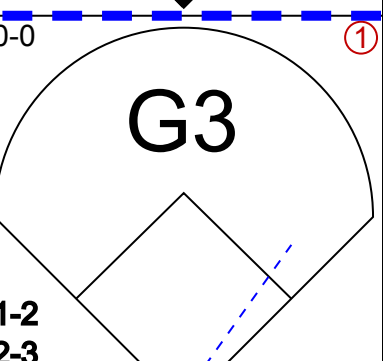
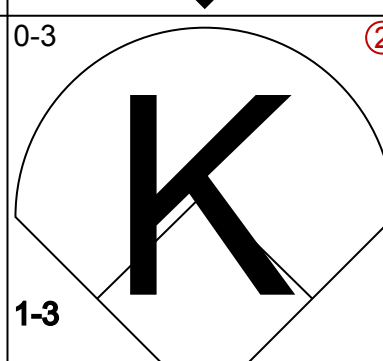

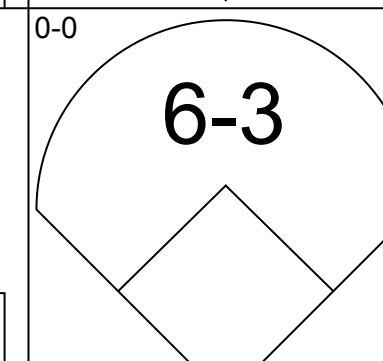
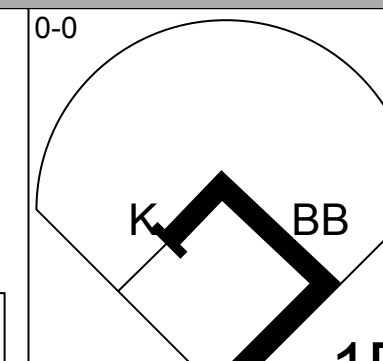
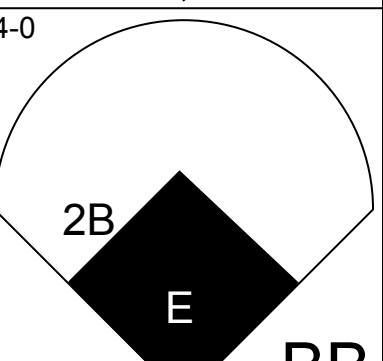
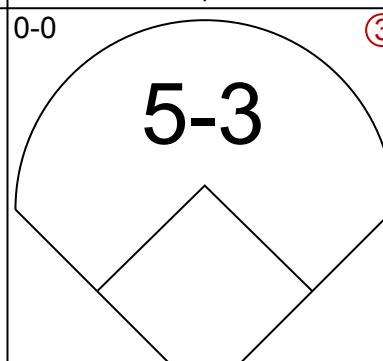
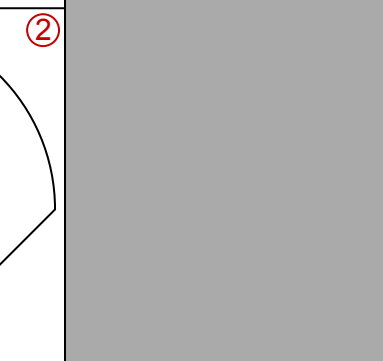
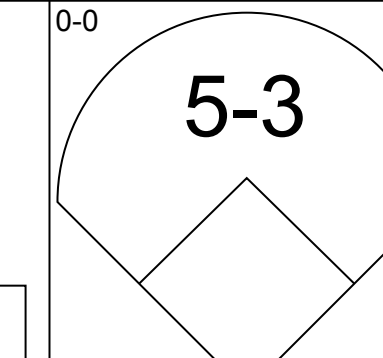
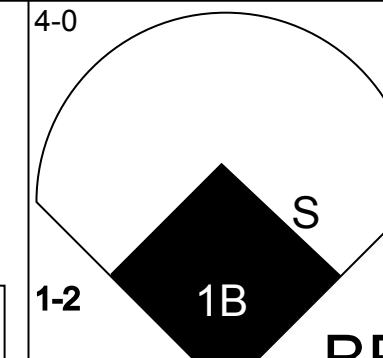
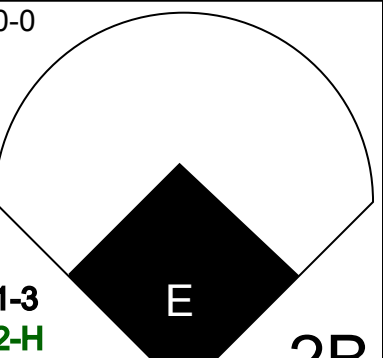
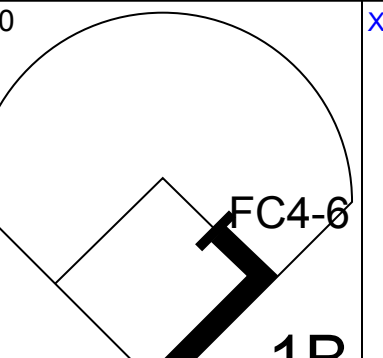
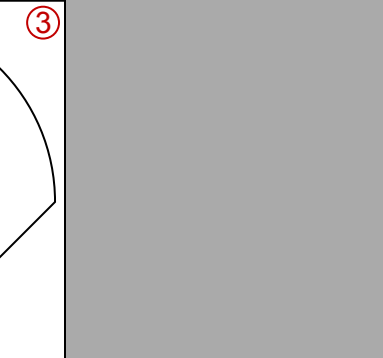
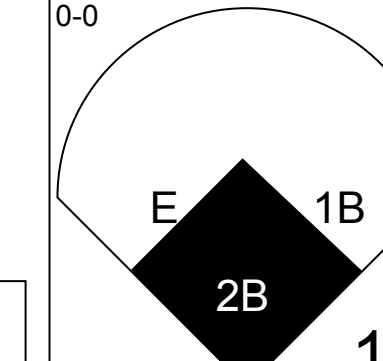
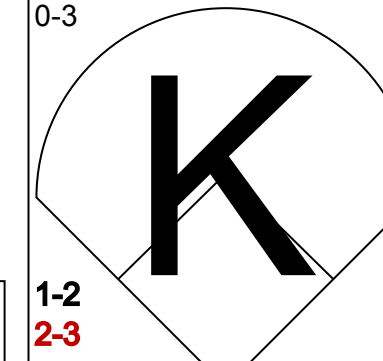
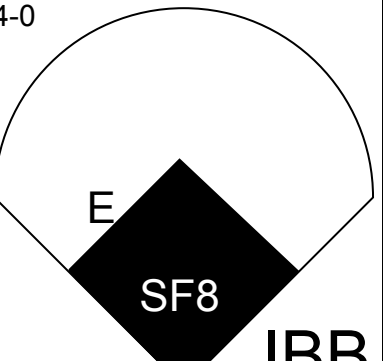
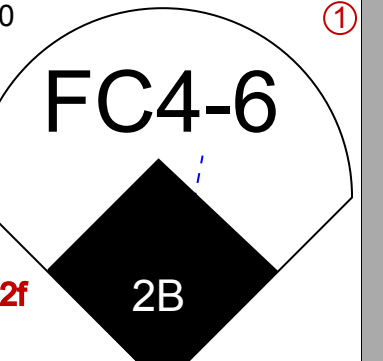
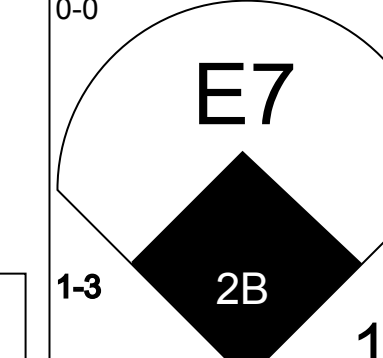
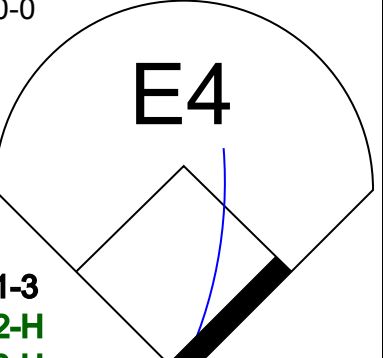
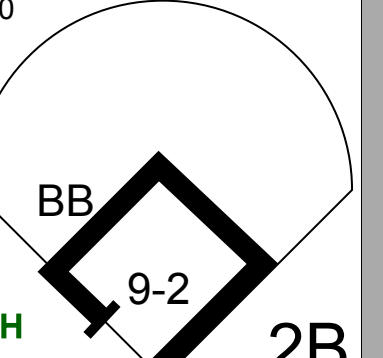
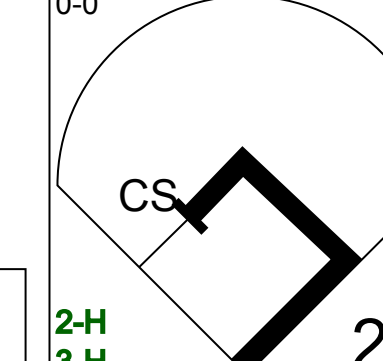
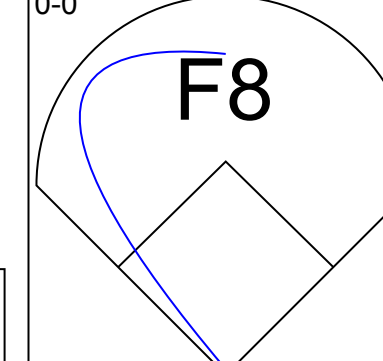
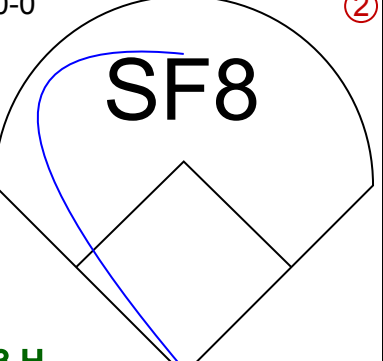
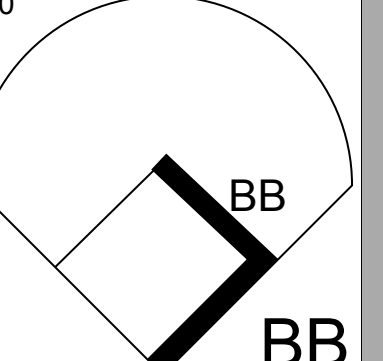
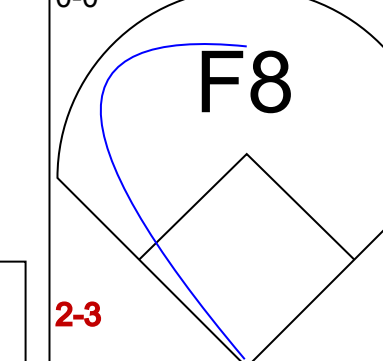
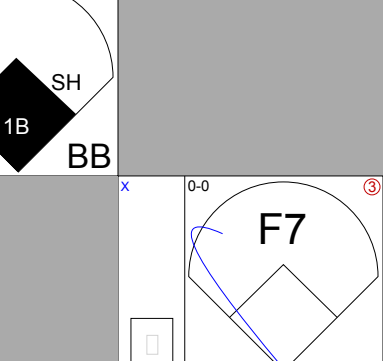
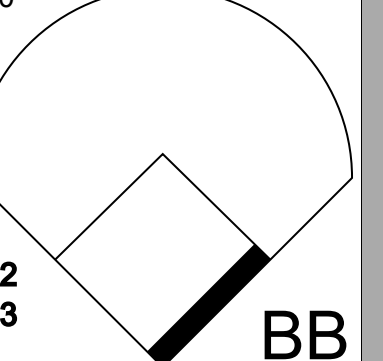
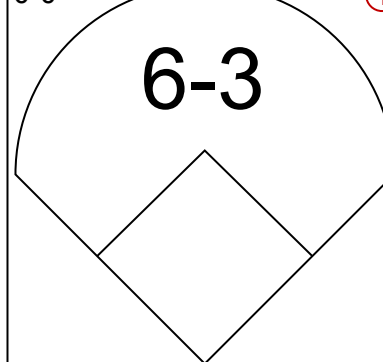
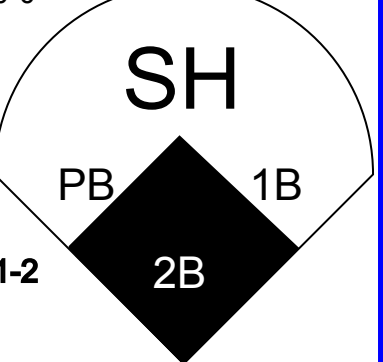
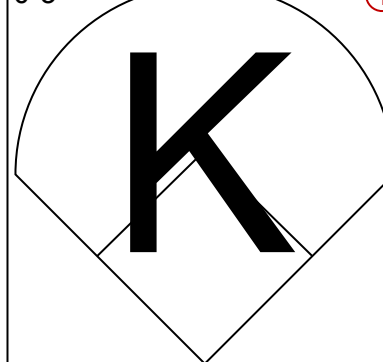
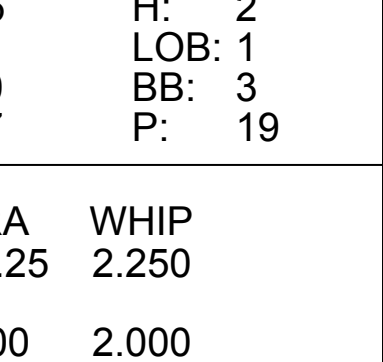
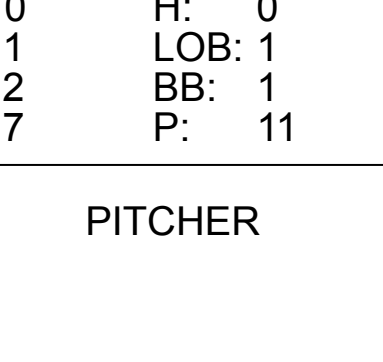
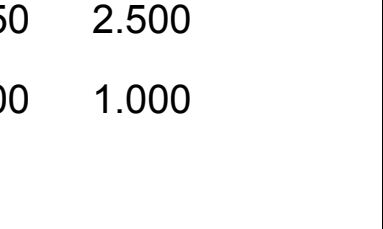

Batter	1	2	3	4	5	6	7	8	9	AB	R	H	RBI	BB	SO	LOB	BOTTOM			
<b>Lou Brock, L</b> OBP: 0.282, SLG: 0.347 (1, 7)										4	2	3	3	1	0	0	<b>San Francisco Giants @ St. Louis Cardinals</b> <b>Busch Stadium, St. Louis, MO</b> Sun Apr 29 1973, 3:33 AM CDT Att: 9,415 - Unknown <a href="http://livebaseballscorecards.com">livebaseballscorecards.com</a>			
<b>Luis Melendez, R</b> OBP: 0.397, SLG: 0.333 (1, 9)										5	0	2	2	0	0	3				
<b>Joe Torre, R</b> OBP: 0.342, SLG: 0.338 (1, 3)										3	1	1	0	1	0	1				
<b>Ted Simmons, S</b> OBP: 0.288, SLG: 0.273 (1, 2)										3	1	1	1	1	0	0				
<b>Jose Cruz, L</b> OBP: 0.284, SLG: 0.406 (1, 8)										4	0	0	0	0	1	5				
<b>Ken Reitz, R</b> OBP: 0.227, SLG: 0.194 (1, 5)										4	1	1	1	0	0	0				
<b>Ed Crosby, L</b> OBP: 0.208, SLG: 0.318 (1, 4)										2	1	0	0	2	0	0				
<b>Mick Kelleher, R</b> OBP: 0.333, SLG: 0.200 <b>Tim McCarver, L</b> OBP: 0.392, SLG: 0.238 <b>Dwain Anderson, R</b> OBP: 0.143, SLG: 0.143 (7, 6)										2	0	0	0	0	0	0				
<b>Rick Wise, R</b> (1, 1)										2	2	0	0	0	1	2				
<b>Inning Stats</b>	R: 0 E: 0 K: 0 S: 3	H: 0 LOB: 0 BB: 0 P: 3	R: 0 E: 0 K: 0 S: 3	H: 0 LOB: 0 BB: 0 P: 3	R: 2 E: 0 K: 0 S: 5	H: 2 LOB: 3 BB: 2 P: 14	R: 0 E: 0 K: 0 S: 3	H: 0 LOB: 0 BB: 0 P: 3	R: 0 E: 0 K: 1 S: 5	H: 1 LOB: 0 BB: 0 P: 5	R: 6 E: 1 K: 1 S: 11	H: 5 LOB: 1 BB: 1 P: 15	R: 0 E: 0 K: 0 S: 3	H: 0 LOB: 2 BB: 2 P: 11	R: 0 E: 0 K: 0 S: 3	H: 0 LOB: 2 BB: 2 P: 11		1B: 7 2B: 0 3B: 1 HR: 0	SF: 1 SAC: 1 DP: 0 HBP: 1	WP: 0 PB: 0 SB: 0 CS: 1
<b>PITCHER</b> <b>Juan Marichal, R</b> ERA: 2.85 (1, 1)	IP: 5.1 WLS: L BF: 25 H: 6 R: 6 ER: 4 SO: 2 BB: 3 IBB: 0 HBP: 1 BLK: 0 WP: 0 HR: 0 S: 25 P: 38 ERA: 6.75 WHIP: 1.688															<b>PITCHER</b>				
<b>Randy Moffitt, R</b> ERA: 1.23 (6, 1)	IP: 1.2 WLS: 8 BF: 2 H: 2 R: 2 ER: 0 SO: 0 BB: 0 IBB: 0 HBP: 0 BLK: 0 WP: 0 HR: 0 S: 8 P: 8 ERA: 0.00 WHIP: 1.200															<b>PITCHER</b>				
<b>Elias Sosa, R</b> ERA: 1.29 (8, 1)	IP: 1.0 WLS: 5 BF: 0 H: 0 R: 0 ER: 0 SO: 0 BB: 1 IBB: 1 HBP: 0 BLK: 0 WP: 0 HR: 0 S: 3 P: 11 ERA: 0.00 WHIP: 1.000															<b>PITCHER</b>				



Batter	1	2	3	4	5	6	7	8	9	AB	R	H	RBI	BB	SO	LOB	TOP					
<b>Lou Brock, L</b> OBP: 0.265, SLG: 0.325 (1, 7)										5	0	0	1	0	1	1	<b>St. Louis Cardinals @ San Diego Padres</b> San Diego Stadium, San Diego, CA Tue May 01 1973, 10:05 PM EDT Att: 3,965 - Unknown					
<b>Luis Melendez, R</b> OBP: 0.429, SLG: 0.367 (1, 9)										3	2	2	0	2	0	0						
<b>Joe Torre, R</b> OBP: 0.359, SLG: 0.391 (1, 3)										4	2	2	2	1	1	3						
<b>Ted Simmons, S</b> OBP: 0.308, SLG: 0.286 (1, 2)										4	0	2	1	1	0	0						
<b>Jose Cruz, L</b> OBP: 0.291, SLG: 0.405 (1, 8)										5	0	2	1	0	1	4						
<b>Ken Reitz, R</b> OBP: 0.225, SLG: 0.194 (1, 5)										5	0	1	0	0	1	5						
<b>Ed Crosby, L</b> OBP: 0.214, SLG: 0.308 (1, 4)										4	0	1	0	0	0	1						
<b>Mick Kelleher, R</b> OBP: 0.250, SLG: 0.143 (6, PH)										2	0	0	0	0	2	2						
<b>Dwain Anderson, R</b> OBP: 0.222, SLG: 0.222 (6, 6)										2	1	1	0	0	0	0						
<b>Scippo Spinks, R</b> OBP: 0.230, SLG: 0.271 (5, 1)										2	0	0	0	0	2	1						
<b>Inning Stats</b>	R: 0 E: 0 K: 1 S: 7	H: 2 LOB: 2 BB: 0 P: 7	R: 0 E: 0 K: 2 S: 8	H: 1 LOB: 1 BB: 0 P: 8	R: 2 E: 0 K: 0 S: 5	H: 2 LOB: 1 BB: 1 P: 9	R: 0 E: 0 K: 2 S: 7	H: 1 LOB: 0 BB: 0 P: 7	R: 1 E: 0 K: 0 S: 4	H: 1 LOB: 2 BB: 2 P: 12	R: 0 E: 0 K: 1 S: 5	H: 0 LOB: 0 BB: 0 P: 5	R: 1 E: 0 K: 1 S: 7	H: 2 LOB: 2 BB: 1 P: 11	R: 1 E: 0 K: 1 S: 8	H: 3 LOB: 2 BB: 0 P: 8	R: 0 E: 0 K: 1 S: 5	H: 0 LOB: 0 BB: 0 P: 5	1B: 11 2B: 0 3B: 0 HR: 1	SF: 0 SAC: 0 DP: 0 HBP: 0	WP: 0 PB: 0 SB: 0 CS: 0	PA: 42
<b>PITCHER</b>	IP	WLS	BF	H	R	ER	SO	BB	IBB	HBP	BLK	WP	HR	S	P	ERA	WHIP					
<b>Mike Corkins, R</b> ERA: 6.63 (1, 1)	5.0	W	24	7	3	3	5	3	0	0	0	0	1	31	43	5.40	2.000					
<b>Vicente Romo, R</b> ERA: 4.2 (6, 1)	4.0	S	18	5	2	2	4	1	0	0	0	0	0	25	29	4.50	1.500					

AB	38
R	5
H	12
RBI	5
BB	4
SO	9
LOB	17



Batter	1	2	3	4	5	6	7	8	9	AB	R	H	RBI	BB	SO	LOB	BOTTOM				
<b>Derrel Thomas, S</b> OBP: 0.342, SLG: 0.265 (1, 6)										3	1	1	1	2	1	0	<b>St. Louis Cardinals @ San Diego Padres</b> San Diego Stadium, San Diego, CA Tue May 01 1973, 10:05 PM EDT Att: 3,965 - Unknown				
<b>Johnny Grubb, L</b> OBP: 0.296, SLG: 0.296 (1, 8)										5	0	1	0	0	1	4					
<b>Leron Lee, L</b> OBP: 0.354, SLG: 0.305 (1, 7)										4	1	1	0	1	0	2					
<b>Nate Colbert, R</b> OBP: 0.340, SLG: 0.337 (1, 3)										4	2	2	2	1	0	1					
<b>Cito Gaston, R</b> OBP: 0.373, SLG: 0.540 (1, 9)										3	3	1	0	1	1	3					
<b>Fred Kendall, R</b> OBP: 0.357, SLG: 0.462 (1, 2)										4	1	3	3	0	0	1					
<b>Dave Campbell, R</b> OBP: 0.366, SLG: 0.364 (1, 4)										2	0	1	3	1	0	1					
<b>Dave Hilton, R</b> OBP: 0.291, SLG: 0.295 (1, 5)										2	1	0	0	2	0	2					
<b>Mike Corkins, R</b> OBP: 0.143, SLG: 0.143 (1, 1)										1	0	0	0	0	0	0					
<b>Ivan Murrell, R</b> OBP: 0.154, SLG: 0.154 (5, PH)										0	1	0	0	0	0	0					
<b>Vicente Romo, R</b> ERA: 6.75 (6, 1)										2	0	0	0	0	1	3					
<b>Inning Stats</b>	R: 0 E: 0 K: 0 S: 2	H: 0 LOB: 1 BB: 1 P: 6	R: 2 E: 1 K: 0 S: 5	H: 3 LOB: 0 BB: 0 P: 5	R: 0 E: 0 K: 1 S: 5	H: 0 LOB: 0 BB: 0 P: 5	R: 1 E: 0 K: 1 S: 6	H: 2 LOB: 1 BB: 1 P: 10	R: 6 E: 1 K: 0 S: 7	H: 2 LOB: 1 BB: 3 P: 19	R: 0 E: 1 K: 2 S: 7	H: 0 LOB: 1 BB: 1 P: 11	R: 1 E: 1 K: 0 S: 4	H: 2 LOB: 2 BB: 2 P: 12	R: 0 E: 1 K: 0 S: 4	H: 1 LOB: 1 BB: 0 P: 4	1B: 7 2B: 4 3B: 0 HR: 0	SF: 1 SAC: 1 DP: 1 HBP: 0	WP: 0 PB: 1 SB: 1 CS: 2	PA: 40	
<b>PITCHER</b>	IP	WLS	BF	H	R	ER	SO	BB	IBB	HBP	BLK	WP	HR	S	P	ERA	WHIP				
<b>Scippo Spinks, R</b> ERA: 7.15 (5, 1)	1.0	L	7	1	3	1	0	1	1	0	0	0	0	5	13	9.00	2.000				
<b>Wayne Granger, R</b> ERA: 3.69 (6, 1)	2.0		10	2	1	1	2	3	0	0	0	0	0	11	23	4.50	2.500				
<b>Jim Bibby, R</b> ERA: 1.59 (8, 1)	1.0		4	1	0	0	0	0	0	0	0	0	0	4	4	0.00	1.000				

AB	30
R	10
H	10
RBI	9
BB	8
SO	4
LOB	17










Batter	1	2	3	4	5	6	7	8	9	AB	R	H	RBI	BB	SO	LOB	TOP												
Lou Brock, L OBP: 0.269, SLG: 0.356 (1, 7)	0-3 K		0-0 F7		0-0 E SH2-4 SF8 1B		0-3 K		0-0 4-3	5	1	1	0	0	2	0													
Luis Melendez, R OBP: 0.364, SLG: 0.359 (1, 9) (2, 8)	0-3 K		0-0 2B		0-0 SH2-4		0-0 1B E 1B		0-0 P4	4	1	2	0	0	1	0													
Joe Torre, R OBP: 0.384, SLG: 0.427 (1, 5) (7, 3)	0-0 3B		4-0 BB		4-0 SF8 E IBB		0-0 F7			2	0	1	0	2	0	1													
Ted Simmons, S OBP: 0.314, SLG: 0.286 Ken Reitz, R OBP: 0.222, SLG: 0.191 (1, 3) (7, 5)	0-0 F7		0-0 F2		0-0 E6 FC4-6		0-0 E9 1B			4	0	1	1	0	0	5													
Tim McCarver, L OBP: 0.250, SLG: 0.214 (1, 2)		0-0 P5		0-0 1B	0-0 SF8		0-0 F9			3	0	1	1	0	0	1													
Jose Cruz, L OBP: 0.296, SLG: 0.436 Bernie Carbo, L OBP: 0.262, SLG: 0.189 (1, 8) (2, 9)	0-3 K		0-0 F8		0-0 FC4-6			0-3 K		1	0	0	0	0	1	0													
Mike Tyson, R OBP: 0.286, SLG: 0.167 (1, 4)	4-0 BB		0-0 P3		0-0 F7		0-0 5-3			3	0	0	0	1	0	1													
Mick Kelleher, R OBP: 0.188, SLG: 0.200 (1, 6)	0-3 K		0-0 F9		0-3 K		0-3 K			4	0	0	0	0	3	2													
Reggie Cleveland, R OBP: 0.364, SLG: 0.333 (1, 1)			0-0 1-4-3		4-0 SH2-4 E 1B BB		0-3 K		0-0 1-3	3	1	0	0	1	1	0													
<b>Inning Stats</b>	R: 0 E: 0 K: 2 S: 8	H: 1 LOB: 1 BB: 0 P: 8	R: 0 E: 0 K: 2 S: 7	H: 0 LOB: 1 BB: 1 P: 11	R: 0 E: 0 K: 0 S: 4	H: 1 LOB: 2 BB: 1 P: 8	R: 0 E: 0 K: 0 S: 4	H: 1 LOB: 1 BB: 0 P: 4	R: 2 E: 1 K: 0 S: 5	H: 1 LOB: 2 BB: 2 P: 13	R: 0 E: 0 K: 2 S: 7	H: 0 LOB: 0 BB: 0 P: 7	R: 1 E: 1 K: 1 S: 7	H: 2 LOB: 1 BB: 0 P: 7	R: 0 E: 0 K: 2 S: 7	H: 0 LOB: 0 BB: 0 P: 7	R: 0 E: 0 K: 0 S: 3	H: 0 LOB: 0 BB: 0 P: 3	1B: 4 2B: 1 3B: 1 HR: 0	SF: 1 SAC: 1 DP: 0 HBP: 0	WP: 0 PB: 0 SB: 0 CS: 0	PA: 38							
<b>PITCHER</b>	IP WLS BF L	H R ER 6 3 1 7	SO 7	BB 3	IBB 1	HBP 0	BLK 0	WP 0	HR 0	S 42	P 58	ERA 1.29	WHIP 1.286	<b>PITCHER</b>	IP WLS BF L	H R ER 6 3 1 7	SO 7	BB 3	IBB 1	HBP 0	BLK 0	WP 0	HR 0	S 42	P 58	ERA 1.29	WHIP 1.286		
Bill Greif, R ERA: 0.96 Gary Ross, R ERA: 3.0	(1, 1) (8, 1)	7.0 L	32	6 3 1 7	3 0 0 0	1 0 0 2	0 0 0 0	0 0 0 0	0 0 10 10	0.00	0.000																		

St. Louis Cardinals @ San Diego Padres  
San Diego Stadium, San Diego, CA  
Thu May 03 1973, 10:05 PM EDT  
Att: 2,952 - Unknown

livebaseballscorecards.com

AB 32  
R 3  
H 6  
RBI 2  
BB 4  
SO 9  
LOB 13




Batter	1	2	3	4	5	6	7	8	9	AB	R	H	RBI	BB	SO	LOB	BOTTOM											
Derrel Thomas, S OBP: 0.315, SLG: 0.269 (1, 6)	0-0 F7		0-0 G3			0-0 G3		0-0 4-3	0-0 4-3	5	0	0	0	0	0	2												
Johnny Grubb, L OBP: 0.364, SLG: 0.403 (1, 8)	0-0 6-3		0-0 6-3			0-0 1B		0-0 2B E 1B		4	1	2	0	0	0	0												
Leron Lee, L OBP: 0.381, SLG: 0.385 (1, 7)	0-0 3B			0-0 F8		0-0 1B		0-0 E2 1B		4	0	3	0	0	0	0												
Nate Colbert, R OBP: 0.340, SLG: 0.330 (1, 3)	0-3 K			0-3 K		0-3 K		0-0 5-3		4	0	0	0	0	3	4												
Cito Gaston, R OBP: 0.355, SLG: 0.500 (1, 9)		0-0 SH1-3 1B		0-3 K			0-0 1B 1B	0-0 F7		4	0	2	0	0	1	1												
Fred Kendall, R OBP: 0.333, SLG: 0.425 (1, 2)		0-0 SH1-3			0-3 K		0-0 P5		0-0 F8	3	0	0	0	0	1	1												
Dave Campbell, R OBP: 0.391, SLG: 0.390 (1, 4)		0-0 F8			0-0 P4		0-0 1B		0-0 F9 E 1B	4	0	2	0	0	0	1												
Dave Hilton, R OBP: 0.280, SLG: 0.274 (1, 5)		0-0 F8			0-0 5-3		0-3 K		0-0 E6 F9	4	0	0	0	0	1	4												
Bill Greif, R Dave Marshall, L OBP: 0.405, SLG: 0.452 Gary Ross, R Don Mason, L (1, 1) (7, PH) (8, 1) (8, PH)			0-3 K			0-3 K		0-0 L8	0-0 F9	2	0	0	0	0	2	0												
<b>Inning Stats</b>	R: 0 E: 0 K: 1 S: 6	H: 1 LOB: 1 BB: 0 P: 6	R: 0 E: 0 K: 0 S: 4	H: 1 LOB: 0 BB: 0 P: 4	R: 0 E: 0 K: 1 S: 5	H: 0 LOB: 0 BB: 0 P: 5	R: 0 E: 0 K: 2 S: 7	H: 0 LOB: 0 BB: 0 P: 7	R: 0 E: 0 K: 1 S: 5	H: 2 LOB: 2 BB: 0 P: 9	R: 0 E: 0 K: 1 S: 7	H: 2 LOB: 1 BB: 0 P: 7	R: 1 E: 1 K: 0 S: 5	H: 2 LOB: 1 BB: 0 P: 5	R: 0 E: 1 K: 0 S: 5	H: 1 LOB: 2 BB: 0 P: 5	1B: 7 2B: 1 3B: 1 HR: 0	SF: 0 SAC: 1 DP: 0 HBP: 0	WP: 0 PB: 0 SB: 0 CS: 0	PA: 37								
<b>PITCHER</b>	IP WLS BF W	H R ER 9 1 0 8	SO 8	BB 0	IBB 0	HBP 0	BLK 0	WP 0	HR 0	S 53	P 53	ERA 0.00	WHIP 1.000	<b>PITCHER</b>	IP WLS BF W	H R ER 9 1 0 8	SO 8	BB 0	IBB 0	HBP 0	BLK 0	WP 0	HR 0	S 53	P 53	ERA 0.00	WHIP 1.000	
Reggie Cleveland, R ERA: 2.94 (1, 1)	9.0	9	1	0	8	0	0	0	0	53	53	0.00	1.000															

St. Louis Cardinals @ San Diego Padres  
San Diego Stadium, San Diego, CA  
Thu May 03 1973, 10:05 PM EDT  
Att: 2,952 - Unknown

livebaseballscorecards.com

AB 36  
R 1  
H 9  
RBI 0  
BB 0  
SO 8  
LOB 17





Batter	1	2	3	4	5	6	7	8	9	10	AB	R	H	RBI	BB	SO	LOB	TOP				
Lou Brock, L OBP: 0.286, SLG: 0.368 (1, 7)	4-3	1B			1B SH1-3 WP		F7		6-3 1B		5	1	3	1	0	0	0	<b>St. Louis Cardinals @ Los Angeles Dodgers</b> Dodger Stadium, Los Angeles, CA Fri May 04 1973, 7:05 PM PDT Att: 34,187 - Unknown <a href="http://livebaseballscorecards.com">livebaseballscorecards.com</a>				
Luis Melendez, R OBP: 0.375, SLG: 0.372 Bernie Carbo, L OBP: 0.262, SLG: 0.189 (1, 9)	6-3	6-3			SH1-3		2B		6-3		4	0	1	0	0	0	2					
Joe Torre, R OBP: 0.396, SLG: 0.423 (1, 5)	1-3				WP 1-3 1B		P6		IBB		3	0	1	0	2	0	1					
Ted Simmons, S OBP: 0.311, SLG: 0.275 Ken Reitz, R OBP: 0.219, SLG: 0.188 (1, 3)		1B 1B BB			1-3		P4		K		3	1	0	0	1	1	4					
Tim McCarver, L OBP: 0.243, SLG: 0.212 (1, 2)		1B G3			F9				F8		5	1	1	0	0	0	2					
Jose Cruz, L OBP: 0.281, SLG: 0.410 (1, 8)		G3			K				F7		5	0	0	0	0	2	2					
Mike Tyson, R OBP: 0.263, SLG: 0.235 (1, 4)		K			F8				5-3		5	0	1	0	0	1	2					
Mick Kelleher, R OBP: 0.300, SLG: 0.278 (1, 6)		1B 1B			HBP				2B		3	1	2	2	0	0	1					
Rick Wise, R OBP: 0.158, SLG: 0.059 Diego Segui, R (9, 1)		1B WP 1B			K				F8		4	1	1	1	0	2	2					
<b>Inning Stats</b>	R: 0 E: 0 K: 0 S: 3	H: 0 LOB: 0 BB: 0 P: 3	R: 4 E: 0 K: 1 S: 9	H: 4 LOB: 1 BB: 1 P: 13	R: 0 E: 0 K: 1 S: 4	H: 0 LOB: 1 BB: 0 P: 8	R: 0 E: 0 K: 2 S: 7	H: 0 LOB: 1 BB: 0 P: 8	R: 1 E: 0 K: 1 S: 5	H: 2 LOB: 1 BB: 0 P: 5	R: 0 E: 0 K: 0 S: 8	H: 1 LOB: 1 BB: 0 P: 8	R: 0 E: 0 K: 0 S: 4	H: 1 LOB: 1 BB: 0 P: 4	R: 0 E: 0 K: 1 S: 6	H: 1 LOB: 2 BB: 10 P: 10	R: 0 E: 0 K: 0 S: 3		H: 0 LOB: 0 BB: 0 P: 3	1B: 8 2B: 2 3B: 0 HR: 0	SF: 0 SAC: 1 DP: 1 HBP: 1	WP: 2 PB: 0 SB: 0 CS: 0
<b>PITCHER</b>	IP 4.2	WLS 22	BF 6	H 5	R 5	ER 5	SO 4	BB 2	IBB 0	HBP 0	BLK 0	WP 1	HR 0	S 27	P 36	ERA 9.64	WHIP 1.714					
Claude Osteen, L ERA: 3.43 Charlie Hough, R ERA: 2.31 George Culver, R ERA: 2.25 Jim Brewer, L ERA: 2.7	(1, 1)	(5, 1)	(7, 1)	(9, 1)																		

Batter	1	2	3	4	5	6	7	8	9	10	AB	R	H	RBI	BB	SO	LOB	BOTTOM						
Davey Lopes, R OBP: 0.413, SLG: 0.342 (1, 4)	1-3				1B S 1B		L9		K		6	1	3	1	0	1	1	<b>St. Louis Cardinals @ Los Angeles Dodgers</b> Dodger Stadium, Los Angeles, CA Fri May 04 1973, 7:05 PM PDT Att: 34,187 - Unknown <a href="http://livebaseballscorecards.com">livebaseballscorecards.com</a>						
Manny Mota, R OBP: 0.404, SLG: 0.395 (1, 7)	E3				1B 1B		5-3		E 1B 1B		5	1	3	1	0	0	1							
Bill Buckner, L OBP: 0.267, SLG: 0.336 (1, 3)	F9				K		G3		E6 1B FC5-2		5	0	0	0	0	1	5							
Willie Davis, L OBP: 0.302, SLG: 0.505 (1, 8)		F8			F7				FC5-2 1B		5	0	2	1	0	0	3							
Joe Ferguson, R OBP: 0.394, SLG: 0.551 (1, 2)		6-3			K				FC5-2		5	1	1	0	0	1	3							
Willie Crawford, L OBP: 0.330, SLG: 0.289 (1, 9)		1B BB			1B				1B 3B 1B		4	1	2	0	1	1	3							
Ron Cey, R OBP: 0.326, SLG: 0.338 (1, 5)		1B			F9				6-3		5	1	2	2	0	0	1							
Bill Russell, R OBP: 0.259, SLG: 0.283 (1, 6)	F8				L9				F8		5	1	1	1	0	0	3							
Claude Osteen, L OBP: 0.271, SLG: 0.071 Charlie Hough, R OBP: 0.233, SLG: 0.288 Steve Garvey, R OBP: 0.343, SLG: 0.288 George Culver, R OBP: 0.225, SLG: 0.290 Tom Paciorek, R OBP: 0.225, SLG: 0.290 Jim Brewer, L OBP: 0.225, SLG: 0.290 Chris Cannizzaro, R (10, PH)	(1, 1)	(5, 1)	(8, PH)	(7, 1)	(8, PH)	(8, PH)	(9, 1)	(10, PH)																
<b>Inning Stats</b>	R: 0 E: 1 K: 0 S: 3	H: 0 LOB: 0 BB: 0 P: 3	R: 0 E: 0 K: 0 S: 4	H: 1 LOB: 2 BB: 1 P: 8	R: 0 E: 0 K: 0 S: 5	H: 2 LOB: 0 BB: 0 P: 5	R: 0 E: 0 K: 1 S: 6	H: 1 LOB: 1 BB: 0 P: 6	R: 1 E: 0 K: 1 S: 7	H: 2 LOB: 1 BB: 0 P: 7	R: 3 E: 0 K: 0 S: 4	H: 4 LOB: 1 BB: 0 P: 7	R: 0 E: 0 K: 0 S: 4	H: 1 LOB: 1 BB: 0 P: 4	R: 0 E: 0 K: 1 S: 5	H: 0 LOB: 0 BB: 0 P: 5	R: 1 E: 1 K: 2 S: 10		H: 2 LOB: 2 BB: 10 P: 10	R: 1 E: 1 K: 0 S: 4	H: 2 LOB: 2 BB: 0 P: 4	1B: 13 2B: 1 3B: 1 HR: 0	SF: 0 SAC: 0 DP: 0 HBP: 0	WP: 0 PB: 0 SB: 1 CS: 1
<b>PITCHER</b>	IP 8.1	WLS 39	BF 12	H 5	R 4	ER 4	SO 4	BB 1	IBB 0	HBP 0	BLK 0	WP 0	HR 0	S 46	P 50	ERA 4.32	WHIP 1.560							
Rick Wise, R ERA: 2.88 Diego Segui, R ERA: 2.19	(1, 1)	(9, 1)																						



Batter	1	2	3	4	5	6	7	8	9	AB	R	H	RBI	BB	SO	LOB	TOP			
<b>Lou Brock, L</b> OBP: 0.284, SLG: 0.364 (1, 7)	6-3		SF8 1B		K		F8			4	1	1	0	0	1	0	<b>St. Louis Cardinals @ Los Angeles Dodgers</b> Dodger Stadium, Los Angeles, CA Sat May 05 1973, 7:05 PM PDT Att: 17,462 - Unknown <a href="http://livebaseballscorecards.com">livebaseballscorecards.com</a>			
<b>Dwain Anderson, R</b> OBP: 0.308, SLG: 0.182 (1, 8)	5-3		SF8 1B BB		F9			G1-6-3 BB		2	1	0	0	2	0	0				
<b>Joe Torre, R</b> OBP: 0.411, SLG: 0.451 (1, 3)					FC5-4 1B			K		4	0	3	0	0	1	1				
<b>Ted Simmons, S</b> OBP: 0.298, SLG: 0.265 (1, 2)	6-3		SF8		FC5-4			G1-6-3		3	0	0	1	0	0	3				
<b>Ken Reitz, R</b> OBP: 0.221, SLG: 0.208 (1, 5)		6-3 1B 2B	SF8					5-3		3	1	1	1	0	0	0				
<b>Bill Stein, R</b> OBP: 0.250, SLG: 0.200 (1, 9)	6-3		F9		K			6-3		4	0	0	0	0	1	2				
<b>Ray Busse, R</b> OBP: 0.140, SLG: 0.250 (1, 6)					K			F7		4	0	0	0	0	2	1				
<b>Mike Tyson, R</b> OBP: 0.318, SLG: 0.300 (1, 4)								6-3		3	0	2	1	0	0	0				
<b>Jim Bibby, R</b> (1, 1) <b>Al Santorini, R</b> (2, 1) <b>Bobby Fenwick, R</b> (7, PH) <b>Rich Folkers, L</b> (7, 1)					G4-6-3 1B			6-3		1	0	0	0	0	1	1				
<b>Inning Stats</b>	R: 0 E: 0 K: 0 S: 4	H: 1 LOB: 1 BB: 0 P: 4	R: 1 E: 0 K: 2 S: 9	H: 2 LOB: 1 BB: 0 P: 9	R: 2 E: 0 K: 0 S: 5	H: 2 LOB: 1 BB: 1 P: 9	R: 0 E: 0 K: 0 S: 3	H: 1 LOB: 0 BB: 0 P: 3	R: 0 E: 0 K: 1 S: 6	H: 0 LOB: 0 BB: 0 P: 7	R: 0 E: 0 K: 0 S: 3	H: 0 LOB: 0 BB: 0 P: 3	R: 0 E: 0 K: 1 S: 4	H: 0 LOB: 0 BB: 1 P: 8	R: 0 E: 0 K: 0 S: 3	H: 0 LOB: 0 BB: 0 P: 3		1B: 5 2B: 2 3B: 0 HR: 0	SF: 2 SAC: 0 DP: 2 HBP: 0	WP: 0 PB: 0 SB: 1 CS: 0
<b>PITCHER</b> <b>Tommy John, L</b> ERA: 3.18 (1, 1)	IP: 9.0 WLS: W BF: 34 H: 7 R: 3 ER: 3 SO: 6 BB: 2 IBB: 0 HBP: 0 BLK: 0 WP: 0 HR: 0 S: 44 P: 52 ERA: 3.00 WHIP: 1.000															<b>PITCHER</b> <b>Tommy John, L</b> ERA: 3.18 (1, 1)	IP: 9.0 WLS: W BF: 34 H: 7 R: 3 ER: 3 SO: 6 BB: 2 IBB: 0 HBP: 0 BLK: 0 WP: 0 HR: 0 S: 44 P: 52 ERA: 3.00 WHIP: 1.000			

Batter	1	2	3	4	5	6	7	8	9	AB	R	H	RBI	BB	SO	LOB	BOTTOM			
<b>Davey Lopes, R</b> OBP: 0.431, SLG: 0.341 (1, 4)	SH1-3 WP BB	FC1-6 BB	G3 1B		4-3		3-1-6			3	2	1	0	2	0	2	<b>St. Louis Cardinals @ Los Angeles Dodgers</b> Dodger Stadium, Los Angeles, CA Sat May 05 1973, 7:05 PM PDT Att: 17,462 - Unknown <a href="http://livebaseballscorecards.com">livebaseballscorecards.com</a>			
<b>Bill Buckner, L</b> OBP: 0.275, SLG: 0.336 (1, 3)	SH1-3	FC1-6 HBP 1B 2B	G3		FC6-4 1B		BB			3	1	1	1	1	0	3				
<b>Manny Mota, R</b> OBP: 0.431, SLG: 0.413 (1, 7) <b>Steve Yeager, R</b> OBP: 0.455, SLG: 0.143 (7, 2)	1B HR 1B	HBP 2B 1B	1B CS BB		FC6-4		BB			3	2	2	1	1	0	1				
<b>Willie Davis, L</b> OBP: 0.317, SLG: 0.509 (1, 8) <b>Tom Paciorek, R</b> OBP: 0.229, SLG: 0.281 (7, 7)	HR 1B	2B HBP 1B	1B CS BB		FC6-4		BB			0	0	0	0	1	0	0				
<b>Joe Ferguson, R</b> OBP: 0.394, SLG: 0.553 (7, 9)	K	1B 2B	CS		F5		1B			5	1	2	3	0	1	2				
<b>Willie Crawford, L</b> OBP: 0.354, SLG: 0.352 (1, 9)	HR	WP 1B			L6-3 1B		1B			5	1	4	4	0	0	0				
<b>Ron Cey, R</b> OBP: 0.319, SLG: 0.321 (1, 5)	F9		BB		L6-3		K			4	0	0	0	1	2	3				
<b>Bill Russell, R</b> OBP: 0.259, SLG: 0.282 (1, 6)		5-3 K			4-3 SH2-4 1B		6-3			4	1	1	0	0	1	4				
<b>Tommy John, R</b> OBP: 0.200, SLG: 0.111 (1, 1)		FC1-6 WP 1B	6-3		SH2-4		E6			3	1	1	0	0	0	0				
<b>Inning Stats</b>	R: 4 E: 0 K: 1 S: 8	H: 3 LOB: 0 BB: 1 P: 12	R: 5 E: 0 K: 1 S: 9	H: 4 LOB: 2 BB: 2 P: 18	R: 1 E: 0 K: 0 S: 4	H: 2 LOB: 1 BB: 1 P: 8	R: 0 E: 0 K: 0 S: 3	H: 1 LOB: 0 BB: 0 P: 3	R: 1 E: 0 K: 0 S: 5	H: 2 LOB: 1 BB: 0 P: 5	R: 0 E: 0 K: 1 S: 7	H: 2 LOB: 2 BB: 0 P: 7	R: 0 E: 1 K: 0 S: 3	H: 0 LOB: 2 BB: 2 P: 11	R: 0 E: 0 K: 1 S: 5	H: 0 LOB: 0 BB: 0 P: 5		1B: 12 2B: 3 3B: 0 HR: 1	SF: 0 SAC: 2 DP: 2 HBP: 1	WP: 4 PB: 0 SB: 3 CS: 1
<b>PITCHER</b> <b>Jim Bibby, R</b> ERA: 12.27 (1, 1) <b>Al Santorini, R</b> ERA: 5.4 (2, 1) <b>Rich Folkers, L</b> ERA: (7, 1)	IP: 1.2 WLS: L BF: 14 H: 8 R: 2 ER: 2 SO: 2 BB: 2 IBB: 0 HBP: 0 BLK: 0 WP: 1 HR: 0 S: 13 P: 22 ERA: 48.60 WHIP: 4.800															<b>PITCHER</b> <b>Tommy John, L</b> ERA: 3.18 (1, 1)	IP: 9.0 WLS: W BF: 34 H: 7 R: 3 ER: 3 SO: 6 BB: 2 IBB: 0 HBP: 0 BLK: 0 WP: 0 HR: 0 S: 44 P: 52 ERA: 3.00 WHIP: 1.000			



Batter	1	2	3	4	5	6	7	8	9	AB	R	H	RBI	BB	SO	LOB	TOP		
Lou Brock, L OBP: 0.274, SLG: 0.350 (1, 7)	G3		F7			G4-6-3		F8		4	0	0	0	0	0	2			
Dwain Anderson, R OBP: 0.294, SLG: 0.143 (1, 8)	K			F3			E	4-3		3	0	0	0	1	1	0			
Joe Torre, R OBP: 0.394, SLG: 0.430 (1, 3)	6-3			K			F7			4	0	0	0	0	2	1			
Ted Simmons, S OBP: 0.286, SLG: 0.253 (1, 2)		6-3		P4			P5			4	0	0	0	0	0	1			
Ken Reitz, R OBP: 0.213, SLG: 0.200 (1, 5)		K			F2		E5			3	0	0	0	0	1	1			
Bill Stein, R OBP: 0.263, SLG: 0.176 (1, 9)					F3		P4			2	0	0	0	1	0	2			
Ray Busse, R OBP: 0.151, SLG: 0.275 (1, 6)					6-3					3	0	1	0	0	0	1			
Mike Tyson, R OBP: 0.280, SLG: 0.261 (1, 4)					F8					3	0	0	0	0	1	1			
Alan Foster, R OBP: 0.500, SLG: 0.500 (8, PH)					4-3					2	0	1	0	0	0	0			
Luis Melendez, R OBP: 0.367, SLG: 0.364 (8, 1)								F8		1	0	0	0	0	0	1			
Wayne Granger, R OBP: 0.364, SLG: 0.364 (8, 1)										0	0	0	0	0	0	0			
<b>Inning Stats</b>	R: 0 E: 0 K: 1 S: 5	H: 0 LOB: 0 BB: 0 P: 5	R: 0 E: 0 K: 1 S: 5	H: 0 LOB: 1 BB: 1 P: 9	R: 0 E: 0 K: 0 S: 3	H: 0 LOB: 0 BB: 0 P: 3	R: 0 E: 0 K: 1 S: 5	H: 0 LOB: 0 BB: 0 P: 5	R: 0 E: 0 K: 0 S: 3	H: 1 LOB: 0 BB: 0 P: 3	R: 0 E: 1 K: 0 S: 4	H: 0 LOB: 2 BB: 1 P: 8	R: 0 E: 0 K: 1 S: 6	H: 1 LOB: 1 BB: 0 P: 6	R: 0 E: 0 K: 1 S: 5	H: 0 LOB: 0 BB: 0 P: 5	1B: 1 2B: 1 3B: 0 HR: 0	SF: 0 SAC: 0 DP: 1 HBP: 0	WP: 0 PA: 31 PB: 0 SB: 0 CS: 0
<b>PITCHER</b>	IP: 9.0 WLS: W BF: 31 H: 2 R: 0 ER: 0 SO: 5 BB: 2 IBB: 0 HBP: 0 BLK: 0 WP: 0 HR: 0 S: 39 P: 47 ERA: 0.00 WHIP: 0.444																		

**St. Louis Cardinals @ Los Angeles Dodgers**  
**Dodger Stadium, Los Angeles, CA**  
Sun May 06 1973, 3:33 AM PDT  
Att: 17,355 - Unknown


**AB 29**  
**R 0**  
**H 2**  
**RBI 0**  
**BB 2**  
**SO 5**  
**LOB 10**



Batter	1	2	3	4	5	6	7	8	9	AB	R	H	RBI	BB	SO	LOB	BOTTOM		
Davey Lopes, R OBP: 0.436, SLG: 0.349 (1, 4)	6-3		SF9			SH3				2	1	1	1	1	0	0			
Bill Buckner, L OBP: 0.268, SLG: 0.328 (1, 3)	F5		P4			SH3				3	0	0	0	0	1	1			
Manny Mota, R OBP: 0.426, SLG: 0.408 (1, 7)	4-3				4-3	L5-4				3	0	1	1	0	0	0			
Willie Davis, L OBP: 0.317, SLG: 0.504 (1, 8)		4-3			P6					3	0	1	0	0	0	0			
Joe Ferguson, R OBP: 0.393, SLG: 0.577 (1, 2)					P6					3	1	1	1	0	0	2			
Willie Crawford, L OBP: 0.353, SLG: 0.344 (1, 9)										2	0	0	0	1	2	0			
Ron Cey, R OBP: 0.319, SLG: 0.313 (1, 5)										2	0	0	0	1	0	1			
Bill Russell, R OBP: 0.252, SLG: 0.274 (1, 6)										3	1	0	0	0	0	1			
Al Downing, R OBP: 0.100, SLG: 0.100 (1, 1)										2	0	0	0	0	0	1			
<b>Inning Stats</b>	R: 0 E: 0 K: 0 S: 3	H: 0 LOB: 0 BB: 0 P: 3	R: 1 E: 0 K: 1 S: 6	H: 1 LOB: 0 BB: 0 P: 6	R: 1 E: 1 K: 0 S: 4	H: 0 LOB: 0 BB: 0 P: 4	R: 0 E: 0 K: 0 S: 3	H: 0 LOB: 0 BB: 0 P: 3	R: 0 E: 0 K: 1 S: 5	H: 0 LOB: 1 BB: 1 P: 9	R: 1 E: 0 K: 0 S: 4	H: 2 LOB: 1 BB: 1 P: 8	R: 0 E: 0 K: 0 S: 2	H: 0 LOB: 0 BB: 1 P: 6	R: 0 E: 0 K: 0 S: 3	H: 1 LOB: 0 BB: 0 P: 3	1B: 3 2B: 1 3B: 0 HR: 1	SF: 1 SAC: 2 DP: 3 HBP: 0	WP: 0 PA: 29 PB: 0 SB: 2 CS: 0
<b>PITCHER</b>	IP: 7.0 WLS: L BF: 26 H: 3 R: 3 ER: 2 SO: 2 BB: 3 IBB: 0 HBP: 0 BLK: 0 WP: 1 HR: 1 S: 27 P: 39 ERA: 2.57 WHIP: 0.857																		

**St. Louis Cardinals @ Los Angeles Dodgers**  
**Dodger Stadium, Los Angeles, CA**  
Sun May 06 1973, 3:33 AM PDT  
Att: 17,355 - Unknown

**AB 23**  
**R 3**  
**H 4**  
**RBI 3**  
**BB 3**  
**SO 2**  
**LOB 6**










Batter	1	2	3	4	5	6	7	8	9	AB	R	H	RBI	BB	SO	LOB	TOP								
<b>Lou Brock, L</b> OBP: 0.296, SLG: 0.364 (1, 7)	4-0 SH1-3 6-3 BB		0-3 K				0-0 S		4-0 CS BB								2 1 1 0 2 1 0								
<b>Luis Melendez, R</b> OBP: 0.340, SLG: 0.333 (1, 9)	0-0 SH1-3 1-3		0-0 F7				0-0 5-3 1-2		0-0 CS 1-2	0-0 P4							3 0 0 0 0 0 1								
<b>Joe Torre, R</b> OBP: 0.380, SLG: 0.404 (1, 3)	0-0 6-3		0-0 5-3				0-0 F8		0-0 F9								4 0 0 1 0 0 0								
<b>Ted Simmons, S</b> OBP: 0.271, SLG: 0.240 (1, 2)	0-0 1B						0-0 3-1		0-0 E3 HR	0-0 G3							4 1 1 0 0 0 0								
<b>Ken Reitz, R</b> OBP: 0.227, SLG: 0.265 (1, 5)	0-0 F9						0-0 F9		0-0 1-H HR								4 1 2 2 0 0 1								
<b>Jose Cruz, L</b> OBP: 0.296, SLG: 0.438 (1, 8)		4-0 BB					4-0 BB		0-3 K	0-0 P5							2 0 0 0 2 1 1								
<b>Ray Busse, R</b> OBP: 0.328, SLG: 0.328 (6, 6)		0-3 K					0-3 K		0-0 6-3	4-0 G6-4-3 BB							3 0 0 0 0 2 2 0 0 0 0 1 0 0								
<b>Mike Tyson, R</b> OBP: 0.281, SLG: 0.267 (1, 4)		0-3 K					0-0 F8		0-0 F8	0-0 G6-4-3 1-2							4 0 0 0 0 1 3								
<b>Reggie Cleveland, R</b> OBP: 0.286, SLG: 0.250 (1, 1)		0-3 K					0-0 4-3		0-0 6-3								3 0 0 0 0 1 1 0 0 0 0 0 0 0								
<b>Diego Segui, R</b> (9, 1)																									
<b>Inning Stats</b>	R: 1 E: 0 K: 0 S: 4	H: 1 LOB: 1 BB: 1 P: 8	R: 0 E: 0 K: 3 S: 9	H: 0 LOB: 1 BB: 1 P: 13	R: 0 E: 0 K: 1 S: 5	H: 0 LOB: 0 BB: 0 P: 5	R: 0 E: 0 K: 1 S: 5	H: 0 LOB: 1 BB: 1 P: 9	R: 0 E: 0 K: 0 S: 4	H: 1 LOB: 1 BB: 0 P: 4	R: 2 E: 1 K: 1 S: 7	H: 1 LOB: 0 BB: 0 P: 7	R: 0 E: 0 K: 0 S: 2	H: 0 LOB: 0 BB: 1 P: 6	R: 0 E: 0 K: 0 S: 3	H: 0 LOB: 0 BB: 0 P: 3	R: 0 E: 0 K: 0 S: 3	H: 1 LOB: 1 BB: 1 P: 7	1B: 2 2B: 1 3B: 0 HR: 1	SF: 0 SAC: 1 DP: 1 HBP: 0	WP: 0 PB: 0 SB: 2 CS: 1	PA: 36			
<b>PITCHER</b>	IP	WLS	BF	H	R	ER	SO	BB	IBB	HBP	BLK	WP	HR	S	P	ERA	WHIP								
<b>Ron Bryant, L</b> ERA: 1.91 <b>Elias Sosa, R</b> ERA: 1.88	(1, 1) (8, 1)	7.0 2.0	L 7	28 1	3 0	3 0	2 0	6 0	4 1	0 0	0 0	0 0	0 0	1 6	36 10	2.57 0.00	1.000 1.000								

St. Louis Cardinals @ San Francisco Giants  
Candlestick Park, San Francisco, CA  
Wed May 09 1973, 6:33 AM EDT  
Att: 3,655 - Unknown

livebaseballscorecards.com

AB 29  
R 3  
H 4  
RBI 3  
BB 5  
SO 6  
LOB 9




Batter	1	2	3	4	5	6	7	8	9	AB	R	H	RBI	BB	SO	LOB	BOTTOM								
<b>Bobby Bonds, R</b> OBP: 0.357, SLG: 0.566 (1, 9)	0-0 F7		0-3 K				0-0 E6 2-3		0-0 1-3								4 0 0 0 0 1 2								
<b>Tito Fuentes, S</b> OBP: 0.342, SLG: 0.408 (1, 4)	0-0 G3						0-0 F9 1B		0-0 F7 1-2								4 0 1 0 0 0 2								
<b>Chris Speier, R</b> OBP: 0.340, SLG: 0.418 (1, 6)	0-0 4-3						0-0 1B		0-0 F9								4 0 2 0 0 0 0								
<b>Willie McCovey, L</b> OBP: 0.420, SLG: 0.522 (6, PR) <b>Gary Thomasson, L</b> OBP: 0.316, SLG: 0.352 (7, 3)		0-0 3-1					0-0 F9 2-3		4-0 G5-3 BB	0-0 1B							2 0 0 0 1 0 2 1 1 1 0 0 0 0								
<b>Dave Kingman, R</b> OBP: 0.240, SLG: 0.382 (1, 5)		0-3 K					0-3 K		0-0 G5-3 1-2	0-3 K							4 0 0 0 0 3 5								
<b>Jim Howarth, L</b> OBP: 0.225, SLG: 0.139 (1, 8)		0-0 F7					0-0 F7		0-0 4-1								4 0 1 0 0 0 4								
<b>Gary Matthews, R</b> OBP: 0.413, SLG: 0.486 (1, 7)							0-0 4-3 1B		4-0 E 4-3 BB	0-0 L4							3 0 1 0 1 0 2								
<b>Dave Rader, L</b> OBP: 0.288, SLG: 0.245 (9, PR) <b>Gary Maddox, R</b> OBP: 0.407, SLG: 0.532 (9, PR)		0-0 4-3					0-0 4-3		0-0 F7	0-0 F7							4 0 1 1 0 0 2 0 0 0 0 0 0 0								
<b>Ron Bryant, S</b> OBP: 0.091, SLG: 0.091 (7, PH) <b>Mike Phillips, L</b> OBP: 0.333, SLG: 0.444 <b>Elias Sosa, R</b> <b>Ed Goodson, L</b> OBP: 0.386, SLG: 0.447		0-3 K					0-3 K		0-0 G3	0-0 F9							2 0 0 0 0 2 2 1 0 0 0 0 0 0 0 0 0 0 0 0 0 1 0 0 0 0 0 2								
<b>Inning Stats</b>	R: 0 E: 0 K: 0 S: 3	H: 0 LOB: 0 BB: 0 P: 3	R: 0 E: 0 K: 1 S: 5	H: 0 LOB: 0 BB: 0 P: 5	R: 0 E: 0 K: 2 S: 8	H: 1 LOB: 1 BB: 0 P: 8	R: 0 E: 0 K: 1 S: 7	H: 2 LOB: 2 BB: 0 P: 7	R: 0 E: 0 K: 1 S: 6	H: 0 LOB: 2 BB: 1 P: 10	R: 0 E: 0 K: 0 S: 3	H: 1 LOB: 1 BB: 1 P: 7	R: 0 E: 0 K: 0 S: 3	H: 0 LOB: 0 BB: 0 P: 3	R: 0 E: 0 K: 0 S: 3	H: 0 LOB: 0 BB: 0 P: 3	R: 1 E: 0 K: 1 S: 8	H: 3 LOB: 2 BB: 0 P: 8	1B: 7 2B: 0 3B: 0 HR: 0	SF: 0 SAC: 0 DP: 1 HBP: 0	WP: 0 PB: 0 SB: 1 CS: 0	PA: 36			
<b>PITCHER</b>	IP	WLS	BF	H	R	ER	SO	BB	IBB	HBP	BLK	WP	HR	S	P	ERA	WHIP								
<b>Reggie Cleveland, R</b> ERA: 2.95 <b>Diego Segui, R</b> ERA: 2.08	(1, 1) (9, 1)	8.2 0.1	W S	35 1	7 0	1 0	1 0	6 0	2 0	0 0	0 0	0 0	0 0	1 1	45 1	1.04 0.00	1.038 0.000								

St. Louis Cardinals @ San Francisco Giants  
Candlestick Park, San Francisco, CA  
Wed May 09 1973, 6:33 AM EDT  
Att: 3,655 - Unknown

livebaseballscorecards.com

AB 34  
R 1  
H 7  
RBI 1  
BB 2  
SO 6  
LOB 23





Batter	1	2	3	4	5	6	7	8	9	AB	R	H	RBI	BB	SO	LOB	TOP								
<b>Lou Brock, L</b> OBP: 0.308, SLG: 0.374 (1, 7)										5	0	3	0	0	0	1	<b>St. Louis Cardinals @ San Francisco Giants</b> <b>Candlestick Park, San Francisco, CA</b> Thu May 10 1973, 6:33 AM EDT Att: 3,236 - Unknown								
<b>Luis Melendez, R</b> OBP: 0.316, SLG: 0.308 <b>Rich Folkers, L</b> (7, 1)										4	0	0	0	0	1	2									
<b>Tim McCarver, L</b> OBP: 0.282, SLG: 0.212 (9, PH)										0	0	0	0	0	0	0									
<b>Joe Torre, R</b> OBP: 0.361, SLG: 0.398 (1, 3)										4	0	1	0	1	0	3									
<b>Ted Simmons, S</b> OBP: 0.270, SLG: 0.232 (1, 2)										3	0	0	0	1	0	1									
<b>Ken Reitz, R</b> OBP: 0.228, SLG: 0.264 (1, 5)										4	0	1	0	0	0	2									
<b>Jose Cruz, L</b> OBP: 0.304, SLG: 0.446 (1, 8)										3	0	1	0	1	0	1									
<b>Ray Busse, R</b> OBP: 0.172, SLG: 0.371 (1, 6)										4	1	1	1	0	1	3									
<b>Mike Tyson, R</b> OBP: 0.278, SLG: 0.242 (1, 4)										3	1	0	0	1	1	1									
<b>Rick Wise, R</b> OBP: 0.238, SLG: 0.222 <b>Wayne Granger, R</b> (6, 1)										1	1	1	1	1	0	0									
<b>Bernie Carbo, L</b> OBP: 0.286, SLG: 0.273 (7, PH) (7, 9)										0	0	0	0	0	0	0									
<b>Inning Stats</b>	R: 0 E: 0 K: 0 S: 3	H: 0 LOB: 2 BB: 2 P: 11	R: 1 E: 0 K: 0 S: 4	H: 2 LOB: 1 BB: 1 P: 8	R: 0 E: 0 K: 0 S: 3	H: 0 LOB: 0 BB: 0 P: 3	R: 1 E: 0 K: 0 S: 4	H: 1 LOB: 0 BB: 0 P: 4	R: 1 E: 1 K: 1 S: 6	H: 2 LOB: 1 BB: 1 P: 10	R: 0 E: 0 K: 0 S: 4	H: 1 LOB: 1 BB: 0 P: 4	R: 0 E: 0 K: 1 S: 6	H: 1 LOB: 1 BB: 0 P: 6	R: 0 E: 0 K: 1 S: 5	H: 0 LOB: 1 BB: 1 P: 9	R: 0 E: 0 K: 1 S: 6	H: 1 LOB: 2 BB: 1 P: 10	1B: 5 2B: 2 3B: 1 HR: 1	SF: 0 SAC: 0 DP: 1 HBP: 0	WP: 2 PB: 0 SB: 0 CS: 2	PA: 39			
<b>PITCHER</b>	IP	WLS	BF	H	R	ER	SO	BB	IBB	HBP	BLK	WP	HR	S	P	ERA	WHIP								
<b>Sam McDowell, L</b> ERA: 6.53	6.0	W	26	6	3	3	1	4	0	0	0	2	1	24	40	4.50	1.667								
<b>Randy Moffitt, R</b> ERA: 1.85	3.0	S	13	2	0	0	3	2	0	0	0	0	0	17	25	0.00	1.333								

Batter	1	2	3	4	5	6	7	8	9	AB	R	H	RBI	BB	SO	LOB	BOTTOM								
<b>Bobby Bonds, R</b> OBP: 0.354, SLG: 0.557 (1, 9)										4	1	1	0	0	0	0	<b>St. Louis Cardinals @ San Francisco Giants</b> <b>Candlestick Park, San Francisco, CA</b> Thu May 10 1973, 6:33 AM EDT Att: 3,236 - Unknown								
<b>Tito Fuentes, S</b> OBP: 0.340, SLG: 0.400 (1, 4)										3	0	0	0	1	0	0									
<b>Chris Speier, R</b> OBP: 0.344, SLG: 0.416 (1, 6)										3	0	1	2	1	0	0									
<b>Willie McCovey, L</b> OBP: 0.426, SLG: 0.559 <b>Gary Thomasson, L</b> OBP: 0.313, SLG: 0.347 (6, 3)										3	2	2	1	0	1	2									
<b>Gary Matthews, R</b> OBP: 0.405, SLG: 0.473 (1, 7)										1	0	0	0	0	0	0									
<b>Jim Howarth, L</b> OBP: 0.227, SLG: 0.200 (1, 8)										4	1	1	0	0	0	4									
<b>Dave Kingman, R</b> OBP: 0.244, SLG: 0.423 (1, 5)										4	0	1	2	0	0	1									
<b>Dave Rader, L</b> OBP: 0.281, SLG: 0.239 (1, 2)										3	1	1	1	0	1	1									
<b>Dave Rader, L</b> OBP: 0.281, SLG: 0.239 (1, 2)										3	0	0	0	0	0	0									
<b>Sam McDowell, L</b> OBP: 0.167, SLG: 0.167 <b>Mike Phillips, L</b> OBP: 0.400, SLG: 0.500 <b>Randy Moffitt, R</b> (7, 1)										2	1	1	0	0	1	0									
<b>Inning Stats</b>	R: 0 E: 0 K: 0 S: 3	H: 0 LOB: 0 BB: 0 P: 3	R: 1 E: 0 K: 1 S: 6	H: 2 LOB: 0 BB: 0 P: 6	R: 0 E: 0 K: 1 S: 5	H: 0 LOB: 0 BB: 0 P: 5	R: 2 E: 0 K: 0 S: 5	H: 2 LOB: 1 BB: 1 P: 9	R: 2 E: 0 K: 1 S: 8	H: 3 LOB: 2 BB: 1 P: 12	R: 1 E: 0 K: 0 S: 4	H: 2 LOB: 0 BB: 0 P: 4	R: 0 E: 0 K: 0 S: 3	H: 0 LOB: 0 BB: 0 P: 3	R: 0 E: 0 K: 0 S: 3	H: 0 LOB: 0 BB: 0 P: 3	1B: 6 2B: 1 3B: 1 HR: 2	SF: 0 SAC: 0 DP: 1 HBP: 0	WP: 0 PB: 0 SB: 1 CS: 1	PA: 34					
<b>PITCHER</b>	IP	WLS	BF	H	R	ER	SO	BB	IBB	HBP	BLK	WP	HR	S	P	ERA	WHIP								
<b>Rick Wise, R</b> ERA: 3.56	5.2	L	27	9	6	6	3	2	0	0	0	0	0	31	39	9.53	1.941								
<b>Wayne Granger, R</b> ERA: 4.91	0.1		0	0	0	0	0	0	0	0	0	0	0	0	0	0.00	0.000								
<b>Rich Folkers, L</b> ERA: 1.69	2.0		6	0	0	0	0	0	0	0	0	0	0	6	6	0.00	0.000								

AB 33  
R 3  
H 8  
RBI 2  
BB 6  
SO 4  
LOB 14



AB 31  
R 6  
H 9  
RBI 6  
BB 2  
SO 3  
LOB 8













Batter	1	2	3	4	5	6	7	8	9	AB	R	H	RBI	BB	SO	LOB	TOP				
Ron Hunt, R OBP: 0.425, SLG: 0.322 (1, 4)	6-3		F9		L6					4	0	1	1	0	0	0	<b>Montreal Expos @ St. Louis Cardinals</b> Busch Stadium, St. Louis, MO Sun May 13 1973, 3:33 AM CDT Att: 8,471 - Unknown				
Ron Woods, R OBP: 0.422, SLG: 0.426 (1, 8) (8, 7)	F8		K				F3	3-1		4	0	0	0	0	1	1					
Ron Fairly, L OBP: 0.327, SLG: 0.627 Jorge Roque, R OBP: 0.215, SLG: 0.233 (1, 7) (8, 8)	4-3			4-3				F7		3	0	0	0	1	0	0					
Ken Singleton, S OBP: 0.423, SLG: 0.422 (1, 9)		SH BB FC4-6		1B						4	1	3	0	0	0	1					
Mike Jorgensen, L OBP: 0.281, SLG: 0.247 (1, 3)		FC4-6 SH 1-2 BB		F8				F8		3	0	0	0	1	1	4					
John Boccabella, R OBP: 0.321, SLG: 0.367 Mike Marshall, R OBP: 0.400, SLG: 0.400 (1, 2) (8, 1)		SH FC4-6						F7		3	0	1	0	0	0	3					
Bob Bailey, R OBP: 0.255, SLG: 0.327 Clyde Mashore, R (7, PR) Coco Laboy, R OBP: 0.273, SLG: 0.286 (7, 5)		FC4-6 G6-4-3		F7				4-3 2B		3	0	1	1	0	0	4					
Pepe Frias, R OBP: 0.255, SLG: 0.289 Hal Breeden, R OBP: 0.387, SLG: 0.655 (1, 6) (9, PH)		G6-4-3						4-3		3	0	1	0	0	0	3					
Bill Stoneman, R (1, 1) Bob Stinson, S (8, 2)				K				6-3		3	0	0	0	0	2	3					
										1	0	0	0	0	1	0					
<b>Inning Stats</b>	R: 0 E: 0 K: 0 S: 3	H: 0 LOB: 0 BB: 0 P: 3	R: 1 E: 1 K: 0 S: 4	H: 1 LOB: 1 BB: 1 P: 8	R: 0 E: 0 K: 2 S: 7	H: 0 LOB: 0 BB: 0 P: 7	R: 0 E: 0 K: 0 S: 5	H: 2 LOB: 2 BB: 0 P: 5	R: 0 E: 0 K: 1 S: 5	H: 0 LOB: 1 BB: 1 P: 10	R: 1 E: 0 K: 0 S: 5	H: 2 LOB: 1 BB: 0 P: 5	R: 0 E: 0 K: 0 S: 4	H: 1 LOB: 1 BB: 0 P: 4	R: 0 E: 0 K: 1 S: 5	H: 0 LOB: 0 BB: 0 P: 5	1B: 5 2B: 3 3B: 0 HR: 0	SF: 0 SAC: 1 DP: 2 HBP: 0	WP: 0 PB: 0 SB: 0 CS: 1	PA: 36	
<b>PITCHER</b>	IP WLS BF H R ER SO BB IBB HBP BLK WP HR S P ERA WHIP																				
Bob Gibson, R ERA: 3.14 (1, 1)	8.0 W 33	H 7 R 2 ER 2 SO 4	BB 2 IBB 0 HBP 0 BLK 0	WP 0 HR 0 S 39 P 47	ERA 2.25 WHIP 1.125																
Diego Segui, R ERA: 1.93 (9, 1)	1.0 S 3	H 0 R 0 ER 0 SO 1	BB 0 IBB 0 HBP 0 BLK 0	WP 0 HR 0 S 5 P 5	ERA 0.00 WHIP 0.000																

AB	33
R	2
H	7
RBI	2
BB	2
SO	5
LOB	19



Batter	1	2	3	4	5	6	7	8	9	AB	R	H	RBI	BB	SO	LOB	BOTTOM					
Lou Brock, L OBP: 0.306, SLG: 0.349 (1, 7)	CS BB			4-3				FC1-5 1B		3	1	0	0	1	0	2	<b>Montreal Expos @ St. Louis Cardinals</b> Busch Stadium, St. Louis, MO Sun May 13 1973, 3:33 AM CDT Att: 8,471 - Unknown					
Jose Cruz, L OBP: 0.307, SLG: 0.431 (1, 8)	4-3			E4 1B BB				F8		4	0	0	0	0	0	3						
Joe Torre, R OBP: 0.402, SLG: 0.393 (1, 3)	F7			1B BB				BB 1B		2	1	1	1	2	0	0						
Ted Simmons, S OBP: 0.304, SLG: 0.264 (1, 2)		G4-6-3 1B						1B BB		3	0	2	0	1	1	1						
Bernie Carbo, L OBP: 0.317, SLG: 0.275 (1, 9)		F8		P4				1B		4	0	1	2	0	1	4						
Ken Reitz, R OBP: 0.238, SLG: 0.293 (1, 5)		G4-6-3		F7				5-3		4	0	0	0	0	0	6						
Ed Crosby, L OBP: 0.186, SLG: 0.267 Mick Kelleher, R OBP: 0.333, SLG: 0.278 (1, 6) (9, 6)				6-3				L4		3	0	0	0	0	0	0						
Mike Tyson, R OBP: 0.333, SLG: 0.295 (1, 4)				CS BB				FC1-5 BB 1B		2	0	1	0	1	0	0						
Bob Gibson, R OBP: 0.136, SLG: 0.100 Tim McCarver, L OBP: 0.293, SLG: 0.206 Diego Segui, R (9, 1)				F9				FC1-5 BB 1B		2	0	0	0	0	0	1						
								FC1-5 BB		0	1	0	0	1	0	0						
										0	0	0	0	0	0	0						
<b>Inning Stats</b>	R: 0 E: 0 K: 0 S: 2	H: 0 LOB: 1 BB: 1 P: 6	R: 0 E: 0 K: 0 S: 3	H: 1 LOB: 0 BB: 0 P: 3	R: 0 E: 0 K: 0 S: 2	H: 0 LOB: 1 BB: 1 P: 6	R: 0 E: 0 K: 0 S: 5	H: 1 LOB: 3 BB: 1 P: 9	R: 0 E: 0 K: 1 S: 5	H: 0 LOB: 0 BB: 0 P: 5	R: 0 E: 0 K: 1 S: 5	H: 0 LOB: 0 BB: 0 P: 5	R: 3 E: 0 K: 0 S: 6	H: 3 LOB: 2 BB: 2 P: 14	R: 0 E: 0 K: 0 S: 6	H: 0 LOB: 0 BB: 0 P: 5	1B: 5 2B: 0 3B: 0 HR: 0	SF: 0 SAC: 0 DP: 1 HBP: 0	WP: 0 PB: 0 SB: 0 CS: 2	PA: 33		
<b>PITCHER</b>	IP WLS BF H R ER SO BB IBB HBP BLK WP HR S P ERA WHIP																					
Bill Stoneman, R ERA: 4.5 (1, 1)	7.2 L 32	H 5 R 3 ER 3 SO 3	BB 6 IBB 0 HBP 0 BLK 0	WP 0 HR 0 S 30 P 54	ERA 3.52 WHIP 1.435																	
Mike Marshall, R ERA: 4.97 (8, 1)	0.1	L 1	H 0 R 0 ER 0 SO 0	BB 0 IBB 0 HBP 0 BLK 0	WP 0 HR 0 S 1 P 1	ERA 0.00 WHIP 0.000																









Batter	1	2	3	4	5	6	7	8	9	AB	R	H	RBI	BB	SO	LOB	TOP			
Cesar Tovar, R OBP: 0.360, SLG: 0.411 Denny Doyle, L OBP: 0.342, SLG: 0.295	0-0 4-1		0-0 F9		0-0 F9		0-0 F4			4	0	0	0	0	0	1				
Mike Anderson, R OBP: 0.292, SLG: 0.426	0-3 K		0-3 K		0-3 K		0-0 1-3			4	0	0	0	0	0	3				
Willie Montanez, L OBP: 0.294, SLG: 0.309	0-0 3-1		0-3 K					0-0 L7		4	0	1	0	0	1	1				
Greg Luzinski, R OBP: 0.260, SLG: 0.336		0-0 L8		0-0 6-3	0-0 6-3			0-0 F9		4	0	0	0	0	0	1				
Tom Hutton, L OBP: 0.378, SLG: 0.395 Darrell Brandon, R Jim Lonborg, R		0-0 HR 2B		0-0 F7		0-0 5-3 WP 1B		0-0 4-3		4	2	2	0	0	0	0				
Mike Schmidt, R OBP: 0.385, SLG: 0.397		0-0 2H HR		4-0 2B BB		0-0 5-3 1-2			0-3 K	3	2	1	2	1	1	1				
Bob Boone, R OBP: 0.273, SLG: 0.278		0-0 L1		0-0 1H 2B		0-0 L1 2H		0-0 F8		4	0	1	1	0	0	0				
Larry Bowa, S OBP: 0.259, SLG: 0.254		0-0 5-3		4-0 2B IBB		0-0 4-3		0-0 3-1		3	0	0	0	1	0	0				
Larry Christenson, R Bary Lersch, S Del Unser, L			0-0 1B	0-0 6-3		0-3 K				0	0	0	0	0	0	0				
<b>Inning Stats</b>	R: 0 E: 0 K: 1 S: 5	H: 0 LOB: 0 BB: 0 P: 5	R: 2 E: 0 K: 0 S: 5	H: 2 LOB: 0 BB: 0 P: 5	R: 0 E: 0 K: 2 S: 8	H: 1 LOB: 1 BB: 0 P: 8	R: 1 E: 0 K: 0 S: 4	H: 1 LOB: 2 BB: 2 P: 12	R: 0 E: 0 K: 1 S: 6	H: 1 LOB: 1 BB: 0 P: 6	R: 1 E: 0 K: 0 S: 4	H: 1 LOB: 0 BB: 4 P: 4	R: 0 E: 0 K: 0 S: 5	H: 0 LOB: 0 BB: 0 P: 5	R: 0 E: 0 K: 1 S: 5	H: 0 LOB: 0 BB: 0 P: 5	1B: 3 2B: 2 3B: 0 HR: 1	SF: 0 SAC: 0 DP: 0 HBP: 0	WP: 2 PB: 0 SB: 0 CS: 0	PA: 35
<b>PITCHER</b> Rick Wise, R ERA: 3.62	IP: 9.0 WLS: W BF: 35 H: 6 R: 4 ER: 4 SO: 6 BB: 1 IBB: 1 HBP: 0 BLK: 0 WP: 1 HR: 1 S: 45 P: 53 ERA: 4.00 WHIP: 0.778																			

Philadelphia Phillies @ St. Louis Cardinals  
 Busch Stadium, St. Louis, MO  
 Tue May 15 1973, 3:33 AM CDT  
 Att: 7,368 - Unknown

AB 33  
 R 4  
 H 6  
 RBI 3  
 BB 2  
 SO 6  
 LOB 7



Batter	1	2	3	4	5	6	7	8	9	AB	R	H	RBI	BB	SO	LOB	BOTTOM			
Lou Brock, L OBP: 0.319, SLG: 0.360	0-0 E S 1B	0-0 E S WP 1B		0-0 1B		0-3 K		0-0 1B BB		5	3	4	0	0	1	0				
Jose Cruz, L OBP: 0.333, SLG: 0.444	4-0 1B BB	0-0 1B BB		0-0 L7		0-0 1-3		4-0 1B BB		3	2	1	1	2	0	0				
Joe Torre, R OBP: 0.423, SLG: 0.414	0-0 1B G5-2-3 3H	0-0 1B BB		0-0 F7			0-3 K	0-0 1B BB		5	0	3	3	0	1	0				
Ted Simmons, S OBP: 0.328, SLG: 0.282	0-0 G5-2-3 1B 2H	4-0 1B BB		4-0 FC4-6 BB		0-0 1-4-3		0-0 1B BB G4-6-3		3	0	2	2	2	0	0				
Bernie Carbo, L OBP: 0.323, SLG: 0.259	4-0 1B BB G5-2-3	0-3 K		0-0 FC4-6 BB		4-0 1B BB E		0-3 K		3	1	0	0	2	2	6				
Ken Reitz, R OBP: 0.230, SLG: 0.280	0-0 G5-2-3 1B 2H 3H	0-0 F8		0-0 P3		0-0 1B BB E		0-0 G4-6-3		5	0	1	0	0	0	9				
Ed Crosby, L Tim McCarver, L Mick Kelleher, R			0-0 L7		4-0 1B BB		0-0 E1 1B 2H			1	0	0	0	2	0	0				
Mike Tyson, R OBP: 0.304, SLG: 0.269	0-0 5-3		0-0 6-3		0-0 L4			0-0 1B SH BB 1B		4	1	1	0	0	0	5				
Rick Wise, R OBP: 0.208, SLG: 0.190		0-0 F3		0-3 K		0-0 5-3		0-0 SH BB 1B		3	1	0	0	0	1	0				
<b>Inning Stats</b>	R: 2 E: 0 K: 0 S: 5	H: 3 LOB: 3 BB: 3 P: 17	R: 1 E: 0 K: 1 S: 8	H: 3 LOB: 3 BB: 1 P: 12	R: 0 E: 0 K: 1 S: 5	H: 0 LOB: 0 BB: 0 P: 5	R: 0 E: 0 K: 0 S: 3	H: 1 LOB: 0 BB: 0 P: 3	R: 0 E: 0 K: 1 S: 5	H: 0 LOB: 2 BB: 2 P: 11	R: 0 E: 0 K: 1 S: 5	H: 0 LOB: 0 BB: 0 P: 5	R: 1 E: 1 K: 1 S: 6	H: 2 LOB: 2 BB: 1 P: 10	R: 4 E: 0 K: 1 S: 9	H: 4 LOB: 1 BB: 1 P: 13	1B: 13 2B: 0 3B: 0 HR: 0	SF: 0 SAC: 1 DP: 2 HBP: 0	WP: 1 PB: 0 SB: 2 CS: 0	PA: 42
<b>PITCHER</b> Larry Christenson, R ERA: 5.88 Bary Lersch, R ERA: 3.55 Darrell Brandon, R ERA: 21.6 Jim Lonborg, R ERA: 6.5	IP: 0.0 WLS: L BF: 6 H: 4 R: 4 ER: 4 SO: 0 BB: 1 IBB: 0 HBP: 0 BLK: 0 WP: 0 HR: 0 S: 5 P: 9 ERA: 1.29 WHIP: 1.429																			

Philadelphia Phillies @ St. Louis Cardinals  
 Busch Stadium, St. Louis, MO  
 Tue May 15 1973, 3:33 AM CDT  
 Att: 7,368 - Unknown

AB 33  
 R 8  
 H 13  
 RBI 6  
 BB 8  
 SO 5  
 LOB 20





Batter	1	2	3	4	5	6	7	8	9	AB	R	H	RBI	BB	SO	LOB	TOP										
<b>Lou Brock, L</b> OBP: 0.318, SLG: 0.353 (1, 7)	0-0 6-3	0-0 G1			0-3 K			4-0 BB 1-2 BB		3	0	0	0	1	1	1	<b>St. Louis Cardinals @ Chicago Cubs</b> Wrigley Field, Chicago, IL Wed May 16 1973, 3:33 AM CDT Alt. 8,899 - Unknown - 52 F										
<b>Luis Melendez, R</b> OBP: 0.319, SLG: 0.318 (1, 9)	0-0 4-3		0-0 F8			0-0 6-3		0-0 F7		4	0	0	0	0	2												
<b>Joe Torre, R</b> OBP: 0.426, SLG: 0.412 (1, 3)	0-0 6-3		0-0 G4-6-3 1B			0-3 K		4-0 FC6-4 1-2 2-3 BB		3	0	1	0	1	1	0											
<b>Ted Simmons, S</b> OBP: 0.319, SLG: 0.273 (1, 2)		0-0 F7	0-0 G4-6-3			0-0 5-3		0-0 FC6-4 1-2		4	0	0	0	0	4												
<b>Jose Cruz, L</b> OBP: 0.331, SLG: 0.432 (1, 8)		4-0 1B E BB			0-0 F8			0-3 K		3	1	0	0	1	2	0											
<b>Ken Reitz, R</b> OBP: 0.231, SLG: 0.279 (1, 5)		0-0 E 3B 1B			0-0 4-3			0-3 K		4	1	1	0	0	1	0											
<b>Ed Crosby, L</b> OBP: 0.211, SLG: 0.235 (1, 6)		0-0 E1 3B			0-0 2-3			0-0 F7		3	1	0	0	0	2												
<b>Mick Kelleher, R</b> OBP: 0.318, SLG: 0.263 (7, 6)		1-2 3B					0-0 1-3			1	0	0	0	0	0												
<b>Mike Tyson, R</b> OBP: 0.305, SLG: 0.309 (1, 4)		0-0 3B 1-H 2-H			0-0 4-3			0-3 K		3	0	1	2	0	1	0											
<b>Alan Foster, R</b> OBP: 0.444, SLG: 0.444 (1, 1)		0-3 K			0-0 4-3			0-0 BB BB 1B		3	0	1	0	0	1	1											
<b>Rich Folkers, L</b> (8, 1)										0	0	0	0	0	0	0											
<b>Inning Stats</b>	R: 0 E: 0 K: 0 S: 3	H: 0 LOB: 0 BB: 0 P: 3	R: 3 E: 1 K: 1 S: 8	H: 2 LOB: 1 BB: 1 P: 12	R: 0 E: 0 K: 0 S: 3	H: 1 LOB: 0 BB: 0 P: 3	R: 0 E: 0 K: 0 S: 3	H: 0 LOB: 0 BB: 0 P: 3	R: 0 E: 0 K: 1 S: 5	H: 0 LOB: 0 BB: 0 P: 5	R: 0 E: 1 K: 1 S: 5	H: 0 LOB: 0 BB: 0 P: 5	R: 0 E: 0 K: 1 S: 6	H: 1 LOB: 3 BB: 2 P: 14	R: 0 E: 0 K: 2 S: 7	H: 0 LOB: 0 BB: 0 P: 7	1B: 3 2B: 0 3B: 1 HR: 0	SF: 0 SAC: 0 DP: 1 HBP: 0	WP: 0 PB: 0 SB: 0 CS: 1	PA: 34							
<b>PITCHER</b>	IP	WLS	BF	H	R	ER	SO	BB	IBB	HBP	BLK	WP	HR	S	P	ERA	WHIP										
<b>Rick Reuschel, R</b> ERA: 1.88 (1, 1)	7.2	L	30	4	3	2	5	3	0	0	0	0	0	37	49	2.35	0.913										
<b>Dave LaRoche, L</b> ERA: 7.11 (8, 1)	0.1		1	0	0	0	0	0	0	0	0	0	0	1	1	0.00	0.000										
<b>Bob Locker, R</b> ERA: 1.88 (9, 1)	1.0		3	0	0	0	2	0	0	0	0	0	0	7	7	0.00	0.000										

AB	31
R	3
H	4
RBI	2
BB	3
SO	7
LOB	10



Batter	1	2	3	4	5	6	7	8	9	AB	R	H	RBI	BB	SO	LOB	BOTTOM										
<b>Rick Monday, L</b> OBP: 0.444, SLG: 0.602 (1, 8)	0-0 4-3		0-0 F8			0-0 4-3 1B		0-0 P5		4	0	1	0	0	2		<b>St. Louis Cardinals @ Chicago Cubs</b> Wrigley Field, Chicago, IL Wed May 16 1973, 3:33 AM CDT Alt. 8,899 - Unknown - 52 F										
<b>Glenn Beckert, R</b> OBP: 0.358, SLG: 0.364 (1, 4)	0-0 4-3		0-0 2-H 1B			0-0 P6		0-0 2-H 1B		4	0	2	1	0	1												
<b>Billy Williams, L</b> OBP: 0.347, SLG: 0.398 (1, 7)	0-0 F8				4-0 BB	0-0 4-3		0-0 F7		3	0	0	0	1	2												
<b>Joe Pepitone, L</b> OBP: 0.301, SLG: 0.377 (1, 3)		0-0 F8			0-0 F8	0-0 4-3		0-0 P4		4	0	0	0	0	3												
<b>Ron Santo, R</b> OBP: 0.451, SLG: 0.558 (1, 5)		0-0 6-3			0-3 K			0-3 K		4	0	0	0	0	2	1											
<b>Jose Cardenal, R</b> OBP: 0.406, SLG: 0.508 (1, 9)		0-0 1B			0-0 P4			4-0 BB		3	0	2	0	1	0	1											
<b>Ken Rudolph, R</b> OBP: 0.326, SLG: 0.545 (1, 2)		0-3 K			0-0 F7			0-0 FC5-4 1B		4	0	0	0	0	1	3											
<b>Don Kessinger, S</b> OBP: 0.351, SLG: 0.284 (1, 6)			0-0 SH1-4 1B 1B			0-0 4-3		0-0 F7		3	0	1	0	0	0	1											
<b>Paul Popovich, S</b> OBP: 0.308, SLG: 0.242 (8, 6)					0-0 K			0-3 K		1	0	0	0	0	1	1											
<b>Rick Reuschel, R</b> OBP: 0.158, SLG: 0.158 (1, 1)			0-0 SH1-4			0-3 K		0-0 1B 2B		1	0	0	0	0	1	0											
<b>Dave LaRoche, L</b> OBP: 1.000, SLG: 1.000 (8, 1)										0	0	0	0	0	0	0											
<b>Gene Hiser, L</b> OBP: 0.421, SLG: 0.429 (6, PH)										1	1	1	0	0	0	0											
<b>Bob Locker, S</b> OBP: 0.200, SLG: 0.200 (9, 1)			1-2							0	0	0	0	0	0	0											
<b>Inning Stats</b>	R: 0 E: 0 K: 0 S: 3	H: 0 LOB: 0 BB: 0 P: 3	R: 0 E: 0 K: 1 S: 6	H: 1 LOB: 1 BB: 0 P: 6	R: 0 E: 0 K: 0 S: 4	H: 2 LOB: 2 BB: 0 P: 4	R: 0 E: 0 K: 1 S: 5	H: 0 LOB: 1 BB: 1 P: 9	R: 0 E: 0 K: 1 S: 5	H: 0 LOB: 0 BB: 0 P: 5	R: 0 E: 0 K: 0 S: 4	H: 1 LOB: 1 BB: 0 P: 4	R: 0 E: 0 K: 0 S: 4	H: 1 LOB: 1 BB: 0 P: 4	R: 1 E: 0 K: 0 S: 5	H: 2 LOB: 1 BB: 0 P: 5	R: 0 E: 0 K: 2 S: 7	H: 0 LOB: 1 BB: 1 P: 11	1B: 6 2B: 1 3B: 0 HR: 0	SF: 0 SAC: 1 DP: 0 HBP: 0	WP: 0 PB: 0 SB: 0 CS: 0	PA: 35					
<b>PITCHER</b>	IP	WLS	BF	H	R	ER	SO	BB	IBB	HBP	BLK	WP	HR	S	P	ERA	WHIP										
<b>Alan Foster, R</b> ERA: 2.08 (1, 1)	7.1	W	29	7	1	1	3	1	0	0	0	0	0	9	13	0.00	0.600										
<b>Rich Folkers, L</b> ERA: 1.0 (8, 1)	1.2	S	6	0	0	0	2	1	0	0	0	0	0	9	13	0.00	0.600										





Batter	1	2	3	4	5	6	7	8	9	AB	R	H	RBI	BB	SO	LOB	TOP													
<b>Lou Brock, L</b> OBP: 0.327, SLG: 0.368 (1, 7)										5	1	3	1	0	2	1	<b>St. Louis Cardinals @ Chicago Cubs</b> Wrigley Field, Chicago, IL Thu May 17 1973, 3:33 AM CDT Att: 8,715 - Unknown													
<b>Luis Melendez, R</b> OBP: 0.312, SLG: 0.310 (1, 9)										5	0	1	1	0	2	4														
<b>Joe Torre, R</b> OBP: 0.430, SLG: 0.417 <b>Tim McCarver, L</b> OBP: 0.283, SLG: 0.211 (1, 3) (2, 3)										1	0	1	0	0	0	0														
<b>Ted Simmons, S</b> OBP: 0.336, SLG: 0.317 (1, 2)										5	0	4	1	0	1	3														
<b>Jose Cruz, L</b> OBP: 0.326, SLG: 0.417 (1, 8)										4	0	0	0	1	0	6														
<b>Ted Sizemore, R</b> OBP: 0.375, SLG: 0.379 <b>Mick Kelleher, R</b> OBP: 0.318, SLG: 0.263 (1, 4) (9, 6)										4	0	0	0	0	0	3														
<b>Ken Reitz, R</b> OBP: 0.231, SLG: 0.304 <b>Dwain Anderson, R</b> OBP: 0.333, SLG: 0.143 <b>Rich Folkers, L</b> (9, 1)										4	1	1	1	0	1	1														
<b>Mike Tyson, R</b> OBP: 0.333, SLG: 0.339 (1, 6) (9, 4)										4	2	3	0	0	0	0														
<b>Jim Bibby, R</b> <b>Wayne Granger, R</b> <b>Bill Stein, R</b> <b>Diego Segui, R</b> <b>Ed Crosby, L</b> OBP: 0.271, SLG: 0.257 (1, 1) (4, 1) (7, 1) (7, 1) (9, 1) (9, 5)										0	1	0	0	1	0	0														
<b>Inning Stats</b>	R: 0 E: 0 K: 1 S: 6	H: 2 LOB: 2 BB: 0 P: 6	R: 0 E: 0 K: 0 S: 2	H: 0 LOB: 0 BB: 1 P: 6	R: 3 E: 0 K: 0 S: 6	H: 3 LOB: 1 BB: 1 P: 10	R: 0 E: 0 K: 1 S: 5	H: 0 LOB: 0 BB: 0 P: 5	R: 0 E: 0 K: 0 S: 4	H: 1 LOB: 1 BB: 0 P: 4	R: 1 E: 0 K: 2 S: 9	H: 2 LOB: 1 BB: 0 P: 9	R: 0 E: 0 K: 1 S: 6	H: 1 LOB: 1 BB: 0 P: 6	R: 2 E: 1 K: 1 S: 10	H: 4 LOB: 3 BB: 0 P: 10		1B: 10 2B: 3 3B: 1 HR: 1	SF: 1 SAC: 0 DP: 2 HBP: 0	WP: 0 PB: 0 SB: 0 CS: 1	PA: 41									
<b>PITCHER</b>	IP WLS BF H R ER SO BB IBB HBP BLK WP HR S P ERA WHIP																													
<b>Mitt Pappas, R</b> ERA: 6.12 <b>Larry Gura, L</b> ERA: 3.32 <b>Jack Aker, R</b> ERA: 2.82 <b>Dave LaRoche, L</b> ERA: 6.14 (1, 1) (3, 1) (9, 1) (9, 1)	2.2 5.1 0.0 1.0	13 20 L 5 3	5 5 4 0	3 1 1 0	1 5 0 0	0 0 0 0	0 0 0 0	0 0 0 0	0 0 0 0	0 1 0 0	13 30 5 5	20 31 5 5	1.69 ∞ ∞ 0.00	2.625 0.938 ∞ 0.000																

Batter	1	2	3	4	5	6	7	8	9	AB	R	H	RBI	BB	SO	LOB	BOTTOM													
<b>Rick Monday, L</b> OBP: 0.450, SLG: 0.595 (1, 8)										3	1	1	0	2	0	0	<b>St. Louis Cardinals @ Chicago Cubs</b> Wrigley Field, Chicago, IL Thu May 17 1973, 3:33 AM CDT Att: 8,715 - Unknown													
<b>Glenn Beckert, R</b> OBP: 0.381, SLG: 0.392 (1, 4)										4	0	4	1	1	0	0														
<b>Billy Williams, L</b> OBP: 0.349, SLG: 0.402 (1, 7)										4	0	2	1	0	0	3														
<b>Joe Pepitone, L</b> OBP: 0.308, SLG: 0.376 (1, 3)										3	1	1	0	1	0	3														
<b>Ron Santo, R</b> OBP: 0.445, SLG: 0.545 (1, 5)										3	0	0	0	1	0	5														
<b>Jose Cardenal, R</b> OBP: 0.395, SLG: 0.492 (1, 9)										4	0	0	0	0	1	3														
<b>Randy Hundley, R</b> OBP: 0.265, SLG: 0.359 (1, 2)										3	1	1	2	1	0	0														
<b>Paul Popovich, S</b> OBP: 0.279, SLG: 0.216 <b>Jack Aker, R</b> <b>Dave LaRoche, L</b> OBP: 1.000, SLG: 1.000 (1, 6) (9, 1) (9, 1)										4	1	0	0	0	0	1														
<b>Mitt Pappas, R</b> <b>Larry Gura, S</b> <b>Don Kessinger, S</b> (1, 1) (3, 1) (9, 6)										1	0	0	0	0	1	1														
<b>Inning Stats</b>	R: 1 E: 0 K: 1 S: 6	H: 1 LOB: 2 BB: 2 P: 14	R: 1 E: 1 K: 1 S: 6	H: 1 LOB: 2 BB: 2 P: 14	R: 2 E: 0 K: 0 S: 5	H: 2 LOB: 0 BB: 0 P: 5	R: 0 E: 0 K: 0 S: 4	H: 3 LOB: 1 BB: 0 P: 4	R: 0 E: 0 K: 0 S: 2	H: 0 LOB: 0 BB: 1 P: 6	R: 0 E: 0 K: 0 S: 3	H: 0 LOB: 0 BB: 0 P: 3	R: 0 E: 0 K: 0 S: 4	H: 1 LOB: 2 BB: 1 P: 8	R: 0 E: 0 K: 0 S: 3	H: 0 LOB: 0 BB: 0 P: 3		R: 0 E: 0 K: 1 S: 6	H: 1 LOB: 1 BB: 0 P: 6	1B: 7 2B: 1 3B: 0 HR: 1	SF: 1 SAC: 0 DP: 2 HBP: 0	WP: 0 PB: 0 SB: 1 CS: 2	PA: 40							
<b>PITCHER</b>	IP WLS BF H R ER SO BB IBB HBP BLK WP HR S P ERA WHIP																													
<b>Jim Bibby, R</b> ERA: 9.56 <b>Wayne Granger, R</b> ERA: 4.41 <b>Diego Segui, R</b> ERA: 1.69 <b>Rich Folkers, L</b> ERA: 0.9 (1, 1) (4, 1) (7, 1) (9, 1)	3.2 2.1 2.0 1.0	21 6 W 8 S 4	7 0 1 1	4 0 0 0	4 0 0 0	0 1 0 0	0 0 0 0	0 0 0 0	0 0 0 0	0 0 0 0	5 9 7 6	9 9 11 6	0.00 0.00 0.00 0.00	0.429 1.000 1.000																

AB	38
R	6
H	14
RBI	6
BB	2
SO	7
LOB	22

AB	32
R	4
H	9
RBI	4
BB	6
SO	3
LOB	16









Batter	1	2	3	4	5	6	7	8	9	AB	R	H	RBI	BB	SO	LOB	TOP		
Lou Brock, L OBP: 0.327, SLG: 0.364 Luis Melendez, R OBP: 0.309, SLG: 0.307	E6 CS S	BB		SF7 3-H		3-1		K		3	0	0	1	1	1	1	<b>St. Louis Cardinals @ Montreal Expos</b> Jarry Park, Montreal, QB Sun May 20 1973, 3:38 AM EDT Att: 25,104 - Unknown		
Ted Sizemore, R OBP: 0.384, SLG: 0.379 Mick Kelleher, R OBP: 0.318, SLG: 0.263	F7	BB		1-3		1B BB		2B 1B		4	1	1	0	1	1	4			
Tim McCarver, L OBP: 0.308, SLG: 0.256	CS BB	4-3		L4		1B		2B 1-H 2-H		4	1	2	2	1	0	2			
Ted Simmons, S OBP: 0.342, SLG: 0.328	1-3			4-3		BB BB 1B		2B		5	0	2	1	0	0	4			
Jose Cruz, L OBP: 0.326, SLG: 0.402		BB HR BB		CS 1B		BB		F7		3	1	1	0	2	0	1			
Bernie Carbo, L OBP: 0.330, SLG: 0.241		BB HR BB		6-3		BB		F8		3	1	0	0	2	1	1			
Ken Reitz, R OBP: 0.233, SLG: 0.333		HR		SF7 2B		P4		F9		5	2	2	3	0	0	3			
Mike Tyson, R OBP: 0.310, SLG: 0.303	6-3			4-3		F8		F8		5	0	0	0	0	0	4			
Reggie Cleveland, R OBP: 0.388, SLG: 0.313 Wayne Granger, R	BB 1B			BB		6-3		1B 2B 1B		3	1	2	0	1	0	0			
<b>Inning Stats</b>	R: 0 E: 1 K: 0 S: 3	H: 0 LOB: 1 BB: 1 P: 7	R: 3 E: 0 K: 1 S: 7	H: 2 LOB: 2 BB: 3 P: 19	R: 0 E: 0 K: 0 S: 3	H: 1 LOB: 0 BB: 1 P: 3	R: 1 E: 0 K: 0 S: 4	H: 1 LOB: 1 BB: 1 P: 8	R: 0 E: 0 K: 0 S: 4	H: 1 LOB: 2 BB: 1 P: 8	R: 0 E: 0 K: 1 S: 5	H: 0 LOB: 0 BB: 0 P: 5	R: 3 E: 0 K: 1 S: 9	H: 4 LOB: 1 BB: 0 P: 9	R: 0 E: 0 K: 0 S: 3	H: 0 LOB: 0 BB: 0 P: 3	1B: 6 2B: 3 3B: 0 HR: 1	SF: 1 SAC: 0 DP: 0 HBP: 0	WP: 0 PA: 44 PB: 0 SB: 1 CS: 3
<b>PITCHER</b>	IP WLS BF H R ER SO BB IBB HBP BLK WP HR S P ERA WHIP																		
Bill Stoneman, R ERA: 6.08	1.1 L 10 2 3 3 0 4 0 0 0 0 0 1 6 22 20.25 4.500																		
Tom Walker, R ERA: 2.19	3.2 16 3 1 1 1 3 0 0 0 0 0 0 15 27 2.46 1.636																		
Joe Gilbert, L ERA: 4.8	2.0 8 1 0 0 1 1 0 0 0 0 0 0 9 13 0.00 1.000																		
John Strohmayr, R ERA: 4.67	0.2 6 4 3 3 1 0 0 0 0 0 0 0 8 8 40.50 6.000																		
Mike Marshall, R ERA: 5.23	1.1 4 0 0 0 0 0 0 0 0 0 0 0 4 4 0.00 0.000																		

Batter	1	2	3	4	5	6	7	8	9	AB	R	H	RBI	BB	SO	LOB	BOTTOM		
Ron Hunt, R OBP: 0.419, SLG: 0.321	P5		F8		SH1-3 HBP		G6-4-3			3	0	0	0	0	0	1	<b>St. Louis Cardinals @ Montreal Expos</b> Jarry Park, Montreal, QB Sun May 20 1973, 3:38 AM EDT Att: 25,104 - Unknown		
Ron Woods, R OBP: 0.417, SLG: 0.394	E BB		1B BB		SH1-3		F8			1	0	0	0	2	0	0			
Ron Fairly, L OBP: 0.504, SLG: 0.588	F8		G4-6-3 1B		F9		F9			3	0	1	0	1	0	3			
Ken Singleton, S OBP: 0.373, SLG: 0.367	K		G4-6-3		F8		F8			4	0	0	0	0	1	4			
Mike Jorgensen, L OBP: 0.304, SLG: 0.253		6-3 1B		F9		3-1		E3 G5-4-3 1B		4	2	1	0	0	0	0			
John Boccabella, R OBP: 0.320, SLG: 0.362	6-3		F9		F8		F8		G5-4-3 1B	4	0	1	0	0	0	1			
Bob Bailey, R OBP: 0.351, SLG: 0.406	6-3		K		K		1B 2B		G5-4-3	4	1	1	0	0	1	3			
Pepe Frias, R OBP: 0.230, SLG: 0.254 Boots Day, L OBP: 0.474, SLG: 0.529 Tim Foli, R OBP: 0.228, SLG: 0.257			F7		F7		G6-4-3 1B		1B	2	0	1	1	0	0	0			
Bill Stoneman, R Tom Walker, R Clyde Mashore, R Joe Gilbert, R Hal Breaeden, R John Strohmayr, R Mike Marshall, R Bob Stinson, S	F8		SH1-3 HBP BB		F7		F7		F7	0	0	0	0	0	0	0			
<b>Inning Stats</b>	R: 0 E: 1 K: 1 S: 5	H: 0 LOB: 1 BB: 1 P: 9	R: 1 E: 0 K: 0 S: 5	H: 2 LOB: 1 BB: 0 P: 5	R: 0 E: 0 K: 1 S: 5	H: 1 LOB: 1 BB: 1 P: 7	R: 0 E: 0 K: 1 S: 5	H: 0 LOB: 0 BB: 0 P: 5	R: 0 E: 0 K: 0 S: 3	H: 0 LOB: 2 BB: 1 P: 8	R: 0 E: 0 K: 0 S: 4	H: 0 LOB: 0 BB: 0 P: 4	R: 1 E: 0 K: 0 S: 2	H: 2 LOB: 1 BB: 1 P: 6	R: 1 E: 1 K: 0 S: 5	H: 2 LOB: 1 BB: 0 P: 5	1B: 6 2B: 1 3B: 0 HR: 0	SF: 0 SAC: 1 DP: 4 HBP: 1	WP: 0 PA: 36 PB: 0 SB: 0 CS: 0
<b>PITCHER</b>	IP WLS BF H R ER SO BB IBB HBP BLK WP HR S P ERA WHIP																		
Reggie Cleveland, R ERA: 3.5	8.0 W 33 6 3 2 2 4 0 0 1 0 0 0 32 49 2.25 1.250																		
Wayne Granger, R ERA: 4.15	1.0 S 3 1 0 0 0 0 0 0 0 0 0 0 3 3 0.00 1.000																		



Batter	1	2	3	4	5	6	7	8	9	AB	R	H	RBI	BB	SO	LOB	TOP								
<b>Lou Brock, L</b> OBP: 0.323, SLG: 0.359 (1, 7)	0-0 4-3		0-0 4-3			0-3 K	0-0 FC5-4 1B		0-3 K	5	0	1	2	0	2	2									
<b>Ted Sizemore, R</b> OBP: 0.385, SLG: 0.394 (1, 4)	0-0 2B			0-0 5-3		0-0 FC6-4 1B	0-0 F8		0-0 L5	5	0	2	0	0	0	2									
<b>Luis Melendez, R</b> OBP: 0.291, SLG: 0.288 (1, 8)	0-0 F8			0-0 F8		0-0 FC6-4 1-2	0-0 FC5-4		0-0 FC6-4	5	0	0	0	0	0	5									
<b>Ted Simmons, S</b> OBP: 0.346, SLG: 0.328 (1, 2)	0-3 K			0-0 P6			0-0 S 1B	4-0 E7 BB		3	1	1	0	1	1	1									
<b>Bill Stein, R</b> OBP: 0.344, SLG: 0.222 (1, 3)		4-0 BB		0-0 F7		0-0 SH5-4 1-2 2B	0-0 K		0-3 K	3	1	1	0	1	1	1									
<b>Ken Reitz, R</b> OBP: 0.233, SLG: 0.331 (1, 5)	0-0 F8			0-0 F8		0-0 SH5-4 1-2 2B	0-0 E7 1BB		0-0 E7	4	1	1	1	0	0	2									
<b>Jose Cruz, L</b> OBP: 0.326, SLG: 0.395 (1, 9)	0-0 G3-6-3			0-0 F5		0-0 SH5-4 1-2 2-3	4-0 FC6-4 1BB		4-0 FC6-4	2	0	0	0	1	0	1									
<b>Mike Tyson, R</b> OBP: 0.307, SLG: 0.290 (1, 6)			0-0 1-6-3			0-0 F3	4-0 2B 1B 1BB	0-0 FC6-4		3	1	0	0	1	0	2									
<b>Rick Wise, R</b> OBP: 0.286, SLG: 0.292 (1, 1)			0-3 K			0-0 1B	0-0 1B 2B		4-0 FC6-4 BB	3	1	2	2	1	1	0									
<b>Diego Segui, R</b> (9, 1)										0	0	0	0	0	0	0									
<b>Inning Stats</b>	R: 0 E: 0 K: 1 S: 6	H: 1 LOB: 1 BB: 0 P: 6	R: 0 E: 0 K: 0 S: 2	H: 0 LOB: 0 BB: 1 P: 6	R: 0 E: 0 K: 1 S: 5	H: 0 LOB: 0 BB: 0 P: 5	R: 0 E: 0 K: 0 S: 3	H: 0 LOB: 0 BB: 0 P: 3	R: 0 E: 0 K: 0 S: 3	H: 0 LOB: 0 BB: 0 P: 3	R: 0 E: 0 K: 1 S: 7	H: 2 LOB: 2 BB: 0 P: 7	R: 5 E: 0 K: 0 S: 8	H: 5 LOB: 1 BB: 1 P: 12	R: 0 E: 1 K: 1 S: 5	H: 0 LOB: 2 BB: 2 P: 13	R: 0 E: 0 K: 1 S: 5	H: 0 LOB: 1 BB: 1 P: 9	1B: 6 2B: 2 HR: 0	SF: 0 SAC: 1 DP: 1 HBP: 0	WP: 0 PB: 0 SB: 1 CS: 0	PA: 39			
<b>PITCHER</b>	IP	WLS	BF	H	R	ER	SO	BB	IBB	HBP	BLK	WP	HR	S	P	ERA	WHIP								
<b>Jerry Koosman, L</b> ERA: 2.54 (1, 1)	6.1	L	28	8	5	5	3	1	1	0	0	0	0	32	40	7.11	1.421								
<b>Phil Hennigan, R</b> ERA: 4.25 (7, 1)	1.2		7	0	0	0	1	1	1	0	0	0	0	7	15	0.00	0.600								
<b>Tommy Moore, R</b> ERA: (9, 1)	1.0		4	0	0	0	1	1	0	0	0	0	0	5	9	0.00	1.000								

St. Louis Cardinals @ New York Mets  
Shea Stadium, Flushing, NY  
Tue May 22 1973, 7:05 PM EDT  
Att: 17,425 - Unknown

AB 33  
R 5  
H 8  
RBI 5  
BB 5  
SO 5  
LOB 16



Batter	1	2	3	4	5	6	7	8	9	AB	R	H	RBI	BB	SO	LOB	BOTTOM								
<b>Wayne Garrett, L</b> OBP: 0.382, SLG: 0.424 (1, 5)	0-3 K		0-0 4-3			0-3 K		4-0 BB		3	0	0	0	1	2	1									
<b>Ken Boswell, L</b> OBP: 0.238, SLG: 0.250 (1, 4)	0-0 F8			0-0 1-3		0-0 F8		0-3 K		4	0	0	0	0	1	2									
<b>Cleon Jones, R</b> OBP: 0.333, SLG: 0.421 (1, 7)	0-3 K			0-0 4-3		0-0 1B G1-6-3		0-0 1B	0-0 1B	4	2	2	0	0	1	0									
<b>Rusty Staub, L</b> OBP: 0.344, SLG: 0.402 (1, 9)		0-0 4-3		0-0 1B		0-0 1B G1-6-3		0-0 1B	0-0 1B	4	1	3	0	0	0	0									
<b>Ed Kranepool, L</b> OBP: 0.346, SLG: 0.408 (1, 3)		0-0 6-3		0-0 F7		0-0 G1-6-3		0-0 1-2 2B	0-0 K	4	0	1	2	0	0	2									
<b>Jim Gosger, L</b> OBP: 0.305, SLG: 0.265 (1, 8)		0-0 4-3		0-0 4-3		0-0 K		0-3 K	0-3 K	4	0	0	0	0	2	1									
<b>Duffy Dyer, R</b> OBP: 0.200, SLG: 0.135 (1, 2)			4-0 SH1-4 BB		0-0 P4		0-0 F8	0-0 F8	0-0 6-3	3	0	0	0	1	0	1									
<b>Bud Harrelson, S</b> OBP: 0.351, SLG: 0.254 (1, 6)			0-0 F7		0-0 F8		0-0 6-3	0-3 K	0-3 K	4	0	0	0	0	1	2									
<b>Jerry Koosman, R</b> OBP: 0.238, SLG: 0.200 (1, 1)			0-0 SH1-4		0-0 K		4-0 BB			1	0	0	0	0	1	0									
<b>Phil Hennigan, R</b> OBP: 0.333, SLG: 0.333 (7, 1)										0	0	0	0	0	0	0									
<b>John Milner, L</b> OBP: 0.448, SLG: 0.611 (6, PH)										0	0	0	0	1	0	0									
<b>Tommy Moore, R</b> (9, 1)										0	0	0	0	0	0	0									
<b>Inning Stats</b>	R: 0 E: 0 K: 2 S: 7	H: 0 LOB: 0 BB: 0 P: 7	R: 0 E: 0 K: 0 S: 3	H: 0 LOB: 0 BB: 0 P: 3	R: 0 E: 0 K: 0 S: 3	H: 0 LOB: 1 BB: 1 P: 7	R: 0 E: 0 K: 0 S: 4	H: 1 LOB: 0 BB: 0 P: 4	R: 0 E: 0 K: 0 S: 3	H: 0 LOB: 0 BB: 0 P: 3	R: 0 E: 0 K: 2 S: 7	H: 0 LOB: 0 BB: 0 P: 7	R: 1 E: 0 K: 1 S: 6	H: 2 LOB: 0 BB: 0 P: 6	R: 0 E: 0 K: 1 S: 5	H: 0 LOB: 2 BB: 2 P: 13	R: 2 E: 0 K: 2 S: 10	H: 3 LOB: 1 BB: 0 P: 10	1B: 5 2B: 1 HR: 0	SF: 0 SAC: 1 DP: 1 HBP: 0	WP: 0 PB: 0 SB: 0 CS: 0	PA: 35			
<b>PITCHER</b>	IP	WLS	BF	H	R	ER	SO	BB	IBB	HBP	BLK	WP	HR	S	P	ERA	WHIP								
<b>Rick Wise, R</b> ERA: 3.59 (1, 1)	8.0	W	31	5	3	3	6	3	0	0	0	0	0	40	52	3.38	1.000								
<b>Diego Segui, R</b> ERA: 1.59 (9, 1)	1.0	S	4	1	0	0	2	0	0	0	0	0	0	8	8	0.00	1.000								

St. Louis Cardinals @ New York Mets  
Shea Stadium, Flushing, NY  
Tue May 22 1973, 7:05 PM EDT  
Att: 17,425 - Unknown

AB 31  
R 3  
H 6  
RBI 2  
BB 3  
SO 8  
LOB 9





Batter	1	2	3	4	5	6	7	8	9	AB	R	H	RBI	BB	SO	LOB	TOP			
Ralph Garr, L OBP: 0.262, SLG: 0.298 (1, 9)	F7		HR		4-3			F9		4	1	1	1	0	0	0	<b>Atlanta Braves @ St. Louis Cardinals</b> Busch Stadium, St. Louis, MO Fri May 25 1973, 7:05 PM CDT Att: 18,387 - Unknown			
Johnny Oates, L OBP: 0.276, SLG: 0.298 (1, 2)	F8		4-3			5-3		4-3		4	0	0	0	0	0	0				
Darrell Evans, L OBP: 0.354, SLG: 0.558 (1, 5)	BB 1B		3-1			K		G4-3 1B		4	0	2	0	0	1	0				
Joe Pepitone, L OBP: 0.328, SLG: 0.374 (1, 3)	1-2 BB		F8			F8		G4-3		3	0	0	0	1	0	1				
Dusty Baker Jr., R OBP: 0.314, SLG: 0.411 (1, 8)	K							G5-4-3 1B		3	0	1	0	0	2	2				
Mike Lum, L OBP: 0.363, SLG: 0.457 (1, 7)		4-3			3-1			F9		3	0	0	0	0	0	1				
Davey Johnson, R OBP: 0.372, SLG: 0.444 (1, 4)						5-3		G5-4-3 1-2		3	0	1	0	0	0	1				
Marty Perez, R OBP: 0.357, SLG: 0.350 (1, 6)	F7							6-3		3	0	0	0	0	0	1				
Ron Reed, R OBP: 0.120, SLG: 0.120 (1, 1)	FC6-4 1-2					K		F5		3	0	0	0	0	1	1				
<b>Inning Stats</b>	R: 0 E: 0 K: 1 S: 6	H: 1 LOB: 2 BB: 1 P: 10	R: 0 E: 0 K: 0 S: 4	H: 1 LOB: 1 BB: 0 P: 4	R: 1 E: 0 K: 0 S: 4	H: 1 LOB: 0 BB: 0 P: 4	R: 0 E: 0 K: 1 S: 5	H: 0 LOB: 0 BB: 0 P: 5	R: 0 E: 0 K: 1 S: 5	H: 0 LOB: 0 BB: 0 P: 5	R: 0 E: 0 K: 0 S: 3	H: 1 LOB: 0 BB: 0 P: 3	R: 0 E: 0 K: 0 S: 3	H: 0 LOB: 0 BB: 0 P: 3	R: 0 E: 0 K: 0 S: 3	H: 1 LOB: 0 BB: 0 P: 3	1B: 4 2B: 0 3B: 0 HR: 1	SF: 0 SAC: 0 DP: 2 HBP: 0	WP: 0 PB: 0 SB: 0 CS: 0	PA: 31
<b>PITCHER</b> Alan Foster, R ERA: 1.83 (1, 1)	IP: 9.0 WLS: W BF: 31 H: 5 R: 1 ER: 1 SO: 4 BB: 1 IBB: 0 HBP: 0 BLK: 0 WP: 0 HR: 1 S: 38 P: 42 ERA: 1.00 WHIP: 0.667															<b>PITCHER</b>				

Batter	1	2	3	4	5	6	7	8	9	AB	R	H	RBI	BB	SO	LOB	BOTTOM			
Lou Brock, L OBP: 0.322, SLG: 0.352 (1, 7)	K		4-3					K		3	0	0	0	1	2	0	<b>Atlanta Braves @ St. Louis Cardinals</b> Busch Stadium, St. Louis, MO Fri May 25 1973, 7:05 PM CDT Att: 18,387 - Unknown			
Ted Sizemore, R OBP: 0.376, SLG: 0.387 (1, 4)	L4		L4			F7		SH2-4 2B 1B		4	1	1	0	0	0	2				
Tim McCarver, L OBP: 0.327, SLG: 0.289 (1, 3)					F3			SH2-4 1-2		2	1	1	0	0	0	0				
Ted Simmons, S OBP: 0.344, SLG: 0.321 (1, 2)	L6				E4			FC4-2 2B IBB		3	0	0	0	1	0	2				
Jose Cruz, L OBP: 0.324, SLG: 0.398 (1, 9)		4-3			K			FC4-2 1-3 2-H 1B 2B		4	1	1	1	0	1	2				
Luis Melendez, R OBP: 0.300, SLG: 0.289 (1, 8)	F2				P4			FC4-2 1B IBB		3	1	1	1	1	0	1				
Ken Reitz, R OBP: 0.234, SLG: 0.328 (1, 5)						6-3		FC4-2 1-2 2-3 3-H 1B		4	0	1	0	0	0	4				
Mike Tyson, R OBP: 0.316, SLG: 0.315 (1, 6)	F9							1-3 2-H 3-H 1B		4	0	2	2	0	0	1				
Alan Foster, R OBP: 0.308, SLG: 0.308 (1, 1)			1-3			P4		2-3		4	0	0	0	0	0	3				
<b>Inning Stats</b>	R: 0 E: 0 K: 1 S: 5	H: 0 LOB: 1 BB: 0 P: 6	R: 0 E: 0 K: 0 S: 4	H: 1 LOB: 0 BB: 0 P: 4	R: 0 E: 0 K: 0 S: 3	H: 0 LOB: 0 BB: 0 P: 3	R: 0 E: 1 K: 1 S: 6	H: 0 LOB: 1 BB: 0 P: 6	R: 0 E: 0 K: 0 S: 5	H: 1 LOB: 2 BB: 1 P: 8	R: 1 E: 0 K: 0 S: 5	H: 2 LOB: 1 BB: 0 P: 5	R: 0 E: 0 K: 1 S: 5	H: 0 LOB: 0 BB: 0 P: 5	R: 3 E: 0 K: 0 S: 6	H: 3 LOB: 2 BB: 2 P: 14	1B: 4 2B: 3 3B: 0 HR: 0	SF: 0 SAC: 1 DP: 0 HBP: 1	WP: 0 PB: 0 SB: 0 CS: 0	PA: 36
<b>PITCHER</b> Ron Reed, R ERA: 4.02 (1, 1)	IP: 8.0 WLS: L BF: 36 H: 7 R: 4 ER: 3 SO: 3 BB: 1 IBB: 2 HBP: 1 BLK: 0 WP: 0 HR: 0 S: 38 P: 51 ERA: 3.38 WHIP: 1.000															<b>PITCHER</b>				



Batter	1	2	3	4	5	6	7	8	9	AB	R	H	RBI	BB	SO	LOB	TOP
Ralph Garr, L OBP: 0.261, SLG: 0.297										4	0	1	0	0	1	1	<b>Atlanta Braves @ St. Louis Cardinals</b> Busch Stadium, St. Louis, MO Sat May 26 1973, 7:05 PM CDT Att: 23,726 - Unknown
Sonny Jackson, L OBP: 0.224, SLG: 0.159										3	0	0	0	1	0	2	
Darrell Evans, L OBP: 0.357, SLG: 0.560										3	0	1	0	1	0	1	
Mike Lum, L OBP: 0.352, SLG: 0.442										3	0	0	0	0	2	3	
Dusty Baker Jr., R OBP: 0.309, SLG: 0.404										3	0	0	0	0	0	2	
Davey Johnson, R OBP: 0.386, SLG: 0.436										3	0	0	0	0	1	0	
Johnny Oates, L OBP: 0.273, SLG: 0.292										3	0	0	0	0	1	0	
Marty Perez, R OBP: 0.356, SLG: 0.349										3	0	1	0	0	1	0	
Phil Niekro, R OBP: 0.231, SLG: 0.308										2	0	0	0	0	2	1	
Danny Frisella, L OBP: 1.000, SLG: 1.500										0	0	0	0	0	0	0	
<b>Inning Stats</b>	R: 0 E: 0 K: 1 S: 5	H: 0 LOB: 2 BB: 2 P: 13	R: 0 E: 0 K: 1 S: 6	H: 1 LOB: 1 BB: 0 P: 6	R: 0 E: 0 K: 1 S: 6	H: 1 LOB: 1 BB: 0 P: 6	R: 0 E: 0 K: 0 S: 3	H: 0 LOB: 0 BB: 0 P: 3	R: 0 E: 0 K: 2 S: 8	H: 1 LOB: 1 BB: 0 P: 8	R: 0 E: 0 K: 1 S: 5	H: 0 LOB: 0 BB: 0 P: 5	R: 0 E: 0 K: 2 S: 7	H: 0 LOB: 0 BB: 0 P: 7	R: 0 E: 0 K: 0 S: 4	H: 1 LOB: 1 BB: 0 P: 4	1B: 2 SF: 0 2B: 2 SAC: 0 3B: 0 DP: 0 HR: 0 HBP: 0
<b>PITCHER</b> Bob Gibson, R ERA: 3.0	IP: 8.0 WLS: W BF: 30 H: 4 R: 0 ER: 0 SO: 8 BB: 2 IBB: 0 HBP: 0 BLK: 0 WP: 0 HR: 0 S: 44 P: 52 ERA: 0.00 WHIP: 0.750															WP: 0 PA: 30 FB: 0 SB: 1 CS: 1	

Batter	1	2	3	4	5	6	7	8	9	AB	R	H	RBI	BB	SO	LOB	BOTTOM
Lou Brock, L OBP: 0.326, SLG: 0.356										4	0	2	0	0	1	1	<b>Atlanta Braves @ St. Louis Cardinals</b> Busch Stadium, St. Louis, MO Sat May 26 1973, 7:05 PM CDT Att: 23,726 - Unknown
Ted Sizemore, R OBP: 0.388, SLG: 0.397										3	1	2	0	0	0	1	
Tim McCarver, L OBP: 0.328, SLG: 0.292										3	0	1	0	0	0	2	
Ted Simmons, S OBP: 0.344, SLG: 0.317										2	0	0	0	1	0	2	
Jose Cruz, L OBP: 0.325, SLG: 0.397										3	0	1	1	0	0	2	
Luis Melendez, R OBP: 0.301, SLG: 0.282										2	0	0	0	1	1	0	
Ken Reitz, R OBP: 0.236, SLG: 0.336										3	1	1	0	0	0	3	
Mike Tyson, R OBP: 0.317, SLG: 0.316										3	0	1	0	0	0	0	
Bob Gibson, R OBP: 0.185, SLG: 0.087										2	0	0	0	1	0	0	
<b>Inning Stats</b>	R: 0 E: 0 K: 0 S: 4	H: 1 LOB: 2 BB: 1 P: 8	R: 0 E: 0 K: 1 S: 5	H: 0 LOB: 0 BB: 0 P: 5	R: 0 E: 0 K: 0 S: 4	H: 1 LOB: 1 BB: 0 P: 4	R: 0 E: 0 K: 0 S: 3	H: 0 LOB: 0 BB: 0 P: 3	R: 1 E: 0 K: 0 S: 5	H: 3 LOB: 2 BB: 1 P: 9	R: 0 E: 0 K: 0 S: 3	H: 1 LOB: 0 BB: 0 P: 3	R: 0 E: 0 K: 0 S: 3	H: 1 LOB: 0 BB: 0 P: 3	R: 0 E: 0 K: 0 S: 3	H: 1 LOB: 0 BB: 0 P: 3	
<b>PITCHER</b> Phil Niekro, R ERA: 2.89 Danny Frisella, R ERA: 3.46	IP: 5.1 WLS: L BF: 23 H: 7 R: 2 ER: 2 SO: 2 BB: 2 IBB: 0 HBP: 0 BLK: 0 WP: 1 HR: 0 S: 25 P: 33 ERA: 3.38 WHIP: 1.688															WP: 1 PA: 29 FB: 0 SB: 2 CS: 2	







Batter	1	2	3	4	5	6	7	8	9	AB	R	H	RBI	BB	SO	LOB	TOP			
Ralph Garr, L (1,9) OBP: 0.254, SLG: 0.283										3	0	0	0	1	0	1				
Chuck Goggin, S (1,4) OBP: 0.400, SLG: 0.500										4	0	1	0	0	0	1				
Darrell Evans, L (1,5) OBP: 0.358, SLG: 0.552										3	1	0	0	1	0	1				
Hank Aaron, R (1,7) OBP: 0.373, SLG: 0.562										4	1	1	0	0	2	0				
Mike Lum, L (1,3) OBP: 0.363, SLG: 0.451										3	0	1	0	1	0	0				
Dusty Baker Jr, R (1,8) OBP: 0.301, SLG: 0.391										4	0	1	2	0	0	1				
Johnny Oates, L (1,2) OBP: 0.273, SLG: 0.291										3	0	1	0	0	0	1				
Marty Perez, R (1,6) OBP: 0.357, SLG: 0.351										4	0	1	0	0	0	3				
Roric Harrison, R (1,1) Norm Miller, L (8,PH) Danny Frisella, L (8,1) Tom House, L (8,1) Sonny Jackson, L (9,PH)										2	0	0	0	0	0	1				
<b>Inning Stats</b>	R: 0 E: 0 K: 0 S: 3	H: 0 LOB: 0 BB: 0 P: 3	R: 0 E: 0 K: 0 S: 3	H: 0 LOB: 0 BB: 0 P: 3	R: 0 E: 0 K: 0 S: 4	H: 1 LOB: 1 BB: 0 P: 4	R: 0 E: 0 K: 1 S: 5	H: 0 LOB: 0 BB: 0 P: 5	R: 0 E: 0 K: 0 S: 4	H: 1 LOB: 1 BB: 0 P: 4	R: 0 E: 0 K: 1 S: 6	H: 1 LOB: 1 BB: 0 P: 6	R: 0 E: 0 K: 0 S: 3	H: 0 LOB: 1 BB: 1 P: 7	R: 2 E: 0 K: 0 S: 5	H: 2 LOB: 2 BB: 2 P: 13	1B: 6 2B: 0 3B: 0 HR: 0	SF: 0 SAC: 1 DP: 0 HBP: 0	WP: 0 PB: 0 SB: 0 CS: 0	PA: 36
<b>PITCHER</b>	IP WLS BF H R ER SO BB IBB HBP BLK WP HR S P ERA WHIP																			
Rick Wise, R (1,1) ERA: 3.46	8.0 W 31 5 2 2 2 2 2 0 0 0 0 0 0 33 41 2.25 0.875																			
Rich Folkers, L (9,1) ERA: 0.79	0.0 1 0 0 0 0 1 0 0 0 0 0 0 0 4 4 ∞ ∞																			
Wayne Granger, R (9,1) ERA: 3.93	1.0 S 4 1 0 0 0 0 0 0 0 0 0 0 0 4 4 0.00 1.000																			

Atlanta Braves @ St. Louis Cardinals  
 Busch Stadium, St. Louis, MO  
 Mon May 28 1973, 7:05 PM CDT  
 Att: 9,090 - Unknown

AB 32  
 R 2  
 H 6  
 RBI 2  
 BB 3  
 SO 2  
 LOB 11



Batter	1	2	3	4	5	6	7	8	9	AB	R	H	RBI	BB	SO	LOB	BOTTOM	
Lou Brock, L (1,7) OBP: 0.332, SLG: 0.360										4	0	1	0	0	0	1		
Ted Sizemore, R (1,4) OBP: 0.362, SLG: 0.368										4	0	0	0	0	0	1		
Tim McCarver, L (1,3) OBP: 0.348, SLG: 0.309										3	0	1	0	0	0	0		
Ted Simmons, S (1,2) OBP: 0.341, SLG: 0.311										3	1	1	0	0	1	1		
Jose Cruz, L (1,9) OBP: 0.316, SLG: 0.391										3	0	0	0	0	0	2		
Luis Melendez, R (1,8) OBP: 0.320, SLG: 0.300										2	1	1	1	0	0	0		
Ken Reitz, R (1,5) OBP: 0.238, SLG: 0.340										3	1	1	1	0	0	0		
Mike Tyson, R (1,6) OBP: 0.295, SLG: 0.293										2	0	0	0	0	0	0		
Rick Wise, R (1,1) ERA: 1.59 Rich Folkers, L (9,1) Wayne Granger, R (9,1)										3	0	1	1	0	1	0		
<b>Inning Stats</b>	R: 0 E: 0 K: 0 S: 3	H: 0 LOB: 0 BB: 0 P: 3	R: 1 E: 1 K: 0 S: 4	H: 1 LOB: 0 BB: 0 P: 4	R: 0 E: 0 K: 1 S: 5	H: 1 LOB: 0 BB: 0 P: 5	R: 0 E: 0 K: 1 S: 6	H: 1 LOB: 1 BB: 0 P: 6	R: 0 E: 0 K: 0 S: 3	H: 0 LOB: 0 BB: 0 P: 3	R: 0 E: 0 K: 0 S: 3	H: 0 LOB: 0 BB: 0 P: 3	R: 2 E: 0 K: 0 S: 6	H: 3 LOB: 1 BB: 0 P: 6	1B: 5 2B: 1 3B: 0 HR: 0	SF: 1 SAC: 1 DP: 0 HBP: 0	WP: 0 PB: 0 SB: 1 CS: 1	PA: 30
<b>PITCHER</b>	IP WLS BF H R ER SO BB IBB HBP BLK WP HR S P ERA WHIP																	
Roric Harrison, R (1,1) ERA: 1.59	7.0 L 23 3 1 0 2 2 0 0 0 0 0 0 0 27 27 0.00 0.429																	
Danny Frisella, R (8,1) ERA: 4.61	0.2 5 3 2 2 0 0 0 0 0 0 0 0 5 5 27.00 4.500																	
Tom House, L (8,1) ERA: 3.09	0.1 1 0 0 0 0 0 0 0 0 0 0 0 1 1 0.00 0.000																	

Atlanta Braves @ St. Louis Cardinals  
 Busch Stadium, St. Louis, MO  
 Mon May 28 1973, 7:05 PM CDT  
 Att: 9,090 - Unknown

AB 27  
 R 3  
 H 6  
 RBI 3  
 BB 0  
 SO 2  
 LOB 5





Batter	1	2	3	4	5	6	7	8	9	AB	R	H	RBI	BB	SO	LOB	TOP										
Dave Concepcion, R (1, 6) OBP: 0.335, SLG: 0.454	0-0 2B		4-0 1B 1B BB		0-0 P6		0-0 F7			3	0	1	0	1	0	0	<b>Cincinnati Reds @ St. Louis Cardinals</b> Busch Stadium, St. Louis, MO Tue May 29 1973, 7:05 PM CDT Att: 13,384 - Unknown										
Joe Morgan, L (1, 4) OBP: 0.421, SLG: 0.510	4-0 BB		0-0 1B 1-2 1B		4-0 CS BB		0-3 K			2	0	1	0	2	1	0											
Pete Rose, S (1, 7) OBP: 0.380, SLG: 0.393	0-0 F6		0-0 F7		0-3 K			0-0 4-3		4	0	0	0	0	1	5											
Johnny Bench, R (1, 2) OBP: 0.340, SLG: 0.485	0-0 F7		0-0 1-2 2-3 1B		0-0 5-3			0-3 K		4	0	1	0	0	1	2											
Tony Perez, R (1, 3) OBP: 0.354, SLG: 0.446	0-3 K		0-3 K		0-3 K			4-0 BB		3	0	0	0	1	3	5											
Bobby Tolan, L (1, 8) OBP: 0.289, SLG: 0.335		0-0 4-1		0-0 4-3		0-0 1B 1B		0-0 1-3		4	0	1	0	0	0	1											
Denis Menke, R (1, 5) OBP: 0.261, SLG: 0.267 Joe Haque, L (9, PH) OBP: 0.243, SLG: 0.219		0-3 K		4-0 BB		0-0 1-3 1B			0-3 K2-3	2	0	1	0	1	1	0											
Cesar Geronimo, L (1, 9) OBP: 0.219, SLG: 0.252		0-0 4-3		0-0 F7		0-3 K			0-3 K	4	0	0	0	0	2	3											
Clay Carroll, R (1, 1) Gene Locklear, L (7, PH) OBP: 0.261, SLG: 0.190 Pedro Borbon, R (7, 1) OBP: 0.200, SLG: 0.200 Larry Stahl, L (9, PH) OBP: 0.500, SLG: 0.550			0-3 K		0-3 K		0-0 5-3		0-0 F9	2	0	0	0	0	2	1											
<b>Inning Stats</b>	R: 0 E: 0 K: 1 S: 6	H: 1 LOB: 2 BB: 1 P: 10	R: 0 E: 0 K: 1 S: 5	H: 0 LOB: 0 BB: 0 P: 5	R: 0 E: 0 K: 2 S: 9	H: 2 LOB: 3 BB: 1 P: 13	R: 0 E: 0 K: 1 S: 5	H: 0 LOB: 1 BB: 1 P: 9	R: 0 E: 0 K: 1 S: 4	H: 0 LOB: 0 BB: 1 P: 8	R: 0 E: 0 K: 2 S: 9	H: 2 LOB: 2 BB: 0 P: 9	R: 0 E: 0 K: 1 S: 5	H: 0 LOB: 0 BB: 0 P: 5	R: 0 E: 0 K: 1 S: 5	H: 0 LOB: 1 BB: 1 P: 9		R: 0 E: 0 K: 2 S: 7	H: 0 LOB: 0 BB: 0 P: 7	1B: 4 2B: 1 3B: 0 HR: 0	SF: 0 SAC: 0 DP: 0 HBP: 0	WP: 0 PB: 0 SB: 0 CS: 1	PA: 36				
<b>PITCHER</b>	IP	WLS	BF	H	R	ER	SO	BB	IBB	HBP	BLK	WP	HR	S	P	ERA	WHIP										
Scipio Spinks, R (1, 1) ERA: 5.65	6.0	W	26	5	0	0	8	4	0	0	0	0	0	38	54	0.00	1.500										
Diego Segui, R (7, 1) ERA: 1.25	3.0	S	10	0	0	0	4	1	0	0	0	0	0	17	21	0.00	0.333										

Batter	1	2	3	4	5	6	7	8	9	AB	R	H	RBI	BB	SO	LOB	BOTTOM										
Lou Brock, L (1, 7) OBP: 0.330, SLG: 0.364	0-3 K		0-0 E 2B			0-0 4-3		0-0 4-3		4	1	1	0	0	1	0	<b>Cincinnati Reds @ St. Louis Cardinals</b> Busch Stadium, St. Louis, MO Tue May 29 1973, 7:05 PM CDT Att: 13,384 - Unknown										
Ted Sizemore, R (1, 4) OBP: 0.397, SLG: 0.374	0-0 5-3		0-0 E4 CS 2H 1B			0-0 F8		0-0 1B		4	0	2	0	0	0	0											
Tim McCarver, L (1, 3) OBP: 0.357, SLG: 0.322	0-0 F7		0-0 CS		0-0 G4-6-3 1B		0-0 CS 1B 1B		0-0 F9	4	1	2	0	0	0	1											
Ted Simmons, S (1, 2) OBP: 0.341, SLG: 0.318		0-0 4-3 2B		0-0 G4-6-3		0-0 F8				3	0	1	0	0	0	2											
Jose Cruz, L (1, 9) OBP: 0.317, SLG: 0.386		0-0 4-3		0-0 F7		4-0 1B 1B				2	0	0	0	1	0	1											
Luis Melendez, R (1, 8) OBP: 0.320, SLG: 0.293		4-0 L6-3 BB			0-0 F9		0-0 F9			2	0	0	0	1	0	2											
Ken Reitz, R (1, 5) OBP: 0.247, SLG: 0.347		0-0 L6-3		0-0 G4-6-3 1B		0-0 G4-6-3 1B		0-0 1-3 2H 1B		3	0	2	1	0	0	2											
Mike Tyson, R (1, 6) OBP: 0.286, SLG: 0.282			0-0 1-3		0-0 G4-6-3		0-0 P6			3	0	0	0	0	0	3											
Scipio Spinks, R (1, 1) OBP: 0.222, SLG: 0.500 Dwain Anderson, R (6, PH) OBP: 0.300, SLG: 0.125 Diego Segui, R (7, 1)			0-0 4-3			0-0 F9		0-3 K		1	0	0	0	0	0	0											
<b>Inning Stats</b>	R: 0 E: 0 K: 1 S: 5	H: 0 LOB: 0 BB: 0 P: 5	R: 0 E: 0 K: 0 S: 3	H: 1 LOB: 1 BB: 1 P: 7	R: 1 E: 1 K: 0 S: 4	H: 2 LOB: 0 BB: 0 P: 4	R: 0 E: 0 K: 0 S: 3	H: 1 LOB: 0 BB: 0 P: 3	R: 0 E: 0 K: 0 S: 3	H: 0 LOB: 0 BB: 0 P: 3	R: 1 E: 0 K: 0 S: 5	H: 2 LOB: 2 BB: 1 P: 9	R: 0 E: 0 K: 1 S: 6	H: 1 LOB: 1 BB: 0 P: 6	1B: 6 2B: 3 3B: 0 HR: 0	SF: 0 SAC: 0 DP: 3 HBP: 0		WP: 0 PB: 0 SB: 0 CS: 1	PA: 31								
<b>PITCHER</b>	IP	WLS	BF	H	R	ER	SO	BB	IBB	HBP	BLK	WP	HR	S	P	ERA	WHIP										
Clay Carroll, R (1, 1) ERA: 4.88	6.0	L	20	3	1	1	1	0	1	0	0	0	0	11	15	4.50	1.500										
Pedro Borbon, R (7, 1) ERA: 2.09	2.0		10	3	1	1	1	0	1	0	0	0	0	11	15	4.50	1.500										





Batter	1	2	3	4	5	6	7	8	9	AB	R	H	RBI	BB	SO	LOB	TOP								
<b>Dave Concepcion, R</b> OBP: 0.337, SLG: 0.471 (1, 6)										5	1	2	1	0	1	0	<b>Cincinnati Reds @ St. Louis Cardinals</b> Busch Stadium, St. Louis, MO Wed May 30 1973, 7:05 PM CDT Att: 11,612 - Unknown								
<b>Joe Morgan, L</b> OBP: 0.415, SLG: 0.500 (1, 4)										5	0	1	0	0	1	2									
<b>Pete Rose, S</b> OBP: 0.376, SLG: 0.385 (1, 7)										4	0	0	0	0	0	1									
<b>Johnny Bench, R</b> OBP: 0.343, SLG: 0.482 (1, 2)										3	0	1	0	1	0	1									
<b>Tony Perez, R</b> OBP: 0.368, SLG: 0.475 (1, 3)										3	1	3	1	1	0	0									
<b>Bobby Tolan, L</b> OBP: 0.283, SLG: 0.328 (1, 8)										4	0	0	0	0	1	5									
<b>Denis Menke, R</b> OBP: 0.420, SLG: 0.262 (6, PH)										2	0	0	0	0	0	0									
<b>Larry Stahl, L</b> OBP: 0.480, SLG: 0.524 (6, 5)										1	0	0	0	0	1	2									
<b>Darrel Chaney, S</b> OBP: 0.229, SLG: 0.140 (6, PH)										0	0	0	0	0	0	0									
<b>Phil Gagliano, R</b> OBP: 0.333, SLG: 0.212 (8, 1)										1	0	0	0	0	1	2									
<b>Ed Sprague, R</b> OBP: 0.214, SLG: 0.245 (8, PH)										0	0	0	0	0	0	0									
<b>Cesar Geronimo, L</b> OBP: 0.214, SLG: 0.245 (8, PH)										3	0	0	0	0	2	0									
<b>Bill Plummer, R</b> OBP: 0.211, SLG: 0.118 (8, 5)										0	0	0	0	1	0	0									
<b>Don Gullett, R</b> OBP: 0.286, SLG: 0.136 (7, PH)										2	0	1	0	0	1	0									
<b>Gene Locklear, L</b> OBP: 0.250, SLG: 0.182 (7, 1)										1	0	0	0	0	0	0									
<b>Tom Hall, L</b> OBP: 0.305, SLG: 0.314 (8, PH)										0	0	0	0	0	0	0									
<b>Richie Scheinblum, S</b> OBP: 0.305, SLG: 0.314 (8, 9)										1	0	0	0	0	0	3									
<b>Inning Stats</b>	R: 0 E: 0 K: 1 S: 5	H: 0 LOB: 1 BB: 0 P: 6	R: 1 E: 0 K: 1 S: 6	H: 1 LOB: 0 BB: 0 P: 6	R: 0 E: 0 K: 1 S: 5	H: 0 LOB: 0 BB: 0 P: 5	R: 0 E: 0 K: 0 S: 4	H: 1 LOB: 1 BB: 0 P: 4	R: 0 E: 0 K: 0 S: 4	H: 1 LOB: 2 BB: 1 P: 7	R: 0 E: 0 K: 2 S: 8	H: 1 LOB: 2 BB: 1 P: 12	R: 1 E: 0 K: 0 S: 5	H: 2 LOB: 1 BB: 0 P: 5	R: 0 E: 0 K: 1 S: 6	H: 1 LOB: 3 BB: 2 P: 14	R: 0 E: 0 K: 1 S: 5	H: 0 LOB: 0 BB: 0 P: 5	1B: 6 2B: 0 3B: 0 HR: 2	SF: 0 SAC: 0 DP: 0 HBP: 1	WP: 1 PB: 0 SB: 1 CS: 0	PA: 39			
<b>PITCHER</b>	IP	WLS	BF	H	R	ER	SO	BB	IBB	HBP	BLK	WP	HR	S	P	ERA	WHIP								
<b>Alan Foster, R</b> ERA: 1.94 (1, 1)	7.0		32	8	2	2	6	2	0	1	0	0	2	41	50	2.57	1.429								
<b>Rich Folkers, L</b> ERA: 0.73 (8, 1)	1.0	W	4	0	0	0	1	0	1	0	0	1	0	5	9	0.00	0.000								
<b>Wayne Granger, R</b> ERA: 3.72 (9, 1)	1.0	S	3	0	0	0	1	0	0	0	0	0	0	5	5	0.00	0.000								

Batter	1	2	3	4	5	6	7	8	9	AB	R	H	RBI	BB	SO	LOB	BOTTOM								
<b>Lou Brock, L</b> OBP: 0.337, SLG: 0.370 (1, 7)										5	1	3	1	0	2	0	<b>Cincinnati Reds @ St. Louis Cardinals</b> Busch Stadium, St. Louis, MO Wed May 30 1973, 7:05 PM CDT Att: 11,612 - Unknown								
<b>Ted Sizemore, R</b> OBP: 0.373, SLG: 0.379 (1, 4)										4	0	2	2	0	0	1									
<b>Joe Torre, R</b> OBP: 0.435, SLG: 0.415 (1, 3)										3	0	1	0	2	1	0									
<b>Ted Simmons, S</b> OBP: 0.343, SLG: 0.323 (1, 2)										4	1	1	0	1	0	4									
<b>Luis Melendez, R</b> OBP: 0.318, SLG: 0.292 (1, 8)										4	0	1	0	0	0	5									
<b>Ken Reitz, R</b> OBP: 0.253, SLG: 0.351 (1, 5)										4	0	2	1	0	0	3									
<b>Dwain Anderson, R</b> OBP: 0.300, SLG: 0.125 (8, FR)										0	1	0	0	0	0	0									
<b>Ed Crosby, L</b> OBP: 0.231, SLG: 0.257 (9, 5)										0	0	0	0	0	0	0									
<b>Jose Cruz, L</b> OBP: 0.323, SLG: 0.427 (1, 9)										3	1	2	1	0	0	2									
<b>Mike Tyson, R</b> OBP: 0.277, SLG: 0.273 (1, 6)										3	0	0	0	0	2	3									
<b>Bernie Carbo, L</b> OBP: 0.319, SLG: 0.237 (8, PH)										1	0	0	0	0	0	2									
<b>Wayne Granger, R</b> OBP: 0.231, SLG: 0.257 (9, 1)										0	0	0	0	0	0	0									
<b>Alan Foster, R</b> OBP: 0.250, SLG: 0.250 (1, 1)										3	0	0	0	0	0	3									
<b>Rich Folkers, L</b> OBP: 0.366, SLG: 0.322 (8, PH)										0	0	0	0	0	0	0									
<b>Tim McCarver, L</b> OBP: 0.366, SLG: 0.322 (8, PH)										0	1	0	0	1	0	0									
<b>Mick Kelleher, R</b> OBP: 0.318, SLG: 0.263 (9, 6)										0	0	0	0	0	0	0									
<b>Inning Stats</b>	R: 0 E: 0 K: 1 S: 5	H: 0 LOB: 0 BB: 0 P: 5	R: 1 E: 0 K: 1 S: 8	H: 3 LOB: 2 BB: 0 P: 8	R: 0 E: 0 K: 1 S: 7	H: 2 LOB: 3 BB: 1 P: 11	R: 1 E: 0 K: 0 S: 5	H: 2 LOB: 1 BB: 0 P: 5	R: 0 E: 0 K: 1 S: 5	H: 0 LOB: 0 BB: 0 P: 5	R: 0 E: 0 K: 1 S: 6	H: 1 LOB: 1 BB: 0 P: 6	R: 0 E: 0 K: 0 S: 4	H: 1 LOB: 2 BB: 1 P: 8	R: 3 E: 0 K: 0 S: 6	H: 3 LOB: 2 BB: 2 P: 14	R: 0 E: 0 K: 1 S: 5	H: 0 LOB: 0 BB: 0 P: 5	1B: 9 2B: 1 3B: 1 HR: 1	SF: 0 SAC: 2 DP: 0 HBP: 0	WP: 0 PB: 0 SB: 1 CS: 0	PA: 40			
<b>PITCHER</b>	IP	WLS	BF	H	R	ER	SO	BB	IBB	HBP	BLK	WP	HR	S	P	ERA	WHIP								
<b>Don Gullett, L</b> ERA: 2.95 (1, 1)	6.0		27	8	2	2	5	1	0	0	0	0	1	36	40	3.00	1.500								
<b>Tom Hall, L</b> ERA: 3.86 (7, 1)	1.0		5	1	0	0	0	0	1	0	0	0	0	4	8	0.00	1.000								
<b>Ed Sprague, R</b> ERA: 3.5 (8, 1)	1.0	L	8	3	3	3	0	1	1	0	0	0	0	6	14	27.00	4.000								






Batter	1	2	3	4	5	6	7	8	9	AB	R	H	RBI	BB	SO	LOB	TOP			
<b>Pete Rose, S</b> OBP: 0.378, SLG: 0.384 (1, 7)	0-0 6-3			4-0 2B 1B BB		0-0 F7		0-0 G4-6-3 1B		3	1	1	0	1	0	0	<b>Cincinnati Reds @ St. Louis Cardinals</b> Busch Stadium, St. Louis, MO Thu May 31 1973, 7:05 PM CDT Att: 14,192 - Unknown			
<b>Joe Morgan, L</b> OBP: 0.417, SLG: 0.526 (1, 4)	0-0 P6			0-0 1B SF9 2B		0-0 HR		0-0 G4-6-3 1-2		4	2	2	1	0	0	1				
<b>Larry Stahl, L</b> OBP: 0.448, SLG: 0.480 (1, 9)	0-0 F8			0-3 K		0-0 6-3 1B		0-0 1-3		4	0	1	0	0	1	2				
<b>Johnny Bench, R</b> OBP: 0.341, SLG: 0.477 (1, 2)		0-0 4-3		0-0 FC6-4 1B		0-0 6-3		0-0 F8		4	0	1	1	0	0	1				
<b>Tony Perez, R</b> OBP: 0.365, SLG: 0.469 (1, 3)		0-0 4-3		0-0 SF9 1B		4-0 1B		0-3 K		2	0	0	1	1	1	0				
<b>Dave Concepcion, R</b> OBP: 0.341, SLG: 0.469 (1, 6)		4-0 CS BB		0-0 FC6-4 1-2		0-3 K		0-0 1B		3	0	1	0	1	1	3				
<b>Denis Menke, R</b> OBP: 0.408, SLG: 0.252 (1, 5)	0-0 CS 1-2		0-3 K		0-0 P4		0-0 F8		0-0 6-3	4	0	0	0	0	1	1				
<b>Cesar Geronimo, L</b> OBP: 0.208, SLG: 0.239 (1, 8)			0-0 F9		0-3 K		0-0 F9			3	0	0	0	0	1	0				
<b>Ross Grimsley, L</b> OBP: 0.037, SLG: 0.037 (1, 1)			0-0 4-3		0-3 K		0-0 4-3			3	0	0	0	0	1	0				
<b>Inning Stats</b>	R: 0 E: 0 K: 0 S: 3	H: 0 LOB: 0 BB: 0 P: 3	R: 0 E: 0 K: 0 S: 2	H: 0 LOB: 0 BB: 1 P: 6	R: 0 E: 0 K: 1 S: 5	H: 0 LOB: 0 BB: 0 P: 5	R: 2 E: 0 K: 1 S: 7	H: 2 LOB: 1 BB: 1 P: 11	R: 0 E: 0 K: 2 S: 7	H: 0 LOB: 0 BB: 0 P: 7	R: 1 E: 0 K: 0 S: 7	H: 2 LOB: 2 BB: 1 P: 11	R: 0 E: 0 K: 0 S: 3	H: 0 LOB: 0 BB: 0 P: 3	R: 0 E: 0 K: 1 S: 6	H: 1 LOB: 0 BB: 0 P: 6	1B: 4 2B: 1 3B: 0 HR: 1	SF: 1 SAC: 0 DP: 1 HBP: 0	WP: 0 PB: 0 SB: 0 CS: 1	PA: 35
<b>PITCHER</b> <b>Bob Gibson, R</b> ERA: 3.0 (1, 1)	IP: 9.0 WLS: L BF: 34 H: 6 R: 3 ER: 3 SO: 6 BB: 2 IBB: 1 HBP: 0 BLK: 0 WP: 0 HR: 1 S: 43 P: 55 ERA: 3.00 WHIP: 0.889																			

AB	30
R	3
H	6
RBI	3
BB	3
SO	6
LOB	8



Batter	1	2	3	4	5	6	7	8	9	AB	R	H	RBI	BB	SO	LOB	BOTTOM					
<b>Lou Brock, L</b> OBP: 0.345, SLG: 0.395 (1, 7)	0-0 F9 BLK 1B		0-0 FC3-2		0-0 1-1H HR		0-0 1-3 1B			4	1	3	2	0	0	1	<b>Cincinnati Reds @ St. Louis Cardinals</b> Busch Stadium, St. Louis, MO Thu May 31 1973, 7:05 PM CDT Att: 14,192 - Unknown					
<b>Ted Sizemore, R</b> OBP: 0.358, SLG: 0.364 (1, 4)	0-0 F9 1-2		0-0 3-H F8		0-0 F7		0-0 F8			4	0	0	0	0	0	4						
<b>Joe Torre, R</b> OBP: 0.424, SLG: 0.402 (1, 3)	0-0 F9 2-3			0-0 F8		0-0 F9		0-0 6-3		4	0	0	0	0	0	1						
<b>Ted Simmons, S</b> OBP: 0.341, SLG: 0.316 (1, 2)	0-0 5-3			0-0 3-1		0-0 BB		0-0 6-3		3	0	0	0	1	0	1						
<b>Luis Melendez, R</b> OBP: 0.315, SLG: 0.290 (1, 8)		0-0 F7		0-0 1B		0-0 F9		0-0 G3		4	0	1	0	0	0	1						
<b>Ken Reitz, R</b> OBP: 0.247, SLG: 0.342 (1, 5)		0-0 F9		0-0 F8		0-0 P5		0-0 5-3		4	0	0	0	0	0	2						
<b>Jose Cruz, L</b> OBP: 0.315, SLG: 0.415 (1, 9)		0-0 F8			0-0 G3		0-0 F9		0-0 F8	4	0	0	0	0	0	0						
<b>Mike Tyson, R</b> OBP: 0.296, SLG: 0.304 (1, 6)			0-0 SH2-4 FC3-2 2B		0-0 HR 1B		0-0 FC2-6 1B		0-0 5-3	4	1	3	0	0	0	0						
<b>Bob Gibson, R</b> OBP: 0.172, SLG: 0.080 (1, 1)			0-0 SH2-4 2-3		0-0 F4		0-0 FC2-6 1B 1-2			2	0	0	0	0	0	2						
<b>Inning Stats</b>	R: 0 E: 0 K: 0 S: 4	H: 1 LOB: 1 BB: 0 P: 4	R: 0 E: 0 K: 0 S: 3	H: 0 LOB: 0 BB: 0 P: 3	R: 0 E: 0 K: 0 S: 4	H: 1 LOB: 1 BB: 0 P: 4	R: 0 E: 0 K: 0 S: 4	H: 1 LOB: 1 BB: 0 P: 4	R: 2 E: 0 K: 0 S: 5	H: 2 LOB: 0 BB: 0 P: 5	R: 0 E: 0 K: 0 S: 3	H: 0 LOB: 2 BB: 1 P: 7	R: 0 E: 0 K: 0 S: 5	H: 2 LOB: 2 BB: 0 P: 5	R: 0 E: 0 K: 0 S: 3	H: 0 LOB: 0 BB: 0 P: 3	R: 0 E: 0 K: 0 S: 3	H: 0 LOB: 0 BB: 0 P: 3	1B: 5 2B: 1 3B: 0 HR: 1	SF: 0 SAC: 1 DP: 0 HBP: 0	WP: 0 PB: 0 SB: 0 CS: 0	PA: 35
<b>PITCHER</b> <b>Ross Grimsley, L</b> ERA: 2.59 (1, 1)	IP: 9.0 WLS: W BF: 35 H: 7 R: 2 ER: 2 SO: 0 BB: 1 IBB: 0 HBP: 0 BLK: 1 WP: 0 HR: 1 S: 34 P: 38 ERA: 2.00 WHIP: 0.889																					

AB	33
R	2
H	7
RBI	2
BB	1
SO	0
LOB	12









Batter	1	2	3	4	5	6	7	8	9	AB	R	H	RBI	BB	SO	LOB	TOP					
Roger Metzger, S (1.6)										3	1	1	0	0	0	0						
Jesus Alou, R (1.9)										4	0	1	1	0	0	1						
Jimmy Wynn, R (1.8)										3	0	0	0	1	1	2						
Bob Watson, R (1.7)										4	0	1	0	0	0	1						
Jim York, R (8.1)										0	0	0	0	0	0	0						
Fred Gladding, L (8.1)										0	0	0	0	0	0	0						
Johnny Edwards, L (1.2)										3	0	0	0	0	1	1						
Skip Jutze, R (7.2)										1	0	0	0	0	0	0						
Lee May, R (1.3)										4	0	1	0	0	1	0						
Doug Rader, R (1.5)										3	0	0	0	1	0	0						
Tommy Helms, R (1.4)										4	0	1	0	0	0	3						
Larry Dierker, R (1.1)										2	0	0	0	0	1	1						
Jim Crawford, L (6.1)										0	0	0	0	0	0	0						
Jimmy Stewart, S (8.7)										1	1	1	0	0	0	0						
<b>Inning Stats</b>	R: 1 E: 1 K: 0 S: 5	H: 2 LOB: 1 BB: 0 P: 5	R: 0 E: 0 K: 0 S: 3	H: 0 LOB: 0 BB: 0 P: 3	R: 0 E: 0 K: 1 S: 3	H: 0 LOB: 0 BB: 0 P: 3	R: 0 E: 0 K: 1 S: 5	H: 0 LOB: 0 BB: 0 P: 5	R: 0 E: 0 K: 2 S: 8	H: 1 LOB: 1 BB: 0 P: 8	R: 0 E: 0 K: 0 S: 2	H: 0 LOB: 2 BB: 1 P: 6	R: 0 E: 0 K: 0 S: 4	H: 1 LOB: 2 BB: 1 P: 8	R: 1 E: 0 K: 0 S: 7	H: 2 LOB: 1 BB: 0 P: 7	R: 0 E: 1 K: 0 S: 4	H: 0 LOB: 1 BB: 0 P: 4	1B: 6 2B: 0 3B: 0 HR: 0	SF: 0 SAC: 1 DP: 1 HBP: 0	WP: 0 PB: 0 SB: 0 CS: 1	PA: 36
<b>PITCHER</b>	IP: 9.0 WLS: W BF: 35 ERA: 3.21	H: 6 R: 2 ER: 1 SO: 4	BB: 2 IBB: 0 HBP: 0 BLK: 1	WP: 0 HR: 0 S: 41 P: 49	ERA: 1.00 WHIP: 0.889	<b>PITCHER</b>										IP: 9.0 WLS: W BF: 35 ERA: 3.21	H: 6 R: 2 ER: 1 SO: 4	BB: 2 IBB: 0 HBP: 0 BLK: 1	WP: 0 HR: 0 S: 41 P: 49	ERA: 1.00 WHIP: 0.889		

Houston Astros @ St. Louis Cardinals  
 Busch Stadium, St. Louis, MO  
 Sat Jun 02 1973, 7:05 PM CDT  
 Att: 18,091 - Unknown

AB	32
R	2
H	6
RBI	1
BB	2
SO	4
LOB	9



Batter	1	2	3	4	5	6	7	8	9	AB	R	H	RBI	BB	SO	LOB	BOTTOM			
Lou Brock, L (1.7)										4	0	0	0	0	0	2				
Ted Sizemore, R (1.4)										3	0	0	0	1	1	1				
Joe Torre, R (1.3)										3	0	0	0	1	1	1				
Dwain Anderson, R (6. PR)										0	1	0	0	0	0	0				
Ed Crosby, L (9.5)										0	0	0	0	0	0	0				
Ted Simmons, S (1.2)										3	2	3	1	1	0	0				
Jose Cruz, L (1.9)										3	1	0	1	1	0	3				
Luis Melendez, R (1.8)										4	1	1	0	0	0	3				
Ken Reitz, R (1.5)										3	0	0	0	0	0	0				
Tim McCarver, L (8. PH)										1	1	1	4	0	0	0				
Mike Tyson, R (1.6)										4	0	1	0	0	1	1				
Rick Wise, R (1.1)										3	0	1	0	0	1	1				
<b>Inning Stats</b>	R: 0 E: 0 K: 1 S: 5	H: 0 LOB: 0 BB: 0 P: 5	R: 1 E: 1 K: 0 S: 4	H: 1 LOB: 0 BB: 0 P: 4	R: 0 E: 1 K: 1 S: 6	H: 1 LOB: 1 BB: 0 P: 6	R: 0 E: 0 K: 1 S: 6	H: 1 LOB: 1 BB: 0 P: 6	R: 0 E: 0 K: 0 S: 3	H: 0 LOB: 2 BB: 2 P: 11	R: 0 E: 0 K: 1 S: 5	H: 0 LOB: 0 BB: 0 P: 5	R: 5 E: 0 K: 0 S: 6	H: 3 LOB: 1 BB: 2 P: 14	R: 0 E: 0 K: 0 S: 6	H: 0 LOB: 0 BB: 0 P: 4	1B: 3 2B: 3 3B: 0 HR: 1	SF: 0 SAC: 0 DP: 0 HBP: 0	WP: 0 PB: 0 SB: 0 CS: 0	PA: 35
<b>PITCHER</b>	IP: 5.1 WLS: L BF: 22 ERA: 3.28	H: 4 R: 1 ER: 0 SO: 3	BB: 2 IBB: 0 HBP: 0 BLK: 0	WP: 0 HR: 0 S: 26 P: 34	ERA: 0.00 WHIP: 1.125	<b>PITCHER</b>										IP: 5.1 WLS: L BF: 22 ERA: 3.28	H: 4 R: 1 ER: 0 SO: 3	BB: 2 IBB: 0 HBP: 0 BLK: 0	WP: 0 HR: 0 S: 26 P: 34	ERA: 0.00 WHIP: 1.125
Larry Dierker, R (1.1)																				
Jim Crawford, L (6.1)																				
Jim York, R (8.1)																				
Fred Gladding, R (8.1)																				

Houston Astros @ St. Louis Cardinals  
 Busch Stadium, St. Louis, MO  
 Sat Jun 02 1973, 7:05 PM CDT  
 Att: 18,091 - Unknown

AB	31
R	6
H	7
RBI	6
BB	4
SO	4
LOB	12











Batter	1	2	3	4	5	6	7	8	9	AB	R	H	RBI	BB	SO	LOB	TOP									
Enzo Hernandez, R (1, 6) OBP: 0.310, SLG: 0.273	0-0 5-3		0-0 CS 1B		0-0 4-3		0-0 G4-6-3 1B		0-0 1B 3B	5	1	3	0	0	0	0	<b>San Diego Padres @ St. Louis Cardinals</b> Busch Stadium, St. Louis, MO Tue Jun 05 1973, 7:05 PM CDT Att: 12,616 - Unknown									
Johnny Grubb, L (1, 8) OBP: 0.400, SLG: 0.459	0-0 F9		4-0 BB			0-3 K	0-0 G4-6-3		0-0 1B	4	0	1	1	1	1	1										
Leron Lee, L (1, 7) OBP: 0.343, SLG: 0.339	0-0 6-3		0-0 F7			0-0 F8		0-0 F7	0-0 1B	5	0	1	0	0	0	1										
Cito Gaston, R (1, 9) OBP: 0.349, SLG: 0.464		0-0 E3 FC5-2		1-0 G6-4-3 HBP		0-0 E 1B		0-3 K	0-0 6-3	4	0	1	0	0	1	2										
Fred Kendall, R (1, 2) OBP: 0.339, SLG: 0.392		0-0 E6 FC5-2		0-0 G6-4-3		0-0 E7		4-0 BB BB		3	0	0	0	1	0	3										
Dave Roberts, R (1, 5) OBP: 0.224, SLG: 0.226		0-0 FC5-2		0-0 FC5-4 1B		0-0 F8		4-0 BB BB		3	0	1	0	1	0	4										
Ivan Murrell, R (1, 3) OBP: 0.178, SLG: 0.289		0-0 F8		0-0 FC5-4			0-0 HR 1B	0-3 K		4	1	1	0	0	1	5										
Rich Morales, R (1, 4) OBP: 0.150, SLG: 0.056		0-3 K				0-0 F8		0-0 1-H HR	0-0 F9	2	0	0	0	0	1	2										
Jerry Morales, R (7, PH) OBP: 0.318, SLG: 0.410										1	1	1	2	0	0	0										
Dave Campbell, R (7, 4) OBP: 0.279, SLG: 0.263										1	0	0	0	0	0	0										
Bill Greif, R (1, 1) OBP: 0.214, SLG: 0.083				0-0 4-3					0-0 F3	3	0	0	0	0	1	0										
Dave Marshall, L (9, PH) OBP: 0.407, SLG: 0.409										1	0	0	0	0	0	0										
<b>Inning Stats</b>	R: 0 E: 0 K: 0 S: 3	H: 0 LOB: 0 BB: 0 P: 3	R: 0 E: 2 K: 1 S: 7	H: 0 LOB: 2 BB: 0 P: 7	R: 0 E: 0 K: 0 S: 3	H: 1 LOB: 1 BB: 1 P: 7	R: 0 E: 0 K: 0 S: 3	H: 1 LOB: 1 BB: 0 P: 4	R: 0 E: 0 K: 0 S: 3	H: 0 LOB: 0 BB: 0 P: 3	R: 0 E: 1 K: 1 S: 7	H: 1 LOB: 2 BB: 0 P: 7	R: 2 E: 0 K: 1 S: 7	H: 3 LOB: 0 BB: 0 P: 7	R: 0 E: 0 K: 2 S: 7	H: 0 LOB: 2 BB: 2 P: 15	R: 1 E: 0 K: 0 S: 6	H: 3 LOB: 2 BB: 0 P: 6	1B: 7 2B: 0 3B: 1 HR: 1	SF: 0 SAC: 0 DP: 2 HBP: 1	WP: 0 PB: 0 SB: 1 CS: 0	PA: 40				
<b>PITCHER</b>	IP WLS BF H R ER SO BB IBB HBP BLK WP HR S P ERA WHIP	7.2 33 6 2 2 4 3 0 1 0 0 1 37 50 2.35 1.174	8.1 7 3 1 1 1 0 0 0 0 0 0 9 9 6.75 2.250																							



Batter	1	2	3	4	5	6	7	8	9	AB	R	H	RBI	BB	SO	LOB	BOTTOM									
Lou Brock, L (1, 7) OBP: 0.336, SLG: 0.378	0-0 G5-4-3 1B		0-0 E SF8 1B		4-0 FC6-4 IBB		0-0 F7			3	1	2	0	1	0	1	<b>San Diego Padres @ St. Louis Cardinals</b> Busch Stadium, St. Louis, MO Tue Jun 05 1973, 7:05 PM CDT Att: 12,616 - Unknown									
Ted Sizemore, R (1, 4) OBP: 0.336, SLG: 0.336	0-0 G5-4-3		0-0 SF8		0-0 FC6-4		0-0 FC5-4			3	0	0	1	0	0	4										
Joe Torre, R (1, 5) OBP: 0.429, SLG: 0.388	0-3 K		0-3 K			0-0 4-3		0-3 K		4	0	0	0	0	3	0										
Ted Simmons, S (1, 2) OBP: 0.347, SLG: 0.335		4-0 FC4-6 1B BB		0-0 F7		0-0 P6		0-0 3B 2B		3	2	1	0	1	0	0										
Tim McCarver, L (1, 3) OBP: 0.407, SLG: 0.403		0-0 FC4-6 1B		0-0 F9		0-0 1B		4-0 3B IBB		3	1	2	0	1	0	0										
Ken Reitz, R (9, 5) OBP: 0.236, SLG: 0.327		1-2 FC4-6 1B		0-0 F9		0-0 1B		0-0 3B IBB		0	0	0	0	0	0	0										
Luis Melendez, R (1, 8) OBP: 0.331, SLG: 0.307		0-0 FC4-6 1B		0-0 P4		0-0 P4		0-0 F9		4	0	1	0	0	0	4										
Jose Cruz, L (1, 9) OBP: 0.311, SLG: 0.422		0-0 1-3 2-3 1B		0-0 F2		0-0 F2		0-0 1-H 2-H 3B WP		4	1	2	3	0	0	2										
Mike Tyson, R (1, 6) OBP: 0.295, SLG: 0.302		0-0 4-3		0-0 SH1-4 1B		0-0 SH1-4 1B		0-3 K		4	0	2	0	0	1	1										
Alan Foster, R (1, 1) OBP: 0.222, SLG: 0.222				0-0 4-3		0-0 SH1-4		0-0 FC1-6 FC5-4		2	0	0	0	0	0	1										
Diego Segui, R (8, 1) OBP: 0.222, SLG: 0.222										0	0	0	0	0	0	0										
<b>Inning Stats</b>	R: 0 E: 0 K: 1 S: 5	H: 1 LOB: 0 BB: 0 P: 5	R: 1 E: 0 K: 0 S: 4	H: 2 LOB: 1 BB: 1 P: 8	R: 1 E: 0 K: 1 S: 6	H: 1 LOB: 0 BB: 0 P: 6	R: 0 E: 0 K: 0 S: 3	H: 0 LOB: 0 BB: 0 P: 3	R: 0 E: 0 K: 0 S: 4	H: 1 LOB: 2 BB: 1 P: 8	R: 0 E: 0 K: 0 S: 5	H: 2 LOB: 0 BB: 0 P: 5	R: 0 E: 0 K: 0 S: 4	H: 1 LOB: 1 BB: 0 P: 4	R: 3 E: 0 K: 2 S: 9	H: 2 LOB: 0 BB: 1 P: 13	1B: 8 2B: 1 3B: 1 HR: 0	SF: 1 SAC: 1 DP: 1 HBP: 0	WP: 1 PB: 0 SB: 1 CS: 0	PA: 35						
<b>PITCHER</b>	IP WLS BF H R ER SO BB IBB HBP BLK WP HR S P ERA WHIP	8.0 L 35 10 5 4 4 1 2 0 0 1 0 40 52 4.50 1.375																								





Batter	1	2	3	4	5	6	7	8	9	AB	R	H	RBI	BB	SO	LOB	TOP	
Enzo Hernandez, R OBP: 0.308, SLG: 0.273	F8		K			6-3			HR 1B	4	1	1	0	0	1	0	<b>San Diego Padres @ St. Louis Cardinals</b> Busch Stadium, St. Louis, MO Wed Jun 06 1973, 7:05 PM CDT Att: 15,857 - Unknown <a href="http://livebaseballscorecards.com">livebaseballscorecards.com</a>	
Johnny Grubb, L OBP: 0.391, SLG: 0.447	3-1		G3			F8			F7	4	0	0	0	0	0	1		
Leron Lee, L OBP: 0.342, SLG: 0.354	F9			1-3					G3	4	1	1	2	0	0	0		
Cito Gaston, R OBP: 0.346, SLG: 0.458		3-1		K					1B	4	0	1	0	0	2	0		
Fred Kendall, R OBP: 0.331, SLG: 0.382		L6		F9					F7	4	0	0	0	0	0	1		
Dave Roberts, R OBP: 0.228, SLG: 0.246					P4				4-3	3	1	1	0	0	0	1		
Ivan Murrell, R OBP: 0.188, SLG: 0.292						P5			K	3	0	1	1	0	1	0		
Dave Campbell, R OBP: 0.271, SLG: 0.255						F3			K	3	0	0	0	0	1	1		
Clay Kirby, R Mike Corkins, R Gary Ross, R Rich Troedson, L Dave Marshall, L Vicente Romo, R						P4			K	1	0	0	0	0	0	0		
									K	1	0	0	0	0	0	0		
<b>Inning Stats</b>	R: 0 E: 0 K: 0 S: 3	H: 0 LOB: 0 BB: 0 P: 3	R: 1 E: 0 K: 0 S: 5	H: 2 LOB: 1 BB: 0 P: 5	R: 0 E: 0 K: 1 S: 5	H: 0 LOB: 0 BB: 0 P: 5	R: 0 E: 0 K: 1 S: 5	H: 0 LOB: 0 BB: 0 P: 3	R: 0 E: 0 K: 1 S: 4	H: 1 LOB: 1 BB: 0 P: 4	R: 0 E: 0 K: 3 S: 9	H: 0 LOB: 0 BB: 0 P: 9	R: 2 E: 0 K: 1 S: 7	H: 2 LOB: 2 BB: 0 P: 7	1B: 3 2B: 1 3B: 0 HR: 1	SF: 0 SAC: 0 DP: 0 HBP: 0	WP: 0 PB: 0 SB: 0 CS: 0	PA: 32
<b>PITCHER</b> Bob Gibson, R ERA: 3.0	IP: 9.0 WLS: W BF: 32 H: 5 R: 3 ER: 3 SO: 7 BB: 0 IBB: 0 HBP: 0 BLK: 0 WP: 0 HR: 1 S: 46 P: 46 ERA: 3.00 WHIP: 0.556											<b>PITCHER</b>	IP: 9.0 WLS: W BF: 32 H: 5 R: 3 ER: 3 SO: 7 BB: 0 IBB: 0 HBP: 0 BLK: 0 WP: 0 HR: 1 S: 46 P: 46 ERA: 3.00 WHIP: 0.556					

Batter	1	2	3	4	5	6	7	8	9	AB	R	H	RBI	BB	SO	LOB	BOTTOM	
Lou Brock, L OBP: 0.339, SLG: 0.379	CS BB		K		SF7		SH1-3 1B			2	0	1	1	1	1	0	<b>San Diego Padres @ St. Louis Cardinals</b> Busch Stadium, St. Louis, MO Wed Jun 06 1973, 7:05 PM CDT Att: 15,857 - Unknown <a href="http://livebaseballscorecards.com">livebaseballscorecards.com</a>	
Ted Sizemore, R OBP: 0.344, SLG: 0.339	2B 1B				FC HR		SH1-3			2	2	1	1	1	0	1		
Joe Torre, R OBP: 0.424, SLG: 0.380	F8				K				G6-4-3 IBB	3	0	0	0	1	2	4		
Ken Reitz, R OBP: 0.236, SLG: 0.327										0	0	0	0	0	0	0		
Ted Simmons, S OBP: 0.355, SLG: 0.367									G6-4-3	4	1	3	4	0	0	3		
Tim McCarver, L OBP: 0.400, SLG: 0.394	K				G4-6-3 1B					4	0	1	0	0	2	2		
Luis Melendez, R OBP: 0.321, SLG: 0.297		5-3			K				G6-4-3 1B	4	0	0	0	0	2	1		
Jose Cruz, L OBP: 0.316, SLG: 0.421		4-3							4-3	3	1	1	0	1	0	0		
Mike Tyson, R OBP: 0.296, SLG: 0.296										2	1	0	0	1	1	1		
Bob Gibson, R OBP: 0.194, SLG: 0.111										2	1	1	0	0	1	0		
<b>Inning Stats</b>	R: 1 E: 0 K: 1 S: 6	H: 2 LOB: 1 BB: 1 P: 10	R: 0 E: 0 K: 1 S: 5	H: 0 LOB: 0 BB: 0 P: 5	R: 0 E: 0 K: 3 S: 9	H: 0 LOB: 1 BB: 1 P: 13	R: 0 E: 0 K: 1 S: 5	H: 1 LOB: 0 BB: 0 P: 5	R: 5 E: 0 K: 2 S: 11	H: 2 LOB: 0 BB: 1 P: 15	R: 0 E: 0 K: 1 S: 4	H: 2 LOB: 2 BB: 1 P: 8	R: 0 E: 0 K: 0 S: 3	H: 1 LOB: 0 BB: 0 P: 3	1B: 6 2B: 1 3B: 0 HR: 1	SF: 1 SAC: 2 DP: 4 HBP: 0	WP: 0 PB: 0 SB: 0 CS: 1	PA: 34
<b>PITCHER</b> Clay Kirby, R ERA: 6.02 Gary Ross, R ERA: 4.41 Rich Troedson, L ERA: 3.93 Vicente Romo, R ERA: 3.41	IP: 5.0 WLS: L BF: 23 H: 5 R: 6 ER: 6 SO: 8 BB: 3 IBB: 0 HBP: 0 BLK: 0 WP: 0 HR: 1 S: 36 P: 48 ERA: 10.80 WHIP: 1.600											<b>PITCHER</b>	IP: 5.0 WLS: L BF: 23 H: 5 R: 6 ER: 6 SO: 8 BB: 3 IBB: 0 HBP: 0 BLK: 0 WP: 0 HR: 1 S: 36 P: 48 ERA: 10.80 WHIP: 1.600					



Batter	1	2	3	4	5	6	7	8	9	AB	R	H	RBI	BB	SO	LOB	TOP								
Enzo Hernandez, R OBP: 0.306, SLG: 0.271	F3		1B		6-3		K		4-3	5	0	1	0	0	1	0									
Johnny Grubb, L OBP: 0.388, SLG: 0.442	K		G4-6-3 1B			G3	G3			4	0	1	0	0	1	0									
Leron Lee, L OBP: 0.340, SLG: 0.351	K		G4-6-3 1B				4-3			4	0	1	0	0	1	2									
Cito Gaston, R OBP: 0.344, SLG: 0.453		2B 1B			K				5-3	4	1	1	0	0	1	1									
Fred Kendall, R OBP: 0.335, SLG: 0.382	F8								6-3	3	1	1	0	1	0	1									
Dave Roberts, R OBP: 0.243, SLG: 0.275	1B 2B				E9				F8	4	1	2	1	0	0	1									
Ivan Murrell, R OBP: 0.231, SLG: 0.404		2-3 1B			G5-3					4	1	3	2	0	0	2									
Rich Morales, R OBP: 0.167, SLG: 0.091	F7									4	0	1	1	0	1	2									
Mike Caldwell, R OBP: 0.182, SLG: 0.182					4-3					3	0	0	0	0	2	2									
Vicente Romo, R									6-3	0	0	0	0	0	0	0									
Rich Troedson, L										1	0	0	0	0	0	0									
Mike Corkins, R OBP: 0.278, SLG: 0.563										0	0	0	0	0	0	0									
<b>Inning Stats</b>	R: 0 E: 0 K: 2 S: 7	H: 0 LOB: 0 BB: 0 P: 7	R: 0 E: 0 K: 0 S: 5	H: 3 LOB: 2 BB: 0 P: 5	R: 0 E: 0 K: 0 S: 4	H: 2 LOB: 1 BB: 0 P: 4	R: 0 E: 1 K: 1 S: 6	H: 1 LOB: 1 BB: 0 P: 6	R: 0 E: 0 K: 2 S: 7	H: 0 LOB: 0 BB: 0 P: 7	R: 3 E: 0 K: 1 S: 9	H: 4 LOB: 2 BB: 1 P: 13	R: 0 E: 0 K: 1 S: 5	H: 0 LOB: 0 BB: 0 P: 5	R: 0 E: 0 K: 0 S: 3	H: 0 LOB: 0 BB: 0 P: 3	R: 1 E: 0 K: 0 S: 4	H: 1 LOB: 1 BB: 0 P: 4	1B: 8 2B: 2 3B: 0 HR: 1	SF: 0 SAC: 0 DP: 2 HBP: 0	WP: 0 PB: 0 SB: 0 CS: 0	PA: 37			
<b>PITCHER</b>	IP	WLS	BF	H	R	ER	SO	BB	IBB	HBP	BLK	WP	HR	S	P	ERA	WHIP								
Reggie Cleveland, R ERA: 3.42	(1, 1)		5.2	25	9	3	3	5	1	0	0	0	0	34	38	4.76	1.765								
Wayne Granger, R ERA: 3.42	(6, 1)	L	3.1	12	2	1	1	2	0	0	0	0	1	16	16	2.70	0.600								

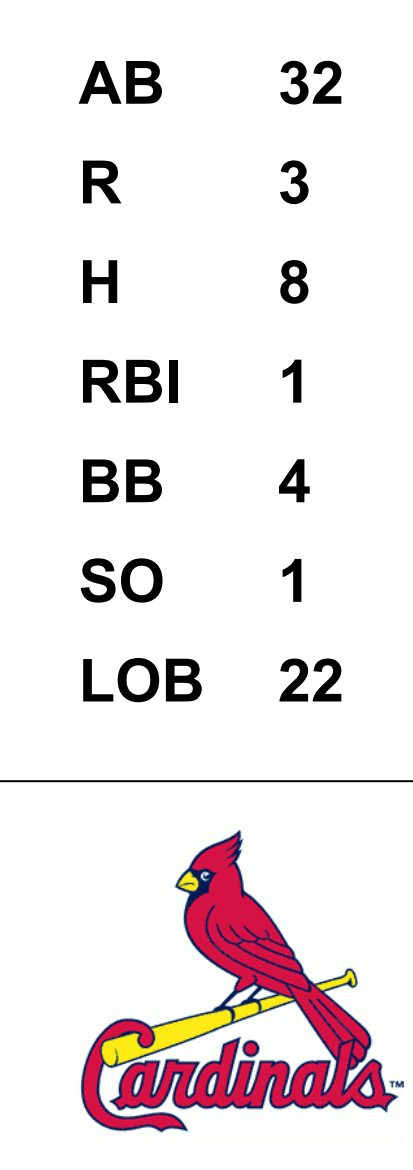
San Diego Padres @ St. Louis Cardinals  
 Busch Stadium, St. Louis, MO  
 Thu Jun 07 1973, 7:05 PM CDT  
 Att: 14,313 - Unknown

AB	36
R	4
H	11
RBI	4
BB	1
SO	7
LOB	11



Batter	1	2	3	4	5	6	7	8	9	AB	R	H	RBI	BB	SO	LOB	BOTTOM								
Lou Brock, L OBP: 0.341, SLG: 0.377	1B 4-3 E						F7			4	1	1	0	1	1	1									
Ted Sizemore, R OBP: 0.348, SLG: 0.336	4-3						F8			4	0	1	0	1	0	3									
Joe Torre, R OBP: 0.426, SLG: 0.384	BB E						F3			4	1	2	0	0	0	1									
Ted Simmons, S OBP: 0.359, SLG: 0.374	E5 1B BB						G6-4-3			2	0	1	0	1	0	1									
Luis Melendez, R OBP: 0.319, SLG: 0.295	E5 WP									4	1	1	1	0	0	4									
Ken Reitz, R OBP: 0.238, SLG: 0.327	1-3 2-H 3-H									3	0	1	0	0	0	2									
Tim McCarver, L OBP: 0.395, SLG: 0.389	P4									1	0	0	0	0	0	2									
Jose Cruz, L OBP: 0.319, SLG: 0.425										3	0	1	0	1	0	3									
Mike Tyson, R OBP: 0.288, SLG: 0.288	4-3									3	0	0	0	0	0	2									
Reggie Cleveland, R OBP: 0.407, SLG: 0.417										2	0	0	0	0	0	2									
Wayne Granger, R										1	0	0	0	0	0	0									
Bernie Carbo, L OBP: 0.315, SLG: 0.233	FC4-2									1	0	0	0	0	0	1									
<b>Inning Stats</b>	R: 2 E: 1 K: 0 S: 5	H: 2 LOB: 1 BB: 1 P: 9	R: 0 E: 0 K: 0 S: 4	H: 1 LOB: 1 BB: 0 P: 4	R: 0 E: 0 K: 0 S: 3	H: 1 LOB: 0 BB: 0 P: 3	R: 1 E: 1 K: 0 S: 5	H: 2 LOB: 1 BB: 0 P: 5	R: 0 E: 0 K: 1 S: 5	H: 0 LOB: 0 BB: 0 P: 5	R: 0 E: 0 K: 0 S: 4	H: 1 LOB: 1 BB: 0 P: 4	R: 0 E: 0 K: 0 S: 3	H: 0 LOB: 0 BB: 0 P: 3	R: 0 E: 0 K: 0 S: 4	H: 1 LOB: 2 BB: 1 P: 8	R: 0 E: 0 K: 0 S: 3	H: 0 LOB: 2 BB: 2 P: 11	1B: 6 2B: 2 3B: 0 HR: 0	SF: 0 SAC: 2 DP: 1 HBP: 0	WP: 1 PB: 0 SB: 0 CS: 0	PA: 38			
<b>PITCHER</b>	IP	WLS	BF	H	R	ER	SO	BB	IBB	HBP	BLK	WP	HR	S	P	ERA	WHIP								
Mike Caldwell, L ERA: 3.61	(1, 1)		7.1	31	8	3	2	1	2	0	0	0	0	31	39	2.46	1.364								
Vicente Romo, R ERA: 3.38	(8, 1)		0.1	1	0	0	0	0	0	0	0	0	0	1	1	0.00	0.000								
Rich Troedson, L ERA: 3.89	(8, 1)	W	0.1	2	0	0	0	0	1	0	0	0	0	1	5	0.00	3.000								
Mike Corkins, R ERA: 5.85	(9, 1)	S	1.0	4	0	0	0	0	0	1	0	0	0	3	7	0.00	0.000								

San Diego Padres @ St. Louis Cardinals  
 Busch Stadium, St. Louis, MO  
 Thu Jun 07 1973, 7:05 PM CDT  
 Att: 14,313 - Unknown



AB	32
R	3
H	8
RBI	1
BB	4
SO	1
LOB	22



Batter	1	2	3	4	5	6	7	8	9	AB	R	H	RBI	BB	SO	LOB	TOP					
<b>Lou Brock, L</b> OBP: 0.335, SLG: 0.370 (1, 7)										4	0	0	0	0	2	3						
<b>Ted Sizemore, R</b> OBP: 0.336, SLG: 0.325 (1, 4)										4	0	0	0	0	0	0						
<b>Joe Torre, R</b> OBP: 0.422, SLG: 0.400 (1, 5)										4	1	1	1	0	1	0						
<b>Ted Simmons, S</b> OBP: 0.357, SLG: 0.372 (1, 2)										4	0	1	0	0	0	0						
<b>Tim McCarver, L</b> OBP: 0.400, SLG: 0.421 (1, 3)										4	2	2	0	0	0	1						
<b>Luis Melendez, R</b> OBP: 0.317, SLG: 0.294 (1, 8)										4	0	1	1	0	0	1						
<b>Jose Cruz, L</b> OBP: 0.323, SLG: 0.420 (1, 9)										2	0	0	0	2	0	0						
<b>Mike Tyson, R</b> OBP: 0.281, SLG: 0.283 (9, PH)										2	0	0	1	0	1	2						
<b>Ken Reitz, R</b> OBP: 0.243, SLG: 0.331 (9, PH)										1	0	1	0	0	0	0						
<b>Mick Kelleher, R</b> OBP: 0.318, SLG: 0.263 (9, PH)										0	0	0	0	0	0	0						
<b>Rick Wise, R</b> OBP: 0.306, SLG: 0.323 (7, PH)										1	0	0	0	1	0	2						
<b>Bernie Carbo, L</b> OBP: 0.311, SLG: 0.230 (7, PH)										1	0	0	0	0	0	0						
<b>Al Hrabosky, R</b> OBP: 0.318, SLG: 0.263 (9, PH)										0	0	0	0	0	0	0						
<b>Bill Stein, R</b> OBP: 0.324, SLG: 0.207 (9, PH)										1	0	0	0	0	0	1						
<b>Inning Stats</b>	R: 0 E: 0 K: 1 S: 5	H: 0 LOB: 0 BB: 0 P: 5	R: 1 E: 0 K: 0 S: 5	H: 2 LOB: 3 BB: 2 P: 13	R: 0 E: 0 K: 0 S: 3	H: 0 LOB: 0 BB: 0 P: 3	R: 1 E: 1 K: 0 S: 4	H: 1 LOB: 1 BB: 1 P: 8	R: 0 E: 0 K: 1 S: 5	H: 0 LOB: 0 BB: 0 P: 5	R: 0 E: 0 K: 0 S: 3	H: 0 LOB: 0 BB: 0 P: 3	R: 0 E: 0 K: 1 S: 7	H: 0 LOB: 0 BB: 0 P: 5	R: 1 E: 0 K: 0 S: 4	H: 2 LOB: 1 BB: 0 P: 7	R: 0 E: 0 K: 0 S: 4	H: 1 LOB: 1 BB: 0 P: 4	1B: 4 2B: 0 3B: 1 HR: 1	SF: 1 SAC: 0 DP: 1 HBP: 0	WP: 1 PB: 0 SB: 0 CS: 0	PA: 36
<b>PITCHER</b>	IP	WLS	BF	H	R	ER	SO	BB	IBB	HBP	BLK	WP	HR	S	P	ERA	WHIP					
<b>Ron Reed, R</b> ERA: 3.93 (1, 1)	8.0	W	32	5	3	3	4	3	0	0	0	1	1	37	49	3.38	1.000					
<b>Danny Frisella, R</b> ERA: 4.24 (9, 1)	1.0	S	4	1	0	0	0	0	0	0	0	0	0	4	4	0.00	1.000					

St. Louis Cardinals @ Atlanta Braves  
Atlanta Stadium, Atlanta, GA  
Fri Jun 08 1973, 7:05 PM EDT  
Att: 5,242 - Unknown

AB 32  
R 3  
H 6  
RBI 3  
BB 3  
SO 4  
LOB 10



Batter	1	2	3	4	5	6	7	8	9	AB	R	H	RBI	BB	SO	LOB	BOTTOM					
<b>Johnny Oates, L</b> OBP: 0.283, SLG: 0.291 (1, 2)										5	2	2	0	0	0	2						
<b>Ralph Garr, L</b> OBP: 0.271, SLG: 0.332 (1, 9)										5	0	3	2	0	0	0						
<b>Darrell Evans, L</b> OBP: 0.354, SLG: 0.529 (1, 5)										3	1	1	0	2	0	1						
<b>Hank Aaron, R</b> OBP: 0.345, SLG: 0.503 (7, 7)										4	0	0	0	0	0	4						
<b>Sonny Jackson, L</b> OBP: 0.291, SLG: 0.254 (7, 7)										0	0	0	0	0	0	0						
<b>Mike Lum, L</b> OBP: 0.342, SLG: 0.421 (1, 3)										4	0	1	0	0	0	1						
<b>Dusty Baker Jr., R</b> OBP: 0.330, SLG: 0.403 (1, 8)										4	0	2	1	0	0	0						
<b>Davey Johnson, R</b> OBP: 0.350, SLG: 0.429 (1, 4)										4	1	1	0	0	1	5						
<b>Marty Perez, R</b> OBP: 0.330, SLG: 0.316 (1, 6)										4	1	1	0	0	0	0						
<b>Ron Reed, R</b> OBP: 0.147, SLG: 0.176 (1, 1)										4	0	2	2	0	1	0						
<b>Danny Frisella, L</b> ERA: 4.5 (7, 1)										0	0	0	0	0	0	0						
<b>Inning Stats</b>	R: 0 E: 0 K: 0 S: 4	H: 2 LOB: 1 BB: 0 P: 4	R: 2 E: 0 K: 0 S: 6	H: 3 LOB: 1 BB: 0 P: 6	R: 1 E: 1 K: 0 S: 5	H: 1 LOB: 2 BB: 1 P: 9	R: 0 E: 0 K: 1 S: 5	H: 0 LOB: 0 BB: 0 P: 5	R: 0 E: 0 K: 0 S: 6	H: 2 LOB: 3 BB: 0 P: 6	R: 1 E: 0 K: 0 S: 5	H: 2 LOB: 2 BB: 1 P: 9	R: 0 E: 0 K: 1 S: 5	H: 0 LOB: 0 BB: 0 P: 5	R: 1 E: 0 K: 0 S: 5	H: 3 LOB: 1 BB: 0 P: 5	R: 0 E: 0 K: 0 S: 4	H: 1 LOB: 1 BB: 0 P: 5	1B: 11 2B: 2 3B: 0 HR: 0	SF: 0 SAC: 0 DP: 0 HBP: 0	WP: 0 PB: 0 SB: 2 CS: 1	PA: 40
<b>PITCHER</b>	IP	WLS	BF	H	R	ER	SO	BB	IBB	HBP	BLK	WP	HR	S	P	ERA	WHIP					
<b>Rick Wise, R</b> ERA: 3.29 (1, 1)	6.0	L	31	10	4	3	1	2	0	0	0	0	0	31	39	4.50	2.000					
<b>Al Hrabosky, L</b> ERA: 4.5 (7, 1)	2.0		8	3	1	1	1	0	0	0	0	0	0	10	10	4.50	1.500					

St. Louis Cardinals @ Atlanta Braves  
Atlanta Stadium, Atlanta, GA  
Fri Jun 08 1973, 7:05 PM EDT  
Att: 5,242 - Unknown

AB 37  
R 5  
H 13  
RBI 5  
BB 2  
SO 2  
LOB 13





Batter	1	2	3	4	5	6	7	8	9	AB	R	H	RBI	BB	SO	LOB	TOP			
Lou Brock, L (1,7) OBP: 0.333, SLG: 0.364	0-0 1-3		0-0 5-3			4-0 2B BB	0-0 L1			3	1	0	0	1	0	1				
Ted Sizemore, R (1,4) OBP: 0.326, SLG: 0.315	0-0 F7		0-0 4-3			0-0 F7	0-0 F7			4	0	0	0	0	0	2				
Joe Torre, R (1,5) OBP: 0.429, SLG: 0.416	0-0 6-3			0-0 G4-6-3 1B		0-0 1B 2B		0-0 BB 1B		4	1	3	1	0	0	0				
Ted Simmons, S (1,2)		0-0 G2 1B		0-0 G4-6-3 1-2		0-0 F8		4-0 G5-4-3 BB		3	0	1	0	1	0	2				
Tim McCarver, L (1,3) OBP: 0.394, SLG: 0.413		0-3 K		0-0 F7		0-0 1B 2H		0-3 K		4	0	1	1	0	2	3				
Luis Melendez, R (1,8) OBP: 0.322, SLG: 0.300		0-0 G2 1-2			0-0 1B	0-0 BB 1B		0-0 G5-4-3 1-2		4	0	2	0	0	0	3				
Jose Cruz, L (1,9) OBP: 0.322, SLG: 0.413			0-0 G3		0-0 F9	4-0 1-2 BB			0-0 4-3	3	0	0	0	1	0	2				
Mike Tyson, R (1,6) OBP: 0.285, SLG: 0.281				1-0 SH1-4 HBP		0-3 K		0-3 K		1	0	0	0	0	1	1				
Bernie Carbo, L (6,PH) OBP: 0.307, SLG: 0.226										1	0	0	0	0	0	3				
Mick Kelleher, R (6,6) OBP: 0.304, SLG: 0.250										1	0	0	0	0	1	0				
Scipio Spinks, R (1,1) OBP: 0.250, SLG: 0.455										0	0	0	0	0	0	0				
John Andrews, L (3,1)										1	0	0	0	0	0	1				
Bill Stein, R (7,PH) OBP: 0.314, SLG: 0.200										1	0	0	0	0	0	0				
Wayne Granger, R (7,1)										0	0	0	0	0	0	0				
Ken Reitz, R (9,PH) OBP: 0.241, SLG: 0.329										1	0	0	0	0	0	0				
<b>Inning Stats</b>	R: 0 E: 0 K: 0 S: 3	H: 0 LOB: 0 BB: 0 P: 3	R: 0 E: 0 K: 1 S: 6	H: 1 LOB: 1 BB: 0 P: 6	R: 0 E: 0 K: 0 S: 3	H: 0 LOB: 1 BB: 0 P: 4	R: 0 E: 0 K: 0 S: 3	H: 1 LOB: 1 BB: 0 P: 3	R: 0 E: 0 K: 1 S: 6	H: 3 LOB: 3 BB: 2 P: 14	R: 0 E: 0 K: 0 S: 3	H: 0 LOB: 0 BB: 0 P: 3	R: 0 E: 0 K: 1 S: 5	H: 1 LOB: 0 BB: 1 P: 9	R: 0 E: 0 K: 1 S: 5	H: 0 LOB: 0 BB: 0 P: 5	1B: 6 2B: 1 3B: 0 HR: 0	SF: 0 SAC: 1 DP: 2 HBP: 1	WP: 0 PB: 0 SB: 0 CS: 0	PA: 36
<b>PITCHER</b>	IP WLS BF H R ER SO BB IBB HBP BLK WP HR S P ERA WHIP																			
Phil Niekro, R (1,1) ERA: 2.63	7.0 W 31 7 2 2 2 3 0 1 0 0 0 31 44 2.57 1.429																			
Tom House, L (8,1) ERA: 2.89	2.0 S 5 0 0 0 2 0 0 0 0 0 0 9 9 0.00 0.000																			

St. Louis Cardinals @ Atlanta Braves  
Atlanta Stadium, Atlanta, GA  
Sat Jun 09 1973, 7:05 PM EDT  
Att: 8,930 - Unknown

AB 31  
R 2  
H 7  
RBI 2  
BB 3  
SO 4  
LOB 18



Batter	1	2	3	4	5	6	7	8	9	AB	R	H	RBI	BB	SO	LOB	BOTTOM			
Johnny Oates, L (1,2) OBP: 0.286, SLG: 0.293	0-0 4-3	0-0 4-3		0-0 E6 L6-3		0-0 G4-3 1B		0-0 G3 1B		5	0	2	1	0	0	0				
Ralph Garr, L (1,9) OBP: 0.274, SLG: 0.333	0-0 1B FC1-2	0-0 S 1B		0-0 L6-3 1-2		0-0 G4-3 1-2		0-0 G3 1-2		5	0	2	0	0	0	3				
Darrell Evans, L (1,5) OBP: 0.351, SLG: 0.522	0-0 FC1-2 1B	0-0 P4 1-2			0-0 4-3		0-3 K	0-0 4-3		5	0	1	0	0	1	2				
Hank Aaron, R (1,7) OBP: 0.354, SLG: 0.546	4-0 FC1-2 IBB		0-0 HR		0-0 HR		0-3 K			3	2	2	2	1	1	0				
Sonny Jackson, L (8,7) OBP: 0.291, SLG: 0.254										0	0	0	0	0	0	0				
Mike Lum, L (1,3) OBP: 0.346, SLG: 0.426	0-0 FC1-2		4-0 G6-4-3 BB		0-0 4-3		0-0 2B			3	0	1	0	1	0	3				
Dusty Baker Jr., R (1,8) OBP: 0.329, SLG: 0.400	0-0 4-3		0-0 G6-4-3 1-2		0-0 HR 1B		0-0 P4			4	1	1	0	0	0	5				
Davey Johnson, R (1,4) OBP: 0.362, SLG: 0.459		0-0 HR 1B	4-0 BB BB		0-0 HR 1B		0-0 HR 2B			3	3	3	2	1	0	0				
Marty Perez, R (1,6) OBP: 0.333, SLG: 0.337		0-0 HR 1B	0-0 6-3		0-0 G3		0-0 E 1B			4	2	2	2	0	0	1				
Phil Niekro, R (1,1) OBP: 0.150, SLG: 0.200		0-3 K		0-0 6-3		0-0 5-3		0-0 P6 1-3 3H		3	0	0	0	0	1	0				
Tom House, L (8,1) ERA: 2.89										1	0	0	0	0	0	1				
<b>Inning Stats</b>	R: 0 E: 0 K: 0 S: 5	H: 2 LOB: 3 BB: 1 P: 9	R: 2 E: 0 K: 1 S: 8	H: 3 LOB: 1 BB: 0 P: 8	R: 1 E: 0 K: 0 S: 3	H: 1 LOB: 2 BB: 2 P: 11	R: 0 E: 1 K: 0 S: 3	H: 0 LOB: 0 BB: 0 P: 3	R: 3 E: 0 K: 0 S: 6	H: 3 LOB: 0 BB: 0 P: 6	R: 0 E: 0 K: 0 S: 3	H: 1 LOB: 0 BB: 0 P: 3	R: 0 E: 0 K: 2 S: 8	H: 1 LOB: 1 BB: 0 P: 8	R: 2 E: 1 K: 0 S: 6	H: 3 LOB: 1 BB: 0 P: 6	1B: 8 2B: 3 3B: 0 HR: 4	SF: 0 SAC: 0 DP: 3 HBP: 0	WP: 0 PB: 0 SB: 1 CS: 0	PA: 39
<b>PITCHER</b>	IP WLS BF H R ER SO BB IBB HBP BLK WP HR S P ERA WHIP																			
Scipio Spinks, R (1,1) ERA: 4.89	2.0 L 13 4 3 3 0 2 0 0 0 0 0 2 14 18 6.75 1.500																			
John Andrews, L (3,1) ERA: 5.01	4.0 16 4 3 3 0 2 0 0 0 0 0 2 14 22 6.75 1.500																			
Wayne Granger, R (7,1) ERA: 3.51	2.0 10 4 2 1 2 0 0 0 0 0 0 0 14 14 4.50 2.000																			

St. Louis Cardinals @ Atlanta Braves  
Atlanta Stadium, Atlanta, GA  
Sat Jun 09 1973, 7:05 PM EDT  
Att: 8,930 - Unknown

AB 36  
R 8  
H 14  
RBI 7  
BB 3  
SO 3  
LOB 15





Batter	1	2	3	4	5	6	7	8	9	AB	R	H	RBI	BB	SO	LOB	TOP					
Lou Brock, L OBP: 0.339, SLG: 0.372 (1,7)	4-0 1-3 BB SF8 BB		0-0 4-3		0-0 1B 2B	0-0 P6		0-0 CS 1B	4 2 2 0 1 0 1													
Ted Sizemore, R OBP: 0.343, SLG: 0.318 (1,4)	4-0 1-3 BB		0-0 G6-4-3 1B		0-0 FC5-2 1B BB		0-0 FC6-4 BB	0-0 6-3 1-2	2 1 1 0 3 0 1													
Joe Torre, R OBP: 0.420, SLG: 0.405 (1,5)	0-0 1-3		0-0 G6-4-3 1-2		0-0 FC5-2 1B		0-0 FC6-4 1-2		4 1 0 0 0 0 7													
Ted Simmons, S OBP: 0.358, SLG: 0.370 (1,2)	0-0 SF8			0-0 F7	0-0 1B 1B		0-0 F7		3 0 1 3 0 0 1													
Tim McCarver, L OBP: 0.388, SLG: 0.405 (1,3)	0-0 F8			0-0 F7	0-0 1B		0-0 F8		4 0 1 1 0 0 2													
Luis Melendez, R OBP: 0.313, SLG: 0.291 (1,8)		0-0 1-3		0-0 E6	0-0 F7			0-0 F7	4 0 0 0 0 0 2													
Jose Cruz, L OBP: 0.325, SLG: 0.411 (1,9)		4-0 FC6-4 BB		0-0 L3		0-0 FC4 1B		0-0 G3	3 0 1 0 1 0 1								AB 32 R 4 H 7 RBI 4 BB 5 SO 0 LOB 19					
Mike Tyson, R OBP: 0.276, SLG: 0.271 (1,6)		0-0 F8			0-0 P4	0-0 FC4 1-2		0-0 6-3	4 0 0 0 0 0 2													
Alan Foster, R OBP: 0.238, SLG: 0.238 (1,1)		0-0 FC6-4			0-0 2B FC5-2 1B		0-0 F3		3 0 1 0 0 0 2													
Diego Segui, R (7,1)									1 0 0 0 0 0 0													
Al Hrabosky, R (9,1)									0 0 0 0 0 0 0													
Wayne Granger, R (9,1)									0 0 0 0 0 0 0													
<b>Inning Stats</b>	R: 1 E: 0 K: 0 S: 3	H: 0 LOB: 1 BB: 2 P: 11	R: 0 E: 0 K: 0 S: 3	H: 0 LOB: 1 BB: 1 P: 7	R: 0 E: 0 K: 0 S: 3	H: 1 LOB: 0 BB: 0 P: 3	R: 0 E: 1 K: 0 S: 4	H: 0 LOB: 1 BB: 0 P: 4	R: 3 E: 0 K: 0 S: 7	H: 4 LOB: 2 BB: 1 P: 11	R: 0 E: 0 K: 0 S: 4	H: 1 LOB: 1 BB: 0 P: 4	R: 0 E: 0 K: 0 S: 3	H: 0 LOB: 0 BB: 1 P: 7	R: 0 E: 0 K: 0 S: 3	H: 0 LOB: 0 BB: 0 P: 3	R: 0 E: 0 K: 0 S: 3	H: 1 LOB: 0 BB: 0 P: 3	1B: 6 2B: 1 3B: 0 HR: 0	SF: 1 SAC: 0 DP: 1 HBP: 0	WP: 0 PB: 0 SB: 0 CS: 1	PA: 38
<b>PITCHER</b>	IP WLS BF H R ER SO BB IBB HBP BLK WP HR S P ERA WHIP																					
Gary Gentry, R (1,1)	2.0 L 9 0 1 1 0 3 0 0 0 0 0 0 6 18 4.50 1.500																					
Ron Schueler, R (3,1)	2.2 13 4 3 3 0 1 0 0 0 0 0 0 12 16 10.12 1.875																					
Joe Hoerner, L (5,1)	0.1 2 1 0 0 0 0 0 0 0 0 0 0 2 2 0.00 3.000																					
Jim Panther, R (6,1)	2.0 8 1 0 0 0 1 0 0 0 0 0 0 7 11 0.00 1.000																					
Danny Frisella, R (8,1)	2.0 6 1 0 0 0 0 0 0 0 0 0 0 6 6 0.00 0.500																					

St. Louis Cardinals @ Atlanta Braves  
Atlanta Stadium, Atlanta, GA  
Sun Jun 10 1973, 3:33 AM EDT  
Unknown

AB 32  
R 4  
H 7  
RBI 4  
BB 5  
SO 0  
LOB 19



Batter	1	2	3	4	5	6	7	8	9	AB	R	H	RBI	BB	SO	LOB	BOTTOM					
Johnny Oates, L OBP: 0.294, SLG: 0.294 (1,2)	4-0 1B BB		0-0 4-3		0-0 G4-6-3 1-2		4-0 1-2 2-3 BB		0-0 BB 1B	3 0 1 0 2 0 1												
Ralph Garr, L (1,9)	0-0 F9		0-0 G3			0-0 4-3	0-3 K		0-3 K	5 0 0 0 0 2 6												
Darrell Evans, L (1,5)	0-0 1-3 1B			0-0 G5-4-3 1B		0-0 F8		4-0 BB BB	4-0 1-2 2-3 BB	3 0 2 0 2 0 0												
Hank Aaron, R (1,7)	0-0 P3			0-0 G5-4-3 1-2		0-0 6-3		0-3 K	0-0 F7	5 0 0 0 0 1 7												
Mike Lum, L (1,3)	0-3 K			0-0 P4			0-0 F8	0-3 K		4 0 0 0 0 2 3												
Dusty Baker Jr., R (1,8)		0-0 F8			0-0 2B 1B		0-0 2B 2B	4-0 1-2 BB		3 2 2 0 1 0 0												
Davey Johnson, R (1,4)		0-0 6-3			0-0 1B SF7 2B		0-0 F3	0-3 K		4 1 1 1 0 1 3							AB 32 R 3 H 8 RBI 3 BB 7 SO 6 LOB 20					
Marty Perez, R (1,6)		0-0 4-3			0-0 G4-6-3 1B		0-0 BB 2B		0-0 F3	4 0 2 1 0 0 0												
Gary Gentry, R (1,1)																						
Ron Schueler, R (3,1)																						
Joe Hoerner, L (5,1)																						
Jim Panther, R (6,1)																						
Danny Frisella, R (8,1)																						
Alan Foster, R (1,1)																						
Diego Segui, R (7,1)																						
Al Hrabosky, L (9,1)																						
Wayne Granger, R (9,1)																						
<b>Inning Stats</b>	R: 0 E: 0 K: 1 S: 6	H: 1 LOB: 2 BB: 1 P: 10	R: 0 E: 0 K: 0 S: 3	H: 0 LOB: 0 BB: 0 P: 3	R: 0 E: 0 K: 0 S: 3	H: 0 LOB: 0 BB: 0 P: 3	R: 0 E: 0 K: 0 S: 3	H: 1 LOB: 0 BB: 0 P: 3	R: 2 E: 0 K: 0 S: 5	H: 3 LOB: 0 BB: 0 P: 5	R: 0 E: 0 K: 0 S: 3	H: 0 LOB: 0 BB: 0 P: 3	R: 1 E: 0 K: 1 S: 7	H: 2 LOB: 2 BB: 2 P: 15	R: 0 E: 0 K: 3 S: 9	H: 0 LOB: 2 BB: 2 P: 17	R: 0 E: 0 K: 1 S: 6	H: 1 LOB: 3 BB: 2 P: 14	1B: 5 2B: 3 3B: 0 HR: 0	SF: 1 SAC: 0 DP: 2 HBP: 0	WP: 0 PB: 0 SB: 0 CS: 0	PA: 40
<b>PITCHER</b>	IP WLS BF H R ER SO BB IBB HBP BLK WP HR S P ERA WHIP																					
Alan Foster, R (1,1)	6.2 W 26 7 3 3 1 1 0 0 0 0 0 0 27 31 4.05 1.200																					
Diego Segui, R (7,1)	1.2 11 1 0 0 4 5 0 0 0 0 0 0 14 34 0.00 3.600																					
Al Hrabosky, L (9,1)	0.1 2 0 0 0 1 1 0 0 0 0 0 0 3 7 0.00 3.000																					
Wayne Granger, R (9,1)	0.1 S 1 0 0 0 0 0 0 0 0 0 0 0 1 1 0.00 0.000																					

St. Louis Cardinals @ Atlanta Braves  
Atlanta Stadium, Atlanta, GA  
Sun Jun 10 1973, 3:33 AM EDT  
Unknown

AB 32  
R 3  
H 8  
RBI 3  
BB 7  
SO 6  
LOB 20





Batter	1	2	3	4	5	6	7	8	9	AB	R	H	RBI	BB	SO	LOB	TOP			
Jim Dwyer, L (1,7) Mick Kelleher, R (8,6) OBP: 0.304, SLG: 0.250	F2			P6		1-3		G3		4	0	0	0	0	0	1				
Ted Sizemore, R (1,4) OBP: 0.340, SLG: 0.311	5-3			P3				5-3	FC3-6 1B SF8 BB	3	1	0	0	1	0	0				
Joe Torre, R (1,3) OBP: 0.422, SLG: 0.404	6-3			5-3				BB BB	FC3-6 1-2 1B	3	0	1	0	1	0	0				
Ted Simmons, S (1,2) OBP: 0.356, SLG: 0.365		K			L6			FC3-6 FC4-6	FC3-6 FC4-6 1-2 2-3	3	0	0	0	1	1	2				
Luis Melendez, R (1,8) OBP: 0.305, SLG: 0.285		K			F3			SF8		3	0	0	1	0	2	2				
Bernie Carbo, L (1,9) OBP: 0.291, SLG: 0.212		G3			K			FC4-6	3-H 1-2	4	0	0	0	0	1	3				
Ken Reitz, R (1,5) OBP: 0.243, SLG: 0.341			4-3			SF9 3B		F3		3	1	1	0	0	0	0				
Mike Tyson, R (1,6) OBP: 0.271, SLG: 0.267			6-3			L4		P5		2	0	0	0	0	0	1				
Tim McCarver, L (8,PH) Diego Segui, R (8,1)										1	0	0	0	0	0	0				
Tom Murphy, R (1,1) Jose Cruz, L (6,PH) Al Hrabosky, R (6,1) Lou Brock, L (8,PH) OBP: 0.342, SLG: 0.372				K		SF9 3-H			BB	1	0	0	0	0	1	0				
										0	0	0	1	0	0	0				
										0	0	0	0	0	0	0				
										0	0	0	0	1	0	0				
<b>Inning Stats</b>	R: 0 E: 0 K: 0 S: 3	H: 0 LOB: 0 BB: 0 P: 3	R: 0 E: 0 K: 2 S: 7	H: 0 LOB: 0 BB: 0 P: 7	R: 0 E: 0 K: 1 S: 5	H: 0 LOB: 0 BB: 0 P: 5	R: 0 E: 0 K: 0 S: 3	H: 0 LOB: 0 BB: 0 P: 3	R: 0 E: 0 K: 1 S: 5	H: 1 LOB: 0 BB: 0 P: 4	R: 0 E: 0 K: 1 S: 5	H: 0 LOB: 2 BB: 2 P: 13	R: 0 E: 0 K: 0 S: 3	H: 0 LOB: 1 BB: 1 P: 7	R: 1 E: 0 K: 0 S: 4	H: 1 LOB: 1 BB: 1 P: 8	1B: 1 2B: 0 3B: 1 HR: 0	SF: 2 SAC: 0 DP: 0 HBP: 0	WP: 0 PB: 0 SB: 0 CS: 0	PA: 33
<b>PITCHER</b>	IP WLS BF H R ER SO BB IBB HBP BLK WP HR S P ERA WHIP																			
Roric Harrison, R (1,1) ERA: 3.12	8.0 W 29 1 2 2 5 4 0 0 0 0 0 0 35 51 2.25 0.625																			
Danny Frisella, R (9,1) ERA: 3.6	1.0 S 4 1 0 0 0 0 0 0 0 0 0 0 4 4 0.00 1.000																			

St. Louis Cardinals @ Atlanta Braves  
Atlanta Stadium, Atlanta, GA  
Sun Jun 10 1973, 3:38 AM EDT  
Att: 26,209 - Unknown

AB 27  
R 2  
H 2  
RBI 2  
BB 4  
SO 5  
LOB 9



Batter	1	2	3	4	5	6	7	8	9	AB	R	H	RBI	BB	SO	LOB	BOTTOM			
Sonny Jackson, L (1,7) OBP: 0.294, SLG: 0.240	4-3		4-3		S 1B BB		F7	K		4	1	0	0	1	1	1				
Johnny Oates, L (1,2) OBP: 0.296, SLG: 0.298	F2				F9 1B 1-H		E3 BB 1B			4	1	2	1	0	0	0				
Darrell Evans, L (1,5) OBP: 0.371, SLG: 0.526				2B SF8 BB			WP 1B BB			1	1	1	0	3	0	0				
Dusty Baker Jr., R (1,8) OBP: 0.339, SLG: 0.415	F9			SF8 1B 2B	F9 2-3		WP 1B			4	1	2	1	0	0	3				
Mike Lum, L (1,3) OBP: 0.335, SLG: 0.409		K		SF8 2-3 3-H	1-3		BB			2	0	0	1	1	1	2				
Ralph Garr, L (1,9) OBP: 0.267, SLG: 0.325		P6		FC1 S 1B		F7	F7			4	0	1	1	0	0	3				
Chuck Goggin, S (1,4) OBP: 0.273, SLG: 0.318		P6		FC1 1-3		K		F7		4	0	0	0	0	1	1				
Marty Perez, R (1,6) OBP: 0.335, SLG: 0.344			K		F8		6-3			4	0	1	0	0	1	1				
Roric Harrison, R (1,1) OBP: 0.083, SLG: 0.333					K					3	1	1	1	0	2	0				
Danny Frisella, L (9,1) ERA: 1.26				HR				K	SH1-4 1B 1-2	0	0	0	0	0	0	0				
<b>Inning Stats</b>	R: 0 E: 0 K: 0 S: 3	H: 0 LOB: 1 BB: 1 P: 7	R: 0 E: 0 K: 1 S: 5	H: 0 LOB: 0 BB: 0 P: 5	R: 1 E: 0 K: 1 S: 6	H: 2 LOB: 1 BB: 0 P: 6	R: 2 E: 0 K: 0 S: 5	H: 2 LOB: 1 BB: 1 P: 9	R: 1 E: 0 K: 1 S: 7	H: 2 LOB: 2 BB: 1 P: 11	R: 0 E: 0 K: 1 S: 5	H: 0 LOB: 0 BB: 0 P: 5	R: 1 E: 1 K: 1 S: 7	H: 1 LOB: 3 BB: 2 P: 15	R: 0 E: 0 K: 1 S: 6	H: 1 LOB: 1 BB: 0 P: 6	1B: 6 2B: 1 3B: 0 HR: 1	SF: 1 SAC: 1 DP: 0 HBP: 0	WP: 1 PB: 0 SB: 2 CS: 0	PA: 37
<b>PITCHER</b>	IP WLS BF H R ER SO BB IBB HBP BLK WP HR S P ERA WHIP																			
Tom Murphy, R (1,1) ERA: 3.86	5.0 L 23 6 4 4 3 3 0 0 0 0 1 0 26 38 7.20 1.800																			
Al Hrabosky, L (6,1) ERA: 2.02	2.0 10 1 1 0 2 2 0 0 0 0 1 0 12 20 0.00 1.500																			
Diego Segui, R (8,1) ERA: 1.26	1.0 4 1 0 0 1 0 0 0 0 0 0 0 6 6 0.00 1.000																			

St. Louis Cardinals @ Atlanta Braves  
Atlanta Stadium, Atlanta, GA  
Sun Jun 10 1973, 3:38 AM EDT  
Att: 26,209 - Unknown

AB 30  
R 5  
H 8  
RBI 5  
BB 5  
SO 6  
LOB 11













Batter	1	2	3	4	5	6	7	8	9	AB	R	H	RBI	BB	SO	LOB	TOP		
Jim Dwyer, L OBP: 0.111, SLG: 0.111 (1, 7)	6-3		BB 1B HBP	1-3		1-3		F5		5	1	1	0	0	0	1			
Ted Sizemore, R OBP: 0.364, SLG: 0.336 (1, 4)	HBP 1B		BB HBP	6-3			5-3		6-3	4	1	1	0	0	0	0			
Joe Torre, R OBP: 0.437, SLG: 0.424 (1, 5)	G4-6-3 HBP		BB 1B HR	P5			FC3-6 1B		2B SF8 1B	3	2	2	1	1	0	0			
Ted Simmons, S OBP: 0.371, SLG: 0.411 (1, 2)	G4-6-3		BB HR				FC3-6 1B			5	1	4	2	0	0	2			
Tim McCarver, L OBP: 0.368, SLG: 0.378 (1, 3)		F7	HR BB			FC4-6 1B			SF8 2B	3	1	0	1	1	0	3			
Jose Cruz, L OBP: 0.336, SLG: 0.433 (1, 9)		4-3	L3			F8			G3	5	0	0	0	0	0	7			
Luis Melendez, R OBP: 0.315, SLG: 0.309 (1, 8)		5-3	HR			K				4	1	2	4	0	1	1			
Mike Tyson, R OBP: 0.266, SLG: 0.263 (1, 6)			F8				6-3		K	3	0	0	0	1	1	1			
Rick Wise, R OBP: 0.300, SLG: 0.314 (1, 1)			E1 BB				5-3		K	4	1	1	0	0	2	2			
<b>Inning Stats</b>	R: 0 E: 0 K: 0 S: 3	H: 1 LOB: 1 BB: 0 P: 4	R: 0 E: 0 K: 0 S: 3	H: 0 LOB: 0 BB: 0 P: 3	R: 7 E: 1 K: 1 S: 9	H: 4 LOB: 1 BB: 3 P: 22	R: 0 E: 0 K: 0 S: 3	H: 0 LOB: 0 BB: 0 P: 3	R: 0 E: 0 K: 1 S: 6	H: 1 LOB: 1 BB: 0 P: 6	R: 0 E: 0 K: 0 S: 5	H: 2 LOB: 2 BB: 0 P: 5	R: 0 E: 0 K: 2 S: 8	H: 1 LOB: 1 BB: 0 P: 8	R: 1 E: 0 K: 0 S: 5	H: 2 LOB: 1 BB: 0 P: 5	1B: 9 2B: 1 3B: 0 HR: 1	SF: 1 SAC: 0 DP: 1 HBP: 2	WP: 0 PA: 42 PB: 0 SB: 0 CS: 0
<b>PITCHER</b>	IP WLS BF H R ER SO BB IBB HBP BLK WP HR S P ERA WHIP																		
Jack Billingham, R ERA: 3.29 (1, 1)	8.0 L 37 9 7 7 4 3 0 2 0 0 1 40 54 7.88 1.500																		
Pedro Borbon, R ERA: 2.52 (9, 1)	1.0 5 2 1 1 0 0 0 0 0 0 0 5 5 9.00 2.000																		

St. Louis Cardinals @ Cincinnati Reds  
Riverfront Stadium, Cincinnati, OH  
Wed Jun 13 1973, 7:05 PM EDT  
Att: 14,586 - Unknown

AB 36  
R 8  
H 11  
RBI 8  
BB 3  
SO 4  
LOB 17



Batter	1	2	3	4	5	6	7	8	9	AB	R	H	RBI	BB	SO	LOB	BOTTOM		
Pete Rose, S OBP: 0.379, SLG: 0.402 (1, 7)	G3		F7			F7			F7	4	0	0	0	0	0	0			
Joe Morgan, L OBP: 0.422, SLG: 0.521 (1, 4)	P6			K			5-3 BB		1B	3	0	1	0	1	1	0			
Bobby Tolan, L OBP: 0.243, SLG: 0.301 (1, 9)	5-3			1-3		P4			F7	4	0	0	0	0	0	2			
Johnny Bench, R OBP: 0.346, SLG: 0.465 (1, 2)		6-3		6-3			5-3		F8	4	0	0	0	0	0	2			
Tony Perez, R OBP: 0.373, SLG: 0.502 (1, 3)		FC6-4 BB				F9				1	0	0	0	2	0	0			
Dan Driessen, L OBP: 0.381, SLG: 0.421 (1, 5)		K		G3		G3			F7	3	0	0	0	0	1	3			
Cesar Geronimo, L OBP: 0.221, SLG: 0.239 (1, 8)		FC6-4		6-3					F7	3	0	0	0	0	0	1			
Darrel Chaney, S OBP: 0.250, SLG: 0.184 (1, 6)			F7			4-3			K	3	0	0	0	0	1	0			
Jack Billingham, R OBP: 0.053, SLG: 0.027 (1, 1)				4-3		L3			K	2	0	0	0	0	0	0			
Larry Stahl, L OBP: 0.409, SLG: 0.378 (8, PH)										1	0	0	0	0	1	0			
Pedro Borbon, R OBP: 0.167, SLG: 0.167 (9, 1)										0	0	0	0	0	0	0			
<b>Inning Stats</b>	R: 0 E: 0 K: 0 S: 3	H: 0 LOB: 0 BB: 1 P: 3	R: 0 E: 0 K: 1 S: 5	H: 0 LOB: 1 BB: 1 P: 9	R: 0 E: 0 K: 0 S: 3	H: 0 LOB: 0 BB: 0 P: 3	R: 0 E: 0 K: 1 S: 5	H: 0 LOB: 0 BB: 0 P: 5	R: 0 E: 0 K: 0 S: 3	H: 0 LOB: 0 BB: 0 P: 3	R: 0 E: 0 K: 0 S: 3	H: 0 LOB: 0 BB: 0 P: 3	R: 0 E: 0 K: 2 S: 7	H: 0 LOB: 0 BB: 0 P: 7	R: 0 E: 0 K: 0 S: 4	H: 1 LOB: 1 BB: 0 P: 4	1B: 1 2B: 0 3B: 0 HR: 0	SF: 0 SAC: 0 DP: 0 HBP: 0	WP: 0 PA: 31 PB: 0 SB: 0 CS: 0
<b>PITCHER</b>	IP WLS BF H R ER SO BB IBB HBP BLK WP HR S P ERA WHIP																		
Rick Wise, R ERA: 3.01 (1, 1)	9.0 W 31 1 0 0 4 3 0 0 0 0 0 36 48 0.00 0.444																		

St. Louis Cardinals @ Cincinnati Reds  
Riverfront Stadium, Cincinnati, OH  
Wed Jun 13 1973, 7:05 PM EDT  
Att: 14,586 - Unknown

AB 28  
R 0  
H 1  
RBI 0  
BB 3  
SO 4  
LOB 8





Batter	1	2	3	4	5	6	7	8	9	AB	R	H	RBI	BB	SO	LOB	TOP										
Jim Dwyer, L (1,7) OBP: 0.077, SLG: 0.077 Bill Stein, R (9,PH) OBP: 0.306, SLG: 0.194	0-0 1-3		0-0 5-3		0-0 G6-4-3		0-0 F7		0-3 K	4	0	0	0	0	0	1	<b>St. Louis Cardinals @ Houston Astros</b> Astrodome, Houston, TX Fri Jun 15 1973, 8:05 PM EDT Att: 17,186 - Unknown										
Ted Sizemore, R (1,4) OBP: 0.371, SLG: 0.347	0-0 F8		0-0 1B		4-0 HR		0-0 2B		0-0 6-3	4	1	2	0	1	0	2											
Joe Torre, R (1,3) OBP: 0.448, SLG: 0.457	0-0 2B		0-0 1B		0-0 HR		4-0 IBB			3	1	3	2	1	0	0											
Ted Simmons, S (1,2) OBP: 0.365, SLG: 0.403	0-0 L6		0-0 F3		0-0 G3		0-0 G6-4-3			4	0	0	0	0	0	5											
Luis Melendez, R (1,8) OBP: 0.314, SLG: 0.314		0-0 L6		0-0 2B		0-0 L4		0-0 5-3		4	0	1	0	0	0	0											
Ken Reitz, R (1,5) OBP: 0.246, SLG: 0.346		4-0 BB		0-0 F7		0-0 5-3		0-3 K		3	0	0	0	1	1	1											
Jose Cruz, L (1,9) OBP: 0.336, SLG: 0.435		0-0 F9		0-3 K		0-0 2B		0-0 3-1		4	0	1	0	0	1	2											
Mike Tyson, R (1,6) OBP: 0.267, SLG: 0.259 Tim McCarver, L (9,PH) OBP: 0.394, SLG: 0.374		0-0 5-3		0-0 4-3		4-0 IBB		0-0 F7		2	0	0	0	1	0	2											
Alan Foster, R (1,1) OBP: 0.250, SLG: 0.250 Bernie Carbo, L (9,PH) OBP: 0.300, SLG: 0.224 Lou Brock, L (9,PR) OBP: 0.355, SLG: 0.387			0-0 P4		0-0 G6-4-3		0-0 1-3		0-0 S	3	0	1	0	0	0	2											
<b>Inning Stats</b>	R: 0 E: 0 K: 0 S: 4	H: 1 LOB: 1 BB: 0 P: 4	R: 0 E: 0 K: 0 S: 3	H: 0 LOB: 1 BB: 1 P: 7	R: 0 E: 0 K: 1 S: 5	H: 2 LOB: 2 BB: 0 P: 5	R: 0 E: 0 K: 1 S: 6	H: 1 LOB: 1 BB: 0 P: 6	R: 2 E: 0 K: 0 S: 4	H: 2 LOB: 0 BB: 1 P: 8	R: 0 E: 0 K: 0 S: 4	H: 1 LOB: 2 BB: 1 P: 8	R: 0 E: 0 K: 0 S: 3	H: 1 LOB: 1 BB: 1 P: 7	R: 0 E: 0 K: 1 S: 5	H: 0 LOB: 0 BB: 0 P: 5		R: 0 E: 0 K: 1 S: 6	H: 1 LOB: 2 BB: 0 P: 6	1B: 4 2B: 4 3B: 0 HR: 1	SF: 0 SAC: 0 DP: 2 HBP: 0	WP: 0 PB: 0 SB: 1 CS: 0	PA: 38				
<b>PITCHER</b>	IP	WLS	BF	H	R	ER	SO	BB	IBB	HBP	BLK	WP	HR	S	P	ERA	WHIP										
Dave Roberts, L (1,1) ERA: 2.49	8.0	W	34	8	2	2	2	2	2	0	0	0	1	34	50	2.25	1.250										
Jim Ray, R (9,1) ERA: 2.45	0.1		2	1	0	0	0	0	0	0	0	0	0	2	2	0.00	3.000										
Jim Crawford, L (9,1) ERA: 3.09	0.1	S	1	0	0	0	1	0	0	0	0	0	0	3	3	0.00	0.000										
Jim York, R (9,1) ERA: 3.5	0.1		1	0	0	0	0	0	0	0	0	0	0	1	1	0.00	0.000										

AB	34
R	2
H	9
RBI	2
BB	4
SO	3
LOB	16



Batter	1	2	3	4	5	6	7	8	9	AB	R	H	RBI	BB	SO	LOB	BOTTOM										
Tommie Agee, R (1,7) OBP: 0.318, SLG: 0.394	0-3 K		0-0 HR		0-0 F8		0-0 6-3			4	1	2	2	0	1	0	<b>St. Louis Cardinals @ Houston Astros</b> Astrodome, Houston, TX Fri Jun 15 1973, 8:05 PM EDT Att: 17,186 - Unknown										
Jimmy Wynn, R (1,9) OBP: 0.346, SLG: 0.473	0-0 F8		0-3 K		0-0 F8		0-0 CS		0-0 6-3	4	0	1	0	0	1	1											
Cesar Cedeno, R (1,8) OBP: 0.360, SLG: 0.554	0-0 S		4-0 CS		0-3 K		0-0 6-3		0-0 1-2	3	0	1	0	1	1	2											
Bob Watson, R (1,2) OBP: 0.411, SLG: 0.452	0-3 K		0-0 CS		0-0 F8		0-3 K		0-0 HR	4	1	1	1	0	2	1											
Lee May, R (1,3) OBP: 0.275, SLG: 0.382		0-0 5-3		0-0 BB		0-0 FC6-4		0-0 1B		4	0	3	0	0	0	0											
Doug Rader, R (1,5) OBP: 0.317, SLG: 0.348		0-0 6-3		0-3 K		0-0 F8		0-0 F9		4	0	0	0	0	1	3											
Tommy Helms, R (1,4) OBP: 0.307, SLG: 0.347		0-0 F8		4-0 BB		0-0 FC6-4		0-0 1-2		2	0	0	0	1	0	1											
Roger Metzger, S (1,6) OBP: 0.288, SLG: 0.353			0-0 SH1-4		0-0 5-3		0-0 P6			3	1	1	0	0	0	2											
Dave Roberts, L (1,1) OBP: 0.167, SLG: 0.167 Jim Ray, R (9,1) OBP: 0.200, SLG: 0.200 Jim Crawford, L (9,1) OBP: 0.333, SLG: 0.500 Jim York, R (9,1)			0-0 SH1-4		0-0 F3		0-0 L6			2	0	0	0	0	0	0											
<b>Inning Stats</b>	R: 0 E: 0 K: 2 S: 8	H: 1 LOB: 1 BB: 0 P: 8	R: 0 E: 0 K: 0 S: 3	H: 0 LOB: 0 BB: 0 P: 3	R: 2 E: 0 K: 1 S: 6	H: 2 LOB: 0 BB: 1 P: 10	R: 0 E: 0 K: 1 S: 6	H: 1 LOB: 2 BB: 1 P: 10	R: 0 E: 0 K: 1 S: 6	H: 1 LOB: 1 BB: 0 P: 6	R: 0 E: 0 K: 1 S: 6	H: 1 LOB: 1 BB: 0 P: 6	R: 0 E: 0 K: 0 S: 3	H: 0 LOB: 0 BB: 0 P: 3	R: 1 E: 0 K: 0 S: 5	H: 3 LOB: 1 BB: 0 P: 5		R: 0 E: 0 K: 0 S: 5	H: 0 LOB: 0 BB: 0 P: 5	1B: 7 2B: 0 3B: 0 HR: 2	SF: 0 SAC: 1 DP: 0 HBP: 0	WP: 0 PB: 0 SB: 1 CS: 2	PA: 34				
<b>PITCHER</b>	IP	WLS	BF	H	R	ER	SO	BB	IBB	HBP	BLK	WP	HR	S	P	ERA	WHIP										
Alan Foster, R (1,1) ERA: 2.36	8.0	L	33	9	3	3	6	2	0	0	0	0	2	43	51	3.38	1.375										





Batter	1	2	3	4	5	6	7	8	9	AB	R	H	RBI	BB	SO	LOB	TOP					
<b>Lou Brock, L</b> OBP: 0.353, SLG: 0.384 <b>Jim Dwyer, L</b> OBP: 0.071, SLG: 0.071	(1, 7) K	(2) L8		(3) PB BLK 1-2 1B		(3) 6-3			(3) 6-3	4	0	1	0	0	1	1						
<b>Dave Campbell, R</b> OBP: 0.259, SLG: 0.243	(1, 4) L9	(3) K		(2) F7 1-3 2-H			(1) K			4	0	0	0	0	2	2						
<b>Joe Torre, R</b> OBP: 0.449, SLG: 0.461	(1, 5) PB WP BLK BB (9, 3)			(3) 6-3 1B 2B			(2) 6-3			3	2	1	0	1	1	1						
<b>Ted Simmons, S</b> OBP: 0.363, SLG: 0.397	(1, 2) S 1-H BB			(1) 6-3 2-3		(1) G3			(3) 4-3	3	0	0	0	1	0	1						
<b>Tim McCarver, L</b> OBP: 0.360, SLG: 0.362 <b>Ken Reitz, R</b> OBP: 0.246, SLG: 0.346	(1, 3) BB (9, 5) 1-2 BB			(2) 4-3		(2) 6-3			(1) 4-3	3	0	0	0	1	0	1						
<b>Jose Cruz, L</b> OBP: 0.339, SLG: 0.436	(1, 9) K			(3) E S 1B		(3) S 1B			(2) K	4	1	2	1	0	2	2						
<b>Luis Melendez, R</b> OBP: 0.312, SLG: 0.312			(1) K	(3) K 1-3		(3) 1B 1-H			(3) K	4	0	1	1	0	3	1						
<b>Mike Tyson, R</b> OBP: 0.267, SLG: 0.266	(1, 6) 1B 2B			(1) 4-3		(3) CS			(1) F9	4	1	1	0	0	0	0						
<b>Bob Gibson, R</b> OBP: 0.231, SLG: 0.171	(1, 1) 2-H 1B			(1) BLK 1B PB 1B					(2) K	4	1	2	1	0	1	0						
<b>Inning Stats</b>	R: 1 E: 0 K: 2 S: 7	H: 0 LOB: 2 BB: 3 P: 19	R: 1 E: 0 K: 2 S: 9	H: 2 LOB: 1 BB: 0 P: 9	R: 1 E: 0 K: 1 S: 7	H: 2 LOB: 1 BB: 0 P: 7	R: 1 E: 0 K: 1 S: 7	H: 2 LOB: 0 BB: 0 P: 7	R: 0 E: 0 K: 1 S: 5	H: 0 LOB: 0 BB: 0 P: 5	R: 0 E: 0 K: 1 S: 5	H: 0 LOB: 0 BB: 0 P: 5	R: 0 E: 0 K: 2 S: 7	H: 0 LOB: 0 BB: 0 P: 7	R: 0 E: 0 K: 0 S: 3	H: 0 LOB: 0 BB: 0 P: 3	1B: 6 2B: 2 3B: 0 HR: 0	SF: 0 SAC: 0 DP: 0 HBP: 0	WP: 1 PB: 2 SB: 3 CS: 1	PA: 38		
<b>PITCHER</b>	IP	WLS	BF	H	R	ER	SO	BB	IBB	HBP	BLK	WP	HR	S	P	ERA	WHIP					
<b>Ken Forsch, R</b> ERA: 3.38	(1, 1)	3.1	L	18	5	4	2	5	3	0	0	1	1	0	25	37	5.40	2.400				
<b>J.R. Richard, R</b> ERA: 1.93	(4, 1)	4.2		16	3	1	1	5	0	0	0	1	0	0	26	26	1.93	0.643				
<b>Cecil Upshaw, R</b> ERA: 5.4	(9, 1)	1.0		3	0	0	0	0	0	0	0	0	0	0	3	3	0.00	0.000				

St. Louis Cardinals @ Houston Astros  
Astrodome, Houston, TX  
Sat Jun 16 1973, 8:05 PM EDT  
Att: 26,780 - Unknown

AB	34
R	5
H	8
RBI	3
BB	3
SO	10
LOB	9



Batter	1	2	3	4	5	6	7	8	9	AB	R	H	RBI	BB	SO	LOB	BOTTOM					
<b>Tommie Agee, R</b> OBP: 0.306, SLG: 0.379	(1, 7) 6-3		(1) K		(2) P3			(1) F8		4	0	0	0	0	1	3						
<b>Jimmy Wynn, R</b> OBP: 0.348, SLG: 0.476	(1, 9) 2B		(2) K		(3) K			(3) G6-3 BB		3	1	1	0	1	2	2						
<b>Cesar Cedeno, R</b> OBP: 0.357, SLG: 0.548 <b>Jesus Alou, R</b> OBP: 0.308, SLG: 0.405	(1, 8) K		(3) F8			(1) F3		(3) G6-3 1-2		2	0	0	0	0	1	1						
<b>Bob Watson, R</b> OBP: 0.412, SLG: 0.462	(1, 2) 2-H 1B 2B			(1) K		(2) 6-3			(1) PB 1B 2B	4	2	2	1	0	1	0						
<b>Lee May, R</b> OBP: 0.275, SLG: 0.380	(1, 3) 2-H 1B			(2) K		(3) K			(1) K	4	0	1	1	0	3	1						
<b>Doug Radler, R</b> OBP: 0.314, SLG: 0.345 <b>Ray Busse, R</b> OBP: 0.195, SLG: 0.333	(1, 5) 6-3			(3) 1-3			(1) K2-3		(2) 5-3	2	0	0	0	0	0	1						
<b>Tommy Helms, R</b> OBP: 0.310, SLG: 0.349			(1) K		(2) FC4-6 1B		(2) 6-3		(1) FC6 1B	4	0	2	1	0	1	0						
<b>Roger Metzger, S</b> OBP: 0.283, SLG: 0.347	(1, 6) L7		(2) L7		(1) FC4-6 1B		(3) F8		(3) FC6	4	0	0	0	0	0	2						
<b>Ken Forsch, R</b> OBP: 0.081, SLG: 0.029 <b>J.R. Richard, R</b> OBP: 1.000, SLG: 1.000 <b>Jimmy Stewart, S</b> OBP: 0.355, SLG: 0.200 <b>Cecil Upshaw, R</b> ERA: 5.4	(1, 1) F9		(3) F9		(1) 1-2 1B		(2) BB BB			1	0	0	0	0	0	0						
<b>Inning Stats</b>	R: 2 E: 0 K: 1 S: 8	H: 3 LOB: 1 BB: 0 P: 8	R: 0 E: 0 K: 1 S: 5	H: 0 LOB: 0 BB: 0 P: 5	R: 0 E: 0 K: 2 S: 7	H: 0 LOB: 0 BB: 0 P: 7	R: 0 E: 0 K: 2 S: 7	H: 0 LOB: 0 BB: 0 P: 7	R: 0 E: 0 K: 1 S: 5	H: 0 LOB: 0 BB: 0 P: 5	R: 0 E: 0 K: 1 S: 5	H: 0 LOB: 1 BB: 2 P: 5	R: 0 E: 0 K: 0 S: 2	H: 0 LOB: 2 BB: 2 P: 10	R: 1 E: 0 K: 1 S: 7	H: 2 LOB: 1 BB: 0 P: 7	1B: 4 2B: 3 3B: 0 HR: 0	SF: 0 SAC: 0 DP: 1 HBP: 0	WP: 0 PB: 1 SB: 0 CS: 0	PA: 35		
<b>PITCHER</b>	IP	WLS	BF	H	R	ER	SO	BB	IBB	HBP	BLK	WP	HR	S	P	ERA	WHIP					
<b>Bob Gibson, R</b> ERA: 2.92	(1, 1)	9.0	W	35	7	3	2	10	2	0	0	0	0	0	53	61	2.00	1.000				

St. Louis Cardinals @ Houston Astros  
Astrodome, Houston, TX  
Sat Jun 16 1973, 8:05 PM EDT  
Att: 26,780 - Unknown

AB	33
R	3
H	7
RBI	3
BB	2
SO	10
LOB	13





Batter	1	2	3	4	5	6	7	8	9	AB	R	H	RBI	BB	SO	LOB	TOP										
<b>Lou Brock, L</b> OBP: 0.354, SLG: 0.382 (1, 7)										4	0	1	0	1	0	3											
<b>Dave Campbell, R</b> OBP: 0.256, SLG: 0.234 (1, 4)										4	1	0	0	1	1	4											
<b>Joe Torre, R</b> OBP: 0.447, SLG: 0.456 (1, 5)										4	1	1	0	0	0	2											
<b>Ted Simmons, S</b> OBP: 0.361, SLG: 0.392 (1, 2)										3	0	0	0	1	1	4											
<b>Tim McCarver, L</b> OBP: 0.357, SLG: 0.378 (1, 3)										4	1	1	2	0	0	3											
<b>Jose Cruz, L</b> OBP: 0.346, SLG: 0.439 (1, 9) (6, 8)										3	0	2	1	1	0	0											
<b>Luis Melendez, R</b> OBP: 0.307, SLG: 0.306 <b>Al Hrabosky, R</b> (8, 1)										3	0	0	0	0	0	2											
<b>Mike Tyson, R</b> OBP: 0.279, SLG: 0.280 (1, 6)										4	0	3	0	0	0	0											
<b>Reggie Cleveland, R</b> OBP: 0.444, SLG: 0.423 <b>Orlando Pena, R</b> (3, 1) <b>Jim Dwyer, L</b> OBP: 0.367, SLG: 0.307 <b>Wayne Granger, R</b> (5, 1) <b>Diego Segui, R</b> (8, 1) <b>Bill Stein, R</b> OBP: 0.219, SLG: 0.212 <b>Ken Reitz, R</b> OBP: 0.343, SLG: 0.344 (8, PH)										1	0	0	0	0	1	2											
<b>Inning Stats</b>	R: 0 E: 0 K: 2 S: 8	H: 1 LOB: 2 BB: 0 P: 9	R: 0 E: 0 K: 1 S: 6	H: 1 LOB: 2 BB: 1 P: 10	R: 0 E: 0 K: 0 S: 3	H: 0 LOB: 0 BB: 0 P: 3	R: 0 E: 0 K: 0 S: 3	H: 1 LOB: 0 BB: 0 P: 3	R: 3 E: 0 K: 0 S: 5	H: 3 LOB: 0 BB: 1 P: 9	R: 0 E: 0 K: 0 S: 4	H: 1 LOB: 2 BB: 1 P: 8	R: 0 E: 0 K: 0 S: 4	H: 1 LOB: 2 BB: 1 P: 8	R: 0 E: 0 K: 0 S: 4	H: 1 LOB: 2 BB: 1 P: 8	1B: 8 2B: 0 3B: 1 HR: 0	SF: 0 SAC: 0 DP: 2 HBP: 1	WP: 0 PB: 0 SB: 2 CS: 0	PA: 39							
<b>PITCHER</b>	IP	WLS	BF	H	R	ER	SO	BB	IBB	HBP	BLK	WP	HR	S	P	ERA	WHIP										
<b>Don Wilson, R</b> ERA: 3.05 (1, 1)	1.1		8	2	0	0	2	1	0	1	0	0	0	10	15	0.00	2.250										
<b>Jim Ray, R</b> ERA: 3.03 (2, 1)	4.0	W	15	3	3	3	1	1	0	0	0	0	0	16	20	6.75	1.000										
<b>Jim Crawford, L</b> ERA: 2.78 (6, 1)	3.2	S	16	4	0	0	0	2	0	0	0	0	0	14	22	0.00	1.636										

St. Louis Cardinals @ Houston Astros  
Astrodome, Houston, TX  
Sun Jun 17 1973, 4:33 AM EDT  
Att: 25,620 - Unknown

AB 34  
R 3  
H 9  
RBI 3  
BB 4  
SO 3  
LOB 24



Batter	1	2	3	4	5	6	7	8	9	AB	R	H	RBI	BB	SO	LOB	BOTTOM										
<b>Tommie Agee, R</b> OBP: 0.310, SLG: 0.402 (1, 8)										4	2	1	1	1	2	1											
<b>Roger Metzger, S</b> OBP: 0.286, SLG: 0.358 (1, 6)										4	2	4	1	1	0	0											
<b>Jimmy Wynn, R</b> OBP: 0.349, SLG: 0.470 (1, 9)										3	1	0	0	2	2	3											
<b>Bob Watson, R</b> OBP: 0.416, SLG: 0.464 (1, 7)										5	1	3	1	0	0	3											
<b>Lee May, R</b> OBP: 0.282, SLG: 0.385 <b>Rafael Batista, L</b> (9, 3)										5	0	3	3	0	2	1											
<b>Jimmy Stewart, S</b> OBP: 0.400, SLG: 0.250 (1, 5)										3	0	2	0	1	1	2											
<b>Tommy Helms, R</b> OBP: 0.308, SLG: 0.343 (1, 4)										4	0	0	0	1	0	7											
<b>Skip Jutze, R</b> OBP: 0.227, SLG: 0.195 (1, 2)										4	1	1	1	1	1	5											
<b>Don Wilson, R</b> OBP: 0.212, SLG: 0.250 <b>Jim Ray, R</b> OBP: 0.143, SLG: 0.143 <b>Jim Crawford, L</b> OBP: 0.250, SLG: 0.375 (6, 1)										0	0	0	0	0	0	0											
<b>Inning Stats</b>	R: 0 E: 0 K: 2 S: 7	H: 1 LOB: 0 BB: 0 P: 7	R: 1 E: 0 K: 1 S: 8	H: 3 LOB: 0 BB: 0 P: 8	R: 2 E: 0 K: 1 S: 9	H: 4 LOB: 0 BB: 0 P: 9	R: 1 E: 1 K: 1 S: 7	H: 1 LOB: 2 BB: 1 P: 11	R: 0 E: 1 K: 0 S: 5	H: 2 LOB: 2 BB: 0 P: 5	R: 3 E: 0 K: 1 S: 7	H: 2 LOB: 3 BB: 4 P: 23	R: 0 E: 0 K: 1 S: 6	H: 1 LOB: 1 BB: 0 P: 6	R: 0 E: 0 K: 2 S: 7	H: 0 LOB: 2 BB: 2 P: 15	1B: 13 2B: 0 3B: 0 HR: 1	SF: 0 SAC: 2 DP: 1 HBP: 0	WP: 1 PB: 0 SB: 1 CS: 1	PA: 46							
<b>PITCHER</b>	IP	WLS	BF	H	R	ER	SO	BB	IBB	HBP	BLK	WP	HR	S	P	ERA	WHIP										
<b>Reggie Cleveland, R</b> ERA: 3.7 (1, 1)	2.1	L	14	8	3	3	3	0	0	0	0	0	0	11	15	0.00	1.200										
<b>Orlando Pena, R</b> ERA: 3.88 (3, 1)	1.2		8	1	1	0	2	1	0	0	0	0	0	5	17	27.00	5.000										
<b>Wayne Granger, R</b> ERA: 4.33 (5, 1)	1.0		8	2	3	3	0	3	0	0	0	0	0	5	17	0.00	1.500										
<b>Diego Segui, R</b> ERA: 1.09 (6, 1)	2.0		10	3	0	0	2	0	1	0	0	0	0	13	17	0.00	1.000										
<b>Al Hrabosky, L</b> ERA: 1.69 (8, 1)	1.0		5	0	0	0	2	1	1	0	0	1	0	7	15	0.00	1.000										

St. Louis Cardinals @ Houston Astros  
Astrodome, Houston, TX  
Sun Jun 17 1973, 4:33 AM EDT  
Att: 25,620 - Unknown

AB 36  
R 7  
H 14  
RBI 7  
BB 7  
SO 9  
LOB 32





Batter	1	2	3	4	5	6	7	8	9	AB	R	H	RBI	BB	SO	LOB	TOP			
Ron Hunt, R OBP: 0.408, SLG: 0.345 (1, 4)										2	0	0	0	0	0	1	<b>Montreal Expos @ St. Louis Cardinals</b> Busch Stadium, St. Louis, MO Mon Jun 18 1973, 7:05 PM CDT Att: 12,893 - Unknown <a href="http://livebaseballscores.com">livebaseballscores.com</a>			
Boots Day, L OBP: 0.391, SLG: 0.439 (1, 8)										2	0	0	0	0	1	0				
Ron Fairly, L OBP: 0.479, SLG: 0.507 (1, 7)										2	0	1	0	0	0	0				
Ken Singleton, S OBP: 0.435, SLG: 0.451 (1, 9)										2	0	0	0	0	0	1				
Mike Jorgensen, L OBP: 0.333, SLG: 0.344 (1, 3)										2	0	0	0	0	1	1				
Bob Bailey, R OBP: 0.399, SLG: 0.552 (1, 5)										2	0	0	0	0	0	0				
Tim Foli, R OBP: 0.280, SLG: 0.277 (1, 6)										2	0	1	0	0	0	0				
Pepe Frias, R OBP: 0.229, SLG: 0.239 (5, 6)										0	0	0	0	0	0	0				
Terry Humphrey, R OBP: 0.167, SLG: 0.121 (1, 2)										2	0	0	0	0	0	1				
Balor Moore, L OBP: 0.129, SLG: 0.103 (1, 1)										2	0	0	0	0	1	1				
<b>Inning Stats</b>	R: 0 E: 0 K: 0 S: 3	H: 0 LOB: 0 BB: 0 P: 3	R: 0 E: 0 K: 1 S: 5	H: 0 LOB: 0 BB: 0 P: 5	R: 0 E: 0 K: 0 S: 4	H: 1 LOB: 1 BB: 0 P: 4	R: 0 E: 0 K: 1 S: 6	H: 1 LOB: 1 BB: 0 P: 6	R: 0 E: 0 K: 0 S: 3	H: 0 LOB: 0 BB: 0 P: 3	R: 0 E: 0 K: 1 S: 3	H: 0 LOB: 0 BB: 0 P: 3					1B: 2 2B: 0 3B: 0 HR: 0	SF: 0 SAC: 0 DP: 0 HBP: 0	WP: 0 PB: 0 SB: 0 CS: 0	PA: 18
<b>PITCHER</b> Rick Wise, R ERA: 2.86 (1, 1)	IP: 5.1 WLS: W BF: 18 H: 2 R: 0 ER: 0 SO: 3 BB: 0 IBB: 0 HBP: 0 BLK: 0 WP: 0 HR: 0 S: 24 P: 24 ERA: 0.00 WHIP: 0.375															<b>PITCHER</b>	IP: WLS: BF: H: R: ER: SO: BB: IBB: HBP: BLK: WP: HR: S: P: ERA: WHIP:			

Batter	1	2	3	4	5	6	7	8	9	AB	R	H	RBI	BB	SO	LOB	BOTTOM
Lou Brock, L OBP: 0.351, SLG: 0.379 (1, 7)										2	0	0	0	0	1	1	<b>Montreal Expos @ St. Louis Cardinals</b> Busch Stadium, St. Louis, MO Mon Jun 18 1973, 7:05 PM CDT Att: 12,893 - Unknown <a href="http://livebaseballscores.com">livebaseballscores.com</a>
Ted Sizemore, R OBP: 0.397, SLG: 0.342 (1, 4)										2	0	0	0	0	0	1	
Joe Torre, R OBP: 0.443, SLG: 0.451 (1, 3)										2	0	0	0	0	1	0	
Ted Simmons, S OBP: 0.359, SLG: 0.388 (1, 2)										2	0	0	0	0	0	0	
Luis Melendez, R OBP: 0.303, SLG: 0.302 (1, 8)										2	0	0	0	0	1	0	
Ken Reitz, R OBP: 0.242, SLG: 0.341 (1, 5)										2	0	0	0	0	0	0	
Jose Cruz, L OBP: 0.343, SLG: 0.435 (1, 9)										2	0	0	0	0	2	0	
Mike Tyson, R OBP: 0.288, SLG: 0.310 (1, 6)										2	1	2	1	0	0	0	
Mick Kelleher, R OBP: 0.304, SLG: 0.250 (6, 6)										0	0	0	0	0	0	0	
Rick Wise, R OBP: 0.310, SLG: 0.324 (1, 1)										2	0	1	0	0	1	1	
<b>Inning Stats</b>	R: 0 E: 0 K: 1 S: 5	H: 0 LOB: 0 BB: 0 P: 5	R: 0 E: 0 K: 0 S: 3	H: 0 LOB: 0 BB: 0 P: 3	R: 1 E: 0 K: 2 S: 9	H: 2 LOB: 1 BB: 0 P: 9	R: 0 E: 0 K: 1 S: 5	H: 0 LOB: 0 BB: 0 P: 5	R: 0 E: 0 K: 2 S: 8	H: 1 LOB: 1 BB: 0 P: 8	1B: 2 2B: 0 3B: 0 HR: 1	SF: 0 SAC: 0 DP: 0 HBP: 0	WP: 0 PB: 0 SB: 0 CS: 0	PA: 18			
<b>PITCHER</b> Balor Moore, L ERA: 3.92 (1, 1)	IP: 5.0 WLS: L BF: 18 H: 3 R: 1 ER: 1 SO: 6 BB: 0 IBB: 0 HBP: 0 BLK: 0 WP: 0 HR: 1 S: 30 P: 30 ERA: 1.80 WHIP: 0.600															<b>PITCHER</b>	IP: WLS: BF: H: R: ER: SO: BB: IBB: HBP: BLK: WP: HR: S: P: ERA: WHIP:



Batter	1	2	3	4	5	6	7	8	9	AB	R	H	RBI	BB	SO	LOB	TOP																			
Ron Hunt, R OBP: 0.403, SLG: 0.346 (1, 4)	5-3		FC6-4		FC6-4			F3	K	5	0	1	0	0	1	1																				
Boots Day, L OBP: 0.382, SLG: 0.426 (1, 8)	4-3		4-3			6-3 SH1-4 1B		G3		4	1	1	0	0	0	2																				
Ron Fairly, L OBP: 0.482, SLG: 0.517 Clyde Mashore, R OBP: 0.395, SLG: 0.731 (6, PR) (8, 7)	F5			BB 1B		SH1-4		1B	2B	3	0	2	0	0	0	0																				
Ken Singleton, S OBP: 0.432, SLG: 0.443 (1, 9)		F8		F7		6-3		1B	BB	3	0	0	0	1	0	2																				
Mike Jorgensen, L OBP: 0.342, SLG: 0.350 (1, 3)	3-1			L3 BB		1B		1B	1B	3	0	2	2	1	0	0																				
Bob Bailey, R OBP: 0.390, SLG: 0.537 (1, 5)	K			L3		5-3		K		4	0	0	0	0	2	5																				
John Boccabella, R OBP: 0.294, SLG: 0.294 (1, 2)			G3		3-1			K	5-3 1B	4	1	1	0	0	1	0																				
Tim Foli, R OBP: 0.275, SLG: 0.271 (1, 6)			F8		F9			K	5-3	4	0	0	0	0	1	1																				
Steve Renko, R OBP: 0.353, SLG: 0.333 Mike Marshall, R OBP: 0.308, SLG: 0.250 (8, 1)			2B 1B		FC6-4 BB			6-3	2H 1B	2	0	1	0	1	0	0																				
<b>Inning Stats</b>	R: 0 E: 0 K: 0 S: 3	H: 0 LOB: 0 BB: 0 P: 3	R: 0 E: 0 K: 1 S: 5	H: 0 LOB: 0 BB: 0 P: 5	R: 0 E: 0 K: 0 S: 5	H: 2 LOB: 2 BB: 0 P: 5	R: 0 E: 0 K: 0 S: 3	H: 1 LOB: 1 BB: 1 P: 7	R: 0 E: 0 K: 0 S: 3	H: 0 LOB: 1 BB: 1 P: 7	R: 1 E: 0 K: 2 S: 5	H: 2 LOB: 1 BB: 0 P: 5	R: 0 E: 0 K: 2 S: 7	H: 0 LOB: 0 BB: 0 P: 7	R: 1 E: 0 K: 1 S: 6	H: 2 LOB: 2 BB: 0 P: 11	R: 1 E: 0 K: 1 S: 6	H: 2 LOB: 0 BB: 0 P: 6	1B: 7 2B: 3 3B: 0 HR: 0	SF: 0 SAC: 1 DP: 1 HBP: 0	WP: 0 PA: 37 PB: 0 SB: 0 CS: 0															
<b>PITCHER</b>	IP	WLS	BF	H	R	ER	SO	BB	IBB	HBP	BLK	WP	HR	S	P	ERA	WHIP	<b>PITCHER</b>	IP	WLS	BF	H	R	ER	SO	BB	IBB	HBP	BLK	WP	HR	S	P	ERA	WHIP	
Tom Murphy, R ERA: 2.76 (1, 1)	7.0	L	27	5	1	1	3	2	0	0	0	0	0	31	39	1.29	1.000																			
Diego Segui, R ERA: 1.54 (8, 1)	2.0	S	10	4	2	2	2	1	0	0	0	0	0	13	17	9.00	2.500																			

**Montreal Expos @ St. Louis Cardinals**  
 Busch Stadium, St. Louis, MO  
 Tue Jun 19 1973, 7:05 PM CDT  
 Att: 12,346 - Unknown

AB	33
R	3
H	9
RBI	3
BB	3
SO	5
LOB	11



Batter	1	2	3	4	5	6	7	8	9	AB	R	H	RBI	BB	SO	LOB	BOTTOM																			
Lou Brock, L OBP: 0.350, SLG: 0.374 (1, 7)	K2-3		K			G3		S 1B BB		3	1	0	0	1	2	0																				
Ted Sizemore, R OBP: 0.370, SLG: 0.338 (1, 4)	K			5-3		1B BB		G4-6-3 1B BB		2	0	0	0	2	1	0																				
Joe Torre, R OBP: 0.449, SLG: 0.457 (1, 5)	P4			FC5-4 1B		1B		G4-6-3 1B		4	0	3	1	0	0	0																				
Ted Simmons, S OBP: 0.353, SLG: 0.381 (1, 2)		K		FC5-4 1-2		K		G4-6-3 1-2 2-3		4	0	0	0	0	2	5																				
Tim McCarver, L OBP: 0.353, SLG: 0.366 (1, 3)		6-3 BB		F9		F7		F7		3	0	0	0	1	0	4																				
Jose Cruz, L OBP: 0.346, SLG: 0.433 (1, 9)		6-3 1-2		S BB		S 1B		K		3	0	1	0	1	1	1																				
Luis Melendez, R OBP: 0.302, SLG: 0.301 (1, 8)		5-3		F7		F9		1B		4	0	1	0	0	0	3																				
Mick Kelleher, R OBP: 0.280, SLG: 0.227 Ed Crosby, L OBP: 0.220, SLG: 0.243 (7, PH) (8, 6)			F9		K			F7		2	0	0	0	0	1	1																				
Tom Murphy, R (1, 1)										2	0	0	0	0	1																					
Bernie Carbo, L OBP: 0.296, SLG: 0.221 Diego Segui, R (8, 1)				P3		5-3		K		1	0	0	0	0	1	1																				
Ken Reitz, R OBP: 0.241, SLG: 0.339 (8, PH)										0	0	0	0	0	0	0																				
<b>Inning Stats</b>	R: 0 E: 0 K: 2 S: 7	H: 0 LOB: 0 BB: 0 P: 7	R: 0 E: 0 K: 1 S: 5	H: 0 LOB: 0 BB: 0 P: 9	R: 0 E: 0 K: 1 S: 4	H: 1 LOB: 1 BB: 0 P: 4	R: 0 E: 0 K: 1 S: 5	H: 0 LOB: 1 BB: 1 P: 9	R: 0 E: 0 K: 1 S: 6	H: 1 LOB: 2 BB: 1 P: 10	R: 0 E: 0 K: 1 S: 6	H: 1 LOB: 1 BB: 0 P: 6	R: 1 E: 0 K: 0 S: 3	H: 1 LOB: 2 BB: 2 P: 11	R: 0 E: 0 K: 1 S: 6	H: 1 LOB: 1 BB: 0 P: 6	1B: 5 2B: 0 3B: 0 HR: 0	SF: 0 SAC: 0 DP: 1 HBP: 0	WP: 0 PA: 36 PB: 0 SB: 3 CS: 0																	
<b>PITCHER</b>	IP	WLS	BF	H	R	ER	SO	BB	IBB	HBP	BLK	WP	HR	S	P	ERA	WHIP	<b>PITCHER</b>	IP	WLS	BF	H	R	ER	SO	BB	IBB	HBP	BLK	WP	HR	S	P	ERA	WHIP	
Steve Renko, R ERA: 2.88 (1, 1)	7.0	W	29	3	1	1	7	5	0	0	0	0	0	38	58	1.29	1.143																			
Mike Marshall, R ERA: 3.09 (8, 1)	2.0	S	7	2	0	0	1	0	0	0	0	0	0	9	9	0.00	1.000																			

**Montreal Expos @ St. Louis Cardinals**  
 Busch Stadium, St. Louis, MO  
 Tue Jun 19 1973, 7:05 PM CDT  
 Att: 12,346 - Unknown

AB	31
R	1
H	5
RBI	1
BB	5
SO	8
LOB	19









Batter	1	2	3	4	5	6	7	8	9	AB	R	H	RBI	BB	SO	LOB	TOP					
Ron Hunt, R OBP: 0.407, SLG: 0.350 (1, 4)										5	0	2	0	0	0	2						
Boots Day, L OBP: 0.388, SLG: 0.420 (1, 8)										5	1	1	0	0	0	3						
Ron Fairly, L OBP: 0.473, SLG: 0.500 (1, 7)										4	0	0	0	0	0	1						
Ken Singleton, S OBP: 0.437, SLG: 0.458 (1, 9)										3	1	1	0	1	1	0						
Mike Jorgensen, L OBP: 0.337, SLG: 0.339 (1, 3)										4	1	1	2	0	0	1						
Bob Bailey, R OBP: 0.398, SLG: 0.529 (1, 5)										3	0	1	0	1	1	1						
John Boccabella, R OBP: 0.296, SLG: 0.309 (1, 2)										4	0	0	0	0	1	5						
Tim Foli, R OBP: 0.286, SLG: 0.280 (1, 6)										4	0	2	1	0	0	0						
Bill Stoneman, R OBP: 0.167, SLG: 0.100 (5, PH)										1	0	0	0	0	1	0						
Hal Bledsoe, R OBP: 0.299, SLG: 0.550 (5, 1)										1	0	0	0	0	1	2						
Joe Gilbert, R OBP: 0.343, SLG: 0.687 (6, PH)										0	0	0	0	0	0	0						
Clyde Mashore, R OBP: 0.343, SLG: 0.687 (6, PH)										1	0	0	0	0	1	2						
Tom Walker, R OBP: 0.396, SLG: 0.374 (6, 1)										0	0	0	0	0	0	0						
Ron Woods, R OBP: 0.396, SLG: 0.374 (6, PH)										1	0	0	0	0	0	0						
<b>Inning Stats</b>	R: 0 E: 0 K: 0 S: 3	H: 0 LOB: 0 BB: 0 P: 3	R: 0 E: 0 K: 1 S: 5	H: 0 LOB: 1 BB: 1 P: 9	R: 0 E: 0 K: 1 S: 6	H: 1 LOB: 0 BB: 0 P: 6	R: 0 E: 0 K: 1 S: 5	H: 0 LOB: 0 BB: 0 P: 5	R: 0 E: 0 K: 2 S: 9	H: 1 LOB: 2 BB: 0 P: 9	R: 3 E: 0 K: 1 S: 9	H: 4 LOB: 2 BB: 1 P: 13	R: 0 E: 1 K: 0 S: 3	H: 0 LOB: 0 BB: 0 P: 3	R: 0 E: 0 K: 0 S: 4	H: 1 LOB: 1 BB: 0 P: 4	R: 0 E: 0 K: 0 S: 4	H: 1 LOB: 1 BB: 0 P: 4	1B: 7 2B: 2 3B: 0 HR: 0	SF: 0 SAC: 0 DP: 1 HBP: 0	WP: 2 PB: 1 SB: 1 CS: 0	PA: 38
<b>PITCHER</b> Bob Gibson, R ERA: 2.85 (1, 1)	IP: 9.0 WLS: W BF: 38 H: 8 R: 3 ER: 2 SO: 6 BB: 2 IBB: 0 HBP: 0 BLK: 0 WP: 2 HR: 0 S: 48 P: 56 ERA: 2.00 WHIP: 1.111															<b>PITCHER</b>	IP: 9.0 WLS: W BF: 38 H: 8 R: 3 ER: 2 SO: 6 BB: 2 IBB: 0 HBP: 0 BLK: 0 WP: 2 HR: 0 S: 48 P: 56 ERA: 2.00 WHIP: 1.111					

**Montreal Expos @ St. Louis Cardinals**  
 Busch Stadium, St. Louis, MO  
 Thu Jun 21 1973, 3:33 AM CDT  
 Att: 17,083 - Unknown

AB	36
R	3
H	8
RBI	3
BB	2
SO	6
LOB	17



Batter	1	2	3	4	5	6	7	8	9	AB	R	H	RBI	BB	SO	LOB	BOTTOM			
Lou Brock, L OBP: 0.351, SLG: 0.386 (1, 7)										4	0	2	0	0	0	1				
Jim Dwyer, L OBP: 0.100, SLG: 0.150 (1, 9)										4	2	1	0	0	0	2				
Tim McCarver, L OBP: 0.354, SLG: 0.389 (1, 3)										4	1	1	2	0	1	1				
Ken Reitz, R OBP: 0.245, SLG: 0.342 (9, 5)										0	0	0	0	0	0	0				
Joe Torre, R OBP: 0.442, SLG: 0.451 (1, 5)										3	0	1	1	1	1	0				
Ted Simmons, S OBP: 0.357, SLG: 0.383 (1, 2)										3	0	1	0	1	0	0				
Ted Sizemore, R OBP: 0.361, SLG: 0.329 (1, 4)										3	0	0	0	0	1	4				
Luis Melendez, R OBP: 0.296, SLG: 0.295 (1, 8)										3	0	0	0	0	2	0				
Mick Kelleher, R OBP: 0.267, SLG: 0.259 (1, 6)										3	0	1	0	0	0	0				
Bob Gibson, R OBP: 0.238, SLG: 0.263 (1, 1)										3	1	1	1	0	0	1				
<b>Inning Stats</b>	R: 2 E: 0 K: 0 S: 5	H: 3 LOB: 1 BB: 1 P: 9	R: 0 E: 0 K: 1 S: 5	H: 0 LOB: 0 BB: 0 P: 5	R: 1 E: 0 K: 1 S: 7	H: 2 LOB: 2 BB: 1 P: 11	R: 1 E: 0 K: 1 S: 6	H: 2 LOB: 1 BB: 0 P: 6	R: 0 E: 0 K: 2 S: 7	H: 0 LOB: 0 BB: 0 P: 7	R: 0 E: 0 K: 0 S: 3	H: 0 LOB: 0 BB: 0 P: 3	R: 0 E: 0 K: 0 S: 4	H: 1 LOB: 1 BB: 0 P: 4	R: 0 E: 0 K: 0 S: 3	H: 0 LOB: 0 BB: 0 P: 3	1B: 1 2B: 4 3B: 1 HR: 2	SF: 0 SAC: 0 DP: 1 HBP: 0	WP: 1 PB: 0 SB: 0 CS: 0	PA: 32
<b>PITCHER</b> Bill Stoneman, R ERA: 7.12 (1, 1)	IP: 4.0 WLS: L BF: 19 H: 7 R: 4 ER: 4 SO: 3 BB: 1 IBB: 1 HBP: 0 BLK: 0 WP: 1 HR: 2 S: 23 P: 31 ERA: 9.00 WHIP: 2.000															<b>PITCHER</b>	IP: 4.0 WLS: L BF: 19 H: 7 R: 4 ER: 4 SO: 3 BB: 1 IBB: 1 HBP: 0 BLK: 0 WP: 1 HR: 2 S: 23 P: 31 ERA: 9.00 WHIP: 2.000			
Joe Gilbert, L ERA: 4.79 (5, 1)	IP: 1.0 WLS: 0 BF: 3 H: 0 R: 0 ER: 0 SO: 2 BB: 0 IBB: 0 HBP: 0 BLK: 0 WP: 0 HR: 0 S: 7 P: 7 ERA: 0.00 WHIP: 0.000															<b>PITCHER</b>	IP: 1.0 WLS: 0 BF: 3 H: 0 R: 0 ER: 0 SO: 2 BB: 0 IBB: 0 HBP: 0 BLK: 0 WP: 0 HR: 0 S: 7 P: 7 ERA: 0.00 WHIP: 0.000			
Tom Walker, R ERA: 2.6 (6, 1)	IP: 3.0 WLS: 10 BF: 10 H: 1 R: 0 ER: 0 SO: 0 BB: 0 IBB: 0 HBP: 0 BLK: 0 WP: 0 HR: 0 S: 10 P: 10 ERA: 0.00 WHIP: 0.333															<b>PITCHER</b>	IP: 3.0 WLS: 10 BF: 10 H: 1 R: 0 ER: 0 SO: 0 BB: 0 IBB: 0 HBP: 0 BLK: 0 WP: 0 HR: 0 S: 10 P: 10 ERA: 0.00 WHIP: 0.333			

**Montreal Expos @ St. Louis Cardinals**  
 Busch Stadium, St. Louis, MO  
 Thu Jun 21 1973, 3:33 AM CDT  
 Att: 17,083 - Unknown

AB	30
R	4
H	8
RBI	4
BB	2
SO	5
LOB	9





Batter	1	2	3	4	5	6	7	8	9	AB	R	H	RBI	BB	SO	LOB	TOP					
<b>Rick Monday, L</b> OBP: 0.398, SLG: 0.541 (1, 8)										4	0	0	0	0	2	0	<b>Chicago Cubs @ St. Louis Cardinals</b> Busch Stadium, St. Louis, MO Fri Jun 22 1973, 7:05 PM CDT Att: 34,973 - Unknown - 75 F  <b>AB 29</b> <b>R 0</b> <b>H 3</b> <b>RBI 0</b> <b>BB 2</b> <b>SO 6</b> <b>LOB 7</b> 					
<b>Glenn Beckert, R</b> OBP: 0.328, SLG: 0.321 (1, 4)										4	0	1	0	0	1	0						
<b>Billy Williams, L</b> OBP: 0.387, SLG: 0.467 (1, 7)										3	0	0	0	1	0	1						
<b>Pat Bourque, L</b> OBP: 0.311, SLG: 0.462 (1, 3)										4	0	0	0	0	1	2						
<b>Ron Santo, R</b> OBP: 0.381, SLG: 0.461 (1, 5)										3	0	0	0	0	0	0						
<b>Jose Cardenal, R</b> OBP: 0.384, SLG: 0.492 (1, 9)										3	0	1	0	0	0	0						
<b>Randy Hundley, R</b> OBP: 0.273, SLG: 0.366 (1, 2)										3	0	0	0	0	0	1						
<b>Don Kessinger, S</b> OBP: 0.375, SLG: 0.351 (1, 6)										2	0	1	0	1	0	0						
<b>Burt Hooton, R</b> OBP: 0.278, SLG: 0.235 (1, 1)										2	0	0	0	0	1	3						
<b>Dave LaRoche, L</b> OBP: 0.867, SLG: 0.500 (8, PH)										0	0	0	0	0	0	0						
<b>Adrian Garrett, L</b> OBP: 0.087, SLG: 0.182 (8, PH)										1	0	0	0	0	1	0						
<b>Bill Bonham, R</b> OBP: 0.133, SLG: 0.133 (8, 1)										0	0	0	0	0	0	0						
<b>Inning Stats</b>	R: 0 E: 0 K: 1 S: 5	H: 0 LOB: 0 BB: 0 P: 5	R: 0 E: 0 K: 0 S: 3	H: 0 LOB: 0 BB: 0 P: 3	R: 0 E: 0 K: 1 S: 5	H: 1 LOB: 0 BB: 0 P: 5	R: 0 E: 0 K: 0 S: 4	H: 1 LOB: 1 BB: 0 P: 4	R: 0 E: 0 K: 0 S: 4	H: 1 LOB: 2 BB: 1 P: 8	R: 0 E: 0 K: 1 S: 5	H: 0 LOB: 1 BB: 1 P: 9	R: 0 E: 0 K: 0 S: 3	H: 0 LOB: 0 BB: 0 P: 3	R: 0 E: 0 K: 1 S: 7	H: 0 LOB: 0 BB: 0 P: 7	R: 0 E: 0 K: 1 S: 5	H: 0 LOB: 0 BB: 0 P: 5	1B: 3 2B: 0 3B: 0 HR: 0	SF: 0 SAC: 0 DP: 0 HBP: 0	WP: 0 PB: 0 SB: 0 CS: 1	PA: 32
<b>PITCHER</b> <b>Reggie Cleveland, R</b> ERA: 3.34 (1, 1)	IP: 9.0 WLS: W BF: 31 H: 3 R: 0 ER: 0 SO: 6 BB: 1 IBB: 1 HBP: 0 BLK: 0 WP: 0 HR: 0 S: 41 P: 49 ERA: 0.00 WHIP: 0.444															<b>PITCHER</b>						

Batter	1	2	3	4	5	6	7	8	9	AB	R	H	RBI	BB	SO	LOB	BOTTOM			
<b>Lou Brock, L</b> OBP: 0.353, SLG: 0.388 (1, 7)										4	0	2	2	0	1	0	<b>Chicago Cubs @ St. Louis Cardinals</b> Busch Stadium, St. Louis, MO Fri Jun 22 1973, 7:05 PM CDT Att: 34,973 - Unknown - 75 F  <b>AB 27</b> <b>R 3</b> <b>H 6</b> <b>RBI 3</b> <b>BB 3</b> <b>SO 3</b> <b>LOB 6</b> 			
<b>Ted Sizemore, R</b> OBP: 0.359, SLG: 0.323 (1, 4)										3	0	0	0	1	0	3				
<b>Tim McCarver, L</b> OBP: 0.344, SLG: 0.375 (1, 3)										4	0	0	0	0	0	1				
<b>Ken Reitz, R</b> OBP: 0.245, SLG: 0.342 (9, 5)										0	0	0	0	0	0	0				
<b>Joe Torre, R</b> OBP: 0.441, SLG: 0.447 (1, 5)										2	0	0	0	1	0	0				
<b>Ted Simmons, S</b> OBP: 0.357, SLG: 0.386 (1, 2)										3	1	1	0	0	0	1				
<b>Bernie Carbo, L</b> OBP: 0.306, SLG: 0.239 (1, 9)										3	0	1	1	0	0	1				
<b>Jim Dwyer, L</b> OBP: 0.130, SLG: 0.174 (1, 8)										3	1	1	0	0	0	0				
<b>Mick Kelleher, R</b> OBP: 0.273, SLG: 0.241 (1, 6)										2	1	0	0	1	1	0				
<b>Reggie Cleveland, R</b> OBP: 0.406, SLG: 0.414 (1, 1)										3	0	1	0	0	1	0				
<b>Inning Stats</b>	R: 0 E: 0 K: 0 S: 3	H: 1 LOB: 0 BB: 0 P: 3	R: 0 E: 0 K: 0 S: 2	H: 0 LOB: 0 BB: 1 P: 6	R: 0 E: 0 K: 2 S: 7	H: 0 LOB: 0 BB: 0 P: 7	R: 0 E: 0 K: 1 S: 5	H: 0 LOB: 0 BB: 0 P: 5	R: 3 E: 0 K: 0 S: 7	H: 5 LOB: 2 BB: 1 P: 11	R: 0 E: 0 K: 0 S: 3	H: 0 LOB: 0 BB: 0 P: 3	R: 0 E: 0 K: 0 S: 3	H: 0 LOB: 1 BB: 1 P: 7	R: 0 E: 0 K: 0 S: 3	H: 0 LOB: 1 BB: 1 P: 7	1B: 4 2B: 2 3B: 0 HR: 0	SF: 0 SAC: 0 DP: 1 HBP: 0	WP: 0 PB: 0 SB: 0 CS: 0	PA: 30
<b>PITCHER</b> <b>Burt Hooton, R</b> ERA: 4.68 (1, 1)	IP: 4.2 WLS: L BF: 19 H: 6 R: 3 ER: 3 SO: 3 BB: 1 IBB: 0 HBP: 0 BLK: 0 WP: 0 HR: 0 S: 23 P: 31 ERA: 5.79 WHIP: 1.500															<b>PITCHER</b>				
<b>Dave LaRoche, L</b> ERA: 8.44 (5, 1)	IP: 2.1 WLS: 7 BF: 7 H: 0 R: 0 ER: 0 SO: 0 BB: 0 IBB: 0 HBP: 0 BLK: 0 WP: 0 HR: 7 S: 7 P: 7 ERA: 0.00 WHIP: 0.000															<b>PITCHER</b>				
<b>Bill Bonham, R</b> ERA: 4.08 (8, 1)	IP: 1.0 WLS: 4 BF: 4 H: 0 R: 0 ER: 0 SO: 0 BB: 1 IBB: 0 HBP: 0 BLK: 0 WP: 0 HR: 3 S: 7 P: 7 ERA: 0.00 WHIP: 1.000															<b>PITCHER</b>				



Batter	1	2	3	4	5	6	7	8	9	10	11	AB	R	H	RBI	BB	SO	LOB	TOP					
<b>Rick Monday, L</b> OBP: 0.394, SLG: 0.534 <b>Jack Aker, R</b>	(1, 8) 0-3 K		(1, 8) 0-0 G6-4-3 1B			(1, 8) 0-0 F7		(1, 8) 0-3 K	(1, 8) 0-0 FC6-4			5	0	1	0	0	2	1						
<b>Glenn Beckert, R</b> OBP: 0.326, SLG: 0.318	(1, 4) 0-0 4-3		(1, 4) 0-0 G6-4-3			(1, 4) 0-0 6-3		(1, 4) 0-0 1B		(1, 4) 0-0 P6		5	0	1	0	0	0	2						
<b>Billy Williams, L</b> OBP: 0.384, SLG: 0.462	(1, 7) 0-0 F5					(1, 7) 0-0 4-3		(1, 7) 0-0 1B		(1, 7) 0-0 F8		5	0	1	0	0	0	0						
<b>Pat Bourque, L</b> OBP: 0.323, SLG: 0.463 <b>Cleo James, R</b> OBP: 0.191, SLG: 0.133 <b>Jim Hickman, R</b> OBP: 0.337, SLG: 0.229	(1, 3) (7, PR) (7, 3)					(1, 3) 0-0 G3		(1, 3) 4-0 2B BB		(1, 3) 0-0 P6		2	0	1	0	1	0	0						
<b>Jose Cardenal, R</b> OBP: 0.384, SLG: 0.494	(1, 9) 0-0 F9					(1, 9) 0-0 1B		(1, 9) 0-0 F8		(1, 9) 0-0 F8		5	0	2	1	0	0	3						
<b>Carmen Fanzone, R</b> OBP: 0.383, SLG: 0.615	(1, 5) 0-3 K					(1, 5) 0-3 K		(1, 5) 0-0 F7		(1, 5) 0-0 6-3 1B 2B		4	1	1	0	1	2	4						
<b>Ken Rudolph, R</b> OBP: 0.233, SLG: 0.345 <b>Ron Santo, R</b> OBP: 0.380, SLG: 0.459 <b>Randy Hundley, R</b> OBP: 0.276, SLG: 0.370	(1, 2) (9, PH) (9, 2)					(1, 2) 0-0 6-3		(1, 2) 0-0 F7		(1, 2) 0-0 K		3	0	0	0	0	1	3	AB 39					
<b>Don Kessinger, S</b> OBP: 0.376, SLG: 0.346	(1, 6) 0-0 SH2 BB					(1, 6) 0-3 K		(1, 6) 4-0 1B IBB		(1, 6) 0-0 6-3		3	0	0	0	2	2	2	R 2					
<b>Fergie Jenkins, R</b> OBP: 0.387, SLG: 0.327 <b>Gene Hise, L</b>	(1, 1) (9, PH) (9, 8)					(1, 1) 0-0 SH2		(1, 1) 0-3 K		(1, 1) 0-0 FC6-4 1B		2	0	0	0	0	2	2	H 9					
<b>Inning Stats</b>	R: 0 E: 0 K: 1 S: 5	H: 0 LOB: 0 BB: 0 P: 5	R: 0 E: 0 K: 1 S: 6	H: 1 LOB: 0 BB: 0 P: 6	R: 0 E: 0 K: 2 S: 3	H: 1 LOB: 1 BB: 1 P: 7	R: 0 E: 0 K: 1 S: 6	H: 1 LOB: 0 BB: 0 P: 6	R: 0 E: 0 K: 2 S: 7	H: 0 LOB: 0 BB: 0 P: 7	R: 1 E: 0 K: 2 S: 8	H: 1 LOB: 2 BB: 2 P: 16	R: 0 E: 0 K: 1 S: 7	H: 2 LOB: 2 BB: 0 P: 7	R: 1 E: 0 K: 0 S: 5	H: 2 LOB: 1 BB: 0 P: 5	R: 0 E: 0 K: 0 S: 3	H: 0 LOB: 0 BB: 0 P: 3	R: 0 E: 0 K: 1 S: 5	H: 1 LOB: 1 BB: 1 P: 9	1B: 7 2B: 2 3B: 0 HR: 0	SF: 0 SAC: 1 DP: 1 HBP: 0	WP: 0 PB: 0 SB: 0 CS: 1	PA: 44
<b>PITCHER</b>	IP 10.0	WLS 10	BF 40	H 8	R 2	ER 2	SO 8	BB 2	IBB 1	HBP 0	BLK 0	WP 0	HR 0	S 53	P 65	ERA 1.80	WHIP 1.000							
<b>Rick Wise, R</b> ERA: 2.78 <b>Diego Segui, R</b> ERA: 1.5	(1, 1) (11, 1)	1.0 W	4 4	1 1	0 0	0 0	1 1	1 1	0 0	0 0	0 0	0 0	0 0	5 9	0.00 2.000									

Chicago Cubs @ St. Louis Cardinals  
Busch Stadium, St. Louis, MO  
Sat Jun 23 1973, 7:05 PM CDT  
Att. 46,151 - Unknown - 80 F

AB 39  
R 2  
H 9  
RBI 2  
BB 4  
SO 9  
LOB 20



Batter	1	2	3	4	5	6	7	8	9	10	11	AB	R	H	RBI	BB	SO	LOB	BOTTOM			
<b>Lou Brock, L</b> OBP: 0.357, SLG: 0.387	(1, 7) 0-0 SH1-3 E 1B		(1, 7) 0-3 K			(1, 7) 0-0 4-3		(1, 7) 4-0 1B IBB		(1, 7) 4-0 FC5-4 IBB		3	1	1	0	2	1	0				
<b>Ted Sizemore, R</b> OBP: 0.362, SLG: 0.327	(1, 4) 0-0 SH1-3 1-2		(1, 4) 0-0 F5			(1, 4) 0-0 S 1B		(1, 4) 0-0 1-3 2-H 1B		(1, 4) 0-0 FC5-4 1-2 2-3		4	0	2	1	0	0	2				
<b>Tim McCarver, L</b> OBP: 0.333, SLG: 0.362 <b>Ken Reitz, R</b> OBP: 0.244, SLG: 0.341	(1, 3) (9, 5)					(1, 3) 0-0 1-3		(1, 3) 0-0 4-3 1-2		(1, 3) 0-0 F7		4	0	0	0	0	0	4	RBI 2			
<b>Joe Torre, R</b> OBP: 0.432, SLG: 0.436	(1, 5) (9, 3)					(1, 5) 0-0 F8		(1, 5) 0-0 2-3		(1, 5) 0-0 1-3		5	0	0	0	0	0	0	H 8			
<b>Ted Simmons, S</b> OBP: 0.351, SLG: 0.378	(1, 2) 0-0 L7 1-2					(1, 2) 0-0 G3		(1, 2) 0-0 L7		(1, 2) 0-0 4-3		5	0	0	0	0	0	1	RBI 3			
<b>Bernie Carbo, L</b> OBP: 0.311, SLG: 0.250	(1, 9) 0-0 P6					(1, 9) 0-0 F9		(1, 9) 0-0 4-3		(1, 9) 0-0 1B		5	1	2	0	0	0	0	H 8			
<b>Jim Dwyer, L</b> OBP: 0.179, SLG: 0.214	(1, 8) 0-0 F8					(1, 8) 0-0 3-1		(1, 8) 0-0 SH1-4 1B 1B		(1, 8) 0-0 F8		5	1	2	0	0	1	1	RBI 2			
<b>Mick Kelleher, R</b> OBP: 0.257, SLG: 0.226 <b>Jose Cruz, L</b> OBP: 0.343, SLG: 0.425 <b>Diego Segui, R</b> <b>Luis Melendez, R</b> OBP: 0.300, SLG: 0.299	(1, 6) (10, PH) (11, 1) (11, PH)					(1, 6) 0-0 F9		(1, 6) 0-0 1-3		(1, 6) 0-0 SH1-4		2	0	0	0	0	0	0	0	BB 3		
<b>Rick Wise, R</b> OBP: 0.289, SLG: 0.300 <b>Mike Tyson, R</b>	(1, 1) (10, PH) (11, 6)					(1, 1) 0-3 K		(1, 1) 0-0 F7		(1, 1) 0-0 SH1-4		3	0	0	0	0	2	1	0	SO 3		
<b>Inning Stats</b>	R: 1 E: 1 K: 0 S: 5	H: 1 LOB: 1 BB: 0 P: 5	R: 0 E: 0 K: 0 S: 3	H: 0 LOB: 0 BB: 0 P: 3	R: 0 E: 0 K: 2 S: 7	H: 0 LOB: 0 BB: 0 P: 7	R: 0 E: 0 K: 1 S: 6	H: 1 LOB: 1 BB: 1 P: 6	R: 0 E: 0 K: 0 S: 3	H: 0 LOB: 0 BB: 0 P: 3	R: 1 E: 0 K: 0 S: 5	H: 2 LOB: 2 BB: 1 P: 9	R: 0 E: 0 K: 0 S: 4	H: 1 LOB: 1 BB: 0 P: 4	R: 0 E: 0 K: 0 S: 3	H: 0 LOB: 2 BB: 2 P: 11	R: 1 E: 0 K: 0 S: 5	H: 3 LOB: 2 BB: 0 P: 5	1B: 8 2B: 0 3B: 0 HR: 0	SF: 0 SAC: 3 DP: 0 HBP: 0	WP: 0 PB: 0 SB: 2 CS: 0	PA: 44
<b>PITCHER</b>	IP 8.0	WLS 3.24	BF 30	H 4	R 2	ER 1	SO 3	BB 0	IBB 1	HBP 0	BLK 0	WP 0	HR 0	S 35	P 39	ERA 1.12	WHIP 0.500					
<b>Fergie Jenkins, R</b> ERA: 3.02 <b>Jack Aker, R</b> ERA: 3.02	(1, 1) (9, 1)	2.2 L	14 14	4 4	1 1	1 1	0 0	1 1	1 0	0 0	0 0	0 0	0 0	12 20	3.38 1.875							

Chicago Cubs @ St. Louis Cardinals  
Busch Stadium, St. Louis, MO  
Sat Jun 23 1973, 7:05 PM CDT  
Att. 46,151 - Unknown - 80 F

AB 38  
R 3  
H 8  
RBI 2  
BB 3  
SO 3  
LOB 11





Batter	1	2	3	4	5	6	7	8	9	AB	R	H	RBI	BB	SO	LOB	TOP				
Gene Hiser, L (1,8) OBP: 0.369, SLG: 0.309	4-3		4-3			F2		1B		3	0	0	0	0	0	0	<b>Chicago Cubs @ St. Louis Cardinals</b> Busch Stadium, St. Louis, MO Sun Jun 24 1973, 3:33 AM CDT Att: 41,517 - Sunny - 92 F				
Glenn Beckert, R (8,PH) OBP: 0.328, SLG: 0.321										1	0	1	2	0	0	0					
Ken Rudolph, R (8,2) OBP: 0.233, SLG: 0.345										0	0	0	0	0	0	0					
Don Kessinger, S (1,6) OBP: 0.370, SLG: 0.340	K				F8			6-3		4	0	0	0	0	1	1					
Jose Cardenal, R (1,9) OBP: 0.379, SLG: 0.486	K				4-3			4-3		4	0	0	0	0	1	1					
Jim Hickman, R (1,3) OBP: 0.343, SLG: 0.224										2	0	0	0	2	1	0					
Ron Santo, R (1,5) OBP: 0.378, SLG: 0.460										4	0	1	0	0	2	2					
Carmen Fanzone, R (1,7) OBP: 0.392, SLG: 0.595										3	0	1	0	1	0	1					
Cleo James, R (9,FR) OBP: 0.161, SLG: 0.133										0	0	0	0	0	0	0					
Randy Hundley, R (1,2) OBP: 0.366, SLG: 0.366										2	0	0	0	0	0	1					
Rick Monday, L (8,PH) OBP: 0.395, SLG: 0.533										2	1	1	0	0	0	1					
Paul Popovich, S (1,4) OBP: 0.256, SLG: 0.208										3	1	1	0	0	0	0					
Mitt Pappas, R (1,1) OBP: 0.100, SLG: 0.172										3	0	0	0	0	1	2					
<b>Inning Stats</b>	R: 0 E: 0 K: 2 S: 7	H: 0 LOB: 0 BB: 0 P: 7	R: 0 E: 0 K: 0 S: 3	H: 1 LOB: 1 BB: 1 P: 7	R: 0 E: 0 K: 0 S: 3	H: 0 LOB: 0 BB: 0 P: 3	R: 0 E: 0 K: 1 S: 5	H: 0 LOB: 1 BB: 1 P: 9	R: 0 E: 0 K: 0 S: 3	H: 0 LOB: 0 BB: 0 P: 3	R: 0 E: 0 K: 1 S: 6	H: 1 LOB: 1 BB: 0 P: 6	R: 2 E: 0 K: 0 S: 6	H: 3 LOB: 1 BB: 0 P: 6	R: 0 E: 0 K: 1 S: 5	H: 0 LOB: 1 BB: 1 P: 9	1B: 4 2B: 1 3B: 0 HR: 0	SF: 0 SAC: 0 DP: 1 HBP: 0	WP: 1 PB: 0 SB: 0 CS: 0	PA: 34	
<b>PITCHER</b>	IP	WLS	BF	H	R	ER	SO	BB	IBB	HBP	BLK	WP	HR	S	P	ERA	WHIP				
Tom Murphy, R (1,1) ERA: 2.7	7.0	L	26	4	2	2	5	2	0	0	0	0	0	34	42	2.57	0.857				
Orlando Pena, R (8,1) ERA: 3.7	0.1	1	0	0	0	0	0	0	0	0	0	0	0	1	1	0.00	0.000				
Rich Folkers, L (8,1) ERA: 0.61	0.1	2	1	0	0	0	0	0	0	0	0	1	0	2	2	0.00	3.000				
Wayne Granger, R (8,1) ERA: 3.86	1.1	5	0	0	0	1	1	0	0	0	0	0	0	6	10	0.00	0.750				

AB	31
R	2
H	5
RBI	2
BB	3
SO	6
LOB	9



Batter	1	2	3	4	5	6	7	8	9	AB	R	H	RBI	BB	SO	LOB	BOTTOM					
Lou Brock, L (1,7) OBP: 0.356, SLG: 0.383	K		F7		F7		FC6-4 IBB			3	0	0	0	1	1	1	<b>Chicago Cubs @ St. Louis Cardinals</b> Busch Stadium, St. Louis, MO Sun Jun 24 1973, 3:33 AM CDT Att: 41,517 - Sunny - 92 F					
Ted Sizemore, R (1,4) OBP: 0.365, SLG: 0.327	F8		CS BB		1B		FC6-4			3	0	1	0	1	0	2						
Tim McCarver, L (1,3) OBP: 0.338, SLG: 0.367	1B		F5		P4-3					4	0	2	0	0	0	3						
Joe Torre, R (1,5) OBP: 0.424, SLG: 0.427	P4				P4-3		K			4	0	0	0	0	1	2						
Ted Simmons, S (1,2) OBP: 0.349, SLG: 0.376			FC1-6 1B		P4-3		K			4	0	1	0	0	1	0						
Bernie Carbo, L (1,9) OBP: 0.309, SLG: 0.241			FC1-6 1B		BB		P4-3			3	0	0	0	1	0	1						
Jim Dwyer, L (1,8) OBP: 0.188, SLG: 0.219			FC6-4 1B		5-3		P6			4	0	1	0	0	0	1						
Mick Kelleher, R (1,6) OBP: 0.243, SLG: 0.212							F2			2	0	0	0	0	1	2						
Jose Cruz, L (7,PH) OBP: 0.346, SLG: 0.425			K				SH3-4 BB			0	0	0	0	1	0	0						
Mike Tyson, R (8,6) OBP: 0.287, SLG: 0.308										1	0	0	0	0	0	0						
Tom Murphy, R (1,1) OBP: 0.349, SLG: 0.376										1	0	0	0	1	0	2						
Orlando Pena, R (8,1) OBP: 0.346, SLG: 0.425			FC6-4				SH3-4			0	0	0	0	0	0	0						
Rich Folkers, L (8,1) OBP: 0.287, SLG: 0.308										0	0	0	0	0	0	0						
Wayne Granger, R (8,1) OBP: 0.287, SLG: 0.308										0	0	0	0	0	0	0						
<b>Inning Stats</b>	R: 0 E: 0 K: 1 S: 6	H: 1 LOB: 1 BB: 0 P: 6	R: 0 E: 0 K: 1 S: 7	H: 2 LOB: 2 BB: 0 P: 7	R: 0 E: 0 K: 0 S: 2	H: 0 LOB: 0 BB: 1 P: 6	R: 0 E: 0 K: 0 S: 3	H: 0 LOB: 1 BB: 1 P: 7	R: 0 E: 0 K: 0 S: 4	H: 1 LOB: 2 BB: 1 P: 8	R: 0 E: 0 K: 2 S: 7	H: 0 LOB: 0 BB: 0 P: 7	R: 0 E: 0 K: 0 S: 3	H: 0 LOB: 2 BB: 2 P: 11	R: 0 E: 0 K: 0 S: 3	H: 1 LOB: 0 BB: 0 P: 3	R: 0 E: 0 K: 0 S: 3	H: 0 LOB: 0 BB: 0 P: 3	1B: 5 2B: 0 3B: 0 HR: 0	SF: 0 SAC: 1 DP: 1 HBP: 0	WP: 0 PB: 0 SB: 0 CS: 1	PA: 35
<b>PITCHER</b>	IP	WLS	BF	H	R	ER	SO	BB	IBB	HBP	BLK	WP	HR	S	P	ERA	WHIP					
Mitt Pappas, R (1,1) ERA: 4.67	9.0	W	35	5	0	0	4	4	1	0	0	0	0	38	58	0.00	1.000					





Batter	1	2	3	4	5	6	7	8	9	AB	R	H	RBI	BB	SO	LOB	TOP										
<b>Lou Brock, L</b> OBP: 0.360, SLG: 0.382 (1, 7)										3	1	1	0	2	2	0	<b>St. Louis Cardinals @ Philadelphia Phillies</b> <b>Veterans Stadium, Philadelphia, PA</b> Mon Jun 25 1973, 7:05 PM EDT Att: 16,570 - Unknown										
<b>Ted Sizemore, R</b> OBP: 0.365, SLG: 0.322 (1, 4)										3	2	0	0	2	0	4											
<b>Tim McCarver, L</b> OBP: 0.343, SLG: 0.395 (1, 3)										4	2	2	3	0	0	0											
<b>Joe Torre, R</b> OBP: 0.426, SLG: 0.426 (1, 5)										3	0	1	1	1	0	0											
<b>Ted Simmons, S</b> OBP: 0.355, SLG: 0.394 (1, 2)										4	1	3	1	0	1	0											
<b>Jose Cruz, L</b> OBP: 0.340, SLG: 0.417 (1, 9)									4	0	0	0	0	0	3												
<b>Jim Dwyer, L</b> OBP: 0.171, SLG: 0.200 <b>Luis Melendez, R</b> OBP: 0.304, SLG: 0.299 (9, PH)										3	0	0	0	0	1	3		<b>AB 30</b> <b>R 6</b> <b>H 7</b> <b>RBI 5</b> <b>BB 7</b> <b>SO 5</b> <b>LOB 13</b>									
<b>Mike Tyson, R</b> OBP: 0.281, SLG: 0.302 (1, 6)										3	0	0	0	0	2												
<b>Alan Foster, R</b> OBP: 0.231, SLG: 0.231 <b>Diego Segui, R</b> (6, 1) <b>Ken Reitz, R</b> OBP: 0.242, SLG: 0.339 (9, PH)										2	0	0	0	0	1	0											
<b>Inning Stats</b>	R: 0 E: 0 K: 1 S: 5	H: 0 LOB: 0 BB: 0 P: 5	R: 0 E: 0 K: 1 S: 6	H: 1 LOB: 2 BB: 1 P: 10	R: 3 E: 1 K: 1 S: 6	H: 2 LOB: 0 BB: 2 P: 14	R: 0 E: 0 K: 0 S: 3	H: 0 LOB: 0 BB: 0 P: 3	R: 2 E: 0 K: 2 S: 8	H: 1 LOB: 0 BB: 1 P: 12	R: 0 E: 0 K: 0 S: 3	H: 1 LOB: 1 BB: 1 P: 7	R: 1 E: 0 K: 0 S: 4	H: 1 LOB: 0 BB: 0 P: 4	R: 0 E: 0 K: 0 S: 3	H: 0 LOB: 2 BB: 2 P: 11			1B: 5 2B: 1 3B: 0 HR: 2	SF: 0 SAC: 1 DP: 2 HBP: 0	WP: 0 PB: 0 SB: 1 CS: 0	PA: 38					
<b>PITCHER</b>	IP	WLS	BF	H	R	ER	SO	BB	IBB	HBP	BLK	WP	HR	S	P	ERA	WHIP										
<b>Wayne Twitchell, R</b> ERA: 2.17	6.0		25	5	5	4	5	4	0	0	0	0	1	31	47	6.00	1.500										
<b>Darrell Brandon, R</b> ERA: 6.52	2.0	W	8	2	1	1	0	1	0	0	0	0	1	7	11	4.50	1.500										
<b>Mac Scarce, L</b> ERA: 2.9	1.0	S	5	0	0	0	0	2	0	0	0	0	0	3	11	0.00	2.000										

Batter	1	2	3	4	5	6	7	8	9	AB	R	H	RBI	BB	SO	LOB	BOTTOM										
<b>Cesar Tovar, R</b> OBP: 0.342, SLG: 0.383 (1, 9) (7, 5)										3	2	1	1	1	0	1	<b>St. Louis Cardinals @ Philadelphia Phillies</b> <b>Veterans Stadium, Philadelphia, PA</b> Mon Jun 25 1973, 7:05 PM EDT Att: 16,570 - Unknown										
<b>Denny Doyle, L</b> OBP: 0.353, SLG: 0.313 (1, 4)										4	0	2	2	0	0	0											
<b>Del Unser, L</b> OBP: 0.385, SLG: 0.490 (1, 8)										4	0	0	0	0	1	3											
<b>Greg Luzinski, R</b> OBP: 0.293, SLG: 0.413 (1, 7)										4	1	1	1	0	0	0											
<b>Tom Hutton, L</b> OBP: 0.379, SLG: 0.431 (1, 3)										4	1	2	1	0	1	0											
<b>Mike Schmidt, R</b> OBP: 0.347, SLG: 0.388 <b>Darrell Brandon, R</b> (7, 1) <b>Mike Rogodzinski, L</b> OBP: 0.324, SLG: 0.438 (8, PH) <b>Mac Scarce, L</b> (9, 1)										2	0	0	0	1	1	1		<b>AB 31</b> <b>R 7</b> <b>H 9</b> <b>RBI 7</b> <b>BB 3</b> <b>SO 3</b> <b>LOB 8</b>									
<b>Bob Boone, R</b> OBP: 0.295, SLG: 0.337 (1, 2)										4	0	1	0	0	0	1											
<b>Larry Bowa, S</b> OBP: 0.246, SLG: 0.241 (1, 6)										4	0	0	0	0	2												
<b>Wayne Twitchell, R</b> OBP: 0.094, SLG: 0.125 <b>Mike Anderson, R</b> OBP: 0.310, SLG: 0.406 (7, 9)										0	0	0	0	0	0	0											
<b>Inning Stats</b>	R: 0 E: 0 K: 0 S: 3	H: 0 LOB: 0 BB: 0 P: 3	R: 0 E: 0 K: 1 S: 5	H: 0 LOB: 0 BB: 0 P: 5	R: 0 E: 0 K: 0 S: 4	H: 1 LOB: 1 BB: 0 P: 4	R: 0 E: 0 K: 0 S: 3	H: 0 LOB: 0 BB: 0 P: 3	R: 0 E: 0 K: 0 S: 3	H: 0 LOB: 1 BB: 1 P: 7	R: 3 E: 0 K: 1 S: 8	H: 4 LOB: 1 BB: 1 P: 12	R: 2 E: 0 K: 1 S: 7	H: 2 LOB: 1 BB: 1 P: 11	R: 2 E: 0 K: 0 S: 5	H: 2 LOB: 0 BB: 0 P: 5			1B: 6 2B: 1 3B: 1 HR: 1	SF: 0 SAC: 1 DP: 1 HBP: 0	WP: 0 PB: 0 SB: 0 CS: 0	PA: 35					
<b>PITCHER</b>	IP	WLS	BF	H	R	ER	SO	BB	IBB	HBP	BLK	WP	HR	S	P	ERA	WHIP										
<b>Alan Foster, R</b> ERA: 3.03	5.2		23	5	3	3	1	2	0	0	0	0	0	23	31	4.76	1.235										
<b>Diego Segui, R</b> ERA: 2.35	2.1	L	12	4	4	4	2	1	0	0	0	0	1	15	19	15.43	2.143										







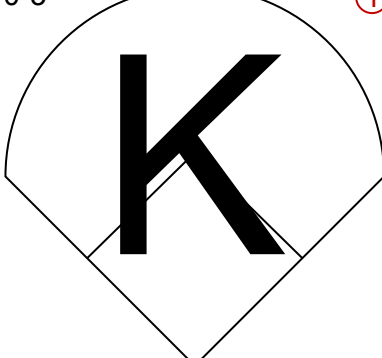
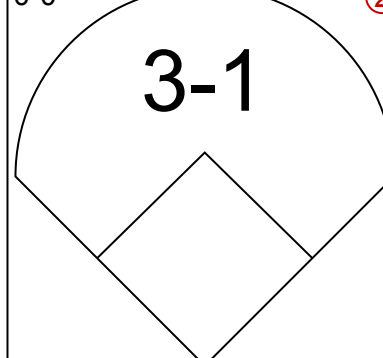
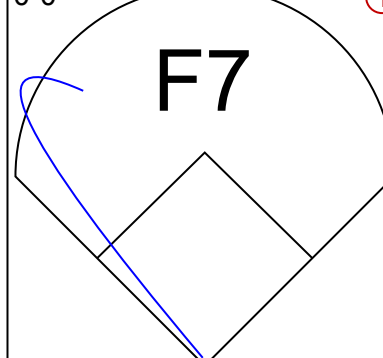
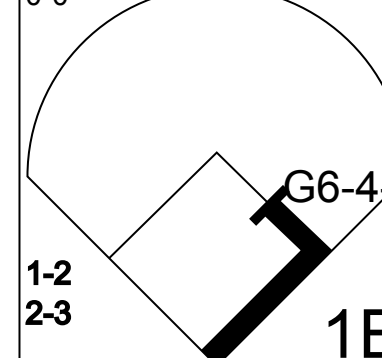
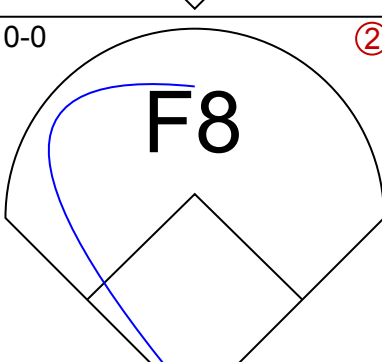
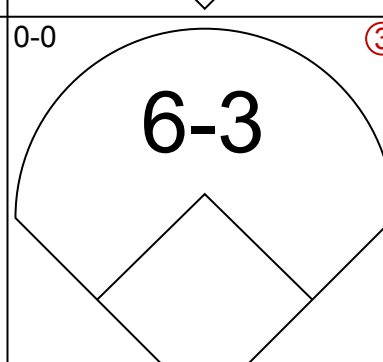
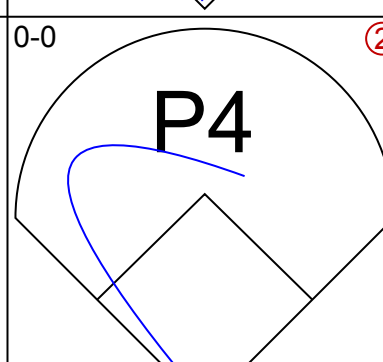
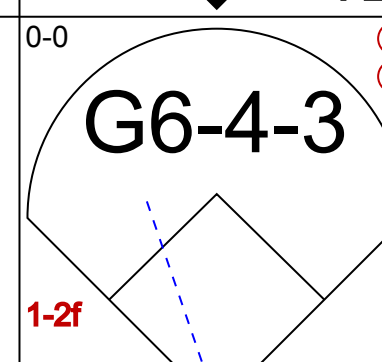
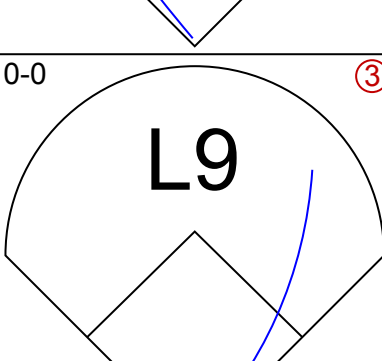
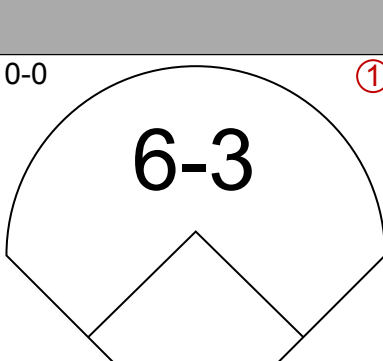
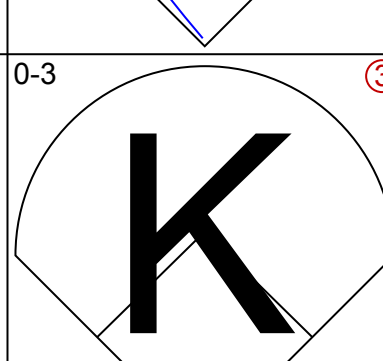
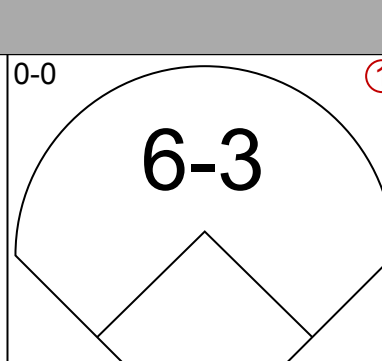
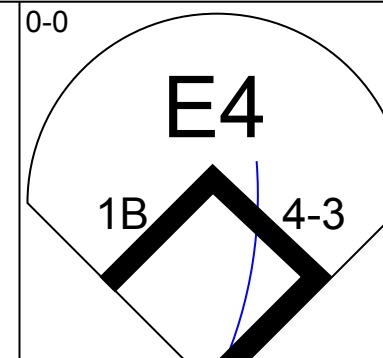
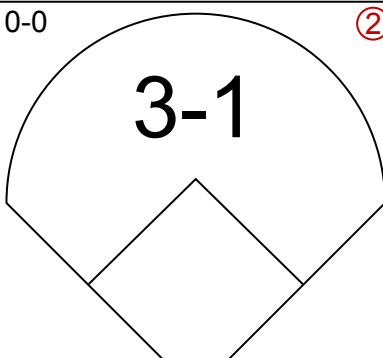
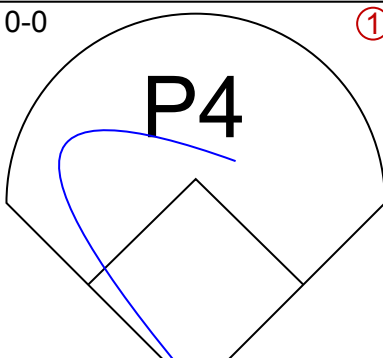
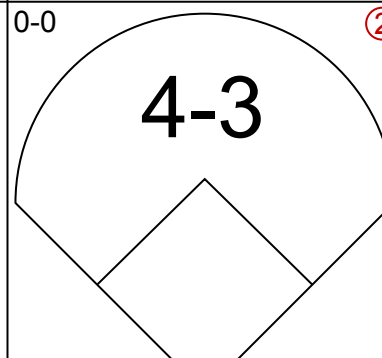
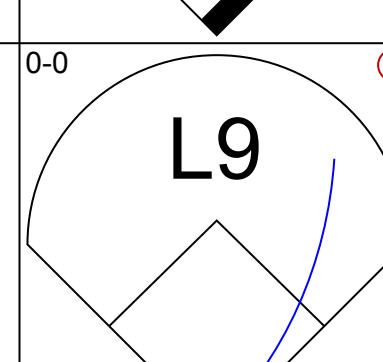
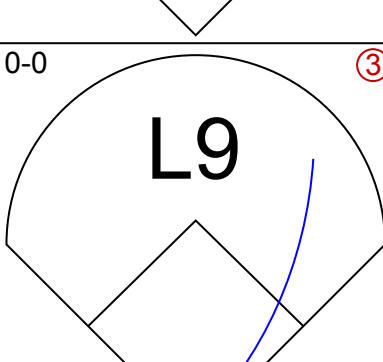
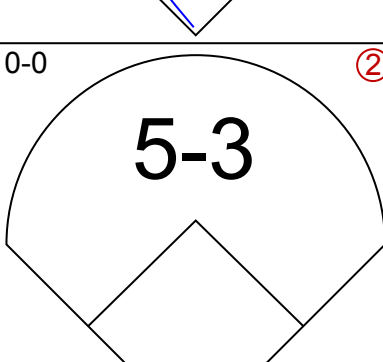
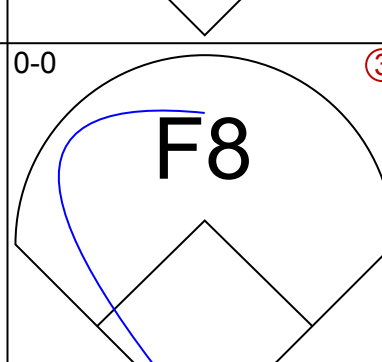
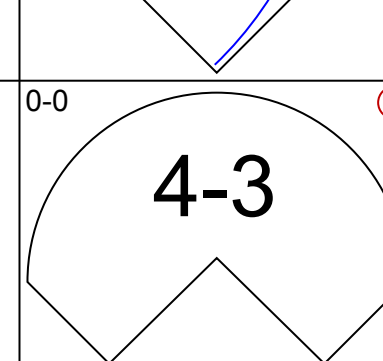
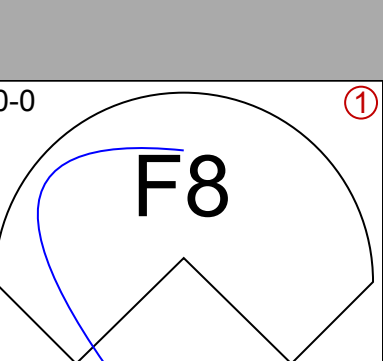
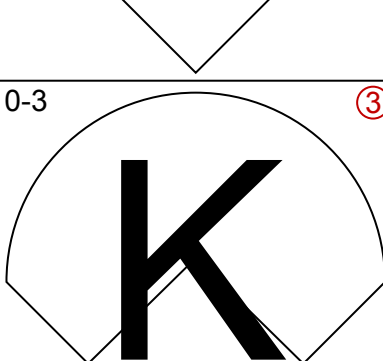
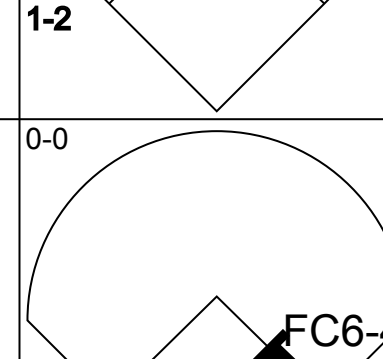
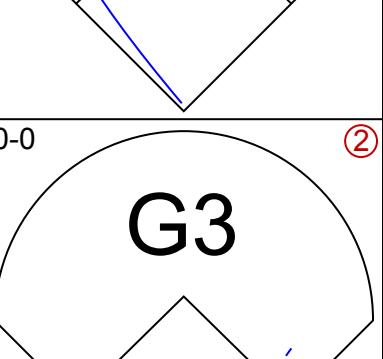
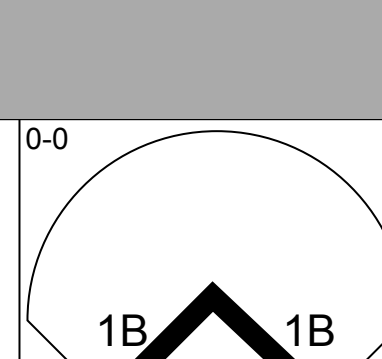
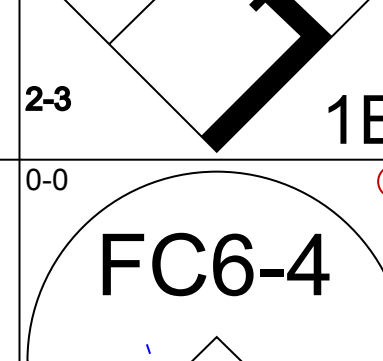
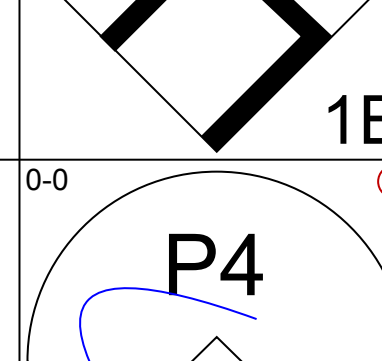
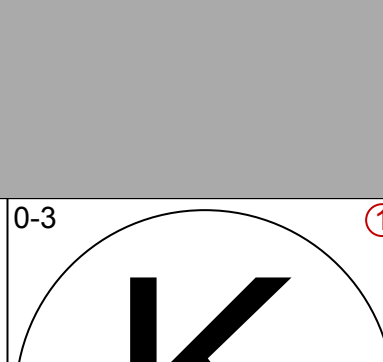
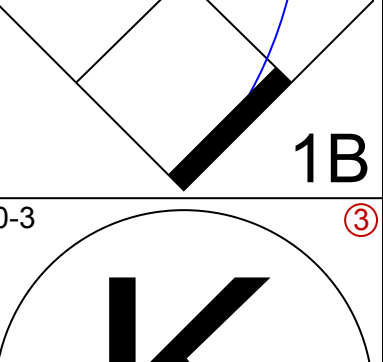
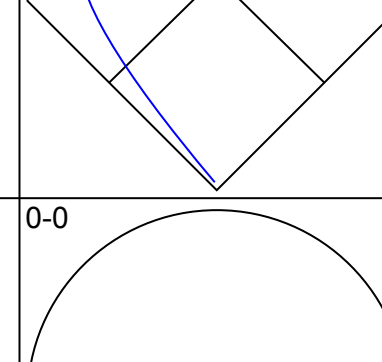


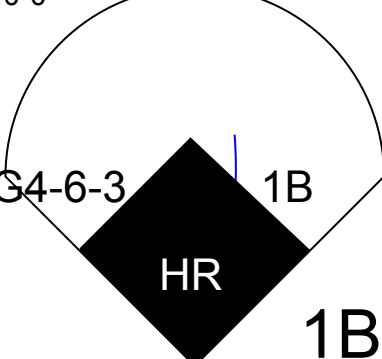
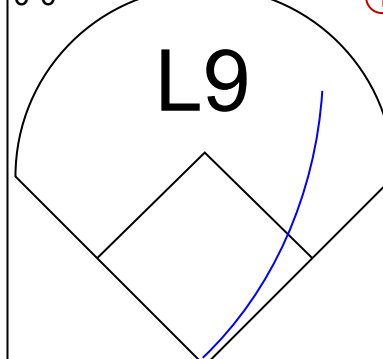
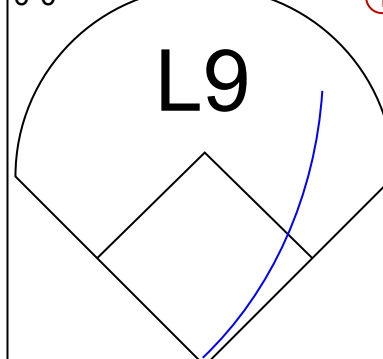
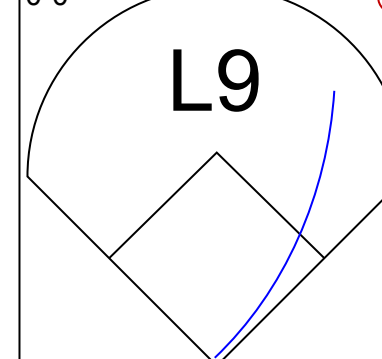
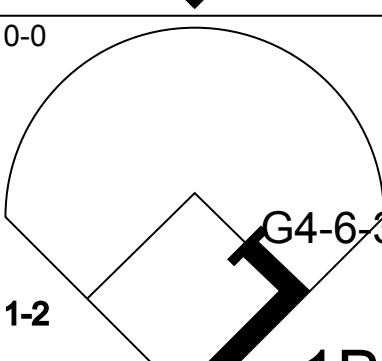
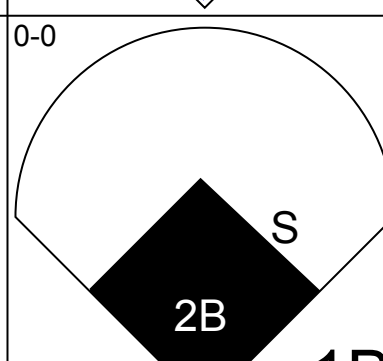
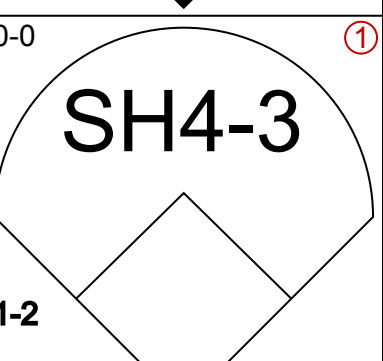
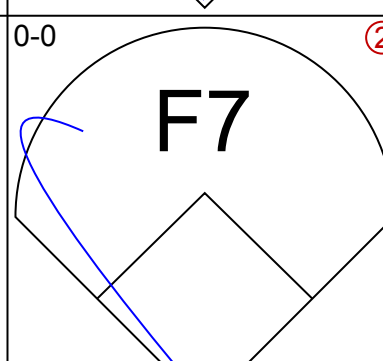
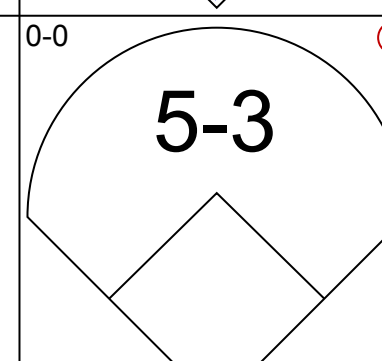
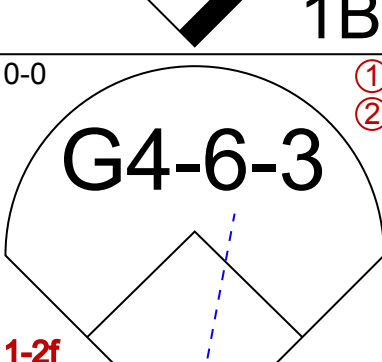
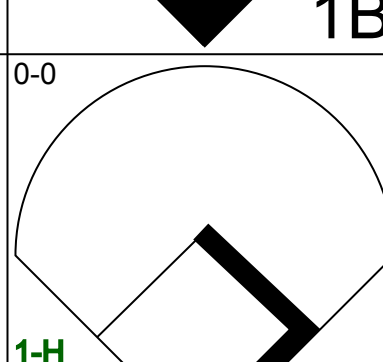
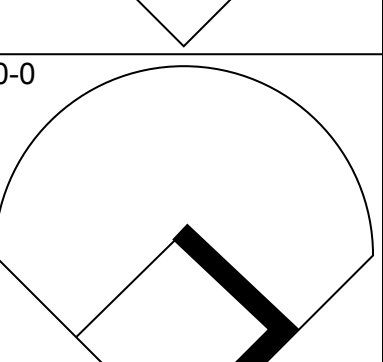
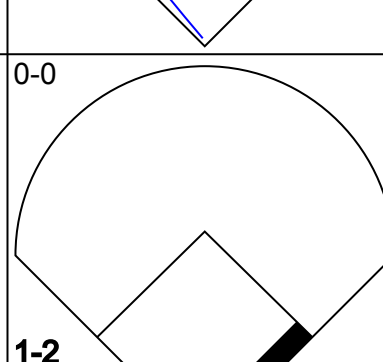
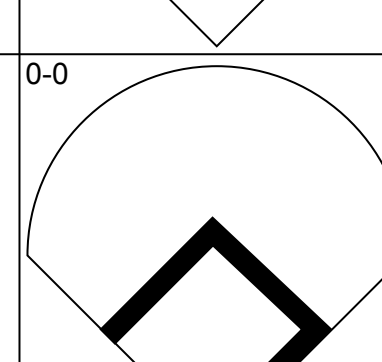
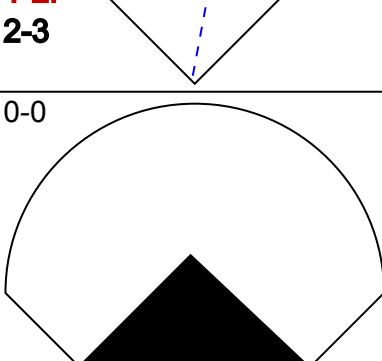
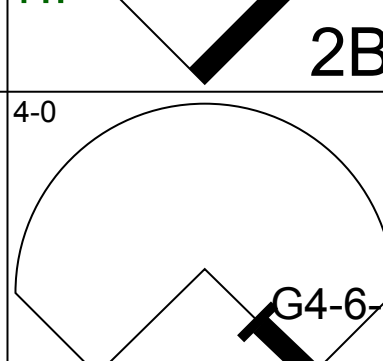
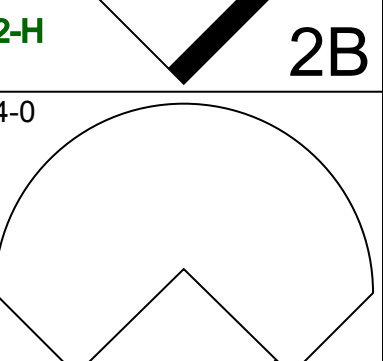
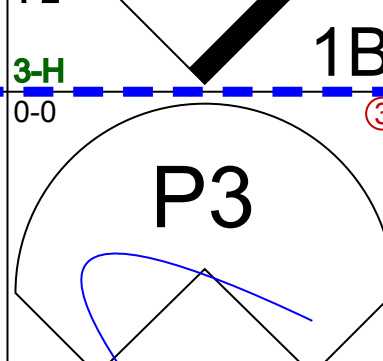
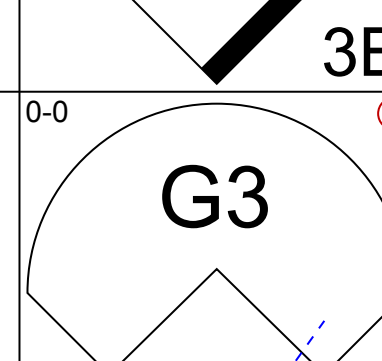
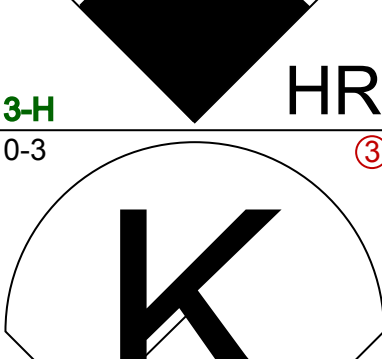
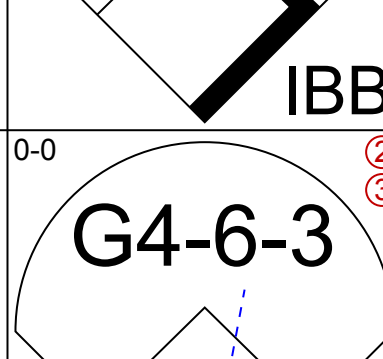
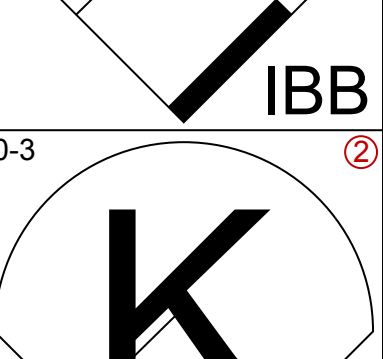
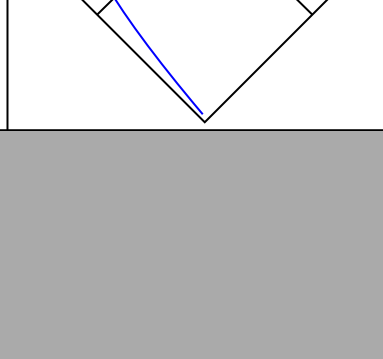
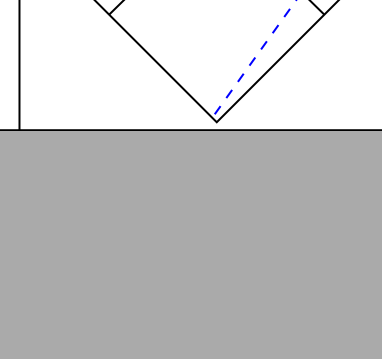
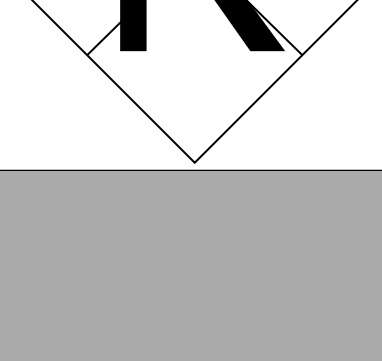
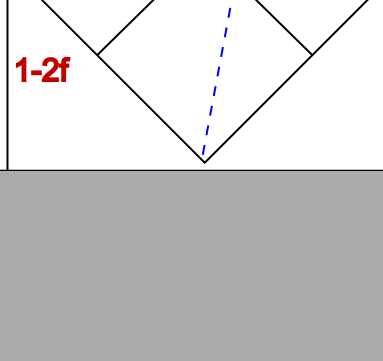
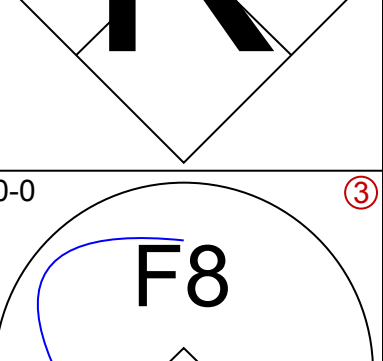
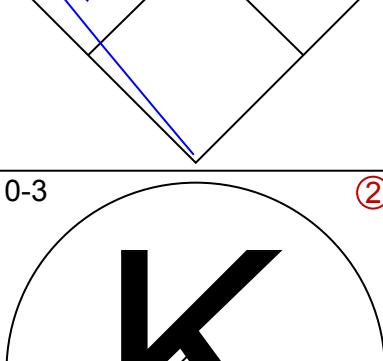
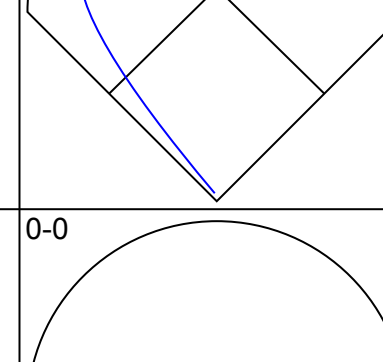
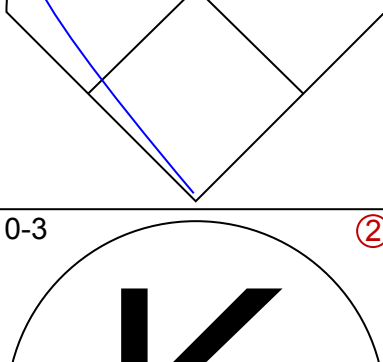
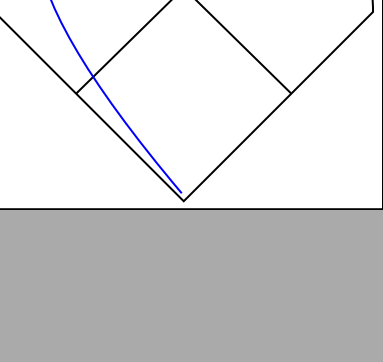
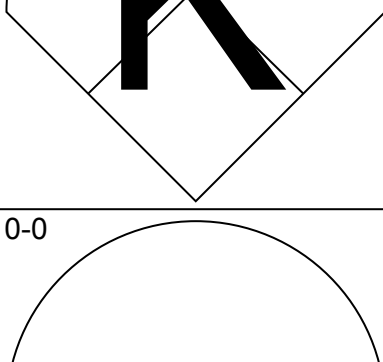
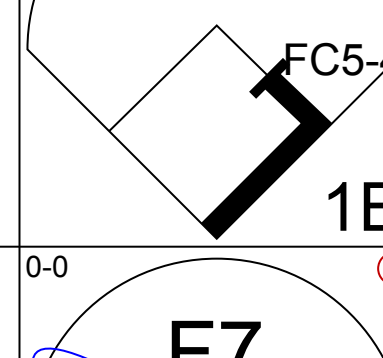
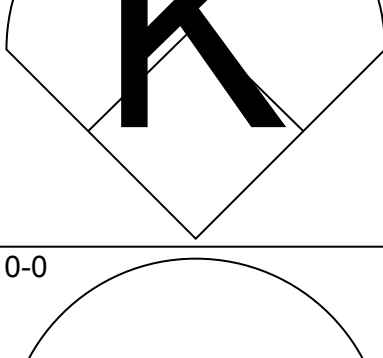
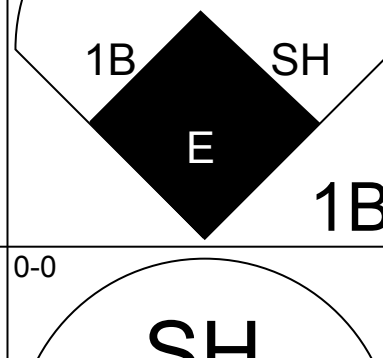
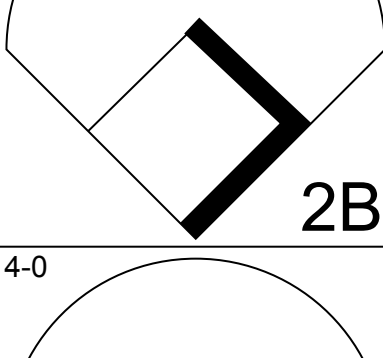
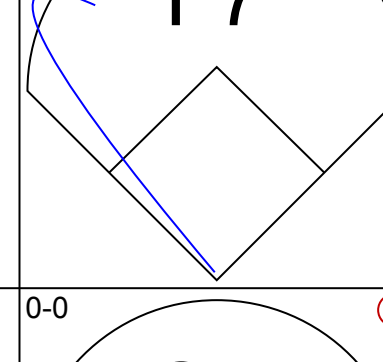
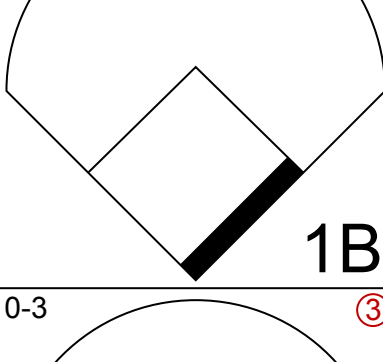
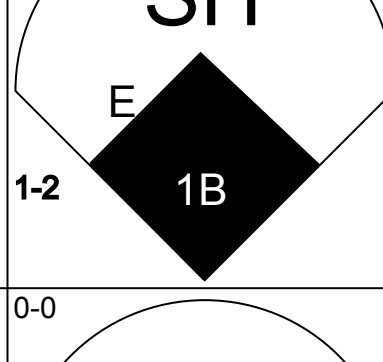

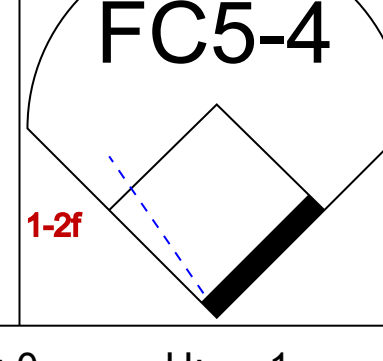
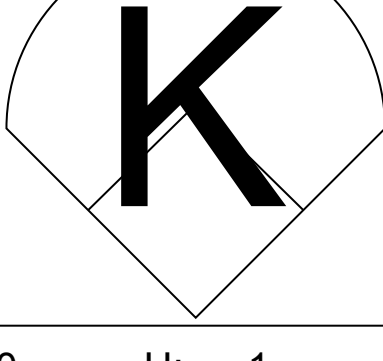

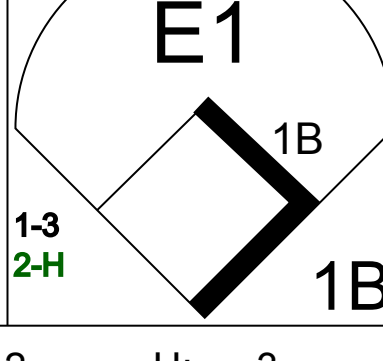
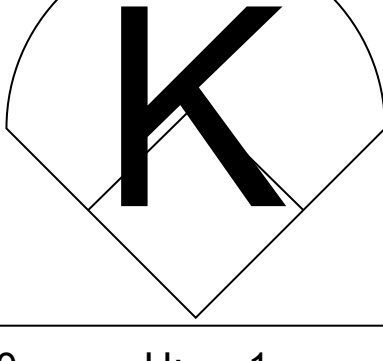


Batter	1	2	3	4	5	6	7	8	9	AB	R	H	RBI	BB	SO	LOB	TOP				
<b>Lou Brock, L</b> OBP: 0.364, SLG: 0.398 (1, 7)										5	1	3	1	0	1	1	<b>St. Louis Cardinals @ Pittsburgh Pirates</b> Three Rivers Stadium, Pittsburgh, PA Wed Jun 27 1973, 7:05 PM EDT Att: 33,041 - Unknown <a href="http://livebaseballscorecards.com">livebaseballscorecards.com</a>				
<b>Bernie Carbo, L</b> OBP: 0.316, SLG: 0.241 (8, 7)										0	1	0	0	1	0	0					
<b>Ted Sizemore, R</b> OBP: 0.375, SLG: 0.324 (1, 4)										5	2	2	0	1	0	2					
<b>Joe Torre, R</b> OBP: 0.438, SLG: 0.484 (1, 3)										5	4	4	3	1	0	2					
<b>Ted Simmons, S</b> OBP: 0.367, SLG: 0.438 (1, 2)										4	2	3	5	1	0	1					
<b>Ken Reitz, R</b> OBP: 0.254, SLG: 0.347 (1, 5)										6	1	4	2	0	1	2					
<b>Bill Stein, R</b> OBP: 0.277, SLG: 0.214 (1, 9)										4	1	1	0	0	2	3					
<b>Jim Dwyer, L</b> OBP: 0.200, SLG: 0.205 (6, 8)										1	0	0	0	0	0	2					
<b>Jose Cruz, L</b> OBP: 0.345, SLG: 0.426 (1, 8)										5	2	3	1	0	1	3					
<b>Mike Tyson, R</b> OBP: 0.280, SLG: 0.305 (1, 6)										5	1	1	1	0	1	3					
<b>Reggie Cleveland, R</b> OBP: 0.378, SLG: 0.412 (1, 1)										5	0	1	0	0	1	2					
<b>Inning Stats</b>	R: 3 E: 0 K: 2 S: 11	H: 4 LOB: 1 BB: 0 P: 11	R: 0 E: 0 K: 1 S: 5	H: 0 LOB: 0 BB: 0 P: 5	R: 6 E: 1 K: 0 S: 10	H: 7 LOB: 1 BB: 0 P: 10	R: 1 E: 0 K: 1 S: 8	H: 3 LOB: 2 BB: 0 P: 8	R: 0 E: 0 K: 2 S: 4	H: 0 LOB: 1 BB: 1 P: 10	R: 1 E: 0 K: 1 S: 7	H: 2 LOB: 1 BB: 0 P: 7	R: 0 E: 1 K: 0 S: 4	H: 1 LOB: 2 BB: 1 P: 8	R: 4 E: 0 K: 0 S: 5	H: 3 LOB: 1 BB: 2 P: 13		1B: 13 2B: 7 3B: 1 HR: 2	SF: 1 SAC: 0 DP: 2 HBP: 0	WP: 1 PB: 0 SB: 0 CS: 1	PA: 50
<b>PITCHER</b>	IP	WLS	BF	H	R	ER	SO	BB	IBB	HBP	BLK	WP	HR	S	P	ERA		WHIP			
<b>Jim Rooker, L</b> ERA: 4.17 (1, 1)	2.1	L	15	8	7	7	3	0	0	0	0	0	2	21	21	27.00		3.429			
<b>Luke Walker, L</b> ERA: 4.48 (3, 1)	0.2		5	3	2	2	0	0	0	0	0	1	0	5	5	27.00		4.500			
<b>Bob Johnson, R</b> ERA: 4.95 (4, 1)	2.0		10	5	1	1	1	0	0	0	0	0	0	12	12	4.50	2.500				
<b>Steve Blass, R</b> ERA: 9.54 (6, 1)	4.0		20	6	5	5	3	4	0	0	0	0	0	22	38	11.25	2.500				

Batter	1	2	3	4	5	6	7	8	9	AB	R	H	RBI	BB	SO	LOB	BOTTOM					
<b>Gene Clines, R</b> OBP: 0.344, SLG: 0.372 (1, 9)										4	1	1	0	0	0	3	<b>St. Louis Cardinals @ Pittsburgh Pirates</b> Three Rivers Stadium, Pittsburgh, PA Wed Jun 27 1973, 7:05 PM EDT Att: 33,041 - Unknown <a href="http://livebaseballscorecards.com">livebaseballscorecards.com</a>					
<b>Rennie Stennett, R</b> OBP: 0.242, SLG: 0.360 (1, 4)										4	0	0	0	0	0	1						
<b>Al Oliver, L</b> OBP: 0.299, SLG: 0.432 (1, 8)										4	0	1	0	0	1	0						
<b>Willie Stargell, L</b> OBP: 0.382, SLG: 0.667 (1, 7)										2	0	0	1	0	2	0						
<b>Richie Zisk, R</b> OBP: 0.246, SLG: 0.365 (8, 7)										0	0	0	0	1	0	0						
<b>Richie Hebner, L</b> OBP: 0.374, SLG: 0.515 (1, 5)										4	1	1	1	0	0	2						
<b>Manny Sanguillen, R</b> OBP: 0.293, SLG: 0.444 (1, 2)										4	1	1	0	0	0	0						
<b>Bob Robertson, R</b> OBP: 0.357, SLG: 0.433 (1, 3)										3	1	1	1	1	0	0						
<b>Gene Alley, R</b> OBP: 0.294, SLG: 0.331 (1, 6)										4	0	0	0	0	2	2						
<b>Jim Rooker, R</b> ERA: 4.17 (1, 1)										0	0	0	0	0	0	0						
<b>Luke Walker, L</b> ERA: 4.48 (3, 1)										0	0	0	0	0	0	0						
<b>Fernando Contreras, R</b> ERA: 4.48 (3, 1)										1	0	0	0	0	0	0						
<b>Bob Johnson, R</b> ERA: 4.95 (4, 1)										0	0	0	0	0	0	0						
<b>Dave Cash, R</b> ERA: 9.54 (6, 1)										1	0	1	1	0	0	0						
<b>Steve Blass, R</b> ERA: 9.54 (6, 1)										1	0	1	0	0	0	0						
<b>Inning Stats</b>	R: 1 E: 0 K: 0 S: 5	H: 2 LOB: 1 BB: 0 P: 5	R: 0 E: 0 K: 1 S: 5	H: 0 LOB: 0 BB: 0 P: 5	R: 0 E: 0 K: 1 S: 5	H: 0 LOB: 0 BB: 0 P: 5	R: 0 E: 0 K: 1 S: 5	H: 0 LOB: 0 BB: 0 P: 5	R: 1 E: 0 K: 1 S: 6	H: 2 LOB: 1 BB: 1 P: 10	R: 0 E: 0 K: 2 S: 7	H: 0 LOB: 0 BB: 0 P: 7	R: 2 E: 0 K: 0 S: 6	H: 3 LOB: 1 BB: 0 P: 6	R: 0 E: 0 K: 0 S: 3	H: 0 LOB: 1 BB: 1 P: 7	R: 0 E: 0 K: 0 S: 3	H: 0 LOB: 0 BB: 0 P: 3	1B: 3 2B: 2 3B: 0 HR: 2	SF: 1 SAC: 0 DP: 1 HBP: 0	WP: 0 PB: 0 SB: 0 CS: 0	PA: 35
<b>PITCHER</b>	IP	WLS	BF	H	R	ER	SO	BB	IBB	HBP	BLK	WP	HR	S	P	ERA	WHIP					
<b>Reggie Cleveland, R</b> ERA: 3.4 (1, 1)	9.0	W	35	7	4	4	5	2	0	0	0	0	2	43	51	4.00	1.000					



Batter	1	2	3	4	5	6	7	8	9	AB	R	H	RBI	BB	SO	LOB	TOP				
<b>Lou Brock, L</b> OBP: 0.363, SLG: 0.396 (1, 7)										4	0	1	0	0	1	0	<b>St. Louis Cardinals @ Pittsburgh Pirates</b> Three Rivers Stadium, Pittsburgh, PA Thu Jun 28 1973, 7:05 PM EDT Att: 34,471 - Unknown <a href="http://livebaseballscorecards.com">livebaseballscorecards.com</a>				
<b>Ted Sizemore, R</b> OBP: 0.368, SLG: 0.317 (1, 4)										4	0	0	0	0	0	3					
<b>Joe Torre, R</b> OBP: 0.431, SLG: 0.476 (1, 5)										4	0	0	0	0	1	0					
<b>Ted Simmons, S</b> OBP: 0.362, SLG: 0.431 (1, 2)										4	0	0	0	0	0	0					
<b>Tim McCarver, L</b> OBP: 0.318, SLG: 0.358 (1, 3)										4	0	0	0	0	0	1					
<b>Jose Cruz, L</b> OBP: 0.341, SLG: 0.420 (1, 9)										3	0	0	0	0	1	1					
<b>Jim Dwyer, L</b> OBP: 0.233, SLG: 0.238 (1, 8)										3	0	2	0	0	0	0					
<b>Mike Tyson, R</b> OBP: 0.281, SLG: 0.305 (1, 6)										3	0	1	0	0	0	3					
<b>Rick Wise, R</b> OBP: 0.277, SLG: 0.286 (1, 1)										2	0	0	0	0	2	1					
<b>Al Hrabosky, R</b> (6, 1)										0	0	0	0	0	0	0					
<b>Bernie Carbo, L</b> OBP: 0.323, SLG: 0.250 (8, PH)										1	0	1	0	0	0	0					
<b>Orlando Pena, R</b> (8, 1)										0	0	0	0	0	0	0					
<b>Inning Stats</b>	R: 0 E: 0 K: 1 S: 5	H: 0 LOB: 0 BB: 0 P: 5	R: 0 E: 1 K: 0 S: 5	H: 1 LOB: 2 BB: 0 P: 5	R: 0 E: 0 K: 1 S: 5	H: 0 LOB: 0 BB: 0 P: 5	R: 0 E: 0 K: 0 S: 3	H: 0 LOB: 0 BB: 0 P: 3	R: 0 E: 0 K: 1 S: 6	H: 1 LOB: 1 BB: 0 P: 6	R: 0 E: 0 K: 1 S: 5	H: 0 LOB: 0 BB: 0 P: 5	R: 0 E: 0 K: 0 S: 5	H: 3 LOB: 2 BB: 0 P: 5	R: 0 E: 0 K: 0 S: 3	H: 0 LOB: 0 BB: 0 P: 3	1B: 5 2B: 0 3B: 0 HR: 0	SF: 0 SAC: 0 DP: 1 HBP: 0	WP: 0 PB: 0 SB: 0 CS: 0	PA: 32	
<b>PITCHER</b>	IP	WLS	BF	H	R	ER	SO	BB	IBB	HBP	BLK	WP	HR	S	P	ERA	WHIP				
<b>Dock Ellis, R</b> ERA: 3.01 (1, 1)	9.0	W	32	5	0	0	5	0	0	0	0	0	0	42	42	0.00	0.556				

Batter	1	2	3	4	5	6	7	8	9	AB	R	H	RBI	BB	SO	LOB	BOTTOM				
<b>Gene Clines, R</b> OBP: 0.346, SLG: 0.373 (1, 9)										5	2	2	0	0	0	2	<b>St. Louis Cardinals @ Pittsburgh Pirates</b> Three Rivers Stadium, Pittsburgh, PA Thu Jun 28 1973, 7:05 PM EDT Att: 34,471 - Unknown <a href="http://livebaseballscorecards.com">livebaseballscorecards.com</a>				
<b>Manny Sanguillen, R</b> OBP: 0.296, SLG: 0.444 (1, 2)										4	1	2	0	0	0	2					
<b>Al Oliver, L</b> OBP: 0.307, SLG: 0.453 (1, 8)										5	0	4	3	0	0	2					
<b>Willie Stargell, L</b> OBP: 0.396, SLG: 0.678 (1, 7)										2	1	1	2	2	0	2					
<b>Vic Davallo, L</b> OBP: 0.214, SLG: 0.259 (8, 7)										1	0	0	0	0	0	1					
<b>Richie Hebner, L</b> OBP: 0.369, SLG: 0.506 (1, 5)										4	0	0	0	0	2	4					
<b>Bob Robertson, R</b> OBP: 0.352, SLG: 0.425 (1, 3)										4	0	0	0	0	1	2					
<b>Rennie Stennett, R</b> OBP: 0.253, SLG: 0.375 (1, 4)										4	1	3	0	0	1	0					
<b>Gene Alley, R</b> OBP: 0.302, SLG: 0.333 (1, 6)										2	1	1	0	1	0	1					
<b>Dock Ellis, S</b> OBP: 0.150, SLG: 0.128 (1, 1)										4	0	1	0	0	2	4					
<b>Inning Stats</b>	R: 2 E: 0 K: 1 S: 7	H: 3 LOB: 0 BB: 0 P: 7	R: 0 E: 0 K: 0 S: 4	H: 1 LOB: 1 BB: 0 P: 4	R: 1 E: 0 K: 2 S: 4	H: 2 LOB: 1 BB: 1 P: 8	R: 0 E: 0 K: 2 S: 8	H: 1 LOB: 0 BB: 0 P: 8	R: 1 E: 0 K: 1 S: 7	H: 2 LOB: 2 BB: 1 P: 11	R: 2 E: 1 K: 0 S: 7	H: 3 LOB: 2 BB: 0 P: 7	R: 0 E: 0 K: 2 S: 8	H: 1 LOB: 2 BB: 1 P: 12	R: 0 E: 0 K: 0 S: 4	H: 1 LOB: 1 BB: 0 P: 4	1B: 9 2B: 3 3B: 1 HR: 1	SF: 0 SAC: 2 DP: 2 HBP: 0	WP: 0 PB: 0 SB: 1 CS: 0	PA: 40	
<b>PITCHER</b>	IP	WLS	BF	H	R	ER	SO	BB	IBB	HBP	BLK	WP	HR	S	P	ERA	WHIP				
<b>Rick Wise, R</b> ERA: 3.08 (1, 1)	5.2	L	30	12	6	6	4	0	2	0	0	0	0	9	44	0.00	0.750				
<b>Al Hrabosky, L</b> ERA: 3.24 (6, 1)	1.1		6	1	0	0	2	0	1	0	0	0	0	9	13	0.00	0.750				
<b>Orlando Pena, R</b> ERA: 3.53 (8, 1)	1.0		4	1	0	0	0	0	0	0	0	0	0	4	4	0.00	1.000				



Batter	1	2	3	4	5	6	7	8	9	10	AB	R	H	RBI	BB	SO	LOB	TOP			
Cesar Tovar, R OBP: 0.337, SLG: 0.379 Mike Ropodizinski, L OBP: 0.333, SLG: 0.372	F7			4-3 3B 2B		L3		K		4-3	2	0	1	0	0	0	0	2			
Denny Doyle, L OBP: 0.354, SLG: 0.333	5-3			4-3				4-3			4	0	1	0	0	0	1	4			
Del Unser, L OBP: 0.390, SLG: 0.539	4-3			K				F8		2B 1B	4	0	1	0	0	1	3	4			
Greg Luzinski, R OBP: 0.304, SLG: 0.432		P4						5-3		L4-6 1-3 2B	4	0	2	1	0	0	0	4			
Tom Hutton, L OBP: 0.333, SLG: 0.474		F9		6-3				1B 4-3 BB			2	0	0	0	2	0	2	2			
Mike Schmidt, R OBP: 0.359, SLG: 0.420		K						4-3		K	4	0	0	0	0	3	4	4			
Bob Boone, R OBP: 0.290, SLG: 0.325				6-3						L4-6	4	0	1	0	0	0	3	4			
Larry Bowa, S OBP: 0.249, SLG: 0.247				1-3				F8		4-3	4	0	0	0	0	2	2	4			
Wayne Twitchell, R OBP: 0.086, SLG: 0.114 Bill Robinson, R OBP: 0.318, SLG: 0.519 Mac Scarce, L OBP: 0.101				5-3				K		K	3	0	0	0	0	2	0	1			
											0	0	0	0	0	0	0	0			
<b>Inning Stats</b>	R: 0 E: 0 K: 0 S: 3	H: 0 LOB: 0 BB: 0 P: 3	R: 0 E: 0 K: 1 S: 5	H: 0 LOB: 0 BB: 0 P: 5	R: 0 E: 0 K: 0 S: 3	H: 0 LOB: 0 BB: 0 P: 3	R: 1 E: 0 K: 1 S: 7	H: 2 LOB: 2 BB: 0 P: 7	R: 0 E: 0 K: 1 S: 5	H: 0 LOB: 0 BB: 0 P: 5	R: 0 E: 0 K: 2 S: 6	H: 1 LOB: 1 BB: 0 P: 6	R: 0 E: 0 K: 2 S: 7	H: 1 LOB: 2 BB: 1 P: 8	R: 0 E: 0 K: 2 S: 6	H: 2 LOB: 2 BB: 1 P: 10	R: 0 E: 0 K: 1 S: 5	H: 0 LOB: 0 BB: 0 P: 5	1B: 3 2B: 3 3B: 1 HR: 0	SF: 0 SAC: 0 DP: 1 HBP: 0	WP: 0 PA: 37 PB: 0 SB: 0 CS: 0
<b>PITCHER</b>	IP 7.0	WLS 26	H 4	R 1	ER 1	SO 4	BB 1	IBB 0	HBP 0	BLK 0	WP 0	HR 0	S 33	P 37	ERA 1.29	WHIP 0.714					
Tom Murphy, R ERA: 2.37																					
Diego Segui, R ERA: 2.4																					
Orlando Pena, R ERA: 3.46																					

Philadelphia Phillies @ St. Louis Cardinals  
Busch Stadium, St. Louis, MO  
Fri Jun 29 1973, 7:05 PM CDT  
Att: 13,743 - Unknown

AB 35  
R 1  
H 6  
RBI 1  
BB 2  
SO 8  
LOB 15



Batter	1	2	3	4	5	6	7	8	9	10	AB	R	H	RBI	BB	SO	LOB	BOTTOM					
Lou Brock, L OBP: 0.360, SLG: 0.392	3-1			K				K		4-3	5	0	1	0	0	2	1	5					
Ted Sizemore, R OBP: 0.373, SLG: 0.317											3	2	1	0	2	0	2	3					
Tim McCarver, L OBP: 0.319, SLG: 0.353											2	0	0	0	1	0	1	2					
Joe Torre, R OBP: 0.427, SLG: 0.467											4	0	0	0	1	2	4	4					
Ted Simmons, S OBP: 0.363, SLG: 0.429											4	0	1	0	1	1	4	4					
Jose Cruz, L OBP: 0.343, SLG: 0.417 Luis Melendez, R OBP: 0.299, SLG: 0.294											2	0	0	1	2	0	4	2					
											1	0	1	1	0	0	0	1					
Jim Dwyer, L OBP: 0.213, SLG: 0.217											4	0	0	0	0	0	7	4					
Mike Tyson, R OBP: 0.280, SLG: 0.310											4	0	1	0	0	1	0	4					
Tom Murphy, R Bernie Carbo, L OBP: 0.320, SLG: 0.247 Diego Segui, R Ed Crosby, L OBP: 0.214, SLG: 0.237 Orlando Pena, R OBP: 0.101											2	0	0	0	0	1	1	2					
											1	0	0	0	0	0	0	1					
											1	0	0	0	0	0	0	1					
											0	0	0	0	0	0	0	0					
<b>Inning Stats</b>	R: 0 E: 0 K: 1 S: 5	H: 0 LOB: 1 BB: 1 P: 9	R: 0 E: 0 K: 0 S: 2	H: 0 LOB: 0 BB: 1 P: 6	R: 0 E: 0 K: 2 S: 8	H: 1 LOB: 1 BB: 0 P: 8	R: 0 E: 1 K: 1 S: 6	H: 0 LOB: 2 BB: 1 P: 10	R: 0 E: 0 K: 0 S: 4	H: 1 LOB: 1 BB: 0 P: 4	R: 0 E: 0 K: 1 S: 6	H: 1 LOB: 2 BB: 1 P: 10	R: 0 E: 0 K: 2 S: 7	H: 0 LOB: 0 BB: 0 P: 7	R: 1 E: 1 K: 0 S: 5	H: 1 LOB: 2 BB: 1 P: 9	R: 0 E: 0 K: 0 S: 3	H: 0 LOB: 0 BB: 0 P: 3	R: 1 E: 0 K: 0 S: 3	H: 1 LOB: 2 BB: 2 P: 11	1B: 4 2B: 1 3B: 0 HR: 0	SF: 0 SAC: 2 DP: 0 HBP: 0	WP: 0 PA: 42 PB: 0 SB: 1 CS: 1
<b>PITCHER</b>	IP 9.0	WLS 37	H 4	R 1	ER 1	SO 7	BB 4	IBB 1	HBP 0	BLK 0	WP 0	HR 0	S 46	P 66	ERA 0.00	WHIP 0.889							
Wayne Twitchell, R ERA: 1.99																							
Mac Scarce, L ERA: 2.78																							

Philadelphia Phillies @ St. Louis Cardinals  
Busch Stadium, St. Louis, MO  
Fri Jun 29 1973, 7:05 PM CDT  
Att: 13,743 - Unknown

AB 33  
R 2  
H 5  
RBI 2  
BB 7  
SO 7  
LOB 24









Batter	1	2	3	4	5	6	7	8	9	AB	R	H	RBI	BB	SO	LOB	TOP										
<b>Bill Robinson, R</b> OBP: 0.338, SLG: 0.518 (1, 9)										3	1	1	0	1	0	1											
<b>Denny Doyle, L</b> OBP: 0.355, SLG: 0.342 (1, 4)										3	0	1	0	0	0	0											
<b>Del Unser, L</b> OBP: 0.392, SLG: 0.533 (1, 8)										2	0	0	0	2	1	2											
<b>Greg Luzinski, R</b> OBP: 0.301, SLG: 0.425 (1, 7)										4	0	1	1	0	2	4											
<b>Tom Hutton, L</b> OBP: 0.392, SLG: 0.460 (1, 3)										3	0	1	0	1	0	4											
<b>Mike Schmidt, R</b> OBP: 0.356, SLG: 0.414 (1, 5)										4	0	1	0	0	2	3											
<b>Mike Ryan, R</b> OBP: 0.260, SLG: 0.311 (1, 2)										4	0	0	0	0	2	2											
<b>Larry Bowa, S</b> OBP: 0.246, SLG: 0.241 (1, 6)										4	0	0	0	0	0	1											
<b>Dick Ruthven, R</b> OBP: 0.174, SLG: 0.136 (1, 1)										4	0	1	0	0	1	2											
<b>Inning Stats</b>	R: 0 E: 1 K: 0 S: 4	H: 1 LOB: 2 BB: 1 P: 8	R: 0 E: 1 K: 0 S: 4	H: 0 LOB: 1 BB: 0 P: 4	R: 0 E: 0 K: 1 S: 5	H: 0 LOB: 0 BB: 0 P: 5	R: 0 E: 0 K: 2 S: 8	H: 1 LOB: 1 BB: 0 P: 8	R: 0 E: 0 K: 0 S: 3	H: 0 LOB: 2 BB: 2 P: 15	R: 0 E: 0 K: 1 S: 5	H: 0 LOB: 0 BB: 0 P: 5	R: 1 E: 0 K: 0 S: 4	H: 2 LOB: 1 BB: 0 P: 8	R: 0 E: 0 K: 2 S: 8	H: 1 LOB: 1 BB: 0 P: 8	1B: 6 2B: 1 3B: 0 HR: 0	SF: 0 SAC: 1 DP: 3 HBP: 0	WP: 0 PB: 1 SB: 2 CS: 0	PA: 36							
<b>PITCHER</b>	IP	WLS	BF	H	R	ER	SO	BB	IBB	HBP	BLK	WP	HR	S	P	ERA	WHIP										
<b>Bob Gibson, R</b> ERA: 3.15 (1, 1)	8.0	L	32	5	1	1	6	2	2	0	0	0	0	40	56	1.12	0.875										
<b>Diego Segui, R</b> ERA: 2.32 (9, 1)	1.0		4	1	0	0	2	0	0	0	0	0	0	8	8	0.00	1.000										

Philadelphia Phillies @ St. Louis Cardinals  
 Busch Stadium, St. Louis, MO  
 Sun Jul 01 1973, 3:33 AM CDT  
 Att: 15,477 - Unknown

AB 31  
 R 1  
 H 6  
 RBI 1  
 BB 4  
 SO 8  
 LOB 19



Batter	1	2	3	4	5	6	7	8	9	AB	R	H	RBI	BB	SO	LOB	BOTTOM										
<b>Jim Dwyer, L</b> OBP: 0.200, SLG: 0.204 (1, 8)										3	0	0	0	0	2	0											
<b>Tim McCarver, L</b> OBP: 0.317, SLG: 0.350 (8, PH)										1	0	0	0	0	0	0											
<b>Diego Segui, R</b> (9, 1)										0	0	0	0	0	0	0											
<b>Ted Sizemore, R</b> OBP: 0.373, SLG: 0.318 (1, 4)										3	0	0	0	1	0	0											
<b>Joe Torre, R</b> OBP: 0.418, SLG: 0.453 (1, 3)										3	0	0	0	1	1	0											
<b>Ted Simmons, S</b> OBP: 0.360, SLG: 0.421 (1, 2)										4	0	1	0	0	0	2											
<b>Jose Cruz, L</b> OBP: 0.344, SLG: 0.426 (1, 9)										4	0	0	0	0	0	3											
<b>Bernie Carbo, L</b> OBP: 0.320, SLG: 0.241 (1, 7)										2	0	0	0	1	0	0											
<b>Ken Reitz, R</b> OBP: 0.255, SLG: 0.345 (1, 5)										3	0	0	0	0	0	2											
<b>Mike Tyson, R</b> OBP: 0.280, SLG: 0.309 (1, 6)										3	0	1	0	0	0	2											
<b>Bob Gibson, R</b> OBP: 0.261, SLG: 0.286 (1, 1)										2	0	0	0	0	0	1											
<b>Lou Brock, L</b> OBP: 0.360, SLG: 0.389 (9, 7)										1	0	0	0	0	0	0											
<b>Inning Stats</b>	R: 0 E: 0 K: 1 S: 5	H: 0 LOB: 2 BB: 2 P: 13	R: 0 E: 0 K: 0 S: 4	H: 1 LOB: 1 BB: 0 P: 4	R: 0 E: 0 K: 2 S: 7	H: 0 LOB: 0 BB: 0 P: 7	R: 0 E: 0 K: 0 S: 4	H: 1 LOB: 2 BB: 1 P: 8	R: 0 E: 0 K: 0 S: 3	H: 0 LOB: 0 BB: 0 P: 3	R: 0 E: 0 K: 0 S: 3	H: 0 LOB: 0 BB: 0 P: 3	R: 0 E: 0 K: 0 S: 3	H: 0 LOB: 0 BB: 0 P: 3	R: 0 E: 0 K: 0 S: 3	H: 0 LOB: 0 BB: 0 P: 3	1B: 2 2B: 0 3B: 0 HR: 0	SF: 0 SAC: 0 DP: 0 HBP: 0	WP: 1 PB: 0 SB: 0 CS: 0	PA: 32							
<b>PITCHER</b>	IP	WLS	BF	H	R	ER	SO	BB	IBB	HBP	BLK	WP	HR	S	P	ERA	WHIP										
<b>Dick Ruthven, R</b> ERA: 3.89 (1, 1)	9.0	W	32	2	0	0	3	3	0	0	0	1	0	35	47	0.00	0.556										

Philadelphia Phillies @ St. Louis Cardinals  
 Busch Stadium, St. Louis, MO  
 Sun Jul 01 1973, 3:33 AM CDT  
 Att: 15,477 - Unknown

AB 29  
 R 0  
 H 2  
 RBI 0  
 BB 3  
 SO 3  
 LOB 10





Batter	1	2	3	4	5	6	7	8	9	AB	R	H	RBI	BB	SO	LOB	TOP						
<b>Bill Robinson, R</b> OBP: 0.342, SLG: 0.525 (1, 9)										4	1	2	0	0	0	1	<b>Philadelphia Phillies @ St. Louis Cardinals</b> Busch Stadium, St. Louis, MO Mon Jul 02 1973, 7:05 PM CDT Att: 13,096 - Unknown						
<b>Denny Doyle, L</b> OBP: 0.353, SLG: 0.339 (1, 4)										4	1	1	1	0	0	2							
<b>Del Unser, L</b> OBP: 0.390, SLG: 0.527 (1, 8)										4	0	1	0	0	0	2							
<b>Greg Luzinski, R</b> OBP: 0.304, SLG: 0.426 (1, 7)										4	1	2	0	0	0	1							
<b>Tom Hutton, L</b> OBP: 0.389, SLG: 0.455 (1, 3)										4	1	1	1	0	2	2							
<b>Mike Schmidt, R</b> OBP: 0.351, SLG: 0.407 (9, PH)										3	0	0	0	0	1	2							
<b>Bob Boone, R</b> OBP: 0.296, SLG: 0.326 (1, 2)										0	0	0	0	1	0	0							
<b>Larry Bowa, S</b> OBP: 0.243, SLG: 0.238 (1, 6)										4	0	0	0	0	0	2							
<b>Mike Wallace, L</b> OBP: 0.154, SLG: 0.154 (6, PH)										0	0	0	0	0	0	0							
<b>Jose Pagan, R</b> OBP: 0.194, SLG: 0.324 (8, PH)										1	0	0	0	0	1	0							
<b>Inning Stats</b>	R: 0 E: 0 K: 0 S: 4	H: 1 LOB: 1 BB: 0 P: 4	R: 0 E: 0 K: 1 S: 5	H: 0 LOB: 0 BB: 0 P: 5	R: 0 E: 0 K: 1 S: 5	H: 0 LOB: 0 BB: 0 P: 5	R: 0 E: 0 K: 0 S: 3	H: 0 LOB: 0 BB: 0 P: 3	R: 0 E: 0 K: 1 S: 5	H: 1 LOB: 1 BB: 0 P: 4	R: 0 E: 0 K: 1 S: 6	H: 2 LOB: 1 BB: 0 P: 6	R: 0 E: 0 K: 1 S: 5	H: 0 LOB: 0 BB: 0 P: 5	R: 4 E: 0 K: 1 S: 10	H: 5 LOB: 2 BB: 1 P: 14	1B: 8 2B: 2 3B: 0 HR: 0	SF: 0 SAC: 0 DP: 1 HBP: 0	WP: 0 PB: 2 SB: 0 CS: 0	PA: 36			
<b>PITCHER</b>	IP WLS BF H R ER SO BB IBB HBP BLK WP HR S P ERA WHIP	IP WLS BF H R ER SO BB IBB HBP BLK WP HR S P ERA WHIP	IP WLS BF H R ER SO BB IBB HBP BLK WP HR S P ERA WHIP	IP WLS BF H R ER SO BB IBB HBP BLK WP HR S P ERA WHIP	IP WLS BF H R ER SO BB IBB HBP BLK WP HR S P ERA WHIP	IP WLS BF H R ER SO BB IBB HBP BLK WP HR S P ERA WHIP	IP WLS BF H R ER SO BB IBB HBP BLK WP HR S P ERA WHIP	IP WLS BF H R ER SO BB IBB HBP BLK WP HR S P ERA WHIP	IP WLS BF H R ER SO BB IBB HBP BLK WP HR S P ERA WHIP	IP WLS BF H R ER SO BB IBB HBP BLK WP HR S P ERA WHIP	IP WLS BF H R ER SO BB IBB HBP BLK WP HR S P ERA WHIP	IP WLS BF H R ER SO BB IBB HBP BLK WP HR S P ERA WHIP	IP WLS BF H R ER SO BB IBB HBP BLK WP HR S P ERA WHIP	IP WLS BF H R ER SO BB IBB HBP BLK WP HR S P ERA WHIP	IP WLS BF H R ER SO BB IBB HBP BLK WP HR S P ERA WHIP	IP WLS BF H R ER SO BB IBB HBP BLK WP HR S P ERA WHIP	IP WLS BF H R ER SO BB IBB HBP BLK WP HR S P ERA WHIP	IP WLS BF H R ER SO BB IBB HBP BLK WP HR S P ERA WHIP	IP WLS BF H R ER SO BB IBB HBP BLK WP HR S P ERA WHIP	IP WLS BF H R ER SO BB IBB HBP BLK WP HR S P ERA WHIP	IP WLS BF H R ER SO BB IBB HBP BLK WP HR S P ERA WHIP	IP WLS BF H R ER SO BB IBB HBP BLK WP HR S P ERA WHIP	
<b>Reggie Cleveland, R</b> ERA: 3.47	8.1 W 33 8 4 4 5 1 0 0 0 0 0 0 42 46 4.32 1.080																						
<b>Orlando Pena, R</b> ERA: 3.4	0.2 S 3 1 0 0 1 0 0 0 0 0 0 0 5 5 0.00 1.500																						

AB	35
R	4
H	9
RBI	4
BB	1
SO	6
LOB	14



Batter	1	2	3	4	5	6	7	8	9	AB	R	H	RBI	BB	SO	LOB	BOTTOM					
<b>Lou Brock, L</b> OBP: 0.360, SLG: 0.387 (1, 7)										4	1	1	1	1	1	1	<b>Philadelphia Phillies @ St. Louis Cardinals</b> Busch Stadium, St. Louis, MO Mon Jul 02 1973, 7:05 PM CDT Att: 13,096 - Unknown					
<b>Ted Sizemore, R</b> OBP: 0.374, SLG: 0.316 (1, 4)										4	1	1	0	1	0	2						
<b>Joe Torre, R</b> OBP: 0.423, SLG: 0.454 (1, 3)										2	1	1	0	1	1	1						
<b>Tim McCarver, L</b> OBP: 0.315, SLG: 0.348 (8, 3)										1	0	0	0	0	0	0						
<b>Ted Simmons, S</b> OBP: 0.362, SLG: 0.433 (1, 2)										4	1	2	5	0	0	1						
<b>Luis Melendez, R</b> OBP: 0.317, SLG: 0.312 (7, 8)										2	1	1	0	2	0	1						
<b>Jim Dwyer, L</b> OBP: 0.200, SLG: 0.204 (8, 1)										0	0	0	0	0	0	0						
<b>Ken Reitz, R</b> OBP: 0.255, SLG: 0.343 (1, 5)										4	0	1	0	0	0	4						
<b>Jose Cruz, L</b> OBP: 0.339, SLG: 0.420 (1, 9)										3	0	0	1	0	0	3						
<b>Mike Tyson, R</b> OBP: 0.285, SLG: 0.313 (1, 6)										4	1	2	0	0	0	0						
<b>Reggie Cleveland, R</b> OBP: 0.375, SLG: 0.405 (9, 1)										3	1	1	0	0	1	2						
<b>Inning Stats</b>	R: 1 E: 0 K: 0 S: 3	H: 1 LOB: 3 BB: 4 P: 19	R: 1 E: 0 K: 1 S: 7	H: 2 LOB: 1 BB: 0 P: 7	R: 1 E: 0 K: 1 S: 8	H: 3 LOB: 2 BB: 0 P: 8	R: 1 E: 0 K: 1 S: 7	H: 2 LOB: 1 BB: 0 P: 7	R: 0 E: 0 K: 0 S: 3	H: 0 LOB: 0 BB: 0 P: 3	R: 3 E: 0 K: 0 S: 5	H: 2 LOB: 1 BB: 1 P: 10	R: 0 E: 0 K: 0 S: 3	H: 0 LOB: 0 BB: 0 P: 3	R: 0 E: 0 K: 0 S: 3	H: 0 LOB: 0 BB: 0 P: 3	1B: 9 2B: 0 3B: 0 HR: 1	SF: 1 SAC: 1 DP: 0 HBP: 1	WP: 1 PB: 0 SB: 0 CS: 2	PA: 39		
<b>PITCHER</b>	IP WLS BF H R ER SO BB IBB HBP BLK WP HR S P ERA WHIP	IP WLS BF H R ER SO BB IBB HBP BLK WP HR S P ERA WHIP	IP WLS BF H R ER SO BB IBB HBP BLK WP HR S P ERA WHIP	IP WLS BF H R ER SO BB IBB HBP BLK WP HR S P ERA WHIP	IP WLS BF H R ER SO BB IBB HBP BLK WP HR S P ERA WHIP	IP WLS BF H R ER SO BB IBB HBP BLK WP HR S P ERA WHIP	IP WLS BF H R ER SO BB IBB HBP BLK WP HR S P ERA WHIP	IP WLS BF H R ER SO BB IBB HBP BLK WP HR S P ERA WHIP	IP WLS BF H R ER SO BB IBB HBP BLK WP HR S P ERA WHIP	IP WLS BF H R ER SO BB IBB HBP BLK WP HR S P ERA WHIP	IP WLS BF H R ER SO BB IBB HBP BLK WP HR S P ERA WHIP	IP WLS BF H R ER SO BB IBB HBP BLK WP HR S P ERA WHIP	IP WLS BF H R ER SO BB IBB HBP BLK WP HR S P ERA WHIP	IP WLS BF H R ER SO BB IBB HBP BLK WP HR S P ERA WHIP	IP WLS BF H R ER SO BB IBB HBP BLK WP HR S P ERA WHIP	IP WLS BF H R ER SO BB IBB HBP BLK WP HR S P ERA WHIP	IP WLS BF H R ER SO BB IBB HBP BLK WP HR S P ERA WHIP	IP WLS BF H R ER SO BB IBB HBP BLK WP HR S P ERA WHIP	IP WLS BF H R ER SO BB IBB HBP BLK WP HR S P ERA WHIP	IP WLS BF H R ER SO BB IBB HBP BLK WP HR S P ERA WHIP	IP WLS BF H R ER SO BB IBB HBP BLK WP HR S P ERA WHIP	IP WLS BF H R ER SO BB IBB HBP BLK WP HR S P ERA WHIP
<b>Mike Wallace, L</b> ERA: 1.93	0.1 L 5 1 1 1 0 0 4 0 0 0 0 0 0 1 17 27.00 15.000																					
<b>Barry Lersch, R</b> ERA: 4.24	4.2 21 7 3 3 3 0 0 0 0 0 0 0 27 27 5.79 1.500																					
<b>Darrell Brandon, R</b> ERA: 6.56	2.0 10 2 3 3 0 1 0 1 0 1 1 8 13 13.50 1.500																					
<b>Mac Scarce, L</b> ERA: 2.7	1.0 3 0 0 0 0 0 0 0 0 0 0 0 3 3 0.00 0.000																					





Batter	1	2	3	4	5	6	7	8	9	AB	R	H	RBI	BB	SO	LOB	TOP					
Vic Davallio, L (1, 3) OBP: 0.203, SLG: 0.239	F7		6-3		F7		FC6-4			4	0	0	0	0	0	2						
Gene Clines, R (1, 9) OBP: 0.349, SLG: 0.359	L6-3		L9		1B			L8		4	0	1	0	0	0	0						
Al Oliver, L (1, 8) OBP: 0.324, SLG: 0.471	1B		F8		1-3			4-3		4	0	1	0	0	0	2						
Willie Stargell, L (1, 7) OBP: 0.405, SLG: 0.672	F8			G4-6-3 1B		P6		4-3		4	0	1	0	0	0	1						
Richie Hebner, L (1, 5) OBP: 0.364, SLG: 0.496		4-3 FC1 2B	G4-6-3		F8			F8		4	0	1	0	0	0	1						
Manny Sanguillen, R (1, 2) OBP: 0.294, SLG: 0.434	4-3				4-3			F3		4	0	1	0	0	0	1						
Dave Cash, R (1, 4) OBP: 0.335, SLG: 0.365		2-3 FC1 BB			F9		L4	E4		3	0	0	0	1	0	1						
Gene Alley, R (1, 6) OBP: 0.309, SLG: 0.324		FC1			5-3		6-3	F9		2	0	0	0	0	0	2						
Rennie Stennett, R (7, PH) OBP: 0.259, SLG: 0.371		1-2 3-H								2	0	0	0	0	0	1						
Dock Ellis, S (1, 1) OBP: 0.167, SLG: 0.146										2	0	1	0	0	1	2						
Fernando Gonzalez, R (7, PH) OBP: 0.222, SLG: 0.361										1	0	1	0	0	0	0						
Ramon Hernandez, S (7, 1)										0	0	0	0	0	0	0						
Tom Detmore, L (8, 1)					1B		FC6-4 1B			0	0	0	0	0	0	0						
<b>Inning Stats</b>	R: 0 E: 0 K: 0 S: 4	H: 1 LOB: 1 BB: 0 P: 4	R: 0 E: 0 K: 1 S: 6	H: 1 LOB: 2 BB: 1 P: 10	R: 0 E: 0 K: 0 S: 3	H: 0 LOB: 0 BB: 0 P: 3	R: 0 E: 0 K: 0 S: 4	H: 2 LOB: 1 BB: 0 P: 4	R: 0 E: 0 K: 0 S: 5	H: 2 LOB: 2 BB: 0 P: 5	R: 0 E: 0 K: 0 S: 3	H: 0 LOB: 0 BB: 0 P: 3	R: 0 E: 0 K: 0 S: 4	H: 1 LOB: 1 BB: 0 P: 4	R: 0 E: 1 K: 0 S: 4	H: 0 LOB: 1 BB: 0 P: 4	R: 0 E: 0 K: 0 S: 4	H: 0 LOB: 0 BB: 0 P: 4	1B: 6 2B: 1 3B: 0 HR: 0	SF: 0 SAC: 0 DP: 1 HBP: 0	WP: 0 PB: 0 SB: 0 CS: 0	PA: 35
<b>PITCHER</b> Rick Wise, R (1, 1) ERA: 2.87	IP: 9.0 WLS: W BF: 35 H: 7 R: 0 ER: 0 SO: 1 BB: 1 IBB: 0 HBP: 0 BLK: 0 WP: 0 HR: 0 S: 36 P: 40 ERA: 0.00 WHIP: 0.889															<b>PITCHER</b>	IP: 9.0 WLS: W BF: 35 H: 7 R: 0 ER: 0 SO: 1 BB: 1 IBB: 0 HBP: 0 BLK: 0 WP: 0 HR: 0 S: 36 P: 40 ERA: 0.00 WHIP: 0.889					

Pittsburgh Pirates @ St. Louis Cardinals  
 Busch Stadium, St. Louis, MO  
 Tue Jul 03 1973, 7:05 PM CDT  
 Unknown

AB	34
R	0
H	7
RBI	0
BB	1
SO	1
LOB	13



Batter	1	2	3	4	5	6	7	8	9	AB	R	H	RBI	BB	SO	LOB	BOTTOM					
Lou Brock, L (1, 7) OBP: 0.362, SLG: 0.388	6-3		4-3			1B 3B 1B		S 1B 1-3 1B		4	2	2	0	0	0	1						
Ted Sizemore, R (1, 4) OBP: 0.380, SLG: 0.322		G6-4-3 BB			FC6-4 1B		1-2 3B 1B	P2		3	1	2	1	1	0	1						
Joe Torre, R (1, 5) OBP: 0.417, SLG: 0.446		G6-4-3 1-2			FC6-4 1-2		P6	1-3		4	0	0	0	0	0	5						
Ted Simmons, S (1, 2) OBP: 0.364, SLG: 0.432		4-3			FC4 1B		F5	1B		3	0	1	0	1	0	2						
Tim McCarver, L (1, 3) OBP: 0.321, SLG: 0.364		FC4-6 BB			FC4 G3-6		1-1 2-H 3B	FC4-6 1B		2	0	1	2	1	0	1						
Ken Reitz, R (7, 5) OBP: 0.258, SLG: 0.346					1-2					1	0	1	1	0	0	0						
Jose Cruz, L (1, 8) OBP: 0.335, SLG: 0.413		FC4-6 1-2			G3-6 1-2		K	FC4-6 1-2		4	0	0	0	0	1	5						
Bernie Carbo, L (1, 9) OBP: 0.311, SLG: 0.233		4-3					P4	F2		3	0	0	0	0	0	1						
Mike Tyson, R (1, 6) OBP: 0.286, SLG: 0.314							K	F3		3	1	1	0	0	1	0						
Rick Wise, R (1, 1) OBP: 0.265, SLG: 0.273			4-3 SH3-4 1B		SH3-4 1-2		4-3	1-3		2	0	0	0	0	0	0						
<b>Inning Stats</b>	R: 0 E: 0 K: 0 S: 2	H: 0 LOB: 0 BB: 1 P: 6	R: 0 E: 0 K: 0 S: 3	H: 0 LOB: 1 BB: 1 P: 7	R: 1 E: 0 K: 0 S: 5	H: 2 LOB: 1 BB: 0 P: 5	R: 0 E: 0 K: 0 S: 3	H: 1 LOB: 0 BB: 0 P: 3	R: 0 E: 0 K: 1 S: 5	H: 0 LOB: 0 BB: 0 P: 5	R: 2 E: 0 K: 1 S: 8	H: 3 LOB: 1 BB: 0 P: 8	R: 0 E: 0 K: 0 S: 3	H: 0 LOB: 0 BB: 0 P: 3	R: 1 E: 0 K: 0 S: 5	H: 2 LOB: 2 BB: 1 P: 9	R: 0 E: 0 K: 0 S: 4	H: 0 LOB: 0 BB: 0 P: 4	1B: 7 2B: 0 3B: 1 HR: 0	SF: 0 SAC: 1 DP: 2 HBP: 0	WP: 0 PB: 0 SB: 1 CS: 0	PA: 33
<b>PITCHER</b> Dock Ellis, R (1, 1) ERA: 3.09 Ramon Hernandez, L (7, 1) ERA: 2.99 Tom Detmore, R (8, 1) ERA: 5.28	IP: 6.0 WLS: L BF: 24 H: 6 R: 3 ER: 3 SO: 2 BB: 0 IBB: 0 HBP: 0 BLK: 0 WP: 0 HR: 0 S: 26 P: 34 ERA: 4.50 WHIP: 1.333															<b>PITCHER</b>	IP: 6.0 WLS: L BF: 24 H: 6 R: 3 ER: 3 SO: 2 BB: 0 IBB: 0 HBP: 0 BLK: 0 WP: 0 HR: 0 S: 26 P: 34 ERA: 4.50 WHIP: 1.333					

Pittsburgh Pirates @ St. Louis Cardinals  
 Busch Stadium, St. Louis, MO  
 Tue Jul 03 1973, 7:05 PM CDT  
 Unknown

AB	29
R	4
H	8
RBI	4
BB	3
SO	2
LOB	16






Batter	1	2	3	4	5	6	7	8	9	AB	R	H	RBI	BB	SO	LOB	TOP							
Gene Clines, R OBP: 0.344, SLG: 0.354 (1, 9)										5	0	1	0	0	0	2								
Dave Cash, R OBP: 0.330, SLG: 0.359 (1, 4)										4	0	0	0	0	1	2								
Al Oliver, L OBP: 0.320, SLG: 0.465 (1, 8)										4	0	0	0	0	0	1								
Richie Zisk, R OBP: 0.299, SLG: 0.467 (1, 7)										3	2	2	1	1	0	1								
Manny Sanguillen, R OBP: 0.293, SLG: 0.430 (1, 2)										3	1	0	0	1	0	1								
Bob Robertson, R OBP: 0.338, SLG: 0.404 (1, 3)										4	0	0	0	0	1	2								
Richie Hebner, L OBP: 0.363, SLG: 0.490 (1, 5)										3	1	0	0	1	0	0								
Rennie Stennett, R OBP: 0.256, SLG: 0.369 (1, 6)										4	1	1	1	0	0	0								
Steve Blass, R OBP: 0.455, SLG: 0.545 Bob Johnson, L (3, 1)										1	0	1	0	0	0	0								
Fernando Gonzalez, R OBP: 0.216, SLG: 0.351 Tom Dettore, L (8, 1)										0	0	0	0	1	0	0								
Willie Stargell, L OBP: 0.497, SLG: 0.686 (9, PH)										0	0	0	0	0	0	0								
Willie Stargell, L OBP: 0.497, SLG: 0.686 (9, PH)										1	1	1	4	0	0	0								
<b>Inning Stats</b>	R: 0 E: 0 K: 0 S: 4	H: 1 LOB: 1 BB: 0 P: 4	R: 0 E: 0 K: 0 S: 3	H: 0 LOB: 0 BB: 0 P: 3	R: 0 E: 0 K: 0 S: 4	H: 1 LOB: 1 BB: 0 P: 4	R: 1 E: 0 K: 1 S: 6	H: 1 LOB: 0 BB: 0 P: 6	R: 0 E: 0 K: 0 S: 3	H: 0 LOB: 1 BB: 0 P: 7	R: 0 E: 0 K: 0 S: 4	H: 1 LOB: 1 BB: 0 P: 4	R: 0 E: 0 K: 0 S: 3	H: 0 LOB: 0 BB: 0 P: 3	R: 0 E: 0 K: 1 S: 5	H: 0 LOB: 0 BB: 0 P: 5	R: 5 E: 0 K: 0 S: 5	H: 2 LOB: 0 BB: 3 P: 17	1B: 4 2B: 0 3B: 0 HR: 2	SF: 0 SAC: 0 DP: 0 HBP: 0	WP: 0 PB: 1 SB: 1 CS: 0	PA: 37		
<b>PITCHER</b>	IP WLS BF H R ER SO BB IBB HBP BLK WP HR S P ERA WHIP	8.2 W 34 4 4 4 2 4 0 0 0 0 1 34 50 4.15 0.923	0.1 S 3 2 2 2 0 0 0 0 0 0 1 3 3 54.00 6.000																					

Pittsburgh Pirates @ St. Louis Cardinals  
 Busch Stadium, St. Louis, MO  
 Tue Jul 03 1973, 7:05 PM CDT  
 Att: 28,449 - Unknown

AB	33
R	6
H	6
RBI	6
BB	4
SO	2
LOB	9



Batter	1	2	3	4	5	6	7	8	9	AB	R	H	RBI	BB	SO	LOB	BOTTOM						
Lou Brock, L OBP: 0.367, SLG: 0.389 Jim Dwyer, L OBP: 0.196, SLG: 0.200 (7, FR)										2	2	1	0	2	0	0							
Ted Sizemore, R OBP: 0.387, SLG: 0.332 (1, 4)										3	1	2	0	1	0	0							
Tim McCarver, L OBP: 0.320, SLG: 0.356 (1, 2)										3	1	0	0	1	0	4							
Ted Simmons, S OBP: 0.359, SLG: 0.428 Joe Torre, R OBP: 0.417, SLG: 0.446 (8, 3)										3	0	0	2	0	0	4							
Jose Cruz, L OBP: 0.337, SLG: 0.412 (1, 8)										3	1	1	1	1	0	1							
Bernie Carbo, L OBP: 0.308, SLG: 0.225 (1, 9)										3	1	0	1	1	1	2							
Ken Reitz, R OBP: 0.263, SLG: 0.359 (1, 5)										4	0	2	3	0	0	0							
Mike Tyson, R OBP: 0.285, SLG: 0.312 (1, 6)										4	0	1	0	0	0	2							
Rich Folkers, L OBP: 0.363, SLG: 0.490 Diego Segui, R (9, 1)										4	0	0	0	0	1	2							
<b>Inning Stats</b>	R: 1 E: 0 K: 0 S: 3	H: 0 LOB: 2 BB: 2 P: 11	R: 0 E: 0 K: 1 S: 5	H: 0 LOB: 0 BB: 0 P: 5	R: 5 E: 0 K: 0 S: 5	H: 2 LOB: 1 BB: 4 P: 21	R: 0 E: 0 K: 0 S: 3	H: 0 LOB: 0 BB: 0 P: 3	R: 0 E: 0 K: 1 S: 6	H: 1 LOB: 1 BB: 0 P: 6	R: 1 E: 0 K: 0 S: 6	H: 3 LOB: 2 BB: 0 P: 6	R: 0 E: 0 K: 0 S: 4	H: 1 LOB: 1 BB: 0 P: 4	R: 5 E: 0 K: 0 S: 5	H: 2 LOB: 0 BB: 3 P: 17	1B: 5 2B: 1 3B: 1 HR: 0	SF: 1 SAC: 0 DP: 0 HBP: 0	WP: 0 PB: 0 SB: 0 CS: 0	PA: 37			
<b>PITCHER</b>	IP WLS BF H R ER SO BB IBB HBP BLK WP HR S P ERA WHIP	2.2 L 15 5 1 1 1 6 0 0 0 0 0 20 20 2.08 1.154	1.0 4 1 0 0 0 0 0 0 0 0 0 0 4 4 0.00 1.000																				

Pittsburgh Pirates @ St. Louis Cardinals  
 Busch Stadium, St. Louis, MO  
 Tue Jul 03 1973, 7:05 PM CDT  
 Att: 28,449 - Unknown

AB	30
R	7
H	7
RBI	7
BB	6
SO	2
LOB	16





Batter	1	2	3	4	5	6	7	8	9	AB	R	H	RBI	BB	SO	LOB	TOP					
Gene Clines, R (1, 8) OBP: 0.346, SLG: 0.375	L1 6-3 2B		F5						L4-6-3	5	1	2	1	0	0	1						
Rennie Stennett, R (1, 4) OBP: 0.254, SLG: 0.361	6-3		P3		1-3		6-3			4	0	0	0	0	0	3						
Al Oliver, L (1, 3) OBP: 0.322, SLG: 0.479	PB 2B			4-3				F8		4	1	2	2	0	0	0						
Willie Stargell, L (1, 7) OBP: 0.408, SLG: 0.683	K							F7		4	0	2	0	0	1	1						
Vic Davallo, L (8, 7) OBP: 0.203, SLG: 0.239	K							F7		0	0	0	0	0	0	0						
Richie Hebner, L (1, 5) OBP: 0.361, SLG: 0.487	6-3			L9		G4-6-3	1B	1B		4	0	1	0	0	0	3						
Richie Zisk, R (1, 9) OBP: 0.324, SLG: 0.476				4-3				1B		3	0	2	0	1	0	1						
Milt May, L (1, 2) OBP: 0.348, SLG: 0.389	F9				4-1		F7	F9		4	0	0	0	0	0	4						
Gene Alley, R (1, 6) OBP: 0.312, SLG: 0.326	G6-4-3						4-3			2	1	1	0	0	0	1						
Jackie Hernandez, R (6, 6) OBP: 0.245, SLG: 0.271	G6-4-3						3B	1B		2	0	0	0	0	1	0						
Bob Moose, R (1, 1) OBP: 0.184, SLG: 0.114				4-3						1	0	0	0	0	0	0						
Tom Dettore, L (4, 1) OBP: 0.237, SLG: 0.351					P6		3-1			2	0	0	0	0	0	1						
Fernando Gonzalez, R (9, FH) OBP: 0.237, SLG: 0.351								L4-6-3 HBP		0	0	0	0	0	0	0						
<b>Inning Stats</b>	R: 1 E: 1 K: 1 S: 7	H: 1 LOB: 1 BB: 0 P: 7	R: 0 E: 0 K: 0 S: 2	H: 0 LOB: 0 BB: 1 P: 6	R: 0 E: 0 K: 0 S: 3	H: 0 LOB: 0 BB: 0 P: 3	R: 0 E: 0 K: 0 S: 4	H: 1 LOB: 1 BB: 0 P: 4	R: 1 E: 0 K: 0 S: 5	H: 2 LOB: 1 BB: 0 P: 5	R: 1 E: 0 K: 0 S: 5	H: 3 LOB: 1 BB: 0 P: 5	R: 0 E: 0 K: 0 S: 4	H: 1 LOB: 1 BB: 0 P: 4	R: 0 E: 0 K: 0 S: 5	H: 2 LOB: 2 BB: 0 P: 5	R: 0 E: 0 K: 1 S: 4	H: 0 LOB: 0 BB: 0 P: 5	1B: 6 2B: 2 3B: 1 HR: 1	SF: 0 SAC: 0 DP: 3 HBP: 1	WP: 0 PB: 1 SB: 0 CS: 0	PA: 37
<b>PITCHER</b> Tom Murphy, R (1, 1) ERA: 2.29	IP: 9.0 WLS: W BF: 37 H: 10 R: 3 ER: 2 SO: 2 BB: 1 IBB: 0 HBP: 1 BLK: 0 WP: 0 HR: 1 S: 39 P: 44 ERA: 2.00 WHIP: 1.222															<b>PITCHER</b>	IP: 9.0 WLS: W BF: 37 H: 10 R: 3 ER: 2 SO: 2 BB: 1 IBB: 0 HBP: 1 BLK: 0 WP: 0 HR: 1 S: 39 P: 44 ERA: 2.00 WHIP: 1.222					

Pittsburgh Pirates @ St. Louis Cardinals  
 Busch Stadium, St. Louis, MO  
 Wed Jul 04 1973, 3:33 AM CDT  
 Att: 12,671 - Unknown

AB	35
R	3
H	10
RBI	3
BB	1
SO	2
LOB	15



Batter	1	2	3	4	5	6	7	8	9	AB	R	H	RBI	BB	SO	LOB	BOTTOM			
Lou Brock, L (1, 7) OBP: 0.371, SLG: 0.397	1B			1B	FC3-6					2	2	1	0	2	0	1				
Jim Dwyer, L (6, 7) OBP: 0.212, SLG: 0.216	3B	WP BB		1B	1B			FC6-4 1B		1	0	1	0	0	0	0				
Ted Sizemore, R (1, 4) OBP: 0.391, SLG: 0.335	2B SF8	5-3		1B	1B			FC6-4		4	2	2	3	1	0	2				
Joe Torre, R (1, 3) OBP: 0.417, SLG: 0.445	F7		5-3	1B	P4			FC1-6 1B		5	1	2	1	0	0	3				
Ted Simmons, S (1, 2) OBP: 0.357, SLG: 0.427	2B		P4	E9 1B	F7			F9		5	1	1	0	0	0	5				
Jose Cruz, L (1, 8) OBP: 0.331, SLG: 0.406	SF8		L8	K				FC1-6 1B		4	1	0	1	0	1	4				
Bernie Carbo, L (1, 9) OBP: 0.330, SLG: 0.247	IBB							2B 1B		4	1	3	2	1	0	0				
Ken Reitz, R (1, 5) OBP: 0.266, SLG: 0.364	F7							1B 2B		5	1	2	3	0	0	3				
Mike Tyson, R (1, 6) OBP: 0.283, SLG: 0.309		L3						F7		5	1	1	0	0	2	3				
Tom Murphy, R (1, 1) OBP: 0.273, SLG: 0.300	4-3							5-3		4	1	2	1	0	0	0				
<b>Inning Stats</b>	R: 2 E: 0 K: 0 S: 6	H: 3 LOB: 2 BB: 1 P: 10	R: 0 E: 0 K: 0 S: 3	H: 0 LOB: 1 BB: 1 P: 7	R: 0 E: 0 K: 0 S: 3	H: 0 LOB: 0 BB: 0 P: 3	R: 8 E: 1 K: 2 S: 15	H: 7 LOB: 1 BB: 1 P: 19	R: 0 E: 0 K: 0 S: 3	H: 0 LOB: 0 BB: 0 P: 3	R: 0 E: 0 K: 1 S: 6	H: 1 LOB: 1 BB: 0 P: 6	R: 1 E: 0 K: 0 S: 6	H: 3 LOB: 2 BB: 0 P: 6	R: 0 E: 0 K: 0 S: 6	H: 0 LOB: 0 BB: 0 P: 6	1B: 11 2B: 3 3B: 1 HR: 0	SF: 1 SAC: 0 DP: 0 HBP: 0	WP: 1 PB: 0 SB: 1 CS: 0	PA: 44
<b>PITCHER</b> Bob Moose, R (1, 1) ERA: 3.81	IP: 3.1 WLS: L BF: 21 H: 8 R: 8 ER: 6 SO: 0 BB: 1 IBB: 2 HBP: 0 BLK: 0 WP: 1 HR: 0 S: 18 P: 30 ERA: 16.20 WHIP: 2.700															<b>PITCHER</b> Tom Dettore, R (4, 1) ERA: 4.29	IP: 4.2 WLS: 23 BF: 7 H: 3 R: 3 ER: 1 SO: 3 BB: 1 IBB: 0 HBP: 0 BLK: 0 WP: 0 HR: 0 S: 28 P: 32 ERA: 1.93 WHIP: 1.714			

Pittsburgh Pirates @ St. Louis Cardinals  
 Busch Stadium, St. Louis, MO  
 Wed Jul 04 1973, 3:33 AM CDT  
 Att: 12,671 - Unknown

AB	39
R	11
H	15
RBI	11
BB	4
SO	3
LOB	21





Batter	1	2	3	4	5	6	7	8	9	AB	R	H	RBI	BB	SO	LOB	TOP								
Gene Clines, R OBP: 0.347, SLG: 0.376										5	0	2	0	0	0	1									
Manny Sanguillen, R OBP: 0.254, SLG: 0.428										4	1	1	0	0	0	1									
Al Oliver, L OBP: 0.321, SLG: 0.476										4	1	1	0	0	0	2									
Willie Stargell, L OBP: 0.408, SLG: 0.678										2	0	0	0	0	0	0									
Vic Davalillo, L OBP: 0.200, SLG: 0.235										1	0	0	0	0	0	0									
Richie Hebner, L OBP: 0.370, SLG: 0.504										3	1	3	3	0	0	0									
Richie Zisk, R OBP: 0.320, SLG: 0.455										3	0	0	0	1	1	2									
Jackie Hernandez, R OBP: 0.245, SLG: 0.271										0	0	0	0	0	0	0									
Dave Cash, R OBP: 0.325, SLG: 0.353										4	0	0	0	0	0	4									
Rennie Stennett, R OBP: 0.253, SLG: 0.359										4	0	1	0	0	1	3									
Nelson Briles, R OBP: 0.268, SLG: 0.359										4	0	0	0	0	1	1									
<b>Inning Stats</b>	R: 2 E: 0 K: 0 S: 6	H: 4 LOB: 3 BB: 1 P: 11	R: 0 E: 1 K: 0 S: 4	H: 0 LOB: 1 BB: 0 P: 4	R: 0 E: 0 K: 0 S: 2	H: 0 LOB: 0 BB: 0 P: 3	R: 0 E: 0 K: 0 S: 4	H: 1 LOB: 1 BB: 0 P: 4	R: 0 E: 0 K: 0 S: 3	H: 0 LOB: 0 BB: 0 P: 3	R: 1 E: 0 K: 1 S: 6	H: 1 LOB: 0 BB: 0 P: 6	R: 0 E: 1 K: 0 S: 6	H: 1 LOB: 1 BB: 0 P: 6	R: 0 E: 0 K: 0 S: 4	H: 1 LOB: 1 BB: 0 P: 4	R: 0 E: 0 K: 1 S: 5	H: 0 LOB: 0 BB: 0 P: 5	1B: 7 2B: 0 3B: 0 HR: 1	SF: 0 SAC: 0 DP: 1 HBP: 2	WP: 0 PB: 0 SB: 0 CS: 1	PA: 37			
<b>PITCHER</b>	IP	WLS	BF	H	R	ER	SO	BB	IBB	HBP	BLK	WP	HR	S	P	ERA	WHIP								
Alan Foster, R ERA: 3.33	(1, 1)	0.1	6	4	2	2	0	1	0	1	0	0	0	4	9	54.00	15.000								
Wayne Granger, R ERA: 3.79	(1, 1)	4.2	16	1	0	0	0	0	0	1	0	0	0	15	16	0.00	0.214								
Orlando Pena, R ERA: 3.44	(6, 1)	2.0	L	8	2	1	1	2	0	0	0	0	1	12	12	4.50	1.000								
Al Hrabosky, L ERA: 4.09	(8, 1)	2.0		7	1	0	1	0	0	0	0	0	0	9	9	0.00	0.500								

Pittsburgh Pirates @ St. Louis Cardinals  
 Busch Stadium, St. Louis, MO  
 Thu Jul 05 1973, 7:05 PM CDT  
 Att: 14,652 - Unknown

AB 34  
 R 3  
 H 8  
 RBI 3  
 BB 1  
 SO 3  
 LOB 14



Batter	1	2	3	4	5	6	7	8	9	AB	R	H	RBI	BB	SO	LOB	BOTTOM								
Lou Brock, L OBP: 0.370, SLG: 0.398										4	1	1	0	0	0	0									
Ted Sizemore, R OBP: 0.389, SLG: 0.333										4	1	1	1	0	1	0									
Joe Torre, R OBP: 0.411, SLG: 0.438										4	0	0	0	0	1	2									
Ted Simmons, S OBP: 0.361, SLG: 0.432										4	0	3	0	0	0	0									
Jose Cruz, L OBP: 0.330, SLG: 0.407										4	0	1	0	0	0	4									
Bernie Carbo, L OBP: 0.328, SLG: 0.247										4	0	1	1	0	0	2									
Ken Reitz, R OBP: 0.262, SLG: 0.359										3	0	0	0	0	0	3									
Tim McCarver, L OBP: 0.318, SLG: 0.354										1	0	0	0	0	0	1									
Mike Tyson, R OBP: 0.279, SLG: 0.305										3	0	0	0	0	1	1									
Alan Foster, R OBP: 0.241, SLG: 0.241	(1, 1)									0	0	0	0	0	0	0									
Wayne Granger, R OBP: 0.268, SLG: 0.212	(5, PH)									1	0	0	0	0	0	0									
Jim Dwyer, L OBP: 0.226, SLG: 0.212	(6, 1)									0	0	0	0	0	0	0									
Orlando Pena, R OBP: 0.320, SLG: 0.235	(6, 1)									1	0	0	0	0	0	0									
Ed Crosby, L OBP: 0.220, SLG: 0.221	(7, PH)									0	0	0	0	0	0	0									
Al Hrabosky, R ERA: 2.95	(8, 1)									0	0	0	0	0	0	0									
<b>Inning Stats</b>	R: 2 E: 1 K: 1 S: 9	H: 3 LOB: 2 BB: 0 P: 9	R: 0 E: 0 K: 0 S: 3	H: 0 LOB: 0 BB: 0 P: 3	R: 0 E: 0 K: 1 S: 5	H: 0 LOB: 0 BB: 0 P: 5	R: 0 E: 0 K: 1 S: 6	H: 1 LOB: 1 BB: 0 P: 6	R: 0 E: 0 K: 0 S: 3	H: 1 LOB: 0 BB: 0 P: 3	R: 0 E: 0 K: 0 S: 3	H: 0 LOB: 0 BB: 0 P: 3	R: 0 E: 0 K: 0 S: 3	H: 0 LOB: 0 BB: 0 P: 3	R: 0 E: 0 K: 0 S: 4	H: 1 LOB: 1 BB: 0 P: 4	1B: 5 2B: 2 3B: 0 HR: 0	SF: 0 SAC: 0 DP: 1 HBP: 0	WP: 0 PB: 0 SB: 0 CS: 0	PA: 34					
<b>PITCHER</b>	IP	WLS	BF	H	R	ER	SO	BB	IBB	HBP	BLK	WP	HR	S	P	ERA	WHIP								
Nelson Briles, R ERA: 2.95	(1, 1)	9.0	W	34	7	2	2	4	0	0	0	0	0	42	42	2.00	0.778								

Pittsburgh Pirates @ St. Louis Cardinals  
 Busch Stadium, St. Louis, MO  
 Thu Jul 05 1973, 7:05 PM CDT  
 Att: 14,652 - Unknown

AB 34  
 R 2  
 H 7  
 RBI 2  
 BB 0  
 SO 4  
 LOB 13





Batter	1	2	3	4	5	6	7	8	9	AB	R	H	RBI	BB	SO	LOB	TOP		
<b>Lou Brock, L</b> OBP: 0.365, SLG: 0.393 (1, 7)	0-0 4-3			0-3 K		0-0 F7		0-3 K		4	0	0	0	0	2	0			
<b>Ted Sizemore, R</b> OBP: 0.386, SLG: 0.332 (1, 4)	0-0 P4			0-0 P4				0-0 F7		4	0	1	0	0	0	0			
<b>Tim McCarver, L</b> OBP: 0.316, SLG: 0.351 <b>Ken Reitz, R</b> OBP: 0.262, SLG: 0.359 (1, 3) (9, 5)	0-0 F5			0-0 F8				0-0 P6		4	0	1	0	0	0	1			
<b>Joe Torre, R</b> OBP: 0.406, SLG: 0.431 (1, 5) (9, 3)		0-3 K			0-0 6-3			0-0 FC6-4 1B 2B		4	1	0	0	0	2	2			
<b>Ted Simmons, S</b> OBP: 0.360, SLG: 0.429 (1, 2)		0-0 F8			0-0 F7			0-0 2B 1B		4	1	1	0	0	0	1			
<b>Jose Cruz, L</b> OBP: 0.329, SLG: 0.409 (1, 8)		0-0 1-3			0-3 K			0-0 2B		4	0	1	2	0	1	1			
<b>Bernie Carbo, L</b> OBP: 0.336, SLG: 0.283 (1, 9)			0-0 5-3					0-0 HR IBB		2	1	1	1	1	0	0			
<b>Mike Tyson, R</b> OBP: 0.275, SLG: 0.300 (1, 6)			0-0 4-3					0-0 P6 F8		3	0	0	0	0	0	2			
<b>Bob Gibson, R</b> OBP: 0.245, SLG: 0.267 (1, 1)			0-3 K					0-3 K P4		3	0	0	0	0	2	0			
<b>Inning Stats</b>	R: 0 E: 0 K: 0 S: 3	H: 0 LOB: 0 BB: 0 P: 3	R: 0 E: 0 K: 1 S: 5	H: 0 LOB: 0 BB: 0 P: 5	R: 0 E: 0 K: 1 S: 5	H: 0 LOB: 0 BB: 0 P: 5	R: 0 E: 0 K: 1 S: 5	H: 0 LOB: 0 BB: 0 P: 5	R: 1 E: 0 K: 1 S: 6	H: 1 LOB: 0 BB: 0 P: 6	R: 2 E: 0 K: 0 S: 6	H: 3 LOB: 2 BB: 1 P: 10	R: 0 E: 0 K: 1 S: 5	H: 0 LOB: 0 BB: 0 P: 5	R: 0 E: 0 K: 1 S: 6	H: 1 LOB: 1 BB: 0 P: 6	1B: 3 2B: 1 3B: 0 HR: 1	SF: 0 SAC: 0 DP: 0 HBP: 0	WP: 0 PA: 33 PB: 0 SB: 0 CS: 0
<b>PITCHER</b>	IP	WLS	BF	H	R	ER	SO	BB	IBB	HBP	BLK	WP	HR	S	P	ERA	WHIP		
<b>Jim Barr, R</b> ERA: 3.44 <b>Don McMahon, R</b> ERA:	(1, 1) (9, 1)	8.0 4	L 29	4 1	3 0	3 0	6 1	0 0	1 0	0 0	0 0	0 0	1 0	40 6	44 6	3.38 0.00	0.500 1.000		

St. Louis Cardinals @ San Francisco Giants  
Candlestick Park, San Francisco, CA  
Fri Jul 06 1973, 10:05 PM EDT  
Att: 7,232 - Unknown

AB	32
R	3
H	5
RBI	3
BB	1
SO	7
LOB	7



Batter	1	2	3	4	5	6	7	8	9	AB	R	H	RBI	BB	SO	LOB	BOTTOM				
<b>Bobby Bonds, R</b> OBP: 0.399, SLG: 0.592 (1, 9)	0-3 K		0-0 L4			0-0 1B		0-0 1-3		4	0	1	1	0	1	3					
<b>Tito Fuentes, S</b> OBP: 0.332, SLG: 0.381 (1, 4)	4-0 CS BB			0-0 4-1 WP 2-1 1B		0-0 F8		0-0 4-3		3	0	1	1	1	0	2					
<b>Garry Maddox, R</b> OBP: 0.355, SLG: 0.458 (1, 8)	0-3 K			0-0 6-3		0-3 K		0-0 F2		4	0	0	0	0	2	4					
<b>Ed Goodson, L</b> OBP: 0.361, SLG: 0.462 (1, 5)		0-3 K		0-0 4-1				0-0 F8		4	0	0	0	0	1	1					
<b>Gary Matthews, R</b> OBP: 0.398, SLG: 0.477 (1, 7)		0-0 6-3		0-0 2-1		0-3 K		0-0 K		4	0	1	0	0	2	0					
<b>Gary Thomasson, L</b> OBP: 0.346, SLG: 0.383 (1, 3)		0-0 5-3			0-0 4-3			0-0 F8		4	0	1	0	0	0	1					
<b>Chris Speier, R</b> OBP: 0.362, SLG: 0.413 (1, 6)			0-0 P6		0-3 K			0-0 FC6-4		3	0	0	0	1	1	1					
<b>Dave Rader, L</b> OBP: 0.341, SLG: 0.363 (1, 2)				0-0 2B		0-0 SH 1B 1B		1-0 1-3 1B 4-3 HBP		3	2	2	0	0	0	2					
<b>Jim Barr, R</b> OBP: 0.200, SLG: 0.162 <b>Jim Howarth, L</b> OBP: 0.249, SLG: 0.222 <b>Don McMahon, R</b> (8, PH) (9, 1)			0-0 K		0-3 K			0-0 4-3 1-3 1B		1	0	0	0	0	1	1					
<b>Inning Stats</b>	R: 0 E: 0 K: 2 S: 6	H: 0 LOB: 1 BB: 1 P: 10	R: 0 E: 0 K: 1 S: 5	H: 0 LOB: 0 BB: 0 P: 5	R: 0 E: 0 K: 1 S: 6	H: 1 LOB: 1 BB: 0 P: 6	R: 0 E: 0 K: 0 S: 3	H: 1 LOB: 1 BB: 0 P: 3	R: 0 E: 0 K: 2 S: 7	H: 0 LOB: 0 BB: 0 P: 7	R: 1 E: 0 K: 1 S: 7	H: 2 LOB: 1 BB: 0 P: 7	R: 0 E: 0 K: 0 S: 4	H: 1 LOB: 1 BB: 0 P: 4	R: 1 E: 0 K: 0 S: 4	H: 1 LOB: 1 BB: 0 P: 5	R: 0 E: 0 K: 1 S: 6	H: 1 LOB: 2 BB: 1 P: 10	1B: 6 2B: 1 3B: 0 HR: 0	SF: 0 SAC: 1 DP: 0 HBP: 1	WP: 1 PA: 35 PB: 0 SB: 0 CS: 1
<b>PITCHER</b>	IP	WLS	BF	H	R	ER	SO	BB	IBB	HBP	BLK	WP	HR	S	P	ERA	WHIP				
<b>Bob Gibson, R</b> ERA: 3.08	(1, 1)	9.0 W	36	7	2	2	8	2	0	1	0	1	0	48	57	2.00	1.000				

St. Louis Cardinals @ San Francisco Giants  
Candlestick Park, San Francisco, CA  
Fri Jul 06 1973, 10:05 PM EDT  
Att: 7,232 - Unknown

AB	31
R	2
H	7
RBI	2
BB	2
SO	8
LOB	15





Batter	1	2	3	4	5	6	7	8	9	AB	R	H	RBI	BB	SO	LOB	TOP				
<b>Lou Brock, L</b> OBP: 0.366, SLG: 0.389 (1, 7)	4-0 E S 1B BB	0-0 1-3				4-0 1B S 1B BB	0-0 6-3		0-3 K		3	2	0	0	2	1	3				
<b>Ted Sizemore, R</b> OBP: 0.391, SLG: 0.335 (1, 4)	0-3 K		0-0 5-3			0-0 1B 1B	0-0 1B	4-0 1-2 2-3 BB		4	1	2	1	1	1	1					
<b>Joe Torre, R</b> OBP: 0.409, SLG: 0.435 (1, 3)	0-0 1B 4-3 1B		0-0 P4			0-0 FC3-6 1B	0-0 4-3	0-0 1-2 2-3 1B		5	1	3	2	0	0	1					
<b>Ted Simmons, S</b> OBP: 0.361, SLG: 0.429 (1, 2)	0-0 4-3 1B		0-0 5-3			0-0 FC3-6 1B	0-0 4-3	0-0 4-3		5	0	2	2	0	0	2					
<b>Jose Cruz, L</b> OBP: 0.324, SLG: 0.401 (1, 8)	0-0 4-3			0-0 F7		0-0 FC3-6 FC6-4	0-0 F2		0-0 4-3		5	0	0	1	0	0	3				
<b>Bernie Carbo, L</b> OBP: 0.347, SLG: 0.284 (1, 9)	4-0 1-2 3-H BB			4-0 S BB		0-3 K	0-0 FC6 1B		0-0 G3		3	0	1	0	2	1	2				
<b>Ken Reitz, R</b> OBP: 0.257, SLG: 0.351 (1, 5)	0-3 K			0-0 F9		0-0 FC6-4	0-0 FC6		0-0 F3		5	0	0	0	0	1	6				
<b>Mike Tyson, R</b> OBP: 0.281, SLG: 0.305 (1, 6)		0-0 1-3		4-0 IBB		0-0 SH3-4 1B		0-0 BB SH 1B		3	2	2	0	1	0	0					
<b>Reggie Cleveland, R</b> OBP: 0.357, SLG: 0.385 <b>Orlando Pena, R</b> (8, 1)		0-0 G3		0-0 4-3		0-0 SH3-4		0-0 SH BB 1B		2	0	0	0	0	0	2					
<b>Inning Stats</b>	R: 2 E: 0 K: 2 S: 9	H: 2 LOB: 2 BB: 2 P: 17	R: 0 E: 0 K: 0 S: 3	H: 0 LOB: 0 BB: 0 P: 3	R: 0 E: 0 K: 0 S: 3	H: 0 LOB: 0 BB: 0 P: 3	R: 0 E: 0 K: 0 S: 3	H: 0 LOB: 2 BB: 2 P: 11	R: 2 E: 0 K: 1 S: 8	H: 3 LOB: 1 BB: 1 P: 12	R: 0 E: 0 K: 0 S: 4	H: 1 LOB: 1 BB: 0 P: 4	R: 1 E: 0 K: 1 S: 7	H: 2 LOB: 2 BB: 1 P: 11	R: 0 E: 0 K: 0 S: 3	H: 0 LOB: 0 BB: 0 P: 3	1B: 10 2B: 0 3B: 0 HR: 0	SF: 0 SAC: 2 DP: 0 HBP: 0	WP: 0 PB: 0 SB: 3 CS: 0	PA: 43	
<b>PITCHER</b>	IP	WLS	BF	H	R	ER	SO	BB	IBB	HBP	BLK	WP	HR	S	P	ERA	WHIP				
<b>Don Carrithers, R</b> ERA: 5.68	4.0	L	22	5	4	4	2	4	1	0	0	0	0	21	41	9.00	2.250				
<b>Jim Willoughby, R</b> ERA: 4.79	2.0		8	2	1	1	1	0	0	0	0	0	0	10	10	4.50	1.000				
<b>Charlie Williams, R</b> ERA: 6.65	2.0		10	3	1	1	1	1	0	0	0	0	0	11	15	4.50	2.000				
<b>John Morris, L</b> ERA: 8.53	1.0		3	0	0	0	0	0	0	0	0	0	0	3	3	0.00	0.000				

St. Louis Cardinals @ San Francisco Giants  
Candlestick Park, San Francisco, CA  
Sat Jul 07 1973, 6:33 AM EDT  
Att: 10,284 - Unknown

AB	35
R	6
H	10
RBI	6
BB	6
SO	4
LOB	20



Batter	1	2	3	4	5	6	7	8	9	AB	R	H	RBI	BB	SO	LOB	BOTTOM				
<b>Bobby Bonds, R</b> OBP: 0.395, SLG: 0.585 (1, 9)	0-0 5-3		0-0 FC6-4			0-0 F8		0-0 6-3		4	0	0	0	0	0	2					
<b>Tito Fuentes, S</b> OBP: 0.328, SLG: 0.376 (1, 4)	0-0 4-3			0-0 6-3		0-0 P6			0-0 G3		4	0	0	0	0	0					
<b>Garry Maddox, R</b> OBP: 0.357, SLG: 0.469 (1, 8)	0-0 P5			0-0 P4		0-0 G5-4-3 1B			0-0 HR		4	1	2	1	0	0					
<b>Ed Goodson, L</b> OBP: 0.356, SLG: 0.455 (1, 5)		0-0 F8		0-0 6-3		0-0 G5-4-3			0-0 G3		4	0	0	0	0	1					
<b>Gary Matthews, R</b> OBP: 0.403, SLG: 0.477 (1, 7)		0-0 F5			4-0 FC6-4 BB		0-0 1B		4-0 BB		2	0	1	0	2	0					
<b>Gary Thomasson, L</b> OBP: 0.336, SLG: 0.371 (1, 3)		0-0 F7			0-3 K		0-0 4-3		0-0 F8		4	0	0	0	0	1	3				
<b>Chris Speier, R</b> OBP: 0.362, SLG: 0.410 (1, 6)			4-0 FC6-4 BB		0-0 F7			0-0 P4		2	0	0	0	1	0	1					
<b>Dave Rader, L</b> OBP: 0.338, SLG: 0.359 (1, 2)			0-0 F9		0-0 FC6-4			0-0 G1		3	0	0	0	0	0	2					
<b>Don Carrithers, R</b> OBP: 0.402, SLG: 0.400 <b>Jim Willoughby, R</b> OBP: 0.296, SLG: 0.348 <b>Jim Howarth, R</b> OBP: 0.243, SLG: 0.279 <b>Charlie Williams, R</b> OBP: 0.412, SLG: 0.533 <b>Willie McCovey, R</b> OBP: 0.412, SLG: 0.533 <b>Damaso Blanco, R</b> <b>John Morris, R</b> (9, 1)			0-3 K			0-0 F7		0-0 1B		1	0	0	0	0	0	1					
<b>Inning Stats</b>	R: 0 E: 0 K: 0 S: 3	H: 0 LOB: 0 BB: 0 P: 3	R: 0 E: 0 K: 0 S: 3	H: 0 LOB: 0 BB: 0 P: 3	R: 0 E: 0 K: 1 S: 5	H: 0 LOB: 1 BB: 1 P: 9	R: 0 E: 0 K: 0 S: 3	H: 0 LOB: 0 BB: 0 P: 3	R: 0 E: 0 K: 0 S: 4	H: 2 LOB: 1 BB: 0 P: 4	R: 0 E: 0 K: 0 S: 4	H: 1 LOB: 1 BB: 0 P: 4	R: 1 E: 0 K: 0 S: 4	H: 1 LOB: 1 BB: 1 P: 8	1B: 3 2B: 0 3B: 0 HR: 1	SF: 0 SAC: 0 DP: 1 HBP: 0	WP: 0 PB: 0 SB: 0 CS: 0	PA: 33			
<b>PITCHER</b>	IP	WLS	BF	H	R	ER	SO	BB	IBB	HBP	BLK	WP	HR	S	P	ERA	WHIP				
<b>Reggie Cleveland, R</b> ERA: 3.24	7.2	W	26	2	0	0	2	2	0	0	0	0	0	28	36	0.00	0.522				
<b>Orlando Pena, R</b> ERA: 3.51	1.1	S	7	2	1	1	0	1	0	0	0	0	1	6	10	6.75	2.250				

St. Louis Cardinals @ San Francisco Giants  
Candlestick Park, San Francisco, CA  
Sat Jul 07 1973, 6:33 AM EDT  
Att: 10,284 - Unknown

AB	30
R	1
H	4
RBI	1
BB	3
SO	2
LOB	10





Batter	1	2	3	4	5	6	7	8	9	AB	R	H	RBI	BB	SO	LOB	TOP				
Lou Brock, L OBP: 0.366, SLG: 0.387 (1, 7)	F7	IBB			K		SH1-3 1B	P5		4	1	1	1	1	1	2					
Ted Sizemore, R OBP: 0.392, SLG: 0.338 (1, 4)	1B 2B	P6			P6		SH1-3			4	1	2	0	0	0	2					
Tim McCarver, L OBP: 0.318, SLG: 0.353 (1, 3)	2B SF8		6-3		4-3					5	1	2	1	0	0	1					
Joe Torre, R OBP: 0.406, SLG: 0.434 (1, 5)			F9		E5 G4-6-3 1B		K			5	0	1	1	0	1	2					
Ted Simmons, S OBP: 0.361, SLG: 0.433 (1, 2)	SF8						F7			4	0	2	1	0	1	3					
Jose Cruz, L OBP: 0.318, SLG: 0.393 (1, 8)	F2				K		G4-6-3			5	0	0	0	0	1	6					
Bernie Carbo, L OBP: 0.352, SLG: 0.286 (1, 9)			E1 SH1-4		F7		FC5-4 IBB			3	0	1	0	1	0	0					
Mike Tyson, R OBP: 0.279, SLG: 0.300 (1, 6)			P4		F8		FC5-4			4	0	0	0	0	1	4					
Rick Wise, R OBP: 0.340, SLG: 0.287 (6, 1) Al Hrabosky, R (6, 1) Jim Dwyer, L OBP: 0.222, SLG: 0.204 (7, PH) Wayne Granger, R (7, 1) Rich Folkers, L (7, 1) Luis Melendez, R OBP: 0.205, SLG: 0.312 (8, PH) Diego Segui, R (8, 1)			SH1-4		K					1	0	0	0	0	1	0					
<b>Inning Stats</b>	R: 2 E: 0 K: 0 S: 6	H: 3 LOB: 1 BB: 0 P: 6	R: 0 E: 1 K: 0 S: 4	H: 0 LOB: 2 BB: 1 P: 8	R: 0 E: 0 K: 1 S: 6	H: 1 LOB: 0 BB: 0 P: 6	R: 0 E: 0 K: 1 S: 5	H: 0 LOB: 0 BB: 0 P: 5	R: 0 E: 0 K: 1 S: 5	H: 1 LOB: 1 BB: 1 P: 8	R: 2 E: 0 K: 1 S: 8	H: 3 LOB: 1 BB: 0 P: 8	R: 0 E: 0 K: 1 S: 6	H: 1 LOB: 2 BB: 0 P: 10	R: 0 E: 1 K: 1 S: 7	H: 1 LOB: 2 BB: 0 P: 7	1B: 7 2B: 2 3B: 1 HR: 0	SF: 1 SAC: 2 DP: 1 HBP: 0	WP: 1 PB: 0 SB: 0 CS: 0	PA: 42	
<b>PITCHER</b>	IP WLS BF H R ER SO BB IBB HBP BLK WP HR S P ERA WHIP	IP WLS BF H R ER SO BB IBB HBP BLK WP HR S P ERA WHIP	IP WLS BF H R ER SO BB IBB HBP BLK WP HR S P ERA WHIP	IP WLS BF H R ER SO BB IBB HBP BLK WP HR S P ERA WHIP	IP WLS BF H R ER SO BB IBB HBP BLK WP HR S P ERA WHIP	IP WLS BF H R ER SO BB IBB HBP BLK WP HR S P ERA WHIP	IP WLS BF H R ER SO BB IBB HBP BLK WP HR S P ERA WHIP	IP WLS BF H R ER SO BB IBB HBP BLK WP HR S P ERA WHIP	IP WLS BF H R ER SO BB IBB HBP BLK WP HR S P ERA WHIP	IP WLS BF H R ER SO BB IBB HBP BLK WP HR S P ERA WHIP	IP WLS BF H R ER SO BB IBB HBP BLK WP HR S P ERA WHIP	IP WLS BF H R ER SO BB IBB HBP BLK WP HR S P ERA WHIP	IP WLS BF H R ER SO BB IBB HBP BLK WP HR S P ERA WHIP	IP WLS BF H R ER SO BB IBB HBP BLK WP HR S P ERA WHIP	IP WLS BF H R ER SO BB IBB HBP BLK WP HR S P ERA WHIP	IP WLS BF H R ER SO BB IBB HBP BLK WP HR S P ERA WHIP	IP WLS BF H R ER SO BB IBB HBP BLK WP HR S P ERA WHIP	IP WLS BF H R ER SO BB IBB HBP BLK WP HR S P ERA WHIP	IP WLS BF H R ER SO BB IBB HBP BLK WP HR S P ERA WHIP	IP WLS BF H R ER SO BB IBB HBP BLK WP HR S P ERA WHIP	IP WLS BF H R ER SO BB IBB HBP BLK WP HR S P ERA WHIP

St. Louis Cardinals @ San Francisco Giants  
Candlestick Park, San Francisco, CA  
Sun Jul 08 1973, 6:33 AM EDT  
Att: 19,212 - Unknown

AB	36
R	4
H	10
RBI	4
BB	3
SO	6
LOB	20



Batter	1	2	3	4	5	6	7	8	9	AB	R	H	RBI	BB	SO	LOB	BOTTOM				
Bobby Bonds, R OBP: 0.398, SLG: 0.584 (1, 9)	6-3		HBP 1B		K	1B BB				4	1	2	0	1	1	0					
Tito Fuentes, S OBP: 0.329, SLG: 0.377 (1, 4)	K		HBP 1B		5-3	1B FC4-6		P5		5	1	2	0	0	1	2					
Gary Maddox, R OBP: 0.361, SLG: 0.471 (3, PR) Don Carrithers, R OBP: 0.400, SLG: 0.400 (4, 3) Willie McCovey, L OBP: 0.421, SLG: 0.488 (6, PR) Mike Phillips, L OBP: 0.219, SLG: 0.258 (9, 5)					1B 1B	FC4-6 1B		F9 1B		1	0	1	0	0	0	0					
Ed Goodson, L OBP: 0.357, SLG: 0.454 (7, PH) Jim Howarth, L OBP: 0.243, SLG: 0.219 (9, 8)	F8				BB 1B	FC4-6				5	0	2	1	0	1	5					
Gary Matthews, R OBP: 0.399, SLG: 0.472 (1, 7)			K		P4	1-3		F9		5	0	1	1	0	1	3					
Gary Thomasson, L OBP: 0.345, SLG: 0.383 (4, 8) (9, 3)			5-3		1B 1B	1-2 2-3 BB		F5		4	1	2	0	1	0	2					
Chris Speier, R OBP: 0.362, SLG: 0.410 (1, 6)			F8			K		F8		5	0	2	0	0	1	5					
Dave Rader, L OBP: 0.337, SLG: 0.355 (1, 2)			K		F5			P4		3	1	0	0	1	1	4					
Tom Bradley, R OBP: 0.189, SLG: 0.200 (7, PH) Chris Arnold, R OBP: 0.385, SLG: 0.455 (8, 1) Elias Sosa, R OBP: 0.400, SLG: 0.250			1-3		K			SF8		2	0	0	0	0	1	2					
<b>Inning Stats</b>	R: 0 E: 0 K: 1 S: 6	H: 1 LOB: 1 BB: 0 P: 6	R: 0 E: 0 K: 1 S: 5	H: 0 LOB: 0 BB: 0 P: 5	R: 0 E: 0 K: 1 S: 7	H: 2 LOB: 2 BB: 0 P: 7	R: 1 E: 0 K: 2 S: 10	H: 3 LOB: 3 BB: 1 P: 14	R: 3 E: 0 K: 0 S: 5	H: 2 LOB: 1 BB: 2 P: 13	R: 1 E: 0 K: 0 S: 6	H: 3 LOB: 2 BB: 0 P: 6	R: 0 E: 0 K: 0 S: 5	H: 2 LOB: 2 BB: 0 P: 5	1B: 14 2B: 1 3B: 0 HR: 0	SF: 1 SAC: 1 DP: 0 HBP: 1	WP: 0 PB: 0 SB: 0 CS: 0	PA: 43			
<b>PITCHER</b>	IP WLS BF H R ER SO BB IBB HBP BLK WP HR S P ERA WHIP	IP WLS BF H R ER SO BB IBB HBP BLK WP HR S P ERA WHIP	IP WLS BF H R ER SO BB IBB HBP BLK WP HR S P ERA WHIP	IP WLS BF H R ER SO BB IBB HBP BLK WP HR S P ERA WHIP	IP WLS BF H R ER SO BB IBB HBP BLK WP HR S P ERA WHIP	IP WLS BF H R ER SO BB IBB HBP BLK WP HR S P ERA WHIP	IP WLS BF H R ER SO BB IBB HBP BLK WP HR S P ERA WHIP	IP WLS BF H R ER SO BB IBB HBP BLK WP HR S P ERA WHIP	IP WLS BF H R ER SO BB IBB HBP BLK WP HR S P ERA WHIP	IP WLS BF H R ER SO BB IBB HBP BLK WP HR S P ERA WHIP	IP WLS BF H R ER SO BB IBB HBP BLK WP HR S P ERA WHIP	IP WLS BF H R ER SO BB IBB HBP BLK WP HR S P ERA WHIP	IP WLS BF H R ER SO BB IBB HBP BLK WP HR S P ERA WHIP	IP WLS BF H R ER SO BB IBB HBP BLK WP HR S P ERA WHIP	IP WLS BF H R ER SO BB IBB HBP BLK WP HR S P ERA WHIP	IP WLS BF H R ER SO BB IBB HBP BLK WP HR S P ERA WHIP	IP WLS BF H R ER SO BB IBB HBP BLK WP HR S P ERA WHIP	IP WLS BF H R ER SO BB IBB HBP BLK WP HR S P ERA WHIP	IP WLS BF H R ER SO BB IBB HBP BLK WP HR S P ERA WHIP	IP WLS BF H R ER SO BB IBB HBP BLK WP HR S P ERA WHIP	IP WLS BF H R ER SO BB IBB HBP BLK WP HR S P ERA WHIP

St. Louis Cardinals @ San Francisco Giants  
Candlestick Park, San Francisco, CA  
Sun Jul 08 1973, 6:33 AM EDT  
Att: 19,212 - Unknown

AB	37
R	5
H	15
RBI	5
BB	3
SO	7
LOB	23









Batter	1	2	3	4	5	6	7	8	9	AB	R	H	RBI	BB	SO	LOB	TOP					
Lou Brock, L OBP: 0.365, SLG: 0.389 (1, 7)	F7		6-3			K	K		K	5	0	0	0	0	3	4						
Ted Sizemore, R OBP: 0.398, SLG: 0.341 (1, 4)	P6			F8				F9		4	0	1	0	0	0	0						
Tim McCarver, L OBP: 0.317, SLG: 0.346 (1, 3)				F9		F2		1-3		3	0	0	0	1	0	1						
Joe Torre, R OBP: 0.410, SLG: 0.438 (1, 5)	K					G3				4	0	2	0	0	1	2						
Ted Simmons, S OBP: 0.362, SLG: 0.431 (1, 2)		K							K	4	1	1	0	0	2	2						
Jose Cruz, L OBP: 0.320, SLG: 0.394 (1, 8)		4-3				K				3	0	1	0	1	1	0						
Bernie Carbo, L OBP: 0.356, SLG: 0.287 (1, 9)		4-3								3	0	1	0	1	0	2						
Mike Tyson, R OBP: 0.278, SLG: 0.298 (1, 6)			F4							4	0	1	1	0	1	3						
Bob Gibson, R OBP: 0.235, SLG: 0.255 (1, 1)										2	0	0	0	0	2	1						
Jim Dwyer, L OBP: 0.218, SLG: 0.259 (7, PH)										1	0	0	0	0	1	2						
Diego Segui, R (7, 1)										0	0	0	0	0	0	0						
Luis Melendez, R OBP: 0.313, SLG: 0.304 (9, PH)										1	0	0	0	0	1	2						
<b>Inning Stats</b>	R: 0 E: 0 K: 1 S: 5	H: 0 LOB: 1 BB: 1 P: 9	R: 0 E: 0 K: 1 S: 5	H: 0 LOB: 0 BB: 0 P: 5	R: 0 E: 0 K: 1 S: 5	H: 0 LOB: 0 BB: 0 P: 5	R: 0 E: 0 K: 0 S: 4	H: 1 LOB: 1 BB: 0 P: 4	R: 0 E: 0 K: 2 S: 7	H: 0 LOB: 1 BB: 1 P: 11	R: 0 E: 0 K: 1 S: 6	H: 1 LOB: 1 BB: 0 P: 6	R: 1 E: 0 K: 2 S: 10	H: 3 LOB: 2 BB: 0 P: 10	R: 0 E: 0 K: 1 S: 6	H: 1 LOB: 1 BB: 0 P: 6	R: 0 E: 1 K: 3 S: 10	H: 1 LOB: 2 BB: 1 P: 14	1B: 7 2B: 0 3B: 0 HR: 0	SF: 0 SAC: 0 DP: 0 HBP: 0	WP: 0 PB: 0 SB: 1 CS: 0	PA: 37
<b>PITCHER</b> Don Sutton, R ERA: 2.28 (1, 1)	IP: 9.0 WLS: W BF: 37 H: 7 R: 1 ER: 1 SO: 12 BB: 3 IBB: 0 HBP: 0 BLK: 0 WP: 0 HR: 0 S: 58 P: 70 ERA: 1.00 WHIP: 1.111															<b>PITCHER</b>	IP: 9.0 WLS: W BF: 37 H: 7 R: 1 ER: 1 SO: 12 BB: 3 IBB: 0 HBP: 0 BLK: 0 WP: 0 HR: 0 S: 58 P: 70 ERA: 1.00 WHIP: 1.111					

St. Louis Cardinals @ Los Angeles Dodgers  
 Dodger Stadium, Los Angeles, CA  
 Wed Jul 11 1973, 7:05 PM PDT  
 Att: 24,539 - Unknown

AB 34  
 R 1  
 H 7  
 RBI 1  
 BB 3  
 SO 12  
 LOB 19



Batter	1	2	3	4	5	6	7	8	9	AB	R	H	RBI	BB	SO	LOB	BOTTOM			
Davey Lopes, R OBP: 0.369, SLG: 0.361 (1, 4)	F8									3	1	1	0	1	0	0				
Bill Buckner, L OBP: 0.299, SLG: 0.334 (1, 7)										3	1	1	1	1	1	2				
Willie Davis, L OBP: 0.333, SLG: 0.484 (1, 8)										4	1	1	2	0	0	3				
Joe Ferguson, R OBP: 0.384, SLG: 0.483 (1, 2)	K									3	0	0	0	0	1	2				
Willie Crawford, L OBP: 0.410, SLG: 0.435 (1, 9)	P4									3	0	0	0	0	2	0				
Ron Cey, R OBP: 0.395, SLG: 0.447 (1, 5)										3	0	0	0	0	1	0				
Steve Garvey, R OBP: 0.333, SLG: 0.452 (1, 3)										3	0	0	0	0	0	0				
Bill Russell, R OBP: 0.330, SLG: 0.386 (1, 6)										3	0	0	0	0	0	0				
Don Sutton, R OBP: 0.140, SLG: 0.077 (1, 1)										3	0	0	0	0	1	0				
<b>Inning Stats</b>	R: 2 E: 0 K: 1 S: 6	H: 1 LOB: 0 BB: 1 P: 10	R: 0 E: 0 K: 1 S: 5	H: 0 LOB: 0 BB: 0 P: 5	R: 0 E: 1 K: 1 S: 7	H: 1 LOB: 2 BB: 0 P: 7	R: 0 E: 0 K: 1 S: 5	H: 0 LOB: 0 BB: 0 P: 5	R: 1 E: 0 K: 1 S: 6	H: 1 LOB: 1 BB: 1 P: 10	R: 0 E: 0 K: 0 S: 5	H: 0 LOB: 0 BB: 0 P: 5	R: 0 E: 0 K: 0 S: 3	H: 0 LOB: 0 BB: 0 P: 3	R: 0 E: 0 K: 0 S: 3	H: 0 LOB: 0 BB: 0 P: 3	1B: 2 2B: 0 3B: 0 HR: 1	SF: 0 SAC: 0 DP: 0 HBP: 0	WP: 0 PB: 0 SB: 1 CS: 0	PA: 30
<b>PITCHER</b> Bob Gibson, R ERA: 3.14 Diego Segui, R ERA: 2.72 (1, 1) (7, 1)	IP: 6.0 WLS: L BF: 24 H: 3 R: 3 ER: 3 SO: 6 BB: 2 IBB: 0 HBP: 0 BLK: 0 WP: 0 HR: 1 S: 34 P: 42 ERA: 4.50 WHIP: 0.833															<b>PITCHER</b>	IP: 6.0 WLS: L BF: 24 H: 3 R: 3 ER: 3 SO: 6 BB: 2 IBB: 0 HBP: 0 BLK: 0 WP: 0 HR: 1 S: 34 P: 42 ERA: 4.50 WHIP: 0.833			

St. Louis Cardinals @ Los Angeles Dodgers  
 Dodger Stadium, Los Angeles, CA  
 Wed Jul 11 1973, 7:05 PM PDT  
 Att: 24,539 - Unknown

AB 28  
 R 3  
 H 3  
 RBI 3  
 BB 2  
 SO 6  
 LOB 7





Batter	1	2	3	4	5	6	7	8	9	AB	R	H	RBI	BB	SO	LOB	TOP										
Lou Brock, L OBP: 0.361, SLG: 0.384 (1, 7)										4	0	0	0	0	1	1	<b>St. Louis Cardinals @ Los Angeles Dodgers</b> Dodger Stadium, Los Angeles, CA Thu Jul 12 1973, 7:05 PM PDT Att: 20,378 - Unknown										
Ted Sizemore, R OBP: 0.392, SLG: 0.335 (1, 4)										4	0	0	0	0	1	0											
Tim McCarver, L OBP: 0.321, SLG: 0.350 (1, 3)										4	0	2	0	0	1	0											
Joe Torre, R OBP: 0.405, SLG: 0.432 (1, 5)										4	0	0	0	0	2	2											
Ted Simmons, S OBP: 0.363, SLG: 0.432 (1, 2)										4	0	2	0	0	0	0											
Jose Cruz, L OBP: 0.323, SLG: 0.397 (1, 8)										3	0	2	0	0	1	1											
Bernie Carbo, L OBP: 0.348, SLG: 0.279 (1, 9)										3	0	0	0	0	2	4											
Mike Tyson, R OBP: 0.276, SLG: 0.298 (1, 6)										3	0	1	0	0	0	3											
Rich Folkers, L (1, 1)										2	0	0	0	0	2	3											
Jim Dwyer, L OBP: 0.214, SLG: 0.255 (8, PH)										1	0	0	0	0	0	0											
Wayne Granger, R (8, 1)										0	0	0	0	0	0	0											
<b>Inning Stats</b>	R: 0 E: 0 K: 2 S: 7	H: 0 LOB: 0 BB: 0 P: 7	R: 0 E: 0 K: 1 S: 6	H: 1 LOB: 1 BB: 0 P: 6	R: 0 E: 0 K: 1 S: 5	H: 1 LOB: 0 BB: 0 P: 5	R: 0 E: 0 K: 1 S: 5	H: 0 LOB: 0 BB: 0 P: 5	R: 0 E: 0 K: 1 S: 7	H: 2 LOB: 2 BB: 0 P: 7	R: 0 E: 0 K: 0 S: 4	H: 1 LOB: 1 BB: 0 P: 4	R: 0 E: 0 K: 1 S: 6	H: 1 LOB: 1 BB: 0 P: 6	R: 0 E: 0 K: 0 S: 3	H: 0 LOB: 0 BB: 0 P: 3	R: 0 E: 0 K: 0 S: 3	H: 1 LOB: 0 BB: 0 P: 3	1B: 7 2B: 1 3B: 0 HR: 0	SF: 0 SAC: 0 DP: 1 HBP: 0	WP: 0 PB: 0 SB: 1 CS: 1	PA: 32					
<b>PITCHER</b>	IP	WLS	BF	H	R	ER	SO	BB	IBB	HBP	BLK	WP	HR	S	P	ERA	WHIP										
Andy Messersmith, R ERA: 3.2 (1, 1)	9.0	W	32	7	0	0	7	0	0	0	0	0	0	46	46	0.00	0.778										

Batter	1	2	3	4	5	6	7	8	9	AB	R	H	RBI	BB	SO	LOB	BOTTOM										
Davey Lopes, R OBP: 0.371, SLG: 0.363 (1, 4)										4	0	2	0	0	1	0	<b>St. Louis Cardinals @ Los Angeles Dodgers</b> Dodger Stadium, Los Angeles, CA Thu Jul 12 1973, 7:05 PM PDT Att: 20,378 - Unknown										
Manny Mota, R OBP: 0.401, SLG: 0.403 (1, 7)										4	1	2	0	0	3	3											
Willie Davis, L OBP: 0.340, SLG: 0.490 (1, 8)										4	0	4	1	0	0	0											
Joe Ferguson, R OBP: 0.385, SLG: 0.480 (1, 2)										2	1	0	0	2	2	2											
Ron Cey, R OBP: 0.390, SLG: 0.441 (1, 5)										4	0	0	0	0	3	5											
Steve Garvey, R OBP: 0.336, SLG: 0.454 (1, 3)										4	1	2	0	0	1	2											
Bill Russell, R OBP: 0.326, SLG: 0.382 (1, 6)										4	0	0	0	0	3	3											
Bill Buckner, L OBP: 0.301, SLG: 0.344 (1, 9)										4	1	2	3	0	0	0											
Andy Messersmith, R OBP: 0.220, SLG: 0.241 (1, 1)										4	0	1	0	0	1	2											
<b>Inning Stats</b>	R: 1 E: 0 K: 2 S: 9	H: 2 LOB: 2 BB: 1 P: 13	R: 0 E: 0 K: 0 S: 5	H: 2 LOB: 0 BB: 0 P: 5	R: 0 E: 0 K: 1 S: 5	H: 1 LOB: 0 BB: 0 P: 5	R: 1 E: 0 K: 0 S: 4	H: 2 LOB: 0 BB: 0 P: 4	R: 0 E: 0 K: 1 S: 5	H: 0 LOB: 0 BB: 0 P: 5	R: 0 E: 0 K: 0 S: 4	H: 2 LOB: 2 BB: 0 P: 4	R: 0 E: 0 K: 2 S: 9	H: 2 LOB: 1 BB: 1 P: 13	R: 2 E: 1 K: 2 S: 9	H: 2 LOB: 1 BB: 1 P: 13	1B: 10 2B: 1 3B: 1 HR: 1	SF: 0 SAC: 0 DP: 1 HBP: 0	WP: 0 PB: 0 SB: 0 CS: 2	PA: 36							
<b>PITCHER</b>	IP	WLS	BF	H	R	ER	SO	BB	IBB	HBP	BLK	WP	HR	S	P	ERA	WHIP										
Rich Folkers, L ERA: 2.08 (1, 1)	7.0	L	30	11	2	2	4	1	0	0	0	0	0	37	41	2.57	1.714										
Wayne Granger, R ERA: 4.09 (8, 1)	1.0		6	2	2	1	2	1	0	0	0	0	0	9	13	9.00	3.000										



Batter	1	2	3	4	5	6	7	8	9	AB	R	H	RBI	BB	SO	LOB	TOP		
Lou Brock, L OBP: 0.361, SLG: 0.382 (1, 7)	F7		F8					SH1-3 1B	K	4	0	1	0	1	1	1			
Ted Sizemore, R OBP: 0.391, SLG: 0.335 (1, 4)	F7			2B 1B	5-3			SH1-3		3	1	1	0	0	0	1			
Tim McCarver, L OBP: 0.319, SLG: 0.353 Ken Reitz, R OBP: 0.252, SLG: 0.345 (1, 3) (8, 5)	F9			1B 1-3	4-3			6-3		4	1	1	0	0	0	2			
Joe Torre, R OBP: 0.403, SLG: 0.429 (8, 3)				P6				6-3		4	0	1	0	0	0	3			
Ted Simmons, S OBP: 0.362, SLG: 0.428 (1, 2)	P4			1B 1B IBB				6-3	E6 SH5-3 2B	3	2	0	0	1	0	1			
Jose Cruz, L OBP: 0.320, SLG: 0.393 (1, 9)	F9			K				3-1	SH5-3	3	0	0	0	0	1	4			
Luis Melendez, R OBP: 0.316, SLG: 0.313 (1, 8)	P4			1B 1-2 2-3 3-H				F9	2-3 3B 2B	4	1	2	2	0	0	1			
Mike Tyson, R OBP: 0.282, SLG: 0.311 (1, 6)			K					F9	3-H 3B 2B	4	0	2	3	0	1	0			
Rick Wise, R OBP: 0.241, SLG: 0.245 Diego Segui, R (9, 1)			5-3					F7	2-H 3B K	4	0	0	0	0	1	1			
<b>Inning Stats</b>	R: 0 E: 0 K: 0 S: 3	H: 0 LOB: 0 BB: 0 P: 3	R: 0 E: 0 K: 0 S: 4	H: 1 LOB: 1 BB: 0 P: 4	R: 0 E: 0 K: 1 S: 5	H: 0 LOB: 0 BB: 0 P: 5	R: 3 E: 0 K: 1 S: 8	H: 4 LOB: 2 BB: 1 P: 12	R: 0 E: 0 K: 0 S: 3	H: 0 LOB: 1 BB: 1 P: 7	R: 0 E: 0 K: 0 S: 3	H: 0 LOB: 0 BB: 0 P: 3	R: 0 E: 0 K: 0 S: 4	H: 1 LOB: 1 BB: 0 P: 4	R: 2 E: 1 K: 2 S: 10	H: 2 LOB: 1 BB: 0 P: 10	1B: 5 2B: 2 3B: 1 HR: 0	SF: 0 SAC: 2 DP: 0 HBP: 0	WP: 0 PA: 37 PB: 0 SB: 1 CS: 0
<b>PITCHER</b>	IP	WLS	BF	H	R	ER	SO	BB	IBB	HBP	BLK	WP	HR	S	P	ERA	WHIP		
Bill Greif, R ERA: 3.29	8.0		31	6	3	3	2	1	1	0	0	0	0	33	41	3.38	0.875		
Frank Snook, R ERA: 13.5	0.2	L	5	2	2	1	1	0	0	0	0	0	0	7	7	13.50	3.000		
Mike Caldwell, L ERA: 3.7	0.1		1	0	0	0	1	0	0	0	0	0	0	3	3	0.00	0.000		

St. Louis Cardinals @ San Diego Padres  
San Diego Stadium, San Diego, CA  
Fri Jul 13 1973, 10:05 PM EDT  
Att: 25,483 - Unknown

AB 33  
R 5  
H 8  
RBI 5  
BB 2  
SO 4  
LOB 14



Batter	1	2	3	4	5	6	7	8	9	AB	R	H	RBI	BB	SO	LOB	BOTTOM				
Derrel Thomas, S OBP: 0.286, SLG: 0.236 Leron Lee, L OBP: 0.318, SLG: 0.323 Dwain Anderson, R OBP: 0.230, SLG: 0.136 (1, 6) (8, PH) (9, 6)	6-3		3-1		F5			F8		3	0	0	0	0	0	1					
Johnny Grubb, L OBP: 0.390, SLG: 0.457 (1, 8)	G3			K				K		4	1	1	1	0	2	0					
Dave Roberts, R OBP: 0.290, SLG: 0.393 (1, 5)				P4				HR	F9	4	1	2	1	0	0	0					
Nate Colbert, R OBP: 0.340, SLG: 0.407 (1, 3)	F9				1B			F8		3	0	1	0	1	0	1					
Gene Locklear, L OBP: 0.276, SLG: 0.231 (1, 7)			K		F7			P4	F8	4	0	0	0	0	1	3					
Fred Kendall, R OBP: 0.313, SLG: 0.364 (1, 2)			K					F9	P6	4	0	0	0	0	1	1					
Jerry Morales, R OBP: 0.327, SLG: 0.388 (1, 9)			4-3		E7 1B			F9	FC6 1B	4	1	2	0	0	0	0					
Rich Morales, R OBP: 0.239, SLG: 0.186 (1, 4)				K				F7	FC6	4	0	1	1	0	1	2					
Bill Greif, R OBP: 0.199, SLG: 0.075 Cito Gaston, R OBP: 0.305, SLG: 0.420 Frank Snook, R Mike Caldwell, R OBP: 0.192, SLG: 0.160 (1, 1) (8, PH) (9, 1) (9, 1)			4-3					G3		2	0	0	0	0	0	1					
<b>Inning Stats</b>	R: 1 E: 0 K: 0 S: 4	H: 1 LOB: 0 BB: 0 P: 4	R: 0 E: 0 K: 2 S: 7	H: 0 LOB: 0 BB: 0 P: 7	R: 0 E: 0 K: 1 S: 5	H: 0 LOB: 0 BB: 0 P: 5	R: 0 E: 0 K: 1 S: 6	H: 1 LOB: 1 BB: 0 P: 6	R: 1 E: 1 K: 0 S: 5	H: 2 LOB: 1 BB: 0 P: 5	R: 0 E: 0 K: 1 S: 6	H: 1 LOB: 1 BB: 0 P: 6	R: 0 E: 0 K: 0 S: 3	H: 0 LOB: 0 BB: 0 P: 3	R: 1 E: 0 K: 0 S: 4	H: 1 LOB: 0 BB: 0 P: 4	R: 0 E: 0 K: 0 S: 4	H: 1 LOB: 2 BB: 1 P: 8	1B: 5 2B: 0 3B: 0 HR: 2	SF: 0 SAC: 0 DP: 0 HBP: 0	WP: 0 PA: 35 PB: 0 SB: 1 CS: 0
<b>PITCHER</b>	IP	WLS	BF	H	R	ER	SO	BB	IBB	HBP	BLK	WP	HR	S	P	ERA	WHIP				
Rick Wise, R ERA: 2.98	8.0		31	6	3	2	5	1	0	0	0	0	2	40	44	2.25	0.875				
Diego Segui, R ERA: 2.66	1.0	S	4	1	0	0	0	0	0	0	0	0	0	4	4	0.00	1.000				

St. Louis Cardinals @ San Diego Padres  
San Diego Stadium, San Diego, CA  
Fri Jul 13 1973, 10:05 PM EDT  
Att: 25,483 - Unknown

AB 34  
R 3  
H 7  
RBI 3  
BB 1  
SO 5  
LOB 9





Batter	1	2	3	4	5	6	7	8	9	AB	R	H	RBI	BB	SO	LOB	TOP				
<b>Lou Brock, L</b> (1, 7) OBP: 0.359, SLG: 0.380	0-3 K		0-0 F8		0-0 S 1B		0-3 K		0-0 F7	5	0	1	0	0	2	0	<b>St. Louis Cardinals @ San Diego Padres</b> San Diego Stadium, San Diego, CA Sat Jul 14, 1973, 10:05 PM EDT Att: 5,358 - Unknown <a href="http://livebaseballscorecards.com">livebaseballscorecards.com</a>				
<b>Ted Sizemore, R</b> (1, 4) OBP: 0.384, SLG: 0.328	0-3 K		0-0 5-3		0-3 K		0-0 P4		0-0 6-3	5	0	0	0	0	2	2					
<b>Joe Torre, R</b> (1, 3) OBP: 0.398, SLG: 0.423	0-0 F9		0-0 F8		0-0 5-3				0-0 5-3	4	0	0	0	0	0	2					
<b>Ted Simmons, S</b> (1, 2) OBP: 0.361, SLG: 0.424		4-0 2B HR BB		0-3 K		0-3 K			0-0 6-3	3	1	0	0	1	2	0					
<b>Luis Melendez, R</b> (1, 8) OBP: 0.320, SLG: 0.322		0-0 HR 2B		0-0 E6 F7		0-0 F7			0-0 1B 2B 1B	4	2	2	0	0	0	0					
<b>Ken Reitz, R</b> (1, 5) OBP: 0.261, SLG: 0.365		0-0 HR		0-0 F7		0-0 1B			0-0 1B 2B 1B	4	2	3	3	0	0	1					
<b>Jose Cruz, L</b> (1, 9) OBP: 0.324, SLG: 0.393		0-0 2H 3H HR		0-0 F8		0-0 1B			0-0 1B	0	0	0	0	0	0	0					
<b>Bill Stein, R</b> (1, 9) OBP: 0.294, SLG: 0.261		0-0 6-3				0-0 1B			0-0 1B 2B	4	0	2	2	0	0	1					
<b>Mike Tyson, R</b> (1, 6) OBP: 0.277, SLG: 0.305		0-0 L5				0-0 E6 1B SH1-4			0-0 P4	4	0	0	0	0	0	3					
<b>Alan Foster, R</b> (1, 1) OBP: 0.219, SLG: 0.219	0-3 K				0-0 SH1-4		0-0 6-3		0-0 6-3	3	0	0	0	0	1	0					
<b>Inning Stats</b>	R: 0 E: 0 K: 2 S: 7	H: 0 LOB: 0 BB: 0 P: 7	R: 3 E: 0 K: 1 S: 7	H: 2 LOB: 0 BB: 1 P: 11	R: 0 E: 0 K: 0 S: 3	H: 0 LOB: 0 BB: 0 P: 3	R: 0 E: 1 K: 1 S: 6	H: 0 LOB: 1 BB: 0 P: 6	R: 0 E: 0 K: 1 S: 7	H: 1 LOB: 2 BB: 0 P: 7	R: 0 E: 0 K: 0 S: 5	H: 2 LOB: 0 BB: 0 P: 5	R: 0 E: 0 K: 0 S: 6	H: 3 LOB: 1 BB: 0 P: 6	R: 0 E: 0 K: 0 S: 3	H: 0 LOB: 0 BB: 0 P: 3	1B: 5 2B: 2 3B: 0 HR: 1	SF: 0 SAC: 1 DP: 0 HBP: 0	WP: 0 PB: 0 SB: 1 CS: 0	PA: 38	
<b>PITCHER</b>	IP	WLS	BF	H	R	ER	SO	BB	IBB	HBP	BLK	WP	HR	S	P	ERA	WHIP				
<b>Randy Jones, L</b> (1, 1) ERA: 3.15	7.2	L	34	8	5	5	7	1	0	0	0	0	1	47	51	5.87	1.174				
<b>Mike Corkins, R</b> (8, 1) ERA: 5.71	1.1		4	0	0	0	0	0	0	0	0	0	0	4	4	0.00	0.000				

Batter	1	2	3	4	5	6	7	8	9	AB	R	H	RBI	BB	SO	LOB	BOTTOM				
<b>Jerry Morales, R</b> (1, 7) OBP: 0.326, SLG: 0.400	0-0 F9		0-0 HR		0-0 F8			0-0 5-3		4	1	1	1	0	0	0	<b>St. Louis Cardinals @ San Diego Padres</b> San Diego Stadium, San Diego, CA Sat Jul 14, 1973, 10:05 PM EDT Att: 5,358 - Unknown <a href="http://livebaseballscorecards.com">livebaseballscorecards.com</a>				
<b>Johnny Grubb, L</b> (1, 8) OBP: 0.384, SLG: 0.449	0-0 F8		0-0 E3			0-0 F7		0-0 4-3		4	0	0	0	0	0	0					
<b>Dave Roberts, R</b> (1, 5) OBP: 0.289, SLG: 0.390	0-3 K		0-0 F4			0-0 4-3		0-0 1B		4	0	1	0	0	1	1					
<b>Nate Colbert, R</b> (1, 3) OBP: 0.339, SLG: 0.414		0-0 HR	0-3 K			0-0 5-3		0-0 F9		4	1	1	1	0	1	2					
<b>Cito Gaston, R</b> (1, 9) OBP: 0.305, SLG: 0.418	0-3 K			0-0 4-3			0-0 SH3-4 1B 1B		0-0 4-3	4	1	1	0	0	1	0					
<b>Fred Kendall, R</b> (1, 2) OBP: 0.310, SLG: 0.360		0-0 5-3		0-0 3-1			0-0 SH3-4 1-2		0-0 F7	3	0	0	0	0	0	0					
<b>Rich Morales, R</b> (1, 4) OBP: 0.284, SLG: 0.234		0-0 E6 WP		0-3 K			0-0 P4		0-0 4-3	3	0	0	0	0	1	1					
<b>Leron Lee, L</b> (9, PH) OBP: 0.316, SLG: 0.322										1	0	0	0	0	0	0					
<b>Derrel Thomas, S</b> (1, 6) OBP: 0.284, SLG: 0.234		0-0 F7					0-0 4-3			2	0	0	0	0	0	1					
<b>Gene Locklear, L</b> (7, PH) OBP: 0.294, SLG: 0.241								0-0 2H 1B		1	0	1	1	0	0	0					
<b>Dwain Anderson, R</b> (8, 6) OBP: 0.230, SLG: 0.136										0	0	0	0	0	0	0					
<b>Randy Jones, R</b> (1, 1) OBP: 0.308, SLG: 0.250										3	0	0	0	0	3	1					
<b>Mike Corkins, R</b> (8, 1) OBP: 0.263, SLG: 0.529			0-3 K				0-3 K			0	0	0	0	0	0	0					
<b>Inning Stats</b>	R: 0 E: 0 K: 1 S: 5	H: 0 LOB: 0 BB: 0 P: 5	R: 1 E: 1 K: 1 S: 7	H: 1 LOB: 1 BB: 0 P: 7	R: 1 E: 1 K: 2 S: 9	H: 1 LOB: 1 BB: 0 P: 9	R: 0 E: 0 K: 1 S: 5	H: 0 LOB: 0 BB: 0 P: 5	R: 0 E: 0 K: 0 S: 3	H: 0 LOB: 0 BB: 0 P: 3	R: 1 E: 0 K: 1 S: 7	H: 2 LOB: 1 BB: 0 P: 7	R: 0 E: 0 K: 0 S: 4	H: 1 LOB: 1 BB: 0 P: 4	R: 0 E: 0 K: 0 S: 3	H: 0 LOB: 0 BB: 0 P: 3	1B: 3 2B: 0 3B: 0 HR: 2	SF: 0 SAC: 1 DP: 0 HBP: 0	WP: 1 PB: 0 SB: 0 CS: 0	PA: 34	
<b>PITCHER</b>	IP	WLS	BF	H	R	ER	SO	BB	IBB	HBP	BLK	WP	HR	S	P	ERA	WHIP				
<b>Alan Foster, R</b> (1, 1) ERA: 3.3	9.0	W	34	5	3	3	7	0	0	0	0	1	2	48	48	3.00	0.556				







Batter	1	2	3	4	5	6	7	8	9	AB	R	H	RBI	BB	SO	LOB	TOP			
<b>Bobby Bonds, R</b> OBP: 0.397, SLG: 0.576 (1, 9)										1	2	1	0	3	0	0	<b>San Francisco Giants @ St. Louis Cardinals</b> Busch Stadium, St. Louis, MO Mon Jul 16 1973, 7:05 PM CDT Att: 26,413 - Unknown			
<b>Tito Fuentes, S</b> OBP: 0.322, SLG: 0.365 (1, 4)										3	0	1	0	0	4					
<b>Garry Maddox, R</b> OBP: 0.363, SLG: 0.479 (1, 8)										4	0	1	2	0	3					
<b>Willie McCovey, L</b> OBP: 0.422, SLG: 0.527 (1, 3)										4	0	0	0	1	2					
<b>Ed Goodson, L</b> OBP: 0.357, SLG: 0.482 (1, 5)										4	0	0	0	0	0					
<b>Gary Matthews, R</b> OBP: 0.401, SLG: 0.481 (1, 7)										3	0	0	0	1	0					
<b>Mike Phillips, L</b> OBP: 0.220, SLG: 0.250 (1, 6)										3	0	0	0	0	1					
<b>Dave Rader, L</b> OBP: 0.334, SLG: 0.351 (1, 2)										3	0	2	0	0	0					
<b>Jim Barr, R</b> OBP: 0.209, SLG: 0.175 (1, 1)										1	0	0	0	0	0					
<b>Inning Stats</b>	R: 1 E: 0 K: 0 S: 4	H: 2 LOB: 0 BB: 0 P: 4	R: 0 E: 0 K: 0 S: 3	H: 0 LOB: 0 BB: 0 P: 3	R: 0 E: 0 K: 0 S: 3	H: 1 LOB: 1 BB: 1 P: 7	R: 0 E: 0 K: 0 S: 3	H: 0 LOB: 0 BB: 0 P: 3	R: 0 E: 0 K: 1 S: 6	H: 1 LOB: 1 BB: 1 P: 10	R: 0 E: 0 K: 0 S: 3	H: 0 LOB: 0 BB: 0 P: 3	R: 0 E: 0 K: 0 S: 4	H: 1 LOB: 2 BB: 0 P: 8	R: 0 E: 0 K: 0 S: 3	H: 0 LOB: 0 BB: 0 P: 3		1B: 5 2B: 0 3B: 0 HR: 0	SF: 0 SAC: 3 DP: 3 HBP: 0	WP: 0 PB: 1 SB: 1 CS: 0
<b>PITCHER</b> <b>Bob Gibson, R</b> ERA: 3.07 (1, 1)	IP: 9.0 WLS: W BF: 33	H: 5 R: 2 ER: 2 SO: 1	BB: 4 IBB: 0 HBP: 0 BLK: 0	WP: 0 HR: 0 S: 31 P: 47	ERA: 2.00 WHIP: 1.000															

Batter	1	2	3	4	5	6	7	8	9	AB	R	H	RBI	BB	SO	LOB	BOTTOM			
<b>Lou Brock, L</b> OBP: 0.359, SLG: 0.379 (1, 7)										4	1	1	0	0	1	<b>San Francisco Giants @ St. Louis Cardinals</b> Busch Stadium, St. Louis, MO Mon Jul 16 1973, 7:05 PM CDT Att: 26,413 - Unknown				
<b>Ted Sizemore, R</b> OBP: 0.386, SLG: 0.332 (1, 4)										3	0	0	0	0						
<b>Joe Torre, R</b> OBP: 0.397, SLG: 0.431 (1, 3)										4	1	2	2	0						
<b>Ted Simmons, S</b> OBP: 0.355, SLG: 0.425 (1, 2)										4	0	0	0	1						
<b>Luis Melendez, R</b> OBP: 0.319, SLG: 0.321 (1, 8)										3	0	2	0	0						
<b>Ken Reitz, R</b> OBP: 0.258, SLG: 0.358 (1, 5)										3	0	0	0	2						
<b>Bernie Carbo, L</b> OBP: 0.364, SLG: 0.336 (1, 9)										3	1	2	1	0						
<b>Mike Tyson, R</b> OBP: 0.278, SLG: 0.299 (1, 6)										3	0	1	0	1						
<b>Bob Gibson, R</b> OBP: 0.222, SLG: 0.240 (1, 1)										3	0	0	0	1						
<b>Inning Stats</b>	R: 0 E: 0 K: 0 S: 3	H: 0 LOB: 0 BB: 0 P: 3	R: 0 E: 0 K: 1 S: 5	H: 0 LOB: 0 BB: 0 P: 5	R: 0 E: 0 K: 0 S: 6	H: 1 LOB: 1 BB: 0 P: 6	R: 1 E: 0 K: 0 S: 5	H: 2 LOB: 1 BB: 0 P: 5	R: 1 E: 0 K: 0 S: 4	H: 1 LOB: 0 BB: 0 P: 4	R: 0 E: 0 K: 0 S: 3	H: 0 LOB: 0 BB: 0 P: 3	R: 0 E: 1 K: 0 S: 5	H: 2 LOB: 2 BB: 0 P: 5	R: 1 E: 0 K: 0 S: 4		H: 2 LOB: 0 BB: 0 P: 4	1B: 6 2B: 0 3B: 0 HR: 2	SF: 0 SAC: 1 DP: 1 HBP: 0	WP: 0 PB: 0 SB: 1 CS: 0
<b>PITCHER</b> <b>Jim Barr, R</b> ERA: 3.39 (1, 1)	IP: 8.0 WLS: L BF: 31	H: 8 R: 3 ER: 3 SO: 2	BB: 0 IBB: 0 HBP: 0 BLK: 0	WP: 0 HR: 2 S: 35 P: 35	ERA: 3.38 WHIP: 1.000															



Batter	1	2	3	4	5	6	7	8	9	AB	R	H	RBI	BB	SO	LOB	TOP		
<b>Bobby Bonds, R</b> OBP: 0.398, SLG: 0.578 (1,9)										4	1	2	0	0	0	1	<b>San Francisco Giants @ St. Louis Cardinals</b> Busch Stadium, St. Louis, MO Tue Jul 17 1973, 7:05 PM CDT Att: 20,154 - Unknown		
<b>Tito Fuentes, S</b> OBP: 0.319, SLG: 0.362 (1,4)										4	0	0	1	0	0	1			
<b>Garry Maddox, R</b> OBP: 0.358, SLG: 0.473 (1,8)										4	0	0	0	0	0	1			
<b>Willie McCovey, L</b> OBP: 0.423, SLG: 0.525 (1,3)										3	0	1	0	1	1	0			
<b>Ed Goodson, L</b> OBP: 0.353, SLG: 0.476 (1,5)										4	0	0	0	0	1	2			
<b>Gary Matthews, R</b> OBP: 0.401, SLG: 0.479 (1,7)										3	0	1	0	0	0	0			
<b>Mike Phillips, L</b> OBP: 0.226, SLG: 0.255 (1,6)										3	0	1	0	0	0	0			
<b>Dave Rader, L</b> OBP: 0.331, SLG: 0.347 (1,2)										3	0	0	0	0	0	2			
<b>Tom Bradley, R</b> OBP: 0.233, SLG: 0.244 (1,1)										2	0	1	0	0	0	0			
<b>Chris Speier, R</b> OBP: 0.362, SLG: 0.409 (8, PH)										1	0	0	0	0	0	0			
<b>Elias Sosa, R</b> OBP: 0.400, SLG: 0.250 (8, 1)										0	0	0	0	0	0	0			
<b>Inning Stats</b>	R: 1 E: 0 K: 0 S: 4	H: 1 LOB: 1 BB: 1 P: 8	R: 0 E: 0 K: 0 S: 3	H: 0 LOB: 0 BB: 0 P: 3	R: 0 E: 0 K: 2 S: 7	H: 0 LOB: 0 BB: 0 P: 7	R: 0 E: 0 K: 0 S: 3	H: 0 LOB: 0 BB: 0 P: 3	R: 0 E: 0 K: 0 S: 4	H: 1 LOB: 1 BB: 0 P: 4	R: 0 E: 0 K: 0 S: 5	H: 3 LOB: 2 BB: 0 P: 5	R: 0 E: 0 K: 0 S: 3	H: 0 LOB: 0 BB: 0 P: 3	R: 0 E: 0 K: 0 S: 3	H: 0 LOB: 0 BB: 0 P: 3	1B: 5 2B: 1 3B: 0 HR: 0	SF: 0 SAC: 0 DP: 2 HBP: 0	WP: 0 PA: 32 PB: 0 SB: 0 CS: 0
<b>PITCHER</b> <b>Rich Folkers, L</b> ERA: 1.88 (1,1)	IP: 9.0 WLS: W BF: 32 H: 6 R: 1 ER: 1 SO: 2 BB: 1 IBB: 0 HBP: 0 BLK: 1 WP: 0 HR: 0 S: 35 P: 39 ERA: 1.00 WHIP: 0.778															<b>PITCHER</b>			

Batter	1	2	3	4	5	6	7	8	9	AB	R	H	RBI	BB	SO	LOB	BOTTOM		
<b>Lou Brock, L</b> OBP: 0.358, SLG: 0.378 (1,7)										4	0	1	0	0	2	1	<b>San Francisco Giants @ St. Louis Cardinals</b> Busch Stadium, St. Louis, MO Tue Jul 17 1973, 7:05 PM CDT Att: 20,154 - Unknown		
<b>Ted Sizemore, R</b> OBP: 0.384, SLG: 0.328 (1,4)										3	0	0	0	1	1	0			
<b>Joe Torre, R</b> OBP: 0.395, SLG: 0.427 (1,3)										3	0	0	0	1	1	2			
<b>Ted Simmons, S</b> OBP: 0.352, SLG: 0.420 (1,2)										4	0	0	0	0	0	2			
<b>Luis Melendez, R</b> OBP: 0.323, SLG: 0.330 (1,8)										3	1	2	0	0	0	0			
<b>Bernie Carbo, L</b> OBP: 0.371, SLG: 0.339 (1,9)										2	1	1	1	1	0	0			
<b>Ken Reitz, R</b> OBP: 0.259, SLG: 0.358 (1,5)										3	0	1	0	0	1	2			
<b>Mike Tyson, R</b> OBP: 0.279, SLG: 0.297 (1,6)										2	0	0	0	1	0	1			
<b>Rich Folkers, L</b> OBP: 0.091, SLG: 0.091 (1,1)										3	0	1	0	0	0	2			
<b>Inning Stats</b>	R: 0 E: 0 K: 0 S: 3	H: 1 LOB: 1 BB: 1 P: 7	R: 2 E: 0 K: 1 S: 8	H: 4 LOB: 1 BB: 0 P: 8	R: 0 E: 0 K: 0 S: 3	H: 0 LOB: 0 BB: 0 P: 3	R: 0 E: 0 K: 0 S: 3	H: 1 LOB: 2 BB: 2 P: 11	R: 0 E: 0 K: 0 S: 3	H: 0 LOB: 1 BB: 1 P: 7	R: 0 E: 0 K: 1 S: 5	H: 0 LOB: 0 BB: 0 P: 5	R: 0 E: 0 K: 1 S: 5	H: 0 LOB: 0 BB: 0 P: 5	R: 0 E: 0 K: 2 S: 7	H: 0 LOB: 0 BB: 0 P: 7	1B: 5 2B: 1 3B: 0 HR: 0	SF: 0 SAC: 0 DP: 3 HBP: 0	WP: 2 PA: 31 PB: 0 SB: 1 CS: 0
<b>PITCHER</b> <b>Tom Bradley, R</b> ERA: 3.9 (1,1)	IP: 7.0 WLS: L BF: 28 H: 6 R: 2 ER: 2 SO: 3 BB: 3 IBB: 1 HBP: 0 BLK: 0 WP: 1 HR: 0 S: 30 P: 46 ERA: 2.57 WHIP: 1.286															<b>PITCHER</b>			
<b>Elias Sosa, R</b> ERA: 3.95 (8, 1)	IP: 1.0 WLS: 3 BF: 0 H: 0 R: 0 ER: 0 SO: 2 BB: 0 IBB: 0 HBP: 0 BLK: 0 WP: 0 HR: 0 S: 7 P: 7 ERA: 0.00 WHIP: 0.000															<b>PITCHER</b>			



Batter	1	2	3	4	5	6	7	8	9	AB	R	H	RBI	BB	SO	LOB	TOP								
<b>Bobby Bonds, R</b> OBP: 0.398, SLG: 0.573 (1, 9)	F3	E6		G6-3		6-3		G4-6-3		3	0	0	0	2	0	2	<b>San Francisco Giants @ St. Louis Cardinals</b> Busch Stadium, St. Louis, MO Wed Jul 18 1973, 7:05 PM CDT Att: 25,605 - Unknown								
<b>Tito Fuentes, S</b> OBP: 0.322, SLG: 0.365 (1, 4)	E	E4		G6-3		1B		G4-6-3		5	0	3	2	0	0	3									
<b>Garry Maddox, R</b> OBP: 0.359, SLG: 0.472 (1, 8)	E6	L6		4-3		1B				5	1	2	0	0	0	3									
<b>Willie McCovey, L</b> OBP: 0.418, SLG: 0.515 <b>Gary Thomasson, L</b> OBP: 0.344, SLG: 0.406 (1, 3) (6, 3)	K			4-3		F8		F5		4	0	0	0	0	1	4									
<b>Ed Goodson, L</b> OBP: 0.350, SLG: 0.475 (1, 5)	F8			HR		3-1		K		5	1	1	0	0	1	3									
<b>Gary Matthews, R</b> OBP: 0.401, SLG: 0.492 (1, 7)		F9		HR		F8		F9		5	1	2	3	0	0	0									
<b>Mike Phillips, L</b> OBP: 0.283, SLG: 0.291 <b>Damaso Blanco, R</b> (7, 6)		1B		1B		G3		3-1		4	2	3	0	0	0	0									
<b>Dave Rader, L</b> OBP: 0.335, SLG: 0.347 (1, 2)		1B		F7		G3		SH1-4		3	1	1	0	2	0	2									
<b>Ron Bryant, S</b> OBP: 0.190, SLG: 0.153 <b>Elias Sosa, R</b> OBP: 0.333, SLG: 0.200 (1, 1) (8, 1)	K	K		K		6-3		SH1-4		3	1	1	1	0	2	3									
<b>Inning Stats</b>	R: 0 E: 1 K: 1 S: 7	H: 1 LOB: 2 P: 7	R: 2 E: 2 K: 1 S: 9	H: 3 LOB: 2 BB: 0 P: 9	R: 2 E: 0 K: 1 S: 8	H: 3 LOB: 1 BB: 0 P: 8	R: 0 E: 0 K: 0 S: 2	H: 0 LOB: 0 BB: 1 P: 6	R: 0 E: 0 K: 0 S: 3	H: 0 LOB: 0 BB: 0 P: 3	R: 2 E: 0 K: 0 S: 7	H: 4 LOB: 2 BB: 0 P: 7	R: 0 E: 0 K: 1 S: 5	H: 0 LOB: 0 BB: 0 P: 5	R: 0 E: 0 K: 0 S: 2	H: 0 LOB: 1 BB: 1 P: 10		R: 2 E: 0 K: 1 S: 8	H: 3 LOB: 2 BB: 1 P: 12	1B: 10 2B: 3 HR: 1	SF: 0 SAC: 1 DP: 2 HBP: 0	WP: 0 PB: 1 CS: 1	PA: 45		
<b>PITCHER</b>	IP	WLS	BF	H	R	ER	SO	BB	IBB	HBP	BLK	WP	HR	S	P	ERA	WHIP								
<b>Rick Wise, R</b> ERA: 3.1 (1, 1)	5.2	L	30	11	6	4	3	1	0	0	0	0	1	35	39	6.35	2.118								
<b>Al Hrabosky, L</b> ERA: 2.51 (6, 1)	1.1		4	0	0	0	1	0	0	0	0	0	0	6	6	0.00	0.000								
<b>Orlando Pena, R</b> ERA: 3.73 (8, 1)	2.0		11	3	2	2	1	2	1	0	0	0	0	10	22	9.00	2.500								

Batter	1	2	3	4	5	6	7	8	9	AB	R	H	RBI	BB	SO	LOB	BOTTOM								
<b>Lou Brock, L</b> OBP: 0.359, SLG: 0.376 (1, 7)	4-3			BB		F7			1-3	4	0	1	2	1	0	0	<b>San Francisco Giants @ St. Louis Cardinals</b> Busch Stadium, St. Louis, MO Wed Jul 18 1973, 7:05 PM CDT Att: 25,605 - Unknown								
<b>Ted Sizemore, R</b> OBP: 0.383, SLG: 0.327 (1, 4)	K			5-3		K		CS		4	0	1	0	0	2	2									
<b>Tim McCarver, L</b> OBP: 0.316, SLG: 0.349 (1, 2)	4-3			5-3		1B		FC4-6		4	0	1	0	0	0	1									
<b>Joe Torre, R</b> OBP: 0.397, SLG: 0.426 (1, 3)		P4		BB		1B		F9		3	0	1	0	1	0	1									
<b>Luis Melendez, R</b> OBP: 0.322, SLG: 0.326 (1, 8)	K			F8		4-3				3	0	0	0	1	1	3									
<b>Ken Reitz, R</b> OBP: 0.259, SLG: 0.356 (1, 5)	F8			F2		WP		F5		4	1	1	0	0	0	3									
<b>Bill Stein, R</b> OBP: 0.305, SLG: 0.264 <b>Jose Cruz, L</b> OBP: 0.319, SLG: 0.391 (1, 9) (9, PH)	K			K		WP		F9		2	1	0	0	1	2	0									
<b>Mike Tyson, R</b> OBP: 0.282, SLG: 0.308 (1, 6)				S		F9		SF8		4	1	2	0	0	0	2									
<b>Rick Wise, R</b> OBP: 0.232, SLG: 0.235 <b>Al Hrabosky, R</b> (6, 1)	K			K		5-3		SF8		2	0	0	0	0	2	1									
<b>Dave Campbell, R</b> OBP: 0.242, SLG: 0.221 <b>Orlando Pena, R</b> (8, 1)	K			K						1	0	0	0	0	0	2									
<b>Bernie Carbo, L</b> OBP: 0.368, SLG: 0.339 (9, PH)										0	0	0	1	0	0	0									
<b>Inning Stats</b>	R: 0 E: 0 K: 1 S: 5	H: 0 LOB: 0 P: 5	R: 0 E: 0 K: 1 S: 5	H: 0 LOB: 0 BB: 0 P: 5	R: 0 E: 0 K: 2 S: 8	H: 1 LOB: 1 BB: 1 P: 12	R: 0 E: 0 K: 0 S: 3	H: 0 LOB: 0 BB: 1 P: 7	R: 0 E: 0 K: 2 S: 7	H: 0 LOB: 0 BB: 0 P: 7	R: 0 E: 0 K: 1 S: 7	H: 2 LOB: 2 BB: 0 P: 7	R: 2 E: 0 K: 0 S: 4	H: 2 LOB: 0 BB: 1 P: 8	R: 0 E: 0 K: 0 S: 4	H: 1 LOB: 2 BB: 1 P: 8	R: 1 E: 0 K: 0 S: 4	H: 1 LOB: 0 BB: 0 P: 4	1B: 6 2B: 0 HR: 0	SF: 1 SAC: 0 DP: 0 HBP: 0	WP: 1 PB: 0 SB: 1 CS: 1	PA: 38			
<b>PITCHER</b>	IP	WLS	BF	H	R	ER	SO	BB	IBB	HBP	BLK	WP	HR	S	P	ERA	WHIP								
<b>Ron Bryant, L</b> ERA: 3.08 (1, 1)	7.2	W	32	6	2	2	7	4	0	0	0	0	0	42	58	2.35	1.304								
<b>Elias Sosa, R</b> ERA: 4.01 (8, 1)	1.1	S	5	1	1	1	0	0	0	0	0	0	0	5	5	6.75	0.750								





Batter	1	2	3	4	5	6	7	8	9	AB	R	H	RBI	BB	SO	LOB	TOP											
Davey Lopes, R OBP: 0.369, SLG: 0.355	6-3		SH4-3	K						2	0	0	0	1	1	2												
Bill Buckner, L OBP: 0.301, SLG: 0.343	F8		G3		4-3		F9			3	1	0	0	1	0	2												
Willie Davis, L OBP: 0.338, SLG: 0.490	SF8		1B	2B	L6		F8			3	1	1	2	0	0	1												
Joe Ferguson, R OBP: 0.400, SLG: 0.483	1B		1B	1B	1B			6-3		4	0	3	1	0	0	0												
Willie Crawford, L OBP: 0.404, SLG: 0.453	F7		K		4-3			G5-4-3		3	0	0	0	1	1	3												
Steve Garvey, R OBP: 0.336, SLG: 0.449		F8		6-3		FC4		G5-4-3		4	0	1	0	0	0	1												
Ron Cey, R OBP: 0.375, SLG: 0.420	6-3		F9		FC4			K		4	0	0	0	0	1	1												
Bill Russell, R OBP: 0.324, SLG: 0.378	6-3			BB	L4-3			6-3		4	0	1	0	0	0	1												
Al Downing, R OBP: 0.187, SLG: 0.175			SH4-3	2B	2B				F9	3	1	1	0	1	1	0												
Jim Brewer, L OBP: 0.400, SLG: 0.400			2B	BB			K			0	0	0	0	0	0	0												
<b>Inning Stats</b>	R: 1 E: 1 K: 0 S: 4	H: 1 LOB: 1 BB: 1 P: 8	R: 0 E: 0 K: 0 S: 3	H: 0 LOB: 0 BB: 0 P: 3	R: 2 E: 0 K: 1 S: 8	H: 3 LOB: 1 BB: 0 P: 8	R: 0 E: 0 K: 1 S: 6	H: 1 LOB: 2 BB: 1 P: 10	R: 0 E: 0 K: 0 S: 4	H: 1 LOB: 1 BB: 0 P: 4	R: 0 E: 0 K: 0 S: 3	H: 0 LOB: 1 BB: 1 P: 9	R: 0 E: 0 K: 0 S: 2	H: 0 LOB: 0 BB: 1 P: 6	R: 0 E: 0 K: 1 S: 5	H: 0 LOB: 0 BB: 0 P: 5	1B: 5 2B: 3 3B: 0 HR: 0	SF: 1 SAC: 1 DP: 2 HBP: 0	WP: 0 PA: 36 PB: 0 SB: 1 CS: 0									
<b>PITCHER</b>	IP	WLS	BF	H	R	ER	SO	BB	IBB	HBP	BLK	WP	HR	S	P	ERA	WHIP											
Alan Foster, R ERA: 3.28	(1, 1)	6.0	L	26	7	3	2	2	2	0	0	0	0	0	28	36	3.00	1.500										
Al Hrabosky, L ERA: 2.5	(7, 1)	2.0		7	0	0	0	1	2	0	0	0	0	0	7	15	0.00	1.000										
Diego Segui, R ERA: 2.7	(9, 1)	1.0		3	0	0	0	1	0	0	0	0	0	5	5	0.00	0.000											

Los Angeles Dodgers @ St. Louis Cardinals  
 Busch Stadium, St. Louis, MO  
 Thu Jul 19 1973, 7:05 PM CDT  
 Att: 19,026 - Unknown

AB	30
R	3
H	7
RBI	3
BB	4
SO	4
LOB	11



Batter	1	2	3	4	5	6	7	8	9	AB	R	H	RBI	BB	SO	LOB	BOTTOM											
Lou Brock, L OBP: 0.358, SLG: 0.375	WP		K			F7		F7		4	1	1	0	0	1	1												
Ted Sizemore, R OBP: 0.384, SLG: 0.331	G6-4-3		F7			6-3		6-3		3	0	1	0	1	0	0												
Joe Torre, R OBP: 0.392, SLG: 0.420	G6-4-3			K		6-3		K		4	0	0	1	0	2	2												
Ted Simmons, S OBP: 0.351, SLG: 0.418	4-3			4-3		6-3		BB		4	0	1	0	0	0	1												
Luis Melendez, R OBP: 0.325, SLG: 0.323		G6-4-3		1-3				5-3		2	0	0	0	2	0	0												
Ken Reitz, R OBP: 0.299, SLG: 0.352	G6-4-3					F3		F9		3	0	0	0	1	0	1												
Bernie Carbo, L OBP: 0.365, SLG: 0.331					P6			F7		3	0	0	0	1	0	3												
Mike Tyson, R OBP: 0.279, SLG: 0.305			K		F7			F9		3	0	0	0	0	1	1												
Alan Foster, R OBP: 0.212, SLG: 0.212	(1, 1)	8.2		1-3				4-3		1	0	0	0	0	0	0												
Bill Stein, R OBP: 0.317, SLG: 0.264	(6, PH)					2B				0	1	0	0	1	0	0												
Al Hrabosky, R OBP: 0.315, SLG: 0.347	(7, 1)									0	0	0	0	0	0	0												
Tim McCarver, L OBP: 0.315, SLG: 0.347	(8, PH)									1	0	0	0	0	0	0												
Diego Segui, R ERA: 1.66	(9, 1)	0.1	S	2	0	0	0	0	1	0	0	0	0	0	0	0												
<b>Inning Stats</b>	R: 1 E: 0 K: 0 S: 3	H: 1 LOB: 0 BB: 1 P: 7	R: 0 E: 0 K: 1 S: 4	H: 0 LOB: 2 BB: 2 P: 12	R: 0 E: 0 K: 1 S: 5	H: 0 LOB: 0 BB: 0 P: 5	R: 0 E: 0 K: 1 S: 5	H: 0 LOB: 0 BB: 0 P: 5	R: 0 E: 0 K: 0 S: 3	H: 0 LOB: 0 BB: 0 P: 3	R: 0 E: 0 K: 0 S: 3	H: 0 LOB: 0 BB: 0 P: 3	R: 0 E: 0 K: 1 S: 6	H: 1 LOB: 3 BB: 2 P: 14	R: 0 E: 0 K: 1 S: 6	H: 0 LOB: 0 BB: 0 P: 5	1B: 2 2B: 1 3B: 0 HR: 0	SF: 0 SAC: 0 DP: 2 HBP: 0	WP: 1 PA: 34 PB: 0 SB: 1 CS: 0									
<b>PITCHER</b>	IP	WLS	BF	H	R	ER	SO	BB	IBB	HBP	BLK	WP	HR	S	P	ERA	WHIP											
Al Downing, L ERA: 3.15	(1, 1)	8.2	W	32	3	2	2	4	5	0	0	0	0	1	35	55	2.08	0.923										
Jim Brewer, L ERA: 1.66	(9, 1)	0.1	S	2	0	0	0	0	1	0	0	0	0	1	5	0.00	3.000											

Los Angeles Dodgers @ St. Louis Cardinals  
 Busch Stadium, St. Louis, MO  
 Thu Jul 19 1973, 7:05 PM CDT  
 Att: 19,026 - Unknown

AB	28
R	2
H	3
RBI	1
BB	6
SO	4
LOB	9





Batter	1	2	3	4	5	6	7	8	9	10	11	12	13	14	15	AB	R	H	RBI	BB	SO	LOB	TOP																		
Davey Lopes, R OBP: 0.367, SLG: 0.357 (1.4)	4-3 FC3-2 2B	PO 1B			6-3		FC6-4 CS 1-2			1-3 1B		FC1-5 4-3 2-3		F7		7	0	2	0	0	0	2																			
Bill Buckner, L OBP: 0.300, SLG: 0.342 (1.7)	4-3 2-3	PO 1-2	4-3		4-3		CS 1-2	F7 1B				4-3 1-2		1B 3		7	0	2	0	0	0	2																			
Willie Davis, L OBP: 0.337, SLG: 0.485 (1.8)	FC3-2 WP HR		3-1				F8		1B 1B	F5 1B			IBB	P4		6	1	1	0	1	0	3																			
Joe Ferguson, R OBP: 0.401, SLG: 0.493 (1.2)	HR		K				1B 1B		1-3 1B	5-3					K	7	1	3	2	0	3	3																			
Willie Crawford, L OBP: 0.454, SLG: 0.452 (1.9)	S 1B				6-3			K							2B 1B	7	2	3	0	0	2	2																			
Steve Garvey, R OBP: 0.340, SLG: 0.455 (1.3)	1B				6-3		P6	F4						1B		7	0	3	2	0	1	4																			
Ron Cey, R OBP: 0.371, SLG: 0.414 (1.5)	1-3				E6		F7		4-3						5-3	7	0	1	0	0	1	5																			
Bill Russell, R OBP: 0.324, SLG: 0.375 (1.6)			6-3		FC1-4-6 1-2		FC6-4 1B	F9			F8				IBB	6	0	1	0	1	1	3																			
Claude Osteen, L OBP: 0.182, SLG: 0.170 (1.1)																3	0	0	0	0	0	1																			
Pete Richert, L OBP: 0.200, SLG: 0.200 (8.1)	F9															1	0	0	0	0	1	0																			
Jim Brewer, L OBP: 0.400, SLG: 0.400 (11.1)																0	0	0	0	0	0	0																			
Van Joshua, L OBP: 0.292, SLG: 0.291 (12. PH)																1	0	1	0	0	0	0																			
Doug Rau, L OBP: 0.143, SLG: 0.143 (12.1)																2	0	0	0	0	0	2																			
<b>Inning Stats</b>	R: 3 E: 0 K: 0 S: 7	H: 4 LOB: 1 BB: 0 P: 7	R: 0 E: 0 K: 0 S: 3	H: 1 LOB: 0 BB: 0 P: 3	R: 0 E: 0 K: 1 S: 5	H: 0 LOB: 0 BB: 0 P: 5	R: 0 E: 1 K: 0 S: 4	H: 0 LOB: 1 BB: 0 P: 4	R: 0 E: 0 K: 0 S: 3	H: 0 LOB: 0 BB: 0 P: 3	R: 0 E: 0 K: 0 S: 7	H: 2 LOB: 2 BB: 0 P: 5	R: 0 E: 0 K: 2 S: 8	H: 1 LOB: 1 BB: 0 P: 8	R: 0 E: 0 K: 1 S: 6	H: 1 LOB: 2 BB: 1 P: 10	R: 0 E: 0 K: 2 S: 8	H: 1 LOB: 1 BB: 0 P: 8	R: 0 E: 0 K: 1 S: 4	H: 1 LOB: 1 BB: 0 P: 4	R: 1 E: 0 K: 1 S: 7	H: 2 LOB: 2 BB: 1 P: 11	1B: 13 2B: 3 3B: 0 HR: 1	SF: 0 SAC: 0 DP: 0 HBP: 0	WP: 1 PB: 0 SH: 1 CS: 1	PA: 65															
<b>PITCHER</b>																							<b>PITCHER</b>	IP	WLS	BF	H	R	ER	SO	BB	IBB	HBP	BLK	WP	HR	S	P	30	ERA	WHIP
Tom Murphy, R ERA: 2.7 (1.1)	7.0	28	8	2	0	0	2	0	0	0	0	0	0	0	0	0	12	12	0.00	1.000																					
Diego Segui, R ERA: 2.6 (8.1)	2.0	8	2	0	0	2	0	0	0	0	0	0	0	0	0	0	18	22	0.00	1.000																					
Orlando Pena, R ERA: 3.55 (10.1)	3.0	13	3	0	0	3	0	1	0	0	0	0	0	0	0	0	18	22	0.00	1.000																					
Al Hrabosky, L ERA: 2.25 (13.1)	2.0	8	2	0	0	2	0	0	0	0	0	0	0	0	0	0	12	12	0.00	1.000																					
Wayne Granger, R ERA: 3.92 (15.1)	1.0	L	6	2	1	1	1	0	1	0	0	0	0	0	0	0	7	11	9.00	2.000																					

Los Angeles Dodgers @ St. Louis Cardinals  
 Busch Stadium, St. Louis, MO  
 Fri Jul 20 1973, 7:05 PM CDT  
 Att: 24,434 - Unknown

AB 61  
 R 4  
 H 17  
 RBI 4  
 BB 2  
 SO 9  
 LOB 27



Batter	1	2	3	4	5	6	7	8	9	10	11	12	13	14	15	AB	R	H	RBI	BB	SO	LOB	BOTTOM																		
Lou Brock, L OBP: 0.354, SLG: 0.370 (1.7)	E S SF7 1B		1-3		F7		F7			1-3		4-3			F7	7	1	1	0	0	0	1																			
Ted Sizemore, R OBP: 0.375, SLG: 0.323 (1.4)	SF7 1H				F7		F8			L6		P4			5-3	6	0	0	1	0	0	0																			
Joe Torre, R OBP: 0.393, SLG: 0.417 (1.3)	5-3				F7		G6-3 1B			L8				6-3		5	0	1	0	2	0	0																			
Ted Simmons, S OBP: 0.350, SLG: 0.416 (1.2)	6-3				P6		G6-3 1-2					F7 SH3 1B		G4-6-3 1B		7	0	3	0	0	0	2																			
Luis Melendez, R OBP: 0.322, SLG: 0.320 (1.8)					4-3		5-3			F9		SH3		G4-6-3 1-2		5	0	1	0	0	0	3																			
Ken Reitz, R OBP: 0.257, SLG: 0.345 (1.5)		G5-4-3 1B			E5 HR		F7			F2					P4	5	1	0	0	1	0	1																			
Bernie Carbo, L OBP: 0.370, SLG: 0.362 (1.9)		4-3			4-3		1B HR			F7		F7			FC6-4 1B	6	1	3	2	0	0	2																			
Mike Tyson, R OBP: 0.284, SLG: 0.309 (1.6)					F8		SH2-4 1B					F8			FC6-4 1-2	6	0	3	0	0	0	3																			
<b>Inning Stats</b>	R: 1 E: 0 K: 0 S: 4	H: 1 LOB: 0 BB: 0 P: 4	R: 0 E: 0 K: 0 S: 3	H: 1 LOB: 0 BB: 0 P: 3	R: 0 E: 0 K: 0 S: 3	H: 0 LOB: 0 BB: 0 P: 3	R: 0 E: 0 K: 0 S: 3	H: 0 LOB: 0 BB: 0 P: 3	R: 2 E: 1 K: 0 S: 6	H: 2 LOB: 1 BB: 0 P: 6	R: 0 E: 0 K: 0 S: 3	H: 1 LOB: 0 BB: 0 P: 3	R: 0 E: 0 K: 1 S: 6	H: 1 LOB: 1 BB: 0 P: 6	R: 0 E: 0 K: 0 S: 3	H: 1 LOB: 2 BB: 1 P: 8	R: 0 E: 0 K: 0 S: 4	H: 1 LOB: 0 BB: 0 P: 3	R: 0 E: 0 K: 0 S: 3	H: 1 LOB: 0 BB: 0 P: 3	R: 0 E: 0 K: 0 S: 4	H: 1 LOB: 1 BB: 0 P: 4	R: 0 E: 0 K: 0 S: 3	H: 0 LOB: 1 BB: 1 P: 7	1B: 11 2B: 0 3B: 0 HR: 1	SF: 1 SAC: 2 DP: 3 HBP: 0	WP: 0 PB: 0 SH: 0 CS: 0	PA: 58													
<b>PITCHER</b>																							<b>PITCHER</b>	IP	WLS	BF	H	R	ER	SO	BB	IBB	HBP	BLK	WP	HR	S	P	27	ERA	WHIP
Claude Osteen, L ERA: 3.03 (1.1)	7.0	27	7	3	0	0	1	1	1	0	0	0	0	0	0	16	24	0.00	1.091																						
Pete Richert, L ERA: 2.0 (8.1)	3.2	16	3	0	0	1	1	1	1	0	0	0	0	0	1	1	0.00	0.000																							
Jim Brewer, L ERA: 1.66 (11.1)	0.1	1	0	0	0	0	0	0	0	0	0	0	0	0	1	1	0.00	0.000																							
Doug Rau, L ERA: 4.17 (12.1)	4.0	W	14	2	0	0	0	1	0	0	0	0	0	0	0	13	17	0.00	0.750																						

Los Angeles Dodgers @ St. Louis Cardinals  
 Busch Stadium, St. Louis, MO  
 Fri Jul 20 1973, 7:05 PM CDT  
 Att: 24,434 - Unknown

AB 52  
 R 3  
 H 12  
 RBI 3  
 BB 3  
 SO 16






Batter	1	2	3	4	5	6	7	8	9	AB	R	H	RBI	BB	SO	LOB	TOP			
Davey Lopes, R OBP: 0.369, SLG: 0.356 (1.4)	0-0 4-3		0-3 K			0-0 7-6-3 1B		4-0 G6-4-3 BB	3 0 1 0 1 1 0								<b>Los Angeles Dodgers @ St. Louis Cardinals</b> Busch Stadium, St. Louis, MO Sat Jul 21 1973, 7:05 PM CDT Att: 39,340 - Unknown <a href="http://livebaseballscorecards.com">livebaseballscorecards.com</a>			
Bill Buckner, L OBP: 0.296, SLG: 0.339 (1.7)	0-0 E3		0-0 L6			0-0 SF8		0-0 G6-4-3 1-2f	3 0 0 1 0 0 1											
Willie Davis, L OBP: 0.336, SLG: 0.485 (1.8)	0-0 G3			0-0 1-4-3		0-0 7-6-3 1-2f		0-0 2B	4 0 1 0 0 0 2											
Joe Ferguson, R OBP: 0.396, SLG: 0.486 (1.2)	0-0 F4			0-3 K			0-3 K		0-0 5-3	4 0 0 0 0 2 2										
Willie Crawford, L OBP: 0.403, SLG: 0.451 (1.9)		0-0 F9 1B		0-0 F7			0-0 F7			3 0 1 0 0 0 0										
Steve Garvey, R OBP: 0.333, SLG: 0.446 Charlie Hough, R OBP: 0.222, SLG: 0.222 (1.3)		0-0 F9 1-2			0-0 6-3		0-3 K			3 0 0 0 0 1 1										
Ron Cey, R OBP: 0.371, SLG: 0.413 (1.5)						0-3 K		0-3 K	3 0 1 0 0 2 0											
Bill Russell, R OBP: 0.321, SLG: 0.372 Lee Lacy, R OBP: 0.314, SLG: 0.220 (1.6)						0-0 L4		0-0 1-3	3 0 0 0 0 0 1											
Don Sutton, R OBP: 0.145, SLG: 0.088 Von Joshua, L OBP: 0.289, SLG: 0.288 George Culver, R (1.1)						0-0 F8		0-3 K	2 1 1 0 0 0 0											
						1B SF8 1B			1 0 0 0 0 1 0											
<b>Inning Stats</b>	R: 0 E: 1 K: 0 S: 4	H: 0 LOB: 1 BB: 0 P: 4	R: 0 E: 0 K: 0 S: 4	H: 2 LOB: 1 BB: 0 P: 4	R: 0 E: 0 K: 1 S: 5	H: 0 LOB: 0 BB: 0 P: 5	R: 0 E: 0 K: 1 S: 5	H: 0 LOB: 0 BB: 0 P: 5	R: 1 E: 0 K: 0 S: 4	H: 2 LOB: 0 BB: 0 P: 4	R: 0 E: 0 K: 2 S: 7	H: 0 LOB: 0 BB: 0 P: 7	R: 0 E: 0 K: 2 S: 7	H: 0 LOB: 0 BB: 0 P: 7	R: 0 E: 0 K: 0 S: 3	H: 1 LOB: 1 BB: 1 P: 7	1B: 4 2B: 2 3B: 0 HR: 0	SF: 1 SAC: 0 DP: 2 HBP: 0	WP: 0 PB: 0 SB: 0 CS: 0	PA: 31
<b>PITCHER</b> Bob Gibson, R ERA: 2.96 (1.1)	IP: 9.0 WLS: W BF: 31 H: 5 R: 1 ER: 1 SO: 7 BB: 1 IBB: 0 HBP: 0 BLK: 0 WP: 0 HR: 0 S: 44 P: 48 ERA: 1.00 WHIP: 0.667															<b>PITCHER</b> IP: WLS: BF: H: R: ER: SO: BB: IBB: HBP: BLK: WP: HR: S: P: ERA: WHIP:				




Batter	1	2	3	4	5	6	7	8	9	AB	R	H	RBI	BB	SO	LOB	BOTTOM
Lou Brock, L OBP: 0.355, SLG: 0.373 Jim Dwyer, L OBP: 0.211, SLG: 0.250 (1.7)	0-0 F7					0-0 4-3		4-0 2B WP BB	3 1 1 0 1 0 0								<b>Los Angeles Dodgers @ St. Louis Cardinals</b> Busch Stadium, St. Louis, MO Sat Jul 21 1973, 7:05 PM CDT Att: 39,340 - Unknown <a href="http://livebaseballscorecards.com">livebaseballscorecards.com</a>
Ted Sizemore, R OBP: 0.374, SLG: 0.322 (1.4)	0-0 S HR 1B		0-0 L6			0-0 5-3		0-0 P4	4 1 1 0 0 0 3								
Tim McCarver, L OBP: 0.312, SLG: 0.348 Ken Reitz, R OBP: 0.257, SLG: 0.345 (1.3)			0-0 5-3			0-0 1-5-3		0-0 WP 1-3 2-H 2B	4 0 1 1 0 1 2								
Joe Torre, R OBP: 0.397, SLG: 0.429 (1.5)					0-0 6-3			0-0 2B 1B BB	3 2 2 2 1 0 0								
Ted Simmons, S OBP: 0.351, SLG: 0.415 (1.2)		0-0 L5			0-0 L6			0-0 4-3	3 1 0 0 0 0 2								
Bernie Carbo, L OBP: 0.373, SLG: 0.357 (1.9)			0-0 F9			0-0 P4		4-0 2B 1B BB	2 1 0 0 2 0 0								
Jose Cruz, L OBP: 0.317, SLG: 0.392 (1.8)		0-0 P4			0-3 K			0-0 FC4-6 FC5-4	4 1 1 2 0 1 1								
Mike Tyson, R OBP: 0.284, SLG: 0.308 (1.6)			0-0 6-3			0-3 K		0-0 FC1-6 1B	4 0 1 2 0 1 1								
Bob Gibson, R OBP: 0.207, SLG: 0.222 (1.1)			0-0 F7			0-3 K		0-0 FC1-6 2B	4 1 0 0 0 1 2								
								1-2f 2B	1B: 3 2B: 3 3B: 0 HR: 1	SF: 0 SAC: 0 DP: 0 HBP: 1	WP: 1 PB: 1 SB: 1 CS: 0	PA: 36					
<b>Inning Stats</b>	R: 2 E: 0 K: 1 S: 7	H: 2 LOB: 0 BB: 0 P: 7	R: 0 E: 0 K: 0 S: 3	H: 0 LOB: 0 BB: 0 P: 3	R: 0 E: 0 K: 0 S: 4	H: 1 LOB: 1 BB: 0 P: 4	R: 0 E: 0 K: 0 S: 3	H: 0 LOB: 0 BB: 0 P: 3	R: 0 E: 0 K: 3 S: 9	H: 0 LOB: 0 BB: 0 P: 9	R: 6 E: 0 K: 0 S: 7	H: 4 LOB: 2 BB: 3 P: 20	R: 0 E: 0 K: 0 S: 3	H: 0 LOB: 1 BB: 1 P: 7	1B: 3 2B: 3 3B: 0 HR: 1	SF: 0 SAC: 0 DP: 0 HBP: 1	
<b>PITCHER</b> Don Sutton, R ERA: 2.39 George Culver, R ERA: 3.05 Charlie Hough, R ERA: 3.28 (1.1)	IP: 6.0 WLS: L BF: 25 H: 5 R: 6 ER: 6 SO: 4 BB: 1 IBB: 0 HBP: 1 BLK: 0 WP: 1 HR: 1 S: 31 P: 36 ERA: 9.00 WHIP: 1.000															<b>PITCHER</b> IP: WLS: BF: H: R: ER: SO: BB: IBB: HBP: BLK: WP: HR: S: P: ERA: WHIP:	





Batter	1	2	3	4	5	6	7	8	9	AB	R	H	RBI	BB	SO	LOB	TOP										
Davey Lopes, R OBP: 0.372, SLG: 0.358 (1, 4)	0-0 6-3	0-3 K			0-0 FC1-2 1B	4-0 BB		0-0 E 1B		4	1	2	0	1	1	1	<b>Los Angeles Dodgers @ St. Louis Cardinals</b> Busch Stadium, St. Louis, MO Sun Jul 22 1973, 3:33 AM CDT Att: 41,879 - Unknown  <b>AB 36</b> <b>R 4</b> <b>H 8</b> <b>RBI 2</b> <b>BB 7</b> <b>SO 10</b> <b>LOB 19</b> 										
Bill Buckner, L OBP: 0.295, SLG: 0.336 Manny Mota, R OBP: 0.402, SLG: 0.404 Jim Brewer, L OBP: 0.400, SLG: 0.400 Tommy John, R OBP: 0.163, SLG: 0.167 (1, 7)	0-0 E3		0-3 K		0-0 L4	0-0 F7		0-0 E7 1B		4	1	0	0	0	1	3											
Willie Davis, L OBP: 0.339, SLG: 0.484 (1, 8)	0-0 E9 1-H		0-0 5-3		4-0 FC1-2 IBB		0-0 P3	4-0 IBB		3	0	1	0	2	0	0											
Joe Ferguson, R OBP: 0.393, SLG: 0.480 (1, 2)	0-3 K		0-0 F8		0-0 FC1-5-2		0-0 1B	0-0 F9		5	0	1	0	0	1	5											
Willie Crawford, L OBP: 0.407, SLG: 0.451 Ron Cey, R OBP: 0.370, SLG: 0.412 (1, 9)	4-0 BB			0-0 FC6-4 1B	4-0 IBB		0-0 P6		0-3 K	2	0	1	0	2	0	1											
Steve Garvey, R OBP: 0.323, SLG: 0.432 (1, 3)	0-3 K			0-0 FC6-4 2B	0-3 K		0-3 K	0-0 F9		5	1	0	0	0	3	7											
Ken McMullen, R OBP: 0.302, SLG: 0.510 (1, 5)		0-3 K		0-0 1-H 2B		0-0 F3		0-0 5-3	0-0 6-3	5	0	1	1	0	1	0											
Bill Russell, R OBP: 0.318, SLG: 0.368 (1, 6)		0-3 K		0-0 P6		0-0 F6		0-0 5-3		4	0	0	0	0	1	1											
Andy Messersmith, R OBP: 0.258, SLG: 0.254 Tom Paciorek, R OBP: 0.271, SLG: 0.300 (1, 1)			0-0 K		0-3 K		4-0 BB	4-0 1B BB		2	0	1	0	1	1	1											
Inning Stats	R: 1 E: 2 K: 2 S: 9	H: 1 LOB: 2 BB: 1 P: 13	R: 0 E: 0 K: 3 S: 10	H: 1 LOB: 1 BB: 0 P: 10	R: 0 E: 0 K: 1 S: 5	H: 0 LOB: 0 BB: 0 P: 5	R: 1 E: 0 K: 1 S: 7	H: 2 LOB: 1 BB: 2 P: 7	R: 0 E: 1 K: 0 S: 6	H: 0 LOB: 2 BB: 2 P: 11	R: 0 E: 0 K: 1 S: 6	H: 1 LOB: 1 BB: 0 P: 6	R: 2 E: 1 K: 0 S: 5	H: 2 LOB: 2 BB: 2 P: 13	R: 0 E: 0 K: 1 S: 5	H: 0 LOB: 0 BB: 0 P: 5		1B: 7 2B: 1 3B: 0 HR: 0	SF: 0 SAC: 0 DP: 0 HBP: 0	WP: 0 PB: 0 SB: 0 CS: 0	PA: 43						
PITCHER	IP	WLS	BF	H	R	ER	SO	BB	IBB	HBP	BLK	WP	HR	S	P	ERA	WHIP										
Reggie Cleveland, R ERA: 3.15 Rich Folkers, L ERA: 1.99 Diego Segui, R ERA: 2.58 Al Hrabosky, L ERA: 2.14 (1, 1)	6.0		29	5	2	1	8	3	2	0	0	0	0	40	60	1.50	1.333										
(7, 1)	1.2		8	2	2	1	1	1	0	0	0	0	0	9	13	5.40	1.800										
(8, 1)	0.1	W	3	1	0	0	0	0	1	0	0	0	0	2	6	0.00	3.000										
(9, 1)	1.0	S	3	0	0	0	1	0	0	0	0	0	0	5	5	0.00	0.000										

Batter	1	2	3	4	5	6	7	8	9	AB	R	H	RBI	BB	SO	LOB	BOTTOM										
Lou Brock, L OBP: 0.354, SLG: 0.371 (1, 7)	0-0 3-1			0-3 K		0-0 E 1B		0-3 K		4	1	1	0	0	2	0	<b>Los Angeles Dodgers @ St. Louis Cardinals</b> Busch Stadium, St. Louis, MO Sun Jul 22 1973, 3:33 AM CDT Att: 41,879 - Unknown  <b>AB 33</b> <b>R 5</b> <b>H 9</b> <b>RBI 5</b> <b>BB 1</b> <b>SO 8</b> <b>LOB 10</b> 										
Ted Sizemore, R OBP: 0.375, SLG: 0.325 (1, 4)	0-3 K			0-0 P6		0-0 1-H 1B		0-0 FC5-4 1B		4	0	2	1	0	1	0											
Tim McCarver, L OBP: 0.312, SLG: 0.344 Rich Folkers, L OBP: 0.091, SLG: 0.091 Diego Segui, R OBP: 0.321, SLG: 0.318 Al Hrabosky, R (1, 3)	0-0 F7			0-0 F5		4-0 1B		0-0 FC5-4 2B E		2	0	0	0	0	1	0											
Joe Torre, R OBP: 0.395, SLG: 0.429 (7, 3)		0-3 K			0-0 4-3	0-0 F8		0-0 E 2B		4	1	1	0	0	1	2											
Ted Simmons, S OBP: 0.350, SLG: 0.413 (1, 2)		0-0 4-3			0-0 L3	0-0 L4		0-0 E8 2B 1B		4	1	1	2	0	0	2											
Bernie Carbo, L OBP: 0.383, SLG: 0.376 (1, 9)		0-3 K			0-0 2B 1B		0-0 6-3 G3 1B	0-0 2-H 2B		4	1	3	1	0	1	0											
Jose Cruz, L OBP: 0.316, SLG: 0.393 (1, 8)			0-0 F7		0-0 1-H 2B		0-0 G3	0-3 K		4	0	1	1	0	1	2											
Mike Tyson, R OBP: 0.280, SLG: 0.305 (1, 6)			0-3 K		0-0 4-3		0-0 6-3			3	0	0	0	0	1	2											
Reggie Cleveland, R OBP: 0.349, SLG: 0.375 Jim Dwyer, L OBP: 0.257, SLG: 0.246 Ken Reitz, R OBP: 0.256, SLG: 0.344 (1, 1)			0-3 K			0-0 F9		0-0 F8		1	0	0	0	0	1	0											
Inning Stats	R: 0 E: 0 K: 1 S: 5	H: 0 LOB: 0 BB: 0 P: 5	R: 0 E: 0 K: 2 S: 7	H: 0 LOB: 0 BB: 0 P: 7	R: 0 E: 0 K: 2 S: 7	H: 0 LOB: 0 BB: 0 P: 7	R: 1 E: 0 K: 0 S: 5	H: 2 LOB: 1 BB: 0 P: 5	R: 1 E: 1 K: 0 S: 5	H: 2 LOB: 2 BB: 1 P: 9	R: 0 E: 0 K: 0 S: 4	H: 1 LOB: 1 BB: 0 P: 4	R: 3 E: 1 K: 2 S: 11	H: 4 LOB: 1 BB: 0 P: 11	R: 0 E: 0 K: 2 S: 5	H: 0 LOB: 0 BB: 0 P: 5		1B: 6 2B: 3 3B: 0 HR: 0	SF: 0 SAC: 0 DP: 0 HBP: 0	WP: 0 PB: 0 SB: 0 CS: 0	PA: 34						
PITCHER	IP	WLS	BF	H	R	ER	SO	BB	IBB	HBP	BLK	WP	HR	S	P	ERA	WHIP										
Andy Messersmith, R ERA: 3.22 Jim Brewer, L ERA: 2.01 Tommy John, L ERA: 2.82 (1, 1)	7.0		27	5	2	2	6	1	0	0	0	0	0	38	42	2.57	0.857										
(8, 1)	0.2	L	6	4	3	2	1	0	0	0	0	0	0	8	8	27.00	6.000										
(8, 1)	0.1		1	0	0	0	1	0	0	0	0	0	0	3	3	0.00	0.000										







Batter	1	2	3	4	5	6	7	8	9	AB	R	H	RBI	BB	SO	LOB	TOP								
Wayne Garrett, L (1, 5) OBP: 0.343, SLG: 0.366	F2		1B		F8			3-1		4	0	1	0	0	0	1	<b>New York Mets @ St. Louis Cardinals</b> Busch Stadium, St. Louis, MO Thu Jul 26 1973, 7:05 PM CDT Att: 35,557 - Unknown								
Felix Milan, R (1, 4) OBP: 0.333, SLG: 0.370	F8		1B		4-3			1B		4	0	1	0	0	1	3									
Rusty Staub, L (1, 9) OBP: 0.352, SLG: 0.434	4-3		5-3		P4			F7		4	0	0	0	0	3										
Cleon Jones, R (1, 8) OBP: 0.322, SLG: 0.408		1B			F9			1B		3	1	2	0	1	0	0									
John Milner, L (1, 7) OBP: 0.324, SLG: 0.441		1B			F9			1B		4	0	2	0	0	1	1									
Ed Kranepool, L (1, 3) OBP: 0.314, SLG: 0.330		1B						1B		3	0	1	0	0	0	2									
Jim Beauchamp, R (9, PH) OBP: 0.340, SLG: 0.326		1B						1B		1	0	0	0	0	2										
Jerry Grote, R (1, 2) OBP: 0.230, SLG: 0.244		1B						1B		4	0	0	1	0	0	3									
Bud Harrelson, S (1, 6) OBP: 0.347, SLG: 0.286								1B		1	0	0	0	2	0	0									
Willie Mays, R (9, PH) OBP: 0.291, SLG: 0.348								1B		1	0	0	0	0	1	1									
Jerry Koosman, R (1, 1) OBP: 0.146, SLG: 0.149										0	0	0	0	0	0	0									
Ken Boswell, L (8, PH) OBP: 0.247, SLG: 0.329										1	0	0	0	0	0	0									
Harry Parker, R (8, 1) OBP: 0.118, SLG: 0.118										0	0	0	0	0	0	0									
<b>Inning Stats</b>	R: 0 E: 0 K: 0 S: 3	H: 0 LOB: 0 BB: 0 P: 3	R: 0 E: 0 K: 0 S: 4	H: 2 LOB: 1 BB: 0 P: 4	R: 0 E: 0 K: 1 S: 6	H: 1 LOB: 2 BB: 1 P: 10	R: 0 E: 0 K: 0 S: 3	H: 1 LOB: 1 BB: 1 P: 7	R: 0 E: 0 K: 0 S: 3	H: 0 LOB: 1 BB: 0 P: 7	R: 0 E: 0 K: 0 S: 5	H: 0 LOB: 0 BB: 0 P: 5	R: 0 E: 0 K: 0 S: 3	H: 0 LOB: 0 BB: 0 P: 3	R: 0 E: 0 K: 0 S: 4	H: 1 LOB: 1 BB: 0 P: 4	R: 1 E: 0 K: 1 S: 7	H: 2 LOB: 1 BB: 0 P: 7	1B: 7 2B: 1 3B: 0 HR: 0	SF: 0 SAC: 2 DP: 1 HBP: 0	WP: 0 PB: 0 SB: 0 CS: 0	PA: 35			
<b>PITCHER</b>	IP	WLS	BF	H	R	ER	SO	BB	IBB	HBP	BLK	WP	HR	S	P	ERA	WHIP								
Alan Foster, R (1, 1) ERA: 3.12	8.0	W	31	6	1	1	2	3	0	0	0	0	0	32	44	1.12	1.125								
Al Hrabosky, L (9, 1) ERA: 2.11	0.1		2	1	0	0	0	0	0	0	0	0	0	2	2	0.00	3.000								
Diego Segui, R (9, 1) ERA: 2.55	0.2	S	2	0	0	0	1	0	0	0	0	0	0	4	4	0.00	0.000								

Batter	1	2	3	4	5	6	7	8	9	AB	R	H	RBI	BB	SO	LOB	BOTTOM								
Lou Brock, L (1, 7) OBP: 0.350, SLG: 0.364	F7		F7		4-3			K		4	0	0	0	0	1	0	<b>New York Mets @ St. Louis Cardinals</b> Busch Stadium, St. Louis, MO Thu Jul 26 1973, 7:05 PM CDT Att: 35,557 - Unknown								
Ted Sizemore, R (1, 4) OBP: 0.372, SLG: 0.323	6-3		F7					6-3		4	0	0	0	0	0	0									
Joe Torre, R (1, 3) OBP: 0.399, SLG: 0.440	K		BB					HR		3	1	1	1	1	1	0									
Ted Simmons, S (1, 2) OBP: 0.350, SLG: 0.412		K			P6			4-3		4	0	0	0	0	2	2									
Luis Melendez, R (1, 8) OBP: 0.320, SLG: 0.317		1B			K			4-3		3	1	1	0	0	1	1									
Ken Reitz, R (1, 5) OBP: 0.270, SLG: 0.359		1B			F7			HBP		2	0	1	0	0	0	1									
Bernie Carbo, L (1, 9) OBP: 0.388, SLG: 0.393		2B			G6-3			F6		3	0	1	1	0	0	2									
Mike Tyson, R (1, 6) OBP: 0.290, SLG: 0.304		BB			F8			5-3		2	0	0	0	1	0	1									
Alan Foster, R (1, 1) ERA: 3.31								6-3		3	0	0	0	0	2	3									
Al Hrabosky, R (9, 1) ERA: 3.75										0	0	0	0	0	0	0									
Diego Segui, R (9, 1)										0	0	0	0	0	0	0									
<b>Inning Stats</b>	R: 0 E: 0 K: 1 S: 5	H: 0 LOB: 0 BB: 0 P: 5	R: 1 E: 0 K: 2 S: 9	H: 3 LOB: 2 BB: 1 P: 13	R: 0 E: 0 K: 0 S: 3	H: 0 LOB: 0 BB: 1 P: 7	R: 0 E: 0 K: 1 S: 5	H: 0 LOB: 0 BB: 0 P: 5	R: 0 E: 0 K: 1 S: 6	H: 0 LOB: 1 BB: 0 P: 6	R: 0 E: 1 K: 1 S: 3	H: 0 LOB: 1 BB: 0 P: 4	R: 0 E: 0 K: 0 S: 6	H: 0 LOB: 0 BB: 0 P: 6	R: 1 E: 0 K: 1 S: 6	H: 1 LOB: 0 BB: 0 P: 6	1B: 2 2B: 1 3B: 0 HR: 1	SF: 0 SAC: 0 DP: 1 HBP: 1	WP: 0 PB: 0 SB: 0 CS: 0	PA: 31					
<b>PITCHER</b>	IP	WLS	BF	H	R	ER	SO	BB	IBB	HBP	BLK	WP	HR	S	P	ERA	WHIP								
Jerry Koosman, L (1, 1) ERA: 3.31	7.0	L	27	3	1	1	0	2	0	1	0	0	0	36	45	1.29	0.714								
Harry Parker, R (8, 1) ERA: 3.75	1.0		4	1	1	1	1	0	0	0	0	0	1	6	6	9.00	1.000								



Batter	1	2	3	4	5	6	7	8	9	AB	R	H	RBI	BB	SO	LOB	TOP						
Wayne Garrett, L (1,5) X OBP: 0.339, SLG: 0.361	0-0 4-3			0-0 F7		0-0 F7		0-0 4-3		4	0	0	0	0	0	0	<b>New York Mets @ St. Louis Cardinals</b> Busch Stadium, St. Louis, MO Fri Jul 27 1973, 7:05 PM CDT Att: 26,379 - Unknown  <b>AB 32</b> <b>R 2</b> <b>H 8</b> <b>RBI 2</b> <b>BB 0</b> <b>SO 3</b> <b>LOB 7</b>						
Felix Milten, R (1,4) X OBP: 0.335, SLG: 0.372	0-0 6-3			0-0 FC6-4 1B		0-0 2B 1B		0-0 5-3		4	1	2	0	0	0								
Rusty Staub, L (1,9) X OBP: 0.353, SLG: 0.440	0-0 3-1			0-0 F6		0-0 1-H 2B			0-0 L4-6 2B	4	0	2	1	0	0	1							
Cleon Jones, R (1,8)		0-3 K		0-0 FC6-4 1-2		0-0 P3			0-0 L4-6 2-3	4	0	0	0	0	1	3							
John Milner, L (1,7)	0-0 4-3				0-0 HR				0-0 G6-3 1B	4	1	2	1	0	0	0							
Ed Kranepool, L (1,3)	0-0 4-3				0-0 4-3				0-0 1-2 G6-3	3	0	0	0	0	0	1							
Jerry Grote, R (1,2)			0-0 6-3		0-0 6-3				0-0 FC6-4 1B	3	0	1	0	0	0	0							
Bud Harrelson, S (1,6)			0-0 G4-3-6 1B		0-0 4-3				0-0 FC6-4 1-2	3	0	1	0	0	0	1							
Tom Seaver, R (1,1) X OBP: 0.213, SLG: 0.211			0-0 G4-3-6 1-2			0-3 K		0-3 K		3	0	0	0	0	2	1							
<b>Inning Stats</b>	R: 0 E: 0 K: 0 S: 3	H: 0 LOB: 0 BB: 0 P: 3	R: 0 E: 0 K: 1 S: 5	H: 0 LOB: 0 BB: 0 P: 5	R: 0 E: 0 K: 0 S: 3	H: 1 LOB: 0 BB: 0 P: 3	R: 0 E: 0 K: 0 S: 4	H: 1 LOB: 1 BB: 0 P: 4	R: 1 E: 0 K: 0 S: 4	H: 1 LOB: 0 BB: 0 P: 4	R: 1 E: 0 K: 1 S: 7	H: 2 LOB: 1 BB: 0 P: 7	R: 0 E: 0 K: 0 S: 4	H: 2 LOB: 1 BB: 0 P: 4	R: 0 E: 0 K: 1 S: 5	H: 0 LOB: 0 BB: 0 P: 5	R: 0 E: 0 K: 0 S: 3	H: 1 LOB: 0 BB: 0 P: 3	1B: 5 2B: 3 3B: 0 HR: 1	SF: 0 SAC: 0 DP: 3 HBP: 0	WP: 0 PB: 0 SB: 0 CS: 0	PA: 32	
<b>PITCHER</b> Rick Wise, R (1,1) ERA: 3.04	IP: 9.0 WLS: L BF: 32 H: 8 R: 2 ER: 2 SO: 3 BB: 0 IBB: 0 HBP: 0 BLK: 0 WP: 0 HR: 1 S: 38 P: 38 ERA: 2.00 WHIP: 0.889											<b>PITCHER</b>	IP: 9.0 WLS: W BF: 36 H: 9 R: 1 ER: 1 SO: 8 BB: 2 IBB: 0 HBP: 0 BLK: 0 WP: 0 HR: 0 S: 50 P: 58 ERA: 1.00 WHIP: 1.222										

Batter	1	2	3	4	5	6	7	8	9	AB	R	H	RBI	BB	SO	LOB	BOTTOM						
Lou Brock, L (1,7) X OBP: 0.354, SLG: 0.371	0-0 1B G6-3 1B		0-0 4-3 2B		0-0 1-2 1B		0-0 F7			4	1	3	0	0	0	1	<b>New York Mets @ St. Louis Cardinals</b> Busch Stadium, St. Louis, MO Fri Jul 27 1973, 7:05 PM CDT Att: 26,379 - Unknown  <b>AB 33</b> <b>R 1</b> <b>H 9</b> <b>RBI 0</b> <b>BB 2</b> <b>SO 8</b> <b>LOB 18</b>						
Ted Sizemore, R (1,4) X OBP: 0.371, SLG: 0.322	0-0 G6-3 1B		0-0 4-3 2-3		0-0 F9		0-3 K			4	0	1	0	0	1	4							
Joe Torre, R (1,3) X OBP: 0.395, SLG: 0.435	0-0 G6-3 1-2 3-H		0-3 K		0-3 K			0-3 K		4	0	0	0	0	3	4							
Ted Simmons, S (1,2) X OBP: 0.350, SLG: 0.413	0-0 F8			0-0 2B		0-0 G3		0-0 F8		4	0	1	0	0	0	0							
Bernie Carbo, L (1,9) X OBP: 0.397, SLG: 0.406 (8, PR)		4-0 FC6-4 BB		0-3 K		0-0 1B		0-0 2B		3	0	2	0	1	1	1							
Bake McBride, L (8, PR) (9, 8) X OBP: 0.500, SLG: 0.500		0-0 FC6-4		0-3 K		0-0 F7		0-3 K		0	0	0	0	0	0	0							
Luis Melendez, R (1,8) X OBP: 0.316, SLG: 0.313 (8, PH)		0-0 FC6-4		0-3 K		0-0 F7		0-3 K		3	0	0	0	0	1	3							
Tim McCarver, L (8, PH) (9, 9) X OBP: 0.314, SLG: 0.357		0-0 CS		0-0 4-3		0-0 F7				1	0	0	0	0	1	1							
Bill Stein, R (9, 9) X OBP: 0.311, SLG: 0.259		0-0 1-2			0-0 4-3		0-0 F7			0	0	0	0	0	0	0							
Ken Reitz, R (1,5) X OBP: 0.270, SLG: 0.361	0-0 1-2 2B			0-0 4-3		0-0 F7			0-0 P6	4	0	1	0	0	0	2							
Mike Tyson, R (1,6) X OBP: 0.293, SLG: 0.304	0-0 6-3				4-0 1B BB		0-0 SH1-4 1B		0-0 F9	3	0	1	0	1	0	1							
Rick Wise, R (1,1) X OBP: 0.224, SLG: 0.226 (9, PH)			0-0 F8		0-0 P2		0-0 SH1-4		0-3 K	2	0	0	0	0	0	1							
Jose Cruz, L (9, PH) X OBP: 0.315, SLG: 0.390						0-0 1-2				1	0	0	0	0	1	0							
<b>Inning Stats</b>	R: 1 E: 0 K: 0 S: 4	H: 2 LOB: 0 BB: 0 P: 4	R: 0 E: 0 K: 0 S: 3	H: 1 LOB: 1 BB: 1 P: 7	R: 0 E: 0 K: 1 S: 6	H: 1 LOB: 0 BB: 0 P: 6	R: 0 E: 0 K: 2 S: 8	H: 1 LOB: 1 BB: 0 P: 8	R: 0 E: 0 K: 0 S: 6	H: 1 LOB: 1 BB: 0 P: 10	R: 0 E: 0 K: 0 S: 4	H: 1 LOB: 1 BB: 0 P: 4	R: 0 E: 0 K: 1 S: 6	H: 1 LOB: 1 BB: 0 P: 6	R: 0 E: 0 K: 2 S: 8	H: 1 LOB: 1 BB: 0 P: 8	R: 0 E: 0 K: 0 S: 5	H: 0 LOB: 0 BB: 0 P: 5	1B: 5 2B: 4 3B: 0 HR: 0	SF: 0 SAC: 1 DP: 1 HBP: 0	WP: 0 PB: 0 SB: 1 CS: 1	PA: 36	
<b>PITCHER</b> Tom Seaver, R (1,1) ERA: 1.96	IP: 9.0 WLS: W BF: 36 H: 9 R: 1 ER: 1 SO: 8 BB: 2 IBB: 0 HBP: 0 BLK: 0 WP: 0 HR: 0 S: 50 P: 58 ERA: 1.00 WHIP: 1.222											<b>PITCHER</b>	IP: 9.0 WLS: W BF: 36 H: 9 R: 1 ER: 1 SO: 8 BB: 2 IBB: 0 HBP: 0 BLK: 0 WP: 0 HR: 0 S: 50 P: 58 ERA: 1.00 WHIP: 1.222										






Batter	1	2	3	4	5	6	7	8	9	AB	R	H	RBI	BB	SO	LOB	TOP			
<b>Lou Brock, L</b> OBP: 0.354, SLG: 0.372 (1, 7)										4	1	1	0	1	0	0	<b>St. Louis Cardinals @ Chicago Cubs</b> Wrigley Field, Chicago, IL Sat Jul 28 1973, 3:33 AM CDT Att: 28,031 - Overcast - 69 F			
<b>Ted Sizemore, R</b> OBP: 0.366, SLG: 0.317 (1, 4)										4	0	0	0	0	0	3				
<b>Tim McCarver, L</b> OBP: 0.318, SLG: 0.371 (1, 3) <b>Ken Reitz, R</b> OBP: 0.269, SLG: 0.360 (7, 5)										4	1	2	1	0	0	0				
<b>Joe Torre, R</b> OBP: 0.395, SLG: 0.433 (1, 5) (7, 3)										4	2	1	0	0	2	1				
<b>Ted Simmons, S</b> OBP: 0.355, SLG: 0.419 (1, 2)										4	1	3	1	1	0	1				
<b>Bernie Carbo, L</b> OBP: 0.408, SLG: 0.422 (1, 9)										4	2	3	2	1	0	1				
<b>Jose Cruz, L</b> OBP: 0.313, SLG: 0.391 (1, 8)										5	0	1	0	0	1	5				
<b>Mike Tyson, R</b> OBP: 0.293, SLG: 0.303 (1, 6)										4	0	1	1	0	0	4				
<b>Reggie Cleveland, R</b> OBP: 0.348, SLG: 0.372 (1, 1) <b>Al Hrabosky, R</b> (7, 1)										3	0	1	1	0	1	1				
<b>Inning Stats</b>	R: 3 E: 0 K: 0 S: 5	H: 3 LOB: 0 BB: 0 P: 6	R: 0 E: 0 K: 0 S: 3	H: 0 LOB: 0 BB: 0 P: 3	R: 0 E: 0 K: 2 S: 10	H: 3 LOB: 1 BB: 0 P: 10	R: 0 E: 0 K: 0 S: 4	H: 1 LOB: 1 BB: 0 P: 4	R: 1 E: 1 K: 0 S: 5	H: 2 LOB: 3 BB: 2 P: 13	R: 1 E: 0 K: 0 S: 6	H: 3 LOB: 3 BB: 0 P: 6	R: 0 E: 0 K: 0 S: 3	H: 0 LOB: 0 BB: 0 P: 3	R: 0 E: 0 K: 2 S: 8	H: 1 LOB: 2 BB: 1 P: 12	1B: 7 2B: 6 3B: 0 HR: 0	SF: 0 SAC: 1 DP: 1 HBP: 1	WP: 0 PB: 0 SB: 0 CS: 0	PA: 43
<b>PITCHER</b>	IP WLS BF H R ER SO BB IBB HBP BLK WP HR S P ERA WHIP																			
<b>Fergie Jenkins, R</b> ERA: 3.78 (1, 1)	5.0 L 22 7 5 5 2 0 0 0 1 0 0 0 0 25 26 9.00 1.400																			
<b>Ray Burris, R</b> ERA: 1.5 (6, 1)	1.2 12 5 2 2 0 1 1 0 0 0 0 0 10 18 10.80 3.600																			
<b>Jack Aker, R</b> ERA: 4.03 (7, 1)	0.1 1 0 0 0 0 0 0 0 0 0 0 0 1 1 0.00 0.000																			
<b>Dave LaRoche, L</b> ERA: 6.06 (8, 1)	2.0 8 1 0 0 2 1 0 0 0 0 0 0 11 15 0.00 1.000																			
<b>Batter</b>	<b>1</b>	<b>2</b>	<b>3</b>	<b>4</b>	<b>5</b>	<b>6</b>	<b>7</b>	<b>8</b>	<b>9</b>	<b>AB</b>	<b>R</b>	<b>H</b>	<b>RBI</b>	<b>BB</b>	<b>SO</b>	<b>LOB</b>	<b>BOTTOM</b>			
<b>Rick Monday, L</b> OBP: 0.398, SLG: 0.536 (1, 8)										5	0	2	1	0	0	1	<b>St. Louis Cardinals @ Chicago Cubs</b> Wrigley Field, Chicago, IL Sat Jul 28 1973, 3:33 AM CDT Att: 28,031 - Overcast - 69 F			
<b>Jose Cardenal, R</b> OBP: 0.384, SLG: 0.471 (1, 9)										5	0	1	0	0	0	3				
<b>Billy Williams, L</b> OBP: 0.357, SLG: 0.420 (1, 7)										4	0	0	0	0	1	4				
<b>Jim Hickman, R</b> OBP: 0.394, SLG: 0.317 (1, 3)										4	0	0	0	0	1	1				
<b>Ron Santo, R</b> OBP: 0.383, SLG: 0.460 (1, 5)										4	0	1	0	0	1	0				
<b>Don Kessinger, S</b> OBP: 0.352, SLG: 0.319 (1, 6)										4	1	2	0	0	0	1				
<b>Randy Hundley, R</b> OBP: 0.256, SLG: 0.336 (1, 2)										4	0	0	0	0	0	3				
<b>Paul Popovich, S</b> OBP: 0.268, SLG: 0.254 (1, 4)										4	1	3	1	0	0	0				
<b>Fergie Jenkins, R</b> ERA: 3.15 (5, PH) <b>Gene Hatcher, L</b> ERA: 2.26 (5, PH) <b>Ray Burris, R</b> ERA: 1.5 (5, 1) <b>Jack Aker, R</b> ERA: 4.03 (7, 1) <b>Pat Bourque, L</b> OBP: 0.262, SLG: 0.443 (7, PH) <b>Andre Thornton, R</b> ERA: 3.15 (8, 1) <b>Dave LaRoche, L</b> OBP: 0.267, SLG: 0.500 (8, 1) <b>Glenn Beckert, R</b> ERA: 3.15 (9, PH)	R: 0 E: 0 K: 0 S: 4	H: 1 LOB: 1 BB: 0 P: 4	R: 1 E: 0 K: 2 S: 9	H: 2 LOB: 1 BB: 0 P: 9	R: 0 E: 0 K: 1 S: 6	H: 0 LOB: 0 BB: 0 P: 3	R: 0 E: 0 K: 0 S: 4	H: 1 LOB: 1 BB: 0 P: 4	R: 0 E: 0 K: 2 S: 9	H: 2 LOB: 2 BB: 0 P: 9	R: 0 E: 0 K: 0 S: 3	H: 0 LOB: 0 BB: 0 P: 3	R: 0 E: 0 K: 0 S: 4	H: 1 LOB: 2 BB: 1 P: 8	1B: 6 2B: 3 3B: 0 HR: 0	SF: 0 SAC: 0 DP: 0 HBP: 0	WP: 1 PB: 0 SB: 0 CS: 0	PA: 38		
<b>PITCHER</b>	IP WLS BF H R ER SO BB IBB HBP BLK WP HR S P ERA WHIP																			
<b>Reggie Cleveland, R</b> ERA: 3.15 (1, 1)	6.0 W 26 7 2 2 3 0 0 0 0 0 0 0 32 32 3.00 1.167																			
<b>Al Hrabosky, L</b> ERA: 1.85 (7, 1)	3.0 S 12 2 0 0 2 1 0 0 0 0 0 0 15 19 0.00 1.000																			



Batter	1	2	3	4	5	6	7	8	9	AB	R	H	RBI	BB	SO	LOB	TOP						
<b>Lou Brock, L</b> OBP: 0.355, SLG: 0.371 (1, 7)										4	1	1	1	1	0	2							
<b>Ted Sizemore, R</b> OBP: 0.373, SLG: 0.318 (1, 4)										2	2	1	0	3	0	3							
<b>Tim McCarver, L</b> OBP: 0.316, SLG: 0.368 <b>Ken Reitz, R</b> OBP: 0.269, SLG: 0.360 (1, 3) (7, 5)										4	0	1	1	0	0	4							
<b>Joe Torre, R</b> OBP: 0.390, SLG: 0.426 (1, 5) (7, 3)										5	0	0	0	0	1	9							
<b>Ted Simmons, S</b> OBP: 0.355, SLG: 0.419 (1, 2)										5	0	2	2	0	0	1							
<b>Bernie Carbo, L</b> OBP: 0.404, SLG: 0.417 (1, 9)										4	1	1	0	0	2	1							
<b>Jose Cruz, L</b> OBP: 0.315, SLG: 0.390 (1, 8)										3	1	1	0	1	0	0							
<b>Mike Tyson, R</b> OBP: 0.289, SLG: 0.299 (1, 6)										4	0	0	0	0	0	4							
<b>Tom Murphy, R</b> OBP: 0.263, SLG: 0.278 <b>Orlando Pena, R</b> (5, 1) <b>Luis Melendez, R</b> OBP: 0.315, SLG: 0.312 <b>Diego Segui, R</b> (8, 1)										2	0	2	0	0	0	0							
<b>Inning Stats</b>	R: 2 E: 1 K: 1 S: 7	H: 3 LOB: 2 BB: 0 P: 7	R: 2 E: 0 K: 0 S: 7	H: 4 LOB: 3 BB: 1 P: 11	R: 0 E: 0 K: 1 S: 5	H: 0 LOB: 1 BB: 1 P: 9	R: 0 E: 0 K: 0 S: 4	H: 1 LOB: 2 BB: 1 P: 8	R: 0 E: 0 K: 0 S: 3	H: 0 LOB: 0 BB: 0 P: 3	R: 0 E: 0 K: 0 S: 3	H: 0 LOB: 0 BB: 0 P: 3	R: 1 E: 0 K: 1 S: 6	H: 1 LOB: 1 BB: 1 P: 10	R: 0 E: 1 K: 0 S: 4	H: 0 LOB: 1 BB: 0 P: 4	R: 0 E: 0 K: 0 S: 3	H: 0 LOB: 1 BB: 1 P: 7	1B: 9 2B: 0 3B: 0 HR: 0	SF: 0 SAC: 1 DP: 0 HBP: 0	WP: 1 PB: 0 SB: 2 CS: 0	PA: 41	
<b>PITCHER</b>	IP	WLS	BF	H	R	ER	SO	BB	IBB	HBP	BLK	WP	HR	S	P	ERA	WHIP						
<b>Mitt Pappas, R</b> ERA: 4.51	1.2	L	12	7	4	3	1	1	0	0	0	0	0	13	17	16.20	4.800						
<b>Burt Hooton, R</b> ERA: 4.33	3.1		13	1	0	0	1	2	0	0	0	0	0	13	21	0.00	0.900						
<b>Bob Locker, R</b> ERA: 2.25	3.0		12	1	1	1	1	1	0	0	0	1	0	13	17	3.00	0.667						
<b>Ray Burris, R</b> ERA: 1.74	1.0		4	0	0	0	0	1	0	0	0	0	0	3	7	0.00	1.000						

St. Louis Cardinals @ Chicago Cubs  
Wrigley Field, Chicago, IL  
Sun Jul 29 1973, 3:33 AM CDT  
Cloudy - 79 F

AB 35  
R 5  
H 9  
RBI 4  
BB 5  
SO 3  
LOB 25



Batter	1	2	3	4	5	6	7	8	9	AB	R	H	RBI	BB	SO	LOB	BOTTOM						
<b>Rick Monday, L</b> OBP: 0.398, SLG: 0.534 (1, 8)										5	0	2	0	0	0	1							
<b>Jose Cardenal, R</b> OBP: 0.381, SLG: 0.467 (1, 9)										5	0	1	1	0	0	2							
<b>Billy Williams, L</b> OBP: 0.358, SLG: 0.419 (1, 7)										3	0	1	0	1	1	1							
<b>Pat Bourque, L</b> OBP: 0.299, SLG: 0.436 <b>Bob Locker, R</b> OBP: 0.100, SLG: 0.100 <b>Glenn Beckert, R</b> OBP: 0.320, SLG: 0.297 <b>Ray Burris, R</b> (1, 3) (6, 1) (8, PH) (9, 1)										2	0	0	0	0	1	4							
<b>Ron Santo, R</b> OBP: 0.379, SLG: 0.454 (1, 5)										4	0	0	0	0	1	5							
<b>Don Kessinger, S</b> OBP: 0.345, SLG: 0.316 (1, 6)										4	0	0	0	0	1	2							
<b>Randy Hundley, R</b> OBP: 0.254, SLG: 0.351 <b>Ken Rudolph, R</b> OBP: 0.209, SLG: 0.308 (1, 2) (9, 2)										3	2	2	1	1	0	2							
<b>Paul Popovich, S</b> OBP: 0.268, SLG: 0.254 (1, 4)										4	1	1	0	0	1	1							
<b>Mitt Pappas, R</b> OBP: 0.079, SLG: 0.135 <b>Burt Hooton, R</b> OBP: 0.235, SLG: 0.170 <b>Adrian Garrett, L</b> OBP: 0.250, SLG: 0.391 <b>Carmen Fanzone, R</b> OBP: 0.304, SLG: 0.404 (1, 1) (2, 1) (5, PH) (6, 3)										0	0	0	0	0	0	0							
<b>Inning Stats</b>	R: 0 E: 0 K: 0 S: 4	H: 1 LOB: 1 BB: 0 P: 4	R: 1 E: 0 K: 1 S: 6	H: 1 LOB: 0 BB: 0 P: 6	R: 0 E: 1 K: 0 S: 4	H: 1 LOB: 1 BB: 0 P: 4	R: 0 E: 0 K: 0 S: 2	H: 0 LOB: 0 BB: 0 P: 3	R: 2 E: 1 K: 1 S: 8	H: 3 LOB: 3 BB: 2 P: 16	R: 0 E: 0 K: 0 S: 3	H: 1 LOB: 0 BB: 0 P: 3	R: 0 E: 0 K: 2 S: 9	H: 0 LOB: 0 BB: 0 P: 3	R: 0 E: 1 K: 2 S: 9	H: 1 LOB: 2 BB: 0 P: 9	R: 0 E: 0 K: 1 S: 5	H: 0 LOB: 1 BB: 1 P: 9	1B: 7 2B: 0 3B: 0 HR: 1	SF: 1 SAC: 0 DP: 2 HBP: 1	WP: 0 PB: 1 SB: 0 CS: 0	PA: 38	
<b>PITCHER</b>	IP	WLS	BF	H	R	ER	SO	BB	IBB	HBP	BLK	WP	HR	S	P	ERA	WHIP						
<b>Tom Murphy, R</b> ERA: 2.95	4.1		20	6	3	3	1	0	1	0	0	0	0	10	14	0.00	0.375						
<b>Orlando Pena, R</b> ERA: 3.41	2.2	W	9	1	0	0	1	0	1	0	0	0	0	10	14	0.00	0.375						
<b>Diego Segui, R</b> ERA: 2.45	2.0	S	9	1	0	0	3	1	0	0	0	0	0	14	18	0.00	1.000						

St. Louis Cardinals @ Chicago Cubs  
Wrigley Field, Chicago, IL  
Sun Jul 29 1973, 3:33 AM CDT  
Cloudy - 79 F

AB 33  
R 3  
H 8  
RBI 3  
BB 3  
SO 5  
LOB 18





Batter	1	2	3	4	5	6	7	8	9	AB	R	H	RBI	BB	SO	LOB	TOP				
<b>Lou Brock, L</b> OBP: 0.353, SLG: 0.369 (1, 7)	6-3		FC1-6 1B	6-3		F3			G3	5	1	1	0	0	0	2					
<b>Ted Sizemore, R</b> OBP: 0.373, SLG: 0.320 (1, 4)	1B		FC1-6 1B		P5	1-3			5-3	5	0	2	0	0	0	2					
<b>Tim McCarver, L</b> OBP: 0.309, SLG: 0.359 (8, 3)	F8		FC1-6 1B		P6				1-3	5	1	0	0	0	0	3					
<b>Joe Torre, R</b> OBP: 0.393, SLG: 0.429 (8, 5)	1B		BB 1B		5-3				FC3-6 1B	3	0	2	0	1	0	0					
<b>Bernie Carbo, L</b> OBP: 0.406, SLG: 0.439 (1, 9)	K		1-2 2-H 3-H 1B			HR			FC3-6 1B	4	1	2	3	0	1	3					
<b>Jose Cruz, L</b> OBP: 0.320, SLG: 0.391 (1, 8)			1-2 2-3 BB			E 1B BB			1-3 1B	2	1	1	0	2	0	0					
<b>Ken Reitz, R</b> OBP: 0.359, SLG: 0.359 (8, PH)	5-3		G6-4-3 BB			FC1-5 1B			L7	3	0	1	0	0	0	3	AB 36				
<b>Bake McBride, L</b> OBP: 0.333, SLG: 0.333 (8, 1)			1-2			1-2 1B				1	0	0	0	0	0	0	R 4				
<b>Wayne Granger, R</b> (8, 1)						FC1-5 1B				0	0	0	0	0	0	0	H 12				
<b>Mike Tyson, R</b> OBP: 0.295, SLG: 0.305 (1, 6)	1B				F9	FC1-5 1B			CS 1B	4	0	3	1	0	0	0	RBI 4				
<b>Rich Folkers, L</b> OBP: 0.071, SLG: 0.071 (7, 1)	2-3				L5	1-2 2-H 1B											BB 3				
<b>Ed Sprague, R</b> (7, 1)						FC1-5											SO 2				
<b>Al Hrabosky, R</b> (7, 1)						1-2 2-3											LOB 17				
<b>Orlando Pena, R</b> (8, PH)						1-2 2-3															
<b>Ted Simmons, S</b> OBP: 0.355, SLG: 0.418 (8, 2)						1-2 2-3			K	3	0	0	0	0	0	3					
<b>Inning Stats</b>	R: 0 E: 0 K: 1 S: 7	H: 2 LOB: 2 BB: 0 P: 7	R: 0 E: 0 K: 0 S: 4	H: 1 LOB: 1 BB: 0 P: 4	R: 2 E: 0 K: 0 S: 5	H: 3 LOB: 2 BB: 2 P: 13	R: 0 E: 0 K: 0 S: 3	H: 0 LOB: 0 BB: 0 P: 3	R: 0 E: 0 K: 0 S: 3	H: 0 LOB: 0 BB: 0 P: 3	R: 2 E: 1 K: 0 S: 6	H: 3 LOB: 2 BB: 1 P: 10	R: 0 E: 0 K: 0 S: 4	H: 2 LOB: 2 BB: 0 P: 4	R: 0 E: 0 K: 1 S: 5	H: 1 LOB: 0 BB: 0 P: 5	R: 0 E: 0 K: 0 S: 3	H: 0 LOB: 0 BB: 0 P: 3	1B: 11 2B: 0 3B: 0 HR: 1	SF: 0 SAC: 0 DP: 1 HBP: 0	WP: 0 PA: 39 PB: 0 SB: 0 CS: 1
<b>PITCHER</b>	IP	WLS	BF	H	R	ER	SO	BB	IBB	HBP	BLK	WP	HR	S	P	ERA	WHIP				
<b>Bill Bonham, R</b> ERA: 3.56 (1, 1)	5.0	L	26	9	4	4	1	3	0	0	0	0	1	25	37	7.20	2.400				
<b>Dave LaRoche, L</b> ERA: 5.71 (6, 1)	2.0	W	7	2	0	0	0	0	0	0	0	0	0	7	7	0.00	1.000				
<b>Bob Locker, R</b> ERA: 2.18 (8, 1)	2.0	S	6	1	0	0	1	0	0	0	0	0	0	8	8	0.00	0.500				

St. Louis Cardinals @ Chicago Cubs  
Wrigley Field, Chicago, IL  
Sun Jul 29 1973, 3:38 AM CDT  
Att: 38,839 - Unknown

AB 36  
R 4  
H 12  
RBI 4  
BB 3  
SO 2  
LOB 17



Batter	1	2	3	4	5	6	7	8	9	AB	R	H	RBI	BB	SO	LOB	BOTTOM				
<b>Rick Monday, L</b> OBP: 0.396, SLG: 0.530 (1, 8)	4-3		4-3			L3	1B			3	1	0	0	1	0	0					
<b>Jose Cardenal, R</b> OBP: 0.385, SLG: 0.471 (1, 9)	HR		5-3			1B	BB			3	1	2	2	1	0	0					
<b>Billy Williams, L</b> OBP: 0.362, SLG: 0.431 (1, 7)	HR					F2	1B			4	1	3	3	0	0	1					
<b>Jim Hickman, R</b> OBP: 0.391, SLG: 0.315 (1, 3)	5-3					F7	1B			4	0	1	0	0	0	3					
<b>Ron Santo, R</b> OBP: 0.375, SLG: 0.449 (1, 5)	K					K				4	0	0	0	0	3	3					
<b>Glenn Beckert, R</b> OBP: 0.317, SLG: 0.293 (1, 4)	6-3		FC6-4			F7				4	0	0	0	0	0	1					
<b>Don Kessinger, S</b> OBP: 0.345, SLG: 0.312 (1, 6)	F8					F8				4	0	0	0	0	0	0					
<b>Ken Rudolph, R</b> OBP: 0.212, SLG: 0.303 (1, 2)	5-3					F9				2	1	0	0	1	0	0					
<b>Bill Bonham, R</b> OBP: 0.087, SLG: 0.087 (1, 1)	F8					K				2	0	0	0	0	1	0					
<b>Dave LaRoche, L</b> OBP: 0.067, SLG: 0.500 (6, 1)										0	0	0	0	0	0	0					
<b>Carmen Fanzone, R</b> OBP: 0.310, SLG: 0.410 (7, PH)										1	1	1	0	0	0	0					
<b>Bob Locker, S</b> OBP: 0.100, SLG: 0.100 (8, 1)						1-2 1B	1B			0	0	0	0	0	0	0					
<b>Inning Stats</b>	R: 2 E: 0 K: 1 S: 7	H: 2 LOB: 0 BB: 0 P: 7	R: 0 E: 0 K: 0 S: 3	H: 0 LOB: 0 BB: 0 P: 3	R: 0 E: 0 K: 0 S: 3	H: 0 LOB: 0 BB: 0 P: 3	R: 0 E: 0 K: 1 S: 6	H: 1 LOB: 1 BB: 0 P: 6	R: 0 E: 0 K: 1 S: 5	H: 0 LOB: 0 BB: 0 P: 5	R: 0 E: 0 K: 1 S: 6	H: 1 LOB: 2 BB: 1 P: 10	R: 3 E: 0 K: 0 S: 6	H: 3 LOB: 2 BB: 2 P: 14	R: 0 E: 0 K: 0 S: 3	H: 0 LOB: 0 BB: 0 P: 3	R: 0 E: 0 K: 0 S: 3	H: 0 LOB: 0 BB: 0 P: 3	1B: 5 2B: 1 3B: 0 HR: 1	SF: 0 SAC: 0 DP: 0 HBP: 0	WP: 0 PA: 34 PB: 0 SB: 0 CS: 0
<b>PITCHER</b>	IP	WLS	BF	H	R	ER	SO	BB	IBB	HBP	BLK	WP	HR	S	P	ERA	WHIP				
<b>Rich Folkers, L</b> ERA: 2.56 (1, 1)	6.2	L	28	5	5	5	4	3	0	0	0	0	0	1	45	6.75	1.200				
<b>Ed Sprague, R</b> ERA: 5.12 (7, 1)	0.0		1	1	0	0	0	0	0	0	0	0	0	1	1	∞	∞				
<b>Al Hrabosky, L</b> ERA: 1.85 (7, 1)	0.0		1	1	0	0	0	0	0	0	0	0	0	1	1	∞	∞				
<b>Orlando Pena, R</b> ERA: 3.39 (7, 1)	0.1		1	0	0	0	0	0	0	0	0	0	0	1	1	0.00	0.000				
<b>Wayne Granger, R</b> ERA: 3.53 (8, 1)	1.0		3	0	0	0	0	0	0	0	0	0	0	3	3	0.00	0.000				

St. Louis Cardinals @ Chicago Cubs  
Wrigley Field, Chicago, IL  
Sun Jul 29 1973, 3:38 AM CDT  
Att: 38,839 - Unknown

AB 31  
R 5  
H 7  
RBI 5  
BB 3  
SO 4  
LOB 8





Batter	1	2	3	4	5	6	7	8	9	AB	R	H	RBI	BB	SO	LOB	TOP					
<b>Lou Brock, L</b> OBP: 0.354, SLG: 0.371 (1, 7)										3	1	1	0	1	0	0	<b>St. Louis Cardinals @ Chicago Cubs</b> Wrigley Field, Chicago, IL Mon Jul 30 1973, 3:33 AM CDT Att: 29,404 - Sunny - 76 F					
<b>Ted Sizemore, R</b> OBP: 0.375, SLG: 0.320 (1, 4)										3	0	1	0	1	0	1						
<b>Tim McCarver, L</b> OBP: 0.313, SLG: 0.359 (1, 3)										3	0	1	1	1	0	1						
<b>Joe Torre, R</b> OBP: 0.392, SLG: 0.427 (1, 5)										4	0	1	0	0	2	4						
<b>Ted Simmons, S</b> OBP: 0.354, SLG: 0.416 (1, 2)										4	0	1	0	0	0	6						
<b>Bernie Carbo, L</b> OBP: 0.398, SLG: 0.428 (1, 9)										4	0	0	0	0	0	3						
<b>Jose Cruz, L</b> OBP: 0.320, SLG: 0.393 (9, PH)										3	0	1	0	0	1	0						
<b>Ken Reitz, R</b> OBP: 0.269, SLG: 0.358 (9, PH)										1	0	0	0	0	1	0						
<b>Mike Tyson, R</b> OBP: 0.291, SLG: 0.301 (1, 6)										4	0	0	0	0	1	1						
<b>Bob Gibson, R</b> OBP: 0.212, SLG: 0.274 (1, 1)										3	0	0	0	0	2	1						
<b>Luis Melendez, R</b> OBP: 0.314, SLG: 0.311 (9, PH)										1	0	0	0	0	0	0						
<b>Inning Stats</b>	R: 1 E: 0 K: 1 S: 6	H: 1 LOB: 2 BB: 2 P: 14	R: 0 E: 0 K: 2 S: 7	H: 0 LOB: 0 BB: 0 P: 7	R: 0 E: 0 K: 1 S: 6	H: 1 LOB: 2 BB: 1 P: 10	R: 0 E: 0 K: 0 S: 4	H: 1 LOB: 1 BB: 0 P: 4	R: 0 E: 0 K: 0 S: 5	H: 2 LOB: 2 BB: 0 P: 5	R: 0 E: 0 K: 1 S: 5	H: 0 LOB: 0 BB: 0 P: 5	R: 0 E: 0 K: 1 S: 5	H: 0 LOB: 1 BB: 0 P: 5	R: 0 E: 0 K: 0 S: 4	H: 1 LOB: 1 BB: 0 P: 4	R: 0 E: 0 K: 1 S: 5	H: 0 LOB: 0 BB: 0 P: 5	1B: 4 2B: 2 3B: 0 HR: 0	SF: 0 SAC: 0 DP: 0 HBP: 0	WP: 0 PB: 0 SB: 1 CS: 0	PA: 36
<b>PITCHER</b>	IP WLS BF H R ER SO BB IBB HBP BLK WP HR S P ERA WHIP																					
<b>Rick Reuschel, R</b> ERA: 2.54 (1, 1)	7.2 W 32 6 1 1 6 3 0 0 0 0 0 0 41 53 1.17 1.174																					
<b>Dave LaRoche, L</b> ERA: 5.5 (8, 1)	1.1 S 4 0 0 0 1 0 0 0 0 0 0 0 6 6 0.00 0.000																					

Batter	1	2	3	4	5	6	7	8	9	AB	R	H	RBI	BB	SO	LOB	BOTTOM			
<b>Rick Monday, L</b> OBP: 0.397, SLG: 0.532 (1, 8)										4	1	2	0	0	0	1	<b>St. Louis Cardinals @ Chicago Cubs</b> Wrigley Field, Chicago, IL Mon Jul 30 1973, 3:33 AM CDT Att: 29,404 - Sunny - 76 F			
<b>Jose Cardenal, R</b> OBP: 0.384, SLG: 0.467 (1, 9)										3	1	0	0	1	1	3				
<b>Billy Williams, L</b> OBP: 0.366, SLG: 0.433 (1, 7)										3	1	2	1	1	1	0				
<b>Jim Hickman, R</b> OBP: 0.383, SLG: 0.307 (1, 3)										4	0	0	1	0	1	5				
<b>Ron Santo, R</b> OBP: 0.372, SLG: 0.444 (1, 5)										4	0	0	0	0	2	4				
<b>Glenn Beckert, R</b> OBP: 0.319, SLG: 0.296 (1, 4)										4	0	2	1	0	0	0				
<b>Paul Popovich, S</b> OBP: 0.268, SLG: 0.254 (9, 4)										0	0	0	0	0	0	0				
<b>Don Kessinger, S</b> OBP: 0.344, SLG: 0.311 (1, 6)										4	0	1	0	0	1	1				
<b>Randy Hundley, R</b> OBP: 0.261, SLG: 0.347 (1, 2)										3	0	0	0	0	1	3				
<b>Rick Reuschel, R</b> OBP: 0.151, SLG: 0.135 (1, 1)										3	0	2	0	0	0	1				
<b>Dave LaRoche, L</b> OBP: 0.667, SLG: 0.500 (8, 1)										0	0	0	0	0	0	0				
<b>Inning Stats</b>	R: 3 E: 0 K: 1 S: 9	H: 4 LOB: 2 BB: 1 P: 13	R: 0 E: 0 K: 1 S: 5	H: 1 LOB: 0 BB: 0 P: 5	R: 0 E: 0 K: 2 S: 7	H: 0 LOB: 0 BB: 0 P: 7	R: 0 E: 0 K: 2 S: 7	H: 0 LOB: 0 BB: 0 P: 7	R: 0 E: 0 K: 0 S: 5	H: 2 LOB: 3 BB: 1 P: 9	R: 0 E: 0 K: 0 S: 4	H: 1 LOB: 1 BB: 0 P: 4	R: 0 E: 0 K: 0 S: 4	H: 1 LOB: 1 BB: 0 P: 4	R: 0 E: 0 K: 1 S: 5	H: 0 LOB: 0 BB: 0 P: 5	1B: 8 2B: 1 3B: 0 HR: 0	SF: 0 SAC: 0 DP: 0 HBP: 0	WP: 0 PB: 0 SB: 0 CS: 1	PA: 34
<b>PITCHER</b>	IP WLS BF H R ER SO BB IBB HBP BLK WP HR S P ERA WHIP																			
<b>Bob Gibson, R</b> ERA: 2.84 (1, 1)	8.0 L 34 9 3 3 7 1 1 0 0 0 0 0 46 54 3.38 1.250																			

AB 33  
R 1  
H 6  
RBI 1  
BB 3  
SO 7  
LOB 17



AB 32  
R 3  
H 9  
RBI 3  
BB 2  
SO 7  
LOB 18





Batter	1	2	3	4	5	6	7	8	9	AB	R	H	RBI	BB	SO	LOB	TOP			
Lou Brock, L OBP: 0.353, SLG: 0.369 Luis Melendez, R OBP: 0.313, SLG: 0.309	G3	K	4-3		FC6-4 E			1B SH2-3 E	F7	5	2	1	0	0	1	3				
Ted Sizemore, R OBP: 0.375, SLG: 0.319	1B HR BB				F7	E5		SH2-3	6-3	4	1	1	0	1	0	1				
Tim McCarver, L OBP: 0.316, SLG: 0.366 Ken Reitz, R OBP: 0.271, SLG: 0.360		F7			HR		F7	HBP E		4	2	2	0	0	0	1				
Ted Simmons, S OBP: 0.354, SLG: 0.426				4-3		L9		E5 HBP		5	2	2	4	0	0	2				
Bernie Carbo, L OBP: 0.408, SLG: 0.429	1B		FC6-4 SF8		HR BB		FC6-4 BB	F9		2	1	1	0	3	0	2				
Joe Torre, R OBP: 0.395, SLG: 0.436	1B		FC6-4 E		HR BB		FC6-4 BB			4	2	2	3	0	0	3				
Jose Cruz, L OBP: 0.316, SLG: 0.388	K		SF8	3-1			F8	F3		4	0	0	1	0	1	5				
Mike Tyson, R OBP: 0.293, SLG: 0.303	FC6-4		E			F8	K		SH1-4 1B	5	0	2	0	0	1	2				
Alan Foster, R OBP: 0.225, SLG: 0.205 Al Hrabosky, R		K	E9				F9		SH1-4	3	0	1	1	1	1	0				
Inning Stats	R: 3 E: 0 K: 1 S: 9	H: 4 LOB: 2 BB: 1 P: 13	R: 0 E: 0 K: 2 S: 8	H: 1 LOB: 1 BB: 0 P: 8	R: 2 E: 1 K: 0 S: 6	H: 3 LOB: 2 BB: 1 P: 10	R: 3 E: 0 K: 0 S: 5	H: 2 LOB: 0 BB: 1 P: 9	R: 1 E: 1 K: 0 S: 3	H: 0 LOB: 1 BB: 1 P: 7	R: 0 E: 0 K: 0 S: 3	H: 0 LOB: 0 BB: 0 P: 5	R: 1 E: 1 K: 0 S: 6	H: 2 LOB: 3 BB: 0 P: 7	R: 0 E: 0 K: 0 S: 4	H: 1 LOB: 1 BB: 0 P: 4	1B: 9 2B: 2 3B: 0 HR: 2	SF: 1 SAC: 2 DP: 0 HBP: 1	WP: 0 PB: 0 SB: 2 CS: 0	PA: 47
PITCHER	IP	WLS	BF	H	R	ER	SO	BB	IBB	HBP	BLK	WP	HR	S	P	ERA	WHIP			
Ernie McAnally, R ERA: 3.98	2.2	L	18	8	5	5	3	2	0	0	0	0	1	22	30	16.88	3.750			
Craig Caskey, L ERA: 5.73	1.1		7	2	3	3	0	1	0	0	0	0	1	6	10	20.25	2.250			
Tom Walker, R ERA: 3.38	2.0		8	0	1	0	0	2	0	0	0	0	0	6	14	0.00	1.000			
Mickey Scott, L ERA: 5.48	3.0		14	3	1	1	1	0	0	1	0	0	0	15	16	3.00	1.000			

**St. Louis Cardinals @ Montreal Expos**  
 Jarry Park, Montreal, QB  
 Tue Jul 31 1973, 7:05 PM EDT  
 Att: 22,024 - Unknown

AB	38
R	10
H	13
RBI	9
BB	5
SO	4
LOB	20

Batter	1	2	3	4	5	6	7	8	9	AB	R	H	RBI	BB	SO	LOB	BOTTOM			
Ron Hunt, R OBP: 0.420, SLG: 0.338	5-3					P4			1B 1B	3	0	1	0	2	0	1				
Mike Jorgensen, L OBP: 0.356, SLG: 0.367 Hal Breedren, R OBP: 0.372, SLG: 0.516	1B 3B	P6							1B 1B	2	1	1	0	0	0	2				
Ron Fairly, L OBP: 0.455, SLG: 0.448	1B 3B		HR BB			F9		F7	1B 1B	4	2	2	0	1	0	3				
Ken Singleton, S OBP: 0.403, SLG: 0.478	F7				1-3			F9		5	1	2	3	0	0	3				
Jim Lyttle, L OBP: 0.444, SLG: 0.733			HR					F9	1B	4	0	2	2	1	0	3				
Bob Bailey, R OBP: 0.381, SLG: 0.523	5-3				G5-4-3			F8		4	0	2	2	1	0	3				
John Boccabella, R OBP: 0.292, SLG: 0.326			P4		G5-4-3			K		4	0	0	0	0	1	3				
Pepe Frias, R OBP: 0.252, SLG: 0.265								F9		4	0	1	0	0	0	0				
Ernie McAnally, R ERA: 3.98 Craig Caskey, L ERA: 5.73 Jim Cox, R ERA: 3.26, SLG: 0.333 Tom Walker, R ERA: 3.38 Boots Day, L OBP: 0.317, SLG: 0.423 Mickey Scott, L ERA: 5.48 Ron Woods, R OBP: 0.343, SLG: 0.314		K			F9				P4	1	0	0	0	0	1	1				
Inning Stats	R: 2 E: 0 K: 0 S: 6	H: 3 LOB: 1 BB: 0 P: 6	R: 0 E: 0 K: 1 S: 6	H: 1 LOB: 2 BB: 1 P: 10	R: 2 E: 0 K: 0 S: 3	H: 1 LOB: 0 BB: 2 P: 11	R: 0 E: 0 K: 0 S: 3	H: 0 LOB: 2 BB: 1 P: 8	R: 0 E: 0 K: 0 S: 3	H: 1 LOB: 1 BB: 1 P: 7	R: 0 E: 0 K: 0 S: 4	H: 1 LOB: 1 BB: 0 P: 4	R: 0 E: 0 K: 1 S: 5	H: 0 LOB: 0 BB: 0 P: 5	R: 1 E: 0 K: 0 S: 6	H: 4 LOB: 2 BB: 0 P: 6	1B: 9 2B: 1 3B: 1 HR: 1	SF: 0 SAC: 0 DP: 2 HBP: 1	WP: 0 PB: 0 SB: 0 CS: 0	PA: 41
PITCHER	IP	WLS	BF	H	R	ER	SO	BB	IBB	HBP	BLK	WP	HR	S	P	ERA	WHIP			
Alan Foster, R ERA: 3.28	6.0	W	29	7	4	4	1	5	0	1	0	0	0	25	46	6.00	2.000			
Al Hrabosky, L ERA: 1.95	3.0	S	12	4	1	1	1	0	0	0	0	0	0	14	14	3.00	1.333			

**St. Louis Cardinals @ Montreal Expos**  
 Jarry Park, Montreal, QB  
 Tue Jul 31 1973, 7:05 PM EDT  
 Att: 22,024 - Unknown

AB	35
R	5
H	11
RBI	5
BB	5
SO	2
LOB	17



Batter	1	2	3	4	5	6	7	8	9	AB	R	H	RBI	BB	SO	LOB	TOP									
Lou Brock, L OBP: 0.353, SLG: 0.369 Luis Melendez, R OBP: 0.313, SLG: 0.309	L4		E 1B		F8	F9			PB 1B	5	1	2	1	0	0	1										
Ted Sizemore, R OBP: 0.375, SLG: 0.318	F8		E5 1B			5-3			SH1 SF8 1B	4	1	1	1	1	0	1										
Tim McCarver, L OBP: 0.315, SLG: 0.364 Ken Reitz, R OBP: 0.271, SLG: 0.360	K				F5				SH1	4	0	1	1	0	1	2										
Ted Simmons, S OBP: 0.352, SLG: 0.425		P3	G3						SF8	4	1	1	1	0	0	2										
Bernie Carbo, L OBP: 0.403, SLG: 0.428	F8				F9				3-1	5	1	1	0	0	0	1										
Joe Torre, R OBP: 0.396, SLG: 0.435	K				P4					3	1	1	0	0	1	0										
Jose Cruz, L OBP: 0.315, SLG: 0.386					P6				K	2	1	0	1	1	1	1										
Mike Tyson, R OBP: 0.292, SLG: 0.302			6-3			K			F8	4	1	1	1	0	1	2										
Rick Wise, R OBP: 0.242, SLG: 0.298			F3						K	4	1	2	3	0	1	2										
<b>Inning Stats</b>	R: 0 E: 0 K: 1 S: 5	H: 0 LOB: 0 BB: 0 P: 5	R: 0 E: 0 K: 1 S: 5	H: 0 LOB: 0 BB: 0 P: 5	R: 2 E: 1 K: 0 S: 6	H: 2 LOB: 2 BB: 1 P: 10	R: 0 E: 0 K: 0 S: 3	H: 0 LOB: 0 BB: 0 P: 3	R: 0 E: 0 K: 1 S: 6	H: 1 LOB: 2 BB: 1 P: 10	R: 5 E: 0 K: 0 S: 7	H: 4 LOB: 0 BB: 0 P: 8	R: 0 E: 0 K: 0 S: 3	H: 0 LOB: 0 BB: 0 P: 3	R: 0 E: 0 K: 2 S: 8	H: 1 LOB: 1 BB: 0 P: 8	R: 2 E: 0 K: 0 S: 5	H: 2 LOB: 1 BB: 0 P: 5	1B: 8 2B: 1 3B: 0 HR: 1	SF: 2 SAC: 1 DP: 0 HBP: 1	WP: 0 PB: 2 SB: 1 CS: 0	PA: 41				
<b>PITCHER</b>	IP	WLS	BF	H	R	ER	SO	BB	IBB	HBP	BLK	WP	HR	S	P	ERA	WHIP									
Bill Stoneman, R ERA: 7.53	(1, 1)	5.1	L	27	7	7	6	3	2	0	1	0	0	1	30	39	10.12	1.688								
Mickey Scott, L ERA: 5.32	(6, 1)	0.2		2	0	0	0	0	0	0	0	0	0	2	2	0.00	0.000									
Tom Walker, R ERA: 3.36	(7, 1)	3.0		12	3	2	1	2	0	0	0	0	0	16	16	3.00	1.000									

St. Louis Cardinals @ Montreal Expos  
Jarry Park, Montreal, QB  
Wed Aug 01 1973, 7:05 PM EDT  
Unknown

AB	35
R	9
H	10
RBI	9
BB	2
SO	5
LOB	12



Batter	1	2	3	4	5	6	7	8	9	AB	R	H	RBI	BB	SO	LOB	BOTTOM								
Ron Hunt, R OBP: 0.418, SLG: 0.336	F8		1-3		FC4 BB 1B	F3			6-3	5	1	1	0	0	0	1									
Larry Lintz, S OBP: 0.333, SLG: 0.231	4-3		L5		FC4 BB				L6	4	0	1	0	1	0	0									
Ron Fairly, L OBP: 0.455, SLG: 0.453					FC4 1B					4	1	2	0	0	0	3									
Ken Singleton, S OBP: 0.404, SLG: 0.478	K				FC4-6 1B				P5	4	1	2	1	0	1	2									
Mike Jorgensen, L OBP: 0.352, SLG: 0.362			F7		L7	FC4-6 1B			F8	4	0	0	0	0	0	5									
Jim Lyttle, L OBP: 0.409, SLG: 0.684			F7		F9 2B	F7			G3	4	0	1	2	0	0	2									
Bob Bailey, R OBP: 0.365, SLG: 0.528									6-3	3	0	2	0	1	0	0									
John Boccabella, R OBP: 0.288, SLG: 0.321			F8		F9				6-3	4	0	0	0	0	0	4									
Bill Stoneman, R OBP: 0.238, SLG: 0.063									L4	2	0	0	0	0	1	2									
Mickey Scott, L OBP: 0.373, SLG: 0.420			K		G3					0	0	0	0	0	0	0									
Boots Day, L OBP: 0.342, SLG: 0.313										1	0	0	0	0	0	0									
Ron Woods, R OBP: 0.342, SLG: 0.313										1	0	0	0	0	0	0									
<b>Inning Stats</b>	R: 0 E: 0 K: 1 S: 6	H: 1 LOB: 1 BB: 0 P: 6	R: 0 E: 0 K: 0 S: 4	H: 1 LOB: 1 BB: 0 P: 4	R: 0 E: 0 K: 1 S: 5	H: 0 LOB: 0 BB: 0 P: 5	R: 2 E: 0 K: 0 S: 6	H: 3 LOB: 2 BB: 1 P: 10	R: 1 E: 0 K: 0 S: 5	H: 2 LOB: 1 BB: 1 P: 9	R: 0 E: 0 K: 0 S: 4	H: 1 LOB: 1 BB: 0 P: 4	R: 0 E: 0 K: 0 S: 4	H: 1 LOB: 1 BB: 0 P: 4	R: 0 E: 0 K: 0 S: 3	H: 0 LOB: 0 BB: 0 P: 3	R: 0 E: 0 K: 0 S: 3	H: 0 LOB: 0 BB: 0 P: 3	1B: 6 2B: 3 3B: 0 HR: 0	SF: 0 SAC: 0 DP: 0 HBP: 0	WP: 0 PB: 0 SB: 0 CS: 0	PA: 38			
<b>PITCHER</b>	IP	WLS	BF	H	R	ER	SO	BB	IBB	HBP	BLK	WP	HR	S	P	ERA	WHIP								
Rick Wise, R ERA: 3.04	(1, 1)	9.0	W	38	9	3	3	2	1	1	0	0	0	40	48	3.00	1.111								

St. Louis Cardinals @ Montreal Expos  
Jarry Park, Montreal, QB  
Wed Aug 01 1973, 7:05 PM EDT  
Unknown

AB	36
R	3
H	9
RBI	3
BB	2
SO	2
LOB	20









Batter	1	2	3	4	5	6	7	8	9	AB	R	H	RBI	BB	SO	LOB	TOP			
<b>Lou Brock, L</b> OBP: 0.353, SLG: 0.367 (1, 7)										3	0	1	0	1	0	1	<b>St. Louis Cardinals @ Montreal Expos</b> Jarry Park, Montreal, QB Thu Aug 02 1973, 7:05 PM EDT Att: 13,215 - Unknown			
<b>Ted Sizemore, R</b> OBP: 0.374, SLG: 0.321 (1, 4)										3	0	1	0	0	1	2				
<b>Joe Torre, R</b> OBP: 0.389, SLG: 0.427 (1, 3)										3	0	0	0	0	0	3				
<b>Ted Simmons, S</b> OBP: 0.356, SLG: 0.423 (1, 2)										2	0	0	0	1	0	1				
<b>Luis Melendez, R</b> OBP: 0.309, SLG: 0.305 (1, 8)										3	0	0	0	0	0	1				
<b>Ken Reitz, R</b> OBP: 0.272, SLG: 0.360 (8, PR)										3	0	1	0	0	1	0				
<b>Terry Hughes, R</b> (8, 5)										0	0	0	0	0	0	0				
<b>Bernie Carbo, L</b> OBP: 0.394, SLG: 0.413 (1, 9)										3	0	0	0	0	1	1				
<b>Mike Tyson, R</b> OBP: 0.286, SLG: 0.295 (1, 6)										3	0	0	0	1	0					
<b>Tom Murphy, R</b> OBP: 0.238, SLG: 0.250 (1, 1)										2	0	0	0	0	0	0				
<b>Tim McCarver, L</b> OBP: 0.316, SLG: 0.370 (9, PH)										1	0	1	0	0	0	0				
<b>Inning Stats</b>	R: 0 E: 0 K: 0 S: 3	H: 1 LOB: 0 BB: 0 P: 3	R: 0 E: 0 K: 1 S: 4	H: 0 LOB: 0 BB: 1 P: 8	R: 0 E: 0 K: 1 S: 5	H: 0 LOB: 0 BB: 0 P: 5	R: 0 E: 0 K: 0 S: 3	H: 0 LOB: 0 BB: 0 P: 3	R: 0 E: 0 K: 1 S: 5	H: 0 LOB: 0 BB: 0 P: 5	R: 0 E: 0 K: 0 S: 3	H: 0 LOB: 1 BB: 1 P: 9	R: 0 E: 0 K: 0 S: 3	H: 1 LOB: 1 BB: 0 P: 3	R: 0 E: 0 K: 0 S: 3	H: 1 LOB: 0 BB: 0 P: 3	1B: 4 2B: 2 3B: 0 HR: 0	SF: 0 SAC: 0 DP: 5 HBP: 0	WP: 0 PB: 0 SB: 0 CS: 0	PA: 28
<b>PITCHER</b> <b>Balor Moore, L</b> ERA: 4.54 (1, 1)	IP: 9.0 WLS: W BF: 28 H: 4 R: 0 ER: 0 SO: 4 BB: 2 IBB: 0 HBP: 0 BLK: 0 WP: 0 HR: 0 S: 34 P: 42 ERA: 0.00 WHIP: 0.667															<b>PITCHER</b>				

AB	26
R	0
H	4
RBI	0
BB	2
SO	4
LOB	9



Batter	1	2	3	4	5	6	7	8	9	AB	R	H	RBI	BB	SO	LOB	BOTTOM	
<b>Ron Hunt, R</b> OBP: 0.422, SLG: 0.340 (1, 4)										3	2	3	0	1	0	0	<b>St. Louis Cardinals @ Montreal Expos</b> Jarry Park, Montreal, QB Thu Aug 02 1973, 7:05 PM EDT Att: 13,215 - Unknown	
<b>Jim Cox, R</b> OBP: 0.250, SLG: 0.273 (9, 4)										0	0	0	0	0	0	0		
<b>Mike Jorgensen, L</b> OBP: 0.350, SLG: 0.359 (1, 3)										1	0	0	0	0	0	2		
<b>Ron Fairly, L</b> OBP: 0.444, SLG: 0.439 (1, 7)										4	0	0	0	0	0	3		
<b>Ron Woods, R</b> OBP: 0.342, SLG: 0.313 (9, 7)										0	0	0	0	0	0	0		
<b>Ken Singleton, S</b> OBP: 0.404, SLG: 0.474 (1, 9)										3	0	1	1	1	0	1		
<b>Jim Lyttle, L</b> OBP: 0.367, SLG: 0.556 (1, 8)										4	0	2	1	0	0	1		
<b>Bob Bailey, R</b> OBP: 0.377, SLG: 0.515 (1, 5)										4	0	0	0	0	0	3		
<b>John Boccabella, R</b> OBP: 0.286, SLG: 0.318 (1, 2)										3	0	0	0	0	1	0		
<b>Pepe Frias, R</b> OBP: 0.253, SLG: 0.262 (1, 6)										2	0	0	0	0	0	0		
<b>Balor Moore, L</b> OBP: 0.108, SLG: 0.086 (1, 1)										2	0	0	0	0	1	1		
<b>Inning Stats</b>	R: 1 E: 0 K: 0 S: 5	H: 2 LOB: 1 BB: 0 P: 5	R: 0 E: 1 K: 0 S: 4	H: 0 LOB: 1 BB: 0 P: 4	R: 1 E: 0 K: 0 S: 5	H: 2 LOB: 2 BB: 1 P: 9	R: 0 E: 0 K: 1 S: 5	H: 0 LOB: 0 BB: 0 P: 5	R: 0 E: 0 K: 1 S: 2	H: 0 LOB: 1 BB: 1 P: 7	R: 0 E: 0 K: 0 S: 4	H: 1 LOB: 1 BB: 0 P: 4	R: 0 E: 0 K: 0 S: 4	H: 1 LOB: 1 BB: 0 P: 4	1B: 6 2B: 0 3B: 0 HR: 0	SF: 0 SAC: 4 DP: 1 HBP: 1	WP: 0 PB: 0 SB: 1 CS: 0	PA: 33
<b>PITCHER</b> <b>Tom Murphy, R</b> ERA: 2.88 (1, 1)	IP: 8.0 WLS: L BF: 33 H: 6 R: 2 ER: 2 SO: 2 BB: 2 IBB: 0 HBP: 1 BLK: 0 WP: 0 HR: 0 S: 34 P: 43 ERA: 2.25 WHIP: 1.000															<b>PITCHER</b>		

AB	26
R	2
H	6
RBI	2
BB	2
SO	2
LOB	11





Batter	1	2	3	4	5	6	7	8	9	AB	R	H	RBI	BB	SO	LOB	TOP					
<b>Lou Brock, L</b> OBP: 0.355, SLG: 0.372 (1, 7)	0-3 K		0-0 S 1B		0-0 G5-4-3 1B 2B		0-0 5-3		0-0 E 1B	5	2	3	0	0	1	0	<b>St. Louis Cardinals @ New York Mets</b> Shea Stadium, Flushing, NY Fri Aug 03 1973, 7:05 PM EDT Att: 25,764 - Unknown  <b>AB 37</b> <b>R 3</b> <b>H 10</b> <b>RBI 3</b> <b>BB 3</b> <b>SO 11</b> <b>LOB 20</b>					
<b>Ted Sizemore, R</b> OBP: 0.379, SLG: 0.326 (1, 4)	0-0 1B		0-0 1B		4-0 G5-4-3 BB		0-0 FC6-4 1B		0-0 L5	4	0	3	1	1	0	1						
<b>Joe Torre, R</b> OBP: 0.387, SLG: 0.423 (1, 3)	0-0 1B		0-3 K		0-0 G5-4-3		0-3 K		0-0 E5	5	0	1	0	0	2	5						
<b>Ted Simmons, S</b> OBP: 0.354, SLG: 0.420 (1, 2)	0-3 K		0-3 K		0-0 1B		0-0 FC6-4		0-0 G3	5	0	1	1	0	2	6						
<b>Luis Melendez, R</b> OBP: 0.305, SLG: 0.300 (1, 8)	0-3 K		0-0 L9		0-0 F8				0-0 F8	4	0	0	0	0	1	4						
<b>Ken Reitz, R</b> OBP: 0.288, SLG: 0.355 (1, 6)		0-0 F7		0-0 P4		0-0 F5		0-0 G3		4	0	0	0	0	0	0						
<b>Bernie Carbo, L</b> OBP: 0.401, SLG: 0.431 (1, 9)		0-0 F7		0-0 HR		4-0 BB		4-0 FC5-4 BB		2	1	1	1	2	0	0						
<b>Terry Hughes, R</b> OBP: 0.250, SLG: 0.250 (1, 5)		0-0 1B		0-3 K		0-3 K		0-0 FC5-4		4	0	1	0	0	2	2						
<b>Rich Folkers, L</b> OBP: 0.283, SLG: 0.063 (5, 1) <b>Orlando Pena, R</b> ERA: 3.36 (5, 1) <b>Bill Stein, R</b> ERA: 2.84 (5, 1) <b>Diego Segui, R</b> ERA: 2.84 (5, 1) <b>Ed Sprague, R</b> ERA: 4.99 (5, 1) <b>Tim McCarver, L</b> OBP: 0.310, SLG: 0.300 (5, 1)		0-0 6-3		0-3 K		0-3 K		0-3 K		0-3 K	2	0	0	0	0	1	1					
<b>Inning Stats</b>	R: 0 E: 0 K: 3 S: 11	H: 2 LOB: 2 BB: 0 P: 11	R: 0 E: 0 K: 0 S: 4	H: 1 LOB: 1 BB: 0 P: 4	R: 1 E: 0 K: 2 S: 9	H: 2 LOB: 1 BB: 0 P: 9	R: 1 E: 0 K: 2 S: 8	H: 1 LOB: 0 BB: 0 P: 8	R: 1 E: 0 K: 0 S: 4	H: 2 LOB: 1 BB: 1 P: 8	R: 0 E: 0 K: 2 S: 7	H: 0 LOB: 1 BB: 1 P: 11	R: 0 E: 0 K: 1 S: 6	H: 1 LOB: 0 BB: 0 P: 6	R: 0 E: 0 K: 0 S: 3	H: 0 LOB: 1 BB: 1 P: 7	R: 0 E: 1 K: 1 S: 7	H: 1 LOB: 2 BB: 0 P: 7	1B: 8 2B: 1 3B: 0 HR: 1	SF: 0 SAC: 0 DP: 1 HBP: 0	WP: 0 PB: 0 SB: 1 CS: 0	PA: 40
<b>PITCHER</b> <b>Jon Matlack, L</b> ERA: 3.48 (1, 1)	IP: 9.0 WLS: W BF: 40 H: 10 R: 3 ER: 3 SO: 11 BB: 3 IBB: 0 HBP: 0 BLK: 0 WP: 0 HR: 1 S: 59 P: 71 ERA: 3.00 WHIP: 1.444															<b>PITCHER</b>	IP: 9.0 WLS: W BF: 40 H: 10 R: 3 ER: 3 SO: 11 BB: 3 IBB: 0 HBP: 0 BLK: 0 WP: 0 HR: 1 S: 59 P: 71 ERA: 3.00 WHIP: 1.444					

Batter	1	2	3	4	5	6	7	8	9	AB	R	H	RBI	BB	SO	LOB	BOTTOM			
<b>Don Hahn, R</b> OBP: 0.320, SLG: 0.333 (1, 8)	4-0 FC4-6 BB		0-0 F8		0-0 1B 2H 1B		0-0 P6			3	0	1	1	1	0	1	<b>St. Louis Cardinals @ New York Mets</b> Shea Stadium, Flushing, NY Fri Aug 03 1973, 7:05 PM EDT Att: 25,764 - Unknown  <b>AB 30</b> <b>R 7</b> <b>H 8</b> <b>RBI 7</b> <b>BB 3</b> <b>SO 5</b> <b>LOB 11</b>			
<b>Felix Milten, R</b> OBP: 0.340, SLG: 0.375 (1, 4)	0-0 FC4-6 1B 3B		0-0 F8		0-0 S 1B		0-0 HR 1B			4	2	2	0	0	0	1				
<b>Willie Mays, R</b> OBP: 0.291, SLG: 0.353 (1, 3)	0-0 F9		0-3 K		0-3 K		0-0 HR			4	1	1	3	0	2	3				
<b>Cleon Jones, R</b> OBP: 0.313, SLG: 0.373 (1, 9) (2, 7)	0-0 3B 1B		0-0 6-3		0-0 F8		0-0 4-3			4	1	1	0	0	0	2				
<b>John Milner, L</b> OBP: 0.331, SLG: 0.478 (1, 7) <b>Rusty Staub, L</b> OBP: 0.351, SLG: 0.425 (1, PR) (2, 9)	0-0 1B 3B		0-0 G3		0-0 F8		0-0 G3-6-1 BB			1	0	1	2	0	0	0				
<b>Jerry Grote, R</b> OBP: 0.209, SLG: 0.229 (1, 2)	0-0 1B		0-0 4-3		0-0 4-3		0-0 P4			4	0	1	1	0	0	1				
<b>Wayne Garrett, L</b> OBP: 0.344, SLG: 0.351 (1, 5)	0-0 P6		0-0 P4		0-0 L3		0-0 G3-6-1			4	0	0	0	0	0	3				
<b>Ted Martinez, R</b> OBP: 0.265, SLG: 0.250 (1, 6)		0-3 K		0-0 SH5-4 1B 1B		0-3 K				3	1	1	0	0	2	0				
<b>Jon Matlack, L</b> OBP: 0.229, SLG: 0.098 (1, 1)		0-3 K		0-0 SH5-4		4-0 1B HR BB				1	1	0	0	1	1	0				
<b>Inning Stats</b>	R: 3 E: 0 K: 0 S: 6	H: 3 LOB: 2 BB: 1 P: 10	R: 0 E: 0 K: 2 S: 7	H: 0 LOB: 0 BB: 0 P: 7	R: 0 E: 0 K: 1 S: 5	H: 0 LOB: 0 BB: 0 P: 5	R: 0 E: 0 K: 0 S: 3	H: 0 LOB: 0 BB: 0 P: 3	R: 1 E: 0 K: 1 S: 8	H: 3 LOB: 2 BB: 0 P: 8	R: 0 E: 0 K: 0 S: 3	H: 0 LOB: 0 BB: 0 P: 3	R: 3 E: 0 K: 1 S: 7	H: 2 LOB: 1 BB: 1 P: 11	R: 0 E: 0 K: 0 S: 2	H: 0 LOB: 0 BB: 1 P: 6	1B: 6 2B: 0 3B: 1 HR: 1	SF: 0 SAC: 1 DP: 1 HBP: 0	WP: 0 PB: 0 SB: 1 CS: 0	PA: 34
<b>PITCHER</b> <b>Rich Folkers, L</b> ERA: 2.97 (1, 1) <b>Orlando Pena, R</b> ERA: 3.36 (5, 1) <b>Diego Segui, R</b> ERA: 2.84 (5, 1) <b>Ed Sprague, R</b> ERA: 4.99 (5, 1)	IP: 4.1 WLS: L BF: 20 H: 6 R: 4 ER: 4 SO: 3 BB: 1 IBB: 0 HBP: 0 BLK: 0 WP: 0 HR: 0 S: 25 P: 29 ERA: 8.31 WHIP: 1.615															<b>PITCHER</b>	IP: 4.1 WLS: L BF: 20 H: 6 R: 4 ER: 4 SO: 3 BB: 1 IBB: 0 HBP: 0 BLK: 0 WP: 0 HR: 0 S: 25 P: 29 ERA: 8.31 WHIP: 1.615			







Batter	1	2	3	4	5	6	7	8	9	AB	R	H	RBI	BB	SO	LOB	TOP								
Lou Brock, L OBP: 0.356, SLG: 0.373 (1, 7)	4-3		1-3		G4-6-3 1B		G5-4-3 1B			4	0	2	1	0	0	1	<b>St. Louis Cardinals @ New York Mets</b> Shea Stadium, Flushing, NY Sun Aug 05 1973, 3:33 AM EDT Unknown								
Ted Sizemore, R OBP: 0.376, SLG: 0.321 (1, 4)	E1 SF8 BB		5-3		G4-6-3 1-2		G5-4-3 1-2			3	1	0	0	1	0	4									
Tim McCarver, L OBP: 0.310, SLG: 0.363 (1, 3)	SF8			4-3			F9		4-3	3	0	0	1	0	0	0									
Ken Reitz, R OBP: 0.268, SLG: 0.353 (8, 5)										0	0	0	0	0	0	0									
Ted Simmons, S OBP: 0.354, SLG: 0.419 (1, 2)	G1			BB 1B			FC5-4 1B		F7	4	0	2	0	0	0	0									
Bernie Carbo, L OBP: 0.400, SLG: 0.425 (1, 9)		K		1-2 BB			F8		4-3	3	0	0	0	1	1	1									
Joe Torre, R OBP: 0.382, SLG: 0.417 (1, 5)		5-3		K			FC5-4 1-2		6-3	4	0	0	0	0	1	3									
Jose Cruz, L OBP: 0.316, SLG: 0.386 (1, 8)					P4				K	4	1	1	0	0	1	2									
Mike Tyson, R OBP: 0.286, SLG: 0.298 (1, 6)			E9 1B		P4		SH1-4 1B		F7	3	0	1	0	0	0	0									
Alan Foster, R OBP: 0.238, SLG: 0.220 (1, 1)			3-4							2	0	1	0	0	0	1									
Bake McBride, L OBP: 0.500, SLG: 0.500 (7, PH)							1B			1	1	1	1	0	0	0									
Wayne Granger, R OBP: 0.319, SLG: 0.319 (7, 1)							1B			0	0	0	0	0	0	0									
Orlando Pena, R OBP: 0.268, SLG: 0.268 (8, 1)							1B			0	0	0	0	0	0	0									
<b>Inning Stats</b>	R: 1 E: 1 K: 0 S: 3	H: 0 LOB: 0 BB: 1 P: 7	R: 0 E: 0 K: 1 S: 5	H: 0 LOB: 0 BB: 0 P: 5	R: 0 E: 1 K: 0 S: 4	H: 1 LOB: 1 BB: 0 P: 4	R: 0 E: 0 K: 1 S: 6	H: 1 LOB: 2 BB: 1 P: 10	R: 0 E: 0 K: 0 S: 4	H: 2 LOB: 1 BB: 0 P: 4	R: 0 E: 0 K: 0 S: 4	H: 1 LOB: 1 BB: 0 P: 4	R: 2 E: 0 K: 0 S: 5	H: 3 LOB: 0 BB: 0 P: 5	R: 0 E: 0 K: 0 S: 3	H: 0 LOB: 0 BB: 0 P: 3	R: 0 E: 0 K: 1 S: 5	H: 0 LOB: 0 BB: 0 P: 5	1B: 8 2B: 0 3B: 0 HR: 0	SF: 1 SAC: 1 DP: 2 HBP: 0	WP: 0 PB: 0 SB: 0 CS: 0	PA: 35			
<b>PITCHER</b>	IP WLS BF H R ER SO BB IBB HBP BLK WP HR S P ERA WHIP	IP WLS BF H R ER SO BB IBB HBP BLK WP HR S P ERA WHIP	IP WLS BF H R ER SO BB IBB HBP BLK WP HR S P ERA WHIP	IP WLS BF H R ER SO BB IBB HBP BLK WP HR S P ERA WHIP	IP WLS BF H R ER SO BB IBB HBP BLK WP HR S P ERA WHIP	IP WLS BF H R ER SO BB IBB HBP BLK WP HR S P ERA WHIP	IP WLS BF H R ER SO BB IBB HBP BLK WP HR S P ERA WHIP	IP WLS BF H R ER SO BB IBB HBP BLK WP HR S P ERA WHIP	IP WLS BF H R ER SO BB IBB HBP BLK WP HR S P ERA WHIP	IP WLS BF H R ER SO BB IBB HBP BLK WP HR S P ERA WHIP	IP WLS BF H R ER SO BB IBB HBP BLK WP HR S P ERA WHIP	IP WLS BF H R ER SO BB IBB HBP BLK WP HR S P ERA WHIP	IP WLS BF H R ER SO BB IBB HBP BLK WP HR S P ERA WHIP	IP WLS BF H R ER SO BB IBB HBP BLK WP HR S P ERA WHIP	IP WLS BF H R ER SO BB IBB HBP BLK WP HR S P ERA WHIP	IP WLS BF H R ER SO BB IBB HBP BLK WP HR S P ERA WHIP	IP WLS BF H R ER SO BB IBB HBP BLK WP HR S P ERA WHIP	IP WLS BF H R ER SO BB IBB HBP BLK WP HR S P ERA WHIP	IP WLS BF H R ER SO BB IBB HBP BLK WP HR S P ERA WHIP	IP WLS BF H R ER SO BB IBB HBP BLK WP HR S P ERA WHIP	IP WLS BF H R ER SO BB IBB HBP BLK WP HR S P ERA WHIP	IP WLS BF H R ER SO BB IBB HBP BLK WP HR S P ERA WHIP	IP WLS BF H R ER SO BB IBB HBP BLK WP HR S P ERA WHIP	IP WLS BF H R ER SO BB IBB HBP BLK WP HR S P ERA WHIP	IP WLS BF H R ER SO BB IBB HBP BLK WP HR S P ERA WHIP

AB	31
R	3
H	8
RBI	3
BB	2
SO	3
LOB	12



Batter	1	2	3	4	5	6	7	8	9	AB	R	H	RBI	BB	SO	LOB	BOTTOM								
Don Hahn, R OBP: 0.321, SLG: 0.330 (1, 8)	E6 4-3 1B		F7				G4-6-3 1-2			4	1	1	0	0	0	1	<b>St. Louis Cardinals @ New York Mets</b> Shea Stadium, Flushing, NY Sun Aug 05 1973, 3:33 AM EDT Unknown								
Felix Milten, R OBP: 0.335, SLG: 0.369 (1, 4)	4-3		F9		5-3				6-3	4	0	0	0	0	2										
Rusty Staub, L OBP: 0.348, SLG: 0.420 (1, 9)					P4				F9	4	0	2	1	0	1										
John Milner, L OBP: 0.329, SLG: 0.471 (1, 3)	G4-6-3		G3		1-3				1B	4	0	1	0	0	3										
Cleon Jones, R OBP: 0.317, SLG: 0.382 (1, 7)		F8		4-3 1B			6-3		1B	4	1	2	0	0	0										
Wayne Garrett, L OBP: 0.342, SLG: 0.349 (1, 5)		K		4-3			4-3		F9	4	0	0	0	0	1										
Jerry Grote, R OBP: 0.246, SLG: 0.268 (1, 2)		1B			FC5-4 1B		F7		F5	4	0	2	1	0	0										
Ted Martinez, R OBP: 0.267, SLG: 0.258 (1, 6)					FC5-4				K	3	0	1	0	0	1										
Ron Hodges, L OBP: 0.277, SLG: 0.275 (9, PH)					1-3 1B				K	1	0	0	0	0	1										
Tom Seaver, R OBP: 0.227, SLG: 0.213 (1, 1)					K				G3	2	0	0	0	0	2										
Ken Boswell, L OBP: 0.281, SLG: 0.317 (7, PH)										0	0	0	0	1	0										
Tug McGraw, R OBP: 0.091, SLG: 0.091 (8, 1)					K					0	0	0	0	0	0										
Ed Kranepool, L OBP: 0.307, SLG: 0.326 (9, PH)							G4-6-3 BB			1	0	0	0	0	0										
<b>Inning Stats</b>	R: 1 E: 1 K: 0 S: 4	H: 1 LOB: 0 BB: 0 P: 4	R: 0 E: 0 K: 2 S: 9	H: 2 LOB: 2 BB: 0 P: 9	R: 0 E: 0 K: 0 S: 4	H: 1 LOB: 1 BB: 0 P: 4	R: 1 E: 0 K: 1 S: 7	H: 2 LOB: 1 BB: 0 P: 7	R: 0 E: 0 K: 0 S: 4	H: 1 LOB: 1 BB: 0 P: 4	R: 0 E: 0 K: 0 S: 3	H: 0 LOB: 0 BB: 0 P: 3	R: 0 E: 0 K: 1 S: 4	H: 0 LOB: 0 BB: 1 P: 8	R: 0 E: 0 K: 0 S: 5	H: 2 LOB: 2 BB: 0 P: 5	R: 0 E: 0 K: 1 S: 5	H: 0 LOB: 0 BB: 0 P: 5	1B: 7 2B: 2 3B: 0 HR: 0	SF: 0 SAC: 0 DP: 2 HBP: 0	WP: 0 PB: 0 SB: 0 CS: 0	PA: 36			
<b>PITCHER</b>	IP WLS BF H R ER SO BB IBB HBP BLK WP HR S P ERA WHIP	IP WLS BF H R ER SO BB IBB HBP BLK WP HR S P ERA WHIP	IP WLS BF H R ER SO BB IBB HBP BLK WP HR S P ERA WHIP	IP WLS BF H R ER SO BB IBB HBP BLK WP HR S P ERA WHIP	IP WLS BF H R ER SO BB IBB HBP BLK WP HR S P ERA WHIP	IP WLS BF H R ER SO BB IBB HBP BLK WP HR S P ERA WHIP	IP WLS BF H R ER SO BB IBB HBP BLK WP HR S P ERA WHIP	IP WLS BF H R ER SO BB IBB HBP BLK WP HR S P ERA WHIP	IP WLS BF H R ER SO BB IBB HBP BLK WP HR S P ERA WHIP	IP WLS BF H R ER SO BB IBB HBP BLK WP HR S P ERA WHIP	IP WLS BF H R ER SO BB IBB HBP BLK WP HR S P ERA WHIP	IP WLS BF H R ER SO BB IBB HBP BLK WP HR S P ERA WHIP	IP WLS BF H R ER SO BB IBB HBP BLK WP HR S P ERA WHIP	IP WLS BF H R ER SO BB IBB HBP BLK WP HR S P ERA WHIP	IP WLS BF H R ER SO BB IBB HBP BLK WP HR S P ERA WHIP	IP WLS BF H R ER SO BB IBB HBP BLK WP HR S P ERA WHIP	IP WLS BF H R ER SO BB IBB HBP BLK WP HR S P ERA WHIP	IP WLS BF H R ER SO BB IBB HBP BLK WP HR S P ERA WHIP	IP WLS BF H R ER SO BB IBB HBP BLK WP HR S P ERA WHIP	IP WLS BF H R ER SO BB IBB HBP BLK WP HR S P ERA WHIP	IP WLS BF H R ER SO BB IBB HBP BLK WP HR S P ERA WHIP	IP WLS BF H R ER SO BB IBB HBP BLK WP HR S P ERA WHIP	IP WLS BF H R ER SO BB IBB HBP BLK WP HR S P ERA WHIP	IP WLS BF H R ER SO BB IBB HBP BLK WP HR S P ERA WHIP	IP WLS BF H R ER SO BB IBB HBP BLK WP HR S P ERA WHIP





Batter	1	2	3	4	5	6	7	8	9	AB	R	H	RBI	BB	SO	LOB	TOP										
<b>Lou Brock, L</b> OBP: 0.356, SLG: 0.381 (1, 7)										5	2	2	0	0	1	1											
<b>Ted Sizemore, R</b> OBP: 0.376, SLG: 0.323 (1, 4)										4	0	1	0	0	0	1											
<b>Tim McCarver, L</b> OBP: 0.313, SLG: 0.367 <b>Ken Reitz, R</b> OBP: 0.267, SLG: 0.352 (1, 3) (7, 5)										3	0	2	2	0	1	1											
<b>Ted Simmons, S</b> OBP: 0.358, SLG: 0.421 (1, 2)										3	0	2	0	1	0	1											
<b>Bernie Carbo, L</b> OBP: 0.393, SLG: 0.416 (1, 9)										4	0	0	0	0	1	5											
<b>Joe Torre, R</b> OBP: 0.381, SLG: 0.415 (1, 5) (7, 3)										4	1	1	0	0	2	2											
<b>Jose Cruz, L</b> OBP: 0.321, SLG: 0.393 (1, 8)										4	0	3	0	0	1	0											
<b>Mike Tyson, R</b> OBP: 0.285, SLG: 0.297 (1, 6)										4	0	1	0	0	0	3											
<b>Rick Wise, R</b> OBP: 0.242, SLG: 0.350 (1, 1)										3	1	1	2	0	1	2											
<b>Inning Stats</b>	R: 0 E: 0 K: 1 S: 7	H: 2 LOB: 2 BB: 0 P: 7	R: 0 E: 0 K: 1 S: 5	H: 1 LOB: 0 BB: 0 P: 5	R: 2 E: 0 K: 0 S: 5	H: 3 LOB: 0 BB: 0 P: 5	R: 0 E: 0 K: 1 S: 7	H: 2 LOB: 2 BB: 0 P: 7	R: 1 E: 0 K: 0 S: 5	H: 2 LOB: 1 BB: 0 P: 5	R: 0 E: 0 K: 2 S: 8	H: 1 LOB: 2 BB: 1 P: 12	R: 0 E: 0 K: 2 S: 7	H: 0 LOB: 0 BB: 0 P: 7	R: 0 E: 0 K: 0 S: 3	H: 0 LOB: 0 BB: 0 P: 3	1B: 8 2B: 4 3B: 1 HR: 1	SF: 2 SAC: 1 DP: 2 HBP: 0	WP: 0 PB: 0 SB: 1 CS: 0	PA: 39							
<b>PITCHER</b>	IP	WLS	BF	H	R	ER	SO	BB	IBB	HBP	BLK	WP	HR	S	P	ERA	WHIP										
<b>Jim McAndrew, R</b> ERA: 5.73 (1, 1)	5.0	L	25	12	4	4	3	0	0	0	0	0	1	31	31	7.20	2.400										
<b>Buzz Capra, R</b> ERA: 4.98 (6, 1)	3.0		11	1	0	0	4	1	0	0	0	0	0	18	22	0.00	0.667										
<b>John Strohmayr, R</b> ERA: 5.75 (9, 1)	1.0		3	0	0	0	0	0	0	0	0	0	0	3	3	0.00	0.000										
<b>Batter</b>	<b>1</b>	<b>2</b>	<b>3</b>	<b>4</b>	<b>5</b>	<b>6</b>	<b>7</b>	<b>8</b>	<b>9</b>	<b>AB</b>	<b>R</b>	<b>H</b>	<b>RBI</b>	<b>BB</b>	<b>SO</b>	<b>LOB</b>	<b>BOTTOM</b>										
<b>Don Hahn, R</b> OBP: 0.318, SLG: 0.337 (1, 8)										4	0	1	0	0	1	0											
<b>Felix Milan, R</b> OBP: 0.332, SLG: 0.366 (1, 4)										4	0	0	0	0	0	1											
<b>Rusty Staub, L</b> OBP: 0.347, SLG: 0.419 (1, 9)										4	0	1	0	0	0	0											
<b>John Milner, L</b> OBP: 0.328, SLG: 0.479 (1, 3)										4	1	1	1	0	0	1											
<b>Cleon Jones, R</b> OBP: 0.321, SLG: 0.391 (1, 7)										4	0	2	0	0	0	0											
<b>Ken Boswell, L</b> OBP: 0.253, SLG: 0.306 (1, 5)										3	0	0	0	0	0	2											
<b>Ron Hodges, L</b> OBP: 0.270, SLG: 0.267 (1, 2)										3	0	0	0	0	0	2											
<b>Ted Martinez, R</b> OBP: 0.265, SLG: 0.255 <b>John Strohmayr, R</b> OBP: 0.333, SLG: 0.200 (1, 6) (9, 1)										2	0	0	0	0	0	1											
<b>Jim McAndrew, R</b> OBP: 0.381, SLG: 0.200 <b>Brian Ostrosser, L</b> <b>Buzz Capra, R</b> <b>Ed Kranepool, L</b> (8, FH) (6, 6) (6, 1) (8, FH)										1	0	0	0	0	1	0											
<b>Inning Stats</b>	R: 0 E: 0 K: 0 S: 4	H: 1 LOB: 1 BB: 0 P: 4	R: 0 E: 0 K: 0 S: 4	H: 1 LOB: 0 BB: 0 P: 4	R: 0 E: 0 K: 2 S: 7	H: 0 LOB: 0 BB: 0 P: 7	R: 0 E: 0 K: 0 S: 3	H: 0 LOB: 0 BB: 0 P: 3	R: 0 E: 0 K: 1 S: 5	H: 0 LOB: 0 BB: 0 P: 5	R: 1 E: 0 K: 0 S: 5	H: 2 LOB: 1 BB: 0 P: 5	R: 0 E: 0 K: 2 S: 8	H: 1 LOB: 1 BB: 0 P: 8	R: 0 E: 0 K: 0 S: 3	H: 0 LOB: 0 BB: 0 P: 3	1B: 2 2B: 2 3B: 0 HR: 1	SF: 0 SAC: 0 DP: 0 HBP: 0	WP: 0 PB: 0 SB: 0 CS: 0	PA: 32							
<b>PITCHER</b>	IP	WLS	BF	H	R	ER	SO	BB	IBB	HBP	BLK	WP	HR	S	P	ERA	WHIP										
<b>Rick Wise, R</b> ERA: 2.94 (1, 1)	9.0	W	32	5	1	1	5	0	0	0	0	0	1	42	42	1.00	0.556										

St. Louis Cardinals @ New York Mets  
Shea Stadium, Flushing, NY  
Sun Aug 05 1973, 3:38 AM EDT  
Att: 40,280 - Unknown

AB 35  
R 4  
H 13  
RBI 4  
BB 1  
SO 7  
LOB 16



St. Louis Cardinals @ New York Mets  
Shea Stadium, Flushing, NY  
Sun Aug 05 1973, 3:38 AM EDT  
Att: 40,280 - Unknown

AB 32  
R 1  
H 5  
RBI 1  
BB 0  
SO 5  
LOB 7





Batter	1	2	3	4	5	6	7	8	9	AB	R	H	RBI	BB	SO	LOB	TOP					
<b>Lou Brock, L</b> (1, 7) OBP: 0.361, SLG: 0.384	0-0 6-3	0-0 2H 1B		4-0 BB			0-0 SH1-4 HBP 1B	0-0 1-3 1B		4	0	3	1	1	0	0	<b>St. Louis Cardinals @ New York Mets</b> Shea Stadium, Flushing, NY Mon Aug 06 1973, 7:05 PM EDT Att: 21,845 - Unknown					
<b>Ted Sizemore, R</b> (1, 4) OBP: 0.378, SLG: 0.323	0-0	0-0 4-3		0-0 P6			1-0 SH1-4 HBP 1B	0-3 K		3	1	1	0	0	0	3						
<b>Tim McCarver, L</b> (8, PH) OBP: 0.312, SLG: 0.365										1	0	0	0	0	1	2						
<b>Dave Campbell, R</b> (8, 4) OBP: 0.236, SLG: 0.216	2B E						1-2 SH1-4 HBP			0	0	0	0	0	0	0						
<b>Luis Melendez, R</b> (1, 8) OBP: 0.307, SLG: 0.311	0-0 FC5 1-3 2B		0-0 1B		0-0 G3		0-0 SH1-4 1-2 2-3		0-0 1-3	4	0	2	0	0	0	0						
<b>Ted Simmons, S</b> (1, 2) OBP: 0.356, SLG: 0.417	0-0 FC5		0-0 F8		0-0 F8		4-0		0-0 F7	4	0	0	0	1	0	2						
<b>Joe Torre, R</b> (1, 3) OBP: 0.376, SLG: 0.410	3H F8		0-0 P4		0-0 4-3		0-0 P4		0-0 5-3	5	0	0	0	0	0	6						
<b>Ken Reitz, R</b> (1, 5) OBP: 0.297, SLG: 0.354	0-0 FC5 2-3f		0-0 6-3		0-0 4-3 SF8 2B		0-0 P6			4	1	1	0	0	0	6						
<b>Bernie Carbo, L</b> (1, 9) OBP: 0.390, SLG: 0.413		0-0 FC6-4 1B		0-0 F8		0-0 4-3 2-3		0-0 F7		4	0	1	0	0	0	1						
<b>Mike Tyson, R</b> (1, 6) OBP: 0.282, SLG: 0.294		0-0 FC6-4 SH3-4 1B		0-0 F2		0-0 SF8 3H		0-3 K		3	1	0	1	0	1	1						
<b>Reggie Cleveland, R</b> (1, 1) OBP: 0.353, SLG: 0.383		0-0 SH3-4		0-0		0-0 K		0-0		2	0	1	0	0	1	0						
<b>Diego Segui, R</b> (7, 1)										0	0	0	0	0	0	0						
<b>Bake McBride, L</b> (8, PH) OBP: 0.600, SLG: 0.600										1	0	1	0	0	0	0						
<b>Wayne Granger, R</b> (8, 1)										0	0	0	0	0	0	0						
<b>Ed Sprague, R</b> (8, 1)		1-2						1B		0	0	0	0	0	0	0						
<b>Inning Stats</b>	R: 1 E: 1 K: 0 S: 6	H: 2 LOB: 2 BB: 0 P: 6	R: 1 E: 0 K: 0 S: 5	H: 2 LOB: 1 BB: 0 P: 5	R: 0 E: 0 K: 0 S: 4	H: 1 LOB: 1 BB: 0 P: 4	R: 0 E: 0 K: 0 S: 4	H: 1 LOB: 2 BB: 1 P: 8	R: 0 E: 0 K: 1 S: 3	H: 0 LOB: 0 BB: 0 P: 3	R: 1 E: 0 K: 0 S: 6	H: 1 LOB: 0 BB: 0 P: 6	R: 0 E: 0 K: 0 S: 4	H: 1 LOB: 3 BB: 1 P: 9	R: 0 E: 0 K: 2 S: 9	H: 2 LOB: 2 BB: 0 P: 9	R: 0 E: 0 K: 0 S: 3	H: 0 LOB: 0 BB: 0 P: 3	1B: 7 2B: 3 3B: 0 HR: 0	SF: 1 SAC: 2 DP: 0 HBP: 1	WP: 0 PB: 0 SB: 0 CS: 0	PA: 41
<b>PITCHER</b>	IP	WLS	BF	H	R	ER	SO	BB	IBB	HBP	BLK	WP	HR	S	P	ERA	WHIP					
<b>George Stone, L</b> (1, 1) ERA: 2.63	6.0		27	7	3	2	1	1	0	0	0	0	0	28	32	3.00	1.333					
<b>Harry Parker, R</b> (7, 1) ERA: 3.5	3.0	W	14	3	0	0	2	0	1	1	0	0	0	16	21	0.00	1.000					

AB	35
R	3
H	10
RBI	2
BB	2
SO	3
LOB	21



Batter	1	2	3	4	5	6	7	8	9	AB	R	H	RBI	BB	SO	LOB	BOTTOM					
<b>Don Hahn, R</b> (1, 8) OBP: 0.310, SLG: 0.324	4-0 HBP 1B SF9 BB	0-3 K			0-0 F8	0-0 F9	0-0 FC5 2-3f	0-0 SF9 3H		4	1	0	1	1	1	5	<b>St. Louis Cardinals @ New York Mets</b> Shea Stadium, Flushing, NY Mon Aug 06 1973, 7:05 PM EDT Att: 21,845 - Unknown					
<b>Felix Milten, R</b> (1, 4) OBP: 0.332, SLG: 0.365	0-0 1B HBP 1-2 1B		0-0 F8		0-0 F9		0-0 2B 1B 4-3			6	1	2	0	0	0	2						
<b>Rusty Staub, L</b> (1, 9) OBP: 0.352, SLG: 0.420	1-0 1-2 2-3 HBP		0-0 G3		0-0		0-0 2B 1B 1B	4-0 HBP PB BB		3	2	2	0	1	0	0						
<b>John Milner, L</b> (1, 3) OBP: 0.329, SLG: 0.479	0-3 K		0-0 G3		0-0 F8		0-0 1B 2B	4-0 HBP BB		4	2	1	1	1	1	4						
<b>Cleon Jones, R</b> (1, 7) OBP: 0.323, SLG: 0.386	0-0 SF9 3H		0-0 5-3		0-3 K		4-0 6-3 1B IBB	1-0 E 1B HBP		2	1	0	1	1	1	0						
<b>Wayne Garrett, L</b> (1, 5) OBP: 0.346, SLG: 0.353	0-0 1-2 2-3 1B		0-0 F8		0-0 1B 1B		0-0 FC5 6-3 1B	0-0 E4 BB 1B		5	2	3	3	0	0	1						
<b>Jerry Grote, R</b> (1, 2) OBP: 0.252, SLG: 0.274	0-0 3-1		0-0 E6		0-0 1B 1B		0-0 6-3 1B	0-0 1B BB SF9 1B		5	1	2	1	0	0	5						
<b>Ted Martinez, R</b> (1, 6) OBP: 0.268, SLG: 0.251		0-0 L7		0-0 E6 FC6-4		0-0 F9		4-0 1B BB		3	0	0	0	2	0	3						
<b>George Stone, L</b> (1, 1) ERA: 3.13	6.0	L	33	10	5	5	3	1	1	0	0	0	0	0	0	2						
<b>Ken Boswell, L</b> (6, PH) OBP: 0.251, SLG: 0.314	1.0		4	0	0	0	1	0	1	0	0	0	0	0	0	0						
<b>Harry Parker, R</b> (7, 1) OBP: 0.150, SLG: 0.150	0.1		6	1	5	3	0	1	1	1	0	0	0	0	3	12						
<b>Ed Sprague, R</b> (8, 1) ERA: 4.91	0.2		4	1	0	0	0	1	0	0	0	0	0	0	3	7						
<b>Inning Stats</b>	R: 1 E: 0 K: 1 S: 7	H: 2 LOB: 3 BB: 1 P: 12	R: 0 E: 0 K: 1 S: 5	H: 0 LOB: 0 BB: 0 P: 5	R: 0 E: 0 K: 0 S: 3	H: 0 LOB: 0 BB: 0 P: 3	R: 0 E: 2 K: 0 S: 5	H: 0 LOB: 2 BB: 0 P: 5	R: 0 E: 0 K: 0 S: 4	H: 1 LOB: 1 BB: 0 P: 4	R: 1 E: 0 K: 1 S: 8	H: 3 LOB: 2 BB: 0 P: 8	R: 3 E: 0 K: 1 S: 9	H: 4 LOB: 3 BB: 2 P: 17	R: 5 E: 1 K: 0 S: 6	H: 2 LOB: 2 BB: 3 P: 19	R: 0 E: 0 K: 0 S: 3	H: 0 LOB: 0 BB: 0 P: 3	1B: 11 2B: 1 3B: 0 HR: 0	SF: 2 SAC: 0 DP: 0 HBP: 2	WP: 0 PB: 1 SB: 0 CS: 0	PA: 47
<b>PITCHER</b>	IP	WLS	BF	H	R	ER	SO	BB	IBB	HBP	BLK	WP	HR	S	P	ERA	WHIP					
<b>Reggie Cleveland, R</b> (1, 1) ERA: 2.75	1.0		4	0	0	0	1	0	1	0	0	0	0	5	9	0.00	0.000					
<b>Wayne Granger, R</b> (8, 1) ERA: 4.24	0.1		6	1	5	3	0	1	1	1	0	0	0	3	12	81.00	6.000					
<b>Ed Sprague, R</b> (8, 1) ERA: 4.91	0.2		4	1	0	0	0	1	0	0	0	0	0	3	7	0.00	3.000					





Batter	1	2	3	4	5	6	7	8	9	AB	R	H	RBI	BB	SO	LOB	TOP	
Lou Brock, L OBP: 0.361, SLG: 0.384 (1, 7)	F5		S 2B 1B	5-3		S 1-3 2-H 1B		G6-4-3 1-2		5	1	2	1	0	0	1		
Ted Sizemore, R OBP: 0.375, SLG: 0.324 (1, 4)	L7		1B 1-H	L6		6-3 1-2			F9	5	1	1	1	0	0	2		
Luis Melendez, R OBP: 0.308, SLG: 0.313 (1, 8)	E 1B 1B		1B 2-H 1B 1B		F7		F9		4-3	5	2	2	1	0	0	0		
Ted Simmons, S OBP: 0.359, SLG: 0.419 (1, 2)	E5 1B 1-2		BB 1B 1B		G5-4-3 1B		FC5-4 1B		6-3	5	0	3	0	0	0	1		
Joe Torre, R OBP: 0.380, SLG: 0.413 (1, 3)	1-3 2-H 1B		1-2 2-H 1B		G5-4-3 1-2		FC5-4 1B			4	0	3	2	0	0	1		
Ken Reitz, R OBP: 0.266, SLG: 0.353 (1, 5)		F7	F2			BB 1B	FC5-4 1-2 2-3			4	1	1	0	0	0	4		
Bernie Carbo, L OBP: 0.388, SLG: 0.406 (1, 9)	F8		1-2 2-3 BB		P6		F5			3	0	0	0	1	0	3	AB 38	
Mike Tyson, R OBP: 0.281, SLG: 0.294 (1, 6)	K		F8		F7			G6-4-3 1B		4	0	1	0	0	1	4	R 5	
Tom Murphy, R OBP: 0.227, SLG: 0.238 (3, 1) Orlando Pena, R OBP: 0.287, SLG: 0.600 (6, PH) Bake McBride, L OBP: 0.287, SLG: 0.600 (6, PH) Al Hrabosky, R OBP: 0.287, SLG: 0.600 (6, PH) Dave Campbell, R OBP: 0.287, SLG: 0.600 (6, PH) Diego Segui, R OBP: 0.287, SLG: 0.600 (6, PH)	F9			K		1B 1-2 BB	P1			1	0	0	0	0	0	0	H 13	
										0	0	0	0	0	0	0	RBI 5	
										0	0	0	0	0	0	0	BB 2	
										0	0	0	0	0	0	0	SO 2	
										0	0	0	0	0	0	0	LOB 17	
										1B: 12	SF: 0	WP: 0	PA: 40					
										2B: 1	SAC: 0	FB: 0						
										3B: 0	DP: 2	SB: 2						
										HR: 0	HBP: 0	CS: 0						
Inning Stats	R: 1 E: 1 K: 0 S: 5	H: 2 LOB: 2 BB: 0 P: 5	R: 0 E: 0 K: 1 S: 5	H: 0 LOB: 0 BB: 0 P: 5	R: 3 E: 0 K: 0 S: 8	H: 5 LOB: 3 BB: 1 P: 12	R: 0 E: 0 K: 1 S: 5	H: 0 LOB: 0 BB: 0 P: 5	R: 0 E: 0 K: 0 S: 3	H: 1 LOB: 0 BB: 0 P: 3	R: 1 E: 0 K: 0 S: 5	H: 2 LOB: 2 BB: 1 P: 9	R: 0 E: 0 K: 0 S: 5	H: 2 LOB: 2 BB: 0 P: 5	R: 0 E: 0 K: 0 S: 3	H: 1 LOB: 0 BB: 0 P: 3	R: 0 E: 0 K: 0 S: 3	H: 0 LOB: 0 BB: 0 P: 3
PITCHER	IP	WLS	BF	H	R	ER	SO	BB	IBB	HBP	BLK	WP	HR	S	P	ERA	WHIP	
Ray Sadecki, L ERA: 3.49 (1, 1)	2.1		14	7	4	3	1	0	0	0	0	0	0	16	16	11.57	3.000	
Buzz Capra, R ERA: 4.52 (3, 1)	3.2	W	15	3	1	1	1	2	0	0	0	0	0	15	23	2.46	1.364	
Tug McGraw, L ERA: 5.27 (7, 1)	3.0	S	11	3	0	0	0	0	0	0	0	0	0	11	11	0.00	1.000	

St. Louis Cardinals @ New York Mets  
Shea Stadium, Flushing, NY  
Tue Aug 07 1973, 3:33 AM EDT  
Att: 10,519 - Unknown

AB 38  
R 5  
H 13  
RBI 5  
BB 2  
SO 2  
LOB 17



Batter	1	2	3	4	5	6	7	8	9	AB	R	H	RBI	BB	SO	LOB	BOTTOM	
Don Hahn, R OBP: 0.306, SLG: 0.318 (1, 8)	FC6-4 1B	6-3 1-2 3-H		E5 FC9-6 2-3		E1 WP SH5-3 BB		F8		5	0	1	0	0	0	2		
Felix Milten, R OBP: 0.328, SLG: 0.362 (1, 4)	FC6-4 1-2 2B	6-3		FC9-6 BB 1B		SH5-3		5-3		4	1	0	0	0	4			
Rusty Staub, L OBP: 0.356, SLG: 0.422 (1, 9)	P6		2B 1B	BB 1B		BB 1B				3	1	2	1	1	0	1		
John Milner, L OBP: 0.334, SLG: 0.488 (1, 3)	1-H 2B		1B 2B	FC5-4 BB		4-3				3	1	2	1	1	0	1		
Cleon Jones, R OBP: 0.322, SLG: 0.383 (1, 7)	K		G5-4-3 2-H 3-H 1B	FC5-4 1-2		G3				4	0	1	2	0	1	4		
Wayne Garrett, L OBP: 0.345, SLG: 0.352 (1, 5)		1B 1B	F7		F8		K			4	1	1	0	0	1	1		
Duffy Dyer, R OBP: 0.253, SLG: 0.246 (1, 2)	K		G5-4-3 1-2		1B		BB			3	0	1	0	1	1	2	AB 33	
Ted Martinez, R OBP: 0.272, SLG: 0.256 (1, 6)	1B 1-2 WP 1B			E SH1-3 1B 1B		F8		F9		4	2	2	0	0	0	2	R 6	
Ray Sadecki, L OBP: 0.250, SLG: 0.350 (3, 1) Buzz Capra, R OBP: 0.287, SLG: 0.600 (6, PH) Tug McGraw, R OBP: 0.083, SLG: 0.083 (7, 1)	1-3 2-H 1B			SH1-3		4-3		K		1	0	1	1	0	0	0	H 11	
										1	0	0	0	0	0	1	RBI 5	
										1	0	0	0	0	1	0	BB 3	
										1	0	0	0	0	1	0	SO 4	
										1B: 9	SF: 0	WP: 2	PA: 38					
										2B: 2	SAC: 2	FB: 0						
										3B: 0	DP: 1	SB: 0						
										HR: 0	HBP: 0	CS: 0						
Inning Stats	R: 1 E: 0 K: 1 S: 7	H: 3 LOB: 1 BB: 0 P: 8	R: 2 E: 0 K: 1 S: 8	H: 3 LOB: 0 BB: 0 P: 8	R: 2 E: 0 K: 0 S: 5	H: 3 LOB: 0 BB: 0 P: 5	R: 1 E: 1 K: 0 S: 6	H: 2 LOB: 3 BB: 1 P: 10	R: 0 E: 0 K: 0 S: 4	H: 1 LOB: 1 BB: 0 P: 4	R: 0 E: 1 K: 0 S: 3	H: 0 LOB: 1 BB: 1 P: 7	R: 0 E: 0 K: 1 S: 5	H: 0 LOB: 1 BB: 1 P: 9	R: 0 E: 0 K: 1 S: 5	H: 0 LOB: 0 BB: 0 P: 5	R: 0 E: 0 K: 1 S: 5	H: 0 LOB: 0 BB: 0 P: 5
PITCHER	IP	WLS	BF	H	R	ER	SO	BB	IBB	HBP	BLK	WP	HR	S	P	ERA	WHIP	
Tom Murphy, R ERA: 3.41 (1, 1)	2.0	L	13	7	5	5	2	0	0	0	0	0	0	17	17	22.50	3.500	
Orlando Pena, R ERA: 3.19 (3, 1)	3.0		14	4	1	0	0	1	0	0	0	0	0	13	17	0.00	1.667	
Al Hrabosky, L ERA: 1.89 (6, 1)	2.0		8	0	0	0	1	2	0	0	0	1	0	8	16	0.00	1.000	
Diego Segui, R ERA: 2.7 (8, 1)	1.0		3	0	0	0	1	0	0	0	0	0	0	5	5	0.00	0.000	

St. Louis Cardinals @ New York Mets  
Shea Stadium, Flushing, NY  
Tue Aug 07 1973, 3:33 AM EDT  
Att: 10,519 - Unknown

AB 33  
R 6  
H 11  
RBI 5  
BB 3  
SO 4  
LOB 18









Batter	1	2	3	4	5	6	7	8	9	AB	R	H	RBI	BB	SO	LOB	TOP			
Ralph Garr, L OBP: 0.316, SLG: 0.413 Sonny Jackson, L OBP: 0.289, SLG: 0.253	F7	K			F8			WP 3B	G3	4	1	1	1	0	1	0				
Mike Lum, L OBP: 0.354, SLG: 0.465 Dick Dietz, R OBP: 0.483, SLG: 0.420 Frank Tepedino, L OBP: 0.370, SLG: 0.440	E3 1B		K		6-3			K	4-1	3	1	0	0	0	1	0				
Darrell Evans, L OBP: 0.407, SLG: 0.581	2B 1B		3-1		P6			P5	P4	5	1	1	1	0	0	1				
Hank Aaron, R OBP: 0.369, SLG: 0.574	K		K		F7			1B HR	1B	4	1	1	0	0	2	1				
Dusty Baker Jr., R OBP: 0.365, SLG: 0.431	2B BB		6-3		F7			1B HR	1B	3	1	1	0	1	0	0				
Davey Johnson, R OBP: 0.383, SLG: 0.532	1B 2B		G6-4-3 1B		1B BB			1B HR	HR	3	1	3	4	1	0	0				
Marty Perez, R OBP: 0.310, SLG: 0.323	F8		G6-4-3 1-2		1B			F9		4	0	1	0	0	0	3				
Paul Casanova, R OBP: 0.254, SLG: 0.397		K			F7			F8	HR	4	1	1	1	0	1	1				
Carl Morton, R OBP: 0.243, SLG: 0.379 Gary Neibauer, R OBP: 0.209, SLG: 2.000 Chuck Cooper, R OBP: 0.287, SLG: 0.355 Max Leon, R OBP: 0.349, SLG: 0.559 Adrian Devine, R OBP: 0.400, SLG: 0.320 Tom House, L OBP: 0.298, SLG: 0.429		K			5-3			3B 1B	4-1 G3 1B	2	0	0	0	0	1	0				
<b>Inning Stats</b>	R: 2 E: 1 K: 1 S: 8	H: 2 LOB: 2 BB: 1 P: 12	R: 0 E: 0 K: 3 S: 9	H: 0 LOB: 0 BB: 0 P: 9	R: 0 E: 0 K: 2 S: 7	H: 0 LOB: 0 BB: 0 P: 7	R: 0 E: 0 K: 0 S: 3	H: 1 LOB: 0 BB: 0 P: 3	R: 0 E: 0 K: 0 S: 3	H: 0 LOB: 0 BB: 0 P: 3	R: 0 E: 0 K: 0 S: 3	H: 1 LOB: 1 BB: 1 P: 7	R: 5 E: 0 K: 1 S: 10	H: 5 LOB: 0 BB: 0 P: 10	R: 1 E: 0 K: 0 S: 5	H: 2 LOB: 1 BB: 0 P: 5	1B: 7 2B: 1 3B: 1 HR: 2	SF: 0 SAC: 0 DP: 1 HBP: 0	WP: 1 PA: 39 PB: 0 SB: 2 CS: 0	
<b>PITCHER</b>	IP WLS BF H R ER SO BB IBB HBP BLK WP HR S P ERA WHIP	7.0 L 26 4 2 0 6 2 0 0 0 0 0 36 44 0.00 0.857	IP WLS BF H R ER SO BB IBB HBP BLK WP HR S P ERA WHIP	7.0 L 26 4 2 0 6 2 0 0 0 0 0 36 44 0.00 0.857	IP WLS BF H R ER SO BB IBB HBP BLK WP HR S P ERA WHIP	7.0 L 26 4 2 0 6 2 0 0 0 0 0 36 44 0.00 0.857	IP WLS BF H R ER SO BB IBB HBP BLK WP HR S P ERA WHIP	7.0 L 26 4 2 0 6 2 0 0 0 0 0 36 44 0.00 0.857	IP WLS BF H R ER SO BB IBB HBP BLK WP HR S P ERA WHIP	7.0 L 26 4 2 0 6 2 0 0 0 0 0 36 44 0.00 0.857	IP WLS BF H R ER SO BB IBB HBP BLK WP HR S P ERA WHIP	7.0 L 26 4 2 0 6 2 0 0 0 0 0 36 44 0.00 0.857	IP WLS BF H R ER SO BB IBB HBP BLK WP HR S P ERA WHIP	7.0 L 26 4 2 0 6 2 0 0 0 0 0 36 44 0.00 0.857	IP WLS BF H R ER SO BB IBB HBP BLK WP HR S P ERA WHIP	7.0 L 26 4 2 0 6 2 0 0 0 0 0 36 44 0.00 0.857	IP WLS BF H R ER SO BB IBB HBP BLK WP HR S P ERA WHIP	7.0 L 26 4 2 0 6 2 0 0 0 0 0 36 44 0.00 0.857	IP WLS BF H R ER SO BB IBB HBP BLK WP HR S P ERA WHIP	7.0 L 26 4 2 0 6 2 0 0 0 0 0 36 44 0.00 0.857

Atlanta Braves @ St. Louis Cardinals  
 Busch Stadium, St. Louis, MO  
 Thu Aug 09 1973, 7:05 PM CDT  
 Att: 30,251 - Unknown

AB 37  
 R 8  
 H 11  
 RBI 7  
 BB 2  
 SO 7  
 LOB 8



Batter	1	2	3	4	5	6	7	8	9	AB	R	H	RBI	BB	SO	LOB	BOTTOM			
Lou Brock, L OBP: 0.359, SLG: 0.382	5-3		4-3			S BB		4-3	K	4	0	0	0	1	1	2				
Ted Sizemore, R OBP: 0.369, SLG: 0.319	5-3		F7			K		P3	1B	5	0	1	2	0	1	1				
Tim McCarver, L OBP: 0.320, SLG: 0.367	G3		G4-6-3 1B		4-3			4-3	BB	4	0	2	0	1	0	1				
Ted Simmons, S OBP: 0.354, SLG: 0.411	6-3		L4		2B BB			K	FC5-4	4	1	0	0	1	1	4				
Joe Torre, R OBP: 0.383, SLG: 0.416	1B BB		G4-6-3 1-2		1B 2B			HR	HBP	2	2	1	1	1	0	1				
Jose Cruz, L OBP: 0.319, SLG: 0.399	F7		G3		G3			1B	HR	4	1	2	3	0	0	1				
Bernie Carbo, L OBP: 0.388, SLG: 0.406	1B		K		K			F8	1B	4	1	2	0	0	1	1				
Mike Tyson, R OBP: 0.282, SLG: 0.294	F9		6-3		6-3			K	1B	4	1	1	0	0	1	3				
Alan Foster, R OBP: 0.227, SLG: 0.200 Bake McBride, L OBP: 0.405, SLG: 0.400 Al Hrabosky, R OBP: 0.287, SLG: 0.355 Diego Segui, R OBP: 0.349, SLG: 0.559 Adrian Devine, R OBP: 0.400, SLG: 0.320 Tom House, L OBP: 0.298, SLG: 0.429			F9		F7			P6	6-3	2	0	0	0	0	0	0				
<b>Inning Stats</b>	R: 0 E: 0 K: 0 S: 3	H: 0 LOB: 0 BB: 0 P: 3	R: 0 E: 0 K: 0 S: 4	H: 1 LOB: 1 BB: 1 P: 8	R: 0 E: 0 K: 0 S: 3	H: 0 LOB: 0 BB: 0 P: 3	R: 0 E: 0 K: 0 S: 3	H: 1 LOB: 0 BB: 0 P: 3	R: 0 E: 0 K: 1 S: 5	H: 0 LOB: 1 BB: 1 P: 9	R: 2 E: 0 K: 1 S: 7	H: 2 LOB: 1 BB: 1 P: 11	R: 0 E: 0 K: 1 S: 5	H: 0 LOB: 1 BB: 1 P: 9	R: 4 E: 0 K: 1 S: 10	H: 5 LOB: 2 BB: 0 P: 11	1B: 7 2B: 1 3B: 0 HR: 1	SF: 0 SAC: 0 DP: 1 HBP: 1	WP: 0 PA: 40 PB: 0 SB: 1 CS: 0	
<b>PITCHER</b>	IP WLS BF H R ER SO BB IBB HBP BLK WP HR S P ERA WHIP	6.0 W 24 4 2 2 2 3 0 0 0 0 0 25 37 3.00 1.167	IP WLS BF H R ER SO BB IBB HBP BLK WP HR S P ERA WHIP	6.0 W 24 4 2 2 2 3 0 0 0 0 0 25 37 3.00 1.167	IP WLS BF H R ER SO BB IBB HBP BLK WP HR S P ERA WHIP	6.0 W 24 4 2 2 2 3 0 0 0 0 0 25 37 3.00 1.167	IP WLS BF H R ER SO BB IBB HBP BLK WP HR S P ERA WHIP	6.0 W 24 4 2 2 2 3 0 0 0 0 0 25 37 3.00 1.167	IP WLS BF H R ER SO BB IBB HBP BLK WP HR S P ERA WHIP	6.0 W 24 4 2 2 2 3 0 0 0 0 0 25 37 3.00 1.167	IP WLS BF H R ER SO BB IBB HBP BLK WP HR S P ERA WHIP	6.0 W 24 4 2 2 2 3 0 0 0 0 0 25 37 3.00 1.167	IP WLS BF H R ER SO BB IBB HBP BLK WP HR S P ERA WHIP	6.0 W 24 4 2 2 2 3 0 0 0 0 0 25 37 3.00 1.167	IP WLS BF H R ER SO BB IBB HBP BLK WP HR S P ERA WHIP	6.0 W 24 4 2 2 2 3 0 0 0 0 0 25 37 3.00 1.167	IP WLS BF H R ER SO BB IBB HBP BLK WP HR S P ERA WHIP	6.0 W 24 4 2 2 2 3 0 0 0 0 0 25 37 3.00 1.167	IP WLS BF H R ER SO BB IBB HBP BLK WP HR S P ERA WHIP	6.0 W 24 4 2 2 2 3 0 0 0 0 0 25 37 3.00 1.167

Atlanta Braves @ St. Louis Cardinals  
 Busch Stadium, St. Louis, MO  
 Thu Aug 09 1973, 7:05 PM CDT  
 Att: 30,251 - Unknown

AB 35  
 R 6  
 H 9  
 RBI 6  
 BB 4  
 SO 5  
 LOB 17





Batter	1	2	3	4	5	6	7	8	9	AB	R	H	RBI	BB	SO	LOB	TOP								
<b>Pete Rose, S</b> OBP: 0.410, SLG: 0.434 (1, 7)	4-3		2B 1B		P6	G3				5	0	2	1	0	0	0	<b>Cincinnati Reds @ St. Louis Cardinals</b> Busch Stadium, St. Louis, MO Fri Aug 10 1973, 7:05 PM CDT Att: 29,938 - Unknown								
<b>Joe Morgan, L</b> OBP: 0.413, SLG: 0.500 (1, 4)	4-3		1-3 2B		S 1B	K	K			5	1	2	0	0	2	1									
<b>Dan Driessen, L</b> OBP: 0.378, SLG: 0.430 <b>Denis Menke, R</b> OBP: 0.357, SLG: 0.238 (7, 5)	K		F7		1B 1B	K	6-3			4	1	0	0	1	2	3									
<b>Tony Perez, R</b> OBP: 0.381, SLG: 0.523 (1, 3)		1B 1B	6-3		E 1B	F9			F8	5	1	2	1	0	0	3									
<b>Johnny Bench, R</b> OBP: 0.345, SLG: 0.449 (1, 2)	F9			K	SF9 1B				6-3	4	2	1	1	1	1	1									
<b>Bobby Tolan, L</b> OBP: 0.299, SLG: 0.311 (1, 9)		1B		1B	E6 1B				L9	5	1	2	0	0	0	3									
<b>Cesar Geronimo, L</b> OBP: 0.250, SLG: 0.268 (1, 8)	F7			1B	SF9				F7	3	0	1	1	0	0	2									
<b>Darrel Chaney, S</b> OBP: 0.292, SLG: 0.227 (1, 6)	4-3			K	2-3 3-H				F7	4	1	1	1	1	1	4									
<b>Ross Grimsley, L</b> OBP: 0.068, SLG: 0.068 <b>Larry Stahl, L</b> OBP: 0.333, SLG: 0.337 (7, PH) <b>Phil Gaigliano, R</b> OBP: 0.359, SLG: 0.273 (7, PH) <b>Pedro Borbon, R</b> OBP: 0.300, SLG: 0.300 (7, 1)			K	4-3	K				F8	3	0	0	0	0	2	4									
<b>Inning Stats</b>	R: 0 E: 0 K: 1 S: 5	H: 0 LOB: 0 BB: 0 P: 5	R: 0 E: 0 K: 0 S: 5	H: 2 LOB: 2 BB: 0 P: 5	R: 0 E: 0 K: 1 S: 7	H: 2 LOB: 2 BB: 0 P: 7	R: 0 E: 0 K: 2 S: 9	H: 2 LOB: 2 BB: 0 P: 9	R: 4 E: 1 K: 1 S: 10	H: 4 LOB: 2 BB: 1 P: 14	R: 0 E: 0 K: 2 S: 8	H: 0 LOB: 1 BB: 0 P: 8	R: 4 E: 2 K: 1 S: 8	H: 2 LOB: 1 BB: 2 P: 16	R: 0 E: 0 K: 0 S: 3	H: 0 LOB: 0 BB: 0 P: 3		R: 0 E: 0 K: 0 S: 3	H: 0 LOB: 0 BB: 0 P: 3	1B: 11 2B: 1 3B: 0 HR: 0	SF: 1 SAC: 1 DP: 0 HBP: 0	WP: 1 PB: 0 SB: 1 CS: 0	PA: 45		
<b>PITCHER</b>	IP	WLS	BF	H	R	ER	SO	BB	IBB	HBP	BLK	WP	HR	S	P	ERA	WHIP								
<b>Rick Wise, R</b> ERA: 3.03 (1, 1)	6.1	L	35	10	7	4	7	2	1	0	0	1	0	46	58	5.68	1.895								
<b>Al Hrabosky, L</b> ERA: 2.35 (7, 1)	0.2		4	2	1	0	1	0	0	0	0	0	0	6	6	0.00	3.000								
<b>Ed Sprague, R</b> ERA: 4.74 (8, 1)	2.0		6	0	0	0	0	0	0	0	0	0	0	6	6	0.00	0.000								

AB	40
R	8
H	12
RBI	7
BB	3
SO	8
LOB	21



Batter	1	2	3	4	5	6	7	8	9	AB	R	H	RBI	BB	SO	LOB	BOTTOM								
<b>Lou Brock, L</b> OBP: 0.397, SLG: 0.384 (1, 7)	K		1-4-3		1B 3B		FC4-6		F9	5	1	1	0	0	1	1	<b>Cincinnati Reds @ St. Louis Cardinals</b> Busch Stadium, St. Louis, MO Fri Aug 10 1973, 7:05 PM CDT Att: 29,938 - Unknown								
<b>Ted Sizemore, R</b> OBP: 0.371, SLG: 0.324 (1, 4)	F9 2B		F7		G3 1B		FC4-6			4	0	2	1	0	0	1									
<b>Luis Melendez, R</b> OBP: 0.309, SLG: 0.313 (1, 8)	F9				G3		FC6-4			4	0	1	0	0	0	3									
<b>Ted Simmons, S</b> OBP: 0.353, SLG: 0.412 (1, 2)	P6				2-4-3-1-5-6-2				F9 SF7 2B	4	1	1	0	0	1	3									
<b>Joe Torre, R</b> OBP: 0.384, SLG: 0.416 (1, 3)		2B BB			F9				F9	3	1	1	0	1	0	1									
<b>Ken Reitz, R</b> OBP: 0.264, SLG: 0.352 (1, 5)		1B G6-4-3 2B			F8		F5		SF7	3	1	1	2	0	0	1									
<b>Bernie Carbo, L</b> OBP: 0.390, SLG: 0.405 (1, 9)		G6-4-3 1B			FC5 1B BB		F9		P5	3	0	1	0	1	0	1									
<b>Mike Tyson, R</b> OBP: 0.281, SLG: 0.293 (1, 6)		G6-4-3			1-2 1B		F7		P6	4	0	1	0	0	0	2									
<b>Rick Wise, R</b> OBP: 0.235, SLG: 0.339 (1, 1) <b>Al Hrabosky, R</b> OBP: 0.321, SLG: 0.401 (7, PH) <b>Ed Sprague, R</b> OBP: 0.319, SLG: 0.366 (8, PH)		K			FC5		FC4-6 1B		K	2	0	0	0	0	0	0		0							
<b>Inning Stats</b>	R: 0 E: 0 K: 1 S: 6	H: 1 LOB: 1 BB: 0 P: 6	R: 2 E: 0 K: 1 S: 6	H: 2 LOB: 0 BB: 1 P: 10	R: 0 E: 0 K: 1 S: 6	H: 1 LOB: 1 BB: 0 P: 6	R: 0 E: 0 K: 0 S: 4	H: 1 LOB: 2 BB: 1 P: 8	R: 1 E: 0 K: 0 S: 4	H: 2 LOB: 0 BB: 0 P: 4	R: 0 E: 0 K: 0 S: 4	H: 1 LOB: 1 BB: 0 P: 4	R: 0 E: 0 K: 0 S: 4	H: 1 LOB: 1 BB: 0 P: 4	R: 1 E: 0 K: 0 S: 4	H: 1 LOB: 0 BB: 0 P: 4		R: 0 E: 0 K: 1 S: 5	H: 0 LOB: 0 BB: 0 P: 5	1B: 6 2B: 4 3B: 1 HR: 0	SF: 1 SAC: 0 DP: 2 HBP: 0	WP: 0 PB: 0 SB: 0 CS: 0	PA: 37		
<b>PITCHER</b>	IP	WLS	BF	H	R	ER	SO	BB	IBB	HBP	BLK	WP	HR	S	P	ERA	WHIP								
<b>Ross Grimsley, L</b> ERA: 2.94 (1, 1)	6.0	W	26	8	3	3	3	2	0	0	0	0	0	30	38	4.50	1.667								
<b>Pedro Borbon, R</b> ERA: 2.55 (7, 1)	3.0	S	11	2	1	1	1	0	0	0	0	0	0	13	13	3.00	0.667								

AB	34
R	4
H	10
RBI	3
BB	2
SO	4
LOB	15





Batter	1	2	3	4	5	6	7	8	9	10	AB	R	H	RBI	BB	SO	LOB	TOP					
<b>Pete Rose, S</b> OBP: 0.412, SLG: 0.438 (1, 7)											5	1	3	1	0	1	0	Cincinnati Reds @ St. Louis Cardinals Busch Stadium, St. Louis, MO Sat Aug 11 1973, 7:05 PM CDT Att: 46,473 - Unknown					
<b>Joe Morgan, L</b> OBP: 0.413, SLG: 0.498 (1, 4)											4	0	1	0	1	1	1						
<b>Dan Driessen, L</b> OBP: 0.372, SLG: 0.422 <b>Denis Menke, R</b> OBP: 0.359, SLG: 0.247 (1, 5) (8, 5)											4	0	0	1	0	0	3						
<b>Tony Perez, R</b> OBP: 0.361, SLG: 0.521 (1, 3)											5	1	2	1	0	1	3						
<b>Johnny Bench, R</b> OBP: 0.344, SLG: 0.451 (1, 2)										5	1	1	1	0	2	3							
<b>Bobby Tolan, L</b> OBP: 0.258, SLG: 0.311 (1, 9)											4	1	1	1	0	0	0						
<b>Cesar Geronimo, L</b> OBP: 0.257, SLG: 0.280 (1, 8)											5	1	3	0	0	0	0						
<b>Ed Crosby, L</b> OBP: 0.279, SLG: 0.254 (1, 6)											5	1	1	2	0	0	2						
<b>Jack Billingham, R</b> OBP: 0.055, SLG: 0.014 <b>Tom Hall, L</b> OBP: 0.045, SLG: 0.045 (1, 1) (9, 1)											4	0	0	0	0	2	2						
<b>Inning Stats</b>	R: 1 E: 0 K: 0 S: 5	H: 2 LOB: 1 BB: 0 P: 5	R: 0 E: 0 K: 0 S: 4	H: 1 LOB: 1 BB: 0 P: 4	R: 0 E: 1 K: 1 S: 7	H: 0 LOB: 0 BB: 0 P: 3	R: 0 E: 0 K: 1 S: 3	H: 1 LOB: 2 BB: 1 P: 12	R: 3 E: 1 K: 1 S: 9	H: 4 LOB: 1 BB: 1 P: 9	R: 0 E: 0 K: 1 S: 5	H: 0 LOB: 0 BB: 0 P: 5	R: 0 E: 0 K: 0 S: 3	H: 1 LOB: 0 BB: 0 P: 3	R: 0 E: 0 K: 2 S: 7	H: 0 LOB: 0 BB: 0 P: 7	R: 3 E: 0 K: 0 S: 6		H: 3 LOB: 0 BB: 0 P: 6	1B: 8 2B: 4 3B: 1 HR: 0	SF: 1 SAC: 0 DP: 1 HBP: 0	WP: 0 PB: 1 SB: 1 CS: 0	PA: 44
<b>PITCHER</b>	IP	WLS	BF	H	R	ER	SO	BB	IBB	HBP	BLK	WP	HR	S	P	ERA	WHIP						
<b>Reggie Cleveland, R</b> ERA: 3.23 (1, 1)	7.0		32	9	4	4	5	1	0	0	0	0	0	0	41	45	5.14	1.429					
<b>Rich Folkers, L</b> ERA: 3.21 (8, 1)	2.0		6	1	0	0	2	0	0	0	0	0	0	10	10	0.00	0.500						
<b>Orlando Pena, R</b> ERA: 3.51 (10, 1)	0.0	L	3	3	3	0	0	0	0	0	0	0	0	3	3	∞	∞						
<b>Al Hrabosky, L</b> ERA: 2.31 (10, 1)	1.0		3	0	0	0	0	0	0	0	0	0	0	3	3	0.00	0.000						

Batter	1	2	3	4	5	6	7	8	9	10	AB	R	H	RBI	BB	SO	LOB	BOTTOM						
<b>Lou Brock, L</b> OBP: 0.361, SLG: 0.394 (1, 7)											4	2	3	3	1	0	0	Cincinnati Reds @ St. Louis Cardinals Busch Stadium, St. Louis, MO Sat Aug 11 1973, 7:05 PM CDT Att: 46,473 - Unknown						
<b>Ted Sizemore, R</b> OBP: 0.366, SLG: 0.319 (1, 4)											5	0	0	0	0	1	2							
<b>Tim McCarver, L</b> OBP: 0.321, SLG: 0.364 (1, 3)											4	0	1	0	1	0	0							
<b>Ted Simmons, S</b> OBP: 0.354, SLG: 0.419 (1, 2)											5	1	2	1	0	0	2							
<b>Joe Torre, R</b> OBP: 0.364, SLG: 0.416 (1, 5)											5	0	2	0	0	0	0							
<b>Jose Cruz, L</b> OBP: 0.322, SLG: 0.399 (1, 8)											4	0	1	0	1	0	2							
<b>Bernie Carbo, L</b> OBP: 0.388, SLG: 0.407 (1, 9)											4	1	1	0	0	0	3							
<b>Mike Tyson, R</b> OBP: 0.278, SLG: 0.290 (1, 6)											4	0	0	0	0	3	4							
<b>Reggie Cleveland, R</b> ERA: 3.23, SLG: 0.367 (7, 9)											2	0	0	0	0	0	2							
<b>Hector Cruz, R</b> ERA: 3.27 (7, 9)											1	0	0	0	0	1	0							
<b>Rich Folkers, L</b> ERA: 3.21, SLG: 0.295 (8, 1)											0	0	0	0	0	0	0							
<b>Luis Meléndez, R</b> OBP: 0.312, SLG: 0.316 (8, 9)											1	1	1	0	0	0	0							
<b>Orlando Pena, R</b> ERA: 3.51 (10, 1)											0	0	0	0	0	0	0							
<b>Al Hrabosky, R</b> ERA: 2.31 (10, 1)											0	0	0	0	0	0	0							
<b>Inning Stats</b>	R: 0 E: 0 K: 0 S: 3	H: 1 LOB: 1 BB: 1 P: 7	R: 0 E: 1 K: 1 S: 6	H: 1 LOB: 2 BB: 1 P: 10	R: 1 E: 1 K: 1 S: 8	H: 3 LOB: 2 BB: 0 P: 8	R: 0 E: 0 K: 1 S: 5	H: 0 LOB: 0 BB: 0 P: 5	R: 0 E: 0 K: 0 S: 3	H: 1 LOB: 1 BB: 1 P: 7	R: 0 E: 0 K: 1 S: 6	H: 1 LOB: 1 BB: 0 P: 6	R: 0 E: 0 K: 1 S: 5	H: 0 LOB: 0 BB: 0 P: 5	R: 0 E: 0 K: 0 S: 3	H: 0 LOB: 0 BB: 0 P: 3	R: 3 E: 0 K: 0 S: 6	H: 3 LOB: 0 BB: 0 P: 6	R: 1 E: 0 K: 0 S: 4	H: 1 LOB: 0 BB: 0 P: 4	1B: 8 2B: 1 3B: 0 HR: 2	SF: 0 SAC: 0 DP: 1 HBP: 0	WP: 0 PB: 0 SB: 0 CS: 1	PA: 42
<b>PITCHER</b>	IP	WLS	BF	H	R	ER	SO	BB	IBB	HBP	BLK	WP	HR	S	P	ERA	WHIP							
<b>Jack Billingham, R</b> ERA: 3.27 (1, 1)	8.2		36	9	3	3	5	3	0	0	0	0	0	43	55	3.12	1.385							
<b>Tom Hall, L</b> ERA: 3.84 (9, 1)	1.1	W	6	2	2	0	0	0	0	0	0	0	2	6	6	13.50	1.500							









Batter	1	2	3	4	5	6	7	8	9	AB	R	H	RBI	BB	SO	LOB	TOP					
<b>Jimmy Wynn, R</b> OBP: 0.330, SLG: 0.394 (1, 9)	4-0 BB G5-4-3		0-0 6-3		0-0 6-3				4-0 BB E	3	1	1	1	2	0	1						
<b>Roger Metzger, S</b> OBP: 0.305, SLG: 0.341 (1, 6)	0-0 G5-4-3		0-0 E6		0-0 E4				0-0 P1	5	0	1	0	0	0	2						
<b>Cesar Cedeno, R</b> OBP: 0.375, SLG: 0.521 (1, 8)	0-0 F2		0-0 F9		0-0 E5				0-3 K	5	0	0	0	0	1	4						
<b>Bob Watson, R</b> OBP: 0.393, SLG: 0.433 (1, 7)		4-0 2B BB		0-0 2B					0-0 F9	4	1	1	0	1	0	4						
<b>Doug Rader, R</b> OBP: 0.317, SLG: 0.419 (1, 5)		0-0 F9		0-0 P4					0-0 P3	4	1	1	0	0	0	2						
<b>Lee May, R</b> OBP: 0.304, SLG: 0.438 (1, 3)		0-0 F7		0-0 4-3 2B					0-0 E6	4	0	1	1	0	0	2						
<b>Johanny Edwards, L</b> OBP: 0.299, SLG: 0.372 (1, 2)		0-0 2B		0-0 4-3					4-0 F8	3	0	1	0	1	0	2						
<b>Tommy Helms, R</b> OBP: 0.325, SLG: 0.372 (1, 4)		0-0 F8		0-0 F9					0-0 6-3	4	0	1	1	0	0	4						
<b>Dave Roberts, L</b> OBP: 0.113, SLG: 0.129 (1, 1)			0-0 F8						0-0 G4-3	4	1	1	0	0	0	2						
<b>Inning Stats</b>	R: 0 E: 0 K: 0 S: 2	H: 0 LOB: 0 BB: 1 P: 6	R: 0 E: 0 K: 0 S: 4	H: 1 LOB: 2 BB: 1 P: 8	R: 0 E: 1 K: 0 S: 4	H: 0 LOB: 1 BB: 0 P: 4	R: 1 E: 0 K: 0 S: 5	H: 2 LOB: 1 BB: 0 P: 5	R: 1 E: 2 K: 0 S: 5	H: 1 LOB: 1 BB: 0 P: 5	R: 0 E: 1 K: 0 S: 4	H: 0 LOB: 1 BB: 0 P: 4	R: 1 E: 0 K: 0 S: 5	H: 2 LOB: 1 BB: 0 P: 5	R: 1 E: 0 K: 0 S: 4	H: 2 LOB: 1 BB: 1 P: 8	R: 0 E: 1 K: 1 S: 5	H: 0 LOB: 1 BB: 1 P: 9	1B: 3 2B: 4 3B: 0 HR: 1	SF: 0 SAC: 0 DP: 3 HBP: 0	WP: 0 PB: 0 SB: 0 CS: 0	PA: 40
<b>PITCHER</b>	IP	WLS	BF	H	R	ER	SO	BB	IBB	HBP	BLK	WP	HR	S	P	ERA	WHIP					
<b>Mike Nagy, R</b> ERA: 2.45 (1, 1)	8.0	L	36	8	4	3	0	2	1	0	0	0	1	33	45	3.38	1.250					
<b>Diego Segui, R</b> ERA: 3.09 (9, 1)	1.0		4	0	0	0	1	1	0	0	0	0	0	5	9	0.00	1.000					

Houston Astros @ St. Louis Cardinals  
Busch Stadium, St. Louis, MO

AB 36  
R 4  
H 8  
RBI 3  
BB 4  
SO 1  
LOB 23



Mon Aug 13 1973, 7:05 PM CDT  
Att: 18,882 - Unknown

Batter	1	2	3	4	5	6	7	8	9	AB	R	H	RBI	BB	SO	LOB	BOTTOM					
<b>Lou Brock, L</b> OBP: 0.362, SLG: 0.399 (1, 7)	0-0 4-3		4-0 S BB			0-0 4-3			0-0 1B	3	0	1	0	1	0	0						
<b>Ted Sizemore, R</b> OBP: 0.359, SLG: 0.312 (1, 4)	0-0 F7		0-0 5-3			0-0 F9			0-0 FC5	4	0	0	0	0	0	3						
<b>Luis Melendez, R</b> OBP: 0.313, SLG: 0.319 (1, 9)	0-0 4-3			0-0 F8		0-0 F7			0-0 F7 2B	4	0	1	0	0	0	0						
<b>Ted Simmons, S</b> OBP: 0.352, SLG: 0.416 (1, 2)		0-0 F9		0-0 5-3 1B		0-0 F9			0-0 6-3	4	0	1	0	0	0	1						
<b>Joe Torre, R</b> OBP: 0.384, SLG: 0.413 (1, 3)		0-0 5-3 1B		0-0 5-3		0-0 F9			0-0 F7	4	0	1	0	0	0	2						
<b>Ken Reitz, R</b> OBP: 0.260, SLG: 0.346 (1, 5)		0-0 5-3		0-0 P6		0-0 6-3			0-0 F9	4	0	0	0	0	0	3						
<b>Hector Cruz, R</b> (1, 8)		0-0 F8			0-3 K				0-3 K	3	0	0	0	0	2	1						
<b>Mike Tyson, R</b> OBP: 0.278, SLG: 0.289 (1, 6)			0-0 6-3		0-0 F3				0-0 FC5 1B	3	0	1	0	0	0	0						
<b>Mike Nagy, R</b> (1, 1)			0-3 K		0-3 K				0-0 P3	2	0	0	0	0	2	0						
<b>Tom Heintzelman, R</b> (8, PH)										1	0	0	0	0	0	1						
<b>Diego Segui, R</b> (9, 1)										0	0	0	0	0	0	0						
<b>Inning Stats</b>	R: 0 E: 0 K: 0 S: 3	H: 0 LOB: 0 BB: 0 P: 3	R: 0 E: 0 K: 0 S: 4	H: 1 LOB: 1 BB: 0 P: 4	R: 0 E: 0 K: 1 S: 5	H: 0 LOB: 1 BB: 1 P: 9	R: 0 E: 0 K: 0 S: 4	H: 1 LOB: 1 BB: 0 P: 4	R: 0 E: 0 K: 2 S: 7	H: 0 LOB: 0 BB: 0 P: 7	R: 0 E: 0 K: 0 S: 3	H: 0 LOB: 0 BB: 0 P: 3	R: 0 E: 0 K: 0 S: 3	H: 0 LOB: 0 BB: 0 P: 3	R: 0 E: 0 K: 1 S: 7	H: 2 LOB: 2 BB: 0 P: 7	R: 0 E: 0 K: 0 S: 4	H: 1 LOB: 1 BB: 0 P: 4	1B: 4 2B: 1 3B: 0 HR: 0	SF: 0 SAC: 0 DP: 0 HBP: 0	WP: 0 PB: 0 SB: 1 CS: 0	PA: 33
<b>PITCHER</b>	IP	WLS	BF	H	R	ER	SO	BB	IBB	HBP	BLK	WP	HR	S	P	ERA	WHIP					
<b>Dave Roberts, L</b> ERA: 2.89 (1, 1)	9.0	W	33	5	0	0	4	1	0	0	0	0	0	40	44	0.00	0.667					

Houston Astros @ St. Louis Cardinals  
Busch Stadium, St. Louis, MO

AB 32  
R 0  
H 5  
RBI 0  
BB 1  
SO 4  
LOB 11



Mon Aug 13 1973, 7:05 PM CDT  
Att: 18,882 - Unknown



Batter	1	2	3	4	5	6	7	8	9	AB	R	H	RBI	BB	SO	LOB	TOP	
Jimmy Wynn, R OBP: 0.333, SLG: 0.392 (1, 9)	0-0 1-3	4-0 BB				0-0 F7	4-0 1B BB		4-0 BB BB	2	0	0	0	3	0	0	<b>Houston Astros @ St. Louis Cardinals</b> Busch Stadium, St. Louis, MO Tue Aug 14 1973, 7:05 PM CDT Att: 18,221 - Unknown  <b>AB 34</b> <b>R 5</b> <b>H 7</b> <b>RBI 4</b> <b>BB 7</b> <b>SO 3</b> <b>LOB 18</b>	
Roger Metzger, S OBP: 0.304, SLG: 0.340 (1, 6)	0-0 F7	0-0 F7			0-0 4-3	0-0 1-2 2-H 3-H 1B		0-0 F7	5	0	1	2	0	0	3			
Cesar Cedeno, R OBP: 0.373, SLG: 0.517 (1, 8)	0-0 1B		0-0 5-3		0-0 6-3	0-0 F7		0-3 K	5	0	1	0	0	1	3			
Bob Watson, R OBP: 0.397, SLG: 0.433 (1, 7) (7, 3)	4-0 1-2 BB		0-0 1B		4-0 3B BB	0-0 6-3		4-0 1-2 BB	2	1	1	0	3	0	0			
Doug Rader, R OBP: 0.313, SLG: 0.414 (1, 5)	0-0 F8		0-0 P4		0-0 F8	0-0 1-3		0-0 F9	5	0	0	0	0	0	6			
Lee May, R OBP: 0.306, SLG: 0.446 (1, 3)		0-0 F9 2B	0-0 5-3		0-0 1B 3B	0-0 6-3			4	2	2	1	0	0	1			
Johnny Edwards, L OBP: 0.303, SLG: 0.372 (1, 2)	4-0 E S BB		0-0 F5		0-0 2B 1B	0-0 F5		0-0 F5	3	1	1	1	1	0	0			
Tommy Helms, R OBP: 0.325, SLG: 0.373 (1, 4)	0-0 F9		0-0 F8		0-0 1B 2B	0-0 F8		0-0 F8	4	1	1	0	0	0	2			
J.R. Richard, R OBP: 0.136, SLG: 0.136 (6, 1) Juan Pizarro, L OBP: 0.229, SLG: 0.283 (7, 1) Ken Forsch, R OBP: 0.329, SLG: 0.329 (7, 7) Jim Crawford, L OBP: 0.329, SLG: 0.403 (7, 7) Larry Dierker, R OBP: 0.329, SLG: 0.403 (7, 7)	0-3 K		0-0 4-3		0-0 5-3	0-3 K		0-3 K	3	0	0	0	0	1	3			
<b>Inning Stats</b>	R: 0 E: 0 K: 1 S: 4	H: 1 LOB: 2 BB: 1 P: 8	R: 1 E: 0 K: 1 S: 6	H: 1 LOB: 2 BB: 2 P: 14	R: 0 E: 0 K: 0 S: 4	H: 1 LOB: 1 BB: 0 P: 4	R: 0 E: 0 K: 0 S: 3	H: 0 LOB: 0 BB: 0 P: 3	R: 0 E: 0 K: 0 S: 3	H: 0 LOB: 0 BB: 0 P: 3	R: 0 E: 0 K: 1 S: 5	H: 0 LOB: 2 BB: 2 P: 5	R: 0 E: 0 K: 1 S: 5	H: 0 LOB: 2 BB: 2 P: 13	1B: 4 2B: 2 3B: 1 HR: 0	SF: 0 SAC: 0 DP: 0 HBP: 0		WP: 0 PA: 41 PB: 0 SB: 3 CS: 0
<b>PITCHER</b>	IP WLS BF H R ER SO BB IBB HBP BLK WP HR S P ERA WHIP	IP WLS BF H R ER SO BB IBB HBP BLK WP HR S P ERA WHIP	IP WLS BF H R ER SO BB IBB HBP BLK WP HR S P ERA WHIP	IP WLS BF H R ER SO BB IBB HBP BLK WP HR S P ERA WHIP	IP WLS BF H R ER SO BB IBB HBP BLK WP HR S P ERA WHIP	IP WLS BF H R ER SO BB IBB HBP BLK WP HR S P ERA WHIP	IP WLS BF H R ER SO BB IBB HBP BLK WP HR S P ERA WHIP	IP WLS BF H R ER SO BB IBB HBP BLK WP HR S P ERA WHIP	IP WLS BF H R ER SO BB IBB HBP BLK WP HR S P ERA WHIP	IP WLS BF H R ER SO BB IBB HBP BLK WP HR S P ERA WHIP	IP WLS BF H R ER SO BB IBB HBP BLK WP HR S P ERA WHIP	IP WLS BF H R ER SO BB IBB HBP BLK WP HR S P ERA WHIP	IP WLS BF H R ER SO BB IBB HBP BLK WP HR S P ERA WHIP	IP WLS BF H R ER SO BB IBB HBP BLK WP HR S P ERA WHIP	IP WLS BF H R ER SO BB IBB HBP BLK WP HR S P ERA WHIP	IP WLS BF H R ER SO BB IBB HBP BLK WP HR S P ERA WHIP	IP WLS BF H R ER SO BB IBB HBP BLK WP HR S P ERA WHIP	
Alan Foster, R ERA: 3.22 (1, 1)	5.2	29	7	5	5	1	5	0	0	0	0	0	0	0	0	0	7.94	2.118
Orlando Pena, R ERA: 3.4 (6, 1)	0.1	1	0	0	0	0	0	0	0	0	0	0	0	0	0	0	0.00	0.000
Diego Segui, R ERA: 2.96 (7, 1)	3.0	W	11	0	0	0	2	2	0	0	0	0	0	0	0	0	0.00	0.667

Houston Astros @ St. Louis Cardinals  
 Busch Stadium, St. Louis, MO  
 Tue Aug 14 1973, 7:05 PM CDT  
 Att: 18,221 - Unknown

AB	34
R	5
H	7
RBI	4
BB	7
SO	3
LOB	18



Batter	1	2	3	4	5	6	7	8	9	AB	R	H	RBI	BB	SO	LOB	BOTTOM		
Lou Brock, L OBP: 0.362, SLG: 0.399 (1, 7)	0-0 CS 1B		0-3 K			0-0 1B S 1B	0-0 F8	0-3 K		5	1	2	1	0	2	0	<b>Houston Astros @ St. Louis Cardinals</b> Busch Stadium, St. Louis, MO Tue Aug 14 1973, 7:05 PM CDT Att: 18,221 - Unknown  <b>AB 34</b> <b>R 9</b> <b>H 12</b> <b>RBI 9</b> <b>BB 7</b> <b>SO 5</b> <b>LOB 19</b>		
Ted Sizemore, R OBP: 0.380, SLG: 0.310 (1, 4)	0-0 1-4-3		0-0 F2		0-0 F7	4-0 1B BB	4-0 2B BB	0-0 F7	3	2	0	0	2	0	1				
Bernie Carbo, L OBP: 0.390, SLG: 0.408 (1, 9)	0-3 K		0-0 G3		0-0 F7	0-0 1B BB	0-0 1B 2B	4-0 1B BB	4	2	2	2	1	1	0				
Ted Simmons, S OBP: 0.355, SLG: 0.418 (1, 2)	0-0 F7		0-0 F7		0-0 F7	0-0 1B 5-3	0-0 2B 1B	0-0 1B	5	1	3	2	0	0	0				
Joe Torre, R OBP: 0.386, SLG: 0.415 (1, 3) (7, 5)	4-0 S BB		0-0 F5		4-0 G4-6-3 BB	0-0 5-3	0-0 1B 2B	0-0 P6	3	1	1	2	2	0	4				
Jose Cruz, L OBP: 0.322, SLG: 0.396 (1, 8) Luis Melendez, R OBP: 0.315, SLG: 0.319 (7, PH) (8, 8)	0-0 F5		0-0 P6		0-0 P6	4-0 1B IBB	4-0 1B IBB		2	0	0	0	1	0	2				
Ken Reitz, R OBP: 0.259, SLG: 0.344 (1, 5) Tim McCarver, L OBP: 0.321, SLG: 0.363 (6, PH) (7, 3)	0-0 5-3		0-0 G4-6-3		0-0 F5	0-0 1B	0-0 1B		2	0	0	0	0	0	2				
Mike Tyson, R OBP: 0.280, SLG: 0.292 (1, 6)			0-3 K		0-0 F3	0-0 1B	0-0 F3		4	1	2	1	0	1	2				
Alan Foster, R OBP: 0.222, SLG: 0.205 (1, 1) Orlando Pena, R ERA: 3.4 (6, 1) Bake McBride, L OBP: 0.462, SLG: 0.417 (6, PH) Diego Segui, R ERA: 2.74 (7, 1)	0-0 K		0-3 K		0-0 G3	0-0 F7			1	0	0	0	0	1	0				
<b>Inning Stats</b>	R: 0 E: 0 K: 1 S: 5	H: 1 LOB: 0 BB: 0 P: 5	R: 0 E: 0 K: 0 S: 3	H: 0 LOB: 1 BB: 1 P: 7	R: 0 E: 0 K: 3 S: 9	H: 0 LOB: 0 BB: 0 P: 9	R: 0 E: 0 K: 0 S: 3	H: 0 LOB: 0 BB: 0 P: 3	R: 0 E: 0 K: 0 S: 2	H: 0 LOB: 0 BB: 1 P: 6	R: 5 E: 0 K: 0 S: 9	H: 6 LOB: 3 BB: 2 P: 17	R: 4 E: 0 K: 0 S: 7	H: 4 LOB: 2 BB: 2 P: 15	R: 0 E: 0 K: 1 S: 6	H: 1 LOB: 2 BB: 1 P: 10		1B: 10 2B: 2 3B: 0 HR: 0	SF: 0 SAC: 0 DP: 1 HBP: 0
<b>PITCHER</b>	IP WLS BF H R ER SO BB IBB HBP BLK WP HR S P ERA WHIP	IP WLS BF H R ER SO BB IBB HBP BLK WP HR S P ERA WHIP	IP WLS BF H R ER SO BB IBB HBP BLK WP HR S P ERA WHIP	IP WLS BF H R ER SO BB IBB HBP BLK WP HR S P ERA WHIP	IP WLS BF H R ER SO BB IBB HBP BLK WP HR S P ERA WHIP	IP WLS BF H R ER SO BB IBB HBP BLK WP HR S P ERA WHIP	IP WLS BF H R ER SO BB IBB HBP BLK WP HR S P ERA WHIP	IP WLS BF H R ER SO BB IBB HBP BLK WP HR S P ERA WHIP	IP WLS BF H R ER SO BB IBB HBP BLK WP HR S P ERA WHIP	IP WLS BF H R ER SO BB IBB HBP BLK WP HR S P ERA WHIP	IP WLS BF H R ER SO BB IBB HBP BLK WP HR S P ERA WHIP	IP WLS BF H R ER SO BB IBB HBP BLK WP HR S P ERA WHIP	IP WLS BF H R ER SO BB IBB HBP BLK WP HR S P ERA WHIP	IP WLS BF H R ER SO BB IBB HBP BLK WP HR S P ERA WHIP	IP WLS BF H R ER SO BB IBB HBP BLK WP HR S P ERA WHIP	IP WLS BF H R ER SO BB IBB HBP BLK WP HR S P ERA WHIP	IP WLS BF H R ER SO BB IBB HBP BLK WP HR S P ERA WHIP		
J.R. Richard, R ERA: 3.13 (1, 1)	5.0	20	4	4	4	4	3	0	0	0	0	0	0	0	0	7.20	1.400		
Juan Pizarro, L ERA: 5.79 (6, 1)	0.0	2	2	0	0	0	0	0	0	0	0	2	2	0	0	∞	∞		
Ken Forsch, R ERA: 4.03 (6, 1)	1.1	L	10	4	5	5	0	1	1	0	0	0	0	0	0	33.75	3.750		
Jim Crawford, L ERA: 4.38 (7, 1)	0.0	2	1	0	0	0	0	0	1	0	0	0	0	0	0	∞	∞		
Larry Dierker, R ERA: 2.74 (7, 1)	1.2	7	1	0	0	1	1	0	0	0	0	0	0	0	0	0.00	1.200		

Houston Astros @ St. Louis Cardinals  
 Busch Stadium, St. Louis, MO  
 Tue Aug 14 1973, 7:05 PM CDT  
 Att: 18,221 - Unknown

AB	34
R	9
H	12
RBI	9
BB	7
SO	5
LOB	19





Batter	1	2	3	4	5	6	7	8	9	AB	R	H	RBI	BB	SO	LOB	TOP				
Jimmy Wynn, R OBP: 0.334, SLG: 0.392	0-0 4-3		0-0 1B			0-0 6-3		0-0 FC1-6 1B	0-0 F9	5	0	2	0	0	0	2					
Roger Metzger, S OBP: 0.304, SLG: 0.339	0-3 K		0-0 4-3			0-0 2B 1B		0-0 FC1-6 1B 1-2		4	1	1	0	0	1	2					
Cesar Cedeno, R OBP: 0.374, SLG: 0.519	0-0 F6			0-3 K		0-0 2B 2B		0-0 G4-3 1B		4	1	2	1	0	1	0					
Bob Watson, R OBP: 0.397, SLG: 0.434		4-0 1B BB		0-3 K		0-0 2B		0-0 G4-3		3	0	1	1	1	1	2					
Tommie Agee, R OBP: 0.236, SLG: 0.403								0-0 G4-3		0	0	0	0	0	0	0					
Doug Rader, R OBP: 0.317, SLG: 0.422		0-0 1-2 1B		0-0 2B		0-3 K			0-0 1B 2B	4	1	3	0	0	1	1					
Lee May, R OBP: 0.303, SLG: 0.442		0-0 F9		0-3 K		0-0 5-3			0-0 F9	4	0	0	0	0	1	5					
Johnny Edwards, L OBP: 0.302, SLG: 0.366		0-0 G4-3			0-0 P5		0-0 6-3		4-0 SH1-4 1B IBB	3	0	0	0	1	0	2					
Tommy Helms, R OBP: 0.324, SLG: 0.372			0-0 F9		0-0 1-3		0-0 6-3		0-0 SH1-4 1B	4	0	1	1	0	0	0					
Jerry Reuss, L OBP: 0.169, SLG: 0.176			0-3 K		0-3 K		0-0 1-3		0-0 SH1-4	3	0	0	0	0	2	0					
<b>Inning Stats</b>	R: 0 E: 0 K: 1 S: 5	H: 0 LOB: 0 BB: 0 P: 5	R: 0 E: 0 K: 0 S: 3	H: 1 LOB: 1 BB: 1 P: 7	R: 0 E: 0 K: 1 S: 6	H: 1 LOB: 1 BB: 0 P: 6	R: 0 E: 0 K: 3 S: 10	H: 1 LOB: 1 BB: 0 P: 10	R: 0 E: 0 K: 1 S: 5	H: 0 LOB: 0 BB: 0 P: 5	R: 2 E: 0 K: 1 S: 8	H: 3 LOB: 1 BB: 0 P: 8	R: 0 E: 0 K: 0 S: 3	H: 0 LOB: 0 BB: 0 P: 3	R: 0 E: 0 K: 0 S: 4	H: 2 LOB: 1 BB: 0 P: 4	R: 1 E: 0 K: 0 S: 5	H: 2 LOB: 2 BB: 1 P: 9	1B: 6 2B: 4 3B: 0 HR: 0	SF: 0 SAC: 1 DP: 2 HBP: 0	WP: 0 PA: 37 PB: 0 SB: 0 CS: 0
<b>PITCHER</b> Rick Wise, R ERA: 3.03	IP: 9.0 WLS: L BF: 37	H: 10 R: 3 ER: 3 SO: 7	BB: 1 IBB: 1 HBP: 0 BLK: 0	WP: 0 HR: 0 S: 49 P: 57	ERA: 3.00 WHIP: 1.222	<b>PITCHER</b>										IP: 9.0 WLS: W BF: 33	H: 5 R: 0 ER: 0 SO: 5	BB: 4 IBB: 0 HBP: 0 BLK: 0	WP: 0 HR: 0 S: 39 P: 55	ERA: 0.00 WHIP: 1.000	

Houston Astros @ St. Louis Cardinals  
 Busch Stadium, St. Louis, MO  
 Wed Aug 15 1973, 7:05 PM CDT  
 Att: 19,862 - Unknown

AB	34
R	3
H	10
RBI	3
BB	2
SO	7
LOB	14



Batter	1	2	3	4	5	6	7	8	9	AB	R	H	RBI	BB	SO	LOB	BOTTOM			
Lou Brock, L OBP: 0.361, SLG: 0.397	0-3 K		0-0 4-3		0-0 1-2 1B			0-3 K		4	0	1	0	0	2	0				
Ted Sizemore, R OBP: 0.356, SLG: 0.306	0-0 6-3		0-3 K		0-0 1-3			0-0 P6		4	0	0	0	0	1	2				
Bernie Carbo, L OBP: 0.391, SLG: 0.411	0-0 2B			0-0 P3		4-0 G6-4-3 BB		0-0 F7		3	0	1	0	1	0	0				
Ted Simmons, S OBP: 0.354, SLG: 0.415	0-0 F9			0-0 F9		0-0 G6-4-3		0-0 G5-4-3 BB		3	0	0	0	1	0	2				
Joe Torre, R OBP: 0.387, SLG: 0.415		0-0 1B 1B		4-0 BB		0-0 F9		0-0 F8		3	0	1	0	1	0	1				
Luis Melendez, R OBP: 0.314, SLG: 0.318		0-0 1-2 1B		0-0 F8			0-0 4-3		0-0 G5-4-3	4	0	1	0	0	0	2				
Ken Reitz, R OBP: 0.256, SLG: 0.341		0-0 F9			0-0 5-3		0-0 L5			3	0	0	0	0	0	2				
Mike Tyson, R OBP: 0.281, SLG: 0.290		0-0 9-3			0-3 K		4-0 BB			2	0	0	0	1	1	2				
Rick Wise, R OBP: 0.239, SLG: 0.338			0-3 K		0-0 1B 1B		0-0 P4			3	0	1	0	0	1	1				
<b>Inning Stats</b>	R: 0 E: 0 K: 1 S: 6	H: 1 LOB: 1 BB: 0 P: 6	R: 0 E: 0 K: 0 S: 4	H: 2 LOB: 0 BB: 0 P: 4	R: 0 E: 0 K: 2 S: 7	H: 0 LOB: 0 BB: 0 P: 7	R: 0 E: 0 K: 0 S: 3	H: 0 LOB: 1 BB: 1 P: 7	R: 0 E: 0 K: 1 S: 5	H: 0 LOB: 0 BB: 0 P: 5	R: 0 E: 0 K: 0 S: 2	H: 0 LOB: 0 BB: 1 P: 6	R: 0 E: 0 K: 1 S: 5	H: 0 LOB: 0 BB: 0 P: 5	R: 0 E: 0 K: 0 S: 2	H: 0 LOB: 0 BB: 1 P: 6	1B: 4 2B: 2 3B: 0 HR: 0	SF: 0 SAC: 0 DP: 3 HBP: 0	WP: 0 PA: 33 PB: 0 SB: 0 CS: 0	
<b>PITCHER</b> Jerry Reuss, L ERA: 3.32	IP: 9.0 WLS: W BF: 33	H: 5 R: 0 ER: 0 SO: 5	BB: 4 IBB: 0 HBP: 0 BLK: 0	WP: 0 HR: 0 S: 39 P: 55	ERA: 0.00 WHIP: 1.000	<b>PITCHER</b>										IP: 9.0 WLS: W BF: 33	H: 5 R: 0 ER: 0 SO: 5	BB: 4 IBB: 0 HBP: 0 BLK: 0	WP: 0 HR: 0 S: 39 P: 55	ERA: 0.00 WHIP: 1.000

Houston Astros @ St. Louis Cardinals  
 Busch Stadium, St. Louis, MO  
 Wed Aug 15 1973, 7:05 PM CDT  
 Att: 19,862 - Unknown

AB	29
R	0
H	5
RBI	0
BB	4
SO	5
LOB	12





Batter	1	2	3	4	5	6	7	8	9	10	11	12	13	AB	R	H	RBI	BB	SO	LOB	TOP						
Jerry Morales, R OBP: 0.324, SLG: 0.406 (1, 7)	F8		K		6-3			1B		4-3		F9		5	0	1	0	1	1	1							
Johnny Grubb, L OBP: 0.370, SLG: 0.429 (1, 8)	G3		4-3			K		F8		1-2		K		6	0	1	0	0	2	1							
Dave Roberts, R OBP: 0.296, SLG: 0.425 (1, 5)	5-3			K		K		S		F5			E6	6	1	1	0	0	2	2							
Nate Colbert, R OBP: 0.325, SLG: 0.410 (1, 3)		E3		G3		E5		K		4-3			3B	6	2	1	1	0	1	4							
Cito Gaston, R OBP: 0.292, SLG: 0.398 (1, 9)		SF7		K		P6				F3			FC6-4	5	0	2	0	1	2	3							
Fred Kendall, R OBP: 0.300, SLG: 0.364 (1, 2)	SF7					1B		F5		F3			FC6-4	5	1	1	1	0	0	3							
Derrel Thomas, S OBP: 0.305, SLG: 0.262 (9, 4)	6-3					E		F8		FC3-2			FC6-4	5	0	2	1	1	0	2							
Rich Morales, R OBP: 0.232, SLG: 0.196 (9, PH)	4-3					1B		K		FC3-2			F7	2	0	0	1	0	1	1							
Leron Lee, L OBP: 0.303, SLG: 0.307 (9, PH)						SF9				FC3-2				0	0	0	0	0	0	0							
Dave Winfield, R OBP: 0.395, SLG: 0.452 (9, PH)						1-2		K		1-2				1	0	0	0	0	0	2							
Enzo Hernandez, R OBP: 0.281, SLG: 0.246 (9, 6)						3-H				3-H				2	0	0	0	0	1	2							
Clay Kirby, R OBP: 0.122, SLG: 0.146 (6, PH)			5-3			K		F8		K				2	0	0	0	0	1	1							
Gene Locklear, L OBP: 0.293, SLG: 0.272 (8, 1)														1	0	0	0	0	0	0							
Mike Caldwell, R OBP: 0.176, SLG: 0.152 (9, 1)														1	0	0	0	0	1	2							
Mike Corkins, R OBP: 0.280, SLG: 0.609 (13, 1)														1	0	0	0	0	0	0							
Vicente Romo, R OBP: 0.290, SLG: 0.182 (13, 1)														0	0	0	0	0	0	0							
<b>Inning Stats</b>	R: 0 E: 0 K: 0 S: 3	H: 0 LOB: 0 BB: 0 P: 3	R: 1 E: 1 K: 0 S: 5	H: 1 LOB: 1 BB: 0 P: 5	R: 0 E: 0 K: 1 S: 5	H: 0 LOB: 0 BB: 0 P: 5	R: 0 E: 0 K: 2 S: 7	H: 0 LOB: 0 BB: 0 P: 7	R: 1 E: 1 K: 1 S: 7	H: 2 LOB: 1 BB: 0 P: 7	R: 0 E: 0 K: 1 S: 8	H: 0 LOB: 1 BB: 0 P: 8	R: 0 E: 0 K: 1 S: 5	H: 0 LOB: 0 BB: 0 P: 5	R: 0 E: 0 K: 1 S: 6	H: 1 LOB: 2 BB: 1 P: 10	R: 0 E: 0 K: 1 S: 6	H: 1 LOB: 2 BB: 1 P: 10	R: 0 E: 0 K: 1 S: 5	H: 0 LOB: 0 BB: 0 P: 5	R: 2 E: 1 K: 0 S: 5	H: 1 LOB: 1 BB: 1 P: 9	1B: 7 2B: 2 3B: 1 HR: 0	SF: 2 SAC: 0 DP: 1 HBP: 0	W/P: 0 PB: 0 SB: 3 CS: 1	PA: 53	
<b>PITCHER</b>	IP	WLS	BF	H	R	ER	SO	BB	IBB	HBP	BLK	WP	HR	S	P	ERA	WHIP										
Reggie Cleveland, R ERA: 3.14 (8, 1)	7.0		26	3	2	1	7	0	0	0	0	0	0	40	40	1.29	0.429										
Orlando Pena, R ERA: 3.35 (9, 1)	1.1		8	3	0	0	1	0	1	0	0	0	0	9	13	0.00	2.250										
Rich Folkers, L ERA: 3.18 (10, 1)	0.2		2	0	0	0	1	0	0	0	0	0	0	4	4	0.00	0.000										
Diego Segui, R ERA: 2.79 (10, 1)	4.0	L	17	3	2	0	3	2	0	0	0	0	0	21	29	0.00	1.250										

San Diego Padres @ St. Louis Cardinals  
 Busch Stadium, St. Louis, MO  
 Fri Aug 17 1973, 7:05 PM CDT  
 Att: 20,309 - Unknown


AB 48  
 R 4  
 H 9  
 RBI 4  
 BB 3  
 SO 12  
 LOB 24



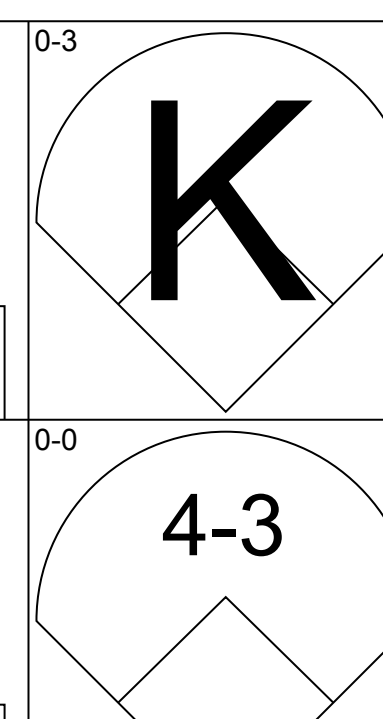
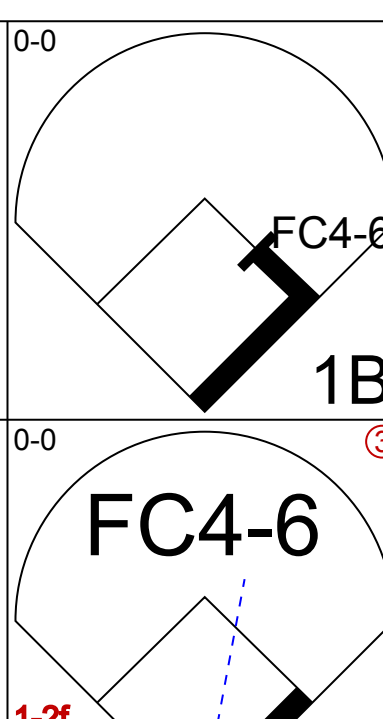
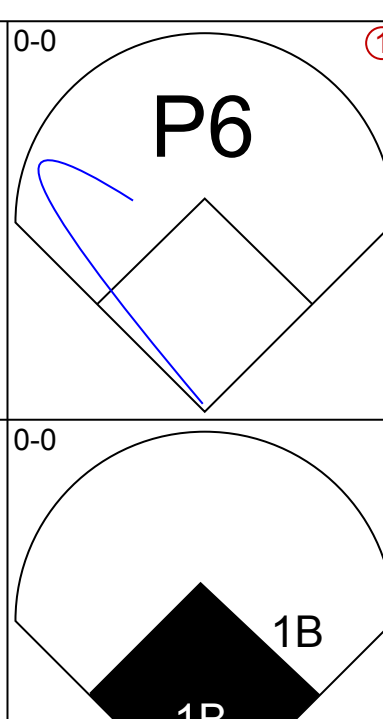
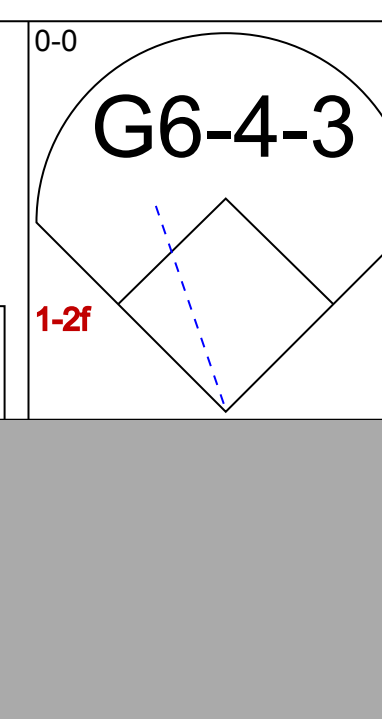
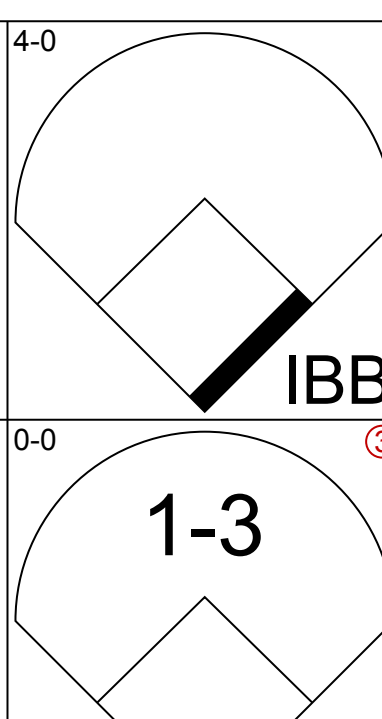
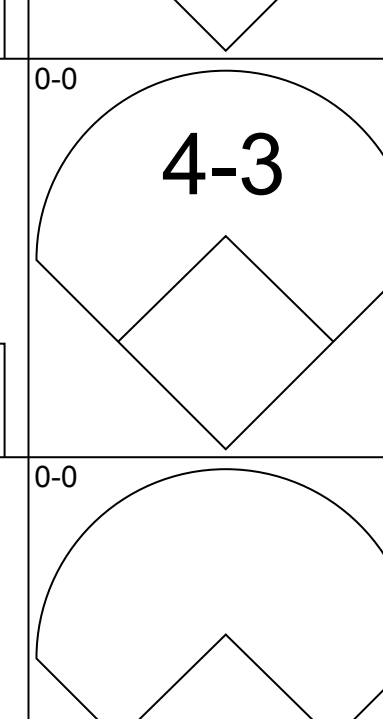
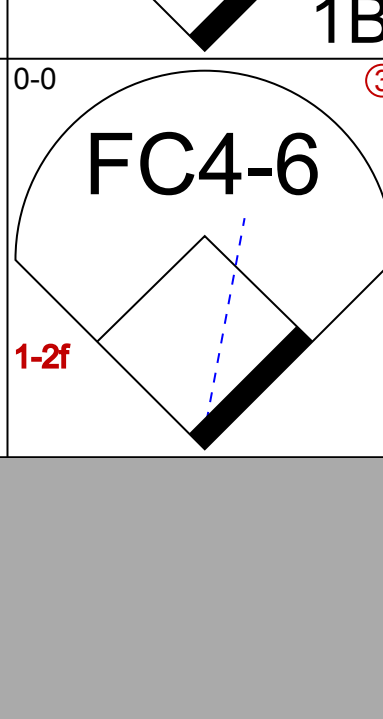
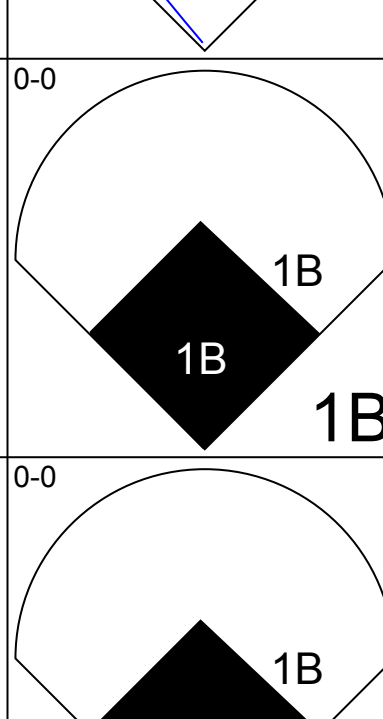
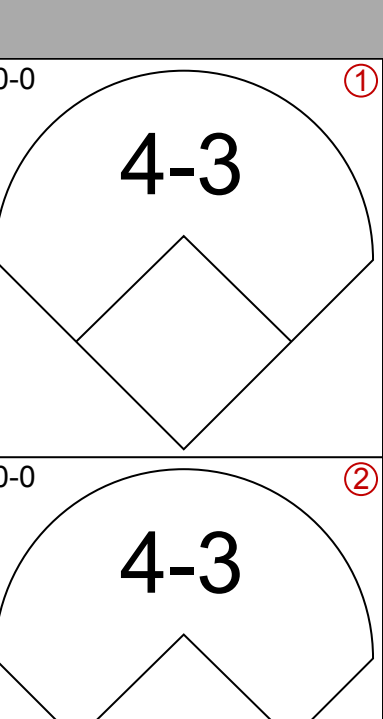
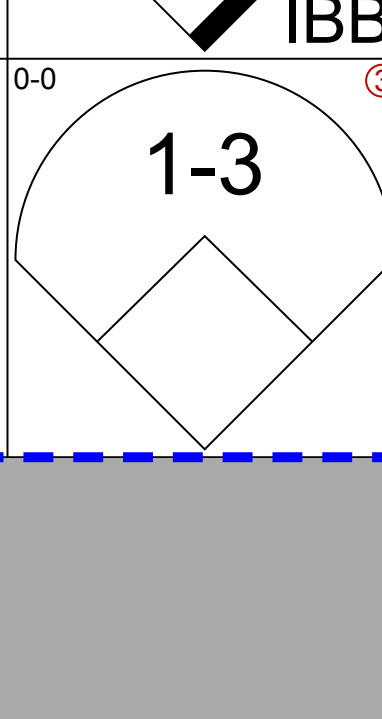
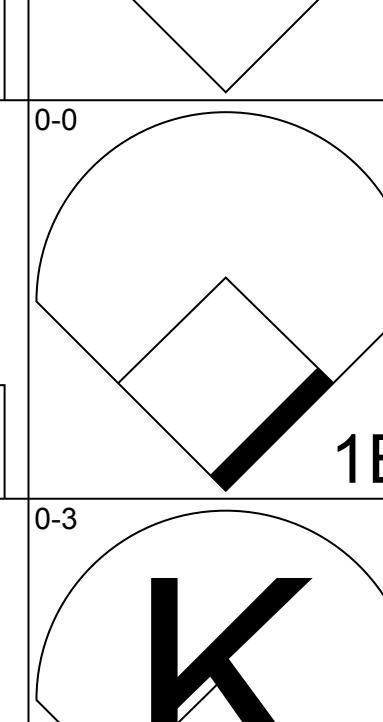
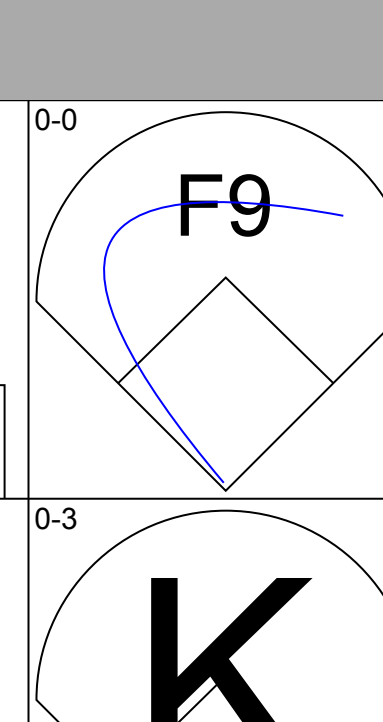
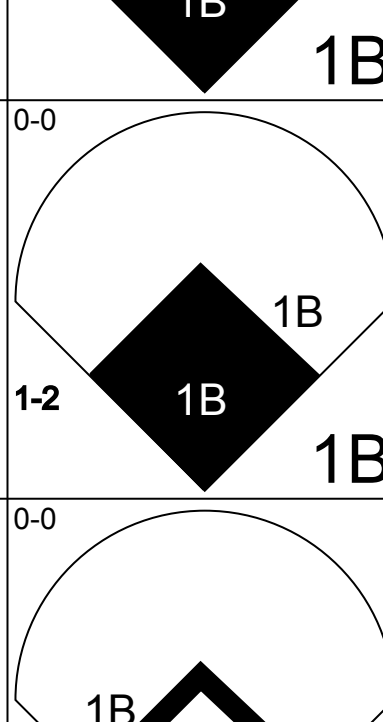
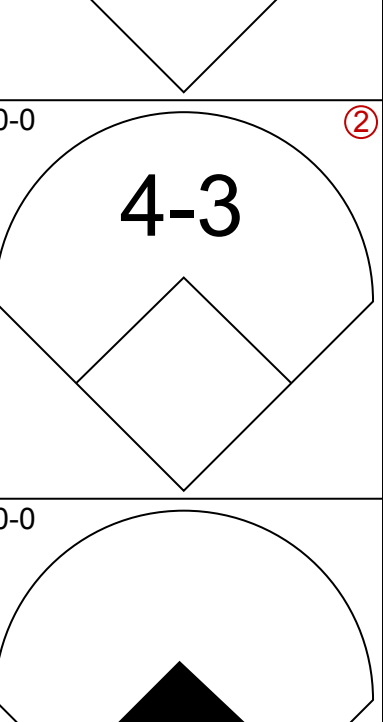
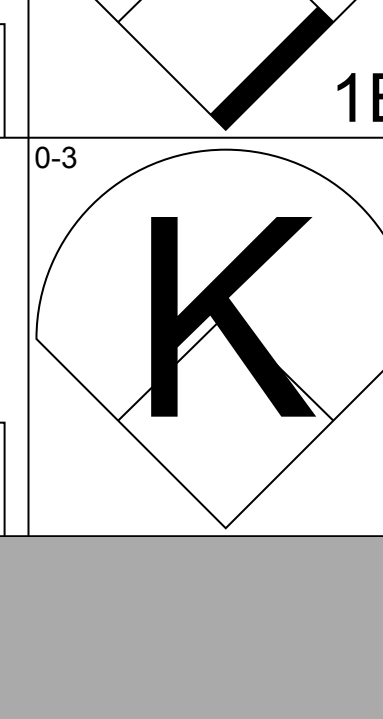
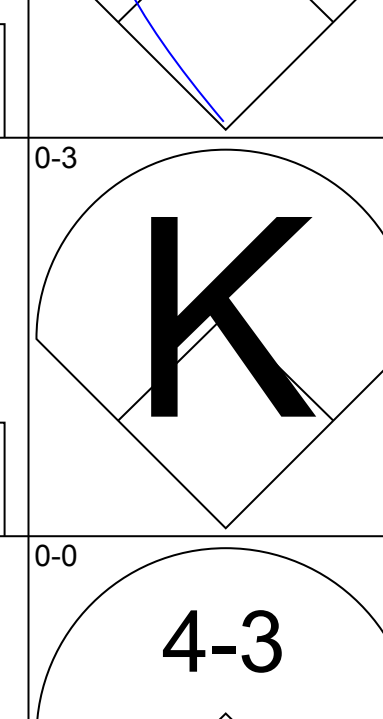
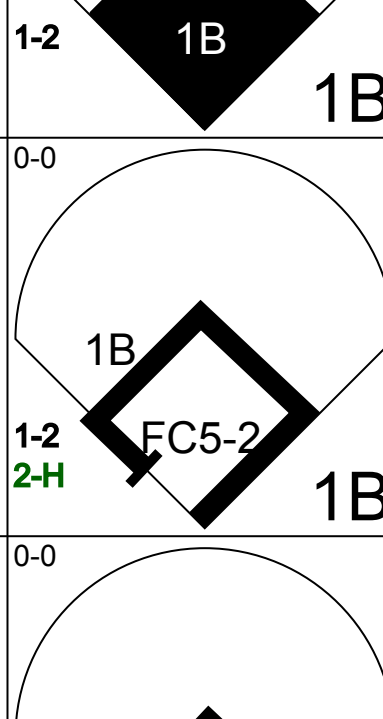
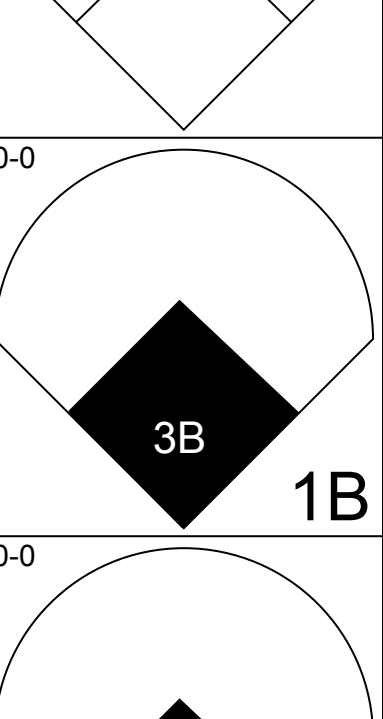
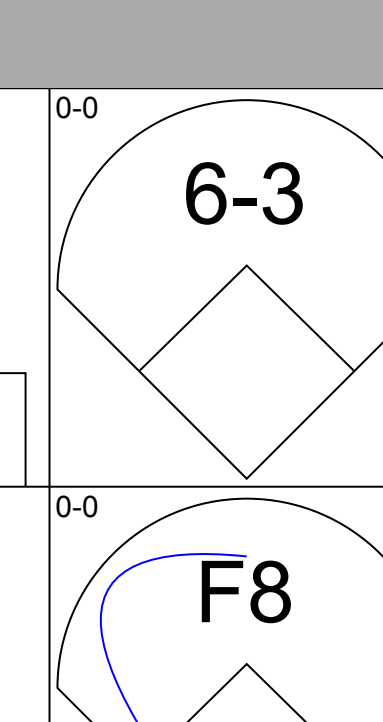
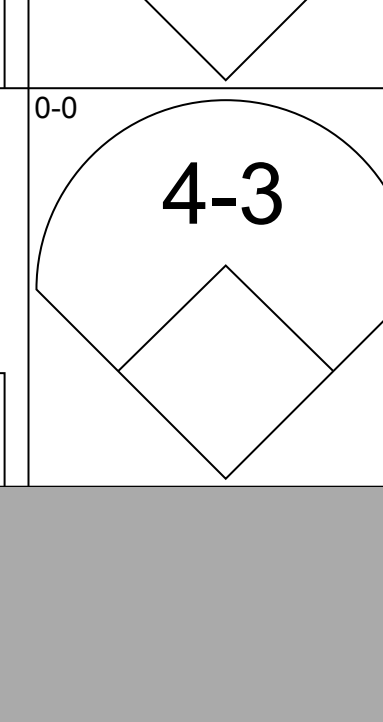
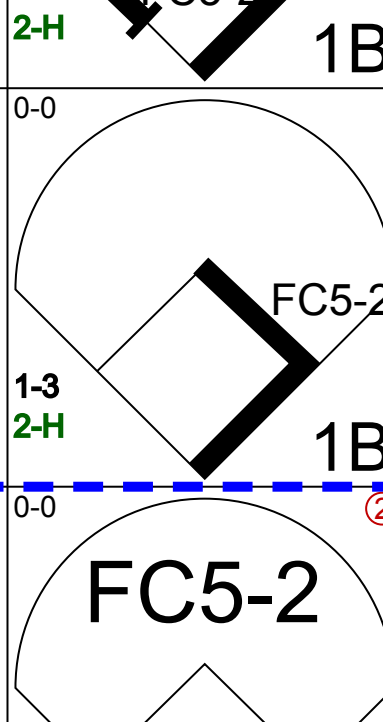
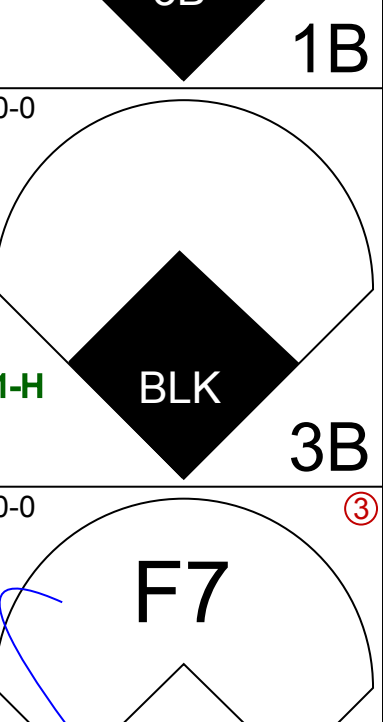
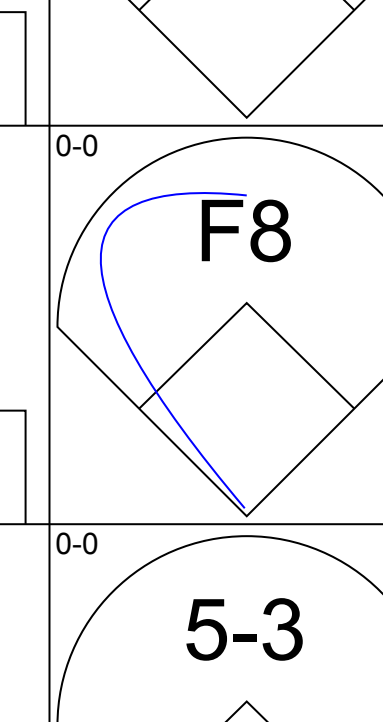
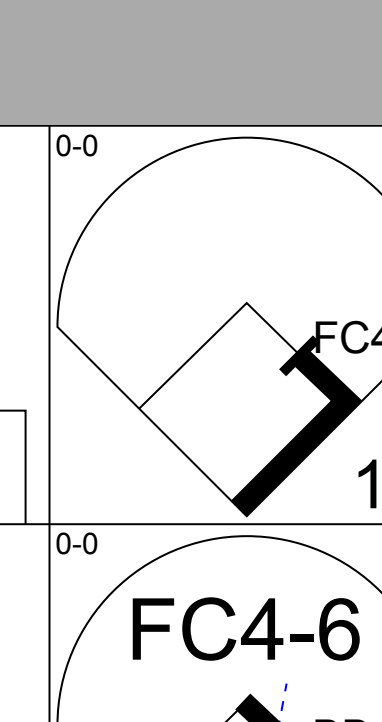
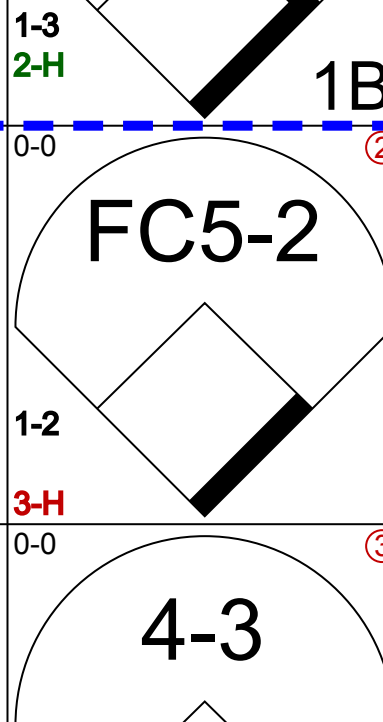
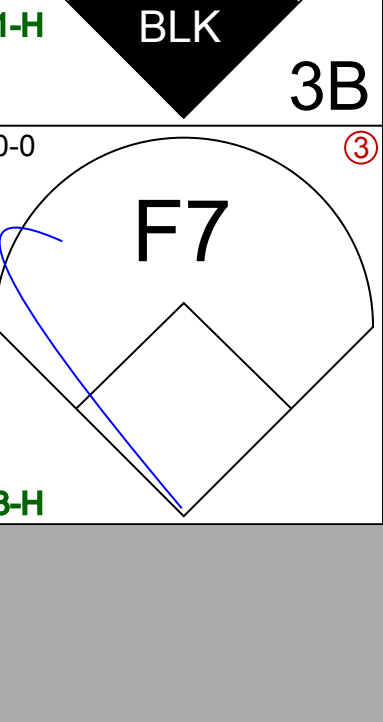
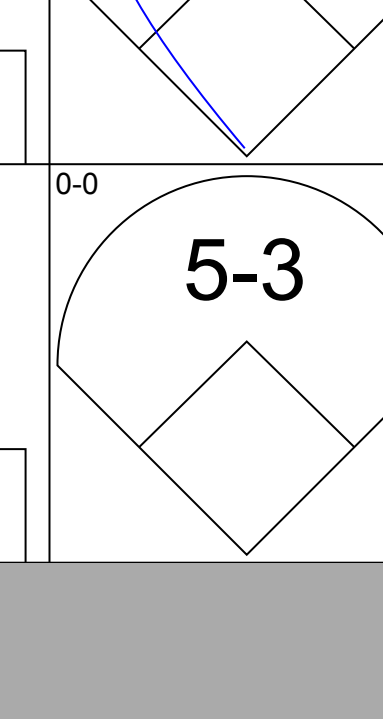
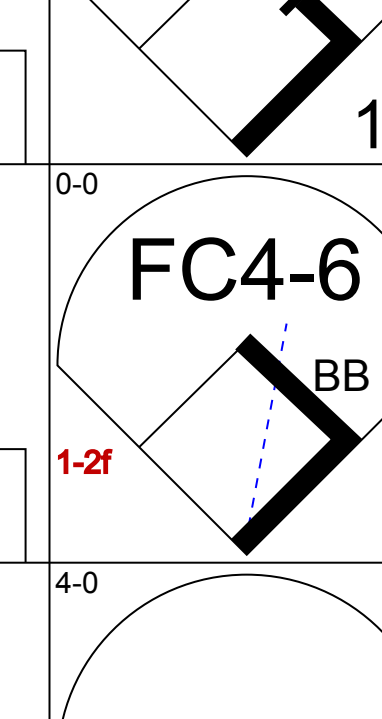
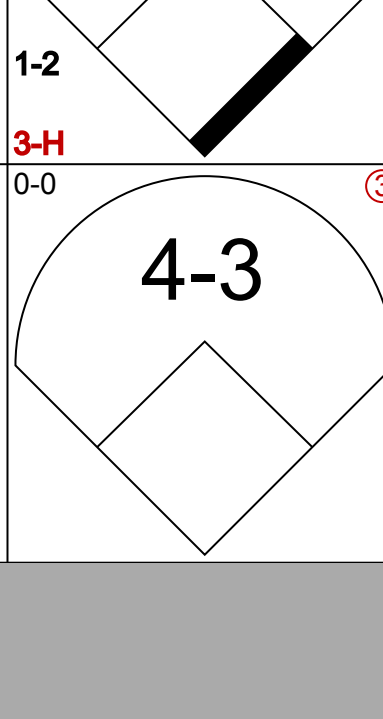
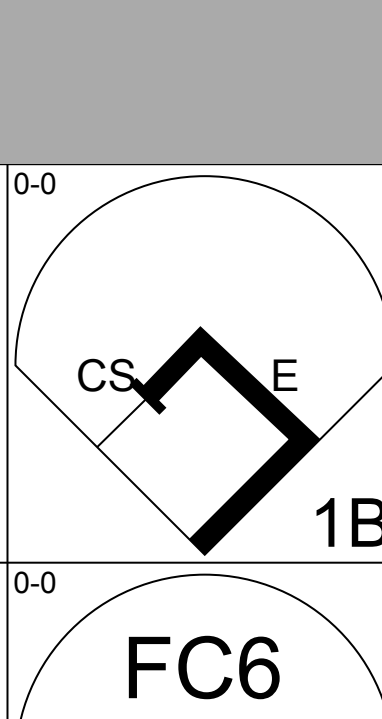
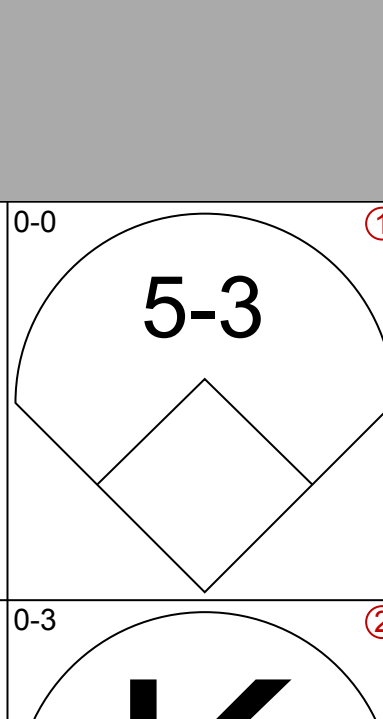
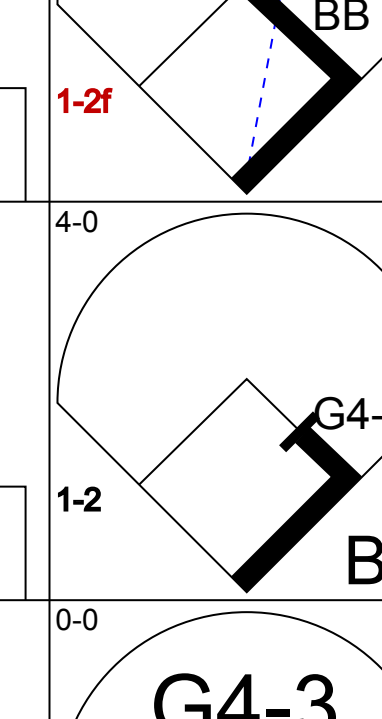
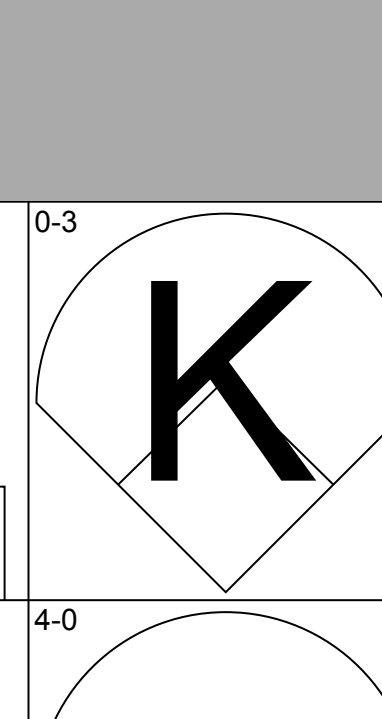
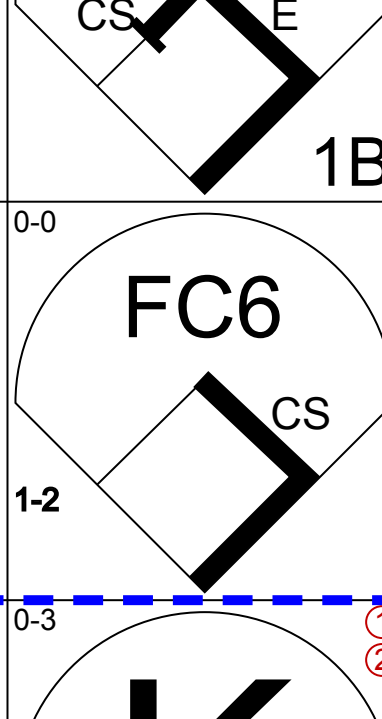
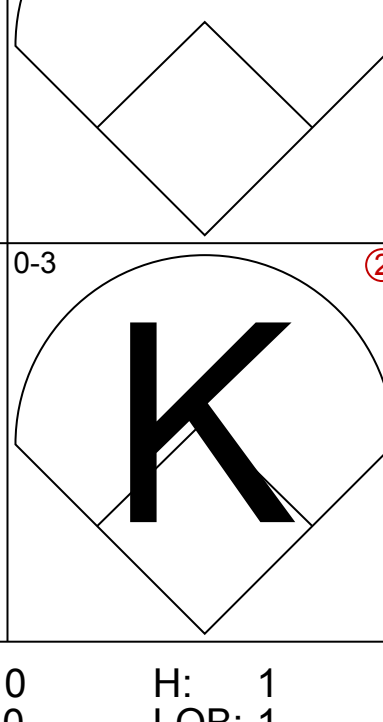
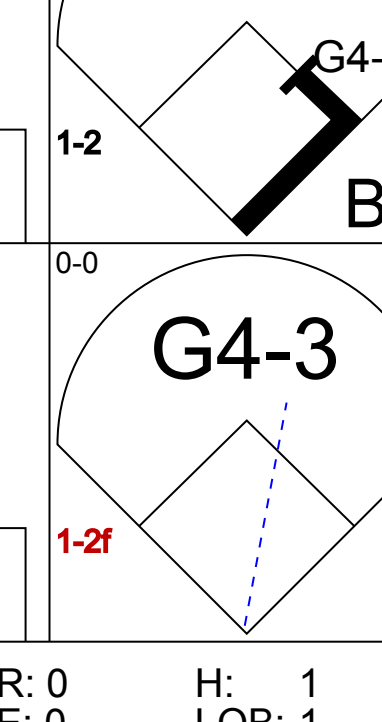
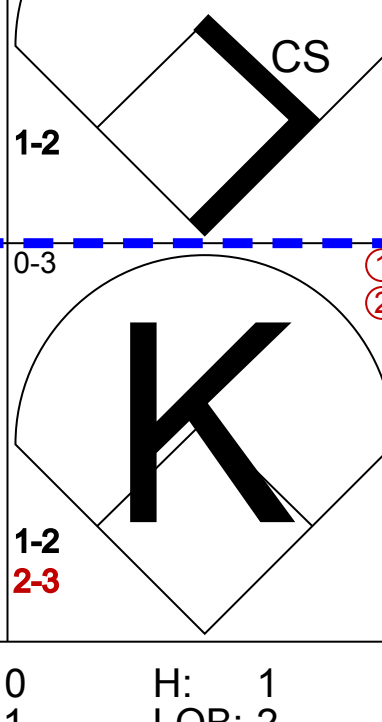
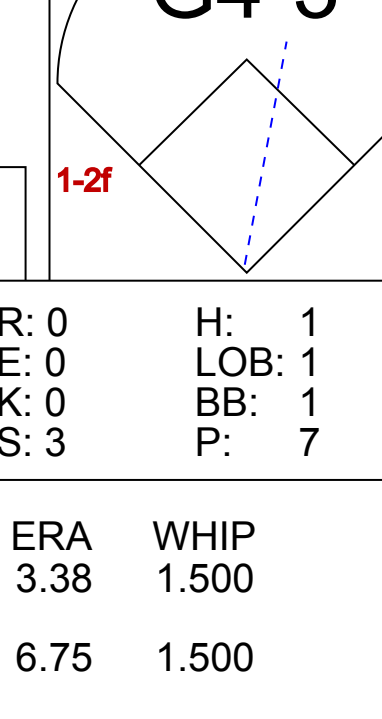
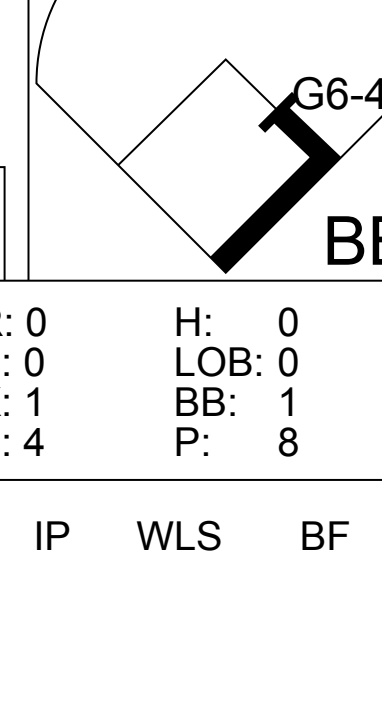
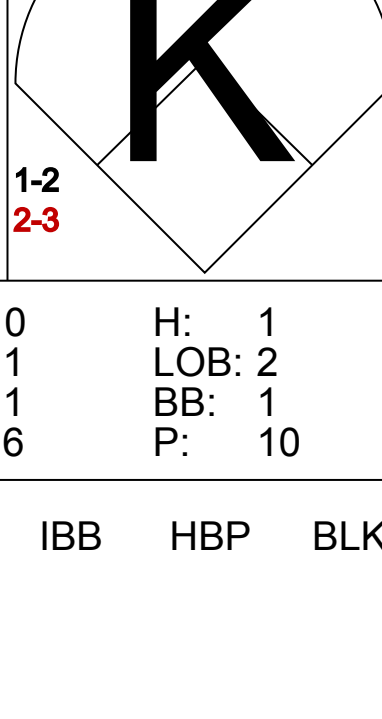
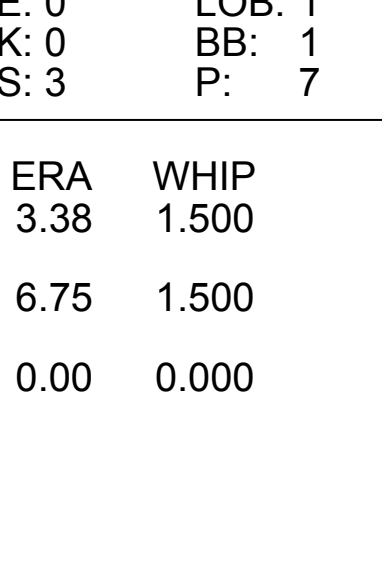
Batter	1	2	3	4	5	6	7	8	9	10	11	12	13	AB	R	H	RBI	BB	SO	LOB	BOTTOM							
Lou Brock, L OBP: 0.361, SLG: 0.395 (1, 7)	4-3			G3		6-3		6-3		SH1-4		CS		5	0	1	0	1	0	0								
Jose Cruz, L OBP: 0.320, SLG: 0.393 (8, 1)				3-1		F7		4-3		SH1-4		1-2	4-3	3	0	0	0	0	0	0								
Luis Melendez, R OBP: 0.312, SLG: 0.315 (9, 8)	P4													2	0	0	0	0	0	1								
Tim McCarver, L OBP: 0.326, SLG: 0.370 (1, 3)	1-4-3			2B		BB		PB		BB				4	0	2	0	2	1	0								
Ted Simmons, S OBP: 0.352, SLG: 0.414 (1, 2)		K		4-3		L3		6-3		F5				6	0	1	0	0	1	5								
Joe Torre, R OBP: 0.388, SLG: 0.415 (9, PR)		K				1B		5-3		1B				4	0	2	0	0	1	0								
Hector Cruz, R (10, 8)						1B				SH2-4				1	1	0	0	1	0	2								
Bernie Carbo, L OBP: 0.387, SLG: 0.406 (9, PH)						1B		6-3		SH2-4				3	0	0	0	0	0	1								
Ted Sizemore, R OBP: 0.357, SLG: 0.307 (10, 4)	F9			F7						1-2			F7	2	0	1	0	0	0	2								
Tom Heintzelman, R OBP: 0.500, SLG: 0.500 (1, 4)														4	1	3	0	0	0	0								
Diego Segui, R (10, 1)				6-3						FC5-6			P4	1	0	0	0	0	1									
Dave Campbell, R OBP: 0.231, SLG: 0.210 (13, PH)						1B		3B		1B				1	0	0	0	0	2									
Mike Tyson, R OBP: 0.282, SLG: 0.297 (1, 6)				6-3				F9		1B				5	0	2	2	0	0	3								
Reggie Cleveland, R ERA: 3.14 (7, PH)														2	0	0	0	0	2	2								
Bake McBride, R ERA: 3.25 (8, 1)														1	0	0	0	0	0	1								
Orlando Pena, R (9, 1)														0	0	0	0	0	0	0								
Rich Folkers, L ERA: 3.18 (9, 1)														0	0	0	0	0	0	0								
Ken Wertz, R OBP: 0.260, SLG: 0.339 (9, 9)				K				F8		G5-4-3				2	0	0	0	0	0	2								
<b>Inning Stats</b>	R: 0 E: 0 K: 0 S: 3	H: 0 LOB: 0 BB: 0 P: 3	R: 0 E: 0 K: 2 S: 7	H: 0 LOB: 0 BB: 0 P: 7	R: 0 E: 0 K: 1 S: 4	H: 1 LOB: 1 BB: 0 P: 4	R: 0 E: 0 K: 1 S: 7	H: 2 LOB: 2 BB: 0 P: 7	R: 0 E: 0 K: 0 S: 3	H: 0 LOB: 1 BB: 1 P: 7	R: 1 E: 0 K: 0 S: 5	H: 2 LOB: 1 BB: 0 P: 5	R: 0 E: 0 K: 0 S: 4	H: 1 LOB: 1 BB: 0 P: 4	R: 1 E: 0 K: 0 S: 5	H: 3 LOB: 2 BB: 0 P: 5	R: 0 E: 0 K: 0 S: 3	H: 0 LOB: 2 BB: 2 P: 11	R: 0 E: 0 K: 0 S: 3	H: 1 LOB: 0 BB: 0 P: 3	R: 0 E: 0 K: 0 S: 3	H: 1 LOB: 0 BB: 0 P: 3	R: 0 E: 0 K: 1 S: 6	H: 1 LOB: 2 BB: 1 P: 10	1B: 9 2B: 2 3B: 1 HR: 0	SF: 0 SAC: 2 DP: 2 HBP: 0	W/P: 0 PB: 1 SB: 0 CS: 1	PA: 52
<b>PITCHER</b>	IP	WLS	BF	H	R	ER	SO	BB	IBB	HBP	BLK	WP	HR	S	P	ERA	WHIP											
Clay Kirby, R ERA: 4.34 (1, 1)	7.0		27	5	1	1	4	1	0	0	0	0	0	34	38	1.29	0.857											
Mike Caldwell, L ERA: 3.89 (8, 1)	1.1		6	2	1	1	0	0	0	0	0	0	0	6	6	6.75	1.500											
Mike Corkins, R ERA: 4.78 (9, 1)	4.0	W	17	5	0	0	1	3	0	0	0	0	0	16	28	0.00	2.000											
Vicente Romo, R ERA: 3.6 (13, 1)	0.2	S	2	0	0	0	0	0	0	0	0	0	0	2	2	0.00	0.000											

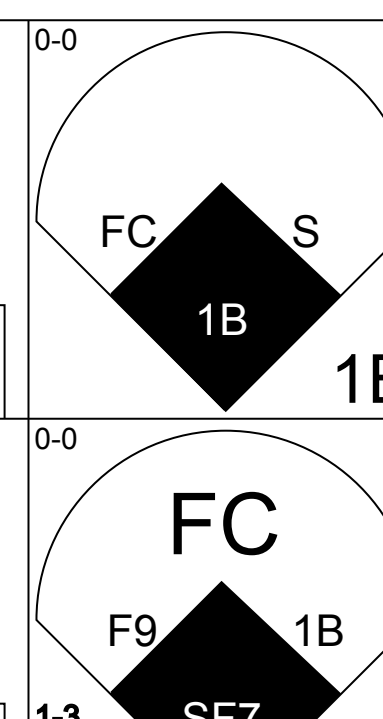
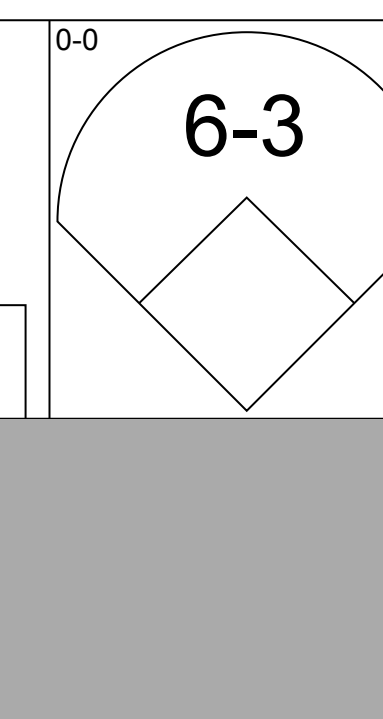
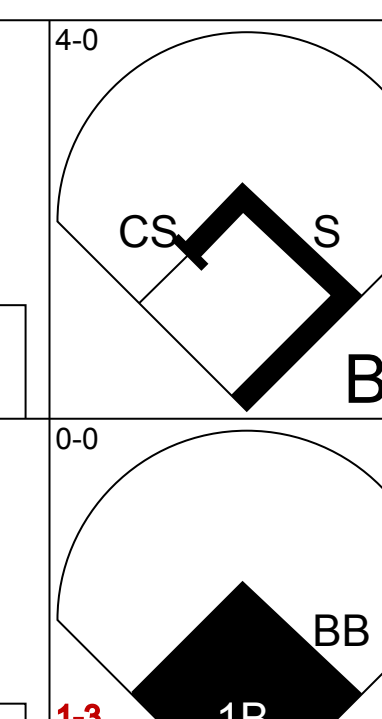
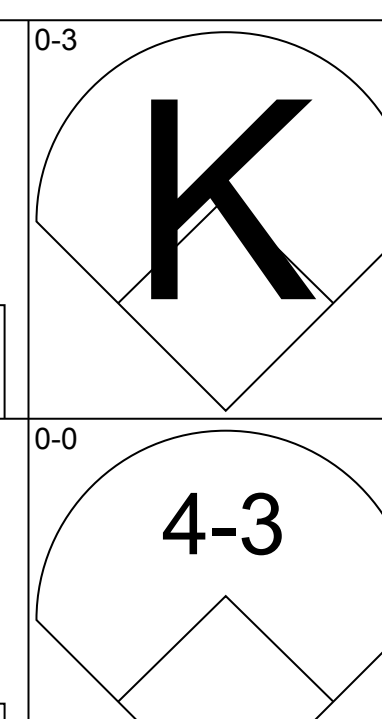
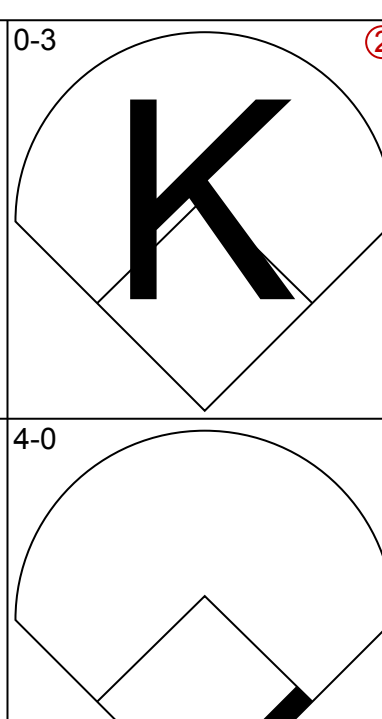
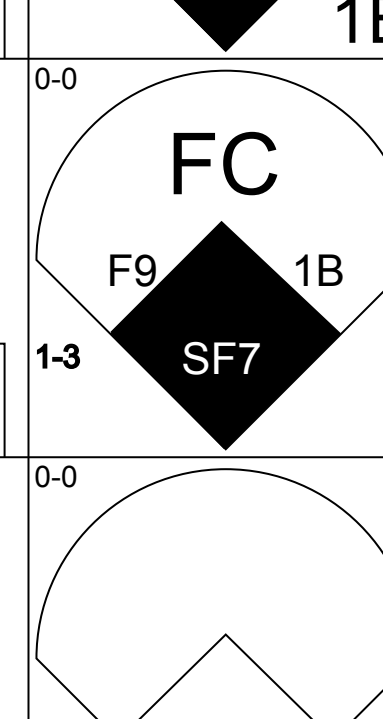
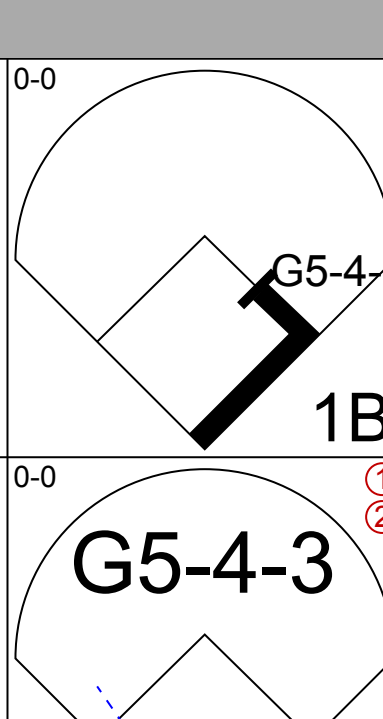
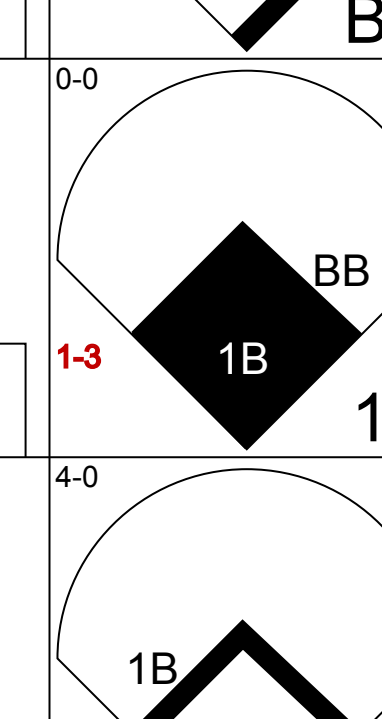
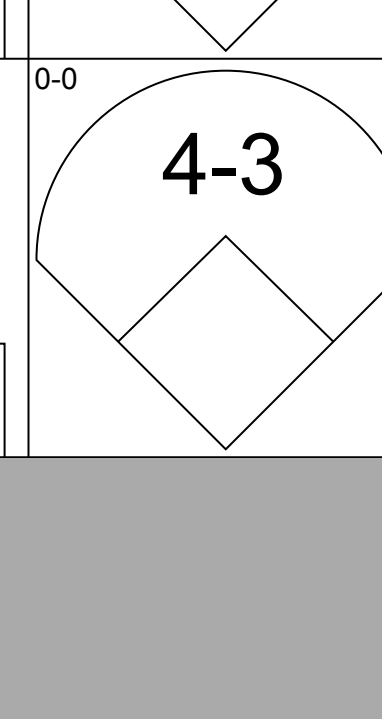
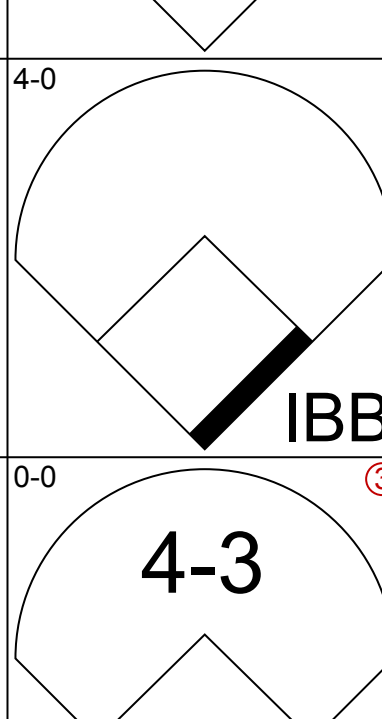
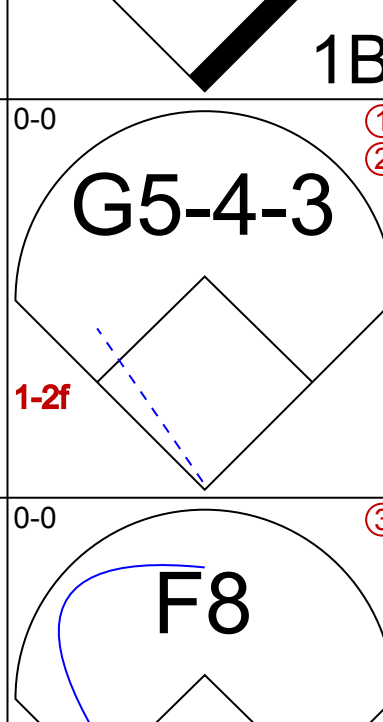
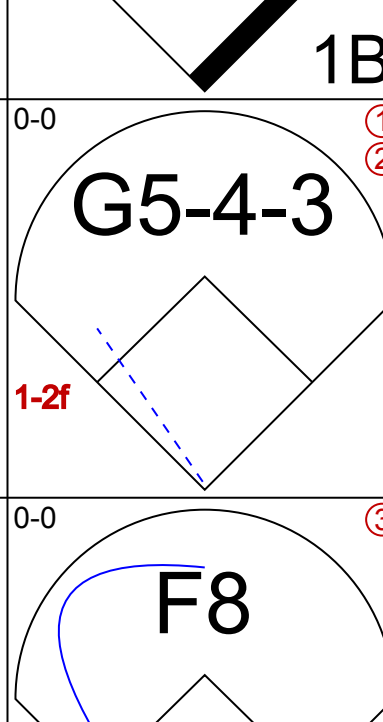
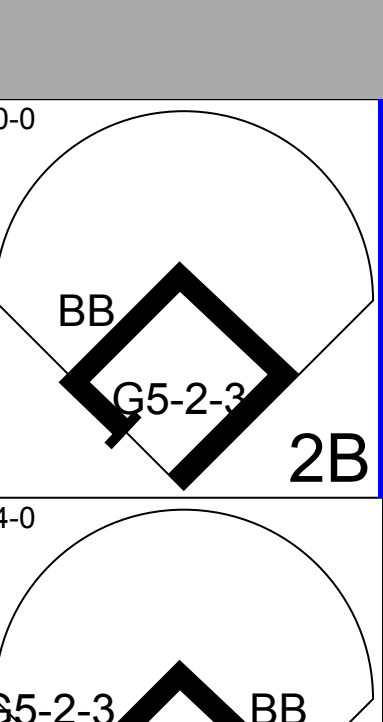
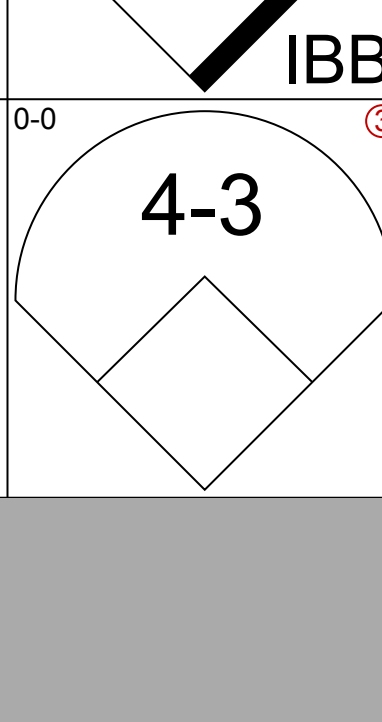
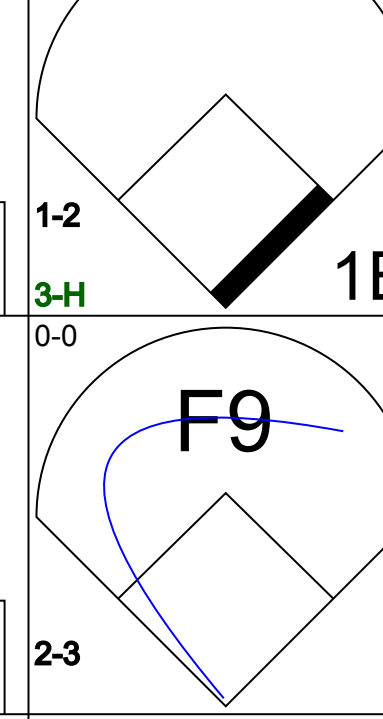
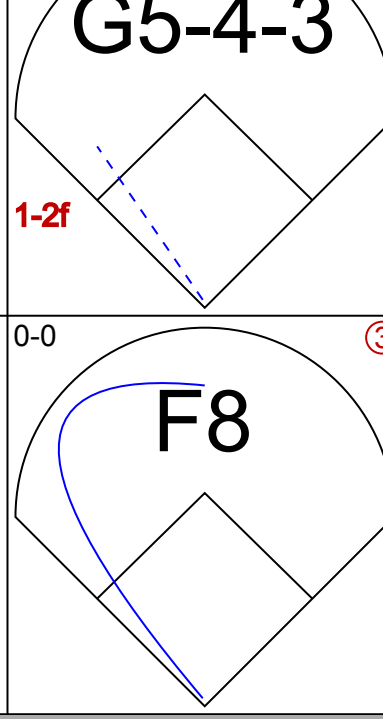
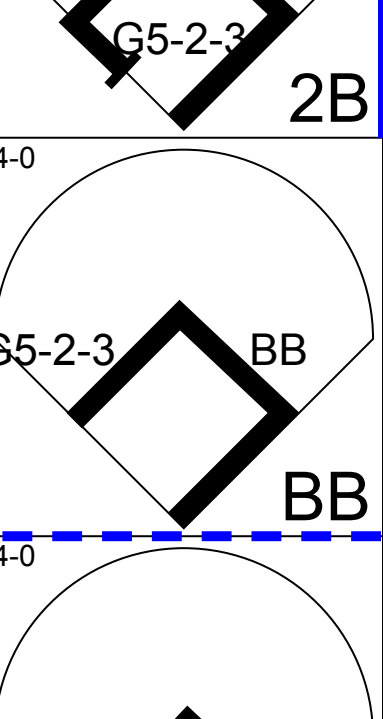
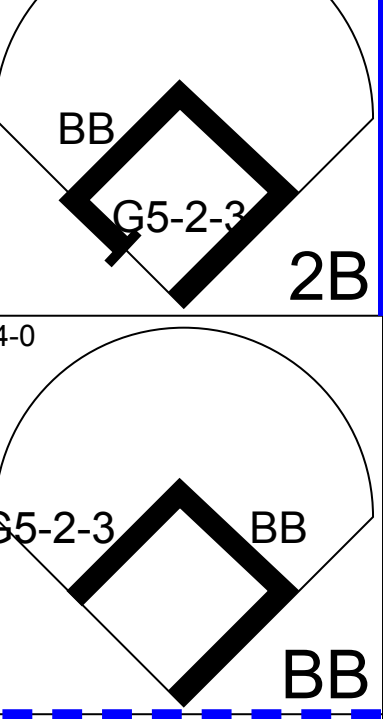
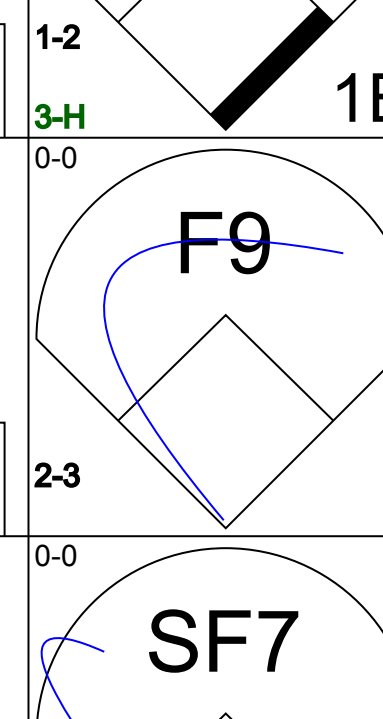
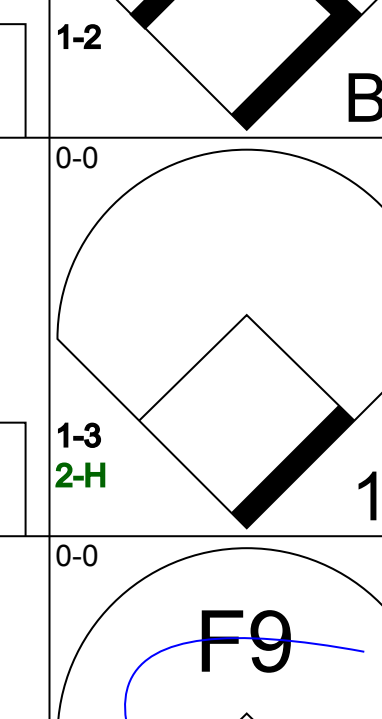
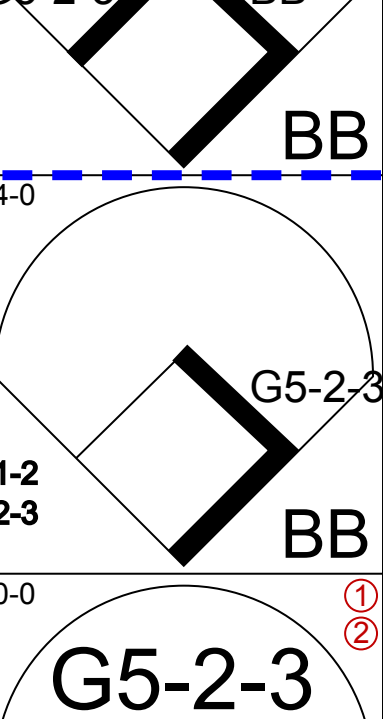
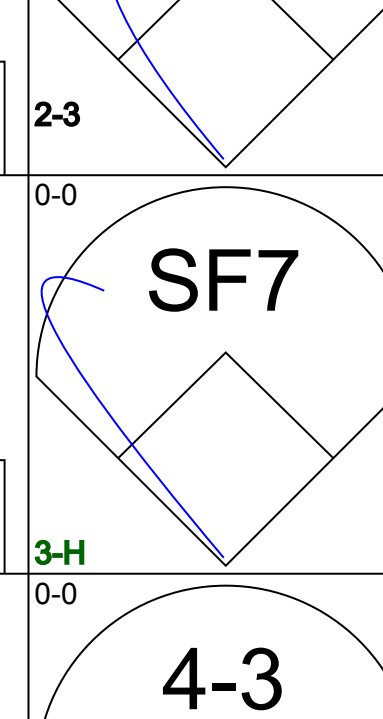

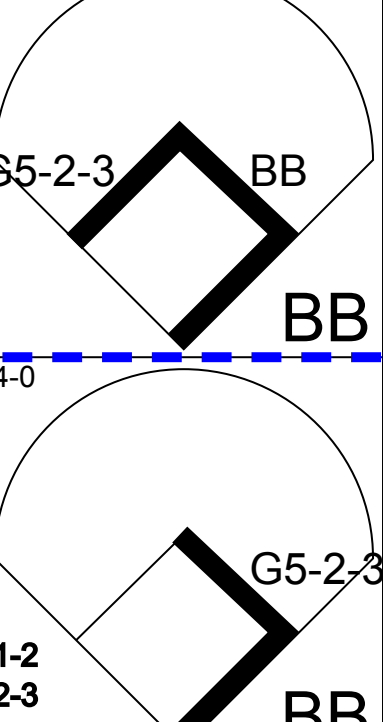
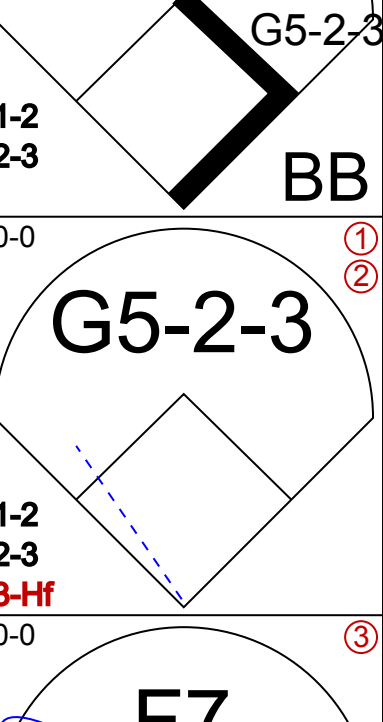
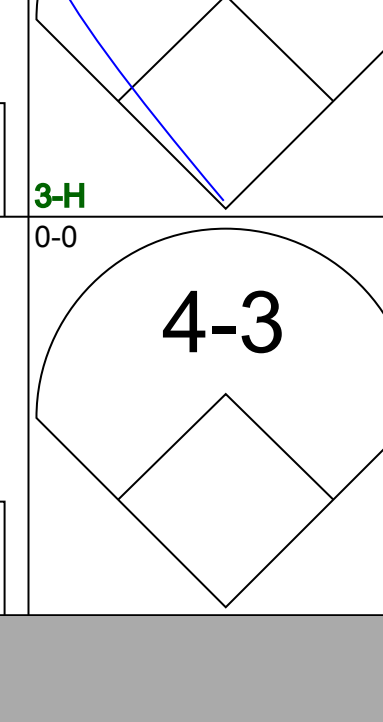

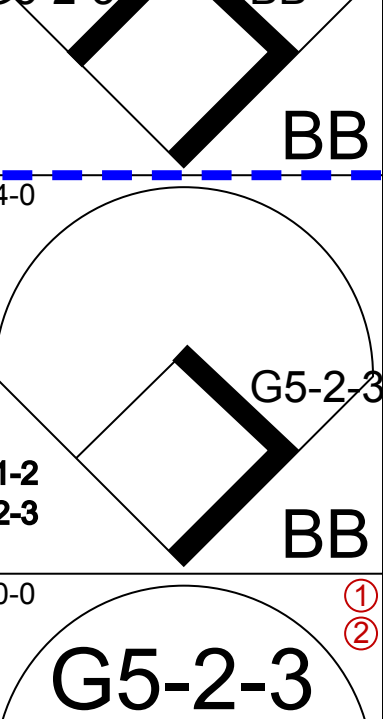
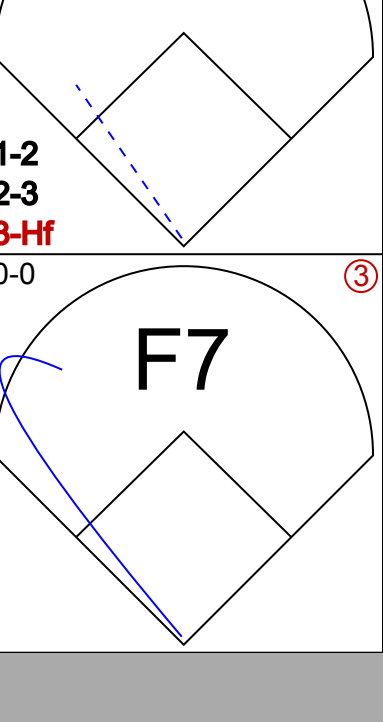
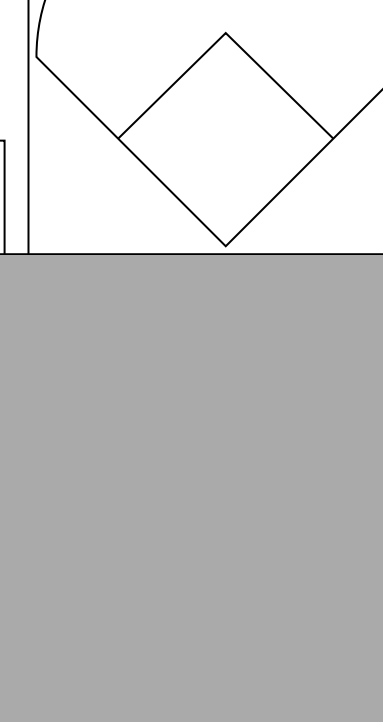
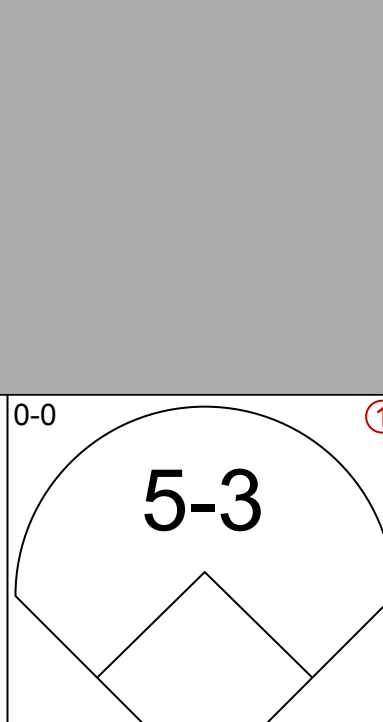
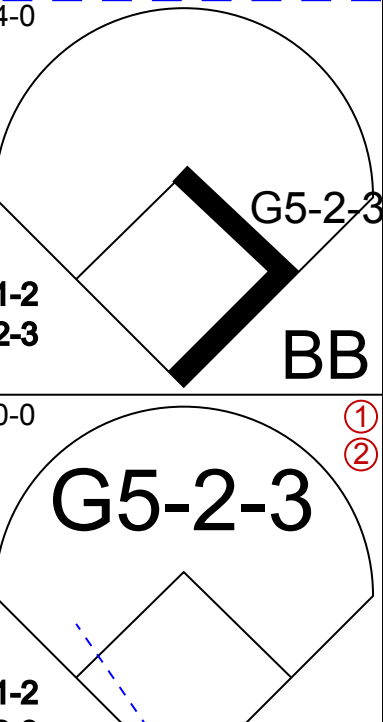
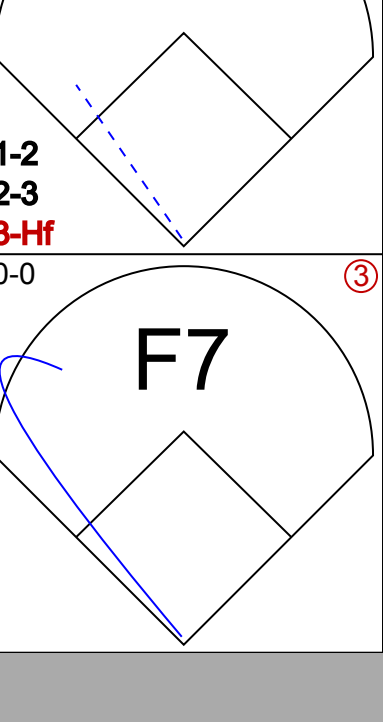
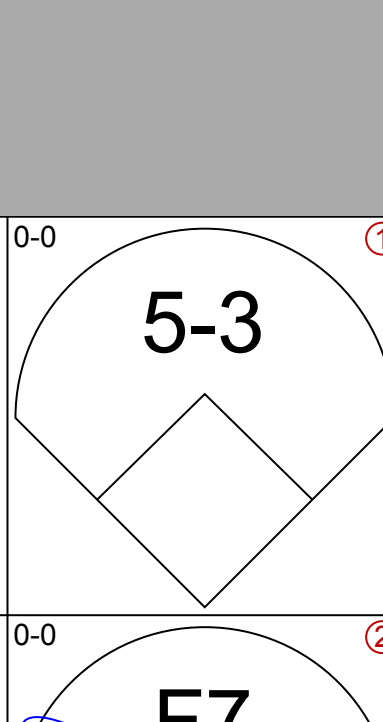
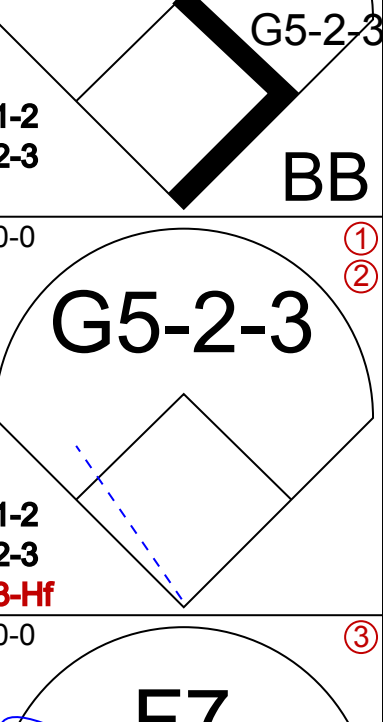
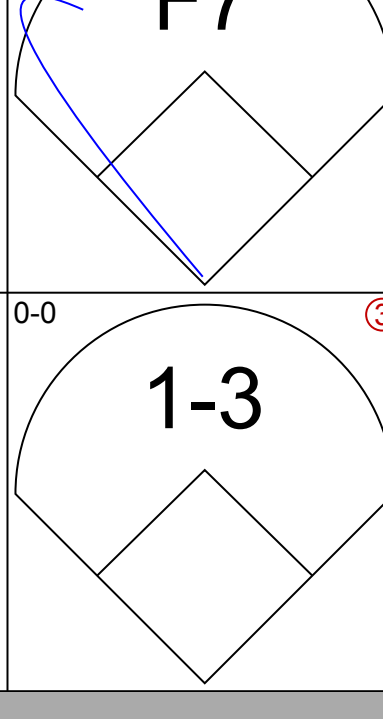
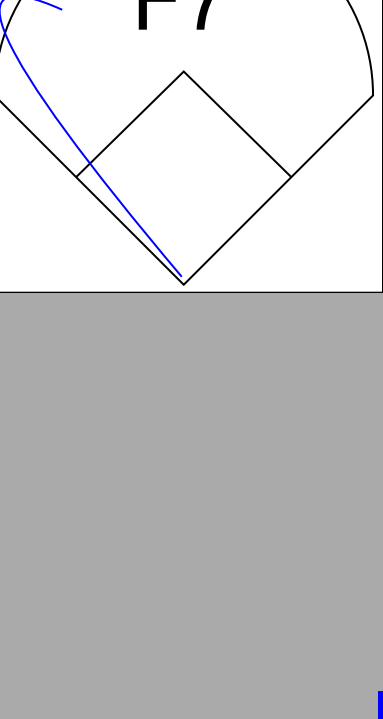
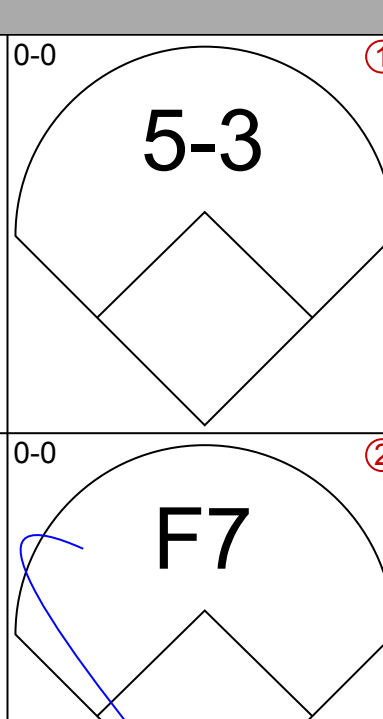
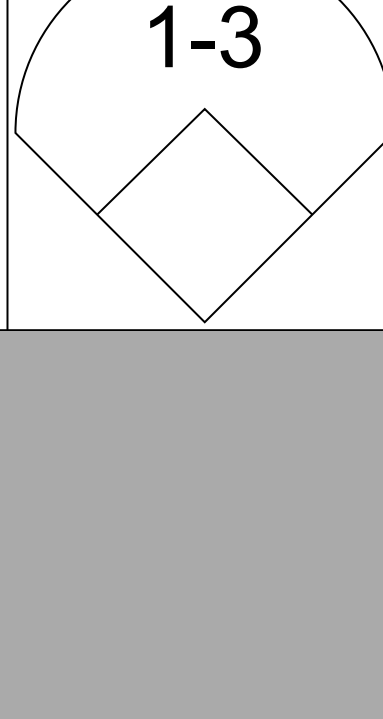

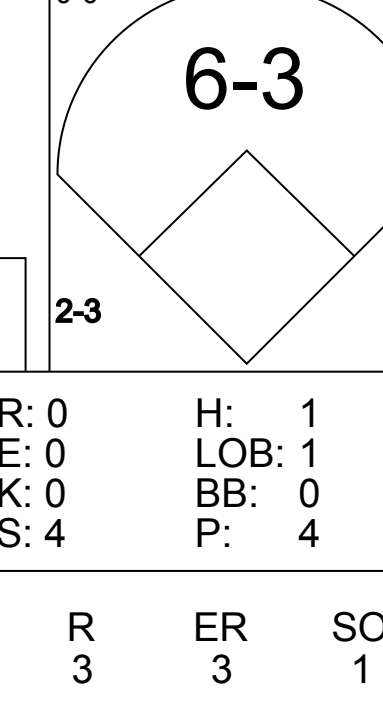
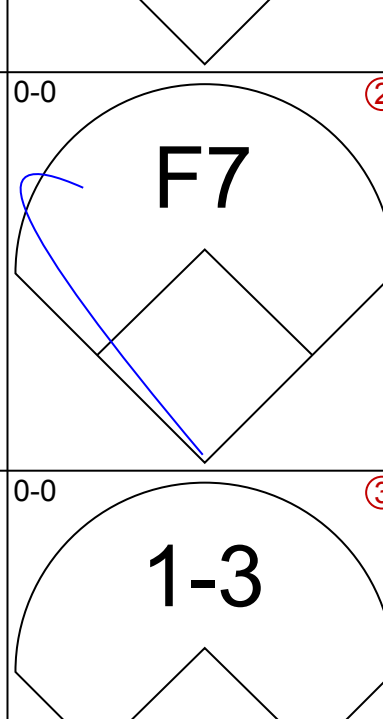

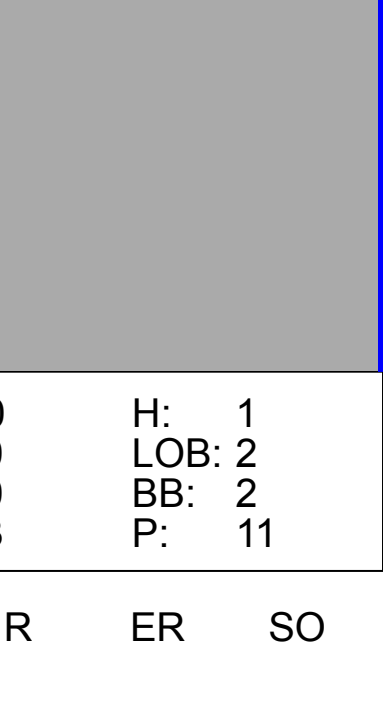
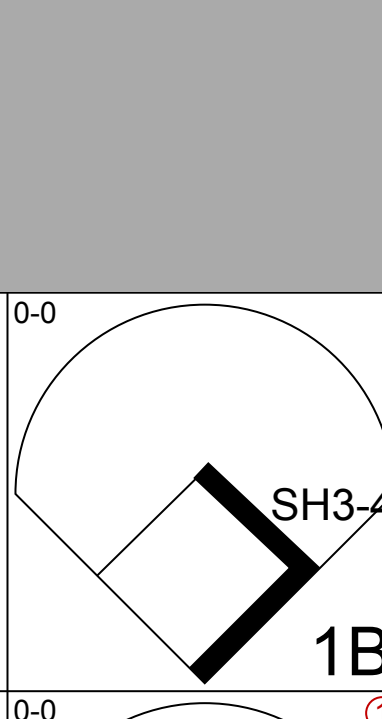
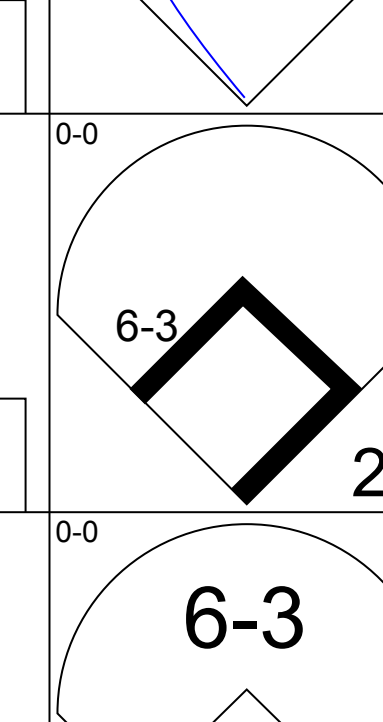
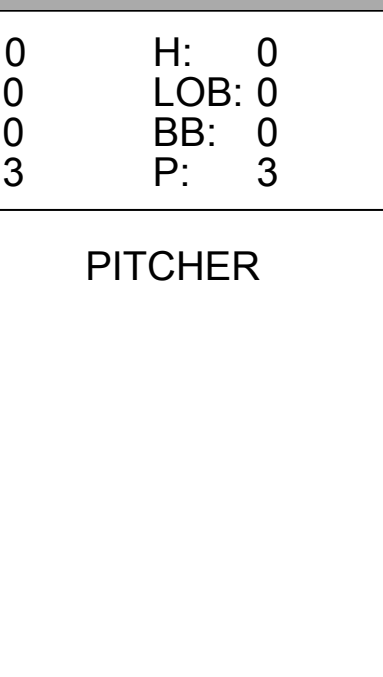

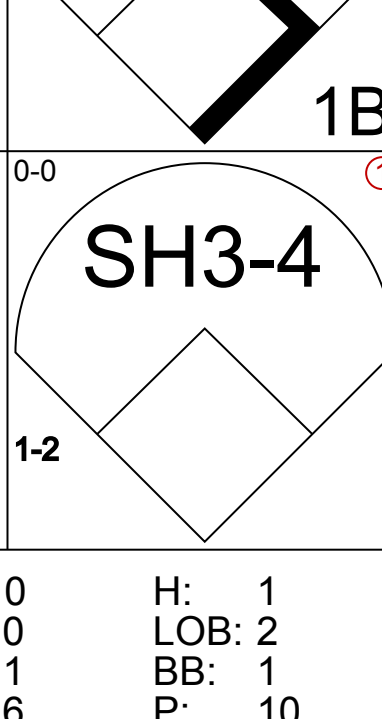

San Diego Padres @ St. Louis Cardinals  
 Busch Stadium, St. Louis, MO  
 Fri Aug 17 1973, 7:05 PM CDT  
 Att: 20,309 - Unknown

AB 46  
 R 2  
 H 12  
 RBI 2  
 BB 4  
 SO 5  
 LOB 22





Batter	1	2	3	4	5	6	7	8	9	AB	R	H	RBI	BB	SO	LOB	TOP					
Jerry Morales, R OBP: 0.325, SLG: 0.404 (1, 7)										4	0	1	0	1	1	1	<b>San Diego Padres @ St. Louis Cardinals</b> Busch Stadium, St. Louis, MO Sat Aug 18 1973, 7:05 PM CDT Att: 28,786 - Unknown					
Johnny Grubb, L OBP: 0.388, SLG: 0.426 (1, 8)										5	1	1	0	0	0	3						
Dave Roberts, R OBP: 0.300, SLG: 0.426 (1, 5)										4	1	2	0	0	0	0						
Nate Colbert, R OBP: 0.326, SLG: 0.411 (1, 3)										4	1	2	1	0	2	1						
Cito Gaston, R OBP: 0.295, SLG: 0.405 (1, 9)										4	1	2	2	0	0	0						
Fred Kendall, R OBP: 0.300, SLG: 0.363 (1, 2)										4	0	1	0	0	0	2						
Derrel Thomas, S OBP: 0.304, SLG: 0.262 (1, 4)										4	0	1	0	0	0	3						
Dwain Anderson, R OBP: 0.230, SLG: 0.130 (1, 6)										3	0	0	0	1	1	1						
Rich Troedson, L OBP: 0.200, SLG: 0.167 (1, 1)										2	0	0	0	0	1	2						
Leron Lee, L OBP: 0.305, SLG: 0.307 (7, PH)										0	0	0	0	1	0	0						
Steve Arlin, R OBP: 0.255, SLG: 0.209 (7, 1)										0	0	0	0	0	0	0						
Mike Caldwell, R OBP: 0.171, SLG: 0.147 (8, 1)										1	0	0	0	0	1	2						
<b>Inning Stats</b>	R: 0 E: 0 K: 2 S: 8	H: 1 LOB: 1 BB: 0 P: 8	R: 0 E: 0 K: 0 S: 3	H: 0 LOB: 0 BB: 0 P: 3	R: 0 E: 0 K: 1 S: 6	H: 1 LOB: 1 BB: 0 P: 6	R: 0 E: 0 K: 1 S: 5	H: 0 LOB: 0 BB: 0 P: 5	R: 0 E: 0 K: 0 S: 3	H: 1 LOB: 1 BB: 1 P: 7	R: 2 E: 0 K: 0 S: 7	H: 4 LOB: 2 BB: 0 P: 7	R: 0 E: 0 K: 1 S: 4	H: 0 LOB: 0 BB: 1 P: 8	R: 2 E: 0 K: 0 S: 5	H: 2 LOB: 0 BB: 0 P: 5	R: 0 E: 1 K: 1 S: 6	H: 1 LOB: 2 BB: 1 P: 10	1B: 9 2B: 0 3B: 1 HR: 0	SF: 0 SAC: 0 DP: 2 HBP: 0	WP: 0 PB: 0 SB: 0 CS: 2	PA: 38
<b>PITCHER</b>	IP WLS BF H R ER SO BB IBB HBP BLK WP HR S P ERA WHIP																					
Mike Nagy, R ERA: 2.76 (1, 1)	5.1	L	23	7	2	2	4	1	0	0	0	0	0	0	30	34	3.38	1.500				
Orlando Pena, R ERA: 3.46 (6, 1)	2.2	L	12	3	2	2	1	1	0	0	1	0	0	13	17	6.75	1.500					
Al Hrabosky, L ERA: 2.15 (9, 1)	1.0		3	0	0	0	1	0	1	0	0	0	0	4	8	0.00	0.000					

Batter	1	2	3	4	5	6	7	8	9	AB	R	H	RBI	BB	SO	LOB	BOTTOM					
Lou Brock, L OBP: 0.361, SLG: 0.394 (1, 7)										4	1	1	0	1	2	2	<b>San Diego Padres @ St. Louis Cardinals</b> Busch Stadium, St. Louis, MO Sat Aug 18 1973, 7:05 PM CDT Att: 28,786 - Unknown					
Tom Heintzelman, R OBP: 0.545, SLG: 0.500 (1, 4)										4	2	2	0	1	0	1						
Luis Melendez, R OBP: 0.316, SLG: 0.317 (1, 9)										2	0	1	1	1	0	1						
Bernie Carbo, L OBP: 0.389, SLG: 0.413 (6, PH)										1	0	1	0	0	0	0						
Bake McBride, L OBP: 0.429, SLG: 0.385 (8, 8)										1	0	0	0	0	0	2						
Tim McCarver, L OBP: 0.327, SLG: 0.368 (9, PH)										3	0	1	1	1	0	2						
Joe Torre, R OBP: 0.389, SLG: 0.415 (1, 3)										3	0	1	1	1	0	2						
Ted Simmons, S OBP: 0.351, SLG: 0.412 (1, 2)										2	0	0	1	1	0	2						
Hector Cruz, R OBP: 0.293, SLG: 0.395 (1, 8)										3	0	0	0	0	0	1						
Tommie Agee, R OBP: 0.293, SLG: 0.395 (8, 9)										1	0	0	0	0	0	3						
Ken Reitz, R OBP: 0.255, SLG: 0.338 (1, 5)										4	0	1	0	0	0	2						
Mike Tyson, R OBP: 0.285, SLG: 0.303 (1, 6)										4	0	2	0	0	1	1						
Mike Nagy, R (1, 1)										2	0	0	0	0	0	1						
Orlando Pena, R (6, 1)										1	0	0	0	0	1	0						
Al Hrabosky, R (9, 1)										0	0	0	0	0	0	0						
Ted Sizemore, R OBP: 0.357, SLG: 0.307 (9, PH)										0	0	0	0	0	0	0						
<b>Inning Stats</b>	R: 2 E: 0 K: 0 S: 6	H: 2 LOB: 1 BB: 0 P: 6	R: 0 E: 0 K: 0 S: 4	H: 1 LOB: 1 BB: 0 P: 4	R: 0 E: 0 K: 0 S: 3	H: 1 LOB: 0 BB: 0 P: 3	R: 0 E: 0 K: 1 S: 6	H: 1 LOB: 1 BB: 0 P: 6	R: 1 E: 0 K: 0 S: 4	H: 2 LOB: 2 BB: 2 P: 12	R: 0 E: 0 K: 0 S: 3	H: 0 LOB: 0 BB: 0 P: 3	R: 0 E: 0 K: 2 S: 7	H: 0 LOB: 0 BB: 0 P: 7	R: 0 E: 0 K: 0 S: 3	H: 1 LOB: 2 BB: 2 P: 11	R: 0 E: 0 K: 1 S: 6	H: 1 LOB: 2 BB: 1 P: 10	1B: 7 2B: 2 3B: 0 HR: 0	SF: 1 SAC: 1 DP: 2 HBP: 0	WP: 0 PB: 0 SB: 2 CS: 1	PA: 39
<b>PITCHER</b>	IP WLS BF H R ER SO BB IBB HBP BLK WP HR S P ERA WHIP																					
Rich Troedson, L ERA: 4.44 (1, 1)	6.0		26	7	3	3	1	2	0	0	0	0	0	26	34	4.50	1.500					
Steve Arlin, R ERA: 4.87 (7, 1)	1.0	W	5	1	0	0	2	1	0	0	0	0	0	8	12	0.00	2.000					
Mike Caldwell, L ERA: 3.83 (8, 1)	2.0	S	8	1	0	0	1	1	1	0	0	0	0	8	16	0.00	1.000					





Batter	1	2	3	4	5	6	7	8	9	AB	R	H	RBI	BB	SO	LOB	TOP					
Jerry Morales, R OBP: 0.330, SLG: 0.412										4	0	3	0	0	0	1						
Johnny Grubb, L OBP: 0.397, SLG: 0.422										3	0	0	0	1	0	3						
Dave Roberts, R OBP: 0.297, SLG: 0.421										4	0	0	0	0	0	3						
Nate Colbert, R OBP: 0.328, SLG: 0.411										3	0	1	0	1	1	0						
Cito Gaston, R OBP: 0.294, SLG: 0.403										4	0	1	0	0	0	4						
Fred Kendall, R OBP: 0.297, SLG: 0.359										4	0	0	0	0	1	2						
Derrel Thomas, S OBP: 0.304, SLG: 0.262										3	0	1	0	0	0	1						
Dwain Anderson, R OBP: 0.226, SLG: 0.127										2	0	0	0	0	2	1						
Leron Lee, L OBP: 0.294, SLG: 0.306										1	0	0	0	0	0	0						
Enzo Hernandez, R OBP: 0.281, SLG: 0.246										0	0	0	0	0	0	0						
Bill Greif, R OBP: 0.170, SLG: 0.102										2	0	1	0	0	1	1						
Gene Locklear, L OBP: 0.284, SLG: 0.270										1	0	0	0	0	0	0						
Vicente Romo, R OBP: 0.250, SLG: 0.182										0	0	0	0	0	0	0						
<b>Inning Stats</b>	R: 0 E: 0 K: 0 S: 3	H: 1 LOB: 0 BB: 0 P: 3	R: 0 E: 0 K: 0 S: 3	H: 0 LOB: 0 BB: 0 P: 3	R: 0 E: 0 K: 2 S: 7	H: 1 LOB: 1 BB: 0 P: 7	R: 0 E: 0 K: 0 S: 3	H: 1 LOB: 2 BB: 2 P: 11	R: 0 E: 0 K: 1 S: 5	H: 0 LOB: 0 BB: 0 P: 5	R: 0 E: 0 K: 0 S: 4	H: 1 LOB: 1 BB: 0 P: 4	R: 0 E: 0 K: 1 S: 6	H: 1 LOB: 1 BB: 0 P: 6	R: 0 E: 0 K: 0 S: 4	H: 1 LOB: 1 BB: 0 P: 4	R: 0 E: 0 K: 1 S: 6	H: 1 LOB: 1 BB: 0 P: 6	1B: 6 2B: 3 3B: 0 HR: 0	SF: 0 SAC: 0 DP: 3 HBP: 0	WP: 0 PB: 0 SB: 1 CS: 1	PA: 33
<b>PITCHER</b> Alan Foster, R ERA: 3.01	IP: 9.0 WLS: W BF: 33 H: 7 R: 0 ER: 0 SO: 5 BB: 1 IBB: 1 HBP: 0 BLK: 0 WP: 0 HR: 0 S: 41 P: 49 ERA: 0.00 WHIP: 0.889															<b>PITCHER</b>	IP: 9.0 WLS: W BF: 33 H: 7 R: 0 ER: 0 SO: 5 BB: 1 IBB: 1 HBP: 0 BLK: 0 WP: 0 HR: 0 S: 41 P: 49 ERA: 0.00 WHIP: 0.889					

San Diego Padres @ St. Louis Cardinals  
 Busch Stadium, St. Louis, MO  
 Sun Aug 19 1973, 3:33 AM CDT  
 Att: 22,432 - Unknown

AB	31
R	0
H	7
RBI	0
BB	2
SO	5
LOB	16



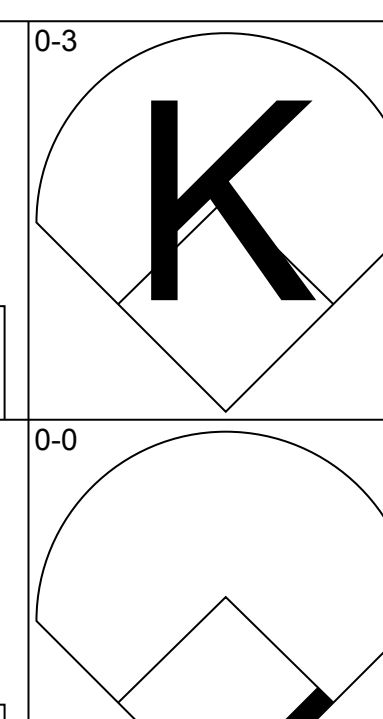
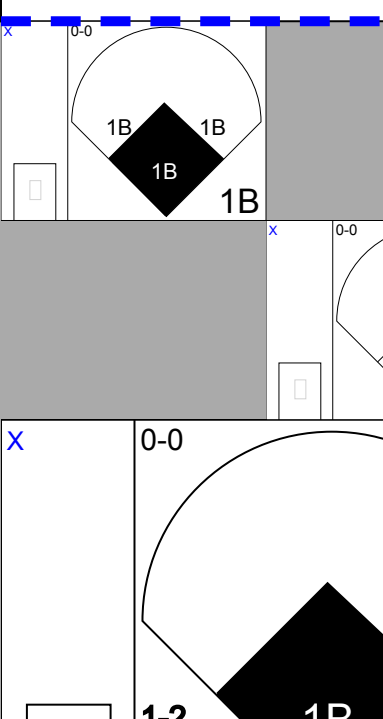
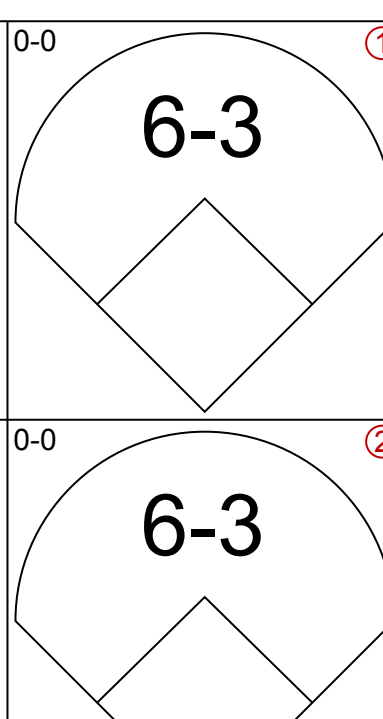
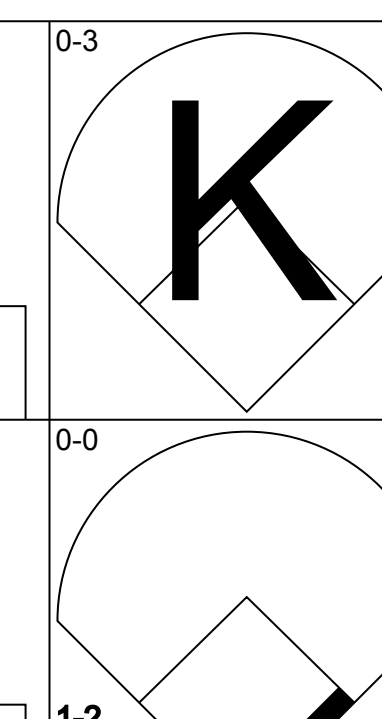
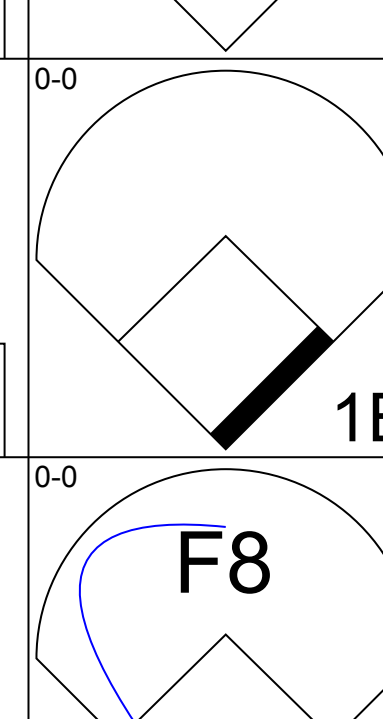
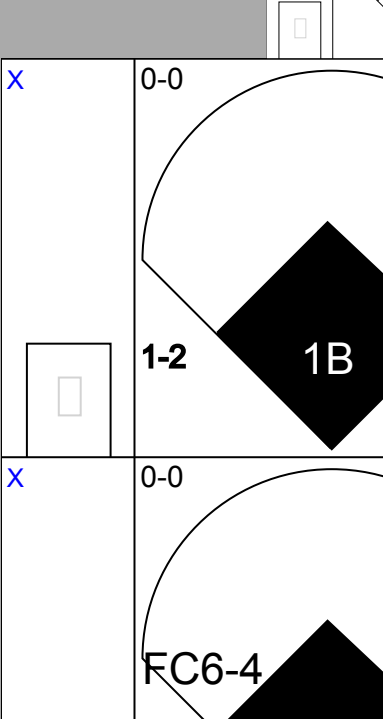
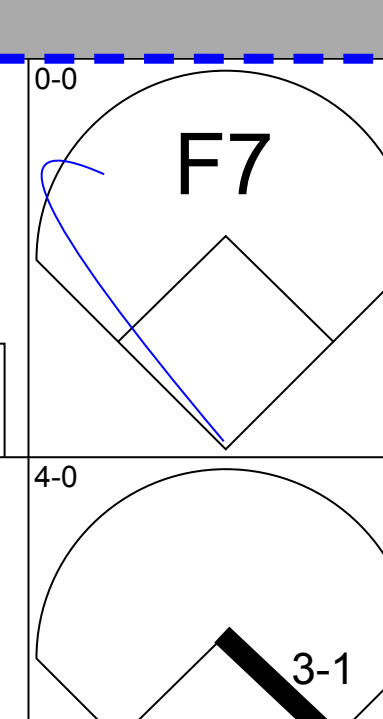
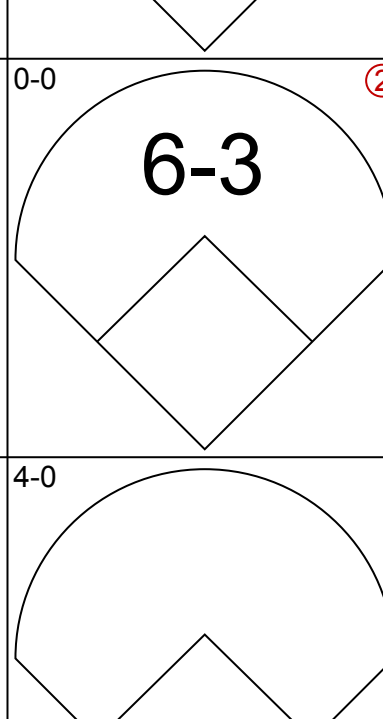
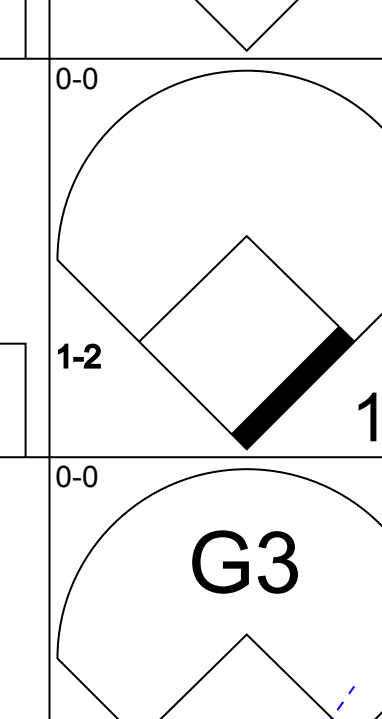
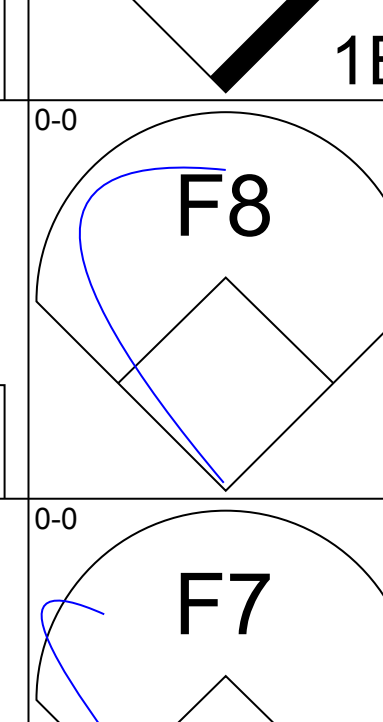
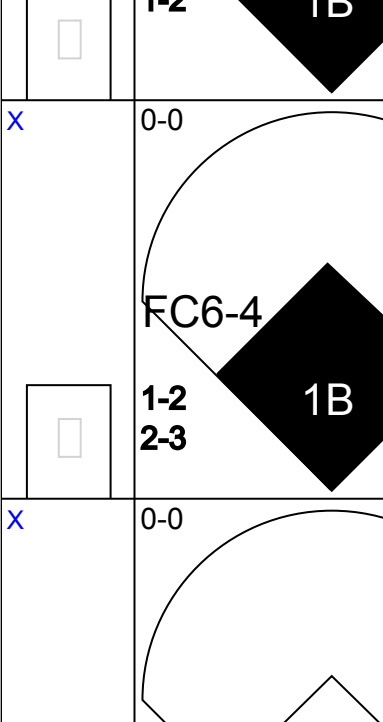
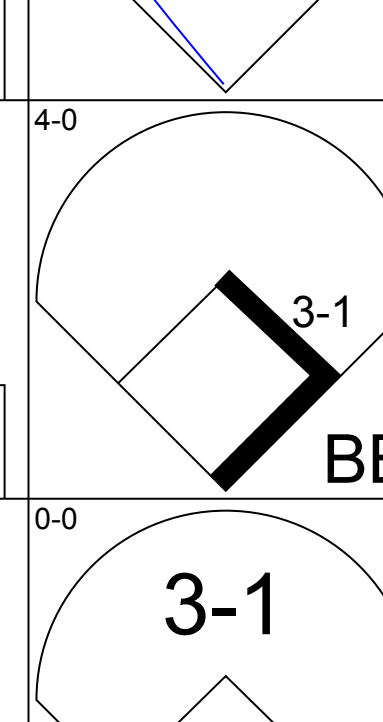
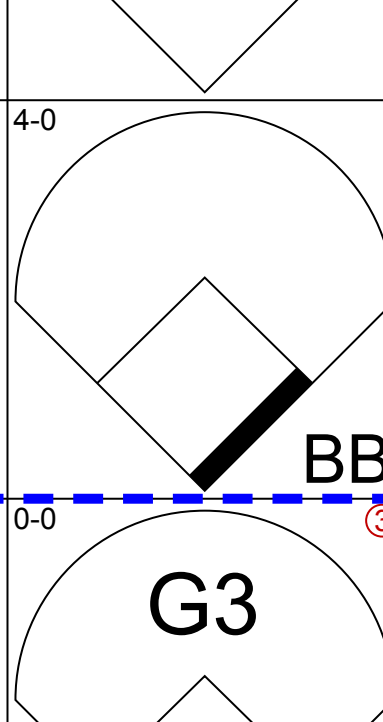
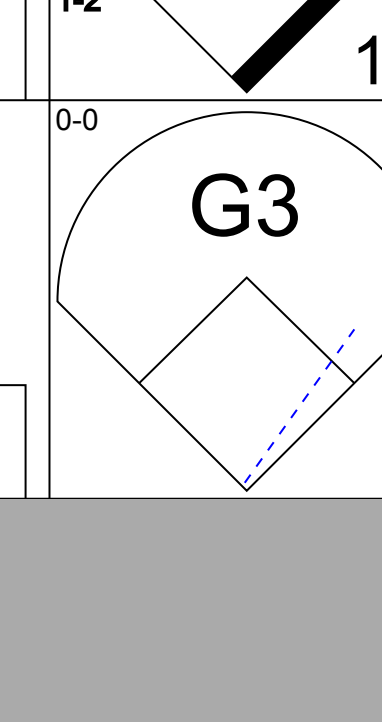
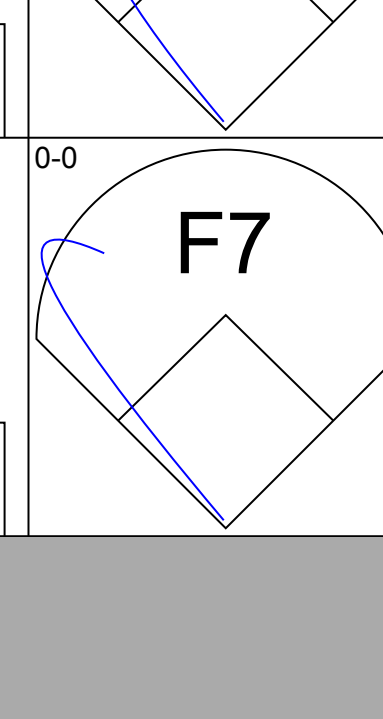
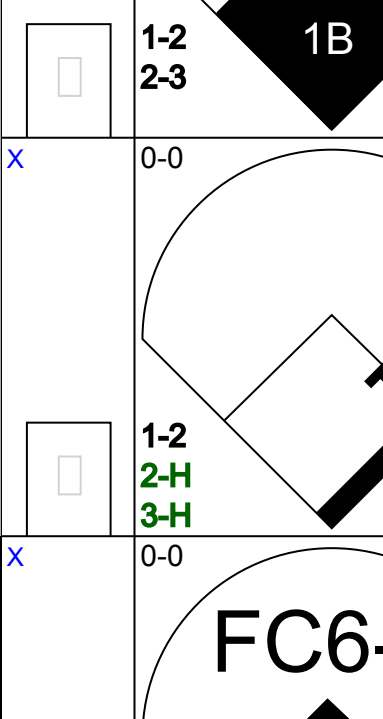
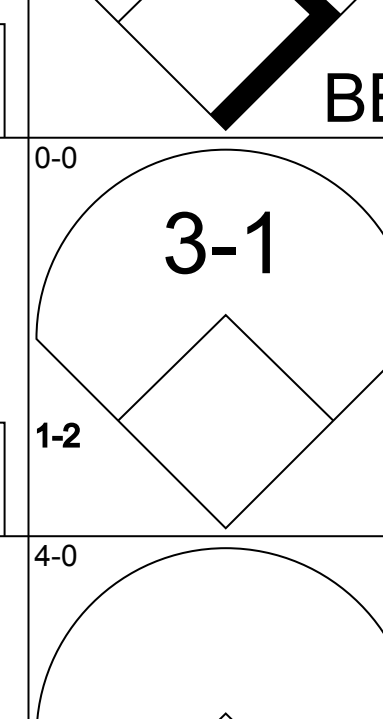
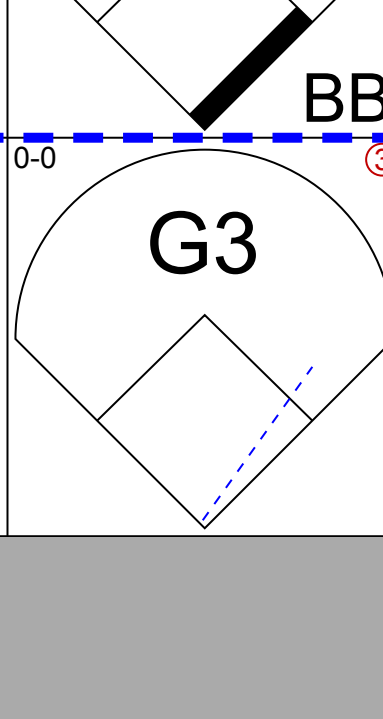
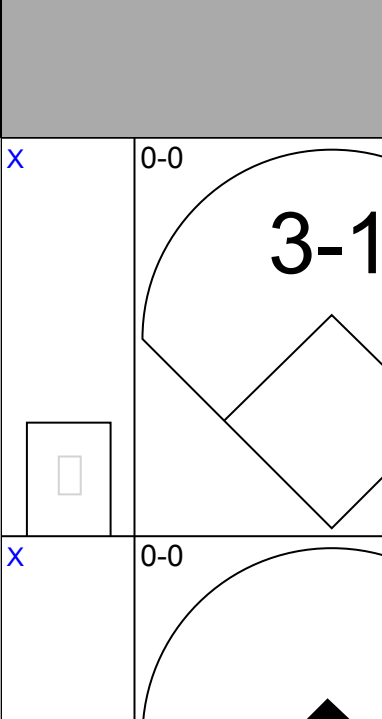
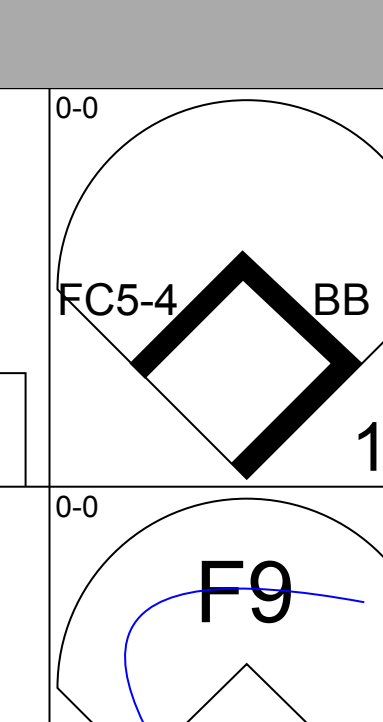
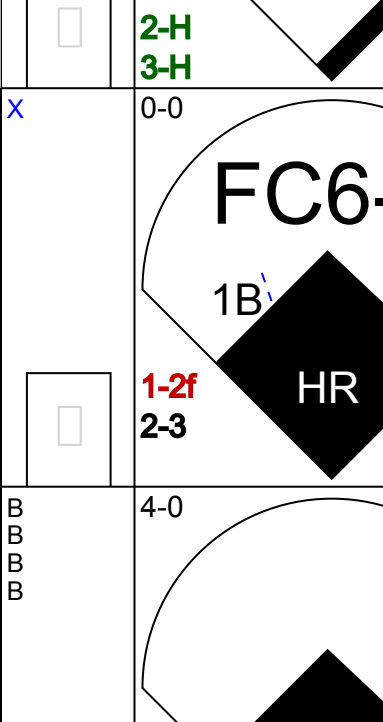
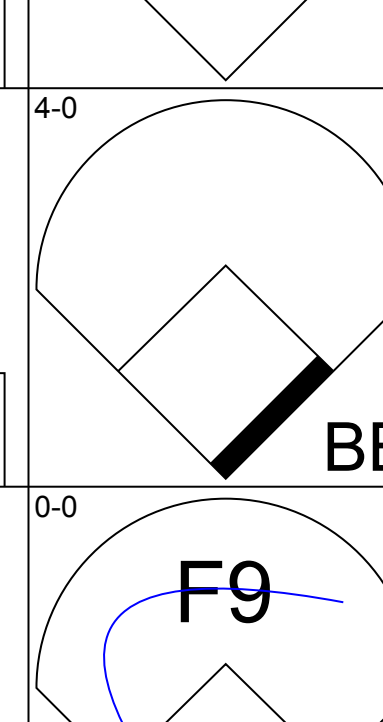

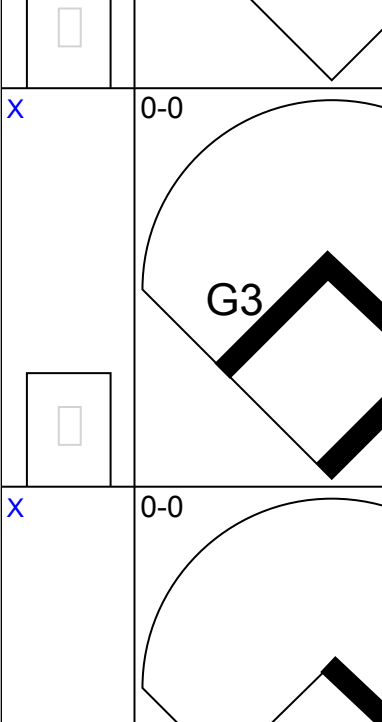

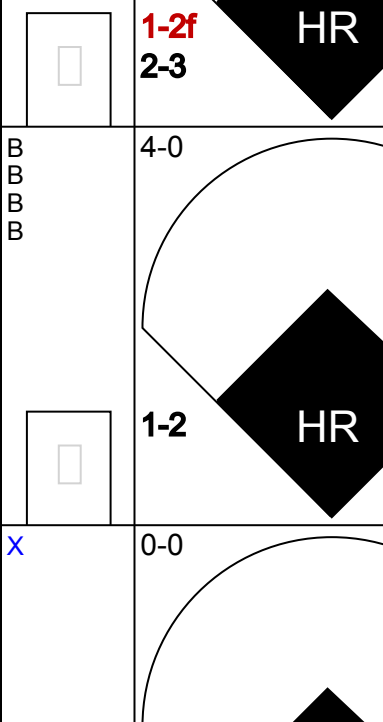
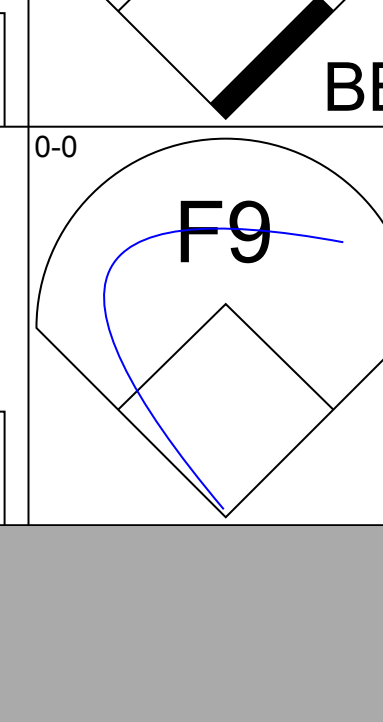

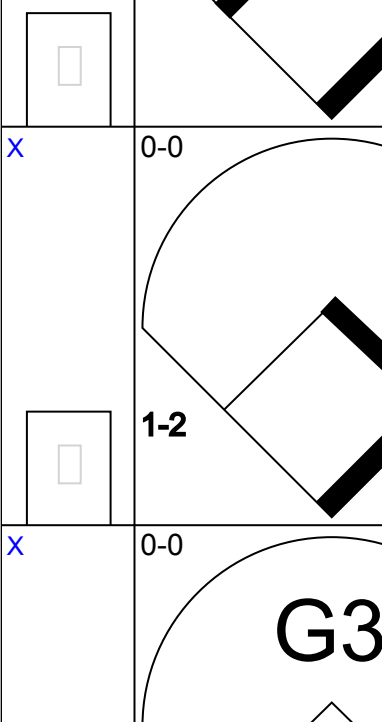

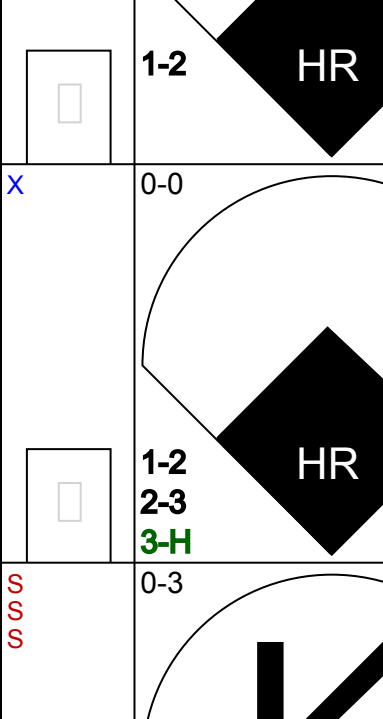


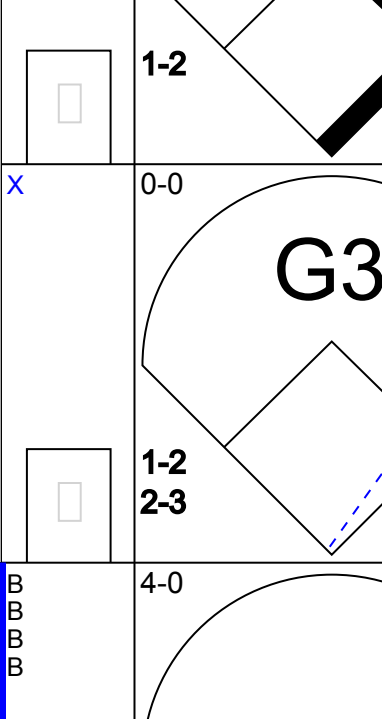
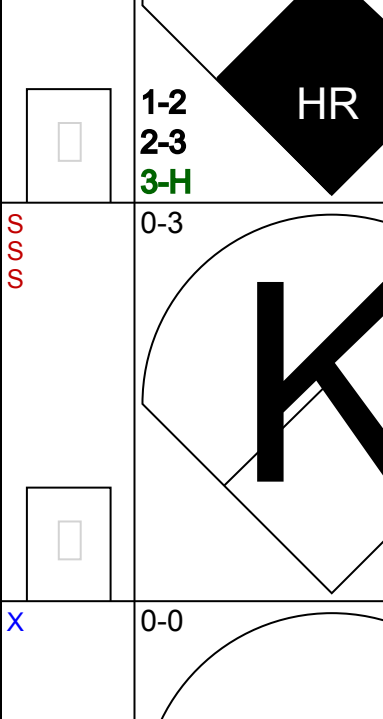



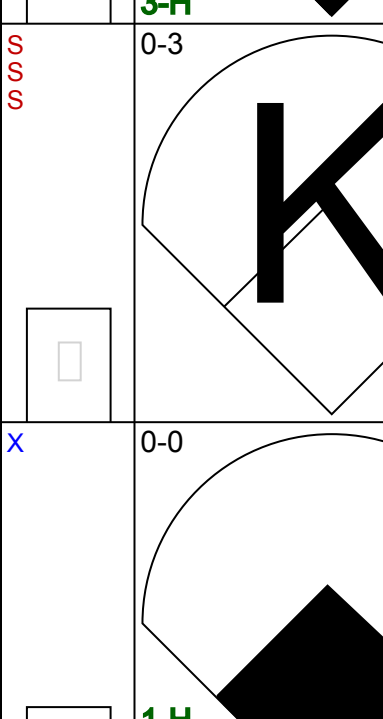

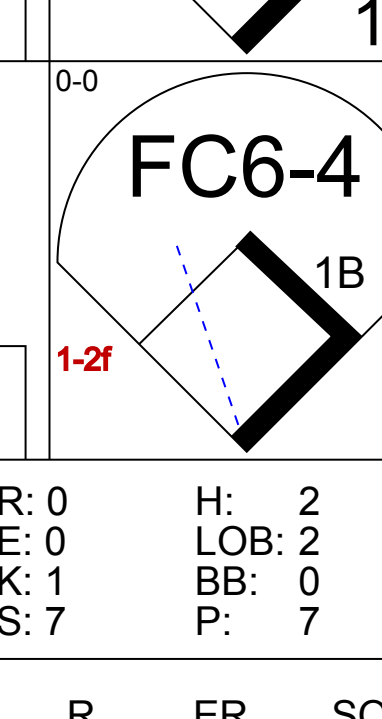
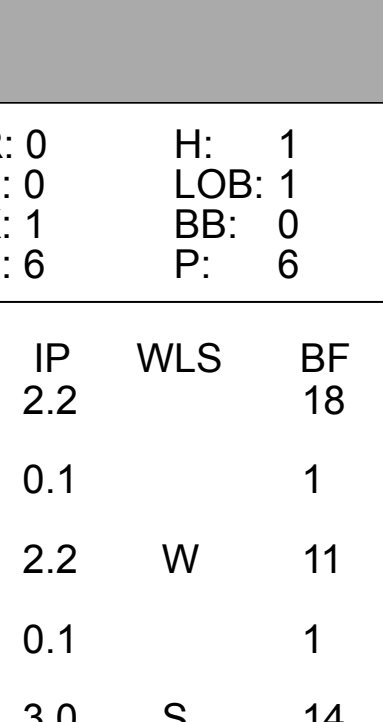
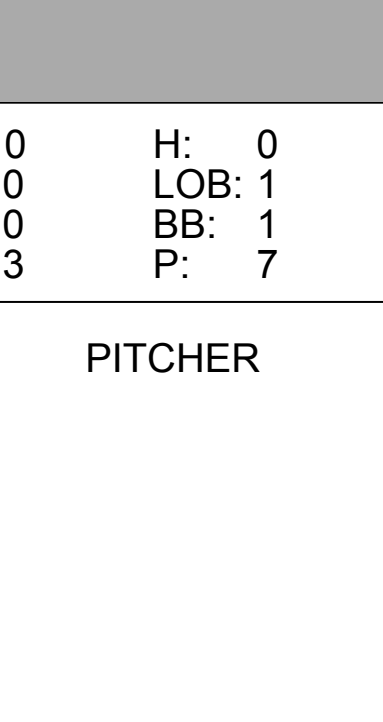
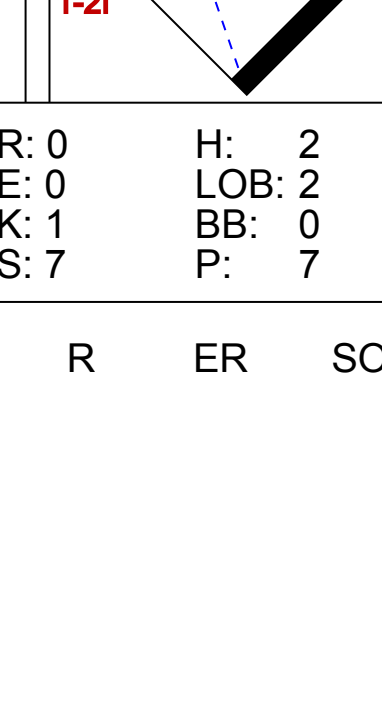
Batter	1	2	3	4	5	6	7	8	9	AB	R	H	RBI	BB	SO	LOB	BOTTOM					
Lou Brock, L OBP: 0.362, SLG: 0.394										3	0	1	0	1	1	1						
Bake McBride, L OBP: 0.412, SLG: 0.375										3	1	1	0	0	0	2						
Tommie Agee, R OBP: 0.291, SLG: 0.393										1	0	0	0	0	0	0						
Bernie Carbo, L OBP: 0.391, SLG: 0.412										3	0	1	0	1	0	2						
Ted Simmons, S OBP: 0.350, SLG: 0.413										4	0	1	0	0	0	1						
Joe Torre, R OBP: 0.390, SLG: 0.413										2	0	0	0	1	1	0						
Tim McCarver, L OBP: 0.327, SLG: 0.365										2	0	0	0	1	1	2						
Ken Reitz, R OBP: 0.255, SLG: 0.338										0	0	0	0	0	0	0						
Jose Cruz, L OBP: 0.310, SLG: 0.392										1	0	0	0	0	0	3						
Ted Sizemore, R OBP: 0.357, SLG: 0.307										0	0	0	0	0	0	0						
Tom Heintzelman, R OBP: 0.400, SLG: 0.357										4	0	0	0	0	0	5						
Mike Tyson, R OBP: 0.282, SLG: 0.300										3	0	0	0	0	0	2						
Alan Foster, R OBP: 0.250, SLG: 0.255										3	0	2	0	0	1	0						
<b>Inning Stats</b>	R: 1 E: 1 K: 1 S: 6	H: 1 LOB: 2 BB: 1 P: 11	R: 0 E: 0 K: 1 S: 5	H: 0 LOB: 0 BB: 0 P: 5	R: 0 E: 0 K: 1 S: 5	H: 1 LOB: 0 BB: 0 P: 5	R: 0 E: 0 K: 0 S: 4	H: 0 LOB: 2 BB: 1 P: 8	R: 0 E: 0 K: 0 S: 4	H: 1 LOB: 1 BB: 0 P: 4	R: 0 E: 0 K: 1 S: 5	H: 0 LOB: 0 BB: 0 P: 5	R: 0 E: 0 K: 0 S: 3	H: 1 LOB: 1 BB: 1 P: 7	R: 0 E: 0 K: 0 S: 5	H: 2 LOB: 3 BB: 1 P: 9	R: 0 E: 0 K: 0 S: 5	H: 2 LOB: 3 BB: 1 P: 9	1B: 4 2B: 2 3B: 0 HR: 0	SF: 0 SAC: 0 DP: 0 HBP: 1	WP: 0 PB: 0 SB: 0 CS: 0	PA: 35
<b>PITCHER</b> Bill Greif, R ERA: 3.08	IP: 7.0 WLS: L BF: 28 H: 4 R: 1 ER: 0 SO: 4 BB: 1 IBB: 2 HBP: 1 BLK: 0 WP: 1 HR: 0 S: 32 P: 45 ERA: 0.00 WHIP: 0.714															<b>PITCHER</b>	IP: 7.0 WLS: L BF: 28 H: 4 R: 1 ER: 0 SO: 4 BB: 1 IBB: 2 HBP: 1 BLK: 0 WP: 1 HR: 0 S: 32 P: 45 ERA: 0.00 WHIP: 0.714					
<b>PITCHER</b> Vicente Romo, R ERA: 3.55	IP: 1.0 WLS: L BF: 6 H: 2 R: 0 ER: 0 SO: 0 BB: 0 IBB: 1 HBP: 0 BLK: 0 WP: 0 HR: 0 S: 5 P: 9 ERA: 0.00 WHIP: 2.000															<b>PITCHER</b>	IP: 1.0 WLS: L BF: 6 H: 2 R: 0 ER: 0 SO: 0 BB: 0 IBB: 1 HBP: 0 BLK: 0 WP: 0 HR: 0 S: 5 P: 9 ERA: 0.00 WHIP: 2.000					

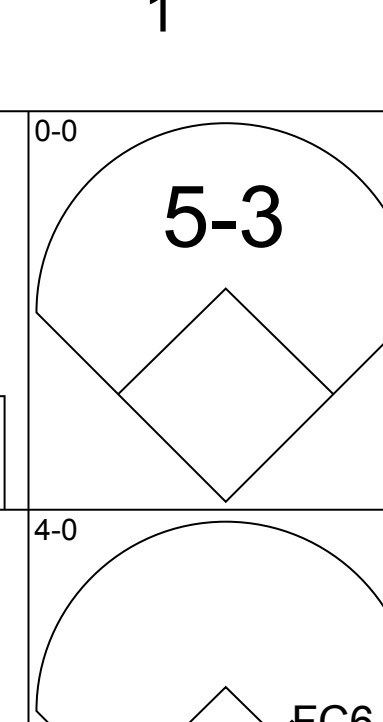
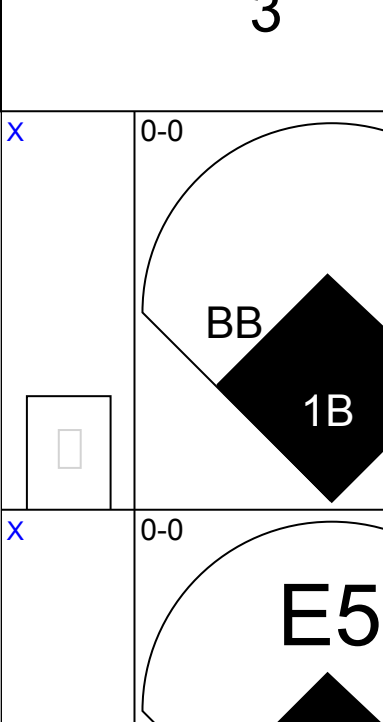
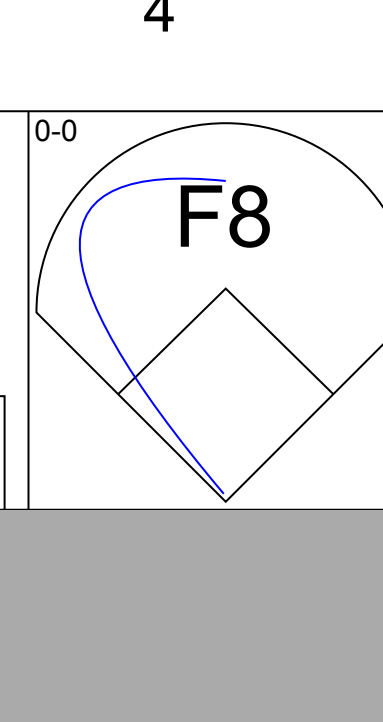
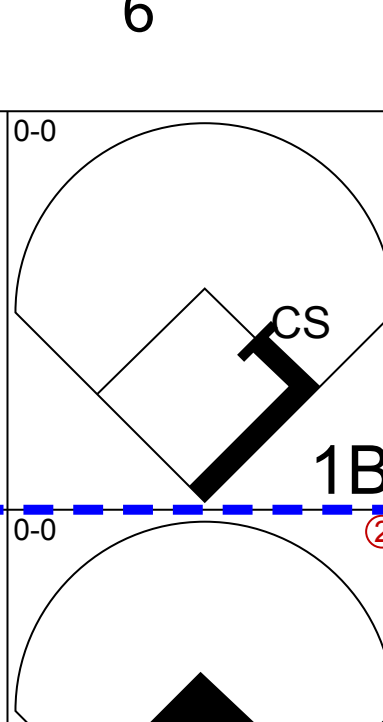
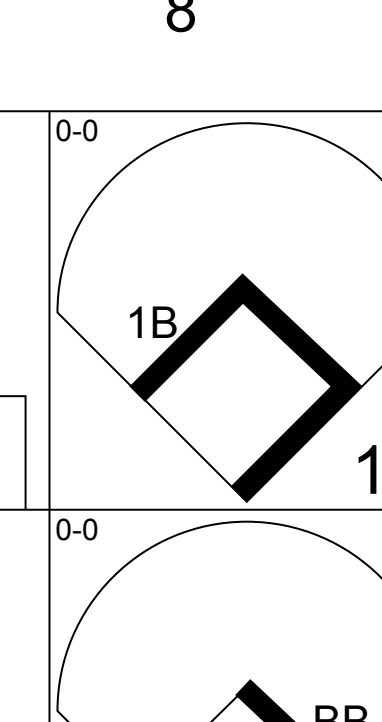
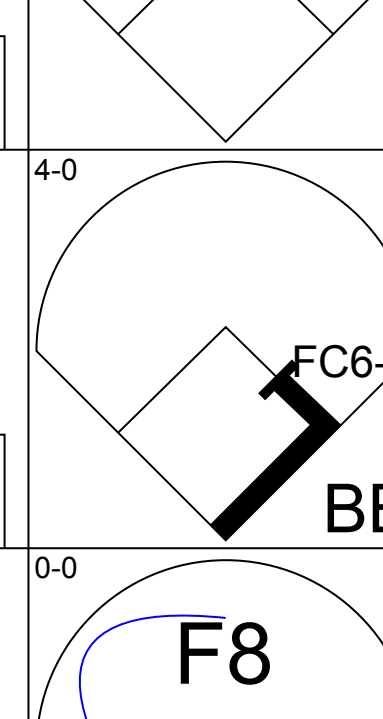
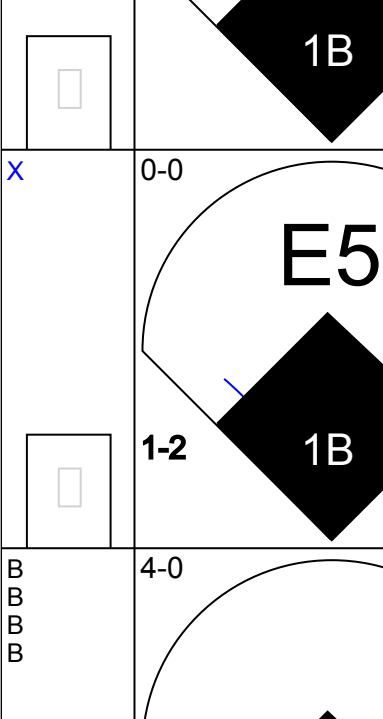

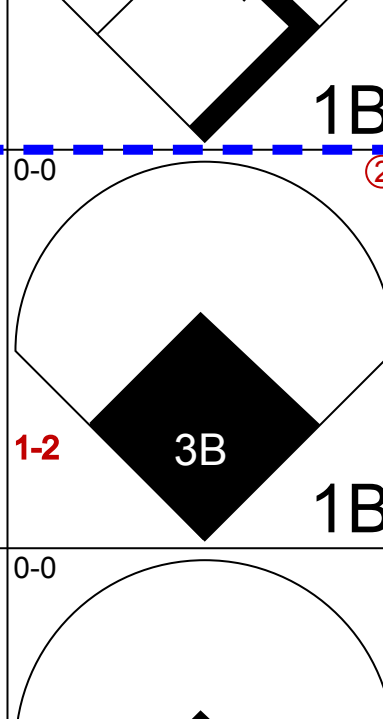
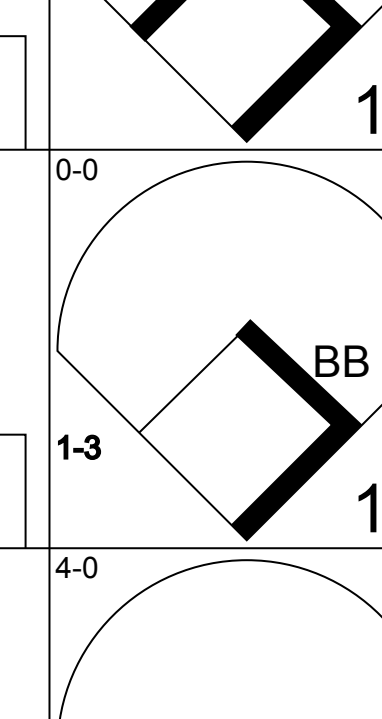
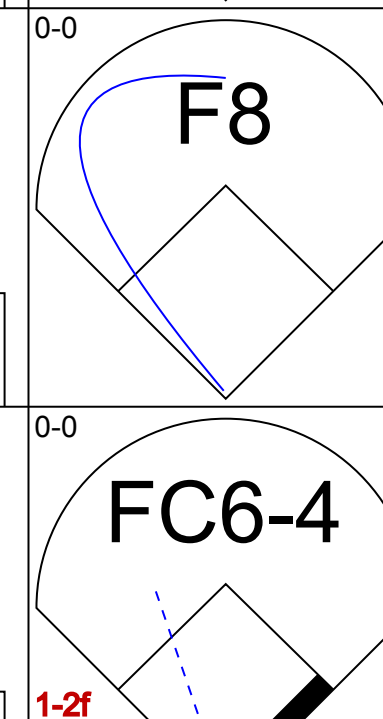
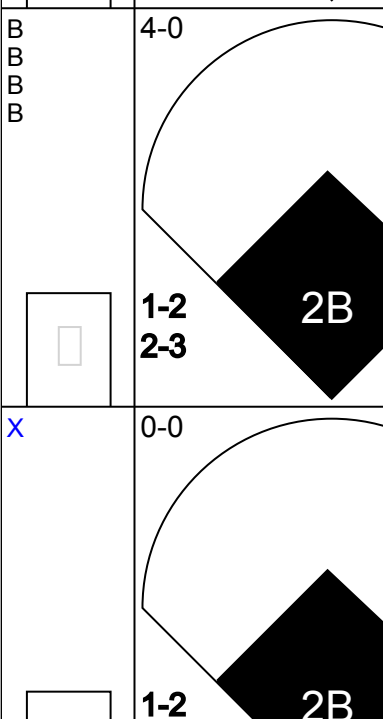

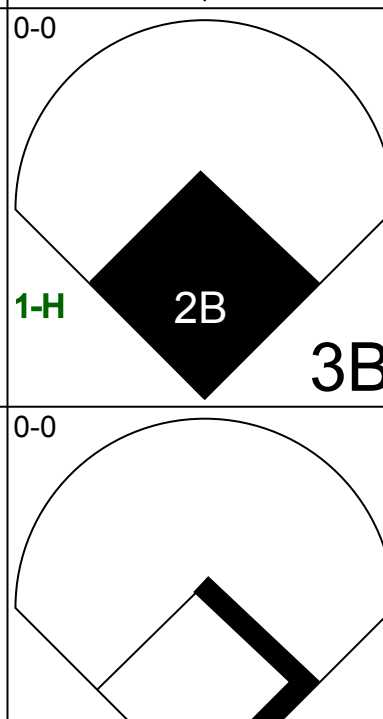
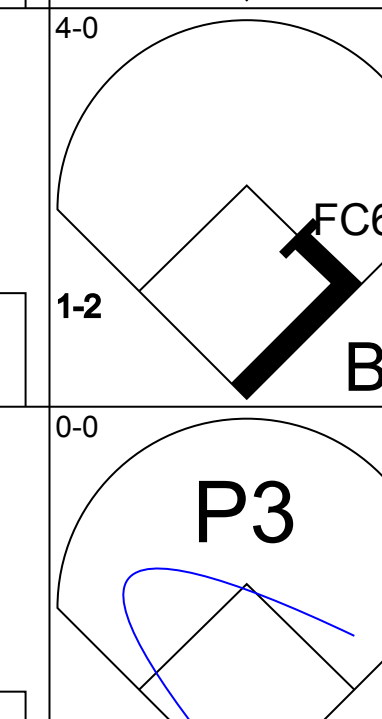
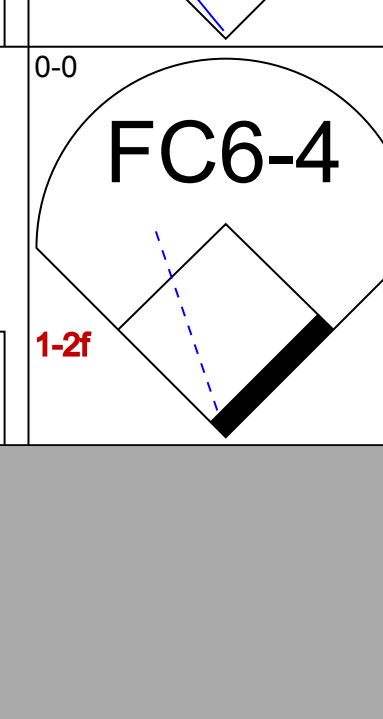
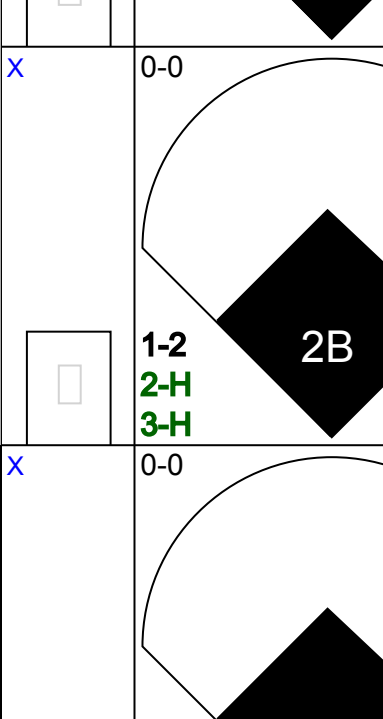

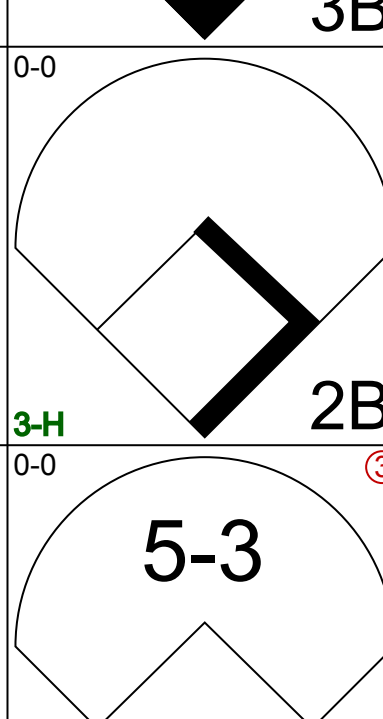
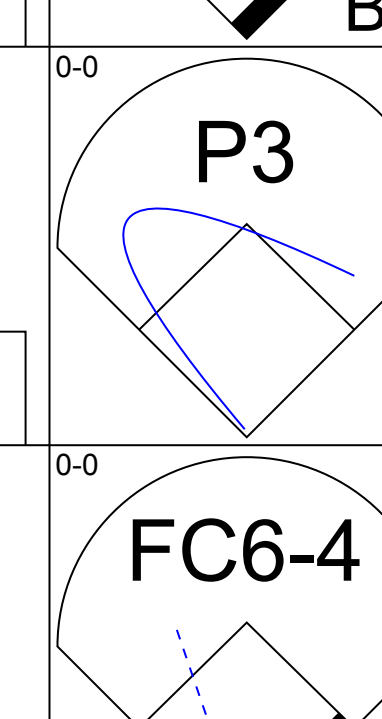

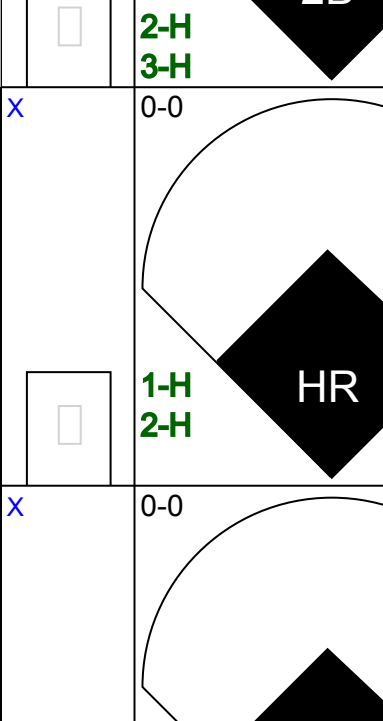

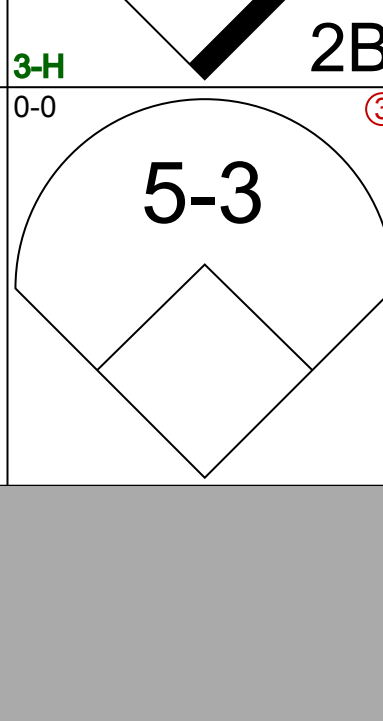
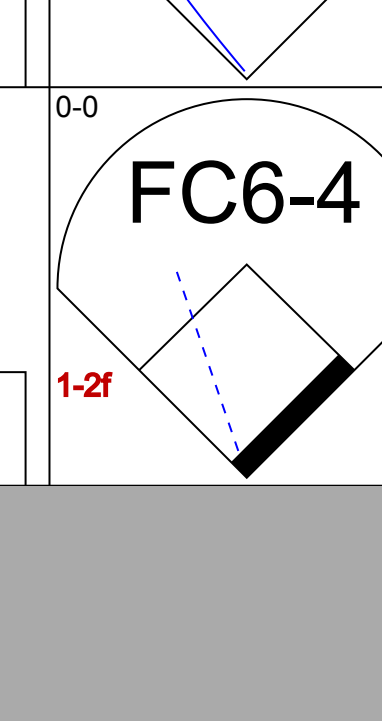

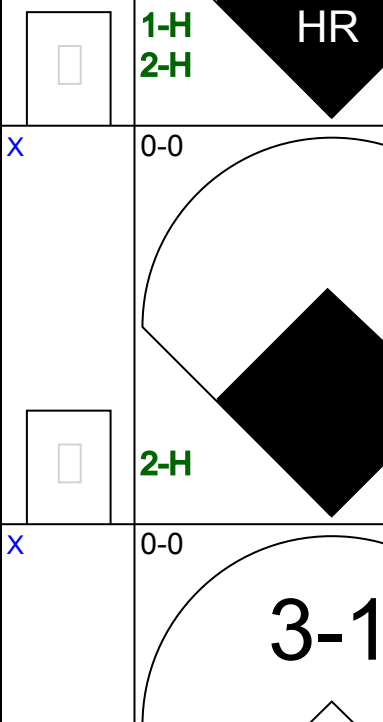




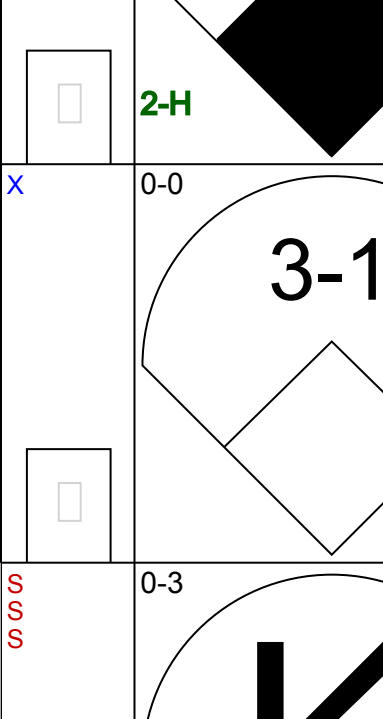




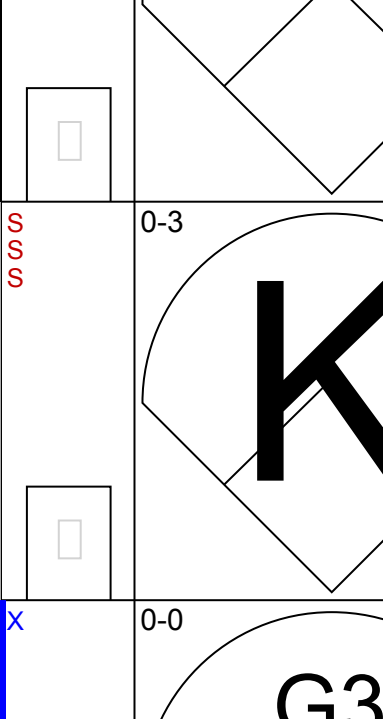
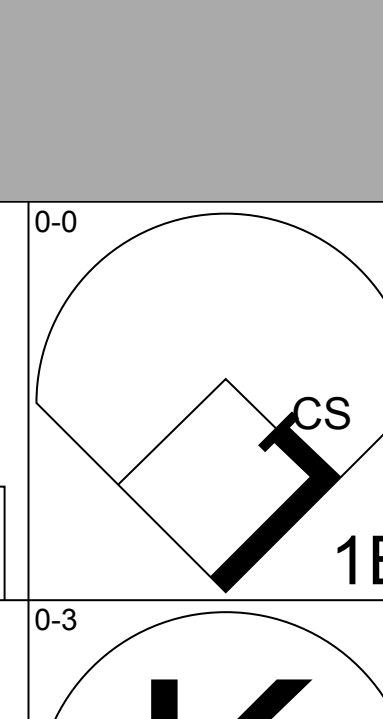


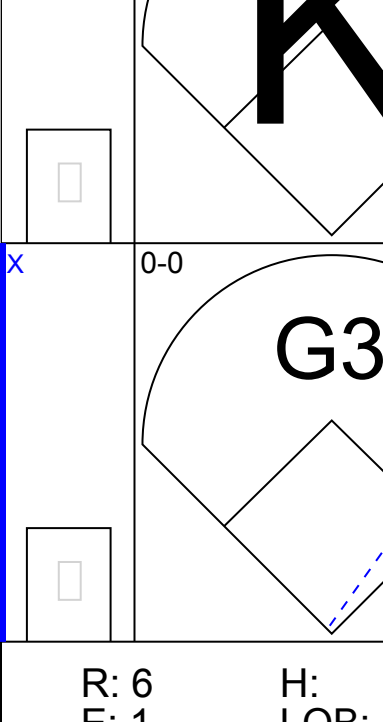
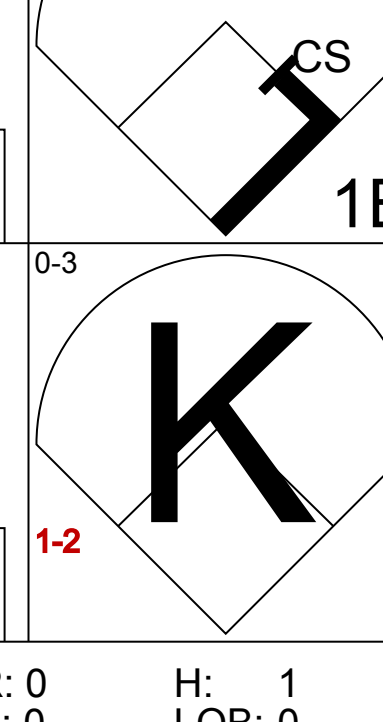
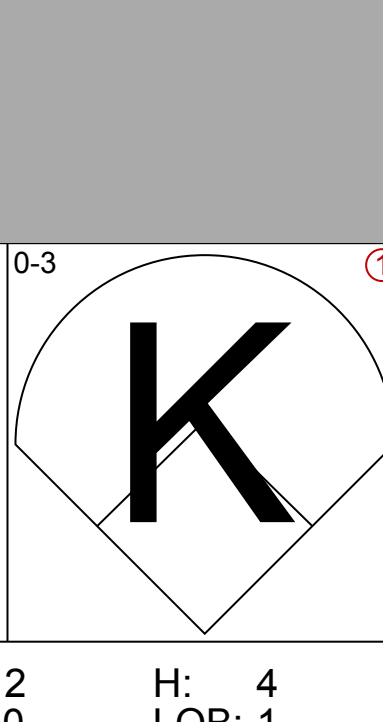
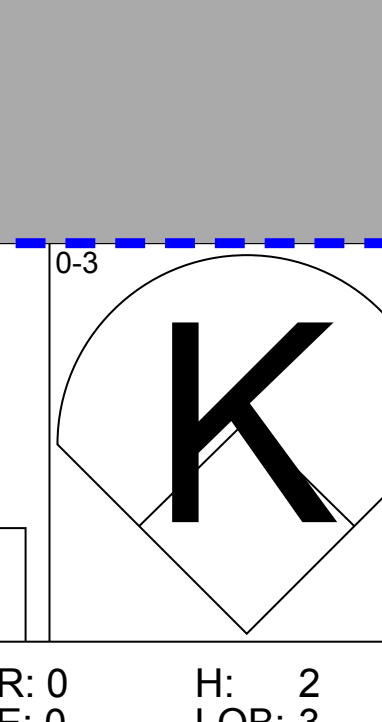
San Diego Padres @ St. Louis Cardinals  
 Busch Stadium, St. Louis, MO  
 Sun Aug 19 1973, 3:33 AM CDT  
 Att: 22,432 - Unknown

AB	29
R	1
H	6
RBI	0
BB	4
SO	4
LOB	18





Batter	1	2	3	4	5	6	7	8	9	AB	R	H	RBI	BB	SO	LOB	TOP											
<b>Lou Brock, L</b> OBP: 0.361, SLG: 0.392 (1, 7)										5	1	1	0	0	2	1	<b>St. Louis Cardinals @ Atlanta Braves</b> Atlanta Stadium, Atlanta, GA Tue Aug 21 1973, 7:05 PM EDT Att: 15,502 - Unknown											
<b>Ted Sizemore, R</b> OBP: 0.360, SLG: 0.311 (1, 4)										5	1	3	0	0	0	0												
<b>Tim McCarver, L</b> OBP: 0.332, SLG: 0.365 (1, 3)										3	1	1	0	2	0	3												
<b>Ted Simmons, S</b> OBP: 0.349, SLG: 0.411 (1, 2)										5	0	1	2	0	0	3												
<b>Joe Torre, R</b> OBP: 0.394, SLG: 0.416 (1, 5)										4	1	3	0	1	0	2												
<b>Tommie Agee, R</b> OBP: 0.294, SLG: 0.390 (1, 8)										4	1	1	0	1	0	4												
<b>Bernie Carbo, L</b> OBP: 0.391, SLG: 0.409 (1, 9)										4	1	1	1	1	0	2												
<b>Mike Tyson, R</b> OBP: 0.280, SLG: 0.297 (1, 6)										3	0	0	0	0	1	5												
<b>Jose Cruz, L</b> OBP: 0.321, SLG: 0.394 (8, PH)										1	0	1	0	0	0	0												
<b>Ed Sprague, R</b> OBP: 0.318, SLG: 0.317 (8, PH)										0	0	0	0	0	0	0												
<b>Rick Wise, R</b> OBP: 0.243, SLG: 0.382 (5, 1)										3	1	1	4	0	1	2												
<b>Inning Stats</b>	R: 0 E: 0 K: 1 S: 6	H: 1 LOB: 1 BB: 0 P: 6	R: 0 E: 0 K: 0 S: 4	H: 1 LOB: 2 BB: 1 P: 8	R: 7 E: 0 K: 1 S: 11	H: 6 LOB: 0 BB: 1 P: 15	R: 0 E: 0 K: 0 S: 3	H: 0 LOB: 2 BB: 2 P: 11	R: 0 E: 0 K: 1 S: 5	H: 0 LOB: 0 BB: 0 P: 5	R: 0 E: 0 K: 0 S: 3	H: 1 LOB: 0 BB: 0 P: 3	R: 0 E: 0 K: 1 S: 7	H: 2 LOB: 2 BB: 0 P: 7	R: 0 E: 0 K: 0 S: 5	H: 2 LOB: 3 BB: 1 P: 9	1B: 12 2B: 2 3B: 0 HR: 1	SF: 0 SAC: 0 DP: 1 HBP: 0	WP: 0 PB: 0 SB: 0 CS: 0	PA: 45								
<b>PITCHER</b>	IP	WLS	BF	H	R	ER	SO	BB	IBB	HBP	BLK	WP	HR	S	P	ERA	WHIP											
<b>Roric Harrison, R</b> ERA: 3.77 (1, 1)	2.2		18	8	7	7	2	2	0	0	0	0	0	1	20	28	23.62	3.750										
<b>Joe Niekro, R</b> ERA: 1.69 (3, 1)	0.1	1	0	0	0	0	0	0	0	0	0	0	0	1	1	0.00	0.000											
<b>Gary Neibauer, R</b> ERA: 4.26 (4, 1)	2.2	W	11	0	0	0	1	3	0	0	0	0	0	10	22	0.00	1.125											
<b>Adrian Devine, R</b> ERA: 7.24 (6, 1)	0.1		1	0	0	0	0	0	0	0	0	0	0	1	1	0.00	0.000											
<b>Phil Niekro, R</b> ERA: 3.27 (7, 1)	3.0	S	14	5	0	0	1	1	0	0	0	0	0	15	19	0.00	2.000											

Batter	1	2	3	4	5	6	7	8	9	AB	R	H	RBI	BB	SO	LOB	BOTTOM										
<b>Ralph Garr, L</b> OBP: 0.324, SLG: 0.423 (1, 9)										5	1	3	0	0	0	0	<b>St. Louis Cardinals @ Atlanta Braves</b> Atlanta Stadium, Atlanta, GA Tue Aug 21 1973, 7:05 PM EDT Att: 15,502 - Unknown										
<b>Mike Lum, L</b> OBP: 0.355, SLG: 0.482 (1, 3)										4	3	3	1	1	0	1											
<b>Darrell Evans, L</b> OBP: 0.413, SLG: 0.586 (1, 5)										3	3	2	1	2	0	1											
<b>Hank Aaron, R</b> OBP: 0.375, SLG: 0.594 (1, 7)										4	2	3	3	0	0	1											
<b>Marty Perez, R</b> OBP: 0.314, SLG: 0.327 (7, 6)										1	0	0	0	0	0	3											
<b>Dusty Baker Jr., R</b> OBP: 0.367, SLG: 0.439 (1, 8)										5	1	2	4	0	0	4											
<b>Davey Johnson, R</b> OBP: 0.355, SLG: 0.526 (1, 4)										4	1	1	2	0	1	1											
<b>Sonny Jackson, L</b> OBP: 0.286, SLG: 0.261 (1, 6)										4	0	0	0	0	0	1											
<b>Paul Casanova, R</b> OBP: 0.261, SLG: 0.374 (1, 2)										4	0	1	0	0	1	1											
<b>Roric Harrison, R</b> ERA: 3.11 (1, 1)	4.0	L	22	8	9	3	3	2	0	0	0	0	0	8	8	6.75		2.500									
<b>Orlando Pena, R</b> ERA: 3.4 (5, 1)	1.1		6	2	1	1	1	0	0	0	0	0	0	8	8	6.75	1.500										
<b>Rich Folkers, L</b> ERA: 3.36 (6, 1)	1.2		7	3	1	1	0	0	0	0	0	0	0	7	7	5.40	1.800										
<b>Ed Sprague, R</b> ERA: 4.63 (8, 1)	1.0		6	2	0	0	1	1	0	0	0	0	0	7	11	0.00	3.000										
<b>PITCHER</b>	IP	WLS	BF	H	R	ER	SO	BB	IBB	HBP	BLK	WP	HR	S	P	ERA	WHIP										
<b>Roric Harrison, R</b> ERA: 3.11 (1, 1)	4.0	L	22	8	9	3	3	2	0	0	0	0	0	8	8	6.75	2.500										
<b>Orlando Pena, R</b> ERA: 3.4 (5, 1)	1.1		6	2	1	1	1	0	0	0	0	0	0	8	8	6.75	1.500										
<b>Rich Folkers, L</b> ERA: 3.36 (6, 1)	1.2		7	3	1	1	0	0	0	0	0	0	0	7	7	5.40	1.800										
<b>Ed Sprague, R</b> ERA: 4.63 (8, 1)	1.0		6	2	0	0	1	1	0	0	0	0	0	7	11	0.00	3.000										
<b>Inning Stats</b>	R: 0 E: 0 K: 0 S: 3	H: 0 LOB: 1 BB: 1 P: 7	R: 0 E: 0 K: 1 S: 5	H: 0 LOB: 0 BB: 0 P: 5	R: 6 E: 1 K: 1 S: 10	H: 4 LOB: 0 BB: 1 P: 14	R: 0 E: 0 K: 1 S: 5	H: 1 LOB: 0 BB: 0 P: 5	R: 3 E: 0 K: 0 S: 7	H: 4 LOB: 1 BB: 0 P: 7	R: 2 E: 0 K: 1 S: 8	H: 4 LOB: 1 BB: 0 P: 8	R: 0 E: 0 K: 0 S: 3	H: 0 LOB: 0 BB: 0 P: 3	R: 0 E: 0 K: 1 S: 7	H: 2 LOB: 3 BB: 1 P: 11	1B: 9 2B: 3 3B: 1 HR: 2	SF: 0 SAC: 0 DP: 0 HBP: 0	WP: 0 PB: 0 SB: 0 CS: 2	PA: 41							



Batter	1	2	3	4	5	6	7	8	9	AB	R	H	RBI	BB	SO	LOB	TOP	
Lou Brock, L (1.7) OBP: 0.363, SLG: 0.393	0-0 CS 1B		0-0 S 1B		0-0 F7		0-0 F7		4-0 WP S BB	4	0	2	0	1	0	0	<b>St. Louis Cardinals @ Atlanta Braves</b> Atlanta Stadium, Atlanta, GA Wed Aug 22 1973, 7:05 PM EDT Att: 14,550 - Unknown	
Ted Sizemore, R (1.4) OBP: 0.362, SLG: 0.319	4-0 BB 1-2 BB		0-3 K 1-2			0-0 HR		4-0 FC6-4 BB	3	1	1	1	2	1	2			
Tim McCarver, L (1.3) OBP: 0.331, SLG: 0.367 Ken Reitz, R (9.5) OBP: 0.254, SLG: 0.336	0-3 K 2		0-0 F8 2			0-0 1B 2B		0-3 K 1	4	1	1	0	0	2	3			
Ted Simmons, S (1.2) OBP: 0.350, SLG: 0.410	4-0 1-2 BB		0-0 G3 3			0-0 2H 1B		0-0 P6 2	3	0	1	1	1	0	2			
Joe Torre, R (1.5) OBP: 0.395, SLG: 0.424	0-0 F8 3			0-0 G4-6-3 1B		0-0 HR		0-0 FC6-4 1-2	4	1	2	1	0	0	3			
Tommie Agee, R (1.8) OBP: 0.293, SLG: 0.393		0-0 E9 SF8 2B		0-0 G4-6-3 1-2		0-0 F3 2		0-0 F9 1	4	1	1	0	0	0	1			
Bernie Carbo, L (1.9) OBP: 0.389, SLG: 0.408		0-0 SF8 3H		0-0 3-1 3		0-0 4-3 3		0-0 HR 1B	3	1	1	1	0	0	0			
Mike Tyson, R (1.6) OBP: 0.278, SLG: 0.295 Jose Cruz, L (9.7H) OBP: 0.322, SLG: 0.404 Mick Kelleher, R (9.6) OBP: 0.256, SLG: 0.229		0-0 6-3 2		0-0 F8 1		0-0 F9 1		0-0 1-H HR	3	0	0	0	0	0	0			
Reggie Cleveland, R (1.1) OBP: 0.305, SLG: 0.327		0-0 5-3 3		0-0 5-3 2		0-0 6-3 2		0-3 K2-3 2	4	0	0	0	0	1	0			
<b>Inning Stats</b>	R: 0 E: 0 K: 1 S: 5	H: 1 LOB: 2 BB: 2 P: 13	R: 1 E: 1 K: 0 S: 4	H: 1 LOB: 0 BB: 0 P: 4	R: 0 E: 0 K: 1 S: 6	H: 1 LOB: 0 BB: 0 P: 6	R: 0 E: 0 K: 0 S: 3	H: 0 LOB: 0 BB: 0 P: 3	R: 3 E: 0 K: 0 S: 6	H: 4 LOB: 0 BB: 0 P: 6	R: 0 E: 0 K: 0 S: 3	H: 0 LOB: 1 BB: 1 P: 9	R: 2 E: 0 K: 1 S: 7	H: 2 LOB: 1 BB: 1 P: 11	1B: 5 2B: 2 3B: 0 HR: 3	SF: 1 SAC: 0 DP: 1 HBP: 0		WP: 1 PA: 38 PB: 0 SB: 2 CS: 1
<b>PITCHER</b>	IP WLS BF H R ER SO BB IBB HBP BLK WP HR S P ERA WHIP																	
Ron Schueler, R (1.1) ERA: 3.96	5.0	21	6	3	3	2	2	0	0	0	0	0	0	1	23	31	5.40	1.600
Tom House, L (6.1) ERA: 4.75	2.0	7	2	1	1	0	0	0	0	0	0	0	0	1	7	7	4.50	1.000
Joe Niekro, R (8.1) ERA: 3.68	2.0	L	10	2	2	2	2	0	0	0	1	1	12	20	9.00	2.000		

AB	33
R	6
H	10
RBI	6
BB	4
SO	4
LOB	11



Batter	1	2	3	4	5	6	7	8	9	AB	R	H	RBI	BB	SO	LOB	BOTTOM				
Ralph Garr, L (1.9) OBP: 0.323, SLG: 0.422	4-3 1		0-0 F3 2		0-0 F7 3		0-0 1-3 2H 1B			4	0	1	1	0	0	1	<b>St. Louis Cardinals @ Atlanta Braves</b> Atlanta Stadium, Atlanta, GA Wed Aug 22 1973, 7:05 PM EDT Att: 14,550 - Unknown				
Mike Lum, L (1.3) OBP: 0.355, SLG: 0.477	0-0 F7 2		0-0 L3 3			0-0 G3 1	0-3 K 3			4	0	0	0	0	1	3					
Darrell Evans, L (1.5) OBP: 0.410, SLG: 0.581	0-3 K 3		0-0 F8 1		0-0 4-1 2		0-0 4-3 1			4	0	0	0	0	1	0					
Hank Aaron, R (1.7) OBP: 0.376, SLG: 0.603		0-0 FC6-4 1B		0-0 P3 2		0-0 HR		0-0 F7 2	4	1	2	1	0	0	0						
Dusty Baker Jr., R (1.8) OBP: 0.366, SLG: 0.437		0-0 P6 1		0-0 HR 1B		0-0 5-3 3		0-3 K 3	4	1	1	0	0	1	1						
Davey Johnson, R (1.4) OBP: 0.380, SLG: 0.533		0-0 F7 2		0-0 1-H HR		0-3 K 1		0-0 G6-4-3 1B	4	1	2	2	0	1	1						
Marty Perez, R (1.6) OBP: 0.311, SLG: 0.323		0-0 FC6-4 1-2		0-0 F9 3		0-0 L7 2		0-0 G6-4-3 1-2	4	0	0	0	0	0	2						
Paul Casanova, R (1.2) OBP: 0.268, SLG: 0.377			0-0 SH3 1B		0-3 K 1		0-0 BB 1B		0-0 F8 3	4	1	2	0	0	1	0					
Ron Schueler, R (1.1) OBP: 0.196, SLG: 0.178 Tom House, L (6.1) OBP: 0.286, SLG: 0.429 Sonny Jackson, L (7.7H) OBP: 0.290, SLG: 0.261 Joe Niekro, R (8.1) OBP: 1.000, SLG: 1.000			0-0 SH3 1		0-3 K 2		4-0 1B BB			1	0	0	0	0	1	0					
<b>Inning Stats</b>	R: 0 E: 0 K: 1 S: 5	H: 0 LOB: 0 BB: 0 P: 5	R: 0 E: 0 K: 0 S: 4	H: 1 LOB: 1 BB: 0 P: 4	R: 0 E: 0 K: 0 S: 4	H: 1 LOB: 0 BB: 0 P: 4	R: 2 E: 0 K: 0 S: 5	H: 2 LOB: 0 BB: 0 P: 5	R: 0 E: 0 K: 2 S: 7	H: 0 LOB: 0 BB: 0 P: 7	R: 1 E: 0 K: 0 S: 4	H: 1 LOB: 0 BB: 0 P: 4	R: 1 E: 0 K: 2 S: 9	H: 2 LOB: 2 BB: 1 P: 13	R: 0 E: 0 K: 1 S: 5	H: 0 LOB: 0 BB: 0 P: 5		R: 0 E: 0 K: 0 S: 3	H: 1 LOB: 0 BB: 0 P: 3	1B: 6 2B: 0 3B: 0 HR: 2	SF: 0 SAC: 1 DP: 1 HBP: 0
<b>PITCHER</b>	IP WLS BF H R ER SO BB IBB HBP BLK WP HR S P ERA WHIP																				
Reggie Cleveland, R (1.1) ERA: 3.19	9.0	W	35	8	4	4	6	1	0	0	0	0	0	2	46	50	4.00	1.000			






Batter	1	2	3	4	5	6	7	8	9	10	11	AB	R	H	RBI	BB	SO	LOB	TOP								
Lou Brock, L OBP: 0.363, SLG: 0.391 (1, 7)	E5 FC6-4 1B	FC3-6 1B		K				K			K	5	1	1	0	1	3	2									
Ted Sizemore, R OBP: 0.362, SLG: 0.318 (10, 5)	FC6-4 BB	FC3-6 1B			E6 6-3 HR				E5 FC3-6		1-3	5	1	1	1	1	0	1									
Jose Cruz, L OBP: 0.320, SLG: 0.409 (1, 8)	FC6-4 FC3-2 1B	FC3-6			6-3			F5		FC3-6			6	1	1	1	0	0	6								
Ted Simmons, S OBP: 0.350, SLG: 0.415 (1, 2)	FC3-2 1B	1-3						K		P4			6	1	2	3	0	1	3								
Joe Torre, R OBP: 0.393, SLG: 0.421 (5, 3)	FC FC3-2 1B				6-3					P6			5	0	1	0	0	1	3								
Tim McCarver, L OBP: 0.328, SLG: 0.363 Ken Reitz, R OBP: 0.255, SLG: 0.338 Hector Cruz, R OBP: 0.400, SLG: 0.357 (10, 4)	FC3-2 1B				4-3			1-3			SH1-3 1B	3	0	0	0	0	0	0	4								
Bernie Carbo, L OBP: 0.391, SLG: 0.407 (1, 9)	4-3				F9						SH1-3	3	0	1	0	1	0	3									
Mike Tyson, R OBP: 0.277, SLG: 0.294 Luis Melendez, R OBP: 0.317, SLG: 0.315 Diego Segui, R (10, 1)					6-3						P6	4	0	1	0	0	0	2									
Alan Foster, R OBP: 0.368, SLG: 0.333 Mick Kelleher, R OBP: 0.256, SLG: 0.229 (10, 6)											4-3	2	1	0	0	1	1	0									
<b>Inning Stats</b>	R: 1 E: 1 K: 0 S: 6	H: 1 LOB: 3 BB: 1 P: 10	R: 1 E: 0 K: 0 S: 5	H: 2 LOB: 2 BB: 1 P: 9	R: 0 E: 0 K: 0 S: 3	H: 0 LOB: 0 BB: 0 P: 3	R: 0 E: 0 K: 1 S: 5	H: 0 LOB: 0 BB: 0 P: 5	R: 2 E: 1 K: 0 S: 7	H: 3 LOB: 2 BB: 0 P: 7	R: 0 E: 0 K: 2 S: 7	H: 0 LOB: 0 BB: 0 P: 7	R: 0 E: 0 K: 1 S: 6	H: 1 LOB: 2 BB: 1 P: 10	R: 0 E: 1 K: 0 S: 4	H: 0 LOB: 1 BB: 0 P: 4	R: 0 E: 0 K: 0 S: 4	H: 1 LOB: 0 BB: 0 P: 4	R: 1 E: 0 K: 1 S: 6	H: 1 LOB: 0 BB: 0 P: 6	1B: 7 2B: 0 3B: 0 HR: 2	SF: 0 SAC: 2 DP: 0 HBP: 0	WP: 0 PB: 0 SB: 1 CS: 0	PA: 49			
<b>PITCHER</b>	IP ERA WHIP	WLS 2.0	BF 6	H 0	R 0	ER 0	SO 3	BB 1	IBB 0	HBP 0	BLK 0	WP 0	HR 0	S 26	P 34	ERA 3.60	WHIP 1.600										
Jack Billingham, R ERA: 3.12 Pedro Borbon, R ERA: 2.31 Tom Hall, L ERA: 3.62 Clay Carroll, R ERA: 3.71 (1, 1) (6, 1) (8, 1) (10, 1)	IP 2.0	WLS 2.0	BF 9	H 1	R 0	ER 0	SO 1	BB 1	IBB 0	HBP 0	BLK 0	WP 0	HR 0	S 10	P 10	ERA 4.50	WHIP 1.000										

**St. Louis Cardinals @ Cincinnati Reds**  
Riverfront Stadium, Cincinnati, OH  
Fri Aug 24 1973, 7:05 PM EDT  
Att: 40,574 - Unknown

livebaseballscorecards.com

AB 43  
R 5  
H 9  
RBI 5  
BB 4  
SO 6  
LOB 26




Batter	1	2	3	4	5	6	7	8	9	10	11	AB	R	H	RBI	BB	SO	LOB	BOTTOM								
Pete Rose, S OBP: 0.405, SLG: 0.438 (1, 7)	HR											6	1	4	1	0	0	0									
Joe Morgan, L OBP: 0.409, SLG: 0.491 (1, 4)	4-3											6	0	0	0	0	1	3									
Dan Driessen, L OBP: 0.355, SLG: 0.404 (1, 5)	K											4	0	1	0	1	1	1									
Tony Perez, R OBP: 0.387, SLG: 0.522 (1, 3)	FC6-4 BB											3	0	2	0	2	1	0									
Johnny Bench, R OBP: 0.343, SLG: 0.443 (1, 2)	FC6-4											4	1	1	0	1	0	4									
Larry Stahl, L OBP: 0.321, SLG: 0.347 (1, 8)												5	1	2	0	0	1	4									
Andy Kosco, R OBP: 0.337, SLG: 0.488 (1, 9)												5	1	1	1	0	3	4									
Ed Crosby, L OBP: 0.291, SLG: 0.270 Bobby Tolan, L OBP: 0.254, SLG: 0.307 Darrel Chaney, S OBP: 0.267, SLG: 0.211 (1, 6) (9, PH) (10, 6)												3	0	0	0	0	1	1									
Jack Billingham, R OBP: 0.310, SLG: 0.313 Pedro Borbon, R OBP: 0.314, SLG: 0.361 Tom Hall, L OBP: 0.373, SLG: 0.273 Clay Carroll, R OBP: 0.360, SLG: 0.283 Hal King, L OBP: 0.140, SLG: 0.140 Clay Carroll, R OBP: 0.154, SLG: 0.154 Denis Menke, R OBP: 0.152, SLG: 0.247 (1, 1) (5, PH) (8, 1) (7, PH) (8, 1) (9, PH) (10, 1) (11, PH)												1	0	0	0	0	0	0									
<b>Inning Stats</b>	R: 1 E: 0 K: 1 S: 6	H: 1 LOB: 1 BB: 1 P: 10	R: 0 E: 0 K: 1 S: 5	H: 0 LOB: 0 BB: 0 P: 5	R: 0 E: 0 K: 0 S: 4	H: 1 LOB: 1 BB: 0 P: 4	R: 0 E: 0 K: 0 S: 4	H: 2 LOB: 1 BB: 0 P: 4	R: 0 E: 0 K: 2 S: 10	H: 0 LOB: 0 BB: 0 P: 3	R: 0 E: 0 K: 0 S: 4	H: 2 LOB: 1 BB: 0 P: 4	R: 1 E: 0 K: 0 S: 5	H: 2 LOB: 1 BB: 0 P: 5	R: 0 E: 0 K: 2 S: 7	H: 0 LOB: 3 BB: 3 P: 19	R: 0 E: 0 K: 0 S: 3	H: 0 LOB: 0 BB: 0 P: 3	1B: 9 2B: 0 3B: 0 HR: 2	SF: 0 SAC: 0 DP: 1 HBP: 0	WP: 1 PB: 0 SB: 1 CS: 0	PA: 47					
<b>PITCHER</b>	IP ERA WHIP	WLS 2.0	BF 9	H 0	R 0	ER 0	SO 2	BB 0	IBB 0	HBP 0	BLK 0	WP 0	HR 0	S 51	P 55	ERA 2.00	WHIP 1.333										
Alan Foster, R ERA: 2.95 Diego Segui, R ERA: 2.71 (1, 1) (10, 1)	IP 2.0	WLS W	BF 9	H 0	R 0	ER 0	SO 2	BB 0	IBB 1	HBP 0	BLK 0	WP 1	HR 0	S 10	P 22	ERA 0.00	WHIP 0.500										

**St. Louis Cardinals @ Cincinnati Reds**  
Riverfront Stadium, Cincinnati, OH  
Fri Aug 24 1973, 7:05 PM EDT  
Att: 40,574 - Unknown

livebaseballscorecards.com

AB 43  
R 4  
H 11  
RBI 2  
BB 4  
SO 9  
LOB 20





Batter	1	2	3	4	5	6	7	8	9	AB	R	H	RBI	BB	SO	LOB	TOP							
<b>Lou Brock, L</b> OBP: 0.362, SLG: 0.388 (1, 7)	0-0 4-3		4-0 BB	0-0 4-3			0-0 4-3			3	0	0	0	1	0	2								
<b>Ted Sizemore, R</b> OBP: 0.361, SLG: 0.320 (1, 4)	0-0 2B		0-0 G5-4-3		0-0 5-3		0-3 K			4	1	1	0	0	1	1								
<b>Tommie Agee, R</b> OBP: 0.301, SLG: 0.408 (1, 8)	0-0 2B			0-0 FC6-4 1B	0-0 4-3		0-3 K			4	1	3	1	0	1	0								
<b>Ted Simmons, S</b> OBP: 0.349, SLG: 0.414 (1, 2)	0-0 4-3			0-0 FC6-4 1B	0-0 4-3		0-0 5-3			4	0	1	0	0	0	2								
<b>Joe Torre, R</b> OBP: 0.392, SLG: 0.420 (1, 3)	0-3 K			0-0 FC6-4 1B	0-0 P4		0-0 1B			4	1	1	0	0	1	4								
<b>Ken Reitz, R</b> OBP: 0.255, SLG: 0.336 (1, 5)		0-0 6-3		0-0 1B	0-0 5-3		0-0 F8			4	1	1	1	0	0	1								
<b>Bernie Carbo, L</b> OBP: 0.385, SLG: 0.400 (1, 9)	0-0 4-3			0-0 F7	0-0 G3		0-0 F8			4	0	0	0	0	0	2								
<b>Mike Tyson, R</b> OBP: 0.277, SLG: 0.294 (1, 6)	0-0 6-3			0-0 2B	0-0 6-3		0-3 K			4	0	1	1	0	1	0								
<b>Rick Wise, R</b> OBP: 0.342, SLG: 0.382 (3, PH)			0-0 6-3	0-0 2B			0-3 K			0	0	0	0	0	0	0								
<b>Hector Cruz, R</b> OBP: 0.227, SLG: 0.238 (3, PH)				0-0 1B						1	0	0	0	0	0	0								
<b>Tom Murphy, R</b> OBP: 0.192, SLG: 0.321 (4, PH)				0-0 2B						1	0	1	1	0	0	0								
<b>Luis Melendez, R</b> OBP: 0.192, SLG: 0.321 (4, PH)				0-0 1B						0	0	0	0	0	0	0								
<b>Al Hrabosky, R</b> OBP: 0.275, SLG: 0.333 (7, PH)				0-0 2B						1	0	0	0	0	1	0								
<b>Tom Heintzelman, R</b> OBP: 0.275, SLG: 0.333 (7, PH)				0-0 1B						1	0	0	0	0	0	0								
<b>Orlando Pena, R</b> OBP: 0.268, SLG: 0.361 (7, PH)				0-0 2B						1	0	0	0	0	0	0								
<b>Tim McCarver, L</b> OBP: 0.308, SLG: 0.361 (9, PH)				0-0 2B						1	0	0	0	0	0	0								
<b>Inning Stats</b>	R: 1 E: 0 K: 1 S: 7	H: 2 LOB: 1 BB: 0 P: 7	R: 0 E: 0 K: 0 S: 3	H: 0 LOB: 0 BB: 0 P: 3	R: 0 E: 0 K: 0 S: 2	H: 0 LOB: 0 BB: 1 P: 6	R: 3 E: 0 K: 0 S: 8	H: 5 LOB: 2 BB: 0 P: 8	R: 0 E: 0 K: 0 S: 4	H: 1 LOB: 1 BB: 0 P: 4	R: 0 E: 0 K: 0 S: 3	H: 0 LOB: 0 BB: 0 P: 3	R: 0 E: 0 K: 1 S: 6	H: 1 LOB: 1 BB: 0 P: 6	R: 0 E: 0 K: 2 S: 7	H: 0 LOB: 0 BB: 0 P: 7	R: 0 E: 0 K: 1 S: 6	H: 0 LOB: 0 BB: 0 P: 7	R: 0 E: 0 K: 2 S: 7	H: 0 LOB: 0 BB: 0 P: 7	1B: 5 2B: 4 3B: 0 HR: 0	SF: 0 SAC: 0 DP: 1 HBP: 0	WP: 0 PB: 0 SB: 0 CS: 0	PA: 36
<b>PITCHER</b> <b>Don Gullett, L</b> ERA: 3.55 (1, 1)	IP: 9.0 WLS: W BF: 36 H: 9 R: 4 ER: 4 SO: 6 BB: 1 IBB: 0 HBP: 0 BLK: 0 WP: 0 HR: 0 S: 47 P: 51 ERA: 4.00 WHIP: 1.111															<b>PITCHER</b>								

St. Louis Cardinals @ Cincinnati Reds  
Riverfront Stadium, Cincinnati, OH  
Sat Aug 25 1973, 7:05 PM EDT  
Att: 50,072 - Unknown

AB 35  
R 4  
H 9  
RBI 4  
BB 1  
SO 6  
LOB 12



Batter	1	2	3	4	5	6	7	8	9	AB	R	H	RBI	BB	SO	LOB	BOTTOM							
<b>Pete Rose, S</b> OBP: 0.406, SLG: 0.438 (1, 7)	0-0 1B	0-0 BB		0-0 F9		0-0 4-3				4	2	2	0	0	0	0								
<b>Joe Morgan, L</b> OBP: 0.410, SLG: 0.490 (1, 4)	0-0 1B	4-0 BB		0-3 K		0-3 K				3	2	1	0	1	2	0								
<b>Dan Driessen, L</b> OBP: 0.357, SLG: 0.409 (8, 3)	0-0 1B	0-0 2B		0-0 F7		0-0 6-3				4	0	2	5	0	0	0								
<b>Tony Perez, R</b> OBP: 0.386, SLG: 0.520 (1, 3)	0-0 FC5-4	0-3 K			0-0 5-3		0-0 1B			4	0	1	0	0	1	2								
<b>Denis Menke, R</b> OBP: 0.361, SLG: 0.247 (8, 5)	0-0 G3				0-0 5-3		0-0 1B			0	0	0	0	0	0	0								
<b>Johnny Bench, R</b> OBP: 0.343, SLG: 0.440 (1, 2)	0-0 G3		4-0 BB	0-0 2B	0-3 K	0-3 K	0-3 K			3	1	0	0	1	2	2								
<b>Ken Griffey, L</b> OBP: 0.500, SLG: 0.750 (1, 9)	0-0 4-3			0-0 2B	0-0 1B		0-0 2-3			4	0	2	0	0	0	1								
<b>Cesar Geronimo, L</b> OBP: 0.241, SLG: 0.258 (1, 8)		0-3 K	0-0 SF8	0-3 K	0-3 K		0-3 K			3	0	0	1	0	3	1								
<b>Darrel Chaney, S</b> OBP: 0.261, SLG: 0.205 (1, 6)	0-0 4-3		0-0 F7		0-0 F8		0-0 F8			4	0	0	0	0	0	1								
<b>Don Gullett, R</b> OBP: 0.263, SLG: 0.180 (1, 1)	0-0 BB	0-0 K	0-3 K		0-3 K					3	1	1	0	0	2	1								
<b>Inning Stats</b>	R: 2 E: 0 K: 0 S: 6	H: 3 LOB: 1 BB: 0 P: 6	R: 3 E: 0 K: 2 S: 10	H: 3 LOB: 1 BB: 1 P: 14	R: 1 E: 0 K: 1 S: 6	H: 1 LOB: 1 BB: 1 P: 10	R: 0 E: 0 K: 1 S: 5	H: 0 LOB: 0 BB: 0 P: 5	R: 0 E: 0 K: 1 S: 5	H: 0 LOB: 0 BB: 0 P: 5	R: 0 E: 0 K: 2 S: 8	H: 1 LOB: 1 BB: 0 P: 8	R: 0 E: 0 K: 1 S: 5	H: 0 LOB: 0 BB: 0 P: 5	R: 0 E: 0 K: 2 S: 8	H: 1 LOB: 1 BB: 0 P: 8	R: 0 E: 0 K: 1 S: 5	H: 0 LOB: 0 BB: 0 P: 5	R: 0 E: 0 K: 2 S: 8	H: 0 LOB: 0 BB: 0 P: 8	1B: 7 2B: 2 3B: 0 HR: 0	SF: 1 SAC: 0 DP: 0 HBP: 0	WP: 0 PB: 0 SB: 1 CS: 0	PA: 35
<b>PITCHER</b> <b>Rick Wise, R</b> ERA: 3.3 (1, 1)	IP: 2.0 WLS: L BF: 13 H: 6 R: 5 ER: 5 SO: 2 BB: 1 IBB: 0 HBP: 0 BLK: 0 WP: 0 HR: 0 S: 16 P: 20 ERA: 22.50 WHIP: 3.500															<b>PITCHER</b>								
<b>Tom Murphy, R</b> ERA: 4.01 (3, 1)	1.0 5 1 1 1 1 0 0 6 10 9.00 2.000																							
<b>Al Hrabosky, L</b> ERA: 1.99 (4, 1)	3.0 10 1 0 0 4 0 0 18 18 0.00 0.333																							
<b>Orlando Pena, R</b> ERA: 3.32 (7, 1)	2.0 7 1 0 0 3 0 0 13 13 0.00 0.500																							

St. Louis Cardinals @ Cincinnati Reds  
Riverfront Stadium, Cincinnati, OH  
Sat Aug 25 1973, 7:05 PM EDT  
Att: 50,072 - Unknown

AB 32  
R 6  
H 9  
RBI 6  
BB 2  
SO 10  
LOB 8





Batter	1	2	3	4	5	6	7	8	9	AB	R	H	RBI	BB	SO	LOB	TOP					
Lou Brock, L (1, 7) OBP: 0.363, SLG: 0.388	0-0 SH3-1 1B		4-0 BB		0-3 K		0-0 L8			3	0	1	0	1	1	1						
Ted Sizemore, R (1, 4) OBP: 0.361, SLG: 0.320	0-0 SH3-1		0-0 P6		0-0 1B			0-0 F8		3	0	1	0	0	0	2						
Tommie Agee, R (1, 8) OBP: 0.296, SLG: 0.401	0-0 6-3		0-3 K		0-3 K			0-0 E6 1B		4	0	0	0	0	2	5						
Ted Simmons, S (1, 2) OBP: 0.350, SLG: 0.421	0-0 4-3			0-0 HR		0-3 K		0-0 G6-4-3 1B		4	1	2	1	0	1	1						
Joe Torre, R (1, 3) OBP: 0.389, SLG: 0.416		0-0 6-3		0-0 P4		0-0 E5 FC1-4		0-0 G6-4-3 1B		4	0	0	0	0	0	2						
Ken Reitz, R (1, 5) OBP: 0.293, SLG: 0.333		0-0 F7		0-3 K2-3		0-0 FC1-4			0-0 F7	3	0	0	0	0	1	1						
Tim McCarver, L (9, PH) OBP: 0.325, SLG: 0.360						1-2				1	0	0	0	0	0	0						
Bernie Carbo, L (1, 9) OBP: 0.390, SLG: 0.393		0-3 K		0-0 4-3		0-0 F9			0-0 4-3	4	0	0	0	0	1	1						
Mike Tyson, R (1, 6) OBP: 0.278, SLG: 0.294			0-0 BB		0-0 P5		0-0 4-3		4-0 BB	3	0	1	0	0	0	0						
Bake McBride, L (9, PH) OBP: 0.400, SLG: 0.333			0-0 1B						0-0 BB	0	0	0	0	1	0	0						
Reggie Cleveland, R (1, 1) OBP: 0.306, SLG: 0.328			0-0 F8						0-3 K	3	0	1	0	0	0	1						
John Andrews, L (7, 1)										0	0	0	0	0	0	0						
Jose Cruz, L (9, PH) OBP: 0.319, SLG: 0.407										1	0	0	0	0	1	1						
<b>Inning Stats</b>	R: 0 E: 0 K: 0 S: 4	H: 1 LOB: 1 BB: 0 P: 4	R: 0 E: 0 K: 1 S: 5	H: 0 LOB: 0 BB: 0 P: 5	R: 0 E: 0 K: 1 S: 6	H: 1 LOB: 2 BB: 1 P: 10	R: 1 E: 0 K: 1 S: 6	H: 1 LOB: 0 BB: 0 P: 6	R: 0 E: 0 K: 2 S: 9	H: 2 LOB: 2 BB: 0 P: 9	R: 0 E: 1 K: 1 S: 6	H: 0 LOB: 1 BB: 0 P: 6	R: 0 E: 0 K: 0 S: 3	H: 0 LOB: 0 BB: 0 P: 3	R: 0 E: 1 K: 0 S: 4	H: 1 LOB: 1 BB: 0 P: 4	R: 0 E: 0 K: 1 S: 5	H: 0 LOB: 1 BB: 1 P: 9	1B: 5 2B: 0 3B: 0 HR: 1	SF: 0 SAC: 1 DP: 1 HBP: 0	WP: 0 PB: 0 SB: 1 CS: 0	PA: 36
<b>PITCHER</b>	IP WLS BF H R ER SO BB IBB HBP BLK WP HR S P ERA WHIP																					
Fred Norman, L (1, 1) ERA: 3.4	7.1 W 31 6 1 1 6 1 0 0 0 0 1 42 46 1.23 0.955																					
Pedro Borbon, R (8, 1) ERA: 2.27	1.2 S 5 0 0 0 1 1 0 0 0 0 0 6 10 0.00 0.600																					

St. Louis Cardinals @ Cincinnati Reds  
Riverfront Stadium, Cincinnati, OH  
Sun Aug 26 1973, 3:33 AM EDT  
Att: 48,450 - Unknown

AB 33  
R 1  
H 6  
RBI 1  
BB 2  
SO 7  
LOB 15



Batter	1	2	3	4	5	6	7	8	9	AB	R	H	RBI	BB	SO	LOB	BOTTOM			
Pete Rose, S (1, 7) OBP: 0.407, SLG: 0.438	0-0 FC4-6 1B		0-0 3-1		0-0 1B		4-0 HR BB	0-0 3-1		4	1	2	0	1	0	1				
Joe Morgan, L (1, 4) OBP: 0.412, SLG: 0.496	0-0 F7		4-0 E S BB		0-0 F8		0-0 HR	4-0 BB		3	1	1	2	2	0	2				
Dan Driessen, L (1, 5) OBP: 0.351, SLG: 0.401	0-0 FC4-6 1B		0-0 F5		0-0 P5		0-0 F8	0-0 F8		5	0	0	0	0	0	5				
Tony Perez, R (1, 3) OBP: 0.387, SLG: 0.518	0-0 1B		0-0 F8			4-0 1B BB	0-3 K			3	1	1	0	1	1	1				
Denis Menke, R (8, 5) OBP: 0.361, SLG: 0.247	0-0 1B					0-0 E BB				0	0	0	0	0	0	0				
Johnny Bench, R (1, 2) OBP: 0.342, SLG: 0.439	0-0 5-3			0-0 P5		0-0 F8	0-0 WP 1B			4	0	1	0	0	0	3				
Ken Griffey, L (1, 9) OBP: 0.500, SLG: 0.625		0-0 5-3		0-0 F9		0-0 F8	0-0 WP 1B			4	1	2	0	0	0	0				
Cesar Geronimo, L (1, 8) OBP: 0.241, SLG: 0.261		0-0 F9		0-0 2B		0-0 F9	1-2 E 1B	0-3 K		4	0	1	0	0	1	4				
Darrel Chaney, S (1, 6) OBP: 0.263, SLG: 0.209										2	0	1	0	0	0	1				
Hai King, L (6, PH) OBP: 0.294, SLG: 0.600										1	0	0	0	0	0	0				
Ed Crosby, L (6, PR) OBP: 0.287, SLG: 0.267										1	0	0	0	0	0	0				
Fred Norman, S (1, 1) OBP: 0.103, SLG: 0.076		0-3 K								3	0	0	0	0	1	2				
Pedro Borbon, R (8, 1) OBP: 0.333, SLG: 0.333						0-0 P6	0-0 G3			1	0	1	0	0	0	0				
<b>Inning Stats</b>	R: 0 E: 0 K: 0 S: 5	H: 2 LOB: 2 BB: 0 P: 5	R: 0 E: 0 K: 1 S: 6	H: 1 LOB: 1 BB: 0 P: 6	R: 0 E: 0 K: 0 S: 3	H: 0 LOB: 1 BB: 1 P: 7	R: 0 E: 0 K: 0 S: 4	H: 1 LOB: 1 BB: 0 P: 4	R: 0 E: 0 K: 0 S: 4	H: 1 LOB: 1 BB: 0 P: 4	R: 2 E: 1 K: 0 S: 5	H: 1 LOB: 1 BB: 1 P: 9	R: 2 E: 0 K: 2 S: 10	H: 3 LOB: 2 BB: 1 P: 14	R: 0 E: 0 K: 0 S: 4	H: 1 LOB: 2 BB: 1 P: 8	1B: 8 2B: 1 3B: 0 HR: 1	SF: 0 SAC: 0 DP: 0 HBP: 0	WP: 1 PB: 0 SB: 1 CS: 0	PA: 39
<b>PITCHER</b>	IP WLS BF H R ER SO BB IBB HBP BLK WP HR S P ERA WHIP																			
Reggie Cleveland, R (1, 1) ERA: 3.17	6.2 L 33 9 4 2 2 2 3 0 0 0 0 1 34 46 2.70 1.800																			
John Andrews, L (7, 1) ERA: 5.25	1.1 6 1 0 0 1 1 0 0 0 0 1 7 11 0.00 1.500																			

St. Louis Cardinals @ Cincinnati Reds  
Riverfront Stadium, Cincinnati, OH  
Sun Aug 26 1973, 3:33 AM EDT  
Att: 48,450 - Unknown

AB 35  
R 4  
H 10  
RBI 2  
BB 4  
SO 3  
LOB 19






Batter	1	2	3	4	5	6	7	8	9	10	11	12	13	14	AB	R	H	RBI	BB	SO	LOB	TOP					
Lou Brock, L OBP: 0.362, SLG: 0.389 (1, 7)															7	1	2	1	0	3	0						
Ted Sizemore, R OBP: 0.362, SLG: 0.322 (1, 4)															6	1	2	1	1	0	2						
Joe Torre, R OBP: 0.386, SLG: 0.411 (1, 5)															5	0	0	0	1	0	2						
Ted Simmons, S OBP: 0.350, SLG: 0.426 (1, 2)															6	1	2	1	0	1	3						
Jose Cruz, L OBP: 0.320, SLG: 0.406 (1, 9)															6	0	2	1	0	1	1						
Bake McBride, L OBP: 0.364, SLG: 0.300 (7, 8)															2	0	0	0	0	1	3						
Tommy Agee, R OBP: 0.285, SLG: 0.396 (7, 8)															3	1	0	0	1	0	0						
Tim McCarver, L OBP: 0.324, SLG: 0.358 (8, 1)															4	0	1	0	0	0	2						
Tom Murphy, R OBP: 0.412, SLG: 0.333 (14, PH)															0	0	0	0	0	0	0						
Tom Heinzelman, R OBP: 0.333, SLG: 0.333 (14, 1)															1	0	0	0	0	0	0						
Rich Folkers, L OBP: 0.059, SLG: 0.059 (14, 1)															0	0	0	0	0	0	0						
Mike Tyson, R OBP: 0.278, SLG: 0.292 (9, PH)															0	0	0	0	0	0	0						
Bernie Carbo, L OBP: 0.378, SLG: 0.392 (9, PH)															0	0	0	0	0	0	0						
Mick Kelleher, R OBP: 0.268, SLG: 0.222 (9, 6)															3	0	0	0	0	1	0						
Mike Nagy, R (1, 1)															1	0	0	0	0	1	1						
Diego Segui, R (8, PH)															1	0	0	0	0	0	0						
Luis Melendez, R OBP: 0.318, SLG: 0.320 (8, 1)															0	0	0	0	0	0	0						
Oriando Pena, R (8, 1)															0	0	0	0	0	0	0						
Ken Reltz, R OBP: 0.254, SLG: 0.333 (9, 5)															3	0	1	2	0	0	0						
<b>Inning Stats</b>	R: 0 E: 0 K: 1 S: 5	H: 0 LOB: 0 BB: 0 P: 5	R: 1 E: 0 K: 1 S: 6	H: 2 LOB: 0 BB: 0 P: 6	R: 0 E: 0 K: 2 S: 7	H: 0 LOB: 0 BB: 0 P: 7	R: 1 E: 0 K: 1 S: 6	H: 1 LOB: 2 BB: 0 P: 14	R: 0 E: 0 K: 1 S: 5	H: 0 LOB: 0 BB: 0 P: 5	R: 0 E: 0 K: 1 S: 4	H: 1 LOB: 1 BB: 0 P: 4	R: 0 E: 0 K: 1 S: 5	H: 0 LOB: 0 BB: 0 P: 5	R: 0 E: 0 K: 1 S: 3	H: 0 LOB: 0 BB: 0 P: 3	R: 0 E: 0 K: 0 S: 4	H: 1 LOB: 1 BB: 0 P: 4	R: 0 E: 0 K: 0 S: 5	H: 2 LOB: 2 BB: 3 P: 17	1B: 7 2B: 3 3B: 0 HR: 1	SF: 0 SAC: 0 DP: 1 HBP: 0	WP: 0 PB: 0 SB: 2 CS: 1	PA: 56			
<b>PITCHER</b>	IP 6.0	WLS 23	BF 4	H 2	R 2	ER 2	SO 6	BB 2	IBB 0	HBP 0	BLK 0	WP 0	HR 1	S 33	P 41	ERA 3.00	WHIP 1.000										
Tom Griffin, R ERA: 5.05 (7, 1)	1.1	5	1	1	1	1	0	0	0	0	0	0	0	7	7	6.75	0.750										
Juan Pizarro, L ERA: 5.4 (8, 1)	1.2	7	2	0	0	2	0	0	0	0	0	0	0	11	11	0.00	1.200										
Ken Forsch, R ERA: 3.89 (10, 1)	4.2	L	19	2	3	3	1	2	1	0	0	0	0	18	30	5.79	0.857										
Jim Ray, R ERA: 4.43 (14, 1)	0.0	1	1	0	0	0	0	0	0	0	0	0	0	1	1	=	=										
Jim Crawford, L ERA: 4.39																											

**St. Louis Cardinals @ Houston Astros**  
Astrodome, Houston, TX  
Mon Aug 27 1973, 8:05 PM EDT  
Att: 8,036 - Dome


AB	51
R	6
H	10
RBI	6
BB	5
SO	10
LOB	14



Batter	1	2	3	4	5	6	7	8	9	10	11	12	13	14	AB	R	H	RBI	BB	SO	LOB	BOTTOM					
Bob Gallagher, L OBP: 0.281, SLG: 0.333 (1, 7)															7	0	3	0	0	2	0						
Roger Metzger, S OBP: 0.312, SLG: 0.338 (1, 6)															7	1	3	0	0	2	2						
Cesar Cedeno, R OBP: 0.375, SLG: 0.511 (1, 8)															5	0	2	0	1	1	3						
Bob Watson, R OBP: 0.395, SLG: 0.445 (1, 3)															5	1	1	0	2	1	5						
Doug Rader, R OBP: 0.314, SLG: 0.416 (1, 5)															6	1	2	2	0	2	3						
Jimmy Wynn, R OBP: 0.335, SLG: 0.392 (1, 9)															5	0	2	0	1	1	0						
Johnny Edwards, L OBP: 0.296, SLG: 0.365 (1, 2)															4	0	0	0	0	0	3						
Ship Jutz, R OBP: 0.281, SLG: 0.257 (10, PH)															2	0	0	0	0	0	2						
Tommy Helms, R OBP: 0.320, SLG: 0.362 (1, 4)															6	0	3	1	0	0	1						
Tom Griffin, L ERA: 5.05 (7, 1)	1.1	5	1	1	1	1	0	0	0	0	0	0	0	7	7	6.75	0.750										
Juan Pizarro, L ERA: 5.4 (8, 1)	1.2	7	2	0	0	2	0	0	0	0	0	0	0	11	11	0.00	1.200										
Ken Forsch, R ERA: 3.89 (10, 1)	4.2	L	19	2	3	3	1	2	1	0	0	0	0	18	30	5.79	0.857										
Jim Ray, R ERA: 4.43 (14, 1)	0.0	1	1	0	0	0	0	0	0	0	0	0	0	1	1	=	=										
Jim Crawford, L ERA: 4.39																											

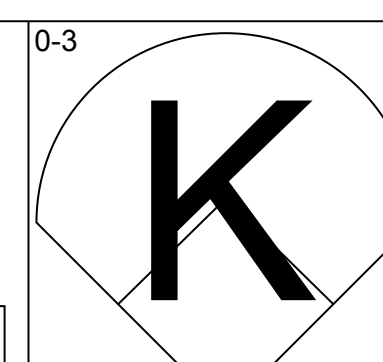
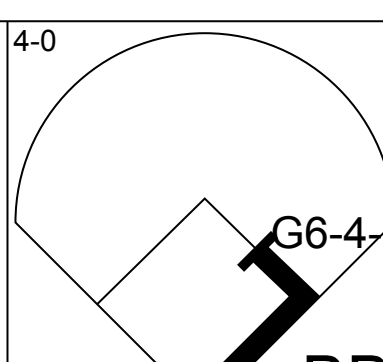
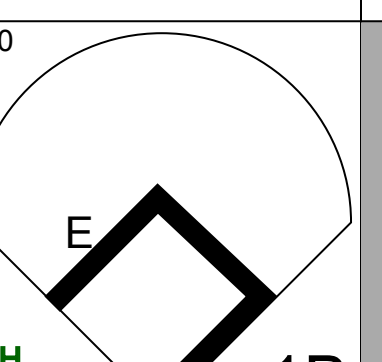
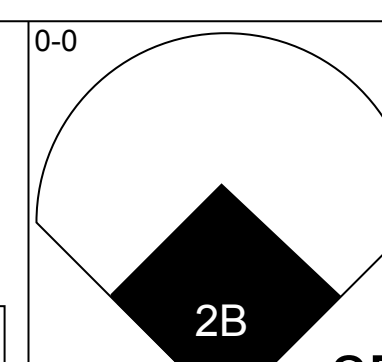
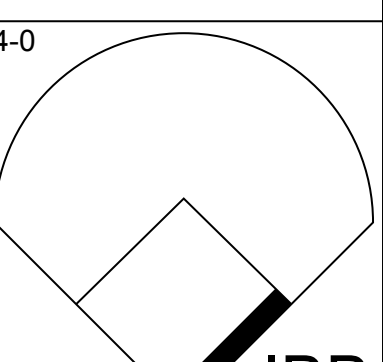
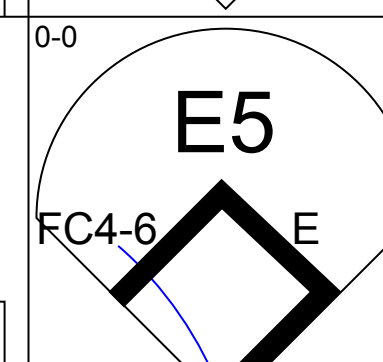
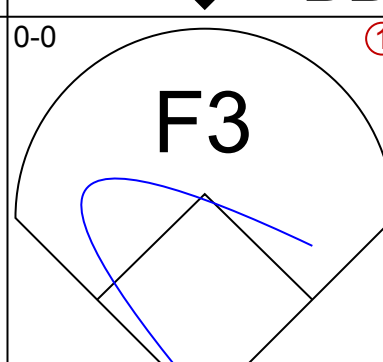
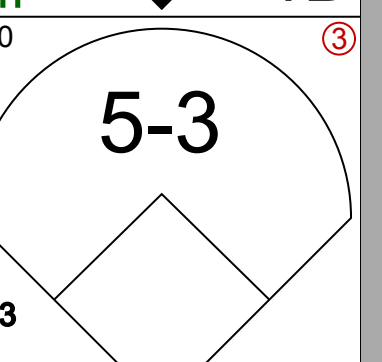
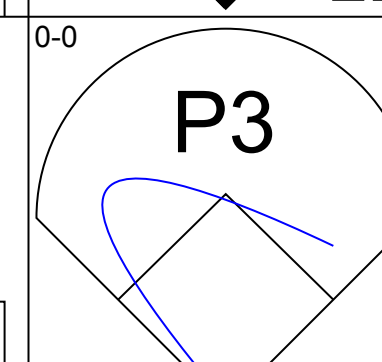
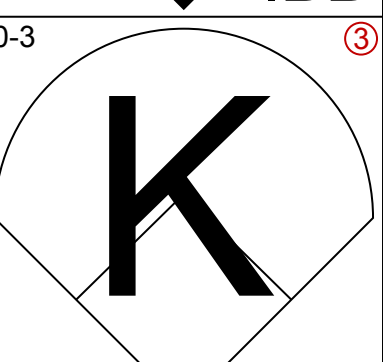
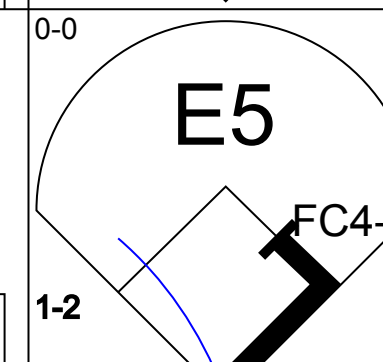
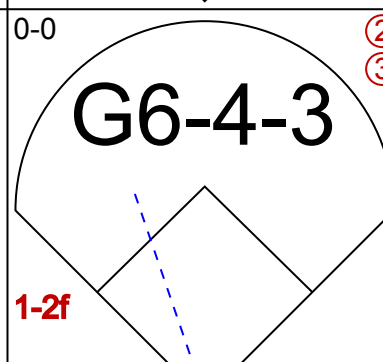
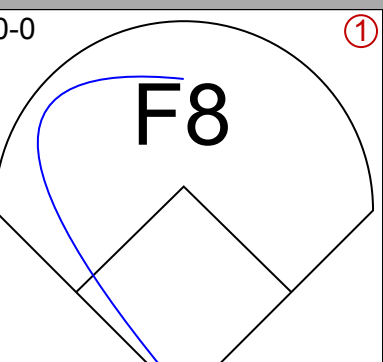
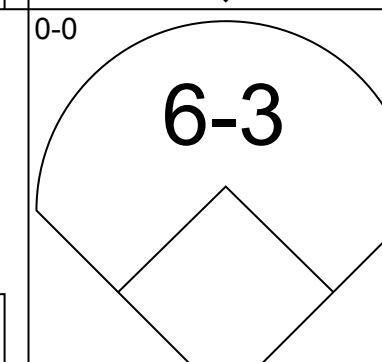
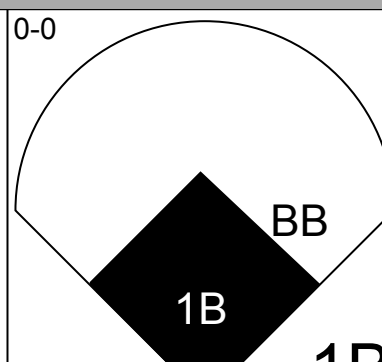
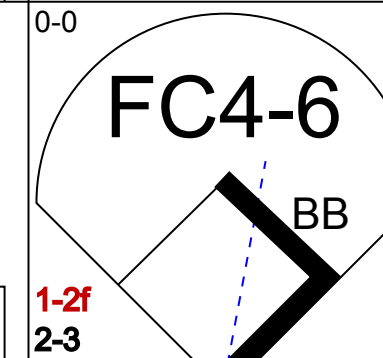
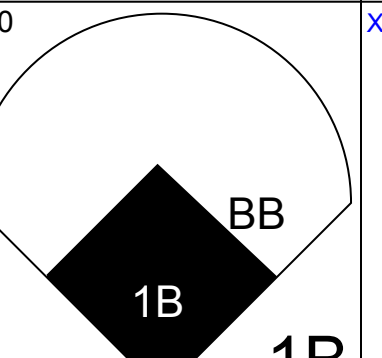
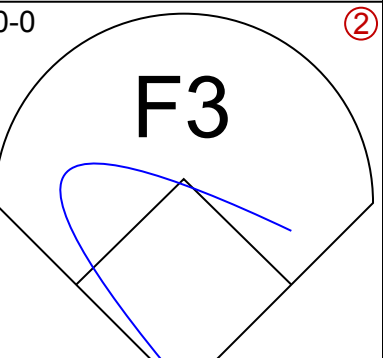
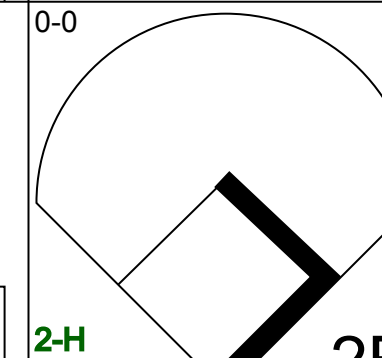
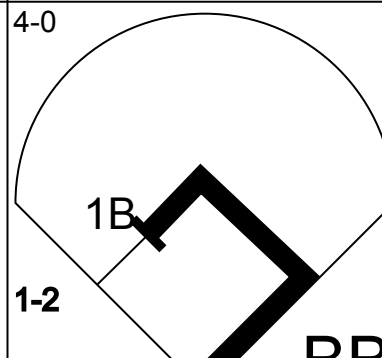
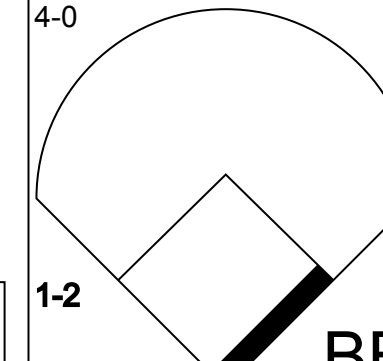
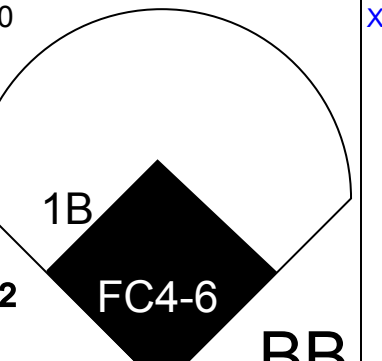
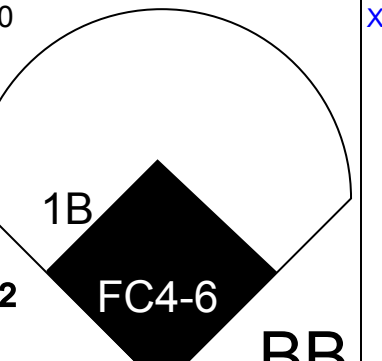
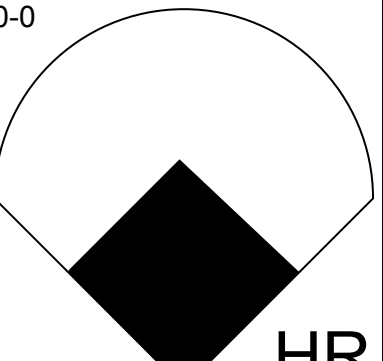
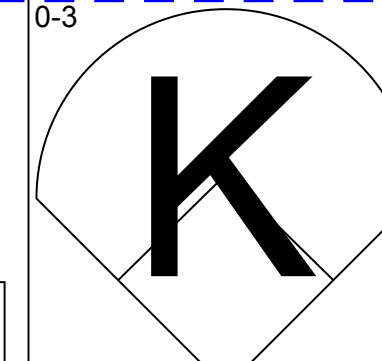

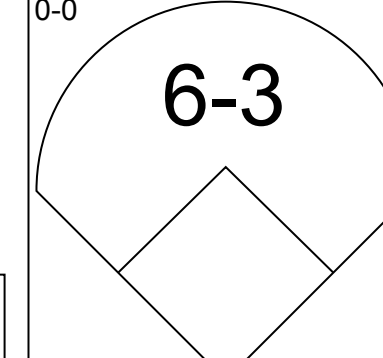
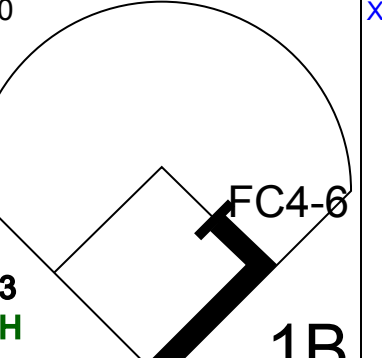
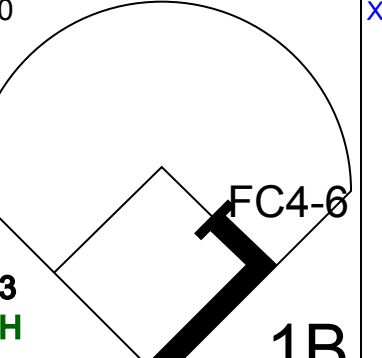
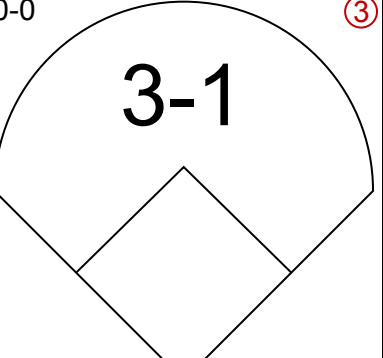
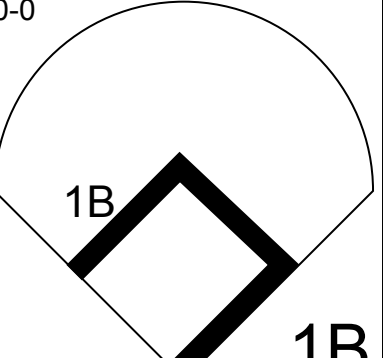
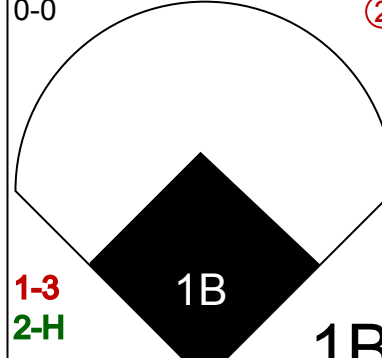
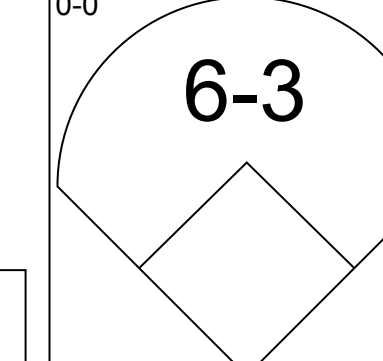
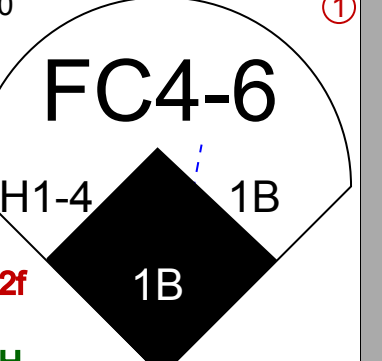
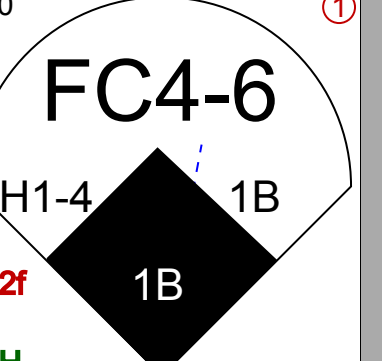
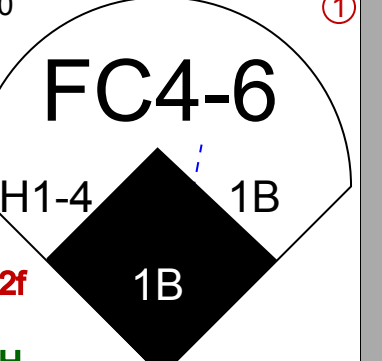
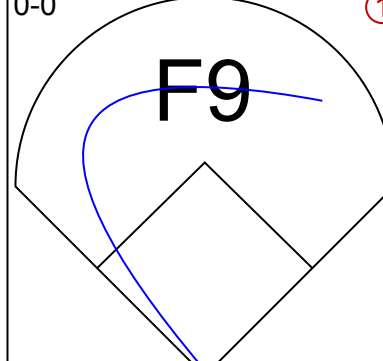
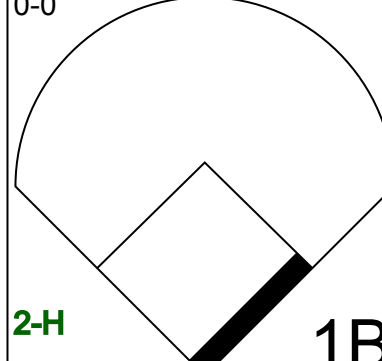
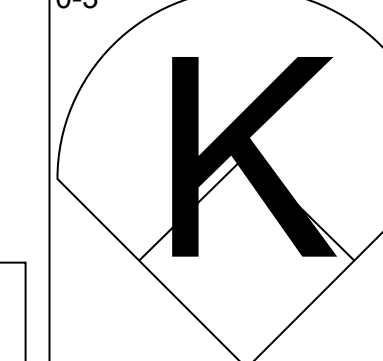
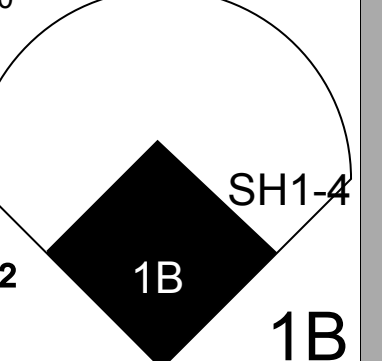
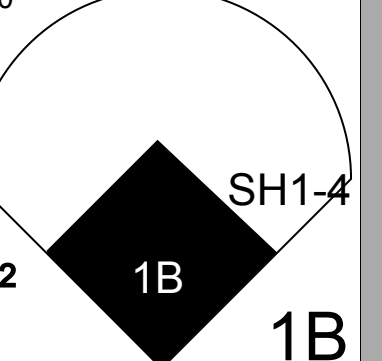
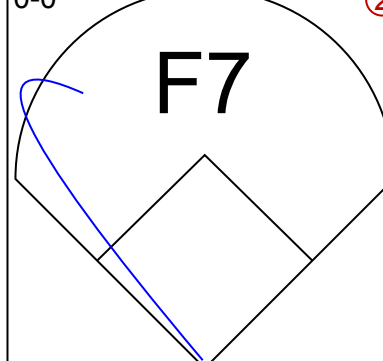
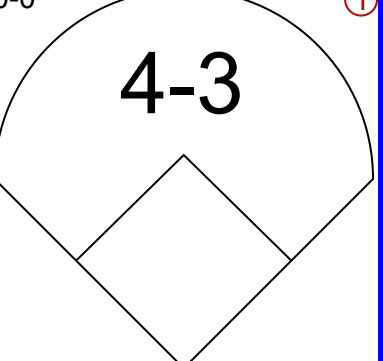
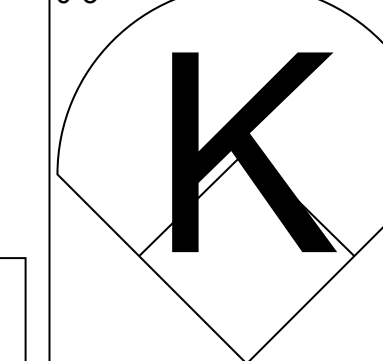
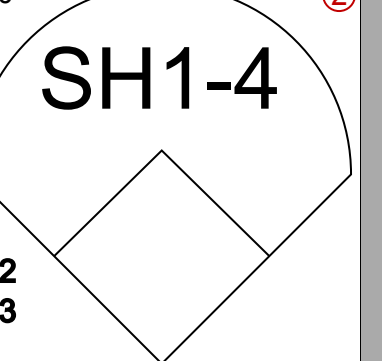
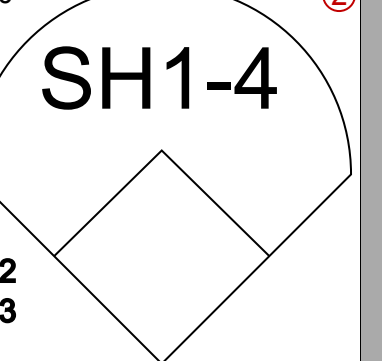
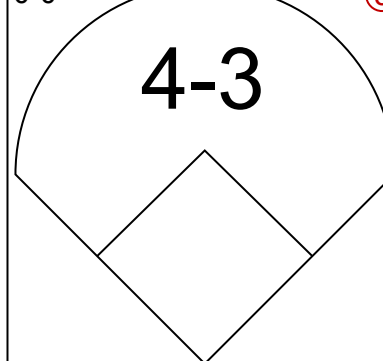
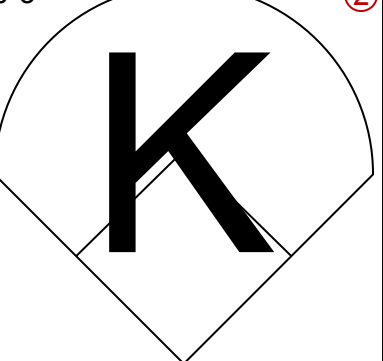
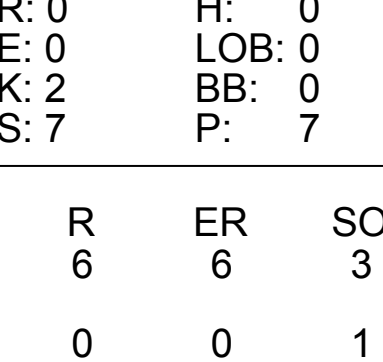
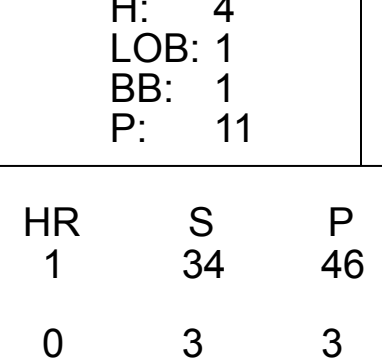
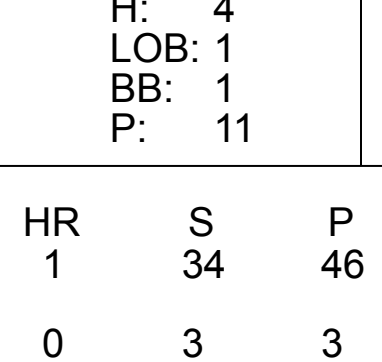
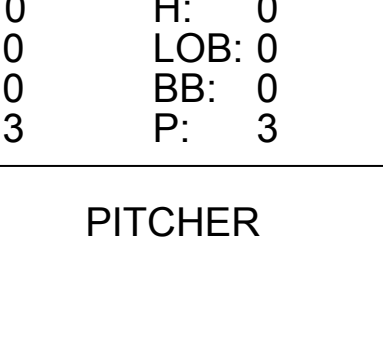
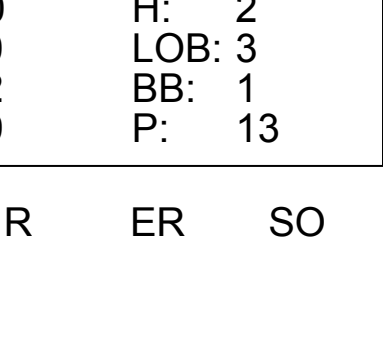

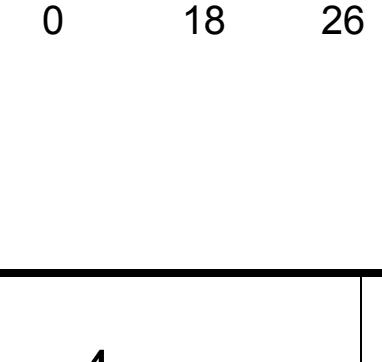
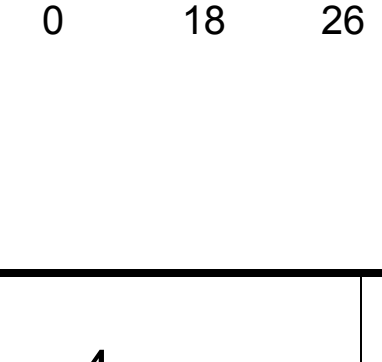


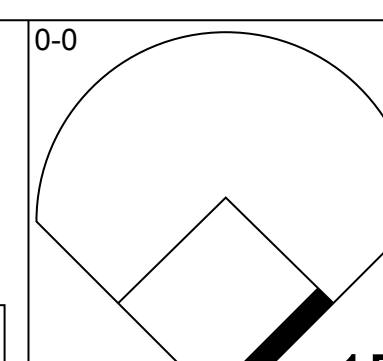
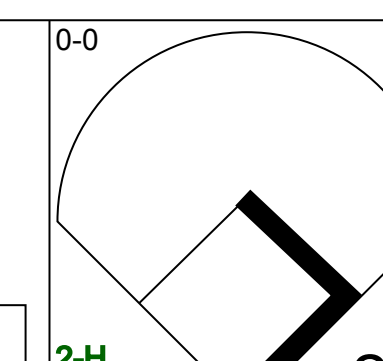
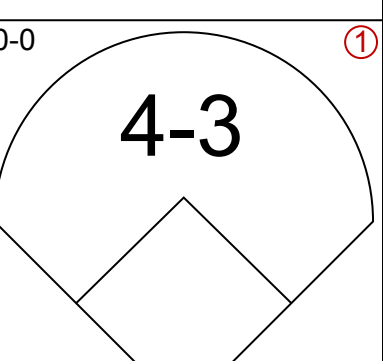
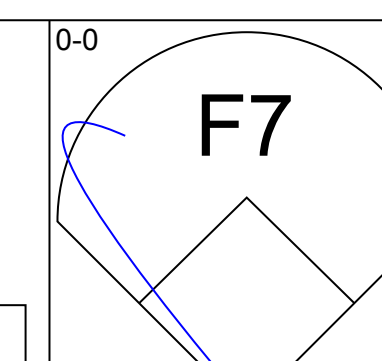
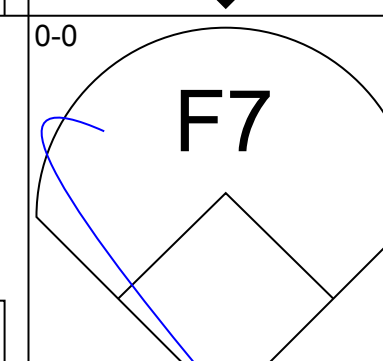
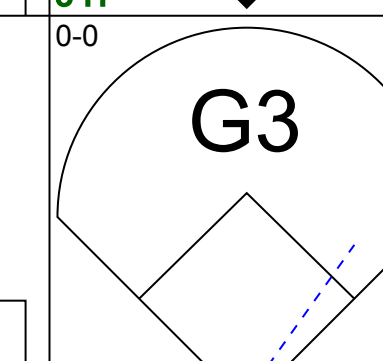
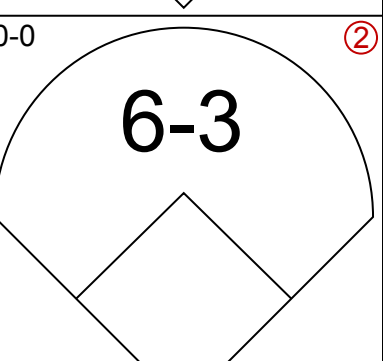
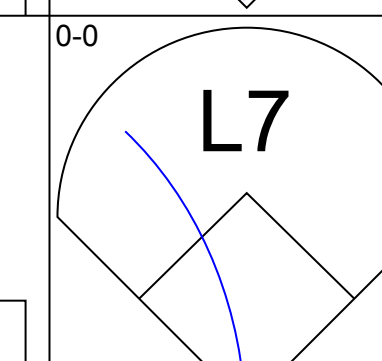
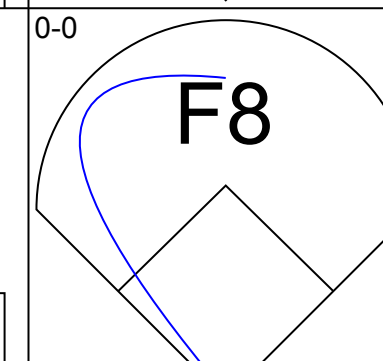
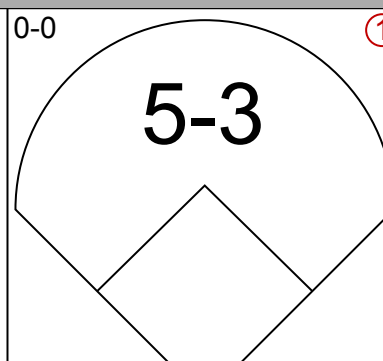
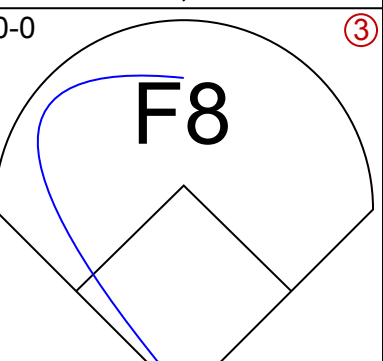
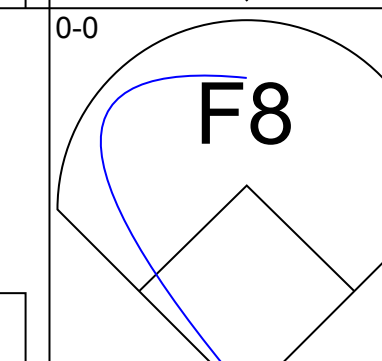
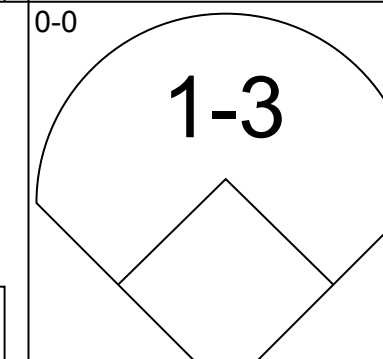
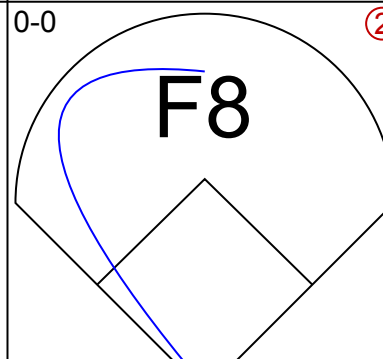
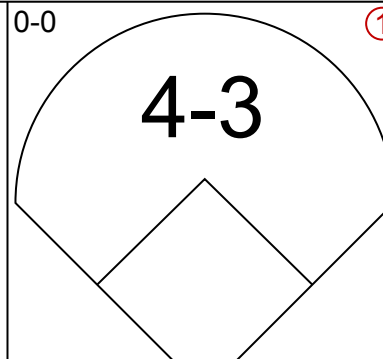
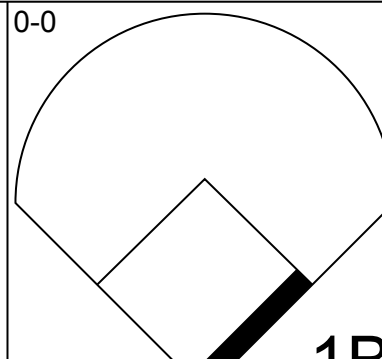
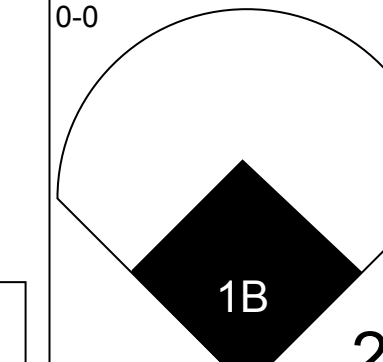
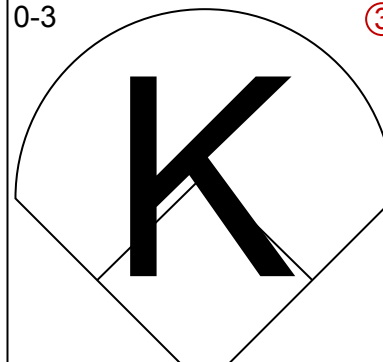
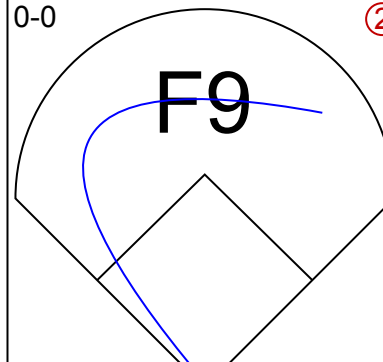

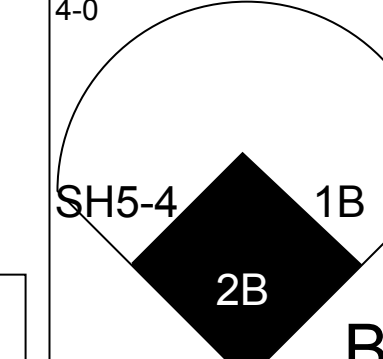



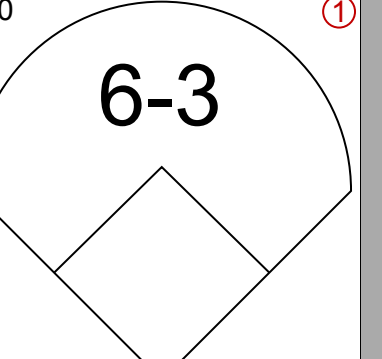

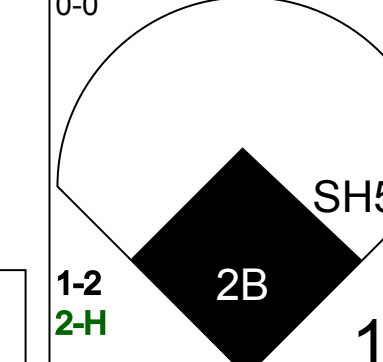


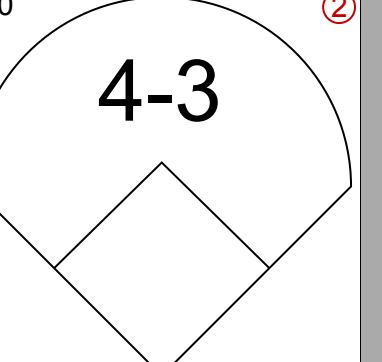

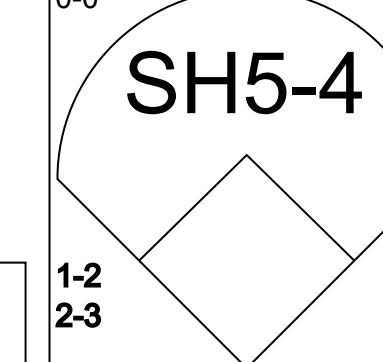
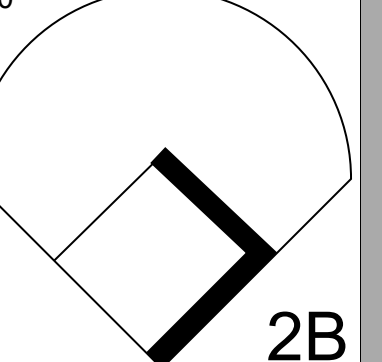
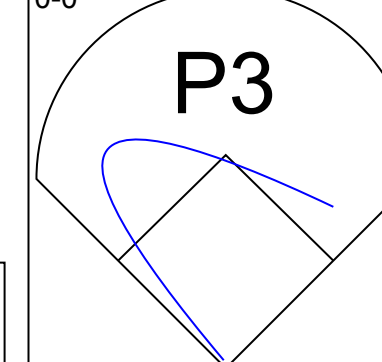
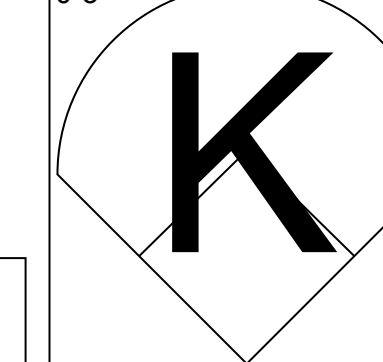

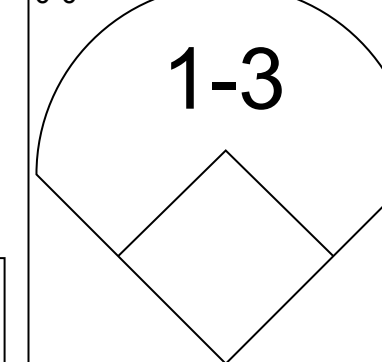
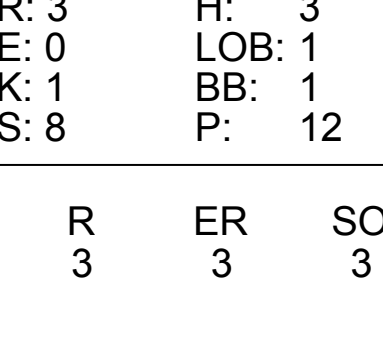
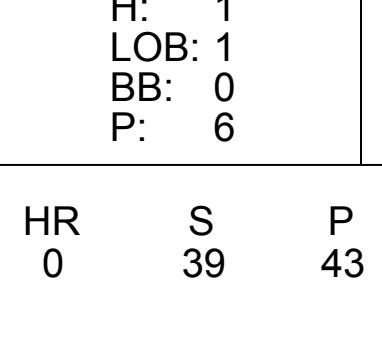


**St. Louis Cardinals @ Houston Astros**  
Astrodome, Houston, TX  
Mon Aug 27 1973, 8:05 PM EDT  
Att: 8,036 - Dome

AB	53
R	3
H	16
RBI	3
BB	4
SO	11
LOB	23



Batter	1	2	3	4	5	6	7	8	9	10	11	12	13	14	AB	R	H	RBI	BB	SO	LOB						
Mike Nagy, R ERA: 3.27 (6, 1)	1.1	5	0	0	0	3	1	1	0	0	0	0	0	9	17	0.00	0.750										
Diego Segui, R ERA: 2.66 (8, 1)	1.1	6	2	0	0	1	0	0	0	0	0	0	0	8	18	0.00	1.500										
Oriando Pena, R ERA: 3.27 (8, 1)	1.0	5	1	0	0	2	0	1	0	0	0	0	0	8	12	0.00	1.000										
Al Hrabosky, L ERA: 1.94 (9, 1)	1.0	5	1	0	0	2	0	1	0	0	0	0	0	8	12	0.00	1.000										
Tom Murphy, R ERA: 3.93 (10, 1)	3.2	W	11	1	0	0	2	1	0	0	0	0	0	14	18	0.00	0.545										
<b>PITCHER</b>	IP 5.2	WLS 26	BF 10	H 3	R 3	ER 3	SO 2	BB 0	IBB 0	HBP 0	BLK 0	WP 0	HR 0	S 30	P 30	ERA 4.76	WHIP 1.765										
Rich Folkers, L ERA: 3.31 (14, 1)	1.0	5	1	0	0	2	0	1	0	0	0	0	0	8	12	0.00	1.000										



Batter	1	2	3	4	5	6	7	8	9	AB	R	H	RBI	BB	SO	LOB	TOP					
<b>Lou Brock, L</b> OBP: 0.366, SLG: 0.392 (1, 7)										3	1	2	2	2	1	0	<b>St. Louis Cardinals @ Houston Astros</b> Astrodome, Houston, TX Tue Aug 28 1973, 8:05 PM EDT Att: 11,042 - Dome					
<b>Ted Sizemore, R</b> OBP: 0.358, SLG: 0.318 (1, 4)										5	0	0	0	0	1	6						
<b>Joe Torre, R</b> OBP: 0.385, SLG: 0.409 (1, 3)										5	1	1	0	0	0	3						
<b>Ted Simmons, S</b> OBP: 0.352, SLG: 0.429 (1, 2)										4	1	2	1	1	0	2						
<b>Tommie Agee, R</b> OBP: 0.301, SLG: 0.408 (1, 8)										3	2	1	1	2	2	3						
<b>Luis Melendez, R</b> OBP: 0.323, SLG: 0.325 (1, 9)										5	1	3	2	0	0	3						
<b>Ken Reitz, R</b> OBP: 0.256, SLG: 0.334 (1, 5)										5	1	2	2	0	0	1						
<b>Mike Tyson, R</b> OBP: 0.276, SLG: 0.292 (8, PH)										3	1	1	0	0	1	0						
<b>Tim McCarver, L</b> OBP: 0.323, SLG: 0.357 (8, 6)										1	0	0	0	0	0	2						
<b>Mick Kelleher, R</b> OBP: 0.262, SLG: 0.216 (8, 6)										1	0	0	0	0	1	1						
<b>Alan Foster, R</b> OBP: 0.241, SLG: 0.231 (1, 1)										3	0	0	0	0	2	2						
<b>Inning Stats</b>	R: 0 E: 2 K: 1 S: 7	H: 0 LOB: 3 BB: 1 P: 11	R: 0 E: 0 K: 2 S: 7	H: 0 LOB: 0 BB: 0 P: 7	R: 0 E: 0 K: 0 S: 2	H: 0 LOB: 0 BB: 1 P: 6	R: 4 E: 1 K: 0 S: 7	H: 4 LOB: 1 BB: 1 P: 11	R: 1 E: 0 K: 0 S: 4	H: 1 LOB: 0 BB: 0 P: 4	R: 0 E: 0 K: 0 S: 3	H: 0 LOB: 0 BB: 0 P: 3	R: 1 E: 0 K: 1 S: 7	H: 2 LOB: 1 BB: 0 P: 7	R: 0 E: 0 K: 2 S: 9	H: 2 LOB: 3 BB: 1 P: 13	R: 2 E: 0 K: 2 S: 9	H: 3 LOB: 1 BB: 1 P: 13	1B: 9 2B: 2 3B: 0 HR: 1	SF: 0 SAC: 1 DP: 1 HBP: 0	WP: 0 PB: 0 SB: 0 CS: 0	PA: 44
<b>PITCHER</b>	IP WLS BF H R ER SO BB IBB HBP BLK WP HR S P ERA WHIP																					
<b>Jerry Reuss, L</b> ERA: 3.51 (1, 1)	6.2 L 31 7 6 6 3 3 3 0 0 0 0 0 1 34 46 8.10 1.500																					
<b>Cecil Upshaw, R</b> ERA: 5.82 (7, 1)	0.1 1 0 0 0 1 0 0 0 0 0 0 0 0 3 3 0.00 0.000																					
<b>Ken Forsch, R</b> ERA: 3.94 (8, 1)	2.0 12 5 2 2 4 1 1 0 0 0 0 0 0 18 26 9.00 3.000																					
Batter	1	2	3	4	5	6	7	8	9	AB	R	H	RBI	BB	SO	LOB	BOTTOM					
<b>Bob Gallagher, L</b> OBP: 0.290, SLG: 0.351 (1, 7)										4	0	2	2	0	0	0	<b>St. Louis Cardinals @ Houston Astros</b> Astrodome, Houston, TX Tue Aug 28 1973, 8:05 PM EDT Att: 11,042 - Dome					
<b>Roger Metzger, S</b> OBP: 0.310, SLG: 0.335 (1, 6)										4	0	0	0	0	0	2						
<b>Cesar Cedeno, R</b> OBP: 0.371, SLG: 0.506 (1, 8)										4	0	0	0	0	0	1						
<b>Bob Watson, R</b> OBP: 0.394, SLG: 0.443 (1, 3)										4	0	1	0	0	0	1						
<b>Doug Rader, R</b> OBP: 0.313, SLG: 0.417 (1, 5)										4	1	1	0	0	1	1						
<b>Jimmy Wynn, R</b> OBP: 0.338, SLG: 0.389 (1, 9)										3	1	0	0	1	0	1						
<b>Johnny Edwards, L</b> OBP: 0.295, SLG: 0.363 (1, 2)										4	1	1	1	0	0	1						
<b>Tommy Helms, R</b> OBP: 0.321, SLG: 0.364 (1, 4)										2	0	1	0	0	0	0						
<b>Jerry Reuss, L</b> OBP: 0.157, SLG: 0.163 (7, 1)										2	0	0	0	0	2	3						
<b>Cecil Upshaw, R</b> OBP: 0.279, SLG: 0.183 (7, PH)										0	0	0	0	0	0	0						
<b>Ken Forsch, R</b> OBP: 0.095, SLG: 0.082 (8, 1)										1	0	0	0	0	0	0						
<b>Inning Stats</b>	R: 0 E: 0 K: 0 S: 4	H: 1 LOB: 1 BB: 0 P: 4	R: 3 E: 0 K: 1 S: 8	H: 3 LOB: 1 BB: 1 P: 12	R: 0 E: 0 K: 1 S: 5	H: 0 LOB: 0 BB: 0 P: 5	R: 0 E: 0 K: 1 S: 6	H: 1 LOB: 1 BB: 0 P: 6	R: 0 E: 0 K: 0 S: 3	H: 0 LOB: 0 BB: 0 P: 3	R: 0 E: 0 K: 0 S: 3	H: 0 LOB: 0 BB: 0 P: 3	R: 0 E: 0 K: 0 S: 3	H: 0 LOB: 0 BB: 0 P: 3	R: 0 E: 0 K: 0 S: 4	H: 1 LOB: 1 BB: 0 P: 4	R: 0 E: 0 K: 0 S: 4	H: 1 LOB: 1 BB: 0 P: 4	1B: 3 2B: 3 3B: 0 HR: 0	SF: 0 SAC: 1 DP: 0 HBP: 0	WP: 0 PB: 0 SB: 0 CS: 0	PA: 34
<b>PITCHER</b>	IP WLS BF H R ER SO BB IBB HBP BLK WP HR S P ERA WHIP																					
<b>Alan Foster, R</b> ERA: 2.96 (1, 1)	9.0 W 34 6 3 3 3 1 0 0 0 0 0 0 0 39 43 3.00 0.778																					

AB	38
R	8
H	12
RBI	8
BB	5
SO	8
LOB	23



AB	32
R	3
H	6
RBI	3
BB	1
SO	3
LOB	10





Batter	1	2	3	4	5	6	7	8	9	AB	R	H	RBI	BB	SO	LOB	TOP		
<b>Lou Brock, L</b> OBP: 0.363, SLG: 0.389 (1, 7)	0-0 1-3			0-0 4-3			0-0 4-3		0-0 FC1-6 1B	4	1	0	0	0	0	1	<b>St. Louis Cardinals @ Houston Astros</b> Astrodome, Houston, TX Wed Aug 29 1973, 8:05 PM EDT Att: 8,470 - Dome		
<b>Ted Sizemore, R</b> OBP: 0.357, SLG: 0.320 (1, 4)	0-0 P4			0-0 1-3			0-0 2B		0-0 5-3	4	1	1	0	0	0	1			
<b>Joe Torre, R</b> OBP: 0.385, SLG: 0.412 (1, 3)	0-3 K			0-0 6-3			0-0 2B		0-0 FC6-4 1B	4	0	2	2	0	1	0			
<b>Ted Simmons, S</b> OBP: 0.351, SLG: 0.427 (1, 2)		0-0 5-3			0-0 G6-4-3 1B		0-0 6-3		0-0 FC6-4 1B	4	0	1	0	0	0	2			
<b>Tommie Agee, R</b> OBP: 0.298, SLG: 0.403 (1, 8)		0-0 P4			0-0 G6-4-3 1-2		0-0 6-3			3	0	0	0	0	0	2			
<b>Luis Melendez, R</b> OBP: 0.320, SLG: 0.322 (1, 9)		0-0 F7			0-0 5-3				0-0 6-3	3	0	0	0	0	0	0			
<b>Ken Reitz, R</b> OBP: 0.254, SLG: 0.331 (1, 5)			0-0 1-3			0-0 5-3		0-0 F9		3	0	0	0	0	0	0			
<b>Mike Tyson, R</b> OBP: 0.274, SLG: 0.290 (1, 6)			0-0 5-3			0-3 K		0-0 6-3		3	0	0	0	0	1	0			
<b>Rick Wise, R</b> OBP: 0.237, SLG: 0.371 <b>Tom Heintzelman, R</b> OBP: 0.444, SLG: 0.375 <b>Bake McBride, L</b> OBP: 0.364, SLG: 0.300 <b>Diego Segui, R</b> (9, 1)			0-0 L5			0-0 G2		0-0 FC1-6 1B		2	0	0	0	0	0	0	<b>AB</b> 31 <b>R</b> 2 <b>H</b> 5 <b>RBI</b> 2 <b>BB</b> 0 <b>SO</b> 2 <b>LOB</b> 6		
<b>Inning Stats</b>	R: 0 E: 0 K: 1 S: 5	H: 0 LOB: 0 BB: 0 P: 5	R: 0 E: 0 K: 0 S: 3	H: 0 LOB: 0 BB: 0 P: 3	R: 0 E: 0 K: 0 S: 3	H: 0 LOB: 0 BB: 0 P: 3	R: 0 E: 0 K: 0 S: 3	H: 1 LOB: 0 BB: 0 P: 3	R: 0 E: 0 K: 1 S: 5	H: 0 LOB: 0 BB: 0 P: 5	R: 1 E: 0 K: 0 S: 5	H: 2 LOB: 1 BB: 0 P: 5	R: 0 E: 0 K: 0 S: 3	H: 0 LOB: 0 BB: 0 P: 3	R: 1 E: 0 K: 0 S: 5	H: 2 LOB: 1 BB: 0 P: 5		1B: 3 2B: 2 3B: 0 HR: 0	SF: 0 SAC: 0 DP: 1 HBP: 0
<b>PITCHER</b> <b>Dave Roberts, L</b> ERA: 2.83 (1, 1)	IP: 9.0 WLS: W BF: 31 H: 5 R: 2 ER: 1 SO: 2 BB: 0 IBB: 0 HBP: 0 BLK: 0 WP: 0 HR: 0 S: 35 P: 35 ERA: 1.00 WHIP: 0.556															<b>PITCHER</b> <b>Dave Roberts, L</b> ERA: 2.83 (1, 1)	IP: 9.0 WLS: W BF: 31 H: 5 R: 2 ER: 1 SO: 2 BB: 0 IBB: 0 HBP: 0 BLK: 0 WP: 0 HR: 0 S: 35 P: 35 ERA: 1.00 WHIP: 0.556		

Batter	1	2	3	4	5	6	7	8	9	AB	R	H	RBI	BB	SO	LOB	BOTTOM		
<b>Bob Gallagher, L</b> OBP: 0.298, SLG: 0.356 (1, 7)	0-0 G4-6-3 1B		0-0 1B	0-3 K			0-0 F8			4	1	2	0	0	1	3	<b>St. Louis Cardinals @ Houston Astros</b> Astrodome, Houston, TX Wed Aug 29 1973, 8:05 PM EDT Att: 8,470 - Dome		
<b>Roger Metzger, S</b> OBP: 0.305, SLG: 0.335 (1, 6)	0-0 G4-6-3 1-2		0-0 1B		0-0 F5			0-0 4-3		4	0	1	0	0	0	1			
<b>Cesar Cedeno, R</b> OBP: 0.370, SLG: 0.504 (1, 8)	0-0 5-3		0-0 1B		0-0 F7			0-3 K		4	0	1	1	0	1	0			
<b>Bob Watson, R</b> OBP: 0.393, SLG: 0.442 (1, 3)		0-0 F9	0-0 6-3		0-0 4-3			0-0 1B		4	0	1	0	0	0	2			
<b>Doug Rader, R</b> OBP: 0.315, SLG: 0.424 (1, 5)		0-0 HR		0-0 1B		0-0 F7		0-3 K		4	1	2	1	0	1	1			
<b>Jimmy Wynn, R</b> OBP: 0.337, SLG: 0.386 (1, 9)		0-0 F9		0-0 F8		0-0 F8		4-0 SH1-4 1B BB		3	1	0	0	1	0	1			
<b>Johnny Edwards, L</b> OBP: 0.296, SLG: 0.363 (1, 2)		0-0 1-3		0-0 1B		0-0 1-3		0-0 SH1-4 1B		3	0	1	0	0	0	0			
<b>Tommy Helms, R</b> OBP: 0.321, SLG: 0.362 (1, 4)			0-0 L7	0-0 F9			0-0 P4		4-0 1B IBB	3	0	0	0	1	0	2			
<b>Dave Roberts, L</b> OBP: 0.119, SLG: 0.134 <b>Jimmy Stewart, S</b> OBP: 0.290, SLG: 0.197 (9, 1)			0-3 K	0-0 1B		1-2 2-3 1B		0-0 1B		3	0	1	0	0	2	0	<b>AB</b> 33 <b>R</b> 3 <b>H</b> 10 <b>RBI</b> 3 <b>BB</b> 2 <b>SO</b> 5 <b>LOB</b> 10		
<b>Inning Stats</b>	R: 0 E: 0 K: 0 S: 3	H: 1 LOB: 0 BB: 0 P: 3	R: 1 E: 0 K: 0 S: 4	H: 1 LOB: 0 BB: 0 P: 4	R: 1 E: 0 K: 1 S: 8	H: 3 LOB: 2 BB: 0 P: 8	R: 0 E: 0 K: 1 S: 8	H: 3 LOB: 3 BB: 0 P: 8	R: 0 E: 0 K: 0 S: 3	H: 0 LOB: 0 BB: 0 P: 3	R: 0 E: 0 K: 1 S: 5	H: 0 LOB: 0 BB: 0 P: 5	R: 0 E: 0 K: 2 S: 8	H: 1 LOB: 1 BB: 0 P: 8	R: 1 E: 0 K: 0 S: 2	H: 1 LOB: 2 BB: 2 P: 10		1B: 9 2B: 0 3B: 0 HR: 1	SF: 0 SAC: 1 DP: 1 HBP: 0
<b>PITCHER</b> <b>Rick Wise, R</b> ERA: 3.26 <b>Diego Segui, R</b> ERA: 2.77 (9, 1)	IP: 8.0 WLS: L BF: 4 H: 1 R: 1 ER: 1 SO: 0 BB: 1 IBB: 1 HBP: 0 BLK: 0 WP: 0 HR: 1 S: 42 P: 10 ERA: 2.25 WHIP: 6.000															<b>PITCHER</b> <b>Rick Wise, R</b> ERA: 3.26 <b>Diego Segui, R</b> ERA: 2.77 (9, 1)	IP: 8.0 WLS: L BF: 4 H: 1 R: 1 ER: 1 SO: 0 BB: 1 IBB: 1 HBP: 0 BLK: 0 WP: 0 HR: 1 S: 42 P: 10 ERA: 2.25 WHIP: 6.000		





Batter	1	2	3	4	5	6	7	8	9	10	AB	R	H	RBI	BB	SO	LOB	TOP	
Wayne Garrett, L OBP: 0.334, SLG: 0.356 (1.5)	F5		P6			P6												4 0 1 0 1 0 2	
Felix Millan, R OBP: 0.327, SLG: 0.349 (1.4)			P6			F3												4 0 0 0 1 0 4	
Rusty Staub, L OBP: 0.356, SLG: 0.411 (1.9)	K																	3 0 1 0 2 1 1	
John Milner, L OBP: 0.312, SLG: 0.461 Cleon Jones, R OBP: 0.311, SLG: 0.367 (1.7) (9.7)	K																	4 0 0 0 0 2 5 1 0 0 0 0 0 0	
Ed Kranepool, L OBP: 0.312, SLG: 0.318 Willie Mays, R OBP: 0.301, SLG: 0.355 (1.3) (10, PH) (10, 3)																		2 0 0 0 2 0 1 1 0 0 0 0 1 0	
Jerry Grote, R OBP: 0.274, SLG: 0.298 (1.2)																		4 0 0 0 0 0 6	
Don Hahn, R OBP: 0.293, SLG: 0.323 (1.8)																		4 0 0 0 0 0 0	
Bud Harrelson, S OBP: 0.339, SLG: 0.302 (1.6)																		4 0 2 0 0 0 0	
Tom Seaver, R OBP: 0.232, SLG: 0.263 (1.1)																		1 0 0 0 1 0 0	
<b>Inning Stats</b>	R: 0 E: 0 K: 2 S: 7	H: 0 LOB: 1 BB: 1 P: 11	R: 0 E: 0 K: 0 S: 3	H: 0 LOB: 0 BB: 0 P: 3	R: 0 E: 0 K: 1 S: 5	H: 1 LOB: 1 BB: 0 P: 4	R: 0 E: 0 K: 1 S: 5	H: 0 LOB: 1 BB: 1 P: 9	R: 0 E: 0 K: 0 S: 3	H: 2 LOB: 3 BB: 1 P: 9	R: 0 E: 0 K: 2 S: 3	H: 0 LOB: 2 BB: 2 P: 11	R: 0 E: 0 K: 0 S: 4	H: 1 LOB: 2 BB: 1 P: 8	R: 0 E: 0 K: 1 S: 5	H: 0 LOB: 0 BB: 0 P: 5	1B: 4 2B: 0 3B: 0 HR: 0	SF: 0 SAC: 2 DP: 0 HBP: 0	WP: 0 PA: 41 PB: 0 SB: 0 CS: 0
<b>PITCHER</b>	IP 9.0	WLS 3	BF 38	H 4	R 0	ER 0	SO 3	BB 5	IBB 2	HBP 0	BLK 0	WP 0	HR 0	S 37	P 65	ERA 0.00	WHIP 1.000		
Reggie Cleveland, R ERA: 3.01 Al Hrabosky, L ERA: 1.9 (1.1) (10.1)	1.0	W	3	0	0	0	1	0	0	0	0	0	0	5	5	0.00	0.000		

**New York Mets @ St. Louis Cardinals**  
 Busch Stadium, St. Louis, MO  
 Thu Aug 30 1973, 7:05 PM CDT  
 Att. 19,373 - Unknown

AB	32
R	0
H	4
RBI	0
BB	7
SO	4
LOB	19



Batter	1	2	3	4	5	6	7	8	9	10	AB	R	H	RBI	BB	SO	LOB	BOTTOM	
Lou Brock, L OBP: 0.362, SLG: 0.389 (1.7)	G3		F8															5 1 1 0 0 0 2	
Ted Sizemore, R OBP: 0.358, SLG: 0.322 (1.4)																		4 0 2 0 0 1 2	
Jose Cruz, L OBP: 0.320, SLG: 0.406 (1.8) (10.9)																		5 0 2 1 0 2 1	
Ted Simmons, S OBP: 0.351, SLG: 0.426 (1.2)																		4 0 1 0 0 0 3	
Joe Torre, R OBP: 0.394, SLG: 0.409 (1.5)																		3 0 0 0 1 0 3	
Tim McCarver, L OBP: 0.322, SLG: 0.352 (1.3)																		3 0 0 0 1 1 1	
Bernie Carbo, L OBP: 0.380, SLG: 0.395 Tommie Agee, R OBP: 0.298, SLG: 0.403 (1.9) (9, PR) (10.8)																		3 0 1 0 1 2 1 0 0 0 0 0 0 0	
Mike Tyson, R OBP: 0.274, SLG: 0.290 Bake McBride, L OBP: 0.348, SLG: 0.286 Mick Kelleher, R OBP: 0.262, SLG: 0.216 (1.6) (9, PH) (10.6)																		3 0 1 0 0 1 2 1 0 0 0 0 1 1 0 0 0 0 0 0 0	
Reggie Cleveland, R OBP: 0.308, SLG: 0.328 Luis Nietendez, R OBP: 0.319, SLG: 0.321 Al Hrabosky, R (1.1) (9, PH) (10.1)																		3 0 1 0 0 1 1 1 0 0 0 0 0 1 0 0 0 0 0 0 0	
<b>Inning Stats</b>	R: 0 E: 0 K: 0 S: 5	H: 2 LOB: 2 BB: 0 P: 5	R: 0 E: 0 K: 2 S: 7	H: 0 LOB: 1 BB: 1 P: 11	R: 0 E: 0 K: 1 S: 6	H: 1 LOB: 1 BB: 0 P: 6	R: 0 E: 0 K: 1 S: 5	H: 0 LOB: 1 BB: 1 P: 9	R: 0 E: 0 K: 0 S: 3	H: 2 LOB: 2 BB: 0 P: 9	R: 0 E: 0 K: 0 S: 3	H: 1 LOB: 0 BB: 0 P: 3	R: 0 E: 0 K: 2 S: 8	H: 1 LOB: 1 BB: 0 P: 8	R: 1 E: 0 K: 0 S: 3	H: 2 LOB: 1 BB: 0 P: 3	1B: 7 2B: 2 3B: 0 HR: 0	SF: 0 SAC: 1 DP: 1 HBP: 0	WP: 0 PA: 39 PB: 0 SB: 0 CS: 0
<b>PITCHER</b>	IP 9.1	WLS L	BF 39	H 9	R 1	ER 1	SO 9	BB 3	IBB 0	HBP 0	BLK 0	WP 0	HR 0	S 54	P 66	ERA 0.96	WHIP 1.286		
Tom Seaver, R ERA: 1.71 (1.1)	9.1	L	39	9	1	1	9	3	0	0	0	0	0	54	66	0.96	1.286		

**New York Mets @ St. Louis Cardinals**  
 Busch Stadium, St. Louis, MO  
 Thu Aug 30 1973, 7:05 PM CDT  
 Att. 19,373 - Unknown

AB	35
R	1
H	9
RBI	1
BB	3
SO	9
LOB	18





Batter	1	2	3	4	5	6	7	8	9	10	AB	R	H	RBI	BB	SO	LOB	TOP						
Wayne Garrett, L OBP: 0.333, SLG: 0.355 (1, 5)	G3		SH SF9-3 1-3		G3			K		1B 1B	4	1	1	0	0	1	1	<b>New York Mets @ St. Louis Cardinals</b> Busch Stadium, St. Louis, MO Fri Aug 31 1973, 7:05 PM CDT Att: 28,594 - Unknown						
Felix Millan, R OBP: 0.325, SLG: 0.348 (1, 4)	5-3		1-3			K		K		1B 1B 1-2	5	1	1	0	0	2	2							
Cleon Jones, R OBP: 0.313, SLG: 0.373 (1, 7)	K		SF9-3			1B 2B		F7		1B 1B 1-3 2-H	4	2	2	2	0	1	0							
Rusty Staub, L OBP: 0.357, SLG: 0.410 (1, 9)		F6		5-3		1B BB			6-3	1B 1B 1-2 3-H	4	0	1	1	1	0	0							
Ed Kranepool, L OBP: 0.321, SLG: 0.322 (1, 3)		E 1B BB		G6-4-3 BB		1B		F9		1B 1B 1-2 2-H	3	1	2	2	2	0	0							
Jerry Grote, R OBP: 0.272, SLG: 0.295 (1, 2)	K		G6-4-3 1-2			6-3			1B	5-3	5	0	1	0	0	1	5							
Don Hahn, R OBP: 0.292, SLG: 0.321 (1, 8)	E8 1B 1B			6-3				6-3		F2	4	0	1	0	0	0	1							
Bud Harrelson, S OBP: 0.341, SLG: 0.302 (1, 6)			FC4-6 BB			P6				K	3	0	1	1	1	1	0							
Ray Sadecki, L OBP: 0.222, SLG: 0.296 Ron Hodges, L OBP: 0.268, SLG: 0.281 (7, PH) Tug McGraw, R OBP: 0.067, SLG: 0.067 (7, 1)			SH SF9-3 1B		FC4-6 BB		P6			K	2	1	0	0	0	0	1							
											1	0	0	0	0	0	0							
											1	0	0	0	0	1	0							
<b>Inning Stats</b>	R: 0 E: 0 K: 1 S: 5	H: 0 LOB: 0 BB: 0 P: 5	R: 1 E: 1 K: 1 S: 6	H: 2 LOB: 2 BB: 1 P: 10	R: 1 E: 1 K: 0 S: 4	H: 1 LOB: 0 BB: 0 P: 4	R: 0 E: 0 K: 0 S: 2	H: 0 LOB: 0 BB: 1 P: 6	R: 0 E: 0 K: 1 S: 6	H: 2 LOB: 1 BB: 1 P: 10	R: 0 E: 0 K: 0 S: 3	H: 0 LOB: 0 BB: 0 P: 3	R: 0 E: 0 K: 2 S: 7	H: 0 LOB: 0 BB: 0 P: 7	R: 0 E: 0 K: 0 S: 4	H: 1 LOB: 1 BB: 0 P: 4	R: 3 E: 0 K: 2 S: 12	H: 5 LOB: 2 BB: 0 P: 12	1B: 10 2B: 2 3B: 0 HR: 0	SF: 1 SAC: 1 DP: 2 HBP: 0	WP: 0 PB: 0 SB: 0 CS: 0	PA: 42		
<b>PITCHER</b>	IP 7.0	WLS L	BF 27	H 5	R 3	ER 2	SO 3	BB 4	IBB 0	HBP 0	BLK 0	WP 0	HR 0	S 29	P 45	ERA 2.57	WHIP 1.286							
Mike Nagy, R ERA: 3.1																								
Diego Segui, R ERA: 3.63	(8, 1)	2.2	12	4	3	3	4	0	0	0	0	0	0	20	20	10.12	1.500							
Rich Folkers, L ERA: 3.31	(10, 1)	0.0	2	2	0	0	0	0	0	0	0	0	0	2	2	∞	∞							
Orlando Pena, R ERA: 3.26	(10, 1)	0.1	1	0	0	0	0	0	0	0	0	0	0	1	1	0.00	0.000							

**New York Mets @ St. Louis Cardinals**  
 Busch Stadium, St. Louis, MO  
 Fri Aug 31 1973, 7:05 PM CDT  
 Att: 28,594 - Unknown

AB 36  
 R 6  
 H 11  
 RBI 6  
 BB 4  
 SO 7  
 LOB 10



Batter	1	2	3	4	5	6	7	8	9	10	AB	R	H	RBI	BB	SO	LOB	BOTTOM				
Lou Brock, L OBP: 0.360, SLG: 0.388 (1, 7)	F7				6-3			4-3		4-3	5	0	1	1	0	0	1	<b>New York Mets @ St. Louis Cardinals</b> Busch Stadium, St. Louis, MO Fri Aug 31 1973, 7:05 PM CDT Att: 28,594 - Unknown				
Ted Sizemore, R OBP: 0.357, SLG: 0.320 (1, 4)	2B 1B	CS 1B	6-3		F7			F7		6-3 3-H	5	1	1	0	0	0	0					
Joe Torre, R OBP: 0.363, SLG: 0.410 (1, 3)	E 2B		K			F8		6-3			4	1	1	1	0	1	0					
Ted Simmons, S OBP: 0.352, SLG: 0.426 (1, 2)	E7 3B 1B		F8			1B		F9			4	1	2	0	0	0	0					
Tommie Agee, R OBP: 0.296, SLG: 0.410 (1, 8) (5, 9)					K			F8			3	0	1	1	0	1	1					
Bernie Carbo, L OBP: 0.379, SLG: 0.393 (7, 9)											1	0	0	0	0	0	0					
Luis Melendez, R OBP: 0.318, SLG: 0.320 (1, 9) (5, 8)	3B					5-3				F7	4	0	1	0	0	1	2					
Ken Reitz, R OBP: 0.251, SLG: 0.327 (1, 5)	F7				P4			K		1-3	4	0	0	0	0	1	2					
Mike Tyson, R OBP: 0.274, SLG: 0.292 (1, 6)		F2			K			P3			4	1	1	0	0	1	1					
Mike Nagy, R Tom Heintzelman, R Diego Segui, R Rich Folkers, L Orlando Pena, R Tim McCarver, L					5-3					G3 4-3 2B	2	0	0	0	0	1	0					
										G3	0	0	0	0	0	0	0					
											0	0	0	0	0	0	0					
											0	0	0	0	0	0	0					
											1	0	0	0	0	0	1					
<b>Inning Stats</b>	R: 3 E: 1 K: 1 S: 9	H: 4 LOB: 1 BB: 0 P: 9	R: 0 E: 0 K: 1 S: 5	H: 1 LOB: 0 BB: 0 P: 5	R: 0 E: 0 K: 1 S: 5	H: 0 LOB: 0 BB: 0 P: 5	R: 0 E: 0 K: 2 S: 8	H: 1 LOB: 1 BB: 0 P: 8	R: 0 E: 0 K: 0 S: 3	H: 0 LOB: 0 BB: 0 P: 3	R: 0 E: 0 K: 0 S: 4	H: 0 LOB: 0 BB: 0 P: 9	R: 0 E: 0 K: 0 S: 3	H: 0 LOB: 0 BB: 0 P: 3	R: 0 E: 0 K: 0 S: 3	H: 0 LOB: 0 BB: 0 P: 3	R: 1 E: 0 K: 0 S: 4	H: 1 LOB: 0 BB: 0 P: 4	1B: 5 2B: 2 3B: 1 HR: 0	SF: 0 SAC: 0 DP: 0 HBP: 0	WP: 0 PB: 0 SB: 0 CS: 1	PA: 39
<b>PITCHER</b>	IP 6.0	WLS W	BF 24	H 7	R 3	ER 3	SO 5	BB 0	IBB 0	HBP 0	BLK 0	WP 0	HR 0	S 34	P 34	ERA 4.50	WHIP 1.167					
Ray Sadecki, L ERA: 3.63																						
Tug McGraw, L ERA: 5.05	(7, 1)	4.0	14	1	1	1	1	1	0	0	0	0	0	15	19	2.25	0.500					

**New York Mets @ St. Louis Cardinals**  
 Busch Stadium, St. Louis, MO  
 Fri Aug 31 1973, 7:05 PM CDT  
 Att: 28,594 - Unknown

AB 37  
 R 4  
 H 8  
 RBI 3  
 BB 1  
 SO 6  
 LOB 8





Batter	1	2	3	4	5	6	7	8	9	AB	R	H	RBI	BB	SO	LOB	TOP									
Wayne Garrett, L (1.5) OBP: 0.332, SLG: 0.354	F8		F8				F8	1-3		5	1	1	0	0	0	4	<b>New York Mets @ St. Louis Cardinals</b> Busch Stadium, St. Louis, MO Sat Sep 01 1973, 7:05 PM CDT Att: 29,197 - Unknown  <b>AB 37</b> <b>R 4</b> <b>H 9</b> <b>RBI 4</b> <b>BB 3</b> <b>SO 5</b> <b>LOB 29</b>									
Felix Milan, R (1.4) OBP: 0.326, SLG: 0.352	F3		F8				P4			5	0	2	1	0	0	1										
Cleon Jones, R (1.7) OBP: 0.314, SLG: 0.368	K									3	1	0	0	1	2	2										
Rusty Staub, L (1.9) OBP: 0.357, SLG: 0.412										5	1	2	0	0	2	3										
Ed Kranepool, L (1.3) OBP: 0.319, SLG: 0.317										4	1	0	0	1	0	3										
Ron Hodges, L (1.2) OBP: 0.295, SLG: 0.282										3	0	1	1	1	0	2										
Don Hahn, R (1.8) OBP: 0.291, SLG: 0.320										4	0	1	2	0	0	4										
Bud Harrelson, S (1.6) OBP: 0.343, SLG: 0.305										4	0	2	0	0	0	3										
George Stone, L (1.1) OBP: 0.262, SLG: 0.262										4	0	0	0	0	1	7										
Harry Parker, R (8.1) OBP: 0.150, SLG: 0.150										0	0	0	0	0	0	0										
<b>Inning Stats</b>	R: 0 E: 0 K: 1 S: 5	H: 0 LOB: 0 BB: 0 P: 5	R: 0 E: 1 K: 0 S: 4	H: 1 LOB: 1 BB: 0 P: 4	R: 0 E: 0 K: 1 S: 6	H: 1 LOB: 1 BB: 0 P: 6	R: 3 E: 1 K: 0 S: 5	H: 2 LOB: 1 BB: 2 P: 13	R: 1 E: 0 K: 1 S: 7	H: 2 LOB: 1 BB: 0 P: 7	R: 0 E: 0 K: 0 S: 4	H: 1 LOB: 1 BB: 0 P: 4	R: 0 E: 0 K: 1 S: 5	H: 0 LOB: 1 BB: 0 P: 6	R: 0 E: 1 K: 0 S: 5	H: 1 LOB: 3 BB: 1 P: 9	R: 0 E: 0 K: 1 S: 6	H: 1 LOB: 1 BB: 0 P: 6	1B: 6 2B: 4 3B: 0 HR: 0	SF: 0 SAC: 0 DP: 2 HBP: 1	WP: 0 PB: 1 SB: 1 CS: 0	PA: 41				
<b>PITCHER</b>	IP	WLS	BF	H	R	ER	SO	BB	IBB	HBP	BLK	WP	HR	S	P	ERA	WHIP									
Alan Foster, R (1.1) ERA: 3.07	6.0	L	27	7	4	4	3	1	1	0	0	0	0	0	31	39	6.00	1.333								
Eddie Fisher, R (7.1) ERA: 4.92	1.1		8	1	0	0	1	1	0	1	0	0	0	8	13	0.00	1.500									
Orlando Pena, R (8.1) ERA: 3.22	1.0		4	1	0	0	0	0	0	0	0	0	0	4	4	0.00	1.000									
Al Hrabosky, L (9.1) ERA: 1.87	0.2		2	0	0	0	1	0	0	0	0	0	0	4	4	0.00	0.000									

Batter	1	2	3	4	5	6	7	8	9	AB	R	H	RBI	BB	SO	LOB	BOTTOM								
Lou Brock, L (1.7) OBP: 0.360, SLG: 0.386	5-3									4	0	1	0	0	1	2	<b>New York Mets @ St. Louis Cardinals</b> Busch Stadium, St. Louis, MO Sat Sep 01 1973, 7:05 PM CDT Att: 29,197 - Unknown  <b>AB 34</b> <b>R 1</b> <b>H 9</b> <b>RBI 1</b> <b>BB 1</b> <b>SO 9</b> <b>LOB 17</b>								
Ted Sizemore, R (1.4) OBP: 0.356, SLG: 0.322	5-3									4	0	2	0	0	0	1									
Tim McCarver, L (1.3) OBP: 0.327, SLG: 0.358										3	0	2	0	1	0	0									
Ted Simmons, S (1.2) OBP: 0.353, SLG: 0.427	K									4	0	2	1	0	1	3									
Luis Melendez, R (1.8) OBP: 0.314, SLG: 0.315										4	0	0	0	0	2	5									
Ken Reitz, R (1.5) OBP: 0.249, SLG: 0.325										3	0	0	0	0	1	3									
Eddie Fisher, R (7.1) ERA: 4.92										0	0	0	0	0	0	0									
Orlando Pena, R (8.1) ERA: 3.22										0	0	0	0	0	0	0									
Al Hrabosky, R (9.1) ERA: 1.87										1	0	0	0	0	0	0									
Jose Cruz, L (9. PH) OBP: 0.320, SLG: 0.495										1	0	0	0	0	0	0									
Bernie Carbo, L (1.9) OBP: 0.377, SLG: 0.395										4	0	1	0	0	3	0									
Mike Tyson, R (1.6) OBP: 0.272, SLG: 0.290										3	0	0	0	0	0	1									
Bake McBride, L (9. PH) OBP: 0.375, SLG: 0.286										0	0	0	0	0	0	0									
Alan Foster, R (1.1) ERA: 3.07										1	0	0	0	0	1	0									
Tom Heintzelman, R (6. PH) OBP: 0.455, SLG: 0.368										3	1	1	0	0	0	2									
<b>Inning Stats</b>	R: 0 E: 0 K: 1 S: 6	H: 1 LOB: 1 BB: 0 P: 6	R: 0 E: 0 K: 2 S: 7	H: 0 LOB: 0 BB: 0 P: 7	R: 0 E: 0 K: 1 S: 6	H: 1 LOB: 1 BB: 0 P: 6	R: 0 E: 0 K: 0 S: 3	H: 1 LOB: 0 BB: 0 P: 3	R: 0 E: 0 K: 1 S: 5	H: 0 LOB: 0 BB: 0 P: 5	R: 1 E: 0 K: 3 S: 12	H: 3 LOB: 3 BB: 1 P: 16	R: 0 E: 0 K: 0 S: 4	H: 1 LOB: 1 BB: 0 P: 4	R: 0 E: 0 K: 0 S: 4	H: 2 LOB: 1 BB: 0 P: 4	R: 0 E: 0 K: 1 S: 5	H: 0 LOB: 1 BB: 0 P: 6	1B: 7 2B: 2 3B: 0 HR: 0	SF: 0 SAC: 0 DP: 2 HBP: 1	WP: 0 PB: 0 SB: 0 CS: 0	PA: 36			
<b>PITCHER</b>	IP	WLS	BF	H	R	ER	SO	BB	IBB	HBP	BLK	WP	HR	S	P	ERA	WHIP								
George Stone, L (1.1) ERA: 2.86	7.0		30	9	1	1	8	1	0	0	0	0	0	45	49	1.29	1.429								
Harry Parker, R (8.1) ERA: 3.71	2.0	S	6	0	0	0	1	0	0	1	0	0	0	7	8	0.00	0.000								



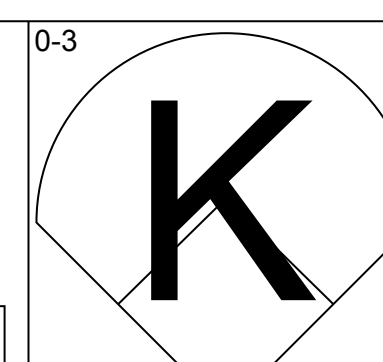
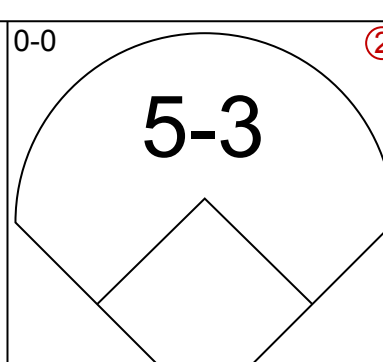
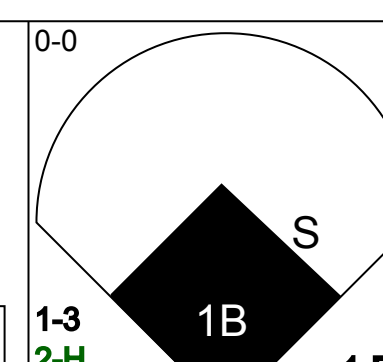
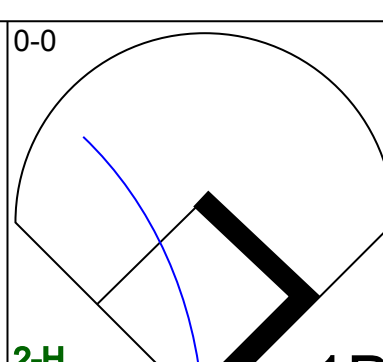
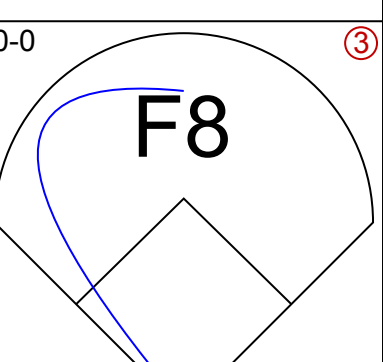
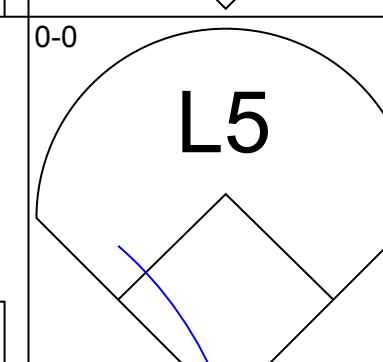
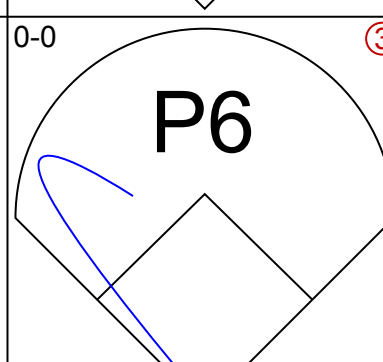
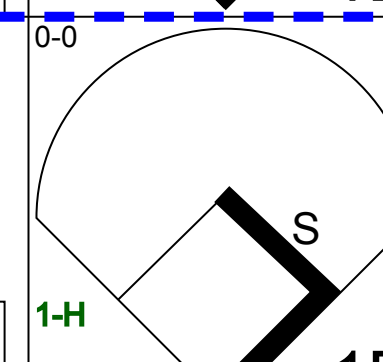
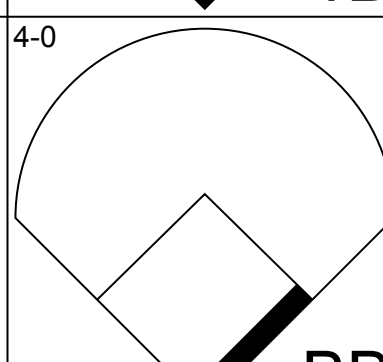
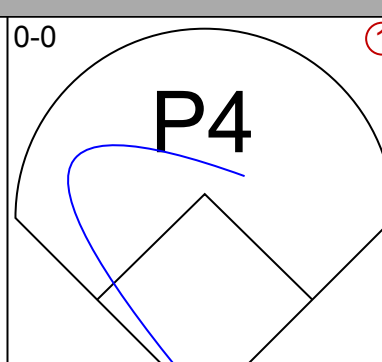
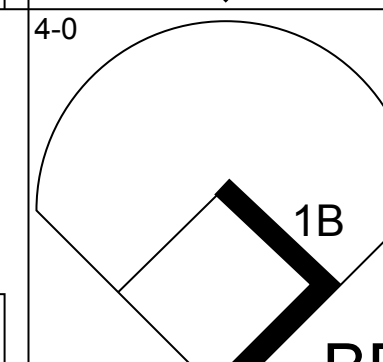
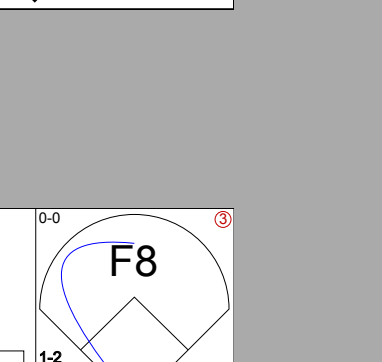
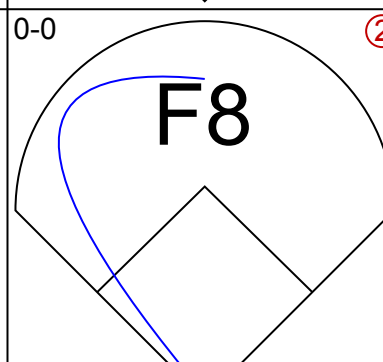
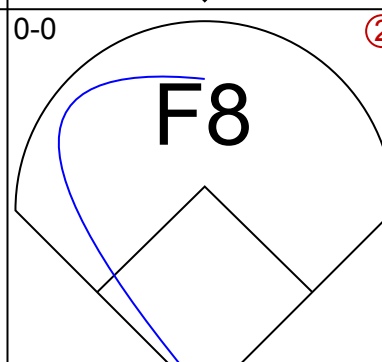
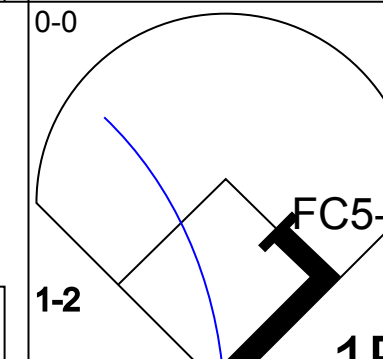
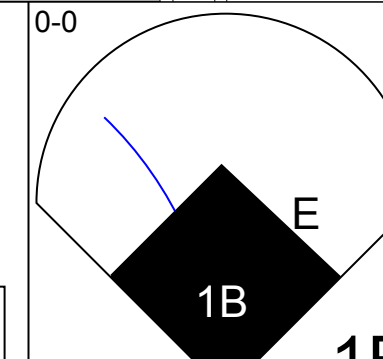
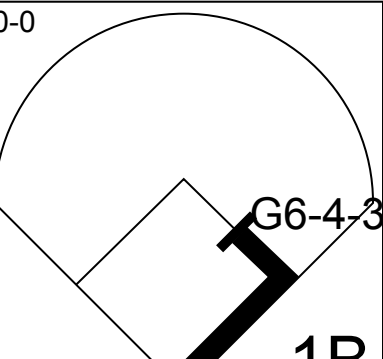
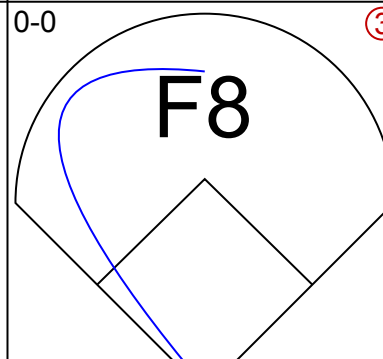
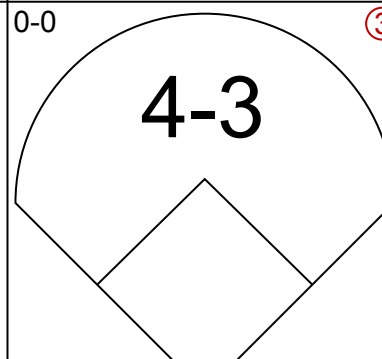
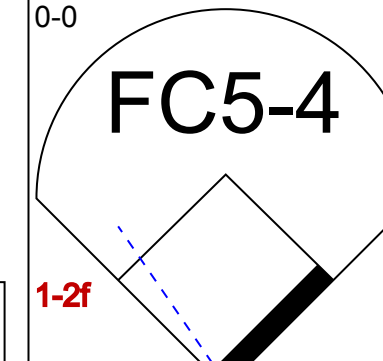
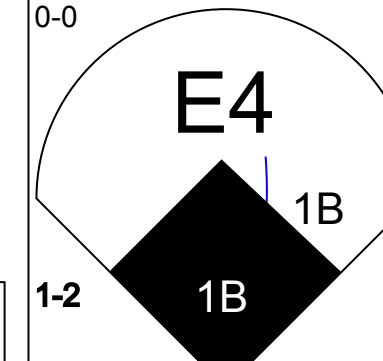
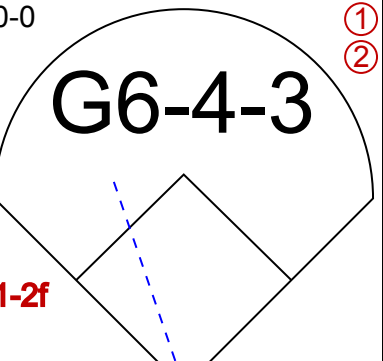
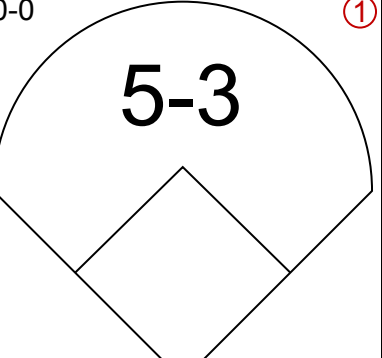
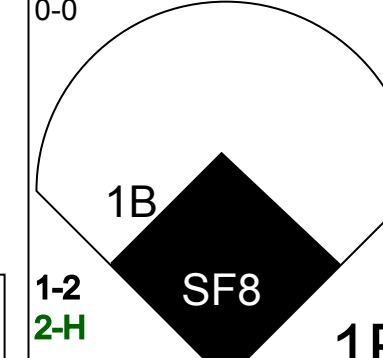
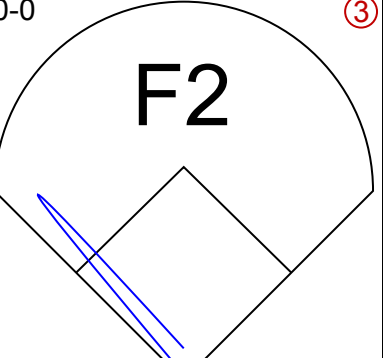
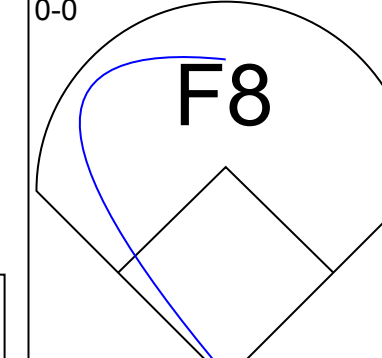
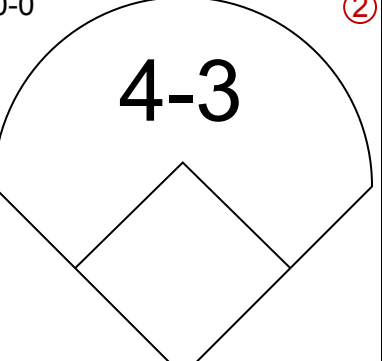
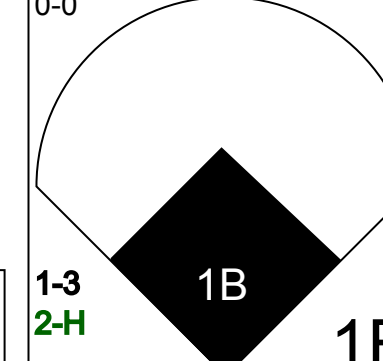
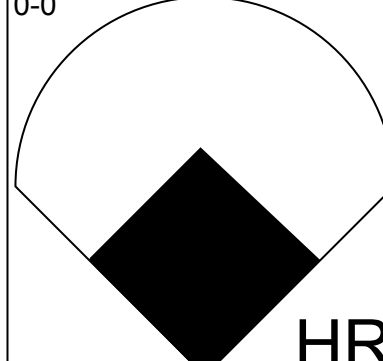
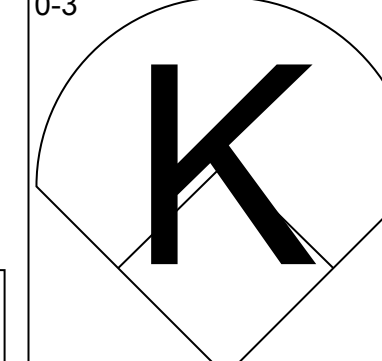
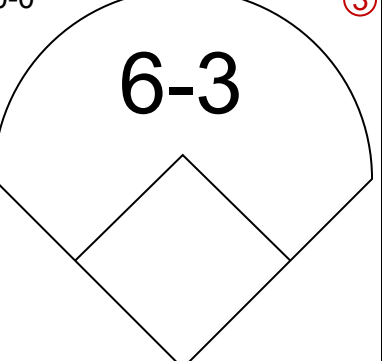
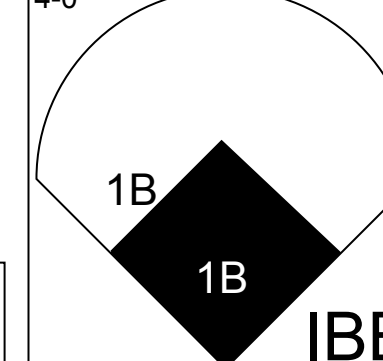

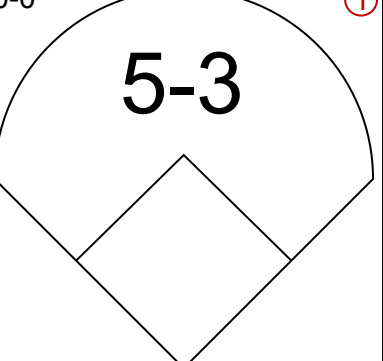
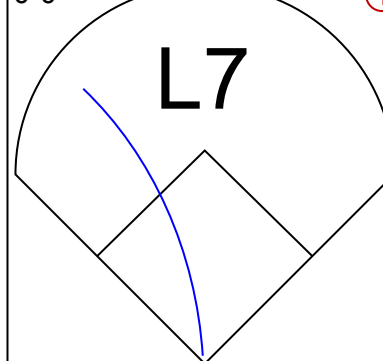
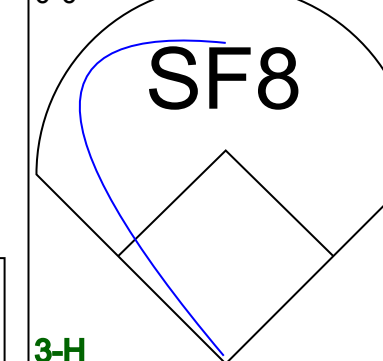
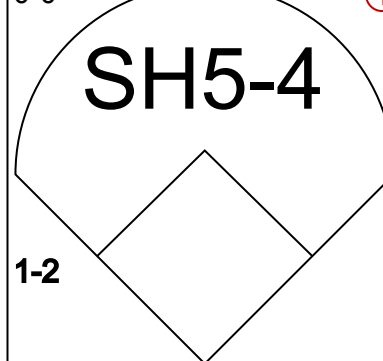
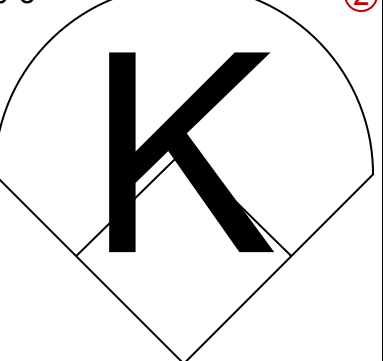
Batter	1	2	3	4	5	6	7	8	9	AB	R	H	RBI	BB	SO	LOB	TOP																
Wayne Garrett, L (1.5)	F7	K				SH1-3		K		3	1	0	0	1	2	3	<b>New York Mets @ St. Louis Cardinals</b> Busch Stadium, St. Louis, MO Sun Sep 02 1973, 3:33 AM CDT Att: 20,339 - Unknown  <b>AB 37</b> <b>R 4</b> <b>H 11</b> <b>RBI 4</b> <b>BB 2</b> <b>SO 9</b> <b>LOB 14</b>																
Felix Milan, R (1.4)	F7 1B		F7			4-3		6-3		5	1	2	2	0	0	1																	
Cleon Jones, R (1.7)			K			5-3		K		5	0	1	0	0	3	1																	
Rusty Staub, L (1.9)	F7		4-3			WP 3B		4-3		5	1	1	0	0	0	2																	
Ed Kranepool, L (1.3)	F7				6-3	6-3		F7		4	0	0	0	0	0	3																	
Jerry Grote, R (1.2)		G3				1B 3B		5-3		4	1	2	1	0	0	0																	
Don Hahn, R (1.8)		K			K	FC6-4 1B		F8		4	0	1	1	0	2	1																	
Bud Harrelson, S (1.6)		1B				FC6-4		K		3	0	1	0	1	1	1																	
Jon Matlack, L (1.1)										3	0	2	0	0	1	2																	
Buzz Capra, R (6.1)										0	0	0	0	0	0	0																	
Ron Hodges, L (8. PH)										1	0	1	0	0	0	0																	
Jim McAndrew, R (8.1)		1B				4-3 SH1-3 1B		1B		0	0	0	0	0	0	0																	
<b>Inning Stats</b>	R: 0 E: 0 K: 0 S: 5	H: 2 LOB: 2 BB: 0 P: 5	R: 0 E: 0 K: 2 S: 9	H: 2 LOB: 2 BB: 0 P: 9	R: 0 E: 0 K: 1 S: 5	H: 0 LOB: 0 BB: 0 P: 5	R: 0 E: 0 K: 2 S: 8	H: 1 LOB: 2 BB: 1 P: 12	R: 4 E: 0 K: 0 S: 7	H: 4 LOB: 1 BB: 1 P: 11	R: 0 E: 0 K: 1 S: 6	H: 1 LOB: 0 BB: 0 P: 6	R: 0 E: 0 K: 0 S: 3	H: 0 LOB: 0 BB: 0 P: 3	R: 0 E: 0 K: 2 S: 8	H: 1 LOB: 1 BB: 0 P: 8	R: 0 E: 0 K: 1 S: 5	H: 0 LOB: 0 BB: 0 P: 5	1B: 8 2B: 1 3B: 1 HR: 1	SF: 0 SAC: 1 DP: 0 HBP: 0	WP: 1 PB: 0 SB: 0 CS: 0	PA: 40											
<b>PITCHER</b>	IP WLS BF H R ER SO BB IBB HBP BLK WP HR S P ERA WHIP																																
Rick Wise, R (1.1)	4.2	25	9	4	4	5	2	0	0	0	0	1	1	33	41	7.71	2.357																
John Andrews, L (5.1)	1.1	5	1	0	0	1	0	0	0	0	0	0	0	7	7	0.00	0.750																
Eddie Fisher, R (7.1)	1.0	W	3	0	0	0	0	0	0	0	0	0	0	3	3	0.00	0.000																
Diego Segui, R (8.1)	2.0	S	7	1	0	0	3	0	0	0	0	0	0	13	13	0.00	0.500																

Batter	1	2	3	4	5	6	7	8	9	AB	R	H	RBI	BB	SO	LOB	BOTTOM																
Lou Brock, L (1.7)	S		S		FC5-4	1B	FC4-2			3	1	2	0	2	0	3	<b>New York Mets @ St. Louis Cardinals</b> Busch Stadium, St. Louis, MO Sun Sep 02 1973, 3:33 AM CDT Att: 20,339 - Unknown  <b>AB 37</b> <b>R 7</b> <b>H 14</b> <b>RBI 7</b> <b>BB 5</b> <b>SO 9</b> <b>LOB 33</b>																
Ted Sizemore, R (1.4)	P4		5-3		F7	K		1B		5	0	1	2	0	1	6																	
Tim McCarver, L (1.3)	K		G5-4-3		E2	FC5-4		4-3		4	0	1	2	1	1	4																	
Ted Simmons, S (1.2)	E7		G5-4-3		FC5-4	3-1		1B		4	0	1	1	1	0	6																	
Luis Melendez, R (1.8)	K				K			SH3-4		3	0	0	0	0	3	3																	
Eddie Fisher, R (7.1)										0	0	0	0	0	0	0																	
Bake McBride, L (7. PH)										1	1	1	0	0	0	0																	
Diego Segui, R (8.1)										1	0	0	0	0	1	1																	
Ken Reitz, R (1.5)		5-3			1B		SH3-4	F8		4	1	2	1	0	0	1																	
Bernie Carbo, L (1.9)		1B			K		HR	FC6-4		4	1	3	0	1	1	1																	
Mike Tyson, R (1.6)		F7			1B		BB	FC6-4		5	2	3	1	0	0	3																	
Rick Wise, R (1.1)										2	0	0	0	0	2	3																	
John Andrews, L (5.1)										0	0	0	0	0	0	0																	
Tom Heintzelman, R (6. PH)										0	0	0	0	0	0	0																	
Jose Cruz, L (6. PH)										1	1	0	0	0	0	2																	
<b>Inning Stats</b>	R: 1 E: 1 K: 2 S: 8	H: 1 LOB: 1 BB: 1 P: 12	R: 0 E: 0 K: 1 S: 6	H: 1 LOB: 0 BB: 0 P: 6	R: 0 E: 0 K: 0 S: 3	H: 1 LOB: 1 BB: 1 P: 7	R: 0 E: 0 K: 3 S: 11	H: 2 LOB: 2 BB: 0 P: 11	R: 0 E: 1 K: 1 S: 7	H: 1 LOB: 2 BB: 0 P: 7	R: 3 E: 0 K: 1 S: 9	H: 4 LOB: 2 BB: 1 P: 13	R: 3 E: 0 K: 0 S: 6	H: 3 LOB: 2 BB: 1 P: 11	R: 0 E: 0 K: 1 S: 6	H: 1 LOB: 2 BB: 1 P: 10	1B: 11 2B: 2 3B: 0 HR: 1	SF: 0 SAC: 1 DP: 1 HBP: 1	WP: 0 PB: 0 SB: 2 CS: 0	PA: 44													
<b>PITCHER</b>	IP WLS BF H R ER SO BB IBB HBP BLK WP HR S P ERA WHIP																																
Jon Matlack, L (1.1)	5.0	26	9	4	4	7	2	0	0	0	0	0	0	12	21	13.50	2.500																
Buzz Capra, R (6.1)	2.0	L	13	4	3	3	1	1	1	1	0	0	0	6	10	0.00	2.000																
Jim McAndrew, R (8.1)	1.0		5	1	0	0	1	1	0	0	0	0	0	6	10	0.00	2.000																





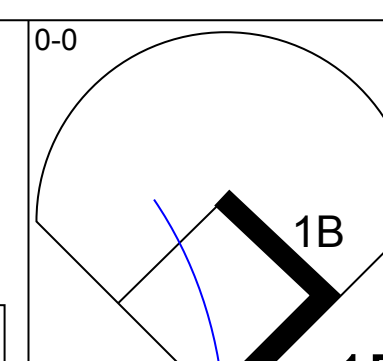
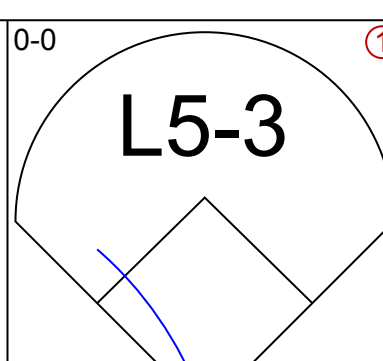
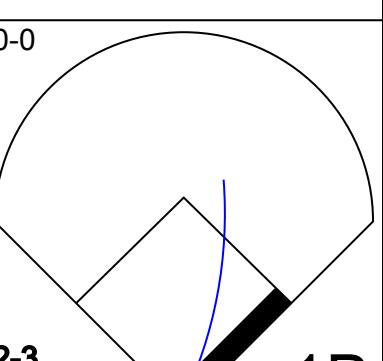
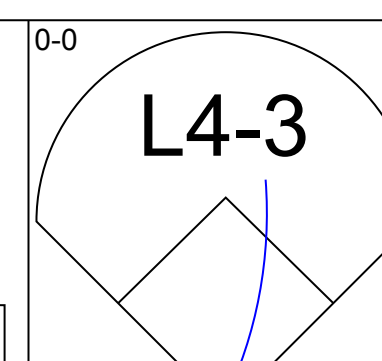
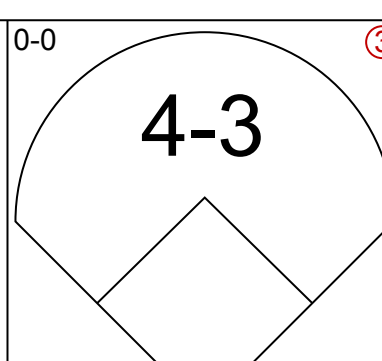
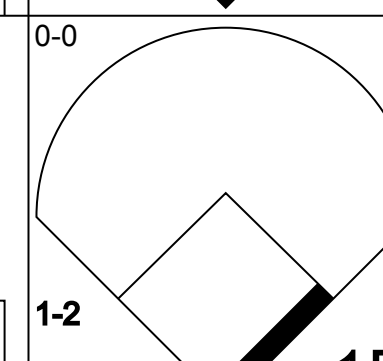
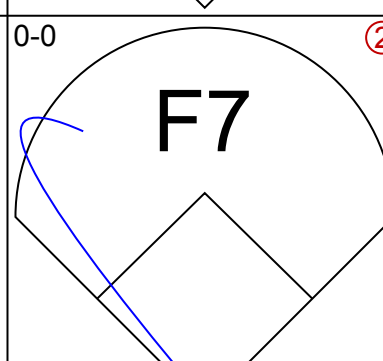
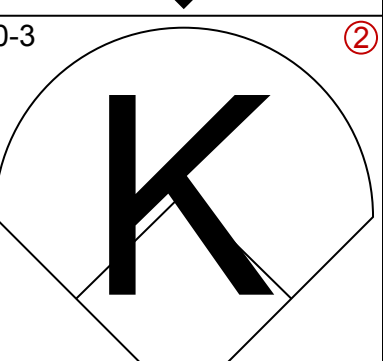
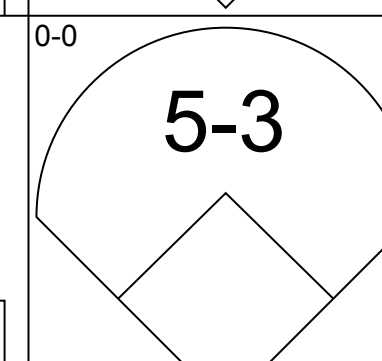
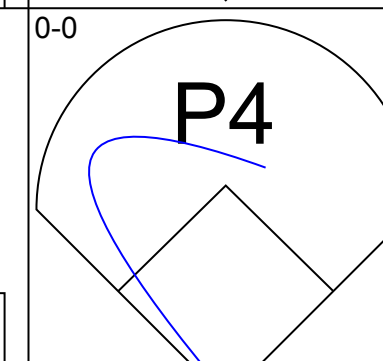
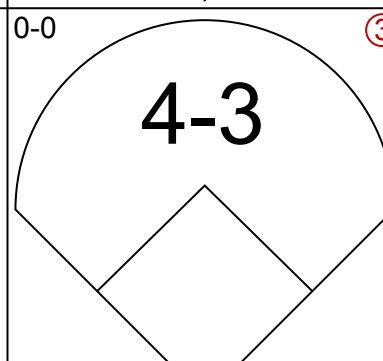
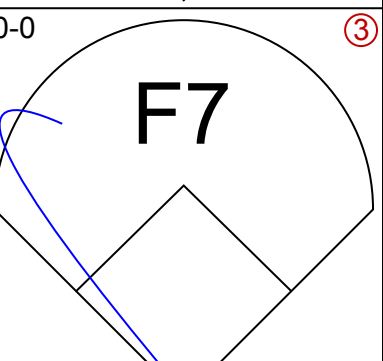
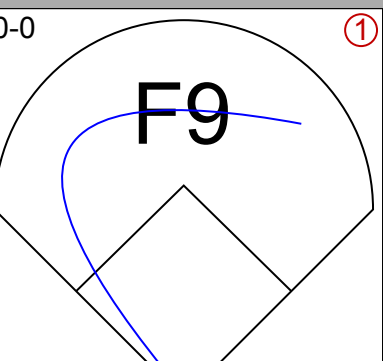
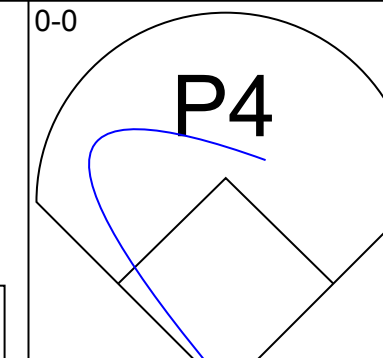
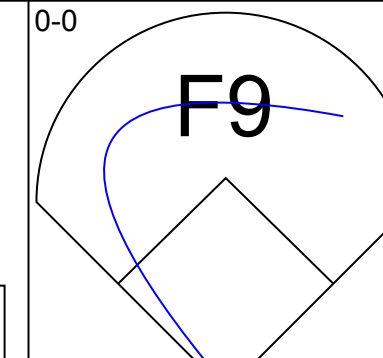
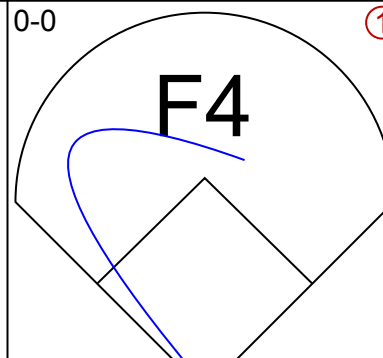
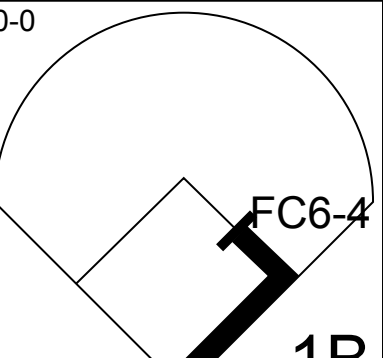
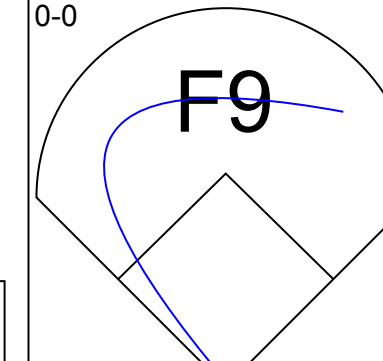
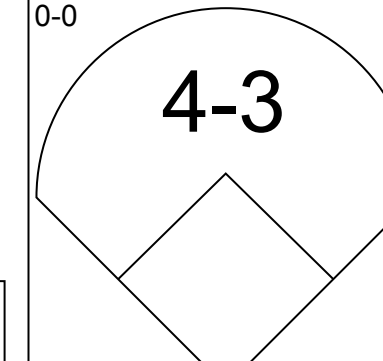
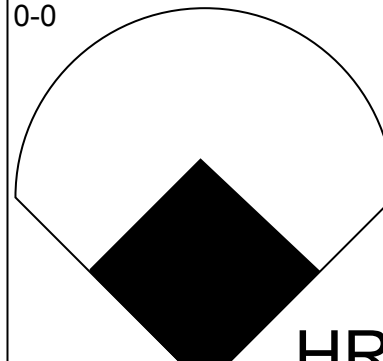
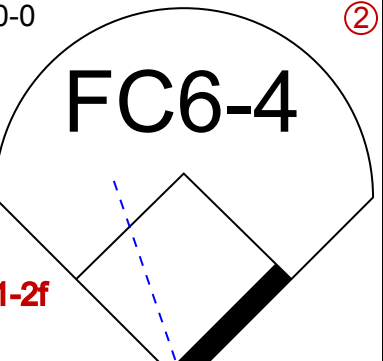
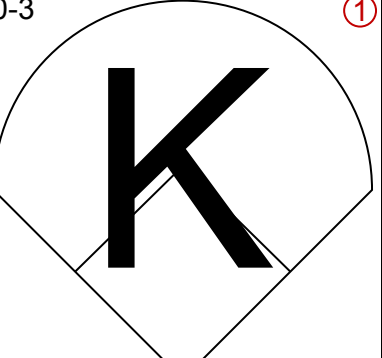
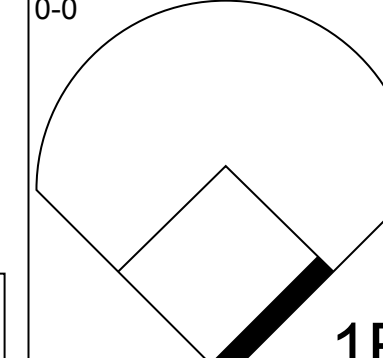
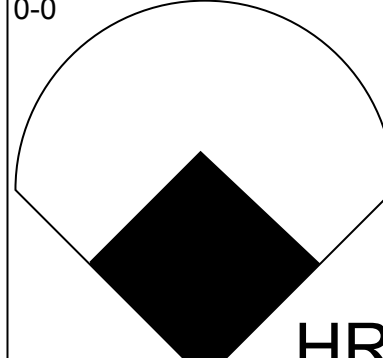
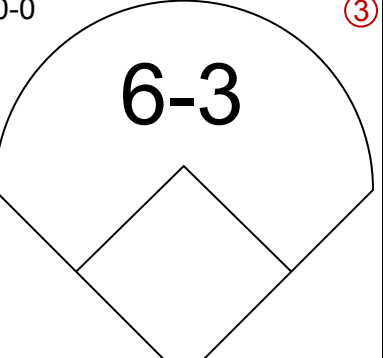
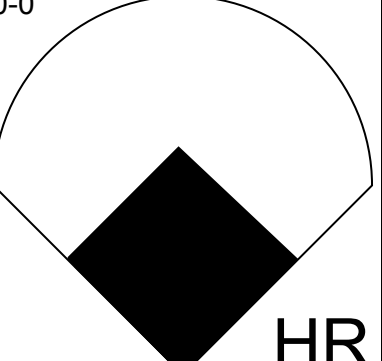
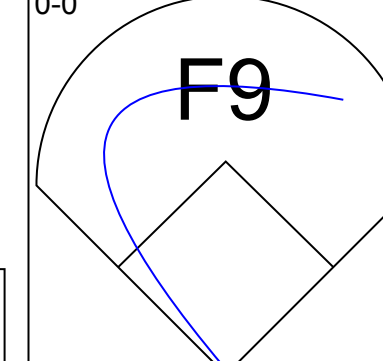
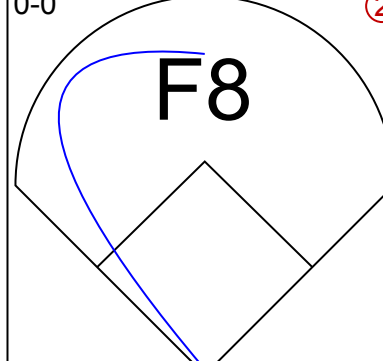
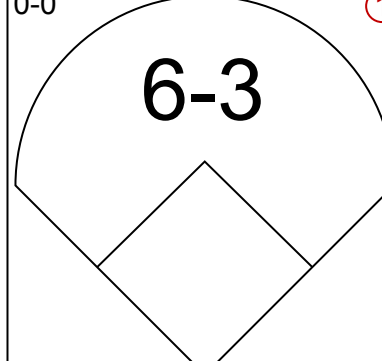

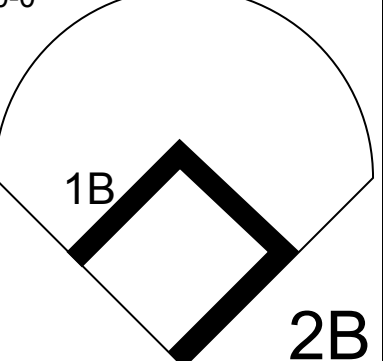
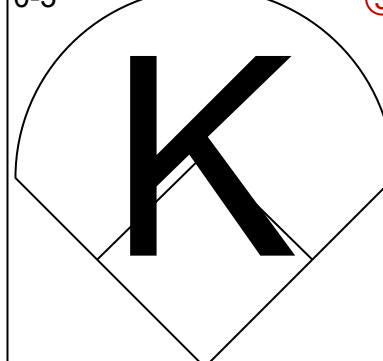
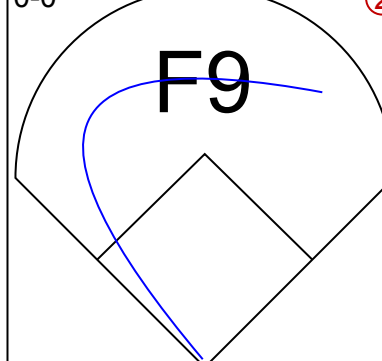
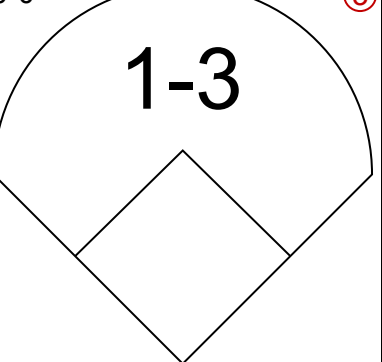
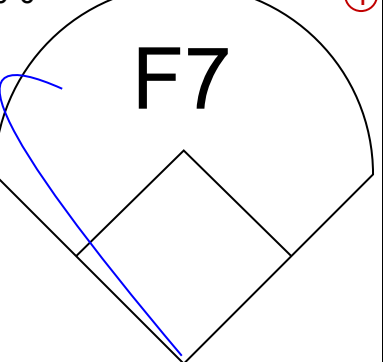
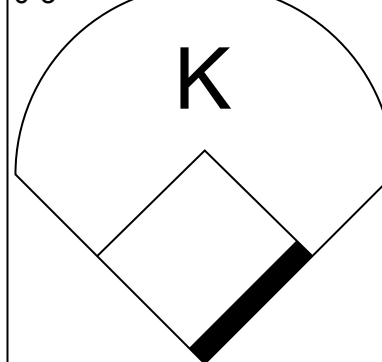


Batter	1	2	3	4	5	6	7	8	9	AB	R	H	RBI	BB	SO	LOB	TOP						
<b>Lou Brock, L</b> OBP: 0.365, SLG: 0.395 (1, 7)										5	1	2	2	0	1	0							
<b>Ted Sizemore, R</b> OBP: 0.357, SLG: 0.319 (1, 4)										4	0	1	2	1	0	0							
<b>Luis Melendez, R</b> OBP: 0.312, SLG: 0.315 <b>Jose Cruz, L</b> OBP: 0.315, SLG: 0.396 (4, PH) (4, 8)										1	0	0	0	1	0	0							
<b>Ted Simmons, S</b> OBP: 0.357, SLG: 0.430 (1, 2)										5	1	3	0	0	0	2							
<b>Terry Hughes, R</b> OBP: 0.200, SLG: 0.200 (1, 3)										4	1	0	0	0	0	4							
<b>Ken Reitz, R</b> OBP: 0.247, SLG: 0.329 (1, 5)										4	1	1	1	0	0	0							
<b>Bernie Carbo, L</b> OBP: 0.382, SLG: 0.409 (1, 9)										4	2	2	2	0	1	0							
<b>Mike Tyson, R</b> OBP: 0.279, SLG: 0.295 (1, 6)										3	2	1	0	1	0	0							
<b>Rich Folkers, L</b> OBP: 0.053, SLG: 0.056 <b>Orlando Pena, R</b> (6, 1)										1	0	0	1	0	0	0							
<b>Inning Stats</b>	R: 0 E: 0 K: 1 S: 6	H: 1 LOB: 2 BB: 1 P: 10	R: 0 E: 0 K: 0 S: 3	H: 0 LOB: 0 BB: 0 P: 3	R: 0 E: 0 K: 0 S: 3	H: 0 LOB: 0 BB: 0 P: 3	R: 6 E: 1 K: 0 S: 9	H: 5 LOB: 1 BB: 1 P: 13	R: 0 E: 0 K: 0 S: 3	H: 1 LOB: 0 BB: 0 P: 3	R: 2 E: 0 K: 0 S: 6	H: 3 LOB: 2 BB: 1 P: 10	R: 0 E: 0 K: 1 S: 5	H: 0 LOB: 0 BB: 0 P: 5	R: 0 E: 0 K: 1 S: 5	H: 0 LOB: 0 BB: 0 P: 5	R: 0 E: 0 K: 0 S: 3	H: 0 LOB: 0 BB: 0 P: 3	1B: 9 2B: 0 3B: 0 HR: 1	SF: 1 SAC: 1 DP: 1 HBP: 0	WP: 0 PB: 0 SB: 2 CS: 0	PA: 40	
<b>PITCHER</b>	IP	WLS	BF	H	R	ER	SO	BB	IBB	HBP	BLK	WP	HR	S	P	ERA	WHIP						
<b>Luke Walker, L</b> ERA: 4.33 <b>Bob Johnson, R</b> ERA: 3.82 <b>John Lamb, R</b> ERA: 5.02	3.2	L	19	5	6	1	1	1	1	0	0	0	0	1	19	27	2.46	1.636					

St. Louis Cardinals @ Pittsburgh Pirates  
Three Rivers Stadium, Pittsburgh, PA  
Mon Sep 03 1973, 3:38 AM EDT  
Att: 43,839 - Unknown

AB	35
R	8
H	10
RBI	8
BB	3
SO	3
LOB	9



Batter	1	2	3	4	5	6	7	8	9	AB	R	H	RBI	BB	SO	LOB	BOTTOM					
<b>Gene Clines, R</b> OBP: 0.313, SLG: 0.328 <b>Milt May, L</b> OBP: 0.347, SLG: 0.371 (9, PH)										4	0	2	0	0	0	0						
<b>Dave Cash, R</b> OBP: 0.333, SLG: 0.345 (1, 5)										4	0	1	0	0	1	2						
<b>Al Oliver, L</b> OBP: 0.309, SLG: 0.467 (1, 8)										4	0	0	0	0	0	4						
<b>Richie Zisk, R</b> OBP: 0.362, SLG: 0.519 (1, 9)										4	0	1	0	0	0	2						
<b>Manny Sanguillen, R</b> OBP: 0.297, SLG: 0.421 (1, 2)										4	1	1	1	0	0	3						
<b>Bob Robertson, R</b> OBP: 0.325, SLG: 0.398 (1, 3)										4	1	2	1	0	1	1						
<b>Rennie Stennett, R</b> OBP: 0.264, SLG: 0.361 (1, 4)										4	1	1	1	0	0	1						
<b>Jackie Hernandez, R</b> OBP: 0.294, SLG: 0.328 <b>Richie Hetmer, L</b> OBP: 0.351, SLG: 0.480 (9, PH)										3	0	1	0	0	1	0						
<b>Luke Walker, L</b> OBP: 0.067, SLG: 0.067 <b>Bob Johnson, L</b> (4, 1)										1	0	0	0	0	0	0						
<b>Dave Parker, L</b> OBP: 0.279, SLG: 0.386 <b>John Lamb, R</b> (8, 1)										1	0	0	0	0	0	0						
<b>Willie Stargell, L</b> OBP: 0.372, SLG: 0.641 (9, PH)										1	0	0	0	0	1	0						
<b>Inning Stats</b>	R: 0 E: 0 K: 0 S: 5	H: 2 LOB: 2 BB: 0 P: 5	R: 1 E: 0 K: 1 S: 6	H: 1 LOB: 0 BB: 0 P: 6	R: 0 E: 0 K: 0 S: 3	H: 0 LOB: 0 BB: 0 P: 3	R: 0 E: 0 K: 0 S: 4	H: 1 LOB: 1 BB: 0 P: 4	R: 0 E: 0 K: 1 S: 7	H: 2 LOB: 2 BB: 0 P: 7	R: 2 E: 0 K: 1 S: 7	H: 2 LOB: 0 BB: 0 P: 7	R: 0 E: 0 K: 0 S: 3	H: 0 LOB: 0 BB: 0 P: 3	R: 0 E: 0 K: 0 S: 4	H: 1 LOB: 1 BB: 0 P: 4	R: 0 E: 0 K: 1 S: 6	H: 0 LOB: 1 BB: 0 P: 6	1B: 5 2B: 1 3B: 0 HR: 3	SF: 0 SAC: 0 DP: 0 HBP: 0	WP: 0 PB: 1 SB: 0 CS: 0	PA: 37
<b>PITCHER</b>	IP	WLS	BF	H	R	ER	SO	BB	IBB	HBP	BLK	WP	HR	S	P	ERA	WHIP					
<b>Rich Folkers, L</b> ERA: 3.43 <b>Orlando Pena, R</b> ERA: 3.06	5.1	W	24	8	3	3	2	0	0	0	0	0	0	17	17	0.00	0.273					

St. Louis Cardinals @ Pittsburgh Pirates  
Three Rivers Stadium, Pittsburgh, PA  
Mon Sep 03 1973, 3:38 AM EDT  
Att: 43,839 - Unknown

AB	37
R	3
H	9
RBI	3
BB	0
SO	4
LOB	15





Batter	1	2	3	4	5	6	7	8	9	AB	R	H	RBI	BB	SO	LOB	TOP					
Lou Brock, L (1, 7) OBP: 0.363, SLG: 0.395	K		5-3			FC6-4		SF9 WP	6-3	5	1	1	1	0	1	1	<b>St. Louis Cardinals @ Pittsburgh Pirates</b> Three Rivers Stadium, Pittsburgh, PA Tue Sep 04 1973, 7:05 PM EDT Att: 16,280 - Unknown					
Ted Sizemore, R (1, 4) OBP: 0.354, SLG: 0.317	F9			F9		P6		SF9		3	0	0	1	0	0	1						
Joe Torre, R (1, 3) OBP: 0.383, SLG: 0.408	F8			5-3				1B	K	4	0	1	0	0	1	2						
Ted Simmons, S (1, 2) OBP: 0.358, SLG: 0.429		G3 1B		6-3				F7	WP IBB	3	0	1	0	1	0	1						
Luis Melendez, R (1, 8) OBP: 0.313, SLG: 0.315		G3						K		3	0	1	0	0	1	2						
Tim McCarver, L (8, PH) OBP: 0.326, SLG: 0.352						G3-6-1 1B		K		0	0	0	0	1	0	0						
Al Hrabosky, R (8, 1)										0	0	0	0	0	0	0						
Ken Reitz, R (1, 5) OBP: 0.248, SLG: 0.329		F5				G3-6-1				3	0	1	0	0	0	2						
Bake McBride, L (7, PR) OBP: 0.385, SLG: 0.304										0	0	0	0	0	0	0						
Terry Hughes, R (7, 5) OBP: 0.182, SLG: 0.182										1	0	0	0	0	1	2						
Bernie Carbo, L (1, 9) OBP: 0.380, SLG: 0.407		L4				6-3		G3		4	1	1	0	0	0	3						
Mike Tyson, R (1, 6) OBP: 0.282, SLG: 0.298			K						SH1-4 1B	3	1	2	0	0	1	0						
Mike Nagy, R (1, 1)										1	0	0	0	0	1	0						
Tommy Agee, R (8, PH) OBP: 0.387, SLG: 0.406										1	0	0	0	0	1	1						
Tom Murphy, R (7, 1) OBP: 0.217, SLG: 0.227										0	0	0	0	0	0	0						
John Andrews, L (7, 1)										0	0	0	0	0	0	0						
Tom Heinzelman, R (8, PH) OBP: 0.448, SLG: 0.335										1	0	1	0	0	0	0						
Tommy Cruz, L (8, PR) OBP: 0.336, SLG: 0.398										0	1	0	0	0	0	0						
Jose Cruz, L (8, 8) OBP: 0.336, SLG: 0.398										1	0	1	1	0	0	0						
<b>Inning Stats</b>	R: 0 E: 0 K: 1 S: 5	H: 0 LOB: 0 BB: 0 P: 5	R: 0 E: 0 K: 0 S: 4	H: 1 LOB: 1 BB: 0 P: 4	R: 0 E: 0 K: 2 S: 7	H: 0 LOB: 0 BB: 0 P: 7	R: 0 E: 0 K: 0 S: 3	H: 0 LOB: 0 BB: 0 P: 3	R: 0 E: 0 K: 0 S: 3	H: 1 LOB: 0 BB: 0 P: 3	R: 0 E: 0 K: 1 S: 6	H: 1 LOB: 1 BB: 0 P: 6	R: 0 E: 0 K: 1 S: 7	H: 2 LOB: 2 BB: 0 P: 7	R: 3 E: 0 K: 2 S: 10	H: 3 LOB: 2 BB: 2 P: 18	R: 1 E: 0 K: 0 S: 4	H: 2 LOB: 0 BB: 0 P: 4	1B: 9 2B: 1 3B: 0 HR: 0	SF: 1 SAC: 1 DP: 1 HBP: 0	WP: 1 PB: 0 SB: 0 CS: 0	PA: 37
<b>PITCHER</b>	IP WLS BF H R ER SO BB IBB HBP BLK WP HR S P ERA WHIP																					
Jim Rooker, L (1, 1) ERA: 3.02	7.0 L 28 8 3 3 5 0 0 0 0 0 0 0 38 38 3.86 1.143																					
Dave Giusti, R (8, 1) ERA: 1.75	2.0 9 2 1 1 2 1 1 0 0 1 0 11 19 4.50 1.500																					

AB 33  
R 4  
H 10  
RBI 3  
BB 2  
SO 7  
LOB 15



Batter	1	2	3	4	5	6	7	8	9	AB	R	H	RBI	BB	SO	LOB	BOTTOM			
Dave Cash, R (1, 4) OBP: 0.332, SLG: 0.342	F8		3B BB		6-3		SH1-4		F7	3	1	0	0	1	0	1	<b>St. Louis Cardinals @ Pittsburgh Pirates</b> Three Rivers Stadium, Pittsburgh, PA Tue Sep 04 1973, 7:05 PM EDT Att: 16,280 - Unknown			
Dave Parker, L (1, 8) OBP: 0.292, SLG: 0.453	L7						L3			3	1	2	2	0	0	0				
Gene Clines, R (7, PH) OBP: 0.312, SLG: 0.327			1-H 3B		HR					1	0	0	0	0	0	1				
Al Oliver, L (1, 3) OBP: 0.308, SLG: 0.465	G3				6-3		4-3			3	0	0	0	1	0	1				
Willie Stargell, L (1, 7) OBP: 0.369, SLG: 0.635	4-3		P5		6-3			K		4	0	0	0	0	1	2				
Richie Hebner, L (1, 5) OBP: 0.350, SLG: 0.480	G3					K		K		4	0	1	0	0	2	0				
Richie Ziek, R (1, 9) OBP: 0.364, SLG: 0.519					1-3			K		4	0	2	0	0	1	1				
Manny Sanguillen, R (1, 2) OBP: 0.300, SLG: 0.425		2B 1B				4-3		4-3		3	0	2	0	1	0	1				
Jackie Hernandez, R (1, 6) OBP: 0.282, SLG: 0.313										3	0	0	0	0	1	3				
Rennie Stennett, R (8, PH) OBP: 0.264, SLG: 0.380			5-3		K		P4		K	1	0	0	0	0	1	1				
Jim Rooker, R (1, 1) OBP: 0.278, SLG: 0.257										3	0	1	0	0	1	2				
Dave Giusti, R (8, 1) OBP: 0.400, SLG: 0.333			3-1		K					0	0	0	0	0	0	0				
Jim Campanis, R (9, PH) ERA: 1.75								SH1-4 1B		1	0	0	0	0	0	1				
<b>Inning Stats</b>	R: 0 E: 0 K: 0 S: 3	H: 0 LOB: 0 BB: 0 P: 3	R: 0 E: 0 K: 0 S: 4	H: 2 LOB: 2 BB: 0 P: 4	R: 1 E: 0 K: 0 S: 4	H: 1 LOB: 2 BB: 2 P: 12	R: 0 E: 0 K: 2 S: 8	H: 1 LOB: 2 BB: 1 P: 12	R: 1 E: 0 K: 0 S: 4	H: 1 LOB: 0 BB: 0 P: 4	R: 0 E: 0 K: 1 S: 6	H: 1 LOB: 1 BB: 0 P: 6	R: 0 E: 0 K: 3 S: 9	H: 0 LOB: 0 BB: 0 P: 9	R: 0 E: 0 K: 1 S: 6	H: 1 LOB: 1 BB: 0 P: 6	1B: 4 2B: 2 3B: 1 HR: 1	SF: 0 SAC: 1 DP: 0 HBP: 0	WP: 0 PB: 0 SB: 0 CS: 0	PA: 37
<b>PITCHER</b>	IP WLS BF H R ER SO BB IBB HBP BLK WP HR S P ERA WHIP																			
Mike Nagy, R (1, 1) ERA: 3.18	5.0 22 2 0 0 1 0 0 0 0 0 0 8 8 0.00 1.500																			
Tom Murphy, R (6, 1) ERA: 3.75	1.1 6 2 0 0 1 0 0 0 0 0 0 8 8 0.00 1.500																			
John Andrews, L (7, 1) ERA: 4.5	0.2 W 2 0 0 0 0 0 0 0 0 0 2 2 0.00 0.000																			
Al Hrabosky, L (8, 1) ERA: 1.75	2.0 S 7 1 0 0 4 0 0 0 0 0 0 15 15 0.00 0.500																			










Batter	1	2	3	4	5	6	7	8	9	AB	R	H	RBI	BB	SO	LOB	TOP						
<b>Lou Brock, L</b> OBP: 0.361, SLG: 0.390 (1, 7)										5	0	0	0	0	1	2	<b>St. Louis Cardinals @ Chicago Cubs</b> Wrigley Field, Chicago, IL Fri Sep 07 1973, 3:33 AM CDT Att: 7,704 - Sunny - 68 F						
<b>Ted Sizemore, R</b> OBP: 0.358, SLG: 0.322 (1, 4)										2	0	1	1	2	0	0							
<b>Jose Cruz, L</b> OBP: 0.317, SLG: 0.397 (1, 8)										3	1	1	0	1	1	3							
<b>Ted Simmons, S</b> OBP: 0.361, SLG: 0.429 <b>Larry Haney, R</b> OBP: 0.500, SLG: 0.500 (8, 2)										4	0	2	0	0	0	3							
<b>Tim McCarver, L</b> OBP: 0.324, SLG: 0.354 (1, 3)										3	0	0	1	0	0	1							
<b>Bernie Carbo, L</b> OBP: 0.377, SLG: 0.400 (1, 9)										4	0	1	0	0	0	1							
<b>Ken Reitz, R</b> OBP: 0.245, SLG: 0.325 (1, 5)										4	0	0	0	0	1	3							
<b>Mike Tyson, R</b> OBP: 0.282, SLG: 0.298 <b>Lew Krausse, R</b> OBP: 0.167, SLG: 0.167 (9, PH)										3	1	1	0	0	0	0							
<b>Rick Wise, R</b> OBP: 0.238, SLG: 0.365 <b>John Andrews, L</b> (6, 1)										2	0	1	0	0	0	1							
<b>Bake McBride, L</b> OBP: 0.370, SLG: 0.292 <b>Mick Kelleher, R</b> OBP: 0.262, SLG: 0.216 <b>Tom Heintzelman, R</b> OBP: 0.423, SLG: 0.248 (9, PH)										1	0	0	0	0	0	0							
<b>Inning Stats</b>	R: 0 E: 0 K: 2 S: 7	H: 0 LOB: 1 BB: 1 P: 11	R: 0 E: 0 K: 0 S: 3	H: 0 LOB: 0 BB: 0 P: 3	R: 1 E: 1 K: 0 S: 5	H: 2 LOB: 2 BB: 1 P: 9	R: 0 E: 0 K: 0 S: 3	H: 0 LOB: 0 BB: 0 P: 3	R: 0 E: 0 K: 1 S: 4	H: 1 LOB: 2 BB: 1 P: 8	R: 0 E: 0 K: 1 S: 6	H: 0 LOB: 0 BB: 0 P: 6	R: 0 E: 0 K: 1 S: 5	H: 0 LOB: 0 BB: 0 P: 5	R: 1 E: 0 K: 0 S: 6	H: 3 LOB: 2 BB: 0 P: 6		R: 0 E: 0 K: 0 S: 3	H: 0 LOB: 0 BB: 0 P: 3	1B: 7 2B: 0 3B: 0 HR: 0	SF: 1 SAC: 0 DP: 0 HBP: 0	WP: 1 PB: 0 SB: 1 CS: 0	PA: 37
<b>PITCHER</b> <b>Burt Hooton, R</b> ERA: 3.7 (1, 1)	IP: 9.0 WLS: W BF: 37 H: 7 R: 2 ER: 2 SO: 4 BB: 3 IBB: 0 HBP: 0 BLK: 0 WP: 1 HR: 0 S: 42 P: 54 ERA: 2.00 WHIP: 1.111															<b>PITCHER</b> IP: WLS: BF: H: R: ER: SO: BB: IBB: HBP: BLK: WP: HR: S: P: ERA: WHIP:							

Batter	1	2	3	4	5	6	7	8	9	AB	R	H	RBI	BB	SO	LOB	BOTTOM				
<b>Don Kessinger, S</b> OBP: 0.332, SLG: 0.307 (1, 6)										5	1	2	1	0	0	0	<b>St. Louis Cardinals @ Chicago Cubs</b> Wrigley Field, Chicago, IL Fri Sep 07 1973, 3:33 AM CDT Att: 7,704 - Sunny - 68 F				
<b>Rick Monday, L</b> OBP: 0.375, SLG: 0.469 (1, 8)										4	1	0	0	1	0	2					
<b>Billy Williams, L</b> OBP: 0.379, SLG: 0.455 <b>Cleo James, R</b> OBP: 0.133, SLG: 0.114 (9, PH)										5	1	5	3	0	0	0					
<b>Gonzalo Marquez, L</b> OBP: 0.286, SLG: 0.293 (1, 3)										4	0	0	0	0	0	6					
<b>Jim Hickman, R</b> OBP: 0.378, SLG: 0.314 <b>Gene Hiser, L</b> OBP: 0.256, SLG: 0.238 (6, PR)										3	0	2	1	0	1	1					
<b>Ron Santo, R</b> OBP: 0.357, SLG: 0.445 (1, 5)										4	1	1	1	0	1	2					
<b>Paul Popovich, S</b> OBP: 0.280, SLG: 0.302 (1, 4)										3	1	1	0	1	0	1					
<b>Ken Rudolph, R</b> OBP: 0.213, SLG: 0.269 <b>Ralph LaCook, L</b> OBP: 0.333, SLG: 0.500 <b>Randy Hundley, R</b> OBP: 0.281, SLG: 0.340 (6, PH)										2	0	0	0	0	1	1					
<b>Burt Hooton, R</b> OBP: 0.246, SLG: 0.148 (1, 1)										3	1	0	0	1	3	2					
<b>Inning Stats</b>	R: 2 E: 0 K: 1 S: 7	H: 2 LOB: 1 BB: 1 P: 11	R: 0 E: 0 K: 1 S: 5	H: 0 LOB: 0 BB: 0 P: 5	R: 0 E: 0 K: 0 S: 4	H: 1 LOB: 1 BB: 0 P: 4	R: 0 E: 1 K: 2 S: 8	H: 1 LOB: 1 BB: 0 P: 8	R: 0 E: 0 K: 1 S: 5	H: 0 LOB: 0 BB: 0 P: 5	R: 6 E: 0 K: 0 S: 9	H: 6 LOB: 3 BB: 2 P: 17	R: 0 E: 0 K: 1 S: 6	H: 1 LOB: 2 BB: 1 P: 10	R: 0 E: 0 K: 0 S: 4	H: 1 LOB: 1 BB: 0 P: 4		1B: 9 2B: 2 3B: 1 HR: 0	SF: 0 SAC: 1 DP: 0 HBP: 0	WP: 1 PB: 0 SB: 0 CS: 0	PA: 40
<b>PITCHER</b> <b>Rick Wise, R</b> ERA: 3.6 (1, 1)	IP: 5.1 WLS: L BF: 27 H: 8 R: 8 ER: 8 SO: 8 BB: 2 IBB: 1 HBP: 0 BLK: 0 WP: 1 HR: 0 S: 34 P: 46 ERA: 13.50 WHIP: 1.875															<b>PITCHER</b> IP: WLS: BF: H: R: ER: SO: BB: IBB: HBP: BLK: WP: HR: S: P: ERA: WHIP:					
<b>John Andrews, L</b> ERA: 4.6 (6, 1)	0.2	4	2	0	0	0	0	0	0	0	0	4	4	0.00	3.000						
<b>Lew Krausse, R</b> ERA: (7, 1)	2.0	9	2	0	0	1	1	0	0	0	0	10	14	0.00	1.500						

**AB 33**  
**R 2**  
**H 7**  
**RBI 2**  
**BB 3**  
**SO 4**  
**LOB 14**



**AB 35**  
**R 8**  
**H 12**  
**RBI 8**  
**BB 4**  
**SO 6**  
**LOB 15**





Batter	1	2	3	4	5	6	7	8	9	AB	R	H	RBI	BB	SO	LOB	TOP					
Lou Brock, L (1, 7) OBP: 0.362, SLG: 0.390	F7		1-3			1B		BB		3	1	1	0	1	0	1	<b>St. Louis Cardinals @ Chicago Cubs</b> Wrigley Field, Chicago, IL Sat Sep 08 1973, 3:33 AM CDT Att: 28,471 - Cloudy - 68 F					
Ted Sizemore, R (1, 4) OBP: 0.358, SLG: 0.321	1-3			F8		1B		P4-3		4	0	1	1	0	0	1						
Tim McCarver, L (1, 3) OBP: 0.326, SLG: 0.353	F9			1B		F7			BB	3	0	1	0	1	0	1						
Ted Simmons, S (1, 2) OBP: 0.360, SLG: 0.428		F9		L4-3		P6-4-3			BB	4	0	1	0	0	0	2						
Jose Cruz, L (1, 8) OBP: 0.316, SLG: 0.396		K			1B			F5		4	0	1	0	0	1	2						
Bernie Carbo, L (1, 9) OBP: 0.378, SLG: 0.401	F9				1B			F5		4	0	2	0	0	0	2						
Ken Reitz, R (1, 5) OBP: 0.245, SLG: 0.327			P4-3		L7			L5-4		4	0	1	0	0	1	5						
Mike Tyson, R (1, 6) OBP: 0.280, SLG: 0.296				P4-3		P5		P4-3		2	0	0	0	0	0	3						
Bake McBride, L (8, PH) OBP: 0.357, SLG: 0.280										1	0	0	0	0	0	0						
Orlando Pena, R (8, 1)										0	0	0	0	0	0	0						
Reggie Cleveland, R (1, 1) OBP: 0.286, SLG: 0.303										2	0	0	0	0	1	3						
Al Hrabosky, R (7, 1)										0	0	0	0	0	0	0						
Tom Heintzelman, R (8, PH) OBP: 0.407, SLG: 0.333			6-3							1	0	0	0	0	0	0						
Mick Kelleher, R (8, 6) OBP: 0.262, SLG: 0.216										0	0	0	0	0	0	0						
<b>Inning Stats</b>	R: 0 E: 0 K: 0 S: 3	H: 0 LOB: 0 BB: 0 P: 3	R: 0 E: 0 K: 1 S: 5	H: 0 LOB: 0 BB: 0 P: 5	R: 0 E: 0 K: 0 S: 4	H: 1 LOB: 1 BB: 0 P: 4	R: 0 E: 0 K: 0 S: 3	H: 1 LOB: 0 BB: 0 P: 3	R: 0 E: 0 K: 1 S: 7	H: 2 LOB: 2 BB: 0 P: 7	R: 1 E: 0 K: 0 S: 4	H: 2 LOB: 0 BB: 0 P: 4	R: 0 E: 0 K: 0 S: 3	H: 1 LOB: 0 BB: 0 P: 3	R: 0 E: 0 K: 0 S: 3	H: 0 LOB: 1 BB: 1 P: 7		R: 0 E: 0 K: 1 S: 6	H: 1 LOB: 2 BB: 1 P: 10	1B: 7 2B: 3 3B: 0 HR: 0	SF: 0 SAC: 0 DP: 3 HBP: 0	WP: 0 PB: 0 SB: 3 CS: 0
<b>PITCHER</b>	IP WLS BF H R ER SO BB IBB HBP BLK WP HR S P ERA WHIP																					
Mitt Pappas, R (1, 1) ERA: 4.33	7.0 W 25 7 1 1 2 0 0 0 0 0 0 29 29 1.29 1.000																					
Bob Locker, R (8, 1) ERA: 2.53	2.0 S 9 1 0 0 1 2 0 0 0 0 0 0 9 17 0.00 1.500																					

Batter	1	2	3	4	5	6	7	8	9	AB	R	H	RBI	BB	SO	LOB	BOTTOM					
Don Kessinger, S (1, 6) OBP: 0.332, SLG: 0.306	4-3		4-3		4-3		E8			4	0	1	1	0	0	0	<b>St. Louis Cardinals @ Chicago Cubs</b> Wrigley Field, Chicago, IL Sat Sep 08 1973, 3:33 AM CDT Att: 28,471 - Cloudy - 68 F					
Rick Monday, L (1, 8) OBP: 0.374, SLG: 0.470	F8					SH1-4		2H		3	0	1	0	0	1	0						
Carmen Fanzone, R (7, PH) OBP: 0.336, SLG: 0.411			K							1	0	0	0	0	1	2						
Bob Locker, S (8, 1) OBP: 0.071, SLG: 0.071										0	0	0	0	0	0	0						
Billy Williams, L (1, 3) OBP: 0.382, SLG: 0.455	FC6-4			SH1-4		SH1-4				2	1	1	0	2	1	2						
Rico Carty, R (1, 7) OBP: 0.308, SLG: 0.296				SF7		SH1-4				3	0	1	0	0	0	1						
Gene Hiser, L (9, 9) OBP: 0.256, SLG: 0.238	FC6-4			SF7		SH1-4				0	0	0	0	0	0	0						
Jim Hickman, R (1, 9) OBP: 0.377, SLG: 0.311		1-3		SH1-4						2	0	0	0	1	0	0						
Ron Santo, R (1, 5) OBP: 0.358, SLG: 0.451		F7								3	1	1	1	1	1	3						
Paul Popovich, S (1, 4) OBP: 0.279, SLG: 0.307				SF7		P8				3	0	1	1	0	0	3						
Ken Rudolph, R (1, 2) OBP: 0.210, SLG: 0.265				CS						2	0	0	0	0	1	1						
Ralph LaCook, L (7, PH) OBP: 0.429, SLG: 0.571										1	0	1	0	0	0	0						
Matt Alexander, S (7, PR)										0	1	0	0	0	0	0						
Randy Hundley, R (8, 2) OBP: 0.281, SLG: 0.340										0	0	0	0	0	0	0						
Mitt Pappas, R (1, 1) OBP: 0.083, SLG: 0.109										2	0	0	0	0	1	0						
Cleo James, R (7, PH) OBP: 0.133, SLG: 0.114										0	0	0	0	0	0	0						
<b>Inning Stats</b>	R: 0 E: 0 K: 0 S: 3	H: 0 LOB: 1 BB: 1 P: 7	R: 0 E: 0 K: 1 S: 6	H: 1 LOB: 0 BB: 0 P: 6	R: 0 E: 0 K: 2 S: 7	H: 0 LOB: 0 BB: 0 P: 7	R: 1 E: 0 K: 0 S: 4	H: 2 LOB: 1 BB: 1 P: 8	R: 0 E: 0 K: 0 S: 3	H: 0 LOB: 0 BB: 0 P: 3	R: 0 E: 0 K: 1 S: 6	H: 1 LOB: 3 BB: 2 P: 14	R: 1 E: 1 K: 2 S: 9	H: 2 LOB: 2 BB: 0 P: 9	R: 0 E: 0 K: 0 S: 4	H: 1 LOB: 0 BB: 0 P: 4	R: 1 E: 0 K: 0 S: 4	H: 1 LOB: 0 BB: 0 P: 4	1B: 4 2B: 2 3B: 0 HR: 1	SF: 1 SAC: 3 DP: 0 HBP: 0	WP: 0 PB: 0 SB: 0 CS: 1	PA: 35
<b>PITCHER</b>	IP WLS BF H R ER SO BB IBB HBP BLK WP HR S P ERA WHIP																					
Reggie Cleveland, R (1, 1) ERA: 3.07	6.1 L 28 6 2 2 4 1 3 0 0 0 0 0 32 48 2.84 1.105																					
Al Hrabosky, L (7, 1) ERA: 1.72	0.2 2 0 0 0 2 0 0 0 0 0 0 0 6 6 0.00 0.000																					
Orlando Pena, R (8, 1) ERA: 3.14	1.0 4 1 1 1 0 0 0 0 0 0 0 1 4 4 9.00 1.000																					

AB	32
R	1
H	8
RBI	1
BB	2
SO	3
LOB	20





Batter	1	2	3	4	5	6	7	8	9	AB	R	H	RBI	BB	SO	LOB	TOP																
Lou Brock, L (1.7) OBP: 0.364, SLG: 0.391										4	0	2	0	1	1	1	<b>St. Louis Cardinals @ Chicago Cubs</b> Wrigley Field, Chicago, IL Sun Sep 09 1973, 3:33 AM CDT Att: 26,029 - Overcast - 64 F																
Ted Sizemore, R (1.4) OBP: 0.355, SLG: 0.318										4	0	0	0	0	1	5																	
Ted Simmons, S (1.2) OBP: 0.358, SLG: 0.426 Larry Haney, R (6.2) OBP: 0.333, SLG: 0.333										3	0	0	0	0	0	1																	
Bernie Carbo, L (1.9) OBP: 0.380, SLG: 0.403										4	1	2	0	0	1	0																	
Tim McCarver, L (1.3) OBP: 0.331, SLG: 0.362											4	1	3	0	0	0		0															
Jose Cruz, L (1.8) OBP: 0.316, SLG: 0.395 Luis Melendez, R (8. PH) OBP: 0.312, SLG: 0.314											3	0	1	1	0	0		2															
Ken Reitz, R (1.5) OBP: 0.248, SLG: 0.329											4	1	2	1	0	0		2															
Mike Tyson, R (1.6) OBP: 0.283, SLG: 0.304											3	1	2	1	0	0		0															
Mike Nagy, R (1.1) Rich Ffolkes, L (5.1) Orlando Pena, R (5.1) Bake McBride, L (7. PH) Al Hrabosky, R (7.1) Tom Hainzelman, R (8. PH)											2	0	1	1	0	1		0															
<b>Inning Stats</b>	R: 0 E: 0 K: 1 S: 5	H: 1 LOB: 0 BB: 0 P: 5	R: 2 E: 0 K: 0 S: 5	H: 4 LOB: 1 BB: 0 P: 5	R: 0 E: 0 K: 1 S: 6	H: 1 LOB: 1 BB: 0 P: 6	R: 0 E: 0 K: 0 S: 3	H: 0 LOB: 0 BB: 0 P: 3	R: 1 E: 0 K: 0 S: 5	H: 2 LOB: 1 BB: 0 P: 5	R: 1 E: 0 K: 1 S: 6	H: 2 LOB: 1 BB: 0 P: 6	R: 0 E: 0 K: 0 S: 4	H: 1 LOB: 2 BB: 0 P: 8	R: 0 E: 0 K: 1 S: 7	H: 0 LOB: 0 BB: 0 P: 7		R: 0 E: 0 K: 2 S: 7	H: 0 LOB: 0 BB: 0 P: 7	1B: 10 2B: 3 3B: 0 HR: 0	SF: 0 SAC: 1 DP: 1 HBP: 0	WP: 0 PA: 37 PB: 0 SB: 0 CS: 1											
<b>PITCHER</b>	IP WLS BF H R ER SO BB IBB HBP BLK WP HR S P ERA WHIP																																
Fergie Jenkins, R (1.1) ERA: 3.93	6.0	25	11	4	4	3	0	0	0	0	0	0	0	31	31	6.00	1.833																
Bill Bonham, R (7.1) ERA: 3.33	1.1	6	1	0	0	1	0	1	0	0	0	0	0	7	11	0.00	0.750																
Mike Paul, L (8.1) ERA: 4.84	0.0	1	1	0	0	0	0	0	0	0	0	0	0	1	1	∞	∞																
Bob Locker, R (8.1) ERA: 2.49	1.2	W 5	0	0	0	2	0	0	0	0	0	0	0	9	9	0.00	0.000																

Batter	1	2	3	4	5	6	7	8	9	AB	R	H	RBI	BB	SO	LOB	BOTTOM																
Don Kessinger, S (1.6) OBP: 0.331, SLG: 0.308										4	1	1	0	0	0	0	<b>St. Louis Cardinals @ Chicago Cubs</b> Wrigley Field, Chicago, IL Sun Sep 09 1973, 3:33 AM CDT Att: 26,029 - Overcast - 64 F																
Rick Monday, L (1.8) OBP: 0.377, SLG: 0.485										4	3	3	3	0	1	0																	
Billy Williams, L (1.7) OBP: 0.386, SLG: 0.467										2	1	2	2	2	0	0																	
Gonzalo Marquez, L (1.3) OBP: 0.273, SLG: 0.279 Rico Carty, R (6. PH) OBP: 0.308, SLG: 0.296 Ralph LaCock, L (6.9) OBP: 0.333, SLG: 0.444										2	0	0	0	0	0	2																	
Jim Hickman, R (1.9) OBP: 0.371, SLG: 0.304											4	0	0	0	1	2																	
Ron Santo, R (1.5) OBP: 0.356, SLG: 0.447										4	0	0	0	0	1	0																	
Paul Popovich, S (1.4) OBP: 0.280, SLG: 0.307										3	0	1	0	0	0	0																	
Ken Rudolph, R (1.2) OBP: 0.205, SLG: 0.259										3	0	0	0	0	1	1																	
Fergie Jenkins, R (1.1) OBP: 0.183, SLG: 0.171 Bill Bonham, R (7.1) OBP: 0.054, SLG: 0.054 Mike Paul, L (8.1) Bob Locker, S (8.1) OBP: 0.071, SLG: 0.071										2	0	0	0	0	0	0																	
<b>Inning Stats</b>	R: 1 E: 0 K: 0 S: 4	H: 1 LOB: 1 BB: 1 P: 8	R: 0 E: 0 K: 1 S: 5	H: 0 LOB: 0 BB: 0 P: 5	R: 1 E: 0 K: 0 S: 4	H: 1 LOB: 1 BB: 1 P: 8	R: 0 E: 0 K: 1 S: 6	H: 1 LOB: 1 BB: 0 P: 6	R: 2 E: 0 K: 0 S: 6	H: 3 LOB: 1 BB: 0 P: 6	R: 0 E: 0 K: 2 S: 7	H: 0 LOB: 0 BB: 0 P: 7	R: 0 E: 0 K: 1 S: 6	H: 1 LOB: 0 BB: 0 P: 6	R: 1 E: 0 K: 1 S: 6	H: 0 LOB: 0 BB: 0 P: 6		1B: 2 2B: 1 3B: 1 HR: 3	SF: 0 SAC: 0 DP: 0 HBP: 0	WP: 0 PA: 33 PB: 0 SB: 0 CS: 0													
<b>PITCHER</b>	IP WLS BF H R ER SO BB IBB HBP BLK WP HR S P ERA WHIP																																
Mike Nagy, R (1.1) ERA: 3.76	4.1	20	5	4	4	2	2	0	0	0	0	0	0	22	30	8.31	1.615																
Rich Ffolkes, L (5.1) ERA: 3.43	0.0	1	1	0	0	0	0	0	0	0	0	0	0	1	1	∞	∞																
Orlando Pena, R (5.1) ERA: 3.09	1.2	5	0	0	0	0	0	0	0	0	0	0	0	5	5	0.00	0.000																
Al Hrabosky, L (7.1) ERA: 1.84	2.0	L 7	1	1	1	3	0	0	0	0	0	1	13	13	4.50	0.500																	

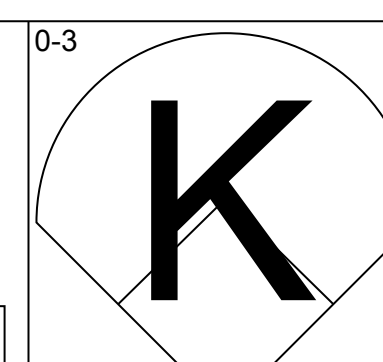
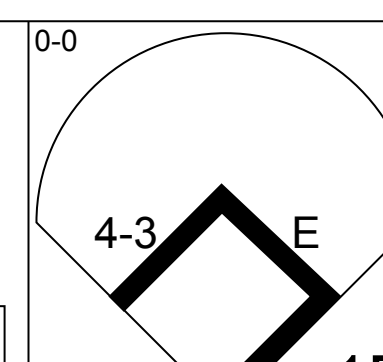
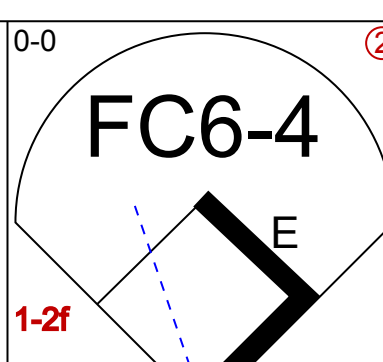
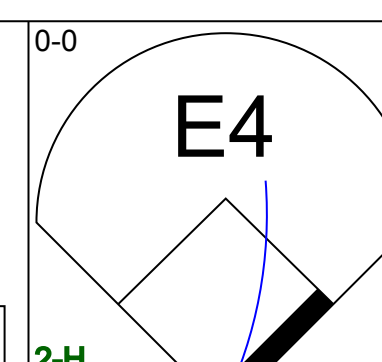
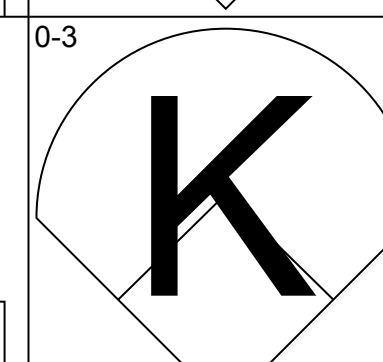
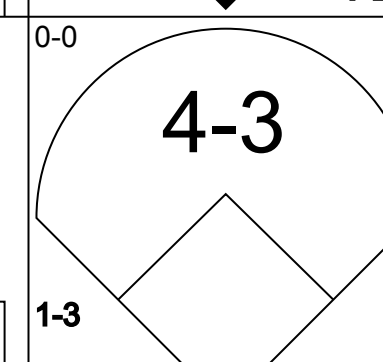
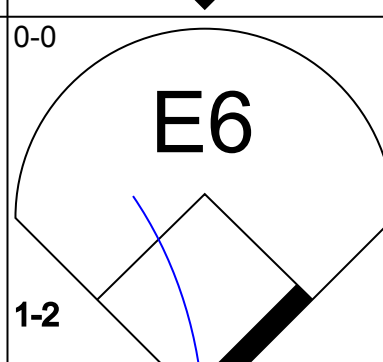
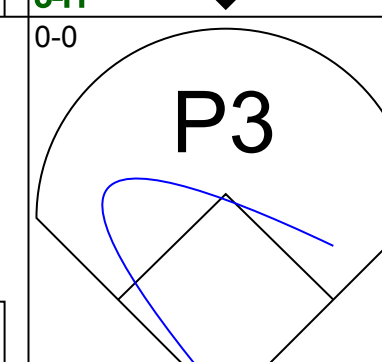
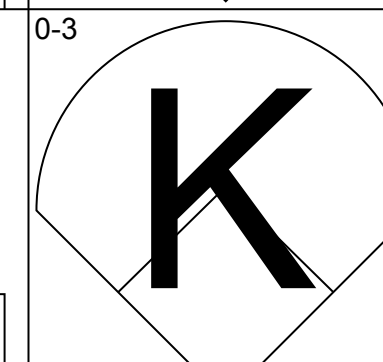
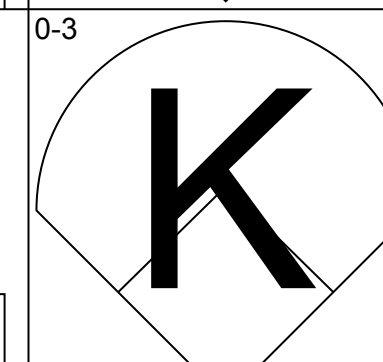
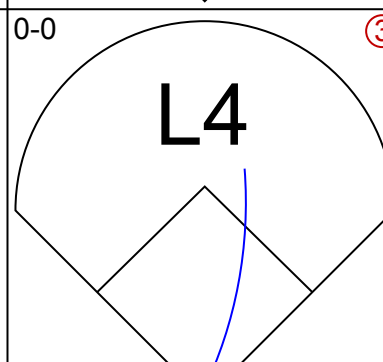
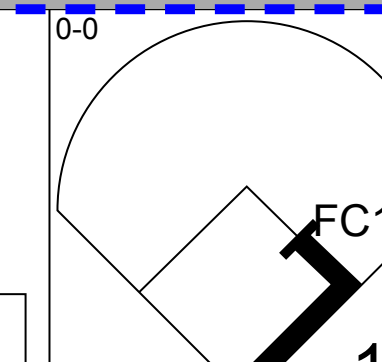
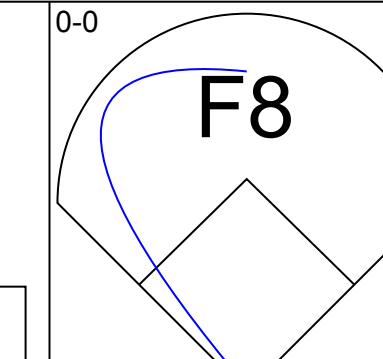
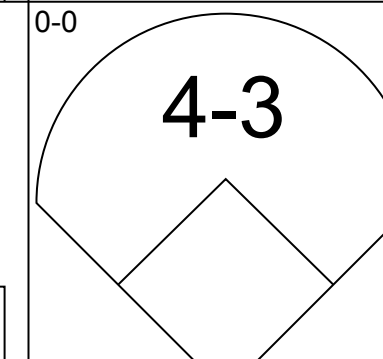
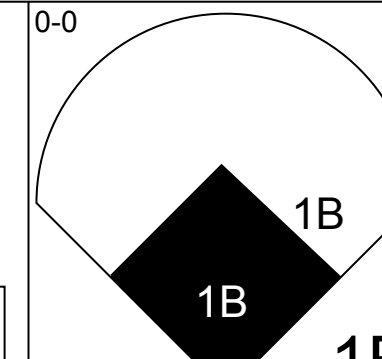
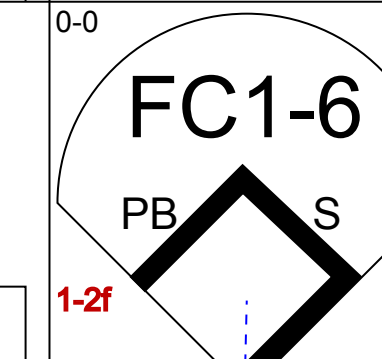
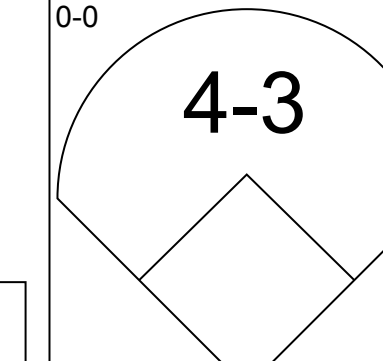
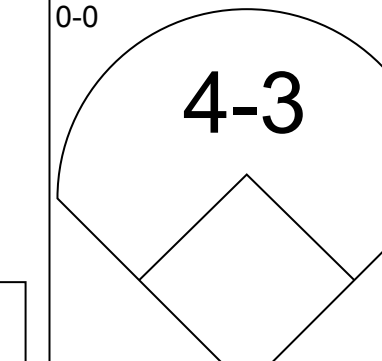
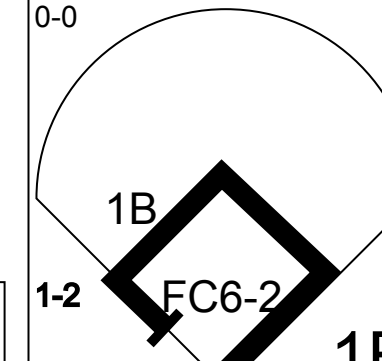
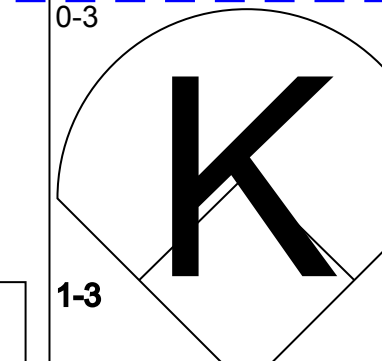
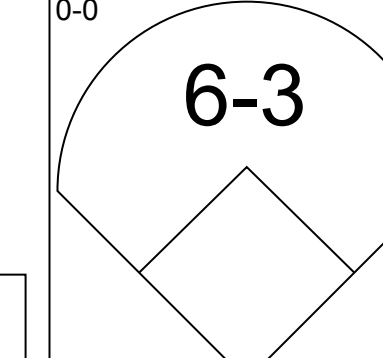
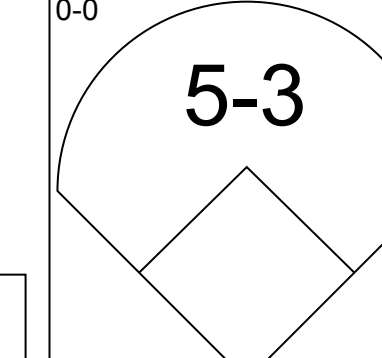
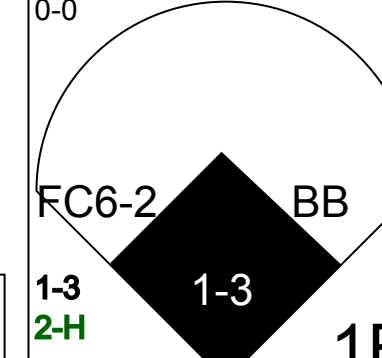
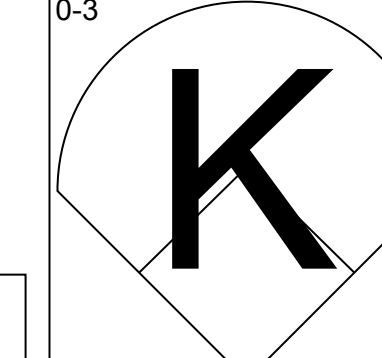
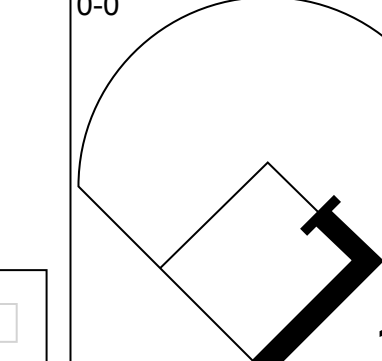
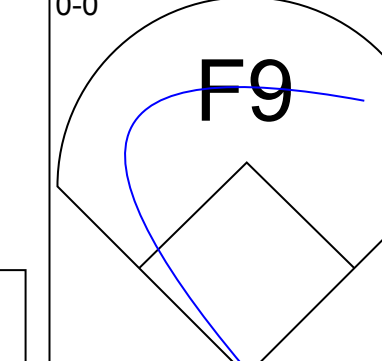
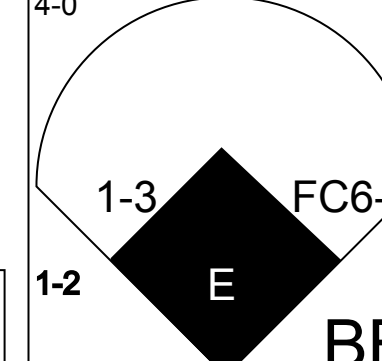
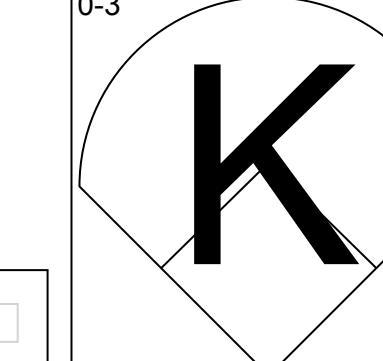
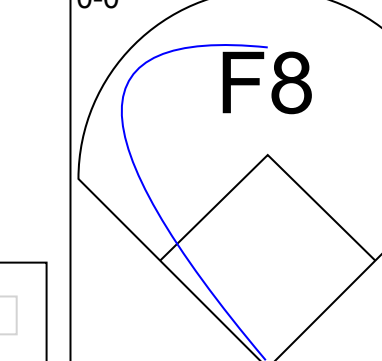
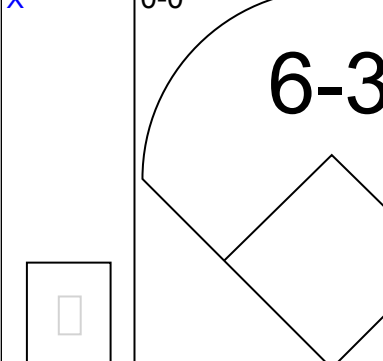
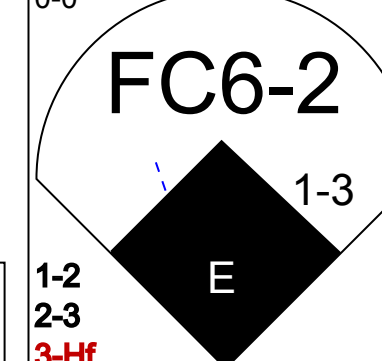
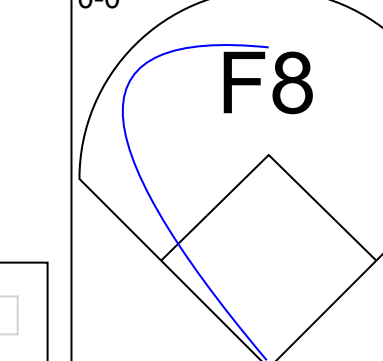
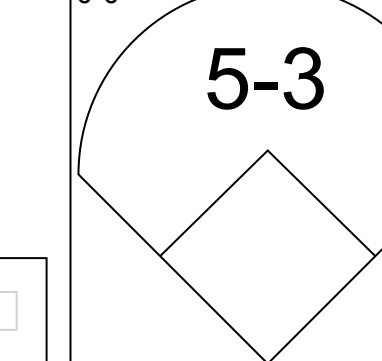
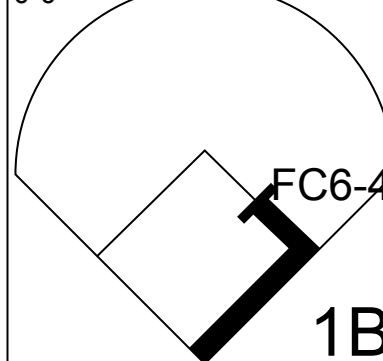
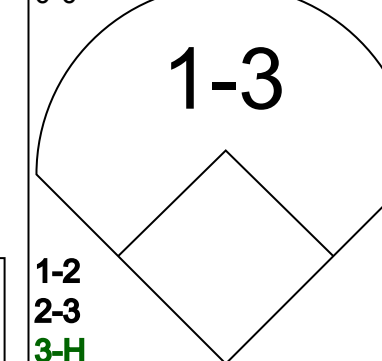
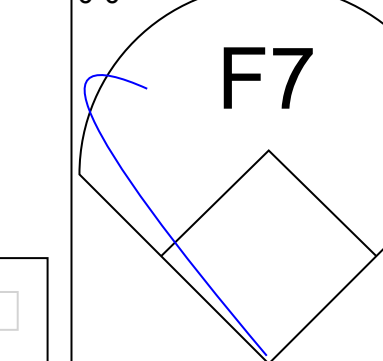
AB 35  
R 4  
H 13  
RBI 4  
BB 1  
SO 6  
LOB 14



AB 31  
R 5  
H 7  
RBI 5  
BB 2  
SO 5  
LOB 6



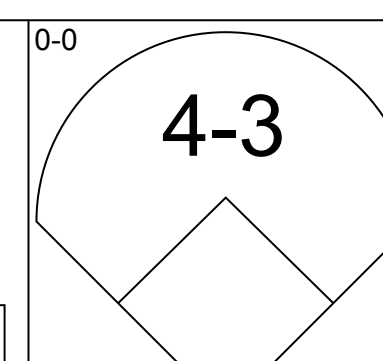
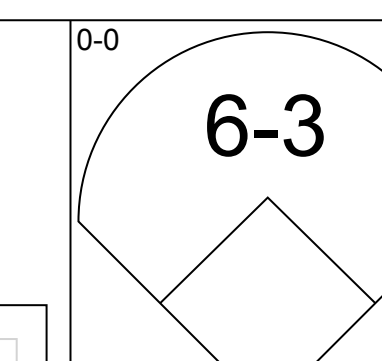
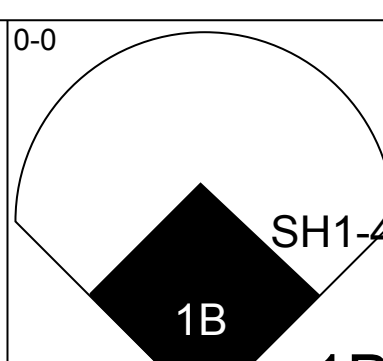
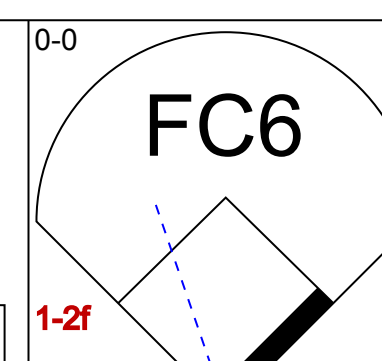
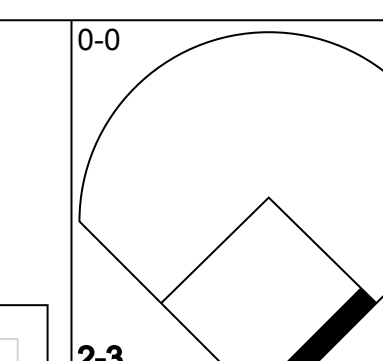
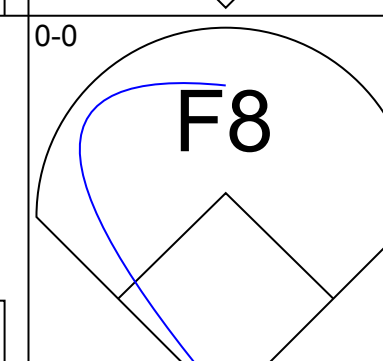
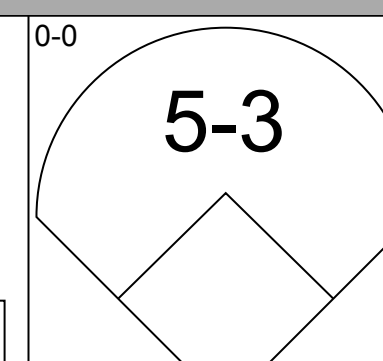
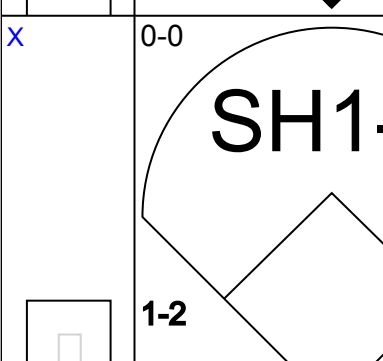
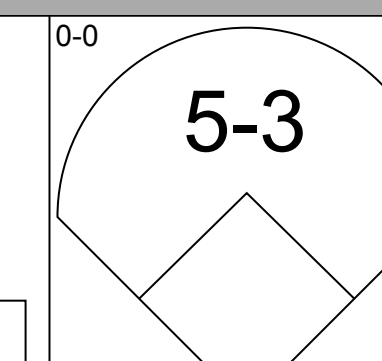
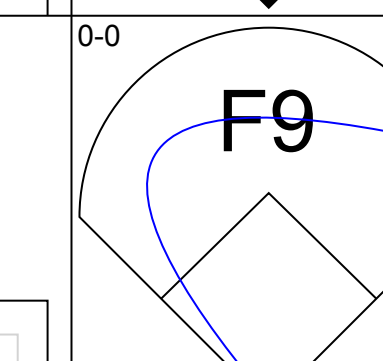
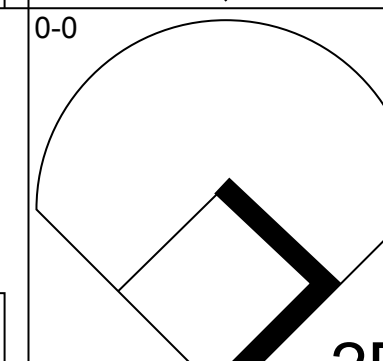
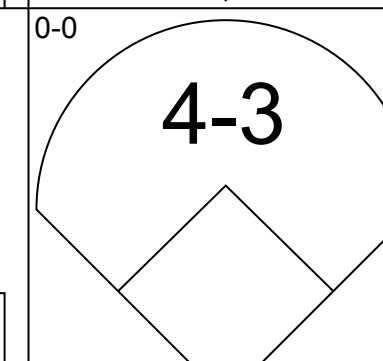
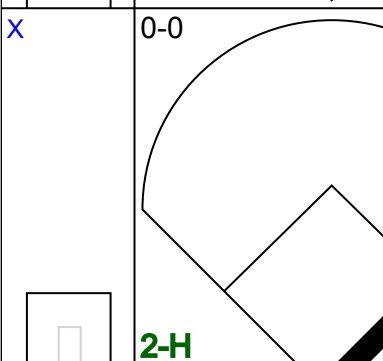
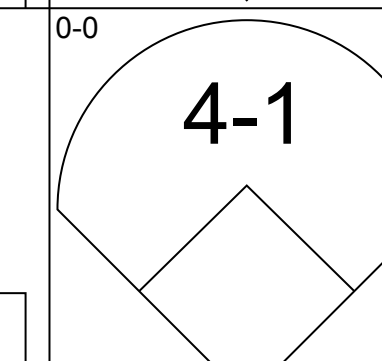
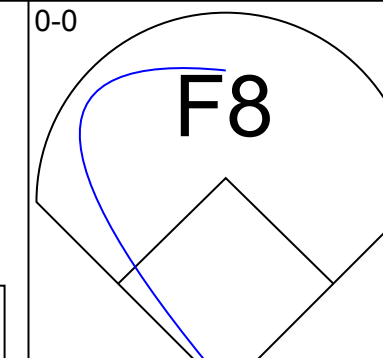
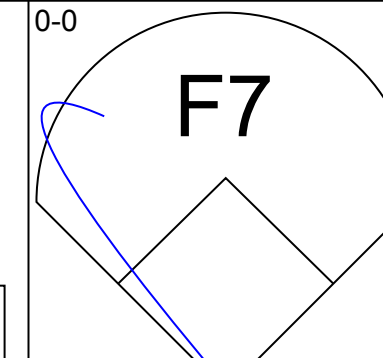
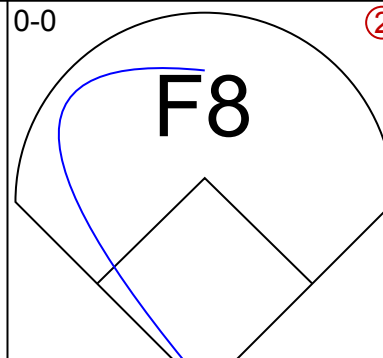
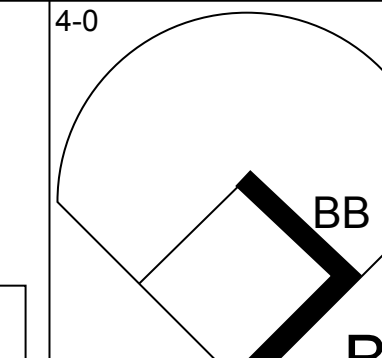
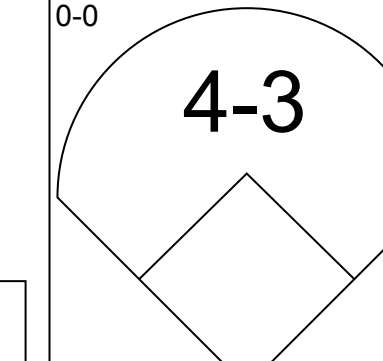
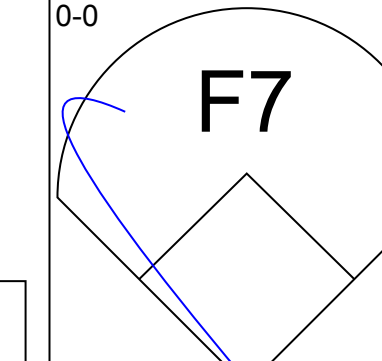
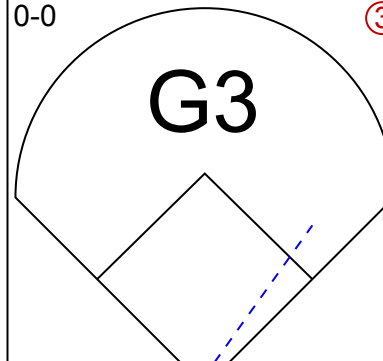
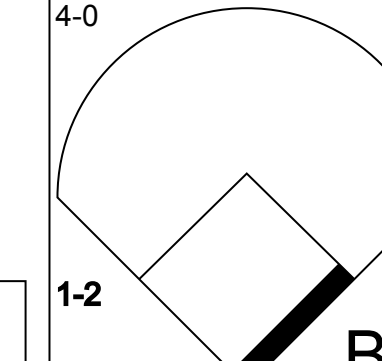
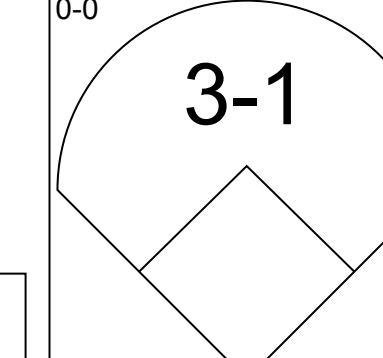
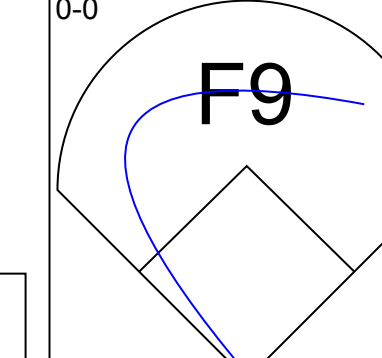
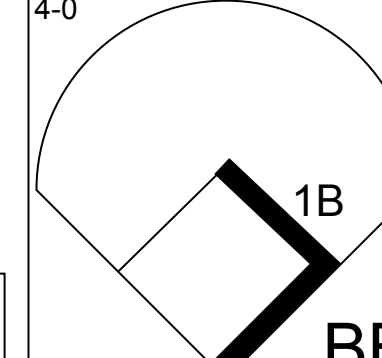

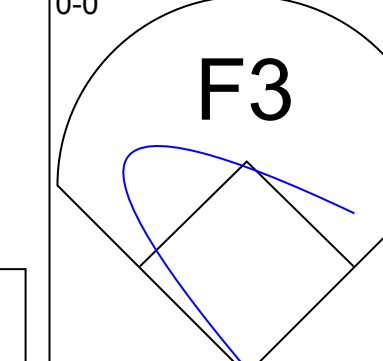
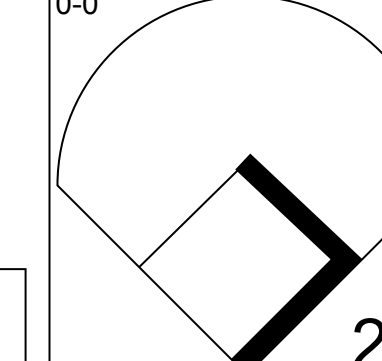
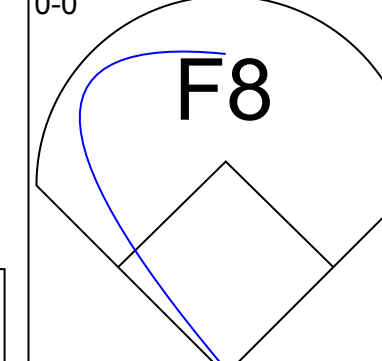
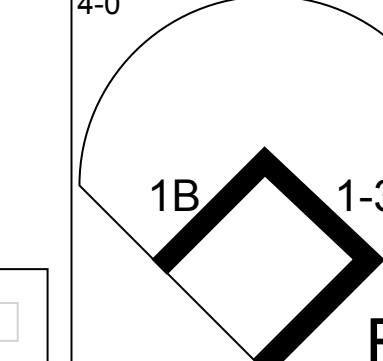
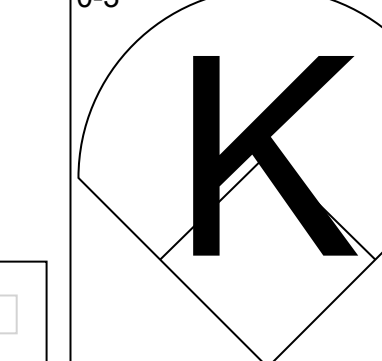
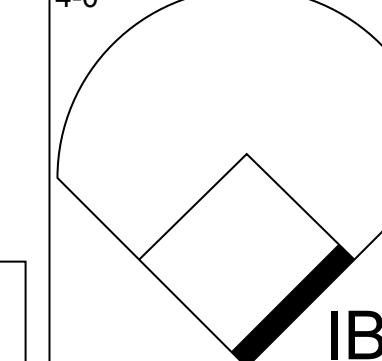
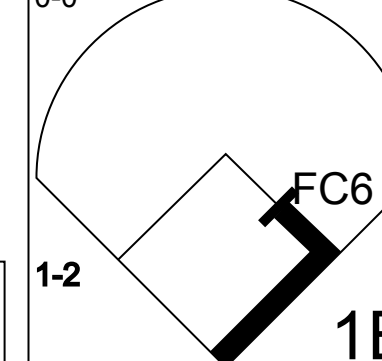
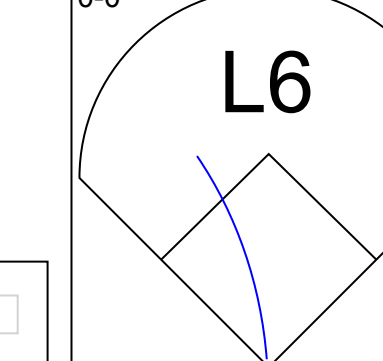


Batter	1	2	3	4	5	6	7	8	9	AB	R	H	RBI	BB	SO	LOB	TOP					
Larry Lintz, S OBP: 0.366, SLG: 0.257 (1, 4)										4	0	1	0	0	1	1						
Ron Fairly, L OBP: 0.427, SLG: 0.464 Felipe Alou, R OBP: 0.258, SLG: 0.321 (1, 7) (7, 7)										4	0	0	0	0	1	3						
Ken Singleton, S OBP: 0.421, SLG: 0.495 (1, 9)										4	0	1	0	0	2	3						
Mike Jorgensen, L OBP: 0.339, SLG: 0.351 (1, 3)										4	1	1	0	0	0	2						
Jim Lyttle, L OBP: 0.267, SLG: 0.403 Hal Breeden, R OBP: 0.361, SLG: 0.551 Ron Woods, R OBP: 0.334, SLG: 0.305 (1, 8) (8, PH) (8, 8)										3	0	1	0	0	0	0						
Bob Bailey, R OBP: 0.375, SLG: 0.500 (1, 5)										4	1	1	1	0	1	1						
Bob Stinson, S OBP: 0.343, SLG: 0.356 (1, 2)										3	1	1	0	1	1	0						
Tim Foli, R OBP: 0.294, SLG: 0.288 (1, 6)										4	1	0	0	0	0	3						
Steve Renko, R OBP: 0.352, SLG: 0.370 Mike Marshall, R OBP: 0.290, SLG: 0.241 (1, 1) (8, 1)										3	0	1	1	0	0	2						
<b>Inning Stats</b>	R: 0 E: 0 K: 3 S: 9	H: 0 LOB: 0 BB: 0 P: 9	R: 0 E: 0 K: 0 S: 3	H: 0 LOB: 0 BB: 0 P: 3	R: 0 E: 0 K: 1 S: 3	H: 1 LOB: 0 BB: 0 P: 3	R: 0 E: 1 K: 1 S: 6	H: 1 LOB: 1 BB: 0 P: 6	R: 0 E: 0 K: 0 S: 3	H: 0 LOB: 0 BB: 0 P: 3	R: 0 E: 0 K: 0 S: 5	H: 1 LOB: 2 BB: 0 P: 5	R: 4 E: 1 K: 0 S: 7	H: 3 LOB: 1 BB: 1 P: 11	R: 0 E: 0 K: 2 S: 8	H: 1 LOB: 1 BB: 0 P: 8	R: 0 E: 0 K: 1 S: 5	H: 0 LOB: 0 BB: 0 P: 5	1B: 7 2B: 0 3B: 0 HR: 0	SF: 0 SAC: 0 DP: 0 HBP: 0	WP: 0 PB: 1 SB: 1 CS: 0	PA: 36
<b>PITCHER</b>	IP	WLS	BF	H	R	ER	SO	BB	IBB	HBP	BLK	WP	HR	S	P	ERA	WHIP					
Alan Foster, R ERA: 3.05 Al Hrabosky, L ERA: 1.82 Diego Segui, R ERA: 2.72 (1, 1) (8, 1) (8, 1)	7.0	L	29	6	4	2	4	1	0	0	0	0	0	36	40	2.57	1.000					

**Montreal Expos @ St. Louis Cardinals**  
 Busch Stadium, St. Louis, MO  
 Tue Sep 11 1973, 7:05 PM CDT  
 Att: 13,610 - Unknown

AB	35
R	4
H	7
RBI	2
BB	1
SO	7
LOB	16



Batter	1	2	3	4	5	6	7	8	9	AB	R	H	RBI	BB	SO	LOB	BOTTOM					
Lou Brock, L OBP: 0.364, SLG: 0.391 (1, 7)										5	1	2	0	0	0	2						
Ted Sizemore, R OBP: 0.352, SLG: 0.316 (1, 4)										4	0	0	0	0	0	2						
Ted Simmons, S OBP: 0.359, SLG: 0.428 (1, 2)										4	0	2	1	0	0	0						
Bernie Carbo, L OBP: 0.378, SLG: 0.399 (1, 9)										3	0	0	0	1	0	2						
Tim McCarver, L OBP: 0.328, SLG: 0.359 Ken Reitz, R OBP: 0.250, SLG: 0.329 (1, 3) (7, 5)										3	0	0	0	0	0	1						
Jose Cruz, L OBP: 0.315, SLG: 0.392 (1, 8)										3	0	0	0	1	1	2						
Joe Torre, R OBP: 0.383, SLG: 0.409 (7, 3)										3	0	1	0	1	0	1						
Mike Tyson, R OBP: 0.284, SLG: 0.303 Bake McBride, L OBP: 0.367, SLG: 0.296 Al Hrabosky, R Diego Segui, R Luis Melendez, R Alan Foster, R Matty Alou, L Mick Kelleher, R Tommie Agee, R (1, 6) (7, PH) (8, 1) (8, 1) (8, PH) (1, 1) (7, PH) (8, 6) (8, PH)										1	0	0	0	1	1	0						
<b>Inning Stats</b>	R: 0 E: 0 K: 0 S: 4	H: 1 LOB: 1 BB: 0 P: 4	R: 0 E: 0 K: 0 S: 3	H: 0 LOB: 0 BB: 0 P: 3	R: 0 E: 0 K: 1 S: 5	H: 0 LOB: 0 BB: 0 P: 5	R: 0 E: 0 K: 0 S: 3	H: 0 LOB: 0 BB: 0 P: 3	R: 0 E: 0 K: 0 S: 4	H: 1 LOB: 2 BB: 1 P: 8	R: 1 E: 0 K: 0 S: 5	H: 2 LOB: 1 BB: 0 P: 5	R: 0 E: 0 K: 0 S: 4	H: 1 LOB: 2 BB: 1 P: 8	R: 0 E: 0 K: 1 S: 5	H: 0 LOB: 2 BB: 2 P: 13	R: 0 E: 0 K: 0 S: 4	H: 1 LOB: 2 BB: 1 P: 8	1B: 4 2B: 2 3B: 0 HR: 0	SF: 0 SAC: 1 DP: 0 HBP: 0	WP: 0 PB: 0 SB: 0 CS: 0	PA: 38
<b>PITCHER</b>	IP	WLS	BF	H	R	ER	SO	BB	IBB	HBP	BLK	WP	HR	S	P	ERA	WHIP					
Steve Renko, R Mike Marshall, R (1, 1) (8, 1)	7.2	W	32	5	1	1	1	3	1	0	0	0	0	30	46	1.17	1.043					

**Montreal Expos @ St. Louis Cardinals**  
 Busch Stadium, St. Louis, MO  
 Tue Sep 11 1973, 7:05 PM CDT  
 Att: 13,610 - Unknown

AB	32
R	1
H	6
RBI	1
BB	5
SO	2
LOB	16





Batter	1	2	3	4	5	6	7	8	9	AB	R	H	RBI	BB	SO	LOB	TOP					
Larry Lintz, S OBP: 0.372, SLG: 0.270 (1, 4)										4	0	2	1	0	1	1	<b>Montreal Expos @ St. Louis Cardinals</b> Busch Stadium, St. Louis, MO Wed Sep 12 1973, 7:05 PM CDT Att: 13,121 - Unknown					
Ron Fairly, L OBP: 0.428, SLG: 0.463 Tony Scott, S (8, FR)										3	0	1	0	1	0	2						
Felipe Alou, R OBP: 0.258, SLG: 0.321 (8, 7)										0	0	0	0	0	0	0						
Ken Singleton, S OBP: 0.423, SLG: 0.495 (1, 9)										2	0	1	0	1	1	1						
Mike Jorgensen, L OBP: 0.338, SLG: 0.348 (1, 3)										3	0	0	0	1	1	4						
Jim Lyttle, L OBP: 0.253, SLG: 0.380 (1, 8)										4	0	0	0	0	0	4						
Bob Bailey, R OBP: 0.374, SLG: 0.504 (1, 5)										4	1	1	1	0	1	0						
Bob Stinson, S OBP: 0.330, SLG: 0.341 (1, 2)										4	0	0	0	0	2	0						
Tim Foli, R OBP: 0.296, SLG: 0.290 (1, 6)										4	1	2	0	0	0	0						
Steve Rogers, R OBP: 0.189, SLG: 0.121 (1, 1)										3	0	0	0	0	1	1						
<b>Inning Stats</b>	R: 0 E: 0 K: 2 S: 9	H: 2 LOB: 2 BB: 0 P: 9	R: 0 E: 0 K: 2 S: 7	H: 0 LOB: 0 BB: 0 P: 7	R: 0 E: 0 K: 1 S: 6	H: 1 LOB: 2 BB: 1 P: 10	R: 0 E: 0 K: 1 S: 5	H: 0 LOB: 0 BB: 0 P: 5	R: 1 E: 0 K: 1 S: 7	H: 2 LOB: 1 BB: 0 P: 7	R: 0 E: 0 K: 0 S: 3	H: 0 LOB: 0 BB: 0 P: 3	R: 0 E: 0 K: 0 S: 4	H: 1 LOB: 1 BB: 0 P: 4	R: 0 E: 0 K: 0 S: 2	H: 0 LOB: 2 BB: 2 P: 10	R: 1 E: 0 K: 0 S: 4	H: 1 LOB: 0 BB: 0 P: 4	1B: 6 2B: 0 3B: 0 HR: 1	SF: 0 SAC: 2 DP: 1 HBP: 0	WP: 0 PB: 0 SB: 2 CS: 0	PA: 36
<b>PITCHER</b> Rick Wise, R ERA: 3.54 (1, 1)	IP: 9.0 WLS: L BF: 36	H: 7 R: 2 ER: 2 SO: 7	BB: 2 IBB: 1 HBP: 0 BLK: 0	WP: 0 HR: 1 S: 47 P: 59	ERA: 2.00 WHIP: 1.000	<b>PITCHER</b>										IP: 9.0 WLS: W BF: 38	H: 6 R: 1 ER: 1 SO: 2	BB: 6 IBB: 0 HBP: 0 BLK: 0	WP: 1 HR: 0 S: 36 P: 60	ERA: 1.00 WHIP: 1.333		

AB	31
R	2
H	7
RBI	2
BB	3
SO	7
LOB	13



Batter	1	2	3	4	5	6	7	8	9	AB	R	H	RBI	BB	SO	LOB	BOTTOM			
Lou Brock, L OBP: 0.364, SLG: 0.390 (1, 7)										4	1	1	0	1	0	2	<b>Montreal Expos @ St. Louis Cardinals</b> Busch Stadium, St. Louis, MO Wed Sep 12 1973, 7:05 PM CDT Att: 13,121 - Unknown			
Ted Sizemore, R OBP: 0.352, SLG: 0.315 (1, 4)										4	0	1	0	1	0	0				
Ted Simmons, S OBP: 0.358, SLG: 0.429 (1, 2)										4	0	1	1	0	0	3				
Bernie Carbo, L OBP: 0.383, SLG: 0.397 (1, 9)										1	0	0	0	3	0	2				
Tim McCarver, L OBP: 0.324, SLG: 0.354 (1, 3)										4	0	0	0	0	1	5				
Jose Cruz, L OBP: 0.313, SLG: 0.388 (1, 8)										4	0	0	0	0	1	3				
Joe Torre, R OBP: 0.382, SLG: 0.407 (1, 5)										4	0	1	0	0	0	3				
Mike Tyson, R OBP: 0.284, SLG: 0.302 (1, 6)										4	0	1	0	0	0	1				
Rick Wise, R OBP: 0.253, SLG: 0.382 Matty Alou, L OBP: 0.337, SLG: 0.355 (9, PH)										2	0	1	0	1	0	0				
<b>Inning Stats</b>	R: 1 E: 0 K: 1 S: 7	H: 2 LOB: 3 BB: 2 P: 15	R: 0 E: 0 K: 0 S: 3	H: 0 LOB: 0 BB: 0 P: 3	R: 0 E: 0 K: 0 S: 3	H: 0 LOB: 1 BB: 1 P: 7	R: 0 E: 0 K: 0 S: 4	H: 1 LOB: 2 BB: 1 P: 8	R: 0 E: 0 K: 1 S: 5	H: 0 LOB: 0 BB: 0 P: 5	R: 0 E: 0 K: 0 S: 4	H: 2 LOB: 2 BB: 1 P: 8	R: 0 E: 0 K: 0 S: 4	H: 1 LOB: 1 BB: 0 P: 4	R: 0 E: 0 K: 0 S: 3	H: 0 LOB: 0 BB: 0 P: 3	1B: 4 2B: 2 3B: 0 HR: 0	SF: 0 SAC: 0 DP: 1 HBP: 0	WP: 1 PB: 1 SB: 1 CS: 0	PA: 38
<b>PITCHER</b> Steve Rogers, R ERA: 1.15 (1, 1)	IP: 9.0 WLS: W BF: 38	H: 6 R: 1 ER: 1 SO: 2	BB: 6 IBB: 0 HBP: 0 BLK: 0	WP: 1 HR: 0 S: 36 P: 60	ERA: 1.00 WHIP: 1.333	<b>PITCHER</b>										IP: 9.0 WLS: W BF: 38	H: 6 R: 1 ER: 1 SO: 2	BB: 6 IBB: 0 HBP: 0 BLK: 0	WP: 1 HR: 0 S: 36 P: 60	ERA: 1.00 WHIP: 1.333

AB	32
R	1
H	6
RBI	1
BB	6
SO	2
LOB	19









Batter	1	2	3	4	5	6	7	8	9	AB	R	H	RBI	BB	SO	LOB	TOP			
Rennie Stennett, R OBP: 0.269, SLG: 0.356										5	2	1	0	0	1		<b>Pittsburgh Pirates @ St. Louis Cardinals</b> Busch Stadium, St. Louis, MO Sat Sep 15 1973, 3:33 AM CDT Att: 28,219 - Unknown <a href="http://livebaseballscorecards.com">livebaseballscorecards.com</a>			
Dave Parker, L OBP: 0.299, SLG: 0.474										4	2	2	3	0	0	1				
Al Oliver, L OBP: 0.318, SLG: 0.472										3	0	1	1	0	0	0				
Willie Stargell, L OBP: 0.387, SLG: 0.647										3	1	0	0	1	1	1				
Richie Hebner, L OBP: 0.353, SLG: 0.478										3	0	0	0	1	0	1				
Manny Sanguillen, R OBP: 0.302, SLG: 0.421										4	0	1	2	0	1	1				
Bob Robertson, R OBP: 0.332, SLG: 0.399										3	1	0	0	1	0	2				
Dal Maxvill, R OBP: 0.275, SLG: 0.237										3	0	0	0	0	2	2				
Jim Rooker, R OBP: 0.279, SLG: 0.244										1	0	0	0	1	0	0				
Bob Johnson, L										0	0	0	0	0	0	0				
Gene Clines, R OBP: 0.314, SLG: 0.326										1	1	1	0	0	0	0				
Dave Giusti, R OBP: 0.417, SLG: 0.364										1	0	0	0	0	0	0				
Ramon Hernandez, S OBP: 0.333, SLG: 0.143										0	0	0	0	0	0	0				
<b>Inning Stats</b>	R: 3 E: 0 K: 1 S: 8	H: 3 LOB: 2 BB: 2 P: 16	R: 0 E: 0 K: 0 S: 3	H: 0 LOB: 0 BB: 0 P: 3	R: 0 E: 0 K: 1 S: 5	H: 0 LOB: 0 BB: 0 P: 5	R: 0 E: 0 K: 1 S: 5	H: 0 LOB: 0 BB: 1 P: 6	R: 0 E: 0 K: 0 S: 4	H: 1 LOB: 1 BB: 0 P: 4	R: 4 E: 0 K: 0 S: 6	H: 3 LOB: 0 BB: 1 P: 10	R: 0 E: 0 K: 1 S: 5	H: 0 LOB: 0 BB: 0 P: 5	R: 0 E: 0 K: 0 S: 3	H: 0 LOB: 0 BB: 0 P: 3	1B: 5 2B: 1 3B: 0 HR: 1	SF: 1 SAC: 1 DP: 0 HBP: 0	WP: 1 PB: 0 CS: 1 CS: 0	PA: 38
<b>PITCHER</b>	IP WLS BF H R ER SO BB IBB HBP BLK WP HR S P ERA WHIP	IP WLS BF H R ER SO BB IBB HBP BLK WP HR S P ERA WHIP																		
Mike Nagy, R ERA: 4.42	(1, 1) 0.1 L 5 2 3 3 0 2 0 0 0 0 0 0 3 11 81.00 12.000																			
Orlando Pena, R ERA: 3.0	(1, 1) 2.2 9 1 0 0 2 0 0 0 0 0 0 13 13 0.00 0.375																			
Tom Murphy, R ERA: 3.63	(4, 1) 3.0 10 1 0 0 1 1 0 0 0 0 0 0 11 15 0.00 0.667																			
Diego Segui, R ERA: 3.1	(7, 1) 1.0 7 3 4 4 0 1 0 0 0 0 1 1 6 10 36.00 4.000																			
John Andrews, L ERA: 4.32	(8, 1) 1.0 3 0 0 0 1 0 0 0 0 0 0 0 5 5 0.00 0.000																			

Batter	1	2	3	4	5	6	7	8	9	AB	R	H	RBI	BB	SO	LOB	BOTTOM			
Lou Brock, L OBP: 0.364, SLG: 0.389										5	0	2	1	0	0	1	<b>Pittsburgh Pirates @ St. Louis Cardinals</b> Busch Stadium, St. Louis, MO Sat Sep 15 1973, 3:33 AM CDT Att: 28,219 - Unknown <a href="http://livebaseballscorecards.com">livebaseballscorecards.com</a>			
Ted Sizemore, R OBP: 0.354, SLG: 0.320										4	1	2	0	1	0	0				
Tommie Agee, R OBP: 0.262, SLG: 0.402										2	0	0	0	0	1	0				
Matty Alou, L OBP: 0.336, SLG: 0.354										1	0	0	0	0	0	3				
John Andrews, L OBP: 0.384, SLG: 0.396										0	0	0	0	0	0	0				
Bernie Carbo, L OBP: 0.384, SLG: 0.396										1	0	0	0	1	0	3				
Ted Simmons, S OBP: 0.355, SLG: 0.424										4	0	1	1	0	0	3				
Joe Torre, R OBP: 0.382, SLG: 0.407										4	1	2	0	0	0	1				
Luis Melendez, R OBP: 0.312, SLG: 0.312										4	1	1	0	0	2	3				
Eddie Fisher, R										0	0	0	0	0	0	0				
Ken Reitz, R OBP: 0.249, SLG: 0.327										4	0	1	0	0	0	1				
Mike Tyson, R OBP: 0.283, SLG: 0.301										2	1	1	0	0	0	0				
Tim McCarver, L OBP: 0.328, SLG: 0.365										1	0	0	1	0	0	1				
Mick Kelleher, R OBP: 0.262, SLG: 0.216										0	0	0	0	0	0	0				
Jose Cruz, L OBP: 0.312, SLG: 0.387										1	0	0	0	0	0	0				
Mike Nagy, R OBP: 0.291, SLG: 0.091										0	0	0	0	0	0	0				
Orlando Pena, R										0	0	0	0	0	0	0				
Hector Cruz, R										1	0	0	0	0	0	0				
Tom Murphy, R OBP: 0.277, SLG: 0.227										0	0	0	0	0	0	0				
Terry Hughes, R OBP: 0.197, SLG: 0.197										0	0	0	0	1	0	0				
Diego Segui, R										0	0	0	0	0	0	0				
Bake McBride, L OBP: 0.271, SLG: 0.313										2	0	1	0	0	0	1				
<b>Inning Stats</b>	R: 0 E: 0 K: 0 S: 3	H: 0 LOB: 0 BB: 0 P: 3	R: 0 E: 0 K: 1 S: 5	H: 0 LOB: 0 BB: 0 P: 5	R: 0 E: 0 K: 1 S: 5	H: 0 LOB: 0 BB: 0 P: 5	R: 0 E: 0 K: 0 S: 4	H: 2 LOB: 1 BB: 0 P: 4	R: 1 E: 0 K: 0 S: 5	H: 3 LOB: 2 BB: 1 P: 9	R: 2 E: 1 K: 0 S: 6	H: 3 LOB: 1 BB: 0 P: 6	R: 1 E: 0 K: 1 S: 6	H: 1 LOB: 1 BB: 1 P: 10	R: 0 E: 0 K: 0 S: 5	H: 2 LOB: 3 BB: 1 P: 9	1B: 10 2B: 0 3B: 1 HR: 0	SF: 0 SAC: 0 DP: 2 HBP: 0	WP: 0 PB: 0 CS: 0 CS: 0	PA: 39
<b>PITCHER</b>	IP WLS BF H R ER SO BB IBB HBP BLK WP HR S P ERA WHIP	IP WLS BF H R ER SO BB IBB HBP BLK WP HR S P ERA WHIP																		
Jim Rooker, L ERA: 2.97	(1, 1) 5.0 W 19 4 1 1 2 1 0 0 0 0 0 0 22 26 1.80 1.000																			
Bob Johnson, R ERA: 3.76	(6, 1) 1.0 3 1 0 0 0 0 0 0 0 0 0 3 3 0.00 1.000																			
Dave Giusti, R ERA: 2.28	(7, 1) 2.2 16 6 3 3 1 2 0 0 0 0 0 0 16 24 10.12 3.000																			
Ramon Hernandez, L ERA: 2.2	(9, 1) 0.1 S 1 0 0 0 0 0 0 0 0 0 0 1 1 0.00 0.000																			







Batter	1	2	3	4	5	6	7	8	9	AB	R	H	RBI	BB	SO	LOB	TOP								
Lou Brock, L OBP: 0.364, SLG: 0.389 (1, 7)	F7		1B						1-3	4	2	1	1	1	1	1	<b>St. Louis Cardinals @ Montreal Expos</b> Jarry Park, Montreal, QB Mon Sep 17 1973, 7:05 PM EDT Unknown								
Ted Sizemore, R OBP: 0.357, SLG: 0.325 (1, 4)	BB		1B						4-3	4	0	4	2	0	0	0									
Bake McBride, L OBP: 0.372, SLG: 0.333 (1, 8)	G5-6-3		F8						4-3	4	0	1	0	1	0	4									
Ted Simmons, S OBP: 0.354, SLG: 0.422 (1, 2)	G5-6-3		F6						4-3	5	1	2	0	0	0	5									
Joe Torre, R OBP: 0.381, SLG: 0.404 (1, 3)	6-3								SH5-3	3	0	1	0	0	1	0									
Bernie Carbo, L OBP: 0.393, SLG: 0.398 (1, 9)	K								SH5-3	3	0	1	0	1	1	1									
Ken Reitz, R OBP: 0.255, SLG: 0.332 (8, PH)	L7								BB	3	0	1	0	0	0	1									
Tim McCarver, L OBP: 0.329, SLG: 0.365 (8, 5)									P5	1	0	0	0	0	0	2									
Terry Hughes, R OBP: 0.231, SLG: 0.167 (8, 5)									1B	0	0	0	0	0	0	0									
Mike Tyson, R OBP: 0.284, SLG: 0.303 (8, PH)									1B	3	1	1	0	0	0	2									
Matty Alou, L OBP: 0.339, SLG: 0.355 (8, 6)									1B	1	0	1	1	0	0	0									
Mick Kelleher, R OBP: 0.262, SLG: 0.216 (8, 6)			1B						1B	0	0	0	0	0	0	0									
Rick Wise, R OBP: 0.253, SLG: 0.375 (9, 1)			K						6-3	4	0	1	0	0	1	3									
Al Hrabosky, R (9, 1)									1B	0	0	0	0	0	0	0									
<b>Inning Stats</b>	R: 0 E: 0 K: 0 S: 3	H: 1 LOB: 1 BB: 1 P: 7	R: 0 E: 0 K: 1 S: 5	H: 0 LOB: 0 BB: 0 P: 5	R: 2 E: 0 K: 1 S: 8	H: 3 LOB: 1 BB: 0 P: 8	R: 0 E: 0 K: 1 S: 6	H: 1 LOB: 1 BB: 0 P: 6	R: 0 E: 0 K: 0 S: 7	H: 2 LOB: 2 BB: 0 P: 7	R: 0 E: 0 K: 0 S: 4	H: 2 LOB: 1 BB: 0 P: 4	R: 1 E: 0 K: 0 S: 3	H: 1 LOB: 1 BB: 1 P: 7	R: 1 E: 1 K: 0 S: 5	H: 2 LOB: 2 BB: 1 P: 9		R: 0 E: 0 K: 0 S: 4	H: 2 LOB: 2 BB: 0 P: 4	1B: 12 2B: 2 HR: 0	SF: 1 SAC: 1 DP: 2 HBP: 0	WP: 0 PB: 1 SB: 2 CS: 0	PA: 40		
<b>PITCHER</b>	IP WLS BF H R ER SO BB IBB HBP BLK WP HR S P ERA WHIP	7.0 30 10 3 3 4 2 0 0 0 0 0 36 44 3.86 1.714	2.0 W 10 4 1 1 0 1 0 0 0 0 0 9 13 4.50 2.500																						

AB	35
R	4
H	14
RBI	4
BB	3
SO	4
LOB	19



Batter	1	2	3	4	5	6	7	8	9	AB	R	H	RBI	BB	SO	LOB	BOTTOM								
Larry Lintz, S OBP: 0.367, SLG: 0.262 (9, PH)	K									4	0	1	0	0	2	0	<b>St. Louis Cardinals @ Montreal Expos</b> Jarry Park, Montreal, QB Mon Sep 17 1973, 7:05 PM EDT Unknown								
Ron Woods, R OBP: 0.346, SLG: 0.312 (9, PH)									1B	1	0	1	1	0	0	0									
Ron Fairly, L OBP: 0.421, SLG: 0.461 (1, 7)	4-3		F3						F9	4	1	1	1	0	0	1									
Ken Singleton, S OBP: 0.417, SLG: 0.484 (1, 9)	BB		K						1-3	3	0	0	0	1	1	0									
Mike Jorgensen, L OBP: 0.340, SLG: 0.345 (1, 3)	G3								6-3	4	0	1	0	0	0	1									
Bob Bailey, R OBP: 0.381, SLG: 0.505 (1, 5)			CS						6-3	3	1	2	0	1	0	0									
Jim Lytle, L OBP: 0.267, SLG: 0.385 (9, FR)			BB						F8	4	0	2	0	0	1	2									
Tony Scott, S (9, FR)			G6-4-3						1-3	0	1	0	0	0	0	0									
Bob Stinson, S OBP: 0.357, SLG: 0.398 (9, PH)			BB						F8	3	1	2	0	1	0	0									
Clyde Mashore, R OBP: 0.303, SLG: 0.324 (9, PH)			G6-4-3						1B	2	1	1	1	1	0	1									
Tim Foli, R OBP: 0.291, SLG: 0.282 (1, 6)			L4						P3	1	0	0	0	0	0	1									
Steve Rogers, R OBP: 0.179, SLG: 0.114 (7, PH)			BB						1B	2	0	0	0	0	1	1									
Hal Breeden, R OBP: 0.357, SLG: 0.542 (8, 1)			G6-4-3						K	4	0	0	0	0	1	4									
Mike Marshall, R OBP: 0.290, SLG: 0.241 (9, PH)			1-2						F7	2	0	0	0	0	1	1									
Felipe Alou, R OBP: 0.263, SLG: 0.321 (9, PH)			2-3						F7	1	0	0	0	0	0	0									
<b>Inning Stats</b>	R: 0 E: 0 K: 1 S: 5	H: 0 LOB: 1 BB: 1 P: 9	R: 1 E: 0 K: 1 S: 6	H: 2 LOB: 1 BB: 1 P: 10	R: 0 E: 0 K: 2 S: 7	H: 0 LOB: 0 BB: 0 P: 7	R: 0 E: 0 K: 1 S: 5	H: 1 LOB: 1 BB: 1 P: 9	R: 0 E: 0 K: 0 S: 3	H: 0 LOB: 0 BB: 0 P: 3	R: 1 E: 0 K: 0 S: 5	H: 2 LOB: 1 BB: 0 P: 5	R: 1 E: 0 K: 0 S: 5	H: 2 LOB: 1 BB: 0 P: 5	R: 0 E: 0 K: 0 S: 3	R: 2 E: 1 K: 1 S: 7	H: 3 LOB: 1 BB: 0 P: 7	1B: 8 2B: 0 HR: 2	SF: 0 SAC: 0 DP: 1 HBP: 0	WP: 1 PB: 1 SB: 1 CS: 1	PA: 37				
<b>PITCHER</b>	IP WLS BF H R ER SO BB IBB HBP BLK WP HR S P ERA WHIP	8.0 L 4 2 1 4 1 0 0 0 0 1 0 6 6 13.50 3.000																							

AB	34
R	5
H	10
RBI	4
BB	3
SO	6
LOB	11














Batter	1	2	3	4	5	6	7	8	9	AB	R	H	RBI	BB	SO	LOB	TOP					
Lou Brock, L OBP: 0.364, SLG: 0.388 Tommy Cruz, L (7, 7)	0-0 6-3 E 1-3 1B		0-0 S 1B	0-0 F7			0-0 5-3			4	1	2	0	0	0	2						
Ted Sizemore, R OBP: 0.359, SLG: 0.327 (1, 4)	0-0 6-3 1-3		0-0 F8		0-0 P3			0-0 G4-6-3 1B		4	0	1	0	0	0	2						
Tommie Agee, R OBP: 0.288, SLG: 0.402 (1, 8)	0-0 1-3		0-0 F9		0-0 3-1			0-0 G4-6-3 1-2		4	0	0	1	0	0	2						
Ted Simmons, S OBP: 0.360, SLG: 0.424 (1, 2)	0-0 2B		0-0 BB		0-0 F8			0-0 F8		3	0	1	0	1	0	0						
Joe Torre, R OBP: 0.378, SLG: 0.402 (1, 3)	0-0 5-3		0-0 F8		0-0 5-3			0-0 WP 2B 1B		4	1	1	0	0	0	3						
Luis Melendez, R OBP: 0.317, SLG: 0.333 (1, 9)		0-0 5-3		0-0 SH1-4 1B		0-0 5-3		0-3 K 1-2		4	0	1	0	0	1	1						
Ken Reitz, R OBP: 0.254, SLG: 0.335 Terry Hughes, R OBP: 0.286, SLG: 0.308 Bake McBride, L OBP: 0.364, SLG: 0.325 (9, PR)		0-0 4-3 2B		0-3 K		0-3 K2-3		0-0 2B		3	0	1	0	0	2	1	AB 34 R 2 H 10 RBI 2 BB 1 SO 4 LOB 16					
Mike Tyson, R OBP: 0.281, SLG: 0.301 (1, 6)	0-0 4-3		0-0 SH1-4 1B		0-0 G5-4-3 1B			0-0 5-3		4	0	2	0	0	0	2						
Tom Murphy, R OBP: 0.268, SLG: 0.217 John Andrews, L OBP: 0.300, SLG: 0.500 Eddie Fisher, R OBP: 0.200, SLG: 1.100 Tom Heinsohn, R OBP: 0.267, SLG: 0.326 Mike Nagy, R OBP: 0.301, SLG: 0.291 Tim McCarver, L OBP: 0.330, SLG: 0.364 (5, 1) (5, 1) (7, PH) (7, 1) (5, PH)		0-3 K		0-0 SH1-4 2-3		0-0 G5-4-3 1-2		0-0 F8		1	0	0	0	0	1	1						
<b>Inning Stats</b>	R: 1 E: 1 K: 0 S: 5	H: 2 LOB: 1 BB: 0 P: 5	R: 0 E: 0 K: 1 S: 6	H: 1 LOB: 1 BB: 0 P: 6	R: 0 E: 0 K: 0 S: 4	H: 1 LOB: 2 BB: 1 P: 8	R: 0 E: 0 K: 1 S: 7	H: 2 LOB: 0 BB: 0 P: 7	R: 0 E: 0 K: 0 S: 3	H: 0 LOB: 0 BB: 0 P: 3	R: 0 E: 0 K: 1 S: 5	H: 0 LOB: 0 BB: 0 P: 5	R: 0 E: 0 K: 0 S: 3	H: 1 LOB: 0 BB: 0 P: 3	R: 0 E: 0 K: 0 S: 3	H: 1 LOB: 0 BB: 0 P: 3	R: 1 E: 0 K: 1 S: 7	H: 2 LOB: 1 BB: 0 P: 7	1B: 7 2B: 3 3B: 0 HR: 0	SF: 0 SAC: 1 DP: 2 HBP: 0	WP: 1 PB: 0 SB: 1 CS: 0	PA: 36
<b>PITCHER</b> Steve Carlton, L ERA: 3.94 (1, 1)	IP: 9.0 WLS: W BF: 36 H: 10 R: 2 ER: 2 SO: 4 BB: 1 IBB: 0 HBP: 0 BLK: 0 WP: 1 HR: 0 S: 43 P: 47 ERA: 2.00 WHIP: 1.222																					

St. Louis Cardinals @ Philadelphia Phillies  
Veterans Stadium, Philadelphia, PA  
Wed Sep 19 1973, 7:05 PM EDT  
Att: 7,066 - Unknown


livebaseballscores.com



Batter	1	2	3	4	5	6	7	8	9	AB	R	H	RBI	BB	SO	LOB	BOTTOM					
Denny Doyle, L OBP: 0.323, SLG: 0.327 (1, 4)	0-0 6-3		0-0 2B 1B		0-0 WP 1B 2B		0-0 L3			4	1	2	0	0	0	0						
Bob Boone, R OBP: 0.319, SLG: 0.370 (1, 2)	0-3 K		0-0 1-3 2B		0-0 5-3		0-0 1B			4	0	2	0	0	1	1						
Del Unser, L OBP: 0.362, SLG: 0.435 (1, 8)	0-0 F8		0-0 F8		0-0 1-3 1B		0-0 4-3			4	0	1	1	0	0	3						
Greg Luzinski, R OBP: 0.338, SLG: 0.483 (1, 7)		0-0 5-3		0-0 F8		0-0 1-3		0-0 F9		4	0	0	0	0	0	1						
Bill Robinson, R OBP: 0.327, SLG: 0.529 (1, 9)		0-3 K		0-3 K		0-0 5-3		0-0 P6		4	0	0	0	0	2	1						
Willie Montanez, L OBP: 0.323, SLG: 0.377 (1, 3)		0-0 FC5-4 1B		0-0 1B 3B		0-0 G5-4-3 1B		0-0 6-3		4	1	3	0	0	0	0						
Mike Schmidt, R OBP: 0.338, SLG: 0.397 (1, 5)		0-0 FC5-4 1-2		0-0 1B		0-0 G5-4-3 1-2				3	0	1	1	0	0	2	AB 33 R 3 H 10 RBI 2 BB 0 SO 3 LOB 9					
Larry Bowa, S OBP: 0.249, SLG: 0.245 (1, 6)			0-0 P6		0-0 F7		0-0 4-3			3	0	0	0	0	0	1						
Steve Carlton, L OBP: 0.163, SLG: 0.232 (1, 1)			0-0 4-3		0-0 2B WP 1B		0-0 5-3			3	1	1	0	0	0	0						
<b>Inning Stats</b>	R: 0 E: 0 K: 1 S: 5	H: 0 LOB: 0 BB: 0 P: 5	R: 0 E: 0 K: 1 S: 6	H: 1 LOB: 1 BB: 0 P: 6	R: 0 E: 0 K: 0 S: 5	H: 2 LOB: 1 BB: 0 P: 5	R: 1 E: 0 K: 1 S: 7	H: 2 LOB: 1 BB: 0 P: 7	R: 2 E: 0 K: 0 S: 6	H: 3 LOB: 1 BB: 0 P: 6	R: 0 E: 0 K: 0 S: 3	H: 1 LOB: 0 BB: 0 P: 3	R: 0 E: 0 K: 0 S: 4	H: 1 LOB: 1 BB: 0 P: 4	R: 0 E: 0 K: 0 S: 3	H: 0 LOB: 0 BB: 0 P: 3	R: 0 E: 0 K: 0 S: 3	H: 0 LOB: 0 BB: 0 P: 3	1B: 7 2B: 2 3B: 1 HR: 0	SF: 0 SAC: 0 DP: 1 HBP: 0	WP: 1 PB: 0 SB: 0 CS: 0	PA: 33
<b>PITCHER</b> Tom Murphy, R ERA: 3.76 John Andrews, L ERA: 4.42 Eddie Fisher, R ERA: 4.67 Mike Nagy, R ERA: 4.2 (1, 1) (5, 1) (5, 1) (7, 1)	IP: 4.1 WLS: L BF: 20 H: 7 R: 3 ER: 3 SO: 3 BB: 0 IBB: 0 HBP: 0 BLK: 0 WP: 0 HR: 0 S: 26 P: 26 ERA: 6.23 WHIP: 1.615																					

St. Louis Cardinals @ Philadelphia Phillies  
Veterans Stadium, Philadelphia, PA  
Wed Sep 19 1973, 7:05 PM EDT  
Att: 7,066 - Unknown

livebaseballscores.com





Batter	1	2	3	4	5	6	7	8	9	AB	R	H	RBI	BB	SO	LOB	TOP		
<b>Lou Brock, L</b> OBP: 0.362, SLG: 0.385 (1, 7)										4	0	0	0	1	1	2	<b>St. Louis Cardinals @ Philadelphia Phillies</b> <b>Veterans Stadium, Philadelphia, PA</b> Thu Sep 20 1973, 7:05 PM EDT Att: 6,155 - Unknown		
<b>Ted Sizemore, R</b> OBP: 0.357, SLG: 0.324 (1, 4)										4	0	0	0	1	1	2			
<b>Bake McBride, L</b> OBP: 0.396, SLG: 0.333 (6, 8)										2	2	1	0	1	1	1			
<b>Jose Cruz, L</b> OBP: 0.310, SLG: 0.383 (8, FH)										0	0	0	0	0	0	0			
<b>Tommie Agee, R</b> OBP: 0.287, SLG: 0.400 (8, 8)										1	0	0	0	0	0	0			
<b>Ted Simmons, S</b> OBP: 0.362, SLG: 0.429 (1, 2)										5	1	3	1	0	0	2			
<b>Tim McCarver, L</b> OBP: 0.334, SLG: 0.364 (1, 3)										3	0	1	1	2	0	2			
<b>Joe Torre, R</b> OBP: 0.380, SLG: 0.402 (9, PR)										4	1	2	0	1	0	5			
<b>Hector Cruz, R</b> (9, PR)										0	0	0	0	0	0	0			
<b>Bernie Carbo, L</b> OBP: 0.396, SLG: 0.423 (9, FH)										3	1	2	2	1	1	0			
<b>Tom Heintzelman, R</b> OBP: 0.267, SLG: 0.296 (9, PH)										0	0	0	0	0	0	0			
<b>Mike Tyson, R</b> OBP: 0.279, SLG: 0.299 (7, PH)										3	0	0	0	0	1	4			
<b>Matty Alou, L</b> OBP: 0.336, SLG: 0.354 (7, 1)										1	0	1	0	0	0	0			
<b>Diego Segui, R</b> (7, 1)										0	0	0	0	0	0	0			
<b>Terry Hughes, R</b> OBP: 0.267, SLG: 0.286 (9, PH)										1	0	0	0	0	1	2			
<b>Alan Foster, R</b> OBP: 0.227, SLG: 0.219 (6, 1)										3	0	0	0	0	2	4			
<b>Al Hrabosky, R</b> (6, 1)										0	0	0	0	0	0	0			
<b>Luis Melendez, R</b> OBP: 0.316, SLG: 0.332 (7, PH)										1	0	0	0	0	0	1			
<b>Mick Kelleher, R</b> OBP: 0.262, SLG: 0.216 (9, PH)										0	0	0	0	0	0	0			
<b>Ken Reitz, R</b> OBP: 0.254, SLG: 0.334 (9, PH)										1	0	0	0	0	2	2			
<b>Inning Stats</b>	R: 0 E: 0 K: 1 S: 5	H: 0 LOB: 2 BB: 2 P: 13	R: 1 E: 1 K: 3 S: 11	H: 2 LOB: 1 BB: 0 P: 11	R: 2 E: 0 K: 1 S: 8	H: 3 LOB: 3 BB: 2 P: 16	R: 0 E: 0 K: 1 S: 6	H: 1 LOB: 0 BB: 0 P: 14	R: 0 E: 0 K: 0 S: 4	H: 0 LOB: 0 BB: 1 P: 9	R: 1 E: 0 K: 0 S: 5	H: 2 LOB: 1 BB: 0 P: 5	R: 0 E: 0 K: 0 S: 3	H: 0 LOB: 0 BB: 0 P: 3	R: 0 E: 0 K: 1 S: 6	H: 1 LOB: 2 BB: 0 P: 6	1B: 7 2B: 2 3B: 0 HR: 1	SF: 0 SAC: 1 DP: 0 HBP: 1	WP: 0 PA: 45 PB: 0 SB: 1 CS: 0
<b>PITCHER</b>	IP	WLS	BF	H	R	ER	SO	BB	IBB	HBP	BLK	WP	HR	S	P	ERA	WHIP		
<b>Dick Ruthven, R</b> ERA: 4.21 (1, 1)	3.2		22	6	3	2	6	4	1	0	0	0	0	29	49	4.91	2.727		
<b>Ron Diorio, R</b> ERA: 0.51 (4, 1)	0.1		2	0	0	0	0	0	1	0	0	0	0	1	5	0.00	0.000		
<b>Mike Wallace, L</b> ERA: 4.2 (5, 1)	0.2		2	0	0	0	1	0	0	0	0	0	0	4	4	0.00	0.000		
<b>Darrell Brandon, R</b> ERA: 5.17 (5, 1)	1.2	W	10	3	2	2	0	1	0	1	0	0	1	8	13	10.80	2.400		
<b>Mac Scarce, L</b> ERA: 2.42 (7, 1)	2.2	S	9	1	0	0	1	0	0	0	0	0	0	11	11	0.00	0.375		

AB 36  
R 5  
H 10  
RBI 4  
BB 7  
SO 8  
LOB 27



Batter	1	2	3	4	5	6	7	8	9	AB	R	H	RBI	BB	SO	LOB	BOTTOM		
<b>Denny Doyle, L</b> OBP: 0.327, SLG: 0.338 (1, 4)										3	1	2	4	1	0	0	<b>St. Louis Cardinals @ Philadelphia Phillies</b> <b>Veterans Stadium, Philadelphia, PA</b> Thu Sep 20 1973, 7:05 PM EDT Att: 6,155 - Unknown		
<b>Bob Boone, R</b> OBP: 0.318, SLG: 0.374 (1, 2)										5	1	1	1	0	0	3			
<b>Del Unser, L</b> OBP: 0.358, SLG: 0.429 (1, 8)										5	0	0	0	0	1	3			
<b>Greg Luzinski, R</b> OBP: 0.342, SLG: 0.490 (1, 7)										3	1	2	1	2	1	0			
<b>Bill Robinson, R</b> OBP: 0.326, SLG: 0.527 (1, 9)										5	0	1	0	0	1	6			
<b>Willie Montanez, L</b> OBP: 0.325, SLG: 0.378 (1, 3)										4	0	2	0	0	1	0			
<b>Mike Schmidt, R</b> OBP: 0.336, SLG: 0.395 (1, 5)										4	1	1	0	1	1	3			
<b>Larry Bowa, S</b> OBP: 0.254, SLG: 0.252 (7, 1)										4	2	3	0	0	1	3			
<b>Mac Scarce, L</b> (7, 1)										0	0	0	0	0	0	0			
<b>Dick Ruthven, R</b> OBP: 0.154, SLG: 0.158 (4, 1)										1	0	0	0	0	1	2			
<b>Ron Diorio, R</b> (4, 1)										0	0	0	0	0	0	0			
<b>Mike Rogodzinski, L</b> OBP: 0.337, SLG: 0.342 (5, 1)										0	0	0	0	0	1	0			
<b>Mike Wallace, L</b> (5, 1)										0	0	0	0	0	0	0			
<b>Darrell Brandon, R</b> OBP: 0.333, SLG: 0.320 (7, 6)										1	0	0	0	0	0	1			
<b>Craig Robinson, R</b> OBP: 0.226, SLG: 0.228 (7, 6)										1	0	0	0	0	1	0			
<b>Inning Stats</b>	R: 0 E: 0 K: 0 S: 5	H: 2 LOB: 0 BB: 0 P: 5	R: 3 E: 0 K: 2 S: 9	H: 2 LOB: 1 BB: 1 P: 13	R: 0 E: 0 K: 0 S: 4	H: 1 LOB: 2 BB: 1 P: 8	R: 1 E: 1 K: 0 S: 5	H: 1 LOB: 3 BB: 2 P: 13	R: 0 E: 0 K: 0 S: 4	H: 1 LOB: 1 BB: 0 P: 4	R: 2 E: 0 K: 1 S: 9	H: 4 LOB: 3 BB: 0 P: 10	R: 0 E: 0 K: 2 S: 7	H: 0 LOB: 1 BB: 1 P: 11	R: 0 E: 0 K: 3 S: 10	H: 1 LOB: 1 BB: 0 P: 10	1B: 7 2B: 2 3B: 0 HR: 3	SF: 1 SAC: 0 DP: 0 HBP: 1	WP: 2 PA: 43 PB: 1 SB: 1 CS: 0
<b>PITCHER</b>	IP	WLS	BF	H	R	ER	SO	BB	IBB	HBP	BLK	WP	HR	S	P	ERA	WHIP		
<b>Alan Foster, R</b> ERA: 3.2 (6, 1)	5.2	L	32	10	6	5	2	3	1	0	0	0	0	4	5	0.00	3.000		
<b>Al Hrabosky, L</b> ERA: 1.53 (7, 1)	0.1		3	1	0	0	1	0	0	1	0	0	0	4	5	0.00	3.000		
<b>Diego Segui, R</b> ERA: 2.9 (7, 1)	2.0		8	1	0	0	5	1	0	0	0	1	0	17	21	0.00	1.000		

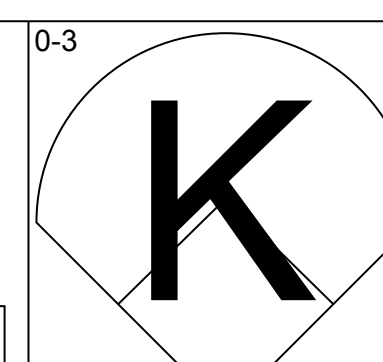
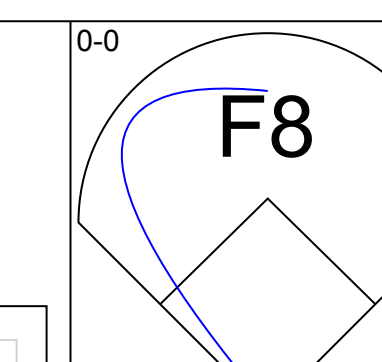
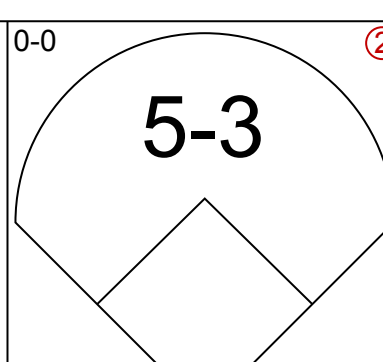
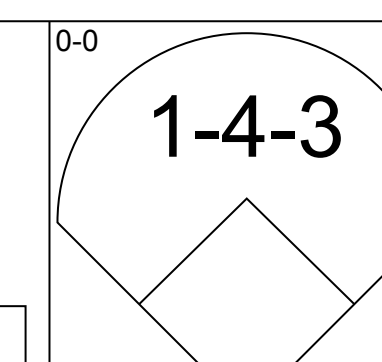
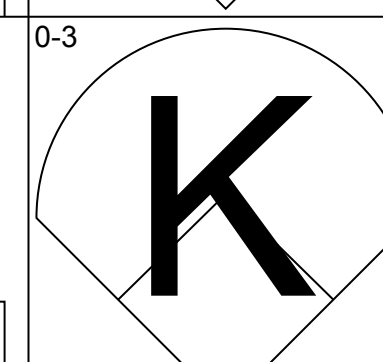
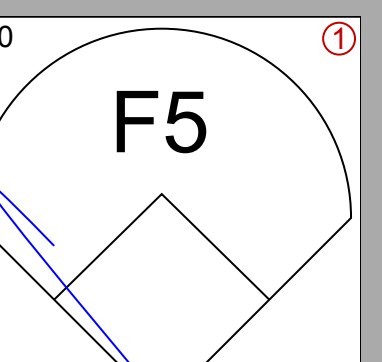
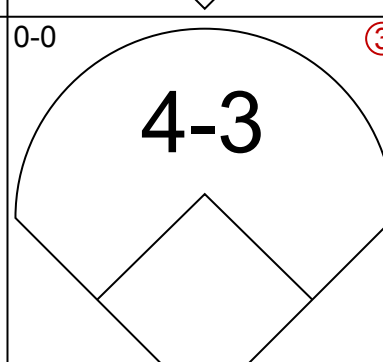
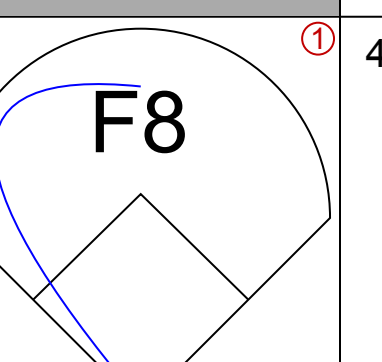
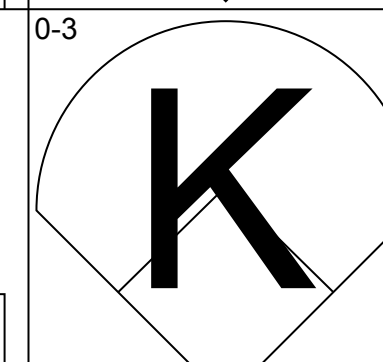
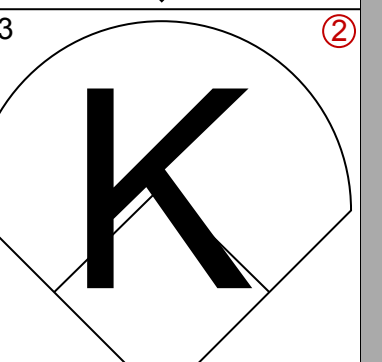
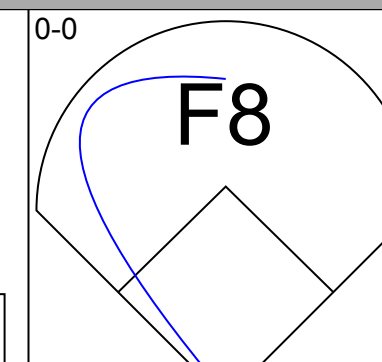
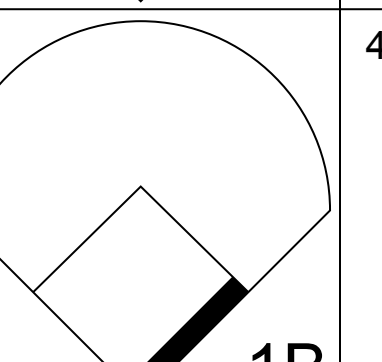
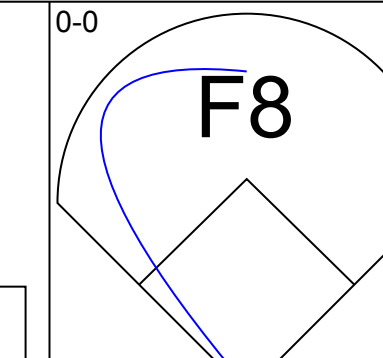
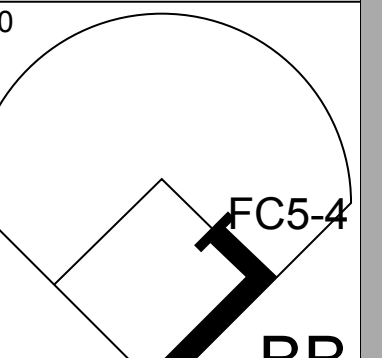
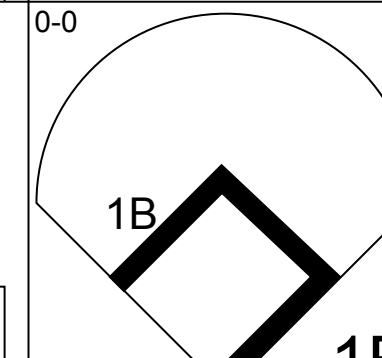
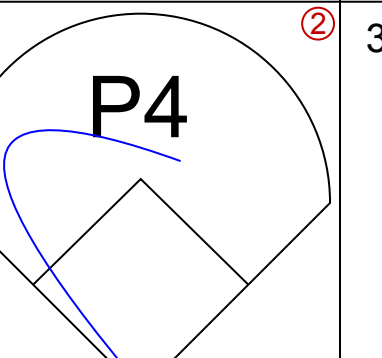
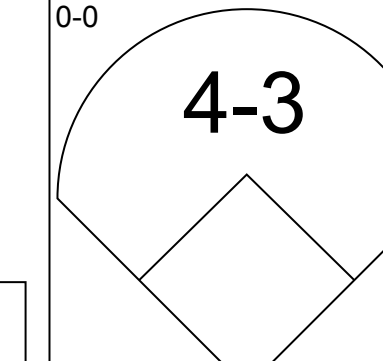
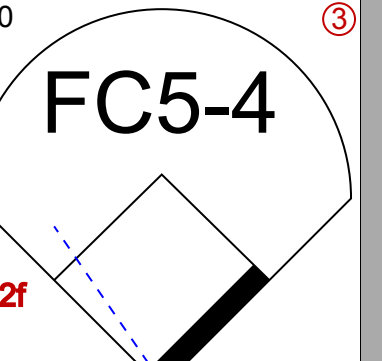
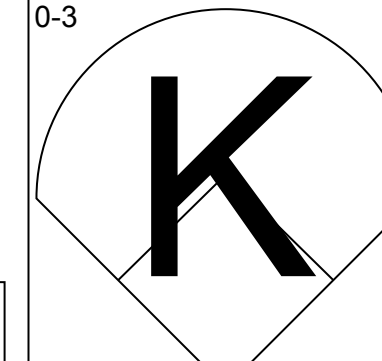
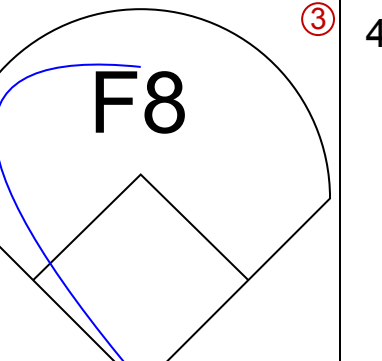
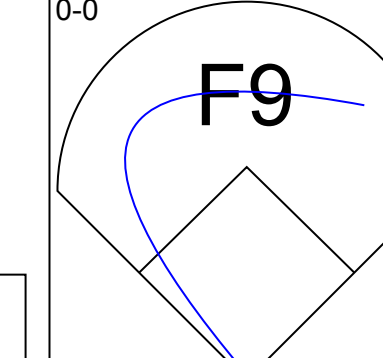
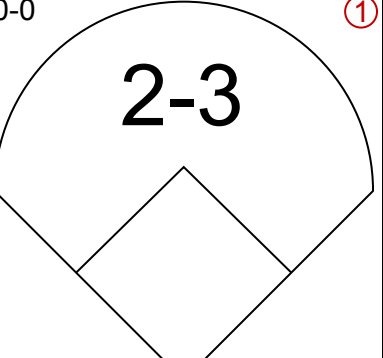
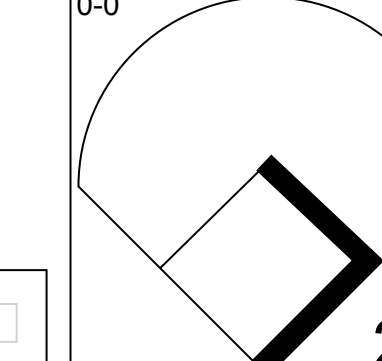
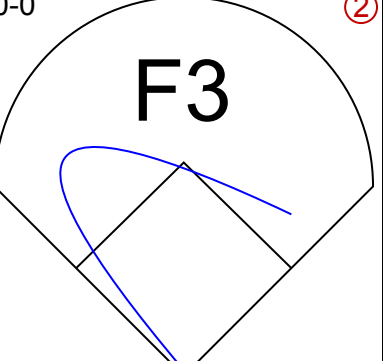
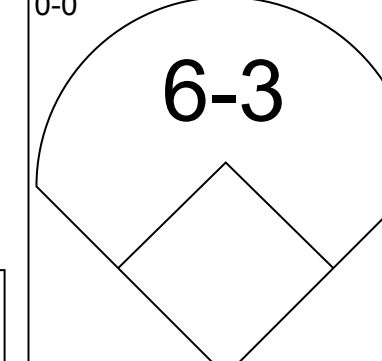
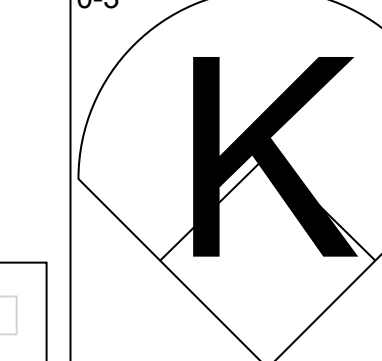
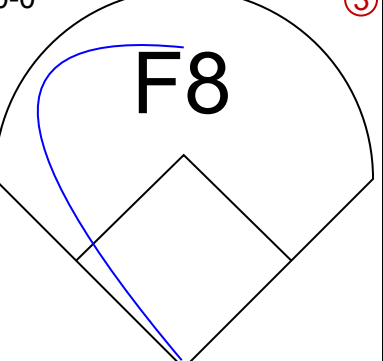
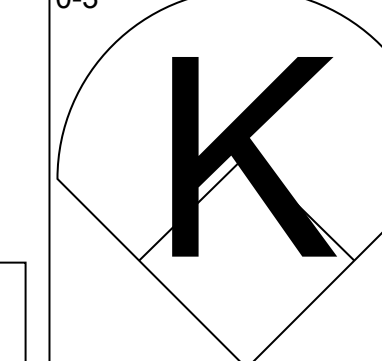
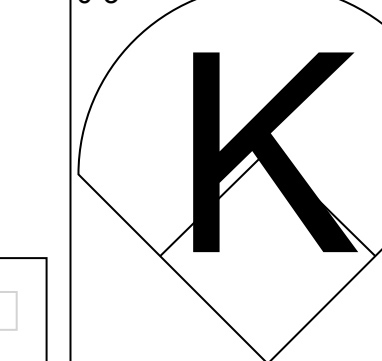
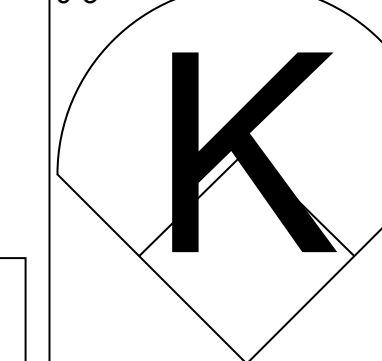
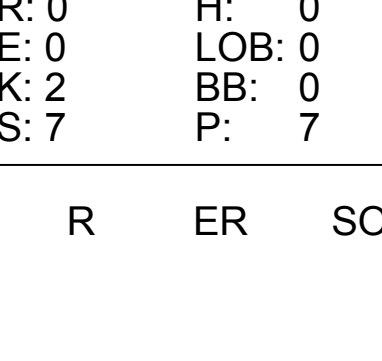
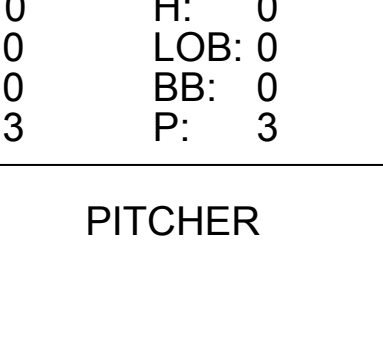
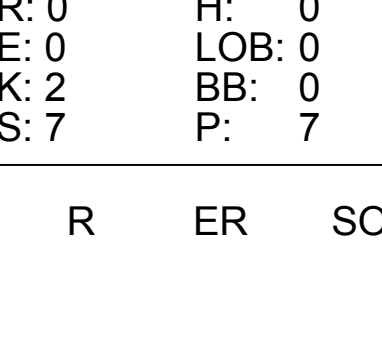
AB 36  
R 6  
H 12  
RBI 6  
BB 5  
SO 8  
LOB 21







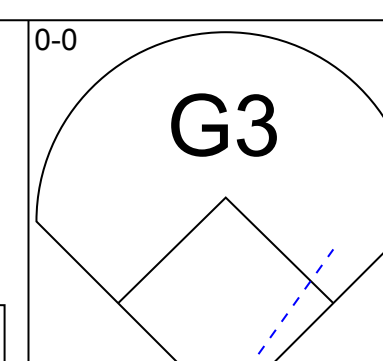
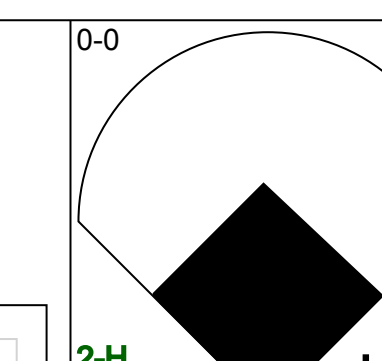
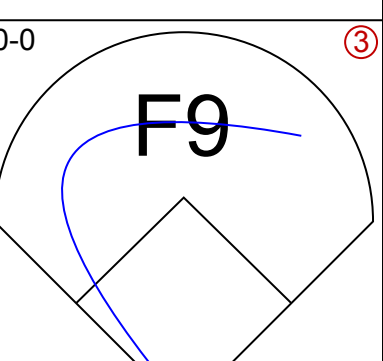
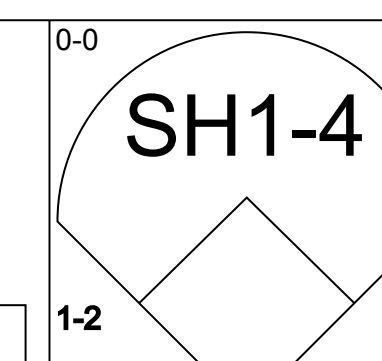
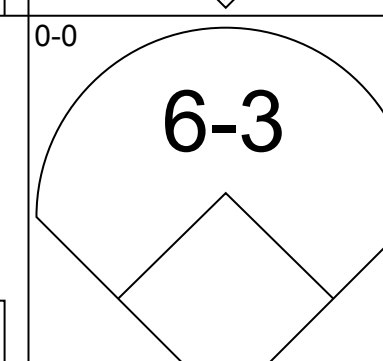
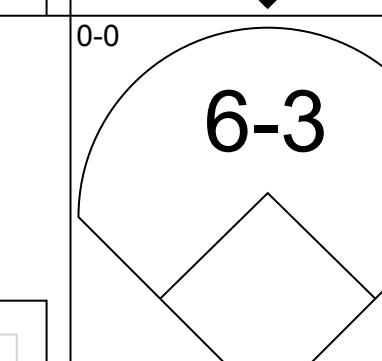
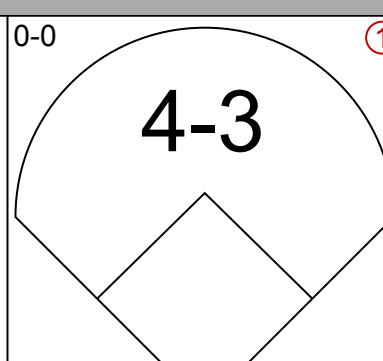
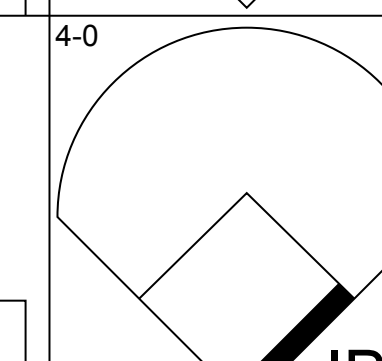
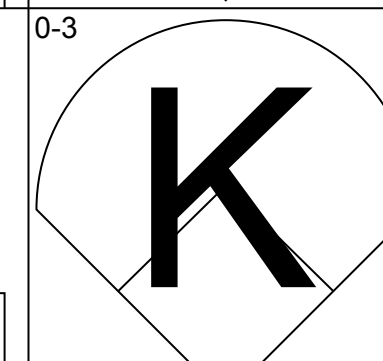
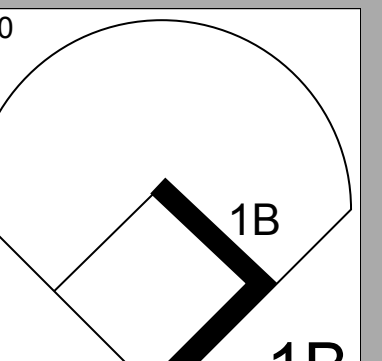
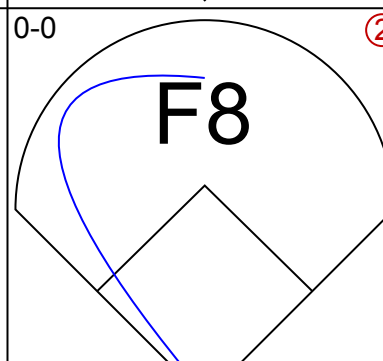
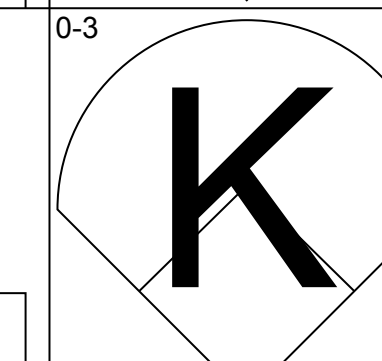
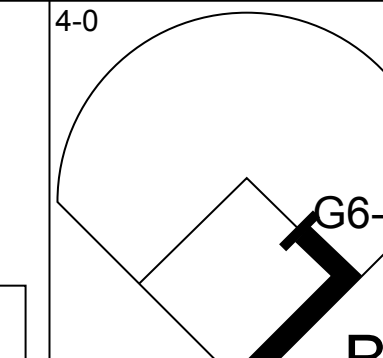
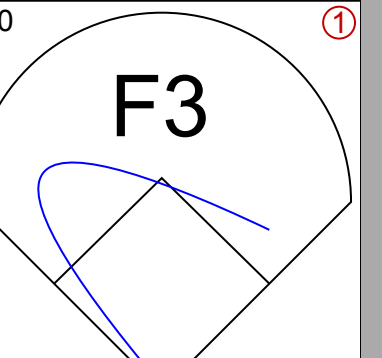
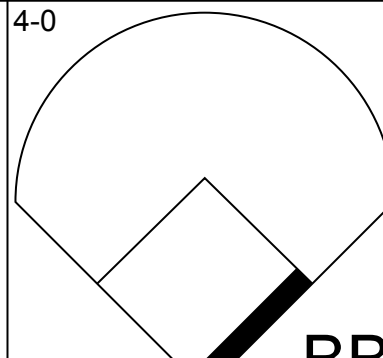
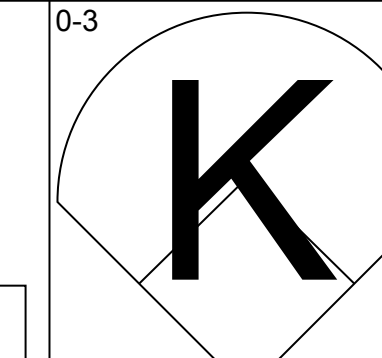
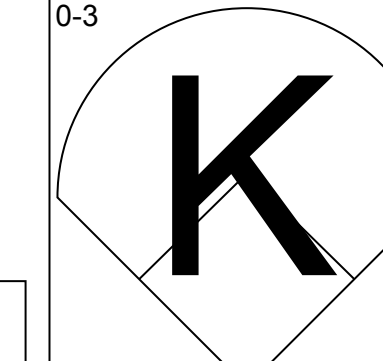
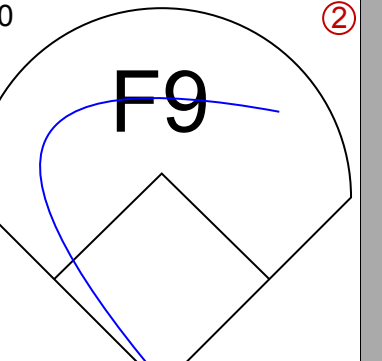
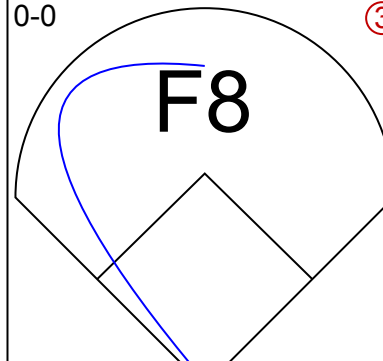

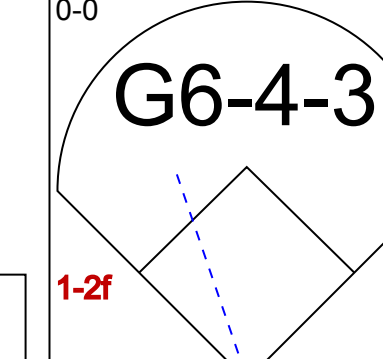
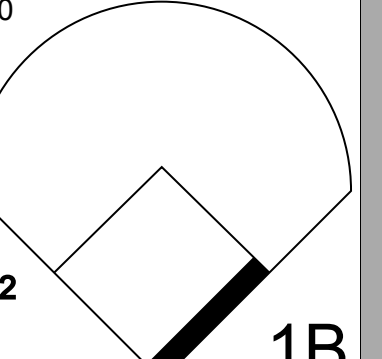
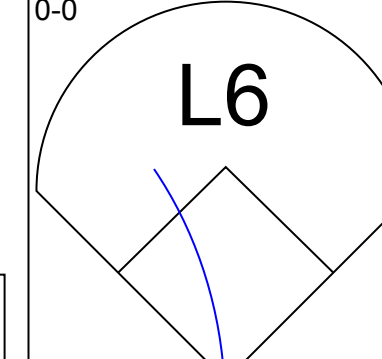
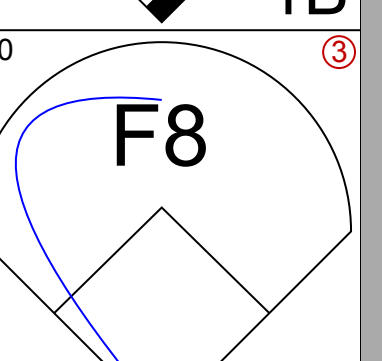
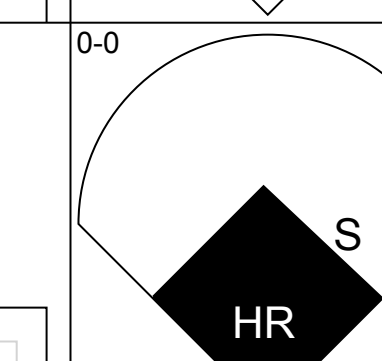

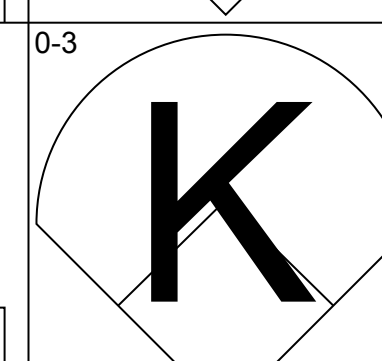

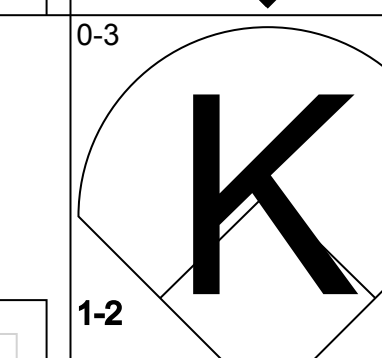
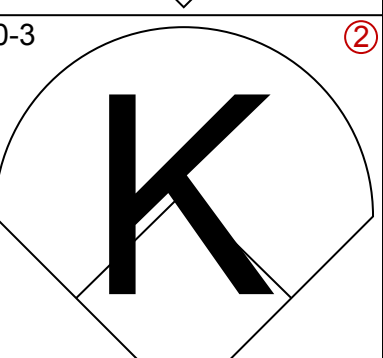

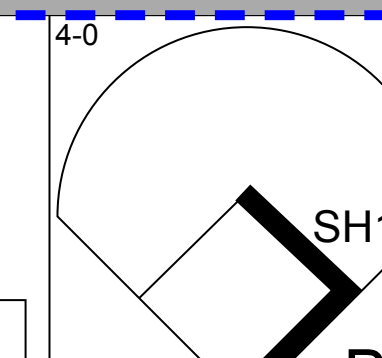
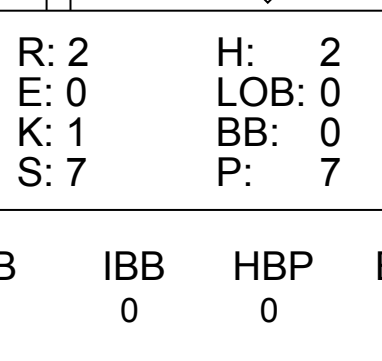
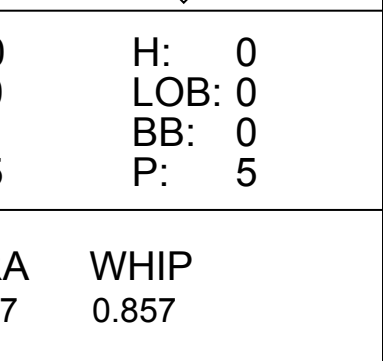
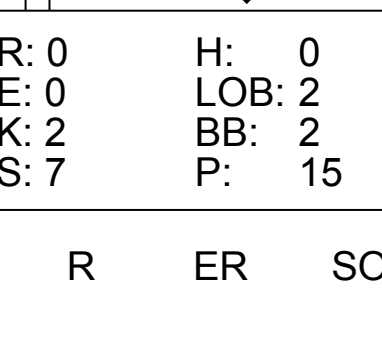


Batter	1	2	3	4	5	6	7	8	9	AB	R	H	RBI	BB	SO	LOB	TOP		
<b>Lou Brock, L</b> (1, 7) OBP: 0.360, SLG: 0.384										4	0	0	0	0	1	1			
<b>Ted Sizemore, R</b> (1, 4) OBP: 0.357, SLG: 0.325										4	0	0	0	0	1	0			
<b>Tommie Agee, R</b> (1, 8) OBP: 0.286, SLG: 0.398										4	0	1	0	0	2	0			
<b>Ted Simmons, S</b> (1, 2) OBP: 0.366, SLG: 0.433										3	0	1	0	1	0	1			
<b>Joe Torre, R</b> (1, 3) OBP: 0.377, SLG: 0.404										4	0	0	0	0	1	3			
<b>Luis Melendez, R</b> (1, 9) OBP: 0.317, SLG: 0.332										3	0	1	0	0	0	0			
<b>Ken Reitz, R</b> (1, 5) OBP: 0.256, SLG: 0.338										3	0	1	0	0	0	2			
<b>Mike Tyson, R</b> (1, 6) OBP: 0.276, SLG: 0.295										3	0	0	0	0	2	1			
<b>Reggie Cleveland, R</b> (1, 1) OBP: 0.276, SLG: 0.292										2	0	0	0	0	1	1			
<b>Tom Heintzelman, R</b> (8, PH) OBP: 0.356, SLG: 0.256										1	0	0	0	0	1	0			
<b>Al Hrabosky, R</b> (8, 1)										0	0	0	0	0	0	0			
<b>Inning Stats</b>	R: 0 H: 0 E: 0 K: 3 S: 9	H: 0 LOB: 0 BB: 0 P: 9	R: 0 H: 0 E: 0 K: 0 S: 3	H: 0 LOB: 0 BB: 0 P: 3	R: 0 H: 1 E: 0 K: 2 S: 8	H: 1 LOB: 1 BB: 0 P: 8	R: 0 H: 0 E: 0 K: 1 S: 5	H: 0 LOB: 1 BB: 1 P: 9	R: 0 H: 0 E: 0 K: 0 S: 3	H: 0 LOB: 0 BB: 0 P: 3	R: 0 H: 2 E: 0 K: 1 S: 7	H: 2 LOB: 2 BB: 0 P: 7	R: 0 H: 0 E: 0 K: 2 S: 7	H: 0 LOB: 0 BB: 0 P: 7	R: 0 H: 1 E: 0 K: 0 S: 4	H: 1 LOB: 1 BB: 0 P: 4	1B: 3 2B: 1 3B: 0 HR: 0	SF: 0 SAC: 0 DP: 0 HBP: 0	WP: 0 PA: 32 PB: 0 SB: 0 CS: 0
<b>PITCHER</b> <b>Jon Matlack, L</b> (1, 1) ERA: 3.27	IP: 9.0 WLS: W BF: 32 H: 4 R: 0 ER: 0 SO: 9 BB: 1 IBB: 0 HBP: 0 BLK: 0 WP: 0 HR: 0 S: 49 P: 53 ERA: 0.00 WHIP: 0.556															<b>PITCHER</b> IP: WLS: BF: H: R: ER: SO: BB: IBB: HBP: BLK: WP: HR: S: P: ERA: WHIP			

St. Louis Cardinals @ New York Mets  
Shea Stadium, Flushing, NY  
Sat Sep 22 1973, 3:33 AM EDT  
Att: 24,251 - Unknown

AB 31  
R 0  
H 4  
RBI 0  
BB 1  
SO 9  
LOB 9



Batter	1	2	3	4	5	6	7	8	9	AB	R	H	RBI	BB	SO	LOB	BOTTOM		
<b>Wayne Garrett, L</b> (1, 5) OBP: 0.337, SLG: 0.386										3	1	1	2	0	0	0			
<b>Felix Milan, R</b> (1, 4) OBP: 0.331, SLG: 0.356										3	0	0	0	1	0	0			
<b>Rusty Staub, L</b> (1, 9) OBP: 0.356, SLG: 0.418										4	0	1	0	0	2	2			
<b>John Milner, L</b> (1, 3) OBP: 0.334, SLG: 0.450										2	0	0	0	2	1	3			
<b>Cleon Jones, R</b> (1, 7) OBP: 0.307, SLG: 0.366										3	0	0	0	0	1	3			
<b>Dave Schneck, L</b> (1, 8) OBP: 0.233, SLG: 0.276										3	0	1	0	0	0	1			
<b>Don Hahn, R</b> (8, 8) OBP: 0.288, SLG: 0.293										0	0	0	0	0	0	0			
<b>Jerry Grote, R</b> (1, 2) OBP: 0.286, SLG: 0.313										3	0	0	0	0	1	2			
<b>Bud Harrelson, S</b> (1, 6) OBP: 0.348, SLG: 0.307										3	1	1	0	0	1	0			
<b>Jon Matlack, L</b> (1, 1) OBP: 0.276, SLG: 0.141										2	0	0	0	1	2	1			
<b>Inning Stats</b>	R: 0 H: 0 E: 0 K: 1 S: 5	H: 0 LOB: 0 BB: 0 P: 5	R: 0 H: 0 E: 0 K: 1 S: 4	H: 0 LOB: 1 BB: 1 P: 8	R: 2 H: 2 E: 0 K: 1 S: 7	H: 2 LOB: 0 BB: 0 P: 7	R: 0 H: 2 E: 0 K: 0 S: 5	H: 2 LOB: 2 BB: 0 P: 5	R: 0 H: 0 E: 0 K: 1 S: 5	H: 0 LOB: 0 BB: 0 P: 5	R: 0 H: 0 E: 0 K: 0 S: 3	H: 0 LOB: 1 BB: 1 P: 7	R: 0 H: 0 E: 0 K: 2 S: 7	H: 0 LOB: 0 BB: 0 P: 7	R: 0 H: 0 E: 0 K: 2 S: 7	H: 0 LOB: 2 BB: 2 P: 15	1B: 3 2B: 0 3B: 0 HR: 1	SF: 0 SAC: 1 DP: 1 HBP: 0	WP: 0 PA: 31 PB: 0 SB: 1 CS: 0
<b>PITCHER</b> <b>Reggie Cleveland, R</b> (1, 1) ERA: 3.14	IP: 7.0 WLS: L BF: 26 H: 4 R: 2 ER: 2 SO: 6 BB: 2 IBB: 0 HBP: 0 BLK: 0 WP: 0 HR: 1 S: 36 P: 44 ERA: 2.57 WHIP: 0.857															<b>PITCHER</b> IP: WLS: BF: H: R: ER: SO: BB: IBB: HBP: BLK: WP: HR: S: P: ERA: WHIP			
<b>Al Hrabosky, L</b> (8, 1) ERA: 1.8	IP: 1.0 WLS: L BF: 5 H: 0 R: 0 ER: 0 SO: 2 BB: 1 IBB: 1 HBP: 0 BLK: 0 WP: 0 HR: 0 S: 7 P: 15 ERA: 0.00 WHIP: 1.000															<b>PITCHER</b> IP: WLS: BF: H: R: ER: SO: BB: IBB: HBP: BLK: WP: HR: S: P: ERA: WHIP			

St. Louis Cardinals @ New York Mets  
Shea Stadium, Flushing, NY  
Sat Sep 22 1973, 3:33 AM EDT  
Att: 24,251 - Unknown

AB 26  
R 2  
H 4  
RBI 2  
BB 4  
SO 8  
LOB 12









Batter	1	2	3	4	5	6	7	8	9	AB	R	H	RBI	BB	SO	LOB	TOP										
<b>Rick Monday, L</b> OBP: 0.376, SLG: 0.472 <b>Gene Hiser, L</b> OBP: 0.254, SLG: 0.229 <b>Adrian Garrett, L</b> OBP: 0.276, SLG: 0.404 <b>Matt Alexander, S</b> OBP: 0.333, SLG: 0.290	F8		F7			4-3			BB 2B 1B	3	0	0	0	0	0	0											
<b>Don Kessinger, S</b> OBP: 0.326, SLG: 0.313	L4			4-3			1B CS 1B		F2	4	0	1	0	0	0	1											
<b>Billy Williams, L</b> OBP: 0.375, SLG: 0.447	G3			F8			F9		BB 2B BB	3	1	0	0	1	0	1											
<b>Ron Santo, R</b> OBP: 0.353, SLG: 0.452		K		F7			K		BB 2B BB	3	1	0	0	1	2	1											
<b>Jose Cardenal, R</b> OBP: 0.381, SLG: 0.447		K			E6 G4-6-3				BB 2B	4	0	2	2	0	1	0											
<b>Gonzalo Marquez, L</b> OBP: 0.283, SLG: 0.307		G3			G4-6-3 1-2		CS 1B 3-H		BB IBB	3	0	0	0	1	0	1											
<b>Dave Rosello, R</b> OBP: 0.290, SLG: 0.310					6-3				F8	3	1	1	1	1	0	0											
<b>Ken Rudolph, R</b> OBP: 0.224, SLG: 0.295									BB 1-2 2-3 3-H	4	0	1	1	0	1	3											
<b>Ken Rudolph, R</b> OBP: 0.224, SLG: 0.295							K		6-3 L6	4	0	1	1	0	1	3											
<b>Fergie Jenkins, R</b> OBP: 0.180, SLG: 0.169 <b>Glenn Beckert, R</b> OBP: 0.313, SLG: 0.290 <b>Bob Locker, S</b> OBP: 0.067, SLG: 0.067									4-3	2	0	0	0	0	0	1											
<b>Inning Stats</b>	R: 0 E: 0 K: 0 S: 3	H: 0 LOB: 0 BB: 0 P: 3	R: 0 E: 0 K: 2 S: 7	H: 0 LOB: 0 BB: 0 P: 7	R: 1 E: 0 K: 0 S: 4	H: 2 LOB: 0 BB: 0 P: 4	R: 0 E: 0 K: 0 S: 3	H: 0 LOB: 0 BB: 0 P: 3	R: 0 E: 0 K: 1 S: 5	H: 0 LOB: 0 BB: 0 P: 5	R: 0 E: 0 K: 1 S: 6	H: 2 LOB: 1 BB: 0 P: 6	R: 0 E: 0 K: 0 S: 3	H: 0 LOB: 0 BB: 0 P: 3	R: 3 E: 0 K: 0 S: 5	H: 2 LOB: 3 BB: 4 P: 21	1B: 5 2B: 1 3B: 0 HR: 0	SF: 0 SAC: 0 DP: 1 HBP: 0	WP: 0 PB: 0 SB: 1 CS: 2	PA: 36							
<b>PITCHER</b>	IP	WLS	BF	H	R	ER	SO	BB	IBB	HBP	BLK	WP	HR	S	P	ERA	WHIP										
<b>Alan Foster, R</b> ERA: 3.16	8.1		28	5	2	2	4	0	0	0	0	0	0	36	36	2.16	0.600										
<b>Al Hrabosky, L</b> ERA: 2.09	0.1	L	2	0	0	0	0	1	0	0	0	0	0	1	5	0.00	3.000										
<b>Diego Segui, R</b> ERA: 2.95	0.0		4	1	2	2	0	2	1	0	0	0	0	1	13	∞	∞										
<b>Orlando Pena, R</b> ERA: 3.04	0.1		1	0	0	0	0	0	0	0	0	0	0	1	1	0.00	0.000										

**Chicago Cubs @ St. Louis Cardinals**  
 Busch Stadium, St. Louis, MO  
 Tue Sep 25 1973, 7:05 PM CDT  
 Att: 14,854 - Unknown

AB 31  
 R 4  
 H 6  
 RBI 4  
 BB 4  
 SO 4  
 LOB 8



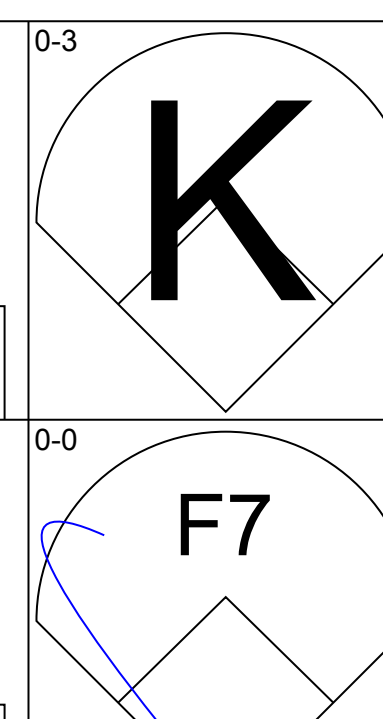
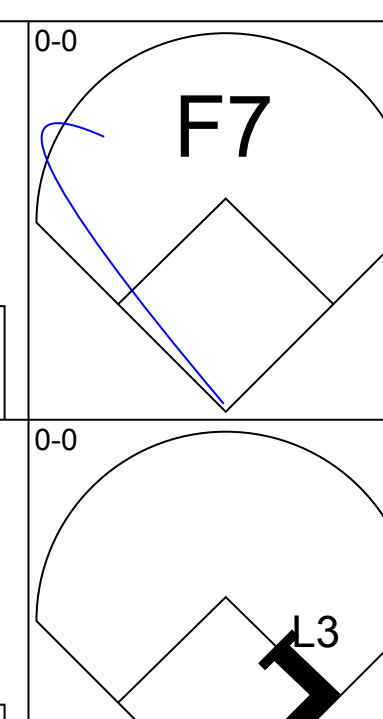
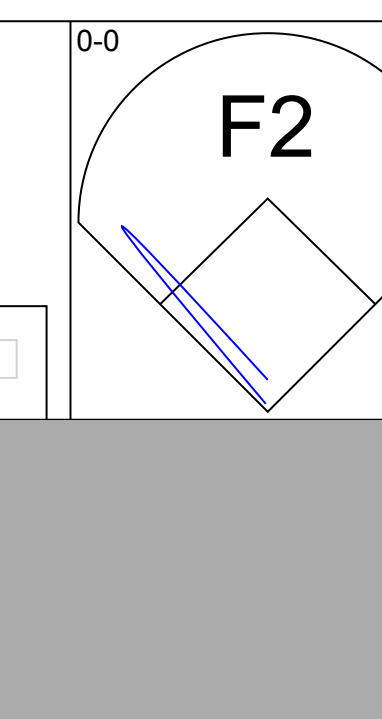
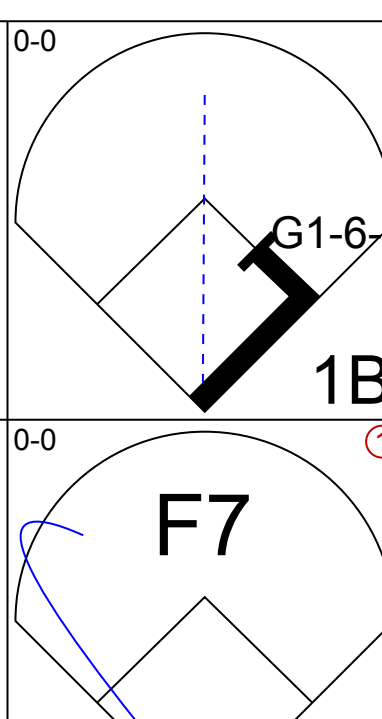
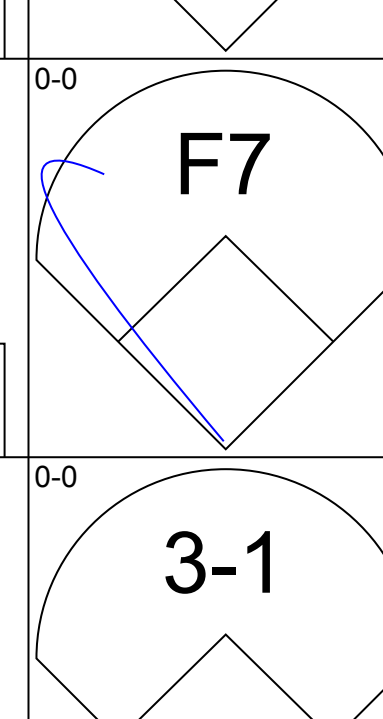
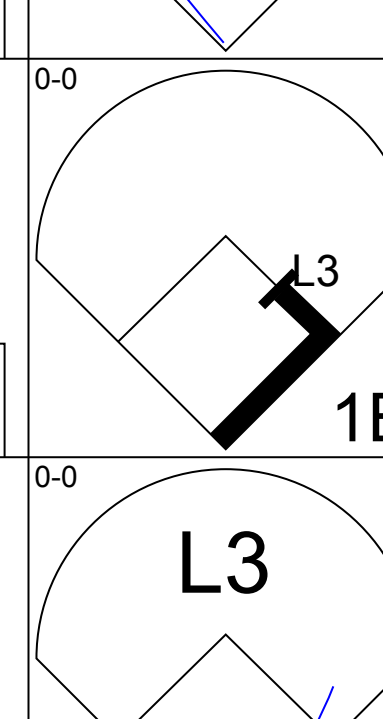
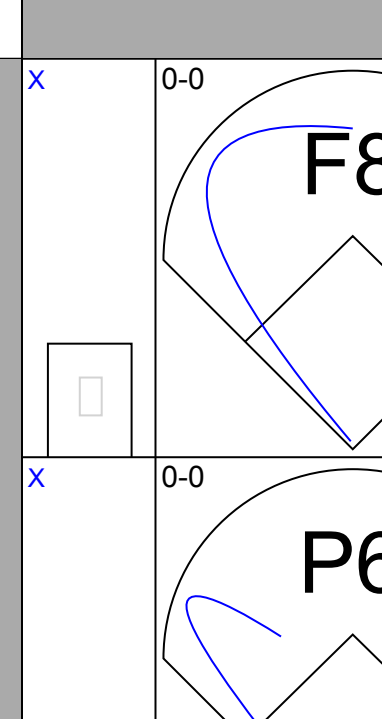
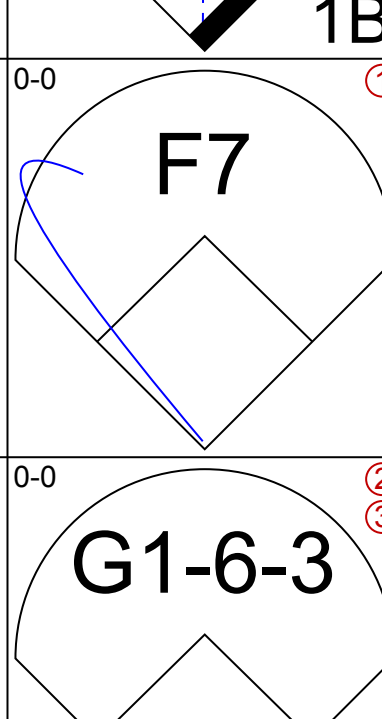
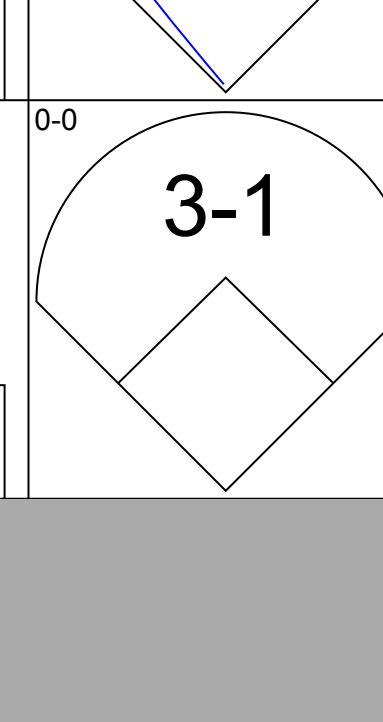
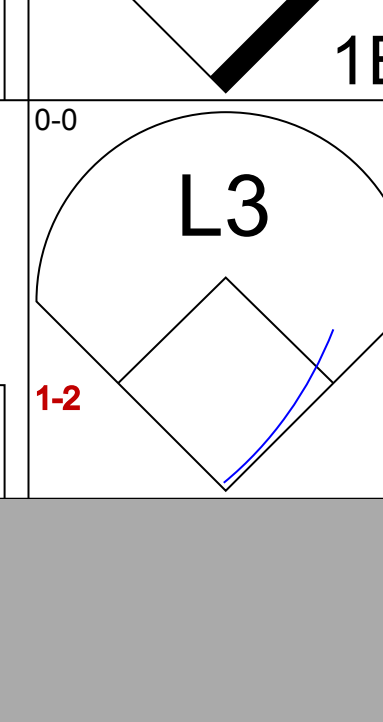
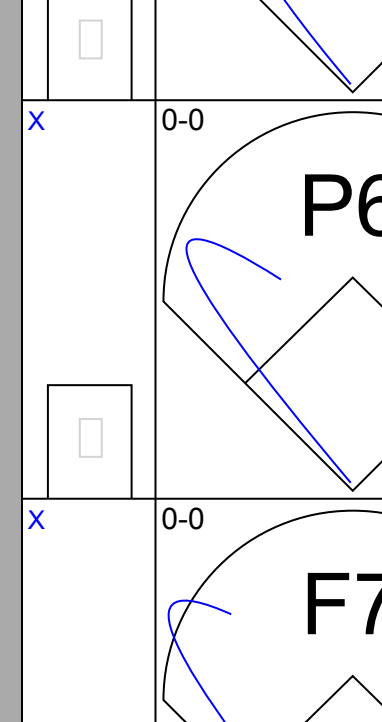
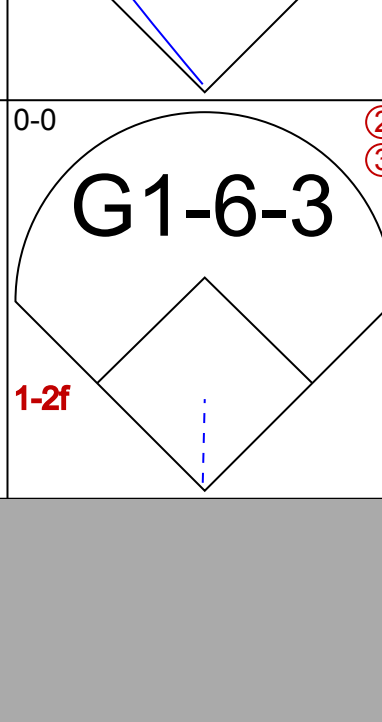
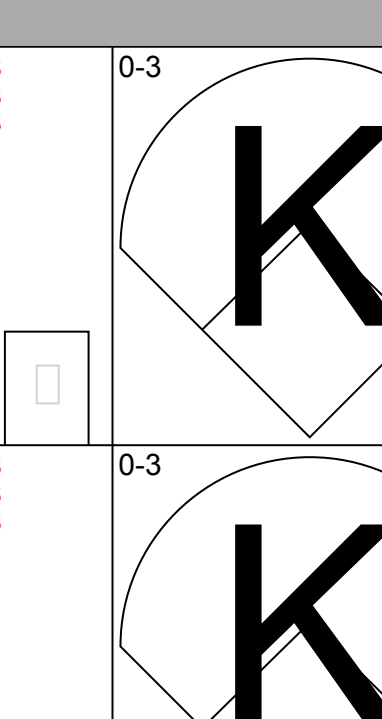
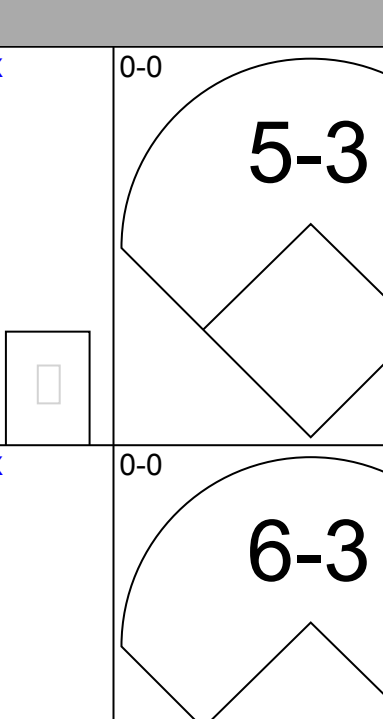
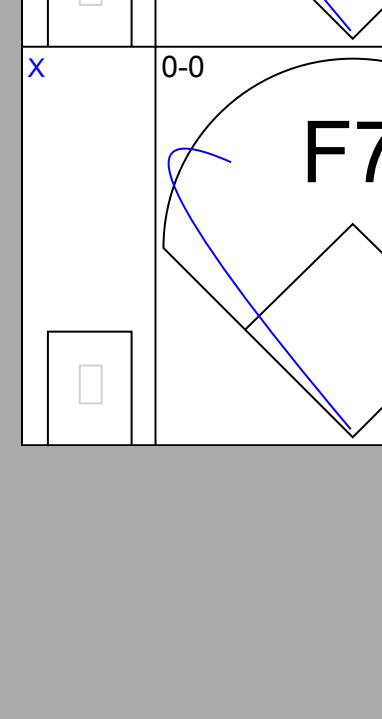
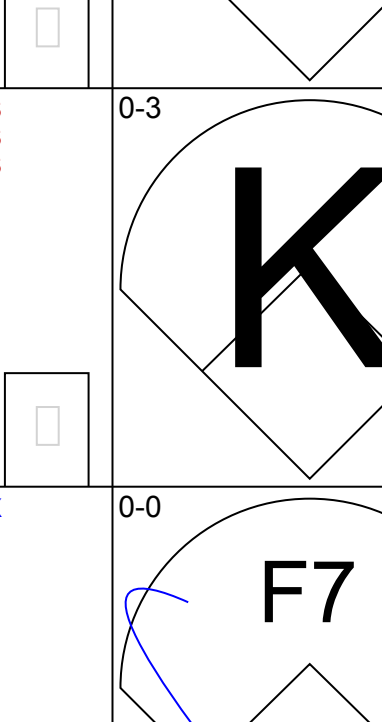
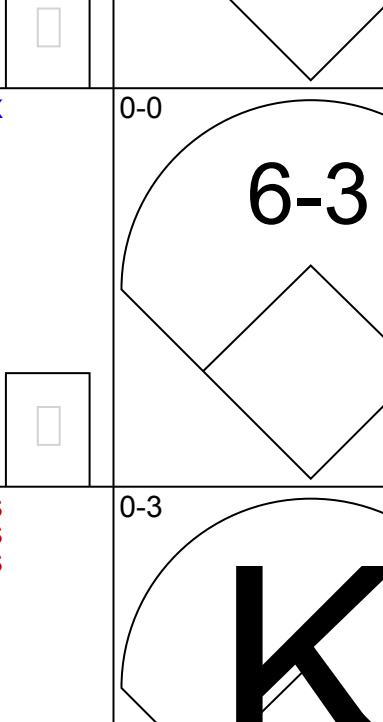
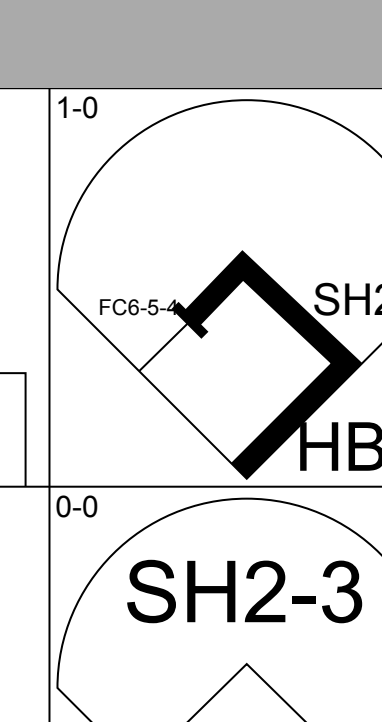
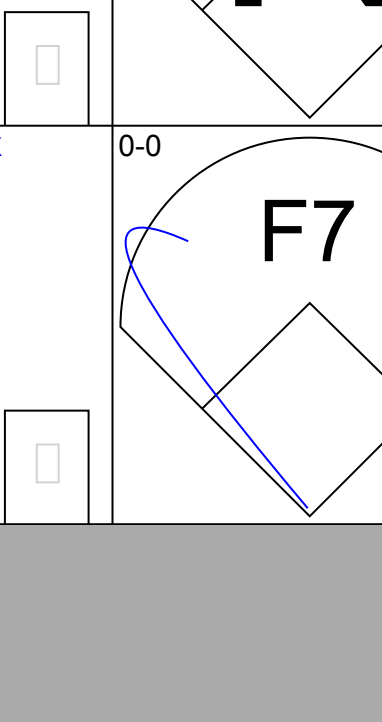
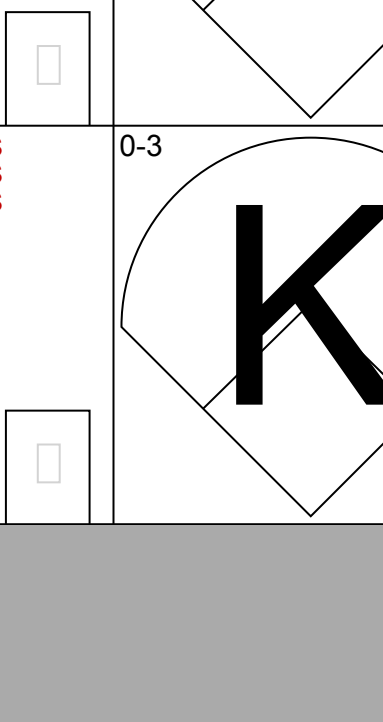
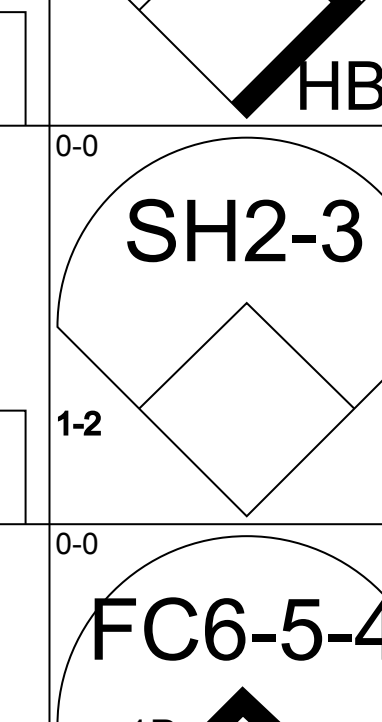
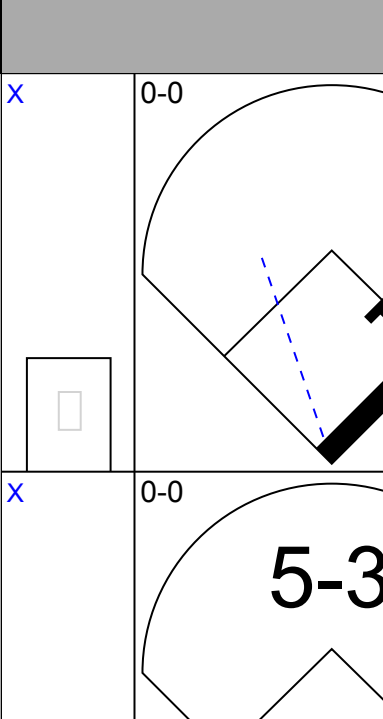
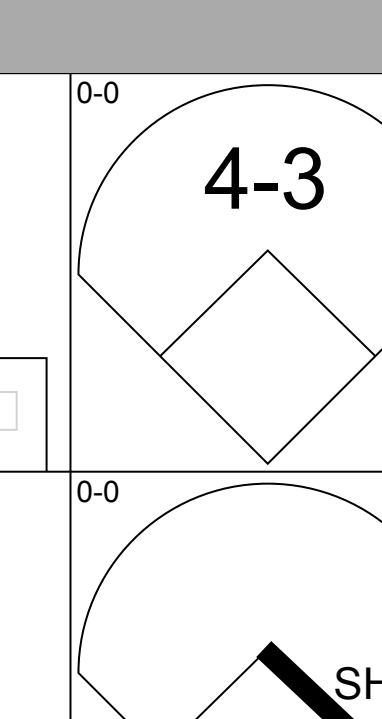
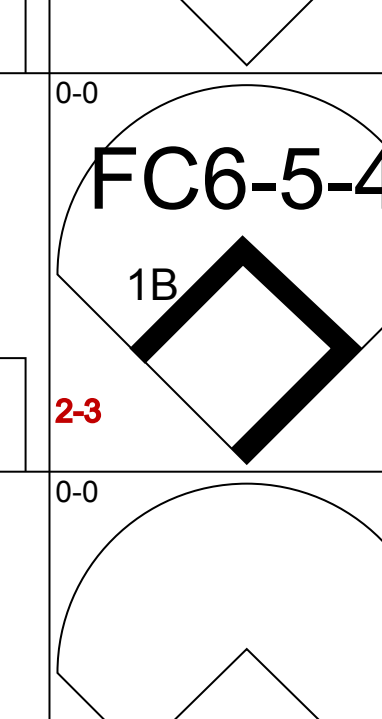
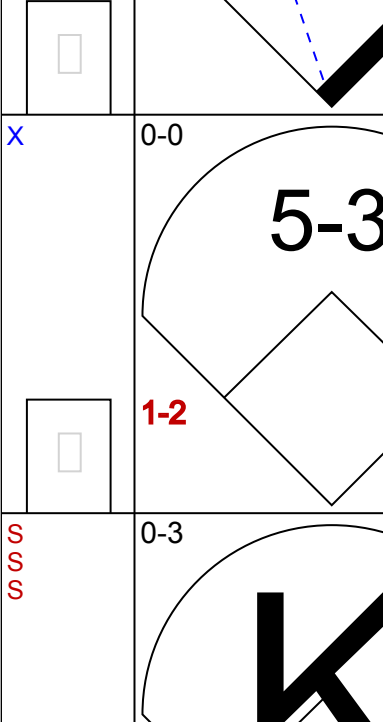
Batter	1	2	3	4	5	6	7	8	9	AB	R	H	RBI	BB	SO	LOB	BOTTOM										
<b>Lou Brock, L</b> OBP: 0.359, SLG: 0.381	E SF8 1B		F7			F8		F8		4	1	1	0	0	0	0											
<b>Ted Sizemore, R</b> OBP: 0.359, SLG: 0.326	F5			FC4-6 1B		1-3			FC4-6 1B	4	0	2	0	0	0	1											
<b>Bake McBride, L</b> OBP: 0.379, SLG: 0.373	SF8			K		K			FC4-6 1B 1B	3	1	0	1	0	2	2											
<b>Ted Simmons, S</b> OBP: 0.368, SLG: 0.439 <b>Jose Cruz, L</b> OBP: 0.310, SLG: 0.383	K			FC4-6 1B					HR	4	1	2	1	0	1	1											
<b>Tim McCarver, L</b> OBP: 0.335, SLG: 0.362		6-3			E5 1B		5-3			4	0	2	1	0	0	0											
<b>Bernie Carbo, L</b> OBP: 0.397, SLG: 0.418		K			4-3		F7		G4-6-3 1B	4	0	0	0	0	1	4											
<b>Ken Reitz, R</b> OBP: 0.252, SLG: 0.333		4-3					F8			3	0	0	0	0	0	0											
<b>Mike Tyson, R</b> OBP: 0.276, SLG: 0.294					P3		F8		6-3	3	0	0	0	0	0	0											
<b>Alan Foster, R</b> ERA: 3.88 <b>Al Hrabosky, R</b> ERA: 2.04					K		1-3		G1	3	0	0	0	0	1	0											
<b>Inning Stats</b>	R: 1 E: 0 K: 1 S: 6	H: 1 LOB: 0 BB: 0 P: 6	R: 0 E: 0 K: 1 S: 5	H: 0 LOB: 0 BB: 0 P: 5	R: 0 E: 0 K: 1 S: 5	H: 0 LOB: 0 BB: 0 P: 5	R: 0 E: 0 K: 1 S: 7	H: 2 LOB: 2 BB: 0 P: 7	R: 0 E: 0 K: 0 S: 3	H: 0 LOB: 0 BB: 0 P: 3	R: 1 E: 0 K: 0 S: 4	H: 1 LOB: 0 BB: 0 P: 4	R: 0 E: 0 K: 0 S: 3	H: 0 LOB: 0 BB: 0 P: 3	R: 1 E: 0 K: 0 S: 5	H: 3 LOB: 2 BB: 0 P: 5	1B: 6 2B: 0 3B: 0 HR: 1	SF: 1 SAC: 0 DP: 1 HBP: 0	WP: 0 PB: 0 SB: 0 CS: 0	PA: 33							
<b>PITCHER</b>	IP	WLS	BF	H	R	ER	SO	BB	IBB	HBP	BLK	WP	HR	S	P	ERA	WHIP										
<b>Fergie Jenkins, R</b> ERA: 3.88	8.0	W	28	4	2	1	5	0	0	0	0	0	0	38	38	1.12	0.500										
<b>Bob Locker, R</b> ERA: 2.64	1.0	S	5	3	1	1	0	0	0	0	0	0	0	5	5	9.00	3.000										

**Chicago Cubs @ St. Louis Cardinals**  
 Busch Stadium, St. Louis, MO  
 Tue Sep 25 1973, 7:05 PM CDT  
 Att: 14,854 - Unknown

AB 32  
 R 3  
 H 7  
 RBI 3  
 BB 0  
 SO 5  
 LOB 8





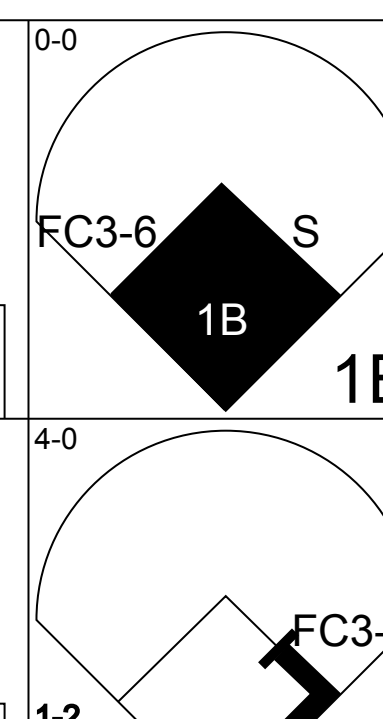
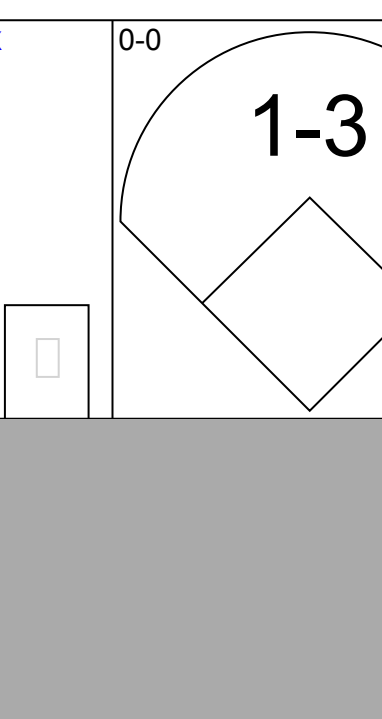
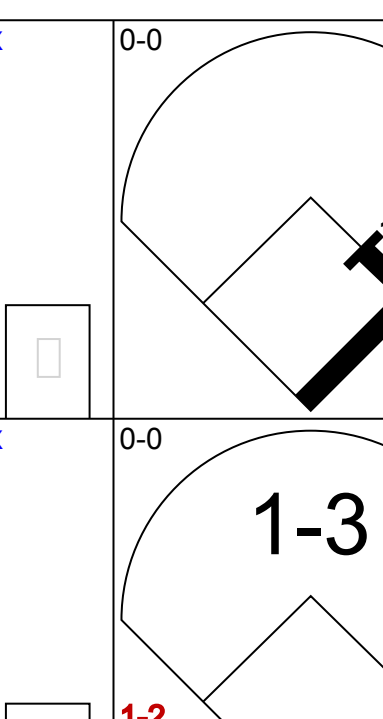
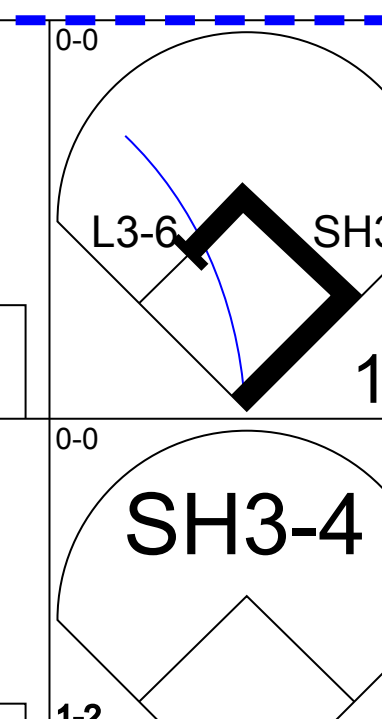
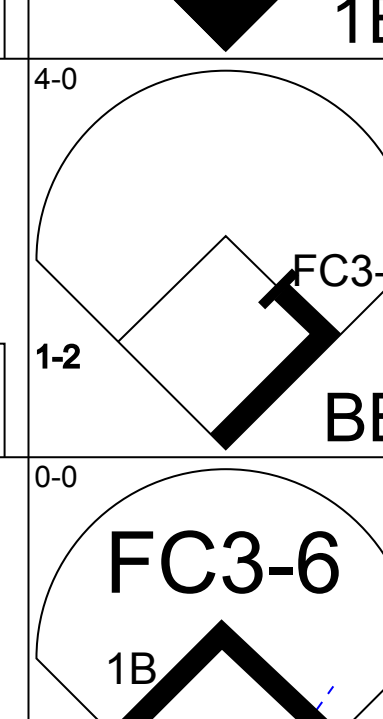
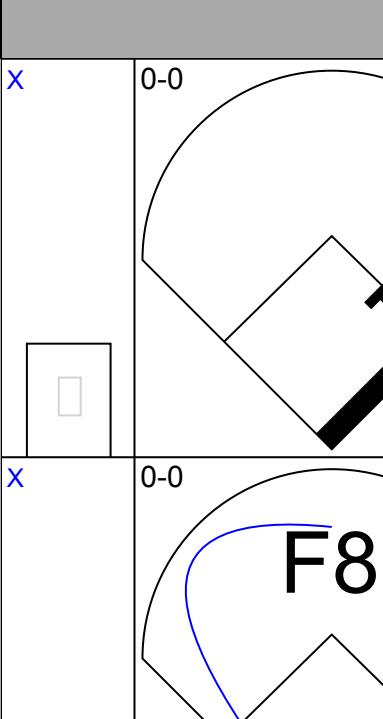
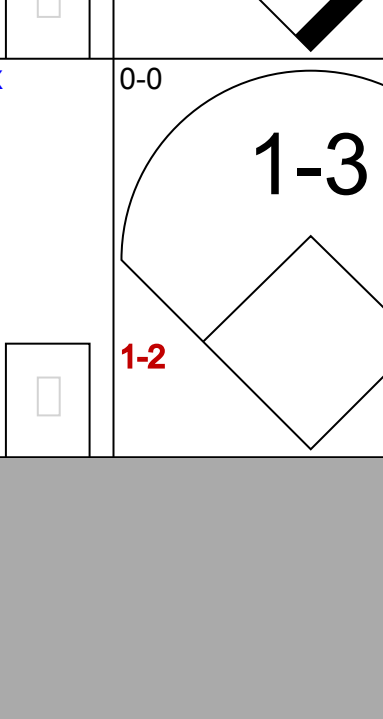
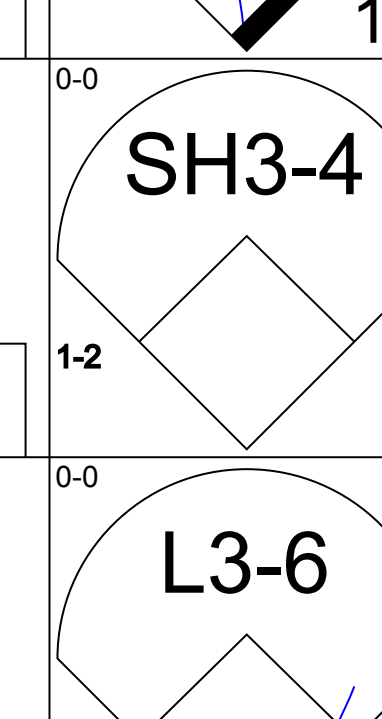
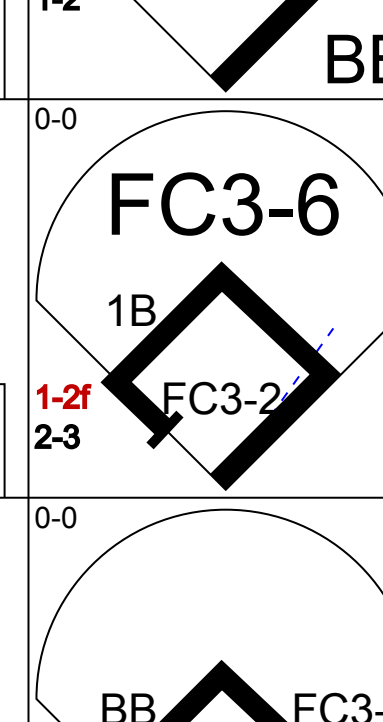
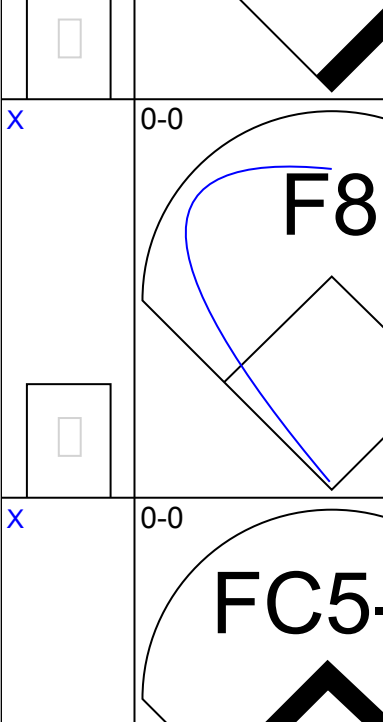
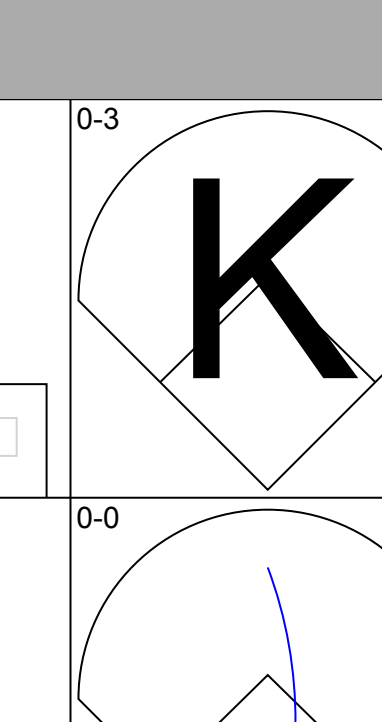
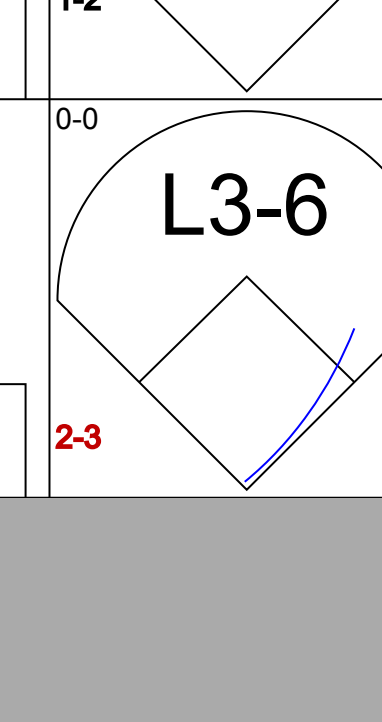
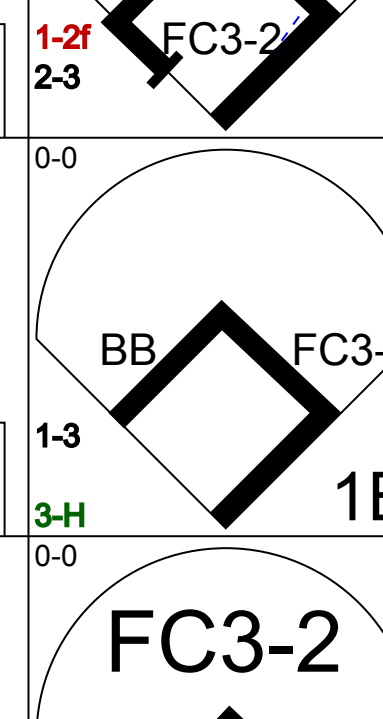
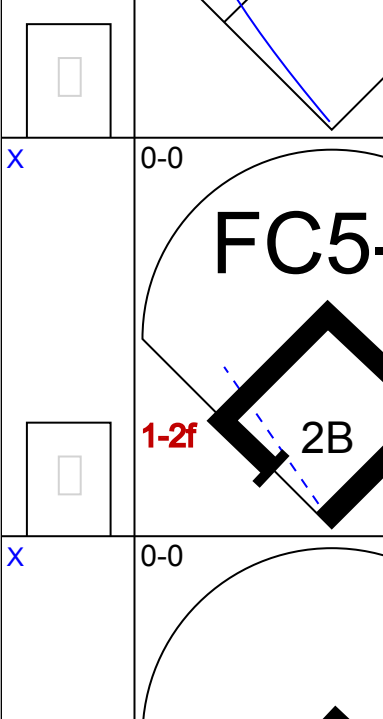
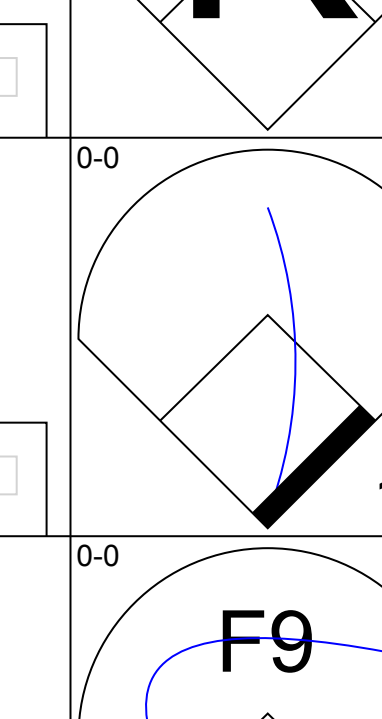
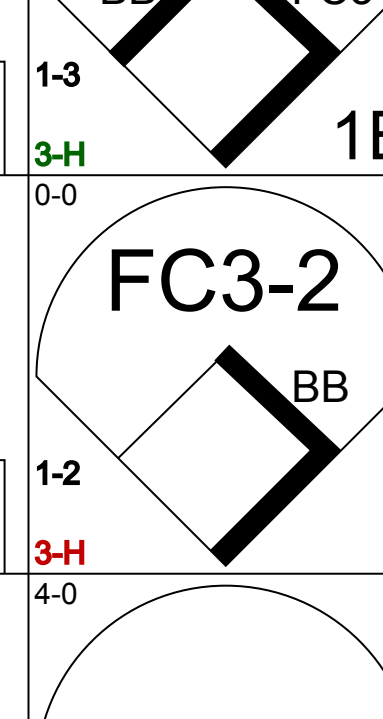
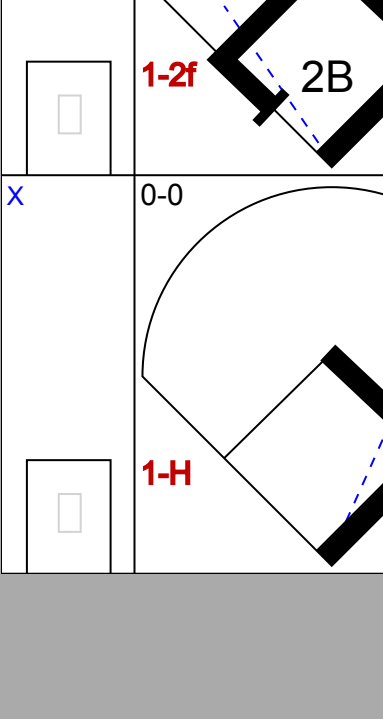
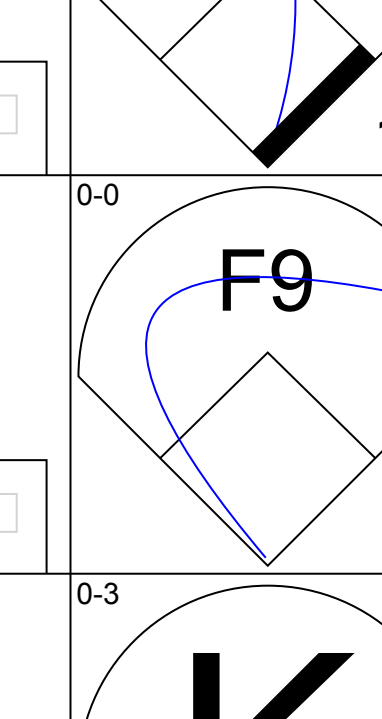
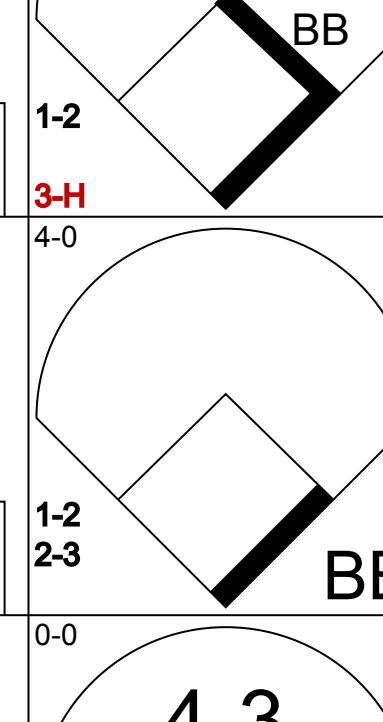
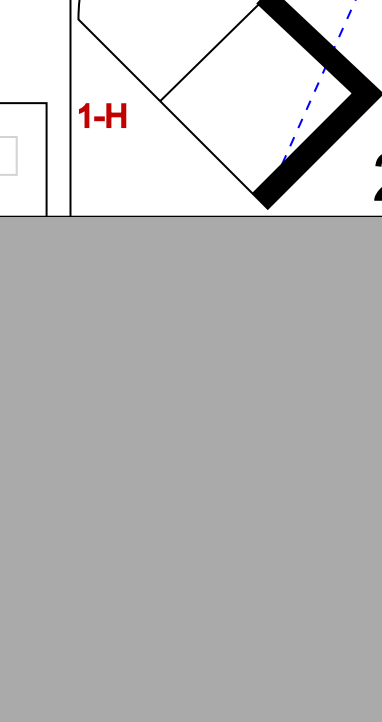
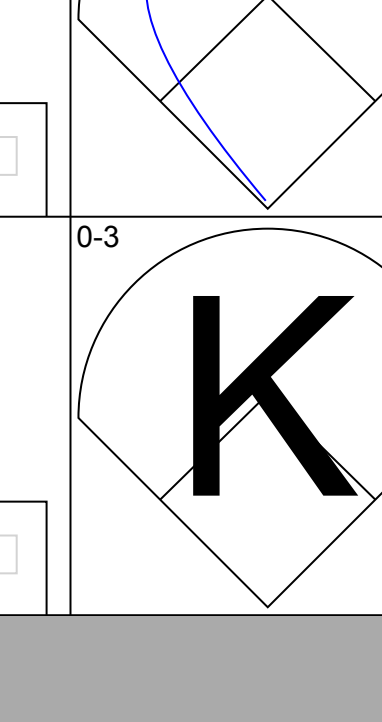
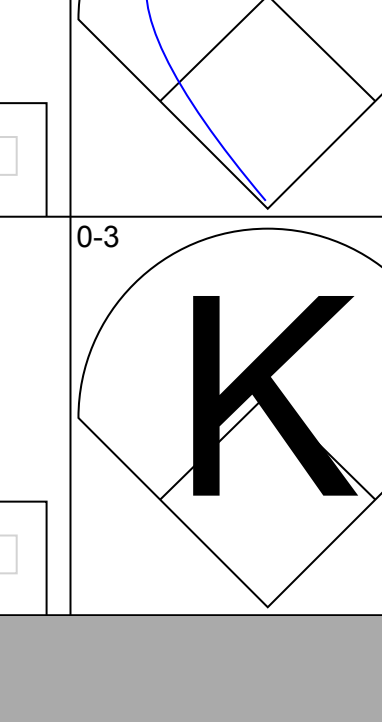
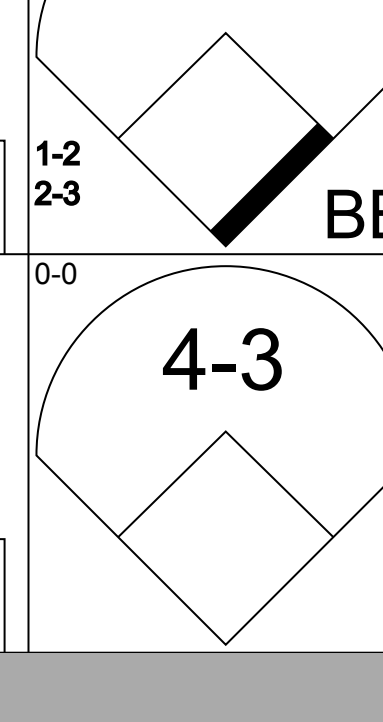
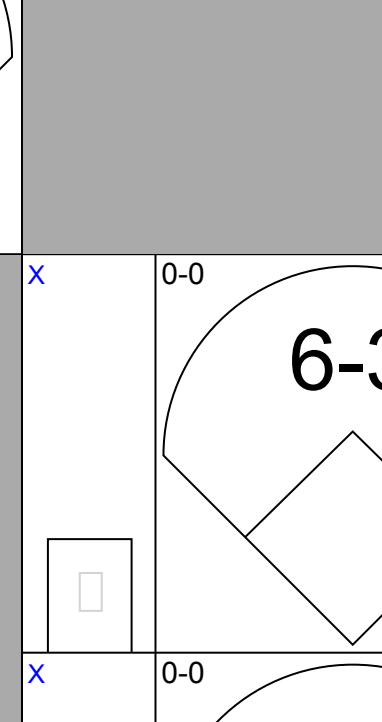
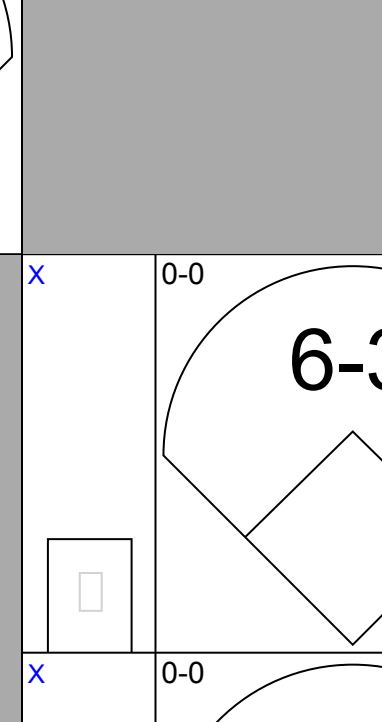
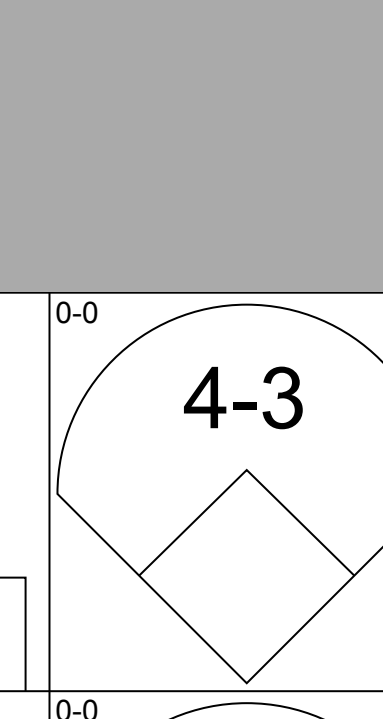
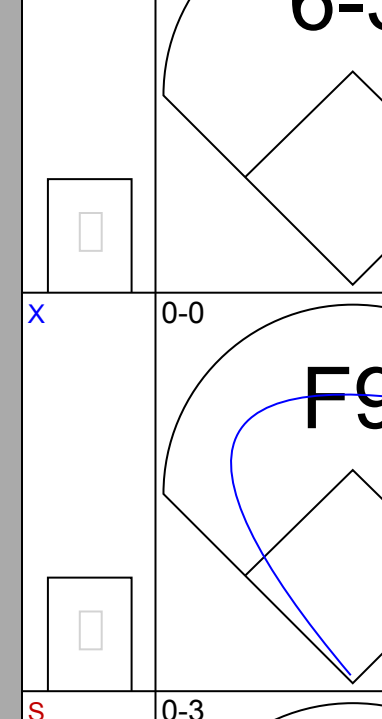
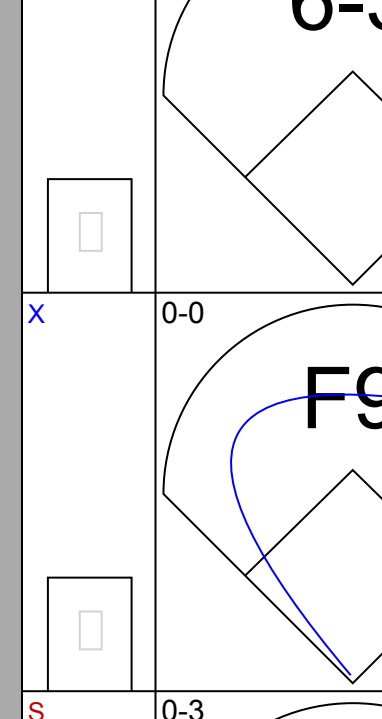
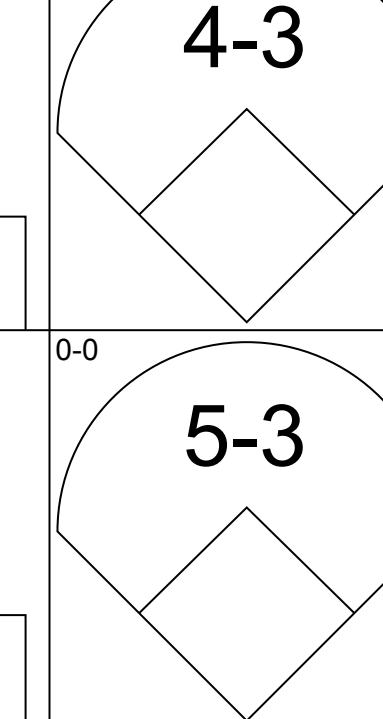
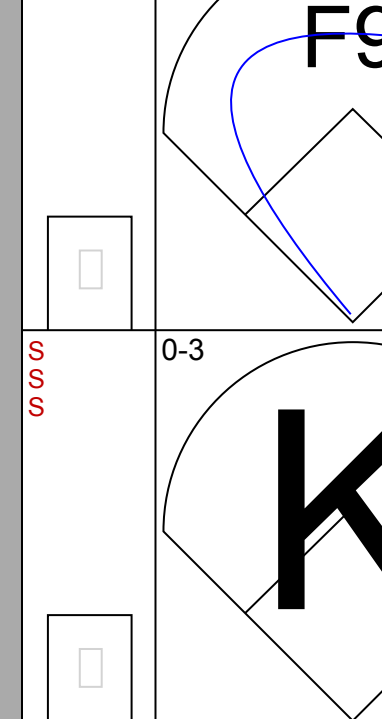
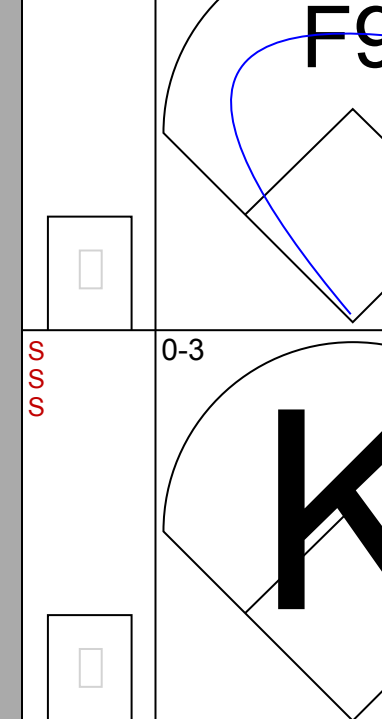
Batter	1	2	3	4	5	6	7	8	9	AB	R	H	RBI	BB	SO	LOB	TOP								
<b>Rick Monday, L</b> OBP: 0.375, SLG: 0.470 (1, 8)										4	0	1	0	0	1	1									
<b>Don Kessinger, S</b> OBP: 0.326, SLG: 0.312 (1, 6)										4	0	1	0	0	0	1									
<b>Billy Williams, L</b> OBP: 0.373, SLG: 0.444 (1, 7)										4	0	0	0	0	0	2									
<b>Ron Santo, R</b> OBP: 0.351, SLG: 0.449 (1, 5)										3	0	0	0	0	1	0									
<b>Jose Cardenal, R</b> OBP: 0.381, SLG: 0.445 (1, 9)										2	0	0	0	0	1	0									
<b>Gonzalo Marquez, L</b> OBP: 0.256, SLG: 0.299 (1, 3)										2	0	0	0	0	1	0									
<b>Dave Rosello, R</b> OBP: 0.303, SLG: 0.323 (1, 4)										2	0	1	0	0	0	0									
<b>Adrian Garrett, L</b> OBP: 0.271, SLG: 0.396 (8, PH)										1	0	0	0	0	1										
<b>Cleo James, R</b> OBP: 0.130, SLG: 0.111 (8, FR)										0	0	0	0	0	0										
<b>Paul Popovich, S</b> OBP: 0.281, SLG: 0.303 (8, 4)										0	0	0	0	0	0										
<b>Ken Rudolph, R</b> OBP: 0.228, SLG: 0.297 (1, 2)										2	0	1	0	0	0	1									
<b>Glenn Beckert, R</b> OBP: 0.314, SLG: 0.292 (8, PH)										1	0	1	0	0	0										
<b>Matt Alexander, S</b> OBP: 0.333, SLG: 0.200 (8, FR)										0	0	0	0	0	0										
<b>Tom Lundstedt, S</b> OBP: 0.200 (8, 2)										0	0	0	0	0	0										
<b>Bill Bonham, R</b> OBP: 0.093, SLG: 0.093 (1, 1)										1	0	0	0	0	1	0									
<b>Jim Hickman, R</b> OBP: 0.367, SLG: 0.312 (8, PH)										1	0	0	0	0	1	2									
<b>Bob Locker, S</b> OBP: 0.067, SLG: 0.067 (8, 1)										0	0	0	0	0	0	0									
<b>Inning Stats</b>	R: 0 E: 0 K: 1 S: 5	H: 0 LOB: 0 BB: 0 P: 5	R: 0 E: 0 K: 2 S: 7	H: 0 LOB: 0 BB: 0 P: 7	R: 0 E: 0 K: 1 S: 5	H: 1 LOB: 0 BB: 0 P: 5	R: 0 E: 0 K: 0 S: 3	H: 1 LOB: 0 BB: 0 P: 3	R: 0 E: 0 K: 1 S: 5	H: 0 LOB: 0 BB: 0 P: 5	R: 0 E: 0 K: 0 S: 4	H: 1 LOB: 1 BB: 0 P: 4	R: 0 E: 0 K: 0 S: 3	H: 0 LOB: 0 BB: 0 P: 3	R: 0 E: 0 K: 1 S: 6	H: 1 LOB: 2 BB: 0 P: 7	R: 0 E: 0 K: 0 S: 3	H: 1 LOB: 0 BB: 0 P: 3	1B: 5 2B: 1 3B: 0 HR: 0	SF: 0 SAC: 2 DP: 2 HBP: 1	WP: 0 PB: 0 SB: 0 CS: 1	PA: 30			
<b>PITCHER</b> <b>Rick Wise, R</b> ERA: 3.42 (1, 1)	IP: 9.0 WLS: W BF: 30	H: 5 R: 0 ER: 0 SO: 6	BB: 0 IBB: 0 HBP: 1 BLK: 0	WP: 0 HR: 0 S: 41 P: 42	ERA: 0.00 WHIP: 0.556																				

**Chicago Cubs @ St. Louis Cardinals**  
 Busch Stadium, St. Louis, MO  
 Wed Sep 26 1973, 7:05 PM CDT  
 Att: 14,379 - Cloudy - 73 F

livebaseballscorecards.com

**AB 27**  
**R 0**  
**H 5**  
**RBI 0**  
**BB 0**  
**SO 6**  
**LOB 8**



Batter	1	2	3	4	5	6	7	8	9	AB	R	H	RBI	BB	SO	LOB	BOTTOM								
<b>Lou Brock, L</b> OBP: 0.361, SLG: 0.383 (1, 7)										4	1	3	0	0	0	0									
<b>Ted Sizemore, R</b> OBP: 0.360, SLG: 0.327 (1, 4)										2	0	1	0	1	0	1									
<b>Bake McBride, L</b> OBP: 0.355, SLG: 0.345 (1, 8)										4	0	0	0	0	1	4									
<b>Ted Simmons, S</b> OBP: 0.369, SLG: 0.440 (1, 2)										3	0	2	1	0	0	1									
<b>Tim McCarver, L</b> OBP: 0.335, SLG: 0.365 (1, 3)										3	0	1	0	0	0	3									
<b>Jose Cruz, L</b> OBP: 0.310, SLG: 0.381 (1, 9)										2	0	0	0	1	1	1									
<b>Ken Reitz, R</b> OBP: 0.251, SLG: 0.331 (1, 5)										3	0	0	0	0	0	3									
<b>Mike Tyson, R</b> OBP: 0.274, SLG: 0.292 (1, 6)										3	0	0	0	0	0	0									
<b>Rick Wise, R</b> OBP: 0.255, SLG: 0.360 (1, 1)										3	0	0	0	0	1	0									
<b>Inning Stats</b>	R: 1 E: 0 K: 0 S: 5	H: 2 LOB: 3 BB: 2 P: 13	R: 0 E: 0 K: 0 S: 3	H: 0 LOB: 0 BB: 0 P: 3	R: 0 E: 0 K: 0 S: 4	H: 2 LOB: 2 BB: 0 P: 4	R: 0 E: 0 K: 0 S: 3	H: 0 LOB: 0 BB: 0 P: 3	R: 0 E: 0 K: 2 S: 8	H: 1 LOB: 1 BB: 0 P: 8	R: 0 E: 0 K: 1 S: 5	H: 0 LOB: 0 BB: 0 P: 5	R: 0 E: 0 K: 0 S: 3	H: 1 LOB: 0 BB: 0 P: 3	R: 0 E: 0 K: 0 S: 3	H: 1 LOB: 0 BB: 0 P: 3	1B: 6 2B: 2 3B: 0 HR: 0	SF: 0 SAC: 1 DP: 1 HBP: 0	WP: 0 PB: 0 SB: 1 CS: 0	PA: 30					
<b>PITCHER</b> <b>Bill Bonham, R</b> ERA: 3.02 (1, 1)	IP: 7.0 WLS: L BF: 27	H: 6 R: 1 ER: 1 SO: 3	BB: 2 IBB: 0 HBP: 0 BLK: 0	WP: 0 HR: 0 S: 31 P: 39	ERA: 1.29 WHIP: 1.143																				
<b>Bob Locker, R</b> ERA: 2.61 (8, 1)	IP: 1.0 WLS: L BF: 3	H: 1 R: 0 ER: 0 SO: 0	BB: 0 IBB: 0 HBP: 0 BLK: 0	WP: 0 HR: 0 S: 3 P: 3	ERA: 0.00 WHIP: 1.000																				

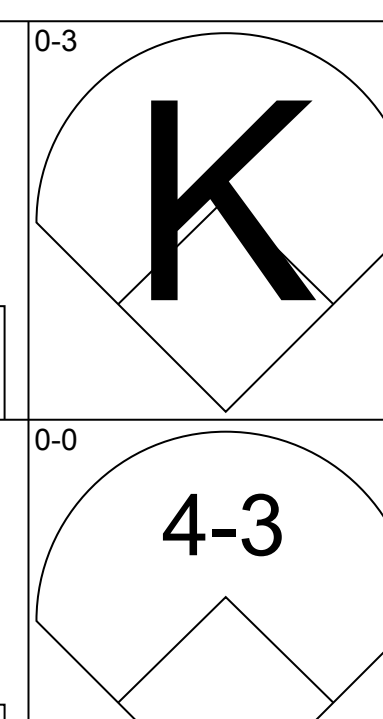
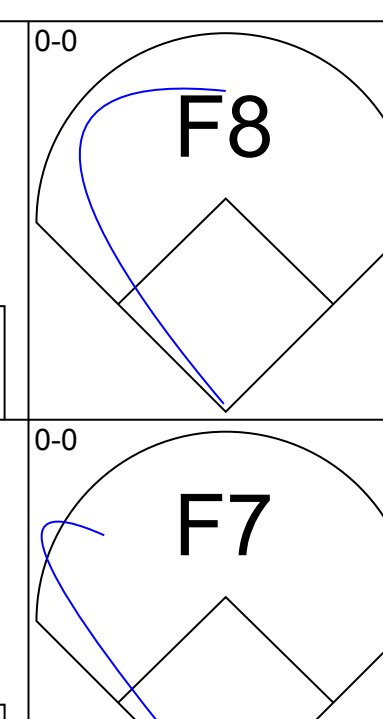
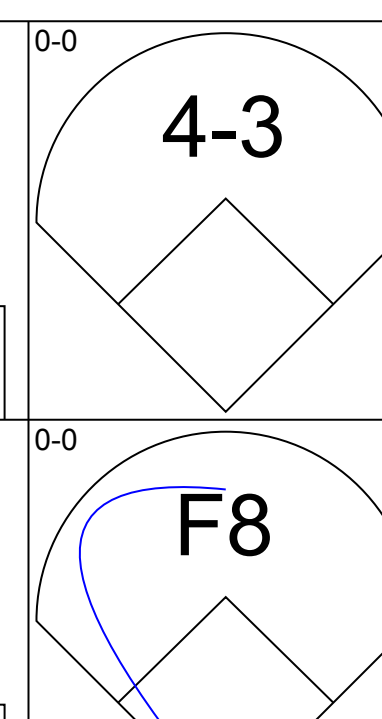
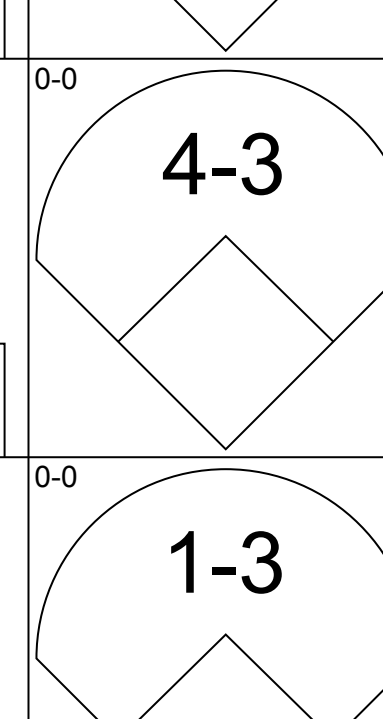
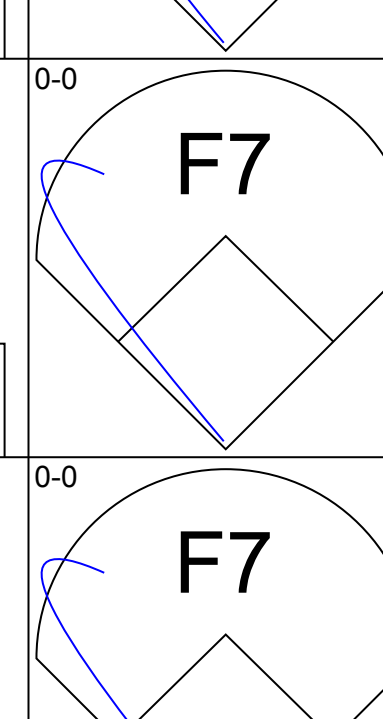
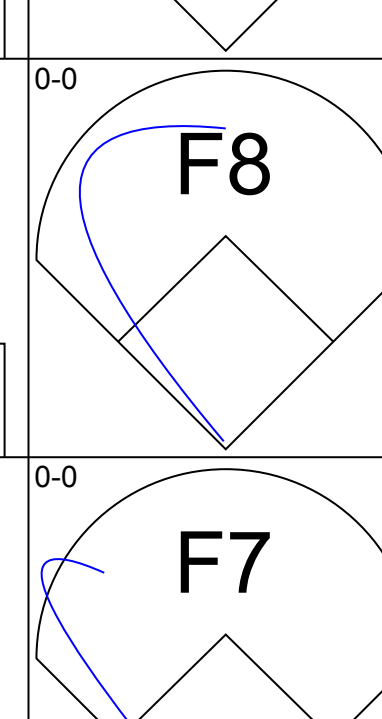
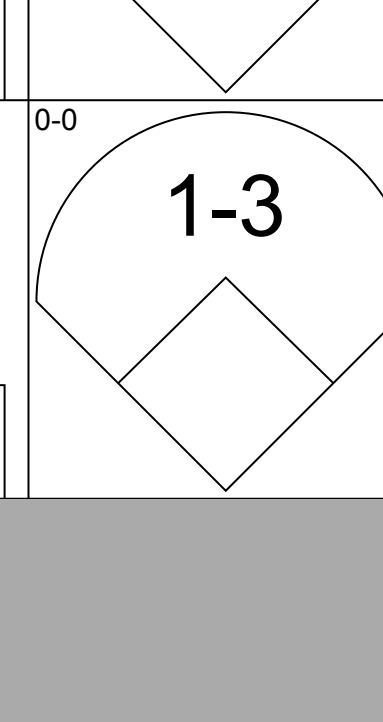
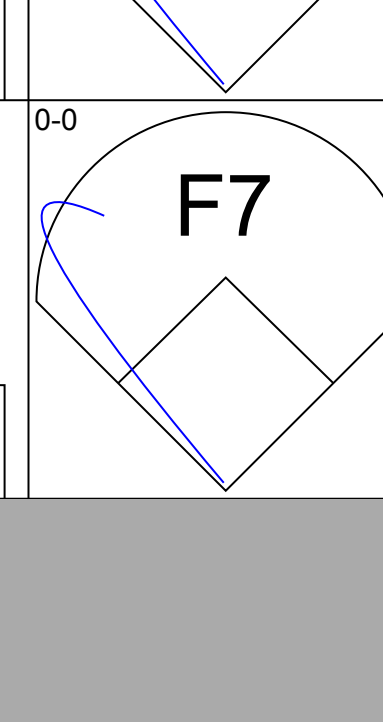
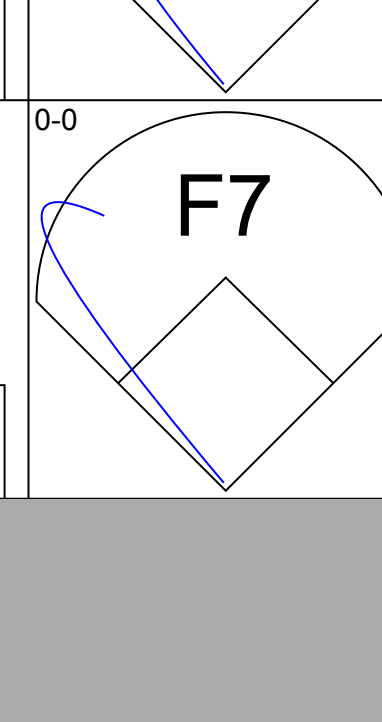
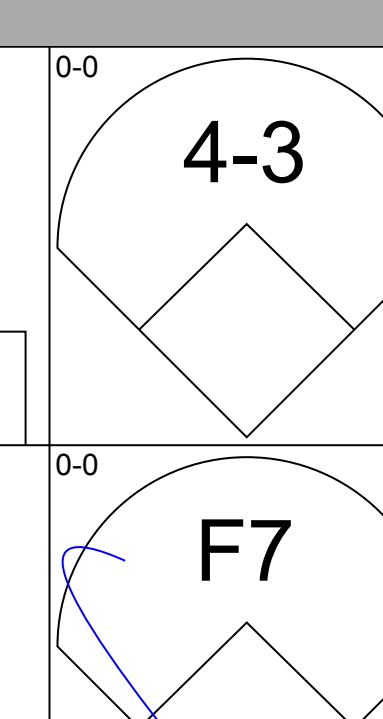
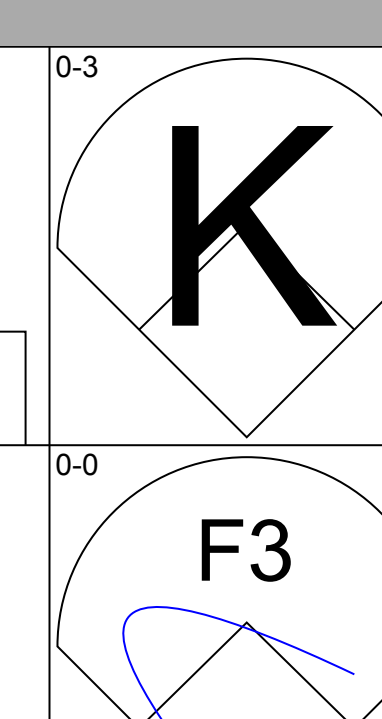
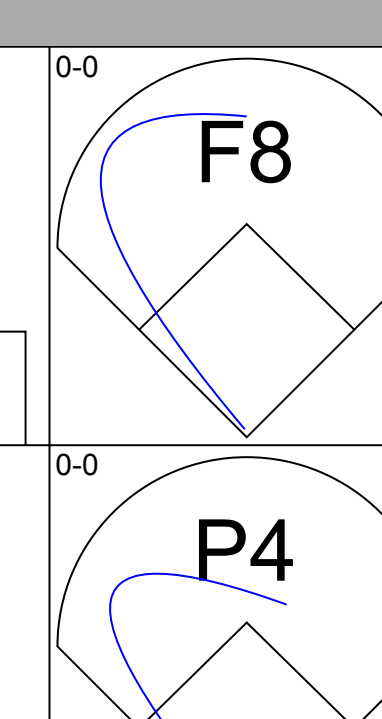
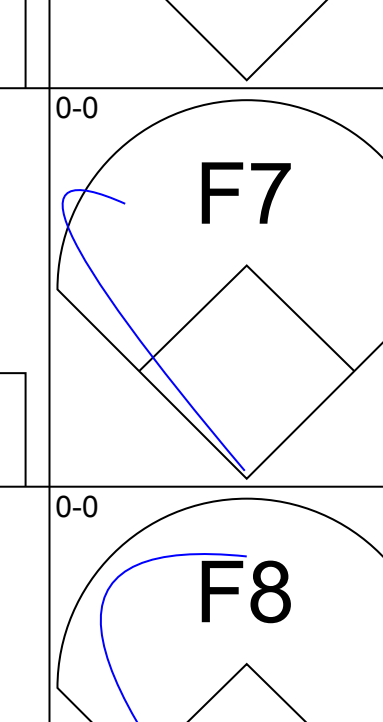
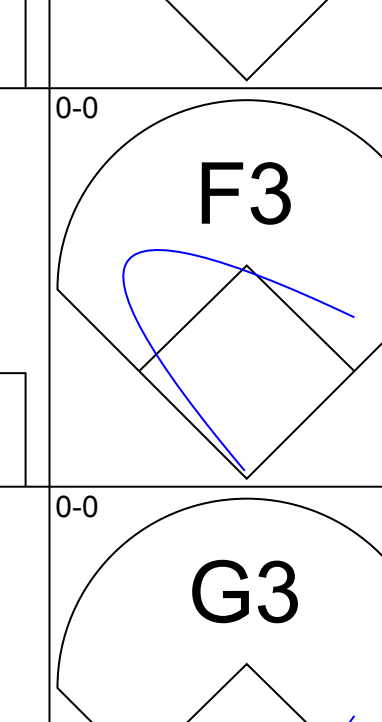
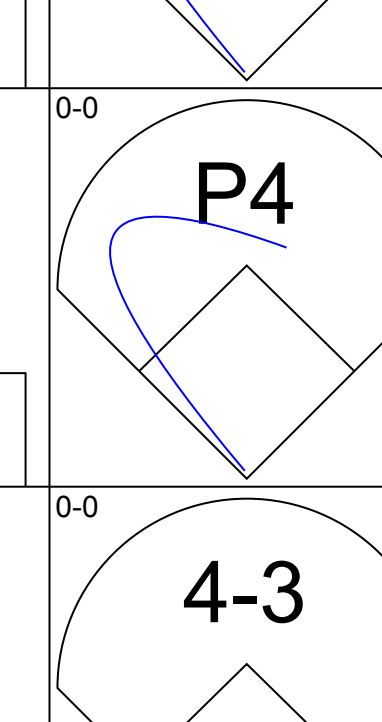
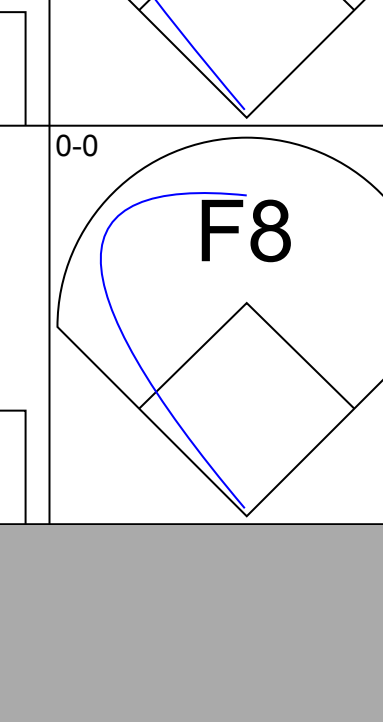
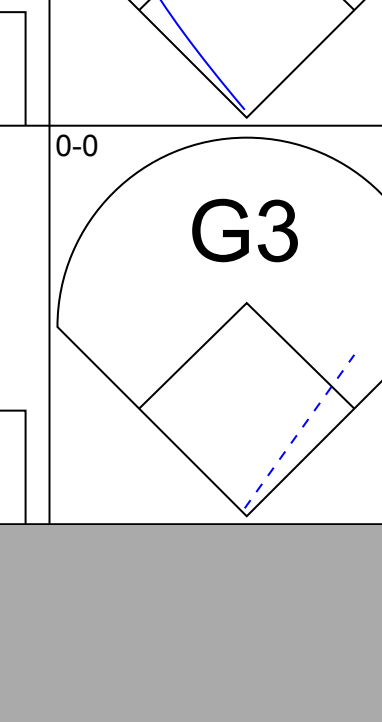
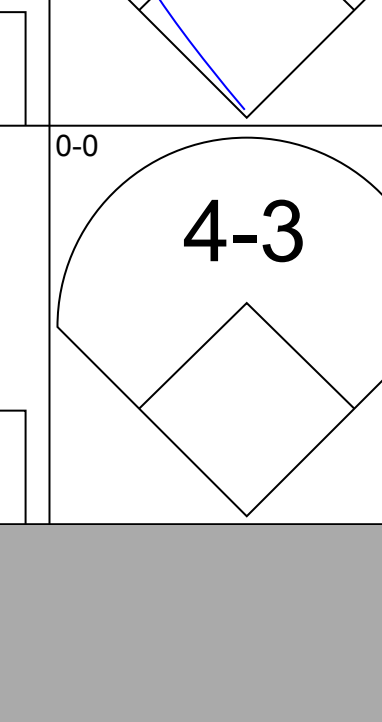
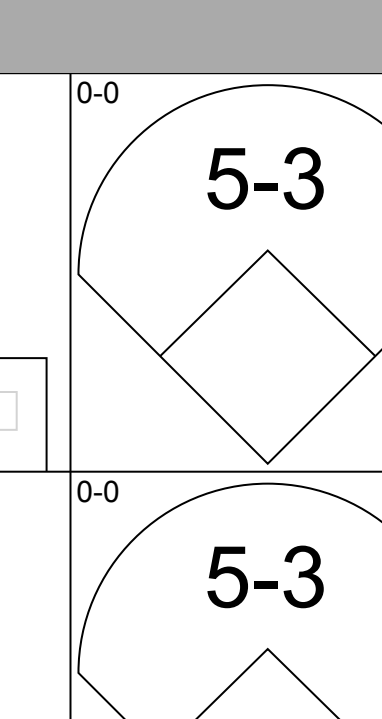
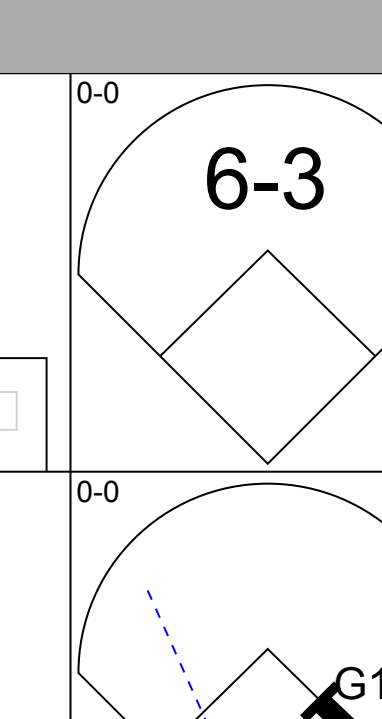
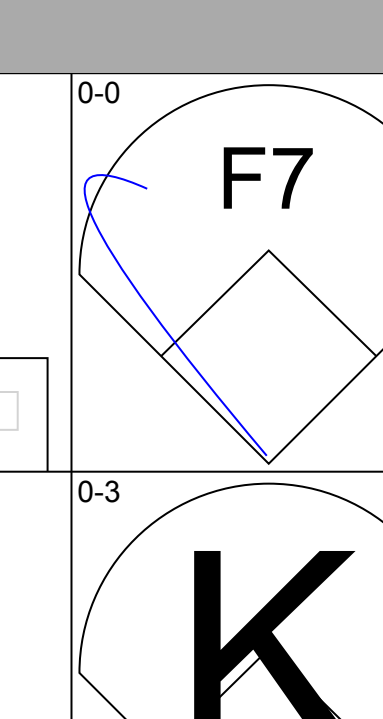
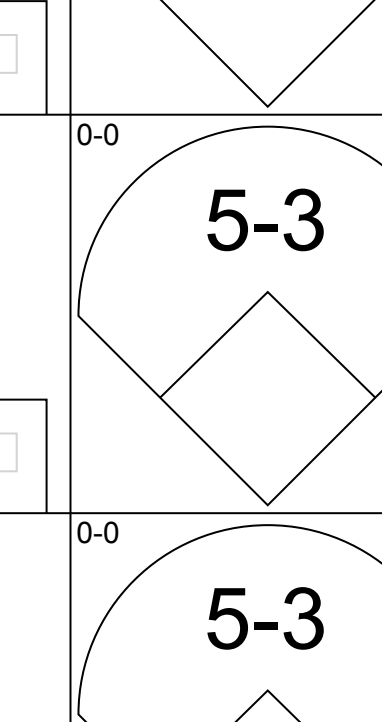
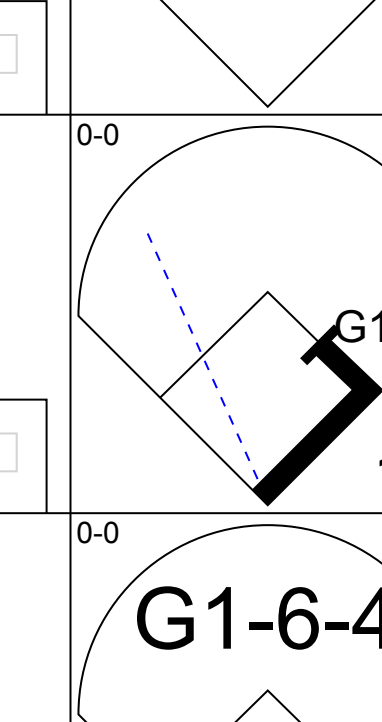
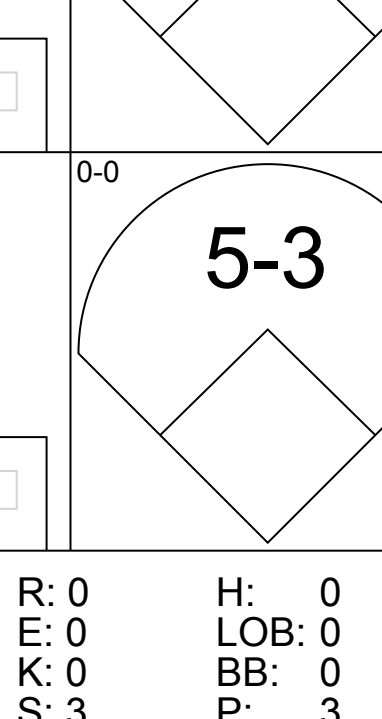
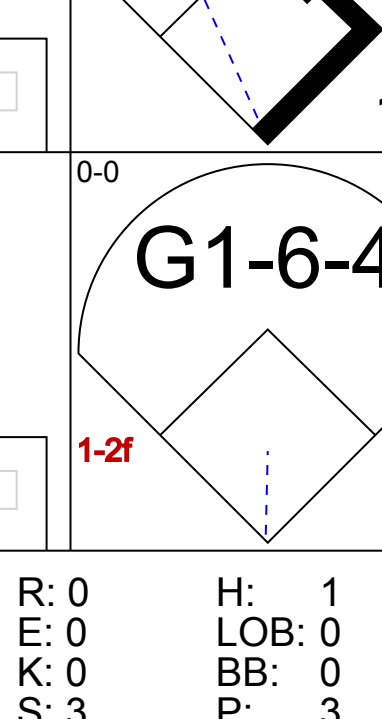
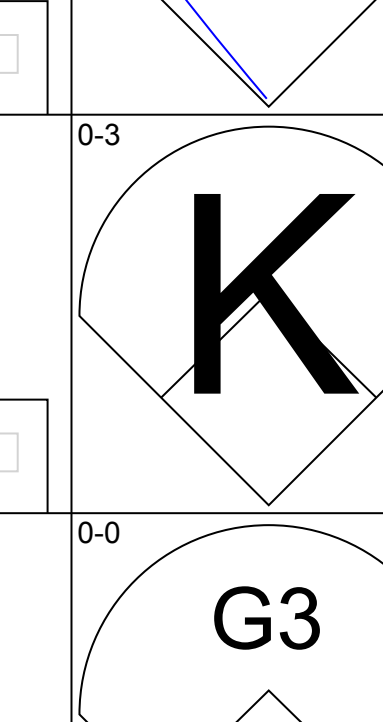
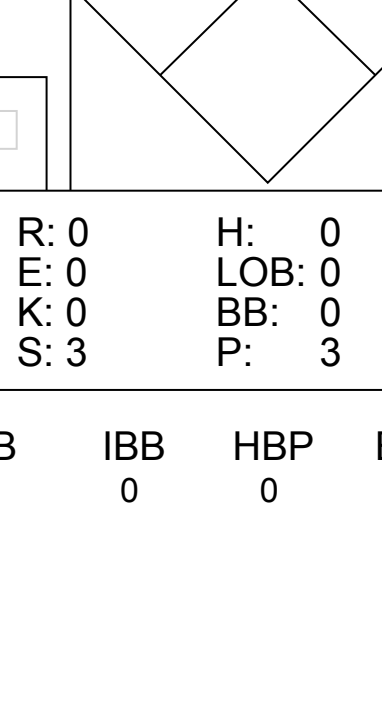
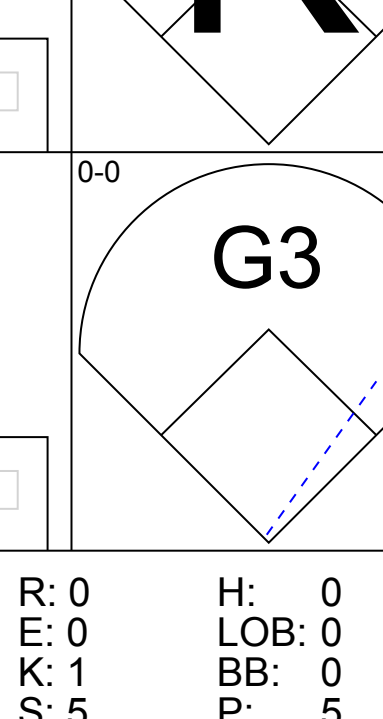
**Chicago Cubs @ St. Louis Cardinals**  
 Busch Stadium, St. Louis, MO  
 Wed Sep 26 1973, 7:05 PM CDT  
 Att: 14,379 - Cloudy - 73 F

livebaseballscorecards.com

**AB 27**  
**R 1**  
**H 7**  
**RBI 1**  
**BB 2**  
**SO 3**  
**LOB 13**



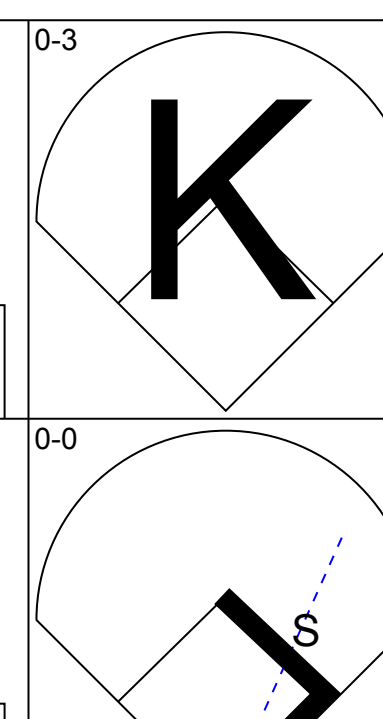
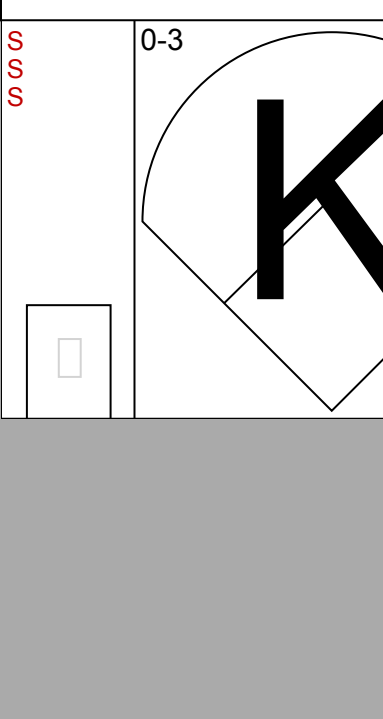
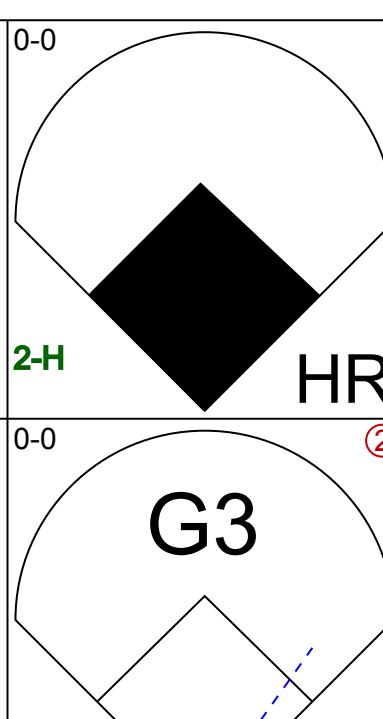
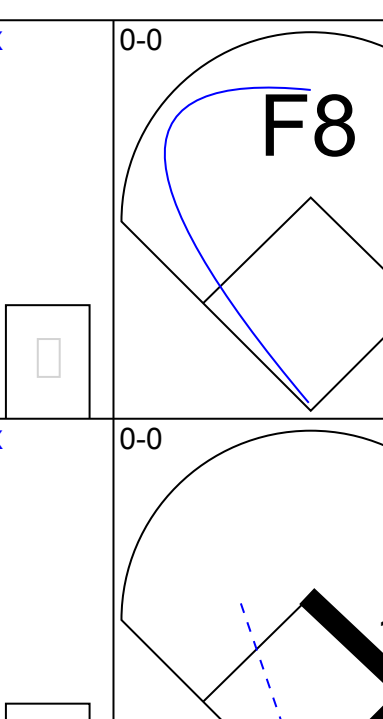
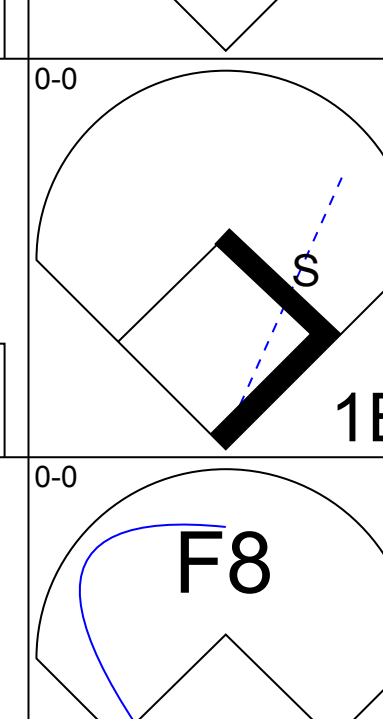
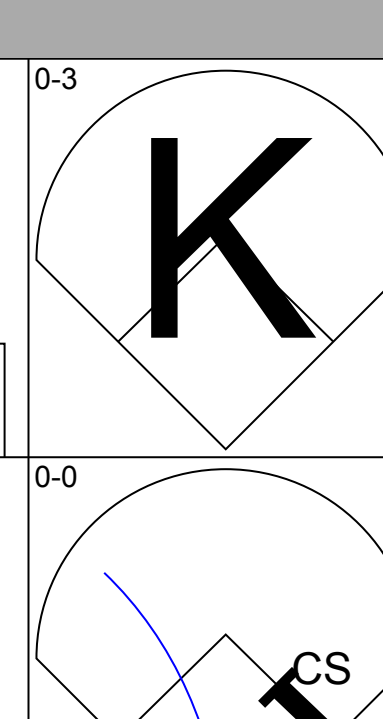
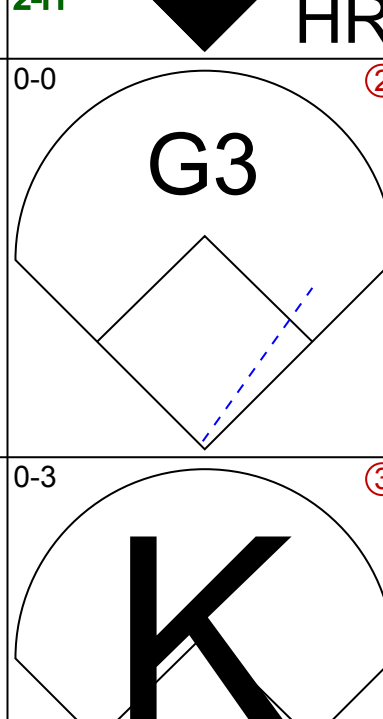
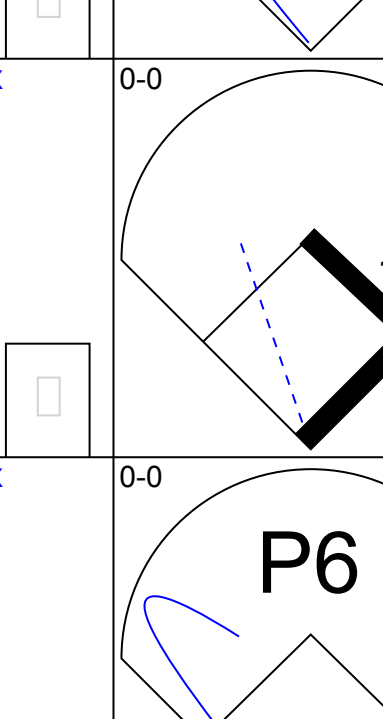
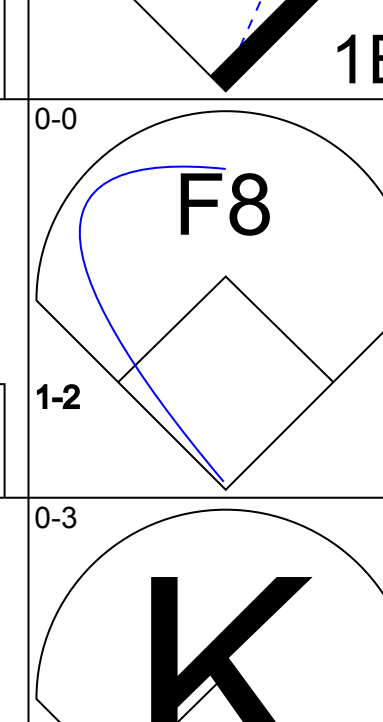
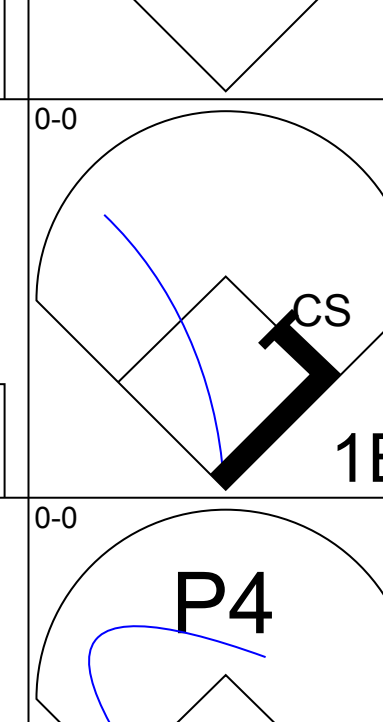
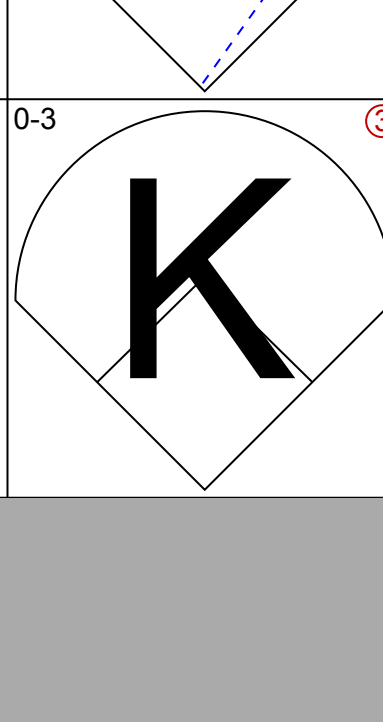
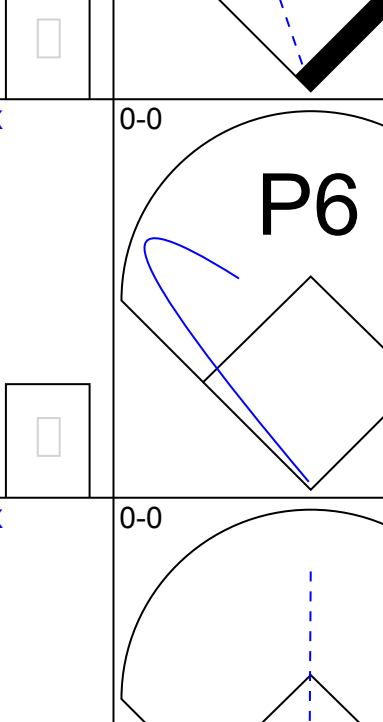
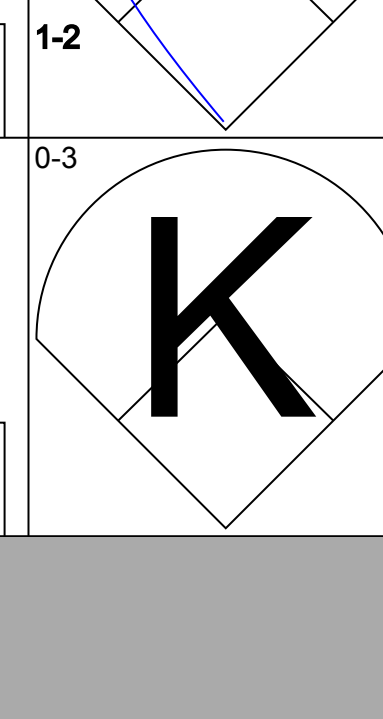
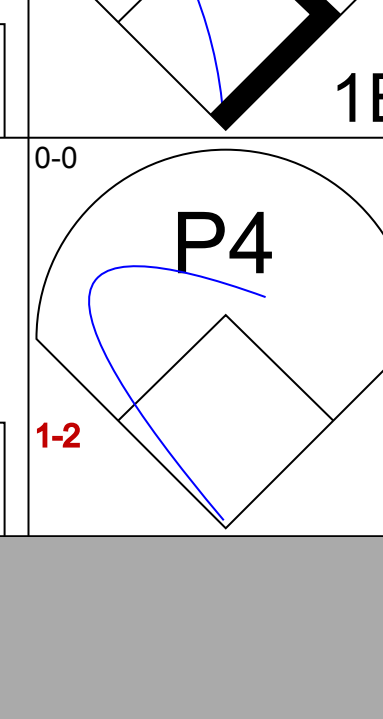
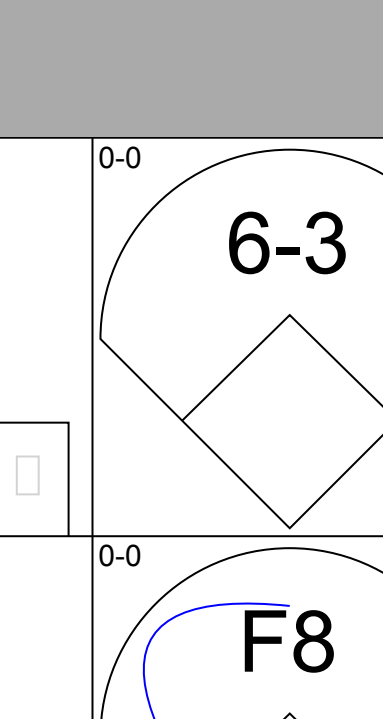
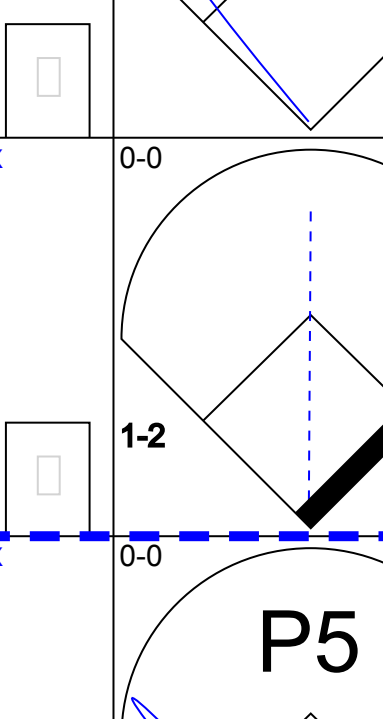
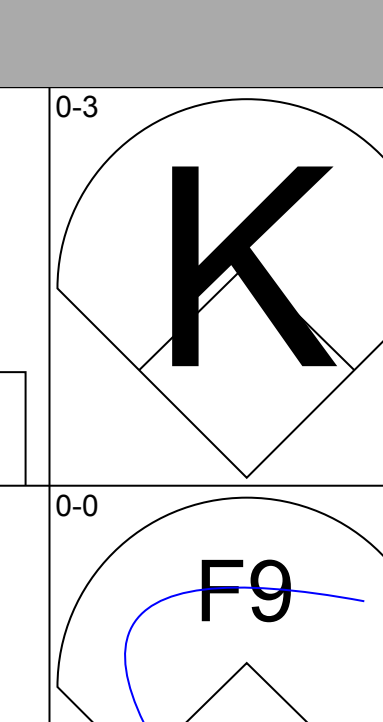
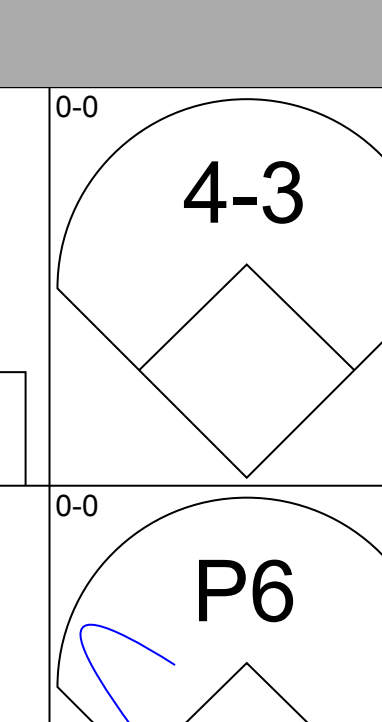
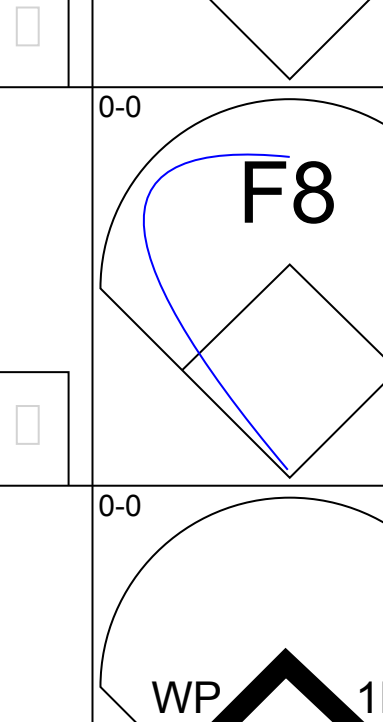
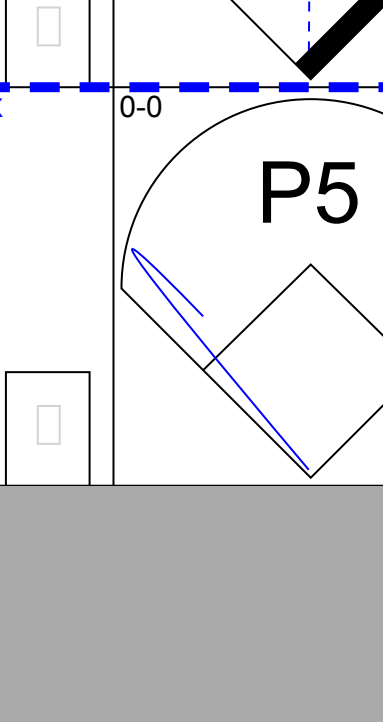
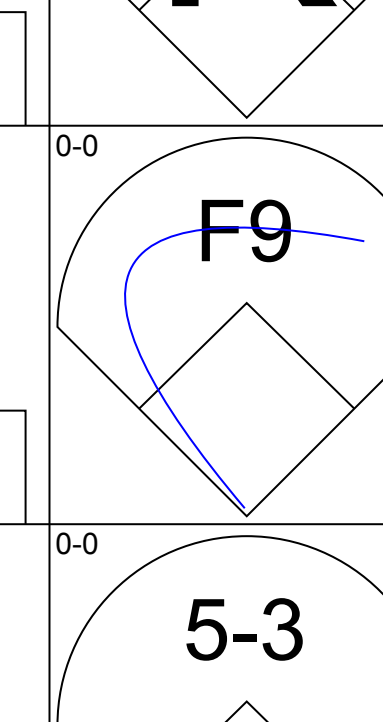
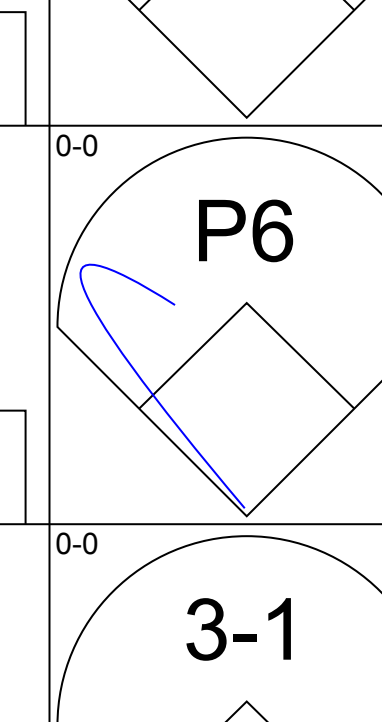
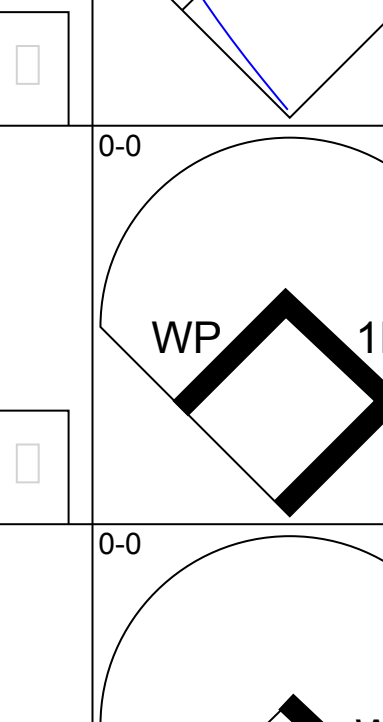
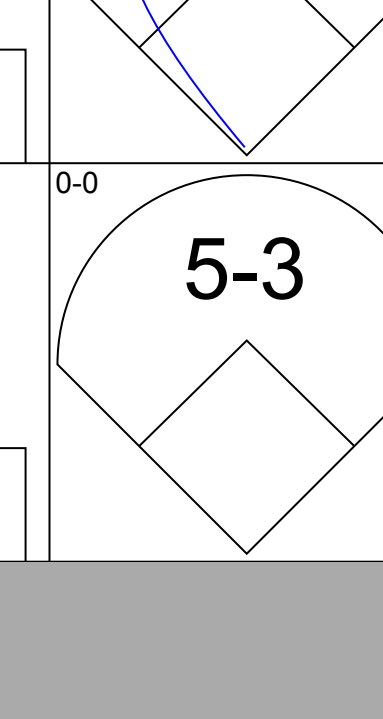
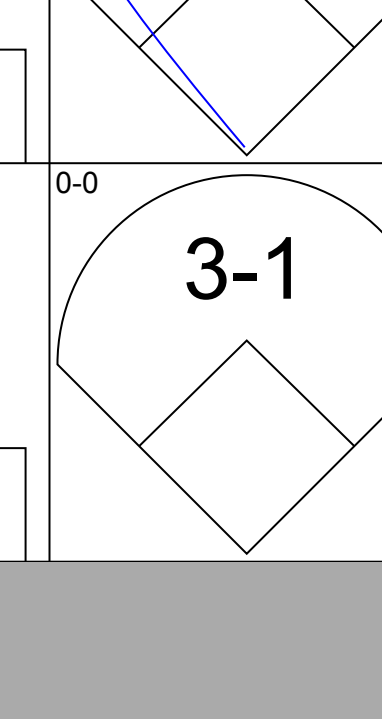
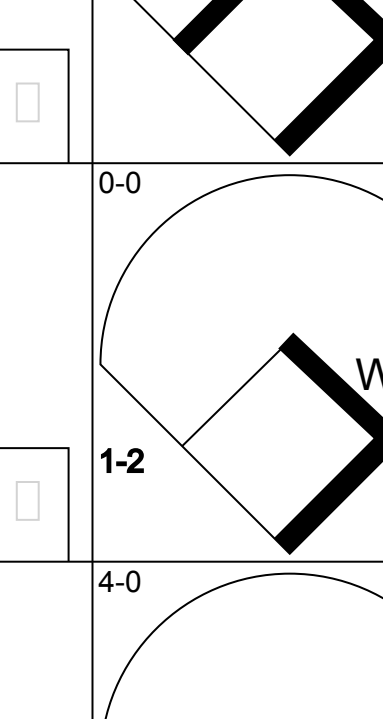
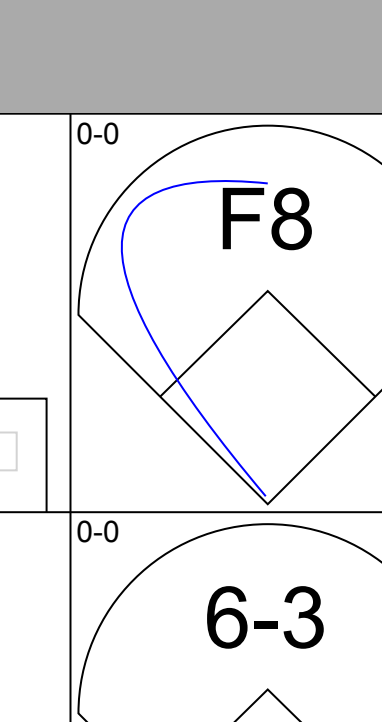
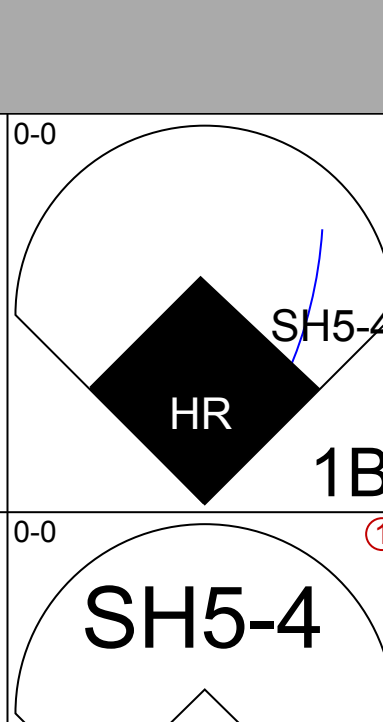
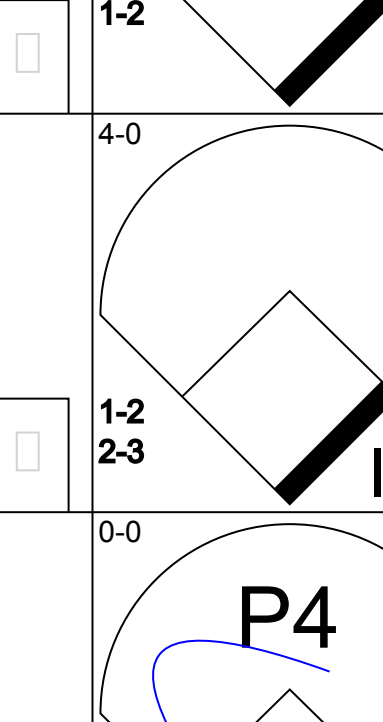
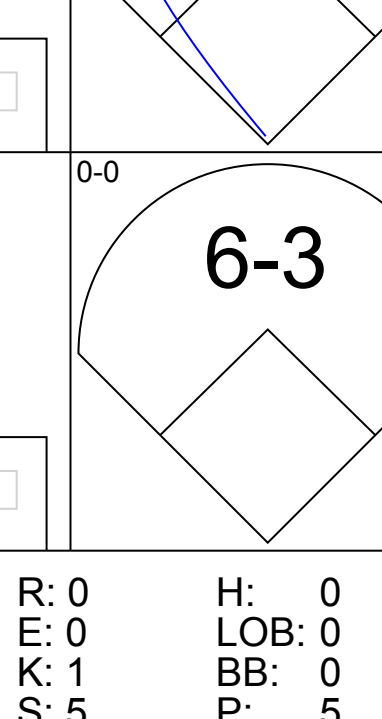
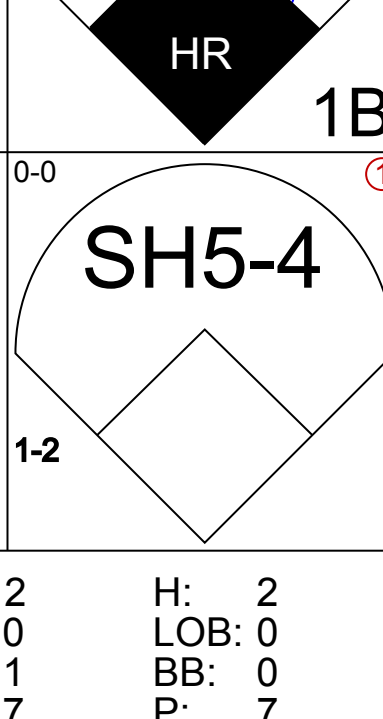
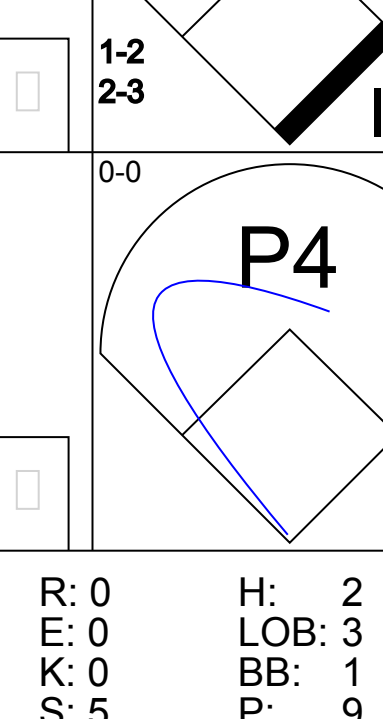


Batter	1	2	3	4	5	6	7	8	9	AB	R	H	RBI	BB	SO	LOB	TOP		
<b>Rick Monday, L</b> OBP: 0.374, SLG: 0.468 (1, 8)										3	0	0	0	0	1	0			
<b>Don Kessinger, S</b> OBP: 0.325, SLG: 0.310 (1, 6)										3	0	0	0	0	0	0			
<b>Billy Williams, L</b> OBP: 0.371, SLG: 0.441 (1, 7)										3	0	0	0	0	0	0			
<b>Ron Santo, R</b> OBP: 0.350, SLG: 0.447 (1, 5)										3	0	0	0	0	1	0			
<b>Jose Cardenal, R</b> OBP: 0.379, SLG: 0.442 (1, 9)										3	0	0	0	0	0	0			
<b>Gonzalo Marquez, L</b> OBP: 0.247, SLG: 0.288 (1, 3)										3	0	0	0	0	0	0			
<b>Dave Rosello, R</b> OBP: 0.286, SLG: 0.303 (9, PH)										2	0	0	0	0	0	0			
<b>Glenn Beckert, R</b> OBP: 0.314, SLG: 0.291 (9, PH)										1	0	0	0	0	0	0			
<b>Ken Rudolph, R</b> OBP: 0.231, SLG: 0.300 (9, PH)										2	0	1	0	0	0	0			
<b>Ralph LaCock, L</b> OBP: 0.315, SLG: 0.333 (9, PH)										1	0	0	0	0	1	0			
<b>Burt Hooton, R</b> OBP: 0.241, SLG: 0.130 (8, 1)										2	0	0	0	0	0	1			
<b>Mike Paul, L</b> OBP: 0.267, SLG: 0.389 (9, PH)										0	0	0	0	0	0	0			
<b>Inning Stats</b>	R: 0 E: 0 K: 1 S: 5	H: 0 LOB: 0 BB: 0 P: 5	R: 0 E: 0 K: 0 S: 3	H: 0 LOB: 0 BB: 0 P: 3	R: 0 E: 0 K: 0 S: 3	H: 0 LOB: 0 BB: 0 P: 3	R: 0 E: 0 K: 0 S: 3	H: 0 LOB: 0 BB: 0 P: 3	R: 0 E: 0 K: 1 S: 5	H: 1 LOB: 0 BB: 0 P: 3	R: 0 E: 0 K: 0 S: 3	H: 0 LOB: 0 BB: 0 P: 3	R: 0 E: 0 K: 0 S: 3	H: 0 LOB: 0 BB: 0 P: 3	R: 0 E: 0 K: 1 S: 5	H: 0 LOB: 0 BB: 0 P: 5	1B: 1 2B: 0 3B: 0 HR: 0	SF: 0 SAC: 0 DP: 1 HBP: 0	WP: 0 PA: 27 PB: 0 SB: 0 CS: 0
<b>PITCHER</b> Reggie Cleveland, R ERA: 3.01 (1, 1)	IP: 9.0 WLS: W BF: 27 H: 1 R: 0 ER: 0 SO: 3 BB: 0 IBB: 0 HBP: 0 BLK: 0 WP: 0 HR: 0 S: 33 P: 33 ERA: 0.00 WHIP: 0.111																		

Chicago Cubs @ St. Louis Cardinals  
 Busch Stadium, St. Louis, MO  
 Thu Sep 27 1973, 7:05 PM CDT  
 Att: 13,014 - Overcast - 70 F

AB	27
R	0
H	1
RBI	0
BB	0
SO	3
LOB	1



Batter	1	2	3	4	5	6	7	8	9	AB	R	H	RBI	BB	SO	LOB	BOTTOM		
<b>Lou Brock, L</b> OBP: 0.360, SLG: 0.387 (1, 7)										4	1	1	2	0	2	0			
<b>Ted Sizemore, R</b> OBP: 0.361, SLG: 0.328 (1, 4)										4	0	2	0	0	1	0			
<b>Bake McBride, L</b> OBP: 0.348, SLG: 0.339 (1, 8)										4	0	1	0	0	1	2			
<b>Ted Simmons, S</b> OBP: 0.368, SLG: 0.438 (1, 2)										4	0	1	0	0	1	2			
<b>Tim McCarver, L</b> OBP: 0.332, SLG: 0.360 (1, 3)										4	0	0	0	0	1	2			
<b>Jose Cruz, L</b> OBP: 0.310, SLG: 0.380 (1, 9)										3	0	1	0	0	0	0			
<b>Ken Reitz, R</b> OBP: 0.251, SLG: 0.331 (1, 5)										3	0	1	0	0	0	0			
<b>Mike Tyson, R</b> OBP: 0.277, SLG: 0.293 (1, 6)										2	1	1	0	1	0	0			
<b>Reggie Cleveland, R</b> OBP: 0.289, SLG: 0.284 (1, 1)										2	0	0	0	0	0	3			
<b>Inning Stats</b>	R: 0 E: 0 K: 2 S: 8	H: 1 LOB: 1 BB: 0 P: 8	R: 0 E: 0 K: 1 S: 5	H: 0 LOB: 0 BB: 0 P: 5	R: 0 E: 0 K: 1 S: 5	H: 0 LOB: 0 BB: 0 P: 5	R: 0 E: 0 K: 1 S: 5	H: 1 LOB: 0 BB: 0 P: 5	R: 2 E: 0 K: 1 S: 7	H: 2 LOB: 0 BB: 0 P: 7	R: 0 E: 0 K: 0 S: 5	H: 2 LOB: 3 BB: 1 P: 9	R: 0 E: 0 K: 0 S: 5	H: 2 LOB: 2 BB: 0 P: 5	R: 0 E: 0 K: 1 S: 5	H: 2 LOB: 2 BB: 0 P: 5	1B: 7 2B: 0 3B: 0 HR: 1	SF: 0 SAC: 1 DP: 0 HBP: 0	WP: 1 PA: 32 PB: 0 SB: 1 CS: 1
<b>PITCHER</b> Burt Hooton, R ERA: 3.55 Mike Paul, L ERA: 4.79 (8, 1)	IP: 7.2 WLS: L BF: 31 H: 8 R: 2 ER: 2 SO: 6 BB: 0 IBB: 0 HBP: 0 BLK: 0 WP: 0 HR: 1 S: 46 P: 46 ERA: 2.35 WHIP: 1.043																		

Chicago Cubs @ St. Louis Cardinals  
 Busch Stadium, St. Louis, MO  
 Thu Sep 27 1973, 7:05 PM CDT  
 Att: 13,014 - Overcast - 70 F

AB	30
R	2
H	8
RBI	2
BB	1
SO	6
LOB	9





Batter	1	2	3	4	5	6	7	8	9	AB	R	H	RBI	BB	SO	LOB	TOP		
Billy Grabarkewitz, R OBP: 0.345, SLG: 0.335 (1, 4)										2	0	0	0	2	2	2	Philadelphia Phillies @ St. Louis Cardinals Busch Stadium, St. Louis, MO Fri Sep 28 1973, 7:05 PM CDT Att: 10,377 - Unknown		
Del Unser, L OBP: 0.355, SLG: 0.430 (1, 8)										3	0	0	0	1	0	3			
Willie Montanez, L OBP: 0.323, SLG: 0.370 (1, 3)										4	0	1	0	0	1	3			
Greg Luzinski, R OBP: 0.344, SLG: 0.486 (1, 7)										3	0	0	0	1	0	3			
Bill Robinson, R OBP: 0.325, SLG: 0.527 (1, 9)										4	0	1	0	0	0	3			
Bob Boone, R OBP: 0.313, SLG: 0.368 (1, 2)										4	0	0	0	0	0	3			
Mike Schmidt, R OBP: 0.327, SLG: 0.381 (1, 5)										2	0	0	0	2	1	0			
Larry Bowa, S OBP: 0.253, SLG: 0.249 (1, 6)										4	0	0	0	0	0	2			
Ken Brett, L OBP: 0.283, SLG: 0.463 (5, 1)										1	0	0	0	1	0				
Mike Wallace, L OBP: 0.330, SLG: 0.533 (7, PH)										0	0	0	0	0	0		0		
Mike Rogodzinski, L OBP: 0.330, SLG: 0.533 (7, 1)										0	0	0	0	0	0		0		
Ron Dlorio, R OBP: 0.330, SLG: 0.533 (7, 1)										0	0	0	0	0	0		0		
Mac Scarce, L OBP: 0.330, SLG: 0.533 (8, 1)										0	0	0	0	0	0		0		
Tom Hutton, L OBP: 0.301, SLG: 0.374 (8, PH)										1	0	0	0	0	0		0		
										0	0	0	0	0	0		0		
										0	0	0	0	0	0		0		
<b>Inning Stats</b>	R: 0 E: 0 K: 1 S: 5	H: 0 LOB: 2 BB: 2 P: 13	R: 0 E: 0 K: 1 S: 5	H: 0 LOB: 0 BB: 0 P: 5	R: 0 E: 0 K: 1 S: 5	H: 0 LOB: 1 BB: 1 P: 9	R: 0 E: 0 K: 0 S: 3	H: 0 LOB: 0 BB: 0 P: 3	R: 0 E: 0 K: 0 S: 4	H: 1 LOB: 2 BB: 1 P: 8	R: 0 E: 0 K: 1 S: 5	H: 0 LOB: 2 BB: 2 P: 13	R: 0 E: 0 K: 0 S: 4	H: 1 LOB: 1 BB: 0 P: 4	R: 0 E: 0 K: 0 S: 3	H: 0 LOB: 0 BB: 0 P: 3	1B: 1 2B: 1 3B: 0 HR: 0	SF: 0 SAC: 0 DP: 0 HBP: 0	WP: 0 PA: 36 PB: 0 SB: 1 CS: 0
<b>PITCHER</b>	IP WLS BF H R ER SO BB IBB HBP BLK WP HR S P ERA WHIP																		
Mike Thompson, R ERA: 2.6 (1, 1)	4.0	16	0	0	0	3	4	0	0	0	0	0	0	0	18	34	0.00	1.000	
Diego Segui, R ERA: 2.6 (5, 1)	5.0	20	2	0	0	2	3	0	0	0	0	0	0	0	21	33	0.00	1.000	

Batter	1	2	3	4	5	6	7	8	9	AB	R	H	RBI	BB	SO	LOB	BOTTOM		
Lou Brock, L OBP: 0.363, SLG: 0.391 (1, 7)										4	1	3	0	0	0	0	Philadelphia Phillies @ St. Louis Cardinals Busch Stadium, St. Louis, MO Fri Sep 28 1973, 7:05 PM CDT Att: 10,377 - Unknown		
Ted Sizemore, R OBP: 0.363, SLG: 0.329 (1, 4)										1	1	1	0	1	0	0			
Tommie Agee, R OBP: 0.333, SLG: 0.402 (1, 8)										3	0	0	0	0	0	3			
Tim McCarver, L OBP: 0.333, SLG: 0.362 (8, PH)										1	0	1	1	0	0	0			
Bake McBride, L OBP: 0.348, SLG: 0.339 (8, 8)										0	0	0	0	0	0	0			
Ted Simmons, S OBP: 0.371, SLG: 0.441 (1, 3)										3	0	2	1	1	0	0			
Luis Melendez, R OBP: 0.318, SLG: 0.336 (1, 9)										4	1	2	0	0	1	4			
Ken Reitz, R OBP: 0.253, SLG: 0.333 (1, 5)										4	0	2	1	0	0	4			
Marc Hill, R (1, 2)										3	0	0	0	0	1	2			
Mike Tyson, R OBP: 0.275, SLG: 0.291 (1, 6)										3	0	0	0	0	0	1			
Mike Thompson, R (1, 1)										1	0	0	0	0	1	0			
Diego Segui, R (5, 1)										2	0	0	0	0	2	1			
<b>Inning Stats</b>	R: 0 E: 0 K: 0 S: 3	H: 1 LOB: 0 BB: 0 P: 3	R: 1 E: 0 K: 0 S: 4	H: 2 LOB: 0 BB: 0 P: 4	R: 0 E: 0 K: 1 S: 5	H: 1 LOB: 0 BB: 0 P: 5	R: 0 E: 0 K: 0 S: 4	H: 2 LOB: 2 BB: 1 P: 8	R: 0 E: 0 K: 1 S: 5	H: 0 LOB: 0 BB: 0 P: 5	R: 0 E: 0 K: 1 S: 6	H: 1 LOB: 2 BB: 1 P: 10	R: 0 E: 0 K: 2 S: 8	H: 1 LOB: 1 BB: 0 P: 8	R: 2 E: 0 K: 0 S: 6	H: 3 LOB: 2 BB: 0 P: 6	1B: 8 2B: 3 3B: 0 HR: 0	SF: 0 SAC: 2 DP: 3 HBP: 0	WP: 0 PA: 34 PB: 0 SB: 0 CS: 1
<b>PITCHER</b>	IP WLS BF H R ER SO BB IBB HBP BLK WP HR S P ERA WHIP																		
Ken Brett, L ERA: 3.44 (6, 1)	1.0	5	1	0	0	1	0	1	0	0	0	0	0	6	10	0.00	1.000		
Mike Wallace, L ERA: 3.94 (7, 1)	1.0	6	2	2	2	2	0	0	0	0	0	0	0	10	10	18.00	2.000		
Ron Dlorio, R ERA: 2.55 (8, 1)	1.0	4	2	0	0	0	0	0	0	0	0	0	0	4	4	0.00	2.000		







