

**St. Louis Cardinals - 1974**

Batter	1	2	3	4	5	6	7	8	9	10	AB R H RBI BB SO LOB	TOP
Rennie Stennett, R (1, 4) X	0-0 F8 ①		0-0 F9 ②		0-0 F8 ②		0-0 FC6-4 ③		0-0 F3 ③		5 0 0 0 0 0 3	<b>Pittsburgh Pirates @ St. Louis Cardinals</b> Busch Stadium, St. Louis, MO Fri Apr 05 1974, 8:05 PM CDT Att. 24,210 - Unknown
Richie Hebner, L (1, 5) X OBP: 0.600, SLG: 2.000	0-0 4-3		0-0 HR 1-H		0-0 F9 ③			0-0 HR		0-0 1B 2B	5 3 3 3 0 0 1	
Al Oliver, L (1, 8) H OBP: 0.400, SLG: 0.250	1-0 HBP		0-0 1B			0-0 3-1 ①		0-0 F7 ①		0-0 P6 ①	4 0 1 0 0 0 1	
Willie Stargell, L (1, 7) X OBP: 0.400, SLG: 0.400	0-0 P6 ③		0-0 P6 ③			0-0 F8 ②		0-0 HBP 1B		0-0 1B 2-H	5 0 2 1 0 0 2	
Richie Zisk, R (1, 9) Dave Giusti, R (8, 1) Ramon Hernandez, S (10, 1)		0-0 F9 ①		0-0 F9 ①		0-3 K ③		0-3 K ②		0-3 K ②	4 0 0 0 0 2 1 1 0 0 0 0 1 1 0 0 0 0 0 0 0	
Dave Parker, L (1, 3) S OBP: 0.400, SLG: 0.250 Bob Robertson, R (10, 3)		0-3 K ②		0-0 1-3 ②			0-0 E 1B SF8 1B	1-0 HBP 1-2		0-0 3-1 ③	4 1 1 0 0 1 1 0 0 0 0 0 0 0	
Manny Sanguillen, R (1, 2) Mike Ryan, R (4, 2) S		0-0 4-3 ③		0-0 4-3 ③			0-0 E7 1B FC6-4 1B	0-0 P4 ③			2 0 0 0 0 0 0 2 0 1 0 0 0 2	
Dal Maxvill, R (1, 6) S OBP: 0.500, SLG: 0.500 Ed Kirkpatrick, L (7, PH) Frank Taveras, R (7, 6)			0-0 FC1-6 1B		0-0 1-3 ①		0-0 SF8 ① 3-H		0-0 B3 ①		2 0 1 0 0 0 0 0 0 0 1 0 0 0 1 0 0 0 0 0 0	
Jerry Reuss, L (1, 1) S OBP: 0.333, SLG: 0.333 Gene Clines, R (8, 9)			0-0 FC1-6 HR 1-2f		0-0 1B		0-0 B1 ②		0-3 K ②		3 1 1 0 0 0 2 1 0 0 0 0 1 0	
<b>Inning Stats</b>	R: 0 H: 0 E: 0 K: 0 S: 3 LOB: 1 BB: 0 P: 4	R: 0 H: 0 E: 0 K: 1 S: 5 LOB: 0 BB: 0 P: 5	R: 2 H: 3 E: 0 K: 0 S: 6 LOB: 1 BB: 0 P: 6	R: 0 H: 0 E: 0 K: 0 S: 3 LOB: 0 BB: 0 P: 3	R: 0 H: 1 E: 0 K: 0 S: 4 LOB: 1 BB: 0 P: 4	R: 0 H: 0 E: 0 K: 1 S: 5 LOB: 0 BB: 0 P: 5	R: 1 H: 2 E: 1 K: 0 S: 5 LOB: 1 BB: 0 P: 5	R: 1 H: 2 E: 0 K: 1 S: 7 LOB: 2 BB: 0 P: 8	R: 0 H: 0 E: 0 K: 1 S: 5 LOB: 0 BB: 0 P: 5	R: 1 H: 2 E: 0 K: 1 S: 7 LOB: 1 BB: 0 P: 7	1B: 7 SF: 1 2B: 1 SAC: 0 3B: 0 DP: 0 HR: 2 HBP: 2	
<b>PITCHER</b>	IP WLS BF H R ER SO BB IBB HBP BLK WP HR S P ERA WHIP											
Bob Gibson, R (1, 1) ERA: 3.38	8.0											
Orlando Pena, R (9, 1) ERA:	1.0											
Al Hrabosky, L (10, 1) ERA: 9.0	1.0											

livebaseballscores.com

AB	39
R	5
H	10
RBI	5
BB	0
SO	5
LOB	14





Batter	1	2	3	4	5	6	7	8	9	AB R H RBI BB SO LOB	TOP
Rennie Stennett, R (1, 4) X	0-0 F9 ①		0-0 F9 ②		0-0 F7 ③			0-0 5-3 ③		4 0 0 0 0 0 1	
Richie Hebner, L (1, 5) X OBP: 0.444, SLG: 1.222	0-0 1B		0-0 4-1 ③			0-0 F8 ①			0-0 G3 ①	4 0 1 0 0 0 1	
Al Oliver, L (1, 8) X OBP: 0.333, SLG: 0.250	0-0 P4			0-0 1B G1-2-3 1B		0-0 F8 ②			0-0 6-3 ②	4 0 1 0 0 0 1	
Willie Stargell, L (1, 7) S S S	0-3 K ③			0-0 1B FC5-4 1B		0-0 P5 ③			0-0 F5 ③	4 0 1 0 0 1 1	
Richie Zisk, R (1, 9) Bruce Kison, R (8, 1)		0-3 K ①		0-0 1B FC5-4 BB 1-2f		0-0 5-3 ①				3 0 0 0 0 1 2 0 0 0 0 0 0 0	
Dave Parker, L (1, 3) OBP: 0.375, SLG: 0.167		0-3 K ②		4-0 1B BB 1-2		0-0 4-3 ②				2 0 0 0 1 1 0	
Mike Ryan, R (1, 2) OBP: 0.200, SLG: 0.200		0-3 K ③		0-0 1B G1-2-3 3-Hf		0-3 K ③				3 0 0 0 0 2 3	
Frank Taveras, R (1, 6) OBP: 0.500, SLG: 0.333			0-0 1B BLK 1B		0-0 6-3 ①			4-0 1B G4-6-3 BB		2 0 1 0 1 0 0	
Bob Moose, R (1, 1) John Morlan, R (6, 1) Ed Kirkpatrick, L (8, PH) (8, 9)			0-0 1B B3		0-3 K ②			0-0 1B G4-6-3 1-2f		2 0 0 0 0 1 1 0 0 0 0 0 0 0 1 0 0 0 0 0 1	
<b>Inning Stats</b>	R: 0 H: 1 E: 0 LOB: 1 K: 1 BB: 0 S: 6 P: 6	R: 0 H: 0 E: 0 LOB: 0 K: 3 BB: 0 S: 9 P: 9	R: 0 H: 1 E: 0 LOB: 1 K: 0 BB: 0 S: 4 P: 4	R: 0 H: 2 E: 0 LOB: 2 K: 0 BB: 1 S: 4 P: 8	R: 0 H: 0 E: 0 LOB: 0 K: 1 BB: 0 S: 5 P: 5	R: 0 H: 0 E: 0 LOB: 0 K: 0 BB: 0 S: 3 P: 3	R: 0 H: 0 E: 0 LOB: 0 K: 1 BB: 0 S: 5 P: 5	R: 0 H: 0 E: 0 LOB: 0 K: 0 BB: 1 S: 2 P: 6	R: 0 H: 0 E: 0 LOB: 0 K: 0 BB: 0 S: 3 P: 3	1B: 4 SF: 0 2B: 0 SAC: 0 3B: 0 DP: 2 HR: 0 HBP: 0	WP: 0 PA: 31 PB: 0 SB: 0 CS: 0
<b>PITCHER</b> Sonny Siebert, R (1, 1) ERA:	IP WLS BF H R ER SO BB IBB HBP BLK WP HR S P ERA WHIP										
	9.0 W 31 4 0 0 6 2 0 0 1 0 0 41 49 0.00 0.667										

Pittsburgh Pirates @ St. Louis Cardinals  
 Busch Stadium, St. Louis, MO  
 Sat Apr 06 1974, 3:33 AM CDT  
 Att. 17,875 - Unknown

livebaseballscores.com

AB	29
R	0
H	4
RBI	0
BB	2
SO	6
LOB	11



Batter	1	2	3	4	5	6	7	8	9
<b>Lou Brock, L</b> (1, 7) OBP: 0.364, SLG: 0.364	0-0 4-3		0-0 1B 2B 1B		0-0 1-3	0-0 6-3	0-0 1-2 3-H 1B		
<b>Ted Sizemore, R</b> (1, 4) OBP: 0.727, SLG: 0.667	0-0 G4-6-3 1B		0-0 2B SF9 1B		0-0 FC5-4 1B	0-0 2-H 1B	0-0 F7		
<b>Reggie Smith, S</b> (1, 9) OBP: 0.500, SLG: 0.667	0-0 G4-6-3 1-2f		0-0 SF9 2B		0-0 FC5-4 1B	0-0 F8		0-3 K	
<b>Joe Torre, R</b> (1, 3) OBP: 0.444, SLG: 0.286		0-0 FC5 1B	4-0 FC6-4 BB		0-0 FC5-4		1-0 E 1B HBP	0-0 FC4-6 BB 1B	
<b>Jim Hickman, R</b> (8, 3) OBP: 1.000, SLG: 1.000									
<b>Ted Simmons, S</b> (1, 2) OBP: 0.500, SLG: 0.750		0-0 1-2 1B	0-0 SF9		0-0 P6		0-0 E 1B	4-0 FC4-6 BB	
<b>Bake McBride, L</b> (1, 8) OBP: 0.400, SLG: 0.500		0-0 F7	0-0 FC6-4			1-0 2B HBP	0-0 F9	0-0 FC4-6	
<b>Ken Reitz, R</b> (1, 5) OBP: 0.500, SLG: 0.556		0-0 F9		0-0 4-3		0-0 1B 6-3 2B	0-0 F9	0-0 6-3	
<b>Mike Tyson, R</b> (1, 6) OBP: 0.375, SLG: 0.286		0-0 FC5		0-3 K2-3		0-0 2-3 1B 1B	0-0 E5 1B 1B		
<b>Sonny Siebert, R</b> (1, 1) OBP: 0.250, SLG: 0.250			0-0 F8	0-0 5-3		0-3 K	0-0 1-3 2-H 3-H 1B		

Inning Stats	R: 0	H: 1	E: 0	K: 0	S: 3	LOB: 0	BB: 0	P: 3
	R: 0	H: 2	E: 0	K: 0	S: 5 <td>LOB: 2</td> <td>BB: 0</td> <td>P: 5 </td>	LOB: 2	BB: 0	P: 5
	R: 2	H: 3	E: 0	K: 0	S: 6 <td>LOB: 2</td> <td>BB: 1</td> <td>P: 10 </td>	LOB: 2	BB: 1	P: 10
	R: 0	H: 0	E: 0	K: 1	S: 5 <td>LOB: 0</td> <td>BB: 0</td> <td>P: 5 </td>	LOB: 0	BB: 0	P: 5
	R: 0	H: 2	E: 0	K: 0	S: 5 <td>LOB: 2</td> <td>BB: 0</td> <td>P: 5 </td>	LOB: 2	BB: 0	P: 5
	R: 3	H: 3	E: 0	K: 1	S: 8 <td>LOB: 1</td> <td>BB: 0</td> <td>P: 9 </td>	LOB: 1	BB: 0	P: 9
	R: 3	H: 3	E: 1	K: 0	S: 7 <td>LOB: 2</td> <td>BB: 0</td> <td>P: 8 </td>	LOB: 2	BB: 0	P: 8
	R: 0	H: 1	E: 0	K: 1	S: 6 <td>LOB: 2</td> <td>BB: 1</td> <td>P: 10 </td>	LOB: 2	BB: 1	P: 10

PITCHER															PITCHER																					
IP	WLS	BF	H	R	ER	SO	BB	IBB	HBP	BLK	WP	HR	S	P	ERA	WHIP	IP	WLS	BF	H	R	ER	SO	BB	IBB	HBP	BLK	WP	HR	S	P	ERA	WHIP			
5.2	L	29	11	5	5	2	1	0	1	0	0	0	31	36	7.94	2.118																				
1.1		9	3	3	0	0	0	0	1	0	0	0	8	9	0.00	2.250																				
1.0		5	1	0	0	1	1	0	0	0	0	0	6	10	0.00	2.000																				

**BOTTOM**

**Pittsburgh Pirates @ St. Louis Cardinals**  
**Busch Stadium, St. Louis, MO**  
 Sat Apr 06 1974, 3:33 AM CDT  
 Att. 17,875 - Unknown

livebaseballscorecards.com

<b>AB</b>	<b>38</b>
<b>R</b>	<b>8</b>
<b>H</b>	<b>15</b>
<b>RBI</b>	<b>8</b>
<b>BB</b>	<b>2</b>
<b>SO</b>	<b>3</b>
<b>LOB</b>	<b>29</b>



1B: 13	SF: 1	WP: 0	PA: 43
2B: 2	SAC: 0	PB: 0	
3B: 0	DP: 1	SB: 0	
HR: 0	HBP: 2	CS: 0	

Batter	1	2	3	4	5	6	7	8	9	AB R H RBI BB SO LOB	TOP											
Lou Brock, L (1, 7) OBP: 0.333, SLG: 0.286	0-0 F7		4-0 G6-4-3 BB			0-0 L7		0-3 K		3 0 0 0 1 1 0												
Ted Sizemore, R (1, 4) OBP: 0.533, SLG: 0.462	0-0 1-3		0-0 G6-4-3 1-2f			0-0 6-3		0-0 F7		4 0 0 0 0 0 1												
Reggie Smith, S (1, 9) OBP: 0.429, SLG: 0.692	0-0 P4				0-0 P4		0-0 F8		0-0 1B 3B	4 1 1 0 0 0 0												
Joe Torre, R (1, 3) OBP: 0.462, SLG: 0.364		0-0 1B SF9 1B			0-3 K		0-0 E 4-3 1B		0-0 G3	4 1 2 0 0 1 1												
Ted Simmons, S (1, 2) OBP: 0.429, SLG: 0.583		0-0 F5			0-0 6-3		0-0 4-3		0-0 1B 1B	4 0 1 1 0 0 2												
Jose Cruz, L (9, PR) OBP: 1.000, SLG: 1.000							1-2			0 0 0 0 0 0 0												
Bake McBride, L (1, 8) OBP: 0.429, SLG: 0.500		0-0 1-3 1B			0-0 4-3		0-0 E6 2-3		0-0 3-H G1-6-3 1B	4 0 2 0 0 0 1												
Ken Reitz, R (1, 5) OBP: 0.385, SLG: 0.455		0-0 SF9			0-0 6-3		0-3 K		0-0 G1-6-3	2 0 0 1 0 1 2												
Tim McCarver, L (9, PH) OBP: 0.500, SLG: 0.500		3-H					1-2		1-2f	1 0 0 0 0 0 2												
Mike Tyson, R (1, 6) OBP: 0.364, SLG: 0.300		0-0 F8			0-0		0-0 4-3			3 0 1 0 0 0 3												
John Curtis, L (1, 1) OBP: 0.500, SLG: 0.500			0-3 K			0-0 2-3		0-0 5-3		2 0 0 0 0 1 1												
Jim Hickman, R (8, PH) OBP: 0.500, SLG: 0.500										1 0 0 0 0 0 0												
Rich Folkers, L (8, 1)										0 0 0 0 0 0 0												
<b>Inning Stats</b>	R: 0 E: 0 K: 0 S: 3	H: 0 LOB: 0 BB: 0 P: 3	R: 1 E: 0 K: 0 S: 5	H: 2 LOB: 1 BB: 0 P: 5	R: 0 E: 0 K: 1 S: 4	H: 0 LOB: 0 BB: 1 P: 8	R: 0 E: 0 K: 1 S: 5	H: 0 LOB: 0 BB: 0 P: 5	R: 0 E: 0 K: 0 S: 4	H: 1 LOB: 1 BB: 0 P: 4	R: 0 E: 0 K: 0 S: 3	H: 0 LOB: 0 BB: 0 P: 3	R: 0 E: 1 K: 1 S: 7	H: 1 LOB: 2 BB: 0 P: 7	R: 0 E: 0 K: 1 S: 5	H: 0 LOB: 0 BB: 0 P: 5	R: 1 E: 0 K: 0 S: 5	H: 3 LOB: 2 BB: 0 P: 5	1B: 6 2B: 0 3B: 1 HR: 0	SF: 1 SAC: 0 DP: 2 HBP: 0	WP: 0 PB: 0 SB: 1 CS: 0	PA: 34
<b>PITCHER</b>	IP WLS BF H R ER SO BB IBB HBP BLK WP HR S P ERA WHIP																					
Jerry Koosman, L (1, 1) ERA: 2.16	8.1 W 33 7 2 2 4 1 0 0 0 0 0 0 40 44 2.16 0.960																					
Bob Apodaca, R (9, 1) ERA:	0.2 S 1 0 0 0 0 0 0 0 0 0 0 0 1 1 0.00 0.000																					

St. Louis Cardinals @ New York Mets  
 Shea Stadium, Flushing, NY  
 Wed Apr 10 1974, 3:33 AM EDT  
 Att. 17,154 - Unknown

livebaseballscorecards.com

AB	32
R	2
H	7
RBI	2
BB	1
SO	4
LOB	13









BOTTOM

St. Louis Cardinals @ New York Mets  
Shea Stadium, Flushing, NY  
Thu Apr 11 1974, 3:33 AM EDT  
Unknown

livebaseballscorecards.com

AB	32
R	7
H	9
RBI	7
BB	7
SO	4
LOB	13



WP	0	PA	43
PB	0		
SB	0		
CS	0		

AB R H RBI BB SO LOB

3	1	1	3	1	1	1
5	1	2	0	0	1	3
4	1	0	0	1	1	3
4	0	0	1	0	1	0
3	0	1	0	2	0	0
5	0	2	2	0	0	1
4	1	0	0	1	0	5
2	1	1	0	2	0	0
0	0	0	0	0	0	0
1	1	1	0	0	0	0
0	0	0	0	0	0	0
1	1	1	1	0	0	0
0	0	0	0	0	0	0
0	0	0	0	0	0	0
0	0	0	0	0	0	0

1B	7	SF	2
2B	1	SAC	2
3B	0	DP	1
HR	1	HBP	0

Batter	1	2	3	4	5	6	7	8	9
Wayne Garrett, L (1, 5) OBP: 0.250, SLG: 0.353	0-3 K		0-0 5-3		0-0 1-H HR		0-0 SF8	4-0 BB	
Felix Millan, R (1, 4) OBP: 0.500, SLG: 0.357	0-0 6-3		0-0 5-3		0-0 1B		0-0 SF9 BB	0-3 K	
Rusty Staub, L (1, 9) OBP: 0.211, SLG: 0.063	0-0 F5			0-0 3-1	0-0 4-3		4-0 BB	0-3 K	
Cleon Jones, R (1, 7) OBP: 0.316, SLG: 0.250		0-0 F8		0-0 5-3		0-3 K	0-0 SF9	0-0 F7	
John Milner, L (1, 3) OBP: 0.421, SLG: 0.375		0-0 G5-3 1B		4-0 BB		0-0 F8	4-0 1B	0-0 4-3	
Dave Schneck, L (1, 8) OBP: 0.444, SLG: 0.444		0-0 1B		0-0 P5		0-0 6-3	0-0 1B	0-0 E6	
Jerry Grote, R (1, 2) OBP: 0.353, SLG: 0.688		0-0 G5-3			0-0 6-3		0-0 1B	0-0 1-3	
Bud Harrelson, S (1, 6) OBP: 0.625, SLG: 0.667			4-0 SH1-4 BB		0-0 6-3		0-0 1B SF8 2B	4-0 SH3 BB	
Tom Seaver, R (1, 1) Ed Kranepool, L (5, PH) Harry Parkes, R (6, 1) Ken Boswell, L (7, PH) Craig Swan, R (8, 1) George Theodore, R (8, PH) Bob Miller, R (9, 1)			0-0 SH1-4		0-0 HR 1B		0-0 BB SF9 1B	0-0 SH3	

Inning Stats	R: 0 H: 0 E: 0 K: 5 S: 5	H: 0 LOB: 0 BB: 0 P: 5	R: 0 H: 2 E: 0 K: 4 S: 4	H: 2 LOB: 1 BB: 0 P: 4	R: 0 H: 0 E: 0 K: 3 S: 3	H: 0 LOB: 1 BB: 1 P: 7	R: 0 H: 0 E: 0 K: 3 S: 3	H: 0 LOB: 1 BB: 1 P: 7	R: 2 H: 3 E: 0 K: 6 S: 6	H: 3 LOB: 1 BB: 0 P: 6	R: 0 H: 0 E: 0 K: 5 S: 5	H: 0 LOB: 0 BB: 0 P: 5	R: 5 H: 4 E: 0 K: 7 S: 7	H: 4 LOB: 2 BB: 3 P: 19	R: 0 H: 0 E: 0 K: 7 S: 7	H: 0 LOB: 2 BB: 2 P: 15	R: 0 H: 0 E: 1 K: 4 S: 4	H: 0 LOB: 1 BB: 0 P: 4	1B: 7 2B: 1 3B: 0 HR: 1	SF: 2 SAC: 2 DP: 1 HBP: 0	WP: 0 PB: 0 SB: 0 CS: 0	PA: 43
--------------	--------------------------	------------------------	--------------------------	------------------------	--------------------------	------------------------	--------------------------	------------------------	--------------------------	------------------------	--------------------------	------------------------	--------------------------	-------------------------	--------------------------	-------------------------	--------------------------	------------------------	-------------------------	---------------------------	-------------------------	--------

PITCHER	IP	WLS	BF	H	R	ER	SO	BB	IBB	HBP	BLK	WP	HR	S	P	ERA	WHIP
Bob Gibson, R (1, 1) ERA: 4.5	6.0		26	6	4	4	2	3	0	0	0	0	1	27	39	6.00	1.500
Al Hrabosky, L (7, 1) ERA: 20.25	0.1		3	2	0	0	0	0	0	0	0	0	0	3	3	0.00	6.000
Rich Folkers, L (7, 1) ERA: 9.0	0.0		1	0	0	0	0	1	0	0	0	0	0	4			
Orlando Pena, R (7, 1) ERA:	0.2		4	1	3	3	0	1	0	0	0	0	0	3	7	40.50	3.000
Mike Garman, R (8, 1) ERA:	2.0	W	9	0	0	0	2	2	0	0	0	0	0	11	19	0.00	1.000

**St. Louis Cardinals @ New York Mets**  
 Shea Stadium, Flushing, NY  
 Thu Apr 11 1974, 3:38 AM EDT  
 Att. 34,382 - Unknown

livebaseballscorecards.com

AB	31
R	4
H	7
RBI	3
BB	3
SO	2
LOB	11



AB R H RBI BB SO LOB

4	0	0	0	0	0	3
4	0	1	0	0	0	0
3	0	0	0	1	0	1
3	1	0	0	1	1	0
4	0	1	0	0	0	1
0	1	0	0	0	0	0
3	0	2	0	0	0	0
1	1	1	0	0	0	0
3	0	0	0	0	0	2
1	0	1	1	0	0	0
0	0	0	0	0	0	0
2	0	0	0	1	0	1
0	0	0	1	0	0	0
2	0	0	0	0	1	3
1	1	1	1	0	0	0
0	0	0	0	0	0	0

1B:	5	SF:	1
2B:	1	SAC:	0
3B:	0	DP:	1
HR:	1	HBP:	0

WP:	0	PA:	37
PB:	0		
SB:	0		
CS:	2		

Batter	1	2	3	4	5	6	7	8	9
Lou Brock, L (1, 7) OBP: 0.292, SLG: 0.364	0-0 6-3	0-0 FC6			0-0 F7			0-0 6-3	
Ted Sizemore, R (1, 4) OBP: 0.500, SLG: 0.429	0-0 F7		0-0 G6-4-3 1B		0-0 1-3			0-0 F7	
Reggie Smith, S (1, 9) OBP: 0.348, SLG: 0.476	4-0 CS BB		0-0 G6-4-3			0-0 F8		0-0 F8	
Joe Torre, R (1, 3) (9, 5) OBP: 0.364, SLG: 0.421	0-0 CS	4-0 2B E BB	0-0 5-3			0-0 F9		0-3 K	
Ted Simmons, S (1, 2) Jim Dwyer, L (9, PR) (9, 3)			0-0 F9		0-0 5-3			0-0 1B 1B	
Luis Melendez, R (1, 8) Bake McBride, L (9, PH) (9, 8) OBP: 0.500, SLG: 0.750 OBP: 0.400, SLG: 0.444			0-0 E 1-3 2B		0-0 1B		0-0 5-3	0-0 1B SF9 1B	
Ken Reitz, R (1, 5) Jose Cruz, L (9, PH) Stan Papi, R (9, 6) OBP: 0.400, SLG: 0.611 OBP: 0.667, SLG: 1.000			0-0 E1 2-3 3-H		0-0 F8		0-0 F7	0-0 CS 1B	
Mike Tyson, R (1, 6) Tim McCarver, L (9, PH) (9, 2) OBP: 0.353, SLG: 0.267 OBP: 0.333, SLG: 0.500			4-0 FC6 IBB		0-0 F8		0-0 F7	0-0 SF9	
Alan Foster, R (1, 1) Jim Hickman, R (8, PH) Rich Folkers, L (8, 1) OBP: 0.667, SLG: 1.667		0-3 K			0-0 F2			0-0 HR	0-0 CS

Inning Stats	R: 0	H: 0	E: 0	K: 0	S: 2	P: 6	R: 1	H: 1	E: 1	K: 1	S: 7	P: 15	R: 0	H: 1	E: 0	K: 0	S: 3	P: 3	R: 0	H: 1	E: 0	K: 0	S: 4	P: 4	R: 0	H: 0	E: 0	K: 0	S: 3	P: 3	R: 0	H: 0	E: 0	K: 0	S: 3	P: 3	R: 1	H: 1	E: 0	K: 1	S: 7	P: 7	R: 2	H: 3	E: 0	K: 1	S: 7	P: 7
--------------	------	------	------	------	------	------	------	------	------	------	------	-------	------	------	------	------	------	------	------	------	------	------	------	------	------	------	------	------	------	------	------	------	------	------	------	------	------	------	------	------	------	------	------	------	------	------	------	------

PITCHER	IP	WLS	BF	H	R	ER	SO	BB	IBB	HBP	BLK	WP	HR	S	P	ERA	WHIP
George Stone, L (1, 1) ERA: 1.13	8.0		30	4	2	1	1	2	1	0	0	0	1	29	41	1.12	0.750
Bob Apodaca, R (9, 1) ERA: 18.0	0.1	L	4	3	2	2	1	0	0	0	0	0	0	6	6	54.00	9.000
Ray Sadecki, L (9, 1) ERA:	0.2		1	0	0	0	0	0	0	0	0	0	0	1	1	0.00	0.000

PITCHER	IP	WLS	BF	H	R	ER	SO	BB	IBB	HBP	BLK	WP	HR	S	P	ERA	WHIP
---------	----	-----	----	---	---	----	----	----	-----	-----	-----	----	----	---	---	-----	------

BOTTOM

St. Louis Cardinals @ New York Mets  
Shea Stadium, Flushing, NY  
Thu Apr 11 1974, 3:38 AM EDT  
Att. 34,382 - Unknown

livebaseballscores.com

AB 34  
R 3  
H 8  
RBI 3  
BB 2  
SO 5  
LOB 12



WP: 0 PA: 36  
PB: 0  
SB: 1  
CS: 0

AB R H RBI BB SO LOB

3 0 0 0 1 1 0

4 1 2 0 0 0 1

4 1 1 0 0 0 1

4 1 1 1 0 0 1

4 0 2 1 0 1 2

4 0 2 1 0 1 1

3 0 0 0 0 0 2

1 0 0 0 0 0 0

3 0 0 0 1 0 2

3 0 0 0 0 2 1

0 0 0 0 0 0 0

0 0 0 0 0 0 0

1 0 0 0 0 0 1

1B: 7 SF: 0  
2B: 1 SAC: 0  
3B: 0 DP: 2  
HR: 0 HBP: 0

Batter	1	2	3	4	5	6	7	8	9
Wayne Garrett, L (1, 5) OBP: 0.250, SLG: 0.300	0-3 K		4-0 BB		0-0 F8		0-0 F8		
Felix Millan, R (1, 4) OBP: 0.500, SLG: 0.389	0-0 FC6 1B		0-0 G4-6-3 1-2f			0-0 1B FC4 1B	0-0 F7		
Rusty Staub, L (1, 9) OBP: 0.217, SLG: 0.100	0-0 FC6 1B 1-2f		0-0 F8			0-0 E FC4 1B 1-3		0-0 P6	
Cleon Jones, R (1, 7) OBP: 0.304, SLG: 0.250	0-0 1-2 1B			0-0 F7		0-0 FC4 1B 1-3		0-0 F9	
John Milner, L (1, 3) OBP: 0.435, SLG: 0.400	0-0 F9			0-3 K		0-0 1B 1-3 3-H		0-0 1B	
Dave Schneck, L (1, 8) OBP: 0.462, SLG: 0.538		0-0 4-3		0-0 2B		0-0 1B 1-3 3-H		0-3 K	
Ron Hodges, L (1, 2) George Theodore, R (9, PH)		0-0 5-3		0-0 F8		0-0 F8 1-2		0-0 E5 FC3-6	
Bud Harrelson, S (1, 6) OBP: 0.550, SLG: 0.533		4-0 BB			0-0 F7	0-0 4-3		0-0 FC3-6 G6-4-3 1-2f	
George Stone, L (1, 1) Bob Apodaca, R (9, 1) Ray Sadecki, L (9, 1) Don Hahn, R (9, PH) OBP: 0.444, SLG: 0.556		0-3 K			0-3 K		0-0 1-3	0-0 G6-4-3 1-2f	

Inning Stats	R: 0	H: 2	E: 0	K: 1	S: 7	LOB: 2	BB: 0	P: 7
	R: 0	H: 0	E: 0	K: 1	S: 5	LOB: 1	BB: 1	P: 9
	R: 0	H: 0	E: 0	K: 0	S: 2	LOB: 0	BB: 1	P: 6
	R: 0	H: 1	E: 0	K: 1	S: 6	LOB: 1	BB: 0	P: 6
	R: 0	H: 0	E: 0	K: 1	S: 5	LOB: 0	BB: 0	P: 5
	R: 3	H: 4	E: 1	K: 0	S: 7	LOB: 1	BB: 0	P: 7
	R: 0	H: 0	E: 0	K: 0	S: 3	LOB: 0	BB: 0	P: 3
	R: 0	H: 1	E: 0	K: 1	S: 6	LOB: 1	BB: 0	P: 6
	R: 0	H: 0	E: 1	K: 0	S: 3	LOB: 0	BB: 0	P: 3

PITCHER	IP	WLS	BF	H	R	ER	SO	BB	IBB	HBP	BLK	WP	HR	S	P	ERA	WHIP
Alan Foster, R (1, 1) ERA: 2.57	7.0		29	7	3	2	4	2	0	0	0	0	0	35	43	2.57	1.286
Rich Folkers, L (8, 1) ERA: 3.0	2.0	W	7	1	0	0	1	0	0	0	0	0	0	9	9	0.00	0.500

Batter	1	2	3	4	5	6	7	8	9	10	11	AB R H RBI BB SO LOB	TOP				
Lou Brock, L OBP: 0.300, SLG: 0.333 (1, 7)	1-3		5-3			BB 4-0 1B BB	E6 0-0 2B	4-3 0-0			FC6-4 0-0 1B	5 2 1 0 1 0 2	<b>St. Louis Cardinals @ Pittsburgh Pirates</b> Three Rivers Stadium, Pittsburgh, PA Fri Apr 12 1974, 7:05 PM EDT Att: 9,524 - Unknown				
Ted Sizemore, R OBP: 0.433, SLG: 0.407 (1, 4)	4-3		5-3			L8 0-0	1B 2B		F9 0-0		FC6-4 0-0 1B	6 0 1 2 0 0 3					
Reggie Smith, S OBP: 0.448, SLG: 0.538 (1, 9)	FC5-4 1B		1-3			BB 4-0 1B BB	2B 1B		BLK 0-0 1B		1B	5 2 4 1 1 0 0					
Joe Torre, R OBP: 0.393, SLG: 0.391 (1, 3) (10, 5)	FC5-4 1-2f			F8 0-0		BB 4-0 1B BB	2B BB		P4-6-3 1-2 BB		F7	4 1 1 1 2 0 3					
Ted Simmons, S OBP: 0.345, SLG: 0.444 (1, 2)		1B 1B		6-3 0-0		BB 4-0 1B BB	2B BB		P4-6-3 1-2f		F8	6 0 2 2 0 0 5					
Bake McBride, L OBP: 0.320, SLG: 0.348 (1, 8)		K		F7 0-0		BB 4-0 1B BB	2B BB			1-3 0-0		5 0 0 0 0 2 4					
Ken Reitz, R OBP: 0.440, SLG: 0.609 Jim Dwyer, L (10, PR) (10, 3)		1B			5-3 0-0			F9 0-0				5 0 3 0 0 0 2 0 0 0 0 0 0 0					
Mike Tyson, R OBP: 0.286, SLG: 0.211 Jose Cruz, L OBP: 0.500, SLG: 0.667 Stan Papi, R (10, 6)		K		F9 0-0			K	F6 0-0		P1-6-3 1-2f		4 0 0 0 0 2 3 1 0 0 0 0 0 1 0 0 0 0 0 0 0					
Sonny Siebert, R OBP: 0.167, SLG: 0.167 Luis Meléndez, R OBP: 0.400, SLG: 0.600 Pete Richert, L (7, 1) Orlando Peña, R OBP: 1.000, SLG: 1.000 Al Hrabosky, R (8, 1) Mike Garman, R (9, 1) Tim McCarver, L OBP: 0.500, SLG: 0.667 Rich Folkers, L (11, 1)		K		G4-6-3 1-2f			E5 2B	1B			1B 1B 1B	2 0 0 0 0 0 1 3 1 1 0 0 0 0 0 0 0 0 0 0 0 0 0 0 1 0 1 0 1 1 1 0 0 0 0 0 0 0 0 0 0 0 0 0					
<b>Inning Stats</b>	R: 0 H: 1 E: 0 LOB: 1 K: 0 BB: 0 S: 4 P: 4	R: 0 H: 2 E: 0 LOB: 2 K: 3 BB: 0 S: 11 P: 11	R: 0 H: 0 E: 0 LOB: 0 K: 0 BB: 0 S: 3 P: 3	R: 0 H: 0 E: 0 LOB: 0 K: 0 BB: 0 S: 3 P: 3	R: 0 H: 1 E: 0 LOB: 0 K: 0 BB: 2 S: 3 P: 3	R: 2 H: 1 E: 1 LOB: 2 K: 0 BB: 2 S: 5 P: 13	R: 4 H: 3 E: 2 LOB: 1 K: 2 BB: 1 S: 11 P: 15	R: 0 H: 1 E: 0 LOB: 1 K: 0 BB: 1 S: 4 P: 4	R: 0 H: 1 E: 0 LOB: 1 K: 0 BB: 1 S: 3 P: 7	R: 0 H: 1 E: 0 LOB: 1 K: 0 BB: 0 S: 3 P: 3	R: 1 H: 3 E: 0 LOB: 2 K: 0 BB: 0 S: 6 P: 6	1B: 12 SF: 0 2B: 2 SAC: 0 3B: 0 DP: 3 HR: 0 HBP: 0		WP: 0 PA: 50 PB: 0 SB: 0 CS: 0			
<b>PITCHER</b>	IP WLS BF H R ER SO BB IBB HBP BLK WP HR S P ERA WHIP																
Jerry Reuss, L ERA: 3.38 (1, 1)	6.1	29	6	5	2	4	2	0	0	0	0	0	0	35	43	2.84	1.263
Dave Giusti, R ERA: 14.54 (7, 1)	0.1	3	2	1	1	0	1	0	0	0	0	0	0	2	6	27.00	9.000
Ramon Hernandez, L ERA: 6.0 (7, 1)	1.1	5	1	0	0	1	0	0	0	0	0	0	0	7	7	0.00	0.750
John Morlan, R ERA: 1.69 (9, 1)	1.0	4	1	0	0	0	1	0	0	1	0	0	0	3	7	0.00	2.000
Bruce Kison, R ERA: 1.69 (10, 1)	2.0	L 9	4	1	1	0	0	0	0	0	0	0	0	9	9	4.50	2.000

AB	46
R	7
H	14
RBI	6
BB	4
SO	5
LOB	26



Batter	1	2	3	4	5	6	7	8	9	10	11	AB	R	H	RBI	BB	SO	LOB	BOTTOM							
Frank Taveras, R (1, 6) OBP: 0.333, SLG: 0.231 Paul Popovich, S (8, PH) OBP: 0.250, SLG: 0.250 (9, 6)	G3	K	L9			1B		P8		P7		4	0	1	0	0	1	4	<b>St. Louis Cardinals @ Pittsburgh Pirates</b> Three Rivers Stadium, Pittsburgh, PA Fri Apr 12 1974, 7:05 PM EDT Att: 9,524 - Unknown							
Richie Hebner, L (1, 5) OBP: 0.346, SLG: 0.680	1B		1B WP BB	3-1		1-2 K		2B		P4		5	1	2	1	1	1	1								
Al Oliver, L (1, 8) OBP: 0.360, SLG: 0.375	1B		1-3 WP HR 1B	F8			F8	4-3		1B		6	1	3	0	0	0	1								
Willie Stargell, L (1, 7) OBP: 0.240, SLG: 0.182	K		F7	F9			2B 1B		6-3	4-3		6	0	1	0	0	1	5								
Richie Zisk, R (1, 9) OBP: 0.190, SLG: 0.316	K		1-3 HR BB	E6			F9		HR		K	5	2	1	1	1	2	3								
Dave Parker, L (1, 3) OBP: 0.458, SLG: 0.667		6-3 1B	1-H 3-H HR	G3-6-1		1-2		2B		BB 1B	P4	6	1	4	3	0	0	1								
Rennie Stennett, R (1, 4) OBP: 0.160, SLG: 0.125		6-3 1-2	1B 1B	5-3			6-3		L9	F8		6	0	1	0	0	0	4								
Mike Ryan, R (1, 2) OBP: 0.250, SLG: 0.077 Ed Kirkpatrick, L (7, 2) OBP: 0.571, SLG: 0.750		BB BB	K			K		2B		1-2 BB		2	0	0	0	1	2	1								
Jerry Reuss, L (1, 1) Dave Gauss, R (7, 1) Ramon Hernandez, S (7, 1) Bob Robertson, R (8, PH) John Morlan, R (9, 1) Gene Clines, R (9, PH) Bruce Kison, R (10, 1)		L7	1-2 1B			K		P6		L7		1	1	1	0	1	0	0								
												3	0	1	0	0	1	2								
												0	0	0	0	0	0	0								
												0	0	0	0	0	0	0								
												1	0	0	0	0	0	1								
												0	0	0	0	0	0	0								
												0	0	0	0	0	0	0								
												1	0	0	0	0	0	2								
												0	0	0	0	0	0	0								
												0	0	0	0	0	0	0								
<b>Inning Stats</b>	R: 0 E: 0 K: 2 S: 9	H: 2 LOB: 2 BB: 0 P: 9	R: 0 E: 0 K: 1 S: 6	H: 1 LOB: 2 BB: 1 P: 10	R: 4 E: 0 K: 1 S: 9	H: 4 LOB: 2 BB: 2 P: 17	R: 0 E: 0 K: 0 S: 3	H: 0 LOB: 0 BB: 0 P: 3	R: 0 E: 1 K: 0 S: 3	H: 0 LOB: 0 BB: 0 P: 3	R: 0 E: 0 K: 3 S: 10	H: 1 LOB: 1 BB: 0 P: 10	R: 0 E: 0 K: 0 S: 5	H: 2 LOB: 2 BB: 0 P: 5	R: 1 E: 0 K: 0 S: 5	H: 2 LOB: 1 BB: 0 P: 5	R: 1 E: 0 K: 0 S: 5	H: 2 LOB: 2 BB: 1 P: 9	R: 0 E: 0 K: 0 S: 4	H: 1 LOB: 1 BB: 0 P: 4	R: 0 E: 0 K: 1 S: 5	H: 0 LOB: 0 BB: 0 P: 5	1B: 10 2B: 3 3B: 0 HR: 2	SF: 0 SAC: 0 DP: 1 HBP: 0	WP: 1 PB: 0 SB: 2 CS: 0	PA: 52
<b>PITCHER</b>	IP	WLS	BF	H	R	ER	SO	BB	IBB	HBP	BLK	WP	HR	S	P	ERA	WHIP									
Sonny Siebert, R (1, 1) ERA: 2.4	6.0		29	8	4	4	7	3	0	0	0	1	1	40	52	6.00	1.833									
Pete Richert, L (7, 1) ERA:	0.2		4	2	0	0	0	0	0	0	0	0	0	4	4	0.00	3.000									
Orlando Pena, R (7, 1) ERA: 3.38	1.0		4	1	1	1	0	0	0	0	0	0	0	4	4	9.00	1.000									
Al Hrabosky, L (8, 1) ERA: 18.0	0.2		5	3	1	1	0	0	0	0	0	0	1	5	5	13.50	4.500									
Mike Garman, R (9, 1) ERA:	1.2	W	7	1	0	0	0	1	0	0	0	0	0	6	10	0.00	1.200									
<b>PITCHER</b>	IP	WLS	BF	H	R	ER	SO	BB	IBB	HBP	BLK	WP	HR	S	P	ERA	WHIP									
Rich Folkers, L (11, 1) ERA: 2.25	1.0	S	3	0	0	0	1	0	0	0	0	0	0	0	1	0.00	0.000									



Batter	1	2	3	4	5	6	7	8	9	AB R H RBI BB SO LOB	TOP		
Lou Brock, L (1, 7) OBP: 0.314, SLG: 0.344	0-0 F8		0-0 1B		0-0 F9		0-0 G6-3		0-0 4-3	5 1 2 1 0 0 2			
Ted Sizemore, R (1, 4) OBP: 0.429, SLG: 0.387	0-0 P6		0-0 1B		0-0 1-3		0-0 BB		0-0 4-3	4 0 1 1 1 0 2			
Reggie Smith, S (1, 9) OBP: 0.441, SLG: 0.500	0-0 1B		0-0 F3		0-0 6-3		0-0 6-3		0-0 4-3	4 1 1 0 1 0 3			
Joe Torre, R (1, 3) Jim Hickman, R (6, 3) OBP: 0.387, SLG: 0.385 OBP: 0.750, SLG: 1.500	0-0 P6		0-0 G4-6-3		0-0 1B		0-0 FC3-8		0-0 1B	3 1 1 0 0 0 2 1 0 1 0 0 0 0			
Ted Simmons, S (1, 2) OBP: 0.364, SLG: 0.467		0-0 2B		0-0 6-3		0-0 IBB		0-0 L8		3 1 1 0 1 0 1			
Bake McBride, L (1, 8) OBP: 0.276, SLG: 0.296		0-0 1-3		0-0 F7		0-0 F5		0-0 FC3-6		4 0 0 0 0 0 5			
Ken Reitz, R (1, 5) OBP: 0.414, SLG: 0.593		0-0 2B		0-0 F9		0-0 FC5-4		0-0 4-3		4 1 1 1 0 0 2			
Mike Tyson, R (1, 6) OBP: 0.280, SLG: 0.304		0-0 4-3		0-0 P4		0-0 FC6		0-0 1B		4 1 1 0 0 0 1			
Lynn McGlothen, L (1, 1) Orlando Pena, R (9, 1) Pete Richert, L (9, 1) OBP: 0.500, SLG: 0.500 OBP: 1.000, SLG: 1.000		0-0 L7		0-0 1B		0-0 1B		0-0 2-3		4 0 2 0 0 0 1 0 0 0 0 0 0 0 0 0 0 0 0 0 0			
<b>Inning Stats</b>	R: 0 H: 1 E: 0 LOB: 1 K: 0 BB: 0 S: 4 P: 4	R: 2 H: 2 E: 1 LOB: 0 K: 0 BB: 0 S: 5 P: 5	R: 1 H: 2 E: 0 LOB: 0 K: 0 BB: 0 S: 4 P: 4	R: 0 H: 0 E: 0 LOB: 0 K: 0 BB: 0 S: 3 P: 3	R: 0 H: 1 E: 0 LOB: 1 K: 0 BB: 0 S: 4 P: 4	R: 2 H: 1 E: 1 LOB: 1 K: 0 BB: 2 S: 4 P: 12	R: 0 H: 1 E: 0 LOB: 1 K: 0 BB: 1 S: 3 P: 7	R: 0 H: 1 E: 0 LOB: 1 K: 0 BB: 0 S: 4 P: 4	R: 1 H: 2 E: 0 LOB: 1 K: 0 BB: 0 S: 5 P: 5	1B: 8 SF: 0 2B: 2 SAC: 0 3B: 1 DP: 2 HR: 0 HBP: 0	WP: 0 PA: 39 PB: 0 SB: 3 CS: 0		
<b>PITCHER</b>	IP WLS BF H R ER SO BB IBB HBP BLK WP HR S P ERA WHIP											<b>PITCHER</b>	IP WLS BF H R ER SO BB IBB HBP BLK WP HR S P ERA WHIP
Jim Rooker, L (1, 1) ERA: 2.57	7.0 L 30 8 5 2 0 2 1 0 0 0 0 0 27 39 2.57 1.429												
Dave Giusti, R (8, 1) ERA: 11.37	2.0 9 3 1 1 0 0 0 0 0 0 0 0 9 9 4.50 1.500												

St. Louis Cardinals @ Pittsburgh Pirates  
 Three Rivers Stadium, Pittsburgh, PA  
 Sat Apr 13 1974, 3:33 AM EDT  
 Att. 7,026 - Unknown

livebaseballscorecards.com

AB	36
R	6
H	11
RBI	3
BB	3
SO	0
LOB	19





Batter	1	2	3	4	5	6	7	8	9	AB	R	H	RBI	BB	SO	LOB	TOP
Lou Brock, L (1, 7) OBP: 0.308, SLG: 0.333 Jim Dwyer, L (7, 7) Jim Hickman, R (8, PH) OBP: 0.600, SLG: 1.200	0-0 6-3		0-0 5-3 1B	0-0 L7			0-0 4-3	0-0 FC6-4		4	1	1	0	0	0	2	
Ted Sizemore, R (1, 4) OBP: 0.410, SLG: 0.371 Stan Papi, R (7, 4)	0-0 E6 FC4-6		0-0 5-3 1-2		0-0 F2		0-0 1B		0-0 1-3	4	0	1	0	0	0	1	
Reggie Smith, S (1, 9) OBP: 0.462, SLG: 0.500	0-0 FC4-6 1-2f		0-0 1B 2-H		0-0 1B		0-3 K		4-0 BB	4	0	2	1	1	1	2	
Jose Cruz, L (1, 3) OBP: 0.250, SLG: 0.286 Luis Melendez, R (8, 7) OBP: 0.333, SLG: 0.500	0-0 4-3 1-2		0-0 4-3		0-0 F9		0-0 F8		0-0 F8	4	0	0	0	0	0	4	
Ted Simmons, S (1, 2) OBP: 0.342, SLG: 0.429		0-0 G3		0-0 4-3		0-0 4-3		0-0 G6-4-3 1B	0-0 1-3	5	1	1	0	0	0	2	
Bake McBride, L (1, 8) OBP: 0.333, SLG: 0.452		0-0 4-3		0-0 HR		0-0 1B G1-6-3		0-0 1-2 1B G6-4-3		4	2	3	1	0	0	0	
Ken Reitz, R (1, 5) OBP: 0.455, SLG: 0.645		0-0 2B		0-0 FC1-5 1B		0-0 1-3 1B G1-6-3		0-0 1-2f 2-3 G6-4-3		4	0	3	0	0	0	2	
Mike Tyson, R (1, 6) OBP: 0.310, SLG: 0.333		0-0 5-3		0-0 FC1-5 1B		0-0 1-2 1B G1-6-3		0-0 1-2f 3-H 1B		4	0	2	1	0	0	2	
Mike Thompson, R (1, 1) Al Hrabosky, R (4, 1) Tim McCarver, L (8, PH) OBP: 0.600, SLG: 0.750 Orlando Pena, R (8, 1) OBP: 1.000, SLG: 1.000			0-3 K	0-0 FC1-5 1-2 2-3f		0-3 K		0-0 1-2 1B FC6-4		2	0	0	0	0	1	2	
Inning Stats	R: 0 E: 1 K: 0 S: 4 H: 0 LOB: 1 BB: 0 P: 4	R: 0 E: 0 K: 0 S: 4 H: 1 LOB: 1 BB: 0 P: 4	R: 1 E: 0 K: 1 S: 7 H: 2 LOB: 1 BB: 0 P: 7	R: 1 E: 0 K: 0 S: 6 H: 3 LOB: 2 BB: 0 P: 6	R: 0 E: 0 K: 0 S: 4 H: 1 LOB: 1 BB: 0 P: 4	R: 1 E: 0 K: 1 S: 6 H: 2 LOB: 0 BB: 0 P: 6	R: 0 E: 0 K: 1 S: 6 H: 1 LOB: 1 BB: 0 P: 6	R: 1 E: 0 K: 0 S: 6 H: 4 LOB: 2 BB: 0 P: 6	R: 0 E: 0 K: 0 S: 3 H: 0 LOB: 1 BB: 1 P: 7	1B: 12 2B: 1 3B: 0 HR: 1 SF: 0 SAC: 0 DP: 2 HBP: 0	WP: 0 PB: 0 SB: 1 CS: 0 PA: 41						
PITCHER Bob Moose, R (1, 1) ERA: 6.08 Ramon Hernandez, L (8, 1) ERA: 4.91	IP 7.2 WLS W BF 36 H 14 R 4 ER 4 SO 3 BB 0 IBB 0 HBP 0 BLK 0 WP 0 HR 1 S 42 P 42 ERA 4.70 WHIP 1.826	IP 1.1 WLS W BF 5 H 0 R 0 ER 0 SO 0 BB 1 IBB 0 HBP 0 BLK 0 WP 0 HR 0 S 4 P 8 ERA 0.00 WHIP 0.750	PITCHER IP WLS BF H R ER SO BB IBB HBP BLK WP HR S P ERA WHIP														

St. Louis Cardinals @ Pittsburgh Pirates  
 Three Rivers Stadium, Pittsburgh, PA  
 Sun Apr 14 1974, 3:33 AM EDT  
 Unknown

AB	40
R	4
H	14
RBI	3
BB	1
SO	3
LOB	20







Batter	1	2	3	4	5	6	7	8	9	AB R H RBI BB SO LOB	TOP											
Lou Brock, L (1, 7) OBP: 0.341, SLG: 0.350 Bake McBride, L (8, 8) OBP: 0.333, SLG: 0.452	0-3 K	0-0 1B		0-0 1B	4-0 BB			0-3 K		4 1 2 2 1 2 1 0 0 0 0 0 0 0												
Ted Sizemore, R (1, 4) OBP: 0.386, SLG: 0.350	0-0 P5	0-0 L7		0-0 1B	0-0 F8			0-0 G6-4-3		5 0 1 1 0 0 6												
Reggie Smith, S (1, 9) OBP: 0.409, SLG: 0.436 Jose Cruz, L (9, PR) OBP: 0.250, SLG: 0.286	0-0 F2		0-0 L1	0-0 L8		0-0 6-3			0-0 E3	5 0 0 0 0 0 1 0 0 0 0 0 0 0												
Jim Hickman, R (1, 3) OBP: 0.500, SLG: 0.778		0-0 1B	0-0 F8	4-0 BB		0-3 K			0-0 6-3	4 1 1 0 1 1 1												
Ted Simmons, S (1, 2) OBP: 0.326, SLG: 0.400		0-0 1B	0-0 E3	0-0 G6-4-3		0-0 L8			0-0 L9	5 2 1 0 0 0 4												
Luis Melendez, R (1, 8) OBP: 0.364, SLG: 0.400		4-0 1B	0-0 E		0-0 L8		0-0 L7		0-0 F9	4 2 1 0 1 0 2												
Ken Reitz, R (1, 5) OBP: 0.459, SLG: 0.647		0-0 SF8	0-0 E4		0-0 BB		0-0 F8			3 0 2 1 0 0 0												
Mike Tyson, R (1, 6) OBP: 0.333, SLG: 0.310		4-0 1B	4-0 IBB		0-0 F9		0-0 F2			2 0 0 0 2 0 1												
John Curtis, L (1, 1) OBP: 0.333, SLG: 0.200 Mike Garman, R (9, 1) Rich Folkers, L (9, 1)	0-3 K		0-0 4-3		4-0 BB			0-0 G6-4-3		3 0 1 0 1 1 5 0 0 0 0 0 0 0 0 0 0 0 0 0 0												
<b>Inning Stats</b>	R: 0 E: 0 K: 1 S: 5	H: 0 LOB: 0 BB: 0 P: 5	R: 3 E: 0 K: 1 S: 8	H: 3 LOB: 2 BB: 2 P: 16	R: 2 E: 2 K: 0 S: 6	H: 2 LOB: 2 BB: 1 P: 10	R: 1 E: 0 K: 0 S: 4	H: 2 LOB: 1 BB: 1 P: 8	R: 0 E: 0 K: 0 S: 4	H: 1 LOB: 3 BB: 2 P: 12	R: 0 E: 0 K: 1 S: 5	H: 0 LOB: 0 BB: 0 P: 5	R: 0 E: 0 K: 0 S: 3	H: 0 LOB: 0 BB: 0 P: 3	R: 0 E: 0 K: 1 S: 5	H: 1 LOB: 0 BB: 0 P: 5	R: 0 E: 1 K: 0 S: 4	H: 0 LOB: 2 BB: 0 P: 4	1B: 9 2B: 0 3B: 0 HR: 0	SF: 1 SAC: 0 DP: 2 HBP: 0	WP: 1 PB: 0 SB: 1 CS: 0	PA: 42
<b>PITCHER</b>	IP WLS BF H R ER SO BB IBB HBP BLK WP HR S P ERA WHIP																					
Ken Brett, L (1, 1) ERA: 9.82	3.0 L 18 5 5 3 2 1 2 0 0 0 0 0 19 31 9.00 2.000																					
John Morlan, R (4, 1) ERA: 1.93	4.0 17 3 1 1 1 3 0 0 0 1 0 16 28 2.25 1.500																					
Dave Giusti, R (8, 1) ERA: 8.64	2.0 7 1 0 0 1 0 0 0 0 0 0 9 9 0.00 0.500																					

St. Louis Cardinals @ Pittsburgh Pirates  
 Three Rivers Stadium, Pittsburgh, PA  
 Sun Apr 14 1974, 3:38 AM EDT  
 Att: 11,949 - Unknown

livebaseballscorecards.com

AB 35  
 R 6  
 H 9  
 RBI 4  
 BB 6  
 SO 4  
 LOB 21



BOTTOM

St. Louis Cardinals @ Pittsburgh Pirates  
Three Rivers Stadium, Pittsburgh, PA

AB 34  
R 5  
H 9  
RBI 5  
BB 3  
SO 2  
LOB 12



WP: 1 PA: 38  
PB: 0  
SB: 0  
CS: 0

Sun Apr 14 1974, 3:38 AM EDT  
Att. 11,949 - Unknown

livebaseballscorecards.com

AB R H RBI BB SO LOB

4 2 2 2 1 0 0

4 1 1 1 0 0 0

1 0 0 0 0 0 1

4 0 1 0 0 0 1

2 0 1 0 2 0 0

4 0 1 1 0 0 3

4 1 1 0 0 0 3

4 0 1 0 0 1 3

3 0 0 0 0 0 1

0 0 0 1 0 0 0

1 0 0 0 0 0 0

1 0 0 0 0 0 0

1 0 0 0 0 1 0

0 0 0 0 0 0 0

1 1 1 0 0 0 0

1B: 4 SF: 1  
2B: 3 SAC: 0  
3B: 1 DP: 1  
HR: 1 HBP: 0

WP: 1 PA: 38  
PB: 0  
SB: 0  
CS: 0

Batter	1	2	3	4	5	6	7	8	9
Rennie Stennett, R (1, 4) OBP: 0.250, SLG: 0.459	4-0 3B BB	0-0 HR			0-0 6-3			0-0 G3	0-0 2B
Gene Clines, R (1, 7) OBP: 0.273, SLG: 0.500	0-0 1B 3B	0-0 L3			0-0 L9			0-0 L4-3	0-0 G3
Dave Parker, L (9, PH) OBP: 0.485, SLG: 0.633									
Al Oliver, L (1, 8) OBP: 0.308, SLG: 0.342	0-0 6-3		0-0 6-3		0-0 1-3			0-0 2B	
Richie Zisk, R (1, 9) OBP: 0.280, SLG: 0.333	4-0 1B BB		0-0 FC4-6 1B		0-0 6-3			4-0 BB	
Bob Robertson, R (1, 3) OBP: 0.143, SLG: 0.357	0-0 FC6 1B		0-0 F8		0-0 F9			0-0 F8	
Richie Hebner, L (1, 5) OBP: 0.425, SLG: 0.657	0-0 P6		0-0 FC4-6		0-0 F8				0-0 WP SF8 2B
Ed Kirkpatrick, L (1, 2) OBP: 0.526, SLG: 0.500	0-0 FC6			0-0 G6-4-3 1B			0-3 K		0-0 6-3
Dal Maxvill, R (1, 6) OBP: 0.333, SLG: 0.231		0-0 6-3		0-0 G6-4-3			0-0 L1		0-0 SF8
Willie Stargell, L (9, PH) OBP: 0.286, SLG: 0.310									
Ken Brett, L (1, 1)		0-0 3-1		0-0 L4			0-3 K		0-0 2B 1B
John Morlan, R (4, 1)									
Kurt Bevacqua, R (7, PH)									
Dave Giusti, R (8, 1)									
Paul Popovich, S (9, PH) OBP: 0.333, SLG: 0.333									

Inning Stats	R: 2	H: 2	E: 0	K: 0	S: 5	H: 2	LOB: 2	BB: 2	P: 13	R: 1	H: 1	E: 0	K: 0	S: 4	R: 0	H: 1	E: 0	K: 0	S: 4	R: 0	H: 0	E: 0	K: 0	S: 3	R: 0	H: 0	E: 0	K: 0	S: 3	R: 0	H: 0	E: 0	K: 2	S: 7	R: 0	H: 1	E: 0	K: 0	S: 6	1B: 4	2B: 3	3B: 1	HR: 1	SF: 1	SAC: 0	DP: 1	HBP: 0
--------------	------	------	------	------	------	------	--------	-------	-------	------	------	------	------	------	------	------	------	------	------	------	------	------	------	------	------	------	------	------	------	------	------	------	------	------	------	------	------	------	------	-------	-------	-------	-------	-------	--------	-------	--------

PITCHER	IP	WLS	BF	H	R	ER	SO	BB	IBB	HBP	BLK	WP	HR	S	P	ERA	WHIP
John Curtis, L (1, 1) ERA: 4.6	8.2	W	36	8	5	5	2	3	0	0	0	1	1	37	49	5.19	1.269
Mike Garman, R (9, 1) ERA:	0.0		1	1	0	0	0	0	0	0	0	0	0	1	1	∞	∞
Rich Folkers, L (9, 1) ERA: 2.08	0.1	S	1	0	0	0	0	0	0	0	0	0	0	1	1	0.00	0.000

Batter	1	2	3	4	5	6	7	8	9	AB R H RBI BB SO LOB	TOP									
Lou Brock, L (1, 7) OBP: 0.313, SLG: 0.318	0-0 F8		0-0 F7			0-0 FC6-4		0-0 5-3		4 0 0 0 0 0 1										
Ted Sizemore, R (1, 4) OBP: 0.375, SLG: 0.341	0-0 G6-4-3 1B			0-0 P4		0-0 S		0-0 4-3		5 0 1 0 0 1 1										
Reggie Smith, S (1, 9) OBP: 0.417, SLG: 0.581	0-0 G6-4-3			0-0 L7			0-3 K		0-0 P5	4 2 2 2 0 0 1										
Jim Hickman, R (1, 3) OBP: 0.429, SLG: 0.615		0-0 F8		0-0 F9			0-0 HR		0-0 HR	4 0 1 0 0 0 0										
Ted Simmons, S (1, 2) OBP: 0.340, SLG: 0.455 Jim Dwyer, L (9, PR)		0-0 3B			0-0 G3		0-0 G3 1B		0-0 6-3	4 0 2 0 0 0 1 0 0 0 0 0 0 0										
Bake McBride, L (1, 8) OBP: 0.333, SLG: 0.424 Luis Melendez, R (9, PH) OBP: 0.333, SLG: 0.364		0-0 F2			0-0 F7		0-0 G3		0-0 E4 1B	2 0 0 0 1 0 1 1 0 0 0 0 0 1										
Ken Reitz, R (1, 5) OBP: 0.425, SLG: 0.595		0-3 K			0-0 4-3		4-0 IBB		0-0 5-3	3 0 0 0 0 2 3										
Mike Tyson, R (1, 6) OBP: 0.314, SLG: 0.290 Jose Cruz, L (8, PH) OBP: 0.222, SLG: 0.250 Stan Papi, R (8, 6)			0-3 K			0-0 5-3		0-3 K		2 0 0 0 0 1 0 1 0 0 0 0 0 0 0 0 0 0 0 0 0										
Alan Foster, R (1, 1)			0-0 6-3			4-0 FC6-4 BB		0-0 1-3		2 0 0 0 1 0 0										
<b>Inning Stats</b>	R: 0 E: 0 K: 0 S: 3	H: 1 LOB: 0 BB: 0 P: 3	R: 0 E: 0 K: 1 S: 6	H: 1 LOB: 1 BB: 0 P: 6	R: 0 E: 0 K: 1 S: 5	H: 0 LOB: 0 BB: 0 P: 5	R: 0 E: 0 K: 0 S: 3	H: 0 LOB: 0 BB: 0 P: 3	R: 0 E: 0 K: 0 S: 3	H: 0 LOB: 1 BB: 1 P: 6	R: 1 E: 0 K: 2 S: 9	H: 2 LOB: 2 BB: 1 P: 13	R: 0 E: 0 K: 0 S: 3	H: 0 LOB: 0 BB: 0 P: 3	R: 1 E: 1 K: 0 S: 5	H: 2 LOB: 1 BB: 0 P: 5	1B: 3 2B: 0 3B: 1 HR: 2	SF: 0 SAC: 0 DP: 1 HBP: 0	WP: 0 PB: 0 SB: 1 CS: 0	PA: 34
<b>PITCHER</b>	IP WLS BF H R ER SO BB IBB HBP BLK WP HR S P ERA WHIP																			
Dick Ruthven, R (1, 1) ERA: 4.15	8.0 W 29 4 1 1 4 1 1 0 0 0 0 1 34 42 1.12 0.625																			
Eddie Watt, R (9, 1) ERA: 7.38	0.2 3 1 1 1 0 0 0 0 0 0 0 1 3 3 13.50 1.500																			
Mac Scarce, L (9, 1) ERA: 1.35	0.1 S 2 1 0 0 0 0 0 0 0 0 0 0 2 2 0.00 3.000																			

St. Louis Cardinals @ Philadelphia Phillies  
Veterans Stadium, Philadelphia, PA  
Mon Apr 15 1974, 7:05 PM EDT  
Att. 6,713 - Unknown

livebaseballscorecards.com

AB	32
R	2
H	6
RBI	2
BB	2
SO	4
LOB	9





Batter	1	2	3	4	5	6	7	8	9	AB R H RBI BB SO LOB	TOP											
Lou Brock, L (1, 7) OBP: 0.346, SLG: 0.354	0-0 F8	0-0 FC5-4 1B			0-0 2B 1B		0-0 G4-6-3 1B			4 1 3 1 0 0 0												
Ted Sizemore, R (1, 4) OBP: 0.385, SLG: 0.362	4-0 2B SF8 BB	0-0 FC5-4			0-0 2B		0-0 G4-6-3			3 1 1 1 1 0 3												
Reggie Smith, S (1, 9) OBP: 0.423, SLG: 0.587 Mike Thompson, R (8, 1)	0-0 2B			4-0 BB	0-3 K			0-0 6-3		3 0 1 0 1 1 1 0 0 0 0 0 0 0												
Joe Torre, R (1, 3) OBP: 0.371, SLG: 0.345	4-0 FC6 IBB			0-0 F2	0-0 F3			0-0 6-3		3 0 0 0 1 0 2												
Ted Simmons, S (1, 2) OBP: 0.333, SLG: 0.468	0-0 SF8			0-0 G5-4-3	0-3 K			0-0 1B 2B		3 0 1 1 0 1 1												
Luis Melendez, R (1, 8) OBP: 0.375, SLG: 0.357	0-0 FC6			0-0 6-3	4-0 BB			0-0 2-H 1B		3 0 1 0 1 0 2												
Ken Reitz, R (1, 5) OBP: 0.386, SLG: 0.537		0-0 6-3		0-0 F9	0-0 F9			0-0 4-3		4 0 0 0 0 0 1												
Mike Tyson, R (1, 6) OBP: 0.316, SLG: 0.324 Stan Papi, R (8, 6)		0-0 1B 1B 2B		0-0 1-3	0-3 K			0-0 5-3		3 1 1 0 0 1 1 1 0 0 0 0 0 0												
Bob Gibson, R (1, 1) OBP: 0.250, SLG: 0.250 Jim Dwyer, L (7, PH) Pete Richert, L (7, 1) Orlando Pena, R (7, 1) Jose Cruz, L (8, 9) OBP: 1.000, SLG: 1.000 OBP: 0.200, SLG: 0.222		0-0 FC5-4 1B			0-3 K		0-0 G1	0-0 G3		2 0 1 0 0 1 0 1 0 1 0 0 0 0 0 0												
<b>Inning Stats</b>	R: 1 E: 0 K: 0 S: 4	H: 1 LOB: 2 BB: 2 P: 12	R: 1 E: 0 K: 0 S: 5	H: 3 LOB: 1 BB: 0 P: 5	R: 0 E: 0 K: 0 S: 2	H: 0 LOB: 0 BB: 1 P: 6	R: 0 E: 0 K: 0 S: 3	H: 0 LOB: 0 BB: 0 P: 3	R: 1 E: 0 K: 2 S: 9	H: 2 LOB: 1 BB: 0 P: 9	R: 0 E: 1 K: 2 S: 7	H: 0 LOB: 1 BB: 1 P: 11	R: 0 E: 0 K: 0 S: 3	H: 1 LOB: 0 BB: 0 P: 3	R: 0 E: 0 K: 0 S: 4	H: 2 LOB: 2 BB: 0 P: 4	R: 0 E: 0 K: 0 S: 3	H: 0 LOB: 0 BB: 0 P: 3	1B: 5 2B: 4 3B: 0 HR: 0	SF: 1 SAC: 0 DP: 3 HBP: 0	WP: 0 PB: 0 SB: 1 CS: 0	PA: 36
<b>PITCHER</b> Steve Carlton, L (1, 1) ERA: 2.7	IP 9.0 WLS W BF 36 H 9 R 3 ER 3 SO 4 BB 3 IBB 1 HBP 0 BLK 0 WP 0 HR 0 S 40 P 56 ERA 3.00 WHIP 1.333								<b>PITCHER</b>	IP WLS BF H R ER SO BB IBB HBP BLK WP HR S P ERA WHIP												

St. Louis Cardinals @ Philadelphia Phillies  
Veterans Stadium, Philadelphia, PA  
Tue Apr 16 1974, 7:05 PM EDT  
Att. 8,107 - Unknown

livebaseballscorecards.com

AB	31
R	3
H	9
RBI	3
BB	4
SO	4
LOB	11



Batter	1	2	3	4	5	6	7	8	9
<b>Dave Cash, R</b> (1, 4) OBP: 0.341, SLG: 0.342	0-0 F7		0-0 CS 1B		0-0 1-3 1B	0-0 2-H 3B	0-0 L4		
<b>Larry Bowa, S</b> (1, 6) OBP: 0.350, SLG: 0.378	0-0 F7		0-3 K		0-0 1-3	0-0 G3		0-0 F9	
<b>Del Unser, L</b> (1, 8) OBP: 0.556, SLG: 0.571	4-0 BB			4-0 BB		0-0 1B 2B 1B	4-0 S E BB	0-0 1B 1B	
<b>Greg Luzinski, R</b> (1, 7) OBP: 0.128, SLG: 0.135 <b>Bill Robinson, R</b> (8, 7) OBP: 0.360, SLG: 0.480	0-3 K			0-3 K		0-0 F9	0-0 F7	0-0 G3-6-3 1B	
<b>Tom Hutton, L</b> (1, 3) OBP: 0.200, SLG: 0.467		0-0 F8		0-0 L7		0-0 1-2 2B 1B	0-0 E1 1B SF8	0-0 G3-6-3 1B	
<b>Mike Anderson, R</b> (1, 9) OBP: 0.346, SLG: 0.348		0-0 F9		0-3 K		0-0 1-1-H 2-H 1B 2B	0-0 SF8 1B 1B		
<b>Bob Boone, R</b> (1, 2) OBP: 0.357, SLG: 0.462		0-0 G3				0-0 1B 1B 1B	0-0 SF8 1B 1B		
<b>Mike Schmidt, R</b> (1, 5) OBP: 0.394, SLG: 0.448			4-0 6-3 1B BB		0-0 P5	0-0 1-3 2-H 3B 1B	4-0 1B BB		
<b>Steve Carlton, L</b> (1, 1) OBP: 0.286, SLG: 0.333			0-0 6-3 1-2		0-0 1-2 1B	0-0 1-2 1B	0-0 SF8 1-3 2-H 1B		

Inning Stats	R: 0	H: 0	E: 0	K: 1	S: 5	LOB: 1	BB: 1	P: 9	R: 0	H: 0	E: 0	K: 0	S: 3	LOB: 0	BB: 0	P: 3	R: 1	H: 1	E: 0	K: 1	S: 5	LOB: 0	BB: 1	P: 9	R: 0	H: 0	E: 0	K: 2	S: 7	LOB: 1	BB: 1	P: 11	R: 1	H: 3	E: 0	K: 0	S: 5	LOB: 1	BB: 0	P: 5	R: 5	H: 5	E: 0	K: 0	S: 8	LOB: 1	BB: 1	P: 12	R: 3	H: 2	E: 1	K: 0	S: 6	LOB: 2	BB: 2	P: 14	R: 0	H: 2	E: 0	K: 0	S: 4	LOB: 1	BB: 0	P: 4
--------------	------	------	------	------	------	--------	-------	------	------	------	------	------	------	--------	-------	------	------	------	------	------	------	--------	-------	------	------	------	------	------	------	--------	-------	-------	------	------	------	------	------	--------	-------	------	------	------	------	------	------	--------	-------	-------	------	------	------	------	------	--------	-------	-------	------	------	------	------	------	--------	-------	------

AB	R	H	RBI	BB	SO	LOB
5	0	3	3	0	0	2
5	0	0	0	0	1	4
2	2	2	0	3	0	0
4	0	0	0	0	2	4
1	0	1	0	0	0	0
5	2	1	0	0	0	3
4	2	2	2	0	1	1
2	2	1	1	1	0	0
2	2	1	1	2	0	1
3	0	2	2	0	0	1

WP	HR	S	P	ERA	WHIP
0	0	4	4	0.00	2.000
0	0	1	1	13.50	6.000
0	0	0	0	0.00	0.000
0	0	4	4	0.00	2.000

**St. Louis Cardinals @ Philadelphia Phillies**  
**Veterans Stadium, Philadelphia, PA**  
 Tue Apr 16 1974, 7:05 PM EDT  
 Att. 8,107 - Unknown

AB	33
R	10
H	13
RBI	9
BB	6
SO	4
LOB	16



WP	PA
0	41

Batter	1	2	3	4	5	6	7	8	9	AB R H RBI BB SO LOB	TOP																									
Lou Brock, L (1, 7) OBP: 0.333, SLG: 0.327	0-0 4-3		0-0 F7		4-0 1B	0-0 FC5-4		0-0 F7	4 1 0 0 1 0 1																											
Ted Sizemore, R (1, 4) OBP: 0.386, SLG: 0.353	4-0 WP SF6 BB			0-0 F8	0-0 1B		0-0 6-3	0-0 F8	4 1 1 1 1 0 0																											
Reggie Smith, S (1, 9) OBP: 0.446, SLG: 0.604	0-0 SF6			0-0 1B 2B	0-0 1B		4-0 BB		2 1 2 1 1 0 0																											
Joe Torre, R (1, 3) OBP: 0.359, SLG: 0.333	0-0 F2			0-0 1B 2B	0-0 L6		0-0 F8		4 1 1 0 0 0 3																											
Ted Simmons, S (1, 2) OBP: 0.327, SLG: 0.451		0-0 4-3		0-0 2B 1B	0-0 4-3		0-0 4-3		4 0 1 0 0 0 3																											
Bake McBride, L (1, 8) OBP: 0.350, SLG: 0.417		0-0 4-3		0-3 K		0-0 1B SF9		4-0 G6-4-3 BB	3 1 1 0 1 1 3																											
Ken Reitz, R (1, 5) OBP: 0.396, SLG: 0.556		0-0 P5		0-0 1B 2B		0-0 1B FC5-4		0-0 G6-4-3	4 0 2 2 0 0 1																											
Mike Tyson, R (1, 6) OBP: 0.293, SLG: 0.297			0-0 F8		0-0 G2		0-0 4-3		3 0 0 0 0 1 4																											
Jim Dwyer, L (8, PH)									1 0 0 0 0 0 0																											
Stan Papi, R (8, 6)									0 0 0 0 0 0 0																											
Sonny Siebert, R (1, 1) OBP: 0.143, SLG: 0.143			0-3 K		0-0 P3		0-0 SF9		1 0 0 0 0 0 1 0																											
Mike Garman, R (4, 1)									0 0 0 0 0 0 0 0																											
Jose Cruz, L (5, PH) OBP: 0.152, SLG: 0.200									1 0 0 0 0 0 0 0																											
Mike Thompson, R (5, 1)									0 0 0 0 0 0 0 0																											
Tim McCarver, L (6, PH) OBP: 0.500, SLG: 0.750									0 0 0 1 0 0 0 0																											
Al Hrabosky, R (6, 1)									0 0 0 0 0 0 0 0																											
Rich Folkers, L (8, 1)									0 0 0 0 0 0 0 0																											
Jim Hickman, R (9, PH) OBP: 0.400, SLG: 0.571									1 0 0 0 0 0 0 0																											
<b>Inning Stats</b>	R: 1 E: 0 K: 0 S: 3	H: 0 LOB: 0 BB: 1 P: 7	R: 0 E: 0 K: 0 S: 3	H: 0 LOB: 0 BB: 0 P: 3	R: 0 E: 0 K: 1 S: 5	H: 0 LOB: 0 BB: 0 P: 5	R: 2 E: 0 K: 1 S: 9	H: 4 LOB: 2 BB: 0 P: 9	R: 1 E: 0 K: 0 S: 5	H: 2 LOB: 2 BB: 1 P: 9	R: 0 E: 0 K: 0 S: 3	H: 0 LOB: 1 BB: 1 P: 7	R: 0 E: 0 K: 0 S: 2	H: 0 LOB: 0 BB: 1 P: 6	R: 0 E: 0 K: 0 S: 3	H: 0 LOB: 0 BB: 0 P: 3	1B: 7 2B: 1 3B: 0 HR: 0	SF: 2 SAC: 0 DP: 1 HBP: 0	WP: 2 PB: 0 SB: 1 CS: 0	PA: 38																
<b>PITCHER</b>	IP WLS BF H R ER SO BB IBB HBP BLK WP HR S P ERA WHIP																																			
Ed Farmer, R (1, 1) ERA: 8.31	4.1		21	6	4	4	2	2	0	0	0	1	0	23	31	8.31	1.846																			
George Culver, R (5, 1) ERA: 1.8	3.2	W	14	2	1	1	1	2	0	0	0	0	0	14	22	2.46	1.091																			
Frank Linzy, R (9, 1) ERA:	1.0		3	0	0	0	0	0	0	0	0	0	0	3	3	0.00	0.000																			

St. Louis Cardinals @ Philadelphia Phillies  
Veterans Stadium, Philadelphia, PA  
Wed Apr 17 1974, 7:05 PM EDT  
Att: 11,237 - Unknown

livebaseballscorecards.com

AB	32
R	5
H	8
RBI	5
BB	4
SO	3
LOB	15





Batter	1	2	3	4	5	6	7	8	9
Dave Cash, R (1, 4) Terry Harmon, R (9, 4) OBP: 0.348, SLG: 0.341	0-0 F9	0-0 SF9	0-0 1B		4-0 BB		0-0 F8		
Larry Bowa, S (1, 6) OBP: 0.311, SLG: 0.333	0-0 4-3	0-0 1-3		0-0 E6 1B	0-0 4-3		0-0 P4		
Del Unser, L (1, 8) OBP: 0.531, SLG: 0.577	0-0 4-3		0-0 1B E 1B	0-0 F8		0-0 1-3		0-0 3B 2B	
Bill Robinson, R (1, 7) OBP: 0.467, SLG: 0.536		1-0 1B 1B HBP	0-0 1B E 1B	0-0 2B 1B		0-0 1-3 3B 1B		4-0 3B BB	
Tom Hutton, L (1, 3) OBP: 0.250, SLG: 0.550		0-0 1B 1B	0-0 E4 1B	0-0 P4		0-0 1-3		0-0 1B 3B	
Mike Anderson, R (1, 9) OBP: 0.452, SLG: 0.556		0-0 1B SF9 1B	4-0 1B BB	0-0 1-3 2B		0-0 3B		0-0 1B	
Bob Boone, R (1, 2) OBP: 0.333, SLG: 0.419		0-0 SF9 1B	0-0 G6-4-3 1B	0-0 4-3		0-0 F8		0-0 G6-4-3 1B	
Mike Schmidt, R (1, 5) OBP: 0.447, SLG: 0.452		4-0 IBB	4-0 1B 1B IBB		0-0 P4		0-0 FC3-6 1B	4-0 FC5-4 BB	
Ed Farmer, R (1, 1) George Culver, R (5, 1) Tony Taylor, R (8, PH) Frank Linzy, R (9, 1) OBP: 0.500, SLG: 0.500		0-3 K	0-0 1B 1B		0-0 4-1		0-0 FC3-6 1B	0-0 FC5-4 1B	

Inning Stats	R: 0	H: 0	E: 0	K: 0	S: 3	H: 0	LOB: 0	BB: 0	P: 3	R: 3	H: 3	E: 0	K: 1	S: 8	H: 3	LOB: 2	BB: 1	P: 13	R: 4	H: 4	E: 1	K: 0	S: 6	H: 2	LOB: 2	BB: 2	P: 14	R: 1	H: 2	E: 1	K: 0	S: 6	R: 0	H: 0	E: 0	K: 0	S: 3	R: 1	H: 2	E: 0	K: 0	S: 5	H: 1	LOB: 1	BB: 0	P: 5	R: 0	H: 1	E: 0	K: 0	S: 4	R: 3	H: 3	E: 0	K: 0	S: 5	H: 3	LOB: 1	BB: 2	P: 13
--------------	------	------	------	------	------	------	--------	-------	------	------	------	------	------	------	------	--------	-------	-------	------	------	------	------	------	------	--------	-------	-------	------	------	------	------	------	------	------	------	------	------	------	------	------	------	------	------	--------	-------	------	------	------	------	------	------	------	------	------	------	------	------	--------	-------	-------


AB	R	H	RBI	BB	SO	LOB
3	0	1	2	1	0	1
0	0	0	0	0	0	0
5	1	0	0	0	0	4
5	2	2	0	0	0	1
3	4	3	1	1	0	0
5	3	2	2	0	0	2
4	1	4	3	1	0	0
5	0	1	1	0	0	6
2	1	1	0	3	0	0
2	0	1	1	0	1	3
2	0	0	0	0	0	1
1	0	0	0	0	0	1
0	0	0	0	0	0	0

1B	2B	3B	HR	SF	SAC	DP	HBP
11	2	2	0	1	0	2	1

WP	HR	S	P	ERA	WHIP
1	0	11	15	9.00	2.667

**St. Louis Cardinals @ Philadelphia Phillies**  
**Veterans Stadium, Philadelphia, PA**  
 Wed Apr 17 1974, 7:05 PM EDT  
 Att. 11,237 - Unknown

<b>AB</b>	<b>37</b>
<b>R</b>	<b>12</b>
<b>H</b>	<b>15</b>
<b>RBI</b>	<b>10</b>
<b>BB</b>	<b>6</b>
<b>SO</b>	<b>1</b>
<b>LOB</b>	<b>19</b>



PITCHER	IP	WLS	BF	H	R	ER	SO	BB	IBB	HBP	BLK	WP	HR	S	P	ERA	WHIP
Sonny Siebert, R (1, 1) ERA: 3.5	3.0	L	19	7	7	3	1	1	2	1	0	0	0	17	30	9.00	2.667
Mike Garman, R (4, 1) ERA:	1.0		6	2	1	0	0	0	0	0	0	0	0	6	6	0.00	2.000
Mike Thompson, R (5, 1) ERA: 12.6	1.0		4	0	0	0	0	1	0	0	0	0	0	3	7	0.00	1.000
Al Hrabosky, L (6, 1) ERA: 10.13	2.0		12	5	4	4	0	1	0	0	0	1	0	11	15	18.00	3.000
Rich Folkers, L (8, 1) ERA: 1.69	1.0		4	1	0	0	0	1	0	0	0	0	0	3	7	0.00	2.000

Batter	1	2	3	4	5	6	7	8	9	AB R H RBI BB SO LOB	TOP									
Lou Brock, L (1, 7) OBP: 0.339, SLG: 0.351	0-0 SH1-3 1B		0-0 4-3		0-0 F8		0-0 1B 2B		0-3 K	5 1 2 0 0 1 1										
Ted Sizemore, R (1, 4) OBP: 0.400, SLG: 0.358	0-0 SH1-3 1-2			0-0 F7		4-0 2B SF9 BB	0-0 CS 1B			2 1 1 1 1 0 0										
Reggie Smith, S (1, 9) OBP: 0.450, SLG: 0.615	0-3 K			0-0 F8		0-0 SF9 1-3 2B	0-0 CS 1-2	0-0 4-3 1B 5-3 1B		4 1 2 0 0 1 1										
Joe Torre, R (1, 3) OBP: 0.326, SLG: 0.297	0-3 K			0-3 K		0-0 5-3		0-0 5-3 1-2		4 0 0 0 0 2 4										
Ted Simmons, S (1, 2) OBP: 0.339, SLG: 0.444		0-0 3-1			0-0 2B 1B	4-0 IBB		0-0 4-3 2-3		3 1 1 0 1 0 1										
Bake McBride, L (1, 8) OBP: 0.326, SLG: 0.395		0-0 F8			0-0 F8	0-0 SF9		4-0 1B BB		2 0 0 1 0 0 1										
Jose Cruz, L (6, 8) OBP: 0.250, SLG: 0.200						2-3 3-H				0 1 0 0 1 0 0										
Ken Reitz, R (1, 5) OBP: 0.385, SLG: 0.531		0-3 K			0-0 F7	0-0 L5		0-0 1B		4 0 1 2 0 1 3										
Mike Tyson, R (1, 6) OBP: 0.289, SLG: 0.317			0-0 F8		0-0 2B 2B		0-0 F9		0-0 6-3	4 1 1 0 0 0 0										
Lynn McGlothen, L (1, 1) OBP: 0.429, SLG: 0.571			0-3 K				0-0 4-3		0-0 1-3	3 0 1 2 0 1 0										
Rich Folkers, L (8, 1)					2-H 3-H 2B					1 0 0 0 0 0 0										
<b>Inning Stats</b>	R: 0 E: 0 K: 2 S: 8	H: 1 LOB: 1 BB: 0 P: 8	R: 0 E: 0 K: 1 S: 5	H: 0 LOB: 0 BB: 0 P: 5	R: 0 E: 0 K: 1 S: 5	H: 0 LOB: 0 BB: 0 P: 5	R: 0 E: 0 K: 0 S: 6	H: 3 LOB: 1 BB: 0 P: 6	R: 1 E: 0 K: 0 S: 4	H: 1 LOB: 2 BB: 2 P: 12	R: 1 E: 0 K: 0 S: 4	H: 2 LOB: 0 BB: 0 P: 4	R: 2 E: 0 K: 0 S: 4	H: 2 LOB: 1 BB: 1 P: 8	R: 0 E: 0 K: 1 S: 5	H: 0 LOB: 0 BB: 0 P: 5	1B: 5 2B: 4 3B: 0 HR: 0	SF: 1 SAC: 1 DP: 0 HBP: 0	WP: 0 PB: 0 SB: 1 CS: 1	PA: 38
<b>PITCHER</b>	IP WLS BF H R ER SO BB IBB HBP BLK WP HR S P ERA WHIP																			
Ron Schueler, R (1, 1) ERA: 1.86	5.0 L 19 4 2 2 5 0 0 0 0 0 0 0 29 29 3.60 0.800																			
Eddie Watt, R (6, 1) ERA: 7.94	2.0 10 3 2 2 0 1 1 0 0 0 0 0 8 16 9.00 2.000																			
Mac Scarce, L (8, 1) ERA: 3.12	2.0 8 2 2 2 1 1 0 0 0 0 0 0 9 13 9.00 1.500																			

St. Louis Cardinals @ Philadelphia Phillies  
Veterans Stadium, Philadelphia, PA  
Thu Apr 18 1974, 7:05 PM EDT  
Att. 8,106 - Unknown

livebaseballscorecards.com

AB	32
R	6
H	9
RBI	6
BB	3
SO	6
LOB	11





Batter	1	2	3	4	5	6	7	8	9	AB R H RBI BB SO LOB	TOP											
Ron Hunt, R OBP: 0.429, SLG: 0.314 (1, 5) X	0-0 E3 1-2 1B		0-0 F9 1B		0-0 F3 1B	0-0 5-3 1B		0-0 F7 1-2		0 2 0 0 0 0 0												
Willie Davis, L OBP: 0.293, SLG: 0.395 (1, 8) X	0-0 G3 2-3		0-0 F9 1B		0-0 1B 1-2 1B	4-0 1B IBB		0-3 K		4 0 1 0 1 1 2												
Bob Bailey, R OBP: 0.459, SLG: 0.536 Jim Lyttle, L (1, 7) B B B B (9, 7)	4-0 G6-4-3 BB		4-0 1B 1-2 2B BB		0-0 1B 1-3 2-H 1B	0-0 P1		0-0 5-3		3 1 1 1 2 0 2 0 0 0 0 0 0 0												
Hal Breeden, R OBP: 0.476, SLG: 0.579 Mike Jorgensen, L OBP: 0.286, SLG: 0.167 (1, 3) X (7, 3)	0-0 G6-4-3 1-2f		0-0 2B 1-2 2-H 1B		0-0 F3 1B		0-0 4-3		0-0 G3	4 1 1 1 0 0 4 1 0 0 0 0 0 0												
Ken Singleton, S OBP: 0.590, SLG: 0.538 (1, 9) X		0-0 SH1 1B	0-0 2B 1-H 2-H		0-0 F2 1B		0-0 4-3			4 0 2 2 0 0 2												
Jim Cox, R OBP: 0.278, SLG: 0.375 Chuck Taylor, R OBP: 0.333, SLG: 0.667 (1, 4) X (7, 1)		0-0 SH1 1-2	0-0 1-3		0-0 1-3		0-0 5-3			3 0 0 0 0 0 3 0 0 0 0 0 0 0												
Barry Foote, R OBP: 0.344, SLG: 0.480 (1, 2) X		0-3 K		0-0 5-3		0-0 HR		0-0 F7		4 1 1 1 0 1 1												
Tim Foli, R OBP: 0.382, SLG: 0.276 (1, 6) X		0-0 6-3		0-0 4-3		0-0 SH2-4 1B		0-0 FC3-6 1B		4 0 2 0 0 0 1												
Ernie McAnally, R Larry Lintz, S OBP: 0.333, SLG: 0.667 (1, 1) X (7, 4)			0-0 F9	0-0 P4		0-0 SH2-4		0-0 FC3-6		2 0 0 0 0 0 0 1 0 0 0 0 0 1												
<b>Inning Stats</b>	R: 0 E: 1 K: 0 S: 3	H: 1 LOB: 1 BB: 1 P: 7	R: 0 E: 0 K: 1 S: 6	H: 1 LOB: 1 BB: 0 P: 6	R: 3 E: 0 K: 0 S: 6	H: 3 LOB: 1 BB: 1 P: 10	R: 0 E: 0 K: 0 S: 3	H: 0 LOB: 0 BB: 0 P: 3	R: 1 E: 0 K: 0 S: 6	H: 3 LOB: 2 BB: 0 P: 6	R: 0 E: 0 K: 0 S: 3	H: 0 LOB: 0 BB: 0 P: 3	R: 0 E: 0 K: 0 S: 4	H: 1 LOB: 1 BB: 0 P: 4	R: 0 E: 0 K: 1 S: 5	H: 0 LOB: 0 BB: 0 P: 5	1B: 9 2B: 1 3B: 0 HR: 1	SF: 0 SAC: 2 DP: 1 HBP: 0	WP: 0 PB: 0 SB: 1 CS: 0	PA: 40		
<b>PITCHER</b>	IP WLS BF H R ER SO BB IBB HBP BLK WP HR S P ERA WHIP	IP WLS BF H R ER SO BB IBB HBP BLK WP HR S P ERA WHIP	IP WLS BF H R ER SO BB IBB HBP BLK WP HR S P ERA WHIP	IP WLS BF H R ER SO BB IBB HBP BLK WP HR S P ERA WHIP	IP WLS BF H R ER SO BB IBB HBP BLK WP HR S P ERA WHIP	IP WLS BF H R ER SO BB IBB HBP BLK WP HR S P ERA WHIP	IP WLS BF H R ER SO BB IBB HBP BLK WP HR S P ERA WHIP	IP WLS BF H R ER SO BB IBB HBP BLK WP HR S P ERA WHIP	IP WLS BF H R ER SO BB IBB HBP BLK WP HR S P ERA WHIP	IP WLS BF H R ER SO BB IBB HBP BLK WP HR S P ERA WHIP	IP WLS BF H R ER SO BB IBB HBP BLK WP HR S P ERA WHIP	IP WLS BF H R ER SO BB IBB HBP BLK WP HR S P ERA WHIP	IP WLS BF H R ER SO BB IBB HBP BLK WP HR S P ERA WHIP	IP WLS BF H R ER SO BB IBB HBP BLK WP HR S P ERA WHIP	IP WLS BF H R ER SO BB IBB HBP BLK WP HR S P ERA WHIP	IP WLS BF H R ER SO BB IBB HBP BLK WP HR S P ERA WHIP	IP WLS BF H R ER SO BB IBB HBP BLK WP HR S P ERA WHIP	IP WLS BF H R ER SO BB IBB HBP BLK WP HR S P ERA WHIP	IP WLS BF H R ER SO BB IBB HBP BLK WP HR S P ERA WHIP	IP WLS BF H R ER SO BB IBB HBP BLK WP HR S P ERA WHIP	IP WLS BF H R ER SO BB IBB HBP BLK WP HR S P ERA WHIP	
John Curtis, L ERA: 5.57 (1, 1)	5.1 L 27 10 5 5 1 2 0 0 0 0 1 27 35 8.44 2.250																					
Mike Garman, R ERA: (6, 1)	1.2 6 0 0 0 0 0 0 1 0 0 0 0 5 9 0.00 0.000																					
Orlando Pena, R ERA: 1.69 (8, 1)	1.0 4 1 0 0 0 0 0 0 0 0 0 0 4 4 0.00 1.000																					
Pete Richert, L ERA: 3.38 (9, 1)	1.0 3 0 0 0 0 1 0 0 0 0 0 0 5 5 0.00 0.000																					

**Montreal Expos @ St. Louis Cardinals**  
**Busch Stadium, St. Louis, MO**  
 Fri Apr 19 1974, 7:05 PM CDT  
 Att: 29,171 - Unknown

[livebaseballscorecards.com](http://livebaseballscorecards.com)

AB	30
R	5
H	8
RBI	5
BB	3
SO	2
LOB	16





Batter	1	2	3	4	5	6	7	8	9	AB R H RBI BB SO LOB	TOP																
Ron Hunt, R OBP: 0.453, SLG: 0.326 (1, 5) X	0-0 1B	4-0 BB	0-0 6-3 1-2 2-3 3-H			1-0 HBP	0-0 E7 1-3 1-2 3-H 1B		0-0 5-3	0 2 0 0 0 0 0																	
Tim Foli, R OBP: 0.372, SLG: 0.324 (1, 6) X	0-0 1B 1-H 3B	0-3 K		0-0 F8		0-0 SH1-4 1-2	0-0 F2		0-0 P4	5 1 1 1 0 1 3																	
Willie Davis, L OBP: 0.320, SLG: 0.391 (1, 8) X	0-0 S BB G3 1B	0-0 4-3		0-0 4-3		4-0 BB IBB	0-0 1B		0-0 1B	4 1 2 3 1 0 1																	
Ken Singleton, S OBP: 0.583, SLG: 0.594 (1, 9) B B B	4-0 G3 S 1-2 BB		4-0 BB 1B SF8 BB	0-0 E9		4-0 G5-4-3 1-2 2-3 BB	0-0 1B		0-0 1B	2 1 1 0 3 0 0																	
Ron Fairly, L OBP: 0.429, SLG: 0.647 Hal Breiden, R OBP: 0.435, SLG: 0.524 (6, PH) (6, 3)	0-3 K		0-0 E BB WP 1B	4-0 IBB		0-0 G5-4-3 1-2 2-3	0-3 K			2 1 1 0 1 1 2 2 0 0 0 0 1 5																	
Mike Jorgensen, L OBP: 0.375, SLG: 0.286 (7, 3)	1-2 2-3		1-2 WP 1B	IBB						0 0 0 0 0 0 0																	
Bob Bailey, R OBP: 0.478, SLG: 0.500 Ron Woods, R OBP: 0.667, SLG: 0.500 (1, 7) (8, 7)	4-0 G3 IBB		4-0 WP E 1-2 2-3 BB	0-3 K			4-0 F9 SH 1B BB	0-0 P6		2 1 0 0 3 1 2 0 0 0 0 0 0 0																	
Jim Cox, R OBP: 0.295, SLG: 0.359 (1, 4) X	0-0 G3 1-2 2-3 3-H		0-3 K		4-0 CS BB		0-0 SH 1B 1B	0-0 F8		3 1 0 1 1 1 5																	
Barry Foote, R OBP: 0.293, SLG: 0.394 (1, 2) S S	0-3 K		0-0 SF8		0-0 CS 1B		0-0 F9 2-3	0-0 P4		4 0 1 1 0 1 4																	
Steve Rogers, R OBP: 0.214, SLG: 0.214 Chuck Taylor, R OBP: 0.533, SLG: 0.667 (1, 1) (9, 1)		0-3 K	0-0 E4 WP 1-2 2-3		0-3 K 1-2		0-0 E 1B 1B		0-0 6-3	5 1 1 1 0 2 3 0 0 0 0 0 0 0																	
Inning Stats	R: 3 E: 0 K: 2 S: 10	H: 3 LOB: 2 BB: 2 P: 18	R: 0 E: 0 K: 2 S: 7	H: 0 LOB: 1 BB: 1 P: 11	R: 2 E: 1 K: 1 S: 7	H: 1 LOB: 2 BB: 2 P: 15	R: 0 E: 1 K: 1 S: 6	H: 0 LOB: 2 BB: 1 P: 10	R: 0 E: 0 K: 1 S: 4	H: 1 LOB: 0 BB: 1 P: 8	R: 0 E: 0 K: 0 S: 2	H: 0 LOB: 2 BB: 2 P: 11	R: 4 E: 2 K: 1 S: 10	H: 4 LOB: 2 BB: 1 P: 14	R: 0 E: 0 K: 0 S: 3	H: 0 LOB: 0 BB: 0 P: 3	R: 0 E: 0 K: 0 S: 3	H: 0 LOB: 0 BB: 0 P: 3	1B: 8 2B: 0 3B: 1 HR: 0	SF: 1 SAC: 2 DP: 1 HBP: 1	WP: 1 PB: 0 SB: 2 CS: 2	PA: 47					
PITCHER	IP	WLS	BF	H	R	ER	SO	BB	IBB	HBP	BLK	WP	HR	S	P	ERA	WHIP										
Bob Gibson, R ERA: 7.04 (1, 1)	3.0	L	19	4	5	4	5	4	1	0	0	1	0	24	44	12.00	2.667										
Mike Thompson, R ERA: 9.0 (4, 1)	2.0		8	1	0	0	2	1	1	0	0	0	0	10	18	0.00	1.000										
Mike Garman, R ERA: (6, 1)	0.1		4	0	0	0	0	1	1	1	0	0	0	1	10	0.00	3.000										
Pete Richert, L ERA: 4.91 (6, 1)	1.0		5	1	3	2	0	1	0	0	0	0	0	4	8	18.00	2.000										
Orlando Pena, R ERA: 3.0 (7, 1)	0.2		5	3	1	0	1	0	0	0	0	0	0	7	7	0.00	4.500										
PITCHER	IP	WLS	BF	H	R	ER	SO	BB	IBB	HBP	BLK	WP	HR	S	P	ERA	WHIP										
Al Hrabosky, L ERA: 8.1 (8, 1)	2.0		6	0	0	0	0	0	0	0	0	0	0	6	6	0.00	0.000										

**Montreal Expos @ St. Louis Cardinals**  
 Busch Stadium, St. Louis, MO  
 Sun Apr 21 1974, 3:33 AM CDT  
 Att: 12,327 - Unknown

AB	29
R	9
H	7
RBI	7
BB	9
SO	8
LOB	25



1B	8	SF	1
2B	0	SAC	2
3B	1	DP	1
HR	0	HBP	1



Batter	1	2	3	4	5	6	7	8	9	AB R H RBI BB SO LOB	TOP	
Greg Gross, L (1, 9) OBP: 0.431, SLG: 0.435	4-0 BB CS		0-0 P6			0-0 1B		0-0 F8		3 0 1 0 1 0 0		
Roger Metzger, S (1, 6) OBP: 0.387, SLG: 0.394	0-0 F8 1-2		0-3 K			0-0 F9		0-0 FC6 1B		4 0 1 0 0 1 2		
Cesar Cedeno, R (1, 8) OBP: 0.387, SLG: 0.634	0-0 P5		0-0 F8			0-0 F3		0-0 F7		4 0 0 0 0 0 2		
Bob Watson, R (1, 7) OBP: 0.356, SLG: 0.431		0-0 F9		0-0 G6-4-3 1B		0-0 F9		0-0 FC6 1-2f		4 0 1 0 0 0 2		
Lee May, R (1, 3) OBP: 0.333, SLG: 0.435		0-0 HR 1B		0-0 G6-4-3 1-2f		0-3 K		0-0 F7		4 1 1 0 0 1 1		
Johnny Edwards, L (1, 2) OBP: 0.281, SLG: 0.414		0-0 HR		0-0 4-3		0-0 PB 1B		0-0 1-3		4 1 2 2 0 0 0		
Doug Rader, R (1, 5) OBP: 0.309, SLG: 0.333		0-0 6-3			0-0 P4		0-0 F9		0-0 F9	4 0 0 0 0 0 1		
Tommy Helms, R (1, 4) OBP: 0.328, SLG: 0.439		0-0 1B			0-0 6-3		0-0 PB 1B			3 0 2 0 0 0 0		
Doug Konieczny, R (1, 1) Don Wilson, R (3, 1) Bob Gallagher, L (7, PH) Mike Nagy, R (7, 1)		0-3 K			0-0 4-3		0-0 F9 1-2 2-3			1 0 0 0 0 1 1 1 0 0 0 0 0 0 1 0 0 0 0 0 2 0 0 0 0 0 0 0		
<b>Inning Stats</b>	R: 0 H: 0 E: 0 LOB: 0 K: 0 BB: 1 S: 2 P: 6	R: 2 H: 3 E: 0 LOB: 1 K: 1 BB: 0 S: 8 P: 8	R: 0 H: 0 E: 0 LOB: 0 K: 1 BB: 0 S: 5 P: 5	R: 0 H: 1 E: 0 LOB: 0 K: 0 BB: 0 S: 3 P: 3	R: 0 H: 0 E: 0 LOB: 0 K: 0 BB: 0 S: 3 P: 3	R: 0 H: 1 E: 0 LOB: 1 K: 0 BB: 0 S: 4 P: 4	R: 0 H: 2 E: 0 LOB: 2 K: 1 BB: 0 S: 7 P: 7	R: 0 H: 1 E: 0 LOB: 1 K: 0 BB: 0 S: 4 P: 4	R: 0 H: 0 E: 0 LOB: 0 K: 0 BB: 0 S: 3 P: 3	1B: 7 SF: 0 2B: 0 SAC: 0 3B: 0 DP: 1 HR: 1 HBP: 0	WP: 0 PA: 34 PB: 1 SB: 0 CS: 1	
<b>PITCHER</b> Sonny Siebert, R (1, 1) ERA: 3.0	IP WLS BF H R ER SO BB IBB HBP BLK WP HR S P ERA WHIP	9.0 W 34 8 2 2 3 1 0 0 0 0 0 1 39 43 2.00 1.000										

Houston Astros @ St. Louis Cardinals  
 Busch Stadium, St. Louis, MO  
 Tue Apr 23 1974, 7:05 PM CDT  
 Att. 7,188 - Unknown

livebaseballscorecards.com

AB 33  
 R 2  
 H 8  
 RBI 2  
 BB 1  
 SO 3  
 LOB 11







Batter	1	2	3	4	5	6	7	8	9	AB	R	H	RBI	BB	SO	LOB	TOP										
Greg Gross, L OBP: 0.411, SLG: 0.400 (1, 9) (6, 7)	0-0 P6	0-0 4-3		4-0 BB BB	0-0 F7			0-0 L6		4	0	0	0	1	0	4											
Roger Metzger, S OBP: 0.375, SLG: 0.371 (1, 6)	0-0 F7		0-0 F5	4-0 1-2 BB		0-0 F8		0-0 5-3		4	0	0	0	1	0	2											
Cesar Cedeno, R OBP: 0.363, SLG: 0.592 (1, 8)	0-3 K		0-0 F8	0-3 K		0-0 F3			0-0 5-3	5	0	0	0	0	2	2											
Bob Watson, R OBP: 0.364, SLG: 0.435 Bob Gallagher, L OBP: 0.158, SLG: 0.167 (1, 7) (6, 9)		0-0 FC5-4 1B	0-0 6-3		0-0 E 1B 1B	0-0 1-4-3			4-0 WP BB	4	1	2	0	0	0	0											
Lee May, R OBP: 0.324, SLG: 0.418 Dave Campbell, R (1, 3) (9, 3)		0-0 FC5-4 1B 1-2f		0-0 P6	0-0 E4 1B 1B		0-0 F3		0-0 P6 1-2	5	2	1	0	0	0	2											
Milt May, L OBP: 0.362, SLG: 0.341 (1, 2)		0-0 1B 1-2 1B		4-0 BB E BB	0-0 1B 1-3 1B		0-0 G3		0-0 P4	4	2	2	1	1	0	1											
Doug Rader, R OBP: 0.329, SLG: 0.344 Denis Menke, R OBP: 0.222, SLG: 0.143 (1, 5) (4, 5)		0-0 1B 1-2 2-H 1B		4-0 BB E BB	0-3 K 1-2 E BB		0-0 F7			1	1	1	1	1	0	0											
Tommy Helms, R OBP: 0.371, SLG: 0.492 Larry Milbourne, S OBP: 0.200, SLG: 0.200 (1, 4) (8, PR) (8, 4)		0-0 HR 1-3 2-H 1B		4-0 E6 1-H 2-H 2B	0-0 1-2 3-H 1B			0-0 SH1-4 1B		4	2	4	4	0	0	0											
Dave Roberts, L OBP: 0.214, SLG: 0.538 Fred Scherman, L (1, 1) (8, 1)		0-0 HR 1-H		0-3 K	0-0 F9			0-0 SH1-4		3	1	1	2	0	1	2											
										0	0	0	0	0	0	0											
<b>Inning Stats</b>	R: 0 E: 0 K: 1 S: 5	H: 0 LOB: 0 BB: 0 P: 5	R: 4 E: 0 K: 0 S: 7	H: 5 LOB: 0 BB: 0 P: 7	R: 0 E: 0 K: 0 S: 3	H: 0 LOB: 0 BB: 0 P: 3	R: 3 E: 1 K: 2 S: 8	H: 1 LOB: 2 BB: 4 P: 24	R: 2 E: 1 K: 1 S: 9	H: 4 LOB: 2 BB: 0 P: 9	R: 0 E: 0 K: 0 S: 3	H: 0 LOB: 0 BB: 0 P: 3	R: 0 E: 0 K: 0 S: 3	H: 0 LOB: 0 BB: 0 P: 3	R: 0 E: 0 K: 0 S: 4	H: 1 LOB: 2 BB: 0 P: 4	R: 0 E: 0 K: 0 S: 3	H: 0 LOB: 1 BB: 1 P: 7	1B: 9 2B: 1 3B: 0 HR: 1	SF: 0 SAC: 1 DP: 0 HBP: 0	WP: 1 PB: 0 SB: 0 CS: 0	PA: 42					
<b>PITCHER</b>	IP	WLS	BF	H	R	ER	SO	BB	IBB	HBP	BLK	WP	HR	S	P	ERA	WHIP										
Lynn McGlothen, R ERA: 5.68 (1, 1)	3.2	L	19	6	7	6	2	3	0	0	0	0	1	20	32	14.73	2.455										
Mike Thompson, R ERA: 8.59 (4, 1)	0.1		2	0	0	0	1	1	0	0	0	0	0	3	7	0.00	3.000										
Mike Garman, R ERA: 1.86 (5, 1)	3.0		13	4	2	2	1	0	0	0	0	0	0	15	15	6.00	1.333										
Al Hrabosky, L ERA: 7.36 (8, 1)	1.0		4	1	0	0	0	0	0	0	0	0	0	4	4	0.00	1.000										
Rich Folkers, L ERA: 1.08 (9, 1)	1.0		4	0	0	0	0	1	0	0	0	1	0	3	7	0.00	1.000										

Houston Astros @ St. Louis Cardinals  
 Busch Stadium, St. Louis, MO  
 Wed Apr 24 1974, 7:05 PM CDT  
 Att. 7,364 - Unknown

livebaseballscorecards.com

AB	36
R	9
H	11
RBI	8
BB	5
SO	4
LOB	15



**BOTTOM**

**Houston Astros @ St. Louis Cardinals**  
 Busch Stadium, St. Louis, MO  
 Wed Apr 24 1974, 7:05 PM CDT  
 Att. 7,364 - Unknown

livebaseballscorecards.com

<b>AB</b>	<b>37</b>
<b>R</b>	<b>4</b>
<b>H</b>	<b>11</b>
<b>RBI</b>	<b>4</b>
<b>BB</b>	<b>3</b>
<b>SO</b>	<b>0</b>
<b>LOB</b>	<b>18</b>



WP: 0	PA: 40
PB: 0	
SB: 0	
CS: 0	

AB	R	H	RBI	BB	SO	LOB
5	1	0	0	0	0	3
5	1	2	0	0	0	1
4	1	2	3	1	0	1
5	0	0	0	0	0	2
4	1	1	0	0	0	1
3	0	3	0	1	0	0
4	0	1	0	0	0	4
3	0	1	0	0	0	3
0	0	0	0	0	0	0
0	0	0	0	1	0	0
0	0	0	0	0	0	0
2	0	1	1	0	0	0

R	H	ER	SO	BB	IBB	HBP	BLK	WP	HR	S	P	ERA	WHIP
0	0	0	0	0	0	0	0	0	0	33	45	3.52	1.696
0	0	0	0	0	0	0	0	0	0	4	4	0.00	0.750

R	H	ER	SO	BB	IBB	HBP	BLK	WP	HR	S	P	ERA	WHIP
2	4	3	11	1	0	0	0	0	0	11	7		

R	H	ER	SO	BB	IBB	HBP	BLK	WP	HR	S	P	ERA	WHIP
0	1	0	7	0	0	0	0	0	0	7	4		

R	H	ER	SO	BB	IBB	HBP	BLK	WP	HR	S	P	ERA	WHIP
0	0	0	0	0	0	0	0	0	0	0	4		

R	H	ER	SO	BB	IBB	HBP	BLK	WP	HR	S	P	ERA	WHIP
1	0	0	0	0	0	0	0	0	0	0	4		

R	H	ER	SO	BB	IBB	HBP	BLK	WP	HR	S	P	ERA	WHIP
0	1	0	0	0	0	0	0	0	0	0	4		

R	H	ER	SO	BB	IBB	HBP	BLK	WP	HR	S	P	ERA	WHIP
0	2	0	0	0	0	0	0	0	0	0	5		

R	H	ER	SO	BB	IBB	HBP	BLK	WP	HR	S	P	ERA	WHIP
0	2	0	0	0	0	0	0	0	0	0	5		

R	H	ER	SO	BB	IBB	HBP	BLK	WP	HR	S	P	ERA	WHIP
0	0	0	0	0	0	0	0	0	0	0	7		

R	H	ER	SO	BB	IBB	HBP	BLK	WP	HR	S	P	ERA	WHIP
0	0	0	0	0	0	0	0	0	0	0	7		

Batter	1	2	3	4	5	6	7	8	9
<b>Lou Brock, L</b> OBP: 0.353, SLG: 0.367 (1, 7)	F8		F7		E8 4-3		4-3	FC6-4	
<b>Ted Sizemore, R</b> OBP: 0.415, SLG: 0.384 (1, 4)	6-3		BLK 1B		5-3		F7	G6-4-3 1B	
<b>Reggie Smith, S</b> OBP: 0.410, SLG: 0.583 (1, 9)	FC5-4 BB		1-H 1B		4-3		HR	G6-4-3	
<b>Joe Torre, R</b> OBP: 0.297, SLG: 0.321 (1, 3)	FC5-4 1-2f		5-3		5-3		5-3	6-3	
<b>Luis Melendez, R</b> OBP: 0.364, SLG: 0.450 (1, 8)		F3	6-3		6-3		BB 1B 1B		
<b>Ken Reitz, R</b> OBP: 0.417, SLG: 0.530 (1, 5)		FC6 1B		5-3 3-1 1B		4-0 BB BB BB 1B BB	1-2 1B BB 1B		
<b>Tim McCarver, L</b> OBP: 0.313, SLG: 0.308 (1, 2)		FC6 E 1B 1-2f		3-1 1-2 1B		0-0 1-2 1B	P4		
<b>Mike Tyson, R</b> OBP: 0.295, SLG: 0.309 (1, 6)		E5		5-3		0-0 G6-4-3	G6-4-3		
<b>Al Hrabosky, R</b> (8, 1)									
<b>Jim Hickman, R</b> OBP: 0.389, SLG: 0.500 (8, PH)		1-3 1B		2-3			1-2 2-3 BB		
<b>Rich Folkers, L</b> (9, 1)									
<b>Lynn McGlothen, L</b> OBP: 0.375, SLG: 0.500 (1, 1)									
<b>Mike Thompson, R</b> (4, 1)									
<b>Jim Dwyer, L</b> (4, PH)									
<b>Mike Garman, R</b> (5, 1)									
<b>Stan Papi, R</b> OBP: 0.250, SLG: 0.250 (7, PH)									
<b>Stan Papi, R</b> (8, 8)									

PITCHER	IP	WLS	BF	H	R	ER	SO	BB	IBB	HBP	BLK	WP	HR	S	P	ERA	WHIP
<b>Dave Roberts, L</b> ERA: 4.15 (1, 1)	7.2	W	36	10	4	3	0	3	0	0	1	0	1	33	45	3.52	1.696
<b>Fred Scherman, L</b> ERA: 0.93 (8, 1)	1.1		4	1	0	0	0	0	0	0	0	0	0	4	4	0.00	0.750

Batter	1	2	3	4	5	6	7	8	9	AB R H RBI BB SO LOB	TOP												
<b>Pete Rose, S</b> (1, 7) OBP: 0.417, SLG: 0.438	0-0 6-3	0-3 K			0-0 F9	0-0 L7			0-0 6-3	5 0 0 0 0 1 2													
<b>Joe Morgan, L</b> (1, 4) OBP: 0.444, SLG: 0.413	0-0 E6		0-0 F8		0-0 E S 2B 1B		0-0 4-3		0-0 1B	5 1 2 0 0 0 0													
<b>Dave Concepcion, R</b> (1, 6) OBP: 0.311, SLG: 0.535	0-0 6-3		0-0 6-3		0-0 1-H 2B		0-0 5-3		0-0 6-3	5 0 1 1 0 0 2													
<b>Tony Perez, R</b> (1, 3) OBP: 0.419, SLG: 0.734	0-3 K2-3		0-0 1B		4-0 BB		0-0 1B			3 0 2 0 1 1 1													
<b>Johnny Bench, R</b> (1, 2) OBP: 0.371, SLG: 0.352		0-0 L7	0-0 F9		0-0 F5		0-0 5-3			4 0 0 0 0 0 4													
<b>George Foster, R</b> (1, 8) OBP: 0.433, SLG: 0.500		0-0 6-3		4-0 BB	0-0 G6-4-3 BB	0-0 BB G4-3 2B		0-3 K		3 1 1 0 1 1 0													
<b>Merv Rettenmund, R</b> (1, 9) OBP: 0.350, SLG: 0.367		4-0 2B BB		0-0 F3		1-0 G4-3 BB HBP		0-0 4-3		2 1 0 0 1 0 1													
<b>Andy Kosco, R</b> (1, 5) <b>Darrel Chaney, S</b> (8, 5)		0-0 2B 2B		0-0 G6-4-3		4-0 G4-3 BB		0-0 F3		3 1 1 1 1 0 1 0 0 0 0 0 0 0													
<b>Don Gullett, R</b> (1, 1) <b>Dan Driessen, L</b> (6, PH) <b>Clay Carroll, R</b> (6, 1) <b>Tom Hall, L</b> (7, 1) <b>Pedro Borbon, R</b> (7, 1) OBP: 0.250, SLG: 0.250		0-0 2B		0-3 K	0-0 G4-3				0-0 P6	2 0 1 1 0 1 0 1 0 0 0 0 0 2 0 0 0 0 0 0 0 0 0 0 0 0 0 0 1 0 0 0 0 0 0													
<b>Inning Stats</b>	R: 0 E: 1 K: 1 S: 6	H: 0 LOB: 1 BB: 0 P: 6	R: 2 E: 0 K: 1 S: 7	H: 2 LOB: 1 BB: 1 P: 11	R: 0 E: 0 K: 0 S: 4	H: 1 LOB: 1 BB: 0 P: 4	R: 0 E: 0 K: 0 S: 2	H: 0 LOB: 0 BB: 1 P: 6	R: 1 E: 0 K: 1 S: 7	H: 2 LOB: 2 BB: 1 P: 11	R: 1 E: 0 K: 0 S: 3	H: 1 LOB: 1 BB: 1 P: 8	R: 0 E: 0 K: 0 S: 4	H: 1 LOB: 1 BB: 0 P: 4	R: 0 E: 0 K: 1 S: 5	H: 0 LOB: 0 BB: 0 P: 5	R: 0 E: 0 K: 0 S: 4	H: 1 LOB: 1 BB: 0 P: 4	1B: 4 2B: 4 3B: 0 HR: 0	SF: 0 SAC: 0 DP: 2 HBP: 1	WP: 0 PB: 0 SB: 2 CS: 0	PA: 39	
<b>PITCHER</b>	IP WLS BF H R ER SO BB IBB HBP BLK WP HR S P ERA WHIP																					<b>PITCHER</b>	IP WLS BF H R ER SO BB IBB HBP BLK WP HR S P ERA WHIP
<b>John Curtis, L</b> (1, 1) ERA: 5.88	5.0 L 26 6 4 4 3 4 0 1 0 0 0 0 27 44 7.20 2.000																						
<b>Orlando Pena, R</b> (6, 1) ERA: 2.57	1.0 2 0 0 0 0 0 0 0 0 0 0 0 2 2 0.00 0.000																						
<b>Al Hrabosky, L</b> (7, 1) ERA: 6.75	1.0 4 1 0 0 0 0 0 0 0 0 0 0 4 4 0.00 1.000																						
<b>Mike Garman, R</b> (8, 1) ERA: 1.54	2.0 7 1 0 0 1 0 0 0 0 0 0 0 9 9 0.00 0.500																						

Cincinnati Reds @ St. Louis Cardinals  
 Busch Stadium, St. Louis, MO  
 Fri Apr 26 1974, 7:05 PM CDT  
 Att. 28,608 - Unknown

livebaseballscorecards.com

AB	34
R	4
H	8
RBI	3
BB	4
SO	4
LOB	13



Batter	1	2	3	4	5	6	7	8	9	AB	R	H	RBI	BB	SO	LOB
Lou Brock, L OBP: 0.356, SLG: 0.369 (1, 7)	0-0 FC6-4 1B	0-0 1-3		0-0 F7		0-0 1B S 1-3 1B		0-3 K		5	0	2	0	0	1	2
Ted Sizemore, R OBP: 0.402, SLG: 0.368 (1, 4)	0-0 FC6-4 BB 1B 1-2f		4-0 1-3 E BB		0-0 5-3	0-0 SF7 1-2 3-H		0-0 6-3		3	1	0	1	1	0	1
Reggie Smith, S OBP: 0.420, SLG: 0.623 (1, 9)	0-0 BB 1-2 1B		0-0 F8		0-0 HR	0-0 FC6-4 2-3 1B		0-3 K		5	1	3	1	0	1	1
Ted Simmons, S OBP: 0.338, SLG: 0.457 (1, 2)	4-0 1-2 2-3 BB		0-0 1-3		0-0 F8	0-0 FC6-4 1-2f		0-0 1-3		4	0	0	0	1	0	3
Joe Torre, R OBP: 0.304, SLG: 0.317 (1, 3)	0-0 P9		0-0 E8 2-H 1B		4-0 1B BB		0-3 K		4	0	1	1	1	1	1	3
Ken Reitz, R OBP: 0.416, SLG: 0.521 (1, 5)	0-0 P6		0-0 F3		0-0 1-2 1B		0-0 1B 1B		0-0 6-3	5	0	2	0	0	0	4
Luis Melendez, R OBP: 0.400, SLG: 0.565 (1, 8)		0-0 3B		0-0 G3 1B		0-0 F9		0-0 FC6-4 1-2 1B		3	0	2	0	0	0	2
Bake McBride, L OBP: 0.361, SLG: 0.463 (7, PH)										1	0	1	0	0	0	0
Mike Tyson, R OBP: 0.277, SLG: 0.288 (1, 6)		0-0 F6		0-0 G3 1-2		0-0 4-3		0-3 K		4	0	0	0	0	1	4
John Curtis, L OBP: 0.260, SLG: 0.111 (1, 1)		0-3 K		0-0 6-3		4-0 1B SF7 BB		0-0 FC6-4 1-2f		2	0	0	0	0	1	2
Orlando Pena, R OBP: 1.000, SLG: 1.000 (6, 1)										0	0	0	0	0	0	0
Jose Cruz, L OBP: 0.250, SLG: 0.154 (6, PH)										0	1	0	0	1	0	0
Al Hrabosky, R OBP: 0.266, SLG: 0.471 (7, 1)										0	0	0	0	0	0	0
Jim Hickman, R OBP: 0.266, SLG: 0.471 (7, PH)										1	0	0	0	0	0	2
Mike Garman, R OBP: 0.266, SLG: 0.471 (8, 1)										0	0	0	0	0	0	0

Inning Stats	R: 0	H: 2	E: 0	LOB: 3	K: 0	BB: 1	S: 5	R: 0	H: 1	E: 0	LOB: 1	K: 1	BB: 0	S: 6	R: 1	H: 1	E: 1	LOB: 1	K: 0	BB: 1	S: 4	R: 0	H: 1	E: 0	LOB: 1	K: 0	BB: 0	S: 4	R: 1	H: 2	E: 0	LOB: 2	K: 0	BB: 1	S: 5	R: 1	H: 2	E: 0	LOB: 2	K: 2	BB: 0	S: 9	R: 0	H: 0	E: 0	LOB: 0	K: 2	BB: 0	S: 7	R: 0	H: 0	E: 0	LOB: 0	K: 0	BB: 0	S: 3	R: 0	H: 0	E: 0	LOB: 0	K: 0	BB: 0	S: 3	1B: 9	SF: 1	2B: 0	SAC: 0	3B: 1	DP: 0	HR: 1	HBP: 0
--------------	------	------	------	--------	------	-------	------	------	------	------	--------	------	-------	------	------	------	------	--------	------	-------	------	------	------	------	--------	------	-------	------	------	------	------	--------	------	-------	------	------	------	------	--------	------	-------	------	------	------	------	--------	------	-------	------	------	------	------	--------	------	-------	------	------	------	------	--------	------	-------	------	-------	-------	-------	--------	-------	-------	-------	--------

PITCHER	IP	WLS	BF	H	R	ER	SO	BB	IBB	HBP	BLK	WP	HR	S	P	ERA	WHIP
Don Gullett, L ERA: 2.66 (1, 1)	5.0		25	7	2	2	1	3	0	0	0	0	1	24	36	3.60	2.000
Clay Carroll, R ERA: 5.4 (6, 1)	1.1		8	3	1	1	1	1	0	0	0	0	0	9	13	6.75	3.000
Tom Hall, L ERA: 1.35 (7, 1)	0.1		2	1	0	0	1	0	0	0	0	0	0	4	4	0.00	3.000
Pedro Borbon, R ERA: 2.25 (7, 1)	2.1	S	7	0	0	0	2	0	0	0	0	0	0	11	11	0.00	0.000

BOTTOM

Cincinnati Reds @ St. Louis Cardinals  
 Busch Stadium, St. Louis, MO  
 Fri Apr 26 1974, 7:05 PM CDT  
 Att. 28,608 - Unknown

livebaseballscorecards.com

AB	37
R	3
H	11
RBI	3
BB	4
SO	5
LOB	24



WP: 0	PA: 42
PB: 0	
SB: 1	
CS: 0	



**BOTTOM**

**Cincinnati Reds @ St. Louis Cardinals**  
 Busch Stadium, St. Louis, MO  
 Sat Apr 27 1974, 7:05 PM CDT  
 Att: 17,417 - Unknown

[livebaseballscorecards.com](http://livebaseballscorecards.com)

<b>AB</b>	<b>38</b>
<b>R</b>	<b>4</b>
<b>H</b>	<b>12</b>
<b>RBI</b>	<b>4</b>
<b>BB</b>	<b>2</b>
<b>SO</b>	<b>8</b>
<b>LOB</b>	<b>20</b>



<b>WP</b>	<b>1</b>	<b>PA</b>	<b>43</b>
<b>PB</b>	<b>0</b>		
<b>SB</b>	<b>0</b>		
<b>CS</b>	<b>0</b>		

Batter	1	2	3	4	5	6	7	8	9	10	AB	R	H	RBI	BB	SO	LOB
Lou Brock, L OBP: 0.347, SLG: 0.352 (1, 7)	4-3		4-3		K				K		4	0	0	0	1	2	1
Ted Sizemore, R OBP: 0.391, SLG: 0.370 (1, 4)	B3		F7			SH3 1B 2B	F9		G3		5	1	1	0	0	0	2
Reggie Smith, S OBP: 0.413, SLG: 0.605 (1, 9)	5-3		K			SH3			4-3		4	1	1	0	0	1	0
Ted Simmons, S OBP: 0.354, SLG: 0.467 (1, 2)		WP 1B 1B			F8				F7		5	1	3	1	0	0	0
Joe Torre, R OBP: 0.297, SLG: 0.308 (1, 3)		1B 1B			6-3		F9		4-3		5	0	1	0	0	1	3
Bake McBride, L OBP: 0.348, SLG: 0.441 (1, 8)		K			4-3		F7		F5		5	1	1	0	0	1	5
Ken Reitz, R OBP: 0.439, SLG: 0.566 (1, 5)		K					SH3-4 1B		SH3-4 1B		5	0	4	2	0	1	2
Mike Tyson, R OBP: 0.290, SLG: 0.290 (1, 6)					K		K		K		3	0	1	1	1	2	2
Alan Foster, R OBP: 0.400, SLG: 0.333 (1, 1)							SH3-4		SH3-4		1	0	0	0	0	0	2
Rich Folkers, L (8, 1)	4-3								FC4-6		1	0	0	0	0	0	3
Orlando Pena, R OBP: 1.000, SLG: 1.000 (9, 1)							SH3-4		FC4-6		0	0	0	0	0	0	0

<b>1B</b>	<b>9</b>	<b>SF</b>	<b>0</b>	<b>2B</b>	<b>3</b>	<b>SAC</b>	<b>3</b>	<b>3B</b>	<b>0</b>	<b>DP</b>	<b>0</b>	<b>HR</b>	<b>0</b>	<b>HBP</b>	<b>0</b>
-----------	----------	-----------	----------	-----------	----------	------------	----------	-----------	----------	-----------	----------	-----------	----------	------------	----------

PITCHER	IP	WLS	BF	H	R	ER	SO	BB	IBB	HBP	BLK	WP	HR	S	P	ERA	WHIP
Fred Norman, L ERA: 2.65 (1, 1)	6.0		24	6	2	2	5	0	0	0	0	1	0	34	34	3.00	1.000
Clay Carroll, R ERA: 5.25 (7, 1)	2.0		12	4	1	1	2	0	2	0	0	0	0	14	22	4.50	2.000
Pedro Borbon, R ERA: 2.49 (9, 1)	1.2	L	7	2	1	1	1	0	0	0	0	0	0	9	9	5.40	1.200

INNING	R	H	E	K	S	P	ERA	WHIP
1	0	0	0	0	3	3		
2	1	3	2	2	10	10		
3	0	0	0	1	5	5		
4	0	0	0	0	3	3		
5	0	1	0	2	8	8		
6	1	2	1	0	5	5		
7	0	1	0	1	6	10		
8	1	3	1	1	8	12		
9	0	0	0	0	5	5		
10	1	2	1	0	4	4		

Batter	1	2	3	4	5	6	7	8	9	AB R H RBI BB SO LOB	TOP																						
<b>Pete Rose, S</b> (1, 7) OBP: 0.436, SLG: 0.457	0-0 2B	0-0 1B		0-0 1B			0-0 L1-3		1-0 HBP	4 1 3 0 0 0 1																							
<b>Joe Morgan, L</b> (1, 4) OBP: 0.451, SLG: 0.444	4-0 2B	0-0 F8		0-0 6-3			0-0 1B	1-2 1B	0-0 1B	4 1 2 0 1 0 2																							
<b>Dan Driessen, L</b> (1, 5) OBP: 0.342, SLG: 0.347	0-0 2B		0-0 F9		0-0 4-3		0-0 2B	1-2 1B	0-0 F8	5 0 2 1 0 0 2																							
<b>Tony Perez, R</b> (1, 3) OBP: 0.417, SLG: 0.699	0-0 F3		0-3 K		0-0 F9		0-0 2B	1-3 2-H	0-3 K	5 0 1 1 0 2 4																							
<b>Johnny Bench, R</b> (1, 2) OBP: 0.380, SLG: 0.393	0-0 FC5-3-1-5-3-1		4-0 1B		0-3 K		0-0 F9			3 0 0 0 1 1 4																							
<b>Ken Griffey, L</b> (1, 9) OBP: 0.268, SLG: 0.243	4-0 IBB		0-0 1B		0-0 4-3			0-0 3-1		3 0 1 0 1 0 0																							
<b>Dave Concepcion, R</b> (1, 6) OBP: 0.313, SLG: 0.506	0-0 4-3		0-0 L5		0-0 4-3		0-0 G4-3-6	0-0 L4		4 0 1 0 0 0 5																							
<b>Cesar Geronimo, L</b> (1, 8) OBP: 0.294, SLG: 0.400		0-3 K		0-0 P6		0-0 G4-3-6		0-0 4-1		4 0 0 0 0 1 1																							
<b>Clay Kirby, R</b> (1, 1) <b>Mike McQueen, L</b> (2, 1) <b>Pat Osburn, L</b> (3, 1) <b>Terry Crowley, L</b> (7, PH) <b>Tom Hall, L</b> (7, 1) <b>Andy Kosco, R</b> (8, PH)		0-0 6-3		0-3 K		0-0 E6		0-0 F3		1 0 0 0 0 0 0 0 0 0 0 0 0 0 1 0 0 0 0 1 0 1 0 0 0 0 0 0 0 0 0 0 0 0 0 1 0 0 0 0 0 0																							
<b>Inning Stats</b>	R: 1 E: 0 K: 0 S: 5	H: 2 LOB: 3 BB: 2 P: 13	R: 0 E: 0 K: 1 S: 6	H: 1 LOB: 1 BB: 0 P: 6	R: 0 E: 0 K: 1 S: 6	H: 1 LOB: 2 BB: 1 P: 10	R: 0 E: 0 K: 1 S: 6	H: 1 LOB: 1 BB: 0 P: 6	R: 0 E: 0 K: 1 S: 5	H: 0 LOB: 0 BB: 0 P: 5	R: 0 E: 0 K: 0 S: 3	H: 1 LOB: 0 BB: 0 P: 3	R: 1 E: 1 K: 0 S: 6	H: 3 LOB: 2 BB: 0 P: 6	R: 0 E: 0 K: 0 S: 3	H: 0 LOB: 0 BB: 0 P: 3	R: 0 E: 0 K: 1 S: 6	H: 1 LOB: 2 BB: 0 P: 7	1B: 7 2B: 4 3B: 0 HR: 0	SF: 0 SAC: 0 DP: 2 HBP: 1	WP: 0 PB: 0 SB: 0 CS: 0	PA: 40											
<b>PITCHER</b> <b>Bob Gibson, R</b> (1, 1) ERA: 5.63	IP 9.0	WLS W	BF 40	H 10	R 2	ER 2	SO 5	BB 2	IBB 1	HBP 1	BLK 0	WP 0	HR 0	S 46	P 59	ERA 2.00	WHIP 1.333																
											<b>PITCHER</b>	IP	WLS	BF	H	R	ER	SO	BB	IBB	HBP	BLK	WP	HR	S	P	ERA	WHIP					

Cincinnati Reds @ St. Louis Cardinals  
 Busch Stadium, St. Louis, MO  
 Sun Apr 28 1974, 3:33 AM CDT  
 Att: 21,146 - Unknown

livebaseballscorecards.com

AB	36
R	2
H	10
RBI	2
BB	3
SO	5
LOB	19





Batter	1	2	3	4	5	6	7	8	9	AB	R	H	RBI	BB	SO	LOB
Lou Brock, L OBP: 0.350, SLG: 0.341 Jose Cruz, L OBP: 0.250, SLG: 0.154	0-3 K	0-0 4-3	4-0 2B 1B BB		0-0 1-3		4-0 BB BB			3	1	0	0	2	1	0
Ted Sizemore, R OBP: 0.412, SLG: 0.412	0-0 1B 2B	0-0 1B 1B	0-0 1B 2B			4-0 F8 1B BB	0-0 F8			4	2	3	1	1	0	2
Reggie Smith, S OBP: 0.423, SLG: 0.605	0-0 1B 1B	0-0 1B 1B	0-0 1B			0-0 F9		0-0 F7		5	2	3	2	0	0	1
Ted Simmons, S OBP: 0.356, SLG: 0.463	0-0 L9	0-0 1B 2B 1B	0-0 F8			0-0 1-2 1B		0-0 F7		5	1	2	1	0	0	2
Bake McBride, L OBP: 0.338, SLG: 0.422	0-0 PB S 1B	0-0 P4		0-0 4-3		0-0 F8		0-0 F9		5	1	1	1	0	0	4
Ken Reitz, R OBP: 0.442, SLG: 0.563	0-0 1B E 1B	0-0 1-2 2B 1B		0-0 F7		0-3 K				4	1	2	2	0	1	2
Joe Torre, R OBP: 0.308, SLG: 0.333	0-0 E 1B	0-0 1-1 2B		0-0 F7			0-3 K			4	0	2	1	0	1	0
Mike Tyson, R OBP: 0.288, SLG: 0.288	0-0 E5 1-3 2-H		0-3 K		0-0 F9		0-0 WP 1B			4	0	1	0	0	1	1
Bob Gibson, R OBP: 0.250, SLG: 0.333	0-3 K		0-0 2B 2B		0-0 F2		0-0 F9			4	1	1	0	0	1	3

Inning Stats	R: 4	H: 5	E: 1	LOB: 2	K: 2	P: 13	R: 3	H: 5	E: 0	LOB: 2	K: 0	P: 7	R: 2	H: 3	E: 0	LOB: 1	K: 1	P: 11	R: 0	H: 0	E: 0	LOB: 0	K: 0	P: 3	R: 0	H: 1	E: 1	LOB: 2	K: 1	P: 10	R: 0	H: 1	E: 0	LOB: 2	K: 1	P: 10	R: 0	H: 0	E: 0	LOB: 0	K: 0	P: 3
--------------	------	------	------	--------	------	-------	------	------	------	--------	------	------	------	------	------	--------	------	-------	------	------	------	--------	------	------	------	------	------	--------	------	-------	------	------	------	--------	------	-------	------	------	------	--------	------	------

PITCHER	IP	WLS	BF	H	R	ER	SO	BB	IBB	HBP	BLK	WP	HR	S	P	ERA	WHIP
Clay Kirby, R ERA: 6.48	1.1	L	13	8	7	6	2	0	0	0	0	0	0	17	17	40.50	6.000
Mike McQueen, L ERA: 4.91	1.1		8	5	2	2	1	1	0	0	0	0	0	9	13	13.50	4.500
Pat Osburn, L ERA: 9.95	3.1		12	1	0	0	1	1	0	0	0	0	0	13	17	0.00	0.600
Tom Hall, L ERA: 1.04	2.0		8	1	0	0	1	1	0	0	0	1	0	9	13	0.00	1.000

**BOTTOM**

3	1	0	0	2	1	0
0	0	0	0	0	0	0
4	2	3	1	1	0	2
5	2	3	2	0	0	1
5	1	2	1	0	0	2
5	1	1	1	0	0	4
4	1	2	2	0	1	2
4	0	2	1	0	1	0
4	0	1	0	0	1	1
4	1	1	0	0	1	3

<b>AB</b>	<b>38</b>
<b>R</b>	<b>9</b>
<b>H</b>	<b>15</b>
<b>RBI</b>	<b>8</b>
<b>BB</b>	<b>3</b>
<b>SO</b>	<b>5</b>
<b>LOB</b>	<b>15</b>



1B: 11	SF: 0	WP: 1	PA: 41
2B: 4	SAC: 0	PB: 1	
3B: 0	DP: 0	SB: 1	
HR: 0	HBP: 0	CS: 0	

**Cincinnati Reds @ St. Louis Cardinals**  
 Busch Stadium, St. Louis, MO  
 Sun Apr 28 1974, 3:33 AM CDT  
 Att. 21,146 - Unknown

livebaseballscorecards.com

Batter	1	2	3	4	5	6	7	8	9	AB R H RBI BB SO LOB	TOP							
Ralph Garr, L (1, 9) OBP: 0.385, SLG: 0.474	0-0 6-3		0-0 4-3			0-0 1B		0-3 K		4 0 1 0 0 1 1								
Craig Robinson, R (1, 6) OBP: 0.253, SLG: 0.183	0-0 4-3			0-0 1-3		0-3 K		0-0 6-3		4 0 0 0 0 1 1								
Darrell Evans, L (1, 5) OBP: 0.333, SLG: 0.343	0-0 4-3			0-0 1B		0-0 L4		0-3 K		4 0 1 0 0 1 1								
Hank Aaron, R (1, 7) OBP: 0.298, SLG: 0.627		0-3 K		0-0 F2		0-0 HR		0-3 K		4 1 1 1 0 2 1								
Dusty Baker Jr., R (1, 8) OBP: 0.422, SLG: 0.519		4-0 BB		0-0 P4		0-0 WP		4-0 BB		2 1 1 0 2 0 1								
Davey Johnson, R (1, 4) OBP: 0.383, SLG: 0.391		0-0 BB		0-0 P4		0-0 WP		0-0 BB		3 0 0 0 1 0 3								
Frank Tepedino, L (1, 3) OBP: 0.267, SLG: 0.259			0-0 F7		0-0 G6-4-3		0-0 P4			3 0 0 0 0 0 1								
Johnny Oates, L (1, 2) OBP: 0.320, SLG: 0.273			0-0 SH2-3		0-0 4-3		0-0 1B			3 0 2 0 0 0 0								
Ron Reed, R (1, 1) OBP: 0.200, SLG: 0.143			0-0 SH2-3			0-0 5-3		0-3 K		0 0 0 0 0 0 0								
Tom House, L (4, 1)										0 0 0 0 0 0 0								
Vic Correll, R (6, PH) OBP: 0.057, SLG: 0.133										1 0 0 0 0 0 0								
Gary Gentry, R (6, 1)										0 0 0 0 0 0 0								
Norm Miller, L (7, PH) OBP: 0.288, SLG: 0.333										0 0 0 0 0 0 0								
Ivan Murrell, R (7, PH) OBP: 0.266, SLG: 0.250										1 0 0 0 0 1 1								
Buzz Capra, R (7, 1)										0 0 0 0 0 0 0								
<b>Inning Stats</b>	R: 0 E: 0 K: 0 S: 3	H: 0 LOB: 0 BB: 0 P: 3	R: 0 E: 0 K: 1 S: 4	H: 0 LOB: 0 BB: 1 P: 8	R: 0 E: 0 K: 0 S: 4	H: 1 LOB: 1 BB: 0 P: 4	R: 0 E: 0 K: 0 S: 2	H: 0 LOB: 0 BB: 1 P: 6	R: 2 E: 0 K: 1 S: 8	H: 3 LOB: 1 BB: 0 P: 8	R: 0 E: 0 K: 2 S: 7	H: 0 LOB: 0 BB: 0 P: 7	R: 0 E: 0 K: 1 S: 4	H: 0 LOB: 0 BB: 1 P: 8	1B: 5 2B: 0 3B: 0 HR: 1	SF: 0 SAC: 1 DP: 3 HBP: 0	WP: 2 PB: 0 SB: 0 CS: 0	PA: 33
<b>PITCHER</b>	IP WLS BF H R ER SO BB IBB HBP BLK WP HR S P ERA WHIP																	
Lynn McGlothen, R (1, 1) ERA: 4.91	6.2 W 26 6 2 2 2 2 2 0 0 0 2 1 28 36 2.70 1.200																	
Al Hrabosky, L (7, 1) ERA: 5.65	2.1 7 0 0 0 4 1 0 0 0 0 0 0 14 18 0.00 0.429																	

Atlanta Braves @ St. Louis Cardinals  
 Busch Stadium, St. Louis, MO  
 Tue Apr 30 1974, 7:05 PM CDT  
 Att. 15,996 - Unknown

livebaseballscorecards.com

AB	29
R	2
H	6
RBI	1
BB	3
SO	6
LOB	10





Batter	1	2	3	4	5	6	7	8	9	AB R H RBI BB SO LOB	TOP																	
Ralph Garr, L OBP: 0.385, SLG: 0.495 (1, 9) (8, 7)	0-0 L1	0-0 HR			0-0 F7		0-0 E6		4-0 1B BB SF9 BB	4 2 1 3 1 0 0																		
Leo Foster, R OBP: 0.300, SLG: 0.556 (1, 4)	0-0 P4	0-0 HR			0-0 CS 1B		0-0 E5		4-0 SF9 1B BB	4 1 2 1 1 0 1																		
Ivan Murrell, R OBP: 0.267, SLG: 0.250 Frank Tepedino, L OBP: 0.290, SLG: 0.286 (1, 3) (9, PH) (9, 3)	0-0 1B	0-0 5-3			0-0 6-3		0-3 K		0-0 SF9 1B	4 0 1 0 0 1 3 1 0 1 1 0 0 0																		
Hank Aaron, R OBP: 0.295, SLG: 0.600 Rowland Office, L OBP: 0.143, SLG: 0.212 (1, 7) (8, 8)	0-0 1-2 1B		0-0 5-3			0-0 4-3		0-0 G3	0-0 SF9	4 0 1 0 0 0 0 0 0 0 1 0 0 0																		
Dusty Baker Jr., R OBP: 0.411, SLG: 0.500 (1, 8) (8, 9)	0-0 F2		0-0 F9			0-0 1B		0-0 F8	0-0 5-3	5 0 1 0 0 0 4																		
Marty Perez, R OBP: 0.500, SLG: 0.625 Darrell Evans, L OBP: 0.341, SLG: 0.343 (1, 5) (8, PH) (8, 5)		4-0 1B HR BB	0-0 6-3			0-0 F9		4-0 BB		2 1 0 0 1 0 1 0 0 0 0 1 0 0																		
Paul Casanova, R (1, 2)		0-0 F8		0-0 F8		0-0 F9		0-0 F5		4 0 0 0 0 0 3																		
Craig Robinson, R OBP: 0.265, SLG: 0.200 (1, 6)		0-0 1-2 HR 1B		0-0 G3		0-0 4-3			0-0 BB SH3-4 1B	4 2 2 0 0 0 0																		
Carl Morton, R OBP: 0.053, SLG: 0.053 Johnny Oates, L OBP: 0.320, SLG: 0.273 Danny Frisella, L (1, 1) (9, PH) (9, 1)		0-3 K		0-0 5-3		0-0 F9			0-0 SH3-4	3 0 0 0 0 1 2 0 0 0 0 0 0 0 0 0 0 0 0 0 0																		
<b>Inning Stats</b>	R: 0 E: 0 K: 0 S: 5	H: 2 LOB: 2 BB: 0 P: 5	R: 4 E: 0 K: 1 S: 8	H: 3 LOB: 0 BB: 1 P: 12	R: 0 E: 0 K: 0 S: 3	H: 0 LOB: 0 BB: 0 P: 3	R: 0 E: 0 K: 0 S: 3	H: 0 LOB: 0 BB: 0 P: 3	R: 0 E: 0 K: 1 S: 7	H: 1 LOB: 2 BB: 0 P: 7	R: 0 E: 0 K: 0 S: 3	H: 0 LOB: 1 BB: 1 P: 7	R: 2 E: 0 K: 0 S: 5	H: 2 LOB: 2 BB: 2 P: 13	1B: 7 2B: 0 3B: 0 HR: 2	SF: 1 SAC: 1 DP: 0 HBP: 0	WP: 0 PB: 0 SB: 1 CS: 1	PA: 41										
<b>PITCHER</b>	IP WLS BF H R ER SO BB IBB HBP BLK WP HR S P ERA WHIP																											
John Curtis, L ERA: 5.73 (1, 1)	7.0		30	7	4	4	2	1	0	0	0	0	2	33	37	5.14	1.143											
Mike Garman, R ERA: 2.13 (8, 1)	1.0	L	5	1	1	1	0	1	0	0	0	0	0	4	8	9.00	2.000											
Rich Folkers, L ERA: 2.7 (9, 1)	0.1		3	0	0	0	0	2	0	0	0	0	0	1	9	0.00	6.000											
Orlando Pena, R ERA: 1.93 (9, 1)	0.2		3	1	1	1	0	0	0	0	0	0	0	3	3	13.50	1.500											

Atlanta Braves @ St. Louis Cardinals  
 Busch Stadium, St. Louis, MO  
 Wed May 01 1974, 7:05 PM CDT  
 Att. 14,202 - Unknown

AB	35
R	6
H	9
RBI	6
BB	4
SO	2
LOB	14



livebaseballscorecards.com



Batter	1	2	3	4	5	6	7	8	9	AB R H RBI BB SO LOB	TOP											
Lou Brock, L (1, 7) OBP: 0.386, SLG: 0.427	0-0 S 1B		0-0 BLK 1B		0-0 F8			4-0 1B S BB		3 1 2 0 1 0 0												
Ted Sizemore, R (1, 4) OBP: 0.404, SLG: 0.394	0-0 G6-4-3 1B		0-0 L4		4-0 FC5-4 BB			0-0 F7		3 0 1 1 1 0 2												
Reggie Smith, S (1, 9) OBP: 0.409, SLG: 0.557	0-0 G6-4-3 1-2f		0-0		0-0 FC5-4 1-2f			0-0 P3		4 0 1 0 0 0 3												
Ted Simmons, S (1, 2) OBP: 0.350, SLG: 0.457	0-0 F7			0-0 4-3		0-0 6-3		0-0		4 0 1 0 0 0 0												
Joe Torre, R (1, 3) OBP: 0.322, SLG: 0.370		0-0 5-3		0-0 6-3 2B		0-0 6-3		0-0 F8		4 0 1 0 0 0 2												
Ken Reitz, R (1, 5) OBP: 0.418, SLG: 0.533		0-3 K		0-0 6-3 2-3		0-0 F7		0-0 6-3		4 0 0 0 0 1 1												
Bake McBride, L (1, 8) OBP: 0.373, SLG: 0.432		0-0 1B		1-0 HBP			0-0 G5-4-3 1B			3 0 2 0 0 0 0												
Luis Alvarado, R (1, 6) OBP: 0.083, SLG: 0.083		0-0 5-3		0-0 4-3			0-0 G5-4-3 1-2f			2 0 0 0 0 0 3												
Luis Melendez, R (7, PH) OBP: 0.385, SLG: 0.542										1 0 0 0 0 0 1												
Mike Tyson, R (7, 6) OBP: 0.272, SLG: 0.260										1 0 0 0 0 0 0												
Alan Foster, R (1, 1) OBP: 0.308, SLG: 0.250			0-0 6-3		0-0 F9					3 0 0 0 0 0 0												
Mike Garman, R (7, 1)										0 0 0 0 0 0 0												
<b>Inning Stats</b>	R: 1 E: 0 K: 0 S: 4	H: 2 LOB: 0 BB: 0 P: 4	R: 0 E: 0 K: 1 S: 6	H: 1 LOB: 1 BB: 0 P: 6	R: 0 E: 0 K: 0 S: 4	H: 2 LOB: 2 BB: 0 P: 4	R: 0 E: 0 K: 0 S: 4	H: 1 LOB: 2 BB: 0 P: 5	R: 0 E: 0 K: 0 S: 3	H: 0 LOB: 1 BB: 1 P: 7	R: 0 E: 0 K: 0 S: 3	H: 0 LOB: 0 BB: 0 P: 3	R: 0 E: 0 K: 0 S: 4	H: 1 LOB: 0 BB: 0 P: 3	R: 0 E: 0 K: 0 S: 4	H: 1 LOB: 2 BB: 1 P: 8	R: 0 E: 0 K: 0 S: 3	H: 0 LOB: 0 BB: 0 P: 3	1B: 7 2B: 1 3B: 0 HR: 0	SF: 0 SAC: 0 DP: 2 HBP: 1	WP: 0 PB: 0 SB: 2 CS: 0	PA: 35
<b>PITCHER</b> Claude Osteen, L (1, 1) ERA: 3.21	IP: 9.0 WLS: W BF: 35 H: 8 R: 1 ER: 1 SO: 1 BB: 2 IBB: 0 HBP: 1 BLK: 1 WP: 0 HR: 0 S: 34 P: 43 ERA: 1.00 WHIP: 1.111																					
<b>PITCHER</b>	IP	WLS	BF	H	R	ER	SO	BB	IBB	HBP	BLK	WP	HR	S	P	ERA	WHIP					

St. Louis Cardinals @ Houston Astros  
Astrodome, Houston, TX  
Fri May 03 1974, 8:05 PM EDT  
Att. 18,929 - Unknown

livebaseballscorecards.com

AB	32
R	1
H	8
RBI	1
BB	2
SO	1
LOB	12





Batter	1	2	3	4	5	6	7	8	9	AB R H RBI BB SO LOB	TOP	
Lou Brock, L (1, 7) OBP: 0.390, SLG: 0.430	0-0 S HR 1B		0-0 F8			0-0 F8		0-0 1-3 1B		4 1 2 0 0 0 1		
Ted Sizemore, R (1, 4) OBP: 0.389, SLG: 0.378	0-0 F9 1-2		0-0 FC5-4 1-2f			0-0 6-3		0-0 F7		4 0 0 0 0 0 4		
Reggie Smith, S (1, 9) OBP: 0.412, SLG: 0.584	0-0 2-H HR		0-0 4-3			0-3 K			0-0 FC4-6 1B	4 1 2 2 0 1 1		
Ted Simmons, S (1, 2) OBP: 0.337, SLG: 0.438 Luis Melendez, R (9, PR) OBP: 0.385, SLG: 0.542	0-0 6-3			0-0 6-3		0-0 P3			0-0 FC4-6 1B 1-2f	4 0 0 0 0 0 1 0 0 0 0 0 0 0		
Joe Torre, R (1, 3) OBP: 0.319, SLG: 0.365	0-0 F8			0-0 6-3		0-0 6-3			0-0 1-2 1B	4 0 1 0 0 0 0		
Ken Reitz, R (1, 5) OBP: 0.402, SLG: 0.510		0-0 5-3		0-0 1-3		0-0 6-3			0-0 F9	4 0 0 0 0 0 2		
Bake McBride, L (1, 8) OBP: 0.368, SLG: 0.423		0-3 K			0-0 4-3			0-0 1B 1B	0-0 F5	4 0 1 0 0 1 2		
Luis Alvarado, R (1, 6) OBP: 0.067, SLG: 0.067		0-0 F8			0-0 6-3			0-0 F9		3 0 0 0 0 0 1		
Sonny Siebert, R (1, 1) OBP: 0.154, SLG: 0.083 Jim Hickman, R (8, PH) OBP: 0.381, SLG: 0.632 Al Hrabosky, R (8, 1) Orlando Pena, R (8, 1) OBP: 1.000, SLG: 1.000			4-0 FC5-4 BB		0-0 5-3			0-0 P3		1 0 0 0 1 0 0 1 0 0 0 0 0 1 0 0 0 0 0 0 0 0 0 0 0 0 0 0		
<b>Inning Stats</b>	R: 2 H: 2 E: 0 LOB: 0 K: 0 BB: 0 S: 5 P: 5	R: 0 H: 0 E: 0 LOB: 0 K: 1 BB: 0 S: 5 P: 5	R: 0 H: 0 E: 0 LOB: 1 K: 0 BB: 1 S: 3 P: 7	R: 0 H: 0 E: 0 LOB: 0 K: 0 BB: 0 S: 3 P: 3	R: 0 H: 0 E: 0 LOB: 0 K: 0 BB: 0 S: 3 P: 3	R: 0 H: 0 E: 0 LOB: 0 K: 1 BB: 0 S: 5 P: 5	R: 0 H: 0 E: 0 LOB: 0 K: 0 BB: 0 S: 3 P: 3	R: 0 H: 2 E: 0 LOB: 2 K: 0 BB: 0 S: 5 P: 5	R: 0 H: 2 E: 0 LOB: 2 K: 0 BB: 0 S: 5 P: 5	1B: 5 SF: 0 2B: 0 SAC: 0 3B: 0 DP: 0 HR: 1 HBP: 0	WP: 0 PA: 34 PB: 0 SB: 1 CS: 0	
<b>PITCHER</b>	IP WLS BF H R ER SO BB IBB HBP BLK WP HR S P ERA WHIP											
Dave Roberts, L (1, 1) ERA: 3.48 Ken Forsch, R (9, 1) ERA: 0.73	8.0 W 29 4 2 2 2 1 0 0 0 0 0 1 32 36 2.25 0.625											

St. Louis Cardinals @ Houston Astros  
Astrodome, Houston, TX  
Sat May 04 1974, 8:05 PM EDT  
Att. 20,600 - Dome

livebaseballscorecards.com

AB	33
R	2
H	6
RBI	2
BB	1
SO	2
LOB	13





Batter	1	2	3	4	5	6	7	8	9	AB	R	H	RBI	BB	SO	LOB
Mick Kelleher, R OBP: 0.353, SLG: 0.267 (1, 6)	0-3 K		0-0 4-3		0-0 F8		0-3 K			4	0	0	0	0	2	1
Greg Gross, L OBP: 0.432, SLG: 0.423 (1, 9) (9, 7)	0-0 F8			4-0 2B 2B BB	4-0 9-3 BB			0-0 1-3 SH1-3 1B		2	1	1	0	2	0	0
Cesar Cedeno, R OBP: 0.379, SLG: 0.524 (1, 8)	0-0 S 1B			0-0 1-3 2B 2B	0-0 9-3			0-0 SH1-3		3	1	2	0	0	0	1
Bob Watson, R OBP: 0.409, SLG: 0.474 Ken Forsch, R (1, 7) (9, 1)	0-0 6-3 1-2			1-0 2B WP HBP		0-0 CS 1B		0-0 1-3		3	1	1	0	0	0	2
Lee May, R OBP: 0.377, SLG: 0.552 Bob Gallagher, L OBP: 0.182, SLG: 0.167 (1, 3) (8, PR) (9, 9)		0-0 G3-6-3 1B		0-0 WP L5 2B		0-0 F7 1-2		4-0 BB IBB		3	0	2	2	1	0	1
Milt May, L OBP: 0.347, SLG: 0.323 (1, 2)		0-0 G3-6-3 1-2f		4-0 WP IBB		0-3 K		4-0 1-2 BB		2	0	0	0	2	1	1
Doug Rader, R OBP: 0.369, SLG: 0.407 (1, 5)		0-0 5-3		4-0 1-2 2-3 3-H BB		4-0 SH3 BB		0-0 P4		2	0	0	0	2	0	3
Tommy Helms, R OBP: 0.355, SLG: 0.453 (1, 4)			0-0 5-3	0-0 L5		0-0 SH3				2	0	0	0	0	0	3
Dave Roberts, L OBP: 0.182, SLG: 0.400 Denis Menke, R OBP: 0.188, SLG: 0.214 (1, 1) (9, 3)			0-0 G3	0-0 P6		0-0 F5				3	0	0	0	0	0	3

Inning Stats	R: 0	H: 1	E: 0	LOB: 1	K: 1	BB: 0	S: 6	P: 6
	R: 0	H: 1	E: 0	LOB: 0	K: 0	BB: 0	S: 3	P: 3
	R: 0	H: 0	E: 0	LOB: 0	K: 0	BB: 0	S: 3	P: 3
	R: 3	H: 2	E: 0	LOB: 2	K: 0	BB: 3	S: 4	P: 17
	R: 0	H: 0	E: 0	LOB: 0	K: 0	BB: 1	S: 2	P: 6
	R: 0	H: 1	E: 0	LOB: 0	K: 1	BB: 0	S: 5	P: 5
	R: 0	H: 0	E: 0	LOB: 1	K: 1	BB: 1	S: 5	P: 9
	R: 0	H: 1	E: 0	LOB: 3	K: 0	BB: 2	S: 4	P: 12


PITCHER	IP	WLS	BF	H	R	ER	SO	BB	IBB	HBP	BLK	WP	HR	S	P	ERA	WHIP
Sonny Siebert, R ERA: 3.18 (1, 1)	7.0	L	28	5	3	3	3	4	1	1	0	1	0	28	49	3.86	1.286
Al Hrabosky, L ERA: 5.4 (8, 1)	0.2		5	1	0	0	0	1	1	0	0	0	0	3	11	0.00	3.000
Orlando Pena, R ERA: 1.86 (8, 1)	0.1		1	0	0	0	0	0	0	0	0	0	0	1	1	0.00	0.000

**BOTTOM**

**St. Louis Cardinals @ Houston Astros**  
Astrodome, Houston, TX  
Sat May 04 1974, 8:05 PM EDT  
Att. 20,600 - Dome

AB	24
R	3
H	6
RBI	2
BB	7
SO	3
LOB	15

livebaseballscorecards.com



1B: 4	SF: 0	WP: 1	PA: 34
2B: 4	SAC: 2	PB: 0	
3B: 0	DP: 3	SB: 1	
HR: 0	HBP: 1	CS: 1	

Batter	1	2	3	4	5	6	7	8	9	AB R H RBI BB SO LOB	TOP
Lou Brock, L (1, 7) OBP: 0.385, SLG: 0.423	0-0 S 1B	0-0 P6			0-0 1-3			0-0 4-3		4 0 1 0 0 0 2	
Ted Sizemore, R (1, 4) OBP: 0.383, SLG: 0.370 Luis Alvarado, R (3, 6) OBP: 0.118, SLG: 0.118	0-0 F2 1-2		0-0 1-3			0-0 HR 1B		0-3 K		2 0 0 0 0 0 1 2 1 1 0 0 1 0	
Reggie Smith, S (1, 9) OBP: 0.407, SLG: 0.600	0-3 K		0-3 K			0-0 HR 1-H		0-0 6-3		4 1 1 2 0 2 1	
Ted Simmons, S (1, 2) OBP: 0.324, SLG: 0.420	0-0 F2		0-0 5-3			0-0 4-3		0-0 F7		4 0 0 0 0 0 1	
Bake McBride, L (1, 8) OBP: 0.363, SLG: 0.427		0-0 1B 2B		0-0 4-3		0-0 6-3		0-0 5-3		4 1 1 0 0 0 0	
Ken Reitz, R (1, 5) OBP: 0.396, SLG: 0.500		0-0 1-3		0-0 L3 1B		0-0 4-3		0-0 6-3		4 0 1 0 0 0 1	
Joe Torre, R (1, 3) OBP: 0.309, SLG: 0.352		0-0 F8		0-0 L3 1-2			0-0 5-3			3 0 0 0 0 0 2	
Mike Tyson, R (1, 6) OBP: 0.274, SLG: 0.263 (3, 4)		0-0 1B 1B 2-H		0-0 P6			0-0 F3			3 0 1 1 0 0 0	
Bob Gibson, R (1, 1) OBP: 0.267, SLG: 0.333 Mike Garman, R (9, 1)		0-0 1B 1-2		0-0 F8			0-3 K			3 0 1 0 0 1 0 0 0 0 0 0 0 0	
<b>Inning Stats</b>	R: 0 H: 1 E: 0 LOB: 1 K: 1 BB: 0 S: 6 P: 6	R: 1 H: 3 E: 0 LOB: 2 K: 0 BB: 0 S: 6 P: 6	R: 0 H: 0 E: 0 LOB: 0 K: 1 BB: 0 S: 5 P: 5	R: 0 H: 1 E: 0 LOB: 0 K: 0 BB: 0 S: 3 P: 3	R: 0 H: 0 E: 0 LOB: 0 K: 0 BB: 0 S: 3 P: 3	R: 2 H: 2 E: 0 LOB: 0 K: 0 BB: 0 S: 5 P: 5	R: 0 H: 0 E: 0 LOB: 0 K: 1 BB: 0 S: 5 P: 5	R: 0 H: 0 E: 0 LOB: 0 K: 1 BB: 0 S: 5 P: 5	R: 0 H: 0 E: 0 LOB: 0 K: 0 BB: 0 S: 3 P: 3	1B: 5 SF: 0 2B: 2 SAC: 0 3B: 0 DP: 1 HR: 1 HBP: 0	WP: 0 PA: 33 PB: 0 SB: 1 CS: 0
<b>PITCHER</b> Larry Dierker, R (1, 1) ERA: 2.09 Jerry Johnson, R (8, 1) ERA: 4.38	IP WLS BF H R ER SO BB IBB HBP BLK WP HR S P ERA WHIP	7.0 L 27 7 3 3 3 0 0 0 0 0 1 33 33 3.86 1.000	2.0 6 0 0 0 1 0 0 0 0 0 0 8 8 0.00 0.000								

St. Louis Cardinals @ Houston Astros  
Astrodome, Houston, TX  
Sun May 05 1974, 4:33 AM EDT  
Att. 17,266 - Dome

livebaseballscorecards.com

AB 33  
R 3  
H 7  
RBI 3  
BB 0  
SO 4  
LOB 8







Batter	1	2	3	4	5	6	7	8	9	AB	R	H	RBI	BB	SO	LOB
<b>Pete Rose, S</b> (1, 7) OBP: 0.417, SLG: 0.437	0-3 K		0-0 BB 1B		0-3 K		0-0 F7			4	0	1	0	0	2	0
<b>Joe Morgan, L</b> (1, 4) OBP: 0.448, SLG: 0.489	0-0 4-3		4-0 1-2 BB		0-3 K			0-3 K		3	0	0	0	1	2	0
<b>Johnny Bench, R</b> (1, 2) OBP: 0.369, SLG: 0.390	0-0 E7 1B		0-0 F2		0-3 K			0-0 5-3		4	0	1	0	0	1	2
<b>Tony Perez, R</b> (1, 3) OBP: 0.411, SLG: 0.613	0-0 P6		0-0 F8		0-0 1B			0-3 K		4	0	1	0	0	1	3
<b>Dan Driessen, L</b> (1, 5) OBP: 0.319, SLG: 0.318		0-0 6-3		0-0 F8		0-0 F7			0-0 F8	4	0	0	0	0	0	1
<b>George Foster, R</b> (1, 8) OBP: 0.412, SLG: 0.476		0-0 PB 1B		0-0 E4		0-0 F7		4-0 BB		3	0	1	0	1	0	1
<b>Ken Griffey, L</b> (1, 9) OBP: 0.218, SLG: 0.196		0-0 F8 1-2		0-3 K		0-0 4-3		0-0 F7		4	0	0	0	0	1	4
<b>Dave Concepcion, R</b> (1, 6) OBP: 0.295, SLG: 0.470		0-0 P5		4-0 BB			0-0 6-3		0-0 5-3	3	0	0	0	1	0	2
<b>Fred Norman, S</b> (1, 1)			0-3 K	0-0 G3			0-3 K			3	0	0	0	0	2	2

<b>Inning Stats</b>	R: 0 E: 1 K: 1 S: 6	H: 1 LOB: 1 BB: 0 P: 6	R: 0 E: 0 K: 0 S: 4	H: 1 LOB: 1 BB: 0 P: 4	R: 0 E: 0 K: 1 S: 6	H: 1 LOB: 2 BB: 1 P: 10	R: 0 E: 1 K: 1 S: 6	H: 0 LOB: 2 BB: 1 P: 10	R: 0 E: 0 K: 3 S: 9	H: 0 LOB: 0 BB: 0 P: 9	R: 0 E: 0 K: 0 S: 4	H: 1 LOB: 1 BB: 0 P: 4	R: 0 E: 0 K: 1 S: 5	H: 0 LOB: 0 BB: 0 P: 5	R: 0 E: 0 K: 2 S: 7	H: 0 LOB: 0 BB: 0 P: 7	R: 0 E: 0 K: 0 S: 3	H: 0 LOB: 1 BB: 1 P: 7	1B: 4 2B: 0 3B: 0 HR: 0	SF: 0 SAC: 0 DP: 0 HBP: 0	WP: 0 PB: 1 SB: 0 CS: 0	PA: 35
<b>PITCHER</b> <b>Lynn McGlothen, R</b> (1, 1) ERA: 3.63	IP 9.0	WLS W	BF 35	H 4	R 0	ER 0	SO 9	BB 3	IBB 0	HBP 0	BLK 0	WP 0	HR 0	S 50	P 62	ERA 0.00	WHIP 0.778					
<b>PITCHER</b>	IP	WLS	BF	H	R	ER	SO	BB	IBB	HBP	BLK	WP	HR	S	P	ERA	WHIP					


**BOTTOM**

**St. Louis Cardinals @ Cincinnati Reds**  
Riverfront Stadium, Cincinnati, OH

Tue May 07 1974, 7:05 PM EDT  
Att. 10,455 - Unknown

livebaseballscorecards.com

<b>AB</b>	<b>32</b>
<b>R</b>	<b>0</b>
<b>H</b>	<b>4</b>
<b>RBI</b>	<b>0</b>
<b>BB</b>	<b>3</b>
<b>SO</b>	<b>9</b>
<b>LOB</b>	<b>15</b>



Batter	1	2	3	4	5	6	7	8	9	AB R H RBI BB SO LOB	TOP											
Lou Brock, L (1, 7) x OBP: 0.392, SLG: 0.437	0-0 4-3		0-0 F7			0-0 4-3 2B		0-0 2B 1B		4 2 2 0 0 0 0												
Mike Tyson, R (1, 4) s OBP: 0.253, SLG: 0.241	0-3 K			0-3 K		0-0 4-3		0-3 K		4 0 0 0 0 3 2												
Reggie Smith, S (1, 9) x OBP: 0.421, SLG: 0.616	0-0 5-3			4-0 BB		0-0 2-3		0-0 1-H 2B		3 0 2 2 1 0 0												
Ted Simmons, S (1, 2) x OBP: 0.319, SLG: 0.402		0-0 G2		0-3 K		0-0 6-3		4-0 G6-4-3 IBB		3 0 0 0 1 1 2												
Joe Torre, R (1, 3) x OBP: 0.305, SLG: 0.351		0-0 6-3		0-0 L5			0-0 FC1-6-5 2B	0-0 G6-4-3 1-2f		4 0 1 0 0 0 3												
Ken Reitz, R (1, 5) x OBP: 0.386, SLG: 0.481		0-0 1B		0-0 F8			0-0 FC1-6-5 BB 2-3	0-0 F9		4 0 1 0 0 0 1												
Bake McBride, L (1, 8) s OBP: 0.347, SLG: 0.398		0-3 K		0-3 K			4-0 1-2 BB	0-0 F8		3 0 0 0 1 2 1												
Luis Alvarado, R (1, 6) x OBP: 0.083, SLG: 0.083			0-0 4-3		0-3 K		0-0 F9	0-0 F8		4 0 0 0 0 1 2												
John Curtis, L (1, 1) s OBP: 0.133, SLG: 0.071			0-3 K			0-3 K	0-0 F9			3 0 0 0 0 2 2												
<b>Inning Stats</b>	R: 0 E: 0 K: 1 S: 5	H: 0 LOB: 0 BB: 0 P: 5	R: 0 E: 0 K: 1 S: 6	H: 1 LOB: 1 BB: 0 P: 6	R: 0 E: 0 K: 1 S: 5	H: 0 LOB: 0 BB: 0 P: 5	R: 0 E: 0 K: 2 S: 7	H: 0 LOB: 1 BB: 1 P: 11	R: 0 E: 0 K: 2 S: 7	H: 0 LOB: 0 BB: 0 P: 7	R: 1 E: 0 K: 1 S: 7	H: 2 LOB: 1 BB: 0 P: 7	R: 0 E: 0 K: 0 S: 4	H: 1 LOB: 2 BB: 1 P: 8	R: 1 E: 0 K: 1 S: 6	H: 2 LOB: 1 BB: 1 P: 10	R: 0 E: 0 K: 0 S: 3	H: 0 LOB: 0 BB: 0 P: 3	1B: 2 2B: 4 3B: 0 HR: 0	SF: 0 SAC: 0 DP: 1 HBP: 0	WP: 0 PB: 0 SB: 0 CS: 0	PA: 35
<b>PITCHER</b>	IP WLS BF H R ER SO BB IBB HBP BLK WP HR S P ERA WHIP																					
Don Gullett, L (1, 1) ERA: 3.34	7.1 L 31 6 2 2 9 2 1 0 0 0 0 0 46 58 2.46 1.091																					
Pedro Borbon, R (8, 1) ERA: 1.95	1.2 4 0 0 0 0 0 0 0 0 0 0 0 4 4 0.00 0.000																					

St. Louis Cardinals @ Cincinnati Reds  
Riverfront Stadium, Cincinnati, OH  
Wed May 08 1974, 7:05 PM EDT  
Att. 9,864 - Unknown

livebaseballscorecards.com

AB	32
R	2
H	6
RBI	2
BB	3
SO	9
LOB	13



Batter	1	2	3	4	5	6	7	8	9	AB R H RBI BB SO LOB
<b>Pete Rose, S</b> OBP: 0.411, SLG: 0.425 (1, 7) BB	4-0 4-3 BB		0-0 4-3 2-3			0-0 1-3			0-0 6-3	3 0 0 0 1 0 1
<b>Joe Morgan, L</b> OBP: 0.433, SLG: 0.469 (1, 4) X	0-0 F8		0-0 F8			0-0 G3			0-0 F7	4 0 0 0 0 0 2
<b>Johnny Bench, R</b> OBP: 0.377, SLG: 0.400 (1, 2) X	0-0 4-3 1-2			0-0 G6-4-3 1B			0-0 CS 1B			3 0 2 0 0 0 1
<b>Tony Perez, R</b> OBP: 0.400, SLG: 0.594 (1, 3) X	0-0 4-3		0-0 G6-4-3 1-2f			0-0 L9				3 0 0 0 0 0 3
<b>George Foster, R</b> OBP: 0.389, SLG: 0.444 (1, 8)		0-0 6-3		0-0 4-1		0-3 K 1-2				3 0 0 0 0 1 1
<b>Dave Concepcion, R</b> OBP: 0.287, SLG: 0.456 (1, 6) X		0-0 L4			0-0 5-3			0-0 F2		3 0 0 0 0 0 0
<b>Merv Rettenmund, R</b> OBP: 0.362, SLG: 0.368 (1, 9) X		0-0 P4			0-3 K			0-0 6-3		3 0 0 0 0 1 0
<b>Andy Kosco, R</b> OBP: 0.318, SLG: 0.316 (1, 5)			0-0 4-3 2B		0-0 1-3			0-0 6-3		3 0 1 0 0 0 0
<b>Don Gullett, R</b> OBP: 0.417, SLG: 0.400 (1, 1) <b>Pedro Borbon, R</b> OBP: 0.333, SLG: 0.333 (8, 1) <b>Phil Gagliano, R</b> OBP: 0.600, SLG: 0.333 (9, PH)			0-3 K			0-0 1-3			0-3 K	2 0 0 0 0 1 1 0 0 0 0 0 0 0 1 0 0 0 0 1 0

<b>Inning Stats</b>	R: 0 E: 0 K: 0 S: 3	H: 0 LOB: 1 BB: 1 P: 7	R: 0 E: 0 K: 0 S: 3	H: 0 LOB: 0 BB: 0 P: 3	R: 0 E: 0 K: 1 S: 6	H: 1 LOB: 1 BB: 0 P: 6	R: 0 E: 0 K: 0 S: 3	H: 1 LOB: 0 BB: 0 P: 3	R: 0 E: 0 K: 1 S: 5	H: 0 LOB: 0 BB: 0 P: 5	R: 0 E: 0 K: 0 S: 3	H: 0 LOB: 0 BB: 0 P: 3	R: 0 E: 0 K: 0 S: 3	H: 0 LOB: 0 BB: 0 P: 3	R: 0 E: 0 K: 1 S: 5	H: 0 LOB: 0 BB: 0 P: 5	1B: 2 2B: 2 3B: 0 HR: 0	SF: 0 SAC: 0 DP: 2 HBP: 0	WP: 0 PB: 0 SB: 0 CS: 1	PA: 29
<b>PITCHER</b> <b>John Curtis, L</b> ERA: 4.5 (1, 1)	IP 9.0	WLS W	BF 29	H 3	R 0	ER 0	SO 4	BB 1	IBB 0	HBP 0	BLK 0	WP 0	HR 0	S 36	P 40	ERA 0.00	WHIP 0.444			
<b>PITCHER</b>	IP	WLS	BF	H	R	ER	SO	BB	IBB	HBP	BLK	WP	HR	S	P	ERA	WHIP			

**BOTTOM**

**St. Louis Cardinals @ Cincinnati Reds**  
Riverfront Stadium, Cincinnati, OH

Wed May 08 1974, 7:05 PM EDT  
Att. 9,864 - Unknown

livebaseballscorecards.com

<b>AB</b>	<b>28</b>
<b>R</b>	<b>0</b>
<b>H</b>	<b>3</b>
<b>RBI</b>	<b>0</b>
<b>BB</b>	<b>1</b>
<b>SO</b>	<b>4</b>
<b>LOB</b>	<b>9</b>



Batter	1	2	3	4	5	6	7	8	9	AB R H RBI BB SO LOB	TOP																													
Lou Brock, L (1, 7) OBP: 0.393, SLG: 0.435	0-3 K		0-0 SH3 S 1B	0-0 S 1B		0-0 G4-6-3 1-2f		0-0 P6		5 1 2 1 0 1 3																														
Luis Alvarado, R (1, 6) OBP: 0.107, SLG: 0.074	0-0 E5		0-0 SH3 1-3	4-0 1B BB			0-0 6-3		0-0 P6	3 0 0 0 1 0 0																														
Reggie Smith, S (1, 9) OBP: 0.412, SLG: 0.598	0-3 K		0-0 P6	0-0 S 1B			0-3 K		0-0 F8	5 0 1 1 0 2 2																														
Ted Simmons, S (1, 2) OBP: 0.322, SLG: 0.405	4-0 BB		0-0 F5	0-3 K 1-2			0-0 2B		0-0 3-1	4 0 1 0 1 1 3																														
Jose Cruz, L (1, 8) OBP: 0.238, SLG: 0.333	0-0 F8			0-0 HR		0-0 3-1		0-0 3-1		4 1 1 1 0 0 3																														
Ken Reitz, R (1, 5) (8, 4) OBP: 0.381, SLG: 0.473		0-0 1-3		0-0 2B 5-3 1B		0-0 F8		0-0 P1		4 1 1 0 0 0 0																														
Joe Torre, R (1, 3) OBP: 0.321, SLG: 0.371		4-0 FC6-4 BB		0-0 5-3 1B 2B		0-0 5-3		0-0 E 1B		3 1 2 0 1 0 0																														
Mike Tyson, R (1, 4) OBP: 0.247, SLG: 0.235 Tim McCarver, L (6, PH) OBP: 0.333, SLG: 0.296 Mike Thompson, R (6, 1) Bake McBride, L (8, PH) OBP: 0.343, SLG: 0.393 Pete Richert, L (8, 1) Mike Garman, R (8, 1)		0-0 FC6-4 1-2f		0-3 K		4-0 FC1-6 BB		0-0 E4 1-2		2 0 0 0 0 0 1 3 0 0 0 0 0 1 0 0 0 0 0 0 0 0 0 0 1 0 0 0 0 0 0 1 0 0 0 0 0 0 0 0 0 0 0 0 0 0 0 0																														
Alan Foster, R (1, 1) OBP: 0.287, SLG: 0.214 Al Hrabosky, R (6, PH) Tom Heintzelman, R (6, 4) Jim Hickman, R (8, PH) OBP: 0.348, SLG: 0.571 (8, 5)		0-0 G3		0-0 5-3 2-3 3-H		0-0 FC1-6 G4-6-3 1-2f		0-3 K		2 0 0 1 0 0 0 2 0 0 0 0 0 0 0 0 1 0 0 0 0 0 0 1 1 0 0 0 0 0 1 2																														
<b>Inning Stats</b>	R: 0 E: 1 K: 2 S: 8	H: 0 LOB: 2 BB: 1 P: 12	R: 0 E: 0 K: 0 S: 3	H: 0 LOB: 1 BB: 1 P: 7	R: 0 E: 0 K: 0 S: 4	H: 1 LOB: 1 BB: 0 P: 4	R: 4 E: 0 K: 2 S: 12	H: 5 LOB: 2 BB: 1 P: 16	R: 0 E: 0 K: 0 S: 3	H: 0 LOB: 0 BB: 0 P: 3	R: 0 E: 0 K: 0 S: 2	H: 0 LOB: 0 BB: 1 P: 6	R: 0 E: 0 K: 1 S: 6	H: 1 LOB: 1 BB: 0 P: 6	R: 0 E: 1 K: 1 S: 7	H: 1 LOB: 2 BB: 0 P: 7	R: 0 E: 0 K: 0 S: 3	H: 0 LOB: 0 BB: 0 P: 3	1B: 5 2B: 2 3B: 0 HR: 1	SF: 0 SAC: 1 DP: 1 HBP: 0	WP: 0 PB: 0 SB: 3 CS: 0	PA: 40																		
<b>PITCHER</b> Steve Rogers, R (1, 1) ERA: 3.42	IP 9.0	WLS W	BF 40	H 8	R 4	ER 4	SO 6	BB 4	IBB 0	HBP 0	BLK 0	WP 0	HR 1	S 48	P 64	ERA 4.00	WHIP 1.333						<b>PITCHER</b>	IP 9.0	WLS W	BF 40	H 8	R 4	ER 4	SO 6	BB 4	IBB 0	HBP 0	BLK 0	WP 0	HR 1	S 48	P 64	ERA 4.00	WHIP 1.333

St. Louis Cardinals @ Montreal Expos  
 Jarry Park, Montreal, QB  
 Fri May 10 1974, 7:05 PM EDT  
 Att. 7,105 - Unknown

livebaseballscorecards.com

AB	35
R	4
H	8
RBI	4
BB	4
SO	6
LOB	20





Batter	1	2	3	4	5	6	7	8	9	AB	R	H	RBI	BB	SO	LOB
Ron Hunt, R OBP: 0.374, SLG: 0.225 (1, 5)	0-0 1B		4-0 BB		0-0 E5		0-0 P4			3	0	1	0	1	0	1
Tim Foli, R OBP: 0.342, SLG: 0.296 (1, 6)	0-0 G6-4-3		0-0 1B 1B		4-0 BB 1B BB		0-3 K			3	0	1	1	1	1	1
Willie Davis, L OBP: 0.284, SLG: 0.326 (1, 8)	0-0 3-1		0-0 P6		0-0 BB 1B		0-0 1B			4	0	2	1	0	0	3
Ken Singleton, S OBP: 0.443, SLG: 0.378 (1, 9)		0-0 4-3	0-0 1B		0-0 K		0-3 K			4	0	1	2	0	2	4
Ron Fairly, L OBP: 0.296, SLG: 0.435 (1, 3)		0-0 F2		4-0 BB BB	4-0 G4-3 BB		4-0 BB		4-0 WP S L1-5 BB	1	0	0	1	3	0	0
Larry Lintz, S OBP: 0.250, SLG: 0.316 (8, PR)										0	0	0	0	0	0	0
Mike Jorgensen, L OBP: 0.308, SLG: 0.182 (9, 3)										0	0	0	0	0	0	0
Bob Bailey, R OBP: 0.398, SLG: 0.370 (1, 7)		0-0 1-3		0-0 G4-3	0-0 F9		0-0 K		0-3 K	4	0	0	0	0	1	5
Jim Lyttle, L OBP: 0.286, SLG: 0.200 (9, 7)				1-2					1-3	0	0	0	0	0	0	0
Jim Cox, R OBP: 0.267, SLG: 0.273 (1, 4)			4-0 BB 1B BB	0-0 6-3		0-0 F9		0-0 L1-5		3	1	0	0	1	0	2
Barry Foote, R OBP: 0.318, SLG: 0.396 (1, 2)			0-0 1B BB 1B		4-0 BB E 1B BB		0-0 3-1			2	2	1	0	1	0	0
Steve Rogers, R OBP: 0.190, SLG: 0.150 (1, 1)			0-3 K		0-3 K		0-3 K			3	0	0	0	0	3	3

Inning Stats	R: 0	H: 1	E: 0	K: 0	S: 3	LOB: 0	BB: 0	P: 3	R: 0	H: 0	E: 0	K: 0	S: 3	LOB: 0	BB: 0	P: 3	R: 3	H: 3	E: 0	K: 1	S: 7	LOB: 2	BB: 2	P: 15	R: 0	H: 0	E: 0	K: 0	S: 2	LOB: 0	BB: 1	P: 6	R: 2	H: 1	E: 1	K: 2	S: 9	LOB: 3	BB: 3	P: 21	R: 0	H: 0	E: 0	K: 1	S: 5	LOB: 0	BB: 0	P: 5	R: 0	H: 1	E: 0	K: 2	S: 8	LOB: 1	BB: 0	P: 8	R: 0	H: 0	E: 0	K: 1	S: 4	LOB: 1	BB: 1	P: 8
--------------	------	------	------	------	------	--------	-------	------	------	------	------	------	------	--------	-------	------	------	------	------	------	------	--------	-------	-------	------	------	------	------	------	--------	-------	------	------	------	------	------	------	--------	-------	-------	------	------	------	------	------	--------	-------	------	------	------	------	------	------	--------	-------	------	------	------	------	------	------	--------	-------	------


PITCHER	IP	WLS	BF	H	R	ER	SO	BB	IBB	HBP	BLK	WP	HR	S	P	ERA	WHIP
Alan Foster, R ERA: 3.48 (1, 1)	4.1	L	21	5	5	3	2	5	0	0	0	0	0	20	40	6.23	2.308
Al Hrabosky, L ERA: 5.17 (5, 1)	0.2		3	0	0	0	1	1	0	0	0	0	0	4	8	0.00	1.500
Mike Thompson, R ERA: 6.75 (6, 1)	2.0		7	1	0	0	3	0	0	0	0	0	0	13	13	0.00	0.500
Pete Richert, L ERA: 4.91 (8, 1)	0.0		1	0	0	0	0	1	0	0	0	0	0	4	4	∞	∞
Mike Garman, R ERA: 1.62 (8, 1)	1.0		2	0	0	0	1	0	0	0	0	1	0	4	4	0.00	0.000

**BOTTOM**

**St. Louis Cardinals @ Montreal Expos**  
 Jarry Park, Montreal, QB  
 Fri May 10 1974, 7:05 PM EDT  
 Att. 7,105 - Unknown

AB	27
R	3
H	6
RBI	5
BB	7
SO	7
LOB	19

WP: 1 PA: 34  
 PB: 0  
 SB: 1  
 CS: 0



PITCHER	IP	WLS	BF	H	R	ER	SO	BB	IBB	HBP	BLK	WP	HR	S	P	ERA	WHIP
---------	----	-----	----	---	---	----	----	----	-----	-----	-----	----	----	---	---	-----	------

Batter	1	2	3	4	5	6	7	8	9	AB R H RBI BB SO LOB	TOP									
Lou Brock, L (1, 7) x OBP: 0.388, SLG: 0.425	0-0 P6 ①		4-0 IBB		x 0-0 G3 ②		0-3 K ②			3 0 0 0 1 1 1										
Luis Alvarado, R (1, 6) s OBP: 0.097, SLG: 0.067	0-3 K ②		x 0-0 G5-2-3 ② ③		x 0-0 6-3 ③		x 0-0 G3 ③			3 0 0 0 0 1 3										
Tim McCarver, L (7, PH) s OBP: 0.316, SLG: 0.267			3-Hr							1 0 0 0 0 0 1										
Mike Thompson, R (7, 1)										0 0 0 0 0 0 0										
Reggie Smith, S (1, 9) x	0-0 F9 ③			x 0-0 WP 1B 1B		x 0-0 FC1-6 1B		x 0-0 4-3 ①		4 0 2 0 0 0 0										
Ted Simmons, S (1, 2) x		x 0-0 3-1 ①		x 0-0 F8 ①		x 0-0 F5 ①		x 0-0 4-1 ②		4 0 0 0 0 0 2										
Jose Cruz, L (1, 8) x		x 0-0 F8 ②		x 0-0 WP 1B 1-2		x 0-0 FC1-6 ②		x 0-0 5-3 ③		4 0 1 0 0 0 1										
Ken Reitz, R (1, 5) x		x 0-0 6-3 ③		x 0-0 F7 ②		s s 0-3 K ③			x 0-0 P4 ①	4 0 0 0 0 1 3										
Joe Torre, R (1, 3) x			x 0-0 WP 1B G5-2-3 1B	B B B B 4-0 BB		x 0-0 6-3 ①		x 0-0 BB 1B		3 0 2 0 1 0 0	AB 33									
Tom Heintzelman, R (1, 4) x			x 0-0 WP 1B 1-2	x 0-0 P4 ③		x 0-0 1B 2B		B B B B 4-0 G5-4-3 BB		3 1 2 0 1 0 3	R 1									
Sonny Siebert, R (1, 1) s OBP: 0.143, SLG: 0.077			0-3 K ①		x 0-0 P6 ①		x 0-0 2B 1B		x 0-0 G5-4-3 ② ③	1 0 0 0 0 1 2	H 8									
Luis Melendez, R (5, PH) s OBP: 0.370, SLG: 0.520			1-2 2-3							1 0 0 0 0 0 0	RBI 1									
Orlando Pena, R (5, 1) s OBP: 1.000, SLG: 1.000										0 0 0 0 0 0 0	BB 3									
Bake McBride, L (7, PH) s OBP: 0.350, SLG: 0.400										1 0 1 1 0 0 0	SO 4									
Mike Tyson, R (7, 9) s OBP: 0.247, SLG: 0.235										0 0 0 0 0 0 0	LOB 18									
Jim Hickman, R (9, PH) s OBP: 0.333, SLG: 0.545										1 0 0 0 0 0 2										
<b>Inning Stats</b>	R: 0 H: 0 E: 0 K: 1 S: 5	H: 0 LOB: 0 BB: 0 P: 5	R: 0 H: 0 E: 0 K: 0 S: 3	H: 0 LOB: 0 BB: 0 P: 3	R: 0 H: 2 E: 0 K: 1 S: 6	H: 2 LOB: 2 BB: 1 P: 10	R: 0 H: 2 E: 0 K: 0 S: 5	H: 2 LOB: 3 BB: 1 P: 9	R: 0 H: 0 E: 0 K: 0 S: 3	H: 0 LOB: 0 BB: 0 P: 3	R: 0 H: 1 E: 0 K: 1 S: 6	H: 1 LOB: 1 BB: 0 P: 6	R: 1 H: 2 E: 0 K: 1 S: 7	H: 2 LOB: 1 BB: 0 P: 7	R: 0 H: 0 E: 0 K: 0 S: 3	H: 0 LOB: 0 BB: 0 P: 3	R: 0 H: 1 E: 0 K: 0 S: 3	H: 1 LOB: 1 BB: 1 P: 7	1B: 7 SF: 0 2B: 1 SAC: 0 3B: 0 DP: 2 HR: 0 HBP: 0	WP: 2 PA: 36 PB: 0 SB: 1 CS: 0
<b>PITCHER</b> Steve Renko, R (1, 1) ERA: 4.89	IP 9.0 WLS W BF 36 H 8 R 1 ER 1 SO 4 BB 2 IBB 1 HBP 0 BLK 0 WP 2 HR 0 S 41 P 53 ERA 1.00 WHIP 1.111											<b>PITCHER</b>	IP WLS BF H R ER SO BB IBB HBP BLK WP HR S P ERA WHIP							

St. Louis Cardinals @ Montreal Expos  
 Jarry Park, Montreal, QB  
 Sat May 11 1974, 7:05 PM EDT  
 Att: 11,730 - Unknown

livebaseballscorecards.com



Batter	1	2	3	4	5	6	7	8	9
Ron Hunt, R (1, 5) Larry Lintz, S (8, PR) Pepe Frias, R (9, 5)	0-0 L6		0-0 F8		0-0 5-3			0-0 1B	
Tim Foli, R (1, 6) OBP: 0.337, SLG: 0.293	0-0 P5		0-0 1B 1-2 1B		0-0 5-3			0-0 L4-3 1-2	
Willie Davis, L (1, 8) OBP: 0.293, SLG: 0.333	0-0 4-3		0-0 1-3 2-H 1B		0-0 F9			0-0 CS 1B	
Ken Singleton, S (1, 9) OBP: 0.440, SLG: 0.377		0-0 6-3 1B	0-0 2-3		0-0 F7			0-0 CS 1-2	
Ron Fairly, L (1, 3) OBP: 0.316, SLG: 0.438		0-0 6-3 1-2		0-0 HR 1B		4-0 CS BB			
Bob Bailey, R (1, 7) Jim Lyttle, L (7, 7) OBP: 0.286, SLG: 0.200		0-3 K		0-0 1-H HR		0-3 K 1-2			
Jim Cox, R (1, 4) OBP: 0.258, SLG: 0.263		0-0 F8		0-0 F9			0-0 F8		
Barry Foote, R (1, 2) OBP: 0.319, SLG: 0.382			0-3 K	0-0 P6			4-0 B3-6-4 BB		
Steve Renko, R (1, 1) OBP: 0.133, SLG: 0.133			0-0 1B 1B	0-0 4-3			0-0 B3-6-4 1-2		

Inning Stats	R: 0 E: 0 K: 0 S: 3	H: 0 LOB: 0 BB: 0 P: 3	R: 0 E: 0 K: 1 S: 6	H: 1 LOB: 1 BB: 0 P: 6	R: 1 E: 0 K: 1 S: 8	H: 3 LOB: 2 BB: 0 P: 8	R: 2 E: 0 K: 0 S: 5	H: 2 LOB: 0 BB: 0 P: 5	R: 0 E: 0 K: 0 S: 3	H: 0 LOB: 0 BB: 0 P: 3	R: 0 E: 0 K: 1 S: 4	H: 0 LOB: 1 BB: 1 P: 8	R: 0 E: 0 K: 0 S: 2	H: 0 LOB: 0 BB: 1 P: 6	R: 0 E: 0 K: 0 S: 3	H: 2 LOB: 1 BB: 0 P: 3
--------------	------------------------------	---------------------------------	------------------------------	---------------------------------	------------------------------	---------------------------------	------------------------------	---------------------------------	------------------------------	---------------------------------	------------------------------	---------------------------------	------------------------------	---------------------------------	------------------------------	---------------------------------


PITCHER	IP	WLS	BF	H	R	ER	SO	BB	IBB	HBP	BLK	WP	HR	S	P	ERA	WHIP
Sonny Siebert, R (1, 1) ERA: 3.55	4.0	L	18	6	3	3	2	0	0	0	0	0	1	22	22	6.75	1.500
Orlando Pena, R (5, 1) ERA: 1.54	2.0		6	0	0	0	1	1	0	0	0	0	0	7	11	0.00	0.500
Mike Thompson, R (7, 1) ERA: 5.56	2.0		6	2	0	0	0	1	0	0	0	0	0	5	9	0.00	1.500

**BOTTOM**

AB	R	H	RBI	BB	SO	LOB
4	0	1	0	0	0	1
0	0	0	0	0	0	0
0	0	0	0	0	0	0

**St. Louis Cardinals @ Montreal Expos**  
**Jarry Park, Montreal, QB**  
 Sat May 11 1974, 7:05 PM EDT  
 Att. 11,730 - Unknown

AB	28
R	3
H	8
RBI	3
BB	2
SO	3
LOB	9



1B:	7	SF:	0	WP:	0	PA:	31
2B:	2	SAC:	0	PB:	0		
3B:	0	DP:	3	SB:	0		
HR:	1	HBP:	0	CS:	2		

PITCHER	IP	WLS	BF	H	R	ER	SO	BB	IBB	HBP	BLK	WP	HR	S	P	ERA	WHIP
---------	----	-----	----	---	---	----	----	----	-----	-----	-----	----	----	---	---	-----	------

Batter	1	2	3	4	5	6	7	8	9	AB R H RBI BB SO LOB	TOP									
Bud Harrelson, S OBP: 0.432, SLG: 0.302 (1, 6)	0-0 1B SF8 1B		0-0 F8 1B		0-0 L6 1B		0-0 1B 1B		0-0 P6 1B	5 1 2 0 0 0 0										
Ken Boswell, L OBP: 0.462, SLG: 0.417 (1, 4)	0-0 1-3 1B		0-0 HR 1B		0-0 F7 1B		0-0 FC6-4 1B		0-0 BB 1B	4 1 3 0 0 0 0 1 0 1 0 0 0 0										
Cleon Jones, R OBP: 0.310, SLG: 0.353 (1, 7)	0-0 SF8 3-H		0-0 HR 1-H		0-0 F9 1-2f		0-0 FC6-4 1-2f		0-3 K S	4 1 1 3 0 1 3 0 0 0 0 0 0 0										
Rusty Staub, L OBP: 0.340, SLG: 0.477 (1, 9)	0-0 F7 3-H		0-0 F8 3		0-0 G3 3		0-0 WP BB BB		4-0 BB BB BB 1-2 BB	3 0 0 0 2 0 1										
John Milner, L OBP: 0.314, SLG: 0.388 (1, 3)	0-0 4-3 3		0-0 1B 3		0-0 F8 3		0-0 WP BB 1-2 BB		0-0 F8 3	4 0 1 0 1 0 3										
Dave Schneck, L OBP: 0.302, SLG: 0.444 (1, 8)		0-0 P6 1		0-0 F8 1		0-0 HR 2B S		0-3 K 1		4 1 1 0 0 1 3										
Wayne Garrett, L OBP: 0.260, SLG: 0.355 (1, 5)		0-0 F7 2		0-0 P5 2		0-0 F7 1 S		0-3 K 2		4 0 0 0 0 1 4										
Jerry Grote, R OBP: 0.330, SLG: 0.451 (1, 2)		0-0 4-3 3		0-0 1-3 3		0-0 HR 2-H HR		4-0 FC5-4 1-2 2-3 IBB		3 1 1 2 1 0 1										
Bob Apodaca, R (1, 1)			0-0 6-3 1		0-0 F8 1		0-0 3-1 2 X		0-0 FC5-4 1-2f	2 0 0 0 0 0 0 2 0 0 0 0 0 3										
Harry Parker, R (6, 1)																				
<b>Inning Stats</b>	R: 1 E: 0 K: 0 S: 5	H: 2 LOB: 1 BB: 0 P: 5	R: 0 E: 0 K: 0 S: 3	H: 0 LOB: 0 BB: 0 P: 3	R: 2 E: 0 K: 0 S: 5	H: 2 LOB: 0 BB: 0 P: 5	R: 0 E: 0 K: 0 S: 4	H: 1 LOB: 1 BB: 0 P: 4	R: 0 E: 0 K: 0 S: 3	H: 0 LOB: 0 BB: 0 P: 3	R: 0 E: 0 K: 0 S: 7	H: 4 LOB: 2 BB: 0 P: 7	R: 0 E: 0 K: 2 S: 7	H: 0 LOB: 3 BB: 3 P: 19	R: 0 E: 0 K: 1 S: 6	H: 1 LOB: 2 BB: 1 P: 10	1B: 7 2B: 1 3B: 0 HR: 2	SF: 1 SAC: 0 DP: 0 HBP: 0	WP: 1 PB: 0 SB: 0 CS: 0	PA: 41
<b>PITCHER</b>	IP WLS BF H R ER SO BB IBB HBP BLK WP HR S P ERA WHIP																			
Bob Gibson, R (1, 1) ERA: 5.01	6.2 L 28 8 5 5 0 0 0 0 0 0 0 2 28 28 6.75 1.200																			
Rich Folkers, L (7, 1) ERA: 2.61	0.1 2 1 0 0 0 0 0 0 0 0 0 0 2 2 0.00 3.000																			
Pete Richert, L (8, 1) ERA: 4.91	0.0 2 0 0 0 0 2 0 0 0 0 0 0 0 8 ∞ ∞																			
Al Hrabosky, L (8, 1) ERA: 4.58	2.0 9 1 0 0 3 1 1 0 0 1 0 13 21 0.00 1.000																			

**New York Mets @ St. Louis Cardinals**  
 Busch Stadium, St. Louis, MO  
 Mon May 13 1974, 7:05 PM CDT  
 Att. 12,653 - Unknown

[livebaseballscorecards.com](http://livebaseballscorecards.com)

<b>AB</b>	36
<b>R</b>	5
<b>H</b>	10
<b>RBI</b>	5
<b>BB</b>	4
<b>SO</b>	3
<b>LOB</b>	18



Batter	1	2	3	4	5	6	7	8	9	AB R H RBI BB SO LOB
Lou Brock, L (1, 7) OBP: 0.375, SLG: 0.409	0-3 K		0-0 4-3		0-0 G3		0-0 4-3		0-3 K	5 0 0 1 0 2 1
Ted Sizemore, R (1, 4) OBP: 0.387, SLG: 0.375	0-0 6-3		0-0 1B		0-0 1B		0-0 1-3			4 0 2 1 0 0 0
Reggie Smith, S (1, 9) OBP: 0.417, SLG: 0.592	0-0 FC4-6		0-0 1B		0-0 P4		0-0 F9			4 0 2 0 0 0 1
Ted Simmons, S (1, 2) OBP: 0.318, SLG: 0.390	0-0 FC4-6		0-0 F8			4-0 WP		0-0 FC4-6		3 1 1 0 1 0 3
Bake McBride, L (1, 8) OBP: 0.337, SLG: 0.383		0-0 4-3		0-0 6-3		0-0 P6		0-0 FC4-6		4 0 0 0 0 0 2
Tim McCarver, L (1, 3) OBP: 0.304, SLG: 0.222		0-0 F8		0-0 4-3		4-0 1B		0-0 FC4-6		3 0 0 0 1 0 1
Ken Reitz, R (1, 5) OBP: 0.373, SLG: 0.458		0-0 1B		0-0 6-3		0-0 WP		0-0 FC5-4		4 0 2 1 0 0 1
Luis Alvarado, R (1, 6) OBP: 0.118, SLG: 0.121		0-0 F8			0-0 G3		0-0 6-3		0-0 G5-4-3	3 1 1 0 0 0 2
Luis Melendez, R (9, PH) OBP: 0.393, SLG: 0.538					0-0 1B		0-0 1B		0-0 1B	1 0 1 0 0 0 0
Bob Gibson, R (1, 1) OBP: 0.235, SLG: 0.294			0-3 K		0-0 5-3		0-0 4-3		0-0 G5-4-3	2 0 0 0 0 0 1 1
Rich Fulkers, L (7, 1)										0 0 0 0 0 0 0 0
Jose Cruz, L (7, PH) OBP: 0.269, SLG: 0.435										1 1 1 0 0 0 0 0
Pete Richert, L (8, 1)										0 0 0 0 0 0 0 0
Al Hrabosky, R (8, 1)										0 0 0 0 0 0 0 0
Jim Hickman, R (9, PH) OBP: 0.320, SLG: 0.522										1 0 0 0 0 0 0 1

Inning Stats	R: 0	H: 1	E: 0	K: 1	S: 6	LOB: 1	BB: 0	P: 6	R: 0	H: 1	E: 0	K: 0	S: 4	LOB: 1	BB: 0	P: 4	R: 0	H: 2	E: 0	K: 1	S: 7	LOB: 2	BB: 0	P: 7	R: 0	H: 0	E: 0	K: 0	S: 3	LOB: 0	BB: 0	P: 3	R: 1	H: 2	E: 0	K: 0	S: 5	LOB: 1	BB: 0	P: 5	R: 1	H: 1	E: 0	K: 0	S: 3	LOB: 1	BB: 2	P: 11	R: 1	H: 1	E: 0	K: 0	S: 4	LOB: 0	BB: 0	P: 4	R: 0	H: 1	E: 0	K: 0	S: 4	LOB: 1	BB: 0	P: 4	R: 0	H: 1	E: 0	K: 1	S: 5	LOB: 0	BB: 0	P: 5	1B: 8	SF: 0	2B: 1	SAC: 0	3B: 1	DP: 1	HR: 0	HBP: 0	WP: 3	PA: 37
PITCHER	IP	WLS	BF	H	R	ER	SO	BB	IBB	HBP	BLK	WP	HR	S	P	ERA	WHIP																																																																	
Bob Apodaca, R (1, 1) ERA: 6.32	5.0	W	22	6	2	2	2	1	0	0	0	0	0	25	29	3.60	1.400																																																																	
Harry Parker, R (6, 1) ERA: 3.66	4.0	S	15	4	1	1	1	1	0	0	0	2	0	16	20	2.25	1.250																																																																	

BOTTOM

New York Mets @ St. Louis Cardinals  
 Busch Stadium, St. Louis, MO  
 Mon May 13 1974, 7:05 PM CDT  
 Att. 12,653 - Unknown

livebaseballscores.com

AB	35
R	3
H	10
RBI	3
BB	2
SO	3
LOB	13



Batter	1	2	3	4	5	6	7	8	9	AB R H RBI BB SO LOB	TOP												
Bud Harrelson, S (1, 6) OBP: 0.434, SLG: 0.303 Ted Martinez, R (8, 6) OBP: 0.250, SLG: 0.455	0-0 L5-3 1B			0-3 K		0-3 K		4-0 1B BB		3 0 1 0 1 2 0 0 0 0 0 0 0 0													
Felix Millan, R (1, 4) OBP: 0.387, SLG: 0.369	0-0 L5-3 1-2			0-0 F8		0-0 6-3		0-0 1B 1-2 2-3		4 0 1 0 0 0 1													
Cleon Jones, R (1, 7) OBP: 0.308, SLG: 0.350 George Theodore, R (8, 7)	0-3 K			0-0 1B			0-0 F9	0-0 F9		4 0 1 0 0 1 3 0 0 0 0 0 0 0													
Rusty Staub, L (1, 9) OBP: 0.331, SLG: 0.462		0-0 4-3		0-0 F7			0-0 F7		0-0 P5	4 0 0 0 0 0 1													
John Milner, L (1, 3) OBP: 0.319, SLG: 0.411		0-3 K			0-0 1-3		4-0 BB		0-0 HR	3 1 1 1 1 1 0													
Dave Schneck, L (1, 8) OBP: 0.290, SLG: 0.426		0-3 K			0-3 K		0-0 F6		0-0 6-3	4 0 0 0 0 2 1													
Wayne Garrett, L (1, 5) OBP: 0.268, SLG: 0.355			0-0 6-3		4-0 BB			0-0 F8	0-0 1B 1B	3 0 1 0 1 0 0													
Jerry Grote, R (1, 2) OBP: 0.319, SLG: 0.435 Ron Hodges, L (8, 2) OBP: 0.281, SLG: 0.419			0-0 F3		0-3 K			0-0 E6 1B PB	0-0 1B 1-2 1B	3 0 0 0 0 1 1 1 0 1 0 0 0 0													
Jerry Koosman, R (1, 1) OBP: 0.136, SLG: 0.095 Bob Miller, R (7, 1) OBP: 0.333, SLG: 0.667 Ken Boswell, L (8, PH) OBP: 0.444, SLG: 0.400 Tug McGraw, R (8, 1) Ray Sadecki, L (8, 1) Ed Kranepool, L (8, PH) OBP: 0.333, SLG: 0.294			0-3 K		0-3 K			0-0 F8 1-2	0-0 L3	2 0 0 0 0 2 0 0 0 0 0 0 0 0 1 0 0 0 0 0 1 0 0 0 0 0 0 0 0 0 0 0 0 0 0 1 0 0 0 0 0 2													
<b>Inning Stats</b>	R: 0 E: 0 K: 1 S: 5	H: 1 LOB: 0 BB: 0 P: 5	R: 0 E: 0 K: 2 S: 7	H: 0 LOB: 0 BB: 0 P: 7	R: 0 E: 0 K: 1 S: 5	H: 0 LOB: 0 BB: 0 P: 5	R: 0 E: 0 K: 1 S: 6	H: 1 LOB: 1 BB: 0 P: 6	R: 0 E: 0 K: 2 S: 7	H: 0 LOB: 1 BB: 1 P: 11	R: 0 E: 0 K: 2 S: 7	H: 0 LOB: 0 BB: 0 P: 7	R: 0 E: 0 K: 0 S: 3	H: 0 LOB: 1 BB: 1 P: 7	R: 0 E: 1 K: 0 S: 5	H: 1 LOB: 3 BB: 1 P: 9	R: 1 E: 0 K: 0 S: 6	H: 3 LOB: 2 BB: 0 P: 6	1B: 5 2B: 1 3B: 0 HR: 1	SF: 0 SAC: 0 DP: 1 HBP: 0	WP: 0 PB: 1 SB: 0 CS: 0	PA: 36	
<b>PITCHER</b> Lynn McGlothen, R (1, 1) ERA: 3.09	IP: 9.0 WLS: W BF: 36 H: 6 R: 1 ER: 1 SO: 9 BB: 3 IBB: 0 HBP: 0 BLK: 0 WP: 0 HR: 1 S: 51 P: 63 ERA: 1.00 WHIP: 1.000											<b>PITCHER</b>	IP: 9.0 WLS: W BF: 36 H: 6 R: 1 ER: 1 SO: 9 BB: 3 IBB: 0 HBP: 0 BLK: 0 WP: 0 HR: 1 S: 51 P: 63 ERA: 1.00 WHIP: 1.000										

**New York Mets @ St. Louis Cardinals**  
 Busch Stadium, St. Louis, MO  
 Wed May 15 1974, 7:05 PM CDT  
 Att: 12,096 - Unknown

livebaseballscorecards.com

**AB** 33  
**R** 1  
**H** 6  
**RBI** 1  
**BB** 3  
**SO** 9  
**LOB** 10



Batter	1	2	3	4	5	6	7	8	9	AB	R	H	RBI	BB	SO	LOB
Lou Brock, L (1, 7) OBP: 0.372, SLG: 0.404 Jose Cruz, L (8, 7) OBP: 0.296, SLG: 0.542	0-0 S 1B	0-0 6-3			0-0 1-3		0-0 1-3	0-0 1-H HR 3B		4	1	1	0	0	0	1
Ted Sizemore, R (1, 4) OBP: 0.398, SLG: 0.383 Tom Heintzelman, R (7, PR) OBP: 0.667, SLG: 1.400	4-0 1-2 1B BB		0-3 K			0-0 HR 1B	0-0 3B 1B	0-0 3-H HR		3	1	2	0	1	1	0
Reggie Smith, S (1, 9) OBP: 0.424, SLG: 0.628 Bake McBride, L (9, 8) OBP: 0.337, SLG: 0.383	0-0 F7		4-0 G6-3 BB			0-0 L7	0-0 1-H HR 3B	0-0 3-H HR		4	2	2	2	1	0	3
Ted Simmons, S (1, 2) OBP: 0.321, SLG: 0.439	0-0 F8		0-0 G6-3 1-2f			0-0 1-H HR	0-0 3-H HR	0-0 P5		5	2	2	4	0	0	3
Jim Hickman, R (1, 3) OBP: 0.357, SLG: 0.538 Joe Torre, R (7, 3) OBP: 0.342, SLG: 0.386	0-0 1-2 2-H FC6-4 1B			0-0 P5		0-0 1B 1B	0-0 3-H HR 1B			3	0	2	1	0	0	0
Luis Melendez, R (1, 8) OBP: 0.375, SLG: 0.500	0-0 1-2f FC6-4			0-0 6-3		0-0 1-2 1B	0-0 1-2f FC6-4			4	0	1	0	0	0	3
Ken Reitz, R (1, 5) OBP: 0.369, SLG: 0.452		0-0 5-3		0-0 F5		0-0 F8		0-0 G6-4-3 1B		4	0	1	0	0	0	2
Mike Tyson, R (1, 6) OBP: 0.247, SLG: 0.236			0-0 1B		0-0 F3	0-0 6-3		0-0 1-2f G6-4-3		4	0	1	0	0	0	3
Lynn McGlothen, L (1, 1) OBP: 0.333, SLG: 0.389		0-3 K			0-3 K		0-3 K	0-0 3B 1B		4	1	1	0	0	3	1

Inning Stats	R: 1	H: 2	E: 0	K: 0	S: 5	LOB: 2	BB: 1	P: 9	R: 0	H: 1	E: 0	K: 1	S: 6	LOB: 1	BB: 0	P: 6	R: 0	H: 0	E: 0	K: 1	S: 4	LOB: 0	BB: 1	P: 8	R: 0	H: 0	E: 0	K: 0	S: 3	LOB: 0	BB: 0	P: 3	R: 0	H: 0	E: 0	K: 1	S: 5	LOB: 0	BB: 0	P: 5	R: 2	H: 4	E: 0	K: 0	S: 7	LOB: 2	BB: 0	P: 7	R: 3	H: 4	E: 0	K: 1	S: 9	LOB: 1	BB: 0	P: 9	R: 4	H: 5	E: 0	K: 0	S: 7	LOB: 0	BB: 0	P: 7
--------------	------	------	------	------	------	--------	-------	------	------	------	------	------	------	--------	-------	------	------	------	------	------	------	--------	-------	------	------	------	------	------	------	--------	-------	------	------	------	------	------	------	--------	-------	------	------	------	------	------	------	--------	-------	------	------	------	------	------	------	--------	-------	------	------	------	------	------	------	--------	-------	------

PITCHER	IP	WLS	BF	H	R	ER	SO	BB	IBB	HBP	BLK	WP	HR	S	P	ERA	WHIP
Jerry Koosman, L (1, 1) ERA: 2.66	6.2	L	32	11	6	6	4	2	0	0	0	0	2	38	46	8.10	1.950
Bob Miller, R (7, 1) ERA: 4.11	0.1		1	0	0	0	0	0	0	0	0	0	0	1	1	0.00	0.000
Tug McGraw, L (8, 1) ERA: 9.0	0.2		5	4	3	3	0	0	0	0	0	0	1	5	5	40.50	6.000
Ray Sadecki, L (8, 1) ERA: 10.64	0.1		2	1	1	1	0	0	0	0	0	0	1	2	2	27.00	3.000

**BOTTOM**

**New York Mets @ St. Louis Cardinals**  
 Busch Stadium, St. Louis, MO  
 Wed May 15 1974, 7:05 PM CDT  
 Att. 12,096 - Unknown

<b>AB</b>	<b>38</b>
<b>R</b>	<b>10</b>
<b>H</b>	<b>16</b>
<b>RBI</b>	<b>10</b>
<b>BB</b>	<b>2</b>
<b>SO</b>	<b>4</b>
<b>LOB</b>	<b>16</b>

livebaseballscorecards.com



<b>WP:</b> 0	<b>PA:</b> 40
<b>PB:</b> 0	
<b>SB:</b> 1	
<b>CS:</b> 0	

Batter	1	2	3	4	5	6	7	8	9	AB R H RBI BB SO LOB	TOP										
<b>Bud Harrelson, S</b> (1, 6) OBP: 0.440, SLG: 0.320	0-0 F8	4-0 FC4-6 BB			0-0 1B 1B	0-0 2B			0-0 F7	4 1 2 0 1 0 0											
<b>Felix Millan, R</b> (1, 4) OBP: 0.388, SLG: 0.366	0-0 6-3	0-0 FC4-6 1-2f			0-0 1B 2B 1B	0-0 F8			4-0 G3 BB	4 1 1 0 1 0 2											
<b>Rusty Staub, L</b> (1, 9) OBP: 0.333, SLG: 0.460	0-0 BB 1B		0-0 4-3		0-0 2B 2B 1B	0-0 P5			0-0 G3	5 1 2 1 0 0 2											
<b>Cleon Jones, R</b> (1, 7) OBP: 0.312, SLG: 0.354 <b>Dave Schneck, L</b> (9, 7) OBP: 0.290, SLG: 0.426	4-0 1-2 BB		0-0 F9		0-0 1-3 2-H 2B 2B				0-0 F8	4 1 1 1 1 0 1 0 0 0 0 0 0 0											
<b>John Milner, L</b> (1, 3) OBP: 0.318, SLG: 0.402	0-3 K		0-0 F9		4-0 2B IBB			0-0 P6		3 0 0 0 1 1 2											
<b>Jerry Grote, R</b> (1, 2) OBP: 0.316, SLG: 0.420		4-0 HR BB		0-3 K	0-0 F9			0-0 P6		3 1 0 0 1 1 3											
<b>Ted Martinez, R</b> (1, 5) OBP: 0.267, SLG: 0.500 <b>Wayne Garrett, L</b> (7, 5) OBP: 0.266, SLG: 0.351		0-0 F9		0-0 P6	0-0 1-3 2-H 3-H 2B			0-0 F8		3 0 1 2 0 0 1 1 0 0 0 0 0 0											
<b>Don Hahn, R</b> (1, 8) OBP: 0.372, SLG: 0.526		0-0 1-H HR		4-0 BB	0-0 G1-5-2-5			0-3 K		3 1 1 2 1 1 2											
<b>George Stone, L</b> (1, 1) OBP: 0.067, SLG: 0.067 <b>Harry Parker, R</b> (7, 1)		0-0 4-3		0-0 3-1	0-3 K			0-0 F3		3 0 0 0 0 1 1 1 0 0 0 0 0 0											
<b>Inning Stats</b>	R: 0 E: 0 K: 1 S: 6	H: 1 LOB: 2 BB: 1 P: 10	R: 2 E: 0 K: 0 S: 4	H: 1 LOB: 1 BB: 2 P: 12	R: 0 E: 0 K: 0 S: 3	H: 0 LOB: 0 BB: 0 P: 3	R: 0 E: 0 K: 1 S: 5	H: 0 LOB: 1 BB: 1 P: 9	R: 4 E: 0 K: 0 S: 7	H: 5 LOB: 1 BB: 1 P: 11	R: 0 E: 0 K: 1 S: 6	H: 1 LOB: 1 BB: 0 P: 6	R: 0 E: 0 K: 0 S: 3	H: 0 LOB: 0 BB: 0 P: 3	R: 0 E: 0 K: 1 S: 5	H: 0 LOB: 0 BB: 0 P: 5	R: 0 E: 0 K: 0 S: 3	H: 0 LOB: 1 BB: 1 P: 7	1B: 4 2B: 4 3B: 0 HR: 1	SF: 0 SAC: 0 DP: 1 HBP: 0	WP: 0 PA: 40 PB: 0 SB: 0 CS: 0
<b>PITCHER</b>	IP WLS BF H R ER SO BB IBB HBP BLK WP HR S P ERA WHIP																				
<b>John Curtis, L</b> (1, 1) ERA: 5.28	4.0 L 22 6 6 6 2 4 0 0 0 0 1 22 38 13.50 2.500																				
<b>Mike Thompson, R</b> (5, 1) ERA: 5.11	1.0 4 1 0 0 0 0 0 1 0 0 0 0 3 7 0.00 1.000																				
<b>Rich Folkers, L</b> (6, 1) ERA: 2.19	2.0 7 1 0 0 1 0 0 0 0 0 0 0 9 9 0.00 0.500																				
<b>Mike Garman, R</b> (8, 1) ERA: 1.45	2.0 7 0 0 0 1 1 0 0 0 0 0 0 8 12 0.00 0.500																				

**New York Mets @ St. Louis Cardinals**  
 Busch Stadium, St. Louis, MO  
 Thu May 16 1974, 3:33 AM CDT  
 Att: 14,307 - Unknown

[livebaseballscorecards.com](http://livebaseballscorecards.com)

<b>AB</b>	34
<b>R</b>	6
<b>H</b>	8
<b>RBI</b>	6
<b>BB</b>	6
<b>SO</b>	4
<b>LOB</b>	14









Batter	1	2	3	4	5	6	7	8	9
<b>Lou Brock, L</b> (1, 7) OBP: 0.369, SLG: 0.396									
<b>Ted Sizemore, R</b> (1, 4) OBP: 0.402, SLG: 0.391									
<b>Luis Melendez, R</b> (8, PR) OBP: 0.343, SLG: 0.455									
<b>Tom Heintzelman, R</b> (9, 4) OBP: 0.571, SLG: 1.167									
<b>Reggie Smith, S</b> (1, 9) OBP: 0.441, SLG: 0.632									
<b>Jose Cruz, L</b> (6, PR) OBP: 0.276, SLG: 0.500									
<b>Ted Simmons, S</b> (1, 2) OBP: 0.322, SLG: 0.458									
<b>Bake McBride, L</b> (1, 8) OBP: 0.355, SLG: 0.388									
<b>Ken Reitz, R</b> (1, 5) OBP: 0.370, SLG: 0.447									
<b>Joe Torre, R</b> (1, 3) OBP: 0.352, SLG: 0.383									
<b>Mike Tyson, R</b> (1, 6) OBP: 0.260, SLG: 0.260									
<b>Alan Foster, R</b> (1, 1) OBP: 0.222, SLG: 0.176									
<b>Rich Folkers, L</b> (6, 1)									
<b>Mike Garman, R</b> (7, 1)									
<b>Al Hrabosky, R</b> (8, 1)									
<b>Orlando Pena, R</b> (8, 1) OBP: 1.000, SLG: 1.000									

Inning Stats	R: 5 E: 0 K: 0 S: 9	H: 6 LOB: 3 BB: 2 P: 17	R: 0 E: 0 K: 0 S: 4	H: 1 LOB: 3 BB: 2 P: 12	R: 0 E: 0 K: 1 S: 5	H: 0 LOB: 0 BB: 0 P: 5	R: 1 E: 0 K: 0 S: 4	H: 1 LOB: 1 BB: 1 P: 8	R: 0 E: 0 K: 1 S: 5	H: 0 LOB: 0 BB: 0 P: 5	R: 2 E: 1 K: 0 S: 6	H: 4 LOB: 2 BB: 0 P: 6	R: 0 E: 0 K: 0 S: 3	H: 1 LOB: 0 BB: 0 P: 3	R: 1 E: 0 K: 0 S: 4	H: 1 LOB: 1 BB: 0 P: 4
<b>1B: 13</b>	<b>SF: 1</b>	<b>WP: 0</b>	<b>PA: 41</b>													

PITCHER	IP	WLS	BF	H	R	ER	SO	BB	IBB	HBP	BLK	WP	HR	S	P	ERA	WHIP
<b>Steve Stone, R</b> (1, 1) ERA: 4.78	0.1		7	5	5	5	0	1	0	0	0	0	1	6	10	135.00	18.000
<b>Jim Todd, R</b> (1, 1) ERA: 3.38	3.2		18	3	1	1	1	3	1	0	0	0	0	16	32	2.46	1.636
<b>Ray Burris, R</b> (5, 1) ERA: 5.4	2.0		9	4	2	2	1	0	0	0	0	0	0	11	11	9.00	2.000
<b>Dave LaRoche, L</b> (7, 1) ERA:	1.0		3	1	0	0	0	0	0	0	0	0	0	3	3	0.00	1.000
<b>Bill Bonham, R</b> (8, 1) ERA: 4.21	1.0	L	4	1	1	1	0	0	0	0	1	0	0	4	4	9.00	1.000

**BOTTOM**

**Chicago Cubs @ St. Louis Cardinals**  
 Busch Stadium, St. Louis, MO  
 Fri May 17 1974, 7:05 PM CDT  
 Att. 21,691 - Unknown

AB	35
R	9
H	14
RBI	9
BB	5
SO	2
LOB	20

Batter	1	2	3	4	5	6	7	8	9	AB R H RBI BB SO LOB	TOP											
Don Kessinger, S (1, 6) OBP: 0.361, SLG: 0.333	0-0 F7		0-0 E4 6-3 SH5-3		0-0 1B G5-2-3 1B		0-0 1B			4 0 2 0 0 0 1	<p>Chicago Cubs @ St. Louis Cardinals</p> <p>Busch Stadium, St. Louis, MO</p> <p>Sat May 18 1974, 7:05 PM CDT</p> <p>Att. 33,598 - Sunny - 80 F</p>											
Matt Alexander, S (1, 5) OBP: 0.444, SLG: 0.667	0-0 1B S 1B		0-0 SH5-3		0-0 1B		0-0 1B			3 1 3 0 0 0 0												
Billy Williams, L (1, 3) OBP: 0.417, SLG: 0.526	0-0 1B 1-H		0-0 6-3		0-0 1B		0-0 G3			4 0 2 2 0 0 3												
Jose Cardenal, R (1, 9) OBP: 0.347, SLG: 0.441	0-3 K		0-3 K		0-0 G5-2-3 3-HF		0-0 6-3			4 0 0 0 0 2 5												
Chris Ward, L (1, 7) OBP: 0.333, SLG: 0.276	0-0 G3			0-0 F9		0-0 F9		0-0 4-3		4 0 0 0 0 0 1												
Jerry Morales, R (1, 8) OBP: 0.269, SLG: 0.320		0-0 4-3		0-0 F8		0-3 K		0-0 F8		4 0 0 0 0 1 0												
Vic Harris, S (1, 4) OBP: 0.299, SLG: 0.250		0-0 F9		0-0 E4 S		0-0 G3		0-0 P5		4 0 0 0 0 0 0												
Tom Lundstedt, S (1, 2) Gonzalo Marquez, L (7, PH) George Mitterwald, R (7, 2) OBP: 0.300, SLG: 0.347		0-0 L5		0-0 5-3			0-0 F8		0-0 F9	2 0 0 0 0 0 1 1 0 0 0 0 0 0 1 0 0 0 0 0 0												
Rick Reuschel, R (1, 1) OBP: 0.222, SLG: 0.333 Jim Krimmel, L (2, 1) Jim Tyrone, R (5, PH) Ray Burris, R (5, 1) Andre Thornton, R (7, PH) Dave LaRoche, L (7, 1) Carmen Fanzone, R (9, PH) OBP: 0.333, SLG: 0.279			4-0 SH5-3 E 6-3 BB		0-0 F9		0-3 K		0-0 F9	0 0 0 0 0 0 0 0 1 0 0 1 0 0 1 0 0 0 0 0 0 0 0 0 0 0 0 0 1 0 0 0 0 1 0 0 0 0 0 0 0 0 1 0 0 0 0 0 0												
<b>Inning Stats</b>	R: 1 E: 0 K: 1 S: 7	H: 2 LOB: 1 BB: 0 P: 7	R: 0 E: 0 K: 0 S: 3	H: 0 LOB: 0 BB: 0 P: 3	R: 1 E: 1 K: 1 S: 6	H: 0 LOB: 1 BB: 1 P: 10	R: 0 E: 1 K: 0 S: 4	H: 0 LOB: 1 BB: 0 P: 4	R: 0 E: 0 K: 0 S: 5	H: 3 LOB: 2 BB: 0 P: 5	R: 0 E: 0 K: 1 S: 5	H: 0 LOB: 0 BB: 0 P: 5	R: 0 E: 0 K: 1 S: 7	H: 2 LOB: 2 BB: 0 P: 7	R: 0 E: 0 K: 0 S: 3	H: 0 LOB: 0 BB: 0 P: 3	R: 0 E: 0 K: 0 S: 3	H: 0 LOB: 0 BB: 0 P: 3	1B: 7 2B: 0 3B: 0 HR: 0	SF: 0 SAC: 1 DP: 1 HBP: 0	WP: 0 PB: 0 SB: 2 CS: 0	PA: 36
<b>PITCHER</b> Sonny Siebert, R (1, 1) ERA: 3.06	IP: 9.0 WLS: W BF: 36 H: 7 R: 2 ER: 1 SO: 4 BB: 1 IBB: 0 HBP: 0 BLK: 0 WP: 0 HR: 0 S: 43 P: 47 ERA: 1.00 WHIP: 0.889											<b>PITCHER</b>	IP: 0 WLS: 0 BF: 0 H: 0 R: 0 ER: 0 SO: 0 BB: 0 IBB: 0 HBP: 0 BLK: 0 WP: 0 HR: 0 S: 0 P: 0 ERA: 0.00 WHIP: 0.00									

livebaseballscorecards.com

AB	34
R	2
H	7
RBI	2
BB	1
SO	4
LOB	11



Batter	1	2	3	4	5	6	7	8	9
Lou Brock, L (1, 7) Luis Melendez, R (8, 7) OBP: 0.364, SLG: 0.389 OBP: 0.343, SLG: 0.455									
Ted Sizemore, R (1, 4) Tom Heintzelman, R (8, 4) OBP: 0.397, SLG: 0.412 OBP: 0.500, SLG: 1.000									
Reggie Smith, S (1, 9) Jose Cruz, L (2, 9) OBP: 0.444, SLG: 0.632 OBP: 0.273, SLG: 0.448									
Ted Simmons, S (1, 2) OBP: 0.345, SLG: 0.474									
Bake McBride, L (1, 8) OBP: 0.374, SLG: 0.447									
Ken Reitz, R (1, 5) OBP: 0.371, SLG: 0.449									
Joe Torre, R (1, 3) OBP: 0.349, SLG: 0.373									
Mike Tyson, R (1, 6) OBP: 0.259, SLG: 0.263									
Sonny Siebert, R (1, 1) OBP: 0.176, SLG: 0.067									

Inning Stats	R: 4 E: 0 K: 0 S: 7	H: 4 LOB: 3 BB: 3 P: 19	R: 2 E: 0 K: 0 S: 5	H: 2 LOB: 1 BB: 1 P: 9	R: 0 E: 0 K: 1 S: 5	H: 0 LOB: 0 BB: 0 P: 5	R: 1 E: 0 K: 1 S: 6	H: 1 LOB: 1 BB: 1 P: 10	R: 0 E: 0 K: 1 S: 5	H: 0 LOB: 0 BB: 0 P: 5	R: 0 E: 0 K: 0 S: 3	H: 0 LOB: 0 BB: 0 P: 3	R: 2 E: 0 K: 1 S: 9	H: 4 LOB: 2 BB: 0 P: 9	R: 2 E: 0 K: 0 S: 5	H: 2 LOB: 0 BB: 0 P: 5
--------------	------------------------------	----------------------------------	------------------------------	---------------------------------	------------------------------	---------------------------------	------------------------------	----------------------------------	------------------------------	---------------------------------	------------------------------	---------------------------------	------------------------------	---------------------------------	------------------------------	---------------------------------

PITCHER	IP	WLS	BF	H	R	ER	SO	BB	IBB	HBP	BLK	WP	HR	S	P	ERA	WHIP
Rick Reuschel, R (1, 1) ERA: 5.13	1.2	L	15	6	6	6	0	3	1	0	0	0	1	11	27	32.40	5.400
Jim Krummel, L (2, 1) ERA: 6.46	2.1		9	1	1	0	2	1	0	0	0	0	0	12	16	0.00	0.857
Ray Burris, R (5, 1) ERA: 4.94	2.0		6	0	0	0	1	0	0	0	0	0	0	8	8	0.00	0.000
Dave LaRoche, L (7, 1) ERA: 6.35	2.0		12	6	4	4	1	0	0	0	0	0	1	14	14	18.00	3.000

AB R H RBI BB SO LOB

5	1	1	0	0	1	5
0	0	0	0	0	0	0
4	1	1	2	0	0	0
1	0	0	0	0	0	0
0	1	0	0	1	0	0
3	1	0	0	1	0	0
4	4	4	0	1	0	0
5	3	4	2	0	1	1
4	0	2	3	0	0	1
3	0	0	0	1	1	4
3	0	1	3	0	0	0
2	0	0	0	1	1	0

AB	34
R	11
H	13
RBI	10
BB	5
SO	4
LOB	11



1B:	10	SF:	2	WP:	0	PA:	42
2B:	1	SAC:	1	PB:	1		
3B:	0	DP:	0	SB:	1		
HR:	2	HBP:	0	CS:	0		

PITCHER	IP	WLS	BF	H	R	ER	SO	BB	IBB	HBP	BLK	WP	HR	S	P	ERA	WHIP
---------	----	-----	----	---	---	----	----	----	-----	-----	-----	----	----	---	---	-----	------

Chicago Cubs @ St. Louis Cardinals  
 Busch Stadium, St. Louis, MO  
 Sat May 18 1974, 7:05 PM CDT  
 Att. 33,598 - Sunny - 80 F

livebaseballscores.com

Batter	1	2	3	4	5	6	7	8	9	AB R H RBI BB SO LOB	TOP
Don Kessinger, S (1, 6) OBP: 0.371, SLG: 0.340	0-0 SH3 2B 1B		0-0 F7	0-0 F7			0-0 SH1-4 1B		4-0 1B BB	4 1 2 0 1 0 2	
Matt Alexander, S (1, 5) Carmen Fanzone, R (9, PH) OBP: 0.455, SLG: 0.600 OBP: 0.346, SLG: 0.295	0-0 SH3 1-2		4-0 BB 2B BB		0-0 4-3		0-0 SH1-4 1-2	0-0 1-3 1B	0-0 1B	1 1 0 0 1 0 0 1 0 1 0 0 0 0	
Billy Williams, L (1, 3) OBP: 0.410, SLG: 0.508	0-0 F9		4-0 2B 1-2 2-3 BB		0-0 G3		0-0 F9	0-0 F5	0-0 F8	4 0 0 0 1 0 4	
Jose Cardenal, R (1, 9) OBP: 0.357, SLG: 0.466	0-0 2-H 2B		0-0 1-3 2-H 3-H 2B		0-0 S 1B		0-0 F7	0-0 F8	0-0 F8	5 1 3 3 0 0 3	
Rick Monday, L (1, 8) OBP: 0.401, SLG: 0.425	0-3 K		4-0 G6-3 IBB		0-0 1-H 1B		0-0 4-3	0-0 4-3	0-0 4-3	3 0 1 1 1 1 1	
Jerry Morales, R (1, 7) OBP: 0.288, SLG: 0.341		0-0 4-3	0-0 G6-3 1-2f		0-0 P6		0-0 HR	0-0 HR	0-0 HR	4 1 1 1 0 0 4	
George Mitterwald, R (1, 2) OBP: 0.289, SLG: 0.333		0-3 K2-3		0-0 6-3		0-3 K	0-0 F9	0-0 F9	0-0 F9	4 0 0 0 0 2 0	
Vic Harris, S (1, 4) OBP: 0.297, SLG: 0.244		0-0 P6		4-0 S BB		0-0 F7	0-0 4-3	0-0 4-3	0-0 4-3	3 0 0 0 1 0 0	
Bill Bonham, R (1, 1) Horacio Pina, R (8, 1) Dave Rosello, R (8, 4) Chris Ward, L (9, PH) OBP: 0.182, SLG: 0.182 OBP: 0.171, SLG: 0.125 OBP: 0.324, SLG: 0.267			0-0 BB 2B 1B	0-0 F9		0-0 1-3		0-0 F2	0-0 F2	3 1 1 0 0 0 1 0 0 0 0 0 0 0 0 0 0 0 0 0 0 1 0 0 0 0 0 0	
<b>Inning Stats</b>	R: 1 H: 2 E: 0 LOB: 1 K: 1 BB: 0 S: 7 P: 7	R: 0 H: 0 E: 0 LOB: 0 K: 1 BB: 0 S: 5 P: 5	R: 2 H: 2 E: 0 LOB: 2 K: 0 BB: 3 S: 4 P: 16	R: 0 H: 0 E: 0 LOB: 1 K: 0 BB: 1 S: 3 P: 7	R: 1 H: 2 E: 0 LOB: 1 K: 0 BB: 0 S: 5 P: 5	R: 0 H: 0 E: 0 LOB: 0 K: 1 BB: 0 S: 5 P: 5	R: 0 H: 1 E: 0 LOB: 1 K: 0 BB: 0 S: 4 P: 4	R: 1 H: 1 E: 0 LOB: 0 K: 0 BB: 0 S: 4 P: 4	R: 0 H: 1 E: 0 LOB: 2 K: 0 BB: 1 S: 4 P: 8	1B: 6 SF: 0 2B: 2 SAC: 2 3B: 0 DP: 1 HR: 1 HBP: 0	WP: 0 PA: 40 PB: 0 SB: 2 CS: 0
<b>PITCHER</b> Bob Gibson, R (1, 1) ERA: 5.07 Al Hrabosky, L (9, 1) ERA: 4.34	IP WLS BF H R ER SO BB IBB HBP BLK WP HR S P ERA WHIP	8.1 W 37 8 5 5 3 4 1 0 0 0 1 38 58 5.40 1.440	0.2 S 3 1 0 0 0 0 0 0 0 0 0 0 3 3 0.00 1.500								

Chicago Cubs @ St. Louis Cardinals  
 Busch Stadium, St. Louis, MO  
 Sun May 19 1974, 3:33 AM CDT  
 Att. 29,371 - Sunny - 89 F

livebaseballscorecards.com

AB	33
R	5
H	9
RBI	5
BB	5
SO	3
LOB	15



Batter	1	2	3	4	5	6	7	8	9	AB	R	H	RBI	BB	SO	LOB
Lou Brock, L (1, 7) OBP: 0.367, SLG: 0.392	0-0 WP BB HR 1B	0-3 K			0-0 S 1B		0-0 F7			4	1	2	0	0	1	0
Tom Heintzelman, R (1, 4) OBP: 0.417, SLG: 0.700	4-0 WP HR BB		0-3 K		0-0 1-3		0-0 5-3			3	1	0	0	1	1	1
Bake McBride, L (1, 8) OBP: 0.378, SLG: 0.472	0-0 1-H 2-H HR		0-0 F5		0-3 K			1-0 2B HBP		3	2	1	3	0	1	1
Ted Simmons, S (1, 2) OBP: 0.355, SLG: 0.504	0-0 F7		0-0 3B		0-0 E SF7-2-4 1B			0-0 BB 1-H 2B		4	1	3	1	0	0	0
Joe Torre, R (1, 3) OBP: 0.346, SLG: 0.395	0-0 HR		0-0 6-3		0-0 E4			0-3 K		4	1	1	1	0	1	3
Ken Reitz, R (1, 5) OBP: 0.361, SLG: 0.436	0-3 K			0-0 F7		0-0 5-3		0-0 F9		4	0	0	0	0	1	3
Jose Cruz, L (1, 9) OBP: 0.297, SLG: 0.419	0-3 K			0-0 F8		4-0 IBB		4-0 BB IBB		2	0	0	0	2	1	0
Mike Tyson, R (1, 6) OBP: 0.255, SLG: 0.257		0-0 6-3		0-3 K		0-0 SF7-2-4		4-0 BB		2	0	0	0	0	1	0
Tim McCarver, L (6, PH) OBP: 0.320, SLG: 0.222							1-2 3-H		1-2 2-3 BB	0	0	0	1	0	0	0
Luis Alvarado, R (7, 6) OBP: 0.143, SLG: 0.121										0	0	0	0	1	0	0
Bob Gibson, R (1, 1) OBP: 0.190, SLG: 0.238		0-0 4-3			0-3 K		0-0 F7		0-0 F7	4	0	0	0	0	1	3
Al Hrabosky, R (9, 1)										0	0	0	0	0	0	0


Inning Stats	R: 4	H: 3	E: 0	K: 2	S: 10	LOB: 0	BB: 1	P: 14	R: 0	H: 0	E: 0	K: 1	S: 5	LOB: 0	BB: 0	P: 5	R: 0	H: 1	E: 0	K: 1	S: 6	LOB: 1	BB: 0	P: 6	R: 0	H: 0	E: 0	K: 1	S: 5	LOB: 0	BB: 0	P: 5	R: 0	H: 1	E: 1	K: 0	S: 4	LOB: 1	BB: 1	P: 8	R: 0	H: 0	E: 0	K: 0	S: 3	LOB: 0	BB: 0	P: 3	R: 1	H: 1	E: 0	K: 1	S: 6	LOB: 3	BB: 2	P: 15
<b>PITCHER</b>	IP	WLS	BF	H	R	ER	SO	BB	IBB	HBP	BLK	WP	HR	S	P	ERA	WHIP																																							
Bill Bonham, R (1, 1) ERA: 4.57	7.0	L	30	6	6	5	7	1	1	1	0	1	2	41	50	6.43	1.000																																							
Horacio Pina, R (8, 1) ERA: 2.38	1.0		6	1	0	0	1	1	1	0	0	0	0	6	14	0.00	2.000																																							

**BOTTOM**

**Chicago Cubs @ St. Louis Cardinals**  
 Busch Stadium, St. Louis, MO  
 Sun May 19 1974, 3:33 AM CDT  
 Att. 29,371 - Sunny - 89 F

<b>AB</b>	<b>30</b>
<b>R</b>	<b>6</b>
<b>H</b>	<b>7</b>
<b>RBI</b>	<b>6</b>
<b>BB</b>	<b>4</b>
<b>SO</b>	<b>8</b>
<b>LOB</b>	<b>11</b>

[livebaseballscorecards.com](http://livebaseballscorecards.com)



WP: 1 PA: 36  
 PB: 0  
 SB: 2  
 CS: 0

Batter	1	2	3	4	5	6	7	8	9	AB R H RBI BB SO LOB	TOP	
Dave Cash, R OBP: 0.364, SLG: 0.405 (1, 4) X	0-0 6-3 ①		0-0 L4 ③		0-0 1B ③		0-0 F3 ③			4 0 1 0 0 0 1		
Larry Bowa, S OBP: 0.299, SLG: 0.371 (1, 6) X	0-0 F9 ②			0-0 1B SF7 1B ③	0-3 K ③			0-3 K ①		4 1 1 0 0 2 1		
Del Unser, L OBP: 0.412, SLG: 0.465 (1, 8) S S S	0-3 K ③			0-0 F8 ①		0-0 CS 1B ③		0-0 5-3 ②		4 0 1 0 0 1 1		
Greg Luzinski, R OBP: 0.303, SLG: 0.353 Bill Robinson, R OBP: 0.307, SLG: 0.367 (8, PR) (8, 7)		0-0 PB 1B ①		0-0 1B 1-3 1B ②		0-0 F8 1-2 ③		0-0 1B ③		4 0 3 0 0 0 1 0 0 0 0 0 0 0		
Tom Hutton, L OBP: 0.292, SLG: 0.455 (1, 3) X	0-0 F9 1-2 ①			0-0 SF7 ②		0-0 F8 ③		0-0 4-3 ③		3 0 0 1 0 0 2		
Mike Schmidt, R OBP: 0.403, SLG: 0.492 (1, 5) S S S	0-3 K ②			0-0 1-2 1B ③		0-0 P4 ①		0-0 F5 ①		4 0 1 0 0 1 1		
Mike Anderson, R OBP: 0.363, SLG: 0.442 (1, 9) S S S	0-3 K ③			0-0 F3 ③		0-0 1B 2B ②		0-0 P3 ②		4 1 1 0 0 1 3		
Bob Boone, R OBP: 0.321, SLG: 0.336 (1, 2) X			0-0 L6 ①		1-0 CS HBP ②		0-0 F9 ②		0-0 4-3 ③	3 0 0 0 0 0 1		
Steve Carlton, L OBP: 0.185, SLG: 0.231 (1, 1) X			0-0 3-1 ②		0-3 K 1-2 ①		0-0 2-H 1B ②			3 0 1 1 0 1 1		
<b>Inning Stats</b>	R: 0 E: 0 K: 1 S: 5 H: 0 LOB: 0 BB: 0 P: 5	R: 0 E: 0 K: 2 S: 8 H: 1 LOB: 1 BB: 0 P: 8	R: 0 E: 0 K: 0 S: 3 H: 0 LOB: 0 BB: 0 P: 3	R: 1 E: 0 K: 0 S: 6 H: 3 LOB: 2 BB: 0 P: 6	R: 0 E: 0 K: 2 S: 7 H: 1 LOB: 1 BB: 0 P: 8	R: 0 E: 0 K: 0 S: 3 H: 1 LOB: 0 BB: 0 P: 3	R: 1 E: 0 K: 0 S: 5 H: 2 LOB: 1 BB: 0 P: 5	R: 0 E: 0 K: 1 S: 6 H: 1 LOB: 1 BB: 0 P: 6	R: 0 E: 0 K: 0 S: 3 H: 0 LOB: 0 BB: 0 P: 3	1B: 8 2B: 1 3B: 0 HR: 0 SF: 1 SAC: 0 DP: 0 HBP: 1	WP: 0 PB: 1 SB: 0 CS: 2 PA: 35	
<b>PITCHER</b> Lynn McGlothen, R ERA: 2.96 Mike Garman, R ERA: 2.66	IP WLS BF H R ER SO BB IBB HBP BLK WP HR S P ERA WHIP											<b>PITCHER</b> IP WLS BF H R ER SO BB IBB HBP BLK WP HR S P ERA WHIP
(1, 1)	8.0 L 32 9 2 2 6 0 0 1 0 0 0 0 43 44 2.25 1.125											(9, 1)
(9, 1)	1.0 3 0 0 0 0 0 0 0 0 0 0 0 3 3 0.00 0.000											

Philadelphia Phillies @ St. Louis Cardinals  
 Busch Stadium, St. Louis, MO  
 Mon May 20 1974, 7:05 PM CDT  
 Att. 12,326 - Unknown

livebaseballscorecards.com

AB	33
R	2
H	9
RBI	2
BB	0
SO	6
LOB	12






Batter	1	2	3	4	5	6	7	8	9	AB R H RBI BB SO LOB
Lou Brock, L (1, 7) OBP: 0.371, SLG: 0.401	0-0 1-4-3		0-0 1B			0-0 F7		0-0 SF8 2B		4 0 2 0 0 0 0
Ted Sizemore, R (1, 4) OBP: 0.386, SLG: 0.398	0-3 K		0-0 F9			0-0 F9		0-0 E5 G5-4-3		4 0 0 0 0 1 4
Luis Melendez, R (1, 9) OBP: 0.308, SLG: 0.417	0-0 6-3		0-0 F9			0-0 F8		0-0 SF8		3 0 0 1 0 0 2
Ted Simmons, S (1, 2) OBP: 0.346, SLG: 0.490		0-0 F3		0-0 4-3			0-0 1-3	0-0 G5-4-3		4 0 0 0 0 0 2
Joe Torre, R (1, 3) OBP: 0.351, SLG: 0.393		0-0 F9		4-0 G5-4-3 BB			0-0 F7		0-0 FC5-4 1B	3 0 1 0 1 0 0
Ken Reitz, R (1, 5) OBP: 0.371, SLG: 0.444		0-0 1B		0-0 G5-4-3 1-2f			0-0 E 1B		0-0 FC5-4 1B	4 0 3 0 0 0 1
Bake McBride, L (1, 8) OBP: 0.366, SLG: 0.455	0-3 K				0-3 K		0-0 E4 1-3		0-0 FC5-4 1-2 2-3	4 0 0 0 0 2 4
Mike Tyson, R (1, 6) OBP: 0.250, SLG: 0.252			0-0 L9		0-0 P4		0-0 6-3		0-3 K	2 0 0 0 0 0 0
Jim Hickman, R (7, PH) OBP: 0.367, SLG: 0.536										1 0 0 0 0 0 2
Luis Alvarado, R (8, 6) OBP: 0.143, SLG: 0.121										0 0 0 0 0 0 0
Tom Heintzelman, R (9, PH) OBP: 0.385, SLG: 0.636										1 0 0 0 0 1 1
Lynn McGlothen, L (1, 1) OBP: 0.350, SLG: 0.400			0-0 1B		0-3 K			0-0 2B SF8 1B		2 0 1 0 0 1 0
Reggie Smith, S (8, PH) OBP: 0.448, SLG: 0.635										1 1 1 0 0 0 0
Mike Garman, R (9, 1)										0 0 0 0 0 0 0

Inning Stats	R: 0	H: 0	E: 0	K: 1	S: 5	R: 0	H: 1	E: 0	K: 1	S: 6	R: 0	H: 2	E: 0	K: 0	S: 5	R: 0	H: 0	E: 0	K: 0	S: 2	R: 0	H: 0	E: 0	K: 2	S: 7	R: 0	H: 0	E: 0	K: 0	S: 3	R: 0	H: 1	E: 1	K: 0	S: 5	R: 1	H: 2	E: 1	K: 0	S: 5	R: 0	H: 2	E: 0	K: 1	S: 6	1B: 7	SF: 1	2B: 2	3B: 0	HR: 0		
Steve Carlton, L (1, 1) ERA: 3.44	IP: 9.0	WLS: W	BF: 35	H: 8	R: 1	ER: 1	SO: 5	BB: 1	IBB: 0	HBP: 0	BLK: 0	WP: 0	HR: 0	S: 44	P: 48	ERA: 1.00	WHIP: 1.000																																			
PITCHER																		IP: 9.0	WLS: W	BF: 35	H: 8	R: 1	ER: 1	SO: 5	BB: 1	IBB: 0	HBP: 0	BLK: 0	WP: 0	HR: 0	S: 44	P: 48	ERA: 1.00	WHIP: 1.000																		

**BOTTOM**

Philadelphia Phillies @ St. Louis Cardinals  
 Busch Stadium, St. Louis, MO  
 Mon May 20 1974, 7:05 PM CDT  
 Att. 12,326 - Unknown

AB	33
R	1
H	8
RBI	1
BB	1
SO	5
LOB	16



WP: 0	PA: 35
PB: 0	CS: 0
SB: 0	
CS: 0	

Batter	1	2	3	4	5	6	7	8	9	AB R H RBI BB SO LOB	TOP											
<b>Dave Cash, R</b> OBP: 0.367, SLG: 0.404 (1, 4) BB BB	4-0 BB E SF9 BB	0-0 SH1-3 1B		0-0 F8			0-0 F7			3 1 1 0 1 0 0												
<b>Larry Bowa, S</b> OBP: 0.300, SLG: 0.370 (1, 6) X	0-0 E6 SF9 BB HR	0-0 SH1-3			0-0 F5		0-0 1B			3 1 1 0 0 0 1												
<b>Mike Schmidt, R</b> OBP: 0.405, SLG: 0.485 (1, 5) BB BB BB	4-0 SF9 HR BB	4-0 G4-3 BB			0-0 F8		0-0 F8			2 1 0 0 2 0 1												
<b>Greg Luzinski, R</b> OBP: 0.301, SLG: 0.348 (1, 7) X	0-0 SF9 1-2 2-3 3-H	0-0 G4-3			4-0 BB		0-0 F9			2 0 0 1 1 0 2												
<b>Bill Robinson, R</b> OBP: 0.305, SLG: 0.392 (1, 8) X	0-0 HR 2-H 3-H		0-0 6-3		0-0 P4		0-0 5-3			4 1 1 3 0 0 1												
<b>Mike Anderson, R</b> OBP: 0.359, SLG: 0.444 (1, 9) X	0-0 2B		0-0 F7		0-0 F9		0-3 K			4 0 1 0 0 1 0												
<b>Tom Hutton, L</b> OBP: 0.289, SLG: 0.435 (1, 3) X	4-0 IBB		0-0 4-3		0-0 F9		0-0 F8			3 0 0 0 1 0 0												
<b>Bob Boone, R</b> OBP: 0.311, SLG: 0.325 (1, 2) X	0-0 F9		0-3 K		0-0 6-3		0-0 5-3			4 0 0 0 0 1 2												
<b>Ed Farmer, R</b> OBP: 0.125, SLG: 0.125 (1, 1) <b>Eddie Watt, R</b> (7, 1) <b>Mac Scarce, L</b> (7, 1)	0-3 K		0-0 4-3		0-3 K		0-3 K			3 0 0 0 0 2 2 0 0 0 0 0 0 0 1 0 0 0 0 1 0												
<b>Inning Stats</b>	R: 4 E: 1 K: 1 S: 8	H: 2 LOB: 2 BB: 3 P: 20	R: 0 E: 0 K: 0 S: 3	H: 1 LOB: 1 BB: 1 P: 7	R: 0 E: 0 K: 0 S: 3	H: 0 LOB: 0 BB: 0 P: 3	R: 0 E: 0 K: 1 S: 5	H: 0 LOB: 0 BB: 0 P: 5	R: 0 E: 0 K: 0 S: 3	H: 0 LOB: 1 BB: 1 P: 7	R: 0 E: 0 K: 0 S: 3	H: 0 LOB: 0 BB: 0 P: 3	R: 0 E: 0 K: 1 S: 6	H: 1 LOB: 1 BB: 0 P: 6	R: 0 E: 0 K: 1 S: 5	H: 0 LOB: 0 BB: 0 P: 5	R: 0 E: 0 K: 1 S: 5	H: 0 LOB: 0 BB: 0 P: 5	1B: 2 2B: 1 3B: 0 HR: 1	SF: 1 SAC: 1 DP: 1 HBP: 0	WP: 0 PB: 0 SB: 0 CS: 0	PA: 36
<b>PITCHER</b> <b>John Curtis, L</b> ERA: 5.83 (1, 1) <b>Mike Thompson, R</b> ERA: 4.5 (1, 1) <b>Mike Garman, R</b> ERA: 2.31 (3, 1) <b>Rich Folkers, L</b> ERA: 2.25 (6, 1) <b>Orlando Pena, R</b> ERA: 1.29 (8, 1)	IP WLS BF H R ER SO BB IBB HBP BLK WP HR S P ERA WHIP	0.1 L 6 2 4 3 0 2 0 0 0 0 1 4 12 81.00 12.000	<b>PITCHER</b> <b>Al Hrabosky, L</b> ERA: 4.12 (9, 1)	IP WLS BF H R ER SO BB IBB HBP BLK WP HR S P ERA WHIP	1.0 L 3 0 0 0 1 0 0 0 0 0 0 0 9 9 0.00 0.500																	

Philadelphia Phillies @ St. Louis Cardinals  
 Busch Stadium, St. Louis, MO  
 Tue May 21 1974, 7:05 PM CDT  
 Att: 11,481 - Unknown

livebaseballscorecards.com

<b>AB</b>	29
<b>R</b>	4
<b>H</b>	4
<b>RBI</b>	4
<b>BB</b>	5
<b>SO</b>	5
<b>LOB</b>	9





Batter	1	2	3	4	5	6	7	8	9	AB R H RBI BB SO LOB	TOP											
Dave Cash, R OBP: 0.368, SLG: 0.406 (1, 4) X	0-0 6-3		0-0 SH5-3 6-4-3 2B		4-0 HR BB		0-0 F9		0-0 F8	4 2 1 0 1 0 0												
Larry Bowa, S OBP: 0.299, SLG: 0.373 (1, 6) X	0-0 S 1B 2B		0-0 SH5-3 2-3		0-0 P6		0-0 4-3		0-0 F8	4 1 1 0 0 0 1												
Del Unser, L OBP: 0.429, SLG: 0.500 (1, 8) X	0-0 BB 2-H 1B		4-0 6-4-3 BB		0-0 1-H HR			1-0 FC5 BB HBP	0-0 F9	3 1 2 3 1 0 0												
Greg Luzinski, R OBP: 0.313, SLG: 0.350 (1, 7) B B B B	4-0 1-2 BB		0-0 6-4-3 1-2 3-H		0-0 S 1B			4-0 BB 1-2 1B BB		2 1 1 1 2 0 1												
Tom Hutton, L OBP: 0.275, SLG: 0.411 (1, 3) X	0-0 F5		0-0 6-3		0-0 3-1 1-2			0-0 FC5 1B 1-2 2-3f		4 1 0 0 0 0 6												
Mike Schmidt, R OBP: 0.401, SLG: 0.474 (1, 5) S S S	0-3 K				0-0 F9			4-0 1B 1-2 2-3 BB		3 1 0 0 1 1 2												
Mike Anderson, R OBP: 0.356, SLG: 0.438 (1, 9) X		0-0 F3			0-0 F2			0-0 1-3 2-H 3-H 1B		4 0 1 2 0 1 0												
Bob Boone, R OBP: 0.302, SLG: 0.317 (1, 2) X		0-0 6-3			0-0 6-3			0-0 SF8		3 0 0 1 0 0 0												
Ron Schueler, R OBP: 0.100, SLG: 0.100 (1, 1) X		0-0 1-3			0-0 P4			0-0 3-H K		4 0 0 0 0 1 1												
<b>Inning Stats</b>	R: 1 E: 0 K: 1 S: 7	H: 2 LOB: 2 BB: 1 P: 11	R: 0 E: 0 K: 0 S: 3	H: 0 LOB: 0 BB: 0 P: 3	R: 1 E: 0 K: 0 S: 4	H: 1 LOB: 1 BB: 1 P: 8	R: 0 E: 0 K: 0 S: 3	H: 0 LOB: 0 BB: 0 P: 3	R: 2 E: 0 K: 0 S: 5	H: 2 LOB: 1 BB: 1 P: 9	R: 0 E: 0 K: 1 S: 5	H: 0 LOB: 0 BB: 0 P: 5	R: 0 E: 0 K: 0 S: 3	H: 0 LOB: 0 BB: 0 P: 3	R: 3 E: 0 K: 1 S: 6	H: 1 LOB: 1 BB: 2 P: 15	R: 0 E: 0 K: 0 S: 3	H: 0 LOB: 0 BB: 0 P: 3	1B: 3 2B: 2 3B: 0 HR: 1	SF: 1 SAC: 1 DP: 0 HBP: 1	WP: 0 PB: 0 SB: 2 CS: 0	PA: 39
<b>PITCHER</b>	IP WLS BF H R ER SO BB IBB HBP BLK WP HR S P ERA WHIP																					
Alan Foster, R ERA: 4.13 (1, 1)	6.0 L 26 5 4 4 2 3 0 0 0 0 0 1 27 39 6.00 1.333																					
Mike Thompson, R ERA: 5.87 (7, 1)	1.1 8 1 3 3 0 2 0 1 0 0 0 5 14 20.25 2.250																					
Orlando Pena, R ERA: 1.23 (8, 1)	0.2 2 0 0 0 1 0 0 0 0 0 0 4 4 0.00 0.000																					
Pete Richert, L ERA: 3.86 (9, 1)	1.0 3 0 0 0 0 0 0 0 0 0 0 3 3 0.00 0.000																					

Philadelphia Phillies @ St. Louis Cardinals  
 Busch Stadium, St. Louis, MO  
 Wed May 22 1974, 7:05 PM CDT  
 Att: 10,587 - Unknown

AB	31
R	7
H	6
RBI	7
BB	5
SO	3
LOB	11




Batter	1	2	3	4	5	6	7	8	9	AB	R	H	RBI	BB	SO	LOB
Lou Brock, L (1, 7) OBP: 0.369, SLG: 0.400	0-0 2B		0-3 K			0-0 P6		0-0 F7		4	0	1	0	0	1	1
Ted Sizemore, R (1, 4) OBP: 0.383, SLG: 0.380	0-0 6-3			0-0 P4		0-0 F7			0-0 P6	4	0	0	0	0	0	1
Reggie Smith, S (1, 9) OBP: 0.429, SLG: 0.614	0-3 K			0-0 L8			0-0 P5		0-0 F5	4	0	0	0	0	1	1
Ted Simmons, S (1, 2) OBP: 0.335, SLG: 0.470	0-0 L8			0-0 F7			0-0 F8		0-0 5-3	4	0	0	0	0	0	1
Joe Torre, R (1, 3) OBP: 0.369, SLG: 0.392		4-0 BB			0-0 F9		1-0 FC6-4 HBP			1	0	0	0	1	0	0
Ken Reitz, R (1, 5) OBP: 0.354, SLG: 0.424		0-0 L3			0-0 L8		0-0 FC6-4			3	0	0	0	0	0	2
Jose Cruz, L (1, 8) OBP: 0.293, SLG: 0.486		0-0 4-3				0-0 HR			0-0 4-3	3	1	1	1	0	0	0
Luis Alvarado, R (1, 6) OBP: 0.135, SLG: 0.114			0-0 F9			0-0 F5		0-3 K		2	0	0	0	0	0	0
Tim McCarver, L (8, PH) OBP: 0.296, SLG: 0.200										1	0	0	0	0	1	0
Mike Tyson, R (9, 6) OBP: 0.246, SLG: 0.248										0	0	0	0	0	0	0
Alan Foster, R (1, 1) OBP: 0.211, SLG: 0.167			0-0 F7			0-3 K		4-0 BB		1	0	0	0	0	0	0
Luis Melendez, R (6, PH) OBP: 0.293, SLG: 0.395										1	0	0	0	0	1	0
Mike Thompson, R (7, 1) OBP: 0.293, SLG: 0.395										0	0	0	0	0	0	0
Orlando Pena, R (8, 1) OBP: 1.000, SLG: 1.000										0	0	0	0	0	0	0
Jim Hickman, R (8, PH) OBP: 0.284, SLG: 0.517										0	0	0	0	1	0	0
Pete Richert, L (9, 1) OBP: 0.284, SLG: 0.517										0	0	0	0	0	0	0

Inning Stats	R: 0	H: 1	E: 0	K: 1	S: 6	LOB: 1	BB: 0	P: 6	R: 0	H: 0	E: 0	K: 0	S: 2	LOB: 0	BB: 1	P: 6	R: 0	H: 0	E: 0	K: 1	S: 5	LOB: 0	BB: 0	P: 5	R: 1	H: 1	E: 0	K: 0	S: 4	LOB: 0	BB: 0	P: 4	R: 0	H: 0	E: 0	K: 1	S: 5	LOB: 0	BB: 0	P: 5	R: 0	H: 0	E: 0	K: 0	S: 3	LOB: 1	BB: 0	P: 4	R: 0	H: 0	E: 0	K: 1	S: 5	LOB: 1	BB: 1	P: 9	R: 0	H: 0	E: 0	K: 0	S: 3	LOB: 0	BB: 0	P: 3
1B: 0	2B: 2	3B: 0	HR: 1	SF: 0	SAC: 0	DP: 1	HBP: 1	WP: 0	PB: 0	SB: 0	CS: 0	PA: 31																																																				

**BOTTOM**

Philadelphia Phillies @ St. Louis Cardinals  
 Busch Stadium, St. Louis, MO  
 Wed May 22 1974, 7:05 PM CDT  
 Att. 10,587 - Unknown

<b>AB</b>	<b>28</b>
<b>R</b>	<b>1</b>
<b>H</b>	<b>2</b>
<b>RBI</b>	<b>1</b>
<b>BB</b>	<b>2</b>
<b>SO</b>	<b>4</b>
<b>LOB</b>	<b>6</b>



Batter	1	2	3	4	5	6	7	8	9	AB R H RBI BB SO LOB	TOP											
Lou Brock, L (1, 7) OBP: 0.372, SLG: 0.399	0-3 K		0-3 K			0-0 S 1B		4-0 BB		3 0 1 0 1 2 0												
Ted Sizemore, R (1, 4) OBP: 0.373, SLG: 0.368	0-0 6-3			0-0 F3		0-0 5-3 1-2		0-0 P6		4 0 0 0 0 0 3												
Reggie Smith, S (1, 9) OBP: 0.419, SLG: 0.597	0-0 4-3			0-3 K			0-0 L8	0-3 K		4 0 0 0 0 2 2												
Ted Simmons, S (1, 2) OBP: 0.339, SLG: 0.477		0-0 P6		0-0 4-3			0-0 1B 1B		0-0 SH1-3 FC3 2B	4 1 2 0 0 0 0												
Bake McBride, L (1, 8) OBP: 0.354, SLG: 0.436		0-3 K			0-0 F7		0-0 L7		0-0 SH1-3 2-3	3 0 0 0 0 1 1												
Joe Torre, R (1, 3) OBP: 0.386, SLG: 0.410 (9, 5)		0-0 2B			1-0 G4-6-3 HBP		0-0 1B		4-0 FC3 IBB	2 0 2 0 1 0 0												
Ken Reitz, R (1, 5) OBP: 0.348, SLG: 0.416 Tim McCarver, L (9, PH) OBP: 0.286, SLG: 0.190 Jim Hickman, R (9, 3) OBP: 0.394, SLG: 0.517		0-0 1-3			0-0 G4-6-3 1-2f		0-3 K		0-0 FC3 1-3 3-H	3 0 0 0 0 1 4 1 0 0 0 0 0 1 0 0 0 0 0 0 0	AB 30 R 1 H 5 RBI 0 BB 3 SO 9 LOB 15											
Luis Alvarado, R (1, 6) OBP: 0.128, SLG: 0.108 Jose Cruz, L (8, PH) OBP: 0.310, SLG: 0.486 Mike Tyson, R (8, 6) OBP: 0.243, SLG: 0.245			0-0 P3			0-0 5-3		4-0 SH1-4 BB	0-3 K	2 0 0 0 0 0 0 0 0 0 0 1 0 0 1 0 0 0 0 1 2												
Sonny Siebert, R (1, 1) OBP: 0.150, SLG: 0.056			0-3 K			0-3 K		0-0 SH1-4 1-2	0-0 4-3	3 0 0 0 0 2 2												
Inning Stats	R: 0 E: 0 K: 1 S: 5	H: 0 LOB: 0 BB: 0 P: 5	R: 0 E: 0 K: 1 S: 6	H: 1 LOB: 1 BB: 0 P: 6	R: 0 E: 0 K: 2 S: 7	H: 0 LOB: 0 BB: 0 P: 7	R: 0 E: 0 K: 1 S: 5	H: 0 LOB: 0 BB: 0 P: 5	R: 0 E: 0 K: 0 S: 2	H: 0 LOB: 0 BB: 0 P: 3	R: 0 E: 0 K: 1 S: 6	H: 1 LOB: 1 BB: 0 P: 6	R: 0 E: 0 K: 1 S: 7	H: 2 LOB: 2 BB: 0 P: 7	R: 0 E: 0 K: 1 S: 5	H: 0 LOB: 2 BB: 2 P: 13	R: 1 E: 0 K: 1 S: 7	H: 1 LOB: 2 BB: 1 P: 11	1B: 3 2B: 2 3B: 0 HR: 0	SF: 0 SAC: 2 DP: 1 HBP: 1	WP: 0 PB: 0 SB: 1 CS: 0	PA: 36
PITCHER Rick Reuschel, R (1, 1) ERA: 4.52	IP 9.0 WLS L BF 36 H 5 R 1 ER 1 SO 9 BB 2 IBB 1 HBP 1 BLK 0 WP 0 HR 0 S 50 P 63 ERA 1.00 WHIP 0.778											PITCHER	IP WLS BF H R ER SO BB IBB HBP BLK WP HR S P ERA WHIP									

St. Louis Cardinals @ Chicago Cubs  
Wrigley Field, Chicago, IL  
Fri May 24 1974, 3:33 AM CDT  
Att. 9,180 - Cloudy

livebaseballscorecards.com





Batter	1	2	3	4	5	6	7	8	9	AB R H RBI BB SO LOB	TOP											
Lou Brock, L (1, 7) OBP: 0.372, SLG: 0.405	0-3 K	0-0 1-2 2-3 1B		0-0 2B		0-0 E4			0-0 L7	5 0 2 0 0 1 0												
Ted Sizemore, R (1, 4) OBP: 0.373, SLG: 0.365	4-0 BB	0-0 F3		0-0 F3		0-0 F8			0-0 E 1B	4 0 1 0 1 0 5 0 0 0 0 0 0 0												
Luis Melendez, R (9, PR) OBP: 0.293, SLG: 0.395																						
Reggie Smith, S (1, 9) OBP: 0.407, SLG: 0.578	0-3 K		0-0 P6		0-3 K	0-0 6-3			0-0 F9	5 0 0 0 0 2 3												
Ted Simmons, S (1, 3) OBP: 0.335, SLG: 0.468	0-0 1-3		0-0 F7		0-0 1B 1B				0-0 F8	5 1 1 0 0 0 3												
Bake McBride, L (1, 8) OBP: 0.358, SLG: 0.438		0-3 K	0-0 E S BLK 1B		0-0 1B 3B 1B				0-0 F7	4 2 2 0 0 1 0												
Joe Torre, R (1, 5) OBP: 0.396, SLG: 0.416		0-0 1B SF7 1B	4-0 BLK BB		0-0 1B				0-0 5-3	3 1 2 1 1 0 0												
Tim McCarver, L (1, 2) OBP: 0.313, SLG: 0.320		0-0 1B 1B 1B	0-0 F8		0-0 3B				0-3 K	4 0 2 1 0 1 1												
Luis Alvarado, R (1, 6) OBP: 0.122, SLG: 0.105		0-0 SF7		0-0 6-3	0-3 K				0-0 L9	1 0 0 1 0 0 0 1 0 0 0 0 1 1 0 0 0 0 0 0 0 1 0 0 0 0 0 0												
Jose Cruz, L (5, PH) OBP: 0.302, SLG: 0.472																						
Mike Tyson, R (5, 6) OBP: 0.243, SLG: 0.245																						
Ken Reitz, R (8, PH) OBP: 0.346, SLG: 0.413		3-H		0-3 K		0-0 4-3			0-0 1-3	3 0 1 0 0 1 0 1 0 0 0 0 0 0 0 0 0 0 0 0 0												
Bob Gibson, R (1, 1) OBP: 0.208, SLG: 0.250		0-0 1B 1B																				
Jim Hickman, R (8, PH) OBP: 0.382, SLG: 0.500																						
Rich Folkers, L (8, 1)																						
<b>Inning Stats</b>	R: 0 E: 0 K: 2 S: 7	H: 0 LOB: 1 BB: 1 P: 11	R: 1 E: 0 K: 1 S: 9	H: 4 LOB: 3 BB: 0 P: 9	R: 1 E: 0 K: 0 S: 4	H: 1 LOB: 1 BB: 1 P: 8	R: 0 E: 0 K: 1 S: 6	H: 1 LOB: 1 BB: 0 P: 6	R: 2 E: 0 K: 2 S: 10	H: 4 LOB: 1 BB: 0 P: 10	R: 0 E: 1 K: 0 S: 4	H: 0 LOB: 1 BB: 0 P: 4	R: 0 E: 0 K: 0 S: 3	H: 0 LOB: 0 BB: 0 P: 3	R: 0 E: 0 K: 1 S: 5	H: 0 LOB: 0 BB: 0 P: 5	R: 0 E: 1 K: 0 S: 4	H: 1 LOB: 2 BB: 0 P: 4	1B: 9 2B: 1 3B: 1 HR: 0	SF: 1 SAC: 0 DP: 0 HBP: 0	WP: 0 PB: 0 SB: 2 CS: 0	PA: 40
<b>PITCHER</b>	IP WLS BF H R ER SO BB IBB HBP BLK WP HR S P ERA WHIP																					
Bill Bonham, R (1, 1) ERA: 4.66	5.0 W 26 10 4 3 6 2 0 0 0 1 0 0 36 44 5.40 2.400																					
Dave LaRoche, L (6, 1) ERA: 2.7	4.0 S 14 1 0 0 1 0 0 0 0 0 0 0 16 16 0.00 0.250																					

St. Louis Cardinals @ Chicago Cubs  
Wrigley Field, Chicago, IL  
Sat May 25 1974, 3:33 AM CDT  
Att. 20,237 - Sunny - 58 F

livebaseballscorecards.com

AB	37
R	4
H	11
RBI	3
BB	2
SO	7
LOB	13





Batter	1	2	3	4	5	6	7	8	9	AB	R	H	RBI	BB	SO	LOB
<b>Matt Alexander, S</b> OBP: 0.385, SLG: 0.364 (1, 5)	4-0 F9 S 4-3 BB	0-0 FC4-6 1-2f		0-0 4-3			0-0 4-3			3	1	0	0	1	0	2
<b>Don Kessinger, S</b> OBP: 0.370, SLG: 0.352 (1, 6)	0-0 F9 1-3		0-0 PB HR 1B	0-0 L7			0-0 L4			4	1	1	0	0	0	1
<b>Billy Williams, L</b> OBP: 0.404, SLG: 0.493 <b>Andre Thornton, R</b> OBP: 0.421, SLG: 0.588 (1, 3) (9, 3)	0-0 4-3 3-H		0-0 1-H HR		0-0 F8			0-0 2-3		4	1	1	3	0	0	0
<b>Jose Cardenal, R</b> OBP: 0.340, SLG: 0.422 (1, 9)	0-0 F5 3-H		0-0 CS 1B		0-0 5-3			0-0 F8		4	0	1	0	0	0	0
<b>Rick Monday, L</b> OBP: 0.415, SLG: 0.455 (1, 8)		0-0 F7 BB	4-0 E S E BB		0-0 G1			0-0 4-3		3	1	0	0	1	0	0
<b>Jerry Morales, R</b> OBP: 0.288, SLG: 0.392 (1, 7)		0-0 1B 2B	0-3 K 1-3		0-0 F9					3	1	1	0	0	1	1
<b>George Mitterwald, R</b> OBP: 0.258, SLG: 0.293 (1, 2)		0-3 K 2B	0-0 E6 3-H		0-0 F8					3	0	0	0	0	1	1
<b>Dave Rosello, R</b> OBP: 0.184, SLG: 0.196 (1, 4)		0-0 1B 1B 2-H	0-0 L4		0-0 6-3					3	0	1	1	0	0	1
<b>Bill Bonham, R</b> OBP: 0.231, SLG: 0.231 <b>Dave LaRoche, L</b> OBP: 0.333, SLG: 0.667 (1, 1) (6, 1)		0-0 FC4-6 1B 1-2		0-3 K						2	0	1	0	0	1	0
										1	0	0	0	0	1	0


Inning Stats	R: 1	H: 0	E: 0	K: 0	S: 3	LOB: 0	BB: 1	P: 7	R: 1	H: 3	E: 0	K: 1	S: 8	LOB: 2	BB: 0	P: 8	R: 3	H: 3	E: 1	K: 1	S: 8	LOB: 1	BB: 1	P: 12	R: 0	H: 0	E: 0	K: 1	S: 5	LOB: 0	BB: 0	P: 5	R: 0	H: 0	E: 0	K: 0	S: 3	LOB: 0	BB: 0	P: 3	R: 0	H: 0	E: 0	K: 1	S: 5	LOB: 0	BB: 0	P: 5	R: 0	H: 0	E: 0	K: 0	S: 3	LOB: 0	BB: 0	P: 3	R: 0	H: 0	E: 0	K: 1	S: 5	LOB: 0	BB: 0	P: 5
<b>PITCHER</b>	IP	WLS	BF	H	R	ER	SO	BB	IBB	HBP	BLK	WP	HR	S	P	ERA	WHIP																																															
<b>Bob Gibson, R</b> ERA: 5.08 (1, 1)	7.0	L	29	6	5	4	4	2	0	0	0	0	0	1	35	43	5.14	1.143																																														
<b>Rich Folkers, L</b> ERA: 2.12 (8, 1)	1.0		3	0	0	0	0	0	0	0	0	0	0	3	3	0.00	0.000																																															

**BOTTOM**

**St. Louis Cardinals @ Chicago Cubs**  
Wrigley Field, Chicago, IL  
Sat May 25 1974, 3:33 AM CDT  
Att. 20,237 - Sunny - 58 F

livebaseballscorecards.com

<b>AB</b>	<b>30</b>
<b>R</b>	<b>5</b>
<b>H</b>	<b>6</b>
<b>RBI</b>	<b>4</b>
<b>BB</b>	<b>2</b>
<b>SO</b>	<b>4</b>
<b>LOB</b>	<b>6</b>



WP: 0	PA: 32
PB: 1	
SB: 2	
CS: 1	

Batter	1	2	3	4	5	6	7	8	9	AB R H RBI BB SO LOB	TOP											
<b>Bake McBride, L</b> (1, 8) OBP: 0.360, SLG: 0.448	0-0 4-3		4-0 CS BB		0-0 G6-4-3		0-0 SF8 3B	0-0 6-3		4 1 1 0 1 0 3												
<b>Ted Sizemore, R</b> (1, 4) OBP: 0.380, SLG: 0.374	0-3 K		0-0 CS	0-0 E 1B 2B	4-0 BB		0-0 SF8		4-0 BB 2B BB	2 2 1 1 2 1 0												
<b>Reggie Smith, S</b> (1, 9) OBP: 0.407, SLG: 0.576	0-0 E9 2B			0-0 E6 1B SF8	0-3 K		0-0 1-3		4-0 2B 1-2 BB	4 1 1 0 1 1 3												
<b>Ted Simmons, S</b> (1, 2) OBP: 0.337, SLG: 0.466	0-0 F7			0-0 G4-3 1-3 3-H 1B		0-0 2B 1B	0-0 P6		0-0 F9	5 0 2 1 0 0 3												
<b>Joe Torre, R</b> (1, 3) OBP: 0.396, SLG: 0.426		0-0 5-3		0-0 SF8		0-0 F9		0-0 E 1B 1B	0-0 1-3 2-H 2B	4 1 2 2 0 0 1												
<b>Ken Reitz, R</b> (1, 5) OBP: 0.341, SLG: 0.413		0-0 4-3		0-0 G4-3		0-0 2B		0-0 F9	0-3 K	5 0 1 0 0 1 4												
<b>Jose Cruz, L</b> (1, 7) OBP: 0.354, SLG: 0.487		0-0 F8			0-0 SH G6-4-3 1B	4-0 IBB		0-0 E5 1-H FC 1B	4-0 IBB	3 2 2 0 2 0 0												
<b>Luis Alvarado, R</b> (1, 6) OBP: 0.140, SLG: 0.125			0-3 K		0-0 G6-4-3 SH 1-2 1B		0-0 F5		0-0 FC SH1-3	2 0 1 0 0 1 0												
<b>Tim McCarver, L</b> (6, PH) OBP: 0.303, SLG: 0.308										1 0 0 0 0 0 3												
<b>Mike Tyson, R</b> (6, 6) OBP: 0.239, SLG: 0.241										2 0 0 1 0 0 3												
<b>Lynn McGlothen, L</b> (1, 1) OBP: 0.318, SLG: 0.364			0-0 1-3		0-0 SH G6-4-3 1-2 2-3		0-3 K		0-0 SH1-3		2 0 0 0 0 1 3											
<b>Inning Stats</b>	R: 0 E: 1 K: 1 S: 6	H: 1 LOB: 1 BB: 0 P: 6	R: 0 E: 0 K: 0 S: 3	H: 0 LOB: 0 BB: 0 P: 3	R: 0 E: 0 K: 1 S: 4	H: 0 LOB: 0 BB: 1 P: 8	R: 2 E: 1 K: 0 S: 5	H: 2 LOB: 0 BB: 0 P: 5	R: 1 E: 1 K: 1 S: 7	H: 2 LOB: 2 BB: 1 P: 11	R: 0 E: 0 K: 1 S: 7	H: 2 LOB: 3 BB: 1 P: 11	R: 1 E: 0 K: 0 S: 4	H: 1 LOB: 0 BB: 0 P: 4	R: 2 E: 1 K: 0 S: 6	H: 2 LOB: 1 BB: 0 P: 6	R: 1 E: 0 K: 1 S: 6	H: 1 LOB: 3 BB: 3 P: 18	1B: 6 2B: 4 3B: 1 HR: 0	SF: 2 SAC: 2 DP: 2 HBP: 0	WP: 0 PB: 0 SB: 0 CS: 1	PA: 45
<b>PITCHER</b>	IP WLS BF H R ER SO BB IBB HBP BLK WP HR S P ERA WHIP																					
<b>Burt Hooton, R</b> (1, 1) ERA: 4.6	7.0 L 31 8 4 3 4 2 1 0 0 0 0 0 36 48 3.86 1.429																					
<b>Ray Burris, R</b> (8, 1) ERA: 5.52	2.0 13 3 3 2 1 2 1 0 0 0 0 0 12 24 9.00 2.500																					

St. Louis Cardinals @ Chicago Cubs  
Wrigley Field, Chicago, IL  
Sun May 26 1974, 3:33 AM CDT  
Att. 24,182 - Cloudy

livebaseballscorecards.com

AB	34
R	7
H	11
RBI	5
BB	6
SO	5
LOB	23





Batter	1	2	3	4	5	6	7	8	9	AB R H RBI BB SO LOB	TOP											
<b>Davey Lopes, R</b> (1, 4) OBP: 0.321, SLG: 0.244	0-0 G6-4-3 S 1B	0-3 K			0-0 P5			0-0 2B 1B 1B		4 1 2 0 0 1 2												
<b>Tom Paciorek, R</b> (1, 7) OBP: 0.293, SLG: 0.382	4-0 G6-4-3 1-2 BB		0-0 F8			0-3 K		0-0 1B 1-3 1B 2B		3 1 1 0 1 1 0												
<b>Jimmy Wynn, R</b> (1, 8) OBP: 0.438, SLG: 0.654	0-0 G6-4-3 1-2f 2-3		0-0 5-3			4-0 FC6-4 BB		0-0 1-3		3 0 0 0 1 0 4												
<b>Steve Garvey, R</b> (1, 3) OBP: 0.358, SLG: 0.576	4-0 BB		0-0 L4			0-0 F8		0-0 G5-3 1B 2-3 3-H 1B		3 0 1 1 1 0 1												
<b>Joe Ferguson, R</b> (1, 2) OBP: 0.400, SLG: 0.410	0-0 F8			4-0 G4-6-3 BB		0-0 FC6-4 1-2f		0-0 1-2 3-H 1B		3 0 1 1 1 0 3												
<b>Ron Cey, R</b> (1, 5) OBP: 0.376, SLG: 0.371		4-0 1B BB		0-0 F9		4-0 G4-6-3 BB		0-0 G5-3 2-3f		2 0 0 0 2 0 3												
<b>Willie Crawford, L</b> (1, 9) OBP: 0.390, SLG: 0.418		0-3 K		0-0 G4-6-3 1-2f		0-0 G4-6-3 1-2f		0-0 G6-4-3 1B		4 0 1 0 0 1 3												
<b>Bill Russell, R</b> (1, 6) OBP: 0.344, SLG: 0.436		0-0 L9			0-0 F4		0-0 WP 1B		0-0 G6-4-3 1-2f	4 0 1 0 0 0 2												
<b>Andy Messersmith, R</b> (1, 1) OBP: 0.303, SLG: 0.419		0-0			0-3 K		0-0 5-3		0-0 L7	2 0 1 0 0 1 0												
<b>Geoff Zahn, L</b> (5, 1)										0 0 0 0 0 0 0												
<b>Lee Lacy, R</b> (7, PH) OBP: 0.273, SLG: 0.293										1 0 0 0 0 0 1												
<b>Jim Brewer, L</b> (7, 1)										0 0 0 0 0 0 0												
<b>Bill Buckner, L</b> (9, PH) OBP: 0.359, SLG: 0.401		1-3 1B								1 0 0 0 0 0 0												
<b>Inning Stats</b>	R: 0 E: 0 K: 0 S: 3	H: 1 LOB: 2 BB: 2 P: 11	R: 0 E: 0 K: 2 S: 8	H: 1 LOB: 2 BB: 1 P: 12	R: 0 E: 0 K: 0 S: 3	H: 0 LOB: 0 BB: 0 P: 3	R: 0 E: 0 K: 0 S: 2	H: 0 LOB: 0 BB: 1 P: 6	R: 0 E: 0 K: 1 S: 5	H: 0 LOB: 0 BB: 0 P: 5	R: 0 E: 0 K: 1 S: 5	H: 0 LOB: 1 BB: 1 P: 9	R: 0 E: 0 K: 0 S: 3	H: 1 LOB: 1 BB: 1 P: 7	R: 2 E: 0 K: 0 S: 6	H: 4 LOB: 1 BB: 0 P: 6	R: 0 E: 0 K: 0 S: 3	H: 1 LOB: 0 BB: 0 P: 3	1B: 7 2B: 1 3B: 0 HR: 0	SF: 0 SAC: 0 DP: 5 HBP: 0	WP: 1 PB: 0 SB: 1 CS: 0	PA: 36
<b>PITCHER</b>	IP WLS BF H R ER SO BB IBB HBP BLK WP HR S P ERA WHIP																					
<b>John Curtis, L</b> (1, 1) ERA: 5.37	7.1 W 32 7 2 2 4 6 0 0 0 1 0 34 58 2.46 1.773																					
<b>Orlando Pena, R</b> (8, 1) ERA: 1.1	1.2 4 1 0 0 0 0 0 0 0 0 0 4 4 0.00 0.600																					

**Los Angeles Dodgers @ St. Louis Cardinals**  
 Busch Stadium, St. Louis, MO  
 Mon May 27 1974, 3:33 AM CDT  
 Att: 22,739 - Unknown

AB	30
R	2
H	8
RBI	2
BB	6
SO	4
LOB	19









Batter	1	2	3	4	5	6	7	8	9	AB R H RBI BB SO LOB	TOP	
Bill Russell, R (1, 6) OBP: 0.361, SLG: 0.456	0-0 S 1B		0-0 1B 1B		0-0 G6-4-3 1-2f		0-0 S 1B		0-0 2B	5 1 4 1 0 0 1		
Bill Buckner, L (1, 7) OBP: 0.366, SLG: 0.403	0-0 P3 1-2		0-0 1B 1B			0-0 F9	0-0 L7		4-0 IBB	4 0 1 0 1 0 2		
Willie Crawford, L (1, 8) OBP: 0.388, SLG: 0.416 Mike Marshall, R (7, 1)	0-0 F7		0-0 1B			0-0 F8	0-0 4-3		0-0 F9	4 0 1 1 0 0 2 1 0 0 0 0 0 2		
Steve Garvey, R (1, 3) OBP: 0.362, SLG: 0.570	0-0 F3		0-0 F9			0-0 1B HR		0-0 6-3		4 1 1 0 0 0 3		
Joe Ferguson, R (1, 9) OBP: 0.391, SLG: 0.425		0-0 P4		0-3 K		0-0 1B HR		0-0 F7		4 1 1 0 0 1 0		
Ron Cey, R (1, 5) OBP: 0.388, SLG: 0.399		0-0 F8		0-0 F7		0-0 1B HR		4-0 BB		3 1 1 3 1 0 0		
Steve Yeager, R (1, 2) OBP: 0.417, SLG: 0.553		0-3 K		0-0 L5		0-0 F9		0-0 F8		4 0 0 0 0 1 1		
Rick Auerbach, R (1, 4) OBP: 0.400, SLG: 0.571			0-0 P5		0-0 FC6-4 1B		0-0 S 1B		0-0 6-3	4 1 2 0 0 0 0		
Tommy John, R (1, 1) OBP: 0.133, SLG: 0.200 Tom Paciorek, R (7, 8) OBP: 0.286, SLG: 0.371			0-0 6-3		0-0 FC6-4 G6-4-3 1-2f		0-0 F9		0-0 F8	3 0 0 0 0 0 2 1 0 0 0 0 0 0		
<b>Inning Stats</b>	R: 0 H: 1 E: 0 LOB: 1 K: 0 BB: 0 S: 4 P: 4	R: 0 H: 0 E: 0 LOB: 0 K: 1 BB: 0 S: 5 P: 5	R: 1 H: 3 E: 0 LOB: 2 K: 0 BB: 0 S: 6 P: 6	R: 0 H: 0 E: 0 LOB: 0 K: 1 BB: 0 S: 5 P: 5	R: 0 H: 1 E: 0 LOB: 0 K: 0 BB: 0 S: 3 P: 3	R: 3 H: 3 E: 0 LOB: 0 K: 0 BB: 0 S: 6 P: 6	R: 1 H: 2 E: 0 LOB: 1 K: 0 BB: 0 S: 5 P: 5	R: 0 H: 0 E: 0 LOB: 1 K: 0 BB: 1 S: 3 P: 7	R: 0 H: 1 E: 0 LOB: 2 K: 0 BB: 1 S: 4 P: 8	1B: 9 SF: 0 2B: 1 SAC: 0 3B: 0 DP: 1 HR: 1 HBP: 0	WP: 0 PA: 39 PB: 0 SB: 3 CS: 0	
<b>PITCHER</b>	IP WLS BF H R ER SO BB IBB HBP BLK WP HR S P ERA WHIP											
Bob Gibson, R (1, 1) ERA: 5.27	6.1 L 28 10 5 5 2 0 0 0 0 0 0 1 32 32 7.11 1.579											
Al Hrabosky, L (7, 1) ERA: 3.98	0.2 2 0 0 0 0 0 0 0 0 0 0 0 2 2 0.00 0.000											
Mike Garman, R (8, 1) ERA: 2.13	1.0 4 0 0 0 0 0 1 0 0 0 0 0 3 7 0.00 1.000											
Orlando Pena, R (9, 1) ERA: 1.04	1.0 5 1 0 0 0 0 0 1 0 0 0 0 4 8 0.00 1.000											

Los Angeles Dodgers @ St. Louis Cardinals  
 Busch Stadium, St. Louis, MO  
 Wed May 29 1974, 7:05 PM CDT  
 Att: 15,367 - Unknown

AB	37
R	5
H	11
RBI	5
BB	2
SO	2
LOB	13







Batter	1	2	3	4	5	6	7	8	9	AB R H RBI BB SO LOB	TOP	
Bobby Tolan, L (1, 9) OBP: 0.338, SLG: 0.348	0-0 4-3		0-0 4-3			0-0 4-3			0-0 4-3	4 0 0 0 0 0 1		
Enzo Hernandez, R (1, 6) OBP: 0.268, SLG: 0.277 Cito Gaston, R (9, PH) OBP: 0.250, SLG: 0.316	0-3 K			0-0 6-3		0-0 F8			0-0 P6	3 0 0 0 0 1 0 1 0 0 0 0 0 0		
Nate Colbert, R (1, 7) OBP: 0.310, SLG: 0.403	0-3 K			0-3 K		0-0 F7			4-0 1B BB	3 0 0 0 1 2 0		
Willie McCovey, L (1, 3) OBP: 0.403, SLG: 0.397 Mike Corkins, R (9, PR)		0-0 G6-4-3 1B		0-0 F5		0-0 F9			0-0 1-2 1B	4 0 2 0 0 0 0 0 0 0 0 0 0 0		
Johnny Grubb, L (1, 8) OBP: 0.368, SLG: 0.405		0-0 G6-4-3			0-0 1B S 1B		0-0 4-3		0-0 1-3	4 0 1 0 0 0 3		
Derrel Thomas, S (1, 4) OBP: 0.336, SLG: 0.375 (8, 5)		0-0 L4			0-0 P6		0-3 K			3 0 0 0 0 1 1		
Fred Kendall, R (1, 2) OBP: 0.305, SLG: 0.348			0-0 1B		4-0 1B BB			0-0 F8		2 0 1 0 1 0 0		
Dave Roberts, R (1, 5) OBP: 0.269, SLG: 0.239 Horace Clarke, S (8, PH) OBP: 0.288, SLG: 0.250 (8, 4)			0-0 F8		0-0 G6-4-3 1B			0-0 4-3		2 0 1 0 0 0 1 1 0 0 0 0 0 0		
Steve Arlin, R (1, 1) OBP: 0.118, SLG: 0.176 Dave Tomlin, L (6, 1) Dan Spillner, R (6, 1) Matty Alou, L (8, PH) OBP: 0.250, SLG: 0.254 Larry Hardy, R (8, 1)			0-3 K		0-0 G6-4-3			0-0 F9		2 0 0 0 0 1 4 0 0 0 0 0 0 0 0 0 0 0 0 0 0 1 0 0 0 0 0 0 0 0 0 0 0 0 0		
<b>Inning Stats</b>	R: 0 H: 0 E: 0 LOB: 0 K: 2 BB: 0 S: 7 P: 7	R: 0 H: 1 E: 0 LOB: 0 K: 0 BB: 0 S: 3 P: 3	R: 0 H: 1 E: 0 LOB: 1 K: 1 BB: 0 S: 6 P: 6	R: 0 H: 0 E: 0 LOB: 0 K: 1 BB: 0 S: 5 P: 5	R: 0 H: 2 E: 0 LOB: 2 K: 0 BB: 1 S: 4 P: 8	R: 0 H: 0 E: 0 LOB: 0 K: 0 BB: 0 S: 3 P: 3	R: 0 H: 0 E: 0 LOB: 0 K: 1 BB: 0 S: 5 P: 5	R: 0 H: 0 E: 0 LOB: 0 K: 0 BB: 0 S: 3 P: 3	R: 0 H: 1 E: 0 LOB: 2 K: 0 BB: 1 S: 4 P: 8	1B: 5 SF: 0 2B: 0 SAC: 0 3B: 0 DP: 2 HR: 0 HBP: 0	WP: 0 PA: 32 PB: 0 SB: 1 CS: 0	
PITCHER Sonny Siebert, R (1, 1) ERA: 2.22	IP WLS BF H R ER SO BB IBB HBP BLK WP HR S P ERA WHIP											PITCHER IP WLS BF H R ER SO BB IBB HBP BLK WP HR S P ERA WHIP

San Diego Padres @ St. Louis Cardinals  
 Busch Stadium, St. Louis, MO  
 Fri May 31 1974, 7:05 PM CDT  
 Att: 11,245 - Unknown

livebaseballscorecards.com

AB 30  
 R 0  
 H 5  
 RBI 0  
 BB 2  
 SO 5  
 LOB 10



Batter	1	2	3	4	5	6	7	8	9	AB	R	H	RBI	BB	SO	LOB
<b>Bake McBride, L</b> (1, 8) OBP: 0.365, SLG: 0.437	0-0 F8		0-0 3-1	4-0 FC6 IBB		4-0 BB FC3-2 BB		0-0 S 1B 1B		3	1	1	0	2	0	0
<b>Ted Sizemore, R</b> (1, 4) OBP: 0.377, SLG: 0.390	0-0 F8		0-0 5-3	0-0 FC6 1-2f		0-0 FC3-2 BB 1B		0-0 5-3 1-2		5	0	1	1	0	0	4
<b>Reggie Smith, S</b> (1, 9) OBP: 0.434, SLG: 0.651	4-0 BB		0-0 WP 2B		0-0 HR	4-0 FC3-2 BB		4-0 1B IBB		2	1	2	2	3	0	0
<b>Ted Simmons, S</b> (1, 2) OBP: 0.325, SLG: 0.453	0-0 1-3		0-0 4-3 2-3		0-0 F2	0-0 FC3-2		0-0 1-3 2-H 1B		5	0	1	1	0	0	5
<b>Joe Torre, R</b> (1, 5) OBP: 0.374, SLG: 0.425		0-0 F8		0-0 1B 6-3 2B	0-0 F9	0-3 K		0-0 F2		5	1	1	0	0	1	5
<b>Jim Hickman, R</b> (1, 3) OBP: 0.375, SLG: 0.441		0-3 K		4-0 6-3 1B BB	0-0 F2		0-3 K		3	0	0	0	1	2	0	
<b>Jose Cruz, L</b> (1, 7) OBP: 0.377, SLG: 0.538		0-0 E 1B 1B		0-0 F9		0-0 BB SH1-4 1B 1B	0-3 K		4	1	2	0	0	1	2	
<b>Mike Tyson, R</b> (1, 6) OBP: 0.252, SLG: 0.254		0-0 E9 1-3 1B		0-0 6-3 1-2 2-3 1B		0-0 SH1-4 1-2	0-0 6-3		3	0	2	0	0	0	0	
<b>Sonny Siebert, R</b> (1, 1) OBP: 0.167, SLG: 0.048		0-0 F9		0-0 6-3 1-2 2-3 3-H		4-0 1B BB BB BB		0-0 6-3	3	1	0	1	1	0	4	


Inning Stats	R: 0	H: 0	E: 0	K: 0	S: 3	R: 0	H: 2	E: 1	K: 1	S: 7	R: 0	H: 1	E: 0	K: 0	S: 4	R: 1	H: 1	E: 0	K: 0	S: 4	R: 2	H: 2	E: 0	K: 1	S: 7	R: 0	H: 0	E: 0	K: 2	S: 7	R: 1	H: 2	E: 0	K: 0	S: 5
	0	0	0	0	3	0	2	1	1	7	0	1	0	0	4	1	1	0	0	0	4	2	2	0	3	7	0	0	0	7	1	2	0	0	5

PITCHER	IP	WLS	BF	H	R	ER	SO	BB	IBB	HBP	BLK	WP	HR	S	P	ERA	WHIP
<b>Steve Arlin, R</b> (1, 1) ERA: 6.21	5.1	L	27	7	4	4	1	3	1	0	0	1	1	25	41	6.75	1.875
<b>Dave Tomlin, L</b> (6, 1) ERA: 6.88	0.0		1	0	0	0	0	1	0	0	0	0	0	0	4	∞	∞
<b>Dan Spillner, R</b> (6, 1) ERA: 7.71	1.2		7	1	0	0	3	1	0	0	0	0	0	12	16	0.00	1.200
<b>Larry Hardy, R</b> (8, 1) ERA: 5.09	1.0		6	2	1	1	0	0	1	0	0	0	0	5	9	9.00	2.000

**BOTTOM**

**San Diego Padres @ St. Louis Cardinals**  
 Busch Stadium, St. Louis, MO  
 Fri May 31 1974, 7:05 PM CDT  
 Att. 11,245 - Unknown

AB	33
R	5
H	10
RBI	5
BB	7
SO	4
LOB	20



1B	2B	3B	HR	SF	SAC	DP	HBP	WP	PA	ERA	WHIP
7	2	0	1	0	0	0	0	1	41		

Batter	1	2	3	4	5	6	7	8	9	AB R H RBI BB SO LOB	TOP											
Horace Clarke, S (1, 4) OBP: 0.268, SLG: 0.231	0-0 4-3		0-0 F7			0-0 G3			0-0 1-3	4 0 0 0 0 0 1	<b>San Diego Padres @ St. Louis Cardinals</b> Busch Stadium, St. Louis, MO Sat Jun 01 1974, 7:05 PM CDT Att. 47,094 - Unknown <a href="http://livebaseballscorecards.com">livebaseballscorecards.com</a>											
Bobby Tolan, L (1, 9) OBP: 0.335, SLG: 0.352	0-0 2B		0-0 P6			0-3 K			0-0 F7	4 0 1 0 0 1 1												
Matty Alou, L (1, 7) OBP: 0.238, SLG: 0.240	0-3 K				0-0 F7				0-0 G3	4 0 0 0 0 1 1												
Willie McCovey, L (1, 3) OBP: 0.395, SLG: 0.387	0-0 4-1				0-0 F7				0-0 4-3	3 0 0 0 0 0 1												
Johnny Grubb, L (1, 8) OBP: 0.362, SLG: 0.398		0-0 4-3			0-0 4-3				0-0 F8	3 0 0 0 0 0 0												
Derrel Thomas, S (1, 5) OBP: 0.332, SLG: 0.370		0-0 6-3			0-0 1-3				0-0 1-3	3 0 0 0 0 0 0												
Fred Kendall, R (1, 2) OBP: 0.306, SLG: 0.348		0-0 F5			0-0 1B				0-0 F8	3 0 1 0 0 0 0												
Enzo Hernandez, R (1, 6) OBP: 0.270, SLG: 0.280 Dave Winfield, R (8, PH) OBP: 0.305, SLG: 0.416 Rich Morales, R (8, 6) OBP: 0.375, SLG: 0.318			0-0 SH1-4 1B			0-0 F2			0-0 F8	2 0 1 0 0 0 1 1 0 0 0 0 0 0 0 0 0 0 0 0 0												
Randy Jones, R (1, 1) OBP: 0.208, SLG: 0.217 Nate Colbert, R (8, PH) OBP: 0.309, SLG: 0.400 Vicente Romo, R (8, 1)			0-0 SH1-4 1-2			0-0 P5			0-0 4-3	1 0 0 0 0 0 1 1 0 0 0 0 0 0 0 0 0 0 0 0 0												
<b>Inning Stats</b>	R: 0 E: 0 K: 1 S: 6	H: 1 LOB: 1 BB: 0 P: 6	R: 0 E: 0 K: 0 S: 3	H: 0 LOB: 0 BB: 0 P: 3	R: 0 E: 0 K: 0 S: 4	H: 1 LOB: 1 BB: 0 P: 4	R: 0 E: 0 K: 0 S: 3	H: 0 LOB: 0 BB: 0 P: 3	R: 0 E: 0 K: 0 S: 4	H: 1 LOB: 1 BB: 0 P: 4		R: 0 E: 0 K: 1 S: 5	H: 0 LOB: 0 BB: 0 P: 5	R: 0 E: 0 K: 0 S: 3	H: 0 LOB: 0 BB: 0 P: 3	R: 0 E: 0 K: 0 S: 3	H: 0 LOB: 0 BB: 0 P: 3	R: 0 E: 0 K: 0 S: 3	H: 0 LOB: 0 BB: 0 P: 3	1B: 2 2B: 1 3B: 0 HR: 0	SF: 0 SAC: 1 DP: 0 HBP: 0	WP: 0 PB: 0 SB: 0 CS: 0
PITCHER Lynn McGlothen, R (1, 1) ERA: 2.33	IP 9.0 WLS W BF 30 H 3 R 0 ER 0 SO 2 BB 0 IBB 0 HBP 0 BLK 0 WP 0 HR 0 S 34 P 34 ERA 0.00 WHIP 0.333	PITCHER										IP WLS BF H R ER SO BB IBB HBP BLK WP HR S P ERA WHIP										




Batter	1	2	3	4	5	6	7	8	9	AB	R	H	RBI	BB	SO	LOB
<b>Bake McBride, L</b> (1, 8) OBP: 0.362, SLG: 0.432	0-3 K		0-0 5-3		0-0 1B		0-0 4-3			4	0	1	0	0	1	0
<b>Ted Sizemore, R</b> (1, 4) OBP: 0.369, SLG: 0.380	0-0 F8		0-0 4-3		0-0 G5-2-3			0-0 1-3		4	0	0	0	0	0	3
<b>Reggie Smith, S</b> (1, 9) OBP: 0.430, SLG: 0.642	0-3 K			0-0 6-3		0-0 5-3		0-0 1B WP		4	1	1	0	0	1	0
<b>Ted Simmons, S</b> (1, 2) OBP: 0.328, SLG: 0.451		0-0 6-3		0-0 P4		1-0 1B HBP		0-0 1B WP		3	0	1	0	0	0	0
<b>Joe Torre, R</b> (1, 3) OBP: 0.371, SLG: 0.416		0-0 6-3		0-0 6-3		0-0 F9		4-0 1B IBB		3	0	0	0	1	0	1
<b>Luis Melendez, R</b> (1, 7) OBP: 0.365, SLG: 0.458		0-0 1B S			0-0 1B	0-0 FC6-4		0-0 FC6-2-5		4	2	3	0	0	0	2
<b>Ken Reitz, R</b> (1, 5) OBP: 0.350, SLG: 0.426		0-0 1B			0-0 1B	1-2 1B		0-0 FC6-4		4	0	2	1	0	0	4
<b>Mike Tyson, R</b> (1, 6) OBP: 0.254, SLG: 0.256		0-0 5-3			0-0 1B			0-0 1-3		3	0	1	1	0	0	1
<b>Lynn McGlothen, L</b> (1, 1) OBP: 0.280, SLG: 0.320			0-3 K			0-0 F7		0-3 K		3	0	0	0	0	2	2


Inning Stats	R: 0	H: 0	E: 0	K: 2	S: 7	R: 1	H: 2	E: 0	K: 0	S: 5	R: 0	H: 0	E: 0	K: 1	S: 5	R: 0	H: 0	E: 0	K: 0	S: 3	R: 1	H: 4	E: 0	K: 0	S: 6	R: 0	H: 1	E: 0	K: 0	S: 4	R: 0	H: 0	E: 0	K: 1	S: 5	R: 1	H: 2	E: 1	K: 0	S: 5	1B: 9	2B: 0	3B: 0	HR: 0	SF: 0	SAC: 0	DP: 1	HBP: 1	WP: 1	PA: 34
<b>Randy Jones, L</b> (1, 1) ERA: 5.35	IP	WLS	BF	H	R	ER	SO	BB	IBB	HBP	BLK	WP	HR	S	P	ERA	WHIP																																	
<b>Vicente Romo, R</b> (8, 1) ERA: 2.92	1.0		6	2	1	1	0	0	1	0	0	1	0	5	9	9.00	2.000																																	

**BOTTOM**

**San Diego Padres @ St. Louis Cardinals**  
 Busch Stadium, St. Louis, MO  
 Sat Jun 01 1974, 7:05 PM CDT  
 Att. 47,094 - Unknown

<b>AB</b>	<b>32</b>
<b>R</b>	<b>3</b>
<b>H</b>	<b>9</b>
<b>RBI</b>	<b>2</b>
<b>BB</b>	<b>1</b>
<b>SO</b>	<b>4</b>
<b>LOB</b>	<b>13</b>



Batter	1	2	3	4	5	6	7	8	9	AB R H RBI BB SO LOB	TOP																																																																																																																																		
Derrel Thomas, S (1, 4) OBP: 0.339, SLG: 0.381 Rich Morales, R (7, 4) OBP: 0.385, SLG: 0.375	0-0 SH2-3 2B 1B	0-0 1-3 2B		0-0 P6		0-0 G3 2-H 1B		0-0 1B 2B	0-0 F7	4 1 3 1 0 0 2 2 1 1 0 0 0 1																																																																																																																																			
Bobby Tolan, L (1, 9) OBP: 0.333, SLG: 0.349	0-0 SH2-3 1-2	0-0 4-1			0-0 4-3	0-0 G3		0-0 2-H 1B 1B		4 1 1 1 0 0 3																																																																																																																																			
Dave Winfield, R (1, 8) OBP: 0.302, SLG: 0.416 (8, 7)	0-0 5-3 2-H 2B		0-3 K		0-3 K	0-0 P4		0-3 S 2B BB	0-3 K	5 0 1 1 0 3 2																																																																																																																																			
Nate Colbert, R (1, 3) OBP: 0.317, SLG: 0.403	0-0 5-3 2-3		0-3 K		0-0 1B 1B		4-0 S 2B BB	0-0 1B 1B	0-0 1-2 1B	4 2 2 0 1 1 1																																																																																																																																			
Cito Gaston, R (1, 7) OBP: 0.260, SLG: 0.316 Willie McCovey, L (8, PH) OBP: 0.399, SLG: 0.392 Mike Corkins, R (8, PR) Vicente Romo, R (8, 1)	4-0 FC6 BB		0-0 F9		0-0 1B 1B		0-0 F3	0-0 1-3 2-H 1B	0-0 1B	3 0 1 0 1 0 1 1 0 1 1 0 0 0 0 0 0 0 0 0 0 0 0 0 0 0 0 0																																																																																																																																			
Fred Kendall, R (1, 2) OBP: 0.303, SLG: 0.343	0-0 FC6 1-2		0-0 5-3		0-0 1-2 3-H 1B		0-3 1-2 K	0-0 1-3	0-0 1-3	5 0 1 1 0 1 5																																																																																																																																			
Dave Roberts, R (1, 5) OBP: 0.273, SLG: 0.252		0-0 F2		0-0 1B 1B	0-0 P4		0-0 2-H 2B		0-0 6-3	5 0 2 1 0 0 2	AB 42 R 6 H 17 RBI 6 BB 2 SO 7 LOB 20																																																																																																																																		
Enzo Hernandez, R (1, 6) OBP: 0.274, SLG: 0.283		0-0 5-3		0-3 K		0-0 SH2-4 1B 1B		0-3 K	0-0 1B	5 1 2 0 0 2 2																																																																																																																																			
Dave Freisleben, R (1, 1) OBP: 0.313, SLG: 0.286 Dave Tomlin, L (6, 1) Johnny Grubb, L (8, PH) OBP: 0.358, SLG: 0.393 (8, 8)		0-0 2B 1B		0-0 1-2 1B		0-0 SH2-4		0-0 3-1	0-0 P6	2 0 2 0 0 0 0 0 0 0 0 0 0 0 2 0 0 0 0 0 1																																																																																																																																			
Inning Stats	R: 1 H: 2 E: 0 LOB: 2 K: 0 BB: 1 S: 5 P: 9	R: 0 H: 2 E: 0 LOB: 2 K: 0 BB: 0 S: 5 P: 5	R: 0 H: 0 E: 0 LOB: 0 K: 2 BB: 0 S: 7 P: 7	R: 0 H: 2 E: 0 LOB: 2 K: 1 BB: 0 S: 7 P: 7	R: 1 H: 3 E: 0 LOB: 2 K: 1 BB: 0 S: 8 P: 8	R: 1 H: 2 E: 0 LOB: 1 K: 0 BB: 0 S: 5 P: 5	R: 1 H: 1 E: 0 LOB: 1 K: 2 BB: 1 S: 8 P: 12	R: 2 H: 4 E: 0 LOB: 2 K: 1 BB: 0 S: 9 P: 9	R: 0 H: 1 E: 0 LOB: 1 K: 0 BB: 0 S: 4 P: 4	1B: 13 SF: 0 2B: 4 SAC: 2 3B: 0 DP: 0 HR: 0 HBP: 0	WP: 0 PA: 46 PB: 0 SB: 1 CS: 0																																																																																																																																		
PITCHER	IP WLS BF H R ER SO BB IBB HBP BLK WP HR S P ERA WHIP	<table border="0"> <tr> <td>John Curtis, L (1, 1) ERA: 5.31</td> <td>5.2</td> <td></td> <td>29</td> <td>11</td> <td>3</td> <td>3</td> <td>4</td> <td>1</td> <td>0</td> <td>0</td> <td>0</td> <td>0</td> <td>0</td> <td>36</td> <td>40</td> <td>4.76</td> <td>2.118</td> </tr> <tr> <td>Mike Garman, R (6, 1) ERA: 2.1</td> <td>0.1</td> <td></td> <td>1</td> <td>0</td> <td>0</td> <td>0</td> <td>0</td> <td>0</td> <td>0</td> <td>0</td> <td>0</td> <td>0</td> <td>0</td> <td>1</td> <td>1</td> <td>0.00</td> <td>0.000</td> </tr> <tr> <td>Mike Thompson, R (7, 1) ERA: 6.63</td> <td>1.1</td> <td></td> <td>6</td> <td>1</td> <td>1</td> <td>1</td> <td>2</td> <td>1</td> <td>0</td> <td>0</td> <td>0</td> <td>0</td> <td>0</td> <td>9</td> <td>13</td> <td>6.75</td> <td>1.500</td> </tr> <tr> <td>Al Hrabosky, L (8, 1) ERA: 4.79</td> <td>0.1</td> <td></td> <td>4</td> <td>3</td> <td>1</td> <td>1</td> <td>1</td> <td>0</td> <td>0</td> <td>0</td> <td>0</td> <td>0</td> <td>0</td> <td>6</td> <td>6</td> <td>27.00</td> <td>9.000</td> </tr> <tr> <td>Orlando Pena, R (8, 1) ERA: 1.02</td> <td>0.1</td> <td>W</td> <td>2</td> <td>1</td> <td>1</td> <td>1</td> <td>0</td> <td>0</td> <td>0</td> <td>0</td> <td>0</td> <td>0</td> <td>0</td> <td>2</td> <td>2</td> <td>27.00</td> <td>3.000</td> </tr> </table>										John Curtis, L (1, 1) ERA: 5.31	5.2		29	11	3	3	4	1	0	0	0	0	0	36	40	4.76	2.118	Mike Garman, R (6, 1) ERA: 2.1	0.1		1	0	0	0	0	0	0	0	0	0	0	1	1	0.00	0.000	Mike Thompson, R (7, 1) ERA: 6.63	1.1		6	1	1	1	2	1	0	0	0	0	0	9	13	6.75	1.500	Al Hrabosky, L (8, 1) ERA: 4.79	0.1		4	3	1	1	1	0	0	0	0	0	0	6	6	27.00	9.000	Orlando Pena, R (8, 1) ERA: 1.02	0.1	W	2	1	1	1	0	0	0	0	0	0	0	2	2	27.00	3.000	<table border="0"> <tr> <td>PITCHER</td> <td>IP WLS BF H R ER SO BB IBB HBP BLK WP HR S P ERA WHIP</td> <td colspan="10"> <table border="0"> <tr> <td>Rich Folkers, L (9, 1) ERA: 3.26</td> <td>1.0</td> <td></td> <td>4</td> <td>1</td> <td>0</td> <td>0</td> <td>0</td> <td>0</td> <td>0</td> <td>0</td> <td>0</td> <td>0</td> <td>0</td> <td>4</td> <td>4</td> <td>0.00</td> <td>1.000</td> </tr> </table> </td> </tr> </table>										PITCHER	IP WLS BF H R ER SO BB IBB HBP BLK WP HR S P ERA WHIP	<table border="0"> <tr> <td>Rich Folkers, L (9, 1) ERA: 3.26</td> <td>1.0</td> <td></td> <td>4</td> <td>1</td> <td>0</td> <td>0</td> <td>0</td> <td>0</td> <td>0</td> <td>0</td> <td>0</td> <td>0</td> <td>0</td> <td>4</td> <td>4</td> <td>0.00</td> <td>1.000</td> </tr> </table>										Rich Folkers, L (9, 1) ERA: 3.26	1.0		4	1	0	0	0	0	0	0	0	0	0	4	4	0.00	1.000
John Curtis, L (1, 1) ERA: 5.31	5.2		29	11	3	3	4	1	0	0	0	0	0	36	40	4.76	2.118																																																																																																																												
Mike Garman, R (6, 1) ERA: 2.1	0.1		1	0	0	0	0	0	0	0	0	0	0	1	1	0.00	0.000																																																																																																																												
Mike Thompson, R (7, 1) ERA: 6.63	1.1		6	1	1	1	2	1	0	0	0	0	0	9	13	6.75	1.500																																																																																																																												
Al Hrabosky, L (8, 1) ERA: 4.79	0.1		4	3	1	1	1	0	0	0	0	0	0	6	6	27.00	9.000																																																																																																																												
Orlando Pena, R (8, 1) ERA: 1.02	0.1	W	2	1	1	1	0	0	0	0	0	0	0	2	2	27.00	3.000																																																																																																																												
PITCHER	IP WLS BF H R ER SO BB IBB HBP BLK WP HR S P ERA WHIP	<table border="0"> <tr> <td>Rich Folkers, L (9, 1) ERA: 3.26</td> <td>1.0</td> <td></td> <td>4</td> <td>1</td> <td>0</td> <td>0</td> <td>0</td> <td>0</td> <td>0</td> <td>0</td> <td>0</td> <td>0</td> <td>0</td> <td>4</td> <td>4</td> <td>0.00</td> <td>1.000</td> </tr> </table>										Rich Folkers, L (9, 1) ERA: 3.26	1.0		4	1	0	0	0	0	0	0	0	0	0	4	4	0.00	1.000																																																																																																																
Rich Folkers, L (9, 1) ERA: 3.26	1.0		4	1	0	0	0	0	0	0	0	0	0	4	4	0.00	1.000																																																																																																																												

San Diego Padres @ St. Louis Cardinals  
 Busch Stadium, St. Louis, MO  
 Sun Jun 02 1974, 3:33 AM CDT  
 Att. 16,652 - Unknown

livebaseballscorecards.com

BOTTOM

San Diego Padres @ St. Louis Cardinals  
Busch Stadium, St. Louis, MO  
Sun Jun 02 1974, 3:33 AM CDT  
Att. 16,652 - Unknown

livebaseballscores.com

AB 33  
R 9  
H 9  
RBI 8  
BB 6  
SO 3  
LOB 12



WP: 0 PA: 39  
PB: 1  
SB: 2  
CS: 0

AB	R	H	RBI	BB	SO	LOB
4	2	2	0	0	0	2
0	0	0	0	0	0	0
0	0	0	0	0	0	0
0	0	0	0	0	0	0
1	1	1	0	0	0	0

3	1	0	1	2	0	1
0	0	0	0	0	0	0

5	0	3	4	0	1	0
---	---	---	---	---	---	---

3	0	0	0	1	1	2
---	---	---	---	---	---	---

4	1	0	1	0	0	2
---	---	---	---	---	---	---

4	1	1	0	0	1	2
---	---	---	---	---	---	---

3	2	1	0	1	0	0
---	---	---	---	---	---	---

2	0	0	0	0	0	0
0	0	0	0	1	0	0
1	0	1	1	0	0	0

2	0	0	0	0	0	1
0	0	0	0	0	0	0
0	0	0	0	0	0	0
0	0	0	1	1	0	0
1	1	0	0	0	0	2

1B:	8	SF:	0
2B:	1	SAC:	0
3B:	0	DP:	0
HR:	0	HBP:	0

WP	HR	S	P	ERA	WHIP
0	0	0	0	0.00	0.750
0	0	0	0	0.00	4.000

Batter	1	2	3	4	5	6	7	8	9
Lou Brock, L Mike Thompson, R Al Hrabosky, R Orlando Pena, R Tom Heintzelman, R	0-0 S 1B		0-0 S 2B 1B		0-0 F8	0-0 F5 1-2 2-3 3-H		0-0 BB 1B	
Ted Sizemore, R Rich Folkers, L	4-0 1B 1-2 4-3 BB		0-0 5-3 1-2		0-0 1-3		0-0 P6	4-0 1B 1-2 2-3 3-H BB	
Reggie Smith, S	0-0 4-3 1-3 2-H 1B		0-0 2-H 2B		0-3 K		0-0 F8	0-0 1-3 2-H 3-H 1B	
Ted Simmons, S	0-3 K		4-0 BB			0-0 G3	0-0 4-3		
Bake McBride, L	0-0 4-3 1-2 3-H		0-0 F7			0-0 P6		0-0 E4 6-3 1B	
Joe Torre, R	0-0 L6			0-3 K		0-0 BB 1B 1B		0-0 6-3 1-2	
Ken Reitz, R		0-0 F8		0-0 5-3		0-0 BB 1B 1B		4-0 FC4-6 BB IBB	
Mike Tyson, R Tim McCarver, L Luis Melendez, R		0-0 P4		0-0 E6		4-0 PB 1-2 2-3 BB		0-0 FC4-6 1-2 2-H 1B	
John Curtis, L Mike Garman, R Jose Cruz, L Jim Hickman, R Jack Heidemann, R		0-0 P5		0-0 F7		4-0 PB 1-2 2-3 3-H BB		0-0 FC4-6 BB 1B	

Inning Stats	R: 2	H: 2	E: 0	K: 1	S: 7	R: 0	H: 0	E: 0	K: 0	S: 3	R: 1	H: 2	E: 0	K: 0	S: 4	R: 0	H: 0	E: 1	K: 1	S: 6	R: 0	H: 0	E: 0	K: 1	S: 5	R: 2	H: 2	E: 0	K: 0	S: 5	R: 0	H: 0	E: 0	K: 0	S: 3	R: 4	H: 3	E: 1	K: 0	S: 6
--------------	------	------	------	------	------	------	------	------	------	------	------	------	------	------	------	------	------	------	------	------	------	------	------	------	------	------	------	------	------	------	------	------	------	------	------	------	------	------	------	------

PITCHER	IP	WLS	BF	H	R	ER	SO	BB	IBB	HBP	BLK	WP	HR	S	P	ERA	WHIP
Dave Freisleben, R	5.2		26	6	5	4	3	3	0	0	0	0	0	29	41	6.35	1.588
Dave Tomlin, L	1.1		5	0	0	0	0	1	0	0	0	0	0	4	8	0.00	0.750
Vicente Romo, R	1.0	L	8	3	4	0	0	1	1	0	0	0	0	6	14	0.00	4.000

Batter	1	2	3	4	5	6	7	8	9	AB R H RBI BB SO LOB	TOP											
Lou Brock, L (1, 7) OBP: 0.372, SLG: 0.420 Mike Garman, R (7, 1)	0-0 F7		0-0 G1-6-3			0-0 HR	0-3 K			4 1 1 2 0 1 3 0 0 0 0 0 0 0	<b>St. Louis Cardinals @ San Francisco Giants</b> <b>Candlestick Park, San Francisco, CA</b> Tue Jun 04 1974, 10:05 PM EDT Att. 3,884 - Unknown											
Ted Sizemore, R (1, 4) OBP: 0.362, SLG: 0.365	0-0 F2			0-0 P4		0-0 5-3		0-0 F5		4 0 0 0 0 0 0												
Reggie Smith, S (1, 9) OBP: 0.431, SLG: 0.654	0-0 4-3			0-0 F8		0-0 HR		0-3 K		4 1 1 1 0 1 0												
Ted Simmons, S (1, 2) OBP: 0.330, SLG: 0.450		0-0 2B		0-0 6-3		0-0 1B		0-0 4-3		4 0 2 0 0 0 0												
Bake McBride, L (1, 8) OBP: 0.345, SLG: 0.409		0-0 P3			0-3 K	0-0 P5		0-0 F7		4 0 0 0 0 1 2												
Joe Torre, R (1, 3) OBP: 0.366, SLG: 0.408		0-3 K			0-3 K		0-0 WP 1B	0-0 F7		4 0 1 0 0 2 1												
Ken Reitz, R (1, 5) OBP: 0.351, SLG: 0.426		0-0 P6			0-0 F8		0-0 6-3	0-0 2B		4 0 1 0 0 0 2												
Mike Tyson, R (1, 6) OBP: 0.254, SLG: 0.256 Jose Cruz, L (7, PH) OBP: 0.365, SLG: 0.519 (7, 7)			0-0 5-3			0-0 HR 1B	0-3 K	0-0 F9		2 1 1 0 0 0 0 2 0 0 0 0 1 2												
Bob Gibson, R (1, 1) OBP: 0.214, SLG: 0.250 Tim McCarver, L (7, PH) OBP: 0.351, SLG: 0.296 Jack Heidemann, R (7, 6) OBP: 0.083, SLG: 0.083			0-0 G1-6-3 1B			0-0 F9	4-0 BB			2 0 1 0 0 0 1 0 0 0 0 1 0 0 0 0 0 0 0 0 0												
<b>Inning Stats</b>	R: 0 E: 0 K: 0 S: 3	H: 0 LOB: 0 BB: 0 P: 3	R: 0 E: 0 K: 1 S: 6	H: 1 LOB: 1 BB: 0 P: 6	R: 0 E: 0 K: 0 S: 3	H: 1 LOB: 0 BB: 0 P: 3	R: 0 E: 0 K: 0 S: 3	H: 0 LOB: 0 BB: 0 P: 3	R: 0 E: 0 K: 2 S: 7	H: 0 LOB: 0 BB: 0 P: 7		R: 3 E: 0 K: 0 S: 7	H: 4 LOB: 1 BB: 0 P: 7	R: 0 E: 0 K: 2 S: 8	H: 1 LOB: 2 BB: 1 P: 12	R: 0 E: 0 K: 1 S: 5	H: 0 LOB: 0 BB: 0 P: 5	R: 0 E: 0 K: 0 S: 4	H: 1 LOB: 1 BB: 0 P: 4	1B: 4 2B: 2 3B: 0 HR: 2	SF: 0 SAC: 0 DP: 1 HBP: 0	WP: 1 PB: 0 SB: 0 CS: 0
<b>PITCHER</b>	IP WLS BF H R ER SO BB IBB HBP BLK WP HR S P ERA WHIP																					
Tom Bradley, R (1, 1) ERA: 3.99 Elias Sosa, R (7, 1) ERA: 2.19	6.2 W 27 7 3 3 4 1 0 0 0 1 2 34 38 4.05 1.200																					
	2.1 S 8 1 0 0 2 0 0 0 0 0 0 12 12 0.00 0.429																					

livebaseballscorecards.com

<b>AB</b>	<b>34</b>
<b>R</b>	<b>3</b>
<b>H</b>	<b>8</b>
<b>RBI</b>	<b>3</b>
<b>BB</b>	<b>1</b>
<b>SO</b>	<b>6</b>
<b>LOB</b>	<b>11</b>





Batter	1	2	3	4	5	6	7	8	9
<b>Bobby Bonds, R</b> OBP: 0.385, SLG: 0.510 (1, 9)	0-3 K		0-0 1B		4-0 FC5-6 BB		0-3 K		
<b>Tito Fuentes, S</b> OBP: 0.229, SLG: 0.209 (1, 4)	0-0 3-1		0-0 P4		0-0 FC5-6 HR		0-0 2-3		
<b>Gary Matthews, R</b> OBP: 0.329, SLG: 0.389 (1, 7)	0-3 K		0-3 K		0-0 HR		0-0 F3		
<b>Ed Coodson, L</b> OBP: 0.368, SLG: 0.500 (1, 3)		0-0 P4	0-0 F8		0-3 K			0-0 HR	
<b>Steve Ontiveros, S</b> OBP: 0.377, SLG: 0.366 (1, 5)		0-0 SH3-4 2B		0-0 1-3	0-0 F7			0-0 5-3 4-6-3 1B	
<b>Gary Thomasson, L</b> OBP: 0.342, SLG: 0.323 (1, 8)		0-0 SH3-4 2-3		4-0 E BB		0-0 F8		0-0 4-6-3 1-2	
<b>Bruce Miller, R</b> OBP: 0.333, SLG: 0.357 (1, 6)		0-3 K		0-0 F9		0-0 1B		0-0 5-3 2-3	
<b>Dave Rader, L</b> OBP: 0.405, SLG: 0.417 (1, 2)			0-0 BB 1B	0-0 E7 1-H		0-0 F8		4-0 PB IBB	
<b>Tom Bradley, R</b> OBP: 0.167, SLG: 0.111 (1, 1)			4-0 1B	0-0 F8		0-3 K		0-3 K	
<b>Elias Sosa, R</b> OBP: 0.143, SLG: 0.143 (7, 1)			1-2 BB					1-2	

Inning Stats	R: 0	H: 0	E: 0	K: 2	S: 7	LOB: 0	BB: 0	P: 7
	R: 0	H: 1	E: 0	K: 1	S: 6	LOB: 1	BB: 0	P: 6
	R: 1	H: 2	E: 0	K: 1	S: 7	LOB: 2	BB: 1	P: 11
	R: 1	H: 0	E: 1	K: 0	S: 4	LOB: 1	BB: 1	P: 8
	R: 2	H: 1	E: 0	K: 1	S: 6	LOB: 0	BB: 1	P: 10
	R: 0	H: 1	E: 0	K: 1	S: 6	LOB: 1	BB: 0	P: 6
	R: 0	H: 0	E: 0	K: 1	S: 5	LOB: 0	BB: 0	P: 5
	R: 1	H: 2	E: 0	K: 1	S: 7	LOB: 2	BB: 1	P: 11

PITCHER	IP	WLS	BF	H	R	ER	SO	BB	IBB	HBP	BLK	WP	HR	S	P	ERA	WHIP
<b>Bob Gibson, R</b> ERA: 5.21 (1, 1)	6.0	L	27	5	4	3	6	3	0	0	0	0	1	36	48	4.50	1.333
<b>Mike Garman, R</b> ERA: 2.28 (7, 1)	2.0		9	2	1	1	2	0	1	0	0	0	1	12	16	4.50	1.000

**BOTTOM**

St. Louis Cardinals @ San Francisco Giants  
Candlestick Park, San Francisco, CA

Tue Jun 04 1974, 10:05 PM EDT  
Att. 3,884 - Unknown

AB	R	H	RBI	BB	SO	LOB
3	0	1	1	1	2	0
4	1	0	0	0	0	3
4	1	1	2	0	2	2
4	1	1	1	0	1	2
4	0	2	0	0	0	0
2	1	0	0	1	0	1
4	0	1	0	0	1	3
3	1	1	0	1	0	1
2	0	0	0	1	1	2
1	0	0	0	0	1	2

AB	31
R	5
H	7
RBI	4
BB	4
SO	8
LOB	16

livebaseballscorecards.com

**GIANTS**

WP	PA
0	36
PB: 1	
SB: 0	
CS: 0	

Batter	1	2	3	4	5	6	7	8	9	AB R H RBI BB SO LOB	TOP		
Lou Brock, L (1, 7) X OBP: 0.383, SLG: 0.432	0-0 G3 2B		0-0 1B S SF7 1B		0-0 1B S 2B 1B		0-0 5-3		4-0 F7 1B 1-2 IBB	4 2 3 0 1 0 0	<b>St. Louis Cardinals @ San Francisco Giants</b> <b>Candlestick Park, San Francisco, CA</b> Wed Jun 05 1974, 6:33 AM EDT Att. 3,165 - Unknown <a href="http://livebaseballscorecards.com">livebaseballscorecards.com</a>		
Tom Heintzelman, R (1, 4) X OBP: 0.450, SLG: 0.611	0-0 G3 2-3		0-0 SF7 1B		0-0 2B 5-3 1B		0-0 F8		0-0 1B 1-2 2-H	5 1 3 1 0 0 1			
Reggie Smith, S (1, 9) B B B OBP: 0.435, SLG: 0.658	4-0 4-3 BB		0-0 SF7 1-2 3-H		0-0 2B 1-3		4-0 FC6-4 BB		0-0 F7 2-3	2 0 1 2 2 0 2			
Ted Simmons, S (1, 2) X OBP: 0.322, SLG: 0.439	0-0 4-3 1-2		0-0 5-3		0-0 F7 3-H		0-0 FC6-4 1-2f		0-0 4-3	5 0 0 0 0 0 8			
Joe Torre, R (1, 3) B B B OBP: 0.364, SLG: 0.400	4-0 BB		0-3 K		0-0 5-3 3-H		0-0 F8			3 0 0 1 1 1 2			
Luis Melendez, R (1, 8) X OBP: 0.351, SLG: 0.434	0-0 F9				0-0 G3 3-H		0-0 P4		0-0 6-3	4 0 0 0 0 0 4			
Ken Reitz, R (1, 5) S S OBP: 0.349, SLG: 0.422		0-3 K			0-0 1B		0-0 G3		0-0 6-3	4 0 1 0 0 1 0			
Mike Tyson, R (1, 6) X OBP: 0.254, SLG: 0.256		0-0 F7			0-0 P5		0-0 F9		0-0 FC1-6 1B	4 0 1 0 0 0 1			
Sonny Siebert, R (1, 1) OBP: 0.143, SLG: 0.040 Orlando Pena, R (9, 1) OBP: 0.500, SLG: 0.500		0-0 F9			0-0 L1		0-3 K		0-0 FC1-6 1B WP	4 1 0 0 0 1 2 0 0 0 0 0 0 0			
<b>Inning Stats</b>	R: 0 H: 1 E: 0 LOB: 3 K: 0 BB: 2 S: 4 P: 12	R: 0 H: 0 E: 0 LOB: 0 K: 1 BB: 0 S: 5 P: 5	R: 1 H: 2 E: 0 LOB: 1 K: 1 BB: 0 S: 7 P: 7	R: 0 H: 1 E: 0 LOB: 1 K: 0 BB: 0 S: 4 P: 4	R: 2 H: 3 E: 0 LOB: 1 K: 0 BB: 0 S: 6 P: 6	R: 0 H: 0 E: 0 LOB: 0 K: 1 BB: 0 S: 5 P: 5	R: 0 H: 0 E: 0 LOB: 1 K: 0 BB: 1 S: 3 P: 7	R: 0 H: 0 E: 0 LOB: 0 K: 0 BB: 0 S: 3 P: 3	R: 1 H: 2 E: 0 LOB: 2 K: 0 BB: 1 S: 5 P: 9	1B: 7 SF: 1 2B: 2 SAC: 0 3B: 0 DP: 0 HR: 0 HBP: 0	WP: 1 PA: 40 PB: 0 SB: 2 CS: 0		
<b>PITCHER</b>	IP WLS BF H R ER SO BB IBB HBP BLK WP HR S P ERA WHIP											<b>PITCHER</b>	IP WLS BF H R ER SO BB IBB HBP BLK WP HR S P ERA WHIP
Ron Bryant, L (1, 1) ERA: 8.17	5.0 L 24 7 3 3 2 2 0 0 0 0 0 0 26 34 5.40 1.800												
Jim Barr, R (6, 1) ERA: 3.43	2.0 7 0 0 0 1 1 0 0 0 0 0 0 8 12 0.00 0.500												
Charlie Williams, R (8, 1) ERA: 2.45	2.0 9 2 1 1 0 0 0 1 0 0 1 0 8 12 4.50 1.000												



Batter	1	2	3	4	5	6	7	8	9	AB	R	H	RBI	BB	SO	LOB
<b>Bobby Bonds, R</b> (1, 9) OBP: 0.386, SLG: 0.509	0-0 F7		0-3 K		4-0 S BB		0-3 K		0-0 1-3 2B	4	0	1	0	1	2	3
<b>Tito Fuentes, S</b> (1, 4) OBP: 0.222, SLG: 0.202 <b>Gary Maddox, R</b> (7, PH) OBP: 0.347, SLG: 0.471 <b>Charlie Williams, R</b> (8, 1) OBP: 0.167, SLG: 0.167 <b>Dave Kingman, R</b> (9, PH) OBP: 0.322, SLG: 0.449	0-0 F8		0-0 F8		0-0 F8		0-0 F8		4-0 BB	3	0	0	0	0	0	2
<b>Gary Matthews, R</b> (1, 7) OBP: 0.321, SLG: 0.379	0-0 F9			0-0 F9		0-0 F3		0-0 F8	0-0 P4	5	0	0	0	0	0	5
<b>Ed Coodson, L</b> (1, 3) OBP: 0.375, SLG: 0.500		0-0 4-3		0-0 1B		0-0 1B		0-0 F7		4	1	2	0	0	0	0
<b>Steve Ontiveros, S</b> (1, 5) OBP: 0.379, SLG: 0.365		4-0 1B		0-0 F7		0-0 E 1B		0-0 F7		3	0	1	0	1	0	1
<b>Gary Thomasson, L</b> (1, 8) OBP: 0.350, SLG: 0.333		0-0 G6-3		0-0 1B		0-3 K		0-0 F9		4	0	2	0	0	1	1
<b>Bruce Miller, R</b> (1, 6) OBP: 0.324, SLG: 0.344		0-0 G6-3		0-0 L6		0-0 F9			0-0 2B	4	0	1	0	0	0	5
<b>Dave Rader, L</b> (1, 2) OBP: 0.409, SLG: 0.421			0-0 S 1B		0-0 F7		0-0 1B		0-0 F8	4	0	2	0	0	0	1
<b>Ron Bryant, S</b> (1, 1) OBP: 0.111, SLG: 0.111 <b>Mike Phillips, L</b> (5, PH) OBP: 0.276, SLG: 0.299 <b>Jim Barr, R</b> (6, 1) OBP: 0.333, SLG: 0.455 <b>Chris Speier, R</b> (7, PH) OBP: 0.318, SLG: 0.348			0-3 K		0-0 P6		0-0 1B		0-0 P4	1	0	0	0	0	1	1

<b>Inning Stats</b>	R: 0 E: 0 K: 0 S: 3	H: 0 LOB: 0 BB: 0 P: 3	R: 0 E: 0 K: 0 S: 3	H: 1 LOB: 1 BB: 1 P: 7	R: 0 E: 0 K: 2 S: 8	H: 1 LOB: 1 BB: 0 P: 8	R: 0 E: 0 K: 0 S: 5	H: 2 LOB: 2 BB: 0 P: 5	R: 0 E: 0 K: 0 S: 3	H: 0 LOB: 1 BB: 1 P: 7	R: 1 E: 1 K: 1 S: 7	H: 2 LOB: 1 BB: 0 P: 7	R: 0 E: 0 K: 1 S: 7	H: 2 LOB: 2 BB: 0 P: 7	R: 0 E: 0 K: 0 S: 3	H: 0 LOB: 0 BB: 0 P: 3	R: 0 E: 0 K: 0 S: 5	H: 2 LOB: 3 BB: 1 P: 9	1B: 9 2B: 1 3B: 0 HR: 0	SF: 0 SAC: 0 DP: 1 HBP: 0	WP: 0 PB: 0 SB: 2 CS: 0	PA: 39
---------------------	------------------------------	---------------------------------	------------------------------	---------------------------------	------------------------------	---------------------------------	------------------------------	---------------------------------	------------------------------	---------------------------------	------------------------------	---------------------------------	------------------------------	---------------------------------	------------------------------	---------------------------------	------------------------------	---------------------------------	----------------------------------	------------------------------------	----------------------------------	--------


PITCHER	IP	WLS	BF	H	R	ER	SO	BB	IBB	HBP	BLK	WP	HR	S	P	ERA	WHIP
<b>Sonny Siebert, R</b> (1, 1) ERA: 1.95	8.2	W	38	10	1	0	4	3	0	0	0	0	0	43	55	0.00	1.500
<b>Orlando Pena, R</b> (9, 1) ERA: 1.0	0.1	S	1	0	0	0	0	0	0	0	0	0	0	1	1	0.00	0.000

**BOTTOM**

**St. Louis Cardinals @ San Francisco Giants**  
**Candlestick Park, San Francisco, CA**

Wed Jun 05 1974, 6:33 AM EDT  
Att: 3,165 - Unknown

<b>AB</b>	<b>36</b>
<b>R</b>	<b>1</b>
<b>H</b>	<b>10</b>
<b>RBI</b>	<b>0</b>
<b>BB</b>	<b>3</b>
<b>SO</b>	<b>4</b>
<b>LOB</b>	<b>22</b>



Batter	1	2	3	4	5	6	7	8	9	AB R H RBI BB SO LOB	TOP																
Lou Brock, L (1, 7) OBP: 0.379, SLG: 0.423	4-0 E S 2B BB	0-0 F7		0-0 5-3		0-0 L6 1-2			0-0 4-3	4 1 0 0 1 0 3																	
Tom Heintzelman, R (1, 4) OBP: 0.520, SLG: 0.727	0-0 1-H 2B 2B	0-0 2B			0-0 G4-6-3 1B		0-0 5-3		4-0 G4-6-3 BB	4 1 3 1 1 0 0																	
Reggie Smith, S (1, 9) OBP: 0.429, SLG: 0.651	0-0 G3 2-H 1B 2B	0-0 L9			0-0 F7		0-3 K		0-0 G4-6-3 1-2f	5 1 1 1 0 1 3																	
Ted Simmons, S (1, 2) OBP: 0.317, SLG: 0.430	0-0 G3 2-3		0-0 5-3		0-0 G4-6-3 1-2f		0-0 F5			4 0 0 0 0 0 2																	
Joe Torre, R (1, 3) OBP: 0.366, SLG: 0.402	0-0 BB 3-H 1B		0-0 5-3			0-0 FC3-6 1B		0-0 F7		4 0 2 1 0 0 0																	
Luis Melendez, R (1, 8) OBP: 0.356, SLG: 0.426	4-0 BB BB BB		0-0 5-3			0-0 FC3-6 1B		4-0 2B BB		1 0 0 0 1 0 0																	
Jose Cruz, L (6, PH) OBP: 0.369, SLG: 0.509	1-2 BB					1-2f 1B				1 2 0 0 1 0 1																	
Ken Reitz, R (1, 5) OBP: 0.352, SLG: 0.429	0-3 K			0-0 6-3		0-0 FC6-3 1B 1-2		0-0 1-H 2B		4 0 2 1 0 1 2																	
Mike Tyson, R (1, 6) OBP: 0.257, SLG: 0.268	0-0 F9			0-0 2B		0-0 FC6-3 1B 1-2 2-H		0-0 P6		2 0 1 0 0 0 2																	
Tim McCarver, L (6, PH) OBP: 0.359, SLG: 0.310						1-2f 2-3				2 0 1 1 0 0 1																	
Lynn McGlothen, L (1, 1) OBP: 0.259, SLG: 0.296		0-0 G3			0-3 K			0-0 F8		2 0 0 0 0 0 1 1																	
Rich Folkers, L (4, 1) OBP: 0.343, SLG: 0.406										0 0 0 0 0 0 0 0																	
Bake McBride, L (6, PH) OBP: 0.211, SLG: 0.167										1 0 0 0 0 0 0 2																	
Alan Foster, R (6, 1) OBP: 0.211, SLG: 0.167										0 0 0 0 0 0 0 0																	
Jim Hickman, R (8, PH) OBP: 0.381, SLG: 0.429										1 0 0 0 0 0 0 1																	
Mike Garman, R (8, 1) OBP: 0.381, SLG: 0.429										0 0 0 0 0 0 0 0																	
<b>Inning Stats</b>	R: 3 E: 0 K: 1 S: 8	H: 3 LOB: 2 BB: 2 P: 16	R: 0 E: 0 K: 0 S: 4	H: 1 LOB: 1 BB: 0 P: 4	R: 0 E: 0 K: 0 S: 3	H: 0 LOB: 0 BB: 0 P: 3	R: 0 E: 0 K: 1 S: 6	H: 1 LOB: 1 BB: 0 P: 6	R: 0 E: 0 K: 0 S: 3	H: 1 LOB: 0 BB: 0 P: 3	R: 1 E: 0 K: 0 S: 6	H: 3 LOB: 2 BB: 0 P: 6	R: 0 E: 0 K: 1 S: 5	H: 0 LOB: 0 BB: 0 P: 5	R: 1 E: 0 K: 0 S: 4	H: 1 LOB: 1 BB: 1 P: 8	R: 0 E: 0 K: 0 S: 2	H: 0 LOB: 0 BB: 1 P: 6	1B: 5 2B: 5 3B: 0 HR: 0	SF: 0 SAC: 0 DP: 2 HBP: 0	WP: 0 PB: 0 SB: 2 CS: 0	PA: 39					
<b>PITCHER</b>	IP WLS BF H R ER SO BB IBB HBP BLK WP HR S P ERA WHIP																										
Mike Caldwell, L (1, 1) ERA: 3.17	0.1		6	3	3	3	0	2	0	0	0	0	0	4	12	81.00	15.000										
Jim Barr, R (1, 1) ERA: 3.23	3.2	W	13	2	0	0	2	0	0	0	0	0	0	17	17	0.00	0.545										
Charlie Williams, R (5, 1) ERA: 2.58	1.1		7	4	1	1	0	0	0	0	0	0	0	7	7	6.75	3.000										
Elias Sosa, R (6, 1) ERA: 2.21	3.2	S	13	1	1	1	1	2	0	0	0	0	0	13	21	2.46	0.818										

St. Louis Cardinals @ San Francisco Giants  
Candlestick Park, San Francisco, CA

Thu Jun 06 1974, 6:33 AM EDT  
Att. 2,866 - Unknown

livebaseballscorecards.com

AB	35
R	5
H	10
RBI	5
BB	4
SO	3
LOB	18



Batter	1	2	3	4	5	6	7	8	9	AB	R	H	RBI	BB	SO	LOB
<b>Bobby Bonds, R</b> OBP: 0.390, SLG: 0.509 (1, 9)	4-0 BB 4-3		0-3 K	0-0 WP S 1B		0-0 6-3		0-0 E S 1B		4	2	2	1	1	1	0
<b>Mike Phillips, L</b> OBP: 0.286, SLG: 0.303 <b>Chris Speier, R</b> OBP: 0.315, SLG: 0.344 (1, 4) (5, 4)	0-0 P5		4-0 BB BB	0-0 2B 1B 1-H		0-0 6-3		0-0 F9 1-H		2	1	1	1	1	0	1
<b>Steve Ontiveros, S</b> OBP: 0.380, SLG: 0.368 (1, 5)	0-0 4-3 1-2		4-0 BB G3-6-1	0-0 2B 2B 1-3		0-0 6-3		0-0 G3		4	1	1	0	1	0	1
<b>Ed Coodson, L</b> OBP: 0.377, SLG: 0.500 (1, 3)	0-3 K		0-0 G3-6-1 1-2f	4-0 2B BB			0-0 L3	0-0 2B		4	1	1	0	1	1	3
<b>Gary Matthews, R</b> OBP: 0.319, SLG: 0.380 (1, 7)		0-3 K		G3 2B			0-3 K	0-0 F7		5	0	1	3	0	2	1
<b>Gary Thomasson, L</b> OBP: 0.369, SLG: 0.384 (1, 8)		0-0 1B 1B		FC4-6 1B F8			0-0 E6 3B			4	2	3	0	0	0	1
<b>Bruce Miller, R</b> OBP: 0.395, SLG: 0.444 (1, 6)		0-0 1B		FC4-6 1B G4-6-3			0-0 2B			4	0	4	0	0	0	0
<b>Dave Rader, L</b> OBP: 0.402, SLG: 0.405 (1, 2)		0-3 K		FC4-6 3B 1-2f 2-3			4-0 IBB			3	1	0	0	1	1	5
<b>Mike Caldwell, R</b> OBP: 0.194, SLG: 0.138 <b>Jim Barr, R</b> OBP: 0.308, SLG: 0.417 <b>Chris Arnold, R</b> OBP: 0.308, SLG: 0.429 <b>Charlie Williams, R</b> OBP: 0.143, SLG: 0.143 <b>Elias Sosa, R</b> OBP: 0.125, SLG: 0.125 (1, 1) (1, 1) (4, PH) (5, 1) (6, 1)		0-3 K		0-0 1B 3B 1-H 3-H			0-0 6-3			0	0	0	0	0	0	0

Inning Stats	R: 0	H: 0	E: 0	K: 1	S: 5	LOB: 1	BB: 1	P: 9	R: 0	H: 2	E: 0	K: 3	S: 11	LOB: 2	BB: 0	P: 11	R: 0	H: 0	E: 0	K: 1	S: 4	LOB: 1	BB: 2	P: 12	R: 7	H: 7	E: 0	K: 0	S: 10	LOB: 1	BB: 1	P: 14	R: 0	H: 1	E: 0	K: 0	S: 3	LOB: 0	BB: 0	P: 3	R: 0	H: 0	E: 0	K: 0	S: 3	LOB: 0	BB: 0	P: 3	R: 1	H: 2	E: 1	K: 1	S: 7	LOB: 2	BB: 1	P: 11	R: 1	H: 2	E: 1	K: 0	S: 5	LOB: 1	BB: 0	P: 5
--------------	------	------	------	------	------	--------	-------	------	------	------	------	------	-------	--------	-------	-------	------	------	------	------	------	--------	-------	-------	------	------	------	------	-------	--------	-------	-------	------	------	------	------	------	--------	-------	------	------	------	------	------	------	--------	-------	------	------	------	------	------	------	--------	-------	-------	------	------	------	------	------	--------	-------	------

PITCHER	IP	WLS	BF	H	R	ER	SO	BB	IBB	HBP	BLK	WP	HR	S	P	ERA	WHIP
<b>Lynn McGlothen, R</b> ERA: 2.95 (1, 1)	3.2	L	21	8	6	6	5	3	0	0	0	1	0	28	40	14.73	3.000
<b>Rich Folkers, L</b> ERA: 3.48 (4, 1)	1.1		6	2	1	1	0	1	0	0	0	0	0	5	9	6.75	2.250
<b>Alan Foster, R</b> ERA: 4.74 (6, 1)	2.0		9	2	1	1	1	0	1	0	0	0	0	10	14	4.50	1.000
<b>Mike Garman, R</b> ERA: 2.51 (8, 1)	1.0		5	2	1	1	0	0	0	0	0	0	0	5	5	9.00	2.000


**BOTTOM**

St. Louis Cardinals @ San Francisco Giants  
Candlestick Park, San Francisco, CA

Thu Jun 06 1974, 6:33 AM EDT  
Att. 2,866 - Unknown

AB	36
R	9
H	14
RBI	7
BB	5
SO	6
LOB	16

livebaseballscorecards.com



1B: 8	SF: 0	WP: 1	PA: 41
2B: 4	SAC: 0	PB: 0	
3B: 2	DP: 2	SB: 2	
HR: 0	HBP: 0	CS: 0	

Batter	1	2	3	4	5	6	7	8	9	AB R H RBI BB SO LOB	TOP											
Lou Brock, L (1, 7) OBP: 0.376, SLG: 0.420	0-0 P4 1B		0-0 3-1			0-3 K		0-0 FC3-6 S S		4 0 1 0 0 1 1												
Tom Heintzelman, R (1, 4) OBP: 0.483, SLG: 0.640	0-0 P4 1-2		0-3 K			0-0 6-3		4-0 BB 1-2		3 0 0 0 1 1 1												
Reggie Smith, S (1, 9) OBP: 0.425, SLG: 0.644	0-3 K				0-0 F9			0-0 F8		2 0 0 0 0 1 0												
Jose Cruz, L (4, 9) OBP: 0.358, SLG: 0.491										2 0 0 0 0 0 2												
Orlando Pena, R (8, 1) OBP: 0.500, SLG: 0.500										0 0 0 0 0 0 0												
Ted Simmons, S (1, 2) OBP: 0.320, SLG: 0.431		0-0 F3			0-0 FC6-4 1B			0-0 F5 2-3		4 0 2 0 0 0 2												
Bake McBride, L (1, 8) OBP: 0.341, SLG: 0.403		0-0 WP S 1B			0-3 K			0-0 F7		4 0 1 0 0 2 2												
Joe Torre, R (1, 3) OBP: 0.364, SLG: 0.395		0-0 F9 1-3			0-0 FC6-4 1-2f			0-3 K		3 0 0 0 1 1 2												
Ken Reitz, R (1, 5) OBP: 0.355, SLG: 0.428		4-0 BB								3 0 1 0 1 0 2												
Alan Foster, R (9, PR) OBP: 0.211, SLG: 0.167					0-0 P5			0-0 FC1-4 1-2f 2-3		0 0 0 0 0 0 0												
Mike Tyson, R (1, 6) OBP: 0.254, SLG: 0.264		0-0 F7								2 0 0 0 0 0 2												
Tim McCarver, L (7, PH) OBP: 0.350, SLG: 0.300										1 0 0 0 0 0 2												
Jack Heidemann, R (7, 6) OBP: 0.083, SLG: 0.083										0 0 0 0 0 0 0												
Ted Sizemore, R (9, PH) OBP: 0.360, SLG: 0.363										1 0 0 0 0 0 1												
John Curtis, L (1, 1) OBP: 0.087, SLG: 0.045			0-3 K							2 0 0 0 0 2 0												
Jim Hickman, R (8, PH) OBP: 0.395, SLG: 0.444										1 0 1 0 0 0 0												
Luis Melendez, R (8, PR) OBP: 0.356, SLG: 0.426								0-0 FC3-6 1B		0 0 0 0 0 0 0												
<b>Inning Stats</b>	R: 0 E: 0 K: 1 S: 5	H: 1 LOB: 0 BB: 0 P: 5	R: 0 E: 0 K: 0 S: 4	H: 1 LOB: 2 BB: 1 P: 8	R: 0 E: 0 K: 2 S: 7	H: 0 LOB: 0 BB: 0 P: 7	R: 0 E: 0 K: 1 S: 6	H: 1 LOB: 1 BB: 0 P: 6	R: 0 E: 0 K: 1 S: 5	H: 0 LOB: 0 BB: 0 P: 5	R: 0 E: 0 K: 1 S: 5	H: 0 LOB: 0 BB: 0 P: 5	R: 0 E: 0 K: 1 S: 6	H: 1 LOB: 2 BB: 1 P: 10	R: 0 E: 0 K: 1 S: 4	H: 1 LOB: 2 BB: 1 P: 8	R: 0 E: 0 K: 1 S: 6	H: 1 LOB: 2 BB: 0 P: 6	1B: 6 2B: 0 3B: 0 HR: 0	SF: 0 SAC: 0 DP: 0 HBP: 0	WP: 2 PB: 0 SB: 3 CS: 0	PA: 35
<b>PITCHER</b> Dave Freisleben, R (1, 1) ERA: 3.49	IP: 9.0 WLS: W BF: 35 H: 6 R: 0 ER: 0 SO: 8 BB: 3 IBB: 0 HBP: 0 BLK: 0 WP: 2 HR: 0 S: 48 P: 60 ERA: 0.00 WHIP: 1.000																					
<b>PITCHER</b>	IP	WLS	BF	H	R	ER	SO	BB	IBB	HBP	BLK	WP	HR	S	P	ERA	WHIP					

St. Louis Cardinals @ San Diego Padres  
San Diego Stadium, San Diego, CA  
Fri Jun 07 1974, 10:05 PM EDT  
Att. 7,969 - Unknown

livebaseballscorecards.com

AB	32
R	0
H	6
RBI	0
BB	3
SO	8
LOB	17



Batter	1	2	3	4	5	6	7	8	9
Derrel Thomas, S OBP: 0.337, SLG: 0.381 (1, 4)	0-3 K ①			0-0 6-3 ①		0-0 6-3 ①		0-3 K ③	
Enzo Hernandez, R OBP: 0.270, SLG: 0.279 (1, 6)	0-0 F8			0-0 5-3 ②		0-0 6-3 ②			
Bobby Tolan, L OBP: 0.346, SLG: 0.370 (1, 8) (8, 9)	0-0 4-3 ③			0-0 1B 1B		0-0 F8 ③			
Nate Colbert, R OBP: 0.316, SLG: 0.398 Willie McCovey, L OBP: 0.408, SLG: 0.414 (1, 3) (3, 3)		4-0 CS BB		0-0 1-2 FC6-4 1B		0-0 3-1 ①			
Dave Winfield, R OBP: 0.305, SLG: 0.448 (1, 7)		0-0 F8 1-2		0-0 1-2f FC6-4 ③		0-0 HR			
Cito Gaston, R OBP: 0.259, SLG: 0.340 Rod Gaspar, S (1, 9) (8, 8)		0-0 1-6-3 ③			0-0 F8 ①		0-0 6-3 ②		
Dave Roberts, R OBP: 0.261, SLG: 0.241 (1, 5)			0-0 P4 ①		0-3 K ②		0-0 5-3 ③		
Bob Barton, R OBP: 0.327, SLG: 0.256 (1, 2)			0-0 G4-6-3 1B		4-0 BB BB		0-3 K ①		
Dave Freisleben, R OBP: 0.263, SLG: 0.235 (1, 1)			0-0 G4-6-3 1-2f ② ③		0-0 6-3 ③		0-3 K ②		

Inning Stats	R: 0	H: 0	E: 0	K: 1	S: 5	R: 0	H: 0	E: 0	K: 0	S: 2	R: 0	H: 1	E: 0	K: 0	S: 3	R: 0	H: 2	E: 0	K: 0	S: 5	R: 0	H: 0	E: 0	K: 1	S: 5	R: 1	H: 1	E: 0	K: 0	S: 4	R: 0	H: 0	E: 0	K: 3	S: 9	R: 0	H: 0	E: 0	K: 0	S: 9
	LOB: 0	BB: 0	LOB: 0	BB: 0	P: 5	LOB: 0	BB: 1	LOB: 0	BB: 0	P: 6	LOB: 0	BB: 0	LOB: 1	BB: 1	P: 9	LOB: 0	BB: 0	LOB: 0	BB: 0	P: 4	LOB: 0	BB: 0	LOB: 0	BB: 0	P: 9	LOB: 0	BB: 0	LOB: 0	BB: 0	P: 9	LOB: 0	BB: 0	LOB: 0	BB: 0	P: 9	LOB: 0	BB: 0	LOB: 0	BB: 0	P: 9

PITCHER	IP	WLS	BF	H	R	ER	SO	BB	IBB	HBP	BLK	WP	HR	S	P	ERA	WHIP
John Curtis, L ERA: 4.88 (1, 1)	7.0	L	25	4	1	1	2	2	0	0	0	0	1	27	35	1.29	0.857
Orlando Pena, R ERA: 0.95 (8, 1)	1.0		3	0	0	0	3	0	0	0	0	0	0	9	9	0.00	0.000

AB R H RBI BB SO LOB

4	0	0	0	0	2	0
3	0	0	0	0	0	0
3	0	1	0	0	0	0
0	0	0	0	1	0	0
2	0	1	0	0	0	0
3	1	1	1	0	0	3
3	0	0	0	0	0	0
0	0	0	0	0	0	0
3	0	0	0	0	1	0
2	0	1	0	1	1	0
3	0	0	0	0	1	2

WP	HR	S	P	ERA	WHIP
0	1	9	9	0.00	0.000
0	0	9	9	0.00	0.000

**St. Louis Cardinals @ San Diego Padres**  
**San Diego Stadium, San Diego, CA**  
 Fri Jun 07 1974, 10:05 PM EDT  
 Att. 7,969 - Unknown

livebaseballscorecards.com

AB	26
R	1
H	4
RBI	1
BB	2
SO	5
LOB	5



Batter	1	2	3	4	5	6	7	8	9	AB R H RBI BB SO LOB	TOP		
Lou Brock, L (1, 7) OBP: 0.367, SLG: 0.409	0-3 K		0-0 3-1		0-3 K		0-0 FC4-6		0-0 FC3-6	5 0 0 0 0 2 3			
Tom Heintzelman, R (1, 4) OBP: 0.438, SLG: 0.571	0-3 K		0-0 F9			0-0 6-3	0-0 6-3		0-0 4-3	3 0 0 0 0 1 0			
Ted Sizemore, R (7, PH) OBP: 0.357, SLG: 0.358										2 0 0 0 0 0 3			
Bake McBride, L (1, 8) OBP: 0.350, SLG: 0.407	0-0 E3 1B		4-0 BB			0-0 CS 1B		0-0 F8		3 1 2 0 1 0 0			
Ted Simmons, S (1, 2) OBP: 0.327, SLG: 0.457	0-0 1B		0-0 L9			0-0 1B 2B		0-0 HR		4 2 3 2 0 0 1			
Joe Torre, R (1, 3) OBP: 0.372, SLG: 0.404	0-0 1B			0-0 6-3		0-0 FC4 1B		0-0 WP 1B		4 0 3 1 0 0 0			
Jose Cruz, L (1, 9) OBP: 0.338, SLG: 0.459	0-0 F8			0-0 F8		0-0 FC4		0-3 K		4 0 0 0 0 1 4			
Ken Reitz, R (1, 5) OBP: 0.348, SLG: 0.419		0-0 6-3		0-3 K			0-3 K		0-0 5-3	4 0 0 0 0 2 1			
Mike Tyson, R (1, 6) OBP: 0.257, SLG: 0.267									0-0 6-3	2 0 1 0 0 0 0			
Tim McCarver, L (7, PH) OBP: 0.341, SLG: 0.290										1 0 0 0 0 0 0			
Al Hrabosky, R (7, 1)										0 0 0 0 0 0 0			
Luis Melendez, R (9, PH) OBP: 0.350, SLG: 0.418										1 0 0 0 0 0 0			
Mike Thompson, R (1, 1) Rich Folkers, L (3, 1) Jim Hickman, R (5, PH) Pete Richert, L (5, 1) Reggie Smith, S (7, PH) Jack Heidemann, R (7, PH) OBP: 0.154, SLG: 0.154		0-3 K							0-0 FC3-6 1B	1 0 0 0 0 1 1 0 0 0 0 0 0 0 1 0 0 0 0 1 0 0 0 0 0 0 0 0 1 0 1 0 0 0 0 1 0 1 0 0 0 0			
<b>Inning Stats</b>	R: 2 H: 3 E: 1 LOB: 1 K: 2 BB: 0 S: 10 P: 10	R: 0 H: 1 E: 0 LOB: 0 K: 1 BB: 0 S: 5 P: 5	R: 0 H: 0 E: 0 LOB: 1 K: 0 BB: 1 S: 3 P: 7	R: 0 H: 0 E: 0 LOB: 0 K: 1 BB: 0 S: 5 P: 5	R: 0 H: 0 E: 0 LOB: 0 K: 2 BB: 0 S: 7 P: 7	R: 0 H: 3 E: 0 LOB: 2 K: 0 BB: 0 S: 5 P: 5	R: 0 H: 1 E: 1 LOB: 2 K: 1 BB: 0 S: 7 P: 7	R: 1 H: 2 E: 0 LOB: 1 K: 1 BB: 0 S: 7 P: 7	R: 0 H: 1 E: 0 LOB: 1 K: 0 BB: 0 S: 4 P: 4	1B: 9 SF: 0 2B: 1 SAC: 0 3B: 0 DP: 0 HR: 1 HBP: 0	WP: 1 PA: 38 PB: 0 SB: 1 CS: 2		
<b>PITCHER</b>	IP WLS BF H R ER SO BB IBB HBP BLK WP HR S P ERA WHIP											<b>PITCHER</b>	IP WLS BF H R ER SO BB IBB HBP BLK WP HR S P ERA WHIP
Dan Spillner, R (1, 1) ERA: 5.4	7.1 W 32 10 3 2 7 1 0 0 0 0 1 45 49 2.46 1.500												
Dave Tomlin, L (8, 1) ERA: 5.64	0.1 1 0 0 0 1 0 0 0 0 0 1 0 3 3 0.00 0.000												
Vicente Romo, R (8, 1) ERA: 3.21	1.1 S 5 1 0 0 0 0 0 0 0 0 0 0 5 5 0.00 0.750												

St. Louis Cardinals @ San Diego Padres  
San Diego Stadium, San Diego, CA

AB 37  
R 3  
H 11  
RBI 3  
BB 1  
SO 8  
LOB 13



Sat Jun 08 1974, 10:05 PM EDT  
Att: 27,801 - Unknown

livebaseballscorecards.com



Batter	1	2	3	4	5	6	7	8	9
<b>Bobby Tolan, L</b> (1, 9) OBP: 0.342, SLG: 0.383	0-0 F9		0-0 HR	0-0 4-3		0-0 FC1-5-6		0-0 F5	
<b>Enzo Hernandez, R</b> (1, 6) OBP: 0.270, SLG: 0.278	0-3 K		0-0 BB BLK SF8 1B	0-0 5-3		0-0 F8			
<b>Nate Colbert, R</b> (1, 7) OBP: 0.325, SLG: 0.395	4-0 BB BB BB		4-0 WP BB FC5-4 BB		0-0 F3		4-0 S BB		
<b>Willie McCovey, L</b> (1, 3) OBP: 0.410, SLG: 0.407	4-0 BB 1-2 BB		4-0 FC5-4 WP 1-2 2-3 BB		0-0 G3		0-3 K		
<b>Dave Winfield, R</b> (8, 7) OBP: 0.305, SLG: 0.448									
<b>Johnny Grubb, L</b> (1, 8) OBP: 0.377, SLG: 0.400	4-0 1-2 2-3 BB		0-0 SF8		0-0 WP 1B		4-0 BB		
<b>Derrel Thomas, S</b> (1, 4) OBP: 0.336, SLG: 0.376	0-3 K		4-0 FC5-4 1-2 2-3 BB		0-0 4-3		0-0 F3		
<b>Dave Roberts, R</b> (1, 5) OBP: 0.261, SLG: 0.259		0-0 F8	0-0 FC5-4 1-2 2-3 3-H			0-0 HR		0-3 K	
<b>Bob Barton, R</b> (1, 2) OBP: 0.321, SLG: 0.277		0-3 K	0-0 F9			0-0 FC1-5-6 2B		0-3 K	
<b>Dan Spillner, R</b> (1, 1)		0-3 K		0-3 K		0-3 K		0-0 4-3	
<b>Dave Tomlin, L</b> (8, 1)									
<b>Vicente Romo, R</b> (8, 1)									

Inning Stats	R: 0	H: 0	E: 0	K: 2	S: 7	LOB: 3	BB: 3	P: 19
	R: 0	H: 0	E: 0	K: 2	S: 7	LOB: 0	BB: 0	P: 7
	R: 3	H: 2	E: 0	K: 0	S: 5	LOB: 2	BB: 3	P: 17
	R: 0	H: 0	E: 0	K: 1	S: 5	LOB: 0	BB: 0	P: 5
	R: 0	H: 1	E: 0	K: 0	S: 4	LOB: 1	BB: 0	P: 4
	R: 1	H: 2	E: 0	K: 1	S: 7	LOB: 1	BB: 0	P: 7
	R: 0	H: 0	E: 0	K: 2	S: 7	LOB: 2	BB: 2	P: 15
	R: 0	H: 0	E: 0	K: 1	S: 5	LOB: 0	BB: 0	P: 5

PITCHER	IP	WLS	BF	H	R	ER	SO	BB	IBB	HBP	BLK	WP	HR	S	P	ERA	WHIP
<b>Mike Thompson, R</b> (1, 1) ERA: 7.29	2.0	L	12	2	3	3	4	4	4	0	1	0	1	16	32	13.50	3.000
<b>Rich Folkers, L</b> (3, 1) ERA: 3.18	2.0		8	0	0	0	1	2	0	0	0	1	0	8	16	0.00	1.000
<b>Pete Richert, L</b> (5, 1) ERA: 3.24	2.0		9	3	1	1	1	0	0	0	0	1	1	11	11	4.50	1.500
<b>Al Hrabosky, L</b> (7, 1) ERA: 4.37	2.0		8	0	0	0	3	2	0	0	0	0	0	12	20	0.00	1.000


**BOTTOM**

**St. Louis Cardinals @ San Diego Padres**  
San Diego Stadium, San Diego, CA

Sat Jun 08 1974, 10:05 PM EDT  
Att. 27,801 - Unknown

AB	28
R	4
H	5
RBI	4
BB	8
SO	9
LOB	16

livebaseballscorecards.com



1B:	2B:	3B:	HR:	SF:	SAC:	DP:	HBP:
2	1	0	2	1	0	0	0

WP:	PB:	SB:	CS:	PA:
2	0	1	0	37

Batter	1	2	3	4	5	6	7	8	9	AB R H RBI BB SO LOB	TOP																
Lou Brock, L (1, 7) OBP: 0.368, SLG: 0.424	0-3 K		0-3 K		0-0 1B 3B		0-0 2B 2B	0-0 1-3		5 2 2 0 0 2 2																	
Ted Sizemore, R (1, 4) OBP: 0.363, SLG: 0.358	4-0 BB			0-0 4-3	0-0 1B		4-0 2B BB		0-0 F7	3 1 1 1 2 0 0																	
Reggie Smith, S (1, 9) OBP: 0.427, SLG: 0.645	0-0 F8			0-0 E4 HR	0-0 F9		0-0 2B		0-0 G4-6-3 1B	5 1 2 2 0 0 2																	
Ted Simmons, S (1, 2) OBP: 0.329, SLG: 0.467	0-0 4-3			0-0 1-H HR		0-0 F7	4-0 IBB		0-0 G4-6-3 1-2f	4 1 1 2 1 0 2																	
Bake McBride, L (1, 8) OBP: 0.348, SLG: 0.400		0-0 F8		1-0 HBP		0-0 P5	0-0 P5			3 0 0 0 0 0 2																	
Luis Melendez, R (7, 8) OBP: 0.350, SLG: 0.418										0 0 0 0 0 0 0																	
Joe Torre, R (1, 3) OBP: 0.374, SLG: 0.402		0-0 F9		0-0 F9		4-0 BB		0-0 CS 1B		3 0 1 0 1 0 1																	
Ken Reitz, R (1, 5) OBP: 0.341, SLG: 0.411		0-3 K		0-3 K		0-0 F7		0-0 P6 1-2		4 0 0 0 0 2 3																	
Mike Tyson, R (1, 6) OBP: 0.264, SLG: 0.269			1-0 HBP		0-0 F9		0-3 K	0-0 1B 1B		3 0 1 0 0 1 0																	
Bob Gibson, R (1, 1) OBP: 0.194, SLG: 0.226			0-0 G5-4-3		0-0 F9		0-3 K	0-0 1B		3 0 0 0 0 1 1																	
Al Hrabosky, R (7, 1) OBP: 0.333, SLG: 0.333			1-2f					1-3 1B		1 0 1 0 0 0 0																	
Mike Garman, R (8, 1)										0 0 0 0 0 0 0																	
<b>Inning Stats</b>	R: 0 E: 0 K: 1 S: 5	H: 0 LOB: 1 BB: 1 P: 9	R: 0 E: 0 K: 1 S: 5	H: 0 LOB: 0 BB: 0 P: 5	R: 0 E: 0 K: 1 S: 4	H: 0 LOB: 0 BB: 0 P: 5	R: 2 E: 1 K: 1 S: 7	H: 1 LOB: 1 BB: 0 P: 8	R: 1 E: 0 K: 0 S: 5	H: 2 LOB: 1 BB: 0 P: 5	R: 0 E: 0 K: 0 S: 3	H: 0 LOB: 1 BB: 1 P: 7	R: 2 E: 0 K: 2 S: 9	H: 2 LOB: 2 BB: 2 P: 17	R: 0 E: 0 K: 0 S: 5	H: 3 LOB: 2 BB: 0 P: 5	R: 0 E: 0 K: 0 S: 3	H: 1 LOB: 0 BB: 0 P: 3	1B: 5 2B: 2 3B: 1 HR: 1	SF: 0 SAC: 0 DP: 2 HBP: 2	WP: 0 PB: 0 SB: 0 CS: 1	PA: 40					
<b>PITCHER</b>	IP WLS BF H R ER SO BB IBB HBP BLK WP HR S P ERA WHIP																										
Bill Greif, R (1, 1) ERA: 5.91	6.0		25	3	3	2	4	2	0	2	0	0	1	29	39	3.00	0.833										
Larry Hardy, R (7, 1) ERA: 5.3	0.2		5	2	2	2	2	1	0	0	0	0	0	8	12	27.00	4.500										
Dave Tomlin, L (7, 1) ERA: 5.32	1.1	W	7	3	0	0	0	0	1	0	0	0	0	6	10	0.00	2.250										
Steve Arlin, R (9, 1) ERA: 5.86	1.0	S	3	1	0	0	0	0	0	0	0	0	0	3	3	0.00	1.000										

St. Louis Cardinals @ San Diego Padres  
San Diego Stadium, San Diego, CA  
Sun Jun 09 1974, 6:33 AM EDT  
Att. 13,880 - Unknown

livebaseballscorecards.com

AB	34
R	5
H	9
RBI	5
BB	4
SO	6
LOB	13





Batter	1	2	3	4	5	6	7	8	9	10	11	AB R H RBI BB SO LOB	TOP			
Lou Brock, L OBP: 0.367, SLG: 0.426 (1, 7)	F7		6-3								G3	6 0 2 0 0 1 2	<b>St. Louis Cardinals @ Los Angeles Dodgers</b> <b>Dodger Stadium, Los Angeles, CA</b> Mon Jun 10 1974, 7:05 PM PDT Att. 22,985 - Unknown			
Ted Sizemore, R OBP: 0.364, SLG: 0.361 (1, 4) (11, 9)	5-3		2B							5-3		4 1 1 0 1 0 1				
Reggie Smith, S OBP: 0.427, SLG: 0.642 Tom Heintzelman, R OBP: 0.438, SLG: 0.571 (1, 9) (11, 4)			2B							6-3		4 0 1 1 1 1 1 0 0 0 0 0 0 0				
Ted Simmons, S OBP: 0.331, SLG: 0.470 (1, 2)	F9		5-3							4-3		5 1 2 0 0 0 2				
Joe Torre, R OBP: 0.380, SLG: 0.425 (1, 3)												5 1 3 1 0 0 2				
Luis Melendez, R OBP: 0.349, SLG: 0.411 Bake McBride, L OBP: 0.349, SLG: 0.398 (8, PH) (8, 8)	F5											1 0 0 1 1 0 1 1 1 0 0 1 1 2				
Ken Reitz, R OBP: 0.335, SLG: 0.403 (1, 5)	F2											4 0 0 0 0 0 3				
Mike Tyson, R OBP: 0.259, SLG: 0.263 Jose Cruz, L OBP: 0.347, SLG: 0.459 Orlando Pena, R OBP: 0.500, SLG: 0.500 Jim Hickman, R OBP: 0.378, SLG: 0.421 Pete Richert, L (11, 1)	K											3 0 0 0 0 1 1 0 0 0 0 1 0 0 0 0 0 0 0 0 0 1 0 0 0 0 0 1 0 0 0 0 0 0 0				
Sonny Siebert, R OBP: 0.129, SLG: 0.036 Tim McCarver, L OBP: 0.333, SLG: 0.281 Jack Heidemann, R OBP: 0.214, SLG: 0.214 (9, PH) (9, 6)	K											3 0 0 0 0 1 0 1 0 0 0 0 0 1 1 0 1 1 0 0 0				
<b>Inning Stats</b>	R: 0 H: 0 E: 0 LOB: 1 K: 0 BB: 1 S: 3 P: 7	R: 0 H: 1 E: 0 LOB: 1 K: 1 BB: 0 S: 6 P: 6	R: 1 H: 2 E: 0 LOB: 1 K: 1 BB: 0 S: 7 P: 7	R: 0 H: 0 E: 0 LOB: 0 K: 0 BB: 1 S: 2 P: 6	R: 0 H: 1 E: 0 LOB: 1 K: 0 BB: 0 S: 4 P: 4	R: 1 H: 2 E: 0 LOB: 1 K: 0 BB: 0 S: 5 P: 5	R: 0 H: 1 E: 0 LOB: 0 K: 0 BB: 0 S: 3 P: 3	R: 0 H: 1 E: 0 LOB: 2 K: 2 BB: 1 S: 8 P: 12	R: 0 H: 0 E: 0 LOB: 1 K: 1 BB: 1 S: 5 P: 9	R: 0 H: 0 E: 0 LOB: 0 K: 0 BB: 0 S: 3 P: 3	R: 2 H: 2 E: 0 LOB: 1 K: 0 BB: 1 S: 5 P: 9	1B: 5 SF: 1 2B: 4 SAC: 1 3B: 0 DP: 1 HR: 1 HBP: 0		WP: 0 PA: 47 PB: 0 SB: 2 CS: 1		
<b>PITCHER</b>	IP WLS BF H R ER SO BB IBB HBP BLK WP HR S P ERA WHIP															
Doug Rau, L ERA: 2.52 (1, 1)	7.0	28	7	2	2	2	2	0	0	0	0	0	30	38	2.57	1.286
Mike Marshall, R ERA: 2.35 (8, 1)	1.0	5	1	0	0	2	1	0	0	0	0	0	8	12	0.00	2.000
Charlie Hough, R ERA: 1.69 (9, 1)	3.0	L 13	2	2	2	1	2	0	0	0	0	0	1	13	6.00	1.333

livebaseballscorecards.com

AB	39
R	4
H	10
RBI	4
BB	5
SO	5
LOB	17



Batter	1	2	3	4	5	6	7	8	9	10	11	AB	R	H	RBI	BB	SO	LOB	BOTTOM							
Davey Lopes, R OBP: 0.328, SLG: 0.275 (1, 4)	F7		F7				SH3-4		F9	G3		5	0	2	0	0	0	1								
Bill Buckner, L OBP: 0.370, SLG: 0.399 (1, 7)	L5		F7						F5		F9	4	0	1	0	1	0	4								
Tom Paciorek, R OBP: 0.319, SLG: 0.430 (11, PH)	L5						IBB					1	0	0	0	0	0	0								
Jimmy Wynn, R OBP: 0.444, SLG: 0.647 (1, 8)	L5			HR			L7		E6		6-3	6	2	2	1	0	0	3								
Steve Garvey, R OBP: 0.351, SLG: 0.538 (1, 3)		P6		F9		K	K			BB	L6	5	0	0	0	1	2	3								
Joe Ferguson, R OBP: 0.401, SLG: 0.416 (1, 2)		F3		F8		F8		P4		BB		4	0	1	1	1	0	0								
Ron Cey, R OBP: 0.376, SLG: 0.427 (1, 5)		K		5-3		F8				BB		5	0	1	0	0	1	4								
Willie Crawford, L OBP: 0.375, SLG: 0.397 (1, 9)			P5			L6-3		G3			FC2-6	4	0	2	0	1	0	1								
Bill Russell, R OBP: 0.347, SLG: 0.438 (1, 6)			K			L6-3					FC2-6	4	0	0	0	1	1	4								
Doug Rau, L OBP: 0.250, SLG: 0.192 (1, 1)											SH3-4	2	0	2	0	0	0	0								
Von Joshua, L OBP: 0.296, SLG: 0.360 (7, PH)												1	0	1	0	0	0	0								
Mike Marshall, R OBP: 0.441, SLG: 0.440 (8, PH)												0	0	0	0	0	0	0								
Manny Mota, R OBP: 0.441, SLG: 0.440 (8, PH)												1	0	0	0	0	0	2								
Charlie Hough, R OBP: 0.441, SLG: 0.440 (9, 1)												0	0	0	0	0	0	0								
<b>Inning Stats</b>	R: 0 E: 0 K: 0 S: 3	H: 1 LOB: 0 BB: 0 P: 3	R: 0 E: 0 K: 1 S: 5	H: 0 LOB: 0 BB: 0 P: 5	R: 0 E: 0 K: 1 S: 7	H: 2 LOB: 2 BB: 0 P: 7	R: 1 E: 0 K: 0 S: 4	H: 1 LOB: 0 BB: 0 P: 4	R: 0 E: 0 K: 0 S: 5	H: 3 LOB: 2 BB: 0 P: 5	R: 1 E: 0 K: 1 S: 7	H: 2 LOB: 2 BB: 1 P: 11	R: 0 E: 0 K: 1 S: 6	H: 1 LOB: 2 BB: 1 P: 10	R: 0 E: 0 K: 0 S: 4	H: 1 LOB: 2 BB: 1 P: 8	R: 0 E: 1 K: 0 S: 4	H: 0 LOB: 3 BB: 2 P: 12	R: 0 E: 0 K: 0 S: 4	H: 1 LOB: 1 BB: 0 P: 4	R: 0 E: 0 K: 0 S: 3	H: 0 LOB: 0 BB: 0 P: 3	1B: 11 2B: 2 3B: 0 HR: 1	SF: 0 SAC: 2 DP: 2 HBP: 0	WP: 0 PB: 0 SB: 3 CS: 0	PA: 49
<b>PITCHER</b>	IP	WLS	BF	H	R	ER	SO	BB	IBB	HBP	BLK	WP	HR	S	P	ERA	WHIP									
Sonny Siebert, R ERA: 1.98 (1, 1)	8.0		36	11	2	2	4	0	3	0	0	0	1	41	53	2.25	1.375									
Orlando Pena, R ERA: 0.86 (9, 1)	2.0	W	10	1	0	0	0	1	1	0	0	0	0	8	16	0.00	1.000									
Pete Richert, L ERA: 2.89 (11, 1)	1.0		3	0	0	0	0	0	0	0	0	0	0	3	3	0.00	0.000									

St. Louis Cardinals @ Los Angeles Dodgers  
Dodger Stadium, Los Angeles, CA  
Mon Jun 10 1974, 7:05 PM PDT  
Att. 22,985 - Unknown

AB 42  
R 2  
H 12  
RBI 2  
BB 5  
SO 4  
LOB 22



Batter	1	2	3	4	5	6	7	8	9	AB R H RBI BB SO LOB	TOP											
Lou Brock, L (1, 7) x OBP: 0.367, SLG: 0.422	0-0 ① 4-3		0-0 ③ 3-1			0-1 s CI 1B		4-0 BB S BB BB		2 1 0 0 1 0 0	<b>St. Louis Cardinals @ Los Angeles Dodgers</b> <b>Dodger Stadium, Los Angeles, CA</b> Tue Jun 11 1974, 7:05 PM PDT Att. 28,573 - Unknown											
Ted Sizemore, R (1, 4) x OBP: 0.362, SLG: 0.359	0-0 ② 6-3			0-0 ① 6-3		0-0 x 1-3 1B		0-0 ③ F9 1-2		4 0 1 0 0 0 1												
Bake McBride, L (1, 8) x OBP: 0.347, SLG: 0.394	0-0 ③ F5			0-0 ② 4-3		0-0 x 1-2 3-H 1B		0-0 ① 6-3		4 0 1 1 0 0 0												
Ted Simmons, S (1, 2)		0-0 x F8 ①		0-3 s s s K ③		0-0 x P6 ③		0-0 x 3-1 ②		4 0 0 0 0 1 2												
Joe Torre, R (1, 3) Jim Hickman, R (8, 3) OBP: 0.374, SLG: 0.418 OBP: 0.391, SLG: 0.436		0-3 s s s K ②		0-0 x P5 ①		0-0 x F2 ①		0-0 x 1B		3 0 0 0 0 1 0 1 0 1 0 0 0 0												
Jose Cruz, L (1, 9) OBP: 0.342, SLG: 0.446		0-0 x 1B		0-3 s s s K ②		0-0 x 4-3 ②		0-3 s s s K ③		4 0 1 0 0 2 1												
Ken Reitz, R (1, 5) OBP: 0.330, SLG: 0.397		0-0 x F8 ③		0-0 x P5 ③		0-0 x F9 ③				3 0 0 0 0 0 1												
Mike Tyson, R (1, 6) OBP: 0.253, SLG: 0.257			0-0 x 6-3 ①		0-0 x 1-3 ①		0-0 x F7 ①			3 0 0 0 0 0 0												
Lynn McGlothen, L (1, 1) Al Hrabosky, R (9, 1) OBP: 0.233, SLG: 0.267 OBP: 0.333, SLG: 0.333			0-0 x 5-3 ②		0-0 x F9 ②		0-0 x G3 ②			3 0 0 0 0 0 0 0 0 0 0 0 0 0												
<b>Inning Stats</b>	R: 0 E: 0 K: 0 S: 3	H: 0 LOB: 0 BB: 0 P: 3	R: 0 E: 0 K: 1 S: 6	H: 1 LOB: 1 BB: 0 P: 6	R: 0 E: 0 K: 0 S: 3	H: 0 LOB: 0 BB: 0 P: 3	R: 0 E: 0 K: 1 S: 5	H: 0 LOB: 0 BB: 0 P: 5	R: 0 E: 0 K: 1 S: 5	H: 0 LOB: 0 BB: 0 P: 5		R: 1 E: 1 K: 0 S: 6	H: 2 LOB: 2 BB: 0 P: 6	R: 0 E: 0 K: 0 S: 3	H: 0 LOB: 0 BB: 0 P: 3	R: 0 E: 0 K: 0 S: 3	H: 0 LOB: 1 BB: 1 P: 7	R: 0 E: 0 K: 1 S: 6	H: 1 LOB: 1 BB: 0 P: 6	1B: 4 2B: 0 3B: 0 HR: 0	SF: 0 SAC: 0 DP: 0 HBP: 0	WP: 0 PB: 0 SB: 1 CS: 0
<b>PITCHER</b> Andy Messersmith, R (1, 1) ERA: 2.37	IP: 9.0 WLS: L BF: 33 H: 4 R: 1 ER: 0 SO: 4 BB: 1 IBB: 0 HBP: 0 BLK: 0 WP: 0 HR: 0 S: 40 P: 44 ERA: 0.00 WHIP: 0.556											<b>PITCHER</b>	IP: 9.0 WLS: L BF: 33 H: 4 R: 1 ER: 0 SO: 4 BB: 1 IBB: 0 HBP: 0 BLK: 0 WP: 0 HR: 0 S: 40 P: 44 ERA: 0.00 WHIP: 0.556									

AB	31
R	1
H	4
RBI	1
BB	1
SO	4
LOB	5



WP: 0	PA: 33
PB: 0	
SB: 1	
CS: 0	

Batter	1	2	3	4	5	6	7	8	9	AB R H RBI BB SO LOB
Davey Lopes, R (1, 4) OBP: 0.323, SLG: 0.271 Von Joshua, L (7, PH) OBP: 0.286, SLG: 0.346 Lee Lacy, R (8, 4) OBP: 0.273, SLG: 0.293 Ken McMullen, R (9, PH) OBP: 0.409, SLG: 0.667 Rick Auerbach, R (9, PR) OBP: 0.480, SLG: 0.565	0-0 F8		0-0 F9		0-3 K		0-3 K		0-0 1B	3 0 0 0 0 1 2 1 0 0 0 0 1 2 0 0 0 0 0 0 0 1 0 1 0 0 0 0 0 0 0 0 0 0 0
Bill Buckner, L (1, 7) OBP: 0.372, SLG: 0.395 Tom Paciorek, R (9, PH) OBP: 0.316, SLG: 0.425	4-0 CS BB			4-0 4-3		0-0 F8	4-0 IBB		0-3 K	2 0 0 0 2 0 0 1 0 0 0 0 1 2
Jimmy Wynn, R (1, 8) OBP: 0.440, SLG: 0.637	0-3 K			4-0 1B BB		0-3 K	0-0 F3			3 0 0 0 1 2 4
Steve Garvey, R (1, 3) OBP: 0.350, SLG: 0.533		0-0 1-3		0-0 F8		0-0 1B 1B		0-0 F8		4 0 1 0 0 0 1
Willie Crawford, L (1, 9) OBP: 0.377, SLG: 0.399		0-0 G3		0-0 1-2 1B		0-0 1-2 1B		0-0 F3		4 0 2 0 0 0 0
Ron Cey, R (1, 5) OBP: 0.371, SLG: 0.419		0-3 K		0-0 5-3		0-0 1-3		0-0 4-3		4 0 0 0 0 1 4
Bill Russell, R (1, 6) OBP: 0.345, SLG: 0.434			0-0 6-3		0-0 P4		0-0 SH3-4 BB 1B		0-0 5-3	4 0 1 0 0 0 0
Steve Yeager, R (1, 2) OBP: 0.429, SLG: 0.500 Manny Mota, R (9, PH) OBP: 0.429, SLG: 0.423			0-0 1B		0-0 1B		4-0 SH3-4 BB		0-0 F9	2 0 2 0 1 0 0 1 0 0 0 0 0 0
Andy Messersmith, R (1, 1) OBP: 0.302, SLG: 0.342 Joe Ferguson, R (9, PH) OBP: 0.404, SLG: 0.416			0-0 F9		0-3 K		0-0 SH3-4		4-0 1B BB	2 0 0 0 0 1 2 0 0 0 0 1 0 0

Inning Stats	R: 0	H: 0	E: 0	K: 1	S: 4	R: 0	H: 0	E: 0	K: 1	S: 5	R: 0	H: 1	E: 0	K: 0	S: 4	R: 0	H: 1	E: 0	K: 0	S: 4	R: 0	H: 1	E: 0	K: 2	S: 8	R: 0	H: 2	E: 0	K: 1	S: 7	R: 0	H: 1	E: 0	K: 1	S: 6	R: 0	H: 0	E: 0	K: 0	S: 3	R: 0	H: 1	E: 0	K: 1	S: 6	1B: 7	2B: 0	3B: 0	HR: 0	SF: 0	SAC: 1	DP: 0	HBP: 0	WP: 0	PB: 0	SB: 0	CS: 1	PA: 38
--------------	------	------	------	------	------	------	------	------	------	------	------	------	------	------	------	------	------	------	------	------	------	------	------	------	------	------	------	------	------	------	------	------	------	------	------	------	------	------	------	------	------	------	------	------	------	-------	-------	-------	-------	-------	--------	-------	--------	-------	-------	-------	-------	--------

PITCHER	IP	WLS	BF	H	R	ER	SO	BB	IBB	HBP	BLK	WP	HR	S	P	ERA	WHIP
Lynn McGlothen, R (1, 1) ERA: 2.63	8.2	W	37	7	0	0	6	4	1	0	0	0	0	44	64	0.00	1.269
Al Hrabosky, L (9, 1) ERA: 4.18	0.1	S	1	0	0	0	1	0	0	0	0	0	0	3	3	0.00	0.000

**BOTTOM**

**St. Louis Cardinals @ Los Angeles Dodgers**  
Dodger Stadium, Los Angeles, CA

Tue Jun 11 1974, 7:05 PM PDT  
Att. 28,573 - Unknown

<b>AB</b>	<b>32</b>
<b>R</b>	<b>0</b>
<b>H</b>	<b>7</b>
<b>RBI</b>	<b>0</b>
<b>BB</b>	<b>5</b>
<b>SO</b>	<b>7</b>
<b>LOB</b>	<b>17</b>



PITCHER	IP	WLS	BF	H	R	ER	SO	BB	IBB	HBP	BLK	WP	HR	S	P	ERA	WHIP
---------	----	-----	----	---	---	----	----	----	-----	-----	-----	----	----	---	---	-----	------

Batter	1	2	3	4	5	6	7	8	9	AB R H RBI BB SO LOB	TOP
Lou Brock, L OBP: 0.368, SLG: 0.435 (1, 7) X	0-0 P6	0-0 FC6-4		0-0 1B 4-3 2B		0-0 1H 7-2 3B		0-0 F5		5 1 2 1 0 0 2	
Ted Sizemore, R OBP: 0.362, SLG: 0.356 (1, 4) B B B	4-0 2B FC6-4 BB		0-0 P5	0-0 4-3 1B		0-0 7-2		0-0 G3		4 1 1 1 1 0 1	
Bake McBride, L OBP: 0.349, SLG: 0.400 (1, 8) X	0-0 FC6-4 1-3 2B		0-0 HR 1B	0-0 4-3		0-0 F2		0-0 F7		5 1 2 1 0 0 1	
Ted Simmons, S OBP: 0.322, SLG: 0.453 (1, 2) H	1-0 FC6-4 HBP		0-0 P6	0-0 F7		0-0 G1		0-3 K		4 0 0 0 0 1 2	
Joe Torre, R OBP: 0.372, SLG: 0.430 (1, 3) X	0-0 FC6-4 WP		0-0 HR			0-0 F7		0-3 K2-3		4 1 1 3 0 1 2	
Jose Cruz, L OBP: 0.338, SLG: 0.435 (1, 9) S S S	0-3 K		0-0 1B			0-0 F9		0-0 4-3		4 0 1 0 0 1 2	
Ken Reitz, R OBP: 0.338, SLG: 0.406 (1, 5) X		0-0 FC6-4 1B	0-0 5-3			4-0 BB		0-0 2B		3 0 2 0 1 0 1	
Mike Tyson, R OBP: 0.253, SLG: 0.257 (1, 6) X		0-0 F8		0-0 FC1-6 1B		0-0 P4		0-3 K		4 0 1 0 0 1 3	
John Curtis, L OBP: 0.111, SLG: 0.077 (1, 1) S S S		0-3 K		0-0 FC1-6 1B		0-0 3B 1B		0-3 K		4 2 1 0 0 2 3	
Mike Garman, R (8, 1)										0 0 0 0 0 0 0	
Al Hrabosky, R OBP: 0.333, SLG: 0.333 (8, 1)										0 0 0 0 0 0 0	
Orlando Pena, R OBP: 0.500, SLG: 0.500 (9, 1)										0 0 0 0 0 0 0	
<b>Inning Stats</b>	R: 1 H: 1 E: 0 LOB: 2 K: 1 BB: 1 S: 6 P: 11	R: 0 H: 1 E: 0 LOB: 1 K: 1 BB: 0 S: 6 P: 6	R: 2 H: 3 E: 0 LOB: 1 K: 0 BB: 0 S: 6 P: 6	R: 2 H: 3 E: 0 LOB: 1 K: 0 BB: 0 S: 6 P: 6	R: 0 H: 0 E: 0 LOB: 1 K: 0 BB: 1 S: 3 P: 7	R: 1 H: 2 E: 0 LOB: 0 K: 0 BB: 0 S: 4 P: 4	R: 0 H: 0 E: 0 LOB: 0 K: 1 BB: 0 S: 5 P: 5	R: 0 H: 1 E: 0 LOB: 1 K: 2 BB: 0 S: 8 P: 8	R: 0 H: 0 E: 0 LOB: 0 K: 1 BB: 0 S: 5 P: 5	1B: 6 SF: 0 2B: 4 SAC: 0 3B: 1 DP: 1 HR: 1 HBP: 1	WP: 1 PA: 40 PB: 0 SB: 0 CS: 0
<b>PITCHER</b>	IP WLS BF H R ER SO BB IBB HBP BLK WP HR S P ERA WHIP										
Don Sutton, R ERA: 4.26 (1, 1)	3.1 L 20 8 5 5 2 1 0 1 0 1 1 22 27 13.50 2.700										
Charlie Hough, R ERA: 1.77 (4, 1)	3.2 13 2 1 1 1 1 0 0 0 0 0 14 18 2.46 0.818										
Jim Brewer, L ERA: 1.99 (8, 1)	2.0 7 1 0 0 3 0 0 0 0 0 0 13 13 0.00 0.500										

St. Louis Cardinals @ Los Angeles Dodgers  
Dodger Stadium, Los Angeles, CA  
Wed Jun 12 1974, 3:33 AM PDT  
Att: 26,010 - Unknown

AB	37
R	6
H	11
RBI	6
BB	2
SO	6
LOB	17





Batter	1	2	3	4	5	6	7	8	9	AB	R	H	RBI	BB	SO	LOB
Davey Lopes, R (1, 4) OBP: 0.327, SLG: 0.272 Von Joshua, L (9, PH) OBP: 0.310, SLG: 0.370	0-0 6-3		4-0 FC6-4 BB		0-0 L6 1B		0-0 L6		0-0 G5-4-3 1B	3	0	1	0	1	0	0
Bill Russell, R (1, 6) OBP: 0.343, SLG: 0.429 (9, 9)	0-0 6-3		0-0 FC6-4 2B		0-0 L6			0-0 2B 1B	0-0 G5-4-3	5	2	1	0	0	0	4
Jimmy Wynn, R (1, 8) OBP: 0.440, SLG: 0.635	4-0 FC6-4 BB		0-0 F7		0-0 P3			0-0 1B 2B	0-3 K	4	1	1	1	1	1	3
Steve Garvey, R (1, 3) OBP: 0.352, SLG: 0.536	0-0 FC6-4		0-0 2B		0-0 L8			0-0 1B 1B		4	0	2	2	0	0	2
Joe Ferguson, R (1, 9) OBP: 0.401, SLG: 0.418 (9, 2)		0-0 2B	0-0 1-3		0-0 5-3			0-3 K		4	0	1	0	0	1	2
Ron Cey, R (1, 5) OBP: 0.369, SLG: 0.416		0-0 6-3		0-0 L8		0-0 F9		0-0 FC6-4 1B		4	0	1	0	0	0	1
Tom Paciorek, R (1, 7) OBP: 0.316, SLG: 0.422 Bill Buckner, L (8, PH) OBP: 0.371, SLG: 0.393 (9, 7)		0-0 P4		0-0 1B		0-0 5-3		0-0 F7		3	0	1	0	0	0	1
Steve Yeager, R (1, 2) OBP: 0.426, SLG: 0.490 Willie Crawford, L (8, PH) OBP: 0.377, SLG: 0.399 Ken McMullen, R (8, PH) OBP: 0.391, SLG: 0.636 Rick Auerbach, R (9, 6) OBP: 0.480, SLG: 0.565		4-0 BB		0-0 F8		0-0 L6		0-0 FC6-4		2	0	0	0	1	0	1
Don Sutton, R (1, 1) OBP: 0.222, SLG: 0.250 Charlie Hough, R (4, 1) Lee Lacy, R (7, PH) OBP: 0.267, SLG: 0.286 Jim Brewer, L (8, 1) Manny Mota, R (9, PH) OBP: 0.444, SLG: 0.444		0-3 K		0-0 F3		0-0 F9			0-0 G5-4-3 1B	1	0	0	0	0	1	2

Inning Stats	R: 0	H: 0	E: 0	K: 0	S: 3	H: 0	LOB: 1	BB: 1	P: 7	R: 0	H: 1	E: 0	K: 1	S: 6	R: 0	H: 1	E: 0	K: 0	S: 4	R: 0	H: 1	E: 0	K: 0	S: 4	R: 0	H: 0	E: 0	K: 0	S: 3	R: 0	H: 0	E: 0	K: 0	S: 3	R: 2	H: 4	E: 0	K: 1	S: 9	R: 0	H: 2	E: 0	K: 1	S: 6	1B: 7	2B: 3	3B: 0	HR: 0	SF: 0	SAC: 0	DP: 1	HBP: 0	WP: 0	PB: 0	SB: 0	CS: 0	PA: 39
--------------	------	------	------	------	------	------	--------	-------	------	------	------	------	------	------	------	------	------	------	------	------	------	------	------	------	------	------	------	------	------	------	------	------	------	------	------	------	------	------	------	------	------	------	------	------	-------	-------	-------	-------	-------	--------	-------	--------	-------	-------	-------	-------	--------

PITCHER	IP	WLS	BF	H	R	ER	SO	BB	IBB	HBP	BLK	WP	HR	S	P	ERA	WHIP
John Curtis, L (1, 1) ERA: 4.79	7.0		31	7	3	3	1	3	0	0	0	0	0	30	42	3.86	1.429
Mike Garman, R (8, 1) ERA: 3.26	0.2		3	1	0	0	1	0	0	0	0	0	0	5	5	0.00	1.500
Al Hrabosky, L (8, 1) ERA: 4.13	0.1		2	1	0	0	0	0	0	0	0	0	0	2	2	0.00	3.000
Orlando Pena, R (9, 1) ERA: 0.82	1.0		3	1	0	0	1	0	0	0	0	0	0	5	5	0.00	1.000

BOTTOM

St. Louis Cardinals @ Los Angeles Dodgers  
 Dodger Stadium, Los Angeles, CA  
 Wed Jun 12 1974, 3:33 AM PDT  
 Att. 26,010 - Unknown

livebaseballscorecards.com

AB	36
R	3
H	10
RBI	3
BB	3
SO	3
LOB	21



Batter	1	2	3	4	5	6	7	8	9	AB R H RBI BB SO LOB	TOP	
Lou Brock, L (1, 7) OBP: 0.361, SLG: 0.427	0-0 P6		0-0 G3		0-0 P5			0-0 L6		4 0 0 0 0 0 2		
Ted Sizemore, R (1, 4) OBP: 0.365, SLG: 0.359	0-0 BB 1B 1B		0-0 L9		0-0 FC6-4			0-0 E 1B		4 1 2 0 0 0 2		
Bake McBride, L (1, 8) OBP: 0.347, SLG: 0.397	0-0 BB 1-2 1B			0-0 F2		0-0 4-3		0-0 P6		4 0 1 0 0 0 1		
Ted Simmons, S (1, 2) OBP: 0.329, SLG: 0.456	4-0 BB 1-2 2-3 BB			0-0 FC5-4 1B		0-0 1B		0-0 E8		3 0 2 0 1 0 0		
Joe Torre, R (1, 3) OBP: 0.365, SLG: 0.421	0-0 6-3			0-0 FC5-4 FC6-4		0-0 F9		0-0 6-3		4 0 0 0 0 0 5		
Jose Cruz, L (1, 9) OBP: 0.333, SLG: 0.425		0-0 G3		0-0 FC6-4		0-0 F8			0-0 G6-3 1B	4 0 1 0 0 0 2		
Ken Reitz, R (1, 5) OBP: 0.336, SLG: 0.403			0-0 F8		0-0 1B 1B		0-0 4-3		0-0 G6-3	4 0 1 0 0 0 1		
Mike Tyson, R (1, 8) OBP: 0.250, SLG: 0.253			0-0 6-3		0-3 K		0-0 F8		0-0 P4	2 0 0 0 0 0 1 1 1 0 1 0 0 0 0 0 0 0		
Tim McCarver, L (7, PH) OBP: 0.326, SLG: 0.273												
Alan Foster, R (7, 1) OBP: 0.211, SLG: 0.167												
Pete Richert, L (8, 1)												
Orlando Pena, R (8, 1) OBP: 0.500, SLG: 0.500												
Luis Melendez, R (9, PH) OBP: 0.344, SLG: 0.404												
Bob Gibson, R (1, 1) OBP: 0.212, SLG: 0.242			0-0 F7		0-0 FC6-4 1B		0-0 3-1			2 0 1 0 0 0 0 1 0 0 0 0 0 0 0 0 0 0 0 0 0		
Tom Heintzelman, R (7, PH) OBP: 0.424, SLG: 0.552												
Jack Heidemann, R (7, 6) OBP: 0.214, SLG: 0.214												
<b>Inning Stats</b>	R: 0 H: 2 E: 0 LOB: 2 K: 0 BB: 1 S: 4 P: 8	R: 0 H: 0 E: 0 LOB: 0 K: 0 BB: 0 S: 3 P: 3	R: 0 H: 0 E: 0 LOB: 0 K: 0 BB: 0 S: 3 P: 3	R: 0 H: 1 E: 0 LOB: 1 K: 0 BB: 0 S: 4 P: 4	R: 0 H: 2 E: 0 LOB: 2 K: 1 BB: 0 S: 7 P: 7	R: 0 H: 1 E: 0 LOB: 1 K: 0 BB: 0 S: 4 P: 4	R: 0 H: 0 E: 0 LOB: 0 K: 0 BB: 0 S: 3 P: 3	R: 1 H: 1 E: 1 LOB: 1 K: 0 BB: 0 S: 5 P: 5	R: 0 H: 1 E: 0 LOB: 0 K: 0 BB: 0 S: 3 P: 3	1B: 8 SF: 0 2B: 0 SAC: 0 3B: 0 DP: 1 HR: 0 HBP: 0	WP: 0 PA: 35 PB: 0 SB: 0 CS: 0	
<b>PITCHER</b> Roric Harrison, R (1, 1) ERA: 4.4	IP WLS BF H R ER SO BB IBB HBP BLK WP HR S P ERA WHIP	9.0 W 35 8 1 0 1 1 0 0 0 0 0 0 36 40 0.00 1.000										
<b>PITCHER</b>	IP WLS BF H R ER SO BB IBB HBP BLK WP HR S P ERA WHIP											

St. Louis Cardinals @ Atlanta Braves  
 Atlanta Stadium, Atlanta, GA  
 Fri Jun 14 1974, 7:05 PM EDT  
 Att. 14,336 - Unknown

livebaseballscorecards.com

AB	34
R	1
H	8
RBI	0
BB	1
SO	1
LOB	14



Batter	1	2	3	4	5	6	7	8	9
Ralph Garr, L (1, 9) OBP: 0.407, SLG: 0.539 (8, 7)	0-0 4-3		0-0 L4		0-0 BB BB 1B	4-0 1B BB		4-0 SF9 BB BB	
Darrell Evans, L (1, 5) OBP: 0.377, SLG: 0.366	0-0 F8		0-0 F8		0-0 F9	0-0 1-3 1B		4-0 1-2 2-3 3-H BB BB	
Dusty Baker Jr., R (1, 8) OBP: 0.357, SLG: 0.410 (8, 9)	0-0 F7		0-0 2B		4-0 1-2 BB BB	0-0 F8		0-0 2-3 3-H SF9	
Hank Aaron, R (1, 7) OBP: 0.336, SLG: 0.537 Rowland Office, L (8, 8) OBP: 0.280, SLG: 0.414		0-0 HR	0-0 2B		4-0 1-2 2-3 BB		0-0 F5	4-0 1-2 BB	
Mike Lum, L (1, 3) OBP: 0.290, SLG: 0.422		0-3 K	0-0 F9		0-0 F5		0-3 K	0-0 4-3	
Davey Johnson, R (1, 4) OBP: 0.344, SLG: 0.418		0-0 1B 1B		0-0 L6		0-0 HR 1B	0-0 6-3		
Johnny Oates, L (1, 2) OBP: 0.313, SLG: 0.322		0-0 1-2 1B		0-0 1-3		0-0 F8		0-0 SH5-4 BB BB 1B	
Craig Robinson, R (1, 6) OBP: 0.268, SLG: 0.229		0-0 F9		0-0 6-3		0-0 F8		4-0 BB SH5-4 1-2 SF9 BB	
Roric Harrison, R (1, 1) OBP: 0.200, SLG: 0.357		0-3 K		0-0 5-3		0-0 1-H HR		0-0 SH5-4	

Inning Stats	R: 0	H: 0	E: 0	K: 0	S: 3	H: 0	LOB: 0	BB: 0	P: 3	R: 1	H: 3	E: 0	K: 2	S: 10	H: 2	LOB: 1	BB: 0	P: 5	R: 0	H: 0	E: 0	K: 0	S: 3	H: 0	LOB: 0	BB: 0	P: 3	R: 0	H: 1	E: 0	K: 0	S: 4	H: 3	LOB: 2	BB: 1	P: 10	R: 0	H: 0	E: 0	K: 1	S: 5	H: 0	LOB: 0	BB: 0	P: 5	R: 2	H: 1	E: 0	K: 0	S: 4	H: 1	LOB: 3	BB: 4	P: 20
--------------	------	------	------	------	------	------	--------	-------	------	------	------	------	------	-------	------	--------	-------	------	------	------	------	------	------	------	--------	-------	------	------	------	------	------	------	------	--------	-------	-------	------	------	------	------	------	------	--------	-------	------	------	------	------	------	------	------	--------	-------	-------

PITCHER															PITCHER																																																					
IP	WLS	BF	H	R	ER	SO	BB	IBB	HBP	BLK	WP	HR	S	P	ERA	WHIP	IP	WLS	BF	H	R	ER	SO	BB	IBB	HBP	BLK	WP	HR	S	P	ERA	WHIP																																			
Bob Gibson, R (1, 1)	6.0	L	30	9	4	4	2	3	0	0	0	0	0	0	6.00	2.000	Alan Foster, R (7, 1)	1.1		6	1	2	1	1	0	0	0	0	0	7	11	13.50	1.500	Pete Richert, L (8, 1)	0.0		2	0	0	0	2	0	0	0	0	0	0	8	∞	∞	Orlando Pena, R (8, 1)	0.2		3	0	0	0	1	0	0	0	0	0	0	2	6	0.00	1.500

**BOTTOM**


**St. Louis Cardinals @ Atlanta Braves**  
Atlanta Stadium, Atlanta, GA

Fri Jun 14 1974, 7:05 PM EDT  
Att. 14,336 - Unknown

AB	R	H	RBI	BB	SO	LOB
3	0	1	0	2	0	0
4	0	1	1	1	0	1
3	1	1	1	1	0	2
3	1	2	2	1	0	0
0	0	0	0	1	0	0
5	0	0	0	0	2	7
4	1	2	0	0	0	0
4	1	2	0	0	0	1
3	1	0	0	1	0	3
3	1	1	2	0	1	2

AB	32
R	6
H	10
RBI	6
BB	7
SO	3
LOB	16

WP: 0 PA: 41  
PB: 0  
SB: 0  
CS: 0



livebaseballscorecards.com

Batter	1	2	3	4	5	6	7	8	9	AB R H RBI BB SO LOB	TOP																												
Lou Brock, L (1, 7) OBP: 0.364, SLG: 0.429 Pete Richert, L (7, 1) Jim Hickman, R (9, PH) OBP: 0.404, SLG: 0.450	0-0 6-3 1B	0-0 P3		0-0 1-3 1B			0-3 K		0-0 1-2 G5-4-3 1B	4 0 2 0 0 1 3 0 0 0 0 0 0 0 1 0 1 0 0 0 0	<b>St. Louis Cardinals @ Atlanta Braves</b> Atlanta Stadium, Atlanta, GA Sat Jun 15 1974, 7:05 PM EDT Att. 43,572 - Unknown  <a href="http://livebaseballscorecards.com">livebaseballscorecards.com</a>																												
Ted Sizemore, R (1, 4) OBP: 0.361, SLG: 0.355	0-0 6-3 1-2		0-0 P6		0-0 G3-6-3 1B		0-0 5-3		0-0 1-2f 2-3 G5-4-3	5 0 1 0 0 0 4																													
Bake McBride, L (1, 8) OBP: 0.343, SLG: 0.397	0-0 F8		0-3 K		0-0 F2			0-0 WP 1-4-3 2B	0-0 4-3	5 1 1 0 0 1 3																													
Ted Simmons, S (1, 2) Luis Melendez, R (7, 7) OBP: 0.354, SLG: 0.404	4-0 BB		0-0 BB 1B		0-0 G3-6-3 1-2f			4-0 E 1-4-3 2-3 BB		2 0 1 0 1 0 1 0 0 0 0 1 0 0																													
Joe Torre, R (1, 3) OBP: 0.368, SLG: 0.417	0-3 K		4-0 BB 1B		4-0 G4-6-3 BB			0-0 1-4-3		2 0 0 1 2 1 3																													
Jose Cruz, L (1, 9) OBP: 0.330, SLG: 0.408		4-0 1B BB	0-0 F9		0-0 G4-6-3 1-2f			0-0 E4 HBP		3 0 0 0 1 0 4																													
Ken Reitz, R (1, 5) OBP: 0.335, SLG: 0.397		0-0 F2		0-3 K		0-0 F3		1-0 G6-3 HBP		3 0 0 0 0 1 1																													
Mike Tyson, R (1, 6) OBP: 0.250, SLG: 0.253		0-0 F5		0-0 F9			0-0 S 1B	0-0 G6-3 1-2f		4 0 1 0 0 0 4																													
Sonny Siebert, R (1, 1) Mike Garman, R (3, 1) Reggie Smith, S (4, PH) John Curtis, L (4, PR) Mike Thompson, R (4, 1) Tim McCarver, L (7, PH) (7, 2) OBP: 0.156, SLG: 0.069 OBP: 0.429, SLG: 0.644 OBP: 0.111, SLG: 0.077 OBP: 0.333, SLG: 0.286		0-0 1-3 1B		0-0 1B					0-0 G5-4-3 1B	1 0 1 0 0 0 0 0 0 0 0 0 0 0 1 0 1 0 0 0 0 0 0 0 0 0 0 0 0 0 0 0 0 0 0 2 0 1 0 0 0 1																													
<b>Inning Stats</b>	R: 0 E: 0 K: 1 S: 6	H: 1 LOB: 2 BB: 1 P: 10	R: 0 E: 0 K: 0 S: 4	H: 1 LOB: 2 BB: 1 P: 8	R: 0 E: 0 K: 1 S: 6	H: 1 LOB: 2 BB: 1 P: 10	R: 0 E: 0 K: 1 S: 6	H: 2 LOB: 2 BB: 0 P: 6	R: 0 E: 0 K: 0 S: 3	H: 1 LOB: 0 BB: 0 P: 3	R: 0 E: 0 K: 0 S: 2	H: 0 LOB: 0 BB: 1 P: 6	R: 0 E: 0 K: 1 S: 6	H: 1 LOB: 1 BB: 0 P: 6	R: 1 E: 1 K: 0 S: 4	H: 1 LOB: 2 BB: 1 P: 9	R: 0 E: 0 K: 0 S: 4	H: 2 LOB: 1 BB: 0 P: 4	1B: 9 2B: 1 3B: 0 HR: 0	SF: 0 SAC: 0 DP: 4 HBP: 1	WP: 1 PB: 0 SB: 1 CS: 0	PA: 39																	
<b>PITCHER</b> Buzz Capra, R (1, 1) ERA: 1.51 Joe Niekro, R (8, 1) ERA:	IP 7.1	WLS W	BF 34	H 8	R 1	ER 1	SO 4	BB 5	IBB 0	HBP 1	BLK 0	WP 1	HR 0	S 36	P 57	ERA 1.23	WHIP 1.773						<b>PITCHER</b> IP 1.2	WLS 5	BF 2	H 0	R 0	ER 0	SO 0	BB 0	IBB 0	HBP 0	BLK 0	WP 0	HR 0	S 5	P 5	ERA 0.00	WHIP 1.200



BOTTOM

St. Louis Cardinals @ Atlanta Braves  
Atlanta Stadium, Atlanta, GA

AB 34  
R 7  
H 13  
RBI 6  
BB 5  
SO 2  
LOB 22



WP: 1 PA: 40  
PB: 0  
SB: 0  
CS: 1

ERA WHIP

AB	R	H	RBI	BB	SO	LOB
5	1	3	0	0	0	1
0	0	0	0	0	0	0
5	1	3	0	0	0	2
3	1	1	0	2	0	2
4	1	1	2	0	0	3
1	0	0	0	0	0	2
4	2	2	1	0	1	3
2	0	1	1	1	0	1
0	0	0	0	1	0	0
3	1	0	0	1	0	6
3	0	1	2	0	0	1
3	0	1	0	0	1	1
1	0	0	0	0	0	0
1B: 11	SF: 1	WP: 1	PA: 40			
2B: 2	SAC: 0	PB: 0				
3B: 0	DP: 1	SB: 0				
HR: 0	HBP: 0	CS: 1				

Batter	1	2	3	4	5	6	7	8	9
Ralph Garr, L OBP: 0.411, SLG: 0.544 Ivan Murrell, R OBP: 0.271, SLG: 0.268	0-0 BB 1B 1B	0-0 CS 1B	0-0 FC6-4 1-2f		0-0 F7			0-0 4-3 2B	
Darrell Evans, L OBP: 0.382, SLG: 0.372	0-0 BB 1-2 1B	0-0 F9 1-2		0-0 FC6-4 E 1B		0-0 1B		0-0 4-3 2-3	
Dusty Baker Jr., R OBP: 0.362, SLG: 0.409	4-0 1B 1-2 2-3 BB	0-0 FC5-4 1B		0-0 F9		0-0 P4		4-0 FC6-4 IBB	
Hank Aaron, R OBP: 0.333, SLG: 0.529 Rowland Office, L OBP: 0.277, SLG: 0.409	0-0 1B 1-3 2-H 3-H 1B	0-0 FC5-4 1-2f		0-0 E5 FC6-4 1-2		0-0 F8		0-0 FC6-4 1-2f	
Mike Lum, L OBP: 0.295, SLG: 0.432	0-0 FC5-6 1-2 3-H 1B		0-0 1B 2B		0-0 FC6-4 WP 1-2f 2-3		0-3 K		
Davey Johnson, R OBP: 0.349, SLG: 0.418 Marty Perez, R OBP: 0.373, SLG: 0.404	0-0 FC5-6 1-2 2-H 1B		0-0 L8 BB BB BB		4-0 BB		4-0 G6-4-3 BB		
Johnny Oates, L OBP: 0.311, SLG: 0.316	0-0 FC5-6 1-2f 2-3 FC4-6 1B		4-0 1B E IBB		0-0 F7		0-0 F9		
Craig Robinson, R OBP: 0.268, SLG: 0.230	0-0 SF8 3-H 1B		0-0 E7 1-H 2-H 1B		0-0 F9		0-0 G6-4-3 1-2f		
Buzz Capra, R OBP: 0.240, SLG: 0.136 Joe Niekro, R	0-0 FC4-6 1-2f 1B		0-0 FC6-4 1B		0-3 K		0-0 5-3		

Inning	R	H	E	K	S	W	L	B	F	H	R	ER	SO	BB	IBB	HBP	BLK	WP	HR	S	P	ERA	WHIP
1	5	5	0	8	12																		
2	0	2	0	4	4																		
3	2	3	1	5	9																		
4	0	1	1	5	9																		
5	0	0	0	5	5																		
6	0	1	0	6	6																		
7	0	0	0	2	6																		
8	0	1	0	4	8																		
9	0	1	0	0	0																		


PITCHER	IP	WLS	BF	H	R	ER	SO	BB	IBB	HBP	BLK	WP	HR	S	P	ERA	WHIP
Sonny Siebert, R ERA: 2.67	2.2	L	18	10	7	7	0	0	1	0	0	0	0	16	24	23.62	4.125
Mike Garman, R ERA: 3.23	0.1		1	0	0	0	0	0	0	0	0	0	0	1	1	0.00	0.000
Mike Thompson, R ERA: 6.38	3.0		13	2	0	0	2	1	0	0	0	1	0	16	20	0.00	1.000
Pete Richert, L ERA: 2.38	2.0		8	1	0	0	0	1	1	0	0	0	0	6	14	0.00	1.000

Sat Jun 15 1974, 7:05 PM EDT  
Att. 43,572 - Unknown

livebaseballscorecards.com





Batter	1	2	3	4	5	6	7	8	9	AB R H RBI BB SO LOB	TOP
<b>Bobby Bonds, R</b> (1, 9) OBP: 0.371, SLG: 0.464	0-3 K		4-0 1B IBB		0-0 F9		0-0 WP 1-3 1B 2B		0-0 5-3	4 1 1 0 1 1 1	<b>San Francisco Giants @ St. Louis Cardinals</b> <b>Busch Stadium, St. Louis, MO</b> Mon Jun 17 1974, 7:05 PM CDT Att. 17,525 - Unknown  <a href="http://livebaseballscorecards.com">livebaseballscorecards.com</a>  <b>AB 31</b> <b>R 3</b> <b>H 7</b> <b>RBI 2</b> <b>BB 6</b> <b>SO 7</b> <b>LOB 14</b>  
<b>Gary Thomasson, L</b> (1, 7) OBP: 0.351, SLG: 0.356	0-3 K		0-0 1B		0-0 F9		0-0 1B		4-0 IBB	4 0 2 2 1 1 0	
<b>Garry Maddox, R</b> (1, 8) OBP: 0.353, SLG: 0.475	0-3 K		0-0 G1-2-3		0-0 2B		0-0 F9		0-0 6-3	5 0 1 0 0 1 6	
<b>Steve Ontiveros, S</b> (1, 5) OBP: 0.370, SLG: 0.342		0-0 F9		0-3 K		0-0 1-3		0-3 K		4 0 0 0 0 2 2	
<b>Dave Kingman, R</b> (1, 3) OBP: 0.303, SLG: 0.408	0-3 K			4-0 1B S BB		0-0 F9		0-0 5-3		3 0 0 0 1 1 0	
<b>Chris Speier, R</b> (1, 6) OBP: 0.318, SLG: 0.346	0-0 6-3			4-0 1B BB		0-0 1-3		0-0 G3		3 0 0 0 1 0 0	
<b>Chris Arnold, R</b> (1, 4) OBP: 0.300, SLG: 0.386			4-0 SH1-4 1B BB		0-0 F9		0-0 G3		0-3 K	3 1 0 0 1 1 2	
<b>Dave Rader, L</b> (1, 2) OBP: 0.412, SLG: 0.402			0-0 1B SH1-4 G1-2-3 1B		0-0 1B		0-0 4-3		0-0 SH3 1B	4 0 3 0 0 0 0	
<b>Jim Barr, R</b> (1, 1) OBP: 0.368, SLG: 0.471			0-0 SH1-4		0-0 F9		4-0 2B WP BB		0-0 SH3	1 1 0 0 1 0 3	
<b>Inning Stats</b>	R: 0 E: 0 K: 3 S: 9 H: 0 LOB: 0 BB: 0 P: 9	R: 0 E: 0 K: 1 S: 5 H: 0 LOB: 0 BB: 0 P: 5	R: 1 E: 0 K: 0 S: 4 H: 2 LOB: 2 BB: 2 P: 12	R: 0 E: 0 K: 1 S: 6 H: 1 LOB: 3 BB: 2 P: 14	R: 0 E: 0 K: 0 S: 4 H: 1 LOB: 1 BB: 0 P: 4	R: 0 E: 0 K: 0 S: 3 H: 0 LOB: 0 BB: 0 P: 3	R: 2 E: 0 K: 1 S: 7 H: 2 LOB: 1 BB: 1 P: 11	R: 0 E: 0 K: 1 S: 5 H: 0 LOB: 0 BB: 0 P: 5	R: 0 E: 0 K: 0 S: 4 H: 1 LOB: 2 BB: 1 P: 8	1B: 5 2B: 2 3B: 0 HR: 0 SF: 0 SAC: 2 DP: 1 HBP: 0	WP: 1 PB: 0 SB: 1 CS: 0 PA: 39
<b>PITCHER</b>	IP WLS BF H R ER SO BB IBB HBP BLK WP HR S P ERA WHIP										
<b>John Curtis, L</b> (1, 1) ERA: 4.74	6.1 L 29 6 3 3 5 4 1 0 0 1 0 34 54 4.26 1.579										
<b>Mike Garman, R</b> (7, 1) ERA: 2.97	2.2 10 1 0 0 2 0 1 0 0 0 0 13 17 0.00 0.375										



Batter	1	2	3	4	5	6	7	8	9	AB	R	H	RBI	BB	SO	LOB
Lou Brock, L OBP: 0.369, SLG: 0.431 (1, 7)	0-0 5-3	0-0 4-3		4-0 BB			0-0 1-3 1B		0-0 F7	4	0	1	0	1	0	4
Ted Sizemore, R OBP: 0.356, SLG: 0.350 (1, 4)	0-0 1-3 1B		0-0 F7	0-0 F7			0-0 1-3 1-2		0-0 F3	5	0	1	0	0	0	4
Bake McBride, L OBP: 0.343, SLG: 0.391 (1, 8)	0-0 1-3 1-2		0-0 1-3		0-0 4-3		0-0 F7			4	0	0	0	0	0	2
Ted Simmons, S OBP: 0.330, SLG: 0.454 (1, 2)	0-0 L5		0-0 3B		0-0 3-4-1		0-0 F7			4	0	1	0	0	0	2
Joe Torre, R OBP: 0.375, SLG: 0.417 (1, 3)		0-0 FC4-6 1B	4-0 BB		0-0 1-3			0-0 F5		3	0	1	0	1	0	0
Jose Cruz, L OBP: 0.330, SLG: 0.393 (1, 9)		0-0 FC4-6 1B	0-0 F8			0-0 S 1B		0-0 F7		4	0	1	0	0	0	3
Ken Reitz, R OBP: 0.326, SLG: 0.386 (1, 5)		0-0 1B		0-0 P5		0-0 F8		0-3 K		4	0	1	0	0	1	1
Mike Tyson, R OBP: 0.251, SLG: 0.255 (1, 6)		0-0 1B		0-0 SH2-4 1B		0-0 F8			0-0 4-3	3	0	2	0	0	0	1
Reggie Smith, S OBP: 0.427, SLG: 0.641 (9, PH)		1-2 2-3 1B		0-0 SH2-4 1B		0-0 3-1				1	0	0	0	0	0	0
John Curtis, L OBP: 0.103, SLG: 0.071 (1, 1)		0-3 K		0-0 SH2-4					4-0 BB	2	0	0	0	0	1	4
Mike Garman, R (7, 1)										0	0	0	0	0	0	0
Tim McCarver, L OBP: 0.348, SLG: 0.286 (9, PH)				1-2						0	0	0	0	1	0	0


Inning Stats	R: 0	H: 1	E: 0	K: 0	S: 4	R: 0	H: 3	E: 0	K: 1	S: 8	R: 0	H: 1	E: 0	K: 0	S: 4	R: 0	H: 0	E: 0	K: 0	S: 3	R: 0	H: 1	E: 0	K: 0	S: 4	R: 0	H: 0	E: 0	K: 1	S: 5	R: 0	H: 0	E: 0	K: 0	S: 3	R: 0	H: 0	E: 0	K: 0	S: 7
	LOB: 1	BB: 0	P: 4	LOB: 3	BB: 0	P: 8	LOB: 2	BB: 1	P: 8	LOB: 2	BB: 1	P: 8	LOB: 0	BB: 0	P: 3	LOB: 1	BB: 0	P: 4	LOB: 0	BB: 0	P: 4	LOB: 0	BB: 0	P: 5	LOB: 1	BB: 1	P: 7	LOB: 0	BB: 0	P: 7	1B: 7	SF: 0	2B: 0	SAC: 1	3B: 1	DP: 0	HR: 0	HBP: 0		

PITCHER	IP	WLS	BF	H	R	ER	SO	BB	IBB	HBP	BLK	WP	HR	S	P	ERA	WHIP
Jim Barr, R ERA: 2.6 (1, 1)	9.0	W	38	8	0	0	2	3	0	0	0	0	0	39	51	0.00	1.222

**BOTTOM**

San Francisco Giants @ St. Louis Cardinals  
 Busch Stadium, St. Louis, MO  
 Mon Jun 17 1974, 7:05 PM CDT  
 Att. 17,525 - Unknown

AB	34
R	0
H	8
RBI	0
BB	3
SO	2
LOB	21



WP	PA	ERA	WHIP
0	38		

Batter	1	2	3	4	5	6	7	8	9	AB R H RBI BB SO LOB	TOP																					
<b>Bobby Bonds, R</b> (1, 9) OBP: 0.366, SLG: 0.457	0-3 K		0-0 F4		0-0 5-3			0-0 F7		4 0 0 0 0 1 1	<b>San Francisco Giants @ St. Louis Cardinals</b> <b>Busch Stadium, St. Louis, MO</b> Tue Jun 18 1974, 7:05 PM CDT Att. 17,709 - Unknown																					
<b>Gary Thomasson, L</b> (1, 7) OBP: 0.347, SLG: 0.346	0-3 K		0-0 F5			4-0 5-3 BB		0-0 G4-6-3	3 0 0 0 1 1 1																							
<b>Garry Maddox, R</b> (1, 8) OBP: 0.351, SLG: 0.472	0-0 E 1B		0-0 F8			0-0 5-3 1-2		0-0 F8	4 0 1 0 0 0 1																							
<b>Steve Ontiveros, S</b> (1, 5) OBP: 0.365, SLG: 0.336	0-3 K 1-3			0-0 F8		0-0 F8		0-0 1-3	4 0 0 0 0 1 2																							
<b>Dave Kingman, R</b> (1, 3) OBP: 0.296, SLG: 0.398		0-0 F9		0-0 F2		0-3 K		0-3 K	4 0 0 0 0 2 1																							
<b>Chris Speier, R</b> (1, 6) OBP: 0.322, SLG: 0.350		0-0 FC4-6 1B		0-0 FC6-4 1B			0-0 6-3		3 0 2 0 0 0 0																							
<b>Chris Arnold, R</b> (1, 4) OBP: 0.283, SLG: 0.362		0-0 FC4-6 1B 1-2f		0-0 FC6-4 1-2f			0-0 F8		3 0 0 0 0 0 2																							
<b>Dave Rader, L</b> (1, 2) OBP: 0.410, SLG: 0.400		0-0 1-2 1B			0-0 4-3		0-0 4-3		3 0 1 0 0 0 0																							
<b>Ron Bryant, S</b> (1, 1) OBP: 0.077, SLG: 0.077	0-3 K				0-3 K			0-0 G4-6-3 1B	2 0 0 0 0 2 2																							
<b>Elias Sosa, R</b> (7, 1) OBP: 0.111, SLG: 0.111									0 0 0 0 0 0 0																							
<b>Tito Fuentes, S</b> (7, 4) OBP: 0.226, SLG: 0.210									1 0 1 0 0 0 0																							
<b>Inning Stats</b>	R: 0 E: 1 K: 3 S: 10	H: 1 LOB: 1 BB: 0 P: 10	R: 0 E: 0 K: 1 S: 7	H: 2 LOB: 2 BB: 0 P: 7	R: 0 E: 0 K: 0 S: 3	H: 0 LOB: 0 BB: 0 P: 3	R: 0 E: 0 K: 0 S: 4	H: 1 LOB: 1 BB: 0 P: 4	R: 0 E: 0 K: 1 S: 5	H: 0 LOB: 0 BB: 0 P: 5	R: 0 E: 0 K: 1 S: 5	H: 0 LOB: 1 BB: 1 P: 9	R: 0 E: 0 K: 0 S: 3	H: 0 LOB: 0 BB: 0 P: 3	R: 0 E: 0 K: 1 S: 5	H: 0 LOB: 0 BB: 0 P: 5	1B: 5 2B: 0 3B: 0 HR: 0	SF: 0 SAC: 0 DP: 1 HBP: 0	WP: 0 PB: 0 SB: 0 CS: 0	PA: 32												
<b>PITCHER</b> <b>Alan Foster, R</b> (1, 1) ERA: 4.28	IP 9.0	WLS W	BF 32	H 5	R 0	ER 0	SO 7	BB 1	IBB 0	HBP 0	BLK 0	WP 0	HR 0	S 45	P 49	ERA 0.00	WHIP 0.667															
											<b>PITCHER</b>	IP	WLS	BF	H	R	ER	SO	BB	IBB	HBP	BLK	WP	HR	S	P	ERA	WHIP				

livebaseballscorecards.com

<b>AB</b>	<b>31</b>
<b>R</b>	<b>0</b>
<b>H</b>	<b>5</b>
<b>RBI</b>	<b>0</b>
<b>BB</b>	<b>1</b>
<b>SO</b>	<b>7</b>
<b>LOB</b>	<b>10</b>



Batter	1	2	3	4	5	6	7	8	9	AB	R	H	RBI	BB	SO	LOB
--------	---	---	---	---	---	---	---	---	---	----	---	---	-----	----	----	-----

<b>Lou Brock, L</b> <small>(1, 7)</small> <small>OBP: 0.375, SLG: 0.434</small>										3	2	2	0	1	0	2
<b>Ted Sizemore, R</b> <small>(1, 4)</small> <small>OBP: 0.350, SLG: 0.343</small>										4	0	0	0	0	1	5
<b>Ted Simmons, S</b> <small>(1, 2)</small> <small>OBP: 0.325, SLG: 0.446</small>										4	0	0	0	0	0	6
<b>Joe Torre, R</b> <small>(1, 3)</small> <small>OBP: 0.377, SLG: 0.424</small>										4	0	2	1	0	1	2
<b>Luis Melendez, R</b> <small>(1, 9)</small> <small>OBP: 0.338, SLG: 0.383</small>										3	0	0	0	0	0	2
<b>Jose Cruz, L</b> <small>(7, PH)</small> <small>(8, 9)</small> <small>OBP: 0.327, SLG: 0.388</small>										1	0	0	0	0	0	1
<b>Bake McBride, L</b> <small>(1, 8)</small> <small>OBP: 0.346, SLG: 0.390</small>										3	1	1	0	1	0	2
<b>Tom Heintzelman, R</b> <small>(1, 5)</small> <small>OBP: 0.444, SLG: 0.563</small>										3	0	2	0	0	0	1
<b>Ken Reitz, R</b> <small>(8, 5)</small> <small>OBP: 0.325, SLG: 0.384</small>										1	0	0	0	0	0	0
<b>Mike Tyson, R</b> <small>(1, 6)</small> <small>OBP: 0.251, SLG: 0.255</small>										4	0	1	1	0	0	2
<b>Alan Foster, R</b> <small>(1, 1)</small> <small>OBP: 0.227, SLG: 0.190</small>										3	0	1	0	0	0	0

Inning Stats	R: 1	H: 2	R: 0	H: 2	R: 0	H: 1	R: 1	H: 2	R: 0	H: 0	R: 0	H: 1	R: 1	H: 1	R: 0	H: 0
	E: 0	LOB: 1	E: 0	LOB: 2	E: 0	LOB: 1	E: 0	LOB: 3	E: 0	LOB: 0	E: 0	LOB: 0	E: 1	LOB: 2	E: 0	LOB: 0
	K: 1	BB: 0	K: 0	BB: 0	K: 0	BB: 0	K: 0	BB: 2	K: 0	BB: 0	K: 0	BB: 0	K: 1	BB: 0	K: 0	BB: 0
	S: 7	P: 7	S: 5	P: 5	S: 4	P: 4	S: 5	P: 13	S: 3	P: 3	S: 3	P: 3	S: 8	P: 8	S: 3	P: 3

PITCHER	IP	WLS	BF	H	R	ER	SO	BB	IBB	HBP	BLK	WP	HR	S	P	ERA	WHIP
<b>Ron Bryant, L</b> <small>(1, 1)</small> <small>ERA: 7.71</small>	6.0	L	28	9	3	2	1	1	1	0	0	0	0	28	36	3.00	1.667
<b>Elias Sosa, R</b> <small>(7, 1)</small> <small>ERA: 2.28</small>	2.0		8	0	0	0	1	0	0	0	0	0	0	10	10	0.00	0.000

**BOTTOM**

San Francisco Giants @ St. Louis Cardinals  
 Busch Stadium, St. Louis, MO  
 Tue Jun 18 1974, 7:05 PM CDT  
 Att. 17,709 - Unknown

AB	33
R	3
H	9
RBI	2
BB	2
SO	2
LOB	23



WP	PA	1B	SF	2B	SAC	3B	DP	HR	HBP
0	36	8	0	1	1	0	1	0	0

WP	HR	S	P	ERA	WHIP
0	0	0	0	0.00	0.000

Batter	1	2	3	4	5	6	7	8	9	AB R H RBI BB SO LOB	TOP																				
<b>Bobby Bonds, R</b> (1, 9) OBP: 0.363, SLG: 0.464	0-0 6-3	0-0 1-H 2-H HR		0-0 P4		0-0 F2		0-0 FC5-2-5 1B		5 1 1 3 0 0 4																					
<b>Tito Fuentes, S</b> (1, 4) OBP: 0.233, SLG: 0.218	0-0 5-3	0-0 4-3		0-0 F7			0-0 S 1B	0-0 1-3 2-H 1B		5 0 2 1 0 0 1																					
<b>Garry Maddox, R</b> (1, 8) OBP: 0.352, SLG: 0.468	4-0 1B BB		0-0 1B 1B		0-0 5-3		0-3 1-2 K	0-3 K		4 1 1 0 1 2 3																					
<b>Ed Goodson, L</b> (1, 3) OBP: 0.377, SLG: 0.472	0-0 1-3 1B		0-0 1-H 1B		0-0 1B		4-0 1B IBB		0-0 F7	4 0 3 1 1 0 0																					
<b>Gary Thomasson, L</b> (1, 7) OBP: 0.341, SLG: 0.339	0-0 G3		0-0 1B 1B		0-3 K		0-0 F7		0-0 F8	5 0 1 0 0 1 5																					
<b>Chris Speier, R</b> (1, 6) OBP: 0.324, SLG: 0.351		0-0 1B HR	0-0 1-2 G6-4-3 1B		0-3 K		0-0 1-3		0-0 F9	5 1 2 0 0 1 3																					
<b>Chris Arnold, R</b> (1, 5) OBP: 0.281, SLG: 0.353		0-0 F9	0-0 1-2 G6-4-3		0-0 F9				0-0 1B FC5-2-5 1B	4 0 1 0 0 0 3	<b>AB 39</b>																				
<b>Dave Rader, L</b> (1, 2) OBP: 0.413, SLG: 0.404		0-0 1-2 HR 1B		0-0 G3		0-0 6-3		0-0 1-3 1B FC5-2-5 1B		4 2 2 0 0 0 0	<b>R 5</b>																				
<b>John D'Acquisto, R</b> (1, 1) OBP: 0.182, SLG: 0.233		0-3 K		0-0 1B		4-0 BLK BB		0-3 K		3 0 1 0 1 2 4	<b>H 14</b>																				
<b>Steve Barber, L</b> (9, 1)										0 0 0 0 0 0 0	<b>RBI 5</b>																				
<b>Inning Stats</b>	R: 0 E: 0 K: 0 S: 4	H: 1 LOB: 2 BB: 1 P: 8	R: 3 E: 0 K: 1 S: 8	H: 3 LOB: 0 BB: 0 P: 8	R: 1 E: 0 K: 0 S: 5	H: 4 LOB: 1 BB: 0 P: 5	R: 0 E: 0 K: 0 S: 4	H: 1 LOB: 1 BB: 0 P: 4	R: 0 E: 0 K: 2 S: 8	H: 1 LOB: 1 BB: 0 P: 8	R: 0 E: 0 K: 1 S: 6	H: 1 LOB: 2 BB: 1 P: 10	R: 1 E: 0 K: 2 S: 10	H: 3 LOB: 2 BB: 0 P: 10	R: 0 E: 0 K: 0 S: 3	H: 0 LOB: 0 BB: 0 P: 3	1B: 13 2B: 0 3B: 0 HR: 1	SF: 0 SAC: 0 DP: 1 HBP: 0	WP: 0 PB: 0 SB: 1 CS: 0	PA: 42											
<b>PITCHER</b> <b>Bob Gibson, R</b> (1, 1) ERA: 5.17	IP 9.0	WLS L	BF 42	H 14	R 5	ER 5	SO 6	BB 2	IBB 1	HBP 0	BLK 1	WP 0	HR 1	S 51	P 63	ERA 5.00	WHIP 1.778														
											<b>PITCHER</b>	IP	WLS	BF	H	R	ER	SO	BB	IBB	HBP	BLK	WP	HR	S	P	ERA	WHIP			

San Francisco Giants @ St. Louis Cardinals  
 Busch Stadium, St. Louis, MO  
 Wed Jun 19 1974, 7:05 PM CDT  
 Att. 17,188 - Unknown

livebaseballscorecards.com



BOTTOM

San Francisco Giants @ St. Louis Cardinals  
Busch Stadium, St. Louis, MO  
Wed Jun 19 1974, 7:05 PM CDT  
Att. 17,188 - Unknown

livebaseballscorecards.com

AB 31  
R 4  
H 5  
RBI 4  
BB 3  
SO 4  
LOB 11



WP: 0 PA: 34  
PB: 0  
SB: 1  
CS: 0

AB R H RBI BB SO LOB

4 0 2 0 0 0 0

3 1 0 0 1 0 1

3 0 0 0 1 0 2

4 1 0 0 0 1 3

4 1 2 1 0 1 1  
0 0 0 0 0 0 0

3 1 1 3 0 0 1  
1 0 0 0 0 0 1

2 0 0 0 1 0 0  
1 0 0 0 0 0 1

3 0 0 0 0 0 1

3 0 0 0 0 2 0

1B: 2 SF: 0  
2B: 3 SAC: 0  
3B: 0 DP: 1  
HR: 1 HBP: 0

Batter	1	2	3	4	5	6	7	8	9
Lou Brock, L (1, 7) OBP: 0.377, SLG: 0.444	0-0 FC6-5 2B	0-0 9-5 2B			0-0 G3			0-0 G3	
Ted Sizemore, R (1, 4) OBP: 0.348, SLG: 0.338	4-0 FC6-4 1B BB	0-0 9-5			0-0 4-3			0-0 6-3	
Bake McBride, L (1, 8) OBP: 0.344, SLG: 0.384	0-0 FC6-5 1-2 2-3f				0-0 1-3			0-0 F8	
Ted Simmons, S (1, 2) OBP: 0.320, SLG: 0.439	0-0 FC6-4 1B HR 1-2f 2-3				0-0 K			0-0 F8	
Joe Torre, R (1, 3) OBP: 0.379, SLG: 0.425 Luis Melendez, R (9, PR) OBP: 0.338, SLG: 0.383	0-0 HR 1B 1-2 3-H				0-3 K			0-0 1B	
Jose Cruz, L (1, 9) OBP: 0.327, SLG: 0.420 Jim Hickman, R (9, PH) OBP: 0.396, SLG: 0.439	0-0 HR				0-0 3-4-1			0-0 P3	
Tom Heintzelman, R (1, 5) OBP: 0.436, SLG: 0.529 Reggie Smith, S (9, PH) OBP: 0.426, SLG: 0.638	4-0 BB				0-0 6-3			0-0 F8	
Mike Tyson, R (1, 6) OBP: 0.247, SLG: 0.250	0-0 F8				0-0 F9			0-0 6-3	
Bob Gibson, R (1, 1) OBP: 0.194, SLG: 0.222					0-3 K			0-0 F8	

Inning Stats	R: 4	H: 3	E: 0	K: 0	S: 6	LOB: 1	BB: 2	P: 14	R: 0	H: 1	E: 0	K: 1	S: 5	LOB: 0	BB: 0	P: 5	R: 0	H: 0	E: 0	K: 2	S: 7	LOB: 1	BB: 1	P: 11	R: 0	H: 0	E: 0	K: 1	S: 5	LOB: 0	BB: 0	P: 5	R: 0	H: 0	E: 0	K: 0	S: 3	LOB: 0	BB: 0	P: 3	R: 0	H: 0	E: 0	K: 0	S: 3	LOB: 0	BB: 0	P: 3	R: 0	H: 0	E: 0	K: 0	S: 3	LOB: 0	BB: 0	P: 3	R: 0	H: 0	E: 0	K: 0	S: 3	LOB: 0	BB: 0	P: 3	R: 0	H: 1	E: 0	K: 0	S: 4	LOB: 1	BB: 0	P: 4	1B: 2	SF: 0	2B: 3	SAC: 0	3B: 0	DP: 1	HR: 1	HBP: 0	WP: 0	PA: 34
--------------	------	------	------	------	------	--------	-------	-------	------	------	------	------	------	--------	-------	------	------	------	------	------	------	--------	-------	-------	------	------	------	------	------	--------	-------	------	------	------	------	------	------	--------	-------	------	------	------	------	------	------	--------	-------	------	------	------	------	------	------	--------	-------	------	------	------	------	------	------	--------	-------	------	------	------	------	------	------	--------	-------	------	-------	-------	-------	--------	-------	-------	-------	--------	-------	--------

PITCHER	IP	WLS	BF	H	R	ER	SO	BB	IBB	HBP	BLK	WP	HR	S	P	ERA	WHIP
John D'Acquisto, R (1, 1) ERA: 3.48	8.1	W	32	5	4	4	4	3	0	0	0	0	1	37	49	4.32	0.960
Steve Barber, L (9, 1) ERA: 3.38	0.2	S	2	0	0	0	0	0	0	0	0	0	2	2	0.00	0.000	

Batter	1	2	3	4	5	6	7	8	9	AB R H RBI BB SO LOB	TOP	
Mike Jorgensen, L (1, 7) OBP: 0.435, SLG: 0.367 Ron Hunt, R (8, PH) OBP: 0.376, SLG: 0.251 (8, 4)	0-0 P5		0-3 K		0-0 4-3			4-0 BB		3 0 0 0 0 1 0 0 0 0 0 0 0 0		
Larry Lintz, S (1, 4) OBP: 0.330, SLG: 0.318 Ron Woods, R (8, PH) OBP: 0.289, SLG: 0.161 (8, 7)	0-0 1-3		0-0 1-3		0-0 6-3			0-0 P3		3 0 0 0 0 0 0 1 0 0 0 0 0 1		
Willie Davis, L (1, 8) OBP: 0.340, SLG: 0.442	0-0 1B		0-0 F7		0-0 F8			0-0 F6		4 0 1 0 0 0 1		
Ken Singleton, S (1, 9) OBP: 0.416, SLG: 0.365	0-0 6-3			0-0 G3		0-0 4-3		4-0 BB		3 0 0 0 1 0 1		
Ron Fairly, L (1, 3) OBP: 0.388, SLG: 0.462 Hal Breiden, R (8, PH) OBP: 0.333, SLG: 0.347 (8, 3)		0-3 K		0-0 1B FC6-4		0-0 L7		0-3 K		3 1 1 0 0 1 0 1 0 0 0 0 1 2		
Bob Bailey, R (1, 5) OBP: 0.397, SLG: 0.388		0-0 1B FC3-2-5		0-0 1B FC6-4		0-0 6-3			0-0 1B	4 0 3 0 0 0 0		
Tim Foli, R (1, 6) OBP: 0.311, SLG: 0.309		0-0 1B FC3-2-5		0-0 1B FC6-4			0-0 5-3		0-0 F2	4 0 1 1 0 0 2		
Barry Foote, R (1, 2) OBP: 0.305, SLG: 0.408		0-0 1B FC3-2-5		0-0 1B FC6-4			0-0 5-3		0-0 P4	4 0 1 0 0 0 3		
Steve Renko, R (1, 1) OBP: 0.257, SLG: 0.273 Tom Walker, R (7, 1) Boots Day, L (9, PH) OBP: 0.317, SLG: 0.270		0-0 1B FC6-4		0-0 1B F8			0-0 5-3		0-0 4-3	3 0 0 0 0 0 4 0 0 0 0 0 0 0 1 0 0 0 0 0 1		
<b>Inning Stats</b>	R: 0 H: 1 E: 0 LOB: 1 K: 0 BB: 0 S: 4 P: 4	R: 0 H: 2 E: 0 LOB: 2 K: 1 BB: 0 S: 7 P: 7	R: 0 H: 0 E: 0 LOB: 0 K: 1 BB: 0 S: 5 P: 5	R: 1 H: 3 E: 0 LOB: 2 K: 0 BB: 0 S: 6 P: 6	R: 0 H: 0 E: 0 LOB: 0 K: 0 BB: 0 S: 3 P: 3	R: 0 H: 0 E: 0 LOB: 0 K: 0 BB: 0 S: 3 P: 3	R: 0 H: 0 E: 0 LOB: 0 K: 0 BB: 0 S: 3 P: 3	R: 0 H: 0 E: 0 LOB: 2 K: 1 BB: 2 S: 5 P: 13	R: 0 H: 1 E: 0 LOB: 1 K: 0 BB: 0 S: 4 P: 4	1B: 7 SF: 0 2B: 0 SAC: 0 3B: 0 DP: 0 HR: 0 HBP: 0	WP: 0 PA: 36 PB: 0 SB: 0 CS: 0	
<b>PITCHER</b>	IP WLS BF H R ER SO BB IBB HBP BLK WP HR S P ERA WHIP											
Sonny Siebert, R (1, 1) ERA: 2.56	7.0 W 27 6 1 1 2 0 0 0 0 0 0 0 31 31 1.29 0.857											
Al Hrabosky, L (8, 1) ERA: 3.91	0.2 4 0 0 0 0 2 0 0 0 0 0 0 2 10 0.00 3.000											
Orlando Pena, R (8, 1) ERA: 0.75	1.1 5 1 0 0 0 1 0 0 0 0 0 0 7 7 0.00 0.750											

**Montreal Expos @ St. Louis Cardinals**  
**Busch Stadium, St. Louis, MO**  
 Fri Jun 21 1974, 7:05 PM CDT  
 Att. 17,949 - Unknown

livebaseballscorecards.com

**AB 34**  
**R 1**  
**H 7**  
**RBI 1**  
**BB 1**  
**SO 3**  
**LOB 15**













BOTTOM

Montreal Expos @ St. Louis Cardinals  
Busch Stadium, St. Louis, MO  
Sun Jun 23 1974, 3:33 AM CDT  
Att. 21,528 - Unknown

livebaseballscorecards.com

AB 33  
R 2  
H 8  
RBI 2  
BB 2  
SO 3  
LOB 15



WP: 1 PA: 36  
PB: 0  
SB: 4  
CS: 0

AB R H RBI BB SO LOB

4 0 2 0 0 2 0

4 0 0 0 0 1 3

3 1 1 0 1 0 2

3 1 0 0 0 0 1

4 0 1 0 0 0 2

4 0 3 1 0 0 0

3 0 0 1 0 0 3

1 0 0 0 0 0 0

2 0 1 0 1 0 1

1 0 0 0 0 0 0

3 0 0 0 0 0 3

0 0 0 0 0 0 0

0 0 0 0 0 0 0

1 0 0 0 0 0 0

1B: 7 SF: 0  
2B: 2 SAC: 0  
3B: 0 DP: 2  
HR: 0 HBP: 1

Batter	1	2	3	4	5	6	7	8	9
Lou Brock, L (1, 7) OBP: 0.382, SLG: 0.450	0-0 L4-6 S 1B		0-3 K S		0-3 K		0-0 2B		
Ted Sizemore, R (1, 4) OBP: 0.352, SLG: 0.330	0-3 K 1-2		0-0 6-3		0-0 5-3		0-0 P4		
Ted Simmons, S (1, 2) OBP: 0.327, SLG: 0.449	0-0 L4-6 2-3			4-0 HBP 1B BB	0-0 1B		0-0 F8		
Joe Torre, R (1, 3) OBP: 0.373, SLG: 0.410		0-0 F9		1-0 1B 1-2 G3-4 HBP	0-0 5-3		0-0 6-3		
Bake McBride, L (1, 8) OBP: 0.339, SLG: 0.381		0-0 1B S 1B		0-0 F7		0-0 4-3		0-0 P4	
Jim Dwyer, L (1, 9) OBP: 0.455, SLG: 0.455		0-0 1B		0-0 G3-4 1-3 2-H 1B		0-0 1B		0-0 L6	
Ken Reitz, R (1, 5) OBP: 0.319, SLG: 0.375		0-0 G3		0-0 G3-4		0-0 F9		0-0 1-3	
Tim McCarver, L (9, PH) OBP: 0.333, SLG: 0.270				2-3 3-H		0-0 F9		0-0 4-3	
Mike Tyson, R (1, 6) OBP: 0.253, SLG: 0.251			0-0 B2-6-4 1B		4-0 S IBB		0-0 F9		0-0 F9
Jose Cruz, L (9, PH) OBP: 0.345, SLG: 0.438									
John Curtis, L (1, 1) OBP: 0.094, SLG: 0.065			0-0 B2-6-4		0-0 F8		0-0 3-1		0-0 F9
Al Hrabosky, R (8, 1) OBP: 0.333, SLG: 0.333									
Mike Garman, R (9, 1)									
Reggie Smith, S (9, PH) OBP: 0.422, SLG: 0.632			1-2		1-2				

Inning Stats	R: 0	H: 1	E: 0	K: 1	S: 5	LOB: 0	BB: 0	P: 5
	R: 0	H: 2	E: 0	K: 0	S: 4	LOB: 1	BB: 0	P: 4
	R: 0	H: 1	E: 0	K: 1	S: 6	LOB: 1	BB: 0	P: 6
	R: 2	H: 1	E: 0	K: 0	S: 4	LOB: 2	BB: 2	P: 13
	R: 0	H: 1	E: 0	K: 1	S: 6	LOB: 1	BB: 0	P: 6
	R: 0	H: 1	E: 0	K: 0	S: 4	LOB: 1	BB: 0	P: 4
	R: 0	H: 1	E: 0	K: 0	S: 4	LOB: 1	BB: 0	P: 4
	R: 0	H: 0	E: 0	K: 0	S: 3	LOB: 0	BB: 0	P: 3
	R: 0	H: 0	E: 0	K: 0	S: 3	LOB: 0	BB: 0	P: 3

PITCHER	IP	WLS	BF	H	R	ER	SO	BB	IBB	HBP	BLK	WP	HR	S	P	ERA	WHIP
Ernie McAnally, R (1, 1) ERA: 3.73	6.0		26	7	2	2	3	1	1	1	0	1	0	29	38	3.00	1.333
Chuck Taylor, R (7, 1) ERA: 2.36	2.0	W	7	1	0	0	0	0	0	0	0	0	0	7	7	0.00	0.500
John Montague, R (9, 1) ERA: 1.16	1.0		3	0	0	0	0	0	0	0	0	0	0	3	3	0.00	0.000

Batter	1	2	3	4	5	6	7	8	9	AB R H RBI BB SO LOB	TOP									
Gene Clines, R (1, 8) OBP: 0.306, SLG: 0.280	0-3 K		0-3 K		0-0 L3		0-0 L9		0-0 L5-3	5 0 0 0 0 2 6										
Richie Hebner, L (1, 5) OBP: 0.348, SLG: 0.485	4-0 BB		0-0 G3-6-1 1B			0-0 HR		0-0 G3		3 1 2 1 1 0 0										
Al Oliver, L (1, 3) OBP: 0.303, SLG: 0.441	0-0 P6		0-0 G3-6-1 1-2f			0-0 F7		0-0 F2		4 0 0 0 0 0 3										
Willie Stargell, L (1, 7) OBP: 0.358, SLG: 0.520	0-0 4-3			0-0 4-3		0-3 K		0-0 2B		4 0 1 0 0 1 1										
Richie Zisk, R (1, 9) OBP: 0.388, SLG: 0.474		0-0 F7		0-3 K		0-0 5-3		0-3 K		4 0 0 0 0 2 1										
Manny Sanguillen, R (1, 2) OBP: 0.303, SLG: 0.389		0-0 1B 1B		0-0 6-3			0-0 4-3		0-0 G3	4 0 1 0 0 0 0										
Paul Popovich, S (1, 4) OBP: 0.297, SLG: 0.294		0-0 G5-4-3 1B			0-0 5-3 1B		0-0 P8		0-0 BB 1B	4 0 3 0 0 0 0										
Mario Mendoza, R (1, 6) OBP: 0.313, SLG: 0.289		0-0 G5-4-3			0-3 K		0-0 1B 1B		4-0 BB BB BB 1-2 BB	3 0 1 0 0 1 3										
Ed Kirkpatrick, L (9, PH) OBP: 0.395, SLG: 0.349										0 0 0 0 1 0 0										
Frank Taveras, R (9, PR) OBP: 0.310, SLG: 0.310										0 0 0 0 0 0 0										
Jerry Reuss, L (1, 1) OBP: 0.333, SLG: 0.242		4-0 1B BB			0-0 5-3		0-0 1B		0-0 F9	2 0 1 0 1 0 1										
Ed Ott, L (9, PH)					1-2		1-2 1B			1 0 0 0 0 0 2										
<b>Inning Stats</b>	R: 0 E: 0 K: 1 S: 5	H: 0 LOB: 1 BB: 1 P: 9	R: 0 E: 0 K: 0 S: 4	H: 2 LOB: 1 BB: 0 P: 4	R: 0 E: 0 K: 1 S: 5	H: 1 LOB: 1 BB: 1 P: 9	R: 0 E: 0 K: 1 S: 6	H: 1 LOB: 1 BB: 0 P: 6	R: 1 E: 0 K: 1 S: 6	H: 1 LOB: 0 BB: 0 P: 6	R: 0 E: 0 K: 0 S: 5	H: 2 LOB: 2 BB: 0 P: 5	R: 0 E: 0 K: 1 S: 6	H: 1 LOB: 1 BB: 0 P: 6	R: 0 E: 0 K: 0 S: 4	H: 1 LOB: 2 BB: 1 P: 8	1B: 7 2B: 1 3B: 0 HR: 1	SF: 0 SAC: 0 DP: 2 HBP: 0	WP: 0 PB: 0 SB: 0 CS: 0	PA: 37
<b>PITCHER</b>	IP WLS BF H R ER SO BB IBB HBP BLK WP HR S P ERA WHIP																			
Alan Foster, R (1, 1) ERA: 3.96	7.2 W 31 8 1 1 5 2 0 0 0 0 0 1 39 47 1.17 1.304																			
Orlando Pena, R (8, 1) ERA: 0.73	0.2 4 1 0 0 1 1 0 0 0 0 0 0 5 9 0.00 3.000																			
Mike Garman, R (9, 1) ERA: 2.78	0.2 S 2 0 0 0 0 0 0 0 0 0 0 0 2 2 0.00 0.000																			

Pittsburgh Pirates @ St. Louis Cardinals  
 Busch Stadium, St. Louis, MO  
 Mon Jun 24 1974, 7:05 PM CDT  
 Unknown

livebaseballscorecards.com

AB	34
R	1
H	9
RBI	1
BB	3
SO	6
LOB	17



Batter	1	2	3	4	5	6	7	8	9	AB	R	H	RBI	BB	SO	LOB
<b>Jim Dwyer, L</b> OBP: 0.333, SLG: 0.333 (1, 9) x	0-0 1-3 K	0-3 K			0-3 K		0-0 P4-3			4	0	0	0	0	2	2
<b>Ted Sizemore, R</b> OBP: 0.346, SLG: 0.324 (1, 4) x	0-0 P4	0-0 FC6-4			0-0 F9		0-0 F9			4	0	0	0	0	0	2
<b>Ted Simmons, S</b> OBP: 0.330, SLG: 0.448 (1, 2) x	0-0 F2				4-0 WP BB			0-0 P5		3	0	1	0	1	0	0
<b>Joe Torre, R</b> OBP: 0.367, SLG: 0.403 (1, 3) x		0-0 L8	0-0 F9		0-0 5-3			0-3 K		4	0	0	0	0	1	2
<b>Luis Melendez, R</b> OBP: 0.333, SLG: 0.375 (1, 7) x		0-0 1B 1B	0-0 F7			0-0 E5 FC6-4 1B		0-0 F9		4	1	1	0	0	0	1
<b>Bake McBride, L</b> OBP: 0.343, SLG: 0.385 (1, 8) x		0-0 1B E 1B	0-3 K			0-0 FC6-4 1B				3	1	2	0	0	1	1
<b>Ken Reitz, R</b> OBP: 0.319, SLG: 0.374 (1, 5) x		0-0 E9 1B 1B			0-0 5-3		0-0 FC6-4 P5-4-3			3	1	1	1	0	0	2
<b>Mike Tyson, R</b> OBP: 0.254, SLG: 0.253 (1, 6) x		0-0 SH 1B			0-0 P4-3		0-0 P5-4-3			3	0	1	1	0	0	2
<b>Alan Foster, R</b> OBP: 0.208, SLG: 0.174 (1, 1) x		0-0 SH			0-0 G3			0-0 6-3		2	0	0	0	0	0	0
<b>Orlando Pena, R</b> OBP: 0.500, SLG: 0.500 (8, 1) x		0-0 FC6-4								0	0	0	0	0	0	0
<b>Mike Garman, R</b> (9, 1) x										0	0	0	0	0	0	0


Inning Stats	R: 0	H: 0	E: 0	K: 0	S: 3	R: 3	H: 4	E: 1	K: 1	S: 10	R: 0	H: 1	E: 0	K: 1	S: 6	R: 0	H: 0	E: 0	K: 0	S: 3	R: 0	H: 0	E: 1	K: 0	S: 4	R: 0	H: 0	E: 0	K: 0	S: 3	R: 0	H: 0	E: 0	K: 1	S: 5	R: 0	H: 1	E: 1	K: 0	S: 4	R: 0	H: 0	E: 0	K: 0	S: 3	R: 0	H: 0	E: 0	K: 1	S: 5
	LOB: 0	BB: 0	P: 3	ER: 3	SO: 4	LOB: 2	BB: 0	P: 10	LOB: 1	BB: 0	LOB: 0	BB: 0	P: 6	LOB: 1	BB: 1	LOB: 0	BB: 0	P: 3	LOB: 1	BB: 0	LOB: 1	BB: 0	LOB: 1	BB: 0	P: 4	LOB: 0	BB: 0	P: 3	LOB: 0	BB: 0	P: 5	LOB: 0	BB: 0	P: 5	LOB: 0	BB: 0	P: 4	LOB: 0	BB: 0	P: 5	LOB: 0	BB: 0	P: 5							

PITCHER	IP	WLS	BF	H	R	ER	SO	BB	IBB	HBP	BLK	WP	HR	S	P	ERA	WHIP
<b>Jerry Reuss, L</b> ERA: 3.92 (1, 1)	8.0	L	32	6	3	2	4	1	0	0	0	1	0	39	43	2.25	0.875

**BOTTOM**

**Pittsburgh Pirates @ St. Louis Cardinals**  
 Busch Stadium, St. Louis, MO  
 Mon Jun 24 1974, 7:05 PM CDT  
 Unknown

<b>AB</b>	<b>30</b>
<b>R</b>	<b>3</b>
<b>H</b>	<b>6</b>
<b>RBI</b>	<b>2</b>
<b>BB</b>	<b>1</b>
<b>SO</b>	<b>4</b>
<b>LOB</b>	<b>12</b>



<b>WP: 1</b>	<b>PA: 32</b>
<b>PB: 0</b>	<b>SB: 0</b>
<b>CS: 0</b>	

Batter	1	2	3	4	5	6	7	8	9	AB R H RBI BB SO LOB	TOP									
Gene Clines, R (1, 8) OBP: 0.311, SLG: 0.281	4-0 BB S		0-3 K		0-0 1-2 1B			0-3 K		3 0 1 0 1 2 0										
Ed Kirkpatrick, L (1, 3) OBP: 0.375, SLG: 0.328	0-3 K		0-0 4-3		0-0 F9			0-0 1-3		4 0 0 0 0 1 3										
Richie Zisk, R (1, 9) OBP: 0.385, SLG: 0.474	0-0 F8			0-0 2B				0-3 K		4 0 1 0 0 1 1										
Willie Stargell, L (1, 7) OBP: 0.352, SLG: 0.511	0-3 K			0-3 K				0-0 F8		4 0 0 0 0 2 2										
Richie Hebner, L (1, 5) OBP: 0.351, SLG: 0.485		4-0 BB 7-4 1B BB		0-3 K				0-3 K		0 0 0 0 1 0 0										
Kurt Bevacqua, R (2, 5) OBP: 0.156, SLG: 0.161										3 0 0 0 0 3 1										
Paul Popovich, S (1, 4) OBP: 0.293, SLG: 0.289		0-0 1-2 1B		0-0 P7				0-0 F5		4 0 1 0 0 0 1										
Mike Ryan, R (1, 2) OBP: 0.259, SLG: 0.130		0-0 7-4 2-2f			0-0 F8			0-0 1B		3 0 1 0 0 0 2										
Mario Mendoza, R (1, 6) OBP: 0.301, SLG: 0.278		0-3 K			0-0 F7			0-0 P4		3 0 0 0 0 1 2										
Larry Demery, R (1, 1)			0-3 K		4-0 1B BB			0-0 P6		1 0 0 0 0 1 0										
John Morlan, R (3, 1)										0 0 0 0 1 0 0										
Ed Ott, L (7, PH)										1 0 0 0 0 0 1										
Ramon Hernandez, S (7, 1)										0 0 0 0 0 0 0										
<b>Inning Stats</b>	R: 0 E: 0 K: 2 S: 7	H: 0 LOB: 1 BB: 1 P: 11	R: 0 E: 0 K: 1 S: 5	H: 1 LOB: 1 BB: 1 P: 9	R: 0 E: 0 K: 2 S: 7	H: 0 LOB: 0 BB: 0 P: 7	R: 0 E: 0 K: 2 S: 8	H: 1 LOB: 1 BB: 0 P: 8	R: 0 E: 0 K: 1 S: 5	H: 0 LOB: 0 BB: 0 P: 5	R: 0 E: 0 K: 0 S: 4	H: 1 LOB: 1 BB: 0 P: 4	R: 0 E: 0 K: 2 S: 7	H: 0 LOB: 0 BB: 0 P: 7	R: 0 E: 0 K: 1 S: 5	H: 0 LOB: 0 BB: 0 P: 5	1B: 3 2B: 2 3B: 0 HR: 0	SF: 0 SAC: 0 DP: 1 HBP: 0	WP: 0 PB: 0 SB: 1 CS: 0	PA: 33
<b>PITCHER</b> Bob Gibson, R (1, 1) ERA: 4.73	IP: 9.0 WLS: W BF: 33 H: 4 R: 0 ER: 0 SO: 11 BB: 3 IBB: 0 HBP: 0 BLK: 0 WP: 0 HR: 0 S: 52 P: 64 ERA: 0.00 WHIP: 0.778																			

Pittsburgh Pirates @ St. Louis Cardinals  
 Busch Stadium, St. Louis, MO  
 Mon Jun 24 1974, 7:05 PM CDT  
 Att: 25,093 - Unknown

AB	30
R	0
H	4
RBI	0
BB	3
SO	11
LOB	13



Batter	1	2	3	4	5	6	7	8	9
<b>Lou Brock, L</b> OBP: 0.380, SLG: 0.447 (1, 7) X	0-0 F3		0-0 HR 1B	0-3 K			0-3 K		
<b>Tim McCarver, L</b> OBP: 0.346, SLG: 0.256 (1, 2) BBBB	4-0 G3 BB		4-0 HR BB		0-0 6-3		0-0 G3		
<b>Ted Simmons, S</b> OBP: 0.329, SLG: 0.456 (1, 3) X	0-0 G3		0-0 HR		0-0 P4-3		0-0 P4-3		
<b>Ken Reitz, R</b> OBP: 0.319, SLG: 0.374 (9, 5)	1-2		1-H 2-H						
<b>Joe Torre, R</b> OBP: 0.362, SLG: 0.396 (1, 5) X (9, 3)	0-0 6-3		0-3 K		0-0 F9		0-0 6-3		
<b>Bake McBride, L</b> OBP: 0.342, SLG: 0.382 (1, 8) X		0-0 5-3	0-0 BLK 1B		0-0 F7		0-0 L3		
<b>Jim Dwyer, L</b> OBP: 0.444, SLG: 0.588 (1, 9) X		0-0 HR	4-0 1-2 BB		0-0 FC4-6 1B				
<b>Tom Heintzelman, R</b> OBP: 0.405, SLG: 0.486 (1, 4) X		0-0 F9	0-0 L8		0-0 FC4-6				
<b>Jack Heidemann, R</b> OBP: 0.176, SLG: 0.176 (1, 6) X		0-0 1-3		0-0 F9		0-0 G3			
<b>Bob Gibson, R</b> OBP: 0.179, SLG: 0.205 (1, 1) X			0-3 K	0-3 K			0-0 L8		


AB	R	H	RBI	BB	SO	LOB
4	1	1	0	0	2	0
2	1	0	0	2	0	0
4	1	1	3	0	0	1
0	0	0	0	0	0	0
4	0	0	0	0	1	1
4	0	1	0	0	0	0
2	1	2	1	1	0	0
3	0	0	0	0	0	3
3	0	0	0	0	0	1
3	0	0	0	0	2	0

AB	R	H	RBI	BB	SO	LOB
29	4	5	4	3	5	6

Inning Stats	R	H	E	K	S	P	IP	WLS	BF	H	R	ER	SO	BB	IBB	HBP	BLK	WP	HR	S	P	ERA	WHIP
	0	0	0	0	3	7	2.2	L	15	4	4	4	2	3	0	0	1	0	2	16	28	13.50	2.625
	1	1	0	2	18	10	3.1		11	1	0	2	0	0	0	0	0	0	15	15	0.00	0.300	
	0	0	0	4	7	3	2.0		6	0	0	1	0	0	0	0	0	0	8	8	0.00	0.000	

**Pittsburgh Pirates @ St. Louis Cardinals**  
**Busch Stadium, St. Louis, MO**  
 Mon Jun 24 1974, 7:05 PM CDT  
 Att. 25,093 - Unknown

WP: 0 PA: 32  
 PB: 0 SB: 1 CS: 0







Batter	1	2	3	4	5	6	7	8	9
<b>Lou Brock, L</b> OBP: 0.381, SLG: 0.444 (1, 7)	4-0 E S P4-3 BB	0-0 6-3		0-0 P6-4-3 1-2f			0-3 K	0-0 S 1-3 3-H 1B	
<b>Tom Heintzelman, R</b> OBP: 0.460, SLG: 0.475 (1, 4)	0-0 6-3		0-0 HR 1B		0-3 K		0-0 2B 1-3 1B 1B	0-3 K 1-2	
<b>Tim McCarver, L</b> OBP: 0.358, SLG: 0.275 (7, PH)									
<b>Orlando Pena, R</b> OBP: 0.500, SLG: 0.500 (8, 1)									
<b>Mike Garman, R</b> OBP: 0.500, SLG: 0.500 (8, 1)									
<b>Al Hrabosky, R</b> OBP: 0.333, SLG: 0.333 (8, PH)	1-2								
<b>Jim Hickman, R</b> OBP: 0.380, SLG: 0.419 (8, PH)									
<b>John Curtis, L</b> OBP: 0.094, SLG: 0.065 (9, 1)									
<b>Ted Simmons, S</b> OBP: 0.333, SLG: 0.472 (1, 2)	0-0 P4 P4-3 WP 2-3		0-0 1-H HR		0-3 K		0-0 1-3 3-H 1B 2B	4-0 IBB	
<b>Joe Torre, R</b> OBP: 0.362, SLG: 0.393 (1, 3)	4-0 P4-3 1-2 BB		0-0 P4-3		0-0 6-3		0-0 2-H 3-H 1B	0-3 K	
<b>Bake McBride, L</b> OBP: 0.339, SLG: 0.378 (1, 8)	0-0 P4-3 1-2 2-3 3-H		0-0 1-3			0-0 CS 1B	0-0 P4	0-0 5-3	
<b>Jim Dwyer, L</b> OBP: 0.455, SLG: 0.550 (1, 9)	4-0 IBB		0-0 G3			0-0 1-2 FC6-4 1B	0-0 G3		
<b>Ken Reitz, R</b> OBP: 0.322, SLG: 0.377 (1, 5)	0-0 F7			0-0 FC2-5 E 1B		0-0 L8		0-0 2B 1B	
<b>Jack Heidemann, R</b> OBP: 0.176, SLG: 0.176 (8, PR)									
<b>Mike Tyson, R</b> OBP: 0.254, SLG: 0.258 (1, 6)			0-0 F7	0-0 E6 FC2-5 1-2		0-0 FC6-4 1-2f		0-0 1B 1-H 1B 2B	
<b>Mike Thompson, R</b> OBP: 0.333, SLG: 0.375 (7, PH)									
<b>Rich Folkers, L</b> OBP: 0.349, SLG: 0.327 (5, 1)			0-3 K	0-0 FC2-5 P6-4-3 1-2 2-3f			0-0 1B 2B 1B	0-0 1B 2-3 1B	

AB	R	H	RBI	BB	SO	LOB
4	1	1	1	1	1	3
3	1	1	0	0	1	1
1	1	1	0	0	0	0
0	0	0	0	0	0	0
0	0	0	0	0	0	0
0	0	0	0	0	0	0
1	0	0	0	0	1	2
0	0	0	0	0	0	0
4	2	2	3	1	1	1
4	0	1	2	1	1	3
5	0	1	1	0	0	6
3	0	1	0	1	0	1
4	0	2	0	0	0	4
0	1	0	0	0	0	0
4	1	1	1	0	0	2
2	0	0	0	0	1	2
0	0	0	0	0	0	0
1	0	1	0	0	0	0
0	1	0	0	0	0	0
1	0	1	0	0	0	0

BOTTOM	
<b>AB</b>	<b>37</b>
<b>R</b>	<b>8</b>
<b>H</b>	<b>13</b>
<b>RBI</b>	<b>8</b>
<b>BB</b>	<b>4</b>
<b>SO</b>	<b>6</b>
<b>LOB</b>	<b>25</b>
<b>WP</b>	<b>1</b>
<b>PA</b>	<b>41</b>

**Pittsburgh Pirates @ St. Louis Cardinals**  
**Busch Stadium, St. Louis, MO**  
 Tue Jun 25 1974, 7:05 PM CDT  
 Att. 17,392 - Unknown

livebaseballscorecards.com



Inning Stats		R	H	E	K	S	L	W	P	IP	WLS	BF	H	R	ER	SO	BB	IBB	HBP	BLK	WP	HR	S	P	ERA	WHIP
<b>Dock Ellis, R</b> ERA: 4.28 (1, 1)		1	0	1	4	5	16			6.1		30	8	6	5	4	2	1	0	0	1	1	35	47	7.11	1.579
<b>Dave Giusti, R</b> ERA: 3.72 (7, 1)		0	0	0	0	0	0			0.2		3	1	0	0	0	0	0	0	0	0	0	3	3	0.00	1.500
<b>Daryl Patterson, R</b> ERA: 9.0 (8, 1)		0	0	0	0	0	0			0.0	L	3	3	2	2	0	0	0	0	0	0	0	3	3	∞	∞
<b>Ramon Hernandez, L</b> ERA: 2.52 (8, 1)		0	0	0	0	0	0			1.0		5	1	0	0	2	0	1	0	0	0	0	8	12	0.00	1.000

PITCHER		IP	WLS	BF	H	R	ER	SO	BB	IBB	HBP	BLK	WP	HR	S	P	ERA	WHIP
<b>Dock Ellis, R</b>	(1, 1)	6.1		30	8	6	5	4	2	1	0	0	1	1	35	47	7.11	1.579
<b>Dave Giusti, R</b>	(7, 1)	0.2		3	1	0	0	0	0	0	0	0	0	0	3	3	0.00	1.500
<b>Daryl Patterson, R</b>	(8, 1)	0.0	L	3	3	2	2	0	0	0	0	0	0	0	3	3	∞	∞
<b>Ramon Hernandez, L</b>	(8, 1)	1.0		5	1	0	0	2	0	1	0	0	0	0	8	12	0.00	1.000

Batter	1	2	3	4	5	6	7	8	9	AB R H RBI BB SO LOB	TOP												
Gene Clines, R OBP: 0.326, SLG: 0.287 (1, 8) BB BB	4-0 1B S 1B BB	0-0 L8			0-0 L9	0-3 K			0-0 1B	4 1 1 0 1 1 1													
Richie Hebner, L OBP: 0.357, SLG: 0.486 (1, 5) X	0-0 1B 1-3 HR 1B	0-0 5-3			0-0 2B 1B			4-0 G3-6-3 BB	0-0 1B	4 2 3 0 1 0 1													
Al Oliver, L OBP: 0.310, SLG: 0.454 (1, 3) X	0-0 1-3 HR 1B				0-0 1-3 1B 2B			0-0 G3-6-3 1-2f	0-3 K	5 2 2 1 0 1 3													
Willie Stargell, L OBP: 0.356, SLG: 0.515 (1, 7) X	0-0 1-H 3-H HR				4-0 1B SF7 IBB			0-0 3-1		2 2 1 3 2 0 0													
Manny Sanguillen, R OBP: 0.308, SLG: 0.389 (1, 2) X	0-0 4-3				0-0 1-2 G3-6-1 1B			0-0 FC6-4 1B	0-0 G3	4 0 2 2 0 0 0													
Ed Kirkpatrick, L OBP: 0.360, SLG: 0.320 (1, 9) X	0-0 F8				0-0 1-2f G3-6-1			0-0 SF7	0-0 F9	3 0 0 1 0 0 2													
Paul Popovich, S OBP: 0.260, SLG: 0.239 (1, 4) X	0-0 P4-3				0-3 K			0-0 FC6-4 1-2f	0-0 P8	4 0 0 0 0 1 1													
Mario Mendoza, R OBP: 0.300, SLG: 0.271 (1, 6) X					0-0 L6				0-0 F9	4 0 1 0 0 0 0													
Jim Rooker, R OBP: 0.310, SLG: 0.350 (1, 1) X					0-0 F8				0-0 1-3	4 0 0 0 0 2 1													
<b>Inning Stats</b>	R: 4 E: 0 K: 0 S: 6	H: 3 LOB: 0 BB: 1 P: 10	R: 0 E: 0 K: 1 S: 6	H: 1 LOB: 1 BB: 0 P: 6	R: 0 E: 0 K: 0 S: 3	H: 1 LOB: 1 BB: 1 P: 7	R: 0 E: 0 K: 1 S: 5	H: 0 LOB: 0 BB: 0 P: 5	R: 3 E: 0 K: 0 S: 6	H: 3 LOB: 1 BB: 1 P: 10	R: 0 E: 0 K: 2 S: 7	H: 0 LOB: 0 BB: 0 P: 7	R: 0 E: 0 K: 0 S: 2	H: 0 LOB: 0 BB: 1 P: 6	R: 0 E: 0 K: 0 S: 3	H: 0 LOB: 0 BB: 0 P: 3	R: 0 E: 0 K: 1 S: 7	H: 2 LOB: 2 BB: 0 P: 7	1B: 8 2B: 1 3B: 0 HR: 1	SF: 1 SAC: 0 DP: 2 HBP: 0	WP: 0 PB: 0 SB: 1 CS: 0	PA: 39	
<b>PITCHER</b> Sonny Siebert, R ERA: 2.92 Rich Folkers, L ERA: 3.13 Mike Thompson, R ERA: 5.81	IP WLS BF H R ER SO BB IBB HBP BLK WP HR S P ERA WHIP	1.0 L 8 4 4 4 0 1 0 0 0 0 1 7 11 36.00 5.000	5.0 20 4 3 3 4 1 1 0 0 0 0 0 26 34 5.40 1.000	3.0 11 2 0 0 0 1 1 0 0 0 0 0 12 16 0.00 1.000	<b>PITCHER</b> IP WLS BF H R ER SO BB IBB HBP BLK WP HR S P ERA WHIP																		

Pittsburgh Pirates @ St. Louis Cardinals  
 Busch Stadium, St. Louis, MO  
 Wed Jun 26 1974, 7:05 PM CDT  
 Att. 18,487 - Unknown

livebaseballscorecards.com

AB	34
R	7
H	10
RBI	7
BB	4
SO	5
LOB	9




Batter	1	2	3	4	5	6	7	8	9	AB R H RBI BB SO LOB
Lou Brock, L (1, 7) Mike Thompson, R (7, 1) Tom Heintzelman, R (9, PH) OBP: 0.377, SLG: 0.438 OBP: 0.391, SLG: 0.463	0-0 P4-3 ①		0-0 F7 ③			0-0 6-3 ③			0-3 K ①	3 0 0 0 0 0 1 0 0 0 0 0 0 0 1 0 0 0 0 0 1 2
Ted Sizemore, R (1, 4) OBP: 0.347, SLG: 0.326	0-0 6-3 ②			0-0 5-3 ①			0-0 6-3 ①		0-0 E 1B	4 0 1 0 0 0 0
Ted Simmons, S (1, 2) OBP: 0.329, SLG: 0.465	0-3 K ③			0-0 5-3 ②			0-0 F9 ②		0-0 P4	4 0 0 1 0 1 1
Reggie Smith, S (1, 9) Jose Cruz, L (8, 9) OBP: 0.419, SLG: 0.624 OBP: 0.342, SLG: 0.433		0-0 F3 ①		0-0 6-3 ③			0-0 F7 ③		0-3 K ②	3 0 0 0 0 0 0 1 0 0 0 0 0 1 2
Joe Torre, R (1, 3) Jim Hickman, R (6, 3) OBP: 0.360, SLG: 0.390 OBP: 0.365, SLG: 0.400		0-0 P4-3 ②			0-3 K ①			0-0 5-3 ①	0-0 L8 ③	2 0 0 0 0 0 1 0 2 0 0 0 0 0 0 2
Luis Melendez, R (1, 8) OBP: 0.320, SLG: 0.358		0-0 F7 ③			0-0 5-3 ②			0-0 L8 ②		3 0 0 0 0 0 0 0
Ken Reitz, R (1, 5) OBP: 0.318, SLG: 0.372			0-0 P4-3 ①		0-0 L8 ③			0-0 F9 ③		3 0 0 0 0 0 0 0
Mike Tyson, R (1, 6) OBP: 0.255, SLG: 0.260			0-0 1B			0-0 L3 ①			0-0 E5 1B 1B E	3 1 1 0 0 0 0 0
Sonny Siebert, R (1, 1) Rich Folkers, L (2, 1) Jim Dwyer, L (6, PH) OBP: 0.176, SLG: 0.097 OBP: 0.458, SLG: 0.545			0-3 K ②			0-0 L8 ②			0-0 E 1B 1B	0 0 0 0 0 0 0 0 1 0 0 0 0 0 1 1 2 1 1 0 0 0 0 0

Inning Stats	R: 0	H: 0	E: 0	LOB: 0	K: 1	S: 5	P: 5	R: 0	H: 0	E: 0	LOB: 0	K: 0	S: 3	R: 0	H: 1	E: 0	LOB: 1	K: 1	S: 6	P: 6	R: 0	H: 0	E: 0	LOB: 0	K: 0	S: 3	R: 0	H: 0	E: 0	LOB: 0	K: 1	S: 5	P: 5	R: 0	H: 0	E: 0	LOB: 0	K: 0	S: 3	R: 0	H: 0	E: 0	LOB: 0	K: 0	S: 3	R: 0	H: 0	E: 0	LOB: 0	K: 0	S: 3	R: 2	H: 2	E: 2	LOB: 2	K: 2	S: 11	P: 11	1B: 3	SF: 0	2B: 0	SAC: 0	3B: 0	DP: 0	HR: 0	HBP: 0	WP: 0	PA: 32
PITCHER Jim Rooker, L (1, 1) ERA: 2.82	IP	WLS	BF	H	R	ER	SO	BB	IBB	HBP	BLK	WP	HR	S	P	ERA	WHIP	IP	WLS	BF	H	R	ER	SO	BB	IBB	HBP	BLK	WP	HR	S	P	ERA	WHIP	IP	WLS	BF	H	R	ER	SO	BB	IBB	HBP	BLK	WP	HR	S	P	ERA	WHIP																	

**BOTTOM**

**Pittsburgh Pirates @ St. Louis Cardinals**  
 Busch Stadium, St. Louis, MO  
 Wed Jun 26 1974, 7:05 PM CDT  
 Att. 18,487 - Unknown

<b>AB</b>	<b>32</b>
<b>R</b>	<b>2</b>
<b>H</b>	<b>3</b>
<b>RBI</b>	<b>1</b>
<b>BB</b>	<b>0</b>
<b>SO</b>	<b>5</b>
<b>LOB</b>	<b>9</b>



Batter	1	2	3	4	5	6	7	8	9	AB R H RBI BB SO LOB	TOP			
Lou Brock, L OBP: 0.377, SLG: 0.438 (1, 7) X	0-0 L9 1B	0-0 E 1B	0-0 4-3			0-0 CS 1B		0-0 F8		5 1 2 0 0 0 2				
Ted Sizemore, R OBP: 0.341, SLG: 0.321 (1, 4) X	0-0 E5 1B	0-0 SF8			0-0 5-3	0-3 K 1-2			0-0 5-3	4 1 0 1 0 1 1				
Reggie Smith, S OBP: 0.420, SLG: 0.625 Jim Dwyer, L OBP: 0.440, SLG: 0.522 (1, 9) B B B B (8, 9) B B	4-0 1B 1-2 FC6-4 BB	0-0 E9 1-H 2B			0-0 F7			0-0 F8	0-0 4-3	3 2 1 1 1 0 0 1 0 0 0 0 0 0				
Ted Simmons, S OBP: 0.330, SLG: 0.467 (1, 2) X	0-0 FC6-4 1-3 2-H 1B	0-0 2B			0-0 F2			0-0 5-3	0-0 5-3	5 1 2 2 0 0 0				
Joe Torre, R OBP: 0.365, SLG: 0.404 (1, 3) X	0-0 FC6-4 1-2f 3-H 1B	0-0 2B				0-0 4-3 2B		0-0 WP 1B		4 0 3 2 0 0 1				
Luis Melendez, R OBP: 0.316, SLG: 0.352 (1, 8) X	0-0 1-2 1B	0-0 F2			0-0 1-3			0-0 5-3 1-2		4 0 1 0 0 0 3				
Ken Reitz, R OBP: 0.317, SLG: 0.370 (1, 5) S S S	0-3 K				0-0 FC1-4 1B	0-0 4-3 2-3		0-0 4-3		4 0 1 0 0 1 3				
Mike Tyson, R OBP: 0.255, SLG: 0.259 (1, 6)		0-0 1B SF8 1B			0-0 FC1-4 1-2f	0-0 4-3		0-0 6-3		4 1 1 0 0 0 2				
Lynn McGlothen, L OBP: 0.275, SLG: 0.300 (1, 1)		0-0 F3			0-0 P4			0-0 4-3	0-0 E3	4 0 0 0 0 0 2				
<b>Inning Stats</b>	R: 2 H: 2 E: 1 LOB: 2 K: 1 BB: 1 S: 8 P: 12	R: 4 H: 5 E: 1 LOB: 1 K: 0 BB: 0 S: 8 P: 8	R: 0 H: 1 E: 0 LOB: 1 K: 0 BB: 0 S: 4 P: 4	R: 0 H: 0 E: 0 LOB: 0 K: 0 BB: 0 S: 3 P: 3	R: 0 H: 1 E: 0 LOB: 1 K: 0 BB: 0 S: 4 P: 4	R: 0 H: 1 E: 0 LOB: 0 K: 1 BB: 0 S: 5 P: 5	R: 0 H: 1 E: 0 LOB: 1 K: 0 BB: 0 S: 4 P: 4	R: 0 H: 0 E: 1 LOB: 1 K: 0 BB: 0 S: 4 P: 4	R: 0 H: 0 E: 0 LOB: 0 K: 0 BB: 0 S: 3 P: 3	1B: 7 SF: 1 2B: 4 SAC: 0 3B: 0 DP: 0 HR: 0 HBP: 0	WP: 1 PA: 40 PB: 0 SB: 0 CS: 1			
<b>PITCHER</b>	IP WLS BF H R ER SO BB IBB HBP BLK WP HR S P ERA WHIP												<b>PITCHER</b>	IP WLS BF H R ER SO BB IBB HBP BLK WP HR S P ERA WHIP
Ray Sadecki, L ERA: 5.0 (1, 1)	1.2 L 12 5 5 3 1 1 0 0 0 0 0 0 13 17 16.20 3.600													
Bob Apodaca, R ERA: 5.77 (2, 1)	4.1 17 5 1 1 1 0 0 0 0 0 0 0 19 19 2.08 1.154													
Jack Aker, R ERA: 2.7 (7, 1)	2.0 8 1 0 0 0 0 0 0 0 0 1 0 8 8 0.00 0.500													
Bob Miller, R ERA: 3.11 (9, 1)	1.0 3 0 0 0 0 0 0 0 0 0 0 0 3 3 0.00 0.000													

St. Louis Cardinals @ New York Mets  
 Shea Stadium, Flushing, NY  
 Thu Jun 27 1974, 7:05 PM EDT  
 Att. 19,952 - Unknown

AB	38
R	6
H	11
RBI	6
BB	1
SO	2
LOB	14



WP: 1	PA: 40
PB: 0	
SB: 0	
CS: 1	

ERA	WHIP

Batter	1	2	3	4	5	6	7	8	9	AB R H RBI BB SO LOB
Wayne Garrett, L (1, 5) OBP: 0.280, SLG: 0.326	0-0 FC4-6 1B		0-3 K			0-0 F8		0-0 P4		4 0 1 0 0 1 2
Jerry Grote, R (1, 2) OBP: 0.315, SLG: 0.351	0-0 L7			0-0 1B 1B		0-0 5-3 1-2		0-0 FC5-4 1-2f		4 0 1 0 0 0 3
Cleon Jones, R (1, 7) OBP: 0.324, SLG: 0.371	0-3 K			0-0 1-2 1B G4-6-3		0-0 2-H 3B		0-0 6-3		4 0 2 1 0 1 1
Rusty Staub, L (1, 9) OBP: 0.350, SLG: 0.439	0-0 FC4-6 1-2f			0-3 K		0-3 K		4-0 BB BB		3 0 0 0 1 2 4
Ed Kranepool, L (1, 3) OBP: 0.422, SLG: 0.456		4-0 BB BB BB BB	0-0 G1-6-3 BB		0-0 G4-6-3 1-2f		0-0 F9		4-0 BB BB BB BB	1 0 0 0 1 0 2 1 0 0 0 1 0 0
George Theodore, R (5, 3) OBP: 0.222, SLG: 0.152										
Ken Boswell, L (1, 4) OBP: 0.302, SLG: 0.333		0-0 G1-6-3 1-2f			0-0 3-1		0-3 K		0-0 G4-6-3 1-2f	4 0 0 0 0 1 3
Don Hahn, R (1, 8) OBP: 0.398, SLG: 0.490		0-3 K			0-0 1-3		0-0 F9			3 0 0 0 0 1 0
Ted Martinez, R (1, 6) OBP: 0.234, SLG: 0.261			0-3 K		0-0 F9			0-0 5-3		3 0 0 0 0 1 0
Ray Sadecki, L (1, 1) OBP: 0.167, SLG: 0.167			0-0 6-3			4-0 BB BB BB		4-0 BB BB BB		0 0 0 0 0 0 0 1 0 0 0 0 0 0 0 1 0 0 1 0 0 0 0 0 0 0 0 0 0 0 0 0 1 0 0 0 0 0 0 0 0 0
Bob Apodaca, R (2, 1)										
Ron Hodges, L (6, PH) OBP: 0.333, SLG: 0.364										
Jack Aker, R (7, 1)										
Dave Schneck, L (8, PH) OBP: 0.269, SLG: 0.345										
Bob Miller, R (9, 1) OBP: 0.167, SLG: 0.333										

Inning Stats	R: 0	H: 1	E: 0	K: 1	S: 6	LOB: 1	BB: 0	P: 6	R: 0	H: 0	E: 0	K: 1	S: 4	LOB: 0	BB: 1	P: 8	R: 0	H: 0	E: 0	K: 2	S: 7	LOB: 0	BB: 0	P: 7	R: 0	H: 2	E: 0	K: 1	S: 6	LOB: 1	BB: 0	P: 6	R: 0	H: 0	E: 0	K: 0	S: 3	LOB: 0	BB: 0	P: 3	R: 1	H: 1	E: 0	K: 1	S: 6	LOB: 1	BB: 1	P: 10	R: 0	H: 0	E: 0	K: 1	S: 5	LOB: 0	BB: 0	P: 5	R: 0	H: 0	E: 0	K: 0	S: 3	LOB: 1	BB: 1	P: 7	R: 0	H: 0	E: 0	K: 0	S: 2	LOB: 1	BB: 2	P: 10	1B: 3	2B: 0	3B: 1	HR: 0	SF: 0	SAC: 0	DP: 3	HBP: 0	WP: 0	PA: 33
PITCHER Lynn McGlothen, R (1, 1) ERA: 2.62	IP	WLS	BF	H	R	ER	SO	BB	IBB	HBP	BLK	WP	HR	S	P	ERA	WHIP	IP	WLS	BF	H	R	ER	SO	BB	IBB	HBP	BLK	WP	HR	S	P	ERA	WHIP	IP	WLS	BF	H	R	ER	SO	BB	IBB	HBP	BLK	WP	HR	S	P	ERA	WHIP																															

BOTTOM

St. Louis Cardinals @ New York Mets  
Shea Stadium, Flushing, NY  
Thu Jun 27 1974, 7:05 PM EDT  
Att. 19,952 - Unknown

livebaseballscorecards.com

AB	28
R	1
H	4
RBI	1
BB	5
SO	7
LOB	15



Batter	1	2	3	4	5	6	7	8	9	AB R H RBI BB SO LOB	TOP									
Lou Brock, L (1, 7) OBP: 0.372, SLG: 0.431	0-3 K		0-0 F9			0-0 4-3			0-0 F9	4 0 0 0 0 1 2										
Ted Sizemore, R (1, 4) OBP: 0.339, SLG: 0.316	4-0 BB		0-0 FC6-4			0-0 1-3			0-0 6-3	3 0 0 0 1 0 2										
Reggie Smith, S (1, 9) OBP: 0.414, SLG: 0.614	0-3 K			0-3 K2-3		0-0 5-3			0-0 6-3	4 0 0 0 0 2 2										
Ted Simmons, S (1, 2) OBP: 0.327, SLG: 0.462	0-3 K			0-0 4-3			0-0 P3			3 0 0 0 0 1 1										
Joe Torre, R (1, 3) OBP: 0.361, SLG: 0.399		0-0 4-3		0-0 L6			0-0 6-3			3 0 0 0 0 0 0										
Luis Melendez, R (1, 8) OBP: 0.317, SLG: 0.342		4-0 CS BB			0-3 K		0-3 K			2 0 0 0 1 2 0										
Ken Reitz, R (1, 5) OBP: 0.313, SLG: 0.366		0-0 L5			0-0 6-3			0-0 F9		3 0 0 0 0 0 1										
Mike Tyson, R (1, 6) OBP: 0.251, SLG: 0.255			0-0 4-3		0-0 5-3			0-0 5-3		3 0 0 0 0 0 0										
John Curtis, L (1, 1) OBP: 0.121, SLG: 0.094			0-0			4-0		0-3 K		1 0 1 0 0 0 0										
Tom Heintzelman, R (6, PH) OBP: 0.404, SLG: 0.463						1-3 4-3 BB				0 0 0 0 1 0 0										
Mike Thompson, R (6, 1)										0 0 0 0 0 0 0										
Jim Hickman, R (8, PH) OBP: 0.358, SLG: 0.391										1 0 0 0 0 1 0										
Rich Folkers, L (8, 1)										0 0 0 0 0 0 0										
<b>Inning Stats</b>	R: 0 E: 0 K: 3 S: 9	H: 0 LOB: 1 BB: 1 P: 13	R: 0 E: 0 K: 0 S: 2	H: 0 LOB: 0 BB: 1 P: 6	R: 0 E: 0 K: 0 S: 4	H: 1 LOB: 1 BB: 0 P: 4	R: 0 E: 0 K: 1 S: 5	H: 0 LOB: 0 BB: 0 P: 5	R: 0 E: 0 K: 1 S: 5	H: 0 LOB: 0 BB: 0 P: 5	R: 0 E: 0 K: 1 S: 5	H: 0 LOB: 0 BB: 0 P: 5	R: 0 E: 0 K: 0 S: 3	H: 0 LOB: 0 BB: 0 P: 3	R: 0 E: 0 K: 0 S: 3	H: 0 LOB: 0 BB: 0 P: 3	1B: 1 2B: 0 3B: 0 HR: 0	SF: 0 SAC: 0 DP: 0 HBP: 0	WP: 0 PB: 0 SB: 0 CS: 1	PA: 30
<b>PITCHER</b> Jon Matlack, L (1, 1) ERA: 2.47	IP: 9.0 WLS: W BF: 30 H: 1 R: 0 ER: 0 SO: 7 BB: 3 IBB: 0 HBP: 0 BLK: 0 WP: 0 HR: 0 S: 41 P: 53 ERA: 0.00 WHIP: 0.444																			

St. Louis Cardinals @ New York Mets  
 Shea Stadium, Flushing, NY  
 Sat Jun 29 1974, 3:33 AM EDT  
 Att. 37,317 - Unknown

livebaseballscorecards.com

AB 27  
 R 0  
 H 1  
 RBI 0  
 BB 3  
 SO 7  
 LOB 8



Batter	1	2	3	4	5	6	7	8	9
Wayne Garrett, L (1, 5) OBP: 0.291, SLG: 0.345	0-0 5-3 HR 1B		4-0 BB 1B BB		0-0 HR		4-0 G3 2B BB		
Jerry Grote, R (1, 2) OBP: 0.309, SLG: 0.344	0-0 5-3 1-2		0-0 F9		0-0 P6		0-3 K		
George Theodore, R (1, 3) OBP: 0.250, SLG: 0.167	0-0 F3		0-0 BB 1B		4-0 BB BB		0-0 G3 1-2		
Cleon Jones, R (1, 7) OBP: 0.330, SLG: 0.390	0-0 HR 2-H		4-0 BB 1-2 2-3		0-0 F8		0-0 2B 2-H		
Rusty Staub, L (1, 9) OBP: 0.348, SLG: 0.434	0-0 5-3		0-0 1-3		0-0 4-3		4-0 IBB		
Don Hahn, R (1, 8) OBP: 0.385, SLG: 0.472		0-0 6-3		0-0 F8		0-0 6-3	0-0 F8		
Ted Martinez, R (1, 6) OBP: 0.235, SLG: 0.272		0-0 F9		0-0 E7 2B		0-0 4-3		0-0 5-3	
Ken Boswell, L (1, 4) OBP: 0.300, SLG: 0.330		0-0 4-3		0-0 F8		0-0 1B		0-0 P6	
Jon Matlack, L (1, 1) OBP: 0.143, SLG: 0.121			0-3 K	0-0 5-3		0-0 5-3		0-3 K	

Inning Stats	R: 2 E: 0 K: 5 S: 5	H: 2 LOB: 0 BB: 0 P: 5	R: 0 E: 0 K: 3 S: 3	H: 0 LOB: 0 BB: 0 P: 3	R: 0 E: 0 K: 1 S: 6	H: 1 LOB: 3 BB: 2 P: 14	R: 0 E: 1 K: 0 S: 4	H: 1 LOB: 1 BB: 0 P: 4	R: 1 E: 0 K: 0 S: 4	H: 1 LOB: 1 BB: 1 P: 8	R: 0 E: 0 K: 0 S: 4	H: 1 LOB: 1 BB: 0 P: 4	R: 1 E: 0 K: 1 S: 6	H: 1 LOB: 2 BB: 2 P: 14	R: 0 E: 0 K: 1 S: 5	H: 0 LOB: 0 BB: 0 P: 5
1B: 3 2B: 2 3B: 0 HR: 2	SF: 0 SAC: 0 DP: 0 HBP: 0	WP: 0 PB: 0 SB: 0 CS: 0														


PITCHER	IP	WLS	BF	H	R	ER	SO	BB	IBB	HBP	BLK	WP	HR	S	P	ERA	WHIP
John Curtis, L (1, 1) ERA: 4.53	5.0	L	23	5	3	3	1	3	0	0	0	0	2	22	34	5.40	1.600
Mike Thompson, R (6, 1) ERA: 5.73	2.0		10	2	1	1	1	1	1	0	0	0	0	10	18	4.50	1.500
Rich Folkers, L (8, 1) ERA: 3.03	1.0		3	0	0	0	1	0	0	0	0	0	0	5	5	0.00	0.000

**BOTTOM**

**St. Louis Cardinals @ New York Mets**  
 Shea Stadium, Flushing, NY  
 Sat Jun 29 1974, 3:33 AM EDT  
 Att. 37,317 - Unknown

livebaseballscorecards.com

AB	31
R	4
H	7
RBI	4
BB	5
SO	3
LOB	15



WP	HR	S	P	ERA	WHIP
0	0	0	0	0.00	0.000







Batter	1	2	3	4	5	6	7	8	9	10	AB R H RBI BB SO LOB	TOP										
Lou Brock, L (1.7) OBP: 0.370, SLG: 0.430 Jim Dwyer, L (10.7) OBP: 0.440, SLG: 0.522	0-0 4-3		0-0 E S 2-H 1B		0-0 4-3		0-0 F8		0-0 1B 1B		5 0 2 1 0 0 3 0 0 0 0 0 0 0	<b>St. Louis Cardinals @ New York Mets</b> Shea Stadium, Flushing, NY Sun Jun 30 1974, 3:38 AM EDT Att. 40,009 - Unknown  livebaseballscorecards.com										
Tom Heintzelman, R (1.4) OBP: 0.404, SLG: 0.444	0-0 6-3		0-3 K		0-0 F2		0-0 F8 BB	4-0 BB BB	0-0 1-2 1B		4 0 1 1 1 1 1											
Reggie Smith, S (1.9) OBP: 0.409, SLG: 0.598	0-0 5-3			0-0 4-3		0-0 6-3		0-0 L9	0-3 K		5 0 0 0 0 1 3											
Joe Torre, R (1.5) OBP: 0.363, SLG: 0.394 (7.3)		0-0 F7		0-0 F8		0-3 K		4-0 1-2 BB	0-0 P3		4 0 0 0 1 1 0											
Jim Hickman, R (1.3) OBP: 0.375, SLG: 0.408 Ken Reitz, R (7.5) OBP: 0.320, SLG: 0.383		0-0 F7		0-0 1B		0-0 SH SF8 1B		0-0 F8	0-0 HR 1B		3 1 2 0 0 0 0 2 1 1 0 0 0 2											
Bake McBride, L (1.8) OBP: 0.337, SLG: 0.389		0-0 4-3		0-0 P6		0-0 SH SF8 1-3		0-0 P6	0-0 HR		4 1 1 2 0 0 3											
Tim McCarver, L (1.2) OBP: 0.345, SLG: 0.267			0-0 F8		0-0 FC5-4 1B		0-0 6-3		0-0 F7	0-0 F5	5 0 1 0 0 0 2											
Mike Tyson, R (1.6) OBP: 0.254, SLG: 0.254			0-0 1-3 1B 1B		0-0 FC5-4 S 1-2f		4-0 IBB		0-3 K	0-0 F9	4 1 1 0 1 1 1											
Bob Gibson, R (1.1) OBP: 0.167, SLG: 0.195 Al Hrabosky, R (8.1) OBP: 0.333, SLG: 0.333 Mike Garman, R (8.1) OBP: 0.500, SLG: 0.500 Rich Folkers, L (9.1) Orlando Pena, R (9.1) OBP: 0.500, SLG: 0.500			0-0 1-3		0-0 5-3		0-0 SF8		0-0 1B 1B		2 0 0 1 0 0 2 0 0 0 0 0 0 0 1 1 1 0 0 0 0 0 0 0 0 0 0 0 0 0 0 0 0 0 0											
<b>Inning Stats</b>	R: 0 E: 0 K: 0 S: 3	H: 0 LOB: 0 BB: 0 P: 3	R: 0 E: 0 K: 0 S: 3	H: 0 LOB: 0 BB: 0 P: 3	R: 1 E: 0 K: 1 S: 7	H: 2 LOB: 1 BB: 0 P: 7	R: 0 E: 0 K: 0 S: 4	H: 1 LOB: 1 BB: 0 P: 4	R: 0 E: 0 K: 1 S: 5	H: 0 LOB: 0 BB: 0 P: 5	R: 1 E: 1 K: 0 S: 5		H: 1 LOB: 2 BB: 1 P: 9	R: 0 E: 0 K: 0 S: 3	H: 0 LOB: 2 BB: 2 P: 11	R: 1 E: 0 K: 2 S: 10	H: 3 LOB: 2 BB: 0 P: 10	R: 2 E: 0 K: 0 S: 5	H: 2 LOB: 0 BB: 0 P: 5	1B: 9 2B: 0 3B: 0 HR: 1	SF: 1 SAC: 1 DP: 0 HBP: 0	WP: 0 PB: 0 SB: 2 CS: 0
<b>PITCHER</b>	IP WLS BF H R ER SO BB IBB HBP BLK WP HR S P ERA WHIP																					
George Stone, L (1.1) ERA: 4.87	7.0		5	2	1	2	0	0	0	0	0	0	0	0	1	29	1.29	0.714				
Bob Miller, R (8.1) ERA: 3.18	2.0		3	1	1	2	2	0	0	0	0	0	0	0	13	21	4.50	2.500				
Tug McGraw, L (10.1) ERA: 6.84	1.0	L	5	2	2	0	0	0	0	0	0	1	5	5	18.00	2.000						



BOTTOM

St. Louis Cardinals @ New York Mets  
Shea Stadium, Flushing, NY  
Sun Jun 30 1974, 3:38 AM EDT  
Att: 40,009 - Unknown

livebaseballscorecards.com

AB 40  
R 3  
H 10  
RBI 3  
BB 3  
SO 4  
LOB 18



WP: 1 PA: 43  
PB: 0  
SB: 1  
CS: 0

AB R H RBI BB SO LOB

5 0 1 1 0 0 2

5 0 1 1 0 1 2

4 0 2 0 1 0 2

5 0 1 0 0 2 4

4 0 0 0 1 0 2

3 0 0 0 0 0 3

0 0 0 0 0 0 0

1 0 0 0 0 1 1

1 0 0 0 0 0 0

4 1 1 0 1 0 0

4 1 2 1 0 0 1

2 0 0 0 0 0 1

1 0 1 0 0 0 0

0 0 0 0 0 0 0

0 0 0 0 0 0 0

1 1 1 0 0 0 0

0 0 0 0 0 0 0

1B: 8 SF: 0

2B: 1 SAC: 0

3B: 0 DP: 0

HR: 1 HBP: 0

1B: 8 SF: 0

2B: 1 SAC: 0

3B: 0 DP: 0

HR: 1 HBP: 0

1B: 8 SF: 0

2B: 1 SAC: 0

3B: 0 DP: 0

HR: 1 HBP: 0

1B: 8 SF: 0

2B: 1 SAC: 0

3B: 0 DP: 0

HR: 1 HBP: 0

1B: 8 SF: 0

2B: 1 SAC: 0

3B: 0 DP: 0

HR: 1 HBP: 0

1B: 8 SF: 0

2B: 1 SAC: 0

3B: 0 DP: 0

HR: 1 HBP: 0

1B: 8 SF: 0

2B: 1 SAC: 0

3B: 0 DP: 0

HR: 1 HBP: 0

1B: 8 SF: 0

2B: 1 SAC: 0

3B: 0 DP: 0

HR: 1 HBP: 0

1B: 8 SF: 0

2B: 1 SAC: 0

3B: 0 DP: 0

HR: 1 HBP: 0

1B: 8 SF: 0

2B: 1 SAC: 0

3B: 0 DP: 0

HR: 1 HBP: 0

1B: 8 SF: 0

2B: 1 SAC: 0

3B: 0 DP: 0

HR: 1 HBP: 0

1B: 8 SF: 0

2B: 1 SAC: 0

3B: 0 DP: 0

HR: 1 HBP: 0

1B: 8 SF: 0

2B: 1 SAC: 0

3B: 0 DP: 0

HR: 1 HBP: 0

1B: 8 SF: 0

2B: 1 SAC: 0

3B: 0 DP: 0

HR: 1 HBP: 0

1B: 8 SF: 0

2B: 1 SAC: 0

3B: 0 DP: 0

HR: 1 HBP: 0

1B: 8 SF: 0

2B: 1 SAC: 0

3B: 0 DP: 0

HR: 1 HBP: 0

1B: 8 SF: 0

2B: 1 SAC: 0

3B: 0 DP: 0

HR: 1 HBP: 0

1B: 8 SF: 0

2B: 1 SAC: 0

3B: 0 DP: 0

HR: 1 HBP: 0

1B: 8 SF: 0

2B: 1 SAC: 0

3B: 0 DP: 0

HR: 1 HBP: 0

1B: 8 SF: 0

2B: 1 SAC: 0

3B: 0 DP: 0

HR: 1 HBP: 0

1B: 8 SF: 0

2B: 1 SAC: 0

3B: 0 DP: 0

HR: 1 HBP: 0

1B: 8 SF: 0

2B: 1 SAC: 0

3B: 0 DP: 0

HR: 1 HBP: 0

1B: 8 SF: 0

2B: 1 SAC: 0

3B: 0 DP: 0

HR: 1 HBP: 0

1B: 8 SF: 0

2B: 1 SAC: 0

3B: 0 DP: 0

HR: 1 HBP: 0

1B: 8 SF: 0

2B: 1 SAC: 0

3B: 0 DP: 0

HR: 1 HBP: 0

1B: 8 SF: 0

2B: 1 SAC: 0

3B: 0 DP: 0

HR: 1 HBP: 0

1B: 8 SF: 0

2B: 1 SAC: 0

3B: 0 DP: 0

HR: 1 HBP: 0

1B: 8 SF: 0

2B: 1 SAC: 0

3B: 0 DP: 0

HR: 1 HBP: 0

1B: 8 SF: 0

2B: 1 SAC: 0

3B: 0 DP: 0

HR: 1 HBP: 0

1B: 8 SF: 0

2B: 1 SAC: 0

3B: 0 DP: 0

HR: 1 HBP: 0

1B: 8 SF: 0

2B: 1 SAC: 0

3B: 0 DP: 0

HR: 1 HBP: 0

1B: 8 SF: 0

2B: 1 SAC: 0

3B: 0 DP: 0

HR: 1 HBP: 0

1B: 8 SF: 0

2B: 1 SAC: 0

3B: 0 DP: 0

HR: 1 HBP: 0

1B: 8 SF: 0

2B: 1 SAC: 0

3B: 0 DP: 0

HR: 1 HBP: 0

1B: 8 SF: 0

2B: 1 SAC: 0

3B: 0 DP: 0

HR: 1 HBP: 0

1B: 8 SF: 0

2B: 1 SAC: 0

3B: 0 DP: 0

HR: 1 HBP: 0

1B: 8 SF: 0

2B: 1 SAC: 0

3B: 0 DP: 0

HR: 1 HBP: 0

1B: 8 SF: 0

2B: 1 SAC: 0

3B: 0 DP: 0

HR: 1 HBP: 0

1B: 8 SF: 0

2B: 1 SAC: 0

3B: 0 DP: 0

HR: 1 HBP: 0

1B: 8 SF: 0

2B: 1 SAC: 0

3B: 0 DP: 0

HR: 1 HBP: 0

1B: 8 SF: 0

2B: 1 SAC: 0

3B: 0 DP: 0

HR: 1 HBP: 0

1B: 8 SF: 0

2B: 1 SAC: 0

3B: 0 DP: 0

HR: 1 HBP: 0

1B: 8 SF: 0

2B: 1 SAC: 0

3B: 0 DP: 0

HR: 1 HBP: 0

1B: 8 SF: 0

2B: 1 SAC: 0

3B: 0 DP: 0

HR: 1 HBP: 0

1B: 8 SF: 0

2B: 1 SAC: 0

3B: 0 DP: 0

HR: 1 HBP: 0

1B: 8 SF: 0

2B: 1 SAC: 0

3B: 0 DP: 0

HR: 1 HBP: 0

1B: 8 SF: 0

2B: 1 SAC: 0

3B: 0 DP: 0

HR: 1 HBP: 0

1B: 8 SF: 0

2B: 1 SAC: 0

3B: 0 DP: 0

HR: 1 HBP: 0

1B: 8 SF: 0

2B: 1 SAC: 0

3B: 0 DP: 0

HR: 1 HBP: 0

1B: 8 SF: 0

2B: 1 SAC: 0

3B: 0 DP: 0

HR: 1 HBP: 0

1B: 8 SF: 0

2B: 1 SAC: 0

3B: 0 DP: 0

HR: 1 HBP: 0

1B: 8 SF: 0

2B: 1 SAC: 0

3B: 0 DP: 0

HR: 1 HBP: 0

1B: 8 SF: 0

2B: 1 SAC: 0

3B: 0 DP: 0

HR: 1 HBP: 0

1B: 8 SF: 0

2B: 1 SAC: 0

3B: 0 DP: 0

HR: 1 HBP: 0

1B: 8 SF: 0

2B: 1 SAC: 0

3B: 0 DP: 0

HR: 1 HBP: 0

1B: 8 SF: 0

2B: 1 SAC: 0

3B: 0 DP: 0

HR: 1 HBP: 0

1B: 8 SF: 0

2B: 1 SAC: 0

3B: 0 DP: 0

HR: 1 HBP: 0

1B: 8 SF: 0

2B: 1 SAC: 0

3B: 0 DP: 0

HR: 1 HBP: 0

1B: 8 SF: 0

2B: 1 SAC: 0

3B: 0 DP: 0

HR: 1 HBP: 0

1B: 8 SF: 0

2B: 1 SAC: 0

3B: 0 DP: 0

HR: 1 HBP: 0

1B: 8 SF: 0

2B: 1 SAC: 0

3B: 0 DP: 0

HR: 1 HBP: 0

1B: 8 SF: 0

2B: 1 SAC: 0

3B: 0 DP: 0

HR: 1 HBP: 0

1B: 8 SF:

Batter	1	2	3	4	5	6	7	8	9	AB R H RBI BB SO LOB	TOP									
Don Kessinger, S (1, 6) OBP: 0.348, SLG: 0.319	4-0 1B G1-6-3 BB	4-0 WP BB		0-0 4-3			0-0 5-3			2 1 0 0 2 0 1										
Jerry Morales, R (1, 7) OBP: 0.318, SLG: 0.428	0-0 1-3 1B G1-6-3	0-0 1-2 F5			0-3 K			0-0 F8		4 0 1 0 0 1 1										
Billy Williams, L (1, 3) OBP: 0.390, SLG: 0.480	0-0 1-2f 3-H G1-6-3	0-3 K			0-0 G3			0-0 L5-3 1B		4 0 1 0 0 1 2 0 0 0 0 0 0 0										
Andre Thornton, R (8, 3) OBP: 0.346, SLG: 0.426																				
Rick Monday, L (1, 8) OBP: 0.374, SLG: 0.446	0-0 HR		0-0 F7		4-0 CS BB			0-0 L5-3 1-2		3 1 1 1 1 0 1										
Jose Cardenal, R (1, 9) OBP: 0.353, SLG: 0.445	0-0 2B		0-0 4-3		0-0 CS	4-0 G6-4-3 BB			0-0 F6	3 1 1 0 1 0 0										
Bill Madlock, R (1, 5) OBP: 0.350, SLG: 0.443	0-0 2B		0-0 6-3				0-0 G6-4-3 1-2f		4-0 1B BB	3 1 1 1 1 0 1										
Vic Harris, S (1, 4) OBP: 0.286, SLG: 0.238	0-0 2B			0-0 F7		0-3 K			0-0 1B PO 1B	4 0 2 1 0 1 0										
Steve Swisher, R (1, 2) OBP: 0.329, SLG: 0.274	0-0 4-3			4-0 E BB			0-0 F8		0-0 1B	3 0 1 0 1 0 1										
Jim Todd, L (1, 1)									0-0 PO	2 0 0 0 0 2 1										
Oscar Zamora, R (6, 1)			0-3 K		0-3 K		0-0 4-3		3-H	1 0 0 0 0 0 0										
<b>Inning Stats</b>	R: 4 E: 0 K: 0 S: 7	H: 5 LOB: 1 BB: 1 P: 11	R: 0 E: 0 K: 2 S: 7	H: 0 LOB: 1 BB: 1 P: 11	R: 0 E: 0 K: 0 S: 3	H: 0 LOB: 0 BB: 0 P: 3	R: 0 E: 1 K: 1 S: 5	H: 0 LOB: 1 BB: 1 P: 9	R: 0 E: 0 K: 1 S: 4	H: 0 LOB: 0 BB: 1 P: 8	R: 0 E: 0 K: 0 S: 3	H: 0 LOB: 0 BB: 0 P: 3	R: 0 E: 0 K: 0 S: 3	H: 1 LOB: 0 BB: 0 P: 3	R: 0 E: 0 K: 0 S: 3	H: 2 LOB: 1 BB: 1 P: 7	1B: 4 2B: 4 3B: 0 HR: 1	SF: 0 SAC: 0 DP: 3 HBP: 0	WP: 1 PB: 0 SB: 0 CS: 1	PA: 37
<b>PITCHER</b>	IP WLS BF H R ER SO BB IBB HBP BLK WP HR S P ERA WHIP																			
Sonny Siebert, R (1, 1) ERA: 3.29	0.2 L 6 4 4 4 0 1 0 0 0 0 1 5 9 54.00 7.500																			
Mike Thompson, R (1, 1) ERA: 5.06	4.1 16 1 0 0 4 3 0 0 0 1 0 21 33 0.00 0.923																			
Rich Folkers, L (6, 1) ERA: 2.8	2.0 6 0 0 0 1 1 0 0 0 0 0 7 11 0.00 0.500																			
Al Hrabosky, L (8, 1) ERA: 3.77	2.0 7 3 0 0 0 1 0 0 0 0 0 6 10 0.00 2.000																			

Chicago Cubs @ St. Louis Cardinals  
 Busch Stadium, St. Louis, MO  
 Tue Jul 02 1974, 7:05 PM CDT  
 Att. 26,088 - Unknown - 82 F

livebaseballscorecards.com

AB	29
R	4
H	8
RBI	3
BB	6
SO	5
LOB	8





Batter	1	2	3	4	5	6	7	8	9	AB R H RBI BB SO LOB	TOP								
Don Kessinger, S (1, 6) OBP: 0.347, SLG: 0.315	4-0 BB G6-3 BB		0-0 G3			0-0 6-3			0-0 F8	3 0 0 0 1 0 0									
Jerry Morales, R (1, 7) OBP: 0.314, SLG: 0.422	0-3 K				0-0 F8				0-0 F4	4 0 0 0 0 1 1									
Billy Williams, L (1, 3) OBP: 0.388, SLG: 0.476	0-0 G6-3 1-2f				0-0 F5				0-0 F8 1B 1B	4 0 1 0 0 0 1									
Rick Monday, L (1, 8) OBP: 0.378, SLG: 0.448		0-3 K			4-0 BB				0-0 1-2 1B	3 0 2 0 1 1 0									
Jose Cardenal, R (1, 9) OBP: 0.349, SLG: 0.438		0-0 L4			0-3 K				0-0 5-3	4 0 0 0 0 1 4									
Bill Madlock, R (1, 5) OBP: 0.355, SLG: 0.450		0-0 2B			0-0 6-3				4-0 BB	2 0 1 0 1 0 0									
Vic Harris, S (1, 4) OBP: 0.282, SLG: 0.234		0-3 K			0-0 P5				0-0 F7	3 0 0 0 0 1 2									
George Mitterwald, R (1, 2) OBP: 0.293, SLG: 0.323			0-0 1-3		0-3 K				0-0 F3	3 0 0 0 0 1 1									
Rick Reuschel, R (1, 1) OBP: 0.214, SLG: 0.268			0-3 K			0-3 K			0-0 4-3	2 0 0 0 0 2 0									
Ken Frailing, L (6, 1) OBP: 0.333, SLG: 0.308										0 0 0 0 0 0 0									
Horacio Pina, R (6, 1)										0 0 0 0 0 0 0									
Chris Ward, L (8, PH) OBP: 0.365, SLG: 0.393										1 0 0 0 0 0 1									
Dave LaRoche, L (8, 1) OBP: 0.250, SLG: 0.375										0 0 0 0 0 0 0									
<b>Inning Stats</b>	R: 0 E: 0 K: 1 S: 4	H: 0 LOB: 0 BB: 1 P: 8	R: 0 E: 0 K: 2 S: 8	H: 1 LOB: 1 BB: 0 P: 8	R: 0 E: 0 K: 1 S: 5	H: 0 LOB: 0 BB: 0 P: 5	R: 0 E: 0 K: 1 S: 5	H: 0 LOB: 1 BB: 1 P: 9	R: 0 E: 0 K: 1 S: 5	H: 0 LOB: 0 BB: 0 P: 5	R: 0 E: 0 K: 0 S: 3	H: 1 LOB: 0 BB: 0 P: 3	R: 0 E: 0 K: 0 S: 3	H: 0 LOB: 1 BB: 1 P: 7	R: 0 E: 0 K: 0 S: 5	H: 2 LOB: 2 BB: 0 P: 5	1B: 3 2B: 2 3B: 0 HR: 0	SF: 0 SAC: 0 DP: 2 HBP: 0	WP: 0 PA: 32 PB: 0 SB: 0 CS: 0
<b>PITCHER</b> Lynn McGlothen, R (1, 1) ERA: 2.42	IP: 9.0 WLS: W BF: 32 H: 4 R: 0 ER: 0 SO: 7 BB: 3 IBB: 0 HBP: 0 BLK: 0 WP: 0 HR: 0 S: 43 P: 55 ERA: 0.00 WHIP: 0.778																		
<b>PITCHER</b>	IP	WLS	BF	H	R	ER	SO	BB	IBB	HBP	BLK	WP	HR	S	P	ERA	WHIP		

Chicago Cubs @ St. Louis Cardinals  
 Busch Stadium, St. Louis, MO  
 Wed Jul 03 1974, 7:05 PM CDT  
 Att. 29,705 - Sunny - 90 F

livebaseballscorecards.com

AB	29
R	0
H	4
RBI	0
BB	3
SO	7
LOB	10



BOTTOM

Chicago Cubs @ St. Louis Cardinals  
Busch Stadium, St. Louis, MO  
Wed Jul 03 1974, 7:05 PM CDT  
Att. 29,705 - Sunny - 90 F

AB 32  
R 5  
H 8  
RBI 5  
BB 5  
SO 7  
LOB 22



WP: 0 PA: 39  
PB: 0  
SB: 1  
CS: 0

AB R H RBI BB SO LOB

5 1 1 0 0 1 3

3 1 2 1 1 0 0

3 1 2 4 1 0 0

4 0 1 0 0 1 5

3 0 0 0 1 2 2

3 1 1 0 1 0 1

4 0 0 0 0 0 4

4 1 1 0 0 2 4

3 0 0 0 1 1 3

1B: 6 SF: 1  
2B: 1 SAC: 1  
3B: 0 DP: 0  
HR: 1 HBP: 0

Batter	1	2	3	4	5	6	7	8	9
Lou Brock, L OBP: 0.369, SLG: 0.425 (1, 7)	0-0 SH SF9 1B		0-0 P3		0-0 6-3	0-3 K		0-0 F7	
Ted Sizemore, R OBP: 0.345, SLG: 0.323 (1, 4)	0-0 SH 1-3		0-0 1B 1B		0-0 HR 2B	4-0 BB 1-2 2-3 3-H		0-0 F3	
Reggie Smith, S OBP: 0.407, SLG: 0.602 (1, 9)	0-0 SF9 3-H		0-0 1B 1B		0-0 HR 2-H	4-0 BB 1-2 2-3 3-H		0-0 5-3	
Ted Simmons, S OBP: 0.320, SLG: 0.459 (1, 2)	0-0 F9		0-0 4-1		0-0 1B	0-3 K			
Joe Torre, R OBP: 0.366, SLG: 0.399 (1, 3)	0-3 K			0-0 E5 FC6-4	0-3 K2-3		4-0 BB 6-3		
Bake McBride, L OBP: 0.348, SLG: 0.397 (1, 8)		0-0 F7		0-0 FC6-4 FC9-6 1-2f		0-0 BB BB 1B	4-0 BB 6-3		
Ken Reitz, R OBP: 0.316, SLG: 0.380 (1, 5)		0-0 E5		0-0 FC9-6 FC6-3 1-2f		0-0 F2	0-0 6-3 1-2 2-3		
Mike Tyson, R OBP: 0.251, SLG: 0.251 (1, 6)		0-3 K		0-0 FC6-3 1-2f		0-0 BB BB 1B	0-3 K		
Lynn McGlothen, L OBP: 0.273, SLG: 0.279 (1, 1)		0-3 K			0-0 F8	4-0 BB BB BB	0-0 4-3		

Inning Stats	R	H	E	K	S	P	BB	IBB	HBP	BLK	WP	HR	S	P	ERA	WHIP
1	1	1	0	7	7											
2	0	0	1	2	8											
3	0	2	0	0	4											
4	0	0	1	0	4											
5	2	3	0	1	8											
6	0	3	0	2	21											
7	0	0	2	1	13											
8	0	0	0	0	3											
9	0	0	0	1	3											

PITCHER	IP	WLS	BF	H	R	ER	SO	BB	IBB	HBP	BLK	WP	HR	S	P	ERA	WHIP
Rick Reuschel, R ERA: 4.17 (1, 1)	5.1	L	27	8	5	5	4	1	0	0	0	0	1	34	38	8.44	1.688
Ken Frailing, L ERA: 4.68 (6, 1)	0.1		1	0	0	0	1	0	0	0	0	0	0	3	3	0.00	0.000
Horacio Pina, R ERA: 2.75 (6, 1)	1.1		8	0	0	0	2	4	0	0	0	0	0	8	24	0.00	3.000
Dave LaRoche, L ERA: 2.8 (8, 1)	1.0		3	0	0	0	0	0	0	0	0	0	0	3	3	0.00	0.000

Batter	1	2	3	4	5	6	7	8	9	AB R H RBI BB SO LOB	TOP											
Vic Harris, S (1, 4) OBP: 0.284, SLG: 0.238 Don Kessinger, S (9, 6) OBP: 0.347, SLG: 0.315	0-0 E 1B 1B		0-3 K	0-0 2-H 1B		0-0 F9			0-0 F7	5 0 2 0 0 1 1 0 0 0 0 0 0 0												
Rick Monday, L (1, 8) OBP: 0.379, SLG: 0.448	0-0 E9 F8 1-H 1B		0-0 1B		0-0 1-3			0-3 K	0-0 F8	5 0 2 0 0 1 0												
Jerry Morales, R (1, 7) OBP: 0.312, SLG: 0.416	0-0 F8 2-3		0-0 F8		4-0 FC5-4 1B BB			0-0 5-3	0-0 L7	4 0 0 0 1 0 2												
Jose Cardenal, R (1, 9) OBP: 0.354, SLG: 0.439	4-0 S BB			4-0 1B 2B BB	0-0 FC5-4 1B			0-0 F8		2 1 1 0 2 0 0												
Bill Madlock, R (1, 5) OBP: 0.358, SLG: 0.451 Matt Alexander, S (8, PR) OBP: 0.361, SLG: 0.250 Carmen Fanzone, R (8, 5) OBP: 0.280, SLG: 0.289	0-3 K 1-2			0-0 2B 1B 1B	0-0 FC5-4			0-0 CS 1B		4 1 2 0 0 1 4 0 0 0 0 0 0 0 0 0 0 0 0 0 0												
Andre Thornton, R (1, 3) OBP: 0.354, SLG: 0.437		0-3 K		0-0 1B FC5-4 2B	0-0 F7			4-0 WP 1B 1-2 BB		3 1 1 1 1 1 2												
Steve Swisher, R (1, 2) OBP: 0.338, SLG: 0.277		0-0 1-6-3		0-0 FC5-4 1B		4-0 FC1-6 BB		0-3 K		3 0 1 1 1 1 1												
Dave Rosello, R (1, 6) OBP: 0.261, SLG: 0.265		0-3 K		0-0 FC5-4 SH3-4 1B		0-0 FC1-6 SH1-3		0-0 WP 1B		4 0 1 1 0 1 2												
Steve Stone, R (1, 1) OBP: 0.115, SLG: 0.115 Oscar Zamora, R (8, 1)			0-0 4-3	0-0 SH3-4		0-0 SH1-3		0-0 4-3		2 0 0 0 0 0 2 0 0 0 0 0 0 0												
<b>Inning Stats</b>	R: 0 E: 1 K: 1 S: 6	H: 2 LOB: 2 BB: 1 P: 10	R: 0 E: 0 K: 2 S: 7	H: 0 LOB: 0 BB: 0 P: 7	R: 0 E: 0 K: 1 S: 6	H: 1 LOB: 1 BB: 0 P: 6	R: 3 E: 0 K: 0 S: 6	H: 4 LOB: 2 BB: 1 P: 10	R: 0 E: 0 K: 0 S: 4	H: 1 LOB: 2 BB: 1 P: 8	R: 0 E: 0 K: 0 S: 3	H: 0 LOB: 1 BB: 1 P: 7	R: 0 E: 0 K: 1 S: 5	H: 0 LOB: 0 BB: 0 P: 5	R: 0 E: 0 K: 1 S: 6	H: 2 LOB: 3 BB: 1 P: 10	R: 0 E: 0 K: 0 S: 3	H: 0 LOB: 0 BB: 0 P: 3	1B: 9 2B: 1 3B: 0 HR: 0	SF: 0 SAC: 2 DP: 0 HBP: 0	WP: 1 PB: 0 SB: 1 CS: 1	PA: 39
<b>PITCHER</b>	IP WLS BF H R ER SO BB IBB HBP BLK WP HR S P ERA WHIP																					
John Curtis, L (1, 1) ERA: 4.61	4.1 L 22 8 3 3 4 3 0 0 0 0 0 0 27 39 6.23 2.538																					
Mike Garman, R (5, 1) ERA: 3.28	2.2 9 0 0 0 1 1 0 0 0 0 0 0 10 14 0.00 0.375																					
Orlando Pena, R (8, 1) ERA: 1.59	2.0 8 2 0 0 1 1 0 0 0 0 1 0 9 13 0.00 1.500																					

Chicago Cubs @ St. Louis Cardinals  
 Busch Stadium, St. Louis, MO  
 Thu Jul 04 1974, 3:33 AM CDT  
 Att. 28,350 - Sunny - 89 F

[livebaseballscorecards.com](http://livebaseballscorecards.com)

AB	32
R	3
H	10
RBI	3
BB	5
SO	6
LOB	14





Batter	1	2	3	4	5	6	7	8	9	AB R H RBI BB SO LOB
<b>Bake McBride, L</b> (1, 8) OBP: 0.352, SLG: 0.403	4-0 1-3 BB		0-0 6-3 1B		0-0 2B		0-0 1-3		0-0 F9	4 0 2 0 1 0 1
<b>Tom Heintzelman, R</b> (1, 4) OBP: 0.368, SLG: 0.400	0-3 K		0-0 6-3 1B		0-0 4-3		0-0 F7		0-0 1-3	5 0 0 1 0 1 4
<b>Reggie Smith, S</b> (1, 9) OBP: 0.401, SLG: 0.592	0-0 1-3		0-0 P3							4 0 0 0 0 0 2
<b>Ted Simmons, S</b> (1, 3) OBP: 0.319, SLG: 0.459	0-3 K									4 0 1 0 0 1 1
<b>Jose Cruz, L</b> (1, 7) OBP: 0.336, SLG: 0.422										4 1 1 0 0 0 1
<b>Tim McCarver, L</b> (1, 2) OBP: 0.365, SLG: 0.277										2 0 1 0 1 0 1
<b>Ken Reitz, R</b> (1, 5) OBP: 0.315, SLG: 0.378										4 0 1 1 0 1 4
<b>Mike Tyson, R</b> (1, 6) OBP: 0.249, SLG: 0.249										2 0 0 0 0 0 0
<b>Lou Brock, L</b> (6, PH) OBP: 0.367, SLG: 0.424										1 0 0 0 0 0 2
<b>Jack Heidemann, R</b> (7, 6) OBP: 0.176, SLG: 0.176										0 0 0 0 0 0 0
<b>Jim Hickman, R</b> (9, PH) OBP: 0.379, SLG: 0.412										1 0 1 0 0 0 0
<b>John Curtis, L</b> (1, 1) OBP: 0.147, SLG: 0.094										0 1 0 0 1 0 0
<b>Mike Garman, R</b> (5, 1) OBP: 0.333, SLG: 0.333										1 0 0 0 0 1 0
<b>Jim Dwyer, L</b> (7, PH) OBP: 0.407, SLG: 0.480										1 0 0 0 0 0 0
<b>Orlando Pena, R</b> (8, 1) OBP: 0.500, SLG: 0.500										0 0 0 0 0 0 0
<b>Luis Melendez, R</b> (9, PH) OBP: 0.307, SLG: 0.329										1 0 0 0 0 0 1

Inning Stats	R: 0	H: 0	E: 0	K: 2	S: 7	LOB: 1	BB: 1	P: 11	R: 0	H: 1	E: 0	K: 1	S: 5	LOB: 0	BB: 0	P: 5	R: 1	H: 1	E: 0	K: 0	S: 4	LOB: 1	BB: 1	P: 8	R: 0	H: 1	E: 0	K: 0	S: 4	LOB: 1	BB: 0	P: 4	R: 0	H: 1	E: 1	K: 0	S: 5	LOB: 2	BB: 1	P: 9	R: 0	H: 0	E: 0	K: 0	S: 3	LOB: 0	BB: 0	P: 3	R: 0	H: 1	E: 0	K: 0	S: 4	LOB: 2	BB: 0	P: 5	R: 0	H: 1	E: 0	K: 0	S: 4	LOB: 1	BB: 0	P: 4	1B: 5	2B: 2	3B: 0	HR: 0	SF: 0	SAC: 0	DP: 0	HBP: 1	WP: 0	PB: 0	SB: 0	CS: 1	PA: 38
--------------	------	------	------	------	------	--------	-------	-------	------	------	------	------	------	--------	-------	------	------	------	------	------	------	--------	-------	------	------	------	------	------	------	--------	-------	------	------	------	------	------	------	--------	-------	------	------	------	------	------	------	--------	-------	------	------	------	------	------	------	--------	-------	------	------	------	------	------	------	--------	-------	------	-------	-------	-------	-------	-------	--------	-------	--------	-------	-------	-------	-------	--------

PITCHER	IP	WLS	BF	H	R	ER	SO	BB	IBB	HBP	BLK	WP	HR	S	P	ERA	WHIP
<b>Steve Stone, R</b> (1, 1) ERA: 4.6	7.2	W	33	6	2	1	4	3	0	1	0	0	0	37	50	1.17	1.174
<b>Oscar Zamora, R</b> (8, 1) ERA: 1.83	1.1	S	5	1	0	0	0	0	0	0	0	0	0	5	5	0.00	0.750

**BOTTOM**

**Chicago Cubs @ St. Louis Cardinals**  
 Busch Stadium, St. Louis, MO  
 Thu Jul 04 1974, 3:33 AM CDT  
 Att. 28,350 - Sunny - 89 F

livebaseballscores.com

<b>AB</b>	<b>34</b>
<b>R</b>	<b>2</b>
<b>H</b>	<b>7</b>
<b>RBI</b>	<b>2</b>
<b>BB</b>	<b>3</b>
<b>SO</b>	<b>4</b>
<b>LOB</b>	<b>17</b>



Batter	1	2	3	4	5	6	7	8	9	AB R H RBI BB SO LOB	TOP														
Lou Brock, L (1, 7) OBP: 0.368, SLG: 0.421	0-0 F7		0-0 4-3		4-0 BB 1-2 2-3 BB		0-0 1-2 3-H 1B	0-3 K		4 0 1 1 1 1 4															
Tom Heintzelman, R (1, 4) OBP: 0.339, SLG: 0.364	0-3 K			0-0 6-3	0-0 P6		0-3 K	0-0 FC5		5 0 0 0 0 2 8															
Reggie Smith, S (1, 9) OBP: 0.397, SLG: 0.584	0-0 P4			0-0 3-1		0-3 K	0-0 5-3		0-0 BB 1B	5 0 1 0 0 1 2															
Joe Torre, R (1, 3) OBP: 0.374, SLG: 0.409		0-0 6-3		0-0 1B		0-0 2B		0-0 2B FC6-2 1B	4-0 BB G4-3 BB	4 0 3 0 1 0 0															
Ted Simmons, S (1, 2) OBP: 0.317, SLG: 0.458		0-3 K		0-3 K		0-0 5-3		0-0 FC6-2 1B 2B	0-0 F8	5 1 1 0 0 2 4															
Bake McBride, L (1, 8) OBP: 0.353, SLG: 0.400		0-0 6-3			0-0 BB S 1B	0-0 6-3		4-0 FC6-2 1B IBB	0-0 G4-3	4 1 1 0 1 0 3															
Ken Reitz, R (1, 5) OBP: 0.321, SLG: 0.385			0-0 1B		4-0 BB 1-2 BB		0-0 1B 2B	0-0 FC6-2 BB 1B		3 1 2 0 1 0 3															
Mike Tyson, R (1, 8) OBP: 0.247, SLG: 0.246			0-3 K		0-3 K		0-0 1B	0-0 FC5 BB 1B		2 0 0 0 0 2 3															
Tim McCarver, L (7, PH) OBP: 0.376, SLG: 0.292							2-3 1B	1-2 2-H 3-H 1B		1 0 1 0 0 0 0															
Rich Folkers, L (7, 1)										0 0 0 0 0 0 0															
Jim Dwyer, L (8, PH) OBP: 0.429, SLG: 0.500										1 0 1 2 0 0 0															
Al Hrabosky, R (8, 1) OBP: 0.333, SLG: 0.333										0 0 0 0 0 0 0															
Mike Garman, R (8, 1) OBP: 0.333, SLG: 0.333										0 0 0 0 0 0 0															
Alan Foster, R (1, 1) OBP: 0.267, SLG: 0.241			0-3 K		0-0 F7		0-3 K	4-0 BB 1-2 2-3 BB		2 0 0 0 0 1 3															
Jim Hickman, R (7, PH) OBP: 0.373, SLG: 0.404										1 0 0 0 0 1 2															
Jack Heidemann, R (7, 6) OBP: 0.222, SLG: 0.176										0 0 0 0 1 0 0															
Inning Stats	R: 0 E: 0 K: 1 S: 5	H: 0 LOB: 0 BB: 0 P: 5	R: 0 E: 0 K: 1 S: 5	H: 0 LOB: 0 BB: 0 P: 5	R: 0 E: 0 K: 2 S: 8	H: 1 LOB: 1 BB: 0 P: 8	R: 0 E: 0 K: 1 S: 6	H: 1 LOB: 1 BB: 0 P: 6	R: 0 E: 0 K: 1 S: 6	H: 1 LOB: 3 BB: 2 P: 14	R: 0 E: 0 K: 1 S: 6	H: 1 LOB: 1 BB: 0 P: 6	R: 1 E: 0 K: 2 S: 10	H: 3 LOB: 2 BB: 0 P: 10	R: 2 E: 0 K: 1 S: 8	H: 3 LOB: 3 BB: 2 P: 16	R: 0 E: 0 K: 0 S: 3	H: 1 LOB: 1 BB: 1 P: 7	1B: 8 2B: 3 3B: 0 HR: 0	SF: 0 SAC: 0 DP: 1 HBP: 0	WP: 0 PB: 0 SB: 1 CS: 0	PA: 42			
PITCHER	IP	WLS	BF	H	R	ER	SO	BB	IBB	HBP	BLK	WP	HR	S	P	ERA	WHIP								
Fred Norman, L (1, 1) ERA: 2.55	7.0	L	32	9	3	3	9	2	0	0	0	0	0	48	56	3.86	1.571								
Clay Carroll, R (8, 1) ERA: 2.87	0.1		4	1	0	0	0	1	1	0	0	0	0	2	10	0.00	6.000								
Will McEnaney, L (8, 1) ERA:	1.2		6	1	0	0	1	1	0	0	0	0	0	7	11	0.00	1.200								

St. Louis Cardinals @ Cincinnati Reds  
Riverfront Stadium, Cincinnati, OH  
Fri Jul 05 1974, 7:05 PM EDT  
Att. 26,066 - Unknown

AB	37
R	3
H	11
RBI	3
BB	5
SO	10
LOB	32



Batter	1	2	3	4	5	6	7	8	9	AB	R	H	RBI	BB	SO	LOB
<b>Pete Rose, S</b> (1, 7) OBP: 0.381, SLG: 0.373	0-0 BB BB 6-3 1B	4-0 IBB			0-0 1-3 1B		0-0 FC6 1-2f		0-3 K	4	1	2	0	1	1	1
<b>Ken Griffey, L</b> (1, 9) OBP: 0.203, SLG: 0.176	0-3 K	0-0 F8			0-0 1-3			4-0 WP 1B BB		3	0	0	0	0	1	4
<b>Merv Rettenmund, R</b> (8, PH) OBP: 0.332, SLG: 0.369					1-2					0	1	0	0	1	0	0
<b>Joe Morgan, L</b> (1, 4) OBP: 0.454, SLG: 0.507	4-0 6-3 BB 1-2 BB		0-0 F9		0-0 L1			0-0 P4		3	0	0	0	1	0	2
<b>Tony Perez, R</b> (1, 3) OBP: 0.336, SLG: 0.463	4-0 6-3 BB 1-2 2-3 BB		0-0 F9		0-0 F7			0-0 F8		3	0	0	0	1	0	1
<b>Johnny Bench, R</b> (1, 2) OBP: 0.360, SLG: 0.454	0-0 6-3		0-0 F9		0-0 F7			4-0 1B BB		3	0	0	1	1	0	2
<b>Darrel Chaney, S</b> (8, PR) OBP: 0.295, SLG: 0.237	1-2 2-3 3-H		0-0 6-3		0-0 F7			1-2 BB		0	0	0	0	0	0	0
<b>Dan Driessen, L</b> (1, 5) OBP: 0.342, SLG: 0.385	0-0 F8			0-0 3-1		0-0 F8		0-0 1B		4	0	1	1	0	0	2
<b>Bill Plummer, R</b> (9, 2) OBP: 0.262, SLG: 0.373								1-2 2-H		0	0	0	0	0	0	0
<b>Dave Concepcion, R</b> (1, 6) OBP: 0.318, SLG: 0.378		H 1-0 SH1-4 HBP		0-0 F8		0-0 F8		0-0 5-3		3	0	0	0	0	0	2
<b>Cesar Geronimo, L</b> (1, 8) OBP: 0.373, SLG: 0.451		X 0-0 P6		X 0-0 3-1		0-3 K		0-3 K		4	0	0	0	0	2	1
<b>Fred Norman, S</b> (1, 1) OBP: 0.139, SLG: 0.114		X 0-0 SH1-4			X 0-0 4-3		X 0-0 FC6 1B		0-3 K	2	0	1	0	0	0	0
<b>Clay Carroll, R</b> (8, 1) OBP: 0.182, SLG: 0.182										0	0	0	0	0	0	0
<b>Will McEnaney, L</b> (8, 1)										0	0	0	0	0	0	0
<b>Terry Crowley, L</b> (9, PH) OBP: 0.296, SLG: 0.360										1	0	0	0	0	1	0

Inning Stats	R: 1	H: 1	E: 0	K: 1	S: 6	P: 14	R: 0	H: 0	E: 0	K: 0	S: 3	R: 0	H: 0	E: 0	K: 0	S: 3	R: 0	H: 0	E: 0	K: 0	S: 3	R: 0	H: 1	E: 0	K: 0	S: 4	R: 0	H: 0	E: 0	K: 0	S: 3	R: 0	H: 1	E: 0	K: 1	S: 6	R: 1	H: 1	E: 0	K: 0	S: 4	R: 0	H: 0	E: 0	K: 3	S: 9	R: 0	H: 0	E: 0	K: 0	S: 9	1B: 4	2B: 0	3B: 0	HR: 0	SF: 0	SAC: 1	DP: 0	HBP: 1	WP: 1	PA: 37
<b>PITCHER</b>	IP	WLS	BF	H	R	ER	SO	BB	IBB	HBP	BLK	WP	HR	S	P	ERA	WHIP																																												
<b>Alan Foster, R</b> (1, 1) ERA: 3.68	6.0		24	2	1	1	1	2	1	1	0	0	0	22	35	1.50	0.667																																												
<b>Rich Folkers, L</b> (7, 1) ERA: 2.72	1.0	W	4	1	0	0	1	0	0	0	0	0	0	6	6	0.00	1.000																																												
<b>Al Hrabosky, L</b> (8, 1) ERA: 4.02	0.1		2	0	1	1	0	1	0	0	0	0	0	1	5	27.00	3.000																																												
<b>Mike Garman, R</b> (8, 1) ERA: 3.12	1.2	S	7	1	0	0	3	1	0	0	0	1	0	12	16	0.00	1.200																																												

**BOTTOM**

**St. Louis Cardinals @ Cincinnati Reds**  
 Riverfront Stadium, Cincinnati, OH  
 Fri Jul 05 1974, 7:05 PM EDT  
 Att. 26,066 - Unknown

<b>AB</b>	<b>30</b>
<b>R</b>	<b>2</b>
<b>H</b>	<b>4</b>
<b>RBI</b>	<b>2</b>
<b>BB</b>	<b>5</b>
<b>SO</b>	<b>5</b>
<b>LOB</b>	<b>15</b>



<b>WP</b>	1	<b>PA</b>	37
<b>PB</b>	0	<b>SB</b>	0
<b>CS</b>	0		

livebaseballscorecards.com

Batter	1	2	3	4	5	6	7	8	9	AB R H RBI BB SO LOB	TOP					
Lou Brock, L (1, 7) OBP: 0.363, SLG: 0.416	0-3 K		0-0 F8			0-0 1-3	0-3 K			4 0 0 0 0 2 2						
Tom Heintzelman, R (1, 4) OBP: 0.318, SLG: 0.339	0-3 K			0-0 L6		0-0 F8	0-3 K			4 0 0 0 0 2 1						
Reggie Smith, S (1, 9) OBP: 0.402, SLG: 0.597	0-0 3B			0-0 F7		4-0 BB		0-0 CS		3 0 2 0 1 0 0						
Ted Simmons, S (1, 3) OBP: 0.316, SLG: 0.456	0-0 4-3			0-0 1B		0-0 F3		0-3 K		4 0 1 0 0 1 3						
Bake McBride, L (1, 8) OBP: 0.356, SLG: 0.399		0-0 F8		4-0 1B		0-0 E 1B		0-3 K		3 1 1 0 1 1 0						
Tim McCarver, L (1, 2) OBP: 0.368, SLG: 0.288		0-0 F8		0-0 L9		0-0 E6		0-0 6-3		4 1 1 0 0 0 2						
Ken Reitz, R (1, 5) OBP: 0.316, SLG: 0.379		0-0 5-3			0-0 6-3	0-0 FC		0-0 L3		4 1 0 0 0 0 1						
Mike Tyson, R (1, 6) OBP: 0.244, SLG: 0.244			0-0 F7		0-0 P8	0-0 F8		0-0 1B		2 0 0 0 0 0 0						
Jim Dwyer, L (7, PH) OBP: 0.414, SLG: 0.481						2-3 F8				1 0 0 0 0 0 2						
Jack Heidemann, R (7, 6) OBP: 0.263, SLG: 0.222						0-0 WP				1 0 1 0 0 0 0						
Bob Gibson, R (1, 1) OBP: 0.174, SLG: 0.200		0-0 5-3			0-0 5-3	0-0 WP		0-0 F8		4 0 1 1 0 0 1						
<b>Inning Stats</b>	R: 0 E: 0 K: 2 S: 8	H: 1 LOB: 1 BB: 0 P: 8	R: 0 E: 0 K: 0 S: 3	H: 0 LOB: 0 BB: 0 P: 3	R: 0 E: 0 K: 0 S: 3	H: 0 LOB: 0 BB: 0 P: 3	R: 0 E: 0 K: 0 S: 3	H: 0 LOB: 0 BB: 0 P: 3	R: 0 E: 0 K: 2 S: 7	H: 1 LOB: 0 BB: 0 P: 7	R: 0 E: 0 K: 0 S: 4	H: 1 LOB: 1 BB: 0 P: 4	1B: 5 2B: 1 3B: 1 HR: 0	SF: 0 SAC: 0 DP: 0 HBP: 0	WP: 1 PB: 0 SB: 0 CS: 1	PA: 36
<b>PITCHER</b>	IP WLS BF H R ER SO BB IBB HBP BLK WP HR S P ERA WHIP															
Clay Kirby, R (1, 1) ERA: 3.15	6.1 L 27 5 3 1 2 2 0 0 0 0 0 0 29 37 1.42 1.105															
Tom Hall, L (7, 1) ERA: 4.03	1.2 5 1 0 0 4 0 0 0 0 1 0 13 13 0.00 0.600															
Dick Baney, R (9, 1) ERA: 6.3	1.0 4 1 0 0 0 0 0 0 0 0 0 4 4 0.00 1.000															

St. Louis Cardinals @ Cincinnati Reds  
Riverfront Stadium, Cincinnati, OH  
Sat Jul 06 1974, 3:33 AM EDT  
Att. 33,989 - Unknown

livebaseballscorecards.com

AB	34
R	3
H	7
RBI	1
BB	2
SO	6
LOB	12





St. Louis Cardinals @ Cincinnati Reds  
 Riverfront Stadium, Cincinnati, OH  
 Sun Jul 07 1974, 3:33 AM EDT  
 Unknown

livebaseballscorecards.com

AB	28
R	1
H	3
RBI	1
BB	6
SO	6
LOB	10



Batter	1	2	3	4	5	6	7	8	9	AB	R	H	RBI	BB	SO	LOB
Lou Brock, L (1, 7) OBP: 0.359, SLG: 0.410	0-0 F7		0-3 K		0-0 F7			0-0 4-3		4	0	0	0	0	1	0
Tom Heintzelman, R (1, 4) OBP: 0.333, SLG: 0.344	0-3 K		4-0 BB			0-0 1B		0-0 4-3		2	0	1	0	1	1	0
Jim Hickman, R (8, PH) OBP: 0.367, SLG: 0.396										1	0	0	0	0	0	0
Jack Heidemann, R (8, 6) OBP: 0.263, SLG: 0.222										0	0	0	0	0	0	0
Reggie Smith, S (1, 9) OBP: 0.404, SLG: 0.594	0-0 3-1		4-0 BB		1-2 BB	0-0 P4		0-0 1B		3	0	1	0	1	0	1
Ted Simmons, S (1, 3) OBP: 0.315, SLG: 0.463		0-0 HR	0-0 F8		0-0 P4	0-0 P4		0-0 F2		4	1	1	1	0	0	3
Bake McBride, L (1, 8) OBP: 0.354, SLG: 0.394		4-0 CS, BLK, BB		0-0 F9		0-0 P6			0-0 F8	3	0	0	0	1	0	1
Tim McCarver, L (1, 2) OBP: 0.361, SLG: 0.273		4-0 CS, BB		0-0 P4			0-0 1-3		0-0 6-3	3	0	0	0	1	0	0
Ken Reitz, R (1, 5) OBP: 0.312, SLG: 0.374		0-3 K		0-0 6-3			0-0 F9		0-0 6-3	4	0	0	0	0	1	2
Mike Tyson, R (1, 6) OBP: 0.250, SLG: 0.243		4-0 BB		0-0 K		0-3 K		4-0 BB		1	0	0	0	2	1	0
Bob Forsch, R (1, 1)		0-3 K		0-0 F8			0-3 K			3	0	0	0	0	2	3
Rich Folkers, L (7, 1)										0	0	0	0	0	0	0

Inning Stats	R: 0	H: 0	E: 0	K: 1	S: 5	P: 5	R: 1	H: 1	E: 0	K: 2	S: 7	P: 19	R: 0	H: 0	E: 0	K: 1	S: 4	P: 12	R: 0	H: 0	E: 0	K: 0	S: 3	P: 3	R: 0	H: 0	E: 0	K: 1	S: 5	P: 5	R: 0	H: 1	E: 0	K: 0	S: 4	P: 4	R: 0	H: 0	E: 0	K: 1	S: 5	P: 9	R: 0	H: 1	E: 0	K: 0	S: 4	P: 4	R: 0	H: 0	E: 0	K: 0	S: 3	P: 3	1B: 2	SF: 0	2B: 1	SAC: 0	3B: 0	DP: 1	HR: 1	HBP: 0	WP: 0	PA: 34
--------------	------	------	------	------	------	------	------	------	------	------	------	-------	------	------	------	------	------	-------	------	------	------	------	------	------	------	------	------	------	------	------	------	------	------	------	------	------	------	------	------	------	------	------	------	------	------	------	------	------	------	------	------	------	------	------	-------	-------	-------	--------	-------	-------	-------	--------	-------	--------

PITCHER	IP	WLS	BF	H	R	ER	SO	BB	IBB	HBP	BLK	WP	HR	S	P	ERA	WHIP
Tom Carroll, R (1, 1) ERA: 1.29	7.0	W	27	2	1	1	6	6	0	0	1	0	1	33	57	1.29	1.143
Will McEnaney, L (8, 1) ERA:	2.0	S	7	1	0	0	0	0	0	0	0	0	0	7	7	0.00	0.500



Batter	1	2	3	4	5	6	7	8	9	AB R H RBI BB SO LOB	TOP											
<b>Bake McBride, L</b> (1, 8) OBP: 0.356, SLG: 0.400 <b>Orlando Pena, R</b> (7, 1) OBP: 0.500, SLG: 0.500 <b>Jim Hickman, R</b> (9, PH) OBP: 0.361, SLG: 0.389	0-0 S 1B		0-0 4-3 1		0-0 P4 3		0-0 1-H 2B		0-3 K 3	4 0 2 1 0 0 0 0 0 0 0 0 0 0 1 0 0 0 0 1 2												
<b>Tom Heintzelman, R</b> (1, 4) OBP: 0.342, SLG: 0.359	0-3 K 1-2 1		0-0 2B			4-0 2B FC5 BB	0-0 5-3 3			3 1 1 0 1 1 2												
<b>Reggie Smith, S</b> (1, 9) OBP: 0.398, SLG: 0.584	0-0 5-3 2		0-3 K 2			0-0 F7 1		0-0 F8 1		4 0 0 0 0 1 3												
<b>Joe Torre, R</b> (1, 3) OBP: 0.372, SLG: 0.410	0-3 K 3		0-3 K 3			0-0 FC5 1-3 2B		0-0 L5 2		4 0 1 0 0 2 2												
<b>Ted Simmons, S</b> (1, 2) OBP: 0.315, SLG: 0.460		0-0 1B 1B		0-0 5-3 1		0-0 FC5 2-3 3-H 2		0-0 P4 3		4 0 1 1 0 0 1												
<b>Luis Melendez, R</b> (1, 7) OBP: 0.304, SLG: 0.337		0-0 F7 1		0-0 F7 2		0-0 P6 3			0-0 FC3-6 2B	4 0 1 0 0 0 2												
<b>Ken Reitz, R</b> (1, 5) OBP: 0.315, SLG: 0.376		0-0 1-2 1B		0-0 6-3 3			0-0 F8 1		0-0 FC3-6 1B	4 0 2 0 0 0 0												
<b>Mike Tyson, R</b> (1, 6) OBP: 0.247, SLG: 0.239 <b>Jim Dwyer, L</b> (7, 8) OBP: 0.400, SLG: 0.464		0-0 F8 2			0-0 P6 1		0-0 6-3 2		0-0 FC3-6 1-2f 2-3 1	3 0 0 0 0 0 2 1 0 0 0 0 0 2												
<b>Mike Thompson, R</b> (1, 1) <b>Rich Folkers, L</b> (2, 1) <b>Jose Cruz, L</b> (5, PH) OBP: 0.333, SLG: 0.417 <b>Al Hrabosky, R</b> (5, 1) OBP: 0.333, SLG: 0.333 <b>Jack Heidemann, R</b> (7, PH) OBP: 0.286, SLG: 0.211 (7, 8)		0-3 K 3			0-0 F7 2		4-0 2B BB		0-0 L6 2	1 0 0 0 0 0 1 2 0 0 0 0 0 0 0 0 1 0 0 0 0 0 0 0 0 0 0 0 0 0 0 0 1 1 0 0 0 1 0 2												
<b>Inning Stats</b>	R: 0 E: 0 K: 2 S: 8	H: 1 LOB: 1 BB: 0 P: 8	R: 0 E: 0 K: 1 S: 7	H: 2 LOB: 2 BB: 0 P: 7	R: 0 E: 0 K: 2 S: 8	H: 1 LOB: 1 BB: 0 P: 8	R: 0 E: 0 K: 0 S: 3	H: 0 LOB: 0 BB: 0 P: 3	R: 0 E: 0 K: 0 S: 3	H: 0 LOB: 0 BB: 0 P: 3	R: 1 E: 0 K: 0 S: 4	H: 1 LOB: 1 BB: 1 P: 8	R: 1 E: 0 K: 0 S: 4	H: 1 LOB: 1 BB: 1 P: 8	R: 0 E: 0 K: 0 S: 3	H: 0 LOB: 0 BB: 0 P: 3	R: 0 E: 0 K: 1 S: 7	H: 2 LOB: 2 BB: 0 P: 7	1B: 4 2B: 4 3B: 0 HR: 0	SF: 0 SAC: 0 DP: 0 HBP: 0	WP: 0 PB: 0 SB: 1 CS: 0	PA: 37
<b>PITCHER</b> <b>Don Gullett, L</b> (1, 1) ERA: 2.94	IP: 9.0 WLS: W BF: 37 H: 8 R: 2 ER: 2 SO: 6 BB: 2 IBB: 0 HBP: 0 BLK: 0 WP: 0 HR: 0 S: 47 P: 55 ERA: 2.00 WHIP: 1.111											<b>PITCHER</b>	IP: 9.0 WLS: W BF: 37 H: 8 R: 2 ER: 2 SO: 6 BB: 2 IBB: 0 HBP: 0 BLK: 0 WP: 0 HR: 0 S: 47 P: 55 ERA: 2.00 WHIP: 1.111									

St. Louis Cardinals @ Cincinnati Reds  
Riverfront Stadium, Cincinnati, OH  
Sun Jul 07 1974, 3:38 AM EDT  
Att: 46,016 - Unknown

livebaseballscorecards.com

AB	35
R	2
H	8
RBI	2
BB	2
SO	6
LOB	20





Batter	1	2	3	4	5	6	7	8	9
<b>Pete Rose, S</b> (1, 7) OBP: 0.389, SLG: 0.371	4-0 HBP BB	4-0 E BB		x 0-0 F9		x 0-0 E5 1-2 2-3		BBB 4-0 BB 1B BB	
<b>Ken Griffey, L</b> (1, 9) OBP: 0.202, SLG: 0.181	1-0 G4-6-3 HBP	0-0 F8			x 0-0 F7	0-3 K		BBB 4-0 FC5-4 1B 1-2 1B BB	
<b>Merv Rettenmund, R</b> (6, PH) OBP: 0.337, SLG: 0.367									
<b>Johnny Bench, R</b> (1, 5) OBP: 0.352, SLG: 0.451	0-3 K	0-0 E8 1-H			x 0-0 F8	0-0 P4		SSS 0-3 K	
<b>Dan Driessen, L</b> (1, 3) OBP: 0.339, SLG: 0.378	0-0 G4-6-3 1-2f	0-3 K			x 0-0 F8		x 0-0 E4 FC5-4	SSS 0-0 FC5-4 1-2 2-H 1B	
<b>Dave Concepcion, R</b> (1, 6) OBP: 0.316, SLG: 0.372		4-0 WP S HR BB	x 0-0 F2			x 0-0 E BB 1B	x 0-0 FC5-4 1B 1-2f 2-3	x 0-0 FC5-4 1B 1-2f 2-3	
<b>Cesar Geronimo, L</b> (1, 8) OBP: 0.381, SLG: 0.471		4-0 WP HR BB	x 0-0 G3			BBB 4-0 E BB 1-2	x 0-0 1B 1-2 1B	x 0-0 1B 1-2 3-H 1B	
<b>Bill Plummer, R</b> (1, 2) OBP: 0.288, SLG: 0.381		4-0 HR BB	x 0-0 F9			SSS 0-3 K 1-H 2-H	x 0-0 1B 1-2 2-H 1B	x 0-0 1B 1-2 2-H 1B	
<b>Darrel Chaney, S</b> (1, 4) OBP: 0.327, SLG: 0.302		0-0 HR		SSS 0-3 K		BBB 4-0 E 1B BB	SSS 0-3 K	x 0-0 4-3	
<b>Don Gullett, R</b> (1, 1) OBP: 0.273, SLG: 0.231		0-0 5-3		x 0-0 6-3		x 0-0 E 1B 1-2	x 0-0 5-3		

Inning Stats	R: 0 E: 0 K: 1 S: 4	H: 0 LOB: 1 BB: 1 P: 9	R: 5 E: 1 K: 1 S: 7	H: 1 LOB: 1 BB: 4 P: 23	R: 0 E: 0 K: 0 S: 3	H: 0 LOB: 0 BB: 0 P: 3	R: 0 E: 0 K: 1 S: 5	H: 0 LOB: 0 BB: 0 P: 5	R: 0 E: 0 K: 0 S: 3	H: 0 LOB: 0 BB: 0 P: 3	R: 2 E: 3 K: 2 S: 10	H: 2 LOB: 3 BB: 2 P: 18	R: 1 E: 1 K: 1 S: 8	H: 2 LOB: 2 BB: 0 P: 8	R: 3 E: 0 K: 1 S: 8	H: 3 LOB: 2 BB: 2 P: 16
1B: 7 2B: 0 3B: 0 HR: 1	SF: 0 SAC: 0 DP: 1 HBP: 1	WP: 1 PA: 44														

PITCHER	IP	WLS	BF	H	R	ER	SO	BB	IBB	HBP	BLK	WP	HR	S	P	ERA	WHIP
<b>Mike Thompson, R</b> (1, 1) ERA: 5.63	1.0	L	7	0	3	3	1	4	0	1	0	1	0	4	21	27.00	4.000
<b>Rich Folkers, L</b> (2, 1) ERA: 2.66	3.0		12	1	2	1	2	1	0	0	0	0	1	15	19	3.00	0.667
<b>Al Hrabosky, L</b> (5, 1) ERA: 4.32	2.0		11	2	2	2	2	2	0	0	0	0	0	13	21	9.00	2.000
<b>Orlando Pena, R</b> (7, 1) ERA: 2.37	2.0		14	5	4	3	2	2	0	0	0	0	0	16	24	13.50	3.500

**BOTTOM**

**St. Louis Cardinals @ Cincinnati Reds**  
Riverfront Stadium, Cincinnati, OH  
Sun Jul 07 1974, 3:38 AM EDT  
Att. 46,016 - Unknown

livebaseballscorecards.com

<b>AB</b>	<b>34</b>
<b>R</b>	<b>11</b>
<b>H</b>	<b>8</b>
<b>RBI</b>	<b>8</b>
<b>BB</b>	<b>9</b>
<b>SO</b>	<b>7</b>
<b>LOB</b>	<b>25</b>



Batter	1	2	3	4	5	6	7	8	9	AB R H RBI BB SO LOB	TOP									
Lou Brock, L (1, 7) OBP: 0.363, SLG: 0.411	0-0 F8	4-0 BB			0-0 WP FC1-5 9-2 1B		0-0 1B		0-0 F8	4 0 2 0 1 0 0										
Tom Heintzelman, R (1, 4) OBP: 0.329, SLG: 0.343	0-0 6-3	0-0 6-3			0-0 FC1-5 WP		0-0 P6			3 0 0 0 0 0 3										
Tim McCarver, L (7, PH) OBP: 0.356, SLG: 0.268					1-2 2-3f					1 0 0 0 0 0 2										
Jack Heidemann, R (7, 6) OBP: 0.286, SLG: 0.211		1-2								0 0 0 0 0 0 0										
Reggie Smith, S (1, 9) OBP: 0.399, SLG: 0.580	4-0 1B BB				4-0 F8		4-0 1B BB		0-0 6-3	2 1 0 0 2 0 2										
Ted Simmons, S (1, 2) OBP: 0.314, SLG: 0.457	0-0 1B 1B 1-3 1B				0-0 F9		0-0 9-2		0-0 3-1	4 0 1 0 0 0 3										
Joe Torre, R (1, 3) OBP: 0.374, SLG: 0.411	0-0 1B 1-2 3-H 1B				0-0 F9		0-0 3-1		0-0 S 1B	4 0 2 1 0 0 0										
Bake McBride, L (1, 8) OBP: 0.358, SLG: 0.402	0-0 1B 1-2 2-3 1B				0-0 P3		0-0 G1-4-3 1B		0-0 P4	4 0 2 0 0 0 1										
Ken Reitz, R (1, 5) OBP: 0.310, SLG: 0.371	0-0 5-3				0-0 F7		0-0 G1-4-3		0-0 L6	4 0 0 0 0 0 5										
Mike Tyson, R (1, 6) OBP: 0.245, SLG: 0.237		0-0 5-3			0-0 L5		0-0 6-3		0-0 4-1	2 0 0 0 0 0 0										
Jim Dwyer, L (7, PH) OBP: 0.387, SLG: 0.448										1 0 0 0 0 0 0										
Bob Heise, R (7, 4)										0 0 0 0 0 0 0										
Jose Cruz, L (9, PH) OBP: 0.331, SLG: 0.413										1 0 0 0 0 0 0										
Lynn McGlothen, L (1, 1) OBP: 0.298, SLG: 0.304		0-0 2-3					0-0 FC1-5 1B		0-0 F8	3 0 2 0 0 0 0										
Al Hrabosky, R (8, 1) OBP: 0.333, SLG: 0.333							1B			0 0 0 0 0 0 0										
Mike Garman, R (8, 1) OBP: 0.333, SLG: 0.333							1B			0 0 0 0 0 0 0										
Jim Hickman, R (9, PH) OBP: 0.355, SLG: 0.382										1 0 0 0 0 0 0										
<b>Inning Stats</b>	R: 1 E: 0 K: 0 S: 6	H: 3 LOB: 3 BB: 1 P: 10	R: 0 E: 0 K: 0 S: 3	H: 0 LOB: 1 BB: 1 P: 7	R: 0 E: 0 K: 0 S: 3	H: 0 LOB: 0 BB: 0 P: 3	R: 0 E: 0 K: 0 S: 3	H: 2 LOB: 2 BB: 1 P: 8	R: 0 E: 0 K: 0 S: 3	H: 1 LOB: 0 BB: 0 P: 3	R: 0 E: 0 K: 0 S: 5	H: 2 LOB: 2 BB: 0 P: 5	R: 0 E: 0 K: 0 S: 4	H: 1 LOB: 1 BB: 0 P: 4	R: 0 E: 0 K: 0 S: 3	H: 0 LOB: 0 BB: 0 P: 3	1B: 9 2B: 1 3B: 0 HR: 0	SF: 0 SAC: 0 DP: 2 HBP: 0	WP: 1 PB: 0 SB: 2 CS: 0	PA: 37
<b>PITCHER</b> Tom Griffin, R (1, 1) ERA: 2.98	IP: 9.0 WLS: W BF: 37 H: 9 R: 1 ER: 1 SO: 0 BB: 3 IBB: 0 HBP: 0 BLK: 0 WP: 1 HR: 0 S: 34 P: 46 ERA: 1.00 WHIP: 1.333																			

**St. Louis Cardinals @ Houston Astros**  
Astrodome, Houston, TX  
Mon Jul 08 1974, 8:05 PM EDT  
Att. 12,403 - Dome

[livebaseballscorecards.com](http://livebaseballscorecards.com)

<b>AB</b>	<b>34</b>
<b>R</b>	<b>1</b>
<b>H</b>	<b>9</b>
<b>RBI</b>	<b>1</b>
<b>BB</b>	<b>3</b>
<b>SO</b>	<b>0</b>
<b>LOB</b>	<b>16</b>





Batter	1	2	3	4	5	6	7	8	9	AB R H RBI BB SO LOB	TOP							
Lou Brock, L (1, 7) OBP: 0.361, SLG: 0.407	4-0 1B S G4-3 BB	0-0 5-3			0-0 1-3			0-0 4-3 2-3		3 1 0 0 1 0 3								
Bob Heise, R (1, 4) OBP: 0.250, SLG: 0.250	0-0 1-3 1B		0-0 F9			0-0 F8		0-0 F9		4 0 1 0 0 0 1								
Reggie Smith, S (1, 9) OBP: 0.394, SLG: 0.571	0-0 G4-3 1-2f 3-H		0-0 F9			0-0 4-3			0-0 6-3	4 0 0 0 0 0 1								
Joe Torre, R (1, 5) OBP: 0.369, SLG: 0.405	0-3 K		0-0 F8			0-0 6-3			0-0 6-3	4 0 0 0 0 1 0								
Jim Hickman, R (1, 3) OBP: 0.348, SLG: 0.373		0-0 F9		0-0 FC6 1B		0-0 F7			0-0 6-3	4 0 1 0 0 0 0								
Bake McBride, L (1, 8) OBP: 0.358, SLG: 0.401		0-0 1B 1B		0-0 FC6 CS 1-2f		0-0 F2				3 1 1 0 0 0 1								
Tim McCarver, L (1, 2) OBP: 0.355, SLG: 0.271		0-0 SH1-4 1-3 1B 1B		0-0 F7 1-2		0-0 F7				3 0 1 0 0 0 1								
Jack Heidemann, R (1, 6) OBP: 0.333, SLG: 0.318		0-0 SH1-4 1-2 3-H 1B		0-0 6-3				0-0 4-3 2B		3 0 2 1 0 0 0								
John Curtis, L (1, 1) OBP: 0.147, SLG: 0.094		0-0 SH1-4			0-3 K			0-0 F9		0 0 0 0 0 0 0								
Mike Garman, R (4, 1) OBP: 0.250, SLG: 0.250										1 0 0 0 0 1 0								
Luis Melendez, R (8, PH) OBP: 0.301, SLG: 0.333										1 0 0 0 0 0 1								
Rich Folkers, L (8, 1)										0 0 0 0 0 0 0								
<b>Inning Stats</b>	R: 1 E: 0 K: 1 S: 5	H: 1 LOB: 0 BB: 1 P: 9	R: 1 E: 0 K: 0 S: 6	H: 3 LOB: 2 BB: 0 P: 6	R: 0 E: 0 K: 0 S: 3	H: 0 LOB: 0 BB: 0 P: 3	R: 0 E: 0 K: 0 S: 3	H: 1 LOB: 0 BB: 0 P: 3	R: 0 E: 0 K: 0 S: 3	H: 0 LOB: 0 BB: 0 P: 3	R: 0 E: 0 K: 0 S: 4	H: 1 LOB: 1 BB: 0 P: 4	R: 0 E: 0 K: 0 S: 3	H: 0 LOB: 0 BB: 0 P: 3	1B: 5 2B: 1 3B: 0 HR: 0	SF: 0 SAC: 1 DP: 1 HBP: 0	WP: 0 PB: 0 SB: 1 CS: 1	PA: 32
<b>PITCHER</b> Dave Roberts, L (1, 1) ERA: 3.74	IP: 9.0 WLS: W BF: 32 H: 6 R: 2 ER: 2 SO: 2 BB: 1 IBB: 0 HBP: 0 BLK: 0 WP: 0 HR: 0 S: 35 P: 39 ERA: 2.00 WHIP: 0.778																	

St. Louis Cardinals @ Houston Astros  
Astrodome, Houston, TX  
Tue Jul 09 1974, 8:05 PM EDT  
Att. 15,709 - Dome

livebaseballscorecards.com

AB 30  
R 2  
H 6  
RBI 1  
BB 1  
SO 2  
LOB 8



Batter	1	2	3	4	5	6	7	8	9
Greg Cross, L OBP: 0.433, SLG: 0.407 (1, 9) (8, 7)	0-0 4-3		0-0 4-3	0-0 1-2 3-H 1B		0-0 G4-6-3 1-2f			
Roger Metzger, S OBP: 0.317, SLG: 0.327 (1, 6)	0-0 1-3		0-0 1B	0-0 F7			0-0 5-3		
Cesar Cedeno, R OBP: 0.358, SLG: 0.535 (1, 8)	0-0 3B		0-0 F8		0-0 P4		0-0 CS 1B		
Bob Watson, R OBP: 0.391, SLG: 0.430 Bob Gallagher, L OBP: 0.254, SLG: 0.207 (1, 7) (8, 9)	0-3 K		0-0 P4		0-0 HR 1B		0-0 6-3 1-2		
Lee May, R OBP: 0.294, SLG: 0.446 (1, 3)		0-0 HR		0-0 E5 G4-6-3	0-0 HR 1-H		0-0 G3 1B		
Milt May, L OBP: 0.325, SLG: 0.354 (1, 2)		0-0 1B		0-0 G4-6-3 1-2f	0-0 L5		0-0 G3 1-2		
Doug Rader, R OBP: 0.335, SLG: 0.413 (1, 5)		0-0 L9		0-0 1B 1B	0-0 G3		4-0 IBB		
Tommy Helms, R OBP: 0.318, SLG: 0.371 Larry Milbourne, S OBP: 0.359, SLG: 0.343 (1, 4) (9, 4)		0-0 L4		0-0 1B 1-3 1B		0-0 F8	0-0 F7		
Dave Roberts, L OBP: 0.205, SLG: 0.357 (1, 1)		0-0 F7		0-0 1B 1-3 3-H 1B		0-0 G4-6-3 1B	0-0 4-3		

Inning Stats	R: 0	H: 1	E: 0	K: 1	S: 6	LOB: 1	BB: 0	P: 6
	R: 1	H: 2	E: 0	K: 0	S: 5	LOB: 1	BB: 0	P: 5
	R: 0	H: 1	E: 0	K: 0	S: 4	LOB: 1	BB: 0	P: 4
	R: 2	H: 4	E: 1	K: 0	S: 7	LOB: 2	BB: 0	P: 7
	R: 2	H: 2	E: 0	K: 0	S: 5	LOB: 0	BB: 0	P: 5
	R: 0	H: 1	E: 0	K: 0	S: 3	LOB: 0	BB: 0	P: 3
	R: 0	H: 1	E: 0	K: 0	S: 4	LOB: 2	BB: 1	P: 8

PITCHER	IP	WLS	BF	H	R	ER	SO	BB	IBB	HBP	BLK	WP	HR	S	P	ERA	WHIP
John Curtis, L ERA: 4.71 (1, 1)	3.2	L	19	8	3	3	1	0	0	0	0	0	1	21	21	7.36	2.182
Mike Garman, R ERA: 3.27 (4, 1)	3.1		12	4	2	2	0	0	0	0	0	0	1	12	12	5.40	1.200
Rich Folkers, L ERA: 2.59 (8, 1)	1.0		5	1	0	0	0	0	1	0	0	0	0	4	8	0.00	1.000


**BOTTOM**

**St. Louis Cardinals @ Houston Astros**  
Astrodome, Houston, TX

Tue Jul 09 1974, 8:05 PM EDT  
Att. 15,709 - Dome

AB	35
R	5
H	13
RBI	5
BB	1
SO	1
LOB	16

livebaseballscorecards.com



1B	2B	3B	HR	SF	SAC	DP	HBP	WP	PA
10	0	1	2	0	2	0	0	0	36

Batter	1	2	3	4	5	6	7	8	9	AB R H RBI BB SO LOB	TOP											
Lou Brock, L (1, 7) OBP: 0.365, SLG: 0.408	0-0 S 1B		0-0 G6-4-3 1B		0-0 F8		0-0 G5-2-3 3-Hr		4-0 BB	4 1 2 0 1 0 3												
Bob Heise, R (1, 4) OBP: 0.143, SLG: 0.143	0-0 5-3		0-0 G6-4-3 1-2f		0-0 F8			0-0 5-3	0-0 F8	3 0 0 0 0 0 2												
Jim Hickman, R (8, PH) OBP: 0.343, SLG: 0.367	1-2									1 0 0 0 0 0 0												
Tom Heintzelman, R (8, 4) OBP: 0.329, SLG: 0.343										0 0 0 0 0 0 0												
Reggie Smith, S (9, PH) OBP: 0.393, SLG: 0.569										1 0 0 0 0 0 3												
Bake McBride, L (1, 8) OBP: 0.360, SLG: 0.406	0-0 BB 2-H 1B		0-0 2B		0-3 K			0-0 F8		4 0 2 1 0 1 0												
Ted Simmons, S (1, 2) OBP: 0.319, SLG: 0.458	4-0 G5-4-3 1-2 BB		0-0 P6		4-0 BB			0-0 1B 1B		2 0 1 0 2 0 1												
Joe Torre, R (1, 3) OBP: 0.367, SLG: 0.403	0-0 G5-4-3 1-2f			0-0 5-3		0-0 F9		0-0 1B 1-2 1B		4 0 1 0 0 0 3												
Jim Dwyer, L (1, 9) OBP: 0.429, SLG: 0.563		0-0 HR		0-0 G4-3 1B		4-0 1B G5-2-3 BB		0-0 F9		3 1 2 1 1 0 2												
Ken Reitz, R (1, 5) OBP: 0.313, SLG: 0.376			0-0 G6-4-3 1B		0-0 G4-3 1-2f		0-0 F9		0-0 F7 2B	4 0 2 0 0 0 2												
Jose Cruz, L (9, PR) OBP: 0.331, SLG: 0.413										0 0 0 0 0 0 0												
Jack Heidemann, R (1, 6) OBP: 0.321, SLG: 0.308		0-0 G6-4-3 1-2f			0-0 L6		0-0 BB 1B		0-0 P4	4 0 1 0 0 0 2												
Alan Foster, R (1, 1) OBP: 0.250, SLG: 0.226			0-0 G3		0-3 K		4-0 BB 1B		0-0 F7 2-3	2 0 0 0 0 1 0												
Tim McCarver, L (7, PH) OBP: 0.364, SLG: 0.271										0 0 0 0 1 0 0												
Orlando Pena, R (7, 1) OBP: 0.500, SLG: 0.500										0 0 0 0 0 0 0												
Luis Melendez, R (9, PH) OBP: 0.298, SLG: 0.329										1 0 0 0 0 0 1												
<b>Inning Stats</b>	R: 1 E: 0 K: 0 S: 4	H: 2 LOB: 1 BB: 1 P: 8	R: 1 E: 0 K: 0 S: 4	H: 2 LOB: 0 BB: 0 P: 4	R: 0 E: 0 K: 0 S: 4	H: 2 LOB: 1 BB: 0 P: 4	R: 0 E: 0 K: 0 S: 3	H: 1 LOB: 0 BB: 0 P: 3	R: 0 E: 0 K: 1 S: 5	H: 0 LOB: 0 BB: 0 P: 5	R: 0 E: 0 K: 1 S: 5	H: 0 LOB: 1 BB: 1 P: 9	R: 0 E: 0 K: 0 S: 3	H: 1 LOB: 2 BB: 2 P: 11	R: 0 E: 0 K: 0 S: 5	H: 2 LOB: 2 BB: 0 P: 5	R: 0 E: 0 K: 0 S: 4	H: 1 LOB: 3 BB: 1 P: 8	1B: 8 2B: 2 3B: 0 HR: 1	SF: 0 SAC: 0 DP: 5 HBP: 0	WP: 0 PB: 0 SB: 1 CS: 0	PA: 38
<b>PITCHER</b>	IP WLS BF H R ER SO BB IBB HBP BLK WP HR S P ERA WHIP																					
Larry Dierker, R (1, 1) ERA: 2.02	6.1		27	8	2	2	2	4	0	0	0	0	1	27	43	2.84	1.895					
Mike Cosgrove, L (7, 1) ERA: 1.29	2.2	W	11	3	0	0	0	1	0	0	0	0	0	10	14	0.00	1.500					

St. Louis Cardinals @ Houston Astros  
Astrodome, Houston, TX  
Wed Jul 10 1974, 8:05 PM EDT  
Att. 15,126 - Dome

livebaseballscorecards.com

AB 33  
R 2  
H 11  
RBI 2  
BB 5  
SO 2  
LOB 19




Batter	1	2	3	4	5	6	7	8	9	AB	R	H	RBI	BB	SO	LOB
Greg Cross, L OBP: 0.434, SLG: 0.406 (1, 9) (9, 7)	0-0 F8	4-0 1-2 BB			0-0 F8		0-0 S 1B			3	1	1	0	1	0	1
Roger Metzger, S OBP: 0.316, SLG: 0.326 (1, 6)	0-0 4-3	0-0 P6			0-0 F8		0-0 1-H 1B			4	0	1	1	0	0	4
Cesar Cedeno, R OBP: 0.354, SLG: 0.529 (1, 8)	0-0 F9				0-0 F7		0-0 6-3			4	0	0	0	0	0	2
Bob Watson, R OBP: 0.337, SLG: 0.424 Bob Gallagher, L OBP: 0.254, SLG: 0.207 (1, 7) (9, 9)		0-0 4-3	0-0 P4			0-0 5-3		0-3 K		4	0	0	0	0	1	0
Denis Menke, R OBP: 0.206, SLG: 0.138 Lee May, R OBP: 0.294, SLG: 0.444 (1, 3) (2, PH) (3, 3)		0-0 1B 2B 1B	0-0 F7			0-3 K		0-0 5-3		0	0	0	0	0	0	0
Milt May, L OBP: 0.333, SLG: 0.370 (1, 2)		0-0 2B FC5-4 1B		0-0 P6		0-0 3B		4-0 BB		3	1	2	0	1	0	0
Doug Rader, R OBP: 0.334, SLG: 0.414 (1, 5)		0-0 FC5-4 1-3 3-H 2B		0-3 K		0-0 L9		0-0 4-3		4	0	1	1	0	1	2
Tommy Helms, R OBP: 0.319, SLG: 0.368 (1, 4)		4-0 FC5-4 IBB		0-0 F7			0-0 P3			2	0	0	0	1	0	0
Larry Dierker, R OBP: 0.209, SLG: 0.238 Mike Cosgrove, L (7, 1)		0-0 FC5-4 BB 1-2 2-3 3-H			0-0 1B		0-0 5-3			2	0	1	1	0	0	2
										1	0	0	0	0	0	0

Inning Stats	R: 0	H: 0	E: 0	K: 0	S: 3	R: 2	H: 3	E: 0	K: 0	S: 6	R: 0	H: 0	E: 0	K: 0	S: 3	R: 0	H: 1	E: 0	K: 0	S: 4	R: 0	H: 1	E: 0	K: 1	S: 6	R: 1	H: 2	E: 0	K: 0	S: 5	R: 0	H: 0	E: 0	K: 1	S: 5		

**BOTTOM**

**St. Louis Cardinals @ Houston Astros**  
Astrodome, Houston, TX  
Wed Jul 10 1974, 8:05 PM EDT  
Att. 15,126 - Dome

AB	31
R	3
H	7
RBI	3
BB	3
SO	3
LOB	11



1B: 5	SF: 0	WP: 0	PA: 34
2B: 1	SAC: 0	PB: 0	
3B: 1	DP: 0	SB: 1	
HR: 0	HBP: 0	CS: 0	

PITCHER	IP	WLS	BF	H	R	ER	SO	BB	IBB	HBP	BLK	WP	HR	S	P	ERA	WHIP
Alan Foster, R ERA: 3.64 (1, 1)	6.0		25	5	2	2	2	1	1	0	0	0	0	27	35	3.00	1.000
Orlando Pena, R ERA: 2.51 (7, 1)	2.0	L	9	2	1	1	1	1	0	0	0	0	0	10	14	4.50	1.500

Batter	1	2	3	4	5	6	7	8	9	AB R H RBI BB SO LOB	TOP											
Ralph Garr, L (1, 7) OBP: 0.401, SLG: 0.505	0-0 5-3		0-0 4-3 SF9 1B		0-0 6-3			0-0 FC5-4 1B	0-0 2B 1B	5 2 3 0 0 0 0												
Craig Robinson, R (1, 6) OBP: 0.268, SLG: 0.249 Hank Aaron, R (8, PH) OBP: 0.314, SLG: 0.470 Leo Foster, R (8, PR) OBP: 0.231, SLG: 0.292	0-0 F2		0-0 4-3 1-3			0-0 4-3		0-0 FC5-4 1B BB FC	0-0 F8	3 0 0 0 0 0 1 1 0 0 0 0 0 1 1 1 0 0 0 0 1												
Darrell Evans, L (1, 5) OBP: 0.384, SLG: 0.412	4-0 2B BB		0-0 SF9			0-0 F8		4-0 FC 1B 1-2 BB	0-0 1B 2B	2 3 1 1 2 0 0												
Dusty Baker Jr., R (1, 9) OBP: 0.319, SLG: 0.361	0-0 1-H 2B		0-0 6-3			0-3 K		0-0 BB FC 1-2 SH3 2-3 1B	4-0 1B IBB	4 1 2 1 1 1 0												
Rowland Office, L (1, 8) OBP: 0.259, SLG: 0.347 Ivan Murrell, R (9, PH) OBP: 0.259, SLG: 0.312 Frank Tepedino, L (9, PH) OBP: 0.272, SLG: 0.288	0-0 6-3			0-0 4-3			0-0 F9	0-0 FC SH3 BB	0-0 G1-4-3 1B	4 0 0 1 0 0 3 0 0 0 0 0 0 0 1 0 1 2 0 0 0												
Davey Johnson, R (1, 3) OBP: 0.358, SLG: 0.388		0-0 G3 SH1-3 1B		0-0 CS 1B			0-0 F9	4-0 1-2 SH3 2-3 BB 3-H	0-0 G1-4-3 1B	4 0 2 1 1 0 2												
Marty Perez, R (1, 4) OBP: 0.371, SLG: 0.418		0-0 SH1-3 1-2		0-0 6-3 1-2			0-0 1B 1B	0-0 SH3 1-2 SH3 2-3 BB 3-H		2 0 1 1 0 0 1												
Johnny Oates, L (1, 2) OBP: 0.290, SLG: 0.294		0-0 G3 2-3			0-0 F9		0-0 1B 1B	4-0 FC6-4 IBB		3 0 1 0 1 0 1												
Roric Harrison, R (1, 1) OBP: 0.225, SLG: 0.421 Norm Miller, L (7, PH) OBP: 0.321, SLG: 0.375 Joe Niekro, R (7, 1) Danny Frisella, L (8, 1)		0-0 F8			0-3 K		0-0 6-3	0-0 FC6-4 1-2		2 0 0 0 0 1 1 1 0 0 0 0 0 2 1 0 0 0 0 0 3 0 0 0 0 0 0 0												
<b>Inning Stats</b>	R: 1 E: 0 K: 0 S: 4	H: 1 LOB: 1 BB: 1 P: 8	R: 0 E: 0 K: 0 S: 4	H: 1 LOB: 1 BB: 0 P: 4	R: 1 E: 0 K: 0 S: 4	H: 1 LOB: 0 BB: 0 P: 4	R: 0 E: 0 K: 0 S: 3	H: 1 LOB: 0 BB: 0 P: 3	R: 0 E: 0 K: 1 S: 5	H: 0 LOB: 0 BB: 0 P: 5	R: 0 E: 0 K: 1 S: 5	H: 0 LOB: 0 BB: 0 P: 5	R: 0 E: 0 K: 0 S: 5	H: 2 LOB: 2 BB: 0 P: 5	R: 3 E: 0 K: 0 S: 6	H: 2 LOB: 3 BB: 3 P: 18	R: 2 E: 0 K: 0 S: 5	H: 3 LOB: 1 BB: 1 P: 9	1B: 9 2B: 2 3B: 0 HR: 0	SF: 1 SAC: 2 DP: 1 HBP: 0	WP: 0 PB: 0 SB: 1 CS: 1	PA: 42
<b>PITCHER</b>	IP WLS BF H R ER SO BB IBB HBP BLK WP HR S P ERA WHIP																					
Bob Gibson, R (1, 1) ERA: 4.33	8.0 L 36 8 5 5 2 3 1 0 0 0 0 0 36 52 5.62 1.375																					
Al Hrabosky, L (9, 1) ERA: 4.81	0.1 4 2 2 2 0 0 0 1 0 0 0 0 3 7 54.00 6.000																					
Mike Garman, R (9, 1) ERA: 3.22	0.2 2 1 0 0 0 0 0 0 0 0 0 0 2 2 0.00 1.500																					

Atlanta Braves @ St. Louis Cardinals  
 Busch Stadium, St. Louis, MO  
 Fri Jul 12 1974, 7:05 PM CDT  
 Unknown

livebaseballscorecards.com

AB 34  
 R 7  
 H 11  
 RBI 7  
 BB 5  
 SO 2  
 LOB 16





Batter	1	2	3	4	5	6	7	8	9	AB	R	H	RBI	BB	SO	LOB
Lou Brock, L OBP: 0.369, SLG: 0.411 (1, 7)	0-0 4-3			0-0 CS 1B	0-0 CS 1B			4-0 FC6-4 BB		3	0	2	0	1	0	0
Jack Heidemann, R OBP: 0.344, SLG: 0.333 (1, 6)	0-0 F8			0-0 1B HR 1B	0-0 CS	0-0 G4-6-3 1B		0-0 FC6-4		4	1	2	0	0	0	2
Reggie Smith, S OBP: 0.391, SLG: 0.564 (1, 9)	0-3 K			0-0 1B HR 1B		0-0 F8		0-3 K		4	1	1	0	0	2	3
Al Hrabosky, R OBP: 0.333, SLG: 0.333 (9, 1)										0	0	0	0	0	0	0
Mike Garman, R OBP: 0.250, SLG: 0.250 (9, 1)										0	0	0	0	0	0	0
Ted Simmons, S OBP: 0.321, SLG: 0.466 (1, 3)		0-0 5-3		0-0 HR		0-0 G4-6-3			4-0 1B BB	3	1	1	3	1	0	1
Bake McBride, L OBP: 0.355, SLG: 0.400 (1, 8)		0-0 5-3		0-3 K			0-0 F7		0-3 K	4	0	0	0	0	2	1
Tim McCarver, L OBP: 0.358, SLG: 0.258 (1, 2)		0-0 F8		4-0 BB			0-3 K		0-0 F7	3	0	0	0	1	1	1
Ken Reitz, R OBP: 0.312, SLG: 0.374 (1, 5)			0-0 P6	0-0 P4			0-0 2-3		0-0 1B	4	0	1	0	0	0	1
Mike Tyson, R OBP: 0.242, SLG: 0.235 (1, 4)			0-0 4-3		0-0 4-3			4-0 FC3-6 BB	0-3 K	2	0	0	0	0	0	0
Jim Dwyer, L OBP: 0.432, SLG: 0.545 (8, PH) (9, 9)										1	0	0	0	1	1	2
Bob Gibson, R OBP: 0.167, SLG: 0.191 (1, 1)			0-0 F8		0-0 F9			0-0 FC3-6 FC6-4 S		2	0	0	0	0	0	0
Jose Cruz, L OBP: 0.328, SLG: 0.410 (8, PH)										1	0	0	0	0	0	1
Tom Heintzelman, R OBP: 0.329, SLG: 0.343 (9, 4)										0	0	0	0	0	0	0

Inning Stats	R: 0	H: 0	E: 0	K: 1	S: 5	LOB: 0	BB: 0	P: 5	R: 0	H: 0	E: 0	K: 0	S: 3	LOB: 0	BB: 0	P: 3	R: 0	H: 0	E: 0	K: 0	S: 3	LOB: 0	BB: 0	P: 3	R: 3	H: 4	E: 0	K: 1	S: 8	LOB: 1	BB: 1	P: 12	R: 0	H: 1	E: 0	K: 0	S: 3	LOB: 0	BB: 0	P: 3	R: 0	H: 0	E: 0	K: 1	S: 5	LOB: 0	BB: 0	P: 5	R: 0	H: 0	E: 0	K: 1	S: 5	LOB: 2	BB: 2	P: 13	R: 0	H: 1	E: 0	K: 2	S: 8	LOB: 2	BB: 1	P: 12	1B: 6	SF: 0	2B: 0	SAC: 0	3B: 0	DP: 1	HR: 1	HBP: 0	WP: 0	PA: 36
--------------	------	------	------	------	------	--------	-------	------	------	------	------	------	------	--------	-------	------	------	------	------	------	------	--------	-------	------	------	------	------	------	------	--------	-------	-------	------	------	------	------	------	--------	-------	------	------	------	------	------	------	--------	-------	------	------	------	------	------	------	--------	-------	-------	------	------	------	------	------	--------	-------	-------	-------	-------	-------	--------	-------	-------	-------	--------	-------	--------

PITCHER	IP	WLS	BF	H	R	ER	SO	BB	IBB	HBP	BLK	WP	HR	S	P	ERA	WHIP
Roric Harrison, R ERA: 4.5 (1, 1)	6.0		22	6	3	3	2	1	0	0	0	0	1	25	29	4.50	1.167
Joe Niekro, R ERA: 3.0 (7, 1)	1.1	W	6	0	0	0	1	2	0	0	0	0	0	6	14	0.00	1.500
Danny Frisella, R ERA: 4.11 (8, 1)	1.2		7	1	0	0	3	1	0	0	0	0	0	12	16	0.00	1.200

**BOTTOM**

**Atlanta Braves @ St. Louis Cardinals**  
 Busch Stadium, St. Louis, MO  
 Fri Jul 12 1974, 7:05 PM CDT  
 Unknown

<b>AB</b>	<b>31</b>
<b>R</b>	<b>3</b>
<b>H</b>	<b>7</b>
<b>RBI</b>	<b>3</b>
<b>BB</b>	<b>4</b>
<b>SO</b>	<b>6</b>
<b>LOB</b>	<b>12</b>



PITCHER	IP	WLS	BF	H	R	ER	SO	BB	IBB	HBP	BLK	WP	HR	S	P	ERA	WHIP
---------	----	-----	----	---	---	----	----	----	-----	-----	-----	----	----	---	---	-----	------

Batter	1	2	3	4	5	6	7	8	9	AB R H RBI BB SO LOB	TOP	
Ralph Garr, L (1, 7) OBP: 0.397, SLG: 0.501 Joe Niekro, R (6, 1) Vic Correll, R (8, 2) OBP: 0.161, SLG: 0.194	0-3 K			0-0 F8		0-0 F7			0-0 1B	3 0 0 0 0 1 0 0 0 0 0 0 0 0 1 0 1 0 0 0 0	<b>Atlanta Braves @ St. Louis Cardinals</b> Busch Stadium, St. Louis, MO Fri Jul 12 1974, 7:05 PM CDT Att: 47,944 - Unknown  <b>livebaseballscorecards.com</b>	
Craig Robinson, R (1, 6) OBP: 0.270, SLG: 0.251 Leo Foster, R (5, 6) OBP: 0.214, SLG: 0.269	0-0 G3			0-0 1B		0-0 5-3			0-0 F7	2 0 1 0 0 0 0 2 0 0 0 0 0 1		
Darrell Evans, L (1, 5) OBP: 0.382, SLG: 0.410	0-0 F8			0-0 F9			0-0 3-1		0-0 1B	4 0 1 0 0 0 1		
Dusty Baker Jr., R (1, 9) OBP: 0.315, SLG: 0.356		0-3 K		0-0 G3			0-0 F3		0-0 G6-4-3	4 0 0 0 0 1 3		
Rowland Office, L (1, 8) OBP: 0.255, SLG: 0.340			0-0 4-3		0-0 G3		0-0 F9			3 0 0 0 0 0 0		
Davey Johnson, R (1, 3) OBP: 0.356, SLG: 0.385 Frank Tepedino, L (5, 3) OBP: 0.278, SLG: 0.294			0-0 L7		0-0 E3			0-0 1B		2 0 0 0 0 0 0 1 0 1 0 0 0 0		
Marty Perez, R (1, 4) OBP: 0.365, SLG: 0.410			0-3 K		0-0 L3			0-0 FC5-4		3 0 0 0 0 1 2		
Johnny Oates, L (1, 2) OBP: 0.286, SLG: 0.290 Tom House, L (8, 1) OBP: 0.400, SLG: 0.400			0-0 4-3		0-0 FC4-6			0-0 F5		3 0 0 0 0 0 2 0 0 0 0 0 0 0		
Buzz Capra, R (1, 1) OBP: 0.289, SLG: 0.206 Lew Krausse, R (1, 1) Ivan Murrell, R (6, PH) OBP: 0.253, SLG: 0.304 (6, 7)			0-0 P6		0-3 K			0-3 K		0 0 0 0 0 0 0 1 0 0 0 0 0 0 2 0 0 0 0 2 1		
<b>Inning Stats</b>	R: 0 H: 0 E: 0 LOB: 0 K: 1 BB: 0 S: 5 P: 5	R: 0 H: 0 E: 0 LOB: 0 K: 1 BB: 0 S: 5 P: 5	R: 0 H: 0 E: 0 LOB: 0 K: 1 BB: 0 S: 5 P: 5	R: 0 H: 1 E: 0 LOB: 1 K: 0 BB: 0 S: 4 P: 4	R: 0 H: 0 E: 1 LOB: 1 K: 0 BB: 0 S: 4 P: 4	R: 0 H: 0 E: 0 LOB: 0 K: 1 BB: 0 S: 5 P: 5	R: 0 H: 0 E: 0 LOB: 0 K: 0 BB: 0 S: 3 P: 3	R: 0 H: 1 E: 0 LOB: 1 K: 1 BB: 0 S: 6 P: 6	R: 0 H: 2 E: 0 LOB: 1 K: 0 BB: 0 S: 4 P: 4	1B: 4 SF: 0 2B: 0 SAC: 0 3B: 0 DP: 1 HR: 0 HBP: 0		WP: 0 PA: 31 PB: 0 SB: 0 CS: 0
<b>PITCHER</b> Bob Forsch, R (1, 1) ERA: 1.15	IP WLS BF H R ER SO BB IBB HBP BLK WP HR S P ERA WHIP											<b>PITCHER</b> IP WLS BF H R ER SO BB IBB HBP BLK WP HR S P ERA WHIP

**Atlanta Braves @ St. Louis Cardinals**  
 Busch Stadium, St. Louis, MO  
 Fri Jul 12 1974, 7:05 PM CDT  
 Att: 47,944 - Unknown

**AB 31**  
**R 0**  
**H 4**  
**RBI 0**  
**BB 0**  
**SO 5**  
**LOB 10**



Batter	1	2	3	4	5	6	7	8	9	AB	R	H	RBI	BB	SO	LOB
--------	---	---	---	---	---	---	---	---	---	----	---	---	-----	----	----	-----

<b>Lou Brock, L</b> (1, 7) OBP: 0.372, SLG: 0.410 <b>Jose Cruz, L</b> (4, 7) OBP: 0.322, SLG: 0.402										1	2	0	0	2	0	1
<b>Jack Heidemann, R</b> (1, 6) OBP: 0.361, SLG: 0.333										3	2	1	1	1	1	1
<b>Reggie Smith, S</b> (1, 9) OBP: 0.369, SLG: 0.565 <b>Jim Dwyer, L</b> (8, 9) OBP: 0.421, SLG: 0.529										3	0	1	4	0	0	0
<b>Ted Simmons, S</b> (1, 2) OBP: 0.325, SLG: 0.465										3	1	1	0	1	0	2
<b>Joe Torre, R</b> (1, 3) OBP: 0.374, SLG: 0.406										3	1	2	1	1	1	0
<b>Bake McBride, L</b> (1, 8) OBP: 0.359, SLG: 0.405										4	1	2	2	1	0	2
<b>Ken Reitz, R</b> (1, 5) OBP: 0.310, SLG: 0.369										4	1	0	0	1	0	7
<b>Mike Tyson, R</b> (1, 4) OBP: 0.243, SLG: 0.235										4	1	1	1	0	0	0
<b>Bob Forsch, R</b> (1, 1) OBP: 0.143, SLG: 0.143										4	0	1	0	0	2	2

Inning Stats	R	H	ER	SO	BB	IBB	HBP	BLK	WP	HR	S	P	ERA	WHIP
<b>Buzz Capra, R</b> (1, 1) ERA: 1.87 <b>Lew Krausse, R</b> (1, 1) ERA: 3.0 <b>Joe Niekro, R</b> (6, 1) ERA: 2.57 <b>Tom House, L</b> (8, 1) ERA: 2.01	9	4	0	1	0	0	0	0	0	0	8	25	40.50	7.500

PITCHER	IP	WLS	BF	H	R	ER	SO	BB	IBB	HBP	BLK	WP	HR	S	P	ERA	WHIP
<b>Buzz Capra, R</b> (1, 1) ERA: 1.87 <b>Lew Krausse, R</b> (1, 1) ERA: 3.0 <b>Joe Niekro, R</b> (6, 1) ERA: 2.57 <b>Tom House, L</b> (8, 1) ERA: 2.01	0.2	L	11	3	9	3	1	2	2	1	0	0	0	18	19	0.00	0.692

**BOTTOM**

<b>Atlanta Braves @ St. Louis Cardinals</b> Busch Stadium, St. Louis, MO Fri Jul 12 1974, 7:05 PM CDT Att. 47,944 - Unknown
--

<b>AB</b> 32 <b>R</b> 10 <b>H</b> 9 <b>RBI</b> 9 <b>BB</b> 7 <b>SO</b> 4 <b>LOB</b> 16
--



<b>WP:</b> 0 <b>PA:</b> 43 <b>PB:</b> 0 <b>SB:</b> 1 <b>CS:</b> 0
---



Batter	1	2	3	4	5	6	7	8	9	AB	R	H	RBI	BB	SO	LOB
Lou Brock, L (1, 7) OBP: 0.368, SLG: 0.404 Tom Heintzelman, R (9, 4) OBP: 0.329, SLG: 0.343	0-0 4-3			0-0 F7	0-0 FC6-4			0-0 FC4-6		4	0	0	0	0	0	3
Jack Heidemann, R (1, 6) OBP: 0.350, SLG: 0.324	0-0 F3			0-0 1B				0-3 K		4	0	1	0	0	1	1
Reggie Smith, S (1, 9) OBP: 0.390, SLG: 0.564	0-0 F9			0-0 1B						4	1	2	0	0	0	0
Ted Simmons, S (1, 2) OBP: 0.324, SLG: 0.462		0-0 G6-3		0-0 P5				0-0 F7		4	0	1	0	0	0	3
Joe Torre, R (1, 3) OBP: 0.373, SLG: 0.404		0-0 P6		0-0 F8				0-0 F9		4	0	1	0	0	0	3
Bake McBride, L (1, 8) OBP: 0.354, SLG: 0.399		0-0 G6-3			0-0 P6			0-0 F7		4	0	0	0	0	0	3
Ken Reitz, R (1, 5) OBP: 0.313, SLG: 0.369			0-3 K		4-0 BB			0-0 F8		3	0	1	1	1	1	0
Mike Tyson, R (1, 4) OBP: 0.241, SLG: 0.233 Jim Dwyer, L (8, PH) OBP: 0.400, SLG: 0.500			0-0 G3		0-0 F2			0-0 F7		2	0	0	0	0	0	1
Lynn McGlothen, L (1, 1) OBP: 0.286, SLG: 0.292 John Curtis, L (6, 1) OBP: 0.147, SLG: 0.094 Jose Cruz, L (8, PH) OBP: 0.328, SLG: 0.407 Al Hrabosky, R (9, 1) OBP: 0.333, SLG: 0.333			0-0 P6		0-0 E5			0-0 FC4-6		2	0	0	0	0	0	1

Inning Stats	R: 0	H: 0	R: 0	H: 1	R: 0	H: 0	R: 0	H: 2	R: 0	H: 0	R: 0	H: 0	R: 0	H: 1	R: 1	H: 3	1B: 7	SF: 0	
Ron Reed, R (1, 1) ERA: 2.78	E: 0	LOB: 0	E: 0	LOB: 0	E: 0	LOB: 0	E: 1	LOB: 2	E: 0	LOB: 0	E: 0	LOB: 0	E: 0	LOB: 1	E: 0	LOB: 2	2B: 0	SAC: 0	
	K: 0	BB: 0	K: 0	BB: 0	K: 0	BB: 0	K: 0	BB: 1	K: 0	BB: 0	K: 0	BB: 0	K: 1	BB: 0	K: 0	BB: 0	3B: 0	DP: 1	
	S: 3	P: 3	S: 3	P: 3	S: 5	P: 5	S: 4	P: 8	S: 3	P: 3	S: 3	P: 3	S: 6	P: 6	S: 6	P: 6	HR: 0	HBP: 0	
PITCHER	IP	WLS	BF	H	R	ER	SO	BB	IBB	HBP	BLK	WP	HR	S	P	ERA	WHIP	WP: 0	PA: 35
Ron Reed, R (1, 1) ERA: 2.78	9.0	W	35	7	1	1	2	1	0	0	0	0	0	38	42	1.00	0.889	PB: 0	CS: 0

**BOTTOM**

**Atlanta Braves @ St. Louis Cardinals**  
 Busch Stadium, St. Louis, MO  
 Sat Jul 13 1974, 7:05 PM CDT  
 Att. 41,309 - Unknown

AB	34
R	1
H	7
RBI	1
BB	1
SO	2
LOB	17



livebaseballscorecards.com

Batter	1	2	3	4	5	6	7	8	9	AB R H RBI BB SO LOB	TOP	
Ralph Garr, L OBP: 0.400, SLG: 0.505 (1, 9) (7, 7)	0-0 WP 3B		0-0 4-3 1B	0-0 F7		0-0 F8			0-0 B3-6-4 1B	5 1 2 0 0 0 0		
Craig Robinson, R OBP: 0.272, SLG: 0.251 (1, 6)	0-0 BB S SF8 1B		0-0 WP 1B		0-0 F9		0-0 F9		0-0 B3-6-4 1-2f	5 2 2 0 0 0 1		
Darrell Evans, L OBP: 0.391, SLG: 0.413 (1, 5) B B B	4-0 SF8 BB CS BB		4-0 1B 1B BB		4-0 BB HR BB		4-0 BB BB		0-0 P6	1 2 0 0 4 0 0		
Hank Aaron, R OBP: 0.317, SLG: 0.468 Rowland Office, L OBP: 0.265, SLG: 0.350 (1, 7) (7, 8) B B B	4-0 1-2 2-3 BB		0-0 1B 1B		0-0 F9		0-0 F5			3 0 1 0 1 0 2 0 0 0 0 0 0 0		
Dusty Baker Jr., R OBP: 0.318, SLG: 0.359 (1, 8) (7, 9)	0-0 SF8 2-3 3-H		0-0 1B 1B		4-0 1-2 HR BB		0-3 K			2 1 1 2 1 1 1		
Davey Johnson, R OBP: 0.355, SLG: 0.394 (1, 3) S S S	0-3 K 3-H		0-0 P3		0-0 1-H 2-H HR			0-0 6-3		4 1 1 3 0 1 4		
Marty Perez, R OBP: 0.369, SLG: 0.417 (1, 4)		0-0 F7	0-0 F9		0-0 F9			4-0 1B BB		3 0 0 0 1 0 2		
Johnny Oates, L OBP: 0.288, SLG: 0.288 (1, 2)		0-0 G3		0-0 F8		0-0 F9		0-0 G1-6-3 1B		4 0 1 0 0 0 0		
Phil Niekro, R OBP: 0.241, SLG: 0.259 (1, 1)		0-0 F7		0-3 K		0-0 F9		0-0 G1-6-3 1-2f		4 0 0 0 0 1 2		
<b>Inning Stats</b>	R: 2 H: 2 E: 0 LOB: 2 K: 1 BB: 2 S: 6 P: 14	R: 0 H: 0 E: 0 LOB: 0 K: 0 BB: 0 S: 3 P: 3	R: 2 H: 3 E: 0 LOB: 2 K: 0 BB: 1 S: 6 P: 10	R: 0 H: 0 E: 0 LOB: 0 K: 1 BB: 0 S: 5 P: 5	R: 3 H: 1 E: 0 LOB: 0 K: 0 BB: 2 S: 4 P: 12	R: 0 H: 0 E: 0 LOB: 0 K: 0 BB: 0 S: 3 P: 3	R: 0 H: 0 E: 0 LOB: 1 K: 1 BB: 1 S: 5 P: 9	R: 0 H: 1 E: 0 LOB: 1 K: 0 BB: 1 S: 3 P: 7	R: 0 H: 1 E: 0 LOB: 0 K: 0 BB: 0 S: 3 P: 3	1B: 6 SF: 1 2B: 1 SAC: 0 3B: 1 DP: 3 HR: 1 HBP: 0	WP: 3 PA: 39 PB: 0 SB: 2 CS: 1	
<b>PITCHER</b>	IP WLS BF H R ER SO BB IBB HBP BLK WP HR S P ERA WHIP											
Ray Bare, R ERA: 12.0 (1, 1)	3.0 L 16 5 4 4 1 3 0 0 0 2 0 15 27 12.00 2.667											
Rich Folkers, L ERA: 3.02 (4, 1)	3.0 12 1 3 3 1 2 0 0 0 0 1 12 20 9.00 1.000											
Orlando Pena, R ERA: 2.36 (7, 1)	2.0 8 1 0 0 1 2 0 0 0 0 0 8 16 0.00 1.500											
Al Hrabosky, L ERA: 5.05 (9, 1)	1.0 3 1 0 0 0 0 0 0 0 0 0 0 3 3 0.00 1.000											

Atlanta Braves @ St. Louis Cardinals  
 Busch Stadium, St. Louis, MO  
 Sun Jul 14 1974, 3:33 AM CDT  
 Att: 31,794 - Unknown

livebaseballscorecards.com

AB 31  
 R 7  
 H 8  
 RBI 5  
 BB 7  
 SO 3  
 LOB 12



Batter	1	2	3	4	5	6	7	8	9	AB	R	H	RBI	BB	SO	LOB
Lou Brock, L (1, 7) OBP: 0.369, SLG: 0.406 Al Hrabosky, R (9, 1) OBP: 0.333, SLG: 0.333	0-0 1B		0-0 G3			0-0 1B		0-0 F6		4	0	2	0	0	0	0
Jack Heidemann, R (1, 6) OBP: 0.341, SLG: 0.317	0-0 F2		0-0 F7			0-0 FC6-4 1B		0-0 F3		4	0	1	0	0	0	1
Reggie Smith, S (1, 9) OBP: 0.385, SLG: 0.556	0-3 K				0-0 4-3				0-0 3-1	4	0	0	0	0	1	3
Ted Simmons, S (1, 2) OBP: 0.321, SLG: 0.456	0-3 K				0-0 4-3				0-0 F8	4	0	0	0	0	1	3
Joe Torre, R (1, 3) OBP: 0.369, SLG: 0.399 Jim Hickman, R (9, 3) OBP: 0.353, SLG: 0.367	0-0 G3				0-0 6-3				4-0 FC4 BB	3	0	0	0	0	0	2
Bake McBride, L (1, 8) OBP: 0.353, SLG: 0.397		0-0 4-3				0-0 G4-3 1B			0-0 FC4	4	0	1	0	0	0	1
Ken Reitz, R (1, 5) OBP: 0.313, SLG: 0.369		0-0 5-3				0-0 G4-3			0-0 FC4	3	0	1	0	0	0	1
Mike Tyson, R (1, 4) OBP: 0.238, SLG: 0.231 Tim McCarver, L (7, PH) OBP: 0.354, SLG: 0.254 Tom Heintzelman, R (8, 4) OBP: 0.329, SLG: 0.343		0-0 1-3				0-0 1-3			0-0 F9	2	0	0	0	0	0	0
Ray Bare, R (1, 1) Jose Cruz, L (3, PH) OBP: 0.325, SLG: 0.404 Rich Folkers, L (4, 1) Luis Melendez, R (6, PH) OBP: 0.295, SLG: 0.328 Orlando Pena, R (7, 1) OBP: 0.600, SLG: 0.500 Jim Dwyer, L (8, PH) OBP: 0.390, SLG: 0.488 (8, 7)			0-0 F8						0-0 F9	0	0	0	0	0	0	0

Inning Stats	R: 0	H: 1	E: 0	LOB: 2	K: 2	BB: 0	S: 9	P: 9	R: 0	H: 0	E: 0	LOB: 0	K: 0	BB: 0	S: 3	P: 3	R: 0	H: 0	E: 0	LOB: 0	K: 0	BB: 0	S: 3	P: 3	R: 0	H: 1	E: 0	LOB: 0	K: 0	BB: 0	S: 3	P: 3	R: 0	H: 2	E: 0	LOB: 2	K: 0	BB: 0	S: 5	P: 5	R: 0	H: 1	E: 0	LOB: 1	K: 0	BB: 0	S: 4	P: 4	R: 0	H: 0	E: 0	LOB: 0	K: 0	BB: 0	S: 3	P: 3	R: 0	H: 0	E: 0	LOB: 1	K: 0	BB: 1	S: 3	P: 7	1B: 5	SF: 0	2B: 0	SAC: 0	3B: 0	DP: 1	HR: 0	HBP: 0	WP: 0	PA: 33
PITCHER Phil Niekro, R (1, 1) ERA: 2.95	IP	WLS	BF	H	R	ER	SO	BB	IBB	HBP	BLK	WP	HR	S	P	ERA	WHIP	IP	WLS	BF	H	R	ER	SO	BB	IBB	HBP	BLK	WP	HR	S	P	ERA	WHIP	IP	WLS	BF	H	R	ER	SO	BB	IBB	HBP	BLK	WP	HR	S	P	ERA	WHIP																							

**BOTTOM**

**Atlanta Braves @ St. Louis Cardinals**  
 Busch Stadium, St. Louis, MO  
 Sun Jul 14 1974, 3:33 AM CDT  
 Att. 31,794 - Unknown

AB	32
R	0
H	5
RBI	0
BB	1
SO	2
LOB	12



WP: 0	PA: 33
PB: 1	
SB: 1	
CS: 0	

Batter	1	2	3	4	5	6	7	8	9	AB R H RBI BB SO LOB	TOP											
<b>Cesar Geronimo, L</b> (1, 8) OBP: 0.371, SLG: 0.468	0-3 K		0-3 K		0-0 1-3		0-0 6-3		0-0 2-H 1B	5 0 1 1 0 2 1												
<b>Pete Rose, S</b> (1, 7) OBP: 0.388, SLG: 0.364	0-0 1B		0-0 FC6 1B		0-0 F8		0-0 F8			4 0 2 0 0 0 0												
<b>Joe Morgan, L</b> (1, 4) OBP: 0.440, SLG: 0.491	0-0 G6-4-3 1B		0-0 FC6 S 1-2f 2-3		0-0 F8		0-0 HR			4 1 2 1 0 0 2												
<b>Johnny Bench, R</b> (1, 2) OBP: 0.357, SLG: 0.471	0-0 G6-4-3 1-2f		0-0 F7 1-2		0-0 P3		0-0 5-3			4 0 0 0 0 0 4												
<b>Tony Perez, R</b> (1, 3) OBP: 0.330, SLG: 0.458		0-0 6-3		0-0 F9		0-0 BB E 1B		0-0 P3		4 0 1 0 0 0 0												
<b>George Foster, R</b> (8, 9) OBP: 0.319, SLG: 0.401										0 0 0 0 0 0 0												
<b>Dan Driessen, L</b> (1, 5) OBP: 0.339, SLG: 0.380		0-0 1-6-3		0-0 F7		0-0 E1 BB		0-0 F8		4 0 0 0 0 0 1												
<b>Dave Concepcion, R</b> (1, 6) OBP: 0.322, SLG: 0.366		4-0 BB 2B BB		0-0 1B		4-0 BB 1-2 2-3 BB				2 2 2 0 2 0 0												
<b>Ken Griffey, L</b> (1, 9) OBP: 0.204, SLG: 0.188		0-0 BB 2B		0-0 P6		0-0 4-3				3 0 1 1 0 0 4												
<b>Darrel Chaney, S</b> (6, 5) OBP: 0.377, SLG: 0.315		0-0 1-H 2B								0 0 0 0 0 0 0												
<b>Clay Kirby, R</b> (1, 1) OBP: 0.180, SLG: 0.089			4-0 FC6 1B BB		0-0 F7		0-0 F7		0-3 K	3 0 0 0 1 1 1												
<b>Inning Stats</b>	R: 0 E: 0 K: 1 S: 6	H: 2 LOB: 1 BB: 0 P: 6	R: 1 E: 0 K: 0 S: 3	H: 1 LOB: 1 BB: 1 P: 7	R: 0 E: 0 K: 1 S: 6	H: 1 LOB: 2 BB: 1 P: 10	R: 0 E: 0 K: 0 S: 4	H: 1 LOB: 1 BB: 0 P: 4	R: 0 E: 0 K: 0 S: 3	H: 0 LOB: 0 BB: 0 P: 3	R: 0 E: 1 K: 0 S: 5	H: 1 LOB: 3 BB: 1 P: 9	R: 0 E: 0 K: 0 S: 3	H: 0 LOB: 0 BB: 0 P: 3	R: 1 E: 0 K: 0 S: 4	H: 1 LOB: 0 BB: 0 P: 4	R: 1 E: 0 K: 1 S: 6	H: 2 LOB: 1 BB: 0 P: 6	1B: 7 2B: 1 3B: 0 HR: 1	SF: 0 SAC: 1 DP: 1 HBP: 0	WP: 0 PB: 0 SB: 1 CS: 0	PA: 37
<b>PITCHER</b>	IP WLS BF H R ER SO BB IBB HBP BLK WP HR S P ERA WHIP																					
<b>Alan Foster, R</b> (1, 1) ERA: 3.53	8.0 L 33 7 2 2 2 3 0 0 0 0 0 1 34 46 2.25 1.250																					
<b>Mike Garman, R</b> (9, 1) ERA: 3.35	1.0 4 2 1 1 1 0 0 0 0 0 0 6 6 9.00 2.000																					

**Cincinnati Reds @ St. Louis Cardinals**  
 Busch Stadium, St. Louis, MO  
 Mon Jul 15 1974, 7:05 PM CDT  
 Att. 21,316 - Unknown

AB	33
R	3
H	9
RBI	3
BB	3
SO	3
LOB	13





Batter	1	2	3	4	5	6	7	8	9	AB	R	H	RBI	BB	SO	LOB
Lou Brock, L (1, 7) OBP: 0.370, SLG: 0.410	0-3 K		0-0 CS 1B		0-0 2B			0-0 F7		4	0	2	0	0	1	1
Jack Heidemann, R (1, 6) OBP: 0.333, SLG: 0.311	0-0 1B 1B		0-3 K 1-2		0-0 6-3			0-3 K		4	0	1	0	0	2	3
Bake McBride, L (1, 8) OBP: 0.355, SLG: 0.399	0-3 K		0-0 F9				0-0 G4-6-3 1B	0-0 1B		4	0	2	0	0	1	1
Reggie Smith, S (1, 9) OBP: 0.387, SLG: 0.554	0-0 1-3 1B			4-0 1B BB			0-0 F9	0-0 F8		3	0	1	0	1	0	3
Ted Simmons, S (1, 2) OBP: 0.317, SLG: 0.451	0-0 F9			0-0 F5			0-0 G4-6-3		0-0 4-3	4	0	0	0	0	0	4
Joe Torre, R (1, 3) OBP: 0.371, SLG: 0.404		0-0 2B		0-0 1-2 1B			0-0 6-3		0-3 K	4	0	2	0	0	1	0
Ken Reitz, R (1, 5) OBP: 0.309, SLG: 0.364		0-0 F8		0-0 G6-4-3 1-2f			0-0 5-3		0-0 6-3	4	0	0	0	0	0	3
Mike Tyson, R (1, 4) OBP: 0.237, SLG: 0.229		0-3 K			0-3 K		0-0 F8			2	0	0	0	0	2	1
Jose Cruz, L (7, PH) OBP: 0.323, SLG: 0.400										1	0	0	0	0	0	0
Tom Heintzelman, R (8, 4) OBP: 0.329, SLG: 0.343										0	0	0	0	0	0	0
Alan Foster, R (1, 1) OBP: 0.235, SLG: 0.212		0-0 1-3			0-0 P5			0-0 1B 1B		2	0	0	0	0	0	1
Jim Dwyer, L (8, PH) OBP: 0.405, SLG: 0.500										1	0	1	0	0	0	0
Mike Garman, R (9, 1) OBP: 0.250, SLG: 0.250										0	0	0	0	0	0	0

Inning Stats	R: 0	H: 2	R: 0	H: 1	R: 0	H: 1	R: 0	H: 1	R: 0	H: 1	R: 0	H: 0	R: 0	H: 2	R: 0	H: 0	1B: 7	SF: 0
	E: 0	LOB: 2	E: 0	LOB: 1	E: 0	LOB: 1	E: 0	LOB: 0	E: 0	LOB: 0	E: 0	LOB: 0	E: 0	LOB: 2	E: 0	LOB: 0	2B: 2 <td>SAC: 0</td>	SAC: 0
	K: 2	BB: 0	K: 1	BB: 0	K: 0	BB: 1	K: 0	BB: 0	K: 0	BB: 0	K: 0	BB: 0	K: 1	BB: 0	K: 1	BB: 0	3B: 0	DP: 2
	P: 9		S: 6	P: 6	S: 5	P: 5	S: 3	P: 7	S: 3	P: 3	S: 3	P: 3	S: 7	P: 7	S: 5	P: 5	HR: 0	HBP: 0

PITCHER	IP	WLS	BF	H	R	ER	SO	BB	IBB	HBP	BLK	WP	HR	S	P	ERA	WHIP
Clay Kirby, R (1, 1) ERA: 2.96	9.0	W	34	9	0	0	7	1	0	0	0	0	0	47	51	0.00	1.111

**BOTTOM**

**Cincinnati Reds @ St. Louis Cardinals**  
 Busch Stadium, St. Louis, MO  
 Mon Jul 15 1974, 7:05 PM CDT  
 Att. 21,316 - Unknown

<b>AB</b>	<b>33</b>
<b>R</b>	<b>0</b>
<b>H</b>	<b>9</b>
<b>RBI</b>	<b>0</b>
<b>BB</b>	<b>1</b>
<b>SO</b>	<b>7</b>
<b>LOB</b>	<b>17</b>



WP	PA	ERA	WHIP
0	34		

Batter	1	2	3	4	5	6	7	8	9	AB R H RBI BB SO LOB	TOP											
<b>Cesar Geronimo, L</b> OBP: 0.374, SLG: 0.468 (1, 8)										6 1 3 1 0 2 3												
<b>Pete Rose, S</b> OBP: 0.386, SLG: 0.364 <b>Darrel Chaney, S</b> OBP: 0.371, SLG: 0.309 (1, 7) (7, 4)										5 2 1 0 0 0 2 1 0 0 0 0 1 0												
<b>Joe Morgan, L</b> OBP: 0.441, SLG: 0.494 <b>George Foster, R</b> OBP: 0.321, SLG: 0.403 (1, 4) (7, PH) (7, 7)										4 2 2 2 0 1 1 2 0 1 0 0 0 1												
<b>Johnny Bench, R</b> OBP: 0.359, SLG: 0.473 (1, 5)										5 2 2 0 1 0 2												
<b>Tony Perez, R</b> OBP: 0.334, SLG: 0.461 <b>Merv Rettenmund, R</b> OBP: 0.330, SLG: 0.358 (1, 3) (5, 9)										4 2 3 3 0 0 0 2 0 0 0 0 2 2												
<b>Dan Driessen, L</b> OBP: 0.340, SLG: 0.378 (1, 9) (5, 3)										4 1 1 0 1 0 3												
<b>Dave Concepcion, R</b> OBP: 0.323, SLG: 0.365 (1, 6)										4 1 1 1 1 0 5												
<b>Bill Plummer, R</b> OBP: 0.258, SLG: 0.341 (1, 2)										4 0 2 1 0 0 2												
<b>Don Gullett, R</b> OBP: 0.314, SLG: 0.304 <b>Pedro Borbon, R</b> OBP: 0.267, SLG: 0.267 (1, 1) (7, 1)										4 1 3 3 0 1 2 1 0 0 0 0 1 2												
<b>Inning Stats</b>	R: 7 E: 1 K: 0 S: 9	H: 6 LOB: 1 BB: 2 P: 17	R: 3 E: 1 K: 1 S: 10	H: 4 LOB: 2 BB: 0 P: 10	R: 0 E: 1 K: 0 S: 3	H: 0 LOB: 0 BB: 0 P: 3	R: 0 E: 0 K: 1 S: 7	H: 2 LOB: 2 BB: 0 P: 7	R: 2 E: 1 K: 1 S: 9	H: 3 LOB: 2 BB: 0 P: 9	R: 0 E: 0 K: 0 S: 3	H: 1 LOB: 0 BB: 0 P: 3	R: 0 E: 1 K: 0 S: 3	H: 0 LOB: 0 BB: 0 P: 3	R: 0 E: 0 K: 2 S: 9	H: 2 LOB: 2 BB: 0 P: 9	R: 0 E: 0 K: 3 S: 10	H: 1 LOB: 2 BB: 1 P: 14	1B: 15 2B: 4 3B: 0 HR: 0	SF: 1 SAC: 0 DP: 3 HBP: 0	WP: 1 PB: 0 SB: 0 CS: 0	PA: 50
<b>PITCHER</b>	IP WLS BF H R ER SO BB IBB HBP BLK WP HR S P ERA WHIP																					
<b>Bob Forsch, R</b> ERA: 4.96 (1, 1)	0.2 L 9 5 7 7 0 2 0 0 0 0 1 0 7 15 94.50 10.500																					
<b>John Curtis, L</b> ERA: 4.8 (1, 1)	4.1 25 10 5 3 3 0 0 0 0 0 0 0 31 6.23 2.308																					
<b>Rich Folkers, L</b> ERA: 2.89 (6, 1)	2.0 6 1 0 0 0 0 0 0 0 0 0 0 6 0.00 0.500																					
<b>Al Hrabosky, L</b> ERA: 4.91 (8, 1)	1.0 5 2 0 0 2 0 0 0 0 0 0 0 9 0.00 2.000																					
<b>Orlando Pena, R</b> ERA: 2.29 (9, 1)	1.0 5 1 0 0 3 1 0 0 0 0 0 0 10 0.00 2.000																					

**Cincinnati Reds @ St. Louis Cardinals**  
**Busch Stadium, St. Louis, MO**  
 Tue Jul 16 1974, 7:05 PM CDT  
 Att. 18,588 - Unknown

[livebaseballscorecards.com](http://livebaseballscorecards.com)

**AB 46**  
**R 12**  
**H 19**  
**RBI 11**  
**BB 3**  
**SO 8**  
**LOB 25**



BOTTOM

Cincinnati Reds @ St. Louis Cardinals  
Busch Stadium, St. Louis, MO  
Tue Jul 16 1974, 7:05 PM CDT  
Att. 18,588 - Unknown

livebaseballscorecards.com

AB 33  
R 7  
H 8  
RBI 6  
BB 5  
SO 4  
LOB 12



WP: 2 PA: 40  
PB: 0  
SB: 0  
CS: 0

AB	R	H	RBI	BB	SO	LOB
3	2	1	0	1	0	1
0	0	0	0	0	0	0
1	0	0	0	0	0	0
0	0	0	0	0	0	0

AB	R	H	RBI	BB	SO	LOB
3	2	0	0	2	1	0

AB	R	H	RBI	BB	SO	LOB
4	0	1	2	0	0	0

AB	R	H	RBI	BB	SO	LOB
3	0	1	1	0	0	0
2	1	1	1	0	0	0

AB	R	H	RBI	BB	SO	LOB
1	0	0	0	1	1	0
2	0	1	1	0	1	2

AB	R	H	RBI	BB	SO	LOB
4	0	0	0	0	0	4

AB	R	H	RBI	BB	SO	LOB
4	1	2	0	0	1	2

AB	R	H	RBI	BB	SO	LOB
4	0	1	0	0	0	1

AB	R	H	RBI	BB	SO	LOB
0	0	0	0	0	0	0
0	0	0	0	1	0	0
1	0	0	0	0	0	2
0	0	0	0	0	0	0
1	1	0	0	0	0	0
0	0	0	1	0	0	0

1B	SF	WP	PA
7	2	2	40
2B	SAC	PB	
1	0	0	
3B	DP	SB	
0	1	0	
HR	HBP	CS	
0	0	0	

Batter	1	2	3	4	5	6	7	8	9
Lou Brock, L (1, 7) Al Hrabosky, R (8, 1) Tim McCarver, L (8, PH) Orlando Pena, R (9, 1)	0-0 4-3 FC1-4		0-0 FC1-4			0-0 WP 1B	4-0 BB 1B	0-0 F8	
Jack Heidemann, R (1, 6)	0-0 4-3			0-0 6-3		4-0 BB 1B	4-0 BB 1B		0-3 K
Bake McBride, L (1, 8)	0-0 F7			0-0 3-1		0-0 F8 1B	0-0 SF7		0-0 4-3
Reggie Smith, S (1, 9) Jose Cruz, L (7, 9)		0-0 6-3		0-0 F7		0-0 1B	0-0 1B		0-0 F8
Joe Torre, R (1, 5) Jerry Davanon, R (6, 5)		4-0 BB			0-3 K	0-3 K	0-0 WP 1B		
Ted Simmons, S (1, 3)		0-0 G4-6-3		0-0 3-1		0-0 F8	0-0 P5		
Marc Hill, R (1, 2)			0-0 6-3		0-0 1B 1B	0-3 K		0-0 6-3 SF8 2B	
Tom Heintzelman, R (1, 4)			0-0 F8		0-0 1B		0-0 P6	0-0 6-3	
Bob Forsch, R (1, 1) John Curtis, L (1, 1) Luis Melendez, R (5, PH) Rich Folkers, L (8, 1) Ken Rietz, R (7, PH) Jim Dwyer, L (8, 7)			4-0 FC1-4 BB		0-0 F8		0-0 E4 SF7	0-0 SF8	

Inning Stats	R	H	E	K	S	R	H	E	K	S	R	H	E	K	S	R	H	E	K	S	R	H	E	K	S	R	H	E	K	S	R	H	E	K	S	R	H	E	K	S	R	H	E	K	S	R	H	E	K	S	R	H	E	K	S	1B	SF	WP	HR	S	P
	0	0	0	0	3	0	0	0	0	2	0	0	0	0	3	2	3	0	2	14	4	2	1	6	14	1	1	0	0	4	0	0	0	0	5	0	0	0	0	5	0	0	0	0	0	7	2	2	0	0	0										

PITCHER	IP	WLS	BF	H	R	ER	SO	BB	IBB	HBP	BLK	WP	HR	S	P	ERA	WHIP
Don Gullett, L (1, 1) Pedro Borbon, R (7, 1)	6.2	W	31	6	6	2	3	5	0	0	0	1	0	32	52	2.70	1.650
	2.1		9	2	1	1	1	0	0	0	0	1	0	11	11	3.86	0.857

PITCHER	IP	WLS	BF	H	R	ER	SO	BB	IBB	HBP	BLK	WP	HR	S	P	ERA	WHIP
---------	----	-----	----	---	---	----	----	----	-----	-----	-----	----	----	---	---	-----	------

Batter	1	2	3	4	5	6	7	8	9	10	11	12	AB R H RBI BB SO LOB	TOP														
<b>Cesar Geronimo, L</b> OBP: 0.368, SLG: 0.459 (1, 8)	0-0 4-3	0-3 K		0-3 K			0-0 4-3 1B		0-0 4-3		0-3 K	0-0 6-3	7 0 1 0 0 3 4															
<b>Pete Rose, S</b> OBP: 0.385, SLG: 0.362 (1, 7)	0-0 4-3		0-0 FC4-6 1B		0-0 4-3		0-0 4-3		0-0 4-3		4-0 1B BB		5 0 1 0 1 0 1															
<b>Joe Morgan, L</b> OBP: 0.441, SLG: 0.492 (1, 4)	0-0 S 1B 1B		0-0 F8		0-0 F8		4-0 IBB		0-3 K		0-0 1-3 1B		5 1 2 0 1 1 1															
<b>Johnny Bench, R</b> OBP: 0.356, SLG: 0.468 (1, 2)	0-0 PO E 1B 1-H		0-0 F9		0-0 6-3		0-3 K		0-0 P8		0-0 F7		6 0 1 1 0 1 5															
<b>Tony Perez, R</b> OBP: 0.332, SLG: 0.459 (1, 3)	0-0 PO 1-3	0-0 P9	0-0 FC4-6 1-2f		0-0 6-3		0-0 F9		0-0 PB 2B		0-0 5-3		6 0 1 0 0 0 3															
<b>Dan Driessen, L</b> OBP: 0.340, SLG: 0.381 <b>Phil Gagliano, R</b> OBP: 0.519, SLG: 0.133 <b>Darrel Chaney, S</b> OBP: 0.375, SLG: 0.304 (8, PH) (8, PR) (8, 5)		0-0 E3 1B FC4-6		0-0 4-3 2B 2B		0-0 F8	4-0 FC1-6 BB		0-3 K		4-0 1B BB		3 2 1 0 0 0 0 0 0 0 0 1 0 0 1 1 0 0 1 1 1															
<b>Dave Concepcion, R</b> OBP: 0.329, SLG: 0.368 (1, 6)		0-0 FC4-6 1-3 1B		0-0 4-3 2-3 1B		0-0 BB 1B	0-0 F3		4-0 PB IBB		0-0 2B 1B		5 2 3 0 1 0 2															
<b>Ken Griffey, L</b> OBP: 0.217, SLG: 0.204 <b>George Foster, R</b> OBP: 0.321, SLG: 0.408 (8, PH) (8, 9)		0-0 FC4-6 1-2f 3-H 1B		0-0 2B 3-H 2B		4-0 1B BB	0-0 FC1-6 1-2f		0-3 K 1-2 2-3		0-0 1-H 2-H 2B		2 0 1 2 1 0 1 3 0 1 2 0 1 3															
<b>Tom Carroll, L</b> <b>Terry Crowley, R</b> <b>Tom Hall, L</b> <b>Andy Kosco, R</b> <b>Clayton Kershaw, R</b> <b>Merv Rettenmund, R</b> <b>Will McEnaney, L</b> <b>Don Gullett, R</b> <b>Pedro Borbon, R</b>		0-0 1-2 1B		0-3 K 2		0-0 1-3 2-H 1B	0-0 F2		0-3 K 1		0-0 P4		2 0 1 0 0 1 1 0															
<b>Inning Stats</b>	R: 1 E: 1 K: 0 S: 4	H: 2 LOB: 0 BB: 0 P: 4	R: 1 E: 1 K: 1 S: 8	H: 2 LOB: 2 BB: 0 P: 8	R: 0 E: 0 K: 0 S: 4	H: 1 LOB: 1 BB: 0 P: 4	R: 1 E: 0 K: 2 S: 9	H: 2 LOB: 1 BB: 0 P: 9	R: 0 E: 0 K: 0 S: 3	H: 0 LOB: 2 BB: 1 P: 3	R: 1 E: 0 K: 0 S: 4	H: 2 LOB: 2 BB: 1 P: 8	R: 0 E: 0 K: 1 S: 6	H: 1 LOB: 2 BB: 1 P: 10	R: 0 E: 0 K: 0 S: 3	H: 0 LOB: 1 BB: 1 P: 7	R: 0 E: 0 K: 1 S: 5	H: 0 LOB: 0 BB: 0 P: 5	R: 0 E: 0 K: 2 S: 8	H: 1 LOB: 2 BB: 1 P: 12	R: 0 E: 0 K: 2 S: 8	H: 1 LOB: 2 BB: 1 P: 12	R: 0 E: 0 K: 0 S: 5	H: 1 LOB: 1 BB: 1 P: 9	1B: 10 2B: 4 3B: 0 HR: 0	SF: 0 SAC: 0 DP: 0 HBP: 0	WP: 0 PB: 1 SB: 1 CS: 0	PA: 56
<b>PITCHER</b>	IP WLS BF H R ER SO BB IBB HBP BLK WP HR S P ERA WHIP																											
<b>Bob Gibson, R</b> ERA: 4.3	(1, 1) 7.0 0 32 10 4 3 4 1 1 0 0 0 0 0 0 3.86 1.571																											
<b>Al Hrabosky, L</b> ERA: 4.86	(8, 1) 0.1 2 0 0 0 0 1 0 0 0 0 0 0 1 5 0.00 3.000																											
<b>Mike Garman, R</b> ERA: 3.17	(8, 1) 2.2 10 1 0 0 3 0 1 0 0 0 0 0 15 19 0.00 0.375																											
<b>Rich Folkers, L</b> ERA: 3.19	(11, 1) 1.1 L 8 2 2 2 2 2 0 0 0 0 0 0 10 18 13.50 3.000																											
<b>Orlando Pena, R</b> ERA: 2.25	(12, 1) 0.2 3 1 0 0 0 0 0 0 0 0 0 0 3 3 0.00 1.500																											

**Cincinnati Reds @ St. Louis Cardinals**  
 Busch Stadium, St. Louis, MO  
 Wed Jul 17 1974, 7:05 PM CDT  
 Att. 28,743 - Unknown

AB	49
R	6
H	14
RBI	6
BB	6
SO	9
LOB	24



Batter	1	2	3	4	5	6	7	8	9	10	11	12	AB	R	H	RBI	BB	SO	LOB
Lou Brock, L OBP: 0.374, SLG: 0.407 (1, 7)	0-0 6-3	4-0 IBB		0-0 CS 1B			0-0 F7			0-0 F7 2-3		4-0 1-2 2-3 IBB	4	0	1	0	2	0	1
Jack Heidemann, R OBP: 0.321, SLG: 0.275 (1, 6)	0-0 5-3	0-0 F9		0-0 CS 1-2	0-0 F9		0-0 F3			0-0 5-3		0-0 P4	3	0	0	0	0	0	2
Mike Tyson, R OBP: 0.234, SLG: 0.226 (6, 6)													3	0	0	0	0	0	3
Bake McBride, L OBP: 0.350, SLG: 0.391 (1, 8)	0-0 F8		0-0 5-3		4-0 BB		0-0 4-3			0-0 4-3		0-0 4-3	4	0	0	0	1	0	0
Reggie Smith, S OBP: 0.390, SLG: 0.561 (1, 9)		4-0 HR BB	0-0 HR		0-3 K		0-0 G3-6-3 1B			0-3 K		0-3 K	4	2	2	1	1	2	1
Ted Simmons, S OBP: 0.312, SLG: 0.441 (1, 3)		4-0 HR BB	0-0 P6		0-3 K		0-0 G3-6-3 1-2			0-0 5-3		0-0 5-3	4	1	0	0	1	1	2
Joe Torre, R OBP: 0.372, SLG: 0.411 (1, 5)		0-0 HR 1-H 2-H	4-0 BB		0-0 P8		0-3 K			0-0 4-3		0-0 4-3	4	1	1	3	1	1	0
Tim McCarver, L OBP: 0.349, SLG: 0.242 (1, 2)		4-0 HR BB	0-3 BB		0-0 F9		0-0 6-3			0-0 6-3		0-0 6-3	2	0	0	0	1	1	1
Marc Hill, R OBP: 0.333, SLG: 0.500 (8, 2)		4-0 6-3 BB	0-3 K		0-0 F9		0-0 6-3			0-0 6-3		0-0 6-3	2	0	0	0	0	0	0
Tom Heintzelman, R OBP: 0.313, SLG: 0.324 (1, 4)		0-0 6-3		0-0 5-3		0-0 F7		0-3 K		0-0 E4 WP 1B		0-0 E4 WP 1B	3	0	0	0	0	0	1
Jose Cruz, L OBP: 0.323, SLG: 0.398 (9, PH)		0-0 6-3		0-0 5-3		0-0 F7		0-3 K		0-0 E4 WP 1B		0-0 E4 WP 1B	1	0	0	0	0	1	0
Jerry Davanon, R OBP: 0.333, SLG: 0.333 (10, 4)		0-0 6-3		0-0 5-3		0-0 F7		0-3 K		0-0 E4 WP 1B		0-0 E4 WP 1B	1	0	0	0	0	0	0
Bob Gibson, R Luis Mientez, R Al Hrabosky, R Mike Carmona, R Jim Dwyer, L Rich Folkers, L Orlando Perez, R Ken Riffe, R Bob Forsch, R		0-0 5-3		0-0 F3		0-0 F8		0-0 F8		0-0 E4 F7		0-0 E4 WP 1B	2	0	0	0	0	0	1

Inning Stats	R: 0	H: 0	E: 0	K: 3	LOB: 0	BB: 0	P: 3	R: 3	H: 1	E: 0	K: 4	LOB: 2	BB: 4	P: 20	R: 1	H: 1	E: 0	K: 1	LOB: 1	BB: 1	P: 10	R: 0	H: 1	E: 0	K: 0	LOB: 0	BB: 0	P: 3	R: 0	H: 0	E: 0	K: 0	LOB: 0	BB: 0	P: 3	R: 0	H: 0	E: 0	K: 0	LOB: 0	BB: 0	P: 3	R: 0	H: 1	E: 0	K: 0	LOB: 0	BB: 0	P: 3	R: 0	H: 0	E: 1	K: 0	LOB: 0	BB: 0	P: 3	R: 0	H: 0	E: 0	K: 0	LOB: 0	BB: 0	P: 5	R: 0	H: 1	E: 1	K: 0	LOB: 3	BB: 1	P: 9	1B: 3	SF: 0	2B: 0	SAC: 0	3B: 0	DP: 1	HBP: 0	WP: 1	PA: 48
--------------	------	------	------	------	--------	-------	------	------	------	------	------	--------	-------	-------	------	------	------	------	--------	-------	-------	------	------	------	------	--------	-------	------	------	------	------	------	--------	-------	------	------	------	------	------	--------	-------	------	------	------	------	------	--------	-------	------	------	------	------	------	--------	-------	------	------	------	------	------	--------	-------	------	------	------	------	------	--------	-------	------	-------	-------	-------	--------	-------	-------	--------	-------	--------

PITCHER	IP	WLS	BF	H	R	ER	SO	BB	IBB	HBP	BLK	WP	HR	S	P	ERA	WHIP
Tom Carroll, R (1, 1)	5.0		23	3	4	4	3	5	1	0	0	0	2	23	47	7.20	1.600
Tom Hall, L (6, 1)	2.0		6	0	0	0	0	0	0	0	0	0	0	6	6	0.00	0.000
Clay Carroll, R (8, 1)	3.0		9	1	0	0	2	0	0	0	0	0	0	13	13	0.00	0.333
Will McEnaney, L (11, 1)	1.0	W	3	0	0	0	1	0	0	0	0	0	0	5	5	0.00	0.000
Pedro Borbon, R (12, 1)	1.0		6	1	0	0	0	0	1	0	0	1	0	5	9	0.00	1.000

**BOTTOM**

**Cincinnati Reds @ St. Louis Cardinals**  
 Busch Stadium, St. Louis, MO  
 Wed Jul 17 1974, 7:05 PM CDT  
 Att: 28,743 - Unknown

AB	40
R	4
H	5
RBI	4
BB	7
SO	6
LOB	12



Houston Astros @ St. Louis Cardinals  
 Busch Stadium, St. Louis, MO  
 Thu Jul 18 1974, 7:05 PM CDT  
 Att. 11,560 - Unknown

AB	41
R	8
H	13
RBI	8
BB	2
SO	4
LOB	20



Batter	1	2	3	4	5	6	7	8	9	AB R H RBI BB SO LOB	TOP									
Greg Gross, L OBP: 0.420, SLG: 0.388 (1, 9) (7, 7)	0-0 G3		0-0 5-3		0-3 K		0-0 SH 1B 2B	0-0 F8		4 1 0 0 0 1 0										
Roger Metzger, S OBP: 0.312, SLG: 0.318 (1, 6)	0-0 F8		0-0 F9			0-0 F9	0-0 E3 1B 2B	0-0 3-1		5 1 0 1 0 0 2										
Cesar Cedeno, R OBP: 0.355, SLG: 0.519 (1, 8)	0-0 1B		0-3 K			4-0 1B 1B BB	0-0 2B E 1B	0-0 L7		4 2 2 1 1 1 0										
Bob Watson, R OBP: 0.377, SLG: 0.411 Bob Gallagher, L OBP: 0.280, SLG: 0.197 (1, 7) (7, 9)	0-0 F8			0-0 G6-4-3 1B		0-0 F9	0-0 F3		0-0 P4	4 0 1 0 0 0 5 1 0 0 0 0 0 0										
Lee May, R OBP: 0.297, SLG: 0.457 (1, 3)		0-0 HR		0-0 G6-4-3 1-2f		0-0 1B 1B	0-0 E 1B 2B		0-0 F7	5 2 3 3 0 0 1										
Milt May, L OBP: 0.354, SLG: 0.385 (1, 2)		0-0 4-3		0-0 1B		0-0 1B	4-0 1B E K IBB		0-0 E 1B	4 0 3 1 1 0 0										
Doug Rader, R OBP: 0.335, SLG: 0.441 (1, 5)		0-0 1-4-3		0-3 K		0-0 F9	0-0 E5 1B		0-0 E5	5 0 0 1 0 1 6										
Tommy Helms, R OBP: 0.313, SLG: 0.359 Larry Milbourne, S OBP: 0.341, SLG: 0.325 (1, 4) (7, PR) (7, 4)		0-0 FC6-4 1B			0-0 F8		0-0 SH 1B E 1B		0-0 1-3	3 0 2 0 0 0 0 2 1 1 1 0 0 2										
Claude Osteen, L OBP: 0.289, SLG: 0.378 (1, 1)		0-0 FC6-4		0-0 4-3			0-0 E SH 1B 1B			4 1 1 0 0 1 4										
<b>Inning Stats</b>	R: 0 E: 0 K: 0 S: 4	H: 1 LOB: 1 BB: 0 P: 4	R: 1 E: 0 K: 0 S: 5	H: 2 LOB: 1 BB: 0 P: 5	R: 0 E: 0 K: 1 S: 5	H: 0 LOB: 0 BB: 0 P: 5	R: 0 E: 0 K: 1 S: 5	H: 0 LOB: 0 BB: 0 P: 5	R: 1 E: 0 K: 0 S: 5	H: 2 LOB: 2 BB: 1 P: 9	R: 6 E: 3 K: 1 S: 12	H: 5 LOB: 2 BB: 1 P: 16	R: 0 E: 0 K: 0 S: 3	H: 0 LOB: 0 BB: 0 P: 3	R: 0 E: 1 K: 0 S: 5	H: 1 LOB: 2 BB: 0 P: 5	1B: 11 2B: 1 3B: 0 HR: 1	SF: 0 SAC: 1 DP: 1 HBP: 0	WP: 0 PB: 0 SB: 0 CS: 0	PA: 44
<b>PITCHER</b>	IP WLS BF H R ER SO BB IBB HBP BLK WP HR S P ERA WHIP																			
Lynn McGlothen, R ERA: 2.89 (1, 1)	6.0 L 30 10 7 4 3 1 0 0 0 0 0 1 35 39 6.00 1.833																			
Mike Garman, R ERA: 3.14 (7, 1)	0.1 5 2 1 0 0 0 0 1 0 0 0 0 4 8 0.00 6.000																			
Al Hrabosky, L ERA: 4.76 (7, 1)	0.2 1 0 0 0 0 1 0 0 0 0 0 0 3 3 0.00 0.000																			
Orlando Pena, R ERA: 2.13 (8, 1)	2.0 8 1 0 0 0 0 0 0 0 0 0 0 8 8 0.00 0.500																			



Batter	1	2	3	4	5	6	7	8	9	AB R H RBI BB SO LOB	TOP											
Greg Gross, L OBP: 0.415, SLG: 0.382 (1, 9) (8, 7)	0-0 4-3	0-0 F7			0-0 1-3			0-0 L6	0-0 F9	5 0 0 0 0 0 3												
Roger Metzger, S OBP: 0.314, SLG: 0.320 (1, 6)	0-0 2B 6-3 1B		0-0 4-3			0-3 K		0-0 1B 1B		4 2 2 0 0 1 0												
Cesar Cedeno, R OBP: 0.356, SLG: 0.522 (1, 8)	0-0 6-3 1-3 HR 2B		0-0 4-3			0-0 6-3		0-0 1B 1-2 1B		4 2 2 0 0 0 0												
Bob Watson, R OBP: 0.376, SLG: 0.409 (1, 7) (8, 3)	0-0 6-3		0-0 5-3			0-0 4-3		0-0 1-3 2-H 1B 1B		4 0 1 2 0 0 1												
Lee May, R OBP: 0.302, SLG: 0.470 Bob Gallagher, L OBP: 0.280, SLG: 0.197 (1, 3) (8, PR) (8, 9)	0-0 3-H HR			0-0 L3 1B			0-0 G3	0-0 1-2 3-H G1-6-3 1B		4 1 3 3 0 0 0 0 0 0 0 0 0 0												
Milt May, L OBP: 0.349, SLG: 0.378 (1, 2)	0-0 3-1		0-0 L3		0-0 1-2 F9		0-0 4-3	0-0 1-2 G1-6-3		4 0 0 0 0 0 3												
Doug Rader, R OBP: 0.334, SLG: 0.438 (1, 5)		0-0 5-3		0-0 F9			0-0 1B 1B		0-0 6-3	4 0 1 0 0 0 0												
Tommy Helms, R OBP: 0.320, SLG: 0.363 Larry Milbourne, S OBP: 0.356, SLG: 0.341 (1, 4) (7, PR) (7, 4)		0-0 SH1-3 1B			4-0 CS BB		0-0 1-2 1B		0-0 SH2-3 1B	2 0 2 0 1 0 0 1 0 1 0 0 0 0												
Tom Griffin, R OBP: 0.364, SLG: 0.561 Mike Cosgrove, L (1, 1) (8, 1)		0-0 SH1-3			0-3 K		0-3 K		0-0 SH2-3	2 0 0 0 0 2 3 0 0 0 0 0 0 0												
<b>Inning Stats</b>	R: 3 E: 0 K: 0 S: 6	H: 3 LOB: 0 BB: 0 P: 6	R: 0 E: 0 K: 0 S: 4	H: 1 LOB: 1 BB: 0 P: 4	R: 0 E: 0 K: 0 S: 3	H: 0 LOB: 0 BB: 0 P: 3	R: 0 E: 0 K: 0 S: 3	H: 1 LOB: 0 BB: 0 P: 3	R: 0 E: 0 K: 1 S: 4	H: 0 LOB: 0 BB: 1 P: 8	R: 0 E: 0 K: 1 S: 5	H: 0 LOB: 0 BB: 0 P: 5	R: 0 E: 0 K: 1 S: 7	H: 2 LOB: 2 BB: 0 P: 7	R: 2 E: 0 K: 0 S: 6	H: 4 LOB: 2 BB: 0 P: 6	R: 0 E: 0 K: 0 S: 4	H: 1 LOB: 1 BB: 0 P: 4	1B: 10 2B: 2 3B: 0 HR: 1	SF: 0 SAC: 2 DP: 2 HBP: 0	WP: 0 PB: 0 SB: 0 CS: 1	PA: 37
<b>PITCHER</b>	IP WLS BF H R ER SO BB IBB HBP BLK WP HR S P ERA WHIP																				<b>PITCHER</b>	IP WLS BF H R ER SO BB IBB HBP BLK WP HR S P ERA WHIP
Ray Bare, R ERA: 7.84 (1, 1)	7.1 L 30 9 5 5 3 1 0 0 0 0 1 35 39 6.14 1.364																					
Mike Garman, R ERA: 3.14 (8, 1)	0.0 2 2 0 0 0 0 0 0 0 0 0 0 2 2 ∞ ∞																					
Rich Folkers, L ERA: 3.14 (8, 1)	0.2 1 0 0 0 0 0 0 0 0 0 0 0 1 1 0.00 0.000																					
Orlando Pena, R ERA: 2.08 (9, 1)	1.0 4 1 0 0 0 0 0 0 0 0 0 0 4 4 0.00 1.000																					

Houston Astros @ St. Louis Cardinals  
 Busch Stadium, St. Louis, MO  
 Fri Jul 19 1974, 7:05 PM CDT  
 Att: 19,230 - Unknown

livebaseballscorecards.com

AB	34
R	5
H	12
RBI	5
BB	1
SO	3
LOB	10









BOTTOM

Houston Astros @ St. Louis Cardinals  
Busch Stadium, St. Louis, MO  
Sat Jul 20 1974, 3:33 AM CDT  
Att. 13,448 - Unknown

livebaseballscorecards.com

AB 35  
R 6  
H 10  
RBI 6  
BB 6  
SO 4  
LOB 15

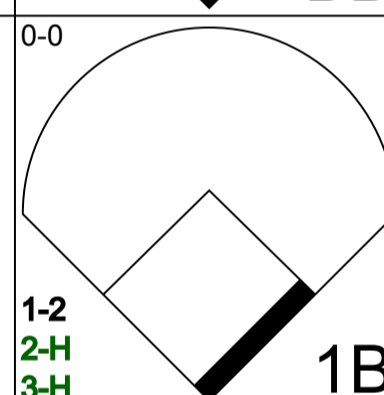
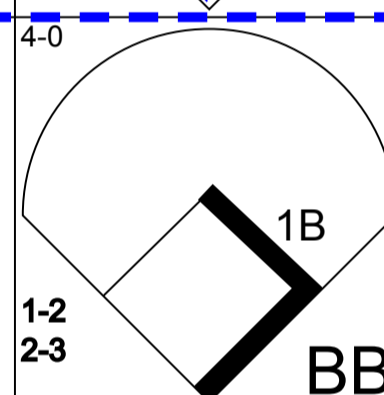
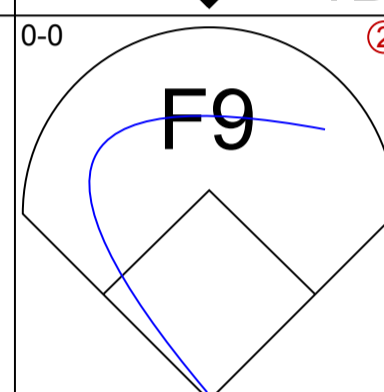
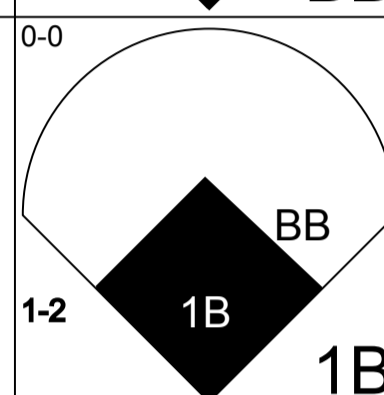
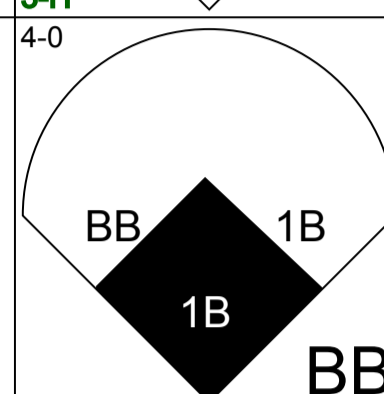
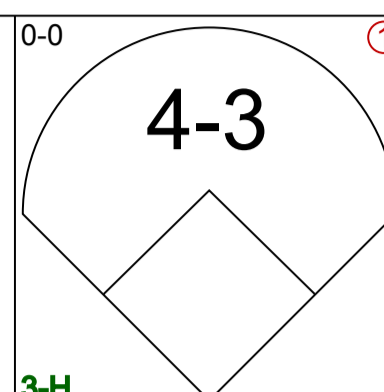


WP: 1 PA: 42  
PB: 0  
SB: 0  
CS: 0

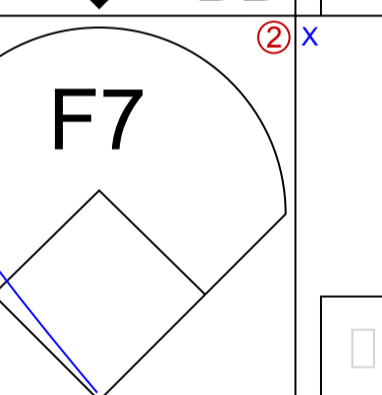
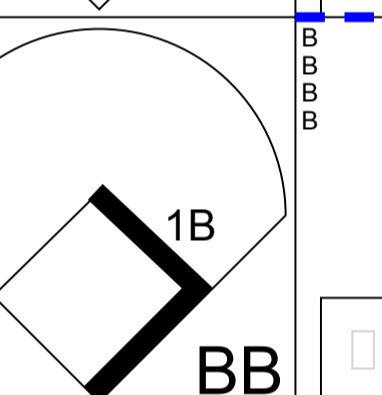
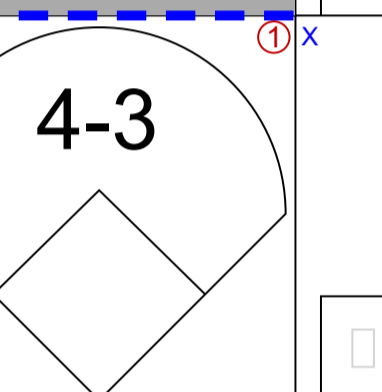
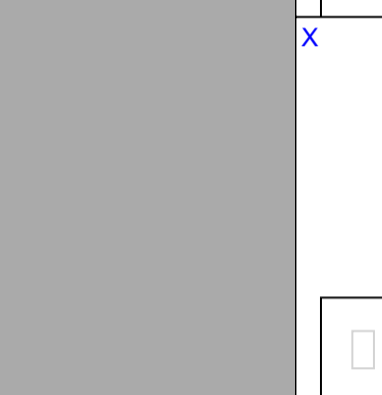

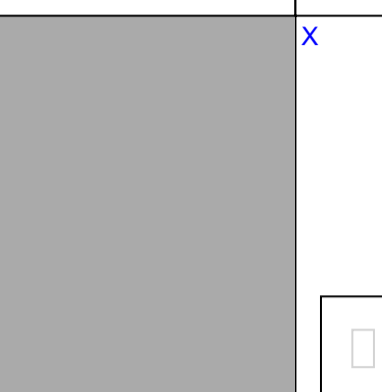
AB R H RBI BB SO LOB

5	1	1	1	0	1	0
3	1	1	1	2	1	0
4	1	1	0	0	0	1
5	1	1	0	0	0	5
3	1	1	1	2	0	0
3	0	1	0	0	0	1
2	0	1	2	0	0	1
1	0	0	0	2	0	1
1	0	1	0	0	0	0
1	0	0	0	0	0	0
1	0	0	0	0	0	0
1	1	1	1	0	0	0

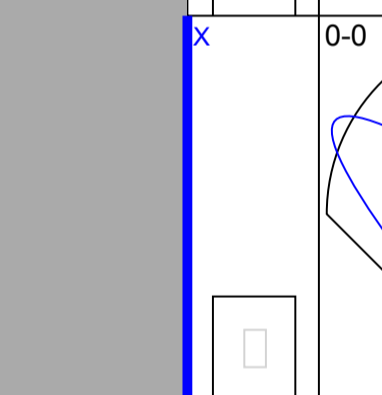
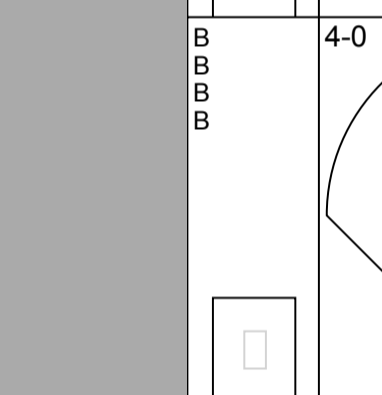
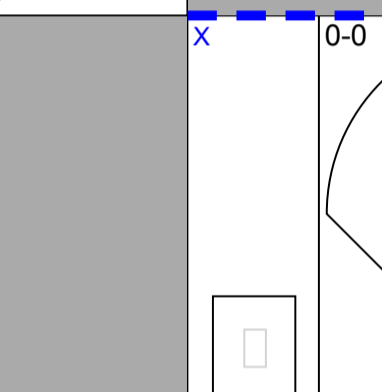
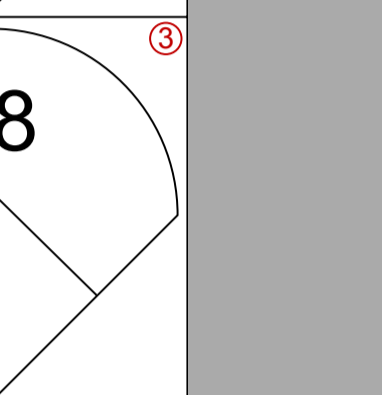
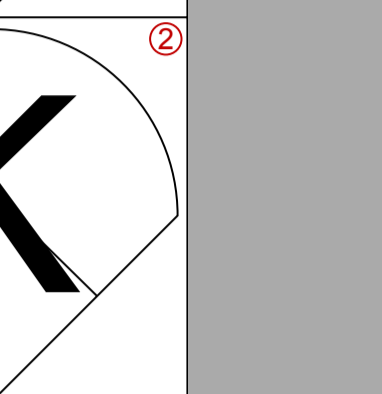
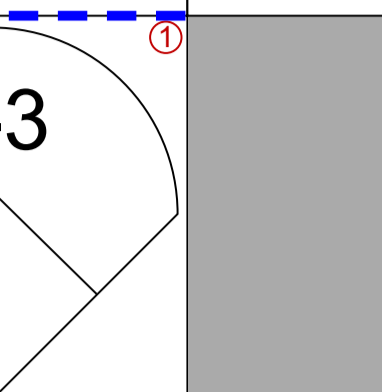
9



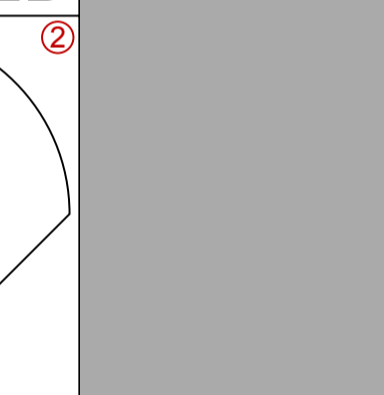
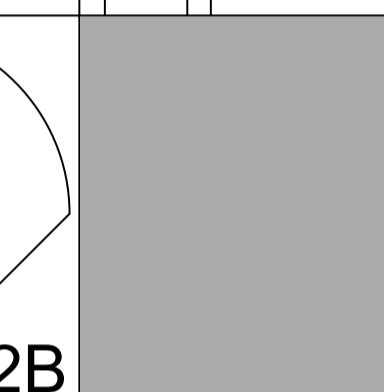
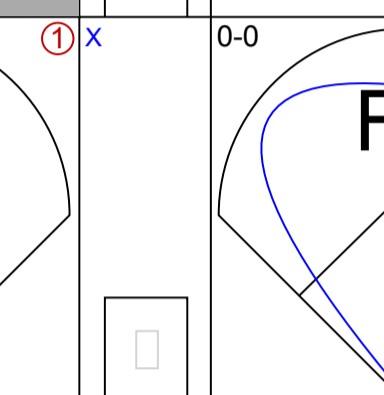
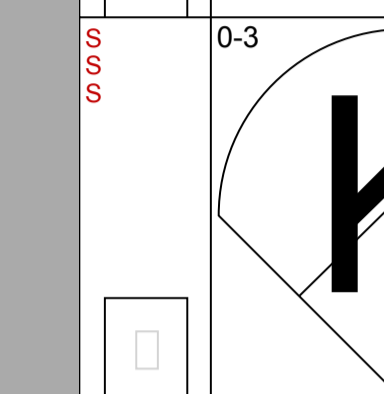
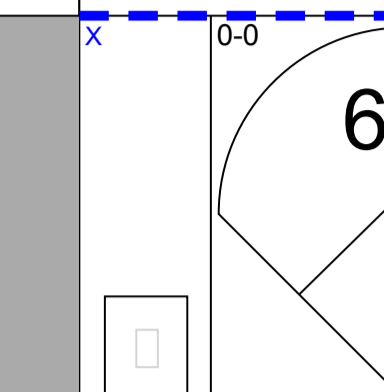
8



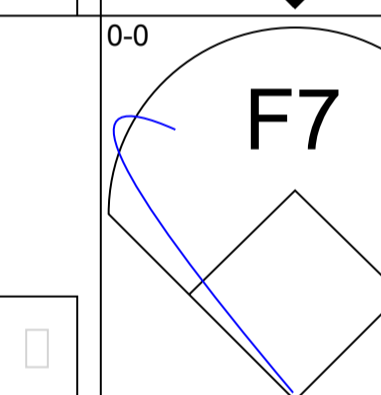
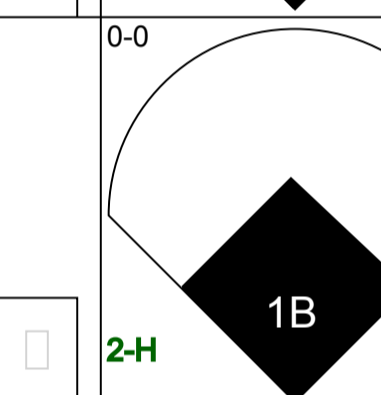
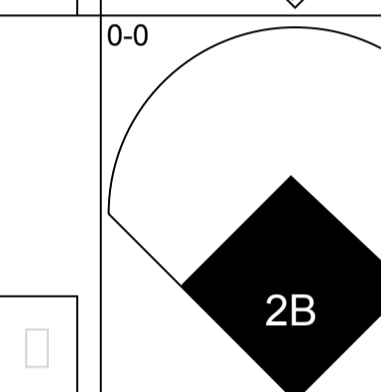
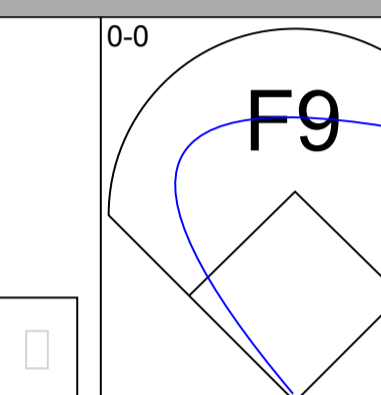

7




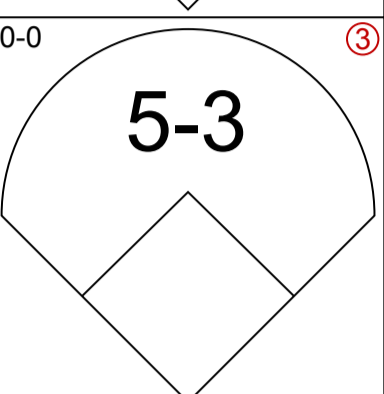
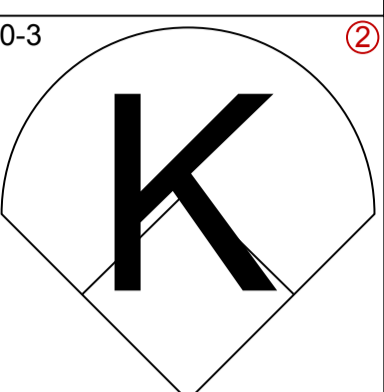
6



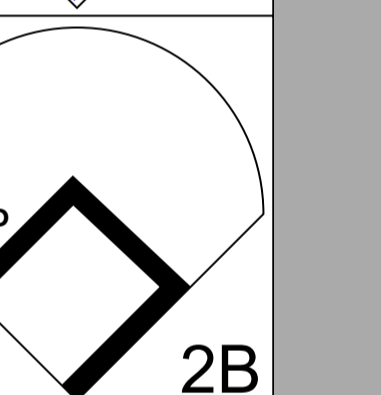
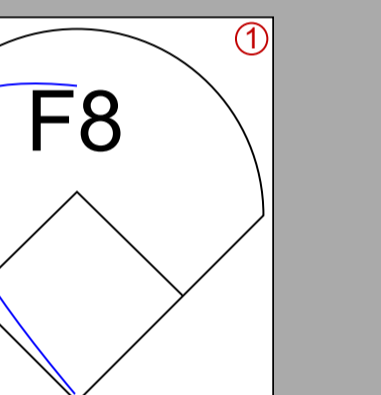

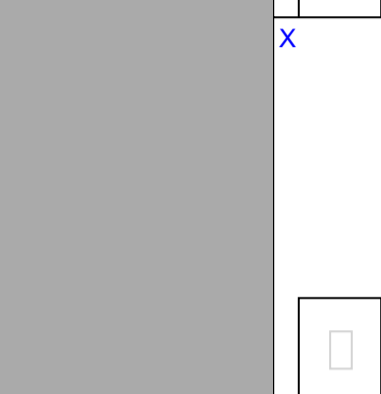

5



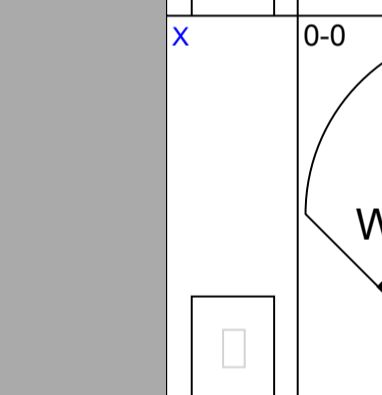
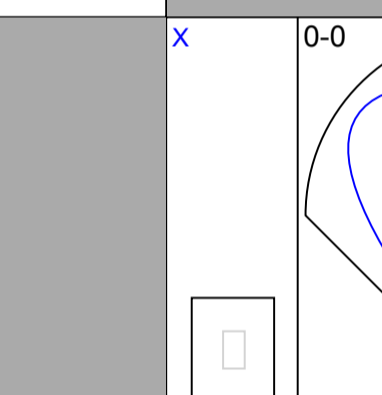
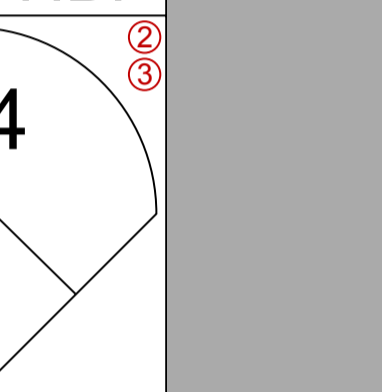

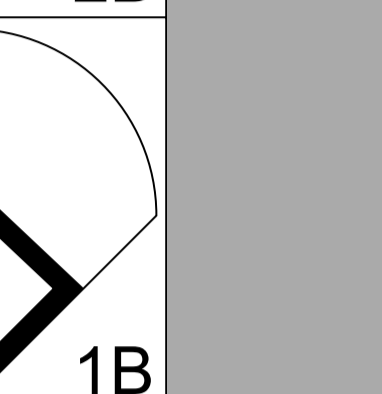
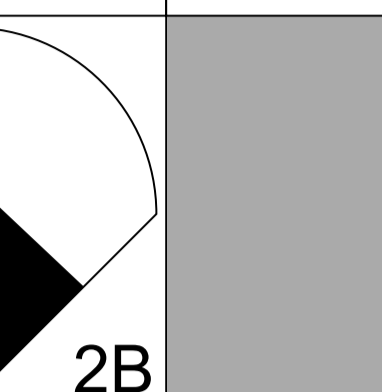
4



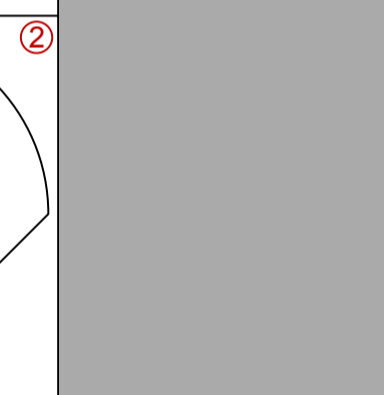
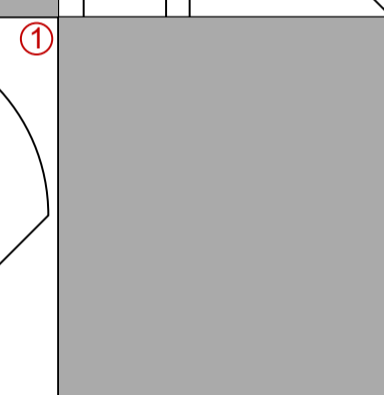
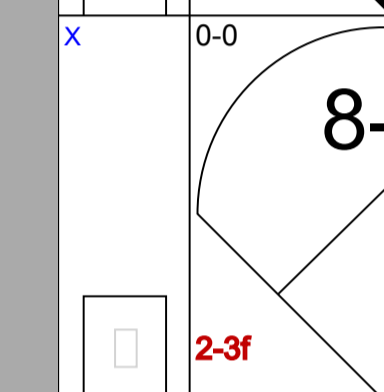
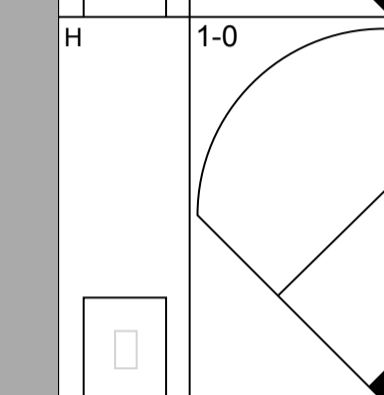
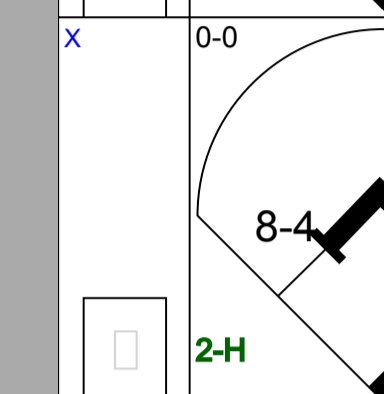
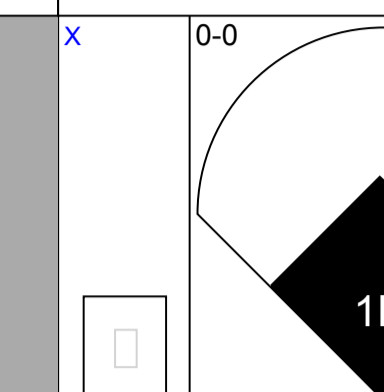
3




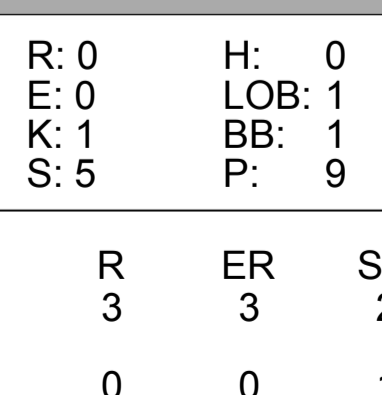

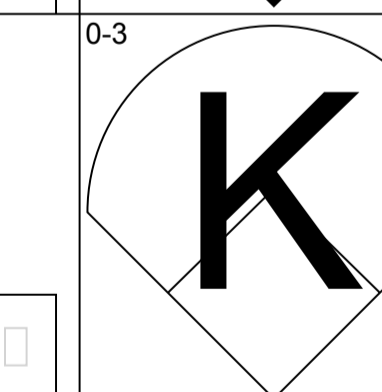
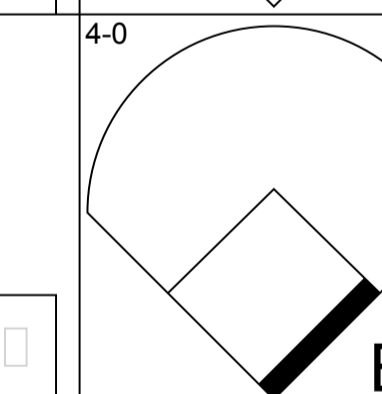
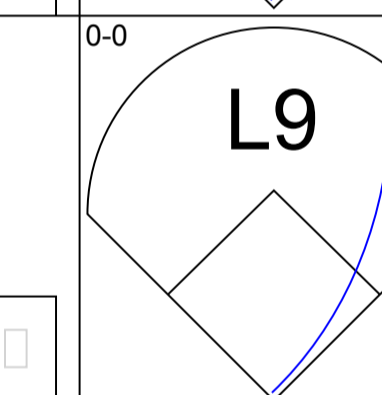
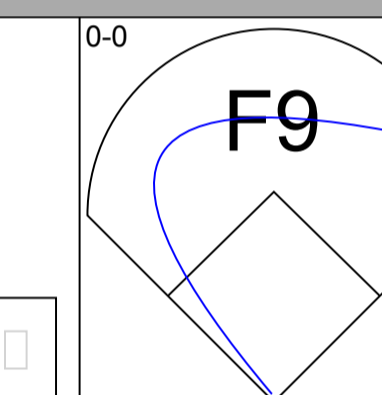

2



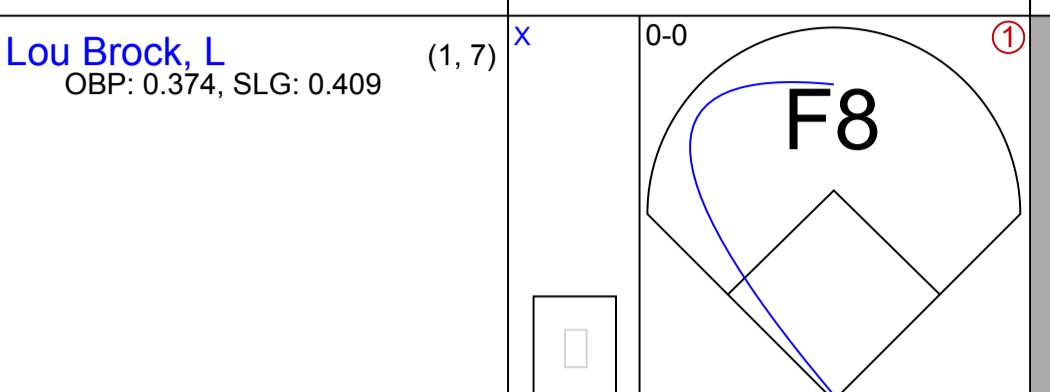
1



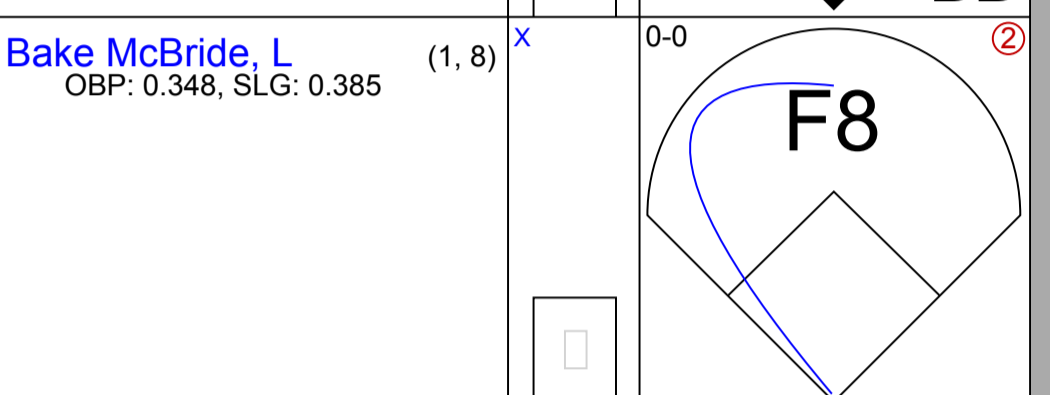
Batter




Lou Brock, L (1, 7)  
OBP: 0.374, SLG: 0.409



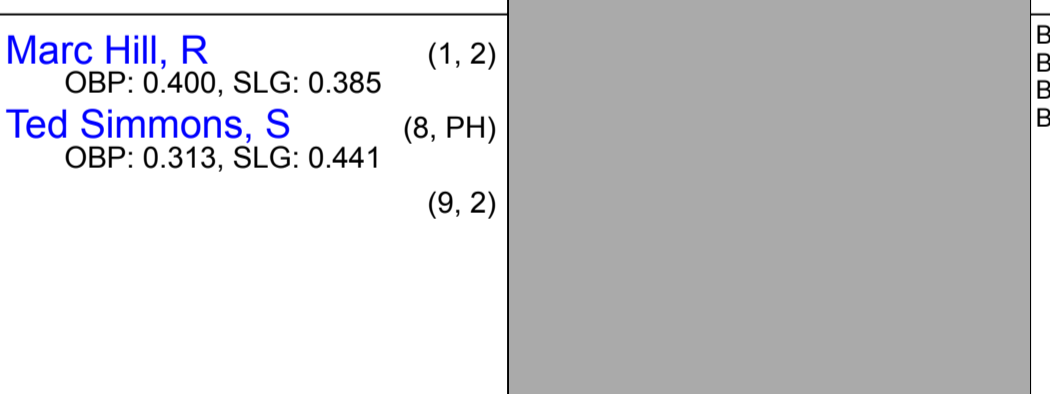
Jerry Davanon, R (1, 4)  
OBP: 0.250, SLG: 0.143




Bake McBride, L (1, 8)  
OBP: 0.348, SLG: 0.385




Reggie Smith, S (1, 9)  
OBP: 0.386, SLG: 0.550



Joe Torre, R (1, 3)  
OBP: 0.375, SLG: 0.417 (9, 5)



Ken Reitz, R (1, 5)  
OBP: 0.312, SLG: 0.366  
Tim McCarver, L (8, PH)  
OBP: 0.360, SLG: 0.250 (9, 3)



Marc Hill, R (1, 2)  
OBP: 0.400, SLG: 0.385  
Ted Simmons, S (8, PH)  
OBP: 0.313, SLG: 0.441 (9, 2)



Mike Tyson, R (1, 6)  
OBP: 0.234, SLG: 0.231  
Jim Dwyer, L (8, PH)  
OBP: 0.378, SLG: 0.475  
Jack Heidemann, R (8, PH)  
OBP: 0.316, SLG: 0.269 (9, 6)



Alan Foster, R (1, 1)  
OBP: 0.216, SLG: 0.194  
Rich Folkers, L (8, 1)



Orlando Pena, R (8, 1)  
OBP: 0.500, SLG: 0.500  
Al Hrabosky, R (8, 1)  
OBP: 0.333, SLG: 0.333  
Luis Melendez, R (9, PH)  
OBP: 0.293, SLG: 0.344



Inning Stats

R: 0	H: 0	R: 0	H: 0	R: 1	H: 2	R: 0	H: 1	R: 0	H: 0	R: 2	H: 3	R: 0	H: 0	R: 0	H: 1	R: 3	H: 3
E: 0	LOB: 1	E: 0	LOB: 1	E: 0	LOB: 1	E: 0	LOB: 1	E: 0	LOB: 0	E: 0	LOB: 2	E: 0	LOB: 0	E: 0	LOB: 2	E: 0	LOB: 2
K: 0	BB: 1	K: 1	BB: 1	K: 0	BB: 0	K: 0	BB: 0	K: 0	BB: 0	K: 1	BB: 1	K: 1	BB: 0	K: 1	BB: 1	K: 0	BB: 2
S: 3	P: 7	S: 5	P: 9	S: 4	P: 5	S: 4	P: 4	S: 5	P: 5	S: 6	P: 10	S: 5	P: 5	S: 6	P: 10	S: 5	P: 13

PITCHER

IP	WLS	BF	H	R	ER	SO	BB	IBB	HBP	BLK	WP	HR	S	P	ERA	WHIP
6.0		27	6	3	3	2	2	1	1	0	1	0	27	40	4.50	1.333
1.0		3	0	0	0	1	0	0	0	0	0	0	5	5	0.00	0.000
0.2		4	1	0	0	0	1	0	0	0	0	0	3	7	0.00	3.000
1.0	L	6	2	3	3	1	1	0	0	0	0	0	7	11	27.00	3.000
0.0		2	1	0	0	0	1	0	0	0	0	0	1	5	∞	∞

Dave Roberts, L (1, 1)  
ERA: 3.72  
Ken Forsch, R (7, 1)  
ERA: 3.19  
Jim York, R (8, 1)  
ERA: 1.37  
Mike Cosgrove, L (8, 1)  
ERA: 2.63  
Don Wilson, R (9, 1)  
ERA: 4.09

Batter	1	2	3	4	5	6	7	8	9	AB R H RBI BB SO LOB	TOP									
Greg Gross, L (1, 9) OBP: 0.408, SLG: 0.373	0-0 F8		0-0 3-1		0-0 F7		0-0 G6-3			4 0 0 0 0 0 3										
Roger Metzger, S (1, 6) OBP: 0.309, SLG: 0.314	0-0 3-1		0-0 6-3		0-0 E3			0-0 4-3		4 0 0 0 0 0 2										
Cesar Cedeno, R (1, 8) OBP: 0.358, SLG: 0.524	0-0 1B 2B		0-0 P6		0-0 F7			0-0 1B		4 1 2 0 0 0 3										
Bob Watson, R (1, 7) OBP: 0.375, SLG: 0.407	0-0 1B			0-3 K		0-0 P5		0-0 F8		4 0 1 1 0 1 1										
Lee May, R (1, 3) OBP: 0.304, SLG: 0.469	0-0 1-3			0-0 2B		0-0 4-3		0-3 K		4 0 1 0 0 1 2										
Milt May, L (1, 2) OBP: 0.351, SLG: 0.377		0-0 3-4-1		4-0 BB G6-4-3		0-0 FC6 1B		0-0 F7		3 0 1 0 1 0 0										
Doug Rader, R (1, 5) OBP: 0.335, SLG: 0.433		0-0 6-3		0-0 G6-4-3		0-0 FC6		4-0 BB		3 0 0 0 1 0 3										
Tommy Helms, R (1, 4) OBP: 0.324, SLG: 0.367		0-0 P6			0-0 FC1-6 1B		0-0 G6-3 1B		0-0 F7	4 0 2 0 0 0 1										
Larry Dierker, R (1, 1) OBP: 0.217, SLG: 0.267			0-0 3-1 2B		0-0 FC1-6 E		0-3 K		0-0 F3	2 0 1 0 0 0 1										
Fred Scherman, L (6, 1)										0 0 0 0 0 0 0										
Bob Gallagher, L (7, PH) OBP: 0.273, SLG: 0.191										1 0 0 0 0 1 1										
Ken Forsch, R (7, 1)										0 0 0 0 0 0 0										
Cliff Johnson, R (9, PH) OBP: 0.375, SLG: 0.456										1 0 0 0 0 0 1										
<b>Inning Stats</b>	R: 1 E: 0 K: 0 S: 5	H: 2 LOB: 1 BB: 0 P: 5	R: 0 E: 0 K: 0 S: 3	H: 0 LOB: 0 BB: 0 P: 3	R: 0 E: 0 K: 0 S: 4	H: 1 LOB: 1 BB: 0 P: 4	R: 0 E: 0 K: 1 S: 5	H: 1 LOB: 1 BB: 1 P: 9	R: 0 E: 1 K: 0 S: 5	H: 1 LOB: 2 BB: 0 P: 5	R: 0 E: 0 K: 1 S: 5	H: 1 LOB: 0 BB: 0 P: 5	R: 0 E: 0 K: 1 S: 6	H: 1 LOB: 1 BB: 0 P: 6	R: 0 E: 0 K: 0 S: 3	H: 0 LOB: 1 BB: 1 P: 7	1B: 5 2B: 3 3B: 0 HR: 0	SF: 0 SAC: 0 DP: 2 HBP: 0	WP: 0 PB: 0 SB: 0 CS: 0	PA: 36
<b>PITCHER</b> Bob Forsch, R (1, 1) ERA: 3.55	IP: 9.0 WLS: W BF: 36 H: 8 R: 1 ER: 1 SO: 3 BB: 2 IBB: 0 HBP: 0 BLK: 0 WP: 0 HR: 0 S: 40 P: 48 ERA: 1.00 WHIP: 1.111																			

Houston Astros @ St. Louis Cardinals  
 Busch Stadium, St. Louis, MO  
 Sun Jul 21 1974, 3:33 AM CDT  
 Att: 15,006 - Unknown

livebaseballscorecards.com

AB	34
R	1
H	8
RBI	1
BB	2
SO	3
LOB	18



BOTTOM

Houston Astros @ St. Louis Cardinals  
Busch Stadium, St. Louis, MO  
Sun Jul 21 1974, 3:33 AM CDT  
Att. 15,006 - Unknown

livebaseballscorecards.com

AB 33  
R 9  
H 14  
RBI 8  
BB 2  
SO 1  
LOB 13



WP: 1 PA: 39  
PB: 0  
SB: 3  
CS: 1

AB R H RBI BB SO LOB

4 1 3 1 0 0 0  
1 1 1 2 0 0 0

5 1 2 0 0 0 2

4 0 2 0 0 0 4

4 0 0 1 0 0 3

3 0 0 0 0 0 1

2 2 1 0 2 1 1

4 2 2 2 0 0 1

4 1 3 2 0 0 0

2 1 0 0 0 0 1

1B: 9 SF: 0  
2B: 2 SAC: 2  
3B: 1 DP: 2  
HR: 2 HBP: 1

Batter	1	2	3	4	5	6	7	8	9
Lou Brock, L (1, 7) OBP: 0.378, SLG: 0.413 Jose Cruz, L (8, 7) OBP: 0.328, SLG: 0.430	0-0 FC4-6 1B	0-0 S 1B		0-0 P6		0-0 CS 1B		0-0 IHR	
Jerry Davanon, R (1, 4) OBP: 0.286, SLG: 0.263	0-0 FC4-6 1B	0-0 P3			0-0 5-3	0-0 CS	0-0 G4-6-3 2B	0-0 5-3	
Bake McBride, L (1, 8) OBP: 0.350, SLG: 0.387	0-0 F5	0-0 F7			0-0 G4-6-3 1B		0-0 G4-6-3 1B		
Reggie Smith, S (1, 9) OBP: 0.382, SLG: 0.543	0-0 FC4-6 S		0-0 F8		0-0 G4-6-3		0-0 G4-6-3		
Ted Simmons, S (1, 2) OBP: 0.313, SLG: 0.437	0-0 F8		0-0 F2			0-0 L9	0-0 HBP		
Joe Torre, R (1, 3) OBP: 0.380, SLG: 0.418		4-0 WP 2B BB	4-0 BB			0-0 HR 1B	0-3 K		
Ken Reitz, R (1, 5) OBP: 0.314, SLG: 0.377		0-0 WP 2B 1B	0-0 F7			0-0 HR		0-0 4-3	
Mike Tyson, R (1, 6) OBP: 0.242, SLG: 0.252		0-0 SH1-4 2B		0-0 F9		0-0 SH3-4 1B		0-0 FC6-2 3B	
Bob Forsch, R (1, 1) OBP: 0.111, SLG: 0.111		0-0 SH1-4		0-0 4-3		0-0 SH3-4		0-0 FC6-2 IHR	

Inning Stats	R: 1	H: 2	E: 0	K: 0	S: 5	LOB: 1	BB: 0	P: 5
	R: 2	H: 3	E: 0	K: 0	S: 6	LOB: 2	BB: 1	P: 10
	R: 0	H: 0	E: 0	K: 0	S: 3	LOB: 1	BB: 1	P: 7
	R: 0	H: 0	E: 0	K: 0	S: 3	LOB: 0	BB: 0	P: 3
	R: 0	H: 1	E: 0	K: 0	S: 3	LOB: 0	BB: 0	P: 3
	R: 3	H: 4	E: 0	K: 0	S: 6	LOB: 0	BB: 0	P: 6
	R: 1	H: 2	E: 0	K: 1	S: 6	LOB: 1	BB: 0	P: 7
	R: 2	H: 2	E: 0	K: 0	S: 5	LOB: 0	BB: 0	P: 5

PITCHER	IP	WLS	BF	H	R	ER	SO	BB	IBB	HBP	BLK	WP	HR	S	P	ERA	WHIP
Larry Dierker, R (1, 1) ERA: 2.61	5.2	L	27	9	6	6	0	2	0	0	0	1	1	25	33	9.53	1.941
Fred Scherman, L (6, 1) ERA: 4.47	0.1		1	1	0	0	0	0	0	0	0	0	0	1	1	0.00	3.000
Ken Forsch, R (7, 1) ERA: 3.6	2.0		10	4	3	3	1	0	0	1	0	0	0	11	12	13.50	2.000

Batter	1	2	3	4	5	6	7	8	9	10	AB	R	H	RBI	BB	SO	LOB	TOP		
<b>Bud Harrelson, S</b> (1, 6) OBP: 0.400, SLG: 0.299	0-0 6-3	4-0 BB		0-0 6-3		0-0 SH5-3		0-0 L6			3	0	0	0	1	0	0			
<b>Ken Boswell, L</b> (1, 4) OBP: 0.275, SLG: 0.296 <b>Ted Martinez, R</b> (9, PH) OBP: 0.246, SLG: 0.298	0-0 FC6-4 1B	0-0 SF9		0-0 F7		0-0 F8			0-3 K		3	0	1	1	0	0	1			
<b>Cleon Jones, R</b> (1, 8) OBP: 0.342, SLG: 0.417	0-0 FC6-4	0-0 4-3			4-0 G1-6-3 BB		0-0 1B		0-0 1B		4	0	2	0	1	0	3			
<b>Rusty Staub, L</b> (1, 9) OBP: 0.350, SLG: 0.429	0-0 4-3		0-0 4-3		0-0 G1-6-3		0-0 F8		0-0 G6-4-3		5	0	0	0	0	0	4			
<b>John Milner, L</b> (1, 3) OBP: 0.327, SLG: 0.406		4-0 1B BB	0-0 G3		4-0 1B BB		0-0 1B			0-0 2B	3	1	2	0	2	0	0			
<b>Ed Kranepool, L</b> (1, 7) OBP: 0.447, SLG: 0.467 <b>Don Hahn, R</b> (7, 8) OBP: 0.355, SLG: 0.409		4-0 1B BB	0-0 BB		4-0 1B BB		0-0 F2			0-3 K	2	1	1	0	2	0	2			
<b>Wayne Garrett, L</b> (1, 5) OBP: 0.301, SLG: 0.320		0-0 SH1-4 1B SF9 1B	4-0 1B BB		0-0 F9		0-0 F8			0-3 K	4	1	1	1	1	1	5			
<b>Jerry Grote, R</b> (1, 2) OBP: 0.352, SLG: 0.378		0-0 SF9 SH1-4 1B	0-0 6-3			0-0 FC2-6 1B		0-0 P4		4-0 IBB	4	0	2	1	1	0	2			
<b>Jerry Koosman, R</b> (1, 1) OBP: 0.193, SLG: 0.182 <b>Tug McGraw, R</b> (9, 1) <b>George Theodore, R</b> (10, PH) OBP: 0.269, SLG: 0.255 <b>Jack Aker, R</b> (10, 1) OBP: 0.500, SLG: 1.000		0-0 SH1-4		0-3 K		0-0 FC2-6 SH5-3		0-3 K		0-3 K	3	0	0	0	0	2	1			
<b>Inning Stats</b>	R: 0 E: 0 K: 0 S: 4	H: 1 LOB: 1 BB: 0 P: 4	R: 3 E: 0 K: 0 S: 5	H: 2 LOB: 2 BB: 3 P: 17	R: 0 E: 0 K: 0 S: 4	H: 1 LOB: 2 BB: 1 P: 8	R: 0 E: 0 K: 1 S: 5	H: 0 LOB: 0 BB: 0 P: 5	R: 0 E: 0 K: 0 S: 2	H: 2 LOB: 2 BB: 0 P: 14	R: 0 E: 0 K: 1 S: 5	H: 0 LOB: 0 BB: 0 P: 5	R: 0 E: 0 K: 1 S: 5	H: 1 LOB: 0 BB: 0 P: 5	R: 0 E: 0 K: 3 S: 10	H: 1 LOB: 2 BB: 1 P: 14	1B: 8 2B: 1 3B: 0 HR: 0	SF: 1 SAC: 2 DP: 2 HBP: 0	WP: 0 PB: 0 SB: 2 CS: 0	PA: 45
<b>PITCHER</b> <b>Bob Gibson, R</b> (1, 1) ERA: 4.25 <b>Rich Folkers, L</b> (9, 1) ERA: 3.0	IP 8.0	WLS W	BF 8	H 2	R 0	ER 0	SO 4	BB 0	IBB 0	HBP 0	BLK 0	WP 0	HR 0	S 15	P 19	ERA 0.00	WHIP 1.000			

**New York Mets @ St. Louis Cardinals**  
 Busch Stadium, St. Louis, MO  
 Thu Jul 25 1974, 7:05 PM CDT  
 Unknown

livebaseballscores.com

AB 34  
 R 3  
 H 9  
 RBI 3  
 BB 8  
 SO 6  
 LOB 21



BOTTOM

New York Mets @ St. Louis Cardinals  
Busch Stadium, St. Louis, MO  
Thu Jul 25 1974, 7:05 PM CDT  
Unknown

livebaseballscorecards.com

AB 40  
R 4  
H 14  
RBI 4  
BB 3  
SO 4  
LOB 32



WP: 0 PA: 47  
PB: 0  
SB: 0  
CS: 0

AB R H RBI BB SO LOB

3 0 1 0 0 0 1  
1 0 0 0 1 0 0

4 1 2 0 1 0 2  
0 1 0 0 0 0 0  
0 0 0 1 0 0 0

4 0 1 1 0 1 4

4 0 2 1 0 0 3

5 0 3 1 0 1 1

5 0 1 0 0 0 5

5 0 2 0 0 1 5  
0 0 0 0 0 0 0

3 0 0 0 0 1 3  
1 0 0 0 0 0 3  
0 0 0 0 0 0 0  
0 1 0 0 1 0 0

3 1 2 0 0 0 0  
2 0 0 0 0 0 5

1B: 11 SF: 1  
2B: 3 SAC: 1  
3B: 0 DP: 1  
HR: 0 HBP: 2

Batter	1	2	3	4	5	6	7	8	9	10
Lou Brock, L (1, 7) OBP: 0.378, SLG: 0.415 Luis Melendez, R (6, 7) OBP: 0.297, SLG: 0.341	0-0 4-3		0-0 2B		0-0 F8		0-0 SH3-4		0-0 4-3	4-0 HBP BB
Ted Sizemore, R (1, 4) OBP: 0.349, SLG: 0.325 Jose Cruz, L (9, PR) OBP: 0.328, SLG: 0.430 Jerry Davanon, R (10, 4) OBP: 0.318, SLG: 0.263	0-0 FC6 1B		0-0 P6		4-0 1B SF8 BB		0-0 E6 G4-6-3		0-0 HBP 1B	1-0 HBP
Bake McBride, L (1, 8) OBP: 0.351, SLG: 0.385	0-0 F9		0-3 K		0-0 FC6-4 1B		0-0 G4-6-3		1-0 1B HBP	
Reggie Smith, S (1, 9) OBP: 0.382, SLG: 0.542	0-0 FC6 1-2f			0-0 1B FC5-2-5 1B	0-0 SF8			0-0 1B 1B 1B	0-0 F7	
Joe Torre, R (1, 3) OBP: 0.383, SLG: 0.421		0-3 K		0-0 1B FC5-2-5	0-0 FC6-4			0-0 1B 1B	0-0	
Ted Simmons, S (1, 2) OBP: 0.311, SLG: 0.434		0-0 L6		0-0 FC5-2-5 FC6-4 1B		0-0 6-3		0-0 1B 1B	0-0 F9	
Ken Reitz, R (1, 5) OBP: 0.315, SLG: 0.380 Al Hrabosky, R (10, PR) OBP: 0.333, SLG: 0.333		0-0 FC4 1B		0-0 F8		0-0 F9		0-3 K		0-0 FC2-5 2B
Mike Tyson, R (1, 6) OBP: 0.239, SLG: 0.249 Tim McCarver, L (8, PH) OBP: 0.356, SLG: 0.246 Rich Folkers, L (9, 1) Jim Dwyer, L (10, PH) OBP: 0.391, SLG: 0.475		0-0 FC4 1-2f		0-0 FC6-4 1-2f		0-3 K		0-0 F8		4-0 BB FC2-5 HBP IBB
Bob Gibson, R (1, 1) OBP: 0.189, SLG: 0.231 Jack Heidemann, R (8, PH) OBP: 0.305, SLG: 0.259 (9, 6)			0-0 F9		0-0 1B 2B		0-0 SH3-4 1B		0-0 F8	0-0 FC2-5 HBP BB 1-2 2-3f

Inning Stats	R: 0	H: 1	E: 0	K: 0	S: 4	P: 4	R: 0	H: 1	E: 0	K: 1	S: 6	P: 6	R: 0	H: 1	E: 0	K: 1	S: 6	P: 6	R: 0	H: 2	E: 0	K: 0	S: 5	P: 5	R: 2	H: 2	E: 0	K: 0	S: 5	P: 9	R: 0	H: 1	E: 1	K: 0	S: 4	P: 4	R: 0	H: 3	E: 0	K: 1	S: 8	P: 8	R: 1	H: 2	E: 0	K: 0	S: 5	P: 6	R: 1	H: 1	E: 0	K: 0	S: 2	P: 11	1B: 11	SF: 1	2B: 3	3B: 0	HR: 0	SAC: 1	DP: 1	HBP: 2	WP: 0	PA: 47
--------------	------	------	------	------	------	------	------	------	------	------	------	------	------	------	------	------	------	------	------	------	------	------	------	------	------	------	------	------	------	------	------	------	------	------	------	------	------	------	------	------	------	------	------	------	------	------	------	------	------	------	------	------	------	-------	--------	-------	-------	-------	-------	--------	-------	--------	-------	--------

PITCHER	IP	WLS	BF	H	R	ER	SO	BB	IBB	HBP	BLK	WP	HR	S	P	ERA	WHIP
Jerry Koosman, L (1, 1) ERA: 3.36	8.1		39	12	3	3	4	1	0	1	0	0	0	45	50	3.24	1.560
Tug McGraw, L (9, 1) ERA: 5.56	0.2		3	1	0	0	0	0	0	0	0	0	0	3	3	0.00	1.500
Jack Aker, R (10, 1) ERA: 3.09	0.1	L	5	1	1	1	0	1	1	1	0	0	0	2	11	27.00	6.000

Batter	1	2	3	4	5	6	7	8	9	AB R H RBI BB SO LOB	TOP											
Wayne Garrett, L (1, 5) OBP: 0.301, SLG: 0.319	0-0 F7		0-0 1B		0-0 F7		0-0 F2			4 0 1 0 0 0 1												
Ken Boswell, L (1, 4) OBP: 0.274, SLG: 0.289	4-0 BB		0-0 F2		0-0 P6			0-0 G3		3 0 0 0 1 0 2												
Cleon Jones, R (1, 7) OBP: 0.339, SLG: 0.412	0-0 F9		0-3 K		0-3 K			0-0 3-1		4 0 0 0 0 2 3												
Rusty Staub, L (1, 9) OBP: 0.346, SLG: 0.424	0-0 F8			0-0 F7		0-0 4-3		0-0 L9		4 0 0 0 0 0 1												
John Milner, L (1, 3) OBP: 0.326, SLG: 0.403		0-0 P6		4-0 1B BB		0-0 3-1		0-0 P6		3 0 0 0 1 0 0												
Dave Schneck, L (1, 8) OBP: 0.258, SLG: 0.329		0-0 F5		0-0 P6		0-0 F8		0-0 F9		4 0 0 0 0 0 1												
Ron Hodges, L (1, 2) OBP: 0.371, SLG: 0.455		4-0 BB		0-0 1-2 1B			0-0 P6		0-0 3-1	3 0 1 0 1 0 0	AB 30 R 1 H 3 RBI 1 BB 4 SO 3 LOB 11											
Ted Martinez, R (1, 6) OBP: 0.242, SLG: 0.292		0-0 P3		0-0 F9			0-0 P6			3 0 0 0 0 0 3												
Jon Matlack, L (1, 1) OBP: 0.184, SLG: 0.114			0-3 K		4-0 BB		0-0 HR			1 0 0 0 1 1 0												
Ed Kranepool, L (7, PH) OBP: 0.453, SLG: 0.513										1 1 1 1 0 0 0												
Bob Miller, R (7, 1) OBP: 0.167, SLG: 0.333										0 0 0 0 0 0 0												
<b>Inning Stats</b>	R: 0 E: 0 K: 0 S: 3	H: 0 LOB: 1 BB: 1 P: 7	R: 0 E: 0 K: 0 S: 3	H: 0 LOB: 1 BB: 1 P: 7	R: 0 E: 0 K: 2 S: 8	H: 1 LOB: 1 BB: 0 P: 8	R: 0 E: 0 K: 0 S: 4	H: 1 LOB: 2 BB: 1 P: 8	R: 0 E: 0 K: 1 S: 5	H: 0 LOB: 1 BB: 1 P: 9	R: 0 E: 0 K: 0 S: 3	H: 0 LOB: 0 BB: 0 P: 3	R: 1 E: 0 K: 0 S: 4	H: 1 LOB: 0 BB: 0 P: 4	R: 0 E: 0 K: 0 S: 3	H: 0 LOB: 0 BB: 0 P: 3	R: 0 E: 0 K: 0 S: 3	H: 0 LOB: 0 BB: 0 P: 3	1B: 2 2B: 0 3B: 0 HR: 1	SF: 0 SAC: 0 DP: 0 HBP: 0	WP: 0 PB: 0 SB: 0 CS: 0	PA: 34
<b>PITCHER</b> Alan Foster, R (1, 1) ERA: 3.43	IP 9.0 WLS W BF 34 H 3 R 1 ER 1 SO 3 BB 4 IBB 0 HBP 0 BLK 0 WP 0 HR 1 S 36 P 52 ERA 1.00 WHIP 0.778											<b>PITCHER</b>	IP WLS BF H R ER SO BB IBB HBP BLK WP HR S P ERA WHIP									

**New York Mets @ St. Louis Cardinals**  
 Busch Stadium, St. Louis, MO  
 Thu Jul 25 1974, 7:05 PM CDT  
 Att. 27,992 - Unknown

livebaseballscorecards.com





Batter	1	2	3	4	5	6	7	8	9	AB	R	H	RBI	BB	SO	LOB
Lou Brock, L OBP: 0.374, SLG: 0.411 (1, 7) X	0-0 E6 PB		0-3 K		0-0 6-3		0-0 6-3			4	1	0	1	0	1	0
Ted Sizemore, R OBP: 0.345, SLG: 0.320 (1, 4) X	0-0 P4 1-3		0-0 F7		0-0 F3		0-0 P6			4	0	0	0	0	0	1
Bake McBride, L OBP: 0.353, SLG: 0.387 (1, 8) X	0-0 1B			0-0 2B 1B		0-0 1-3		0-0 F8		4	1	2	0	0	0	0
Reggie Smith, S OBP: 0.381, SLG: 0.542 (1, 9) X	0-0 P5 1-2			0-0 1B 2B		0-0 F8		0-0 F8		4	1	1	1	0	0	1
Joe Torre, R OBP: 0.381, SLG: 0.417 (1, 3) X	0-0 F8			0-0 F7		4-0 1B BB		0-0 6-3		3	0	0	0	1	0	2
Ken Reitz, R OBP: 0.315, SLG: 0.379 (1, 5) X		0-0 6-3		0-0 1-6-3		0-0 1-2 1B				3	0	1	0	0	0	1
Marc Hill, R OBP: 0.389, SLG: 0.375 (1, 2) X		0-0 P4		0-0 FC5-4 1B		0-0 F9				3	0	1	1	0	0	2
Mike Tyson, R OBP: 0.240, SLG: 0.250 (1, 6) X		0-0 5-3		0-0 FC5-4			0-0 SH5-4 PB 6-3 1B			3	1	1	0	0	0	1
Alan Foster, R OBP: 0.205, SLG: 0.184 (1, 1) X			0-3 K		0-3 K		0-0 SH5-4			2	0	0	0	0	2	0


Inning Stats	R: 1	H: 1	E: 1	K: 0	S: 5	LOB: 1	BB: 0	P: 5	R: 0	H: 0	E: 0	K: 0	S: 3	LOB: 0	BB: 0	P: 3	R: 0	H: 0	E: 0	K: 2	S: 7	LOB: 0	BB: 0	P: 7	R: 2	H: 3	E: 0	K: 0	S: 6	LOB: 1	BB: 0	P: 6	R: 0	H: 0	E: 0	K: 1	S: 5	LOB: 0	BB: 0	P: 5	R: 0	H: 1	E: 0	K: 0	S: 4	LOB: 2	BB: 1	P: 8	R: 1	H: 1	E: 0	K: 0	S: 4	LOB: 0	BB: 0	P: 4	R: 0	H: 0	E: 0	K: 0	S: 3	LOB: 0	BB: 0	P: 3
PITCHER	IP	WLS	BF	H	R	ER	SO	BB	IBB	HBP	BLK	WP	HR	S	P	ERA	WHIP																																															
Jon Mattack, L ERA: 2.57 (1, 1)	6.0	L	25	5	3	2	3	1	0	0	0	0	0	30	34	3.00	1.000																																															
Bob Miller, R ERA: 3.81 (7, 1)	2.0		7	1	1	0	0	0	0	0	0	0	0	7	7	0.00	0.500																																															

**BOTTOM**

**New York Mets @ St. Louis Cardinals**  
 Busch Stadium, St. Louis, MO

Thu Jul 25 1974, 7:05 PM CDT  
 Att. 27,992 - Unknown

AB	30
R	4
H	6
RBI	3
BB	1
SO	3
LOB	8



1B:	5	SF:	0	WP:	0	PA:	32
2B:	1	SAC:	1	PB:	2		
3B:	0	DP:	0	SB:	2		
HR:	0	HBP:	0	CS:	0		

Batter	1	2	3	4	5	6	7	8	9	AB R H RBI BB SO LOB
--------	---	---	---	---	---	---	---	---	---	----------------------

Wayne Garrett, L (1, 5) OBP: 0.302, SLG: 0.319	0-0 G4-6-3 1B		0-0 F7	0-0 P4		4-0 BB		0-0 F9		4 0 1 0 1 0 1
Jerry Grote, R (1, 2) OBP: 0.353, SLG: 0.376	0-0 G4-6-3 1-2f		4-0 1B 1B 1B BB		0-0 1B	0-0 P4		0-0 F7	4 1 1 0 1 0 3	
John Milner, L (1, 3) OBP: 0.330, SLG: 0.415	0-0 1B 1B		0-0 1B 1B		0-0 P4		0-0 HR	0-0 3-1	5 2 3 1 0 0 1	
Rusty Staub, L (1, 9) OBP: 0.347, SLG: 0.423	0-0 1-2 1B		0-0 1B 1B		0-0 F9		0-0 F8	0-0 6-3	5 0 2 0 0 0 1	
Ed Kranepool, L (1, 7) OBP: 0.456, SLG: 0.513 Dave Schneck, L (7, 7) OBP: 0.258, SLG: 0.329	0-0 4-3		0-0 1-3 2-H 3-H 1B		0-0 1-3 1B		0-0 3-1		4 0 2 2 0 0 2 0 0 0 0 0 0 0	
Ken Boswell, L (1, 4) OBP: 0.273, SLG: 0.282		0-3 K	4-0 IBB		0-0 4-1		0-3 K		3 0 0 0 1 2 2	
Don Hahn, R (1, 8) OBP: 0.364, SLG: 0.424		0-0 G5-4-3 1B	0-0 1-3		0-0 6-3 2B		0-0 FC1-4 1B		4 0 3 0 0 0 3	
Ted Martinez, R (1, 6) OBP: 0.237, SLG: 0.286		0-0 G5-4-3 1-2f		0-0 6-3		0-0 6-3	0-0 FC1-4 S		4 0 0 0 0 0 3	
Tom Seaver, R (1, 1) OBP: 0.196, SLG: 0.075			0-0 4-3	0-3 K		0-3 K	0-3 K		4 0 0 0 0 3 2	

**New York Mets @ St. Louis Cardinals**  
 Busch Stadium, St. Louis, MO  
 Fri Jul 26 1974, 7:05 PM CDT  
 Att: 20,783 - Unknown

[livebaseballscorecards.com](http://livebaseballscorecards.com)

AB	37
R	3
H	12
RBI	3
BB	3
SO	5
LOB	18



Inning Stats	R: 0	H: 3	R: 0	H: 1	R: 2	H: 3	R: 0	H: 0	R: 0	H: 2	R: 0	H: 1	R: 1	H: 1	R: 0	H: 1	R: 0	H: 0	1B: 10	SF: 0	WP: 0	PA: 40
E: 0	LOB: 2	E: 0	LOB: 0	E: 0	LOB: 3	E: 0	LOB: 0	E: 0	LOB: 2	E: 0	LOB: 0	E: 0	LOB: 0	E: 0	LOB: 1	E: 0	LOB: 0	2B: 1	SAC: 0	PB: 0		
K: 0	BB: 0	K: 1	BB: 0	K: 0	BB: 2	K: 1	BB: 0	K: 0	BB: 0	K: 1	BB: 1	K: 1	BB: 0	K: 1	BB: 0	K: 0	BB: 0	3B: 0	DP: 2	SB: 1		
S: 5	P: 5	S: 5	P: 5	S: 6	P: 14	S: 5	P: 5	S: 6	P: 5	S: 6	P: 10	S: 6	P: 6	S: 6	P: 6	S: 3	P: 3	HR: 1	HBP: 0	CS: 0		

PITCHER	IP	WLS	BF	H	R	ER	SO	BB	IBB	HBP	BLK	WP	HR	S	P	ERA	WHIP
Lynn McGlothen, R (1, 1) ERA: 2.92	8.0	L	37	12	3	3	5	2	1	0	0	0	1	44	56	3.38	1.750
Al Hrabosky, L (9, 1) ERA: 4.5	1.0		3	0	0	0	0	0	0	0	0	0	0	3	3	0.00	0.000


Batter	1	2	3	4	5	6	7	8	9	AB	R	H	RBI	BB	SO	LOB
Lou Brock, L (1, 7) OBP: 0.373, SLG: 0.409 Al Hrabosky, R (9, 1) OBP: 0.333, SLG: 0.333	0-0 F9		0-0 FC5-2			0-0 1B		0-0 5-3		4	0	1	0	0	0	1
Ted Sizemore, R (1, 4) OBP: 0.340, SLG: 0.315	0-0 P4		0-0 6-3			0-0 1-2			0-0 P5	4	0	0	0	0	0	2
Bake McBride, L (1, 8) OBP: 0.354, SLG: 0.386	4-0 BB				0-0 P6			0-3 K	0-0 1B	3	0	1	0	1	1	1
Reggie Smith, S (1, 9) OBP: 0.376, SLG: 0.535	0-0 G3				0-0 3-1		0-3 K		0-0 P6	4	0	0	0	0	1	2
Ted Simmons, S (1, 2)		0-0 5-3			0-0 3-1		0-0 F9		0-0 P6	4	0	0	0	0	0	1
Joe Torre, R (1, 3) OBP: 0.381, SLG: 0.416		0-0 F8			0-0 F9		0-0 1B			3	0	1	0	0	0	0
Ken Reitz, R (1, 5) OBP: 0.313, SLG: 0.376		0-3 K			0-0 F9		0-0 F9			3	0	0	0	0	1	1
Mike Tyson, R (1, 6) OBP: 0.242, SLG: 0.260 Jim Dwyer, L (8, PH) OBP: 0.383, SLG: 0.463 (9, 7)			0-0 FC5-2			0-0 P4		0-3 K		2	0	1	0	0	0	0
Lynn McGlothen, L (1, 1) OBP: 0.264, SLG: 0.269 Jose Cruz, L (8, PH) OBP: 0.326, SLG: 0.426 Jerry Davanon, R (9, 6) OBP: 0.318, SLG: 0.263			0-0 G3				0-0 3-1		0-3 K	1	0	0	0	0	1	0
										0	0	0	0	0	0	0

Inning Stats	R: 0	H: 0	E: 0	K: 0	S: 3	R: 0	H: 0	E: 0	K: 1	S: 5	R: 0	H: 1	E: 0	K: 0	S: 4	R: 0	H: 0	E: 0	K: 0	S: 3	R: 0	H: 0	E: 0	K: 0	S: 3	R: 0	H: 1	E: 0	K: 1	S: 6	R: 0	H: 1	E: 0	K: 1	S: 6	R: 0	H: 0	E: 0	K: 2	S: 7	R: 0	H: 0	E: 0	K: 0	S: 4	R: 0	H: 1	E: 0	K: 0	S: 4
	LOB: 1	BB: 1	P: 7	LOB: 0	BB: 0	P: 5	LOB: 1	BB: 0	P: 4	LOB: 0	BB: 0	P: 3	LOB: 0	BB: 0	P: 3	LOB: 1	BB: 0	P: 6	LOB: 1	BB: 0	P: 6	LOB: 1	BB: 0	P: 6	LOB: 0	BB: 0	P: 7	LOB: 0	BB: 0	P: 7	LOB: 0	BB: 0	P: 7	LOB: 0	BB: 0	P: 7	LOB: 0	BB: 0	P: 7	LOB: 0	BB: 0	P: 4	LOB: 1	BB: 0	P: 4					
	1B: 3	2B: 0	3B: 1	SF: 0	SAC: 0	DP: 0	HBP: 0	WP: 0	PA: 32	ERA: 0.00	WHIP: 0.556																																							

**BOTTOM**

**New York Mets @ St. Louis Cardinals**  
 Busch Stadium, St. Louis, MO  
 Fri Jul 26 1974, 7:05 PM CDT  
 Att. 20,783 - Unknown

<b>AB</b>	<b>31</b>
<b>R</b>	<b>0</b>
<b>H</b>	<b>4</b>
<b>RBI</b>	<b>0</b>
<b>BB</b>	<b>1</b>
<b>SO</b>	<b>5</b>
<b>LOB</b>	<b>9</b>



Batter	1	2	3	4	5	6	7	8	9	AB R H RBI BB SO LOB	TOP		
Lou Brock, L (1, 7) OBP: 0.373, SLG: 0.411	0-0 SH1-3 1B 2B	0-0 E S 1B		0-0 E4 1-2		0-0 F8		0-3 K		5 1 2 0 0 1 3			
Ted Sizemore, R (1, 4) OBP: 0.336, SLG: 0.311	0-0 SH1-3 2-3	0-0 6-3 1-3 3-H		0-0 6-3			0-0 6-3		0-0 E6 FC6-4-5 SH5-4	4 0 0 0 0 0 3			
Bake McBride, L (1, 8) OBP: 0.359, SLG: 0.391	0-0 E 3-H 1B		0-0 4-3 1B		0-0 4-3		0-0 FC4-6 1B		0-0 SH5-4 1-2	4 1 3 1 0 0 0			
Reggie Smith, S (1, 9) OBP: 0.371, SLG: 0.527	0-0 E4 1-3		0-0 4-3 1-2		0-0 F9		0-0 FC4-6 1-2f		0-0 FC6-4-5 BB 2-3	5 0 0 0 0 0 4			
Joe Torre, R (1, 3) OBP: 0.381, SLG: 0.414	0-0 E6 2-3 3-H G6-3		0-0 F7 1-2		0-0 1B 1B		0-0 F7		4-0 BB 1-2 BB	4 0 1 1 1 0 3			
Ted Simmons, S (1, 2) OBP: 0.309, SLG: 0.429	0-0 G6-3 1-2f		0-0 3-1		0-0 FC5-4 1-2 1B		0-0 FC4-6 1B		0-0 F9	5 0 2 0 0 0 5			
Ken Reitz, R (1, 5) OBP: 0.312, SLG: 0.375		0-0 FC5-4 1B		0-0 5-3		0-0 FC5-4 1-2f		0-0 FC4-6 1-2f 4-3		4 0 1 0 0 0 3			
Mike Tyson, R (1, 6) OBP: 0.243, SLG: 0.257		0-0 FC5-4 1B SH3 1-2f E		4-0 BB BB BB BB E BB		0-0 F7		0-0 4-3 1-2		3 1 0 0 1 0 2			
Bob Forsch, R (1, 1) OBP: 0.167, SLG: 0.091		0-0 SH3 1-2		0-3 K		0-0 4-3		4-0 BB BB BB BB		2 0 0 0 1 1 1			
<b>Inning Stats</b>	R: 2 E: 2 K: 0 S: 6 H: 2 LOB: 1 BB: 0 P: 6	R: 1 E: 0 K: 0 S: 5 H: 2 LOB: 1 BB: 0 P: 5	R: 0 E: 0 K: 0 S: 4 H: 1 LOB: 1 BB: 0 P: 4	R: 0 E: 1 K: 1 S: 6 H: 0 LOB: 2 BB: 1 P: 10	R: 0 E: 0 K: 0 S: 5 H: 2 LOB: 2 BB: 0 P: 5	R: 0 E: 0 K: 0 S: 3 H: 0 LOB: 0 BB: 0 P: 3	R: 0 E: 0 K: 0 S: 4 H: 1 LOB: 1 BB: 0 P: 4	R: 0 E: 0 K: 1 S: 6 H: 1 LOB: 2 BB: 1 P: 10	R: 0 E: 1 K: 0 S: 4 H: 0 LOB: 2 BB: 1 P: 8	1B: 8 2B: 1 3B: 0 HR: 0 SF: 0 SAC: 3 DP: 1 HBP: 0	WP: 0 PB: 0 SB: 1 CS: 0 PA: 42		
<b>PITCHER</b>	IP WLS BF H R ER SO BB IBB HBP BLK WP HR S P ERA WHIP											<b>PITCHER</b>	IP WLS BF H R ER SO BB IBB HBP BLK WP HR S P ERA WHIP
Bill Bonham, R (1, 1) ERA: 4.03	7.0 L 32 8 3 1 1 1 0 0 0 0 0 0 33 37 1.29 1.286												
Oscar Zamora, R (8, 1) ERA: 1.86	0.2 4 1 0 0 0 1 0 0 0 0 0 0 3 7 0.00 3.000												
Dave LaRoche, L (8, 1) ERA: 3.81	1.1 6 0 0 0 0 1 1 0 0 0 0 0 7 11 0.00 0.750												

St. Louis Cardinals @ Chicago Cubs  
Wrigley Field, Chicago, IL  
Sat Jul 27 1974, 3:33 AM CDT  
Att: 29,228 - Unknown

livebaseballscorecards.com

AB	36
R	3
H	9
RBI	2
BB	3
SO	2
LOB	24





Batter	1	2	3	4	5	6	7	8	9	AB	R	H	RBI	BB	SO	LOB	TOP										
Lou Brock, L (1, 7) OBP: 0.373, SLG: 0.410	0-0 1-3		0-0 F7		4-0 IBB		0-0 G5-4-3 1B	0-0 FC4		4	0	1	0	1	0	2											
Ted Sizemore, R (1, 4) OBP: 0.337, SLG: 0.323	0-0 BB 1B		0-0 F7		0-0 F8		0-0 G5-4-3		0-0 HR	5	1	2	1	0	0	4											
Bake McBride, L (1, 8) OBP: 0.362, SLG: 0.394	0-0 P6			0-0 6-3		0-0 1B HR 1B	0-0 1B		0-0 FC4-6 1B	5	1	3	0	0	0	1											
Reggie Smith, S (1, 9) OBP: 0.372, SLG: 0.523	4-0 1-2 BB			0-0 F8		0-0 1-3 HR 1B	0-0 G3		0-3 K	4	1	1	0	1	1	2											
Joe Torre, R (1, 3) OBP: 0.379, SLG: 0.410	0-0 1-6-3			0-0 6-3		0-3 K		0-0 1B SF7 1B	0-0 FC4-6 1B	5	1	1	0	0	1	5											
Ted Simmons, S (1, 2) OBP: 0.315, SLG: 0.442		0-0 4-3			0-0 FC4 1B	0-0 1-H 3-H HR		0-0 1-2 1B	0-0 1-2 1B	5	1	4	3	0	0	0											
Ken Reitz, R (1, 5) OBP: 0.313, SLG: 0.378		0-0 5-3			0-0 FC4 5-3 BB 1-2f	0-0 2B		0-0 1-2 2-3 1B	0-3 K	5	0	2	0	0	1	3											
Jerry Davanon, R (1, 6) OBP: 0.320, SLG: 0.238		0-0 6-3			4-0 5-3 BB	0-0 F7		0-3 K		2	0	0	0	1	0	1											
Jim Dwyer, L (8, PH) OBP: 0.383, SLG: 0.463										0	0	0	0	0	0	0											
Luis Melendez, R (8, PH) OBP: 0.294, SLG: 0.337										1	0	0	0	0	1	3											
Al Hrabosky, R (8, 1) OBP: 0.333, SLG: 0.333										0	0	0	0	0	0	0											
Mike Garman, R (9, 1) OBP: 0.250, SLG: 0.250										0	0	0	0	0	0	0											
Sonny Siebert, R (1, 1) OBP: 0.162, SLG: 0.088		0-3 K			0-0 5-3	0-0 F7		0-0 SF7		3	0	0	0	0	1	3											
Rich Folkers, L (6, 1)										0	0	0	0	0	0	0											
Tim McCarver, L (8, PH) OBP: 0.352, SLG: 0.246										0	0	0	1	0	0	0											
Mike Tyson, R (8, 6) OBP: 0.243, SLG: 0.257										0	0	0	0	0	0	0											
<b>Inning Stats</b>	R: 0 E: 0 K: 0 S: 4	H: 1 LOB: 2 BB: 1 P: 8	R: 0 E: 0 K: 0 S: 3	H: 0 LOB: 0 BB: 0 P: 3	R: 0 E: 0 K: 1 S: 5	H: 0 LOB: 0 BB: 0 P: 5	R: 0 E: 0 K: 0 S: 3	H: 0 LOB: 0 BB: 0 P: 3	R: 0 E: 0 K: 0 S: 4	H: 1 LOB: 3 BB: 2 P: 12	R: 3 E: 0 K: 1 S: 9	H: 4 LOB: 1 BB: 0 P: 9	R: 0 E: 0 K: 0 S: 4	H: 2 LOB: 1 BB: 0 P: 4	R: 1 E: 0 K: 1 S: 8	H: 3 LOB: 2 BB: 0 P: 8	R: 1 E: 0 K: 2 S: 10	H: 3 LOB: 2 BB: 0 P: 10	1B: 11 2B: 1 3B: 0 HR: 2	SF: 1 SAC: 0 DP: 1 HBP: 0	WP: 0 PB: 0 SB: 0 CS: 0	PA: 43					
<b>PITCHER</b>	IP	WLS	BF	H	R	ER	SO	BB	IBB	HBP	BLK	WP	HR	S	P	ERA	WHIP										
Steve Stone, R (1, 1) ERA: 4.65	5.1		25	6	3	3	2	2	1	0	0	0	1	26	38	5.06	1.500										
Oscar Zamora, R (6, 1) ERA: 2.01	1.2		9	5	1	1	0	0	0	0	0	0	0	9	9	5.40	3.000										
Ken Frailing, L (8, 1) ERA: 4.2	1.2	L	8	3	1	1	2	0	0	0	0	0	1	12	12	5.40	1.800										
Ray Burris, R (9, 1) ERA: 5.37	0.1		1	0	0	0	1	0	0	0	0	0	0	3	3	0.00	0.000										

St. Louis Cardinals @ Chicago Cubs  
Wrigley Field, Chicago, IL  
Sun Jul 28 1974, 3:33 AM CDT  
Att. 30,425 - Sunny - 80 F

livebaseballscorecards.com

AB	39
R	5
H	14
RBI	5
BB	3
SO	5
LOB	24



Batter	1	2	3	4	5	6	7	8	9	AB R H RBI BB SO LOB
Bill Madlock, R OBP: 0.354, SLG: 0.422 (1, 5)	0-0 6-3 1B		0-0 1B		0-0 1-H 2B		0-0 F9		0-0 FC5 2-3f	5 0 2 1 0 0 2
Don Kessinger, S OBP: 0.345, SLG: 0.325 (1, 6)	0-0 1B 1B		0-0 F8		0-0 F5		0-0 P4			4 0 1 0 0 0 2
Billy Williams, L OBP: 0.394, SLG: 0.467 (1, 7)	0-0 F9		0-0 4-3			0-0 2B HR 1B		4-0 CS BB		3 1 1 0 1 0 2
Matt Alexander, S OBP: 0.358, SLG: 0.278 (8, PR)										0 0 0 0 0 0 0
Jim Tyrone, R OBP: 0.308, SLG: 0.280 (9, 7)										0 0 0 0 0 0 0
Andre Thornton, R OBP: 0.389, SLG: 0.503 (1, 3)	0-0 1-2 1B			0-0 G6-4-3 1B		0-0 1-3 HR 2B		0-3 1-2 K		4 1 3 0 0 1 1
Rick Monday, L OBP: 0.380, SLG: 0.475 (1, 8)	0-0 F5			0-0 G6-4-3 1-2f		0-0 2-H 3-H HR		0-3 K		4 1 1 3 0 1 4
Jerry Morales, R OBP: 0.304, SLG: 0.388 (1, 9)		0-0 G5-4-3 1B		0-0 P3		0-0 P5			0-0 FC5 1B 1B	4 0 2 0 0 0 0
Billy Grabarkewitz, R OBP: 0.320, SLG: 0.296 (1, 4)		0-0 F9			0-0 5-3		0-3 K		0-3 K	4 0 0 0 0 2 2
Steve Swisher, R OBP: 0.324, SLG: 0.299 (1, 2)		0-0 G5-4-3			0-3 K		0-0 F9		0-0 F7	3 0 0 0 0 1 1
Chris Ward, L OBP: 0.324, SLG: 0.349 (9, PH)		1-2f								1 0 0 0 0 0 1
Steve Stone, R OBP: 0.143, SLG: 0.143 (6, 1)			0-3 K		0-0 2B 1B		0-0 F3		0-0 1-2 1B	2 1 1 0 0 1 0
Oscar Zamora, R OBP: 0.310, SLG: 0.286 (8, 1)										1 0 0 0 0 0 0
Ken Frailing, L OBP: 0.310, SLG: 0.286 (8, 1)										0 0 0 0 0 0 0
Ray Burris, R OBP: 0.250, SLG: 0.100 (9, 1)										0 0 0 0 0 0 0
Jose Cardenal, R OBP: 0.289, SLG: 0.444 (9, PH)										1 0 1 0 0 0 0
Bill Bonham, R OBP: 0.146, SLG: 0.149 (9, PR)										0 0 0 0 0 0 0


Inning Stats	R: 0 E: 0 K: 5 S: 5	H: 2 LOB: 2 BB: 0 P: 5	R: 0 E: 0 K: 0 S: 3	H: 1 LOB: 0 BB: 3 P: 3	R: 0 E: 0 K: 1 S: 6	H: 1 LOB: 1 BB: 0 P: 6	R: 0 E: 0 K: 0 S: 3	H: 1 LOB: 0 BB: 0 P: 3	R: 1 E: 0 K: 1 S: 7	H: 2 LOB: 1 BB: 0 P: 7	R: 3 E: 0 K: 1 S: 8	H: 3 LOB: 0 BB: 0 P: 8	R: 0 E: 0 K: 0 S: 3	H: 0 LOB: 0 BB: 0 P: 3	R: 0 E: 0 K: 2 S: 6	H: 0 LOB: 1 BB: 1 P: 10	R: 0 E: 0 K: 1 S: 7	H: 2 LOB: 2 BB: 0 P: 7	1B: 9 2B: 2 3B: 0 HR: 1	SF: 0 SAC: 0 DP: 2 HBP: 0
--------------	------------------------------	---------------------------------	------------------------------	---------------------------------	------------------------------	---------------------------------	------------------------------	---------------------------------	------------------------------	---------------------------------	------------------------------	---------------------------------	------------------------------	---------------------------------	------------------------------	----------------------------------	------------------------------	---------------------------------	----------------------------------	------------------------------------

PITCHER	IP	WLS	BF	H	R	ER	SO	BB	IBB	HBP	BLK	WP	HR	S	P	ERA	WHIP
Sonny Siebert, R ERA: 3.4 (1, 1)	5.0		22	9	3	3	2	0	0	0	0	0	0	26	26	5.40	1.800
Rich Folkers, L ERA: 3.06 (6, 1)	2.0		7	1	1	1	1	0	0	0	0	0	1	9	9	4.50	0.500
Al Hrabosky, L ERA: 4.39 (8, 1)	1.0	W	4	1	0	0	2	1	0	0	0	0	0	7	11	0.00	2.000
Mike Garman, R ERA: 3.08 (9, 1)	1.0	S	4	1	0	0	1	0	0	0	0	0	0	6	6	0.00	1.000

**BOTTOM**

**St. Louis Cardinals @ Chicago Cubs**  
 Wrigley Field, Chicago, IL  
 Sun Jul 28 1974, 3:33 AM CDT  
 Att: 30,425 - Sunny - 80 F

AB	36
R	4
H	12
RBI	4
BB	1
SO	6
LOB	15



WP	PA	ERA	WHIP
0	37		
0			
0			
1			

Batter	1	2	3	4	5	6	7	8	9	AB R H RBI BB SO LOB	TOP											
Lou Brock, L (1, 7) OBP: 0.374, SLG: 0.410 Jose Cruz, L (8, 7) OBP: 0.323, SLG: 0.422	0-0 S 1B	0-0 F7		0-0 2B		0-0 4-3	0-0 4-3		0-0 F8	5 2 2 0 0 0 3 1 0 0 0 0 0 1												
Ted Sizemore, R (1, 4) OBP: 0.346, SLG: 0.331	4-0 1B BB	0-0 G3		0-0 2B		0-0 1B		4-0 1B BB	4-0 1B BB	3 2 2 2 3 0 2												
Bake McBride, L (1, 8) OBP: 0.367, SLG: 0.397	0-0 F7		0-0 4-3	4-0 BB		0-0 1B		0-0 1B BB	0-0 1B BB	5 1 3 1 1 0 2												
Reggie Smith, S (1, 9) OBP: 0.371, SLG: 0.520	0-0 F8		0-0 BB 1B	0-0 F9		0-0 P3		0-0 P6	0-0 BB 1B	6 1 2 1 0 0 7												
Ted Simmons, S (1, 2) OBP: 0.320, SLG: 0.442	0-0 FC6-4 1B		4-0 1B BB	0-0 6-3		0-0 6-3		0-0 1B	4-0 BB	4 1 2 2 2 0 4												
Joe Torre, R (1, 3) OBP: 0.378, SLG: 0.418	0-0 FC6-4		0-0 1B		0-3 K		0-0 HR	0-0 F8	0-3 K	6 1 2 2 0 2 6												
Ken Reitz, R (1, 5) OBP: 0.315, SLG: 0.388		0-0 FC4-6 1B	0-0 SF8-3-4		0-0 HR		0-0 F8	0-3 K		4 1 2 2 0 1 1												
Jerry Davanon, R (1, 6) OBP: 0.333, SLG: 0.240		0-0 FC4-6 E		0-0 F9	0-0 CS 1B		0-0 5-3		1-0 SH1-4 1B HBP	4 1 1 0 0 0 1												
John Curtis, L (1, 1) OBP: 0.205, SLG: 0.139 Orlando Pena, R (9, 1) OBP: 0.500, SLG: 0.500		0-0 FC		0-0 1B 2B	0-3 K		0-0 1B		0-0 SH1-4	4 1 2 0 0 1 2 0 0 0 0 0 0 0												
<b>Inning Stats</b>	R: 1 E: 0 K: 0 S: 5	H: 2 LOB: 2 BB: 1 P: 9	R: 0 E: 1 K: 0 S: 5	H: 1 LOB: 2 BB: 0 P: 5	R: 2 E: 0 K: 0 S: 4	H: 2 LOB: 0 BB: 1 P: 8	R: 2 E: 0 K: 0 S: 6	H: 3 LOB: 2 BB: 1 P: 10	R: 1 E: 0 K: 2 S: 8	H: 2 LOB: 1 BB: 0 P: 8	R: 0 E: 0 K: 0 S: 5	H: 2 LOB: 2 BB: 0 P: 5	R: 1 E: 0 K: 0 S: 5	H: 2 LOB: 1 BB: 0 P: 5	R: 2 E: 1 K: 1 S: 7	H: 2 LOB: 1 BB: 1 P: 11	R: 2 E: 0 K: 1 S: 7	H: 2 LOB: 3 BB: 2 P: 16	1B: 15 2B: 3 3B: 0 HR: 2	SF: 1 SAC: 1 DP: 2 HBP: 1	WP: 0 PB: 0 SB: 1 CS: 1	PA: 51
<b>PITCHER</b>	IP WLS BF H R ER SO BB IBB HBP BLK WP HR S P ERA WHIP																					
Burt Hooton, R (1, 1) ERA: 4.93	2.1 L 15 5 3 3 0 2 0 0 0 0 0 0 13 21 11.57 3.000																					
Jim Todd, R (3, 1) ERA: 4.12	4.2 22 9 4 4 2 1 0 0 0 0 0 2 25 29 7.71 2.143																					
Ray Burris, R (8, 1) ERA: 5.78	2.0 14 4 4 4 2 3 0 1 0 0 0 0 14 27 18.00 3.500																					

St. Louis Cardinals @ Chicago Cubs  
Wrigley Field, Chicago, IL  
Mon Jul 29 1974, 3:33 AM CDT  
Att. 18,689 - Sunny - 78 F

livebaseballscorecards.com

AB	42
R	11
H	18
RBI	10
BB	6
SO	4
LOB	29









Batter	1	2	3	4	5	6	7	8	9	AB	R	H	RBI	BB	SO	LOB
<b>Dave Cash, R</b> OBP: 0.364, SLG: 0.410 (1, 4)	0-0 1-3		0-0 1B		0-0 4-3		0-0 1B			4	0	2	2	0	0	0
<b>Larry Bowa, S</b> OBP: 0.302, SLG: 0.342 (1, 6)	0-0 1B		0-0 1B			0-0 F9	0-0 F8			4	0	2	0	0	0	2
<b>Mike Schmidt, R</b> OBP: 0.424, SLG: 0.578 (1, 5)	0-3 K		0-3 K			0-0 F8		0-3 K		4	0	0	0	0	3	3
<b>Willie Montanez, L</b> OBP: 0.343, SLG: 0.411 (1, 3)	0-0 F9		0-0 G3			0-0 F8		0-0 1B		4	0	1	0	0	0	3
<b>Del Unser, L</b> OBP: 0.375, SLG: 0.451 <b>Bill Robinson, R</b> OBP: 0.275, SLG: 0.330 (8, PH) (9, 8)		0-0 PB 3B		0-0 P5			0-0 1-3	0-3 K		3	1	1	0	0	0	0
<b>Jay Johnstone, L</b> OBP: 0.404, SLG: 0.542 <b>Ollie Brown, R</b> OBP: 0.256, SLG: 0.407 (8, PH) (9, 9)		0-0 4-3		4-0 CS BB			0-0 1B S 1B	0-0 P3		2	1	1	0	1	0	0
<b>Bob Boone, R</b> OBP: 0.295, SLG: 0.306 (1, 2)		0-0 4-3		0-3 K			0-0 F4		0-0 F8	4	0	0	0	0	1	2
<b>Tom Hutton, L</b> OBP: 0.309, SLG: 0.345 <b>Terry Harmon, R</b> OBP: 0.200, SLG: 0.111 (7, PH) (9, PH)		0-0 F8		0-0 4-3			4-0 1B BB		0-0 F9	2	1	0	0	1	0	0
<b>Jim Lonborg, R</b> OBP: 0.138, SLG: 0.206 <b>Tony Taylor, R</b> OBP: 0.405, SLG: 0.500 <b>Alan Bannister, R</b> OBP: 0.300, SLG: 0.176 <b>Jesus Hernaiz, R</b> (8, 1) <b>Mike Anderson, R</b> OBP: 0.316, SLG: 0.385 (9, PH)			0-3 K		0-0 G3		0-0 1B BB		0-0 F9	2	0	0	0	0	1	0

Inning Stats	R: 0	H: 1	E: 0	K: 1	S: 6	R: 1	H: 1	E: 0	K: 0	S: 4	R: 0	H: 2	E: 0	K: 2	S: 9	R: 0	H: 0	E: 0	K: 1	S: 4	R: 0	H: 0	E: 0	K: 0	S: 3	R: 0	H: 0	E: 0	K: 0	S: 3	R: 2	H: 3	E: 0	K: 0	S: 6	R: 0	H: 1	E: 0	K: 2	S: 8	R: 0	H: 0	E: 0	K: 0	S: 3	R: 0	H: 0	E: 0	K: 0	S: 3	1B: 7	2B: 0	3B: 1	HR: 0	SF: 0	SAC: 0	DP: 0	HBP: 0	WP: 0	PA: 36
--------------	------	------	------	------	------	------	------	------	------	------	------	------	------	------	------	------	------	------	------	------	------	------	------	------	------	------	------	------	------	------	------	------	------	------	------	------	------	------	------	------	------	------	------	------	------	------	------	------	------	------	-------	-------	-------	-------	-------	--------	-------	--------	-------	--------

PITCHER	IP	WLS	BF	H	R	ER	SO	BB	IBB	HBP	BLK	WP	HR	S	P	ERA	WHIP
<b>Alan Foster, R</b> ERA: 3.47 (1, 1)	6.2		28	7	3	3	4	2	0	0	0	0	0	34	42	4.05	1.350
<b>Al Hrabosky, L</b> ERA: 4.15 (7, 1)	2.1	W	8	1	0	0	2	0	0	0	0	0	0	12	12	0.00	0.429

**BOTTOM**

**St. Louis Cardinals @ Philadelphia Phillies**  
Veterans Stadium, Philadelphia, PA  
Tue Jul 30 1974, 7:05 PM EDT  
Att. 33,382 - Unknown

livebaseballscorecards.com

<b>AB</b>	<b>34</b>
<b>R</b>	<b>3</b>
<b>H</b>	<b>8</b>
<b>RBI</b>	<b>2</b>
<b>BB</b>	<b>2</b>
<b>SO</b>	<b>6</b>
<b>LOB</b>	<b>12</b>



Batter	1	2	3	4	5	6	7	8	9	AB	R	H	RBI	BB	SO	LOB	TOP										
Lou Brock, L (1, 7) OBP: 0.371, SLG: 0.405 Luis Melendez, R (8, 9) OBP: 0.294, SLG: 0.337	0-0 6-3	0-0 6-3 1B	0-3 K			0-0 2B 1B		0-0 1-3		5	2	2	1	0	1	1											
Ted Sizemore, R (1, 4) OBP: 0.352, SLG: 0.337	4-0 BB BB	0-0 6-3 3B 1B		0-0 5-3		0-0 1B 2B		0-0 2B 1B		4	3	3	2	1	0	0											
Bake McBride, L (1, 8) OBP: 0.366, SLG: 0.396	0-0 F7	0-0 6-3		0-0 2-3		0-0 F8 1B		0-0 SF9 2B		5	0	2	2	0	0	2											
Reggie Smith, S (1, 9) OBP: 0.381, SLG: 0.554 Jose Cruz, L (8, 7) OBP: 0.323, SLG: 0.422	4-0 BB BB	0-0 6-3 1B 3B		0-0 F8		0-0 1B		4-0 SF9 IBB		3	1	2	2	2	0	0											
Ted Simmons, S (1, 2) OBP: 0.321, SLG: 0.439	4-0 1-2 2-3 BB	0-0 6-3 1B		0-0 F8		0-0 F8		0-0 SF9		3	0	1	2	1	0	2											
Joe Torre, R (1, 3) OBP: 0.372, SLG: 0.410	0-0 F7	0-0 FC6-4		0-0 F7		0-0 P4		0-0 6-3		5	0	0	0	0	0	8											
Ken Reitz, R (1, 5) OBP: 0.312, SLG: 0.385		4-0 1B 1B BB	0-0 6-3 2B		0-0 F7		0-0 5-3		0-0 F9	4	1	1	0	1	0	0											
Mike Tyson, R (1, 6) OBP: 0.245, SLG: 0.260		0-0 1B 1B	0-0 6-3		0-0 1B 2B 1B		0-0 G3		0-0 P4	5	1	2	0	0	0	1											
Bob Gibson, R (1, 1) OBP: 0.196, SLG: 0.236 Rich Folkers, L (8, 1) Mike Garman, R (9, 1) Al Hrabosky, R (9, 1) OBP: 0.250, SLG: 0.250		0-0 1B 1B	0-3 K		0-0 SH3-4 2B 1B		0-0 F8		0-0 G1	3	1	1	0	0	1	1											
Inning Stats	R: 0 E: 0 K: 0 S: 3	H: 0 LOB: 3 BB: 3 P: 15	R: 5 E: 0 K: 0 S: 8	H: 6 LOB: 1 BB: 1 P: 12	R: 0 E: 0 K: 2 S: 8	H: 1 LOB: 1 BB: 0 P: 8	R: 0 E: 0 K: 0 S: 3	H: 0 LOB: 0 BB: 0 P: 3	R: 0 E: 0 K: 0 S: 3	H: 0 LOB: 0 BB: 0 P: 3	R: 3 E: 0 K: 0 S: 8	H: 5 LOB: 2 BB: 0 P: 8	R: 0 E: 0 K: 0 S: 3	H: 0 LOB: 0 BB: 0 P: 3	R: 1 E: 0 K: 0 S: 5	H: 2 LOB: 2 BB: 1 P: 9	R: 0 E: 0 K: 0 S: 3	H: 0 LOB: 0 BB: 0 P: 3	1B: 10 2B: 3 3B: 1 HR: 0	SF: 1 SAC: 1 DP: 0 HBP: 0	WP: 0 PB: 0 SB: 0 CS: 0	PA: 45					
PITCHER	IP	WLS	BF	H	R	ER	SO	BB	IBB	HBP	BLK	WP	HR	S	P	ERA	WHIP										
Dick Ruthven, R (1, 1) ERA: 3.98	1.2	L	13	5	5	5	0	4	0	0	0	0	0	9	25	27.00	5.400										
Gene Garber, R (2, 1) ERA: 4.6	1.1		6	2	0	0	2	0	0	0	0	0	0	10	10	0.00	1.500										
Ron Schueler, R (4, 1) ERA: 3.63	2.0		6	0	0	0	0	0	0	0	0	0	0	6	6	0.00	0.000										
Mac Scarce, L (6, 1) ERA: 4.6	2.0		11	5	3	3	0	0	0	0	0	0	0	11	11	13.50	2.500										
Pete Richert, L (8, 1) ERA: 2.53	2.0		9	2	1	1	0	0	1	0	0	0	0	8	12	4.50	1.000										

St. Louis Cardinals @ Philadelphia Phillies  
Veterans Stadium, Philadelphia, PA  
Wed Jul 31 1974, 7:05 PM EDT  
Att: 33,431 - Unknown

livebaseballscorecards.com

AB	38
R	9
H	14
RBI	9
BB	5
SO	2
LOB	15



BOTTOM

St. Louis Cardinals @ Philadelphia Phillies  
Veterans Stadium, Philadelphia, PA

Wed Jul 31 1974, 7:05 PM EDT  
Att. 33,431 - Unknown

livebaseballscorecards.com

AB	36
R	8
H	12
RBI	8
BB	5
SO	5
LOB	17



WP:	0	PA:	41
PB:	0		
SB:	1		
CS:	0		

AB R H RBI BB SO LOB

4	0	2	0	1	1	0
5	2	1	0	0	0	4
4	1	1	3	1	1	1
5	1	2	1	0	0	1
3	0	0	0	2	1	2
2	0	2	0	1	0	0
1	1	0	0	0	0	2
4	0	1	2	0	1	4
3	1	1	0	0	0	2
1	0	0	0	0	0	1
0	0	0	0	0	0	0
0	0	0	0	0	0	0
0	1	1	1	2	0	0
0	0	0	0	0	0	0
0	0	0	0	0	0	0
1	0	0	0	0	0	0
0	0	0	0	0	0	0
0	0	0	0	0	0	0
0	0	0	0	0	0	0
1	1	1	0	0	0	0

1B:	9	SF:	0
2B:	1	SAC:	0
3B:	0	DP:	3
HR:	2	HBP:	0

WP:	0	PA:	41
PB:	0		
SB:	1		
CS:	0		

Batter	1	2	3	4	5	6	7	8	9
Dave Cash, R OBP: 0.367, SLG: 0.411 (1, 4)	0-0 G6-4-3 1B		4-0 BB		0-3 K		0-0 F7		0-0 FC6-4 1B
Larry Bowa, S OBP: 0.301, SLG: 0.340 (1, 6)	0-0 G6-4-3 1-2f		0-0 P6		0-0 BB 1B		0-0 F7		0-0 FC6-4 1-2f 2-3 HR
Mike Schmidt, R OBP: 0.424, SLG: 0.583 (1, 5)	0-0 F7		0-3 K		4-0 1B BB		0-0 F8		0-0 HR
Willie Montanez, L OBP: 0.343, SLG: 0.410 (1, 3) (9, 9)		0-0 4-3	0-0 4-3		0-0 1B		0-0 FC1-4 BB 1B		0-0 6-3
Del Unser, L OBP: 0.375, SLG: 0.446 (1, 8)		4-0 G5-3 1B BB		0-0 1-3	0-3 K		4-0 FC1-4 BB		0-0 4-3
Jay Johnstone, L OBP: 0.436, SLG: 0.560 Bill Robinson, R OBP: 0.274, SLG: 0.329 (8, PH) (9, 7)		0-0 1-2 1B		4-0 BB		0-0 G1-3-6 1B		0-0 FC1-4 2B	
Bob Boone, R OBP: 0.294, SLG: 0.308 (1, 2)		0-0 G5-3 2-3f		0-3 K		0-0 P4		0-0 1-H 3-H 2B	
Tom Hutton, L OBP: 0.310, SLG: 0.345 Tony Taylor, R OBP: 0.395, SLG: 0.487 (8, PH) (9, 3)			0-0 HR 1B	0-0 6-3		0-0 G1-3-6 1-2f		0-0 F8	
Dick Ruthven, R Gene Garber, R Ollie Brown, R Ron Schickler, R Alan Rignoldy, R Mac Scarfo, L Mike Anderson, R Pete Richter, L Terry Harmon, R			0-0 1-H HR		0-0 F8		0-3 K		0-0 FC6-4 1B HR 1B

Inning Stats	R: 0 E: 0 K: 0 S: 3	H: 1 LOB: 0 BB: 0 P: 3	R: 0 E: 0 K: 0 S: 3	H: 1 LOB: 1 BB: 1 P: 7	R: 2 E: 0 K: 1 S: 7	H: 2 LOB: 1 BB: 1 P: 11	R: 0 E: 0 K: 1 S: 5	H: 0 LOB: 1 BB: 1 P: 9	R: 1 E: 0 K: 2 S: 9	H: 2 LOB: 2 BB: 1 P: 13	R: 0 E: 0 K: 0 S: 3	H: 1 LOB: 0 BB: 0 P: 3	R: 0 E: 0 K: 1 S: 5	H: 0 LOB: 0 BB: 0 P: 5	R: 2 E: 0 K: 0 S: 5	H: 2 LOB: 1 BB: 1 P: 9	R: 3 E: 0 K: 0 S: 6	H: 3 LOB: 0 BB: 0 P: 6
--------------	------------------------------	---------------------------------	------------------------------	---------------------------------	------------------------------	----------------------------------	------------------------------	---------------------------------	------------------------------	----------------------------------	------------------------------	---------------------------------	------------------------------	---------------------------------	------------------------------	---------------------------------	------------------------------	---------------------------------

PITCHER	IP	WLS	BF	H	R	ER	SO	BB	IBB	HBP	BLK	WP	HR	S	P	ERA	WHIP
Bob Gibson, R ERA: 4.34 (1, 1)	7.1	W	32	8	5	5	5	5	0	0	0	0	1	37	57	6.14	1.773
Rich Folkers, L ERA: 3.19 (8, 1)	0.2		4	2	1	1	0	0	0	0	0	0	0	4	4	13.50	3.000
Mike Garman, R ERA: 3.42 (9, 1)	0.1		3	2	2	2	0	0	0	0	0	0	1	3	3	54.00	6.000
Al Hrabosky, L ERA: 4.09 (9, 1)	0.2	S	2	0	0	0	0	0	0	0	0	0	0	2	2	0.00	0.000

Batter	1	2	3	4	5	6	7	8	9	10	11	AB R H RBI BB SO LOB	TOP				
Lou Brock, L OBP: 0.370, SLG: 0.403 (1, 7)	G3			4-3 S 1B		E9 FC6-2 1-3 2-H		6-3		1-3	IBB	5 1 1 0 1 0 1	<b>St. Louis Cardinals @ Pittsburgh Pirates</b> Three Rivers Stadium, Pittsburgh, PA Thu Aug 01 1974, 7:05 PM EDT Att. 17,318 - Unknown				
Ted Sizemore, R OBP: 0.352, SLG: 0.337 (1, 4)	B1			K		FC6-2 6-3		BB HBP 1B		1B	K	6 0 2 0 0 2 5					
Bake McBride, L OBP: 0.364, SLG: 0.392 (1, 8)	F5			4-3		6-3		BB HBP		F8		4 0 0 1 0 0 3					
Reggie Smith, S OBP: 0.379, SLG: 0.550 Luis Melendez, R OBP: 0.298, SLG: 0.333 Jim Dwyer, L OBP: 0.375, SLG: 0.452 (11, PH) (11, 9)			F3	K		6-3		G6-4-3 BB			P6	2 0 0 0 0 1 1 1 0 0 0 1 0 1 1 0 0 0 0 0 0					
Joe Torre, R OBP: 0.372, SLG: 0.413 (1, 3)			6-3			6-3		1B 1B			2B 2B	5 1 2 0 0 0 3					
Ted Simmons, S OBP: 0.319, SLG: 0.435 (1, 2)			P6			5-3		P6			2B IBB	4 1 0 0 1 0 1					
Ken Reitz, R OBP: 0.316, SLG: 0.390 (1, 5)			P3			K		1-2 1B			1B 2B	5 1 3 2 0 1 0					
Mike Tyson, R OBP: 0.248, SLG: 0.262 (1, 6)			5-3			E 1B		F9			SH3-4 1B	5 1 2 1 0 0 3					
Lynn McGlothen, L OBP: 0.268, SLG: 0.273 Marc Hill, R OBP: 0.368, SLG: 0.353 Rich Folkers, L (10, PH) (10, 1)			K			E FC6-2 1B		4-3			SH3-4	3 0 1 0 0 1 2 1 0 0 0 0 0 0 0 0 0 0 0 0 0					
<b>Inning Stats</b>	R: 0 H: 0 E: 0 LOB: 0 K: 0 BB: 0 S: 3 P: 3	R: 0 H: 0 E: 0 LOB: 0 K: 0 BB: 0 S: 3 P: 3	R: 0 H: 0 E: 0 LOB: 0 K: 1 BB: 0 S: 5 P: 5	R: 0 H: 1 E: 0 LOB: 1 K: 2 BB: 0 S: 8 P: 8	R: 0 H: 0 E: 0 LOB: 0 K: 1 BB: 0 S: 5 P: 5	R: 2 H: 2 E: 1 LOB: 1 K: 0 BB: 0 S: 6 P: 6	R: 0 H: 2 E: 0 LOB: 2 K: 0 BB: 0 S: 5 P: 5	R: 0 H: 1 E: 0 LOB: 2 K: 0 BB: 1 S: 3 P: 8	R: 0 H: 1 E: 0 LOB: 0 K: 0 BB: 0 S: 3 P: 3	R: 0 H: 1 E: 0 LOB: 1 K: 0 BB: 0 S: 4 P: 4	R: 3 H: 3 E: 0 LOB: 2 K: 1 BB: 2 S: 8 P: 16	1B: 9 SF: 0 2B: 2 SAC: 1 3B: 0 DP: 2 HR: 0 HBP: 1		WP: 0 PA: 47 PB: 0 SB: 1 CS: 0			
<b>PITCHER</b>	IP WLS BF H R ER SO BB IBB HBP BLK WP HR S P ERA WHIP																
Ken Brett, L ERA: 2.68 (1, 1)	10.0																
Dave Giusti, R ERA: 3.41 (11, 1)	1.0	L	8	3	3	3	1	0	2	0	0	0	0	8	16	27.00	3.000

AB	42
R	5
H	11
RBI	4
BB	3
SO	5
LOB	20





Batter	1	2	3	4	5	6	7	8	9	10	11	12	13	14	AB R H RBI BB SO LOB	TOP															
Lou Brock, L (1, 7) OBP: 0.369, SLG: 0.399	0-0 F8		0-0 CS 1B		0-0 E7 CS		0-0 FC BB 1-2		0-0 6-3		0-0 SH3 BB		0-3 K		6 0 1 0 1 1 1	<b>St. Louis Cardinals @ Pittsburgh Pirates</b> Three Rivers Stadium, Pittsburgh, PA Fri Aug 02 1974, 7:05 PM EDT Att. 19,385 - Unknown <a href="http://livebaseballscorecards.com">livebaseballscorecards.com</a>															
Ted Sizemore, R (1, 4) OBP: 0.351, SLG: 0.337	0-0 1B 1B		0-0 F7 1-2		0-3 K 1-2		0-0 F8		0-0 FC5-4 1B		0-0 SH3		0-0 F2		6 0 2 0 0 1 4																
Bake McBride, L (1, 8) OBP: 0.363, SLG: 0.388	0-0 1-2 1B		0-0 L6		0-0 6-3		4-0 FC5-4 1B 1-2 2-3 BB		0-0 FC5-4 1B 1-2f		0-3 K		0-0 P4-3		6 0 1 0 1 1 2																
Ted Simmons, S (1, 2) OBP: 0.321, SLG: 0.433	0-0 F8			0-0 HR 1B		0-0 F8		0-0 F9		0-0 1-2 1B		0-0 3-1		4-0 1B BB			6 1 2 0 1 0 6														
Joe Torre, R (1, 3) OBP: 0.373, SLG: 0.422	0-0 F9			0-0 1-H HR		0-0 1B		0-0 F8		0-3 K		0-0 F9		0-0 FC5-4 1B			7 1 3 2 0 1 4														
Jim Dwyer, L (1, 9) OBP: 0.352, SLG: 0.417		0-3 K		0-3 K		0-0 F9		0-0 F9		0-0 F9		0-0 P4-3 1B		0-0 FC5-4			6 0 1 0 0 2 1														
Jerry Davanon, R (14, PH) OBP: 0.314, SLG: 0.233														1-2f			1 0 0 0 0 0 2														
Ken Reitz, R (1, 5) OBP: 0.316, SLG: 0.389		0-0 P4-3		0-0 1B		0-0 5-3		0-0 BB 1B		0-0 L6		0-0 P4-3 1-2f					6 0 2 0 0 0 2														
Mike Tyson, R (1, 6) OBP: 0.254, SLG: 0.265		0-0 1B		0-0 F8		0-3 K		4-0 BB 1-2 BB		0-0 1B			0-0 F9				5 0 2 0 1 1 1														
Bob Forsch, R (1, 1) OBP: 0.200, SLG: 0.143		0-3 K		0-0 6-3		0-0 BB E 1B		0-0 P4		0-3 K			0-0 F8				3 0 1 0 0 1 2														
Tim Lincecum, L (8, PH) OBP: 0.348, SLG: 0.243																	1 0 0 0 0 0 0 2														
Al Hrabosky, R (8, 1) OBP: 0.250, SLG: 0.250																	0 0 0 0 0 0 0 0														
Mike Garmon, R (8, 1) OBP: 0.250, SLG: 0.250																	0 0 0 0 0 0 0 0														
Jose Cruz, L (10, PH) OBP: 0.321, SLG: 0.419																	1 0 0 0 0 0 1 1														
Rich Folkers, L (10, 1) OBP: 0.256, SLG: 0.330																0 0 0 0 0 0 0 0															
Luis Melendez, R (13, PH) OBP: 0.256, SLG: 0.330																1 0 0 0 0 0 0 0															
Orlando Flores, R (13, 1) OBP: 0.500, SLG: 0.500																0 0 0 0 0 0 0 0															
<b>Inning Stats</b>	R: 0 E: 0 K: 0 S: 5	H: 2 LOB: 2 BB: 0 P: 5	R: 0 E: 0 K: 2 S: 8	H: 1 LOB: 1 BB: 0 P: 8	R: 0 E: 0 K: 1 S: 3	H: 1 LOB: 0 BB: 0 P: 3	R: 2 E: 0 K: 1 S: 8	H: 3 LOB: 1 BB: 0 P: 8	R: 0 E: 1 K: 1 S: 5	H: 0 LOB: 0 BB: 0 P: 5	R: 0 E: 0 K: 0 S: 4	H: 1 LOB: 1 BB: 0 P: 4	R: 0 E: 0 K: 1 S: 7	H: 2 LOB: 2 BB: 0 P: 7	R: 0 E: 0 K: 1 S: 6	H: 1 LOB: 1 BB: 0 P: 6	R: 0 E: 0 K: 1 S: 5	H: 0 LOB: 1 BB: 1 P: 9	R: 0 E: 0 K: 0 S: 3	H: 1 LOB: 0 BB: 0 P: 3	R: 0 E: 0 K: 1 S: 5	H: 0 LOB: 0 BB: 0 P: 5	R: 0 E: 0 K: 0 S: 4	H: 1 LOB: 2 BB: 1 P: 8	1B: 14 2B: 1 3B: 0 HR: 1	SF: 0 SAC: 1 DP: 2 HBP: 0	WP: 0 PB: 0 SB: 0 CS: 2	PA: 60			
<b>PITCHER</b>	IP WLS BF H R ER SO BB IBB HBP BLK WP HR S P ERA WHIP																														
Larry Demery, R (1, 1) ERA: 4.57	9.0	41	12	2	2	6	2	0	0	0	0	0	0	0	0	2.00	1.556														
Dave Giusti, R (10, 1) ERA: 3.27	3.0	11	2	0	0	2	1	0	0	0	0	0	0	0	0	0.00	1.000														
Ramon Hernandez, L (13, 1) ERA: 1.99	2.0	8	1	0	0	1	1	0	0	0	0	0	0	0	0	0.00	1.000														



Batter	1	2	3	4	5	6	7	8	9	10	11	12	13	14	AB	R	H	RBI	BB	SO	LOB
Paul Popovich, S (1, 4) OBP: 0.250, SLG: 0.237	P4-3		P4-3		P8		L4			P9		K		1B	7	0	1	0	0	1	0
Richie Hebner, L (1, 5) OBP: 0.350, SLG: 0.465	G4-6-3 1B		G3		3-1			F8		3-1			F8	1B	7	0	2	1	0	0	0
Al Oliver, L (1, 8) OBP: 0.328, SLG: 0.462	G4-6-3 1-2f				F8									1B	4	1	2	1	2	0	1
Willie Stargell, L (1, 7) OBP: 0.398, SLG: 0.566			P5		WP FC5-2-5 1B			WP FC5-2 2B		F5			F9	BB	6	0	2	0	0	1	3
Dave Parker, L (1, 9) OBP: 0.336, SLG: 0.426			1B		PB WP E 1B			FC5-2 BB		K			F5	1B	5	1	3	0	1	1	1
Bob Robertson, R (1, 3) OBP: 0.308, SLG: 0.463			K		FC5-2-5 E PB			FC5-2 BB					5-3		3	0	0	0	1	1	5
Frank Taveras, R (9, PR) OBP: 0.289, SLG: 0.279					1-2 2-H			G6-4-3 BB		SH1-4 BB			F9		2	0	0	0	0	0	2
Manny Sanguillen, R (1, 2) OBP: 0.313, SLG: 0.381					G6-4-3					SH1-4			6-3		4	0	1	0	1	0	2
Mario Mendoza, R (1, 6) OBP: 0.277, SLG: 0.270					E IBB										3	0	0	1	0	1	4
Ed Kirkpatrick, L (9, PH) OBP: 0.335, SLG: 0.265			F8		E4 G6-4-3			K		G6-4-3 IBB			F7		2	1	1	0	1	0	0
Larry Demery, R (1, 11) OBP: 0.183, SLG: 0.188					1-2 2-3 3-H										3	0	0	0	0	0	3
Richie Zisk, R (9, PH) OBP: 0.386, SLG: 0.486			4-3		G6-4-3										1	0	0	0	0	0	2
Dave Gustaf, R (10, 11) OBP: 0.125, SLG: 0.125					1-2f										0	0	0	0	0	0	0
Gene Clines, R (12, PH) OBP: 0.310, SLG: 0.290															0	0	0	0	0	0	0
Ramon Hernandez, S (13, 11) OBP: 0.297, SLG: 0.339															1	0	0	0	0	0	1

Inning Stats	R: 0	H: 1	E: 0	LOB: 0	K: 0	BB: 0	S: 3	P: 3	R: 0	H: 2	E: 0	LOB: 2	K: 1	BB: 0	S: 7	P: 7	R: 0	H: 0	E: 0	LOB: 0	K: 0	BB: 0	S: 3	P: 3	R: 2	H: 3	E: 1	LOB: 2	K: 0	BB: 1	S: 6	P: 10	R: 0	H: 0	E: 0	LOB: 0	K: 0	BB: 0	S: 3	P: 3	R: 0	H: 1	E: 0	LOB: 1	K: 0	BB: 1	S: 3	P: 7	R: 0	H: 0	E: 0	LOB: 0	K: 1	BB: 0	S: 5	P: 5	R: 0	H: 1	E: 0	LOB: 1	K: 2	BB: 0	S: 8	P: 8	R: 0	H: 0	E: 0	LOB: 2	K: 0	BB: 2	S: 2	P: 10	R: 0	H: 0	E: 0	LOB: 1	K: 0	BB: 1	S: 3	P: 7	R: 0	H: 0	E: 0	LOB: 0	K: 1	BB: 0	S: 5	P: 5	R: 0	H: 0	E: 0	LOB: 0	K: 1	BB: 0	S: 4	P: 8	R: 1	H: 3	E: 0	LOB: 0	K: 0	BB: 0	S: 5	P: 5	R: 0	H: 1	E: 0	LOB: 2	K: 0	BB: 1	S: 4	P: 8	R: 0	H: 0	E: 0	LOB: 0	K: 1	BB: 0	S: 5	P: 5	R: 0	H: 1	E: 0	LOB: 2	K: 0	BB: 1	S: 4	P: 8	R: 1	H: 3	E: 0	LOB: 0	K: 0	BB: 0	S: 5	P: 5	1B: 10	SF: 0	2B: 1	SAC: 1	3B: 0	DP: 4	HR: 1	HBP: 0	WP: 2	PA: 56
PITCHER	IP	WLS	BF	H	R	ER	SO	BB	IBB	HBP	BLK	WP	HR	S	P	ERA	WHIP																																																																																																																																	
Bob Forsch, R (1, 1) ERA: 3.05	7.0		28	7	2	2	2	1	1	0	0	2	1	0	8	2.57	1.143																																																																																																																																	
Al Hrabosky, L (8, 1) ERA: 4.0	1.0		5	1	0	0	2	1	0	0	0	0	0	0	8	0.00	2.000																																																																																																																																	
Mike Garman, R (9, 1) ERA: 3.35	1.0		3	0	0	0	0	0	1	0	0	0	0	2	6	0.00	0.000																																																																																																																																	
Rich Folkers, L (10, 1) ERA: 2.91	3.0		10	0	0	0	1	1	0	0	0	0	0	11	15	0.00	0.333																																																																																																																																	
Orlando Pena, R (13, 1) ERA: 2.16	1.2	L	10	4	1	1	0	1	0	0	0	0	0	9	13	5.40	3.000																																																																																																																																	

St. Louis Cardinals @ Pittsburgh Pirates  
 Three Rivers Stadium, Pittsburgh, PA  
 Fri Aug 02 1974, 7:05 PM EDT  
 Att: 19,385 - Unknown

livebaseballscorecards.com

AB	R	H	RBI	BB	SO	LOB
49	3	12	3	6	5	24



Batter	1	2	3	4	5	6	7	8	9	AB R H RBI BB SO LOB	TOP					
Dave Cash, R OBP: 0.360, SLG: 0.403 (1, 4) X	0-0 6-3 1B		0-0 6-3 1B	0-0 G6-4-3 1-2f			0-0 F7 1B		0-0 FC3-6 1B	5 0 1 0 0 0 2	Philadelphia Phillies @ St. Louis Cardinals Busch Stadium, St. Louis, MO Sat Aug 03 1974, 7:05 PM CDT Att: 36,053 - Unknown <a href="http://livebaseballscorecards.com">livebaseballscorecards.com</a>					
Larry Bowa, S OBP: 0.305, SLG: 0.347 (1, 6) X	0-0 3B 1B		0-0 P6 1B			0-0 F2 1B	0-0 FC5-4 BB		0-0 FC3-6 1-2f	4 1 1 0 1 0 1						
Mike Schmidt, R OBP: 0.424, SLG: 0.583 (1, 5) X	0-0 1-H E 3B		0-0 2B			0-0 5-3	0-0 FC5-4 1-2f			4 1 2 1 0 0 1						
Willie Montanez, L OBP: 0.346, SLG: 0.407 (1, 3) X	0-0 FC 3-H		4-0 BB			0-0 F7		0-0 FC4-3 1B		3 0 1 0 1 0 0						
Del Unser, L OBP: 0.368, SLG: 0.443 (1, 8) X	0-0 P6		0-0 4-3			0-0 F9		0-0 FC4-3 1-2f		4 0 0 0 0 0 4						
Jay Johnstone, L OBP: 0.424, SLG: 0.559 Bill Robinson, R OBP: 0.273, SLG: 0.328 (1, 9) X (8, PH) (8, 7)	0-0 P3			0-0 1B 1B		0-0 1-3		0-0 F8		3 1 1 0 0 0 1 1 0 0 0 0 0 1						
Bob Boone, R OBP: 0.298, SLG: 0.317 (1, 2) X		0-0 6-3		0-0 FC5-6 1-3 1B 1B		0-0 1B		0-0 F9		4 0 2 0 0 0 1						
Tom Hutton, L OBP: 0.302, SLG: 0.335 Mike Anderson, R OBP: 0.314, SLG: 0.383 (1, 7) (8, 9)		0-0 6-3		0-0 FC5-6 1-2 3-H 1B		0-0 G3		0-0 4-3		3 0 1 1 0 0 1 1 0 0 0 0 0 0						
Jim Lonborg, R OBP: 0.130, SLG: 0.194 (1, 1) X		0-3 K		0-0 FC5-6 1-2 2-3f G6-4-3		0-0 5-3		0-0 F3		4 0 0 0 0 1 2						
Inning Stats	R: 2 E: 1 K: 0 S: 6 H: 2 LOB: 1 BB: 0 P: 6	R: 0 E: 0 K: 1 S: 5 H: 0 LOB: 0 BB: 0 P: 5	R: 0 E: 0 K: 0 S: 4 H: 1 LOB: 2 BB: 1 P: 8	R: 1 E: 0 K: 0 S: 5 H: 3 LOB: 1 BB: 0 P: 5	R: 0 E: 0 K: 0 S: 3 H: 0 LOB: 0 BB: 0 P: 3	R: 0 E: 0 K: 0 S: 4 H: 1 LOB: 1 BB: 0 P: 4	R: 0 E: 0 K: 0 S: 3 H: 0 LOB: 1 BB: 1 P: 7	R: 0 E: 0 K: 0 S: 4 H: 1 LOB: 1 BB: 0 P: 4	R: 0 E: 0 K: 0 S: 4 H: 1 LOB: 1 BB: 0 P: 4	1B: 7 2B: 1 3B: 1 HR: 0 SF: 0 SAC: 0 DP: 1 HBP: 0	WP: 0 PB: 0 SB: 0 CS: 0 PA: 38					
PITCHER	IP WLS BF H R ER SO BB IBB HBP BLK WP HR S P ERA WHIP											PITCHER	IP WLS BF H R ER SO BB IBB HBP BLK WP HR S P ERA WHIP			
Sonny Siebert, R ERA: 3.34 (1, 1)	7.0															
Al Hrabosky, L ERA: 3.91 (8, 1)	1.0	4	1	0	0	0	0	0	0	0	0	0	4	4	0.00	1.000
Mike Garman, R ERA: 3.29 (9, 1)	1.0	W	4	1	0	0	0	0	0	0	0	0	4	4	0.00	1.000

**BOTTOM**

Philadelphia Phillies @ St. Louis Cardinals  
 Busch Stadium, St. Louis, MO  
 Sat Aug 03 1974, 7:05 PM CDT  
 Att. 36,053 - Unknown

[livebaseballscorecards.com](http://livebaseballscorecards.com)

<b>AB</b>	<b>34</b>
<b>R</b>	<b>4</b>
<b>H</b>	<b>9</b>
<b>RBI</b>	<b>4</b>
<b>BB</b>	<b>4</b>
<b>SO</b>	<b>2</b>
<b>LOB</b>	<b>18</b>



WP: 0	PA: 39
PB: 0	
SB: 2	
CS: 0	

AB R H RBI BB SO LOB

4 1 2 1 1 0 0

4 0 1 0 1 0 5

5 2 2 1 0 0 3

4 0 1 0 0 0 2

4 0 1 1 0 0 1

4 0 1 1 0 1 2

4 0 1 0 0 0 3

2 0 0 0 0 0 0

0 0 0 0 1 0 0

0 1 0 0 1 0 0

1B: 8 SF: 0

2B: 1 SAC: 1

3B: 0 DP: 1

HR: 0 HBP: 0

Batter	1	2	3	4	5	6	7	8	9
Lou Brock, L (1, 7) OBP: 0.371, SLG: 0.400	0-0 G4-6-3 BB 1B		0-0 3-1		0-0 E4		4-0 1-2 2-3 BB		0-0 4-3 1B
Ted Sizemore, R (1, 4) OBP: 0.352, SLG: 0.336	4-0 G4-6-3 BB 1-2			0-0 FC4-6 1B	0-0 6-3		0-0 F8		0-0 4-3 1-3
Bake McBride, L (1, 8) OBP: 0.363, SLG: 0.388	0-0 G4-6-3 1-2f 2-3			0-0 FC4-6 1B 2B		0-0 F8		0-0 4-3 1B	0-0 1B 3-H
Ted Simmons, S (1, 2) OBP: 0.320, SLG: 0.431	0-0 4-3			0-0 2B 1-3 1B		0-0 P6		0-0 4-3 1-2	
Joe Torre, R (1, 3) OBP: 0.372, SLG: 0.423		0-0 P3		0-0 2B 1-3 3-H		0-0 F8		0-0 F8	
Jose Cruz, L (1, 9) OBP: 0.319, SLG: 0.413		0-0 G3		0-0 3-1		0-3 K		0-0 2-H 1B	
Ken Reitz, R (1, 5) OBP: 0.316, SLG: 0.388		0-0 6-3		0-0 4-3		0-0 BB BB 1B		0-0 F4	
Mike Tyson, R (1, 6) OBP: 0.252, SLG: 0.263			0-0 1-3		0-0 F8		4-0 1-2 BB BB		4-0 SH3-4 1B BB
Tim McCarver, L (7, PH) OBP: 0.355, SLG: 0.243									
Jerry Davanon, R (8, 6) OBP: 0.333, SLG: 0.233									
Sonny Siebert, R (1, 1) OBP: 0.154, SLG: 0.083									
Jim Dwyer, L (7, PH) OBP: 0.345, SLG: 0.408									
Al Hrabosky, R (8, 1) OBP: 0.250, SLG: 0.250									
Mike Garman, R (9, 1) OBP: 0.250, SLG: 0.250									
Luis Melendez, R (9, PH) OBP: 0.295, SLG: 0.330									

Inning Stats	R: 0 H: 1 E: 0 K: 0 S: 3	H: 0 LOB: 1 BB: 1 P: 7	R: 0 H: 0 E: 0 K: 0 S: 3	H: 0 LOB: 0 BB: 0 P: 3	R: 0 H: 0 E: 0 K: 1 S: 5	H: 0 LOB: 0 BB: 0 P: 5	R: 1 H: 3 E: 0 K: 0 S: 6	H: 3 LOB: 2 BB: 0 P: 6	R: 0 H: 0 E: 1 K: 0 S: 4	H: 0 LOB: 1 BB: 0 P: 4	R: 0 H: 0 E: 0 K: 0 S: 3	H: 0 LOB: 0 BB: 0 P: 3	R: 0 H: 1 E: 0 K: 1 S: 6	H: 1 LOB: 3 BB: 2 P: 14	R: 1 H: 2 E: 0 K: 0 S: 5	H: 2 LOB: 1 BB: 0 P: 5	R: 2 H: 2 E: 0 K: 0 S: 4	H: 2 LOB: 1 BB: 1 P: 8	1B: 8 SF: 0	2B: 1 SAC: 1	3B: 0 DP: 1	HR: 0 HBP: 0
--------------	--------------------------	------------------------	--------------------------	------------------------	--------------------------	------------------------	--------------------------	------------------------	--------------------------	------------------------	--------------------------	------------------------	--------------------------	-------------------------	--------------------------	------------------------	--------------------------	------------------------	-------------	--------------	-------------	--------------

PITCHER	IP WLS BF H R ER SO BB IBB HBP BLK WP HR S P ERA WHIP	8.2 L 39 9 4 4 2 4 0 0 0 0 0 39 55 4.15 1.500
---------	---	---

PITCHER	IP WLS BF H R ER SO BB IBB HBP BLK WP HR S P ERA WHIP	
---------	---	--

Batter	1	2	3	4	5	6	7	8	9	AB R H RBI BB SO LOB	TOP									
<b>Dave Cash, R</b> (1, 4) OBP: 0.359, SLG: 0.400	0-0 5-3	0-0 F7			0-0 6-3		0-0 6-3 2-H HR 1B	0-0 P4		5 1 1 1 0 0 4										
<b>Larry Bowa, S</b> (1, 6) OBP: 0.302, SLG: 0.343	0-0 F6		0-0 P6		0-0 P4		0-0 6-3 1-3		0-0 G2	5 0 0 0 0 0 1										
<b>Mike Schmidt, R</b> (1, 5) OBP: 0.428, SLG: 0.602	0-0 HR		0-0 1-6-3		4-0 BB		0-0 HR		0-0 CS S 1B	4 2 3 3 1 0 0										
<b>Willie Montanez, L</b> (1, 3) OBP: 0.353, SLG: 0.416	0-0 2B		4-0 BB		0-0 4-3		0-0 2B		4-0 1B 3B BB	3 1 2 0 2 0 1										
<b>Del Unser, L</b> (1, 8) OBP: 0.365, SLG: 0.439	0-3 K		0-0 4-3			0-0 F7	0-0 G3		0-0 1-2 3B 1B	5 1 1 0 0 1 3										
<b>Jay Johnstone, L</b> (1, 9) OBP: 0.423, SLG: 0.578 (8, 7)		0-3 K		0-3 K		0-0 F9		0-0 S 5-3 1B	0-0 1-H 2-H 3B	5 0 2 2 0 2 0										
<b>Bob Boone, R</b> (1, 2) OBP: 0.297, SLG: 0.313		4-0 E BB		0-0 F9		0-0 F8		0-0 5-3 1-2	0-0 5-3	4 0 0 0 1 0 2										
<b>Tom Hutton, L</b> (1, 7) OBP: 0.311, SLG: 0.342 <b>Mike Anderson, R</b> (8, 9) OBP: 0.314, SLG: 0.383		0-0 E6 1-2		0-0 1B			0-0 SH3 1B	4-0 2-3 BB		3 1 2 0 1 0 1 0 0 0 0 0 0 0										
<b>Ron Schueler, R</b> (1, 1) OBP: 0.143, SLG: 0.122		0-3 K		0-0 F9			0-0 SH3 1-2	0-3 K		3 0 0 0 0 2 5										
<b>Inning Stats</b>	R: 1 E: 0 K: 1 S: 7	H: 2 LOB: 1 BB: 0 P: 7	R: 0 E: 1 K: 2 S: 8	H: 0 LOB: 2 BB: 1 P: 12	R: 0 E: 0 K: 0 S: 3	H: 0 LOB: 1 BB: 1 P: 7	R: 0 E: 0 K: 1 S: 6	H: 1 LOB: 1 BB: 0 P: 6	R: 0 E: 0 K: 0 S: 3	H: 0 LOB: 0 BB: 0 P: 3	R: 3 E: 1 K: 0 S: 7	H: 4 LOB: 1 BB: 0 P: 7	R: 0 E: 0 K: 1 S: 6	H: 1 LOB: 2 BB: 1 P: 10	R: 2 E: 0 K: 0 S: 5	H: 3 LOB: 1 BB: 1 P: 9	1B: 6 2B: 2 3B: 1 HR: 2	SF: 0 SAC: 1 DP: 0 HBP: 0	WP: 0 PB: 0 SB: 2 CS: 1	PA: 43
<b>PITCHER</b>	IP WLS BF H R ER SO BB IBB HBP BLK WP HR S P ERA WHIP																			
<b>Alan Foster, R</b> (1, 1) ERA: 3.53	8.0 L 37 8 4 4 5 4 0 0 0 0 0 2 43 59 4.50 1.500																			
<b>Orlando Pena, R</b> (9, 1) ERA: 2.53	1.0 6 3 2 2 0 1 0 0 0 0 0 0 5 9 18.00 4.000																			

Philadelphia Phillies @ St. Louis Cardinals  
 Busch Stadium, St. Louis, MO  
 Sun Aug 04 1974, 3:33 AM CDT  
 Unknown

livebaseballscorecards.com

AB	37
R	6
H	11
RBI	6
BB	5
SO	5
LOB	17



Batter	1	2	3	4	5	6	7	8	9	AB	R	H	RBI	BB	SO	LOB
Lou Brock, L (1, 7) OBP: 0.372, SLG: 0.401	0-0 F9		0-0 F9			0-0 S 1B		0-0 G6-4-3 1B		4	0	2	0	0	0	1
Ted Sizemore, R (1, 4) OBP: 0.351, SLG: 0.332	0-0 6-3		0-0 F3			4-0 BB 1-2		0-0 G6-4-3 1-2f		3	0	0	0	1	0	3
Bake McBride, L (1, 8) OBP: 0.359, SLG: 0.384	0-0 3-1		0-0 L3			0-0 F8		0-0 F9		4	0	0	0	0	0	3
Ted Simmons, S (1, 2) OBP: 0.320, SLG: 0.430		0-0 1B 1B		0-0 G2		0-0 G4-6-3 1-2f		0-0 F9		4	0	1	0	0	0	2
Joe Torre, R (1, 3) OBP: 0.373, SLG: 0.422		0-0 1B 1-3		4-0 BB G3-6			0-0 6-3		0-0 G2	3	1	1	0	1	0	0
Jose Cruz, L (1, 9) OBP: 0.319, SLG: 0.411		0-0 BLK 1B 2-H		0-0 G3-6 1-2f			0-0 5-3			3	0	1	1	0	0	1
Ken Reitz, R (1, 5) OBP: 0.313, SLG: 0.385		0-3 K 1-2			0-0 5-3			0-0 6-3		3	0	0	0	0	1	1
Mike Tyson, R (1, 6) OBP: 0.250, SLG: 0.261		0-0 F9			0-0 5-3			4-0 1B BB		2	0	0	0	0	0	1
Jim Dwyer, L (8, PH) OBP: 0.357, SLG: 0.408										0	0	0	0	1	0	0
Jerry Davanon, R (9, 6) OBP: 0.333, SLG: 0.233										0	0	0	0	0	0	0
Alan Foster, R (1, 1) OBP: 0.233, SLG: 0.195										1	0	0	0	1	0	0
Tim McCarver, L (8, PH) OBP: 0.351, SLG: 0.239										1	0	0	0	0	0	1
Orlando Pena, R (9, 1) OBP: 0.500, SLG: 0.500										0	0	0	0	0	0	0


Inning Stats	R: 0	H: 0	R: 1	H: 3	R: 0	H: 0	R: 0	H: 0	R: 0	H: 1	R: 0	H: 0	R: 0	H: 1	R: 0	H: 0	R: 0	H: 0	R: 0	H: 0	1B: 5	SF: 0	WP: 0	PA: 32
E: 0	LOB: 0	E: 0	LOB: 1	E: 0	LOB: 0	E: 0	LOB: 0	E: 0	LOB: 1	E: 0	LOB: 0	E: 0	LOB: 0	E: 0	LOB: 1	E: 0	LOB: 0	E: 0	LOB: 0	E: 0	LOB: 0	2B: 0	SAC: 0	PB: 0
K: 0	BB: 0	K: 1	BB: 0	K: 0	BB: 1	K: 0	BB: 1	K: 0	BB: 1	K: 0	BB: 0	K: 0	BB: 0	K: 0	BB: 1	K: 0	BB: 0	K: 0	BB: 0	K: 0	BB: 0	3B: 0	DP: 3	SB: 1
S: 3	P: 3	S: 7	P: 7	S: 3	P: 7	S: 2	P: 6	S: 3	P: 3	S: 3	P: 7	S: 3	P: 3	S: 3	P: 7	S: 3	P: 3	S: 3	P: 3	S: 3	P: 3	HR: 0	HBP: 0	CS: 0

PITCHER	IP	WLS	BF	H	R	ER	SO	BB	IBB	HBP	BLK	WP	HR	S	P	ERA	WHIP
Ron Schuele, R (1, 1) ERA: 3.47	9.0	W	32	5	1	1	1	4	0	0	1	0	0	30	46	1.00	1.000

**BOTTOM**

Philadelphia Phillies @ St. Louis Cardinals  
 Busch Stadium, St. Louis, MO  
 Sun Aug 04 1974, 3:33 AM CDT  
 Unknown

<b>AB</b>	<b>28</b>
<b>R</b>	<b>1</b>
<b>H</b>	<b>5</b>
<b>RBI</b>	<b>1</b>
<b>BB</b>	<b>4</b>
<b>SO</b>	<b>1</b>
<b>LOB</b>	<b>13</b>



livebaseballscorecards.com

Batter	1	2	3	4	5	6	7	8	9	AB R H RBI BB SO LOB	TOP										
Dave Cash, R OBP: 0.360, SLG: 0.401 (1, 4) X	0-0 6-3 ①		0-0 1B			0-0 F8			0-0 1B	4 0 2 0 0 0 0	Philadelphia Phillies @ St. Louis Cardinals Busch Stadium, St. Louis, MO Sun Aug 04 1974, 3:38 AM CDT Att: 48,245 - Unknown  <a href="http://livebaseballscorecards.com">livebaseballscorecards.com</a>										
Larry Bowa, S OBP: 0.302, SLG: 0.342 (1, 6) X	0-0 1-3 ②		0-0 5-3 ③			0-0 G4-6-3 1B			0-0 F9 ①	4 0 1 0 0 0 2											
Mike Schmidt, R OBP: 0.424, SLG: 0.595 (1, 5) X	0-0 5-3 ③			0-3 K ①		0-0 G4-6-3 1-2f			0-3 K ②	4 0 0 0 0 2 2											
Willie Montanez, L OBP: 0.351, SLG: 0.412 (1, 3) X		0-0 G3 ①		0-0 G3 ②			4-0 G6-4-3 BB		0-3 K ③	3 0 0 0 1 1 1											
Bill Robinson, R OBP: 0.273, SLG: 0.328 (1, 8) X		0-0 L3 ②		0-0 FC6-4 1B			0-0 G6-4-3 1-2f			3 0 1 0 0 0 1											
Ollie Brown, R OBP: 0.261, SLG: 0.430 (1, 7) X		0-0 FC6-4 1B		0-0 FC6-4 1-2f			0-0 4-3			3 0 1 0 0 0 1											
Bob Boone, R OBP: 0.294, SLG: 0.310 (1, 2) X		0-0 FC6-4 1-2f			0-0 6-3 ①			0-0 F8 ①		3 0 0 0 0 0 1											
Jesus Hernaiz, R (8, 1)										0 0 0 0 0 0 0											
Mike Anderson, R OBP: 0.311, SLG: 0.379 (1, 9) X			0-0 F8 ①		0-3 K ②			0-0 1-3 ②		3 0 0 0 0 1 0											
Dick Ruthven, R OBP: 0.156, SLG: 0.156 (3, 1) X			0-0 6-3 ②		0-3 K ③			0-0 F8 ③		1 0 0 0 0 0 0											
Gene Garber, R (3, 1)										0 0 0 0 0 0 0											
Alan Bannister, R OBP: 0.273, SLG: 0.158 (5, PH)										0 0 0 0 0 0 0											
Mac Scarce, L (5, 1)										1 0 0 0 0 1 0											
Eddie Watt, R (7, 1)										0 0 0 0 0 0 0											
Larry Cox, R OBP: 0.138, SLG: 0.143 (8, PH) (8, 2)										0 0 0 0 0 0 0											
<b>Inning Stats</b>	R: 0 E: 0 K: 0 S: 3	H: 0 LOB: 0 BB: 0 P: 3	R: 0 E: 0 K: 0 S: 4	H: 1 LOB: 1 BB: 0 P: 4	R: 0 E: 0 K: 1 S: 6	H: 1 LOB: 1 BB: 0 P: 6	R: 0 E: 0 K: 2 S: 7	H: 0 LOB: 0 BB: 0 P: 7	R: 0 E: 0 K: 0 S: 3	H: 1 LOB: 0 BB: 0 P: 3	R: 0 E: 0 K: 0 S: 2	H: 0 LOB: 0 BB: 1 P: 6	R: 0 E: 0 K: 0 S: 3	H: 0 LOB: 0 BB: 0 P: 3	R: 0 E: 0 K: 2 S: 8	H: 1 LOB: 1 BB: 0 P: 8	1B: 5 2B: 0 3B: 0 HR: 0	SF: 0 SAC: 0 DP: 2 HBP: 0	WP: 0 PB: 0 SB: 0 CS: 0	PA: 31	
<b>PITCHER</b> John Curtis, L ERA: 4.43 (1, 1)	IP 9.0 WLS W BF 31 H 5 R 0 ER 0 SO 5 BB 1 IBB 0 HBP 0 BLK 0 WP 0 HR 0 S 40 P 44 ERA 0.00 WHIP 0.667																			<b>PITCHER</b>	IP WLS BF H R ER SO BB IBB HBP BLK WP HR S P ERA WHIP



Batter	1	2	3	4	5	6	7	8	9
Lou Brock, L OBP: 0.376, SLG: 0.403 (1, 7)	0-0 S 1B		4-0 E S 2B BB		0-0 SH3 S FC4-2 1B	0-0 6-3		0-0 6-3	
Luis Melendez, R OBP: 0.292, SLG: 0.326 (7, 9)									
Ted Sizemore, R OBP: 0.352, SLG: 0.332 (1, 4)	0-0 F3 1-2		4-0 2B BB		0-0 SH3		0-0 S 1B 1B	0-3 K	
Bake McBride, L OBP: 0.363, SLG: 0.386 (1, 8)	0-0 L5		0-0 WP 1-H 3-H 2B		0-0 FC4-2 1B		4-0 1B 1-2 2B BB	4-0 FC6-4 BB	
Tim McCarver, L OBP: 0.354, SLG: 0.247 (1, 3)	0-0		0-0 F8		0-0 2B 1B		0-0 2B 1B	0-0 FC6-4	
Joe Torre, R OBP: 0.375, SLG: 0.424 (5, PH) (6, 3)									
Jose Cruz, L OBP: 0.331, SLG: 0.433 (1, 9) (7, 7)	0-0 L6		4-0 FC5-4 2-3 BB		0-0 2B 2B		0-0 PB WP 2B		
Ken Reitz, R OBP: 0.315, SLG: 0.387 (1, 5)		4-0 F9 BB	0-0 FC5-4 1-2f		0-0 2B		0-0 P5		
Marc Hill, R OBP: 0.348, SLG: 0.300 (1, 2)		0-0 F9 1-2		0-3 K	0-3 K		4-0 G6-4-3 BB		
Mike Tyson, R OBP: 0.247, SLG: 0.257 (1, 6)		0-0 4-3		0-3 K		0-0 6-3	0-0 G6-4-3		
John Curtis, L OBP: 0.209, SLG: 0.175 (1, 1)			0-3 K	0-3 K		0-3 K		0-0 E7 6-3 2B	


Inning Stats	R: 1	H: 2	E: 0	K: 0	S: 5	LOB: 1	BB: 0	P: 5	R: 0	H: 0	E: 0	K: 0	S: 2	LOB: 0	BB: 1	P: 6	R: 2	H: 1	E: 0	K: 1	S: 6	LOB: 2	BB: 3	P: 18	R: 0	H: 0	E: 0	K: 3	S: 9	LOB: 0	BB: 0	P: 9	R: 3	H: 4	E: 0	K: 1	S: 9	LOB: 1	BB: 0	P: 9	R: 0	H: 0	E: 0	K: 1	S: 5	LOB: 0	BB: 0	P: 5	R: 4	H: 3	E: 0	K: 0	S: 5	LOB: 0	BB: 2	P: 13	R: 1	H: 1	E: 1	K: 1	S: 6	LOB: 1	BB: 1	P: 10
--------------	------	------	------	------	------	--------	-------	------	------	------	------	------	------	--------	-------	------	------	------	------	------	------	--------	-------	-------	------	------	------	------	------	--------	-------	------	------	------	------	------	------	--------	-------	------	------	------	------	------	------	--------	-------	------	------	------	------	------	------	--------	-------	-------	------	------	------	------	------	--------	-------	-------

PITCHER	IP	WLS	BF	H	R	ER	SO	BB	IBB	HBP	BLK	WP	HR	S	P	ERA	WHIP
Dick Ruthven, R ERA: 4.1 (1, 1)	2.2	L	14	3	3	3	1	4	0	0	0	1	0	12	28	10.12	2.625
Gene Garber, R ERA: 4.26 (3, 1)	1.1		4	0	0	0	3	0	0	0	0	0	0	10	10	0.00	0.000
Mac Scarce, L ERA: 5.33 (5, 1)	2.0		12	5	5	5	2	1	0	0	0	0	0	15	19	22.50	3.000
Eddie Watt, R ERA: 4.35 (7, 1)	1.0		5	2	2	1	0	1	0	0	0	1	0	4	8	9.00	3.000
Jesus Hernaiz, R ERA: 3.6 (8, 1)	1.0		5	1	1	0	1	1	0	0	0	0	0	6	10	0.00	2.000

**BOTTOM**

AB	R	H	RBI	BB	SO	LOB
3	2	2	0	1	0	0
1	0	0	1	0	0	0
3	2	1	0	1	1	1
3	2	1	2	2	0	2
2	0	1	1	0	0	1
3	2	2	2	0	0	1
3	2	2	2	1	0	1
3	0	1	1	1	0	2
3	0	0	0	1	2	2
4	0	0	0	0	1	1
4	1	1	0	0	3	0

**AB 32**  
**R 11**  
**H 11**  
**RBI 9**  
**BB 7**  
**SO 7**  
**LOB 11**



Philadelphia Phillies @ St. Louis Cardinals  
 Busch Stadium, St. Louis, MO  
 Sun Aug 04 1974, 3:38 AM CDT  
 Att. 48,245 - Unknown

livebaseballscorecards.com

WP: 2	PA: 40
PB: 1	
SB: 4	
CS: 0	

Batter	1	2	3	4	5	6	7	8	9	10	11	12	13	AB R H RBI BB SO LOB	TOP													
Dave Cash, R OBP: 0.356, SLG: 0.396 (1, 4)	K	F7			5-3			F9		E6 FC5-4		E6 G4-6-3		6 0 0 0 0 1 1	Philadelphia Phillies @ St. Louis Cardinals Busch Stadium, St. Louis, MO Mon Aug 05 1974, 7:05 PM CDT Att. 33,476 - Unknown													
Larry Bowa, S OBP: 0.302, SLG: 0.342 (1, 6)	1B		6-3			F7				K		G4-6-3		6 1 2 0 0 1 2														
Mike Schmidt, R OBP: 0.419, SLG: 0.586 (1, 5)	P5		K			F9		K		FC5-4			5-3	6 0 0 0 0 2 3														
Willie Montanez, L OBP: 0.354, SLG: 0.412 (1, 3)	E		CS			F9			K				F7	5 0 2 1 1 1 0														
Del Unser, L OBP: 0.360, SLG: 0.432 (1, 8)	E4		CS		F7			F7		F8		SH3	K	5 0 0 0 0 1 1														
Jay Johnstone, L OBP: 0.413, SLG: 0.552 (1, 9)	4-3				P5				E9					3 1 0 0 1 0 2														
Ollie Brown, R OBP: 0.267, SLG: 0.430 (11, PH)									1B					0 0 0 0 1 0 0														
Bob Boone, R OBP: 0.293, SLG: 0.308 (1, 2)			5-3		5-3			F7		E7		F7		5 0 1 1 0 0 3														
Tom Hutton, L OBP: 0.312, SLG: 0.348 (1, 7)														3 0 1 0 0 0 1														
Mike Anderson, R OBP: 0.313, SLG: 0.378 (7, 9)					F9			G3				4-3		1 0 0 0 1 0 2														
Wayne Twitchell, R OBP: 0.190, SLG: 0.190 (1, 1)														4 0 0 0 0 4 1														
Tony Taylor, R OBP: 0.388, SLG: 0.475 (12, PH)			K					K		PO		6-3		1 0 0 0 0 0 0														
Pete Richert, L (12, 1)														0 0 0 0 0 0 0														
Gene Garber, R (13, 1)														0 0 0 0 0 0 0														
<b>Inning Stats</b>	R: 1 E: 1 K: 1 S: 8	H: 2 LOB: 2 BB: 0 P: 8	R: 0 E: 0 K: 1 S: 6	H: 1 LOB: 1 BB: 0 P: 6	R: 0 E: 0 K: 1 S: 4	H: 0 LOB: 0 BB: 1 P: 8	R: 0 E: 0 K: 0 S: 3	H: 0 LOB: 0 BB: 0 P: 3	R: 0 E: 0 K: 0 S: 5	H: 0 LOB: 0 BB: 0 P: 5	R: 0 E: 0 K: 1 S: 3	H: 0 LOB: 1 BB: 1 P: 7	R: 0 E: 0 K: 2 S: 8	H: 1 LOB: 1 BB: 0 P: 8	R: 1 E: 2 K: 1 S: 6	H: 1 LOB: 1 BB: 1 P: 10	R: 0 E: 1 K: 2 S: 8	H: 0 LOB: 1 BB: 0 P: 8	R: 0 E: 0 K: 0 S: 4	H: 0 LOB: 2 BB: 1 P: 8	R: 0 E: 0 K: 0 S: 3	H: 0 LOB: 0 BB: 0 P: 3	R: 0 E: 0 K: 1 S: 5	H: 0 LOB: 0 BB: 0 P: 5	1B: 5 2B: 1 3B: 0 HR: 0	SF: 0 SAC: 1 DP: 1 HBP: 0	WP: 0 PB: 0 SB: 3 CS: 1	PA: 52
<b>PITCHER</b>	IP WLS BF H R ER SO BB IBB HBP BLK WP HR S P ERA WHIP															IP WLS BF H R ER SO BB IBB HBP BLK WP HR S P ERA WHIP												
Bob Gibson, R ERA: 4.18 (1, 1)	8.0															1.12	0.750											
Al Hrabosky, L ERA: 3.75 (9, 1)	2.0	9	1	1	0	3	0	1	0	0	0	0	0	14	18	0.00	0.500											
Rich Folkers, L ERA: 2.9 (11, 1)	0.1	2	1	0	0	0	0	0	0	0	0	0	0	2	2	0.00	3.000											
Mike Gaman, R ERA: 3.13 (11, 1)	2.2	W	9	0	0	0	1	0	1	0	0	0	0	10	14	0.00	0.000											

AB	45
R	2
H	6
RBI	2
BB	4
SO	10
LOB	16







Batter	1	2	3	4	5	6	7	8	9	AB R H RBI BB SO LOB	TOP											
Lou Brock, L (1, 7) OBP: 0.376, SLG: 0.404	0-3 K		0-0 6-3	0-0 E6 1B		0-0 5-3			0-0 P4	5 1 0 0 0 1 0	<b>St. Louis Cardinals @ Montreal Expos</b> Jarry Park, Montreal, QB Tue Aug 06 1974, 7:05 PM EDT Unknown											
Ted Sizemore, R (1, 4) OBP: 0.357, SLG: 0.337	0-0 G3		0-0 F9	4-0 1B 1B BB			0-0 F8	0-0 1B 1B	4 0 1 0 1 0 0													
Bake McBride, L (1, 8) OBP: 0.372, SLG: 0.393	4-0 E BB		0-0 1B	0-0 1B 1B			0-0 1-3	0-0 1B 1B	4 0 3 1 1 0 0													
Ted Simmons, S (1, 2) OBP: 0.318, SLG: 0.431	0-3 K 1-2		0-0 4-3	0-0 1B 1-2 2-H			0-0 P5	0-0 F9	5 0 1 0 0 1 4													
Joe Torre, R (1, 5) OBP: 0.376, SLG: 0.420 (9, 3)		4-0 1B 6-3 BB		0-0 3-1 1B	0-0 G4-6-3 1B			0-0 F8	3 1 1 0 1 0 0													
Tim McCarver, L (1, 3) OBP: 0.359, SLG: 0.244		0-0 F8		4-0 1B 3B BB	0-0 G4-6-3 1-2f			0-0 1B	3 1 1 0 1 0 2													
Jerry Davanon, R (9, 5) OBP: 0.316, SLG: 0.219									0 0 0 0 0 0 0													
Jose Cruz, L (1, 9) OBP: 0.325, SLG: 0.419		0-0 1-3 6-3 1B		0-0 1-3 3B 1B	0-0 1-3			0-0 F8	4 1 2 0 0 0 1													
Mike Tyson, R (1, 6) OBP: 0.245, SLG: 0.262		0-0 6-3		0-0 1-2 3-H E 3B		0-3 K		0-0 F9	4 1 1 3 0 1 2													
Lynn McGlothen, L (1, 1) OBP: 0.254, SLG: 0.259		0-0 G3		0-0 4-3		0-0 6-3		0-0 6-3	3 0 0 0 0 0 2													
Mike Garman, R (8, 1) OBP: 0.167, SLG: 0.167									1 0 0 0 0 0 0													
Al Hrabosky, R (9, 1) OBP: 0.250, SLG: 0.250									0 0 0 0 0 0 0													
<b>Inning Stats</b>	R: 0 E: 1 K: 2 S: 7	H: 0 LOB: 1 BB: 1 P: 11	R: 1 E: 0 K: 0 S: 4	H: 1 LOB: 1 BB: 1 P: 8	R: 0 E: 0 K: 0 S: 4	H: 1 LOB: 1 BB: 0 P: 4	R: 4 E: 1 K: 0 S: 7	H: 4 LOB: 2 BB: 2 P: 15	R: 0 E: 0 K: 1 S: 5	H: 0 LOB: 0 BB: 0 P: 5	R: 0 E: 0 K: 0 S: 3	H: 0 LOB: 0 BB: 0 P: 3	R: 0 E: 0 K: 0 S: 4	H: 1 LOB: 1 BB: 0 P: 4	R: 0 E: 0 K: 0 S: 5	H: 2 LOB: 2 BB: 0 P: 5	1B: 9 2B: 0 3B: 1 HR: 0	SF: 0 SAC: 0 DP: 1 HBP: 0	WP: 0 PB: 0 SB: 1 CS: 0	PA: 40		
<b>PITCHER</b>	IP WLS BF H R ER SO BB IBB HBP BLK WP HR S P ERA WHIP	IP WLS BF H R ER SO BB IBB HBP BLK WP HR S P ERA WHIP	IP WLS BF H R ER SO BB IBB HBP BLK WP HR S P ERA WHIP	IP WLS BF H R ER SO BB IBB HBP BLK WP HR S P ERA WHIP	IP WLS BF H R ER SO BB IBB HBP BLK WP HR S P ERA WHIP	IP WLS BF H R ER SO BB IBB HBP BLK WP HR S P ERA WHIP	IP WLS BF H R ER SO BB IBB HBP BLK WP HR S P ERA WHIP	IP WLS BF H R ER SO BB IBB HBP BLK WP HR S P ERA WHIP	IP WLS BF H R ER SO BB IBB HBP BLK WP HR S P ERA WHIP	IP WLS BF H R ER SO BB IBB HBP BLK WP HR S P ERA WHIP	IP WLS BF H R ER SO BB IBB HBP BLK WP HR S P ERA WHIP	IP WLS BF H R ER SO BB IBB HBP BLK WP HR S P ERA WHIP	IP WLS BF H R ER SO BB IBB HBP BLK WP HR S P ERA WHIP	IP WLS BF H R ER SO BB IBB HBP BLK WP HR S P ERA WHIP	IP WLS BF H R ER SO BB IBB HBP BLK WP HR S P ERA WHIP	IP WLS BF H R ER SO BB IBB HBP BLK WP HR S P ERA WHIP	IP WLS BF H R ER SO BB IBB HBP BLK WP HR S P ERA WHIP	IP WLS BF H R ER SO BB IBB HBP BLK WP HR S P ERA WHIP	IP WLS BF H R ER SO BB IBB HBP BLK WP HR S P ERA WHIP	IP WLS BF H R ER SO BB IBB HBP BLK WP HR S P ERA WHIP	IP WLS BF H R ER SO BB IBB HBP BLK WP HR S P ERA WHIP	
Mike Torrez, R (1, 1) ERA: 4.42	3.2 L 20 4 5 3 2 4 0 0 0 0 0 0 20 36 7.36 2.182																					
Don Carrithers, R (4, 1) ERA: 2.53	3.1 11 3 0 0 1 0 0 0 0 0 0 0 13 13 0.00 0.900																					
Dale Murray, R (8, 1) ERA: 1.64	1.0 4 1 0 0 0 0 0 0 0 0 0 0 4 4 0.00 1.000																					
Chuck Taylor, R (9, 1) ERA: 2.28	1.0 5 2 0 0 0 0 0 0 0 0 0 0 5 5 0.00 2.000																					

livebaseballscorecards.com

<b>AB</b>	36
<b>R</b>	5
<b>H</b>	10
<b>RBI</b>	4
<b>BB</b>	4
<b>SO</b>	3
<b>LOB</b>	11



**BOTTOM**

**St. Louis Cardinals @ Montreal Expos**  
 Jarry Park, Montreal, QB  
 Tue Aug 06 1974, 7:05 PM EDT  
 Unknown

[livebaseballscorecards.com](http://livebaseballscorecards.com)

<b>AB</b>	<b>35</b>
<b>R</b>	<b>4</b>
<b>H</b>	<b>8</b>
<b>RBI</b>	<b>3</b>
<b>BB</b>	<b>4</b>
<b>SO</b>	<b>5</b>
<b>LOB</b>	<b>12</b>



WP:	1	PA:	39
PB:	0		
SB:	0		
CS:	1		

AB R H RBI BB SO LOB

3 1 0 0 2 1 3

5 1 1 0 0 1 3

5 0 0 1 0 1 1

4 1 2 0 0 1 0

4 1 2 1 0 0 1

4 0 1 1 0 0 0

2 0 0 0 0 1 0

1 0 0 0 0 0 1

0 0 0 0 0 0 0

1 0 0 0 0 0 0

1 0 1 0 0 0 0

0 0 0 0 1 0 0

0 0 0 0 0 0 0

1 0 1 0 0 0 0

1 0 1 0 0 0 0

0 0 0 0 0 0 0

1 0 1 0 0 0 0

1 0 1 0 0 0 0

0 0 0 0 0 0 0

1 0 1 0 0 0 0

1 0 1 0 0 0 0

0 0 0 0 0 0 0

1 0 1 0 0 0 0

1 0 1 0 0 0 0

0 0 0 0 0 0 0

1 0 1 0 0 0 0

1 0 1 0 0 0 0

0 0 0 0 0 0 0

1 0 1 0 0 0 0

1 0 1 0 0 0 0

0 0 0 0 0 0 0

1 0 1 0 0 0 0

1 0 1 0 0 0 0

0 0 0 0 0 0 0

1 0 1 0 0 0 0

1 0 1 0 0 0 0

0 0 0 0 0 0 0

1 0 1 0 0 0 0

1 0 1 0 0 0 0

0 0 0 0 0 0 0

1 0 1 0 0 0 0

1 0 1 0 0 0 0

0 0 0 0 0 0 0

1 0 1 0 0 0 0

1 0 1 0 0 0 0

0 0 0 0 0 0 0

1 0 1 0 0 0 0

1 0 1 0 0 0 0

0 0 0 0 0 0 0

1 0 1 0 0 0 0

1 0 1 0 0 0 0

0 0 0 0 0 0 0

1 0 1 0 0 0 0

1 0 1 0 0 0 0

0 0 0 0 0 0 0

1 0 1 0 0 0 0

1 0 1 0 0 0 0

0 0 0 0 0 0 0

1 0 1 0 0 0 0

1 0 1 0 0 0 0

0 0 0 0 0 0 0

1 0 1 0 0 0 0

1 0 1 0 0 0 0

0 0 0 0 0 0 0

1 0 1 0 0 0 0

1 0 1 0 0 0 0

0 0 0 0 0 0 0

1 0 1 0 0 0 0

1 0 1 0 0 0 0

0 0 0 0 0 0 0

1 0 1 0 0 0 0

1 0 1 0 0 0 0

0 0 0 0 0 0 0

1 0 1 0 0 0 0

1 0 1 0 0 0 0

0 0 0 0 0 0 0

1 0 1 0 0 0 0

1 0 1 0 0 0 0

0 0 0 0 0 0 0

1 0 1 0 0 0 0

1 0 1 0 0 0 0

0 0 0 0 0 0 0

1 0 1 0 0 0 0

1 0 1 0 0 0 0

0 0 0 0 0 0 0

1 0 1 0 0 0 0

1 0 1 0 0 0 0

0 0 0 0 0 0 0

1 0 1 0 0 0 0

1 0 1 0 0 0 0

0 0 0 0 0 0 0

1 0 1 0 0 0 0

1 0 1 0 0 0 0

0 0 0 0 0 0 0

1 0 1 0 0 0 0

1 0 1 0 0 0 0

0 0 0 0 0 0 0

1 0 1 0 0 0 0

1 0 1 0 0 0 0

0 0 0 0 0 0 0

1 0 1 0 0 0 0

1 0 1 0 0 0 0

0 0 0 0 0 0 0

1 0 1 0 0 0 0

1 0 1 0 0 0 0

0 0 0 0 0 0 0

1 0 1 0 0 0 0

1 0 1 0 0 0 0

0 0 0 0 0 0 0

1 0 1 0 0 0 0

1 0 1 0 0 0 0

0 0 0 0 0 0 0

1 0 1 0 0 0 0

1 0 1 0 0 0 0

0 0 0 0 0 0 0

1 0 1 0 0 0 0

1 0 1 0 0 0 0

0 0 0 0 0 0 0

1 0 1 0 0 0 0

1 0 1 0 0 0 0

0 0 0 0 0 0 0

1 0 1 0 0 0 0

1 0 1 0 0 0 0

0 0 0 0 0 0 0

1 0 1 0 0 0 0

1 0 1 0 0 0 0

0 0 0 0 0 0 0

1 0 1 0 0 0 0

1 0 1 0 0 0 0

0 0 0 0 0 0 0

1 0 1 0 0 0 0

1 0 1 0 0 0 0

0 0 0 0 0 0 0

1 0 1 0 0 0 0

1 0 1 0 0 0 0

0 0 0 0 0 0 0

1 0 1 0 0 0 0

1 0 1 0 0 0 0

0 0 0 0 0 0 0

1 0 1 0 0 0 0

1 0 1 0 0 0 0

0 0 0 0 0 0 0

1 0 1 0 0 0 0

1 0 1 0 0 0 0

0 0 0 0 0 0 0

1 0 1 0 0 0 0

1 0 1 0 0 0 0

0 0 0 0 0 0 0

1 0 1 0 0 0 0

1 0 1 0 0 0 0

0 0 0 0 0 0 0

1 0 1 0 0 0 0

1 0 1 0 0 0 0

0 0 0 0 0 0 0

1 0 1 0 0 0 0

1 0 1 0 0 0 0

0 0 0 0 0 0 0

1 0 1 0 0 0 0

1 0 1 0 0 0 0

0 0 0 0 0 0 0

1 0 1 0 0 0 0

1 0 1 0 0 0 0

0 0 0 0 0 0 0

1 0 1 0 0 0 0

1 0 1 0 0 0 0

0 0 0 0 0 0 0

1 0 1 0 0 0 0

1 0 1 0 0 0 0

0 0 0 0 0 0 0

1 0 1 0 0 0 0

1 0 1 0 0 0 0

0 0 0 0 0 0 0

1 0 1 0 0 0 0

1 0 1 0 0 0 0

0 0 0 0 0 0 0

1 0 1 0 0 0 0

1 0 1 0 0 0 0

0 0 0 0 0 0 0

1 0 1 0 0 0 0

1 0 1 0 0 0 0

0 0 0 0 0 0 0

1 0 1 0 0 0 0

1 0 1 0 0 0 0

0 0 0 0 0 0 0

1 0 1 0 0 0 0

1 0 1 0 0 0 0

0 0 0 0 0 0 0

1 0 1 0 0 0 0

1 0 1 0 0 0 0

0 0 0 0 0 0 0

1 0 1 0 0 0 0

1 0 1 0 0 0 0

0 0 0 0 0 0 0

1 0 1 0 0 0 0

1 0 1 0 0 0 0

0 0 0 0 0 0 0

1 0 1 0 0 0 0

1 0 1 0 0 0 0

0 0 0 0 0 0 0

1 0 1 0 0 0 0

1 0 1 0 0 0 0

0 0 0 0 0 0 0

1 0 1 0 0 0 0

1 0 1 0 0 0 0

0 0 0 0 0 0 0

1 0 1 0 0 0 0

1 0 1 0 0 0 0

0 0 0 0 0 0 0

1 0 1 0 0 0 0

1 0 1 0 0 0 0

0 0 0 0 0 0 0

1 0 1 0 0 0 0

1 0 1 0 0 0 0

0 0 0 0 0 0 0

1 0 1 0 0 0 0

1 0 1 0 0 0 0

0 0 0 0 0 0 0

1 0 1 0 0 0 0

1 0 1 0 0 0 0

0 0 0 0 0 0 0

1 0 1 0 0 0 0

1 0 1 0 0 0 0

0 0 0 0 0 0 0

1 0 1 0 0 0 0

1 0 1 0 0 0 0

0 0 0 0 0 0 0

Batter	1	2	3	4	5	6	7	8	9	AB R H RBI BB SO LOB	TOP	
Lou Brock, L (1, 7) OBP: 0.374, SLG: 0.402 Luis Melendez, R (7, 7) OBP: 0.296, SLG: 0.323	0-3 K	0-0 F8	0-0 1B 2B 1B		0-3 K2-3		0-0 1-3		1-0 HBP	5 1 1 2 0 2 3 0 0 0 0 0 0 0		
Ted Sizemore, R (1, 4) OBP: 0.359, SLG: 0.340	0-0 6-3		F8 2B 1B		0-0 BB 1B		0-0 4-3		0-0 F8	6 1 3 1 0 0 2		
Bake McBride, L (1, 8) OBP: 0.374, SLG: 0.396	0-0 1B		K 2B 1B		4-0 BB 1B		0-3 K		0-0 F9	5 0 2 1 1 2 3		
Ted Simmons, S (1, 3) OBP: 0.317, SLG: 0.427	0-0 L6		F8 2B 1B		0-0 5-3			0-0 L6		4 0 0 0 1 0 4		
Joe Torre, R (1, 5) OBP: 0.361, SLG: 0.428		0-0 FC 1B	E 2B		0-0 E 1B			0-0 1B		5 2 4 1 0 0 3		
Tim McCarver, L (1, 2) OBP: 0.361, SLG: 0.244		0-0 E 1B	4-0 E 1B BB	0-0 P4	0-0 E3 4-3			0-0 F8		4 2 1 0 1 0 1		
Jim Dwyer, L (1, 9) OBP: 0.355, SLG: 0.400		0-0 FC 1B	0-0 E3 1B 1B	0-0 F7	0-0 4-3			0-0 P5		5 1 1 1 0 0 3		
Mike Tyson, R (1, 6) OBP: 0.244, SLG: 0.259	0-3 K		4-0 1B 1B IBB	0-0 4-3	0-0 5-3			0-3 K		4 1 0 0 1 2 3		
Ray Bare, R (1, 1) OBP: 0.250, SLG: 0.250 Rich Folkers, L (3, 1)	0-3 K		0-0 1B 1B		0-0 F7		0-0 F7		0-0 E6	2 1 1 1 0 1 3 3 0 0 0 0 0 0		
<b>Inning Stats</b>	R: 0 H: 1 E: 0 LOB: 1 K: 1 BB: 0 S: 6 P: 6	R: 0 H: 2 E: 1 LOB: 3 K: 2 BB: 0 S: 10 P: 10	R: 7 H: 7 E: 1 LOB: 3 K: 1 BB: 3 S: 12 P: 24	R: 0 H: 0 E: 0 LOB: 0 K: 0 BB: 0 S: 3 P: 3	R: 0 H: 1 E: 0 LOB: 2 K: 1 BB: 1 S: 6 P: 10	R: 2 H: 1 E: 1 LOB: 0 K: 0 BB: 0 S: 5 P: 5	R: 0 H: 0 E: 0 LOB: 0 K: 1 BB: 0 S: 5 P: 5	R: 0 H: 1 E: 0 LOB: 1 K: 0 BB: 0 S: 4 P: 4	R: 0 H: 0 E: 1 LOB: 2 K: 1 BB: 0 S: 6 P: 7	1B: 11 SF: 0 2B: 2 SAC: 0 3B: 0 DP: 0 HR: 0 HBP: 1	WP: 0 PA: 48 PB: 0 SB: 0 CS: 0	
<b>PITCHER</b>	IP WLS BF H R ER SO BB IBB HBP BLK WP HR S P ERA WHIP											
Steve Rogers, R (1, 1) ERA: 4.67	2.2 L 20 9 7 7 4 1 1 0 1 0 0 26 34 23.62 3.750											
John Montague, R (3, 1) ERA: 2.67	0.1 3 1 0 0 0 1 0 0 0 0 0 2 6 0.00 6.000											
Dale Murray, R (4, 1) ERA: 1.29	3.0 13 2 2 0 1 1 0 0 0 0 0 14 18 0.00 1.000											
Don Carrithers, R (7, 1) ERA: 2.22	3.0 12 1 0 0 2 0 0 1 0 0 0 15 16 0.00 0.333											

**St. Louis Cardinals @ Montreal Expos**  
 Jarry Park, Montreal, QB  
 Tue Aug 06 1974, 7:05 PM EDT  
 Att: 21,352 - Unknown

[livebaseballscorecards.com](http://livebaseballscorecards.com)

**AB 43**  
**R 9**  
**H 13**  
**RBI 7**  
**BB 4**  
**SO 7**  
**LOB 25**





Batter	1	2	3	4	5	6	7	8	9	AB R H RBI BB SO LOB	TOP
Lou Brock, L (1, 7) x OBP: 0.372, SLG: 0.400	0-0 4-3 ①		x 0-0 E3 1-2		x 0-0 CS 2-H 1B		x 0-0 F8 ②		x 0-0 E1 1B 2-3 3-H	5 0 1 2 0 0 3	
Ted Sizemore, R (1, 4) x OBP: 0.354, SLG: 0.335	0-0 6-3 ②		x 0-0 5-3 ③		x 0-0 CS 1-2	x 0-0 F7 ①	x 0-0 6-3 ③		x 0-0 SF8 ②	4 0 0 1 0 0 3	
Bake McBride, L (1, 8) x OBP: 0.374, SLG: 0.396	0-0 5-3 ③			x 0-0 4-3 ①		x 0-0 E4 WP 2B 1B		S S S S 0-3 K ①	x 0-0 1B 1-2	5 1 2 0 0 1 0	
Ted Simmons, S (1, 3) OBP: 0.316, SLG: 0.427		S S S S 0-3 K ①		x 0-0 F8 ②		x 0-0 2B 2-H		x 0-0 P4 ②	x 0-0 4-3 ③	5 0 1 1 0 1 2	
Joe Torre, R (1, 5) OBP: 0.380, SLG: 0.426		x 0-0 L9 ②		x 0-0 1B		S S S S 0-3 K ②		x 0-0 P3 ③		4 0 1 0 0 1 1	
Tim McCarver, L (1, 2) OBP: 0.366, SLG: 0.247		x 0-0 L7 ③		x 0-0 L7 ③		B B B B 4-0 BB			x 0-0 1B BB 6-5-3 1B	3 1 1 0 1 0 1	
Jim Dwyer, L (1, 9) OBP: 0.364, SLG: 0.414			S S S S 0-3 K ①		x 0-0 1B 2B	x 0-0 F7 ③		B B B B 4-0 1B BB 6-5-3 1B	x 0-0 E BB 6-5-3 1B	3 2 1 0 1 1 2	
Mike Tyson, R (1, 6) OBP: 0.244, SLG: 0.259			S S S S 0-3 K ②		x 0-0 F7 ①		S S S S 0-3 K ①		x 0-0 E 6-5-3 1B 1-2 2-3 3-H	4 1 1 0 0 2 1	
Bob Forsch, R (1, 1) OBP: 0.235, SLG: 0.188			x 0-0 E 1B		S S S S 0-3 K ②		x 0-0 1B		x 0-0 6-5-3 ①	2 0 1 0 0 1 1	
Jose Cruz, L (7, PH) OBP: 0.329, SLG: 0.423										1 0 1 0 0 0 0	
Orlando Pena, R (7, 1) OBP: 0.500, SLG: 0.500										0 0 0 0 0 0 0	
Reggie Smith, S (9, PH) OBP: 0.378, SLG: 0.549										1 0 0 1 0 0 2	
<b>Inning Stats</b>	R: 0 H: 0 E: 0 LOB: 0 K: 0 BB: 0 S: 3 P: 3	R: 0 H: 0 E: 0 LOB: 0 K: 1 BB: 0 S: 5 P: 5	R: 0 H: 1 E: 1 LOB: 2 K: 2 BB: 0 S: 9 P: 9	R: 0 H: 1 E: 0 LOB: 1 K: 0 BB: 0 S: 4 P: 4	R: 1 H: 2 E: 0 LOB: 0 K: 1 BB: 0 S: 6 P: 6	R: 1 H: 2 E: 1 LOB: 2 K: 1 BB: 1 S: 7 P: 11	R: 0 H: 1 E: 0 LOB: 1 K: 1 BB: 0 S: 6 P: 6	R: 0 H: 0 E: 0 LOB: 0 K: 1 BB: 0 S: 5 P: 5	R: 3 H: 3 E: 1 LOB: 2 K: 0 BB: 1 S: 7 P: 11	1B: 8 SF: 1 2B: 2 SAC: 0 3B: 0 DP: 0 HR: 0 HBP: 0	WP: 1 PA: 41 PB: 0 SB: 0 CS: 1
<b>PITCHER</b> Steve Renko, R (1, 1) ERA: 4.0	IP WLS BF H R ER SO BB IBB HBP BLK WP HR S P ERA WHIP										
	9.0 W 40 10 5 4 7 2 0 0 0 1 0 52 60 4.00 1.333										

St. Louis Cardinals @ Montreal Expos  
 Jarry Park, Montreal, QB  
 Wed Aug 07 1974, 7:05 PM EDT  
 Att: 19,023 - Unknown

livebaseballscorecards.com

AB 37  
 R 5  
 H 10  
 RBI 5  
 BB 2  
 SO 7  
 LOB 16





Batter	1	2	3	4	5	6	7	8	9	10	11	12	13	AB R H RBI BB SO LOB	TOP															
Lou Brock, L OBP: 0.371, SLG: 0.399 (1, 7)	0-0 1-3		0-3 K			0-0 1-3	0-0 1B			0-0 SH1-4 1B	0-0 FC5			6 0 2 0 0 1 3																
Ted Sizemore, R OBP: 0.355, SLG: 0.334 (1, 4)	4-0 BB			0-0 F8		0-0 E 1B 1B	0-0 F8			0-0 SH1-4		0-3 K		4 1 1 0 1 1 2																
Bake McBride, L OBP: 0.369, SLG: 0.390 (1, 8)	0-0 F9			0-3 K		0-0 E6 1B 1B				0-0 F8		0-0 L6		6 1 0 0 0 1 3																
Ted Simmons, S OBP: 0.318, SLG: 0.430 (1, 2)	0-0 P4			0-0 FC5-4 1B		0-0 1B 1B			0-0 3-1	0-0 3-1		0-0 2B		6 0 3 1 0 0 2																
Joe Torre, R OBP: 0.381, SLG: 0.426 (1, 5) (8, 3) (11, 5)		0-0 1-3		0-0 FC5-4		0-0 F7			0-0 1B		0-0 FC3-6 1B	4-0 IBB		5 0 2 0 1 0 2																
Tim McCarver, L OBP: 0.362, SLG: 0.247 Jerry Davanon, R OBP: 0.300, SLG: 0.206 (1, 3) (8, 5) (11, 6)		0-0 P3			0-0 1B	0-0 F8			0-0 L3		0-0 FC3-6 BB BB	0-0 F8		4 0 1 0 0 0 2 2 0 0 0 0 0 3																
Jim Dwyer, L OBP: 0.375, SLG: 0.413 (1, 9) (11, 3)		0-3 K			0-3 K		0-0 1B 1B		0-0 G1-6-3 1B		4-0 FC5 BB BB		0-0 F7	5 0 2 0 1 2 1																
Mike Tyson, R OBP: 0.241, SLG: 0.255 Jose Cruz, L OBP: 0.331, SLG: 0.420 (1, 6) (11, PH) (11, 9)			0-3 K		0-3 K		0-0 F8		0-0 G1-6-3		4-0 BB BB	0-0 F6		4 0 0 0 0 2 3 1 0 0 0 1 0 0																
Sonny Siebert, R OBP: 0.143, SLG: 0.077 Mike Garman, R OBP: 0.143, SLG: 0.143 Al Hrabosky, R OBP: 0.250, SLG: 0.250 Luis Melendez, R OBP: 0.294, SLG: 0.320 John Curtis, L OBP: 0.205, SLG: 0.171 (1, 1) (7, 1) (10, 1) (11, PH) (11, 1)			0-3 K		0-3 K		0-3 K		0-0 5-3		0-3 K	0-3 K		3 0 0 0 0 3 2 1 0 0 0 0 0 0 0 0 0 0 0 0 0 1 0 0 0 0 1 3 1 0 0 0 0 1 0																
<b>Inning Stats</b>	R: 0 E: 0 K: 0 S: 3	H: 0 LOB: 1 BB: 1 P: 7	R: 0 E: 0 K: 1 S: 5	H: 0 LOB: 0 BB: 0 P: 5	R: 0 E: 0 K: 3 S: 9	H: 0 LOB: 0 BB: 0 P: 9	R: 0 E: 0 K: 1 S: 6	H: 1 LOB: 1 BB: 0 P: 6	R: 0 E: 0 K: 0 S: 10	H: 1 LOB: 1 BB: 0 P: 10	R: 2 E: 1 K: 0 S: 6	H: 2 LOB: 1 BB: 0 P: 6	R: 0 E: 0 K: 1 S: 7	H: 2 LOB: 2 BB: 0 P: 7	R: 0 E: 0 K: 0 S: 4	H: 1 LOB: 1 BB: 0 P: 4	R: 0 E: 0 K: 0 S: 3	H: 1 LOB: 0 BB: 0 P: 3	R: 0 E: 0 K: 0 S: 4	H: 1 LOB: 1 BB: 0 P: 4	R: 0 E: 0 K: 1 S: 6	H: 1 LOB: 2 BB: 1 P: 10	R: 0 E: 0 K: 1 S: 5	H: 0 LOB: 0 BB: 0 P: 5	1B: 10 2B: 1 3B: 0 HR: 0	SF: 0 SAC: 1 DP: 1 HBP: 0	WP: 0 PB: 0 SB: 0 CS: 0	PA: 54		
<b>PITCHER</b>	IP WLS BF H R ER SO BB IBB HBP BLK WP HR S P ERA WHIP														<b>PITCHER</b>	IP WLS BF H R ER SO BB IBB HBP BLK WP HR S P ERA WHIP														
Tom Walker, R ERA: 2.76 (1, 1)	7.0															7.0														
Chuck Taylor, R ERA: 2.14 (8, 1)	5.0	22	5	0	0	2	2	1	0	0	0	0	0	23	35	0.00	1.400													
Don Carrithers, R ERA: 2.13 (13, 1)	1.0	W	3	0	0	0	1	0	0	0	0	0	0	5	5	0.00	0.000													

St. Louis Cardinals @ Montreal Expos  
 Jarry Park, Montreal, QB  
 Thu Aug 08 1974, 3:33 AM EDT  
 Att. 17,205 - Unknown

livebaseballscores.com

AB	49
R	2
H	11
RBI	1
BB	4
SO	12
LOB	26





Batter	1	2	3	4	5	6	7	8	9	10	11	12	13
Ron Hunt, R OBP: 0.376, SLG: 0.299 (1, 4)	4-0 BB	0-0 F9			0-0 6-3		0-0 5-3			0-0 4-3		0-0 G3-6	
Tim Foli, R OBP: 0.277, SLG: 0.266 Boots Day, L OBP: 0.243, SLG: 0.188 Pepe Frias, R OBP: 0.277, SLG: 0.280 (8, PH)	0-0 SH1-4		0-0 P4		0-0 F7		0-0 CS	0-3 K		4-0 BB		0-0 P4	
Willie Davis, L OBP: 0.326, SLG: 0.419 (1, 8)	0-0 4-3		0-0 S 1B		0-0 F7		0-0 G3	0-0 G3		0-0 F2		0-0 F9	
Bob Bailey, R OBP: 0.400, SLG: 0.439 (1, 5)	4-0 2B BB		0-0 6-3		0-0 6-3		0-0 P6	0-0 P6		4-0 BB			0-0 BB SH5-4 1B
Mike Jorgensen, L OBP: 0.437, SLG: 0.500 (1, 3)	0-0 2B		4-0 IBB		4-0 FC6 BB		4-0 SH5-4 1B BB	4-0 SH5-4 1B BB		0-3 K			0-0 SH5-4
Larry Blittner, L OBP: 0.222, SLG: 0.222 Ron Woods, R OBP: 0.295, SLG: 0.195 (11, PH)	0-0 4-3		0-0 F8		0-0 F7		0-0 F7	0-0 SH5-4		0-0 5-3		4-0 1B BB IBB	0-0 1B BB IBB
Ken Singleton, S OBP: 0.392, SLG: 0.381 (1, 9)		0-0 FC3-6 1B		0-0 F8		0-0 FC6	0-0 FC6	0-0 4-3		0-0 4-3		0-0 G5-4-3 1B	0-3 K
Barry Foote, R OBP: 0.313, SLG: 0.370 (1, 2)		0-3 K		0-0 L7		0-0 K	0-3 K	0-0 FC5-4 1B		0-0 FC5-4 1B		0-0 G5-4-3	4-0 1B BB
Tom Walker, R Ron Fairly, L Larry Lintz, S Chuck Taylor, R Jose Morales, R Don Carrithers, R Hal Breiden, R (7, PH)		0-0 FC3-6		0-0 F7		0-0 CS 5-3 1B	0-0 CS 5-3 1B	0-0 FC5-4 1B		0-0 FC5-4 1B		4-0 G3-6 BB	0-0 1-2 2-3 3-H 1B

AB	R	H	RBI	BB	SO	LOB
5	0	0	0	1	0	3
2	0	0	0	0	0	0
1	0	0	0	0	1	0
1	0	0	0	1	0	1
6	0	1	0	0	0	3
4	1	1	0	2	0	1
2	1	1	1	3	1	2
3	0	0	0	0	0	5
1	0	0	0	1	0	0
6	0	2	0	0	1	4
5	0	1	1	1	2	2
2	0	0	0	0	0	1
1	0	1	0	0	0	0
0	0	0	0	0	0	0
1	0	0	0	0	0	1
0	0	0	0	1	0	0
0	0	0	0	0	0	0
1	0	1	1	0	0	0

AB	R	H	RBI	BB	SO	LOB
41	2	8	3	10	5	23

WP	PA
0	55



WP	PA
0	55

Inning Stats	R	H	ER	SO	BB	IBB	HBP	BLK	WP	HR	S	P	ERA	WHIP
Sonny Siebert, R ERA: 3.24 (1, 1)	1	1	1	1	3	1	0	0	0	0	23	39	1.50	1.000
Mike Garman, R ERA: 3.09 (7, 1)	1	1	1	2	2	0	0	0	0	0	15	23	2.70	1.200
Al Hrabosky, L ERA: 3.62 (10, 1)	0	0	0	1	1	0	0	0	0	0	4	8	0.00	1.500
John Curtis, L ERA: 4.41 (11, 1)	1	1	1	1	2	1	0	0	0	0	12	24	3.38	1.875

PITCHER	IP	WLS	BF	H	R	ER	SO	BB	IBB	HBP	BLK	WP	HR	S	P	ERA	WHIP
Sonny Siebert, R (1, 1)	6.0		25	3	1	1	1	3	1	0	0	0	0	23	39	1.50	1.000
Mike Garman, R (7, 1)	3.1		13	2	1	1	2	2	0	0	0	0	0	15	23	2.70	1.200
Al Hrabosky, L (10, 1)	0.2	L	3	0	0	0	1	1	0	0	0	0	0	4	8	0.00	1.500
John Curtis, L (11, 1)	2.2		13	3	1	1	1	2	1	0	0	0	0	12	24	3.38	1.875

St. Louis Cardinals @ Montreal Expos  
 Jarry Park, Montreal, QB  
 Thu Aug 08 1974, 3:33 AM EDT  
 Att: 17,205 - Unknown

livebaseballscorecards.com



Batter	1	2	3	4	5	6	7	8	9
<b>Lou Brock, L</b> (1, 7) OBP: 0.372, SLG: 0.398	0-3 K		0-0 6-3			0-0 FC1-5 HR 1B		4-0 SH3-4 WP BB	
<b>Ted Sizemore, R</b> (1, 4) OBP: 0.352, SLG: 0.331	0-0 5-3		0-0 4-3			0-0 FC1-5 HR 1-2 2-3f		0-0 SH3-4 1-2	
<b>Bake McBride, L</b> (1, 8) OBP: 0.366, SLG: 0.386	0-0 5-3			0-0 E4 G6-4-3		0-0 3-1 1-2 2-3		0-0 4-3 2-3	
<b>Joe Torre, R</b> (1, 3) OBP: 0.382, SLG: 0.425		0-0 5-3 1B		0-0 G6-4-3 1-2f		4-0 HR BB		0-3 K 3-H	
<b>Ted Simmons, S</b> (1, 2) OBP: 0.318, SLG: 0.437		0-0 5-3 1-2		0-0 5-3		0-0 HR			
<b>Luis Melendez, R</b> (1, 9) OBP: 0.286, SLG: 0.310		0-0 6-3			0-0 6-3	0-0 6-3			
<b>Ken Reitz, R</b> (1, 5) OBP: 0.311, SLG: 0.381		0-0 6-3			0-0 L4		0-0 6-3		
<b>Mike Tyson, R</b> (1, 6) OBP: 0.242, SLG: 0.256			0-0 SH3-4 1B		0-0 1-3		0-0 4-3		
<b>Alan Foster, R</b> (1, 1) OBP: 0.227, SLG: 0.190			0-0 SH3-4			0-0 E7 FC1-5		0-0 4-3	
<b>Al Hrabosky, R</b> (7, 1) OBP: 0.200, SLG: 0.200									

Inning Stats	R: 0	H: 0	E: 0	K: 1	S: 5	R: 0	H: 1	E: 0	K: 0	S: 4	R: 0	H: 1	E: 0	K: 0	S: 4	R: 0	H: 0	E: 1	K: 0	S: 3	R: 0	H: 0	E: 0	K: 0	S: 3	R: 4	H: 2	E: 1	K: 0	S: 6	R: 0	H: 0	E: 0	K: 0	S: 3	R: 1	H: 0	E: 0	K: 1	S: 5	1B: 3	2B: 0	3B: 0	HR: 1	SF: 0	SAC: 2	DP: 1	HBP: 0	WP: 1	PB: 0	SB: 0	CS: 0
--------------	------	------	------	------	------	------	------	------	------	------	------	------	------	------	------	------	------	------	------	------	------	------	------	------	------	------	------	------	------	------	------	------	------	------	------	------	------	------	------	------	-------	-------	-------	-------	-------	--------	-------	--------	-------	-------	-------	-------

PITCHER	IP	WLS	BF	H	R	ER	SO	BB	IBB	HBP	BLK	WP	HR	S	P	ERA	WHIP
<b>Geoff Zahn, L</b> (1, 1) ERA: 1.73	6.0	L	24	4	4	0	1	1	0	0	0	0	1	25	29	0.00	0.833
<b>Mike Marshall, R</b> (7, 1) ERA: 2.4	2.0		7	0	1	1	1	1	0	0	0	1	0	8	12	4.50	0.500

**BOTTOM**

**Los Angeles Dodgers @ St. Louis Cardinals**  
 Busch Stadium, St. Louis, MO  
 Fri Aug 09 1974, 7:05 PM CDT  
 Att. 29,899 - Unknown

AB	27
R	5
H	4
RBI	4
BB	2
SO	2
LOB	11



1B: 3	SF: 0	WP: 1	PA: 31
2B: 0	SAC: 2	PB: 0	
3B: 0	DP: 1	SB: 0	
HR: 1	HBP: 0	CS: 0	

Batter	1	2	3	4	5	6	7	8	9	AB R H RBI BB SO LOB	TOP		
Davey Lopes, R OBP: 0.352, SLG: 0.339 (1, 4) X	0-0 6-3 1B	0-3 K			0-0 S 1B	0-0 G5-4-3 1-2f			0-0 FC1-6 1-2f	5 1 1 0 0 1 3	<b>Los Angeles Dodgers @ St. Louis Cardinals</b> Busch Stadium, St. Louis, MO Sat Aug 10 1974, 7:05 PM CDT Att: 45,293 - Unknown <a href="http://livebaseballscorecards.com">livebaseballscorecards.com</a>		
Bill Buckner, L OBP: 0.353, SLG: 0.393 (1, 7) X	0-0 HR 1B		0-0 G3		0-0 P6 1-3		0-3 K	0-0 F7	5 1 1 0 0 1 2				
Jimmy Wynn, R OBP: 0.403, SLG: 0.561 (1, 8) X	0-0 1-H HR		4-0 S 1B BB		4-0 1B BB		4-0 S 1B BB	0-0 F7	2 2 1 2 3 0 1				
Steve Garvey, R OBP: 0.347, SLG: 0.486 (1, 3) X	0-0 6-3		0-0 1-H 1B		0-0 1-2 3-H 2B 1B		0-3 K		4 1 2 2 0 1 1				
Willie Crawford, L OBP: 0.380, SLG: 0.434 (1, 9) B B B	4-0 FC6-4 BB		0-0 CS 1B		0-0 1-2 2-H 2B 1B		0-0 K		3 1 3 0 1 0 0				
Ron Cey, R OBP: 0.357, SLG: 0.411 (1, 5) X	0-0 FC6-4 1-2f		0-0 CS		0-0 1-H 2-H 1B 2B		0-0 F9		4 0 2 2 0 0 1				
Bill Russell, R OBP: 0.329, SLG: 0.359 (1, 6) X		0-0 6-3		0-0 F9		0-0 F7		0-0 6-3	4 0 0 0 0 0 2				
Steve Yeager, R OBP: 0.370, SLG: 0.433 (1, 2) X		0-0 SH5-4 1B		0-3 K		0-0 FC1-6 1B		0-0 P4	4 0 2 0 0 1 1				
Doug Rau, L OBP: 0.204, SLG: 0.140 Mike Marshall, R OBP: 0.167, SLG: 0.167 (6, 1)		0-0 SH5-4		0-0 F7		0-0 FC1-6 G5-4-3 1-2f		0-0 FC1-6 1B	2 0 0 0 0 0 2 1 0 1 0 0 0 0				
<b>Inning Stats</b>	R: 2 H: 2 E: 0 LOB: 1 K: 0 BB: 1 S: 5 P: 9	R: 0 H: 1 E: 0 LOB: 1 K: 1 BB: 0 S: 6 P: 6	R: 1 H: 2 E: 0 LOB: 0 K: 0 BB: 1 S: 3 P: 7	R: 0 H: 1 E: 0 LOB: 1 K: 1 BB: 0 S: 6 P: 6	R: 3 H: 4 E: 0 LOB: 1 K: 0 BB: 1 S: 6 P: 10	R: 0 H: 1 E: 0 LOB: 0 K: 0 BB: 0 S: 3 P: 3	R: 0 H: 1 E: 0 LOB: 2 K: 2 BB: 1 S: 7 P: 11	R: 0 H: 0 E: 0 LOB: 0 K: 0 BB: 0 S: 3 P: 3	R: 0 H: 1 E: 0 LOB: 1 K: 0 BB: 0 S: 4 P: 4	1B: 11 SF: 0 2B: 1 SAC: 1 3B: 0 DP: 1 HR: 1 HBP: 0	WP: 0 PA: 40 PB: 0 SB: 4 CS: 1		
<b>PITCHER</b>	IP WLS BF H R ER SO BB IBB HBP BLK WP HR S P ERA WHIP											<b>PITCHER</b>	IP WLS BF H R ER SO BB IBB HBP BLK WP HR S P ERA WHIP
Bob Gibson, R ERA: 4.39 (1, 1)	4.2 L 24 10 6 6 2 3 0 0 0 0 0 1 25 37 11.57 2.786												
Orlando Pena, R ERA: 2.6 (5, 1)	0.1 1 0 0 0 0 0 0 0 0 0 0 0 1 1 0.00 0.000												
Bob Forsch, R ERA: 3.17 (6, 1)	1.0 3 1 0 0 0 0 0 0 0 0 0 0 3 3 0.00 1.000												
Rich Folkers, L ERA: 2.49 (7, 1)	3.0 11 2 0 0 2 1 0 0 0 0 0 0 14 18 0.00 1.000												





Batter	1	2	3	4	5	6	7	8	9	AB R H RBI BB SO LOB	TOP									
<b>Davey Lopes, R</b> (1, 4) OBP: 0.350, SLG: 0.337	0-0 F9		0-0 FC6-4 3B	0-0 1B		0-3 K			0-0 F8	5 1 1 0 0 1 1	<b>Los Angeles Dodgers @ St. Louis Cardinals</b> Busch Stadium, St. Louis, MO Sun Aug 11 1974, 3:33 AM CDT Att: 36,914 - Unknown <a href="http://livebaseballscorecards.com">livebaseballscorecards.com</a>									
<b>Bill Buckner, L</b> (1, 7) OBP: 0.351, SLG: 0.391	0-0 3-1		0-0 F8	0-0 F5			0-0 F8		0-0 1B	5 0 1 0 0 0 3										
<b>Jimmy Wynn, R</b> (1, 8) OBP: 0.403, SLG: 0.556	0-3 K		4-0 3B BB		4-0 FC6-4 1B BB		0-0 1-2-3		0-3 K	3 1 0 0 2 2 1										
<b>Steve Garvey, R</b> (1, 3) OBP: 0.353, SLG: 0.496		4-0 BB	0-0 3B		0-0 FC6-4 1B		0-0 2B			3 0 3 2 1 0 0										
<b>Willie Crawford, L</b> (1, 9) OBP: 0.376, SLG: 0.429		0-0 G4-6-3	0-0 4-3		0-0 F5		0-3 K			4 0 0 0 0 1 5										
<b>Ron Cey, R</b> (1, 5) OBP: 0.358, SLG: 0.411		0-0 1B 1B		0-0 E6 1B	0-0 FC6-4			4-0 BB		3 1 1 0 1 0 2										
<b>Bill Russell, R</b> (1, 6) OBP: 0.328, SLG: 0.358		0-0 1B		0-0 F8	0-0 F9			0-0 F8		4 0 1 0 0 0 4										
<b>Steve Yeager, R</b> (1, 2) OBP: 0.383, SLG: 0.424		0-3 K		0-0 6-3		0-3 K		0-0 G1-4-3		4 0 0 0 0 2 4										
<b>Don Sutton, R</b> (1, 1) OBP: 0.239, SLG: 0.242			0-0 FC6-4 1B	0-0 1B		0-0 6-3			0-3 K	4 0 2 1 0 1 0										
<b>Inning Stats</b>	R: 0 E: 0 K: 1 S: 5	H: 0 LOB: 0 BB: 0 P: 5	R: 0 E: 0 K: 1 S: 6	H: 2 LOB: 2 BB: 1 P: 10	R: 2 E: 0 K: 0 S: 5	H: 2 LOB: 1 BB: 1 P: 9	R: 1 E: 1 K: 0 S: 6	H: 2 LOB: 2 BB: 0 P: 6	R: 0 E: 0 K: 2 S: 7	H: 0 LOB: 0 BB: 0 P: 7		R: 0 E: 0 K: 1 S: 6	H: 1 LOB: 1 BB: 0 P: 6	R: 0 E: 0 K: 0 S: 2	H: 0 LOB: 0 BB: 1 P: 6	R: 0 E: 0 K: 2 S: 8	H: 1 LOB: 1 BB: 0 P: 8	1B: 7 2B: 1 3B: 1 HR: 0	SF: 0 SAC: 0 DP: 2 HBP: 0	WP: 1 PB: 0 SB: 1 CS: 0
<b>PITCHER</b>	IP WLS BF H R ER SO BB IBB HBP BLK WP HR S P ERA WHIP																			
<b>Lynn McGlothen, R</b> (1, 1) ERA: 2.88	7.0 L 32 8 3 2 5 3 0 0 0 1 0 39 51 2.57 1.571																			
<b>Mike Garman, R</b> (8, 1) ERA: 2.98	2.0 7 1 0 0 2 1 0 0 0 0 0 10 14 0.00 1.000																			




Batter	1	2	3	4	5	6	7	8	9	AB R H RBI BB SO LOB
Lou Brock, L OBP: 0.374, SLG: 0.399 (1, 7)	0-0 1B		0-0 FC4-6		0-0 1-3			0-3 K		4 0 1 0 0 1 1
Ted Sizemore, R OBP: 0.354, SLG: 0.332 Jerry Davanon, R OBP: 0.286, SLG: 0.194 Jim Dwyer, L OBP: 0.365, SLG: 0.400 Jack Heidemann, R OBP: 0.305, SLG: 0.259 (1, 4) (2, 4) (8, PH) (9, 6)	0-3 K		0-0 F7		0-0 F8			0-3 K		1 0 0 0 0 1 1 2 0 0 0 0 0 1 1 0 0 0 0 1 0 0 0 0 0 0 0 0
Bake McBride, L OBP: 0.363, SLG: 0.380 (1, 8)	0-0 L3			0-0 BB 1B		0-0 F3		0-0 4-3		4 1 1 0 0 0 1
Reggie Smith, S OBP: 0.378, SLG: 0.542 (1, 9)	0-3 K			4-0 1B BB		0-0 4-3		0-0 G3		3 0 0 0 1 1 1
Joe Torre, R OBP: 0.382, SLG: 0.422 (1, 3)		0-3 K		0-0 F9		0-0 F5		0-0 6-3		4 0 0 0 0 1 2
Ted Simmons, S OBP: 0.315, SLG: 0.433 (1, 2)		0-0 2B		0-0 F9		0-0 4-3		0-0 6-3		4 0 1 0 0 0 2
Ken Reitz, R OBP: 0.313, SLG: 0.382 (1, 5)		0-0 F7		0-0 FC5-4 1B		0-0 F8				3 0 1 1 0 0 1
Mike Tyson, R OBP: 0.244, SLG: 0.257 (1, 6) (9, 4)		0-0 F7		0-0 FC5-4		0-0 1B				3 0 1 0 0 0 3
Lynn McGlothen, L OBP: 0.262, SLG: 0.254 Jose Cruz, L OBP: 0.327, SLG: 0.414 Mike Garman, R OBP: 0.143, SLG: 0.143 (1, 1) (7, PH) (8, 1)			4-0 FC4-6 BB		0-0 F7		0-3 K			1 0 0 0 1 0 0 1 0 0 0 0 1 1 0 0 0 0 0 0 0

Inning Stats	R: 0	H: 1	E: 0	K: 2	S: 8	LOB: 1	BB: 0	P: 8	R: 0	H: 1	E: 0	K: 1	S: 6	LOB: 1	BB: 0	P: 6	R: 0	H: 0	E: 0	K: 0	S: 2	LOB: 0	BB: 1	P: 6	R: 1	H: 2	E: 0	K: 0	S: 5	LOB: 2	BB: 1	P: 9	R: 0	H: 0	E: 0	K: 0	S: 3	LOB: 0	BB: 0	P: 3	R: 0	H: 0	E: 0	K: 1	S: 6	LOB: 1	BB: 0	P: 6	R: 0	H: 0	E: 0	K: 2	S: 7	LOB: 0	BB: 0	P: 7	R: 0	H: 0	E: 0	K: 0	S: 3	LOB: 0	BB: 0	P: 3	R: 0	H: 0	E: 0	K: 0	S: 3	LOB: 0	BB: 0	P: 3	1B: 4	SF: 0	2B: 1	SAC: 0	3B: 0	DP: 0	HR: 0	HBP: 0	WP: 0	PA: 33	PB: 0	SB: 1	CS: 1	ERA	WHIP
PITCHER Don Sutton, R ERA: 3.69 (1, 1)	IP	WLS	BF	H	R	ER	SO	BB	IBB	HBP	BLK	WP	HR	S	P	ERA	WHIP																			IP	WLS	BF	H	R	ER	SO	BB	IBB	HBP	BLK	WP	HR	S	P	ERA	WHIP																																			

**BOTTOM**

**Los Angeles Dodgers @ St. Louis Cardinals**  
 Busch Stadium, St. Louis, MO  
 Sun Aug 11 1974, 3:33 AM CDT  
 Att. 36,914 - Unknown

AB	31
R	1
H	5
RBI	1
BB	2
SO	6
LOB	14



WP: 0	PA: 33
PB: 0	SB: 1
CS: 1	





Batter	1	2	3	4	5	6	7	8	9	10	11	12	13	AB R H RBI BB SO LOB
Lou Brock, L OBP: 0.377, SLG: 0.398 (1, 7)	0-0 4-3		0-0 6-3	4-0 FC6-4 IBB			4-0 S BB		4-0 E S BB		0-0 F7		0-0 IBB 1B	4 0 1 0 3 0 0
Ted Sizemore, R OBP: 0.361, SLG: 0.330 (1, 4)	4-0 BB			1B BB FC6-4			0-0 F7		4-0 1-2 IBB		4-0 BB		4-0 1-2 IBB	2 1 0 0 5 0 3
Bake McBride, L OBP: 0.357, SLG: 0.375 (1, 8)	0-0 F7			0-0 F8	0-0 F7		0-0 F2		0-0 E4		0-0 F8		0-0 SF8	6 0 0 1 0 0 6
Reggie Smith, S OBP: 0.379, SLG: 0.544 Jose Cruz, L OBP: 0.327, SLG: 0.414 (8, PR) Luis Melendez, R OBP: 0.296, SLG: 0.314 (9, PH)	0-3 K			0-0 1B 1B	0-0 F5		0-0 3-1 FC5-2-5 2B		0-0 F3				0-0 1B	4 1 2 0 0 1 1 0 0 0 0 0 0 0 2 0 1 0 0 0 3
Ted Simmons, S OBP: 0.313, SLG: 0.430 (1, 2)		0-0 F5		0-0 1B 1B	0-0 G3		0-0 3-1		0-0 F8				0-0 F5	6 1 1 1 0 0 5
Joe Torre, R OBP: 0.382, SLG: 0.420 (1, 3)		0-0 F8		0-0 1B E 1B		0-3 K		4-0 FC5-2-5 IBB		0-0 5-3			0-0 F7	5 1 1 1 1 1 1
Ken Reitz, R OBP: 0.310, SLG: 0.379 (1, 5)		0-0 4-3		0-0 E3 E 1B		0-0 F7		0-0 FC5-2-5		0-0 4-3			0-0 F9	6 1 1 1 0 0 4
Mike Tyson, R OBP: 0.241, SLG: 0.255 Jim Dwyer, L OBP: 0.360, SLG: 0.394 Jerry Davanon, R OBP: 0.286, SLG: 0.194 Al Hrabosky, R OBP: 0.167, SLG: 0.167 Danny Godby, R OBP: 1.000, SLG: 1.000 (13, PH)			0-0 P4	0-0 FC SH3-4		0-0 F8		0-0 F7		0-3 K			0-0 1B SH3-4 SF8 1B	3 0 0 0 0 0 0 1 0 0 0 0 0 2 0 0 0 0 0 0 0 1 0 0 0 0 1 0 1 1 1 0 0 0 0
John Curtis, L OBP: 0.200, SLG: 0.167 Tim McCarver, L OBP: 0.356, SLG: 0.242 Bob Forsch, R OBP: 0.235, SLG: 0.188 Jack Heidemann, R OBP: 0.295, SLG: 0.250 (9, 6)			0-0 6-3	0-0 SH3-4		0-0 F9		0-3 K			0-3 K		0-0 SH3-4	1 0 0 0 0 0 0 1 0 0 0 0 0 0 0 0 0 0 0 0 0 2 0 0 0 0 2 0

Inning Stats	R: 0	H: 0	E: 0	LOB: 1	K: 1	S: 5	P: 9	R: 0	H: 0	E: 0	LOB: 0	K: 0	S: 3	P: 3	R: 0	H: 0	E: 0	LOB: 0	K: 0	S: 3	P: 3	R: 5	H: 4	E: 2	LOB: 2	K: 0	S: 8	P: 16	R: 0	H: 0	E: 0	LOB: 0	K: 0	S: 3	P: 3	R: 0	H: 0	E: 0	LOB: 0	K: 1	S: 5	P: 5	R: 0	H: 1	E: 0	LOB: 2	K: 0	S: 4	P: 8	R: 0	H: 0	E: 1	LOB: 3	K: 1	S: 6	P: 14	R: 0	H: 0	E: 0	LOB: 0	K: 1	S: 5	P: 5	R: 0	H: 1	E: 0	LOB: 1	K: 0	S: 4	P: 4	R: 1	H: 2	E: 0	LOB: 2	K: 0	S: 4	P: 8	1B: 7	SF: 1	2B: 1	SAC: 2	3B: 0	DP: 0	HR: 0	HBP: 0	WP: 0	PA: 57
--------------	------	------	------	--------	------	------	------	------	------	------	--------	------	------	------	------	------	------	--------	------	------	------	------	------	------	--------	------	------	-------	------	------	------	--------	------	------	------	------	------	------	--------	------	------	------	------	------	------	--------	------	------	------	------	------	------	--------	------	------	-------	------	------	------	--------	------	------	------	------	------	------	--------	------	------	------	------	------	------	--------	------	------	------	-------	-------	-------	--------	-------	-------	-------	--------	-------	--------

PITCHER	IP	WLS	BF	H	R	ER	SO	BB	IBB	HBP	BLK	WP	HR	S	P	ERA	WHIP
Bill Greif, R ERA: 4.62 (1, 1)	8.0		35	5	5	3	2	3	2	0	0	0	0	34	54	3.38	1.000
Bill Laxton, L ERA: 2.86 (9, 1)	4.2	L	22	3	1	1	3	2	2	0	0	0	0	24	40	1.93	1.071

**San Diego Padres @ St. Louis Cardinals**  
 Busch Stadium, St. Louis, MO  
 Mon Aug 12 1974, 7:05 PM CDT  
 Att: 16,493 - Unknown

AB	45
R	6
H	8
RBI	4
BB	9
SO	5
LOB	25



Batter	1	2	3	4	5	6	7	8	9	AB R H RBI BB SO LOB	TOP									
Enzo Hernandez, R OBP: 0.291, SLG: 0.291 (1, 6)	0-0 5-3		0-0 S SH1-3 1B		0-3 K	0-3 K		0-0 E 1B		5 0 2 0 0 2 1										
Dave Hilton, R OBP: 0.274, SLG: 0.239 (1, 4)	0-0 1B 2B		0-0 SH1-3		0-0 1B 2B	0-0 L1		0-3 K		4 2 2 0 0 1 3										
Gene Locklear, L OBP: 0.341, SLG: 0.359 (1, 7)	0-0 P6		0-3 K		0-0 2B 1B		0-0 F9	0-0 E1		5 0 1 0 0 1 4										
Dave Winfield, R OBP: 0.319, SLG: 0.456 (1, 9)	0-0 2-H 1B		0-3 K		0-0 1-3 2-H 2B		0-3 K		0-0 6-3	5 0 2 2 0 2 1										
Nate Colbert, R OBP: 0.326, SLG: 0.363 (1, 3)	0-3 K			0-0 FC1-6 1B	0-0 F5		0-0 2B	0-3 K		5 0 2 0 0 2 3										
Derrel Thomas, S OBP: 0.334, SLG: 0.373 (1, 8)		0-0 3B		0-0 FC1-6 E 1-2f	4-0 IBB		4-0 IBB	0-0 1B		3 0 2 0 2 0 1										
Fred Kendall, R OBP: 0.319, SLG: 0.361 (1, 2)		0-0 F8		0-0 E6	0-3 K		0-0 P4	0-0 F8		5 0 0 0 0 1 8										
Dave Roberts, R OBP: 0.253, SLG: 0.258 (1, 5)		0-0 5-3		0-3 K		4-0 S BB		0-0 E1 1B 1B		3 0 1 0 1 1 3										
Vicente Romo, R (1, 1)		0-3 K		0-3 K		0-0 F7		0-3 K		0 0 0 0 0 0 0										
Lowell Palmer, R OBP: 0.095, SLG: 0.190 (1, 1)										4 0 0 0 0 3 5										
<b>Inning Stats</b>	R: 1 E: 0 K: 1 S: 7	H: 2 LOB: 1 BB: 0 P: 7	R: 0 E: 0 K: 1 S: 6	H: 1 LOB: 1 BB: 0 P: 6	R: 0 E: 0 K: 2 S: 8	H: 1 LOB: 1 BB: 0 P: 9	R: 1 E: 0 K: 2 S: 10	H: 3 LOB: 3 BB: 1 P: 14	R: 0 E: 0 K: 1 S: 5	H: 0 LOB: 1 BB: 1 P: 9	R: 0 E: 0 K: 1 S: 6	H: 1 LOB: 2 BB: 1 P: 10	R: 0 E: 1 K: 2 S: 9	H: 2 LOB: 2 BB: 0 P: 9	R: 0 E: 0 K: 1 S: 6	H: 1 LOB: 1 BB: 0 P: 6	1B: 8 2B: 3 3B: 1 HR: 0	SF: 0 SAC: 1 DP: 0 HBP: 0	WP: 0 PB: 0 SB: 2 CS: 0	PA: 43
<b>PITCHER</b>	IP WLS BF H R ER SO BB IBB HBP BLK WP HR S P ERA WHIP																			
Sonny Siebert, R ERA: 3.19 (1, 1)	7.1 L 37 11 2 2 2 11 1 2 0 0 0 0 56 68 2.46 1.636																			
Mike Garman, R ERA: 2.95 (8, 1)	0.2 2 0 0 0 1 0 0 0 0 0 0 0 4 4 0.00 0.000																			
Rich Folkers, L ERA: 2.45 (9, 1)	1.0 4 1 0 0 1 0 0 0 0 0 0 0 6 6 0.00 1.000																			

San Diego Padres @ St. Louis Cardinals  
 Busch Stadium, St. Louis, MO  
 Tue Aug 13 1974, 7:05 PM CDT  
 Att: 17,480 - Unknown

AB	39
R	2
H	12
RBI	2
BB	3
SO	13
LOB	29



Batter	1	2	3	4	5	6	7	8	9	AB R H RBI BB SO LOB
--------	---	---	---	---	---	---	---	---	---	----------------------

<b>Lou Brock, L</b> OBP: 0.378, SLG: 0.400 (1, 7)	0-0 CS 1B		0-0 F7		0-0 S 1B			0-0 SH1-4 1-2		3 0 2 0 0 0 1
<b>Ted Sizemore, R</b> OBP: 0.359, SLG: 0.329 (1, 4)	0-3 K 1-2		0-0 F8		0-3 K 1-2			0-0 FC4 2-3 1B		4 0 1 0 0 2 3
<b>Bake McBride, L</b> OBP: 0.356, SLG: 0.372 (1, 8)	4-0 BB			0-0 F7		0-3 K		0-0 FC4 1-3 3-H		3 0 0 0 1 1 2
<b>Reggie Smith, S</b> OBP: 0.380, SLG: 0.551 (1, 9)	0-0 P6			0-0 HR		0-0 5-3		0-0 IBB		3 1 1 1 1 0 1
<b>Ted Simmons, S</b> OBP: 0.311, SLG: 0.426 (1, 2)		0-0 F9		0-0 F7		0-0 P6		0-0 4-3		4 0 0 0 0 0 3
<b>Joe Torre, R</b> OBP: 0.380, SLG: 0.416 (1, 3)		0-0 F8		4-0 BB		0-0 4-3		0-0 6-3		3 0 0 0 1 0 0
<b>Ken Reitz, R</b> OBP: 0.308, SLG: 0.375 (1, 5)		0-0 F7		0-3 K		0-0 F3		0-0 4-3		4 0 0 0 0 1 1
<b>Mike Tyson, R</b> OBP: 0.243, SLG: 0.256 (1, 6)			0-3 K		0-0 G6-3 1B		0-0 P3		0-3 K	2 0 1 0 0 1 0
<b>Jose Cruz, L</b> OBP: 0.325, SLG: 0.411 (7, PH)										1 0 0 0 0 0 0
<b>Jerry Davanon, R</b> OBP: 0.286, SLG: 0.194 (8, 6)										0 0 0 0 0 0 0
<b>Jim Dwyer, L</b> OBP: 0.355, SLG: 0.388 (9, PH)										1 0 0 0 0 1 0
<b>Sonny Siebert, R</b> OBP: 0.159, SLG: 0.098 (1, 1)			0-0 1B		0-0 G6-3			0-0 1B SH1-4 FC4 1B		2 0 1 0 0 0 1
<b>Mike Garman, R</b> OBP: 0.143, SLG: 0.143 (8, 1)										0 0 0 0 0 0 0
<b>Tim McCarver, L</b> OBP: 0.361, SLG: 0.250 (8, PH)										1 0 1 0 0 0 0
<b>Rich Folkers, L</b> (9, 1)										0 0 0 0 0 0 0

Inning Stats	R: 0	H: 1	E: 0	K: 1	S: 5	LOB: 1	BB: 1	P: 9	R: 0	H: 0	E: 0	K: 0	S: 3	LOB: 0	BB: 0	P: 3	R: 0	H: 1	E: 0	K: 1	S: 6	LOB: 1	BB: 0	P: 6	R: 1	H: 1	E: 0	K: 1	S: 6	LOB: 1	BB: 1	P: 10	R: 0	H: 2	E: 0	K: 1	S: 6	LOB: 1	BB: 0	P: 6	R: 0	H: 0	E: 0	K: 0	S: 5	LOB: 0	BB: 0	P: 5	R: 0	H: 0	E: 0	K: 0	S: 3	LOB: 0	BB: 0	P: 3	R: 0	H: 2	E: 0	K: 0	S: 5	LOB: 3	BB: 1	P: 9	R: 0	H: 0	E: 0	K: 1	S: 5	LOB: 0	BB: 0	P: 5	R: 0	H: 0	E: 0	K: 1	S: 5	LOB: 0	BB: 0	P: 5	R: 0	H: 0	E: 0	K: 1	S: 5	LOB: 0	BB: 0	P: 5
--------------	------	------	------	------	------	--------	-------	------	------	------	------	------	------	--------	-------	------	------	------	------	------	------	--------	-------	------	------	------	------	------	------	--------	-------	-------	------	------	------	------	------	--------	-------	------	------	------	------	------	------	--------	-------	------	------	------	------	------	------	--------	-------	------	------	------	------	------	------	--------	-------	------	------	------	------	------	------	--------	-------	------	------	------	------	------	------	--------	-------	------	------	------	------	------	------	--------	-------	------

PITCHER	IP	WLS	BF	H	R	ER	SO	BB	IBB	HBP	BLK	WP	HR	S	P	ERA	WHIP
<b>Vicente Romo, R</b> ERA: 4.63 (1, 1)	0.2		2	1	0	0	1	0	0	0	0	0	0	4	4	0.00	1.500
<b>Lowell Palmer, R</b> ERA: 5.56 (1, 1)	8.1	W	33	6	1	1	5	2	1	0	0	0	1	40	52	1.08	0.960


**BOTTOM**

**San Diego Padres @ St. Louis Cardinals**  
 Busch Stadium, St. Louis, MO  
 Tue Aug 13 1974, 7:05 PM CDT  
 Att. 17,480 - Unknown

AB	31
R	1
H	7
RBI	1
BB	3
SO	6
LOB	12



WP	0	PA	35
PB	0		
SB	1		
CS	1		

Batter	1	2	3	4	5	6	7	8	9	AB R H RBI BB SO LOB	TOP	
Enzo Hernandez, R (1, 6) OBP: 0.290, SLG: 0.289	4-0 CS BB		0-0 FC3-6 1-2f		0-0 F8		0-0 FC6-4 1-2f			3 0 0 0 1 0 2		
Glenn Beckert, R (1, 4) OBP: 0.392, SLG: 0.338	0-0 L4 1-2		0-3 K 1-2			4-0 FC4-6 BB		0-0 4-3		3 0 0 0 1 1 2		
Nate Colbert, R (1, 7) OBP: 0.328, SLG: 0.372 (6, 3)	4-0 HBP BB		0-0 F9			0-0 F8		0-0 HR		3 1 1 1 1 0 2		
Willie McCovey, L (1, 3) OBP: 0.419, SLG: 0.494 Gene Locklear, L (6, PH) OBP: 0.349, SLG: 0.390 (6, 7)	1-0 FC6-4 HBP			0-0 4-3		0-0 FC4-6 1B 1-2f		0-0 2B		1 0 0 0 0 0 0 2 0 1 0 0 0 1		
Dave Winfield, R (1, 9) OBP: 0.318, SLG: 0.454	0-0 FC6-4 1-2f			0-3 K		0-0 1B		0-0 F7		4 0 1 0 0 1 3		
Derrel Thomas, S (1, 8) OBP: 0.333, SLG: 0.370		0-0 1-3		4-0 BB		0-0 F9		0-3 K		3 0 0 0 1 1 3		
Dave Hilton, R (1, 5) OBP: 0.273, SLG: 0.239		0-0 9-3 1B		0-0 P6			0-0 G3		0-0 4-3	4 0 1 0 0 0 1	AB 31 R 1 H 6 RBI 1 BB 4 SO 5 LOB 16	
Fred Kendall, R (1, 2) OBP: 0.318, SLG: 0.360		0-0 9-3 1-2f			0-0 5-3		0-0 FC4-6 1B		0-3 K	4 0 1 0 0 1 1		
Randy Jones, R (1, 1) OBP: 0.185, SLG: 0.189 Horace Clarke, S (7, PH) OBP: 0.270, SLG: 0.217 Larry Hardy, R (7, 1) Johnny Grubb, L (9, PH) OBP: 0.361, SLG: 0.401			0-0 FC3-6 1B		0-3 K		0-0 FC4-6 FC6-4 1-2f		0-0 6-3	2 0 1 0 0 1 0 1 0 0 0 0 0 1 0 0 0 0 0 0 0 1 0 0 0 0 0 0		
<b>Inning Stats</b>	R: 0 H: 0 E: 0 LOB: 2 K: 0 BB: 2 S: 2 P: 11	R: 0 H: 1 E: 0 LOB: 0 K: 0 BB: 0 S: 3 P: 3	R: 0 H: 1 E: 0 LOB: 1 K: 1 BB: 0 S: 6 P: 6	R: 0 H: 0 E: 0 LOB: 1 K: 1 BB: 1 S: 5 P: 9	R: 0 H: 0 E: 0 LOB: 0 K: 1 BB: 0 S: 5 P: 5	R: 0 H: 1 E: 0 LOB: 2 K: 0 BB: 1 S: 4 P: 8	R: 0 H: 1 E: 0 LOB: 1 K: 0 BB: 0 S: 4 P: 4	R: 1 H: 2 E: 0 LOB: 1 K: 1 BB: 0 S: 7 P: 7	R: 0 H: 0 E: 0 LOB: 0 K: 1 BB: 0 S: 5 P: 5	1B: 4 SF: 0 2B: 2 SAC: 0 3B: 0 DP: 1 HR: 1 HBP: 1	WP: 0 PA: 36 PB: 0 SB: 1 CS: 1	
<b>PITCHER</b> Alan Foster, R (1, 1) ERA: 3.35	IP WLS BF H R ER SO BB IBB HBP BLK WP HR S P ERA WHIP	9.0 W 36 6 1 1 5 4 0 1 0 0 1 41 58 1.00 1.111										

San Diego Padres @ St. Louis Cardinals  
 Busch Stadium, St. Louis, MO  
 Wed Aug 14 1974, 7:05 PM CDT  
 Att: 16,427 - Unknown

livebaseballscorecards.com



Batter	1	2	3	4	5	6	7	8	9	AB R H RBI BB SO LOB	TOP											
<b>Bobby Bonds, R</b> (1, 9) OBP: 0.365, SLG: 0.457	0-0 F9		0-0 1B		0-0 5-3		0-0 F8		0-0 8-4-3	5 0 1 0 0 0 1	<b>San Francisco Giants @ St. Louis Cardinals</b> <b>Busch Stadium, St. Louis, MO</b> Fri Aug 16 1974, 7:05 PM CDT Att. 28,723 - Unknown <a href="http://livebaseballscorecards.com">livebaseballscorecards.com</a>											
<b>Tito Fuentes, S</b> (1, 4) OBP: 0.270, SLG: 0.280	0-0 3B		0-0 F7		0-0 2B		0-0 6-3		4 0 2 0 0 0 2													
<b>Garry Maddox, R</b> (1, 8) OBP: 0.335, SLG: 0.423	0-0 5-3		0-3 K		4-0 BB		0-0 5-3		3 0 0 0 1 1 3													
<b>Gary Matthews, R</b> (1, 7) OBP: 0.357, SLG: 0.449	0-0 5-3			0-0 F7	0-0 F9		0-0 E6 CS		4 0 0 0 0 0 3													
<b>Ed Goodson, L</b> (1, 3) OBP: 0.355, SLG: 0.419		0-0 F8		0-0 BB 1B		0-0 SH5-4 1B	0-0 F8 1-2		4 0 2 0 0 0 1													
<b>Chris Speier, R</b> (1, 6) OBP: 0.335, SLG: 0.364		0-0 F9		4-0 BB		0-0 SH5-4 1B	0-0 HR		3 1 2 1 1 0 0													
<b>Bruce Miller, R</b> (1, 5) OBP: 0.325, SLG: 0.336		0-0 F2		0-0 F7		0-0 SH5-4	0-0 F9		3 0 0 0 0 0 2													
<b>Ken Rudolph, R</b> (1, 2) OBP: 0.333, SLG: 0.265			0-0 1B 1B	0-0 P6		0-0 L8		0-0 FC5-6 1B	4 0 2 0 0 0 4													
<b>John D'Acquisto, R</b> (1, 1) OBP: 0.234, SLG: 0.200 <b>Elias Sosa, R</b> (9, 1) OBP: 0.071, SLG: 0.071			0-3 K		0-0 6-3	0-3 K		0-0 FC5-6 8-4-3	4 0 0 0 0 2 4 0 0 0 0 0 0 0													
<b>Inning Stats</b>	R: 0 E: 0 K: 0 S: 4	H: 1 LOB: 1 BB: 0 P: 4	R: 0 E: 0 K: 0 S: 3	H: 0 LOB: 0 BB: 0 P: 3	R: 0 E: 0 K: 2 S: 9	H: 2 LOB: 2 BB: 0 P: 9	R: 0 E: 0 K: 0 S: 4	H: 1 LOB: 2 BB: 1 P: 8	R: 0 E: 0 K: 0 S: 4	H: 1 LOB: 2 BB: 1 P: 8	R: 0 E: 0 K: 1 S: 7	H: 2 LOB: 2 BB: 0 P: 7	R: 0 E: 0 K: 0 S: 3	H: 0 LOB: 0 BB: 0 P: 3	R: 1 E: 1 K: 0 S: 4	H: 1 LOB: 0 BB: 0 P: 4	R: 0 E: 0 K: 0 S: 3	H: 1 LOB: 0 BB: 0 P: 3	1B: 6 2B: 2 3B: 1 HR: 1	SF: 0 SAC: 1 DP: 1 HBP: 0	WP: 0 PB: 0 SB: 0 CS: 1	PA: 37
<b>PITCHER</b> <b>Bob Gibson, R</b> (1, 1) ERA: 4.21	IP: 9.0 WLS: W BF: 37 H: 9 R: 1 ER: 1 SO: 3 BB: 2 IBB: 0 HBP: 0 BLK: 0 WP: 0 HR: 1 S: 41 P: 49 ERA: 1.00 WHIP: 1.222											<b>PITCHER</b> IP: WLS: BF: H: R: ER: SO: BB: IBB: HBP: BLK: WP: HR: S: P: ERA: WHIP:										



Batter	1	2	3	4	5	6	7	8	9	AB	R	H	RBI	BB	SO	LOB
Lou Brock, L (1, 7) OBP: 0.374, SLG: 0.395	0-3 K			0-3 K		0-0 FC4-6 CS			0-0 1B	4	1	1	0	0	2	1
Ted Sizemore, R (1, 4) OBP: 0.357, SLG: 0.326	0-3 K			4-0 BB		0-0 CS	0-0 F3		0-0 F8	3	0	0	0	1	1	2
Reggie Smith, S (1, 9) OBP: 0.377, SLG: 0.552	0-0 4-3			0-0 G4-6-3			0-0 F8		4-0 1B IBB	3	0	0	0	1	0	1
Joe Torre, R (1, 3) OBP: 0.378, SLG: 0.413		0-3 K		0-3 K		0-3 K		0-3 K	0-0 1B	4	0	1	2	0	3	0
Jose Cruz, L (1, 8) OBP: 0.319, SLG: 0.403		0-0 F8		0-3 K		0-3 K		0-3 K	1-2 2-H 3-H	3	0	0	0	0	2	0
Ted Simmons, S (1, 2) OBP: 0.310, SLG: 0.422		0-0 4-3		0-0 FC6-4 1B		0-0 FC6-4		4-0 FC4-6 BB		2	0	1	0	1	0	0
Ken Reitz, R (1, 5) OBP: 0.306, SLG: 0.373			0-3 K		0-0 FC6-4			0-0 FC4-6		2	0	0	0	0	1	1
Tim McCarver, L (8, PH) OBP: 0.358, SLG: 0.247					1-2f			1-2f		1	0	0	0	0	0	1
Jack Heidemann, R (9, 6) OBP: 0.295, SLG: 0.250										0	0	0	0	0	0	0
Mike Tyson, R (1, 6) OBP: 0.245, SLG: 0.265			0-0 F8		0-0 F8		0-0 F3		0-0 F2	2	0	0	0	0	0	0
Bake McBride, L (8, PH) OBP: 0.355, SLG: 0.371										1	0	0	0	0	0	1
Jerry Davanon, R (9, 5) OBP: 0.286, SLG: 0.194										0	0	0	0	0	0	0
Bob Gibson, R (1, 1) OBP: 0.197, SLG: 0.233			0-0 F8				0-0 FC4-6 1B		4-0 1B 1B BB	2	0	1	0	0	0	0
Jim Dwyer, L (9, PH) OBP: 0.364, SLG: 0.388										0	1	0	0	1	0	0

Inning Stats	R: 0	H: 0	E: 0	K: 2	S: 7	LOB: 0	BB: 0	P: 7	R: 0	H: 0	E: 0	K: 1	S: 5	LOB: 0	BB: 0	P: 5	R: 0	H: 0	E: 0	K: 1	S: 5	LOB: 0	BB: 0	P: 5	R: 0	H: 1	E: 0	K: 2	S: 8	LOB: 1	BB: 0	P: 8	R: 0	H: 1	E: 0	K: 0	S: 3	LOB: 0	BB: 0	P: 3	R: 0	H: 0	E: 0	K: 1	S: 5	LOB: 0	BB: 0	P: 5	R: 0	H: 0	E: 0	K: 1	S: 5	LOB: 1	BB: 1	P: 9	R: 2	H: 2	E: 0	K: 0	S: 3	LOB: 2	BB: 2	P: 11	1B: 4	2B: 0	3B: 0	HR: 0	SF: 0	SAC: 0	DP: 1	HBP: 0	WP: 0	PB: 0	SB: 1	CS: 1	PA: 32
--------------	------	------	------	------	------	--------	-------	------	------	------	------	------	------	--------	-------	------	------	------	------	------	------	--------	-------	------	------	------	------	------	------	--------	-------	------	------	------	------	------	------	--------	-------	------	------	------	------	------	------	--------	-------	------	------	------	------	------	------	--------	-------	------	------	------	------	------	------	--------	-------	-------	-------	-------	-------	-------	-------	--------	-------	--------	-------	-------	-------	-------	--------

PITCHER	IP	WLS	BF	H	R	ER	SO	BB	IBB	HBP	BLK	WP	HR	S	P	ERA	WHIP
John D'Acquisto, R (1, 1) ERA: 3.39	8.0	L	28	3	2	2	9	3	0	0	0	0	0	43	55	2.25	0.750
Elias Sosa, R (9, 1) ERA: 3.2	0.1		3	1	0	0	0	0	1	0	0	0	0	2	6	0.00	3.000

**BOTTOM**


**San Francisco Giants @ St. Louis Cardinals**  
**Busch Stadium, St. Louis, MO**  
 Fri Aug 16 1974, 7:05 PM CDT  
 Att. 28,723 - Unknown

AB	27
R	2
H	4
RBI	2
BB	4
SO	9
LOB	7



WP: 0	PA: 32
PB: 0	
SB: 1	
CS: 1	

livebaseballscores.com

Batter	1	2	3	4	5	6	7	8	9	AB R H RBI BB SO LOB	TOP		
<b>Bobby Bonds, R</b> (1, 9) OBP: 0.365, SLG: 0.455	0-0 SH5-3 E8 1B		0-3 K		0-0 5-3		4-0 E1 BB		0-3 K	4 1 1 0 1 2 0			
<b>Tito Fuentes, S</b> (1, 4) OBP: 0.271, SLG: 0.280	0-0 SH5-3 2-3		0-0 FC6-4 1B		0-0 G3		0-0 E1 1-H 2-H 3-H			3 0 1 0 0 0 1			
<b>Gary Thomasson, L</b> (1, 8) OBP: 0.337, SLG: 0.317	0-0 6-3 3-H 1B		0-3 K		0-0 G6-4-3 1B		0-0 FC4-6 2B			4 0 3 1 0 1 1			
<b>Gary Matthews, R</b> (1, 7) OBP: 0.354, SLG: 0.444	0-0 6-3 1-3		0-0 FC6-4 1-2f		0-0 F2		0-0 F8			4 0 0 0 0 0 4			
<b>Ed Goodson, L</b> (1, 3) OBP: 0.357, SLG: 0.415 <b>Dave Kingman, R</b> (9, 3) OBP: 0.294, SLG: 0.434	4-0 IBB			0-0 4-3		0-0 G6-4-3 1-2f		4-0 FC4-6 IBB		2 0 0 0 2 0 1 0 0 0 0 0 0 0			
<b>Chris Speier, R</b> (1, 6) OBP: 0.335, SLG: 0.363	0-0 F8			0-0 4-3 1B			0-0 4-3 FC4-6 1-2f 2-3			4 0 1 0 0 0 4			
<b>Mike Phillips, L</b> (1, 5) OBP: 0.264, SLG: 0.255		0-0 6-3		0-0 4-3 1-2			0-0 F7		0-0 4-3	4 0 0 0 0 0 3			
<b>Ken Rudolph, R</b> (1, 2) OBP: 0.333, SLG: 0.267 <b>Dave Rader, L</b> (9, PH) (9, 2) OBP: 0.367, SLG: 0.371		0-0 5-3		0-0 P4			0-0 E 1B E 1B		0-3 K	3 1 1 0 0 0 1 1 0 0 0 0 1 0	AB 33 R 3 H 8 RBI 1 BB 3 SO 6 LOB 15		
<b>Mike Caldwell, R</b> (1, 1) OBP: 0.208, SLG: 0.174 <b>Steve Ontiveros, S</b> (9, PH) OBP: 0.369, SLG: 0.335 <b>Randy Moffitt, R</b> (9, 1) OBP: 0.429, SLG: 0.538		0-0 3-1		0-3 K			0-0 E6 E 1B		0-3 K	3 1 1 0 0 1 0 1 0 0 0 0 1 0 0 0 0 0 0 0 0			
<b>Inning Stats</b>	R: 1 E: 1 K: 0 S: 5 H: 2 LOB: 2 BB: 1 P: 9	R: 0 E: 0 K: 0 S: 3 H: 0 LOB: 0 BB: 0 P: 3	R: 0 E: 0 K: 2 S: 8 H: 1 LOB: 1 BB: 0 P: 8	R: 0 E: 0 K: 0 S: 4 H: 1 LOB: 1 BB: 0 P: 4	R: 0 E: 0 K: 1 S: 5 H: 0 LOB: 0 BB: 0 P: 5	R: 0 E: 0 K: 0 S: 3 H: 1 LOB: 0 BB: 0 P: 3	R: 2 E: 2 K: 0 S: 5 H: 2 LOB: 1 BB: 1 P: 9	R: 0 E: 0 K: 0 S: 4 H: 1 LOB: 2 BB: 1 P: 8	R: 0 E: 0 K: 3 S: 9 H: 0 LOB: 0 BB: 0 P: 9	1B: 7 2B: 1 3B: 0 HR: 0 SF: 0 SAC: 1 DP: 1 HBP: 0	WP: 0 PB: 0 SB: 0 CS: 0 PA: 37		
<b>PITCHER</b> <b>Lynn McGlothen, R</b> (1, 1) ERA: 2.8 <b>Mike Garman, R</b> (9, 1) ERA: 2.9	IP WLS BF H R ER SO BB IBB HBP BLK WP HR S P ERA WHIP	8.0 34 8 3 1 3 1 2 0 0 0 0 37 49 1.12 1.125	1.0 3 0 0 0 3 0 0 0 0 0 0 9 9 0.00 0.000									<b>PITCHER</b> IP WLS BF H R ER SO BB IBB HBP BLK WP HR S P ERA WHIP	

San Francisco Giants @ St. Louis Cardinals  
 Busch Stadium, St. Louis, MO  
 Sat Aug 17 1974, 7:05 PM CDT  
 Att: 32,128 - Unknown

livebaseballscorecards.com





Batter	1	2	3	4	5	6	7	8	9	AB R H RBI BB SO LOB	TOP											
Garry Maddox, R (1, 8) OBP: 0.334, SLG: 0.421	0-0 F9		0-0 4-3			0-0 S 1B		0-0 E3		4 0 1 0 0 0 1	<b>San Francisco Giants @ St. Louis Cardinals</b> <b>Busch Stadium, St. Louis, MO</b> Sun Aug 18 1974, 3:33 AM CDT Att: 30,208 - Unknown <a href="http://livebaseballscorecards.com">livebaseballscorecards.com</a>											
Tito Fuentes, S (1, 4) Randy Moffitt, R (8, 1) OBP: 0.267, SLG: 0.277 OBP: 0.429, SLG: 0.538	0-0 4-3			0-0 6-3		0-0 F9		0-0 SF7		3 0 0 1 0 0 1 0 0 0 0 0 0 0												
Bobby Bonds, R (1, 9) OBP: 0.364, SLG: 0.456	0-3 K			0-0 4-3 2B		0-0 P4		0-0 F9		4 0 1 0 0 1 2												
Gary Matthews, R (1, 7) OBP: 0.355, SLG: 0.443		4-0 BB BB BB		0-0 4-3		0-0 G6-4-3 1B		0-0 F4		3 0 1 0 1 0 1												
Chris Speier, R (1, 6) OBP: 0.332, SLG: 0.359		0-0 FC4-6		0-0 1-3		0-0 G6-4-3		0-0 6-3		4 0 0 0 0 0 3												
Dave Kingman, R (1, 3) OBP: 0.293, SLG: 0.431		0-0 P4		0-3 K		0-0 1B		0-3 K		4 0 1 0 0 2 1												
Bruce Miller, R (1, 5) OBP: 0.318, SLG: 0.328		0-0 F9		0-0 6-3		0-0 F9				3 0 0 0 0 0 2												
Ken Rudolph, R (1, 2) OBP: 0.326, SLG: 0.260			0-0 F8		0-0 F3		0-0 6-3			3 0 0 0 0 0 0												
Tom Bradley, R (1, 1) John Morris, R (6, 1) Chris Arnold, R (8, PH) OBP: 0.146, SLG: 0.105 OBP: 0.309, SLG: 0.340		0-3 K		0-0 5-3		0-0 E SF7 1B				2 0 0 0 0 1 0 0 0 0 0 0 0 0 1 1 1 0 0 0 0												
<b>Inning Stats</b>	R: 0 E: 0 K: 1 S: 5	H: 0 LOB: 0 BB: 0 P: 5	R: 0 E: 0 K: 0 S: 3	H: 0 LOB: 1 BB: 1 P: 7	R: 0 E: 0 K: 1 S: 5	H: 0 LOB: 0 BB: 0 P: 5	R: 0 E: 0 K: 1 S: 4	H: 1 LOB: 1 BB: 0 P: 4	R: 0 E: 0 K: 1 S: 5	H: 0 LOB: 0 BB: 0 P: 5	R: 0 E: 0 K: 0 S: 4	H: 1 LOB: 1 BB: 0 P: 4	R: 0 E: 0 K: 0 S: 4	H: 2 LOB: 1 BB: 0 P: 4	R: 1 E: 1 K: 0 S: 5	H: 1 LOB: 1 BB: 0 P: 5	R: 0 E: 0 K: 1 S: 5	H: 0 LOB: 0 BB: 0 P: 5	1B: 4 2B: 1 3B: 0 HR: 0	SF: 1 SAC: 0 DP: 1 HBP: 0	WP: 0 PB: 0 SB: 1 CS: 0	PA: 33
PITCHER John Curtis, L (1, 1) ERA: 4.17	IP 9.0	WLS W	BF 33	H 5	R 1	ER 0	SO 4	BB 1	IBB 0	HBP 0	BLK 0	WP 0	HR 0	S 40	P 44	ERA 0.00	WHIP 0.667					





Batter	1	2	3	4	5	6	7	8	9	AB R H RBI BB SO LOB	TOP																									
Lou Brock, L (1, 7) X OBP: 0.373, SLG: 0.397	0-0 3-1 ①		0-0 1B S 1B 2-H	0-3 K ③			0-0 1B S 1B		0-0 G3 ②	5 2 2 1 0 1 0	<b>St. Louis Cardinals @ Atlanta Braves</b> Atlanta Stadium, Atlanta, GA Mon Aug 19 1974, 7:05 PM EDT Att. 7,104 - Unknown <a href="http://livebaseballscorecards.com">livebaseballscorecards.com</a>																									
Ted Sizemore, R (1, 4) X OBP: 0.350, SLG: 0.318	0-0 5-3 ②		0-0 1B 1B 1-H		0-0 4-3 ①		0-3 K ①	0-0 1-3 ③	5 1 1 1 0 1 1																											
Reggie Smith, S (1, 9) B B B OBP: 0.383, SLG: 0.559	4-0 BB		0-0 1B 1B 1-3		0-0 1B 1B 1B		0-0 1-6-3 ②		3 1 2 0 1 0 1																											
Joe Torre, R (1, 3) X OBP: 0.379, SLG: 0.413	0-0 F8 ③		0-0 1B 1B 1-2 FC4-6 3-H		0-0 1B 1B 1-2		0-0 1B 2-H		4 1 3 2 0 0 1																											
Bake McBride, L (1, 8) X OBP: 0.358, SLG: 0.378		0-0 4-3 ①	0-0 1B 1B 1-3 2-H FC4-6		0-0 1B 1B 1-2 2-3 G6-3		0-0 F7 ③		4 0 2 1 0 0 1																											
Ted Simmons, S (1, 2) X OBP: 0.308, SLG: 0.419		0-0 5-3 ②	0-0 FC4-6 ②		0-0 G6-3 ② ③		0-0 6-3 ①		4 0 0 1 0 0 4																											
Ken Reitz, R (1, 5) X OBP: 0.305, SLG: 0.367		0-0 3-1 ③	0-0 L6 ③		0-0 L4 ①		0-0 F8 ②		4 0 0 0 0 0 1																											
Mike Tyson, R (1, 6) X OBP: 0.250, SLG: 0.274			0-0 1B 2B L5 ①		0-0 5-3 ②		0-0 F9 ③		4 1 1 0 0 0 0																											
Claude Osteen, L (1, 1) O S O OBP: 0.271, SLG: 0.354			0-3 K ①		0-0 F7 ②		0-3 K ③		0-3 K ①	2 0 0 0 0 0 1 1																										
Rich Folkers, L (4, 1) O S O OBP: 0.236, SLG: 0.188										0 0 0 0 0 0 0 0																										
Bob Forsch, R (5, 1) O S O OBP: 0.321, SLG: 0.400										0 0 0 0 0 0 0 0																										
Jose Cruz, L (6, PH) O S O OBP: 0.159, SLG: 0.098										1 0 0 0 0 0 0 0																										
Sonny Siebert, R (6, 1) O S O OBP: 0.333, SLG: 0.500										0 0 0 0 0 0 0 0																										
Danny Godby, R (9, PH) O S O										1 0 0 0 0 0 1 0																										
<b>Inning Stats</b>	R: 0 H: 0 E: 0 K: 0 S: 3	H: 0 LOB: 1 BB: 1 P: 7	R: 0 H: 0 E: 0 K: 0 S: 3	H: 0 LOB: 0 BB: 0 P: 3	R: 5 H: 6 E: 0 K: 1 S: 11	H: 6 LOB: 1 BB: 0 P: 11	R: 0 H: 0 E: 0 K: 1 S: 5	H: 0 LOB: 0 BB: 0 P: 5	R: 0 H: 3 E: 0 K: 0 S: 5	H: 3 LOB: 2 BB: 0 P: 5	R: 0 H: 0 E: 0 K: 0 S: 3	H: 0 LOB: 0 BB: 0 P: 3	R: 1 H: 2 E: 0 K: 1 S: 7	H: 2 LOB: 1 BB: 0 P: 7	R: 0 H: 0 E: 0 K: 0 S: 3	H: 0 LOB: 0 BB: 0 P: 3	R: 0 H: 0 E: 0 K: 1 S: 5	H: 0 LOB: 0 BB: 0 P: 5	1B: 10 SF: 0 2B: 1 SAC: 0 3B: 0 DP: 1 HR: 0 HBP: 0	WP: 0 PA: 38 PB: 0 SB: 2 CS: 0																
<b>PITCHER</b>	IP WLS BF H R ER SO BB IBB HBP BLK WP HR S P ERA WHIP																																			
Carl Morton, R (1, 1) ERA: 3.16	2.1		14	6	5	5	1	1	0	0	0	0	0	15	19	19.29	3.000																			
Joe Niekro, R (3, 1) ERA: 4.13	1.2	W	5	0	0	0	1	0	0	0	0	0	0	7	7	0.00	0.000																			
Max Leon, R (5, 1) ERA: 2.39	3.0	S	13	5	1	1	1	0	0	0	0	0	0	15	15	3.00	1.667																			
Tom House, L (8, 1) ERA: 2.07	2.0		6	0	0	0	1	0	0	0	0	0	0	8	8	0.00	0.000																			





Batter	1	2	3	4	5	6	7	8	9	AB R H RBI BB SO LOB	TOP			
Lou Brock, L (1, 7) OBP: 0.373, SLG: 0.397	0-3 K		0-0 F5		0-0 S 1B		0-0 4-3		0-0 1B 1B	5 0 2 0 0 1 0				
Ted Sizemore, R (1, 4) OBP: 0.351, SLG: 0.320 Jerry Davanon, R (9, PR) OBP: 0.286, SLG: 0.194	0-0 1B 2B 1B		0-0 4-3		0-0 F2 1-2		0-0 P6		0-0 1-2 1B	5 1 2 0 0 0 1 0 0 0 0 0 0 0				
Reggie Smith, S (1, 9) OBP: 0.384, SLG: 0.557	0-0 1-2 2B 1B		0-0 F9		0-0 F2		0-0 HBP 1B 1B		0-0 F8	5 2 2 0 0 0 2				
Joe Torre, R (1, 3) OBP: 0.381, SLG: 0.424	0-0 1-H 2-H 2B			0-0 HR		0-0 F7		1-0 1-2 1B HBP	0-3 K	4 1 2 3 0 1 2				
Bake McBride, L (1, 8) OBP: 0.358, SLG: 0.377	0-0 F7			0-0 1-3		1-0 S 1B HBP		0-0 1-2 2-H 1B	0-0 4-3	4 1 1 1 0 0 3				
Tim McCarver, L (1, 2) OBP: 0.359, SLG: 0.250	0-3 K2-3			0-0 G3		4-0 B B B B 1-2 1B BB		0-0 F8		3 1 0 0 1 1 3				
Ken Reitz, R (1, 5) OBP: 0.305, SLG: 0.366		0-0 5-3		0-0 4-3		0-0 1-2 2-H 1B 1B		0-0 F8		4 0 1 1 0 0 0				
Mike Tyson, R (1, 6) OBP: 0.250, SLG: 0.274		0-0 F7			0-0 6-3		0-0 1-2 2-H 1B		0-3 K	4 0 1 1 0 1 0				
Alan Foster, R (1, 1) OBP: 0.208, SLG: 0.174 Bob Forsch, R (2, 1) OBP: 0.235, SLG: 0.188 Jose Cruz, L (5, PH) OBP: 0.319, SLG: 0.397 Rich Fulkers, L (5, 1) Jim Dwyer, L (6, PH) OBP: 0.359, SLG: 0.382 Al Hirshbolsky, R (6, 1) OBP: 0.167, SLG: 0.167 Danny Godby, R (8, PH) OBP: 0.250, SLG: 0.333 Mike Garman, R (8, 1) OBP: 0.143, SLG: 0.143		0-0 6-3			0-3 K		0-0 P6		0-0 F8	1 0 0 0 0 0 0 0 0 0 0 0 0 0 0 0 1 0 0 0 0 0 1 0 0 0 0 0 0 0 0 0 1 0 0 0 0 0 0 2 0 0 0 0 0 0 0 0 1 0 0 0 0 0 0 0 0 0 0 0 0 0 0 0				
<b>Inning Stats</b>	R: 2 H: 3 E: 0 LOB: 1 K: 2 BB: 0 S: 10 P: 10	R: 0 H: 0 E: 0 LOB: 0 K: 0 BB: 0 S: 3 P: 3	R: 0 H: 0 E: 0 LOB: 0 K: 0 BB: 0 S: 3 P: 3	R: 1 H: 1 E: 0 LOB: 0 K: 0 BB: 0 S: 4 P: 4	R: 0 H: 1 E: 0 LOB: 1 K: 1 BB: 0 S: 6 P: 6	R: 2 H: 2 E: 0 LOB: 2 K: 0 BB: 1 S: 5 P: 10	R: 1 H: 2 E: 0 LOB: 2 K: 0 BB: 0 S: 5 P: 6	R: 0 H: 0 E: 0 LOB: 0 K: 1 BB: 0 S: 5 P: 5	R: 0 H: 2 E: 0 LOB: 2 K: 1 BB: 0 S: 7 P: 7	1B: 9 SF: 0 2B: 1 SAC: 0 3B: 0 DP: 0 HR: 1 HBP: 2	WP: 0 PA: 41 PB: 0 SB: 2 CS: 0			
<b>PITCHER</b>	IP WLS BF H R ER SO BB IBB HBP BLK WP HR S P ERA WHIP												<b>PITCHER</b>	IP WLS BF H R ER SO BB IBB HBP BLK WP HR S P ERA WHIP
Phil Niekro, R (1, 1) ERA: 2.76	6.2 W 31 8 6 6 3 1 0 2 0 0 1 34 40 8.10 1.350													
Tom House, L (7, 1) ERA: 2.0	2.1 S 10 3 0 0 2 0 0 0 0 0 0 0 14 14 0.00 1.286													

St. Louis Cardinals @ Atlanta Braves  
 Atlanta Stadium, Atlanta, GA  
 Tue Aug 20 1974, 7:05 PM EDT  
 Att. 8,190 - Unknown

[livebaseballscorecards.com](http://livebaseballscorecards.com)

AB 38  
 R 6  
 H 11  
 RBI 6  
 BB 1  
 SO 5  
 LOB 13



Batter	1	2	3	4	5	6	7	8	9	AB	R	H	RBI	BB	SO	LOB
Ralph Garr, L (1, 9) OBP: 0.389, SLG: 0.501	0-0 WP 2B 1B	0-0 G4-6-3 1-2f 3-H	0-0 L6		0-3 K		0-0 F9			5	1	1	0	0	1	3
Marty Perez, R (1, 4) OBP: 0.328, SLG: 0.373	0-0 S 1B 2B	0-0 HR 1B		0-0 BB 1B 1B	0-0 F9		0-3 K			5	3	3	1	0	1	1
Darrell Evans, L (1, 5) OBP: 0.384, SLG: 0.412	0-3 K 2-3	0-0 HR		0-0 G1 1-2		0-3 K		0-0 FC6-2 3B		5	1	2	2	0	2	2
Hank Aaron, R (1, 7) Rowland Office, L (9, 8) OBP: 0.339, SLG: 0.513 OBP: 0.284, SLG: 0.350	0-0 1B	0-0 BB 1B		4-0 BB 1B IBB		0-0 2B		0-0 5-3		4	1	3	1	1	0	1
Dusty Baker Jr., R (1, 8) (9, 9) OBP: 0.327, SLG: 0.418	0-0 F2	4-0 BB		4-0 1B BB		4-0 IBB		0-0 FC6-2 S		2	0	0	0	3	0	2
Mike Lum, L (1, 3) OBP: 0.312, SLG: 0.353	0-0 L4	0-0 4-3		0-3 K		0-3 K		4-0 1-2 IBB		4	0	0	0	1	2	8
Leo Foster, R (1, 6) OBP: 0.317, SLG: 0.302		0-0 1B E 1B	4-0 5-3 BB	0-0 FC6-4 1-2 2-H 3-H 1B		0-0 F3		0-0 4-3		4	1	2	2	1	0	4
Vic Correll, R (1, 2) OBP: 0.320, SLG: 0.378		0-0 E G4-6-3 1B	0-0 F7	0-0 FC6-4 1-2f			4-0 SH3-4 BB			3	1	1	0	1	0	3
Phil Niekro, R (1, 1) Tom House, L (7, 1) OBP: 0.218, SLG: 0.221 OBP: 0.286, SLG: 0.286		0-0 E6 G4-6-3 1-3 2-H	0-0 5-3		0-0 5-3		0-0 SH3-4			3	0	0	0	0	0	2

Inning Stats	R: 2	H: 3	E: 0	K: 1	S: 8	H: 3	LOB: 1	BB: 0	P: 8	R: 4	H: 5	E: 1	K: 0	S: 8	H: 0	LOB: 1	BB: 1	P: 12	R: 0	H: 0	E: 0	K: 0	S: 3	R: 2	H: 2	E: 0	K: 1	S: 7	H: 0	LOB: 0	BB: 0	P: 5	R: 0	H: 1	E: 0	K: 2	S: 8	H: 0	LOB: 1	BB: 1	P: 12	R: 0	H: 0	E: 0	K: 1	S: 5	R: 0	H: 1	E: 0	K: 1	S: 4	H: 1	LOB: 2	BB: 1	P: 8	R: 0	H: 1	E: 0	K: 0	S: 4
--------------	------	------	------	------	------	------	--------	-------	------	------	------	------	------	------	------	--------	-------	-------	------	------	------	------	------	------	------	------	------	------	------	--------	-------	------	------	------	------	------	------	------	--------	-------	-------	------	------	------	------	------	------	------	------	------	------	------	--------	-------	------	------	------	------	------	------

5	1	1	0	0	1	3	
5	3	3	1	0	1	1	
5	1	2	2	0	2	2	
4	1	3	1	1	0	1	
0	0	0	0	0	0	0	
2	0	0	0	3	0	2	
4	0	0	0	1	2	8	
4	1	2	2	1	0	4	
3	1	1	0	1	0	3	
3	0	0	0	0	0	2	
0	0	0	0	0	0	0	
1B: 8	SF: 0	2B: 2	SAC: 1	3B: 1	DP: 1	HR: 1	HBP: 0

**BOTTOM**

**St. Louis Cardinals @ Atlanta Braves**  
Atlanta Stadium, Atlanta, GA  
Tue Aug 20 1974, 7:05 PM EDT  
Att. 8,190 - Unknown

livebaseballscorecards.com

<b>AB</b>	<b>35</b>
<b>R</b>	<b>8</b>
<b>H</b>	<b>12</b>
<b>RBI</b>	<b>6</b>
<b>BB</b>	<b>7</b>
<b>SO</b>	<b>6</b>
<b>LOB</b>	<b>26</b>



PITCHER	IP	WLS	BF	H	R	ER	SO	BB	IBB	HBP	BLK	WP	HR	S	P	ERA	WHIP
Alan Foster, R (1, 1) ERA: 3.44	1.2	L	13	8	6	2	1	0	0	0	0	1	1	15	15	10.80	4.800
Bob Forsch, R (2, 1) ERA: 3.42	2.1		13	2	2	2	1	3	1	0	0	0	0	11	27	7.71	2.143
Rich Folkers, L (5, 1) ERA: 2.75	1.0		3	0	0	0	1	0	0	0	0	0	0	5	5	0.00	0.000
Al Hrabosky, L (6, 1) ERA: 3.05	2.0		9	1	0	0	3	1	1	0	0	0	0	13	21	0.00	1.000
Mike Garman, R (8, 1) ERA: 2.86	1.0		5	1	0	0	0	0	1	0	0	0	0	4	8	0.00	1.000

Batter	1	2	3	4	5	6	7	8	9	AB R H RBI BB SO LOB	TOP											
Lou Brock, L (1, 7) OBP: 0.375, SLG: 0.403	0-0 4-3		0-0 3B		0-0 4-3		0-0 1B		0-0 1B	5 1 3 0 0 0 0	<b>St. Louis Cardinals @ Atlanta Braves</b> Atlanta Stadium, Atlanta, GA Wed Aug 21 1974, 7:05 PM EDT Att: 10,118 - Unknown <a href="http://livebaseballscorecards.com">livebaseballscorecards.com</a>											
Ted Sizemore, R (1, 4) OBP: 0.351, SLG: 0.319	4-0 BB		0-3 K		0-0 P4		0-0 F8		0-0 1B	4 0 1 0 1 1 3												
Reggie Smith, S (1, 9) OBP: 0.388, SLG: 0.558	4-0 1-2		0-0 P6			4-0 BB		0-0 2B	0-0 1B	3 1 2 1 2 0 1												
Joe Torre, R (1, 3) OBP: 0.379, SLG: 0.424	0-3 K			0-0 5-3		0-0 G5-4-3		0-0 4-3	0-0 F9	5 1 1 0 0 1 4												
Bake McBride, L (1, 8) OBP: 0.357, SLG: 0.376	0-0 G3			0-0 E1		0-0 1-3		0-0 4-3		4 0 1 1 0 0 3												
Tim McCarver, L (1, 2) OBP: 0.364, SLG: 0.245		0-0 F8		4-0 BB		0-0 4-3		0-0 HBP		2 0 0 0 1 0 0												
Ken Reitz, R (1, 5) OBP: 0.304, SLG: 0.373		0-0 1-3		0-0 FC6-4		0-0 HR		0-0 SF8		3 1 1 2 0 0 2												
Mike Tyson, R (1, 6) OBP: 0.249, SLG: 0.272		0-0 F3		0-0 6-3		0-0 1B		0-0 FC5-4		2 0 0 0 0 0 2												
Jim Dwyer, L (7, PH) OBP: 0.367, SLG: 0.391										1 0 1 0 0 0 0												
Claude Osteen, L (7, 1) OBP: 0.271, SLG: 0.354										0 0 0 0 0 0 0												
Danny Godby, R (8, PH) OBP: 0.200, SLG: 0.250										1 0 0 0 0 0 1												
Al Hrabosky, R (8, 1) OBP: 0.167, SLG: 0.167										0 0 0 0 0 0 0												
Bob Gibson, R (1, 1) OBP: 0.190, SLG: 0.226			0-0 P4		0-0 P5				0-3 K	2 0 0 0 0 0 0												
Jose Cruz, L (7, PH) OBP: 0.317, SLG: 0.395										1 0 0 0 0 1 1												
Jerry Davanon, R (7, 6) OBP: 0.286, SLG: 0.194										0 0 0 0 0 0 0												
Luis Melendez, R (9, PH) OBP: 0.295, SLG: 0.321										1 0 0 0 0 1 0												
<b>Inning Stats</b>	R: 0 E: 0 K: 1 S: 5	H: 0 LOB: 2 BB: 2 P: 13	R: 0 E: 0 K: 0 S: 3	H: 0 LOB: 0 BB: 0 P: 3	R: 0 E: 0 K: 1 S: 6	H: 1 LOB: 1 BB: 0 P: 6	R: 0 E: 1 K: 0 S: 4	H: 1 LOB: 2 BB: 1 P: 8	R: 0 E: 0 K: 0 S: 3	H: 0 LOB: 0 BB: 0 P: 3	R: 0 E: 0 K: 0 S: 2	H: 0 LOB: 0 BB: 1 P: 6	R: 1 E: 0 K: 1 S: 8	H: 3 LOB: 2 BB: 0 P: 8	R: 2 E: 0 K: 0 S: 5	H: 2 LOB: 1 BB: 0 P: 6	R: 1 E: 0 K: 1 S: 7	H: 3 LOB: 1 BB: 0 P: 7	1B: 7 2B: 1 3B: 1 HR: 1	SF: 1 SAC: 0 DP: 1 HBP: 1	WP: 0 PB: 0 SB: 1 CS: 0	PA: 40
<b>PITCHER</b>	IP WLS BF H R ER SO BB IBB HBP BLK WP HR S P ERA WHIP												IP WLS BF H R ER SO BB IBB HBP BLK WP HR S P ERA WHIP									
Buzz Capra, R (1, 1) ERA: 2.49	7.0 W 31 7 3 3 3 4 0 0 0 0 0 1 33 49 3.86 1.571																					
Tom House, L (8, 1) ERA: 2.07	2.0 9 3 1 1 1 0 0 1 0 0 0 0 10 11 4.50 1.500																					





Batter	1	2	3	4	5	6	7	8	9
Ralph Garr, L (1, 9) OBP: 0.391, SLG: 0.502	0-0 BB S 1B	0-0 E2 1-H 1B		0-0 BB E 1B		0-0 F7		0-0 4-3	
Marty Perez, R (1, 4) OBP: 0.332, SLG: 0.372	4-0 BB 1-2 BB	0-0 6-3		4-0 BB 1-2 BB		0-3 K		0-0 BB 1B	
Darrell Evans, L (1, 5) OBP: 0.388, SLG: 0.420	4-0 1-2 2-3 BB		0-0 HR	4-0 FC6-4 1-2 2-3 BB		4-0 1B BB		0-0 F8	
Hank Aaron, R (1, 7) OBP: 0.340, SLG: 0.509	0-0 F2		0-0 5-3	0-0 FC6-4 1-2		0-0 1-2 1B		4-0 1-2 BB	
Rowland Office, L (8, PR) OBP: 0.284, SLG: 0.350									
Dusty Baker Jr., R (1, 8) OBP: 0.326, SLG: 0.416	0-3 K		0-3 K		0-0 S E 1B	0-3 K		0-0 P3	
Mike Lum, L (1, 3) OBP: 0.319, SLG: 0.370	0-0 F9		0-0 HR		0-0 E9 1-H SF8 1B		4-0 4-3 SH1-4 BB		
Leo Foster, R (1, 6) OBP: 0.302, SLG: 0.291		0-0 F9	0-0 F8		0-0 SF8		0-0 SH1-4		
Vic Correll, R (1, 2) OBP: 0.308, SLG: 0.362		0-3 K		0-0 5-3	0-0 P5		0-0 4-3		
Buzz Capra, R (1, 1) OBP: 0.235, SLG: 0.152		4-0 1B E BB		0-3 K	0-3 K		0-0 L4		
Tom House, L (8, 1) OBP: 0.286, SLG: 0.286									

Inning Stats	R: 0	H: 1	E: 0	K: 1	S: 6	LOB: 3	BB: 2	P: 14
	R: 1	H: 1	E: 1	K: 1	S: 6	LOB: 1	BB: 1	P: 10
	R: 2	H: 2	E: 0	K: 1	S: 7	LOB: 0	BB: 0	P: 7
	R: 0	H: 1	E: 1	K: 1	S: 6	LOB: 3	BB: 3	P: 14
	R: 2	H: 2	E: 1	K: 1	S: 7	LOB: 0	BB: 0	P: 7
	R: 0	H: 1	E: 0	K: 2	S: 8	LOB: 2	BB: 1	P: 12
	R: 0	H: 0	E: 0	K: 0	S: 3	LOB: 1	BB: 1	P: 7
	R: 0	H: 1	E: 0	K: 0	S: 4	LOB: 2	BB: 1	P: 8

PITCHER	IP	WLS	BF	H	R	ER	SO	BB	IBB	HBP	BLK	WP	HR	S	P	ERA	WHIP
Bob Gibson, R ERA: 4.22	(1, 1)	6.0	32	8	5	3	7	6	0	0	0	0	2	40	64	4.50	2.333
Claude Osteen, L ERA: 3.85	(7, 1)	1.0	4	0	0	0	0	1	0	0	0	0	0	3	7	0.00	1.000
Al Hrabosky, L ERA: 3.0	(8, 1)	1.0	5	1	0	0	0	1	0	0	0	0	0	4	8	0.00	2.000

**BOTTOM**

**St. Louis Cardinals @ Atlanta Braves**  
Atlanta Stadium, Atlanta, GA

Wed Aug 21 1974, 7:05 PM EDT  
Att. 10,118 - Unknown

AB	31
R	5
H	9
RBI	3
BB	8
SO	7
LOB	20

livebaseballscorecards.com




1B	2B	3B	HR	SF	SAC	DP	HBP
7	0	0	2	1	0	0	0

WP	PA
0	41

Batter	1	2	3	4	5	6	7	8	9	AB R H RBI BB SO LOB	TOP															
Lou Brock, L (1, 7) x OBP: 0.375, SLG: 0.402	0-0 6-3		4-0 BB		0-0 E4		0-0 F7		0-0 1B	4 0 1 1 1 0 0																
Ted Sizemore, R (1, 4) x OBP: 0.352, SLG: 0.320	0-0 F8		0-0 F7		0-3 K			0-0 SH1-4 1B	0-0 1B	5 0 2 0 0 1 3																
Reggie Smith, S (1, 9) x OBP: 0.386, SLG: 0.554	0-0 F9		0-3 K		0-3 K			0-0 SH1-4 1B	0-3 K	5 0 1 0 0 3 5																
Joe Torre, R (1, 3) OBP: 0.377, SLG: 0.421		0-3 K		0-3 K		0-0 F3		0-0 SH1-4		3 0 0 0 0 2 0																
Ted Simmons, S (1, 2) OBP: 0.309, SLG: 0.425		4-0 BB		0-0 6-3		0-0 HR		0-0 P5		3 1 1 1 1 0 2																
Bake McBride, L (1, 8) OBP: 0.357, SLG: 0.375		0-3 K		0-0 HBP 1B		0-0 4-3		0-0 P4		4 0 1 0 0 1 3																
Ken Reitz, R (1, 5) OBP: 0.306, SLG: 0.373		0-0 L7		1-0 FC5-4		0-0 1-3			0-0 F8 SH3-4 1B	3 0 1 0 0 0 1	AB 34															
Luis Melendez, R (9, PR) OBP: 0.295, SLG: 0.321				1-2 HBP						0 1 0 0 0 0 0	R 2															
Jerry Davanon, R (9, 5) OBP: 0.286, SLG: 0.194										0 0 0 0 0 0 0	H 8															
Mike Tyson, R (1, 6) OBP: 0.249, SLG: 0.273			0-0 BB 1B		0-0 FC5-4		0-0 F8		0-0 SH3-4	3 0 1 0 0 0 2	RBI 2															
Lynn McGlothen, L (1, 1) OBP: 0.242, SLG: 0.234			0-3 K			0-0 P6			0-0 F8	3 0 0 0 0 1 1	SO 8															
Tim McCarver, L (9, PH) OBP: 0.361, SLG: 0.243									0-0 F8	1 0 0 0 0 0 2	LOB 19															
Mike Garman, R (9, 1) OBP: 0.143, SLG: 0.143									2-3	0 0 0 0 0 0 0																
<b>Inning Stats</b>	R: 0 E: 0 K: 0 S: 3	H: 0 LOB: 0 BB: 0 P: 3	R: 0 E: 0 K: 2 S: 7	H: 0 LOB: 1 BB: 1 P: 11	R: 0 E: 0 K: 2 S: 8	H: 1 LOB: 2 BB: 1 P: 12	R: 0 E: 0 K: 1 S: 6	H: 1 LOB: 2 BB: 0 P: 7	R: 0 E: 1 K: 2 S: 8	H: 0 LOB: 1 BB: 0 P: 8	R: 1 E: 0 K: 0 S: 4	H: 1 LOB: 0 BB: 0 P: 4	R: 0 E: 0 K: 0 S: 3	H: 0 LOB: 0 BB: 0 P: 3	R: 0 E: 0 K: 0 S: 5	H: 2 LOB: 2 BB: 0 P: 5	R: 1 E: 0 K: 1 S: 8	H: 3 LOB: 2 BB: 0 P: 8	1B: 7 2B: 0 3B: 0 HR: 1	SF: 0 SAC: 2 DP: 0 HBP: 1	WP: 0 PB: 0 SB: 1 CS: 0	PA: 39				
<b>PITCHER</b>	IP WLS BF H R ER SO BB IBB HBP BLK WP HR S P ERA WHIP																									
Doug Rau, L (1, 1) ERA: 2.92	7.0	30	5	1	1	7	2	0	1	0	0	1	41	50	1.29	1.000										
Mike Marshall, R (8, 1) ERA: 2.22	2.0	L	9	3	1	1	0	0	0	0	0	0	11	11	4.50	1.500										

St. Louis Cardinals @ Los Angeles Dodgers  
Dodger Stadium, Los Angeles, CA  
Fri Aug 23 1974, 7:05 PM PDT  
Att: 40,993 - Unknown

livebaseballscorecards.com





Batter	1	2	3	4	5	6	7	8	9	AB R H RBI BB SO LOB	TOP	
Lou Brock, L (1, 7) OBP: 0.374, SLG: 0.400	0-0 1B		0-3 K			0-0 1-3		0-3 K		4 0 1 0 0 2 2	<b>St. Louis Cardinals @ Los Angeles Dodgers</b> <b>Dodger Stadium, Los Angeles, CA</b> Sat Aug 24 1974, 7:05 PM PDT Att: 41,199 - Unknown <a href="http://livebaseballscorecards.com">livebaseballscorecards.com</a>	
Ted Sizemore, R (1, 4) OBP: 0.349, SLG: 0.316	0-3 K		0-0 F7			0-0 L1		0-0 F7		4 0 0 0 0 1 3		
Reggie Smith, S (1, 9) Al Hrabosky, R (8, 1) OBP: 0.383, SLG: 0.548 OBP: 0.167, SLG: 0.167	0-0 F7		0-0 L3			0-0 G3		0-0 G3		4 0 0 0 0 0 3 0 0 0 0 0 0 0		
Joe Torre, R (1, 3) OBP: 0.378, SLG: 0.420	4-0 BB				0-0 P4		0-0 4-3		0-0 L3 1B	3 0 1 0 1 0 0		
Bake McBride, L (1, 8) OBP: 0.358, SLG: 0.376	0-3 K				0-0 P4-3 1B		0-0 1B 1B		0-3 K	4 0 2 0 0 2 3		
Ted Simmons, S (1, 2)			0-0 F8		0-0 P4-3 1-2f		0-0 1B 1B		0-0 L3 1-2	4 0 1 0 0 0 2		
Ken Reitz, R (1, 5) OBP: 0.304, SLG: 0.370			0-0 P5			0-0 P3		0-0 F7		3 0 0 0 0 0 2		
Mike Tyson, R (1, 6) Tim McCarver, L (7, PH) Jerry Davanon, R (7, 6) OBP: 0.248, SLG: 0.271 OBP: 0.358, SLG: 0.240 OBP: 0.286, SLG: 0.194			0-3 K			0-3 K		0-0 P5		2 0 0 0 0 2 0 1 0 0 0 0 0 2 0 0 0 0 0 0 0		
John Curtis, L (1, 1) Mike Garman, R (7, 1) Jim Dwyer, L (8, PH) OBP: 0.235, SLG: 0.208 OBP: 0.143, SLG: 0.143 OBP: 0.375, SLG: 0.400			0-0 1B			0-3 K		0-0 1B		2 0 1 0 0 1 0 0 0 0 0 0 0 0 1 0 1 0 0 0 0		
<b>Inning Stats</b>	R: 0 H: 1 E: 0 LOB: 2 K: 2 BB: 1 S: 8 P: 12	R: 0 H: 0 E: 0 LOB: 0 K: 1 BB: 0 S: 5 P: 5	R: 0 H: 1 E: 0 LOB: 1 K: 1 BB: 0 S: 6 P: 6	R: 0 H: 1 E: 0 LOB: 0 K: 0 BB: 0 S: 3 P: 3	R: 0 H: 0 E: 0 LOB: 0 K: 2 BB: 0 S: 7 P: 7	R: 0 H: 0 E: 0 LOB: 0 K: 0 BB: 0 S: 3 P: 3	R: 0 H: 2 E: 0 LOB: 2 K: 0 BB: 0 S: 5 P: 5	R: 0 H: 1 E: 0 LOB: 1 K: 1 BB: 0 S: 6 P: 6	R: 0 H: 1 E: 0 LOB: 0 K: 1 BB: 0 S: 5 P: 5	1B: 7 SF: 0 2B: 2 SAC: 0 3B: 0 DP: 2 HR: 0 HBP: 0	WP: 0 PA: 33 PB: 0 SB: 1 CS: 0	
<b>PITCHER</b> Don Sutton, R (1, 1) ERA: 3.54	IP WLS BF H R ER SO BB IBB HBP BLK WP HR S P ERA WHIP											<b>PITCHER</b> IP WLS BF H R ER SO BB IBB HBP BLK WP HR S P ERA WHIP



Batter	1	2	3	4	5	6	7	8	9	AB	R	H	RBI	BB	SO	LOB
Davey Lopes, R OBP: 0.362, SLG: 0.374 (1, 4)	0-0 E6 S 5-3		0-0 E S SF7 1B		0-0 S S BB 1B	4-0 CS S BB		0-0 CS S BB 1B		4	2	3	1	1	0	0
Bill Russell, R OBP: 0.333, SLG: 0.365 (1, 6)	0-0 5-3 1-2		0-3 K 1-3		4-0 BB S BB 1B	0-0 CS 1-3		0-0 S BB 1B		3	0	1	0	1	1	2
Jimmy Wynn, R OBP: 0.392, SLG: 0.531 (1, 8)	0-0 F3 2-3		4-0 S BB		0-0 BB 1-2 2-3 1B			0-0 E5 1-2		3	0	1	0	1	0	2
Steve Garvey, R OBP: 0.346, SLG: 0.486 (1, 3)	4-0 BB		0-0 SF7 3-H		0-0 P4			0-3 K 1		2	0	0	1	1	1	5
Ron Cey, R OBP: 0.354, SLG: 0.402 (1, 5)	0-0 P5 3		4-0 BB 1-2		0-0 P4 2			0-0 F9 2		3	0	0	0	1	0	7
Joe Ferguson, R OBP: 0.371, SLG: 0.412 (1, 9)		0-0 FC5-4 1B	0-0 F8 3		4-0 BB 1-2 2-3 3-H BB			0-3 K 3		3	0	1	1	1	1	4
Tom Paciorek, R OBP: 0.287, SLG: 0.377 (1, 7)		0-0 P3 1		0-0 5-3 1	0-0 L7 3			0-0 BB 2B		4	1	1	0	0	0	4
Steve Yeager, R OBP: 0.344, SLG: 0.412 (1, 2)		0-0 FC5-4 1-2f 2		0-0 6-3 2		0-3 K 1		0-0 F2 1		4	0	0	0	0	1	2
Don Sutton, R OBP: 0.218, SLG: 0.221 (1, 1)		0-0 F9 3		0-3 K 3		0-0 F9 2		0-3 K 2		4	0	0	0	0	2	2

Inning Stats	R: 0	H: 0	E: 1	K: 0	S: 4	LOB: 2	BB: 1	P: 8	R: 0	H: 1	E: 0	K: 0	S: 4	LOB: 1	BB: 0	P: 4	R: 1	H: 1	E: 0	K: 1	S: 6	LOB: 2	BB: 2	P: 14	R: 0	H: 0	E: 0	K: 1	S: 5	LOB: 0	BB: 0	P: 5	R: 1	H: 2	E: 0	K: 0	S: 5	LOB: 3	BB: 2	P: 13	R: 0	H: 0	E: 0	K: 1	S: 4	LOB: 0	BB: 1	P: 8	R: 0	H: 1	E: 1	K: 2	S: 9	LOB: 2	BB: 0	P: 9	R: 1	H: 2	E: 0	K: 1	S: 6	LOB: 0	BB: 0	P: 6
--------------	------	------	------	------	------	--------	-------	------	------	------	------	------	------	--------	-------	------	------	------	------	------	------	--------	-------	-------	------	------	------	------	------	--------	-------	------	------	------	------	------	------	--------	-------	-------	------	------	------	------	------	--------	-------	------	------	------	------	------	------	--------	-------	------	------	------	------	------	------	--------	-------	------

PITCHER	IP	WLS	BF	H	R	ER	SO	BB	IBB	HBP	BLK	WP	HR	S	P	ERA	WHIP
John Curtis, L ERA: 4.06 (1, 1)	6.0	L	30	5	2	1	3	6	0	0	0	0	0	30	54	1.50	1.833
Mike Garman, R ERA: 2.77 (7, 1)	1.0		3	0	0	0	2	0	0	0	0	0	0	7	7	0.00	0.000
Al Hrabosky, L ERA: 3.1 (8, 1)	1.0		4	2	1	1	1	0	0	0	0	0	0	6	6	9.00	2.000

**BOTTOM**

**St. Louis Cardinals @ Los Angeles Dodgers**  
**Dodger Stadium, Los Angeles, CA**

Sat Aug 24 1974, 7:05 PM PDT  
 Att. 41,199 - Unknown

AB	30
R	3
H	7
RBI	3
BB	6
SO	6
LOB	28



1B:	6	SF:	1	WP:	0	PA:	39
2B:	1	SAC:	0	PB:	0		
3B:	0	DP:	0	SB:	8		
HR:	0	HBP:	0	CS:	2		

Batter	1	2	3	4	5	6	7	8	9	AB R H RBI BB SO LOB	TOP			
Lou Brock, L (1, 7) OBP: 0.374, SLG: 0.399	4-0 CS BB		0-0 SH1-3		0-3 K		0-3 K			2 0 0 1 1 2 2				
Ted Sizemore, R (1, 4) OBP: 0.348, SLG: 0.316	0-3 K		0-0 L5			0-0 BB 1B	0-0 1-3			4 1 1 0 0 1 1				
Reggie Smith, S (1, 9) OBP: 0.384, SLG: 0.545	0-0 F9			0-0 P4		4-0 1B BB		4-0 G6-3 BB		2 0 0 0 2 0 0				
Joe Torre, R (1, 3) OBP: 0.377, SLG: 0.417		0-0 F5		0-3 K		4-0 1B BB		0-0 G6-3		3 0 0 0 1 1 1				
Bake McBride, L (1, 8) OBP: 0.359, SLG: 0.377		0-3 K		0-3 K		0-0 1-2 2-3 1B		0-0 1B		4 0 2 1 0 2 0				
Ted Simmons, S (1, 2) OBP: 0.306, SLG: 0.419		0-0 G3			0-3 K	0-0 P4		0-0 P3		4 0 0 0 0 1 4				
Ken Reitz, R (1, 5) OBP: 0.304, SLG: 0.369			0-0 3B 1B		0-0 F7	0-3 K		0-0 4-3		4 1 1 0 0 1 3				
Mike Tyson, R (1, 6) OBP: 0.251, SLG: 0.281			0-0 SH1-3 3B		0-0 BB 1B	0-3 K		0-0 L3		3 1 2 1 0 1 3				
Ray Bare, R (6, 1) OBP: 0.250, SLG: 0.250										0 0 0 0 0 0 0				
Tim McCarver, L (9, PH) OBP: 0.356, SLG: 0.238										1 0 0 0 0 0 0				
Alan Foster, R (1, 1) OBP: 0.208, SLG: 0.174			0-3 K		4-0 BB		0-3 K		0-0 F9	0 0 0 0 0 0 0				
Sonny Siebert, R (1, 1) OBP: 0.159, SLG: 0.098										0 0 0 0 0 0 0				
Jim Dwyer, L (3, PH) OBP: 0.370, SLG: 0.394										1 0 0 0 0 1 1				
Bob Forsch, R (3, 1) OBP: 0.235, SLG: 0.188										0 0 0 0 0 0 0				
Jose Cruz, L (5, PH) OBP: 0.321, SLG: 0.395										0 0 0 0 1 0 0				
Claudio Osteen, L (5, 1) OBP: 0.271, SLG: 0.354										0 0 0 0 0 0 0				
Jack Heidemann, R (6, 6) OBP: 0.286, SLG: 0.241										2 0 0 0 0 1 0				
<b>Inning Stats</b>	R: 0 H: 0 E: 0 LOB: 0 K: 1 BB: 1 S: 4 P: 8	R: 0 H: 0 E: 0 LOB: 0 K: 1 BB: 0 S: 5 P: 5	R: 2 H: 2 E: 0 LOB: 0 K: 1 BB: 0 S: 7 P: 7	R: 0 H: 0 E: 0 LOB: 0 K: 2 BB: 0 S: 7 P: 7	R: 0 H: 1 E: 0 LOB: 2 K: 2 BB: 1 S: 8 P: 12	R: 1 H: 2 E: 0 LOB: 3 K: 2 BB: 2 S: 9 P: 17	R: 0 H: 0 E: 0 LOB: 0 K: 2 BB: 0 S: 7 P: 7	R: 0 H: 1 E: 0 LOB: 1 K: 0 BB: 1 S: 3 P: 7	R: 0 H: 0 E: 0 LOB: 0 K: 0 BB: 0 S: 3 P: 3	1B: 5 SF: 0 2B: 0 SAC: 1 3B: 1 DP: 1 HR: 0 HBP: 0	WP: 0 PA: 36 PB: 0 SB: 0 CS: 1			
<b>PITCHER</b>	IP WLS BF H R ER SO BB IBB HBP BLK WP HR S P ERA WHIP												<b>PITCHER</b>	IP WLS BF H R ER SO BB IBB HBP BLK WP HR S P ERA WHIP
Andy Messersmith, R (1, 1) ERA: 2.53	5.0 W 23 5 3 3 7 4 0 0 0 0 0 0 33 49 5.40 1.800													
Mike Marshall, R (6, 1) ERA: 2.17	4.0 S 13 1 0 0 4 1 0 0 0 0 0 0 20 24 0.00 0.500													

St. Louis Cardinals @ Los Angeles Dodgers  
Dodger Stadium, Los Angeles, CA  
Sun Aug 25 1974, 3:33 AM PDT  
Att: 38,986 - Unknown

AB	30
R	3
H	6
RBI	3
BB	5
SO	11
LOB	15





Batter	1	2	3	4	5	6	7	8	9	AB R H RBI BB SO LOB	TOP											
<b>Lou Brock, L</b> (1, 7) OBP: 0.372, SLG: 0.399	0-0 4-3 2B		0-0 4-3		0-0 4-3		0-0 FC6-4		0-0 F5	5 0 1 0 0 0 3												
<b>Ted Sizemore, R</b> (1, 4) OBP: 0.345, SLG: 0.313	0-0 P1		0-0 F7		0-0 5-3		0-0 F8			4 0 0 0 0 0 2												
<b>Reggie Smith, S</b> (1, 9) OBP: 0.385, SLG: 0.545	0-0 4-3 2-3		0-0 1B			0-0 FC4-6 1B		0-0 4-3		4 1 2 0 0 0 1												
<b>Joe Torre, R</b> (1, 3) OBP: 0.376, SLG: 0.416	0-0 F9		0-0 1-3			0-0 FC4-6 1B		0-0 1-3		4 0 1 0 0 0 2												
<b>Bake McBride, L</b> (1, 8) OBP: 0.360, SLG: 0.378		0-0 F9 1B		0-0 1B 1B		0-0 FC4-6 1B		0-0 1-3		4 0 2 0 0 0 2												
<b>Ted Simmons, S</b> (1, 2) OBP: 0.306, SLG: 0.418		0-0 F9 1-2		0-0 F7		0-0 G6-4-3 1B		0-0 E3 FC1-5 1B		4 0 1 1 0 0 2												
<b>Ken Reitz, R</b> (1, 5) OBP: 0.305, SLG: 0.370		0-0 F9 2-3		0-0 G4-6-3 1B		0-0 G6-4-3		0-0 FC1-5 1B		4 0 2 0 0 0 3												
<b>Jerry Davanon, R</b> (9, PR) OBP: 0.286, SLG: 0.194										0 0 0 0 0 0 0												
<b>Mike Tyson, R</b> (1, 6) OBP: 0.253, SLG: 0.280		4-0 BB		0-0 G4-6-3		0-3 K		0-0 FC1-5		1 0 0 0 1 0 2												
<b>Jose Cruz, L</b> (7, PH) OBP: 0.319, SLG: 0.392								0-0 F8		1 0 0 0 0 1 0												
<b>Jack Heidemann, R</b> (7, 6) OBP: 0.286, SLG: 0.241								1-2 2-3f		0 0 0 0 0 0 0												
<b>Jim Dwyer, L</b> (9, PH) OBP: 0.366, SLG: 0.389		0-3 K								1 0 0 0 0 0 2												
<b>Bob Gibson, R</b> (1, 1) OBP: 0.197, SLG: 0.219					0-0 6-3			0-0 F8		2 0 0 0 1 1 2												
<b>Tim McCarver, L</b> (9, PH) OBP: 0.353, SLG: 0.236										1 0 0 0 0 0 2												
<b>Inning Stats</b>	R: 0 E: 0 K: 0 S: 4	H: 1 LOB: 1 BB: 0 P: 4	R: 0 E: 0 K: 1 S: 6	H: 1 LOB: 2 BB: 1 P: 10	R: 0 E: 0 K: 0 S: 4	H: 1 LOB: 1 BB: 0 P: 4	R: 0 E: 0 K: 0 S: 4	H: 2 LOB: 1 BB: 0 P: 4	R: 0 E: 0 K: 0 S: 3	H: 0 LOB: 0 BB: 0 P: 3	R: 1 E: 0 K: 0 S: 5	H: 3 LOB: 1 BB: 0 P: 5	R: 0 E: 0 K: 1 S: 5	H: 0 LOB: 1 BB: 1 P: 9	R: 0 E: 0 K: 0 S: 3	H: 0 LOB: 0 BB: 0 P: 3	R: 0 E: 1 K: 0 S: 5	H: 1 LOB: 2 BB: 0 P: 5	1B: 8 2B: 1 3B: 0 HR: 0	SF: 0 SAC: 0 DP: 2 HBP: 0	WP: 0 PB: 0 SB: 2 CS: 0	PA: 37
<b>PITCHER</b> <b>Dan Spillner, R</b> (1, 1) ERA: 3.91	IP: 9.0 WLS: W BF: 37 H: 9 R: 1 ER: 1 SO: 2 BB: 2 IBB: 0 HBP: 0 BLK: 0 WP: 0 HR: 0 S: 39 P: 47 ERA: 1.00 WHIP: 1.222																					

St. Louis Cardinals @ San Diego Padres  
San Diego Stadium, San Diego, CA  
Tue Aug 27 1974, 10:05 PM EDT  
Att. 9,782 - Unknown

livebaseballscorecards.com

AB	35
R	1
H	9
RBI	1
BB	2
SO	2
LOB	23





Batter	1	2	3	4	5	6	7	8	9
Enzo Hernandez, R OBP: 0.291, SLG: 0.280 (1, 6)	0-0 F9		0-3 K		0-3 K			0-0 4-3	
Glenn Beckert, R OBP: 0.352, SLG: 0.303 Dave Roberts, R OBP: 0.249, SLG: 0.252 (8, PR) (9, 5)	0-3 K		0-0 F7			0-0 F9		0-0 1B	
Johnny Grubb, L OBP: 0.363, SLG: 0.404 (1, 7)	0-0 G3		0-0 F9			0-0 F7		0-0 G3	
Willie McCovey, L OBP: 0.421, SLG: 0.527 (1, 3)		4-0 BB 1B BB		0-0 HR		0-0 P4			
Dave Winfield, R OBP: 0.320, SLG: 0.454 (1, 9)		0-0 F8		0-3 K		0-0 HR			
Derrel Thomas, S OBP: 0.323, SLG: 0.351 (1, 8)		4-0 1B 1-2 BB		0-0 4-3		0-0 P6			
Dave Hilton, R OBP: 0.304, SLG: 0.305 (9, 4) (1, 5)		0-0 1-3 2-H 1B		0-0 F3		0-0 F8			
Fred Kendall, R OBP: 0.314, SLG: 0.350 (1, 2)		4-0 G4-6-3 IBB			0-3 K		0-0 F8		
Dan Spillner, R OBP: 0.088, SLG: 0.031 (1, 1)		0-0 G4-6-3 1-2f			0-3 K		0-3 K		

Inning Stats	R: 0	H: 0	E: 0	K: 1	S: 5	R: 1	H: 1	E: 0	K: 0	S: 3	R: 0	H: 0	E: 0	K: 1	S: 5	R: 1	H: 1	E: 0	K: 1	S: 6	R: 0	H: 0	E: 0	K: 3	S: 9	R: 0	H: 0	E: 0	K: 0	S: 3	R: 1	H: 1	E: 0	K: 0	S: 4	R: 0	H: 1	E: 0	K: 1	S: 6
	0	0	0	1	5	1	1	0	0	3	0	0	0	1	5	0	0	0	0	0	6	0	0	0	3	9	0	0	0	0	3	1	1	0	0	4	0	1	0	6

PITCHER	IP	WLS	BF	H	R	ER	SO	BB	IBB	HBP	BLK	WP	HR	S	P	ERA	WHIP
Bob Gibson, R ERA: 4.19 (1, 1)	8.0	L	30	4	3	3	7	2	1	0	0	0	2	41	53	3.38	0.750

**BOTTOM**

AB R H RBI BB SO LOB

4	0	0	0	0	2	0
4	0	1	0	0	1	0
0	0	0	0	0	0	0
4	0	0	0	0	0	1
2	2	1	1	1	0	0
3	1	1	1	0	1	1
2	0	0	0	1	0	0
3	0	1	1	0	0	0
2	0	0	0	1	1	0
3	0	0	0	0	2	3

1B: 2 SF: 0  
2B: 0 SAC: 0  
3B: 0 DP: 1  
HR: 2 HBP: 0


WP: 0 PA: 30  
PB: 0  
SB: 0  
CS: 0

**St. Louis Cardinals @ San Diego Padres**  
San Diego Stadium, San Diego, CA

Tue Aug 27 1974, 10:05 PM EDT  
Att. 9,782 - Unknown

livebaseballscorecards.com

AB 27  
R 3  
H 4  
RBI 3  
BB 3  
SO 7  
LOB 5



Batter	1	2	3	4	5	6	7	8	9	AB R H RBI BB SO LOB	TOP		
Lou Brock, L (1, 7) OBP: 0.373, SLG: 0.399	0-0 CS 1B		0-0 1-3		0-0 FC1-2		0-0 BB S 1B	0-3 K		5 1 2 0 0 1 1			
Ted Sizemore, R (1, 4) OBP: 0.343, SLG: 0.309	4-0 5-3 1B BB		0-0 5-3		0-0 F2		0-0 P2	0-0 P5		4 0 0 0 1 0 2			
Reggie Smith, S (1, 9) OBP: 0.385, SLG: 0.542	0-0 5-3 1B		0-0 P6				4-0 3-1 BB 1B BB	0-0 L5		4 1 1 0 1 0 0			
Joe Torre, R (1, 3) OBP: 0.376, SLG: 0.414	0-0 5-3 1B			0-0 F7		0-0 4-3	4-0 WP 1B 2B BB		0-0 1B 1B	4 1 1 0 1 0 2			
Bake McBride, L (1, 8) OBP: 0.363, SLG: 0.384	1-0 HBP			0-0 4-3		0-0 2B 3B	0-0 WP 2B 1B		0-0 P5	4 2 2 2 0 0 1			
Ted Simmons, S (1, 2) OBP: 0.309, SLG: 0.423	0-0 F2			4-0 BB		0-0 1B 2B	0-0 1B 2B		0-0 F7	4 0 2 3 1 0 4			
Ken Reitz, R (1, 5) OBP: 0.306, SLG: 0.369		0-0 P6		0-0 F9		4-0 1B IBB	0-0 P3		0-0 1B	4 0 1 0 1 0 2			
Mike Tyson, R (1, 6) OBP: 0.258, SLG: 0.285		0-3 K			0-0 WP FC1-2 2B	0-0 1-2 2-3 1B	4-0 1B IBB		0-0 4-3	4 0 2 0 1 1 2			
Lynn McGlothen, L (1, 1) OBP: 0.229, SLG: 0.221		0-3 K			0-0 1-3	0-0 4-3	0-3 K			4 0 0 0 0 2 6			
<b>Inning Stats</b>	R: 0 E: 0 K: 0 S: 4 H: 2 LOB: 3 BB: 1 P: 9	R: 0 E: 0 K: 2 S: 7 H: 0 LOB: 0 BB: 0 P: 7	R: 0 E: 0 K: 0 S: 3 H: 0 LOB: 0 BB: 0 P: 3	R: 0 E: 0 K: 0 S: 3 H: 0 LOB: 1 BB: 1 P: 7	R: 0 E: 0 K: 0 S: 4 H: 1 LOB: 1 BB: 0 P: 4	R: 1 E: 0 K: 0 S: 6 H: 3 LOB: 3 BB: 1 P: 10	R: 4 E: 0 K: 1 S: 8 H: 3 LOB: 2 BB: 3 P: 20	R: 0 E: 0 K: 1 S: 5 H: 0 LOB: 0 BB: 0 P: 5	R: 0 E: 0 K: 0 S: 5 H: 2 LOB: 2 BB: 0 P: 5	1B: 7 2B: 3 3B: 1 HR: 0 SF: 0 SAC: 0 DP: 0 HBP: 1	WP: 2 PB: 0 SB: 2 CS: 1 PA: 44		
<b>PITCHER</b>	IP WLS BF H R ER SO BB IBB HBP BLK WP HR S P ERA WHIP											<b>PITCHER</b>	IP WLS BF H R ER SO BB IBB HBP BLK WP HR S P ERA WHIP
Bill Greif, R (1, 1) ERA: 4.87	6.1 L 32 8 5 5 2 4 1 1 0 1 0 30 51 7.11 1.895												
Bill Laxton, L (7, 1) ERA: 3.94	0.2 4 1 0 0 1 0 1 0 0 1 0 5 9 0.00 1.500												
Rusty Gerhardt, L (8, 1) ERA: 9.19	1.2 7 2 0 0 1 0 0 0 0 0 0 9 9 0.00 1.200												
Larry Hardy, R (9, 1) ERA: 4.8	0.1 1 0 0 0 0 0 0 0 0 0 0 1 1 0.00 0.000												

St. Louis Cardinals @ San Diego Padres  
San Diego Stadium, San Diego, CA  
Wed Aug 28 1974, 10:05 PM EDT  
Att. 9,641 - Unknown

livebaseballscorecards.com

AB	37
R	5
H	11
RBI	5
BB	6
SO	4
LOB	20





Batter	1	2	3	4	5	6	7	8	9	AB R H RBI BB SO LOB	TOP															
Lou Brock, L (1, 7) OBP: 0.374, SLG: 0.398	0-3 K		0-0 1B S 1B			0-0 E4 S		4-0 CS BB		3 0 1 0 1 1 0																
Ted Sizemore, R (1, 4) OBP: 0.344, SLG: 0.311	0-0 G5-4-3 1B		0-0 1-3 1B			0-0 4-3 1-2		0-0 4-3 1-2		4 0 2 0 0 0 2																
Reggie Smith, S (1, 3) OBP: 0.382, SLG: 0.536	0-0 G5-4-3 1-2f					0-0 F7			0-0 L8	4 0 0 0 0 0 2																
Ted Simmons, S (1, 2) OBP: 0.310, SLG: 0.429		1-0 4-3 HBP				0-0 F8		0-0 HR	0-3 K	3 1 1 1 0 1 0																
Bake McBride, L (1, 8) OBP: 0.362, SLG: 0.383		0-0 4-3 1-2				0-0 F7		0-0 4-3	0-0 1B 1B 1B	4 1 1 0 0 0 1																
Ken Reitz, R (1, 5) OBP: 0.306, SLG: 0.368		0-0 6-3				0-0 5-3		0-0 5-3	0-0 1B 1B 1B	4 1 1 0 0 0 1																
Danny Godby, R (1, 9) OBP: 0.250, SLG: 0.167		0-0 4-3				0-0 4-3		4-0 BB	0-0 1B 1B 1-2	2 0 0 0 1 0 1 1 0 1 1 0 0 0																
Jim Dwyer, L (9, PH) OBP: 0.373, SLG: 0.397									0-0 3-H 1B 1B																	
Mike Tyson, R (1, 6) OBP: 0.258, SLG: 0.285			0-0 L3			0-0 5-3		0-3 K	0-0 1-3 2-H 1B	4 0 1 1 0 1 1																
John Curtis, L (1, 1) OBP: 0.218, SLG: 0.192			0-3 K			0-0 4-3		0-0 6-3	0-0 G3	4 0 0 0 0 1 2																
<b>Inning Stats</b>	R: 0 E: 0 K: 1 S: 5	H: 1 LOB: 0 BB: 0 P: 5	R: 0 E: 0 K: 0 S: 3	H: 0 LOB: 1 BB: 0 P: 4	R: 0 E: 0 K: 1 S: 6	H: 2 LOB: 2 BB: 0 P: 6	R: 0 E: 0 K: 0 S: 3	H: 0 LOB: 0 BB: 0 P: 3	R: 0 E: 0 K: 0 S: 3	H: 0 LOB: 0 BB: 0 P: 3	R: 0 E: 1 K: 0 S: 4	H: 0 LOB: 1 BB: 0 P: 4	R: 1 E: 0 K: 1 S: 6	H: 1 LOB: 1 BB: 1 P: 10	R: 0 E: 0 K: 0 S: 2	H: 0 LOB: 0 BB: 1 P: 6	R: 2 E: 0 K: 1 S: 9	H: 4 LOB: 2 BB: 0 P: 9	1B: 7 2B: 0 3B: 0 HR: 1	SF: 0 SAC: 0 DP: 1 HBP: 1	WP: 0 PB: 0 SB: 2 CS: 1	PA: 36				
<b>PITCHER</b>	IP WLS BF H R ER SO BB IBB HBP BLK WP HR S P ERA WHIP																									
Randy Jones, L (1, 1) ERA: 4.2	8.0	29	4	1	1	3	2	0	1	0	0	1	32	41	1.12	0.750										
Larry Hardy, R (9, 1) ERA: 4.95	1.0	L	7	4	2	2	1	0	0	0	0	0	9	9	18.00	4.000										

St. Louis Cardinals @ San Diego Padres  
San Diego Stadium, San Diego, CA  
Thu Aug 29 1974, 10:05 PM EDT  
Att. 6,042 - Unknown

livebaseballscorecards.com

AB	33
R	3
H	8
RBI	3
BB	2
SO	4
LOB	10



Batter	1	2	3	4	5	6	7	8	9	AB R H RBI BB SO LOB
Enzo Hernandez, R (1, 6) OBP: 0.290, SLG: 0.279 Rich Morales, R (4, 6) OBP: 0.274, SLG: 0.218 Johnny Grubb, L (9, PH) OBP: 0.362, SLG: 0.411	0-0 F7 ①			0-0 P6 ①			0-0 6-3 ①		0-0 F8 ①	1 0 0 0 0 0 0
Glenn Beckert, R (1, 4) OBP: 0.336, SLG: 0.283	0-0 F9 ②			0-0 G3 ②			0-0 L7 ②		0-0 F8 ②	2 0 0 0 0 0 0
Nate Colbert, R (1, 3) OBP: 0.320, SLG: 0.354	0-0 F8 ③			0-3 K ③			0-3 K ③		0-0 1-3 ③	1 0 0 0 0 0 0
Dave Winfield, R (1, 9) OBP: 0.322, SLG: 0.453		0-0 F7 ①			0-0 6-3 ①			4-0 F9 SH1-3 1B BB		2 1 0 0 1 0 0
Cito Gaston, R (1, 7) OBP: 0.258, SLG: 0.323		0-0 F8 ②			0-0 6-3 ②			0-0 SH1-3 ①		2 0 0 0 0 0 0
Derrel Thomas, S (1, 8) OBP: 0.322, SLG: 0.348		0-0 F8 ③			0-0 5-3 ③			4-0 1B BB		2 0 0 0 1 0 0
Dave Hilton, R (1, 5) OBP: 0.297, SLG: 0.297			0-0 6-3 ①			0-0 6-3 ①		0-0 F9 ②		3 0 0 0 0 0 2
Fred Kendall, R (1, 2) OBP: 0.312, SLG: 0.347			0-0 L3 ②			0-0 F8 ②		0-0 1-2 1B		3 0 1 1 0 0 0
Randy Jones, R (1, 1) OBP: 0.164, SLG: 0.167 Willie McCovey, L (8, PH) OBP: 0.421, SLG: 0.526 Larry Hardy, R (9, 1)			0-0 F8 ③			0-0 F3 ③		0-0 F8 ③		2 0 0 0 0 0 0 1 0 0 0 0 0 2 0 0 0 0 0 0 0

Inning Stats	R: 0	H: 0	E: 0	LOB: 0	K: 0	BB: 0	S: 3	P: 3	R: 0	H: 0	E: 0	LOB: 0	K: 0	BB: 0	S: 3	P: 3	R: 0	H: 0	E: 0	LOB: 0	K: 1	BB: 0	S: 5	P: 5	R: 0	H: 0	E: 0	LOB: 0	K: 0	BB: 0	S: 3	P: 3	R: 0	H: 0	E: 0	LOB: 0	K: 1	BB: 0	S: 5	P: 5	R: 1	H: 1	E: 0	LOB: 2	K: 0	BB: 2	S: 4	P: 12	R: 0	H: 0	E: 0	LOB: 0	K: 0	BB: 0	S: 3	P: 3	1B: 1	SF: 0	2B: 0	SAC: 1	3B: 0	DP: 0	HR: 0	HBP: 0	WP: 0	PA: 30
PITCHER John Curtis, L (1, 1) ERA: 3.89	IP	WLS	BF	H	R	ER	SO	BB	IBB	HBP	BLK	WP	HR	S	P	ERA	WHIP	IP	WLS	BF	H	R	ER	SO	BB	IBB	HBP	BLK	WP	HR	S	P	ERA	WHIP	IP	WLS	BF	H	R	ER	SO	BB	IBB	HBP	BLK	WP	HR	S	P	ERA	WHIP															


**BOTTOM**

**St. Louis Cardinals @ San Diego Padres**  
San Diego Stadium, San Diego, CA

Thu Aug 29 1974, 10:05 PM EDT  
Att. 6,042 - Unknown

livebaseballscorecards.com

AB	27
R	1
H	1
RBI	1
BB	2
SO	2
LOB	4



Batter	1	2	3	4	5	6	7	8	9	AB R H RBI BB SO LOB	TOP											
Lou Brock, L (1, 7) OBP: 0.372, SLG: 0.396	0-0 4-3		0-0 L4		0-0 CS 1B			0-0 6-3	0-0 F7	5 0 1 0 0 0 3	<b>St. Louis Cardinals @ San Francisco Giants</b> <b>Candlestick Park, San Francisco, CA</b> Fri Aug 30 1974, 10:05 PM EDT Att. 3,111 - Unknown											
Ted Sizemore, R (1, 4) OBP: 0.346, SLG: 0.310	0-0 6-3			4-0 BB BB	0-0 4-3			4-0 FC5-4 BB		2 0 0 0 2 0 2												
Reggie Smith, S (1, 9) OBP: 0.378, SLG: 0.531	0-0 6-3			0-0 F8			0-0 5-3	0-3 K		4 0 0 0 0 1 2												
Ted Simmons, S (1, 2) OBP: 0.311, SLG: 0.427		4-0 FC3-6 BB		4-0 1-2 BB			0-0 1-3	0-0 FC5-4 1-2f		2 0 0 0 2 0 1												
Bake McBride, L (1, 8) OBP: 0.361, SLG: 0.380		0-0 FC3-6 G6-4-3 1-2f		0-0 F8			0-0 G3	1-0 1B HBP		3 1 0 0 0 0 3												
Ken Reitz, R (1, 5) OBP: 0.305, SLG: 0.367		0-0 G6-4-3 1-2f		0-0 F7			0-0 F9	0-0 1B 1B		4 0 1 0 0 0 3												
Keith Hernandez, L (1, 3) OBP: 0.750, SLG: 0.500			4-0 G6-4-3 BB		0-3 K		4-0 FC6-4 BB	0-0 1B 1-2 2-H		2 0 1 1 2 1 0												
Mike Tyson, R (1, 6) OBP: 0.258, SLG: 0.285			0-0 G6-4-3		0-0 E 1B		0-0 FC6-4 S 1-2f	0-3 K		3 1 1 0 0 0 2												
Jim Dwyer, L (9, PH) OBP: 0.369, SLG: 0.392			0-0 1B		0-0 1B 1B		0-0 1-3	0-0 F8		1 0 0 0 0 1 2												
Sonny Siebert, R (1, 1) OBP: 0.178, SLG: 0.119					0-0 1B S 1B					1 0 1 0 0 0 0												
Rich Folkers, L (3, 1) OBP: 0.301, SLG: 0.327										0 0 0 0 0 0 0												
Luis Melendez, R (5, PH) OBP: 0.298, SLG: 0.174										1 0 1 1 0 0 0												
Alan Foster, R (5, 1) OBP: 0.222, SLG: 0.143										0 0 0 0 0 0 0												
Danny Godby, R (7, PH) OBP: 0.271, SLG: 0.354										1 0 0 0 0 0 1												
Claude Osteen, L (7, 1) OBP: 0.271, SLG: 0.354										0 0 0 0 0 0 0												
Jose Cruz, L (9, PH) OBP: 0.317, SLG: 0.389										1 0 0 0 0 0 2												
<b>Inning Stats</b>	R: 0 E: 0 K: 0 S: 3	H: 0 LOB: 0 BB: 0 P: 3	R: 0 E: 0 K: 0 S: 2	H: 0 LOB: 0 BB: 1 P: 6	R: 0 E: 0 K: 0 S: 3	H: 1 LOB: 1 BB: 1 P: 7	R: 0 E: 0 K: 0 S: 3	H: 0 LOB: 2 BB: 2 P: 11	R: 1 E: 1 K: 1 S: 7	H: 3 LOB: 1 BB: 0 P: 7	R: 0 E: 0 K: 0 S: 3	H: 0 LOB: 0 BB: 0 P: 3	R: 0 E: 0 K: 0 S: 3	H: 0 LOB: 1 BB: 1 P: 7	R: 0 E: 0 K: 1 S: 5	H: 0 LOB: 1 BB: 1 P: 9	R: 1 E: 0 K: 1 S: 7	H: 2 LOB: 2 BB: 0 P: 8	1B: 6 2B: 0 3B: 0 HR: 0	SF: 0 SAC: 0 DP: 2 HBP: 1	WP: 0 PB: 0 SB: 2 CS: 1	PA: 37
<b>PITCHER</b>	IP WLS BF H R ER SO BB IBB HBP BLK WP HR S P ERA WHIP																					
Mike Caldwell, L (1, 1) ERA: 2.97	8.0 W 34 6 2 2 2 6 0 1 0 0 0 31 56 2.25 1.500																					
Elias Sosa, R (9, 1) ERA: 3.01	1.0 3 0 0 0 1 0 0 0 0 0 0 5 5 0.00 0.000																					

livebaseballscores.com

AB	30
R	2
H	6
RBI	2
BB	6
SO	3
LOB	21





Batter	1	2	3	4	5	6	7	8	9	AB R H RBI BB SO LOB	TOP									
<b>Bake McBride, L</b> (1, 8) OBP: 0.363, SLG: 0.382	0-0 CS 1B		0-0 S 1B			0-0 1B		0-3 K	0-3 K	5 0 3 0 0 2 4										
<b>Ted Sizemore, R</b> (1, 4) OBP: 0.345, SLG: 0.307	0-0 4-3 1-2		0-0 P6 1-2			0-0 F9		4-0 1B BB		3 0 0 0 1 0 3										
<b>Reggie Smith, S</b> (1, 9) OBP: 0.379, SLG: 0.531	0-0 1B					0-0 F7		0-0 1B		4 1 2 1 0 0 1										
<b>Al Hrabosky, R</b> (8, 1) OBP: 0.167, SLG: 0.167	0-0 1B					0-0 F9		1-2 2-H 1B		0 0 0 0 0 0 0										
<b>Ted Simmons, S</b> (1, 2) OBP: 0.311, SLG: 0.425	0-0 1-H 1B					0-0 F9		0-0 P4		4 0 1 0 0 0 3										
<b>Keith Hernandez, L</b> (1, 3) OBP: 0.500, SLG: 0.200						4-0 BB		0-3 K	0-3 K	3 0 0 0 1 2 2										
<b>Jim Dwyer, L</b> (1, 7) OBP: 0.356, SLG: 0.377						0-0 4-3		0-0 G3	0-0 F8	3 0 0 0 0 0 1										
<b>Luis Melendez, R</b> (9, PH) OBP: 0.298, SLG: 0.324										1 0 0 0 0 0 0										
<b>Ken Reitz, R</b> (1, 5) OBP: 0.305, SLG: 0.366										4 0 1 0 0 2 0										
<b>Alan Foster, R</b> (9, PR) OBP: 0.208, SLG: 0.174										0 0 0 0 0 0 0										
<b>Mike Tyson, R</b> (1, 6) OBP: 0.257, SLG: 0.284										2 0 0 0 0 2 0										
<b>Jose Cruz, L</b> (7, PH) OBP: 0.315, SLG: 0.387										1 0 0 0 0 0 1										
<b>Jack Heidemann, R</b> (7, 6) OBP: 0.297, SLG: 0.254										1 0 1 0 0 0 0										
<b>Bob Forsch, R</b> (1, 1) OBP: 0.211, SLG: 0.167										2 0 0 0 0 2 0										
<b>Lou Brock, L</b> (8, PH) OBP: 0.373, SLG: 0.397										2 1 1 0 0 0 2										
<b>Inning Stats</b>	R: 1 E: 0 K: 0 S: 4	H: 3 LOB: 1 BB: 0 P: 4	R: 0 E: 0 K: 1 S: 5	H: 0 LOB: 0 BB: 0 P: 5	R: 0 E: 0 K: 2 S: 8	H: 1 LOB: 1 BB: 0 P: 8	R: 0 E: 0 K: 0 S: 3	H: 0 LOB: 1 BB: 1 P: 7	R: 0 E: 0 K: 0 S: 9	H: 0 LOB: 0 BB: 0 P: 9	R: 0 E: 0 K: 1 S: 6	H: 1 LOB: 1 BB: 0 P: 6	R: 0 E: 0 K: 1 S: 9	H: 2 LOB: 2 BB: 1 P: 13	R: 1 E: 0 K: 2 S: 7	H: 1 LOB: 3 BB: 0 P: 7	1B: 9 2B: 0 3B: 0 HR: 0	SF: 0 SAC: 0 DP: 0 HBP: 0	WP: 0 PB: 0 SB: 2 CS: 1	PA: 37
<b>PITCHER</b>	IP WLS BF H R ER SO BB IBB HBP BLK WP HR S P ERA WHIP																			
<b>John D'Acquisto, R</b> (1, 1) ERA: 3.58	7.1 W 30 8 2 2 8 2 0 0 0 0 0 0 44 52 2.46 1.364																			
<b>John Morris, L</b> (8, 1) ERA: 2.84	1.2 S 7 1 0 0 2 0 0 0 0 0 0 0 11 11 0.00 0.600																			

St. Louis Cardinals @ San Francisco Giants  
 Candlestick Park, San Francisco, CA  
 Sat Aug 31 1974, 6:33 AM EDT  
 Att: 14,356 - Unknown

livebaseballscorecards.com

AB	35
R	2
H	9
RBI	1
BB	2
SO	10
LOB	17





Batter	1	2	3	4	5	6	7	8	9	AB	R	H	RBI	BB	SO	LOB
Garry Maddox, R OBP: 0.333, SLG: 0.417 (1, 8)	0-0 F3		0-0 F8		0-0 E5		0-0 FC4-6 1B			4	0	1	0	0	0	0
Tito Fuentes, S OBP: 0.281, SLG: 0.288 (1, 4)	0-0 4-3			0-0 F7	0-0 F8		0-0 FC4-6 1B			4	0	0	0	0	0	2
Gary Thomasson, L OBP: 0.339, SLG: 0.320 (1, 9)	0-0 4-3			0-0 E S 1B	0-0 F9		0-0 1-2 1B			4	1	2	0	0	0	0
Gary Matthews, R OBP: 0.361, SLG: 0.444 (1, 7)		0-0 5-3		4-0 S 1B E BB		0-0 E4 1B	0-0 F9			3	1	1	0	1	0	2
Ed Goodson, L OBP: 0.336, SLG: 0.383 Mike Phillips, L OBP: 0.262, SLG: 0.253 (1, 5) (8, 5)		0-0 1-3		0-0 S E 1B		0-0 F8		0-0 E3 G5-4-3		3	1	1	1	0	0	1
Dave Kingman, R OBP: 0.314, SLG: 0.457 (1, 3)		4-0 S BB		0-3 K		0-0 E4		0-0 G5-4-3		3	0	0	0	1	1	4
Chris Speier, R OBP: 0.330, SLG: 0.346 Bruce Miller, R OBP: 0.317, SLG: 0.307 (1, 6) (4, 6)		0-0 6-3		0-0 E6 1B		4-0 BB BB		0-3 K		1	0	0	0	0	0	1
Ken Rudolph, R OBP: 0.333, SLG: 0.277 (1, 2)			0-0 4-3		0-0 6-3					3	0	1	0	0	0	2
John D'Acquisto, R OBP: 0.214, SLG: 0.180 John Morris, R OBP: 1.000, SLG: 1.000 (1, 1) (8, 1)			0-3 K		0-3 K			0-0 6-3		3	0	0	0	0	2	2
										0	0	0	0	0	0	0

Inning Stats		R: 0	H: 0	R: 0	H: 0	R: 0	H: 0	R: 3	H: 3	R: 0	H: 0	R: 0	H: 1	R: 0	H: 2	R: 0	H: 0	1B: 6	SF: 0	WP: 0	PA: 34	
		E: 0	LOB: 0	E: 0	LOB: 1	E: 0	LOB: 0	E: 1	LOB: 2	E: 1	LOB: 0	E: 0	LOB: 2	E: 0	LOB: 2	E: 1	LOB: 0	2B: 0	SAC: 0	PB: 0		
		K: 0	BB: 0	K: 0	BB: 1	K: 1	BB: 0	K: 2	BB: 1	K: 0	BB: 0	K: 0	BB: 0	K: 0	BB: 0	K: 1	BB: 0	3B: 0	DP: 1	SB: 4		
		S: 3	P: 3	S: 3	P: 7	S: 5	P: 5	S: 11	P: 15	S: 3	P: 3	S: 5	P: 8	S: 5	P: 5	S: 5	P: 5	HR: 0	HBP: 0	CS: 1		
PITCHER	IP	WLS	BF	H	R	ER	SO	BB	IBB	HBP	BLK	WP	HR	S	P	ERA	WHIP					
Bob Forsch, R ERA: 3.21 Al Hrabosky, L ERA: 3.05	(1, 1) (8, 1)	7.0 1.0	31 3	6 0	3 0	1 0	3 1	3 0	0 0	0 0	0 0	0 0	0 0	34 5	46 5	1.29 0.00	1.286 0.000					

**BOTTOM**

St. Louis Cardinals @ San Francisco Giants  
Candlestick Park, San Francisco, CA  
Sat Aug 31 1974, 6:33 AM EDT  
Att. 14,356 - Unknown

livebaseballscorecards.com

<b>AB</b>	<b>31</b>
<b>R</b>	<b>3</b>
<b>H</b>	<b>6</b>
<b>RBI</b>	<b>1</b>
<b>BB</b>	<b>3</b>
<b>SO</b>	<b>4</b>
<b>LOB</b>	<b>14</b>



Batter	1	2	3	4	5	6	7	8	9	AB	R	H	RBI	BB	SO	LOB	TOP								
Lou Brock, L (1, 7) OBP: 0.373, SLG: 0.397 Jose Cruz, L (8, 7) OBP: 0.315, SLG: 0.387	0-0 6-3		0-0 SH1-3 1B	0-0 E1 1B		0-0 1B 1B		0-0 FC4-6 1B		5	3	2	0	0	0	2									
Ted Sizemore, R (1, 4) OBP: 0.346, SLG: 0.309	0-3 K		0-0 SH1-3 1-3	0-0 6-3		0-0 1B		0-0 1B		4	0	2	3	0	1	2									
Reggie Smith, S (1, 9) OBP: 0.380, SLG: 0.533	0-0 E 3B		0-0 FC3-5-2-5-3 3-H	4-0 1B IBB		0-0 F3		0-0 F9		4	1	1	0	1	0	3									
Ted Simmons, S (1, 2) OBP: 0.312, SLG: 0.424	0-0 E3		4-0 BB	0-0 1B		0-0 G4-6-3 1-2f		0-0 E5 1-2		4	0	1	2	1	0	2									
Bake McBride, L (1, 8) OBP: 0.360, SLG: 0.378	0-0 F8		0-0 F9	0-0 F8				0-0 G3		5	0	0	0	0	0	7									
Keith Hernandez, L (1, 3) OBP: 0.462, SLG: 0.400		0-0 F7		0-0 1B SF8 2B		0-0 3-1		0-0 1B		5	1	2	0	0	0	0									
Ken Reitz, R (1, 5) OBP: 0.304, SLG: 0.364		0-0 P4		0-0 1B E 1B		0-0 F7		0-0 F8		5	1	1	0	0	0	1									
Mike Tyson, R (1, 6) OBP: 0.256, SLG: 0.286		0-0 2B		0-0 SF8 3-H		0-0 1-3		0-3 K		4	0	1	1	0	1	1									
Bob Gibson, R (1, 1) OBP: 0.229, SLG: 0.265		0-0 F9		0-0 E 1B 1B		0-0 1B 2B		0-0 FC4-6 1B		4	2	3	0	0	0	1									
<b>Inning Stats</b>	R: 1 E: 1 K: 1 S: 7	H: 1 LOB: 1 BB: 0 P: 7	R: 0 E: 0 K: 0 S: 4	H: 1 LOB: 1 BB: 0 P: 4	R: 0 E: 0 K: 0 S: 4	H: 1 LOB: 2 BB: 1 P: 8	R: 4 E: 1 K: 0 S: 8	H: 4 LOB: 2 BB: 1 P: 12	R: 0 E: 0 K: 0 S: 3	H: 0 LOB: 0 BB: 0 P: 3	R: 2 E: 0 K: 0 S: 5	H: 3 LOB: 0 BB: 0 P: 5	R: 0 E: 0 K: 1 S: 6	H: 1 LOB: 1 BB: 0 P: 6	R: 1 E: 1 K: 0 S: 6	H: 2 LOB: 2 BB: 0 P: 6	R: 0 E: 0 K: 0 S: 3	H: 0 LOB: 0 BB: 0 P: 3	1B: 9 2B: 3 3B: 1 HR: 0	SF: 1 SAC: 1 DP: 1 HBP: 0	WP: 0 PB: 0 SB: 4 CS: 0	PA: 44			
<b>PITCHER</b>	IP	WLS	BF	H	R	ER	SO	BB	IBB	HBP	BLK	WP	HR	S	P	ERA	WHIP								
Ed Halicki, R (1, 1) ERA: 4.18	3.2	L	22	7	5	1	1	1	1	0	0	0	0	22	30	2.46	2.182								
Randy Moffitt, R (4, 1) ERA: 4.47	3.1		13	4	2	2	1	0	0	0	0	0	0	15	15	5.40	1.200								
John Morris, L (8, 1) ERA: 3.07	2.0		9	2	1	1	0	0	0	0	0	0	0	9	9	4.50	1.000								

St. Louis Cardinals @ San Francisco Giants  
 Candlestick Park, San Francisco, CA  
 Sun Sep 01 1974, 6:33 AM EDT  
 Att. 6,842 - Unknown

livebaseballscorecards.com

AB 40  
 R 8  
 H 13  
 RBI 6  
 BB 2  
 SO 2  
 LOB 19



Batter	1	2	3	4	5	6	7	8	9	AB	R	H	RBI	BB	SO	LOB
Garry Maddox, R (1, 8) OBP: 0.330, SLG: 0.414	0-0 F9		0-0 F7		0-0 F7			0-0 F8		4	0	0	0	0	0	0
Tito Fuentes, S (1, 4) OBP: 0.283, SLG: 0.288	0-0 BB 1B		4-0 E S BB		0-0 1-3			0-0 F9		3	0	1	0	1	0	0
Gary Thomasson, L (1, 9) OBP: 0.338, SLG: 0.316	4-0 G4-6-3 1-2 BB		0-0 F8		0-0 1-3		0-0 P6	0-0 F8		3	0	0	0	1	0	1
Gary Matthews, R (1, 7) OBP: 0.361, SLG: 0.443	0-0 G4-6-3 1-2f		0-3 K		0-0 F9		0-0 F9		0-0 G4-6-3 1B	4	0	1	0	0	1	3
Steve Ontiveros, S (1, 5) OBP: 0.363, SLG: 0.326		0-0 4-3		0-0 F9		0-0 4-3		0-0 G4-6-3 1-2f	0-0 G4-6-3	4	0	0	0	0	0	1
Dave Kingman, R (1, 3) OBP: 0.314, SLG: 0.454		0-0 F2		0-0 F9		0-0 F7		0-0 1B	0-0 1B	4	0	1	0	0	0	0
Dave Rader, L (1, 2) OBP: 0.366, SLG: 0.373		0-0 2B 3B		0-0 1B		0-0 1B		0-0 4-3	0-0 4-3	4	1	3	0	0	0	1
Bruce Miller, R (1, 6) OBP: 0.317, SLG: 0.314		0-0 3-H 2B		0-0 1-3		0-3 K		0-0 P6		3	0	1	1	0	1	2
Ed Halicki, R (1, 1) OBP: 0.250, SLG: 0.300		0-0 F9		0-0 F8		0-0 P6				1	0	0	0	0	0	1
Randy Moffitt, R (4, 1) OBP: 0.375, SLG: 0.467										1	0	0	0	0	0	0
Mike Phillips, L (7, PH) OBP: 0.261, SLG: 0.252										1	0	0	0	0	0	1
John Morris, R (8, 1) OBP: 1.000, SLG: 1.000										0	0	0	0	0	0	0

Inning Stats	R: 0	H: 1	E: 0	K: 0	S: 3	R: 1	H: 2	E: 0	K: 0	S: 5	R: 0	H: 0	E: 0	K: 1	S: 5	R: 0	H: 1	E: 0	K: 0	S: 4	R: 0	H: 0	E: 0	K: 0	S: 3	R: 0	H: 1	E: 0	K: 1	S: 6	R: 0	H: 0	E: 0	K: 0	S: 3	R: 0	H: 2	E: 0	K: 0	S: 4	R: 0	H: 0	E: 0	K: 0	S: 3	R: 0	H: 0	E: 0	K: 0	S: 3	R: 0	H: 0	E: 0	K: 0	S: 4
	LOB: 1	BB: 1	P: 7	LOB: 1	BB: 0	P: 5	LOB: 1	BB: 1	P: 9	LOB: 1	BB: 0	P: 4	LOB: 0	BB: 0	P: 3	LOB: 1	BB: 0	P: 6	LOB: 0	BB: 0	P: 3	LOB: 0	BB: 0	P: 3	LOB: 1	BB: 0	P: 3	LOB: 0	BB: 0	P: 3	LOB: 1	BB: 0	P: 4	LOB: 1	BB: 0	P: 4	LOB: 0	BB: 0	P: 3	LOB: 1	BB: 0	P: 4	LOB: 0	BB: 0	P: 3	LOB: 0	BB: 0	P: 3							
	1B: 5	2B: 1	3B: 1	HR: 0	SF: 0	SAC: 0	DP: 2	HBP: 0	WP: 0	PA: 34	1B: 5	2B: 1	3B: 1	HR: 0	SF: 0	SAC: 0	DP: 2	HBP: 0	WP: 0	PA: 34	1B: 5	2B: 1	3B: 1	HR: 0	SF: 0	SAC: 0	DP: 2	HBP: 0	WP: 0	PA: 34	1B: 5	2B: 1	3B: 1	HR: 0	SF: 0	SAC: 0	DP: 2	HBP: 0	WP: 0	PA: 34	1B: 5	2B: 1	3B: 1	HR: 0	SF: 0	SAC: 0	DP: 2	HBP: 0	WP: 0	PA: 34					
PITCHER Bob Gibson, R (1, 1) ERA: 4.04	IP: 9.0	WLS: W	BF: 34	H: 7	R: 1	ER: 1	SO: 2	BB: 2	IBB: 0	HBP: 0	BLK: 0	WP: 0	HR: 0	S: 36	P: 44	ERA: 1.00	WHIP: 1.000																																						
PITCHER	IP	WLS	BF	H	R	ER	SO	BB	IBB	HBP	BLK	WP	HR	S	P	ERA	WHIP																																						

BOTTOM

St. Louis Cardinals @ San Francisco Giants  
Candlestick Park, San Francisco, CA  
Sun Sep 01 1974, 6:33 AM EDT  
Att. 6,842 - Unknown

livebaseballscores.com

AB	32
R	1
H	7
RBI	1
BB	2
SO	2
LOB	10



Batter	1	2	3	4	5	6	7	8	9	AB R H RBI BB SO LOB	TOP
Ron Hunt, R (1, 4) OBP: 0.377, SLG: 0.307	0-0 5-3		0-0 P6	0-0 F8			0-0 F8			0 0 0 0 0 0 0	
Larry Lintz, S (1, 6) OBP: 0.337, SLG: 0.299	0-3 K		0-0 E7 1-H 2B			0-0 F7		0-0 L6		4 0 1 0 0 1 0	
Willie Davis, L (1, 8) OBP: 0.319, SLG: 0.404	0-0 BB 1B		0-0 F9			0-0 G5-4-3 1B		0-0 1B		4 0 3 0 0 0 1	
Mike Jorgensen, L (1, 3) OBP: 0.438, SLG: 0.457	4-0 1-2 BB		4-0 BB			0-0 G5-4-3 1-2f		0-0 P6		2 0 0 0 2 0 2	
Bob Bailey, R (1, 5) OBP: 0.396, SLG: 0.443	0-3 K		0-3 K			0-0 6-3		0-0 L3		4 0 0 0 0 2 5	
Ken Singleton, S (1, 9) OBP: 0.385, SLG: 0.381		0-0 4-3		0-3 K		0-0 G6-4-3 1B		0-0 F7		4 0 1 0 0 1 0	
Jim Northrup, L (1, 7) OBP: 0.306, SLG: 0.369		0-0 G3		0-0 2B		0-0 G6-4-3 1-2f		0-0 G3		4 0 1 0 0 0 1	
Barry Foote, R (1, 2) OBP: 0.314, SLG: 0.395		0-0 1-3		0-0 6-3			0-0 5-3		0-3 K	4 0 0 0 0 1 1	
Tom Walker, R (1, 1) OBP: 0.333, SLG: 0.364 Tony Scott, S (3, PH) OBP: 1.000, SLG: 1.000 Ernie McNally, R (3, 1) OBP: 0.140, SLG: 0.119 Ron Fairly, L (4, PH) OBP: 0.381, SLG: 0.434 Dale Murray, R (4, 1) Larry Bittner, L (7, PH) OBP: 0.190, SLG: 0.238 Bob Gebhard, R (7, 1)			0-0 2B E 1B	4-0 BB			0-0 G3			0 0 0 0 0 0 0 1 1 1 0 0 0 0 0 0 0 0 0 0 0 0 0 0 0 0 1 0 0 0 0 0 0 0 0 0 0 1 0 0 0 0 0 0 0 0 0 0 0 0 0 0 0	
<b>Inning Stats</b>	R: 0 H: 1 E: 0 LOB: 2 K: 2 BB: 1 S: 8 P: 12	R: 0 H: 0 E: 0 LOB: 0 K: 0 BB: 0 S: 3 P: 3	R: 1 H: 2 E: 1 LOB: 2 K: 1 BB: 1 S: 7 P: 11	R: 0 H: 1 E: 0 LOB: 2 K: 1 BB: 1 S: 6 P: 10	R: 0 H: 1 E: 0 LOB: 0 K: 0 BB: 0 S: 3 P: 3	R: 0 H: 1 E: 0 LOB: 0 K: 0 BB: 0 S: 3 P: 3	R: 0 H: 0 E: 0 LOB: 0 K: 0 BB: 0 S: 3 P: 3	R: 0 H: 1 E: 0 LOB: 1 K: 0 BB: 0 S: 4 P: 4	R: 0 H: 0 E: 0 LOB: 0 K: 1 BB: 0 S: 5 P: 5	1B: 5 SF: 0 2B: 2 SAC: 0 3B: 0 DP: 2 HR: 0 HBP: 0	WP: 0 PA: 35 PB: 0 SB: 0 CS: 0
<b>PITCHER</b> Lynn McGlothen, R (1, 1) ERA: 2.57	IP WLS BF H R ER SO BB IBB HBP BLK WP HR S P ERA WHIP										
	9.0 W 35 7 1 1 5 3 0 0 0 0 0 0 42 54 1.00 1.111										

**Montreal Expos @ St. Louis Cardinals**  
 Busch Stadium, St. Louis, MO  
 Tue Sep 03 1974, 7:05 PM CDT  
 Unknown

livebaseballscorecards.com

**AB 28**  
**R 1**  
**H 7**  
**RBI 0**  
**BB 3**  
**SO 5**  
**LOB 10**



Batter	1	2	3	4	5	6	7	8	9
<b>Lou Brock, L</b> OBP: 0.370, SLG: 0.394 (1, 7) X	0-0 F8 ①		0-0 1-3 ①		0-0 6-3 ②		0-0 F8 ②		
<b>Ted Sizemore, R</b> OBP: 0.343, SLG: 0.306 (1, 4) X	0-0 F8 ②		0-3 K ②		0-0 6-3 ③		0-0 F8 ③		
<b>Reggie Smith, S</b> OBP: 0.383, SLG: 0.549 (1, 9) X	0-0 HR		0-0 HR		0-0 E 1B		0-0 4-3 ①		
<b>Ted Simmons, S</b> OBP: 0.311, SLG: 0.425 (1, 2) X	0-0 2B		0-0 F8 ③		0-0 E4 FC6 1-H		0-0 G3 ②		
<b>Joe Torre, R</b> OBP: 0.375, SLG: 0.419 (1, 3) X	0-0 1-3 ③			0-0 5-3 ①		0-0 P4		0-0 HR	
<b>Bake McBride, L</b> OBP: 0.363, SLG: 0.384 (1, 8) X		0-0 4-3 3B		4-0 3-1 BB		0-0 FC6 ②		0-0 1B 1B 1B	
<b>Ken Reitz, R</b> OBP: 0.303, SLG: 0.363 (1, 5) X		0-0 4-3 ①		0-0 3-1 ②		0-3 K ③		0-0 1B 1B	
<b>Mike Tyson, R</b> OBP: 0.259, SLG: 0.289 (1, 6) X		0-0 4-3 ②		0-0 F9 ③			0-0 SH1-4 1B	0-0 1-2 2-3 1B	
<b>Lynn McGlothen, L</b> OBP: 0.219, SLG: 0.211 (1, 1) X		0-0 P3 ③			0-3 K ①		0-0 SH1-4 ①	0-0 4-3 ③	

Inning Stats	R: 1	H: 2	E: 0	K: 0	S: 5	LOB: 1	BB: 0	P: 5	R: 1	H: 1	E: 0	K: 0	S: 4	LOB: 0	BB: 0	P: 4	R: 1	H: 1	E: 0	K: 1	S: 6	LOB: 0	BB: 0	P: 6	R: 0	H: 0	E: 0	K: 0	S: 3	LOB: 1	BB: 1	P: 7	R: 0	H: 0	E: 0	K: 1	S: 5	LOB: 0	BB: 0	P: 5	R: 1	H: 1	E: 1	K: 1	S: 7	LOB: 1	BB: 0	P: 7	R: 0	H: 1	E: 0	K: 0	S: 4	LOB: 1	BB: 0	P: 4	R: 1	H: 4	E: 0	K: 0	S: 7	LOB: 3	BB: 0	P: 7
--------------	------	------	------	------	------	--------	-------	------	------	------	------	------	------	--------	-------	------	------	------	------	------	------	--------	-------	------	------	------	------	------	------	--------	-------	------	------	------	------	------	------	--------	-------	------	------	------	------	------	------	--------	-------	------	------	------	------	------	------	--------	-------	------	------	------	------	------	------	--------	-------	------

PITCHER															PITCHER																		
IP	WLS	BF	H	R	ER	SO	BB	IBB	HBP	BLK	WP	HR	S	P	ERA	WHIP	IP	WLS	BF	H	R	ER	SO	BB	IBB	HBP	BLK	WP	HR	S	P	ERA	WHIP
Tom Walker, R (1, 1)	2.0	L	9	3	2	2	0	0	0	0	0	1	9	9	9.00	1.500	Ernie McAnally, R (3, 1)	1.0		4	1	1	1	0	0	0	0	0	1	6	6	9.00	1.000
Dale Murray, R (4, 1)	3.0		12	1	1	0	2	1	0	0	0	0	15	19	0.00	0.667	Bob Gebhard, R (7, 1)	2.0		11	5	1	1	0	0	0	0	0	1	11	11	4.50	2.500

**BOTTOM**

AB	R	H	RBI	BB	SO	LOB
4	0	0	0	0	0	1
4	0	0	0	0	1	1
4	3	3	2	0	0	0
4	0	1	0	0	0	0
4	1	1	1	0	0	2
3	1	2	0	1	0	1
4	0	1	0	0	1	3
4	0	2	1	0	0	1
3	0	0	0	0	1	3

<b>AB</b>	<b>34</b>
<b>R</b>	<b>5</b>
<b>H</b>	<b>10</b>
<b>RBI</b>	<b>4</b>
<b>BB</b>	<b>1</b>
<b>SO</b>	<b>3</b>
<b>LOB</b>	<b>12</b>



1B: 5	SF: 0	WP: 0	PA: 36
2B: 1	SAC: 1	PB: 0	
3B: 1	DP: 0	SB: 0	
HR: 3	HBP: 0	CS: 0	

**Montreal Expos @ St. Louis Cardinals**  
**Busch Stadium, St. Louis, MO**  
 Tue Sep 03 1974, 7:05 PM CDT  
 Unknown

livebaseballscorecards.com



Batter	1	2	3	4	5	6	7	8	9
Lou Brock, L (1, 7) OBP: 0.370, SLG: 0.394 Luis Melendez, R (9, 7) OBP: 0.298, SLG: 0.324	0-0 F8		0-0 1B S 1B	0-0 BB 1B		0-0 F7		0-0 5-3	
Ted Sizemore, R (1, 4) OBP: 0.346, SLG: 0.308	0-3 K		0-0 1B S 1B	4-0 BB 1B		0-0 G6-4-3 1B		0-0 6-3	
Reggie Smith, S (1, 9) OBP: 0.384, SLG: 0.549	0-0 1B		0-0 E2 1B	0-0 5-3		0-0 G6-4-3			
Ted Simmons, S (1, 2) OBP: 0.311, SLG: 0.423	0-0 4-3		0-0 P6			0-0 BB E 1B		0-3 K	
Joe Torre, R (1, 3) OBP: 0.376, SLG: 0.417		0-0 6-3	0-0 FC6-2-6			4-0 BB E 2B BB		4-0 HR BB	
Bake McBride, L (1, 8) OBP: 0.364, SLG: 0.392		0-0 2B 1B	0-0 1-3			0-0 L6		0-0 HR	
Ken Reitz, R (1, 5) OBP: 0.307, SLG: 0.369		0-0 2B				0-0 2B		0-0 F8	
Mike Tyson, R (1, 6) OBP: 0.261, SLG: 0.289		0-0 L4				4-0 BB 1B		0-0 4-3	
John Curtis, L (1, 1) OBP: 0.211, SLG: 0.185 Mike Garman, R (5, 1) OBP: 0.111, SLG: 0.111		0-3 K				0-0 B2-4-6 1B BB		0-0 1-3	

Inning Stats	R: 0	H: 1	E: 0	LOB: 1	K: 1	S: 6	P: 6	R: 1	H: 2	E: 0	LOB: 1	K: 1	S: 7	R: 2	H: 3	E: 1	LOB: 1	K: 0	S: 6	R: 1	H: 2	E: 0	LOB: 2	K: 0	S: 4	R: 2	H: 2	E: 1	LOB: 1	K: 0	S: 4	R: 0	H: 1	E: 0	LOB: 0	K: 1	S: 3	R: 2	H: 1	E: 0	LOB: 0	K: 1	S: 6	R: 0	H: 0	E: 0	LOB: 0	K: 0	S: 3
--------------	------	------	------	--------	------	------	------	------	------	------	--------	------	------	------	------	------	--------	------	------	------	------	------	--------	------	------	------	------	------	--------	------	------	------	------	------	--------	------	------	------	------	------	--------	------	------	------	------	------	--------	------	------

PITCHER	IP	WLS	BF	H	R	ER	SO	BB	IBB	HBP	BLK	WP	HR	S	P	ERA	WHIP
Steve Rogers, R (1, 1) ERA: 4.8	4.0	L	21	8	4	3	2	2	0	0	0	0	0	23	31	6.75	2.500
Don Carrithers, R (5, 1) ERA: 3.18	0.1		5	2	2	1	0	2	0	0	0	0	0	3	11	27.00	12.000
John Montague, R (5, 1) ERA: 3.24	2.2		9	2	2	2	1	1	0	0	0	0	1	10	14	6.75	1.125
Chuck Taylor, R (8, 1) ERA: 2.11	1.0		3	0	0	0	0	0	0	0	0	0	0	3	3	0.00	0.000

**BOTTOM**

**Montreal Expos @ St. Louis Cardinals**  
 Busch Stadium, St. Louis, MO  
 Tue Sep 03 1974, 7:05 PM CDT  
 Att. 15,366 - Unknown

AB	R	H	RBI	BB	SO	LOB
5	1	2	1	0	0	0
0	0	0	0	0	0	0
4	1	2	0	1	1	0
4	0	2	1	0	0	3
4	1	1	0	0	1	2
2	2	0	0	2	0	1
4	2	2	2	0	0	2
3	1	2	2	1	0	0
3	0	1	0	1	0	1
2	0	0	0	0	1	3
2	0	0	0	0	0	2

AB	33
R	8
H	12
RBI	6
BB	5
SO	3
LOB	14

livebaseballscorecards.com



WP	PA
0	38

Batter	1	2	3	4	5	6	7	8	9	AB R H RBI BB SO LOB	TOP																
Larry Lintz, S (1, 4) OBP: 0.333, SLG: 0.296	0-0 F7		0-0 1B		0-0 G3			0-0 F9		4 1 1 0 0 0 0																	
Willie Davis, L (1, 8) OBP: 0.322, SLG: 0.408	0-0 1-3		0-0 1B			0-3 K		0-0 1B		4 2 2 1 0 1 0																	
Mike Jorgensen, L (1, 3) OBP: 0.441, SLG: 0.476	0-0 P4		0-0 1B			1-0 HBP		0-0 2B		3 1 2 3 0 0 0																	
Ken Singleton, S (1, 9) OBP: 0.385, SLG: 0.382 Ron Woods, R (8, PH) OBP: 0.326, SLG: 0.255 (8, 9)		0-0 2B	0-0 4-3			0-3 K		0-3 K		3 0 1 0 0 1 1 1 0 0 0 0 1 1																	
Jim Northrup, L (1, 7) OBP: 0.304, SLG: 0.366 Pepe Manguai, R (8, 7) OBP: 0.250, SLG: 0.375		0-0 2-3		0-3 K		0-0 F7		0-3 K		3 0 0 0 0 1 2 1 0 0 0 0 1 0																	
Bob Bailey, R (1, 5) OBP: 0.397, SLG: 0.443		4-0 BB		0-0 F7		0-0 F9		0-0 F8		3 0 0 0 1 0 0																	
Barry Foote, R (1, 2) OBP: 0.312, SLG: 0.389		0-0 G6-4-3		0-3 K		0-0 6-3		0-3 K		4 0 0 0 0 2 2																	
Pepe Frias, R (1, 6) OBP: 0.264, SLG: 0.265			0-0 P4		0-0 6-3		0-0 6-3			3 0 0 0 0 0 0																	
Dennis Blair, R (1, 1) OBP: 0.188, SLG: 0.159 Hal Breeden, R (8, PH) OBP: 0.342, SLG: 0.373 Chuck Taylor, R (8, 1) OBP: 0.400, SLG: 0.444			0-0 1-3		0-3 K		0-3 K			2 0 0 0 0 1 0 1 0 0 0 0 1 0 0 0 0 0 0 0 0																	
<b>Inning Stats</b>	R: 0 E: 0 K: 0 S: 3	H: 0 LOB: 0 BB: 0 P: 3	R: 0 E: 0 K: 0 S: 3	H: 1 LOB: 1 BB: 1 P: 7	R: 3 E: 0 K: 0 S: 6	H: 3 LOB: 0 BB: 0 P: 6	R: 0 E: 0 K: 2 S: 7	H: 0 LOB: 0 BB: 0 P: 7	R: 0 E: 0 K: 1 S: 5	H: 0 LOB: 0 BB: 0 P: 5	R: 0 E: 0 K: 2 S: 7	H: 0 LOB: 1 BB: 0 P: 8	R: 0 E: 0 K: 0 S: 3	H: 0 LOB: 0 BB: 0 P: 3	R: 1 E: 0 K: 2 S: 9	H: 2 LOB: 1 BB: 0 P: 9	R: 0 E: 0 K: 2 S: 7	H: 0 LOB: 0 BB: 0 P: 7	1B: 3 2B: 2 3B: 0 HR: 1	SF: 0 SAC: 0 DP: 1 HBP: 1	WP: 0 PB: 0 SB: 2 CS: 0	PA: 34					
<b>PITCHER</b>	IP WLS BF H R ER SO BB IBB HBP BLK WP HR S P ERA WHIP																										
Alan Foster, R (1, 1) ERA: 3.78	3.0		13	4	3	3	0	1	0	0	0	0	1	12	16	9.00	1.667										
Rich Folkers, L (4, 1) ERA: 2.62	5.0	W	18	2	1	1	7	0	0	1	0	0	0	31	32	1.80	0.400										
Al Hrabosky, L (9, 1) ERA: 3.0	1.0	S	3	0	0	0	2	0	0	0	0	0	0	7	7	0.00	0.000										

**Montreal Expos @ St. Louis Cardinals**  
 Busch Stadium, St. Louis, MO  
 Wed Sep 04 1974, 7:05 PM CDT  
 Att: 13,288 - Unknown

livebaseballscorecards.com

**AB** 32  
**R** 4  
**H** 6  
**RBI** 4  
**BB** 1  
**SO** 9  
**LOB** 6





Batter	1	2	3	4	5	6	7	8	9
<b>Lou Brock, L</b> (1, 7) OBP: 0.369, SLG: 0.392	0-0 L5		0-0 4-3	0-0 1-2 2-H 1B		0-0 6-3		0-0 5-3	
<b>Ted Sizemore, R</b> (1, 4) OBP: 0.345, SLG: 0.308	0-0 1-3		0-0 1B 1B	0-0 F8			0-0 1-3		
<b>Reggie Smith, S</b> (1, 9) OBP: 0.369, SLG: 0.558	4-0 BB		0-0 1B 1B		4-0 2B BLK BB		0-0 HR		
<b>Ted Simmons, S</b> (1, 2) OBP: 0.310, SLG: 0.422	0-0 G3		0-0 1-3 3-H 1B		0-0 P4		0-0 1-3		
<b>Joe Torre, R</b> (1, 3) OBP: 0.373, SLG: 0.414		0-3 K	0-0 5-3		0-0 F8		0-3 K		
<b>Bake McBride, L</b> (1, 8) OBP: 0.367, SLG: 0.397		0-0 FC1-6 S 1B		0-0 1-3	0-0 BLK 1-3 2B		0-0 4-3 SH3-4 1B 1B		
<b>Ken Reitz, R</b> (1, 5) OBP: 0.307, SLG: 0.368		0-0 FC1-6 1-3		4-0 1B 1B BB BB	0-0 F9 2-3 3-H		0-0 SH3-4 1-2		
<b>Mike Tyson, R</b> (1, 6) OBP: 0.259, SLG: 0.287		0-0 F9		0-3 K		0-0 F8		0-0 4-3	
<b>Richie Scheinblum, S</b> (8, PH) OBP: 0.235, SLG: 0.191									
<b>Al Hrabosky, R</b> (9, 1) OBP: 0.167, SLG: 0.167									
<b>Alan Foster, R</b> (1, 1) OBP: 0.208, SLG: 0.174									
<b>Jose Cruz, L</b> (3, PH) OBP: 0.314, SLG: 0.384									
<b>Rich Folkers, L</b> (4, 1) OBP: 0.111, SLG: 0.111									
<b>Jim Dwyer, L</b> (8, PH) OBP: 0.354, SLG: 0.385									
<b>Larry Herndon, R</b> (8, PR) OBP: 0.297, SLG: 0.254									
<b>Jack Heidemann, R</b> (9, 8) OBP: 0.297, SLG: 0.254									

Inning Stats	R: 0	H: 0	E: 0	K: 0	S: 3	LOB: 1	BB: 1	P: 7
	R: 0	H: 1	E: 0	K: 1	S: 6	LOB: 1	BB: 0	P: 6
	R: 1	H: 3	E: 0	K: 0	S: 6	LOB: 2	BB: 0	P: 6
	R: 1	H: 2	E: 0	K: 1	S: 7	LOB: 2	BB: 1	P: 11
	R: 1	H: 1	E: 0	K: 0	S: 4	LOB: 1	BB: 1	P: 8
	R: 0	H: 0	E: 0	K: 1	S: 5	LOB: 0	BB: 0	P: 5
	R: 1	H: 1	E: 0	K: 1	S: 6	LOB: 0	BB: 0	P: 6
	R: 1	H: 2	E: 0	K: 0	S: 5	LOB: 1	BB: 0	P: 5

PITCHER	IP	WLS	BF	H	R	ER	SO	BB	IBB	HBP	BLK	WP	HR	S	P	ERA	WHIP
<b>Dennis Blair, R</b> (1, 1) ERA: 3.21	7.0		32	8	4	4	4	3	0	0	1	0	1	37	49	5.14	1.571
<b>Chuck Taylor, R</b> (8, 1) ERA: 2.19	1.0	L	5	2	1	1	0	0	0	0	0	0	0	5	5	9.00	2.000

**BOTTOM**

**Montreal Expos @ St. Louis Cardinals**  
 Busch Stadium, St. Louis, MO  
 Wed Sep 04 1974, 7:05 PM CDT  
 Att. 13,288 - Unknown

AB	R	H	RBI	BB	SO	LOB
5	0	1	1	0	0	1
4	1	1	0	0	0	2
2	2	2	1	2	0	0
4	0	1	1	0	0	2
4	0	0	0	0	2	3
4	1	3	0	0	0	0
2	1	0	0	1	0	2
3	0	0	0	0	1	2
1	0	0	0	0	0	1
0	0	0	0	0	0	0
0	0	0	0	0	0	0
0	0	0	0	0	0	0
0	0	0	0	0	0	0
0	0	0	0	0	0	0

AB	33
R	5
H	10
RBI	4
BB	3
SO	4
LOB	13



1B	2B	3B	HR	SF	SAC	DP	HBP
8	1	0	1	0	1	0	0

WP	PA
0	37

WP	HR	S	P	ERA	WHIP
0	0	1	0	0	0

Batter	1	2	3	4	5	6	7	8	9	AB R H RBI BB SO LOB	TOP	
Bud Harrelson, S (1, 6) OBP: 0.375, SLG: 0.274 Ken Boswell, L (8, PH) OBP: 0.289, SLG: 0.304 Harry Parker, R (8, 1)	0-0 G3 S 1B		0-0 4-3			0-0 L5		0-0 P4		3 0 1 0 0 0 0 1 0 0 0 0 0 1 0 0 0 0 0 0 0		
Felix Millan, R (1, 4) OBP: 0.314, SLG: 0.306	0-0 G3 1-3			0-0 5-3		0-0 6-3			0-0 5-3	4 0 0 0 0 0 1		
John Milner, L (1, 3) OBP: 0.332, SLG: 0.419	0-0 G3			0-0 P3		0-0 L6			0-0 P6	4 0 0 0 0 0 1		
Rusty Staub, L (1, 9) OBP: 0.362, SLG: 0.426	0-3 K			0-0 4-3			0-3 K		0-0 3-1	4 0 0 0 0 2 1		
Benny Ayala, R (1, 7) OBP: 0.326, SLG: 0.314		0-3 K			0-0 F7		0-0 1-3			3 0 0 0 0 1 0		
Wayne Garrett, L (1, 5) OBP: 0.335, SLG: 0.325		4-0 BB G5-4-3		0-0 4-3		0-0 3-1				2 0 0 0 1 0 0		
Ted Martinez, R (1, 8) OBP: 0.254, SLG: 0.327		0-0 G5-4-3 1-2		0-0 1B 1B			0-0 5-3			3 0 1 0 0 0 1		
Duffy Dyer, R (1, 2) OBP: 0.306, SLG: 0.183			0-0 F8		0-0 1B 1-2 1B		0-0 6-3			3 0 1 0 0 0 0		
Jerry Koosman, R (1, 1) OBP: 0.198, SLG: 0.147 Ed Kranepool, L (8, PH) OBP: 0.368, SLG: 0.434 Don Hahn, R (8, PR) OBP: 0.358, SLG: 0.369			0-3 K		0-0 P4		0-0 2B			2 0 0 0 0 1 2 1 0 1 0 0 0 0 0 0 0 0 0 0 0		
<b>Inning Stats</b>	R: 0 H: 1 E: 0 LOB: 1 K: 1 BB: 0 S: 6 P: 6	R: 0 H: 0 E: 0 LOB: 0 K: 1 BB: 1 S: 4 P: 8	R: 0 H: 0 E: 0 LOB: 0 K: 1 BB: 0 S: 5 P: 5	R: 0 H: 0 E: 0 LOB: 0 K: 0 BB: 0 S: 3 P: 3	R: 0 H: 2 E: 0 LOB: 2 K: 0 BB: 0 S: 5 P: 5	R: 0 H: 0 E: 0 LOB: 0 K: 0 BB: 0 S: 3 P: 3	R: 0 H: 0 E: 0 LOB: 0 K: 1 BB: 0 S: 5 P: 5	R: 0 H: 1 E: 0 LOB: 1 K: 0 BB: 0 S: 4 P: 4	R: 0 H: 0 E: 0 LOB: 0 K: 0 BB: 0 S: 3 P: 3	1B: 3 SF: 0 2B: 1 SAC: 0 3B: 0 DP: 1 HR: 0 HBP: 0	WP: 0 PA: 31 PB: 0 SB: 1 CS: 0	
<b>PITCHER</b> Bob Forsch, R (1, 1) ERA: 2.8	IP WLS BF H R ER SO BB IBB HBP BLK WP HR S P ERA WHIP	9.0 W 31 4 0 0 4 1 0 0 0 0 0 0 38 42 0.00 0.556										

**New York Mets @ St. Louis Cardinals**  
 Busch Stadium, St. Louis, MO  
 Fri Sep 06 1974, 7:05 PM CDT  
 Att: 21,832 - Unknown

[livebaseballscorecards.com](http://livebaseballscorecards.com)

**AB 30**  
**R 0**  
**H 4**  
**RBI 0**  
**BB 1**  
**SO 4**  
**LOB 7**





Batter	1	2	3	4	5	6	7	8	9	AB R H RBI BB SO LOB	TOP	
<b>Bud Harrelson, S</b> (1, 6) OBP: 0.371, SLG: 0.271	0-0 4-3		0-0 4-3		0-0 6-3			0-0 F7		4 0 0 0 0 0 0		
<b>Felix Millan, R</b> (1, 4) OBP: 0.311, SLG: 0.303	0-0 1-6-3		0-0 5-3			0-0 5-3		0-0 F8		4 0 0 0 0 0 0		
<b>Ed Kranepool, L</b> (1, 7) OBP: 0.365, SLG: 0.429 <b>Benny Ayala, R</b> (8, 7) OBP: 0.326, SLG: 0.314	0-0 6-3		0-0 2-3			0-0 PB 1B		0-0 4-3		4 0 1 0 0 0 0 0 0 0 0 0 0 0		
<b>Rusty Staub, L</b> (1, 9) OBP: 0.360, SLG: 0.423		0-0 6-3		0-0 F9		0-3 K			0-0 6-3	4 0 0 0 0 1 1		
<b>John Milner, L</b> (1, 3) OBP: 0.333, SLG: 0.422		0-0 E9 1B 2B		0-0 4-3 S 1B		0-0 4-3			0-0 1-3	4 1 2 0 0 0 1		
<b>Wayne Garrett, L</b> (1, 5) OBP: 0.337, SLG: 0.326		0-0 6-3 1B		0-0 4-3 1-3			0-0 3-1		0-0 1B 1B	4 0 2 1 0 0 1		
<b>Ron Hodges, L</b> (1, 2) OBP: 0.326, SLG: 0.386		0-0 6-3 1-2		0-0 G3			0-0 L7-4 BB 1B		0-0 1-2 1B	4 0 2 0 0 0 2		
<b>Ted Martinez, R</b> (1, 8) OBP: 0.257, SLG: 0.324		4-0 IBB			0-3 K		4-0 BB BB 1-2 BB		0-3 K	2 0 0 0 2 2 2		
<b>Jon Matlack, L</b> (1, 1) OBP: 0.133, SLG: 0.072		0-0 4-3			0-3 K		0-0 L7-4 2-3			3 0 0 0 0 1 4		
<b>Inning Stats</b>	R: 0 E: 0 K: 0 S: 3 H: 0 LOB: 0 BB: 0 P: 3	R: 1 E: 1 K: 0 S: 5 H: 2 LOB: 2 BB: 1 P: 9	R: 0 E: 0 K: 0 S: 3 H: 0 LOB: 0 BB: 0 P: 3	R: 0 E: 0 K: 0 S: 4 H: 1 LOB: 1 BB: 0 P: 4	R: 0 E: 0 K: 2 S: 7 H: 0 LOB: 0 BB: 0 P: 7	R: 0 E: 0 K: 1 S: 6 H: 1 LOB: 1 BB: 0 P: 6	R: 0 E: 0 K: 0 S: 3 H: 1 LOB: 1 BB: 1 P: 7	R: 0 E: 0 K: 0 S: 3 H: 0 LOB: 0 BB: 0 P: 3	R: 0 E: 0 K: 1 S: 7 H: 2 LOB: 2 BB: 0 P: 7	1B: 6 2B: 2 3B: 0 HR: 0 SF: 0 SAC: 0 DP: 1 HBP: 0	WP: 0 PB: 1 SB: 1 CS: 0 PA: 35	
<b>PITCHER</b> <b>Bob Gibson, R</b> (1, 1) ERA: 3.91	IP 9.0 WLS W BF 35 H 7 R 1 ER 1 SO 4 BB 1 IBB 1 HBP 0 BLK 0 WP 0 HR 0 S 41 P 49 ERA 1.00 WHIP 0.889											<b>PITCHER</b> IP WLS BF H R ER SO BB IBB HBP BLK WP HR S P ERA WHIP

**New York Mets @ St. Louis Cardinals**  
 Busch Stadium, St. Louis, MO  
 Sat Sep 07 1974, 7:05 PM CDT  
 Att: 36,007 - Unknown

livebaseballscorecards.com

AB	33
R	1
H	7
RBI	1
BB	2
SO	4
LOB	11



Batter	1	2	3	4	5	6	7	8	9	AB R H RBI BB SO LOB
<b>Lou Brock, L</b> (1, 7) OBP: 0.372, SLG: 0.397	4-0 CS BB		0-0 L6			0-3 K		0-0 E7 SH5-4 FC6-2 1B	0-0 1B 1-2 2-3 3-H	4 0 2 1 1 1 1
<b>Ted Sizemore, R</b> (1, 4) OBP: 0.344, SLG: 0.305	0-0 5-3 1-2			4-0 F7 2B BB		0-0 5-3 BB 1B		0-0 SH5-4		2 1 1 0 1 0 1
<b>Reggie Smith, S</b> (1, 9) OBP: 0.387, SLG: 0.551	0-3 K			0-0 F7 1-2		4-0 5-3 BB		0-0 FC6-2		3 0 0 0 1 1 2
<b>Joe Torre, R</b> (1, 3) OBP: 0.373, SLG: 0.415		0-3 K		0-3 K		0-0 5-3		0-0 F7		4 0 0 0 0 2 4
<b>Ted Simmons, S</b> (1, 2) OBP: 0.317, SLG: 0.429 <b>Larry Herndon, R</b> (9, PR)		0-0 L5		0-0 2B		4-0 IBB		4-0 FC5-4 BB		2 0 1 1 2 0 0 0 0 0 0 0 0 0
<b>Bake McBride, L</b> (1, 8) OBP: 0.367, SLG: 0.394		0-3 K		0-0 P6		0-3 K		0-0 FC5-4 1B FC6-2		4 0 0 0 0 2 5
<b>Ken Reitz, R</b> (1, 5) OBP: 0.304, SLG: 0.364			0-0 P3		0-3 K		0-0 F7		0-0 FC6-2 IBB 1B	4 1 1 0 0 1 0
<b>Mike Tyson, R</b> (1, 6) OBP: 0.258, SLG: 0.285 <b>Danny Godby, R</b> (9, PH) OBP: 0.300, SLG: 0.143			0-3 K		0-0 G3		0-3 K		4-0 1B FC6-2 IBB	3 0 0 0 0 2 0 0 0 0 0 1 0 0
<b>Bob Gibson, R</b> (1, 1) OBP: 0.233, SLG: 0.296 <b>Ron Hunt, R</b> (9, PH) OBP: 0.374, SLG: 0.304			0-0 3B		0-0 F2		0-0 F8		0-0 FC6-2 1B 1-2 2-3 3-H	3 0 1 0 0 0 0 1 0 0 0 0 0 3


Inning Stats	R: 0 E: 0 K: 1 S: 4	H: 0 LOB: 0 BB: 1 P: 8	R: 0 E: 0 K: 2 S: 7	H: 0 LOB: 0 BB: 0 P: 7	R: 0 E: 0 K: 1 S: 6	H: 1 LOB: 1 BB: 0 P: 6	R: 1 E: 0 K: 1 S: 6	H: 1 LOB: 1 BB: 1 P: 10	R: 0 E: 0 K: 1 S: 5	H: 0 LOB: 0 BB: 0 P: 5	R: 0 E: 0 K: 2 S: 8	H: 1 LOB: 3 BB: 2 P: 16	R: 0 E: 0 K: 1 S: 5	H: 0 LOB: 0 BB: 0 P: 5	R: 0 E: 1 K: 0 S: 4	H: 1 LOB: 1 BB: 0 P: 4	R: 1 E: 0 K: 0 S: 4	H: 2 LOB: 3 BB: 2 P: 12	1B: 4 2B: 1 3B: 1 HR: 0	SF: 0 SAC: 1 DP: 0 HBP: 0
<b>PITCHER</b> <b>Jon Matlack, L</b> (1, 1) ERA: 2.47	IP: 8.2 WLS: L BF: 37 H: 6 R: 2 ER: 2 SO: 9 BB: 4 IBB: 2 HBP: 0 BLK: 0 WP: 0 HR: 0 S: 49 P: 73 ERA: 2.08 WHIP: 1.154																		WP: 0 PB: 0 SB: 0 CS: 1	PA: 37 ERA WHIP

**BOTTOM**

**New York Mets @ St. Louis Cardinals**  
Busch Stadium, St. Louis, MO

Sat Sep 07 1974, 7:05 PM CDT  
Att. 36,007 - Unknown

<b>AB</b> 30	
<b>R</b> 2	
<b>H</b> 6	
<b>RBI</b> 2	
<b>BB</b> 6	
<b>SO</b> 9	
<b>LOB</b> 16	



Batter	1	2	3	4	5	6	7	8	9	AB R H RBI BB SO LOB	TOP	
<b>Bud Harrelson, S</b> (1, 6) OBP: 0.371, SLG: 0.271	0-0 6-3 1B		0-0 6-3		0-0 4-3			0-0 SH1-4		3 0 1 0 0 0 0		
<b>Felix Millan, R</b> (1, 4) OBP: 0.311, SLG: 0.305	0-0 P6		0-0 1B 2B		0-0 P3			0-0 F9		4 1 1 0 0 0 2		
<b>Ed Kranepool, L</b> (1, 7) OBP: 0.368, SLG: 0.431 <b>Jim Gosger, L</b> (8, PR) OBP: 0.125, SLG: 0.097 (8, 9)	0-0 6-3 1-2		0-0 2-H 1B		0-0 3-1			0-0 HR 1B		4 0 2 2 0 0 1 0 1 0 0 0 0 0		
<b>John Milner, L</b> (1, 3) OBP: 0.333, SLG: 0.419	0-0 G3		0-3 K		0-0 3-1			4-0 HR IBB		3 1 0 0 1 1 2		
<b>Wayne Garrett, L</b> (1, 5) OBP: 0.338, SLG: 0.333		4-0 BB BB BB BB	0-3 K		0-0 F9			0-0 HR HR		3 1 1 3 1 1 1		
<b>Ken Boswell, L</b> (1, 9) OBP: 0.288, SLG: 0.303 <b>Cleon Jones, R</b> (8, 7) OBP: 0.340, SLG: 0.416		0-0 BB BB BB BB	0-0 G5-3 1B		0-0 G3			0-0 G3		4 0 1 0 0 0 1 0 0 0 0 0 0 0		
<b>Don Hahn, R</b> (1, 8) OBP: 0.357, SLG: 0.367		0-0 G5-3	1-2 2-3f		0-0 G6-3 1B			0-0 5-3		4 0 1 0 0 1 2		
<b>Duffy Dyer, R</b> (1, 2) OBP: 0.303, SLG: 0.176		4-0 BB BB BB BB	0-0 BB		0-0 G6-3			0-0 6-3		3 0 0 0 1 0 1		
<b>Tom Seaver, R</b> (1, 1) OBP: 0.191, SLG: 0.083		0-3 K	0-3 K		0-3 K			0-0 SH1-4 1B		4 1 1 0 0 2 2		
<b>Inning Stats</b>	R: 0 E: 0 K: 0 S: 4 H: 1 LOB: 1 BB: 0 P: 4	R: 0 E: 0 K: 1 S: 5 H: 1 LOB: 2 BB: 2 P: 13	R: 1 E: 0 K: 2 S: 9 H: 2 LOB: 1 BB: 0 P: 9	R: 0 E: 0 K: 0 S: 3 H: 1 LOB: 0 BB: 0 P: 3	R: 0 E: 0 K: 1 S: 5 H: 0 LOB: 0 BB: 0 P: 5	R: 0 E: 0 K: 0 S: 3 H: 0 LOB: 0 BB: 0 P: 3	R: 0 E: 0 K: 0 S: 3 H: 0 LOB: 0 BB: 0 P: 3	R: 4 E: 0 K: 0 S: 6 H: 3 LOB: 1 BB: 1 P: 10	R: 0 E: 0 K: 1 S: 5 H: 0 LOB: 0 BB: 0 P: 5	1B: 6 2B: 1 3B: 0 HR: 1 SF: 0 SAC: 1 DP: 2 HBP: 0	WP: 0 PB: 0 SB: 0 CS: 0 PA: 36	
<b>PITCHER</b> <b>Lynn McGlothen, R</b> (1, 1) ERA: 2.69 <b>Mike Garman, R</b> (9, 1) ERA: 2.67	IP WLS BF H R ER SO BB IBB HBP BLK WP HR S P ERA WHIP											
	8.0 L 33 8 5 5 4 2 1 0 0 0 1 38 50 5.62 1.250											
	1.0 3 0 0 0 1 0 0 0 0 0 0 5 5 0.00 0.000											

**New York Mets @ St. Louis Cardinals**  
**Busch Stadium, St. Louis, MO**  
 Sun Sep 08 1974, 3:33 AM CDT  
 Att: 34,304 - Unknown

[livebaseballscorecards.com](http://livebaseballscorecards.com)

<b>AB</b>	<b>32</b>
<b>R</b>	<b>5</b>
<b>H</b>	<b>8</b>
<b>RBI</b>	<b>5</b>
<b>BB</b>	<b>3</b>
<b>SO</b>	<b>5</b>
<b>LOB</b>	<b>12</b>



Batter	1	2	3	4	5	6	7	8	9	AB	R	H	RBI	BB	SO	LOB
Lou Brock, L (1, 7) OBP: 0.371, SLG: 0.395	1-0 4-3 S 1B HBP		0-3 K			0-0 1-3		0-0 FC6-4 2B		3	2	0	0	0	1	1
Ron Hunt, R (1, 4) OBP: 0.373, SLG: 0.304 Larry Herndon, R (8, PR)	0-0 4-3		0-0 5-3			0-0 G3		0-0 2B		4	0	1	0	0	0	1
Jack Heidemann, R (9, 6) OBP: 0.297, SLG: 0.254	1-3							1-2 2B	1B	0	1	0	0	0	0	0
Reggie Smith, S (1, 9) OBP: 0.385, SLG: 0.547	0-3 K				0-0 L4	4-0 2B BB		0-3 K		3	0	0	0	1	2	3
Ted Simmons, S (1, 2) OBP: 0.320, SLG: 0.435	0-0 1B				0-0 F7	0-0 2B		0-0 2B		4	0	3	3	0	0	0
Joe Torre, R (1, 3) OBP: 0.372, SLG: 0.414	0-0 6-3				0-0 FC6 1B	0-0 6-3		0-0 6-3		4	0	1	0	0	0	5
Bake McBride, L (1, 8) OBP: 0.364, SLG: 0.391		0-0 F8			0-0 FC6			0-0 F9		4	0	0	0	0	0	1
Ken Reitz, R (1, 5) OBP: 0.306, SLG: 0.369		0-0 B5 3B			0-0 G5-4-3 1B			0-0 F8		4	0	2	0	0	0	0
Mike Tyson, R (1, 6) OBP: 0.256, SLG: 0.282 Keith Hernandez, L (9, PH) OBP: 0.500, SLG: 0.636		0-0 B5			0-0 F9			0-0 F2		3	0	0	0	0	0	2
Lynn McGlothen, L (1, 1) OBP: 0.213, SLG: 0.205 Jim Dwyer, L (8, PH) OBP: 0.371, SLG: 0.385 Mike Garman, R (9, 1) OBP: 0.111, SLG: 0.111 Richie Scheinblum, S (9, PH) OBP: 0.233, SLG: 0.189		3-H	0-0 5-3		0-0 G5-4-3			4-0 FC6-4 BB		2	0	0	0	0	0	1
					1-2f					0	0	0	0	1	0	0
										0	0	0	0	0	0	0
										1	0	0	0	0	0	0
										1	0	0	0	0	0	1

Inning Stats	R: 1	H: 1	R: 0	H: 1	R: 0	H: 0	R: 0	H: 1	R: 0	H: 1	R: 0	H: 0	R: 2	H: 2	R: 0	H: 1	1B: 4	SF: 0
	E: 0	LOB: 1	E: 0	LOB: 0	E: 0	LOB: 0	E: 0	LOB: 1	E: 0	LOB: 2	E: 0	LOB: 0	E: 0	LOB: 2	E: 0	LOB: 1	2B: 3	SAC: 0
	K: 1	BB: 0	K: 0	BB: 0	K: 1	BB: 0	K: 0	BB: 0	K: 0	BB: 1	K: 0	BB: 0	K: 1	BB: 1	K: 0	BB: 0	3B: 2	DP: 2
	S: 6	P: 7	S: 3	P: 3	S: 5	P: 5	S: 4	P: 4	S: 3	P: 8	S: 3	P: 3	S: 7	P: 11	S: 4	P: 4	HR: 0	HBP: 1


**BOTTOM**

**New York Mets @ St. Louis Cardinals**  
 Busch Stadium, St. Louis, MO

Sun Sep 08 1974, 3:33 AM CDT  
 Att. 34,304 - Unknown


livebaseballscorecards.com

<b>AB</b>	<b>33</b>
<b>R</b>	<b>3</b>
<b>H</b>	<b>8</b>
<b>RBI</b>	<b>3</b>
<b>BB</b>	<b>2</b>
<b>SO</b>	<b>3</b>
<b>LOB</b>	<b>15</b>



WP: 0	PA: 36
PB: 0	
SB: 2	
CS: 0	

PITCHER	IP	WLS	BF	H	R	ER	SO	BB	IBB	HBP	BLK	WP	HR	S	P	ERA	WHIP
Tom Seaver, R (1, 1) ERA: 3.27	9.0	W	36	8	3	3	3	2	0	1	0	0	0	39	48	3.00	1.111

Batter	1	2	3	4	5	6	7	8	9	AB R H RBI BB SO LOB	TOP		
Dave Cash, R (1, 4) OBP: 0.359, SLG: 0.393	0-0 P3		0-0 SH5-3 1B		0-0 CI 1B		0-0 4-3		0-0 1B	5 0 3 0 0 0 0	Philadelphia Phillies @ St. Louis Cardinals Busch Stadium, St. Louis, MO Mon Sep 09 1974, 7:05 PM CDT Att: 27,801 - Unknown  <a href="http://livebaseballscorecards.com">livebaseballscorecards.com</a>  <b>AB</b> 33 <b>R</b> 2 <b>H</b> 9 <b>RBI</b> 2 <b>BB</b> 4 <b>SO</b> 9 <b>LOB</b> 19  		
Larry Bowa, S (1, 6) OBP: 0.292, SLG: 0.325	0-0 1-3		0-0 SH5-3 1B		0-1 CI 1B		0-0 F8		0-0 P6	3 0 0 0 0 0 1			
Mike Schmidt, R (1, 5) OBP: 0.413, SLG: 0.579	0-0 S 1B		4-0 G4-3 IBB		0-3 K			0-0 F9 1B 2B	0-3 K	4 1 2 0 1 2 3			
Willie Montanez, L (1, 3) OBP: 0.352, SLG: 0.418	0-3 K 1-2		0-0 G4-3 1-2f		0-0 BB 1B			0-0 F9 2-3		4 0 1 0 0 1 5			
Greg Luzinski, R (1, 7) OBP: 0.333, SLG: 0.407 Alan Bannister, R (8, PR) OBP: 0.250, SLG: 0.125 Bill Robinson, R (8, 7) OBP: 0.283, SLG: 0.347		4-0 PB 1B BB		0-0 F8		0-3 K		4-0 1B IBB		2 1 0 0 2 1 1 0 0 0 0 0 0 0 0 0 0 0 0 0 0			
Mike Anderson, R (1, 9) OBP: 0.311, SLG: 0.361		0-3 K 1-2		0-0 F8		0-0 F8		0-0 1B		4 0 1 1 0 1 2			
Jerry Martin, R (1, 8) OBP: 0.667, SLG: 0.500 Del Unser, L (8, PH) OBP: 0.342, SLG: 0.410		0-0 G6-4-3 1B 2-H		0-0 F8		4-0 BB 1-2		0-3 K 3-H		2 0 1 1 1 0 0 1 0 0 0 0 1 2			
Bob Boone, R (1, 2) OBP: 0.299, SLG: 0.337		0-0 G6-4-3 1B 1-2f		0-0 F8		0-0 4-3		0-0 F9		4 0 0 0 0 0 5			
Jim Lonborg, R (1, 1) OBP: 0.135, SLG: 0.165			0-0 SH5-3 1B		0-3 K2-3		0-3 K		0-3 K	4 0 1 0 0 3 0			
<b>Inning Stats</b>	R: 0 H: 1 E: 0 LOB: 1 K: 1 BB: 0 S: 6 P: 6	R: 1 H: 1 E: 0 LOB: 0 K: 1 BB: 1 S: 5 P: 9	R: 0 H: 2 E: 0 LOB: 2 K: 0 BB: 1 S: 4 P: 8	R: 0 H: 0 E: 0 LOB: 0 K: 0 BB: 0 S: 3 P: 3	R: 0 H: 1 E: 1 LOB: 2 K: 2 BB: 0 S: 9 P: 9	R: 0 H: 1 E: 0 LOB: 2 K: 1 BB: 1 S: 6 P: 10	R: 0 H: 0 E: 0 LOB: 0 K: 1 BB: 0 S: 5 P: 5	R: 1 H: 2 E: 0 LOB: 2 K: 1 BB: 1 S: 7 P: 11	R: 0 H: 1 E: 0 LOB: 1 K: 2 BB: 0 S: 8 P: 8	1B: 8 SF: 0 2B: 1 SAC: 1 3B: 0 DP: 2 HR: 0 HBP: 0		WP: 0 PA: 39 PB: 1 SB: 1 CS: 0	
<b>PITCHER</b>	IP WLS BF H R ER SO BB IBB HBP BLK WP HR S P ERA WHIP											<b>PITCHER</b>	IP WLS BF H R ER SO BB IBB HBP BLK WP HR S P ERA WHIP
John Curtis, L (1, 1) ERA: 3.83	7.1 L 33 8 2 1 6 2 2 0 0 0 0 41 57 1.23 1.364												
Mike Garman, R (8, 1) ERA: 2.65	0.2 2 0 0 0 1 0 0 0 0 0 0 4 4 0.00 0.000												
Al Hrabosky, L (9, 1) ERA: 2.95	1.0 4 1 0 0 2 0 0 0 0 0 0 8 8 0.00 1.000												



Batter	1	2	3	4	5	6	7	8	9	AB R H RBI BB SO LOB
Lou Brock, L (1, 7) OBP: 0.370, SLG: 0.393	0-0 F7		0-0 G5-4-3			4-0 CS BB			0-0 5-3	3 0 0 0 1 0 2
Ron Hunt, R (1, 4) OBP: 0.370, SLG: 0.301	0-0 5-3			0-0 5-3		0-0 CS	0-0 P2		0-0 F8	4 0 0 0 0 0 0
Reggie Smith, S (1, 9) OBP: 0.382, SLG: 0.542	0-3 K			0-0 F9			0-0 F9		0-0 3-1	4 0 0 0 0 1 0
Ted Simmons, S (1, 2) OBP: 0.318, SLG: 0.432		0-0 P5		0-0 F8			0-0 P3			3 0 0 0 0 0 0
Joe Torre, R (1, 3) OBP: 0.370, SLG: 0.411		0-3 K			0-0 4-3			0-0 5-3		3 0 0 0 0 1 0
Bake McBride, L (1, 8) OBP: 0.364, SLG: 0.390		0-0 L7			0-0 L6			0-0 E S 1B		3 0 1 0 0 0 0
Ken Reitz, R (1, 5) OBP: 0.304, SLG: 0.367			0-0 4-3		0-0 4-3			0-3 K		3 0 0 0 0 1 1
Mike Tyson, R (1, 6) OBP: 0.257, SLG: 0.283			0-0			0-0 4-3		4-0		2 0 1 0 0 0 0
Keith Hernandez, L (8, PH) OBP: 0.533, SLG: 0.636								BB		0 0 0 0 1 0 0
Larry Herndon, R (8, PR)										0 0 0 0 0 0 0
Al Hrabosky, R (9, 1) OBP: 0.167, SLG: 0.167								BB		0 0 0 0 0 0 0
John Curtis, L (1, 1) OBP: 0.207, SLG: 0.182			0-0 SH			0-0 6-3		0-0	0-0 4-3	1 0 0 0 0 0 0
Mike Garman, R (8, 1) OBP: 0.111, SLG: 0.111										0 0 0 0 0 0 0
Jim Dwyer, L (8, PH) OBP: 0.367, SLG: 0.380										1 0 0 0 0 0 2
Jack Heidemann, R (9, 6) OBP: 0.297, SLG: 0.254										0 0 0 0 0 0 0


Inning Stats	R: 0	H: 0	E: 0	K: 1	S: 5	R: 0	H: 0	E: 0	K: 1	S: 5	R: 0	H: 1	E: 0	K: 0	S: 4	R: 0	H: 0	E: 0	K: 0	S: 3	R: 0	H: 0	E: 0	K: 0	S: 3	R: 0	H: 0	E: 0	K: 0	S: 2	R: 0	H: 1	E: 0	K: 1	S: 6	R: 0	H: 0	E: 0	K: 0	S: 3	R: 0	H: 0	E: 0	K: 0	S: 3	1B: 2	2B: 0	3B: 0	HR: 0	SF: 0	SAC: 1	DP: 1	HBP: 0	WP: 0	PB: 0	SB: 1	CS: 1	PA: 31
PITCHER Jim Lonborg, R (1, 1) ERA: 3.3	IP: 9.0	WLS: W	BF: 30	H: 2	R: 0	ER: 0	SO: 3	BB: 2	IBB: 0	HBP: 0	BLK: 0	WP: 0	HR: 0	S: 34	P: 42	ERA: 0.00	WHIP: 0.444																																									

**BOTTOM**

Philadelphia Phillies @ St. Louis Cardinals  
 Busch Stadium, St. Louis, MO  
 Mon Sep 09 1974, 7:05 PM CDT  
 Att. 27,801 - Unknown

livebaseballscorecards.com

AB	27
R	0
H	2
RBI	0
BB	2
SO	3
LOB	5





Batter	1	2	3	4	5	6	7	8	9	AB R H RBI BB SO LOB
Lou Brock, L (1, 7) OBP: 0.370, SLG: 0.393	0-0 E S 2B 1B	0-0 4-3			0-3 K		0-0 1B S 1B		0-0 E6 CS	5 1 2 0 0 1 1
Ron Hunt, R (1, 4) OBP: 0.366, SLG: 0.297	0-0 5-3 1-3		0-0 6-3		0-3 K		0-0 F8 1-2	0-0 F7 1-2	5 0 0 0 0 1 3	
Reggie Smith, S (1, 9) OBP: 0.384, SLG: 0.544	0-0 1B 2B		0-0 G3		4-0 BB		0-0 2-3 1B	0-3 K	4 1 2 1 1 1 0	
Ted Simmons, S (1, 2) OBP: 0.318, SLG: 0.431	0-0 E 1B		0-0 F9		0-0 4-3		0-0 F9		4 0 1 1 0 0 3	
Bake McBride, L (1, 8) OBP: 0.365, SLG: 0.390	0-3 K 2-3			4-0 1B 6-3 BB		0-0 S 1B	0-0 P4		3 0 1 0 1 1 3	
Joe Torre, R (1, 3) OBP: 0.368, SLG: 0.408	0-3 K		0-3 K		0-0 1-3		0-3 K		4 0 0 0 0 3 3	
Ken Reitz, R (1, 5) OBP: 0.304, SLG: 0.368		0-0 4-3 2B		0-0 6-3 1-2		0-0 F7	0-0 F8		4 0 1 0 0 0 2	
Mike Tyson, R (1, 9) OBP: 0.258, SLG: 0.285		0-0 4-3		0-0 4-3		4-0 BB	0-0 1B		2 0 1 0 0 0 1	
Keith Hernandez, L (6, PH) OBP: 0.563, SLG: 0.636				0-0 2-3 1B		0-0 BB			0 0 0 0 0 1 0 0	
Jerry Mumphrey, S (6, PR)				0-0 2-3 1B		0-0 BB			0 0 0 0 0 0 0 0	
Sonny Siebert, R (7, 1) OBP: 0.179, SLG: 0.119				0-0 4-3		0-3 K			0 0 0 0 0 0 0 0	
Jose Cruz, L (8, PH) OBP: 0.318, SLG: 0.388									1 0 1 0 0 0 0 0	
Claude Osteen, L (9, 1) OBP: 0.271, SLG: 0.354									0 0 0 0 0 0 0 0	
Alan Foster, R (1, 1) OBP: 0.200, SLG: 0.167		0-0 4-3					0-0 5-3		2 0 0 0 0 0 3	
Rich Folkers, L (5, 1) OBP: 0.111, SLG: 0.111									0 0 0 0 0 0 0 0	
Jim Dwyer, L (6, PH) OBP: 0.363, SLG: 0.375									1 0 0 0 0 1 2	
Jack Heidemann, R (7, 6) OBP: 0.292, SLG: 0.250									1 0 0 0 0 0 1	


Inning Stats	R: 2	H: 3	E: 1	K: 2	S: 10	LOB: 1	BB: 0	P: 10	R: 0	H: 1	E: 0	K: 0	S: 4	LOB: 1	BB: 0	P: 4	R: 0	H: 0	E: 0	K: 0	S: 3	LOB: 0	BB: 0	P: 3	R: 0	H: 1	E: 0	K: 1	S: 6	LOB: 2	BB: 1	P: 10	R: 0	H: 0	E: 0	K: 2	S: 7	LOB: 1	BB: 1	P: 11	R: 0	H: 1	E: 0	K: 1	S: 6	LOB: 2	BB: 1	P: 10	R: 0	H: 2	E: 0	K: 0	S: 5	LOB: 2	BB: 0	P: 5	R: 0	H: 1	E: 0	K: 1	S: 6	LOB: 1	BB: 0	P: 6	R: 0	H: 0	E: 1	K: 1	S: 5	LOB: 0	BB: 0	P: 5	1B: 7	2B: 2	3B: 0	HR: 0	SF: 0	SAC: 0	DP: 0	HBP: 0
--------------	------	------	------	------	-------	--------	-------	-------	------	------	------	------	------	--------	-------	------	------	------	------	------	------	--------	-------	------	------	------	------	------	------	--------	-------	-------	------	------	------	------	------	--------	-------	-------	------	------	------	------	------	--------	-------	-------	------	------	------	------	------	--------	-------	------	------	------	------	------	------	--------	-------	------	------	------	------	------	------	--------	-------	------	-------	-------	-------	-------	-------	--------	-------	--------

PITCHER	IP	WLS	BF	H	R	ER	SO	BB	IBB	HBP	BLK	WP	HR	S	P	ERA	WHIP
Dick Ruthven, R (1, 1) ERA: 3.54	9.0	W	39	9	2	2	8	3	0	0	0	0	0	52	64	2.00	1.333

**BOTTOM**

Philadelphia Phillies @ St. Louis Cardinals  
 Busch Stadium, St. Louis, MO  
 Tue Sep 10 1974, 7:05 PM CDT  
 Att. 27,285 - Unknown

AB	36
R	2
H	9
RBI	2
BB	3
SO	8
LOB	22



WP	PA	ERA	WHIP
0	39		

Batter	1	2	3	4	5	6	7	8	9	10	11	12	13	14	15	16	17	18	19	20	21	22	23	24	25	AB	R	H	RBI	BB	SO	LOB	TOP					
Lou Brock, L OBP: 0.387, SLG: 0.389 Danny Godby, R OBP: 0.220, SLG: 0.111	L6		F6		F9			G3		CS 1B		6-3		FC4-6			K		K		K			P3		9	0	1	0	0	2	4						
Ted Sizemore, R OBP: 0.341, SLG: 0.301	BB 1B		F9			L5		P4		F8		6-3			F7		FC6-4 WP 1B		G6-4-3			F8		5-3		10	1	1	0	1	0	4						
Reggie Smith, S OBP: 0.384, SLG: 0.537	1B BB		F2			G3		F8		6-3				K		FC6-4 1B					F9 CI 1B			1B IBB		8	0	1	0	3	1	0						
Joe Torre, R OBP: 0.366, SLG: 0.404	1-4-3 1B					F5								K		FC6-4 FC4-6 1B					CI		6-3		9	0	2	1	1	2	2							
Ted Simmons, S OBP: 0.319, SLG: 0.430 Lary Hemdon, R	L4-3							F7									FC4-6									3	0	1	0	1	0	2						
Marc Hill, R OBP: 0.333, SLG: 0.286 Richie Scheinblum, S OBP: 0.201, SLG: 0.188 Dick Billings, R OBP: 0.300, SLG: 0.280	1-2							BB		WP HR 1B				F7		SH1-4 1B									K2-3 FC5-4		0	1	0	0	0	0	0					
Bake McBride, L OBP: 0.365, SLG: 0.390			6-3			1-3		E8 1B																		10	1	4	0	0	1	2						
Ken Reitz, R OBP: 0.307, SLG: 0.375			5-3					F2																		10	1	4	2	1	0	3						
Mike Tyson, R OBP: 0.148, SLG: 0.263 Keith Hernandez, L OBP: 0.278, SLG: 0.325 Richie Scheinblum, S OBP: 0.201, SLG: 0.188 Ray Searles, R OBP: 0.176, SLG: 0.306 Claude Osteen, L OBP: 0.147, SLG: 0.287 Sonny Siebert, R OBP: 0.174, SLG: 0.116								P3						F9													2	0	0	0	1	1	3					
Bob Forsch, R OBP: 0.148, SLG: 0.143 Luis Mendez, R OBP: 0.208, SLG: 0.325 Mike Garman, R OBP: 0.176, SLG: 0.111 Ron Hill, R OBP: 0.147, SLG: 0.287 Al Holland, R OBP: 0.147, SLG: 0.167 Jim Loney, R OBP: 0.147, SLG: 0.167 Jack Handman, R OBP: 0.147, SLG: 0.167								SH3-4 1B																			1	0	0	0	0	0	1					
Inning Stats	R: 1 E: 0 K: 0 S: 3	H: 1 LOB: 1 BB: 2 P: 11	R: 0 E: 0 K: 0 S: 3	H: 0 LOB: 1 BB: 1 P: 7	R: 0 E: 0 K: 0 S: 3	H: 1 LOB: 1 BB: 0 P: 4	R: 0 E: 0 K: 0 S: 3	H: 0 LOB: 0 BB: 0 P: 3	R: 0 E: 1 K: 2 S: 8	H: 1 LOB: 2 BB: 1 P: 12	R: 0 E: 0 K: 0 S: 3	H: 0 LOB: 0 BB: 0 P: 3	R: 2 E: 0 K: 2 S: 9	H: 2 LOB: 1 BB: 0 P: 10	R: 0 E: 0 K: 0 S: 3	H: 1 LOB: 0 BB: 0 P: 3	R: 0 E: 0 K: 1 S: 5	H: 1 LOB: 2 BB: 1 P: 9	R: 0 E: 0 K: 0 S: 3	H: 0 LOB: 0 BB: 0 P: 3	R: 0 E: 0 K: 1 S: 6	H: 1 LOB: 2 BB: 1 P: 10	R: 0 E: 1 K: 0 S: 4	H: 1 LOB: 1 BB: 0 P: 4	R: 0 E: 0 K: 1 S: 6	H: 1 LOB: 1 BB: 0 P: 6	R: 0 E: 0 K: 0 S: 3	H: 0 LOB: 0 BB: 0 P: 3	R: 0 E: 0 K: 1 S: 6	H: 1 LOB: 1 BB: 0 P: 6	R: 0 E: 0 K: 0 S: 5	H: 1 LOB: 3 BB: 1 P: 9	R: 1 E: 0 K: 1 S: 6	H: 1 LOB: 0 BB: 0 P: 6	1B: 17 2B: 1 3B: 0 HR: 1	SF: 0 SAC: 2 DP: 2 HBP: 2	WP: 2 PB: 0 SB: 1 CS: 1	PA: 99
PITCHER	IP	WLS	BF	H	R	ER	SO	BB	IBB	HBP	BLK	WP	HR	S	P	ERA	WHIP											Hank Webb, R ERA: 2.51										
Jerry Koosman, L ERA: 3.28	(1, 1)	9.0	36	5	3	3	5	4	0	1	0	1	1	41	58	3.00	1.000																					
Harry Parker, R ERA: 3.61	(10, 1)	3.0	11	2	0	0	0	0	0	1	0	0	0	10	11	0.00	0.667																					
Bob Miller, R ERA: 3.38	(13, 1)	1.0	4	1	0	0	1	1	0	0	0	0	0	5	9	0.00	2.000																					
Bob Apodaca, R ERA: 4.02	(14, 1)	3.0	12	2	0	0	1	0	1	0	0	0	0	13	17	0.00	0.667																					
Jerry Cram, R ERA: 0.84	(17, 1)	8.0	32	7	0	0	4	0	2	0	0	1	0	38	46	0.00	0.875																					


St. Louis Cardinals @ New York Mets  
Shea Stadium, Flushing, NY  
Wed Sep 11 1974, 7:05 PM EDT  
Att: 13,460 - Unknown

livebaseballscores.com

AB 86  
R 4  
H 18  
RBI 3  
BB 8  
SO 12  
LOB 41





Batter	1	2	3	4	5	6	7	8	9	AB R H RBI BB SO LOB	TOP	
Luis Melendez, R (1, 8) OBP: 0.289, SLG: 0.313 Keith Hernandez, L (6, PH) OBP: 0.500, SLG: 0.538 John Denny, R (6, 1) Al Hrabosky, R (6, 1) OBP: 0.375, SLG: 0.375	0-0 F4		0-0 P4		0-0 F8	0-0 E8 FC1-2 1-H 2-H 3-H		0-0 1B 1B 1-2 3-H	0-0 E7 1B	3 0 0 0 0 0 1 1 0 0 0 0 0 0 0 0 0 0 0 0 0 2 1 2 2 0 0 0		
Ted Sizemore, R (1, 4) OBP: 0.341, SLG: 0.301	0-0 1-3		0-0 F8			HR 1B FC1-2		0-0 1B 1B 1-2 2-3	0-0 P4	6 1 2 0 0 0 2		
Reggie Smith, S (1, 9) OBP: 0.386, SLG: 0.544	0-0 1B			0-0 1-3		HR 1B	0-0 6-3	0-0 1B 1-2 2-H 3-H		5 1 3 4 0 0 0		
Joe Torre, R (1, 3) OBP: 0.363, SLG: 0.400	0-0 F7			0-0 F8		F9 1B	0-0 3-1	0-0 F9		5 0 0 0 0 0 3		
Ted Simmons, S (1, 2) OBP: 0.321, SLG: 0.432		0-0 1B		0-0 1B		BB PB 1B 1B	0-0 F9		0-0 F9	5 1 3 0 0 0 0		
Ken Reitz, R (1, 5) OBP: 0.308, SLG: 0.375		0-0 P4		0-0 F7		PB BB E 1B 1-2		0-0 6-3	0-0 1B HBP FC4-6 1B	5 2 2 0 0 0 2		
Danny Godby, R (1, 7) OBP: 0.333, SLG: 0.182 Bake McBride, L (6, 8) OBP: 0.368, SLG: 0.392		0-3 K				1B 1-2 2-3 BB		0-0 E S 1B 1B	1-0 1B HBP	2 1 1 0 1 1 1 1 2 1 0 0 0 0	AB 43 R 12 H 15 RBI 7 BB 3 SO 5 LOB 17	
Mike Tyson, R (1, 6) OBP: 0.259, SLG: 0.282 Ron Hunt, R (6, PH) OBP: 0.367, SLG: 0.298		0-0 F8				F9 1B 1-2 2-3 3-H BB		0-3 K	0-0 FC4-6 1B	2 0 0 0 0 0 2 2 1 1 0 1 1 1		
Bob Gibson, R (1, 1) OBP: 0.227, SLG: 0.288 Jack Heidemann, R (6, PH) OBP: 0.310, SLG: 0.273 Lou Brock, L (6, PH) OBP: 0.366, SLG: 0.387			0-3 K			K K		4-0 1B 1B IBB	0-0 FC4-6 E	2 0 0 0 0 2 1 0 0 0 0 0 0 0 2 2 0 1 1 1 4		
Inning Stats	R: 0 E: 0 K: 0 S: 4 H: 1 LOB: 1 BB: 0 P: 4	R: 0 E: 0 K: 1 S: 6 H: 1 LOB: 1 BB: 0 P: 6	R: 0 E: 0 K: 1 S: 5 H: 0 LOB: 0 BB: 0 P: 5	R: 0 E: 0 K: 0 S: 4 H: 1 LOB: 1 BB: 0 P: 4	R: 0 E: 0 K: 1 S: 6 H: 1 LOB: 1 BB: 0 P: 6	R: 6 E: 1 K: 1 S: 10 H: 4 LOB: 1 BB: 2 P: 18	R: 0 E: 0 K: 0 S: 3 H: 0 LOB: 0 BB: 0 P: 3	R: 3 E: 0 K: 1 S: 9 H: 4 LOB: 2 BB: 1 P: 13	R: 3 E: 2 K: 0 S: 6 H: 3 LOB: 1 BB: 0 P: 7	1B: 14 2B: 0 3B: 0 HR: 1 SF: 0 SAC: 0 DP: 0 HBP: 1	WP: 0 PB: 1 SB: 1 CS: 0 PA: 47	
PITCHER	IP WLS BF H R ER SO BB IBB HBP BLK WP HR S P ERA WHIP											
Jon Mattack, L (1, 1) ERA: 2.53	5.1 L 26 8 6 3 3 2 0 0 0 0 0 1 30 38 5.06 1.875											
Harry Parker, R (6, 1) ERA: 3.6	0.2 3 0 0 0 1 0 0 0 0 0 0 0 5 5 0.00 0.000											
Bob Miller, R (7, 1) ERA: 3.89	2.1 15 6 6 5 1 0 1 1 0 0 0 0 15 20 19.29 2.571											
Tug McGraw, L (9, 1) ERA: 3.72	0.2 3 1 0 0 0 0 0 0 0 0 0 0 3 3 0.00 1.500											

St. Louis Cardinals @ New York Mets  
Shea Stadium, Flushing, NY  
Thu Sep 12 1974, 7:05 PM EDT  
Att: 11,747 - Unknown

livebaseballscorecards.com









Batter	1	2	3	4	5	6	7	8	9	AB R H RBI BB SO LOB	TOP											
Lou Brock, L (1, 7) OBP: 0.371, SLG: 0.392	0-3 K	0-0 E8 1B		0-0 FC4-6		0-0 SF7 1B		0-3 K		5 2 2 2 0 2 2												
Ted Sizemore, R (1, 4) OBP: 0.342, SLG: 0.300	0-0 F8	0-0 F9			0-0 3B 1B	4-0 BB 1B		0-3 K		4 1 1 0 1 1 0												
Reggie Smith, S (1, 9) OBP: 0.393, SLG: 0.539	4-0 BB		0-0 F8		0-0 F9	4-0 BB 1B		0-0 F9		3 0 0 0 2 0 1												
Ted Simmons, S (1, 2) OBP: 0.319, SLG: 0.430	0-0 P6		0-0 4-3		0-0 F7	0-0 SF7		0-0 4-3 PB 2B		4 1 1 1 0 0 2												
Keith Hernandez, L (1, 3) OBP: 0.452, SLG: 0.520		0-3 K	0-0 G3		0-0 1B 3B	0-0 F8		0-0 4-3		5 1 1 1 0 1 3												
Bake McBride, L (1, 8) OBP: 0.375, SLG: 0.398		0-0 BB 1B		0-0 BB 1B	0-0 E 1B	0-0 CS S 1B		0-0 4-3		5 2 4 1 0 0 0												
Ken Reitz, R (1, 5) OBP: 0.306, SLG: 0.369		4-0 BB 1B		0-0 F7	0-0 E4 1B	0-0 L6				3 1 1 0 1 0 2												
Mike Tyson, R (1, 6) OBP: 0.259, SLG: 0.279		0-3 K		4-0 FC4-6 BB	0-0 F9		0-3 K			3 0 0 0 1 2 3												
John Curtis, L (1, 1) OBP: 0.210, SLG: 0.172		4-0 E BB		0-3 K		0-3 K		0-3 K		3 1 0 0 1 3 2												
<b>Inning Stats</b>	R: 0 E: 0 K: 1 S: 5	H: 0 LOB: 1 BB: 1 P: 9	R: 4 E: 1 K: 2 S: 9	H: 2 LOB: 0 BB: 2 P: 17	R: 0 E: 0 K: 0 S: 3	H: 0 LOB: 0 BB: 0 P: 3	R: 0 E: 1 K: 1 S: 6	H: 1 LOB: 2 BB: 1 P: 10	R: 3 E: 1 K: 0 S: 7	H: 4 LOB: 1 BB: 0 P: 7	R: 1 E: 0 K: 1 S: 6	H: 1 LOB: 2 BB: 2 P: 14	R: 0 E: 0 K: 1 S: 5	H: 1 LOB: 0 BB: 0 P: 5	R: 0 E: 0 K: 3 S: 9	H: 0 LOB: 0 BB: 0 P: 9	R: 1 E: 0 K: 0 S: 4	H: 1 LOB: 0 BB: 0 P: 4	1B: 8 2B: 1 3B: 1 HR: 0	SF: 1 SAC: 0 DP: 0 HBP: 0	WP: 0 PB: 1 SB: 4 CS: 1	PA: 42
<b>PITCHER</b>	IP WLS BF H R ER SO BB IBB HBP BLK WP HR S P ERA WHIP																					
Dick Ruthven, R (1, 1) ERA: 3.63	5.0 L 26 7 7 4 4 4 0 0 0 0 0 0 30 46 7.20 2.200																					
Mac Scarce, L (6, 1) ERA: 4.96	2.0 9 2 1 1 2 2 0 0 0 0 0 0 11 19 4.50 2.000																					
Tom Underwood, L (8, 1) ERA: 18.0	2.0 7 1 1 0 3 0 0 0 0 0 0 0 13 13 0.00 0.500																					

St. Louis Cardinals @ Philadelphia Phillies  
Veterans Stadium, Philadelphia, PA  
Sat Sep 14 1974, 7:05 PM EDT  
Att: 40,426 - Unknown

livebaseballscorecards.com

AB 35  
R 9  
H 10  
RBI 5  
BB 6  
SO 9  
LOB 15



Batter	1	2	3	4	5	6	7	8	9	AB	R	H	RBI	BB	SO	LOB
Dave Cash, R OBP: 0.356, SLG: 0.392 (1, 4)	0-0 PB S 5-3 1B		0-0 5-3		0-0 P4			0-3 K		4	1	1	0	0	1	0
Larry Bowa, S OBP: 0.295, SLG: 0.335 (1, 6)	0-0 5-3 1-H		0-0 6-3 3B		0-0 6-3			0-0 P6		4	1	1	1	0	0	0
Mike Schmidt, R OBP: 0.416, SLG: 0.591 (1, 5)	0-0 6-3		0-0 6-3					0-0 L5		4	0	0	1	0	0	0
Willie Montanez, L OBP: 0.350, SLG: 0.413 (1, 3)	0-3 K		0-0 FC6-4 1B					0-0 F7		4	0	2	0	0	1	0
Greg Luzinski, R OBP: 0.322, SLG: 0.387 (1, 7)		0-0 6-3	0-0 FC6-4 1-2f					0-0 F8		4	0	0	0	0	0	2
Bill Robinson, R OBP: 0.283, SLG: 0.351 (1, 8)		0-0 5-3		0-0 2-3				0-0 FC6-4 1-2f		4	0	0	0	0	0	1
Mike Anderson, R OBP: 0.317, SLG: 0.360 (1, 9)		4-0 BB BB		0-0 5-3				4-0 G1-6-3 BB		1	0	0	0	2	0	0
Bob Boone, R OBP: 0.300, SLG: 0.334 (1, 2)		4-0 BB 1-2		0-0 F8				0-0 F8		2	0	0	0	1	0	1
Dick Ruthven, R OBP: 0.191, SLG: 0.206 (1, 1)		0-0 G3			0-3 K			0-0 G1-6-3 1-2f		1	0	0	0	0	0	2
Jerry Martin, R OBP: 0.500, SLG: 0.571 (5, PH)										1	0	0	0	0	1	0
Mac Scarce, L (6, 1)										0	0	0	0	0	0	0
Tony Taylor, R OBP: 0.400, SLG: 0.545 (7, PH)										1	0	0	0	0	0	1
Tom Underwood, R (8, 1)										0	0	0	0	0	0	0

Inning Stats	R: 1	H: 1	E: 0	K: 1	S: 6	H: 1	LOB: 0	BB: 0	P: 6	R: 0	H: 0	E: 0	K: 0	S: 3	H: 0	LOB: 2	BB: 2	P: 11	R: 1	H: 2	E: 0	K: 0	S: 5	H: 0	LOB: 1	BB: 0	P: 5	R: 0	H: 0	E: 0	K: 0	S: 3	R: 0	H: 0	E: 0	K: 1	S: 5	H: 0	LOB: 0	BB: 0	P: 5	R: 0	H: 1	E: 0	K: 0	S: 4	H: 1	LOB: 1	BB: 0	P: 4	R: 0	H: 0	E: 0	K: 0	S: 2	H: 0	LOB: 0	BB: 1	P: 6	R: 0	H: 0	E: 0	K: 1	S: 5	H: 0	LOB: 0	BB: 0	P: 5	R: 0	H: 0	E: 0	K: 0	S: 3	H: 0	LOB: 0	BB: 0	P: 3	1B: 3	SF: 0	2B: 0	SAC: 0	3B: 1	DP: 1	HR: 0	HBP: 0	WP: 0	PA: 33	ERA	WHIP
PITCHER John Curtis, L ERA: 3.69 (1, 1)	IP	WLS	BF	H	R	ER	SO	BB	IBB	HBP	BLK	WP	HR	S	P	ERA	WHIP																																																																								

BOTTOM

St. Louis Cardinals @ Philadelphia Phillies  
Veterans Stadium, Philadelphia, PA

Sat Sep 14 1974, 7:05 PM EDT  
Att. 40,426 - Unknown

livebaseballscorecards.com

AB	30
R	2
H	4
RBI	2
BB	3
SO	3
LOB	7



Batter	1	2	3	4	5	6	7	8	9	AB R H RBI BB SO LOB	TOP											
Lou Brock, L (1, 7) OBP: 0.370, SLG: 0.391	0-3 K		0-0 4-3		0-3 K			0-0 1B		4 0 1 0 0 2 1	<b>St. Louis Cardinals @ Philadelphia Phillies</b> <b>Veterans Stadium, Philadelphia, PA</b> Sun Sep 15 1974, 3:33 AM EDT Att: 30,142 - Unknown											
Ted Sizemore, R (1, 4) OBP: 0.343, SLG: 0.299	0-3 K		4-0 BB		4-0 BB			0-3 K		2 0 0 0 2 2 0												
Reggie Smith, S (1, 9) OBP: 0.392, SLG: 0.536	4-0 BB		0-0 F3		0-0 G4-6-3			0-3 K		3 0 0 0 1 1 3												
Ted Simmons, S (1, 2) OBP: 0.321, SLG: 0.433	0-0 P3			4-0 BB 1B				0-0 1B		3 2 1 0 1 0 1												
Joe Torre, R (1, 3) OBP: 0.363, SLG: 0.399		0-3 K		4-0 BB 1B 2B				0-0 1B		3 1 1 1 1 2 0												
Luis Melendez, R (1, 8) OBP: 0.286, SLG: 0.303		0-0 5-3		0-0 L6				0-0 1B		4 0 0 0 0 0 3												
Ken Reitz, R (1, 5) OBP: 0.308, SLG: 0.369		0-0 5-3		0-0 1B 2B				0-0 1B		3 0 1 1 1 0 1												
Mike Tyson, R (1, 6) OBP: 0.257, SLG: 0.277			0-0 F3		0-3 K			0-0 1B		3 0 0 0 0 1 3												
Bob Forsch, R (1, 1) OBP: 0.240, SLG: 0.250			0-0 E1		0-0 2B			0-3 K		3 0 2 1 0 1 0												
Mike Garman, R (9, 1) OBP: 0.111, SLG: 0.111			4-3 1B							0 0 0 0 0 0 0												
Al Hrabosky, R (9, 1) OBP: 0.375, SLG: 0.375				1-H 3-H						0 0 0 0 0 0 0												
<b>Inning Stats</b>	R: 0 E: 0 K: 2 S: 7	H: 0 LOB: 1 BB: 1 P: 11	R: 0 E: 0 K: 1 S: 5	H: 0 LOB: 0 BB: 0 P: 5	R: 0 E: 1 K: 0 S: 4	H: 1 LOB: 2 BB: 1 P: 8	R: 2 E: 0 K: 1 S: 6	H: 2 LOB: 2 BB: 2 P: 14	R: 0 E: 0 K: 1 S: 4	H: 0 LOB: 0 BB: 0 P: 8	R: 0 E: 0 K: 1 S: 5	H: 0 LOB: 0 BB: 0 P: 5	R: 0 E: 0 K: 1 S: 4	H: 0 LOB: 0 BB: 1 P: 8	R: 0 E: 0 K: 2 S: 7	H: 1 LOB: 0 BB: 0 P: 7	R: 1 E: 0 K: 0 S: 4	H: 2 LOB: 0 BB: 0 P: 4	1B: 4 2B: 1 3B: 1 HR: 0	SF: 0 SAC: 0 DP: 3 HBP: 0	WP: 0 PB: 0 SB: 0 CS: 0	PA: 34
<b>PITCHER</b> Steve Carlton, L (1, 1) ERA: 3.33	IP 9.0	WLS L	BF 34	H 6	R 3	ER 3	SO 9	BB 6	IBB 0	HBP 0	BLK 0	WP 0	HR 0	S 46	P 70	ERA 3.00	WHIP 1.333					

livebaseballscorecards.com

<b>AB</b>	28
<b>R</b>	3
<b>H</b>	6
<b>RBI</b>	3
<b>BB</b>	6
<b>SO</b>	9
<b>LOB</b>	12



Batter	1	2	3	4	5	6	7	8	9	AB R H RBI BB SO LOB
<b>Dave Cash, R</b> OBP: 0.355, SLG: 0.391 (1, 4) x	0-0 5-3 ①			x 0-0 5-3 ①		x 0-0 4-3 ②		x 0-0 2-3	x 0-0 1B 1B	4 1 1 0 0 0 1
<b>Larry Bowa, S</b> OBP: 0.296, SLG: 0.335 (1, 6) x	0-0 5-3 ②			BBB 4-0 BB		x 0-0 4-3 ③		x 0-0 1B 1-3 1B	x 0-0 1B 1B	3 0 1 0 1 0 1
<b>Mike Schmidt, R</b> OBP: 0.416, SLG: 0.589 (1, 5) x	0-0 6-3 ③			x 0-0 P6		BBB 4-0 G4-6-3 BB		x 0-0 1-3 3-H 1B	x 0-0 1-3 1B	3 0 1 1 1 0 1
<b>Willie Montanez, L</b> OBP: 0.347, SLG: 0.410 (1, 3)		x 0-0 4-3 ①		x 0-0 F7 ③		x 0-0 G4-6-3 ① ②		SSS 0-3 K ①	SSS 0-3 K ①	4 0 0 0 0 1 4
<b>Greg Luzinski, R</b> OBP: 0.321, SLG: 0.385 (1, 7)		x 0-0 5-3 ②		x 0-0 F7 ①		x 0-0 FC4-6 1B		SSS 0-3 K ②	SSS 0-3 K ②	4 0 1 0 0 1 2
<b>Jay Johnstone, L</b> OBP: 0.386, SLG: 0.532 (1, 9)		x 0-0 F7 ③		x 0-0 F7 ②		x 0-0 FC4-6 1-2f		SSS 0-3 K ③	SSS 0-3 K ③	3 0 0 0 0 0 1
<b>Tony Taylor, R</b> OBP: 0.393, SLG: 0.536 (9, PH)										1 0 0 0 0 1 2
<b>Del Unser, L</b> OBP: 0.341, SLG: 0.409 (1, 8)			x 0-0 F7 ①		x 0-0 G3 ③			x 0-0 B1-3 ①		3 0 0 0 0 0 0
<b>Larry Cox, R</b> OBP: 0.171, SLG: 0.154 (1, 2)			x 0-0 2-3 ②			x 0-0 4-3 SH2-3 1B		x 0-0 5-3 ②		3 0 1 0 0 0 0
<b>Steve Carlton, L</b> OBP: 0.187, SLG: 0.227 (1, 1)			x 0-0 F5 ③			x 0-0 SH2-3 1-2 ①		x 0-0 4-3 ③		2 0 0 0 0 0 0

Inning Stats	R: 0	H: 0	E: 0	K: 0	S: 3	LOB: 0	BB: 0	P: 3	R: 0	H: 0	E: 0	K: 0	S: 3	LOB: 0	BB: 0	P: 3	R: 0	H: 0	E: 0	K: 0	S: 3	LOB: 0	BB: 0	P: 3	R: 0	H: 1	E: 0	K: 0	S: 4	LOB: 1	BB: 0	P: 4	R: 0	H: 1	E: 0	K: 0	S: 3	LOB: 1	BB: 1	P: 7	R: 0	H: 0	E: 0	K: 0	S: 3	LOB: 0	BB: 0	P: 3	R: 1	H: 3	E: 0	K: 3	S: 12	LOB: 2	BB: 0	P: 12	1B: 5	2B: 0	3B: 0	HR: 0	SF: 0	SAC: 1	DP: 1	HBP: 0	WP: 0	PB: 0	SB: 0	CS: 0	PA: 33
--------------	------	------	------	------	------	--------	-------	------	------	------	------	------	------	--------	-------	------	------	------	------	------	------	--------	-------	------	------	------	------	------	------	--------	-------	------	------	------	------	------	------	--------	-------	------	------	------	------	------	------	--------	-------	------	------	------	------	------	-------	--------	-------	-------	-------	-------	-------	-------	-------	--------	-------	--------	-------	-------	-------	-------	--------

PITCHER	IP	WLS	BF	H	R	ER	SO	BB	IBB	HBP	BLK	WP	HR	S	P	ERA	WHIP
<b>Bob Forsch, R</b> ERA: 2.66 (1, 1)	8.0	W	29	4	1	1	0	2	0	0	0	0	0	27	35	1.12	0.750
<b>Mike Garman, R</b> ERA: 2.51 (9, 1)	0.0		1	1	0	0	0	0	0	0	0	0	0	1	1	∞	∞
<b>Al Hrabosky, L</b> ERA: 2.63 (9, 1)	1.0	S	3	0	0	0	3	0	0	0	0	0	0	9	9	0.00	0.000

**BOTTOM**

**St. Louis Cardinals @ Philadelphia Phillies**  
**Veterans Stadium, Philadelphia, PA**  
 Sun Sep 15 1974, 3:33 AM EDT  
 Att. 30,142 - Unknown

<b>AB</b>	<b>30</b>
<b>R</b>	<b>1</b>
<b>H</b>	<b>5</b>
<b>RBI</b>	<b>1</b>
<b>BB</b>	<b>2</b>
<b>SO</b>	<b>3</b>
<b>LOB</b>	<b>12</b>



WP	HR	S	P	ERA	WHIP
0	0	0	0	0.00	0.000

Batter	1	2	3	4	5	6	7	8	9	10	11	12	13	AB R H RBI BB SO LOB	TOP													
Lou Brock, L (1, 7) OBP: 0.368, SLG: 0.388	0-3 K		0-0 FC1-6 CS			0-3 K		0-3 K		0-0 FC6			0-0 SH1-3 SF7 1B	6 1 1 0 0 3 4	<b>St. Louis Cardinals @ Pittsburgh Pirates</b> <b>Three Rivers Stadium, Pittsburgh, PA</b> Tue Sep 17 1974, 7:05 PM EDT Att. 21,458 - Unknown <a href="http://livebaseballscorecards.com">livebaseballscorecards.com</a>													
Ted Sizemore, R (1, 4) OBP: 0.342, SLG: 0.296	0-3 K		0-0 CS	0-0 F8			0-0 P4		4-0 BB 1B BB	0-0 F7			0-0 SH1-3	4 0 0 0 1 1 1														
Reggie Smith, S (1, 9) OBP: 0.391, SLG: 0.532	0-0 F3			0-3 K			0-0 F2		0-0 BB 1B				4-0 IBB	5 0 1 0 1 1 0														
Ted Simmons, S (1, 2) OBP: 0.321, SLG: 0.432		4-0 G5-4-3 BB		0-3 K			0-0 BLK 2B 1B		0-3 K				0-0 SF7	4 1 1 1 1 2 2														
Joe Torre, R (1, 3) OBP: 0.361, SLG: 0.398		0-0 G5-4-3			0-3 K		0-0 2B		0-0 F9				0-3 K	6 0 1 1 0 2 4														
Bake McBride, L (1, 8) OBP: 0.375, SLG: 0.397		0-0 E1 1B		0-0 4-3			0-0 F6		4-0 BB 1B				0-0 F5	4 0 1 0 1 0 1														
Ken Reitz, R (1, 5) OBP: 0.305, SLG: 0.366		0-0 F8		0-3 K			0-0 F3		0-0 F8				0-0 F9	5 0 0 0 0 1 4														
Mike Tyson, R (1, 6) OBP: 0.258, SLG: 0.278			0-0 FC1-6 1B				0-0 F8		0-0 6-3				0-0 F8	2 0 1 0 0 0 0														
Jack Heidemann, R (8, PH) OBP: 0.299, SLG: 0.264													0-0 1B	3 0 1 0 0 0 0														
Bob Gibson, R (1, 1) OBP: 0.231, SLG: 0.280			0-3 K				4-0 CS BB		0-0 E8				0-0 6-3	2 0 0 0 1 1 1														
Ron Hunt, R (10, PH) OBP: 0.370, SLG: 0.299														1 0 1 0 0 0 0														
Larry Herndon, R (10, PR)														0 0 0 0 0 0 0														
Al Hrabosky, R (10, 1) OBP: 0.333, SLG: 0.333														1 0 0 0 0 0 1														
<b>Inning Stats</b>	R: 0 E: 0 K: 2 S: 7	H: 0 LOB: 0 BB: 0 P: 7	R: 0 E: 1 K: 0 S: 3	H: 1 LOB: 1 BB: 1 P: 7	R: 0 E: 0 K: 1 S: 5	H: 1 LOB: 0 BB: 0 P: 5	R: 0 E: 0 K: 2 S: 7	H: 0 LOB: 0 BB: 0 P: 7	R: 0 E: 0 K: 1 S: 4	H: 0 LOB: 0 BB: 1 P: 8	R: 1 E: 0 K: 0 S: 5	H: 2 LOB: 1 BB: 0 P: 5	R: 0 E: 1 K: 1 S: 6	H: 0 LOB: 1 BB: 0 P: 6	R: 0 E: 0 K: 1 S: 6	H: 1 LOB: 3 BB: 2 P: 14	R: 0 E: 0 K: 0 S: 4	H: 1 LOB: 2 BB: 0 P: 4	R: 0 E: 0 K: 0 S: 3	H: 0 LOB: 0 BB: 0 P: 3	R: 0 E: 0 K: 0 S: 4	H: 1 LOB: 1 BB: 0 P: 4	R: 1 E: 0 K: 1 S: 6	H: 1 LOB: 1 BB: 1 P: 10	1B: 7 2B: 1 3B: 0 HR: 0	SF: 1 SAC: 1 DP: 1 HBP: 0	WP: 0 PB: 0 SB: 2 CS: 2	PA: 51
<b>PITCHER</b> Jerry Reuss, L (1, 1) ERA: 3.53	IP: 13.0 WLS: L BF: 50 H: 8 R: 2 ER: 2 SO: 11 BB: 4 IBB: 1 HBP: 0 BLK: 1 WP: 0 HR: 0 S: 67 P: 87 ERA: 1.39 WHIP: 0.923																											





Batter	1	2	3	4	5	6	7	8	9	AB R H RBI BB SO LOB	TOP									
Lou Brock, L (1, 7) OBP: 0.368, SLG: 0.387	0-0 F7	0-0 CS	0-0 E6 WP		0-0 FC3-6			0-0 FC6-4 1B		4 0 1 0 0 0 1										
Ted Sizemore, R (1, 4) OBP: 0.341, SLG: 0.296	0-0 BB 1B		0-0 B2		0-0 F7			0-0 L7		4 1 1 0 0 0 4										
Reggie Smith, S (1, 9) OBP: 0.388, SLG: 0.528	0-0 F3		0-3 K					0-3 K		4 0 0 0 0 2 4										
Ted Simmons, S (1, 2) OBP: 0.320, SLG: 0.429	4-0 1B 1-2 BB		0-0 F9					0-0 FC6-4		3 0 0 0 1 0 3										
Joe Torre, R (1, 3) OBP: 0.364, SLG: 0.402	0-0 1-3 2-H 1B			4-0 BB BB BB G5-4-3 BB				0-0 6-3		3 0 2 1 1 0 0										
Bake McBride, L (1, 8) OBP: 0.373, SLG: 0.394	0-0 2-3			0-0 F8				0-0 6-3		4 0 0 0 0 1 4										
Ken Reitz, R (1, 5) OBP: 0.303, SLG: 0.363		0-3 K		0-0 G5-4-3				0-0 P4		4 0 0 0 0 1 2										
Mike Tyson, R (1, 6) OBP: 0.261, SLG: 0.281		0-0 CS 1B			0-0 FC1-6 1B			0-3 K		4 0 2 0 0 1 1										
Lynn McGlothen, L (1, 1) OBP: 0.200, SLG: 0.192		0-3 K			0-0 FC1-6 FC3-6			1-0 1B HBP		2 0 0 0 0 1 2										
Rich Folkers, L (7, 1) OBP: 0.111, SLG: 0.111										0 0 0 0 0 0 0										
Ron Hunt, R (8, PH) OBP: 0.371, SLG: 0.299										0 0 0 0 0 0 0										
Larry Herndon, R (8, PR)										0 0 0 0 0 0 0										
Mike Garman, R (8, 1) OBP: 0.111, SLG: 0.111										0 0 0 0 0 0 0										
<b>Inning Stats</b>	R: 1 E: 0 K: 0 S: 5	H: 2 LOB: 2 BB: 1 P: 9	R: 0 E: 0 K: 2 S: 7	H: 1 LOB: 0 BB: 0 P: 7	R: 0 E: 1 K: 1 S: 6	H: 0 LOB: 1 BB: 0 P: 6	R: 0 E: 0 K: 0 S: 2	H: 0 LOB: 0 BB: 1 P: 6	R: 0 E: 0 K: 0 S: 4	H: 1 LOB: 1 BB: 0 P: 4	R: 0 E: 0 K: 1 S: 5	H: 0 LOB: 0 BB: 0 P: 5	R: 0 E: 0 K: 1 S: 6	H: 1 LOB: 2 BB: 0 P: 7	R: 0 E: 0 K: 1 S: 6	H: 1 LOB: 1 BB: 0 P: 6	1B: 5 2B: 1 3B: 0 HR: 0	SF: 0 SAC: 0 DP: 1 HBP: 1	WP: 1 PB: 0 SB: 1 CS: 1	PA: 36
<b>PITCHER</b> Jim Rooker, L (1, 1) ERA: 2.87	IP: 9.0 WLS: W BF: 35 H: 6 R: 1 ER: 1 SO: 6 BB: 2 IBB: 0 HBP: 1 BLK: 0 WP: 1 HR: 0 S: 44 P: 53 ERA: 1.00 WHIP: 0.889																			

St. Louis Cardinals @ Pittsburgh Pirates  
 Three Rivers Stadium, Pittsburgh, PA  
 Wed Sep 18 1974, 7:05 PM EDT  
 Att: 18,126 - Unknown

AB	32
R	1
H	6
RBI	1
BB	2
SO	6
LOB	21





Batter	1	2	3	4	5	6	7	8	9	AB	R	H	RBI	BB	SO	LOB
Rennie Stennett, R OBP: 0.315, SLG: 0.373 (1, 4)	F9		6-3		B1		SH3-4			3	0	0	0	0	0	1
Richie Hebner, L OBP: 0.371, SLG: 0.459 (1, 5)	P5		F9		F9		2B	BB		3	1	0	0	1	0	1
Al Oliver, L OBP: 0.354, SLG: 0.466 (1, 8)	4-3			E	F9		2B	1-H 2-H		4	1	2	2	0	0	1
Willie Stargell, L OBP: 0.410, SLG: 0.555 (1, 7)		F8		E6		4-3	G3	FC3-6	IBB	3	0	1	0	1	0	0
Dave Parker, L OBP: 0.338, SLG: 0.433 (1, 9)		BB		1B	E	G3		K		4	1	2	0	0	1	3
Manny Sanguillen, R OBP: 0.303, SLG: 0.367 (1, 2)		K		FC6-4	1B	4-3		FC3-6		4	0	1	0	0	1	4
Ed Kirkpatrick, L OBP: 0.383, SLG: 0.364 (1, 3)		BB		FC6-4	1B	4-0			F8	2	0	0	0	2	0	1
Frank Taveras, R OBP: 0.295, SLG: 0.265 Paul Popovich, S OBP: 0.244, SLG: 0.227 Mario Mendoza, R OBP: 0.269, SLG: 0.263 (1, 6) (6, PH) (7, 6)		1-3		F7		0-0	P7		B1-6-4	2	0	0	0	0	0	3
Jim Rooker, R OBP: 0.359, SLG: 0.430 (1, 1)			K		BB	4-0			B1-6-4	3	1	1	0	1	1	1

Inning Stats	R: 0	H: 0	E: 0	K: 0	S: 3	R: 0	H: 1	E: 0	K: 1	S: 6	R: 0	H: 0	E: 0	K: 1	S: 5	R: 2	H: 3	E: 2	K: 0	S: 6	R: 0	H: 0	E: 0	K: 0	S: 3	R: 0	H: 1	E: 0	K: 1	S: 7	R: 0	H: 1	E: 0	K: 0	S: 4	R: 2	H: 2	E: 0	K: 1	S: 7	R: 0	H: 1	E: 0	K: 0	S: 3
	0	0	0	0	3	0	1	0	1	6	0	0	0	0	5	2	3	2	0	6	0	0	0	0	0	3	0	1	0	0	7	0	2	0	0	4	2	2	1	7	0	1	0	3	

**BOTTOM**

**St. Louis Cardinals @ Pittsburgh Pirates**  
 Three Rivers Stadium, Pittsburgh, PA  
 Wed Sep 18 1974, 7:05 PM EDT  
 Att. 18,126 - Unknown

AB	30
R	4
H	8
RBI	2
BB	5
SO	3
LOB	17



PITCHER	IP	WLS	BF	H	R	ER	SO	BB	IBB	HBP	BLK	WP	HR	S	P	ERA	WHIP
Lynn McGlothen, R ERA: 2.68 (1, 1)	6.1	L	28	6	3	2	2	2	2	0	0	0	0	29	41	2.84	1.263
Rich Folkers, L ERA: 2.75 (7, 1)	0.2		5	1	1	1	1	1	1	0	0	0	0	5	13	13.50	3.000
Mike Garman, R ERA: 2.48 (8, 1)	1.0		3	1	0	0	0	0	0	0	0	0	0	3	3	0.00	1.000

Batter	1	2	3	4	5	6	7	8	9	AB	R	H	RBI	BB	SO	LOB	TOP										
Lou Brock, L (1, 7) OBP: 0.369, SLG: 0.391	0-3 K			0-0 1B	0-0 4-3		0-0 2B		0-0 1B	5	0	3	1	0	1	1											
Ted Sizemore, R (1, 4) OBP: 0.340, SLG: 0.295	0-0 4-3			0-0 1B	0-3 K		0-0 F7		0-0 1B	5	0	1	0	0	1	3											
Reggie Smith, S (1, 9) OBP: 0.388, SLG: 0.525	0-0 F8			4-0 2B		0-0 L3		0-0 1B	0-3 K	4	2	1	0	1	1	2											
Ted Simmons, S (1, 2) OBP: 0.321, SLG: 0.431		0-0 F7		0-0 2B		0-0 1B		0-3 K	0-3 K	5	0	2	1	0	2	3											
Keith Hernandez, L (1, 3) Joe Torre, R (8, PH) OBP: 0.441, SLG: 0.500 OBP: 0.364, SLG: 0.402		0-0 3-1			0-0 F7		0-0 1B	0-3 K	0-3 K	3	0	1	0	0	0	0											
Bake McBride, L (1, 8) OBP: 0.372, SLG: 0.393		0-0 1-3			0-0 1B		0-0 FC6-4	0-3 K		2	1	1	0	0	1	2											
Ken Reitz, R (1, 5) Larry Herndon, R (8, PR) Sonny Siebert, R (8, 1) OBP: 0.304, SLG: 0.366 OBP: 0.174, SLG: 0.116			0-0 5-3		0-0 1B		0-0 5-3		0-0 2B	4	1	2	2	0	0	2											
Mike Tyson, R Jose Cruz, L Rich Folkers, L Al Hrabosky, R Mike Garman, R Luis Melendez, R Richey Schenck, S Jerry Mumphy, S Jerry Davanon, R			0-0 F8		0-0 1B		0-3 K		0-0 1B	1	0	0	0	0	0	0											
John Curtis, L (1, 1) Ray Bare, R (3, 1) Jim Dwyer, L (5, PH) Jack Heidemann, R (5, 6) OBP: 0.206, SLG: 0.169 OBP: 0.200, SLG: 0.200 OBP: 0.372, SLG: 0.378 OBP: 0.291, SLG: 0.257			0-0 F7		0-0 1B		0-0 4-3		0-0 1-3	1	0	0	0	0	0	0											
<b>Inning Stats</b>	R: 0 E: 0 K: 1 S: 5	H: 0 LOB: 0 BB: 0 P: 5	R: 0 E: 0 K: 0 S: 3	H: 0 LOB: 0 BB: 0 P: 3	R: 1 E: 0 K: 0 S: 3	H: 2 LOB: 1 BB: 1 P: 7	R: 3 E: 0 K: 1 S: 9	H: 4 LOB: 1 BB: 0 P: 9	R: 0 E: 0 K: 2 S: 5	H: 2 LOB: 2 BB: 0 P: 5	R: 0 E: 0 K: 1 S: 6	H: 1 LOB: 1 BB: 0 P: 6	R: 2 E: 0 K: 2 S: 11	H: 4 LOB: 2 BB: 0 P: 11	R: 0 E: 0 K: 3 S: 11	H: 2 LOB: 2 BB: 0 P: 11	1B: 12 2B: 3 3B: 0 HR: 0	SF: 0 SAC: 0 DP: 1 HBP: 0	WP: 0 PB: 0 SB: 2 CS: 0	PA: 41							
<b>PITCHER</b>	IP	WLS	BF	H	R	ER	SO	BB	IBB	HBP	BLK	WP	HR	S	P	ERA	WHIP										
Bruce Kison, R (1, 1) ERA: 3.72	4.1		18	6	4	4	1	1	0	0	0	0	0	19	23	8.31	1.615										
Larry Demery, R (5, 1) ERA: 4.27	1.2		7	2	0	0	1	0	0	0	0	0	0	9	9	0.00	1.200										
Ramon Hernandez, L (7, 1) ERA: 2.87	1.2	W	9	4	2	2	3	0	0	0	0	0	0	15	15	10.80	2.400										
Dave Giusti, R (8, 1) ERA: 3.55	1.1	S	7	3	0	0	3	0	0	0	0	0	0	13	13	0.00	2.250										

St. Louis Cardinals @ Pittsburgh Pirates  
 Three Rivers Stadium, Pittsburgh, PA  
 Thu Sep 19 1974, 7:05 PM EDT  
 Att: 19,844 - Unknown

livebaseballscorecards.com

AB	40
R	6
H	15
RBI	6
BB	1
SO	8
LOB	19



BOTTOM

St. Louis Cardinals @ Pittsburgh Pirates  
Three Rivers Stadium, Pittsburgh, PA  
Thu Sep 19 1974, 7:05 PM EDT  
Att. 19,844 - Unknown

livebaseballscorecards.com

AB 39  
R 8  
H 15  
RBI 7  
BB 4  
SO 6  
LOB 23



WP: 0 PA: 43  
PB: 1  
SB: 1  
CS: 0

AB R H RBI BB SO LOB

5 0 2 0 0 0 2

5 1 1 0 0 0 7

5 1 2 0 0 2 0

5 2 2 2 0 1 1

3 2 1 0 2 0 1

3 1 1 1 1 1 2

1 0 0 0 0 0 2

5 1 3 3 0 0 2

4 0 3 1 0 0 2

2 0 0 0 0 1 3

0 0 0 0 0 0 0

1 0 0 0 0 1 1

0 0 0 0 1 0 0

0 0 0 0 0 0 0

1B: 12 SF: 0  
2B: 2 SAC: 0  
3B: 0 DP: 1  
HR: 1 HBP: 0

Batter	1	2	3	4	5	6	7	8	9
Rennie Stennett, R OBP: 0.316, SLG: 0.373 (1, 4)	0-0 6-3 FC6-4	0-0 E6 FC6-4 1-2 2-3 3-H		0-0 G6-3 1B			F7 FC4 1B		
Manny Sanguillen, R OBP: 0.302, SLG: 0.366 (1, 2)	0-0 F9	0-0 FC6-4 1-2f		0-0 G6-3 1-2f			FC4 1B		
Al Oliver, L OBP: 0.354, SLG: 0.465 (1, 8)	0-3 K		0-0 1-3		0-3 K		0-0 2B 1B 1-2	0-0 FC6-4 S 1B	
Willie Stargell, L OBP: 0.410, SLG: 0.556 (1, 7)		0-0 F7	0-0 G1 1B 1B		0-3 K		0-0 HR 2B 1-H 2-H	0-0 F8	
Richie Zisk, R OBP: 0.385, SLG: 0.480 (1, 9)		0-0 1B PB 1B 1B	0-0 G1 1-2		0-0 G3		4-0 HR 1B IBB	4-0 FC6-4 1B IBB	
Bob Robertson, R OBP: 0.331, SLG: 0.486 Ed Kirkpatrick, L OBP: 0.382, SLG: 0.363 (8, PH) (9, 3)		4-0 1B E 1B BB	0-0 1B		0-0 L5		0-3 K	0-0 FC6-4 FC4-6 1-2f 2-3	
Richie Hebner, L OBP: 0.373, SLG: 0.467 (1, 5)		0-0 E 1B 1-2 2-3	0-0 1B		0-0 G3		0-0 HR 1-H 2-H	0-0 FC4-6 1-2f	
Frank Taveras, R OBP: 0.300, SLG: 0.275 (1, 6)		0-0 E 1B 1-2 2-3 3-H	0-0 4-3		0-0 1B		0-0 1B 2B		
Bruce Kison, R OBP: 0.194, SLG: 0.125 Larry Demery, R OBP: 0.206, SLG: 0.250 Gene Clines, R OBP: 0.304, SLG: 0.248 Ramon Hernandez, S OBP: 0.500, SLG: 0.667 Dave Giusti, R OBP: 0.200, SLG: 0.111 (1, 1) (5, 1) (6, PH) (7, 1) (8, 1)		0-3 K		0-0 4-3		0-3 K	4-0 1B BB		

Inning Stats	R: 0 E: 0 K: 1 S: 5	H: 0 LOB: 0 BB: 0 P: 5	R: 2 E: 1 K: 1 S: 9	H: 3 LOB: 3 BB: 1 P: 13	R: 1 E: 0 K: 0 S: 6	H: 3 LOB: 2 BB: 0 P: 6	R: 0 E: 0 K: 0 S: 3	H: 1 LOB: 0 BB: 0 P: 3	R: 0 E: 0 K: 2 S: 7	H: 0 LOB: 0 BB: 0 P: 7	R: 0 E: 0 K: 1 S: 6	H: 1 LOB: 1 BB: 0 P: 6	R: 5 E: 0 K: 1 S: 11	H: 6 LOB: 3 BB: 2 P: 19	R: 0 E: 0 K: 0 S: 4	H: 1 LOB: 2 BB: 1 P: 8
--------------	------------------------------	---------------------------------	------------------------------	----------------------------------	------------------------------	---------------------------------	------------------------------	---------------------------------	------------------------------	---------------------------------	------------------------------	---------------------------------	-------------------------------	----------------------------------	------------------------------	---------------------------------

PITCHER	IP	WLS	BF	H	R	ER	SO	BB	IBB	HBP	BLK	WP	HR	S	P	ERA	WHIP
John Curtis, L ERA: 3.74 (1, 1)	2.2		16	6	3	2	2	1	0	0	0	0	0	19	23	6.75	2.625
Ray Bare, R ERA: 5.66 (3, 1)	1.1		4	1	0	0	0	0	0	0	0	0	0	4	4	0.00	0.750
Rich Folkers, L ERA: 2.89 (5, 1)	2.1	L	10	3	2	2	3	0	0	0	0	0	0	16	16	7.71	1.286
Al Hrabosky, L ERA: 2.83 (7, 1)	0.1		5	3	3	3	1	0	1	0	0	0	1	6	10	81.00	9.000
Mike Garman, R ERA: 2.47 (7, 1)	0.1		3	1	0	0	0	1	0	0	0	0	0	2	6	0.00	6.000

PITCHER	IP	WLS	BF	H	R	ER	SO	BB	IBB	HBP	BLK	WP	HR	S	P	ERA	WHIP
Sonny Siebert, R ERA: 3.57 (8, 1)	1.0		5	1	0	0	0	0	1	0	0	0	0	4	8	0.00	1.000



Batter	1	2	3	4	5	6	7	8	9
<b>Lou Brock, L</b> OBP: 0.370, SLG: 0.390 (1, 7) BB BB	4-0 BB 1B BB	0-3 K		0-0 1-2 2-3 HR 1B		0-0 6-3		0-0 4-3	
<b>Ted Sizemore, R</b> OBP: 0.340, SLG: 0.296 (1, 4) X	0-0 FC5 BB 1B	0-0 4-3		0-0 F3		0-0 1B		0-0 1-3	
<b>Reggie Smith, S</b> OBP: 0.387, SLG: 0.523 (1, 9) SS	0-3 K		0-0 1-3	0-0 1-2 2-H 3-H HR 1B		0-0 F9			
<b>Ted Simmons, S</b> OBP: 0.322, SLG: 0.439 (1, 2) X	0-0 F5		0-0 F7 2B 2B	0-0 1-H 2-H HR		0-0 F9			
<b>Joe Torre, R</b> OBP: 0.365, SLG: 0.400 (1, 3) BB BB	4-0 1-2 2-3 BB		0-0 F7	4-0 CS BB		0-0 F8			
<b>Bake McBride, L</b> OBP: 0.373, SLG: 0.399 (1, 8) X	0-0 FC5		0-0 3-H 2B	0-0 CS	0-3 K	0-0 3B			
<b>Ken Reitz, R</b> OBP: 0.304, SLG: 0.365 (1, 5) H		0-0 HBP 1B	0-3 K		0-0 L6	0-3 K			
<b>Mike Tyson, R</b> OBP: 0.265, SLG: 0.281 (1, 6) H		1-0 1-2 HBP		4-0 1B SH 1B BB	0-0 F7		0-0 4-3 SH3 1B		
<b>Bob Forsch, R</b> OBP: 0.222, SLG: 0.231 (1, 1) <b>Mike Garman, R</b> OBP: 0.111, SLG: 0.111 (7, 1)		0-0 F2		0-0 SH 1B 1-2 1B		0-0 6-3		0-0 SH3	

Inning Stats	R: 0	H: 1	E: 0	K: 1	S: 6	LOB: 3	BB: 2	P: 14	R: 0	H: 1	E: 0	K: 1	S: 6	LOB: 2	BB: 0	P: 7	R: 1	H: 2	E: 0	K: 1	S: 7	LOB: 1	BB: 0	P: 7	R: 4	H: 3	E: 0	K: 0	S: 5	LOB: 0	BB: 2	P: 13	R: 0	H: 0	E: 0	K: 1	S: 5	LOB: 0	BB: 0	P: 5	R: 0	H: 1	E: 0	K: 0	S: 4	LOB: 1	BB: 0	P: 4	R: 0	H: 1	E: 0	K: 1	S: 6	LOB: 1	BB: 0	P: 6	R: 0	H: 1	E: 0	K: 0	S: 4	LOB: 1	BB: 0	P: 4
1B: 6	SF: 0	2B: 2	SAC: 2	3B: 1	DP: 0	HR: 1	HBP: 1	WP: 0	PA: 39																																																							

PITCHER	IP	WLS	BF	H	R	ER	SO	BB	IBB	HBP	BLK	WP	HR	S	P	ERA	WHIP
<b>Bill Bonham, R</b> ERA: 3.86 (1, 1)	4.0	L	23	7	5	5	3	4	0	1	0	0	1	24	41	11.25	2.750
<b>Ken Frailing, L</b> ERA: 3.8 (5, 1)	2.0		7	1	0	0	1	0	0	0	0	0	0	9	9	0.00	0.500
<b>Oscar Zamora, R</b> ERA: 3.12 (7, 1)	2.0		8	2	0	0	1	0	0	0	0	0	0	10	10	0.00	1.000


**BOTTOM**

**Chicago Cubs @ St. Louis Cardinals**  
 Busch Stadium, St. Louis, MO  
 Fri Sep 20 1974, 7:05 PM CDT  
 Att: 25,335 - Cloudy

AB	31
R	5
H	10
RBI	5
BB	4
SO	5
LOB	22



WP	PA	ERA	WHIP
0	39		

Batter	1	2	3	4	5	6	7	8	9	AB R H RBI BB SO LOB	TOP	
Jim Tyrone, R (1, 9) OBP: 0.224, SLG: 0.313	0-0 1-3		0-0 F8		0-0 P6		0-0 6-3	0-0 E5	0-0 6-3	7 1 1 0 0 0 2		
Don Kessinger, S (1, 6) OBP: 0.341, SLG: 0.328 Rob Sperring, R (6, 6) OBP: 0.261, SLG: 0.263	0-0 CS 1B		0-0 F8	0-0 FC5-4 1B		0-0 F7	0-0 BB 2B 1B		0-0 BB HBP 1B	4 0 2 0 0 0 1 2 2 2 0 0 0 0		
Bill Madlock, R (1, 5) OBP: 0.373, SLG: 0.424	0-0 F8 1-2		0-0 HR 1B	0-0 FC5-4 1B E		4-0 BB BB BB	4-0 2B BB		1-0 BB BB HBP 1B	3 4 1 0 2 0 2		
Jose Cardenal, R (1, 7) OBP: 0.362, SLG: 0.451 Gene Hiser, L (7, PR) OBP: 0.222, SLG: 0.333 (7, 7)		0-0 F9	0-0 HR	0-0 P4		4-0 BB BB HR BB	0-0 1-3 2-H 2B		0-0 F5	4 2 2 4 1 0 1 1 0 0 0 0 0 2		
Jerry Morales, R (1, 8) OBP: 0.330, SLG: 0.416 Rick Monday, L (6, PH) OBP: 0.373, SLG: 0.458 (6, 8)		0-0 FC4-6 1B	0-0 1B SF7 1B	0-0 E 1-3 1B		0-0 P6	0-3 K		4-0 BB BB 1B BB	3 1 3 0 0 0 0 2 1 0 0 1 1 4		
Andre Thornton, R (1, 3) OBP: 0.366, SLG: 0.440		0-0 FC4-6 1B	0-0 E 1B 1B	0-0 E5 1-3 3-H 1B		4-0 1-2 2-3 HR BB	0-0 P6		4-0 1-2 2-3 3-H 1B BB	4 3 2 1 2 0 3		
Ron Dunn, R (1, 4) OBP: 0.406, SLG: 0.545 Billy Grabarkewitz, R (2, 4) OBP: 0.337, SLG: 0.312		0-0 FC4-6 BB 1-2 2-3	0-0 E 1B 1B	0-3 K		4-0 1-2 2-3 3-H HR BB		0-0 E 1B	4-0 1-2 2-3 3-H SF8 BB	1 0 0 0 0 0 2 3 4 2 2 2 1 2	AB 43 R 19 H 18 RBI 17 BB 9 SO 2 LOB 24	
Steve Swisher, R (1, 2) OBP: 0.331, SLG: 0.313 Rick Stelmazek, L (7, 2) OBP: 0.367, SLG: 0.316		4-0 BB	0-0 SF7		0-0 G3	0-0 1-H 2-H 3-H HR		0-0 P5	0-0 1-3 2-H 3-H 1B	2 1 1 5 1 0 0 2 0 1 2 0 0 1		
Tom Dettore, L (1, 1) OBP: 0.368, SLG: 0.313 Chris Ward, L (8, PH) OBP: 0.303, SLG: 0.274 Jim Todd, L (8, 1) OBP: 0.059, SLG: 0.063		0-0 6-3	0-0 1B		0-0 6-3	0-0 F7		0-0 P6	0-0 SF8	4 0 1 2 0 0 3 1 0 0 0 0 0 1 0 0 0 1 0 0 0		
<b>Inning Stats</b>	R: 0 H: 1 E: 0 LOB: 0 K: 0 BB: 0 S: 3 P: 3	R: 0 H: 2 E: 0 LOB: 3 K: 0 BB: 1 S: 5 P: 9	R: 6 H: 7 E: 1 LOB: 1 K: 0 BB: 0 S: 10 P: 10	R: 1 H: 2 E: 1 LOB: 2 K: 1 BB: 0 S: 8 P: 8	R: 0 H: 0 E: 0 LOB: 0 K: 0 BB: 0 S: 3 P: 3	R: 5 H: 1 E: 0 LOB: 0 K: 0 BB: 4 S: 4 P: 20	R: 1 H: 2 E: 0 LOB: 2 K: 1 BB: 1 S: 7 P: 11	R: 1 H: 1 E: 1 LOB: 1 K: 0 BB: 0 S: 4 P: 4	R: 5 H: 2 E: 0 LOB: 1 K: 0 BB: 3 S: 5 P: 18	1B: 15 SF: 2 2B: 1 SAC: 0 3B: 0 DP: 0 HR: 2 HBP: 1	WP: 0 PA: 55 PB: 0 SB: 0 CS: 1	
<b>PITCHER</b>	IP WLS BF H R ER SO BB IBB HBP BLK WP HR S P ERA WHIP	IP WLS BF H R ER SO BB IBB HBP BLK WP HR S P ERA WHIP										
Claude Osteen, L (1, 1) ERA: 3.79	2.1 L 12 5 2 2 0 1 0 0 0 0 0 0 11 15 7.71 2.571											
Ray Bare, R (3, 1) ERA: 6.97	0.0 4 4 1 1 0 0 0 0 0 0 0 1 4 4 ∞ ∞											
Alan Foster, R (3, 1) ERA: 3.93	0.2 3 1 3 2 0 0 0 0 0 0 0 0 3 3 27.00 1.500											
John Denny, R (4, 1) ERA:	2.0 9 2 1 0 1 0 0 0 0 0 0 0 11 11 0.00 1.000											
Barry Lersch, R (6, 1) ERA: 40.5	1.1 12 3 6 6 0 5 0 0 0 0 0 1 7 27 40.50 6.000											
<b>PITCHER</b>	IP WLS BF H R ER SO BB IBB HBP BLK WP HR S P ERA WHIP	IP WLS BF H R ER SO BB IBB HBP BLK WP HR S P ERA WHIP										
Sonny Siebert, R (7, 1) ERA: 3.84	2.2 15 3 6 5 1 3 0 1 0 0 0 0 13 26 16.88 2.250											

Chicago Cubs @ St. Louis Cardinals  
 Busch Stadium, St. Louis, MO  
 Sat Sep 21 1974, 3:33 AM CDT  
 Att. 31,980 - Cloudy - 68 F

livebaseballscorecards.com

BOTTOM

Chicago Cubs @ St. Louis Cardinals  
Busch Stadium, St. Louis, MO  
Sat Sep 21 1974: 3:33 AM CDT  
Att: 31,980 - Cloudy - 68 F

livebaseballscorecards.com

AB	33
R	4
H	6
RBI	4
BB	4
SO	7
LOB	11



WP:	0	PA:	38
PB:	0		
SB:	1		
CS:	0		

AB R H RBI BB SO LOB

2	1	1	0	1	0	0
2	1	0	0	0	0	0
3	0	0	0	1	0	2
3	1	2	1	0	0	0
1	0	1	0	0	0	0
3	1	1	1	0	0	2
0	0	0	1	1	0	0
4	0	0	0	0	2	4
3	0	1	1	0	0	0
1	0	0	0	0	1	0
2	0	0	0	1	0	1
1	0	0	0	0	1	0
2	0	0	0	0	0	0
1	0	0	0	0	0	1
2	0	0	0	0	0	0
0	0	0	0	0	0	0
0	0	0	0	0	0	0
0	0	0	0	0	0	0
1	0	0	0	0	0	0
1	0	0	0	0	1	1
0	0	0	0	0	0	0
0	0	0	0	0	0	0
2	0	0	0	0	1	0
1B:	4	SF:	0			
2B:	1	SAC:	0			
3B:	1	DP:	1			
HR:	0	HBP:	1			

Batter	1	2	3	4	5	6	7	8	9
Lou Brock, L (1, 7) Jerry Mumphy, S (7, 7)	0-0 F8		4-0 BB			0-0 1B	0-0 E4 1B HBP BB		0-0 5-3
Ron Hunt, R (1, 4)	4-0 1B BB		0-0 5-3			0-0 6-3	1-0 1B HBP		0-0 P3
Reggie Smith, S (1, 9) Larry Herndon, R (7, 8)	0-0 G4-6-3 1B				0-0 F8	0-0 3B 1B	0-0 BB 1B		
Ted Simmons, S (1, 2) Marc Hill, R (7, 2)	0-0 G4-6-3 1-2			0-0 4-1		0-0 2B 3B	4-0 BB		
Keith Hernandez, L (1, 3)		0-0 1-3		0-3 K		0-3 K	0-0 4-3		
Bake McBride, L (1, 8) Danny Godby, R (7, 9)		0-0 F8			0-0 F8	0-0 2B		0-3 K	
Ken Reitz, R (1, 5) Sonny Siebert, R (7, 1)		0-0 L5			4-0 3-1 BB	0-0 6-3		0-3 K	
Mike Tyson, R (1, 6) Jim Dwyer, L (5, PH) Jack Heidemann, R (6, 6)			0-3 K		0-0 3-1		0-0 F7	0-0 6-3	
Claude Osteen, L (1, 1) Ray Barfs, R (3, 1) Alan Foster, R (3, 1) Jose Cruz, L (3, PH) John Denny, R (4, 1) Richie Scheinblum, S (5, PH) Barry Lersch, S (6, 1) Jerry Davanon, R (7, 5)			0-0 4-3		0-3 K				0-0 5-3

Inning Stats	R: 0	H: 1	LOB: 1	K: 0	S: 3	P: 7	R: 0	H: 0	LOB: 0	K: 0	S: 3	P: 3	R: 0	H: 0	LOB: 0	K: 1	S: 5	R: 0	H: 0	LOB: 0	K: 1	S: 5	R: 0	H: 0	LOB: 1	K: 1	S: 9	R: 3	H: 4	LOB: 1	K: 1	S: 9	R: 1	H: 1	LOB: 3	K: 1	S: 7	R: 0	H: 0	LOB: 0	K: 2	S: 7	R: 0	H: 0	LOB: 0	K: 0	S: 3	R: 0	H: 0	LOB: 0	K: 0	S: 3
--------------	------	------	--------	------	------	------	------	------	--------	------	------	------	------	------	--------	------	------	------	------	--------	------	------	------	------	--------	------	------	------	------	--------	------	------	------	------	--------	------	------	------	------	--------	------	------	------	------	--------	------	------	------	------	--------	------	------

PITCHER	IP	WLS	BF	H	R	ER	SO	BB	IBB	HBP	BLK	WP	HR	S	P	ERA	WHIP
Tom Dettore, R (1, 1) ERA: 3.31	7.0		32	6	4	3	5	4	0	1	0	0	0	37	54	3.86	1.429
Jim Todd, R (8, 1) ERA: 3.87	2.0		6	0	0	0	2	0	0	0	0	0	0	10	10	0.00	0.000

Batter	1	2	3	4	5	6	7	8	9	AB R H RBI BB SO LOB	TOP																
<b>Rick Monday, L</b> (1, 8) OBP: 0.375, SLG: 0.459	0-0 F7	0-0 G6-4-3 1B		0-0 1B		0-0 SF8 1B		0-0 F7		5 1 3 2 0 0 0																	
<b>Don Kessinger, S</b> (1, 6) OBP: 0.340, SLG: 0.327	0-0 BB 1B	0-0 G6-4-3		0-3 K		0-0 E4 SF8 1B		0-0 P4		5 1 1 1 0 1 4																	
<b>Bill Madlock, R</b> (1, 5) OBP: 0.371, SLG: 0.421	4-0 BB 1B BB			0-0 F8		0-0 6-3		0-0 SF8		3 0 0 1 1 1 0																	
<b>Jose Cardenal, R</b> (1, 7) OBP: 0.364, SLG: 0.451	0-0 BB 1B			0-0 FC5-4 1B		0-0 5-3		4-0 S IBB		4 0 2 1 1 0 0																	
<b>Jerry Morales, R</b> (1, 9) OBP: 0.327, SLG: 0.413	0-3 K			0-0 E4 FC5-4		0-0 F8		0-3 K		4 0 0 0 0 2 5																	
<b>Jim Todd, L</b> (6, 1) OBP: 0.059, SLG: 0.063				1-2		1-2 K				0 0 0 0 0 0 0																	
<b>Oscar Zamora, R</b> (6, 1) OBP: 0.200, SLG: 0.200										0 0 0 0 0 0 0																	
<b>Dave LaRoche, L</b> (7, 1) OBP: 0.308, SLG: 0.360										1 0 0 0 0 1 0																	
<b>Andre Thornton, R</b> (1, 3) OBP: 0.368, SLG: 0.439	4-0 BB 1B			0-0 FC5-4		0-0 1B 1B		0-0 F8		3 1 1 0 1 0 2																	
<b>Steve Swisher, R</b> (1, 2) OBP: 0.326, SLG: 0.308	0-0 4-1			0-0 1-3		0-0 F7		0-3 K		4 0 0 0 0 1 6																	
<b>Rob Sperring, R</b> (1, 4) OBP: 0.155, SLG: 0.125				0-0 F2		0-0 1-3 BB 1B		0-0 F7		2 0 0 0 0 0 0																	
<b>Ralph LaCock, L</b> (6, PH) OBP: 0.237, SLG: 0.276										2 1 1 0 0 0 0																	
<b>Steve Stone, R</b> (1, 1) OBP: 0.155, SLG: 0.125				4-0 BB		4-0 1B E BB		0-0 F8		1 0 0 0 1 1 0																	
<b>Billy Williams, L</b> (6, PH) OBP: 0.385, SLG: 0.447										0 0 0 0 1 0 0																	
<b>Billy Grabarkewitz, R</b> (6, PR) OBP: 0.335, SLG: 0.310										1 1 0 0 0 0 0																	
<b>Inning Stats</b>	R: 1 E: 0 K: 1 S: 7	H: 2 LOB: 3 BB: 2 P: 15	R: 0 E: 0 K: 0 S: 3	H: 1 LOB: 1 BB: 1 P: 7	R: 0 E: 1 K: 0 S: 5	H: 1 LOB: 2 BB: 0 P: 5	R: 0 E: 0 K: 2 S: 8	H: 1 LOB: 1 BB: 0 P: 8	R: 0 E: 0 K: 0 S: 3	H: 0 LOB: 0 BB: 0 P: 3	R: 4 E: 1 K: 1 S: 9	H: 3 LOB: 3 BB: 2 P: 17	R: 0 E: 0 K: 1 S: 5	H: 0 LOB: 0 BB: 0 P: 5	R: 0 E: 0 K: 0 S: 3	H: 0 LOB: 0 BB: 0 P: 3	R: 0 E: 0 K: 2 S: 7	H: 0 LOB: 0 BB: 0 P: 7	1B: 8 2B: 0 3B: 0 HR: 0	SF: 1 SAC: 0 DP: 1 HBP: 0	WP: 0 PB: 0 SB: 3 CS: 0	PA: 41					
<b>PITCHER</b>	IP WLS BF H R ER SO BB IBB HBP BLK WP HR S P ERA WHIP																										
<b>Bob Gibson, R</b> (1, 1) ERA: 3.86	7.0		35	8	5	4	5	4	1	0	0	0	0	40	60	5.14	1.714										
<b>Al Hrabosky, L</b> (8, 1) ERA: 2.76	2.0	W	6	0	0	0	2	0	0	0	0	0	0	10	10	0.00	0.000										

**Chicago Cubs @ St. Louis Cardinals**  
 Busch Stadium, St. Louis, MO  
 Sun Sep 22 1974, 3:33 AM CDT  
 Att. 43,267 - Sunny - 61 F



[livebaseballscorecards.com](http://livebaseballscorecards.com)

<b>AB</b>	<b>35</b>
<b>R</b>	<b>5</b>
<b>H</b>	<b>8</b>
<b>RBI</b>	<b>5</b>
<b>BB</b>	<b>5</b>
<b>SO</b>	<b>7</b>
<b>LOB</b>	<b>17</b>







Batter	1	2	3	4	5	6	7	8	9	10	AB R H RBI BB SO LOB	TOP										
Rennie Stennett, R (1, 4) OBP: 0.317, SLG: 0.371	0-0 1B		0-0 G3			0-0 6-3		0-0 1B		0-0 SH3-4	4 0 2 0 0 0 0	<b>Pittsburgh Pirates @ St. Louis Cardinals</b> Busch Stadium, St. Louis, MO Mon Sep 23 1974, 7:05 PM CDT Att. 33,525 - Unknown										
Richie Hebner, L (1, 5) OBP: 0.371, SLG: 0.464	0-0 F8		0-0 P6			0-0 F8		0-0 F8		0-0 BB	5 0 1 1 0 0 2											
Al Oliver, L (1, 8) OBP: 0.354, SLG: 0.458	0-0 F9				0-0 F8		0-0 F9			4-0 1-2	4 0 1 0 1 0 1											
Willie Stargell, L (1, 7) OBP: 0.398, SLG: 0.537	0-0 1-3				0-0 3-1		0-0 F5			0-3 BB	5 0 1 0 0 2 4											
Dave Parker, L (1, 9) OBP: 0.329, SLG: 0.420	0-0 1-3				0-0 F8		0-0 E6			0-0 4-3	5 0 0 0 0 1 4											
Manny Sanguillen, R (1, 2) OBP: 0.299, SLG: 0.359		0-3 K			0-0 P4		0-0 5-3			0-0 1B	4 0 1 0 0 1 1											
Ed Kirkpatrick, L (1, 3) OBP: 0.379, SLG: 0.354		0-0 4-3			0-0 F9		4-0 IBB			0-0 F9	3 0 0 0 1 0 1											
Frank Taveras, R (1, 6) OBP: 0.307, SLG: 0.283		0-0 4-3			0-0 1B		0-3 K			0-0 4-3	2 0 1 0 0 0 0											
Richie Zisk, R (7, PH) OBP: 0.383, SLG: 0.475											1 0 0 0 0 1 2											
Mario Mendoza, R (7, 6) OBP: 0.268, SLG: 0.261											1 0 0 0 0 0 1											
Jim Rooker, R (1, 1) OBP: 0.347, SLG: 0.416			0-3 K			0-3 K		0-3 K		0-0 SH3-4	3 0 0 0 0 3 1											
Paul Popovich, S (10, PH) OBP: 0.262, SLG: 0.247										0-0 1B	1 0 1 0 0 0 0											
Miguel Dilone, S (10, PR)											0 1 0 0 0 0 0											
Dave Giusti, R (10, 1) OBP: 0.200, SLG: 0.111											0 0 0 0 0 0 0											
<b>Inning Stats</b>	R: 0 E: 0 K: 0 S: 5	H: 2 LOB: 2 BB: 0 P: 5	R: 0 E: 0 K: 1 S: 5	H: 0 LOB: 0 BB: 0 P: 5	R: 0 E: 0 K: 1 S: 5	H: 0 LOB: 0 BB: 0 P: 5	R: 0 E: 0 K: 1 S: 6	H: 1 LOB: 1 BB: 0 P: 6	R: 0 E: 0 K: 0 S: 3	H: 0 LOB: 0 BB: 0 P: 3	R: 0 E: 1 K: 1 S: 6	H: 0 LOB: 2 BB: 1 P: 10	R: 0 E: 0 K: 2 S: 9	H: 2 LOB: 2 BB: 0 P: 9	R: 0 E: 0 K: 0 S: 4	H: 1 LOB: 1 BB: 0 P: 4	R: 1 E: 0 K: 2 S: 9	H: 2 LOB: 2 BB: 1 P: 13	1B: 8 2B: 0 3B: 0 HR: 0	SF: 0 SAC: 1 DP: 0 HBP: 0	WP: 0 PB: 0 SB: 0 CS: 0	PA: 41
<b>PITCHER</b>	IP WLS BF H R ER SO BB IBB HBP BLK WP HR S P ERA WHIP																					
Lynn McGlothen, R (1, 1) ERA: 2.61	9.1			8	1	1	6	0	1	0	0	0	0	0	0	0	53	0.96	0.857			
Al Hrabosky, L (10, 1) ERA: 2.73	0.2		3	0	0	0	2	1	0	0	0	0	0	0	0	6	10	0.00	1.500			

livebaseballscores.com

AB	38
R	1
H	8
RBI	1
BB	2
SO	8
LOB	17



Batter	1	2	3	4	5	6	7	8	9	AB R H RBI BB SO LOB
Rennie Stennett, R (1, 4) OBP: 0.319, SLG: 0.373	0-0 G6-4-3 1B		0-0 F9			0-0 HBP 1B 6-3 1B	0-0 1B SH1-4 HR 1B	0-3 K		5 2 3 0 0 1 1
Manny Sanguillen, R (1, 2) OBP: 0.300, SLG: 0.360	0-0 G6-4-3 1-2f		0-3 K			0-0 6-3 HBP 1-2 BB 1B	0-0 SH1-4		0-0 BB 1B	4 1 2 0 0 1 2
Al Oliver, L (1, 8) OBP: 0.353, SLG: 0.455	0-0 F9				0-0 F8	0-0 F5	0-0 HR 1B		0-0 F2	5 1 1 0 0 0 3
Willie Stargell, L (1, 7) OBP: 0.404, SLG: 0.544		4-0 BB BB BB BB			4-0 CS BB	1-0 BB 6-3 1-2 2-3 1B HBP	0-0 1-H 3-H HR		4-0 1-2 BB	1 2 1 3 3 0 0
Richie Zisk, R (1, 9) OBP: 0.382, SLG: 0.473			0-0 F9		0-3 K 1-2	0-0 6-3	0-0 1B		0-0 F9	5 0 1 1 0 1 6
Bob Robertson, R (1, 3) OBP: 0.322, SLG: 0.477			0-0 F8			0-0 P4	4-0 BB 1B IBB		0-0 F9	4 1 0 0 1 0 4
Richie Hebner, L (1, 5) OBP: 0.370, SLG: 0.461			0-0 F5			0-0 G3	4-0 1B 1-2 2-3 3-H BB		0-0 P5	3 0 0 1 1 0 2
Frank Taveras, R (1, 6) OBP: 0.308, SLG: 0.282			0-3 K			4-0 BB	0-0 1-2 2-H 3-H 1B		0-3 K	1 0 0 0 1 1 0
Dave Parker, L (6, PH) OBP: 0.332, SLG: 0.423										1 0 1 2 0 0 0
Mario Mendoza, R (6, 6) OBP: 0.266, SLG: 0.259										1 0 0 0 0 1 0
Bruce Kison, R (1, 1) OBP: 0.205, SLG: 0.143			0-0 1B			0-0 P6	0-0 4-3		0-3 K	3 0 1 0 0 0 3
Ramon Hernandez, S (7, 1) OBP: 0.400, SLG: 0.500										1 0 0 0 0 1 0
Dave Giusti, R (9, 1) OBP: 0.200, SLG: 0.111										0 0 0 0 0 0 0

Inning Stats	R: 0 E: 0 K: 0 S: 3	H: 1 LOB: 0 BB: 0 P: 3	R: 0 E: 0 K: 0 S: 3	H: 0 LOB: 1 BB: 1 P: 7	R: 0 E: 0 K: 2 S: 8	H: 1 LOB: 1 BB: 0 P: 8	R: 0 E: 0 K: 1 S: 4	H: 0 LOB: 1 BB: 1 P: 8	R: 0 E: 0 K: 0 S: 3	H: 0 LOB: 1 BB: 1 P: 7	R: 4 E: 0 K: 0 S: 6	H: 3 LOB: 2 BB: 2 P: 15	R: 3 E: 0 K: 0 S: 7	H: 4 LOB: 1 BB: 0 P: 7	R: 0 E: 0 K: 3 S: 9	H: 0 LOB: 0 BB: 0 P: 9	R: 0 E: 0 K: 0 S: 4	H: 1 LOB: 2 BB: 1 P: 8	1B: 9 2B: 1 3B: 0 HR: 1	SF: 0 SAC: 1 DP: 2 HBP: 1	WP: 0 PB: 0 SB: 0 CS: 1	PA: 42
--------------	------------------------------	---------------------------------	------------------------------	---------------------------------	------------------------------	---------------------------------	------------------------------	---------------------------------	------------------------------	---------------------------------	------------------------------	----------------------------------	------------------------------	---------------------------------	------------------------------	---------------------------------	------------------------------	---------------------------------	----------------------------------	------------------------------------	----------------------------------	--------


PITCHER	IP	WLS	BF	H	R	ER	SO	BB	IBB	HBP	BLK	WP	HR	S	P	ERA	WHIP
John Curtis, L (1, 1) ERA: 3.82	5.2	L	25	4	4	4	3	4	1	1	0	0	0	25	46	6.35	1.412
Mike Garman, R (6, 1) ERA: 2.58	0.2		5	3	2	2	0	0	0	0	0	0	0	5	5	27.00	4.500
Rich Folkers, L (7, 1) ERA: 2.97	0.2		4	2	1	1	0	0	0	0	0	0	1	4	4	13.50	3.000
Alan Foster, R (8, 1) ERA: 3.88	2.0		8	1	0	0	3	1	0	0	0	0	0	13	17	0.00	1.000

**TOP**

**Pittsburgh Pirates @ St. Louis Cardinals**  
**Busch Stadium, St. Louis, MO**

Tue Sep 24 1974, 7:05 PM CDT  
Att: 37,197 - Unknown

AB	34
R	7
H	10
RBI	7
BB	6
SO	6
LOB	21



livebaseballscorecards.com



Batter	1	2	3	4	5	6	7	8	9	10	11	AB R H RBI BB SO LOB	TOP																			
<b>Rennie Stennett, R</b> OBP: 0.321, SLG: 0.375 (1, 4) BB	4-0 1B SF8 BB	0-0 F8		0-0 F9		0-0 1B 2B		0-0 1B		0-3 K		5 2 2 0 1 1 1	<b>Pittsburgh Pirates @ St. Louis Cardinals</b> Busch Stadium, St. Louis, MO Wed Sep 25 1974, 7:05 PM CDT Att. 41,345 - Unknown																			
<b>Richie Hebner, L</b> OBP: 0.372, SLG: 0.462 (1, 5) X	0-0 1-3 2B 1B	0-0 F8			0-0 2B 1B	0-0 F9		0-0 1-3 FC6 1B		0-0 F8		6 2 3 0 0 0 3																				
<b>Al Oliver, L</b> <b>Dave Glusti, R</b> <b>Art Howe, R</b> <b>Miguel Dilona, S</b> <b>Juan Jimenez, R</b> <b>Jim Minshall, R</b> (1, 8) (8, 1) (11, PH) (11, PR) (11, 1) (11, 1)	0-0 SF8	0-0 FC6-4			0-0 1-H FC6-4 2B	0-0 2-H 3-H 1B		0-0 1-2f FC6			0-0 1B 1B	4 0 2 4 0 0 3 0 0 0 0 0 0 0 1 0 1 0 0 0 0 0 1 0 0 0 0 0 0 0 0 0 0 0 0 0 0 0 0 0 0 0																				
<b>Willie Stargell, L</b> OBP: 0.405, SLG: 0.542 (1, 7) I	4-0 2B HR IBB		0-0 4-3		4-0 FC6-4 IBB	0-0 F7			0-3 K		0-0 1B 1B	4 2 1 0 2 1 1																				
<b>Dave Parker, L</b> OBP: 0.332, SLG: 0.423 (1, 9) (8, 8) X	0-0 1-3 2-H HR 2B		0-0 F3		0-0 1-2f 2-3 FC6-4		0-3 K		1-0 1B E HBP		0-3 K	5 2 1 1 0 2 4																				
<b>Manny Sanguillen, R</b> OBP: 0.304, SLG: 0.367 (1, 2) X	0-0 2-H 3-H HR		4-0 FC3-6 BB		0-0 F9		0-0 F9		0-0 1-H E8 1B		0-0 1-2 3-H 2B 1B	5 2 3 4 1 0 2																				
<b>Ed Kirkpatrick, L</b> OBP: 0.375, SLG: 0.354 (1, 3) X	0-0 4-3		0-0 FC3-6 1-2f		0-3 K		0-3 K		0-0 5-3		0-0 1-H 2-H 2B	6 0 1 2 0 2 4																				
<b>Frank Taveras, R</b> <b>Bob Robertson, R</b> <b>Mario Mendoza, R</b> <b>Paul Popovich, S</b> (1, 6) (8, PH) (8, 6) (9, PH) (9, 6) X	0-0 3-1			0-0 6-3		0-3 K		0-3 K	0-3 K		0-0 P8	3 0 0 0 0 1 0 1 0 0 0 0 1 0 0 0 0 0 0 0 0 2 0 0 0 0 1 3																				
<b>Ken Brett, L</b> <b>Larry Demery, R</b> <b>Gene Gilnes, R</b> <b>John Morlan, R</b> <b>Ken Macha, R</b> <b>Ramon Hernandez, S</b> <b>Richie Zisk, R</b> (1, 1) (3, 1) (4, PH) (4, 1) (6, PH) (6, 1) (8, PH) (8, 9) X		0-0 FC6-4 1B		0-3 K		0-0 2B 1B 1B		0-0 4-3		0-0 4-3	0-0 F8	1 0 1 0 0 0 0 0 0 0 0 0 0 0 1 0 0 0 0 1 0 0 0 0 0 0 0 0 1 1 1 0 0 0 0 0 0 0 0 0 0 0 3 0 0 0 0 0 2																				
<b>Inning Stats</b>	R: 5 E: 0 K: 0 S: 6	H: 3 LOB: 0 BB: 2 P: 14	R: 0 E: 0 K: 0 S: 4	H: 1 LOB: 1 BB: 0 P: 4	R: 0 E: 0 K: 0 S: 3	H: 0 LOB: 1 BB: 1 P: 7	R: 0 E: 0 K: 1 S: 5	H: 0 LOB: 0 BB: 0 P: 5	R: 1 E: 0 K: 1 S: 7	H: 2 LOB: 2 BB: 1 P: 11	R: 2 E: 0 K: 1 S: 8	H: 3 LOB: 1 BB: 0 P: 8		R: 0 E: 0 K: 2 S: 7	H: 0 LOB: 0 BB: 0 P: 7	R: 0 E: 0 K: 1 S: 7	H: 2 LOB: 2 BB: 0 P: 7	R: 1 E: 1 K: 2 S: 8	H: 1 LOB: 1 BB: 0 P: 9	R: 0 E: 0 K: 1 S: 5	H: 0 LOB: 0 BB: 0 P: 5	R: 3 E: 0 K: 1 S: 9	H: 4 LOB: 2 BB: 0 P: 9	1B: 11 2B: 4 3B: 0 HR: 1	SF: 1 SAC: 0 DP: 0 HBP: 1	WP: 0 PB: 0 SB: 0 CS: 0	PA: 54					
<b>PITCHER</b>	IP WLS BF H R ER SO BB IBB HBP BLK WP HR S P ERA WHIP															<b>PITCHER</b>	IP WLS BF H R ER SO BB IBB HBP BLK WP HR S P ERA WHIP															
<b>Bob Forsch, R</b> ERA: 3.16 (1, 1)	0.1	6	3	5	5	0	0	1	1	0	0	0	0	1	4	12	135.00	12.000														
<b>Rich Folkers, L</b> ERA: 2.91 (1, 1)	1.2	6	1	0	0	0	0	0	0	0	0	0	0	6	6	0.00	0.600															
<b>Claude Osteen, L</b> ERA: 3.8 (3, 1)	2.0	10	2	1	1	1	1	1	0	0	0	0	0	10	18	4.50	1.500															
<b>Al Hrabosky, L</b> ERA: 3.06 (5, 1)	6.1	30	10	6	5	9	0	0	1	0	0	0	0	47	48	7.11	1.579															
<b>Mike Garman, R</b> ERA: 2.56 (11, 1)	0.2	W 2	0	0	0	0	0	0	0	0	0	0	0	2	2	0.00	0.000															

livebaseballscores.com

AB	48
R	12
H	16
RBI	11
BB	4
SO	10
LOB	23



Batter	1	2	3	4	5	6	7	8	9	10	11	AB	R	H	RBI	BB	SO	LOB
Lou Brock, L (1, 7) OBP: 0.370, SLG: 0.384	4-3		1B 1B	6-3	4-3			G6-4-3 IBB		F3		5	1	1	0	1	0	1
Ted Sizemore, R (1, 4) OBP: 0.343, SLG: 0.302	F8		1B 1B	CS 1B				G6-4-3 1-2f			BB 2B 1B	6	2	3	0	0	0	2
Reggie Smith, S (1, 9) OBP: 0.394, SLG: 0.531	E 1B		1B 1B	K				F2		SH3-4 1B	BB 2B E BB	5	2	3	1	1	1	1
Ted Simmons, S (1, 2) OBP: 0.322, SLG: 0.446	E5 FC6-4		FC1-5 1B		WP HBP SF7 1B			F7		SH3-4	E 2B	5	2	3	2	0	0	1
Joe Torre, R (1, 3) OBP: 0.365, SLG: 0.395 Larry Herndon, R (11, PR) OBP: 1.000, SLG: 1.000	FC6-4		FC1-5 2B 1B		HR HBP			4-3		F2	E4 1B SF7	5	2	1	2	0	0	3
Bake McBride, L (1, 8) OBP: 0.371, SLG: 0.399		P5	FC1-5 2B		SF7			1-3			2B 1B	4	1	1	1	1	0	2
Ken Reitz, R (1, 5) OBP: 0.303, SLG: 0.370		F8	1B 2B		HR			1-3		F7	K	6	2	2	4	0	1	5
Mike Tyson, R (1, 6) OBP: 0.263, SLG: 0.277 Jose Cruz, L (3, PH) OBP: 0.333, SLG: 0.395 Jack Heidemann, R (4, 6) OBP: 0.291, SLG: 0.259 Jim Dwyer, L (11, PH) OBP: 0.364, SLG: 0.365		FC6-4 1B	2-H P6-3 1B		F9			SH3-4 1B		F9	SF7	1	0	1	0	0	0	0
Bob Forsch, R (1, 1) OBP: 0.222, SLG: 0.231 Rich Folkers, L (1, 1) OBP: 0.100, SLG: 0.100 Danny Godby, R (2, PH) OBP: 0.294, SLG: 0.154 Claude Osteen, L (3, 1) OBP: 0.245, SLG: 0.321 Al Hrabosky, R (5, 1) OBP: 0.225, SLG: 0.250 Mike Garman, R (11, 1) OBP: 0.111, SLG: 0.111		FC6-4	P6-3		E4			SH3-4		4-3		0	0	0	0	0	0	0

BOTTOM

Pittsburgh Pirates @ St. Louis Cardinals  
 Busch Stadium, St. Louis, MO  
 Wed Sep 25 1974, 7:05 PM CDT  
 Att. 41,345 - Unknown

livebaseballscores.com

AB	45
R	13
H	17
RBI	12
BB	3
SO	2
LOB	17



Inning Stats	R: 0	H: 1	R: 0	H: 1	R: 6	H: 7	R: 0	H: 1	R: 3	H: 2	R: 0	H: 0	R: 0	H: 0	R: 0	H: 1	R: 0	H: 1	R: 4	H: 3	
E: 1	LOB: 2	E: 0	LOB: 1	E: 0	LOB: 0	E: 0	LOB: 0	E: 1	LOB: 1	E: 0	LOB: 0	E: 0	LOB: 0	E: 0	LOB: 0	E: 0	LOB: 1	E: 0	LOB: 2	E: 1	LOB: 2
K: 0	BB: 0	K: 0	BB: 0	K: 0	BB: 0	K: 1	BB: 0	K: 0	BB: 0	K: 0	BB: 0	K: 0	BB: 0	K: 0	BB: 0	K: 0	BB: 1	K: 0	BB: 1	K: 1	BB: 1
S: 5	P: 5	S: 4	P: 4	S: 9	P: 9	S: 5	P: 5	S: 6	P: 7	S: 3	P: 3	S: 3	P: 3	S: 3	P: 3	S: 3	P: 7	S: 4	P: 8	S: 3	P: 3

1B:	14	SF:	2	WP:	1	PA:	53
2B:	4	SAC:	2	PB:	0		
3B:	0	DP:	3	SB:	0		
HR:	1	HBP:	1	CS:	1		

PITCHER	IP	WLS	BF	H	R	ER	SO	BB	IBB	HBP	BLK	WP	HR	S	P	ERA	WHIP
Ken Brett, L (1, 1) ERA: 3.13	2.1		15	7	5	5	0	0	0	0	0	0	0	15	15	19.29	3.000
Larry Demery, R (3, 1) ERA: 4.34	0.2		3	2	1	1	0	0	0	0	0	0	0	3	3	13.50	3.000
John Morian, R (4, 1) ERA: 4.02	2.0		10	3	3	3	1	0	0	1	0	1	1	11	12	13.50	1.500
Ramon Hernandez, L (6, 1) ERA: 2.73	2.0		6	0	0	0	0	0	0	0	0	0	0	6	6	0.00	0.000
Dave Giusti, R (8, 1) ERA: 3.45	3.0		12	2	0	0	0	0	2	0	0	0	0	10	18	0.00	0.667
Juan Jimenez, R (11, 1) ERA: 9.0	0.0	L	3	2	3	2	0	0	0	0	0	0	0	2	6	∞	∞
Jim Minshall, R (11, 1) ERA:	0.2	L	4	1	1	0	1	0	0	0	0	0	0	6	6	0.00	1.500

Batter	1	2	3	4	5	6	7	8	9	AB	R	H	RBI	BB	SO	LOB	TOP
Lou Brock, L (1, 7) OBP: 0.372, SLG: 0.385 Luis Melendez, R (8, 8) OBP: 0.285, SLG: 0.301	0-0 L1	0-0 F8			1-0 1B BB HBP	0-0 S 1B		0-0 BLK 1B		4	1	2	0	0	0	1	
Ted Sizemore, R (1, 4) OBP: 0.343, SLG: 0.300	0-0 F7		4-0 S BB		4-0 1B 1-2 BB	0-0 F7		0-0 F9		3	1	0	0	2	0	2	
Reggie Smith, S (1, 9) OBP: 0.393, SLG: 0.528	0-0 3-1		0-3 K		0-0 1B 1-2 2-3	0-0 4-3		0-0 F5		5	0	1	0	0	1	3	
Ted Simmons, S (1, 2) OBP: 0.325, SLG: 0.446		4-0 1B BB FC5-2 BB	0-0 P6		0-0 HR 1-3 2-H 3-H		0-0 BB 1B G4-6-3 1B		0-0 4-3	4	2	2	2	1	0	1	
Joe Torre, R (1, 3) OBP: 0.367, SLG: 0.402		4-0 FC5-2 1B 1-2 2B BB	0-3 K		0-0 HR 1-H		0-0 G4-6-3 BB 1-2 1B		0-3 K	4	2	2	2	1	2	1	
Bake McBride, L (1, 8) OBP: 0.373, SLG: 0.400 Jose Cruz, L (8, 7) OBP: 0.337, SLG: 0.395		0-0 FC5-2 1-2 2B 1B		1-0 1B SF8-1-6 HBP	0-3 K		4-0 G4-6-3 1-2 2-3 BB		4-0 BB	2	2	1	0	1	1	0	
Ken Reitz, R (1, 5) OBP: 0.302, SLG: 0.368		0-3 K		0-0 SF8-1-6 1-3 1B	0-0 G1		0-0 G4-6-3 1-2 2-3 3-H		0-3 K	5	0	1	0	0	2	6	
Mike Tyson, R (1, 6) OBP: 0.263, SLG: 0.284		0-0 FC5-2 1-2 2-3 3-H 2B		0-0 F9		0-0 HR	0-0 P3			4	2	1	1	0	0	6	
Bob Gibson, R (1, 1) OBP: 0.229, SLG: 0.291 Rich Folkers, L (7, 1) OBP: 0.100, SLG: 0.100 Mike Garman, R (7, 1) OBP: 0.100, SLG: 0.100 Ray Bare, R (8, 1) OBP: 0.200, SLG: 0.200 Jim Dwyer, L (8, 9) OBP: 0.384, SLG: 0.365		0-0 SF8-1-6 1-H 2-H 3-H 2B		0-0 SF8-1-6 1-2 3-H	0-0 5-3		0-0 6-3			2	0	1	4	0	0	0	
<b>Inning Stats</b>	R: 0 H: 0 E: 0 LOB: 0 K: 0 BB: 0 S: 3 P: 3	R: 3 H: 2 E: 0 LOB: 1 K: 1 BB: 2 S: 7 P: 15	R: 0 H: 0 E: 0 LOB: 1 K: 2 BB: 1 S: 7 P: 11	R: 1 H: 1 E: 0 LOB: 0 K: 0 BB: 0 S: 3 P: 4	R: 4 H: 3 E: 0 LOB: 0 K: 1 BB: 1 S: 7 P: 12	R: 1 H: 2 E: 0 LOB: 1 K: 0 BB: 0 S: 5 P: 5	R: 1 H: 2 E: 0 LOB: 1 K: 0 BB: 1 S: 4 P: 8	R: 0 H: 1 E: 0 LOB: 1 K: 0 BB: 0 S: 4 P: 4	R: 0 H: 0 E: 0 LOB: 1 K: 2 BB: 1 S: 7 P: 11	1B: 8 SF: 1 2B: 2 SAC: 0 3B: 0 DP: 2 HR: 2 HBP: 2	WP: 0 PA: 43 PB: 0 SB: 2 CS: 0						
<b>PITCHER</b>	IP WLS BF H R ER SO BB IBB HBP BLK WP HR S P ERA WHIP																
Tom Dettore, R (1, 1) ERA: 4.14	4.1 L 22 5 7 7 3 4 0 2 0 0 0 0 22 40 14.54 2.077																
Burt Hooton, R (5, 1) ERA: 4.8	1.2 8 3 2 2 1 0 0 0 0 0 0 2 10 10 10.80 1.800																
Ken Frailing, L (7, 1) ERA: 3.86	0.0 3 2 1 1 0 1 0 0 0 0 0 0 2 6 ∞ ∞																
Ray Burris, R (7, 1) ERA: 6.6	2.0 6 1 0 0 0 0 0 0 0 1 0 0 6 6 0.00 0.500																
Herb Hutson, R (9, 1) ERA: 3.54	1.0 4 0 0 0 0 2 1 0 0 0 0 0 7 11 0.00 1.000																

St. Louis Cardinals @ Chicago Cubs  
Wrigley Field, Chicago, IL  
Fri Sep 27 1974, 3:33 AM CDT  
Att: 4,904 - Cloudy - 65 F

AB	34
R	10
H	11
RBI	9
BB	6
SO	6
LOB	20





BOTTOM

St. Louis Cardinals @ Chicago Cubs  
Wrigley Field, Chicago, IL  
Fri Sep 27 1974, 3:33 AM CDT  
Att. 4,904 - Cloudy - 65 F

livebaseballscorecards.com

AB 38  
R 4  
H 13  
RBI 4  
BB 3  
SO 4  
LOB 27



WP: 1 PA: 42  
PB: 0  
SB: 0  
CS: 0

AB R H RBI BB SO LOB

5 0 2 0 0 1 5

5 0 0 1 0 0 5

4 1 2 0 0 0 1  
1 1 0 0 0 0 1  
0 0 0 0 0 0 0

4 0 1 0 1 0 2

4 0 0 0 1 0 3

4 1 2 1 0 1 2

4 0 1 1 0 0 4

3 1 2 0 1 1 2

2 0 1 1 0 1 2  
0 0 0 0 0 0 0  
1 0 1 0 0 0 0  
0 0 0 0 0 0 0  
0 0 0 0 0 0 0  
0 0 0 0 0 0 0  
1 0 1 0 0 0 0

1B: 12 SF: 0  
2B: 1 SAC: 0  
3B: 0 DP: 2  
HR: 0 HBP: 1

Batter	1	2	3	4	5	6	7	8	9
Rick Monday, L (1, 8) OBP: 0.376, SLG: 0.472	0-0 FC4-6 1B	0-3 K		0-0 1-2 2-3 1B		0-0 G6-3 1-2f		0-0 3-1	
Don Kessinger, S (1, 6) OBP: 0.336, SLG: 0.323	0-0 F8		0-0 4-3	0-0 4-3		0-0 G3		0-0 4-3	
Billy Williams, L (1, 7) OBP: 0.383, SLG: 0.443 Gene Hiser, L (7, PR) OBP: 0.235, SLG: 0.294 Herb Hutson, R (8, 7) (9, 1)	0-0 FC4-6 FC6-4 1-2f		0-0 F7		0-0 1B 1B		0-0 WP 1B 1B	0-0 F8	
Bill Madlock, R (1, 5) OBP: 0.373, SLG: 0.433	0-0 FC6-4 1-2f		4-0 BB		0-0 1B 1-2 1B		0-0 6-3		0-0 F9
Jose Cardenal, R (1, 9) OBP: 0.361, SLG: 0.447		0-0 1-3	0-0 5-3		0-0 F8		4-0 1B BB		0-0 F7
Ralph LaCock, L (1, 3) OBP: 0.263, SLG: 0.279		0-0 BLK 1B 2B		1-0 1B 1B HBP	0-0 F7		0-0 G6-3 1-3 2-H 1B	0-3 K	
Ron Dunn, R (1, 4) OBP: 0.400, SLG: 0.485		0-0 P4		0-0 F5	0-0 1B		0-0 G6-3 1-2f		
Steve Swisher, R (1, 2) OBP: 0.325, SLG: 0.304		4-0 1B BB		0-0 1B 1-2 1B	0-3 K			0-0 3-1 1B 4-3 1B	
Tom Detore, L (1, 1) OBP: 0.381, SLG: 0.333 Burt Hooton, R (5, 1) OBP: 0.113, SLG: 0.080 Chris Ward, L (6, PH) OBP: 0.288, SLG: 0.255 Ken Frailing, L (7, 1) OBP: 0.281, SLG: 0.258 Ray Burris, R (7, 1) OBP: 0.230, SLG: 0.077 Jim Tyrone, R (8, PH) OBP: 0.233, SLG: 0.321		0-0 1-2 3-H 1B		0-3 K		0-0 G6-3 1B		0-0 4-3 3-1 1B	

Inning Stats	R: 0	H: 1	E: 0	LOB: 1	K: 0	S: 4	R: 1	H: 2	E: 0	LOB: 2	K: 1	S: 7	R: 0	H: 0	E: 0	LOB: 1	K: 0	S: 3	R: 0	H: 2	E: 0	LOB: 3	K: 1	S: 7	R: 1	H: 3	E: 0	LOB: 2	K: 1	S: 8	R: 0	H: 1	E: 0	LOB: 0	K: 0	S: 3	R: 1	H: 2	E: 0	LOB: 2	K: 0	S: 4	R: 1	H: 2	E: 0	LOB: 1	K: 0	S: 5	R: 0	H: 0	E: 0	LOB: 0	K: 1	S: 5	R: 0	H: 0	E: 0	LOB: 0	K: 1	S: 5	1B: 12	SF: 0	2B: 1	SAC: 0	3B: 0	DP: 2	HR: 0	HBP: 1	WP: 1	PA: 42
--------------	------	------	------	--------	------	------	------	------	------	--------	------	------	------	------	------	--------	------	------	------	------	------	--------	------	------	------	------	------	--------	------	------	------	------	------	--------	------	------	------	------	------	--------	------	------	------	------	------	--------	------	------	------	------	------	--------	------	------	------	------	------	--------	------	------	--------	-------	-------	--------	-------	-------	-------	--------	-------	--------

PITCHER	IP	WLS	BF	H	R	ER	SO	BB	IBB	HBP	BLK	WP	HR	S	P	ERA	WHIP
Bob Gibson, R (1, 1) ERA: 3.84	6.0		29	9	2	2	3	2	0	1	1	0	0	32	41	3.00	1.833
Rich Folkers, L (7, 1) ERA: 3.0	0.1		3	1	1	1	0	1	0	0	0	1	0	2	6	27.00	6.000
Mike Garman, R (7, 1) ERA: 2.64	0.2		3	2	1	1	0	0	0	0	0	0	0	3	3	13.50	3.000
Ray Bare, R (8, 1) ERA: 6.35	2.0		7	1	0	0	1	0	0	0	0	0	0	9	9	0.00	0.500



Batter	1	2	3	4	5	6	7	8	9
<b>Rick Monday, L</b> OBP: 0.376, SLG: 0.471 (1, 8)	0-0 6-3		0-0 F7			0-0 3B 1B	0-0 SH SF9		
<b>Don Kessinger, S</b> OBP: 0.336, SLG: 0.321 (1, 6)	0-0 P6			0-3 K		4-0 3B BB	0-0 E4 E		
<b>Billy Williams, L</b> OBP: 0.384, SLG: 0.455 <b>Jerry Morales, R</b> OBP: 0.330, SLG: 0.419 (1, 7) (8, 9)	0-0 2B			0-0 HR		0-0 P4	0-0 SF9		
<b>Bill Madlock, R</b> OBP: 0.374, SLG: 0.437 (1, 5)	0-0 5-3			0-0 F8		0-0 3B	4-0 BB		
<b>Jose Cardenal, R</b> OBP: 0.359, SLG: 0.443 (1, 9) (8, 7)		0-0 F7		0-3 K		0-0 F8	0-0 G5-4-3		
<b>Ralph LaCock, L</b> OBP: 0.263, SLG: 0.271 (1, 3)		0-0 3-1			0-0 F7	4-0 IBB		0-0 4-3	
<b>Steve Swisher, R</b> OBP: 0.320, SLG: 0.299 (1, 2)		0-0 5-3			0-0 F3	0-3 K		0-0 P3	
<b>Rob Sperring, R</b> OBP: 0.257, SLG: 0.258 (1, 4)			0-0 1-3		0-0 4-3		0-0 SH 1B	0-0 P4	
<b>Rick Reuschel, R</b> OBP: 0.226, SLG: 0.301 <b>Dave LaRoche, L</b> OBP: 0.357, SLG: 0.407 <b>Oscar Zamora, R</b> OBP: 0.182, SLG: 0.182 (1, 1) (4, 1) (9, 1)			0-0 6-3			0-0 BB 3B 1B	0-0 SH E 1B		

Inning Stats	R: 0 E: 0 K: 0 S: 4	H: 1 LOB: 1 BB: 0 P: 4	R: 0 E: 0 K: 0 S: 3	H: 0 LOB: 0 BB: 0 P: 3	R: 0 E: 0 K: 0 S: 3	H: 0 LOB: 0 BB: 0 P: 3	R: 1 E: 0 K: 2 S: 8	H: 1 LOB: 0 BB: 0 P: 8	R: 0 E: 0 K: 0 S: 3	H: 0 LOB: 0 BB: 0 P: 3	R: 3 E: 0 K: 1 S: 8	H: 3 LOB: 2 BB: 2 P: 16	R: 4 E: 3 K: 0 S: 6	H: 2 LOB: 0 BB: 1 P: 10	R: 0 E: 0 K: 0 S: 3	H: 0 LOB: 0 BB: 0 P: 3
1B: 4 2B: 1 3B: 1 HR: 1	SF: 1 SAC: 1 DP: 1 HBP: 0	WP: 1 PB: 0 SB: 0 CS: 0	PA: 35													


PITCHER	IP	WLS	BF	H	R	ER	SO	BB	IBB	HBP	BLK	WP	HR	S	P	ERA	WHIP
<b>Lynn McGlothen, R</b> ERA: 2.69 (1, 1)	6.0	L	25	5	4	4	3	1	1	0	0	0	1	29	37	6.00	1.000
<b>Sonny Siebert, R</b> ERA: 3.84 (7, 1)	0.0		1	1	1	0	0	0	0	0	0	0	0	1	1	∞	∞
<b>Al Hrabosky, L</b> ERA: 3.05 (7, 1)	0.1		5	1	3	0	0	1	0	0	0	1	0	4	8	0.00	6.000
<b>Ray Bare, R</b> ERA: 5.92 (7, 1)	1.2		4	0	0	0	0	0	0	0	0	0	0	4	4	0.00	0.000

**BOTTOM**

**St. Louis Cardinals @ Chicago Cubs**  
Wrigley Field, Chicago, IL  
Sat Sep 28 1974, 3:33 AM CDT  
Att. 13,867 - Cloudy

livebaseballscorecards.com

<b>AB</b>	<b>30</b>
<b>R</b>	<b>8</b>
<b>H</b>	<b>7</b>
<b>RBI</b>	<b>5</b>
<b>BB</b>	<b>3</b>
<b>SO</b>	<b>3</b>
<b>LOB</b>	<b>9</b>



Batter	1	2	3	4	5	6	7	8	9	AB R H RBI BB SO LOB	TOP											
Lou Brock, L (1, 7) OBP: 0.370, SLG: 0.384	0-0 FC1-6-5 2B		0-0 F7	0-0 S 1B		0-0 F5		0-3 K		5 0 2 1 0 1 2												
Ted Sizemore, R (1, 4) OBP: 0.342, SLG: 0.298	0-0 FC1-6-5 F8 1B		0-0 BB 1B	0-3 K 1-2		0-0 E6 HR		0-3 K		5 3 1 0 0 2 4												
Reggie Smith, S (1, 9) OBP: 0.389, SLG: 0.522 Jose Cruz, L (6, PH) OBP: 0.337, SLG: 0.413	0-0 F8 2-3		0-3 K		0-0 P5	0-0 HR		0-0 G3		3 0 0 0 0 1 2 2 1 1 3 0 0 1												
Ted Simmons, S (1, 2) OBP: 0.328, SLG: 0.445	0-0 BB 1B		4-0 1B BB		0-0 4-3	0-0 1B			4-0 1B BB	3 0 2 1 2 0 0												
Joe Torre, R (1, 3) OBP: 0.369, SLG: 0.400	4-0 1-2 BB		0-0 FC6-4 1B		4-0 BB	0-0 F9			0-3 K	3 0 1 1 2 1 2												
Bake McBride, L (1, 8) OBP: 0.371, SLG: 0.396	0-0 F8		0-0 FC6-4 1-2f		0-0 F9		0-0 6-3		0-0 G4-6-3 1B	5 0 1 0 0 0 5												
Ken Reitz, R (1, 5) OBP: 0.301, SLG: 0.366		0-0 5-3		0-0 1-3 1B		0-0 5-3	0-0 5-3		0-0 G4-6-3	5 1 1 0 0 0 2												
Mike Tyson, R (1, 6) OBP: 0.266, SLG: 0.289		0-0 F9		0-0 1-3		0-0 SH 1B	0-0 F9			4 1 1 0 0 0 1												
John Curtis, L (1, 1) OBP: 0.209, SLG: 0.175 Al Hrabosky, R (7, 1) OBP: 0.308, SLG: 0.462		0-0 3-1		0-3 K		0-0 SH HR		0-0 3B		2 1 0 0 0 1 1 1 0 1 0 0 0 0												
<b>Inning Stats</b>	R: 1 E: 0 K: 0 S: 5	H: 2 LOB: 2 BB: 1 P: 9	R: 0 E: 0 K: 0 S: 3	H: 0 LOB: 0 BB: 0 P: 3	R: 1 E: 0 K: 1 S: 7	H: 2 LOB: 2 BB: 1 P: 11	R: 1 E: 0 K: 2 S: 9	H: 2 LOB: 1 BB: 0 P: 9	R: 0 E: 0 K: 0 S: 3	H: 0 LOB: 1 BB: 1 P: 7	R: 4 E: 2 K: 0 S: 8	H: 3 LOB: 1 BB: 0 P: 8	R: 0 E: 0 K: 0 S: 3	H: 0 LOB: 0 BB: 0 P: 3	R: 0 E: 0 K: 2 S: 8	H: 1 LOB: 1 BB: 0 P: 8	R: 0 E: 0 K: 1 S: 5	H: 1 LOB: 1 BB: 1 P: 9	1B: 8 2B: 1 3B: 1 HR: 1	SF: 0 SAC: 1 DP: 1 HBP: 0	WP: 0 PB: 0 SB: 1 CS: 0	PA: 43
<b>PITCHER</b>	IP WLS BF H R ER SO BB IBB HBP BLK WP HR S P ERA WHIP																					
Steve Stone, R (1, 1) ERA: 4.14	5.2 L 31 9 7 3 3 3 3 0 0 0 0 1 34 46 4.76 2.118																					
Jim Todd, R (6, 1) ERA: 3.89	1.1 4 0 0 0 0 0 0 0 0 0 0 0 4 4 0.00 0.000																					
Ken Frailing, L (8, 1) ERA: 3.82	1.1 7 2 0 0 3 1 0 0 0 0 0 0 12 16 0.00 2.250																					
Herb Hutson, R (9, 1) ERA: 3.45	0.2 1 0 0 0 0 0 0 0 0 0 0 0 1 1 0.00 0.000																					

St. Louis Cardinals @ Chicago Cubs  
Wrigley Field, Chicago, IL  
Sun Sep 29 1974, 3:33 AM CDT  
Att. 17,722 - Sunny

livebaseballscorecards.com

AB	38
R	7
H	11
RBI	6
BB	4
SO	6
LOB	20





Batter	1	2	3	4	5	6	7	8	9	AB R H RBI BB SO LOB	TOP									
Lou Brock, L (1, 7) x OBP: 0.368, SLG: 0.382	0-0 4-3		4-0 WP 6-3 BB		0-3 K			0-0 E4 FC1-6 3B	0-0 6-3	4 1 0 0 1 1 4										
Ted Sizemore, R (1, 4) x OBP: 0.341, SLG: 0.298	0-0 BB HR 1B		0-0 6-3		0-3 K			0-0 FC1-6 3B		4 2 1 0 0 1 4										
Reggie Smith, S (1, 9) B B B OBP: 0.390, SLG: 0.524	4-0 1-2 HR BB		0-0 F7				0-0 L4	0-0 1-H 2-H 3B		3 1 1 2 1 0 1										
Ted Simmons, S (1, 2) x OBP: 0.327, SLG: 0.449	0-0 1-H 2-H HR		0-0 4-3				0-3 K	0-0 4-3		4 1 1 3 0 1 2										
Joe Torre, R (1, 3) x OBP: 0.367, SLG: 0.397	0-0 5-3			0-3 K			0-0 6-3	0-0 G3		4 0 0 0 0 1 1										
Bake McBride, L (1, 8) x OBP: 0.370, SLG: 0.395	0-0 4-3			0-0 CS 1B			0-0 P6	0-0 L3		4 0 1 0 0 0 0										
Ken Reitz, R (1, 5) x OBP: 0.301, SLG: 0.365		0-0 5-3		0-0 5-3 1-2			0-3 K	0-0 WP BB 1B		4 0 1 0 0 1 1										
Mike Tyson, R (1, 6) x OBP: 0.263, SLG: 0.266		0-3 K			0-0 6-3		0-0 P6	0-0 F2		4 0 0 0 0 1 1										
Bob Forsch, R (1, 1) x OBP: 0.290, SLG: 0.276		0-0 F9			0-0 S 1B			0-0 FC1-6 E 1B	4-0 WP BB	3 0 2 0 1 0 0										
<b>Inning Stats</b>	R: 3 E: 0 K: 0 S: 5	H: 2 LOB: 0 BB: 1 P: 9	R: 0 E: 0 K: 1 S: 5	H: 0 LOB: 0 BB: 0 P: 5	R: 0 E: 0 K: 1 S: 5	H: 1 LOB: 0 BB: 0 P: 5	R: 0 E: 0 K: 2 S: 8	H: 1 LOB: 1 BB: 0 P: 8	R: 0 E: 0 K: 1 S: 5	H: 0 LOB: 0 BB: 0 P: 5	R: 0 E: 0 K: 1 S: 5	H: 0 LOB: 0 BB: 0 P: 5	R: 2 E: 1 K: 0 S: 6	H: 2 LOB: 1 BB: 0 P: 6	R: 0 E: 0 K: 0 S: 4	H: 1 LOB: 2 BB: 1 P: 8	1B: 5 2B: 0 3B: 1 HR: 1	SF: 0 SAC: 0 DP: 0 HBP: 0	WP: 2 PB: 0 SB: 1 CS: 1	PA: 37
<b>PITCHER</b>	IP WLS BF H R ER SO BB IBB HBP BLK WP HR S P ERA WHIP																			
Steve Rogers, R (1, 1) ERA: 4.47	6.0 L 23 4 3 3 5 2 0 0 0 1 1 31 39 4.50 1.000																			
Tom Walker, R (7, 1) ERA: 3.83	2.0 9 2 2 1 1 0 0 0 0 0 0 11 11 4.50 1.000																			
John Montague, R (9, 1) ERA: 3.16	1.0 5 1 0 0 0 1 0 0 0 1 0 4 8 0.00 2.000																			

St. Louis Cardinals @ Montreal Expos  
 Jarry Park, Montreal, QB  
 Mon Sep 30 1974, 7:05 PM EDT  
 Att: 5,337 - Unknown - 46 F

livebaseballscorecards.com

AB 34  
 R 5  
 H 7  
 RBI 5  
 BB 3  
 SO 6  
 LOB 14



Batter	1	2	3	4	5	6	7	8	9	AB	R	H	RBI	BB	SO	LOB
Larry Lintz, S (1, 4) OBP: 0.334, SLG: 0.276	0-0 1-3			0-0 1-3		0-0 4-3			0-0 1-3	4	0	0	0	0	0	0
Tim Foli, R (1, 6) OBP: 0.298, SLG: 0.288	0-0 5-3			4-0 BB			0-0 6-3		0-0 F9	3	0	0	0	1	0	0
Willie Davis, L (1, 8) OBP: 0.323, SLG: 0.428	0-0 F8			0-0 P6			0-0 F7		0-0 1B	4	0	1	0	0	0	1
Mike Jorgensen, L (1, 3) OBP: 0.440, SLG: 0.475		4-0 BB		0-0 F8			0-0 1B 2B		0-0 F7	3	1	1	0	1	0	2
Ken Singleton, S (1, 9) OBP: 0.384, SLG: 0.376		0-0 G4-6-3		0-0 F7			0-0 FC6 1B			3	0	1	1	0	0	1
Jerry White, S (1, 7) OBP: 0.400, SLG: 0.700		0-0 G3		0-0 3-1			0-0 FC6			2	0	0	0	0	0	0
Ron Fairly, L (7, PH) OBP: 0.377, SLG: 0.417							0-0 1-2f			1	0	0	0	0	0	1
Barry Foote, R (1, 2) OBP: 0.315, SLG: 0.416			0-0 5-3		0-0 6-3			0-0 P4		3	0	0	0	0	0	0
Larry Parrish, R (1, 5) OBP: 0.286, SLG: 0.275			0-0 5-3			0-0 1-3		0-3 K		3	0	0	0	0	1	0
Steve Rogers, R (1, 1) OBP: 0.227, SLG: 0.139			0-0 1-3			0-0 F9		0-3 K		1	0	0	0	0	0	0
Larry Bittner, L (6, PH) OBP: 0.280, SLG: 0.320										1	0	0	0	0	0	0
Tom Walker, R (7, 1) OBP: 0.235, SLG: 0.250										0	0	0	0	0	0	0
Pat Scanlon, L (8, PH) OBP: 0.250, SLG: 0.250										1	0	0	0	0	1	0
John Montague, R (9, 1) OBP: 0.250, SLG: 0.100										0	0	0	0	0	0	0

Inning Stats	R: 0	H: 0	R: 0	H: 0	R: 0	H: 0	R: 0	H: 0	R: 0	H: 0	R: 1	H: 2	R: 0	H: 0	R: 0	H: 1	1B: 2	SF: 0
	E: 0	LOB: 0	E: 0	LOB: 0	E: 0	LOB: 0	E: 0	LOB: 0	E: 0	LOB: 0	E: 0	LOB: 1	E: 0	LOB: 0	E: 0	LOB: 1	2B: 1	SAC: 0
	K: 0	BB: 0	K: 0	BB: 1	K: 0	BB: 0	K: 0	BB: 0	K: 0	BB: 0	K: 0	BB: 0	K: 2	BB: 0	K: 0	BB: 0	3B: 0	DP: 1
	S: 3	P: 3	S: 2	P: 6	S: 3	P: 3	S: 3	P: 7	S: 3	P: 3	S: 5	P: 5	S: 7	P: 7	S: 4	P: 4	HR: 0	HBP: 0

PITCHER	IP	WLS	BF	H	R	ER	SO	BB	IBB	HBP	BLK	WP	HR	S	P	ERA	WHIP	PITCHER	IP	WLS	BF	H	R	ER	SO	BB	IBB	HBP	BLK	WP	HR	S	P	ERA	WHIP	
Bob Forsch, R (1, 1) ERA: 2.97	9.0	W	31	3	1	1	2	2	0	0	0	0	0	33	41	1.00	0.556																			

BOTTOM

St. Louis Cardinals @ Montreal Expos  
 Jerry Park, Montreal, QB  
 Mon Sep 30 1974, 7:05 PM EDT  
 Att. 5,337 - Unknown - 46 F

AB	29
R	1
H	3
RBI	1
BB	2
SO	2
LOB	5



WP: 0	PA: 31
PB: 0	
SB: 0	
CS: 0	

Batter	1	2	3	4	5	6	7	8	9	AB R H RBI BB SO LOB	TOP															
Lou Brock, L (1, 7) OBP: 0.368, SLG: 0.381	0-0 6-3		0-0 1B		0-0 1-3		0-0 FC6-4 1-2f			4 0 1 0 0 0 2																
Ted Sizemore, R (1, 4) OBP: 0.339, SLG: 0.296	0-3 K		0-0 5-3			0-0 F8		0-0 5-3		4 0 0 0 0 1 1																
Reggie Smith, S (1, 9) OBP: 0.389, SLG: 0.528	0-0 F7			0-0 HR		0-0 6-3		0-0 6-3		4 1 1 1 0 0 0																
Ted Simmons, S (1, 2) OBP: 0.327, SLG: 0.447		0-0 P5		0-0 5-3		0-0 F9		0-0 BB 1B		4 0 1 0 0 0 0																
Joe Torre, R (1, 3) OBP: 0.371, SLG: 0.401		0-0 4-3 2B		0-0 1B 1B			4-0 FC3-6 BB	4-0 FC6-4 BB		2 0 2 0 2 0 0																
Bake McBride, L (1, 8) OBP: 0.369, SLG: 0.394		0-0 4-3 2-3		0-0 G6-4-3 1B		0-0 FC3-6 S 1B 1-2f		0-0 FC6-4 1-2f		4 1 1 0 0 0 4																
Ken Reitz, R (1, 5) OBP: 0.299, SLG: 0.363		0-0 6-3		0-0 G6-4-3 1-2f		0-3 K 1-3			0-0 4-3	4 0 0 0 0 1 4																
Mike Tyson, R (1, 6) OBP: 0.264, SLG: 0.287			0-3 K		0-0 F7		0-0 BB 1B		0-0 G6-4-3 1B	3 0 1 1 0 1 0 1 0 1 0 0 0 0																
Jose Cruz, L (9, PH) OBP: 0.341, SLG: 0.416							3-H BB 1B																			
Bob Gibson, R (1, 1) OBP: 0.233, SLG: 0.284			0-0 1-3		0-3 K		4-0 FC6-4 BB		0-0 G6-4-3 1-2f	2 0 0 0 1 1 0 1 0 0 0 0 0 1																
Jim Dwyer, L (9, PH) OBP: 0.360, SLG: 0.360																										
<b>Inning Stats</b>	R: 0 E: 0 K: 1 S: 5	H: 0 LOB: 0 BB: 0 P: 5	R: 0 E: 0 K: 0 S: 4	H: 1 LOB: 1 BB: 0 P: 4	R: 0 E: 0 K: 1 S: 6	H: 1 LOB: 1 BB: 0 P: 6	R: 1 E: 0 K: 0 S: 5	H: 3 LOB: 1 BB: 0 P: 5	R: 0 E: 0 K: 1 S: 5	H: 0 LOB: 0 BB: 0 P: 5	R: 0 E: 0 K: 0 S: 3	H: 0 LOB: 0 BB: 0 P: 3	R: 1 E: 0 K: 1 S: 6	H: 1 LOB: 2 BB: 2 P: 14	R: 0 E: 0 K: 0 S: 4	H: 1 LOB: 2 BB: 1 P: 8	R: 0 E: 0 K: 0 S: 3	H: 1 LOB: 0 BB: 0 P: 3	1B: 6 2B: 1 3B: 0 HR: 1	SF: 0 SAC: 0 DP: 2 HBP: 0	WP: 0 PB: 0 SB: 2 CS: 0	PA: 36				
<b>PITCHER</b>	IP WLS BF H R ER SO BB IBB HBP BLK WP HR S P ERA WHIP																									
Mike Torrez, R (1, 1) ERA: 3.57	7.0	28	6	2	2	4	2	0	0	0	0	1	34	42	2.57	1.143										
Dale Murray, R (8, 1) ERA: 1.03	2.0	W 8	2	0	0	0	1	0	0	0	0	0	7	11	0.00	1.500										

St. Louis Cardinals @ Montreal Expos  
 Jarry Park, Montreal, QB  
 Tue Oct 01 1974, 7:05 PM EDT  
 Att: 5,112 - Unknown - 41 F

livebaseballscorecards.com

AB	33
R	2
H	8
RBI	2
BB	3
SO	4
LOB	12





