

St. Louis Cardinals - 1974

Batter	1	2	3	4	5	6	7	8	9	10	AB	R	H	RBI	BB	SO	LOB										
Rennie Stennett, R (1,4) X	F8		F9		F8		FC6-4		F3		5	0	0	0	0	0	3										
Richie Hebner, L OBP: 0.600, SLG: 2.000 (1,5) X	4-3		HR		F9			HR		1B	5	3	3	3	0	0	1										
Al Oliver, L OBP: 0.400, SLG: 0.250 (1,8) H	HBP		1B		3-1			F7		P6	4	0	1	0	0	0	1										
Willie Stargell, L OBP: 0.400, SLG: 0.400 (1,7) X	P6		P6		F8			HBP		1B	5	0	2	1	0	0	2										
Richie Zisk, R (1,9)			F9		F9					2B	4	0	0	0	0	2	1										
Dave Giusti, R (8,1)					K			K		K	1	0	0	0	0	1	1										
Ramon Hernandez, S (10,1)											0	0	0	0	0	0	0										
Dave Parker, L OBP: 0.400, SLG: 0.250 (1,3)			K		1-3					3-1	4	1	1	0	0	1	1										
Bob Robertson, R (10,3)											0	0	0	0	0	0	0										
Manny Sanguillen, R (1,2)					4-3			E7		P4	2	0	0	0	0	0	0										
Mike Ryan, R OBP: 0.500, SLG: 0.500 (4,2)								FC6-4		1B	2	0	1	0	0	0	2										
Dal Maxvill, R OBP: 0.500, SLG: 0.500 (7,PH)											2	0	1	0	0	0	0										
Ed Kirkpatrick, L (7,PH)								SF8		B3	0	0	0	1	0	0	0										
Frank Taveras, R (7,6)											1	0	0	0	0	0	0										
Jerry Reuss, L OBP: 0.333, SLG: 0.333 (8,9)											3	1	1	0	0	0	2										
Gene Clines, R (8,9)											1	0	0	0	0	1	0										
Inning Stats		R: 0 E: 0 K: 0 S: 3	H: 0 LOB: 1 BB: 0 P: 4	R: 0 E: 0 K: 1 S: 5	H: 0 LOB: 0 BB: 0 P: 5	R: 2 E: 0 K: 0 S: 6	H: 3 LOB: 1 BB: 0 P: 6	R: 0 E: 0 K: 0 S: 3	H: 0 LOB: 0 BB: 0 P: 3	R: 0 E: 0 K: 0 S: 4	H: 1 LOB: 1 BB: 0 P: 4	R: 0 E: 0 K: 1 S: 5	H: 0 LOB: 0 BB: 0 P: 5	R: 1 E: 1 K: 0 S: 5	H: 2 LOB: 1 BB: 0 P: 5	R: 1 E: 0 K: 1 S: 7	H: 2 LOB: 2 BB: 0 P: 8	R: 0 E: 0 K: 1 S: 5	H: 0 LOB: 0 BB: 0 P: 5	R: 1 E: 0 K: 1 S: 7	H: 2 LOB: 1 BB: 0 P: 7	1B: 7 2B: 1 3B: 0 HR: 2	SF: 1 SAC: 0 DP: 0 HBP: 2	WP: 0 PB: 0 SB: 0 CS: 0	PA: 42		
PITCHER		IP	WLS	BF	H	R	ER	SO	BB	IBB	HBP	BLK	WP	HR	S	P	ERA	WHIP									
Bob Gibson, R ERA: 3.38		(1,1)	8.0	34	8	4	3	3	0	0	2	0	0	0	0	38	40	3.38	1.000								
Orlando Pena, R ERA: 9.0		(9,1)	1.0	3	0	0	0	1	0	0	0	0	0	0	5	5	0.00	0.000									
Al Hrabosky, L ERA: 9.0		(10,1)	1.0	5	2	1	1	1	0	0	0	0	0	0	7	7	9.00	2.000									

Pittsburgh Pirates @ St. Louis Cardinals
 Busch Stadium, St. Louis, MO
 Fri Apr 05 1974, 8:05 PM CDT
 Att: 24,210 - Unknown

AB	R	H	RBI	BB	SO	LOB
39	5	10	5	0	5	14



Batter	1	2	3	4	5	6	7	8	9	10	AB	R	H	RBI	BB	SO	LOB									
Lou Brock, L OBP: 0.333, SLG: 0.333 (1,7) X	5-3		1B		G3					FC9-2-5	6	1	2	0	0	1	4									
Ted Sizemore, R OBP: 0.667, SLG: 0.500 (1,4) X	6-3		2B		FC5					1B	4	1	2	1	2	1	1									
Reggie Smith, S OBP: 0.600, SLG: 0.750 (1,9) X	1B		FC6-4							1B	4	0	2	2	1	0	1									
Joe Torre, R OBP: 0.200, SLG: 0.200 (1,3) X	1B		FC6-4		FC5						5	1	1	0	0	0	3									
Ted Simmons, S OBP: 0.400, SLG: 0.800 (1,2) X	F2		1B		L3					L3	5	1	2	0	0	0	2									
Bake McBride, L OBP: 0.600, SLG: 1.000 (1,8)			E9		L6					SF8	4	1	3	2	0	0	0									
Ken Reitz, R OBP: 0.800, SLG: 0.750 (1,5)			2B		L6					SF8	4	1	3	2	0	0	0									
Jim Dwyer, L (10,PR)											0	0	0	0	0	0	0									
Mike Tyson, R OBP: 0.500, SLG: 0.333 (1,6)											3	0	1	0	1	0	4									
Tim McCarver, L OBP: 1.000, SLG: 1.000 (10,PH)											1	0	1	1	0	0	0									
Bob Gibson, R (1,1)											3	0	0	0	0	0	3									
Luis Melendez, R (8,PH)											0	0	0	0	0	1	1									
Orlando Pena, R (9,1)											0	0	0	0	0	0	0									
Al Hrabosky, R (10,1)											0	0	0	0	0	0	0									
Jose Cruz, L OBP: 1.000, SLG: 1.000 (10,PH)											1	1	1	0	0	0	0									
Inning Stats		R: 0 E: 0 K: 0 S: 5	H: 2 LOB: 2 BB: 0 P: 5	R: 0 E: 0 K: 0 S: 4	H: 1 LOB: 1 BB: 0 P: 4	R: 3 E: 1 K: 0 S: 7	H: 5 LOB: 2 BB: 1 P: 11	R: 0 E: 0 K: 0 S: 3	H: 0 LOB: 2 BB: 2 P: 11	R: 0 E: 0 K: 0 S: 4	H: 1 LOB: 2 BB: 1 P: 8	R: 0 E: 0 K: 0 S: 2	H: 1 LOB: 0 BB: 1 P: 6	R: 1 E: 0 K: 0 S: 4	H: 2 LOB: 1 BB: 0 P: 4	R: 0 E: 0 K: 3 S: 10	H: 1 LOB: 1 BB: 0 P: 10	R: 0 E: 0 K: 0 S: 3	H: 0 LOB: 0 BB: 0 P: 3	R: 2 E: 0 K: 0 S: 6	H: 5 LOB: 2 BB: 0 P: 6	1B: 15 2B: 2 3B: 1 HR: 0	SF: 1 SAC: 0 DP: 3 HBP: 0	WP: 0 PB: 0 SB: 0 CS: 1	PA: 47	
PITCHER		IP	WLS	BF	H	R	ER	SO	BB	IBB	HBP	BLK	WP	HR	S	P	ERA	WHIP								
Jerry Reuss, L ERA: 5.14		(1,1)	7.0	34	12	4	4	3	0	4	0	0	0	0	29	49	5.14	2.286								
Dave Giusti, R ERA: 9.0		(8,1)	2.0	11	5	2	2	3	0	0	0	0	0	0	17	17	9.00	2.500								
Ramon Hernandez, L ERA: 9.0		(10,1)	0.2	2	1	0	0	0	0	0	0	0	0	0	2	2	0.00	1.500								

Pittsburgh Pirates @ St. Louis Cardinals
 Busch Stadium, St. Louis, MO
 Fri Apr 05 1974, 8:05 PM CDT
 Att: 24,210 - Unknown

AB	R	H	RBI	BB	SO	LOB
41	6	18	6	5	3	20



Batter	1	2	3	4	5	6	7	8	9	AB	R	H	RBI	BB	SO	LOB	TOP							
Rennie Stennett, R (1.4)	F9		F9		F7			5-3		4	0	0	0	0	0	1								
Richie Hebner, L (1.5) OBP: 0.444, SLG: 1.222	1B		4-1			F8			G3	4	0	1	0	0	0	1								
Al Oliver, L (1.8) OBP: 0.333, SLG: 0.250	P4			1B	G1-2-3	F8			6-3	4	0	1	0	0	0	1								
Willie Stargell, L (1.7) OBP: 0.333, SLG: 0.333	K			1B	FC5-4	P5			F5	4	0	1	0	0	1	1								
Richie Zisk, R (1.9) Bruce Kison, R (8.1)		K		1B	FC5-4				5-3	3	0	0	0	0	1	2								
Dave Parker, L (1.3) OBP: 0.375, SLG: 0.167		K		1B	BB				4-3	2	0	0	0	1	1	0								
Mike Ryan, R (1.2) OBP: 0.200, SLG: 0.200		K		1B	G1-2-3				K	3	0	0	0	0	2	3								
Frank Taveras, R (1.6) OBP: 0.500, SLG: 0.333				1B	BLK				6-3	2	0	1	0	1	0	0								
Bob Moose, R (1.1) John Morlan, R (6.1) Ed Kirkpatrick, L (8.9)			B3						G4-6-3	2	0	0	0	0	1	1								
Inning Stats	R: 0 E: 0 K: 1 S: 6	H: 1 LOB: 1 BB: 0 P: 6	R: 0 E: 0 K: 3 S: 9	H: 0 LOB: 0 BB: 0 P: 9	R: 0 E: 0 K: 0 S: 4	H: 1 LOB: 1 BB: 0 P: 4	R: 0 E: 0 K: 0 S: 4	H: 2 LOB: 2 BB: 1 P: 8	R: 0 E: 0 K: 1 S: 5	H: 0 LOB: 0 BB: 0 P: 5	R: 0 E: 0 K: 1 S: 5	H: 0 LOB: 2 BB: 0 P: 5	R: 0 E: 0 K: 1 S: 5	H: 0 LOB: 0 BB: 1 P: 6	R: 0 E: 0 K: 0 S: 3	H: 0 LOB: 0 BB: 0 P: 3	R: 0 E: 0 K: 0 S: 3	H: 0 LOB: 0 BB: 1 P: 6	R: 0 E: 0 K: 0 S: 3	H: 0 LOB: 0 BB: 0 P: 3	1B: 4 2B: 0 3B: 0 HR: 0	SF: 0 SAC: 0 DP: 2 HBP: 0	WP: 0 PB: 0 SB: 0 CS: 0	PA: 31
PITCHER Sonny Siebert, R (1.1) ERA:	IP: 9.0 WLS: W BF: 31 H: 4 R: 0 ER: 0 SO: 6 BB: 2 IBB: 0 HBP: 0 BLK: 1 WP: 0 HR: 0 S: 41 P: 49 ERA: 0.00 WHIP: 0.667															PITCHER Sonny Siebert, R (1.1) ERA:	IP: 9.0 WLS: W BF: 31 H: 4 R: 0 ER: 0 SO: 6 BB: 2 IBB: 0 HBP: 0 BLK: 1 WP: 0 HR: 0 S: 41 P: 49 ERA: 0.00 WHIP: 0.667							

Pittsburgh Pirates @ St. Louis Cardinals
Busch Stadium, St. Louis, MO
Sat Apr 06 1974, 3:33 AM CDT
Att: 17,875 - Unknown

AB	29
R	0
H	4
RBI	0
BB	2
SO	6
LOB	11



Batter	1	2	3	4	5	6	7	8	9	AB	R	H	RBI	BB	SO	LOB	BOTTOM			
Lou Brock, L (1.7) OBP: 0.364, SLG: 0.364	4-3		1B		1-3	6-3				5	1	2	2	0	0	1				
Ted Sizemore, R (1.4) OBP: 0.727, SLG: 0.667	G4-6-3		2B		FC5-4		F7			5	1	4	1	0	0	2				
Reggie Smith, S (1.9) OBP: 0.500, SLG: 0.667	G4-6-3		SF9		FC5-4	F8				5	0	2	1	0	1	2				
Joe Torre, R (1.3) Jim Hickman, R (8.3) OBP: 1.000, SLG: 1.000		FC5	FC6-4		FC5-4	E	FC4-6			2	1	1	0	1	0	2				
Ted Simmons, S (1.2) OBP: 0.500, SLG: 0.750		FC5	BB		FC5-4	1B	HBP			1	0	1	0	0	0	0				
Bake McBride, L (1.8) OBP: 0.400, SLG: 0.500		SF9	2B		P6					3	1	2	1	1	0	2				
Ken Reitz, R (1.5) OBP: 0.500, SLG: 0.556		1B	2-3		F7	FC6-4				4	1	0	0	0	0	8				
Mike Tyson, R (1.6) OBP: 0.375, SLG: 0.286		F7	1-2		F9					4	1	0	0	0	0	8				
Sonny Siebert, R (1.1) OBP: 0.250, SLG: 0.250		F9	2-3		F9	2B				5	1	1	1	0	0	6				
Inning Stats	R: 0 E: 0 K: 0 S: 3	H: 1 LOB: 0 BB: 0 P: 3	R: 0 E: 0 K: 0 S: 5	H: 2 LOB: 2 BB: 0 P: 5	R: 2 E: 0 K: 0 S: 6	H: 3 LOB: 2 BB: 1 P: 10	R: 0 E: 0 K: 1 S: 5	H: 0 LOB: 0 BB: 0 P: 5	R: 0 E: 0 K: 0 S: 5	H: 2 LOB: 2 BB: 0 P: 5	R: 3 E: 0 K: 1 S: 8	H: 3 LOB: 1 BB: 0 P: 9	R: 3 E: 1 K: 0 S: 7	H: 3 LOB: 2 BB: 0 P: 8	R: 0 E: 0 K: 1 S: 6	H: 1 LOB: 2 BB: 1 P: 10	1B: 13 2B: 2 3B: 0 HR: 0	SF: 1 SAC: 0 DP: 1 HBP: 2	WP: 0 PB: 0 SB: 0 CS: 0	PA: 43
PITCHER Bob Moose, R (1.1) ERA: 7.94 John Morlan, R (6.1) Bruce Kison, R (8.1) ERA:	IP: 5.2 WLS: L BF: 29 H: 11 R: 5 ER: 5 SO: 2 BB: 1 IBB: 0 HBP: 1 BLK: 0 WP: 0 HR: 0 S: 31 P: 36 ERA: 7.94 WHIP: 2.118															PITCHER Bob Moose, R (1.1) ERA: 7.94 John Morlan, R (6.1) Bruce Kison, R (8.1) ERA:	IP: 5.2 WLS: L BF: 29 H: 11 R: 5 ER: 5 SO: 2 BB: 1 IBB: 0 HBP: 1 BLK: 0 WP: 0 HR: 0 S: 31 P: 36 ERA: 7.94 WHIP: 2.118			

Pittsburgh Pirates @ St. Louis Cardinals
Busch Stadium, St. Louis, MO
Sat Apr 06 1974, 3:33 AM CDT
Att: 17,875 - Unknown

AB	38
R	8
H	15
RBI	8
BB	2
SO	3
LOB	29



Batter	1	2	3	4	5	6	7	8	9	AB	R	H	RBI	BB	SO	LOB	TOP								
Lou Brock, L OBP: 0.333, SLG: 0.286 (1, 7)	F7		G6-4-3 BB			L7		K		3	0	0	0	1	1	0									
Ted Sizemore, R OBP: 0.533, SLG: 0.462 (1, 4)	1-3		G6-4-3 1-2			6-3		F7		4	0	0	0	0	0	1									
Reggie Smith, S OBP: 0.429, SLG: 0.692 (1, 9)	P4			P4		F8			1B 3B	4	1	1	0	0	0	0									
Joe Torre, R OBP: 0.462, SLG: 0.364 (1, 3)		1B SF9 1B		K			E 4-3 1B		G3	4	1	2	0	0	1	1									
Ted Simmons, S OBP: 0.429, SLG: 0.583 Jose Cruz, L OBP: 1.000, SLG: 1.000 (9, PR)	F5			6-3		4-3				4	0	1	1	0	0	2									
Bake McBride, L OBP: 0.429, SLG: 0.500 (1, 8)					4-3		E6 S			4	0	2	0	0	0	1									
Ken Reitz, R OBP: 0.385, SLG: 0.455 Tim McCarver, L OBP: 0.500, SLG: 0.500 (9, PH)	SF9			6-3			2-3 K		G1-6-3	2	0	0	1	0	1	2									
Mike Tyson, R OBP: 0.364, SLG: 0.300 (1, 6)	F8					4-3				3	0	1	0	0	0	3									
John Curtis, L (1, 1)																									
Jim Hickman, R OBP: 0.500, SLG: 0.500 Rich Folkers, L (8, 1)			K		2-3			5-3		2	0	0	0	0	1	1									
										1	0	0	0	0	0	0									
										0	0	0	0	0	0	0									
Inning Stats	R: 0 E: 0 K: 0 S: 3	H: 0 LOB: 0 BB: 0 P: 3	R: 1 E: 0 K: 0 S: 5	H: 2 LOB: 1 BB: 0 P: 5	R: 0 E: 0 K: 1 S: 4	H: 0 LOB: 0 BB: 1 P: 8	R: 0 E: 0 K: 1 S: 5	H: 0 LOB: 0 BB: 0 P: 5	R: 0 E: 0 K: 0 S: 4	H: 1 LOB: 1 BB: 0 P: 4	R: 0 E: 0 K: 0 S: 3	H: 0 LOB: 0 BB: 0 P: 3	R: 0 E: 1 K: 1 S: 7	H: 1 LOB: 2 BB: 0 P: 7	R: 0 E: 0 K: 1 S: 5	H: 0 LOB: 0 BB: 0 P: 5	R: 1 E: 0 K: 0 S: 5	H: 3 LOB: 2 BB: 0 P: 5	1B: 6 2B: 0 3B: 1 HR: 0	SF: 1 SAC: 0 DP: 2 HBP: 0	WP: 0 PB: 0 SB: 1 CS: 0	PA: 34			
PITCHER	IP	WLS	BF	H	R	ER	SO	BB	IBB	HBP	BLK	WP	HR	S	P	ERA	WHIP								
Jerry Koosman, L ERA: 2.16 Bob Apodaca, R ERA:	8.1	W	33	7	2	2	4	1	0	0	0	0	0	40	44	2.16	0.960								
	0.2	S	1	0	0	0	0	0	0	0	0	0	0	1	1	0.00	0.000								

St. Louis Cardinals @ New York Mets
Shea Stadium, Flushing, NY
Wed Apr 10 1974, 3:33 AM EDT
Att: 17,154 - Unknown

AB 32
R 2
H 7
RBI 2
BB 1
SO 4
LOB 13



Batter	1	2	3	4	5	6	7	8	9	AB	R	H	RBI	BB	SO	LOB	BOTTOM								
Wayne Garrett, L OBP: 0.200, SLG: 0.143 (1, 5)	K	K			4-3		F9			4	0	0	0	0	2	1									
Felix Milan, R OBP: 0.538, SLG: 0.333 (1, 4)	BB 1B BB	5-3			4-3		5-3			3	1	0	0	1	0	1									
Rusty Staub, L OBP: 0.214, SLG: 0.083 (1, 9)	P4		L5		E8			G3		4	0	0	0	0	0	1									
Cleon Jones, R OBP: 0.429, SLG: 0.333 (1, 7)	E 1B 1B BB		CS BB 1B		F9			6-3		3	1	1	0	1	0	1									
John Milner, L OBP: 0.397, SLG: 0.385 (1, 3)	E9 1B 1B					F8		4-3		3	0	1	1	1	0	0									
Jerry Grote, R OBP: 0.417, SLG: 0.917 (1, 2)	1-3 2-H 1B									3	1	2	2	0	1	2									
Don Hahn, R OBP: 0.500, SLG: 0.625 (1, 8)	FC6-4 1B				F7		G4-6-3 1B			3	0	1	0	0	0	2									
Bud Harrelson, S OBP: 0.583, SLG: 0.600 (1, 6)		SH2-3 1B			5-3		G4-6-3 1B			3	0	1	0	0	0	1									
Jerry Koosman, R Bob Apodaca, R (9, 1)		SH2-3			F8			6-3		2	0	0	0	0	0	0									
										0	0	0	0	0	0	0									
Inning Stats	R: 2 E: 1 K: 1 S: 7	H: 2 LOB: 2 BB: 2 P: 15	R: 0 E: 0 K: 1 S: 6	H: 1 LOB: 1 BB: 0 P: 6	R: 0 E: 0 K: 1 S: 5	H: 1 LOB: 2 BB: 1 P: 9	R: 0 E: 0 K: 0 S: 3	H: 0 LOB: 0 BB: 0 P: 3	R: 0 E: 1 K: 0 S: 4	H: 0 LOB: 1 BB: 0 P: 4	R: 0 E: 0 K: 0 S: 3	H: 0 LOB: 0 BB: 0 P: 3	R: 0 E: 0 K: 0 S: 3	H: 0 LOB: 0 BB: 0 P: 3	R: 0 E: 0 K: 0 S: 3	H: 0 LOB: 0 BB: 0 P: 3	R: 0 E: 0 K: 0 S: 3	H: 0 LOB: 0 BB: 0 P: 3	1B: 5 2B: 1 3B: 0 HR: 1	SF: 0 SAC: 1 DP: 2 HBP: 0	WP: 0 PB: 0 SB: 0 CS: 1	PA: 32			
PITCHER	IP	WLS	BF	H	R	ER	SO	BB	IBB	HBP	BLK	WP	HR	S	P	ERA	WHIP								
John Curtis, L ERA: 3.86 Rich Folkers, L ERA:	7.0	L	29	6	3	3	3	3	0	0	0	0	0	32	44	3.86	1.286								
	1.0		3	0	0	0	0	0	0	0	0	0	0	3	3	0.00	0.000								

St. Louis Cardinals @ New York Mets
Shea Stadium, Flushing, NY
Wed Apr 10 1974, 3:33 AM EDT
Att: 17,154 - Unknown

AB 28
R 3
H 6
RBI 3
BB 3
SO 3
LOB 9



Batter	1	2	3	4	5	6	7	8	9	AB	R	H	RBI	BB	SO	LOB	TOP																					
Lou Brock, L OBP: 0.350, SLG: 0.444 (1, 7)	1-3		K	HR		F7		1B		4	1	1	3	1	1	0	St. Louis Cardinals @ New York Mets Shea Stadium, Flushing, NY Thu Apr 11 1974, 3:33 AM EDT Unknown																					
Ted Sizemore, R OBP: 0.350, SLG: 0.471 (1, 4)	5-3		HR	1B		6-3		1B		4	1	2	1	1	0	0																						
Reggie Smith, S OBP: 0.368, SLG: 0.556 (1, 9)			F7	L9			4-3	F9		5	0	1	0	0	0	4																						
Joe Torre, R OBP: 0.389, SLG: 0.500 (1, 3)	K		HR	K			L6		F8	5	1	1	2	0	2	2																						
Ted Simmons, S OBP: 0.368, SLG: 0.471 (1, 2)		K	E4				1-3		3-1	5	0	1	0	0	1	0																						
Bake McBride, L OBP: 0.368, SLG: 0.412 (1, 8)	P6		K				4-3		F9	5	1	1	0	0	1	1																						
Ken Reitz, R OBP: 0.471, SLG: 0.733 (1, 5)				HR				FC3		4	3	3	1	0	0	1																						
Mike Tyson, R OBP: 0.357, SLG: 0.308 (1, 6)				K			F8	SH1-4		3	0	1	0	0	1	2																						
Bob Gibson, R Al Hrabosky, R Rich Folkers, L Orlando Pena, R Jose Cruz, L Mike Garman, R (1, 1) (7, 1) (7, 1) (7, 1) (8, PH) (8, 1)	L6			HR			5-3	SF8		3	1	1	0	0	0	1																						
Inning Stats	R: 0 E: 0 K: 1 S: 6	H: 1 LOB: 1 P: 6	R: 1 E: 0 K: 1 S: 7	H: 2 LOB: 1 BB: 0 P: 7	R: 2 E: 1 K: 2 S: 10	H: 2 LOB: 1 BB: 1 P: 10	R: 3 E: 0 K: 2 S: 10	H: 3 LOB: 1 BB: 1 P: 14	R: 0 E: 0 K: 0 S: 4	H: 2 LOB: 1 BB: 0 P: 4	R: 0 E: 0 K: 0 S: 3	H: 0 LOB: 0 BB: 0 P: 3	R: 0 E: 0 K: 0 S: 3	H: 0 LOB: 0 BB: 0 P: 3	R: 2 E: 1 K: 0 S: 6	H: 2 LOB: 2 BB: 1 P: 10	R: 0 E: 0 K: 0 S: 3	H: 0 LOB: 0 BB: 0 P: 3	1B: 9 2B: 0 3B: 0 HR: 3	SF: 1 SAC: 1 DP: 0 HBP: 0	WP: 0 PB: 0 SB: 1 CS: 0	PA: 42																
PITCHER	IP	WLS	BF	H	R	ER	SO	BB	IBB	HBP	BLK	WP	HR	S	P	ERA	WHIP	PITCHER				IP	WLS	BF	H	R	ER	SO	BB	IBB	HBP	BLK	WP	HR	S	P	ERA	WHIP
Tom Seaver, R ERA: 6.75 (1, 1)	5.0		26	10	6	6	6	1	0	0	0	0	3	37	41	10.80	2.200																					
Harry Parker, R ERA (6, 1)	2.0		6	0	0	0	0	0	0	0	0	0	0	6	6	0.00	0.000																					
Craig Swan, R ERA (8, 1)	1.0	L	7	2	2	0	0	0	1	0	0	0	0	6	10	0.00	2.000																					
Bob Miller, R ERA (9, 1)	1.0		3	0	0	0	0	0	0	0	0	0	0	3	3	0.00	0.000																					

AB	38
R	8
H	12
RBI	8
BB	2
SO	6
LOB	11



Batter	1	2	3	4	5	6	7	8	9	AB	R	H	RBI	BB	SO	LOB	BOTTOM																					
Wayne Garrett, L OBP: 0.250, SLG: 0.353 (1, 5)	K		5-3				SF8			3	1	1	3	1	1	1	St. Louis Cardinals @ New York Mets Shea Stadium, Flushing, NY Thu Apr 11 1974, 3:33 AM EDT Unknown																					
Felix Milan, R OBP: 0.500, SLG: 0.357 (1, 4)	6-3		5-3				SF9	BB		5	1	2	0	0	1	3																						
Rusty Staub, L OBP: 0.211, SLG: 0.063 (1, 9)	F5			3-1	4-3		BB	BB		4	1	0	0	1	1	3																						
Cleon Jones, R OBP: 0.316, SLG: 0.250 (1, 7)		F8		5-3			SF9			4	0	0	1	0	1	0																						
John Milner, L OBP: 0.421, SLG: 0.375 (1, 3)		G5-3	1B				F8	1B		3	0	1	0	2	0	0																						
Dave Schneck, L OBP: 0.444, SLG: 0.444 (1, 8)		1B		P5			6-3	1B		5	0	2	2	0	0	1																						
Jerry Grote, R OBP: 0.353, SLG: 0.688 (1, 2)		G5-3			6-3					4	1	0	0	1	0	5																						
Bud Harrelson, S OBP: 0.625, SLG: 0.667 (1, 6)			SH1-4	BB			6-3	1B		2	1	1	0	2	0	0																						
Tom Seaver, R Ed Kranepool, L Harry Parker, R Ken Boswell, L Craig Swan, R George Theodore, R Bob Miller, R (1, 1) (5, PH) (8, 1) (7, PH) (8, 1) (8, PH) (8, 1)			SH1-4				BB	1B		0	0	0	0	0	0	0																						
Inning Stats	R: 0 E: 0 K: 1 S: 5	H: 0 LOB: 0 P: 5	R: 0 E: 0 K: 0 S: 4	H: 2 LOB: 1 BB: 0 P: 4	R: 0 E: 0 K: 0 S: 3	H: 0 LOB: 1 BB: 1 P: 7	R: 0 E: 0 K: 0 S: 3	H: 0 LOB: 1 BB: 1 P: 7	R: 2 E: 0 K: 0 S: 6	H: 3 LOB: 1 BB: 0 P: 6	R: 0 E: 0 K: 1 S: 5	H: 0 LOB: 0 BB: 0 P: 5	R: 5 E: 0 K: 0 S: 7	H: 4 LOB: 2 BB: 3 P: 19	R: 0 E: 0 K: 2 S: 7	H: 0 LOB: 2 BB: 2 P: 15	R: 0 E: 1 K: 0 S: 4	H: 0 LOB: 1 BB: 0 P: 4	1B: 7 2B: 1 3B: 0 HR: 1	SF: 2 SAC: 2 DP: 1 HBP: 0	WP: 0 PB: 0 SB: 0 CS: 0	PA: 43																
PITCHER	IP	WLS	BF	H	R	ER	SO	BB	IBB	HBP	BLK	WP	HR	S	P	ERA	WHIP	PITCHER				IP	WLS	BF	H	R	ER	SO	BB	IBB	HBP	BLK	WP	HR	S	P	ERA	WHIP
Bob Gibson, R ERA: 4.5 (1, 1)	6.0		26	6	4	4	2	3	0	0	0	0	1	27	39	6.00	1.500																					
Al Hrabosky, L ERA: 20.25 (7, 1)	0.1		3	2	0	0	0	0	0	0	0	0	0	3	3	0.00	6.000																					
Rich Folkers, L ERA: 9.0 (7, 1)	0.0		1	0	0	0	0	1	0	0	0	0	0	0	4	∞	∞																					
Orlando Pena, R ERA (7, 1)	0.2		4	1	3	3	0	1	0	0	0	0	0	3	7	40.50	3.000																					
Mike Garman, R ERA (8, 1)	2.0	W	9	0	0	0	2	2	0	0	0	0	0	11	19	0.00	1.000																					



Batter	1	2	3	4	5	6	7	8	9	AB	R	H	RBI	BB	SO	LOB	TOP										
Lou Brock, L OBP: 0.292, SLG: 0.364 (1, 7)	6-3	FC6						6-3		4	0	0	0	0	0	3											
Ted Sizemore, R OBP: 0.500, SLG: 0.429 (1, 4)	F7							F7		4	0	1	0	0	0	0											
Reggie Smith, S OBP: 0.348, SLG: 0.476 (1, 9)								F8		3	0	0	0	1	0	1											
Joe Torre, R OBP: 0.364, SLG: 0.421 (1, 3)	CS							F9		3	1	0	0	1	1	0											
Ted Simmons, S OBP: 0.348, SLG: 0.429 Jim Dwyer, L (9, PR) (9, 3)								F9		4	0	1	0	0	0	1											
Luis Melendez, R OBP: 0.500, SLG: 0.750 Bake McBride, L OBP: 0.400, SLG: 0.444 (9, PH) (9, 8)										3	0	2	0	0	0	0											
Ken Reitz, R OBP: 0.400, SLG: 0.611 Jose Cruz, L OBP: 0.667, SLG: 1.000 Stan Papi, R (9, PH) (9, 6)										3	0	0	0	0	2												
Mike Tyson, R OBP: 0.353, SLG: 0.267 Tim McCarver, L OBP: 0.333, SLG: 0.500 (9, PH) (9, 2)										2	0	0	0	1	0	1											
Alan Foster, R (1, 1)										2	0	0	0	0	1	3											
Jim Hickman, R OBP: 0.667, SLG: 1.667 Rich Folkers, L (8, PH) (8, 1)										1	1	1	1	0	0	0											
Inning Stats	R: 0 E: 0 K: 0 S: 2	H: 0 LOB: 0 BB: 1 P: 6	R: 1 E: 1 K: 1 S: 7	H: 1 LOB: 3 BB: 2 P: 15	R: 0 E: 0 K: 0 S: 3	H: 1 LOB: 1 BB: 0 P: 3	R: 0 E: 0 K: 0 S: 4	H: 1 LOB: 1 BB: 0 P: 4	R: 0 E: 0 K: 0 S: 3	H: 0 LOB: 0 BB: 0 P: 3	R: 0 E: 0 K: 0 S: 3	H: 0 LOB: 0 BB: 0 P: 3	R: 0 E: 0 K: 0 S: 3	H: 0 LOB: 0 BB: 0 P: 3	R: 1 E: 0 K: 1 S: 4	H: 1 LOB: 1 BB: 0 P: 4	R: 2 E: 0 K: 1 S: 7	H: 3 LOB: 1 BB: 0 P: 7	1B: 5 2B: 1 3B: 0 HR: 1	SF: 1 SAC: 0 DP: 1 HBP: 0	WP: 0 PB: 0 SB: 0 CS: 2	PA: 37					
PITCHER	IP	WLS	BF	H	R	ER	SO	BB	IBB	HBP	BLK	WP	HR	S	P	ERA	WHIP										
George Stone, L ERA: 1.13 (1, 1)	8.0		30	4	2	1	1	2	1	0	0	0	1	29	41	1.12	0.750										
Bob Apodaca, R ERA: 18.0 (9, 1)	0.1	L	4	3	2	2	1	0	0	0	0	0	0	6	6	54.00	9.000										
Ray Sadecki, L ERA: (9, 1)	0.2		1	0	0	0	0	0	0	0	0	0	0	1	1	0.00	0.000										

St. Louis Cardinals @ New York Mets
Shea Stadium, Flushing, NY
Thu Apr 11 1974, 3:38 AM EDT
Att: 34,382 - Unknown

AB	31
R	4
H	7
RBI	3
BB	3
SO	2
LOB	11



Batter	1	2	3	4	5	6	7	8	9	AB	R	H	RBI	BB	SO	LOB	BOTTOM										
Wayne Garrett, L OBP: 0.250, SLG: 0.300 (1, 5)	K									3	0	0	0	1	1	0											
Felix Milan, R OBP: 0.500, SLG: 0.389 (1, 4)										4	1	2	0	0	0	1											
Rusty Staub, L OBP: 0.217, SLG: 0.100 (1, 9)	FC6									4	1	1	0	0	0	1											
Cleon Jones, R OBP: 0.304, SLG: 0.250 (1, 7)										4	1	1	1	0	0	1											
John Milner, L OBP: 0.435, SLG: 0.400 (1, 3)										4	0	2	1	0	1	2											
Dave Schneck, L OBP: 0.482, SLG: 0.538 (1, 8)										4	0	2	1	0	1	1											
Ron Hodges, L George Theodore, R (9, PH) (1, 2)										3	0	0	0	0	2												
Bud Harrelson, S OBP: 0.550, SLG: 0.533 (1, 6)										3	0	0	0	1	0	2											
George Stone, L (1, 1)										3	0	0	0	0	2	1											
Bob Apodaca, R (9, 1)										0	0	0	0	0	0	0											
Ray Sadecki, L (9, 1)										0	0	0	0	0	0	0											
Don Hahn, R OBP: 0.444, SLG: 0.556 (9, PH)										1	0	0	0	0	0	1											
Inning Stats	R: 0 E: 0 K: 1 S: 7	H: 2 LOB: 2 BB: 0 P: 7	R: 0 E: 0 K: 1 S: 5	H: 0 LOB: 1 BB: 1 P: 9	R: 0 E: 0 K: 1 S: 6	H: 1 LOB: 1 BB: 0 P: 6	R: 0 E: 0 K: 1 S: 5	H: 0 LOB: 0 BB: 0 P: 5	R: 3 E: 1 K: 0 S: 7	H: 4 LOB: 1 BB: 0 P: 7	R: 0 E: 0 K: 0 S: 3	H: 0 LOB: 0 BB: 0 P: 3	R: 0 E: 0 K: 1 S: 6	H: 1 LOB: 1 BB: 0 P: 6	R: 0 E: 1 K: 0 S: 3	H: 0 LOB: 0 BB: 0 P: 3	1B: 7 2B: 1 3B: 0 HR: 0	SF: 0 SAC: 0 DP: 2 HBP: 0	WP: 0 PB: 0 SB: 1 CS: 0	PA: 36							
PITCHER	IP	WLS	BF	H	R	ER	SO	BB	IBB	HBP	BLK	WP	HR	S	P	ERA	WHIP										
Alan Foster, R ERA: 2.57 (1, 1)	7.0		29	7	3	2	4	2	0	0	0	0	0	35	43	2.57	1.286										
Rich Folkers, L ERA: 3.0 (8, 1)	2.0	W	7	1	0	0	1	0	0	0	0	0	0	9	9	0.00	0.500										

St. Louis Cardinals @ New York Mets
Shea Stadium, Flushing, NY
Thu Apr 11 1974, 3:38 AM EDT
Att: 34,382 - Unknown

AB	34
R	3
H	8
RBI	3
BB	2
SO	5
LOB	12




Batter	1	2	3	4	5	6	7	8	9	10	11	AB	R	H	RBI	BB	SO	LOB	TOP	
Lou Brock, L OBP: 0.300, SLG: 0.333 (1, 7)	1-3		5-3			E6		4-3			FC6-4	5	2	1	0	1	0	2		
Ted Sizemore, R OBP: 0.433, SLG: 0.407 (1, 4)	4-3		5-3			L8				F9	FC6-4	6	0	1	2	0	0	3		
Reggie Smith, S OBP: 0.448, SLG: 0.538 (1, 9)	FC5-4		1-3			1B				BLK		5	2	4	1	1	0	0		
Joe Torre, R OBP: 0.393, SLG: 0.391 (1, 3) (10, 5)	FC5-4				F8					P4-6-3	F7	4	1	1	1	2	0	3		
Ted Simmons, S OBP: 0.345, SLG: 0.444 (1, 2)		1B			6-3	E5				P4-6-3	F8	6	0	2	2	0	0	5		
Bake McBride, L OBP: 0.320, SLG: 0.348 (1, 8)		K			F7	P6						5	0	0	0	0	2	4		
Ken Reitz, R OBP: 0.440, SLG: 0.609 Jim Dwyer, L (10, PR) (10, 3)						5-3				F9		5	0	3	0	0	0	2		
Mike Tyson, R OBP: 0.288, SLG: 0.211 Jose Cruz, L OBP: 0.500, SLG: 0.667 Stan Papi, R (10, 6)		K				F9				P1-6-3		4	0	0	0	0	2	3		
Sonny Siebert, R OBP: 0.300, SLG: 0.333 Luis Meléndez, R OBP: 0.250, SLG: 0.250 Pete Richert, L OBP: 0.250, SLG: 0.250 Orlando Pena, R OBP: 0.250, SLG: 0.250 Al Hrabosky, L OBP: 0.250, SLG: 0.250 Mike Garman, R OBP: 0.250, SLG: 0.250 Tim McCarver, L OBP: 0.250, SLG: 0.250 Rich Fulkers, L (11, 1)		K				G4-6-3						2	0	0	0	0	1	3		
Inning Stats	R: 0 E: 0 K: 0 S: 4	H: 1 LOB: 1 BB: 0 P: 4	R: 0 E: 0 K: 3 S: 11	H: 2 LOB: 2 BB: 0 P: 11	R: 0 E: 0 K: 0 S: 3	H: 0 LOB: 0 BB: 0 P: 3	R: 0 E: 0 K: 0 S: 3	H: 0 LOB: 0 BB: 0 P: 3	R: 0 E: 0 K: 0 S: 3	H: 1 LOB: 1 BB: 0 P: 7	R: 0 E: 0 K: 0 S: 3	H: 1 LOB: 1 BB: 0 P: 3	R: 1 E: 0 K: 0 S: 6	H: 3 LOB: 2 BB: 0 P: 6	1B: 12 2B: 2 3B: 0 HR: 0	SF: 0 SAC: 0 DP: 3 HBP: 0	WP: 0 PB: 0 SB: 0 CS: 0	PA: 50		
PITCHER	IP WLS BF H R ER SO BB IBB HBP BLK WP HR S P ERA WHIP	IP WLS BF H R ER SO BB IBB HBP BLK WP HR S P ERA WHIP	IP WLS BF H R ER SO BB IBB HBP BLK WP HR S P ERA WHIP	IP WLS BF H R ER SO BB IBB HBP BLK WP HR S P ERA WHIP	IP WLS BF H R ER SO BB IBB HBP BLK WP HR S P ERA WHIP	IP WLS BF H R ER SO BB IBB HBP BLK WP HR S P ERA WHIP	IP WLS BF H R ER SO BB IBB HBP BLK WP HR S P ERA WHIP	IP WLS BF H R ER SO BB IBB HBP BLK WP HR S P ERA WHIP	IP WLS BF H R ER SO BB IBB HBP BLK WP HR S P ERA WHIP	IP WLS BF H R ER SO BB IBB HBP BLK WP HR S P ERA WHIP	IP WLS BF H R ER SO BB IBB HBP BLK WP HR S P ERA WHIP	IP WLS BF H R ER SO BB IBB HBP BLK WP HR S P ERA WHIP	IP WLS BF H R ER SO BB IBB HBP BLK WP HR S P ERA WHIP	IP WLS BF H R ER SO BB IBB HBP BLK WP HR S P ERA WHIP	IP WLS BF H R ER SO BB IBB HBP BLK WP HR S P ERA WHIP	IP WLS BF H R ER SO BB IBB HBP BLK WP HR S P ERA WHIP	IP WLS BF H R ER SO BB IBB HBP BLK WP HR S P ERA WHIP	IP WLS BF H R ER SO BB IBB HBP BLK WP HR S P ERA WHIP	IP WLS BF H R ER SO BB IBB HBP BLK WP HR S P ERA WHIP	
Jerry Reuss, L ERA: 3.38 Dave Giusti, R ERA: 14.54 Ramon Hernandez, L ERA: 18.0 John Morian, R ERA: 1.69 Bruce Kison, R ERA: 1.69	6.1 0.1 1.1 1.0 2.0	29 3 5 4 9	6 2 1 1 4	5 1 0 1 1	4 1 0 0 1	35 2 0 0 9	43 6 7 7 9	2.84 27.00 0.00 0.00 4.50	1.263 9.000 0.750 2.000 2.000											

St. Louis Cardinals @ Pittsburgh Pirates
Three Rivers Stadium, Pittsburgh, PA
Fri Apr 12 1974, 7:05 PM EDT
Att: 9,524 - Unknown

livebaseballscores.com

AB 46
R 7
H 14
RBI 6
BB 4
SO 5
LOB 26





Batter	1	2	3	4	5	6	7	8	9	10	11	AB	R	H	RBI	BB	SO	LOB	BOTTOM						
Frank Taveras, R OBP: 0.333, SLG: 0.231 Paul Popovich, S OBP: 0.250, SLG: 0.250 (8, PH) (9, 6)	G3		L9					P8		P7		4	0	1	0	0	1	4							
Richie Hebner, L OBP: 0.346, SLG: 0.680 (1, 5)	1B		1B		3-1					P4		5	1	2	1	1	1	1							
Al Oliver, L OBP: 0.360, SLG: 0.375 (1, 8)	1B		1B		F8			F8		4-3		6	1	3	0	0	0	1							
Willie Stargell, L OBP: 0.240, SLG: 0.182 (1, 7)	K		F7		F9					6-3		6	0	1	0	0	1	5							
Richie Zisk, R OBP: 0.190, SLG: 0.316 (1, 9)	K		1B		E6			F9				5	2	1	1	1	2	3							
Dave Parker, L OBP: 0.458, SLG: 0.667 (1, 3)			1B		G3-6-1							6	1	4	3	0	0	1							
Rennie Stennett, R OBP: 0.160, SLG: 0.125 (1, 4)		6-3			5-3			6-3		L9		6	0	1	0	0	0	4							
Mike Ryan, R OBP: 0.250, SLG: 0.077 Ed Kirkpatrick, L OBP: 0.571, SLG: 0.750 (7, 2)			K			K						2	0	0	0	1	2	1							
Jerry Reuss, L OBP: 0.300, SLG: 0.333 Dave Giusti, R ERA: 14.54 Ramon Hernandez, S OBP: 0.250, SLG: 0.250 Bob Robertson, R OBP: 0.250, SLG: 0.250 John Morian, R ERA: 1.69 Gene Clines, R OBP: 0.250, SLG: 0.250 Bruce Kison, R (10, 1)		L7				K				P6	L7	3	0	1	0	0	1	2							
Inning Stats	R: 0 E: 0 K: 2 S: 9	H: 2 LOB: 2 BB: 0 P: 9	R: 0 E: 0 K: 1 S: 6	H: 1 LOB: 2 BB: 1 P: 10	R: 4 E: 0 K: 1 S: 9	H: 4 LOB: 2 BB: 1 P: 17	R: 0 E: 0 K: 0 S: 3	H: 0 LOB: 0 BB: 0 P: 3	R: 0 E: 0 K: 0 S: 10	H: 1 LOB: 1 BB: 0 P: 10	R: 0 E: 0 K: 0 S: 5	H: 2 LOB: 2 BB: 1 P: 5	R: 1 E: 0 K: 0 S: 5	H: 2 LOB: 1 BB: 0 P: 5	R: 1 E: 0 K: 0 S: 5	H: 2 LOB: 2 BB: 1 P: 9	R: 0 E: 0 K: 0 S: 4	H: 1 LOB: 1 BB: 0 P: 4	R: 0 E: 0 K: 1 S: 5	H: 0 LOB: 0 BB: 0 P: 5	1B: 10 2B: 3 3B: 0 HR: 2	SF: 0 SAC: 0 DP: 1 HBP: 0	WP: 1 PB: 0 SB: 2 CS: 0	PA: 52	
PITCHER	IP WLS BF H R ER SO BB IBB HBP BLK WP HR S P ERA WHIP	IP WLS BF H R ER SO BB IBB HBP BLK WP HR S P ERA WHIP	IP WLS BF H R ER SO BB IBB HBP BLK WP HR S P ERA WHIP	IP WLS BF H R ER SO BB IBB HBP BLK WP HR S P ERA WHIP	IP WLS BF H R ER SO BB IBB HBP BLK WP HR S P ERA WHIP	IP WLS BF H R ER SO BB IBB HBP BLK WP HR S P ERA WHIP	IP WLS BF H R ER SO BB IBB HBP BLK WP HR S P ERA WHIP	IP WLS BF H R ER SO BB IBB HBP BLK WP HR S P ERA WHIP	IP WLS BF H R ER SO BB IBB HBP BLK WP HR S P ERA WHIP	IP WLS BF H R ER SO BB IBB HBP BLK WP HR S P ERA WHIP	IP WLS BF H R ER SO BB IBB HBP BLK WP HR S P ERA WHIP	IP WLS BF H R ER SO BB IBB HBP BLK WP HR S P ERA WHIP	IP WLS BF H R ER SO BB IBB HBP BLK WP HR S P ERA WHIP	IP WLS BF H R ER SO BB IBB HBP BLK WP HR S P ERA WHIP	IP WLS BF H R ER SO BB IBB HBP BLK WP HR S P ERA WHIP	IP WLS BF H R ER SO BB IBB HBP BLK WP HR S P ERA WHIP	IP WLS BF H R ER SO BB IBB HBP BLK WP HR S P ERA WHIP	IP WLS BF H R ER SO BB IBB HBP BLK WP HR S P ERA WHIP	IP WLS BF H R ER SO BB IBB HBP BLK WP HR S P ERA WHIP						
Sonny Siebert, R ERA: 2.4 Pete Richert, L ERA: 3.38 Orlando Pena, R OBP: 0.250, SLG: 0.250 Al Hrabosky, L ERA: 18.0 Mike Garman, R ERA: 1.69	6.0 0.2 1.0 0.2 1.2	29 4 4 7 7	6 2 1 1 1	4 0 0 1 0	7 0 0 0 0	40 1 0 0 6	52 4 4 4 10	6.00 0.00 9.00 13.50 0.00	1.833 3.000 1.000 4.500 1.200																


St. Louis Cardinals @ Pittsburgh Pirates
Three Rivers Stadium, Pittsburgh, PA
Fri Apr 12 1974, 7:05 PM EDT
Att: 9,524 - Unknown

livebaseballscores.com

AB 48
R 6
H 15
RBI 5
BB 4
SO 8
LOB 26



Batter	1	2	3	4	5	6	7	8	9	AB	R	H	RBI	BB	SO	LOB	TOP										
Lou Brock, L OBP: 0.314, SLG: 0.344 (1, 7)	F8		1B		F9		G6-3		4-3	5	1	2	1	0	0	2	St. Louis Cardinals @ Pittsburgh Pirates Three Rivers Stadium, Pittsburgh, PA Sat Apr 13 1974, 3:33 AM EDT Att: 7,026 - Unknown AB 36 R 6 H 11 RBI 3 BB 3 SO 0 LOB 19 										
Ted Sizemore, R OBP: 0.429, SLG: 0.387 (1, 4)	P6		1B		1-3		BB		4-3	4	0	1	1	1	0	2											
Reggie Smith, S OBP: 0.441, SLG: 0.500 (1, 9)	1B		F3		FC5-4		6-3		4-3	4	1	1	0	1	0	3											
Joe Torre, R OBP: 0.387, SLG: 0.385 Jim Hickman, R OBP: 0.750, SLG: 1.500 (1, 3) (6, 3)	P6		G4-6-3		1B		FC3-6			3	1	1	0	0	0	2											
Ted Simmons, S OBP: 0.364, SLG: 0.467 (1, 2)		2B			6-3		1B		L8	3	1	1	0	1	0	1											
Bake McBride, L OBP: 0.276, SLG: 0.296 (1, 8)	1-3				F7		F5		FC3-6	4	0	0	0	0	0	5											
Ken Reitz, R OBP: 0.414, SLG: 0.593 (1, 5)	E2				F9		FC5-4		4-3	4	1	1	1	0	0	2											
Mike Tyson, R OBP: 0.280, SLG: 0.304 (1, 6)	4-3				P4		FC6		1B	4	1	1	0	0	0	1											
Lynn McGlothen, L OBP: 0.500, SLG: 0.500 Orlando Pena, R OBP: 1.000, SLG: 1.000 Pete Richert, L OBP: 1.000, SLG: 1.000 (1, 1) (9, 1) (9, 1)	L7						1B		2-3	4	0	2	0	0	0	1											
Inning Stats	R: 0 E: 0 K: 0 S: 4	H: 1 LOB: 1 BB: 0 P: 4	R: 2 E: 1 K: 0 S: 5	H: 2 LOB: 0 BB: 0 P: 5	R: 1 E: 0 K: 0 S: 4	H: 2 LOB: 0 BB: 0 P: 4	R: 0 E: 0 K: 0 S: 3	H: 0 LOB: 0 BB: 0 P: 3	R: 0 E: 0 K: 0 S: 4	H: 1 LOB: 1 BB: 2 P: 12	R: 0 E: 0 K: 0 S: 3	H: 1 LOB: 1 BB: 1 P: 7	R: 0 E: 0 K: 0 S: 4	H: 1 LOB: 1 BB: 0 P: 4	R: 1 E: 0 K: 0 S: 5	H: 2 LOB: 1 BB: 0 P: 5		1B: 8 2B: 2 3B: 1 HR: 0	SF: 0 SAC: 0 DP: 2 HBP: 0	WP: 0 PB: 0 SB: 3 CS: 0	PA: 39						
PITCHER	IP	WLS	BF	H	R	ER	SO	BB	IBB	HBP	BLK	WP	HR	S	P	ERA	WHIP										
Jim Rooker, L ERA: 2.57 (1, 1)	7.0	L	30	8	5	2	0	2	1	0	0	0	0	27	39	2.57	1.429										
Dave Giusti, R ERA: 11.37 (8, 1)	2.0		9	3	1	1	0	0	0	0	0	0	0	9	9	4.50	1.500										

Batter	1	2	3	4	5	6	7	8	9	AB	R	H	RBI	BB	SO	LOB	BOTTOM										
Rennie Stennett, R OBP: 0.200, SLG: 0.321 (1, 4)	K		4-3						SF9	4	1	2	4	0	1	0	St. Louis Cardinals @ Pittsburgh Pirates Three Rivers Stadium, Pittsburgh, PA Sat Apr 13 1974, 3:33 AM EDT Att: 7,026 - Unknown AB 34 R 4 H 9 RBI 4 BB 4 SO 7 LOB 14 										
Richie Hebner, L OBP: 0.355, SLG: 0.607 (1, 5)	F8		BB		G3		1-3			3	0	0	0	2	0	1											
Al Oliver, L OBP: 0.300, SLG: 0.310 (1, 8)	K		G3				P4		F5	5	0	0	0	0	2	3											
Willie Stargell, L OBP: 0.241, SLG: 0.160 (1, 7)		6-3			K		1B		K	3	0	0	0	1	2	0											
Dave Parker, L OBP: 0.500, SLG: 0.680 (1, 9)		1B			K				G6-4-3	4	0	3	0	0	1	0											
Bob Robertson, R OBP: 0.167, SLG: 0.667 (1, 3)		1B			L8		P4		G6-4-3	4	0	0	0	0	0	4											
Ed Kirkpatrick, L OBP: 0.455, SLG: 0.500 (1, 2)					4-3		F9		F2	4	0	1	0	0	0	2											
Daf Maxvill, R OBP: 0.500, SLG: 0.429 (1, 6)		FC5-4							2B	3	2	2	0	1	0	2											
Jim Rooker, R (1, 1)					5-3		1B		SF9	2	0	0	0	0	1	1											
Paul Popovich, S OBP: 0.200, SLG: 0.200 Dave Giusti, R OBP: 0.286, SLG: 0.333 (7, PH) (8, 1) (9, PH)			K				FC6-4		SF9	1	1	0	0	0	0	1											
Inning Stats	R: 0 E: 0 K: 2 S: 7	H: 0 LOB: 0 BB: 0 P: 7	R: 0 E: 0 K: 0 S: 5	H: 2 LOB: 2 BB: 0 P: 5	R: 0 E: 0 K: 1 S: 5	H: 0 LOB: 1 BB: 1 P: 9	R: 0 E: 0 K: 2 S: 7	H: 0 LOB: 0 BB: 0 P: 7	R: 1 E: 0 K: 0 S: 5	H: 2 LOB: 1 BB: 0 P: 5	R: 0 E: 0 K: 1 S: 6	H: 1 LOB: 2 BB: 1 P: 10	R: 2 E: 0 K: 0 S: 5	H: 2 LOB: 0 BB: 0 P: 5	R: 0 E: 0 K: 1 S: 5	H: 1 LOB: 0 BB: 0 P: 5	R: 1 E: 0 K: 0 S: 4	H: 1 LOB: 2 BB: 2 P: 12	1B: 6 2B: 2 3B: 0 HR: 1	SF: 1 SAC: 0 DP: 1 HBP: 0	WP: 0 PB: 0 SB: 0 CS: 0	PA: 39					
PITCHER	IP	WLS	BF	H	R	ER	SO	BB	IBB	HBP	BLK	WP	HR	S	P	ERA	WHIP										
Lynn McGlothen, R ERA: 4.32 (1, 1)	8.1	W	36	9	4	4	7	3	0	0	0	0	1	47	59	4.32	1.440										
Orlando Pena, R ERA: 3.0 (9, 1)	0.1		2	0	0	0	0	1	0	0	0	0	0	1	5	0.00	3.000										
Pete Richert, L ERA: (9, 1)	0.1	S	1	0	0	0	0	0	0	0	0	0	0	1	1	0.00	0.000										

Batter	1	2	3	4	5	6	7	8	9	AB	R	H	RBI	BB	SO	LOB	TOP										
Lou Brock, L OBP: 0.341, SLG: 0.350 Bake McBride, L OBP: 0.333, SLG: 0.452	0-3 K	0-0 1B		0-0 E S 1B	4-0 BB			0-3 K		4	1	2	2	1	2	1											
Ted Sizemore, R OBP: 0.386, SLG: 0.350	0-0 P5	0-0 L7		0-0 WP 1B	0-0 F8			0-0 G6-4-3		5	0	1	1	0	0	6											
Reggie Smith, S OBP: 0.409, SLG: 0.436 Jose Cruz, L OBP: 0.250, SLG: 0.286	0-0 F2		0-0 L1	0-0 L8		0-0 6-3		0-0 E3		5	0	0	0	0	0	1											
Jim Hickman, R OBP: 0.500, SLG: 0.778		0-0 1B SF8	0-0 F8	4-0 G6-4-3 BB		0-3 K		0-0 6-3		4	1	1	0	1	1	1											
Ted Simmons, S OBP: 0.326, SLG: 0.400		0-0 SF8 BB 1B	0-0 E3	0-0 G6-4-3		0-0 L8		0-0 L9		5	2	1	0	0	0	4											
Luis Melendez, R OBP: 0.384, SLG: 0.400		4-0 SF8 1B BB	0-0 E	1B		0-0 L8		0-0 L7		4	2	1	0	1	0	2											
Ken Reitz, R OBP: 0.459, SLG: 0.647		0-0 SF8	0-0 E4	1B		0-0 BB BB 1B		0-0 F8		3	0	2	1	0	0	0											
Mike Tyson, R OBP: 0.333, SLG: 0.310		4-0 1B IBB	4-0 IBB			0-0 F9		0-0 F2		2	0	0	0	2	0	1											
John Curtis, L OBP: 0.333, SLG: 0.200 Mike Garman, R Rich Folkers, L	0-3 K		0-0 4-3			4-0 BB		0-0 G6-4-3 1B		3	0	1	0	1	1	5											
Inning Stats	R: 0 E: 0 K: 1 S: 5	H: 0 LOB: 0 BB: 0 P: 5	R: 3 E: 0 K: 1 S: 8	H: 3 LOB: 2 BB: 2 P: 16	R: 2 E: 2 K: 0 S: 6	H: 2 LOB: 2 BB: 1 P: 10	R: 1 E: 0 K: 0 S: 4	H: 2 LOB: 1 BB: 1 P: 8	R: 0 E: 0 K: 0 S: 4	H: 1 LOB: 3 BB: 2 P: 12	R: 0 E: 0 K: 0 S: 3	H: 0 LOB: 0 BB: 0 P: 3	R: 0 E: 0 K: 1 S: 5	H: 1 LOB: 0 BB: 0 P: 5	R: 0 E: 1 K: 0 S: 4	H: 0 LOB: 0 BB: 0 P: 4	1B: 9 2B: 0 3B: 0 HR: 0	SF: 1 SAC: 0 DP: 2 HBP: 0	WP: 1 PB: 0 SB: 1 CS: 0	PA: 42							
PITCHER	IP	WLS	BF	H	R	ER	SO	BB	IBB	HBP	BLK	WP	HR	S	P	ERA	WHIP										
Ken Brett, L ERA: 9.82	3.0	L	18	5	5	3	2	1	2	0	0	0	0	19	31	9.00	2.000										
John Moran, R ERA: 1.53	4.0		17	3	1	1	1	3	0	0	0	1	0	16	28	2.25	1.500										
Dave Giusti, R ERA: 8.64	2.0		7	1	0	0	1	0	0	0	0	0	0	9	9	0.00	0.500										

St. Louis Cardinals @ Pittsburgh Pirates
Three Rivers Stadium, Pittsburgh, PA
Sun Apr 14 1974, 3:38 AM EDT
Att: 11,949 - Unknown

AB	35
R	6
H	9
RBI	4
BB	6
SO	4
LOB	21



Batter	1	2	3	4	5	6	7	8	9	AB	R	H	RBI	BB	SO	LOB	BOTTOM										
Rennie Stennett, R OBP: 0.250, SLG: 0.459	4-0 3B BB	0-0 HR			0-0 6-3			0-0 G3	0-0 2B	4	2	2	2	1	0	0											
Gene Clines, R OBP: 0.273, SLG: 0.500 Dave Parker, L OBP: 0.485, SLG: 0.633	0-0 1B 3B	0-0 L3			0-0 L9			0-0 L4-3	0-0 G3	4	1	1	1	0	0	0											
Al Oliver, L OBP: 0.308, SLG: 0.342	0-0 6-3		0-0 6-3		0-0 1-3			0-0 2B		4	0	1	0	0	0	1											
Richie Zisk, R OBP: 0.280, SLG: 0.333	4-0 1B BB		0-0 FC4-6 1B		0-0 6-3			4-0 BB		2	0	1	0	2	0	0											
Bob Robertson, R OBP: 0.143, SLG: 0.357	0-0 FC6 1B		0-0 F8		0-0 F9			0-0 F8		4	0	1	1	0	0	3											
Richie Hebner, L OBP: 0.425, SLG: 0.657	0-0 P6		0-0 FC4-6		0-0 F8			0-0 WP SF8 2B		4	1	1	0	0	0	3											
Ed Kirkpatrick, L OBP: 0.526, SLG: 0.500	0-0 FC6			0-0 G6-4-3 1B		0-3 K		0-0 6-3		4	0	1	0	0	1	3											
Dal Maxvill, R OBP: 0.333, SLG: 0.231 Willie Stargell, L OBP: 0.286, SLG: 0.310		0-0 6-3		0-0 G6-4-3		0-0 L1		0-0 SF8		3	0	0	0	0	0	1											
Ken Brett, L John Moran, R Kurt Bevacqua, R Dave Giusti, R Paul Popovich, S OBP: 0.333, SLG: 0.333		0-0 3-1		0-0 L4		0-3 K		0-0 2B 1B		1	0	0	0	0	0	0											
Inning Stats	R: 2 E: 0 K: 0 S: 5	H: 2 LOB: 2 BB: 2 P: 13	R: 1 E: 0 K: 0 S: 4	H: 1 LOB: 0 BB: 0 P: 4	R: 0 E: 0 K: 0 S: 4	H: 1 LOB: 1 BB: 0 P: 4	R: 0 E: 0 K: 0 S: 3	H: 1 LOB: 0 BB: 0 P: 3	R: 0 E: 0 K: 2 S: 7	H: 0 LOB: 0 BB: 0 P: 7	R: 0 E: 0 K: 0 S: 4	H: 1 LOB: 2 BB: 1 P: 8	R: 0 E: 0 K: 0 S: 6	H: 3 LOB: 1 BB: 0 P: 6	1B: 4 2B: 3 3B: 1 HR: 1	SF: 1 SAC: 0 DP: 1 HBP: 0	WP: 1 PB: 0 SB: 0 CS: 0	PA: 38									
PITCHER	IP	WLS	BF	H	R	ER	SO	BB	IBB	HBP	BLK	WP	HR	S	P	ERA	WHIP										
John Curtis, L ERA: 4.6	8.2	W	36	8	5	5	2	3	0	0	0	1	1	37	49	5.19	1.269										
Mike Garman, R ERA: 2.08	0.0		1	1	0	0	0	0	0	0	0	0	0	1	1	∞	∞										
Rich Folkers, L ERA: 2.08	0.1	S	1	0	0	0	0	0	0	0	0	0	0	1	1	0.00	0.000										

St. Louis Cardinals @ Pittsburgh Pirates
Three Rivers Stadium, Pittsburgh, PA
Sun Apr 14 1974, 3:38 AM EDT
Att: 11,949 - Unknown

AB	34
R	5
H	9
RBI	5
BB	3
SO	2
LOB	12



Batter	1	2	3	4	5	6	7	8	9	AB	R	H	RBI	BB	SO	LOB	TOP			
Lou Brock, L OBP: 0.313, SLG: 0.318 (1,7)										4	0	0	0	0	0	1	St. Louis Cardinals @ Philadelphia Phillies Veterans Stadium, Philadelphia, PA Mon Apr 15 1974, 7:05 PM EDT Att: 6,713 - Unknown			
Ted Sizemore, R OBP: 0.375, SLG: 0.341 (1,4)										5	0	1	0	0	1					
Reggie Smith, S OBP: 0.417, SLG: 0.581 (1,9)										4	2	2	2	0	0	1				
Jim Hickman, R OBP: 0.429, SLG: 0.615 (1,3)										4	0	1	0	0	0	0				
Ted Simmons, S OBP: 0.340, SLG: 0.455 (9, PR)										4	0	2	0	0	0	1				
Bake McBride, L OBP: 0.333, SLG: 0.424 (8, PH)										2	0	0	0	1	0	1				
Luis Melendez, R OBP: 0.333, SLG: 0.364 (9, PH)										1	0	0	0	0	0	1				
Ken Reitz, R OBP: 0.425, SLG: 0.595 (1,5)										3	0	0	0	0	2	3				
Mike Tyson, R OBP: 0.314, SLG: 0.290 (8, PH)										2	0	0	0	0	1	0				
Jose Cruz, L OBP: 0.222, SLG: 0.250 (8, PH)										1	0	0	0	0	0	0				
Stan Papi, R (8,6)										0	0	0	0	0	0	0				
Alan Foster, R (1,1)										2	0	0	0	1	0	0				
Inning Stats	R: 0 E: 0 K: 0 S: 3	H: 1 LOB: 0 BB: 0 P: 3	R: 0 E: 0 K: 1 S: 6	H: 1 LOB: 1 BB: 0 P: 6	R: 0 E: 0 K: 1 S: 5	H: 0 LOB: 0 BB: 0 P: 5	R: 0 E: 0 K: 0 S: 3	H: 0 LOB: 0 BB: 0 P: 3	R: 0 E: 1 K: 0 S: 2	H: 0 LOB: 1 BB: 1 P: 6	R: 1 E: 0 K: 2 S: 9	H: 2 LOB: 2 BB: 1 P: 13	R: 0 E: 0 K: 0 S: 3	H: 0 LOB: 0 BB: 0 P: 3	R: 1 E: 1 K: 0 S: 5	H: 2 LOB: 1 BB: 0 P: 5	1B: 3 2B: 0 3B: 1 HR: 2	SF: 0 SAC: 0 DP: 1 HBP: 0	WP: 0 PB: 0 SB: 1 CS: 0	PA: 34
PITCHER	IP WLS BF H R ER SO BB IBB HBP BLK WP HR S P ERA WHIP																			
Dick Ruthven, R (1,1)	8.0 W 29 4 1 1 4 1 1 0 0 0 1 34 42 1.12 0.625																			
Eddie Watt, R (9,1)	0.2 3 1 1 1 0 0 0 0 0 0 1 3 3 13.50 1.500																			
Mac Scarce, L (9,1)	0.1 S 2 1 0 0 0 0 0 0 0 0 0 2 2 0.00 3.000																			

AB 32
R 2
H 6
RBI 2
BB 2
SO 4
LOB 9



Batter	1	2	3	4	5	6	7	8	9	AB	R	H	RBI	BB	SO	LOB	BOTTOM	
Dave Cash, R OBP: 0.306, SLG: 0.242 (1,4)										2	1	0	0	1	0	0	St. Louis Cardinals @ Philadelphia Phillies Veterans Stadium, Philadelphia, PA Mon Apr 15 1974, 7:05 PM EDT Att: 6,713 - Unknown	
Larry Bowa, S OBP: 0.400, SLG: 0.438 (1,6)										4	1	2	0	0	0	1		
Del Unser, L OBP: 0.455, SLG: 0.526 (1,8)										3	0	2	1	1	0	0		
Greg Luzinski, R OBP: 0.143, SLG: 0.152 (1,7)										4	0	0	0	0	1	4		
Willie Montanez, L OBP: 0.143, SLG: 0.120 (1,3)										4	0	0	0	0	2	3		
Eddie Watt, R (9,1)										0	0	0	0	0	0	0		
Mac Scarce, L (9,1)										0	0	0	0	0	0	0		
Mike Anderson, R OBP: 0.318, SLG: 0.263 (1,9)										3	1	1	0	0	0	0		
Bob Boone, R OBP: 0.333, SLG: 0.458 (1,2)										3	0	1	0	0	0	0		
Mike Schmidt, R OBP: 0.345, SLG: 0.444 (1,5)										3	0	0	0	0	1	2		
Dick Ruthven, R (1,1)										2	0	0	0	0	1	0		
Tom Hutton, L OBP: 0.200, SLG: 0.600 (8, PH)										1	0	0	0	0	0	0		
Inning Stats	R: 0 E: 1 K: 0 S: 4	H: 1 LOB: 2 BB: 1 P: 8	R: 1 E: 0 K: 0 S: 4	H: 2 LOB: 0 BB: 0 P: 4	R: 0 E: 0 K: 1 S: 5	H: 0 LOB: 0 BB: 0 P: 5	R: 0 E: 0 K: 2 S: 7	H: 0 LOB: 0 BB: 0 P: 7	R: 0 E: 0 K: 1 S: 5	H: 0 LOB: 0 BB: 0 P: 5	R: 0 E: 1 K: 1 S: 6	H: 0 LOB: 1 BB: 0 P: 6	R: 2 E: 1 K: 0 S: 5	H: 2 LOB: 1 BB: 1 P: 9	1B: 6 2B: 0 3B: 0 HR: 0	SF: 0 SAC: 0 DP: 2 HBP: 1	WP: 0 PB: 0 SB: 0 CS: 0	PA: 32
PITCHER	IP WLS BF H R ER SO BB IBB HBP BLK WP HR S P ERA WHIP																	
Alan Foster, R (1,1)	8.0 L 32 6 3 2 5 2 0 1 0 0 0 39 48 2.25 1.000																	

AB 29
R 3
H 6
RBI 1
BB 2
SO 5
LOB 10



Batter	1	2	3	4	5	6	7	8	9	AB	R	H	RBI	BB	SO	LOB	TOP						
Lou Brock, L (1, 7) OBP: 0.346, SLG: 0.354	F8	FC5-4			S 2B		G4-6-3			4	1	3	1	0	0	0	St. Louis Cardinals @ Philadelphia Phillies Veterans Stadium, Philadelphia, PA Tue Apr 16 1974, 7:05 PM EDT Att: 8,107 - Unknown						
Ted Sizemore, R (1, 4) OBP: 0.385, SLG: 0.362	2B SF8	FC5-4			1B		G4-6-3			3	1	1	1	1	0	3							
Reggie Smith, S (1, 9) Mike Thompson, R (8, 1)	2B				G5-4-3 BB				6-3	3	0	1	0	1	1	1							
Joe Torre, R (1, 3) OBP: 0.371, SLG: 0.345	FC6 IBB				F2				6-3	3	0	0	0	1	0	2							
Ted Simmons, S (1, 2) OBP: 0.333, SLG: 0.468	SF8				G5-4-3				6-3	3	0	1	1	0	1	1							
Luis Melendez, R (1, 8) OBP: 0.375, SLG: 0.357	FC6				6-3				6-3	3	0	1	0	1	0	2							
Ken Reitz, R (1, 5) OBP: 0.386, SLG: 0.537					6-3				4-3	4	0	0	0	0	0	1							
Mike Tyson, R (1, 6) Stan Papi, R (8, 6)	1B 1B				1-3				5-3	3	1	1	0	0	1	1							
Bob Gibson, R (1, 1) OBP: 0.250, SLG: 0.250 Jim Dwyer, L (7, PH)	FC5-4 1B				K				G3	2	0	1	0	0	1	0							
Pete Richert, L (7, 1) Orlando Pena, R (7, 1) Jose Cruz, L (8, 9) OBP: 0.200, SLG: 0.222	FC5-4 2-3 1B				K				G1	1	0	0	0	0	0	0							
Inning Stats	R: 1 E: 0 K: 0 S: 4	H: 1 LOB: 2 BB: 2 P: 12	R: 1 E: 0 K: 0 S: 5	H: 3 LOB: 1 BB: 0 P: 5	R: 0 E: 0 K: 0 S: 2	H: 0 LOB: 0 BB: 1 P: 6	R: 0 E: 0 K: 0 S: 3	H: 0 LOB: 0 BB: 0 P: 3	R: 1 E: 0 K: 2 S: 9	H: 2 LOB: 1 BB: 0 P: 9	R: 0 E: 0 K: 2 S: 7	H: 0 LOB: 1 BB: 1 P: 11	R: 0 E: 0 K: 0 S: 3	H: 1 LOB: 0 BB: 0 P: 3	R: 0 E: 0 K: 0 S: 4	H: 2 LOB: 2 BB: 0 P: 4		R: 0 E: 0 K: 0 S: 3	H: 0 LOB: 0 BB: 0 P: 3	1B: 5 2B: 4 3B: 0 HR: 0	SF: 1 SAC: 0 DP: 3 HBP: 0	WP: 0 PB: 0 SB: 1 CS: 0	PA: 36
PITCHER Steve Carlton, L (1, 1) ERA: 2.7	IP: 9.0 WLS: W BF: 36 H: 9 R: 3 ER: 3 SO: 4 BB: 3 IBB: 1 HBP: 0 BLK: 0 WP: 0 HR: 0 S: 40 P: 56 ERA: 3.00 WHIP: 1.333																						

Batter	1	2	3	4	5	6	7	8	9	AB	R	H	RBI	BB	SO	LOB	BOTTOM				
Dave Cash, R (1, 4) OBP: 0.341, SLG: 0.342	F7				1-3 1B		L4			5	0	3	3	0	0	2	St. Louis Cardinals @ Philadelphia Phillies Veterans Stadium, Philadelphia, PA Tue Apr 16 1974, 7:05 PM EDT Att: 8,107 - Unknown				
Larry Bowa, S (1, 6) OBP: 0.350, SLG: 0.378	F7				1-3 1B		G3			5	0	0	0	0	1	4					
Del Unser, L (1, 8) OBP: 0.556, SLG: 0.571					BB					2	2	2	0	3	0	0					
Greg Luzinski, R (1, 7) OBP: 0.128, SLG: 0.135 Bill Robinson, R (8, 7) OBP: 0.360, SLG: 0.480	K				K		F9		F7	4	0	0	0	0	2	4					
Tom Hutton, L (1, 3) OBP: 0.200, SLG: 0.467					L7				E1	1	0	1	0	0	0	3					
Mike Anderson, R (1, 9) OBP: 0.346, SLG: 0.348					K				SF8	4	2	2	2	0	1	1					
Bob Boone, R (1, 2) OBP: 0.357, SLG: 0.462					G3				SF8	2	2	1	1	1	0	0					
Mike Schmidt, R (1, 5) OBP: 0.394, SLG: 0.448					6-3 1B				P5	2	2	1	1	2	0	1					
Steve Carlton, L (1, 1) OBP: 0.286, SLG: 0.333					6-3				SF8	3	0	2	2	0	0	1					
Inning Stats	R: 0 E: 0 K: 1 S: 5	H: 0 LOB: 1 BB: 1 P: 9	R: 0 E: 0 K: 0 S: 3	H: 0 LOB: 0 BB: 0 P: 3	R: 1 E: 0 K: 1 S: 5	H: 1 LOB: 1 BB: 1 P: 9	R: 0 E: 0 K: 2 S: 7	H: 0 LOB: 1 BB: 1 P: 11	R: 1 E: 0 K: 0 S: 5	H: 3 LOB: 1 BB: 0 P: 5	R: 5 E: 0 K: 0 S: 8	H: 5 LOB: 1 BB: 1 P: 12	R: 3 E: 1 K: 0 S: 6	H: 2 LOB: 2 BB: 2 P: 14	R: 0 E: 0 K: 0 S: 4	H: 2 LOB: 1 BB: 0 P: 4		1B: 11 2B: 2 3B: 1 HR: 0	SF: 2 SAC: 0 DP: 2 HBP: 0	WP: 0 PB: 0 SB: 1 CS: 1	PA: 41
PITCHER Bob Gibson, R (1, 1) ERA: 6.3 Pete Richert, L (7, 1) ERA: 5.4 Orlando Pena, R (7, 1) ERA: 2.08 Mike Thompson, R (8, 1) ERA: 15.75	IP: 6.0 WLS: L BF: 29 H: 9 R: 7 ER: 7 SO: 4 BB: 3 IBB: 0 HBP: 0 BLK: 0 WP: 0 HR: 0 S: 33 P: 49 ERA: 10.50 WHIP: 2.000																				

Batter	1	2	3	4	5	6	7	8	9	AB	R	H	RBI	BB	SO	LOB	TOP															
Lou Brock, L OBP: 0.333, SLG: 0.327 (1, 7)	4-3		F7			FC5-4			F7	4	1	0	0	1	0	1	St. Louis Cardinals @ Philadelphia Phillies Veterans Stadium, Philadelphia, PA Wed Apr 17 1974, 7:05 PM EDT Att: 11,237 - Unknown															
Ted Sizemore, R OBP: 0.386, SLG: 0.353 (1, 4)	WP SF6 BB			F8	1B		6-3		F8	4	1	1	1	1	0	0																
Reggie Smith, S OBP: 0.446, SLG: 0.604 (1, 9)	SF6			1B 1B	1B					2	1	2	1	1	0	0																
Joe Torre, R OBP: 0.359, SLG: 0.333 (1, 3)	F2			1B 2B	1B	L6			F8	4	1	1	0	0	0	3																
Ted Simmons, S OBP: 0.327, SLG: 0.451 (1, 2)		4-3		2B 1B		4-3			4-3	4	0	1	0	0	0	3																
Bake McBride, L OBP: 0.350, SLG: 0.417 (1, 8)	4-3			K		1B SF9			G6-4-3 BB	3	1	1	0	1	1	3																
Ken Reitz, R OBP: 0.396, SLG: 0.556 (1, 5)	P5			1-3 2-H 3-H	2B	FC5-4			G6-4-3	4	0	2	2	0	0	1																
Mike Tyson, R OBP: 0.293, SLG: 0.297 Jim Dwyer, L Stan Papi, R	F8			G2		K			4-3	3	0	0	0	0	1	4																
Sonny Siebert, R Mike Garman, R Jose Cruz, L Mike Thompson, R Tim McCarver, L Al Hrabosky, R Rich Folkers, L Jim Hickman, R	K					P3			SF9	1	0	0	0	0	1	0																
									5-3	1	0	0	0	0	0	0																
Inning Stats	R: 1 E: 0 K: 0 S: 3	H: 0 LOB: 0 BB: 1 P: 7	R: 0 E: 0 K: 0 S: 3	H: 0 LOB: 0 BB: 3	R: 0 E: 0 K: 1 S: 5	H: 0 LOB: 0 BB: 0 P: 5	R: 2 E: 0 K: 1 S: 9	H: 4 LOB: 2 BB: 0 P: 9	R: 1 E: 0 K: 1 S: 5	H: 2 LOB: 1 BB: 0 P: 7	R: 0 E: 0 K: 0 S: 3	H: 0 LOB: 0 BB: 1 P: 6	R: 0 E: 0 K: 0 S: 3	H: 0 LOB: 0 BB: 0 P: 3	R: 0 E: 0 K: 0 S: 3	H: 0 LOB: 0 BB: 0 P: 3	1B: 7 2B: 1 3B: 0 HR: 0	SF: 2 SAC: 0 DP: 1 HBP: 0	WP: 2 PB: 0 SB: 1 CS: 0	PA: 38												
PITCHER	IP WLS BF H R ER SO BB IBB HBP BLK WP HR S P ERA WHIP																															
Ed Farmer, R ERA: 8.31 George Culver, R ERA: 1.8 Frank Linzy, R ERA:	(1, 1) (5, 1) (9, 1)	4.1 3.2 1.0	21 W 14 3	6 2 0	4 1 0	4 1 0	2 1 0	2 0 0	0 0 0	0 0 0	1 0 0	0 14 3	23 22 3	31 22 3	8.31 2.46 0.00	1.846 1.091 0.000																

AB	32
R	5
H	8
RBI	5
BB	4
SO	3
LOB	15



Batter	1	2	3	4	5	6	7	8	9	AB	R	H	RBI	BB	SO	LOB	BOTTOM											
Dave Cash, R OBP: 0.348, SLG: 0.341 Terry Harmon, R	F9	SF9					F8			3	0	1	2	1	0	1	St. Louis Cardinals @ Philadelphia Phillies Veterans Stadium, Philadelphia, PA Wed Apr 17 1974, 7:05 PM EDT Att: 11,237 - Unknown											
Larry Bowa, S OBP: 0.311, SLG: 0.333 (1, 6)	4-3	1-3		E6	4-3		P4			5	1	0	0	0	0	4												
Del Unser, L OBP: 0.531, SLG: 0.577 (1, 8)	4-3			1B	F8		1-3			5	2	2	0	0	0	1												
Bill Robinson, R OBP: 0.467, SLG: 0.536 (1, 7)		1B 1B HBP		1B	2B		1-3 WP			3	4	3	1	1	0	0												
Tom Hutton, L OBP: 0.250, SLG: 0.550 (1, 3)		1B 1B		E4	P4		1-3			5	3	2	2	0	0	2												
Mike Anderson, R OBP: 0.452, SLG: 0.556 (1, 9)		1B SF9		G6-4-3						4	1	4	3	1	0	0												
Bob Boone, R OBP: 0.333, SLG: 0.419 (1, 2)		SF9		G6-4-3	4-3		F8			5	0	1	1	0	0	6												
Mike Schmidt, R OBP: 0.447, SLG: 0.452 (1, 5)							P4			2	1	1	0	3	0	0												
Ed Farmer, R OBP: 0.500, SLG: 0.500 George Culver, R	(1, 1) (5, 1)	3.0 L 19	19	3	7	3	1	0	0	0	0	0	0	0	0	0		1										
Tony Taylor, R OBP: 0.428, SLG: 0.429 Frank Linzy, R	(6, PH) (9, 1)	1.0 4	1	0	0	0	0	0	0	0	0	0	0	0	0	0		1										
Inning Stats	R: 0 E: 0 K: 0 S: 3	H: 0 LOB: 0 BB: 0 P: 3	R: 3 E: 0 K: 1 S: 8	H: 3 LOB: 2 BB: 1 P: 13	R: 4 E: 1 K: 0 S: 6	H: 4 LOB: 2 BB: 2 P: 14	R: 1 E: 1 K: 0 S: 6	H: 2 LOB: 2 BB: 0 P: 6	R: 0 E: 0 K: 0 S: 5	H: 0 LOB: 1 BB: 0 P: 5	R: 0 E: 0 K: 0 S: 4	H: 1 LOB: 1 BB: 0 P: 4	R: 3 E: 0 K: 0 S: 5	H: 3 LOB: 1 BB: 2 P: 13	R: 0 E: 0 K: 0 S: 5	H: 0 LOB: 0 BB: 0 P: 3	1B: 11 2B: 2 3B: 2 HR: 0	SF: 1 SAC: 0 DP: 2 HBP: 1	WP: 1 PB: 0 SB: 1 CS: 0	PA: 45								
PITCHER	IP WLS BF H R ER SO BB IBB HBP BLK WP HR S P ERA WHIP																											
Sonny Siebert, R Mike Garman, R Mike Thompson, R Al Hrabosky, L Rich Folkers, L	(1, 1) (4, 1) (5, 1) (6, 1) (8, 1)	3.0 1.0 1.0 2.0 1.0	L 6 4 12 4	19 2 0 5 1	7 1 0 4 0	3 0 0 4 0	1 0 1 0 1	0 0 0 0 0	0 0 0 1 0	0 6 3 11 7	0.00 0.00 0.00 18.00 0.00	2.667 2.000 1.000 3.000 2.000																



Batter	1	2	3	4	5	6	7	8	9	AB	R	H	RBI	BB	SO	LOB	TOP								
Lou Brock, L OBP: 0.339, SLG: 0.351 (1, 7)										5	1	2	0	0	1	1	St. Louis Cardinals @ Philadelphia Phillies Veterans Stadium, Philadelphia, PA Thu Apr 18 1974, 7:05 PM EDT Att: 8,106 - Unknown								
Ted Sizemore, R OBP: 0.400, SLG: 0.358 (1, 4)										2	1	1	1	1	0	0									
Reggie Smith, S OBP: 0.450, SLG: 0.615 (1, 9)										4	1	2	0	0	1	1									
Joe Torre, R OBP: 0.326, SLG: 0.297 (1, 3)										4	0	0	0	0	2	4									
Ted Simmons, S OBP: 0.339, SLG: 0.444 (1, 2)										3	1	1	0	1	0	1									
Bake McBride, L OBP: 0.326, SLG: 0.395 Jose Cruz, L OBP: 0.250, SLG: 0.200 (6, 8)										2	0	0	1	0	0	1									
Ken Reitz, R OBP: 0.385, SLG: 0.531 (1, 5)										4	0	1	2	0	1	3									
Mike Tyson, R OBP: 0.289, SLG: 0.317 (1, 6)										4	1	1	0	0	0	0									
Lynn McGlothen, L OBP: 0.429, SLG: 0.571 Rich Folkers, L (8, 1)										3	0	1	2	0	1	0									
Inning Stats	R: 0 E: 0 K: 2 S: 8	H: 1 LOB: 1 BB: 0 P: 8	R: 0 E: 0 K: 1 S: 5	H: 0 LOB: 0 BB: 0 P: 5	R: 0 E: 0 K: 1 S: 5	H: 0 LOB: 0 BB: 0 P: 5	R: 2 E: 0 K: 0 S: 6	H: 3 LOB: 1 BB: 0 P: 6	R: 1 E: 0 K: 0 S: 4	H: 1 LOB: 2 BB: 0 P: 12	R: 1 E: 0 K: 0 S: 4	H: 2 LOB: 1 BB: 0 P: 4	R: 2 E: 0 K: 0 S: 4	H: 2 LOB: 1 BB: 1 P: 8	R: 0 E: 0 K: 1 S: 5	H: 0 LOB: 0 BB: 0 P: 5		1B: 5 2B: 4 3B: 0 HR: 0	SF: 1 SAC: 1 DP: 0 HBP: 0	WP: 0 PB: 0 SB: 1 CS: 1	PA: 38				
PITCHER	IP	WLS	BF	H	R	ER	SO	BB	IBB	HBP	BLK	WP	HR	S	P	ERA	WHIP								
Ron Schueler, R ERA: 1.86 (1, 1)	5.0	L	19	4	2	2	5	0	0	0	0	0	0	29	29	3.60	0.800								
Eddie Watt, R ERA: 7.94 (6, 1)	2.0		10	3	2	2	0	1	1	0	0	0	0	8	16	9.00	2.000								
Mac Scarce, L ERA: 3.12 (8, 1)	2.0		8	2	2	2	1	1	0	0	0	0	0	9	13	9.00	1.500								

AB 32
R 6
H 9
RBI 6
BB 3
SO 6
LOB 11



Batter	1	2	3	4	5	6	7	8	9	AB	R	H	RBI	BB	SO	LOB	BOTTOM								
Dave Cash, R OBP: 0.340, SLG: 0.333 (1, 4)										4	0	1	0	0	0	2	St. Louis Cardinals @ Philadelphia Phillies Veterans Stadium, Philadelphia, PA Thu Apr 18 1974, 7:05 PM EDT Att: 8,106 - Unknown								
Larry Bowa, S OBP: 0.327, SLG: 0.333 (1, 6)										3	1	1	0	1	0	1									
Del Unser, L OBP: 0.528, SLG: 0.567 (1, 8)										4	0	2	0	0	0	0									
Bill Robinson, R OBP: 0.412, SLG: 0.469 (9, 9)										4	0	0	0	0	1	5									
Willie Montanez, L OBP: 0.161, SLG: 0.179 Greg Luzinski, R OBP: 0.125, SLG: 0.132 (8, PH) (9, 7)										3	1	1	1	0	0	2									
Mike Anderson, R OBP: 0.457, SLG: 0.567 (9, 3)										3	0	1	0	1	0	1									
Bob Boone, R OBP: 0.324, SLG: 0.490 (1, 2)										4	0	1	1	0	0	1									
Mike Schmidt, R OBP: 0.476, SLG: 0.455 (1, 5)										2	0	1	0	2	0	0									
Ron Schueler, R OBP: 0.299, SLG: 0.290 Mike Rogofski, L Eddie Watt, R Billy Grabarkewitz, R Mac Scarce, L Tony Taylor, R (11, 1) (5, PH) (8, 1) (7, PH) (8, 1) (9, PH)										1	0	0	0	0	1	1									
Inning Stats	R: 0 E: 0 K: 0 S: 3	H: 0 LOB: 0 BB: 0 P: 3	R: 0 E: 0 K: 0 S: 3	H: 0 LOB: 0 BB: 0 P: 3	R: 0 E: 0 K: 1 S: 4	H: 0 LOB: 1 BB: 1 P: 8	R: 0 E: 0 K: 1 S: 7	H: 2 LOB: 2 BB: 0 P: 7	R: 0 E: 0 K: 0 S: 4	H: 1 LOB: 1 BB: 1 P: 8	R: 2 E: 0 K: 0 S: 4	H: 3 LOB: 2 BB: 2 P: 12	R: 0 E: 0 K: 0 S: 4	H: 1 LOB: 1 BB: 0 P: 4	R: 0 E: 0 K: 0 S: 4	H: 0 LOB: 1 BB: 0 P: 4		R: 0 E: 0 K: 0 S: 3	H: 1 LOB: 0 BB: 0 P: 3	1B: 6 2B: 2 3B: 0 HR: 0	SF: 0 SAC: 0 DP: 2 HBP: 0	WP: 0 PB: 0 SB: 0 CS: 1	PA: 36		
PITCHER	IP	WLS	BF	H	R	ER	SO	BB	IBB	HBP	BLK	WP	HR	S	P	ERA	WHIP								
Lynn McGlothen, R ERA: 3.52 (1, 1)	7.0	W	29	7	2	2	2	4	0	0	0	0	0	29	45	2.57	1.571								
Rich Folkers, L ERA: 1.23 (8, 1)	2.0		7	1	0	0	0	0	0	0	0	0	0	7	7	0.00	0.500								

AB 32
R 2
H 8
RBI 2
BB 4
SO 2
LOB 17



Batter	1	2	3	4	5	6	7	8	9	AB	R	H	RBI	BB	SO	LOB	TOP										
Ron Hunt, R OBP: 0.429, SLG: 0.314 (1, 5)	0-0 E3 1-2 1B		0-0 1B		0-0 1B	0-0 5-3		0-0 F7 1-2		0	2	0	0	0	0	0											
Willie Davis, L OBP: 0.293, SLG: 0.395 (1, 8)	0-0 G3 2-3		0-0 F9		0-0 1B 1-2	4-0 1B 1B		0-3 K		4	0	1	0	1	1	2											
Bob Bailey, R OBP: 0.459, SLG: 0.536 Jim Lyttle, L (9, 7)	4-0 G6-4-3 BB		4-0 1B 2B BB		0-0 1B 1-3 2-H	0-0 P1		0-0 5-3		3	1	1	1	2	0	2											
Hal Breedren, R OBP: 0.476, SLG: 0.579 Mike Jorgensen, L OBP: 0.296, SLG: 0.167 (7, 3)	0-0 G6-4-3		0-0 2B 1B		0-0 F3 1-2			0-0 G3		4	1	1	1	0	0	4											
Ken Singleton, S OBP: 0.590, SLG: 0.538 (1, 9)		0-0 SH1 1B	0-0 2B 1-H 2-H		0-0 F2			0-0 4-3		4	0	2	2	0	0	2											
Jim Cox, R OBP: 0.278, SLG: 0.375 Chuck Taylor, R OBP: 0.333, SLG: 0.667 (7, 1)	0-0 SH1 1-2		0-0 1-3		0-0 1-3			0-0 5-3		3	0	0	0	0	0	3											
Barry Foote, R OBP: 0.344, SLG: 0.480 (1, 2)	0-3 K			0-0 5-3		0-0 HR		0-0 F7		4	1	1	1	0	1	1											
Tim Foli, R OBP: 0.382, SLG: 0.276 (1, 6)	0-0 6-3			0-0 4-3		0-0 SH2-4 1B		0-0 FC3-6 1B		4	0	2	0	0	0	1											
Ernie McAnally, R Larry Lintz, S OBP: 0.333, SLG: 0.667 (7, 4)			0-0 F9		0-0 P4	0-0 SH2-4 1-2		0-0 FC3-6 1-2		2	0	0	0	0	0	0											
Inning Stats	R: 0 E: 1 K: 0 S: 3	H: 1 LOB: 1 BB: 1 P: 7	R: 0 E: 0 K: 1 S: 6	H: 1 LOB: 1 BB: 0 P: 6	R: 3 E: 0 K: 0 S: 6	H: 3 LOB: 1 BB: 1 P: 10	R: 0 E: 0 K: 0 S: 3	H: 0 LOB: 0 BB: 0 P: 3	R: 1 E: 0 K: 0 S: 5	H: 3 LOB: 2 BB: 1 P: 9	R: 0 E: 0 K: 0 S: 3	H: 0 LOB: 0 BB: 0 P: 3	R: 0 E: 0 K: 0 S: 4	H: 1 LOB: 1 BB: 0 P: 4	R: 0 E: 0 K: 1 S: 5	H: 0 LOB: 0 BB: 0 P: 5	1B: 9 2B: 1 3B: 0 HR: 1	SF: 0 SAC: 2 DP: 1 HBP: 0	WP: 0 PB: 0 SB: 1 CS: 0	PA: 40							
PITCHER	IP	WLS	BF	H	R	ER	SO	BB	IBB	HBP	BLK	WP	HR	S	P	ERA	WHIP										
John Curtis, L ERA: 5.57 (1, 1)	5.1	L	27	10	5	5	1	2	0	0	0	0	1	27	35	8.44	2.250										
Mike Garman, R ERA: (6, 1)	1.2		6	0	0	0	0	0	1	0	0	0	0	5	9	0.00	0.000										
Orlando Pena, R ERA: 1.69 (8, 1)	1.0		4	1	0	0	0	0	0	0	0	0	0	4	4	0.00	1.000										
Pete Richert, L ERA: 3.38 (9, 1)	1.0		3	0	0	0	1	0	0	0	0	0	0	5	5	0.00	0.000										

Montreal Expos @ St. Louis Cardinals
 Busch Stadium, St. Louis, MO
 Fri Apr 19 1974, 7:05 PM CDT
 Att: 29,171 - Unknown

AB 30
 R 5
 H 8
 RBI 5
 BB 3
 SO 2
 LOB 16



Batter	1	2	3	4	5	6	7	8	9	AB	R	H	RBI	BB	SO	LOB	BOTTOM										
Lou Brock, L OBP: 0.328, SLG: 0.328 (1, 7)	0-0 F7		0-3 K		0-0 1-3		4-0 BB 1B BB		0-0 F5	4	1	0	0	1	1	0											
Ted Sizemore, R OBP: 0.385, SLG: 0.333 (1, 4)	0-0 P3		0-0 E1		0-0 F8		4-0 1B 2B BB		0-0 5-3	4	1	0	0	1	0	0											
Reggie Smith, S OBP: 0.438, SLG: 0.589 (1, 9)	0-3 K		0-0 F7		0-0 L7		0-0 2B 1B			4	1	1	1	0	1	1											
Ted Simmons, S OBP: 0.365, SLG: 0.500 (1, 2)		0-0 4-3		0-0 5-3 BB 1B		0-0 1-3 2B	1-3 2-H 3-H	0-0 2B		4	0	3	2	0	0	0											
Bake McBride, L OBP: 0.340, SLG: 0.463 (1, 8)		0-0 IHR		4-0 5-3 BB		0-0 1-3 2B	0-0 P6			3	1	1	1	1	0	2											
Ken Reitz, R OBP: 0.357, SLG: 0.491 (1, 5)		0-0 5-3		0-0 F9		0-0 5-3		0-0 P4		4	0	0	0	0	0	3											
Joe Torre, R OBP: 0.319, SLG: 0.317 (1, 3)		0-0 2B		0-0 5-3		0-0 F8		0-0 6-3		4	0	1	0	0	0	3											
Mike Tyson, R OBP: 0.298, SLG: 0.310 Jim Dwyer, L (7, PH)	0-0 G3			4-0 IBB			0-3 K	0-0 1-3		1	0	0	0	1	0	1											
Orlando Pena, R OBP: 1.000, SLG: 1.000 Jim Hickman, R OBP: 0.375, SLG: 0.533 Pete Richert, L (9, 1)			0-3 K	0-3 K			0-0 P6		0-0 F8	2	0	0	0	0	2	3											
John Curtis, L OBP: 0.250, SLG: 0.143 Mike Garman, R (6, 1)										0	0	0	0	0	0	0											
Jose Cruz, L OBP: 0.231, SLG: 0.182 Stan Papi, R (8, 6)										1	0	0	0	0	0	0											
Tim McCarver, L OBP: 0.429, SLG: 0.600 (9, PH)										1	0	0	0	0	0	0											
Inning Stats	R: 0 E: 0 K: 1 S: 5	H: 0 LOB: 0 BB: 0 P: 5	R: 1 E: 0 K: 0 S: 5	H: 2 LOB: 1 BB: 0 P: 5	R: 0 E: 1 K: 2 S: 8	H: 0 LOB: 1 BB: 0 P: 8	R: 0 E: 0 K: 1 S: 6	H: 1 LOB: 3 BB: 2 P: 14	R: 0 E: 0 K: 0 S: 3	H: 0 LOB: 0 BB: 0 P: 3	R: 0 E: 0 K: 0 S: 4	H: 1 LOB: 1 BB: 0 P: 4	R: 3 E: 0 K: 1 S: 7	H: 2 LOB: 1 BB: 2 P: 15	R: 0 E: 0 K: 0 S: 3	H: 0 LOB: 0 BB: 0 P: 3	R: 0 E: 0 K: 0 S: 3	H: 0 LOB: 0 BB: 0 P: 3	1B: 2 2B: 3 3B: 0 HR: 1	SF: 0 SAC: 0 DP: 0 HBP: 0	WP: 0 PB: 0 SB: 0 CS: 0	PA: 38					
PITCHER	IP	WLS	BF	H	R	ER	SO	BB	IBB	HBP	BLK	WP	HR	S	P	ERA	WHIP										
Ernie McAnally, R ERA: 5.4 (1, 1)	6.2	W	30	5	4	4	5	3	1	0	0	0	0	36	52	5.40	1.200										
Chuck Taylor, R ERA: 2.19 (7, 1)	2.1	S	8	1	0	0	0	0	0	0	0	0	0	8	8	0.00	0.429										

Montreal Expos @ St. Louis Cardinals
 Busch Stadium, St. Louis, MO
 Fri Apr 19 1974, 7:05 PM CDT
 Att: 29,171 - Unknown

AB 34
 R 4
 H 6
 RBI 4
 BB 4
 SO 5
 LOB 13



Batter	1	2	3	4	5	6	7	8	9	AB	R	H	RBI	BB	SO	LOB	TOP									
Ron Hunt, R OBP: 0.453, SLG: 0.326 (1, 5)	0-0 1B	4-0 BB	0-0 6-3			1-0 HBP 1B	0-0 E7 1B		0-0 5-3	0	2	0	0	0	0	0										
Tim Foli, R OBP: 0.372, SLG: 0.324 (1, 6)	0-0 1B 3B	0-3 K				0-0 SH1-4 1-2	0-0 F2		0-0 P4	5	1	1	1	0	1	3										
Willie Davis, L OBP: 0.320, SLG: 0.391 (1, 8)	0-0 S BB G3 1B	0-0 4-3				4-0 IBB 1B	0-0 1B 1B			4	1	2	3	1	0	1										
Ken Singleton, S OBP: 0.583, SLG: 0.594 (1, 9)	4-0 G3 S 1-2 BB		4-0 BB 1B SF8 BB			4-0 G5-4-3 BB 1-2 2-3	0-0 1B 1B			2	1	1	0	3	0	0										
Ron Fairly, L OBP: 0.429, SLG: 0.647 Hal Breeden, R OBP: 0.435, SLG: 0.524 (6, PH) Mike Jorgensen, L OBP: 0.375, SLG: 0.286 (7, 3)	0-3 K		0-0 E BB WP 1B			0-0 G5-4-3 1-2	0-3 K			2	1	1	0	1	1	2										
Bob Bailey, R OBP: 0.478, SLG: 0.500 Ron Woods, R OBP: 0.667, SLG: 0.500 (8, 7)	4-0 G3 IBB		4-0 WP E BB 1-2 2-3			0-3 K	4-0 F9 SH 1B BB		0-0 P6	2	1	0	0	3	1	2										
Jim Cox, R OBP: 0.295, SLG: 0.359 (1, 4)	0-0 G3		0-3 K			4-0 CS BB	0-0 SH 1B 1B		0-0 F8	3	1	0	1	1	1	5										
Barry Foote, R OBP: 0.293, SLG: 0.394 (1, 2)	0-3 K		0-0 SF8			0-0 CS 1B	0-0 F9		0-0 P4	4	0	1	1	0	1	4										
Steve Rogers, R OBP: 0.214, SLG: 0.214 Chuck Taylor, R OBP: 0.333, SLG: 0.667 (9, 1)		0-3 K	0-0 E4 WP 1-2 2-3			0-3 K	0-0 E 1B 1B		0-0 6-3	5	1	1	1	0	2	3										
Inning Stats	R: 3 E: 0 K: 2 S: 10	H: 3 LOB: 2 BB: 2 P: 18	R: 0 E: 0 K: 2 S: 7	H: 0 LOB: 1 BB: 1 P: 11	R: 2 E: 1 K: 1 S: 7	H: 1 LOB: 2 BB: 2 P: 15	R: 0 E: 1 K: 1 S: 6	H: 0 LOB: 2 BB: 1 P: 10	R: 0 E: 0 K: 1 S: 4	H: 1 LOB: 0 BB: 1 P: 8	R: 0 E: 0 K: 0 S: 2	H: 0 LOB: 2 BB: 2 P: 11	R: 4 E: 2 K: 1 S: 10	H: 4 LOB: 2 BB: 1 P: 14	R: 0 E: 0 K: 0 S: 3	H: 0 LOB: 0 BB: 0 P: 3	R: 0 E: 0 K: 0 S: 3	H: 0 LOB: 0 BB: 0 P: 3	1B: 8 2B: 0 3B: 1 HR: 0	SF: 1 SAC: 2 DP: 1 HBP: 1	WP: 1 PB: 0 SB: 2 CS: 2	PA: 47				
PITCHER	IP	WLS	BF	H	R	ER	SO	BB	IBB	HBP	BLK	WP	HR	S	P	ERA	WHIP									
Bob Gibson, R ERA: 7.04	3.0	L	19	4	5	4	5	4	1	0	0	1	0	24	44	12.00	2.667									
Mike Thompson, R ERA: 9.0	2.0		8	1	0	0	2	1	1	0	0	0	0	10	18	0.00	1.000									
Mike Garman, R ERA:	0.1		4	0	0	0	2	1	1	1	0	0	0	1	10	0.00	3.000									
Pete Richert, L ERA: 4.91	1.0		5	1	3	2	0	1	0	0	0	0	0	4	8	18.00	2.000									
Orlando Pena, R ERA: 3.0	0.2		5	3	1	0	1	0	0	0	0	0	0	7	7	0.00	4.500									
PITCHER	IP	WLS	BF	H	R	ER	SO	BB	IBB	HBP	BLK	WP	HR	S	P	ERA	WHIP									
Al Hrabosky, L ERA: 8.1	2.0		6	0	0	0	0	0	0	0	0	0	0	6	6	0.00	0.000									

Batter	1	2	3	4	5	6	7	8	9	AB	R	H	RBI	BB	SO	LOB	BOTTOM									
Lou Brock, L OBP: 0.360, SLG: 0.362 Al Hrabosky, R (8, 1)	0-0 S 2B 1B		0-0 1B SF8 1B				0-0 F7		0-0 5-3	4	2	2	0	0	0	0										
Jim Hickman, R OBP: 0.353, SLG: 0.500 (9, PH)										0	0	0	0	0	0	1										
Ted Sizemore, R OBP: 0.411, SLG: 0.375 (1, 4)	0-0 1H 2B		0-0 1B				0-0 1B		0-0 6-3	4	0	3	1	0	0	0										
Reggie Smith, S OBP: 0.411, SLG: 0.563 (1, 9)	0-3 K		0-0 SF8				0-0 1B		0-0 6-3	3	0	1	1	0	1	1										
Ted Simmons, S OBP: 0.347, SLG: 0.485 (1, 2)	0-0 G3		0-0 4-3				0-0 4-3		0-0 F8	4	0	0	0	0	0	4										
Bake McBride, L OBP: 0.357, SLG: 0.469 (1, 8)	0-0 F7			0-0 4-3 SF9 2B			0-0 P5		4-0 FC6 BB 3B BB	3	2	1	0	1	0	1										
Ken Reitz, R OBP: 0.375, SLG: 0.475 (1, 5)		0-0 G6-4-3 1B		0-0 4-3			0-0 F5		4-0 FC6 BB	3	0	1	0	1	0	1										
Joe Torre, R OBP: 0.291, SLG: 0.313 (1, 3)		0-0 G6-4-3		0-0 SF9			0-0 F9		0-0 F7	3	0	0	1	0	0	3										
Mike Tyson, R OBP: 0.278, SLG: 0.292 Tim McCarver, L OBP: 0.375, SLG: 0.500 (9, PH)		0-0 4-3		0-0 3-1					0-0 FC6 3B	3	0	0	0	0	1	0										
Bob Gibson, R Jim Dwyer, L Mike Thompson, R Mike Garman, R Pete Richert, L Orlando Pena, R Luis Meléndez, R			0-0 4-3		0-3 K				0-0 3B	0	0	0	0	0	0	0										
Inning Stats	R: 1 E: 0 K: 1 S: 7	H: 2 LOB: 1 BB: 0 P: 7	R: 0 E: 0 K: 0 S: 3	H: 1 LOB: 0 BB: 0 P: 3	R: 1 E: 0 K: 0 S: 5	H: 2 LOB: 1 BB: 0 P: 5	R: 1 E: 0 K: 0 S: 4	H: 1 LOB: 0 BB: 0 P: 4	R: 0 E: 0 K: 1 S: 7	H: 2 LOB: 2 BB: 0 P: 7	R: 0 E: 0 K: 0 S: 3	H: 0 LOB: 0 BB: 0 P: 3	R: 0 E: 0 K: 1 S: 5	H: 0 LOB: 0 BB: 0 P: 5	R: 0 E: 0 K: 0 S: 3	H: 0 LOB: 0 BB: 0 P: 3	R: 2 E: 0 K: 0 S: 4	H: 1 LOB: 2 BB: 2 P: 12	1B: 6 2B: 2 3B: 1 HR: 0	SF: 2 SAC: 0 DP: 1 HBP: 0	WP: 0 PB: 0 SB: 2 CS: 0	PA: 37				
PITCHER	IP	WLS	BF	H	R	ER	SO	BB	IBB	HBP	BLK	WP	HR	S	P	ERA	WHIP									
Steve Rogers, R ERA: 3.12	8.0	W	33	8	5	5	3	2	0	0	0	0	0	37	45	5.62	1.250									
Chuck Taylor, R ERA: 2.03	1.0		4	1	0	0	0	0	0	0	0	0	0	4	4	0.00	1.000									
PITCHER	IP	WLS	BF	H	R	ER	SO	BB	IBB	HBP	BLK	WP	HR	S	P	ERA	WHIP									

Montreal Expos @ St. Louis Cardinals
 Busch Stadium, St. Louis, MO
 Sun Apr 21 1974, 3:33 AM CDT
 Att: 12,327 - Unknown

AB	29
R	9
H	7
RBI	7
BB	9
SO	8
LOB	25



Montreal Expos @ St. Louis Cardinals
 Busch Stadium, St. Louis, MO
 Sun Apr 21 1974, 3:33 AM CDT
 Att: 12,327 - Unknown

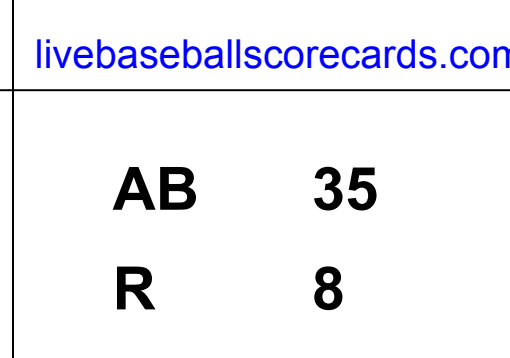
AB	33
R	5
H	9
RBI	5
BB	2
SO	3
LOB	13



Batter	1	2	3	4	5	6	7	8	9	AB	R	H	RBI	BB	SO	LOB	TOP			
Greg Gross, L (1,9) OBP: 0.431, SLG: 0.435	4-0 CS BB		0-0 P6			0-0 1B		0-0 F8		3	0	1	0	1	0	0	Houston Astros @ St. Louis Cardinals Busch Stadium, St. Louis, MO Tue Apr 23 1974, 7:05 PM CDT Att: 7,188 - Unknown			
Roger Metzger, S (1,6) OBP: 0.397, SLG: 0.394	0-0 F8 1-2		0-3 K			0-0 F9		0-0 FC6 1B		4	0	1	0	0	1	2				
Cesar Cedeno, R (1,8) OBP: 0.387, SLG: 0.634	0-0 P5		0-0 F8			0-0 F3		0-0 F7		4	0	0	0	0	0	2				
Bob Watson, R (1,7) OBP: 0.356, SLG: 0.431		0-0 F9		0-0 G6-4-3 1B		0-0 F9		0-0 FC6 1-2		4	0	1	0	0	0	2				
Lee May, R (1,3) OBP: 0.333, SLG: 0.435		0-0 HR 1B		0-0 G6-4-3 1-2		0-3 K		0-0 F7		4	1	1	0	0	1	1				
Johnny Edwards, L (1,2) OBP: 0.281, SLG: 0.414		0-0 HR 1-H		0-0 4-3		0-0 PB 1B		0-0 1-3		4	1	2	2	0	0	0				
Doug Rader, R (1,5) OBP: 0.309, SLG: 0.333		0-0 6-3			0-0 P4		0-0 F9		0-0 F9	4	0	0	0	0	0	1				
Tommy Helms, R (1,4) OBP: 0.328, SLG: 0.439		0-0 1B			0-0 6-3		0-0 PB 1B			3	0	2	0	0	0	0				
Doug Konieczny, R (1,1) Don Wilson, R (3,1) Bob Gallagher, L (7, PH) Mike Nagy, R (7,1)		0-3 K			0-0 4-3		0-0 F9 1-2 2-3			1	0	0	0	0	1	1				
Inning Stats	R: 0 E: 0 K: 0 S: 2	H: 0 LOB: 0 BB: 1 P: 6	R: 2 E: 0 K: 1 S: 8	H: 3 LOB: 1 BB: 0 P: 8	R: 0 E: 0 K: 1 S: 5	H: 0 LOB: 0 BB: 0 P: 5	R: 0 E: 0 K: 0 S: 3	H: 1 LOB: 0 BB: 0 P: 3	R: 0 E: 0 K: 0 S: 4	H: 1 LOB: 1 BB: 0 P: 4	R: 0 E: 0 K: 1 S: 7	H: 2 LOB: 2 BB: 0 P: 7	R: 0 E: 0 K: 0 S: 4	H: 1 LOB: 1 BB: 0 P: 4	R: 0 E: 0 K: 0 S: 3	H: 0 LOB: 0 BB: 0 P: 3		1B: 7 2B: 0 3B: 0 HR: 1	SF: 0 SAC: 0 DP: 1 HBP: 0	WP: 0 PB: 1 SB: 0 CS: 1
PITCHER Sonny Siebert, R (1,1) ERA: 3.0	IP: 9.0 WLS: W BF: 34 H: 8 R: 2 ER: 2 SO: 3 BB: 1 IBB: 0 HBP: 0 BLK: 0 WP: 0 HR: 1 S: 39 P: 43 ERA: 2.00 WHIP: 1.000																			

Batter	1	2	3	4	5	6	7	8	9	AB	R	H	RBI	BB	SO	LOB	BOTTOM			
Lou Brock, L (1,7) OBP: 0.375, SLG: 0.392	0-0 F8 S 1B		0-0 F7	0-0 SH1-3 S SF7 1B		0-0 S 1B 2B		0-0 4-3		5	2	3	0	0	0	0	Houston Astros @ St. Louis Cardinals Busch Stadium, St. Louis, MO Tue Apr 23 1974, 7:05 PM CDT Att: 7,188 - Unknown			
Jose Cruz, L (9,7) OBP: 0.200, SLG: 0.154										0	0	0	0	0	0	0				
Ted Sizemore, R (1,4) OBP: 0.416, SLG: 0.382	0-0 F7 1-2		0-0 1B BLK	0-0 SH1-3 1-3		0-0 2-H 1B		0-0 F7		4	1	2	1	0	0	1				
Reggie Smith, S (1,9) OBP: 0.397, SLG: 0.544	0-0 F8 2-3		0-0 BLK 1B HBP	0-0 SF7 3-H		0-3 K		0-0 F7		4	1	1	1	0	1	2				
Tim McCarver, L (1,2) OBP: 0.333, SLG: 0.333	0-0 F8		0-0 1B BLK HBP	0-0 F9		0-0 F7				3	1	0	0	0	0	2				
Bake McBride, L (1,8) OBP: 0.350, SLG: 0.453		0-0 F7	0-0 E 1B 1B		0-0 5-3		0-0 F7			4	1	1	2	0	0	0				
Ken Reitz, R (1,5) OBP: 0.382, SLG: 0.508		0-3 K	0-0 1B 1-H 2-H 3-H		0-3 K		0-0 1B 3B			4	1	2	1	0	2	0				
Joe Torre, R (1,3) OBP: 0.322, SLG: 0.353		0-0 1B 2B	0-0 F2		4-0 BB		0-0 FC4-6 1B			3	1	2	1	1	0	1				
Mike Tyson, R (1,6) OBP: 0.293, SLG: 0.308		0-0 FC6-4 2-H 1B	0-0 1-2 1B		0-0 F9		0-0 FC4-6 1-2			4	0	2	1	0	0	2				
Sonny Siebert, R (1,1) OBP: 0.091, SLG: 0.091		0-0 FC6-4 1-2	0-0 6-3		0-0 6-3		0-0 1-3			4	0	0	0	0	0	4				
Inning Stats	R: 0 E: 0 K: 0 S: 4	H: 1 LOB: 1 BB: 0 P: 4	R: 1 E: 0 K: 1 S: 7	H: 2 LOB: 1 BB: 0 P: 7	R: 4 E: 1 K: 0 S: 8	H: 5 LOB: 2 BB: 0 P: 9	R: 1 E: 0 K: 0 S: 4	H: 1 LOB: 0 BB: 0 P: 4	R: 0 E: 0 K: 1 S: 5	H: 0 LOB: 1 BB: 1 P: 9	R: 1 E: 0 K: 1 S: 7	H: 2 LOB: 1 BB: 0 P: 7	R: 1 E: 0 K: 0 S: 5	H: 2 LOB: 1 BB: 0 P: 5	R: 0 E: 0 K: 0 S: 3	H: 0 LOB: 0 BB: 0 P: 3	1B: 10 2B: 2 3B: 1 HR: 0	SF: 1 SAC: 1 DP: 0 HBP: 1	WP: 0 PB: 0 SB: 3 CS: 0	PA: 39
PITCHER Doug Konieczny, R (1,1) ERA: 6.3 Don Wilson, R (3,1) ERA: 7.0 Mike Nagy, R (7,1) ERA: 2.35	IP: 2.1 WLS: L BF: 14 H: 6 R: 5 ER: 5 SO: 1 BB: 0 IBB: 0 HBP: 0 BLK: 0 WP: 0 HR: 0 S: 15 P: 16 ERA: 19.29 WHIP: 2.571																			

livebaseballscores.com



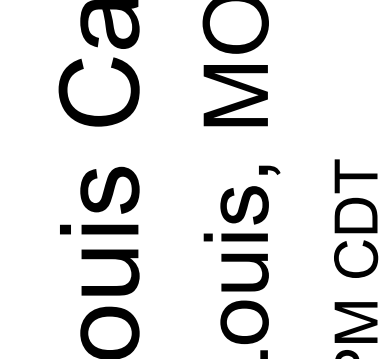
Batter	1	2	3	4	5	6	7	8	9	AB	R	H	RBI	BB	SO	LOB	TOP			
Greg Gross, L OBP: 0.411, SLG: 0.400 (1, 9)	P6	4-3			F7			L6		4	0	0	0	1	0	4	Houston Astros @ St. Louis Cardinals Busch Stadium, St. Louis, MO Wed Apr 24 1974, 7:05 PM CDT Att: 7,364 - Unknown			
Roger Metzger, S OBP: 0.375, SLG: 0.371 (1, 6)	F7		F5		F8			5-3		4	0	0	0	1	0	2				
Cesar Cedeno, R OBP: 0.363, SLG: 0.592 (1, 8)	K		F8		K			F3		5	0	0	0	0	2	2				
Bob Watson, R OBP: 0.364, SLG: 0.435 Bob Gallagher, L OBP: 0.156, SLG: 0.167 (1, 7) (6, 9)			6-3					1-4-3		4	1	2	0	0	0	0				
Lee May, R OBP: 0.324, SLG: 0.418 Dave Campbell, R (1, 3) (9, 3)		FC5-4			P6			F3		5	2	1	0	0	0	2				
Milt May, L OBP: 0.362, SLG: 0.341 (1, 2)								G3		4	2	2	1	1	0	1				
Doug Rader, R OBP: 0.329, SLG: 0.344 Denis Menke, R OBP: 0.222, SLG: 0.143 (1, 5) (4, 5)								F7		1	1	1	1	1	0	0				
Tommy Helms, R OBP: 0.371, SLG: 0.492 Larry Milbourne, S OBP: 0.200, SLG: 0.200 (1, 4) (8, PR) (8, 4)										4	2	4	4	0	0	0				
Dave Roberts, L OBP: 0.214, SLG: 0.538 Fred Scherman, L (1, 1) (8, 1)										3	1	1	2	0	1	2				
										0	0	0	0	0	0	0				
Inning Stats	R: 0 E: 0 K: 1 S: 5	H: 0 LOB: 0 BB: 0 P: 5	R: 4 E: 0 K: 0 S: 7	H: 5 LOB: 0 BB: 0 P: 7	R: 0 E: 0 K: 0 S: 3	H: 0 LOB: 0 BB: 0 P: 3	R: 3 E: 1 K: 2 S: 8	H: 1 LOB: 2 BB: 4 P: 24	R: 2 E: 0 K: 1 S: 9	H: 4 LOB: 0 BB: 0 P: 9	R: 0 E: 0 K: 0 S: 3	H: 0 LOB: 0 BB: 0 P: 3	R: 0 E: 0 K: 0 S: 4	H: 1 LOB: 2 BB: 0 P: 4	R: 0 E: 0 K: 0 S: 3	H: 0 LOB: 1 BB: 1 P: 7	1B: 9 2B: 1 3B: 0 HR: 1	SF: 0 SAC: 1 DP: 0 HBP: 0	WP: 1 PB: 0 SB: 0 CS: 0	PA: 42
PITCHER	IP WLS BF H R ER SO BB IBB HBP BLK WP HR S P ERA WHIP																			
Lynn McGlothen, R ERA: 5.68 (1, 1)	3.2 L 19 6 7 6 2 3 0 0 0 0 0 1 20 32 14.73 2.455																			
Mike Thompson, R ERA: 8.59 (4, 1)	0.1 2 0 0 0 1 1 0 0 0 0 0 0 3 7 0.00 3.000																			
Mike Garman, R ERA: 1.86 (5, 1)	3.0 13 4 2 2 1 0 0 0 0 0 0 0 15 15 6.00 1.333																			
Al Hrabosky, L ERA: 7.36 (8, 1)	1.0 4 1 0 0 0 0 0 0 0 0 0 0 4 4 0.00 1.000																			
Rich Folkers, L ERA: 1.09 (9, 1)	1.0 4 0 0 0 0 1 0 0 0 0 1 0 3 7 0.00 1.000																			

Batter	1	2	3	4	5	6	7	8	9	AB	R	H	RBI	BB	SO	LOB	BOTTOM					
Lou Brock, L OBP: 0.353, SLG: 0.367 (1, 7)	F8		F7		E8			4-3		5	1	0	0	0	0	3	Houston Astros @ St. Louis Cardinals Busch Stadium, St. Louis, MO Wed Apr 24 1974, 7:05 PM CDT Att: 7,364 - Unknown					
Ted Sizemore, R OBP: 0.415, SLG: 0.384 (1, 4)	6-3				5-3			F7		5	1	2	0	0	0	1						
Reggie Smith, S OBP: 0.410, SLG: 0.583 (1, 9)										4	1	2	3	1	0	1						
Joe Torre, R OBP: 0.297, SLG: 0.321 (1, 3)										5	0	0	0	0	0	2						
Luis Melendez, R OBP: 0.364, SLG: 0.450 (1, 8)										4	1	1	0	0	0	1						
Ken Reitz, R OBP: 0.417, SLG: 0.530 (1, 5)										3	0	3	0	1	0	0						
Tim McCarver, L OBP: 0.313, SLG: 0.308 (1, 2)										4	0	1	0	0	0	4						
Mike Tyson, R OBP: 0.295, SLG: 0.309 Al Hrabosky, R (1, 6) (8, 1)										3	0	1	0	0	0	3						
Jim Hickman, R OBP: 0.389, SLG: 0.500 Rich Folkers, L (8, PH) (9, 1)										0	0	0	0	1	0	0						
Lynn McGlothen, L OBP: 0.275, SLG: 0.290 Mike Thompson, R Jim Dwyer, L Mike Garman, R Stan Pap, R (1, 1) (4, 1) (4, PH) (5, 1) (7, PH) (8, 6)										1	0	0	0	0	0	2						
										0	0	0	0	0	0	0						
										1	0	0	0	0	1	0						
										0	0	0	0	0	0	0						
										2	0	1	1	0	0	0						
Inning Stats	R: 0 E: 0 K: 0 S: 3	H: 0 LOB: 1 BB: 1 P: 7	R: 0 E: 1 K: 0 S: 5	H: 2 LOB: 2 BB: 0 P: 5	R: 1 E: 0 K: 0 S: 5	H: 2 LOB: 1 BB: 0 P: 5	R: 0 E: 0 K: 0 S: 4	H: 1 LOB: 1 BB: 0 P: 4	R: 1 E: 1 K: 0 S: 4	H: 0 LOB: 0 BB: 0 P: 4	R: 0 E: 0 K: 0 S: 3	H: 1 LOB: 1 BB: 1 P: 7	R: 0 E: 0 K: 0 S: 3	H: 0 LOB: 0 BB: 0 P: 3	R: 2 E: 0 K: 0 S: 7	H: 4 LOB: 3 BB: 1 P: 11	R: 0 E: 0 K: 0 S: 3	H: 1 LOB: 0 BB: 0 P: 3	1B: 10 2B: 0 3B: 0 HR: 1	SF: 0 SAC: 0 DP: 2 HBP: 0	WP: 0 PB: 0 SB: 0 CS: 0	PA: 40
PITCHER	IP WLS BF H R ER SO BB IBB HBP BLK WP HR S P ERA WHIP																					
Dave Roberts, L ERA: 4.15 (1, 1)	7.2 W 36 10 4 3 0 3 0 0 0 0 0 1 33 45 3.52 1.696																					
Fred Scherman, L ERA: 0.93 (8, 1)	1.1 4 1 0 0 0 0 0 0 0 0 0 0 4 4 0.00 0.750																					

AB 36
R 9
H 11
RBI 8
BB 5
SO 4
LOB 15



AB 37
R 4
H 11
RBI 4
BB 3
SO 0
LOB 18



Batter	1	2	3	4	5	6	7	8	9	10	AB	R	H	RBI	BB	SO	LOB						
Pete Rose, S OBP: 0.416, SLG: 0.429 (1, 7)	5-3		E6 FC4-6		6-3		1B BB		FC4-6 1B		4	0	1	0	1	0	0						
Joe Morgan, L OBP: 0.442, SLG: 0.441 (1, 4)	F9		F5			SF7 3B			FC4-6 1B		5	1	2	0	0	0	3						
Dan Driessen, L OBP: 0.338, SLG: 0.328 Andy Kosco, R OBP: 0.385, SLG: 0.364 Pedro Borbon, R OBP: 0.250, SLG: 0.250 (1, 5) (9, PH) (9, 1)	F7		FC4-6			F5			F7 1B		4	0	0	0	0	0	5						
Tony Perez, R OBP: 0.430, SLG: 0.721 (1, 3)		P6				SF7 IBB			F7 1B		4	0	2	0	1	0	2						
Johnny Bench, R OBP: 0.337, SLG: 0.414 (1, 2)						SF7			F8		4	0	3	1	0	0	2						
Ken Griffey, L OBP: 0.243, SLG: 0.235 George Foster, R OBP: 0.406, SLG: 0.462 (1, 9) (8, PH) (8, 8)						FC3-6 1B			F8		3	0	1	0	0	0	2						
Dave Concepcion, R OBP: 0.316, SLG: 0.520 (1, 6)						B1-3					2	0	0	0	0	1	2						
Cesar Geronimo, L OBP: 0.333, SLG: 0.462 Merv Rettenmund, R OBP: 0.355, SLG: 0.373 (1, 8) (8, PH) (8, 9)						E 3B					2	1	2	0	0	0	0						
Fred Norman, S OBP: 0.312, SLG: 0.300 Terry Crowley, L OBP: 0.312, SLG: 0.300 Clay Carroll, R OBP: 0.312, SLG: 0.300 Phil Gagliano, R OBP: 0.294, SLG: 0.300 Darrel Chaney, S OBP: 0.294, SLG: 0.300 (1, 11) (7, PH) (7, 1) (8, PH) (8, PH) (8, 5)						B3-6-4 1B					2	0	0	0	0	1	2						
Inning Stats	R: 0 E: 0 K: 0 S: 3	H: 0 LOB: 0 BB: 0 P: 3	R: 0 E: 0 K: 0 S: 4	H: 2 LOB: 1 BB: 0 P: 4	R: 1 E: 1 K: 1 S: 7	H: 1 LOB: 1 BB: 0 P: 7	R: 0 E: 0 K: 0 S: 4	H: 2 LOB: 1 BB: 0 P: 4	R: 0 E: 0 K: 0 S: 3	H: 1 LOB: 0 BB: 0 P: 3	R: 1 E: 0 K: 0 S: 4	H: 1 LOB: 1 BB: 1 P: 8	R: 0 E: 0 K: 1 S: 6	H: 2 LOB: 2 BB: 1 P: 10	R: 0 E: 0 K: 0 S: 6	H: 3 LOB: 2 BB: 0 P: 6	R: 0 E: 0 K: 1 S: 6	H: 1 LOB: 1 BB: 0 P: 6	1B: 11 2B: 2 3B: 2 HR: 0	SF: 1 SAC: 1 DP: 3 HBP: 0	WP: 0 PB: 0 SB: 2 CS: 0	PA: 45	
PITCHER	IP	WLS	BF	H	R	ER	SO	BB	IBB	HBP	BLK	WP	HR	S	P	ERA	WHIP						
Alan Foster, R ERA: 2.61 (1, 1)	7.0		32	11	2	1	1	1	0	1	0	0	0	0	32	40	1.29	1.714					
Rich Folkers, L ERA: 1.86 (8, 1)	1.1		6	2	1	1	1	0	1	0	0	0	0	7	11	6.75	1.500						
Orlando Pena, R ERA: 2.08 (9, 1)	1.2	W	7	2	0	0	1	0	0	0	0	0	0	9	9	0.00	1.200						

Cincinnati Reds @ St. Louis Cardinals
Busch Stadium, St. Louis, MO

Sat Apr 27 1974, 7:05 PM CDT
Att: 17,417 - Unknown

AB 40
R 3
H 15
RBI 2
BB 3
SO 3
LOB 26



Batter	1	2	3	4	5	6	7	8	9	10	AB	R	H	RBI	BB	SO	LOB					
Lou Brock, L OBP: 0.347, SLG: 0.352 (1, 7)	4-3		4-3		K				K		4	0	0	0	1	2	1					
Ted Sizemore, R OBP: 0.391, SLG: 0.370 (1, 4)	B3		F7			SH3 1B 2B			F9		5	1	1	0	0	0	2					
Reggie Smith, S OBP: 0.413, SLG: 0.605 (1, 9)	5-3		K			SH3			4-3		4	1	1	0	0	1	0					
Ted Simmons, S OBP: 0.354, SLG: 0.467 (1, 2)						F8			F7		5	1	3	1	0	0	0					
Joe Torre, R OBP: 0.297, SLG: 0.308 (1, 3)						1B 1B			G3		5	0	1	0	0	1	3					
Bake McBride, L OBP: 0.348, SLG: 0.441 (1, 8)						6-3			4-3		5	1	1	0	0	1	5					
Ken Reitz, R OBP: 0.439, SLG: 0.566 (1, 5)						4-3			4-3		5	0	4	2	0	1	2					
Mike Tyson, R OBP: 0.290, SLG: 0.290 (1, 6)						SH3-4 1B			2B		3	0	1	1	1	2	2					
Alan Foster, R OBP: 0.400, SLG: 0.333 Rich Folkers, L ERA: 5.25 Orlando Pena, R OBP: 1.000, SLG: 1.000 (1, 1) (8, 1) (9, 1)						K			2B		1	0	0	0	0	0	2					
Inning Stats	R: 0 E: 0 K: 0 S: 3	H: 3 LOB: 2 BB: 0 P: 10	R: 1 E: 0 K: 2 S: 10	H: 3 LOB: 2 BB: 0 P: 10	R: 0 E: 0 K: 1 S: 5	H: 0 LOB: 0 BB: 0 P: 5	R: 0 E: 0 K: 2 S: 8	H: 0 LOB: 1 BB: 0 P: 8	R: 1 E: 0 K: 0 S: 5	H: 2 LOB: 1 BB: 0 P: 5	R: 0 E: 0 K: 1 S: 6	H: 1 LOB: 2 BB: 1 P: 10	R: 1 E: 0 K: 1 S: 8	H: 3 LOB: 3 BB: 1 P: 12	R: 0 E: 0 K: 1 S: 5	H: 0 LOB: 0 BB: 0 P: 5	R: 1 E: 0 K: 0 S: 4	H: 2 LOB: 1 BB: 0 P: 4	1B: 9 2B: 3 3B: 0 HR: 0	SF: 0 SAC: 3 DP: 0 HBP: 0	WP: 1 PB: 0 SB: 0 CS: 0	PA: 43
PITCHER	IP	WLS	BF	H	R	ER	SO	BB	IBB	HBP	BLK	WP	HR	S	P	ERA	WHIP					
Fred Norman, L ERA: 2.65 (1, 1)	6.0		24	6	2	2	5	0	0	0	0	1	0	34	34	3.00	1.000					
Clay Carroll, R ERA: 5.25 (7, 1)	2.0		12	4	1	1	2	0	2	0	0	0	0	14	22	4.50	2.000					
Pedro Borbon, R ERA: 2.49 (9, 1)	1.2	L	7	2	1	1	1	0	0	0	0	0	0	9	9	5.40	1.200					

Cincinnati Reds @ St. Louis Cardinals
Busch Stadium, St. Louis, MO

Sat Apr 27 1974, 7:05 PM CDT
Att: 17,417 - Unknown

AB 38
R 4
H 12
RBI 4
BB 2
SO 8
LOB 20



Batter	1	2	3	4	5	6	7	8	9	AB	R	H	RBI	BB	SO	LOB	TOP			
Pete Rose, S OBP: 0.436, SLG: 0.457 (1,7)										4	1	3	0	0	0	1	Cincinnati Reds @ St. Louis Cardinals Busch Stadium, St. Louis, MO Sun Apr 28 1974, 3:33 AM CDT Att: 21,146 - Unknown			
Joe Morgan, L OBP: 0.451, SLG: 0.444 (1,4)										4	1	2	0	1	0	2				
Dan Driessen, L OBP: 0.342, SLG: 0.347 (1,5)										5	0	2	1	0	0	2				
Tony Perez, R OBP: 0.417, SLG: 0.699 (1,3)										5	0	1	1	0	2	4				
Johnny Bench, R OBP: 0.380, SLG: 0.393 (1,2)										3	0	0	0	1	1	4				
Ken Griffey, L OBP: 0.288, SLG: 0.243 (1,9)										3	0	1	0	1	0	0				
Dave Concepcion, R OBP: 0.313, SLG: 0.506 (1,6)										4	0	1	0	0	0	5				
Cesar Geronimo, L OBP: 0.294, SLG: 0.400 (1,8)										4	0	0	0	0	1	1				
Clay Kirby, R Mike McQueen, L Pat Osburn, L Terry Crowley, L Tom Hall, L Andy Kosco, R										1	0	0	0	0	0	0				
Inning Stats	R: 1 E: 0 K: 0 S: 5	H: 2 LOB: 3 BB: 2 P: 13	R: 0 E: 0 K: 1 S: 6	H: 1 LOB: 1 BB: 0 P: 6	R: 0 E: 0 K: 1 S: 6	H: 1 LOB: 2 BB: 1 P: 10	R: 0 E: 0 K: 1 S: 6	H: 1 LOB: 1 BB: 0 P: 6	R: 0 E: 0 K: 0 S: 3	H: 0 LOB: 0 BB: 0 P: 5	R: 0 E: 0 K: 0 S: 6	H: 3 LOB: 2 BB: 0 P: 6	R: 0 E: 0 K: 0 S: 3	H: 0 LOB: 0 BB: 0 P: 3	R: 0 E: 0 K: 1 S: 6	H: 1 LOB: 2 BB: 0 P: 7		1B: 7 2B: 4 3B: 0 HR: 0	SF: 0 SAC: 0 DP: 2 HBP: 1	WP: 0 PB: 0 SB: 0 CS: 0
PITCHER Bob Gibson, R ERA: 5.63 (1,1)	IP: 9.0 WLS: W BF: 40 H: 10 R: 2 ER: 2 SO: 5 BB: 2 IBB: 1 HBP: 1 BLK: 0 WP: 0 HR: 0 S: 46 P: 59 ERA: 2.00 WHIP: 1.333																			


AB 36
R 2
H 10
RBI 2
BB 3
SO 5
LOB 19





Batter	1	2	3	4	5	6	7	8	9	AB	R	H	RBI	BB	SO	LOB	BOTTOM		
Lou Brock, L OBP: 0.350, SLG: 0.341 (1,7)										3	1	0	0	2	1	0	Cincinnati Reds @ St. Louis Cardinals Busch Stadium, St. Louis, MO Sun Apr 28 1974, 3:33 AM CDT Att: 21,146 - Unknown		
Jose Cruz, L OBP: 0.250, SLG: 0.154 (8,7)										0	0	0	0	0	0	0			
Ted Sizemore, R OBP: 0.412, SLG: 0.412 (1,4)										4	2	3	1	1	0	2			
Reggie Smith, S OBP: 0.423, SLG: 0.605 (1,9)										5	2	3	2	0	0	1			
Ted Simmons, S OBP: 0.356, SLG: 0.463 (1,2)										5	1	2	1	0	0	2			
Bake McBride, L OBP: 0.338, SLG: 0.422 (1,8)										5	1	1	1	0	0	4			
Ken Reitz, R OBP: 0.442, SLG: 0.563 (1,5)										4	1	2	2	0	1	2			
Joe Torre, R OBP: 0.308, SLG: 0.333 (1,3)										4	0	2	1	0	1	0			
Mike Tyson, R OBP: 0.288, SLG: 0.288 (1,6)										4	0	1	0	0	1	1			
Bob Gibson, R OBP: 0.250, SLG: 0.333 (1,1)										4	1	1	0	0	1	3			
Inning Stats	R: 4 E: 1 K: 2 S: 13	H: 5 LOB: 2 BB: 0 P: 13	R: 3 E: 0 K: 0 S: 7	H: 5 LOB: 2 BB: 0 P: 7	R: 2 E: 0 K: 1 S: 7	H: 3 LOB: 1 BB: 1 P: 11	R: 0 E: 0 K: 0 S: 3	H: 0 LOB: 0 BB: 0 P: 3	R: 0 E: 0 K: 1 S: 6	H: 1 LOB: 2 BB: 1 P: 10	R: 0 E: 0 K: 1 S: 6	H: 1 LOB: 2 BB: 1 P: 10	R: 0 E: 0 K: 0 S: 3	H: 0 LOB: 0 BB: 0 P: 3	1B: 11 2B: 4 3B: 0 HR: 0	SF: 0 SAC: 0 DP: 0 HBP: 0	WP: 1 PB: 1 SB: 1 CS: 0	PA: 41	
PITCHER Clay Kirby, R Mike McQueen, L Pat Osburn, L Tom Hall, L	IP: 1.1 WLS: L BF: 13 H: 8 R: 5 ER: 2 SO: 1 BB: 1 IBB: 0 HBP: 0 BLK: 0 WP: 0 HR: 0 S: 17 P: 17 ERA: 40.50 WHIP: 6.000	IP: 1.1 WLS: L BF: 8 H: 5 R: 2 ER: 2 SO: 1 BB: 0 IBB: 0 HBP: 0 BLK: 0 WP: 0 HR: 0 S: 9 P: 13 ERA: 13.50 WHIP: 4.500	IP: 3.1 WLS: L BF: 12 H: 1 R: 0 ER: 0 SO: 1 BB: 1 IBB: 0 HBP: 0 BLK: 0 WP: 0 HR: 0 S: 13 P: 17 ERA: 0.00 WHIP: 0.600	IP: 7.1 WLS: L BF: 8 H: 1 R: 0 ER: 0 SO: 1 BB: 0 IBB: 0 HBP: 0 BLK: 0 WP: 1 HR: 0 S: 9 P: 13 ERA: 0.00 WHIP: 1.000															


AB 38
R 9
H 15
RBI 8
BB 3
SO 5
LOB 15



Batter	1	2	3	4	5	6	7	8	9	AB	R	H	RBI	BB	SO	LOB	TOP										
Ralph Garr, L OBP: 0.385, SLG: 0.474 (1, 9)	0-0 6-3		0-0 4-3			0-0 1B		0-3 K		4	0	1	0	0	1	1	Atlanta Braves @ St. Louis Cardinals Busch Stadium, St. Louis, MO Tue Apr 30 1974, 7:05 PM CDT Att: 15,996 - Unknown										
Craig Robinson, R OBP: 0.253, SLG: 0.183 (1, 6)	0-0 4-3			0-0 1-3		0-3 K		0-0 6-3		4	0	0	0	0	1												
Darrell Evans, L OBP: 0.333, SLG: 0.343 (1, 5)	0-0 4-3			0-0 1B		0-0 L4		0-3 K		4	0	1	0	0	1												
Hank Aaron, R OBP: 0.298, SLG: 0.627 (1, 7)		0-3 K		0-0 F2			0-0 HR		0-3 K	4	1	1	1	0	2	1											
Dusty Baker Jr., R OBP: 0.422, SLG: 0.519 (1, 8)		4-0 BB		0-0 P4			0-0 WP	4-0 BB		2	1	1	0	2	0	1											
Davey Johnson, R OBP: 0.383, SLG: 0.391 (1, 4)		0-0 BB		0-0 G6-4-3		4-0 BB	0-0 1B	0-0 5-3	0-0 G5-4-3	3	0	0	0	1	0	3											
Frank Tepedino, L OBP: 0.267, SLG: 0.259 (1, 3)			0-0 F7		0-0 G6-4-3		0-0 P4			3	0	0	0	0	0	1											
Johnny Oates, L OBP: 0.320, SLG: 0.273 (1, 2)			0-0 SH2-3		0-0 4-3		0-0 1B			3	0	2	0	0	0	0											
Ron Reed, R Tom House, L Vic Correll, R Gary Gentry, R Norm Miller, L Ivan Murrell, R Buzz Capra, R (1, 1) (4, 1) (6, PH) (6, PH) (7, PH) (7, PH) (7, 1)			0-0 SH2-3		0-0 5-3		0-3 K			0	0	0	0	0	0	0											
Inning Stats	R: 0 E: 0 K: 0 S: 3	H: 0 LOB: 0 BB: 0 P: 3	R: 0 E: 0 K: 1 S: 4	H: 0 LOB: 0 BB: 1 P: 8	R: 0 E: 0 K: 0 S: 4	H: 1 LOB: 1 BB: 0 P: 4	R: 0 E: 0 K: 0 S: 4	H: 1 LOB: 0 BB: 1 P: 4	R: 0 E: 0 K: 1 S: 6	H: 1 LOB: 1 BB: 0 P: 6	R: 2 E: 0 K: 1 S: 8	H: 3 LOB: 1 BB: 0 P: 8	R: 0 E: 0 K: 2 S: 7	H: 0 LOB: 0 BB: 1 P: 7	R: 0 E: 0 K: 1 S: 4	H: 0 LOB: 0 BB: 1 P: 8		1B: 5 2B: 0 3B: 0 HR: 1	SF: 0 SAC: 1 DP: 3 HBP: 0	WP: 2 PB: 0 SB: 0 CS: 0	PA: 33						
PITCHER	IP	WLS	BF	H	R	ER	SO	BB	IBB	HBP	BLK	WP	HR	S	P	ERA	WHIP										
Lynn McGlothen, R ERA: 4.91 Al Hrabosky, L ERA: 5.65	(1, 1) (7, 1)	6.2 2.1	W 7	26 0	6 0	2 0	2 4	2 1	0 0	0 0	0 0	2 0	1 0	28 14	36 18	2.70 0.00	1.200 0.429										

Batter	1	2	3	4	5	6	7	8	9	AB	R	H	RBI	BB	SO	LOB	BOTTOM										
Lou Brock, L OBP: 0.371, SLG: 0.411 Jose Cruz, L OBP: 0.250, SLG: 0.154 (1, 7) (9, 7)	0-0 SH3		0-0 SF8	0-0 F8		4-0 BB		0-0 HR		4	3	3	2	1	0	1	Atlanta Braves @ St. Louis Cardinals Busch Stadium, St. Louis, MO Tue Apr 30 1974, 7:05 PM CDT Att: 15,996 - Unknown										
Ted Sizemore, R OBP: 0.406, SLG: 0.402 (1, 4)	0-0 SH3		0-0 SF8	0-0 6-3		0-0 F8		4-0 BB		2	0	0	1	1	0	4											
Reggie Smith, S OBP: 0.412, SLG: 0.578 (1, 9)	0-0 F8		0-0 F5		0-0 5-3		0-0 F8	4-0 BB		4	0	0	0	1	0	1											
Ted Simmons, S OBP: 0.359, SLG: 0.482 (1, 2)	0-0 2B		0-0 F8		0-0 F3		0-0 K	0-3 K		5	0	2	1	0	1	2											
Bake McBride, L OBP: 0.360, SLG: 0.433 (1, 8)	0-0 5-3			0-0 2B		0-0 1B		4-0 IBB		3	1	2	0	1	0	1											
Ken Reitz, R OBP: 0.433, SLG: 0.560 (1, 5)		0-0 F9		0-0 1B		0-0 F7		0-0 G5-3		4	1	1	0	0	0	2											
Joe Torre, R OBP: 0.329, SLG: 0.356 (1, 3)		0-0 5-3		0-0 G3		0-0 BB		0-0 5-3		4	1	3	1	0	0	0											
Mike Tyson, R OBP: 0.286, SLG: 0.275 (1, 6)		0-0 5-3		0-0 G3		0-0 F6		4-0 BB		3	0	0	1	1	0	3											
Lynn McGlothen, L OBP: 0.455, SLG: 0.545 Al Hrabosky, R ERA: 5.0 (1, 1) (7, 1)		0-0 6-3		0-0 E		0-0 BB		0-0 FC1-6		3	0	2	1	0	0	1											
Inning Stats	R: 1 E: 0 K: 0 S: 5	H: 2 LOB: 1 BB: 0 P: 5	R: 0 E: 0 K: 0 S: 4	H: 1 LOB: 0 BB: 0 P: 4	R: 1 E: 0 K: 0 S: 4	H: 1 LOB: 0 BB: 0 P: 4	R: 3 E: 1 K: 0 S: 7	H: 4 LOB: 1 BB: 0 P: 7	R: 0 E: 0 K: 0 S: 3	H: 1 LOB: 0 BB: 0 P: 3	R: 0 E: 0 K: 0 S: 5	H: 2 LOB: 3 BB: 1 P: 9	R: 0 E: 0 K: 0 S: 3	H: 1 LOB: 1 BB: 1 P: 7	R: 2 E: 0 K: 1 S: 6	H: 1 LOB: 2 BB: 3 P: 18		1B: 8 2B: 3 3B: 1 HR: 1	SF: 1 SAC: 1 DP: 1 HBP: 0	WP: 1 PB: 0 SB: 1 CS: 0	PA: 41						
PITCHER	IP	WLS	BF	H	R	ER	SO	BB	IBB	HBP	BLK	WP	HR	S	P	ERA	WHIP										
Ron Reed, R Tom House, L Gary Gentry, R Buzz Capra, R ERA: 3.98 ERA: 4.29 ERA: 5.0 ERA: 5.0	(1, 1) (4, 1) (6, 1) (7, 1)	3.1 1.2 1.0 2.0	L 5	18 5	8 1	5 0	0 0	0 0	0 0	0 0	0 0	0 0	0 0	5 5	9 9	13.50 0.00	2.400 0.600										

Batter	1	2	3	4	5	6	7	8	9	AB	R	H	RBI	BB	SO	LOB	TOP														
Ralph Garr, L OBP: 0.385, SLG: 0.495 (1, 9)	L1	HR			F7		E6		1B BB	4	2	1	3	1	0	0	Atlanta Braves @ St. Louis Cardinals Busch Stadium, St. Louis, MO Wed May 01 1974, 7:05 PM CDT Att: 14,202 - Unknown AB 35 R 6 H 9 RBI 6 BB 4 SO 2 LOB 14 														
Leo Foster, R OBP: 0.300, SLG: 0.556 (1, 4)	P4	HR			CS		E5		SF9 1B BB	4	1	2	1	1	0	1															
Ivan Murrell, R OBP: 0.287, SLG: 0.250 Frank Tepedino, L OBP: 0.290, SLG: 0.286 (9, PH) (9, 3)	1B	5-3			6-3		K		SF9 1B BB	4	0	1	0	0	1	3															
Hank Aaron, R OBP: 0.295, SLG: 0.600 Rowland Office, L OBP: 0.143, SLG: 0.212 (1, 7) (8, 8)	1B			5-3		4-3		G3	SF9	4	0	1	0	0	0	0															
Dusty Baker Jr., R OBP: 0.411, SLG: 0.500 (1, 8) (8, 9)	F2			5-3				F8	5-3	5	0	1	0	0	0	4															
Marty Perez, R OBP: 0.500, SLG: 0.625 Darrell Evans, L OBP: 0.341, SLG: 0.343 (8, PH) (8, 5)		1B HR		6-3		F9				2	1	0	0	1	0	1															
Paul Casanova, R (1, 2)								F9		4	0	0	0	0	0	3															
Craig Robinson, R OBP: 0.265, SLG: 0.200 (1, 6)		1B HR						4-3	BB SH3-4 1B	4	2	2	0	0	0	0															
Carl Morton, R OBP: 0.053, SLG: 0.053 Johnny Oates, L OBP: 0.320, SLG: 0.273 Danny Frisella, L (9, PH) (9, 1)				5-3				F9	SH3-4	3	0	0	0	0	1	2															
Inning Stats	R: 0 E: 0 K: 0 S: 5	H: 2 LOB: 2 BB: 0 P: 5	R: 4 E: 0 K: 1 S: 8	H: 3 LOB: 0 BB: 1 P: 12	R: 0 E: 0 K: 0 S: 3	H: 0 LOB: 0 BB: 0 P: 3	R: 0 E: 0 K: 0 S: 3	H: 0 LOB: 0 BB: 0 P: 3	R: 0 E: 0 K: 0 S: 4	H: 1 LOB: 1 BB: 0 P: 4	R: 0 E: 2 K: 1 S: 7	H: 0 LOB: 2 BB: 0 P: 7	R: 0 E: 0 K: 0 S: 3	H: 0 LOB: 1 BB: 1 P: 7	R: 2 E: 0 K: 0 S: 5	H: 2 LOB: 2 BB: 2 P: 13		1B: 7 2B: 0 3B: 0 HR: 2	SF: 1 SAC: 1 DP: 0 HBP: 0	WP: 0 PB: 0 SB: 1 CS: 1	PA: 41										
PITCHER	IP WLS BF H R ER SO BB IBB HBP BLK WP HR S P ERA WHIP																														
John Curtis, L ERA: 5.73 Mike Garman, R ERA: 2.13 Rich Folkers, L ERA: 2.7 Orlando Pena, R ERA: 1.93	7.0 1.0 0.1 0.2	30 5 3 3	7 1 0 1	4 1 0 1	4 1 0 1	2 0 0 0	1 0 0 0	0 0 0 0	0 0 0 0	0 0 0 0	2 4 1 3	33 8 9 3	37 4 1 3	5.14 9.00 0.00 13.50	1.143 2.000 6.000 1.500																

Batter	1	2	3	4	5	6	7	8	9	AB	R	H	RBI	BB	SO	LOB	BOTTOM														
Lou Brock, L OBP: 0.373, SLG: 0.420 (1, 7)	SH1-3			6-3			6-3		4-3	5	1	2	0	0	0	1	Atlanta Braves @ St. Louis Cardinals Busch Stadium, St. Louis, MO Wed May 01 1974, 7:05 PM CDT Att: 14,202 - Unknown AB 35 R 5 H 9 RBI 4 BB 2 SO 5 LOB 11 														
Ted Sizemore, R OBP: 0.400, SLG: 0.396 (1, 4)	SH1-3	5-3			1B CS		6-3		5-3	4	0	1	0	0	0	1															
Reggie Smith, S OBP: 0.415, SLG: 0.570 (1, 9)	6-3			F8						3	1	1	1	1	0	0															
Ted Simmons, S OBP: 0.354, SLG: 0.466 (1, 2)	1B 1B			F7					F7	3	0	0	0	1	1	3															
Bake McBride, L OBP: 0.354, SLG: 0.423 (1, 8)	1B			F8					E4	4	1	1	0	0	0	1															
Ken Reitz, R OBP: 0.436, SLG: 0.557 (1, 5)	1B				2B		F9		1-3	4	1	2	1	0	0	0															
Joe Torre, R OBP: 0.326, SLG: 0.364 (1, 3)	K			4-3					K	4	0	1	0	0	3	3															
Mike Tyson, R OBP: 0.275, SLG: 0.264 Tim McCarver, L OBP: 0.234, SLG: 0.286 (9, PH) (9, 1)		6-3		4-3			4-3		3-1	3	0	0	1	0	0	1															
John Curtis, L OBP: 0.187, SLG: 0.091 Jose Cruz, L OBP: 0.226, SLG: 0.143 Mike Garman, R OBP: 0.234, SLG: 0.286 Rich Folkers, L OBP: 0.234, SLG: 0.286 Orlando Pena, R OBP: 0.234, SLG: 0.286 Jim Hickman, R OBP: 0.234, SLG: 0.286 (1, 1) (7, PH) (8, 1) (9, 1) (9, 1) (9, PH)		6-3					4-3			2	0	0	0	0	1	1															
Inning Stats	R: 1 E: 0 K: 1 S: 8	H: 3 LOB: 3 BB: 1 P: 12	R: 0 E: 0 K: 0 S: 4	H: 1 LOB: 1 BB: 0 P: 4	R: 0 E: 0 K: 0 S: 3	H: 0 LOB: 0 BB: 0 P: 3	R: 1 E: 0 K: 1 S: 7	H: 2 LOB: 1 BB: 0 P: 7	R: 0 E: 0 K: 1 S: 6	H: 2 LOB: 1 BB: 0 P: 6	R: 0 E: 0 K: 1 S: 5	H: 0 LOB: 0 BB: 0 P: 5	R: 0 E: 1 K: 1 S: 6	H: 0 LOB: 0 BB: 1 P: 10	R: 1 E: 0 K: 0 S: 4	H: 1 LOB: 0 BB: 0 P: 4		1B: 6 2B: 3 3B: 0 HR: 1	SF: 0 SAC: 1 DP: 1 HBP: 0	WP: 0 PB: 0 SB: 1 CS: 2	PA: 38										
PITCHER	IP WLS BF H R ER SO BB IBB HBP BLK WP HR S P ERA WHIP																														
Carl Morton, R ERA: 4.44 Danny Frisella, R ERA: 2.25	8.0 1.0	34 4	8 1	4 1	2 1	5 0	2 0	0 0	0 0	0 0	0 1	42 4	50 4	2.25 9.00	1.250 1.000																

Batter	1	2	3	4	5	6	7	8	9	AB	R	H	RBI	BB	SO	LOB	TOP					
Lou Brock, L (1,7) OBP: 0.386, SLG: 0.427										3	1	2	0	1	0	0	St. Louis Cardinals @ Houston Astros Astrodome, Houston, TX Fri May 03 1974, 8:05 PM EDT Att: 18,929 - Unknown					
Ted Sizemore, R (1,4) OBP: 0.404, SLG: 0.394										3	0	1	1	1	0	2						
Reggie Smith, S (1,9) OBP: 0.409, SLG: 0.557										4	0	1	0	0	0	3						
Ted Simmons, S (1,2) OBP: 0.350, SLG: 0.457										4	0	1	0	0	0	0						
Joe Torre, R (1,3) OBP: 0.322, SLG: 0.370										4	0	1	0	0	0	2						
Ken Reitz, R (1,5) OBP: 0.418, SLG: 0.533										4	0	0	0	0	1	1						
Bake McBride, L (1,8) OBP: 0.373, SLG: 0.432										3	0	2	0	0	0	0						
Luis Alvarado, R (1,6) OBP: 0.083, SLG: 0.083										2	0	0	0	0	0	3						
Luis Melendez, R (7, PH) OBP: 0.365, SLG: 0.542										1	0	0	0	0	0	1						
Mike Tyson, R (7,6) OBP: 0.272, SLG: 0.260										1	0	0	0	0	0	0						
Alan Foster, R (1,1) OBP: 0.308, SLG: 0.250										3	0	0	0	0	0	0						
Mike Garman, R (7,1) OBP: 0.272, SLG: 0.260										0	0	0	0	0	0	0						
Inning Stats	R: 1 E: 0 K: 0 S: 4	H: 2 LOB: 0 BB: 0 P: 4	R: 0 E: 0 K: 1 S: 6	H: 1 LOB: 1 BB: 0 P: 6	R: 0 E: 0 K: 0 S: 4	H: 2 LOB: 2 BB: 0 P: 4	R: 0 E: 0 K: 0 S: 4	H: 1 LOB: 2 BB: 0 P: 5	R: 0 E: 0 K: 0 S: 3	H: 0 LOB: 1 BB: 1 P: 7	R: 0 E: 0 K: 0 S: 3	H: 0 LOB: 0 BB: 0 P: 3	R: 0 E: 0 K: 0 S: 3	H: 1 LOB: 0 BB: 0 P: 3	R: 0 E: 0 K: 0 S: 4	H: 1 LOB: 2 BB: 1 P: 8	R: 0 E: 0 K: 0 S: 3	H: 0 LOB: 0 BB: 0 P: 3	1B: 7 2B: 1 3B: 0 HR: 0	SF: 0 SAC: 0 DP: 2 HBP: 1	WP: 0 PB: 0 SB: 2 CS: 0	PA: 35
PITCHER Claude Osteen, L (1,1) ERA: 3.21	IP: 9.0 WLS: W BF: 35 H: 8 R: 1 ER: 1 SO: 1 BB: 2 IBB: 0 HBP: 1 BLK: 1 WP: 0 HR: 0 S: 34 P: 43 ERA: 1.00 WHIP: 1.111																					

livebaseballscorecards.com



Batter	1	2	3	4	5	6	7	8	9	AB	R	H	RBI	BB	SO	LOB	BOTTOM			
Mick Kelleher, R (1,6) OBP: 0.462, SLG: 0.364										4	0	0	0	0	1	3	St. Louis Cardinals @ Houston Astros Astrodome, Houston, TX Fri May 03 1974, 8:05 PM EDT Att: 18,929 - Unknown			
Greg Gross, L (1,9) OBP: 0.417, SLG: 0.421										4	0	0	0	0	0	1				
Cesar Cedeno, R (1,8) OBP: 0.372, SLG: 0.510										4	0	0	0	0	1	0				
Bob Watson, R (1,7) OBP: 0.406, SLG: 0.479										2	1	1	0	1	0	0				
Bob Gallagher, L (8,9) OBP: 0.192, SLG: 0.167										1	0	0	0	0	0	0				
Lee May, R (1,3) OBP: 0.363, SLG: 0.538										3	2	2	1	0	0	1				
Milt May, L (1,2) OBP: 0.338, SLG: 0.333										2	1	0	0	1	0	1				
Doug Rader, R (1,5) OBP: 0.364, SLG: 0.417										3	0	1	2	0	1	1				
Tommy Helms, R (1,4) OBP: 0.365, SLG: 0.466										3	0	2	1	0	0	0				
Larry Milbourne, S (7, PR) OBP: 0.400, SLG: 0.412										0	0	0	0	0	0	0				
Claude Osteen, L (1,1) OBP: 0.143, SLG: 0.143										3	0	0	0	0	0	3				
Inning Stats	R: 0 E: 0 K: 0 S: 3	H: 0 LOB: 0 BB: 0 P: 3	R: 0 E: 0 K: 1 S: 5	H: 0 LOB: 1 BB: 1 P: 9	R: 0 E: 0 K: 1 S: 6	H: 1 LOB: 1 BB: 0 P: 6	R: 1 E: 0 K: 0 S: 4	H: 1 LOB: 0 BB: 0 P: 4	R: 0 E: 0 K: 0 S: 3	H: 0 LOB: 0 BB: 0 P: 3	R: 0 E: 0 K: 1 S: 5	H: 0 LOB: 0 BB: 0 P: 5	R: 3 E: 0 K: 0 S: 6	H: 4 LOB: 2 BB: 1 P: 10	R: 0 E: 0 K: 0 S: 3	H: 0 LOB: 0 BB: 0 P: 3	1B: 5 2B: 0 3B: 0 HR: 1	SF: 0 SAC: 0 DP: 1 HBP: 0	WP: 0 PB: 0 SB: 0 CS: 0	PA: 31
PITCHER Alan Foster, R (1,1) ERA: 3.16	IP: 6.0 WLS: L BF: 25 H: 5 R: 4 ER: 4 SO: 3 BB: 1 IBB: 1 HBP: 0 BLK: 0 WP: 0 HR: 1 S: 29 P: 37 ERA: 6.00 WHIP: 1.000																			
PITCHER Mike Garman, R (7,1) ERA: 1.64	IP: 2.0 WLS: L BF: 6 H: 1 R: 0 ER: 0 SO: 0 BB: 0 IBB: 0 HBP: 0 BLK: 0 WP: 0 HR: 0 S: 6 P: 6 ERA: 0.00 WHIP: 0.500																			

livebaseballscorecards.com



Batter	1	2	3	4	5	6	7	8	9	AB	R	H	RBI	BB	SO	LOB	TOP		
Lou Brock, L OBP: 0.390, SLG: 0.430 (1,7)										4	1	2	0	0	0	1			
Ted Sizemore, R OBP: 0.389, SLG: 0.378 (1,4)										4	0	0	0	0	0	4			
Reggie Smith, S OBP: 0.412, SLG: 0.584 (1,9)										4	1	2	2	0	1	1			
Ted Simmons, S OBP: 0.337, SLG: 0.438 (9, PR)										4	0	0	0	0	0	1			
Luis Melendez, R OBP: 0.395, SLG: 0.542 (9, PR)										0	0	0	0	0	0	0			
Joe Torre, R OBP: 0.319, SLG: 0.365 (1,3)										4	0	1	0	0	0	0			
Ken Reitz, R OBP: 0.402, SLG: 0.510 (1,5)										4	0	0	0	0	0	2			
Bake McBride, L OBP: 0.368, SLG: 0.423 (1,8)										4	0	1	0	0	1	2			
Luis Alvarado, R OBP: 0.067, SLG: 0.067 (1,6)										3	0	0	0	0	0	1			
Sonny Siebert, R OBP: 0.154, SLG: 0.083 (8, PH)										1	0	0	0	1	0	0			
Jim Hickman, R OBP: 0.381, SLG: 0.632 (8, PH)										1	0	0	0	0	0	1			
Al Hrabosky, R OBP: 1.000, SLG: 1.000 (8, 1)										0	0	0	0	0	0	0			
Orlando Pena, R OBP: 1.000, SLG: 1.000 (8, 1)										0	0	0	0	0	0	0			
Inning Stats	R: 2 E: 0 K: 0 S: 5	H: 2 LOB: 0 BB: 0 P: 5	R: 0 E: 0 K: 1 S: 5	H: 0 LOB: 0 BB: 0 P: 5	R: 0 E: 0 K: 0 S: 3	H: 0 LOB: 1 BB: 1 P: 7	R: 0 E: 0 K: 0 S: 3	H: 0 LOB: 0 BB: 0 P: 3	R: 0 E: 0 K: 1 S: 5	H: 0 LOB: 0 BB: 0 P: 5	R: 0 E: 0 K: 0 S: 3	H: 0 LOB: 0 BB: 0 P: 3	R: 0 E: 0 K: 0 S: 5	H: 2 LOB: 2 BB: 0 P: 5	R: 0 E: 0 K: 0 S: 5	H: 2 LOB: 2 BB: 0 P: 5	1B: 5 2B: 0 3B: 0 HR: 1	SF: 0 SAC: 0 DP: 0 HBP: 0	WP: 0 PA: 34 PB: 0 SB: 1 CS: 0
PITCHER	IP WLS BF H R ER SO BB IBB HBP BLK WP HR S P ERA WHIP																		
Dave Roberts, L ERA: 3.48 (1,1)	8.0 W 29 4 2 2 2 1 0 0 0 0 1 32 36 2.25 0.625																		
Ken Forsch, R ERA: 0.73 (9,1)	1.0 S 5 2 0 0 0 0 0 0 0 0 0 5 5 0.00 2.000																		

St. Louis Cardinals @ Houston Astros
Astrodome, Houston, TX
Sat May 04 1974, 8:05 PM EDT
Att: 20,600 - Dome

AB 33
R 2
H 6
RBI 2
BB 1
SO 2
LOB 13



Batter	1	2	3	4	5	6	7	8	9	AB	R	H	RBI	BB	SO	LOB	BOTTOM		
Mick Kelleher, R OBP: 0.353, SLG: 0.267 (1,6)										4	0	0	0	0	2	1			
Greg Gross, L OBP: 0.432, SLG: 0.423 (1,9)										2	1	1	0	2	0	0			
Cesar Cedeno, R OBP: 0.379, SLG: 0.524 (1,8)										3	1	2	0	0	0	1			
Bob Watson, R OBP: 0.409, SLG: 0.474 (1,7)										3	1	1	0	0	0	2			
Ken Forsch, R ERA: 0.73 (9,1)										0	0	0	0	0	0	0			
Lee May, R OBP: 0.377, SLG: 0.552 (8, PR)										3	0	2	2	1	0	1			
Bob Gallagher, L OBP: 0.192, SLG: 0.167 (9,9)										0	0	0	0	0	0	0			
Milt May, L OBP: 0.347, SLG: 0.323 (1,2)										2	0	0	0	2	1	1			
Doug Rader, R OBP: 0.369, SLG: 0.407 (1,5)										2	0	0	0	2	0	3			
Tommy Helms, R OBP: 0.355, SLG: 0.453 (1,4)										2	0	0	0	0	0	3			
Dave Roberts, L OBP: 0.182, SLG: 0.400 (1,1)										3	0	0	0	0	0	3			
Denis Menke, R OBP: 0.188, SLG: 0.214 (9,3)										0	0	0	0	0	0	0			
Inning Stats	R: 0 E: 0 K: 1 S: 6	H: 1 LOB: 1 BB: 0 P: 6	R: 0 E: 0 K: 0 S: 3	H: 1 LOB: 0 BB: 0 P: 3	R: 0 E: 0 K: 0 S: 3	H: 0 LOB: 0 BB: 0 P: 3	R: 3 E: 0 K: 0 S: 4	H: 2 LOB: 2 BB: 3 P: 17	R: 0 E: 0 K: 1 S: 5	H: 1 LOB: 0 BB: 0 P: 5	R: 0 E: 0 K: 1 S: 5	H: 0 LOB: 1 BB: 1 P: 9	R: 0 E: 0 K: 0 S: 4	H: 1 LOB: 3 BB: 2 P: 12	R: 0 E: 0 K: 0 S: 4	H: 1 LOB: 3 BB: 2 P: 12	1B: 4 2B: 4 3B: 0 HR: 0	SF: 0 SAC: 2 DP: 3 HBP: 1	WP: 1 PA: 34 PB: 0 SB: 1 CS: 1
PITCHER	IP WLS BF H R ER SO BB IBB HBP BLK WP HR S P ERA WHIP																		
Sonny Siebert, R ERA: 3.18 (1,1)	7.0 L 28 5 3 3 3 4 1 1 0 0 1 28 49 3.86 1.286																		
Al Hrabosky, L ERA: 5.4 (8,1)	0.2 5 1 0 0 0 1 1 0 0 0 0 3 11 0.00 3.000																		
Orlando Pena, R ERA: 1.86 (8,1)	0.1 1 0 0 0 0 0 0 0 0 0 0 1 1 0.00 0.000																		

St. Louis Cardinals @ Houston Astros
Astrodome, Houston, TX
Sat May 04 1974, 8:05 PM EDT
Att: 20,600 - Dome

AB 24
R 3
H 6
RBI 2
BB 7
SO 3
LOB 15



Batter	1	2	3	4	5	6	7	8	9	AB	R	H	RBI	BB	SO	LOB	TOP										
Lou Brock, L OBP: 0.385, SLG: 0.423 (1, 7)																	4 0 1 0 0 0 2										
Ted Sizemore, R OBP: 0.383, SLG: 0.370 Luis Alvarado, R OBP: 0.118, SLG: 0.118 (1, 4) (3, 6)																	2 0 0 0 0 0 1 2 1 1 0 0 1 0										
Reggie Smith, S OBP: 0.407, SLG: 0.600 (1, 9)																	4 1 1 2 0 2 1										
Ted Simmons, S OBP: 0.324, SLG: 0.420 (1, 2)																	4 0 0 0 0 0 1										
Bake McBride, L OBP: 0.363, SLG: 0.427 (1, 8)																	4 1 1 0 0 0 0										
Ken Reitz, R OBP: 0.396, SLG: 0.500 (1, 5)																	4 0 1 0 0 0 1										
Joe Torre, R OBP: 0.309, SLG: 0.352 (1, 3)																	3 0 0 0 0 0 2										
Mike Tyson, R OBP: 0.274, SLG: 0.263 (1, 6) (3, 4)																	3 0 1 1 0 0 0										
Bob Gibson, R OBP: 0.267, SLG: 0.333 Mike Garman, R (9, 1)																	3 0 1 0 0 1 0 0 0 0 0 0 0 0										
Inning Stats	R: 0 E: 0 K: 1 S: 6	H: 1 LOB: 1 BB: 0 P: 6	R: 1 E: 0 K: 0 S: 6	H: 3 LOB: 2 BB: 0 P: 6	R: 0 E: 0 K: 1 S: 5	H: 0 LOB: 0 BB: 0 P: 5	R: 0 E: 0 K: 0 S: 3	H: 1 LOB: 0 BB: 0 P: 3	R: 0 E: 0 K: 0 S: 3	H: 0 LOB: 0 BB: 0 P: 3	R: 2 E: 0 K: 0 S: 5	H: 2 LOB: 0 BB: 0 P: 5	R: 0 E: 0 K: 1 S: 5	H: 0 LOB: 0 BB: 0 P: 5	R: 0 E: 0 K: 1 S: 5	H: 0 LOB: 0 BB: 0 P: 5	R: 0 E: 0 K: 0 S: 3	H: 0 LOB: 0 BB: 0 P: 3	1B: 5 2B: 2 3B: 0 HR: 1	SF: 0 SAC: 0 DP: 1 HBP: 0	WP: 0 PB: 0 SB: 1 CS: 0	PA: 33					
PITCHER	IP	WLS	BF	H	R	ER	SO	BB	IBB	HBP	BLK	WP	HR	S	P	ERA	WHIP										
Larry Dierker, R ERA: 2.09 Jerry Johnson, R ERA: 4.35	(1, 1) (8, 1)	7.0 6	L 27	7 0	3 0	3 0	3 1	0 0	0 0	0 0	0 0	0 0	1 8	33 8	33 8	3.86 0.00	1.000 0.000										

St. Louis Cardinals @ Houston Astros
Astrodome, Houston, TX
Sun May 05 1974, 4:33 AM EDT
Att: 17,266 - Dome

AB 33
R 3
H 7
RBI 3
BB 0
SO 4
LOB 8



Batter	1	2	3	4	5	6	7	8	9	AB	R	H	RBI	BB	SO	LOB	BOTTOM										
Mick Kelleher, R OBP: 0.300, SLG: 0.222 Mitt May, L OBP: 0.342, SLG: 0.318 Jerry Johnson, R (8, 1)																	3 0 0 0 0 1 0 1 0 0 0 0 0 2 0 0 0 0 0 0 0										
Greg Gross, L OBP: 0.435, SLG: 0.420 (1, 9)																	3 0 1 0 1 0 0										
Cesar Cedeno, R OBP: 0.375, SLG: 0.509 (1, 8)																	3 0 0 0 1 1 2										
Bob Watson, R OBP: 0.404, SLG: 0.460 (1, 7)																	3 0 0 0 1 0 2										
Lee May, R OBP: 0.382, SLG: 0.550 (1, 3)																	4 0 2 0 0 0 2										
Johnny Edwards, L OBP: 0.250, SLG: 0.350 (1, 2)																	4 0 0 0 0 0 3										
Doug Rader, R OBP: 0.364, SLG: 0.393 (1, 5)																	3 1 0 0 1 1 1										
Tommy Helms, R OBP: 0.363, SLG: 0.449 (1, 4)																	3 0 1 0 1 0 0										
Larry Dierker, R OBP: 0.200, SLG: 0.200 Bob Gallagher, L OBP: 0.222, SLG: 0.200 Larry Milbourne, S OBP: 0.400, SLG: 0.412 Cliff Johnson, R OBP: 0.200, SLG: 0.200 (1, 1) (7, PH) (8, 6) (8, PH)																	2 0 0 0 0 0 2 1 0 1 1 0 0 0 0 0 0 0 0 0 0 1 0 0 0 0 1 0										
Inning Stats	R: 0 E: 0 K: 1 S: 5	H: 0 LOB: 1 BB: 1 P: 9	R: 0 E: 0 K: 0 S: 5	H: 2 LOB: 2 BB: 0 P: 5	R: 0 E: 0 K: 1 S: 5	H: 0 LOB: 0 BB: 0 P: 5	R: 0 E: 0 K: 0 S: 3	H: 0 LOB: 0 BB: 0 P: 3	R: 0 E: 0 K: 0 S: 4	H: 1 LOB: 2 BB: 1 P: 8	R: 1 E: 0 K: 0 S: 3	H: 1 LOB: 1 BB: 2 P: 11	R: 0 E: 0 K: 0 S: 4	H: 1 LOB: 2 BB: 1 P: 8	R: 0 E: 0 K: 1 S: 5	H: 0 LOB: 0 BB: 0 P: 5	1B: 5 2B: 1 3B: 0 HR: 0	SF: 0 SAC: 0 DP: 1 HBP: 0	WP: 0 PB: 0 SB: 1 CS: 0	PA: 36							
PITCHER	IP	WLS	BF	H	R	ER	SO	BB	IBB	HBP	BLK	WP	HR	S	P	ERA	WHIP										
Bob Gibson, R ERA: 4.73 Mike Garman, R ERA: 1.72	(1, 1) (9, 1)	8.0 3	W 3	5 0	1 0	1 0	3 1	5 0	0 0	0 0	0 0	0 0	5 5	34 5	54 5	1.12 0.00	1.250 0.000										

St. Louis Cardinals @ Houston Astros
Astrodome, Houston, TX
Sun May 05 1974, 4:33 AM EDT
Att: 17,266 - Dome

AB 31
R 1
H 5
RBI 1
BB 5
SO 4
LOB 14

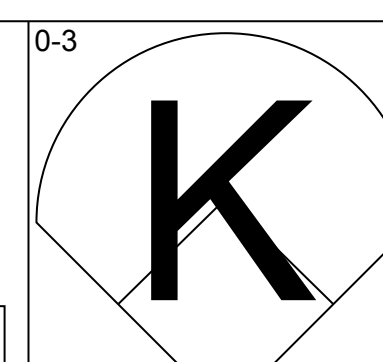
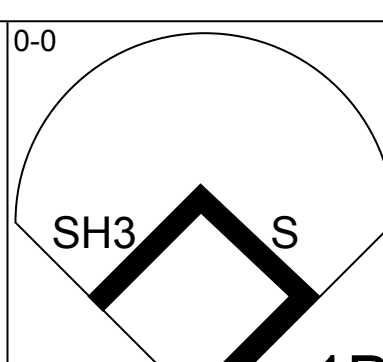
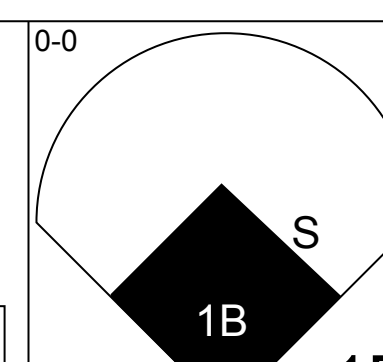
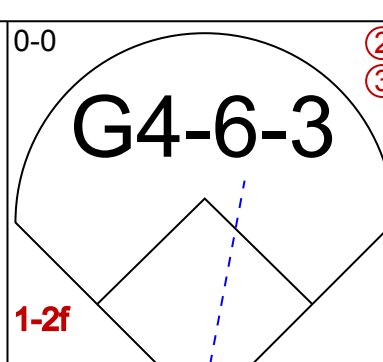
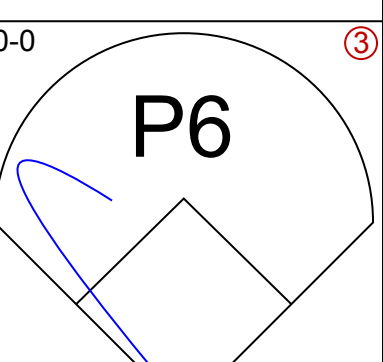
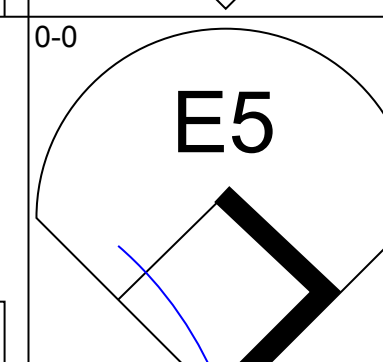
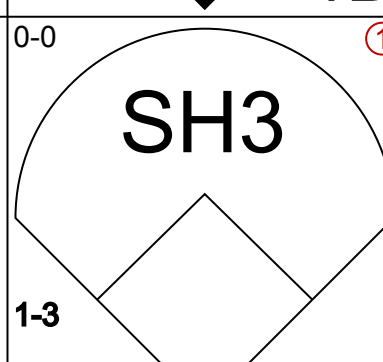
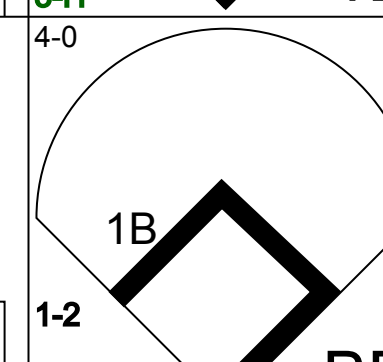
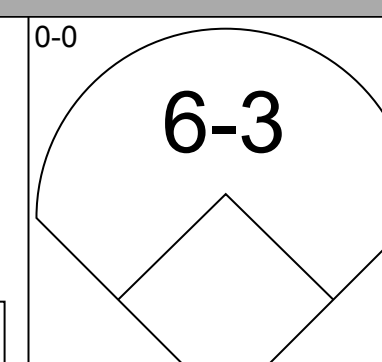
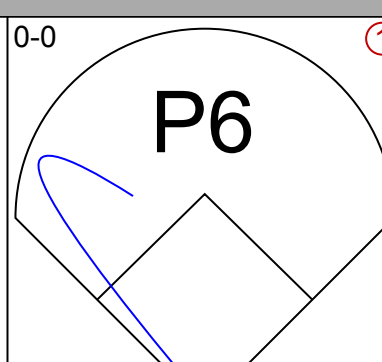
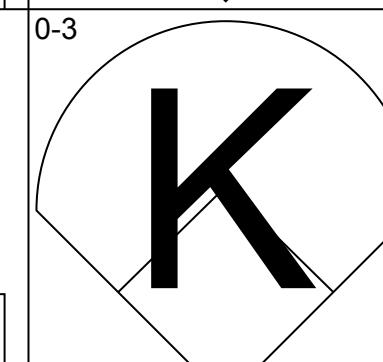
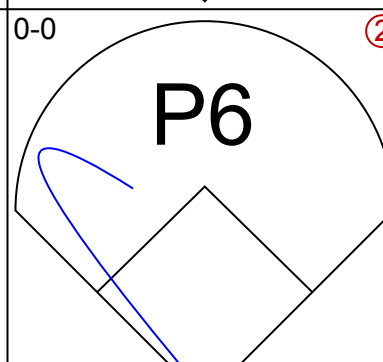
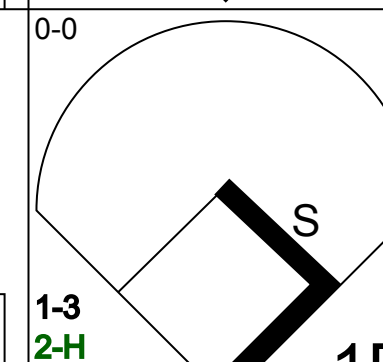
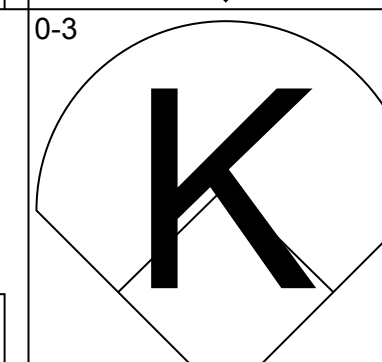
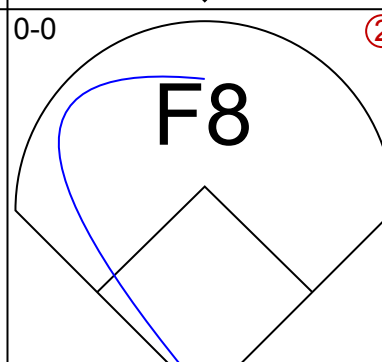
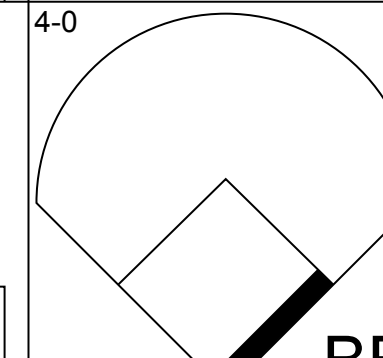
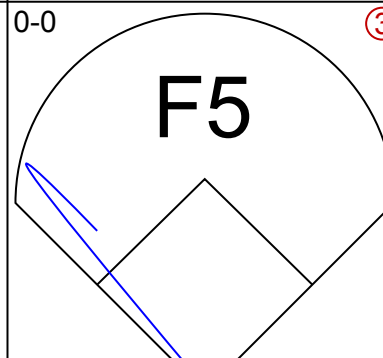
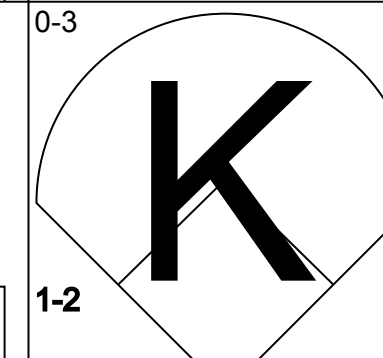
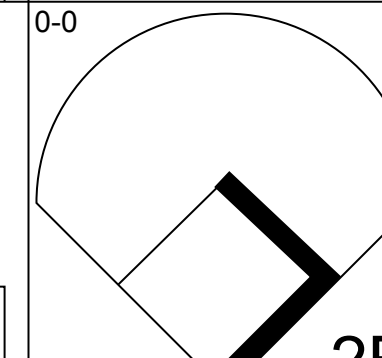
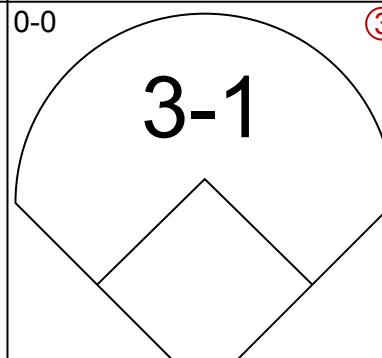
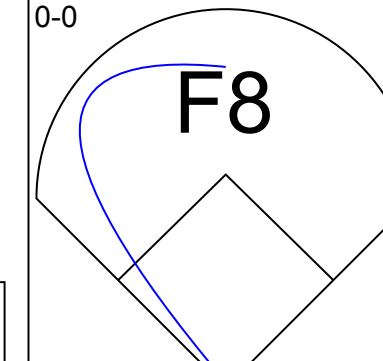
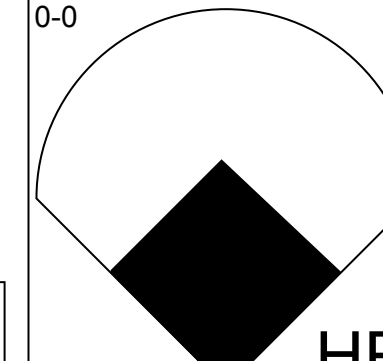
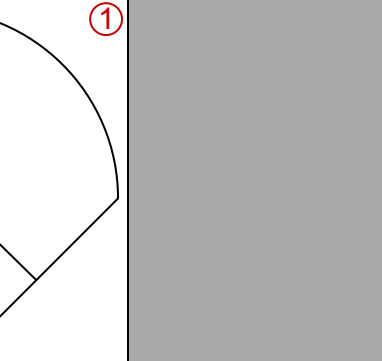
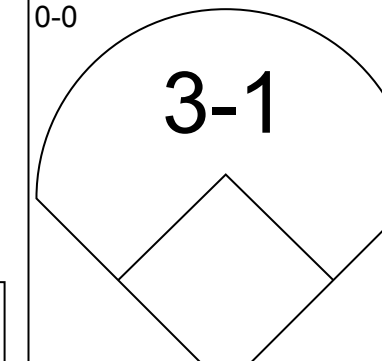
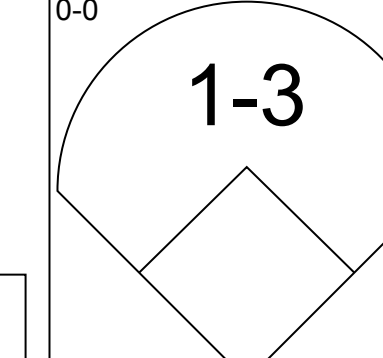
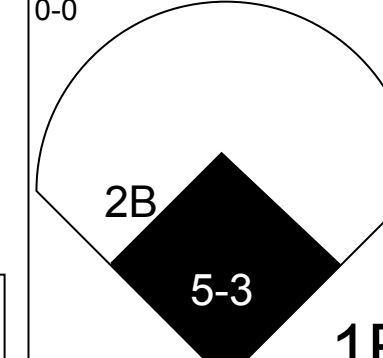
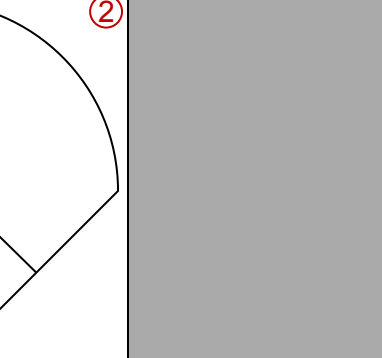
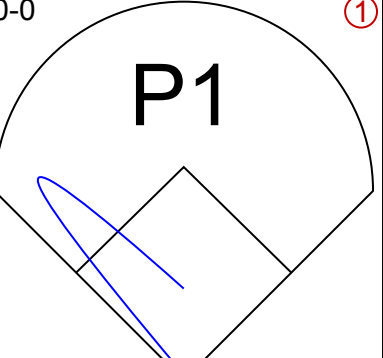
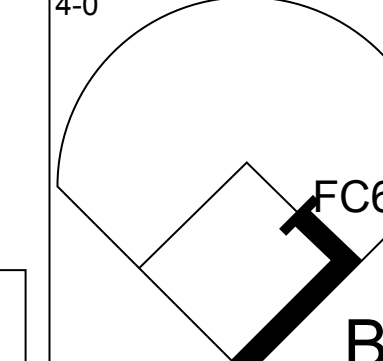
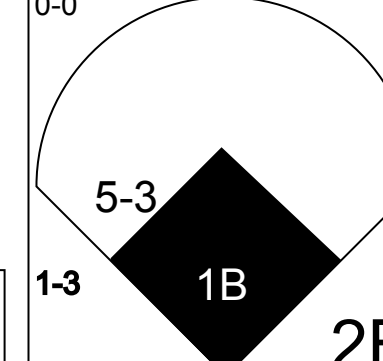
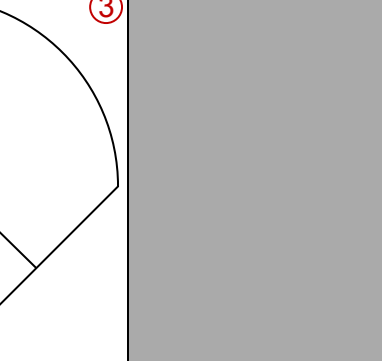
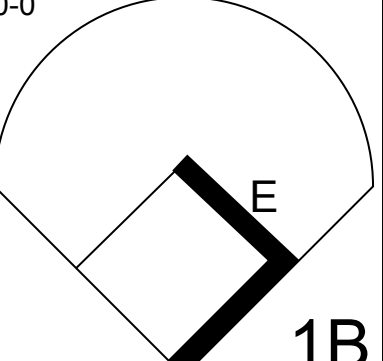
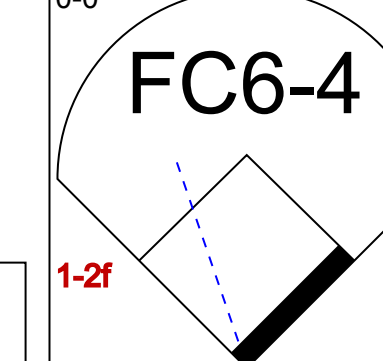
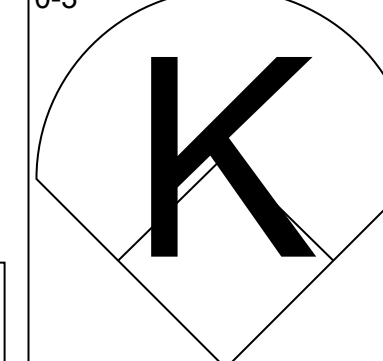
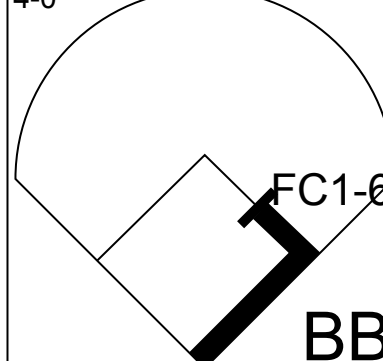
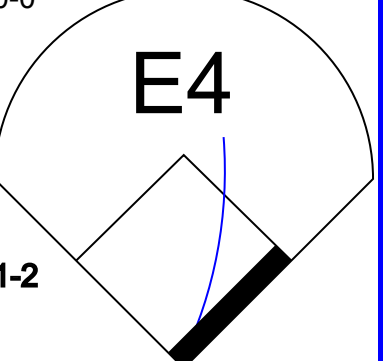
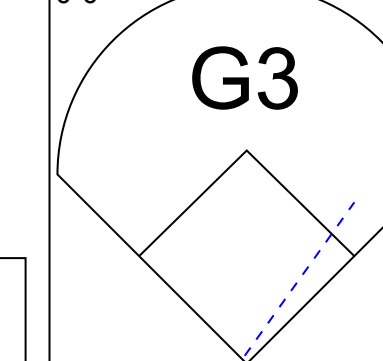
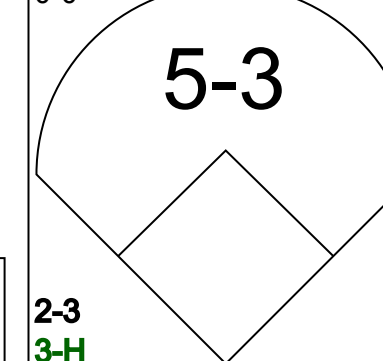
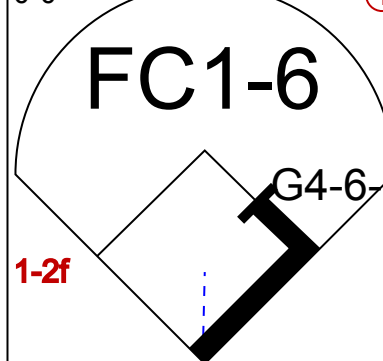
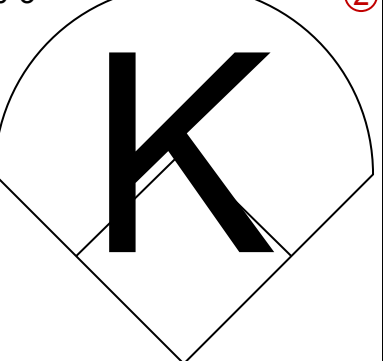


Batter	1	2	3	4	5	6	7	8	9	AB R H RBI BB SO LOB	TOP									
Lou Brock, L OBP: 0.389, SLG: 0.426 (1, 7)										4 0 2 0 0 1 0	St. Louis Cardinals @ Cincinnati Reds Riverfront Stadium, Cincinnati, OH Tue May 07 1974, 7:05 PM EDT Att: 10,455 - Unknown									
Mike Tyson, R OBP: 0.284, SLG: 0.253 (1, 4)										3 0 0 0 0 3 1										
Jim Hickman, R OBP: 0.364, SLG: 0.600 (8, FH)										1 0 0 0 0 1 1										
Tom Heintzelman, R (8, 4)										0 0 0 0 0 0 0										
Reggie Smith, S OBP: 0.410, SLG: 0.596 (1, 9)										4 1 2 0 0 2 1										
Ted Simmons, S OBP: 0.321, SLG: 0.413 (1, 2)										4 0 1 0 0 0 2										
Joe Torre, R OBP: 0.307, SLG: 0.344 (1, 3)										2 0 0 1 1 1 0										
Ken Reitz, R OBP: 0.391, SLG: 0.490 (1, 5)										4 0 1 0 0 0 0										
Bake McBride, L OBP: 0.351, SLG: 0.412 (1, 8)										3 0 0 0 0 1 2										
Luis Alvarado, R OBP: 0.100, SLG: 0.100 (1, 6)										3 0 0 0 0 2 2										
Lynn McGlothen, L OBP: 0.357, SLG: 0.429 (1, 1)										3 0 0 0 0 2 2										
Inning Stats	R: 0 E: 0 K: 2 S: 8	H: 2 LOB: 2 BB: 0 P: 8	R: 0 E: 0 K: 1 S: 6	H: 1 LOB: 2 BB: 1 P: 10	R: 0 E: 0 K: 2 S: 7	H: 0 LOB: 0 BB: 0 P: 7	R: 0 E: 0 K: 1 S: 5	H: 0 LOB: 0 BB: 0 P: 5	R: 0 E: 0 K: 2 S: 5	H: 1 LOB: 1 BB: 0 P: 8	R: 0 E: 0 K: 1 S: 5	H: 0 LOB: 0 BB: 0 P: 5	R: 0 E: 0 K: 3 S: 10	H: 1 LOB: 1 BB: 0 P: 10	R: 1 E: 1 K: 0 S: 4	H: 1 LOB: 0 BB: 0 P: 4	1B: 6 2B: 0 3B: 0 HR: 0	SF: 1 SAC: 0 DP: 0 HBP: 0	WP: 0 PB: 0 SB: 2 CS: 0	PA: 33
PITCHER Fred Norman, L ERA: 1.93 (1, 1)	IP: 9.0 WLS: L BF: 33	H: 6 R: 1 ER: 0 SO: 13	BB: 1 IBB: 0 HBP: 0 BLK: 0	WP: 0 HR: 0 S: 58 P: 62	ERA: 0.00 WHIP: 0.778	PITCHER					IP: 9.0 WLS: L BF: 33	H: 6 R: 1 ER: 0 SO: 13	BB: 1 IBB: 0 HBP: 0 BLK: 0	WP: 0 HR: 0 S: 58 P: 62	ERA: 0.00 WHIP: 0.778					

Batter	1	2	3	4	5	6	7	8	9	AB R H RBI BB SO LOB	BOTTOM											
Pete Rose, S OBP: 0.417, SLG: 0.437 (1, 7)										4 0 1 0 0 2 0	St. Louis Cardinals @ Cincinnati Reds Riverfront Stadium, Cincinnati, OH Tue May 07 1974, 7:05 PM EDT Att: 10,455 - Unknown											
Joe Morgan, L OBP: 0.448, SLG: 0.489 (1, 4)										3 0 0 0 1 2 0												
Johnny Bench, R OBP: 0.369, SLG: 0.390 (1, 2)										4 0 1 0 0 1 2												
Tony Perez, R OBP: 0.411, SLG: 0.613 (1, 3)										4 0 1 0 0 1 3												
Dan Driessen, L OBP: 0.319, SLG: 0.318 (1, 5)										4 0 0 0 0 0 1												
George Foster, R OBP: 0.412, SLG: 0.476 (1, 8)										3 0 1 0 1 0 1												
Ken Griffey, L OBP: 0.218, SLG: 0.196 (1, 9)										4 0 0 0 0 1 4												
Dave Concepcion, R OBP: 0.295, SLG: 0.470 (1, 6)										3 0 0 0 1 0 2												
Fred Norman, S (1, 1)										3 0 0 0 0 2 2												
Inning Stats	R: 0 E: 1 K: 1 S: 6	H: 1 LOB: 1 BB: 0 P: 6	R: 0 E: 0 K: 0 S: 4	H: 1 LOB: 0 BB: 0 P: 4	R: 0 E: 0 K: 1 S: 6	H: 1 LOB: 2 BB: 1 P: 10	R: 0 E: 1 K: 1 S: 6	H: 0 LOB: 0 BB: 1 P: 10	R: 0 E: 0 K: 3 S: 9	H: 0 LOB: 0 BB: 0 P: 9		R: 0 E: 0 K: 0 S: 4	H: 1 LOB: 1 BB: 0 P: 4	R: 0 E: 0 K: 1 S: 5	H: 0 LOB: 0 BB: 0 P: 5	R: 0 E: 0 K: 2 S: 7	H: 0 LOB: 0 BB: 0 P: 7	R: 0 E: 0 K: 0 S: 3	H: 0 LOB: 1 BB: 1 P: 7	1B: 4 2B: 0 3B: 0 HR: 0	SF: 0 SAC: 0 DP: 0 HBP: 0	WP: 0 PB: 1 SB: 0 CS: 0
PITCHER Lynn McGlothen, R ERA: 3.83 (1, 1)	IP: 9.0 WLS: W BF: 35	H: 4 R: 0 ER: 0 SO: 9	BB: 3 IBB: 0 HBP: 0 BLK: 0	WP: 0 HR: 0 S: 50 P: 62	ERA: 0.00 WHIP: 0.778	PITCHER					IP: 9.0 WLS: W BF: 35	H: 4 R: 0 ER: 0 SO: 9	BB: 3 IBB: 0 HBP: 0 BLK: 0	WP: 0 HR: 0 S: 50 P: 62	ERA: 0.00 WHIP: 0.778							

Batter	1	2	3	4	5	6	7	8	9	AB	R	H	RBI	BB	SO	LOB	TOP								
Lou Brock, L OBP: 0.392, SLG: 0.437 (1, 7)	0-0 4-3		0-0 F7			0-0 4-3 2B		0-0 2B		4	2	2	0	0	0	0	St. Louis Cardinals @ Cincinnati Reds Riverfront Stadium, Cincinnati, OH Wed May 08 1974, 7:05 PM EDT Att: 9,864 - Unknown AB 32 R 2 H 6 RBI 2 BB 3 SO 9 LOB 13								
Mike Tyson, R OBP: 0.253, SLG: 0.241 (1, 4)	0-3 K			0-3 K		0-0 4-3		0-3 K		4	0	0	0	0	3	2									
Reggie Smith, S OBP: 0.421, SLG: 0.616 (1, 9)	0-0 5-3			4-0 BB		0-0 2B		0-0 1-H 2B		3	0	2	2	1	0	0									
Ted Simmons, S OBP: 0.319, SLG: 0.402 (1, 2)		0-0 G2		0-3 K		0-0 6-3		4-0 G6-4-3 IBB		3	0	0	0	1	1	2									
Joe Torre, R OBP: 0.305, SLG: 0.351 (1, 3)		0-0 6-3		0-0 L5			0-0 FC1-6-5 2B	0-0 G6-4-3		4	0	1	0	0	0	3									
Ken Reitz, R OBP: 0.386, SLG: 0.481 (1, 5)		0-0 1B			0-0 F8		0-0 FC1-6-5 BB		0-0 F9	4	0	1	0	0	0	1									
Bake McBride, L OBP: 0.347, SLG: 0.398 (1, 8)	0-3 K				0-3 K		4-0 1-2 BB		0-0 F8	3	0	0	0	1	2	1									
Luis Alvarado, R OBP: 0.083, SLG: 0.083 (1, 6)			0-0 4-3		0-3 K		0-0 F9		0-0 F8	4	0	0	0	0	1	2									
John Curtis, L OBP: 0.133, SLG: 0.071 (1, 1)			0-3 K			0-3 K		0-0 F9		3	0	0	0	0	2	2									
Inning Stats	R: 0 E: 0 K: 1 S: 5	H: 0 LOB: 0 BB: 0 P: 5	R: 0 E: 0 K: 1 S: 6	H: 1 LOB: 1 BB: 0 P: 6	R: 0 E: 0 K: 1 S: 5	H: 0 LOB: 0 BB: 0 P: 5	R: 0 E: 0 K: 2 S: 7	H: 0 LOB: 1 BB: 1 P: 11	R: 0 E: 0 K: 2 S: 7	H: 0 LOB: 0 BB: 0 P: 7	R: 1 E: 0 K: 1 S: 7	H: 2 LOB: 1 BB: 0 P: 7	R: 0 E: 0 K: 0 S: 4	H: 1 LOB: 2 BB: 1 P: 8	R: 1 E: 0 K: 1 S: 6	H: 2 LOB: 1 BB: 1 P: 10		R: 0 E: 0 K: 0 S: 3	H: 0 LOB: 0 BB: 0 P: 3	1B: 2 2B: 4 3B: 0 HR: 0	SF: 0 SAC: 0 DP: 1 HBP: 0	WP: 0 PB: 0 SB: 0 CS: 0	PA: 35		
PITCHER	IP	WLS	BF	H	R	ER	SO	BB	IBB	HBP	BLK	WP	HR	S	P	ERA	WHIP								
Don Gullett, L ERA: 3.34 (1, 1)	7.1	L	31	6	2	2	9	2	1	0	0	0	0	46	58	2.46	1.091								
Pedro Borbon, R ERA: 1.95 (8, 1)	1.2		4	0	0	0	0	0	0	0	0	0	0	4	4	0.00	0.000								

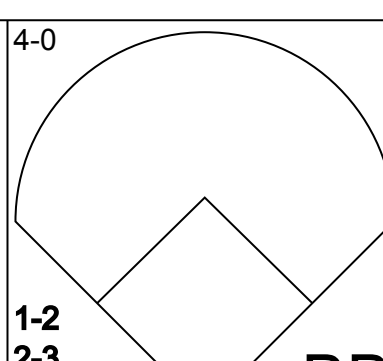
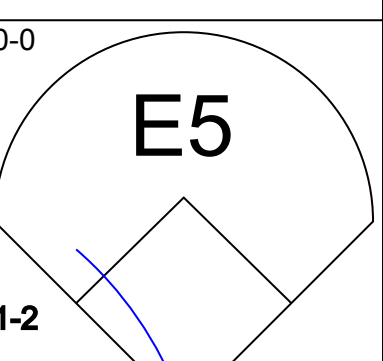
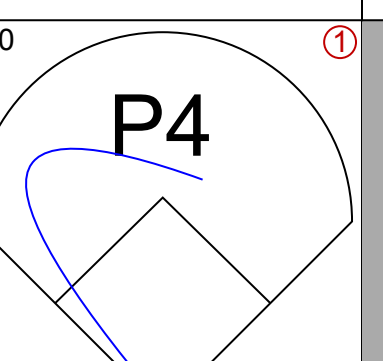
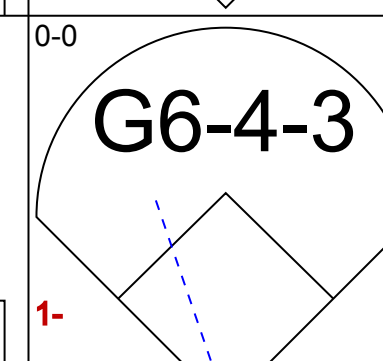
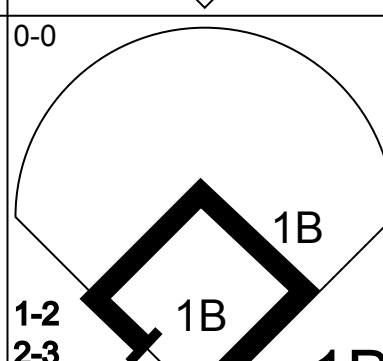
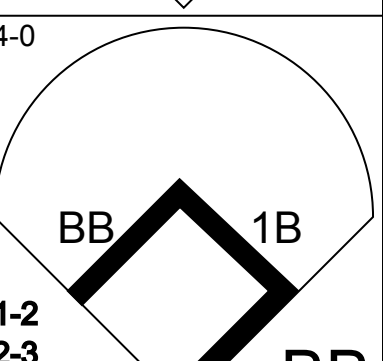
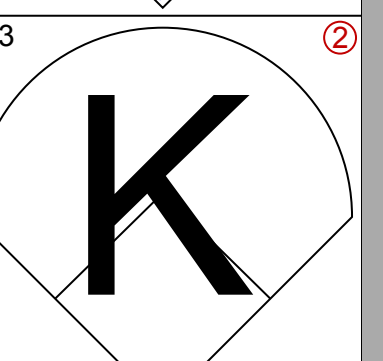
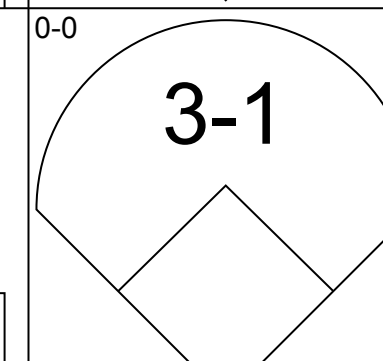
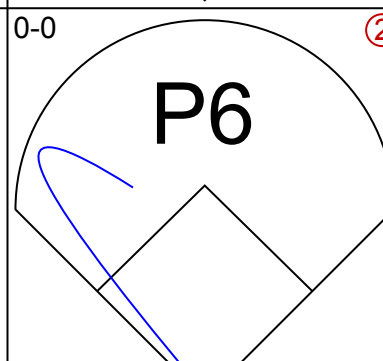
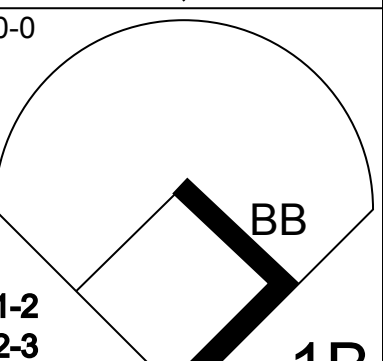
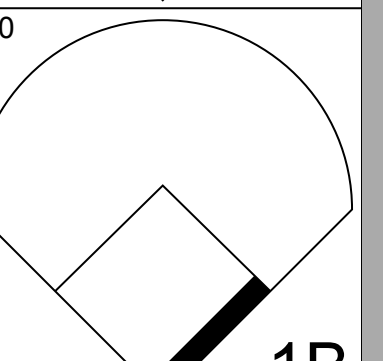
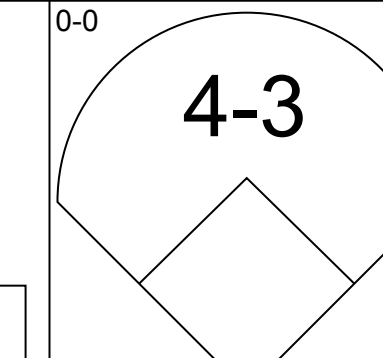
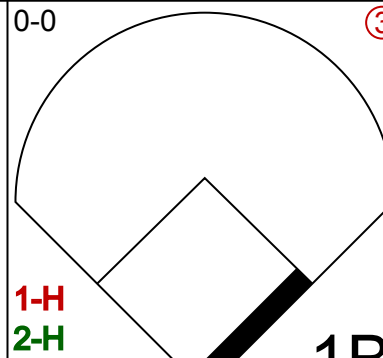
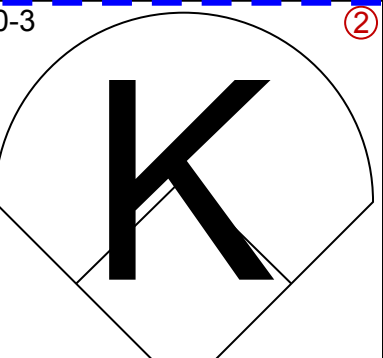
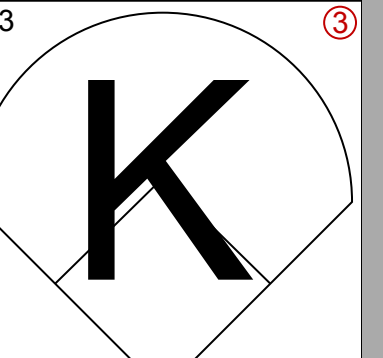
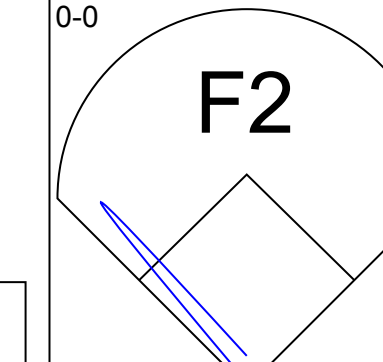
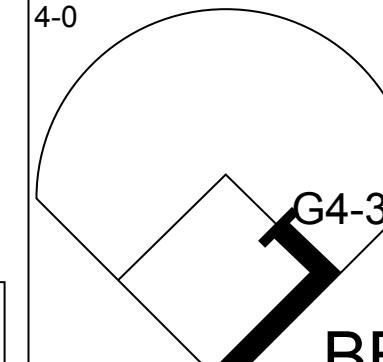
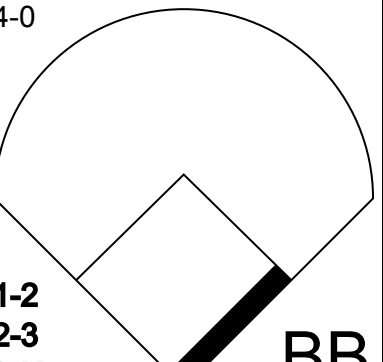
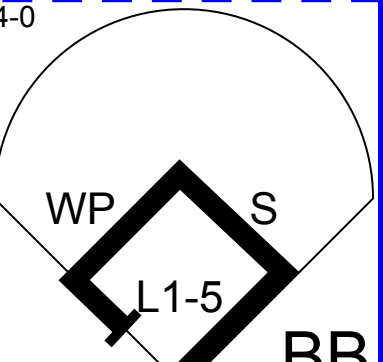
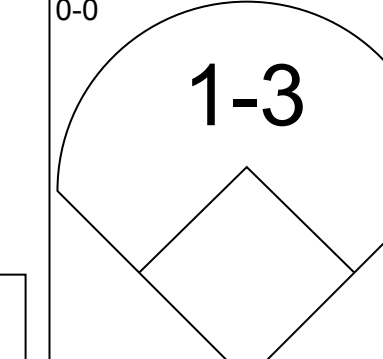
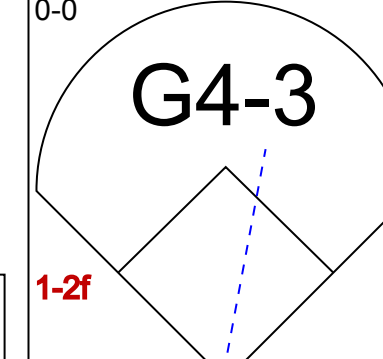
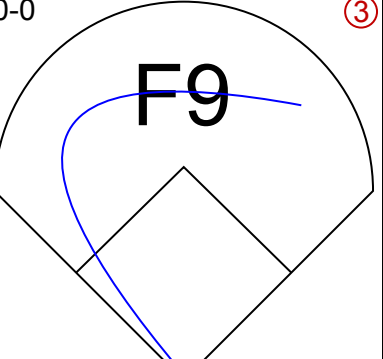
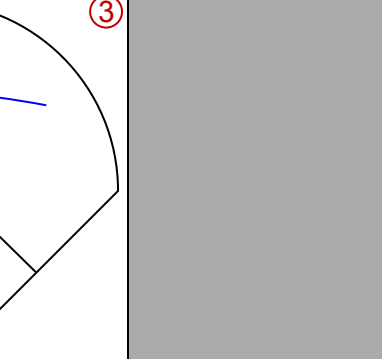
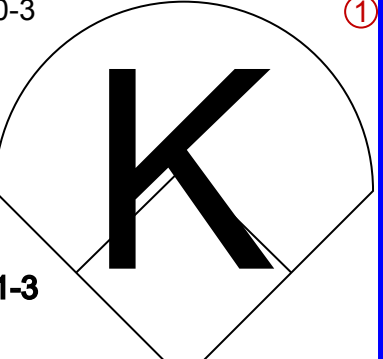
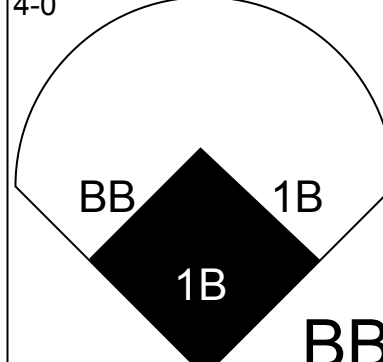
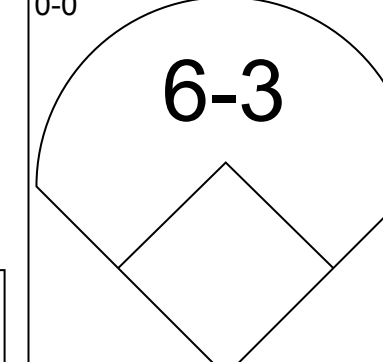
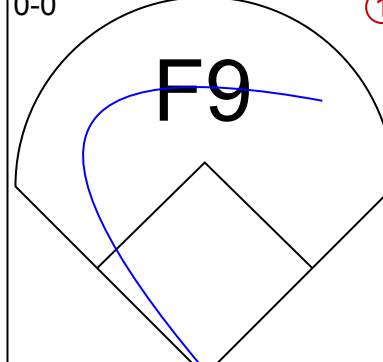
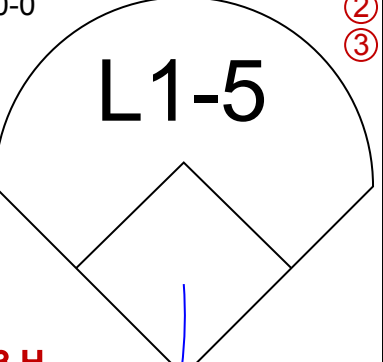
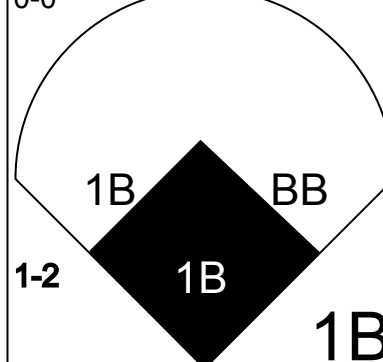
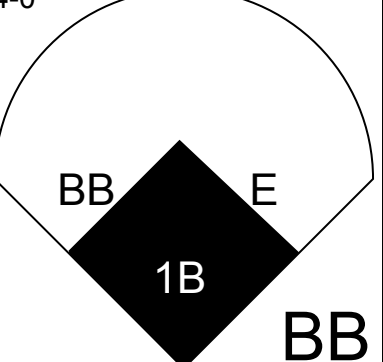
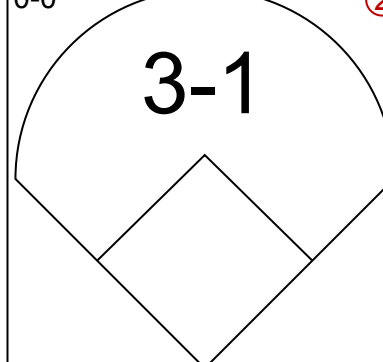
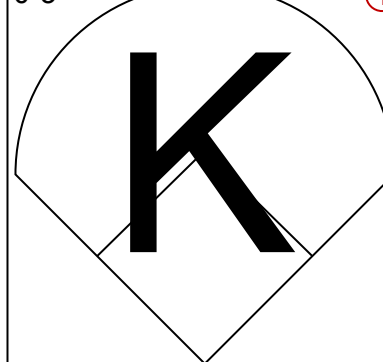
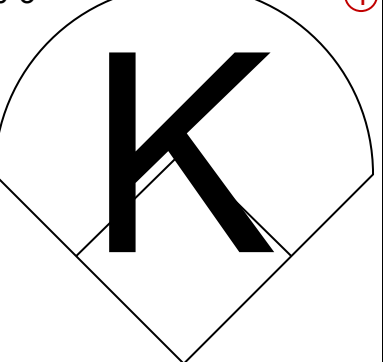
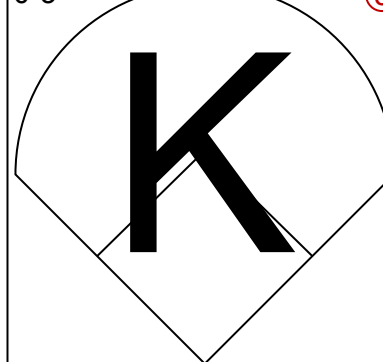
Batter	1	2	3	4	5	6	7	8	9	AB	R	H	RBI	BB	SO	LOB	BOTTOM								
Pete Rose, S OBP: 0.411, SLG: 0.425 (1, 7)	4-0 BB		0-0 4-3			0-0 1-3			0-0 6-3	3	0	0	0	1	0	1	St. Louis Cardinals @ Cincinnati Reds Riverfront Stadium, Cincinnati, OH Wed May 08 1974, 7:05 PM EDT Att: 9,864 - Unknown AB 28 R 0 H 3 RBI 0 BB 1 SO 4 LOB 9								
Joe Morgan, L OBP: 0.433, SLG: 0.469 (1, 4)	0-0 F8		0-0 F8			0-0 G3			0-0 F7	4	0	0	0	0	0	2									
Johnny Bench, R OBP: 0.377, SLG: 0.400 (1, 2)	0-0 4-3			0-0 G6-4-3 1B			0-0 CS 1B			3	0	2	0	0	0	1									
Tony Perez, R OBP: 0.400, SLG: 0.594 (1, 3)	0-0 4-3			0-0 G6-4-3			0-0 L9			3	0	0	0	0	0	3									
George Foster, R OBP: 0.389, SLG: 0.444 (1, 8)		0-0 6-3		0-0 4-1			0-3 K			3	0	0	0	0	1	1									
Dave Concepcion, R OBP: 0.287, SLG: 0.456 (1, 6)		0-0 L4			0-0 5-3			0-0 F2		3	0	0	0	0	0	0									
Merv Rettenmund, R OBP: 0.362, SLG: 0.368 (1, 9)		0-0 P4			0-3 K			0-0 6-3		3	0	0	0	0	1	0									
Andy Kosco, R OBP: 0.318, SLG: 0.316 (1, 5)			0-0 4-3		0-0 1-3			0-0 6-3		3	0	1	0	0	0	0									
Don Gullett, R OBP: 0.417, SLG: 0.400 (1, 1)			0-3 2B			0-0 1-3			0-3 K	2	0	0	0	0	1	1									
Pedro Borbon, R OBP: 0.333, SLG: 0.333 (8, 1)			0-0 K							0	0	0	0	0	0	0									
Phil Gagliano, R OBP: 0.600, SLG: 0.333 (9, PH)										1	0	0	0	0	1	0									
Inning Stats	R: 0 E: 0 K: 0 S: 3	H: 0 LOB: 1 BB: 1 P: 7	R: 0 E: 0 K: 0 S: 3	H: 0 LOB: 0 BB: 0 P: 3	R: 0 E: 0 K: 1 S: 6	H: 1 LOB: 1 BB: 0 P: 6	R: 0 E: 0 K: 0 S: 3	H: 1 LOB: 0 BB: 0 P: 3	R: 0 E: 0 K: 1 S: 5	H: 0 LOB: 0 BB: 0 P: 5	R: 0 E: 0 K: 0 S: 3	H: 0 LOB: 0 BB: 0 P: 3	R: 0 E: 0 K: 0 S: 3	H: 0 LOB: 0 BB: 0 P: 3	R: 0 E: 0 K: 1 S: 5	H: 0 LOB: 0 BB: 0 P: 5	R: 0 E: 0 K: 0 S: 3	H: 0 LOB: 0 BB: 0 P: 5	1B: 2 2B: 2 3B: 0 HR: 0	SF: 0 SAC: 0 DP: 2 HBP: 0	WP: 0 PB: 0 SB: 0 CS: 1	PA: 29			
PITCHER	IP	WLS	BF	H	R	ER	SO	BB	IBB	HBP	BLK	WP	HR	S	P	ERA	WHIP								
John Curtis, L ERA: 4.5 (1, 1)	9.0	W	29	3	0	0	4	1	0	0	0	0	0	36	40	0.00	0.444								

Batter	1	2	3	4	5	6	7	8	9	AB	R	H	RBI	BB	SO	LOB	TOP			
Lou Brock, L OBP: 0.393, SLG: 0.435 (1, 7)										5	1	2	1	0	1	3				
Luis Avarado, R OBP: 0.107, SLG: 0.074 (1, 6)										3	0	0	0	1	0	0				
Reggie Smith, S OBP: 0.412, SLG: 0.598 (1, 9)										5	0	1	1	0	2	2				
Ted Simmons, S OBP: 0.322, SLG: 0.405 (1, 2)										4	0	1	0	1	1	3				
Jose Cruz, L OBP: 0.238, SLG: 0.333 (1, 8)										4	1	1	1	0	0	3				
Ken Reitz, R OBP: 0.381, SLG: 0.473 (1, 5) (8, 4)										4	1	1	0	0	0	0				
Joe Torre, R OBP: 0.321, SLG: 0.371 (1, 3)										3	1	2	0	1	0	0				
Mike Tyson, R OBP: 0.241, SLG: 0.225 Tim McCarver, L OBP: 0.333, SLG: 0.268 Mike Thompson, R OBP: 0.352, SLG: 0.393 Bake McBride, L OBP: 0.393, SLG: 0.393 Pete Richert, L OBP: 0.393, SLG: 0.393 Mike Garman, R OBP: 0.393, SLG: 0.393 (1, 4)										2	0	0	0	0	1	3				
Alan Foster, R OBP: 0.347, SLG: 0.214 Al Hrabosky, R OBP: 0.347, SLG: 0.214 Tom Heintzelman, R OBP: 0.347, SLG: 0.214 Jim Hickman, R OBP: 0.347, SLG: 0.214 (1, 1) (5, 1) (6, 1) (8, 4) (8, 5)										2	0	0	1	0	0	2				
Inning Stats	R: 0 E: 1 K: 2 S: 8	H: 0 LOB: 2 BB: 1 P: 12	R: 0 E: 0 K: 0 S: 3	H: 0 LOB: 1 BB: 1 P: 7	R: 0 E: 0 K: 0 S: 4	H: 1 LOB: 1 BB: 0 P: 4	R: 4 E: 0 K: 2 S: 12	H: 5 LOB: 2 BB: 1 P: 16	R: 0 E: 0 K: 0 S: 3	H: 0 LOB: 3 BB: 0 P: 3	R: 0 E: 0 K: 1 S: 6	H: 1 LOB: 1 BB: 0 P: 6	R: 0 E: 1 K: 1 S: 7	H: 1 LOB: 2 BB: 0 P: 7	R: 0 E: 0 K: 0 S: 3	H: 0 LOB: 0 BB: 0 P: 3	1B: 5 2B: 2 3B: 0 HR: 1	SF: 0 SAC: 1 DP: 1 HBP: 0	WP: 0 PB: 0 SB: 3 CS: 0	PA: 40
PITCHER Steve Rogers, R ERA: 3.42 (1, 1)	IP: 9.0 WLS: W BF: 40	H: 8 R: 4 ER: 4 SO: 6	BB: 4 IBB: 0 HBP: 0 BLK: 0	WP: 0 HR: 1 S: 48 P: 64	ERA: 4.00 WHIP: 1.333	PITCHER					IP: 9.0 WLS: W BF: 40	H: 8 R: 4 ER: 4 SO: 6	BB: 4 IBB: 0 HBP: 0 BLK: 0	WP: 0 HR: 1 S: 48 P: 64	ERA: 4.00 WHIP: 1.333	PITCHER				

St. Louis Cardinals @ Montreal Expos
 Jarry Park, Montreal, QB
 Fri May 10 1974, 7:05 PM EDT
 Att: 7,105 - Unknown

AB	35
R	4
H	8
RBI	4
BB	4
SO	6
LOB	20



Batter	1	2	3	4	5	6	7	8	9	AB	R	H	RBI	BB	SO	LOB	BOTTOM			
Ron Hunt, R OBP: 0.374, SLG: 0.225 (1, 5)										3	0	1	0	1	0	1				
Tim Foli, R OBP: 0.342, SLG: 0.296 (1, 6)										3	0	1	1	1	1	1				
Willie Davis, L OBP: 0.284, SLG: 0.326 (1, 8)										4	0	2	1	0	0	3				
Ken Singleton, S OBP: 0.443, SLG: 0.378 (1, 9)										4	0	1	2	0	2	4				
Ron Fairly, L OBP: 0.296, SLG: 0.435 (8, PR) Larry Lintz, S OBP: 0.250, SLG: 0.316 Mike Jorgensen, L OBP: 0.308, SLG: 0.182 (1, 3)										1	0	0	1	3	0	0				
Bob Bailey, R OBP: 0.398, SLG: 0.370 Jim Lyttle, L OBP: 0.286, SLG: 0.200 (1, 7) (9, 7)										4	0	0	0	0	1	5				
Jim Cox, R OBP: 0.267, SLG: 0.273 (1, 4)										3	1	0	0	1	0	2				
Barry Foote, R OBP: 0.318, SLG: 0.396 (1, 2)										2	2	1	0	1	0	0				
Steve Rogers, R OBP: 0.190, SLG: 0.150 (1, 1)										3	0	0	0	0	3	3				
Inning Stats	R: 0 E: 0 K: 0 S: 3	H: 1 LOB: 0 BB: 0 P: 3	R: 3 E: 0 K: 1 S: 7	H: 3 LOB: 2 BB: 2 P: 15	R: 0 E: 0 K: 0 S: 2	H: 0 LOB: 1 BB: 1 P: 6	R: 2 E: 1 K: 2 S: 9	H: 1 LOB: 3 BB: 3 P: 21	R: 0 E: 0 K: 1 S: 5	H: 0 LOB: 0 BB: 0 P: 5	R: 0 E: 0 K: 2 S: 8	H: 1 LOB: 1 BB: 0 P: 8	R: 0 E: 0 K: 1 S: 4	H: 0 LOB: 1 BB: 1 P: 8	R: 0 E: 0 K: 0 S: 3	H: 0 LOB: 0 BB: 0 P: 3	1B: 6 2B: 1 3B: 0 HR: 0	SF: 0 SAC: 0 DP: 3 HBP: 0	WP: 1 PB: 0 SB: 1 CS: 0	PA: 34
PITCHER Alan Foster, R ERA: 3.48 Al Hrabosky, L ERA: 5.17 Mike Thompson, R ERA: 6.75 Pete Richert, L ERA: 4.91 Mike Garman, R ERA: 1.62 (1, 1) (5, 1) (6, 1) (8, 1) (8, 1)	IP: 4.1 WLS: L BF: 21	H: 5 R: 5 ER: 3 SO: 2	BB: 5 IBB: 0 HBP: 0 BLK: 0	WP: 0 HR: 0 S: 20 P: 40	ERA: 6.23 WHIP: 2.308	PITCHER					IP: 4.1 WLS: L BF: 21	H: 5 R: 5 ER: 3 SO: 2	BB: 5 IBB: 0 HBP: 0 BLK: 0	WP: 0 HR: 0 S: 20 P: 40	ERA: 6.23 WHIP: 2.308	PITCHER				

St. Louis Cardinals @ Montreal Expos
 Jarry Park, Montreal, QB
 Fri May 10 1974, 7:05 PM EDT
 Att: 7,105 - Unknown

AB	27
R	3
H	6
RBI	5
BB	7
SO	7
LOB	19



Batter	1	2	3	4	5	6	7	8	9	AB	R	H	RBI	BB	SO	LOB	TOP			
Lou Brock, L OBP: 0.388, SLG: 0.425 (1, 7)										3	0	0	0	1	1	1	St. Louis Cardinals @ Montreal Expos Jarry Park, Montreal, QB Sat May 11 1974, 7:05 PM EDT Att: 11,730 - Unknown			
Luis Avarado, R OBP: 0.097, SLG: 0.067 Tim McCarver, L OBP: 0.316, SLG: 0.267 Mike Thompson, R (7, 1)										3	0	0	0	0	1	3				
Reggie Smith, S OBP: 0.415, SLG: 0.595 (1, 9)										4	0	2	0	0	0	0				
Ted Simmons, S OBP: 0.312, SLG: 0.391 (1, 2)										4	0	0	0	0	0	2				
Jose Cruz, L OBP: 0.240, SLG: 0.318 (1, 8)										4	0	1	0	0	0	1				
Ken Reitz, R OBP: 0.369, SLG: 0.457 (1, 5)										4	0	0	0	0	1	3				
Joe Torre, R OBP: 0.336, SLG: 0.380 (1, 3)										3	0	2	0	1	0	0				
Tom Heintzelman, R OBP: 0.600, SLG: 0.750 (1, 4)										3	1	2	0	1	0	3				
Sonny Siebert, R OBP: 0.143, SLG: 0.077 Luis Melendez, R OBP: 0.370, SLG: 0.530 Orlando Pena, R OBP: 1.000, SLG: 1.000 Bake McBride, R OBP: 0.500, SLG: 0.400 Mike Tyson, R OBP: 0.540, SLG: 0.235 Jim Hickman, R OBP: 0.333, SLG: 0.545 (11, 1)										1	0	0	0	0	1	2				
Inning Stats	R: 0 E: 0 K: 1 S: 5	H: 0 LOB: 0 BB: 0 P: 5	R: 0 E: 0 K: 0 S: 3	H: 0 LOB: 0 BB: 0 P: 3	R: 0 E: 0 K: 1 S: 6	H: 2 LOB: 2 BB: 1 P: 10	R: 0 E: 0 K: 0 S: 5	H: 2 LOB: 3 BB: 1 P: 9	R: 0 E: 0 K: 1 S: 6	H: 1 LOB: 1 BB: 0 P: 6	R: 1 E: 0 K: 1 S: 7	H: 2 LOB: 1 BB: 0 P: 7	R: 0 E: 0 K: 0 S: 3	H: 0 LOB: 0 BB: 0 P: 3	R: 0 E: 0 K: 0 S: 3	H: 1 LOB: 1 BB: 1 P: 7		1B: 7 2B: 1 3B: 0 HR: 0	SF: 0 SAC: 0 DP: 2 HBP: 0	WP: 2 PB: 0 SB: 1 CS: 0
PITCHER Steve Renko, R ERA: 4.89 (1, 1)	IP: 9.0 WLS: W BF: 36 H: 8 R: 1 ER: 1 SO: 4 BB: 2 IBB: 1 HBP: 0 BLK: 0 WP: 2 HR: 0 S: 41 P: 53 ERA: 1.00 WHIP: 1.111															PITCHER				


Batter	1	2	3	4	5	6	7	8	9	AB	R	H	RBI	BB	SO	LOB	BOTTOM			
Ron Hunt, R OBP: 0.369, SLG: 0.226 Larry Lintz, S OBP: 0.250, SLG: 0.316 Pepe Frias, R (8, 5)										4	0	1	0	0	0	1	St. Louis Cardinals @ Montreal Expos Jarry Park, Montreal, QB Sat May 11 1974, 7:05 PM EDT Att: 11,730 - Unknown			
Tim Foli, R OBP: 0.337, SLG: 0.293 (1, 6)										4	0	1	0	0	0	1				
Willie Davis, L OBP: 0.293, SLG: 0.333 (1, 8)										4	0	2	1	0	0	0				
Ken Singleton, S OBP: 0.440, SLG: 0.377 (1, 9)										3	0	1	0	0	0	2				
Ron Fairly, L OBP: 0.316, SLG: 0.438 (1, 3)										2	1	1	0	1	0	1				
Bob Bailey, R OBP: 0.396, SLG: 0.408 Jim Lyttle, L OBP: 0.286, SLG: 0.200 (7, 7)										3	1	1	2	0	2	2				
Jim Cox, R OBP: 0.258, SLG: 0.263 (1, 4)										3	0	0	0	0	0	1				
Barry Foote, R OBP: 0.319, SLG: 0.382 (1, 2)										2	0	0	0	1	1	0				
Steve Renko, R OBP: 0.133, SLG: 0.133 (1, 1)										3	1	1	0	0	0	1				
Inning Stats	R: 0 E: 0 K: 0 S: 3	H: 0 LOB: 0 BB: 0 P: 3	R: 0 E: 0 K: 1 S: 6	H: 1 LOB: 1 BB: 0 P: 6	R: 1 E: 0 K: 1 S: 8	H: 3 LOB: 2 BB: 0 P: 8	R: 2 E: 0 K: 0 S: 5	H: 2 LOB: 0 BB: 0 P: 5	R: 0 E: 0 K: 1 S: 4	H: 0 LOB: 1 BB: 1 P: 8	R: 0 E: 0 K: 0 S: 2	H: 0 LOB: 0 BB: 1 P: 6	R: 0 E: 0 K: 0 S: 3	H: 2 LOB: 1 BB: 0 P: 3	R: 0 E: 0 K: 0 S: 3	H: 2 LOB: 1 BB: 0 P: 3		1B: 7 2B: 2 3B: 0 HR: 1	SF: 0 SAC: 0 DP: 3 HBP: 0	WP: 0 PB: 0 SB: 0 CS: 2
PITCHER Sonny Siebert, R ERA: 3.55 Orlando Pena, R ERA: 1.54 Mike Thompson, R ERA: 5.56 (1, 1)	IP: 4.0 WLS: L BF: 18 H: 6 R: 3 ER: 3 SO: 2 BB: 0 IBB: 0 HBP: 0 BLK: 0 WP: 0 HR: 1 S: 22 P: 22 ERA: 6.75 WHIP: 1.500															PITCHER				


AB	33
R	1
H	8
RBI	1
BB	3
SO	4
LOB	18





Batter	1	2	3	4	5	6	7	8	9	AB	R	H	RBI	BB	SO	LOB	TOP							
Bud Harrelson, S (1, 6) OBP: 0.432, SLG: 0.302										5	1	2	0	0	0	0	New York Mets @ St. Louis Cardinals Busch Stadium, St. Louis, MO Mon May 13 1974, 7:05 PM CDT Att: 12,653 - Unknown							
Ken Boswell, L (1, 4) OBP: 0.482, SLG: 0.417										4	1	3	0	0	0	0								
Felix Millan, R (7, 4) OBP: 0.391, SLG: 0.373										1	0	1	0	0	0	0								
Cleon Jones, R (1, 7) OBP: 0.310, SLG: 0.353										4	1	1	3	0	1	3								
Don Hahn, R (9, 8) OBP: 0.359, SLG: 0.457										3	0	0	0	2	0	1								
Rusty Staub, L (1, 9) OBP: 0.340, SLG: 0.477										4	0	1	0	1	0	3								
John Milner, L (1, 3) OBP: 0.314, SLG: 0.388										4	1	1	0	0	1	3								
Dave Schneck, L (1, 8) OBP: 0.302, SLG: 0.444										4	0	0	0	0	1	4								
Wayne Garrett, L (1, 5) OBP: 0.260, SLG: 0.355										3	1	1	2	1	0	1								
Jerry Grote, R (1, 2) OBP: 0.330, SLG: 0.451										2	0	0	0	0	0	0								
Bob Apodaca, R (1, 1) Harry Parker, R (6, 1)										2	0	0	0	0	0	0								
Inning Stats	R: 1 E: 0 K: 0 S: 5	H: 2 LOB: 1 BB: 0 P: 5	R: 0 E: 0 K: 0 S: 3	H: 0 LOB: 0 BB: 0 P: 3	R: 2 E: 0 K: 0 S: 5	H: 2 LOB: 0 BB: 0 P: 5	R: 0 E: 0 K: 0 S: 4	H: 1 LOB: 1 BB: 0 P: 4	R: 0 E: 0 K: 0 S: 3	H: 0 LOB: 0 BB: 0 P: 3	R: 0 E: 0 K: 0 S: 7	H: 4 LOB: 2 BB: 0 P: 7	R: 0 E: 0 K: 1 S: 6	H: 0 LOB: 3 BB: 1 P: 10	R: 0 E: 0 K: 1 S: 6	H: 1 LOB: 2 BB: 1 P: 10	1B: 7 2B: 1 3B: 0 HR: 2	SF: 1 SAC: 0 DP: 0 HBP: 0	WP: 1 PB: 0 SB: 0 CS: 0	PA: 41				
PITCHER	IP	WLS	BF	H	R	ER	SO	BB	IBB	HBP	BLK	WP	HR	S	P	ERA	WHIP							
Bob Gibson, R (1, 1) ERA: 5.01	6.2	L	28	8	5	5	0	0	0	0	0	0	2	28	28	6.75	1.200							
Rich Ffolkes, L (7, 1) ERA: 2.91	0.1		2	1	0	0	0	0	0	0	0	0	0	2	2	0.00	3.000							
Pete Richert, L (8, 1) ERA: 4.91	0.0		2	0	0	0	0	2	0	0	0	0	0	0	8	∞	∞							
Al Hrabosky, L (8, 1) ERA: 4.88	2.0		9	1	0	0	3	1	1	0	0	1	0	13	21	0.00	1.000							

Batter	1	2	3	4	5	6	7	8	9	AB	R	H	RBI	BB	SO	LOB	BOTTOM							
Lou Brock, L (1, 7) OBP: 0.375, SLG: 0.409										5	0	0	1	0	2	1	New York Mets @ St. Louis Cardinals Busch Stadium, St. Louis, MO Mon May 13 1974, 7:05 PM CDT Att: 12,653 - Unknown							
Ted Sizemore, R (1, 4) OBP: 0.387, SLG: 0.375										4	0	2	1	0	0	0								
Reggie Smith, S (1, 9) OBP: 0.417, SLG: 0.592										4	0	2	0	0	0	1								
Ted Simmons, S (1, 2) OBP: 0.318, SLG: 0.390										3	1	1	0	1	0	3								
Bake McBride, L (1, 8) OBP: 0.337, SLG: 0.383										4	0	0	0	0	0	2								
Tim McCarver, L (1, 3) OBP: 0.304, SLG: 0.222										3	0	0	0	1	0	1								
Ken Reitz, R (1, 5) OBP: 0.373, SLG: 0.458										4	0	2	1	0	0	1								
Luis Alvarado, R (1, 6) OBP: 0.118, SLG: 0.121										3	1	1	0	0	0	2								
Luis Melendez, R (9, PH) OBP: 0.393, SLG: 0.538										1	0	1	0	0	0	0								
Bob Gibson, R (11, 1) ERA: 2.25, SLG: 0.294	5.0	W	22	6	2	2	2	1	0	0	0	0	0	0	0	0								
Rich Ffolkes, L (7, PH) OBP: 0.366, SLG: 0.435	0.0		2	1	0	0	0	0	0	0	0	0	0	0	0	0								
Jose Cruz, L (7, PH) OBP: 0.366, SLG: 0.435	0.0		2	1	0	0	0	0	0	0	0	0	0	0	0	0								
Pete Richert, L (8, 1) Al Hrabosky, R (8, 1) Jim Hickman, R (9, PH) OBP: 0.320, SLG: 0.522	0.0		2	1	0	0	0	0	0	0	0	0	0	0	0	0								
Inning Stats	R: 0 E: 0 K: 1 S: 6	H: 1 LOB: 1 BB: 0 P: 6	R: 0 E: 0 K: 0 S: 4	H: 1 LOB: 1 BB: 0 P: 4	R: 0 E: 0 K: 1 S: 7	H: 2 LOB: 2 BB: 0 P: 7	R: 0 E: 0 K: 0 S: 3	H: 0 LOB: 0 BB: 0 P: 3	R: 1 E: 0 K: 0 S: 5	H: 2 LOB: 1 BB: 0 P: 5	R: 1 E: 0 K: 0 S: 3	H: 1 LOB: 1 BB: 2 P: 11	R: 1 E: 0 K: 0 S: 4	H: 1 LOB: 0 BB: 0 P: 4	R: 0 E: 0 K: 1 S: 5	H: 1 LOB: 0 BB: 0 P: 5	1B: 8 2B: 1 3B: 1 HR: 0	SF: 0 SAC: 0 DP: 1 HBP: 0	WP: 3 PB: 0 SB: 0 CS: 0	PA: 37				
PITCHER	IP	WLS	BF	H	R	ER	SO	BB	IBB	HBP	BLK	WP	HR	S	P	ERA	WHIP							
Bob Apodaca, R (1, 1) ERA: 6.32	5.0		22	6	2	2	2	1	0	0	0	0	0	25	29	3.60	1.400							
Harry Parker, R (6, 1) ERA: 3.66	4.0	S	15	4	1	1	1	1	0	0	0	2	0	16	20	2.25	1.250							

Batter	1	2	3	4	5	6	7	8	9	AB	R	H	RBI	BB	SO	LOB	TOP			
Bud Harrelson, S (1, 6) Ted Martinez, R (8, 6) OBP: 0.434, SLG: 0.303 OBP: 0.250, SLG: 0.455	0-0 L5-3 1B			0-3 K		0-3 K		4-0 1B BB		3	0	1	0	1	2	0	New York Mets @ St. Louis Cardinals Busch Stadium, St. Louis, MO Wed May 15 1974, 7:05 PM CDT Att: 12,096 - Unknown 			
Felix Milten, R (1, 4) OBP: 0.387, SLG: 0.369	0-0 L5-3 1-2			0-0 F8		0-0 6-3		0-0 1B 1-2 2-3		4	0	1	0	0	0	1				
Cleon Jones, R (1, 7) George Theodore, R (8, 7)	0-3 K			0-0 1B			0-0 F9	0-0 F9		4	0	1	0	0	1	3				
Rusty Staub, L (1, 9) OBP: 0.331, SLG: 0.462		0-0 4-3		0-0 F7			0-0 F7		0-0 P5	4	0	0	0	0	0	1				
John Milner, L (1, 3) OBP: 0.319, SLG: 0.411		0-3 K			0-0 1-3		4-0 BB		0-0 HR	3	1	1	1	1	1	0				
Dave Schneck, L (1, 8) OBP: 0.291, SLG: 0.426		0-3 K			0-3 K		0-0 F6		0-0 6-3	4	0	0	0	0	2	1				
Wayne Garrett, L (1, 5) OBP: 0.268, SLG: 0.355				0-0 6-3		4-0 BB		0-0 F8	0-0 1B 1B	3	0	1	0	1	0	0				
Jerry Grote, R (1, 2) Ron Hodges, L (8, 2) OBP: 0.319, SLG: 0.435 OBP: 0.291, SLG: 0.419				0-0 F3		0-3 K		0-0 E6 1B PB	0-0 1B 1-2	3	0	0	0	0	1	1				
Jerry Koosman, R (1, 1) Bob Miller, R (7, 1) Ken Bowyer, L (8, PH) Tug McGraw, R (8, PH) Ray Sadecki, L (8, PH) Ed Kranepool, L (8, PH) OBP: 0.136, SLG: 0.095 OBP: 0.333, SLG: 0.687 OBP: 0.444, SLG: 0.400 OBP: 0.533, SLG: 0.294				0-3 K			0-3 K		0-0 F8 1-2	0-0 L3	2	0	0	0	0	2				
Inning Stats	R: 0 E: 0 K: 1 S: 5	H: 1 LOB: 0 BB: 0 P: 5	R: 0 E: 0 K: 2 S: 7	H: 0 LOB: 0 BB: 0 P: 7	R: 0 E: 0 K: 1 S: 5	H: 0 LOB: 0 BB: 0 P: 5	R: 0 E: 0 K: 1 S: 6	H: 1 LOB: 1 BB: 0 P: 6	R: 0 E: 0 K: 2 S: 7	H: 0 LOB: 0 BB: 0 P: 7	R: 0 E: 0 K: 0 S: 3	H: 0 LOB: 1 BB: 1 P: 7	R: 0 E: 1 K: 0 S: 5	H: 1 LOB: 3 BB: 0 P: 9	R: 1 E: 0 K: 0 S: 6	H: 3 LOB: 2 BB: 0 P: 6		1B: 5 2B: 1 3B: 0 HR: 1	SF: 0 SAC: 0 DP: 1 HBP: 0	WP: 0 PB: 1 SB: 0 CS: 0
PITCHER Lynn McGlothen, R (1, 1) ERA: 3.09	IP: 9.0 WLS: W BF: 36 H: 6 R: 1 ER: 1 SO: 9 BB: 3 IBB: 0 HBP: 0 BLK: 0 WP: 0 HR: 1 S: 51 P: 63 ERA: 1.00 WHIP: 1.000															PITCHER				

Batter	1	2	3	4	5	6	7	8	9	AB	R	H	RBI	BB	SO	LOB	BOTTOM			
Lou Brock, L (1, 7) Jose Cruz, L (8, 7) OBP: 0.372, SLG: 0.404 OBP: 0.296, SLG: 0.542	0-0 S 1B	0-0 6-3			0-0 1-3		0-0 1-3	0-0 HR 3B		4	1	1	0	0	0	1	New York Mets @ St. Louis Cardinals Busch Stadium, St. Louis, MO Wed May 15 1974, 7:05 PM CDT Att: 12,096 - Unknown 			
Ted Sizemore, R (1, 4) Tom Heintzelman, R (7, FR) OBP: 0.398, SLG: 0.383 OBP: 0.667, SLG: 1.400	4-0 1B BB		0-3 K			0-0 HR 1B	0-0 3B 1B	0-0 HR		3	1	2	0	1	1	0				
Reggie Smith, S (1, 9) Bake McBride, L (9, 8) OBP: 0.424, SLG: 0.628 OBP: 0.337, SLG: 0.383	0-0 F7		4-0 G6-3 BB			0-0 L7	0-0 HR 3B	0-0 HR		4	2	2	2	1	0	3				
Ted Simmons, S (1, 2) OBP: 0.321, SLG: 0.439	0-0 F8		0-0 G6-3 1-2			0-0 HR 1H	0-0 HR 3H	0-0 P5		5	2	2	4	0	0	3				
Jim Hickman, R (1, 3) Joe Torre, R (7, 3) OBP: 0.357, SLG: 0.538 OBP: 0.342, SLG: 0.386	0-0 FC6-4 1B			0-0 P5		0-0 1B	0-0 FC6-4 1B			3	0	2	1	0	0	0				
Luis Melendez, R (1, 8) OBP: 0.375, SLG: 0.500	0-0 FC6-4 1-2			0-0 6-3		0-0 1B	0-0 FC6-4 1B			4	0	1	0	0	0	3				
Ken Reitz, R (1, 5) OBP: 0.369, SLG: 0.452			0-0 5-3		0-0 F5		0-0 F8	0-0 G6-4-3 1B		4	0	1	0	0	2					
Mike Tyson, R (1, 6) OBP: 0.247, SLG: 0.236			0-0 1B		0-0 F3		0-0 6-3	0-0 G6-4-3 1-2		4	0	1	0	0	3					
Lynn McGlothen, L (1, 1) OBP: 0.333, SLG: 0.389		0-3 K			0-3 K		0-3 K	0-0 3B 1B		4	1	1	0	0	3	1				
Inning Stats	R: 1 E: 0 K: 0 S: 5	H: 2 LOB: 2 BB: 1 P: 9	R: 0 E: 0 K: 1 S: 6	H: 1 LOB: 0 BB: 0 P: 6	R: 0 E: 0 K: 1 S: 4	H: 0 LOB: 0 BB: 1 P: 8	R: 0 E: 0 K: 0 S: 3	H: 0 LOB: 0 BB: 0 P: 3	R: 0 E: 0 K: 1 S: 5	H: 0 LOB: 0 BB: 0 P: 5	R: 2 E: 0 K: 0 S: 7	H: 4 LOB: 2 BB: 0 P: 7	R: 3 E: 0 K: 1 S: 9	H: 4 LOB: 1 BB: 0 P: 9	R: 4 E: 0 K: 0 S: 7	H: 5 LOB: 0 BB: 0 P: 7		1B: 10 2B: 0 3B: 2 HR: 4	SF: 0 SAC: 0 DP: 2 HBP: 0	WP: 0 PB: 0 SB: 1 CS: 0
PITCHER Jerry Koosman, L (1, 1) ERA: 2.66 Bob Miller, R (7, 1) ERA: 4.11 Tug McGraw, L (8, 1) ERA: 9.0 Ray Sadecki, L (8, 1) ERA: 10.64	IP: 6.2 WLS: L BF: 32 H: 11 R: 6 ER: 6 SO: 4 BB: 2 IBB: 0 HBP: 0 BLK: 0 WP: 0 HR: 2 S: 38 P: 46 ERA: 8.10 WHIP: 1.950															PITCHER				

Batter	1	2	3	4	5	6	7	8	9	AB	R	H	RBI	BB	SO	LOB	TOP										
Bud Harrelson, S OBP: 0.440, SLG: 0.320 (1, 6)	F8	FC4-6 BB			1B 1B				F7	4	1	2	0	1	0	0	New York Mets @ St. Louis Cardinals Busch Stadium, St. Louis, MO Thu May 16 1974, 3:33 AM CDT Att: 14,307 - Unknown 										
Felix Milan, R OBP: 0.388, SLG: 0.366 (1, 4)	6-3	FC4-6 1-2			1B 2B				G3 BB	4	1	1	0	1	0	2											
Rusty Staub, L OBP: 0.333, SLG: 0.460 (1, 9)	BB 1B		4-3		2B 1B				G3	5	1	2	1	0	0	2											
Cleon Jones, R OBP: 0.312, SLG: 0.354 Dave Schneck, L OBP: 0.290, SLG: 0.426 (9, 7)	1-2 BB		F9		2B 2B				F8	4	1	1	1	1	0	1											
John Milner, L OBP: 0.318, SLG: 0.402 (1, 3)	K		F9		2B IBB				P6	3	0	0	0	1	1	2											
Jerry Grote, R OBP: 0.316, SLG: 0.420 (1, 2)		HR BB		K	F9				P6	3	1	0	0	1	1	3											
Ted Martinez, R OBP: 0.267, SLG: 0.500 Wayne Garrett, L OBP: 0.266, SLG: 0.351 (7, 5)	F9		P6		2B				F8	3	0	1	2	0	0	1											
Don Hahn, R OBP: 0.372, SLG: 0.526 (1, 8)	HR		G1-5-2-5		BB				K	3	1	1	2	1	1	2											
George Stone, L OBP: 0.067, SLG: 0.067 Harry Parker, R (7, 1)	4-3		3-1		K				F3	3	0	0	0	0	1	1											
Inning Stats	R: 0 E: 0 K: 1 S: 6	H: 1 LOB: 2 BB: 1 P: 10	R: 2 E: 0 K: 0 S: 4	H: 1 LOB: 1 BB: 2 P: 12	R: 0 E: 0 K: 0 S: 3	H: 0 LOB: 0 BB: 0 P: 3	R: 0 E: 0 K: 1 S: 5	H: 0 LOB: 1 BB: 1 P: 9	R: 4 E: 0 K: 0 S: 7	H: 5 LOB: 1 BB: 1 P: 11	R: 0 E: 0 K: 1 S: 6	H: 1 LOB: 0 BB: 0 P: 6	R: 0 E: 0 K: 0 S: 3	H: 0 LOB: 0 BB: 0 P: 3	R: 0 E: 0 K: 1 S: 5	H: 0 LOB: 0 BB: 0 P: 5		R: 0 E: 0 K: 0 S: 3	H: 0 LOB: 1 BB: 1 P: 7	1B: 4 2B: 4 3B: 0 HR: 1	SF: 0 SAC: 0 DP: 1 HBP: 0	WP: 0 PB: 0 SB: 0 CS: 0	PA: 40				
PITCHER	IP	WLS	BF	H	R	ER	SO	BB	IBB	HBP	BLK	WP	HR	S	P	ERA	WHIP										
John Curtis, L ERA: 5.28 (1, 1)	4.0	L	22	6	6	6	2	4	0	0	0	0	1	22	38	13.50	2.500										
Mike Thompson, R ERA: 5.11 (5, 1)	1.0		4	1	0	0	0	0	1	0	0	0	0	3	7	0.00	1.000										
Rich Folkers, L ERA: 2.19 (6, 1)	2.0		7	1	0	0	1	0	0	0	0	0	0	9	9	0.00	0.500										
Mike Garman, R ERA: 1.45 (8, 1)	2.0		7	0	0	0	1	1	0	0	0	0	0	8	12	0.00	0.500										
Batter	1	2	3	4	5	6	7	8	9	AB	R	H	RBI	BB	SO	LOB	BOTTOM										
Lou Brock, L OBP: 0.368, SLG: 0.400 (1, 7)	4-3		1B			G3	1-3			4	0	1	1	0	0	1	New York Mets @ St. Louis Cardinals Busch Stadium, St. Louis, MO Thu May 16 1974, 3:33 AM CDT Att: 14,307 - Unknown 										
Ted Sizemore, R OBP: 0.402, SLG: 0.396 (1, 4)	1B 1B		F7			1B 2B	6-3			4	2	2	0	0	0	1											
Reggie Smith, S OBP: 0.426, SLG: 0.624 (1, 9)	1B 1B		F8			5-3 1B				4	1	2	1	0	0	0											
Ted Simmons, S OBP: 0.319, SLG: 0.433 (1, 2)	1B		6-3			5-3				4	0	1	1	0	0	1											
Joe Torre, R OBP: 0.347, SLG: 0.385 (1, 3)	FC5-4 1B		6-3			FC6-4 BB				3	0	1	1	1	0	0											
Luis Melendez, R OBP: 0.343, SLG: 0.455 Tim McCarver, L OBP: 0.333, SLG: 0.222 (8, PH)	FC5-4		F8			FC6-4				3	0	0	0	0	0	3											
Ken Reitz, R OBP: 0.366, SLG: 0.445 (1, 5)		G1-6-3 1B				6-3				4	0	1	0	0	0	1											
Mike Tyson, R OBP: 0.250, SLG: 0.250 Bake McBride, L OBP: 0.345, SLG: 0.383 (8, PH)	G1-6-3		F9			1B 1-3				3	1	1	0	0	0	1											
John Curtis, L OBP: 0.125, SLG: 0.067 (5, PH) Tom Heintzelman, R OBP: 0.271, SLG: 1.167 (8, PH) Rich Folkers, L (8, PH) Jim Hickman, R OBP: 0.370, SLG: 0.556 (8, PH) Mike Garman, R OBP: 0.286, SLG: 0.520 (8, PH)	K		6-3			2B				1	0	0	0	0	1	0											
Inning Stats	R: 2 E: 0 K: 0 S: 6	H: 4 LOB: 1 BB: 0 P: 6	R: 0 E: 0 K: 1 S: 5	H: 1 LOB: 0 BB: 0 P: 5	R: 0 E: 0 K: 0 S: 3	H: 0 LOB: 0 BB: 0 P: 3	R: 0 E: 0 K: 0 S: 3	H: 0 LOB: 0 BB: 0 P: 3	R: 1 E: 0 K: 0 S: 5	H: 2 LOB: 1 BB: 1 P: 9	R: 1 E: 0 K: 0 S: 5	H: 2 LOB: 1 BB: 0 P: 5	R: 0 E: 0 K: 0 S: 3	H: 0 LOB: 0 BB: 0 P: 3	R: 0 E: 0 K: 0 S: 2	H: 0 LOB: 1 BB: 2 P: 10		R: 0 E: 0 K: 0 S: 2	H: 0 LOB: 1 BB: 2 P: 10	1B: 8 2B: 3 3B: 0 HR: 0	SF: 0 SAC: 0 DP: 2 HBP: 0	WP: 0 PB: 0 SB: 0 CS: 0	PA: 36				
PITCHER	IP	WLS	BF	H	R	ER	SO	BB	IBB	HBP	BLK	WP	HR	S	P	ERA	WHIP										
George Stone, L ERA: 4.19 (7, 1)	6.1	W	26	9	4	4	1	1	0	0	0	0	0	27	31	5.68	1.579										
Harry Parker, R ERA: 3.22 (7, 1)	2.2		10	1	0	0	0	2	0	0	0	0	0	8	16	0.00	1.125										

Batter	1	2	3	4	5	6	7	8	9	AB	R	H	RBI	BB	SO	LOB	TOP								
Don Kessinger, S OBP: 0.357, SLG: 0.327	4-3		FC6-4 1B		HR 1B		6-3 2B	1B FC1-6 1B		5	2	4	2	0	0	0	Chicago Cubs @ St. Louis Cardinals Busch Stadium, St. Louis, MO Fri May 17 1974, 7:05 PM CDT Att: 21,691 - Unknown								
Jerry Morales, R OBP: 0.236, SLG: 0.331	G4-6-3 1B		FC6-4 2B		F7		6-3	FC1-6 1B		5	1	2	2	0	0	3									
Billy Williams, L OBP: 0.415, SLG: 0.527	G4-6-3 1-2		2B		HR		K	FC1-6 1B		5	1	2	4	0	1	3									
Jose Cardenal, R OBP: 0.359, SLG: 0.458		F3	5-3		5-3		1B BB	1B		4	0	1	0	1	0	1									
Chris Ward, L OBP: 0.379, SLG: 0.320	4-3				F9		BB	P6		2	0	0	0	1	0	0									
Andre Thornton, R OBP: 0.412, SLG: 0.600							1B			2	0	1	0	0	0	2									
Bill Bonham, R OBP: 0.125, SLG: 0.125							1B			0	0	0	0	0	0	0									
Carmen Fanzone, R OBP: 0.340, SLG: 0.286	BB 1B				4-3		F7	F8		4	0	1	0	0	0	4									
George Mitterwald, R OBP: 0.303, SLG: 0.351					5-3		K	1B 1B		4	1	1	0	1	2	2									
Vic Harris, S OBP: 0.308, SLG: 0.259					F3		5-3	1B 1B		5	1	1	0	0	1	4									
Steve Stone, R OBP: 0.441, SLG: 0.125					F7			4-3		0	0	0	0	0	0	0									
Jim Todd, L OBP: 0.125, SLG: 0.125										1	0	0	0	0	0	0									
Matt Alexander, S OBP: 0.125, SLG: 0.500								F8		1	1	1	0	0	0	0									
Ray Burris, R OBP: 0.125, SLG: 0.500										0	0	0	0	0	0	0									
Dave Rosello, R OBP: 0.125, SLG: 0.125										0	1	0	0	1	0	0									
Dave LaRoche, L OBP: 0.125, SLG: 0.125										0	0	0	0	0	0	0									
Gonzalo Marquez, L OBP: 0.125, SLG: 0.125										2	0	0	0	0	0	3									
Inning Stats	R: 0 E: 0 K: 0 S: 3	H: 1 LOB: 0 BB: 0 P: 3	R: 0 E: 0 K: 1 S: 6	H: 1 LOB: 2 BB: 1 P: 10	R: 1 E: 0 K: 0 S: 5	H: 2 LOB: 1 BB: 0 P: 5	R: 0 E: 0 K: 0 S: 3	H: 0 LOB: 0 BB: 0 P: 3	R: 3 E: 0 K: 1 S: 6	H: 3 LOB: 0 BB: 1 P: 6	R: 0 E: 0 K: 1 S: 5	H: 0 LOB: 1 BB: 1 P: 9	R: 1 E: 0 K: 1 S: 7	H: 2 LOB: 3 BB: 2 P: 15	R: 3 E: 0 K: 0 S: 8	H: 5 LOB: 2 BB: 0 P: 8	R: 0 E: 0 K: 1 S: 5	H: 0 LOB: 1 BB: 0 P: 6	1B: 10 2B: 2 3B: 1 HR: 1	SF: 0 SAC: 0 DP: 1 HBP: 1	WP: 0 PB: 0 SB: 0 CS: 0	PA: 45			
PITCHER	IP	WLS	BF	H	R	ER	SO	BB	IBB	HBP	BLK	WP	HR	S	P	ERA	WHIP								
Alan Foster, R ERA: 3.88	5.0		23	7	4	4	1	2	0	0	0	0	1	23	31	7.20	1.800								
Rich Folkers, L ERA: 2.57	1.2		9	2	1	1	2	2	0	0	0	0	0	11	19	5.40	2.400								
Mike Garman, R ERA: 2.79	0.2		6	4	3	3	0	0	0	0	0	0	0	6	6	40.50	6.000								
Al Hrabosky, L ERA: 4.5	0.1		2	1	0	0	0	0	0	0	0	0	0	2	2	0.00	3.000								
Orlando Pena, R ERA: 1.39	1.1	W	5	0	0	0	1	0	0	1	0	0	0	6	7	0.00	0.000								
Batter	1	2	3	4	5	6	7	8	9	AB	R	H	RBI	BB	SO	LOB	BOTTOM								
Lou Brock, L OBP: 0.369, SLG: 0.396			L7		4-3		G6-3			4	1	1	0	1	0	1	Chicago Cubs @ St. Louis Cardinals Busch Stadium, St. Louis, MO Fri May 17 1974, 7:05 PM CDT Att: 21,691 - Unknown								
Ted Sizemore, R OBP: 0.402, SLG: 0.391			P3				F3			4	1	1	0	1	0	3									
Luis Melendez, R OBP: 0.343, SLG: 0.455								4-3 BLK SF7 1B		0	1	0	0	0	0	0									
Tom Heintzelman, R OBP: 0.571, SLG: 1.167										0	0	0	0	0	0	0									
Reggie Smith, S OBP: 0.441, SLG: 0.632								4-3		3	2	3	1	1	0	0									
Jose Cruz, L OBP: 0.276, SLG: 0.500	HR 1B	FC6-4 1B		1B FC5-4 BB		1B 1B		4-3		1	1	0	0	0	0	1									
Ted Simmons, S OBP: 0.322, SLG: 0.458	HR	FC6-4 BB BB		P3		1B 1B		SF7		4	1	2	4	0	0	2									
Bake McBride, L OBP: 0.355, SLG: 0.388	P6	BB BB		FC5-4 1B		E 1B		P3		4	1	2	1	1	0	1									
Ken Reitz, R OBP: 0.370, SLG: 0.447	1B 1B	BB		FC5-4 FC6-4		E6 1B				4	1	2	2	0	0	3									
Joe Torre, R OBP: 0.352, SLG: 0.383	1B 1B	BB BB		FC6-4		F8				3	0	1	0	1	0	3									
Mike Tyson, R OBP: 0.260, SLG: 0.260						K		FC3-6 1B		4	0	2	1	0	1	3									
Alan Foster, R OBP: 0.222, SLG: 0.176	L4							FC3-6		3	0	0	0	0	1	2									
Rich Folkers, L ERA: 3.39								FC3-6		0	0	0	0	0	0	0									
Mike Garman, R ERA: 5.4										1	0	0	0	0	0	1									
Al Hrabosky, R ERA										0	0	0	0	0	0	0									
Orlando Pena, R OBP: 1.000, SLG: 1.000										0	0	0	0	0	0	0									
Inning Stats	R: 5 E: 0 K: 0 S: 9	H: 6 LOB: 3 BB: 2 P: 17	R: 0 E: 0 K: 0 S: 4	H: 1 LOB: 3 BB: 2 P: 12	R: 0 E: 0 K: 1 S: 5	H: 0 LOB: 0 BB: 0 P: 5	R: 1 E: 0 K: 0 S: 4	H: 1 LOB: 1 BB: 1 P: 8	R: 0 E: 0 K: 1 S: 5	H: 0 LOB: 0 BB: 0 P: 5	R: 2 E: 1 K: 0 S: 6	H: 4 LOB: 2 BB: 0 P: 6	R: 0 E: 0 K: 0 S: 3	H: 1 LOB: 0 BB: 0 P: 3	R: 1 E: 0 K: 0 S: 4	H: 1 LOB: 1 BB: 0 P: 4	1B: 13 2B: 0 3B: 0 HR: 1	SF: 1 SAC: 0 DP: 1 HBP: 0	WP: 0 PB: 0 SB: 1 CS: 0	PA: 41					
PITCHER	IP	WLS	BF	H	R	ER	SO	BB	IBB	HBP	BLK	WP	HR	S	P	ERA	WHIP								
Steve Stone, R ERA: 4.78	0.1		7	5	5	5	0	1	0	0	0	0	1	6	10	135.00	18.000								
Jim Todd, R ERA: 3.39	3.2		18	3	1	1	1	3	1	0	0	0	0	16	32	2.46	1.636								
Ray Burris, R ERA: 5.4	2.0		9	4	2	2	1	0	0	0	0	0	0	11	11	9.00	2.000								
Dave LaRoche, L ERA	1.0		3	1	0	0	0	0	0	0	0	0	0	3	3	0.00	1.000								
Bill Bonham, R ERA: 4.21	1.0	L	4	1	1	1	0	0	0	0	0	0	0	4	4	9.00	1.000								

Batter	1	2	3	4	5	6	7	8	9	AB	R	H	RBI	BB	SO	LOB	TOP								
Don Kessinger, S OBP: 0.361, SLG: 0.333 (1, 6)	F7		E4 6-3 SH5-3		1B G5-2-3 1B		1B			4	0	2	0	0	0	1	Chicago Cubs @ St. Louis Cardinals Busch Stadium, St. Louis, MO Sat May 18 1974, 7:05 PM CDT Att: 33,598 - Sunny - 80 F								
Matt Alexander, S OBP: 0.444, SLG: 0.667 (1, 5)	1B		SH5-3		1B		1B			3	1	3	0	0	0										
Billy Williams, L OBP: 0.417, SLG: 0.526 (1, 3)	1B		6-3		1B		G3			4	0	2	2	0	0	3									
Jose Cardenal, R OBP: 0.347, SLG: 0.441 (1, 9)	K		K		G5-2-3			6-3		4	0	0	0	0	2	5									
Chris Ward, L OBP: 0.333, SLG: 0.276 (1, 7)	G3			F9		F9		4-3		4	0	0	0	0	0	1									
Jerry Morales, R OBP: 0.285, SLG: 0.320 (1, 8)		4-3		F8		K		F8		4	0	0	0	0	1	0									
Vic Harris, S OBP: 0.299, SLG: 0.250 (1, 4)		F9		E4		G3		P5		4	0	0	0	0	0	0									
Tom Lundstedt, S (1, 2)																									
Gonzalo Marquez, L (7, PH)																									
George Mitterwald, R OBP: 0.350, SLG: 0.347 (7, 2)		L5		5-3			F8		F9	2	0	0	0	0	0	1									
Rick Reuschel, R OBP: 0.222, SLG: 0.333 (2, 1)																									
Jim Krummel, L (5, PH)																									
Ray Burris, R (5, 1)																									
Andre Thornton, R OBP: 0.399, SLG: 0.553 (7, 1)																									
Dave LaRoche, L OBP: 0.333, SLG: 0.276 (7, 1)																									
Carmen Fanzone, R (9, PH)																									
Inning Stats	R: 1 E: 0 K: 1 S: 7	H: 2 LOB: 1 BB: 0 P: 7	R: 0 E: 0 K: 0 S: 3	H: 0 LOB: 0 BB: 0 P: 3	R: 1 E: 1 K: 1 S: 6	H: 0 LOB: 1 BB: 1 P: 10	R: 0 E: 0 K: 0 S: 4	H: 0 LOB: 0 BB: 0 P: 4	R: 0 E: 0 K: 1 S: 5	H: 3 LOB: 2 BB: 0 P: 5	R: 0 E: 0 K: 0 S: 5	H: 0 LOB: 0 BB: 0 P: 5	R: 0 E: 0 K: 1 S: 7	H: 2 LOB: 2 BB: 0 P: 7	R: 0 E: 0 K: 0 S: 3	H: 0 LOB: 0 BB: 0 P: 3	R: 0 E: 0 K: 0 S: 3	H: 0 LOB: 0 BB: 0 P: 3	1B: 7 2B: 0 3B: 0 HR: 0	SF: 0 SAC: 1 DP: 1 HBP: 0	WP: 0 PB: 0 SB: 2 CS: 0	PA: 36			
PITCHER	IP	WLS	BF	H	R	ER	SO	BB	IBB	HBP	BLK	WP	HR	S	P	ERA	WHIP								
Sonny Siebert, R ERA: 3.06 (1, 1)	9.0	W	36	7	2	1	4	1	0	0	0	0	0	43	47	1.00	0.889								

Chicago Cubs @ St. Louis Cardinals
 Busch Stadium, St. Louis, MO
 Sat May 18 1974, 7:05 PM CDT
 Att: 33,598 - Sunny - 80 F

AB 34
 R 2
 H 7
 RBI 2
 BB 1
 SO 4
 LOB 11



Batter	1	2	3	4	5	6	7	8	9	AB	R	H	RBI	BB	SO	LOB	BOTTOM								
Lou Brock, L OBP: 0.364, SLG: 0.389 (1, 7)	1B									5	1	1	0	0	1	5	Chicago Cubs @ St. Louis Cardinals Busch Stadium, St. Louis, MO Sat May 18 1974, 7:05 PM CDT Att: 33,598 - Sunny - 80 F								
Luis Melendez, R OBP: 0.343, SLG: 0.455 (8, 7)			F8			6-3	K			0	0	0	0	0	0	0									
Ted Sizemore, R OBP: 0.397, SLG: 0.412 (1, 4)										4	1	1	2	0	0	0									
Tom Heintzelman, R OBP: 0.500, SLG: 1.000 (8, 4)										1	0	0	0	0	0	0									
Reggie Smith, S OBP: 0.444, SLG: 0.632 (1, 9)										0	1	0	0	1	0	0									
Jose Cruz, L OBP: 0.273, SLG: 0.448 (2, 9)										3	1	0	0	1	0	0									
Ted Simmons, S OBP: 0.345, SLG: 0.474 (1, 2)										4	4	4	0	1	0	0									
Bake McBride, L OBP: 0.374, SLG: 0.447 (1, 8)										5	3	4	2	0	1	1									
Ken Reitz, R OBP: 0.371, SLG: 0.449 (1, 5)										4	0	2	3	0	0	1									
Joe Torre, R OBP: 0.349, SLG: 0.373 (1, 3)										3	0	0	0	1	1	4									
Mike Tyson, R OBP: 0.259, SLG: 0.263 (1, 6)										3	0	1	3	0	0	0									
Sonny Siebert, R OBP: 0.176, SLG: 0.067 (1, 1)										2	0	0	0	1	1	0									
Inning Stats	R: 4 E: 0 K: 0 S: 7	H: 4 LOB: 3 BB: 3 P: 19	R: 2 E: 0 K: 0 S: 5	H: 2 LOB: 1 BB: 1 P: 9	R: 0 E: 0 K: 1 S: 5	H: 0 LOB: 0 BB: 0 P: 5	R: 1 E: 0 K: 1 S: 6	H: 1 LOB: 1 BB: 1 P: 10	R: 0 E: 0 K: 1 S: 5	H: 0 LOB: 0 BB: 0 P: 5	R: 0 E: 0 K: 0 S: 3	H: 0 LOB: 0 BB: 0 P: 3	R: 2 E: 0 K: 1 S: 9	H: 4 LOB: 2 BB: 0 P: 9	R: 2 E: 0 K: 0 S: 5	H: 2 LOB: 0 BB: 0 P: 5	R: 2 E: 0 K: 0 S: 5	H: 2 LOB: 0 BB: 0 P: 5	1B: 10 2B: 1 3B: 0 HR: 2	SF: 2 SAC: 1 DP: 0 HBP: 0	WP: 0 PB: 1 SB: 1 CS: 0	PA: 42			
PITCHER	IP	WLS	BF	H	R	ER	SO	BB	IBB	HBP	BLK	WP	HR	S	P	ERA	WHIP								
Rick Reuschel, R ERA: 5.13 (1, 1)	1.2	L	15	6	6	6	0	3	1	0	0	0	0	11	27	32.40	5.400								
Jim Krummel, L ERA: 6.46 (2, 1)	2.1		9	1	1	0	2	1	0	0	0	0	0	12	16	0.00	0.857								
Ray Burris, R ERA: 4.94 (5, 1)	2.0		6	0	0	0	1	0	0	0	0	0	0	8	8	0.00	0.000								
Dave LaRoche, L ERA: 6.35 (7, 1)	2.0		12	6	4	4	1	0	0	0	0	0	1	14	14	18.00	3.000								

Chicago Cubs @ St. Louis Cardinals
 Busch Stadium, St. Louis, MO
 Sat May 18 1974, 7:05 PM CDT
 Att: 33,598 - Sunny - 80 F

AB 34
 R 11
 H 13
 RBI 10
 BB 5
 SO 4
 LOB 11



Batter	1	2	3	4	5	6	7	8	9	AB	R	H	RBI	BB	SO	LOB	TOP							
Dave Cash, R OBP: 0.367, SLG: 0.404	4-0 BB SF9 E	0-0 SH1-3 1B		0-0 F8			0-0 F7			3	1	1	0	1	0	0								
Larry Bowa, S OBP: 0.300, SLG: 0.370	0-0 E6 SF9 BB HR	0-0 SH1-3			0-0 F5		0-0 1B			3	1	1	0	0	0	1								
Mike Schmidt, R OBP: 0.405, SLG: 0.485	4-0 HR SF9 BB	4-0 G4-3 BB			0-0 F8		0-0 F8			2	1	0	0	2	0	1								
Greg Luzinski, R OBP: 0.301, SLG: 0.348	0-0 SF9	0-0 G4-3			4-0 BB		0-0 F9			2	0	0	1	1	0	2								
Bill Robinson, R OBP: 0.305, SLG: 0.392	0-0 HR		0-0 6-3		0-0 P4		0-0 5-3			4	1	1	3	0	0	1								
Mike Anderson, R OBP: 0.358, SLG: 0.444	0-0 2B		0-0 F7		0-0 F9		0-3 K			4	0	1	0	0	1	0								
Tom Hutton, L OBP: 0.289, SLG: 0.435	4-0 IBB		0-0 4-3		0-0 F9		0-0 F8			3	0	0	0	1	0	0								
Bob Boone, R OBP: 0.311, SLG: 0.325	0-0 F9		0-3 K		0-0 6-3		0-0 5-3			4	0	0	0	0	1	2								
Ed Farmer, R OBP: 0.125, SLG: 0.125	0-3 K		0-0 4-3		0-3 K		0-3 K			3	0	0	0	0	2	2								
Eddie Watt, R Mac Scarce, L										0	0	0	0	0	0	0								
										1	0	0	0	0	1	0								
Inning Stats	R: 4 E: 1 K: 1 S: 8	H: 2 LOB: 2 BB: 3 P: 20	R: 0 E: 0 K: 0 S: 3	H: 1 LOB: 1 BB: 1 P: 7	R: 0 E: 0 K: 0 S: 3	H: 0 LOB: 0 BB: 0 P: 3	R: 0 E: 0 K: 1 S: 5	H: 0 LOB: 0 BB: 0 P: 5	R: 0 E: 0 K: 0 S: 3	H: 0 LOB: 1 BB: 1 P: 7	R: 0 E: 0 K: 0 S: 3	H: 0 LOB: 0 BB: 0 P: 3	R: 0 E: 0 K: 1 S: 6	H: 1 LOB: 1 BB: 0 P: 6	R: 0 E: 0 K: 1 S: 5	H: 0 LOB: 0 BB: 0 P: 5	R: 0 E: 0 K: 1 S: 5	H: 0 LOB: 0 BB: 0 P: 5	1B: 2 2B: 1 3B: 0 HR: 1	SF: 1 SAC: 1 DP: 1 HBP: 0	WP: 0 PB: 0 SB: 0 CS: 0	PA: 36		
PITCHER	IP WLS BF H R ER SO BB IBB HBP BLK WP HR S P ERA WHIP	IP WLS BF H R ER SO BB IBB HBP BLK WP HR S P ERA WHIP	IP WLS BF H R ER SO BB IBB HBP BLK WP HR S P ERA WHIP	IP WLS BF H R ER SO BB IBB HBP BLK WP HR S P ERA WHIP	IP WLS BF H R ER SO BB IBB HBP BLK WP HR S P ERA WHIP	IP WLS BF H R ER SO BB IBB HBP BLK WP HR S P ERA WHIP	IP WLS BF H R ER SO BB IBB HBP BLK WP HR S P ERA WHIP	IP WLS BF H R ER SO BB IBB HBP BLK WP HR S P ERA WHIP	IP WLS BF H R ER SO BB IBB HBP BLK WP HR S P ERA WHIP	IP WLS BF H R ER SO BB IBB HBP BLK WP HR S P ERA WHIP	IP WLS BF H R ER SO BB IBB HBP BLK WP HR S P ERA WHIP	IP WLS BF H R ER SO BB IBB HBP BLK WP HR S P ERA WHIP	IP WLS BF H R ER SO BB IBB HBP BLK WP HR S P ERA WHIP	IP WLS BF H R ER SO BB IBB HBP BLK WP HR S P ERA WHIP	IP WLS BF H R ER SO BB IBB HBP BLK WP HR S P ERA WHIP	IP WLS BF H R ER SO BB IBB HBP BLK WP HR S P ERA WHIP	IP WLS BF H R ER SO BB IBB HBP BLK WP HR S P ERA WHIP	IP WLS BF H R ER SO BB IBB HBP BLK WP HR S P ERA WHIP	IP WLS BF H R ER SO BB IBB HBP BLK WP HR S P ERA WHIP	IP WLS BF H R ER SO BB IBB HBP BLK WP HR S P ERA WHIP	IP WLS BF H R ER SO BB IBB HBP BLK WP HR S P ERA WHIP	IP WLS BF H R ER SO BB IBB HBP BLK WP HR S P ERA WHIP	IP WLS BF H R ER SO BB IBB HBP BLK WP HR S P ERA WHIP	IP WLS BF H R ER SO BB IBB HBP BLK WP HR S P ERA WHIP

Philadelphia Phillies @ St. Louis Cardinals
 Busch Stadium, St. Louis, MO
 Tue May 21 1974, 7:05 PM CDT
 Att: 11,481 - Unknown

AB 29
 R 4
 H 4
 RBI 4
 BB 5
 SO 5
 LOB 9



Batter	1	2	3	4	5	6	7	8	9	AB	R	H	RBI	BB	SO	LOB	BOTTOM							
Lou Brock, L OBP: 0.371, SLG: 0.398	0-0 4-3		0-0 PB SF9 S 1B		0-0 E4 CS		4-0 SF8 BB BB		0-0 L6	4	1	1	0	1	0	0								
Ted Sizemore, R OBP: 0.393, SLG: 0.392	0-0 F8		4-0 S BB		4-0 FC4-6 BB		4-0 BB BB		0-0 F9	2	0	0	0	3	0	0								
Reggie Smith, S OBP: 0.440, SLG: 0.631	0-0 2B		0-0 P5		0-0 FC4-6		0-0 SF8		0-0 5-3	4	0	1	1	0	0	3								
Ted Simmons, S OBP: 0.344, SLG: 0.483	0-0 F7		0-0 SF9		0-0 L9		4-0 BB			2	0	0	1	1	0	1								
Bake McBride, L OBP: 0.362, SLG: 0.447		0-0 WP 1B	0-0 G3		0-0 F8		0-0 F7			4	0	1	0	0	0	4								
Joe Torre, R OBP: 0.362, SLG: 0.395		4-0 BB		0-0 L7		0-0 FC6-4 1B		4-0 BB		2	0	1	0	2	0	0								
Ken Reitz, R OBP: 0.361, SLG: 0.432		0-3 K		0-3 K2-3		0-0 FC6-4		0-3 K		4	0	0	0	0	3	4								
Mike Tyson, R OBP: 0.246, SLG: 0.248		0-3 K		0-0 6-3			0-0 F8		0-0 F8	2	0	0	0	0	1	2								
Tim McCarver, L OBP: 0.305, SLG: 0.211										1	0	0	0	0	0	0								
Orlando Pena, R OBP: 1.000, SLG: 1.000										0	0	0	0	0	0	0								
Tom Heinzelman, R OBP: 0.357, SLG: 0.583										1	0	0	0	0	0	1								
Al Hrabosky, R										0	0	0	0	0	0	0								
John Curtis, L OBP: 0.125, SLG: 0.125		0-3 K								0	0	0	0	0	0	0								
Mike Thompson, R										0	0	0	0	0	0	0								
Jose Cruz, L OBP: 0.285, SLG: 0.406										1	0	0	0	0	1	2								
Mike Garman, R										0	0	0	0	0	0	0								
Luis Melendez, R OBP: 0.300, SLG: 0.425										1	0	0	0	0	0	0								
Rich Folkers, L										0	0	0	0	0	0	0								
Jim Hickman, R OBP: 0.275, SLG: 0.517										1	1	0	0	1	0	1								
Inning Stats	R: 0 E: 0 K: 0 S: 4	H: 1 LOB: 1 BB: 0 P: 4	R: 0 E: 0 K: 3 S: 10	H: 1 LOB: 2 BB: 1 P: 14	R: 1 E: 0 K: 0 S: 4	H: 1 LOB: 1 BB: 1 P: 8	R: 0 E: 0 K: 1 S: 5	H: 0 LOB: 0 BB: 0 P: 5	R: 0 E: 0 K: 0 S: 3	H: 0 LOB: 1 BB: 1 P: 7	R: 0 E: 0 K: 0 S: 4	H: 1 LOB: 1 BB: 0 P: 4	R: 1 E: 0 K: 0 S: 3	H: 0 LOB: 3 BB: 4 P: 19	R: 0 E: 0 K: 1 S: 5	H: 0 LOB: 1 BB: 1 P: 9	R: 0 E: 0 K: 0 S: 3	H: 0 LOB: 0 BB: 0 P: 3	1B: 3 2B: 1 3B: 0 HR: 0	SF: 2 SAC: 0 DP: 0 HBP: 0	WP: 1 PB: 1 SB: 2 CS: 1	PA: 39		
PITCHER	IP WLS BF H R ER SO BB IBB HBP BLK WP HR S P ERA WHIP	IP WLS BF H R ER SO BB IBB HBP BLK WP HR S P ERA WHIP	IP WLS BF H R ER SO BB IBB HBP BLK WP HR S P ERA WHIP	IP WLS BF H R ER SO BB IBB HBP BLK WP HR S P ERA WHIP	IP WLS BF H R ER SO BB IBB HBP BLK WP HR S P ERA WHIP	IP WLS BF H R ER SO BB IBB HBP BLK WP HR S P ERA WHIP	IP WLS BF H R ER SO BB IBB HBP BLK WP HR S P ERA WHIP	IP WLS BF H R ER SO BB IBB HBP BLK WP HR S P ERA WHIP	IP WLS BF H R ER SO BB IBB HBP BLK WP HR S P ERA WHIP	IP WLS BF H R ER SO BB IBB HBP BLK WP HR S P ERA WHIP	IP WLS BF H R ER SO BB IBB HBP BLK WP HR S P ERA WHIP	IP WLS BF H R ER SO BB IBB HBP BLK WP HR S P ERA WHIP	IP WLS BF H R ER SO BB IBB HBP BLK WP HR S P ERA WHIP	IP WLS BF H R ER SO BB IBB HBP BLK WP HR S P ERA WHIP	IP WLS BF H R ER SO BB IBB HBP BLK WP HR S P ERA WHIP	IP WLS BF H R ER SO BB IBB HBP BLK WP HR S P ERA WHIP	IP WLS BF H R ER SO BB IBB HBP BLK WP HR S P ERA WHIP	IP WLS BF H R ER SO BB IBB HBP BLK WP HR S P ERA WHIP	IP WLS BF H R ER SO BB IBB HBP BLK WP HR S P ERA WHIP	IP WLS BF H R ER SO BB IBB HBP BLK WP HR S P ERA WHIP	IP WLS BF H R ER SO BB IBB HBP BLK WP HR S P ERA WHIP	IP WLS BF H R ER SO BB IBB HBP BLK WP HR S P ERA WHIP	IP WLS BF H R ER SO BB IBB HBP BLK WP HR S P ERA WHIP	IP WLS BF H R ER SO BB IBB HBP BLK WP HR S P ERA WHIP

Philadelphia Phillies @ St. Louis Cardinals
 Busch Stadium, St. Louis, MO
 Tue May 21 1974, 7:05 PM CDT
 Att: 11,481 - Unknown

AB 29
 R 2
 H 4
 RBI 2
 BB 8
 SO 5
 LOB 18



Batter	1	2	3	4	5	6	7	8	9	AB	R	H	RBI	BB	SO	LOB	TOP								
Dave Cash, R OBP: 0.368, SLG: 0.406 (1, 4)	0-0 6-3		0-0 SH5-3 6-4-3 2B		4-0 HR BB		0-0 F9		0-0 F8	4	2	1	0	1	0	0	Philadelphia Phillies @ St. Louis Cardinals Busch Stadium, St. Louis, MO Wed May 22 1974, 7:05 PM CDT Att: 10,587 - Unknown livebaseballscorecards.com								
Larry Bowa, S OBP: 0.299, SLG: 0.373 (1, 6)	0-0 S 1B 2B		0-0 SH5-3 2-3		0-0 P6		0-0 4-3		0-0 F8	4	1	1	0	0	0	1									
Del Unser, L OBP: 0.429, SLG: 0.500 (1, 8)	0-0 2-H 1B		4-0 6-4-3 BB		0-0 1-H HR		1-0 FC5 BB HBP		0-0 F9	3	1	2	3	1	0	0									
Greg Luzinski, R OBP: 0.313, SLG: 0.350 (1, 7)	4-0 1-2 BB		0-0 6-4-3 1-2		0-0 S 1B		4-0 BB FC5 1B BB			2	1	1	1	2	0	1									
Tom Hutton, L OBP: 0.275, SLG: 0.411 (1, 3)	0-0 F5		0-0 6-3 3-H		0-0 3-1 1-2		0-0 FC5 1B BB		0-0 F9	4	1	0	0	0	0	6									
Mike Schmidt, R OBP: 0.401, SLG: 0.474 (1, 5)	0-3 K				0-0 F9		0-0 5-3		4-0 1B 2-3 BB SF8	3	1	0	0	1	1	2									
Mike Anderson, R OBP: 0.356, SLG: 0.438 (1, 9)					0-0 F2		0-3 K		0-0 1-3 2-H 3-H 1B	4	0	1	2	0	1	0									
Bob Boone, R OBP: 0.302, SLG: 0.317 (1, 2)					0-0 6-3		0-0 4-3		0-0 SF8	3	0	0	1	0	0	0									
Ron Schueler, R OBP: 0.100, SLG: 0.100 (1, 1)							0-0 P4		0-3 K	4	0	0	0	0	1	1									
Inning Stats	R: 1 E: 0 K: 1 S: 7	H: 2 LOB: 2 BB: 1 P: 11	R: 0 E: 0 K: 0 S: 3	H: 0 LOB: 0 BB: 0 P: 3	R: 1 E: 0 K: 0 S: 4	H: 1 LOB: 1 BB: 1 P: 8	R: 0 E: 0 K: 0 S: 3	H: 0 LOB: 0 BB: 0 P: 3	R: 2 E: 0 K: 1 S: 5	H: 2 LOB: 1 BB: 1 P: 9	R: 0 E: 0 K: 0 S: 5	H: 0 LOB: 0 BB: 0 P: 5	R: 0 E: 0 K: 0 S: 3	H: 0 LOB: 0 BB: 0 P: 3	R: 3 E: 0 K: 1 S: 6	H: 1 LOB: 1 BB: 2 P: 15	R: 0 E: 0 K: 0 S: 3	H: 0 LOB: 0 BB: 0 P: 3	1B: 3 2B: 2 3B: 0 HR: 1	SF: 1 SAC: 1 DP: 0 HBP: 1	WP: 0 PB: 0 SB: 2 CS: 0	PA: 39			
PITCHER	IP	WLS	BF	H	R	ER	SO	BB	IBB	HBP	BLK	WP	HR	S	P	ERA	WHIP								
Alan Foster, R ERA: 4.13 (1, 1)	6.0	L	26	5	4	4	2	3	0	0	0	0	1	27	39	6.00	1.333								
Mike Thompson, R ERA: 5.87 (7, 1)	1.1		8	1	3	3	0	2	0	1	0	0	0	5	14	20.25	2.250								
Orlando Pena, R ERA: 1.23 (8, 1)	0.2		2	0	0	0	1	0	0	0	0	0	0	4	4	0.00	0.000								
Pete Richert, L ERA: 3.86 (9, 1)	1.0		3	0	0	0	0	0	0	0	0	0	0	3	3	0.00	0.000								

Batter	1	2	3	4	5	6	7	8	9	AB	R	H	RBI	BB	SO	LOB	BOTTOM								
Lou Brock, L OBP: 0.369, SLG: 0.400 (1, 7)	0-0 2B		0-3 K					0-0 P6		0-0 F7	4	0	1	0	0	1	Philadelphia Phillies @ St. Louis Cardinals Busch Stadium, St. Louis, MO Wed May 22 1974, 7:05 PM CDT Att: 10,587 - Unknown livebaseballscorecards.com								
Ted Sizemore, R OBP: 0.383, SLG: 0.380 (1, 4)	0-0 6-3				0-0 P4		0-0 F7		0-0 P6	4	0	0	0	0	0	1									
Reggie Smith, S OBP: 0.429, SLG: 0.614 (1, 9)	0-3 K				0-0 L8		0-0 P5		0-0 F5	4	0	0	0	0	1	1									
Ted Simmons, S OBP: 0.335, SLG: 0.470 (1, 2)	0-0 L8				0-0 F7		0-0 F8		0-0 5-3	4	0	0	0	0	0	1									
Joe Torre, R OBP: 0.369, SLG: 0.392 (1, 3)							0-0 F9		1-0 FC6-4 HBP	1	0	0	0	1	0	0									
Ken Reitz, R OBP: 0.354, SLG: 0.424 (1, 5)					0-0 L3		0-0 L8		0-0 FC6-4	3	0	0	0	0	0	2									
Jose Cruz, L OBP: 0.293, SLG: 0.486 (1, 8)					0-0 4-3		0-0 HR		0-0 4-3	3	1	1	1	0	0	0									
Luis Alvarado, R OBP: 0.135, SLG: 0.114 (8, PH)							0-0 F9		0-3 K	2	0	0	0	0	0	0									
Tim McCarver, L OBP: 0.295, SLG: 0.200 (8, PH)							0-0 F5			1	0	0	0	0	1	0									
Mike Tyson, R OBP: 0.246, SLG: 0.248 (9, 6)										0	0	0	0	0	0	0									
Alan Foster, R OBP: 0.215, SLG: 0.167 (8, PH)										1	0	0	0	0	0	0									
Luis Nieto, R OBP: 0.200, SLG: 0.200 (7, 1)										0	0	0	0	0	0	0									
Mike Thompson, R OBP: 0.295, SLG: 0.380 (7, 1)										0	0	0	0	0	0	0									
Orlando Pena, R OBP: 0.100, SLG: 1.000 (8, PH)										0	0	0	0	0	0	0									
Jim Hickman, R OBP: 0.295, SLG: 0.517 (8, PH)										0	0	0	0	1	0	0									
Pete Richert, L (9, 1)										0	0	0	0	0	0	0									
Inning Stats	R: 0 E: 0 K: 1 S: 6	H: 1 LOB: 1 BB: 0 P: 6	R: 0 E: 0 K: 0 S: 2	H: 0 LOB: 0 BB: 1 P: 6	R: 0 E: 0 K: 1 S: 5	H: 0 LOB: 0 BB: 0 P: 5	R: 0 E: 0 K: 0 S: 3	H: 0 LOB: 0 BB: 0 P: 3	R: 1 E: 0 K: 0 S: 4	H: 1 LOB: 0 BB: 0 P: 4	R: 0 E: 0 K: 1 S: 5	H: 0 LOB: 0 BB: 0 P: 5	R: 0 E: 0 K: 0 S: 3	H: 0 LOB: 1 BB: 0 P: 4	R: 0 E: 0 K: 1 S: 5	H: 0 LOB: 1 BB: 1 P: 9	R: 0 E: 0 K: 0 S: 3	H: 0 LOB: 0 BB: 0 P: 3	1B: 0 2B: 2 3B: 0 HR: 1	SF: 0 SAC: 0 DP: 1 HBP: 1	WP: 0 PB: 0 SB: 0 CS: 0	PA: 31			
PITCHER	IP	WLS	BF	H	R	ER	SO	BB	IBB	HBP	BLK	WP	HR	S	P	ERA	WHIP								
Ron Schueler, R ERA: 2.93 (1, 1)	9.0	W	31	2	1	1	4	2	0	1	0	0	1	36	45	1.00	0.444								

Batter	1	2	3	4	5	6	7	8	9	AB	R	H	RBI	BB	SO	LOB	TOP					
Lou Brock, L OBP: 0.372, SLG: 0.399 (1, 7)	0-3 K		0-3 K							3	0	1	0	1	2	0	St. Louis Cardinals @ Chicago Cubs Wrigley Field, Chicago, IL Fri May 24 1974, 3:33 AM CDT Att: 9,180 - Cloudy					
Ted Sizemore, R OBP: 0.373, SLG: 0.368 (1, 4)	0-0 6-3			0-0 F3		0-0 5-3		0-0 P6		4	0	0	0	0	0	3						
Reggie Smith, S OBP: 0.419, SLG: 0.597 (1, 9)	0-0 4-3			0-3 K			0-0 L8	0-3 K		4	0	0	0	0	2	2						
Ted Simmons, S OBP: 0.339, SLG: 0.477 (1, 2)		0-0 P6		0-0 4-3			0-0 1B		0-0 SH1-3 FC3 2B	4	1	2	0	0	0	0						
Bake McBride, L OBP: 0.354, SLG: 0.436 (1, 8)		0-3 K			0-0 F7		0-0 L7		0-0 SH1-3 2-3	3	0	0	0	0	1	1						
Joe Torre, R OBP: 0.386, SLG: 0.410 (9, 5)		0-0 2B			1-0 G4-6-3 HBP		0-0 1-2 1B		4-0 FC3 IBB	2	0	2	0	1	0	0						
Ken Reitz, R OBP: 0.348, SLG: 0.416 (9, PH)		0-0 1-3			0-0 G4-6-3 1-2		0-3 K		0-0 FC3 1-3 3-H	3	0	0	0	0	1	4						
Luis Alvarado, R OBP: 0.128, SLG: 0.108 (8, PH)			0-0 P3			0-0 5-3		4-0 SH1-4 BB	0-3 K	2	0	0	0	0	0	0						
Jose Cruz, L OBP: 0.310, SLG: 0.486 (8, PH)									0-3 K	0	0	0	0	1	0	0						
Mike Tyson, R OBP: 0.243, SLG: 0.245 (8, 6)									0-0 SH1-4 4-3	1	0	0	0	0	1	2						
Sonny Siebert, R OBP: 0.150, SLG: 0.056 (1, 1)			0-3 K			0-3 K		0-0 SH1-4 1-2	0-0 4-3	3	0	0	0	0	2	2						
Inning Stats	R: 0 E: 0 S: 5	H: 0 LOB: 0 BB: 0 P: 5	R: 0 E: 0 S: 6	H: 1 LOB: 1 BB: 0 P: 6	R: 0 E: 0 S: 7	H: 0 LOB: 0 BB: 0 P: 7	R: 0 E: 0 S: 5	H: 0 LOB: 0 BB: 0 P: 5	R: 0 E: 0 S: 2	H: 0 LOB: 0 BB: 0 P: 3	R: 0 E: 0 S: 6	H: 1 LOB: 1 BB: 0 P: 6	R: 0 E: 0 S: 7	H: 2 LOB: 2 BB: 0 P: 7	R: 0 E: 0 S: 5	H: 0 LOB: 2 BB: 2 P: 13	R: 1 E: 0 S: 7	H: 1 LOB: 2 BB: 1 P: 11	1B: 3 2B: 2 3B: 0 HR: 0	SF: 0 SAC: 2 DP: 1 HBP: 1	WP: 0 PB: 0 SB: 1 CS: 0	PA: 36
PITCHER Rick Reuschel, R ERA: 4.52 (1, 1)	IP: 9.0 WLS: L BF: 36	H: 5 R: 1 ER: 1 SO: 9	BB: 2 IBB: 1 HBP: 1 BLK: 0	WP: 0 HR: 0 S: 50 P: 63	ERA: 1.00 WHIP: 0.778	PITCHER										IP: 9.0 WLS: W BF: 32	H: 5 R: 0 ER: 0 SO: 3	BB: 0 IBB: 1 HBP: 0 BLK: 0	WP: 0 HR: 0 S: 37 P: 41	ERA: 0.00 WHIP: 0.556		

AB	30
R	1
H	5
RBI	0
BB	3
SO	9
LOB	15



Batter	1	2	3	4	5	6	7	8	9	AB	R	H	RBI	BB	SO	LOB	BOTTOM					
Don Kessinger, S OBP: 0.373, SLG: 0.355 (1, 6)	0-0 F8		0-0 F7			0-0 SH1-3 1B		0-0 4-3		4	0	1	0	0	0	1	St. Louis Cardinals @ Chicago Cubs Wrigley Field, Chicago, IL Fri May 24 1974, 3:33 AM CDT Att: 9,180 - Cloudy					
Matt Alexander, S OBP: 0.409, SLG: 0.421 (1, 5)	0-0 3-1		0-0 F9			0-0 SH1-3 1-2		0-0 4-3		3	0	0	0	0	0	1						
Billy Williams, L OBP: 0.407, SLG: 0.477 (1, 3)	0-0 6-3			0-3 K		4-0 G6-4-3 IBB			0-0 F5	3	0	0	0	1	1	0						
Jose Cardenal, R OBP: 0.343, SLG: 0.427 (1, 9)		0-0 FC6-4 1B		0-0 L5		0-0 G6-4-3 1-2			0-0 F9	4	0	1	0	0	0	2						
Rick Monday, L OBP: 0.419, SLG: 0.465 (1, 8)		0-0 FC6-4 1-2		0-0 F7			0-0 SH1-3 1B		0-0 1-3	4	0	1	0	0	0	1						
Jerry Morales, R OBP: 0.288, SLG: 0.386 (1, 7)		0-0 6-3 1-2			0-0 L7		0-0 SH1-3 1-2			2	0	0	0	0	0	1						
Dave Rosello, R OBP: 0.174, SLG: 0.186 (1, 4)		0-0 P4			0-0 G3 2B		0-3 K			3	0	1	0	0	1	2						
Tom Lundstedt, S OBP: 0.227, SLG: 0.056 (1, 2)			0-0 1B		0-0 G3 2-3		0-0 P4			3	0	1	0	0	0	2						
Rick Reuschel, R OBP: 0.190, SLG: 0.286 (1, 1)			0-3 K		0-0 L7			0-0 6-3		3	0	0	0	0	1	2						
Inning Stats	R: 0 E: 0 S: 3	H: 0 LOB: 0 BB: 0 P: 3	R: 0 E: 0 S: 4	H: 1 LOB: 1 BB: 0 P: 4	R: 0 E: 0 S: 6	H: 1 LOB: 1 BB: 0 P: 6	R: 0 E: 0 S: 5	H: 0 LOB: 0 BB: 0 P: 5	R: 0 E: 0 S: 4	H: 1 LOB: 1 BB: 0 P: 4	R: 0 E: 0 S: 3	H: 1 LOB: 1 BB: 1 P: 7	R: 0 E: 0 S: 6	H: 1 LOB: 1 BB: 0 P: 6	R: 0 E: 0 S: 3	H: 0 LOB: 0 BB: 0 P: 3		R: 0 E: 0 S: 3	H: 0 LOB: 0 BB: 0 P: 3	1B: 4 2B: 1 3B: 0 HR: 0	SF: 0 SAC: 2 DP: 1 HBP: 0	WP: 0 PB: 0 SB: 1 CS: 0
PITCHER Sonny Siebert, R ERA: 2.57 (1, 1)	IP: 9.0 WLS: W BF: 32	H: 5 R: 0 ER: 0 SO: 3	BB: 0 IBB: 1 HBP: 0 BLK: 0	WP: 0 HR: 0 S: 37 P: 41	ERA: 0.00 WHIP: 0.556	PITCHER										IP: 9.0 WLS: W BF: 32	H: 5 R: 0 ER: 0 SO: 3	BB: 0 IBB: 1 HBP: 0 BLK: 0	WP: 0 HR: 0 S: 37 P: 41	ERA: 0.00 WHIP: 0.556		



Batter	1	2	3	4	5	6	7	8	9	AB	R	H	RBI	BB	SO	LOB	TOP					
Lou Brock, L OBP: 0.372, SLG: 0.405 (1, 7)	0-3 K	0-0 1B		0-0 2B		0-0 E4			0-0 L7	5	0	2	0	0	1	0						
Ted Sizemore, R OBP: 0.373, SLG: 0.365 Luis Melendez, R OBP: 0.293, SLG: 0.395 (9, FR)	4-0 BB	0-0 F3		0-0 F3		0-0 F8			0-0 1B	4	0	1	0	1	0	5						
Reggie Smith, S OBP: 0.407, SLG: 0.578 (1, 9)	0-3 K		0-0 P6		0-3 K				0-0 F9	5	0	0	0	0	2	3						
Ted Simmons, S OBP: 0.335, SLG: 0.468 (1, 3)	0-0 1-3		0-0 F7		0-0 1B				0-0 F8	5	1	1	0	0	0	3						
Bake McBride, L OBP: 0.358, SLG: 0.438 (1, 8)		0-3 K	0-0 E S BLK 1B		0-0 1B				0-0 F7	4	2	2	0	0	1	0						
Joe Torre, R OBP: 0.396, SLG: 0.416 (1, 5)		0-0 1B	4-0 BLK 1B		0-0 1B				0-0 5-3	3	1	2	1	1	0	0						
Tim McCarver, L OBP: 0.313, SLG: 0.320 (1, 2)		0-0 1B	0-0 F8		0-0 1B				0-3 K	4	0	2	1	0	1	1						
Luis Alvarado, R OBP: 0.122, SLG: 0.105 Jose Cruz, L OBP: 0.302, SLG: 0.472 Mike Tyson, R OBP: 0.243, SLG: 0.245 Ken Reitz, R OBP: 0.346, SLG: 0.413 (8, 6)		0-0 SF7		0-0 6-3		0-3 K			0-0 L9	1	0	0	1	0	0	0						
Bob Gibson, R OBP: 0.208, SLG: 0.250 Jim Hickman, R OBP: 0.382, SLG: 0.500 Rich Folkers, L (8, 1)		0-0 1B		0-3 K					0-0 1-3	3	0	1	0	0	1	0						
Inning Stats	R: 0 E: 0 K: 2 S: 7	H: 0 LOB: 1 BB: 1 P: 11	R: 1 E: 0 K: 1 S: 9	H: 4 LOB: 3 BB: 0 P: 9	R: 1 E: 0 K: 0 S: 4	H: 1 LOB: 1 BB: 1 P: 8	R: 0 E: 0 K: 1 S: 6	H: 1 LOB: 1 BB: 0 P: 6	R: 2 E: 0 K: 2 S: 10	H: 4 LOB: 1 BB: 0 P: 10	R: 0 E: 1 K: 0 S: 4	H: 0 LOB: 1 BB: 0 P: 4	R: 0 E: 0 K: 0 S: 3	H: 0 LOB: 0 BB: 0 P: 3	R: 0 E: 0 K: 1 S: 5	H: 0 LOB: 0 BB: 0 P: 5	R: 0 E: 1 K: 0 S: 4	H: 1 LOB: 2 BB: 0 P: 4	1B: 9 2B: 1 3B: 1 HR: 0	SF: 1 SAC: 0 DP: 0 HBP: 0	WP: 0 PB: 0 SB: 2 CS: 0	PA: 40
PITCHER	IP WLS BF H R ER SO BB IBB HBP BLK WP HR S P ERA WHIP	IP WLS BF H R ER SO BB IBB HBP BLK WP HR S P ERA WHIP																				
Bill Bonham, R ERA: 4.66 (1, 1)	5.0 W 26 10 4 3 6 2 0 0 0 1 0 0 36 44 5.40 2.400	4.0 S 14 1 0 0 1 0 0 0 0 0 0 0 0 16 16 0.00 0.250																				

St. Louis Cardinals @ Chicago Cubs
Wrigley Field, Chicago, IL
Sat May 25 1974, 3:33 AM CDT
Att: 20,237 - Sunny - 58 F

AB 37
R 4
H 11
RBI 3
BB 2
SO 7
LOB 13



Batter	1	2	3	4	5	6	7	8	9	AB	R	H	RBI	BB	SO	LOB	BOTTOM					
Matt Alexander, S OBP: 0.385, SLG: 0.364 (1, 5)	4-0 F9 4-3 BB	0-0 FC4-6		0-0 4-3					0-0 4-3	3	1	0	0	1	0	2						
Don Kessinger, S OBP: 0.370, SLG: 0.352 (1, 6)	0-0 F9		0-0 PB HR 1B	0-0 L7					0-0 L4	4	1	1	0	0	0	1						
Billy Williams, L OBP: 0.404, SLG: 0.493 Andre Thornton, R OBP: 0.421, SLG: 0.588 (9, 3)	0-0 4-3		0-0 HR		0-0 F8				0-0 2-3	4	1	1	3	0	0	0						
Jose Cardenal, R OBP: 0.340, SLG: 0.422 (1, 9)	0-0 F5		0-0 CS 1B		0-0 5-3				0-0 F8	4	0	1	0	0	0	0						
Rick Monday, L OBP: 0.415, SLG: 0.455 (1, 8)		0-0 F7	4-0 E S E BB		0-0 G1				0-0 4-3	3	1	0	0	1	0	0						
Jerry Morales, R OBP: 0.288, SLG: 0.392 (1, 7)		0-0 1B	0-3 K		0-0 F9				0-0 F9	3	1	1	0	0	1	1						
George Mitterwald, R OBP: 0.259, SLG: 0.293 (1, 2)		0-3 K	0-0 E6		0-0 F8				0-0 F8	3	0	0	0	0	1	1						
Dave Rosello, R OBP: 0.184, SLG: 0.196 (1, 4)		0-0 1B	0-0 L4		0-0 6-3				0-0 6-3	3	0	1	1	0	0	1						
Bill Bonham, R OBP: 0.231, SLG: 0.231 Dave LaRoche, L OBP: 0.333, SLG: 0.667 (6, 1)		0-0 FC4-6 1B		0-3 K					0-3 K	2	0	1	0	0	1	0						
Inning Stats	R: 1 E: 0 K: 0 S: 3	H: 0 LOB: 0 BB: 1 P: 7	R: 1 E: 0 K: 1 S: 8	H: 3 LOB: 2 BB: 0 P: 8	R: 3 E: 1 K: 1 S: 8	H: 3 LOB: 1 BB: 1 P: 12	R: 0 E: 0 K: 1 S: 5	H: 0 LOB: 0 BB: 0 P: 5	R: 0 E: 0 K: 0 S: 3	H: 0 LOB: 0 BB: 0 P: 3	R: 0 E: 0 K: 1 S: 5	H: 0 LOB: 0 BB: 0 P: 5	R: 0 E: 0 K: 0 S: 3	H: 0 LOB: 0 BB: 0 P: 3	R: 0 E: 0 K: 0 S: 3	H: 0 LOB: 0 BB: 0 P: 3	R: 0 E: 0 K: 0 S: 3	H: 0 LOB: 0 BB: 0 P: 3	1B: 4 2B: 1 3B: 0 HR: 1	SF: 0 SAC: 0 DP: 0 HBP: 0	WP: 0 PB: 1 SB: 2 CS: 1	PA: 32
PITCHER	IP WLS BF H R ER SO BB IBB HBP BLK WP HR S P ERA WHIP	IP WLS BF H R ER SO BB IBB HBP BLK WP HR S P ERA WHIP																				
Bob Gibson, R ERA: 5.08 Rich Folkers, L ERA: 2.12 (8, 1)	7.0 L 29 6 5 4 4 0 0 0 0 0 0 3 3 0.00 0.000	1.0 3 0 0 0 0 0 0 0 0 0 0 0 3 3 0.00 0.000																				

St. Louis Cardinals @ Chicago Cubs
Wrigley Field, Chicago, IL
Sat May 25 1974, 3:33 AM CDT
Att: 20,237 - Sunny - 58 F

AB 30
R 5
H 6
RBI 4
BB 2
SO 4
LOB 6



Batter	1	2	3	4	5	6	7	8	9	AB	R	H	RBI	BB	SO	LOB	TOP								
Bake McBride, L OBP: 0.360, SLG: 0.448 (1, 8)	4-3				G6-4-3			6-3		4	1	1	0	1	0	3	St. Louis Cardinals @ Chicago Cubs Wrigley Field, Chicago, IL Sun May 26 1974, 3:33 AM CDT Att. 24,182 - Cloudy								
Ted Sizemore, R OBP: 0.380, SLG: 0.374 (1, 4)	K		CS				SF8		BB	2	2	1	1	2	1	0									
Reggie Smith, S OBP: 0.407, SLG: 0.576 (1, 9)	E9				E6		1-3		BB	4	1	1	0	1	1	3									
Ted Simmons, S OBP: 0.337, SLG: 0.466 (1, 2)	F7						P6		BB	5	0	2	1	0	0	3									
Joe Torre, R OBP: 0.396, SLG: 0.426 (1, 3)		5-3			SF8		F9		BB	4	1	2	2	0	0	1									
Ken Reitz, R OBP: 0.341, SLG: 0.413 (1, 5)	4-3				G4-3				BB	5	0	1	0	0	1	4									
Jose Cruz, L OBP: 0.354, SLG: 0.487 (1, 7)	F8								BB	3	2	2	0	2	0	0									
Luis Alvarado, R OBP: 0.140, SLG: 0.125 (6, PH)									BB	2	0	1	0	0	1	0									
Tim McCarver, L OBP: 0.303, SLG: 0.308 (6, PH)			K				F5		BB	1	0	0	0	0	0	3									
Mike Tyson, R OBP: 0.239, SLG: 0.241 (6, 6)									BB	2	0	0	1	0	0	3									
Lynn McGlothen, L OBP: 0.318, SLG: 0.364 (1, 1)			1-3						BB	2	0	0	0	0	1	3									
Inning Stats	R: 0 E: 1 K: 1 S: 6	H: 1 LOB: 1 BB: 0 P: 6	R: 0 E: 0 K: 0 S: 3	H: 0 LOB: 0 BB: 0 P: 3	R: 0 E: 0 K: 1 S: 4	H: 0 LOB: 0 BB: 1 P: 8	R: 2 E: 1 K: 0 S: 5	H: 2 LOB: 0 BB: 0 P: 5	R: 1 E: 1 K: 1 S: 7	H: 2 LOB: 2 BB: 1 P: 11	R: 0 E: 0 K: 1 S: 7	H: 2 LOB: 3 BB: 1 P: 11	R: 1 E: 0 K: 0 S: 4	H: 1 LOB: 0 BB: 0 P: 4	R: 2 E: 1 K: 0 S: 6	H: 2 LOB: 1 BB: 0 P: 6	R: 1 E: 0 K: 1 S: 6	H: 1 LOB: 3 BB: 3 P: 18	1B: 6 2B: 4 3B: 1 HR: 0	SF: 2 SAC: 2 DP: 2 HBP: 0	WP: 0 PB: 0 SB: 0 CS: 1	PA: 45			
PITCHER	IP	WLS	BF	H	R	ER	SO	BB	IBB	HBP	BLK	WP	HR	S	P	ERA	WHIP								
Burt Hooton, R ERA: 4.6 (1, 1)	7.0	L	31	8	4	3	4	2	1	0	0	0	0	36	48	3.86	1.429								
Ray Burris, R ERA: 5.52 (8, 1)	2.0		13	3	3	2	1	2	1	0	0	0	0	12	24	9.00	2.500								

AB 34
R 7
H 11
RBI 5
BB 6
SO 5
LOB 23



Batter	1	2	3	4	5	6	7	8	9	AB	R	H	RBI	BB	SO	LOB	BOTTOM								
Matt Alexander, S OBP: 0.400, SLG: 0.400 (1, 5)	4-3		F7							3	0	1	0	1	0	1	St. Louis Cardinals @ Chicago Cubs Wrigley Field, Chicago, IL Sun May 26 1974, 3:33 AM CDT Att. 24,182 - Cloudy								
Don Kessinger, S OBP: 0.367, SLG: 0.348 (1, 6)	L8		3-1							4	1	1	0	0	0	2									
Billy Williams, L OBP: 0.394, SLG: 0.479 (1, 3)	4-3									4	0	0	0	0	1	1									
Jose Cardenal, R OBP: 0.344, SLG: 0.420 (1, 9)		4-3								3	0	1	1	1	0	0									
Rick Monday, L OBP: 0.411, SLG: 0.444 (1, 8)		K								3	0	0	0	1	1	1									
Jerry Morales, R OBP: 0.294, SLG: 0.386 (1, 7)										2	0	0	0	2	0	2									
George Mitterwald, R OBP: 0.234, SLG: 0.288 (1, 2)										2	0	0	0	0	1	3									
Gonzalo Marquez, L (7, PH)										1	0	0	0	0	0	1									
Ray Burris, R (8, PH)										0	0	0	0	0	0	0									
Chris Ward, L OBP: 0.343, SLG: 0.290 (8, PH)										1	0	1	0	0	0	0									
Dave Rosello, R OBP: 0.189, SLG: 0.200 (1, 4)										4	0	1	0	0	1	2									
Burt Hooton, R (1, 1)										1	0	0	0	0	0	0									
Vic Harris, S OBP: 0.265, SLG: 0.232 (7, PH)										1	0	0	0	0	0	1									
Tom Lundstedt, S OBP: 0.217, SLG: 0.053 (8, 2)										1	0	0	0	0	0	1									
Inning Stats	R: 0 E: 0 K: 0 S: 3	H: 0 LOB: 0 BB: 0 P: 3	R: 0 E: 0 K: 1 S: 5	H: 0 LOB: 1 BB: 1 P: 9	R: 0 E: 0 K: 0 S: 4	H: 1 LOB: 1 BB: 0 P: 4	R: 0 E: 0 K: 1 S: 5	H: 0 LOB: 2 BB: 2 P: 13	R: 0 E: 0 K: 0 S: 3	H: 0 LOB: 1 BB: 1 P: 7	R: 0 E: 0 K: 1 S: 5	H: 0 LOB: 0 BB: 0 P: 5	R: 0 E: 0 K: 0 S: 3	H: 0 LOB: 1 BB: 1 P: 7	R: 1 E: 0 K: 0 S: 5	H: 3 LOB: 1 BB: 0 P: 5	R: 0 E: 0 K: 1 S: 6	H: 1 LOB: 1 BB: 0 P: 6	1B: 4 2B: 1 3B: 0 HR: 0	SF: 0 SAC: 1 DP: 0 HBP: 0	WP: 0 PB: 0 SB: 0 CS: 0	PA: 36			
PITCHER	IP	WLS	BF	H	R	ER	SO	BB	IBB	HBP	BLK	WP	HR	S	P	ERA	WHIP								
Lynn McGlothen, R ERA: 2.67 (1, 1)	9.0	W	36	5	1	1	4	5	0	0	0	0	0	39	59	1.00	1.111								

AB 30
R 1
H 5
RBI 1
BB 5
SO 4
LOB 15



Batter	1	2	3	4	5	6	7	8	9	AB	R	H	RBI	BB	SO	LOB	TOP									
Davey Lopes, R OBP: 0.321, SLG: 0.244 (1, 4)										4	1	2	0	0	1	2	Los Angeles Dodgers @ St. Louis Cardinals Busch Stadium, St. Louis, MO Mon May 27 1974, 3:33 AM CDT Att: 22,739 - Unknown livebaseballscorecards.com									
Tom Paciorek, R OBP: 0.283, SLG: 0.382 (1, 7)										3	1	1	0	1	1	0										
Jimmy Wynn, R OBP: 0.438, SLG: 0.654 (1, 8)										3	0	0	0	1	0	4										
Steve Garvey, R OBP: 0.358, SLG: 0.576 (1, 3)										3	0	1	1	1	0	1										
Joe Ferguson, R OBP: 0.400, SLG: 0.410 (1, 2)										3	0	1	1	1	0	3										
Ron Cey, R OBP: 0.376, SLG: 0.371 (1, 5)										2	0	0	0	2	0	3										
Willie Crawford, L OBP: 0.390, SLG: 0.418 (1, 9)										4	0	1	0	0	1	3										
Bill Russell, R OBP: 0.344, SLG: 0.436 (1, 6)										4	0	1	0	0	0	2										
Andy Messersmith, R OBP: 0.303, SLG: 0.419 Geoff Zahn, L (5, 1)										2	0	1	0	0	1	0										
Lee Lacy, R OBP: 0.273, SLG: 0.293 Jim Brewer, L (7, 1)										0	0	0	0	0	0	0										
Bill Buckner, L OBP: 0.359, SLG: 0.401 (9, PH)										1	0	0	0	0	0	0										
Inning Stats	R: 0 E: 0 K: 0 S: 3	H: 1 LOB: 2 BB: 2 P: 11	R: 0 E: 0 K: 2 S: 8	H: 1 LOB: 1 BB: 1 P: 12	R: 0 E: 0 K: 0 S: 3	H: 0 LOB: 0 BB: 0 P: 3	R: 0 E: 0 K: 0 S: 2	H: 0 LOB: 0 BB: 1 P: 6	R: 0 E: 0 K: 1 S: 5	H: 0 LOB: 0 BB: 0 P: 5	R: 0 E: 0 K: 1 S: 5	H: 1 LOB: 1 BB: 1 P: 9	R: 0 E: 0 K: 0 S: 3	H: 1 LOB: 1 BB: 1 P: 7	R: 2 E: 0 K: 0 S: 6	H: 4 LOB: 1 BB: 0 P: 6	R: 0 E: 0 K: 0 S: 3	H: 1 LOB: 0 BB: 0 P: 3	1B: 7 2B: 1 3B: 0 HR: 0	SF: 0 SAC: 0 DP: 5 HBP: 0	WP: 1 PB: 0 SB: 1 CS: 0	PA: 36				
PITCHER	IP	WLS	BF	H	R	ER	SO	BB	IBB	HBP	BLK	WP	HR	S	P	ERA	WHIP									
John Curtis, L ERA: 5.37 Orlando Pena, R ERA: 1.1	(1, 1)	7.1	W	32	7	2	2	4	6	0	0	0	1	0	34	58	2.46	1.773								

Batter	1	2	3	4	5	6	7	8	9	AB	R	H	RBI	BB	SO	LOB	BOTTOM								
Bake McBride, L OBP: 0.368, SLG: 0.462 (1, 8)										5	2	3	0	0	0	2	Los Angeles Dodgers @ St. Louis Cardinals Busch Stadium, St. Louis, MO Mon May 27 1974, 3:33 AM CDT Att: 22,739 - Unknown livebaseballscorecards.com								
Ted Sizemore, R OBP: 0.381, SLG: 0.375 (1, 4)										5	0	2	1	0	0	2									
Reggie Smith, S OBP: 0.412, SLG: 0.593 (1, 9)										4	1	2	1	1	0	2									
Ted Simmons, S OBP: 0.339, SLG: 0.482 (1, 2)										5	2	2	2	0	1	4									
Joe Torre, R OBP: 0.392, SLG: 0.444 (1, 3)										4	1	1	2	0	1	1									
Ken Reitz, R OBP: 0.345, SLG: 0.415 (1, 5)										4	1	2	0	0	0	0									
Jose Cruz, L OBP: 0.365, SLG: 0.512 (1, 7)										4	0	2	0	0	1	0									
Luis Alvarado, R OBP: 0.149, SLG: 0.136 (1, 6)										4	0	1	0	0	0	2									
John Curtis, L OBP: 0.105, SLG: 0.056 Orlando Pena, R OBP: 0.500, SLG: 0.500 (8, 1)										3	0	0	0	0	2	2									
Inning Stats	R: 3 E: 1 K: 0 S: 8	H: 5 LOB: 2 BB: 0 P: 8	R: 1 E: 0 K: 1 S: 7	H: 2 LOB: 0 BB: 0 P: 7	R: 0 E: 0 K: 1 S: 5	H: 0 LOB: 0 BB: 0 P: 5	R: 0 E: 0 K: 0 S: 4	H: 1 LOB: 1 BB: 0 P: 4	R: 3 E: 1 K: 1 S: 10	H: 5 LOB: 2 BB: 0 P: 10	R: 0 E: 0 K: 2 S: 8	H: 1 LOB: 1 BB: 0 P: 8	R: 0 E: 0 K: 0 S: 3	H: 0 LOB: 0 BB: 0 P: 3	R: 0 E: 0 K: 1 S: 6	H: 1 LOB: 2 BB: 1 P: 10		1B: 10 2B: 2 3B: 0 HR: 3	SF: 0 SAC: 0 DP: 0 HBP: 0	WP: 0 PB: 0 SB: 1 CS: 0	PA: 40				
PITCHER	IP	WLS	BF	H	R	ER	SO	BB	IBB	HBP	BLK	WP	HR	S	P	ERA	WHIP								
Andy Messersmith, R ERA: 3.1 Geoff Zahn, L ERA: 1.5 Jim Brewer, L ERA: 1.9	(1, 1)	4.0	L	22	10	6	6	2	0	0	0	0	0	0	26	13.50	2.500								
	(5, 1)	2.0		10	4	1	0	3	0	0	0	0	0	16	16	0.00	2.000								
	(7, 1)	2.0		8	1	0	0	1	1	0	0	0	0	9	13	0.00	1.000								

Batter	1	2	3	4	5	6	7	8	9	AB	R	H	RBI	BB	SO	LOB	TOP										
Bill Russell, R OBP: 0.350, SLG: 0.441 (1, 6)	4-3		CS 1B	1B		F8		SF9 1B		5	2	3	1	0	0	0	Los Angeles Dodgers @ St. Louis Cardinals Busch Stadium, St. Louis, MO Tue May 28 1974, 7:05 PM CDT Att: 18,064 - Unknown livebaseballscorecards.com										
Bill Buckner, L OBP: 0.366, SLG: 0.407 (1, 7)	CS 1B		K	1B		G3		SF9 1B		5	1	3	2	0	1	1											
Willie Crawford, L OBP: 0.391, SLG: 0.420 (1, 8) (7, 9)	K		CS 1B	1B				SF9		4	0	2	2	0	2	1											
Steve Garvey, R OBP: 0.364, SLG: 0.577 (1, 3)		CS 1B	HR	1B		F8		F9		5	1	3	2	0	0	3											
Joe Ferguson, R OBP: 0.396, SLG: 0.431 Tom Paciorek, R OBP: 0.289, SLG: 0.377 (1, 9) (7, 8)	K		HR	1B		F7			K	4	1	1	2	0	1	3											
Ron Cey, R OBP: 0.386, SLG: 0.383 (1, 5)	HR		FC6-4 1B	1B				6-3	BB 1B	5	1	4	0	0	0	0											
Ken McMullen, R OBP: 0.368, SLG: 0.667 Rick Auerbach, R OBP: 0.364, SLG: 0.600 (1, 4) (8, PR) (8, 4)	HR		FC6-4			P3		2B 1B	BB 1B	4	1	2	2	0	0	2											
Steve Yeager, R OBP: 0.438, SLG: 0.583 (1, 2)	BB			1B		F4		1B 1B	K	4	2	2	0	1	1	2											
Don Sutton, R OBP: 0.200, SLG: 0.233 Charlie Hough, R (5, 1) Manny Mota, R OBP: 0.467, SLG: 0.476 Mike Marshall, R (8, 1) (8, 1)	K			B3-4				1B SF9 1B	4-3	2	0	0	0	0	1	2											
Inning Stats	R: 0 E: 0 K: 1 S: 5	H: 1 LOB: 0 BB: 0 P: 5	R: 2 E: 0 K: 2 S: 9	H: 3 LOB: 1 BB: 1 P: 13	R: 3 E: 0 K: 1 S: 9	H: 5 LOB: 1 BB: 0 P: 9	R: 3 E: 0 K: 0 S: 7	H: 5 LOB: 1 BB: 0 P: 7	R: 0 E: 0 K: 1 S: 3	H: 0 LOB: 0 BB: 0 P: 3	R: 0 E: 0 K: 1 S: 5	H: 0 LOB: 0 BB: 0 P: 5	R: 0 E: 0 K: 1 S: 5	H: 0 LOB: 0 BB: 0 P: 5	R: 3 E: 0 K: 0 S: 7	H: 4 LOB: 3 BB: 1 P: 11		R: 0 E: 0 K: 2 S: 8	H: 1 LOB: 2 BB: 1 P: 12	1B: 16 2B: 3 3B: 0 HR: 2	SF: 1 SAC: 0 DP: 2 HBP: 0	WP: 0 PB: 0 SB: 0 CS: 5	PA: 45				
PITCHER	IP	WLS	BF	H	R	ER	SO	BB	IBB	HBP	BLK	WP	HR	S	P	ERA	WHIP	PITCHER									
Alan Foster, R ERA: 4.75 Mike Thompson, R ERA: 6.92 Mike Garman, R ERA: 2.22 Rich Folkers, L ERA: 3.44 Pete Richert, L ERA: 2.84	2.2	L	15	9	5	5	4	1	0	0	0	0	2	22	26	16.88	3.750										
Bake McBride, L OBP: 0.369, SLG: 0.455 (1, 8)	F8																			4	1	1	0	1	0	3	Los Angeles Dodgers @ St. Louis Cardinals Busch Stadium, St. Louis, MO Tue May 28 1974, 7:05 PM CDT Att: 18,064 - Unknown livebaseballscorecards.com
Ted Sizemore, R OBP: 0.376, SLG: 0.376 (1, 4)	L4		2B																	5	1	1	1	0	1	3	
Reggie Smith, S OBP: 0.419, SLG: 0.618 (1, 9)	F5		2B																	3	1	2	4	1	0	0	
Ted Simmons, S OBP: 0.337, SLG: 0.474 (1, 2)	6-3		P2																	3	0	0	0	1	0	2	
Joe Torre, R OBP: 0.383, SLG: 0.431 (1, 3)	5-3																			4	0	0	0	0	1	1	
Ken Reitz, R OBP: 0.343, SLG: 0.417 (1, 5)	2B																			4	0	1	0	0	1	0	
Jose Cruz, L OBP: 0.375, SLG: 0.553 (1, 7)	K																			4	0	2	0	0	1	1	
Luis Alvarado, R OBP: 0.343, SLG: 0.174 Mike Garman, R OBP: 0.343, SLG: 0.326 Tim McCarver, L OBP: 0.343, SLG: 0.326 Rich Folkers, L OBP: 0.343, SLG: 0.326 Pete Richert, L OBP: 0.343, SLG: 0.326 Jim Hickman, R OBP: 0.343, SLG: 0.484 (1, 6) (6, 1) (6, PH) (7, 1) (8, 1) (9, PH)																				2	1	1	0	0	0	1	
Alan Foster, R OBP: 0.211, SLG: 0.167 Mike Thompson, R OBP: 0.211, SLG: 0.167 Luis Melendez, R OBP: 0.295, SLG: 0.390 (1, 1) (3, 1) (5, PH) (6, 6)	F9																			0	0	0	0	0	0	0	
Inning Stats	R: 0 E: 0 K: 0 S: 3	H: 0 LOB: 0 BB: 0 P: 3	R: 0 E: 0 K: 1 S: 6	H: 1 LOB: 1 BB: 0 P: 6	R: 2 E: 0 K: 0 S: 6	H: 3 LOB: 1 BB: 0 P: 6	R: 0 E: 0 K: 0 S: 4	H: 1 LOB: 1 BB: 0 P: 4	R: 3 E: 0 K: 1 S: 7	H: 3 LOB: 0 BB: 1 P: 11	R: 0 E: 0 K: 1 S: 6	H: 1 LOB: 2 BB: 1 P: 10	R: 0 E: 0 K: 0 S: 2	H: 0 LOB: 0 BB: 1 P: 6	R: 0 E: 0 K: 1 S: 5	H: 0 LOB: 0 BB: 0 P: 5	R: 0 E: 0 K: 0 S: 3	H: 0 LOB: 1 BB: 1 P: 7	1B: 3 2B: 4 3B: 1 HR: 1	SF: 0 SAC: 0 DP: 1 HBP: 0	WP: 0 PB: 1 SB: 0 CS: 1	PA: 38					
PITCHER	IP	WLS	BF	H	R	ER	SO	BB	IBB	HBP	BLK	WP	HR	S	P	ERA	WHIP	PITCHER									
Don Sutton, R ERA: 3.8 Charlie Hough, R ERA: 1.52 Mike Marshall, R ERA: 2.05	4.1	W	9	1	0	0	1	2	0	0	0	0	0	9	17	0.00	1.125										
Don Sutton, R ERA: 2.05	2.0		7	0	0	0	1	1	0	0	0	0	0	8	12	0.00	0.500										

Batter	1	2	3	4	5	6	7	8	9	AB	R	H	RBI	BB	SO	LOB	TOP							
Bill Russell, R <small>OBP: 0.361, SLG: 0.456</small> (1, 6)										5	1	4	1	0	0	1	Los Angeles Dodgers @ St. Louis Cardinals Busch Stadium, St. Louis, MO Wed May 29 1974, 7:05 PM CDT Att: 15,367 - Unknown							
Bill Buckner, L <small>OBP: 0.366, SLG: 0.403</small> (1, 7)										4	0	1	0	1	0	2								
Willie Crawford, L <small>OBP: 0.388, SLG: 0.416</small> Mike Marshall, R <small>OBP: 0.362, SLG: 0.570</small> (7, 1)										4	0	1	1	0	0	2								
Steve Garvey, R <small>OBP: 0.362, SLG: 0.570</small> (1, 3)										4	1	1	0	0	0	3								
Joe Ferguson, R <small>OBP: 0.391, SLG: 0.425</small> (1, 9)										4	1	1	0	0	1	0								
Ron Cey, R <small>OBP: 0.388, SLG: 0.399</small> (1, 5)										3	1	1	3	1	0	0								
Steve Yeager, R <small>OBP: 0.417, SLG: 0.553</small> (1, 2)										4	0	0	0	0	1	1								
Rick Auerbach, R <small>OBP: 0.400, SLG: 0.571</small> (1, 4)										4	1	2	0	0	0	0								
Tommy John, R <small>OBP: 0.133, SLG: 0.200</small> Tom Paciorek, R <small>OBP: 0.286, SLG: 0.371</small> (7, 8)										3	0	0	0	0	0	2								
Inning Stats	R: 0 E: 0 K: 0 S: 4	H: 1 LOB: 1 BB: 0 P: 4	R: 0 E: 0 K: 1 S: 5	H: 0 LOB: 0 BB: 0 P: 5	R: 1 E: 0 K: 0 S: 6	H: 3 LOB: 2 BB: 0 P: 6	R: 0 E: 0 K: 1 S: 5	H: 0 LOB: 0 BB: 0 P: 5	R: 0 E: 0 K: 0 S: 3	H: 1 LOB: 0 BB: 0 P: 3	R: 3 E: 0 K: 0 S: 6	H: 3 LOB: 0 BB: 0 P: 6	R: 1 E: 0 K: 0 S: 5	H: 2 LOB: 1 BB: 0 P: 5	R: 0 E: 0 K: 0 S: 3	H: 0 LOB: 1 BB: 1 P: 7		R: 0 E: 0 K: 0 S: 4	H: 1 LOB: 2 BB: 1 P: 8	1B: 9 2B: 1 3B: 0 HR: 1	SF: 0 SAC: 0 DP: 1 HBP: 0	WP: 0 PA: 39 FB: 0 SB: 3 CS: 0		
PITCHER	IP: 6.1 WLS: L BF: 28 H: 10 R: 5 ER: 5 SO: 2	IP: 0.2 WLS: 0 BF: 0 H: 0 R: 0 ER: 0 SO: 0	IP: 1.0 WLS: 0 BF: 4 H: 0 R: 0 ER: 0 SO: 0	IP: 1.0 WLS: 1 BF: 5 H: 0 R: 0 ER: 0 SO: 0	IP: 0.0 WLS: 0 BF: 0 H: 0 R: 0 ER: 0 SO: 0	IP: 0.0 WLS: 0 BF: 0 H: 0 R: 0 ER: 0 SO: 0	IP: 0.0 WLS: 0 BF: 0 H: 0 R: 0 ER: 0 SO: 0	IP: 0.0 WLS: 0 BF: 0 H: 0 R: 0 ER: 0 SO: 0	IP: 0.0 WLS: 0 BF: 0 H: 0 R: 0 ER: 0 SO: 0	IP: 0.0 WLS: 0 BF: 0 H: 0 R: 0 ER: 0 SO: 0	IP: 32 WLS: 2 BF: 32 H: 2 R: 2 ER: 7 SO: 2	IP: 2 WLS: 0 BF: 2 H: 0 R: 0 ER: 0 SO: 0	IP: 7 WLS: 0 BF: 7 H: 0 R: 0 ER: 0 SO: 0	IP: 5 WLS: 0 BF: 5 H: 0 R: 0 ER: 0 SO: 0	IP: 8 WLS: 0 BF: 8 H: 0 R: 0 ER: 0 SO: 0	IP: 1.000 WLS: 0 BF: 1.000 H: 0 R: 0 ER: 0 SO: 0	IP: 1.000 WLS: 0 BF: 1.000 H: 0 R: 0 ER: 0 SO: 0	ERA: 7.11 WHIP: 1.579	ERA: 0.00 WHIP: 0.000	ERA: 0.00 WHIP: 1.000	ERA: 0.00 WHIP: 1.000	ERA: 0.00 WHIP: 1.000	ERA: 0.00 WHIP: 1.000	ERA: 0.00 WHIP: 1.000
Batter	1	2	3	4	5	6	7	8	9	AB	R	H	RBI	BB	SO	LOB	BOTTOM							
Bake McBride, L <small>OBP: 0.357, SLG: 0.439</small> (1, 8)										5	0	0	0	0	0	1	Los Angeles Dodgers @ St. Louis Cardinals Busch Stadium, St. Louis, MO Wed May 29 1974, 7:05 PM CDT Att: 15,367 - Unknown							
Ted Sizemore, R <small>OBP: 0.382, SLG: 0.396</small> (1, 4)										5	1	3	0	0	0	0								
Reggie Smith, S <small>OBP: 0.419, SLG: 0.624</small> (1, 9)										5	0	2	1	0	2	3								
Ted Simmons, S <small>OBP: 0.328, SLG: 0.460</small> (1, 2)										5	0	0	0	0	0	5								
Joe Torre, R <small>OBP: 0.380, SLG: 0.426</small> (1, 3)										4	0	1	0	0	0	0								
Luis Melendez, R <small>OBP: 0.333, SLG: 0.432</small> (1, 7)										3	1	2	0	1	0	0								
Ken Reitz, R <small>OBP: 0.346, SLG: 0.424</small> (1, 5)										4	0	2	0	0	0	3								
Mike Tyson, R <small>OBP: 0.242, SLG: 0.243</small> Tim McCaskey, L <small>OBP: 0.314, SLG: 0.296</small> Luis Alvarado, R <small>OBP: 0.163, SLG: 0.174</small> (8, PH) (9, 6)										3	0	1	1	0	0	3								
Bob Gibson, R <small>OBP: 0.192, SLG: 0.231</small> Al Hrabosky, R <small>OBP: 0.365, SLG: 0.484</small> Jim Hickman, R <small>OBP: 0.365, SLG: 0.484</small> Mike Garman, R <small>OBP: 0.365, SLG: 0.484</small> Jose Cruz, L <small>OBP: 0.192, SLG: 0.231</small> Orlando Pena, R <small>OBP: 0.200, SLG: 0.200</small> (1, 1) (7, 1) (8, PH) (8, PH) (9, 1)										2	0	0	0	0	0	1								
Inning Stats	R: 0 E: 0 K: 0 S: 3	H: 0 LOB: 0 BB: 0 P: 3	R: 0 E: 0 K: 0 S: 4	H: 1 LOB: 2 BB: 1 P: 8	R: 1 E: 0 K: 0 S: 5	H: 2 LOB: 1 BB: 0 P: 5	R: 1 E: 0 K: 0 S: 5	H: 2 LOB: 1 BB: 0 P: 5	R: 0 E: 0 K: 0 S: 4	H: 1 LOB: 1 BB: 0 P: 4	R: 0 E: 0 K: 0 S: 4	H: 1 LOB: 1 BB: 0 P: 4	R: 0 E: 0 K: 1 S: 6	H: 1 LOB: 2 BB: 1 P: 10	R: 0 E: 1 K: 0 S: 5	H: 2 LOB: 2 BB: 0 P: 5		R: 0 E: 0 K: 1 S: 6	H: 1 LOB: 1 BB: 0 P: 6	1B: 5 2B: 6 3B: 0 HR: 0	SF: 0 SAC: 0 DP: 0 HBP: 0	WP: 0 PA: 40 FB: 0 SB: 0 CS: 0		
PITCHER	IP: 6.1 WLS: W BF: 29 H: 8 R: 2 ER: 2 SO: 2	IP: 2.2 WLS: S BF: 11 H: 3 R: 0 ER: 0 SO: 2	IP: 0.0 WLS: 0 BF: 0 H: 0 R: 0 ER: 0 SO: 0	IP: 0.0 WLS: 0 BF: 0 H: 0 R: 0 ER: 0 SO: 0	IP: 0.0 WLS: 0 BF: 0 H: 0 R: 0 ER: 0 SO: 0	IP: 0.0 WLS: 0 BF: 0 H: 0 R: 0 ER: 0 SO: 0	IP: 0.0 WLS: 0 BF: 0 H: 0 R: 0 ER: 0 SO: 0	IP: 0.0 WLS: 0 BF: 0 H: 0 R: 0 ER: 0 SO: 0	IP: 0.0 WLS: 0 BF: 0 H: 0 R: 0 ER: 0 SO: 0	IP: 0.0 WLS: 0 BF: 0 H: 0 R: 0 ER: 0 SO: 0	IP: 27 WLS: 3 BF: 35 H: 27 R: 15 ER: 15 SO: 15	IP: 2 WLS: 0 BF: 2 H: 0 R: 0 ER: 0 SO: 0	IP: 15 WLS: 15 BF: 15 H: 15 R: 0 ER: 0 SO: 0	IP: 1.000 WLS: 0 BF: 1.000 H: 0 R: 0 ER: 0 SO: 0	IP: 1.125 WLS: 0 BF: 1.125 H: 0 R: 0 ER: 0 SO: 0	IP: 1.000 WLS: 0 BF: 1.000 H: 0 R: 0 ER: 0 SO: 0	IP: 1.000 WLS: 0 BF: 1.000 H: 0 R: 0 ER: 0 SO: 0	ERA: 2.84 WHIP: 1.579	ERA: 0.00 WHIP: 1.125	ERA: 0.00 WHIP: 1.125	ERA: 0.00 WHIP: 1.125	ERA: 0.00 WHIP: 1.125	ERA: 0.00 WHIP: 1.125	

Batter	1	2	3	4	5	6	7	8	9	AB	R	H	RBI	BB	SO	LOB	TOP				
Bobby Tolan, L (1,9) OBP: 0.338, SLG: 0.348	0-0 4-3		0-0 4-3						0-0 4-3	4	0	0	0	0	0	1	San Diego Padres @ St. Louis Cardinals Busch Stadium, St. Louis, MO Fri May 31 1974, 7:05 PM CDT Att: 11,245 - Unknown				
Enzo Hernandez, R (1,6) OBP: 0.288, SLG: 0.277 Cito Gaston, R (9, FH) OBP: 0.250, SLG: 0.316	0-3 K			0-0 6-3		0-0 F8			0-0 P6	3	0	0	0	0	1	0					
Nate Colbert, R (1,7) OBP: 0.310, SLG: 0.403	0-3 K			0-3 K		0-0 F7			4-0 1B BB	3	0	0	0	1	2	0					
Willie McCovey, L (1,3) OBP: 0.403, SLG: 0.397 Mike Corkins, R (9, PR)				0-0 F5					0-0 F9	4	0	2	0	0	0	0					
Johnny Grubb, L (1,8) OBP: 0.368, SLG: 0.405				0-0 G6-4-3 1B		0-0 1B S 1B			0-0 4-3	4	0	1	0	0	0	3					
Derrel Thomas, S (1,4) OBP: 0.336, SLG: 0.375				0-0 L4		0-0 P6			0-0 1-3	3	0	0	0	0	1	1					
Fred Kendall, R (1,2) OBP: 0.305, SLG: 0.348				0-0 1B		4-0 1B BB			0-0 F8	2	0	1	0	1	0	0					
Dave Roberts, R (1,5) OBP: 0.269, SLG: 0.239 Horace Clarke, S (8, FH) OBP: 0.298, SLG: 0.250				0-0 F8		0-0 1B S G6-4-3			0-0 4-3	2	0	1	0	0	0	1					
Steve Arlin, R (1,1) OBP: 0.118, SLG: 0.176 Dave Tomlin, L (6,1) Dan Spillner, R (6,1) Matty Alou, L (8, FH) Larry Hardy, R (8,1)				0-3 K		0-0 G6-4-3			0-0 F9	2	0	0	0	0	1	4					
Inning Stats	R: 0 E: 0 K: 2 S: 7	H: 0 LOB: 0 BB: 0 P: 7	R: 0 E: 0 K: 0 S: 3	H: 1 LOB: 0 BB: 0 P: 3	R: 0 E: 0 K: 1 S: 6	H: 1 LOB: 1 BB: 0 P: 6	R: 0 E: 0 K: 1 S: 5	H: 0 LOB: 0 BB: 0 P: 5	R: 0 E: 0 K: 0 S: 4	H: 2 LOB: 2 BB: 1 P: 8	R: 0 E: 0 K: 0 S: 3	H: 0 LOB: 0 BB: 0 P: 3	R: 0 E: 0 K: 1 S: 5	H: 0 LOB: 0 BB: 0 P: 5	R: 0 E: 0 K: 0 S: 3	H: 0 LOB: 2 BB: 1 P: 8		1B: 5 2B: 0 3B: 0 HR: 0	SF: 0 SAC: 0 DP: 2 HBP: 0	WP: 0 PB: 0 SB: 1 CS: 0	PA: 32
PITCHER Sonny Siebert, R (1,1) ERA: 2.22	IP: 9.0 WLS: W BF: 32 H: 5 R: 0 ER: 0 SO: 5 BB: 2 IBB: 0 HBP: 0 BLK: 0 WP: 0 HR: 0 S: 40 P: 48 ERA: 0.00 WHIP: 0.778																				

Batter	1	2	3	4	5	6	7	8	9	AB	R	H	RBI	BB	SO	LOB	BOTTOM		
Bake McBride, L (1,8) OBP: 0.365, SLG: 0.437	0-0 F8		0-0 3-1	4-0 FC6 IBB		4-0 BB 1B FC3-2 BB			0-0 S 1B	3	1	1	0	2	0	0	San Diego Padres @ St. Louis Cardinals Busch Stadium, St. Louis, MO Fri May 31 1974, 7:05 PM CDT Att: 11,245 - Unknown		
Ted Sizemore, R (1,4) OBP: 0.377, SLG: 0.390	0-0 F8		0-0 5-3	FC6		0-0 FC3-2 BB 1B			0-0 5-3	5	0	1	1	0	0	4			
Reggie Smith, S (1,9) OBP: 0.434, SLG: 0.651	4-0 BB		0-0 WP 2B			4-0 FC3-2 BB			4-0 1B IBB	2	1	2	2	3	0	0			
Ted Simmons, S (1,2) OBP: 0.325, SLG: 0.453	0-0 1-3		0-0 4-3			0-0 F2			0-0 FC3-2 1B	5	0	1	1	0	0	5			
Joe Torre, R (1,5) OBP: 0.374, SLG: 0.425			0-0 F8	0-0 1B 6-3 2B		0-0 F9			0-3 K	5	1	1	0	0	1	5			
Jim Hickman, R (1,3) OBP: 0.375, SLG: 0.441			0-3 K	4-0 6-3 1B BB		0-0 F2			0-3 K	3	0	0	0	1	2	0			
Jose Cruz, L (1,7) OBP: 0.377, SLG: 0.538			0-0 E 1B 1B	0-0 F9		0-0 BB SH1-4 1B			0-0 K	4	1	2	0	0	1	2			
Mike Tyson, R (1,6) OBP: 0.252, SLG: 0.254			0-0 E9 1B	0-0 6-3 1B		0-0 SH1-4			0-0 6-3	3	0	2	0	0	0	0			
Sonny Siebert, R (1,1) OBP: 0.167, SLG: 0.048			0-0 F9	0-0 6-3		4-0 1B BB BB			0-0 6-3	3	1	0	1	1	0	4			
Inning Stats	R: 0 E: 0 K: 0 S: 3	H: 0 LOB: 1 BB: 1 P: 7	R: 0 E: 1 K: 1 S: 7	H: 2 LOB: 2 BB: 0 P: 7	R: 0 E: 0 K: 0 S: 4	H: 1 LOB: 1 BB: 0 P: 4	R: 1 E: 0 K: 0 S: 4	H: 1 LOB: 0 BB: 0 P: 4	R: 2 E: 0 K: 1 S: 7	H: 2 LOB: 3 BB: 3 P: 19	R: 0 E: 0 K: 2 S: 7	H: 0 LOB: 0 BB: 0 P: 7	R: 1 E: 0 K: 0 S: 5	H: 2 LOB: 2 BB: 1 P: 9	1B: 7 2B: 2 3B: 0 HR: 1	SF: 0 SAC: 1 DP: 0 HBP: 0		WP: 1 PB: 0 SB: 1 CS: 0	PA: 41
PITCHER Steve Arlin, R (1,1) ERA: 6.21 Dave Tomlin, L (6,1) ERA: 6.89 Dan Spillner, R (6,1) ERA: 7.71 Larry Hardy, R (8,1) ERA: 5.09	IP: 5.1 WLS: L BF: 27 H: 7 R: 4 ER: 4 SO: 4 BB: 3 IBB: 0 HBP: 0 BLK: 0 WP: 1 HR: 1 S: 25 P: 41 ERA: 6.75 WHIP: 1.875																		



Batter	1	2	3	4	5	6	7	8	9	AB	R	H	RBI	BB	SO	LOB	TOP			
Horace Clarke, S (1,4) OBP: 0.288, SLG: 0.231	4-3		F7			G3			1-3	4	0	0	0	0	0	1	San Diego Padres @ St. Louis Cardinals Busch Stadium, St. Louis, MO Sat Jun 01 1974, 7:05 PM CDT Att: 47,094 - Unknown livebaseballscorecards.com			
Bobby Tolan, L (1,9) OBP: 0.335, SLG: 0.352	2B		P6			K			F7	4	0	1	0	0	1					
Matty Alou, L (1,7) OBP: 0.238, SLG: 0.240	K					G3			6-3	4	0	0	0	0	1					
Willie McCovey, L (1,3) OBP: 0.395, SLG: 0.387	4-1									3	0	0	0	0	0	1				
Johnny Grubb, L (1,8) OBP: 0.362, SLG: 0.398		4-3								3	0	0	0	0	0	0				
Derrel Thomas, S (1,5) OBP: 0.332, SLG: 0.370		6-3								3	0	0	0	0	0	0				
Fred Kendall, R (1,2) OBP: 0.306, SLG: 0.348										3	0	1	0	0	0	0				
Enzo Hernandez, R (1,6) OBP: 0.270, SLG: 0.280										2	0	1	0	0	0	1				
Dave Winfield, R (8, PH) OBP: 0.305, SLG: 0.416										1	0	0	0	0	0	0				
Rich Morales, R (8,6) OBP: 0.375, SLG: 0.318			SH1-4 1B							0	0	0	0	0	0	0				
Randy Jones, R (1,1) OBP: 0.208, SLG: 0.217										1	0	0	0	0	0	1				
Nate Colbert, R (8, PH) OBP: 0.309, SLG: 0.400			SH1-4							1	0	0	0	0	0	0				
Vicente Romo, R (8,1) OBP: 0.375, SLG: 0.318										0	0	0	0	0	0	0				
Inning Stats	R: 0 E: 0 K: 1 S: 6	H: 1 LOB: 1 BB: 0 P: 6	R: 0 E: 0 K: 0 S: 3	H: 0 LOB: 0 BB: 0 P: 3	R: 0 E: 0 K: 0 S: 4	H: 1 LOB: 1 BB: 0 P: 4	R: 0 E: 0 K: 0 S: 3	H: 0 LOB: 0 BB: 0 P: 3	R: 0 E: 0 K: 0 S: 5	H: 0 LOB: 0 BB: 0 P: 5	R: 0 E: 0 K: 0 S: 3	H: 0 LOB: 0 BB: 0 P: 3	R: 0 E: 0 K: 0 S: 3	H: 0 LOB: 0 BB: 0 P: 3	R: 0 E: 0 K: 0 S: 3	H: 0 LOB: 0 BB: 0 P: 3	1B: 2 2B: 1 3B: 0 HR: 0	SF: 0 SAC: 1 DP: 0 HBP: 0	WP: 0 PB: 0 SB: 0 CS: 0	PA: 30
PITCHER Lynn McGlothen, R (1,1) ERA: 2.33	IP: 9.0 WLS: W BF: 30 H: 3 R: 0 ER: 0 SO: 2 BB: 0 IBB: 0 HBP: 0 BLK: 0 WP: 0 HR: 0 S: 34 P: 34 ERA: 0.00 WHIP: 0.333																			

Batter	1	2	3	4	5	6	7	8	9	AB	R	H	RBI	BB	SO	LOB	BOTTOM			
Bake McBride, L (1,8) OBP: 0.362, SLG: 0.432	K		5-3						4-3	4	0	1	0	0	1	0	San Diego Padres @ St. Louis Cardinals Busch Stadium, St. Louis, MO Sat Jun 01 1974, 7:05 PM CDT Att: 47,094 - Unknown livebaseballscorecards.com			
Ted Sizemore, R (1,4) OBP: 0.369, SLG: 0.380	F8		4-3			G5-2-3 3-H			1-3	4	0	0	0	0	0	3				
Reggie Smith, S (1,9) OBP: 0.430, SLG: 0.642	K									4	1	1	0	0	1	0				
Ted Simmons, S (1,2) OBP: 0.328, SLG: 0.451		6-3								3	0	1	0	0	0	0				
Joe Torre, R (1,3) OBP: 0.371, SLG: 0.416		6-3								3	0	0	0	1	0	1				
Luis Melendez, R (1,7) OBP: 0.385, SLG: 0.458										4	2	3	0	0	0	2				
Ken Reitz, R (1,5) OBP: 0.350, SLG: 0.426										4	0	2	1	0	0	4				
Mike Tyson, R (1,6) OBP: 0.264, SLG: 0.256										3	0	1	1	0	0	1				
Lynn McGlothen, L (1,1) OBP: 0.280, SLG: 0.320			K							3	0	0	0	0	2	2				
Inning Stats	R: 0 E: 0 K: 2 S: 7	H: 0 LOB: 0 BB: 0 P: 7	R: 1 E: 0 K: 0 S: 5	H: 2 LOB: 1 BB: 0 P: 5	R: 0 E: 0 K: 1 S: 5	H: 0 LOB: 0 BB: 0 P: 5	R: 0 E: 0 K: 0 S: 3	H: 0 LOB: 0 BB: 0 P: 3	R: 1 E: 0 K: 0 S: 6	H: 4 LOB: 2 BB: 0 P: 6	R: 0 E: 0 K: 0 S: 4	H: 1 LOB: 2 BB: 0 P: 5	R: 0 E: 0 K: 1 S: 5	H: 0 LOB: 0 BB: 0 P: 5	R: 1 E: 1 K: 0 S: 5	H: 2 LOB: 2 BB: 1 P: 9		1B: 9 2B: 0 3B: 0 HR: 0	SF: 0 SAC: 0 DP: 1 HBP: 1	WP: 1 PB: 0 SB: 1 CS: 0
PITCHER Randy Jones, L (1,1) ERA: 5.35	IP: 7.0 WLS: L BF: 28 H: 7 R: 2 ER: 2 SO: 4 BB: 0 IBB: 0 HBP: 1 BLK: 0 WP: 0 HR: 0 S: 35 P: 36 ERA: 2.57 WHIP: 1.000																			
Vicente Romo, R (8,1) ERA: 2.92	IP: 1.0 WLS: L BF: 6 H: 2 R: 1 ER: 1 SO: 0 BB: 1 IBB: 0 HBP: 0 BLK: 0 WP: 1 HR: 0 S: 5 P: 9 ERA: 9.00 WHIP: 2.000																			

Batter	1	2	3	4	5	6	7	8	9	AB	R	H	RBI	BB	SO	LOB	TOP								
Lou Brock, L OBP: 0.383, SLG: 0.432 (1, 7)										4	2	3	0	1	0	0	St. Louis Cardinals @ San Francisco Giants Candlestick Park, San Francisco, CA Wed Jun 05 1974, 6:33 AM EDT Att: 3,165 - Unknown livebaseballscorecards.com								
Tom Heintzelman, R OBP: 0.450, SLG: 0.611 (1, 4)										5	1	3	1	0	0	1									
Reggie Smith, S OBP: 0.435, SLG: 0.658 (1, 9)										2	0	1	2	2	0	2									
Ted Simmons, S OBP: 0.322, SLG: 0.439 (1, 2)										5	0	0	0	0	0	8									
Joe Torre, R OBP: 0.364, SLG: 0.400 (1, 3)										3	0	0	1	1	1	2									
Luis Melendez, R OBP: 0.351, SLG: 0.434 (1, 8)										4	0	0	0	0	0	4									
Ken Reitz, R OBP: 0.349, SLG: 0.422 (1, 5)										4	0	1	0	0	1	0									
Mike Tyson, R OBP: 0.254, SLG: 0.256 (1, 6)										4	0	1	0	0	0	1									
Sonny Siebert, R OBP: 0.143, SLG: 0.040 (1, 1)										4	1	0	0	0	1	2									
Orlando Pena, R OBP: 0.500, SLG: 0.500 (9, 1)										0	0	0	0	0	0	0									
Inning Stats	R: 0 E: 0 K: 0 S: 4	H: 1 LOB: 3 BB: 2 P: 12	R: 0 E: 0 K: 1 S: 5	H: 0 LOB: 0 BB: 0 P: 5	R: 1 E: 0 K: 1 S: 7	H: 2 LOB: 1 BB: 0 P: 7	R: 0 E: 0 K: 0 S: 4	H: 1 LOB: 1 BB: 0 P: 4	R: 2 E: 0 K: 0 S: 6	H: 3 LOB: 1 BB: 0 P: 6	R: 0 E: 0 K: 1 S: 5	H: 0 LOB: 0 BB: 0 P: 5	R: 0 E: 0 K: 0 S: 3	H: 0 LOB: 1 BB: 1 P: 7	R: 0 E: 0 K: 0 S: 3	H: 0 LOB: 0 BB: 0 P: 3	R: 1 E: 0 K: 0 S: 5	H: 2 LOB: 2 BB: 1 P: 9	1B: 7 2B: 2 3B: 0 HR: 0	SF: 1 SAC: 0 DP: 0 HBP: 0	WP: 1 PB: 0 SB: 2 CS: 0	PA: 40			
PITCHER	IP	WLS	BF	H	R	ER	SO	BB	IBB	HBP	BLK	WP	HR	S	P	ERA	WHIP								
Ron Bryant, L ERA: 8.17 (1, 1)	5.0	L	24	7	3	3	2	2	0	0	0	0	0	26	34	5.40	1.800								
Jim Barr, R ERA: 3.43 (6, 1)	2.0		7	0	0	0	1	1	0	0	0	0	0	8	12	0.00	0.500								
Charlie Williams, R ERA: 2.45 (8, 1)	2.0		9	2	1	1	0	0	1	0	0	1	0	8	12	4.50	1.000								

Batter	1	2	3	4	5	6	7	8	9	AB	R	H	RBI	BB	SO	LOB	BOTTOM								
Bobby Bonds, R OBP: 0.386, SLG: 0.509 (1, 9)										4	0	1	0	1	2	3	St. Louis Cardinals @ San Francisco Giants Candlestick Park, San Francisco, CA Wed Jun 05 1974, 6:33 AM EDT Att: 3,165 - Unknown livebaseballscorecards.com								
Tito Fuentes, S OBP: 0.252, SLG: 0.202 (1, 4)										3	0	0	0	0	0	2									
Gary Maddox, R OBP: 0.347, SLG: 0.471 (7, PH)										1	0	0	0	0	0	2									
Charlie Williams, R OBP: 0.167, SLG: 0.167 (8, 1)										0	0	0	0	0	0	0									
Dave Kingman, R OBP: 0.322, SLG: 0.449 (9, PH)										0	0	0	0	1	0	0									
Gary Matthews, R OBP: 0.321, SLG: 0.379 (1, 7)										5	0	0	0	0	0	5									
Ed Goodson, L OBP: 0.375, SLG: 0.500 (1, 3)										4	1	2	0	0	0	0									
Steve Ontiveros, S OBP: 0.379, SLG: 0.365 (1, 5)										3	0	1	0	1	0	1									
Gary Thomasson, L OBP: 0.350, SLG: 0.333 (1, 8)										4	0	2	0	0	1	1									
Bruce Miller, R OBP: 0.324, SLG: 0.344 (1, 6)										4	0	1	0	0	0	5									
Dave Rader, L OBP: 0.409, SLG: 0.421 (1, 2)										4	0	2	0	0	0	1									
Ron Bryant, S OBP: 0.111, SLG: 0.111 (1, 1)										1	0	0	0	0	1	1									
Mike Phillips, L OBP: 0.276, SLG: 0.299 (5, PH)										1	0	0	0	0	0	0									
Jim Barr, R OBP: 0.333, SLG: 0.455 (6, 1)										0	0	0	0	0	0	0									
Chris Speier, R OBP: 0.318, SLG: 0.348 (7, PH)										2	0	1	0	0	0	1									
Inning Stats	R: 0 E: 0 K: 0 S: 3	H: 0 LOB: 0 BB: 0 P: 3	R: 0 E: 0 K: 0 S: 3	H: 1 LOB: 1 BB: 1 P: 7	R: 0 E: 0 K: 2 S: 8	H: 1 LOB: 1 BB: 0 P: 8	R: 0 E: 0 K: 0 S: 5	H: 2 LOB: 2 BB: 0 P: 5	R: 0 E: 0 K: 0 S: 3	H: 0 LOB: 1 BB: 1 P: 7	R: 1 E: 1 K: 1 S: 7	H: 2 LOB: 1 BB: 0 P: 7	R: 0 E: 0 K: 1 S: 7	H: 2 LOB: 2 BB: 0 P: 7	R: 0 E: 0 K: 0 S: 3	H: 0 LOB: 0 BB: 0 P: 3	R: 0 E: 0 K: 0 S: 5	H: 2 LOB: 3 BB: 1 P: 9	1B: 9 2B: 1 3B: 0 HR: 0	SF: 0 SAC: 0 DP: 1 HBP: 0	WP: 0 PB: 0 SB: 2 CS: 0	PA: 39			
PITCHER	IP	WLS	BF	H	R	ER	SO	BB	IBB	HBP	BLK	WP	HR	S	P	ERA	WHIP								
Sonny Siebert, R ERA: 1.95 (1, 1)	8.2	W	38	10	1	0	4	3	0	0	0	0	0	43	55	0.00	1.500								
Orlando Pena, R ERA: 1.0 (9, 1)	0.1	S	1	0	0	0	0	0	0	0	0	0	0	1	1	0.00	0.000								

Batter	1	2	3	4	5	6	7	8	9	AB	R	H	RBI	BB	SO	LOB	TOP					
Lou Brock, L OBP: 0.379, SLG: 0.423 (1, 7)										4	1	0	0	1	0	3	St. Louis Cardinals @ San Francisco Giants Candlestick Park, San Francisco, CA Thu Jun 06 1974, 6:33 AM EDT Att: 2,866 - Unknown					
Tom Heinzelman, R OBP: 0.520, SLG: 0.727 (1, 4)										4	1	3	1	1	0	0						
Reggie Smith, S OBP: 0.429, SLG: 0.651 (1, 9)										5	1	1	1	0	1	3						
Ted Simmons, S OBP: 0.317, SLG: 0.430 (1, 2)										4	0	0	0	0	0	2						
Joe Torre, R OBP: 0.366, SLG: 0.402 (1, 3)										4	0	2	1	0	0	0						
Luis Melendez, R OBP: 0.356, SLG: 0.426 (1, 8)										1	0	0	0	1	0	0						
Jose Cruz, L OBP: 0.369, SLG: 0.509 (6, 8)										1	2	0	0	1	0	1						
Ken Reitz, R OBP: 0.352, SLG: 0.429 (1, 5)										4	0	2	1	0	1	2						
Mike Tyson, R OBP: 0.257, SLG: 0.268 (1, 6)										2	0	1	0	0	0	2						
Tim McCarver, L OBP: 0.359, SLG: 0.310 (6, 2)										2	0	1	1	0	0	1						
Lynn McGlothen, L OBP: 0.259, SLG: 0.256 (4, 1)										2	0	0	0	0	0	1						
Bake McBride, L OBP: 0.342, SLG: 0.406 (6, 1)										0	0	0	0	0	0	0						
Alan Foster, R OBP: 0.391, SLG: 0.467 (8, 1)										0	0	0	0	0	0	0						
Jim Hickman, R OBP: 0.391, SLG: 0.429 (8, 1)										0	0	0	0	0	0	1						
Mike Garman, R OBP: 0.391, SLG: 0.429 (8, 1)										0	0	0	0	0	0	0						
Inning Stats	R: 3 E: 0 K: 1 S: 8	H: 3 LOB: 2 BB: 2 P: 16	R: 0 E: 0 K: 0 S: 4	H: 1 LOB: 1 BB: 0 P: 4	R: 0 E: 0 K: 0 S: 3	H: 0 LOB: 0 BB: 0 P: 3	R: 0 E: 0 K: 1 S: 6	H: 1 LOB: 1 BB: 0 P: 6	R: 0 E: 0 K: 0 S: 3	H: 1 LOB: 0 BB: 0 P: 3	R: 1 E: 0 K: 0 S: 6	H: 3 LOB: 2 BB: 0 P: 6	R: 0 E: 0 K: 1 S: 5	H: 0 LOB: 0 BB: 0 P: 5	R: 1 E: 0 K: 0 S: 4	H: 1 LOB: 1 BB: 1 P: 8	R: 0 E: 0 K: 0 S: 2	H: 0 LOB: 0 BB: 1 P: 6	1B: 5 2B: 5 3B: 0 HR: 0	SF: 0 SAC: 0 DP: 2 HBP: 0	WP: 0 PB: 0 SB: 2 CS: 0	PA: 39
PITCHER	IP	WLS	BF	H	R	ER	SO	BB	IBB	HBP	BLK	WP	HR	S	P	ERA	WHIP					
Mike Caldwell, L ERA: 3.17 (1, 1)	0.1		6	3	3	3	0	2	0	0	0	0	0	4	12	81.00	15.000					
Jim Barr, R ERA: 3.23 (1, 1)	3.2	W	13	2	0	0	2	0	0	0	0	0	0	17	17	0.00	0.545					
Charlie Williams, R ERA: 2.58 (5, 1)	1.1		7	4	1	1	0	0	0	0	0	0	0	7	7	6.75	3.000					
Elias Sosa, R ERA: 2.21 (6, 1)	3.2	S	13	1	1	1	1	2	0	0	0	0	0	13	21	2.46	0.818					

Batter	1	2	3	4	5	6	7	8	9	AB	R	H	RBI	BB	SO	LOB	BOTTOM				
Bobby Bonds, R OBP: 0.390, SLG: 0.509 (1, 9)										4	2	2	1	1	1	0	St. Louis Cardinals @ San Francisco Giants Candlestick Park, San Francisco, CA Thu Jun 06 1974, 6:33 AM EDT Att: 2,866 - Unknown				
Mike Phillips, L OBP: 0.286, SLG: 0.303 (1, 4)										2	1	1	1	1	0	1					
Chris Speier, R OBP: 0.315, SLG: 0.344 (5, 4)										2	0	0	0	0	0	0					
Steve Ontiveros, S OBP: 0.380, SLG: 0.368 (1, 5)										4	1	1	0	1	0	1					
Ed Goodson, L OBP: 0.377, SLG: 0.500 (1, 3)										4	1	1	0	1	1	3					
Gary Matthews, R OBP: 0.319, SLG: 0.380 (1, 7)										5	0	1	3	0	2	1					
Gary Thomasson, L OBP: 0.369, SLG: 0.384 (1, 8)										4	2	3	0	0	0	1					
Bruce Miller, R OBP: 0.395, SLG: 0.444 (1, 6)										4	0	4	0	0	0	0					
Dave Rader, L OBP: 0.402, SLG: 0.405 (1, 2)										3	1	0	0	1	1	5					
Mike Caldwell, R OBP: 0.194, SLG: 0.138 (1, 1)										0	0	0	0	0	0	0					
Jim Barr, R OBP: 0.368, SLG: 0.417 (1, 1)										1	0	0	0	0	1	2					
Chris Arnold, R OBP: 0.390, SLG: 0.429 (4, PH)										1	1	1	2	0	0	0					
Charlie Williams, R OBP: 0.143, SLG: 0.143 (5, 1)										1	0	0	0	0	0	0					
Elias Sosa, R OBP: 0.325, SLG: 0.125 (6, 1)										1	0	0	0	0	0	2					
Inning Stats	R: 0 E: 0 K: 1 S: 5	H: 0 LOB: 1 BB: 1 P: 9	R: 0 E: 0 K: 3 S: 11	H: 2 LOB: 2 BB: 0 P: 11	R: 0 E: 0 K: 1 S: 4	H: 0 LOB: 1 BB: 2 P: 12	R: 7 E: 0 K: 0 S: 10	H: 7 LOB: 1 BB: 1 P: 14	R: 0 E: 0 K: 0 S: 3	H: 1 LOB: 0 BB: 0 P: 3	R: 0 E: 0 K: 0 S: 3	H: 0 LOB: 0 BB: 0 P: 3	R: 1 E: 1 K: 1 S: 7	H: 2 LOB: 2 BB: 1 P: 11	R: 1 E: 1 K: 0 S: 5	H: 2 LOB: 1 BB: 0 P: 5	1B: 8 2B: 4 3B: 2 HR: 0	SF: 0 SAC: 0 DP: 2 HBP: 0	WP: 1 PB: 0 SB: 2 CS: 0	PA: 41	
PITCHER	IP	WLS	BF	H	R	ER	SO	BB	IBB	HBP	BLK	WP	HR	S	P	ERA	WHIP				
Lynn McGlothen, R ERA: 2.95 (1, 1)	3.2	L	21	8	6	6	5	3	0	0	0	0	0	5	9	6.75	2.250				
Rich Folkers, L ERA: 3.48 (4, 1)	1.1		6	2	1	1	0	1	0	0	0	0	0	5	9	6.75	2.250				
Alan Foster, R ERA: 4.74 (6, 1)	2.0		9	2	1	1	1	0	1	0	0	0	0	10	14	4.50	1.000				
Mike Garman, R ERA: 2.51 (8, 1)	1.0		5	2	1	1	0	0	0	0	0	0	0	5	5	9.00	2.000				

AB 35
R 5
H 10
RBI 5
BB 4
SO 3
LOB 18



AB 36
R 9
H 14
RBI 7
SO 6
LOB 16



Batter	1	2	3	4	5	6	7	8	9	AB	R	H	RBI	BB	SO	LOB	TOP			
Lou Brock, L OBP: 0.376, SLG: 0.420 (1, 7)			3-1			K		FC3-6		4	0	1	0	0	1	1				
Tom Heintzelman, R OBP: 0.483, SLG: 0.640 (1, 4)			K			6-3		BB		3	0	0	0	1	1	1				
Reggie Smith, S OBP: 0.355, SLG: 0.644 (1, 9)					F9			F8		2	0	0	0	0	1	0				
Jose Cruz, L OBP: 0.358, SLG: 0.491 (4, 9)						6-3				2	0	0	0	0	0	2				
Orlando Pena, R OBP: 0.500, SLG: 0.500 (8, 1)	K									0	0	0	0	0	0	0				
Ted Simmons, S OBP: 0.320, SLG: 0.431 (1, 2)		F3				FC6-4		F5		4	0	2	0	0	0	2				
Bake McBride, L OBP: 0.341, SLG: 0.403 (1, 8)		WP				K				4	0	1	0	0	2	2				
Joe Torre, R OBP: 0.364, SLG: 0.395 (1, 3)		F9				FC6-4		K		3	0	0	0	1	1	2				
Ken Reitz, R OBP: 0.355, SLG: 0.428 (9, PR)								WP		3	0	1	0	1	0	2				
Alan Foster, R OBP: 0.211, SLG: 0.167 (9, PR)								1B		0	0	0	0	0	0	0				
Mike Tyson, R OBP: 0.254, SLG: 0.264 (1, 6)		F7								2	0	0	0	0	0	2				
Tim McCarver, L OBP: 0.350, SLG: 0.300 (7, PH)										1	0	0	0	0	0	2				
Jack Heidemann, R OBP: 0.083, SLG: 0.083 (7, 6)										0	0	0	0	0	0	0				
Ted Sizemore, R OBP: 0.360, SLG: 0.363 (9, PH)										1	0	0	0	0	0	1				
John Curtis, L OBP: 0.087, SLG: 0.045 (1, 1)										2	0	0	0	0	2	0				
Jim Hickman, R OBP: 0.395, SLG: 0.444 (8, PH)										1	0	1	0	0	0	0				
Luis Melendez, R OBP: 0.356, SLG: 0.426 (8, 9)										0	0	0	0	0	0	0				
Inning Stats	R: 0 E: 0 K: 1 S: 5	H: 1 LOB: 0 BB: 0 P: 5	R: 0 E: 0 K: 0 S: 4	H: 1 LOB: 2 BB: 1 P: 8	R: 0 E: 0 K: 2 S: 7	H: 0 LOB: 0 BB: 0 P: 7	R: 0 E: 0 K: 1 S: 6	H: 1 LOB: 1 BB: 0 P: 6	R: 0 E: 0 K: 1 S: 5	H: 0 LOB: 0 BB: 0 P: 5	R: 0 E: 0 K: 1 S: 6	H: 1 LOB: 2 BB: 1 P: 10	R: 0 E: 0 K: 0 S: 4	H: 1 LOB: 2 BB: 1 P: 8	R: 0 E: 0 K: 1 S: 6	H: 1 LOB: 2 BB: 0 P: 6	1B: 6 2B: 0 3B: 0 HR: 0	SF: 0 SAC: 0 DP: 0 HBP: 0	WP: 2 PB: 0 SB: 3 CS: 0	PA: 35
PITCHER Dave Freisleben, R ERA: 3.49 (1, 1)	IP: 9.0 WLS: W BF: 35	H: 6 R: 0 ER: 0 SO: 8	BB: 3 IBB: 0 HBP: 0 BLK: 0	WP: 2 HR: 0 S: 48 P: 60	ERA: 0.00 WHIP: 1.000															

St. Louis Cardinals @ San Diego Padres
San Diego Stadium, San Diego, CA
Fri Jun 07 1974, 10:05 PM EDT
Att: 7,969 - Unknown

AB 32
R 0
H 6
RBI 0
BB 3
SO 8
LOB 17



Batter	1	2	3	4	5	6	7	8	9	AB	R	H	RBI	BB	SO	LOB	BOTTOM			
Derrel Thomas, S OBP: 0.337, SLG: 0.381 (1, 4)	K			6-3		6-3		K		4	0	0	0	0	2	0				
Enzo Hernandez, R OBP: 0.270, SLG: 0.279 (1, 6)	F8			5-3		6-3				3	0	0	0	0	0	0				
Bobby Tolan, L OBP: 0.346, SLG: 0.370 (1, 8)	4-3			1B		F8				3	0	1	0	0	0	0				
Nate Colbert, R OBP: 0.316, SLG: 0.398 (1, 3)										0	0	0	0	1	0	0				
Willie McCovey, L OBP: 0.409, SLG: 0.414 (3, 3)										2	0	1	0	0	0	0				
Dave Winfield, R OBP: 0.305, SLG: 0.448 (1, 7)		F8		FC6-4						3	1	1	1	0	0	3				
Cito Gaston, R OBP: 0.299, SLG: 0.340 (1, 9)										3	0	0	0	0	0	0				
Rod Gaspar, S (8, 8)	1-6-3									0	0	0	0	0	0	0				
Dave Roberts, R OBP: 0.281, SLG: 0.241 (1, 5)				P4						3	0	0	0	0	1	0				
Bob Barton, R OBP: 0.327, SLG: 0.256 (1, 2)										2	0	1	0	1	1	0				
Dave Freisleben, R OBP: 0.263, SLG: 0.235 (1, 1)				G4-6-3						3	0	0	0	0	1	2				
Inning Stats	R: 0 E: 0 K: 1 S: 5	H: 0 LOB: 0 BB: 0 P: 5	R: 0 E: 0 K: 0 S: 2	H: 0 LOB: 0 BB: 1 P: 6	R: 0 E: 0 K: 0 S: 3	H: 1 LOB: 0 BB: 0 P: 3	R: 0 E: 0 K: 0 S: 5	H: 2 LOB: 0 BB: 0 P: 5	R: 0 E: 0 K: 1 S: 5	H: 0 LOB: 1 BB: 1 P: 9	R: 0 E: 0 K: 0 S: 3	H: 0 LOB: 0 BB: 0 P: 3	R: 1 E: 0 K: 0 S: 4	H: 1 LOB: 0 BB: 0 P: 4	R: 0 E: 0 K: 3 S: 9	H: 0 LOB: 0 BB: 0 P: 9	1B: 3 2B: 0 3B: 0 HR: 1	SF: 0 SAC: 0 DP: 1 HBP: 0	WP: 0 PB: 0 SB: 0 CS: 1	PA: 28
PITCHER John Curtis, L ERA: 4.88 (1, 1)	IP: 7.0 WLS: L BF: 25	H: 4 R: 1 ER: 1 SO: 2	BB: 2 IBB: 0 HBP: 0 BLK: 0	WP: 0 HR: 1 S: 27 P: 35	ERA: 1.29 WHIP: 0.857															
Orlando Pena, R ERA: 0.95 (8, 1)	IP: 1.0 WLS: L BF: 3	H: 0 R: 0 ER: 0 SO: 3	BB: 0 IBB: 0 HBP: 0 BLK: 0	WP: 0 HR: 0 S: 9 P: 9	ERA: 0.00 WHIP: 0.000															

St. Louis Cardinals @ San Diego Padres
San Diego Stadium, San Diego, CA
Fri Jun 07 1974, 10:05 PM EDT
Att: 7,969 - Unknown

AB 26
R 1
H 4
RBI 1
BB 2
SO 5
LOB 5



Batter	1	2	3	4	5	6	7	8	9	AB	R	H	RBI	BB	SO	LOB	TOP					
Lou Brock, L OBP: 0.367, SLG: 0.409 (1, 7)	0-3 K		0-0 3-1		0-3 K		0-0 FC4-6		0-0 FC3-6	5	0	0	0	0	2	3						
Tom Heintzleman, R OBP: 0.438, SLG: 0.571 Ted Sizemore, R OBP: 0.357, SLG: 0.358 (7, PH) (7, 4)	0-3 K		0-0 F9		0-0 6-3		0-0 6-3		0-0 4-3	3	0	0	0	0	1	0						
Bake McBride, L OBP: 0.350, SLG: 0.407 (1, 8)	0-0 E3 1B		4-0 BB		0-0 1B		0-0 1B		0-0 F8	3	1	2	0	1	0	0						
Ted Simmons, S OBP: 0.327, SLG: 0.457 (1, 2)	0-0 1B		0-0 L9		0-0 2B		0-0 2B		0-0 HR	4	2	3	2	0	0	1						
Joe Torre, R OBP: 0.372, SLG: 0.404 (1, 3)	0-0 1B		0-0 6-3		0-0 1B		0-0 1B		0-0 1B	4	0	3	1	0	0	0						
Jose Cruz, L OBP: 0.338, SLG: 0.459 (1, 9)	0-0 F8		0-0 F8		0-0 FC4		0-0 FC4		0-3 K	4	0	0	0	0	1	4						
Ken Reitz, R OBP: 0.348, SLG: 0.419 (1, 5)			0-0 6-3		0-3 K		0-3 K		0-0 5-3	4	0	0	0	0	2	1						
Mike Tyson, R OBP: 0.257, SLG: 0.267 Tim McCarver, L OBP: 0.341, SLG: 0.290 Al Hrabosky, R (7, PH) (7, 1)			0-0 CS 1B		0-0 F8		0-0 E5 FC4-6 1B		0-0 6-3	2	0	1	0	0	0	0						
Luis Melendez, R OBP: 0.350, SLG: 0.418 (9, PH)			0-3 K		0-3 K		0-0 FC4-6 1B		0-0 FC3-6 1B	1	0	0	0	0	0	0						
Mike Thompson, R Rich Folkers, L Jim Hickman, R Pete Richert, L Reggie Smith, S Jack Heidemann, R (7, PH) (7, 6) (7, 6) (7, 6)			0-3 K		0-3 K		0-0 FC4-6 1B		0-0 FC3-6 1B	1	0	0	0	0	0	1						
Inning Stats	R: 2 E: 1 K: 2 S: 10	H: 3 LOB: 1 BB: 0 P: 10	R: 0 E: 0 K: 1 S: 5	H: 1 LOB: 0 BB: 0 P: 5	R: 0 E: 0 K: 0 S: 3	H: 0 LOB: 1 BB: 1 P: 7	R: 0 E: 0 K: 1 S: 5	H: 0 LOB: 0 BB: 0 P: 5	R: 0 E: 0 K: 0 S: 7	H: 3 LOB: 2 BB: 0 P: 5	R: 0 E: 1 K: 1 S: 7	H: 1 LOB: 2 BB: 0 P: 7	R: 1 E: 0 K: 1 S: 7	H: 2 LOB: 1 BB: 0 P: 7	R: 0 E: 0 K: 0 S: 4	H: 1 LOB: 1 BB: 0 P: 4	1B: 9 2B: 1 3B: 0 HR: 1	SF: 0 SAC: 0 DP: 0 HBP: 0	WP: 1 PB: 0 SB: 1 CS: 2	PA: 38		
PITCHER	IP WLS BF H R ER SO BB IBB HBP BLK WP HR S P ERA WHIP	IP WLS BF H R ER SO BB IBB HBP BLK WP HR S P ERA WHIP	IP WLS BF H R ER SO BB IBB HBP BLK WP HR S P ERA WHIP	IP WLS BF H R ER SO BB IBB HBP BLK WP HR S P ERA WHIP	IP WLS BF H R ER SO BB IBB HBP BLK WP HR S P ERA WHIP	IP WLS BF H R ER SO BB IBB HBP BLK WP HR S P ERA WHIP	IP WLS BF H R ER SO BB IBB HBP BLK WP HR S P ERA WHIP	IP WLS BF H R ER SO BB IBB HBP BLK WP HR S P ERA WHIP	IP WLS BF H R ER SO BB IBB HBP BLK WP HR S P ERA WHIP	IP WLS BF H R ER SO BB IBB HBP BLK WP HR S P ERA WHIP	IP WLS BF H R ER SO BB IBB HBP BLK WP HR S P ERA WHIP	IP WLS BF H R ER SO BB IBB HBP BLK WP HR S P ERA WHIP	IP WLS BF H R ER SO BB IBB HBP BLK WP HR S P ERA WHIP	IP WLS BF H R ER SO BB IBB HBP BLK WP HR S P ERA WHIP	IP WLS BF H R ER SO BB IBB HBP BLK WP HR S P ERA WHIP	IP WLS BF H R ER SO BB IBB HBP BLK WP HR S P ERA WHIP	IP WLS BF H R ER SO BB IBB HBP BLK WP HR S P ERA WHIP	IP WLS BF H R ER SO BB IBB HBP BLK WP HR S P ERA WHIP	IP WLS BF H R ER SO BB IBB HBP BLK WP HR S P ERA WHIP	IP WLS BF H R ER SO BB IBB HBP BLK WP HR S P ERA WHIP	IP WLS BF H R ER SO BB IBB HBP BLK WP HR S P ERA WHIP	IP WLS BF H R ER SO BB IBB HBP BLK WP HR S P ERA WHIP

St. Louis Cardinals @ San Diego Padres
San Diego Stadium, San Diego, CA
Sat Jun 08 1974, 10:05 PM EDT
Att: 27,801 - Unknown

AB 37
R 3
H 11
RBI 3
BB 1
SO 8
LOB 13



Batter	1	2	3	4	5	6	7	8	9	AB	R	H	RBI	BB	SO	LOB	BOTTOM					
Bobby Tolan, L OBP: 0.342, SLG: 0.383 (1, 9)	0-0 F9		0-0 HR		0-0 4-3		0-0 FC1-5-6		0-0 F5	5	1	1	1	0	0	1						
Enzo Hernandez, R OBP: 0.270, SLG: 0.278 (1, 6)	0-3 K		0-0 BB BLK SF8 1B		0-0 5-3		0-0 F8			4	1	1	0	0	1	1						
Nate Colbert, R OBP: 0.325, SLG: 0.395 (1, 7) (8, 3)	4-0 BB BB		4-0 WP FC5-4 BB		0-0 F3		4-0 S BB			1	1	0	0	3	0	0						
Willie McCovey, L OBP: 0.410, SLG: 0.407 Dave Winfield, R OBP: 0.305, SLG: 0.448 (1, 3) (8, 7)	4-0 BB		4-0 FC5-4 WP BB		0-0 G3		0-3 K			2	0	0	0	2	1	1						
Johnny Grubb, L OBP: 0.377, SLG: 0.400 (1, 8)	4-0 BB		0-0 SF8		0-0 WP 1B		4-0 BB			1	0	1	1	2	0	0						
Derrel Thomas, S OBP: 0.336, SLG: 0.376 (1, 4)	0-3 K		4-0 FC5-4 BB		0-0 4-3		0-0 F3			3	0	0	0	1	1	6						
Dave Roberts, R OBP: 0.261, SLG: 0.259 (1, 5)			0-0 F8		0-0 FC5-4		0-0 HR		0-3 K	4	1	1	2	0	1	4						
Bob Barton, R OBP: 0.321, SLG: 0.277 (1, 2)			0-3 K		0-0 F9		0-0 FC1-5-6 2B		0-3 K	4	0	1	0	0	2	2						
Dan Spillner, R Dave Tomlin, L Vicente Romo, R (1, 1) (8, 1) (8, 1)			0-3 K		0-3 K		0-3 K		0-0 4-3	3	0	0	0	0	3	1						
Inning Stats	R: 0 E: 0 K: 2 S: 7	H: 0 LOB: 3 BB: 3 P: 19	R: 0 E: 0 K: 2 S: 7	H: 0 LOB: 0 BB: 0 P: 7	R: 3 E: 0 K: 0 S: 5	H: 2 LOB: 2 BB: 3 P: 17	R: 0 E: 0 K: 1 S: 5	H: 0 LOB: 0 BB: 0 P: 5	R: 0 E: 0 K: 0 S: 4	H: 1 LOB: 1 BB: 0 P: 4	R: 1 E: 0 K: 1 S: 7	H: 2 LOB: 1 BB: 0 P: 7	R: 0 E: 0 K: 2 S: 7	H: 0 LOB: 2 BB: 2 P: 15	R: 0 E: 0 K: 1 S: 5	H: 0 LOB: 0 BB: 0 P: 5	1B: 2 2B: 1 3B: 0 HR: 2	SF: 1 SAC: 0 DP: 0 HBP: 0	WP: 2 PB: 0 SB: 1 CS: 0	PA: 37		
PITCHER	IP WLS BF H R ER SO BB IBB HBP BLK WP HR S P ERA WHIP	IP WLS BF H R ER SO BB IBB HBP BLK WP HR S P ERA WHIP	IP WLS BF H R ER SO BB IBB HBP BLK WP HR S P ERA WHIP	IP WLS BF H R ER SO BB IBB HBP BLK WP HR S P ERA WHIP	IP WLS BF H R ER SO BB IBB HBP BLK WP HR S P ERA WHIP	IP WLS BF H R ER SO BB IBB HBP BLK WP HR S P ERA WHIP	IP WLS BF H R ER SO BB IBB HBP BLK WP HR S P ERA WHIP	IP WLS BF H R ER SO BB IBB HBP BLK WP HR S P ERA WHIP	IP WLS BF H R ER SO BB IBB HBP BLK WP HR S P ERA WHIP	IP WLS BF H R ER SO BB IBB HBP BLK WP HR S P ERA WHIP	IP WLS BF H R ER SO BB IBB HBP BLK WP HR S P ERA WHIP	IP WLS BF H R ER SO BB IBB HBP BLK WP HR S P ERA WHIP	IP WLS BF H R ER SO BB IBB HBP BLK WP HR S P ERA WHIP	IP WLS BF H R ER SO BB IBB HBP BLK WP HR S P ERA WHIP	IP WLS BF H R ER SO BB IBB HBP BLK WP HR S P ERA WHIP	IP WLS BF H R ER SO BB IBB HBP BLK WP HR S P ERA WHIP	IP WLS BF H R ER SO BB IBB HBP BLK WP HR S P ERA WHIP	IP WLS BF H R ER SO BB IBB HBP BLK WP HR S P ERA WHIP	IP WLS BF H R ER SO BB IBB HBP BLK WP HR S P ERA WHIP	IP WLS BF H R ER SO BB IBB HBP BLK WP HR S P ERA WHIP	IP WLS BF H R ER SO BB IBB HBP BLK WP HR S P ERA WHIP	IP WLS BF H R ER SO BB IBB HBP BLK WP HR S P ERA WHIP

St. Louis Cardinals @ San Diego Padres
San Diego Stadium, San Diego, CA
Sat Jun 08 1974, 10:05 PM EDT
Att: 27,801 - Unknown

AB 28
R 4
H 5
RBI 4
BB 8
SO 9
LOB 16



Batter	1	2	3	4	5	6	7	8	9	AB	R	H	RBI	BB	SO	LOB	TOP														
Lou Brock, L OBP: 0.368, SLG: 0.424 (1, 7)																	5 2 2 0 0 2 2														
Ted Sizemore, R OBP: 0.363, SLG: 0.358 (1, 4)																	3 1 1 1 2 0 0														
Reggie Smith, S OBP: 0.427, SLG: 0.645 (1, 9)																	5 1 2 2 0 0 2														
Ted Simmons, S OBP: 0.329, SLG: 0.467 (1, 2)																	4 1 1 2 1 0 2														
Bake McBride, L OBP: 0.348, SLG: 0.400 Luis Melendez, R OBP: 0.350, SLG: 0.418 (1, 8) (7, 8)																	3 0 0 0 0 0 2 0 0 0 0 0 0 0														
Joe Torre, R OBP: 0.374, SLG: 0.402 (1, 3)																	3 0 1 0 1 0 1														
Ken Reitz, R OBP: 0.341, SLG: 0.411 (1, 5)																	4 0 0 0 0 2 3														
Mike Tyson, R OBP: 0.264, SLG: 0.269 (1, 6)																	3 0 1 0 0 1 0														
Bob Gibson, R OBP: 0.194, SLG: 0.226 Al Hrabosky, R OBP: 0.333, SLG: 0.333 Mike Garman, R (1, 1) (7, 1) (8, 1)																	3 0 0 0 0 1 1 1 0 1 0 0 0 0 0 0 0 0 0 0 0														
Inning Stats	R: 0 E: 0 K: 1 S: 5	H: 0 LOB: 1 BB: 1 P: 9	R: 0 E: 0 K: 1 S: 5	H: 0 LOB: 0 BB: 0 P: 5	R: 0 E: 0 K: 1 S: 4	H: 0 LOB: 0 BB: 0 P: 5	R: 2 E: 1 K: 1 S: 7	H: 1 LOB: 1 BB: 0 P: 8	R: 1 E: 0 K: 0 S: 5	H: 2 LOB: 1 BB: 1 P: 7	R: 0 E: 0 K: 0 S: 3	H: 0 LOB: 1 BB: 1 P: 7	R: 2 E: 0 K: 2 S: 9	H: 2 LOB: 2 BB: 2 P: 17	R: 0 E: 0 K: 0 S: 5	H: 3 LOB: 2 BB: 0 P: 5	R: 0 E: 0 K: 0 S: 3	H: 1 LOB: 0 BB: 0 P: 3	1B: 5 2B: 2 3B: 1 HR: 1	SF: 0 SAC: 0 DP: 2 HBP: 2	WP: 0 PB: 0 SB: 0 CS: 1	PA: 40									
PITCHER	IP WLS BF H R ER SO BB IBB HBP BLK WP HR S P ERA WHIP																														
Bill Greif, R ERA: 5.91 Larry Hardy, R ERA: 5.3 Dave Tomlin, L ERA: 5.32 Steve Arlin, R ERA: 5.86 (1, 1) (7, 1) (7, 1) (9, 1)	6.0 0.2 1.1 1.0	25 5 7 3	3 2 3 1	3 2 0 0	2 2 0 0	4 2 0 0	2 1 0 0	0 0 0 0	0 0 0 0	0 0 0 0	0 0 0 0	29 8 6 3	39 12 10 3	3.00 27.00 0.00 0.00	0.833 4.500 2.250 1.000																

St. Louis Cardinals @ San Diego Padres
San Diego Stadium, San Diego, CA
Sun Jun 09 1974, 6:33 AM EDT
Att: 13,880 - Unknown

AB 34
R 5
H 9
RBI 5
BB 4
SO 6
LOB 13



Batter	1	2	3	4	5	6	7	8	9	AB	R	H	RBI	BB	SO	LOB	BOTTOM														
Bobby Tolan, L OBP: 0.349, SLG: 0.400 (1, 9)																	3 2 1 3 1 0 1														
Enzo Hernandez, R OBP: 0.288, SLG: 0.276 (1, 6)																	5 0 1 1 0 0 4														
Nate Colbert, R OBP: 0.318, SLG: 0.386 (1, 7) (9, 3)																	4 0 0 0 0 2 1														
Willie McCovey, L OBP: 0.407, SLG: 0.399 Fred Kendall, R OBP: 0.294, SLG: 0.337 (1, 3) (9, 2)																	3 1 0 0 1 0 1 0 0 0 0 0 0 0														
Johnny Grubb, L OBP: 0.384, SLG: 0.401 (1, 8)																	2 1 1 0 2 1 1														
Derrel Thomas, S OBP: 0.340, SLG: 0.381 (1, 4)																	2 0 1 1 1 0 1														
Dave Roberts, R OBP: 0.266, SLG: 0.256 (1, 5)																	2 0 0 0 2 1 2														
Bob Barton, R OBP: 0.333, SLG: 0.271 Rod Gaspar, S Steve Arlin, R OBP: 0.111, SLG: 0.167 (1, 2) (8, PR) (9, 1)																	1 0 0 1 2 0 1 0 1 0 0 0 0 0 0 0 0 0 0 0 0														
Bill Greif, R ERA: 5.29 Matty Alou, L ERA: 4.24 Larry Hardy, R ERA: 4.24 Dave Tomlin, L ERA: 5.32 Dave Winfield, R ERA: 5.29 (1, 1) (5, PR) (7, 1) (7, 1) (8, PR) (9, 7)	6.1 0.2 1.0	30 3 5	3 0 2	3 1 2	4 1 2	0 1 0	6 1 0	2 0 0	0 0 0	0 0 0	0 0 0	29 4 8	62 8 8	4.26 13.50 18.00	1.421 1.500 3.000																
PITCHER	IP WLS BF H R ER SO BB IBB HBP BLK WP HR S P ERA WHIP																														
Bob Gibson, R ERA: 5.13 Al Hrabosky, L ERA: 4.24 Mike Garman, R ERA: 3.34 (1, 1) (7, 1) (8, 1)	6.1 0.2 1.0	30 3 5	3 0 2	3 1 2	4 1 2	0 1 0	6 1 0	2 0 0	0 0 0	0 0 0	0 0 0	29 4 8	62 8 8	4.26 13.50 18.00	1.421 1.500 3.000																
Inning Stats	R: 0 E: 0 K: 0 S: 3	H: 0 LOB: 0 BB: 0 P: 3	R: 2 E: 0 K: 1 S: 7	H: 2 LOB: 3 BB: 3 P: 19	R: 0 E: 0 K: 1 S: 5	H: 0 LOB: 1 BB: 1 P: 9	R: 0 E: 0 K: 0 S: 2	H: 0 LOB: 1 BB: 2 P: 10	R: 0 E: 0 K: 1 S: 5	H: 0 LOB: 0 BB: 0 P: 5	R: 0 E: 0 K: 1 S: 5	H: 0 LOB: 2 BB: 2 P: 13	R: 1 E: 0 K: 1 S: 6	H: 1 LOB: 1 BB: 0 P: 7	R: 3 E: 0 K: 0 S: 4	H: 2 LOB: 1 BB: 2 P: 12	R: 0 E: 0 K: 0 S: 3	H: 1 LOB: 0 BB: 0 P: 3	1B: 3 2B: 1 3B: 0 HR: 1	SF: 1 SAC: 1 DP: 2 HBP: 1	WP: 0 PB: 0 SB: 1 CS: 0	PA: 38									

St. Louis Cardinals @ San Diego Padres
San Diego Stadium, San Diego, CA
Sun Jun 09 1974, 6:33 AM EDT
Att: 13,880 - Unknown

AB 25
R 6
H 5
RBI 6
BB 10
SO 5
LOB 16



Batter	1	2	3	4	5	6	7	8	9	10	11	AB	R	H	RBI	BB	SO	LOB	TOP										
Lou Brock, L OBP: 0.367, SLG: 0.426 (1, 7)	F7		6-3		2B		CS 1B		K		G3	6	0	2	0	0	1	2											
Ted Sizemore, R OBP: 0.364, SLG: 0.361 (1, 4)	5-3		2B		F9		CS	F9 1B		5-3		4	1	1	0	1	0	1											
Reggie Smith, S OBP: 0.427, SLG: 0.642 Tom Heintzelman, R OBP: 0.438, SLG: 0.571 (1, 9)	BB		2B		5-3			K		6-3		4	0	1	1	1	1	1											
Ted Simmons, S OBP: 0.331, SLG: 0.470 (1, 2)	F9		5-3		1B SF8			1B		4-3		5	1	2	0	0	0	2											
Joe Torre, R OBP: 0.380, SLG: 0.425 (1, 3)		1B		P4		1B		F9			HR	5	1	3	1	0	0	2											
Luis Melendez, R OBP: 0.349, SLG: 0.411 Bake McBride, L OBP: 0.349, SLG: 0.398 (8, PH)	F5		G4-6-3 BB		SF8			K			SH1-4 BB	1	0	0	1	1	0	1											
Ken Reitz, R OBP: 0.335, SLG: 0.403 (1, 5)	F2		G4-6-3		4-3			G3			SH1-4	4	0	0	0	0	0	3											
Mike Tyson, R OBP: 0.289, SLG: 0.263 Jose Cruz, L OBP: 0.347, SLG: 0.459 Orlando Pena, R OBP: 0.550, SLG: 0.500 Jim Hickman, R OBP: 0.378, SLG: 0.421 Pete Richert, L (11, PH)	K				5-3			6-3		F9 S BB	6-3	3	0	0	0	0	1	1											
Sonny Siebert, R OBP: 0.129, SLG: 0.036 Tim McCarver, L OBP: 0.333, SLG: 0.281 Jack Heidemann, R OBP: 0.214, SLG: 0.214 (9, PH)			K		F9			5-3		F9		3	0	0	0	0	1	0											
	R: 0 E: 0 K: 0 S: 3	H: 0 LOB: 1 BB: 0 P: 7	R: 0 E: 0 K: 1 S: 6	H: 1 LOB: 1 BB: 0 P: 6	R: 1 E: 0 K: 1 S: 7	H: 2 LOB: 1 BB: 0 P: 7	R: 0 E: 0 K: 0 S: 2	H: 0 LOB: 0 BB: 1 P: 6	R: 0 E: 0 K: 0 S: 4	H: 1 LOB: 1 BB: 0 P: 4	R: 1 E: 0 K: 0 S: 5	H: 2 LOB: 1 BB: 0 P: 5	R: 0 E: 0 K: 2 S: 8	H: 1 LOB: 2 BB: 1 P: 12	R: 0 E: 0 K: 1 S: 5	H: 0 LOB: 1 BB: 1 P: 9	R: 0 E: 0 K: 0 S: 3	H: 0 LOB: 0 BB: 0 P: 3	R: 2 E: 0 K: 0 S: 5	H: 2 LOB: 1 BB: 1 P: 9	1B: 5 2B: 4 3B: 0 HR: 1	SF: 1 SAC: 1 DP: 1 HBP: 0	WP: 0 PB: 0 SB: 2 CS: 1	PA: 47					
	PITCHER											IP	WLS	BF	H	R	ER	SO	BB	IBB	HBP	BLK	WP	HR	S	P	ERA	WHIP	
Doug Rau, L ERA: 2.52 (1, 1)	7.0		5	1	0	0	2	1	0	0	0	0	0	8	12	0.00	2.000												
Mike Marshall, R ERA: 2.35 (8, 1)	1.0		13	2	2	2	1	2	0	0	0	0	1	13	21	6.00	1.333												
Charlie Hough, R ERA: 1.69 (9, 1)	3.0	L																											

St. Louis Cardinals @ Los Angeles Dodgers
Dodger Stadium, Los Angeles, CA
Mon Jun 10 1974, 7:05 PM PDT
Att: 22,985 - Unknown

livebaseballscores.com

AB 39
R 4
H 10
RBI 4
BB 5
SO 5
LOB 17



Batter	1	2	3	4	5	6	7	8	9	10	11	AB	R	H	RBI	BB	SO	LOB	BOTTOM										
Davey Lopes, R OBP: 0.328, SLG: 0.275 (1, 4)	F7		1B		1B		SH3-4		F9	G3		5	0	2	0	0	0	1											
Bill Buckner, L OBP: 0.370, SLG: 0.399 Tom Paciorek, R OBP: 0.319, SLG: 0.430 (11, PH)	L5 S 1B		F7		F8		IBB		F5		F9	4	0	1	0	1	0	4											
Jimmy Wynn, R OBP: 0.444, SLG: 0.647 (1, 8)	L5				HR		L7		E6 BB		6-3	6	2	2	1	0	0	3											
Steve Garvey, R OBP: 0.351, SLG: 0.538 (1, 3)		P6		F9		K	K		BB IBB		L6	5	0	0	0	1	2	3											
Joe Ferguson, R OBP: 0.401, SLG: 0.416 (1, 2)		F3		F8		F8 S 1B		P4		BB IBB		4	0	1	1	1	0	0											
Ron Cey, R OBP: 0.376, SLG: 0.427 (1, 5)		K		5-3		F8		G3 1B		F8		5	0	1	0	0	1	4											
Willie Crawford, L OBP: 0.375, SLG: 0.397 (1, 9)			P5		L6-3 1B		IBB		G3		FC2-6 1B	4	0	2	0	1	0	1											
Bill Russell, R OBP: 0.347, SLG: 0.438 (1, 6)			K		L6-3		F2		IBB		FC2-6 SH3-4	4	0	0	0	1	1	4											
Doug Rau, L OBP: 0.290, SLG: 0.192 Von Joshua, L OBP: 0.296, SLG: 0.360 Mike Marshall, R OBP: 0.441, SLG: 0.440 Manny Mota, R OBP: 0.441, SLG: 0.440 Charlie Hough, R (9, 1)					1B		1B		SH3-4 1B		SH3-4	2	0	2	0	0	0	0											
	R: 0 E: 0 K: 0 S: 3	H: 1 LOB: 0 BB: 0 P: 3	R: 0 E: 0 K: 1 S: 5	H: 0 LOB: 0 BB: 0 P: 5	R: 0 E: 0 K: 1 S: 7	H: 2 LOB: 2 BB: 0 P: 7	R: 1 E: 0 K: 0 S: 4	H: 1 LOB: 0 BB: 0 P: 4	R: 0 E: 0 K: 0 S: 5	H: 3 LOB: 2 BB: 0 P: 5	R: 1 E: 0 K: 1 S: 7	H: 2 LOB: 2 BB: 1 P: 11	R: 0 E: 0 K: 0 S: 4	H: 1 LOB: 2 BB: 1 P: 8	R: 0 E: 1 K: 0 S: 4	H: 0 LOB: 3 BB: 2 P: 12	R: 0 E: 0 K: 0 S: 4	H: 1 LOB: 1 BB: 0 P: 4	R: 0 E: 0 K: 0 S: 3	H: 0 LOB: 0 BB: 0 P: 3	1B: 11 2B: 2 3B: 0 HR: 1	SF: 0 SAC: 2 DP: 2 HBP: 0	WP: 0 PB: 0 SB: 3 CS: 0	PA: 49					
	PITCHER											IP	WLS	BF	H	R	ER	SO	BB	IBB	HBP	BLK	WP	HR	S	P	ERA	WHIP	
Sonny Siebert, R ERA: 1.98 (1, 1)	8.0		11	1	2	2	4	0	0	0	0	0	0	8	16	0.00	1.000												
Orlando Pena, R ERA: 0.86 (9, 1)	2.0	W	10	1	0	0	0	0	0	0	0	0	0	3	3	0.00	0.000												
Pete Richert, L ERA: 2.89 (11, 1)	1.0																												

St. Louis Cardinals @ Los Angeles Dodgers
Dodger Stadium, Los Angeles, CA
Mon Jun 10 1974, 7:05 PM PDT
Att: 22,985 - Unknown

livebaseballscores.com

AB 42
R 2
H 12
RBI 2
BB 5
SO 4
LOB 22



Batter	1	2	3	4	5	6	7	8	9	AB	R	H	RBI	BB	SO	LOB	TOP			
Lou Brock, L OBP: 0.367, SLG: 0.422 (1, 7)	0-0 4-3		0-0 3-1			0-1 CI 1B		4-0 BB		2	1	0	0	1	0	0	St. Louis Cardinals @ Los Angeles Dodgers Dodger Stadium, Los Angeles, CA Tue Jun 11 1974, 7:05 PM PDT Att: 28,573 - Unknown livebaseballscorecards.com			
Ted Sizemore, R OBP: 0.362, SLG: 0.359 (1, 4)	0-0 6-3			0-0 6-3		0-0 1B		0-0 F9		4	0	1	0	0	0	1				
Bake McBride, L OBP: 0.347, SLG: 0.394 (1, 8)	0-0 F5			0-0 4-3		0-0 1B			0-0 6-3	4	0	1	1	0	0	0				
Ted Simmons, S OBP: 0.325, SLG: 0.462 (1, 2)		0-0 F8		0-3 K		0-0 P6			0-0 3-1	4	0	0	0	0	1	2				
Joe Torre, R OBP: 0.374, SLG: 0.418 (1, 3)		0-3 K			0-0 P5		0-0 F2		0-0 1B	3	0	0	0	0	1	0				
Jim Hickman, R OBP: 0.391, SLG: 0.436 (8, 3)										1	0	1	0	0	0	0				
Jose Cruz, L OBP: 0.342, SLG: 0.446 (1, 9)					0-3 K		0-0 4-3		0-3 K	4	0	1	0	0	2	1				
Ken Reitz, R OBP: 0.330, SLG: 0.397 (1, 5)					0-0 P5		0-0 F9			3	0	0	0	0	0	1				
Mike Tyson, R OBP: 0.253, SLG: 0.257 (1, 6)			0-0 6-3			0-0 1-3		0-0 F7		3	0	0	0	0	0	0				
Lynn McLothen, L OBP: 0.233, SLG: 0.267 (1, 1)			0-0 5-3			0-0 F9		0-0 G3		3	0	0	0	0	0	0				
Al Hrabosky, R OBP: 0.333, SLG: 0.333 (9, 1)										0	0	0	0	0	0	0				
Inning Stats	R: 0 E: 0 K: 0 S: 3	H: 0 LOB: 0 BB: 0 P: 3	R: 0 E: 0 K: 1 S: 6	H: 1 LOB: 1 BB: 0 P: 6	R: 0 E: 0 K: 0 S: 3	H: 0 LOB: 0 BB: 0 P: 3	R: 0 E: 0 K: 1 S: 5	H: 0 LOB: 0 BB: 0 P: 5	R: 0 E: 0 K: 1 S: 5	H: 2 LOB: 2 BB: 0 P: 6	R: 0 E: 0 K: 0 S: 3	H: 0 LOB: 0 BB: 0 P: 3	R: 0 E: 0 K: 0 S: 3	H: 0 LOB: 1 BB: 1 P: 7	R: 0 E: 0 K: 1 S: 6	H: 1 LOB: 1 BB: 0 P: 6	1B: 4 2B: 0 3B: 0 HR: 0	SF: 0 SAC: 0 DP: 0 HBP: 0	WP: 0 PB: 0 SB: 1 CS: 0	PA: 33
PITCHER Andy Messersmith, R ERA: 2.37 (1, 1)	IP: 9.0 WLS: L BF: 33	H: 4 R: 1 ER: 0 SO: 4	BB: 1 IBB: 0 HBP: 0 BLK: 0	WP: 0 HR: 0 S: 40 P: 44	ERA: 0.00 WHIP: 0.556	PITCHER														

Batter	1	2	3	4	5	6	7	8	9	AB	R	H	RBI	BB	SO	LOB	BOTTOM			
Davey Lopes, R OBP: 0.323, SLG: 0.271 (1, 4)	0-0 F8		0-0 F9						0-0 1B	3	0	0	0	0	1	2	St. Louis Cardinals @ Los Angeles Dodgers Dodger Stadium, Los Angeles, CA Tue Jun 11 1974, 7:05 PM PDT Att: 28,573 - Unknown livebaseballscorecards.com			
Von Joshua, L OBP: 0.286, SLG: 0.346 (7, PH)					0-3 K		0-3 K			1	0	0	0	0	1	2				
Lee Lacy, R OBP: 0.273, SLG: 0.293 (8, 4)										0	0	0	0	0	0	0				
Ken McMullen, R OBP: 0.409, SLG: 0.667 (9, PH)									1-2 1B	1	0	1	0	0	0	0				
Rick Auerbach, R OBP: 0.489, SLG: 0.565 (9, PR)										0	0	0	0	0	0	0				
Bill Buckner, L OBP: 0.372, SLG: 0.395 (1, 7)	4-0 CS BB			0-0 4-3		0-0 F8	4-0 IBB		0-3 K	2	0	0	0	2	0	0				
Tom Paciorek, R OBP: 0.316, SLG: 0.425 (9, PH)										1	0	0	0	0	1	2				
Jimmy Wynn, R OBP: 0.440, SLG: 0.637 (1, 8)	0-3 K			4-0 1B BB		0-3 K	0-0 F3			3	0	0	0	1	2	4				
Steve Garvey, R OBP: 0.350, SLG: 0.533 (1, 3)		0-0 1-3		0-0 F8		0-0 1B		0-0 F8		4	0	1	0	0	0	1				
Willie Crawford, L OBP: 0.377, SLG: 0.399 (1, 9)		0-0 G3		0-0 1B		0-0 1B		0-0 F3		4	0	2	0	0	0	0				
Ron Cey, R OBP: 0.371, SLG: 0.419 (1, 5)		0-3 K		0-0 5-3		0-0 1-3		0-0 4-3		4	0	0	0	0	1	4				
Bill Russell, R OBP: 0.345, SLG: 0.434 (1, 6)			0-0 6-3		0-0 P4		0-0 SH3-4 1B		0-0 5-3	4	0	1	0	0	0	0				
Steve Yeager, R OBP: 0.429, SLG: 0.500 (1, 2)							4-0 SH3-4 BB		0-0 F9	2	0	2	0	1	0	0				
Manny Mota, R OBP: 0.429, SLG: 0.423 (9, PH)							1-2 BB			1	0	0	0	0	0	0				
Andy Messersmith, R OBP: 0.302, SLG: 0.342 (1, 1)							0-0 SH3-4 BB		4-0 1B	2	0	0	0	0	1	2				
Joe Ferguson, R OBP: 0.464, SLG: 0.416 (9, PH)			0-0 F9		0-3 K		1-2 2-3			0	0	0	0	1	0	0				
Inning Stats	R: 0 E: 0 K: 1 S: 4	H: 0 LOB: 0 BB: 1 P: 8	R: 0 E: 0 K: 1 S: 5	H: 0 LOB: 0 BB: 0 P: 5	R: 0 E: 0 K: 0 S: 4	H: 1 LOB: 2 BB: 1 P: 8	R: 0 E: 0 K: 2 S: 8	H: 1 LOB: 1 BB: 0 P: 8	R: 0 E: 0 K: 1 S: 7	H: 2 LOB: 2 BB: 0 P: 7	R: 0 E: 0 K: 1 S: 6	H: 1 LOB: 3 BB: 2 P: 14	R: 0 E: 0 K: 0 S: 3	H: 0 LOB: 0 BB: 0 P: 3	R: 0 E: 0 K: 1 S: 6	H: 1 LOB: 2 BB: 1 P: 10	1B: 7 2B: 0 3B: 0 HR: 0	SF: 0 SAC: 1 DP: 0 HBP: 0	WP: 0 PB: 0 SB: 0 CS: 1	PA: 38
PITCHER Lynn McLothen, R ERA: 2.63 (1, 1)	IP: 8.2 WLS: W BF: 37	H: 7 R: 0 ER: 0 SO: 6	BB: 4 IBB: 0 HBP: 0 BLK: 0	WP: 0 HR: 0 S: 44 P: 64	ERA: 0.00 WHIP: 1.269	PITCHER														
Al Hrabosky, L ERA: 4.16 (9, 1)	0.1 S: 1	H: 0 R: 0 ER: 0 SO: 1	BB: 0 IBB: 0 HBP: 0 BLK: 0	WP: 0 HR: 0 S: 3 P: 3	ERA: 0.00 WHIP: 0.000	PITCHER														

Batter	1	2	3	4	5	6	7	8	9	AB	R	H	RBI	BB	SO	LOB	TOP								
Lou Brock, L OBP: 0.368, SLG: 0.435 (1, 7)										5	1	2	1	0	0	2									
Ted Sizemore, R OBP: 0.362, SLG: 0.356 (1, 4)										4	1	1	1	1	0	1									
Bake McBride, L OBP: 0.349, SLG: 0.400 (1, 8)										5	1	2	1	0	0	1									
Ted Simmons, S OBP: 0.322, SLG: 0.453 (1, 2)										4	0	0	0	0	1	2									
Joe Torre, R OBP: 0.372, SLG: 0.430 (1, 3)										4	1	1	3	0	1	2									
Jose Cruz, L OBP: 0.338, SLG: 0.435 (1, 9)										4	0	1	0	0	1	2									
Ken Reitz, R OBP: 0.338, SLG: 0.406 (1, 5)										3	0	2	0	1	0	1									
Mike Tyson, R OBP: 0.253, SLG: 0.257 (1, 6)										4	0	1	0	0	1	3									
John Curtis, L OBP: 0.111, SLG: 0.077 Mike Garman, R (8, 1)										4	2	1	0	0	2	3									
Al Hrabosky, R OBP: 0.333, SLG: 0.333 Orlando Pena, R OBP: 0.500, SLG: 0.500 (9, 1)										0	0	0	0	0	0	0									
										0	0	0	0	0	0	0									
										0	0	0	0	0	0	0									
Inning Stats	R: 1 E: 0 K: 1 S: 6	H: 1 LOB: 2 BB: 1 P: 11	R: 0 E: 0 K: 1 S: 6	H: 1 LOB: 1 BB: 0 P: 6	R: 2 E: 0 K: 0 S: 6	H: 3 LOB: 1 BB: 0 P: 6	R: 2 E: 0 K: 0 S: 6	H: 3 LOB: 1 BB: 0 P: 6	R: 0 E: 0 K: 0 S: 3	H: 0 LOB: 1 BB: 1 P: 7	R: 1 E: 0 K: 0 S: 4	H: 2 LOB: 0 BB: 0 P: 4	R: 0 E: 0 K: 1 S: 5	H: 0 LOB: 0 BB: 0 P: 5	R: 0 E: 0 K: 2 S: 8	H: 1 LOB: 1 BB: 0 P: 8	R: 0 E: 0 K: 1 S: 5	H: 0 LOB: 0 BB: 0 P: 5	1B: 6 2B: 4 3B: 1 HR: 1	SF: 0 SAC: 0 DP: 1 HBP: 1	WP: 1 PB: 0 SB: 0 CS: 0	PA: 40			
PITCHER	IP	WLS	BF	H	R	ER	SO	BB	IBB	HBP	BLK	WP	HR	S	P	ERA	WHIP								
Don Sutton, R ERA: 4.26 (1, 1)	3.1	L	20	8	5	5	2	1	0	1	0	1	1	22	27	13.50	2.700								
Charlie Hough, R ERA: 1.77 (4, 1)	3.2		13	2	1	1	1	1	0	0	0	0	0	14	18	2.46	0.818								
Jim Brewer, L ERA: 1.99 (8, 1)	2.0		7	1	0	0	3	0	0	0	0	0	0	13	13	0.00	0.500								

St. Louis Cardinals @ Los Angeles Dodgers
 Dodger Stadium, Los Angeles, CA
 Wed Jun 12 1974, 3:33 AM PDT
 Att: 26,010 - Unknown

AB	37
R	6
H	11
RBI	6
BB	2
SO	6
LOB	17



Batter	1	2	3	4	5	6	7	8	9	AB	R	H	RBI	BB	SO	LOB	BOTTOM								
Davey Lopes, R OBP: 0.316, SLG: 0.272 Von Joshua, L OBP: 0.310, SLG: 0.370 (9, PH)										3	0	1	0	1	0	0									
Bill Russell, R OBP: 0.343, SLG: 0.429 (9, 9)										5	2	1	0	0	0	4									
Jimmy Wynn, R OBP: 0.440, SLG: 0.635 (1, 8)										4	1	1	1	1	1	3									
Steve Garvey, R OBP: 0.352, SLG: 0.536 (1, 3)										4	0	2	2	0	0	2									
Joe Ferguson, R OBP: 0.401, SLG: 0.418 (9, 2)										4	0	1	0	0	1	2									
Ron Cey, R OBP: 0.369, SLG: 0.416 (1, 5)										4	0	1	0	0	0	1									
Tom Paciorek, R OBP: 0.316, SLG: 0.422 Bill Buckner, L OBP: 0.371, SLG: 0.393 (9, 7)										3	0	1	0	0	0	1									
Steve Yeager, R OBP: 0.426, SLG: 0.490 Willie Crawford, L OBP: 0.377, SLG: 0.399 Ken McMullen, R OBP: 0.391, SLG: 0.636 Rick Auerbach, R OBP: 0.490, SLG: 0.565 (9, 6)										2	0	0	0	1	0	1									
Don Sutton, R OBP: 0.222, SLG: 0.250 Charlie Hough, R (4, 1)										1	0	0	0	0	1	2									
Lee Lacy, R OBP: 0.267, SLG: 0.286 Jim Brewer, L (8, 1)										1	0	0	0	0	0	0									
Manny Mota, R OBP: 0.444, SLG: 0.444 (9, PH)										1	0	1	0	0	0	0									
Inning Stats	R: 0 E: 0 K: 0 S: 3	H: 0 LOB: 1 BB: 1 P: 7	R: 0 E: 0 K: 1 S: 6	H: 1 LOB: 2 BB: 1 P: 10	R: 1 E: 0 K: 0 S: 4	H: 1 LOB: 1 BB: 0 P: 8	R: 0 E: 0 K: 0 S: 4	H: 1 LOB: 1 BB: 0 P: 4	R: 0 E: 0 K: 0 S: 3	H: 0 LOB: 0 BB: 0 P: 3	R: 0 E: 0 K: 0 S: 3	H: 0 LOB: 0 BB: 0 P: 3	R: 0 E: 0 K: 1 S: 9	H: 4 LOB: 1 BB: 0 P: 9	R: 0 E: 0 K: 1 S: 6	H: 2 LOB: 1 BB: 0 P: 6	1B: 7 2B: 3 3B: 0 HR: 0	SF: 0 SAC: 0 DP: 1 HBP: 0	WP: 0 PB: 0 SB: 0 CS: 0	PA: 39					
PITCHER	IP	WLS	BF	H	R	ER	SO	BB	IBB	HBP	BLK	WP	HR	S	P	ERA	WHIP								
John Curtis, L ERA: 4.79 (1, 1)	7.0		31	7	3	3	1	3	0	0	0	0	0	30	42	3.86	1.429								
Mike Garman, R ERA: 3.29 (8, 1)	0.2		3	1	0	0	1	0	0	0	0	0	0	5	5	0.00	1.500								
Al Hrabosky, L ERA: 4.13 (8, 1)	0.1		2	1	0	0	0	0	0	0	0	0	0	2	2	0.00	3.000								
Orlando Pena, R ERA: 0.82 (9, 1)	1.0		3	1	0	0	1	0	0	0	0	0	0	5	5	0.00	1.000								

St. Louis Cardinals @ Los Angeles Dodgers
 Dodger Stadium, Los Angeles, CA
 Wed Jun 12 1974, 3:33 AM PDT
 Att: 26,010 - Unknown

AB	36
R	3
H	10
RBI	3
BB	3
SO	3
LOB	21



Batter	1	2	3	4	5	6	7	8	9	AB	R	H	RBI	BB	SO	LOB	TOP					
Lou Brock, L OBP: 0.361, SLG: 0.427 (1, 7)										4	0	0	0	0	0	2	St. Louis Cardinals @ Atlanta Braves Atlanta Stadium, Atlanta, GA Fri Jun 14 1974, 7:05 PM EDT Att: 14,336 - Unknown					
Ted Sizemore, R OBP: 0.365, SLG: 0.359 (1, 4)										4	1	2	0	0	0	2						
Bake McBride, L OBP: 0.347, SLG: 0.397 (1, 8)										4	0	1	0	0	0	1						
Ted Simmons, S OBP: 0.329, SLG: 0.456 (1, 2)										3	0	2	0	1	0	0						
Joe Torre, R OBP: 0.365, SLG: 0.421 (1, 3)										4	0	0	0	0	0	5						
Jose Cruz, L OBP: 0.333, SLG: 0.425 (1, 9)										4	0	1	0	0	0	2						
Ken Reitz, R OBP: 0.336, SLG: 0.403 (1, 5)										4	0	1	0	0	0	1						
Mike Tyson, R OBP: 0.296, SLG: 0.233 (7, PH) Tim McCarver, L OBP: 0.324, SLG: 0.273 (7, PH) Alan Foster, R OBP: 0.231, SLG: 0.167 (8, 1) Pete Richert, L OBP: 0.289, SLG: 0.200 (8, 1) Orlando Pena, R OBP: 0.260, SLG: 0.404 (8, PH)										2	0	0	0	0	1	1						
Bob Gibson, R OBP: 0.212, SLG: 0.242 (7, PH) Tom Heintzelman, R OBP: 0.424, SLG: 0.552 (7, PH) Jack Heidemann, R OBP: 0.214, SLG: 0.214 (7, 6)										2	0	1	0	0	0	0						
Inning Stats	R: 0 E: 0 K: 0 S: 4	H: 2 LOB: 2 BB: 1 P: 8	R: 0 E: 0 K: 0 S: 3	H: 0 LOB: 0 BB: 0 P: 3	R: 0 E: 0 K: 0 S: 3	H: 0 LOB: 0 BB: 0 P: 3	R: 0 E: 0 K: 0 S: 4	H: 1 LOB: 1 BB: 0 P: 4	R: 0 E: 0 K: 0 S: 4	H: 2 LOB: 2 BB: 0 P: 7	R: 0 E: 0 K: 0 S: 4	H: 1 LOB: 0 BB: 0 P: 4	R: 0 E: 0 K: 0 S: 3	H: 0 LOB: 0 BB: 0 P: 3	R: 1 E: 1 K: 0 S: 5	H: 1 LOB: 1 BB: 0 P: 5		R: 0 E: 0 K: 0 S: 3	H: 1 LOB: 0 BB: 0 P: 3	1B: 8 2B: 0 3B: 0 HR: 0	SF: 0 SAC: 0 DP: 1 HBP: 0	WP: 0 PB: 0 SB: 0 CS: 0
PITCHER Roric Harrison, R ERA: 4.4 (1, 1)	IP: 9.0 WLS: W BF: 35 H: 8 R: 1 ER: 0 SO: 1 BB: 1 IBB: 0 HBP: 0 BLK: 0 WP: 0 HR: 0 S: 36 P: 40 ERA: 0.00 WHIP: 1.000															PITCHER						

Batter	1	2	3	4	5	6	7	8	9	AB	R	H	RBI	BB	SO	LOB	BOTTOM					
Ralph Garr, L OBP: 0.407, SLG: 0.539 (1, 9) (8, 7)										3	0	1	0	2	0	0	St. Louis Cardinals @ Atlanta Braves Atlanta Stadium, Atlanta, GA Fri Jun 14 1974, 7:05 PM EDT Att: 14,336 - Unknown					
Darrell Evans, L OBP: 0.377, SLG: 0.366 (1, 5)										4	0	1	1	1	0	1						
Dusty Baker Jr., R OBP: 0.357, SLG: 0.410 (1, 8) (8, 9)										3	1	1	1	1	0	2						
Hank Aaron, R OBP: 0.336, SLG: 0.537 (1, 7) Rowland Office, L OBP: 0.290, SLG: 0.414 (8, 8)										3	1	2	2	1	0	0						
Mike Lum, L OBP: 0.290, SLG: 0.422 (1, 3)										0	0	0	0	1	0	0						
Davey Johnson, R OBP: 0.344, SLG: 0.418 (1, 4)										4	1	2	0	0	0	0						
Johnny Oates, L OBP: 0.313, SLG: 0.322 (1, 2)										4	1	2	0	0	0	1						
Craig Robinson, R OBP: 0.268, SLG: 0.229 (1, 6)										3	1	0	0	1	0	3						
Roric Harrison, R OBP: 0.200, SLG: 0.357 (1, 1)										3	1	1	2	0	1	2						
Inning Stats	R: 0 E: 0 K: 0 S: 3	H: 0 LOB: 0 BB: 0 P: 3	R: 1 E: 0 K: 2 S: 10	H: 3 LOB: 2 BB: 0 P: 10	R: 1 E: 0 K: 0 S: 5	H: 2 LOB: 1 BB: 0 P: 5	R: 0 E: 0 K: 0 S: 3	H: 0 LOB: 0 BB: 0 P: 3	R: 0 E: 0 K: 0 S: 4	H: 1 LOB: 3 BB: 2 P: 12	R: 2 E: 0 K: 0 S: 6	H: 3 LOB: 2 BB: 1 P: 10	R: 0 E: 0 K: 1 S: 5	H: 0 LOB: 0 BB: 0 P: 5	R: 2 E: 0 K: 0 S: 4	H: 1 LOB: 3 BB: 4 P: 20		R: 0 E: 0 K: 0 S: 3	H: 0 LOB: 0 BB: 0 P: 3	1B: 6 2B: 2 3B: 0 HR: 2	SF: 1 SAC: 1 DP: 0 HBP: 0	WP: 0 PB: 0 SB: 0 CS: 0
PITCHER Bob Gibson, R ERA: 5.19 (7, 1) Alan Foster, R ERA: 4.94 (8, 1) Pete Richert, L ERA: 2.89 (8, 1) Orlando Pena, R ERA: 0.79 (8, 1)	IP: 6.0 WLS: L BF: 30 H: 9 R: 4 ER: 4 SO: 4 BB: 3 IBB: 0 HBP: 0 BLK: 0 WP: 0 HR: 2 S: 31 P: 43 ERA: 6.00 WHIP: 2.000															PITCHER						

Batter	1	2	3	4	5	6	7	8	9	AB	R	H	RBI	BB	SO	LOB	TOP										
Lou Brock, L OBP: 0.368, SLG: 0.434 Luis Melendez, R OBP: 0.354, SLG: 0.404										4	1	2	1	1	0	0	St. Louis Cardinals @ Atlanta Braves Atlanta Stadium, Atlanta, GA Sun Jun 16 1974, 3:33 AM EDT Att: 16,417 - Unknown										
Ted Sizemore, R OBP: 0.359, SLG: 0.353										4	0	1	1	0	0	3											
Bake McBride, L OBP: 0.349, SLG: 0.399										4	1	2	0	1	0	2											
Ted Simmons, S OBP: 0.331, SLG: 0.449										4	0	0	1	1	0	4											
Joe Torre, R OBP: 0.373, SLG: 0.418										4	1	2	2	1	0	0											
Jose Cruz, L OBP: 0.333, SLG: 0.400										4	0	1	0	1	0	4											
Ken Reitz, R OBP: 0.328, SLG: 0.388										5	0	0	0	0	0	5											
Mike Tyson, R OBP: 0.244, SLG: 0.247										4	1	0	0	0	0	2											
Lynn McGlothen, L OBP: 0.294, SLG: 0.324 Al Hrabosky, R OBP: 0.333, SLG: 0.333										4	2	3	1	0	0	0											
Inning Stats	R: 0 E: 1 K: 0 S: 4	H: 1 LOB: 1 BB: 0 P: 4	R: 2 E: 1 K: 0 S: 7	H: 3 LOB: 2 BB: 0 P: 7	R: 0 E: 0 K: 0 S: 3	H: 0 LOB: 1 BB: 1 P: 7	R: 0 E: 0 K: 0 S: 3	H: 0 LOB: 0 BB: 0 P: 3	R: 0 E: 0 K: 0 S: 4	H: 1 LOB: 1 BB: 0 P: 4	R: 1 E: 0 K: 0 S: 5	H: 2 LOB: 2 BB: 1 P: 9	R: 0 E: 0 K: 0 S: 3	H: 0 LOB: 1 BB: 1 P: 7	R: 3 E: 0 K: 0 S: 6	H: 3 LOB: 2 BB: 2 P: 14	1B: 10 2B: 1 3B: 0 HR: 0	SF: 0 SAC: 1 DP: 0 HBP: 0	WP: 0 PB: 0 SB: 0 CS: 2	PA: 43							
PITCHER	IP	WLS	BF	H	R	ER	SO	BB	IBB	HBP	BLK	WP	HR	S	P	ERA	WHIP										
Carl Morton, R ERA: 3.03	8.0	L	35	8	3	1	0	3	0	0	0	0	0	32	44	1.12	1.375										
Danny Frisella, R ERA: 5.82	0.1		5	2	3	3	0	1	1	0	0	0	0	3	11	81.00	9.000										
Joe Niekro, R ERA:	0.2		3	1	0	0	0	0	0	0	0	0	0	3	3	0.00	1.500										

St. Louis Cardinals @ Atlanta Braves
Atlanta Stadium, Atlanta, GA
Sun Jun 16 1974, 3:33 AM EDT
Att: 16,417 - Unknown

AB 37
R 6
H 11
RBI 6
BB 5
SO 0
LOB 20



Batter	1	2	3	4	5	6	7	8	9	AB	R	H	RBI	BB	SO	LOB	BOTTOM										
Ralph Garr, L OBP: 0.408, SLG: 0.539										4	0	1	1	0	1	0	St. Louis Cardinals @ Atlanta Braves Atlanta Stadium, Atlanta, GA Sun Jun 16 1974, 3:33 AM EDT Att: 16,417 - Unknown										
Darrell Evans, L OBP: 0.379, SLG: 0.384										4	1	1	1	0	1	1											
Dusty Baker Jr., R OBP: 0.360, SLG: 0.406										4	1	1	0	0	1	0											
Hank Aaron, R OBP: 0.338, SLG: 0.535										4	0	2	0	0	0	0											
Mike Lum, L OBP: 0.288, SLG: 0.423										3	0	0	1	0	0	1											
Davey Johnson, R OBP: 0.352, SLG: 0.417										3	0	1	0	1	1	1											
Paul Casanova, R OBP: 0.190, SLG: 0.145 Johnny Oates, L OBP: 0.310, SLG: 0.314										2	0	0	0	0	0	1											
Craig Robinson, R OBP: 0.270, SLG: 0.244 Frank Tepedino, L OBP: 0.304, SLG: 0.259 Danny Frisella, L Joe Niekro, R										2	1	1	0	0	0	0											
Carl Morton, R OBP: 0.093, SLG: 0.071 Norm Miller, L OBP: 0.308, SLG: 0.364 Leo Foster, R OBP: 0.278, SLG: 0.412										2	0	0	0	0	2	1											
Inning Stats	R: 0 E: 0 K: 2 S: 7	H: 0 LOB: 0 BB: 0 P: 7	R: 0 E: 0 K: 0 S: 4	H: 1 LOB: 1 BB: 0 P: 4	R: 1 E: 0 K: 1 S: 6	H: 2 LOB: 0 BB: 0 P: 6	R: 0 E: 0 K: 0 S: 3	H: 0 LOB: 0 BB: 0 P: 3	R: 0 E: 0 K: 1 S: 5	H: 0 LOB: 0 BB: 0 P: 5	R: 1 E: 0 K: 1 S: 6	H: 1 LOB: 1 BB: 0 P: 6	R: 0 E: 0 K: 0 S: 3	H: 1 LOB: 1 BB: 1 P: 7	R: 0 E: 0 K: 2 S: 7	H: 0 LOB: 0 BB: 0 P: 7	R: 1 E: 0 K: 0 S: 5	H: 2 LOB: 1 BB: 0 P: 5	1B: 4 2B: 1 3B: 1 HR: 1	SF: 1 SAC: 0 DP: 2 HBP: 0	WP: 0 PB: 0 SB: 0 CS: 0	PA: 33					
PITCHER	IP	WLS	BF	H	R	ER	SO	BB	IBB	HBP	BLK	WP	HR	S	P	ERA	WHIP										
Lynn McGlothen, R ERA: 2.69	8.1	W	31	7	3	3	7	1	0	0	0	0	0	1	44	3.24	0.960										
Al Hrabosky, L ERA: 4.01	0.2		2	0	0	0	0	0	0	0	0	0	0	2	2	0.00	0.000										

St. Louis Cardinals @ Atlanta Braves
Atlanta Stadium, Atlanta, GA
Sun Jun 16 1974, 3:33 AM EDT
Att: 16,417 - Unknown

AB 31
R 3
H 7
RBI 3
BB 1
SO 7
LOB 6



Batter	1	2	3	4	5	6	7	8	9	AB	R	H	RBI	BB	SO	LOB	TOP		
Bobby Bonds, R OBP: 0.371, SLG: 0.464 (1, 9)	0-3 K		4-0 1B IBB		0-0 F9		0-0 WP 1-3 1B 2B		0-0 5-3	4	1	1	0	1	1	1			
Gary Thomasson, L OBP: 0.351, SLG: 0.356 (1, 7)	0-3 K		0-0 1-2 2-3 3-H 1B		0-0 F9		0-0 2-H 3-H 1B		4-0 IBB	4	0	2	2	1	1	0			
Garry Maddox, R OBP: 0.353, SLG: 0.475 (1, 8)	0-3 K		0-0 G1-2-3		0-0 2B		0-0 F9		0-0 6-3	5	0	1	0	0	1	6			
Steve Ontiveros, S OBP: 0.370, SLG: 0.342 (1, 5)		0-0 F9		0-3 K		0-0 1-3		0-3 K		4	0	0	0	0	2	2			
Dave Kingman, R OBP: 0.303, SLG: 0.408 (1, 3)	0-3 K		4-0 1B S BB		0-0 F9		0-0 5-3		3	0	0	0	1	1	0				
Chris Speier, R OBP: 0.318, SLG: 0.346 (1, 6)	0-0 6-3		4-0 1-2 1B BB		0-0 1-3		0-0 G3		3	0	0	0	1	0	0				
Chris Arnold, R OBP: 0.300, SLG: 0.386 (1, 4)			4-0 SH1-4 1B BB		0-0 F9		0-0 G3		0-3 K	3	1	0	0	1	1	2			
Dave Rader, L OBP: 0.412, SLG: 0.402 (1, 2)			0-0 1B SH1-4 G1-2-3 1B		0-0 1-2 2-3 1B		0-0 4-3		0-0 SH3 1B	4	0	3	0	0	0	0			
Jim Barr, R OBP: 0.368, SLG: 0.471 (1, 1)			0-0 SH1-4		0-0 F9		4-0 2B WP BB		0-0 SH3	1	1	0	0	1	0	3			
Inning Stats	R: 0 E: 0 K: 3 S: 9	H: 0 LOB: 0 BB: 0 P: 9	R: 0 E: 0 K: 1 S: 5	H: 0 LOB: 0 BB: 0 P: 5	R: 1 E: 0 K: 0 S: 4	H: 2 LOB: 2 BB: 2 P: 12	R: 0 E: 0 K: 1 S: 6	H: 1 LOB: 3 BB: 2 P: 14	R: 0 E: 0 K: 0 S: 4	H: 0 LOB: 0 BB: 0 P: 3	R: 2 E: 0 K: 1 S: 7	H: 2 LOB: 1 BB: 1 P: 11	R: 0 E: 0 K: 1 S: 5	H: 0 LOB: 0 BB: 0 P: 5	R: 0 E: 0 K: 0 S: 4	H: 1 LOB: 2 BB: 1 P: 8	1B: 5 2B: 2 3B: 0 HR: 0	SF: 0 SAC: 2 DP: 1 HBP: 0	WP: 1 PA: 39 PB: 0 SB: 1 CS: 0
PITCHER	IP	WLS	BF	H	R	ER	SO	BB	IBB	HBP	BLK	WP	HR	S	P	ERA	WHIP		
John Curtis, L ERA: 4.74 (1, 1)	6.1	L	29	6	3	3	5	4	1	0	0	1	0	34	54	4.26	1.579		
Mike Garman, R ERA: 2.97 (7, 1)	2.2		10	1	0	0	2	0	1	0	0	0	0	13	17	0.00	0.375		

San Francisco Giants @ St. Louis Cardinals
Busch Stadium, St. Louis, MO
Mon Jun 17 1974, 7:05 PM CDT
Att: 17,525 - Unknown

AB 31
R 3
H 7
RBI 2
BB 6
SO 7
LOB 14

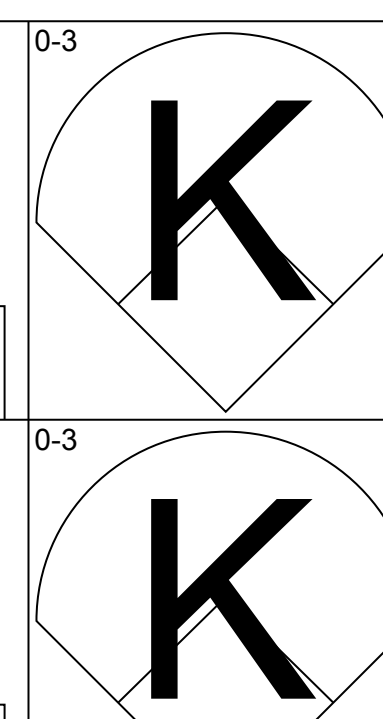
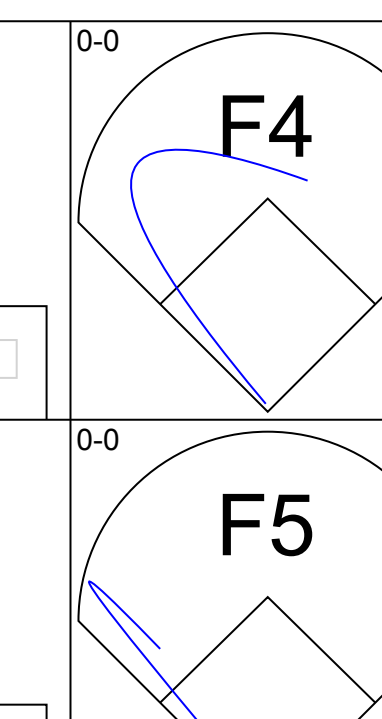
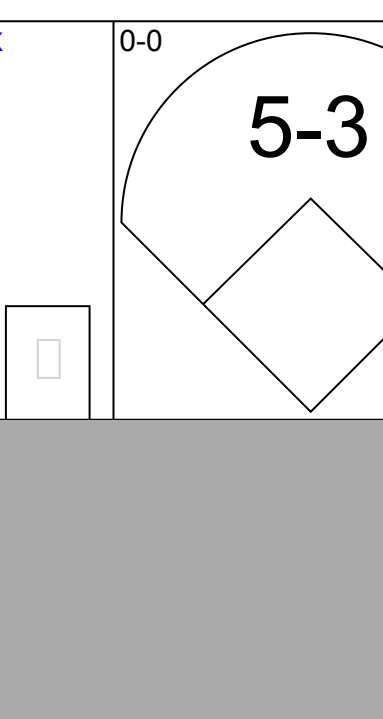
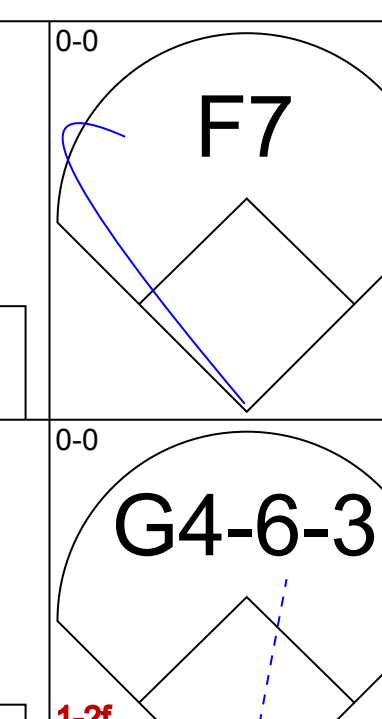
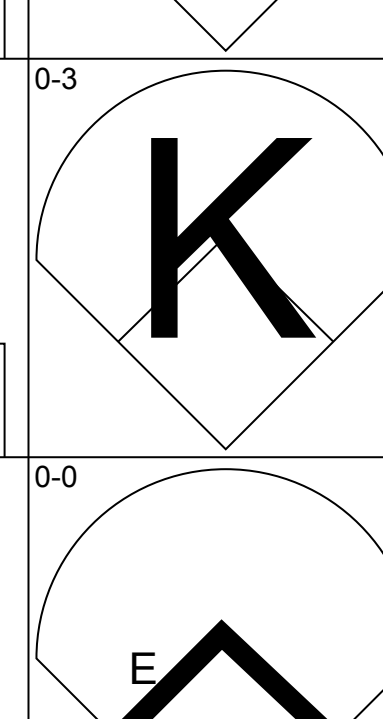
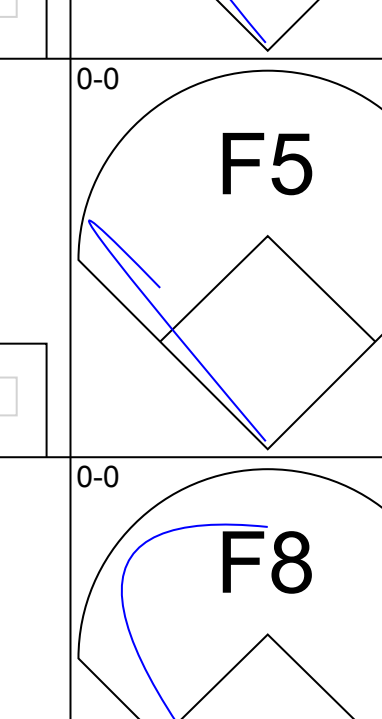
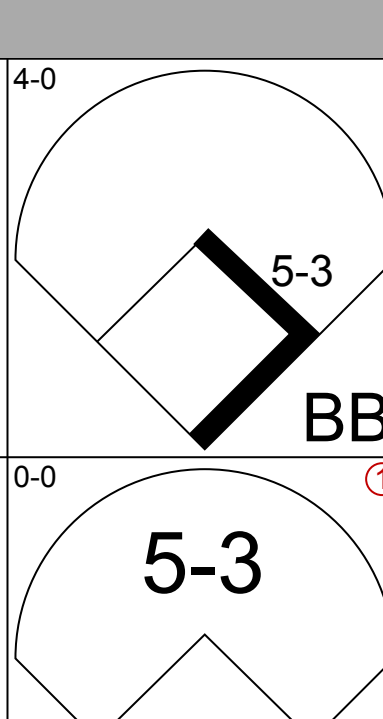
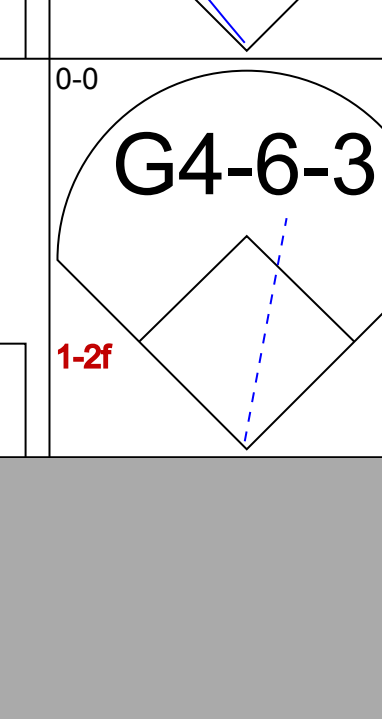
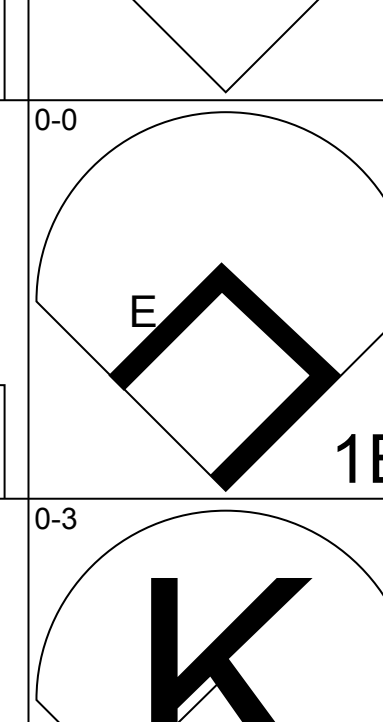
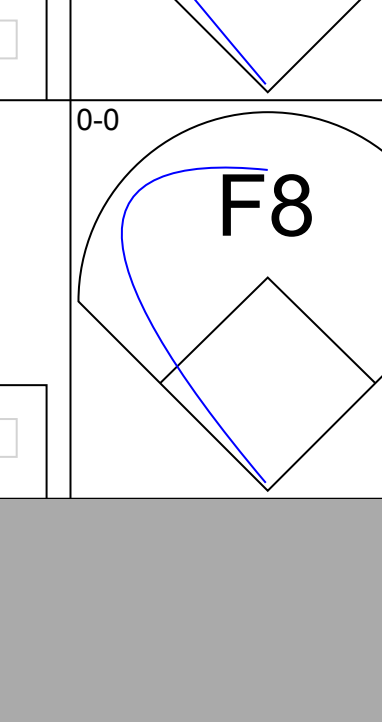
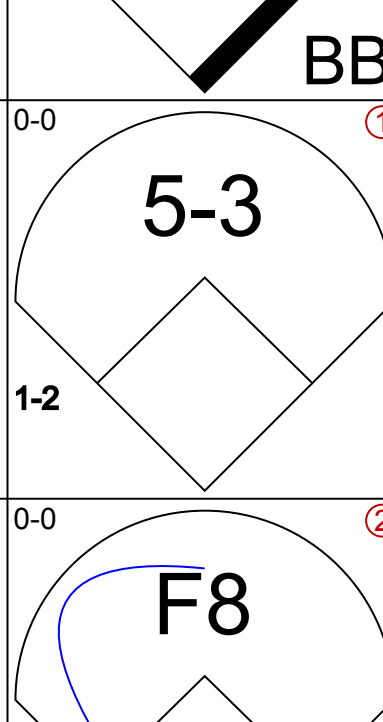
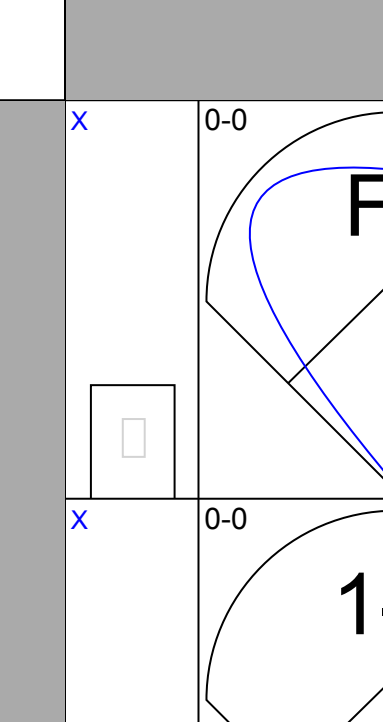
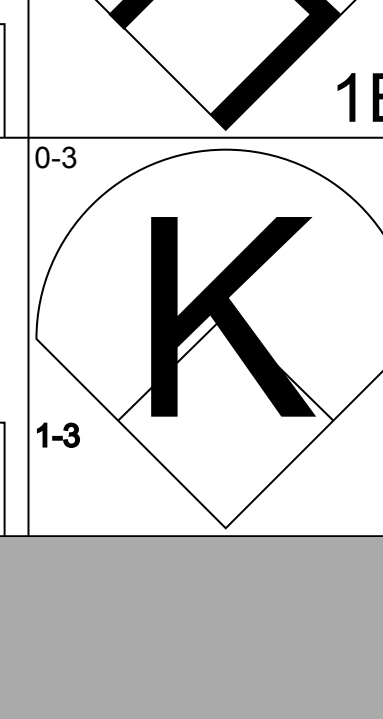
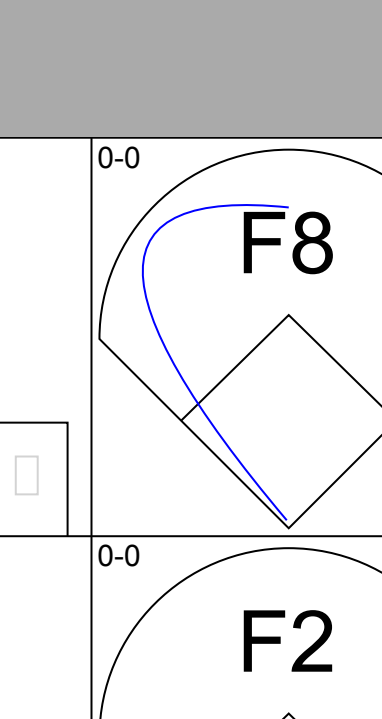
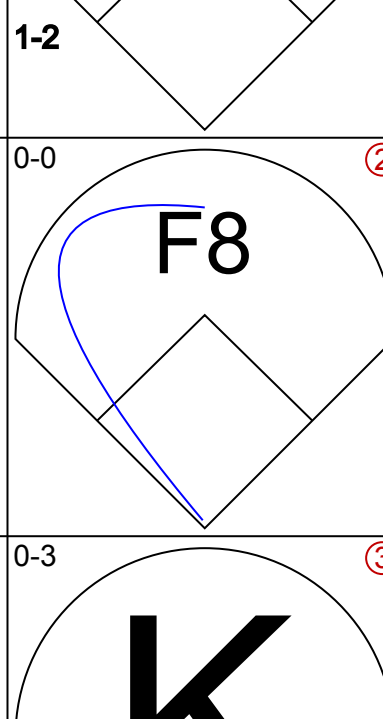
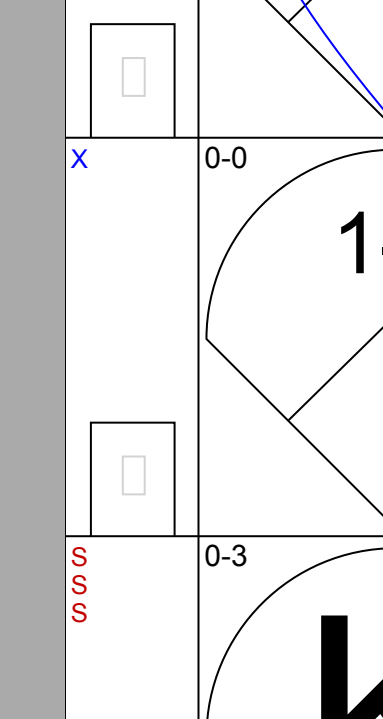
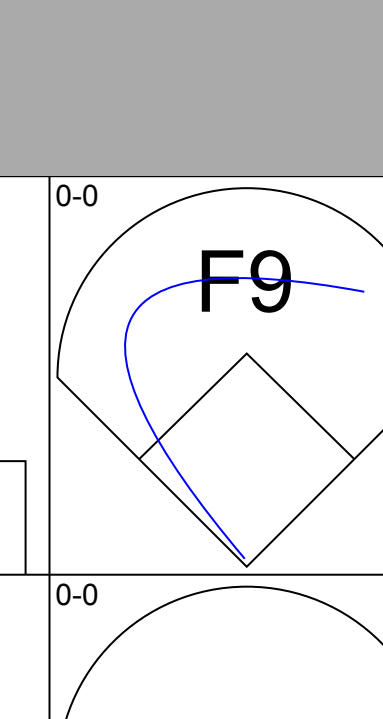
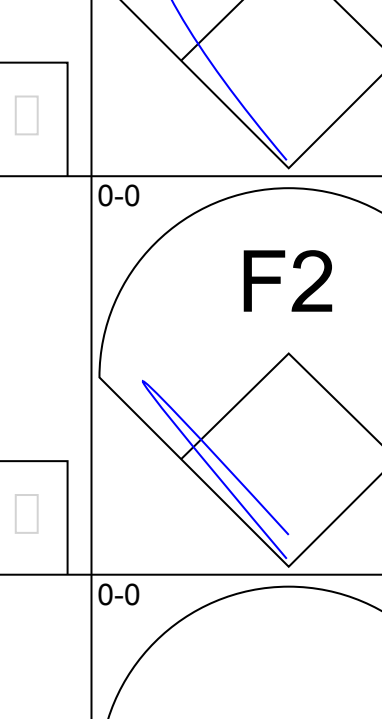
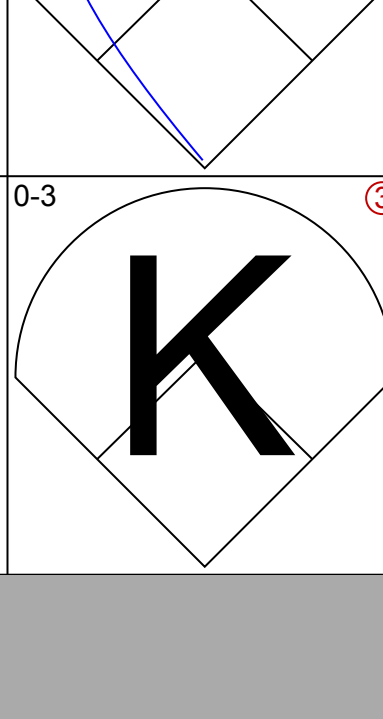
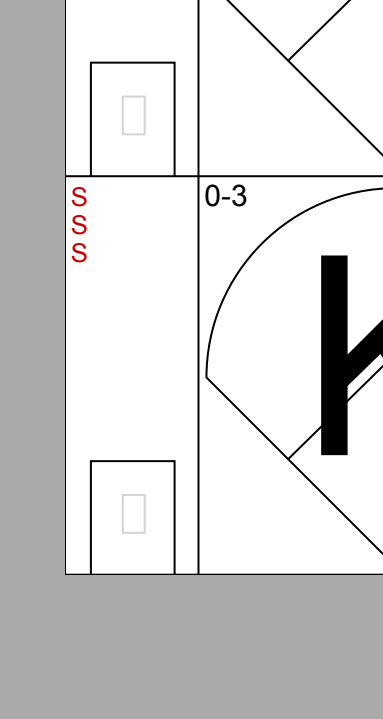
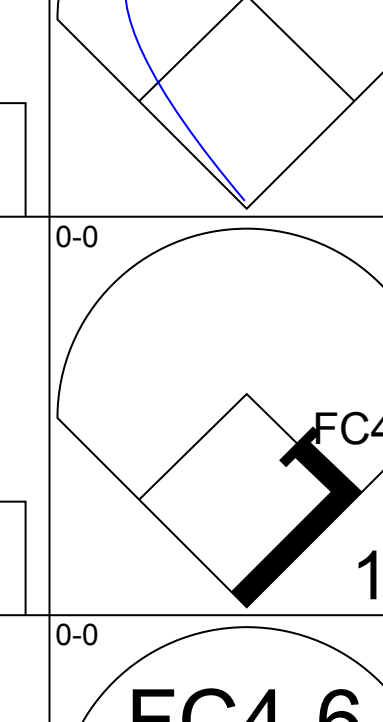
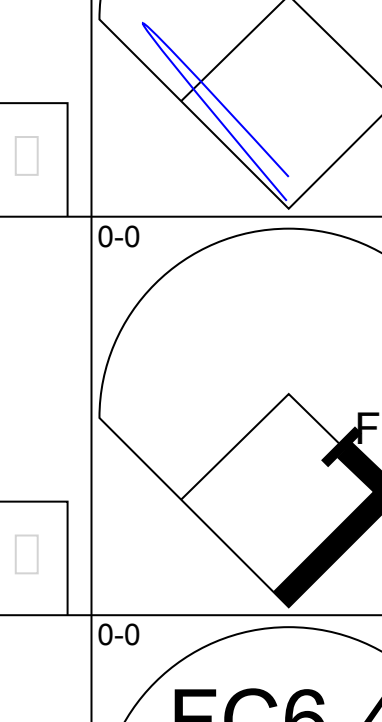
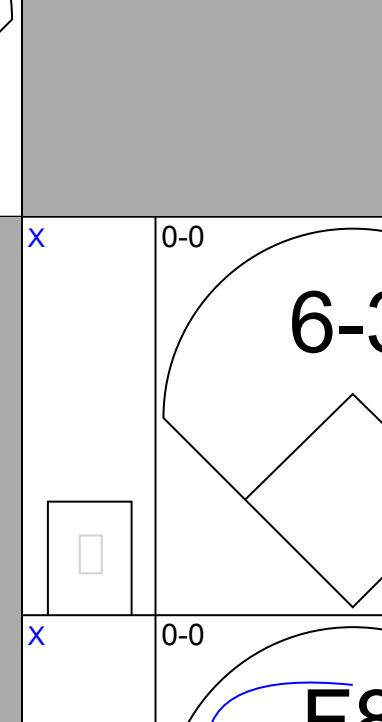
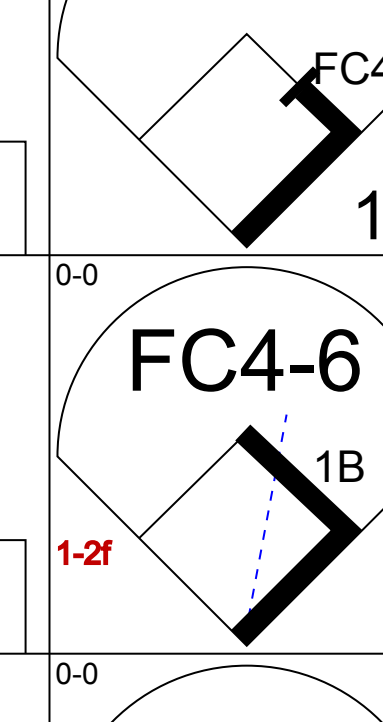
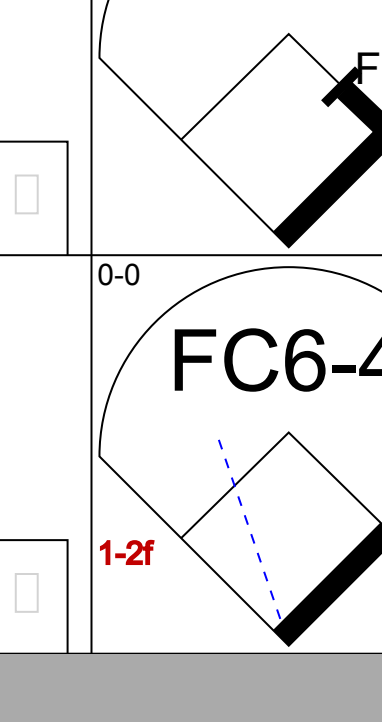
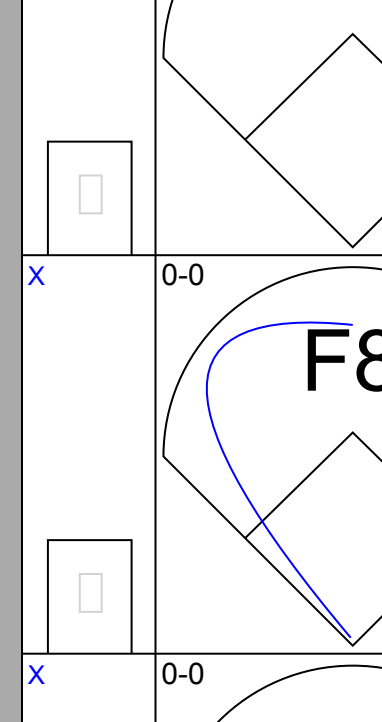
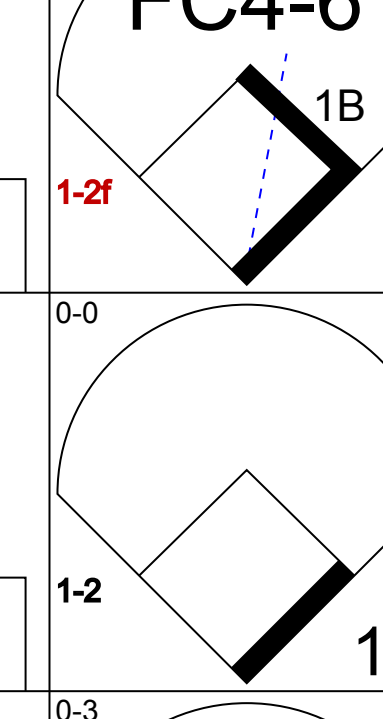
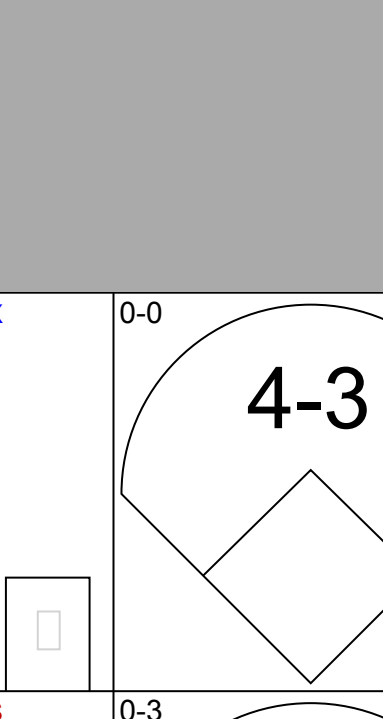
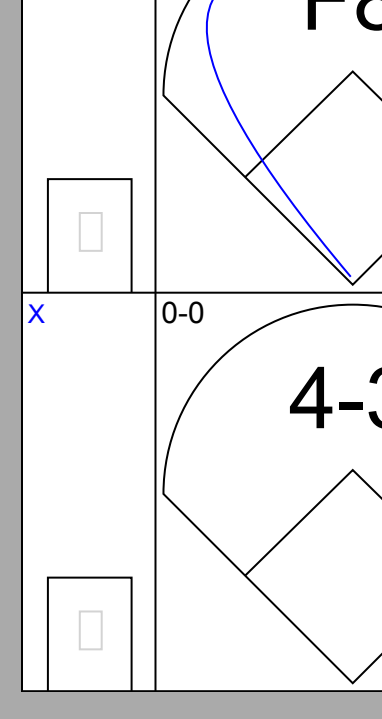
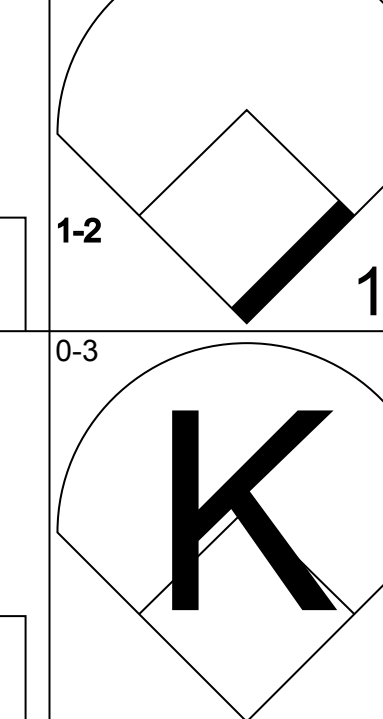
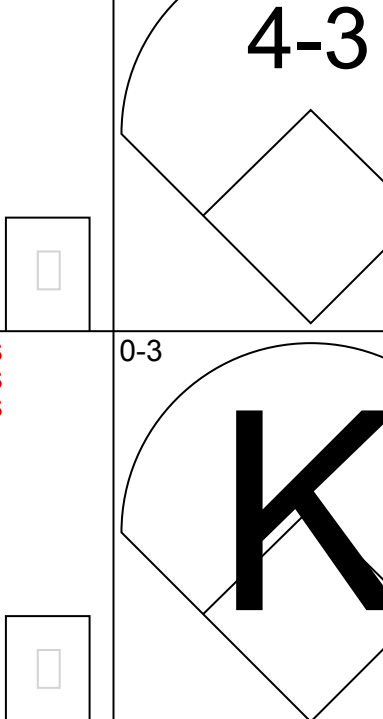
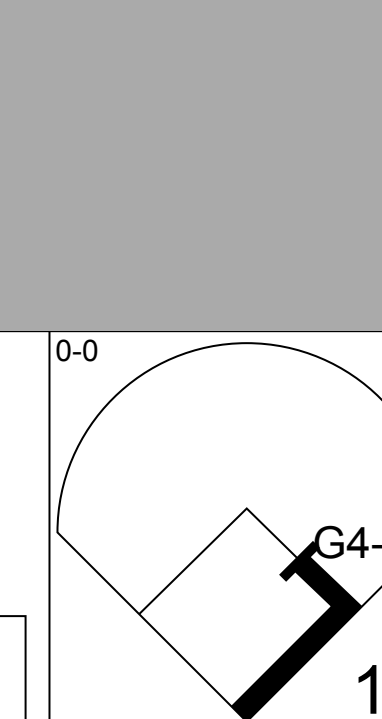


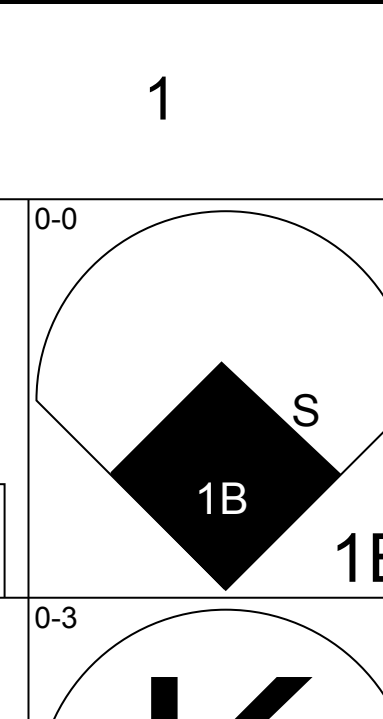
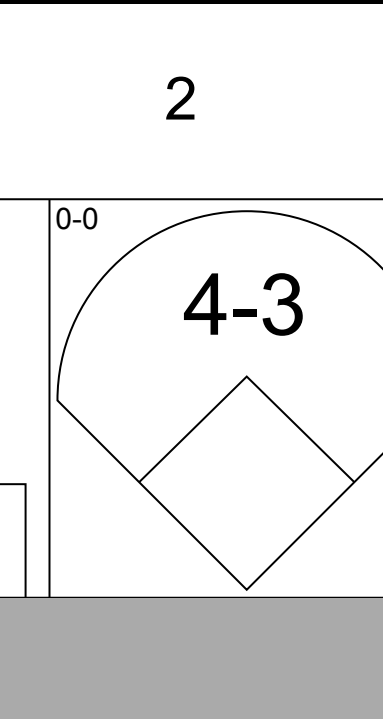
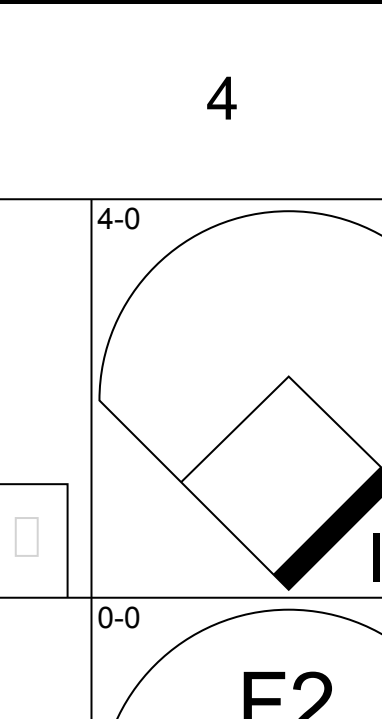
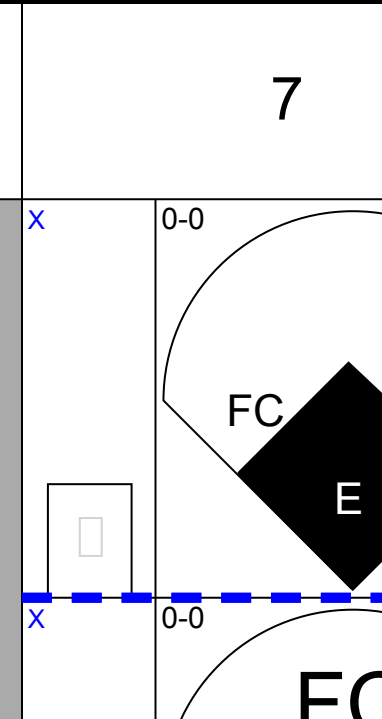
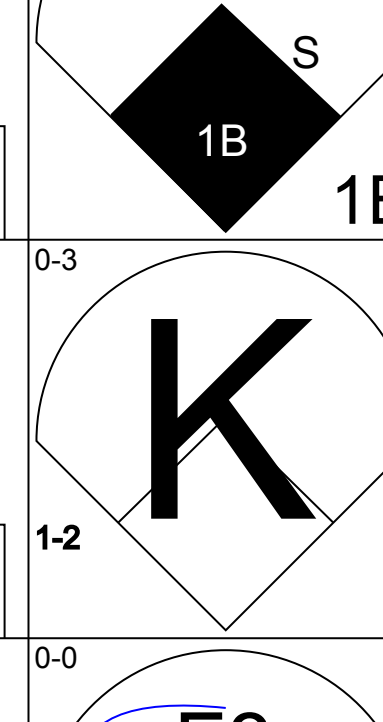
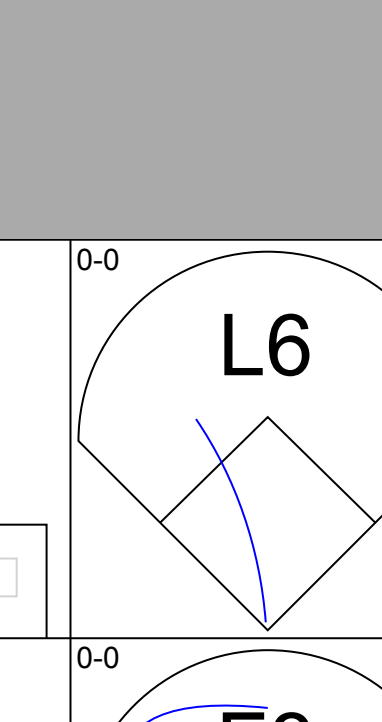
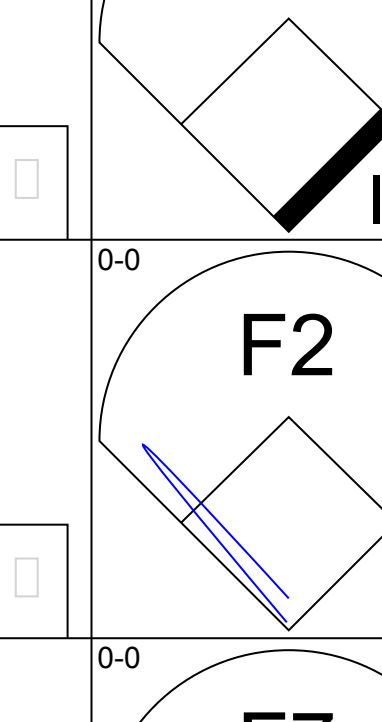
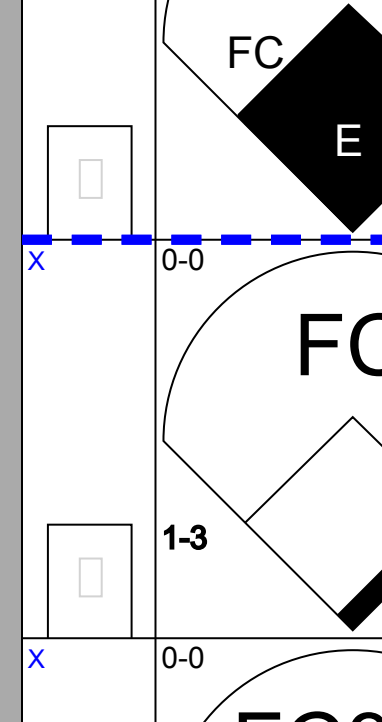
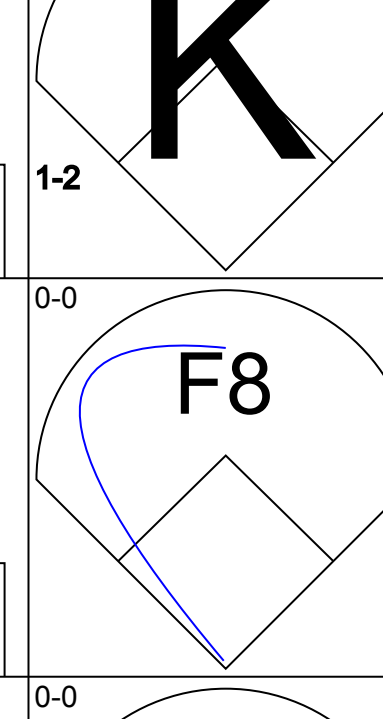
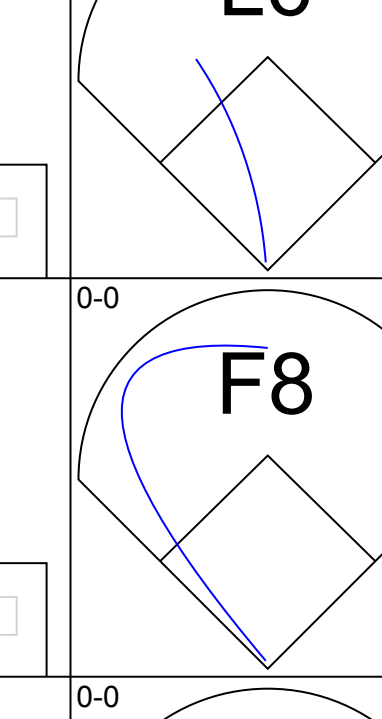
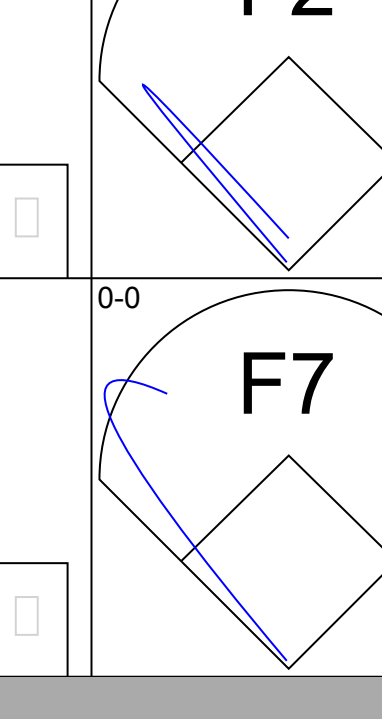
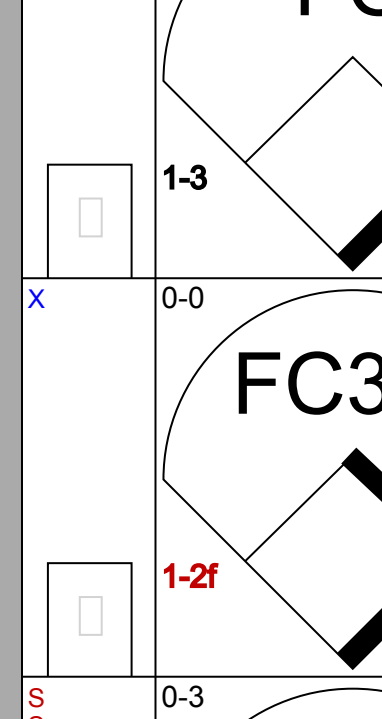
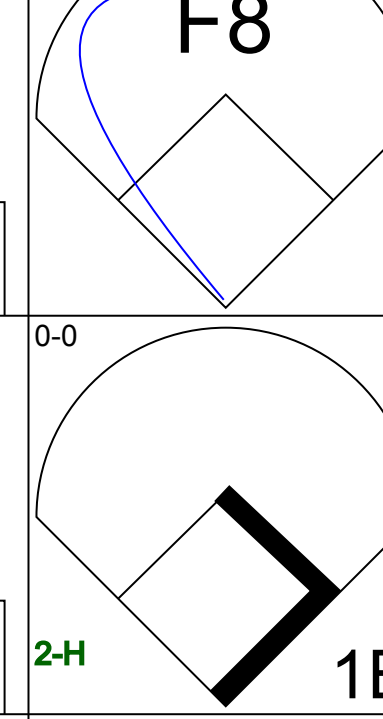
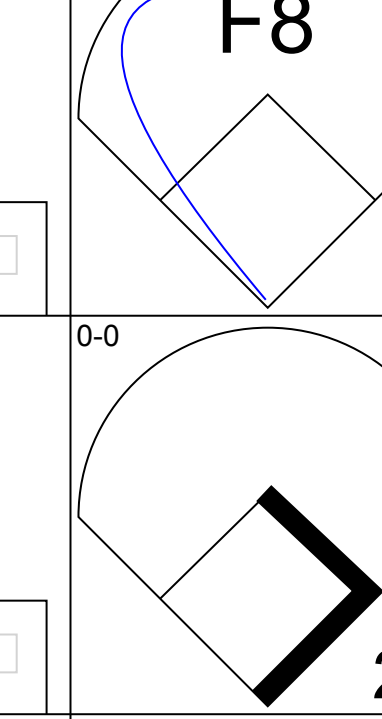
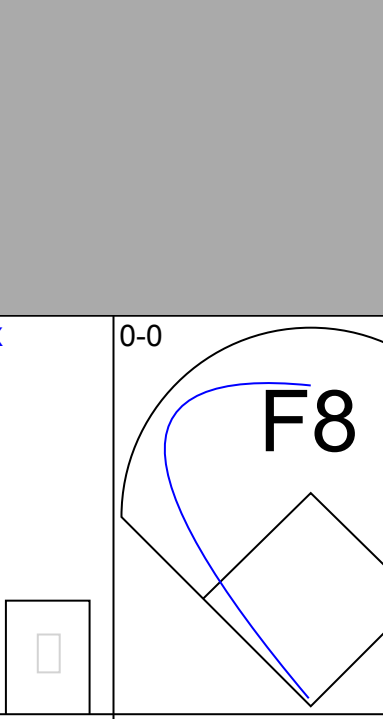
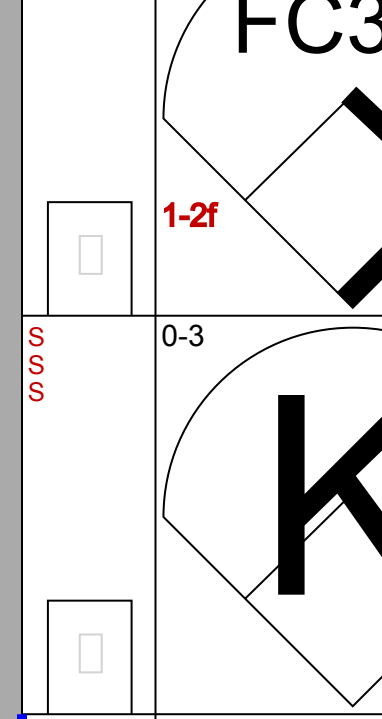
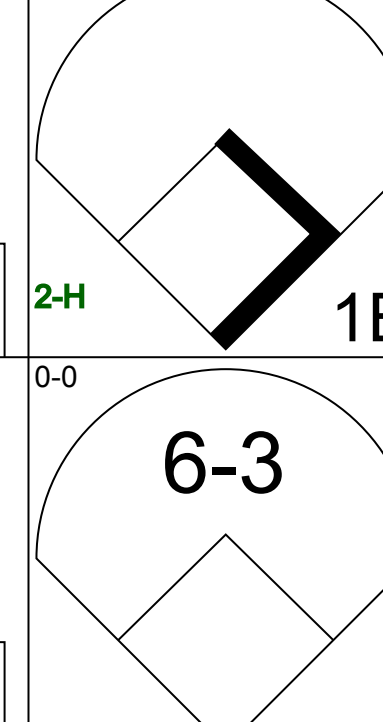
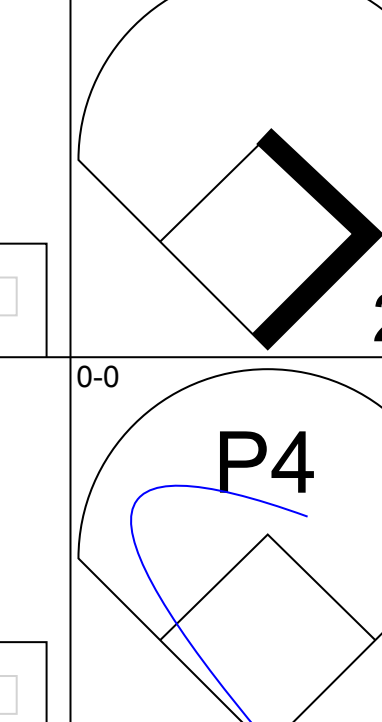
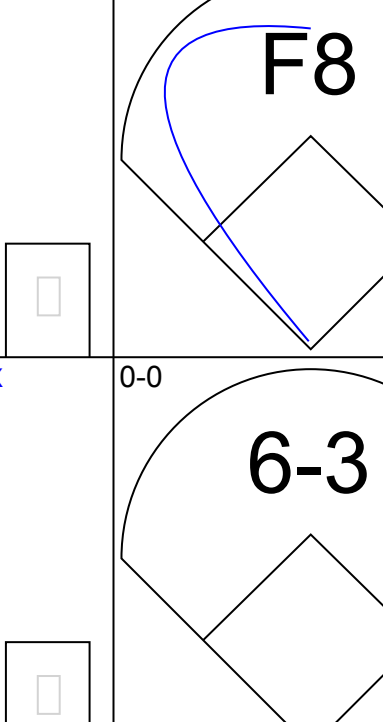
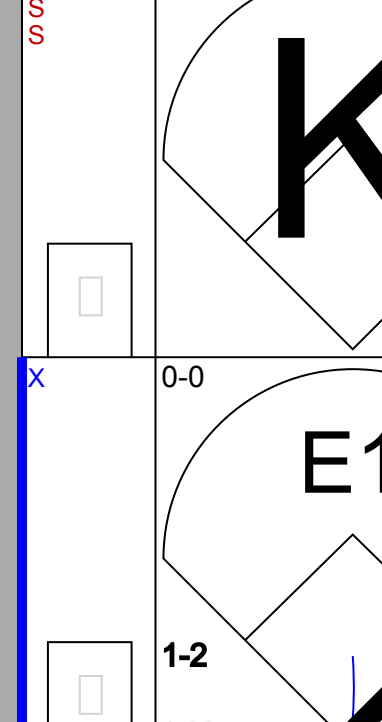
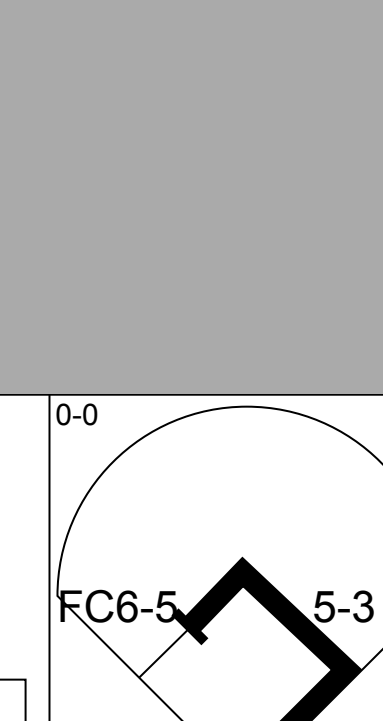
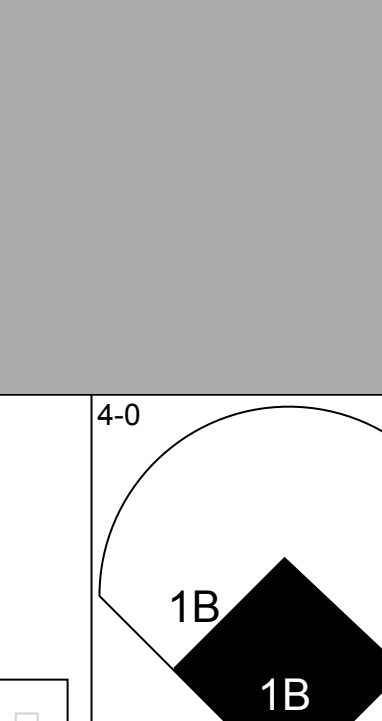
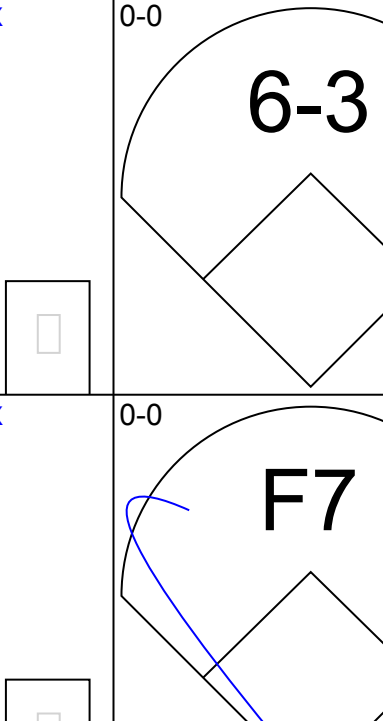
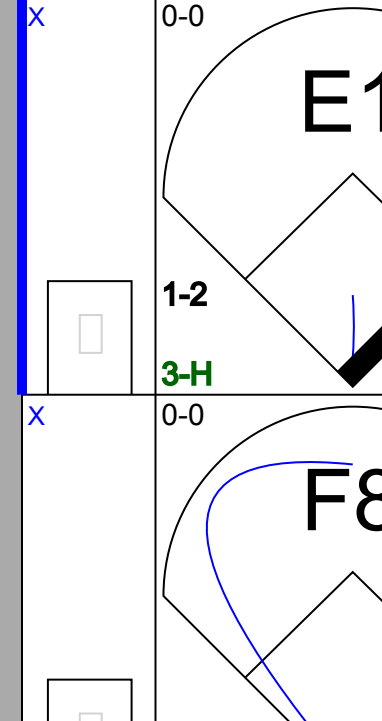
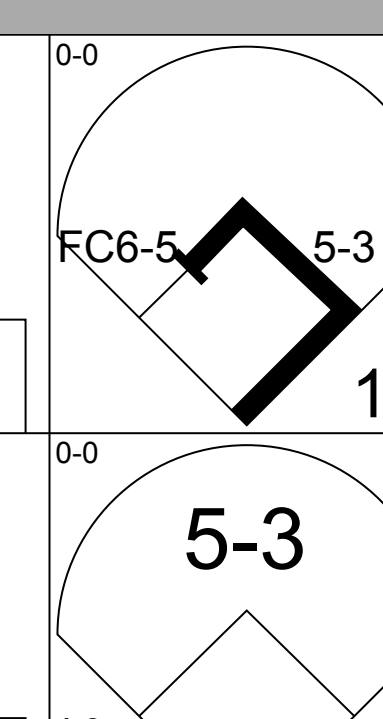
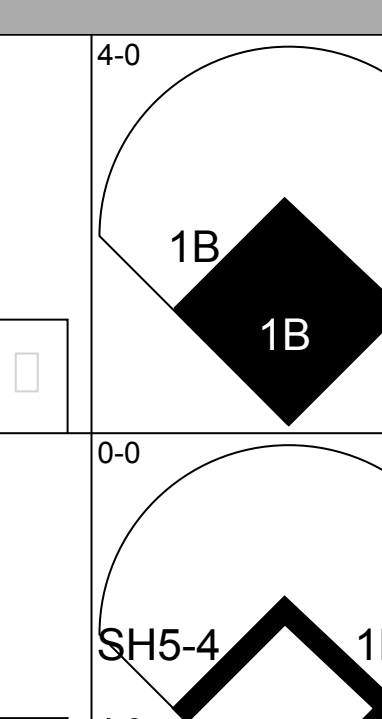
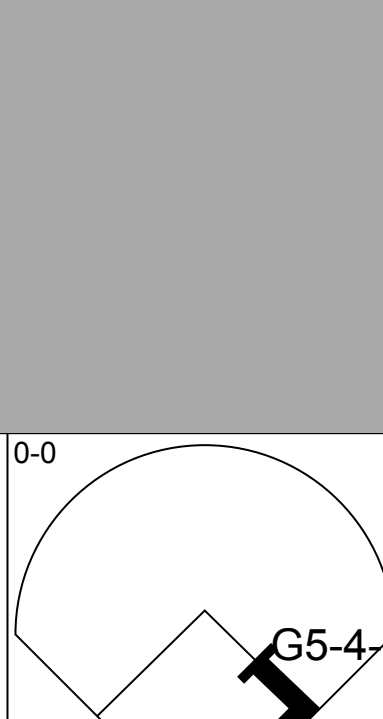
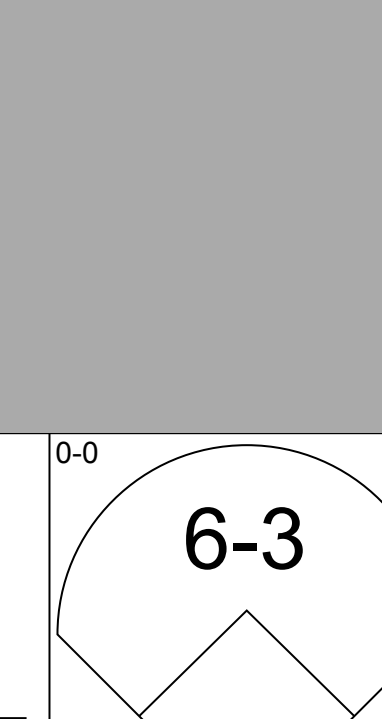
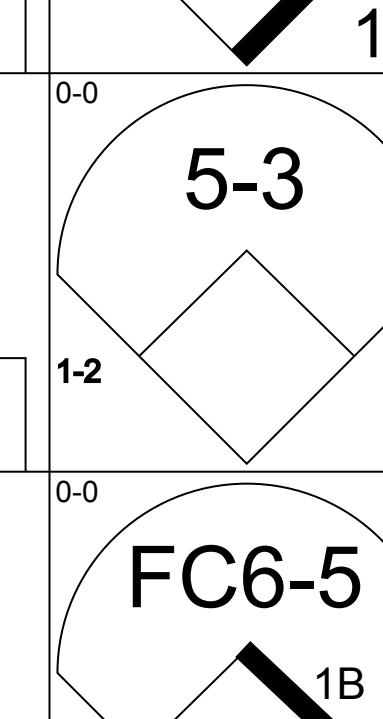
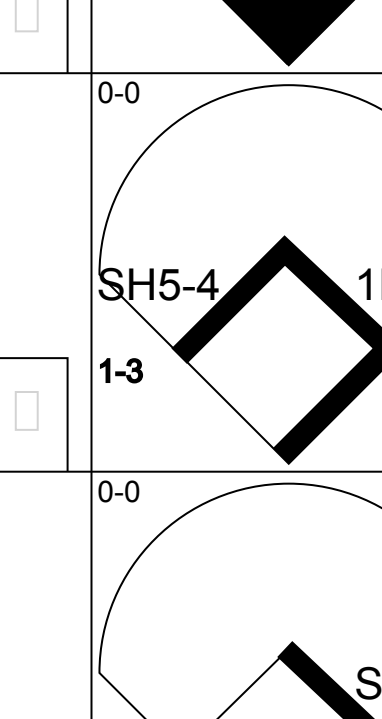
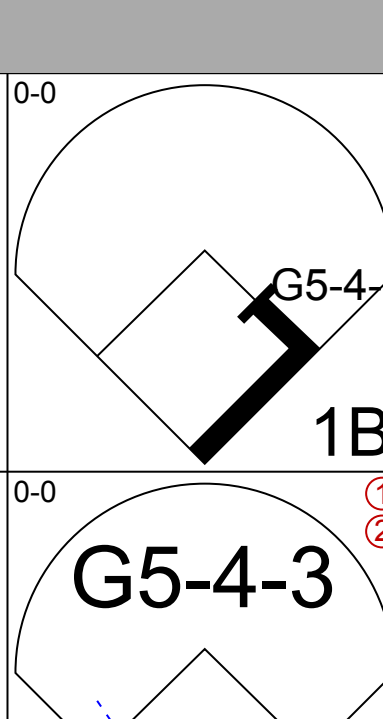
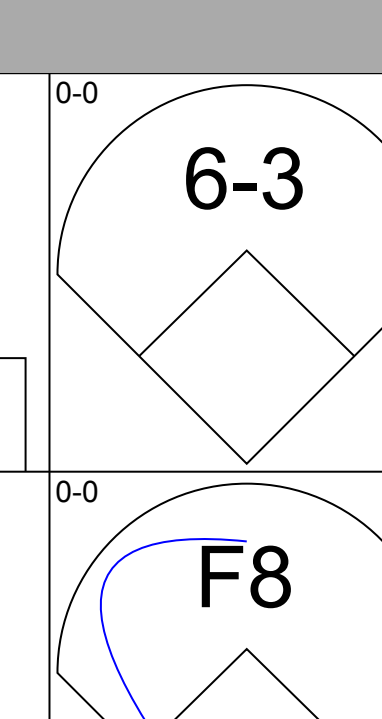

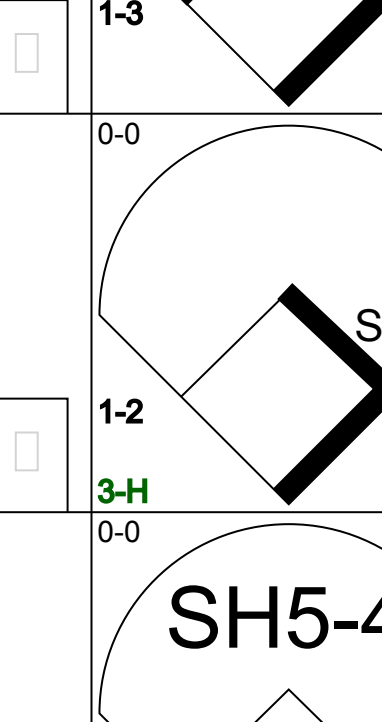
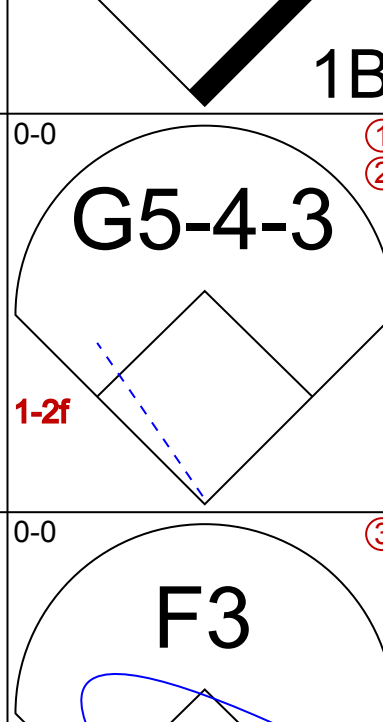
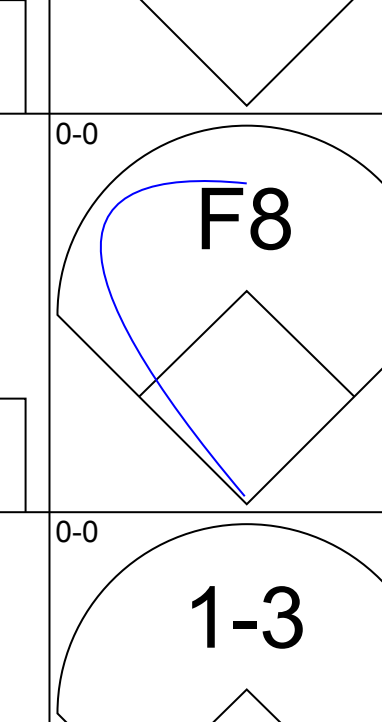
Batter	1	2	3	4	5	6	7	8	9	AB	R	H	RBI	BB	SO	LOB	BOTTOM		
Lou Brock, L OBP: 0.369, SLG: 0.431 (1, 7)	0-0 5-3	0-0 4-3		4-0 BB			0-0 1-3 1B		0-0 F7	4	0	1	0	1	0	4			
Ted Sizemore, R OBP: 0.356, SLG: 0.350 (1, 4)	0-0 1-3 1B		0-0 F7	0-0 F7			0-0 1-3		0-0 F3	5	0	1	0	0	0	4			
Bake McBride, L OBP: 0.343, SLG: 0.391 (1, 8)	0-0 1-3		0-0 1-3		0-0 4-3		0-0 F7			4	0	0	0	0	0	2			
Ted Simmons, S OBP: 0.330, SLG: 0.454 (1, 2)	0-0 L5		0-0 3B		0-0 3-4-1		0-0 F7			4	0	1	0	0	0	2			
Joe Torre, R OBP: 0.375, SLG: 0.417 (1, 3)		0-0 FC4-6 1B	4-0 BB		0-0 1-3			0-0 F5		3	0	1	0	1	0	0			
Jose Cruz, L OBP: 0.330, SLG: 0.393 (1, 9)		0-0 FC4-6 1B 1-2	0-0 F8		0-0 S 1B		0-0 F7		0-0 F7	4	0	1	0	0	0	3			
Ken Reitz, R OBP: 0.326, SLG: 0.386 (1, 5)		0-0 1B 1-2		0-0 P5		0-0 F8		0-3 K		4	0	1	0	0	1	1			
Mike Tyson, R OBP: 0.251, SLG: 0.255 (1, 6)		0-0 1B		0-0 SH2-4 1B		0-0 F8			0-0 4-3	3	0	2	0	0	0	1			
Reggie Smith, S OBP: 0.427, SLG: 0.641 (9, PH)		1-2 2-3 1B		0-0 SH2-4 1B		0-0 3-1			4-0 BB	1	0	0	0	0	0	0			
John Curtis, L OBP: 0.103, SLG: 0.071 (1, 1)		0-3 K		0-0 SH2-4		0-0 3-1				2	0	0	0	0	1	4			
Mike Garman, R OBP: 0.348, SLG: 0.286 (9, PH)				1-2						0	0	0	0	0	0	0			
Inning Stats	R: 0 E: 0 K: 0 S: 4	H: 1 LOB: 1 BB: 0 P: 4	R: 0 E: 0 K: 1 S: 8	H: 3 LOB: 3 BB: 0 P: 8	R: 0 E: 0 K: 0 S: 4	H: 1 LOB: 2 BB: 1 P: 8	R: 0 E: 0 K: 0 S: 4	H: 1 LOB: 0 BB: 1 P: 8	R: 0 E: 0 K: 0 S: 3	H: 0 LOB: 0 BB: 0 P: 3	R: 0 E: 0 K: 0 S: 4	H: 1 LOB: 1 BB: 0 P: 4	R: 0 E: 0 K: 1 S: 5	H: 0 LOB: 0 BB: 0 P: 5	R: 0 E: 0 K: 0 S: 3	H: 0 LOB: 1 BB: 1 P: 7	1B: 7 2B: 0 3B: 1 HR: 0	SF: 0 SAC: 1 DP: 0 HBP: 0	WP: 0 PA: 38 PB: 0 SB: 1 CS: 0
PITCHER	IP	WLS	BF	H	R	ER	SO	BB	IBB	HBP	BLK	WP	HR	S	P	ERA	WHIP		
Jim Barr, R ERA: 2.6 (1, 1)	9.0	W	38	8	0	0	2	3	0	0	0	0	0	39	51	0.00	1.222		

San Francisco Giants @ St. Louis Cardinals
Busch Stadium, St. Louis, MO
Mon Jun 17 1974, 7:05 PM CDT
Att: 17,525 - Unknown

AB 34
R 0
H 8
RBI 0
BB 3
SO 2
LOB 21



Batter	1	2	3	4	5	6	7	8	9	AB	R	H	RBI	BB	SO	LOB	TOP					
Bobby Bonds, R OBP: 0.366, SLG: 0.457 (1, 9)										4	0	0	0	0	1	1	San Francisco Giants @ St. Louis Cardinals Busch Stadium, St. Louis, MO Tue Jun 18 1974, 7:05 PM CDT Att: 17,709 - Unknown					
Gary Thomasson, L OBP: 0.347, SLG: 0.346 (1, 7)										3	0	0	0	1	1							
Garry Maddox, R OBP: 0.351, SLG: 0.472 (1, 8)										4	0	1	0	0	0	1						
Steve Ontiveros, S OBP: 0.365, SLG: 0.336 (1, 5)										4	0	0	0	0	1	2						
Dave Kingman, R OBP: 0.296, SLG: 0.398 (1, 3)										4	0	0	0	0	2	1						
Chris Speier, R OBP: 0.322, SLG: 0.350 (1, 6)										3	0	2	0	0	0	0						
Chris Arnold, R OBP: 0.283, SLG: 0.362 (1, 4)										3	0	0	0	0	0	2						
Dave Rader, L OBP: 0.410, SLG: 0.400 (1, 2)										3	0	1	0	0	0	0						
Ron Bryant, S OBP: 0.077, SLG: 0.077 (1, 1)										2	0	0	0	0	2	2						
Elias Sosa, R OBP: 0.111, SLG: 0.111 (7, 1)										0	0	0	0	0	0	0						
Tito Fuentes, S OBP: 0.226, SLG: 0.210 (7, 4)										1	0	1	0	0	0	0						
Inning Stats	R: 0 E: 1 K: 3 S: 10	H: 1 LOB: 1 BB: 0 P: 10	R: 0 E: 0 K: 1 S: 7	H: 2 LOB: 2 BB: 0 P: 7	R: 0 E: 0 K: 0 S: 3	H: 0 LOB: 0 BB: 0 P: 3	R: 0 E: 0 K: 0 S: 4	H: 1 LOB: 1 BB: 0 P: 4	R: 0 E: 0 K: 1 S: 5	H: 0 LOB: 0 BB: 0 P: 5	R: 0 E: 0 K: 1 S: 5	H: 0 LOB: 1 BB: 1 P: 9	R: 0 E: 0 K: 0 S: 3	H: 0 LOB: 0 BB: 0 P: 3	R: 0 E: 0 K: 1 S: 3	H: 1 LOB: 0 BB: 0 P: 3	R: 0 E: 0 K: 1 S: 5	H: 0 LOB: 0 BB: 0 P: 5	1B: 5 2B: 0 3B: 0 HR: 0	SF: 0 SAC: 0 DP: 1 HBP: 0	WP: 0 PB: 0 SB: 0 CS: 0	PA: 32
PITCHER Alan Foster, R ERA: 4.28 (1, 1)	IP: 9.0 WLS: W BF: 32	H: 5 R: 0 ER: 0 SO: 7	BB: 1 IBB: 0 HBP: 0 BLK: 0	WP: 0 HR: 0 S: 45 P: 49	ERA: 0.00 WHIP: 0.667	PITCHER																

Batter	1	2	3	4	5	6	7	8	9	AB	R	H	RBI	BB	SO	LOB	BOTTOM			
Lou Brock, L OBP: 0.375, SLG: 0.434 (1, 7)										3	2	2	0	1	0	2	San Francisco Giants @ St. Louis Cardinals Busch Stadium, St. Louis, MO Tue Jun 18 1974, 7:05 PM CDT Att: 17,709 - Unknown			
Ted Sizemore, R OBP: 0.350, SLG: 0.343 (1, 4)										4	0	0	0	0	1	5				
Ted Simmons, S OBP: 0.325, SLG: 0.446 (1, 2)										4	0	0	0	0	0	6				
Joe Torre, R OBP: 0.377, SLG: 0.424 (1, 3)										4	0	2	1	0	1	2				
Luis Melendez, R OBP: 0.444, SLG: 0.383 Jose Cruz, L OBP: 0.327, SLG: 0.388 (7, PH) (8, 9)										3	0	0	0	0	0	2				
Bake McBride, L OBP: 0.346, SLG: 0.390 (1, 8)										3	1	1	0	1	0	2				
Tom Heintzelman, R OBP: 0.338, SLG: 0.563 Ken Reitz, R OBP: 0.325, SLG: 0.384 (8, 5)										3	0	2	0	0	0	1				
Mike Tyson, R OBP: 0.251, SLG: 0.255 (1, 6)										4	0	1	1	0	0	2				
Alan Foster, R OBP: 0.227, SLG: 0.190 (1, 1)										3	0	1	0	0	0	0				
Inning Stats	R: 1 E: 0 K: 1 S: 7	H: 2 LOB: 1 BB: 0 P: 7	R: 0 E: 0 K: 0 S: 5	H: 2 LOB: 2 BB: 0 P: 5	R: 0 E: 0 K: 0 S: 4	H: 1 LOB: 1 BB: 0 P: 4	R: 1 E: 0 K: 0 S: 5	H: 2 LOB: 3 BB: 2 P: 13	R: 0 E: 0 K: 0 S: 3	H: 0 LOB: 0 BB: 0 P: 3	R: 0 E: 0 K: 1 S: 8	H: 1 LOB: 2 BB: 0 P: 8	R: 0 E: 0 K: 0 S: 3	H: 0 LOB: 0 BB: 0 P: 3	R: 0 E: 0 K: 1 S: 3	H: 0 LOB: 0 BB: 0 P: 3		1B: 8 2B: 1 3B: 0 HR: 0	SF: 0 SAC: 1 DP: 1 HBP: 0	WP: 0 PB: 0 SB: 2 CS: 0
PITCHER Ron Bryant, L ERA: 7.71 Elias Sosa, R ERA: 2.29 (7, 1)	IP: 6.0 WLS: L BF: 28	H: 9 R: 3 ER: 2 SO: 1	BB: 1 IBB: 1 HBP: 0 BLK: 0	WP: 0 HR: 0 S: 28 P: 36	ERA: 3.00 WHIP: 1.667	PITCHER														

Batter	1	2	3	4	5	6	7	8	9	AB	R	H	RBI	BB	SO	LOB	TOP			
Bobby Bonds, R OBP: 0.363, SLG: 0.464 (1, 9)	0-0 6-3	0-0 HR		0-0 P4		0-0 F2		0-0 FC5-2-5 1B		5	1	1	3	0	0	4	San Francisco Giants @ St. Louis Cardinals Busch Stadium, St. Louis, MO Wed Jun 19 1974, 7:05 PM CDT Att: 17,188 - Unknown			
Tito Fuentes, S OBP: 0.233, SLG: 0.218 (1, 4)	0-0 5-3	0-0 4-3		0-0 F7				0-0 1B		5	0	2	1	0	0	1				
Garry Maddox, R OBP: 0.352, SLG: 0.468 (1, 8)	4-0 1B BB		0-0 1B		0-0 5-3		0-3 K	0-3 K		4	1	1	0	1	2	3				
Ed Goodson, L OBP: 0.377, SLG: 0.472 (1, 3)	0-0 1B		0-0 1B		0-0 1B		4-0 IBB		0-0 F7	4	0	3	1	1	0	0				
Gary Thomasson, L OBP: 0.341, SLG: 0.339 (1, 7)	0-0 G3		0-0 1B		0-3 K		0-0 F7		0-0 F8	5	0	1	0	0	1	5				
Chris Speier, R OBP: 0.324, SLG: 0.351 (1, 6)		0-0 HR	0-0 G6-4-3 1B		0-3 K		0-0 1-3		0-0 F9	5	1	2	0	0	1	3				
Chris Arnold, R OBP: 0.281, SLG: 0.353 (1, 5)		0-0 F9	0-0 G6-4-3 1B		0-0 F9			0-0 1B		4	0	1	0	0	0	3				
Dave Rader, L OBP: 0.413, SLG: 0.404 (1, 2)		0-0 HR		0-0 G3		0-0 6-3		0-0 1B		4	2	2	0	0	0	0				
John D'Acquisto, R OBP: 0.182, SLG: 0.233 (1, 1)		0-3 K		0-0 1B		4-0 BLK BB		0-3 K		3	0	1	0	1	2	4				
Steve Barber, L (9, 1)										0	0	0	0	0	0	0				
Inning Stats	R: 0 E: 0 K: 0 S: 4	H: 1 LOB: 2 BB: 1 P: 8	R: 3 E: 0 K: 1 S: 8	H: 3 LOB: 0 BB: 0 P: 8	R: 1 E: 0 K: 0 S: 5	H: 4 LOB: 1 BB: 0 P: 5	R: 0 E: 0 K: 0 S: 4	H: 1 LOB: 1 BB: 0 P: 4	R: 0 E: 0 K: 2 S: 8	H: 0 LOB: 1 BB: 1 P: 7	R: 0 E: 0 K: 1 S: 6	H: 1 LOB: 2 BB: 1 P: 10	R: 1 E: 0 K: 2 S: 10	H: 3 LOB: 2 BB: 0 P: 10	R: 0 E: 0 K: 0 S: 3	H: 0 LOB: 0 BB: 0 P: 3	1B: 13 2B: 9 3B: 0 HR: 1	SF: 0 SAC: 0 DP: 1 HBP: 0	WP: 0 PB: 0 SB: 1 CS: 0	PA: 42
PITCHER Bob Gibson, R ERA: 5.17 (1, 1)	IP: 9.0 WLS: L BF: 42 H: 14 R: 5 ER: 5 SO: 6 BB: 2 IBB: 1 HBP: 0 BLK: 1 WP: 0 HR: 1 S: 51 P: 63 ERA: 5.00 WHIP: 1.778																			

Batter	1	2	3	4	5	6	7	8	9	AB	R	H	RBI	BB	SO	LOB	BOTTOM			
Lou Brock, L OBP: 0.377, SLG: 0.444 (1, 7)	0-0 FC6-5 2B	0-0 9-5 2B			0-0 G3			0-0 G3		4	0	2	0	0	0	0	San Francisco Giants @ St. Louis Cardinals Busch Stadium, St. Louis, MO Wed Jun 19 1974, 7:05 PM CDT Att: 17,188 - Unknown			
Ted Sizemore, R OBP: 0.348, SLG: 0.338 (1, 4)	4-0 FC6-4 1B BB	0-0 9-5 2-3f			0-0 4-3			0-0 6-3		3	1	0	0	1	0	1				
Bake McBride, L OBP: 0.344, SLG: 0.384 (1, 8)	0-0 FC6-5 1-2 2-3f		4-0 S BB		0-0 1-3			0-0 F8		3	0	0	0	1	0	2				
Ted Simmons, S OBP: 0.320, SLG: 0.439 (1, 2)	0-0 FC6-4 1B HR		0-3 K		0-0 F7			0-0 F8		4	1	0	0	0	1	3				
Joe Torre, R OBP: 0.379, SLG: 0.425 (1, 3)	0-0 HR		0-3 K		0-0 5-3			0-0 1B		4	1	2	1	0	1	1				
Luis Melendez, R OBP: 0.338, SLG: 0.383 (9, PR)	1-2 3-H									0	0	0	0	0	0	0				
Jose Cruz, L OBP: 0.327, SLG: 0.420 (1, 9)	0-0 HR		0-0 3-4-1		0-0 L6			0-0 P3		3	1	1	3	0	0	1				
Jim Hickman, R OBP: 0.396, SLG: 0.439 (9, PH)	1-H 2-H							0-0 F9		1	0	0	0	0	0	1				
Tom Heintzelman, R OBP: 0.436, SLG: 0.529 (1, 5)	4-0 BB		0-0 6-3		0-0 F8			0-0 F9		2	0	0	0	1	0	0				
Reggie Smith, S OBP: 0.426, SLG: 0.638 (9, PH)			0-0 BB		0-0 F9			0-0 6-3		3	0	0	0	0	0	1				
Mike Tyson, R OBP: 0.247, SLG: 0.250 (1, 6)	0-0 F8		0-0 K		0-0 K			0-0 F8		3	0	0	0	0	2	0				
Bob Gibson, R OBP: 0.194, SLG: 0.222 (1, 1)		0-3 K								3	0	0	0	0	2	0				
Inning Stats	R: 4 E: 0 K: 0 S: 6	H: 3 LOB: 1 BB: 2 P: 14	R: 0 E: 0 K: 1 S: 5	H: 1 LOB: 0 BB: 0 P: 5	R: 0 E: 0 K: 2 S: 7	H: 0 LOB: 1 BB: 1 P: 11	R: 0 E: 0 K: 1 S: 5	H: 0 LOB: 0 BB: 0 P: 5	R: 0 E: 0 K: 0 S: 3	H: 0 LOB: 0 BB: 0 P: 3	R: 0 E: 0 K: 0 S: 3	H: 0 LOB: 0 BB: 0 P: 3	R: 0 E: 0 K: 0 S: 3	H: 0 LOB: 0 BB: 0 P: 3	R: 0 E: 0 K: 0 S: 4	H: 1 LOB: 1 BB: 0 P: 4	1B: 2 2B: 3 3B: 0 HR: 1	SF: 0 SAC: 0 DP: 1 HBP: 0	WP: 0 PB: 0 SB: 1 CS: 0	PA: 34
PITCHER John D'Acquisto, R ERA: 3.48 (1, 1)	IP: 8.1 WLS: W BF: 32 H: 5 R: 4 ER: 4 SO: 4 BB: 3 IBB: 0 HBP: 0 BLK: 0 WP: 1 HR: 1 S: 37 P: 49 ERA: 4.32 WHIP: 0.960																			
Steve Barber, L ERA: 3.39 (9, 1)	0.2 S: 2																			

Batter	1	2	3	4	5	6	7	8	9	AB	R	H	RBI	BB	SO	LOB	TOP										
Mike Jorgensen, L (1, 7) OBP: 0.435, SLG: 0.367 Ron Hunt, R (8, PH) OBP: 0.376, SLG: 0.251 (8, 4)	0-0 P5		0-3 K		0-0 4-3			4-0 BB		3	0	0	0	0	1	0											
Larry Lintz, S (1, 4) OBP: 0.330, SLG: 0.318 Ron Woods, R (8, PH) OBP: 0.289, SLG: 0.161 (8, 7)	0-0 1-3		0-0 1-3		0-0 6-3			0-0 P3		3	0	0	0	0	0	0											
Willie Davis, L (1, 8) OBP: 0.340, SLG: 0.442	0-0 1B		0-0 F7		0-0 F8			0-0 F6		4	0	1	0	0	0	1											
Ken Singleton, S (1, 9) OBP: 0.416, SLG: 0.365	0-0 6-3			0-0 G3				4-0 1-2 BB		3	0	0	0	1	0	1											
Ron Fairly, L (1, 3) OBP: 0.388, SLG: 0.462 Hal Breeden, R (8, PH) OBP: 0.333, SLG: 0.347 (8, 3)		0-3 K		0-0 1B FC6-4 1B				0-3 L7		3	1	1	0	0	1	0											
Bob Bailey, R (1, 5) OBP: 0.397, SLG: 0.388	0-0 1B FC3-2-5 1B			0-0 1B FC6-4 1B				0-0 6-3		4	0	3	0	0	0	0											
Tim Foli, R (1, 6) OBP: 0.311, SLG: 0.309	0-0 1B FC3-2-5 1B			0-0 1B FC6-4 1B				0-0 F2		4	0	1	1	0	0	2											
Barry Foote, R (1, 2) OBP: 0.305, SLG: 0.408	0-0 1B FC3-2-5 1B			0-0 1B FC6-4 1B				0-0 P4		4	0	1	0	0	0	3											
Steve Renko, R (1, 1) OBP: 0.257, SLG: 0.273 Tom Walker, R (7, 1)	0-0 1B FC6-4 1B			0-0 1B FC6-4 1B				0-0 4-3		3	0	0	0	0	0	4											
Boots Day, L (9, PH) OBP: 0.317, SLG: 0.270	0-0 1-2			0-0 F8				0-0 5-3		0	0	0	0	0	0	1											
Inning Stats	R: 0 E: 0 K: 0 S: 4	H: 1 LOB: 1 BB: 0 P: 4	R: 0 E: 0 K: 1 S: 7	H: 2 LOB: 2 BB: 0 P: 7	R: 0 E: 0 K: 1 S: 5	H: 0 LOB: 0 BB: 0 P: 5	R: 1 E: 0 K: 0 S: 6	H: 3 LOB: 2 BB: 0 P: 6	R: 0 E: 0 K: 0 S: 3	H: 0 LOB: 0 BB: 0 P: 3	R: 0 E: 0 K: 0 S: 3	H: 0 LOB: 0 BB: 0 P: 3	R: 0 E: 0 K: 1 S: 5	H: 0 LOB: 2 BB: 2 P: 13	R: 0 E: 0 K: 0 S: 4	H: 1 LOB: 1 BB: 0 P: 4	1B: 7 2B: 0 3B: 0 HR: 0	SF: 0 SAC: 0 DP: 0 HBP: 0	WP: 0 PB: 0 SB: 0 CS: 0	PA: 36							
PITCHER	IP	WLS	BF	H	R	ER	SO	BB	IBB	HBP	BLK	WP	HR	S	P	ERA	WHIP										
Sonny Siebert, R (1, 1) ERA: 2.56	7.0	W	27	6	1	1	2	0	0	0	0	0	0	31	31	1.29	0.857										
Al Hrabosky, L (8, 1) ERA: 3.91	0.2		4	0	0	0	0	2	0	0	0	0	0	2	10	0.00	3.000										
Orlando Pena, R (8, 1) ERA: 0.75	1.1		5	1	0	0	1	0	0	0	0	0	0	7	7	0.00	0.750										

Montreal Expos @ St. Louis Cardinals
Busch Stadium, St. Louis, MO
Fri Jun 21 1974, 7:05 PM CDT
Att: 17,949 - Unknown

AB 34
R 1
H 7
RBI 1
BB 1
SO 3
LOB 15



Batter	1	2	3	4	5	6	7	8	9	AB	R	H	RBI	BB	SO	LOB	BOTTOM										
Lou Brock, L (1, 7) OBP: 0.383, SLG: 0.450	0-0 IBB 2B	4-0 CS BB			0-3 K			0-0 1B 1B		3	2	1	1	1	1	1											
Ted Sizemore, R (1, 4) OBP: 0.345, SLG: 0.340	4-0 IBB 2B	0-0 CS 1-2	0-0 P6		4-0 1B 1B			0-0 1B 1B		2	0	1	0	2	0	0											
Ted Simmons, S (1, 2) OBP: 0.322, SLG: 0.440	0-0 F7		0-0 4-3		0-0 1B 1-3 2-H			0-0 1B 1-3 2-H 3-H		4	0	2	3	0	0	2											
Joe Torre, R (1, 3) OBP: 0.377, SLG: 0.419	4-0 2B 1-2 2-3 IBB		0-0 F8		0-0 CS 3-H			0-0 6-3 G6-4-3		3	0	0	0	1	0	2											
Bake McBride, L (1, 8) OBP: 0.342, SLG: 0.386 Luis Melendez, R (9, 8) OBP: 0.338, SLG: 0.383	0-0 1B 1-3 2-H 3-H 2B			0-0 1-3				0-0 5-3		4	0	1	1	0	0	0											
Jose Cruz, L (1, 9) OBP: 0.343, SLG: 0.429	4-0 IBB			0-0 1B PB				0-0 G3 1B		3	0	2	0	1	0	0											
Ken Reitz, R (1, 5) OBP: 0.320, SLG: 0.378	0-0 P4			0-3 K				0-0 G3 1B		4	0	0	0	0	1	5											
Mike Tyson, R (1, 6) OBP: 0.247, SLG: 0.250		0-0 P4		0-0 F3				0-0 1B 1B		4	1	1	0	0	0	2											
Sonny Siebert, R (1, 1) OBP: 0.176, SLG: 0.097 Jim Dwyer, L (7, PH) OBP: 0.167, SLG: 0.167 Al Hrabosky, R (8, 1) OBP: 0.333, SLG: 0.333 Orlando Pena, R (8, 1) OBP: 0.500, SLG: 0.500		0-3 K			0-0 1B 1B			0-0 1B 1B		2	1	1	0	0	1	0											
Inning Stats	R: 1 E: 0 K: 0 S: 4	H: 2 LOB: 3 BB: 3 P: 16	R: 0 E: 0 K: 1 S: 4	H: 0 LOB: 0 BB: 1 P: 8	R: 0 E: 0 K: 0 S: 3	H: 0 LOB: 0 BB: 0 P: 3	R: 0 E: 0 K: 1 S: 6	H: 1 LOB: 1 BB: 0 P: 6	R: 1 E: 0 K: 1 S: 5	H: 2 LOB: 0 BB: 1 P: 9	R: 0 E: 0 K: 0 S: 3	H: 0 LOB: 0 BB: 0 P: 3	R: 3 E: 0 K: 0 S: 7	H: 5 LOB: 1 BB: 0 P: 7	R: 0 E: 0 K: 0 S: 4	H: 1 LOB: 1 BB: 0 P: 4	1B: 9 2B: 2 3B: 0 HR: 0	SF: 0 SAC: 0 DP: 1 HBP: 0	WP: 0 PB: 1 SB: 0 CS: 2	PA: 37							
PITCHER	IP	WLS	BF	H	R	ER	SO	BB	IBB	HBP	BLK	WP	HR	S	P	ERA	WHIP										
Steve Renko, R (1, 1) ERA: 4.77	6.1	L	27	7	4	4	3	3	2	0	0	0	0	28	48	5.68	1.579										
Tom Walker, R (7, 1) ERA: 3.5	1.2		8	4	1	1	0	0	0	0	0	0	0	8	8	5.40	2.400										

Montreal Expos @ St. Louis Cardinals
Busch Stadium, St. Louis, MO
Fri Jun 21 1974, 7:05 PM CDT
Att: 17,949 - Unknown

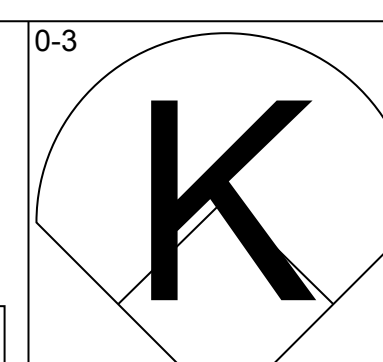
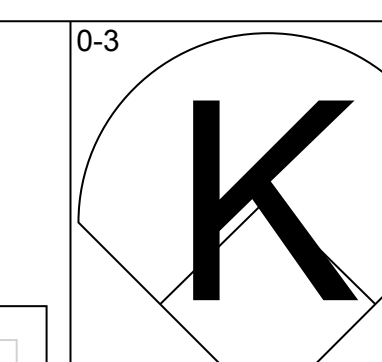
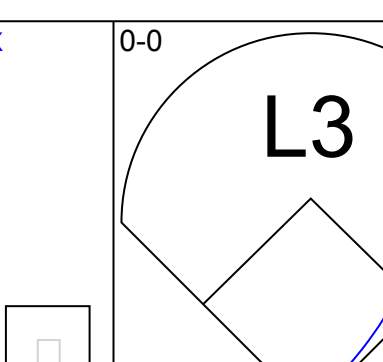
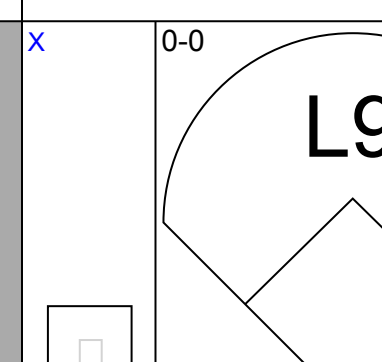
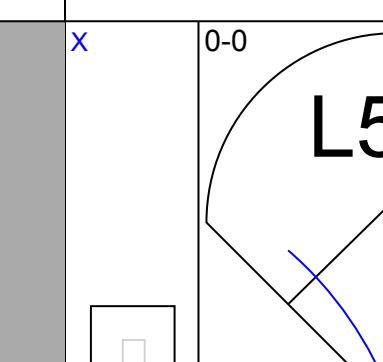
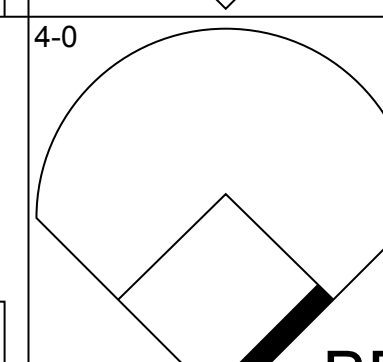
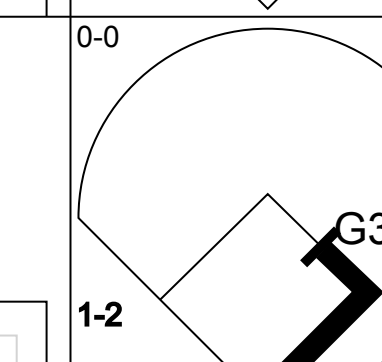


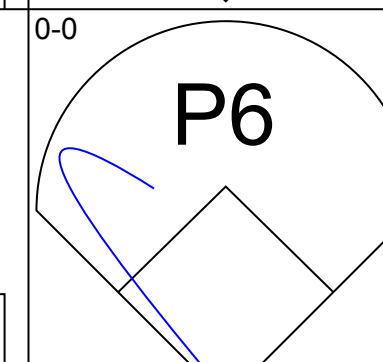
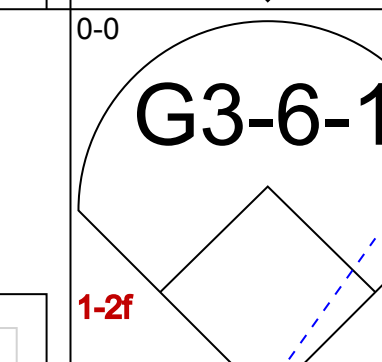


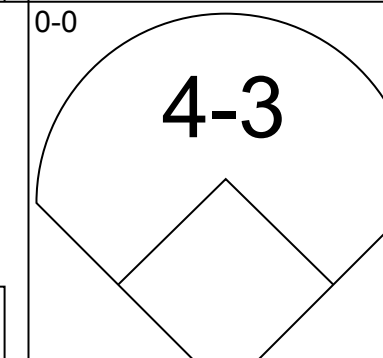
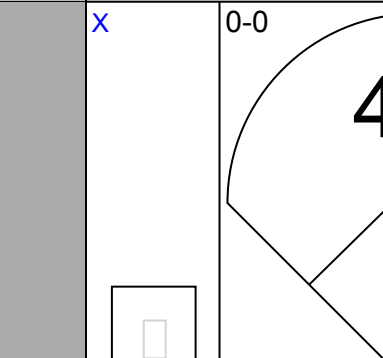


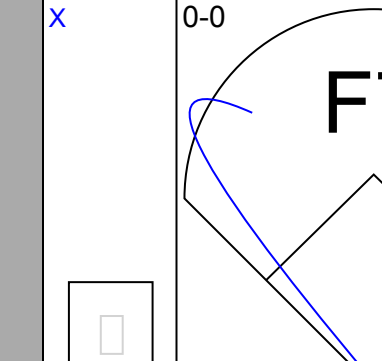
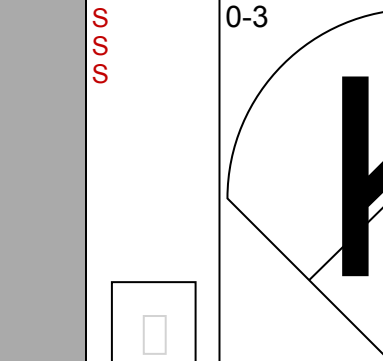


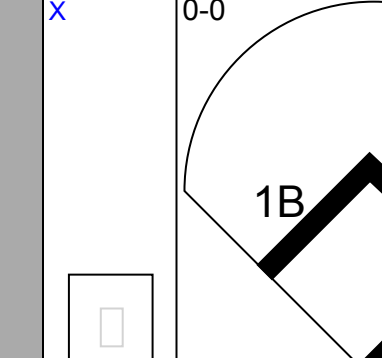
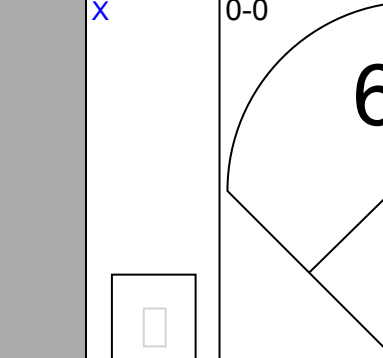
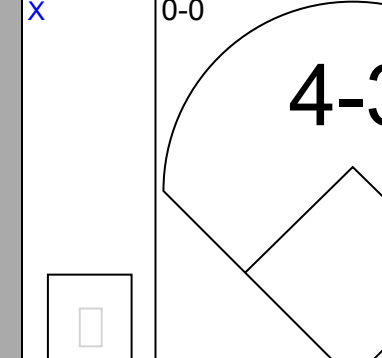
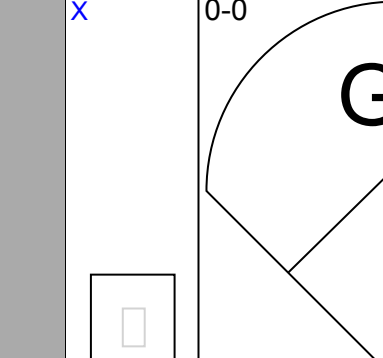
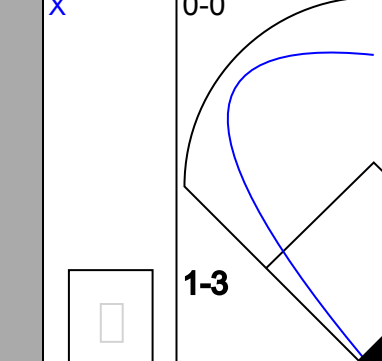
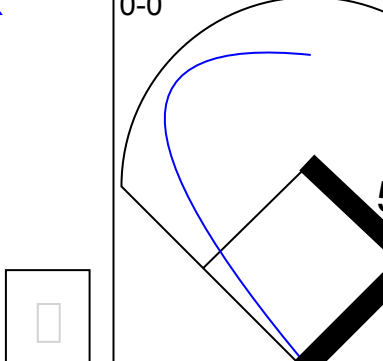
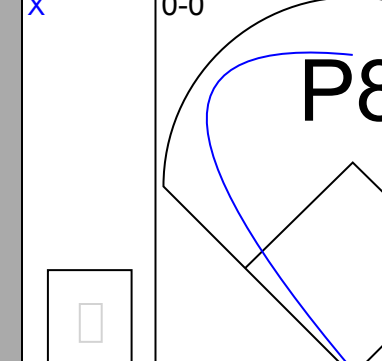
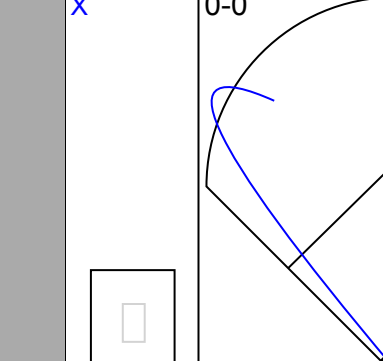
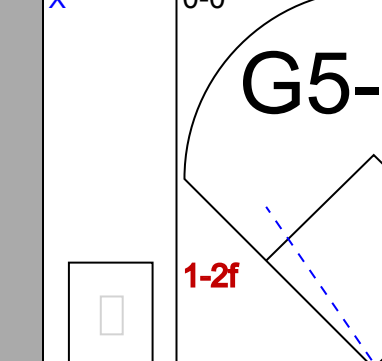
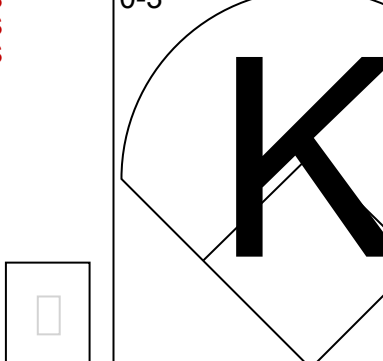
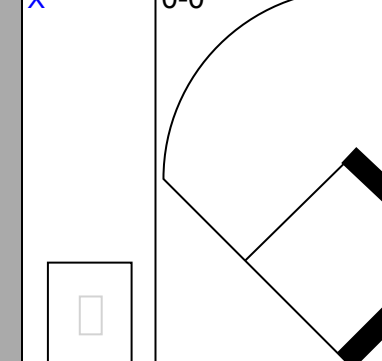
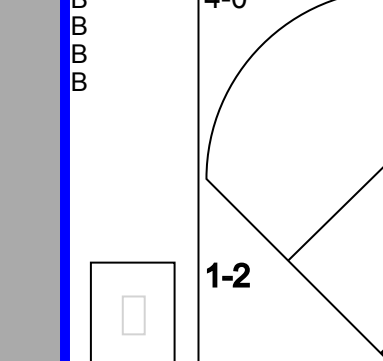

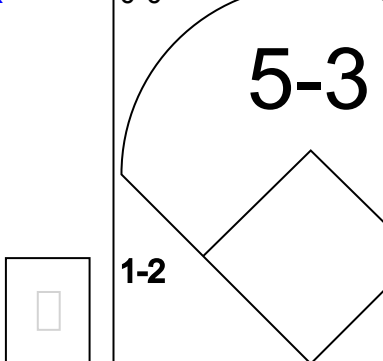
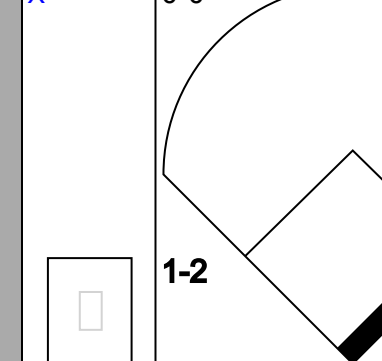
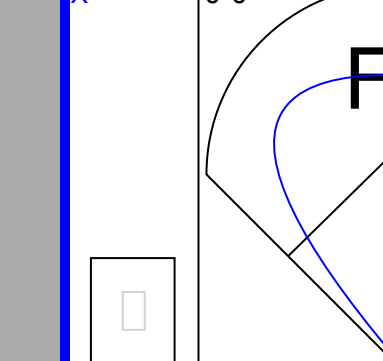
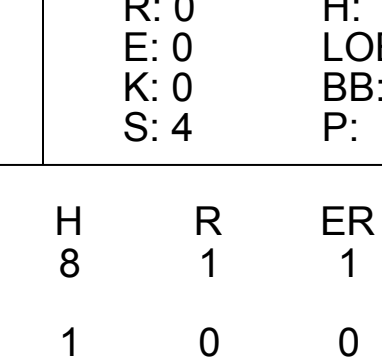
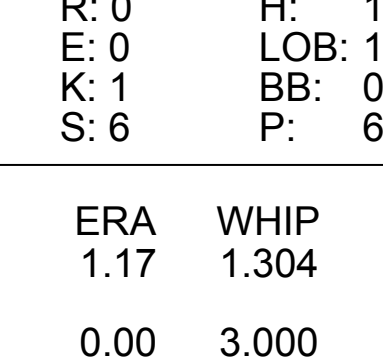
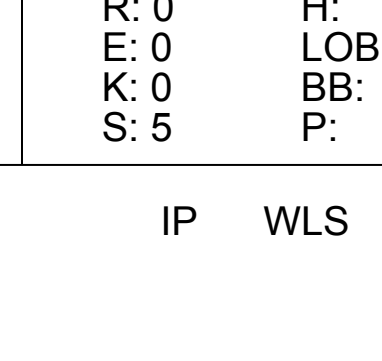
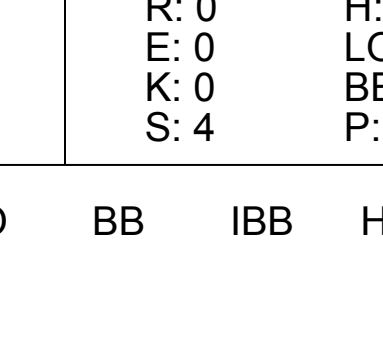





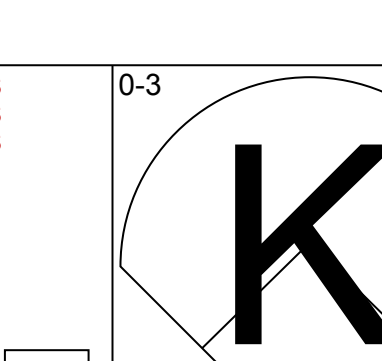
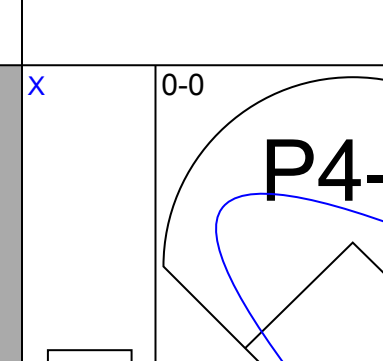
AB 30
R 5
H 11
RBI 5
BB 5
SO 3
LOB 12



Batter	1	2	3	4	5	6	7	8	9	AB	R	H	RBI	BB	SO	LOB	TOP		
Ron Hunt, R OBP: 0.373, SLG: 0.251 (1, 5)	0-0 6-3		0-0 SH3-4		0-0 5-3		0-0 1B		0-0 4-3	0	0	0	0	0	0	0	Montreal Expos @ St. Louis Cardinals Busch Stadium, St. Louis, MO Sat Jun 22 1974, 7:05 PM CDT Att: 42,640 - Unknown livebaseballscores.com		
Larry Lintz, S OBP: 0.337, SLG: 0.310 (1, 4)	4-0 CS BB		4-0 G4-6-3 BB		0-0 L6		0-0 E6			2	0	0	1	2	0	1			
Willie Davis, L OBP: 0.335, SLG: 0.434 (1, 8)	0-0 4-3		0-0 G4-6-3		0-0 G3		0-0 8-4			4	0	0	0	0	0	5			
Ken Singleton, S OBP: 0.421, SLG: 0.381 (1, 9)	4-0 BB			0-0 HR		0-0 4-1		4-0 FC5-4 BB		2	1	1	1	2	0	0			
Ron Fairly, L OBP: 0.378, SLG: 0.449 Mike Jorgensen, L OBP: 0.435, SLG: 0.367 (8, PR) (8, 3)	0-0 F8		0-0 F8		0-3 K		0-0 FC5-4 CS		0-0 1-2	4	0	0	0	0	1	3			
Bob Bailey, R OBP: 0.399, SLG: 0.392 (1, 7)		0-3 K		0-0 4-3 1B		4-0 BB		0-3 K		3	1	1	0	1	2	1			
Tim Foli, R OBP: 0.304, SLG: 0.301 (1, 6)	0-0 F8		0-0 4-3		0-0 F7			0-0 4-3		4	0	0	0	0	0	2			
Barry Foote, R OBP: 0.316, SLG: 0.425 Jim Cox, R OBP: 0.294, SLG: 0.296 (9, PR) (9, 3)	0-3 K		0-0 1B		0-0 1B		0-0 1B E 2B		0-0 1B	4	1	3	1	0	1	0			
Steve Rogers, R OBP: 0.214, SLG: 0.154 John Montague, R (7, 1)		0-0 K		0-0 4-3		0-3 K		0-0 F8		3	0	1	0	0	1	2			
Boots Day, L OBP: 0.310, SLG: 0.263 (9, PH) (9, 1)			0-0 SH3-4 1B							0	0	0	0	0	0	1			
Inning Stats	R: 0 E: 0 K: 0 S: 3	H: 0 LOB: 2 BB: 2 P: 11	R: 0 E: 0 K: 2 S: 7	H: 1 LOB: 1 BB: 1 P: 7	R: 2 E: 0 K: 0 S: 6	H: 3 LOB: 1 BB: 0 P: 6	R: 0 E: 0 K: 1 S: 5	H: 0 LOB: 0 BB: 1 P: 9	R: 1 E: 1 K: 1 S: 7	H: 2 LOB: 0 BB: 0 P: 7	R: 0 E: 0 K: 1 S: 4	H: 0 LOB: 1 BB: 1 P: 8	R: 0 E: 0 K: 0 S: 4	H: 1 LOB: 1 BB: 0 P: 4	1B: 4 2B: 4 3B: 0 HR: 1	SF: 0 SAC: 1 DP: 3 HBP: 0		WP: 0 PA: 37 PB: 0 SB: 0 CS: 2	
PITCHER	IP WLS BF H R ER SO BB IBB HBP BLK WP HR S P ERA WHIP	7.0 W 30 6 3 3 4 4 0 0 0 0 1 34 50 3.86 1.429	1.0 S 4 1 0 0 0 0 0 0 0 0 0 4 4 0.00 1.000	1.0 S 4 1 0 0 0 0 0 0 0 0 0 4 4 0.00 1.000	PITCHER													ERA WHIP	

Batter	1	2	3	4	5	6	7	8	9	AB	R	H	RBI	BB	SO	LOB	BOTTOM			
Lou Brock, L OBP: 0.381, SLG: 0.445 (1, 7)	0-0 1-3		0-3 K		0-0 F9		4-0 HBP BB IBB			3	0	0	0	1	1	3	Montreal Expos @ St. Louis Cardinals Busch Stadium, St. Louis, MO Sat Jun 22 1974, 7:05 PM CDT Att: 42,640 - Unknown livebaseballscores.com			
Ted Sizemore, R OBP: 0.357, SLG: 0.336 (1, 4)	0-0 5-3			4-0 1B BB		0-0 P4	4-0 L6-4 HBP BB			2	0	0	1	2	0	0				
Ted Simmons, S OBP: 0.325, SLG: 0.451 (1, 2)	0-0 F8		0-0 L4		0-0 HR		0-0 L6-4 HBP			3	1	1	2	0	0	1				
Joe Torre, R OBP: 0.375, SLG: 0.416 (1, 3)		0-0 5-3		0-0 G6-3 1B		0-0 F3	0-0 L6-4			4	0	1	0	0	0	3				
Bake McBride, L OBP: 0.341, SLG: 0.383 (1, 8)		0-0 CS S 1B		0-0 G6-3		0-0 G1		0-3 K		4	0	1	0	0	1	2				
Jose Cruz, L OBP: 0.349, SLG: 0.442 Luis Melendez, R OBP: 0.338, SLG: 0.383 (9, 9)		0-3 K		0-0 1B FC3-2 1B		0-0 6-3	0-0 1B		0-0 2B	4	0	2	0	0	1	1				
Ken Reitz, R OBP: 0.323, SLG: 0.380 (1, 5)			0-0 2-3		0-0 FC3-2 1B		0-0 E5 1B E		0-0 G6-4-3 1B	4	1	2	0	0	0	0				
Mike Tyson, R OBP: 0.246, SLG: 0.249 Tim McCarver, L OBP: 0.315, SLG: 0.279 Jack Heidemann, R OBP: 0.214, SLG: 0.324 Jim Dwyer, L OBP: 0.296, SLG: 0.296 Rich Folkers, L OBP: 0.424, SLG: 0.635 Jim Hickman, R OBP: 0.368, SLG: 0.429 Mike Garman, R ERA: 2.88 (8, 6) (5, PH) (8, 6) (7, PH) (8, 1) (8, PH) (8, 5)			0-0 6-3		0-0 FC3-2		0-0 E BB 1B		0-0 G6-4-3	1	0	0	0	0	0	0				
Lynn McGlothen, L OBP: 0.306, SLG: 0.333 Reggie Smith, S OBP: 0.424, SLG: 0.635 Tom Heintzelman, R OBP: 0.436, SLG: 0.529 (7, PH) (7, PR) (8, 6)			0-0 1B		0-0 P6		0-0 E7 BB HBP		1-3 2-H	2	0	1	0	0	0	2				
Inning Stats	R: 0 E: 0 K: 0 S: 3	H: 0 LOB: 0 BB: 0 P: 3	R: 0 E: 0 K: 1 S: 5	H: 1 LOB: 0 BB: 0 P: 5	R: 0 E: 0 K: 1 S: 6	H: 1 LOB: 1 BB: 0 P: 6	R: 0 E: 0 K: 0 S: 3	H: 1 LOB: 1 BB: 1 P: 7	R: 0 E: 0 K: 0 S: 5	H: 2 LOB: 2 BB: 0 P: 5	R: 1 E: 0 K: 0 S: 4	H: 1 LOB: 0 BB: 0 P: 4	R: 3 E: 2 K: 0 S: 5	H: 1 LOB: 3 BB: 2 P: 14	R: 0 E: 0 K: 1 S: 6	H: 2 LOB: 1 BB: 0 P: 6		1B: 7 2B: 2 3B: 0 HR: 1	SF: 0 SAC: 0 DP: 3 HBP: 1	WP: 0 PA: 35 PB: 0 SB: 1 CS: 1
PITCHER	IP WLS BF H R ER SO BB IBB HBP BLK WP HR S P ERA WHIP	6.1 L 28 7 4 1 2 1 0 0 0 0 0 30 38 1.42 1.263	1.2 7 2 0 0 1 1 0 1 0 0 0 7 12 0.00 1.800	PITCHER														ERA WHIP		

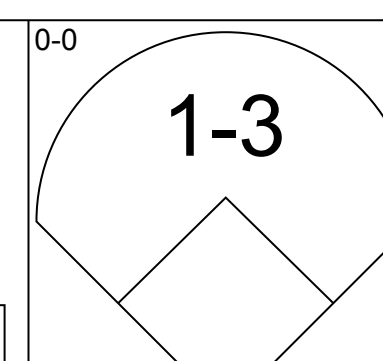

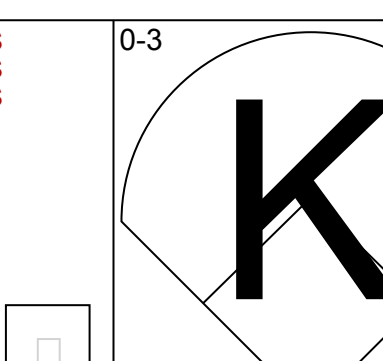
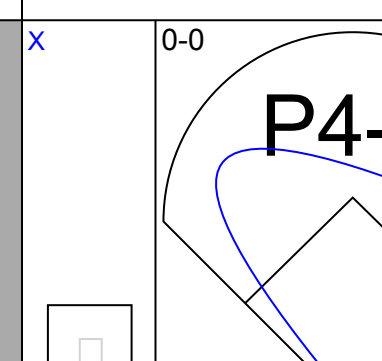
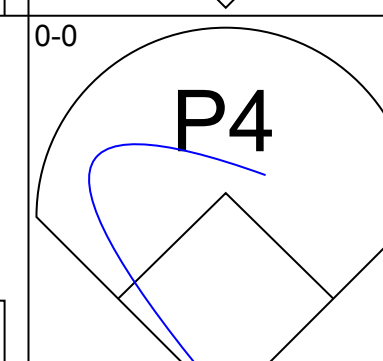

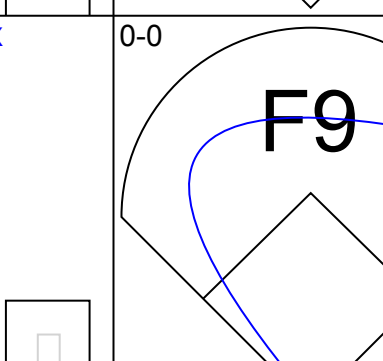
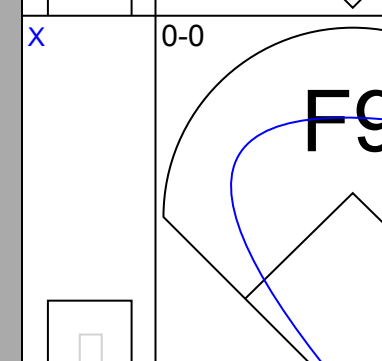
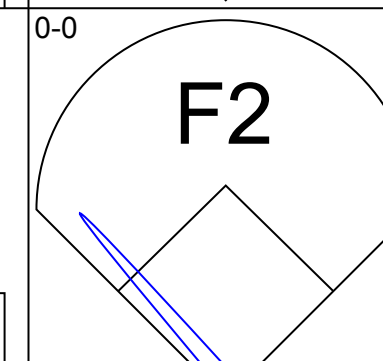
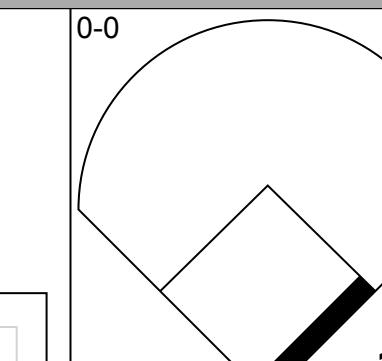
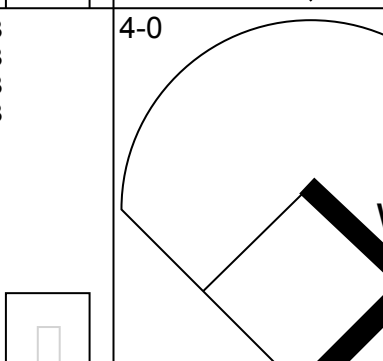
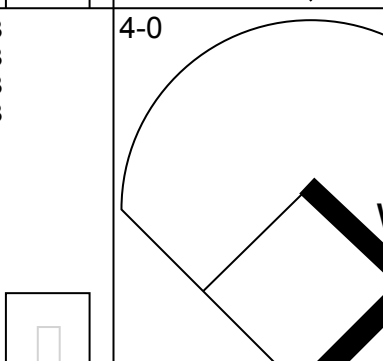

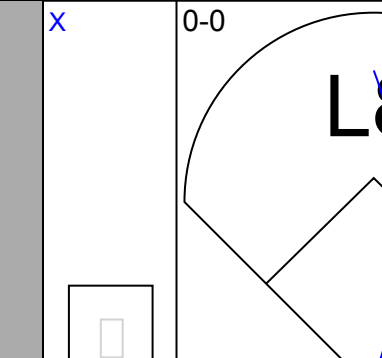
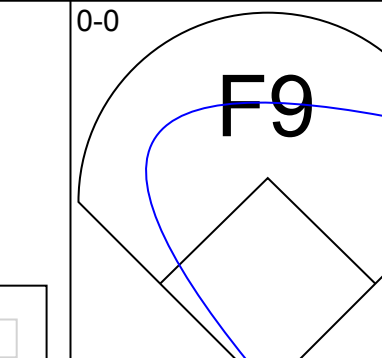
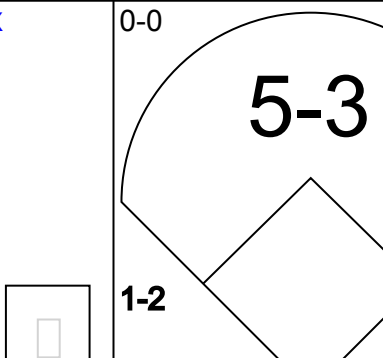

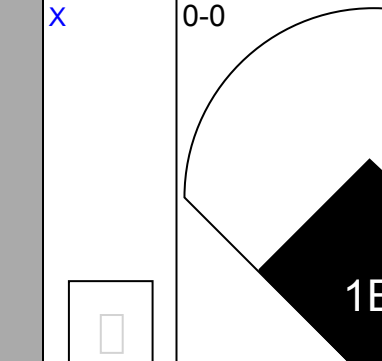
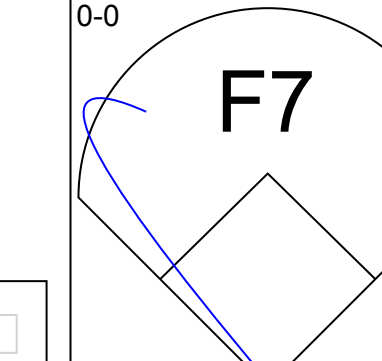




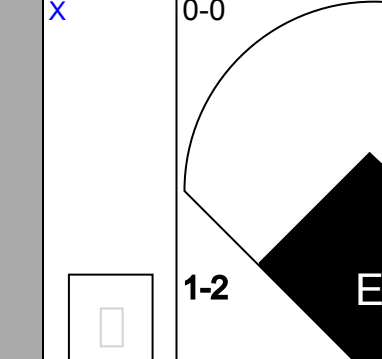
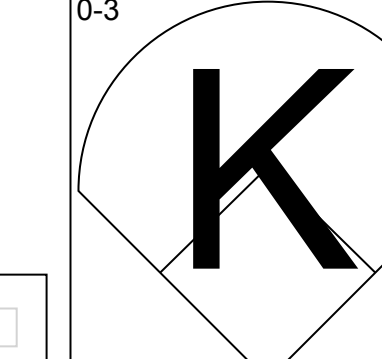



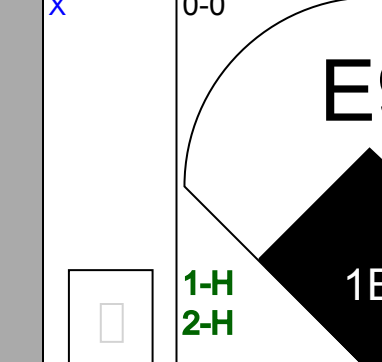
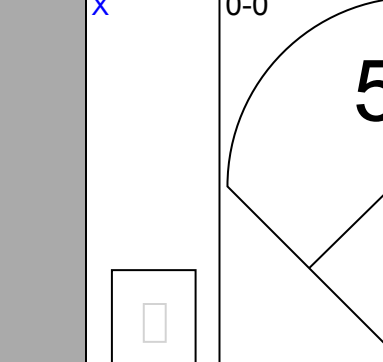



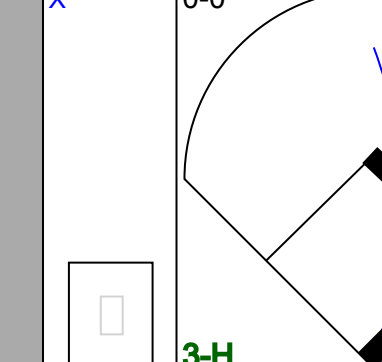
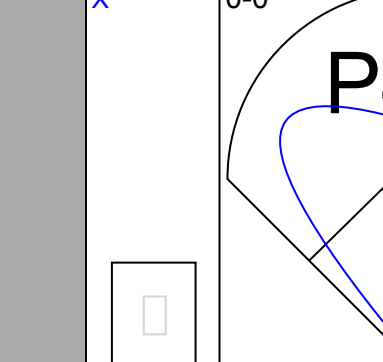


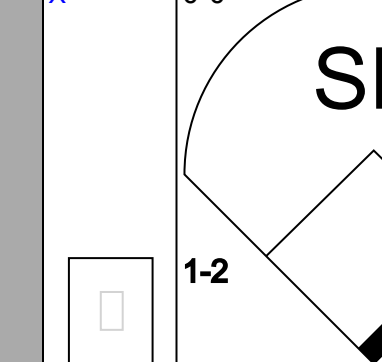
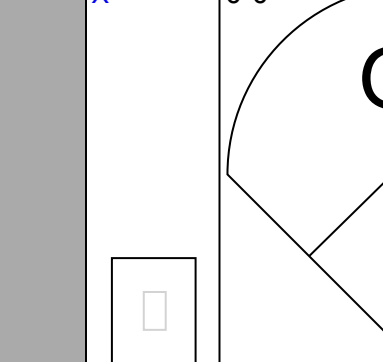
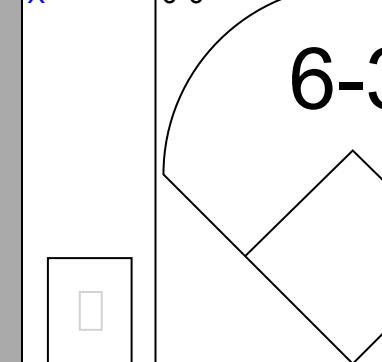
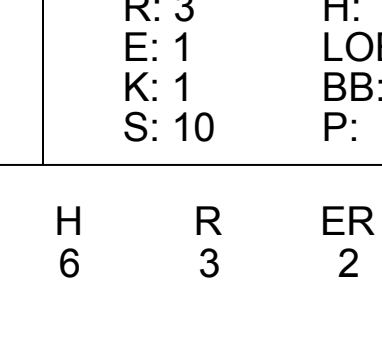



Batter	1	2	3	4	5	6	7	8	9	AB	R	H	RBI	BB	SO	LOB	TOP					
Gene Clines, R (1, 8) OBP: 0.306, SLG: 0.280											5	0	0	0	0	2	6					
Richie Hebner, L (1, 5) OBP: 0.348, SLG: 0.485											3	1	2	1	1	0	0					
Al Oliver, L (1, 3) OBP: 0.303, SLG: 0.441											4	0	0	0	0	0	3					
Willie Stargell, L (1, 7) OBP: 0.358, SLG: 0.520											4	0	1	0	0	1	1					
Richie Zisk, R (1, 9) OBP: 0.388, SLG: 0.474											4	0	0	0	0	2	1					
Manny Sanguillen, R (1, 2) OBP: 0.303, SLG: 0.389											4	0	1	0	0	0	0					
Paul Popovich, S (1, 4) OBP: 0.297, SLG: 0.294											4	0	3	0	0	0	0					
Mario Mendoza, R (1, 6) OBP: 0.313, SLG: 0.289											3	0	1	0	0	1	3					
Ed Kirkpatrick, L (9, PH) OBP: 0.395, SLG: 0.349											0	0	0	0	1	0	0					
Frank Taveras, R (9, FR) OBP: 0.310, SLG: 0.310											0	0	0	0	0	0	0					
Jerry Reuss, L (1, 1) OBP: 0.333, SLG: 0.242											2	0	1	0	1	0	1					
Ed Ott, L (9, PH)											1	0	0	0	0	0	2					
Inning Stats	R: 0 E: 0 K: 1 S: 5	H: 0 LOB: 1 BB: 1 P: 9	R: 0 E: 0 K: 0 S: 4	H: 2 LOB: 1 BB: 0 P: 4	R: 0 E: 0 K: 1 S: 5	H: 1 LOB: 1 BB: 1 P: 9	R: 0 E: 0 K: 1 S: 5	H: 0 LOB: 0 BB: 0 P: 5	R: 0 E: 0 K: 1 S: 6	H: 1 LOB: 1 BB: 0 P: 6	R: 1 E: 0 K: 1 S: 6	H: 1 LOB: 0 BB: 0 P: 6	R: 0 E: 0 K: 0 S: 5	H: 2 LOB: 2 BB: 0 P: 5	R: 0 E: 0 K: 1 S: 6	H: 1 LOB: 1 BB: 0 P: 6	R: 0 E: 0 K: 0 S: 4	H: 1 LOB: 2 BB: 1 P: 8	1B: 7 2B: 1 3B: 0 HR: 1	SF: 0 SAC: 0 DP: 2 HBP: 0	WP: 0 PB: 0 SB: 0 CS: 0	PA: 37
PITCHER	IP	WLS	BF	H	R	ER	SO	BB	IBB	HBP	BLK	WP	HR	S	P	ERA	WHIP					
Alan Foster, R (1, 1) ERA: 3.96	7.2	W	31	8	1	1	5	2	0	0	0	0	1	39	47	1.17	1.304					
Orlando Pena, R (8, 1) ERA: 0.73	0.2		4	1	0	0	1	1	0	0	0	0	0	5	9	0.00	3.000					
Mike Garman, R (9, 1) ERA: 2.78	0.2	S	2	0	0	0	0	0	0	0	0	0	0	2	2	0.00	0.000					

Pittsburgh Pirates @ St. Louis Cardinals
 Busch Stadium, St. Louis, MO
 Mon Jun 24 1974, 7:05 PM CDT
 Unknown

AB	34
R	1
H	9
RBI	1
BB	3
SO	6
LOB	17



Batter	1	2	3	4	5	6	7	8	9	AB	R	H	RBI	BB	SO	LOB	BOTTOM				
Jim Dwyer, L (1, 9) OBP: 0.333, SLG: 0.333										4	0	0	0	0	2	2					
Ted Sizemore, R (1, 4) OBP: 0.346, SLG: 0.324										4	0	0	0	0	0	2					
Ted Simmons, S (1, 2) OBP: 0.330, SLG: 0.448										3	0	1	0	1	0	0					
Joe Torre, R (1, 3) OBP: 0.367, SLG: 0.403										4	0	0	0	0	1	2					
Luis Melendez, R (1, 7) OBP: 0.333, SLG: 0.375										4	1	1	0	0	0	1					
Bake McBride, L (1, 8) OBP: 0.343, SLG: 0.385										3	1	2	0	0	1	1					
Ken Reitz, R (1, 5) OBP: 0.319, SLG: 0.374										3	1	1	1	0	0	2					
Mike Tyson, R (1, 6) OBP: 0.264, SLG: 0.253										3	0	1	1	0	0	2					
Alan Foster, R (1, 1) OBP: 0.208, SLG: 0.174										2	0	0	0	0	0	0					
Orlando Pena, R (8, 1) OBP: 0.500, SLG: 0.500										0	0	0	0	0	0	0					
Mike Garman, R (9, 1)										0	0	0	0	0	0	0					
Inning Stats	R: 0 E: 0 K: 0 S: 3	H: 4 LOB: 2 BB: 0 P: 10	R: 0 E: 0 K: 1 S: 6	H: 1 LOB: 1 BB: 0 P: 6	R: 0 E: 0 K: 0 S: 3	H: 0 LOB: 0 BB: 0 P: 3	R: 0 E: 0 K: 1 S: 5	H: 0 LOB: 1 BB: 1 P: 9	R: 0 E: 0 K: 0 S: 4	H: 1 LOB: 1 BB: 0 P: 4	R: 0 E: 0 K: 0 S: 3	H: 0 LOB: 0 BB: 0 P: 3	R: 0 E: 0 K: 1 S: 5	H: 0 LOB: 0 BB: 0 P: 5	1B: 6 2B: 0 3B: 0 HR: 0	SF: 0 SAC: 1 DP: 1 HBP: 0	WP: 1 PB: 0 SB: 0 CS: 0	PA: 32			
PITCHER	IP	WLS	BF	H	R	ER	SO	BB	IBB	HBP	BLK	WP	HR	S	P	ERA	WHIP				
Jerry Reuss, L (1, 1) ERA: 3.92	8.0	L	32	6	3	2	4	1	0	0	0	1	0	39	43	2.25	0.875				

Pittsburgh Pirates @ St. Louis Cardinals
 Busch Stadium, St. Louis, MO
 Mon Jun 24 1974, 7:05 PM CDT
 Unknown

AB	30
R	3
H	6
RBI	2
BB	1
SO	4
LOB	12



Batter	1	2	3	4	5	6	7	8	9	AB	R	H	RBI	BB	SO	LOB	TOP			
Gene Clines, R (1, 8) OBP: 0.311, SLG: 0.281										3	0	1	0	1	2	0	Pittsburgh Pirates @ St. Louis Cardinals Busch Stadium, St. Louis, MO Mon Jun 24 1974, 7:05 PM CDT Att: 25,093 - Unknown			
Ed Kirkpatrick, L (1, 3) OBP: 0.375, SLG: 0.328										4	0	0	0	0	1	3				
Richie Zisk, R (1, 9) OBP: 0.385, SLG: 0.474										4	0	1	0	0	1	1				
Willie Stargell, L (1, 7) OBP: 0.352, SLG: 0.511										4	0	0	0	0	2	2				
Richie Hebner, L (1, 5) OBP: 0.351, SLG: 0.485										0	0	0	0	1	0	0				
Kurt Bevacqua, R (2, 5) OBP: 0.156, SLG: 0.161										3	0	0	0	0	3	1				
Paul Popovich, S (1, 4) OBP: 0.293, SLG: 0.289										4	0	1	0	0	0	1				
Mike Ryan, R (1, 2) OBP: 0.259, SLG: 0.130										3	0	1	0	0	0	2				
Mario Mendoza, R (1, 6) OBP: 0.301, SLG: 0.278										3	0	0	0	0	1	2				
Larry Demery, R (1, 1) John Morlan, R (3, 1) Ed Ott, L (7, PH) Ramon Hernandez, S (7, 1)										1	0	0	0	0	1	0				
Inning Stats	R: 0 E: 0 K: 2 S: 7	H: 0 LOB: 1 BB: 1 P: 11	R: 0 E: 0 K: 1 S: 5	H: 1 LOB: 1 BB: 1 P: 9	R: 0 E: 0 K: 2 S: 7	H: 0 LOB: 0 BB: 0 P: 7	R: 0 E: 0 K: 2 S: 8	H: 1 LOB: 1 BB: 0 P: 8	R: 0 E: 0 K: 0 S: 4	H: 0 LOB: 0 BB: 0 P: 5	R: 0 E: 0 K: 0 S: 4	H: 1 LOB: 1 BB: 0 P: 4	R: 0 E: 0 K: 2 S: 7	H: 0 LOB: 0 BB: 0 P: 7	R: 0 E: 0 K: 1 S: 5	H: 0 LOB: 0 BB: 0 P: 5	1B: 3 2B: 2 3B: 0 HR: 0	SF: 0 SAC: 0 DP: 1 HBP: 0	WP: 0 PB: 0 SB: 1 CS: 0	PA: 33
PITCHER Bob Gibson, R (1, 1) ERA: 4.73	IP: 9.0 WLS: W BF: 33 H: 4 R: 0 ER: 0 SO: 11 BB: 3 IBB: 0 HBP: 0 BLK: 0 WP: 0 HR: 0 S: 52 P: 64 ERA: 0.00 WHIP: 0.778															PITCHER				

Batter	1	2	3	4	5	6	7	8	9	AB	R	H	RBI	BB	SO	LOB	BOTTOM			
Lou Brock, L (1, 7) OBP: 0.380, SLG: 0.447										4	1	1	0	0	2	0	Pittsburgh Pirates @ St. Louis Cardinals Busch Stadium, St. Louis, MO Mon Jun 24 1974, 7:05 PM CDT Att: 25,093 - Unknown			
Tim McCarver, L (1, 2) OBP: 0.346, SLG: 0.256										2	1	0	0	2	0	0				
Ted Simmons, S (1, 3) OBP: 0.329, SLG: 0.456										4	1	1	3	0	0	1				
Ken Reitz, R (9, 5) OBP: 0.319, SLG: 0.374										0	0	0	0	0	0	0				
Joe Torre, R (1, 5) OBP: 0.362, SLG: 0.396										4	0	0	0	0	1	1				
Bake McBride, L (1, 8) OBP: 0.342, SLG: 0.382										4	0	1	0	0	0	0				
Jim Dwyer, L (1, 9) OBP: 0.444, SLG: 0.588										2	1	2	1	1	0	0				
Tom Heintzelman, R (1, 4) OBP: 0.405, SLG: 0.486										3	0	0	0	0	0	3				
Jack Heidemann, R (1, 6) OBP: 0.176, SLG: 0.176										3	0	0	0	0	0	1				
Bob Gibson, R (1, 1) OBP: 0.179, SLG: 0.205										3	0	0	0	0	2	0				
Inning Stats	R: 0 E: 0 K: 0 S: 3	H: 0 LOB: 1 BB: 1 P: 7	R: 1 E: 0 K: 0 S: 4	H: 1 LOB: 0 BB: 0 P: 4	R: 3 E: 0 K: 2 S: 10	H: 3 LOB: 2 BB: 2 P: 18	R: 0 E: 0 K: 2 S: 7	H: 0 LOB: 0 BB: 0 P: 7	R: 0 E: 0 K: 0 S: 3	H: 0 LOB: 0 BB: 0 P: 3	R: 0 E: 0 K: 0 S: 4	H: 1 LOB: 1 BB: 0 P: 4	R: 0 E: 0 K: 1 S: 5	H: 0 LOB: 0 BB: 0 P: 5	R: 0 E: 0 K: 0 S: 3	H: 0 LOB: 0 BB: 0 P: 3	1B: 3 2B: 0 3B: 0 HR: 2	SF: 0 SAC: 0 DP: 0 HBP: 0	WP: 0 PB: 0 SB: 1 CS: 0	PA: 32
PITCHER Larry Demery, R (1, 1) ERA: 7.36 John Morlan, R (3, 1) ERA: 2.17 Ramon Hernandez, L (7, 1) ERA: 2.63	IP: 2.2 WLS: L BF: 15 H: 4 R: 4 ER: 4 SO: 2 BB: 3 IBB: 4 HBP: 4 BLK: 2 WP: 0 HR: 2 S: 16 P: 28 ERA: 13.50 WHIP: 2.625															PITCHER				

Batter	1	2	3	4	5	6	7	8	9	AB	R	H	RBI	BB	SO	LOB	TOP					
Gene Clines, R (1, 8) OBP: 0.324, SLG: 0.288	0-0 G4-6-3 1B		0-0 L6-3		4-0 2B BB		4-0 G3 SH2-3 BB	0-0 2B		3	1	2	1	2	0	1	Pittsburgh Pirates @ St. Louis Cardinals Busch Stadium, St. Louis, MO Tue Jun 25 1974, 7:05 PM CDT Att: 17,392 - Unknown					
Richie Hebner, L (1, 5) OBP: 0.349, SLG: 0.481	0-0 G4-6-3 1-2		0-0 1B		0-3 K		0-0 SH2-3	0-0 F7		4	0	1	0	0	1	5						
Al Oliver, L (1, 3) OBP: 0.308, SLG: 0.451	0-0 6-3		0-0 1B		0-0 2B		0-0 G3	0-0 2B		5	0	3	4	0	0	1						
Willie Stargell, L (1, 7) OBP: 0.350, SLG: 0.502		4-0 BB	0-0 G3		0-0 F9		0-0 P4	0-3 K		4	0	0	0	1	1	7						
Manny Sanguillen, R (1, 2) OBP: 0.305, SLG: 0.387		0-3 K		0-0 F8		4-0 IBB		0-0 BB 1B 1B	0-0 F9	4	1	1	0	1	1	1						
Ed Kirkpatrick, L (1, 9) OBP: 0.376, SLG: 0.333	0-0 P4		0-0 G3		0-0 F7		0-0 BB 1B	0-0 BB 1B	0-0 P8 1B	5	1	2	0	0	0	3						
Paul Popovich, S (1, 4) OBP: 0.283, SLG: 0.262	0-0 P8		4-0 BB		0-3 K		0-0 P7	0-0 P8		4	0	0	0	1	1	4						
Mario Mendoza, R (1, 6) OBP: 0.302, SLG: 0.272			4-0 F8		0-3 K		4-0 1B 1B BB	0-0 F9		2	1	0	0	1	1	1						
Ken Brett, L (8, PH) OBP: 0.386, SLG: 0.610			1B SH1-4 BB		0-0 F8					0	0	0	0	1	0	0						
Frank Taveras, R (8, PR) OBP: 0.307, SLG: 0.308			0-0 SH1-4		0-0 6-3		0-0 F7 1B BB			1	1	0	0	0	0	0						
Dock Ellis, S (1, 1) OBP: 0.308, SLG: 0.182			0-0 SH1-4		4-0 BB 2B BB		0-0 6-3			1	1	0	0	1	0	0						
Inning Stats	R: 0 E: 0 K: 0 S: 3	H: 1 LOB: 0 BB: 0 P: 3	R: 0 E: 0 K: 1 S: 5	H: 0 LOB: 1 BB: 1 P: 9	R: 1 E: 0 K: 0 S: 5	H: 2 LOB: 2 BB: 1 P: 9	R: 0 E: 0 K: 0 S: 3	H: 0 LOB: 1 BB: 1 P: 7	R: 2 E: 0 K: 1 S: 6	H: 1 LOB: 2 BB: 3 P: 18	R: 0 E: 0 K: 2 S: 7	H: 0 LOB: 0 BB: 0 P: 7	R: 0 E: 0 K: 0 S: 3	H: 0 LOB: 1 BB: 1 P: 7	R: 4 E: 0 K: 1 S: 10	H: 5 LOB: 3 BB: 1 P: 14	R: 0 E: 0 K: 0 S: 4	H: 1 LOB: 1 BB: 0 P: 4	1B: 8 2B: 2 3B: 0 HR: 0	SF: 0 SAC: 2 DP: 1 HBP: 0	WP: 0 PB: 0 SB: 0 CS: 0	PA: 44
PITCHER	IP	WLS	BF	H	R	ER	SO	BB	IBB	HBP	BLK	WP	HR	S	P	ERA	WHIP					
Mike Thompson, R (1, 1) ERA: 6.43	4.0		19	3	3	3	1	5	0	0	0	0	0	16	36	6.75	2.000					
Rich Folkers, L (5, 1) ERA: 2.7	3.0		12	1	0	0	3	1	1	0	0	0	0	16	24	0.00	0.667					
Orlando Pena, R (8, 1) ERA: 1.8	0.1		4	2	3	3	0	1	0	0	0	0	0	3	7	81.00	9.000					
Mike Garman, R (8, 1) ERA: 3.03	0.0		2	2	0	0	0	0	0	0	0	0	0	2	2	∞	∞					
Al Hrabosky, L (8, 1) ERA: 4.39	0.2	W	3	1	1	1	1	0	0	0	0	0	0	5	5	13.50	1.500					

Batter	1	2	3	4	5	6	7	8	9	AB	R	H	RBI	BB	SO	LOB	BOTTOM					
Lou Brock, L (1, 7) OBP: 0.381, SLG: 0.444	4-0 E S P4-3 BB	0-0 6-3		0-0 P6-4-3 1-2			0-3 K	0-0 S 1B		4	1	1	1	1	1	3	Pittsburgh Pirates @ St. Louis Cardinals Busch Stadium, St. Louis, MO Tue Jun 25 1974, 7:05 PM CDT Att: 17,392 - Unknown					
Tom Heinzelman, R (1, 4) OBP: 0.309, SLG: 0.475	0-0 6-3		0-0 HR		0-3 K		0-0 2B 1B	0-3 K		3	1	1	0	0	1	1						
Tim Lincecum, R (7, PH) OBP: 0.358, SLG: 0.275	0-0 6-3		0-0 HR		0-3 K		0-0 2B 1B	0-3 K		0	0	0	0	0	0	0						
Orlando Pena, R (8, 1) OBP: 0.305, SLG: 0.500	0-0 6-3		0-0 HR		0-3 K		0-0 2B 1B	0-3 K		0	0	0	0	0	0	0						
Al Hrabosky, R (8, 1) OBP: 0.335, SLG: 0.333	0-0 6-3		0-0 HR		0-3 K		0-0 2B 1B	0-3 K		1	0	0	0	0	1	2						
Jim Hickman, R (8, PH) OBP: 0.380, SLG: 0.419	0-0 6-3		0-0 HR		0-3 K		0-0 2B 1B	0-3 K		0	0	0	0	0	0	0						
John Curtis, L (8, 1) ERA: 4.48	0-0 6-3		0-0 HR		0-3 K		0-0 2B 1B	0-3 K		0	0	0	0	0	0	0						
Ted Simmons, S (1, 2) OBP: 0.333, SLG: 0.472	0-0 P4 P4-3 WP 2-3		0-0 HR		0-3 K		0-0 2B 1B	4-0 IBB		4	2	2	3	1	1	1						
Joe Torre, R (1, 3) OBP: 0.362, SLG: 0.393	4-0 P4-3 BB		0-0 P4-3		0-0 6-3		0-0 1B	0-3 K		4	0	1	2	1	1	3						
Bake McBride, L (1, 8) OBP: 0.339, SLG: 0.378	0-0 P4-3		0-0 1-3		0-0 CS 1B		0-0 P4	0-0 5-3		5	0	1	1	0	0	6						
Jim Dwyer, L (1, 9) OBP: 0.455, SLG: 0.550	0-0 1-2 2-3 3-H		0-0 G3		0-0 CS 1B		0-0 G3	0-0 FC6-4 1B		3	0	1	0	1	0	1						
Ken Reitz, R (1, 5) OBP: 0.322, SLG: 0.377	0-0 F7		0-0 FC2-5 1B		0-0 L8		0-0 2B 1B			4	0	2	0	0	0	4						
Jack Heidemann, R (8, PR) OBP: 0.176, SLG: 0.176			0-0 FC2-5 1B		0-0 FC6-4		0-0 2B 1B			0	1	0	0	0	0	0						
Mike Tyson, R (1, 6) OBP: 0.254, SLG: 0.258		0-0 F7		0-0 E6 FC2-5		0-0 FC6-4		0-0 1B 2B		4	1	1	1	0	0	2						
Mike Thompson, R (1, 1) ERA: 4.28		0-3 K		0-0 FC2-5 P6-4-3		0-0 FC6-4		0-0 1B 2B		2	0	0	0	0	1	2						
Rich Folkers, L (5, 1) ERA: 2.7		0-0 K		0-0 FC2-5		0-0 FC6-4		0-0 1B 2B		0	0	0	0	0	0	0						
Reggie Smith, S (7, PH) OBP: 0.424, SLG: 0.633		0-0 K		0-0 FC2-5		0-0 FC6-4		0-0 1B 2B		1	0	1	0	0	0	0						
Luis Melendez, R (7, PR) OBP: 0.333, SLG: 0.375		0-0 K		0-0 FC2-5		0-0 FC6-4		0-0 1B 2B		0	1	0	0	0	0	0						
Ted Sizemore, R (8, 4) OBP: 0.349, SLG: 0.327		0-0 K		0-0 FC2-5		0-0 FC6-4		0-0 1B 2B		1	0	1	0	0	0	0						
Inning Stats	R: 1 E: 1 K: 0 S: 4	H: 0 LOB: 3 BB: 3 P: 16	R: 0 E: 0 K: 1 S: 5	H: 0 LOB: 0 BB: 0 P: 5	R: 2 E: 0 K: 0 S: 5	H: 2 LOB: 0 BB: 0 P: 5	R: 0 E: 1 K: 0 S: 4	H: 1 LOB: 1 BB: 0 P: 4	R: 0 E: 0 K: 2 S: 7	H: 0 LOB: 0 BB: 0 P: 7	R: 0 E: 0 K: 0 S: 4	H: 2 LOB: 1 BB: 0 P: 4	R: 3 E: 0 K: 1 S: 9	H: 4 LOB: 1 BB: 0 P: 9	R: 2 E: 0 K: 2 S: 11	H: 4 LOB: 3 BB: 1 P: 15	R: 0 E: 0 K: 0 S: 4	H: 1 LOB: 1 BB: 0 P: 4	1B: 10 2B: 2 3B: 0 HR: 1	SF: 0 SAC: 0 DP: 1 HBP: 0	WP: 1 PB: 0 SB: 2 CS: 1	PA: 41
PITCHER	IP	WLS	BF	H	R	ER	SO	BB	IBB	HBP	BLK	WP	HR	S	P	ERA	WHIP					
Dock Ellis, R (1, 1) ERA: 4.28	6.1		30	6	6	5	4	2	1	0	0	0	0	3	3	0.00	1.579					
Dave Glavin, R (7, 1) ERA: 3.72	0.2		3	1	0	0	0	0	0	0	0	0	0	3	3	∞	∞					
Daryl Patterson, R (8, 1) ERA: 9.0	0.0	L	3	3	2	2	0	0	0	0	0	0	0	3	3	∞	∞					
Ramon Hernandez, L (8, 1) ERA: 2.52	1.0		5	1	0	0	2	0	1	0	0	0	0	8	12	0.00	1.000					



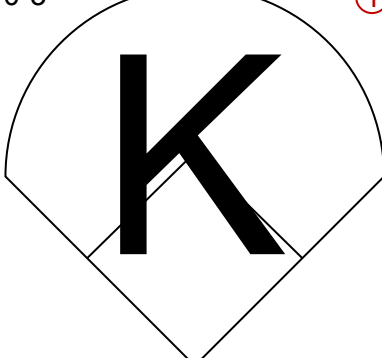
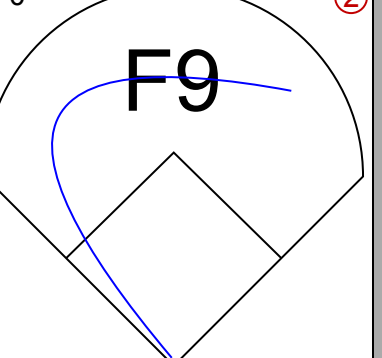
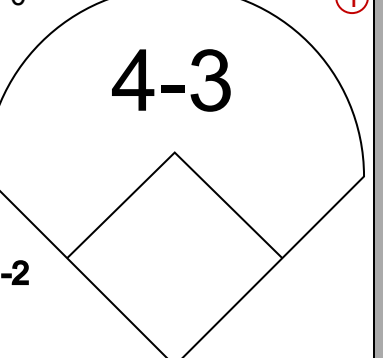
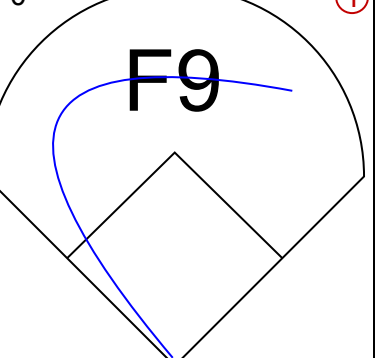
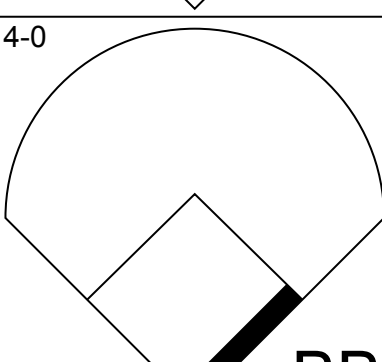
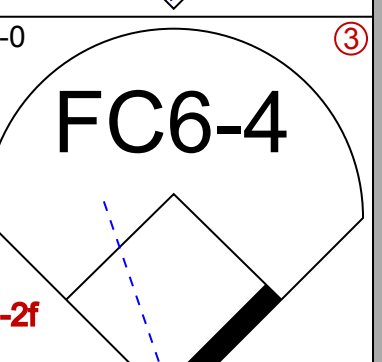
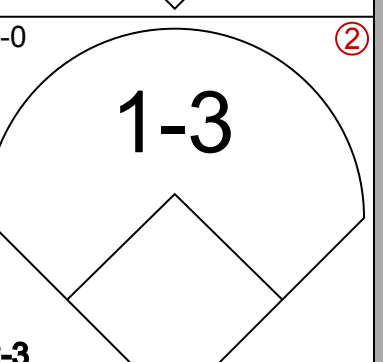
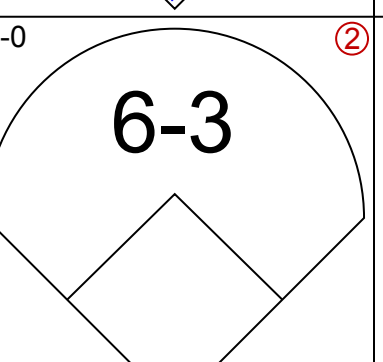
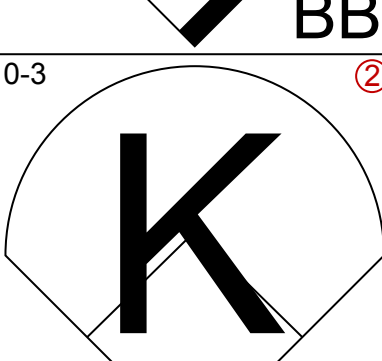
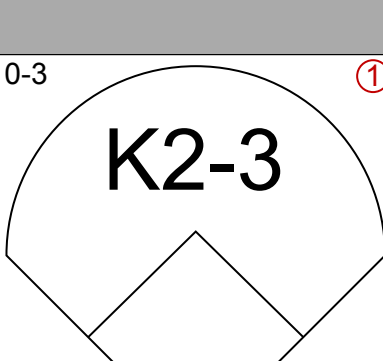
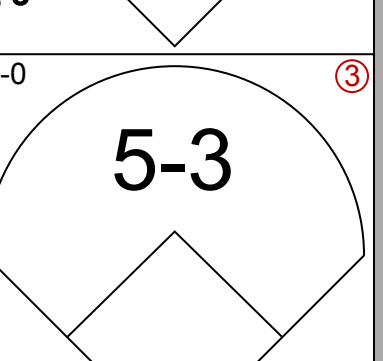
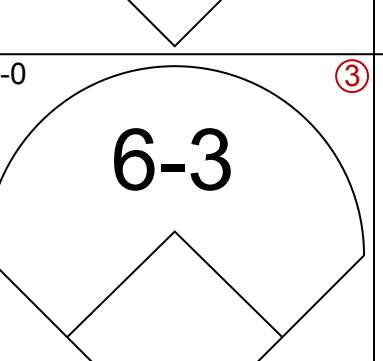
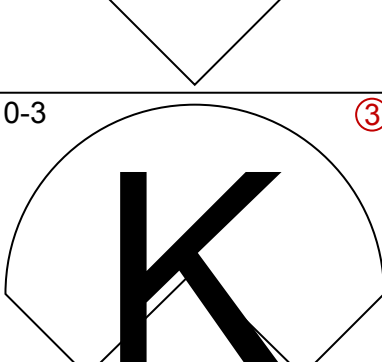
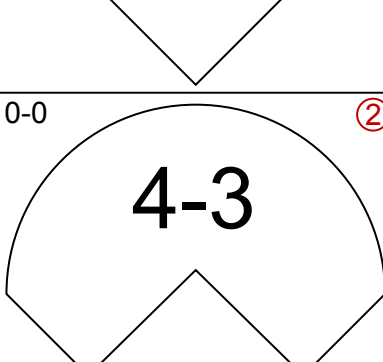
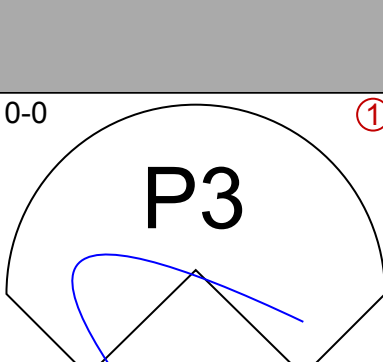
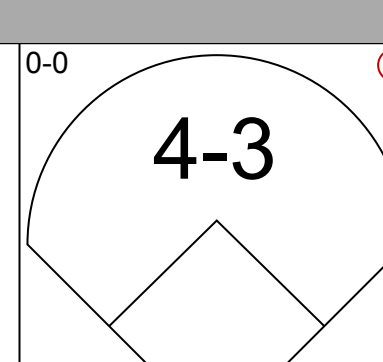
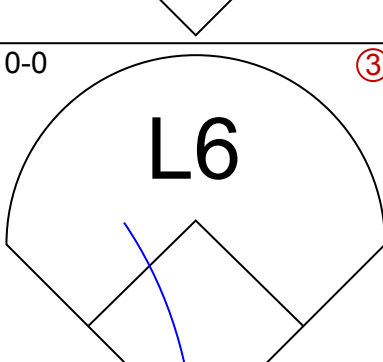
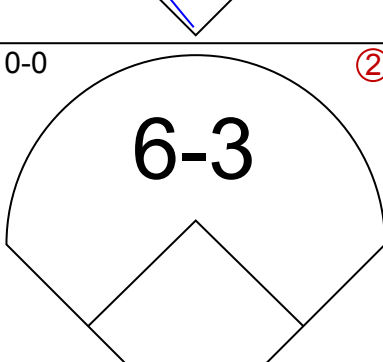
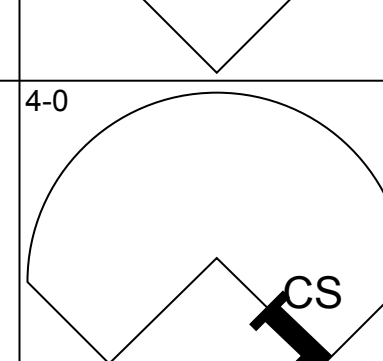
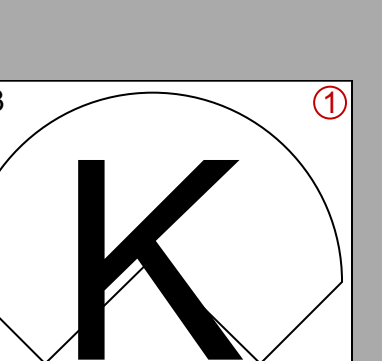
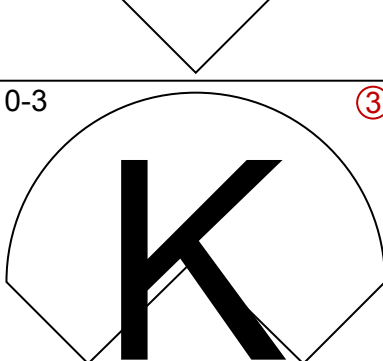
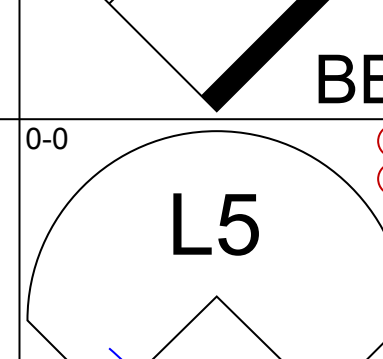
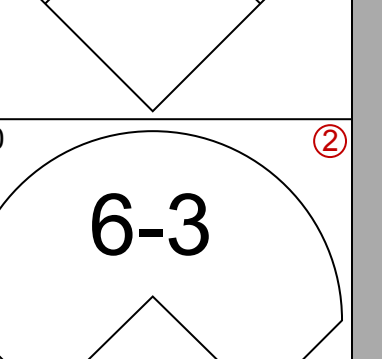
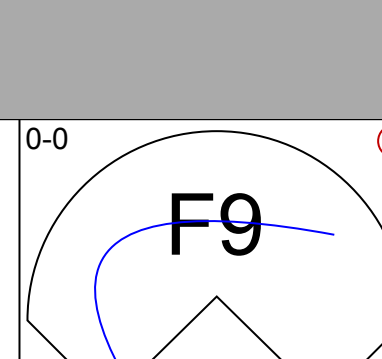
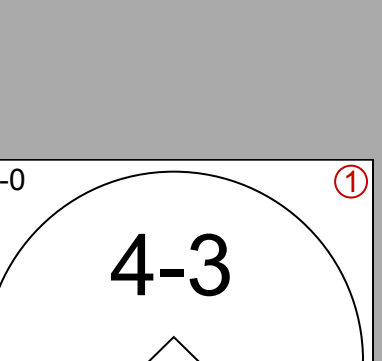
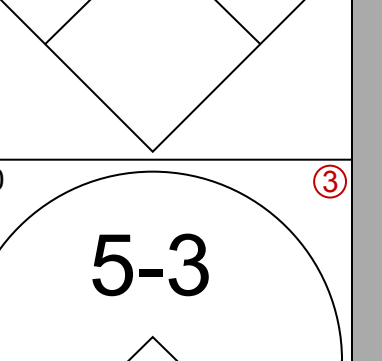
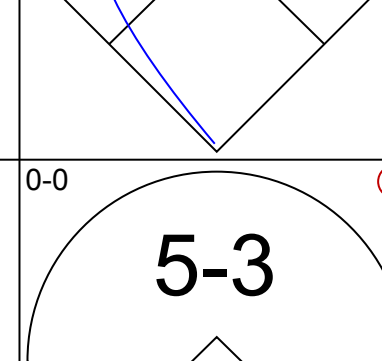
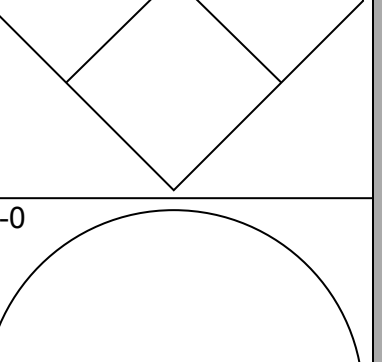
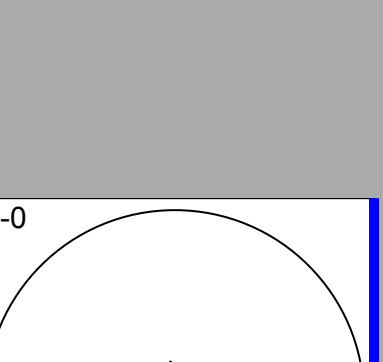
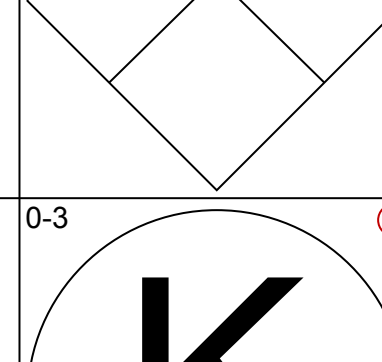
Batter	1	2	3	4	5	6	7	8	9	AB	R	H	RBI	BB	SO	LOB	TOP				
Gene Clines, R OBP: 0.326, SLG: 0.287 (1, 8)										4	1	0	1	1	1		Pittsburgh Pirates @ St. Louis Cardinals Busch Stadium, St. Louis, MO Wed Jun 26 1974, 7:05 PM CDT Att: 18,487 - Unknown				
Richie Hebner, L OBP: 0.357, SLG: 0.486 (1, 5)										4	2	3	0	1	0	1					
Al Oliver, L OBP: 0.310, SLG: 0.454 (1, 3)										5	2	2	1	0	1	3					
Willie Stargell, L OBP: 0.356, SLG: 0.515 (1, 7)										2	2	1	3	2	0	0					
Manny Sanguillen, R OBP: 0.308, SLG: 0.389 (1, 2)										4	0	2	2	0	0	0					
Ed Kirkpatrick, L OBP: 0.360, SLG: 0.320 (1, 9)										3	0	0	1	0	0	2					
Paul Popovich, S OBP: 0.260, SLG: 0.239 (1, 4)										4	0	0	0	0	1	1					
Mario Mendoza, R OBP: 0.300, SLG: 0.271 (1, 6)										4	0	1	0	0	0	0					
Jim Rooker, R OBP: 0.310, SLG: 0.350 (1, 1)										4	0	0	0	0	2	1					
Inning Stats	R: 4 E: 0 K: 0 S: 6	H: 3 LOB: 0 BB: 1 P: 10	R: 0 E: 0 K: 1 S: 6	H: 1 LOB: 1 BB: 0 P: 6	R: 0 E: 0 K: 1 S: 3	H: 1 LOB: 1 BB: 1 P: 7	R: 0 E: 0 K: 1 S: 5	H: 0 LOB: 0 BB: 0 P: 5	R: 3 E: 0 K: 0 S: 6	H: 3 LOB: 1 BB: 1 P: 10	R: 0 E: 0 K: 0 S: 2	H: 0 LOB: 0 BB: 1 P: 6	R: 0 E: 0 K: 0 S: 3	H: 0 LOB: 0 BB: 0 P: 3	R: 0 E: 0 K: 1 S: 7	H: 2 LOB: 2 BB: 0 P: 7		1B: 8 2B: 1 3B: 0 HR: 1	SF: 1 SAC: 0 DP: 2 HBP: 0	WP: 0 PB: 0 SB: 1 CS: 0	PA: 39
PITCHER	IP	WLS	BF	H	R	ER	SO	BB	IBB	HBP	BLK	WP	HR	S	P	ERA	WHIP				
Sonny Siebert, R ERA: 2.92 (1, 1)	1.0	L	8	4	4	4	0	1	0	0	0	0	1	7	11	36.00	5.000				
Rich Folkers, L ERA: 3.13 (2, 1)	5.0		20	4	3	3	4	1	1	0	0	0	0	26	34	5.40	1.000				
Mike Thompson, R ERA: 5.81 (7, 1)	3.0		11	2	0	0	1	1	0	0	0	0	0	12	16	0.00	1.000				

AB	34
R	7
H	10
RBI	7
BB	4
SO	5
LOB	9



Batter	1	2	3	4	5	6	7	8	9	AB	R	H	RBI	BB	SO	LOB	BOTTOM				
Lou Brock, L OBP: 0.377, SLG: 0.438 (1, 7)										3	0	0	0	0	0	1	Pittsburgh Pirates @ St. Louis Cardinals Busch Stadium, St. Louis, MO Wed Jun 26 1974, 7:05 PM CDT Att: 18,487 - Unknown				
Mike Thompson, R (7, 1)										0	0	0	0	0	0	0					
Tom Heintzelman, R (9, PH) OBP: 0.391, SLG: 0.463										1	0	0	0	0	1	2					
Ted Sizemore, R OBP: 0.347, SLG: 0.326 (1, 4)										4	0	1	0	0	0	0					
Ted Simmons, S OBP: 0.329, SLG: 0.465 (1, 2)										4	0	0	1	0	1	1					
Reggie Smith, S OBP: 0.419, SLG: 0.624 (1, 9)										3	0	0	0	0	0	0					
Jose Cruz, L OBP: 0.342, SLG: 0.433 (8, 9)										1	0	0	0	0	1	2					
Joe Torre, R OBP: 0.360, SLG: 0.390 (1, 3)										2	0	0	0	0	1	0					
Jim Hickman, R OBP: 0.365, SLG: 0.400 (6, 3)										2	0	0	0	0	0	2					
Luis Melendez, R OBP: 0.320, SLG: 0.358 (1, 8)										3	0	0	0	0	0	0					
Ken Reitz, R OBP: 0.318, SLG: 0.372 (1, 5)										3	0	0	0	0	0	0					
Mike Tyson, R OBP: 0.255, SLG: 0.260 (1, 6)										3	1	1	0	0	0	0					
Sonny Siebert, R OBP: 0.176, SLG: 0.097 (1, 1)										0	0	0	0	0	0	0					
Rich Folkers, L (2, 1)										1	0	0	0	0	1	1					
Jim Dwyer, L OBP: 0.458, SLG: 0.545 (6, PH) (7, 7)										2	1	1	0	0	0	0					
Inning Stats	R: 0 E: 0 K: 1 S: 5	H: 0 LOB: 0 BB: 0 P: 5	R: 0 E: 0 K: 0 S: 3	H: 0 LOB: 0 BB: 0 P: 3	R: 0 E: 0 K: 1 S: 6	H: 1 LOB: 1 BB: 0 P: 6	R: 0 E: 0 K: 0 S: 3	H: 0 LOB: 0 BB: 0 P: 3	R: 0 E: 0 K: 0 S: 5	H: 0 LOB: 0 BB: 0 P: 3	R: 0 E: 0 K: 0 S: 3	H: 0 LOB: 0 BB: 0 P: 3	R: 0 E: 0 K: 0 S: 3	H: 0 LOB: 0 BB: 0 P: 3	R: 2 E: 2 K: 2 S: 11	H: 2 LOB: 2 BB: 0 P: 11	1B: 3 2B: 0 3B: 0 HR: 0	SF: 0 SAC: 0 DP: 0 HBP: 0	WP: 0 PB: 0 SB: 0 CS: 0	PA: 32	
PITCHER	IP	WLS	BF	H	R	ER	SO	BB	IBB	HBP	BLK	WP	HR	S	P	ERA	WHIP				
Jim Rooker, L ERA: 2.82 (1, 1)	9.0	W	32	3	2	0	5	0	0	0	0	0	0	42	42	0.00	0.333				

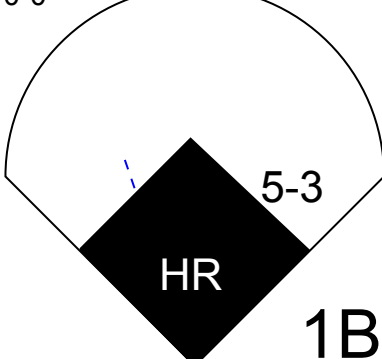
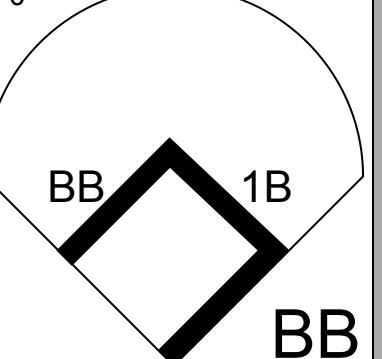

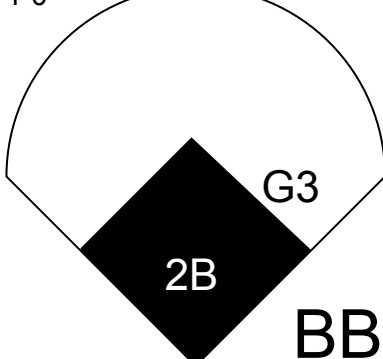
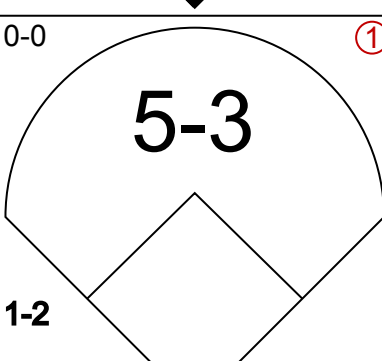
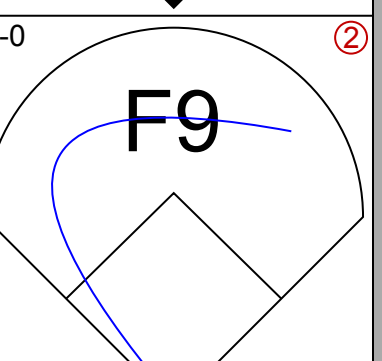
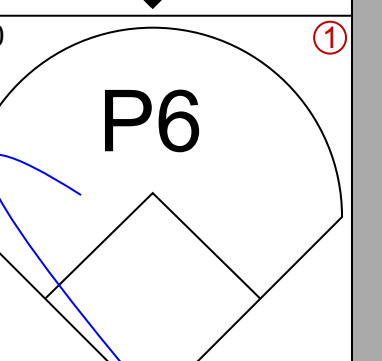
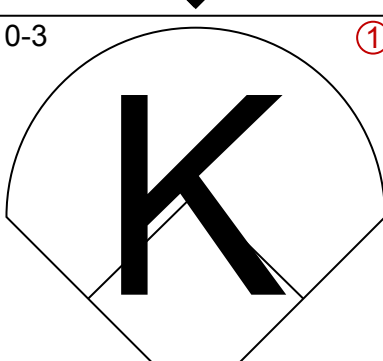
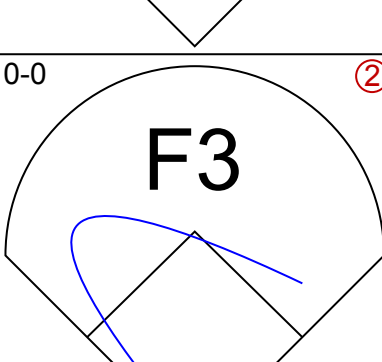
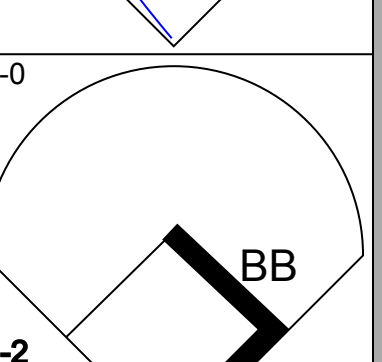
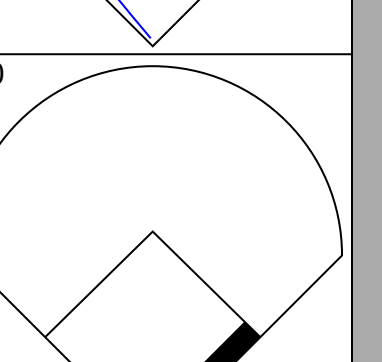
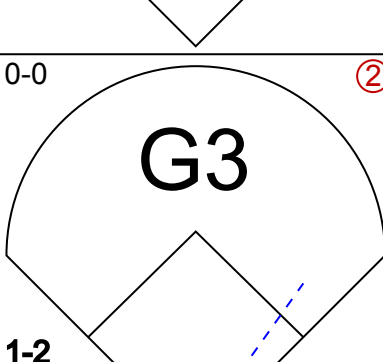
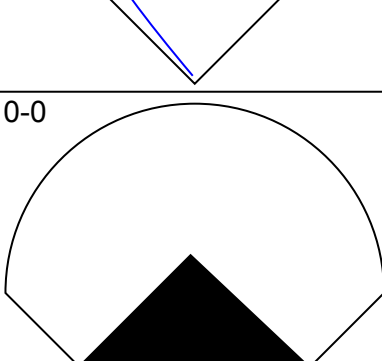
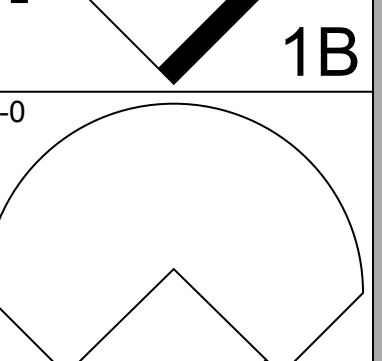
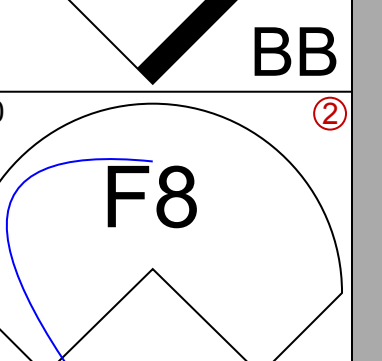
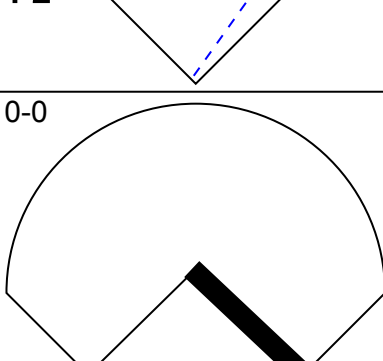
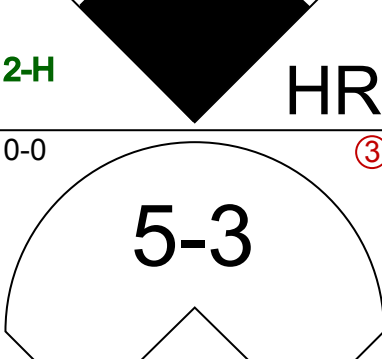
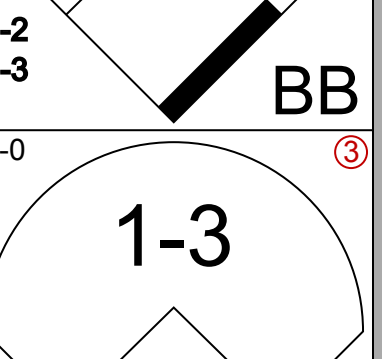
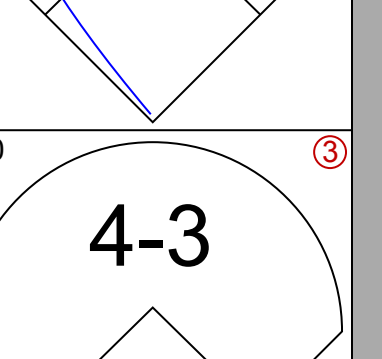
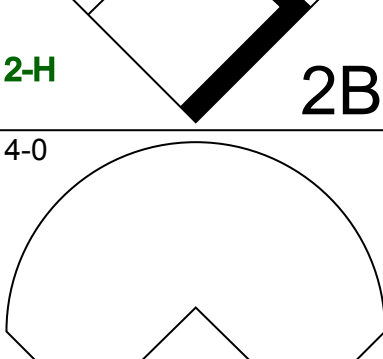
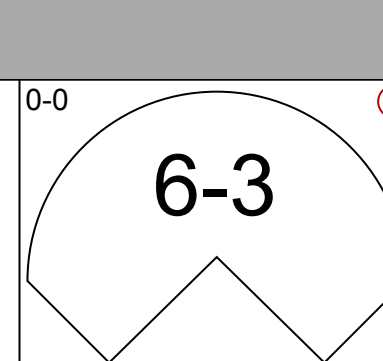
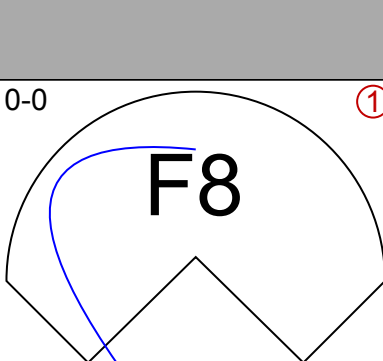
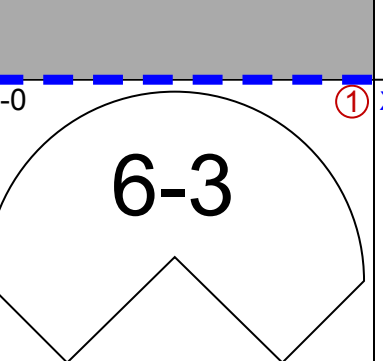

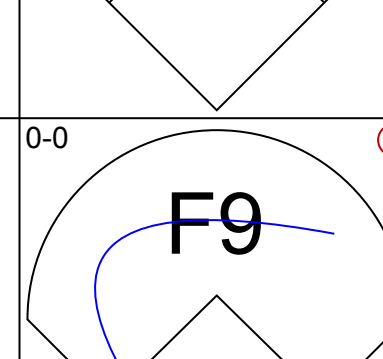
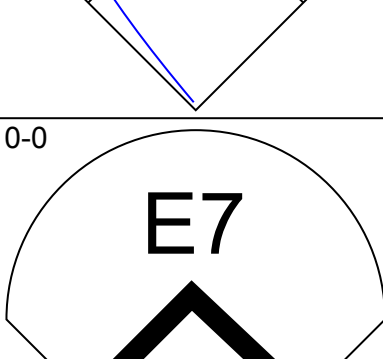
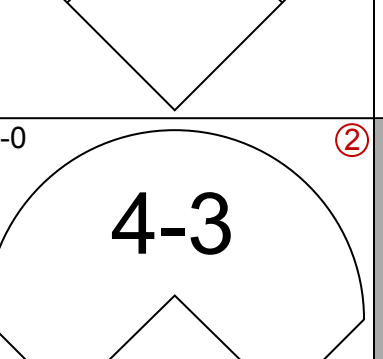
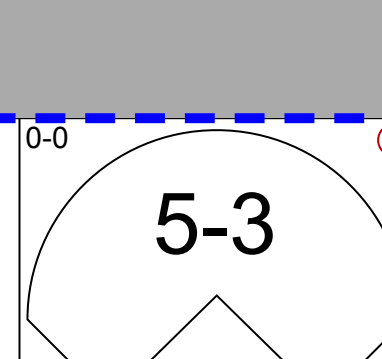
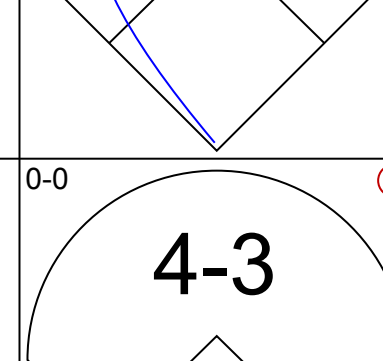
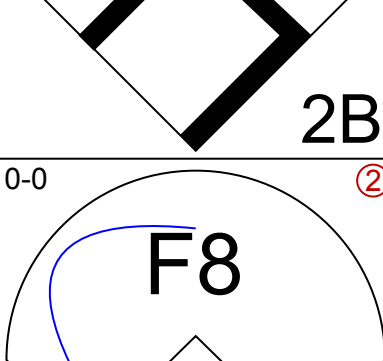
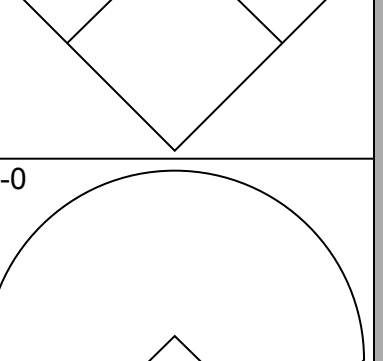
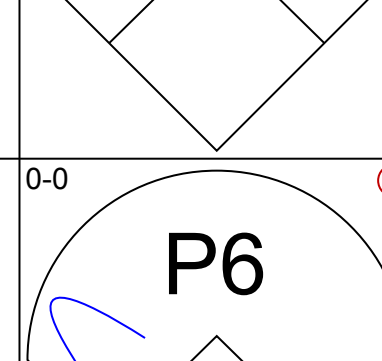
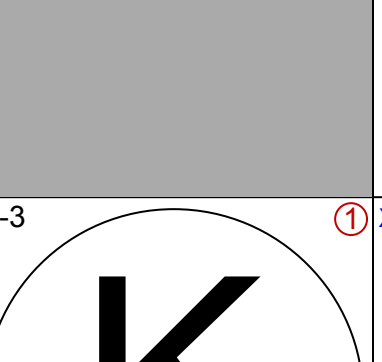

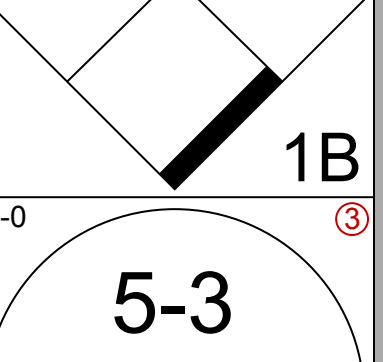
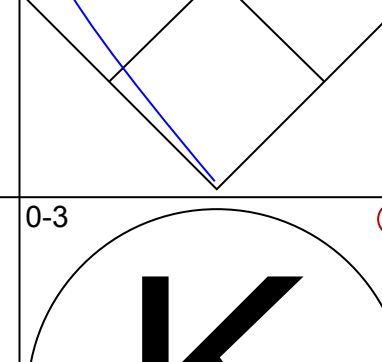


Batter	1	2	3	4	5	6	7	8	9	AB	R	H	RBI	BB	SO	LOB	TOP					
Lou Brock, L (1, 7) OBP: 0.372, SLG: 0.431										4	0	0	0	0	1	2						
Ted Sizemore, R (1, 4) OBP: 0.339, SLG: 0.316										3	0	0	0	1	0	2						
Reggie Smith, S (1, 9) OBP: 0.414, SLG: 0.614										4	0	0	0	0	2	2						
Ted Simmons, S (1, 2) OBP: 0.327, SLG: 0.462										3	0	0	0	0	1	1						
Joe Torre, R (1, 3) OBP: 0.361, SLG: 0.399										3	0	0	0	0	0	0						
Luis Melendez, R (1, 8) OBP: 0.317, SLG: 0.342										2	0	0	0	1	2	0						
Ken Reitz, R (1, 5) OBP: 0.313, SLG: 0.366										3	0	0	0	0	0	1						
Mike Tyson, R (1, 6) OBP: 0.251, SLG: 0.255										3	0	0	0	0	0	0						
John Curtis, L (1, 1) OBP: 0.121, SLG: 0.094										1	0	1	0	0	0	0						
Tom Heintzelman, R (6, PH) OBP: 0.404, SLG: 0.463										0	0	0	0	1	0	0						
Mike Thompson, R (6, 1)										0	0	0	0	0	0	0						
Jim Hickman, R (8, PH) OBP: 0.358, SLG: 0.391										1	0	0	0	0	1	0						
Rich Folkers, L (8, 1)										0	0	0	0	0	0	0						
Inning Stats	R: 0 E: 0 K: 3 S: 9	H: 0 LOB: 1 BB: 1 P: 13	R: 0 E: 0 K: 0 S: 2	H: 0 LOB: 0 BB: 1 P: 6	R: 0 E: 0 K: 0 S: 4	H: 1 LOB: 1 BB: 0 P: 4	R: 0 E: 0 K: 1 S: 5	H: 0 LOB: 0 BB: 0 P: 5	R: 0 E: 0 K: 1 S: 5	H: 0 LOB: 1 BB: 1 P: 7	R: 0 E: 0 K: 1 S: 5	H: 0 LOB: 0 BB: 0 P: 5	R: 0 E: 0 K: 1 S: 5	H: 0 LOB: 0 BB: 0 P: 5	R: 0 E: 0 K: 0 S: 3	H: 0 LOB: 0 BB: 0 P: 3	R: 0 E: 0 K: 0 S: 3	H: 0 LOB: 0 BB: 0 P: 3	1B: 1 2B: 0 3B: 0 HR: 0	SF: 0 SAC: 0 DP: 0 HBP: 0	WP: 0 PB: 0 SB: 0 CS: 1	PA: 30
PITCHER Jon Matlack, L (1, 1) ERA: 2.47	IP: 9.0 WLS: W BF: 30 H: 1 R: 0 ER: 0 SO: 7 BB: 3 IBB: 0 HBP: 0 BLK: 0 WP: 0 HR: 0 S: 41 P: 53 ERA: 0.00 WHIP: 0.444															PITCHER						

St. Louis Cardinals @ New York Mets
Shea Stadium, Flushing, NY
Sat Jun 29 1974, 3:33 AM EDT
Att: 37,317 - Unknown

AB 27
R 0
H 1
RBI 0
BB 3
SO 7
LOB 8



Batter	1	2	3	4	5	6	7	8	9	AB	R	H	RBI	BB	SO	LOB	BOTTOM					
Wayne Garrett, L (1, 5) OBP: 0.291, SLG: 0.345										2	3	2	1	2	0	0						
Jerry Grote, R (1, 2) OBP: 0.309, SLG: 0.344										4	0	0	0	0	1	3						
George Theodore, R (1, 3) OBP: 0.250, SLG: 0.167										3	0	1	0	1	0	2						
Cleon Jones, R (1, 7) OBP: 0.330, SLG: 0.390										3	1	2	3	1	0	1						
Rusty Staub, L (1, 9) OBP: 0.348, SLG: 0.434										3	0	0	0	1	0	4						
Don Hahn, R (1, 8) OBP: 0.385, SLG: 0.472										4	0	0	0	0	0	2						
Ted Martinez, R (1, 6) OBP: 0.235, SLG: 0.272										4	0	1	0	0	0	0						
Ken Boswell, L (1, 4) OBP: 0.300, SLG: 0.330										4	0	1	0	0	0	1						
Jon Matlack, L (1, 1) OBP: 0.143, SLG: 0.121										4	0	0	0	0	2	2						
Inning Stats	R: 2 E: 0 K: 0 S: 5	H: 2 LOB: 0 BB: 0 P: 5	R: 0 E: 0 K: 0 S: 3	H: 0 LOB: 0 BB: 0 P: 3	R: 0 E: 0 K: 1 S: 6	H: 1 LOB: 3 BB: 2 P: 14	R: 0 E: 1 K: 0 S: 4	H: 1 LOB: 1 BB: 0 P: 4	R: 1 E: 0 K: 0 S: 4	H: 1 LOB: 1 BB: 1 P: 8	R: 0 E: 0 K: 0 S: 4	H: 1 LOB: 1 BB: 0 P: 4	R: 1 E: 0 K: 1 S: 6	H: 1 LOB: 2 BB: 2 P: 14	R: 0 E: 0 K: 1 S: 5	H: 0 LOB: 0 BB: 0 P: 5	R: 0 E: 0 K: 1 S: 5	H: 0 LOB: 0 BB: 0 P: 5	1B: 3 2B: 2 3B: 0 HR: 2	SF: 0 SAC: 0 DP: 0 HBP: 0	WP: 0 PB: 0 SB: 0 CS: 0	PA: 36
PITCHER John Curtis, L (1, 1) ERA: 4.53	IP: 5.0 WLS: L BF: 23 H: 5 R: 3 ER: 3 SO: 3 BB: 3 IBB: 0 HBP: 0 BLK: 0 WP: 0 HR: 2 S: 22 P: 34 ERA: 5.40 WHIP: 1.600															PITCHER						
Mike Thompson, R (6, 1) ERA: 5.73	IP: 2.0 WLS: L BF: 10 H: 2 R: 1 ER: 1 SO: 1 BB: 1 IBB: 0 HBP: 0 BLK: 0 WP: 0 HR: 0 S: 10 P: 18 ERA: 4.50 WHIP: 1.500															PITCHER						
Rich Folkers, L (8, 1) ERA: 3.03	IP: 1.0 WLS: L BF: 3 H: 0 R: 0 ER: 0 SO: 1 BB: 0 IBB: 0 HBP: 0 BLK: 0 WP: 0 HR: 0 S: 5 P: 5 ERA: 0.00 WHIP: 0.000															PITCHER						

St. Louis Cardinals @ New York Mets
Shea Stadium, Flushing, NY
Sat Jun 29 1974, 3:33 AM EDT
Att: 37,317 - Unknown

AB 31
R 4
H 7
RBI 4
BB 5
SO 3
LOB 15



Batter	1	2	3	4	5	6	7	8	9	AB	R	H	RBI	BB	SO	LOB	TOP					
Lou Brock, L OBP: 0.369, SLG: 0.431 (1,7)										5	0	1	1	0	1	4	St. Louis Cardinals @ New York Mets Shea Stadium, Flushing, NY Sun Jun 30 1974, 3:33 AM EDT Unknown					
Ted Sizemore, R OBP: 0.341, SLG: 0.315 (1,4)										4	0	1	1	1	0	1						
Reggie Smith, S OBP: 0.417, SLG: 0.612 (1,9)										4	0	2	0	1	1	2						
Ted Simmons, S OBP: 0.322, SLG: 0.454 (1,2)										5	0	0	0	0	0	8						
Joe Torre, R OBP: 0.366, SLG: 0.401 (1,3)										4	1	2	0	1	0	0						
Luis Melendez, R OBP: 0.310, SLG: 0.333 (1,8)										5	0	1	0	0	0	5						
Ken Reitz, R OBP: 0.319, SLG: 0.382 (1,5)										5	2	3	1	0	0	1						
Mike Tyson, R OBP: 0.250, SLG: 0.254 (1,6)										5	1	1	1	0	0	2						
Alan Foster, R OBP: 0.286, SLG: 0.259 (1,1)										4	1	3	0	0	0	0						
Al Hrabosky, R OBP: 0.333, SLG: 0.333 (8,1)										0	0	0	0	0	0	0						
Inning Stats	R: 0 E: 0 K: 0 S: 4	H: 1 LOB: 3 BB: 2 P: 12	R: 0 E: 0 K: 0 S: 4	H: 1 LOB: 1 BB: 0 P: 4	R: 0 E: 0 K: 1 S: 5	H: 0 LOB: 0 BB: 0 P: 5	R: 3 E: 1 K: 0 S: 8	H: 4 LOB: 3 BB: 1 P: 12	R: 0 E: 0 K: 0 S: 4	H: 1 LOB: 1 BB: 0 P: 4	R: 0 E: 0 K: 1 S: 5	H: 0 LOB: 0 BB: 0 P: 5	R: 0 E: 0 K: 0 S: 4	H: 2 LOB: 1 BB: 0 P: 4	R: 2 E: 0 K: 0 S: 7	H: 4 LOB: 2 BB: 0 P: 7	R: 0 E: 0 K: 0 S: 4	H: 1 LOB: 1 BB: 0 P: 4	1B: 12 2B: 1 3B: 0 HR: 1	SF: 0 SAC: 0 DP: 1 HBP: 0	WP: 1 PB: 0 SB: 0 CS: 0	PA: 44
PITCHER	IP WLS BF H R ER SO BB IBB HBP BLK WP HR S P ERA WHIP																					
Jerry Koosman, L ERA: 3.11 (1,1)	7.0 L 33 9 3 2 2 2 2 1 0 0 0 0 0 34 46 2.57 1.571																					
Tug McGraw, L ERA: 6.35 (8,1)	2.0 11 5 2 2 0 0 0 0 0 0 1 1 11 11 9.00 2.500																					

Batter	1	2	3	4	5	6	7	8	9	AB	R	H	RBI	BB	SO	LOB	BOTTOM					
Wayne Garrett, L OBP: 0.294, SLG: 0.352 (1,5)										4	0	2	0	0	1	0	St. Louis Cardinals @ New York Mets Shea Stadium, Flushing, NY Sun Jun 30 1974, 3:33 AM EDT Unknown					
Jerry Grote, R OBP: 0.308, SLG: 0.342 (1,2)										4	0	1	0	0	0	2						
Rusty Staub, L OBP: 0.344, SLG: 0.428 (1,9)										4	0	0	0	0	0	4						
Cleon Jones, R OBP: 0.329, SLG: 0.388 (1,7)										4	0	1	0	0	1	2						
John Milner, L OBP: 0.321, SLG: 0.424 (1,3)										4	0	0	0	0	2	3						
Ken Boswell, L OBP: 0.292, SLG: 0.321 (1,4)										3	0	0	0	0	0	2						
George Theodore, R (8,PH) OBP: 0.244, SLG: 0.162 (8,PH)										1	0	0	0	0	1	0						
Don Hahn, R OBP: 0.389, SLG: 0.482 (1,8)										4	1	2	0	0	0	0						
Ted Martinez, R OBP: 0.235, SLG: 0.281 (1,6)										4	1	1	1	0	0	2						
Jerry Koosman, R OBP: 0.159, SLG: 0.163 (1,1)										2	0	1	1	0	1	0						
Ed Kranepool, L (7,PH) OBP: 0.415, SLG: 0.448 (7,PH)										1	0	0	0	0	0	0						
Tug McGraw, R (8,1) ERA: 4.05 (8,1)										0	0	0	0	0	0	0						
Inning Stats	R: 0 E: 0 K: 1 S: 5	H: 0 LOB: 0 BB: 0 P: 5	R: 0 E: 1 K: 0 S: 5	H: 1 LOB: 2 BB: 0 P: 5	R: 0 E: 0 K: 1 S: 5	H: 0 LOB: 0 BB: 0 P: 5	R: 0 E: 0 K: 1 S: 5	H: 0 LOB: 0 BB: 0 P: 5	R: 2 E: 0 K: 0 S: 7	H: 4 LOB: 2 BB: 0 P: 7	R: 0 E: 0 K: 1 S: 5	H: 1 LOB: 0 BB: 0 P: 5	R: 0 E: 0 K: 0 S: 3	H: 0 LOB: 0 BB: 0 P: 3	R: 0 E: 0 K: 1 S: 7	H: 2 LOB: 2 BB: 0 P: 7	R: 0 E: 0 K: 1 S: 5	H: 0 LOB: 0 BB: 0 P: 5	1B: 5 2B: 3 3B: 0 HR: 0	SF: 0 SAC: 0 DP: 1 HBP: 0	WP: 1 PB: 0 SB: 0 CS: 0	PA: 35
PITCHER	IP WLS BF H R ER SO BB IBB HBP BLK WP HR S P ERA WHIP																					
Alan Foster, R ERA: 3.84 (1,1)	7.0 W 29 8 2 2 4 0 0 0 0 0 0 0 10 37 2.57 1.143																					
Al Hrabosky, L ERA: 4.05 (8,1)	2.0 S 6 0 0 0 2 0 0 0 0 0 0 0 10 10 0.00 0.000																					

Batter	1	2	3	4	5	6	7	8	9	10	AB	R	H	RBI	BB	SO	LOB	TOP	
Lou Brock, L OBP: 0.370, SLG: 0.430 Jim Dwyer, L OBP: 0.440, SLG: 0.522	4-3		E S 2H 1B	4-3		F8			1B 1B		5	0	2	1	0	0	3		
Tom Heintzelman, R OBP: 0.404, SLG: 0.444	6-3		K			F2		F8 BB	1B 1B		4	0	1	1	1	1	1		
Reggie Smith, S OBP: 0.409, SLG: 0.598	5-3			4-3		6-3		L9	K		5	0	0	0	0	1	3		
Joe Torre, R OBP: 0.363, SLG: 0.394		F7		F8		K			P3		4	0	0	0	1	1	0		
Jim Hickman, R OBP: 0.376, SLG: 0.408 Ken Reitz, R OBP: 0.320, SLG: 0.383	F7							SH SF8 1B	F8		3	1	2	0	0	0	0		
Bake McBride, L OBP: 0.337, SLG: 0.389	4-3			1B				SH SF8 1B	P6		4	1	1	2	0	0	3		
Tim McCarver, L OBP: 0.345, SLG: 0.267			F8			FC5-4 1B			F7		5	0	1	0	0	0	2		
Mike Tyson, R OBP: 0.254, SLG: 0.254			1-3 1B			FC5-4 1B			K		4	1	1	0	1	1	1		
Bob Gibson, R OBP: 0.167, SLG: 0.195 Al Hrabosky, R OBP: 0.333, SLG: 0.333 Mike Garman, R OBP: 0.500, SLG: 0.500 Rich Folkers, L OBP: 0.500, SLG: 0.500 Orlando Pena, R OBP: 0.500, SLG: 0.500	1-3		1-2	5-3				SH SF8 1B			2	0	0	1	0	0	2		
Inning Stats	R: 0 E: 0 K: 0 S: 3	H: 0 LOB: 0 BB: 0 P: 3	R: 0 E: 0 K: 0 S: 3	H: 0 LOB: 0 BB: 0 P: 3	R: 1 E: 0 K: 1 S: 7	H: 2 LOB: 1 BB: 0 P: 7	R: 0 E: 0 K: 0 S: 4	H: 1 LOB: 1 BB: 0 P: 4	R: 0 E: 0 K: 1 S: 5	H: 0 LOB: 0 BB: 0 P: 5	R: 1 E: 1 K: 0 S: 5	H: 3 LOB: 2 BB: 0 P: 10	R: 2 E: 0 K: 0 S: 5	H: 2 LOB: 0 BB: 0 P: 5	1B: 9 2B: 0 3B: 0 HR: 1	SF: 1 SAC: 1 DP: 0 HBP: 0	WP: 0 PA: 44		
PITCHER	IP WLS BF H R ER SO	IP WLS BF H R ER SO	IP WLS BF H R ER SO	IP WLS BF H R ER SO	IP WLS BF H R ER SO	IP WLS BF H R ER SO	IP WLS BF H R ER SO	IP WLS BF H R ER SO	IP WLS BF H R ER SO	IP WLS BF H R ER SO	IP WLS BF H R ER SO	IP WLS BF H R ER SO	IP WLS BF H R ER SO	IP WLS BF H R ER SO	IP WLS BF H R ER SO	IP WLS BF H R ER SO	IP WLS BF H R ER SO	ERA WHIP	
George Stone, L ERA: 4.87	7.0	2.0	1.0	1.0	1.0	1.0	1.0	1.0	1.0	1.0	1.0	1.0	1.0	1.0	1.0	1.0	1.0	1.29	0.714
Bob Miller, R ERA: 3.18	2.0	1.0	1.0	1.0	1.0	1.0	1.0	1.0	1.0	1.0	1.0	1.0	1.0	1.0	1.0	1.0	1.0	4.50	2.500
Tug McGraw, L ERA: 6.84	1.0	1.0	1.0	1.0	1.0	1.0	1.0	1.0	1.0	1.0	1.0	1.0	1.0	1.0	1.0	1.0	1.0	18.00	2.000

St. Louis Cardinals @ New York Mets
Shea Stadium, Flushing, NY
Sun Jun 30 1974, 3:38 AM EDT
Att: 40,009 - Unknown

AB 39
R 5
H 10
RBI 5
BB 3
SO 4
LOB 17



Batter	1	2	3	4	5	6	7	8	9	10	AB	R	H	RBI	BB	SO	LOB	BOTTOM	
Wayne Garrett, L OBP: 0.293, SLG: 0.349	F7		L9			F7			FC8-5 1B		5	0	1	1	0	0	2		
Ted Martinez, R OBP: 0.234, SLG: 0.277	K			6-3		F2		F9			5	0	1	1	0	1	2		
Rusty Staub, L OBP: 0.348, SLG: 0.429	4-3					2B 1B			F8		4	0	2	0	1	0	2		
Cleon Jones, R OBP: 0.326, SLG: 0.388		F8		K				K	F9		5	0	1	0	0	2	4		
John Milner, L OBP: 0.319, SLG: 0.417	G3			F9							4	0	0	0	1	0	2		
Ken Roswell, L OBP: 0.284, SLG: 0.313 Duffy Dyer, R OBP: 0.300, SLG: 0.087 Dave Schmedt, L OBP: 0.267, SLG: 0.343 Felix Millan, R OBP: 0.301, SLG: 0.285	F8					F8		3-1			3	0	0	0	0	0	3		
Don Hahn, R OBP: 0.389, SLG: 0.474			P6						F3		4	1	1	0	1	0	0		
Ron Hodges, L OBP: 0.343, SLG: 0.424				F8					P6		4	1	2	1	0	0	1		
George Stone, L ERA: 4.87 Ed Knapick, L ERA: 4.03 Bud Harrison, S ERA: 3.5 Bob Miller, R ERA: 3.18 George Theodore, R ERA: 5.14 Tug McGraw, R ERA: 6.84	P6										2	0	0	0	0	0	1		
Inning Stats	R: 0 E: 0 K: 1 S: 5	H: 0 LOB: 0 BB: 0 P: 5	R: 0 E: 0 K: 0 S: 3	H: 0 LOB: 0 BB: 0 P: 3	R: 1 E: 0 K: 0 S: 4	H: 1 LOB: 0 BB: 0 P: 4	R: 0 E: 0 K: 0 S: 5	H: 2 LOB: 3 BB: 0 P: 9	R: 0 E: 0 K: 0 S: 5	H: 2 LOB: 2 BB: 0 P: 5	R: 0 E: 0 K: 2 S: 8	H: 1 LOB: 1 BB: 0 P: 8	R: 2 E: 0 K: 0 S: 7	H: 4 LOB: 2 BB: 0 P: 7	R: 0 E: 0 K: 0 S: 3	H: 0 LOB: 0 BB: 0 P: 3	1B: 8 2B: 1 3B: 0 HR: 1	SF: 0 SAC: 0 DP: 0 HBP: 0	WP: 1 PA: 43
PITCHER	IP WLS BF H R ER SO	IP WLS BF H R ER SO	IP WLS BF H R ER SO	IP WLS BF H R ER SO	IP WLS BF H R ER SO	IP WLS BF H R ER SO	IP WLS BF H R ER SO	IP WLS BF H R ER SO	IP WLS BF H R ER SO	IP WLS BF H R ER SO	IP WLS BF H R ER SO	IP WLS BF H R ER SO	IP WLS BF H R ER SO	IP WLS BF H R ER SO	IP WLS BF H R ER SO	IP WLS BF H R ER SO	IP WLS BF H R ER SO	ERA WHIP	
Bob Gibson, R ERA: 4.5	7.1	0.1	0.1	0.1	0.1	0.1	0.1	0.1	0.1	0.1	0.1	0.1	0.1	0.1	0.1	0.1	0.1	1.23	1.091
Al Hrabosky, L ERA: 4.03	0.1	4	3	2	2	1	0	0	0	0	0	0	0	0	0	0	0	54.00	9.000
Mike Garman, R ERA: 3.5	0.1	3	1	0	0	0	0	0	0	0	0	0	0	0	0	0	0	0.00	1.500
Rich Folkers, L ERA: 2.97	1.1	W	4	0	0	0	0	0	0	0	0	0	0	0	0	0	0	0.00	0.000

St. Louis Cardinals @ New York Mets
Shea Stadium, Flushing, NY
Sun Jun 30 1974, 3:38 AM EDT
Att: 40,009 - Unknown

AB 40
R 3
H 10
RBI 3
BB 3
SO 4
LOB 18



Batter	1	2	3	4	5	6	7	8	9	AB	R	H	RBI	BB	SO	LOB	TOP										
Don Kessinger, S (1, 6) OBP: 0.346, SLG: 0.319	4-0 1B G1-6-3 BB	4-0 WP BB		0-0 4-3			0-0 5-3			2	1	0	0	2	0	1											
Jerry Morales, R (1, 7) OBP: 0.316, SLG: 0.428	0-0 G1-6-3 1B	0-0 F5			0-3 K			0-0 F8		4	0	1	0	0	1	1											
Billy Williams, L (1, 3) OBP: 0.390, SLG: 0.480	0-0 G1-6-3	0-3 K			0-0 G3			0-0 L5-3 1B		4	0	1	0	0	1	2											
Andre Thornton, R (6, 3) OBP: 0.346, SLG: 0.426	1-2 3-H							0-0 L5-3		0	0	0	0	0	0	0											
Rick Monday, L (1, 8) OBP: 0.374, SLG: 0.446	0-0 HR			0-0 F7		4-0 CS BB		0-0 L5-3		3	1	1	1	1	0	1											
Jose Cardenal, R (1, 9) OBP: 0.353, SLG: 0.445	0-0 2B			0-0 4-3		0-0 CS	4-0 G6-4-3 BB		0-0 F6	3	1	1	0	1	0	0											
Bill Madlock, R (1, 5) OBP: 0.350, SLG: 0.443	0-0 2B			0-0 6-3			0-0 G6-4-3		4-0 1B BB	3	1	1	1	1	0	1											
Vic Harris, S (1, 4) OBP: 0.286, SLG: 0.238	0-0 2B			0-0 F7		0-3 K			0-0 1B PO	4	0	2	1	0	1	0											
Steve Swisher, R (1, 2) OBP: 0.329, SLG: 0.274	0-0 4-3			4-0 E BB			0-0 F8		0-0 1B	3	0	1	0	1	0	1											
Jim Todd, L (1, 1)				0-3 K			0-0 4-3		0-0 PO	2	0	0	0	0	2	1											
Oscar Zamora, R (6, 1)				1-2 K					3-H	1	0	0	0	0	0	0											
Inning Stats	R: 4 E: 0 K: 0 S: 7	H: 5 LOB: 1 BB: 1 P: 11	R: 0 E: 0 K: 2 S: 7	H: 0 LOB: 1 BB: 1 P: 11	R: 0 E: 0 K: 0 S: 3	H: 0 LOB: 0 BB: 0 P: 3	R: 0 E: 1 K: 1 S: 5	H: 0 LOB: 0 BB: 1 P: 9	R: 0 E: 0 K: 1 S: 4	H: 0 LOB: 0 BB: 1 P: 8	R: 0 E: 0 K: 0 S: 3	H: 0 LOB: 0 BB: 0 P: 3	R: 0 E: 0 K: 0 S: 3	H: 1 LOB: 0 BB: 0 P: 3	R: 0 E: 0 K: 0 S: 3	H: 2 LOB: 1 BB: 1 P: 7	1B: 4 2B: 4 3B: 0 HR: 1	SF: 0 SAC: 0 DP: 3 HBP: 0	WP: 1 PB: 0 SB: 0 CS: 1	PA: 37							
PITCHER	IP	WLS	BF	H	R	ER	SO	BB	IBB	HBP	BLK	WP	HR	S	P	ERA	WHIP										
Sonny Siebert, R (1, 1) ERA: 3.29	0.2	L	6	4	4	4	0	1	0	0	0	0	1	5	9	54.00	7.500										
Mike Thompson, R (1, 1) ERA: 5.09	4.1		16	1	0	0	4	3	0	0	0	1	0	21	33	0.00	0.923										
Rich Folkers, L (6, 1) ERA: 2.8	2.0		6	0	0	0	1	1	0	0	0	0	0	7	11	0.00	0.500										
Al Hrabosky, L (8, 1) ERA: 3.77	2.0		7	3	0	0	0	1	0	0	0	0	0	6	10	0.00	2.000										

Chicago Cubs @ St. Louis Cardinals
 Busch Stadium, St. Louis, MO
 Tue Jul 02 1974, 7:05 PM CDT
 Att: 26,088 - Unknown - 82 F

AB 29
 R 4
 H 8
 RBI 3
 BB 6
 SO 5
 LOB 8



Batter	1	2	3	4	5	6	7	8	9	AB	R	H	RBI	BB	SO	LOB	BOTTOM										
Lou Brock, L (1, 7) OBP: 0.371, SLG: 0.429	0-0 4-3		4-0 P4 BB			0-0 F9 S 1B		0-0 F5		3	0	1	0	1	0	0											
Ted Sizemore, R (1, 4) OBP: 0.339, SLG: 0.314	0-0 5-3		0-0 P4			0-0 F4		0-0 1B		4	0	1	0	0	0	2											
Reggie Smith, S (1, 9) OBP: 0.403, SLG: 0.588	0-0 F7			0-0 4-3		0-0 F9		0-0 F9		4	0	0	0	0	0	2											
Ted Simmons, S (1, 2) OBP: 0.321, SLG: 0.462		0-0 HR		0-0 F8		0-3 K		0-0 F8		4	1	1	1	0	1	2											
Joe Torre, R (1, 3) OBP: 0.368, SLG: 0.404		0-0 1B FC4-6		0-0 5-3				0-0 SH2-4 1B SF8 1B		4	2	3	0	0	0	0											
Luis Melendez, R (9, PR) OBP: 0.310, SLG: 0.333		0-0 2B						0-0 SH5-3 1B		0	0	0	0	0	0	0											
Bake McBride, L (1, 8) OBP: 0.345, SLG: 0.397		0-0 1B FC4-6				0-0 CS 1B		0-0 SH2-4 1B		3	0	3	0	0	0	0											
Ken Reitz, R (1, 5) OBP: 0.320, SLG: 0.386		0-0 1B FC4-6		0-0 G4-6-3		0-0 2B		0-0 SH2-4		3	0	1	1	0	0	3											
Mike Tyson, R (1, 6) OBP: 0.251, SLG: 0.251		0-0 G4-6-3				0-0 F5		0-0 SF8		2	0	0	0	0	0	2											
Tim McCarver, L (7, PH) OBP: 0.339, SLG: 0.267								0-0 F2		0	0	0	1	0	0	0											
Al Hrabosky, R (8, 1) OBP: 0.333, SLG: 0.333								0-0 K		0	0	0	0	0	0	0											
Jim Hickman, R (9, PH) OBP: 0.368, SLG: 0.400								0-0 K		1	0	0	0	0	0	2											
Sonny Siebert, R (1, 1) OBP: 0.176, SLG: 0.297								0-3 K		0	0	0	0	0	0	0											
Mike Thompson, R (1, 1) OBP: 0.339, SLG: 0.429								0-0 F9		1	0	0	0	0	0	0											
Jose Cruz, L (5, PH) OBP: 0.339, SLG: 0.429								0-0 K		0	0	0	0	0	0	0											
Rich Folkers, L (6, 1) OBP: 0.339, SLG: 0.429								0-0 K		0	0	0	0	0	0	0											
Jim Dwyer, L (7, PH) OBP: 0.421, SLG: 0.590								0-0 K		0	0	0	0	0	0	0											
Jack Heidemann, R (8, 6) OBP: 0.176, SLG: 0.176								0-0 K		0	0	0	0	0	0	0											
Inning Stats	R: 0 E: 0 K: 0 S: 3	H: 0 LOB: 0 BB: 0 P: 3	R: 2 E: 0 K: 0 S: 5	H: 3 LOB: 0 BB: 0 P: 5	R: 0 E: 0 K: 0 S: 2	H: 0 LOB: 0 BB: 1 P: 6	R: 0 E: 0 K: 0 S: 3	H: 0 LOB: 0 BB: 0 P: 3	R: 0 E: 0 K: 1 S: 4	H: 2 LOB: 1 BB: 0 P: 4	R: 0 E: 0 K: 1 S: 6	H: 1 LOB: 1 BB: 0 P: 6	R: 1 E: 0 K: 1 S: 7	H: 2 LOB: 1 BB: 0 P: 7	R: 0 E: 0 K: 0 S: 4	H: 1 LOB: 2 BB: 0 P: 4	R: 0 E: 0 K: 0 S: 4	H: 1 LOB: 2 BB: 0 P: 4	1B: 7 2B: 2 3B: 0 HR: 1	SF: 1 SAC: 2 DP: 1 HBP: 0	WP: 0 PB: 0 SB: 1 CS: 1	PA: 35					
PITCHER	IP	WLS	BF	H	R	ER	SO	BB	IBB	HBP	BLK	WP	HR	S	P	ERA	WHIP										
Jim Todd, R (1, 1) ERA: 4.15	5.0	W	19	6	2	2	0	1	0	0	0	0	1	18	22	3.60	1.400										
Oscar Zamora, R (6, 1) ERA: 1.96	4.0	S	16	4	1	1	2	0	0	0	0	0	0	20	20	2.25	1.000										

Chicago Cubs @ St. Louis Cardinals
 Busch Stadium, St. Louis, MO
 Tue Jul 02 1974, 7:05 PM CDT
 Att: 26,088 - Unknown - 82 F

AB 31
 R 3
 H 10
 RBI 3
 BB 1
 SO 2
 LOB 15



Batter	1	2	3	4	5	6	7	8	9	AB	R	H	RBI	BB	SO	LOB	TOP			
Don Kessinger, S (1, 6) OBP: 0.347, SLG: 0.315	G6-3 BB		G3			6-3			F8	3	0	0	0	1	0	0				
Jerry Morales, R (1, 7) OBP: 0.314, SLG: 0.422	K				F8	6-3			F4	4	0	0	0	0	1	1				
Billy Williams, L (1, 3) OBP: 0.388, SLG: 0.476	G6-3 1-2				F5			F8		4	0	1	0	0	0	1				
Rick Monday, L (1, 8) OBP: 0.378, SLG: 0.448		K							1B	3	0	2	0	1	1	0				
Jose Cardenal, R (1, 9) OBP: 0.349, SLG: 0.438		L4							1B	4	0	0	0	0	1	4				
Bill Madlock, R (1, 5) OBP: 0.355, SLG: 0.450						6-3				2	0	1	0	1	0	0				
Vic Harris, S (1, 4) OBP: 0.282, SLG: 0.234										3	0	0	0	0	1	2				
George Mitterwald, R (1, 2) OBP: 0.293, SLG: 0.323										3	0	0	0	0	1	1				
Rick Reuschel, R (1, 1) OBP: 0.214, SLG: 0.268										2	0	0	0	0	2	0				
Ken Frailing, L (6, 1) OBP: 0.333, SLG: 0.308										0	0	0	0	0	0	0				
Horacio Pina, R (6, 1)										0	0	0	0	0	0	0				
Chris Ward, L (8, PH) OBP: 0.365, SLG: 0.393										1	0	0	0	0	0	1				
Dave LaRoche, L (8, 1) OBP: 0.250, SLG: 0.375										0	0	0	0	0	0	0				
Inning Stats	R: 0 E: 0 K: 1 S: 4	H: 0 LOB: 0 BB: 1 P: 8	R: 0 E: 0 K: 2 S: 8	H: 1 LOB: 1 BB: 0 P: 8	R: 0 E: 0 K: 1 S: 5	H: 0 LOB: 0 BB: 0 P: 5	R: 0 E: 0 K: 1 S: 5	H: 0 LOB: 1 BB: 1 P: 9	R: 0 E: 0 K: 1 S: 5	H: 0 LOB: 0 BB: 0 P: 5	R: 0 E: 0 K: 0 S: 3	H: 1 LOB: 0 BB: 0 P: 3	R: 0 E: 0 K: 0 S: 3	H: 0 LOB: 1 BB: 1 P: 7	R: 0 E: 0 K: 0 S: 5	H: 2 LOB: 2 BB: 0 P: 5	1B: 3 2B: 2 3B: 0 HR: 0	SF: 0 SAC: 0 DP: 2 HBP: 0	WP: 0 PB: 0 SB: 0 CS: 0	PA: 32
PITCHER Lynn McGlothen, R (1, 1) ERA: 2.42	IP: 9.0 WLS: W BF: 32 H: 4 R: 0 ER: 0 SO: 7 BB: 3 IBB: 0 HBP: 0 BLK: 0 WP: 0 HR: 0 S: 43 P: 55 ERA: 0.00 WHIP: 0.778															PITCHER				

Chicago Cubs @ St. Louis Cardinals
 Busch Stadium, St. Louis, MO
 Wed Jul 03 1974, 7:05 PM CDT
 Att: 29,705 - Sunny - 90 F

AB	29
R	0
H	4
RBI	0
BB	3
SO	7
LOB	10



Batter	1	2	3	4	5	6	7	8	9	AB	R	H	RBI	BB	SO	LOB	BOTTOM			
Lou Brock, L (1, 7) OBP: 0.369, SLG: 0.425	SH SF9 1B		P3			6-3			F7	5	1	1	0	0	1	3				
Ted Sizemore, R (1, 4) OBP: 0.345, SLG: 0.323	SH 1-3								F3	3	1	2	1	1	0	0				
Reggie Smith, S (1, 9) OBP: 0.407, SLG: 0.602	SF9 3-H								5-3	3	1	2	4	1	0	0				
Ted Simmons, S (1, 2) OBP: 0.320, SLG: 0.459	F9									4	0	1	0	0	1	5				
Joe Torre, R (1, 3) OBP: 0.366, SLG: 0.399	K									3	0	0	0	1	2	2				
Bake McBride, L (1, 8) OBP: 0.348, SLG: 0.397										3	1	1	0	1	0	1				
Ken Reitz, R (1, 5) OBP: 0.316, SLG: 0.380										4	0	0	0	0	0	4				
Mike Tyson, R (1, 6) OBP: 0.251, SLG: 0.251										4	1	1	0	0	2	4				
Lynn McGlothen, L (1, 1) OBP: 0.273, SLG: 0.279										3	0	0	0	1	1	3				
Inning Stats	R: 1 E: 0 K: 1 S: 7	H: 1 LOB: 1 BB: 0 P: 7	R: 0 E: 1 K: 2 S: 8	H: 0 LOB: 1 BB: 0 P: 8	R: 0 E: 1 K: 0 S: 4	H: 2 LOB: 1 BB: 0 P: 4	R: 0 E: 0 K: 0 S: 4	H: 0 LOB: 1 BB: 0 P: 4	R: 2 E: 0 K: 1 S: 8	H: 3 LOB: 1 BB: 0 P: 8	R: 2 E: 0 K: 2 S: 9	H: 2 LOB: 3 BB: 3 P: 21	R: 0 E: 0 K: 1 S: 5	H: 0 LOB: 2 BB: 2 P: 13	R: 0 E: 0 K: 0 S: 3	H: 0 LOB: 0 BB: 0 P: 3	1B: 6 2B: 1 3B: 0 HR: 1	SF: 1 SAC: 1 DP: 0 HBP: 0	WP: 0 PB: 0 SB: 1 CS: 0	PA: 39
PITCHER Rick Reuschel, R (1, 1) ERA: 4.17	IP: 0.1 WLS: L BF: 1 H: 0 R: 0 ER: 0 SO: 1 BB: 0 IBB: 0 HBP: 0 BLK: 0 WP: 0 HR: 0 S: 3 P: 3 ERA: 0.00 WHIP: 0.000															PITCHER				
Ken Frailing, L (6, 1) ERA: 4.09	1.1	8	0	0	0	2	4	0	0	0	8	24	0.00	3.000						
Horacio Pina, R (6, 1) ERA: 2.75	1.0	3	0	0	0	0	0	0	0	0	3	3	0.00	0.000						
Dave LaRoche, L (8, 1) ERA: 2.8																				

Chicago Cubs @ St. Louis Cardinals
 Busch Stadium, St. Louis, MO
 Wed Jul 03 1974, 7:05 PM CDT
 Att: 29,705 - Sunny - 90 F

AB	32
R	5
H	8
RBI	5
BB	5
SO	7
LOB	22



Batter	1	2	3	4	5	6	7	8	9	AB	R	H	RBI	BB	SO	LOB	TOP										
Vic Harris, S OBP: 0.284, SLG: 0.238 Don Kessinger, S OBP: 0.347, SLG: 0.315										5	0	2	0	0	1	1											
Rick Monday, L OBP: 0.376, SLG: 0.448										5	0	2	0	0	1	0											
Jerry Morales, R OBP: 0.312, SLG: 0.416										4	0	0	0	1	0	2											
Jose Cardenal, R OBP: 0.354, SLG: 0.439										2	1	1	0	2	0	0											
Bill Madlock, R OBP: 0.358, SLG: 0.451 Matt Alexander, S OBP: 0.361, SLG: 0.250 Carmen Fanzone, R OBP: 0.280, SLG: 0.289										4	1	2	0	0	1	4											
Andre Thornton, R OBP: 0.354, SLG: 0.437										3	1	1	1	1	1	2											
Steve Swisher, R OBP: 0.338, SLG: 0.277										3	0	1	1	1	1	1											
Dave Rosello, R OBP: 0.261, SLG: 0.265										4	0	1	1	0	1	2											
Steve Stone, R OBP: 0.115, SLG: 0.115 Oscar Zamora, R OBP: 0.115, SLG: 0.115										2	0	0	0	0	0	2											
Inning Stats	R: 0 E: 1 K: 1 S: 6	H: 2 LOB: 2 BB: 1 P: 10	R: 0 E: 0 K: 2 S: 7	H: 0 LOB: 0 BB: 0 P: 7	R: 0 E: 0 K: 1 S: 6	H: 1 LOB: 1 BB: 0 P: 6	R: 3 E: 0 K: 0 S: 6	H: 4 LOB: 2 BB: 1 P: 10	R: 0 E: 0 K: 0 S: 4	H: 1 LOB: 2 BB: 1 P: 8	R: 0 E: 0 K: 1 S: 5	H: 0 LOB: 0 BB: 0 P: 5	R: 0 E: 0 K: 1 S: 4	H: 2 LOB: 3 BB: 1 P: 10	R: 0 E: 0 K: 0 S: 3	H: 0 LOB: 0 BB: 0 P: 3	1B: 9 2B: 1 3B: 0 HR: 0	SF: 0 SAC: 2 DP: 0 HBP: 0	WP: 1 PB: 0 CS: 1 PA: 39								
PITCHER	IP	WLS	BF	H	R	ER	SO	BB	IBB	HBP	BLK	WP	HR	S	P	ERA	WHIP										
John Curtis, L ERA: 4.61	4.1	L	22	8	3	3	4	3	0	0	0	0	0	27	39	6.23	2.538										
Mike Garman, R ERA: 3.29	2.2		9	0	0	0	1	1	0	0	0	0	0	10	14	0.00	0.375										
Orlando Pena, R ERA: 1.59	2.0		8	2	0	0	1	1	0	0	0	1	0	9	13	0.00	1.500										

Chicago Cubs @ St. Louis Cardinals
 Busch Stadium, St. Louis, MO
 Thu Jul 04 1974, 3:33 AM CDT
 Att: 28,350 - Sunny - 89 F

AB	32
R	3
H	10
RBI	3
BB	5
SO	6
LOB	14



Batter	1	2	3	4	5	6	7	8	9	AB	R	H	RBI	BB	SO	LOB	BOTTOM										
Bake McBride, L OBP: 0.352, SLG: 0.403										4	0	2	0	1	0	1											
Tom Heintzman, R OBP: 0.368, SLG: 0.400										5	0	0	1	0	1	4											
Reggie Smith, S OBP: 0.401, SLG: 0.592										4	0	0	0	0	0	2											
Ted Simmons, S OBP: 0.319, SLG: 0.459										4	0	1	0	0	1	1											
Jose Cruz, L OBP: 0.336, SLG: 0.422										4	1	1	0	0	0	1											
Tim McCarver, L OBP: 0.365, SLG: 0.277										2	0	1	0	1	0	1											
Ken Reitz, R OBP: 0.315, SLG: 0.378										4	0	1	1	0	1	4											
Mike Tyson, R OBP: 0.249, SLG: 0.249 Lou Brock, L OBP: 0.367, SLG: 0.424 Jack Heidemann, R OBP: 0.176, SLG: 0.176 Jim Hickman, R OBP: 0.379, SLG: 0.412										2	0	0	0	0	0	0											
John Curtis, L OBP: 0.147, SLG: 0.094 Mike Garman, R OBP: 0.333, SLG: 0.333 Jim Dwyer, L OBP: 0.407, SLG: 0.480 Orlando Pena, R OBP: 0.500, SLG: 0.500 Luis Melendez, R OBP: 0.307, SLG: 0.329										0	1	0	0	1	0	0											
Inning Stats	R: 0 E: 0 K: 2 S: 7	H: 0 LOB: 1 BB: 1 P: 11	R: 0 E: 0 K: 1 S: 5	H: 1 LOB: 0 BB: 0 P: 5	R: 1 E: 0 K: 0 S: 4	H: 1 LOB: 1 BB: 1 P: 8	R: 0 E: 0 K: 0 S: 4	H: 1 LOB: 1 BB: 0 P: 4	R: 0 E: 0 K: 1 S: 6	H: 1 LOB: 1 BB: 0 P: 6	R: 1 E: 1 K: 0 S: 5	H: 1 LOB: 2 BB: 1 P: 9	R: 0 E: 0 K: 0 S: 3	H: 0 LOB: 0 BB: 0 P: 3	R: 0 E: 0 K: 0 S: 4	H: 1 LOB: 2 BB: 0 P: 5	R: 0 E: 0 K: 0 S: 4	H: 1 LOB: 1 BB: 0 P: 4	1B: 5 2B: 2 3B: 0 HR: 0	SF: 0 SAC: 0 DP: 0 HBP: 1	WP: 0 PB: 0 CS: 1 PA: 38						
PITCHER	IP	WLS	BF	H	R	ER	SO	BB	IBB	HBP	BLK	WP	HR	S	P	ERA	WHIP										
Steve Stone, R ERA: 4.6	7.2	W	33	6	2	1	4	3	0	1	0	0	0	37	50	1.17	1.174										
Oscar Zamora, R ERA: 1.83	1.1	S	5	1	0	0	0	0	0	0	0	0	0	5	5	0.00	0.750										

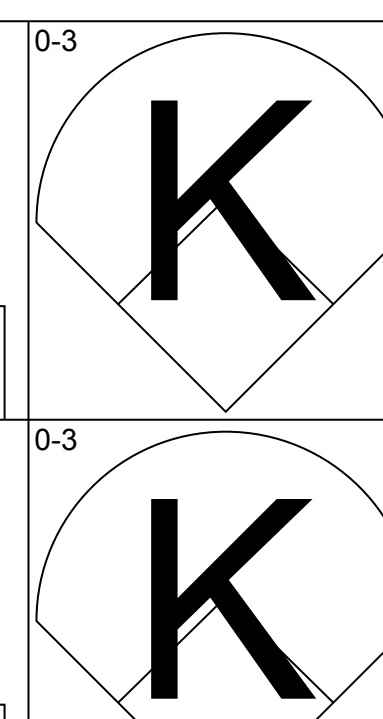
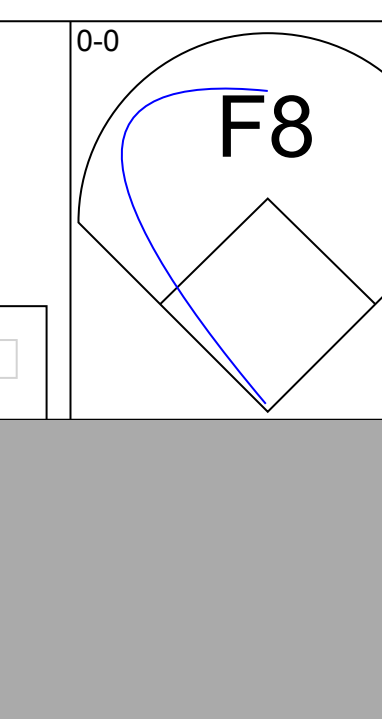
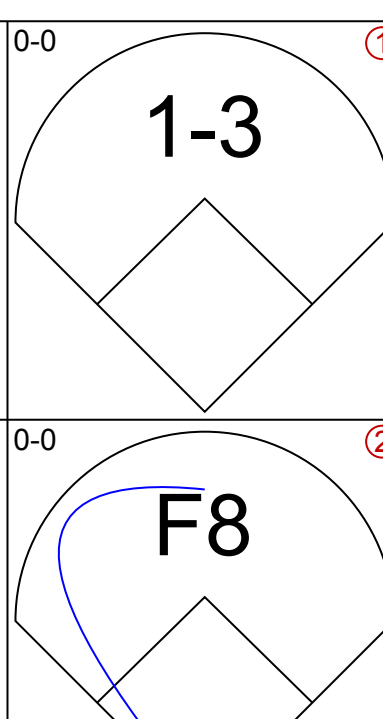
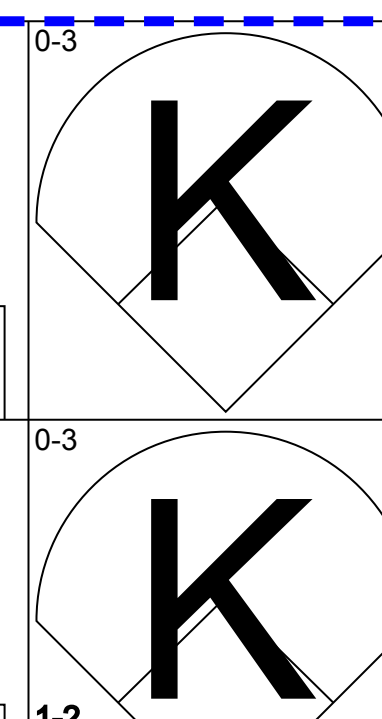
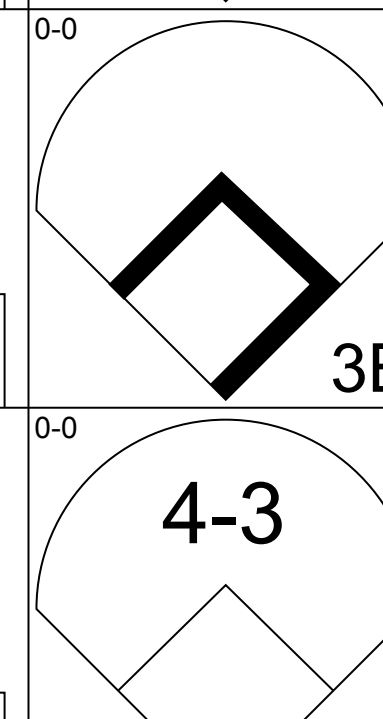
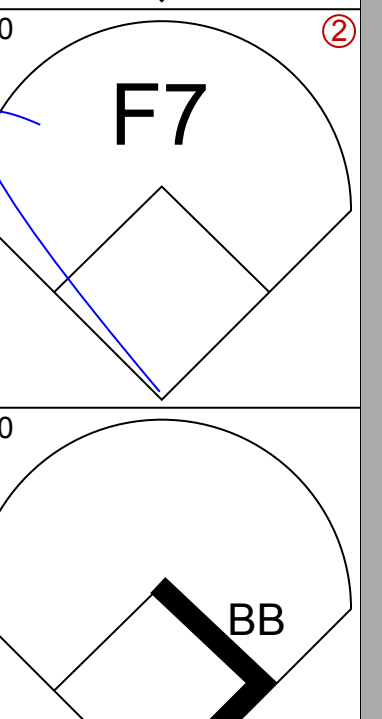
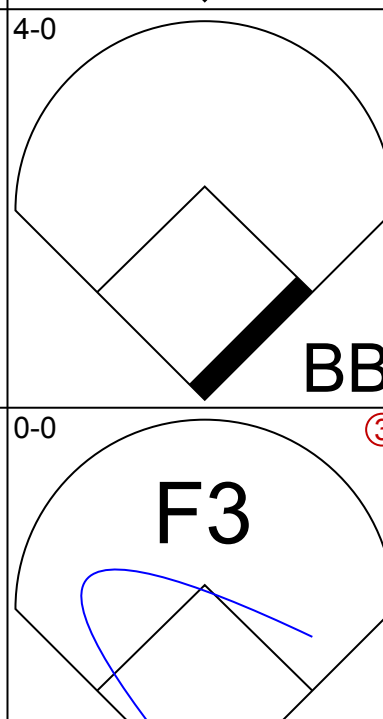


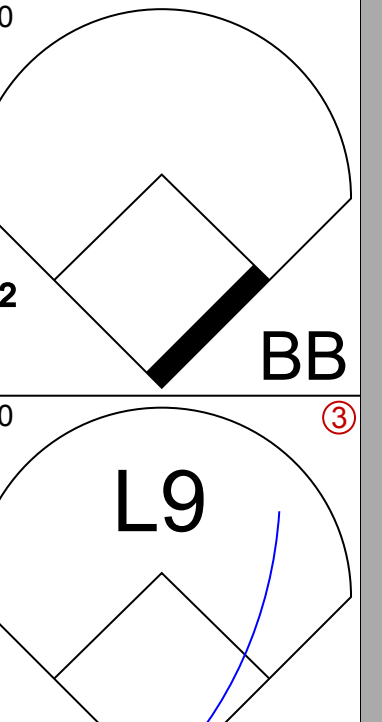






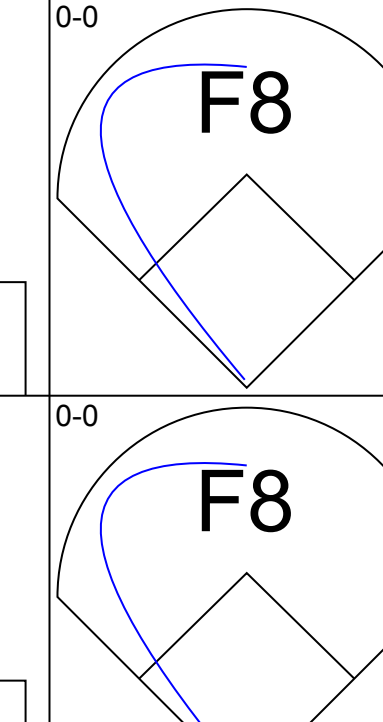
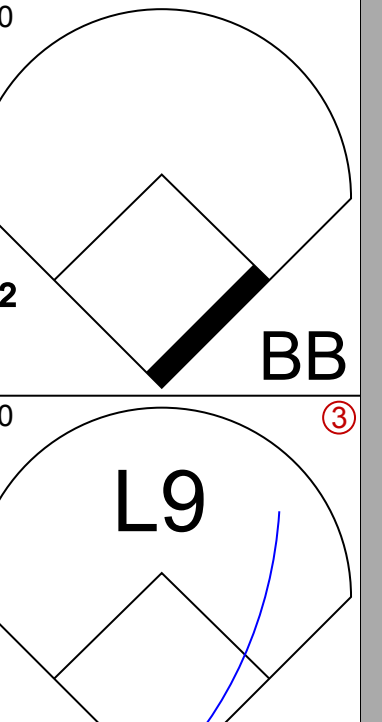
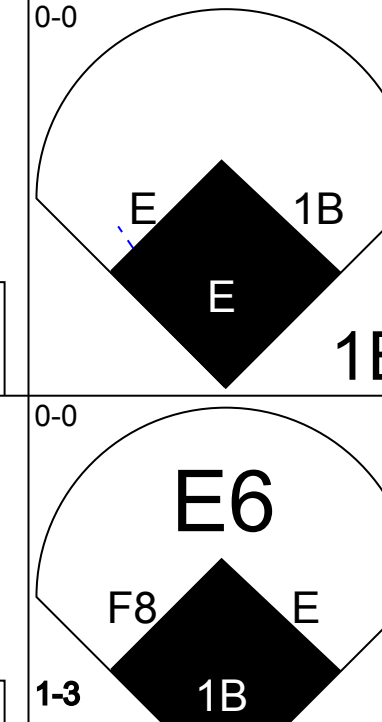

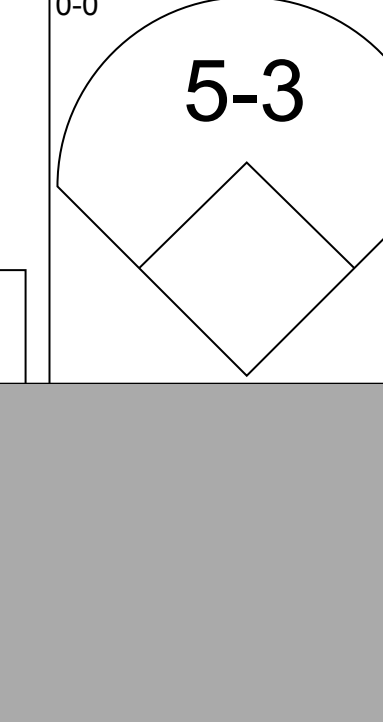

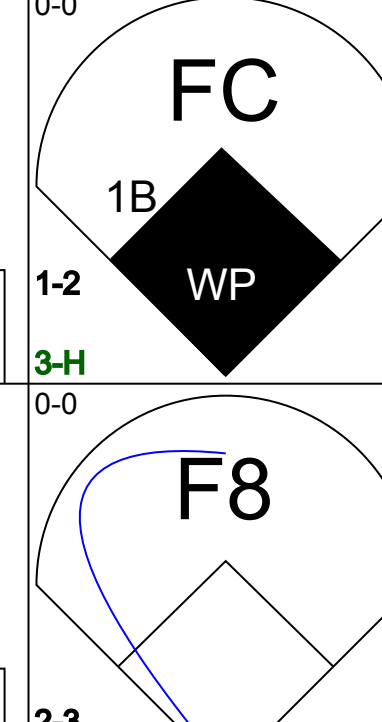
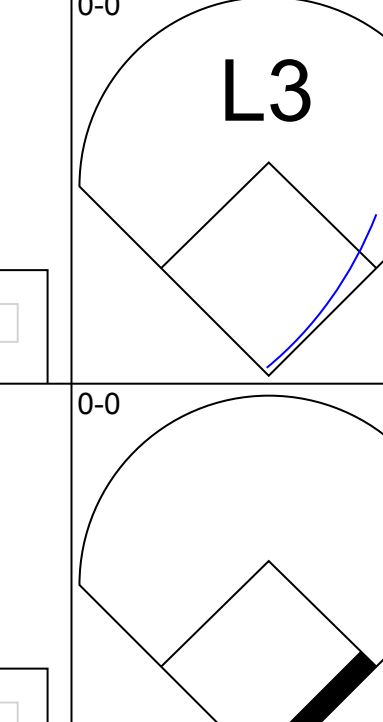

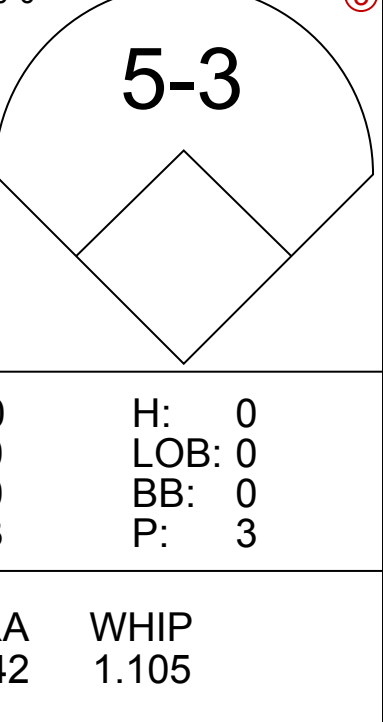
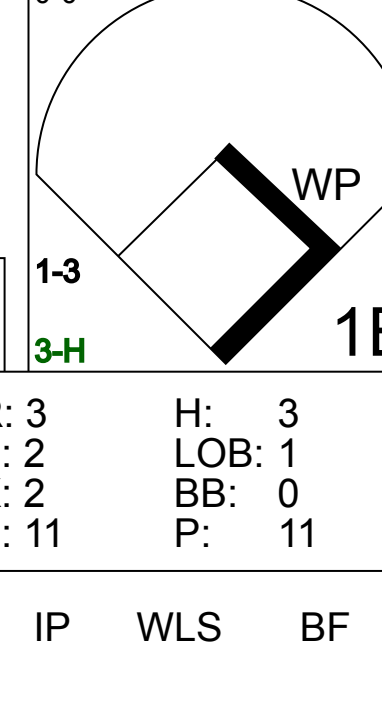
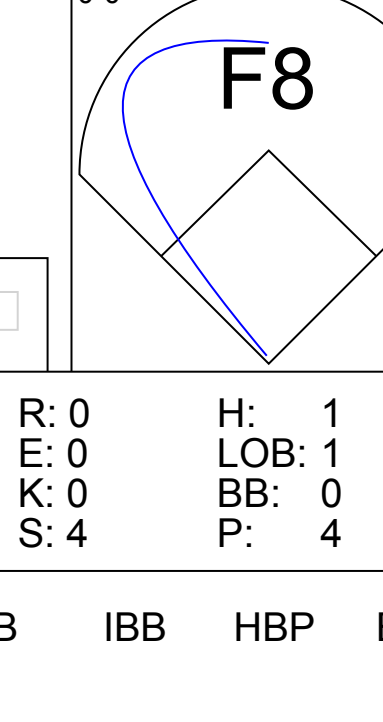
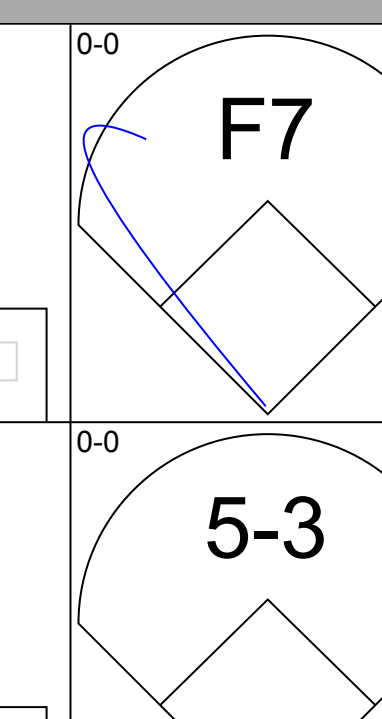
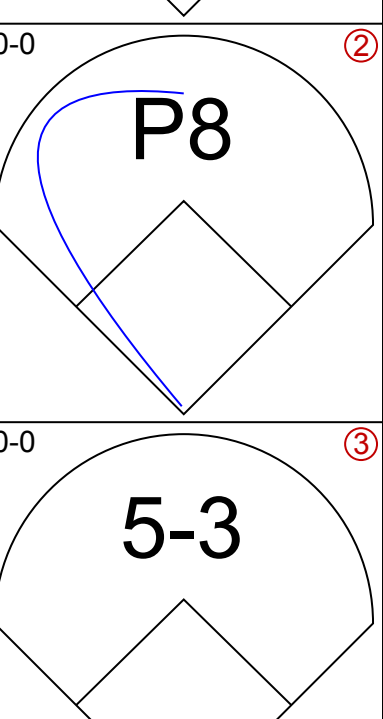
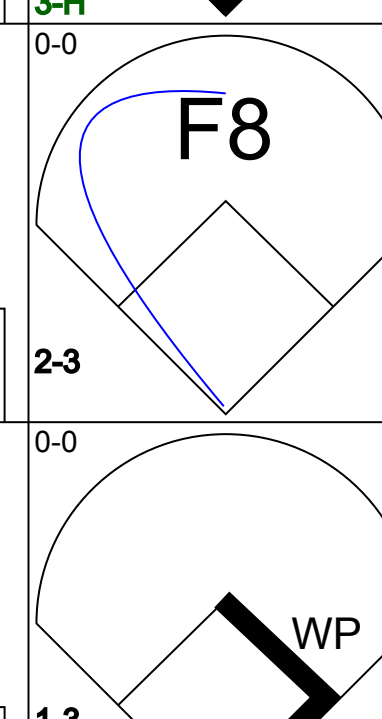
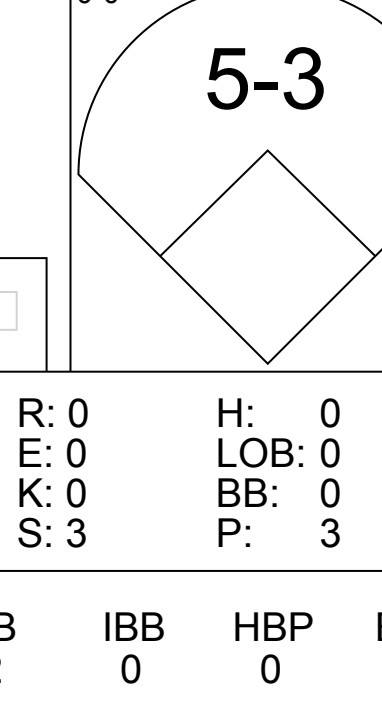
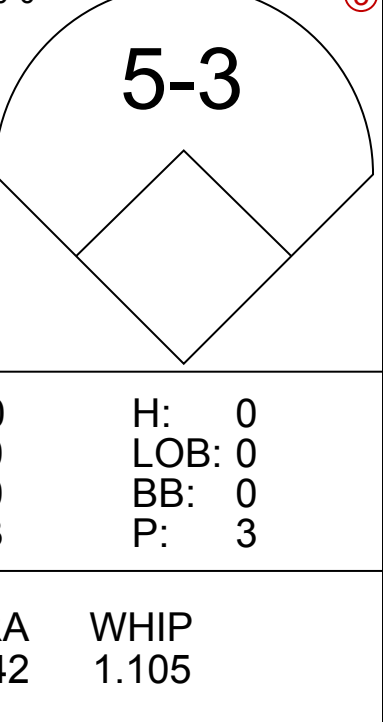
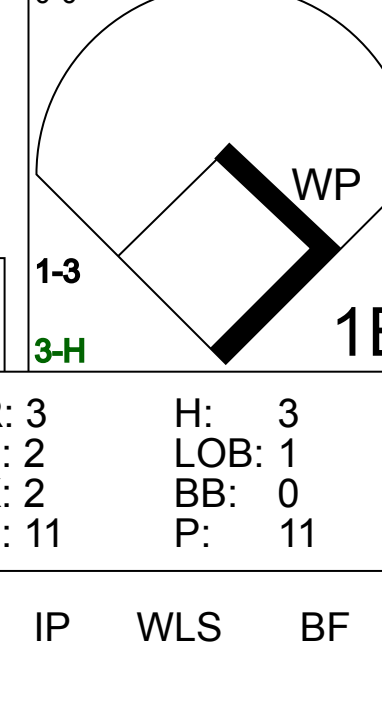
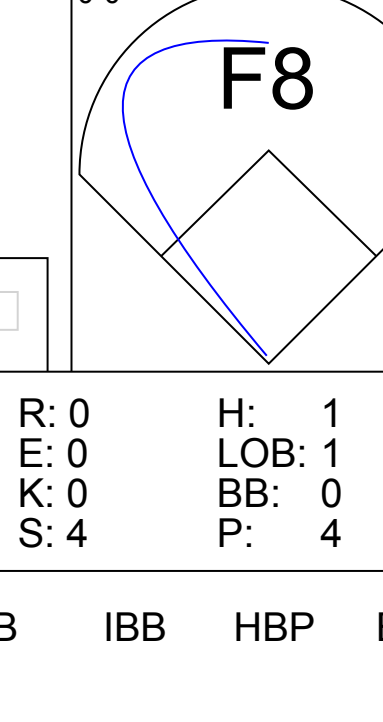
Chicago Cubs @ St. Louis Cardinals
 Busch Stadium, St. Louis, MO
 Thu Jul 04 1974, 3:33 AM CDT
 Att: 28,350 - Sunny - 89 F

AB	34
R	2
H	7
RBI	2
BB	3
SO	4
LOB	17



Batter	1	2	3	4	5	6	7	8	9	AB	R	H	RBI	BB	SO	LOB	TOP										
Lou Brock, L OBP: 0.368, SLG: 0.421 (1, 7)	F7		4-3					K		4	0	1	1	1	1	4	St. Louis Cardinals @ Cincinnati Reds Riverfront Stadium, Cincinnati, OH Fri Jul 05 1974, 7:05 PM EDT Att: 26,066 - Unknown										
Tom Heinzelman, R OBP: 0.339, SLG: 0.364 (1, 4)	K			6-3	P6		K	FC5		5	0	0	0	0	2	8											
Reggie Smith, S OBP: 0.397, SLG: 0.584 (1, 9)	P4			3-1			K	5-3		5	0	1	0	0	1	2											
Joe Torre, R OBP: 0.374, SLG: 0.409 (1, 3)		6-3							BB	4	0	3	0	1	0	0											
Ted Simmons, S OBP: 0.317, SLG: 0.458 (1, 2)	K			K			5-3	FC6-2	F8	5	1	1	0	0	2	4											
Bake McBride, L OBP: 0.353, SLG: 0.400 (1, 8)	6-3				BB	S	6-3	FC6-2	G4-3	4	1	1	0	1	0	3											
Ken Reitz, R OBP: 0.321, SLG: 0.385 (1, 5)								FC6-2		3	1	2	0	1	0	3											
Mike Tyson, R OBP: 0.241, SLG: 0.246 (7, PH)										2	0	0	0	0	2	3											
Tim McCarver, L OBP: 0.325, SLG: 0.292 (7, 1)										1	0	1	0	0	0	0											
Rich Folkers, L OBP: 0.242, SLG: 0.292 (7, 1)										0	0	0	0	0	0	0											
Jim Dwyer, L OBP: 0.242, SLG: 0.500 (8, PH)										1	0	1	2	0	0	0											
Al Hrabosky, R OBP: 0.333, SLG: 0.333 (8, 1)										0	0	0	0	0	0	0											
Mike Garman, R OBP: 0.333, SLG: 0.333 (8, 1)										0	0	0	0	0	0	0											
Alan Foster, R OBP: 0.267, SLG: 0.241 (7, PH)										2	0	0	0	0	1	3											
Jack Heidemann, R OBP: 0.222, SLG: 0.176 (7, 6)										1	0	0	0	0	1	2											
Inning Stats	R: 0 E: 0 K: 1 S: 5	H: 0 LOB: 0 BB: 0 P: 5	R: 0 E: 0 K: 1 S: 5	H: 0 LOB: 0 BB: 0 P: 5	R: 0 E: 0 K: 2 S: 8	H: 1 LOB: 1 BB: 0 P: 8	R: 0 E: 0 K: 1 S: 6	H: 1 LOB: 1 BB: 0 P: 6	R: 0 E: 0 K: 1 S: 6	H: 1 LOB: 3 BB: 2 P: 14	R: 0 E: 0 K: 1 S: 6	H: 1 LOB: 1 BB: 0 P: 6	R: 1 E: 0 K: 2 S: 10	H: 3 LOB: 2 BB: 0 P: 10	R: 2 E: 0 K: 1 S: 8	H: 3 LOB: 3 BB: 2 P: 16	R: 0 E: 0 K: 0 S: 3	H: 1 LOB: 1 BB: 1 P: 7	1B: 8 2B: 3 3B: 0 HR: 0	SF: 0 SAC: 0 DP: 1 HBP: 0	WP: 0 PA: 42 PB: 0 SB: 1 CS: 0						
PITCHER	IP	WLS	BF	H	R	ER	SO	BB	IBB	HBP	BLK	WP	HR	S	P	ERA	WHIP										
Fred Norman, L ERA: 2.55 (8, 1)	7.0	L	32	9	3	3	9	2	0	0	0	0	0	48	56	3.86	1.571										
Clay Carroll, R ERA: 2.97 (8, 1)	0.1		4	1	0	0	0	1	1	0	0	0	0	2	10	0.00	6.000										
Willi McEnaney, L ERA: (8, 1)	1.2		6	1	0	0	1	1	0	0	0	0	0	7	11	0.00	1.200										

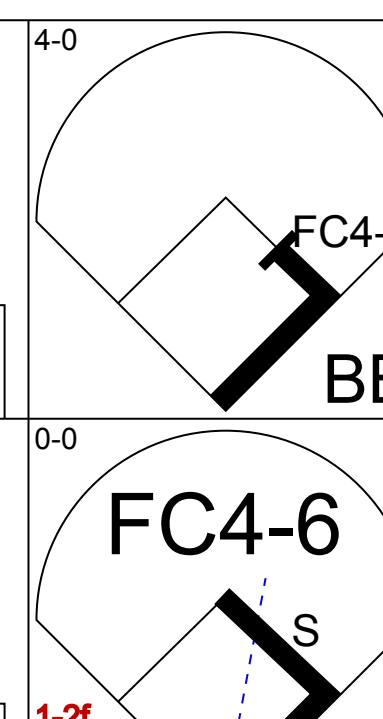
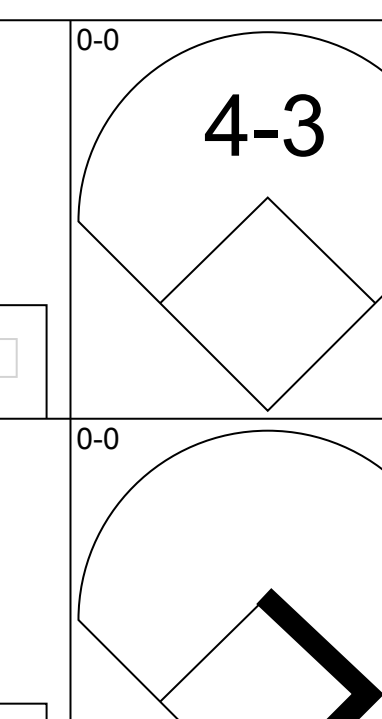
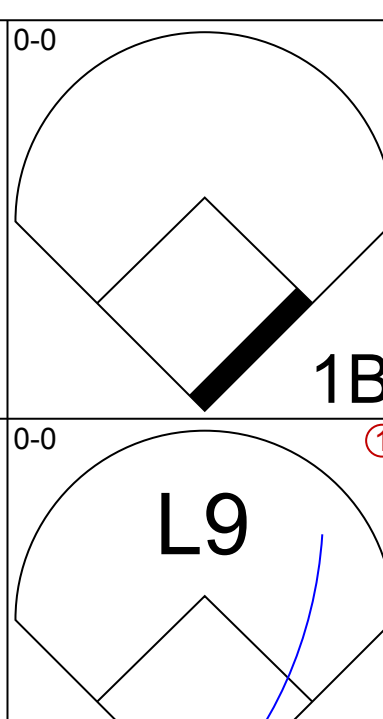
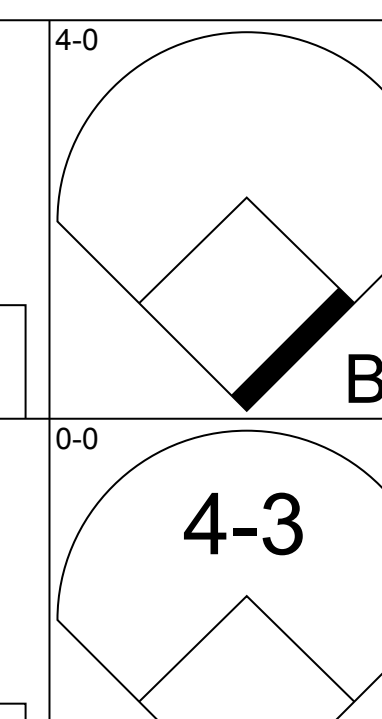
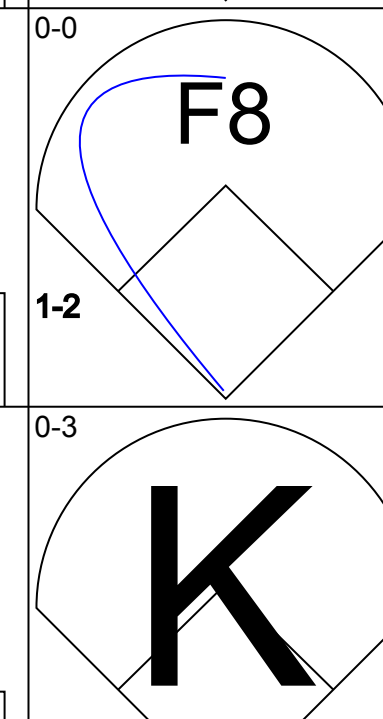
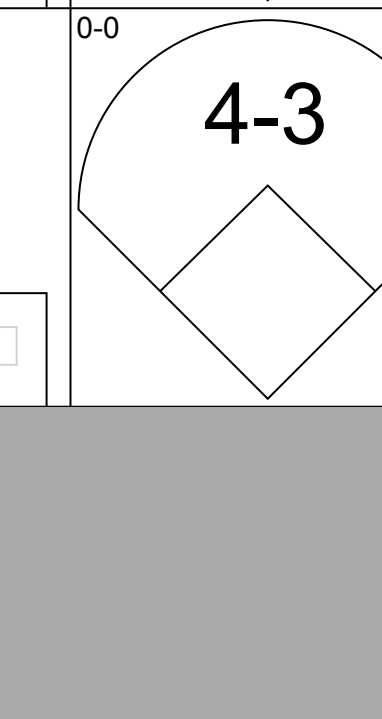
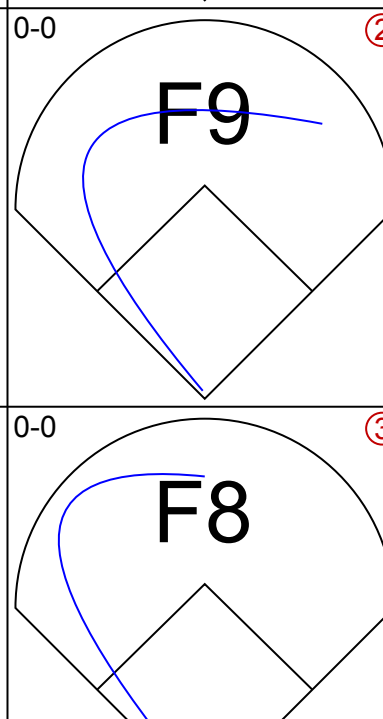




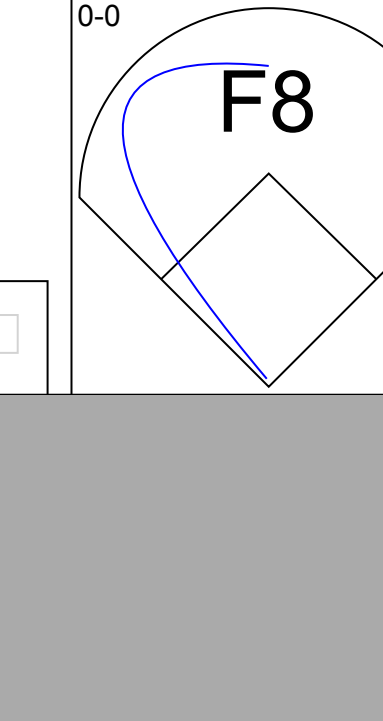




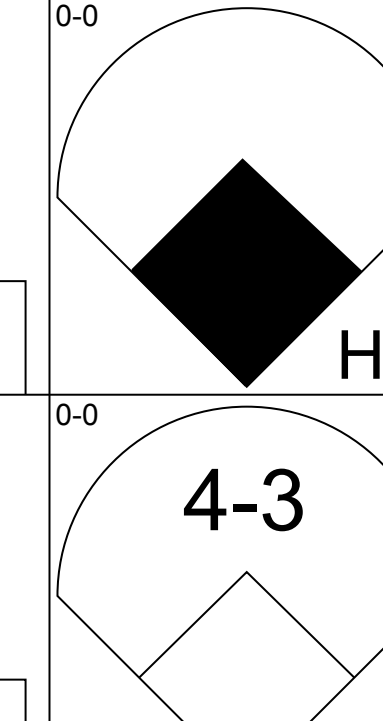
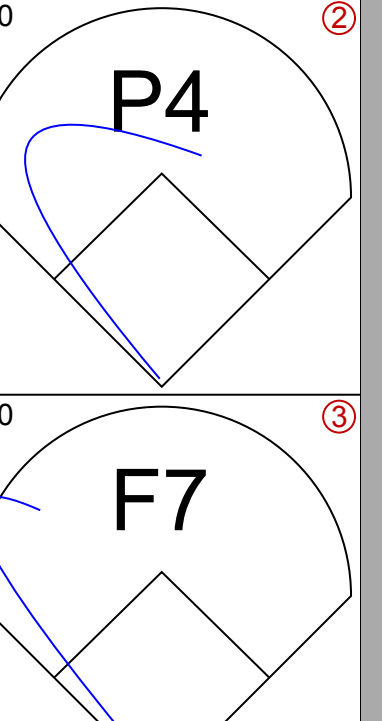
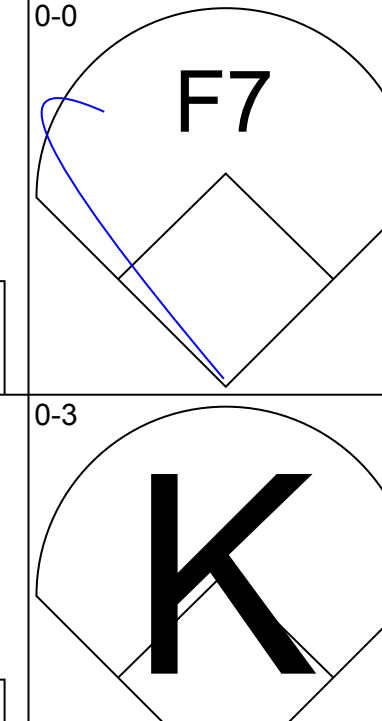
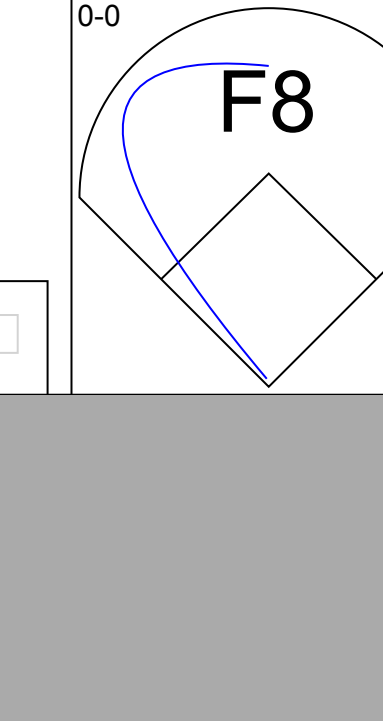
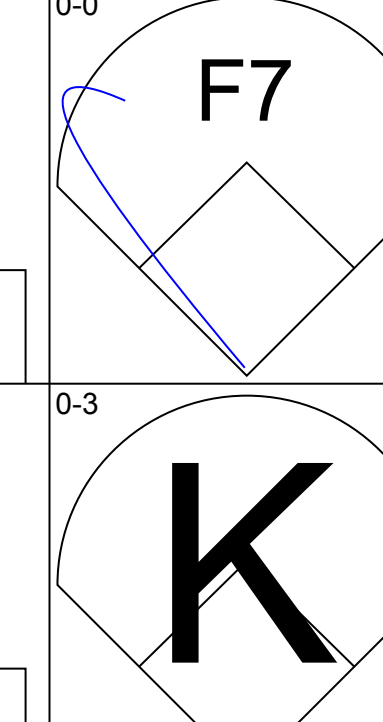

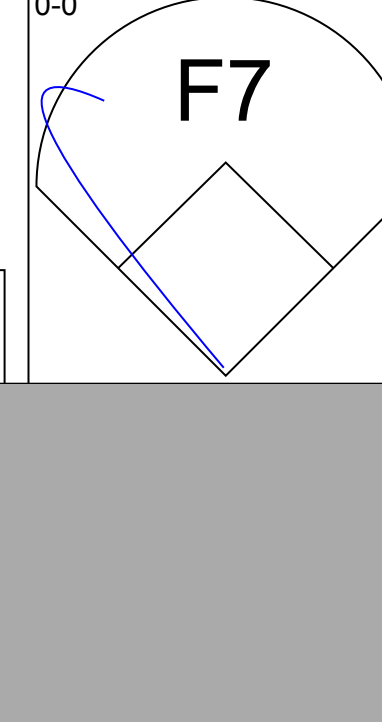

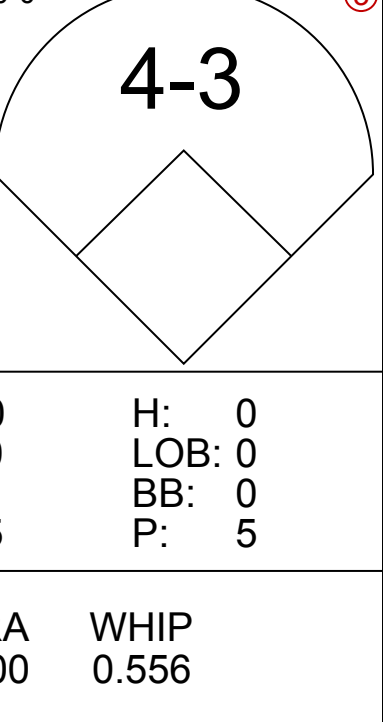

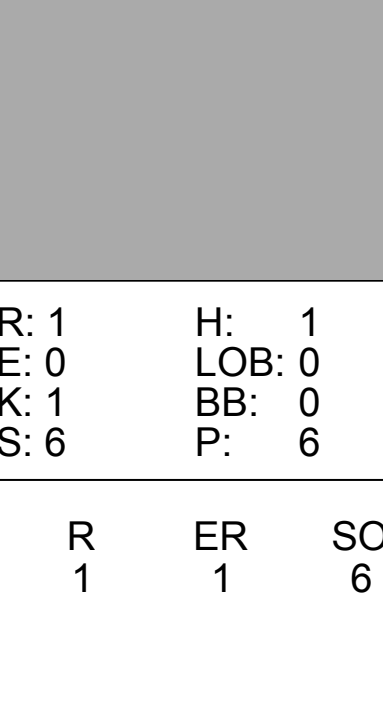
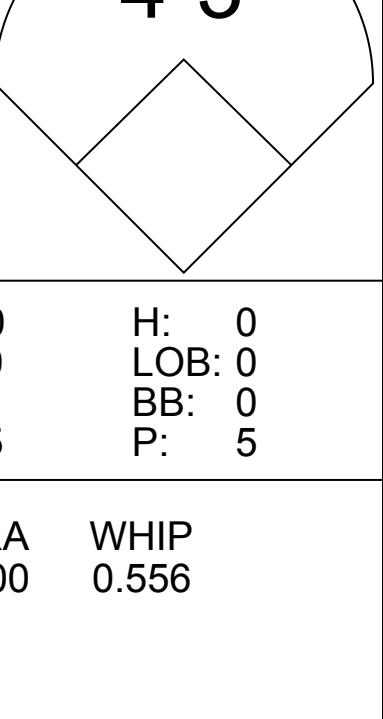
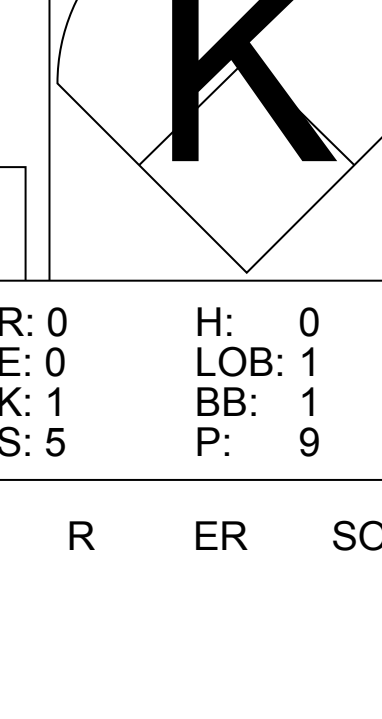
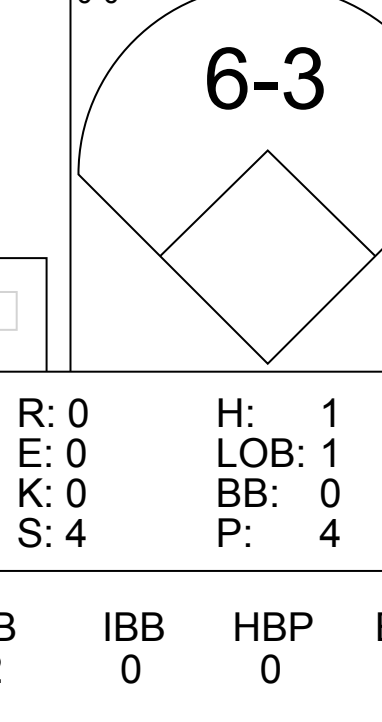
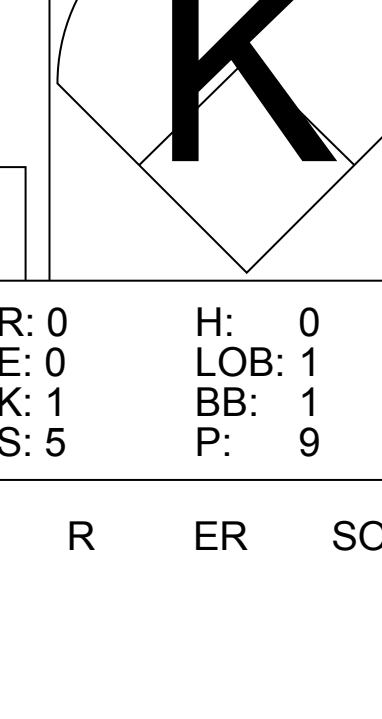
Batter	1	2	3	4	5	6	7	8	9	AB	R	H	RBI	BB	SO	LOB	BOTTOM										
Pete Rose, S OBP: 0.381, SLG: 0.373 (1, 7)	BB						FC6		K	4	1	2	0	1	1	1	St. Louis Cardinals @ Cincinnati Reds Riverfront Stadium, Cincinnati, OH Fri Jul 05 1974, 7:05 PM EDT Att: 26,066 - Unknown										
Ken Griffey, L OBP: 0.203, SLG: 0.176 (1, 9)	BB									3	0	0	0	0	1	4											
Merv Rettenmund, R OBP: 0.332, SLG: 0.369 (8, PH)	K									0	1	0	0	1	0	0											
Joe Morgan, L OBP: 0.454, SLG: 0.507 (1, 4)	BB									3	0	0	0	1	0	2											
Tony Perez, R OBP: 0.336, SLG: 0.463 (1, 3)	BB									3	0	0	0	1	0	1											
Johnny Bench, R OBP: 0.360, SLG: 0.454 (8, PR)	BB									3	0	0	1	1	0	2											
Darrel Chaney, S OBP: 0.295, SLG: 0.237 (9, 5)	BB									0	0	0	0	0	0	0											
Dan Driessen, L OBP: 0.342, SLG: 0.385 (1, 5)	BB									4	0	1	1	0	0	2											
Bill Plummer, R OBP: 0.262, SLG: 0.373 (9, 2)	BB									0	0	0	0	0	0	0											
Dave Concepcion, R OBP: 0.318, SLG: 0.378 (1, 6)										3	0	0	0	0	0	2											
Cesar Geronimo, L OBP: 0.373, SLG: 0.451 (1, 8)										4	0	0	0	0	2	1											
Fred Norman, S OBP: 0.139, SLG: 0.114 (8, 1)										2	0	1	0	0	0	0											
Clay Carroll, R OBP: 0.182, SLG: 0.182 (8, 1)										0	0	0	0	0	0	0											
Willi McEnaney, L OBP: 0.296, SLG: 0.360 (8, PH)										1	0	0	0	0	1	0											
Inning Stats	R: 1 E: 0 K: 1 S: 6	H: 1 LOB: 2 BB: 2 P: 14	R: 0 E: 0 K: 0 S: 3	H: 0 LOB: 1 BB: 1 P: 8	R: 0 E: 0 K: 0 S: 3	H: 0 LOB: 0 BB: 0 P: 3	R: 0 E: 0 K: 0 S: 3	H: 0 LOB: 0 BB: 0 P: 3	R: 0 E: 0 K: 1 S: 6	H: 1 LOB: 1 BB: 0 P: 6	R: 0 E: 0 K: 0 S: 4	H: 0 LOB: 2 BB: 2 P: 12	R: 0 E: 0 K: 3 S: 9	H: 0 LOB: 0 BB: 0 P: 9	1B: 4 2B: 0 3B: 0 HR: 0	SF: 0 SAC: 1 DP: 0 HBP: 1	WP: 1 PA: 37 PB: 0 SB: 0 CS: 0										
PITCHER	IP	WLS	BF	H	R	ER	SO	BB	IBB	HBP	BLK	WP	HR	S	P	ERA	WHIP										
Alan Foster, R ERA: 3.88 (7, 1)	6.0		24	2	1	1	1	2	1	1	0	0	0	6	6	0.00	1.000										
Rich Folkers, L ERA: 2.72 (8, 1)	1.0	W	4	1	0	0	1	0	0	0	0	0	0	6	6	0.00	1.000										
Al Hrabosky, L ERA: 4.02 (8, 1)	0.1		2	0	1	1	0	1	0	0	0	0	0	1	5	27.00	3.000										
Mike Garman, R ERA: 3.12 (8, 1)	1.2	S	7	1	0	0	3	1	0	0	0	1	0	12	16	0.00	1.200										

Batter	1	2	3	4	5	6	7	8	9	AB	R	H	RBI	BB	SO	LOB	TOP			
Lou Brock, L OBP: 0.363, SLG: 0.416 (1, 7)										4	0	0	0	0	2	2				
Tom Heintzleman, R OBP: 0.316, SLG: 0.339 (1, 4)										4	0	0	0	0	2	1				
Reggie Smith, S OBP: 0.402, SLG: 0.597 (1, 9)										3	0	2	0	1	0	0				
Ted Simmons, S OBP: 0.316, SLG: 0.456 (1, 3)										4	0	1	0	0	1	3				
Bake McBride, L OBP: 0.356, SLG: 0.399 (1, 8)										3	1	1	0	1	1	0				
Tim McCarver, L OBP: 0.368, SLG: 0.288 (1, 2)										4	1	1	0	0	0	2				
Ken Reitz, R OBP: 0.316, SLG: 0.379 (1, 5)										4	1	0	0	0	0	1				
Mike Tyson, R OBP: 0.244, SLG: 0.244 (7, PH)										2	0	0	0	0	0	0				
Jim Dwyer, L OBP: 0.414, SLG: 0.481 (7, 6)										1	0	0	0	0	2					
Jack Heidemann, R OBP: 0.263, SLG: 0.222 (7, 6)										1	0	1	0	0	0	0				
Bob Gibson, R OBP: 0.174, SLG: 0.200 (1, 1)										4	0	1	1	0	0	1				
Inning Stats	R: 0 E: 0 K: 2 S: 8	H: 1 LOB: 1 BB: 0 P: 8	R: 0 E: 0 K: 0 S: 3	H: 0 LOB: 0 BB: 0 P: 3	R: 0 E: 0 K: 0 S: 3	H: 0 LOB: 0 BB: 0 P: 3	R: 0 E: 0 K: 0 S: 4	H: 1 LOB: 2 BB: 1 P: 8	R: 0 E: 0 K: 0 S: 3	H: 0 LOB: 0 BB: 0 P: 3	R: 3 E: 2 K: 2 S: 11	H: 3 LOB: 1 BB: 0 P: 11	R: 0 E: 0 K: 2 S: 7	H: 1 LOB: 0 BB: 0 P: 7	R: 0 E: 0 K: 0 S: 4	H: 1 LOB: 1 BB: 0 P: 4	1B: 5 2B: 1 3B: 1 HR: 0	SF: 0 SAC: 0 DP: 0 HBP: 0	WP: 1 PB: 0 SB: 0 CS: 1	PA: 36
PITCHER	IP	WLS	BF	H	R	ER	SO	BB	IBB	HBP	BLK	WP	HR	S	P	ERA	WHIP			
Clay Kirby, R ERA: 3.15 (1, 1)	6.1	L	27	5	3	1	2	2	0	0	0	0	0	29	37	1.42	1.105			
Tom Hall, L ERA: 4.03 (7, 1)	1.2		5	1	0	0	4	0	0	0	0	1	0	13	13	0.00	0.600			
Dick Baney, R ERA: 6.3 (9, 1)	1.0		4	1	0	0	0	0	0	0	0	0	0	4	4	0.00	1.000			

St. Louis Cardinals @ Cincinnati Reds
Riverfront Stadium, Cincinnati, OH
Sat Jul 06 1974, 3:33 AM EDT
Att: 33,989 - Unknown

AB 34
R 3
H 7
RBI 1
BB 2
SO 6
LOB 12



Batter	1	2	3	4	5	6	7	8	9	AB	R	H	RBI	BB	SO	LOB	BOTTOM			
Pete Rose, S OBP: 0.385, SLG: 0.374 (1, 7)										2	0	1	0	2	0	0				
Ken Griffey, L OBP: 0.205, SLG: 0.192 (1, 9)										4	0	1	0	0	0	3				
Joe Morgan, L OBP: 0.449, SLG: 0.500 (1, 4)										4	0	0	0	0	0	3				
Tony Perez, R OBP: 0.332, SLG: 0.456 (1, 3)										4	0	0	0	0	2	2				
Johnny Bench, R OBP: 0.358, SLG: 0.461 (1, 2)										4	1	1	1	0	0	0				
Dan Driessen, L OBP: 0.338, SLG: 0.380 (1, 5)										3	0	0	0	0	1	0				
Dave Concepcion, R OBP: 0.315, SLG: 0.374 (1, 6)										3	0	0	0	0	0	0				
Cesar Geronimo, L OBP: 0.367, SLG: 0.443 (1, 8)										3	0	0	0	0	2	0				
Clay Kirby, R OBP: 0.163, SLG: 0.077 (7, 1)										2	0	0	0	0	0	0				
Tom Hall, L (7, 1)										0	0	0	0	0	0	0				
Terry Crowley, L OBP: 0.293, SLG: 0.356 (8, PH)										1	0	0	0	0	1	0				
Dick Baney, R (9, 1)										0	0	0	0	0	0	0				
Inning Stats	R: 0 E: 0 K: 1 S: 5	H: 0 LOB: 1 BB: 1 P: 9	R: 1 E: 0 K: 1 S: 6	H: 1 LOB: 0 BB: 0 P: 6	R: 0 E: 0 K: 0 S: 4	H: 1 LOB: 1 BB: 0 P: 4	R: 0 E: 0 K: 1 S: 5	H: 0 LOB: 0 BB: 0 P: 5	R: 0 E: 0 K: 0 S: 4	H: 1 LOB: 1 BB: 0 P: 4	R: 0 E: 0 K: 1 S: 5	H: 0 LOB: 0 BB: 0 P: 5	R: 0 E: 0 K: 1 S: 5	H: 0 LOB: 1 BB: 1 P: 9	R: 0 E: 0 K: 0 S: 3	H: 0 LOB: 0 BB: 0 P: 3	1B: 1 2B: 1 3B: 0 HR: 1	SF: 0 SAC: 0 DP: 0 HBP: 0	WP: 0 PB: 0 SB: 1 CS: 0	PA: 32
PITCHER	IP	WLS	BF	H	R	ER	SO	BB	IBB	HBP	BLK	WP	HR	S	P	ERA	WHIP			
Bob Gibson, R ERA: 4.24 (1, 1)	9.0	W	32	3	1	1	6	2	0	0	0	0	1	42	50	1.00	0.556			


St. Louis Cardinals @ Cincinnati Reds
Riverfront Stadium, Cincinnati, OH
Sat Jul 06 1974, 3:33 AM EDT
Att: 33,989 - Unknown

AB 30
R 1
H 3
RBI 1
BB 2
SO 6
LOB 8



Batter	1	2	3	4	5	6	7	8	9	AB	R	H	RBI	BB	SO	LOB	TOP								
Lou Brock, L OBP: 0.359, SLG: 0.410 (1, 7)	F7		K		F7			4-3		4	0	0	0	0	1	0	St. Louis Cardinals @ Cincinnati Reds Riverfront Stadium, Cincinnati, OH Sun Jul 07 1974, 3:33 AM EDT Unknown								
Tom Heintzelman, R OBP: 0.333, SLG: 0.344 Jim Hickman, R OBP: 0.367, SLG: 0.396 Jack Heidemann, R OBP: 0.263, SLG: 0.222 (1, 4) (8, PH) (8, 6)	K					1B		4-3		2	0	1	0	1	1	0									
Reggie Smith, S OBP: 0.404, SLG: 0.594 (1, 9)	3-1					P4				3	0	1	0	1	0	1									
Ted Simmons, S OBP: 0.315, SLG: 0.463 (1, 3)		HR			F8			F2		4	1	1	1	0	0	3									
Bake McBride, L OBP: 0.354, SLG: 0.394 (1, 8)					F9			F8		3	0	0	0	1	0	1									
Tim McCarver, L OBP: 0.361, SLG: 0.273 (1, 2)					P4			6-3		3	0	0	0	1	0	0									
Ken Reitz, R OBP: 0.312, SLG: 0.374 (1, 5)					6-3			6-3		4	0	0	0	0	1	2									
Mike Tyson, R OBP: 0.250, SLG: 0.243 (8, 4)					K					1	0	0	0	2	1	0									
Bob Forsch, R Rich Folkers, L (1, 1) (7, 1)	K				F8			K		3	0	0	0	0	2	3									
										0	0	0	0	0	0	0									
Inning Stats	R: 0 E: 0 K: 1 S: 5	H: 0 LOB: 0 BB: 0 P: 5	R: 1 E: 0 K: 2 S: 7	H: 1 LOB: 2 BB: 3 P: 19	R: 0 E: 0 K: 1 S: 4	H: 0 LOB: 1 BB: 2 P: 12	R: 0 E: 0 K: 0 S: 3	H: 0 LOB: 0 BB: 0 P: 3	R: 0 E: 0 K: 1 S: 5	H: 0 LOB: 0 BB: 0 P: 5	R: 0 E: 0 K: 0 S: 4	H: 1 LOB: 1 BB: 0 P: 4	R: 0 E: 0 K: 1 S: 5	H: 0 LOB: 1 BB: 1 P: 9	R: 0 E: 0 K: 0 S: 4	H: 1 LOB: 1 BB: 0 P: 4	R: 0 E: 0 K: 0 S: 3	H: 0 LOB: 0 BB: 0 P: 3	1B: 2 2B: 1 3B: 0 HR: 1	SF: 0 SAC: 0 DP: 1 HBP: 0	WP: 0 PB: 0 SB: 0 CS: 2	PA: 34			
PITCHER	IP	WLS	BF	H	R	ER	SO	BB	IBB	HBP	BLK	WP	HR	S	P	ERA	WHIP								
Tom Carroll, R ERA: 1.29 Will McEnaney, L ERA:	7.0	W	27	2	1	1	6	6	0	0	1	0	1	33	57	1.29	1.143								
Will McEnaney, L ERA:	2.0	S	7	1	0	0	0	0	0	0	0	0	0	7	7	0.00	0.500								

AB 28
R 1
H 3
RBI 1
BB 6
SO 6
LOB 10



Batter	1	2	3	4	5	6	7	8	9	AB	R	H	RBI	BB	SO	LOB	BOTTOM								
Pete Rose, S OBP: 0.386, SLG: 0.373 (1, 7)	F7				P6					3	0	1	0	1	0	1	St. Louis Cardinals @ Cincinnati Reds Riverfront Stadium, Cincinnati, OH Sun Jul 07 1974, 3:33 AM EDT Unknown								
Ken Griffey, L OBP: 0.188, SLG: 0.185 Merv Rettenmund, R OBP: 0.335, SLG: 0.369 Will McEnaney, L (1, 9) (7, PH) (8, 1)	6-3		FC6-4 1B		4-3		IBB			3	0	0	0	0	0	2									
Joe Morgan, L OBP: 0.444, SLG: 0.493 (1, 4)	G3		G3				BB			4	0	0	0	0	1	4									
Tony Perez, R OBP: 0.328, SLG: 0.450 (1, 3)		6-3			6-3			6-3		4	0	0	0	0	0	0									
Johnny Bench, R OBP: 0.357, SLG: 0.458 (1, 2)		K			K			6-3		4	0	1	0	0	2	0									
Dan Driessen, L OBP: 0.342, SLG: 0.381 George Foster, R OBP: 0.319, SLG: 0.360 (1, 5) (8, 9)								F9		2	1	1	0	1	0	0									
Cesar Geronimo, L OBP: 0.371, SLG: 0.468 (1, 8)					6-3			F7		1	0	0	0	0	0	1									
Darrel Chaney, S OBP: 0.319, SLG: 0.231 (8, 5)								HR		1	0	0	0	2	0	0									
Tom Carroll, L Phil Gagliano, R OBP: 0.500, SLG: 0.143 Dave Concepcion, R OBP: 0.315, SLG: 0.374 (1, 1) (7, PH) (7, PR) (8, 6)					SH5-4 BB			F9		1	0	0	0	0	0	2									
					SH5-4			BB		0	0	0	0	1	0	0									
								BB		0	0	0	0	0	0	0									
Inning Stats	R: 0 E: 0 K: 0 S: 3	H: 0 LOB: 0 BB: 0 P: 3	R: 1 E: 0 K: 1 S: 6	H: 1 LOB: 2 BB: 2 P: 14	R: 0 E: 0 K: 0 S: 3	H: 1 LOB: 0 BB: 0 P: 3	R: 0 E: 0 K: 1 S: 6	H: 1 LOB: 1 BB: 0 P: 6	R: 0 E: 0 K: 0 S: 3	H: 0 LOB: 0 BB: 0 P: 3	R: 1 E: 0 K: 1 S: 6	H: 1 LOB: 3 BB: 3 P: 18	R: 0 E: 0 K: 0 S: 3	H: 1 LOB: 0 BB: 0 P: 3	R: 0 E: 0 K: 0 S: 3	H: 1 LOB: 0 BB: 0 P: 3	1B: 3 2B: 1 3B: 0 HR: 1	SF: 0 SAC: 1 DP: 0 HBP: 0	WP: 0 PB: 0 SB: 4 CS: 2	PA: 33					
PITCHER	IP	WLS	BF	H	R	ER	SO	BB	IBB	HBP	BLK	WP	HR	S	P	ERA	WHIP								
Bob Forsch, R ERA: 2.7 Rich Folkers, L ERA: 2.63	6.2	L	28	4	2	2	2	4	1	0	0	0	1	27	47	2.70	1.200								
Rich Folkers, L ERA: 2.63	1.1		5	1	0	0	1	1	0	0	0	0	0	6	10	0.00	1.500								

AB 26
R 2
H 5
RBI 2
BB 6
SO 3
LOB 11



Batter	1	2	3	4	5	6	7	8	9	AB	R	H	RBI	BB	SO	LOB	TOP																									
Bake McBride, L (1, 8) OBP: 0.356, SLG: 0.400	0-0 S 1B		0-0 4-3		0-0 P4		0-0 2B		0-3 K	4	0	2	1	0	0	0	St. Louis Cardinals @ Cincinnati Reds Riverfront Stadium, Cincinnati, OH Sun Jul 07 1974, 3:38 AM EDT Att: 46,016 - Unknown																									
Orlando Pena, R (7, 1) OBP: 0.500, SLG: 0.500										0	0	0	0	0	0	0																										
Jim Hickman, R (9, PH) OBP: 0.361, SLG: 0.389										1	0	0	0	0	1	2																										
Tom Heintzleman, R (1, 4) OBP: 0.342, SLG: 0.359	0-3 K		0-0 2B			4-0 2B FC5 BB				3	1	1	0	1	1	2																										
Reggie Smith, S (1, 9) OBP: 0.398, SLG: 0.584	0-0 5-3		0-3 K							4	0	0	0	0	1	3																										
Joe Torre, R (1, 3) OBP: 0.372, SLG: 0.410	0-3 K		0-3 K							4	0	1	0	0	2	2																										
Ted Simmons, S (1, 2) OBP: 0.315, SLG: 0.460		0-0 1B 1B		0-0 5-3						4	0	1	1	0	0	1																										
Luis Melendez, R (1, 7) OBP: 0.304, SLG: 0.337		0-0 F7		0-0 F7						4	0	1	0	0	0	2																										
Ken Reitz, R (1, 5) OBP: 0.315, SLG: 0.376		0-0 1B		0-0 6-3						4	0	2	0	0	0	0																										
Mike Tyson, R (1, 6) OBP: 0.247, SLG: 0.239		0-0 F8		0-0 P6						3	0	0	0	0	0	2																										
Jim Dwyer, L (7, 8) OBP: 0.400, SLG: 0.464		0-0 F8		0-0 F7						1	0	0	0	0	0	2																										
Mike Thompson, R (1, 1)		0-3 K		0-0 F7						1	0	0	0	0	1	2																										
Rich Folkers, L (2, 1)										0	0	0	0	0	0	0																										
Jose Cruz, L (5, PH)										1	0	0	0	0	0	0																										
Al Hrabosky, R (5, 1)										0	0	0	0	0	0	0																										
Jack Heidemann, R (7, PH)										1	1	0	0	1	0	2																										
Jack Heidemann, R (7, 6)										1	1	0	0	1	0	2																										
Inning Stats	R: 0 E: 0 K: 2 S: 8	H: 1 LOB: 1 BB: 0 P: 8	R: 0 E: 0 K: 1 S: 7	H: 2 LOB: 2 BB: 0 P: 7	R: 0 E: 0 K: 2 S: 8	H: 1 LOB: 1 BB: 0 P: 8	R: 0 E: 0 K: 0 S: 3	H: 0 LOB: 0 BB: 0 P: 3	R: 0 E: 0 K: 1 S: 4	H: 0 LOB: 0 BB: 0 P: 3	R: 0 E: 0 K: 0 S: 4	H: 1 LOB: 1 BB: 1 P: 8	R: 1 E: 0 K: 0 S: 4	H: 1 LOB: 1 BB: 1 P: 8	R: 0 E: 0 K: 0 S: 3	H: 0 LOB: 0 BB: 0 P: 3	R: 0 E: 0 K: 1 S: 7	H: 2 LOB: 2 BB: 0 P: 7	1B: 4 2B: 4 3B: 0 HR: 0	SF: 0 SAC: 0 DP: 0 HBP: 0	WP: 0 PB: 0 SB: 1 CS: 0	PA: 37																				
PITCHER	IP	WLS	BF	H	R	ER	SO	BB	IBB	HBP	BLK	WP	HR	S	P	ERA	WHIP	PITCHER								IP	WLS	BF	H	R	ER	SO	BB	IBB	HBP	BLK	WP	HR	S	P	ERA	WHIP
Don Gullett, L (1, 1) ERA: 2.94	9.0	W	37	8	2	2	6	2	0	0	0	0	0	47	55	2.00	1.111																									

AB	35
R	2
H	8
RBI	2
BB	2
SO	6
LOB	20



Batter	1	2	3	4	5	6	7	8	9	AB	R	H	RBI	BB	SO	LOB	BOTTOM																									
Pete Rose, S (1, 7) OBP: 0.389, SLG: 0.371	4-0 HBP BB		4-0 E BB		0-0 F9		0-0 E5		4-0 BB 1B BB	2	2	0	0	3	0	2	St. Louis Cardinals @ Cincinnati Reds Riverfront Stadium, Cincinnati, OH Sun Jul 07 1974, 3:38 AM EDT Att: 46,016 - Unknown																									
Ken Griffey, L (1, 9) OBP: 0.202, SLG: 0.181	1-0 H		0-0 F8		0-0 F7		0-3 K		4-0 FC5-4 1B BB	2	0	0	0	0	1																											
Merv Rettenmund, R (6, PH) OBP: 0.337, SLG: 0.367	1-2 G4-6-3 HBP								1-2 1B BB	1	1	0	0	1	1	3																										
Johnny Bench, R (1, 5) OBP: 0.352, SLG: 0.451	0-3 K		0-0 E8		0-0 F8		0-0 P4		0-3 K	5	0	0	0	0	2	7																										
Dan Driessen, L (1, 3) OBP: 0.339, SLG: 0.378	0-0 G4-6-3		0-3 K		0-0 F8		0-0 E4		0-0 FC5-4 1B	5	0	1	1	0	1	3																										
Dave Concepcion, R (1, 6) OBP: 0.316, SLG: 0.372		4-0 WP HR BB		0-0 F2		0-0 E BB 1B		0-0 FC5-4 1B		4	4	1	0	1	0	3																										
Cesar Geronimo, L (1, 8) OBP: 0.381, SLG: 0.471		4-0 WP HR BB		0-0 G3		4-0 E BB		0-0 1B		3	2	2	1	2	0	0																										
Bill Plummer, R (1, 2) OBP: 0.288, SLG: 0.381		4-0 HR BB		0-0 F9		0-3 K		0-0 1B		4	1	2	2	1	1	0																										
Darrel Chaney, S (1, 4) OBP: 0.327, SLG: 0.302		0-0 HR		0-3 K		4-0 E 1B BB		0-3 K		4	1	1	4	1	2	4																										
Don Gullett, R (1, 1) OBP: 0.273, SLG: 0.231		0-0 5-3		0-0 6-3		0-0 E 1B		0-0 5-3		4	0	1	0	0	0	2																										
Inning Stats	R: 0 E: 0 K: 1 S: 4	H: 0 LOB: 1 BB: 1 P: 9	R: 5 E: 1 K: 1 S: 7	H: 1 LOB: 4 BB: 4 P: 23	R: 0 E: 0 K: 0 S: 3	H: 0 LOB: 0 BB: 0 P: 3	R: 0 E: 0 K: 1 S: 5	H: 0 LOB: 0 BB: 0 P: 5	R: 0 E: 0 K: 0 S: 3	H: 0 LOB: 0 BB: 0 P: 3	R: 2 E: 3 K: 2 S: 10	H: 2 LOB: 3 BB: 2 P: 18	R: 1 E: 1 K: 1 S: 8	H: 2 LOB: 2 BB: 0 P: 8	R: 3 E: 0 K: 1 S: 8	H: 3 LOB: 2 BB: 2 P: 16	1B: 7 2B: 0 3B: 0 HR: 1	SF: 0 SAC: 0 DP: 1 HBP: 1	WP: 1 PB: 0 SB: 1 CS: 0	PA: 44																						
PITCHER	IP	WLS	BF	H	R	ER	SO	BB	IBB	HBP	BLK	WP	HR	S	P	ERA	WHIP	PITCHER								IP	WLS	BF	H	R	ER	SO	BB	IBB	HBP	BLK	WP	HR	S	P	ERA	WHIP
Mike Thompson, R (1, 1) ERA: 5.63	1.0	L	7	1	0	3	3	1	0	0	0	0	1	15	19	3.00	0.667																									
Rich Folkers, L (2, 1) ERA: 2.66	3.0		12	1	2	1	2	1	0	0	0	0	0	13	21	9.00	2.000																									
Al Hrabosky, L (5, 1) ERA: 4.32	2.0		11	2	2	2	2	2	0	0	0	0	0	16	24	13.50	3.500																									
Orlando Pena, R (7, 1) ERA: 2.37	2.0		14	5	4	3	2	2	0	0	0	0	0	16	24	13.50	3.500																									

AB	34
R	11
H	8
RBI	8
BB	9
SO	7
LOB	25



Batter	1	2	3	4	5	6	7	8	9	AB	R	H	RBI	BB	SO	LOB	TOP			
Lou Brock, L OBP: 0.363, SLG: 0.411 (1, 7)	F8	S BB			WP FC1-5 1-2 9-2 1B		1-2 1B		F8	4	0	2	0	1	0	0	St. Louis Cardinals @ Houston Astros Astrodome, Houston, TX Mon Jul 08 1974, 8:05 PM EDT Att: 12,403 - Dome			
Tom Heintzelman, R OBP: 0.329, SLG: 0.343 Tim McCarver, L OBP: 0.356, SLG: 0.268 Jack Heidemann, R OBP: 0.286, SLG: 0.211 (1, 4) (7, PH) (7, 6)	6-3	6-3			FC1-5 WP		P6			3	0	0	0	0	0	3				
Reggie Smith, S OBP: 0.399, SLG: 0.580 (1, 9)	1B BB		F8		1-2 2-3 BB		6-3			2	1	0	0	2	0	2				
Ted Simmons, S OBP: 0.314, SLG: 0.457 (1, 2)	1B 1B 1B		F9		9-2		3-1			4	0	1	0	0	0	3				
Joe Torre, R OBP: 0.374, SLG: 0.411 (1, 3)	1-2 3H 1B		F9		3-1		S 1B			4	0	2	1	0	0	0				
Bake McBride, L OBP: 0.356, SLG: 0.402 (1, 8)	1-2 2-3 1B			P3		G1-4-3 1B		P4		4	0	2	0	0	0	1				
Ken Reitz, R OBP: 0.310, SLG: 0.371 (1, 5)	5-3			F7		G1-4-3 1-2		L6		4	0	0	0	0	0	5				
Mike Tyson, R OBP: 0.245, SLG: 0.237 Jim Dwyer, L OBP: 0.387, SLG: 0.448 Bob Heise, R OBP: 0.331, SLG: 0.413 Jose Cruz, L OBP: 0.331, SLG: 0.413 (1, 6) (7, PH) (7, 4) (9, PH)		5-3		L5			6-3		4-1	2	0	0	0	0	0	0				
Lynn McGlothen, L OBP: 0.298, SLG: 0.304 Al Hrabosky, R OBP: 0.333, SLG: 0.333 Mike Garman, R OBP: 0.333, SLG: 0.333 Jim Hickman, R OBP: 0.355, SLG: 0.382 (1, 1) (8, 1) (8, 1) (9, PH)		2-3			FC1-5 1B 1B		1B		F8	3	0	2	0	0	0	0				
Inning Stats	R: 1 E: 0 K: 0 S: 6	H: 3 LOB: 3 BB: 1 P: 10	R: 0 E: 0 K: 0 S: 3	H: 0 LOB: 1 BB: 1 P: 7	R: 0 E: 0 K: 0 S: 3	H: 0 LOB: 0 BB: 0 P: 3	R: 0 E: 0 K: 0 S: 4	H: 2 LOB: 2 BB: 1 P: 8	R: 0 E: 0 K: 0 S: 5	H: 1 LOB: 0 BB: 0 P: 3	R: 0 E: 0 K: 0 S: 4	H: 2 LOB: 2 BB: 0 P: 5	R: 0 E: 0 K: 0 S: 4	H: 1 LOB: 1 BB: 0 P: 4	R: 0 E: 0 K: 0 S: 3	H: 0 LOB: 0 BB: 0 P: 3		1B: 9 2B: 1 3B: 0 HR: 0	SF: 0 SAC: 0 DP: 2 HBP: 0	WP: 1 PB: 0 SB: 2 CS: 0
PITCHER Tom Griffin, R ERA: 2.98 (1, 1)	IP: 9.0 WLS: W BF: 37 H: 9 R: 1 ER: 1 SO: 0 BB: 3 IBB: 0 HBP: 0 BLK: 0 WP: 1 HR: 0 S: 34 P: 46 ERA: 1.00 WHIP: 1.333															PITCHER				

Batter	1	2	3	4	5	6	7	8	9	AB	R	H	RBI	BB	SO	LOB	BOTTOM			
Greg Gross, L OBP: 0.435, SLG: 0.409 (1, 9) (9, 7)	F7		5-3		1-2 1B			F8		4	0	1	0	0	0	1	St. Louis Cardinals @ Houston Astros Astrodome, Houston, TX Mon Jul 08 1974, 8:05 PM EDT Att: 12,403 - Dome			
Roger Metzger, S OBP: 0.318, SLG: 0.328 (1, 6)	4-3		4-3		P6		1B 3B			4	1	1	0	0	0	3				
Cesar Cedeno, R OBP: 0.356, SLG: 0.530 (1, 8)	K			6-3	F8		1B 1B 1B			4	1	1	1	0	1	2				
Bob Watson, R OBP: 0.393, SLG: 0.432 Bob Gallagher, L OBP: 0.254, SLG: 0.207 (1, 7) (9, 9)		5-3		4-3		4-3	1B 1B			4	0	1	0	0	0	0				
Lee May, R OBP: 0.289, SLG: 0.422 (1, 3)		F8		P6		F8	F8			4	0	0	0	0	0	2				
Milt May, L OBP: 0.327, SLG: 0.357 (1, 2)					HR 1B	K	FC6-4 1-2 2-H 1B			4	1	3	1	0	1	0				
Doug Rader, R OBP: 0.333, SLG: 0.414 (1, 5)		5-3			HR		4-3	FC6-4 1-2		4	1	1	2	0	0	3				
Tommy Helms, R OBP: 0.319, SLG: 0.373 Larry Milbourne, S OBP: 0.359, SLG: 0.343 (1, 4) (8, 4)			SH1-4 BB		F8		6-3			2	0	0	0	1	0	0				
Tom Griffin, R OBP: 0.350, SLG: 0.459 (1, 1)			SH1-4		1B BB		F7			1	0	0	0	1	0	0				
Inning Stats	R: 0 E: 0 K: 1 S: 5	H: 0 LOB: 0 BB: 0 P: 5	R: 0 E: 0 K: 0 S: 4	H: 1 LOB: 1 BB: 0 P: 4	R: 0 E: 0 K: 0 S: 3	H: 0 LOB: 1 BB: 1 P: 7	R: 0 E: 0 K: 0 S: 3	H: 0 LOB: 0 BB: 0 P: 3	R: 2 E: 0 K: 1 S: 5	H: 3 LOB: 2 BB: 1 P: 10	R: 0 E: 0 K: 1 S: 5	H: 0 LOB: 0 BB: 0 P: 5	R: 0 E: 0 K: 0 S: 3	H: 0 LOB: 0 BB: 0 P: 3	R: 2 E: 0 K: 0 S: 7	H: 4 LOB: 2 BB: 0 P: 7		1B: 6 2B: 0 3B: 1 HR: 1	SF: 0 SAC: 1 DP: 0 HBP: 0	WP: 0 PB: 0 SB: 0 CS: 0
PITCHER Lynn McGlothen, R ERA: 2.56 Al Hrabosky, L ERA: 4.32 Mike Garman, R ERA: 3.1 (1, 1) (8, 1) (8, 1)	IP: 7.2 WLS: L BF: 32 H: 7 R: 4 ER: 4 SO: 2 BB: 2 IBB: 0 HBP: 0 BLK: 0 WP: 0 HR: 1 S: 34 P: 42 ERA: 4.70 WHIP: 1.174															PITCHER				



Batter	1	2	3	4	5	6	7	8	9	AB	R	H	RBI	BB	SO	LOB	TOP			
Lou Brock, L OBP: 0.361, SLG: 0.407 (1, 7)										3	1	0	0	1	0	3				
Bob Heise, R OBP: 0.250, SLG: 0.250 (1, 4)										4	0	1	0	0	0	1				
Reggie Smith, S OBP: 0.394, SLG: 0.571 (1, 9)										4	0	0	0	0	0	1				
Joe Torre, R OBP: 0.369, SLG: 0.405 (1, 5)										4	0	0	0	0	1	0				
Jim Hickman, R OBP: 0.348, SLG: 0.373 (1, 3)										4	0	1	0	0	0	0				
Bake McBride, L OBP: 0.356, SLG: 0.401 (1, 8)										3	1	1	0	0	0	1				
Tim McCarver, L OBP: 0.355, SLG: 0.271 (1, 2)										3	0	1	0	0	0	1				
Jack Heidemann, R OBP: 0.333, SLG: 0.318 (1, 6)										3	0	2	1	0	0	0				
John Curtis, L OBP: 0.147, SLG: 0.094 (1, 1)										0	0	0	0	0	0	0				
Mike Garman, R OBP: 0.250, SLG: 0.250 (4, 1)										1	0	0	0	0	1	0				
Luis Melendez, R OBP: 0.301, SLG: 0.333 (6, PH)										1	0	0	0	0	0	1				
Rich Folkers, L (8, 1)										0	0	0	0	0	0	0				
Inning Stats	R: 1 E: 0 K: 1 S: 5	H: 1 LOB: 0 BB: 1 P: 9	R: 1 E: 0 K: 0 S: 6	H: 3 LOB: 2 BB: 0 P: 6	R: 0 E: 0 K: 0 S: 3	H: 0 LOB: 0 BB: 0 P: 3	R: 0 E: 0 K: 0 S: 3	H: 1 LOB: 0 BB: 0 P: 3	R: 0 E: 0 K: 0 S: 3	H: 0 LOB: 0 BB: 0 P: 3	R: 0 E: 0 K: 0 S: 4	H: 1 LOB: 1 BB: 0 P: 4	R: 0 E: 0 K: 0 S: 3	H: 0 LOB: 0 BB: 0 P: 3	R: 0 E: 0 K: 0 S: 3	H: 0 LOB: 0 BB: 0 P: 3	1B: 5 2B: 1 3B: 0 HR: 0	SF: 0 SAC: 1 DP: 1 HBP: 0	WP: 0 PB: 0 SB: 1 CS: 1	PA: 32
PITCHER Dave Roberts, L ERA: 3.74 (1, 1)	IP: 9.0 WLS: W BF: 32 H: 6 R: 2 ER: 2 SO: 2 BB: 1 IBB: 0 HBP: 0 BLK: 0 WP: 0 HR: 0 S: 35 P: 39 ERA: 2.00 WHIP: 0.778																PITCHER			

St. Louis Cardinals @ Houston Astros
Astrodome, Houston, TX
Tue Jul 09 1974, 8:05 PM EDT
Att: 15,709 - Dome

AB 30
R 2
H 6
RBI 1
BB 1
SO 2
LOB 8



Batter	1	2	3	4	5	6	7	8	9	AB	R	H	RBI	BB	SO	LOB	BOTTOM			
Greg Gross, L OBP: 0.433, SLG: 0.407 (1, 9) (8, 7)										4	0	1	1	0	0	1				
Roger Metzger, S OBP: 0.317, SLG: 0.327 (1, 6)										4	0	1	0	0	0	2				
Cesar Cedeno, R OBP: 0.358, SLG: 0.535 (1, 8)										4	0	2	0	0	0	1				
Bob Watson, R OBP: 0.391, SLG: 0.430 (1, 7)										4	1	1	0	0	1	3				
Bob Gallagher, L OBP: 0.254, SLG: 0.207 (8, 9)										0	0	0	0	0	0	0				
Lee May, R OBP: 0.294, SLG: 0.446 (1, 3)										4	2	3	3	0	0	0				
Milt May, L OBP: 0.325, SLG: 0.354 (1, 2)										4	0	1	0	0	0	2				
Doug Rader, R OBP: 0.335, SLG: 0.413 (1, 5)										3	1	1	0	1	0	1				
Tommy Helms, R OBP: 0.318, SLG: 0.371 (1, 4)										4	1	1	0	0	0	3				
Larry Milbourne, S OBP: 0.359, SLG: 0.343 (9, 4)										0	0	0	0	0	0	0				
Dave Roberts, L OBP: 0.205, SLG: 0.357 (1, 1)										4	0	2	1	0	0	3				
Inning Stats	R: 0 E: 0 K: 1 S: 6	H: 1 LOB: 1 BB: 0 P: 6	R: 1 E: 0 K: 0 S: 5	H: 2 LOB: 1 BB: 0 P: 5	R: 0 E: 0 K: 0 S: 4	H: 1 LOB: 1 BB: 0 P: 4	R: 2 E: 1 K: 0 S: 7	H: 4 LOB: 2 BB: 0 P: 7	R: 2 E: 0 K: 0 S: 5	H: 2 LOB: 0 BB: 0 P: 5	R: 0 E: 0 K: 0 S: 3	H: 1 LOB: 0 BB: 0 P: 3	R: 0 E: 0 K: 0 S: 3	H: 1 LOB: 0 BB: 0 P: 3	R: 0 E: 0 K: 0 S: 4	H: 1 LOB: 2 BB: 1 P: 8	1B: 10 2B: 0 3B: 1 HR: 2	SF: 0 SAC: 0 DP: 2 HBP: 0	WP: 0 PB: 0 SB: 0 CS: 1	PA: 36
PITCHER John Curtis, L ERA: 4.71 (1, 1)	IP: 3.2 WLS: L BF: 19 H: 8 R: 3 ER: 3 SO: 1 BB: 0 IBB: 0 HBP: 0 BLK: 0 WP: 0 HR: 1 S: 21 P: 21 ERA: 7.36 WHIP: 2.182																PITCHER			
Mike Garman, R ERA: 3.27 (4, 1)	IP: 3.1 WLS: L BF: 12 H: 4 R: 2 ER: 2 SO: 0 BB: 0 IBB: 0 HBP: 0 BLK: 0 WP: 0 HR: 1 S: 12 P: 12 ERA: 5.40 WHIP: 1.200																PITCHER			
Rich Folkers, L ERA: 2.59 (8, 1)	IP: 1.0 WLS: L BF: 5 H: 1 R: 0 ER: 0 SO: 0 BB: 1 IBB: 0 HBP: 0 BLK: 0 WP: 0 HR: 0 S: 4 P: 8 ERA: 0.00 WHIP: 1.000																PITCHER			

St. Louis Cardinals @ Houston Astros
Astrodome, Houston, TX
Tue Jul 09 1974, 8:05 PM EDT
Att: 15,709 - Dome

AB 35
R 5
H 13
RBI 5
BB 1
SO 1
LOB 16




Batter	1	2	3	4	5	6	7	8	9	AB R H RBI BB SO LOB
Lou Brock, L OBP: 0.365, SLG: 0.408 (1, 7)	0-0 1B		0-0 1B		0-0 F8		0-0 G5-2-3		4-0 BB	4 1 2 0 1 0 3
Bob Heise, R OBP: 0.143, SLG: 0.143 (1, 4)	0-0 5-3		0-0 G6-4-3		0-0 F8		0-0 F8		0-0 F8	3 0 0 0 0 0 2
Jim Hickman, R OBP: 0.343, SLG: 0.367 (8, PH)										1 0 0 0 0 0 0
Tom Heintzelman, R OBP: 0.329, SLG: 0.343 (8, 4)										0 0 0 0 0 0 0
Reggie Smith, S OBP: 0.393, SLG: 0.569 (9, PH)	1-2		1-2							1 0 0 0 0 0 3
Bake McBride, L OBP: 0.360, SLG: 0.406 (1, 8)	0-0 2H 1B		0-0 2B			0-3 K		0-0 F8		4 0 2 1 0 1 0
Ted Simmons, S OBP: 0.319, SLG: 0.458 (1, 2)	4-0 1-2 BB		0-0 P6			4-0 BB		0-0 1B		2 0 1 0 2 0 1
Joe Torre, R OBP: 0.367, SLG: 0.403 (1, 3)	0-0 G5-4-3				0-0 5-3		0-0 F9		0-0 1B	4 0 1 0 0 0 3
Jim Dwyer, L OBP: 0.426, SLG: 0.563 (1, 9)		0-0 HR			0-0 G4-3 1B		4-0 1B G5-2-3 BB		0-0 F9	3 1 2 1 1 0 2
Ken Reitz, R OBP: 0.313, SLG: 0.376 (1, 5)					0-0 G4-3		0-0 F9		0-0 F7	4 0 2 0 0 0 2
Jose Cruz, L OBP: 0.331, SLG: 0.413 (9, PH)					1-2				0-0 2B	0 0 0 0 0 0 0
Jack Heidemann, R OBP: 0.321, SLG: 0.308 (1, 6)		0-0 G6-4-3			0-0 L6		0-0 BB 1B		0-0 P4	4 0 1 0 0 0 2
Alan Foster, R OBP: 0.250, SLG: 0.226 (1, 1)					0-3 K		4-0 1-2 BB		0-0 F7	2 0 0 0 0 1 0
Tim McCarver, L OBP: 0.364, SLG: 0.271 (7, PH)		0-0 G3							2-3	0 0 0 0 1 0 0
Orlando Pena, R OBP: 0.500, SLG: 0.500 (7, 1)										0 0 0 0 0 0 0
Luis Melendez, R OBP: 0.298, SLG: 0.329 (9, PH)										1 0 0 0 0 0 1

TOP

St. Louis Cardinals @ Houston Astros
Astrodome, Houston, TX
Wed Jul 10 1974, 8:05 PM EDT
Att: 15,126 - Dome

AB	33
R	2
H	11
RBI	2
BB	5
SO	2
LOB	19



Inning Stats	R: 1	H: 2	E: 0	LOB: 1	K: 0	BB: 1	S: 4	R: 1	H: 2	E: 0	LOB: 0	K: 0	BB: 0	S: 4	R: 0	H: 2	E: 0	LOB: 1	K: 0	BB: 0	S: 3	R: 0	H: 1	E: 0	LOB: 0	K: 1	BB: 0	S: 5	R: 0	H: 0	E: 0	LOB: 1	K: 1	BB: 1	S: 5	R: 0	H: 1	E: 0	LOB: 2	K: 0	BB: 2	S: 3	R: 0	H: 2	E: 0	LOB: 2	K: 0	BB: 0	S: 5	R: 0	H: 1	E: 0	LOB: 3	K: 0	BB: 1	S: 4	R: 0	H: 2	E: 0	LOB: 2	K: 0	BB: 0	S: 5	R: 0	H: 1	E: 0	LOB: 3	K: 0	BB: 1	S: 4	1B: 8	SF: 0	2B: 2	SAC: 0	3B: 0	DP: 5	HR: 1	HBP: 0	WP: 0	PA: 38
--------------	------	------	------	--------	------	-------	------	------	------	------	--------	------	-------	------	------	------	------	--------	------	-------	------	------	------	------	--------	------	-------	------	------	------	------	--------	------	-------	------	------	------	------	--------	------	-------	------	------	------	------	--------	------	-------	------	------	------	------	--------	------	-------	------	------	------	------	--------	------	-------	------	------	------	------	--------	------	-------	------	-------	-------	-------	--------	-------	-------	-------	--------	-------	--------


PITCHER	IP	WLS	BF	H	R	ER	SO	BB	IBB	HBP	BLK	WP	HR	S	P	ERA	WHIP
Larry Dierker, R ERA: 2.02 (1, 1)	6.1		27	8	2	2	2	4	0	0	0	0	1	27	43	2.84	1.895
Mike Cosgrove, L ERA: 1.29 (7, 1)	2.2	W	11	3	0	0	0	1	0	0	0	0	0	10	14	0.00	1.500

Batter	1	2	3	4	5	6	7	8	9	AB R H RBI BB SO LOB
Greg Gross, L OBP: 0.434, SLG: 0.406 (1, 9)	0-0 F8	4-0 1-2 BB			0-0 F8		0-0 S 1B			3 1 1 0 1 0 1
Roger Metzger, S OBP: 0.316, SLG: 0.326 (1, 6)	0-0 4-3	0-0 P6			0-0 F8		0-0 1-1H 1B			4 0 1 1 0 0 4
Cesar Cedeño, R OBP: 0.354, SLG: 0.529 (1, 8)	0-0 F9		0-0 F8		0-0 F7		0-0 6-3			4 0 0 0 0 0 2
Bob Watson, R OBP: 0.387, SLG: 0.424 (1, 7)		0-0 4-3	0-0 P4		0-0 5-3		0-3 K			4 0 0 0 0 1 0
Bob Gallagher, L OBP: 0.254, SLG: 0.207 (9, 9)										0 0 0 0 0 0 0
Denis Menke, R OBP: 0.206, SLG: 0.138 (1, 3)		0-0 1B 2B 1B	0-0 F7		0-3 K		0-0 5-3			0 0 0 0 0 0 0
Lee May, R OBP: 0.294, SLG: 0.444 (2, PH)										4 1 1 0 0 1 0
Mitt May, L OBP: 0.333, SLG: 0.370 (1, 2)		0-0 2B FC5-4 1B		0-0 P6	0-0 3B		4-0 BB			3 1 2 0 1 0 0
Doug Rader, R OBP: 0.334, SLG: 0.414 (1, 5)		0-0 FC5-4 1-3 3H 2B		0-3 K	0-0 L9		0-0 4-3			4 0 1 1 0 1 2
Tommy Helms, R OBP: 0.319, SLG: 0.368 (1, 4)		0-0 FC5-4 IBB		0-0 F7						2 0 0 0 1 0 0
Larry Dierker, R OBP: 0.209, SLG: 0.238 (1, 1)		0-0 FC5-4 BB			0-0 1B					2 0 1 1 0 0 2
Mike Cosgrove, L ERA: 2.51 (7, 1)		1-2 3H								1 0 0 0 0 0 0

BOTTOM

St. Louis Cardinals @ Houston Astros
Astrodome, Houston, TX
Wed Jul 10 1974, 8:05 PM EDT
Att: 15,126 - Dome

AB	31
R	3
H	7
RBI	3
BB	3
SO	3
LOB	11



Inning Stats	R: 2	H: 3	E: 0	LOB: 3	K: 0	BB: 2	S: 6	R: 0	H: 0	E: 0	LOB: 0	K: 0	BB: 0	S: 3	R: 0	H: 0	E: 0	LOB: 0	K: 1	BB: 0	S: 5	R: 0	H: 1	E: 0	LOB: 1	K: 0	BB: 0	S: 4	R: 0	H: 1	E: 0	LOB: 1	K: 1	BB: 0	S: 6	R: 1	H: 2	E: 0	LOB: 1	K: 0	BB: 0	S: 5	R: 0	H: 0	E: 0	LOB: 1	K: 1	BB: 1	S: 5	1B: 5	SF: 0	2B: 1	SAC: 0	3B: 1	DP: 0	HR: 0	HBP: 0	WP: 0	PA: 34
--------------	------	------	------	--------	------	-------	------	------	------	------	--------	------	-------	------	------	------	------	--------	------	-------	------	------	------	------	--------	------	-------	------	------	------	------	--------	------	-------	------	------	------	------	--------	------	-------	------	------	------	------	--------	------	-------	------	-------	-------	-------	--------	-------	-------	-------	--------	-------	--------

PITCHER	IP	WLS	BF	H	R	ER	SO	BB	IBB	HBP	BLK	WP	HR	S	P	ERA	WHIP
Alan Foster, R ERA: 3.64 (1, 1)	6.0		25	5	2	2	2	1	0	0	0	0	0	27	35	3.00	1.000
Orlando Pena, R ERA: 2.51 (7, 1)	2.0	L	9	2	1	1	1	1	0	0	0	0	0	10	14	4.50	1.500

Batter	1	2	3	4	5	6	7	8	9	AB	R	H	RBI	BB	SO	LOB	TOP	
Ralph Garr, L OBP: 0.401, SLG: 0.505 (1, 7)	5-3		4-3 SF9 1B		6-3			FC5-4 1B	2B 1B	5	2	3	0	0	0	0		
Craig Robinson, R OBP: 0.288, SLG: 0.249 Hank Aaron, R OBP: 0.314, SLG: 0.470 Leo Foster, R OBP: 0.231, SLG: 0.292 (1, 6) (8, PH) (8, PR) (9, 9)	F2		4-3		4-3			FC5-4 1B BB	F8	3	0	0	0	0	0	1		
Darrell Evans, L OBP: 0.384, SLG: 0.412 (1, 5) BB BB	2B BB		SF9		F8			FC 1B BB	1B	2	3	1	1	2	0	0		
Dusty Baker Jr., R OBP: 0.319, SLG: 0.361 (1, 9) (9, 8)	1-H 2B		6-3		K			BB FC	1B	4	1	2	1	1	1	0		
Rowland Office, L OBP: 0.259, SLG: 0.347 Ivan Murrell, R OBP: 0.259, SLG: 0.312 Frank Tenedino, L OBP: 0.272, SLG: 0.288 (1, 8) (9, PH) (9, PH) (9, 3)	6-3				4-3			F9	FC SH3 BB	4	0	0	1	0	0	3		
Davey Johnson, R OBP: 0.358, SLG: 0.388 (1, 3) (9, 4)			G3 SH1-3 1B		CS 1B			F9	SH3 BB	4	0	2	1	1	0	2		
Marty Perez, R OBP: 0.371, SLG: 0.418 (1, 4) (9, 6)	SH1-3		6-3		6-3			1B	SH3	2	0	1	1	0	0	1		
Johnny Oates, L OBP: 0.290, SLG: 0.294 (1, 2)	G3				F9			1B	FC6-4 IBB	3	0	1	0	1	0	1		
Roric Harrison, R OBP: 0.225, SLG: 0.421 Norm Miller, L OBP: 0.321, SLG: 0.375 Joe Niekro, R Danny Frisella, L (1, 1) (7, PH) (7, 1) (8, 1)	F8				K			6-3	FC6-4	2	0	0	0	0	1	1		
Inning Stats	R: 1 E: 0 K: 0 S: 4	H: 1 LOB: 1 BB: 1 P: 8	R: 0 E: 0 K: 0 S: 4	H: 1 LOB: 1 BB: 0 P: 4	R: 1 E: 0 K: 0 S: 4	H: 1 LOB: 0 BB: 0 P: 4	R: 0 E: 0 K: 1 S: 5	H: 0 LOB: 0 BB: 0 P: 5	R: 0 E: 0 K: 0 S: 5	H: 2 LOB: 2 BB: 0 P: 5	R: 0 E: 0 K: 0 S: 6	H: 2 LOB: 3 BB: 3 P: 18	R: 2 E: 0 K: 0 S: 5	H: 3 LOB: 1 BB: 1 P: 9	1B: 9 2B: 2 3B: 0 HR: 0	SF: 1 SAC: 2 DP: 1 HBP: 0	WP: 0 PA: 42 PB: 0 SB: 1 CS: 1	
PITCHER	IP	WLS	BF	H	R	ER	SO	BB	IBB	HBP	BLK	WP	HR	S	P	ERA	WHIP	
Bob Gibson, R ERA: 4.33 Al Hrabosky, L ERA: 4.51 Mike Garman, R ERA: 3.22 (1, 1) (9, 1) (9, 1)	8.0	L	36	8	5	5	2	3	1	0	0	0	0	36	52	5.62	1.375	

Atlanta Braves @ St. Louis Cardinals
Busch Stadium, St. Louis, MO
Fri Jul 12 1974, 7:05 PM CDT
Unknown

AB 34
R 7
H 11
RBI 7
BB 5
SO 2
LOB 16



Batter	1	2	3	4	5	6	7	8	9	AB	R	H	RBI	BB	SO	LOB	BOTTOM	
Lou Brock, L OBP: 0.369, SLG: 0.411 (1, 7)	4-3			CS 1B	CS 1B			FC6-4 BB		3	0	2	0	1	0	0		
Jack Heidemann, R OBP: 0.344, SLG: 0.333 (1, 6)	F8			1B HR	CS			FC6-4		4	1	2	0	0	0	2		
Reggie Smith, S OBP: 0.391, SLG: 0.564 Al Hrabosky, R OBP: 0.333, SLG: 0.333 Mike Garman, R OBP: 0.250, SLG: 0.250 (1, 9) (9, 1) (9, 1)	K			1B HR	F8			K		4	1	1	0	0	2	3		
Ted Simmons, S OBP: 0.321, SLG: 0.466 (1, 3)			5-3		G4-6-3 1B			1B BB		3	1	1	3	1	0	1		
Bake McBride, L OBP: 0.355, SLG: 0.400 (1, 8)	5-3			K	F7			K		4	0	0	0	0	2	1		
Tim McCarver, L OBP: 0.358, SLG: 0.258 (1, 2)	F8			BB	K			F7		3	0	0	0	1	1	1		
Ken Reitz, R OBP: 0.312, SLG: 0.374 (1, 5)			P6	P4	2-3			1B		4	0	1	0	0	0	1		
Mike Tyson, R OBP: 0.242, SLG: 0.235 Jim Dwyer, L OBP: 0.432, SLG: 0.545 (1, 4) (8, PH) (9, 9)	4-3				4-3			FC3-6 BB	K	2	0	0	0	0	0	0		
Bob Gibson, R OBP: 0.167, SLG: 0.191 Jose Cruz, L OBP: 0.328, SLG: 0.410 Tom Heintzelman, R OBP: 0.329, SLG: 0.343 (1, 1) (8, PH) (9, 4)	F8				F9			FC3-6		2	0	0	0	0	0	0		
Inning Stats	R: 0 E: 0 K: 1 S: 5	H: 0 LOB: 0 BB: 0 P: 5	R: 0 E: 0 K: 0 S: 3	H: 0 LOB: 0 BB: 0 P: 3	R: 0 E: 0 K: 0 S: 3	H: 0 LOB: 0 BB: 0 P: 3	R: 3 E: 0 K: 1 S: 8	H: 4 LOB: 1 BB: 1 P: 12	R: 0 E: 0 K: 0 S: 3	H: 1 LOB: 0 BB: 0 P: 3	R: 0 E: 0 K: 1 S: 5	H: 0 LOB: 0 BB: 0 P: 5	R: 0 E: 0 K: 2 S: 8	H: 1 LOB: 2 BB: 1 P: 12	1B: 6 2B: 0 3B: 0 HR: 1	SF: 0 SAC: 0 DP: 1 HBP: 0	WP: 0 PA: 36 PB: 0 SB: 1 CS: 2	
PITCHER	IP	WLS	BF	H	R	ER	SO	BB	IBB	HBP	BLK	WP	HR	S	P	ERA	WHIP	
Roric Harrison, R ERA: 4.5 Joe Niekro, R ERA: 3.0 Danny Frisella, R ERA: 4.11 (1, 1) (7, 1) (8, 1)	6.0		22	6	3	3	2	1	0	0	0	0	0	6	14	4.50	1.167	

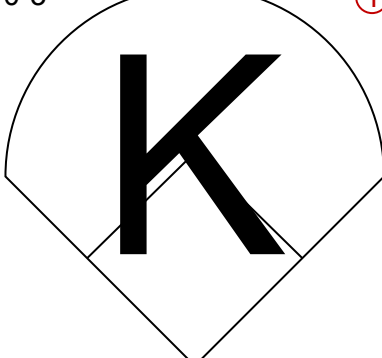

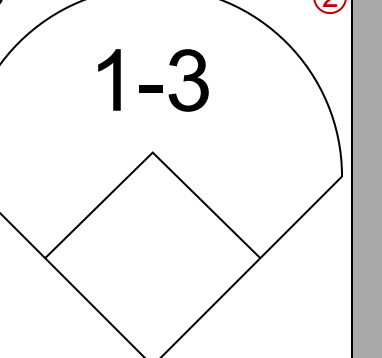
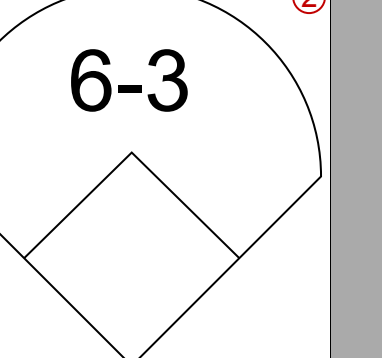
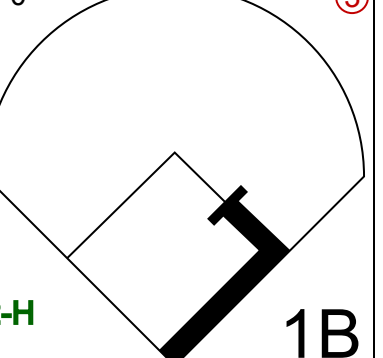
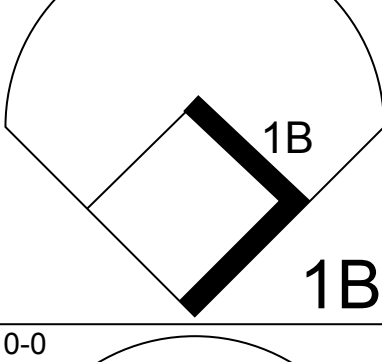
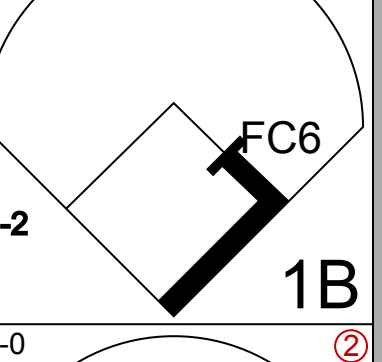
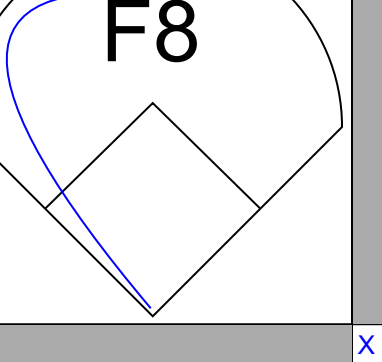
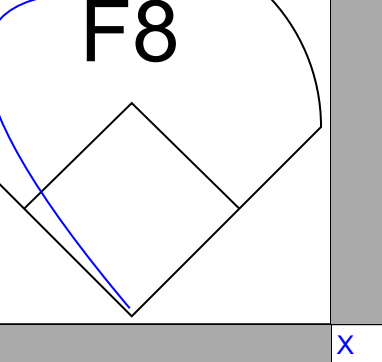
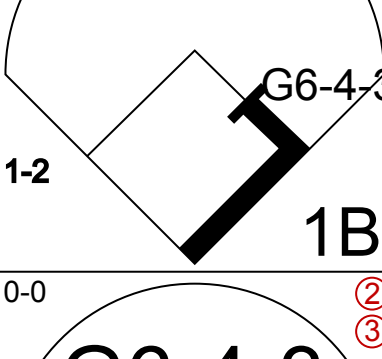
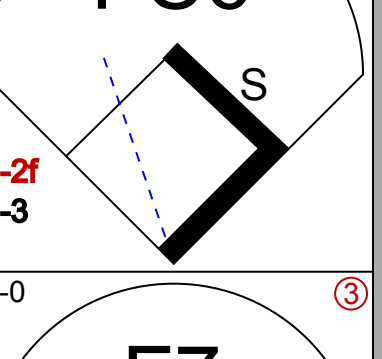
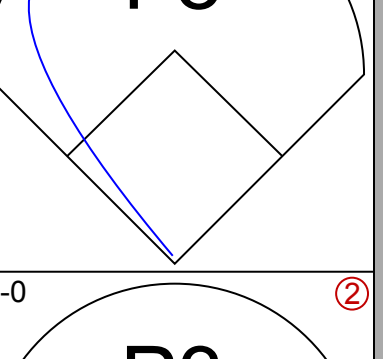
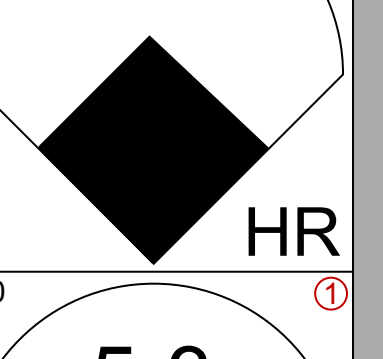
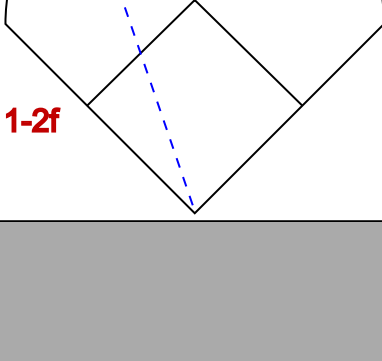
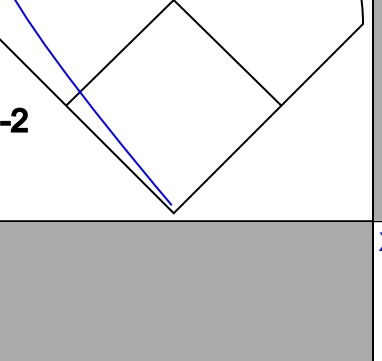
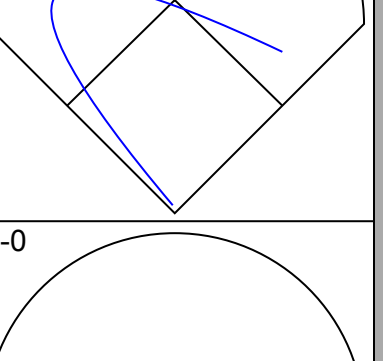
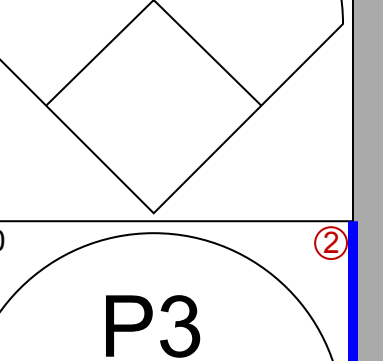
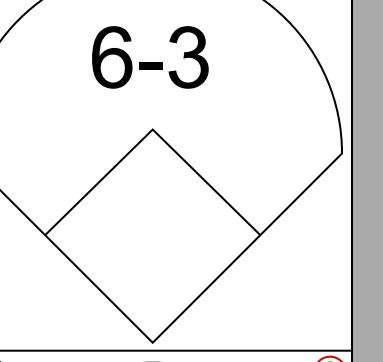
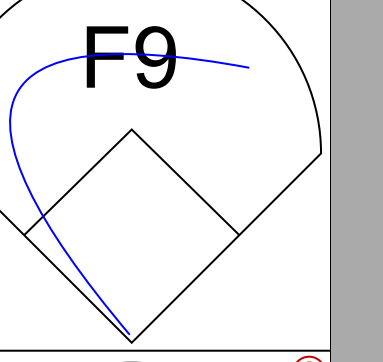
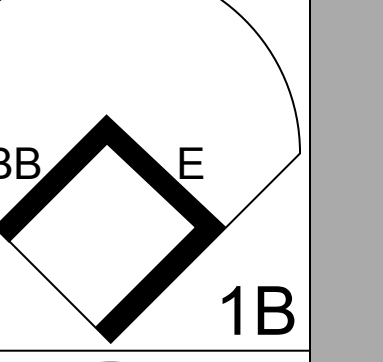
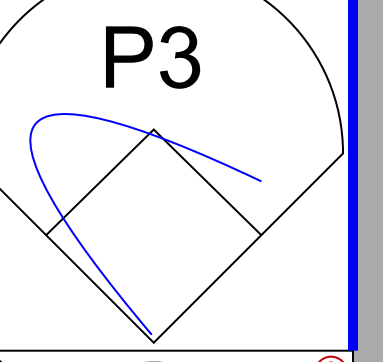
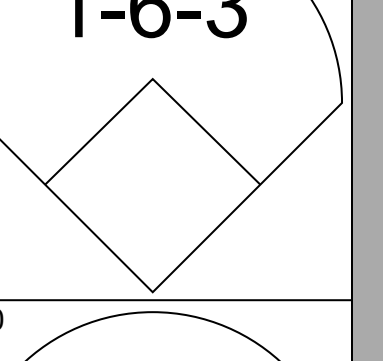
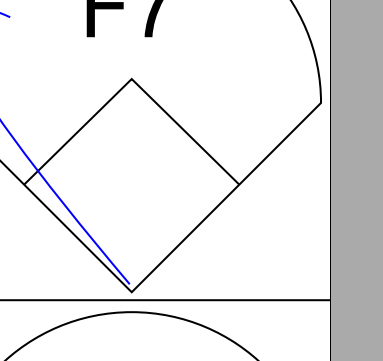
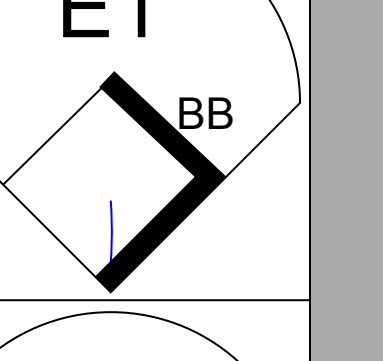
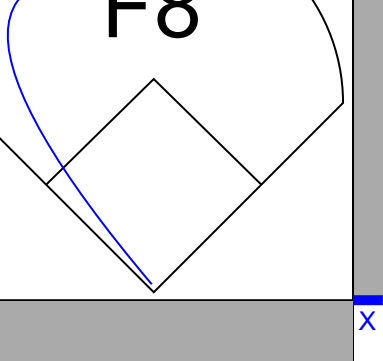
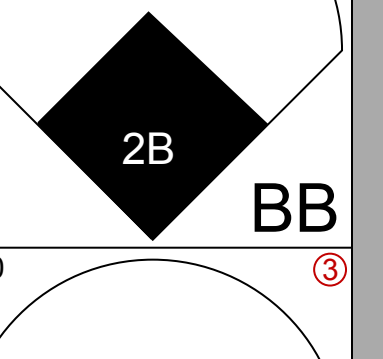
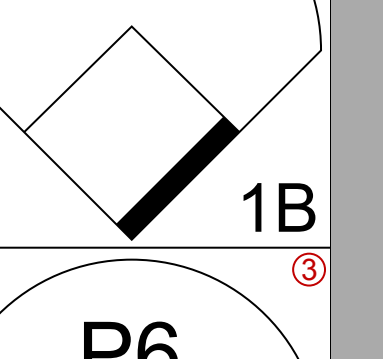
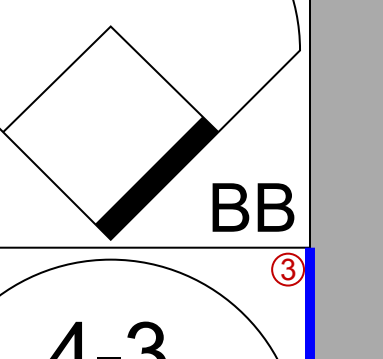
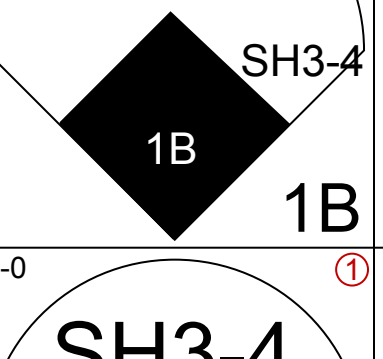
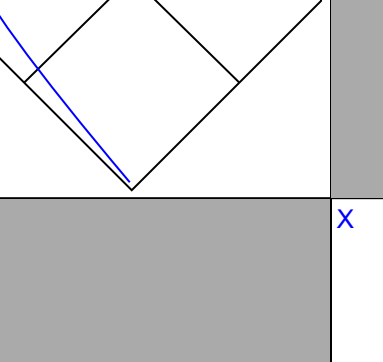
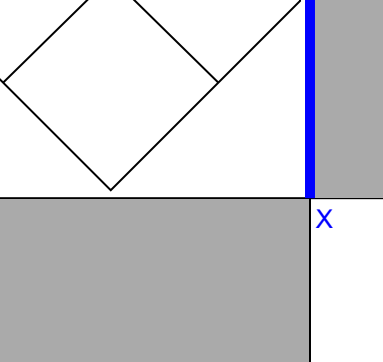
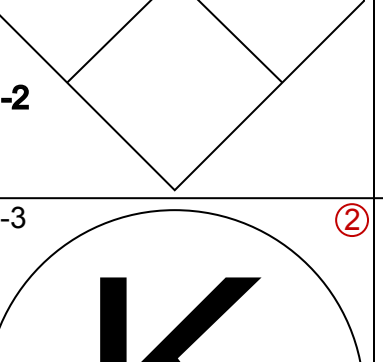
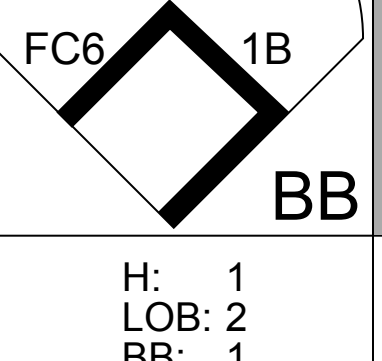
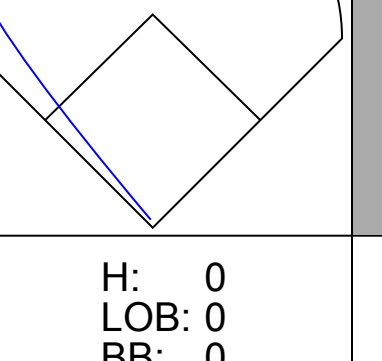
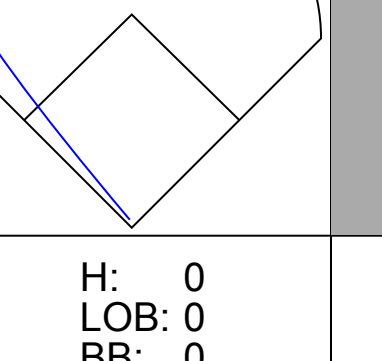
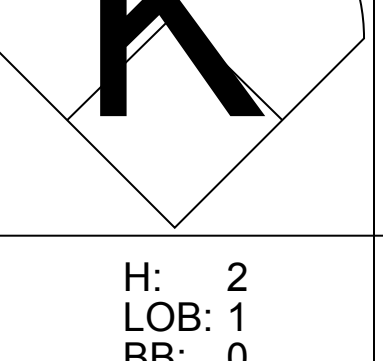
Atlanta Braves @ St. Louis Cardinals
Busch Stadium, St. Louis, MO
Fri Jul 12 1974, 7:05 PM CDT
Unknown

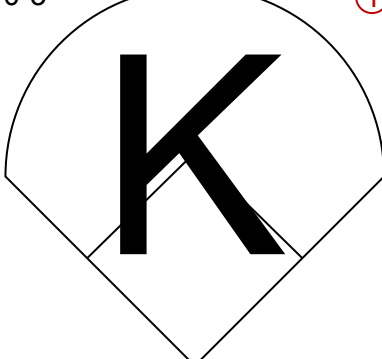
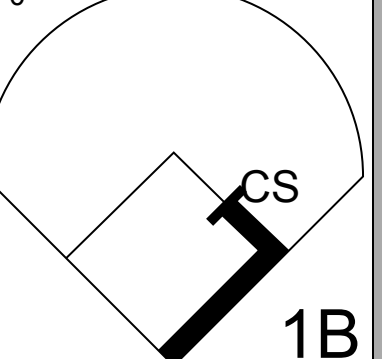
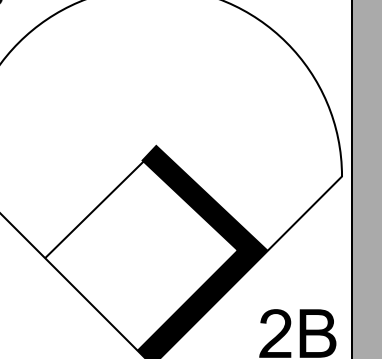
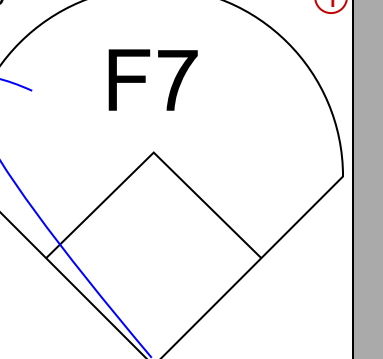
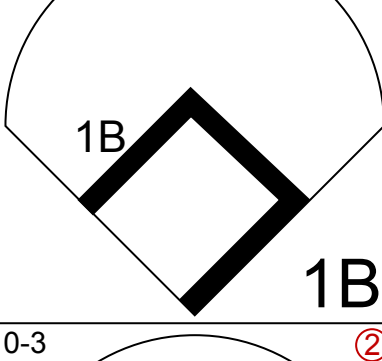
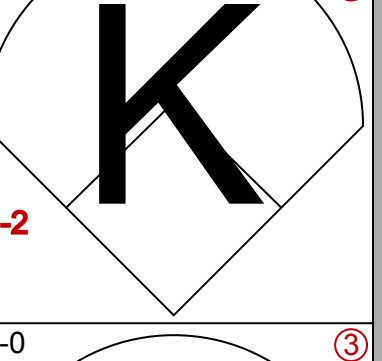
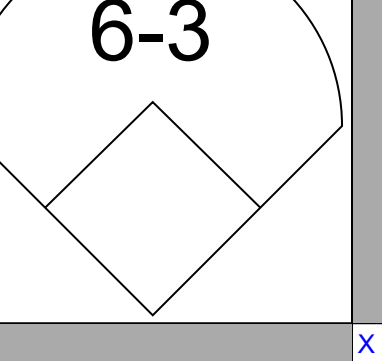
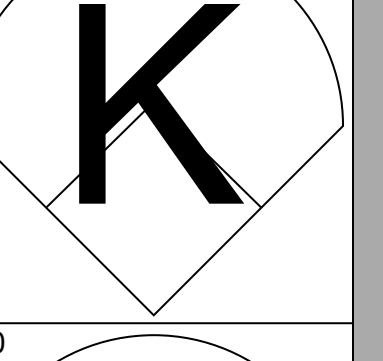
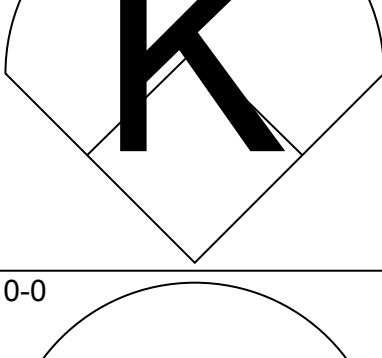
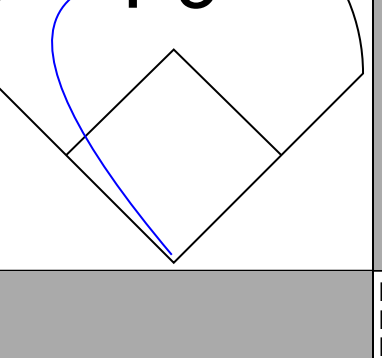
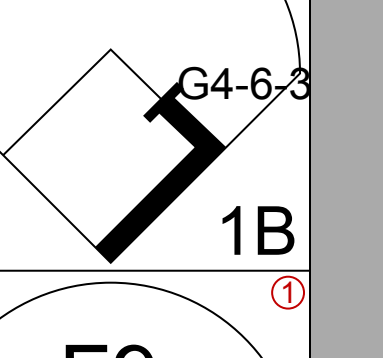
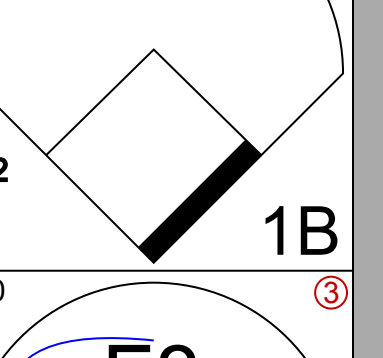
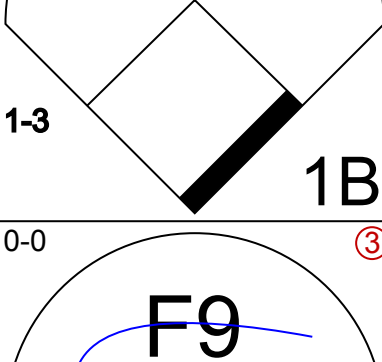
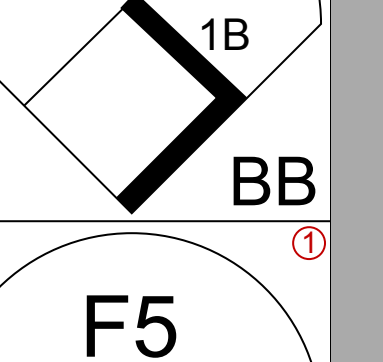
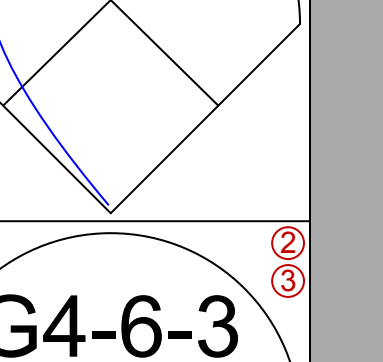
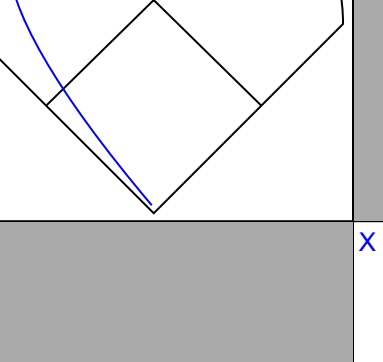
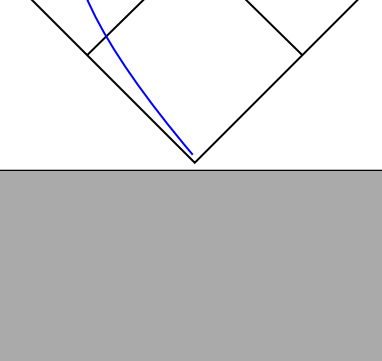
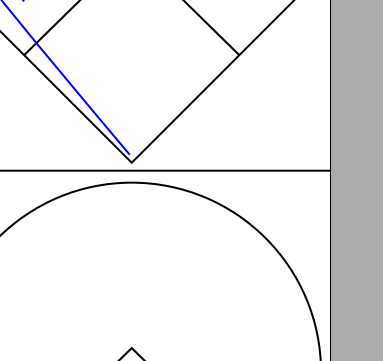
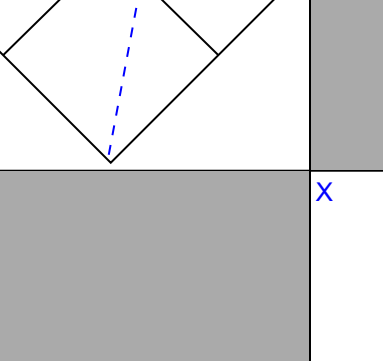
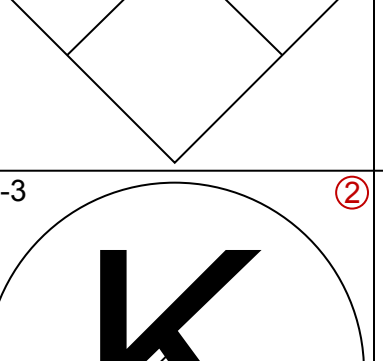
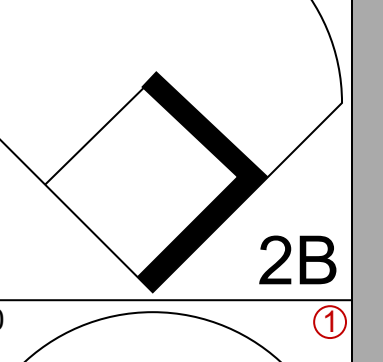
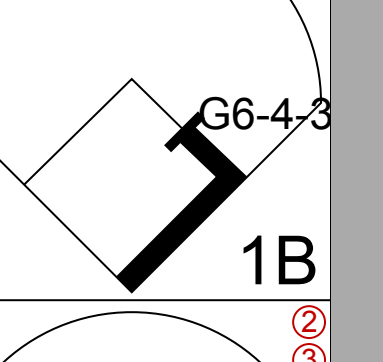
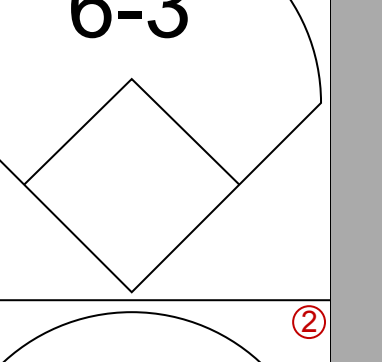
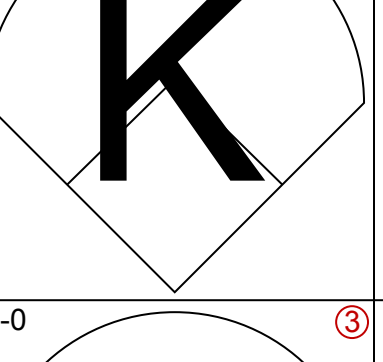

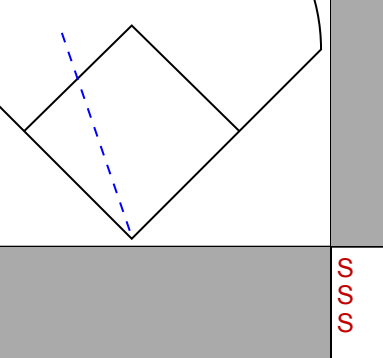
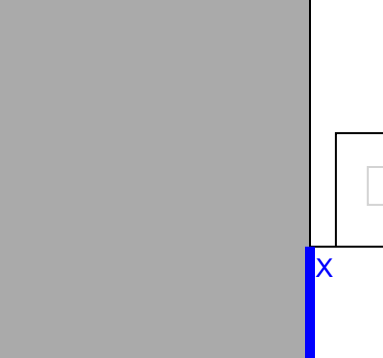
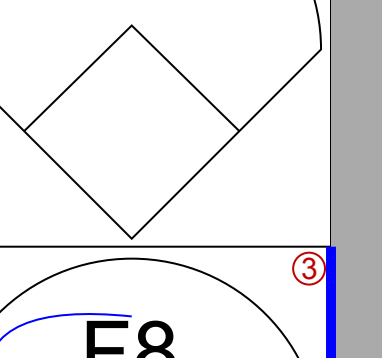
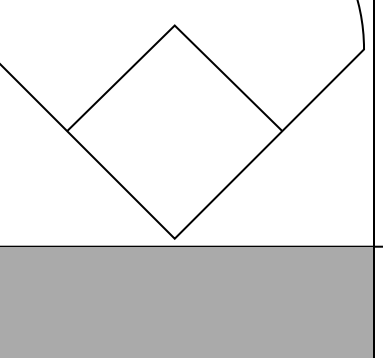

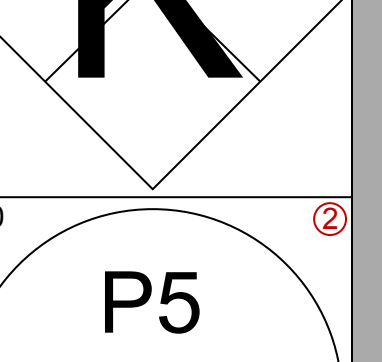
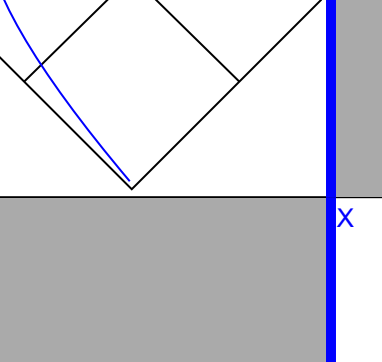
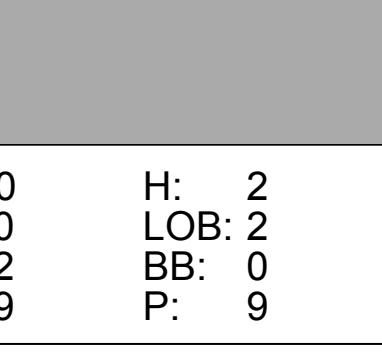
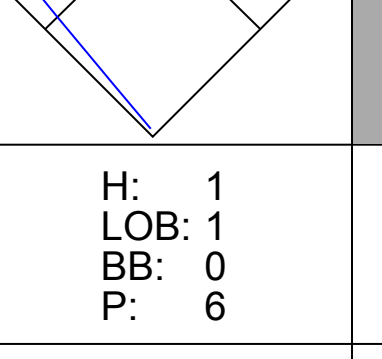
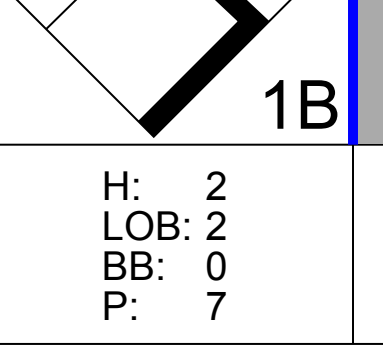
AB 31
R 3
H 7
RBI 3
BB 4
SO 6
LOB 12



Batter	1	2	3	4	5	6	7	8	9	AB	R	H	RBI	BB	SO	LOB	TOP			
Ralph Garr, L (1,7) OBP: 0.397, SLG: 0.501 Joe Niekro, R (6,1)	K			F8		F7			1B	3	0	0	0	0	1	0	Atlanta Braves @ St. Louis Cardinals Busch Stadium, St. Louis, MO Fri Jul 12, 1974, 7:05 PM CDT Att: 47,944 - Unknown			
Vic Correll, R (8,2) OBP: 0.161, SLG: 0.194									1B	0	0	0	0	0	0	0				
Craig Robinson, R (1,6) OBP: 0.270, SLG: 0.251 Leo Foster, R (5,6)	G3					5-3			F7	2	0	1	0	0	0	0				
Darrell Evans, L (1,5) OBP: 0.382, SLG: 0.410	F8								G6-4-3	4	0	1	0	0	0	1				
Dusty Baker Jr., R (1,9) OBP: 0.315, SLG: 0.356		K							1B	4	0	0	0	0	1	3				
Rowland Office, L (1,8) OBP: 0.255, SLG: 0.340		4-3								3	0	0	0	0	0	0				
Davey Johnson, R (1,3) OBP: 0.356, SLG: 0.385 Frank Tepedino, L (5,3)										2	0	0	0	0	0	0				
Marty Perez, R (1,4) OBP: 0.365, SLG: 0.410			K						1B	3	0	0	0	0	1	2				
Johnny Oates, L (1,2) OBP: 0.286, SLG: 0.290 Tom House, L (8,1) OBP: 0.400, SLG: 0.400			4-3							3	0	0	0	0	0	2				
Buzz Capra, R (1,1) OBP: 0.289, SLG: 0.206 Lew Krausse, R (1,1) Ivan Murrell, R (6,PH) OBP: 0.253, SLG: 0.304										0	0	0	0	0	0	0				
										1	0	0	0	0	0	0				
										2	0	0	0	0	2	1				
Inning Stats	R: 0 E: 0 K: 1 S: 5	H: 0 LOB: 0 BB: 0 P: 5	R: 0 E: 0 K: 1 S: 5	H: 0 LOB: 0 BB: 0 P: 5	R: 0 E: 0 K: 1 S: 5	H: 0 LOB: 0 BB: 0 P: 5	R: 0 E: 0 K: 0 S: 4	H: 1 LOB: 1 BB: 0 P: 4	R: 0 E: 1 K: 0 S: 4	H: 0 LOB: 1 BB: 0 P: 4	R: 0 E: 0 K: 0 S: 3	H: 0 LOB: 0 BB: 0 P: 3	R: 0 E: 0 K: 1 S: 6	H: 1 LOB: 1 BB: 0 P: 6	R: 0 E: 0 K: 0 S: 4	H: 2 LOB: 1 BB: 0 P: 4	1B: 4 2B: 0 3B: 0 HR: 0	SF: 0 SAC: 0 DP: 1 HBP: 0	WP: 0 PB: 0 SB: 0 CS: 0	PA: 31
PITCHER Bob Forsch, R (1,1) ERA: 1.15	IP: 9.0 WLS: W BF: 31 H: 4 R: 0 ER: 0 SO: 5 BB: 0 IBB: 0 HBP: 0 BLK: 0 WP: 0 HR: 0 S: 41 P: 41 ERA: 0.00 WHIP: 0.444																			

Batter	1	2	3	4	5	6	7	8	9	AB	R	H	RBI	BB	SO	LOB	BOTTOM				
Lou Brock, L (1,7) OBP: 0.372, SLG: 0.410 Jose Cruz, L (4,7) OBP: 0.322, SLG: 0.402			FC6-4							1	2	0	0	2	0	1	Atlanta Braves @ St. Louis Cardinals Busch Stadium, St. Louis, MO Fri Jul 12, 1974, 7:05 PM CDT Att: 47,944 - Unknown				
Jack Heidemann, R (1,6) OBP: 0.361, SLG: 0.333			1-3							3	2	1	1	1	1	1					
Reggie Smith, S (1,9) OBP: 0.389, SLG: 0.565 Jim Dwyer, L (8,9) OBP: 0.421, SLG: 0.529										3	0	1	4	0	0	0					
Ted Simmons, S (1,2) OBP: 0.325, SLG: 0.465										3	1	1	0	1	0	2					
Joe Torre, R (1,3) OBP: 0.374, SLG: 0.406										3	1	2	1	1	1	0					
Bake McBride, L (1,8) OBP: 0.359, SLG: 0.405										4	1	2	2	1	0	2					
Ken Reitz, R (1,5) OBP: 0.310, SLG: 0.369										4	1	0	0	1	0	7					
Mike Tyson, R (1,4) OBP: 0.243, SLG: 0.235										4	1	1	1	0	0	0					
Bob Forsch, R (1,1) OBP: 0.143, SLG: 0.143										4	0	1	0	0	2	2					
Inning Stats	R: 9 E: 2 K: 1 S: 10	H: 4 LOB: 1 BB: 4 P: 27	R: 0 E: 0 K: 1 S: 5	H: 0 LOB: 0 BB: 0 P: 5	R: 0 E: 0 K: 0 S: 4	H: 1 LOB: 1 BB: 0 P: 4	R: 0 E: 0 K: 0 S: 4	H: 1 LOB: 2 BB: 0 P: 5	R: 0 E: 0 K: 0 S: 3	H: 0 LOB: 0 BB: 0 P: 3	R: 0 E: 1 K: 1 S: 6	H: 1 LOB: 3 BB: 2 P: 14	R: 0 E: 0 K: 1 S: 5	H: 0 LOB: 0 BB: 0 P: 5	R: 1 E: 0 K: 0 S: 5	H: 2 LOB: 2 BB: 1 P: 9		1B: 7 2B: 2 3B: 0 HR: 0	SF: 1 SAC: 1 DP: 0 HBP: 2	WP: 0 PB: 0 SB: 1 CS: 0	PA: 43
PITCHER Buzz Capra, R (1,1) ERA: 1.87 Lew Krausse, R (1,1) ERA: 3.0 Joe Niekro, R (6,1) ERA: 2.57 Tom House, L (8,1) ERA: 2.01	IP: 0.2 WLS: L BF: 11 H: 3 R: 9 ER: 3 SO: 1 BB: 2 IBB: 2 HBP: 1 BLK: 0 WP: 0 HR: 0 S: 8 P: 25 ERA: 40.50 WHIP: 7.500																				

Batter	1	2	3	4	5	6	7	8	9	AB	R	H	RBI	BB	SO	LOB	TOP								
Cesar Geronimo, L OBP: 0.371, SLG: 0.468 (1, 8)										5	0	1	1	0	2	1	Cincinnati Reds @ St. Louis Cardinals Busch Stadium, St. Louis, MO Mon Jul 15 1974, 7:05 PM CDT Att: 21,316 - Unknown livebaseballscores.com								
Pete Rose, S OBP: 0.386, SLG: 0.364 (1, 7)										4	0	2	0	0	0	0									
Joe Morgan, L OBP: 0.440, SLG: 0.491 (1, 4)										4	1	2	1	0	0	2									
Johnny Bench, R OBP: 0.357, SLG: 0.471 (1, 2)										4	0	0	0	0	0	4									
Tony Perez, R OBP: 0.330, SLG: 0.458 George Foster, R OBP: 0.319, SLG: 0.401 (8, 9)										4	0	1	0	0	0	0									
Dan Driessen, L OBP: 0.339, SLG: 0.380 (1, 5) (6, 9) (8, 3)										4	0	0	0	0	0	1									
Dave Concepcion, R OBP: 0.322, SLG: 0.366 (1, 6)										2	2	2	0	2	0	0									
Ken Griffey, L OBP: 0.264, SLG: 0.188 Darrel Chaney, S OBP: 0.377, SLG: 0.315 (1, 9) (6, 5)										3	0	1	1	0	0	4									
Clay Kirby, R OBP: 0.180, SLG: 0.089 (1, 1)										3	0	0	0	1	1	1									
Inning Stats	R: 0 E: 0 K: 1 S: 6	H: 2 LOB: 1 BB: 0 P: 6	R: 1 E: 0 K: 0 S: 3	H: 1 LOB: 1 BB: 1 P: 7	R: 0 E: 0 K: 1 S: 6	H: 1 LOB: 2 BB: 1 P: 10	R: 0 E: 0 K: 0 S: 4	H: 1 LOB: 1 BB: 0 P: 4	R: 0 E: 0 K: 0 S: 3	H: 0 LOB: 0 BB: 0 P: 3	R: 0 E: 0 K: 0 S: 5	H: 1 LOB: 3 BB: 1 P: 9	R: 0 E: 0 K: 0 S: 3	H: 0 LOB: 0 BB: 0 P: 3	R: 1 E: 0 K: 0 S: 4	H: 1 LOB: 1 BB: 0 P: 4		R: 1 E: 0 K: 1 S: 6	H: 2 LOB: 1 BB: 0 P: 6	1B: 7 2B: 1 3B: 0 HR: 1	SF: 0 SAC: 1 DP: 1 HBP: 0	WP: 0 PB: 0 SB: 1 CS: 0	PA: 37		
PITCHER	IP	WLS	BF	H	R	ER	SO	BB	IBB	HBP	BLK	WP	HR	S	P	ERA	WHIP								
Alan Foster, R ERA: 3.53 Mike Garman, R ERA: 3.35 (1, 1) (9, 1)	8.0	L	33	7	2	2	2	3	0	0	0	0	0	1	34	46	2.25	1.250							

Batter	1	2	3	4	5	6	7	8	9	AB	R	H	RBI	BB	SO	LOB	BOTTOM							
Lou Brock, L OBP: 0.370, SLG: 0.410 (1, 7)										4	0	2	0	0	1	1	Cincinnati Reds @ St. Louis Cardinals Busch Stadium, St. Louis, MO Mon Jul 15 1974, 7:05 PM CDT Att: 21,316 - Unknown livebaseballscores.com							
Jack Heidemann, R OBP: 0.333, SLG: 0.311 (1, 6)										4	0	1	0	0	2	3								
Bake McBride, L OBP: 0.355, SLG: 0.399 (1, 8)										4	0	2	0	0	1	1								
Reggie Smith, S OBP: 0.387, SLG: 0.554 (1, 9)										3	0	1	0	1	0	3								
Ted Simmons, S OBP: 0.317, SLG: 0.451 (1, 2)										4	0	0	0	0	0	4								
Joe Torre, R OBP: 0.371, SLG: 0.404 (1, 3)										4	0	2	0	0	1	0								
Ken Reitz, R OBP: 0.309, SLG: 0.364 (1, 5)										4	0	0	0	0	0	3								
Mike Tyson, R OBP: 0.237, SLG: 0.229 Jose Cruz, L OBP: 0.323, SLG: 0.400 Tom Heintzelman, R OBP: 0.329, SLG: 0.343 (1, 4) (7, PH) (8, 4)										2	0	0	0	0	2	1								
Alan Foster, R OBP: 0.235, SLG: 0.212 Jim Dwyer, L OBP: 0.405, SLG: 0.500 Mike Garman, R OBP: 0.250, SLG: 0.250 (1, 1) (8, PH) (9, 1)										2	0	0	0	0	0	1								
Inning Stats	R: 0 E: 0 K: 2 S: 9	H: 2 LOB: 2 BB: 0 P: 9	R: 0 E: 0 K: 1 S: 6	H: 1 LOB: 1 BB: 0 P: 6	R: 0 E: 0 K: 0 S: 3	H: 1 LOB: 1 BB: 1 P: 7	R: 0 E: 0 K: 0 S: 3	H: 1 LOB: 0 BB: 0 P: 3	R: 0 E: 0 K: 1 S: 7	H: 2 LOB: 2 BB: 0 P: 7	R: 0 E: 0 K: 1 S: 5	H: 0 LOB: 0 BB: 0 P: 5	R: 0 E: 0 K: 1 S: 5	H: 0 LOB: 0 BB: 0 P: 5	1B: 7 2B: 2 3B: 0 HR: 0	SF: 0 SAC: 0 DP: 2 HBP: 0		WP: 0 PB: 0 SB: 0 CS: 1	PA: 34					
PITCHER	IP	WLS	BF	H	R	ER	SO	BB	IBB	HBP	BLK	WP	HR	S	P	ERA	WHIP							
Clay Kirby, R ERA: 2.96 (1, 1)	9.0	W	34	9	0	0	7	1	0	0	0	0	0	47	51	0.00	1.111							



Batter	1	2	3	4	5	6	7	8	9	AB	R	H	RBI	BB	SO	LOB	TOP					
Greg Gross, L OBP: 0.420, SLG: 0.388 (1,9)										4	1	0	0	0	1	0						
Roger Metzger, S OBP: 0.312, SLG: 0.318 (1,6)										5	1	0	1	0	0	2						
Cesar Cedeño, R OBP: 0.355, SLG: 0.519 (1,8)										4	2	2	1	1	1	0						
Bob Watson, R OBP: 0.377, SLG: 0.411 Bob Gallagher, L OBP: 0.290, SLG: 0.197 (1,7)										4	0	1	0	0	0	5						
Lee May, R OBP: 0.297, SLG: 0.457 (1,3)										5	2	3	3	0	0	1						
Milt May, L OBP: 0.354, SLG: 0.385 (1,2)										4	0	3	1	1	0	0						
Doug Rader, R OBP: 0.335, SLG: 0.441 (1,5)										5	0	0	1	0	1	6						
Tommy Helms, R OBP: 0.313, SLG: 0.359 Larry Milbourne, S OBP: 0.344, SLG: 0.325 (7, PR)										3	0	2	0	0	0	0						
Claude Osteen, L OBP: 0.289, SLG: 0.378 (1,1)										2	1	1	1	0	0	2						
Inning Stats	R: 0 E: 0 K: 0 S: 4	H: 1 LOB: 1 BB: 0 P: 4	R: 1 E: 0 K: 0 S: 5	H: 2 LOB: 1 BB: 0 P: 5	R: 0 E: 0 K: 1 S: 5	H: 0 LOB: 0 BB: 0 P: 5	R: 0 E: 0 K: 1 S: 6	H: 2 LOB: 1 BB: 0 P: 6	R: 0 E: 0 K: 1 S: 5	H: 0 LOB: 0 BB: 0 P: 5	R: 1 E: 0 K: 0 S: 5	H: 2 LOB: 2 BB: 1 P: 9	R: 6 E: 3 K: 1 S: 12	H: 5 LOB: 2 BB: 1 P: 16	R: 0 E: 0 K: 0 S: 3	H: 0 LOB: 0 BB: 0 P: 3	R: 0 E: 1 K: 0 S: 5	H: 1 LOB: 2 BB: 0 P: 5	1B: 11 2B: 1 3B: 0 HR: 1	SF: 0 SAC: 1 DP: 1 HBP: 0	WP: 0 PB: 0 SB: 0 CS: 0	PA: 44
PITCHER	IP WLS BF H R ER SO BB IBB HBP BLK WP HR S P ERA WHIP																					
Lynn McGlothen, R ERA: 2.89 (1,1)	6.0 L 30 10 7 4 3 1 0 0 0 0 0 1 35 39 6.00 1.833																					
Mike Garman, R ERA: 3.14 (7,1)	0.1 5 2 1 0 0 0 0 1 0 0 0 0 0 4 8 0.00 6.000																					
Al Hrabosky, L ERA: 4.78 (7,1)	0.2 1 0 0 0 1 0 0 0 0 0 0 0 0 3 3 0.00 0.000																					
Orlando Peña, R ERA: 2.13 (8,1)	2.0 8 1 0 0 0 0 0 0 0 0 0 0 0 8 8 0.00 0.500																					

Houston Astros @ St. Louis Cardinals
Busch Stadium, St. Louis, MO
Thu Jul 18 1974, 7:05 PM CDT
Att: 11,560 - Unknown

AB	41
R	8
H	13
RBI	8
BB	2
SO	4
LOB	20



Batter	1	2	3	4	5	6	7	8	9	AB	R	H	RBI	BB	SO	LOB	BOTTOM					
Lou Brock, L OBP: 0.378, SLG: 0.411 (1,7)										4	0	3	2	0	0	0						
Bake McBride, L OBP: 0.345, SLG: 0.389 (1,8)										4	0	1	0	0	0	3						
Reggie Smith, S OBP: 0.391, SLG: 0.557 (1,9)										2	0	0	0	2	0	1						
Joe Torre, R OBP: 0.371, SLG: 0.407 (1,3)										3	0	0	0	1	1	3						
Ken Reitz, R OBP: 0.310, SLG: 0.363 (1,5)										4	0	1	0	0	1	1						
Jerry Davanon, R OBP: 0.143, SLG: 0.143 (1,4)										4	0	0	0	0	0	2						
Marc Hill, R OBP: 0.400, SLG: 0.500 (1,2)										4	1	2	0	0	0	2						
Mike Tyson, R OBP: 0.235, SLG: 0.232 (1,6)										3	1	1	0	0	0	1						
Lynn McGlothen, L OBP: 0.275, SLG: 0.280 Mike Garman, R OBP: 0.250, SLG: 0.250 Al Hrabosky, R OBP: 0.333, SLG: 0.333 Luis Melendez, R OBP: 0.286, SLG: 0.315 Orlando Peña, R OBP: 0.500, SLG: 0.500 (1,1)										2	0	0	0	0	0	2						
Inning Stats	R: 0 E: 1 K: 0 S: 3	H: 1 LOB: 1 BB: 1 P: 7	R: 0 E: 0 K: 0 S: 3	H: 1 LOB: 0 BB: 0 P: 3	R: 0 E: 0 K: 0 S: 3	H: 0 LOB: 0 BB: 0 P: 3	R: 0 E: 0 K: 0 S: 3	H: 1 LOB: 1 BB: 1 P: 7	R: 2 E: 0 K: 0 S: 6	H: 3 LOB: 1 BB: 0 P: 6	R: 0 E: 0 K: 1 S: 4	H: 0 LOB: 0 BB: 1 P: 8	R: 0 E: 0 K: 0 S: 4	H: 1 LOB: 1 BB: 0 P: 4	R: 0 E: 0 K: 0 S: 3	H: 1 LOB: 0 BB: 0 P: 3	R: 0 E: 1 K: 1 S: 6	H: 0 LOB: 1 BB: 0 P: 6	1B: 7 2B: 1 3B: 0 HR: 0	SF: 0 SAC: 0 DP: 4 HBP: 0	WP: 0 PB: 0 SB: 2 CS: 2	PA: 34
PITCHER	IP WLS BF H R ER SO BB IBB HBP BLK WP HR S P ERA WHIP																					
Claude Osteen, L ERA: 3.15 (1,1)	9.0 W 34 8 2 2 2 3 0 0 0 0 0 0 35 47 2.00 1.222																					

Houston Astros @ St. Louis Cardinals
Busch Stadium, St. Louis, MO
Thu Jul 18 1974, 7:05 PM CDT
Att: 11,560 - Unknown

AB	31
R	2
H	8
RBI	2
BB	3
SO	2
LOB	16



Batter	1	2	3	4	5	6	7	8	9	AB	R	H	RBI	BB	SO	LOB	TOP					
Greg Gross, L (1, 9) OBP: 0.415, SLG: 0.382										5	0	0	0	0	0	3						
Roger Metzger, S (1, 6) OBP: 0.314, SLG: 0.320										4	2	2	0	0	1	0						
Cesar Cedeno, R (1, 8) OBP: 0.356, SLG: 0.522										4	2	2	0	0	0	0						
Bob Watson, R (1, 7) (8, 3) OBP: 0.376, SLG: 0.409										4	0	1	2	0	0	1						
Lee May, R (1, 3) OBP: 0.302, SLG: 0.470										4	1	3	3	0	0	0						
Bob Gallagher, L (8, PR) OBP: 0.280, SLG: 0.197											0	0	0	0	0	0						
Milt May, L (1, 2) OBP: 0.349, SLG: 0.378										4	0	0	0	0	0	3						
Doug Rader, R (1, 5) OBP: 0.334, SLG: 0.438										4	0	1	0	0	0	0						
Tommy Helms, R (1, 4) OBP: 0.320, SLG: 0.363										2	0	2	0	1	0	0						
Larry Milbourne, S (7, PR) OBP: 0.356, SLG: 0.341										1	0	1	0	0	0	0						
Tom Griffin, R (1, 1) OBP: 0.364, SLG: 0.561										2	0	0	0	0	2	3						
Mike Cosgrove, L (8, 1)										0	0	0	0	0	0	0						
Inning Stats	R: 3 E: 0 K: 0 S: 6	H: 3 LOB: 0 BB: 0 P: 6	R: 0 E: 0 K: 0 S: 4	H: 1 LOB: 1 BB: 0 P: 4	R: 0 E: 0 K: 0 S: 3	H: 0 LOB: 0 BB: 0 P: 3	R: 0 E: 0 K: 0 S: 3	H: 1 LOB: 0 BB: 0 P: 3	R: 0 E: 0 K: 1 S: 4	H: 0 LOB: 0 BB: 1 P: 8	R: 0 E: 0 K: 1 S: 5	H: 0 LOB: 0 BB: 0 P: 5	R: 0 E: 0 K: 1 S: 7	H: 2 LOB: 2 BB: 0 P: 7	R: 2 E: 0 K: 0 S: 6	H: 4 LOB: 2 BB: 0 P: 6	R: 0 E: 0 K: 0 S: 4	H: 1 LOB: 1 BB: 0 P: 4	1B: 10 2B: 2 3B: 0 HR: 1	SF: 0 SAC: 2 DP: 2 HBP: 0	WP: 0 PB: 0 SB: 0 CS: 1	PA: 37
PITCHER	IP WLS BF H R ER SO BB IBB HBP BLK WP HR S P ERA WHIP																					
Ray Bare, R (1, 1) ERA: 7.84	7.1 L 30 9 5 5 3 1 0 0 0 0 0 1 35 39 6.14 1.364																					
Mike Garman, R (8, 1) ERA: 3.14	0.0 2 2 0 0 0 0 0 0 0 0 0 0 2 2 ∞ ∞																					
Rich Folkers, L (8, 1) ERA: 3.14	0.2 1 0 0 0 0 0 0 0 0 0 0 0 1 1 0.00 0.000																					
Orlando Pena, R (9, 1) ERA: 2.08	1.0 4 1 0 0 0 0 0 0 0 0 0 0 4 4 0.00 1.000																					

Houston Astros @ St. Louis Cardinals
Busch Stadium, St. Louis, MO
Fri Jul 19, 1974, 7:05 PM CDT
Att: 19,230 - Unknown

AB 34
R 5
H 12
RBI 5
BB 1
SO 3
LOB 10



Batter	1	2	3	4	5	6	7	8	9	AB	R	H	RBI	BB	SO	LOB	BOTTOM					
Lou Brock, L (1, 7) OBP: 0.377, SLG: 0.409										4	0	1	0	0	0	1						
Ken Reitz, R (1, 5) OBP: 0.312, SLG: 0.363										3	0	1	0	1	0	1						
Bake McBride, L (1, 8) OBP: 0.348, SLG: 0.387										4	1	1	0	0	1	2						
Reggie Smith, S (1, 9) OBP: 0.389, SLG: 0.553										4	0	1	0	0	0	3						
Joe Torre, R (1, 3) OBP: 0.372, SLG: 0.415										4	0	2	1	0	0	1						
Jerry Davanon, R (1, 4) OBP: 0.091, SLG: 0.091										4	0	0	0	0	0	3						
Marc Hill, R (1, 2) OBP: 0.333, SLG: 0.417										2	0	0	0	0	2	0						
Jim Dwyer, L (8, PH) OBP: 0.378, SLG: 0.475										1	0	0	0	0	0	0						
Jack Heidemann, R (9, 6) OBP: 0.321, SLG: 0.275										0	0	0	0	0	0	0						
Mike Tyson, R (1, 6) OBP: 0.233, SLG: 0.230										2	0	0	0	0	0	0						
Tim McCarver, L (8, PH) OBP: 0.356, SLG: 0.242										0	0	0	0	1	0	0						
Orlando Pena, R (9, 1) OBP: 0.500, SLG: 0.500										0	0	0	0	0	0	0						
Ray Bare, R (1, 1) OBP: 0.250, SLG: 0.250										2	0	0	0	0	2	0						
Mike Garman, R (8, 1) OBP: 0.356, SLG: 0.242										0	0	0	0	0	0	0						
Rich Folkers, L (8, 1) OBP: 0.311, SLG: 0.439										0	0	0	0	0	0	0						
Ted Simmons, S (8, PH) OBP: 0.311, SLG: 0.439										1	0	0	0	0	0	1						
Inning Stats	R: 0 E: 0 K: 0 S: 4	H: 1 LOB: 1 BB: 0 P: 4	R: 0 E: 0 K: 1 S: 5	H: 0 LOB: 0 BB: 0 P: 5	R: 0 E: 0 K: 1 S: 5	H: 0 LOB: 0 BB: 0 P: 5	R: 1 E: 0 K: 0 S: 5	H: 2 LOB: 1 BB: 0 P: 5	R: 0 E: 0 K: 2 S: 7	H: 0 LOB: 0 BB: 0 P: 7	R: 0 E: 0 K: 0 S: 3	H: 1 LOB: 0 BB: 0 P: 3	R: 0 E: 0 K: 0 S: 3	H: 1 LOB: 1 BB: 0 P: 3	R: 0 E: 0 K: 0 S: 3	H: 0 LOB: 2 BB: 1 P: 7	R: 0 E: 0 K: 1 S: 6	H: 1 LOB: 2 BB: 1 P: 10	1B: 5 2B: 0 3B: 1 HR: 0	SF: 0 SAC: 0 DP: 2 HBP: 0	WP: 0 PB: 0 SB: 0 CS: 0	PA: 33
PITCHER	IP WLS BF H R ER SO BB IBB HBP BLK WP HR S P ERA WHIP																					
Tom Griffin, R (1, 1) ERA: 2.96	7.2 W 27 5 1 1 4 1 0 0 0 0 0 0 7 11 0.00 1.500																					
Mike Cosgrove, L (8, 1) ERA: 2.11	1.1 6 1 0 0 1 1 0 0 0 0 0 0 7 11 0.00 1.500																					

Houston Astros @ St. Louis Cardinals
Busch Stadium, St. Louis, MO
Fri Jul 19, 1974, 7:05 PM CDT
Att: 19,230 - Unknown

AB 31
R 1
H 6
RBI 1
BB 2
SO 5
LOB 12




Batter	1	2	3	4	5	6	7	8	9	AB R H RBI BB SO LOB																											
Greg Gross, L OBP: 0.413, SLG: 0.378 (1, 9)	0-0 5-3		0-0 SH2-3		0-0 F8		0-0 L6	4-0 BB		3 0 0 1 1 0 0																											
Roger Metzger, S OBP: 0.313, SLG: 0.318 (1, 6)	0-0 4-3		0-0 G3		0-0 G3			1-2 2-3 3-H 1B		5 1 1 0 0 1 4																											
Cesar Cedeno, R OBP: 0.357, SLG: 0.522 (1, 8)	4-0 BB		0-0 F8		0-0 F7			0-0 1B	0-0 F2	4 1 1 1 1 0 1																											
Bob Watson, R OBP: 0.376, SLG: 0.409 (1, 7)	0-0 F7			0-0 G4-3-6 1B		0-0 F9		0-0 SH2-4 1B	0-0 F8	5 2 2 1 0 0 1																											
Lee May, R OBP: 0.304, SLG: 0.468 Wilbur Howard, S OBP: 0.300, SLG: 0.333 (8, PR)		0-0 6-3		0-0 E6 G4-3-6				4-0 1B SH2-4 BB	4-0 CS	3 0 1 0 1 0 1 0 1 0 0 1 0 0																											
Milt May, L OBP: 0.348, SLG: 0.377 (1, 2)			0-0 G4-3-6 1B		0-0 K			0-0 SH2-4 1B	0-0 CS	3 0 1 0 0 1 3																											
Doug Rader, R OBP: 0.336, SLG: 0.438 (1, 5)		0-3 K		0-0 1B		0-3 K		4-0 BB 1B		3 0 1 1 1 2 2																											
Tommy Helms, R OBP: 0.322, SLG: 0.365 Larry Milbourne, S OBP: 0.356, SLG: 0.341 (8, PR)		0-3 K		0-0 1B			0-0 5-3	0-0 BB 1B		4 0 2 1 0 1 1 0 0 0 0 0 0 0																											
Dave Roberts, L OBP: 0.230, SLG: 0.413 Bob Gallegos, L OBP: 0.276, SLG: 0.194 Ken Forsch, R OBP: 0.319, SLG: 0.461 Cliff Johnson, R OBP: 0.323, SLG: 0.461 Jim York, R OBP: 0.316, SLG: 0.269 Mike Cosgrove, L OBP: 0.250, SLG: 0.250 (9, 1)			0-0 G3 SH2-3 1B		0-0 P5		0-0 4-3	0-0 P6		2 0 1 0 0 0 2 1 0 0 0 0 0 0 0 0 0 0 0 0 0 1 0 0 0 0 0 3 0																											
Inning Stats	R: 0 E: 0 K: 0 S: 3	H: 0 LOB: 1 BB: 1 P: 7	R: 0 E: 0 K: 2 S: 8	H: 1 LOB: 1 BB: 0 P: 8	R: 0 E: 0 K: 0 S: 4	H: 1 LOB: 2 BB: 0 P: 4	R: 1 E: 1 K: 0 S: 6	H: 3 LOB: 0 BB: 0 P: 6	R: 0 E: 0 K: 2 S: 8	H: 1 LOB: 1 BB: 0 P: 8	R: 0 E: 0 K: 0 S: 3	H: 0 LOB: 0 BB: 0 P: 3	R: 0 E: 0 K: 1 S: 5	H: 0 LOB: 0 BB: 0 P: 5	R: 4 E: 0 K: 1 S: 9	H: 4 LOB: 3 BB: 3 P: 21	R: 0 E: 0 K: 0 S: 2	H: 0 LOB: 0 BB: 1 P: 6	1B: 9 2B: 1 3B: 0 HR: 0	SF: 0 SAC: 2 DP: 1 HBP: 0	WP: 0 PB: 0 SB: 1 CS: 1	PA: 42															
PITCHER	IP WLS BF H R ER SO BB IBB HBP BLK WP HR S P ERA WHIP																																				
Alan Foster, R ERA: 3.63 (1, 1)	7.0	32	9	5	4	4	1	1	0	0	0	0	0	0	38	46	5.14	1.429																			
Rich Folkers, L ERA: 3.12 (8, 1)	0.1	3	1	0	0	0	0	1	0	0	0	0	0	2	6	0.00	3.000																				
Orlando Pena, R ERA: 2.06 (8, 1)	0.1	1	0	0	0	0	0	0	0	0	0	0	0	1	1	0.00	0.000																				
Al Hrabosky, L ERA: 4.62 (8, 1)	1.1	W	5	0	0	0	1	2	0	0	0	0	0	5	13	0.00	1.500																				

TOP

Houston Astros @ St. Louis Cardinals
Busch Stadium, St. Louis, MO

Sat Jul 20 1974, 3:33 AM CDT
Att: 13,448 - Unknown

AB 34
R 5
H 10
RBI 5
BB 5
SO 5
LOB 18




Batter	1	2	3	4	5	6	7	8	9	AB R H RBI BB SO LOB																										
Lou Brock, L OBP: 0.374, SLG: 0.409 (1, 7)	0-0 F8		0-0 1B 2B		0-3 K		0-0 6-3		0-0 4-3	5 1 1 1 0 1 0																										
Jerry Davanon, R OBP: 0.250, SLG: 0.143 (1, 4)	4-0 BB		0-0 8-4 1B		0-0 5-3		0-3 K		4-0 BB 1B	3 1 1 1 2 1 0																										
Bake McBride, L OBP: 0.348, SLG: 0.385 (1, 8)	0-0 F8		1-0 HBP			0-0 F9	0-0 F8		0-0 BB 1B	4 1 1 0 0 0 1																										
Reggie Smith, S OBP: 0.386, SLG: 0.550 (1, 9)	0-0 F9		0-0 8-4			0-0 2B 2B		0-0 4-3	0-0 F9	5 1 1 0 0 0 5																										
Joe Torre, R OBP: 0.375, SLG: 0.417 (1, 3)		0-0 F9		0-0 F8		0-0 2B 2B		4-0 1B BB	4-0 1B BB	3 1 1 1 2 0 0																										
Ken Reitz, R OBP: 0.312, SLG: 0.366 Tim McCarver, L OBP: 0.360, SLG: 0.250 (8, PH)		0-0 L9		0-0 WP 2B		0-0 F7		0-0 F7	0-0 1B	3 0 1 0 0 0 1 2 0 1 2 0 0 1																										
Marc Hill, R OBP: 0.400, SLG: 0.385 Ted Simmons, S OBP: 0.313, SLG: 0.441 (9, 2)		4-0 BB		0-0 5-3		4-0 1B IBB		0-0 F7	1-2 2-3 3-H	1 0 0 0 2 0 1 1 0 1 0 0 0 0																										
Mike Tyson, R OBP: 0.234, SLG: 0.231 Jim Dwyer, L OBP: 0.378, SLG: 0.475 Jack Heidemann, R OBP: 0.316, SLG: 0.269 (8, PH)		0-3 K		0-0 P3		0-0 1B		0-3 K		3 0 1 1 0 1 2 0 0 0 0 0 0 0 1 0 0 0 0 1 2																										
Alan Foster, R OBP: 0.216, SLG: 0.194 Rich Folkers, L OBP: 0.500, SLG: 0.500 Al Hrabosky, R OBP: 0.333, SLG: 0.333 Luis Melendez, R OBP: 0.293, SLG: 0.344 (9, PH)			0-0 4-3		0-0 F9		0-0 L6		0-0 4-3 3B	3 0 0 0 0 0 2 0																										
Inning Stats	R: 0 E: 0 K: 0 S: 3	H: 0 LOB: 1 BB: 1 P: 7	R: 0 E: 0 K: 1 S: 5	H: 0 LOB: 1 BB: 1 P: 9	R: 1 E: 0 K: 0 S: 4	H: 2 LOB: 1 BB: 0 P: 5	R: 0 E: 0 K: 0 S: 4	H: 1 LOB: 0 BB: 0 P: 4	R: 0 E: 0 K: 1 S: 5	H: 0 LOB: 0 BB: 0 P: 5	R: 2 E: 0 K: 0 S: 6	H: 3 LOB: 2 BB: 1 P: 10	R: 0 E: 0 K: 1 S: 5	H: 0 LOB: 0 BB: 0 P: 5	R: 0 E: 0 K: 1 S: 6	H: 1 LOB: 2 BB: 1 P: 10	R: 3 E: 0 K: 0 S: 5	H: 3 LOB: 2 BB: 2 P: 13	1B: 5 2B: 5 3B: 1 HR: 0	SF: 0 SAC: 0 DP: 1 HBP: 1	WP: 1 PB: 0 SB: 0 CS: 0	PA: 42														
PITCHER	IP WLS BF H R ER SO BB IBB HBP BLK WP HR S P ERA WHIP																																			
Dave Roberts, L ERA: 3.72 (7, 1)	6.0	27	6	3	3	2	2	1	0	0	0	0	0	5	5	0.00	0.000																			
Ken Forsch, R ERA: 3.19 (8, 1)	1.0	3	0	0	0	1	0	0	0	0	0	0	0	5	5	0.00	0.000																			
Jim York, R ERA: 1.37 (8, 1)	0.2	4	1	0	0	0	1	0	0	0	0	0	0	3	7	0.00	3.000																			
Mike Cosgrove, L ERA: 2.63 Don Wilson, R ERA: 4.09 (9, 1)	1.0	L	6	2	3	3	1	1	0	0	0	0	0	7	11	27.00	3.000																			

BOTTOM

Houston Astros @ St. Louis Cardinals
Busch Stadium, St. Louis, MO

Sat Jul 20 1974, 3:33 AM CDT
Att: 13,448 - Unknown

AB 35
R 6
H 10
RBI 6
BB 6
SO 4
LOB 15



Batter	1	2	3	4	5	6	7	8	9	AB	R	H	RBI	BB	SO	LOB	TOP					
Greg Gross, L (1, 9) OBP: 0.408, SLG: 0.373										4	0	0	0	0	0	3	Houston Astros @ St. Louis Cardinals Busch Stadium, St. Louis, MO Sun Jul 21 1974, 3:33 AM CDT Att: 15,006 - Unknown					
Roger Metzger, S (1, 6) OBP: 0.309, SLG: 0.314										4	0	0	0	0	2							
Cesar Cedeno, R (1, 8) OBP: 0.358, SLG: 0.524										4	1	2	0	0	3							
Bob Watson, R (1, 7) OBP: 0.375, SLG: 0.407										4	0	1	1	0	1							
Lee May, R (1, 3) OBP: 0.304, SLG: 0.469										4	0	1	0	0	2							
Milt May, L (1, 2) OBP: 0.351, SLG: 0.377										3	0	1	0	1	0							
Doug Rader, R (1, 5) OBP: 0.335, SLG: 0.433										3	0	0	0	1	0							
Tommy Helms, R (1, 4) OBP: 0.324, SLG: 0.367										4	0	2	0	0	1							
Larry Dierker, R (1, 1) OBP: 0.217, SLG: 0.267										2	0	1	0	0	1							
Fred Scherman, L (6, 1) OBP: 0.273, SLG: 0.191										0	0	0	0	0	0							
Bob Gallagher, L (7, PH) OBP: 0.273, SLG: 0.191										1	0	0	0	0	1							
Ken Forsch, R (7, 1) OBP: 0.375, SLG: 0.456										0	0	0	0	0	0							
Cliff Johnson, R (9, PH) OBP: 0.375, SLG: 0.456										1	0	0	0	0	1							
Inning Stats	R: 1 E: 0 K: 0 S: 5	H: 2 LOB: 1 BB: 0 P: 5	R: 0 E: 0 K: 0 S: 3	H: 0 LOB: 0 BB: 0 P: 3	R: 0 E: 0 K: 0 S: 4	H: 1 LOB: 1 BB: 0 P: 4	R: 0 E: 0 K: 1 S: 5	H: 1 LOB: 1 BB: 0 P: 9	R: 0 E: 1 K: 0 S: 5	H: 1 LOB: 2 BB: 0 P: 5	R: 0 E: 0 K: 0 S: 4	H: 1 LOB: 0 BB: 0 P: 4	R: 0 E: 0 K: 1 S: 5	H: 1 LOB: 0 BB: 0 P: 5	R: 0 E: 0 K: 1 S: 6	H: 1 LOB: 1 BB: 0 P: 6	R: 0 E: 0 K: 0 S: 3	H: 0 LOB: 1 BB: 1 P: 7	1B: 5 2B: 3 3B: 0 HR: 0	SF: 0 SAC: 0 DP: 2 HBP: 0	WP: 0 PB: 0 SB: 0 CS: 0	PA: 36
PITCHER Bob Forsch, R (1, 1) ERA: 3.55	IP: 9.0 WLS: W BF: 36 H: 8 R: 1 ER: 1 SO: 3 BB: 2 IBB: 0 HBP: 0 BLK: 0 WP: 0 HR: 0 S: 40 P: 48 ERA: 1.00 WHIP: 1.111															PITCHER	IP: WLS: BF: H: R: ER: SO: BB: IBB: HBP: BLK: WP: HR: S: P: ERA: WHIP:					

Batter	1	2	3	4	5	6	7	8	9	AB	R	H	RBI	BB	SO	LOB	BOTTOM			
Lou Brock, L (1, 7) OBP: 0.378, SLG: 0.413										4	1	3	1	0	0	0	Houston Astros @ St. Louis Cardinals Busch Stadium, St. Louis, MO Sun Jul 21 1974, 3:33 AM CDT Att: 15,006 - Unknown			
Jose Cruz, L (8, 7) OBP: 0.328, SLG: 0.430										1	1	1	2	0	0					
Jerry Davanon, R (1, 4) OBP: 0.286, SLG: 0.263										5	1	2	0	0	2					
Bake McBride, L (1, 8) OBP: 0.350, SLG: 0.387										4	0	2	0	0	4					
Reggie Smith, S (1, 9) OBP: 0.382, SLG: 0.543										4	0	0	1	0	3					
Ted Simmons, S (1, 2) OBP: 0.313, SLG: 0.437										3	0	0	0	0	1					
Joe Torre, R (1, 3) OBP: 0.380, SLG: 0.418										2	2	1	0	2	1					
Ken Reitz, R (1, 5) OBP: 0.314, SLG: 0.377										4	2	2	2	0	1					
Mike Tyson, R (1, 6) OBP: 0.242, SLG: 0.252										4	1	3	2	0	0					
Bob Forsch, R (1, 1) OBP: 0.111, SLG: 0.111										2	1	0	0	0	1					
Inning Stats	R: 1 E: 0 K: 0 S: 5	H: 2 LOB: 1 BB: 0 P: 5	R: 2 E: 0 K: 0 S: 6	H: 3 LOB: 2 BB: 1 P: 10	R: 0 E: 0 K: 0 S: 3	H: 0 LOB: 0 BB: 1 P: 7	R: 0 E: 0 K: 0 S: 3	H: 0 LOB: 0 BB: 0 P: 3	R: 3 E: 0 K: 0 S: 6	H: 4 LOB: 0 BB: 0 P: 6	R: 1 E: 0 K: 1 S: 6	H: 2 LOB: 1 BB: 0 P: 7	R: 2 E: 0 K: 0 S: 5	H: 2 LOB: 0 BB: 0 P: 5	R: 2 E: 0 K: 0 S: 5	H: 2 LOB: 0 BB: 0 P: 5	1B: 9 2B: 2 3B: 1 HR: 2	SF: 0 SAC: 2 DP: 2 HBP: 1	WP: 1 PB: 0 SB: 3 CS: 1	PA: 39
PITCHER Larry Dierker, R (1, 1) ERA: 2.61	IP: 5.2 WLS: L BF: 27 H: 9 R: 6 ER: 6 SO: 6 BB: 2 IBB: 0 HBP: 0 BLK: 0 WP: 1 HR: 1 S: 25 P: 33 ERA: 9.53 WHIP: 1.941															PITCHER	IP: WLS: BF: H: R: ER: SO: BB: IBB: HBP: BLK: WP: HR: S: P: ERA: WHIP:			
Fred Scherman, L (6, 1) ERA: 4.47	0.1	1	1	0	0	0	0	0	0	0	0	1	1	0.00	3.000					
Ken Forsch, R (7, 1) ERA: 3.6	2.0	10	4	3	3	1	0	0	0	0	0	11	12	13.50	2.000					

Batter	1	2	3	4	5	6	7	8	9	AB	R	H	RBI	BB	SO	LOB	TOP			
Wayne Garrett, L (1.5) OBP: 0.301, SLG: 0.319	F7		1B		F7		F2			4	0	1	0	0	0	1	New York Mets @ St. Louis Cardinals Busch Stadium, St. Louis, MO Thu Jul 25 1974, 7:05 PM CDT Att: 27,992 - Unknown			
Ken Boswell, L (1.4) OBP: 0.274, SLG: 0.289	BB		F2		P6			G3		3	0	0	0	1	0	2				
Cleon Jones, R (1.7) OBP: 0.339, SLG: 0.412	F9		K		K			3-1		4	0	0	0	0	2	3				
Rusty Staub, L (1.9) OBP: 0.346, SLG: 0.424	F8				F7		4-3		L9	4	0	0	0	0	0	1				
John Milner, L (1.3) OBP: 0.326, SLG: 0.403		P6		1B		3-1			P6	3	0	0	0	1	0	0				
Dave Schneck, L (1.8) OBP: 0.258, SLG: 0.329	F5			P6		F8			F9	4	0	0	0	0	0	1				
Ron Hodges, L (1.2) OBP: 0.371, SLG: 0.455		BB		1-2			P6		3-1	3	0	1	0	1	0	0				
Ted Martinez, R (1.6) OBP: 0.242, SLG: 0.292	P3				F9		P6			3	0	0	0	0	0	3				
Jon Matlack, L (1.1) OBP: 0.184, SLG: 0.114										1	0	0	0	1	1	0				
Ed Kranevool, L (7, PH) OBP: 0.453, SLG: 0.513			K							1	1	1	1	0	0	0				
Bob Miller, R (7.1) OBP: 0.167, SLG: 0.333										0	0	0	0	0	0	0				
Inning Stats	R: 0 E: 0 K: 0 S: 3	H: 0 LOB: 1 BB: 1 P: 7	R: 0 E: 0 K: 0 S: 3	H: 0 LOB: 1 BB: 1 P: 7	R: 0 E: 0 K: 2 S: 8	H: 1 LOB: 1 BB: 0 P: 8	R: 0 E: 0 K: 0 S: 4	H: 1 LOB: 2 BB: 1 P: 8	R: 0 E: 0 K: 1 S: 5	H: 0 LOB: 0 BB: 1 P: 9	R: 1 E: 0 K: 0 S: 4	H: 1 LOB: 0 BB: 0 P: 4	R: 0 E: 0 K: 0 S: 3	H: 0 LOB: 0 BB: 0 P: 3	R: 0 E: 0 K: 0 S: 3	H: 0 LOB: 0 BB: 0 P: 3	1B: 2 2B: 0 3B: 0 HR: 1	SF: 0 SAC: 0 DP: 0 HBP: 0	WP: 0 PB: 0 SB: 0 CS: 0	PA: 34
PITCHER Alan Foster, R (1.1) ERA: 3.43	IP: 9.0 WLS: W BF: 34 H: 3 R: 1 ER: 1 SO: 3 BB: 4 IBB: 0 HBP: 0 BLK: 0 WP: 0 HR: 1 S: 36 P: 52 ERA: 1.00 WHIP: 0.778																			

AB 30
R 1
H 3
RBI 1
BB 4
SO 3
LOB 11



Batter	1	2	3	4	5	6	7	8	9	AB	R	H	RBI	BB	SO	LOB	BOTTOM			
Lou Brock, L (1.7) OBP: 0.374, SLG: 0.411	E6 PB		K		6-3		6-3			4	1	0	1	0	1	0	New York Mets @ St. Louis Cardinals Busch Stadium, St. Louis, MO Thu Jul 25 1974, 7:05 PM CDT Att: 27,992 - Unknown			
Ted Sizemore, R (1.4) OBP: 0.345, SLG: 0.320	P4		F7		F3		P6			4	0	0	0	0	0	1				
Bake McBride, L (1.8) OBP: 0.353, SLG: 0.387				2B	1B		1-3		F8	4	1	2	0	0	0	0				
Reggie Smith, S (1.9) OBP: 0.381, SLG: 0.542	P5			1-6-3 1B	2B		F8		F8	4	1	1	1	0	0	1				
Joe Torre, R (1.3) OBP: 0.381, SLG: 0.417	F8			F7		1B		6-3		3	0	0	0	1	0	2				
Ken Reitz, R (1.5) OBP: 0.315, SLG: 0.379				1-6-3		1B				3	0	1	0	0	0	1				
Marc Hill, R (1.2) OBP: 0.389, SLG: 0.375	P4			FC5-4 1B		F9				3	0	1	1	0	0	2				
Mike Tyson, R (1.6) OBP: 0.240, SLG: 0.250	5-3			FC5-4					SH5-4 PB 6-3 1B	3	1	1	0	0	0	1				
Alan Foster, R (1.1) OBP: 0.205, SLG: 0.184			K		K				SH5-4	2	0	0	0	0	2	0				
Inning Stats	R: 1 E: 1 K: 0 S: 5	H: 1 LOB: 1 BB: 0 P: 5	R: 0 E: 0 K: 0 S: 3	H: 0 LOB: 0 BB: 0 P: 3	R: 0 E: 0 K: 2 S: 7	H: 0 LOB: 0 BB: 0 P: 7	R: 2 E: 0 K: 0 S: 6	H: 3 LOB: 1 BB: 0 P: 6	R: 0 E: 0 K: 1 S: 5	H: 0 LOB: 0 BB: 0 P: 5	R: 0 E: 0 K: 0 S: 4	H: 1 LOB: 2 BB: 1 P: 8	R: 1 E: 0 K: 0 S: 4	H: 1 LOB: 0 BB: 0 P: 4	R: 0 E: 0 K: 0 S: 3	H: 0 LOB: 0 BB: 0 P: 3	1B: 5 2B: 1 3B: 0 HR: 0	SF: 0 SAC: 1 DP: 0 HBP: 0	WP: 0 PB: 2 SB: 2 CS: 0	PA: 32
PITCHER Jon Matlack, L (1.1) ERA: 2.57 Bob Miller, R (7.1) ERA: 3.61	IP: 6.0 WLS: L BF: 25 H: 5 R: 3 ER: 2 SO: 3 BB: 1 IBB: 0 HBP: 0 BLK: 0 WP: 0 HR: 0 S: 30 P: 34 ERA: 3.00 WHIP: 1.000																			

AB 30
R 4
H 6
RBI 3
BB 1
SO 3
LOB 8



Batter	1	2	3	4	5	6	7	8	9	AB	R	H	RBI	BB	SO	LOB	TOP					
Wayne Garrett, L (1,5) OBP: 0.302, SLG: 0.319										4	0	1	0	1	0	1	New York Mets @ St. Louis Cardinals Busch Stadium, St. Louis, MO Fri Jul 26 1974, 7:05 PM CDT Att: 20,783 - Unknown					
Jerry Grote, R (1,2) OBP: 0.353, SLG: 0.376										4	1	1	0	1	0	3						
John Milner, L (1,3) OBP: 0.330, SLG: 0.415										5	2	3	1	0	0	1						
Rusty Staub, L (1,9) OBP: 0.347, SLG: 0.423										5	0	2	0	0	0	1						
Ed Kranepool, L (1,7) OBP: 0.456, SLG: 0.513										4	0	2	2	0	0	2						
Dave Schneck, L (7,7) OBP: 0.258, SLG: 0.329										0	0	0	0	0	0	0						
Ken Boswell, L (1,4) OBP: 0.273, SLG: 0.282										3	0	0	0	1	2	2						
Don Hahn, R (1,8) OBP: 0.364, SLG: 0.424										4	0	3	0	0	0	3						
Ted Martinez, R (1,6) OBP: 0.237, SLG: 0.286										4	0	0	0	0	0	3						
Tom Seaver, R (1,1) OBP: 0.196, SLG: 0.075										4	0	0	0	0	3	2						
Inning Stats	R: 0 E: 0 K: 0 S: 5	H: 3 LOB: 2 BB: 0 P: 5	R: 0 E: 0 K: 1 S: 5	H: 1 LOB: 0 BB: 0 P: 5	R: 2 E: 0 K: 0 S: 6	H: 3 LOB: 3 BB: 2 P: 14	R: 0 E: 0 K: 1 S: 5	H: 0 LOB: 0 BB: 0 P: 5	R: 0 E: 0 K: 0 S: 5	H: 2 LOB: 2 BB: 0 P: 5	R: 0 E: 0 K: 1 S: 6	H: 1 LOB: 2 BB: 1 P: 10	R: 1 E: 0 K: 1 S: 6	H: 1 LOB: 0 BB: 0 P: 6	R: 0 E: 0 K: 1 S: 6	H: 1 LOB: 1 BB: 0 P: 6	R: 0 E: 0 K: 0 S: 3	H: 0 LOB: 0 BB: 3 P: 3	1B: 10 2B: 1 3B: 0 HR: 1	SF: 0 SAC: 0 DP: 2 HBP: 0	WP: 0 PB: 0 SB: 1 CS: 0	PA: 40
PITCHER Lynn McGlothen, R (1,1) ERA: 2.92 Al Hrabosky, L (9,1) ERA: 4.5	IP: 8.0 WLS: L BF: 37	H: 12 R: 3 ER: 3 SO: 5	BB: 2 IBB: 1 HBP: 0 BLK: 0	WP: 0 HR: 1 S: 44 P: 56	ERA: 3.38 WHIP: 1.750	PITCHER		IP: 1.0 WLS: 3 BF: 0	H: 0 R: 0 ER: 0 SO: 0	BB: 0 IBB: 0 HBP: 0 BLK: 0	WP: 0 HR: 0 S: 3 P: 3	ERA: 0.00 WHIP: 0.000	PITCHER		IP: 0.0 WLS: 0 BF: 0	H: 0 R: 0 ER: 0 SO: 0	BB: 0 IBB: 0 HBP: 0 BLK: 0	WP: 0 HR: 0 S: 1 P: 1	1B: 0 2B: 0 3B: 0 HR: 0	SF: 0 SAC: 0 DP: 0 HBP: 0	WP: 0 PB: 0 SB: 0 CS: 0	PA: 37
Batter	1	2	3	4	5	6	7	8	9	AB	R	H	RBI	BB	SO	LOB	BOTTOM					
Lou Brock, L (1,7) OBP: 0.373, SLG: 0.409										4	0	1	0	0	0	1	New York Mets @ St. Louis Cardinals Busch Stadium, St. Louis, MO Fri Jul 26 1974, 7:05 PM CDT Att: 20,783 - Unknown					
Al Hrabosky, R (9,1) OBP: 0.333, SLG: 0.333										4	0	0	0	0	0	2						
Ted Sizemore, R (1,4) OBP: 0.340, SLG: 0.315										3	0	1	0	1	1	1						
Bake McBride, L (1,8) OBP: 0.354, SLG: 0.386										4	0	0	0	0	1	2						
Reggie Smith, S (1,9) OBP: 0.376, SLG: 0.535										4	0	0	0	0	1	2						
Ted Simmons, S (1,2) OBP: 0.308, SLG: 0.429										4	0	0	0	0	0	1						
Joe Torre, R (1,3) OBP: 0.381, SLG: 0.416										3	0	1	0	0	0	0						
Ken Reitz, R (1,5) OBP: 0.313, SLG: 0.376										3	0	0	0	0	1	1						
Mike Tyson, R (1,6) OBP: 0.242, SLG: 0.260										2	0	1	0	0	0	0						
Jim Dwyer, L (8,PH) OBP: 0.383, SLG: 0.463										1	0	0	0	0	1	0						
Lynn McGlothen, L (1,1) OBP: 0.264, SLG: 0.269										2	0	0	0	0	0	1						
Jose Cruz, L (8,PH) OBP: 0.326, SLG: 0.426										1	0	0	0	0	1	0						
Jerry Davanon, R (9,6) OBP: 0.318, SLG: 0.263										0	0	0	0	0	0	0						
Inning Stats	R: 0 E: 0 K: 0 S: 3	H: 0 LOB: 1 BB: 1 P: 7	R: 0 E: 0 K: 1 S: 5	H: 0 LOB: 0 BB: 0 P: 5	R: 0 E: 0 K: 0 S: 4	H: 1 LOB: 1 BB: 0 P: 4	R: 0 E: 0 K: 0 S: 3	H: 0 LOB: 0 BB: 0 P: 3	R: 0 E: 0 K: 1 S: 6	H: 1 LOB: 1 BB: 0 P: 6	R: 0 E: 0 K: 1 S: 6	H: 1 LOB: 1 BB: 0 P: 6	R: 0 E: 0 K: 2 S: 7	H: 0 LOB: 0 BB: 0 P: 7	R: 0 E: 0 K: 0 S: 4	H: 1 LOB: 1 BB: 0 P: 4	1B: 3 2B: 0 3B: 1 HR: 0	SF: 0 SAC: 0 DP: 0 HBP: 0	WP: 0 PB: 0 SB: 2 CS: 0	PA: 32		
PITCHER Tom Seaver, R (1,1) ERA: 3.09	IP: 9.0 WLS: W BF: 32	H: 4 R: 0 ER: 0 SO: 5	BB: 1 IBB: 0 HBP: 0 BLK: 0	WP: 0 HR: 0 S: 41 P: 45	ERA: 0.00 WHIP: 0.556	PITCHER		IP: 0.0 WLS: 0 BF: 0	H: 0 R: 0 ER: 0 SO: 0	BB: 0 IBB: 0 HBP: 0 BLK: 0	WP: 0 HR: 0 S: 1 P: 1	ERA: 0.00 WHIP: 0.556	PITCHER		IP: 0.0 WLS: 0 BF: 0	H: 0 R: 0 ER: 0 SO: 0	BB: 0 IBB: 0 HBP: 0 BLK: 0	WP: 0 HR: 0 S: 1 P: 1	1B: 0 2B: 0 3B: 0 HR: 0	SF: 0 SAC: 0 DP: 0 HBP: 0	WP: 0 PB: 0 SB: 0 CS: 0	PA: 32


Batter	1	2	3	4	5	6	7	8	9	AB R H RBI BB SO LOB	TOP									
Lou Brock, L (1, 7) OBP: 0.373, SLG: 0.411	0-0 SH1-3 1B 2B	0-0 E S 1B		0-0 E4 1-2		0-0 F8		0-3 K		5 1 2 0 0 1 3	St. Louis Cardinals @ Chicago Cubs Wrigley Field, Chicago, IL Sat Jul 27 1974, 3:33 AM CDT Att: 29,228 - Unknown									
Ted Sizemore, R (1, 4) OBP: 0.336, SLG: 0.311	0-0 SH1-3 2-3	0-0 6-3 1-3 3-H		0-0 6-3			0-0 6-3		0-0 E6 FC6-4 SH5-4	4 0 0 0 0 0 3										
Bake McBride, L (1, 8) OBP: 0.359, SLG: 0.391	0-0 E 3-H 1B			0-0 4-3 1B			0-0 4-3 FC4-6 1B		0-0 SH5-4 1-2	4 1 3 1 0 0 0										
Reggie Smith, S (1, 9) OBP: 0.371, SLG: 0.527	0-0 E4 E 1-3			0-0 4-3 1-2			0-0 F9 1-2		0-0 FC6-4-5 BB 2-3	5 0 0 0 0 0 4										
Joe Torre, R (1, 3) OBP: 0.381, SLG: 0.414	0-0 E6 G6-3 2-3 3-H			0-0 F7 1B			0-0 F7 1B		0-0 BB 1-2	4 0 1 1 1 0 3										
Ted Simmons, S (1, 2) OBP: 0.395, SLG: 0.429	0-0 G6-3 1-2			0-0 3-1			0-0 FC5-4 1B 1-2		0-0 F9 BB	5 0 2 0 0 0 5										
Ken Reitz, R (1, 5) OBP: 0.312, SLG: 0.375				0-0 FC5-4 1B			0-0 FC5-4 1-2		0-0 FC4-6 1B 1-2	4 0 1 0 0 0 3										
Mike Tyson, R (1, 6) OBP: 0.243, SLG: 0.257				0-0 FC5-4 1B SH3 1-2 E BB			0-0 F7 BB		0-0 4-3 1-2	3 1 0 0 1 0 2										
Bob Forsch, R (1, 1) OBP: 0.167, SLG: 0.091		0-0 SH3 1-2		0-3 K			0-0 4-3		0-0 BB	2 0 0 0 1 1 1										
Inning Stats	R: 2 E: 2 K: 0 S: 6	H: 2 LOB: 1 BB: 0 P: 6	R: 1 E: 0 K: 0 S: 5	H: 2 LOB: 1 BB: 0 P: 5	R: 0 E: 0 K: 1 S: 4	H: 1 LOB: 1 BB: 0 P: 4	R: 0 E: 1 K: 1 S: 6	H: 0 LOB: 2 BB: 1 P: 10	R: 0 E: 0 K: 0 S: 3	H: 0 LOB: 0 BB: 0 P: 3	R: 0 E: 0 K: 0 S: 4	H: 1 LOB: 1 BB: 0 P: 4	R: 0 E: 0 K: 1 S: 6	H: 1 LOB: 2 BB: 1 P: 10	R: 0 E: 1 K: 0 S: 4	H: 0 LOB: 2 BB: 1 P: 8	1B: 8 2B: 1 3B: 0 HR: 0	SF: 0 SAC: 3 DP: 1 HBP: 0	WP: 0 PB: 0 SB: 1 CS: 0	PA: 42
PITCHER	IP WLS BF H R ER SO BB IBB HBP BLK WP HR S P ERA WHIP																			
Bill Bonham, R (1, 1) ERA: 4.03	7.0 L 32 8 3 1 1 1 0 0 0 0 0 0 33 37 1.29 1.286																			
Oscar Zamora, R (8, 1) ERA: 1.95	0.2 4 1 0 0 0 1 0 0 0 0 0 0 3 7 0.00 3.000																			
Dave LaRoche, L (8, 1) ERA: 3.81	1.1 6 0 0 0 0 1 1 0 0 0 0 0 0 7 11 0.00 0.750																			

AB	36
R	3
H	9
RBI	2
BB	3
SO	2
LOB	24



Batter	1	2	3	4	5	6	7	8	9	AB R H RBI BB SO LOB	BOTTOM									
Bill Madlock, R (1, 5) OBP: 0.353, SLG: 0.419	0-0 6-3		0-0 F8		0-0 F8			0-0 5-3		4 0 0 0 0 0 1	St. Louis Cardinals @ Chicago Cubs Wrigley Field, Chicago, IL Sat Jul 27 1974, 3:33 AM CDT Att: 29,228 - Unknown									
Don Kessinger, S (1, 6) OBP: 0.346, SLG: 0.326	0-0 1B 2B 1B		0-0 F8			0-0 F7		0-0 F7		4 1 1 0 0 0 0										
Rick Monday, L (1, 8) OBP: 0.381, SLG: 0.469	0-0 1B PB 2B 1B		0-0 6-3			0-0 6-3		0-0 4-3		4 1 1 0 0 0 0										
Jose Cardenal, R (1, 9) OBP: 0.357, SLG: 0.442	0-0 5-3 1-2			0-3 K		0-0 K		0-3 K		4 0 1 0 0 2 2										
Billy Williams, L (1, 7) OBP: 0.392, SLG: 0.468	0-0 2-H 3-H 2B			0-0 F8		0-0 F5		0-0 F7		4 0 1 2 0 0 1										
Andre Thornton, R (1, 3) OBP: 0.380, SLG: 0.489	0-3 K			0-0 F8			0-0 1-3		0-0 2B	4 0 1 0 0 1 1										
Matt Alexander, S (8, FR) OBP: 0.358, SLG: 0.278										0 0 0 0 0 0 0										
Billy Grabarkewitz, R (1, 4) OBP: 0.333, SLG: 0.312		0-0 6-3			0-3 K		0-0 F7		0-0 6-3	2 0 0 0 0 1 0										
Chris Ward, L (7, PH) OBP: 0.329, SLG: 0.355										1 0 0 0 0 0 0										
Dave Rosello, R (8, 4) OBP: 0.253, SLG: 0.257										0 0 0 0 0 0 0										
Carmen Fanzone, R (8, PH) OBP: 0.243, SLG: 0.250										1 0 0 0 0 0 1										
Steve Swisher, R (1, 2) OBP: 0.331, SLG: 0.307		0-0 B3-4-6 1B								3 0 3 0 0 0 0										
Bill Bonham, R (1, 1) OBP: 0.146, SLG: 0.149		0-0 B3-4-6 1B								2 0 0 0 0 0 2										
Jerry Morales, R (7, PH) OBP: 0.302, SLG: 0.386		0-0 B3-4-6			0-0 P3					1 0 0 0 0 0 1										
Oscar Zamora, R (8, 1) OBP: 0.358, SLG: 0.278										0 0 0 0 0 0 0										
Dave LaRoche, L (8, 1) OBP: 0.250, SLG: 0.375										0 0 0 0 0 0 0										
Inning Stats	R: 2 E: 0 K: 1 S: 8	H: 3 LOB: 1 BB: 0 P: 8	R: 0 E: 0 K: 0 S: 3	H: 1 LOB: 0 BB: 0 P: 3	R: 0 E: 0 K: 1 S: 5	H: 0 LOB: 0 BB: 0 P: 5	R: 0 E: 0 K: 1 S: 6	H: 1 LOB: 1 BB: 0 P: 6	R: 0 E: 0 K: 0 S: 4	H: 1 LOB: 1 BB: 0 P: 4	R: 0 E: 0 K: 0 S: 4	H: 1 LOB: 1 BB: 0 P: 4	R: 0 E: 0 K: 0 S: 3	H: 0 LOB: 0 BB: 0 P: 3	R: 0 E: 0 K: 1 S: 6	H: 1 LOB: 1 BB: 0 P: 6	1B: 6 2B: 2 3B: 0 HR: 0	SF: 0 SAC: 0 DP: 1 HBP: 0	WP: 0 PB: 1 SB: 0 CS: 0	PA: 34
PITCHER	IP WLS BF H R ER SO BB IBB HBP BLK WP HR S P ERA WHIP																			
Bob Forsch, R (1, 1) ERA: 3.15	9.0 W 34 8 2 2 4 0 0 0 0 0 0 0 42 42 2.00 0.889																			

AB	34
R	2
H	8
RBI	2
BB	0
SO	4
LOB	9



Batter	1	2	3	4	5	6	7	8	9	AB	R	H	RBI	BB	SO	LOB	TOP					
Lou Brock, L OBP: 0.374, SLG: 0.410 Jose Cruz, L OBP: 0.323, SLG: 0.422	0-0 1B	F7		0-0 2B	0-0 1B	4-3	4-3		0-0 F8	5	2	2	0	0	0	3	St. Louis Cardinals @ Chicago Cubs Wrigley Field, Chicago, IL Mon Jul 29 1974, 3:33 AM CDT Att: 18,689 - Sunny - 78 F					
Ted Sizemore, R OBP: 0.346, SLG: 0.331	4-0 1B	G3		0-0 2B	0-0 1B	0-0 1B		4-0 E BB	4-0 1B	3	2	2	2	3	0	2						
Bake McBride, L OBP: 0.367, SLG: 0.397	0-0 F7		0-0 4-3	4-0 BB	0-0 1B	0-0 1B		0-0 E6 1B	0-0 1B	5	1	3	1	1	0	2						
Reggie Smith, S OBP: 0.371, SLG: 0.520	0-0 F8		0-0 BB 1B	0-0 F9	0-0 P3	0-0 P3		0-0 P6	0-0 BB	6	1	2	1	0	0	7						
Ted Simmons, S OBP: 0.320, SLG: 0.442	0-0 FC6-4 1B		4-0 1B	0-0 6-3	0-0 6-3	0-0 6-3		0-0 2H 1B	4-0 BB	4	1	2	2	2	0	4						
Joe Torre, R OBP: 0.378, SLG: 0.418	0-0 FC6-4 1-2		0-0 BB	0-3 K	0-0 K	0-0 K		0-0 F8	0-3 K	6	1	2	2	0	2	6						
Ken Reitz, R OBP: 0.315, SLG: 0.388		0-0 FC4-6 1B	0-0 SF8-3-4	0-0 HR	0-0 HR	0-0 F8		0-3 K		4	1	2	2	0	1	1	AB 42 R 11 H 18 RBI 10 BB 6 SO 4 LOB 29					
Jerry Davanon, R OBP: 0.333, SLG: 0.240	0-0 FC4-6 1-2		0-0 F9	0-0 CS 1B	0-0 CS 1B	0-0 5-3		1-0 SH1-4 HBP		4	1	1	0	0	0	1						
John Curtis, L OBP: 0.205, SLG: 0.139 Orlando Pena, R OBP: 0.500, SLG: 0.500	0-0 FC		0-0 1B	0-3 K	0-3 K	0-0 1B		0-0 SH1-4		4	1	2	0	0	1	2	livebaseballscorecards.com					
Inning Stats	R: 1 E: 0 K: 0 S: 5	H: 2 LOB: 2 BB: 1 P: 9	R: 0 E: 1 K: 0 S: 5	H: 1 LOB: 2 BB: 0 P: 5	R: 2 E: 0 K: 0 S: 4	H: 2 LOB: 0 BB: 1 P: 8	R: 2 E: 0 K: 0 S: 6	H: 3 LOB: 2 BB: 1 P: 10	R: 1 E: 0 K: 2 S: 8	H: 2 LOB: 1 BB: 0 P: 8	R: 0 E: 0 K: 0 S: 5	H: 2 LOB: 2 BB: 0 P: 5	R: 1 E: 0 K: 0 S: 5	H: 2 LOB: 1 BB: 0 P: 5	R: 2 E: 1 K: 1 S: 7	H: 2 LOB: 1 BB: 1 P: 11	R: 2 E: 0 K: 1 S: 7	H: 2 LOB: 3 BB: 2 P: 16	1B: 15 2B: 3 3B: 0 HR: 2	SF: 1 SAC: 1 DP: 2 HBP: 1	WP: 0 PB: 0 SB: 1 CS: 1	PA: 51
PITCHER	IP WLS BF H R ER SO BB IBB HBP BLK WP HR S P ERA WHIP																					
Burt Hooton, R ERA: 4.93	(1, 1)	2.1	L	15	5	3	3	0	2	0	0	0	0	0	0	13	21	11.57	3.000			
Jim Todd, R ERA: 4.12	(3, 1)	4.2		22	9	4	4	2	1	0	0	0	0	0	2	25	29	7.71	2.143			
Ray Burris, R ERA: 5.78	(8, 1)	2.0		14	4	4	4	2	3	0	1	0	0	0	0	14	27	18.00	3.500			
Batter	1	2	3	4	5	6	7	8	9	AB	R	H	RBI	BB	SO	LOB	BOTTOM					
Bill Madlock, R OBP: 0.351, SLG: 0.418	0-0 1-3		0-0 3-1 1B		0-0 P3			0-0 5-3	0-0 1-3	5	1	1	0	0	0	2	St. Louis Cardinals @ Chicago Cubs Wrigley Field, Chicago, IL Mon Jul 29 1974, 3:33 AM CDT Att: 18,689 - Sunny - 78 F					
Don Kessinger, S OBP: 0.345, SLG: 0.324	0-0 6-3		0-0 3-1	0-0 G3	0-0 G3			0-0 1B	0-3 K	5	0	1	0	0	1	3						
Billy Williams, L OBP: 0.395, SLG: 0.465	0-0 1B		4-0 BB	0-0 G3	0-0 G3			0-0 F9		3	0	1	0	1	0	1						
Andre Thornton, R OBP: 0.390, SLG: 0.503 Carmen Fanzone, R OBP: 0.239, SLG: 0.245	0-0 F9		0-0 G6-3 1B	0-0 F8	0-0 F8			0-3 K		2	0	1	1	0	0	1						
Jerry Morales, R OBP: 0.303, SLG: 0.386		0-0 6-3	0-0 G6-3	0-0 6-3	0-0 6-3			0-0 1B	0-0 1B	4	1	1	0	0	0	2						
Rick Monday, L OBP: 0.381, SLG: 0.476	0-0 1B		0-0 4-3	0-0 K	0-3 K			0-0 1B	1-2 2B	4	1	2	0	0	1	0						
Dave Rosello, R OBP: 0.253, SLG: 0.257	0-0 1B		0-0 F7	0-0 F7	0-0 F7			0-3 K		4	0	1	0	0	1	2	AB 36 R 4 H 11 RBI 4 BB 2 SO 4 LOB 17					
Steve Swisher, R OBP: 0.336, SLG: 0.333	0-0 F5		0-0 HR	0-0 HR	0-0 HR			4-0 BB	0-0 2B	3	1	2	2	1	0	2						
Burt Hooton, R OBP: 0.279, SLG: 0.081 Jim Todd, L OBP: 0.269, SLG: 0.199 Ray Burris, R OBP: 0.320, SLG: 0.359 George Mitterwald, R OBP: 0.333, SLG: 0.375 Chris Ward, L OBP: 0.333, SLG: 0.375	(1, 1) (3, 1) (7, PH) (8, 1) (9, PH)	8.1 0.2	W 3	35 1	H 1	R 0	ER 4	SO 3	BB 2	IBB 0	HBP 0	BLK 0	WP 0	HR 1	S 39	P 47	ERA 4.32	WHIP 1.440	livebaseballscorecards.com			
PITCHER	IP WLS BF H R ER SO BB IBB HBP BLK WP HR S P ERA WHIP																					
John Curtis, L ERA: 4.77	(1, 1)	8.1	W	35	10	4	4	3	2	0	0	0	0	0	0	39	47	4.32	1.440			
Orlando Pena, R ERA: 2.03	(9, 1)	0.2		3	1	0	0	1	0	0	0	0	0	0	0	5	5	0.00	1.500			
Inning Stats	R: 0 E: 0 K: 0 S: 4	H: 1 LOB: 1 BB: 0 P: 4	R: 0 E: 0 K: 0 S: 5	H: 2 LOB: 2 BB: 0 P: 5	R: 1 E: 0 K: 0 S: 4	H: 2 LOB: 1 BB: 1 P: 8	R: 1 E: 0 K: 0 S: 4	H: 1 LOB: 0 BB: 0 P: 4	R: 0 E: 0 K: 0 S: 3	H: 0 LOB: 0 BB: 0 P: 3	R: 0 E: 0 K: 1 S: 5	H: 0 LOB: 0 BB: 0 P: 5	R: 0 E: 0 K: 0 S: 2	H: 0 LOB: 0 BB: 1 P: 6	R: 0 E: 0 K: 1 S: 6	H: 1 LOB: 1 BB: 0 P: 6	R: 2 E: 0 K: 2 S: 11	H: 4 LOB: 2 BB: 0 P: 11	1B: 9 2B: 1 3B: 0 HR: 1	SF: 0 SAC: 0 DP: 2 HBP: 0	WP: 0 PB: 0 SB: 0 CS: 0	PA: 38

Batter	1	2	3	4	5	6	7	8	9	AB	R	H	RBI	BB	SO	LOB	TOP			
Lou Brock, L OBP: 0.370, SLG: 0.405 (1,7)	G3		4-3		G3		G3			4	0	0	0	0	0	2	St. Louis Cardinals @ Philadelphia Phillies Veterans Stadium, Philadelphia, PA Tue Jul 30 1974, 7:05 PM EDT Att: 33,382 - Unknown			
Ted Sizemore, R OBP: 0.345, SLG: 0.327 (1,4)	F7		F8		F9			HR	BB	3	1	0	0	1	0	1				
Bake McBride, L OBP: 0.366, SLG: 0.393 (1,8)	3B		4-3		F7			F7		3	1	0	0	1	0	1				
Reggie Smith, S OBP: 0.375, SLG: 0.547 (1,9)	1H				F9			HR		4	2	3	4	0	0	0				
Ted Simmons, S OBP: 0.320, SLG: 0.440 (1,2)	F5						5-3	1-3		4	0	1	0	0	0	1				
Joe Torre, R OBP: 0.377, SLG: 0.416 (1,3)					F7		K		P4	4	0	1	0	0	1	1				
Ken Reitz, R OBP: 0.311, SLG: 0.383 (1,5)								F7		4	0	0	0	0	1	2				
Jerry Davanon, R OBP: 0.324, SLG: 0.241 (1,6)					L4				F5	4	0	1	0	0	1	1				
Alan Foster, R OBP: 0.220, SLG: 0.200 (1,1)							G3	SH3	1B	2	0	1	0	0	0	1	livebaseballscores.com			
Al Hrabosky, R OBP: 0.250, SLG: 0.250 (7,1)							SH3		5-3	1	0	0	0	0	0	0				
Inning Stats	R: 1 E: 0 K: 0 S: 4	H: 1 LOB: 1 BB: 1 P: 8	R: 0 E: 0 K: 0 S: 4	H: 1 LOB: 1 BB: 0 P: 4	R: 0 E: 0 K: 0 S: 3	H: 0 LOB: 0 BB: 0 P: 3	R: 0 E: 0 K: 1 S: 6	H: 1 LOB: 1 BB: 0 P: 6	R: 0 E: 0 K: 0 S: 4	H: 1 LOB: 0 BB: 0 P: 6	R: 0 E: 0 K: 1 S: 6	H: 1 LOB: 0 BB: 1 P: 8	R: 2 E: 0 K: 0 S: 4	H: 1 LOB: 0 BB: 1 P: 8	R: 0 E: 0 K: 0 S: 3	H: 0 LOB: 0 BB: 0 P: 3		1B: 4 2B: 0 3B: 1 HR: 2	SF: 0 SAC: 1 DP: 0 HBP: 0	WP: 0 PA: 36 PB: 0 SB: 1 CS: 0
PITCHER	IP	WLS	BF	H	R	ER	SO	BB	IBB	HBP	BLK	WP	HR	S	P	ERA		WHIP		
Jim Lonborg, R ERA: 3.21 (1,1)	7.0		28	6	2	2	3	1	0	0	0	0	1	33	37	2.57	1.000			
Jesus Hernaiz, R ERA: 3.72 (8,1)	2.0	L	8	1	2	2	0	1	0	0	0	0	1	7	11	9.00	1.000			

Batter	1	2	3	4	5	6	7	8	9	AB	R	H	RBI	BB	SO	LOB	BOTTOM		
Dave Cash, R OBP: 0.364, SLG: 0.410 (1,4)	1-3				4-3					4	0	2	2	0	0	0	St. Louis Cardinals @ Philadelphia Phillies Veterans Stadium, Philadelphia, PA Tue Jul 30 1974, 7:05 PM EDT Att: 33,382 - Unknown		
Larry Bowa, S OBP: 0.302, SLG: 0.342 (1,6)									F8	4	0	2	0	0	0	2			
Mike Schmidt, R OBP: 0.424, SLG: 0.578 (1,5)									F8	4	0	0	0	0	3	3			
Willie Montanez, L OBP: 0.343, SLG: 0.411 (1,3)									F8	4	0	1	0	0	0	3			
Del Unser, L OBP: 0.375, SLG: 0.451 (1,8)										3	1	1	0	0	0	0		livebaseballscores.com	
Bill Robinson, R OBP: 0.275, SLG: 0.330 (8,PH)										1	0	0	0	0	1	1			
Jay Johnstone, L OBP: 0.404, SLG: 0.542 (1,9)										2	1	1	0	1	0	0			
Ollie Brown, R OBP: 0.256, SLG: 0.407 (8,PH)										1	0	0	0	0	0	1			
Bob Boone, R OBP: 0.295, SLG: 0.306 (1,2)										4	0	0	0	0	1	2	AB 34		
Tom Hutton, L OBP: 0.309, SLG: 0.345 (1,7)										2	1	0	0	1	0	0	R 3		
Terry Harmon, R OBP: 0.200, SLG: 0.111 (9,PH)										1	0	0	0	0	0	0	H 8		
Jim Lonborg, R OBP: 0.138, SLG: 0.206 (1,1)										2	0	0	0	0	1	0	RBI 2		
Tony Taylor, R OBP: 0.405, SLG: 0.500 (7,PH)										1	0	1	0	0	0	0	BB 2		
Alan Bannister, R OBP: 0.300, SLG: 0.176 (7,PR)										0	0	0	0	0	0	0	SO 6		
Jesus Hernaiz, R OBP: 0.316, SLG: 0.385 (9,PH)										0	0	0	0	0	0	0	LOB 12		
Inning Stats	R: 0 E: 0 K: 1 S: 6	H: 1 LOB: 0 BB: 0 P: 6	R: 1 E: 0 K: 0 S: 4	H: 1 LOB: 0 BB: 0 P: 4	R: 0 E: 0 K: 2 S: 9	H: 2 LOB: 0 BB: 0 P: 9	R: 0 E: 0 K: 1 S: 4	H: 0 LOB: 0 BB: 1 P: 8	R: 0 E: 0 K: 0 S: 3	H: 0 LOB: 0 BB: 0 P: 3	R: 2 E: 0 K: 0 S: 6	H: 3 LOB: 2 BB: 1 P: 10	R: 0 E: 0 K: 2 S: 8	H: 1 LOB: 1 BB: 0 P: 8	R: 0 E: 0 K: 0 S: 3	H: 0 LOB: 0 BB: 0 P: 3	1B: 7 2B: 0 3B: 1 HR: 0	SF: 0 SAC: 0 DP: 0 HBP: 0	WP: 0 PA: 36 PB: 1 SB: 2 CS: 1
PITCHER	IP	WLS	BF	H	R	ER	SO	BB	IBB	HBP	BLK	WP	HR	S	P	ERA	WHIP		
Alan Foster, R ERA: 3.47 (1,1)	2.1	W	8	1	0	0	2	0	0	0	0	0	0	12	12	0.00	0.429		
Al Hrabosky, L ERA: 4.15 (7,1)																			



Batter	1	2	3	4	5	6	7	8	9	AB	R	H	RBI	BB	SO	LOB	TOP	
Lou Brock, L OBP: 0.371, SLG: 0.405	6-3	1B	K					1-3		5	2	2	1	0	1	1	St. Louis Cardinals @ Philadelphia Phillies Veterans Stadium, Philadelphia, PA Wed Jul 31 1974, 7:05 PM EDT Att: 33,431 - Unknown	
Luis Melendez, R OBP: 0.294, SLG: 0.337		1B				2B				0	0	0	0	0	0			
Ted Sizemore, R OBP: 0.352, SLG: 0.337	BB	BB	BB	5-3		1B		2B		4	3	3	2	1	0			
Bake McBride, L OBP: 0.366, SLG: 0.396	F7	6-3		2-3		F8		SF9		5	0	2	2	0	0	2		
Reggie Smith, S OBP: 0.381, SLG: 0.554	BB	BB	BB	F8						3	1	2	2	2	0	0		
Jose Cruz, L OBP: 0.323, SLG: 0.422	BB	1B	3B			1B				0	0	0	0	0	0	0		
Ted Simmons, S OBP: 0.321, SLG: 0.439	BB	FC6-4		F8		F8		SF9		3	0	1	2	1	0	2		
Joe Torre, R OBP: 0.372, SLG: 0.410	F7	FC6-4		F7		P4		6-3		5	0	0	0	0	0	8		
Ken Reitz, R OBP: 0.312, SLG: 0.385		1B	BB	6-3						4	1	1	0	1	0	0	AB 38	
Mike Tyson, R OBP: 0.245, SLG: 0.260		1B	1B	6-3		SH3-4		P4		5	1	2	0	0	0	1	R 9	
Bob Gibson, R OBP: 0.196, SLG: 0.236										3	1	1	0	0	1	1	H 14	
Rich Folkers, L										1	0	0	0	0	0	0	RBI 9	
Mike Garman, R OBP: 0.250, SLG: 0.250		1B				SH3-4				0	0	0	0	0	0	0	BB 5	
Al Hrabosky, R OBP: 0.250, SLG: 0.250		1B								0	0	0	0	0	0	0	SO 2	
										0	0	0	0	0	0	0	LOB 15	
	R: 0 H: 0 E: 0 LOB: 3 K: 0 BB: 3 S: 3 P: 15	R: 5 H: 6 E: 0 LOB: 1 K: 0 BB: 1 S: 8 P: 12	R: 0 H: 1 E: 0 LOB: 1 K: 2 BB: 0 S: 8 P: 8	R: 0 H: 0 E: 0 LOB: 0 K: 0 BB: 0 S: 3 P: 3	R: 0 H: 0 E: 0 LOB: 0 K: 0 BB: 0 S: 3 P: 3	R: 3 H: 5 E: 0 LOB: 2 K: 0 BB: 0 S: 8 P: 8	R: 0 H: 0 E: 0 LOB: 0 K: 0 BB: 0 S: 3 P: 3	R: 1 H: 2 E: 0 LOB: 2 K: 0 BB: 1 S: 5 P: 9	R: 0 H: 0 E: 0 LOB: 0 K: 0 BB: 0 S: 3 P: 3	1B: 10 SF: 1 2B: 3 SAC: 1 3B: 1 DP: 0 HR: 0 HBP: 0	WP: 0 PA: 45 PB: 0 SB: 0 CS: 0							
PITCHER	IP	WLS	BF	H	R	ER	SO	BB	IBB	HBP	BLK	WP	HR	S	P	ERA	WHIP	
Dick Ruthven, R	1.2	L	13	5	5	5	0	4	0	0	0	0	0	9	25	27.00	5.400	
Gene Garber, R	2.1		6	2	0	0	2	0	0	0	0	0	0	10	10	0.00	1.500	
Ron Schueler, R	2.0		6	0	0	0	0	0	0	0	0	0	0	6	6	0.00	0.000	
Mac Scarce, L	2.0		11	5	3	3	0	0	0	0	0	0	0	11	11	13.50	2.500	
Pete Richert, L	2.0		9	2	1	1	0	0	1	0	0	0	0	8	12	4.50	1.000	

Batter	1	2	3	4	5	6	7	8	9	AB	R	H	RBI	BB	SO	LOB	BOTTOM	
Dave Cash, R OBP: 0.367, SLG: 0.411	G6-4-3		S						FC6-4	4	0	2	0	1	1	0	St. Louis Cardinals @ Philadelphia Phillies Veterans Stadium, Philadelphia, PA Wed Jul 31 1974, 7:05 PM EDT Att: 33,431 - Unknown	
Larry Bowa, S OBP: 0.301, SLG: 0.340	G6-4-3		P6		BB				FC6-4	5	2	1	0	0	0	4		
Mike Schmidt, R OBP: 0.424, SLG: 0.583	F7		K		1B				HR	4	1	1	3	1	1	1		
Willie Montanez, L OBP: 0.343, SLG: 0.410		4-3	4-3		1B				HR	5	1	2	1	0	0	1		
Del Unser, L OBP: 0.375, SLG: 0.446	G5-3	BB		1-3					4-3	3	0	0	0	2	1	2		
Jay Johnstone, L OBP: 0.436, SLG: 0.560										2	0	2	0	1	0	0		
Bill Robinson, R OBP: 0.274, SLG: 0.329	1B				BB					1	1	0	0	0	0	2		
Bob Boone, R OBP: 0.294, SLG: 0.308	G5-3			K						4	0	1	2	0	1	4		
Tom Hutton, L OBP: 0.310, SLG: 0.345										3	1	1	0	0	0	2		
Tony Taylor, R OBP: 0.395, SLG: 0.487			HR		6-3					1	0	0	0	0	0	1		
Dick Ruthven, R										0	0	0	0	0	0	0		
Gene Garber, R										0	0	0	0	0	0	0		
Ron Schueler, R										0	0	0	0	0	0	0		
Mac Scarce, L										0	0	0	0	0	0	0		
Pete Richert, L										0	0	0	0	0	0	0		
	R: 0 H: 1 E: 0 LOB: 0 K: 0 BB: 0 S: 3 P: 3	R: 0 H: 1 E: 0 LOB: 1 K: 0 BB: 1 S: 3 P: 7	R: 2 H: 2 E: 0 LOB: 1 K: 1 BB: 1 S: 7 P: 11	R: 0 H: 0 E: 0 LOB: 1 K: 1 BB: 1 S: 5 P: 9	R: 1 H: 2 E: 0 LOB: 2 K: 2 BB: 1 S: 9 P: 13	R: 0 H: 1 E: 0 LOB: 0 K: 0 BB: 0 S: 3 P: 3	R: 0 H: 0 E: 0 LOB: 0 K: 1 BB: 0 S: 5 P: 5	R: 2 H: 2 E: 0 LOB: 1 K: 0 BB: 1 S: 5 P: 9	R: 3 H: 3 E: 0 LOB: 0 K: 0 BB: 0 S: 6 P: 6	1B: 9 SF: 0 2B: 1 SAC: 0 3B: 0 DP: 3 HR: 2 HBP: 0	WP: 0 PA: 41 PB: 0 SB: 1 CS: 0							
PITCHER	IP	WLS	BF	H	R	ER	SO	BB	IBB	HBP	BLK	WP	HR	S	P	ERA	WHIP	
Bob Gibson, R	7.1	W	32	8	5	5	5	5	0	0	0	0	0	37	57	6.14	1.773	
Rich Folkers, L	0.2		4	2	1	1	0	0	0	0	0	0	0	4	4	13.50	3.000	
Mike Garman, R	0.1		3	2	2	2	0	0	0	0	0	0	1	3	3	54.00	6.000	
Al Hrabosky, L	0.2	S	2	0	0	0	0	0	0	0	0	0	0	2	2	0.00	0.000	




Batter	1	2	3	4	5	6	7	8	9	10	11	AB	R	H	RBI	BB	SO	LOB	TOP					
Lou Brock, L OBP: 0.370, SLG: 0.403 (1, 7)	G3			4-3 S 1B		E9 FC6-2 1-3 2-H 6-3		6-3		1-3	4-0 IBB	5	1	1	0	1	0	1						
Ted Sizemore, R OBP: 0.362, SLG: 0.337 (1, 4)	B1			K		FC6-2 6-3		BB HBP 1B		1B	K	6	0	2	0	0	2	5						
Bake McBride, L OBP: 0.384, SLG: 0.392 (1, 8)	F5			4-3		6-3		BB HBP		F8		4	0	0	1	0	0	3						
Reggie Smith, S OBP: 0.379, SLG: 0.550 Luis Melendez, R OBP: 0.298, SLG: 0.333 Jim Dwyer, L OBP: 0.375, SLG: 0.452 (11, PH) (11, 9)	F3			K		6-3		G6-4-3 BB		P6		2	0	0	0	0	1	1						
Joe Torre, R OBP: 0.372, SLG: 0.413 (1, 3)	6-3					6-3		1B 1B		G6-4-3	2B	5	1	2	0	0	0	3						
Ted Simmons, S OBP: 0.319, SLG: 0.435 (1, 2)	P6					5-3		P6		F8	2B	4	1	0	0	1	0	1						
Ken Reitz, R OBP: 0.316, SLG: 0.390 (1, 5)				P3		K		1B		G4-6-3 1B	2B	5	1	3	2	0	1	0						
Mike Tyson, R OBP: 0.248, SLG: 0.262 (1, 6)				5-3		1B E 1B		F9		G4-6-3	SH3-4 1B	5	1	2	1	0	0	3						
Lynn McGlothen, L OBP: 0.268, SLG: 0.273 Marc Hill, R OBP: 0.368, SLG: 0.353 Rich Folkers, L (10, 1) (10, 1)				K		E FC6-2 1B		4-3		1-3	SH3-4	3	0	1	0	0	1	2						
Inning Stats	R: 0 E: 0 K: 0 S: 3	H: 0 LOB: 0 BB: 0 P: 3	R: 0 E: 0 K: 0 S: 3	H: 0 LOB: 0 BB: 0 P: 3	R: 0 E: 0 K: 1 S: 5	H: 0 LOB: 0 BB: 0 P: 5	R: 0 E: 0 K: 2 S: 8	H: 1 LOB: 1 BB: 0 P: 8	R: 0 E: 0 K: 1 S: 5	H: 0 LOB: 0 BB: 0 P: 5	R: 2 E: 1 K: 0 S: 6	H: 2 LOB: 2 BB: 0 P: 6	R: 0 E: 0 K: 0 S: 3	H: 1 LOB: 2 BB: 1 P: 8	R: 0 E: 0 K: 0 S: 3	H: 1 LOB: 0 BB: 0 P: 3	R: 0 E: 0 K: 0 S: 4	H: 1 LOB: 1 BB: 0 P: 4	R: 3 E: 0 K: 1 S: 8	H: 3 LOB: 2 BB: 2 P: 16	1B: 9 2B: 2 3B: 0 HR: 0	SF: 0 SAC: 1 DP: 2 HBP: 1	WP: 0 PB: 0 SB: 1 CS: 0	PA: 47
PITCHER	IP 10.0	WLS L	BF 8	H 3	R 3	ER 3	SO 1	BB 0	IBB 2	HBP 0	BLK 0	WP 0	HR 0	S 8	P 16	ERA 27.00	WHIP 3.000							
Ken Brett, L ERA: 2.68 Dave Giusli, R ERA: 3.41 (1, 1) (11, 1)																								

St. Louis Cardinals @ Pittsburgh Pirates
 Three Rivers Stadium, Pittsburgh, PA
 Thu Aug 01 1974, 7:05 PM EDT
 Att: 17,318 - Unknown

livebaseballscorecards.com

AB 42
 R 5
 H 11
 RBI 4
 BB 3
 SO 5
 LOB 20




Batter	1	2	3	4	5	6	7	8	9	10	11	AB	R	H	RBI	BB	SO	LOB	BOTTOM					
Rennie Stennett, R OBP: 0.298, SLG: 0.340 (1, 4)	F8	K2-3		6-3			BB			K		4	0	0	0	1	2	1						
Richie Hebner, L OBP: 0.351, SLG: 0.469 (1, 5)	1-3 2B 1B		F7	4-3			P6			F7		5	1	1	0	0	0	1						
Al Oliver, L OBP: 0.322, SLG: 0.453 (1, 8)	1-3		6-3	4-3				G3		K		5	0	0	0	0	1	1						
Willie Stargell, L OBP: 0.389, SLG: 0.567 (1, 7)	2B		4-3			6-3		F8		1-3		5	0	1	1	0	0	0						
Dave Parker, L OBP: 0.322, SLG: 0.419 (1, 9)	FC4 BB			4-3 1B 2B		FC6-4 1B		4-3		4-3		4	1	2	0	1	0	0						
Manny Sanguillen, R OBP: 0.312, SLG: 0.383 (1, 2)	FC4			5-3		FC6-4 1B				SH1-4 1B		5	0	2	0	0	0	4						
Ed Kirkpatrick, L OBP: 0.329, SLG: 0.262 (1, 3)			K	4-3		P2		SH1-4		SH1-4		4	0	0	0	0	1	3						
Mario Mendoza, R OBP: 0.282, SLG: 0.276 Bob Robertson, R OBP: 0.307, SLG: 0.472 Frank Taveras, R OBP: 0.292, SLG: 0.282 (1, 6) (9, PH) (10, 6)			K			1-3				K		3	0	1	1	0	1	0						
Ken Brett, L OBP: 0.329, SLG: 0.459 Dave Giusli, R OBP: 0.125, SLG: 0.125 (1, 1) (11, 1)				1B		F8		3-1				4	0	1	0	0	1	2						
Inning Stats	R: 1 E: 0 K: 0 S: 5	H: 2 LOB: 2 BB: 1 P: 9	R: 0 E: 0 K: 3 S: 10	H: 1 LOB: 1 BB: 0 P: 10	R: 0 E: 0 K: 0 S: 3	H: 0 LOB: 0 BB: 0 P: 3	R: 1 E: 0 K: 0 S: 5	H: 2 LOB: 1 BB: 0 P: 5	R: 0 E: 0 K: 0 S: 4	H: 1 LOB: 1 BB: 1 P: 4	R: 0 E: 0 K: 0 S: 3	H: 0 LOB: 0 BB: 0 P: 3	R: 0 E: 0 K: 1 S: 6	H: 1 LOB: 1 BB: 0 P: 6	R: 0 E: 0 K: 2 S: 7	H: 0 LOB: 0 BB: 0 P: 7	R: 0 E: 0 K: 0 S: 4	H: 1 LOB: 1 BB: 0 P: 4	1B: 6 2B: 2 3B: 0 HR: 0	SF: 0 SAC: 1 DP: 0 HBP: 0	WP: 0 PB: 0 SB: 0 CS: 0	PA: 43		
PITCHER	IP 9.0	WLS W	BF 36	H 7	R 2	ER 2	SO 5	BB 2	IBB 0	HBP 0	BLK 0	WP 0	HR 0	S 44	P 52	ERA 2.00	WHIP 1.000							
Lynn McGlothen, R ERA: 2.86 Rich Folkers, L ERA: 3.07 (1, 1) (10, 1)																								

St. Louis Cardinals @ Pittsburgh Pirates
 Three Rivers Stadium, Pittsburgh, PA
 Thu Aug 01 1974, 7:05 PM EDT
 Att: 17,318 - Unknown

livebaseballscorecards.com

AB 40
 R 2
 H 8
 RBI 2
 BB 2
 SO 7
 LOB 13




Batter	1	2	3	4	5	6	7	8	9	10	11	12	13	14	AB	R	H	RBI	BB	SO	LOB	TOP								
Lou Brock, L OBP: 0.389, SLG: 0.399 (1, 7)	F8		CS 1B		E7 CS		FC BB		6-3		SH3 BB		K		6	0	1	0	1	1	1									
Ted Sizemore, R OBP: 0.351, SLG: 0.337 (1, 4)	1B		F7		K		F8		FC5-4 1B		SH3		F2		6	0	2	0	0	1	4									
Bake McBride, L OBP: 0.363, SLG: 0.388 (1, 9)	1B		L6		6-3				FC5-4 1B		K		P4-3		6	0	1	0	1	1	2									
Ted Simmons, S OBP: 0.321, SLG: 0.433 (1, 2)	F8						F8		F9		3-1				6	1	2	0	1	0	6									
Joe Torre, R OBP: 0.373, SLG: 0.422 (1, 3)	F9				HR				F8		K		F9		7	1	3	2	0	1	4									
Jim Dwyer, L OBP: 0.352, SLG: 0.417 (1, 9)					HR				F8		K																			
Jerry Davanzo, R OBP: 0.314, SLG: 0.233 (14, 9)			K		K		F9		F9				FC5-4 1B		6	0	1	0	0	2	2									
Ken Reitz, R OBP: 0.316, SLG: 0.389 (1, 5)			P4-3								L6		P4-3 1B		6	0	2	0	0	0	2									
Mike Tyson, R OBP: 0.254, SLG: 0.265 (1, 6)					F8								P4-3 1B		5	0	2	0	1	1										
Bob Forsch, R OBP: 0.316, SLG: 0.417 (1, 15)			K		6-3				K				F9		3	0	1	0	0	1	2									
Tim McCawley, R OBP: 0.296, SLG: 0.326 (8, 15)													F8		1	0	0	0	0	0	0									
Mike Garman, R OBP: 0.296, SLG: 0.326 (8, 15)															1	0	0	0	0	0	0									
Rich Folkers, L OBP: 0.296, SLG: 0.326 (8, 15)															1	0	0	0	0	0	0									
Luis Madero, L OBP: 0.296, SLG: 0.326 (8, 15)															1	0	0	0	0	0	0									
Orlando Pena, R OBP: 0.296, SLG: 0.326 (8, 15)															1	0	0	0	0	0	0									
Inning Stats	R: 0 E: 0 K: 0 S: 5	H: 2 LOB: 2 BB: 0 P: 5	R: 0 E: 0 K: 2 S: 8	H: 1 LOB: 1 BB: 0 P: 8	R: 0 E: 0 K: 1 S: 8	H: 1 LOB: 1 BB: 0 P: 8	R: 2 E: 0 K: 1 S: 5	H: 3 LOB: 0 BB: 0 P: 5	R: 0 E: 0 K: 1 S: 5	H: 0 LOB: 0 BB: 0 P: 5	R: 0 E: 0 K: 0 S: 4	H: 1 LOB: 1 BB: 0 P: 4	R: 0 E: 0 K: 1 S: 7	H: 2 LOB: 2 BB: 1 P: 11	R: 0 E: 0 K: 1 S: 4	H: 1 LOB: 1 BB: 1 P: 8	R: 0 E: 0 K: 1 S: 7	H: 2 LOB: 2 BB: 0 P: 7	R: 0 E: 0 K: 1 S: 6	H: 1 LOB: 1 BB: 1 P: 6	R: 0 E: 0 K: 1 S: 5	H: 1 LOB: 0 BB: 1 P: 9	R: 0 E: 0 K: 1 S: 5	H: 0 LOB: 0 BB: 0 P: 5	R: 0 E: 0 K: 0 S: 4	H: 1 LOB: 2 BB: 1 P: 8	1B: 14 2B: 1 3B: 0 HR: 1	SF: 0 SAC: 1 DP: 2 HBP: 0	WP: 0 PB: 0 CS: 2	PA: 60

Batter	1	2	3	4	5	6	7	8	9	10	11	12	13	14	AB	R	H	RBI	BB	SO	LOB	BOTTOM						
Paul Popovich, S OBP: 0.250, SLG: 0.237 (1, 4)	P4-3		P4-3		P8		L4				P9		K		7	0	1	0	0	1	0							
Richie Hebner, L OBP: 0.350, SLG: 0.465 (1, 5)	G4-6-3 1B		G3		3-1		F8				3-1		F8		7	0	2	1	0	0	0							
Al Oliver, L OBP: 0.328, SLG: 0.462 (1, 9)	G4-6-3 1B				F8										4	1	2	1	2	0	1							
Willie Stargell, L OBP: 0.386, SLG: 0.566 (1, 7)			P5		HR										6	0	2	0	0	1	3							
Dave Parker, L OBP: 0.336, SLG: 0.426 (1, 9)					WP 1B		WP 1B								5	1	3	0	1	1	1							
Bob Robertson, R OBP: 0.306, SLG: 0.463 (1, 3)					PB WP E 1B		FC5-2 2B																					
Frank Taveras, R OBP: 0.289, SLG: 0.279 (10, 6)			K		FC5-2-5 E PB		FC5-2 BB								3	0	0	0	1	1	5							
Manny Sanguillen, R OBP: 0.313, SLG: 0.381 (1, 2)					G6-4-3 E IBB		FC5-2 BB								2	0	0	0	0	0	2							
Mario Mendoza, R OBP: 0.277, SLG: 0.270 (9, PH)					G6-4-3 E IBB		SH1-4 BB								4	0	1	0	1	0	2							
Ed Kirkpatrick, L OBP: 0.335, SLG: 0.285 (10, 3)			F8		E4 G6-4-3		SH1-4 BB								3	0	0	1	0	1	4							
Larry Demery, R OBP: 0.258, SLG: 0.258 (8, PH)					G6-4-3 E IBB		SH1-4 BB								2	1	1	0	1	0	0							
Richie Hebner, L OBP: 0.350, SLG: 0.465 (1, 5)					G6-4-3 E IBB		SH1-4 BB								3	0	0	0	0	0	3							
Dave Parker, L OBP: 0.336, SLG: 0.426 (1, 9)					G6-4-3 E IBB		SH1-4 BB								1	0	0	0	0	0	0							
Mike Garman, R OBP: 0.296, SLG: 0.326 (8, 15)					G6-4-3 E IBB		SH1-4 BB								1	0	0	0	0	0	0							
Rich Folkers, L OBP: 0.296, SLG: 0.326 (8, 15)					G6-4-3 E IBB		SH1-4 BB								1	0	0	0	0	0	0							
Orlando Pena, R OBP: 0.296, SLG: 0.326 (8, 15)					G6-4-3 E IBB		SH1-4 BB								1	0	0	0	0	0	1							
Inning Stats	R: 0 E: 0 K: 0 S: 3	H: 1 LOB: 0 BB: 0 P: 3	R: 0 E: 0 K: 1 S: 7	H: 2 LOB: 2 BB: 0 P: 7	R: 0 E: 0 K: 0 S: 3	H: 0 LOB: 0 BB: 0 P: 3	R: 2 E: 1 K: 0 S: 6	H: 3 LOB: 2 BB: 1 P: 10	R: 0 E: 0 K: 0 S: 3	H: 0 LOB: 0 BB: 0 P: 3	R: 0 E: 0 K: 0 S: 4	H: 1 LOB: 1 BB: 1 P: 7	R: 0 E: 0 K: 1 S: 5	H: 0 LOB: 0 BB: 1 P: 10	R: 0 E: 0 K: 0 S: 3	H: 0 LOB: 0 BB: 0 P: 3	R: 0 E: 0 K: 0 S: 5	H: 1 LOB: 2 BB: 1 P: 8	R: 0 E: 0 K: 0 S: 4	H: 0 LOB: 0 BB: 0 P: 5	R: 0 E: 0 K: 0 S: 5	H: 1 LOB: 2 BB: 1 P: 8	R: 1 E: 0 K: 0 S: 5	H: 3 LOB: 2 BB: 0 P: 5	1B: 10 2B: 4 3B: 0 HR: 1	SF: 0 SAC: 1 DP: 4 HBP: 0	WP: 2 PB: 1 CS: 0	PA: 56

Batter	1	2	3	4	5	6	7	8	9	10	11	12	13	14	AB	R	H	RBI	BB	SO	LOB							
Larry Demery, R ERA: 3.05 (1, 1)	7.0	WLS	28	7	R	2	ER	2	SO	2	BB	1	IBB	0	BLK	0	WP	2	HR	1	S	30	P	38	ERA	2.57	WHIP	1.143
Al Hrabosky, L ERA: 4.0 (8, 1)	1.0	5	1	0	0	2	1	0	0	0	0	0	8	12	0.00	2.000												
Mike Garman, R ERA: 3.36 (9, 1)	1.0	3	0	0	0	0	0	1	0	0	0	0	2	6	0.00	0.000												
Rich Folkers, L ERA: 2.91 (10, 1)	3.0	10	0	0	0	1	1	0	0	0	0	0	11	15	0.00	0.333												
Orlando Pena, R ERA: 2.16 (13, 1)	1.2	L	10	4	1	1	0	1	0	0	0	0	9	13	5.40	3.000												
PITCHER	IP	WLS	BF	H	R	ER	SO	BB	IBB	HBP	BLK	WP	HR	S	P	ERA	WHIP											
Bob Forsch, R ERA: 3.05 (1, 1)	7.0	28	7	2	2	2	2	1	0	0	0	0	1	30	38	2.57	1.143											
Al Hrabosky, L ERA: 4.0 (8, 1)	1.0	5	1	0	0	2	1	0	0	0	0	0	8	12	0.00	2.000												
Mike Garman, R ERA: 3.36 (9, 1)	1.0	3	0	0	0	0	0	1	0	0	0	0	2	6	0.00	0.000												
Rich Folkers, L ERA: 2.91 (10, 1)	3.0	10	0	0	0	1	1	0	0	0	0	0	11	15	0.00	0.333												
Orlando Pena, R ERA: 2.16 (13, 1)	1.2	L	10	4	1	1	0	1	0	0	0	0	9	13	5.40	3.000												

St. Louis Cardinals @ Pittsburgh Pirates
Three Rivers Stadium, Pittsburgh, PA
Fri Aug 02 1974, 7:05 PM EDT
Att. 19,385 - Unknown

AB	55
R	2
H	15
RBI	2
BB	4
SO	9
LOB	28



St. Louis Cardinals @ Pittsburgh Pirates
Three Rivers Stadium, Pittsburgh, PA
Fri Aug 02 1974, 7:05 PM EDT
Att. 19,385 - Unknown

AB	49
R	3
H	12
RBI	3
BB	6
SO	5
LOB	24



Batter	1	2	3	4	5	6	7	8	9	AB	R	H	RBI	BB	SO	LOB	TOP										
Dave Cash, R OBP: 0.360, SLG: 0.403	6-3		6-3	G6-4-3			F7		FC3-6	5	0	1	0	0	0	2	Philadelphia Phillies @ St. Louis Cardinals Busch Stadium, St. Louis, MO Sat Aug 03 1974, 7:05 PM CDT Att: 36,053 - Unknown										
Larry Bowa, S OBP: 0.395, SLG: 0.347	3B		P6		F2		FC5-4		FC3-6	4	1	1	0	1	0	1											
Mike Schmidt, R OBP: 0.424, SLG: 0.583	E				5-3		FC5-4			4	1	2	1	0	0	1											
Willie Montanez, L OBP: 0.346, SLG: 0.407	FC				F7				FC4-3	3	0	1	0	1	0	0											
Del Unser, L OBP: 0.368, SLG: 0.443	P6		4-3				F9		FC4-3	4	0	0	0	0	0	4											
Jay Johnstone, L OBP: 0.424, SLG: 0.559	P3						1-3		F8	3	1	1	0	0	0	1											
Bill Robinson, R OBP: 0.273, SLG: 0.328										1	0	0	0	0	0	1											
Bob Boone, R OBP: 0.298, SLG: 0.317		6-3							F9	4	0	2	0	0	0	1											
Tom Hutton, L OBP: 0.302, SLG: 0.335	6-3						G3		4-3	3	0	1	1	0	0	1											
Mike Anderson, R OBP: 0.314, SLG: 0.383		6-3								1	0	0	0	0	0	0											
Jim Lonborg, R OBP: 0.130, SLG: 0.194	K						5-3		F3	4	0	0	0	0	1	2											
Inning Stats	R: 2 E: 1 K: 0 S: 6	H: 2 LOB: 1 BB: 0 P: 6	R: 0 E: 0 K: 1 S: 5	H: 0 LOB: 0 BB: 0 P: 5	R: 0 E: 0 K: 0 S: 4	H: 1 LOB: 2 BB: 1 P: 8	R: 1 E: 0 K: 0 S: 5	H: 3 LOB: 1 BB: 0 P: 5	R: 0 E: 0 K: 0 S: 3	H: 0 LOB: 0 BB: 0 P: 3	R: 0 E: 0 K: 0 S: 4	H: 1 LOB: 1 BB: 0 P: 4	R: 0 E: 0 K: 0 S: 3	H: 0 LOB: 1 BB: 1 P: 7	R: 0 E: 0 K: 0 S: 4	H: 1 LOB: 1 BB: 0 P: 4	R: 0 E: 0 K: 0 S: 4	H: 1 LOB: 1 BB: 0 P: 4	1B: 7 2B: 1 3B: 1 HR: 0	SF: 0 SAC: 0 DP: 1 HBP: 0	WP: 0 PB: 0 SB: 0 CS: 0	PA: 38					
PITCHER	IP WLS BF H R ER SO BB IBB HBP BLK WP HR S P ERA WHIP																										
Sonny Siebert, R ERA: 3.34	(1, 1)	7.0	30	7	3	2	1	2	0	0	0	0	0	0	0	30	38	2.57	1.286								
Al Hrabosky, L ERA: 3.91	(8, 1)	1.0	4	1	0	0	0	0	0	0	0	0	0	0	4	4	0.00	1.000									
Mike Garman, R ERA: 3.29	(9, 1)	1.0	W	4	1	0	0	0	0	0	0	0	0	4	4	0.00	1.000										

Batter	1	2	3	4	5	6	7	8	9	AB	R	H	RBI	BB	SO	LOB	BOTTOM					
Lou Brock, L OBP: 0.371, SLG: 0.400	G4-6-3		3-1		E4				4-3	4	1	2	1	1	0	0	Philadelphia Phillies @ St. Louis Cardinals Busch Stadium, St. Louis, MO Sat Aug 03 1974, 7:05 PM CDT Att: 36,053 - Unknown					
Ted Sizemore, R OBP: 0.345, SLG: 0.336	G4-6-3				6-3		F8		4-3	4	0	1	0	1	0	5						
Bake McBride, L OBP: 0.363, SLG: 0.388	G4-6-3				FC4-6		F8		4-3	5	2	2	1	0	0	3						
Ted Simmons, S OBP: 0.320, SLG: 0.431	4-3				2B		P6		4-3	4	0	1	0	0	0	2						
Joe Torre, R OBP: 0.372, SLG: 0.423			P3				F8		F8	4	0	1	1	0	0	1						
Jose Cruz, L OBP: 0.319, SLG: 0.413			G3		3-1					4	0	1	1	0	1	2						
Ken Reitz, R OBP: 0.316, SLG: 0.388			6-3		4-3					4	0	1	0	0	0	3						
Mike Tyson, R OBP: 0.252, SLG: 0.263					1-3					2	0	0	0	0	0	0						
Tim McCarver, L OBP: 0.345, SLG: 0.243										0	0	0	0	1	0	0						
Jerry Davanon, R OBP: 0.333, SLG: 0.233										0	1	0	0	1	0	0						
Sonny Siebert, R OBP: 0.154, SLG: 0.083	(1, 1)	8.2	39	9	4	4	2	4	0	0	0	0	0	1	0	0						
Jim Dwyer, L OBP: 0.250, SLG: 0.408	(7, PH)									1	0	0	0	0	0	2						
Al Hrabosky, R OBP: 0.250, SLG: 0.250	(8, 1)									0	0	0	0	0	0	0						
Mike Garman, R OBP: 0.250, SLG: 0.250	(9, 1)									0	0	0	0	0	0	0						
Luis Melendez, R OBP: 0.295, SLG: 0.330	(9, PH)									0	0	0	0	0	0	0						
Inning Stats	R: 0 E: 0 K: 0 S: 3	H: 1 LOB: 1 BB: 1 P: 7	R: 0 E: 0 K: 0 S: 3	H: 0 LOB: 0 BB: 0 P: 3	R: 0 E: 0 K: 1 S: 5	H: 0 LOB: 0 BB: 0 P: 5	R: 1 E: 0 K: 0 S: 6	H: 3 LOB: 2 BB: 0 P: 6	R: 0 E: 0 K: 0 S: 4	H: 0 LOB: 1 BB: 0 P: 4	R: 0 E: 0 K: 0 S: 3	H: 0 LOB: 0 BB: 0 P: 3	R: 0 E: 0 K: 1 S: 6	H: 1 LOB: 3 BB: 2 P: 14	R: 1 E: 0 K: 0 S: 5	H: 2 LOB: 1 BB: 0 P: 5	R: 2 E: 0 K: 0 S: 4	H: 2 LOB: 1 BB: 1 P: 8	1B: 8 2B: 1 3B: 0 HR: 0	SF: 0 SAC: 1 DP: 1 HBP: 0	WP: 0 PB: 0 SB: 2 CS: 0	PA: 39
PITCHER	IP WLS BF H R ER SO BB IBB HBP BLK WP HR S P ERA WHIP																					
Jim Lonborg, R ERA: 3.25	(1, 1)	8.2	L	39	9	4	4	2	4	0	0	0	0	1	0	0						

Batter	1	2	3	4	5	6	7	8	9	AB	R	H	RBI	BB	SO	LOB	TOP			
Dave Cash, R OBP: 0.359, SLG: 0.400 (1, 4)	5-3	F7			6-3		6-3 HR	P4		5	1	1	1	0	0	4	Philadelphia Phillies @ St. Louis Cardinals Busch Stadium, St. Louis, MO Sun Aug 04 1974, 3:33 AM CDT Unknown			
Larry Bowa, S OBP: 0.302, SLG: 0.343 (1, 6)	F6		P6		P4		6-3	G2		5	0	0	0	0	0	1				
Mike Schmidt, R OBP: 0.428, SLG: 0.602 (1, 5)	HR		1-6-3		BB		HR	CS		4	2	3	3	1	0	0				
Willie Montanez, L OBP: 0.353, SLG: 0.416 (1, 3)	2B		BB		4-3		3H	1B		3	1	2	0	2	0	1				
Del Unser, L OBP: 0.365, SLG: 0.439 (1, 8)	K		4-3				F7	G3		5	1	1	0	0	1	3				
Jay Johnstone, L OBP: 0.423, SLG: 0.578 (1, 9) (8, 7)	K				K		F9	S		5	0	2	2	0	2	0				
Bob Boone, R OBP: 0.297, SLG: 0.313 (1, 2)	BB		F9		F9		F8	5-3		4	0	0	0	1	0	2				
Tom Hutton, L OBP: 0.311, SLG: 0.342 Mike Anderson, R OBP: 0.314, SLG: 0.383 (1, 7) (8, 9)	E6		1B				SH3	BB		3	1	2	0	1	0	1				
Ron Schueler, R OBP: 0.143, SLG: 0.122 (1, 1)	K		F9		F9		SH3	K		0	0	0	0	0	0	0				
Inning Stats	R: 1 E: 0 K: 1 S: 7	H: 2 LOB: 1 BB: 0 P: 7	R: 0 E: 1 K: 2 S: 8	H: 0 LOB: 2 BB: 1 P: 12	R: 0 E: 0 K: 0 S: 3	H: 0 LOB: 1 BB: 1 P: 7	R: 0 E: 0 K: 1 S: 6	H: 1 LOB: 1 BB: 0 P: 6	R: 0 E: 0 K: 0 S: 3	H: 0 LOB: 0 BB: 0 P: 3	R: 3 E: 1 K: 0 S: 7	H: 4 LOB: 1 BB: 0 P: 7	R: 0 E: 0 K: 1 S: 6	H: 1 LOB: 2 BB: 1 P: 10	R: 2 E: 0 K: 0 S: 5	H: 3 LOB: 1 BB: 1 P: 9		1B: 6 2B: 2 3B: 1 HR: 2	SF: 0 SAC: 1 DP: 0 HBP: 0	WP: 0 PB: 0 SB: 2 CS: 1
PITCHER	IP	WLS	BF	H	R	ER	SO	BB	IBB	HBP	BLK	WP	HR	S	P	ERA	WHIP			
Alan Foster, R ERA: 3.53 Orlando Pena, R ERA: 2.53	(1, 1) (9, 1)	8.0 6	37 6	8 3	4 2	4 2	5 0	4 1	0 0	0 0	0 0	0 0	2 5	43 9	59	4.50 18.00	1.500 4.000			

Batter	1	2	3	4	5	6	7	8	9	AB	R	H	RBI	BB	SO	LOB	BOTTOM			
Lou Brock, L OBP: 0.372, SLG: 0.401 (1, 7)	F9		F9			S		G6-4-3		4	0	2	0	0	0	1	Philadelphia Phillies @ St. Louis Cardinals Busch Stadium, St. Louis, MO Sun Aug 04 1974, 3:33 AM CDT Unknown			
Ted Sizemore, R OBP: 0.351, SLG: 0.332 (1, 4)	6-3		F3			G4-6-3		G6-4-3		3	0	0	0	1	0	3				
Bake McBride, L OBP: 0.359, SLG: 0.384 (1, 8)	3-1		L3			F8		F9		4	0	0	0	0	0	3				
Ted Simmons, S OBP: 0.320, SLG: 0.430 (1, 2)	1B		G2			G4-6-3		F9		4	0	1	0	0	0	2				
Joe Torre, R OBP: 0.373, SLG: 0.422 (1, 3)	1B		G3-6			6-3		G2		3	1	1	0	1	0	0				
Jose Cruz, L OBP: 0.319, SLG: 0.411 (1, 9)	BLK		G3-6			5-3				3	0	1	1	0	0	1				
Ken Reitz, R OBP: 0.313, SLG: 0.385 (1, 5)	K					6-3				3	0	0	0	0	1	1				
Mike Tyson, R OBP: 0.250, SLG: 0.261 Jim Dwyer, L OBP: 0.357, SLG: 0.408 Jerry Davanon, R OBP: 0.333, SLG: 0.233 (1, 6) (8, PH) (9, 6)	F9					5-3		1B		2	0	0	0	0	0	1				
Alan Foster, R OBP: 0.233, SLG: 0.195 Tim McCarver, L OBP: 0.351, SLG: 0.239 Orlando Pena, R OBP: 0.500, SLG: 0.500 (1, 1) (8, PH) (9, 1)			BB			6-3		P6		1	0	0	0	1	0	0				
Inning Stats	R: 0 E: 0 K: 0 S: 3	H: 3 LOB: 1 BB: 0 P: 7	R: 0 E: 0 K: 0 S: 3	H: 0 LOB: 1 BB: 1 P: 7	R: 0 E: 0 K: 0 S: 2	H: 0 LOB: 0 BB: 1 P: 6	R: 0 E: 0 K: 0 S: 3	H: 1 LOB: 1 BB: 1 P: 7	R: 0 E: 0 K: 0 S: 3	H: 0 LOB: 0 BB: 0 P: 3	R: 0 E: 0 K: 0 S: 3	H: 1 LOB: 1 BB: 1 P: 7	R: 0 E: 0 K: 0 S: 3	H: 0 LOB: 0 BB: 0 P: 3	R: 0 E: 0 K: 0 S: 3	H: 0 LOB: 0 BB: 0 P: 3		1B: 5 2B: 0 3B: 0 HR: 0	SF: 0 SAC: 0 DP: 3 HBP: 0	WP: 0 PB: 0 SB: 1 CS: 0
PITCHER	IP	WLS	BF	H	R	ER	SO	BB	IBB	HBP	BLK	WP	HR	S	P	ERA	WHIP			
Ron Schueler, R ERA: 3.47	(1, 1)	9.0 W	32 32	5 5	1 1	1 1	1 1	4 4	0 0	0 0	0 0	0 0	0 0	30 30	46	1.00 1.000	1.000			

AB	37
R	6
H	11
RBI	6
BB	5
SO	5
LOB	17

AB	28
R	1
H	5
RBI	1
BB	4
SO	1
LOB	13

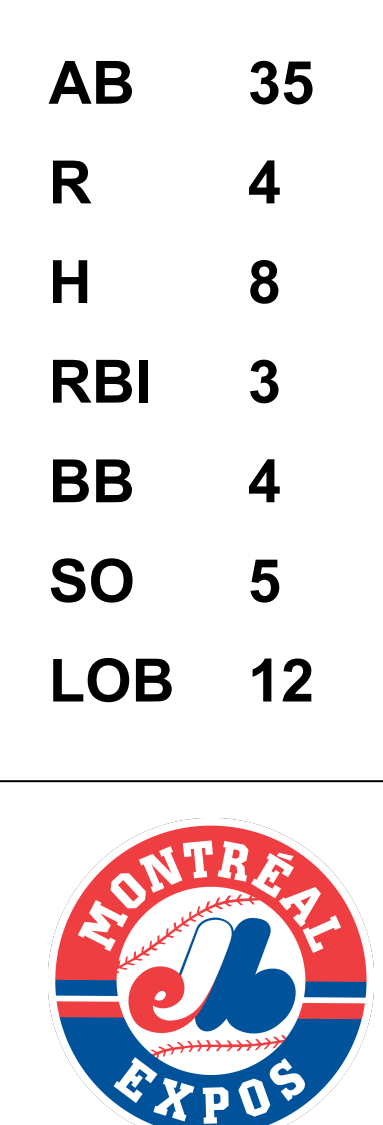
Batter	1	2	3	4	5	6	7	8	9	AB	R	H	RBI	BB	SO	LOB	TOP		
Dave Cash, R OBP: 0.360, SLG: 0.401 (1, 4)	0-0 6-3		0-0 1B			0-0 F8			0-0 1B	4	0	2	0	0	0	0	Philadelphia Phillies @ St. Louis Cardinals Busch Stadium, St. Louis, MO Sun Aug 04 1974, 3:38 AM CDT Att: 48,245 - Unknown		
Larry Bowa, S OBP: 0.302, SLG: 0.342 (1, 6)	0-0 1-3		0-0 5-3			0-0 G4-6-3 1B			0-0 F9	4	0	1	0	0	0	2			
Mike Schmidt, R OBP: 0.424, SLG: 0.595 (1, 5)	0-0 5-3			0-3 K		0-0 G4-6-3 1-2			0-3 K	4	0	0	0	0	2	2			
Willie Montanez, L OBP: 0.351, SLG: 0.412 (1, 3)		0-0 G3		0-0 G3			4-0 G6-4-3 BB		0-3 K	3	0	0	0	1	1	1			
Bill Robinson, R OBP: 0.273, SLG: 0.328 (1, 8)		0-0 L3		0-0 FC6-4 1B			0-0 G6-4-3 1-2			3	0	1	0	0	0	1			
Ollie Brown, R OBP: 0.261, SLG: 0.430 (1, 7)		0-0 FC6-4 1B		0-0 FC6-4 1-2			0-0 4-3			3	0	1	0	0	0	1			
Bob Boone, R Jesus Hernaiz, R (1, 2) (8, 1)	0-0 FC6-4 1-2			0-0 6-3				0-0 F8		3	0	0	0	0	0	1			
Mike Anderson, R OBP: 0.311, SLG: 0.379 (1, 9)			0-0 F8		0-3 K			0-0 1-3		3	0	0	0	0	1	0			
Dick Ruthven, R Gene Garber, R Alan Bannister, R Mac Scarce, L Eddie Watt, R Larry Cox, R (1, 1) (3, 1) (5, PH) (5, 1) (7, 1) (8, PH) (8, 2)			0-0 6-3		0-3 K			0-0 F8		1	0	0	0	0	0	0			
Inning Stats	R: 0 E: 0 K: 0 S: 3	H: 0 LOB: 0 BB: 0 P: 3	R: 0 E: 0 K: 0 S: 4	H: 1 LOB: 1 BB: 0 P: 4	R: 0 E: 0 K: 1 S: 4	H: 1 LOB: 1 BB: 0 P: 4	R: 0 E: 0 K: 1 S: 6	H: 1 LOB: 0 BB: 0 P: 6	R: 0 E: 0 K: 2 S: 7	H: 0 LOB: 0 BB: 0 P: 7	R: 0 E: 0 K: 0 S: 2	H: 0 LOB: 0 BB: 1 P: 6	R: 0 E: 0 K: 0 S: 3	H: 0 LOB: 0 BB: 0 P: 3	R: 0 E: 0 K: 2 S: 8	H: 1 LOB: 1 BB: 0 P: 8		1B: 5 2B: 0 3B: 0 HR: 0	SF: 0 SAC: 0 DP: 2 HBP: 0
PITCHER John Curtis, L ERA: 4.43 (1, 1)	IP: 9.0 WLS: W BF: 31 H: 5 R: 0 ER: 0 SO: 5 BB: 1 IBB: 0 HBP: 0 BLK: 0 WP: 0 HR: 0 S: 40 P: 44 ERA: 0.00 WHIP: 0.667																		

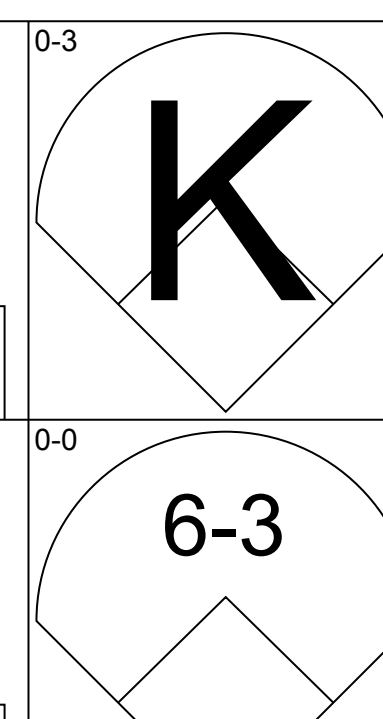
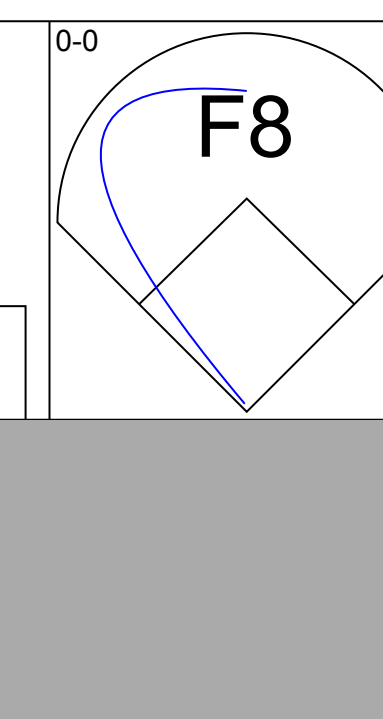
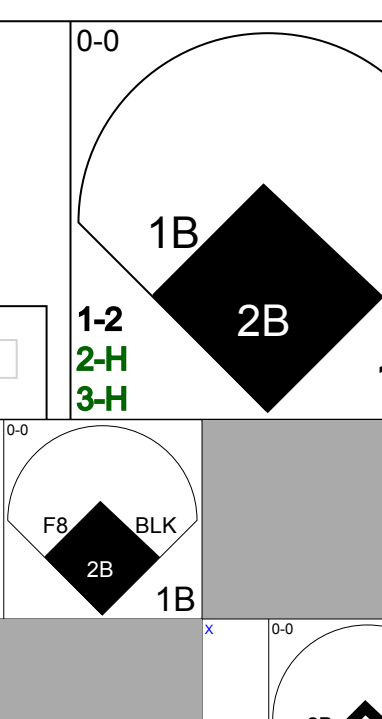
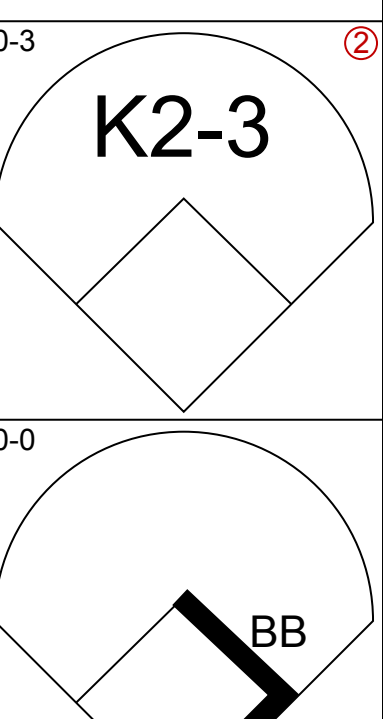
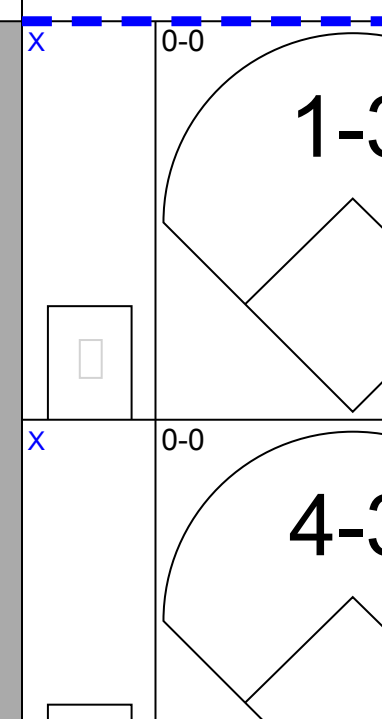
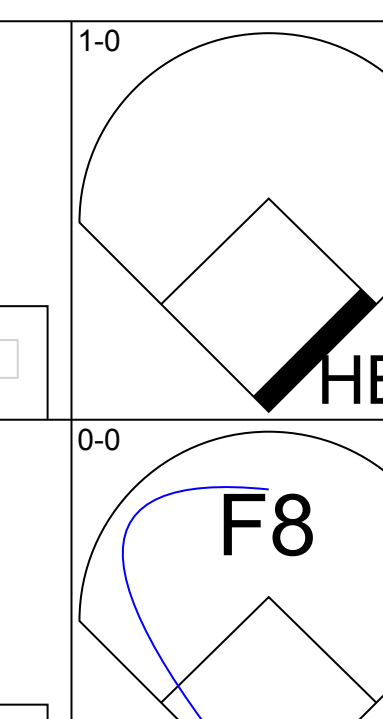
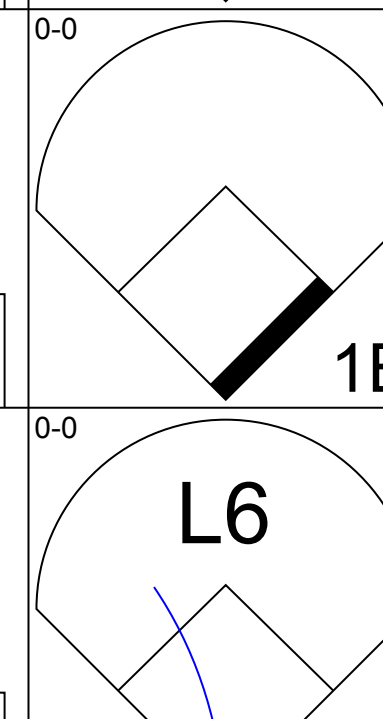
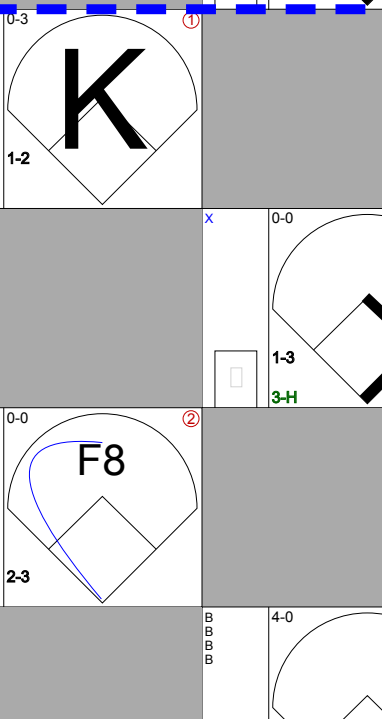
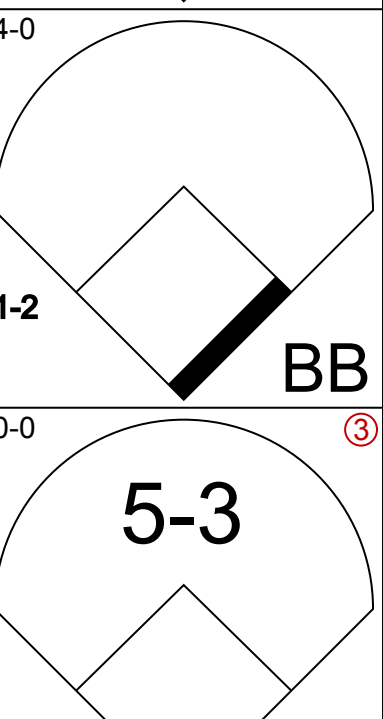
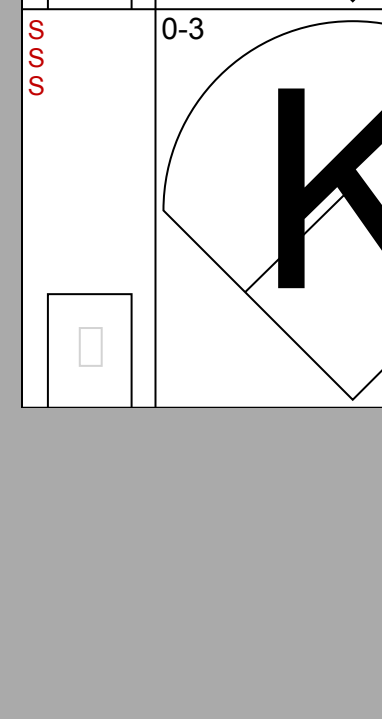
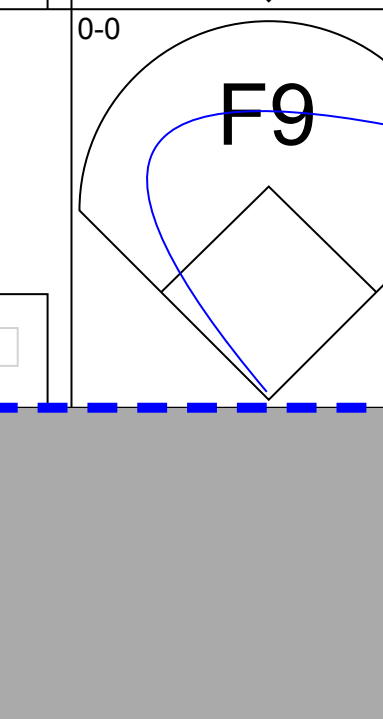

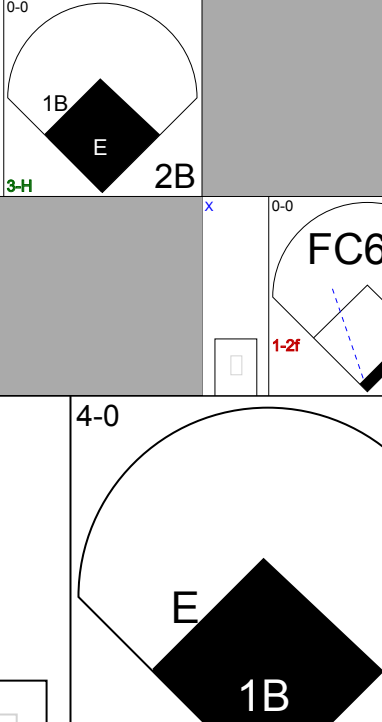




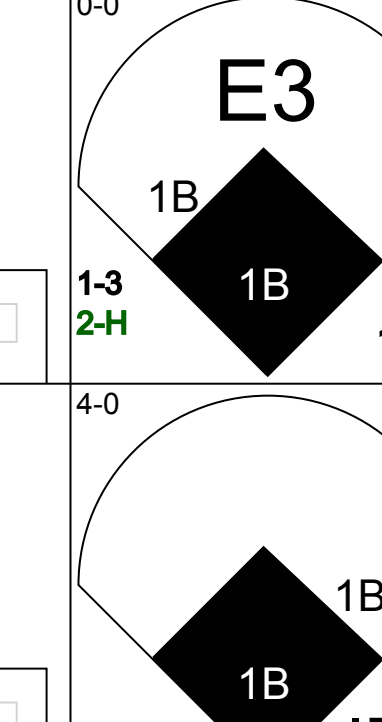

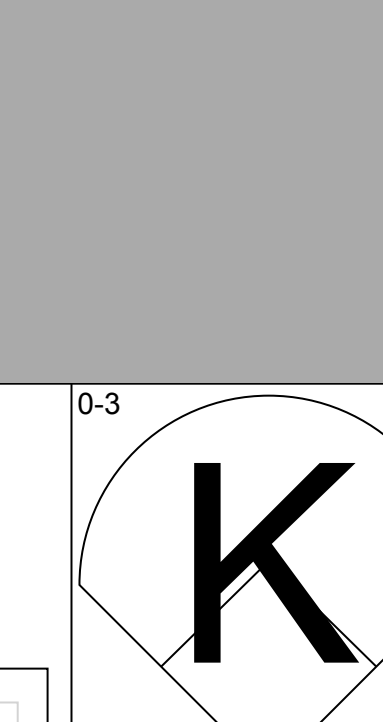
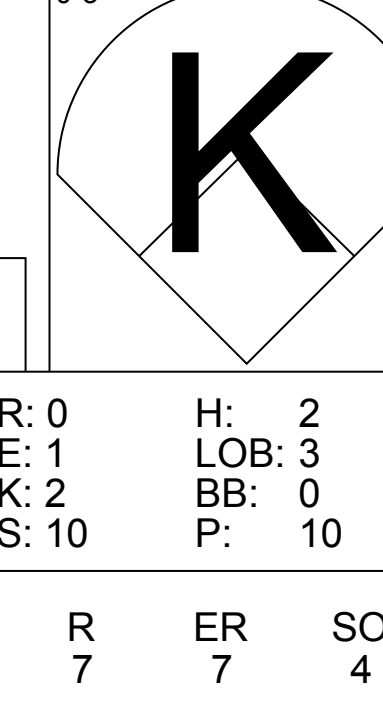
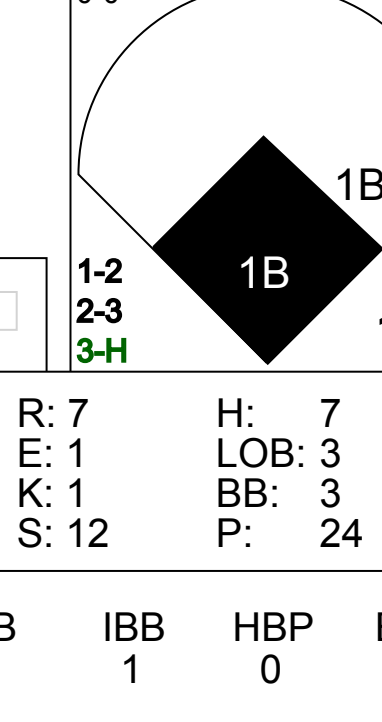
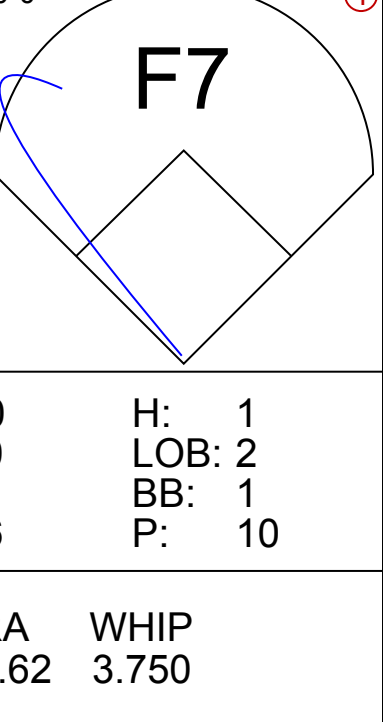
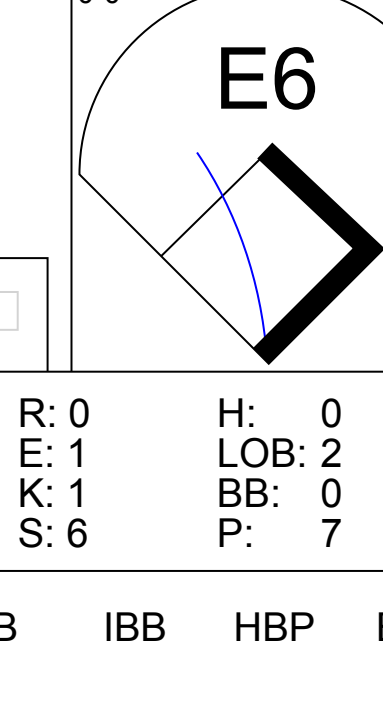
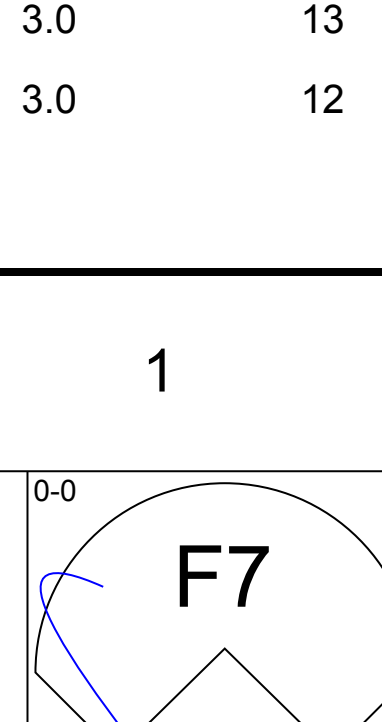
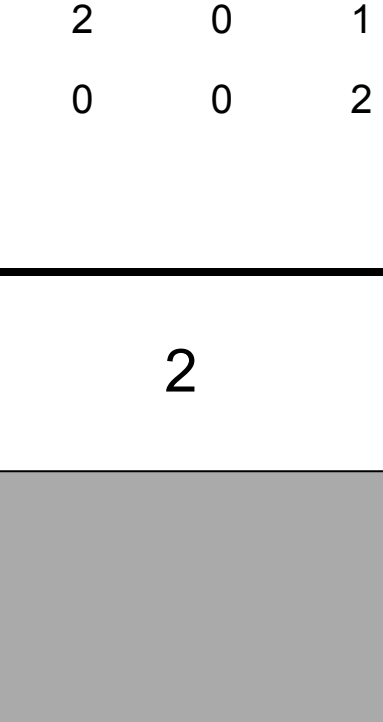
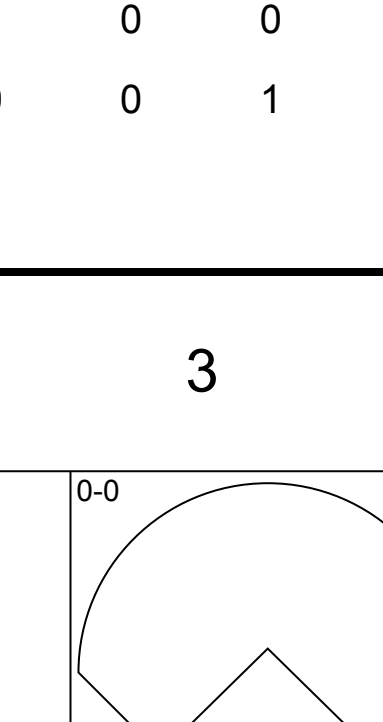
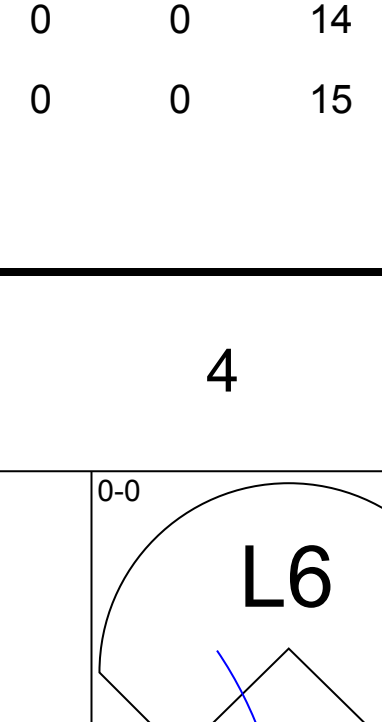
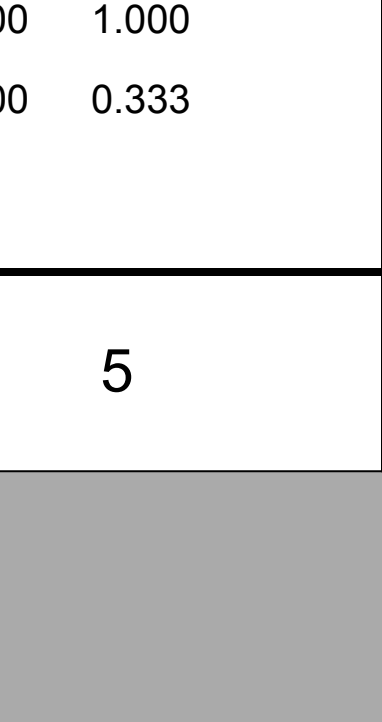
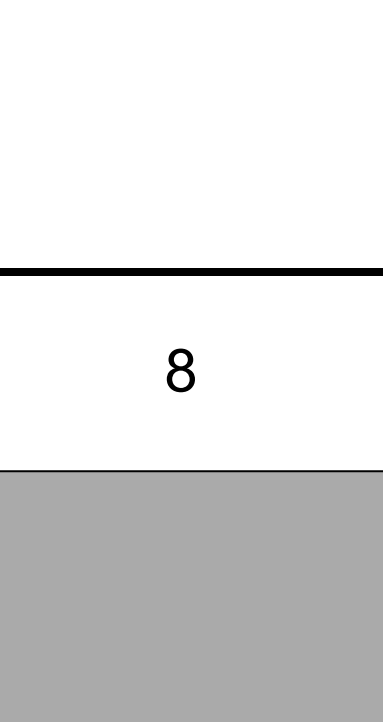
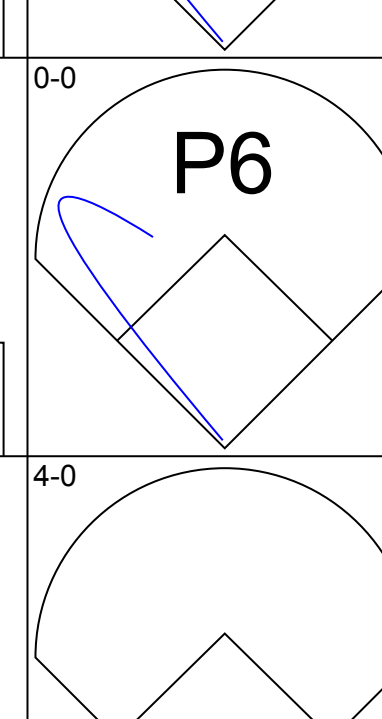

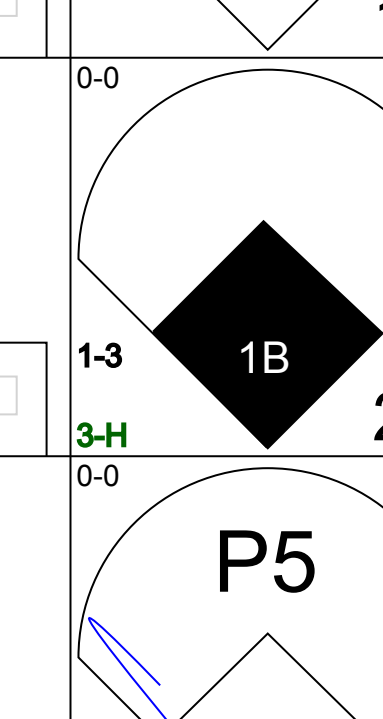
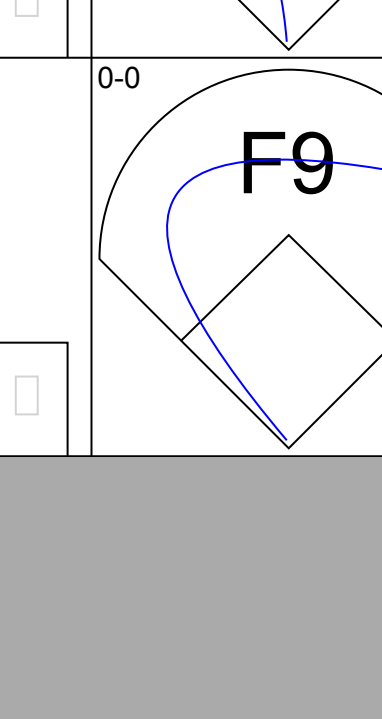
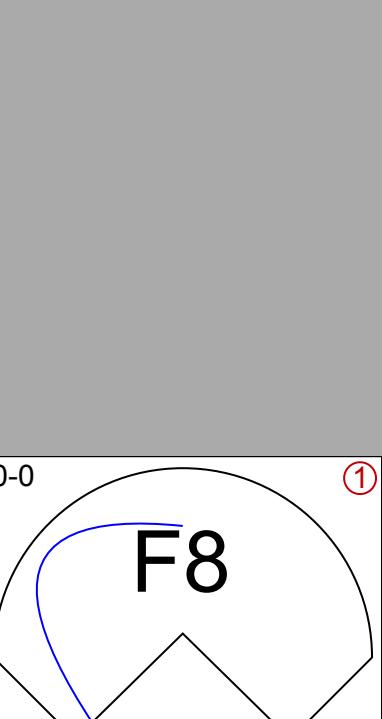


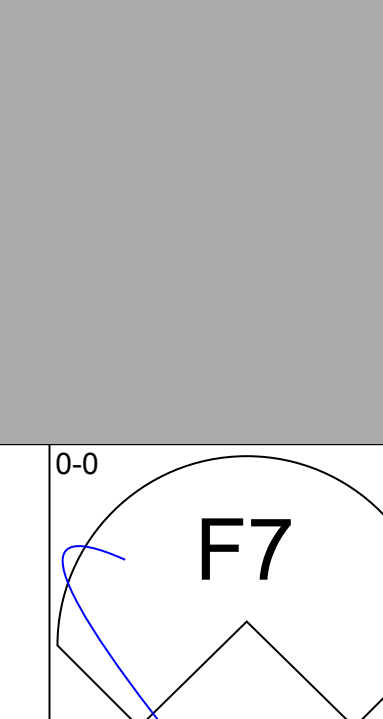
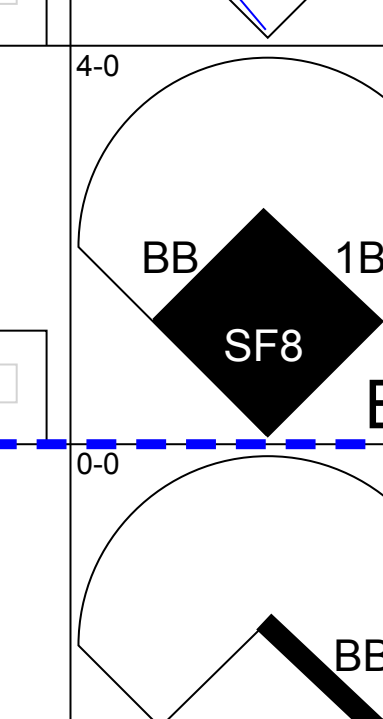

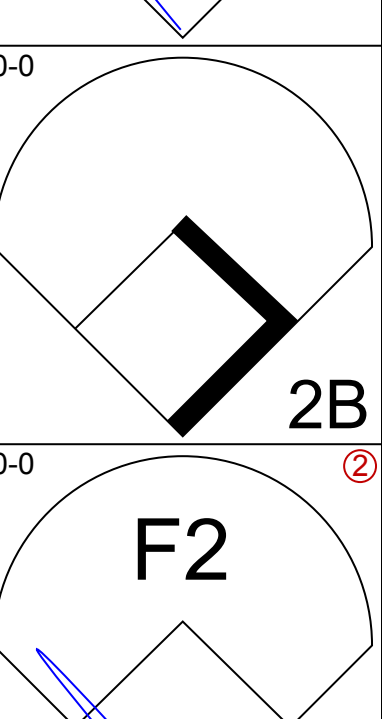


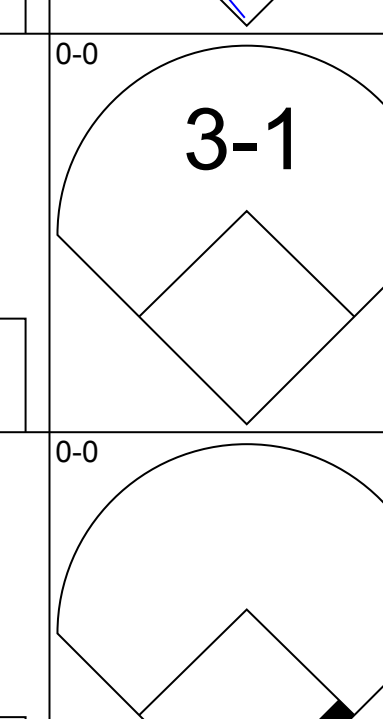
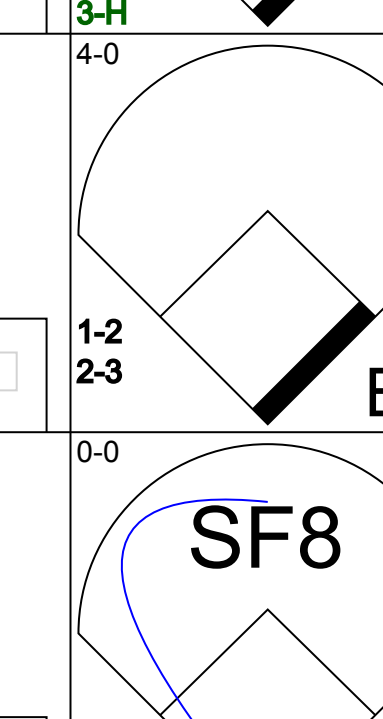

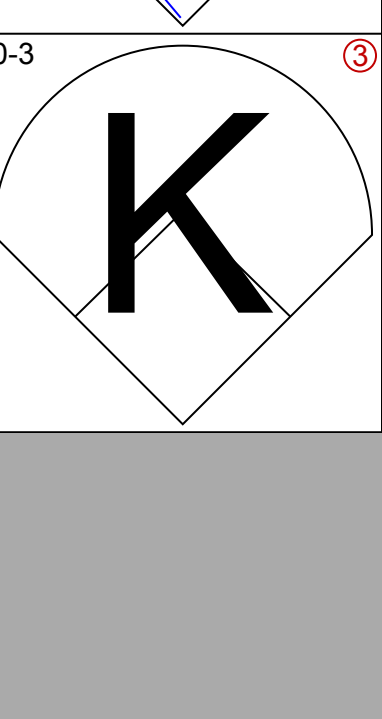
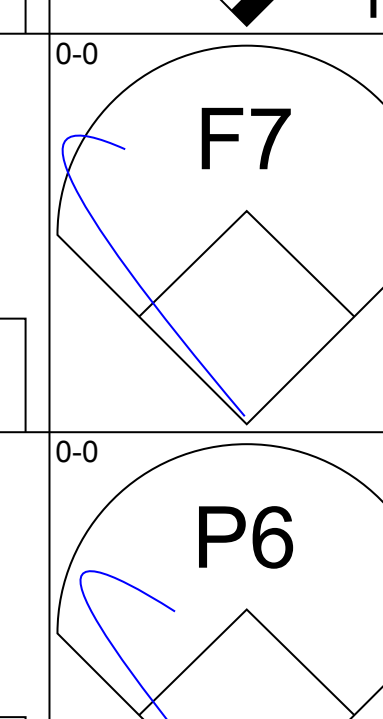
Batter	1	2	3	4	5	6	7	8	9	AB	R	H	RBI	BB	SO	LOB	BOTTOM		
Lou Brock, L OBP: 0.376, SLG: 0.403 Luis Melendez, R OBP: 0.292, SLG: 0.326 (1, 7) (7, 9)	0-0 S 1B		4-0 E S 2B		0-0 SH3 FC4-2 1B	0-0 6-3		0-0 6-3		3	2	2	0	1	0	0	Philadelphia Phillies @ St. Louis Cardinals Busch Stadium, St. Louis, MO Sun Aug 04 1974, 3:38 AM CDT Att: 48,245 - Unknown		
Ted Sizemore, R OBP: 0.352, SLG: 0.332 (1, 4)	0-0 F3 1-2		4-0 2B		0-0 SH3 1-3		0-0 S 1B	0-3 K		3	2	1	0	1	1	1			
Bake McBride, L OBP: 0.363, SLG: 0.386 (1, 8)	0-0 L5		0-0 WP 1-H 3-H 2B		0-0 FC4-2 1B		4-0 1B 1-2 2B	4-0 FC6-4 BB		3	2	1	2	2	0	2			
Tim McCarver, L OBP: 0.354, SLG: 0.247 Joe Torre, R OBP: 0.375, SLG: 0.424 (1, 3) (6, PH) (6, 3)	0-0 2H 1B		0-0 F8		0-0 2B 1B		0-0 2B PB 1B	0-0 FC6-4		2	0	1	1	0	0	1			
Jose Cruz, L OBP: 0.331, SLG: 0.433 (1, 9) (7, 7)	0-0 L6		4-0 FC5-4 BB		0-0 1-H 2B 2B		0-0 PB WP 2B			3	2	2	2	1	0	1			
Ken Reitz, R OBP: 0.315, SLG: 0.387 (1, 5)		4-0 F9 BB	0-0 FC5-4 1-2		0-0 2H 2B		0-0 P5			3	0	1	1	1	0	2			
Marc Hill, R OBP: 0.348, SLG: 0.300 (1, 2)	0-0 F9 1-2			0-3 K		0-3 K		0-0 G6-4-3 BB		3	0	0	0	1	2	2			
Mike Tyson, R OBP: 0.247, SLG: 0.257 (1, 6)	0-0 4-3			0-3 K		0-0 6-3		0-0 G6-4-3 1-2		4	0	0	0	0	1	1			
John Curtis, L OBP: 0.209, SLG: 0.175 (1, 1)			0-3 K		0-3 K			0-0 E7 6-3 2B		4	1	1	0	0	3	0			
Inning Stats	R: 1 E: 0 K: 0 S: 5	H: 2 LOB: 1 BB: 0 P: 5	R: 0 E: 0 K: 0 S: 2	H: 0 LOB: 1 BB: 1 P: 6	R: 2 E: 0 K: 1 S: 6	H: 1 LOB: 2 BB: 3 P: 18	R: 0 E: 0 K: 3 S: 9	H: 0 LOB: 0 BB: 0 P: 9	R: 3 E: 0 K: 1 S: 9	H: 4 LOB: 1 BB: 0 P: 9	R: 0 E: 0 K: 1 S: 5	H: 0 LOB: 0 BB: 0 P: 5	R: 4 E: 0 K: 0 S: 5	H: 3 LOB: 0 BB: 2 P: 13	R: 1 E: 1 K: 1 S: 6	H: 1 LOB: 1 BB: 1 P: 10		1B: 6 2B: 5 3B: 0 HR: 0	SF: 0 SAC: 1 DP: 1 HBP: 0
PITCHER Dick Ruthven, R ERA: 4.1 Gene Garber, R ERA: 4.29 Mac Scarce, L ERA: 5.33 Eddie Watt, R ERA: 4.35 Jesus Hernaiz, R ERA: 5.6	IP: 2.2 WLS: L BF: 14 H: 4 R: 0 ER: 3 SO: 3 BB: 4 IBB: 0 HBP: 0 BLK: 0 WP: 1 HR: 0 S: 12 P: 28 ERA: 10.12 WHIP: 2.625																		

Batter	1	2	3	4	5	6	7	8	9	AB R H RBI BB SO LOB	TOP											
Lou Brock, L OBP: 0.376, SLG: 0.404 (1, 7)	0-3 K		0-0 6-3	0-0 E6 1B		0-0 5-3			0-0 P4	5 1 0 0 0 1 0	St. Louis Cardinals @ Montreal Expos Jarry Park, Montreal, QB Tue Aug 06 1974, 7:05 PM EDT Unknown											
Ted Sizemore, R OBP: 0.357, SLG: 0.337 (1, 4)	0-0 G3		0-0 F9	3-H 1B 1B BB			0-0 F8		0-0 1B 1B	4 0 1 0 1 0 0												
Bake McBride, L OBP: 0.372, SLG: 0.393 (1, 8)	4-0 E BB		0-0 1B	1-2 2-H 1B			0-0 1-3		0-0 1B 1B	4 0 3 1 1 0 0												
Ted Simmons, S OBP: 0.318, SLG: 0.431 (1, 2)	0-3 K 1-2		0-0 4-3	0-0 1B			0-0 P5		0-0 F9	5 0 1 0 0 1 4												
Joe Torre, R OBP: 0.376, SLG: 0.420 (1, 5) (9, 3)		4-0 1B 6-3 BB		0-0 3-1					0-0 F8 G4-6-3 1B	3 1 1 0 1 0 0												
Tim McCarver, L OBP: 0.355, SLG: 0.244 (1, 3) Jerry Davanon, R OBP: 0.316, SLG: 0.219 (9, 5)		0-0 F8		4-0 1B 3B BB		0-0 G4-6-3			0-0 1B	3 1 1 0 1 0 2 0 0 0 0 0 0 0												
Jose Cruz, L OBP: 0.325, SLG: 0.419 (1, 9)		0-0 6-3 1B		0-0 1B 3B		0-0 1-3			0-0 F8	4 1 2 0 0 0 1												
Mike Tyson, R OBP: 0.245, SLG: 0.262 (1, 6)		0-0 6-3		0-0 1B E 3B		0-3 K			0-0 F9	4 1 1 3 0 1 2												
Lynn McGlothen, L OBP: 0.254, SLG: 0.259 (1, 1) Mike Garman, R OBP: 0.167, SLG: 0.167 (8, 1) Al Hrabosky, R OBP: 0.250, SLG: 0.250 (9, 1)		0-0 G3		0-0 4-3		0-0 6-3			0-0 6-3	3 0 0 0 0 0 2 1 0 0 0 0 0 0 0 0 0 0 0 0 0												
Inning Stats	R: 0 E: 1 K: 2 S: 7	H: 0 LOB: 1 BB: 1 P: 11	R: 1 E: 0 K: 0 S: 4	H: 1 LOB: 1 BB: 1 P: 8	R: 0 E: 0 K: 0 S: 4	H: 1 LOB: 1 BB: 0 P: 4	R: 4 E: 1 K: 0 S: 7	H: 4 LOB: 2 BB: 2 P: 15	R: 0 E: 0 K: 0 S: 3	H: 1 LOB: 0 BB: 0 P: 3		R: 0 E: 0 K: 1 S: 5	H: 0 LOB: 0 BB: 0 P: 5	R: 0 E: 0 K: 0 S: 3	H: 0 LOB: 0 BB: 0 P: 3	R: 0 E: 0 K: 0 S: 4	H: 1 LOB: 1 BB: 0 P: 4	R: 0 E: 0 K: 0 S: 5	H: 2 LOB: 2 BB: 0 P: 5	1B: 9 2B: 0 3B: 1 HR: 0	SF: 0 SAC: 0 DP: 1 HBP: 0	WP: 0 PB: 0 SB: 1 CS: 0
PITCHER	IP WLS BF H R ER SO BB IBB HBP BLK WP HR S P ERA WHIP											PITCHER	IP WLS BF H R ER SO BB IBB HBP BLK WP HR S P ERA WHIP									
Mike Torrez, R ERA: 4.42 (1, 1)	3.2 L 20 4 5 3 2 4 0 0 0 0 0 0 20 36 7.36 2.182																					
Don Carrithers, R ERA: 2.53 (4, 1)	3.1 11 3 0 0 1 0 0 0 0 0 0 0 13 13 0.00 0.900																					
Dale Murray, R ERA: 1.64 (8, 1)	1.0 4 1 0 0 0 0 0 0 0 0 0 0 4 4 0.00 1.000																					
Chuck Taylor, R ERA: 2.28 (9, 1)	1.0 5 2 0 0 0 0 0 0 0 0 0 0 5 5 0.00 2.000																					

Batter	1	2	3	4	5	6	7	8	9	AB R H RBI BB SO LOB	BOTTOM											
Larry Lintz, S OBP: 0.335, SLG: 0.276 (1, 4)	0-0 P6			4-0 1B E BB	4-0 1-2 BB		0-0 F7		0-3 K	3 1 0 0 2 1 3	St. Louis Cardinals @ Montreal Expos Jarry Park, Montreal, QB Tue Aug 06 1974, 7:05 PM EDT Unknown											
Willie Davis, L OBP: 0.326, SLG: 0.420 (1, 8)	0-0 6-3			0-0 E9 4-3 1B	0-0 1-3			0-3 K	0-0 4-3	5 1 1 0 0 1 3												
Ken Singleton, S OBP: 0.388, SLG: 0.381 (1, 9)	0-3 K			0-0 4-3			0-0 6-3		0-0 4-3	5 0 0 1 0 1 1												
Mike Jorgensen, L OBP: 0.430, SLG: 0.500 (1, 7) (9, 3)		0-0 CS 1B		0-0 6-3		0-3 K		0-0 E6 3B 1B		4 1 2 0 0 1 0												
Bob Bailey, R OBP: 0.400, SLG: 0.443 (1, 5)		0-0 5-3		0-0 1B		0-0 5-3		0-0 1B 3B		4 1 2 1 0 0 1												
Ron Fairly, L OBP: 0.379, SLG: 0.447 (1, 3) Ron Woods, R OBP: 0.293, SLG: 0.200 (8, FR) (9, 7)		0-0 F8		0-0 F2			0-0 4-3	4-0 1B BB		3 0 0 0 1 0 1 0 0 0 0 0 0 0												
Barry Foote, R OBP: 0.311, SLG: 0.374 (1, 2)				0-0 6-3			0-0 L4		0-0 E5 G3 1B	4 0 1 1 0 0 0												
Pepe Frias, R OBP: 0.278, SLG: 0.289 (1, 6) Larry Blittner, L (7, PH) Dale Murray, R (8, 1) Jose Morales, R OBP: 0.357, SLG: 0.571 (8, PH) Chuck Taylor, R OBP: 0.500, SLG: 0.571 (9, 1)				0-3 K			0-0 6-3		0-0 F3	2 0 0 0 0 1 0 1 0 0 0 0 0 1 0 0 0 0 0 0 0 1 0 0 0 0 0 2 0 0 0 0 0 0 0												
Mike Torrez, R OBP: 0.093, SLG: 0.071 (1, 1) Don Carrithers, R OBP: 0.200, SLG: 0.200 (4, 1) Boots Day, L OBP: 0.246, SLG: 0.190 (7, PH) Tim Foli, R OBP: 0.274, SLG: 0.261 (8, 6) Ron Hunt, R OBP: 0.385, SLG: 0.309 (9, PH)				0-0 6-3			0-0 WP 1B		0-0 2B	1 0 0 0 0 0 0 1 0 1 0 0 0 0 0 0 0 0 1 0 0 0 0 0 0 0 0 0 1 0 1 0 0 0 0												
Inning Stats	R: 0 E: 0 K: 1 S: 5	H: 0 LOB: 0 BB: 0 P: 5	R: 0 E: 0 K: 0 S: 3	H: 1 LOB: 0 BB: 0 P: 3	R: 0 E: 0 K: 1 S: 5	H: 0 LOB: 0 BB: 0 P: 5	R: 2 E: 1 K: 0 S: 5	H: 2 LOB: 1 BB: 1 P: 9	R: 0 E: 0 K: 0 S: 4	H: 1 LOB: 2 BB: 1 P: 8		R: 0 E: 0 K: 1 S: 5	H: 0 LOB: 0 BB: 0 P: 5	R: 0 E: 1 K: 0 S: 4	H: 0 LOB: 2 BB: 1 P: 8	R: 2 E: 1 K: 1 S: 8	H: 3 LOB: 2 BB: 1 P: 12	R: 0 E: 0 K: 1 S: 6	H: 1 LOB: 1 BB: 0 P: 6	1B: 6 2B: 1 3B: 1 HR: 0	SF: 0 SAC: 0 DP: 0 HBP: 0	WP: 1 PB: 0 SB: 0 CS: 1
PITCHER	IP WLS BF H R ER SO BB IBB HBP BLK WP HR S P ERA WHIP											PITCHER	IP WLS BF H R ER SO BB IBB HBP BLK WP HR S P ERA WHIP									
Lynn McGlothen, R ERA: 2.89 (1, 1)	7.2 W 34 7 4 3 4 4 0 0 0 0 0 0 38 54 3.52 1.435																					
Mike Garman, R ERA: 3.11 (8, 1)	0.1 2 1 0 0 0 0 0 0 0 0 0 0 2 2 0.00 3.000																					
Al Hrabosky, L ERA: 3.67 (9, 1)	1.0 S 3 0 0 0 1 0 0 0 0 0 0 0 5 5 0.00 0.000																					

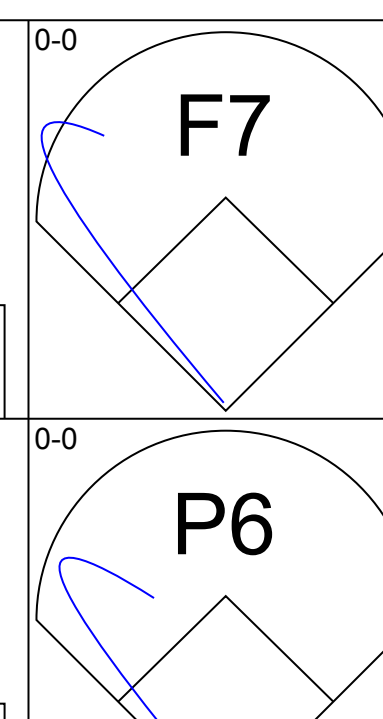
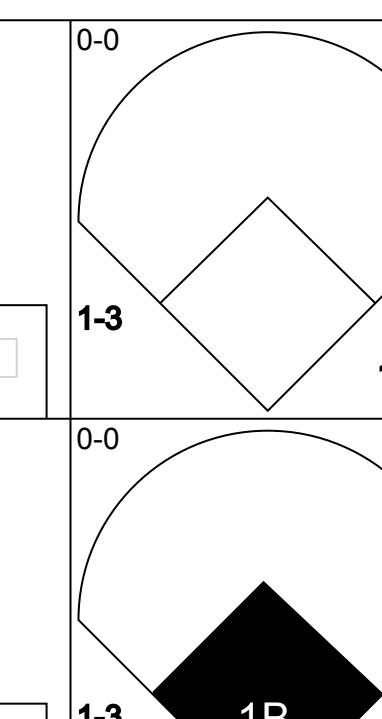
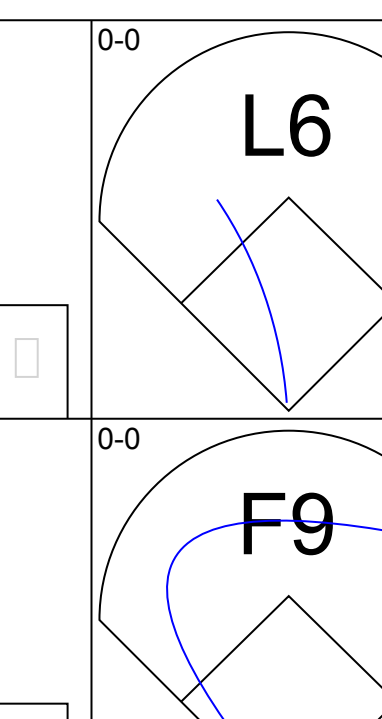
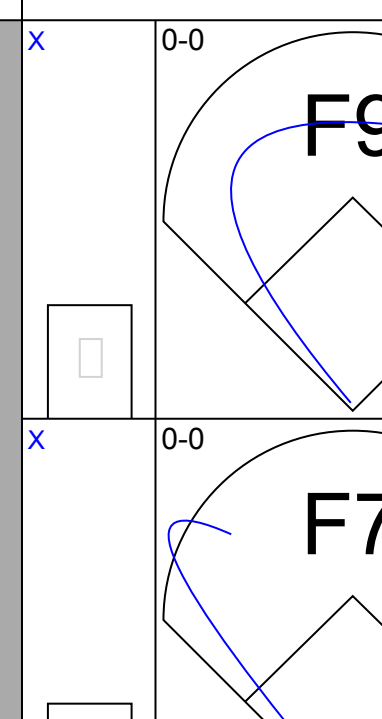
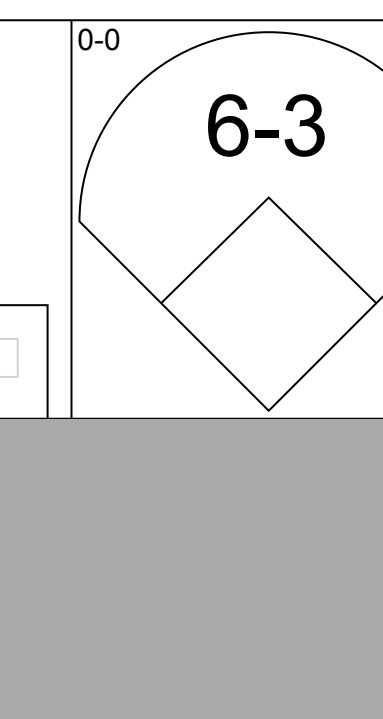
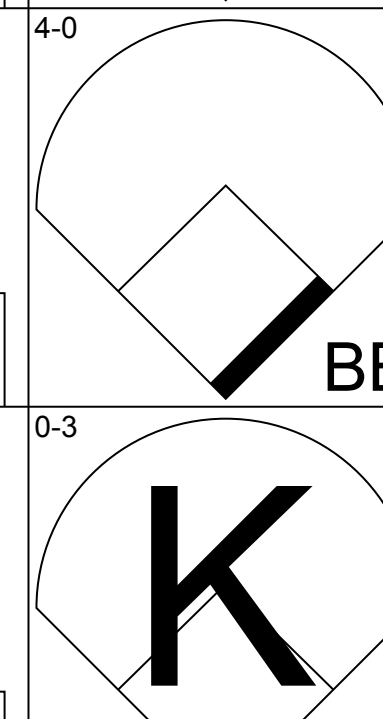
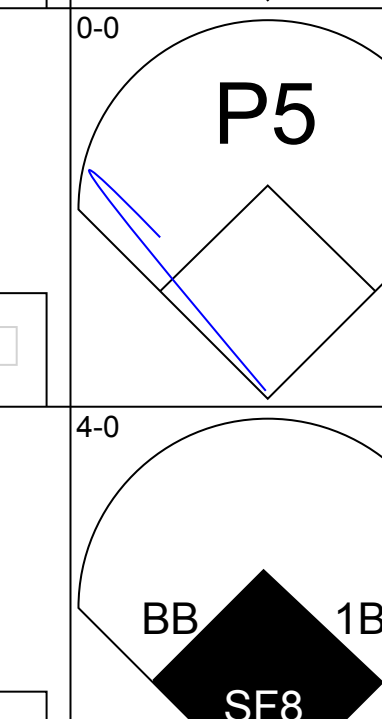

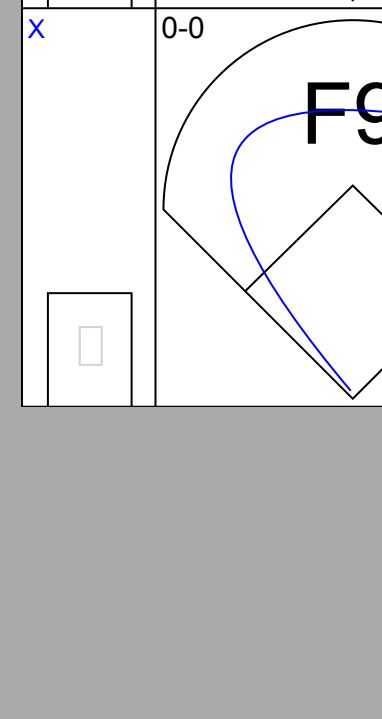

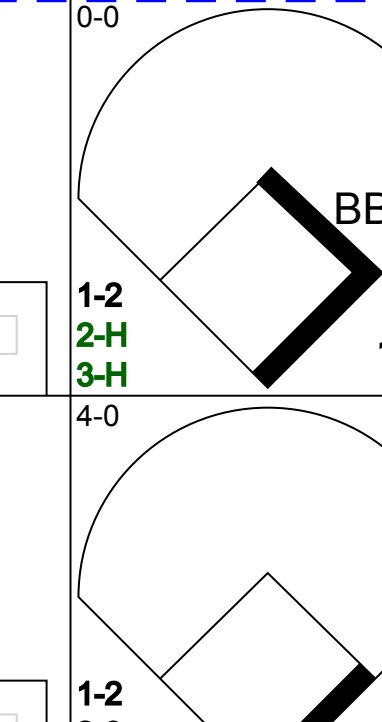
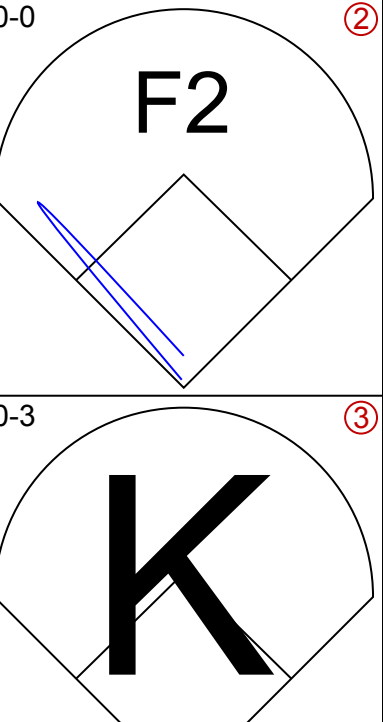


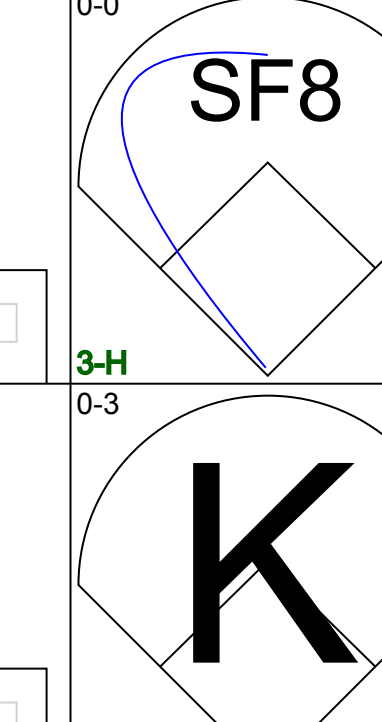

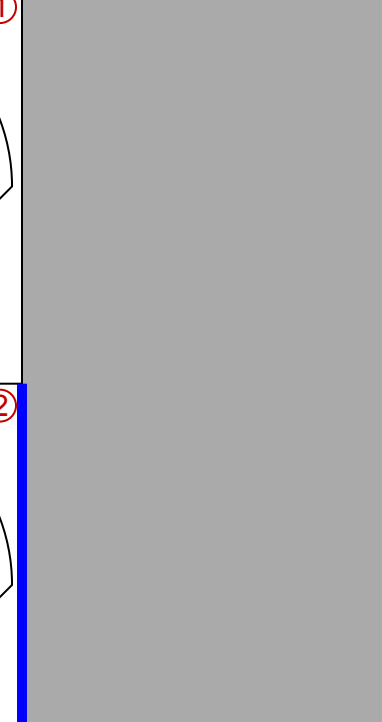
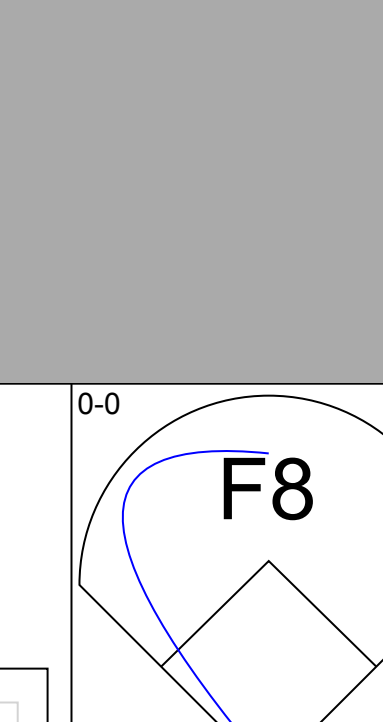
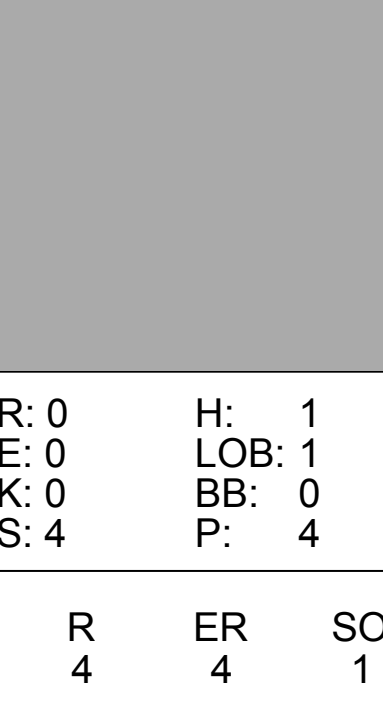
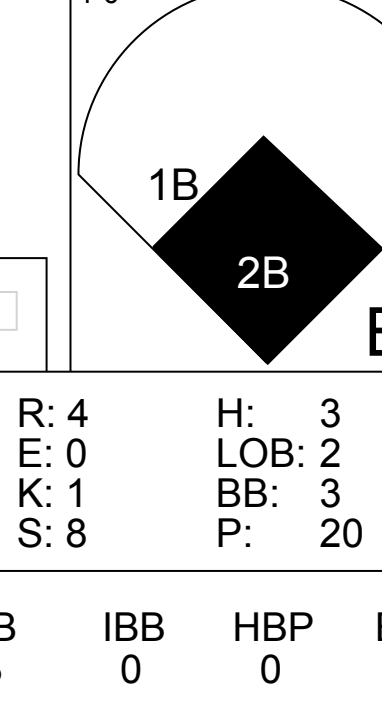
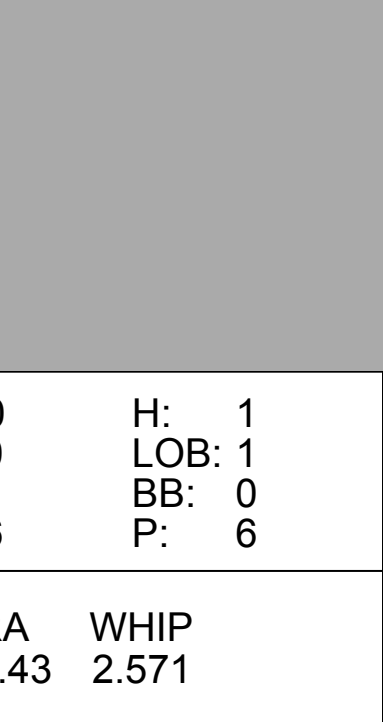
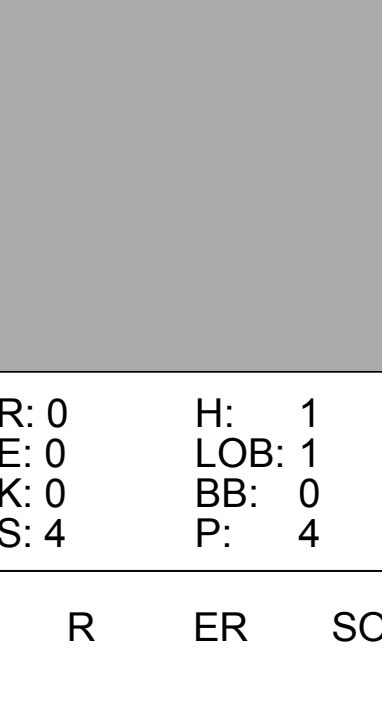




AB	36
R	5
H	10
RBI	4
BB	4
SO	3
LOB	11



Batter	1	2	3	4	5	6	7	8	9	AB	R	H	RBI	BB	SO	LOB	TOP								
Lou Brock, L OBP: 0.374, SLG: 0.402 Luis Melendez, R OBP: 0.296, SLG: 0.323										5	1	2	0	2	3		St. Louis Cardinals @ Montreal Expos Jarry Park, Montreal, QB Tue Aug 06 1974, 7:05 PM EDT Att: 21,352 - Unknown								
Ted Sizemore, R OBP: 0.359, SLG: 0.340										6	1	3	1	0	2										
Bake McBride, L OBP: 0.374, SLG: 0.396										5	0	2	1	1	2	3									
Ted Simmons, S OBP: 0.317, SLG: 0.427										4	0	0	0	1	0	4									
Joe Torre, R OBP: 0.381, SLG: 0.428										5	2	4	1	0	0	3									
Tim McCarver, L OBP: 0.361, SLG: 0.244										4	2	1	0	1	0	1									
Jim Dwyer, L OBP: 0.355, SLG: 0.400										5	1	1	1	0	0	3									
Mike Tyson, R OBP: 0.244, SLG: 0.259										4	1	0	0	1	2	3									
Ray Bare, R OBP: 0.250, SLG: 0.250 Rich Folkers, L (3, 1)										2	1	1	1	0	1	3									
Inning Stats	R: 0 E: 0 K: 1 S: 6	H: 1 LOB: 1 BB: 0 P: 6	R: 0 E: 1 K: 2 S: 10	H: 2 LOB: 3 BB: 0 P: 10	R: 7 E: 1 K: 1 S: 12	H: 7 LOB: 3 BB: 3 P: 24	R: 0 E: 0 K: 0 S: 3	H: 0 LOB: 0 BB: 0 P: 3	R: 0 E: 0 K: 1 S: 6	H: 1 LOB: 2 BB: 1 P: 10	R: 2 E: 1 K: 0 S: 5	H: 1 LOB: 0 BB: 0 P: 5	R: 0 E: 0 K: 1 S: 5	H: 0 LOB: 0 BB: 0 P: 5	R: 0 E: 0 K: 0 S: 4	H: 1 LOB: 1 BB: 0 P: 4		R: 0 E: 1 K: 1 S: 6	H: 0 LOB: 2 BB: 0 P: 7	1B: 11 2B: 2 3B: 0 HR: 0	SF: 0 SAC: 0 DP: 0 HBP: 1	WP: 0 PB: 0 SB: 0 CS: 0	PA: 48		
PITCHER	IP	WLS	BF	H	R	ER	SO	BB	IBB	HBP	BLK	WP	HR	S	P	ERA	WHIP								
Steve Rogers, R ERA: 4.67	2.2	L	20	9	7	7	4	1	1	0	0	0	0	26	34	23.62	3.750								
John Montague, R ERA: 2.57	0.1	3	1	0	0	0	1	0	0	0	0	0	0	2	6	0.00	6.000								
Dale Murray, R ERA: 1.29	3.0	13	2	2	0	1	1	0	0	0	0	0	0	14	18	0.00	1.000								
Don Carithers, R ERA: 2.22	3.0	12	1	0	0	2	0	0	0	1	0	0	0	15	16	0.00	0.333								

AB	43
R	9
H	13
RBI	7
BB	4
SO	7
LOB	25



Batter	1	2	3	4	5	6	7	8	9	AB	R	H	RBI	BB	SO	LOB	BOTTOM								
Ron Hunt, R OBP: 0.382, SLG: 0.307										5	0	1	0	0	0	0	St. Louis Cardinals @ Montreal Expos Jarry Park, Montreal, QB Tue Aug 06 1974, 7:05 PM EDT Att: 21,352 - Unknown								
Willie Davis, L OBP: 0.325, SLG: 0.421										4	1	1	1	0	0	0									
Ron Fairly, L OBP: 0.377, SLG: 0.441										3	0	0	0	1	0	2									
Bob Bailey, R OBP: 0.400, SLG: 0.444										3	1	1	0	1	1	1									
Mike Jorgensen, L OBP: 0.432, SLG: 0.500										4	0	2	2	0	0	1									
Ken Singleton, S OBP: 0.387, SLG: 0.378										3	0	0	0	1	1	2									
Barry Foote, R OBP: 0.310, SLG: 0.374										3	0	1	1	0	0	1									
Pepe Frías, R OBP: 0.326, SLG: 0.258 John Montague, R OBP: 0.333, SLG: 0.111 Jose Morales, R OBP: 0.333, SLG: 0.533 Dale Murray, R OBP: 0.333, SLG: 0.356 Hal Breeden, R OBP: 0.293, SLG: 0.200 Don Carithers, R OBP: 0.293, SLG: 0.200 Ron Fairly, L OBP: 0.377, SLG: 0.441										1	0	0	0	0	0	1									
Steve Rogers, R OBP: 0.239, SLG: 0.164 Larry Lintz, S OBP: 0.333, SLG: 0.272										0	0	0	0	0	0	0									
Inning Stats	R: 0 E: 0 K: 1 S: 5	H: 0 LOB: 1 BB: 1 P: 9	R: 0 E: 0 K: 0 S: 4	H: 1 LOB: 0 BB: 0 P: 4	R: 4 E: 0 K: 1 S: 8	H: 3 LOB: 3 BB: 3 P: 20	R: 0 E: 0 K: 0 S: 3	H: 0 LOB: 0 BB: 0 P: 3	R: 0 E: 0 K: 0 S: 3	H: 0 LOB: 0 BB: 0 P: 3	R: 0 E: 0 K: 0 S: 3	H: 0 LOB: 0 BB: 0 P: 3	R: 0 E: 0 K: 0 S: 4	H: 1 LOB: 1 BB: 0 P: 4	R: 0 E: 0 K: 1 S: 5	H: 0 LOB: 0 BB: 0 P: 5		1B: 4 2B: 2 3B: 0 HR: 0	SF: 1 SAC: 0 DP: 0 HBP: 0	WP: 0 PB: 0 SB: 0 CS: 0	PA: 37				
PITCHER	IP	WLS	BF	H	R	ER	SO	BB	IBB	HBP	BLK	WP	HR	S	P	ERA	WHIP								
Ray Bare, R ERA: 9.24	2.1	13	3	0	4	4	1	3	0	0	0	0	0	12	24	15.43	2.571								
Rich Folkers, L ERA: 2.6	6.2	W	24	3	0	0	3	1	0	0	0	0	0	29	33	0.00	0.600								



Batter	1	2	3	4	5	6	7	8	9	AB	R	H	RBI	BB	SO	LOB	TOP					
Lou Brock, L OBP: 0.372, SLG: 0.400 (1, 7)	0-0 4-3		0-0 E3		0-0 CS		0-0 F8		0-0 E1	5	0	1	2	0	0	3						
Ted Sizemore, R OBP: 0.354, SLG: 0.335 (1, 4)	0-0 6-3		0-0 5-3		0-0 CS		0-0 F7		0-0 SF8	4	0	0	1	0	0	3						
Bake McBride, L OBP: 0.374, SLG: 0.396 (1, 8)	0-0 5-3			0-0 4-3		0-0 WP 2B		0-3 K	0-0 1B	5	1	2	0	0	1	0						
Ted Simmons, S OBP: 0.316, SLG: 0.427 (1, 3)		0-3 K		0-0 F8		0-0 2B		0-0 P4	0-0 4-3	5	0	1	1	0	1	2						
Joe Torre, R OBP: 0.380, SLG: 0.426 (1, 5)	0-0 L9		0-0 1B		0-3 K		0-0 P3			4	0	1	0	0	1	1						
Tim McCarver, L OBP: 0.365, SLG: 0.247 (1, 2)	0-0 L7		0-0 L7		4-0 BB				0-0 1B BB 6-5-3	3	1	1	0	1	0	1						
Jim Dwyer, L OBP: 0.364, SLG: 0.414 (1, 9)			0-3 K		0-0 1B 2B		0-0 F7		4-0 6-5-3 1B BB	3	2	1	0	1	1	2						
Mike Tyson, R OBP: 0.244, SLG: 0.259 (1, 6)			0-3 K		0-0 F7		0-3 K		0-0 E 6-5-3 1B	4	1	1	0	0	2	1						
Bob Forsch, R OBP: 0.235, SLG: 0.188 (1, 1)			0-0 E 1B		0-3 K		0-0 K		0-0 6-5-3	2	0	1	0	0	1	1						
Jose Cruz, L OBP: 0.329, SLG: 0.423 (7, PH)									1-2 2-3 3-H	1	0	1	0	0	0	0						
Orlando Pena, R OBP: 0.500, SLG: 0.500 (7, 1)										0	0	0	0	0	0	0						
Reggie Smith, S OBP: 0.378, SLG: 0.549 (9, PH)									1-2 2-3 3-H	1	0	0	1	0	0	2						
Inning Stats	R: 0 E: 0 K: 0 S: 3	H: 0 LOB: 0 BB: 0 P: 3	R: 0 E: 0 K: 1 S: 5	H: 0 LOB: 0 BB: 0 P: 5	R: 0 E: 1 K: 2 S: 9	H: 1 LOB: 2 BB: 0 P: 9	R: 0 E: 0 K: 0 S: 4	H: 1 LOB: 1 BB: 0 P: 4	R: 1 E: 0 K: 1 S: 6	H: 2 LOB: 0 BB: 0 P: 6	R: 1 E: 1 K: 1 S: 7	H: 2 LOB: 2 BB: 1 P: 11	R: 0 E: 0 K: 1 S: 6	H: 1 LOB: 1 BB: 0 P: 6	R: 0 E: 0 K: 1 S: 5	H: 0 LOB: 0 BB: 0 P: 5	R: 3 E: 1 K: 0 S: 7	H: 3 LOB: 2 BB: 1 P: 11	1B: 8 2B: 2 3B: 0 HR: 0	SF: 1 SAC: 0 DP: 0 HBP: 0	WP: 1 PB: 0 SB: 0 CS: 1	PA: 41
PITCHER Steve Renko, R ERA: 4.0 (1, 1)	IP: 9.0 WLS: W BF: 40 H: 10 R: 5 ER: 4 SO: 7 BB: 2 IBB: 0 HBP: 0 BLK: 0 WP: 1 HR: 0 S: 52 P: 60 ERA: 4.00 WHIP: 1.333															PITCHER	IP: 9.0 WLS: W BF: 40 H: 10 R: 5 ER: 4 SO: 7 BB: 2 IBB: 0 HBP: 0 BLK: 0 WP: 1 HR: 0 S: 52 P: 60 ERA: 4.00 WHIP: 1.333					

St. Louis Cardinals @ Montreal Expos
Jarry Park, Montreal, QB
 Wed Aug 07 1974, 7:05 PM EDT
 Att: 19,023 - Unknown

AB	37
R	5
H	10
RBI	5
BB	2
SO	7
LOB	16



Batter	1	2	3	4	5	6	7	8	9	AB	R	H	RBI	BB	SO	LOB	BOTTOM			
Ron Hunt, R OBP: 0.379, SLG: 0.304 (1, 4)	0-0 6-3		0-0 5-3		0-0 SH3-4		0-0 5-3		0-0 5-3	3	0	0	1	0	0	1				
Pepe Frias, R OBP: 0.273, SLG: 0.283 (7, 4)					2-3 3-H					1	0	0	0	0	0	0				
Tim Foli, R OBP: 0.279, SLG: 0.268 (1, 6)	4-0 1B BB		0-0 WP SF7		0-0 5-3		0-0 F9		0-0 BB E 1B	4	2	2	0	1	0	1				
Willie Davis, L OBP: 0.328, SLG: 0.422 (1, 8)	0-0 1-3 1B		0-0 SF7		0-3 K		0-0 1B 1B		4-0 E BB 1B	3	1	2	1	1	1	0				
Bob Bailey, R OBP: 0.398, SLG: 0.441 (1, 5)	0-0 4-3		0-3 K		0-3 K		0-0 4-3 1B		0-3 K	5	0	1	0	0	3	2				
Mike Jorgensen, L OBP: 0.428, SLG: 0.494 (1, 3)			0-0 F8		0-3 K		0-0 G3		0-0 4-3 1B	4	0	1	1	0	1	0				
Larry Bittner, L OBP: 0.333, SLG: 0.333 (1, 7)			0-0 F7		0-0 BB 1B		0-0 2B 1B		0-0 4-3	4	2	2	0	0	0	2				
Ken Singleton, S OBP: 0.393, SLG: 0.382 (1, 9)			4-0 HBP BB		4-0 1B E BB		4-0 1B 2B		4-0 IBB	1	1	1	1	3	0	0				
Barry Foote, R OBP: 0.313, SLG: 0.373 (1, 2)		1-0 FC6 HBP		0-0 E SH3-4 1B		0-0 6-3		0-0 P6		3	1	1	1	0	0	4				
Steve Renko, R OBP: 0.242, SLG: 0.270 (1, 1)	0-0 FC6		0-0 SH3-4 E5		0-0 1-3		0-0 1-3			4	0	0	0	0	0	4				
Inning Stats	R: 0 E: 0 K: 0 S: 3	H: 1 LOB: 1 BB: 1 P: 7	R: 0 E: 0 K: 0 S: 3	H: 0 LOB: 2 BB: 1 P: 8	R: 1 E: 1 K: 1 S: 6	H: 1 LOB: 0 BB: 0 P: 6	R: 3 E: 1 K: 1 S: 8	H: 2 LOB: 1 BB: 1 P: 12	R: 0 E: 0 K: 2 S: 7	H: 0 LOB: 0 BB: 0 P: 7	R: 1 E: 0 K: 0 S: 5	H: 2 LOB: 1 BB: 0 P: 5	R: 1 E: 0 K: 0 S: 6	H: 3 LOB: 3 BB: 1 P: 10	R: 1 E: 1 K: 1 S: 6	H: 1 LOB: 1 BB: 1 P: 10	1B: 8 2B: 2 3B: 0 HR: 0	SF: 1 SAC: 1 DP: 0 HBP: 1	WP: 1 PB: 0 SB: 0 CS: 0	PA: 40
PITCHER Bob Forsch, R ERA: 3.23 (7, 1)	IP: 6.0 WLS: L BF: 28 H: 6 R: 5 ER: 3 SO: 4 BB: 3 IBB: 0 HBP: 1 BLK: 0 WP: 0 HR: 0 S: 32 P: 45 ERA: 4.50 WHIP: 1.500															PITCHER	IP: 6.0 WLS: L BF: 28 H: 6 R: 5 ER: 3 SO: 4 BB: 3 IBB: 0 HBP: 1 BLK: 0 WP: 0 HR: 0 S: 32 P: 45 ERA: 4.50 WHIP: 1.500			

St. Louis Cardinals @ Montreal Expos
Jarry Park, Montreal, QB
 Wed Aug 07 1974, 7:05 PM EDT
 Att: 19,023 - Unknown

AB	32
R	7
H	10
RBI	5
BB	5
SO	5
LOB	14



Batter	1	2	3	4	5	6	7	8	9	10	11	12	13	AB	R	H	RBI	BB	SO	LOB	TOP	
Lou Brock, L OBP: 0.371, SLG: 0.399 (1, 7)	1-3		K			1-3	1B			SH1-4 1B	FC5			6	0	2	0	0	1	3		
Ted Sizemore, R OBP: 0.266, SLG: 0.334 (1, 4)	BB			F8		1B	F8			SH1-4		K		4	1	1	0	1	1	2		
Bake McBride, L OBP: 0.369, SLG: 0.390 (1, 8)	F9		K			E6 1B		4-3		F8		L6		6	1	0	0	0	1	3		
Ted Simmons, S OBP: 0.318, SLG: 0.430 (1, 2)	P4			FC5-4 1B				3-1		3-1				6	0	3	1	0	0	2		
Joe Torre, R OBP: 0.381, SLG: 0.428 (8, 3) (11, 5)	1-3			FC5-4		F7						FC3-6 1B	IBB	5	0	2	0	1	0	2		
Tim McCarver, L OBP: 0.362, SLG: 0.247 (8, 5) (11, 6)	P3						F8			L3		FC3-6 BB	F8	4	0	1	0	0	0	2		
Jim Dwyer, L OBP: 0.375, SLG: 0.413 (11, 3)	K													5	0	2	0	1	2	1		
Mike Tyson, R OBP: 0.241, SLG: 0.255 (11, PH) (11, 9)			K				F8			G1-6-3		FC5 BB		4	0	0	0	0	2	3		
Sonny Siebert, R OBP: 0.143, SLG: 0.077 (7, 1) (10, 1)			K									1-2 2-3	BB	1	0	0	0	0	0	0		
Mike Garman, R OBP: 0.143, SLG: 0.143 (11, PH) (11, 1)			K											3	0	0	0	0	3	2		
Al Hrabosky, R OBP: 0.250, SLG: 0.250 (11, PH) (11, 1)			K											1	0	0	0	0	0	0		
Luis Melendez, R OBP: 0.294, SLG: 0.320 (11, PH) (11, 1)														1	0	0	0	0	1	3		
John Curtis, L OBP: 0.226, SLG: 0.171 (11, 1)														1	0	0	0	0	1	0		
Inning Stats	R: 0 E: 0 K: 0 S: 3	H: 0 LOB: 1 BB: 1 P: 7	R: 0 E: 0 K: 1 S: 5	H: 0 LOB: 0 BB: 0 P: 5	R: 0 E: 0 K: 3 S: 9	H: 0 LOB: 0 BB: 0 P: 9	R: 0 E: 0 K: 1 S: 6	H: 1 LOB: 1 BB: 0 P: 6	R: 0 E: 0 K: 0 S: 7	H: 2 LOB: 2 BB: 0 P: 7	R: 0 E: 0 K: 1 S: 4	H: 1 LOB: 0 BB: 0 P: 3	R: 0 E: 0 K: 1 S: 6	H: 1 LOB: 3 BB: 2 P: 14	R: 0 E: 0 K: 1 S: 5	H: 1 LOB: 2 BB: 1 P: 10	R: 0 E: 0 K: 1 S: 5	H: 0 LOB: 0 BB: 0 P: 5	1B: 10 2B: 1 3B: 0 HR: 0	SF: 0 SAC: 1 DP: 1 HBP: 0	WIP: 0 PB: 0 SB: 0 CS: 0	PA: 54
PITCHER	IP WLS BF H R ER SO BB IBB HBP BLK WP HR S P ERA WHIP	7.0 29 6 2 0 9 1 0 0 0 0 0 46 50 0.00 1.000	5.0 22 5 0 0 2 2 1 0 0 0 0 23 35 0.00 1.400	1.0 W 3 0 0 0 1 0 0 0 0 0 5 5 0.00 0.000	PITCHER																	

St. Louis Cardinals @ Montreal Expos
 Jarry Park, Montreal, QB
 Thu Aug 08 1974, 3:33 AM EDT
 Att. 17,205 - Unknown

AB 49
 R 2
 H 11
 RBI 1
 BB 4
 SO 12
 LOB 26



Batter	1	2	3	4	5	6	7	8	9	10	11	12	13	AB	R	H	RBI	BB	SO	LOB	BOTTOM					
Ron Hunt, R OBP: 0.378, SLG: 0.299 (1, 4)	BB	F9			6-3		5-3			4-3		G3-6		5	0	0	0	1	0	3						
Tim Foli, R OBP: 0.277, SLG: 0.266 (8, PH) (9, 6)	SH1-4		P4		F7		CS	K		BB	BB	P4		2	0	0	0	0	0	0						
Pope Frias, R OBP: 0.277, SLG: 0.280 (1, 8)	4-3		S		F7		G3			F2		F9		6	0	1	0	0	0	3						
Wille Davis, L OBP: 0.326, SLG: 0.419 (1, 5)	2B		1B		6-3		6-3			P6				4	1	1	0	2	0	1						
Bob Bailey, R OBP: 0.400, SLG: 0.439 (1, 3)	BB		1B							BB				2	1	1	1	3	1	2						
Mike Jorgensen, L OBP: 0.437, SLG: 0.500 (1, 7)	2B		1B				FC6 BB			SH5-4 1B			SH5-4	3	0	0	0	0	0	5						
Larry Bittner, L OBP: 0.222, SLG: 0.222 (11, PH) (12, 7)	4-3		F8				F7			SH5-4		5-3		1	0	0	0	1	0	0						
Ron Woods, R OBP: 0.295, SLG: 0.195 (11, PH) (11, 1)														6	0	2	0	0	1	4						
Ken Singleton, S OBP: 0.392, SLG: 0.381 (1, 2)			FC3-6 1B		F8		FC6			4-3		G5-4-3 1B		5	0	1	1	1	2	2						
Barry Foote, R OBP: 0.313, SLG: 0.370 (1, 1)			K		L7					FC5-4 1B		G5-4-3		5	0	1	1	1	2	2						
Tom Walker, R (1, 1)														2	0	0	0	0	0	1						
Ron Fally, L (1, 1)														1	0	1	0	0	0	0						
Larry Lind, R (1, 1)														0	0	0	0	0	0	0						
Chuck Taylor, R (8, 1)														0	0	0	0	0	0	0						
John Curtis, L (11, 1)														0	0	0	0	0	0	0						
Don Carithers, R (13, 1)														0	0	0	0	0	0	0						
Hal Brocious, R (13, 1)														1	0	1	1	0	0	0						
Inning Stats	R: 1 E: 0 K: 0 S: 4	H: 1 LOB: 2 BB: 2 P: 12	R: 0 E: 0 K: 1 S: 6	H: 1 LOB: 1 BB: 0 P: 6	R: 0 E: 0 K: 0 S: 3	H: 0 LOB: 0 BB: 0 P: 3	R: 0 E: 0 K: 0 S: 3	H: 0 LOB: 0 BB: 1 P: 7	R: 0 E: 0 K: 1 S: 5	H: 1 LOB: 1 BB: 0 P: 5	R: 0 E: 0 K: 1 S: 5	H: 0 LOB: 0 BB: 0 P: 5	R: 1 E: 0 K: 0 S: 4	H: 1 LOB: 1 BB: 1 P: 8	R: 0 E: 0 K: 1 S: 5	H: 0 LOB: 2 BB: 2 P: 13	R: 0 E: 0 K: 0 S: 3	H: 1 LOB: 0 BB: 0 P: 3	R: 0 E: 0 K: 0 S: 3	H: 0 LOB: 1 BB: 1 P: 7	R: 1 E: 0 K: 1 S: 6	H: 2 LOB: 3 BB: 1 P: 14	1B: 7 2B: 1 3B: 0 HR: 0	SF: 0 SAC: 3 DP: 1 HBP: 0	WIP: 0 PB: 1 SB: 0 CS: 1	PA: 55
PITCHER	IP WLS BF H R ER SO BB IBB HBP BLK WP HR S P ERA WHIP	6.0 25 3 1 1 1 3 1 0 0 0 0 23 39 1.50 1.000	3.1 13 2 1 1 2 2 0 0 0 0 0 15 23 2.70 1.200	0.2 3 0 0 0 1 1 0 0 0 0 0 4 8 0.00 1.500	2.2 L 13 3 1 1 1 2 1 0 0 0 0 12 24 3.38 1.875	PITCHER																				

St. Louis Cardinals @ Montreal Expos
 Jarry Park, Montreal, QB
 Thu Aug 08 1974, 3:33 AM EDT
 Att. 17,205 - Unknown

AB 41
 R 2
 H 8
 RBI 3
 BB 10
 SO 5
 LOB 23



Batter	1	2	3	4	5	6	7	8	9	AB	R	H	RBI	BB	SO	LOB	TOP			
Davey Lopes, R OBP: 0.354, SLG: 0.341 (1, 4)	F7		4-3		P3				P4								5 0 1 1 0 0 1			
Bill Buckner, L OBP: 0.355, SLG: 0.396 (1, 7)																	0 0 0 0 1 0 0			
Von Joshua, L OBP: 0.301, SLG: 0.385 (7, PH)																	2 0 1 1 0 0 0			
Tom Paciorek, R OBP: 0.279, SLG: 0.371 (7, 7)																	1 0 0 0 0 0 2			
Jimmy Wynn, R OBP: 0.398, SLG: 0.553 (1, 8)																	2 0 0 1 2 0 2			
Steve Garvey, R OBP: 0.346, SLG: 0.485 (1, 3)																	4 0 0 0 0 1 4			
Willie Crawford, L OBP: 0.374, SLG: 0.429 (1, 9)																	4 0 0 0 0 0 0			
Ron Cey, R OBP: 0.355, SLG: 0.408 (1, 5)																	3 0 1 0 1 1 0			
Bill Russell, R OBP: 0.332, SLG: 0.363 (1, 6)																	4 0 1 0 0 1 1			
Steve Yeager, R OBP: 0.367, SLG: 0.431 (1, 2)																	2 2 0 0 2 1 2			
Geoff Zahn, L (1, 1)																	1 0 0 0 0 1 2			
Gail Hopkins, L OBP: 0.500, SLG: 0.333 (7, PH)																	1 1 1 0 0 0 0			
Mike Marshall, R OBP: 0.130, SLG: 0.130 (7, 1)																	0 0 0 0 0 0 0			
Manny Mota, R OBP: 0.373, SLG: 0.357 (9, PH)																	1 0 0 0 0 0 0			
Inning Stats	R: 0 E: 0 K: 0 S: 2	H: 0 LOB: 0 BB: 1 P: 6	R: 0 E: 0 K: 1 S: 5	H: 0 LOB: 1 BB: 1 P: 9	R: 1 E: 0 K: 0 S: 4	H: 1 LOB: 2 BB: 2 P: 12	R: 0 E: 0 K: 1 S: 7	H: 2 LOB: 2 BB: 1 P: 7	R: 0 E: 0 K: 0 S: 3	H: 0 LOB: 1 BB: 1 P: 5	R: 2 E: 1 K: 1 S: 7	H: 2 LOB: 1 BB: 1 P: 11	R: 0 E: 0 K: 0 S: 3	H: 0 LOB: 0 BB: 0 P: 3	R: 0 E: 0 K: 1 S: 5	H: 0 LOB: 0 BB: 0 P: 5	1B: 4 2B: 0 3B: 1 HR: 0	SF: 0 SAC: 1 DP: 0 HBP: 0	WP: 0 PB: 1 SB: 0 CS: 1	PA: 37
PITCHER	IP	WLS	BF	H	R	ER	SO	BB	IBB	HBP	BLK	WP	HR	S	P	ERA	WHIP			
Alan Foster, R ERA: 3.5 (1, 1)	6.0	W	28	5	3	2	3	6	0	0	0	0	0	28	52	3.00	1.833			
Al Hrabosky, L ERA: 3.42 (7, 1)	3.0	S	9	0	0	0	2	0	0	0	0	0	0	13	13	0.00	0.000			

Los Angeles Dodgers @ St. Louis Cardinals
 Busch Stadium, St. Louis, MO
 Fri Aug 09 1974, 7:05 PM CDT
 Att: 29,899 - Unknown

AB	30
R	3
H	5
RBI	3
BB	6
SO	5
LOB	14



Batter	1	2	3	4	5	6	7	8	9	AB	R	H	RBI	BB	SO	LOB	BOTTOM			
Lou Brock, L OBP: 0.372, SLG: 0.398 (1, 7)	K		6-3														3 2 1 0 1 1 1			
Ted Sizemore, R OBP: 0.352, SLG: 0.331 (1, 4)																	3 1 0 0 0 0 3			
Bake McBride, L OBP: 0.366, SLG: 0.386 (1, 8)																	4 0 0 0 0 0 3			
Joe Torre, R OBP: 0.382, SLG: 0.425 (1, 3)																	3 1 1 0 1 1 1			
Ted Simmons, S OBP: 0.318, SLG: 0.437 (1, 2)																	3 1 1 4 0 0 1			
Luis Melendez, R OBP: 0.286, SLG: 0.310 (1, 9)																	3 0 0 0 0 0 1			
Ken Reitz, R OBP: 0.311, SLG: 0.381 (1, 5)																	3 0 0 0 0 0 1			
Mike Tyson, R OBP: 0.242, SLG: 0.256 (1, 6)																	3 0 1 0 0 0 0			
Alan Foster, R OBP: 0.227, SLG: 0.190 (1, 1)																	1 0 0 0 0 0 0			
Al Hrabosky, R OBP: 0.200, SLG: 0.200 (7, 1)																	1 0 0 0 0 0 0			
Inning Stats	R: 0 E: 0 K: 1 S: 5	H: 0 LOB: 0 BB: 0 P: 5	R: 0 E: 0 K: 0 S: 4	H: 1 LOB: 0 BB: 0 P: 4	R: 0 E: 0 K: 0 S: 4	H: 0 LOB: 0 BB: 0 P: 4	R: 0 E: 1 K: 0 S: 3	H: 0 LOB: 0 BB: 0 P: 3	R: 0 E: 0 K: 0 S: 3	H: 0 LOB: 0 BB: 0 P: 3	R: 4 E: 1 K: 0 S: 6	H: 2 LOB: 0 BB: 1 P: 10	R: 0 E: 0 K: 0 S: 3	H: 0 LOB: 0 BB: 0 P: 3	R: 1 E: 0 K: 1 S: 5	H: 0 LOB: 0 BB: 1 P: 9	1B: 3 2B: 0 3B: 0 HR: 1	SF: 0 SAC: 2 DP: 1 HBP: 0	WP: 1 PB: 0 SB: 0 CS: 0	PA: 31
PITCHER	IP	WLS	BF	H	R	ER	SO	BB	IBB	HBP	BLK	WP	HR	S	P	ERA	WHIP			
Geoff Zahn, L ERA: 1.73 (1, 1)	6.0	L	24	4	4	0	1	1	0	0	0	1	0	25	29	0.00	0.833			
Mike Marshall, R ERA: 2.4 (7, 1)	2.0		7	0	1	1	1	1	0	0	0	1	0	8	12	4.50	0.500			

Los Angeles Dodgers @ St. Louis Cardinals
 Busch Stadium, St. Louis, MO
 Fri Aug 09 1974, 7:05 PM CDT
 Att: 29,899 - Unknown

AB	27
R	5
H	4
RBI	4
BB	2
SO	2
LOB	11



Batter	1	2	3	4	5	6	7	8	9	AB	R	H	RBI	BB	SO	LOB	TOP			
Davey Lopes, R OBP: 0.352, SLG: 0.339 (1, 4)	6-3	K				G5-4-3			FC1-6	5	1	1	0	0	1	3	Los Angeles Dodgers @ St. Louis Cardinals Busch Stadium, St. Louis, MO Sat Aug 10 1974, 7:05 PM CDT Att: 45,293 - Unknown			
Bill Buckner, L OBP: 0.353, SLG: 0.393 (1, 7)	HR		G3		P6		K		F7	5	1	1	0	0	1	2				
Jimmy Wynn, R OBP: 0.403, SLG: 0.561 (1, 8)	HR		S		1B		1B		F7	2	2	1	2	3	0	1				
Steve Garvey, R OBP: 0.347, SLG: 0.486 (1, 3)	6-3		1B		2B		K			4	1	2	2	0	1	1				
Willie Crawford, L OBP: 0.380, SLG: 0.434 (1, 9)	FC6-4		CS		2B					3	1	3	0	1	0	0				
Ron Cey, R OBP: 0.357, SLG: 0.411 (1, 5)	FC6-4		CS		1B				F9	4	0	2	2	0	0	1				
Bill Russell, R OBP: 0.329, SLG: 0.359 (1, 6)	6-3		F9		F7				6-3	4	0	0	0	0	0	2				
Steve Yeager, R OBP: 0.370, SLG: 0.433 (1, 2)	SH5-4		K						P4	4	0	2	0	0	1	1				
Doug Rau, L OBP: 0.204, SLG: 0.140 Mike Marshall, R OBP: 0.167, SLG: 0.167 (6, 1)	SH5-4		F7		FC1-6				FC1-6	2	0	0	0	0	0	2				
										1	0	1	0	0	0	0				
Inning Stats	R: 2 E: 0 K: 0 S: 5	H: 2 LOB: 1 BB: 1 P: 9	R: 0 E: 0 K: 1 S: 6	H: 1 LOB: 1 BB: 0 P: 6	R: 1 E: 0 K: 0 S: 3	H: 2 LOB: 0 BB: 1 P: 7	R: 0 E: 0 K: 1 S: 6	H: 1 LOB: 1 BB: 0 P: 6	R: 3 E: 0 K: 0 S: 6	H: 4 LOB: 0 BB: 1 P: 10	R: 0 E: 0 K: 2 S: 7	H: 1 LOB: 2 BB: 1 P: 11	R: 0 E: 0 K: 0 S: 3	H: 0 LOB: 0 BB: 0 P: 3	R: 0 E: 0 K: 0 S: 4	H: 1 LOB: 1 BB: 0 P: 4	1B: 11 2B: 1 3B: 0 HR: 1	SF: 0 SAC: 1 DP: 1 HBP: 0	WP: 0 PB: 0 SB: 4 CS: 1	PA: 40
PITCHER	IP WLS BF H R ER SO BB IBB HBP BLK WP HR S P ERA WHIP	IP WLS BF H R ER SO BB IBB HBP BLK WP HR S P ERA WHIP																		
Bob Gibson, R ERA: 4.39 (1, 1)	4.2 L 24 10 6 6 2 3 0 0 0 0 1 25 37 11.57 2.786																			
Orlando Pena, R ERA: 2.5 (5, 1)	0.1 1 0 0 0 0 0 0 0 0 0 0 0 1 1 0.00 0.000																			
Bob Forsch, R ERA: 3.17 (6, 1)	1.0 3 1 0 0 0 0 0 0 0 0 0 0 3 3 0.00 1.000																			
Rich Folkers, L ERA: 2.49 (7, 1)	3.0 11 2 0 0 2 1 0 0 0 0 0 0 14 18 0.00 1.000																			

Batter	1	2	3	4	5	6	7	8	9	AB	R	H	RBI	BB	SO	LOB	BOTTOM					
Lou Brock, L OBP: 0.375, SLG: 0.400 (1, 7)	K		1B		F8					5	0	3	0	0	1	1	Los Angeles Dodgers @ St. Louis Cardinals Busch Stadium, St. Louis, MO Sat Aug 10 1974, 7:05 PM CDT Att: 45,293 - Unknown					
Ted Sizemore, R OBP: 0.355, SLG: 0.333 (1, 4)	BB		8-2		P4				F7	4	2	2	0	1	0	2						
Bake McBride, L OBP: 0.364, SLG: 0.382 (1, 8)	P4		8-2		F8				F8	4	0	0	0	0	0	5						
Reggie Smith, S OBP: 0.379, SLG: 0.547 (1, 9)	1B		PO		FC6-4				K	3	0	1	1	1	1	3						
Joe Torre, R OBP: 0.386, SLG: 0.427 (1, 3)	1B		PO		5-3					3	0	2	1	1	0	0						
Ted Simmons, S OBP: 0.316, SLG: 0.433 (1, 2)	P6				F8				P4	4	0	0	0	0	0	4						
Ken Reitz, R OBP: 0.312, SLG: 0.382 (1, 5)	K								K	4	0	2	0	0	2	1						
Mike Tyson, R OBP: 0.243, SLG: 0.257 Jim Dwyer, L OBP: 0.370, SLG: 0.406 Jerry Davanon, R OBP: 0.300, SLG: 0.206 (8, PH) (9, 6)	K				P5				F8	3	0	1	0	0	1	1						
Bob Gibson, R ERA: 4.39 (1, 1)	5-3				HBP				G3	1	0	0	0	0	0	0						
										0	0	0	0	0	0	0						
Inning Stats	R: 1 E: 0 K: 1 S: 6	H: 1 LOB: 2 BB: 2 P: 14	R: 0 E: 0 K: 2 S: 7	H: 0 LOB: 0 BB: 0 P: 7	R: 1 E: 0 K: 0 S: 4	H: 3 LOB: 0 BB: 0 P: 4	R: 0 E: 0 K: 0 S: 4	H: 1 LOB: 1 BB: 0 P: 4	R: 0 E: 0 K: 0 S: 5	H: 0 LOB: 2 BB: 1 P: 8	R: 0 E: 0 K: 0 S: 6	H: 3 LOB: 0 BB: 0 P: 5	R: 0 E: 0 K: 1 S: 6	H: 2 LOB: 1 BB: 0 P: 6	R: 0 E: 0 K: 1 S: 5	H: 0 LOB: 1 BB: 1 P: 9	R: 0 E: 0 K: 0 S: 4	H: 1 LOB: 1 BB: 0 P: 4	1B: 11 2B: 1 3B: 0 HR: 0	SF: 0 SAC: 0 DP: 2 HBP: 1	WP: 0 PB: 0 SB: 2 CS: 1	PA: 40
PITCHER	IP WLS BF H R ER SO BB IBB HBP BLK WP HR S P ERA WHIP	IP WLS BF H R ER SO BB IBB HBP BLK WP HR S P ERA WHIP																				
Doug Rau, L ERA: 2.84 (1, 1)	5.2 S 26 8 2 2 3 3 0 1 0 0 28 41 3.18 1.941																					
Mike Marshall, R ERA: 2.34 (6, 1)	3.1 S 13 3 0 0 2 1 0 0 0 0 16 20 0.00 1.200																					

Batter	1	2	3	4	5	6	7	8	9	AB	R	H	RBI	BB	SO	LOB	TOP			
Davey Lopes, R OBP: 0.350, SLG: 0.337 (1, 4)	F9		FC6-4 3B			K			F8	5	1	1	0	0	1	1				
Bill Buckner, L OBP: 0.351, SLG: 0.391 (1, 7)	3-1		F8	F5			F8			5	0	1	0	0	0	3				
Jimmy Wynn, R OBP: 0.403, SLG: 0.556 (1, 8)	K				FC6-4 1B		1-2-3		K	3	1	0	0	2	2	1				
Steve Garvey, R OBP: 0.353, SLG: 0.496 (1, 3)										3	0	3	2	1	0	0				
Willie Crawford, L OBP: 0.376, SLG: 0.429 (1, 9)		G4-6-3 BB								4	0	0	0	0	1	5				
Ron Cey, R OBP: 0.358, SLG: 0.411 (1, 5)					E6 1B					3	1	1	0	1	0	2				
Bill Russell, R OBP: 0.328, SLG: 0.358 (1, 6)							F8		F8	4	0	1	0	0	0	4				
Steve Yeager, R OBP: 0.363, SLG: 0.424 (1, 2)									G1-4-3	4	0	0	0	0	2	4				
Don Sutton, R OBP: 0.239, SLG: 0.242 (1, 1)										4	0	2	1	0	1	0				
Inning Stats	R: 0 E: 0 K: 1 S: 5	H: 0 LOB: 0 BB: 0 P: 5	R: 0 E: 0 K: 1 S: 6	H: 2 LOB: 2 BB: 1 P: 10	R: 2 E: 0 K: 0 S: 5	H: 2 LOB: 1 BB: 1 P: 9	R: 1 E: 1 K: 0 S: 6	H: 2 LOB: 2 BB: 0 P: 6	R: 0 E: 0 K: 0 S: 4	H: 1 LOB: 0 BB: 0 P: 7	R: 0 E: 0 K: 1 S: 6	H: 1 LOB: 1 BB: 0 P: 6	R: 0 E: 0 K: 0 S: 2	H: 0 LOB: 0 BB: 1 P: 6	R: 0 E: 0 K: 2 S: 8	H: 1 LOB: 1 BB: 0 P: 8	1B: 7 2B: 1 3B: 1 HR: 0	SF: 0 SAC: 0 DP: 2 HBP: 0	WP: 1 PB: 0 SB: 1 CS: 0	PA: 39
PITCHER	IP	WLS	BF	H	R	ER	SO	BB	IBB	HBP	BLK	WP	HR	S	P	ERA	WHIP			
Lynn McGlothen, R ERA: 2.88 (1, 1)	7.0	L	32	8	3	2	5	3	0	0	0	1	0	39	51	2.57	1.571			
Mike Garman, R ERA: 2.99 (8, 1)	2.0		7	1	0	0	2	1	0	0	0	0	0	10	14	0.00	1.000			

Los Angeles Dodgers @ St. Louis Cardinals
 Busch Stadium, St. Louis, MO
 Sun Aug 11 1974, 3:33 AM CDT
 Att: 36,914 - Unknown

AB	35
R	3
H	9
RBI	3
BB	4
SO	7
LOB	20



Batter	1	2	3	4	5	6	7	8	9	AB	R	H	RBI	BB	SO	LOB	BOTTOM			
Lou Brock, L OBP: 0.374, SLG: 0.399 (1, 7)			FC4-6 CS				1-3			4	0	1	0	0	1	1				
Ted Sizemore, R OBP: 0.354, SLG: 0.332 (1, 4)										1	0	0	0	0	1	1				
Jerry Davanon, R OBP: 0.286, SLG: 0.194 (2, 4)										2	0	0	0	0	0	1				
Jim Dwyer, L OBP: 0.365, SLG: 0.400 (8, PH)										1	0	0	0	0	1	0				
Jack Heidemann, R OBP: 0.305, SLG: 0.259 (9, 6)										0	0	0	0	0	0	0				
Bake McBride, L OBP: 0.363, SLG: 0.380 (1, 8)	L3									4	1	1	0	0	0	1				
Reggie Smith, S OBP: 0.378, SLG: 0.542 (1, 9)										3	0	0	0	1	1	1				
Joe Torre, R OBP: 0.382, SLG: 0.422 (1, 3)										4	0	0	0	0	1	2				
Ted Simmons, S OBP: 0.315, SLG: 0.433 (1, 2)										4	0	1	0	0	0	2				
Ken Reitz, R OBP: 0.313, SLG: 0.382 (1, 5)										3	0	1	1	0	0	1				
Mike Tyson, R OBP: 0.244, SLG: 0.257 (9, 4)										3	0	1	0	0	0	3				
Lynn McGlothen, L OBP: 0.262, SLG: 0.254 (7, PH)										1	0	0	0	1	0	0				
Jose Cruz, L OBP: 0.327, SLG: 0.414 (7, PH)										1	0	0	0	0	1	1				
Mike Garman, R OBP: 0.143, SLG: 0.143 (8, 1)										0	0	0	0	0	0	0				
Inning Stats	R: 0 E: 0 K: 2 S: 8	H: 1 LOB: 1 BB: 0 P: 8	R: 0 E: 0 K: 1 S: 6	H: 1 LOB: 1 BB: 0 P: 6	R: 0 E: 0 K: 0 S: 2	H: 0 LOB: 0 BB: 1 P: 6	R: 1 E: 0 K: 0 S: 5	H: 2 LOB: 2 BB: 1 P: 9	R: 0 E: 0 K: 0 S: 3	H: 0 LOB: 0 BB: 0 P: 3	R: 0 E: 0 K: 1 S: 6	H: 1 LOB: 1 BB: 0 P: 6	R: 0 E: 0 K: 2 S: 7	H: 0 LOB: 0 BB: 0 P: 7	R: 0 E: 0 K: 0 S: 3	H: 0 LOB: 0 BB: 0 P: 3	1B: 4 2B: 1 3B: 0 HR: 0	SF: 0 SAC: 0 DP: 0 HBP: 0	WP: 0 PB: 0 SB: 1 CS: 1	PA: 33
PITCHER	IP	WLS	BF	H	R	ER	SO	BB	IBB	HBP	BLK	WP	HR	S	P	ERA	WHIP			
Don Sutton, R ERA: 3.69 (1, 1)	9.0	W	33	5	1	1	6	2	0	0	0	0	0	43	51	1.00	0.778			

Los Angeles Dodgers @ St. Louis Cardinals
 Busch Stadium, St. Louis, MO
 Sun Aug 11 1974, 3:33 AM CDT
 Att: 36,914 - Unknown

AB	31
R	1
H	5
RBI	1
BB	2
SO	6
LOB	14



Batter	1	2	3	4	5	6	7	8	9	10	11	12	13	AB	R	H	RBI	BB	SO	LOB	TOP									
Enzo Hernandez, R (1, 6) OBP: 0.289, SLG: 0.290	6-3 2B BB	6-3			4-3 3B		F7		WP S 1B			F8		5	2	2	1	1	0	1										
Glenn Beckert, R (1, 4) OBP: 0.460, SLG: 0.353 Dave Roberts, R (9, PR) OBP: 0.250, SLG: 0.258 (9, 5)	6-3 1-2		6-3		4-3		FC6-4 1-2					P4		4	0	0	1	1	0	2										
Derrel Thomas, S (1, 8) OBP: 0.329, SLG: 0.365			5-3		P4				1B SF8 1B					5	2	2	1	1	0	2										
Dave Winfield, R (1, 7) OBP: 0.317, SLG: 0.454	E9 2H 1B		K						F8					6	0	2	1	0	1	2										
Nate Colbert, R (1, 3) OBP: 0.325, SLG: 0.359	K				G6-4-3 1B									6	0	2	0	0	3	2										
Cito Gaston, R (1, 9) OBP: 0.264, SLG: 0.336					G6-4-3 1B				SF8					4	0	0	1	1	0	2										
Dave Hilton, R (1, 5) OBP: 0.264, SLG: 0.214 (9, 4)	FC6-4 1-2 IBB				K				K					6	0	0	0	0	3	4										
Fred Kendall, R (1, 2) OBP: 0.323, SLG: 0.367														4	1	2	0	1	0	0										
Bill Greif, R (1, 1) OBP: 0.235, SLG: 0.071 Johnny Grubb, L (9, PH) OBP: 0.400, SLG: 0.402 Bill Laxton, L (9, 1)			B3-6-4 1B		SH5-3 3B 2B				FC3-4 BB					2	0	0	0	0	0	2										
Inning Stats	R: 2 E: 1 K: 1 S: 7	H: 2 LOB: 2 BB: 2 P: 15	R: 0 E: 0 K: 0 S: 3	H: 1 LOB: 0 BB: 0 P: 3	R: 0 E: 0 K: 1 S: 5	H: 0 LOB: 0 BB: 0 P: 5	R: 0 E: 0 K: 0 S: 5	H: 1 LOB: 0 BB: 0 P: 5	R: 2 E: 0 K: 0 S: 5	H: 2 LOB: 0 BB: 0 P: 5	R: 0 E: 0 K: 2 S: 8	H: 1 LOB: 1 BB: 0 P: 8	R: 0 E: 0 K: 0 S: 3	H: 0 LOB: 0 BB: 0 P: 3	R: 0 E: 0 K: 1 S: 5	H: 0 LOB: 1 BB: 1 P: 7	R: 0 E: 0 K: 0 S: 5	H: 0 LOB: 0 BB: 0 P: 5	R: 0 E: 0 K: 0 S: 3	H: 0 LOB: 1 BB: 1 P: 7	1B: 7 2B: 2 3B: 1 HR: 0	SF: 1 SAC: 1 DP: 2 HBP: 0	WIP: 1 PB: 0 SB: 1 CS: 0	PA: 52						
PITCHER	IP	WLS	BF	H	R	ER	SO	BB	IBB	HBP	BLK	WP	HR	S	P	ERA	WHIP													
John Curtis, L (1, 1) ERA: 4.44	7.0		29	7	4	4	5	2	1	0	0	0	0	36	48	5.14	1.286													
Bob Forsch, R (8, 1) ERA: 3.24	1.2		9	3	1	1	1	1	0	0	0	1	0	10	14	5.40	2.400													
Al Hrabosky, L (9, 1) ERA: 3.16	4.1	W	14	0	0	0	2	1	0	0	0	0	0	17	21	0.00	0.231													

San Diego Padres @ St. Louis Cardinals
 Busch Stadium, St. Louis, MO
 Mon Aug 12 1974, 7:05 PM CDT
 Att: 16,493 - Unknown

AB 45
 R 5
 H 10
 RBI 5
 BB 5
 SO 8
 LOB 17



Batter	1	2	3	4	5	6	7	8	9	10	11	12	13	AB	R	H	RBI	BB	SO	LOB	BOTTOM									
Lou Brock, L (1, 7) OBP: 0.377, SLG: 0.398	4-3		6-3											4	0	1	0	3	0	0										
Ted Sizemore, R (1, 4) OBP: 0.361, SLG: 0.330														2	1	0	0	5	0	3										
Bake McBride, L (1, 8) OBP: 0.357, SLG: 0.375	F7													6	0	0	1	0	0	6										
Reggie Smith, S (1, 9) OBP: 0.379, SLG: 0.544 Jose Cruz, L (8, PR) OBP: 0.327, SLG: 0.414 (9, 9) Luis Melendez, R (9, PH) OBP: 0.296, SLG: 0.314 (10, 9)	K													4	1	2	0	0	1	1										
Ted Simmons, S (1, 2) OBP: 0.313, SLG: 0.430														6	1	1	1	0	0	5										
Joe Torre, R (1, 3) OBP: 0.362, SLG: 0.420														5	1	1	1	1	1	1										
Ken Reitz, R (1, 5) OBP: 0.310, SLG: 0.379														6	1	1	1	0	0	4										
Mike Tyson, R (1, 6) OBP: 0.241, SLG: 0.255 Jim Dwyer, L (8, PH) OBP: 0.360, SLG: 0.394 Jerry Davanon, R (9, 6) OBP: 0.286, SLG: 0.194 Al Hrabosky, R (9, 1) OBP: 0.167, SLG: 0.167 Danny Godby, R (13, PH) OBP: 1.000, SLG: 1.000 John Curtis, L (1, 1) OBP: 0.200, SLG: 0.167 Tim McCarver, L (7, PH) OBP: 0.295, SLG: 0.242 Bob Forsch, R (8, 1) OBP: 0.235, SLG: 0.188 Jack Heidesmann, R (9, 6) OBP: 0.295, SLG: 0.250														3	0	0	0	0	0	0										
Inning Stats	R: 0 E: 0 K: 1 S: 5	H: 0 LOB: 1 BB: 1 P: 9	R: 0 E: 0 K: 0 S: 3	H: 0 LOB: 0 BB: 0 P: 3	R: 5 E: 2 K: 0 S: 8	H: 4 LOB: 2 BB: 2 P: 16	R: 0 E: 0 K: 0 S: 5	H: 0 LOB: 0 BB: 0 P: 5	R: 0 E: 0 K: 1 S: 5	H: 1 LOB: 2 BB: 1 P: 8	R: 0 E: 1 K: 1 S: 6	H: 0 LOB: 3 BB: 2 P: 14	R: 0 E: 0 K: 1 S: 5	H: 0 LOB: 1 BB: 1 P: 9	R: 0 E: 0 K: 0 S: 4	H: 1 LOB: 1 BB: 0 P: 4	R: 1 E: 0 K: 0 S: 4	H: 2 LOB: 2 BB: 1 P: 8	1B: 7 2B: 1 3B: 0 HR: 0	SF: 1 SAC: 2 DP: 0 HBP: 0	WIP: 0 PB: 0 SB: 2 CS: 0	PA: 57								
PITCHER	IP	WLS	BF	H	R	ER	SO	BB	IBB	HBP	BLK	WP	HR	S	P	ERA	WHIP													
Bill Greif, R (1, 1) ERA: 4.62	8.0		35	5	5	3	2	3	2	0	0	0	0	34	54	3.38	1.000													
Bill Laxton, L (9, 1) ERA: 2.86	4.2	L	22	3	1	1	3	2	2	0	0	0	0	24	40	1.93	1.071													

San Diego Padres @ St. Louis Cardinals
 Busch Stadium, St. Louis, MO
 Mon Aug 12 1974, 7:05 PM CDT
 Att: 16,493 - Unknown

AB 45
 R 6
 H 8
 RBI 4
 BB 9
 SO 5
 LOB 25



Batter	1	2	3	4	5	6	7	8	9	AB	R	H	RBI	BB	SO	LOB	TOP				
Enzo Hernandez, R OBP: 0.291, SLG: 0.291	5-3		SH1-3 1B		K	K		E 1B		5	0	2	0	0	2	1	San Diego Padres @ St. Louis Cardinals Busch Stadium, St. Louis, MO Tue Aug 13 1974, 7:05 PM CDT Att: 17,480 - Unknown				
Dave Hilton, R OBP: 0.274, SLG: 0.239	1B 2B		SH1-3		1B 2B	L1		K		4	2	2	0	0	1	3					
Gene Locklear, L OBP: 0.341, SLG: 0.359	P6		K		2B 1B		F9	E1		5	0	1	0	0	1	4					
Dave Winfield, R OBP: 0.319, SLG: 0.456	2H 1B		K		2B		K		6-3	5	0	2	2	0	2	1					
Nate Colbert, R OBP: 0.326, SLG: 0.363	K			FC1-6 1B	F5				K	5	0	2	0	0	2	3					
Derrel Thomas, S OBP: 0.334, SLG: 0.373		3B		FC1-6 E 1-2	IBB		IBB		1B	3	0	2	0	2	0	1					
Fred Kendall, R OBP: 0.319, SLG: 0.361	F8		E6		K		P4		F8	5	0	0	0	0	1	8					
Dave Roberts, R OBP: 0.253, SLG: 0.258	5-3		K			S BB		E1 1B		3	0	1	0	1	1	3					
Vicente Romo, R OBP: 0.095, SLG: 0.190	K		K		F7			K		0	0	0	0	0	0	0					
Inning Stats	R: 1 E: 0 K: 1 S: 7	H: 2 LOB: 1 BB: 0 P: 7	R: 0 E: 0 K: 1 S: 6	H: 1 LOB: 1 BB: 0 P: 6	R: 0 E: 0 K: 2 S: 8	H: 1 LOB: 2 BB: 0 P: 8	R: 0 E: 1 K: 2 S: 9	H: 3 LOB: 3 BB: 1 P: 14	R: 0 E: 0 K: 1 S: 5	H: 0 LOB: 1 BB: 1 P: 9	R: 0 E: 0 K: 1 S: 6	H: 1 LOB: 2 BB: 1 P: 10	R: 0 E: 1 K: 2 S: 9	H: 2 LOB: 2 BB: 0 P: 9	R: 0 E: 0 K: 1 S: 6	H: 1 LOB: 1 BB: 0 P: 6		1B: 8 2B: 3 3B: 1 HR: 0	SF: 0 SAC: 1 DP: 0 HBP: 0	WP: 0 PB: 0 SB: 2 CS: 0	PA: 43
PITCHER	IP	WLS	BF	H	R	ER	SO	BB	IBB	HBP	BLK	WP	HR	S	P	ERA	WHIP				
Sonny Siebert, R ERA: 3.19	7.1	L	37	11	2	2	11	1	2	0	0	0	0	56	68	2.46	1.636				
Mike Garman, R ERA: 2.95	0.2		2	0	0	0	1	0	0	0	0	0	0	4	4	0.00	0.000				
Rich Folkers, L ERA: 2.45	1.0		4	1	0	0	1	0	0	0	0	0	0	6	6	0.00	1.000				

Batter	1	2	3	4	5	6	7	8	9	AB	R	H	RBI	BB	SO	LOB	BOTTOM				
Lou Brock, L OBP: 0.378, SLG: 0.400	CS 1B		F7		S 1B			SH1-4		3	0	2	0	0	0	1	San Diego Padres @ St. Louis Cardinals Busch Stadium, St. Louis, MO Tue Aug 13 1974, 7:05 PM CDT Att: 17,480 - Unknown				
Ted Sizemore, R OBP: 0.359, SLG: 0.329	K		F8		K		FC4 1B		4	0	1	0	0	2	3						
Bake McBride, L OBP: 0.356, SLG: 0.372	BB		F7		K		FC4		3	0	0	0	1	1	2						
Reggie Smith, S OBP: 0.380, SLG: 0.551	P6			HR	5-3		3H IBB		3	1	1	1	1	0	1						
Ted Simmons, S OBP: 0.311, SLG: 0.426	F9		F7		P6		4-3		4	0	0	0	0	0	3						
Joe Torre, R OBP: 0.380, SLG: 0.416	F8			BB	4-3		6-3		3	0	0	0	1	0	0						
Ken Reitz, R OBP: 0.308, SLG: 0.375	F7		K		F3		4-3		4	0	0	0	0	1	1						
Mike Tyson, R OBP: 0.243, SLG: 0.256			K				P3		2	0	1	0	0	1	0						
Jose Cruz, L OBP: 0.325, SLG: 0.411					S6-3 1B				1	0	0	0	0	0	0						
Jerry Davanon, R OBP: 0.286, SLG: 0.194								K	0	0	0	0	0	0	0						
Jim Dwyer, L OBP: 0.355, SLG: 0.388									1	0	0	0	0	1	0						
Sonny Siebert, R OBP: 0.159, SLG: 0.098					G6-3			1B SH1-4 FC4 1B	2	0	1	0	0	0	1						
Mike Garman, R OBP: 0.143, SLG: 0.143									0	0	0	0	0	0	0						
Tim McCarver, L OBP: 0.361, SLG: 0.250									1	0	1	0	0	0	0						
Rich Folkers, L									0	0	0	0	0	0	0						
Inning Stats	R: 0 E: 0 K: 1 S: 5	H: 1 LOB: 1 BB: 1 P: 9	R: 0 E: 0 K: 0 S: 3	H: 0 LOB: 0 BB: 0 P: 3	R: 0 E: 0 K: 1 S: 6	H: 1 LOB: 1 BB: 0 P: 6	R: 1 E: 0 K: 1 S: 6	H: 1 LOB: 1 BB: 1 P: 10	R: 0 E: 0 K: 1 S: 5	H: 2 LOB: 1 BB: 0 P: 6	R: 0 E: 0 K: 1 S: 3	H: 0 LOB: 0 BB: 0 P: 3	R: 0 E: 0 K: 0 S: 5	H: 2 LOB: 3 BB: 1 P: 9	R: 0 E: 0 K: 1 S: 5	H: 0 LOB: 0 BB: 0 P: 5	1B: 6 2B: 0 3B: 0 HR: 1	SF: 0 SAC: 1 DP: 1 HBP: 0	WP: 0 PB: 0 SB: 1 CS: 1	PA: 35	
PITCHER	IP	WLS	BF	H	R	ER	SO	BB	IBB	HBP	BLK	WP	HR	S	P	ERA	WHIP				
Vicente Romo, R ERA: 4.63	0.2		2	1	0	0	1	0	0	0	0	0	0	4	4	0.00	1.500				
Lowell Palmer, R ERA: 5.96	8.1	W	33	6	1	1	5	2	1	0	0	0	1	40	52	1.08	0.960				



Batter	1	2	3	4	5	6	7	8	9	AB	R	H	RBI	BB	SO	LOB	TOP							
Enzo Hernandez, R OBP: 0.290, SLG: 0.289 (1, 6)	4-0 CS BB		0-0 FC3-6				0-0 F8										3 0 0 0 1 0 2							
Glenn Beckert, R OBP: 0.392, SLG: 0.338 (1, 4)	0-0 L4		0-3 K														3 0 0 0 1 1 2							
Nate Colbert, R OBP: 0.328, SLG: 0.372 (1, 7) (6, 3)	4-0 HBP BB		0-0 F9				0-0 F8										3 1 1 1 1 0 2							
Willie McCovey, L OBP: 0.419, SLG: 0.494 (6, PH) Gene Locklear, L OBP: 0.349, SLG: 0.390 (6, 7)	1-0 FC6-4 HBP						0-0 FC4-6 1B										1 0 0 0 0 0 0 2 0 1 0 0 0 1							
Dave Winfield, R OBP: 0.318, SLG: 0.454 (1, 9)	0-0 FC6-4						0-0 K										4 0 1 0 0 1 3							
Derrel Thomas, S OBP: 0.333, SLG: 0.370 (1, 8)							0-0 F9										3 0 0 0 1 1 3							
Dave Hilton, R OBP: 0.273, SLG: 0.239 (1, 5)							0-0 P6										4 0 1 0 0 0 1							
Fred Kendall, R OBP: 0.318, SLG: 0.360 (1, 2)							0-0 9-3										4 0 1 0 0 1 1							
Randy Jones, R OBP: 0.185, SLG: 0.189 Horace Clarke, S OBP: 0.270, SLG: 0.217 Larry Hardy, R (7, PH) Johnny Grubb, L OBP: 0.361, SLG: 0.401 (9, PH)							0-0 FC3-6 1B										2 0 1 0 0 1 0 1 0 0 0 0 0 1 0 0 0 0 0 0 0 1 0 0 0 0 0 0							
Inning Stats	R: 0 E: 0 K: 1 S: 2	H: 0 LOB: 2 BB: 2 P: 11	R: 0 E: 0 K: 0 S: 3	H: 1 LOB: 0 BB: 0 P: 3	R: 0 E: 0 K: 1 S: 6	H: 1 LOB: 1 BB: 0 P: 6	R: 0 E: 0 K: 1 S: 5	H: 0 LOB: 1 BB: 1 P: 9	R: 0 E: 0 K: 1 S: 5	H: 0 LOB: 0 BB: 0 P: 5	R: 0 E: 0 K: 0 S: 4	H: 1 LOB: 2 BB: 1 P: 8	R: 0 E: 0 K: 0 S: 4	H: 1 LOB: 1 BB: 0 P: 4	R: 1 E: 0 K: 1 S: 7	H: 2 LOB: 1 BB: 0 P: 7	R: 0 E: 0 K: 1 S: 5	H: 0 LOB: 0 BB: 0 P: 5	1B: 4 2B: 2 3B: 0 HR: 1	SF: 0 SAC: 0 DP: 1 HBP: 1	WP: 0 PB: 0 SB: 1 CS: 1	PA: 36		
PITCHER Alan Foster, R ERA: 3.35 (1, 1)	IP: 9.0 WLS: W BF: 36 H: 6 R: 1 ER: 1 SO: 5 BB: 4 IBB: 0 HBP: 1 BLK: 0 WP: 0 HR: 1 S: 41 P: 58 ERA: 1.00 WHIP: 1.111																							

San Diego Padres @ St. Louis Cardinals
 Busch Stadium, St. Louis, MO
 Wed Aug 14 1974, 7:05 PM CDT
 Att: 16,427 - Unknown

AB	31
R	1
H	6
RBI	1
BB	4
SO	5
LOB	16



Batter	1	2	3	4	5	6	7	8	9	AB	R	H	RBI	BB	SO	LOB	BOTTOM						
Lou Brock, L OBP: 0.375, SLG: 0.396 (1, 7)	0-0 4-3		0-0 4-1				0-0 F6										4 0 0 0 0 0 3						
Ted Sizemore, R OBP: 0.358, SLG: 0.328 (1, 4)	0-0 P6		0-0 6-3				0-0 HR										4 1 1 1 0 0 1						
Reggie Smith, S OBP: 0.379, SLG: 0.556 (1, 9)	0-3 K						2-3 3-H 0-0 1B										4 1 1 3 0 1 0						
Joe Torre, R OBP: 0.379, SLG: 0.415 (1, 3)							1-H 3-H 0-3 HR										4 0 1 0 0 1 0						
Ted Simmons, S OBP: 0.308, SLG: 0.422 (1, 2)							0-0 K										4 0 0 0 0 0 1						
Luis Melendez, R OBP: 0.305, SLG: 0.333 (1, 8)							0-0 F8										4 0 0 0 0 0 1						
Ken Reitz, R OBP: 0.308, SLG: 0.375 (1, 5)							0-0 FC5-4 1B										3 1 2 0 0 0 0						
Mike Tyson, R OBP: 0.247, SLG: 0.267 (1, 6)							0-0 FC6-4										3 1 2 1 0 0 2						
Alan Foster, R OBP: 0.213, SLG: 0.178 (1, 1)							0-0 F7										3 1 1 0 0 0 2						
Alan Foster, R OBP: 0.213, SLG: 0.178 (1, 1)							0-0 FC6-4 1B										3 1 2 1 0 0 2						
Alan Foster, R OBP: 0.213, SLG: 0.178 (1, 1)							0-0 FC6-4 1B										3 1 2 1 0 0 2						
Alan Foster, R OBP: 0.213, SLG: 0.178 (1, 1)							0-0 FC6-4 1B										3 1 2 1 0 0 2						
Alan Foster, R OBP: 0.213, SLG: 0.178 (1, 1)							0-0 FC6-4 1B										3 1 2 1 0 0 2						
Alan Foster, R OBP: 0.213, SLG: 0.178 (1, 1)							0-0 FC6-4 1B										3 1 2 1 0 0 2						
Alan Foster, R OBP: 0.213, SLG: 0.178 (1, 1)							0-0 FC6-4 1B										3 1 2 1 0 0 2						
Alan Foster, R OBP: 0.213, SLG: 0.178 (1, 1)							0-0 FC6-4 1B										3 1 2 1 0 0 2						
Inning Stats	R: 0 E: 0 K: 1 S: 5	H: 0 LOB: 0 BB: 0 P: 5	R: 0 E: 0 K: 0 S: 5	H: 2 LOB: 2 BB: 0 P: 5	R: 0 E: 0 K: 0 S: 3	H: 0 LOB: 0 BB: 0 P: 3	R: 0 E: 0 K: 0 S: 3	H: 0 LOB: 0 BB: 0 P: 3	R: 5 E: 0 K: 2 S: 12	H: 5 LOB: 0 BB: 0 P: 12	R: 0 E: 0 K: 0 S: 3	H: 0 LOB: 0 BB: 0 P: 3	R: 0 E: 0 K: 0 S: 4	H: 1 LOB: 1 BB: 0 P: 4	R: 0 E: 0 K: 0 S: 3	H: 0 LOB: 0 BB: 0 P: 3	1B: 4 2B: 3 3B: 0 HR: 1	SF: 0 SAC: 0 DP: 0 HBP: 0	WP: 0 PB: 0 SB: 0 CS: 0	PA: 32			
PITCHER Randy Jones, L ERA: 4.34 Larry Hardy, R ERA: 4.67 (7, 1)	IP: 6.0 WLS: L BF: 25 H: 7 R: 5 ER: 5 SO: 3 BB: 0 IBB: 0 HBP: 0 BLK: 0 WP: 0 HR: 1 S: 31 P: 31 ERA: 7.50 WHIP: 1.167																						

San Diego Padres @ St. Louis Cardinals
 Busch Stadium, St. Louis, MO
 Wed Aug 14 1974, 7:05 PM CDT
 Att: 16,427 - Unknown

AB	32
R	5
H	8
RBI	5
BB	0
SO	3
LOB	12



Batter	1	2	3	4	5	6	7	8	9	AB	R	H	RBI	BB	SO	LOB	TOP			
Bobby Bonds, R OBP: 0.365, SLG: 0.457 (1,9)	F9		1-2 1B		5-3		F8		8-4-3	5	0	1	0	0	0	1	San Francisco Giants @ St. Louis Cardinals Busch Stadium, St. Louis, MO Fri Aug 16 1974, 7:05 PM CDT Att: 28,723 - Unknown livebaseballscorecards.com			
Tito Fuentes, S OBP: 0.270, SLG: 0.280 (1,4)	3B		F7		2B		6-3			4	0	2	0	0	0	2				
Garry Maddox, R OBP: 0.335, SLG: 0.423 (1,8)	5-3		K		BB		5-3			3	0	0	0	1	1	3				
Gary Matthews, R OBP: 0.357, SLG: 0.449 (1,7)	5-3				F7		F9		E6 CS	4	0	0	0	0	0	3				
Ed Goodson, L OBP: 0.355, SLG: 0.419 (1,3)			F8		BB 1B		SH5-4 1B		F8 1-2	4	0	2	0	0	0	1				
Chris Speier, R OBP: 0.335, SLG: 0.364 (1,6)	F9				BB 1-2		SH5-4 1B 1-2		HR	3	1	2	1	1	0	0				
Bruce Miller, R OBP: 0.325, SLG: 0.336 (1,5)	F2				F7		SH5-4 1-2 2-3		F9	3	0	0	0	0	0	2				
Ken Rudolph, R OBP: 0.333, SLG: 0.265 (1,2)			1B 1B		P6		L8		FC5-6 1B	4	0	2	0	0	0	4				
John D'Acquisto, R OBP: 0.234, SLG: 0.200 (1,1)			K				6-3		FC5-6 8-4-3	4	0	0	0	0	2	4				
Elias Sosa, R OBP: 0.071, SLG: 0.071 (9,1)			K				K		1-2	0	0	0	0	0	0	0				
Inning Stats	R: 0 E: 0 K: 0 S: 4	H: 1 LOB: 1 BB: 0 P: 4	R: 0 E: 0 K: 0 S: 3	H: 0 LOB: 0 BB: 0 P: 3	R: 0 E: 0 K: 2 S: 9	H: 2 LOB: 2 BB: 0 P: 9	R: 0 E: 0 K: 0 S: 4	H: 1 LOB: 2 BB: 1 P: 8	R: 0 E: 0 K: 1 S: 7	H: 2 LOB: 2 BB: 0 P: 7	R: 0 E: 0 K: 0 S: 3	H: 0 LOB: 0 BB: 0 P: 3	R: 1 E: 1 K: 0 S: 4	H: 1 LOB: 0 BB: 0 P: 4	R: 0 E: 0 K: 0 S: 3	H: 1 LOB: 0 BB: 0 P: 3	1B: 6 2B: 2 3B: 1 HR: 1	SF: 0 SAC: 1 DP: 1 HBP: 0	WP: 0 PB: 0 SB: 0 CS: 1	PA: 37
PITCHER Bob Gibson, R ERA: 4.21 (1,1)	IP: 9.0 WLS: W BF: 37 H: 9 R: 1 ER: 1 SO: 3 BB: 2 IBB: 0 HBP: 0 BLK: 0 WP: 0 HR: 1 S: 41 P: 49 ERA: 1.00 WHIP: 1.222															PITCHER				

Batter	1	2	3	4	5	6	7	8	9	AB	R	H	RBI	BB	SO	LOB	BOTTOM			
Lou Brock, L OBP: 0.374, SLG: 0.395 (1,7)	K			K		FC4-6 CS			S 1B	4	1	1	0	0	2	1	San Francisco Giants @ St. Louis Cardinals Busch Stadium, St. Louis, MO Fri Aug 16 1974, 7:05 PM CDT Att: 28,723 - Unknown livebaseballscorecards.com			
Ted Sizemore, R OBP: 0.357, SLG: 0.326 (1,4)	K			G4-6-3 BB		CS	F3		F8	3	0	0	0	1	1	2				
Reggie Smith, S OBP: 0.377, SLG: 0.552 (1,9)	4-3			G4-6-3 1-2			F8		1B IBB	3	0	0	0	1	0	1				
Joe Torre, R OBP: 0.378, SLG: 0.413 (1,3)			K		K		K		1B 1-2 2-H 3-H	4	0	1	2	0	3	0				
Jose Cruz, L OBP: 0.319, SLG: 0.403 (1,8)		F8		K			K			3	0	0	0	0	2	0				
Ted Simmons, S OBP: 0.310, SLG: 0.422 (1,2)	4-3			FC6-4 1B			FC4-6 BB			2	0	1	0	1	0	0				
Ken Reitz, R OBP: 0.306, SLG: 0.373 (1,5)			K		FC6-4		FC4-6			2	0	0	0	0	1	1				
Tim McCarver, L OBP: 0.358, SLG: 0.247 (9, PH)				K		FC6-4 1-2			FC4-6	1	0	0	0	0	0	1				
Jack Heidemann, R OBP: 0.295, SLG: 0.250 (9,6)						1-2			1-2	0	0	0	0	0	0	0				
Mike Tyson, R OBP: 0.245, SLG: 0.265 (1,6)				F8			F3			2	0	0	0	0	0	0				
Bake McBride, L OBP: 0.355, SLG: 0.371 (9, PH)									F2	1	0	0	0	0	0	1				
Jerry Davanon, R OBP: 0.286, SLG: 0.194 (9,5)										0	0	0	0	0	0	0				
Bob Gibson, R OBP: 0.197, SLG: 0.233 (1,1)				F8			FC4-6 1B			2	0	1	0	0	0	0				
Jim Dwyer, L OBP: 0.364, SLG: 0.388 (9, PH)									1B 1B BB	0	1	0	0	1	0	0				
Inning Stats	R: 0 E: 0 K: 2 S: 7	H: 0 LOB: 0 BB: 0 P: 7	R: 0 E: 0 K: 1 S: 5	H: 0 LOB: 0 BB: 0 P: 5	R: 0 E: 0 K: 1 S: 5	H: 0 LOB: 0 BB: 0 P: 5	R: 0 E: 0 K: 1 S: 4	H: 0 LOB: 1 BB: 1 P: 8	R: 0 E: 0 K: 0 S: 3	H: 1 LOB: 1 BB: 0 P: 3	R: 0 E: 0 K: 1 S: 5	H: 0 LOB: 0 BB: 0 P: 5	R: 0 E: 0 K: 1 S: 5	H: 0 LOB: 1 BB: 1 P: 9	R: 2 E: 0 K: 0 S: 3	H: 2 LOB: 2 BB: 2 P: 11	1B: 4 2B: 0 3B: 0 HR: 0	SF: 0 SAC: 0 DP: 1 HBP: 0	WP: 0 PB: 0 SB: 1 CS: 1	PA: 32
PITCHER John D'Acquisto, R ERA: 3.39 (1,1)	IP: 8.0 WLS: L BF: 28 H: 3 R: 2 ER: 2 SO: 9 BB: 3 IBB: 0 HBP: 0 BLK: 0 WP: 0 HR: 0 S: 43 P: 55 ERA: 2.25 WHIP: 0.750															PITCHER				
Elias Sosa, R ERA: 3.2 (9,1)	IP: 0.1 WLS: 3 BF: 1 H: 0 R: 0 ER: 0 SO: 0 BB: 0 IBB: 1 HBP: 0 BLK: 0 WP: 0 HR: 2 S: 6 P: 6 ERA: 0.00 WHIP: 3.000															PITCHER				



Batter	1	2	3	4	5	6	7	8	9	AB	R	H	RBI	BB	SO	LOB	TOP										
Bobby Bonds, R (1, 9) OBP: 0.365, SLG: 0.455										4	1	1	0	1	2	0	San Francisco Giants @ St. Louis Cardinals Busch Stadium, St. Louis, MO Sat Aug 17 1974, 7:05 PM CDT Att: 32,128 - Unknown										
Tito Fuentes, S (1, 4) OBP: 0.271, SLG: 0.280										3	0	1	0	0	0	1											
Gary Thomasson, L (1, 8) OBP: 0.337, SLG: 0.317										4	0	3	1	0	1	1											
Gary Matthews, R (1, 7) OBP: 0.354, SLG: 0.444										4	0	0	0	0	0	4											
Ed Goodson, L (1, 3) OBP: 0.357, SLG: 0.415 Dave Kingman, R (9, 3) OBP: 0.294, SLG: 0.434										2	0	0	0	2	0	1											
Chris Speier, R (1, 6) OBP: 0.335, SLG: 0.363										4	0	1	0	0	0	4											
Mike Phillips, L (1, 5) OBP: 0.264, SLG: 0.255										4	0	0	0	0	0	3											
Ken Rudolph, R (1, 2) OBP: 0.333, SLG: 0.267 Dave Rader, L (9, PH) OBP: 0.397, SLG: 0.371										3	1	1	0	0	0	1											
Mike Caldwell, R (1, 1) OBP: 0.208, SLG: 0.174 Steve Ontiveros, S (9, PH) OBP: 0.369, SLG: 0.335 Randy Moffitt, R (9, 1) OBP: 0.429, SLG: 0.538										3	1	1	0	0	1	0											
Inning Stats	R: 1 E: 1 K: 0 S: 5	H: 2 LOB: 2 BB: 1 P: 9	R: 0 E: 0 K: 0 S: 3	H: 0 LOB: 0 BB: 0 P: 3	R: 0 E: 0 K: 2 S: 8	H: 1 LOB: 1 BB: 0 P: 8	R: 0 E: 0 K: 0 S: 4	H: 1 LOB: 0 BB: 0 P: 4	R: 0 E: 0 K: 1 S: 5	H: 0 LOB: 0 BB: 0 P: 5	R: 0 E: 0 K: 0 S: 3	H: 1 LOB: 1 BB: 1 P: 3	R: 2 E: 2 K: 0 S: 5	H: 2 LOB: 1 BB: 1 P: 9	R: 0 E: 0 K: 0 S: 4	H: 1 LOB: 2 BB: 1 P: 8		R: 0 E: 0 K: 3 S: 9	H: 0 LOB: 0 BB: 0 P: 9	1B: 7 2B: 1 3B: 0 HR: 0	SF: 0 SAC: 1 DP: 1 HBP: 0	WP: 0 PB: 0 SB: 0 CS: 0	PA: 37				
PITCHER	IP	WLS	BF	H	R	ER	SO	BB	IBB	HBP	BLK	WP	HR	S	P	ERA	WHIP										
Lynn McGlothen, R (1, 1) ERA: 2.8	8.0		34	8	3	1	3	1	2	0	0	0	0	37	49	1.12	1.125										
Mike Garman, R (9, 1) ERA: 2.9	1.0	W	3	0	0	0	3	0	0	0	0	0	0	9	9	0.00	0.000										

Batter	1	2	3	4	5	6	7	8	9	AB	R	H	RBI	BB	SO	LOB	BOTTOM										
Lou Brock, L (1, 7) OBP: 0.373, SLG: 0.394										4	1	1	0	0	0	1	San Francisco Giants @ St. Louis Cardinals Busch Stadium, St. Louis, MO Sat Aug 17 1974, 7:05 PM CDT Att: 32,128 - Unknown										
Ted Sizemore, R (1, 4) OBP: 0.356, SLG: 0.325										4	1	1	0	0	0	1											
Reggie Smith, S (1, 9) OBP: 0.379, SLG: 0.559										4	1	2	3	0	1	0											
Joe Torre, R (1, 3) OBP: 0.376, SLG: 0.410										3	0	0	0	0	0	1											
Luis Melendez, R (1, 8) OBP: 0.298, SLG: 0.324										3	0	0	0	0	0	0											
Ted Simmons, S (1, 2) OBP: 0.310, SLG: 0.422 Bake McBride, L (8, FR) OBP: 0.355, SLG: 0.371 Tim McCarver, L (9, 2) OBP: 0.356, SLG: 0.247										3	0	1	0	0	0	0											
Ken Reitz, R (1, 5) OBP: 0.309, SLG: 0.373										2	1	1	0	1	0	0											
Mike Tyson, R (1, 6) OBP: 0.247, SLG: 0.270										2	0	1	1	0	0	0											
Lynn McGlothen, L (1, 1) OBP: 0.254, SLG: 0.246 Danny Godby, R (8, PH) OBP: 0.300, SLG: 1.000 Mike Garman, R (9, 1) OBP: 0.143, SLG: 0.143										2	0	0	0	0	0	0											
Inning Stats	R: 0 E: 0 K: 1 S: 5	H: 0 LOB: 0 BB: 0 P: 5	R: 0 E: 0 K: 0 S: 3	H: 0 LOB: 0 BB: 0 P: 3	R: 0 E: 0 K: 0 S: 3	H: 0 LOB: 0 BB: 0 P: 3	R: 1 E: 0 K: 0 S: 4	H: 2 LOB: 0 BB: 0 P: 4	R: 1 E: 0 K: 0 S: 3	H: 1 LOB: 1 BB: 1 P: 7	R: 0 E: 0 K: 0 S: 3	H: 0 LOB: 0 BB: 0 P: 3	R: 0 E: 0 K: 0 S: 3	H: 0 LOB: 0 BB: 0 P: 3	R: 1 E: 0 K: 0 S: 5	H: 2 LOB: 1 BB: 0 P: 5		R: 2 E: 0 K: 0 S: 2	H: 2 LOB: 0 BB: 0 P: 2	1B: 5 2B: 1 3B: 0 HR: 1	SF: 1 SAC: 1 DP: 1 HBP: 0	WP: 0 PB: 0 SB: 1 CS: 0	PA: 30				
PITCHER	IP	WLS	BF	H	R	ER	SO	BB	IBB	HBP	BLK	WP	HR	S	P	ERA	WHIP										
Mike Caldwell, L (1, 1) ERA: 3.16	8.0		28	5	3	3	1	1	0	0	0	0	0	29	33	3.38	0.750										
Randy Moffitt, R (9, 1) ERA: 4.35	0.0	L	2	2	2	2	0	0	0	0	0	0	1	2	2	∞	∞										

Batter	1	2	3	4	5	6	7	8	9	AB	R	H	RBI	BB	SO	LOB	TOP			
Gary Maddox, R OBP: 0.334, SLG: 0.421 (1, 8)	F9		4-3					E3		4	0	1	0	0	0	1	San Francisco Giants @ St. Louis Cardinals Busch Stadium, St. Louis, MO Sun Aug 18 1974, 3:33 AM CDT Att: 30,208 - Unknown			
Tito Fuentes, S OBP: 0.287, SLG: 0.277 Randy Moffitt, R OBP: 0.429, SLG: 0.538 (1, 4) (8, 1)	4-3			6-3		F9		SF7		3	0	0	1	0	0	1				
Bobby Bonds, R OBP: 0.364, SLG: 0.456 (1, 9)	K			4-3		P4		F9		4	0	1	0	0	1	2				
Gary Matthews, R OBP: 0.355, SLG: 0.443 (1, 7)		FC4-6 BB		4-3				F4		3	0	1	0	1	0	1				
Chris Speier, R OBP: 0.332, SLG: 0.359 (1, 6)	FC4-6			1-3		G6-4-3		6-3		4	0	0	0	0	0	3				
Dave Kingman, R OBP: 0.293, SLG: 0.431 (1, 3)	P4							K		4	0	1	0	0	2	1				
Bruce Miller, R OBP: 0.318, SLG: 0.328 (1, 5)	F9			6-3		F9				3	0	0	0	0	0	2				
Ken Rudolph, R OBP: 0.326, SLG: 0.260 (1, 2)			F8		F3			6-3		3	0	0	0	0	0	0				
Tom Bradley, R OBP: 0.146, SLG: 0.105 John Morris, R (6, 1) Chris Arnold, R OBP: 0.309, SLG: 0.340 (8, 4) (8, 4)			K		5-3			SF7 1B		2	0	0	0	0	1	0				
Inning Stats	R: 0 E: 0 K: 1 S: 5	H: 0 LOB: 0 BB: 0 P: 5	R: 0 E: 0 K: 0 S: 3	H: 0 LOB: 1 BB: 1 P: 7	R: 0 E: 0 K: 1 S: 5	H: 0 LOB: 0 BB: 0 P: 5	R: 0 E: 0 K: 0 S: 4	H: 1 LOB: 1 BB: 0 P: 4	R: 0 E: 0 K: 1 S: 5	H: 0 LOB: 0 BB: 0 P: 5	R: 0 E: 0 K: 0 S: 4	H: 2 LOB: 1 BB: 0 P: 4	R: 1 E: 0 K: 0 S: 5	H: 1 LOB: 1 BB: 0 P: 5	R: 0 E: 0 K: 1 S: 5	H: 0 LOB: 0 BB: 0 P: 5	1B: 4 2B: 1 3B: 0 HR: 0	SF: 1 SAC: 0 DP: 1 HBP: 0	WP: 0 PB: 0 SB: 1 CS: 0	PA: 33
PITCHER John Curtis, L ERA: 4.17 (1, 1)	IP: 9.0 WLS: W BF: 33 H: 5 R: 1 ER: 0 SO: 4 BB: 1 IBB: 0 HBP: 0 BLK: 0 WP: 0 HR: 0 S: 40 P: 44 ERA: 0.00 WHIP: 0.667															PITCHER				

Batter	1	2	3	4	5	6	7	8	9	AB	R	H	RBI	BB	SO	LOB	BOTTOM			
Lou Brock, L OBP: 0.372, SLG: 0.397 Jose Cruz, L OBP: 0.323, SLG: 0.403 (1, 7) (8, PH) (9, 7)	F7				F8	K				4	0	1	0	0	1	2	San Francisco Giants @ St. Louis Cardinals Busch Stadium, St. Louis, MO Sun Aug 18 1974, 3:33 AM CDT Att: 30,208 - Unknown			
Ted Sizemore, R OBP: 0.352, SLG: 0.320 (1, 4)	F2		F2		5-3			F2		5	0	0	0	0	0	4				
Reggie Smith, S OBP: 0.380, SLG: 0.559 (1, 9)	3B 1B		6-3		4-3			BLK 1B		4	1	2	0	0	0	1				
Bake McBride, L OBP: 0.357, SLG: 0.377 (1, 8)	3B			F5		F8 1B 1B		K		4	1	2	1	0	1	1				
Tim McCarver, L OBP: 0.363, SLG: 0.258 (1, 2)	K			2B SF7 1B		1B BB 1B		G3		4	2	2	0	0	1	2				
Ted Simmons, S OBP: 0.310, SLG: 0.422 Joe Torre, R OBP: 0.376, SLG: 0.410 (1, 3) (9, 3)	F3			SF7 2B		F8		F9		4	0	1	0	0	0	2				
Ken Reitz, R OBP: 0.308, SLG: 0.371 (1, 5)	5-3			SF7 IBB		F3		F8		3	0	0	0	1	0	2				
Mike Tyson, R OBP: 0.250, SLG: 0.271 (1, 6)	K			SF7		1B BB		1B 1B		2	0	1	1	1	1	0				
John Curtis, L OBP: 0.224, SLG: 0.196 (1, 1)			K	K		1-2 2-H 3-H 1B		BB 1B		4	0	2	2	0	2	2				
Inning Stats	R: 1 E: 0 K: 1 S: 7	H: 2 LOB: 1 BB: 0 P: 7	R: 0 E: 0 K: 1 S: 5	H: 0 LOB: 0 BB: 0 P: 5	R: 0 E: 0 K: 1 S: 6	H: 1 LOB: 1 BB: 0 P: 6	R: 1 E: 0 K: 1 S: 7	H: 2 LOB: 2 BB: 1 P: 11	R: 0 E: 0 K: 0 S: 3	H: 0 LOB: 0 BB: 0 P: 3	R: 2 E: 0 K: 0 S: 8	H: 3 LOB: 2 BB: 1 P: 12	R: 0 E: 0 K: 1 S: 6	H: 1 LOB: 1 BB: 0 P: 6	R: 0 E: 0 K: 0 S: 5	H: 2 LOB: 3 BB: 1 P: 9	1B: 8 2B: 1 3B: 2 HR: 0	SF: 1 SAC: 0 DP: 0 HBP: 0	WP: 0 PB: 0 SB: 0 CS: 0	PA: 38
PITCHER Tom Bradley, R ERA: 5.08 John Morris, L ERA: 4.15 Randy Moffitt, R ERA: 4.3 (1, 1) (6, 1) (8, 1)	IP: 5.2 WLS: L BF: 27 H: 8 R: 4 ER: 4 SO: 4 BB: 1 IBB: 1 HBP: 0 BLK: 0 WP: 0 HR: 0 S: 33 P: 41 ERA: 6.35 WHIP: 1.588															PITCHER				



Batter	1	2	3	4	5	6	7	8	9	AB	R	H	RBI	BB	SO	LOB	TOP								
Lou Brock, L OBP: 0.373, SLG: 0.397 (1, 7)	3-1		1B	K			1B		G3	5	2	2	1	0	1	0	St. Louis Cardinals @ Atlanta Braves Atlanta Stadium, Atlanta, GA Mon Aug 19 1974, 7:05 PM EDT Att: 7,104 - Unknown								
Ted Sizemore, R OBP: 0.350, SLG: 0.318 (1, 4)	5-3		1B			4-3	K		1-3	5	1	1	1	0	1	1									
Reggie Smith, S OBP: 0.383, SLG: 0.559 (1, 9)	BB		1B			1B	1B		1-6-3	3	1	2	0	1	0	1									
Joe Torre, R OBP: 0.379, SLG: 0.413 (1, 3)	F8		1B			1B				4	1	3	2	0	0	1									
Bake McBride, L OBP: 0.358, SLG: 0.378 (1, 8)		4-3	1B						F7	4	0	2	1	0	0	1									
Ted Simmons, S OBP: 0.308, SLG: 0.419 (1, 2)	5-3		FC4-6			G6-3			6-3	4	0	0	1	0	0	4									
Ken Reitz, R OBP: 0.305, SLG: 0.367 (1, 5)	3-1		L6			L4			F8	4	0	0	0	0	0	1									
Mike Tyson, R OBP: 0.250, SLG: 0.274 (1, 6)			1B			5-3			F9	4	1	1	0	0	0	0									
Claude Osteen, L OBP: 0.271, SLG: 0.354 (4, 1)			K			F9			K	2	0	0	0	0	0	1									
Rich Folkers, L OBP: 0.279, SLG: 0.400 (5, 1)										0	0	0	0	0	0	0									
Bob Forsch, R OBP: 0.279, SLG: 0.400 (5, PH)										0	0	0	0	0	0	0									
Jose Cruz, R OBP: 0.279, SLG: 0.400 (5, PH)										0	0	0	0	0	0	0									
Sonny Siebert, R OBP: 0.279, SLG: 0.400 (5, PH)										0	0	0	0	0	0	0									
Danny Godby, R OBP: 0.279, SLG: 0.400 (5, PH)										0	0	0	0	0	1	0									
Inning Stats	R: 0 E: 0 K: 0 S: 3	H: 0 LOB: 1 BB: 1 P: 7	R: 0 E: 0 K: 0 S: 3	H: 0 LOB: 0 BB: 0 P: 3	R: 5 E: 0 K: 1 S: 11	H: 6 LOB: 1 BB: 0 P: 11	R: 0 E: 0 K: 1 S: 5	H: 0 LOB: 0 BB: 0 P: 5	R: 0 E: 0 K: 0 S: 5	H: 3 LOB: 2 BB: 0 P: 5	R: 0 E: 0 K: 0 S: 3	H: 0 LOB: 0 BB: 0 P: 3	R: 1 E: 0 K: 1 S: 7	H: 2 LOB: 1 BB: 0 P: 7	R: 0 E: 0 K: 0 S: 3	H: 0 LOB: 0 BB: 0 P: 3	R: 0 E: 0 K: 1 S: 5	H: 0 LOB: 0 BB: 0 P: 5	1B: 10 2B: 1 3B: 0 HR: 0	SF: 0 SAC: 0 DP: 1 HBP: 0	WP: 0 PB: 0 SB: 2 CS: 0	PA: 38			
PITCHER	IP	WLS	BF	H	R	ER	SO	BB	IBB	HBP	BLK	WP	HR	S	P	ERA	WHIP								
Carl Morton, R ERA: 3.16 (1, 1)	2.1		14	6	5	5	1	1	0	0	0	0	0	15	19	19.29	3.000								
Joe Niekro, R ERA: 4.13 (3, 1)	1.2	W	5	0	0	0	1	0	0	0	0	0	0	7	7	0.00	0.000								
Max Leon, R ERA: 2.39 (5, 1)	3.0	S	13	5	1	1	1	0	0	0	0	0	0	15	15	3.00	1.667								
Tom House, L ERA: 2.07 (8, 1)	2.0		6	0	0	0	1	0	0	0	0	0	0	8	8	0.00	0.000								

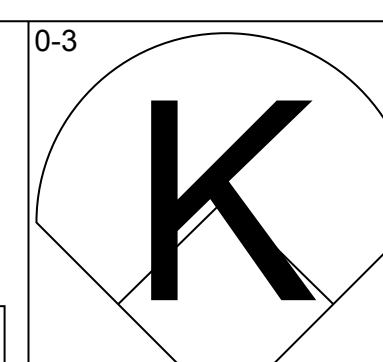
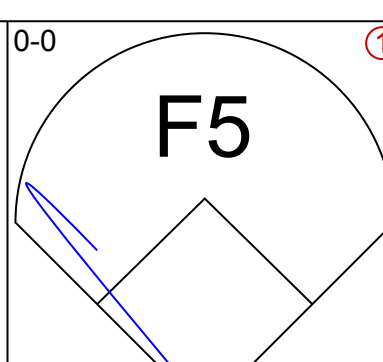
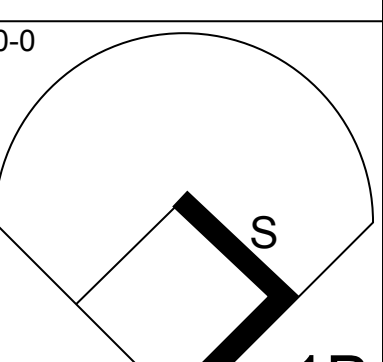
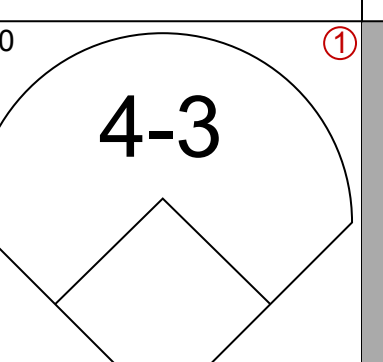
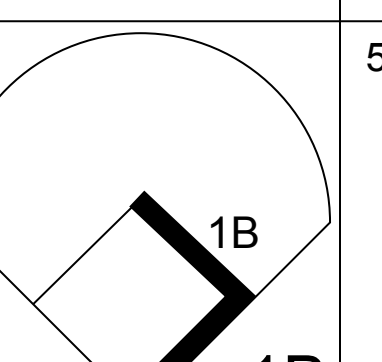
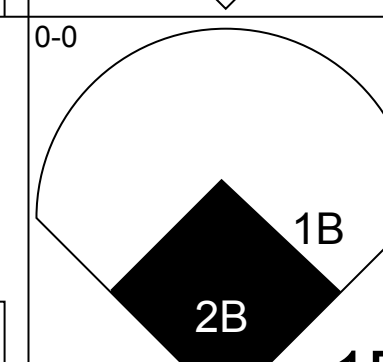
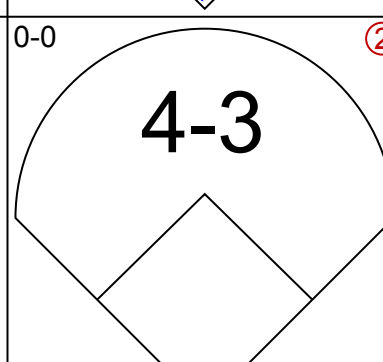
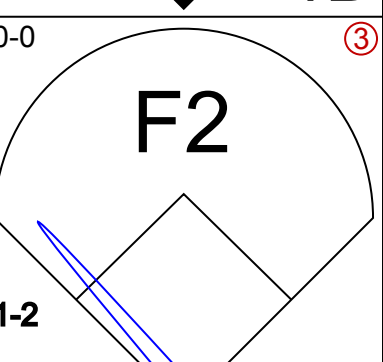
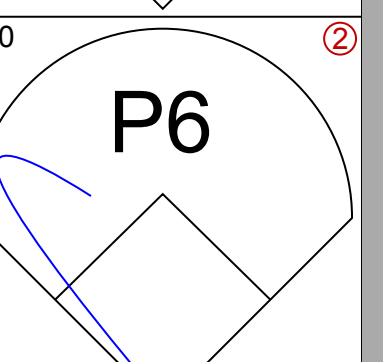
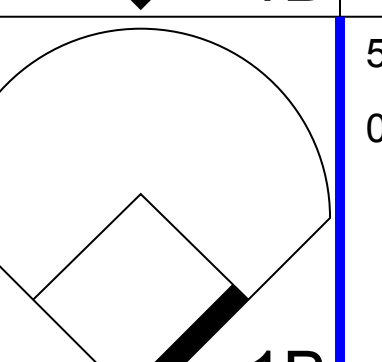
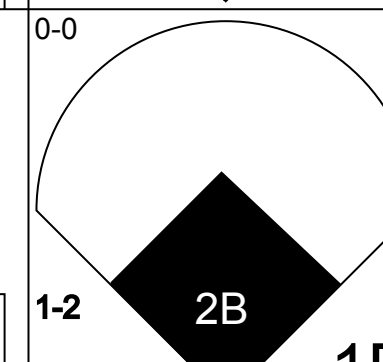
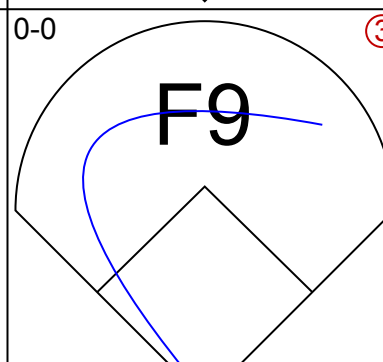

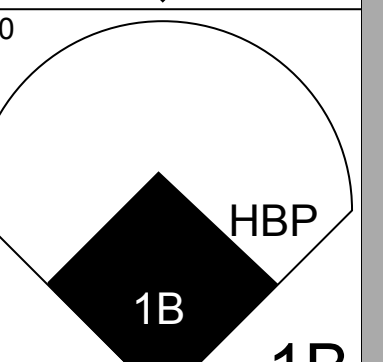
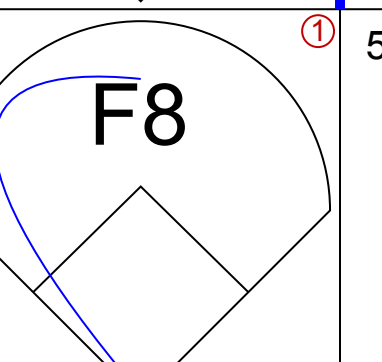
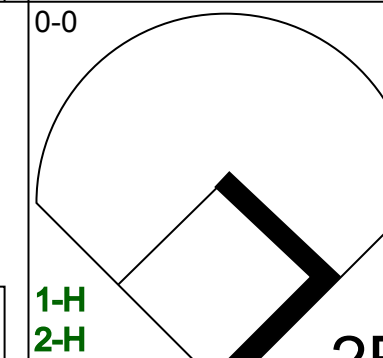
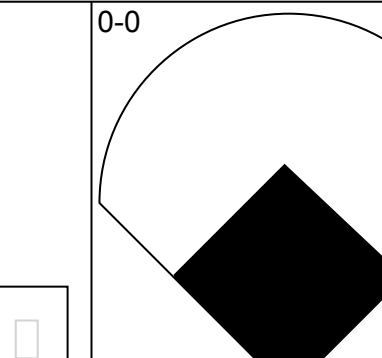

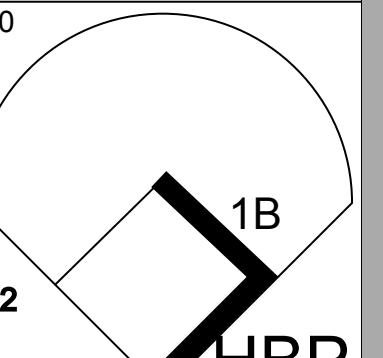
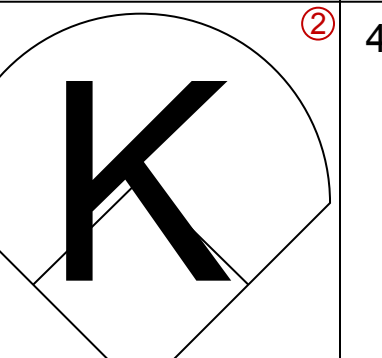
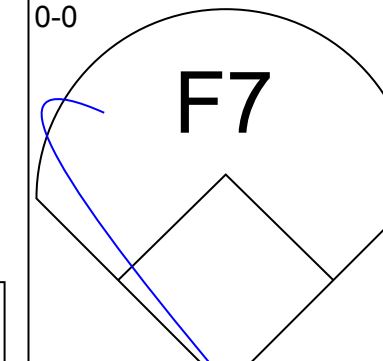
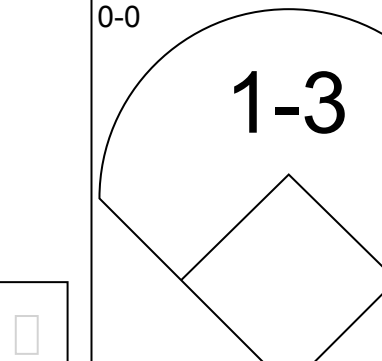

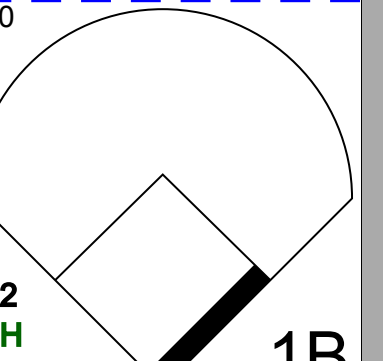
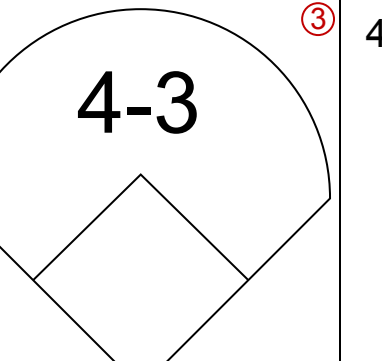
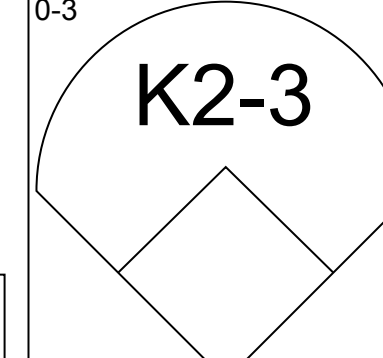
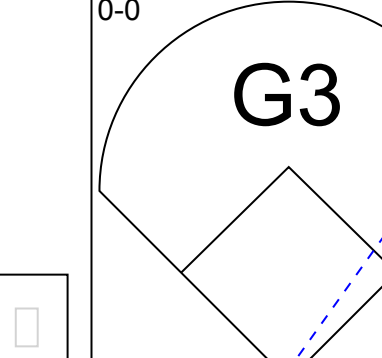

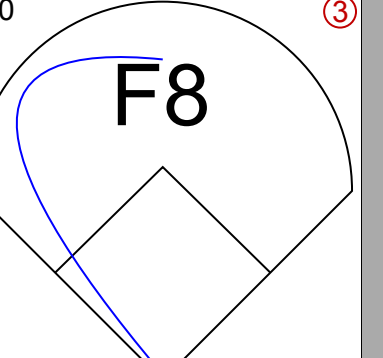
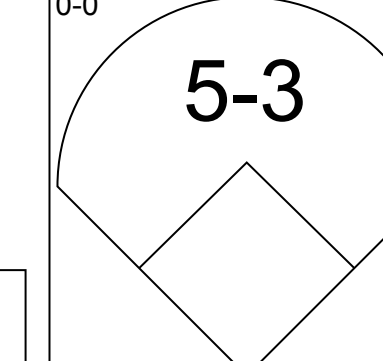
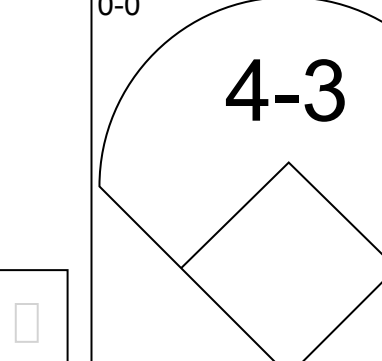


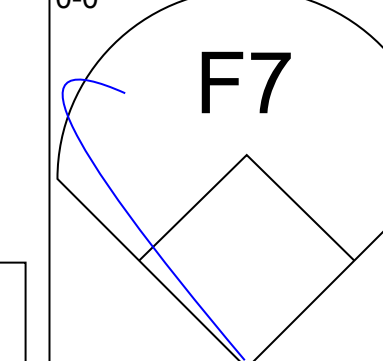
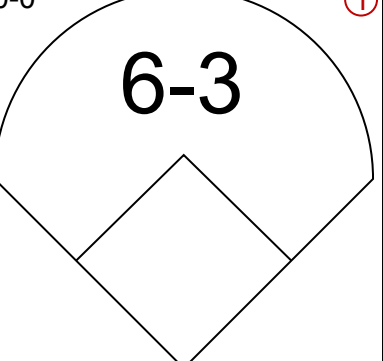


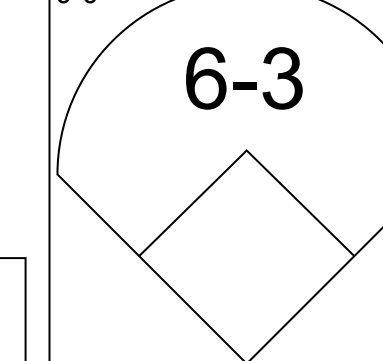
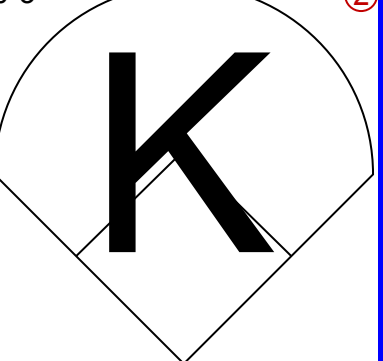


Batter	1	2	3	4	5	6	7	8	9	AB	R	H	RBI	BB	SO	LOB	BOTTOM								
Ralph Garr, L OBP: 0.390, SLG: 0.504 (1, 9)	FC3-6		G1-6-3	2B	FC4-6		1-3			5	2	3	0	0	0	2	St. Louis Cardinals @ Atlanta Braves Atlanta Stadium, Atlanta, GA Mon Aug 19 1974, 7:05 PM EDT Att: 7,104 - Unknown								
Rowland Office, L OBP: 0.284, SLG: 0.350 (8, 8)	1B		1B	SF8	2B					0	0	0	0	0	0	0									
Marty Perez, R OBP: 0.323, SLG: 0.365 (1, 4)	FC3-6		G1-6-3				HR			5	1	3	4	0	0	2									
Darrell Evans, L OBP: 0.384, SLG: 0.400 (1, 5)	FC1-4		HR				1B			3	2	2	2	1	0	1									
Hank Aaron, R OBP: 0.331, SLG: 0.506 (1, 7)			HR		SF8					3	1	1	3	1	1	2									
Tom House, L OBP: 0.286, SLG: 0.286 (8, 1)	BB		HR		F8		K			0	0	0	0	0	0	0									
Dusty Baker Jr., R OBP: 0.324, SLG: 0.420 (1, 8)	F7		L5				F7			5	0	0	0	0	2	4									
Mike Lum, L OBP: 0.314, SLG: 0.359 (1, 3)		CS			F8		4-3		L3	4	1	1	0	1	0	0									
Craig Robinson, R OBP: 0.254, SLG: 0.242 (1, 6)		BB								2	1	0	0	0	0	1									
Leo Foster, R OBP: 0.291, SLG: 0.286 (5, PH)	6-3		1B		E3		F3			3	1	2	0	0	0	0									
Vic Correll, R OBP: 0.313, SLG: 0.379 (1, 2)			1B		SF8		6-3			4	1	3	1	0	0	0									
Carl Morton, R OBP: 0.147, SLG: 0.099 (1, 1)			1B							1	0	0	0	0	0	1									
Joe Niekro, R OBP: 0.347, SLG: 0.377 (4, PH)	5-3		1B							0	0	0	0	0	0	0									
Davey Johnson, R OBP: 0.077, SLG: 0.083 (5, 1)			1B							1	1	1	1	0	0	0									
Max Leon, R OBP: 0.077, SLG: 0.083 (5, 1)			2B							2	0	1	0	0	1	2									
Ivan Murrell, R OBP: 0.254, SLG: 0.327 (8, 7)			1B							0	0	0	0	0	0	0									
Inning Stats	R: 0 E: 0 K: 0 S: 4	H: 1 LOB: 2 BB: 1 P: 8	R: 0 E: 0 K: 0 S: 3	H: 1 LOB: 1 BB: 1 P: 7	R: 2 E: 0 K: 0 S: 5	H: 3 LOB: 0 BB: 0 P: 5	R: 4 E: 1 K: 1 S: 10	H: 4 LOB: 2 BB: 0 P: 11	R: 3 E: 0 K: 0 S: 7	H: 4 LOB: 2 BB: 1 P: 11	R: 0 E: 0 K: 2 S: 9	H: 2 LOB: 0 BB: 0 P: 9	R: 2 E: 0 K: 1 S: 7	H: 2 LOB: 0 BB: 0 P: 7	R: 0 E: 0 K: 0 S: 3	H: 0 LOB: 0 BB: 0 P: 3	R: 0 E: 0 K: 1 S: 3	H: 0 LOB: 0 BB: 0 P: 3	1B: 11 2B: 4 3B: 0 HR: 2	SF: 2 SAC: 0 DP: 1 HBP: 1	WP: 0 PB: 0 SB: 1 CS: 1	PA: 44			
PITCHER	IP	WLS	BF	H	R	ER	SO	BB	IBB	HBP	BLK	WP	HR	S	P	ERA	WHIP								
Claude Osteen, L ERA: 3.88 (4, 1)	1.1		10	4	3	3	1	1	0	1	0	0	0	10	15	20.25	3.750								
Rich Folkers, L ERA: 2.79 (5, 1)	0.1		1	0	0	0	0	0	0	0	0	0	0	1	1	0.00	0.000								
Bob Forsch, R ERA: 3.22 (6, 1)	3.0		13	4	2	2	3	0	0	0	0	0	1	19	19	6.00	1.333								

AB	37
R	6
H	11
RBI	6
BB	1
SO	4
LOB	10



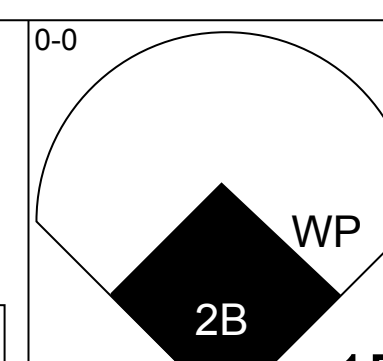
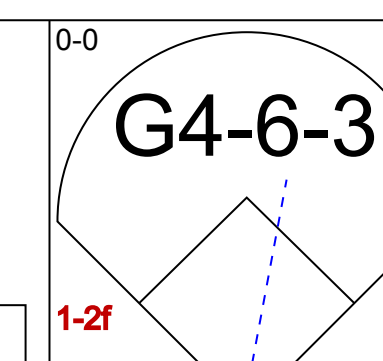
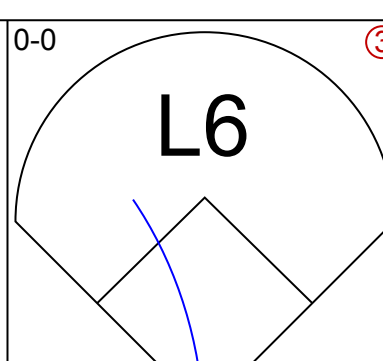
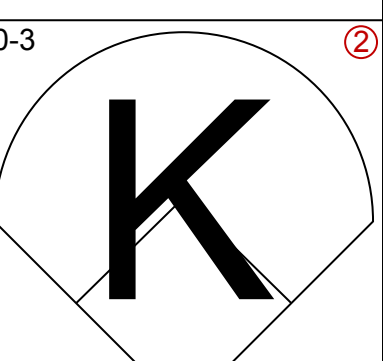
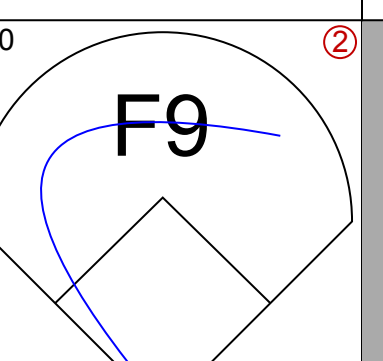
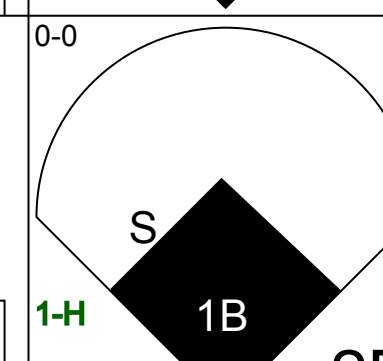
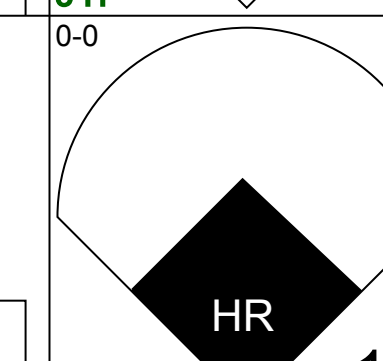
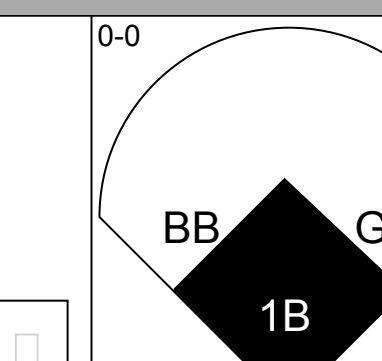
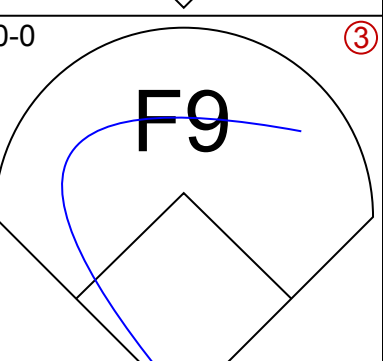
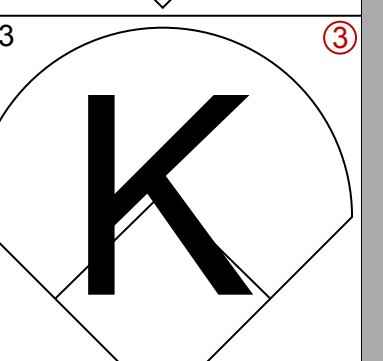
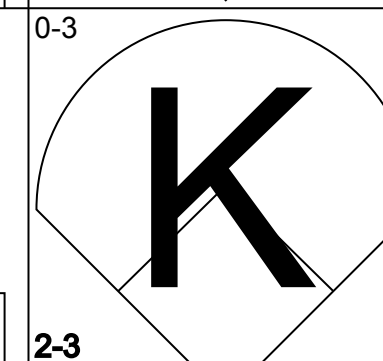
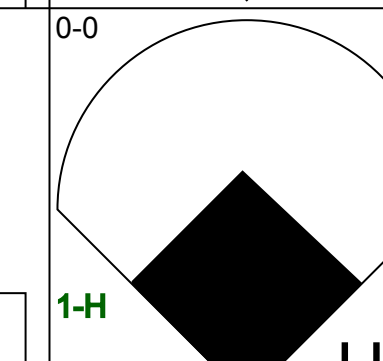
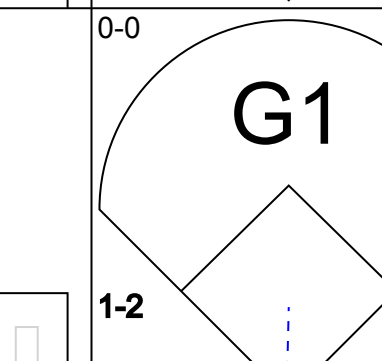


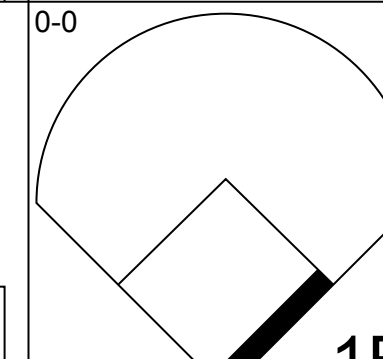
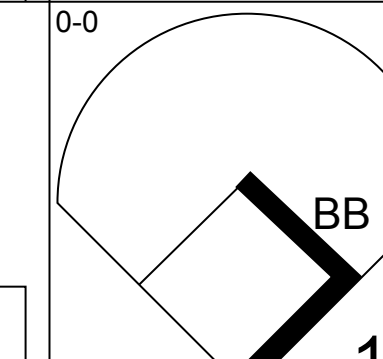
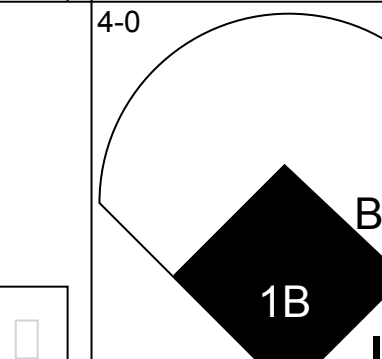


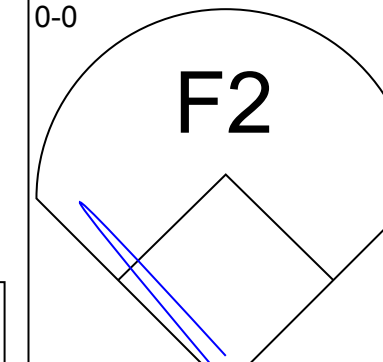
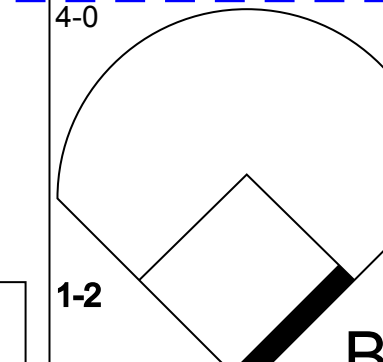
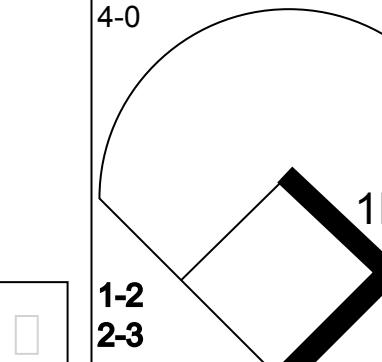


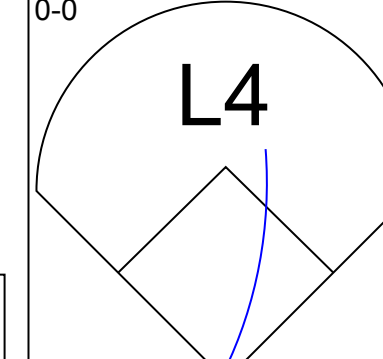
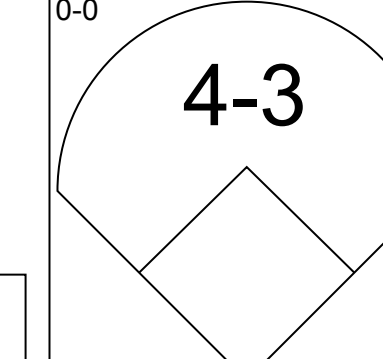
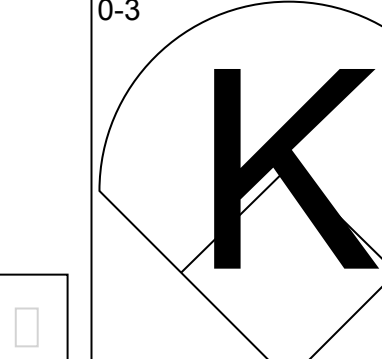


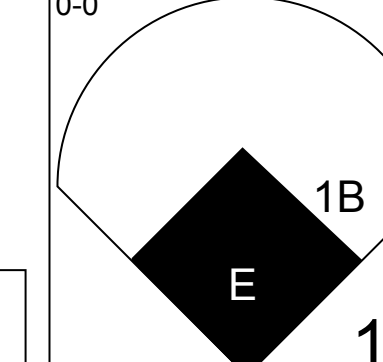
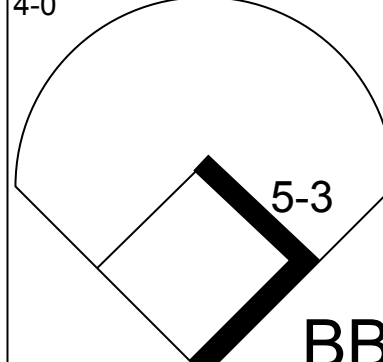
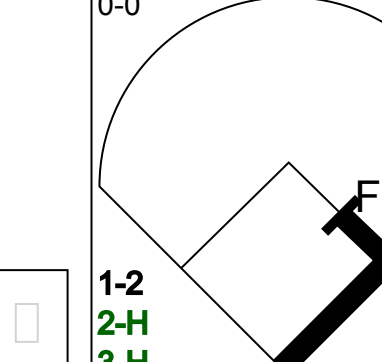


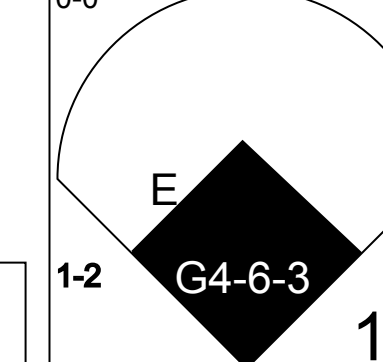
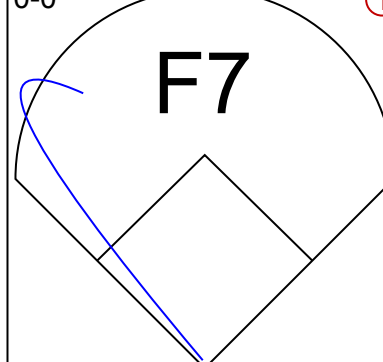
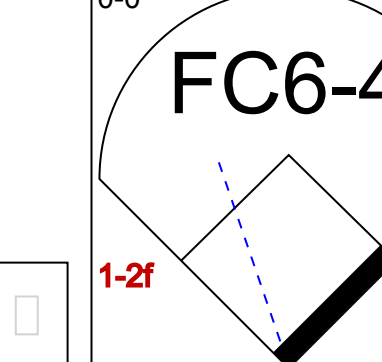
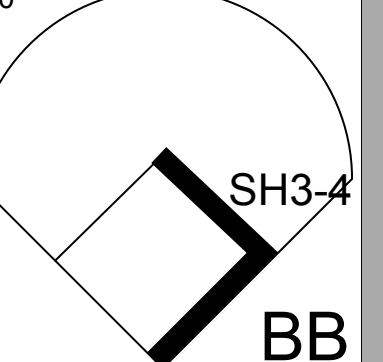
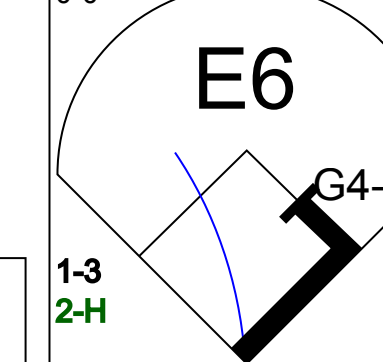
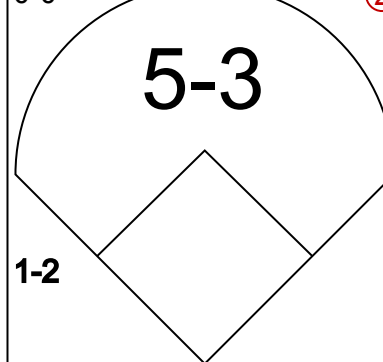
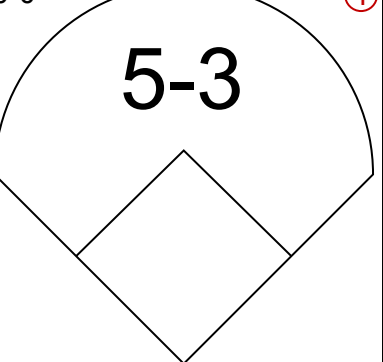
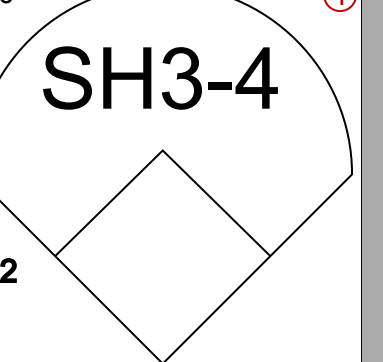
AB	38
R	11
H	17
RBI	11
BB	3
SO	4
LOB	15



Batter	1	2	3	4	5	6	7	8	9	AB	R	H	RBI	BB	SO	LOB	TOP					
Lou Brock, L OBP: 0.373, SLG: 0.397 (1, 7)										5	0	2	0	0	1	0	St. Louis Cardinals @ Atlanta Braves Atlanta Stadium, Atlanta, GA Tue Aug 20 1974, 7:05 PM EDT Att: 8,190 - Unknown					
Ted Sizemore, R OBP: 0.351, SLG: 0.320 Jerry Davanon, R OBP: 0.286, SLG: 0.194 (1, 4)										5	1	2	0	0	0	1						
Reggie Smith, S OBP: 0.384, SLG: 0.557 (1, 9)										5	2	2	0	0	0	2						
Joe Torre, R OBP: 0.381, SLG: 0.424 (1, 3)										4	1	2	3	0	1	2						
Bake McBride, L OBP: 0.358, SLG: 0.377 (1, 8)										4	1	1	1	0	0	3						
Tim McCarver, L OBP: 0.355, SLG: 0.250 (1, 2)										3	1	0	0	1	1	3						
Ken Reitz, R OBP: 0.305, SLG: 0.366 (1, 5)										4	0	1	1	0	0	0						
Mike Tyson, R OBP: 0.250, SLG: 0.274 (1, 6)										4	0	1	1	0	1	0						
Alan Foster, R OBP: 0.268, SLG: 0.174 Bob Forsch, R OBP: 0.229, SLG: 0.186 Jose Guillen, L OBP: 0.289, SLG: 0.397 Rich Folkers, L OBP: 0.285, SLG: 0.357 (1, 1)										1	0	0	0	0	0	0						
Jim Dwyer, L OBP: 0.282, SLG: 0.382 Al Hrabosky, R OBP: 0.285, SLG: 0.167 Danny Godby, R OBP: 0.285, SLG: 0.333 Mike Garman, R OBP: 0.143, SLG: 0.143 (8, 1)										1	0	0	0	0	0	0						
Inning Stats	R: 2 E: 0 K: 2 S: 10	H: 3 LOB: 1 BB: 0 P: 10	R: 0 E: 0 K: 0 S: 3	H: 0 LOB: 0 BB: 0 P: 3	R: 0 E: 0 K: 0 S: 3	H: 0 LOB: 0 BB: 0 P: 3	R: 1 E: 0 K: 0 S: 4	H: 1 LOB: 0 BB: 0 P: 4	R: 0 E: 0 K: 1 S: 6	H: 1 LOB: 1 BB: 0 P: 6	R: 2 E: 0 K: 0 S: 5	H: 2 LOB: 2 BB: 1 P: 10	R: 1 E: 0 K: 0 S: 5	H: 2 LOB: 2 BB: 0 P: 6	R: 0 E: 0 K: 1 S: 5	H: 0 LOB: 0 BB: 0 P: 5	R: 0 E: 0 K: 1 S: 7	H: 2 LOB: 2 BB: 0 P: 7	1B: 9 2B: 1 3B: 0 HR: 1	SF: 0 SAC: 0 DP: 0 HBP: 2	WP: 0 PB: 0 SB: 2 CS: 0	PA: 41
PITCHER	IP WLS BF H R ER SO BB IBB HBP BLK WP HR S P ERA WHIP																					
Phil Niekro, R ERA: 2.76 Tom House, L ERA: 2.0 (1, 1)	6.2 W 31 8 6 6 3 1 0 0 0 0 0 1 34 40 8.10 1.350																					
(7, 1)	2.1 S 10 3 0 0 2 0 0 0 0 0 0 0 14 14 0.00 1.286																					

AB	38
R	6
H	11
RBI	6
BB	1
SO	5
LOB	13



Batter	1	2	3	4	5	6	7	8	9	AB	R	H	RBI	BB	SO	LOB	BOTTOM	
Ralph Garr, L OBP: 0.389, SLG: 0.501 (1, 9)										5	1	1	0	0	1	3	St. Louis Cardinals @ Atlanta Braves Atlanta Stadium, Atlanta, GA Tue Aug 20 1974, 7:05 PM EDT Att: 8,190 - Unknown	
Marty Perez, R OBP: 0.328, SLG: 0.373 (1, 4)										5	3	3	1	0	1	1		
Darrell Evans, L OBP: 0.384, SLG: 0.412 (1, 5)										5	1	2	2	0	2	2		
Hank Aaron, R OBP: 0.339, SLG: 0.513 Rowland Office, L OBP: 0.294, SLG: 0.350 (1, 7)										4	1	3	1	1	0	1		
Dusty Baker Jr., R OBP: 0.327, SLG: 0.418 (1, 8)										2	0	0	0	3	0	2		
Mike Lum, L OBP: 0.312, SLG: 0.353 (1, 3)										4	0	0	0	1	2	8		
Leo Foster, R OBP: 0.317, SLG: 0.302 (1, 6)										4	1	2	2	1	0	4		
Vic Correll, R OBP: 0.320, SLG: 0.378 (1, 2)										3	1	1	0	1	0	3		
Phil Niekro, R OBP: 0.218, SLG: 0.221 Tom House, L OBP: 0.286, SLG: 0.286 (1, 1)										3	0	0	0	0	0	2		
Inning Stats	R: 2 E: 0 K: 1 S: 8	H: 3 LOB: 1 BB: 0 P: 8	R: 4 E: 1 K: 0 S: 8	H: 5 LOB: 2 BB: 1 P: 12	R: 0 E: 0 K: 0 S: 3	H: 0 LOB: 1 BB: 1 P: 7	R: 2 E: 0 K: 1 S: 7	H: 2 LOB: 2 BB: 1 P: 15	R: 0 E: 0 K: 2 S: 8	H: 1 LOB: 1 BB: 1 P: 12	R: 0 E: 0 K: 1 S: 5	H: 0 LOB: 1 BB: 1 P: 9	R: 0 E: 0 K: 0 S: 4	H: 1 LOB: 2 BB: 1 P: 8	1B: 8 2B: 2 3B: 1 HR: 1	SF: 0 SAC: 1 DP: 1 HBP: 0		WP: 1 PB: 0 SB: 2 CS: 0
PITCHER	IP WLS BF H R ER SO BB IBB HBP BLK WP HR S P ERA WHIP																	
Alan Foster, R ERA: 3.44 Bob Forsch, R ERA: 3.42 Rich Folkers, L ERA: 2.75 Al Hrabosky, L ERA: 3.05 Mike Garman, R ERA: 2.86 (1, 1)	1.2 L 13 2 2 2 1 0 0 0 0 0 0 1 15 15 10.80 4.800																	
(2, 1)	2.1 13 2 2 2 1 3 1 0 0 0 0 0 11 27 7.71 2.143																	
(5, 1)	1.0 3 0 0 0 1 0 0 0 0 0 0 0 5 5 0.00 0.000																	
(6, 1)	2.0 9 1 0 0 3 1 1 0 0 0 0 0 13 21 0.00 1.000																	
(8, 1)	1.0 5 1 0 0 0 0 0 1 0 0 0 0 4 8 0.00 1.000																	



Batter	1	2	3	4	5	6	7	8	9	AB	R	H	RBI	BB	SO	LOB	TOP					
Lou Brock, L OBP: 0.375, SLG: 0.403 (1, 7)	4-3		3B		4-3		1B		1B	5	1	3	0	0	0	0	St. Louis Cardinals @ Atlanta Braves Atlanta Stadium, Atlanta, GA Wed Aug 21 1974, 7:05 PM EDT Att: 10,118 - Unknown					
Ted Sizemore, R OBP: 0.351, SLG: 0.319 (1, 4)	BB		K		P4		F8		1B	4	0	1	0	1	1	3						
Reggie Smith, S OBP: 0.388, SLG: 0.558 (1, 9)	1-2		P6						1B	3	1	2	1	2	0	1						
Joe Torre, R OBP: 0.379, SLG: 0.424 (1, 3)	K				5-3				F9	5	1	1	0	0	1	4						
Bake McBride, L OBP: 0.357, SLG: 0.376 (1, 8)	G3				E1					4	0	1	1	0	0	3						
Tim McCarver, L OBP: 0.364, SLG: 0.245 (1, 2)					FC6-4					2	0	0	0	1	0	0						
Ken Reitz, R OBP: 0.304, SLG: 0.373 (1, 5)	1-3				FC6-4					3	1	1	2	0	0	2						
Mike Tyson, R OBP: 0.249, SLG: 0.272 (7, PH)					6-3					2	0	0	0	0	0	2						
Jim Dwyer, L OBP: 0.367, SLG: 0.391 (7, PH)										1	0	1	0	0	0	0						
Claude Osteen, L OBP: 0.271, SLG: 0.354 (8, PH)										0	0	0	0	0	0	0						
Danny Godby, R OBP: 0.250, SLG: 0.250 (8, PH)										1	0	0	0	0	0	1						
Al Hrabosky, R OBP: 0.167, SLG: 0.167 (8, 1)										0	0	0	0	0	0	0						
Bob Gibson, R OBP: 0.190, SLG: 0.226 (7, PH)										1	0	0	0	0	1	1						
Jose Cruz, L OBP: 0.317, SLG: 0.395 (7, 6)										0	0	0	0	0	0	0						
Jerry Davanon, R OBP: 0.286, SLG: 0.194 (9, PH)										1	0	0	0	0	1	0						
Luis Melendez, R OBP: 0.295, SLG: 0.321 (9, PH)										1	0	0	0	0	1	0						
Inning Stats	R: 0 E: 0 K: 1 S: 5	H: 0 LOB: 2 BB: 2 P: 13	R: 0 E: 0 K: 0 S: 3	H: 0 LOB: 0 BB: 0 P: 3	R: 0 E: 0 K: 1 S: 6	H: 1 LOB: 1 BB: 0 P: 6	R: 0 E: 0 K: 0 S: 4	H: 1 LOB: 2 BB: 1 P: 8	R: 0 E: 0 K: 0 S: 3	H: 0 LOB: 0 BB: 0 P: 3	R: 0 E: 0 K: 0 S: 2	H: 0 LOB: 0 BB: 0 P: 6	R: 1 E: 0 K: 1 S: 8	H: 3 LOB: 2 BB: 0 P: 8	R: 2 E: 0 K: 0 S: 5	H: 2 LOB: 1 BB: 0 P: 6	R: 1 E: 0 K: 1 S: 7	H: 3 LOB: 1 BB: 0 P: 7	1B: 7 2B: 1 3B: 1 HR: 1	SF: 1 SAC: 0 DP: 1 HBP: 1	WP: 0 PB: 0 SB: 1 CS: 0	PA: 40
PITCHER	IP WLS BF H R ER SO BB IBB HBP BLK WP HR S P ERA WHIP																					
Buzz Capra, R ERA: 2.49 (1, 1)	7.0 W 31 7 3 3 3 4 0 0 0 0 1 33 49 3.86 1.571																					
Tom House, L ERA: 2.07 (8, 1)	2.0 9 3 1 1 1 0 0 1 0 0 0 10 11 4.50 1.500																					

Batter	1	2	3	4	5	6	7	8	9	AB	R	H	RBI	BB	SO	LOB	BOTTOM			
Ralph Garr, L OBP: 0.391, SLG: 0.502 (1, 9)	BB									5	0	3	0	0	0	0	St. Louis Cardinals @ Atlanta Braves Atlanta Stadium, Atlanta, GA Wed Aug 21 1974, 7:05 PM EDT Att: 10,118 - Unknown			
Marty Perez, R OBP: 0.332, SLG: 0.372 (1, 4)	BB									3	0	1	0	2	1	1				
Darrell Evans, L OBP: 0.388, SLG: 0.420 (1, 5)	1-2									2	1	1	1	3	0	1				
Hank Aaron, R OBP: 0.340, SLG: 0.509 (8, PR)	F2									4	0	1	0	1	0	6				
Rowland Office, L OBP: 0.294, SLG: 0.350 (8, PR)										0	0	0	0	0	0	0				
Dusty Baker Jr., R OBP: 0.326, SLG: 0.416 (1, 8)	K									5	1	1	0	0	3	7				
Mike Lum, L OBP: 0.319, SLG: 0.370 (1, 3)	F9									3	2	2	1	1	0	3				
Leo Foster, R OBP: 0.302, SLG: 0.291 (1, 6)										2	0	0	1	0	0	0				
Vic Correll, R OBP: 0.308, SLG: 0.362 (1, 2)	K									4	0	0	0	0	1	1				
Buzz Capra, R ERA: 4.22 (7, 1)										3	1	0	0	1	2	1				
Tom House, L ERA: 3.85 (8, 1)										0	0	0	0	0	0	0				
Inning Stats	R: 0 E: 0 K: 1 S: 6	H: 1 LOB: 3 BB: 2 P: 14	R: 1 E: 1 K: 1 S: 6	H: 1 LOB: 1 BB: 1 P: 10	R: 2 E: 0 K: 1 S: 7	H: 2 LOB: 0 BB: 0 P: 7	R: 0 E: 1 K: 1 S: 6	H: 1 LOB: 3 BB: 2 P: 14	R: 2 E: 1 K: 2 S: 8	H: 2 LOB: 2 BB: 1 P: 12	R: 0 E: 0 K: 0 S: 3	H: 0 LOB: 1 BB: 1 P: 7	R: 0 E: 0 K: 0 S: 4	H: 1 LOB: 2 BB: 1 P: 8	R: 0 E: 0 K: 0 S: 3	H: 1 LOB: 2 BB: 1 P: 8	1B: 7 2B: 0 3B: 0 HR: 2	SF: 1 SAC: 1 DP: 0 HBP: 0	WP: 0 PB: 0 SB: 3 CS: 0	PA: 41
PITCHER	IP WLS BF H R ER SO BB IBB HBP BLK WP HR S P ERA WHIP																			
Bob Gibson, R ERA: 4.22 (7, 1)	1.0 L 4 0 0 0 0 1 0 0 0 0 0 0 3 7 0.00 1.000																			
Claude Osteen, L ERA: 3.85 (8, 1)	1.0 5 1 0 0 0 0 1 0 0 0 0 0 4 8 0.00 2.000																			

Batter	1	2	3	4	5	6	7	8	9	AB	R	H	RBI	BB	SO	LOB	TOP							
Lou Brock, L OBP: 0.375, SLG: 0.402 (1, 7)	6-3		BB				F7		1B	4	0	1	1	1	1	0	0							
Ted Sizemore, R OBP: 0.352, SLG: 0.320 (1, 4)	F8		F7					SH1-4	1B	5	0	2	0	0	0	1	3							
Reggie Smith, S OBP: 0.386, SLG: 0.554 (1, 9)	F9		K					SH1-4	K	5	0	1	0	0	0	3	5							
Joe Torre, R OBP: 0.377, SLG: 0.421 (1, 3)		K		K			F3		SH1-4	3	0	0	0	0	2	0								
Ted Simmons, S OBP: 0.309, SLG: 0.425 (1, 2)		BB		6-3			HR		P5	3	1	1	1	1	0	2								
Bake McBride, L OBP: 0.357, SLG: 0.375 (1, 8)		K		HBP			4-3		P4	4	0	1	0	0	1	3								
Ken Reitz, R OBP: 0.306, SLG: 0.373 (9, PR)	L7						1-3			3	0	1	0	0	0	1								
Luis Melendez, R OBP: 0.295, SLG: 0.321 (9, PH)				FC5-4					F8	0	0	0	0	0	0	0								
Jerry Davanon, R OBP: 0.286, SLG: 0.194 (9, 5)				HBP					SH3-4	0	0	0	0	0	0	0								
Mike Tyson, R OBP: 0.249, SLG: 0.273 (1, 6)			BB	FC5-4			F8		SH3-4	3	0	1	0	0	0	2								
Lynn McGlothen, L OBP: 0.242, SLG: 0.234 (1, 1)										3	0	0	0	0	1	1								
Tim McCarver, L OBP: 0.361, SLG: 0.243 (9, PH)							P6		F8	1	0	0	0	0	0	2								
Mike Garman, R OBP: 0.143, SLG: 0.143 (9, 1)										0	0	0	0	0	0	0								
Inning Stats	R: 0 E: 0 K: 0 S: 3	H: 0 LOB: 0 BB: 0 P: 3	R: 0 E: 0 K: 2 S: 7	H: 0 LOB: 1 BB: 1 P: 11	R: 0 E: 0 K: 2 S: 8	H: 1 LOB: 2 BB: 1 P: 12	R: 0 E: 0 K: 1 S: 6	H: 1 LOB: 2 BB: 0 P: 7	R: 0 E: 1 K: 2 S: 8	H: 0 LOB: 1 BB: 0 P: 8	R: 1 E: 0 K: 0 S: 4	H: 1 LOB: 0 BB: 0 P: 4	R: 0 E: 0 K: 0 S: 3	H: 0 LOB: 0 BB: 0 P: 3	R: 0 E: 0 K: 0 S: 5	H: 2 LOB: 2 BB: 0 P: 5	R: 1 E: 0 K: 1 S: 8	H: 3 LOB: 3 BB: 0 P: 8	1B: 7 2B: 0 3B: 0 HR: 1	SF: 0 SAC: 2 DP: 0 HBP: 1	WP: 0 PB: 0 SB: 1 CS: 0	PA: 39		
PITCHER	IP	WLS	BF	H	R	ER	SO	BB	IBB	HBP	BLK	WP	HR	S	P	ERA	WHIP							
Doug Rau, L ERA: 2.92 (1, 1)	7.0		30	5	1	1	7	2	0	1	0	0	1	41	50	1.29	1.000							
Mike Marshall, R ERA: 2.22 (8, 1)	2.0	L	9	3	1	1	1	0	0	0	0	0	0	11	11	4.50	1.500							

St. Louis Cardinals @ Los Angeles Dodgers
 Dodger Stadium, Los Angeles, CA
 Fri Aug 23 1974, 7:05 PM PDT
 Att: 40,993 - Unknown

AB	34
R	2
H	8
RBI	2
BB	2
SO	8
LOB	19



Batter	1	2	3	4	5	6	7	8	9	AB	R	H	RBI	BB	SO	LOB	BOTTOM							
Davey Lopes, R OBP: 0.357, SLG: 0.371 (1, 4)	4-3		2B				F3		BB	5	0	2	0	0	0	3								
Bill Buckner, L OBP: 0.354, SLG: 0.389 (1, 7)	G3		IBB				F7	FC6-4	F8	4	0	1	0	1	0	1								
Jimmy Wynn, R OBP: 0.391, SLG: 0.532 (1, 8)	F9		SF8				K	FC6-4	BB	3	0	0	1	1	1	1								
Steve Garvey, R OBP: 0.347, SLG: 0.488 (1, 3)	F8		K					SH3-4	4-3	5	0	2	0	0	1	4								
Willie Crawford, L OBP: 0.380, SLG: 0.448 (1, 9)	4-3			2B			F8		SH3-4	2	0	0	0	1	0	1								
Ron Cey, R OBP: 0.354, SLG: 0.404 (1, 5)			FC6-4	F8			K		IBB	3	0	1	0	1	1	1								
Bill Russell, R OBP: 0.331, SLG: 0.365 (1, 6)	FC6-4		FC6-4				6-3		K	4	0	1	0	0	1	3								
Steve Yeager, R OBP: 0.349, SLG: 0.419 (1, 2)			K				5-3		P3	3	0	0	0	1	1	2								
Doug Rau, L OBP: 0.217, SLG: 0.161 (1, 1)										3	1	1	0	0	1	3								
Mike Marshall, R OBP: 0.222, SLG: 0.222 (8, 1)										0	0	0	0	0	0	0								
Von Joshua, L OBP: 0.297, SLG: 0.372 (9, PH)			2B	SF8			1-4-3		K	1	0	0	0	0	1	0								
Inning Stats	R: 0 E: 0 K: 0 S: 3	H: 0 LOB: 0 BB: 0 P: 3	R: 0 E: 0 K: 0 S: 4	H: 1 LOB: 1 BB: 0 P: 4	R: 1 E: 0 K: 2 S: 9	H: 2 LOB: 2 BB: 1 P: 13	R: 0 E: 0 K: 1 S: 6	H: 1 LOB: 3 BB: 2 P: 14	R: 0 E: 0 K: 1 S: 5	H: 0 LOB: 0 BB: 0 P: 5	R: 0 E: 0 K: 0 S: 4	H: 1 LOB: 1 BB: 0 P: 4	R: 0 E: 0 K: 1 S: 6	H: 1 LOB: 2 BB: 1 P: 10	R: 0 E: 0 K: 1 S: 6	H: 1 LOB: 2 BB: 1 P: 10	1B: 6 2B: 2 3B: 0 HR: 0	SF: 1 SAC: 1 DP: 0 HBP: 0	WP: 0 PB: 0 SB: 0 CS: 0	PA: 40				
PITCHER	IP	WLS	BF	H	R	ER	SO	BB	IBB	HBP	BLK	WP	HR	S	P	ERA	WHIP							
Lynn McGlothen, R ERA: 2.72 (1, 1)	8.0		35	7	1	1	6	1	3	0	0	0	0	43	59	1.12	1.000							
Mike Garman, R ERA: 2.81 (9, 1)	1.0	S	5	1	0	0	1	1	0	0	0	0	0	6	10	0.00	2.000							

St. Louis Cardinals @ Los Angeles Dodgers
 Dodger Stadium, Los Angeles, CA
 Fri Aug 23 1974, 7:05 PM PDT
 Att: 40,993 - Unknown

AB	33
R	1
H	8
RBI	1
BB	5
SO	7
LOB	19



Batter	1	2	3	4	5	6	7	8	9	AB	R	H	RBI	BB	SO	LOB	TOP			
Lou Brock, L OBP: 0.374, SLG: 0.400 (1, 7)										4	0	1	0	0	2	2	St. Louis Cardinals @ Los Angeles Dodgers Dodger Stadium, Los Angeles, CA Sat Aug 24 1974, 7:05 PM PDT Att: 41,199 - Unknown livebaseballscorecards.com			
Ted Sizemore, R OBP: 0.349, SLG: 0.316 (1, 4)										4	0	0	0	0	1	3				
Reggie Smith, S OBP: 0.393, SLG: 0.548 Al Hrabosky, R OBP: 0.167, SLG: 0.167 (8, 1)										4	0	0	0	0	0	3				
Joe Torre, R OBP: 0.378, SLG: 0.420 (1, 3)										3	0	1	0	1	0	0				
Bake McBride, L OBP: 0.358, SLG: 0.376 (1, 8)										4	0	2	0	0	2	3				
Ted Simmons, S OBP: 0.309, SLG: 0.423 (1, 2)										4	0	1	0	0	0	2				
Ken Reitz, R OBP: 0.304, SLG: 0.370 (1, 5)										3	0	0	0	0	0	2				
Mike Tyson, R OBP: 0.248, SLG: 0.271 (7, PH) Tim McCarver, L OBP: 0.359, SLG: 0.240 (7, 6) Jerry Davanon, R OBP: 0.286, SLG: 0.194 (8, 9)										2	0	0	0	0	2	0				
John Curtis, L OBP: 0.235, SLG: 0.208 (7, 1) Mike Garman, R OBP: 0.143, SLG: 0.143 (8, PH) Jim Dwyer, L OBP: 0.375, SLG: 0.400 (8, 9)										2	0	1	0	0	1	0				
Inning Stats	R: 0 E: 0 K: 2 S: 8	H: 1 LOB: 2 BB: 1 P: 12	R: 0 E: 0 K: 1 S: 5	H: 0 LOB: 0 BB: 0 P: 5	R: 0 E: 0 K: 1 S: 6	H: 1 LOB: 1 BB: 0 P: 6	R: 0 E: 0 K: 0 S: 3	H: 0 LOB: 0 BB: 0 P: 3	R: 0 E: 0 K: 0 S: 7	H: 0 LOB: 0 BB: 0 P: 7	R: 0 E: 0 K: 0 S: 3	H: 2 LOB: 2 BB: 0 P: 5	R: 0 E: 0 K: 1 S: 6	H: 1 LOB: 1 BB: 0 P: 6	R: 0 E: 0 K: 1 S: 5	H: 1 LOB: 0 BB: 0 P: 5		1B: 7 2B: 2 3B: 0 HR: 0	SF: 0 SAC: 0 DP: 2 HBP: 0	WP: 0 PB: 0 SB: 1 CS: 0
PITCHER Don Sutton, R ERA: 3.54 (1, 1)	IP: 9.0 WLS: W BF: 33 H: 7 R: 0 ER: 0 SO: 8 BB: 1 IBB: 0 HBP: 0 BLK: 0 WP: 0 HR: 0 S: 48 P: 52 ERA: 0.00 WHIP: 0.889															PITCHER				

Batter	1	2	3	4	5	6	7	8	9	AB	R	H	RBI	BB	SO	LOB	BOTTOM			
Davey Lopes, R OBP: 0.362, SLG: 0.374 (1, 4)										4	2	3	1	1	0	0	St. Louis Cardinals @ Los Angeles Dodgers Dodger Stadium, Los Angeles, CA Sat Aug 24 1974, 7:05 PM PDT Att: 41,199 - Unknown livebaseballscorecards.com			
Bill Russell, R OBP: 0.333, SLG: 0.365 (1, 6)										3	0	1	0	1	1	2				
Jimmy Wynn, R OBP: 0.392, SLG: 0.531 (1, 8)										3	0	1	0	1	0	2				
Steve Garvey, R OBP: 0.346, SLG: 0.486 (1, 3)										2	0	0	1	1	1	5				
Ron Cey, R OBP: 0.354, SLG: 0.402 (1, 5)										3	0	0	0	1	0	7				
Joe Ferguson, R OBP: 0.371, SLG: 0.412 (1, 9)										3	0	1	1	1	1	4				
Tom Paciorek, R OBP: 0.287, SLG: 0.377 (1, 7)										4	1	1	0	0	0	4				
Steve Yeager, R OBP: 0.344, SLG: 0.412 (1, 2)										4	0	0	0	0	1	2				
Don Sutton, R OBP: 0.218, SLG: 0.221 (1, 1)										4	0	0	0	0	2	2				
Inning Stats	R: 0 E: 1 K: 0 S: 4	H: 0 LOB: 2 BB: 1 P: 8	R: 0 E: 0 K: 0 S: 4	H: 1 LOB: 1 BB: 0 P: 4	R: 1 E: 0 K: 1 S: 6	H: 1 LOB: 2 BB: 2 P: 14	R: 0 E: 0 K: 1 S: 5	H: 0 LOB: 0 BB: 0 P: 5	R: 1 E: 0 K: 0 S: 5	H: 2 LOB: 3 BB: 2 P: 13	R: 0 E: 0 K: 1 S: 4	H: 0 LOB: 0 BB: 1 P: 8	R: 0 E: 1 K: 2 S: 9	H: 1 LOB: 2 BB: 0 P: 9	R: 1 E: 0 K: 1 S: 6	H: 2 LOB: 0 BB: 0 P: 6		1B: 6 2B: 1 3B: 0 HR: 0	SF: 1 SAC: 0 DP: 0 HBP: 0	WP: 0 PB: 0 SB: 8 CS: 2
PITCHER John Curtis, L ERA: 4.06 (1, 1) Mike Garman, R ERA: 2.77 (7, 1) Al Hrabosky, L ERA: 3.1 (8, 1)	IP: 6.0 WLS: L BF: 30 H: 5 R: 2 ER: 1 SO: 3 BB: 6 IBB: 0 HBP: 0 BLK: 0 WP: 0 HR: 0 S: 30 P: 54 ERA: 1.50 WHIP: 1.833															PITCHER				

Batter	1	2	3	4	5	6	7	8	9	AB	R	H	RBI	BB	SO	LOB	TOP					
Lou Brock, L OBP: 0.372, SLG: 0.399 (1, 7)										5	0	1	0	0	0	3	St. Louis Cardinals @ San Diego Padres San Diego Stadium, San Diego, CA Tue Aug 27 1974, 10:05 PM EDT Att: 9,782 - Unknown livebaseballscorecards.com					
Ted Sizemore, R OBP: 0.345, SLG: 0.313 (1, 4)										4	0	0	0	0	0	2						
Reggie Smith, S OBP: 0.385, SLG: 0.545 (1, 9)										4	1	2	0	0	0	1						
Joe Torre, R OBP: 0.376, SLG: 0.416 (1, 3)										4	0	1	0	0	0	2						
Bake McBride, L OBP: 0.360, SLG: 0.378 (1, 8)										4	0	2	0	0	0	2						
Ted Simmons, S OBP: 0.306, SLG: 0.418 (1, 2)										4	0	1	1	0	0	2						
Ken Reitz, R Jerry Davanon, R OBP: 0.305, SLG: 0.370 (8, PR) OBP: 0.286, SLG: 0.194										4	0	2	0	0	0	3						
Mike Tyson, R OBP: 0.253, SLG: 0.280 (7, PH)										1	0	0	0	1	0	2						
Jose Cruz, L OBP: 0.319, SLG: 0.392 (7, PH)										1	0	0	0	0	1	0						
Jack Heidemann, R OBP: 0.286, SLG: 0.241 (9, PH)										1	0	0	0	0	0	0						
Jim Dwyer, L OBP: 0.366, SLG: 0.389 (9, PH)										1	0	0	0	0	0	2						
Bob Gibson, R OBP: 0.197, SLG: 0.219 (9, PH)										2	0	0	0	1	1	2						
Tim McCarver, L OBP: 0.353, SLG: 0.236 (9, PH)										1	0	0	0	0	0	2						
Inning Stats	R: 0 E: 0 K: 0 S: 4	H: 1 LOB: 1 BB: 0 P: 4	R: 0 E: 0 K: 1 S: 6	H: 1 LOB: 2 BB: 1 P: 10	R: 0 E: 0 K: 0 S: 4	H: 1 LOB: 1 BB: 0 P: 4	R: 0 E: 0 K: 0 S: 3	H: 2 LOB: 0 BB: 0 P: 4	R: 0 E: 0 K: 0 S: 3	H: 0 LOB: 0 BB: 0 P: 3	R: 1 E: 0 K: 0 S: 5	H: 3 LOB: 1 BB: 0 P: 5	R: 0 E: 0 K: 1 S: 5	H: 0 LOB: 1 BB: 1 P: 9	R: 0 E: 0 K: 0 S: 3	H: 0 LOB: 0 BB: 0 P: 3	R: 0 E: 1 K: 0 S: 5	H: 1 LOB: 2 BB: 0 P: 5	1B: 8 2B: 1 3B: 0 HR: 0	SF: 0 SAC: 0 DP: 2 HBP: 0	WP: 0 PB: 0 SB: 2 CS: 0	PA: 37
PITCHER Dan Spillner, R ERA: 3.91 (1, 1)	IP: 9.0 WLS: W BF: 37	H: 9 R: 1 ER: 1 SO: 2	BB: 2 IBB: 0 HBP: 0 BLK: 0	WP: 0 HR: 0 S: 39 P: 47	ERA: 1.00 WHIP: 1.222																	

Batter	1	2	3	4	5	6	7	8	9	AB	R	H	RBI	BB	SO	LOB	BOTTOM			
Enzo Hernandez, R OBP: 0.291, SLG: 0.280 (1, 6)										4	0	0	0	0	2	0	St. Louis Cardinals @ San Diego Padres San Diego Stadium, San Diego, CA Tue Aug 27 1974, 10:05 PM EDT Att: 9,782 - Unknown livebaseballscorecards.com			
Glenn Beckert, R OBP: 0.352, SLG: 0.303 (1, 4)										4	0	1	0	0	1	0				
Dave Roberts, R OBP: 0.249, SLG: 0.252 (8, PR) (9, 5)										0	0	0	0	0	0	0				
Johnny Grubb, L OBP: 0.363, SLG: 0.404 (1, 7)										4	0	0	0	0	0	1				
Willie McCovey, L OBP: 0.421, SLG: 0.527 (1, 3)										2	2	1	1	1	0	0				
Dave Winfield, R OBP: 0.320, SLG: 0.454 (1, 9)										3	1	1	1	0	1	1				
Derrel Thomas, S OBP: 0.323, SLG: 0.351 (1, 8)										2	0	0	0	1	0	0				
Dave Hilton, R OBP: 0.304, SLG: 0.305 (9, 4)										3	0	1	1	0	0	0				
Fred Kendall, R OBP: 0.314, SLG: 0.350 (1, 2)										2	0	0	0	1	1	0				
Dan Spillner, R OBP: 0.088, SLG: 0.031 (1, 1)										3	0	0	0	0	2	3				
Inning Stats	R: 0 E: 0 K: 1 S: 5	H: 0 LOB: 0 BB: 0 P: 5	R: 1 E: 0 K: 0 S: 3	H: 1 LOB: 2 BB: 3 P: 15	R: 0 E: 0 K: 1 S: 5	H: 0 LOB: 0 BB: 0 P: 5	R: 1 E: 0 K: 1 S: 6	H: 1 LOB: 0 BB: 0 P: 6	R: 0 E: 0 K: 3 S: 9	H: 0 LOB: 0 BB: 0 P: 9	R: 0 E: 0 K: 0 S: 3	H: 0 LOB: 0 BB: 0 P: 3	R: 1 E: 0 K: 0 S: 4	H: 1 LOB: 0 BB: 0 P: 4	R: 0 E: 0 K: 1 S: 6	H: 1 LOB: 1 BB: 0 P: 6	1B: 2 2B: 0 3B: 0 HR: 2	SF: 0 SAC: 0 DP: 1 HBP: 0	WP: 0 PB: 0 SB: 0 CS: 0	PA: 30
PITCHER Bob Gibson, R ERA: 4.19 (1, 1)	IP: 8.0 WLS: L BF: 30	H: 4 R: 3 ER: 3 SO: 7	BB: 2 IBB: 1 HBP: 0 BLK: 0	WP: 0 HR: 2 S: 41 P: 53	ERA: 3.38 WHIP: 0.750															

Batter	1	2	3	4	5	6	7	8	9	AB	R	H	RBI	BB	SO	LOB	TOP		
Lou Brock, L OBP: 0.373, SLG: 0.399 (1, 7)	0-0 CS 1B		0-0 1-3		0-0 FC1-2		0-0 BB S 1B	0-3 K		5	1	2	0	0	1	1			
Ted Sizemore, R OBP: 0.343, SLG: 0.309 (1, 4)	4-0 5-3 1B BB		0-0 5-3		0-0 F2		0-0 P2	0-0 P5		4	0	0	0	1	0	2			
Reggie Smith, S OBP: 0.385, SLG: 0.542 (1, 9)	0-0 5-3 1B		0-0 P6		0-0 3-1		4-0 BB 1B	0-0 L5		4	1	1	0	1	0	0			
Joe Torre, R OBP: 0.376, SLG: 0.414 (1, 3)	0-0 5-3			0-0 F7		0-0 4-3	4-0 WP 1B 2B BB	0-0 1B 1B		4	1	1	0	1	0	2			
Bake McBride, L OBP: 0.363, SLG: 0.384 (1, 8)	1-0 HBP		0-0 4-3		0-0 4-3		0-0 2B 3B	0-0 WP 2B 1B		4	2	2	2	0	0	1			
Ted Simmons, S OBP: 0.309, SLG: 0.423 (1, 2)	0-0 F2		0-0 BB		0-0 F9		0-0 1B 2B	0-0 F7		4	0	2	3	1	0	4			
Ken Reitz, R OBP: 0.306, SLG: 0.369 (1, 5)		0-0 P6		0-0 F9		0-0 1B IBB	0-0 P3	0-0 1B 1B		4	0	1	0	1	0	2			
Mike Tyson, R OBP: 0.258, SLG: 0.285 (1, 6)		0-3 K		0-0 FC1-2 2B		0-0 1B	4-0 1B IBB	0-0 4-3		4	0	2	0	1	1	2			
Lynn McGlothen, L OBP: 0.229, SLG: 0.221 (1, 1)		0-3 K		0-0 1-3		0-0 4-3	0-3 K			4	0	0	0	0	2	6			
Inning Stats	R: 0 E: 0 K: 0 S: 4	H: 2 LOB: 3 BB: 1 P: 9	R: 0 E: 0 K: 2 S: 7	H: 0 LOB: 0 BB: 0 P: 7	R: 0 E: 0 K: 0 S: 3	H: 0 LOB: 1 BB: 1 P: 7	R: 0 E: 0 K: 0 S: 4	H: 1 LOB: 1 BB: 0 P: 4	R: 1 E: 0 K: 0 S: 6	H: 3 LOB: 3 BB: 1 P: 10	R: 4 E: 0 K: 1 S: 8	H: 3 LOB: 2 BB: 3 P: 20	R: 0 E: 0 K: 1 S: 5	H: 0 LOB: 2 BB: 0 P: 5	R: 0 E: 0 K: 0 S: 5	H: 2 LOB: 2 BB: 0 P: 5	1B: 7 2B: 3 3B: 1 HR: 0	SF: 0 SAC: 0 DP: 0 HBP: 1	WP: 2 PA: 44 PB: 0 SB: 2 CS: 1
PITCHER	IP WLS BF H R ER SO BB IBB HBP BLK WP HR S P ERA WHIP	IP WLS BF H R ER SO BB IBB HBP BLK WP HR S P ERA WHIP	IP WLS BF H R ER SO BB IBB HBP BLK WP HR S P ERA WHIP	IP WLS BF H R ER SO BB IBB HBP BLK WP HR S P ERA WHIP	IP WLS BF H R ER SO BB IBB HBP BLK WP HR S P ERA WHIP	IP WLS BF H R ER SO BB IBB HBP BLK WP HR S P ERA WHIP	IP WLS BF H R ER SO BB IBB HBP BLK WP HR S P ERA WHIP	IP WLS BF H R ER SO BB IBB HBP BLK WP HR S P ERA WHIP	IP WLS BF H R ER SO BB IBB HBP BLK WP HR S P ERA WHIP	IP WLS BF H R ER SO BB IBB HBP BLK WP HR S P ERA WHIP	IP WLS BF H R ER SO BB IBB HBP BLK WP HR S P ERA WHIP	IP WLS BF H R ER SO BB IBB HBP BLK WP HR S P ERA WHIP	IP WLS BF H R ER SO BB IBB HBP BLK WP HR S P ERA WHIP	IP WLS BF H R ER SO BB IBB HBP BLK WP HR S P ERA WHIP	IP WLS BF H R ER SO BB IBB HBP BLK WP HR S P ERA WHIP	IP WLS BF H R ER SO BB IBB HBP BLK WP HR S P ERA WHIP	IP WLS BF H R ER SO BB IBB HBP BLK WP HR S P ERA WHIP	IP WLS BF H R ER SO BB IBB HBP BLK WP HR S P ERA WHIP	
Bill Greif, R ERA: 4.87 (1, 1)	6.1 L	32 8	5 5	2 2	4 4	1 1	0 0	0 0	1 1	0 0	1 1	0 0	5 9	9 9	0.00 1.200	1.500			
Bill Laxton, L ERA: 3.94 (7, 1)	0.2	4	1	0	0	1	0	1	0	0	1	0	5	9	0.00	1.500			
Rusty Gerhardt, L ERA: 9.19 (8, 1)	1.2	7	2	0	0	1	0	0	0	0	0	0	9	9	0.00	1.200			
Larry Hardy, R ERA: 4.8 (9, 1)	0.1	1	0	0	0	0	0	0	0	0	0	0	1	1	0.00	0.000			

St. Louis Cardinals @ San Diego Padres
San Diego Stadium, San Diego, CA
Wed Aug 28 1974, 10:05 PM EDT
Att: 9,641 - Unknown

AB	37
R	5
H	11
RBI	5
BB	6
SO	4
LOB	20



Batter	1	2	3	4	5	6	7	8	9	AB	R	H	RBI	BB	SO	LOB	BOTTOM		
Enzo Hernandez, R OBP: 0.290, SLG: 0.280 (1, 6)	0-0 5-3		0-0 5-3		0-0 2H 1B			0-0 F9		4	0	1	0	0	0	0			
Glenn Beckert, R OBP: 0.348, SLG: 0.294 (1, 4)	0-0 L5		4-0 SH5-3 1B BB		0-0 G3		0-0 F9			3	0	0	0	1	0	0			
Johnny Grubb, L OBP: 0.363, SLG: 0.412 (1, 7)	0-0 4-3		0-0 SH5-3		0-0 HR		0-3 K			3	1	1	1	0	1	0			
Willie McCovey, L OBP: 0.422, SLG: 0.528 (1, 3)		0-0 F8		4-0 1B IBB		0-0 P6		0-0 4-3 2B		3	0	1	0	1	0	0			
Dave Winfield, R OBP: 0.322, SLG: 0.455 (1, 9)		0-0 S 1B		0-0 1B		0-0 P6		0-0 F2		4	0	2	0	0	0	1			
Derrel Thomas, S OBP: 0.322, SLG: 0.350 (1, 8)		0-3 K		0-0 F7		0-0 4-3 1B		0-0 4-3		4	0	1	0	0	1	4			
Dave Hilton, R OBP: 0.303, SLG: 0.304 (1, 5)		0-0 F9		0-0 SH1-4 1B 1B		0-3 K		0-0 F9		4	0	1	0	0	1	3			
Fred Kendall, R OBP: 0.312, SLG: 0.347 (1, 2)			0-0 F7		0-0 F7		0-0 4-3			3	0	0	0	0	0	2			
Bill Greif, R OBP: 0.218, SLG: 0.065 (1, 1)			0-3 K		0-0 SH1-4		0-0 4-3			1	0	0	0	0	1	0			
Bill Laxton, L OBP: 0.250, SLG: 0.250 (7, PH)										0	0	0	0	0	0	0			
Gene Locklear, L OBP: 0.352, SLG: 0.442 (7, PH)										1	0	0	0	0	0	1			
Rusty Gerhardt, S (8, 1)										0	0	0	0	0	0	0			
Larry Hardy, R (9, 1)										0	0	0	0	0	0	0			
Inning Stats	R: 0 E: 0 K: 0 S: 3	H: 0 LOB: 0 BB: 0 P: 3	R: 0 E: 0 K: 1 S: 6	H: 1 LOB: 1 BB: 0 P: 6	R: 0 E: 0 K: 1 S: 5	H: 0 LOB: 0 BB: 0 P: 5	R: 0 E: 0 K: 0 S: 3	H: 1 LOB: 2 BB: 2 P: 11	R: 0 E: 0 K: 0 S: 4	H: 2 LOB: 2 BB: 0 P: 4	R: 1 E: 0 K: 0 S: 4	H: 1 LOB: 1 BB: 0 P: 4	R: 0 E: 0 K: 1 S: 6	H: 0 LOB: 0 BB: 0 P: 5	R: 0 E: 0 K: 0 S: 4	H: 1 LOB: 1 BB: 0 P: 4	1B: 5 2B: 1 3B: 0 HR: 1	SF: 0 SAC: 2 DP: 0 HBP: 0	WP: 0 PA: 34 PB: 0 SB: 1 CS: 0
PITCHER	IP WLS BF H R ER SO BB IBB HBP BLK WP HR S P ERA WHIP	IP WLS BF H R ER SO BB IBB HBP BLK WP HR S P ERA WHIP	IP WLS BF H R ER SO BB IBB HBP BLK WP HR S P ERA WHIP	IP WLS BF H R ER SO BB IBB HBP BLK WP HR S P ERA WHIP	IP WLS BF H R ER SO BB IBB HBP BLK WP HR S P ERA WHIP	IP WLS BF H R ER SO BB IBB HBP BLK WP HR S P ERA WHIP	IP WLS BF H R ER SO BB IBB HBP BLK WP HR S P ERA WHIP	IP WLS BF H R ER SO BB IBB HBP BLK WP HR S P ERA WHIP	IP WLS BF H R ER SO BB IBB HBP BLK WP HR S P ERA WHIP	IP WLS BF H R ER SO BB IBB HBP BLK WP HR S P ERA WHIP	IP WLS BF H R ER SO BB IBB HBP BLK WP HR S P ERA WHIP	IP WLS BF H R ER SO BB IBB HBP BLK WP HR S P ERA WHIP	IP WLS BF H R ER SO BB IBB HBP BLK WP HR S P ERA WHIP	IP WLS BF H R ER SO BB IBB HBP BLK WP HR S P ERA WHIP	IP WLS BF H R ER SO BB IBB HBP BLK WP HR S P ERA WHIP	IP WLS BF H R ER SO BB IBB HBP BLK WP HR S P ERA WHIP	IP WLS BF H R ER SO BB IBB HBP BLK WP HR S P ERA WHIP	IP WLS BF H R ER SO BB IBB HBP BLK WP HR S P ERA WHIP	
Lynn McGlothen, R ERA: 2.64 (1, 1)	9.0 W	34 7	1 1	1 1	4 4	1 1	0 0	0 0	0 0	1 1	40 48	1.00 0.889							

St. Louis Cardinals @ San Diego Padres
San Diego Stadium, San Diego, CA
Wed Aug 28 1974, 10:05 PM EDT
Att: 9,641 - Unknown

AB	30
R	1
H	7
RBI	1
BB	2
SO	4
LOB	11



Batter	1	2	3	4	5	6	7	8	9	AB	R	H	RBI	BB	SO	LOB	TOP			
Lou Brock, L OBP: 0.374, SLG: 0.398 (1, 7)										3	0	1	0	1	1	0	St. Louis Cardinals @ San Diego Padres San Diego Stadium, San Diego, CA Thu Aug 29 1974, 10:05 PM EDT Att: 6,042 - Unknown livebaseballscorecards.com			
Ted Sizemore, R OBP: 0.344, SLG: 0.311 (1, 4)										4	0	2	0	0	0	2				
Reggie Smith, S OBP: 0.382, SLG: 0.536 (1, 3)										4	0	0	0	0	0	2				
Ted Simmons, S OBP: 0.310, SLG: 0.429 (1, 2)										3	1	1	1	0	1	0				
Bake McBride, L OBP: 0.362, SLG: 0.383 (1, 8)										4	1	1	0	0	0	1				
Ken Reitz, R OBP: 0.306, SLG: 0.368 (1, 5)										4	1	1	0	0	0	1				
Danny Godby, R OBP: 0.250, SLG: 0.167 (9, PH)										2	0	0	0	1	0	1				
Jim Dwyer, L OBP: 0.373, SLG: 0.397 (9, 9)										1	0	1	1	0	0	0				
Mike Tyson, R OBP: 0.258, SLG: 0.285 (1, 6)										4	0	1	1	0	1	1				
John Curtis, L OBP: 0.218, SLG: 0.192 (1, 1)										4	0	0	0	0	1	2				
Inning Stats	R: 0 E: 0 K: 1 S: 5	H: 1 LOB: 0 BB: 0 P: 5	R: 0 E: 0 K: 0 S: 3	H: 0 LOB: 1 BB: 0 P: 4	R: 0 E: 0 K: 1 S: 6	H: 2 LOB: 2 BB: 0 P: 6	R: 0 E: 0 K: 0 S: 3	H: 0 LOB: 0 BB: 0 P: 3	R: 0 E: 0 K: 0 S: 3	H: 0 LOB: 0 BB: 0 P: 3	R: 1 E: 0 K: 1 S: 6	H: 1 LOB: 1 BB: 1 P: 10	R: 0 E: 0 K: 0 S: 2	H: 0 LOB: 0 BB: 1 P: 6	R: 2 E: 0 K: 1 S: 9	H: 4 LOB: 2 BB: 0 P: 9	1B: 7 2B: 0 3B: 0 HR: 1	SF: 0 SAC: 0 DP: 1 HBP: 1	WP: 0 PB: 0 SB: 2 CS: 1	PA: 36
PITCHER	IP WLS BF H R ER SO BB IBB HBP BLK WP HR S P ERA WHIP																			
Randy Jones, L ERA: 4.2 (1, 1)	8.0	29	4	1	1	3	2	0	1	0	0	0	0	1	32	41	1.12	0.750		
Larry Hardy, R ERA: 4.95 (9, 1)	1.0	L	7	4	2	2	1	0	0	0	0	0	0	0	9	9	18.00	4.000		

Batter	1	2	3	4	5	6	7	8	9	AB	R	H	RBI	BB	SO	LOB	BOTTOM			
Enzo Hernandez, R OBP: 0.290, SLG: 0.279 (1, 6)										1	0	0	0	0	0	0	St. Louis Cardinals @ San Diego Padres San Diego Stadium, San Diego, CA Thu Aug 29 1974, 10:05 PM EDT Att: 6,042 - Unknown livebaseballscorecards.com			
Rich Morales, R OBP: 0.274, SLG: 0.218 (4, 6)										2	0	0	0	0	0	0				
Johnny Grubb, L OBP: 0.362, SLG: 0.411 (9, PH)										1	0	0	0	0	0	0				
Glenn Beckert, R OBP: 0.336, SLG: 0.283 (1, 4)										4	0	0	0	0	0	0				
Nate Colbert, R OBP: 0.320, SLG: 0.354 (1, 3)										4	0	0	0	0	2	0				
Dave Winfield, R OBP: 0.322, SLG: 0.453 (1, 9)										2	1	0	0	1	0	0				
Cito Gaston, R OBP: 0.258, SLG: 0.323 (1, 7)										2	0	0	0	0	0	0				
Derrel Thomas, S OBP: 0.322, SLG: 0.348 (1, 8)										2	0	0	0	1	0	0				
Dave Hilton, R OBP: 0.297, SLG: 0.297 (1, 5)										3	0	0	0	0	0	2				
Fred Kendall, R OBP: 0.312, SLG: 0.347 (1, 2)										3	0	1	1	0	0	0				
Randy Jones, R OBP: 0.164, SLG: 0.167 (1, 1)										2	0	0	0	0	0	0				
Willie McCovey, L OBP: 0.421, SLG: 0.526 (8, PH)										1	0	0	0	0	0	2				
Larry Hardy, R (9, 1)										0	0	0	0	0	0	0				
Inning Stats	R: 0 E: 0 K: 0 S: 3	H: 0 LOB: 0 BB: 0 P: 3	R: 0 E: 0 K: 0 S: 3	H: 0 LOB: 0 BB: 0 P: 3	R: 0 E: 0 K: 1 S: 5	H: 0 LOB: 0 BB: 0 P: 5	R: 0 E: 0 K: 0 S: 3	H: 0 LOB: 0 BB: 0 P: 3	R: 0 E: 0 K: 0 S: 3	H: 0 LOB: 0 BB: 0 P: 3	R: 0 E: 0 K: 1 S: 5	H: 0 LOB: 0 BB: 0 P: 5	R: 1 E: 0 K: 0 S: 4	H: 1 LOB: 2 BB: 2 P: 12	R: 0 E: 0 K: 0 S: 3	H: 0 LOB: 0 BB: 0 P: 3	1B: 1 2B: 0 3B: 0 HR: 0	SF: 0 SAC: 1 DP: 0 HBP: 0	WP: 0 PB: 0 SB: 0 CS: 0	PA: 30
PITCHER	IP WLS BF H R ER SO BB IBB HBP BLK WP HR S P ERA WHIP																			
John Curtis, L ERA: 3.89 (1, 1)	9.0	W	30	1	1	1	2	2	0	0	0	0	0	0	32	40	1.00	0.333		

AB 33
R 3
H 8
RBI 3
BB 2
SO 4
LOB 10



AB 27
R 1
H 1
RBI 1
BB 2
SO 2
LOB 4



Batter	1	2	3	4	5	6	7	8	9	AB	R	H	RBI	BB	SO	LOB	TOP																				
Lou Brock, L OBP: 0.372, SLG: 0.396 (1, 7)	0-0 4-3		0-0 L4		0-0 CS 1B			0-0 6-3	0-0 F7	5	0	1	0	0	0	3	St. Louis Cardinals @ San Francisco Giants Candlestick Park, San Francisco, CA Fri Aug 30 1974, 10:05 PM EDT Att: 3,111 - Unknown																				
Ted Sizemore, R OBP: 0.346, SLG: 0.310 (1, 4)	0-0 6-3			4-0 BB BB	0-0 4-3			4-0 FC5-4 BB		2	0	0	0	2	0	2																					
Reggie Smith, S OBP: 0.378, SLG: 0.531 (1, 9)	0-0 6-3			0-0 F8				0-3 K		4	0	0	0	0	1	2																					
Ted Simmons, S OBP: 0.311, SLG: 0.427 (1, 2)		4-0 FC3-6 BB		4-0 1-2 BB				0-0 1-3		2	0	0	0	2	0	1																					
Bake McBride, L OBP: 0.361, SLG: 0.380 (1, 8)	0-0 FC3-6 G6-4-3 1-2f			0-0 F8				0-0 G3		3	1	0	0	0	0	3																					
Ken Reitz, R OBP: 0.305, SLG: 0.367 (1, 5)	0-0 G6-4-3 1-2f			0-0 F7				0-0 F9		4	0	1	0	0	0	3																					
Keith Hernandez, L OBP: 0.750, SLG: 0.500 (1, 3)			4-0 G6-4-3 BB		0-3 K			4-0 FC6-4 BB		2	0	1	1	2	1	0																					
Mike Tyson, R OBP: 0.258, SLG: 0.285 (9, PH)			0-0 G6-4-3 1-2f		0-0 E 1B			0-3 FC6-4 S		3	1	1	0	0	0	2																					
Jim Dwyer, L OBP: 0.360, SLG: 0.392 (9, PH)					0-0 E 1B			0-0 FC6-4 S		1	0	0	0	0	1	2																					
Sonny Siebert, R OBP: 0.178, SLG: 0.119 (3, 1)					0-0 1B			0-0 1-3		1	0	1	0	0	0	0																					
Rich Folkers, L OBP: 0.320, SLG: 0.327 (5, PH)					0-0 1B			0-0 1-2		1	0	0	0	0	0	0																					
Luis Melendez, R OBP: 0.320, SLG: 0.327 (5, PH)					0-0 1B			0-0 1-2		0	0	0	0	0	0	0																					
Alan Foster, R OBP: 0.322, SLG: 0.174 (7, PH)					0-0 1B			0-0 1-2		0	0	0	0	0	0	0																					
Danny Godby, R OBP: 0.221, SLG: 0.143 (7, 1)					0-0 1B			0-0 1-2		0	0	0	0	0	0	0																					
Claude Osteen, L OBP: 0.271, SLG: 0.354 (9, PH)					0-0 1B			0-0 1-2		1	0	0	0	0	0	2																					
Jose Cruz, L OBP: 0.377, SLG: 0.380 (9, PH)					0-0 1B			0-0 1-2		1	0	0	0	0	0	2																					
Inning Stats	R: 0 E: 0 K: 0 S: 3	H: 0 LOB: 0 BB: 0 P: 3	R: 0 E: 0 K: 0 S: 2	H: 0 LOB: 0 BB: 1 P: 6	R: 0 E: 0 K: 0 S: 3	H: 1 LOB: 1 BB: 1 P: 7	R: 0 E: 0 K: 0 S: 3	H: 0 LOB: 2 BB: 2 P: 11	R: 1 E: 1 K: 1 S: 7	H: 3 LOB: 1 BB: 0 P: 7	R: 0 E: 0 K: 0 S: 3	H: 0 LOB: 0 BB: 0 P: 3	R: 0 E: 0 K: 0 S: 5	H: 0 LOB: 1 BB: 1 P: 9	R: 1 E: 0 K: 1 S: 7	H: 2 LOB: 2 BB: 0 P: 8	1B: 6 2B: 0 3B: 0 HR: 0	SF: 0 SAC: 0 DP: 2 HBP: 1	WP: 0 PB: 0 SB: 2 CS: 1	PA: 37																	
PITCHER	IP	WLS	BF	H	R	ER	SO	BB	IBB	HBP	BLK	WP	HR	S	P	ERA	WHIP	PITCHER			IP	WLS	BF	H	R	ER	SO	BB	IBB	HBP	BLK	WP	HR	S	P	ERA	WHIP
Mike Caldwell, L ERA: 2.97 (1, 1)	8.0	W	34	6	2	2	2	6	0	1	0	0	0	31	56	2.25	1.500																				
Elias Sosa, R ERA: 3.01 (9, 1)	1.0		3	0	0	0	1	0	0	0	0	0	0	5	5	0.00	0.000																				

AB	30
R	2
H	6
RBI	2
BB	6
SO	3
LOB	21



Batter	1	2	3	4	5	6	7	8	9	AB	R	H	RBI	BB	SO	LOB	BOTTOM																				
Garry Maddox, R OBP: 0.333, SLG: 0.418 (1, 8)	0-0 5-3				0-3 K				0-0 3-1	4	0	0	0	0	1	0	St. Louis Cardinals @ San Francisco Giants Candlestick Park, San Francisco, CA Fri Aug 30 1974, 10:05 PM EDT Att: 3,111 - Unknown																				
Tito Fuentes, S OBP: 0.284, SLG: 0.292 (1, 4)	0-0 E 1B	4-0 BB			0-0 P5				0-0 4-3	3	1	1	0	1	0	0																					
Gary Thomasson, L OBP: 0.337, SLG: 0.317 (1, 9)	0-0 E9 1H 1B	0-0 4-1			0-3 K				0-0 F7	4	1	1	0	0	1	1																					
Gary Matthews, R OBP: 0.360, SLG: 0.445 (1, 7)	4-0 HR BB				0-0 4-3 FC6-4 1B				0-0 6-3	3	2	1	0	1	0	0																					
Ed Goodson, L OBP: 0.336, SLG: 0.383 (1, 5)	0-0 HR 1B				0-0 4-3				0-0 6-3	3	1	1	1	0	0	1																					
Bruce Miller, R OBP: 0.317, SLG: 0.311 (8, 5)	1-2 2H HR 1B				1-3				0-0 F8	1	0	0	0	0	0	0																					
Dave Kingman, R OBP: 0.315, SLG: 0.462 (1, 3)	0-0 HR				4-0 FC6-4 IBB				0-0 F8	3	2	2	3	1	0	0																					
Chris Speier, R OBP: 0.331, SLG: 0.347 (1, 6)	0-0 F8				0-0 FC6-4 1B 1-2f 3H				0-0 F3	3	1	0	1	1	0	1																					
Dave Rader, L OBP: 0.360, SLG: 0.359 (1, 2)	0-0 F8				0-0 1-2 1B				0-0 4-3	4	0	2	1	0	0	0																					
Mike Caldwell, R OBP: 0.204, SLG: 0.173 (1, 1)					0-0 F8				0-3 K	4	0	0	0	0	1	3																					
Elias Sosa, R OBP: 0.071, SLG: 0.071 (9, 1)					1-3				0-0 4-3	0	0	0	0	0	0	0																					
Inning Stats	R: 5 E: 1 K: 0 S: 7	H: 4 LOB: 0 BB: 1 P: 11	R: 0 E: 0 K: 0 S: 3	H: 0 LOB: 1 BB: 1 P: 7	R: 1 E: 0 K: 0 S: 5	H: 2 LOB: 2 BB: 1 P: 9	R: 0 E: 0 K: 2 S: 7	H: 0 LOB: 0 BB: 0 P: 7	R: 0 E: 0 K: 1 S: 5	H: 0 LOB: 0 BB: 0 P: 3	R: 0 E: 0 K: 0 S: 3	H: 0 LOB: 0 BB: 0 P: 3	R: 0 E: 0 K: 0 S: 5	H: 0 LOB: 0 BB: 0 P: 9	R: 2 E: 1 K: 0 S: 5	H: 2 LOB: 1 BB: 1 P: 9	1B: 6 2B: 1 3B: 0 HR: 1	SF: 0 SAC: 0 DP: 0 HBP: 0	WP: 0 PB: 0 SB: 1 CS: 0	PA: 36																	
PITCHER	IP	WLS	BF	H	R	ER	SO	BB	IBB	HBP	BLK	WP	HR	S	P	ERA	WHIP	PITCHER			IP	WLS	BF	H	R	ER	SO	BB	IBB	HBP	BLK	WP	HR	S	P	ERA	WHIP
Sonny Siebert, R ERA: 3.6 (1, 1)	2.0	L	13	5	6	6	0	2	0	0	0	0	0	11	19	0.00	0.500																				
Rich Folkers, L ERA: 2.68 (3, 1)	2.0		8	1	0	0	2	0	1	0	0	0	0	11	15	0.00	0.500																				
Alan Foster, R ERA: 3.68 (5, 1)	2.0		6	0	0	0	1	0	0	0	0	0	0	8	8	0.00	0.000																				
Claude Osteen, L ERA: 4.0 (7, 1)	2.0		9	2	2	1	0	0	1	0	0	0	0	8	12	4.50	1.000																				



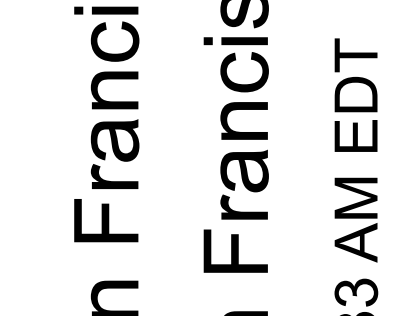
Batter	1	2	3	4	5	6	7	8	9	AB	R	H	RBI	BB	SO	LOB	TOP					
Bake McBride, L OBP: 0.363, SLG: 0.382 (1, 8)										5	0	3	0	0	2	4	St. Louis Cardinals @ San Francisco Giants Candlestick Park, San Francisco, CA Sat Aug 31 1974, 6:33 AM EDT Att: 14,356 - Unknown					
Ted Sizemore, R OBP: 0.345, SLG: 0.307 (1, 4)										3	0	0	0	1	0	3						
Reggie Smith, S OBP: 0.379, SLG: 0.531 Al Hrabosky, R OBP: 0.167, SLG: 0.167 (8, 1)										4	1	2	1	0	0	1						
Ted Simmons, S OBP: 0.311, SLG: 0.425 (1, 2)										4	0	1	0	0	0	3						
Keith Hernandez, L OBP: 0.500, SLG: 0.200 (1, 3)										3	0	0	0	1	2	2						
Jim Dwyer, L OBP: 0.356, SLG: 0.377 (8, 9)										3	0	0	0	0	0	1						
Luis Melendez, R OBP: 0.298, SLG: 0.324 (8, PH)										1	0	0	0	0	0	0						
Ken Reitz, R OBP: 0.366, SLG: 0.366 Alan Foster, R OBP: 0.208, SLG: 0.174 (8, PR)										4	0	1	0	0	2	0						
Mike Tyson, R OBP: 0.257, SLG: 0.284 Jose Cruz, L OBP: 0.315, SLG: 0.387 Jack Heidemann, R OBP: 0.297, SLG: 0.254 (7, 6)										2	0	0	0	0	2	0						
Bob Forsch, R OBP: 0.211, SLG: 0.167 Lou Brock, L OBP: 0.373, SLG: 0.397 (8, 7)										2	0	0	0	0	2	0						
Inning Stats	R: 1 E: 0 K: 0 S: 4	H: 3 LOB: 1 BB: 0 P: 4	R: 0 E: 0 K: 1 S: 5	H: 0 LOB: 0 BB: 0 P: 5	R: 0 E: 0 K: 2 S: 8	H: 1 LOB: 1 BB: 1 P: 8	R: 0 E: 0 K: 0 S: 3	H: 0 LOB: 0 BB: 1 P: 7	R: 0 E: 0 K: 3 S: 9	H: 0 LOB: 0 BB: 0 P: 9	R: 0 E: 0 K: 0 S: 4	H: 1 LOB: 1 BB: 0 P: 4	R: 0 E: 0 K: 1 S: 6	H: 1 LOB: 1 BB: 0 P: 6	R: 1 E: 0 K: 2 S: 9	H: 2 LOB: 2 BB: 1 P: 13	R: 0 E: 1 K: 1 S: 7	H: 1 LOB: 3 BB: 0 P: 7	1B: 9 2B: 0 3B: 0 HR: 0	SF: 0 SAC: 0 DP: 0 HBP: 0	WP: 0 PB: 0 SB: 2 CS: 1	PA: 37
PITCHER John D'Acquisto, R ERA: 3.58 John Morris, L ERA: 2.94	IP: 7.1 W: 3 L: 1 S: 7	BF: 30 R: 2 ER: 2 SO: 8	H: 8 R: 2 ER: 2 SO: 8	R: 2 ER: 2 SO: 8	BB: 2 IBB: 0 HBP: 0 BLK: 0	WP: 0 HR: 0 S: 44 P: 52	ERA: 2.46 WHIP: 1.364											ERA: 0.00 WHIP: 0.600				

Batter	1	2	3	4	5	6	7	8	9	AB	R	H	RBI	BB	SO	LOB	BOTTOM	
Gary Maddox, R OBP: 0.333, SLG: 0.417 (1, 8)										4	0	1	0	0	0	0	St. Louis Cardinals @ San Francisco Giants Candlestick Park, San Francisco, CA Sat Aug 31 1974, 6:33 AM EDT Att: 14,356 - Unknown	
Tito Fuentes, S OBP: 0.281, SLG: 0.288 (1, 4)										4	0	0	0	0	0	2		
Gary Thomasson, L OBP: 0.339, SLG: 0.320 (1, 9)										4	1	2	0	0	0	0		
Gary Matthews, R OBP: 0.361, SLG: 0.444 (1, 7)										3	1	1	0	1	0	2		
Ed Goodson, L OBP: 0.330, SLG: 0.383 Mike Phillips, L OBP: 0.262, SLG: 0.253 (8, 5)										3	1	1	1	0	0	1		
Dave Kingman, R OBP: 0.314, SLG: 0.457 (1, 3)										3	0	0	0	1	1	4		
Chris Speier, R OBP: 0.330, SLG: 0.346 Bruce Miller, R OBP: 0.317, SLG: 0.307 (4, 6)										1	0	0	0	0	0	1		
Ken Rudolph, R OBP: 0.333, SLG: 0.277 (1, 2)										3	0	1	0	0	0	2		
John D'Acquisto, R OBP: 0.214, SLG: 0.180 John Morris, R OBP: 1.000, SLG: 1.000 (8, 1)										3	0	0	0	0	2	2		
Inning Stats	R: 0 E: 0 K: 0 S: 3	H: 0 LOB: 0 BB: 0 P: 3	R: 0 E: 0 K: 0 S: 3	H: 0 LOB: 1 BB: 1 P: 7	R: 0 E: 0 K: 1 S: 5	H: 0 LOB: 0 BB: 0 P: 5	R: 3 E: 1 K: 2 S: 11	H: 3 LOB: 2 BB: 1 P: 15	R: 0 E: 1 K: 0 S: 4	H: 1 LOB: 2 BB: 1 P: 8	R: 0 E: 0 K: 0 S: 5	H: 2 LOB: 2 BB: 0 P: 5	R: 0 E: 1 K: 1 S: 5	H: 0 LOB: 0 BB: 0 P: 5	1B: 6 2B: 0 3B: 0 HR: 0	SF: 0 SAC: 0 DP: 1 HBP: 0		WP: 0 PB: 0 SB: 4 CS: 1
PITCHER Bob Forsch, R ERA: 3.21 Al Hrabosky, L ERA: 3.05	IP: 7.0 W: 3 L: 1 S: 3	BF: 31 R: 3 ER: 1 SO: 1	H: 6 R: 3 ER: 1 SO: 1	R: 3 ER: 1 SO: 1	BB: 3 IBB: 0 HBP: 0 BLK: 0	WP: 0 HR: 0 S: 34 P: 46	ERA: 1.29 WHIP: 1.286											ERA: 0.00 WHIP: 0.000

AB 35
R 2
H 9
RBI 1
BB 2
SO 10
LOB 17



AB 31
R 3
H 6
RBI 1
BB 3
SO 4
LOB 14



Batter	1	2	3	4	5	6	7	8	9	AB	R	H	RBI	BB	SO	LOB	TOP				
Lou Brock, L OBP: 0.373, SLG: 0.397 Jose Cruz, L OBP: 0.315, SLG: 0.387	6-3		SH1-3 1B	E1 1B		1B 1B		FC4-6 1B		5	3	2	0	0	0	2	St. Louis Cardinals @ San Francisco Giants Candlestick Park, San Francisco, CA Sun Sep 01 1974, 6:33 AM EDT Att: 6,842 - Unknown				
Ted Sizemore, R OBP: 0.346, SLG: 0.309	K		SH1-3	6-3		G4-6-3 1B		E 1B		4	0	2	3	0	1	2					
Reggie Smith, S OBP: 0.380, SLG: 0.533	E 3B		FC3-5-2-5-3	1B IBB		F3		F9		4	1	1	0	1	0	3					
Ted Simmons, S OBP: 0.312, SLG: 0.424	E3		BB	1B		G4-6-3 1B		E5		4	0	1	2	1	0	2					
Bake McBride, L OBP: 0.360, SLG: 0.378	F8		F9	F8				F9		5	0	0	0	0	0	7					
Keith Hernandez, L OBP: 0.462, SLG: 0.400		F7		1B SF8 2B		3-1		L4		5	1	2	0	0	0	0					
Ken Reitz, R OBP: 0.304, SLG: 0.364	P4		E 1B	F7		F8		F9		5	1	1	0	0	0	1					
Mike Tyson, R OBP: 0.256, SLG: 0.286			SF8	1-3		K		F7		4	0	1	1	0	1	1					
Bob Gibson, R OBP: 0.229, SLG: 0.265	F9		E 1B	1B		1B 2B		FC4-6 1B		4	2	3	0	0	0	1					
Inning Stats	R: 1 E: 1 K: 1 S: 7	H: 1 LOB: 1 BB: 0 P: 7	R: 0 E: 0 K: 0 S: 4	H: 1 LOB: 1 BB: 0 P: 4	R: 0 E: 0 K: 0 S: 4	H: 1 LOB: 2 BB: 1 P: 8	R: 4 E: 1 K: 0 S: 8	H: 4 LOB: 2 BB: 1 P: 12	R: 0 E: 0 K: 0 S: 3	H: 0 LOB: 0 BB: 0 P: 3	R: 2 E: 0 K: 0 S: 5	H: 3 LOB: 0 BB: 0 P: 5	R: 0 E: 0 K: 1 S: 6	H: 1 LOB: 1 BB: 0 P: 6	R: 1 E: 1 K: 0 S: 6	H: 2 LOB: 2 BB: 0 P: 6	R: 0 E: 0 K: 0 S: 3	H: 0 LOB: 0 BB: 0 P: 3	1B: 9 2B: 3 3B: 1 HR: 0	SF: 1 SAC: 1 DP: 1 HBP: 0	WP: 0 PA: 44 PB: 0 SB: 4 CS: 0
PITCHER	IP WLS BF	H R ER SO	BB IBB HBP BLK	WP HR S P	ERA WHIP	PITCHER	IP WLS BF	H R ER SO	BB IBB HBP BLK	WP HR S P	ERA WHIP										
Ed Halicki, R ERA: 4.18	3.2 L	7 5 1 1	1 1 0 0	0 0 0 0	2.46 2.182	Randy Moffitt, R ERA: 4.47	3.1 13	4 2 2 1	0 0 0 0	0 0 15 15	5.40 1.200										
John Morris, L ERA: 3.07	2.0 9	2 1 1 0	0 0 0 0	0 0 0 0	4.50 1.000																
Garry Maddox, R OBP: 0.330, SLG: 0.414	F9		F7			F7		F8		4	0	0	0	0	0	0	St. Louis Cardinals @ San Francisco Giants Candlestick Park, San Francisco, CA Sun Sep 01 1974, 6:33 AM EDT Att: 6,842 - Unknown				
Tito Fuentes, S OBP: 0.283, SLG: 0.288	BB 1B		E S BB			1-3		F9		3	0	1	0	1	0	0					
Gary Thomasson, L OBP: 0.338, SLG: 0.316	G4-6-3 BB		F8			P6		F8		3	0	0	0	1	0	1					
Gary Matthews, R OBP: 0.361, SLG: 0.443	G4-6-3 1-2		K			F9		F9		4	0	1	0	0	1	3					
Steve Ontiveros, S OBP: 0.363, SLG: 0.326		4-3		F9		4-3		G4-6-3 1B		4	0	0	0	0	0	1					
Dave Kingman, R OBP: 0.314, SLG: 0.454	F2		F9			F7		1B		4	0	1	0	0	0	0					
Dave Rader, L OBP: 0.366, SLG: 0.373		2B 3B		1B		1B		4-3		4	1	3	0	0	0	1					
Bruce Miller, R OBP: 0.317, SLG: 0.314			1-3			K				3	0	1	1	0	1	2					
Ed Halicki, R OBP: 0.250, SLG: 0.300 Randy Moffitt, R OBP: 0.375, SLG: 0.467 Mike Phillips, L OBP: 0.281, SLG: 0.252 John Morris, R OBP: 1.000, SLG: 1.000	F9					F8		P6		1	0	0	0	0	0	1					
Inning Stats	R: 0 E: 0 K: 0 S: 3	H: 1 LOB: 1 BB: 1 P: 7	R: 1 E: 0 K: 0 S: 5	H: 2 LOB: 1 BB: 0 P: 5	R: 0 E: 0 K: 1 S: 5	H: 0 LOB: 1 BB: 1 P: 9	R: 0 E: 0 K: 0 S: 4	H: 1 LOB: 1 BB: 0 P: 4	R: 0 E: 0 K: 0 S: 3	H: 0 LOB: 0 BB: 0 P: 3	R: 0 E: 0 K: 0 S: 3	H: 0 LOB: 0 BB: 0 P: 3	R: 0 E: 0 K: 1 S: 6	H: 1 LOB: 1 BB: 0 P: 6	R: 0 E: 0 K: 0 S: 3	H: 0 LOB: 1 BB: 0 P: 3	R: 0 E: 0 K: 0 S: 4	H: 2 LOB: 1 BB: 0 P: 4	1B: 5 2B: 1 3B: 1 HR: 0	SF: 0 SAC: 0 DP: 2 HBP: 0	WP: 0 PA: 34 PB: 0 SB: 1 CS: 0
PITCHER	IP WLS BF	H R ER SO	BB IBB HBP BLK	WP HR S P	ERA WHIP	PITCHER	IP WLS BF	H R ER SO	BB IBB HBP BLK	WP HR S P	ERA WHIP										
Bob Gibson, R ERA: 4.04	9.0 W	7 1 1 2	2 0 0 0	0 0 0 0	1.00 1.000																

Batter	1	2	3	4	5	6	7	8	9	AB	R	H	RBI	BB	SO	LOB	TOP		
Ron Hunt, R OBP: 0.377, SLG: 0.307 (1, 4)	5-3		P6	F8			F8			0	0	0	0	0	0	0			
Larry Lintz, S OBP: 0.337, SLG: 0.299 (1, 6)	K		E7				F7		L6	4	0	1	0	0	1	0			
Willie Davis, L OBP: 0.319, SLG: 0.404 (1, 8)	BB		F9				G5-4-3		1B	4	0	3	0	0	0	1			
Mike Jorgensen, L OBP: 0.438, SLG: 0.457 (1, 3)	1-2						G5-4-3		P6	2	0	0	0	2	0	2			
Bob Bailey, R OBP: 0.396, SLG: 0.443 (1, 5)	K								L3	4	0	0	0	0	2	5			
Ken Singleton, S OBP: 0.385, SLG: 0.381 (1, 9)		4-3							F7	4	0	1	0	0	1	0			
Jim Northrup, L OBP: 0.306, SLG: 0.369 (1, 7)		G3					G6-4-3		G3	4	0	1	0	0	0	1			
Barry Foote, R OBP: 0.314, SLG: 0.395 (1, 2)	1-3								K	4	0	0	0	0	1	1			
Tom Walker, R OBP: 0.333, SLG: 0.364 (3, PH) Tony Scotti, S OBP: 1.000, SLG: 3.000 (3, 1) Ernie McNally, R OBP: 0.341, SLG: 0.419 (4, PH) Ron Fairly, L OBP: 0.341, SLG: 0.434 (4, 1) Dale Murray, R OBP: 0.185, SLG: 0.238 (7, PH) Larry Bittner, L OBP: 0.185, SLG: 0.238 (7, 1) Bob Gebhard, R (7, 1)			2B						G3	0	0	0	0	0	0	0			
Inning Stats	R: 0 E: 0 K: 2 S: 8	H: 1 LOB: 2 BB: 1 P: 12	R: 0 E: 0 K: 0 S: 3	H: 0 LOB: 0 BB: 0 P: 3	R: 1 E: 1 K: 1 S: 7	H: 2 LOB: 2 BB: 1 P: 11	R: 0 E: 0 K: 1 S: 6	H: 1 LOB: 2 BB: 1 P: 10	R: 0 E: 0 K: 0 S: 3	H: 1 LOB: 0 BB: 0 P: 3	R: 0 E: 0 K: 0 S: 3	H: 0 LOB: 0 BB: 0 P: 3	R: 0 E: 0 K: 0 S: 4	H: 1 LOB: 1 BB: 0 P: 4	R: 0 E: 0 K: 1 S: 5	H: 0 LOB: 0 BB: 0 P: 5	1B: 5 2B: 2 3B: 0 HR: 0	SF: 0 SAC: 0 DP: 2 HBP: 0	WP: 0 PA: 35 PB: 0 SB: 0 CS: 0
PITCHER Lynn McGlothen, R ERA: 2.57 (1, 1)	IP: 9.0 WLS: W BF: 35 H: 7 R: 1 ER: 1 SO: 5 BB: 3 IBB: 0 HBP: 0 BLK: 0 WP: 0 HR: 0 S: 42 P: 54 ERA: 1.00 WHIP: 1.111															PITCHER Lynn McGlothen, R ERA: 2.57 (1, 1)	IP: 9.0 WLS: W BF: 35 H: 7 R: 1 ER: 1 SO: 5 BB: 3 IBB: 0 HBP: 0 BLK: 0 WP: 0 HR: 0 S: 42 P: 54 ERA: 1.00 WHIP: 1.111		

Montreal Expos @ St. Louis Cardinals
 Busch Stadium, St. Louis, MO
 Tue Sep 03 1974, 7:05 PM CDT
 Unknown

AB	28
R	1
H	7
RBI	0
BB	3
SO	5
LOB	10



Batter	1	2	3	4	5	6	7	8	9	AB	R	H	RBI	BB	SO	LOB	BOTTOM		
Lou Brock, L OBP: 0.370, SLG: 0.394 (1, 7)	F8		1-3				F8			4	0	0	0	0	0	1			
Ted Sizemore, R OBP: 0.343, SLG: 0.306 (1, 4)	F8		K				F8			4	0	0	0	0	1	1			
Reggie Smith, S OBP: 0.383, SLG: 0.549 (1, 9)	HR		HR						4-3	4	3	3	2	0	0	0			
Ted Simmons, S OBP: 0.311, SLG: 0.425 (1, 2)	2B		F8				E4		G3	4	0	1	0	0	0	0			
Joe Torre, R OBP: 0.375, SLG: 0.419 (1, 3)	1-3						P4		HR	4	1	1	1	0	0	2			
Bake McBride, L OBP: 0.363, SLG: 0.384 (1, 8)		4-3					FC6		1B	3	1	2	0	1	0	1			
Ken Reitz, R OBP: 0.303, SLG: 0.363 (1, 5)		4-3					K		1B	4	0	1	0	0	1	3			
Mike Tyson, R OBP: 0.259, SLG: 0.289 (1, 6)		4-3					F9		1B	4	0	2	1	0	0	1			
Lynn McGlothen, L OBP: 0.219, SLG: 0.211 (1, 1)		P3					SH1-4		4-3	3	0	0	0	0	1	3			
Inning Stats	R: 1 E: 0 K: 0 S: 5	H: 2 LOB: 1 BB: 0 P: 5	R: 1 E: 0 K: 0 S: 4	H: 1 LOB: 0 BB: 0 P: 4	R: 1 E: 0 K: 1 S: 6	H: 1 LOB: 0 BB: 0 P: 6	R: 0 E: 0 K: 0 S: 3	H: 0 LOB: 1 BB: 1 P: 7	R: 0 E: 0 K: 1 S: 5	H: 0 LOB: 0 BB: 0 P: 5	R: 1 E: 1 K: 1 S: 7	H: 1 LOB: 1 BB: 0 P: 7	R: 0 E: 0 K: 0 S: 4	H: 1 LOB: 1 BB: 0 P: 4	R: 1 E: 0 K: 0 S: 7	H: 4 LOB: 3 BB: 0 P: 7	1B: 5 2B: 1 3B: 1 HR: 3	SF: 0 SAC: 1 DP: 0 HBP: 0	WP: 0 PA: 36 PB: 0 SB: 0 CS: 0
PITCHER Tom Walker, R ERA: 3.64 (1, 1) Ernie McNally, R ERA: 4.3 (3, 1) Dale Murray, R ERA: 1.73 (4, 1) Bob Gebhard, R ERA: 4.5 (7, 1)	IP: 2.0 WLS: L BF: 9 H: 3 R: 2 ER: 2 SO: 2 BB: 0 IBB: 0 HBP: 0 BLK: 0 WP: 0 HR: 1 S: 9 P: 9 ERA: 9.00 WHIP: 1.500															PITCHER Tom Walker, R ERA: 3.64 (1, 1) Ernie McNally, R ERA: 4.3 (3, 1) Dale Murray, R ERA: 1.73 (4, 1) Bob Gebhard, R ERA: 4.5 (7, 1)	IP: 2.0 WLS: L BF: 9 H: 3 R: 2 ER: 2 SO: 2 BB: 0 IBB: 0 HBP: 0 BLK: 0 WP: 0 HR: 1 S: 9 P: 9 ERA: 9.00 WHIP: 1.500		

Montreal Expos @ St. Louis Cardinals
 Busch Stadium, St. Louis, MO
 Tue Sep 03 1974, 7:05 PM CDT
 Unknown

AB	34
R	5
H	10
RBI	4
BB	1
SO	3
LOB	12



Batter	1	2	3	4	5	6	7	8	9	AB	R	H	RBI	BB	SO	LOB	TOP										
Ron Hunt, R OBP: 0.375, SLG: 0.305 (1,4)	5-3		F8			F9		G3		0	1	0	0	0	0	0											
Ron Woods, R OBP: 0.328, SLG: 0.257 (1,8) (5,7)	4-3		K			5-3				4	1	1	0	1	1	0											
Bob Bailey, R OBP: 0.398, SLG: 0.446 (1,5)	BB 1B		1B			SF9		6-3		4	0	3	1	0	0	0											
Hal Breedren, R OBP: 0.344, SLG: 0.375 (1,3)	BB		FC6-4			6-3		P6		4	1	3	0	1	0	2											
Barry Foote, R OBP: 0.315, SLG: 0.394 (1,2) Willie Davis, L OBP: 0.321, SLG: 0.407 (5, PH) (5,8)	1-2		FC6-4			6-3		F8		1	0	0	0	1	0	2											
Pepe Mangual, R OBP: 0.286, SLG: 0.429 (1,7) Bob Stinson, S OBP: 0.309, SLG: 0.250 (5,2)	F9		5-3			6-3		F8		3	0	0	0	0	0	5											
Ken Singleton, S OBP: 0.385, SLG: 0.381 (1,9)			1-3			F7		F7		3	0	1	0	1	0	1											
Pepe Frías, R OBP: 0.279, SLG: 0.279 (1,6) Ron Fairly, L OBP: 0.367, SLG: 0.432 (5, PH) Don Carithers, R OBP: 0.361, SLG: 0.326 (5,1) John Montague, R OBP: 0.359, SLG: 0.350 (5,1) Mike Jorgensen, R OBP: 0.359, SLG: 0.295 (5, PH) Chuck Taylor, R OBP: 0.300, SLG: 0.444 (8,1)	F9		F7			1-3		K		2	0	0	0	0	0	0											
Steve Rogers, R OBP: 0.247, SLG: 0.159 (1,1) Tim Foli, R OBP: 0.277, SLG: 0.270 (5, PH) Mike Torrez, R OBP: 0.080, SLG: 0.061 (5, PR) Larry Lintz, S OBP: 0.335, SLG: 0.296 (5,6)	4-3					BB 1B		6-3		1	0	0	0	0	0	0											
Inning Stats	R: 0 E: 0 K: 0 S: 5	H: 2 LOB: 3 BB: 1 P: 9	R: 0 E: 0 K: 0 S: 3	H: 1 LOB: 0 BB: 0 P: 3	R: 0 E: 0 K: 1 S: 7	H: 2 LOB: 2 BB: 0 P: 7	R: 0 E: 0 K: 0 S: 3	H: 0 LOB: 0 BB: 0 P: 3	R: 3 E: 0 K: 0 S: 6	H: 3 LOB: 3 BB: 3 P: 18	R: 0 E: 0 K: 1 S: 5	H: 0 LOB: 0 BB: 0 P: 5	R: 1 E: 0 K: 0 S: 5	H: 2 LOB: 1 BB: 0 P: 5	R: 0 E: 0 K: 1 S: 5	H: 0 LOB: 0 BB: 0 P: 5	R: 0 E: 0 K: 0 S: 5	H: 2 LOB: 2 BB: 0 P: 5	1B: 11 2B: 1 3B: 0 HR: 0	SF: 1 SAC: 0 DP: 0 HBP: 0	WP: 0 PA: 42 PB: 0 SB: 0 CS: 1						
PITCHER	IP	WLS	BF	H	R	ER	SO	BB	IBB	HBP	BLK	WP	HR	S	P	ERA	WHIP										
John Curtis, L ERA: 3.95 (1,1)	4.1		22	7	3	3	1	3	0	0	0	0	0	21	33	6.23	2.308										
Mike Garman, R ERA: 2.71 (5,1)	4.2	W	20	5	1	1	2	0	1	0	0	0	0	23	27	1.93	1.071										

Montreal Expos @ St. Louis Cardinals
 Busch Stadium, St. Louis, MO
 Tue Sep 03 1974, 7:05 PM CDT
 Att: 15,366 - Unknown

AB 32
 R 4
 H 11
 RBI 4
 BB 4
 SO 3
 LOB 19



Batter	1	2	3	4	5	6	7	8	9	AB	R	H	RBI	BB	SO	LOB	BOTTOM										
Lou Brock, L OBP: 0.370, SLG: 0.394 (1,7) Luis Melendez, R OBP: 0.298, SLG: 0.324 (9,7)	F8		1B			F7		5-3		5	1	2	1	0	0	0											
Ted Sizemore, R OBP: 0.346, SLG: 0.308 (1,4)	K		E			G6-4-3		6-3		4	1	2	0	1	1	0											
Reggie Smith, S OBP: 0.384, SLG: 0.549 (1,9)	1B		E2			G6-4-3				4	0	2	1	0	0	3											
Ted Simmons, S OBP: 0.311, SLG: 0.423 (1,2)	4-3		P6			BB		K		4	1	1	0	0	1	2											
Joe Torre, R OBP: 0.376, SLG: 0.417 (1,3)			6-3			E		BB		2	2	0	0	2	0	1											
Bake McBride, L OBP: 0.384, SLG: 0.392 (1,8)	2B		1-3			L6		HR		4	2	2	2	0	0	2											
Ken Reitz, R OBP: 0.307, SLG: 0.369 (1,5)	2B		1B			F8				3	1	2	2	1	0	0											
Mike Tyson, R OBP: 0.261, SLG: 0.289 (1,6)	L4		1B			4-3				3	0	1	0	1	0	1											
John Curtis, L OBP: 0.211, SLG: 0.185 (1,1) Mike Garman, R OBP: 0.111, SLG: 0.111 (5,1)	K		B2-4-6			G4-6-3		1-3		2	0	0	0	0	1	3											
Inning Stats	R: 0 E: 0 K: 1 S: 6	H: 1 LOB: 1 BB: 0 P: 6	R: 1 E: 0 K: 1 S: 7	H: 2 LOB: 1 BB: 0 P: 7	R: 2 E: 1 K: 0 S: 6	H: 3 LOB: 1 BB: 0 P: 6	R: 1 E: 0 K: 0 S: 4	H: 2 LOB: 2 BB: 2 P: 12	R: 2 E: 1 K: 0 S: 4	H: 2 LOB: 1 BB: 2 P: 12	R: 0 E: 0 K: 0 S: 3	H: 1 LOB: 0 BB: 0 P: 3	R: 2 E: 0 K: 1 S: 6	H: 1 LOB: 0 BB: 1 P: 10	R: 0 E: 0 K: 0 S: 3	H: 0 LOB: 0 BB: 0 P: 3	1B: 9 2B: 2 3B: 0 HR: 1	SF: 0 SAC: 0 DP: 3 HBP: 0	WP: 0 PA: 38 PB: 0 SB: 0 CS: 0								
PITCHER	IP	WLS	BF	H	R	ER	SO	BB	IBB	HBP	BLK	WP	HR	S	P	ERA	WHIP										
Steve Rogers, R ERA: 4.8 (1,1)	4.0	L	21	8	4	3	2	2	0	0	0	0	0	3	11	27.00	12.000										
Don Carithers, R ERA: 3.18 (5,1)	0.1		5	2	2	1	0	2	0	0	0	0	0	3	11	27.00	12.000										
John Montague, R ERA: 3.24 (5,1)	2.2		9	2	2	2	1	1	0	0	0	0	1	10	14	6.75	1.125										
Chuck Taylor, R ERA: 2.11 (8,1)	1.0		3	0	0	0	0	0	0	0	0	0	0	3	3	0.00	0.000										

Montreal Expos @ St. Louis Cardinals
 Busch Stadium, St. Louis, MO
 Tue Sep 03 1974, 7:05 PM CDT
 Att: 15,366 - Unknown

AB 33
 R 8
 H 12
 RBI 6
 BB 5
 SO 3
 LOB 14



Batter	1	2	3	4	5	6	7	8	9	AB	R	H	RBI	BB	SO	LOB	TOP																	
Larry Lintz, S (1,4) OBP: 0.333, SLG: 0.296	F7		1B		G3			F9		4	1	1	0	0	0	0	Montreal Expos @ St. Louis Cardinals Busch Stadium, St. Louis, MO Wed Sep 04 1974, 7:05 PM CDT Att: 13,288 - Unknown																	
Wille Davis, L (1,8) OBP: 0.322, SLG: 0.408	1-3		HR			K		2B		4	2	2	1	0	1	0																		
Mike Jorgensen, L (1,3) OBP: 0.441, SLG: 0.476	P4		HR			HBP		2B		3	1	2	3	0	0	0																		
Ken Singleton, S (1,9) OBP: 0.385, SLG: 0.382		G3	4-3			K		K		3	0	1	0	0	1	1																		
Ron Woods, R (8, PH) OBP: 0.256, SLG: 0.255						K		K		1	0	0	0	0	1	1																		
Jim Northrup, L (1,7) OBP: 0.304, SLG: 0.366	G3					F7				3	0	0	0	0	1	2																		
Pepe Mangual, R (8,7) OBP: 0.250, SLG: 0.375										1	0	0	0	0	1	0																		
Bob Bailey, R (1,5) OBP: 0.397, SLG: 0.443		G6-4-3				F9				3	0	0	0	1	0	0																		
Barry Foote, R (1,2) OBP: 0.312, SLG: 0.389		G6-4-3				6-3				4	0	0	0	0	2	2																		
Pepe Frias, R (1,6) OBP: 0.264, SLG: 0.265			P4			6-3				3	0	0	0	0	0	0																		
Dennis Blair, R (1,1) OBP: 0.188, SLG: 0.159			1-3							2	0	0	0	0	1	0																		
Hal Breen, R (8, PH) OBP: 0.342, SLG: 0.373										1	0	0	0	0	1	0																		
Chuck Taylor, R (8,1) OBP: 0.400, SLG: 0.444								K		0	0	0	0	0	0	0																		
Inning Stats	R: 0 E: 0 K: 0 S: 3	H: 0 LOB: 0 BB: 0 P: 3	R: 0 E: 0 K: 0 S: 3	H: 1 LOB: 1 BB: 1 P: 7	R: 3 E: 0 K: 0 S: 6	H: 3 LOB: 0 BB: 0 P: 6	R: 0 E: 0 K: 2 S: 7	H: 0 LOB: 0 BB: 0 P: 7	R: 0 E: 0 K: 1 S: 5	H: 0 LOB: 1 BB: 0 P: 8	R: 0 E: 0 K: 0 S: 3	H: 0 LOB: 0 BB: 0 P: 3	R: 1 E: 0 K: 2 S: 9	H: 2 LOB: 1 BB: 0 P: 9	R: 0 E: 0 K: 2 S: 7	H: 0 LOB: 0 BB: 0 P: 7	1B: 3 2B: 2 3B: 0 HR: 1	SF: 0 SAC: 0 DP: 1 HBP: 1	WP: 0 PB: 0 SB: 2 CS: 0	PA: 34														
PITCHER	IP WLS BF H R ER SO BB IBB HBP BLK WP HR S P ERA WHIP																																	
Alan Foster, R (1,1) ERA: 3.78	3.0		13	4	3	3	0	1	0	0	0	0	0	1	12	16	9.00	1.667																
Rich Folkers, L (4,1) ERA: 2.92	5.0	W	18	2	1	1	7	0	0	1	0	0	0	0	31	32	1.80	0.400																
Al Hrabosky, L (9,1) ERA: 3.0	1.0	S	3	0	0	0	2	0	0	0	0	0	0	0	7	7	0.00	0.000																

AB	32
R	4
H	6
RBI	4
BB	1
SO	9
LOB	6



Batter	1	2	3	4	5	6	7	8	9	AB	R	H	RBI	BB	SO	LOB	BOTTOM														
Lou Brock, L (1,7) OBP: 0.369, SLG: 0.392	L5		4-3			6-3		5-3		5	0	1	1	0	0	1	Montreal Expos @ St. Louis Cardinals Busch Stadium, St. Louis, MO Wed Sep 04 1974, 7:05 PM CDT Att: 13,288 - Unknown														
Ted Sizemore, R (1,4) OBP: 0.345, SLG: 0.308	1-3		1B		F8		1-3			4	1	1	0	0	0	2															
Reggie Smith, S (1,9) OBP: 0.389, SLG: 0.558			1B					HR		2	2	2	1	2	0	0															
Ted Simmons, S (1,2) OBP: 0.310, SLG: 0.422	G3		1B		P4		1-3			4	0	1	1	0	0	2															
Joe Torre, R (1,3) OBP: 0.373, SLG: 0.414			5-3		F8		K			4	0	0	0	0	2	3															
Bake McBride, L (1,8) OBP: 0.367, SLG: 0.397		FC1-6			1-3		BLK			4	1	3	0	0	0	0															
Ken Reitz, R (1,5) OBP: 0.307, SLG: 0.368		FC1-6			1B		1B			2	1	0	0	1	0	2															
Mike Tyson, R (1,6) OBP: 0.259, SLG: 0.287		F9						4-3		3	0	0	0	0	1	2															
Richie Scheinblum, S (8, PH) OBP: 0.235, SLG: 0.191					K			F8		1	0	0	0	0	0	1															
Al Hrabosky, R (9,1) OBP: 0.167, SLG: 0.167								4-3		0	0	0	0	0	0	0															
Alan Foster, R (1,1) OBP: 0.228, SLG: 0.174					G3					0	0	0	0	0	0	0															
Jose Cruz, L (3, PH) OBP: 0.314, SLG: 0.384										1	0	0	0	0	0	0															
Rich Folkers, L (4,1) OBP: 0.311, SLG: 0.311										2	0	1	0	0	1	0															
Jim Dwyer, L (8, PH) OBP: 0.340, SLG: 0.389										1	0	1	1	0	0	0															
Larry Herndon, R (8, PH) OBP: 0.254, SLG: 0.339										0	0	0	0	0	0	0															
Jack Heidemann, R (9,6) OBP: 0.207, SLG: 0.234										0	0	0	0	0	0	0															
Inning Stats	R: 0 E: 0 K: 0 S: 3	H: 0 LOB: 1 BB: 1 P: 7	R: 0 E: 0 K: 1 S: 6	H: 1 LOB: 0 BB: 0 P: 6	R: 1 E: 0 K: 0 S: 6	H: 3 LOB: 2 BB: 0 P: 6	R: 1 E: 0 K: 1 S: 7	H: 2 LOB: 2 BB: 1 P: 11	R: 1 E: 0 K: 0 S: 4	H: 1 LOB: 1 BB: 1 P: 8	R: 0 E: 0 K: 1 S: 5	H: 0 LOB: 0 BB: 0 P: 5	R: 1 E: 0 K: 1 S: 6	H: 1 LOB: 0 BB: 0 P: 6	R: 1 E: 0 K: 0 S: 5	H: 2 LOB: 1 BB: 0 P: 5	1B: 8 2B: 1 3B: 0 HR: 1	SF: 0 SAC: 1 DP: 0 HBP: 0	WP: 0 PB: 0 SB: 1 CS: 0	PA: 37											
PITCHER	IP WLS BF H R ER SO BB IBB HBP BLK WP HR S P ERA WHIP																														
Dennis Blair, R (1,1) ERA: 3.21	7.0		32	8	4	4	4	3	0	0	1	37	49	5.14	1.571																
Chuck Taylor, R (8,1) ERA: 2.19	1.0	L	5	2	1	1	0	0	0	0	0	5	5	9.00	2.000																

AB	33
R	5
H	10
RBI	4
BB	3
SO	4
LOB	13



Batter	1	2	3	4	5	6	7	8	9	AB	R	H	RBI	BB	SO	LOB	TOP			
Bud Harrelson, S (1, 6) Ken Boswell, L (8, PH) Harry Parker, R (8, 1)	G3 S 1B		4-3			L5		P4		3	0	1	0	0	0	0				
Felix Milan, R (1, 4) OBP: 0.314, SLG: 0.306	G3 1-3			5-3		6-3			5-3	4	0	0	0	0	0	1				
John Milner, L (1, 3) OBP: 0.332, SLG: 0.419	G3			P3		L6			P6	4	0	0	0	0	0	1				
Rusty Staub, L (1, 9) OBP: 0.362, SLG: 0.426	K			4-3					3-1	4	0	0	0	0	2	1				
Benny Ayala, R (1, 7) OBP: 0.326, SLG: 0.314		K				F7			1-3	3	0	0	0	0	1	0				
Wayne Garrett, L (1, 5) OBP: 0.335, SLG: 0.325				4-3 G5-4-3 BB		4-3			3-1	2	0	0	0	1	0	0				
Ted Martinez, R (1, 8) OBP: 0.254, SLG: 0.327				G5-4-3 1-2		1B 1B			5-3	3	0	1	0	0	0	1				
Duffy Dyer, R (1, 2) OBP: 0.306, SLG: 0.183						F8 1-2 1B			6-3	3	0	1	0	0	0	0				
Jerry Koosman, R (1, 1) OBP: 0.198, SLG: 0.147 Ed Kranevool, L (8, PH) Don Hahn, R (8, PR)				K		P4 2B				2	0	0	0	0	1	2				
Inning Stats	R: 0 E: 0 K: 1 S: 6	H: 1 LOB: 1 BB: 0 P: 6	R: 0 E: 0 K: 1 S: 4	H: 0 LOB: 0 BB: 1 P: 8	R: 0 E: 0 K: 1 S: 5	H: 0 LOB: 0 BB: 0 P: 5	R: 0 E: 0 K: 0 S: 3	H: 0 LOB: 0 BB: 0 P: 3	R: 0 E: 0 K: 0 S: 5	H: 2 LOB: 2 BB: 0 P: 5	R: 0 E: 0 K: 0 S: 3	H: 0 LOB: 0 BB: 0 P: 5	R: 0 E: 0 K: 1 S: 5	H: 1 LOB: 1 BB: 0 P: 4	R: 0 E: 0 K: 0 S: 3	H: 0 LOB: 0 BB: 0 P: 3	1B: 3 2B: 1 3B: 0 HR: 0	SF: 0 SAC: 0 DP: 1 HBP: 0	WP: 0 PB: 0 SB: 1 CS: 0	PA: 31
PITCHER Bob Forsch, R (1, 1) ERA: 2.8	IP: 9.0 WLS: W BF: 31 H: 4 R: 0 ER: 0 SO: 4 BB: 1 IBB: 0 HBP: 0 BLK: 0 WP: 0 HR: 0 S: 38 P: 42 ERA: 0.00 WHIP: 0.556																			

New York Mets @ St. Louis Cardinals
Busch Stadium, St. Louis, MO

AB 30
R 0
H 4
RBI 0
BB 1
SO 4
LOB 7



WP: 0 PA: 31
PB: 0
SB: 1
CS: 0

Batter	1	2	3	4	5	6	7	8	9	AB	R	H	RBI	BB	SO	LOB	BOTTOM			
Lou Brock, L (1, 7) OBP: 0.370, SLG: 0.397	K		F7					S S 1B		4	1	2	1	0	1	0				
Ted Sizemore, R (1, 4) OBP: 0.342, SLG: 0.305	6-3		P6			P4		6-3		4	0	0	0	0	0	2				
Reggie Smith, S (1, 9) OBP: 0.388, SLG: 0.555				K		F7		F8		4	0	1	0	0	1	1				
Joe Torre, R (1, 3) OBP: 0.376, SLG: 0.419	K			1B 1B				2B 1B		4	1	3	1	0	1	1				
Ted Simmons, S (1, 2) OBP: 0.314, SLG: 0.426						F8				4	0	3	0	0	0	1				
Bake McBride, L (1, 8) OBP: 0.370, SLG: 0.397						4-3				2	0	1	1	2	0	1				
Ken Reitz, R (1, 5) OBP: 0.305, SLG: 0.365								F8		4	0	0	0	0	0	7				
Mike Tyson, R (1, 6) OBP: 0.260, SLG: 0.287										3	1	1	0	0	0	1				
Bob Forsch, R (1, 1) OBP: 0.190, SLG: 0.150				K		SH1-4 3B 1B		F7		2	0	0	0	0	1	0				
Inning Stats	R: 0 E: 0 K: 2 S: 8	H: 1 LOB: 1 BB: 0 P: 8	R: 0 E: 0 K: 0 S: 3	H: 1 LOB: 1 BB: 1 P: 7	R: 0 E: 0 K: 1 S: 5	H: 0 LOB: 0 BB: 0 P: 5	R: 1 E: 0 K: 1 S: 7	H: 3 LOB: 1 BB: 0 P: 7	R: 1 E: 0 K: 0 S: 4	H: 2 LOB: 0 BB: 0 P: 4	R: 0 E: 0 K: 0 S: 4	H: 1 LOB: 1 BB: 0 P: 4	R: 0 E: 0 K: 0 S: 3	H: 0 LOB: 0 BB: 0 P: 3	R: 1 E: 0 K: 0 S: 6	H: 3 LOB: 3 BB: 1 P: 10	1B: 8 2B: 2 3B: 1 HR: 0	SF: 0 SAC: 1 DP: 2 HBP: 0	WP: 0 PB: 0 SB: 3 CS: 1	PA: 34
PITCHER Jerry Koosman, L (1, 1) ERA: 3.3 Harry Parker, R (8, 1) ERA: 3.71	IP: 7.0 WLS: L BF: 27 H: 8 R: 2 ER: 2 SO: 4 BB: 1 IBB: 0 HBP: 0 BLK: 0 WP: 0 HR: 0 S: 34 P: 38 ERA: 2.57 WHIP: 1.286																			

New York Mets @ St. Louis Cardinals
Busch Stadium, St. Louis, MO

AB 31
R 3
H 11
RBI 3
BB 2
SO 4
LOB 14



WP: 0 PA: 34
PB: 0
SB: 3
CS: 1

Fri Sep 06 1974, 7:05 PM CDT
Att: 21,832 - Unknown

Fri Sep 06 1974, 7:05 PM CDT
Att: 21,832 - Unknown

livebaseballscores.com

livebaseballscores.com

Batter	1	2	3	4	5	6	7	8	9	AB	R	H	RBI	BB	SO	LOB	TOP			
Bud Harrelson, S (1, 6) OBP: 0.371, SLG: 0.271	0-0 4-3		0-0 4-3		0-0 6-3			0-0 F7		4	0	0	0	0	0	0				
Felix Milten, R (1, 4) OBP: 0.311, SLG: 0.303	0-0 1-6-3		0-0 5-3			0-0 5-3		0-0 F8		4	0	0	0	0	0	0				
Ed Kranepool, L (1, 7) OBP: 0.365, SLG: 0.429 Benny Ayala, R (8, 7) OBP: 0.326, SLG: 0.314	0-0 6-3		0-0 2-3			0-0 PB 1B		0-0 4-3		4	0	1	0	0	0	0				
Rusty Staub, L (1, 9) OBP: 0.360, SLG: 0.423		0-0 6-3		0-0 F9		0-3 K			0-0 6-3	4	0	0	0	0	1	1				
John Milner, L (1, 3) OBP: 0.333, SLG: 0.422		0-0 E9 1B 2B		0-0 4-3 S 1B		0-0 4-3			0-0 1-3	4	1	2	0	0	0	1				
Wayne Garrett, L (1, 5) OBP: 0.337, SLG: 0.326		0-0 6-3 1B		0-0 4-3 1-3			0-0 3-1		0-0 1B 1B	4	0	2	1	0	0	1				
Ron Hodges, L (1, 2) OBP: 0.326, SLG: 0.386		0-0 6-3 1-2		0-0 G3			0-0 L7-4 BB 1B		0-0 1-2 1B	4	0	2	0	0	0	2				
Ted Martinez, R (1, 8) OBP: 0.257, SLG: 0.324		4-0 IBB			0-3 K		4-0 BB		0-3 K	2	0	0	0	2	2	2				
Jon Matlack, L (1, 1) OBP: 0.133, SLG: 0.072		0-0 4-3			0-3 K		0-0 L7-4 2-3			3	0	0	0	0	1	4				
Inning Stats	R: 0 E: 0 K: 0 S: 3	H: 0 LOB: 0 BB: 0 P: 3	R: 1 E: 1 K: 0 S: 5	H: 2 LOB: 2 BB: 1 P: 9	R: 0 E: 0 K: 0 S: 3	H: 0 LOB: 0 BB: 0 P: 3	R: 0 E: 0 K: 2 S: 4	H: 1 LOB: 1 BB: 0 P: 4	R: 0 E: 0 K: 1 S: 7	H: 0 LOB: 0 BB: 0 P: 7	R: 0 E: 0 K: 1 S: 6	H: 1 LOB: 1 BB: 0 P: 6	R: 0 E: 0 K: 0 S: 3	H: 1 LOB: 1 BB: 1 P: 7	R: 0 E: 0 K: 0 S: 3	H: 2 LOB: 2 BB: 0 P: 7	1B: 6 2B: 2 3B: 0 HR: 0	SF: 0 SAC: 0 DP: 1 HBP: 0	WP: 0 PB: 1 SB: 0 CS: 1	PA: 35
PITCHER Bob Gibson, R (1, 1) ERA: 3.91	IP: 9.0 WLS: W BF: 35 H: 7 R: 1 ER: 1 SO: 4 BB: 1 IBB: 1 HBP: 0 BLK: 0 WP: 0 HR: 0 S: 41 P: 49 ERA: 1.00 WHIP: 0.889															PITCHER Bob Gibson, R (1, 1) ERA: 3.91	IP: 9.0 WLS: W BF: 35 H: 7 R: 1 ER: 1 SO: 4 BB: 1 IBB: 1 HBP: 0 BLK: 0 WP: 0 HR: 0 S: 41 P: 49 ERA: 1.00 WHIP: 0.889			

New York Mets @ St. Louis Cardinals
 Busch Stadium, St. Louis, MO
 Sat Sep 07 1974, 7:05 PM CDT
 Att: 36,007 - Unknown

AB	33
R	1
H	7
RBI	1
BB	2
SO	4
LOB	11



Batter	1	2	3	4	5	6	7	8	9	AB	R	H	RBI	BB	SO	LOB	BOTTOM			
Lou Brock, L (1, 7) OBP: 0.372, SLG: 0.397	4-0 CS BB		0-0 L6			0-3 K		0-0 E7 SH5-4 FC6-2 1B	0-0 1B	4	0	2	1	1	1	1				
Ted Sizemore, R (1, 4) OBP: 0.344, SLG: 0.305	0-0 5-3 1-2			4-0 F7 2B BB		0-0 5-3 BB 1B		0-0 SH5-4		2	1	1	0	1	0	1				
Reggie Smith, S (1, 9) OBP: 0.387, SLG: 0.551	0-3 K			0-0 F7 1-2		4-0 5-3 BB		0-0 FC6-2		3	0	0	0	1	1	2				
Joe Torre, R (1, 3) OBP: 0.373, SLG: 0.415		0-3 K		0-3 K		0-0 5-3		0-0 F7		4	0	0	0	0	2	4				
Ted Simmons, S (1, 2) OBP: 0.317, SLG: 0.429 Larry Hemdon, R (9, PR)		0-0 L5		0-0 2H 2B		4-0 IBB		4-0 FC5-4 BB		2	0	1	1	2	0	0				
Bake McBride, L (1, 8) OBP: 0.367, SLG: 0.394		0-3 K		0-0 P6		0-3 K		0-0 FC5-4 1B FC6-2		4	0	0	0	0	2	5				
Ken Reitz, R (1, 5) OBP: 0.304, SLG: 0.364			0-0 P3		0-3 K		0-0 F7		0-0 FC6-2 IBB 1B 1B	4	1	1	0	0	1	0				
Mike Tyson, R (1, 6) OBP: 0.258, SLG: 0.285 Danny Godby, R (9, PH)			0-3 K		0-0 G3		0-3 K		4-0 1B FC6-2 IBB	3	0	0	0	0	2	0				
Bob Gibson, R (1, 1) OBP: 0.233, SLG: 0.296 Ron Hunt, R (9, PH)			0-0 3B		0-0 F2		0-0 F8		0-0 FC6-2 1B	3	0	1	0	0	0	0				
Inning Stats	R: 0 E: 0 K: 1 S: 4	H: 0 LOB: 0 BB: 1 P: 8	R: 0 E: 0 K: 2 S: 7	H: 0 LOB: 0 BB: 0 P: 7	R: 0 E: 0 K: 1 S: 6	H: 1 LOB: 1 BB: 0 P: 6	R: 1 E: 0 K: 1 S: 6	H: 1 LOB: 1 BB: 1 P: 10	R: 0 E: 0 K: 2 S: 8	H: 0 LOB: 3 BB: 2 P: 16	R: 0 E: 0 K: 1 S: 5	H: 0 LOB: 0 BB: 0 P: 5	R: 0 E: 1 K: 0 S: 4	H: 1 LOB: 1 BB: 0 P: 4	R: 0 E: 0 K: 0 S: 4	H: 2 LOB: 3 BB: 2 P: 12	1B: 4 2B: 1 3B: 1 HR: 0	SF: 0 SAC: 1 DP: 0 HBP: 0	WP: 0 PB: 0 SB: 0 CS: 1	PA: 37
PITCHER Jon Matlack, L (1, 1) ERA: 2.47	IP: 8.2 WLS: L BF: 37 H: 6 R: 2 ER: 2 SO: 9 BB: 4 IBB: 2 HBP: 0 BLK: 0 WP: 0 HR: 0 S: 49 P: 73 ERA: 2.08 WHIP: 1.154															PITCHER Jon Matlack, L (1, 1) ERA: 2.47	IP: 8.2 WLS: L BF: 37 H: 6 R: 2 ER: 2 SO: 9 BB: 4 IBB: 2 HBP: 0 BLK: 0 WP: 0 HR: 0 S: 49 P: 73 ERA: 2.08 WHIP: 1.154			

New York Mets @ St. Louis Cardinals
 Busch Stadium, St. Louis, MO
 Sat Sep 07 1974, 7:05 PM CDT
 Att: 36,007 - Unknown

AB	30
R	2
H	6
RBI	2
BB	6
SO	9
LOB	16



Batter	1	2	3	4	5	6	7	8	9	AB	R	H	RBI	BB	SO	LOB	TOP										
Bud Harrelson, S (1, 6) OBP: 0.371, SLG: 0.271	0-0 6-3 1B		0-0 6-3		0-0 4-3			0-0 SH1-4		3	0	1	0	0	0	0	New York Mets @ St. Louis Cardinals Busch Stadium, St. Louis, MO Sun Sep 08 1974, 3:33 AM CDT Att: 34,304 - Unknown livebaseballscorecards.com										
Felix Milan, R (1, 4) OBP: 0.311, SLG: 0.305	0-0 P6		0-0 1B 2B		0-0 P3			0-0 F9		4	1	1	0	0	0	2											
Ed Kranepool, L (1, 7) OBP: 0.369, SLG: 0.431	0-0 6-3		0-0 2H 1B		0-0 3-1			0-0 HR 1B		4	0	2	2	0	0	1											
Jim Gosger, L (8, PR) OBP: 0.125, SLG: 0.097	0-0 6-3		0-0 2H 1B		0-0 3-1			0-0 HR 1B		0	1	0	0	0	0	0											
John Milner, L (1, 3) OBP: 0.333, SLG: 0.419	0-0 G3		0-0 K		0-0 3-1			0-0 HR 1B		3	1	0	0	1	1	2											
Wayne Garrett, L (1, 5) OBP: 0.338, SLG: 0.333		4-0 G5-3 1B BB	0-0 K		0-0 3-1			0-0 HR 1B		3	1	1	3	1	1	1											
Ken Boswell, L (1, 9) OBP: 0.288, SLG: 0.303		0-0 G5-3 1B		0-0 G3				0-0 4-3		4	0	1	0	0	0	1											
Cleon Jones, R (8, 7) OBP: 0.340, SLG: 0.416		0-0 G5-3 1B		0-0 G3				0-0 4-3		0	0	0	0	0	0	0											
Don Hahn, R (1, 8) OBP: 0.357, SLG: 0.367		0-0 G5-3 1B 2-3f		0-0 G6-3 1B				0-0 K		4	0	1	0	0	1	2											
Duffy Dyer, R (1, 2) OBP: 0.303, SLG: 0.176		4-0 1B BB		0-0 G6-3 1-2f				0-0 6-3		3	0	0	0	1	0	1											
Tom Seaver, R (1, 1) OBP: 0.191, SLG: 0.083		0-0 K		0-0 K				0-0 SH1-4 1B 1B		4	1	1	0	0	2	2											
Inning Stats	R: 0 E: 0 K: 0 S: 4	H: 1 LOB: 1 BB: 0 P: 4	R: 0 E: 0 K: 1 S: 5	H: 1 LOB: 2 BB: 2 P: 13	R: 1 E: 0 K: 2 S: 9	H: 2 LOB: 1 BB: 0 P: 9	R: 0 E: 0 K: 0 S: 3	H: 1 LOB: 0 BB: 0 P: 3	R: 0 E: 0 K: 0 S: 5	H: 0 LOB: 0 BB: 0 P: 5	R: 0 E: 0 K: 0 S: 3	H: 0 LOB: 0 BB: 0 P: 3	R: 0 E: 0 K: 0 S: 6	H: 3 LOB: 1 BB: 1 P: 10	R: 0 E: 0 K: 1 S: 5	H: 0 LOB: 0 BB: 0 P: 5	1B: 6 2B: 1 3B: 0 HR: 1	SF: 0 SAC: 1 DP: 2 HBP: 0	WP: 0 PB: 0 SB: 0 CS: 0	PA: 36							
PITCHER	IP	WLS	BF	H	R	ER	SO	BB	IBB	HBP	BLK	WP	HR	S	P	ERA	WHIP										
Lynn McGlothen, R (1, 1) ERA: 2.69	8.0	L	33	8	5	5	4	2	1	0	0	0	1	38	50	5.62	1.250										
Mike Garman, R (9, 1) ERA: 2.67	1.0		3	0	0	0	1	0	0	0	0	0	0	5	5	0.00	0.000										
Batter	1	2	3	4	5	6	7	8	9	AB	R	H	RBI	BB	SO	LOB	BOTTOM										
Lou Brock, L (1, 7) OBP: 0.371, SLG: 0.395	1-0 4-3 1B HBP		0-0 K		0-0 1-3			0-0 FC6-4 2B		3	2	0	0	0	1	1	New York Mets @ St. Louis Cardinals Busch Stadium, St. Louis, MO Sun Sep 08 1974, 3:33 AM CDT Att: 34,304 - Unknown livebaseballscorecards.com										
Ron Hunt, R (1, 4) OBP: 0.373, SLG: 0.304	0-0 4-3		0-0 5-3		0-0 G3			0-0 2B 1B		4	0	1	0	0	0	1											
Larry Herndon, R (8, PR)								0-0 2B 1B		0	1	0	0	0	0	0											
Jack Heidemann, R (9, 6) OBP: 0.297, SLG: 0.254	1-0 1-3							0-0 2B 1B		0	0	0	0	0	0	0											
Reggie Smith, S (1, 9) OBP: 0.385, SLG: 0.547	0-0 K				0-0 L4			0-0 K		3	0	0	0	1	2	3											
Ted Simmons, S (1, 2) OBP: 0.320, SLG: 0.435	0-0 1B				0-0 F7			0-0 2B		4	0	3	3	0	0	0											
Joe Torre, R (1, 3) OBP: 0.372, SLG: 0.414	0-0 6-3				0-0 FC6 1B			0-0 6-3		4	0	1	0	0	0	5											
Bake McBride, L (1, 8) OBP: 0.364, SLG: 0.391		0-0 F8			0-0 FC6 1-2f			0-0 4-3		4	0	0	0	0	0	1											
Ken Reitz, R (1, 5) OBP: 0.306, SLG: 0.369		0-0 B5 3B			0-0 G5-4-3 1B			0-0 F8		4	0	2	0	0	0	0											
Mike Tyson, R (1, 6) OBP: 0.256, SLG: 0.282		0-0 B5			0-0 F9			0-0 F2		3	0	0	0	0	0	2											
Keith Hernandez, L (9, PH) OBP: 0.500, SLG: 0.636		0-0 3-Hf			0-0 F9			0-0 3B		1	0	1	0	0	0	0											
Lynn McGlothen, L (1, 1) OBP: 0.213, SLG: 0.205					0-0 5-3			0-0 FC6-4 BB		2	0	0	0	0	0	1											
Jim Dwyer, L (8, PH) OBP: 0.371, SLG: 0.385					0-0 G5-4-3			0-0 P6		0	0	0	0	1	0	0											
Mike Garman, R (9, 1) OBP: 0.111, SLG: 0.111					0-0 G5-4-3			0-0 P6		0	0	0	0	0	0	0											
Riche Scheinblum, S (9, PH) OBP: 0.233, SLG: 0.189					0-0 1-2f			0-0 P6		1	0	0	0	0	0	1											
Inning Stats	R: 1 E: 0 K: 1 S: 6	H: 1 LOB: 1 BB: 0 P: 7	R: 0 E: 0 K: 0 S: 3	H: 1 LOB: 0 BB: 0 P: 3	R: 0 E: 0 K: 1 S: 5	H: 0 LOB: 0 BB: 0 P: 5	R: 0 E: 0 K: 0 S: 4	H: 1 LOB: 1 BB: 0 P: 4	R: 0 E: 0 K: 0 S: 3	H: 1 LOB: 2 BB: 1 P: 8	R: 0 E: 0 K: 0 S: 3	H: 0 LOB: 0 BB: 0 P: 3	R: 0 E: 0 K: 1 S: 7	H: 2 LOB: 2 BB: 1 P: 11	R: 0 E: 0 K: 0 S: 4	H: 1 LOB: 1 BB: 0 P: 4	1B: 4 2B: 3 3B: 2 HR: 0	SF: 0 SAC: 0 DP: 2 HBP: 1	WP: 0 PB: 0 SB: 2 CS: 0	PA: 36							
PITCHER	IP	WLS	BF	H	R	ER	SO	BB	IBB	HBP	BLK	WP	HR	S	P	ERA	WHIP										
Tom Seaver, R (1, 1) ERA: 3.27	9.0	W	36	8	3	3	3	2	0	1	0	0	0	39	48	3.00	1.111										

Batter	1	2	3	4	5	6	7	8	9	AB	R	H	RBI	BB	SO	LOB	TOP								
Dave Cash, R OBP: 0.359, SLG: 0.393 (1, 4)	P3		SH5-3 1B		CI 1B		4-3		1B	5	0	3	0	0	0	0	Philadelphia Phillies @ St. Louis Cardinals Busch Stadium, St. Louis, MO Mon Sep 09 1974, 7:05 PM CDT Att: 27,801 - Unknown								
Larry Bowa, S OBP: 0.292, SLG: 0.325 (1, 6)	1-3		SH5-3		CI		F8		P6	3	0	0	0	0	0	1									
Mike Schmidt, R OBP: 0.413, SLG: 0.579 (1, 5)	1B		G4-3 IBB		K			F9 1B 2B	K	4	1	2	0	1	2	3									
Willie Montanez, L OBP: 0.352, SLG: 0.418 (1, 3)	K		G4-3			BB 1B		F9		4	0	1	0	0	1	5									
Greg Luzinski, R OBP: 0.333, SLG: 0.407 (1, 7)		PB 1B BB		F8		K		1B IBB		2	1	0	0	2	1	1									
Alan Bannister, R OBP: 0.250, SLG: 0.125 (8, PR)		K		F8		F8		1B		0	0	0	0	0	0	0									
Bill Robinson, R OBP: 0.283, SLG: 0.347 (8, 7)		K		F8		F8		1B		0	0	0	0	0	0	0									
Mike Anderson, R OBP: 0.311, SLG: 0.361 (1, 9)		K		F8		F8		1B		4	0	1	1	0	1	2									
Jerry Martin, R OBP: 0.667, SLG: 0.500 (1, 8)		G6-4-3 1B		F8		BB		K		2	0	1	1	1	0	0									
Del Unser, L OBP: 0.342, SLG: 0.410 (8, PH)		G6-4-3 1B		F8		BB		K		1	0	0	0	0	1	2									
Bob Boone, R OBP: 0.299, SLG: 0.337 (1, 2)		G6-4-3		F8		4-3		F9		4	0	0	0	0	0	5									
Jim Lonborg, R OBP: 0.135, SLG: 0.165 (1, 1)			SH5-3 1B		K2-3		K		K	4	0	1	0	0	3	0									
Inning Stats	R: 0 E: 0 K: 1 S: 6	H: 1 LOB: 1 BB: 0 P: 6	R: 1 E: 0 K: 1 S: 5	H: 1 LOB: 0 BB: 1 P: 9	R: 0 E: 0 K: 0 S: 4	H: 2 LOB: 2 BB: 1 P: 8	R: 0 E: 0 K: 0 S: 3	H: 0 LOB: 0 BB: 0 P: 3	R: 0 E: 1 K: 2 S: 9	H: 1 LOB: 2 BB: 0 P: 9	R: 0 E: 0 K: 1 S: 6	H: 1 LOB: 0 BB: 1 P: 10	R: 0 E: 0 K: 0 S: 5	H: 0 LOB: 0 BB: 0 P: 5	R: 1 E: 0 K: 1 S: 7	H: 2 LOB: 2 BB: 1 P: 11	R: 0 E: 0 K: 2 S: 8	H: 1 LOB: 1 BB: 0 P: 8	1B: 8 2B: 1 3B: 0 HR: 0	SF: 0 SAC: 1 DP: 2 HBP: 0	WP: 0 PB: 1 SB: 1 CS: 0	PA: 39			
PITCHER	IP	WLS	BF	H	R	ER	SO	BB	IBB	HBP	BLK	WP	HR	S	P	ERA	WHIP								
John Curtis, L ERA: 3.83 (1, 1)	7.1	L	33	8	2	1	6	2	2	0	0	0	0	41	57	1.23	1.364								
Mike Garman, R ERA: 2.55 (8, 1)	0.2		2	0	0	0	1	0	0	0	0	0	0	4	4	0.00	0.000								
Al Hrabosky, L ERA: 2.95 (9, 1)	1.0		4	1	0	0	2	0	0	0	0	0	0	8	8	0.00	1.000								

Batter	1	2	3	4	5	6	7	8	9	AB	R	H	RBI	BB	SO	LOB	BOTTOM								
Lou Brock, L OBP: 0.370, SLG: 0.393 (1, 7)	F7		G5-4-3			CS BB			5-3	3	0	0	0	1	0	2	Philadelphia Phillies @ St. Louis Cardinals Busch Stadium, St. Louis, MO Mon Sep 09 1974, 7:05 PM CDT Att: 27,801 - Unknown								
Ron Hunt, R OBP: 0.370, SLG: 0.301 (1, 4)	5-3			5-3		CS	P2		F8	4	0	0	0	0	0	0									
Reggie Smith, S OBP: 0.382, SLG: 0.542 (1, 9)	K			F9		F9	F9		3-1	4	0	0	0	0	1	0									
Ted Simmons, S OBP: 0.318, SLG: 0.432 (1, 2)		P5		F8		P3				3	0	0	0	0	0	0									
Joe Torre, R OBP: 0.370, SLG: 0.411 (1, 3)		K			4-3			5-3		3	0	0	0	0	1	0									
Bake McBride, L OBP: 0.364, SLG: 0.390 (1, 8)		L7			L6			E S 1B		3	0	1	0	0	0	0									
Ken Reitz, R OBP: 0.304, SLG: 0.367 (1, 5)			4-3		4-3			K		3	0	0	0	0	1	1									
Mike Tyson, R OBP: 0.257, SLG: 0.283 (1, 6)						4-3		K		2	0	1	0	0	0	0									
Keith Hernandez, L OBP: 0.533, SLG: 0.636 (8, PH)						SH		BB		0	0	0	0	1	0	0									
Larry Herndon, R OBP: 0.167, SLG: 0.167 (9, 1)						SH 1B		BB		0	0	0	0	0	0	0									
John Curtis, L OBP: 0.207, SLG: 0.182 (1, 1)						6-3		4-3		1	0	0	0	0	0	0									
Mike Garman, R OBP: 0.111, SLG: 0.111 (8, 1)										0	0	0	0	0	0	0									
Jim Dwyer, L OBP: 0.367, SLG: 0.380 (8, PH)										1	0	0	0	0	0	2									
Jack Heidemann, R OBP: 0.297, SLG: 0.254 (9, 6)										0	0	0	0	0	0	0									
Inning Stats	R: 0 E: 0 K: 1 S: 5	H: 0 LOB: 0 BB: 0 P: 5	R: 0 E: 0 K: 1 S: 5	H: 0 LOB: 0 BB: 0 P: 5	R: 0 E: 0 K: 0 S: 4	H: 1 LOB: 1 BB: 0 P: 4	R: 0 E: 0 K: 0 S: 3	H: 0 LOB: 0 BB: 0 P: 3	R: 0 E: 0 K: 0 S: 2	H: 0 LOB: 0 BB: 1 P: 6	R: 0 E: 0 K: 0 S: 3	H: 0 LOB: 0 BB: 0 P: 3	R: 0 E: 0 K: 1 S: 6	H: 1 LOB: 2 BB: 1 P: 10	R: 0 E: 0 K: 0 S: 3	H: 0 LOB: 0 BB: 0 P: 3	1B: 2 2B: 0 3B: 0 HR: 0	SF: 0 SAC: 1 DP: 1 HBP: 0	WP: 0 PB: 0 SB: 1 CS: 1	PA: 31					
PITCHER	IP	WLS	BF	H	R	ER	SO	BB	IBB	HBP	BLK	WP	HR	S	P	ERA	WHIP								
Jim Lonborg, R ERA: 3.3 (1, 1)	9.0	W	30	2	0	0	3	2	0	0	0	0	0	34	42	0.00	0.444								

Batter	1	2	3	4	5	6	7	8	9	AB	R	H	RBI	BB	SO	LOB	TOP																				
Dave Cash, R OBP: 0.358, SLG: 0.395 (1, 4)	5-3		6-3		2B 3B		6-3	FC4		5	1	1	0	0	0	2	Philadelphia Phillies @ St. Louis Cardinals Busch Stadium, St. Louis, MO Tue Sep 10 1974, 7:05 PM CDT Att: 27,285 - Unknown																				
Larry Bowa, S OBP: 0.295, SLG: 0.329 (1, 6)	HR 3B		2B 1B		2B 1B BB		4-3		4-3	4	3	2	0	1	0	0																					
Mike Schmidt, R OBP: 0.416, SLG: 0.590 (1, 5)	HR		1B 2B		1B 2B		CS BB		6-3	4	2	3	4	1	0	0																					
Willie Montanez, L OBP: 0.350, SLG: 0.415 (1, 3)	F9		4-3		1B		CS	K	4-1	5	0	1	2	0	1	1																					
Greg Luzinski, R OBP: 0.332, SLG: 0.402 (8, PR)	4-3			P3	G6-4-3			2B BB		3	0	0	0	1	0	1																					
Mike Anderson, R OBP: 0.311, SLG: 0.361 (8, 9)										0	0	0	0	0	0	0																					
Jay Johnstone, L OBP: 0.390, SLG: 0.544 (8, 7)				G3 S 1B	4-3			1B 2B		4	1	3	0	0	0	0																					
Del Unser, L OBP: 0.342, SLG: 0.406 (1, 8)		F8		G3			P5	1B IBB		3	1	0	0	1	0	2																					
Bob Boone, R OBP: 0.301, SLG: 0.337 (1, 2)		F8					P2	1B 1B		3	0	1	1	1	0	0																					
Dick Ruthven, R OBP: 0.194, SLG: 0.209 (1, 1)			F9	6-3			6-3	FC4 1B		4	0	1	1	0	0	2																					
Inning Stats	R: 2 E: 0 K: 0 S: 5	H: 2 LOB: 0 BB: 0 P: 5	R: 0 E: 0 K: 0 S: 3	H: 1 LOB: 0 BB: 0 P: 3	R: 1 E: 0 K: 0 S: 5	H: 2 LOB: 1 BB: 0 P: 5	R: 0 E: 0 K: 0 S: 4	H: 1 LOB: 2 BB: 1 P: 8	R: 3 E: 0 K: 0 S: 5	H: 3 LOB: 0 BB: 1 P: 9	R: 0 E: 0 K: 0 S: 3	H: 0 LOB: 0 BB: 0 P: 3	R: 0 E: 0 K: 0 S: 2	H: 0 LOB: 0 BB: 1 P: 6	R: 2 E: 0 K: 1 S: 7	H: 3 LOB: 2 BB: 2 P: 15	R: 0 E: 0 K: 0 S: 3	H: 0 LOB: 0 BB: 0 P: 3	1B: 6 2B: 3 3B: 2 HR: 1	SF: 0 SAC: 0 DP: 1 HBP: 0	WP: 0 PB: 0 SB: 2 CS: 2	PA: 41															
PITCHER	IP	WLS	BF	H	R	ER	SO	BB	IBB	HBP	BLK	WP	HR	S	P	ERA	WHIP	PITCHER		IP	WLS	BF	H	R	ER	SO	BB	IBB	HBP	BLK	WP	HR	S	P	ERA	WHIP	
Alan Foster, R ERA: 3.91 (1, 1)	4.0	L	19	7	4	4	0	0	1	0	0	0	1	18	22	9.00	1.750																				
Rich Folkers, L ERA: 2.79 (5, 1)	2.0		8	2	2	2	0	1	0	0	0	0	0	7	11	9.00	1.500																				
Sonny Siebert, R ERA: 3.69 (7, 1)	2.0		10	3	2	2	1	2	1	0	0	0	0	9	21	9.00	2.500																				
Claude Osteen, L ERA: 3.97 (9, 1)	1.0		3	0	0	0	0	0	0	0	0	0	0	3	3	0.00	0.000																				

AB	35
R	8
H	12
RBI	8
BB	5
SO	1
LOB	8



Batter	1	2	3	4	5	6	7	8	9	AB	R	H	RBI	BB	SO	LOB	BOTTOM																				
Lou Brock, L OBP: 0.370, SLG: 0.393 (1, 7)	E 2B 1B	4-3			K		1B S 1B		E6 CS	5	1	2	0	0	1	1	Philadelphia Phillies @ St. Louis Cardinals Busch Stadium, St. Louis, MO Tue Sep 10 1974, 7:05 PM CDT Att: 27,285 - Unknown																				
Ron Hunt, R OBP: 0.366, SLG: 0.297 (1, 4)	5-3		6-3		K		F8		F7	5	0	0	0	0	1	3																					
Reggie Smith, S OBP: 0.384, SLG: 0.544 (1, 9)	1B 2B		G3						K	4	1	2	1	1	1	0																					
Ted Simmons, S OBP: 0.318, SLG: 0.431 (1, 2)	E 2H 1B		F9		4-3		F9			4	0	1	1	0	0	3																					
Bake McBride, L OBP: 0.365, SLG: 0.390 (1, 8)	K 2-3			1B 6-3 BB			S 1B	P4		3	0	1	0	1	1	3																					
Joe Torre, R OBP: 0.368, SLG: 0.408 (1, 3)	K			K			1-3		K	4	0	0	0	0	3	3																					
Ken Reitz, R OBP: 0.304, SLG: 0.368 (1, 5)				6-3			F7		F8	4	0	1	0	0	0	2																					
Mike Tyson, R OBP: 0.258, SLG: 0.295 (8, PH)	4-3									2	0	1	0	0	0	1																					
Keith Hernandez, L OBP: 0.345, SLG: 0.506 (8, PH)										0	0	0	0	1	0	0																					
Jerry Mumphrey, S OBP: 0.175, SLG: 0.119 (7, 1)										0	0	0	0	0	0	0																					
Sonny Siebert, R OBP: 0.333, SLG: 0.388 (8, PH)										1	0	1	0	0	0	0																					
Jose Cruz, L OBP: 0.271, SLG: 0.354 (8, 1)										0	0	0	0	0	0	0																					
Alan Foster, R OBP: 0.200, SLG: 0.167 (5, 1)	4-3									2	0	0	0	0	0	3																					
Rich Folkers, L OBP: 0.111, SLG: 0.111 (6, PH)										0	0	0	0	0	0	0																					
Jim Dwyer, L OBP: 0.363, SLG: 0.375 (7, 6)										1	0	0	0	0	1	2																					
Jack Heidemann, R OBP: 0.292, SLG: 0.250 (7, 6)										1	0	0	0	0	0	1																					
Inning Stats	R: 2 E: 1 K: 2 S: 10	H: 3 LOB: 1 BB: 0 P: 10	R: 0 E: 0 K: 0 S: 4	H: 1 LOB: 1 BB: 0 P: 4	R: 0 E: 0 K: 0 S: 3	H: 0 LOB: 0 BB: 0 P: 3	R: 0 E: 0 K: 1 S: 6	H: 1 LOB: 2 BB: 1 P: 10	R: 0 E: 0 K: 1 S: 6	H: 1 LOB: 2 BB: 1 P: 10	R: 0 E: 0 K: 0 S: 5	H: 2 LOB: 0 BB: 0 P: 5	R: 0 E: 0 K: 1 S: 6	H: 1 LOB: 1 BB: 0 P: 6	R: 0 E: 1 K: 1 S: 5	H: 0 LOB: 0 BB: 0 P: 5	1B: 7 2B: 2 3B: 0 HR: 0	SF: 0 SAC: 0 DP: 0 HBP: 0	WP: 0 PB: 0 SB: 3 CS: 1	PA: 39																	
PITCHER	IP	WLS	BF	H	R	ER	SO	BB	IBB	HBP	BLK	WP	HR	S	P	ERA	WHIP	PITCHER		IP	WLS	BF	H	R	ER	SO	BB	IBB	HBP	BLK	WP	HR	S	P	ERA	WHIP	
Dick Ruthven, R ERA: 3.54 (1, 1)	9.0	W	39	9	2	2	8	3	0	0	0	0	0	52	64	2.00	1.333																				



Top section of the baseball scorecard. Columns 1-25 show batter performance (name, stats, and play diagrams). Columns 26-27 show team statistics (AB, R, H, RBI, BB, SO, LOB). Columns 28-30 show game status (date, stadium, pitcher).

Summary statistics table for the top section, including Inning Stats, PITCHER stats, and Team Totals.

Bottom section of the baseball scorecard, continuing batter performance, team statistics, and game status details.

Summary statistics table for the bottom section, including Inning Stats, PITCHER stats, and Team Totals.

Batter	1	2	3	4	5	6	7	8	9	AB	R	H	RBI	BB	SO	LOB	TOP			
Luis Melendez, R OBP: 0.288, SLG: 0.313 Keith Hernandez, L OBP: 0.500, SLG: 0.538 John Denny, R OBP: 0.375, SLG: 0.375 AI Hrabosky, R OBP: 0.375, SLG: 0.375	0-0 F4		0-0 P4		0-0 F8	0-0 E8 FC1-2		0-0 1B 1B	0-0 E7	3	0	0	0	0	0	1	St. Louis Cardinals @ New York Mets Shea Stadium, Flushing, NY Thu Sep 12 1974, 7:05 PM EDT Att: 11,747 - Unknown			
Ted Sizemore, R OBP: 0.341, SLG: 0.301	0-0 1-3		0-0 F8			1-H 2-H 3-H 1B		0-0 1B 1B	0-0 P4	6	1	2	0	0	2					
Reggie Smith, S OBP: 0.386, SLG: 0.544	0-0 1B			0-0 1-3		0-0 HR	0-0 6-3	0-0 1B 1B		5	1	3	4	0	0					
Joe Torre, R OBP: 0.363, SLG: 0.400	0-0 F7			0-0 F8		0-0 F9	0-0 3-1	0-0 F9		5	0	0	0	0	3					
Ted Simmons, S OBP: 0.321, SLG: 0.432		0-0 1B		0-0 1B		0-0 BB 1B PB	0-0 F9		0-0 F9	5	1	3	0	0	0					
Ken Reitz, R OBP: 0.308, SLG: 0.375	0-0 P4			0-0 F7		0-0 PB 1B E		0-0 6-3	0-0 1B HBP FC4-6	5	2	2	0	0	2					
Danny Godby, R OBP: 0.182 Bake McBride, L OBP: 0.368, SLG: 0.392	0-3 K				0-0 1B	0-0 E PB BB		0-0 E S 1B	0-0 1B HBP	2	1	1	0	1	1					
Mike Tyson, R OBP: 0.259, SLG: 0.282 Ron Hunt, R OBP: 0.387, SLG: 0.298	0-0 F8				0-0 F9	0-0 E BB		0-3 K	0-0 FC4-6 1B	2	0	0	0	0	2					
Bob Gibson, R OBP: 0.227, SLG: 0.288 Jack Heidemann, R OBP: 0.310, SLG: 0.273 Lou Brock, L OBP: 0.366, SLG: 0.387		0-3 K			0-3 K	0-3 K		0-0 1B 1B IBB	0-0 FC4-6 E	2	0	0	0	0	2	1				
Inning Stats	R: 0 E: 0 K: 0 S: 4	H: 1 LOB: 1 BB: 0 P: 4	R: 0 E: 0 K: 1 S: 6	H: 1 LOB: 1 BB: 0 P: 6	R: 0 E: 0 K: 1 S: 5	H: 0 LOB: 0 BB: 0 P: 5	R: 0 E: 0 K: 0 S: 4	H: 1 LOB: 1 BB: 0 P: 4	R: 0 E: 0 K: 1 S: 6	H: 1 LOB: 1 BB: 0 P: 6	R: 0 E: 0 K: 1 S: 3	H: 0 LOB: 0 BB: 0 P: 3	R: 0 E: 0 K: 1 S: 9	H: 4 LOB: 2 BB: 1 P: 13	R: 3 E: 0 K: 1 S: 9	H: 3 LOB: 1 BB: 0 P: 7		1B: 14 2B: 0 3B: 0 HR: 1	SF: 0 SAC: 0 DP: 0 HBP: 1	WP: 0 PB: 1 SB: 1 CS: 0
PITCHER	IP WLS BF H R ER SO BB IBB HBP BLK WP HR S P ERA WHIP																			
Jon Matlack, L ERA: 2.53	(1, 1) 5.1 L 26 8 6 3 3 2 0 0 0 0 0 1 30 38 5.06 1.875																			
Harry Parker, R ERA: 3.8	(6, 1) 0.2 3 0 0 0 1 0 0 0 0 0 0 5 5 0.00 0.000																			
Bob Miller, R ERA: 3.89	(7, 1) 2.1 15 6 6 5 1 0 1 1 0 0 0 15 20 19.29 2.571																			
Tug McGraw, L ERA: 3.72	(9, 1) 0.2 3 1 0 0 0 0 0 0 0 0 0 3 3 0.00 1.500																			

AB 43
R 12
H 15
RBI 7
BB 3
SO 5
LOB 17



Batter	1	2	3	4	5	6	7	8	9	AB	R	H	RBI	BB	SO	LOB	BOTTOM					
Wayne Garrett, L OBP: 0.332, SLG: 0.323	0-0 4-3		0-0 F7	0-0 F8		0-0 SF9		0-3 K		4	0	0	1	0	1	2	St. Louis Cardinals @ New York Mets Shea Stadium, Flushing, NY Thu Sep 12 1974, 7:05 PM EDT Att: 11,747 - Unknown					
Felix Milten, R OBP: 0.308, SLG: 0.301	0-0 L6		0-0 1B	0-0 F8		0-0 FC5-4 WP			0-0 F7	5	0	1	0	0	2							
Ed Kranepool, L OBP: 0.369, SLG: 0.436 Cleon Jones, R OBP: 0.341, SLG: 0.423 Bob Miller, R OBP: 0.111, SLG: 0.222 Tug McGraw, R OBP: 0.214, SLG: 0.167 Brock Pemberton, S OBP: 0.333, SLG: 0.333	0-0 P6		0-0 P6		0-0 3-1	0-0 K		0-0 F8		3	0	1	0	0	2							
John Milner, L OBP: 0.335, SLG: 0.424 Ike Hampton, S		0-0 BLK BB		0-0 HR	0-3 K		0-3 K		0-0 F8	3	1	1	1	1	2							
Ron Hodges, L OBP: 0.321, SLG: 0.373 Duffy Dyer, R OBP: 0.298, SLG: 0.182	0-0 P4		0-0 1B BB	0-0 3-1		0-0 F8				2	1	0	0	1	2							
Dave Schneck, L OBP: 0.283, SLG: 0.333 George Theodore, R OBP: 0.233, SLG: 0.197	0-3 K		0-0 PB 1B	0-0 2-3		0-0 IBB		0-0 BB		2	1	1	0	1	1							
Benny Ayala, R OBP: 0.314, SLG: 0.286	0-3 K		0-0 F7	0-0 P6		0-3 K				4	0	0	0	0	6							
Ted Martinez, R OBP: 0.256, SLG: 0.322			0-0 P3	0-0 PB 1B		0-0 E6 1B SF9		0-0 F9		4	2	1	1	0	0							
Jon Matlack, L OBP: 0.156, SLG: 0.099 Harry Parker, R Ken Boswell, L OBP: 0.284, SLG: 0.299 Don Hahn, R OBP: 0.342, SLG: 0.349	0-0 1B		0-0 1B	0-0 1B		0-0 FC5-4 1B		0-0 F8		2	0	2	2	0	0							
Inning Stats	R: 0 E: 0 K: 0 S: 3	H: 0 LOB: 0 BB: 0 P: 3	R: 0 E: 0 K: 2 S: 7	H: 0 LOB: 1 BB: 1 P: 11	R: 0 E: 0 K: 0 S: 5	H: 2 LOB: 2 BB: 0 P: 5	R: 4 E: 0 K: 0 S: 7	H: 4 LOB: 1 BB: 1 P: 11	R: 0 E: 0 K: 1 S: 6	H: 1 LOB: 2 BB: 1 P: 10	R: 1 E: 1 K: 1 S: 7	H: 1 LOB: 1 BB: 0 P: 7	R: 0 E: 0 K: 2 S: 7	H: 0 LOB: 1 BB: 1 P: 11	R: 0 E: 0 K: 1 S: 5	H: 0 LOB: 0 BB: 0 P: 5		R: 0 E: 0 K: 0 S: 3	H: 0 LOB: 0 BB: 0 P: 3	1B: 6 2B: 1 3B: 0 HR: 1	SF: 1 SAC: 0 DP: 0 HBP: 0	WP: 1 PB: 1 SB: 0 CS: 0
PITCHER	IP WLS BF H R ER SO BB IBB HBP BLK WP HR S P ERA WHIP																					
Bob Gibson, R ERA: 3.94	(1, 1) 5.0 W 25 7 4 3 3 2 1 0 0 0 0 1 28 40 5.40 1.800																					
John Denny, R ERA	(6, 1) 0.0 2 1 1 0 0 0 0 0 0 0 0 2 2 ∞ ∞																					
AI Hrabosky, L ERA: 2.66	(6, 1) 4.0 S 13 0 0 0 4 1 0 0 0 1 0 20 24 0.00 0.250																					

AB 35
R 5
H 8
RBI 5
BB 4
SO 7
LOB 17



Batter	1	2	3	4	5	6	7	8	9	10	11	12	13	14	15	16	17	AB	R	H	RBI	BB	SO	LOB
Lou Brock, L OBP: 0.371, SLG: 0.392 Alan Foster, R OBP: 0.200, SLG: 0.167																		4	2	2	1	4	0	0
Ted Sizemore, R OBP: 0.341, SLG: 0.301																		7	0	2	1	1	1	5
Reggie Smith, S OBP: 0.380, SLG: 0.543																		3	0	1	1	5	0	2
Ted Simmons, S OBP: 0.320, SLG: 0.429																		8	1	2	0	0	1	9
Keith Hernandez, L OBP: 0.300, SLG: 0.500																		7	1	3	0	1	1	3
Bake McBride, L OBP: 0.371, SLG: 0.394																		7	1	4	1	1	1	5
Ken Reitz, R OBP: 0.305, SLG: 0.370																		7	1	0	0	1	1	5
John Harrison, D ERA: 3.27 Mike Garman, R ERA: 2.51 Gene Garber, R ERA: 3.59 Ron Schuster, R ERA: 3.58 Larry Christensen, R ERA: 5.20 Mac Scarano, L ERA: 4.95																		3	0	0	0	0	0	0
Lynn McClothen, L OBP: 0.270, SLG: 0.175 Ricky Schepers, R OBP: 0.250, SLG: 0.172 Larry Hamilton, R ERA: 2.67 Mike Tyson, R OBP: 0.260, SLG: 0.282 Joe Mauer, R OBP: 0.280, SLG: 0.286 Jerry Evanson, L OBP: 0.287, SLG: 0.184																		3	0	0	0	0	0	0
Inning Stats	R: 1 E: 0 K: 0 S: 2	H: 0 LOB: 1 BB: 2 P: 11	R: 0 E: 0 K: 0 S: 3	H: 1 LOB: 0 BB: 0 P: 3	R: 1 E: 0 K: 1 S: 7	H: 2 LOB: 1 BB: 0 P: 7	R: 0 E: 0 K: 1 S: 6	H: 1 LOB: 1 BB: 0 P: 6	R: 0 E: 0 K: 0 S: 4	H: 1 LOB: 2 BB: 1 P: 8	R: 0 E: 0 K: 0 S: 3	H: 1 LOB: 0 BB: 0 P: 6	R: 0 E: 0 K: 0 S: 2	H: 1 LOB: 2 BB: 1 P: 10	R: 0 E: 0 K: 0 S: 6	H: 0 LOB: 1 BB: 0 P: 7	R: 0 E: 0 K: 0 S: 3	H: 1 LOB: 0 BB: 0 P: 3	R: 5 E: 0 K: 0 S: 7	H: 4 LOB: 1 BB: 2 P: 15	1B: 14 2B: 0 3B: 1 HR: 0	SF: 2 SAC: 1 DP: 5 HBP: 1	WP: 1 PA: 76 SB: 2 CS: 2	
PITCHER	IP WLS BF H R ER SO BB IBB HBP BLK WP HR S P ERA WHIP	8.0 32 14 2 2 2 4 1 1 0 0 0 0 12 28 0.00 1.333	3.0 8 2 1 0 0 1 2 0 0 0 0 0 0 8 16 0.00 1.500	2.0 7 1 0 0 0 3 0 0 0 0 0 0 0 13 0.00 0.429	3.0 11 3 3 3 0 0 0 0 0 0 0 0 1 9 0.00 3.000	0.2 3 1 2 2 0 0 0 0 0 0 0 0 3 3 27.00 1.500																		

TOP

St. Louis Cardinals @ Philadelphia Phillies
Veterans Stadium, Philadelphia, PA
Fri Sep 13 1974, 7:05 PM EDT
Alt. 35,290 - Unknown

AB 55
R 7
H 15
RBI 16
BB 6
SO 7
LOB 31



Batter	1	2	3	4	5	6	7	8	9	10	11	12	13	14	15	16	17	AB	R	H	RBI	BB	SO	LOB
Dave Cash, R OBP: 0.356, SLG: 0.393																		7	0	1	1	0	0	1
Larry Bova, S OBP: 0.295, SLG: 0.332																		8	0	2	0	0	0	5
Mike Schmidt, R OBP: 0.419, SLG: 0.595																		4	1	2	0	3	1	0
Willie Montanez, L OBP: 0.349, SLG: 0.413																		7	0	1	1	1	1	7
Greg Luzinski, R OBP: 0.327, SLG: 0.393																		8	1	2	0	0	1	4
Jay Johnstone, L OBP: 0.393, SLG: 0.542 Bill Robinson, R OBP: 0.287, SLG: 0.356																		4	0	0	0	1	2	3
Del Unser, L OBP: 0.344, SLG: 0.412 Jerry Martin, R OBP: 0.271, SLG: 0.667																		4	1	0	0	1	0	3
Bob Boone, R OBP: 0.320, SLG: 0.336 Alan Bannister, R OBP: 0.241, SLG: 0.120 Larry Cox, R OBP: 0.198, SLG: 0.139 Ollie Brown, R OBP: 0.273, SLG: 0.416 Jim Essian, F OBP: 0.182, SLG: 0.100																		4	0	2	1	0	0	3
John Harrison, D ERA: 3.27 Mike Garman, R ERA: 2.51 Gene Garber, R ERA: 3.59 Ron Schuster, R ERA: 3.58 Larry Christensen, R ERA: 5.20 Mac Scarano, L ERA: 4.95																		3	0	0	0	0	0	1
Inning Stats	R: 0 E: 0 K: 0 S: 3	H: 0 LOB: 2 BB: 1 P: 7	R: 2 E: 0 K: 1 S: 8	H: 3 LOB: 2 BB: 1 P: 12	R: 0 E: 0 K: 1 S: 4	H: 1 LOB: 1 BB: 1 P: 8	R: 0 E: 0 K: 0 S: 3	H: 0 LOB: 0 BB: 0 P: 5	R: 0 E: 0 K: 2 S: 8	H: 1 LOB: 2 BB: 1 P: 12	R: 0 E: 0 K: 0 S: 4	H: 0 LOB: 0 BB: 0 P: 6	R: 0 E: 0 K: 0 S: 2	H: 0 LOB: 1 BB: 0 P: 4	R: 0 E: 0 K: 0 S: 3	H: 0 LOB: 0 BB: 0 P: 3	R: 0 E: 0 K: 0 S: 3	H: 0 LOB: 0 BB: 0 P: 3	R: 1 E: 0 K: 0 S: 4	H: 2 LOB: 0 BB: 0 P: 4	1B: 7 2B: 3 3B: 1 HR: 0	SF: 0 SAC: 2 DP: 2 HBP: 0	WP: 0 PA: 69 SB: 0 CS: 1	
PITCHER	IP WLS BF H R ER SO BB IBB HBP BLK WP HR S P ERA WHIP	8.0 37 7 1 0 0 1 0 0 0 0 0 0 9 9 0.00 0.500	2.0 8 4 0 0 0 0 1 0 0 0 0 0 0 3 7 0.00 1.500	1.1 4 0 0 0 0 0 1 0 0 0 0 0 0 3 7 0.00 0.750	4.0 13 0 0 0 0 0 0 0 0 0 0 0 13 13 0.00 0.000	1.0 4 2 1 1 0 0 0 0 0 0 0 0 4 4 9.00 2.000																		

BOTTOM

St. Louis Cardinals @ Philadelphia Phillies
Veterans Stadium, Philadelphia, PA
Fri Sep 13 1974, 7:05 PM EDT
Alt. 35,290 - Unknown

AB 60
R 3
H 10
RBI 3
BB 7
SO 6
LOB 31



Batter	1	2	3	4	5	6	7	8	9	AB	R	H	RBI	BB	SO	LOB	TOP					
Lou Brock, L (1, 7) OBP: 0.371, SLG: 0.392	K	E8	FC4-6					K		5	2	2	2	0	2	2	St. Louis Cardinals @ Philadelphia Phillies Veterans Stadium, Philadelphia, PA Sat Sep 14 1974, 7:05 PM EDT Att: 40,426 - Unknown					
Ted Sizemore, R (1, 4) OBP: 0.342, SLG: 0.300	F8	F9						K		4	1	1	0	1	1	0						
Reggie Smith, S (1, 9) OBP: 0.393, SLG: 0.539			F8						F9	3	0	0	0	2	0	1						
Ted Simmons, S (1, 2) OBP: 0.319, SLG: 0.430	P6		4-3							4	1	1	1	0	0	2						
Keith Hernandez, L (1, 3) OBP: 0.452, SLG: 0.520		K	G3							5	1	1	1	0	1	3						
Bake McBride, L (1, 8) OBP: 0.375, SLG: 0.398										5	2	4	1	0	0	0						
Ken Reitz, R (1, 5) OBP: 0.306, SLG: 0.369										3	1	1	0	1	0	2						
Mike Tyson, R (1, 6) OBP: 0.259, SLG: 0.279										3	0	0	0	1	2	3						
John Curtis, L (1, 1) OBP: 0.210, SLG: 0.172										3	1	0	0	1	3	2						
Inning Stats	R: 0 E: 0 K: 1 S: 5	H: 0 LOB: 1 BB: 1 P: 9	R: 4 E: 1 K: 2 S: 9	H: 2 LOB: 0 BB: 2 P: 17	R: 0 E: 0 K: 0 S: 3	H: 0 LOB: 0 BB: 0 P: 3	R: 0 E: 0 K: 1 S: 6	H: 1 LOB: 2 BB: 1 P: 10	R: 3 E: 1 K: 0 S: 7	H: 4 LOB: 1 BB: 0 P: 7	R: 1 E: 0 K: 1 S: 6	H: 1 LOB: 2 BB: 2 P: 14	R: 0 E: 0 K: 1 S: 5	H: 1 LOB: 0 BB: 0 P: 5	R: 0 E: 0 K: 3 S: 9	H: 0 LOB: 0 BB: 0 P: 9		R: 1 E: 0 K: 0 S: 4	H: 1 LOB: 0 BB: 0 P: 4	1B: 8 2B: 1 3B: 1 HR: 0	SF: 1 SAC: 0 DP: 0 HBP: 0	WP: 0 PB: 1 SB: 4 CS: 1
PITCHER	IP	WLS	BF	H	R	ER	SO	BB	IBB	HBP	BLK	WP	HR	S	P	ERA	WHIP					
Dick Ruthven, R (1, 1) ERA: 3.63	5.0	L	26	7	7	4	4	4	0	0	0	0	0	30	46	7.20	2.200					
Mac Scarce, L (6, 1) ERA: 4.95	2.0		9	2	1	1	2	2	0	0	0	0	0	11	19	4.50	2.000					
Tom Underwood, L (8, 1) ERA: 18.0	2.0		7	1	1	0	3	0	0	0	0	0	0	13	13	0.00	0.500					

Batter	1	2	3	4	5	6	7	8	9	AB	R	H	RBI	BB	SO	LOB	BOTTOM					
Dave Cash, R (1, 4) OBP: 0.356, SLG: 0.392			5-3					K		4	1	1	0	0	1	0	St. Louis Cardinals @ Philadelphia Phillies Veterans Stadium, Philadelphia, PA Sat Sep 14 1974, 7:05 PM EDT Att: 40,426 - Unknown					
Larry Bowa, S (1, 6) OBP: 0.295, SLG: 0.335	5-3							P6		4	1	1	1	0	0	0						
Mike Schmidt, R (1, 5) OBP: 0.416, SLG: 0.591	6-3		6-3					L5		4	0	0	1	0	0	0						
Willie Montanez, L (1, 3) OBP: 0.350, SLG: 0.413	K								F7	4	0	2	0	0	1	0						
Greg Luzinski, R (1, 7) OBP: 0.322, SLG: 0.387		6-3	FC6-4							4	0	0	0	0	0	2						
Bill Robinson, R (1, 8) OBP: 0.283, SLG: 0.351	5-3								F7	4	0	0	0	0	0	1						
Mike Anderson, R (1, 9) OBP: 0.317, SLG: 0.360										1	0	0	0	2	0	0						
Bob Boone, R (1, 2) OBP: 0.300, SLG: 0.334										2	0	0	0	1	0	1						
Dick Ruthven, R (1, 1) OBP: 0.191, SLG: 0.206										1	0	0	0	0	0	2						
Jerry Martin, R (5, PH) OBP: 0.500, SLG: 0.571	G3									1	0	0	0	0	1	0						
Mac Scarce, L (6, 1)										0	0	0	0	0	0	0						
Tony Taylor, R (7, PH) OBP: 0.400, SLG: 0.545										1	0	0	0	0	0	1						
Tom Underwood, R (8, 1) ERA: 18.0										0	0	0	0	0	0	0						
Inning Stats	R: 1 E: 0 K: 1 S: 6	H: 1 LOB: 0 BB: 0 P: 6	R: 0 E: 0 K: 0 S: 3	H: 0 LOB: 2 BB: 2 P: 11	R: 0 E: 0 K: 0 S: 5	H: 2 LOB: 1 BB: 0 P: 5	R: 0 E: 0 K: 0 S: 3	H: 0 LOB: 0 BB: 0 P: 3	R: 0 E: 0 K: 1 S: 5	H: 0 LOB: 0 BB: 0 P: 5	R: 0 E: 0 K: 0 S: 4	H: 1 LOB: 1 BB: 0 P: 4	R: 0 E: 0 K: 0 S: 2	H: 0 LOB: 0 BB: 1 P: 6	R: 0 E: 0 K: 1 S: 5	H: 0 LOB: 0 BB: 0 P: 5	R: 0 E: 0 K: 0 S: 3	H: 0 LOB: 0 BB: 0 P: 3	1B: 3 2B: 0 3B: 1 HR: 0	SF: 0 SAC: 0 DP: 1 HBP: 0	WP: 0 PB: 1 SB: 1 CS: 0	PA: 33
PITCHER	IP	WLS	BF	H	R	ER	SO	BB	IBB	HBP	BLK	WP	HR	S	P	ERA	WHIP					
John Curtis, L (1, 1) ERA: 3.69	9.0	W	33	4	2	1	3	3	0	0	0	0	0	36	48	1.00	0.778					

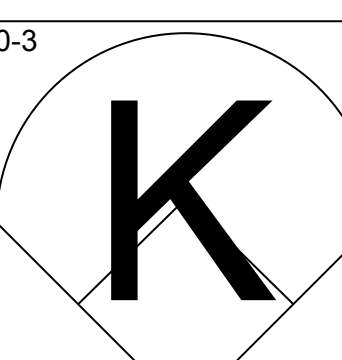
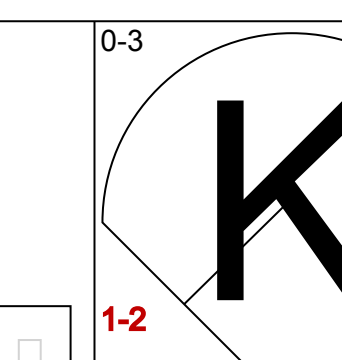
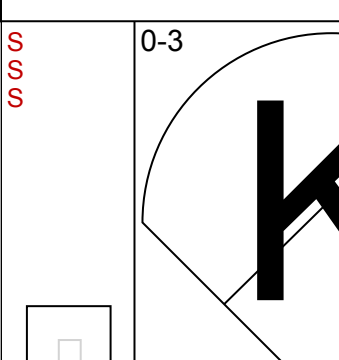

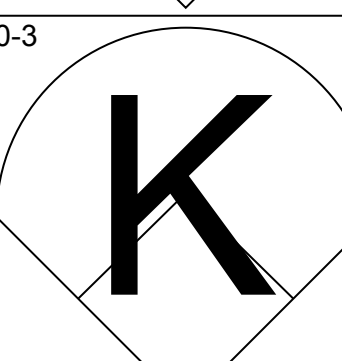
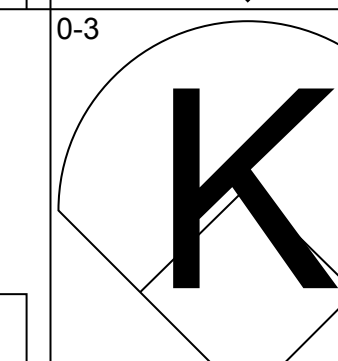
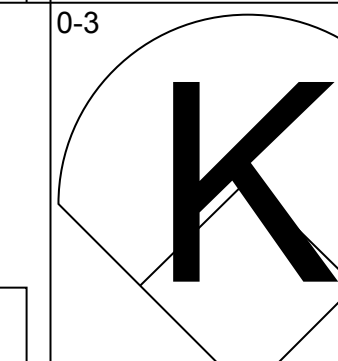
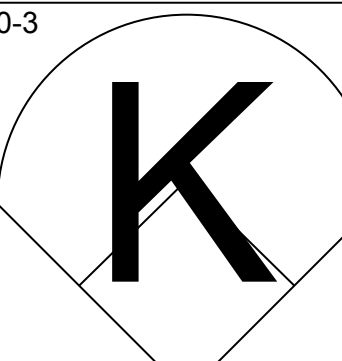
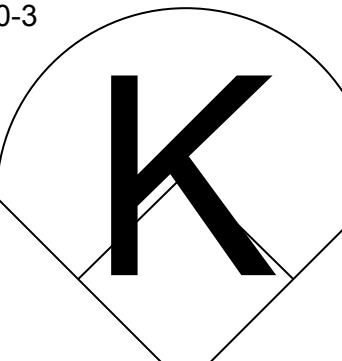
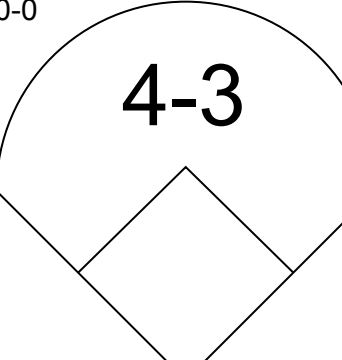
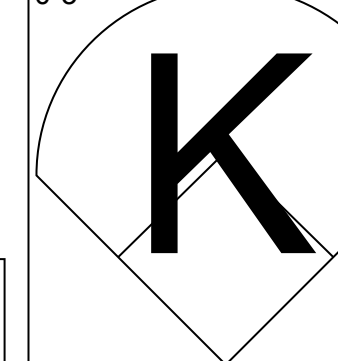

Batter	1	2	3	4	5	6	7	8	9	AB	R	H	RBI	BB	SO	LOB	TOP					
Lou Brock, L OBP: 0.370, SLG: 0.391 (1,7)										4	0	1	0	0	2	1	St. Louis Cardinals @ Philadelphia Phillies Veterans Stadium, Philadelphia, PA Sun Sep 15 1974, 3:33 AM EDT Att: 30,142 - Unknown					
Ted Sizemore, R OBP: 0.343, SLG: 0.299 (1,4)										2	0	0	0	2	2	0						
Reggie Smith, S OBP: 0.392, SLG: 0.536 (1,9)										3	0	0	0	1	1	3						
Ted Simmons, S OBP: 0.321, SLG: 0.433 (1,2)										3	2	1	0	1	0	1						
Joe Torre, R OBP: 0.363, SLG: 0.399 (1,3)										3	1	1	1	1	2	0						
Luis Melendez, R OBP: 0.286, SLG: 0.303 (1,8)										4	0	0	0	0	0	3						
Ken Reitz, R OBP: 0.308, SLG: 0.369 (1,5)										3	0	1	1	1	0	1						
Mike Tyson, R OBP: 0.257, SLG: 0.277 (1,6)										3	0	0	0	0	1	3						
Bob Forsch, R OBP: 0.240, SLG: 0.250 (1,1)										3	0	2	1	0	1	0						
Mike Garman, R OBP: 0.111, SLG: 0.111 (9,1)										0	0	0	0	0	0	0						
Al Hrabosky, R OBP: 0.375, SLG: 0.375 (9,1)										0	0	0	0	0	0	0						
Inning Stats	R: 0 E: 0 K: 2 S: 7	H: 0 LOB: 1 BB: 1 P: 11	R: 0 E: 0 K: 1 S: 5	H: 0 LOB: 0 BB: 0 P: 5	R: 0 E: 1 K: 0 S: 4	H: 1 LOB: 2 BB: 1 P: 8	R: 2 E: 0 K: 1 S: 6	H: 2 LOB: 2 BB: 2 P: 14	R: 0 E: 0 K: 1 S: 4	H: 0 LOB: 0 BB: 1 P: 8	R: 0 E: 0 K: 1 S: 5	H: 0 LOB: 0 BB: 0 P: 5	R: 0 E: 0 K: 1 S: 4	H: 0 LOB: 0 BB: 1 P: 8	R: 0 E: 0 K: 2 S: 7	H: 1 LOB: 0 BB: 0 P: 7	R: 1 E: 0 K: 0 S: 4	H: 2 LOB: 2 BB: 0 P: 4	1B: 4 2B: 1 3B: 1 HR: 0	SF: 0 SAC: 0 DP: 3 HBP: 0	WP: 0 PB: 0 SB: 0 CS: 0	PA: 34
PITCHER Steve Carlton, L ERA: 3.33 (1,1)	IP: 9.0 WLS: L BF: 34 H: 6 R: 3 ER: 3 SO: 9	BB: 6 IBB: 0 HBP: 0 BLK: 0	WP: 0 HR: 0 S: 46 P: 70	ERA: 3.00 WHIP: 1.333	PITCHER	IP: 9.0 WLS: L BF: 34 H: 6 R: 3 ER: 3 SO: 9	BB: 6 IBB: 0 HBP: 0 BLK: 0	WP: 0 HR: 0 S: 46 P: 70	ERA: 3.00 WHIP: 1.333													

AB 28
R 3
H 6
RBI 3
BB 6
SO 9
LOB 12



Batter	1	2	3	4	5	6	7	8	9	AB	R	H	RBI	BB	SO	LOB	BOTTOM			
Dave Cash, R OBP: 0.355, SLG: 0.391 (1,4)										4	1	1	0	0	0	1	St. Louis Cardinals @ Philadelphia Phillies Veterans Stadium, Philadelphia, PA Sun Sep 15 1974, 3:33 AM EDT Att: 30,142 - Unknown			
Larry Bowa, S OBP: 0.296, SLG: 0.335 (1,6)										3	0	1	0	1	0	1				
Mike Schmidt, R OBP: 0.416, SLG: 0.589 (1,5)										3	0	1	1	1	0	1				
Willie Montanez, L OBP: 0.347, SLG: 0.410 (1,3)										4	0	0	0	0	1	4				
Greg Luzinski, R OBP: 0.321, SLG: 0.385 (1,7)										4	0	1	0	0	1	2				
Jay Johnstone, L OBP: 0.386, SLG: 0.532 (1,9)										3	0	0	0	0	0	1				
Tony Taylor, R OBP: 0.393, SLG: 0.536 (9,PH)										1	0	0	0	0	1	2				
Del Unser, L OBP: 0.341, SLG: 0.409 (1,8)										3	0	0	0	0	0	0				
Larry Cox, R OBP: 0.171, SLG: 0.154 (1,2)										3	0	1	0	0	0	0				
Steve Carlton, L OBP: 0.187, SLG: 0.227 (1,1)										2	0	0	0	0	0	0				
Inning Stats	R: 0 E: 0 K: 0 S: 3	H: 0 LOB: 0 BB: 0 P: 3	R: 0 E: 0 K: 0 S: 3	H: 0 LOB: 0 BB: 0 P: 3	R: 0 E: 0 K: 0 S: 3	H: 0 LOB: 0 BB: 1 P: 7	R: 0 E: 0 K: 0 S: 3	H: 0 LOB: 0 BB: 0 P: 3	R: 0 E: 0 K: 0 S: 4	H: 1 LOB: 1 BB: 0 P: 4	R: 0 E: 0 K: 0 S: 3	H: 1 LOB: 1 BB: 1 P: 7	R: 0 E: 0 K: 0 S: 3	H: 0 LOB: 0 BB: 0 P: 3	R: 1 E: 0 K: 3 S: 12	H: 3 LOB: 2 BB: 0 P: 12	1B: 5 2B: 0 3B: 0 HR: 0	SF: 0 SAC: 1 DP: 1 HBP: 0	WP: 0 PB: 0 SB: 0 CS: 0	PA: 33
PITCHER Bob Forsch, R ERA: 2.66 (1,1)	IP: 8.0 WLS: W BF: 29 H: 4 R: 1 ER: 1 SO: 0	BB: 2 IBB: 0 HBP: 0 BLK: 0	WP: 0 HR: 0 S: 27 P: 35	ERA: 1.12 WHIP: 0.750	PITCHER	IP: 8.0 WLS: W BF: 29 H: 4 R: 1 ER: 1 SO: 0	BB: 2 IBB: 0 HBP: 0 BLK: 0	WP: 0 HR: 0 S: 27 P: 35	ERA: 1.12 WHIP: 0.750											
Mike Garman, R ERA: 2.51 (9,1)	0.0 S: 1	0 P: 1	0 S: 1	0 P: 1	0 S: 1	0 S: 1	0 S: 1	0 S: 1	0 S: 1	0 S: 1	0 S: 1	0 S: 1	0 S: 1	0 S: 1	0 S: 1	0 S: 1				
Al Hrabosky, L ERA: 2.63 (9,1)	1.0 S: 3	0 P: 0	0 S: 0	0 P: 0	0 S: 0	0 S: 0	0 S: 0	0 S: 0	0 S: 0	0 S: 0	0 S: 0	0 S: 0	0 S: 0	0 S: 0	0 S: 0	0 S: 0				



Batter	1	2	3	4	5	6	7	8	9	10	11	12	13	AB R H RBI BB SO LOB	TOP	
Lou Brock, L OBP: 0.368, SLG: 0.388 (1, 7)			FC1-6 CS 1-2							FC6 E S 1-2			SH1-3 S SF7 1B	6 1 1 0 0 3 4	St. Louis Cardinals @ Pittsburgh Pirates Three Rivers Stadium, Pittsburgh, PA Tue Sep 17 1974, 7:05 PM EDT Att. 21,458 - Unknown livebaseballscores.com AB 43 R 2 H 8 RBI 2 BB 5 SO 11 LOB 18 	
Ted Sizemore, R OBP: 0.342, SLG: 0.296 (1, 4)			CS	F8			P4		BB 1B BB	F7			SH1-3	4 0 0 0 1 1 1		
Reggie Smith, S OBP: 0.391, SLG: 0.532 (1, 9)	F3						F2		BB 1B		5-3		IBB	5 0 1 0 1 1 0		
Ted Simmons, S OBP: 0.321, SLG: 0.432 (1, 2)		G5-4-3 BB					BLK 2B 1B				F8		SF7	4 1 1 1 1 2 2		
Joe Torre, R OBP: 0.361, SLG: 0.398 (1, 3)		G5-4-3							F9		5-3		K	6 0 1 1 0 2 4		
Bake McBride, L OBP: 0.375, SLG: 0.397 (1, 8)		E1 1B			4-3		F6		1-2 2B BB			F5		4 0 1 0 1 0 1		
Ken Reitz, R OBP: 0.305, SLG: 0.366 (1, 5)		F8							F8			F9		5 0 0 0 0 1 4		
Mike Tyson, R OBP: 0.258, SLG: 0.278 Jack Heidemann, R (8, PH) OBP: 0.299, SLG: 0.264 (8, 6)				FC1-6 1B			F8						1B	2 0 1 0 0 0 0 3 0 1 0 0 0 0		
Bob Gibson, R OBP: 0.231, SLG: 0.280 Ron Hunt, R (10, PH) OBP: 0.290, SLG: 0.290 Larry Herndon, R (10, PR)							E8						6-3	2 0 0 0 1 1 1 1 0 1 0 0 0 0 0 0 0 0 0 0 0 1 0 0 0 0 0 1		
Al Hrabosky, R OBP: 0.333, SLG: 0.333 (10, 1)				CS BB						FC6 1B						
Inning Stats	R: 0 H: 0 E: 0 LOB: 0 K: 2 BB: 0 S: 7 P: 7	R: 0 H: 1 E: 1 LOB: 1 K: 0 BB: 1 S: 3 P: 7	R: 0 H: 1 E: 0 LOB: 0 K: 1 BB: 0 S: 5 P: 5	R: 0 H: 0 E: 0 LOB: 0 K: 2 BB: 0 S: 7 P: 7	R: 0 H: 0 E: 0 LOB: 0 K: 2 BB: 0 S: 7 P: 7	R: 0 H: 0 E: 0 LOB: 0 K: 1 BB: 1 S: 4 P: 8	R: 1 H: 2 E: 0 LOB: 1 K: 0 BB: 0 S: 5 P: 5	R: 0 H: 0 E: 1 LOB: 1 K: 1 BB: 0 S: 6 P: 6	R: 0 H: 1 E: 0 LOB: 3 K: 1 BB: 2 S: 6 P: 14	R: 0 H: 1 E: 0 LOB: 2 K: 0 BB: 0 S: 4 P: 4	R: 0 H: 0 E: 0 LOB: 0 K: 0 BB: 0 S: 3 P: 3	R: 0 H: 1 E: 0 LOB: 1 K: 0 BB: 0 S: 4 P: 4	R: 1 H: 1 E: 0 LOB: 1 K: 1 BB: 1 S: 6 P: 10	1B: 7 SF: 1 2B: 1 SAC: 1 3B: 0 DP: 1 HR: 0 HBP: 0		W/P: 0 PA: 51 PB: 0 SB: 2 CS: 2
PITCHER Jerry Reuss, L ERA: 3.53 (1, 1)	IP 13.0 WLS L BF 50 H 8 R 2 ER 2 SO 11 BB 4 IBB 1 HBP 0 BLK 1 WP 0 HR 0 S 67 P 87 ERA 1.39 WHIP 0.923	PITCHER														
Batter	1	2	3	4	5	6	7	8	9	10	11	12	13	AB R H RBI BB SO LOB		BOTTOM
Rennie Stennett, R OBP: 0.317, SLG: 0.374 (1, 4)	P6		F9		5-3			4-3			P4		E3	6 0 0 0 0 0 1	St. Louis Cardinals @ Pittsburgh Pirates Three Rivers Stadium, Pittsburgh, PA Tue Sep 17 1974, 7:05 PM EDT Att. 21,458 - Unknown livebaseballscores.com AB 45 R 1 H 5 RBI 1 BB 2 SO 7 LOB 12 	
Richie Hebner, L OBP: 0.371, SLG: 0.462 (1, 5)	4-3				G3			F8			G3		K	6 0 1 0 0 1 2		
Al Oliver, L OBP: 0.353, SLG: 0.462 (1, 8)	HR			1B	4-3			1-3			K			5 1 1 1 0 1 1		
Willie Stargell, L OBP: 0.409, SLG: 0.557 (1, 7)	FC6 1B			4-1				F7		4-3			K	5 0 1 0 0 1 0		
Richie Zisk, R OBP: 0.383, SLG: 0.481 (1, 9)	FC6 1-2			1B BB				F3		P4			6-3	4 0 0 0 1 0 1		
Manny Sanguillen, R OBP: 0.304, SLG: 0.368 (1, 2)		F8						4-3		F8			4-3	5 0 1 0 0 0 0		
Ed Kirkpatrick, L OBP: 0.382, SLG: 0.367 Ken Macha, R (10, PH) OBP: 0.500, SLG: 0.500 Bob Robertson, R OBP: 0.326, SLG: 0.468 (11, 3)				1-3 1B				4-3			P4		K	3 0 1 0 0 1 2 1 0 0 0 0 0 0 1 0 0 0 0 1 0		
Frank Taveras, R OBP: 0.297, SLG: 0.267 Gene Cline, R (13, PH) OBP: 0.305, SLG: 0.245		G6-4-3 1B						4-3			P5		E BB	4 0 0 0 0 0 3 0 0 0 0 1 0 0		
Jerry Reuss, L OBP: 0.241, SLG: 0.177 Art Howe, R (13, PH) OBP: 0.324, SLG: 0.397				F7				4-3			K		K	4 0 0 0 0 1 1 1 0 0 0 0 1 1		
Inning Stats	R: 1 H: 2 E: 0 LOB: 1 K: 0 BB: 0 S: 5 P: 5	R: 0 H: 1 E: 0 LOB: 0 K: 0 BB: 0 S: 3 P: 3	R: 0 H: 1 E: 0 LOB: 1 K: 0 BB: 0 S: 4 P: 4	R: 0 H: 1 E: 0 LOB: 2 K: 1 BB: 1 S: 6 P: 10	R: 0 H: 0 E: 0 LOB: 0 K: 0 BB: 0 S: 3 P: 3	R: 0 H: 0 E: 1 LOB: 1 K: 0 BB: 0 S: 4 P: 4	R: 0 H: 0 E: 0 LOB: 0 K: 0 BB: 0 S: 3 P: 3	R: 0 H: 0 E: 1 LOB: 1 K: 0 BB: 0 S: 4 P: 4	R: 0 H: 0 E: 0 LOB: 0 K: 0 BB: 0 S: 3 P: 3	R: 0 H: 0 E: 0 LOB: 0 K: 1 BB: 0 S: 5 P: 5	R: 0 H: 0 E: 0 LOB: 0 K: 1 BB: 0 S: 5 P: 5	R: 0 H: 0 E: 0 LOB: 0 K: 1 BB: 0 S: 5 P: 5	R: 0 H: 0 E: 1 LOB: 2 K: 3 BB: 1 S: 10 P: 14	1B: 4 SF: 0 2B: 0 SAC: 0 3B: 0 DP: 1 HR: 1 HBP: 0		W/P: 0 PA: 47 PB: 0 SB: 0 CS: 0
PITCHER Bob Gibson, R ERA: 3.82 Al Hrabosky, L ERA: 2.49 (10, 1)	IP 9.0 WLS BF 33 H 5 R 1 ER 1 SO 11 BB 1 IBB 0 HBP 0 BLK 0 WP 0 HR 1 S 34 P 38 ERA 1.00 WHIP 0.667	PITCHER														

Batter	1	2	3	4	5	6	7	8	9	AB	R	H	RBI	BB	SO	LOB	TOP					
Lou Brock, L (1, 7) OBP: 0.368, SLG: 0.387	F7	CS	E6		FC3-6			FC6-4		4	0	1	0	0	0	1						
Ted Sizemore, R (1, 4) OBP: 0.341, SLG: 0.296	BB		B2		F7			L7		4	1	1	0	0	0	4						
Reggie Smith, S (1, 9) OBP: 0.388, SLG: 0.528	F3		K				L1	K		4	0	0	0	0	2	4						
Ted Simmons, S (1, 2) OBP: 0.320, SLG: 0.429	BB		F9				6-3	FC6-4		3	0	0	0	1	0	3						
Joe Torre, R (1, 3) OBP: 0.364, SLG: 0.402							6-3			3	0	2	1	1	0	0						
Bake McBride, L (1, 8) OBP: 0.373, SLG: 0.394	2-3				F8			K		4	0	0	0	0	1	4						
Ken Reitz, R (1, 5) OBP: 0.303, SLG: 0.363		K			G5-4-3			P4		4	0	0	0	0	1	2	AB 32					
Mike Tyson, R (1, 6) OBP: 0.261, SLG: 0.281								K		4	0	2	0	0	1	1	R 1					
Lynn McGlothen, L (1, 1) OBP: 0.200, SLG: 0.192								FC1-6		2	0	0	0	0	1	2	H 6					
Rich Folkers, L (7, 1) OBP: 0.111, SLG: 0.111								FC1-6		0	0	0	0	0	0	0	RBI 1					
Ron Hunt, R (8, PH) OBP: 0.371, SLG: 0.299										0	0	0	0	0	0	0	BB 2					
Larry Herndon, R (8, PR)										0	0	0	0	0	0	0	SO 6					
Mike Garman, R (8, 1)										0	0	0	0	0	0	0	LOB 21					
Inning Stats	R: 1 E: 0 K: 0 S: 5	H: 2 LOB: 2 BB: 1 P: 9	R: 0 E: 0 K: 2 S: 7	H: 1 LOB: 0 BB: 0 P: 7	R: 0 E: 1 K: 1 S: 6	H: 0 LOB: 1 BB: 0 P: 6	R: 0 E: 0 K: 0 S: 2	H: 0 LOB: 0 BB: 1 P: 6	R: 0 E: 0 K: 0 S: 4	H: 1 LOB: 1 BB: 0 P: 4	R: 0 E: 0 K: 0 S: 3	H: 0 LOB: 0 BB: 0 P: 3	R: 0 E: 0 K: 1 S: 5	H: 0 LOB: 0 BB: 0 P: 5	R: 0 E: 0 K: 1 S: 6	H: 1 LOB: 2 BB: 0 P: 7	R: 0 E: 0 K: 1 S: 6	H: 1 LOB: 1 BB: 0 P: 6	1B: 5 2B: 1 3B: 0 HR: 0	SF: 0 SAC: 0 DP: 1 HBP: 1	WP: 1 PB: 0 SB: 1 CS: 1	PA: 36
PITCHER Jim Rooker, L (1, 1) ERA: 2.87	IP: 9.0 WLS: W BF: 35 H: 6 R: 1 ER: 1 SO: 6 BB: 2 IBB: 0 HBP: 1 BLK: 0 WP: 1 HR: 0 S: 44 P: 53 ERA: 1.00 WHIP: 0.889															PITCHER						

St. Louis Cardinals @ Pittsburgh Pirates
Three Rivers Stadium, Pittsburgh, PA
Wed Sep 18 1974, 7:05 PM EDT
Att: 18,126 - Unknown

AB	32
R	1
H	6
RBI	1
BB	2
SO	6
LOB	21



Batter	1	2	3	4	5	6	7	8	9	AB	R	H	RBI	BB	SO	LOB	BOTTOM			
Rennie Stennett, R (1, 4) OBP: 0.315, SLG: 0.373	F9		6-3		B1			SH3-4		3	0	0	0	0	0	1				
Richie Hebner, L (1, 5) OBP: 0.371, SLG: 0.459	P5		F9		F9			BB		3	1	0	0	1	0	1				
Al Oliver, L (1, 8) OBP: 0.354, SLG: 0.466	4-3				F9			2B		4	1	2	2	0	0	1				
Willie Stargell, L (1, 7) OBP: 0.410, SLG: 0.555			F8		E6			2B		3	0	1	0	1	0	0				
Dave Parker, L (1, 9) OBP: 0.338, SLG: 0.433					BB			1B		4	1	2	0	0	1	3				
Manny Sanguillen, R (1, 2) OBP: 0.303, SLG: 0.367			K		1B			K		4	0	1	0	0	1	4				
Ed Kirkpatrick, L (1, 3) OBP: 0.383, SLG: 0.364					FC6-4			1B		2	0	0	0	2	0	1				
Frank Taveras, R (1, 6) OBP: 0.295, SLG: 0.265										2	0	0	0	0	0	3				
Paul Popovich, S (6, PH) OBP: 0.244, SLG: 0.227					F7					1	0	0	0	0	0	2				
Mario Mendoza, R (7, 6) OBP: 0.269, SLG: 0.263										1	0	1	0	0	0	0				
Jim Rooker, R (1, 1) OBP: 0.359, SLG: 0.430			K							3	1	1	0	1	1	1				
Inning Stats	R: 0 E: 0 K: 0 S: 3	H: 0 LOB: 0 BB: 0 P: 3	R: 0 E: 0 K: 1 S: 6	H: 1 LOB: 2 BB: 1 P: 10	R: 0 E: 0 K: 1 S: 5	H: 0 LOB: 0 BB: 0 P: 5	R: 2 E: 2 K: 0 S: 6	H: 3 LOB: 1 BB: 0 P: 6	R: 0 E: 0 K: 0 S: 3	H: 0 LOB: 1 BB: 1 P: 7	R: 0 E: 0 K: 0 S: 4	H: 1 LOB: 2 BB: 1 P: 8	R: 2 E: 0 K: 1 S: 7	H: 2 LOB: 2 BB: 2 P: 15	R: 0 E: 0 K: 0 S: 3	H: 1 LOB: 0 BB: 0 P: 3	1B: 6 2B: 2 3B: 0 HR: 0	SF: 0 SAC: 1 DP: 1 HBP: 0	WP: 0 PB: 0 SB: 0 CS: 0	PA: 36
PITCHER Lynn McGlothen, R (1, 1) ERA: 2.88	IP: 6.1 WLS: L BF: 28 H: 6 R: 3 ER: 2 SO: 2 BB: 1 IBB: 1 HBP: 0 BLK: 0 WP: 0 HR: 0 S: 29 P: 41 ERA: 2.84 WHIP: 1.263															PITCHER				
Rich Folkers, L (7, 1) ERA: 2.75	0.2 5 1 1 1 1 1 1 0 0 0 0 0 0 5 13 13.50 3.000															PITCHER				
Mike Garman, R (8, 1) ERA: 2.48	1.0 3 1 0 0 0 0 0 0 0 0 0 0 0 3 3 0.00 1.000															PITCHER				

St. Louis Cardinals @ Pittsburgh Pirates
Three Rivers Stadium, Pittsburgh, PA
Wed Sep 18 1974, 7:05 PM EDT
Att: 18,126 - Unknown

AB	30
R	4
H	8
RBI	2
BB	5
SO	3
LOB	17



Batter	1	2	3	4	5	6	7	8	9	AB	R	H	RBI	BB	SO	LOB	TOP								
Rick Monday, L OBP: 0.374, SLG: 0.460 (1, 8)										4	1	1	1	0	1	2									
Don Kessinger, S OBP: 0.340, SLG: 0.327 (1, 6)										4	0	1	0	0	1	0									
Ralph LaCock, L OBP: 0.231, SLG: 0.271 (1, 9)										4	0	0	0	0	1	1									
Jose Cardenal, R OBP: 0.360, SLG: 0.442 (1, 7)										4	0	0	0	0	0	1									
Bill Madlock, R OBP: 0.369, SLG: 0.425 (1, 5)										3	1	1	0	1	0	2									
Andre Thornton, R OBP: 0.361, SLG: 0.439 (1, 3)										3	0	1	0	0	0	0									
Ron Dunn, R OBP: 0.413, SLG: 0.556 (1, 4)										4	0	1	1	0	1	2									
Steve Swisher, R OBP: 0.329, SLG: 0.299 (1, 2)										3	0	2	0	0	0	2									
Bill Bonham, R OBP: 0.173, SLG: 0.177 (1, 1)										1	0	0	0	0	0	1									
Chris Ward, L OBP: 0.305, SLG: 0.276 (5, PH)										1	0	1	0	0	0	0									
Ken Frailing, L OBP: 0.281, SLG: 0.258 (5, PH)										0	0	0	0	0	0	0									
Billy Williams, L OBP: 0.384, SLG: 0.447 (7, PH)										1	0	0	0	0	1	1									
Oscar Zamora, R OBP: 0.200, SLG: 0.200 (7, 1)										0	0	0	0	0	0	0									
Inning Stats	R: 1 E: 0 K: 1 S: 6	H: 1 LOB: 0 BB: 0 P: 6	R: 0 E: 0 K: 1 S: 5	H: 0 LOB: 0 BB: 0 P: 5	R: 0 E: 0 K: 1 S: 5	H: 1 LOB: 0 BB: 0 P: 5	R: 0 E: 1 K: 0 S: 4	H: 1 LOB: 1 BB: 0 P: 4	R: 0 E: 0 K: 0 S: 5	H: 2 LOB: 2 BB: 0 P: 5	R: 0 E: 0 K: 0 S: 3	H: 0 LOB: 0 BB: 0 P: 3	R: 1 E: 0 K: 1 S: 7	H: 3 LOB: 1 BB: 0 P: 7	R: 0 E: 0 K: 1 S: 5	H: 0 LOB: 0 BB: 1 P: 5	R: 0 E: 0 K: 0 S: 2	H: 0 LOB: 1 BB: 1 P: 7	1B: 7 2B: 0 3B: 0 HR: 1	SF: 0 SAC: 0 DP: 3 HBP: 1	WP: 0 PB: 0 SB: 0 CS: 1	PA: 34			
PITCHER	IP	WLS	BF	H	R	ER	SO	BB	IBB	HBP	BLK	WP	HR	S	P	ERA	WHIP								
Bob Forsch, R ERA: 2.68 (1, 1)	6.0	W	25	8	2	2	3	0	0	0	0	0	1	31	31	3.00	1.333								
Mike Garman, R ERA: 2.37 (7, 1)	3.0	S	9	0	0	0	2	1	0	1	0	0	0	11	16	0.00	0.333								

Chicago Cubs @ St. Louis Cardinals
Busch Stadium, St. Louis, MO
Fri Sep 20 1974, 7:05 PM CDT
Att: 25,335 - Cloudy

AB	32
R	2
H	8
RBI	2
BB	1
SO	5
LOB	12



Batter	1	2	3	4	5	6	7	8	9	AB	R	H	RBI	BB	SO	LOB	BOTTOM								
Lou Brock, L OBP: 0.370, SLG: 0.390 (1, 7)										4	1	1	0	1	1	3									
Ted Sizemore, R OBP: 0.340, SLG: 0.296 (1, 4)										5	0	2	0	0	0	6									
Reggie Smith, S OBP: 0.387, SLG: 0.523 (1, 9)										4	1	1	1	0	1	3									
Ted Simmons, S OBP: 0.322, SLG: 0.439 (1, 2)										4	2	2	3	0	0	2									
Joe Torre, R OBP: 0.365, SLG: 0.400 (1, 3)										2	0	0	0	2	0	1									
Bake McBride, L OBP: 0.373, SLG: 0.399 (1, 8)										4	0	2	1	0	1	3									
Ken Reitz, R OBP: 0.304, SLG: 0.365 (1, 5)										4	0	1	0	0	2	2									
Mike Tyson, R OBP: 0.265, SLG: 0.281 (1, 6)										2	1	1	0	1	0	0									
Bob Forsch, R OBP: 0.222, SLG: 0.231 (1, 1)										2	0	0	0	0	0	2									
Mike Garman, R OBP: 0.111, SLG: 0.111 (7, 1)										0	0	0	0	0	0	0									
Inning Stats	R: 0 E: 0 K: 1 S: 6	H: 1 LOB: 3 BB: 2 P: 14	R: 0 E: 0 K: 1 S: 6	H: 1 LOB: 2 BB: 0 P: 7	R: 1 E: 0 K: 1 S: 7	H: 2 LOB: 1 BB: 0 P: 7	R: 4 E: 0 K: 0 S: 5	H: 3 LOB: 0 BB: 2 P: 13	R: 0 E: 0 K: 0 S: 4	H: 1 LOB: 1 BB: 0 P: 4	R: 0 E: 0 K: 1 S: 6	H: 1 LOB: 1 BB: 0 P: 6	R: 0 E: 0 K: 0 S: 4	H: 1 LOB: 1 BB: 0 P: 4	R: 0 E: 0 K: 0 S: 4	H: 1 LOB: 1 BB: 0 P: 4	1B: 6 2B: 2 3B: 1 HR: 1	SF: 0 SAC: 2 DP: 0 HBP: 1	WP: 0 PB: 0 SB: 0 CS: 1	PA: 39					
PITCHER	IP	WLS	BF	H	R	ER	SO	BB	IBB	HBP	BLK	WP	HR	S	P	ERA	WHIP								
Bill Bonham, R ERA: 3.86 (1, 1)	4.0	L	23	7	5	5	3	4	0	1	0	0	0	9	9	0.00	0.500								
Ken Frailing, L ERA: 3.5 (5, 1)	2.0		7	1	0	0	1	0	0	0	0	0	0	9	9	0.00	0.500								
Oscar Zamora, R ERA: 3.12 (7, 1)	2.0		8	2	0	0	1	0	0	0	0	0	0	10	10	0.00	1.000								

Chicago Cubs @ St. Louis Cardinals
Busch Stadium, St. Louis, MO
Fri Sep 20 1974, 7:05 PM CDT
Att: 25,335 - Cloudy

AB	31
R	5
H	10
RBI	5
BB	4
SO	5
LOB	22



Batter	1	2	3	4	5	6	7	8	9	AB	R	H	RBI	BB	SO	LOB	TOP						
Jim Tyrone, R OBP: 0.224, SLG: 0.313 (1.9)	1-3				P6		6-3	E5	6-3	7	1	1	0	0	0	2	Chicago Cubs @ St. Louis Cardinals Busch Stadium, St. Louis, MO Sat Sep 21 1974, 3:33 AM CDT Att: 31,980 - Cloudy - 68 F						
Don Kessinger, S OBP: 0.347, SLG: 0.328 (1.6)			F8			F7				4	0	2	0	0	0	1							
Rob Sperring, R OBP: 0.261, SLG: 0.263 (6.6)				FC5-4			BB		BB	2	2	2	0	0	0	0							
Bill Madlock, R OBP: 0.373, SLG: 0.424 (1.5)	F8			FC5-4		BB	BB		BB	3	4	1	0	2	0	2							
Jose Cardenal, R OBP: 0.490, SLG: 0.451 (7.7)		F9			P4					4	2	2	4	1	0	1							
Gene Hiser, L OBP: 0.222, SLG: 0.333 (7.7)									F5	1	0	0	0	0	0	2							
Jerry Morales, R OBP: 0.330, SLG: 0.416 (1.8)			HR							3	1	3	0	0	0	0							
Rick Monday, L OBP: 0.373, SLG: 0.458 (6.8)	FC4-6					P6	K			2	1	0	0	1	1	4							
Andre Thornton, R OBP: 0.366, SLG: 0.440 (1.3)										4	3	2	1	2	0	3							
Ron Dunn, R OBP: 0.490, SLG: 0.545 (2.4)										1	0	0	0	0	0	2							
Billy Grabarkewitz, R OBP: 0.337, SLG: 0.312 (2.4)	FC4-6				K					3	4	2	2	2	1	2							
Steve Swisher, R OBP: 0.331, SLG: 0.313 (1.2)										2	1	1	5	1	0	0							
Rick Stelmazek, L OBP: 0.367, SLG: 0.316 (7.2)			SF7							2	0	1	2	0	0	1							
Tom Dettonio, L OBP: 0.368, SLG: 0.313 (1.1)										4	0	1	2	0	0	3							
Chris Ward, L OBP: 0.303, SLG: 0.274 (8.7)	6-3									1	0	0	0	0	0	1							
Jim Todd, L OBP: 0.059, SLG: 0.063 (8.1)										0	0	0	1	0	0	0							
Inning Stats	R: 0 E: 0 K: 0 S: 3	H: 1 LOB: 0 BB: 0 P: 3	R: 0 E: 0 K: 0 S: 5	H: 2 LOB: 3 BB: 1 P: 9	R: 6 E: 1 K: 0 S: 10	H: 7 LOB: 1 BB: 0 P: 10	R: 1 E: 1 K: 1 S: 8	H: 2 LOB: 2 BB: 0 P: 8	R: 0 E: 0 K: 0 S: 3	H: 0 LOB: 0 BB: 0 P: 3	R: 5 E: 0 K: 0 S: 4	H: 1 LOB: 0 BB: 4 P: 20	R: 1 E: 0 K: 1 S: 7	H: 2 LOB: 2 BB: 1 P: 11	R: 1 E: 1 K: 0 S: 4	H: 1 LOB: 1 BB: 0 P: 4	R: 5 E: 0 K: 0 S: 5	H: 2 LOB: 1 BB: 3 P: 18	1B: 15 2B: 1 3B: 0 HR: 2	SF: 2 SAC: 0 DP: 0 HBP: 1	WP: 0 PB: 0 SB: 0 CS: 1	PA: 55	
PITCHER	IP	WLS	BF	H	R	ER	SO	BB	IBB	HBP	BLK	WP	HR	S	P	ERA	WHIP						
Claude Osteen, L ERA: 3.79 (1.1)	2.1	L	12	5	2	2	0	1	0	0	0	0	0	1	4	7.71	2.571						
Ray Bare, R ERA: 6.97 (3.1)	0.0		4	4	1	1	0	0	0	0	0	0	1	4	4	∞	∞						
Alan Foster, R ERA: 3.93 (3.1)	0.2		3	1	3	2	0	0	0	0	0	0	0	3	3	27.00	1.500						
John Denny, R ERA: 3.93 (4.1)	2.0		9	2	1	0	1	0	0	0	0	0	0	11	11	0.00	1.000						
Barry Lersch, R ERA: 40.5 (6.1)	1.1		12	3	6	6	0	5	0	0	0	0	1	7	27	40.50	6.000						
Lou Brock, L OBP: 0.371, SLG: 0.390 (1.7)	F8									2	1	1	0	1	0	0	Chicago Cubs @ St. Louis Cardinals Busch Stadium, St. Louis, MO Sat Sep 21 1974, 3:33 AM CDT Att: 31,980 - Cloudy - 68 F						
Jerry Mumphy, S OBP: 0.371, SLG: 0.297 (7.7)				BB						2	1	0	0	0	0	0							
Ron Hunt, R OBP: 0.371, SLG: 0.297 (1.4)					5-3					3	0	0	0	1	0	2							
Reggie Smith, S OBP: 0.389, SLG: 0.524 (1.9)										3	1	2	1	0	0	0							
Larry Herndon, R OBP: 1.000, SLG: 1.000 (7.8)										1	0	1	0	0	0	0							
Ted Simmons, S OBP: 0.322, SLG: 0.441 (1.2)										3	1	1	1	0	0	2							
Marc Hill, R OBP: 0.360, SLG: 0.286 (7.2)										0	0	0	1	1	0	0							
Keith Hernandez, L OBP: 0.395, SLG: 0.438 (1.3)										4	0	0	0	0	2	4							
Bake McBride, L OBP: 0.373, SLG: 0.401 (1.8)										3	0	1	1	0	0	0							
Danny Godby, R OBP: 0.313, SLG: 0.167 (7.9)										1	0	0	0	0	1	0							
Ken Reitz, R OBP: 0.304, SLG: 0.364 (1.5)										2	0	0	0	1	0	1							
Sonny Siebert, R OBP: 0.170, SLG: 0.114 (7.1)										1	0	0	0	0	1	0							
Mike Tyson, R OBP: 0.264, SLG: 0.280 (1.6)										1	0	0	0	0	1	0							
Jim Dwyer, L OBP: 0.368, SLG: 0.373 (5.7)										1	0	0	0	0	0	1							
Jack Heidemann, R OBP: 0.284, SLG: 0.250 (6.6)										2	0	0	0	0	0	0							
Claude Osteen, L ERA: 3.79 (1.1)	7.0	W	32	6	4	3	5	4	0	0	0	0	0	0	0	0	3.86	1.429					
Alan Foster, R ERA: 3.93 (3.1)	0.2		3	1	3	2	0	0	0	0	0	0	0	3	3	27.00	1.500						
John Denny, R ERA: 3.93 (4.1)	2.0		9	2	1	0	1	0	0	0	0	0	0	11	11	0.00	1.000						
Barry Lersch, R ERA: 40.5 (6.1)	1.1		12	3	6	6	0	5	0	0	0	0	1	7	27	40.50	6.000						
Inning Stats	R: 0 E: 0 K: 0 S: 3	H: 1 LOB: 1 BB: 1 P: 7	R: 0 E: 0 K: 0 S: 3	H: 0 LOB: 0 BB: 0 P: 3	R: 0 E: 0 K: 1 S: 5	H: 0 LOB: 1 BB: 1 P: 9	R: 0 E: 0 K: 1 S: 5	H: 0 LOB: 0 BB: 0 P: 5	R: 0 E: 0 K: 1 S: 9	H: 0 LOB: 1 BB: 1 P: 9	R: 3 E: 0 K: 1 S: 9	H: 4 LOB: 1 BB: 0 P: 9	R: 1 E: 1 K: 1 S: 7	H: 1 LOB: 3 BB: 1 P: 12	R: 0 E: 0 K: 2 S: 7	H: 0 LOB: 0 BB: 0 P: 7	R: 0 E: 0 K: 0 S: 3	H: 0 LOB: 0 BB: 0 P: 3	1B: 4 2B: 1 3B: 1 HR: 0	SF: 0 SAC: 0 DP: 1 HBP: 1	WP: 0 PB: 0 SB: 1 CS: 0	PA: 38	
PITCHER	IP	WLS	BF	H	R	ER	SO	BB	IBB	HBP	BLK	WP	HR	S	P	ERA	WHIP						
Tom Dettonio, R ERA: 3.31 (1.1)	7.0	W	32	6	4	3	5	4	0	0	0	0	0	0	0	3.86	1.429						
Jim Todd, R ERA: 3.87 (8.1)	2.0		6	0	0	0	2	0	0	0	0	0	0	10	10	0.00	0.000						

Batter	1	2	3	4	5	6	7	8	9	10	AB	R	H	RBI	BB	SO	LOB	TOP	
Rennie Stennett, R OBP: 0.317, SLG: 0.371 (1.4)											4	0	2	0	0	0	0		
Richie Hebner, L OBP: 0.371, SLG: 0.464 (1.5)											5	0	1	1	0	0	2		
Al Oliver, L OBP: 0.354, SLG: 0.458 (1.8)											4	0	1	0	1	0	1		
Willie Stargell, L OBP: 0.398, SLG: 0.537 (1.7)											5	0	1	0	0	2	4		
Dave Parker, L OBP: 0.329, SLG: 0.420 (1.9)											5	0	0	0	0	1	4		
Manny Sanguillen, R OBP: 0.299, SLG: 0.359 (1.2)											4	0	1	0	0	1	1		
Ed Kirkpatrick, L OBP: 0.379, SLG: 0.354 (1.3)											3	0	0	0	1	0	1		
Frank Taveras, R OBP: 0.307, SLG: 0.283 (1.6)											2	0	1	0	0	0	0		
Richie Zisk, R OBP: 0.262, SLG: 0.247 (7. PH)											1	0	0	0	0	1	2		
Mario Mendoza, R OBP: 0.288, SLG: 0.261 (7.6)											1	0	0	0	0	0	1		
Jim Rooker, R OBP: 0.347, SLG: 0.416 (1.1)											3	0	0	0	0	3	1		
Paul Popovich, S OBP: 0.262, SLG: 0.247 (10. PH)											1	0	1	0	0	0	0		
Miguel Dilone, S OBP: 0.200, SLG: 0.111 (10. PR)											0	1	0	0	0	0	0		
Dave Giusti, R OBP: 0.200, SLG: 0.111 (10.1)											0	0	0	0	0	0	0		
Inning Stats	R: 0 E: 0 K: 0 S: 5	H: 2 LOB: 2 BB: 0 P: 5	R: 0 E: 0 K: 1 S: 5	H: 0 LOB: 0 BB: 0 P: 5	R: 0 E: 0 K: 1 S: 5	H: 0 LOB: 0 BB: 0 P: 5	R: 0 E: 0 K: 0 S: 3	H: 0 LOB: 0 BB: 0 P: 3	R: 0 E: 1 K: 1 S: 6	H: 0 LOB: 2 BB: 1 P: 10	R: 0 E: 0 K: 2 S: 9	H: 2 LOB: 2 BB: 0 P: 9	R: 0 E: 0 K: 0 S: 4	H: 1 LOB: 1 BB: 0 P: 4	R: 1 E: 0 K: 2 S: 9	H: 2 LOB: 2 BB: 1 P: 13	1B: 8 2B: 0 3B: 0 HR: 0	SF: 0 SAC: 1 DP: 0 HBP: 0	WP: 0 PA: 41
PITCHER	IP 9.1	WLS L	BF 38	H 8	R 1	ER 1	SO 6	BB 0	IBB 0	HBP 0	BLK 0	WP 0	HR 0	S 49	P 53	ERA 0.96	WHIP 0.857		
Lynn McGlothen, R ERA: 2.61 (1.1)																			
Al Hrabosky, L ERA: 2.73 (10.1)	0.2	3	0	0	0	2	1	0	0	0	0	0	0	6	10	0.00	1.500		

Pittsburgh Pirates @ St. Louis Cardinals
Busch Stadium, St. Louis, MO
Mon Sep 23 1974, 7:05 PM CDT
Att: 33,525 - Unknown

AB	38
R	1
H	8
RBI	1
BB	2
SO	8
LOB	17


WP: 0	PA: 41
PB: 0	
SB: 0	
CS: 0	



Batter	1	2	3	4	5	6	7	8	9	10	AB	R	H	RBI	BB	SO	LOB	BOTTOM	
Lou Brock, L OBP: 0.370, SLG: 0.388 (1.7)											5	0	0	0	0	3			
Ted Sizemore, R OBP: 0.339, SLG: 0.295 (1.4)											4	0	2	0	0	0			
Reggie Smith, S OBP: 0.395, SLG: 0.536 (1.9)											3	0	1	0	1	0	1		
Ted Simmons, S OBP: 0.322, SLG: 0.446 (1.2)											4	0	1	0	0	2			
Joe Torre, R OBP: 0.396, SLG: 0.398 (1.3)											4	0	0	0	0	1	3		
Luis Melendez, R OBP: 0.285, SLG: 0.301 (1.8)											4	0	1	0	0	0	0		
Al Hrabosky, R OBP: 0.300, SLG: 0.300 (10.1)											0	0	0	0	0	0	0		
Ken Reitz, R OBP: 0.305, SLG: 0.366 (1.5)											4	0	2	0	0	1			
Mike Tyson, R OBP: 0.263, SLG: 0.277 (1.6)											3	0	0	0	0	2			
Jim Dwyer, L OBP: 0.361, SLG: 0.365 (10. PH)											1	0	0	0	0	0			
Lynn McGlothen, L OBP: 0.205, SLG: 0.198 (1.1)											3	0	1	0	0	2			
Jose Cruz, L OBP: 0.326, SLG: 0.391 (10.8)											1	0	1	0	0	0			
Inning Stats	R: 0 E: 0 K: 0 S: 3	H: 0 LOB: 0 BB: 0 P: 3	R: 0 E: 0 K: 1 S: 5	H: 0 LOB: 0 BB: 0 P: 5	R: 0 E: 0 K: 0 S: 4	H: 1 LOB: 1 BB: 0 P: 4	R: 0 E: 0 K: 0 S: 4	H: 2 LOB: 1 BB: 0 P: 4	R: 0 E: 0 K: 0 S: 4	H: 1 LOB: 0 BB: 0 P: 3	R: 0 E: 0 K: 0 S: 4	H: 2 LOB: 1 BB: 0 P: 4	R: 0 E: 0 K: 0 S: 3	H: 0 LOB: 0 BB: 0 P: 3	R: 0 E: 0 K: 0 S: 4	H: 1 LOB: 1 BB: 0 P: 4	1B: 9 2B: 0 3B: 0 HR: 0	SF: 0 SAC: 0 DP: 1 HBP: 0	WP: 0 PA: 37
PITCHER	IP 9.0	WLS W	BF 33	H 8	R 0	ER 0	SO 1	BB 1	IBB 0	HBP 0	BLK 0	WP 0	HR 0	S 34	P 38	ERA 0.00	WHIP 1.000		
Jim Rooker, L ERA: 2.77 (1.1)																			
Dave Giusti, R ERA: 3.57 (10.1)	1.0	S	4	1	0	0	0	0	0	0	0	0	0	4	4	0.00	1.000		

Pittsburgh Pirates @ St. Louis Cardinals
Busch Stadium, St. Louis, MO
Mon Sep 23 1974, 7:05 PM CDT
Att: 33,525 - Unknown


AB	36
R	0
H	9
RBI	0
BB	1
SO	1
LOB	14



Batter	1	2	3	4	5	6	7	8	9	AB	R	H	RBI	BB	SO	LOB	TOP						
Rennie Stennett, R OBP: 0.319, SLG: 0.373 (1,4)										5	2	3	0	0	1	1							
Manny Sanguillen, R OBP: 0.300, SLG: 0.360 (1,2)										4	1	2	0	0	1	2							
Al Oliver, L OBP: 0.353, SLG: 0.455 (1,8)										5	1	1	0	0	0	3							
Willie Stargell, L OBP: 0.404, SLG: 0.544 (1,7)										1	2	1	3	3	0	0							
Richie Zisk, R OBP: 0.382, SLG: 0.473 (1,9)										5	0	1	1	0	1	6							
Bob Robertson, R OBP: 0.322, SLG: 0.477 (1,3)										4	1	0	0	1	0	4							
Richie Hebner, L OBP: 0.370, SLG: 0.461 (1,5)										3	0	0	1	1	0	2							
Frank Taveras, R OBP: 0.308, SLG: 0.282 (6, PH)										1	0	0	0	1	1	0							
Dave Parker, L OBP: 0.332, SLG: 0.423 (6, PH)										1	0	1	2	0	0	0							
Mario Mendoza, R OBP: 0.266, SLG: 0.259 (6,6)										1	0	0	0	0	1	0							
Bruce Kison, R OBP: 0.205, SLG: 0.143 (1,1)										3	0	1	0	0	0	3							
Ramon Hernandez, S OBP: 0.400, SLG: 0.500 (7,1)										1	0	0	0	0	1	0							
Dave Giusti, R OBP: 0.200, SLG: 0.111 (9,1)										0	0	0	0	0	0	0							
Inning Stats	R: 0 E: 0 K: 0 S: 3	H: 1 LOB: 0 BB: 0 P: 3	R: 0 E: 0 K: 0 S: 3	H: 0 LOB: 1 BB: 1 P: 7	R: 0 E: 0 K: 2 S: 8	H: 1 LOB: 1 BB: 0 P: 8	R: 0 E: 0 K: 1 S: 4	H: 0 LOB: 1 BB: 1 P: 8	R: 0 E: 0 K: 0 S: 3	H: 0 LOB: 1 BB: 1 P: 7	R: 4 E: 0 K: 0 S: 6	H: 3 LOB: 2 BB: 2 P: 15	R: 3 E: 0 K: 0 S: 7	H: 4 LOB: 1 BB: 0 P: 7	R: 0 E: 0 K: 3 S: 9	H: 0 LOB: 0 BB: 0 P: 9	R: 0 E: 0 K: 0 S: 4	H: 1 LOB: 2 BB: 1 P: 8	1B: 9 2B: 1 3B: 0 HR: 1	SF: 0 SAC: 1 DP: 2 HBP: 1	WP: 0 PB: 0 SB: 0 CS: 1	PA: 42	
PITCHER	IP	WLS	BF	H	R	ER	SO	BB	IBB	HBP	BLK	WP	HR	S	P	ERA	WHIP						
John Curtis, L ERA: 3.82 (1,1)	5.2	L	25	4	4	4	3	4	1	1	0	0	0	25	46	6.35	1.412						
Mike Garman, R ERA: 2.59 (6,1)	0.2		5	3	2	2	0	0	0	0	0	0	0	5	5	27.00	4.500						
Rich Folkers, L ERA: 2.97 (7,1)	0.2		4	2	1	1	0	0	0	0	0	0	1	4	4	13.50	3.000						
Alan Foster, R ERA: 3.88 (8,1)	2.0		8	1	0	0	3	1	0	0	0	0	0	13	17	0.00	1.000						

Pittsburgh Pirates @ St. Louis Cardinals
 Busch Stadium, St. Louis, MO
 Tue Sep 24 1974, 7:05 PM CDT
 Att: 37,197 - Unknown


AB	34
R	7
H	10
RBI	7
BB	6
SO	6
LOB	21



Batter	1	2	3	4	5	6	7	8	9	AB	R	H	RBI	BB	SO	LOB	BOTTOM						
Lou Brock, L OBP: 0.370, SLG: 0.386 (1,7)										3	1	0	0	2	0	3							
Ted Sizemore, R OBP: 0.341, SLG: 0.299 (1,4)										4	0	2	3	1	0	2							
Reggie Smith, S OBP: 0.392, SLG: 0.530 (1,9)										5	0	0	0	0	0	6							
Ted Simmons, S OBP: 0.320, SLG: 0.443 (1,2)										4	0	0	0	0	0	2							
Keith Hernandez, L OBP: 0.415, SLG: 0.441 (1,3)										2	0	1	0	1	1	0							
Joe Torre, R OBP: 0.365, SLG: 0.397 (8, PH)										1	0	0	0	0	0	0							
Bake McBride, L OBP: 0.371, SLG: 0.400 (1,8)										4	0	1	0	0	1	3							
Ken Reitz, R OBP: 0.303, SLG: 0.363 (1,5)										4	0	0	0	0	0	1							
Mike Tyson, R OBP: 0.262, SLG: 0.275 (1,6)										2	0	0	0	0	1	1							
Jim Dwyer, L OBP: 0.367, SLG: 0.365 (7, PH)										0	1	0	0	1	0	0							
Alan Foster, R OBP: 0.200, SLG: 0.167 (8,1)										0	0	0	0	0	0	0							
Ron Hunt, R OBP: 0.373, SLG: 0.299 (9, PH)										1	0	1	0	0	0	0							
Jerry Mumphrey, S OBP: 0.289, SLG: 0.256 (9, PR)										0	1	0	0	0	0	0							
John Curtis, L OBP: 0.215, SLG: 0.180 (1,1)										2	0	1	0	0	0	0							
Mike Garman, R OBP: 0.111, SLG: 0.111 (6,1)										0	0	0	0	0	0	0							
Rich Folkers, L OBP: 0.100, SLG: 0.100 (7,1)										0	0	0	0	0	0	0							
Jose Cruz, L OBP: 0.330, SLG: 0.391 (7, PH)										1	0	0	0	1	0	0							
Jack Heidemann, R OBP: 0.289, SLG: 0.256 (8,6)										0	0	1	0	0	0	0							
Inning Stats	R: 1 E: 0 K: 1 S: 6	H: 1 LOB: 2 BB: 2 P: 14	R: 0 E: 0 K: 1 S: 6	H: 1 LOB: 1 BB: 0 P: 6	R: 0 E: 0 K: 1 S: 6	H: 1 LOB: 1 BB: 0 P: 6	R: 0 E: 0 K: 0 S: 3	H: 0 LOB: 0 BB: 0 P: 3	R: 0 E: 0 K: 0 S: 4	H: 1 LOB: 1 BB: 0 P: 4	R: 1 E: 0 K: 0 S: 3	H: 0 LOB: 2 BB: 3 P: 15	R: 0 E: 0 K: 0 S: 3	H: 0 LOB: 0 BB: 0 P: 3	R: 1 E: 0 K: 0 S: 6	H: 3 LOB: 3 BB: 0 P: 6	1B: 5 2B: 2 3B: 0 HR: 0	SF: 0 SAC: 0 DP: 1 HBP: 0	WP: 0 PB: 0 SB: 1 CS: 0	PA: 39			
PITCHER	IP	WLS	BF	H	R	ER	SO	BB	IBB	HBP	BLK	WP	HR	S	P	ERA	WHIP						
Bruce Kison, R ERA: 3.68 (1,1)	6.1	W	27	4	2	2	3	5	0	0	0	0	0	28	48	2.84	1.421						
Ramon Hernandez, L ERA: 2.81 (7,1)	2.1		10	2	1	1	0	1	0	0	0	0	0	9	13	3.86	1.286						
Dave Giusti, R ERA: 3.56 (9,1)	0.1		2	1	0	0	0	0	0	0	0	0	0	2	2	0.00	3.000						

Pittsburgh Pirates @ St. Louis Cardinals
 Busch Stadium, St. Louis, MO
 Tue Sep 24 1974, 7:05 PM CDT
 Att: 37,197 - Unknown

AB	33
R	3
H	7
RBI	3
BB	6
SO	3
LOB	18



Batter	1	2	3	4	5	6	7	8	9	10	11	AB	R	H	RBI	BB	SO	LOB	TOP									
Rennie Stennett, R OBP: 0.321, SLG: 0.375 (1, 4)												5	2	2	0	1	1	1										
Richie Hebner, L OBP: 0.372, SLG: 0.462 (1, 5)												6	2	3	0	0	0	3										
Al Oliver, L OBP: 0.353, SLG: 0.447 Dave Gault, R Art Howe, R Miguel Dilone, S Juan Jimenez, R Jim Minshall, R (1, 8) (8, 11) (11, PH) (11, PH) (11, 1)												4	0	2	4	0	0	3										
Willie Stargell, L OBP: 0.485, SLG: 0.542 (1, 7)												4	2	1	0	2	1	1										
Dave Parker, L OBP: 0.332, SLG: 0.423 (1, 9) (8, 8)												5	2	1	1	0	2	4										
Manny Sanguillen, R OBP: 0.304, SLG: 0.367 (1, 2)												5	2	3	4	1	0	2										
Ed Kirkpatrick, L OBP: 0.375, SLG: 0.354 (1, 3)												6	0	1	2	0	2	4										
Frank Taveras, R OBP: 0.305, SLG: 0.279 Bob Robertson, R OBP: 0.320, SLG: 0.475 Mario Mendoza, R OBP: 0.266, SLG: 0.259 Paul Popovich, S OBP: 0.256, SLG: 0.241 (1, 6) (8, PH) (8, 6) (9, PH) (9, 6)												3	0	0	0	0	1	0										
Ken Brett, L OBP: 0.337, SLG: 0.448 Larry Demery, R Campy Crowder, R John Morton, R Ken Macha, R Ramon Hernandez, S Richie Zisk, R (1, 1) (3, 1) (8, PH) (8, 1) (8, PH) (8, 9)												1	0	1	0	0	0	0										
Inning Stats	R: 5 E: 1 K: 0 S: 6	H: 3 LOB: 0 BB: 2 P: 14	R: 0 E: 0 K: 0 S: 4	H: 1 LOB: 1 BB: 0 P: 4	R: 0 E: 0 K: 0 S: 3	H: 0 LOB: 0 BB: 1 P: 7	R: 0 E: 0 K: 1 S: 5	H: 0 LOB: 0 BB: 0 P: 5	R: 1 E: 0 K: 1 S: 7	H: 2 LOB: 2 BB: 1 P: 11	R: 2 E: 0 K: 1 S: 8	H: 3 LOB: 1 BB: 0 P: 8	R: 0 E: 0 K: 2 S: 7	H: 0 LOB: 0 BB: 0 P: 7	R: 0 E: 0 K: 1 S: 7	H: 2 LOB: 0 BB: 0 P: 7	R: 1 E: 1 K: 2 S: 8	H: 1 LOB: 1 BB: 0 P: 9	R: 0 E: 0 K: 1 S: 5	H: 0 LOB: 0 BB: 0 P: 5	R: 3 E: 0 K: 1 S: 9	H: 4 LOB: 2 BB: 0 P: 9	1B: 11 2B: 4 3B: 0 HR: 1	SF: 1 SAC: 0 DP: 0 HBP: 1	WP: 0 PB: 0 SB: 0 CS: 0	PA: 54		
PITCHER	IP ERA WLS BF H R ER SO BB IBB HBP BLK WP HR S P ERA WHIP	IP ERA WLS BF H R ER SO BB IBB HBP BLK WP HR S P ERA WHIP																										
Bob Forsch, R ERA: 3.16 (1, 1)	1.2 6 1 0 0 0 0 0 0 0 0 0 0 0 6 6 0.00 0.600	Rich Folkers, L ERA: 2.91 (1, 1)	2.0 10 2 1 1 1 1 1 0 0 0 0 0 0 10 18 4.50 1.500	Claude Osteen, L ERA: 3.8 (3, 1)	6.1 30 10 6 5 9 0 0 0 0 0 0 0 0 47 48 7.11 1.579	Al Hrabosky, L ERA: 3.06 (5, 1)	0.2 W 2 0 0 0 0 0 0 0 0 0 0 0 2 2 0.00 0.000	Mike Garman, R ERA: 2.56 (11, 1)																				
Batter	1	2	3	4	5	6	7	8	9	10	11	AB	R	H	RBI	BB	SO	LOB	BOTTOM									
Lou Brock, L OBP: 0.370, SLG: 0.384 (1, 7)												5	1	1	0	1	0	1										
Ted Sizemore, R OBP: 0.343, SLG: 0.302 (1, 4)												6	2	3	0	0	0	2										
Reggie Smith, S OBP: 0.394, SLG: 0.531 (1, 9)												5	2	3	1	1	1	1										
Ted Simmons, S OBP: 0.322, SLG: 0.446 (1, 2)												5	2	3	2	0	0	1										
Joe Torre, R OBP: 0.365, SLG: 0.395 Larry Hemdon, R OBP: 1.000, SLG: 1.000 (1, 3) (11, PH)													5	2	1	2	0	0	3									
Bake McBride, L OBP: 0.371, SLG: 0.399 (1, 8)													4	1	1	1	1	0	2									
Ken Reitz, R OBP: 0.303, SLG: 0.370 (1, 5)													6	2	2	4	0	1	5									
Mike Tyson, R OBP: 0.263, SLG: 0.277 Jose Cruz, L OBP: 0.333, SLG: 0.395 Jack Heidemann, R OBP: 0.291, SLG: 0.259 Jim Dwyer, L OBP: 0.364, SLG: 0.365 (1, 6) (3, PH) (4, 6) (11, PH)													1	0	1	0	0	0										
Bob Forsch, R ERA: 3.16 Rich Folkers, L Claude Osteen, L Al Hrabosky, L Mike Garman, R (1, 1) (1, 1) (8, PH) (8, 1) (8, PH) (8, 9)												0	0	0	0	0	0	0										
Inning Stats	R: 0 E: 1 K: 0 S: 5	H: 1 LOB: 2 BB: 0 P: 5	R: 0 E: 0 K: 0 S: 4	H: 1 LOB: 1 BB: 0 P: 4	R: 6 E: 0 K: 0 S: 9	H: 7 LOB: 0 BB: 0 P: 9	R: 0 E: 0 K: 1 S: 5	H: 1 LOB: 1 BB: 0 P: 5	R: 3 E: 1 K: 0 S: 6	H: 2 LOB: 1 BB: 0 P: 7	R: 0 E: 0 K: 0 S: 3	H: 0 LOB: 0 BB: 0 P: 3	R: 0 E: 0 K: 0 S: 3	H: 0 LOB: 0 BB: 0 P: 3	R: 0 E: 0 K: 0 S: 3	H: 1 LOB: 1 BB: 1 P: 7	R: 0 E: 0 K: 0 S: 4	H: 2 LOB: 2 BB: 1 P: 8	R: 0 E: 0 K: 0 S: 3	H: 0 LOB: 0 BB: 0 P: 3	R: 4 E: 1 K: 1 S: 8	H: 3 LOB: 2 BB: 1 P: 12	1B: 14 2B: 4 3B: 0 HR: 1	SF: 2 SAC: 2 DP: 3 HBP: 1	WP: 1 PB: 0 SB: 0 CS: 1	PA: 53		
PITCHER	IP ERA WLS BF H R ER SO BB IBB HBP BLK WP HR S P ERA WHIP	IP ERA WLS BF H R ER SO BB IBB HBP BLK WP HR S P ERA WHIP																										
Ken Brett, L ERA: 3.13 (1, 1)	0.2 3 2 1 1 0 0 0 0 0 0 0 0 0 3 3 13.50 3.000	Larry Demery, R ERA: 4.34 (3, 1)	2.0 10 3 3 3 1 0 0 0 0 0 0 0 0 11 12 13.50 1.500	John Morton, R ERA: 4.02 (4, 1)	2.0 6 0 0 0 0 0 0 0 0 0 0 0 0 6 6 0.00 0.000	Ramon Hernandez, L ERA: 2.73 (6, 1)	3.0 12 2 0 0 0 0 2 0 0 0 0 0 0 10 18 0.00 0.667	Dave Gusti, R ERA: 3.45 (8, 1)	Juan Jimenez, R ERA: 9.0 (11, 1)	0.0 L 4 1 1 0 1 0 0 0 0 0 0 0 6 6 0.00 1.500	Jim Minshall, R ERA: (11, 1)																	


Pittsburgh Pirates @ St. Louis Cardinals
 Busch Stadium, St. Louis, MO
 Wed Sep 25 1974, 7:05 PM CDT
 Att: 41,345 - Unknown

AB 48
 R 12
 H 16
 RBI 11
 BB 4
 SO 10
 LOB 23



Pittsburgh Pirates @ St. Louis Cardinals
 Busch Stadium, St. Louis, MO
 Wed Sep 25 1974, 7:05 PM CDT
 Att: 41,345 - Unknown

AB 45
 R 13
 H 17
 RBI 12
 BB 3
 SO 2
 LOB 17



Batter	1	2	3	4	5	6	7	8	9	AB	R	H	RBI	BB	SO	LOB	TOP					
Lou Brock, L OBP: 0.372, SLG: 0.385 Luis Melendez, R OBP: 0.285, SLG: 0.301	L1	F8				1B BB HBP		BLK 1B		4	1	2	0	0	0	1						
Ted Sizemore, R OBP: 0.343, SLG: 0.300	F7			S BB		1B BB	F7	F9		3	1	0	0	2	0	2						
Reggie Smith, S OBP: 0.393, SLG: 0.528	3-1		K			1B 1-2 2-3	4-3	F5		5	0	1	0	0	1	3						
Ted Simmons, S OBP: 0.325, SLG: 0.446		1B BB FC5-2 BB	P6			HR 1B		BB 1B G4-6-3 1B	4-3	4	2	2	2	1	0	1						
Joe Torre, R OBP: 0.367, SLG: 0.402		FC5-2 1B BB	K			HR 1B		G4-6-3 BB 1B	K	4	2	2	2	1	2	1						
Bake McBride, L OBP: 0.373, SLG: 0.400 Jose Cruz, L OBP: 0.337, SLG: 0.395		FC5-2 2B 1B		1B HBP		K		G4-6-3 BB 1B		2	2	1	0	1	1	0						
Ken Reitz, R OBP: 0.302, SLG: 0.368		K		1B HBP		G1		G4-6-3 BB 1B	K	5	0	1	0	0	2	6						
Mike Tyson, R OBP: 0.263, SLG: 0.284		FC5-2 2B		F9				HR P3		4	2	1	1	0	0	6						
Bob Gibson, R OBP: 0.229, SLG: 0.291 Rich Folkers, L OBP: 0.100, SLG: 0.100 Mike Garman, R OBP: 0.100, SLG: 0.100 Ray Bare, R OBP: 0.200, SLG: 0.200 Jim Dwyer, L OBP: 0.354, SLG: 0.365				SF8-1-6		5-3		6-3		2	0	1	4	0	0	0						
Inning Stats	R: 0 E: 0 K: 0 S: 3	H: 0 LOB: 0 BB: 0 P: 3	R: 3 E: 0 K: 1 S: 7	H: 2 LOB: 1 BB: 2 P: 15	R: 0 E: 0 K: 2 S: 7	H: 0 LOB: 1 BB: 1 P: 11	R: 1 E: 0 K: 0 S: 3	H: 1 LOB: 0 BB: 0 P: 4	R: 4 E: 0 K: 1 S: 7	H: 3 LOB: 0 BB: 1 P: 12	R: 1 E: 0 K: 0 S: 5	H: 2 LOB: 1 BB: 0 P: 5	R: 1 E: 0 K: 0 S: 4	H: 2 LOB: 1 BB: 1 P: 8	R: 0 E: 0 K: 0 S: 4	H: 1 LOB: 1 BB: 0 P: 4	R: 0 E: 0 K: 2 S: 7	H: 0 LOB: 1 BB: 1 P: 11	1B: 8 2B: 2 3B: 0 HR: 2	SF: 1 SAC: 0 DP: 2 HBP: 2	WP: 0 PB: 0 SB: 2 CS: 0	PA: 43
PITCHER	IP WLS BF H R ER SO BB IBB HBP BLK WP HR S P ERA WHIP																					
Tom Detmore, R ERA: 4.14	(1, 1)	4.1 L 22 5 7 7 3 4 0 0 2 0 0 0 2 2 40 14.54 2.077																				
Burt Hooton, R ERA: 4.8	(5, 1)	1.2 8 3 2 2 1 0 0 0 0 0 2 10 10 10.80 1.800																				
Ken Fralling, L ERA: 3.86	(7, 1)	0.0 3 2 1 1 0 1 0 0 0 0 0 0 2 6 0.00 0.500																				
Ray Burris, R ERA: 6.6	(7, 1)	2.0 6 1 0 0 0 0 0 0 0 1 0 0 6 6 0.00 1.000																				
Herb Hutson, R ERA: 3.54	(9, 1)	1.0 4 0 0 0 2 1 0 0 0 0 0 0 7 11 0.00 1.000																				

St. Louis Cardinals @ Chicago Cubs
Wrigley Field, Chicago, IL
Fri Sep 27 1974, 3:33 AM CDT
Att: 4,904 - Cloudy - 65 F

AB	34
R	10
H	11
RBI	9
BB	6
SO	6
LOB	20

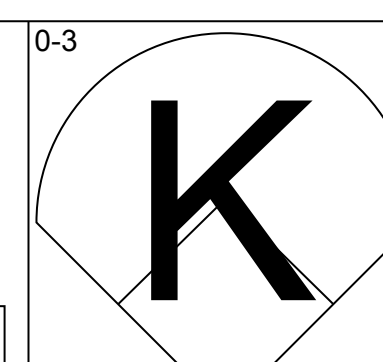
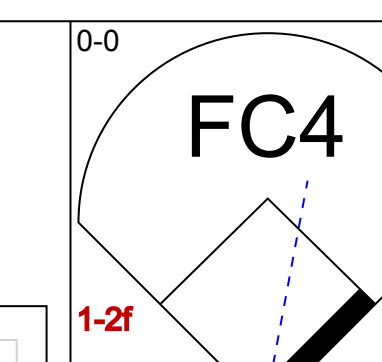
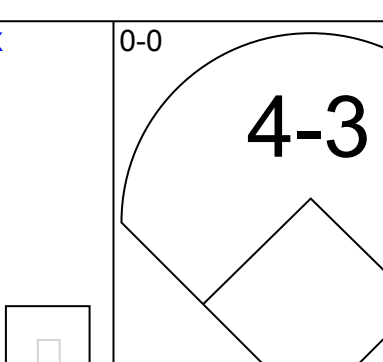
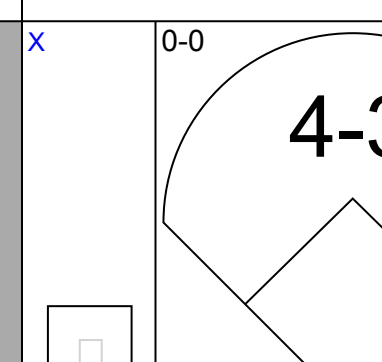
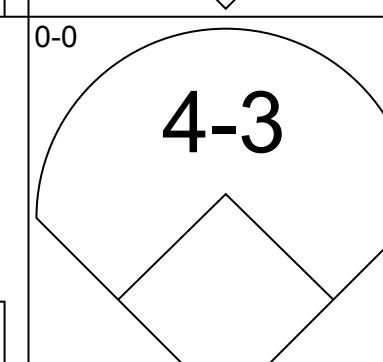
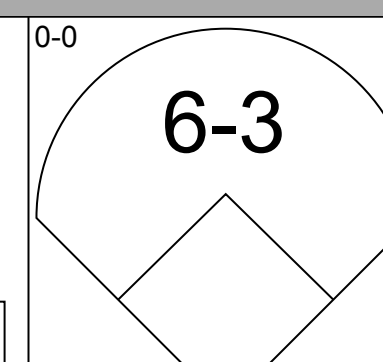
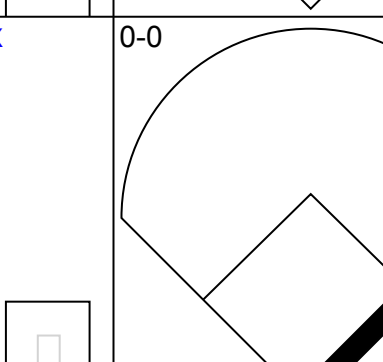
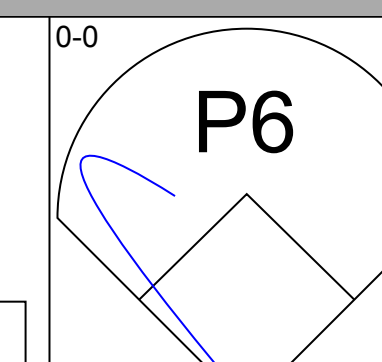
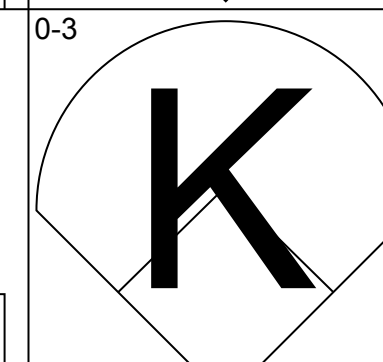
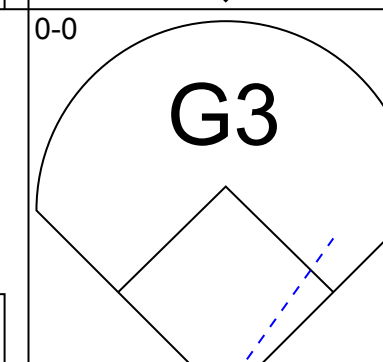
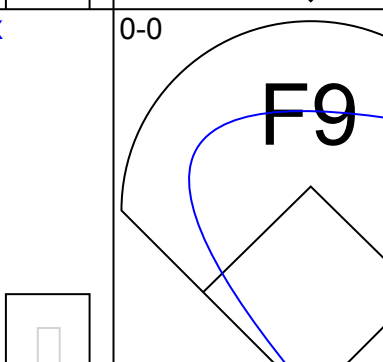
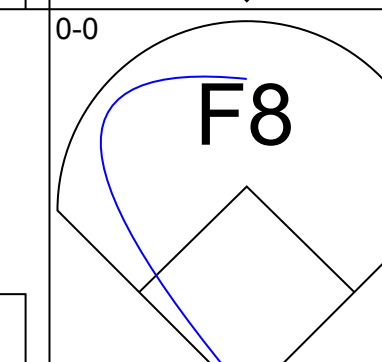
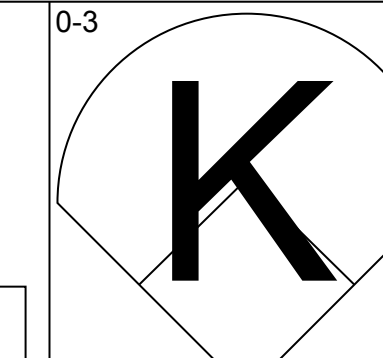
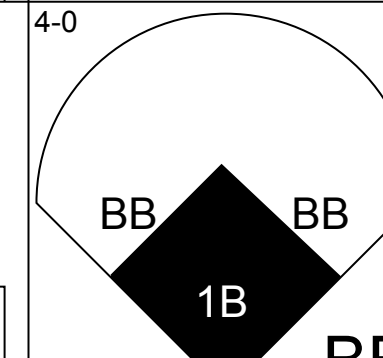
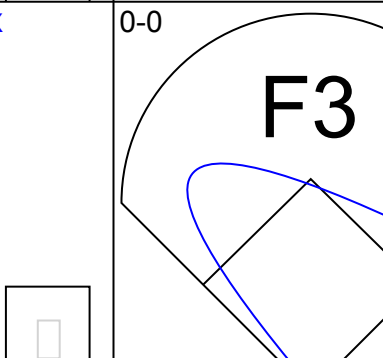
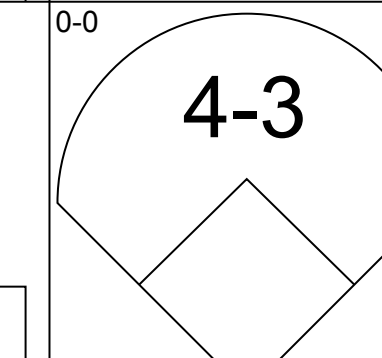
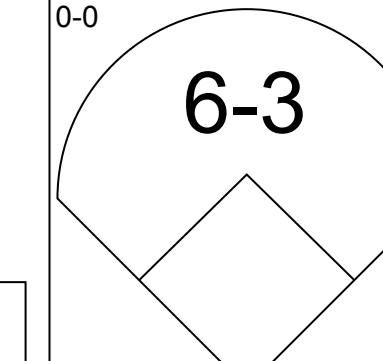
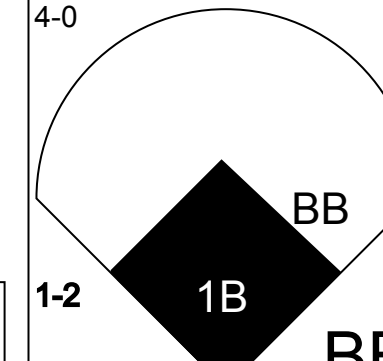
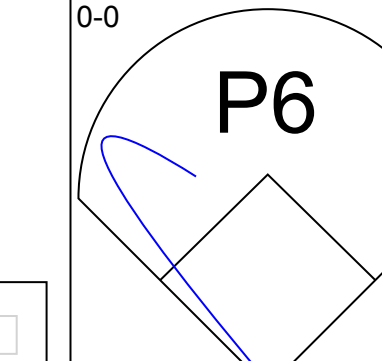
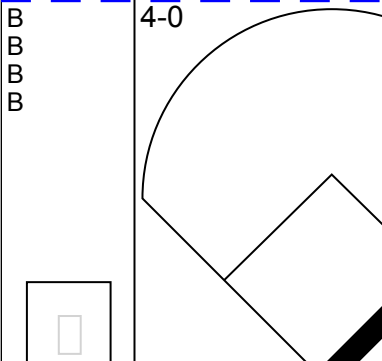
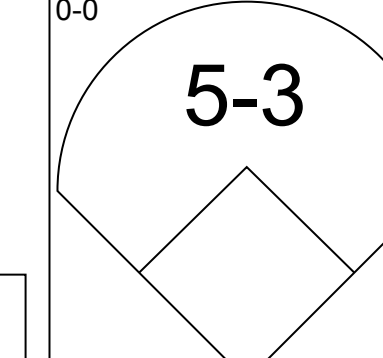
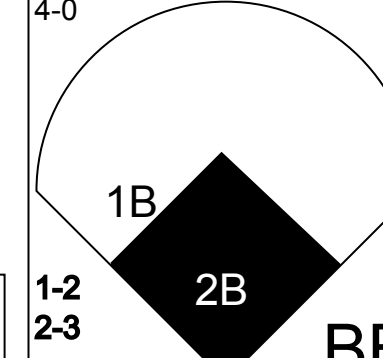
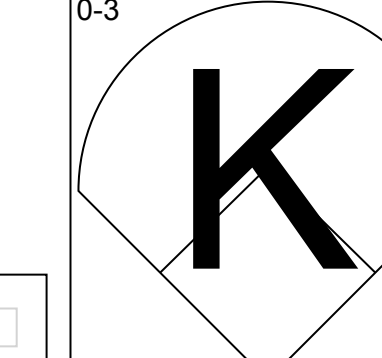
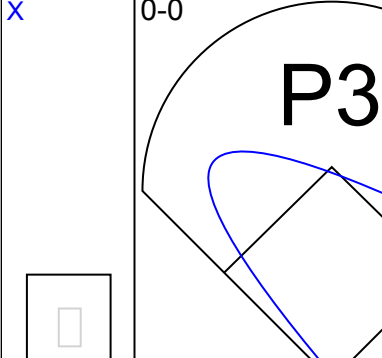
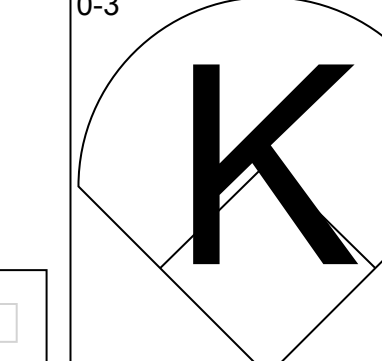
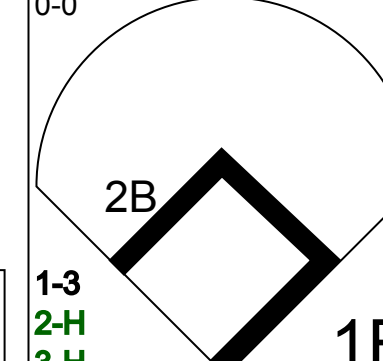
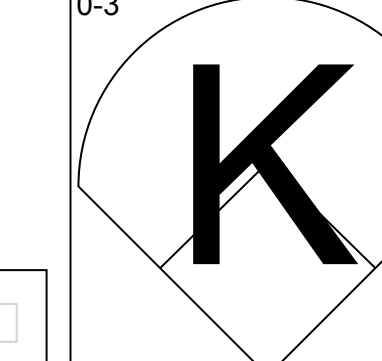
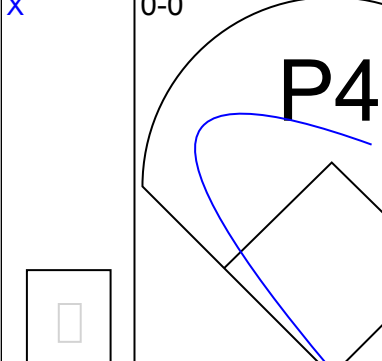
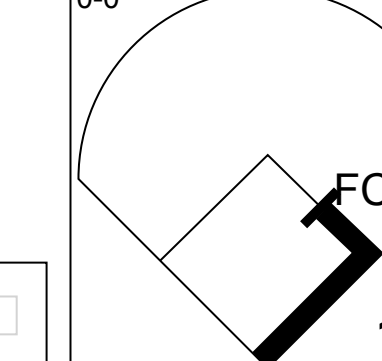
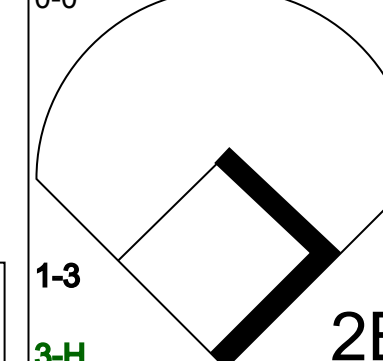
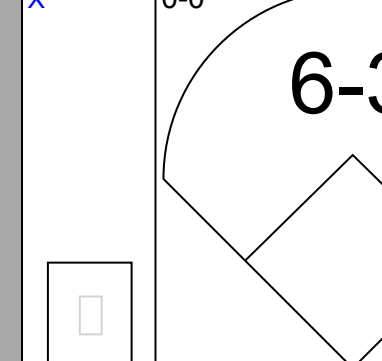
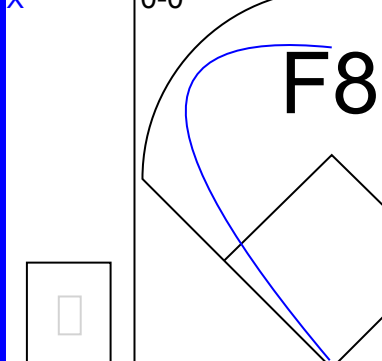
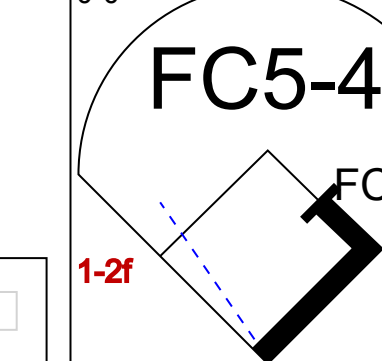
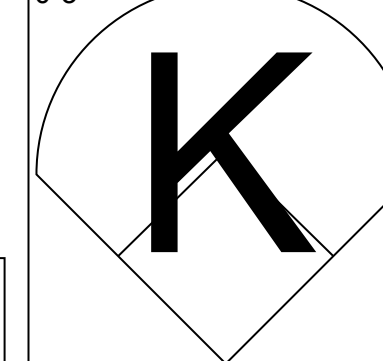
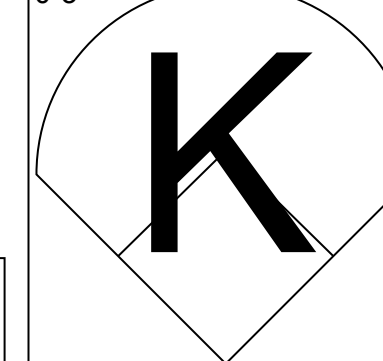
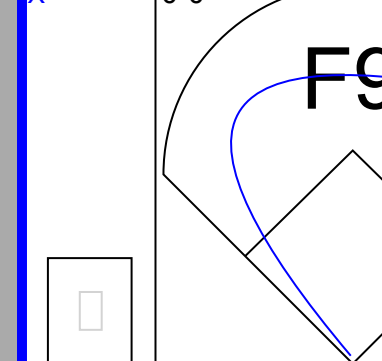


Batter	1	2	3	4	5	6	7	8	9	AB	R	H	RBI	BB	SO	LOB	BOTTOM			
Rick Monday, L OBP: 0.376, SLG: 0.472	FC4-6 1B	K		1-2 2-3 1B		G6-3		3-1		5	0	2	0	0	1	5				
Don Kessinger, S OBP: 0.336, SLG: 0.323	F8		4-3	4-3		G3		4-3		5	0	0	1	0	0	5				
Billy Williams, L OBP: 0.383, SLG: 0.443 Gene Hiser, L OBP: 0.235, SLG: 0.294	FC4-6 FC6-4		F7				1B 1B	F8		4	1	2	0	0	0	1				
Herb Hutson, R ERA: 3.54	1-2 1B						1B 1B	WP 1B 1B		1	1	0	0	0	0	1				
Bill Madlock, R OBP: 0.373, SLG: 0.433	FC6-4						1B 1B	6-3		4	0	1	0	1	0	2				
Jose Cardenal, R OBP: 0.361, SLG: 0.447		1-3	5-3			F8		1B BB	F7	4	0	0	0	1	0	3				
Ralph LaCock, L OBP: 0.263, SLG: 0.279		BLK 1B 2B		1B HBP		F7		G6-3 1B	K	4	1	2	1	0	1	2				
Ron Dunn, R OBP: 0.400, SLG: 0.485	P4			F5				G6-3		4	0	1	1	0	0	4				
Steve Swisher, R OBP: 0.325, SLG: 0.304		1B BB		1B 1B		K		3-1 1B 4-3 1B		3	1	2	0	1	1	2				
Tom Detmore, L ERA: 3.81 Burt Hooton, R ERA: 4.14 Chris Wagner, L ERA: 3.0 Ken Fralling, L ERA: 3.86 Ray Burris, R ERA: 6.6 Jim Tyson, R ERA: 6.35		1-2 3H 1B		K				G6-3 1B		2	0	1	1	0	1	2				
Inning Stats	R: 0 E: 0 K: 0 S: 4	H: 1 LOB: 1 BB: 0 P: 4	R: 1 E: 0 K: 1 S: 7	H: 2 LOB: 2 BB: 1 P: 11	R: 0 E: 0 K: 1 S: 7	H: 0 LOB: 3 BB: 0 P: 8	R: 1 E: 0 K: 0 S: 8	H: 3 LOB: 2 BB: 0 P: 8	R: 0 E: 0 K: 0 S: 3	H: 1 LOB: 0 BB: 0 P: 3	R: 1 E: 0 K: 0 S: 4	H: 2 LOB: 2 BB: 1 P: 8	R: 1 E: 0 K: 0 S: 5	H: 2 LOB: 1 BB: 0 P: 5	R: 0 E: 0 K: 1 S: 5	H: 0 LOB: 0 BB: 0 P: 5	1B: 12 2B: 1 3B: 0 HR: 0	SF: 0 SAC: 0 DP: 2 HBP: 1	WP: 1 PB: 0 SB: 0 CS: 0	PA: 42
PITCHER	IP WLS BF H R ER SO BB IBB HBP BLK WP HR S P ERA WHIP																			
Bob Gibson, R ERA: 3.84	(1, 1)	6.0 W 29 9 2 2 3 2 0 1 1 1 1 0 32 41 3.00 1.833																		
Rich Folkers, L ERA: 3.0	(7, 1)	0.1 3 1 1 1 0 1 0 0 0 0 1 0 2 6 27.00 6.000																		
Mike Garman, R ERA: 2.64	(7, 1)	0.2 3 2 1 1 0 0 0 0 0 0 0 0 3 3 13.50 3.000																		
Ray Bare, R ERA: 6.35	(8, 1)	2.0 7 1 0 0 1 0 0 0 0 0 0 0 9 9 0.00 0.500																		

St. Louis Cardinals @ Chicago Cubs
Wrigley Field, Chicago, IL
Fri Sep 27 1974, 3:33 AM CDT
Att: 4,904 - Cloudy - 65 F

AB	38
R	4
H	13
RBI	4
BB	3
SO	4
LOB	27

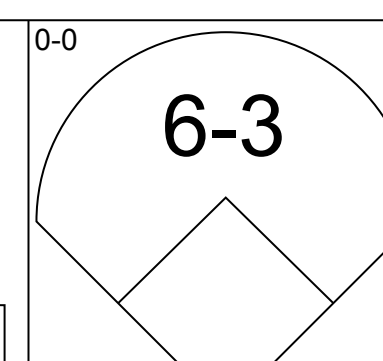
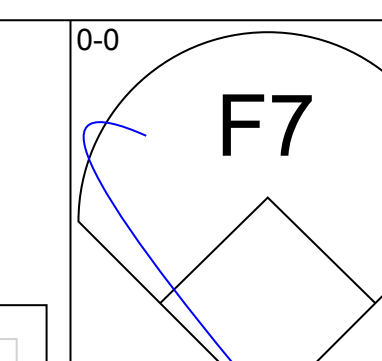
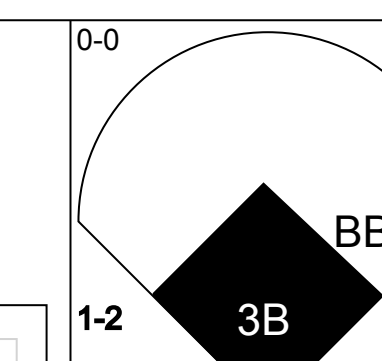

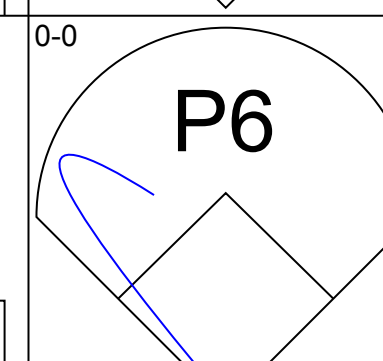
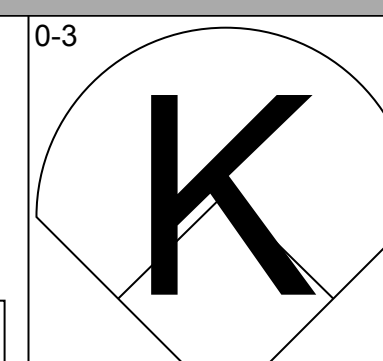
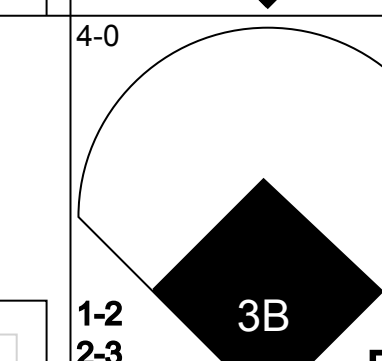

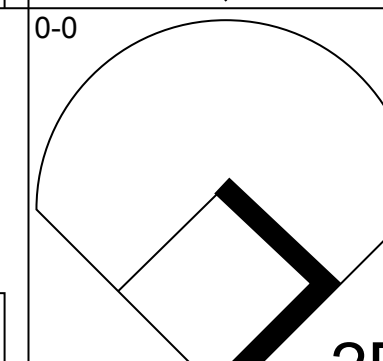
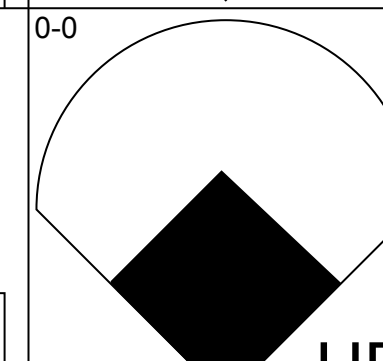
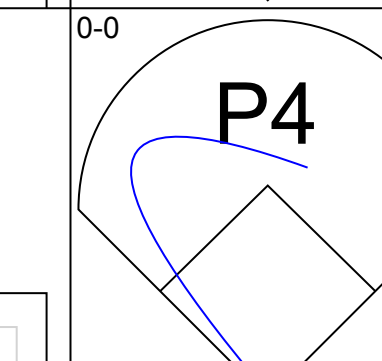

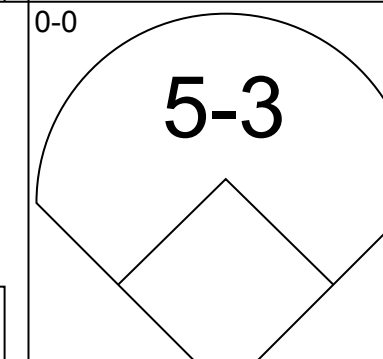
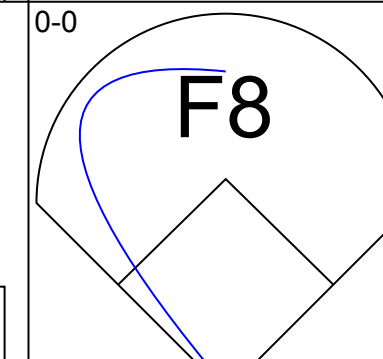
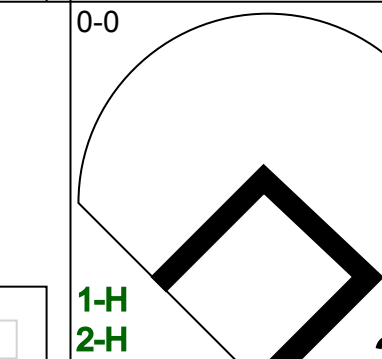

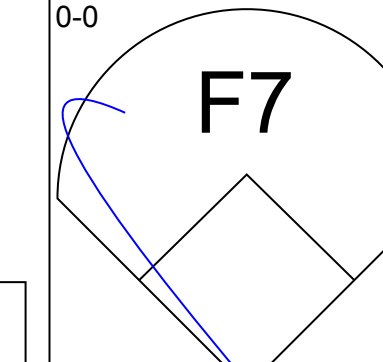
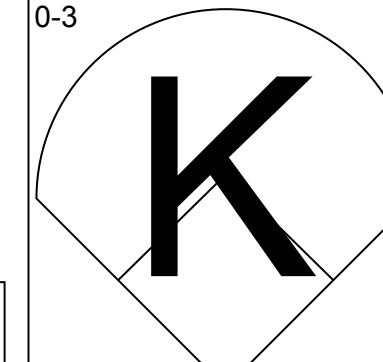
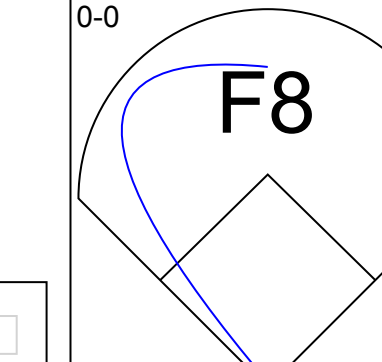

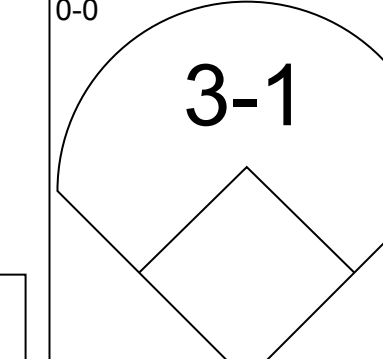
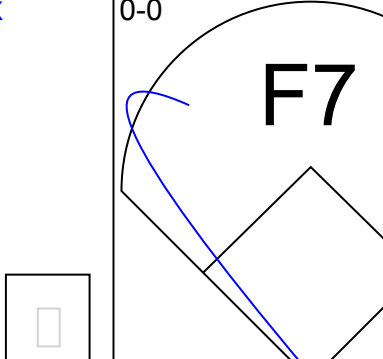
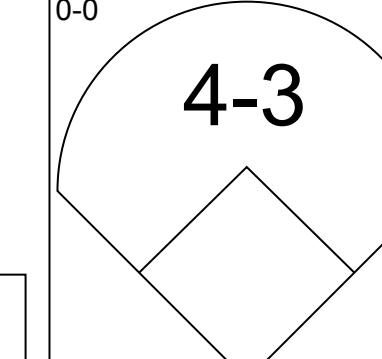
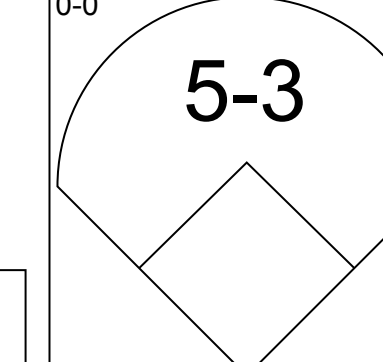
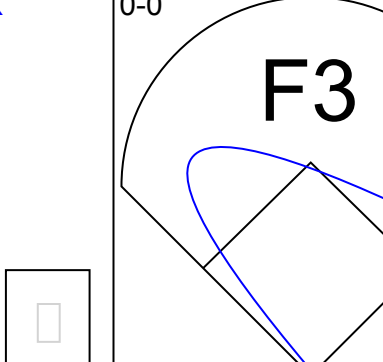
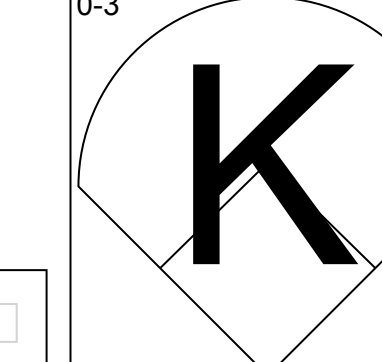
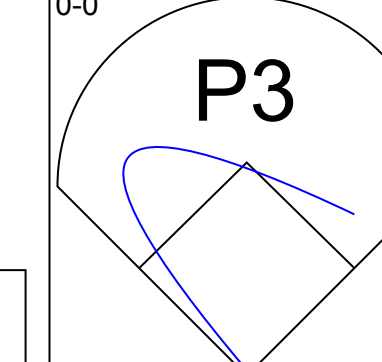
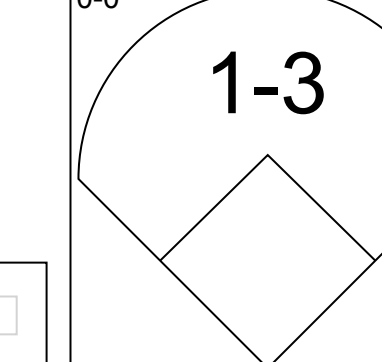
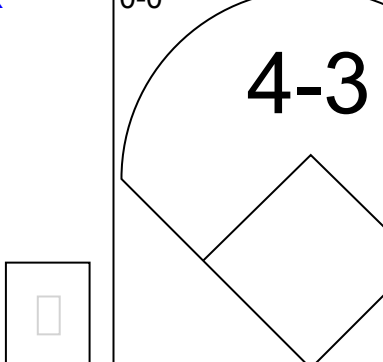
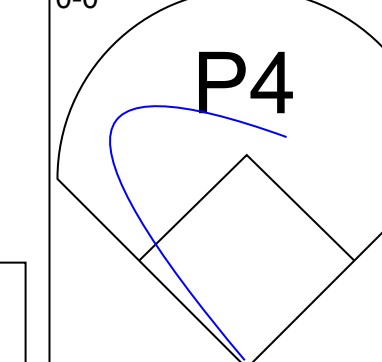
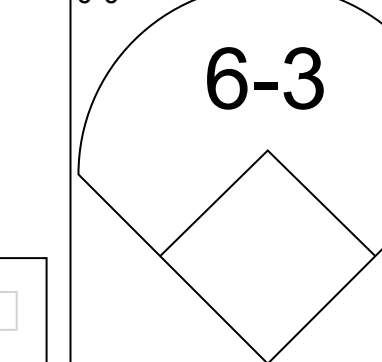
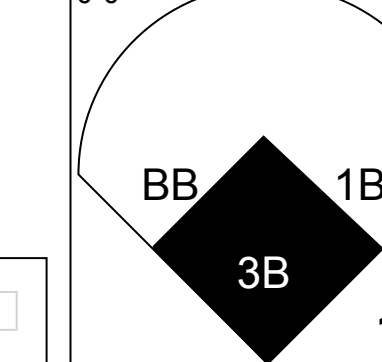



Batter	1	2	3	4	5	6	7	8	9	AB	R	H	RBI	BB	SO	LOB	TOP																				
Lou Brock, L OBP: 0.369, SLG: 0.383 (1, 7)										4	0	0	0	0	1	1																					
Ted Sizemore, R OBP: 0.343, SLG: 0.299 (1, 4)										4	0	1	0	0	0	0																					
Reggie Smith, S OBP: 0.391, SLG: 0.525 Jim Dwyer, L OBP: 0.364, SLG: 0.365 Luis Melendez, R OBP: 0.283, SLG: 0.298 (8, FH) (8, 9)										3	0	0	0	0	1	1																					
Ted Simmons, S OBP: 0.324, SLG: 0.444 (1, 2)										3	1	0	0	1	1	1																					
Joe Torre, R OBP: 0.367, SLG: 0.400 (1, 3)										2	1	0	0	2	0	0																					
Bake McBride, L OBP: 0.372, SLG: 0.397 (1, 8)										3	1	0	0	1	1	1																					
Ken Reitz, R OBP: 0.302, SLG: 0.367 (1, 5)										4	0	1	2	0	2	1																					
Mike Tyson, R OBP: 0.266, SLG: 0.290 Jose Cruz, L OBP: 0.335, SLG: 0.392 (9, FH)										3	0	2	1	0	0	0																					
Lynn McGlothen, L OBP: 0.200, SLG: 0.193 Ron Hunt, R OBP: 0.372, SLG: 0.298 Sonny Siebert, R OBP: 0.170, SLG: 0.114 Al Hrabosky, R OBP: 0.250, SLG: 0.250 Ray Bare, R OBP: 0.200, SLG: 0.200 (7, 1)										2	0	0	0	0	1	3																					
Inning Stats	R: 0 E: 0 K: 2 S: 7	H: 0 LOB: 0 BB: 0 P: 7	R: 0 E: 0 K: 1 S: 5	H: 0 LOB: 0 BB: 0 P: 5	R: 0 E: 0 K: 1 S: 6	H: 1 LOB: 1 BB: 0 P: 6	R: 3 E: 0 K: 1 S: 7	H: 2 LOB: 2 BB: 3 P: 19	R: 0 E: 0 K: 0 S: 4	H: 1 LOB: 1 BB: 0 P: 4	R: 0 E: 0 K: 2 S: 7	H: 0 LOB: 0 BB: 0 P: 7	R: 0 E: 0 K: 0 S: 3	H: 0 LOB: 0 BB: 0 P: 3	R: 0 E: 0 K: 0 S: 3	H: 0 LOB: 0 BB: 0 P: 3	R: 0 E: 0 K: 0 S: 3	H: 0 LOB: 0 BB: 0 P: 7	1B: 3 2B: 1 3B: 0 HR: 0	SF: 0 SAC: 0 DP: 0 HBP: 0	WP: 0 PB: 0 SB: 0 CS: 0	PA: 35															
PITCHER	IP WLS BF H R ER SO BB IBB HBP BLK WP HR S P ERA WHIP																																				
Rick Reuschel, R ERA: 4.39 Dave LaRoche, L ERA: 4.7 Oscar Zamora, R ERA: 3.01	(1, 1) (4, 1) (9, 1)	3.2 4.1 1.0	WLS W 4	BF 14 17	H 1 3	R 2 1	ER 2 1	SO 4 3	BB 2 1	IBB 0 0	HBP 0 0	BLK 0 0	WP 0 0	HR 0 0	S 20 22	P 28 26	ERA 4.91 2.08	WHIP 0.818 0.923																			

St. Louis Cardinals @ Chicago Cubs
Wrigley Field, Chicago, IL
Sat Sep 28 1974, 3:33 AM CDT
Att. 13,867 - Cloudy

AB 31
R 3
H 4
RBI 3
BB 4
SO 7
LOB 9



Batter	1	2	3	4	5	6	7	8	9	AB	R	H	RBI	BB	SO	LOB	BOTTOM																				
Rick Monday, L OBP: 0.376, SLG: 0.471 (1, 8)										3	2	1	0	0	0	0																					
Don Kessinger, S OBP: 0.336, SLG: 0.321 (1, 6)										3	2	0	0	1	1	1																					
Billy Williams, L OBP: 0.394, SLG: 0.455 Jerry Morales, R OBP: 0.330, SLG: 0.419 (8, 9)										3	1	2	2	0	0	3																					
Bill Madlock, R OBP: 0.374, SLG: 0.437 (1, 5)										3	0	1	3	1	0	1																					
Jose Cardenal, R OBP: 0.359, SLG: 0.443 (8, 7)										4	0	0	0	0	1	2																					
Ralph LaCock, L OBP: 0.263, SLG: 0.271 (1, 3)										3	0	0	0	1	0	0																					
Steve Swisher, R OBP: 0.320, SLG: 0.299 (1, 2)										4	0	0	0	0	1	2																					
Rob Sperring, R OBP: 0.257, SLG: 0.258 (1, 4)										4	1	1	0	0	0	0																					
Rick Reuschel, R OBP: 0.226, SLG: 0.301 Dave LaRoche, L OBP: 0.357, SLG: 0.407 Oscar Zamora, R OBP: 0.182, SLG: 0.182 (9, 1)										1	0	0	0	0	0	0																					
Inning Stats	R: 0 E: 0 K: 0 S: 4	H: 1 LOB: 1 BB: 0 P: 4	R: 0 E: 0 K: 0 S: 3	H: 0 LOB: 0 BB: 0 P: 3	R: 0 E: 0 K: 0 S: 3	H: 0 LOB: 0 BB: 0 P: 3	R: 1 E: 0 K: 2 S: 8	H: 1 LOB: 0 BB: 0 P: 8	R: 0 E: 0 K: 0 S: 3	H: 0 LOB: 0 BB: 0 P: 3	R: 3 E: 0 K: 1 S: 8	H: 3 LOB: 2 BB: 2 P: 16	R: 4 E: 3 K: 0 S: 6	H: 2 LOB: 0 BB: 1 P: 10	R: 0 E: 0 K: 0 S: 3	H: 0 LOB: 0 BB: 0 P: 3	1B: 4 2B: 1 3B: 1 HR: 1	SF: 1 SAC: 1 DP: 1 HBP: 0	WP: 1 PB: 0 SB: 0 CS: 0	PA: 35																	
PITCHER	IP WLS BF H R ER SO BB IBB HBP BLK WP HR S P ERA WHIP																																				
Lynn McGlothen, R ERA: 2.69 Sonny Siebert, R ERA: 3.54 Al Hrabosky, L ERA: 3.05 Ray Bare, R ERA: 5.92	(1, 1) (7, 1) (7, 1) (7, 1)	6.0 0.0 0.1 1.2	WLS L 5 4	BF 25 1 1	H 5 1 1	R 4 1 1	ER 4 0 3	SO 3 0 0	BB 1 0 1	IBB 0 0 0	HBP 0 0 0	BLK 0 0 0	WP 0 0 1	HR 1 0 0	S 29 1 4	P 37 1 8	ERA 6.00 0.00 0.00	WHIP 1.000 0.000 6.000																			

St. Louis Cardinals @ Chicago Cubs
Wrigley Field, Chicago, IL
Sat Sep 28 1974, 3:33 AM CDT
Att. 13,867 - Cloudy

AB 30
R 8
H 7
RBI 5
BB 3
SO 3
LOB 9



Batter	1	2	3	4	5	6	7	8	9	AB	R	H	RBI	BB	SO	LOB	TOP					
Lou Brock , L (1, 7) OBP: 0.370, SLG: 0.384	0-0 FC1-4 2B		0-0 F7	0-0 S 1B		0-0 F5		0-3 K		5	0	2	1	0	1	2						
Ted Sizemore , R (1, 4) OBP: 0.342, SLG: 0.298	0-0 FC1-6-5 F8 1B		0-0 BB 1B	0-3 K		0-0 E6 HR		0-3 K		5	3	1	0	0	2	4						
Reggie Smith , S (1, 9) OBP: 0.389, SLG: 0.522 Jose Cruz , L (6, PH) OBP: 0.337, SLG: 0.413	0-0 F8		0-3 K		0-0 P5	0-0 HR		0-0 G3		3	0	0	0	0	1	2						
Ted Simmons , S (1, 2) OBP: 0.328, SLG: 0.445	0-0 BB 1B		4-0 1B	0-0 BB	0-0 4-3	0-0 1B			4-0 1B BB	3	0	2	1	2	0	0						
Joe Torre , R (1, 3) OBP: 0.369, SLG: 0.400	4-0 1-2 BB		0-0 FC6-4 1B	4-0 1-2 BB	4-0 BB	0-0 F9		0-3 K		3	0	1	1	2	1	2						
Bake McBride , L (1, 8) OBP: 0.371, SLG: 0.396	0-0 F8		0-0 FC6-4 1-2	0-0 1-2 BB	0-0 BB	0-0 F9		0-0 G4-6-3 1B		5	0	1	0	0	0	5						
Ken Reitz , R (1, 5) OBP: 0.301, SLG: 0.366		0-0 5-3		0-0 1-3 1B		0-0 5-3	0-0 5-3		0-0 G4-6-3 1-2	5	1	1	0	0	0	2	AB 38					
Mike Tyson , R (1, 6) OBP: 0.266, SLG: 0.289		0-0 F9		0-0 1-3	0-0 1-2 1B	0-0 SH 1B	0-0 F9			4	1	1	0	0	0	1	R 7					
John Curtis , L (1, 1) OBP: 0.209, SLG: 0.175 Al Hrabosky , R (7, 1) OBP: 0.308, SLG: 0.462		0-0 3-1		0-3 K		0-0 SH HR		0-0 3B		2	1	0	0	0	1	1	H 11					
Inning Stats	R: 1 E: 0 K: 0 S: 5	H: 2 LOB: 2 BB: 1 P: 9	R: 0 E: 0 K: 0 S: 3	H: 0 LOB: 0 BB: 0 P: 3	R: 1 E: 0 K: 1 S: 7	H: 2 LOB: 1 BB: 0 P: 11	R: 1 E: 0 K: 2 S: 9	H: 2 LOB: 1 BB: 0 P: 9	R: 0 E: 0 K: 0 S: 3	H: 0 LOB: 1 BB: 1 P: 7	R: 4 E: 2 K: 0 S: 8	H: 3 LOB: 1 BB: 0 P: 8	R: 0 E: 0 K: 0 S: 3	H: 0 LOB: 0 BB: 0 P: 3	R: 0 E: 0 K: 2 S: 8	H: 1 LOB: 1 BB: 0 P: 8	R: 0 E: 0 K: 1 S: 5	H: 1 LOB: 1 BB: 1 P: 9	1B: 8 2B: 1 3B: 1 HR: 1	SF: 0 SAC: 1 DP: 1 HBP: 0	WP: 0 PB: 0 SB: 1 CS: 0	PA: 43
PITCHER	IP WLS BF	WLS BF	H R	ER SO	BB IBB	HBP BLK	WP HR	S P	ERA WHIP	PITCHER	IP WLS BF	H R	ER SO	BB IBB	HBP BLK	WP HR	S P	ERA WHIP				
Steve Stone , R (1, 1) ERA: 4.14	5.2 L	31	9	7	3	3	3	0	0	4.76	2.118											
Jim Todd , R (6, 1) ERA: 3.89	1.1	4	0	0	0	0	0	0	4	0.00	0.000											
Ken Frailing , L (8, 1) ERA: 3.82	1.1	7	2	0	0	3	1	0	12	0.00	2.250											
Herb Hutson , R (9, 1) ERA: 3.45	0.2	1	0	0	0	0	0	0	1	0.00	0.000											
Don Kessinger , S (1, 6) OBP: 0.335, SLG: 0.321	0-0 1B E 1B		0-0 6-3		0-0 L5		0-0 G4-6-3			4	1	1	0	0	0	3	BOTTOM					
Jose Cardenal , R (1, 9) OBP: 0.360, SLG: 0.444	0-0 G6-4-3 1-3 1B		0-0 F9		0-0 6-3		0-0 G4-6-3 1B			4	0	2	0	0	0	0	AB 31					
Billy Williams , L (1, 7) OBP: 0.381, SLG: 0.450 Gene Hiser , L (9, 7) OBP: 0.235, SLG: 0.294	0-0 E6 G6-4-3 1-2 3H		0-0 F3		0-3 K		0-0 G4-6-3 1-2			4	0	0	0	0	1	2	R 3					
Bill Madlock , R (1, 5) OBP: 0.373, SLG: 0.442	0-0 G6-4-3 1-2 2-3		0-0 HR		0-0 6-3		0-0 F5			4	1	1	1	0	0	2	H 7					
Jerry Morales , R (1, 8) OBP: 0.329, SLG: 0.420	0-0 5-3		0-0 4-3		0-0 2B 2B		0-3 K			4	1	1	0	0	1	1	RBI 2					
Carmen Fanzone , R (1, 3) OBP: 0.285, SLG: 0.305		4-0 G6-4-3 BB		0-3 K		0-0 BB 2B		0-0 F8		3	0	1	1	1	1	0	BB 3					
Steve Swisher , R (1, 2) OBP: 0.316, SLG: 0.295		0-0 G6-4-3 1-2		0-3 K		0-0 L5		0-3 K		4	0	0	0	0	2	2	SO 5					
Rob Sperring , R (1, 4) OBP: 0.269, SLG: 0.263		0-0 1B		0-0 F9		4-0 BB BB				2	0	1	0	1	0	0	LOB 11					
Steve Stone , R (1, 1) OBP: 0.150, SLG: 0.121 Jim Todd , L (6, 1) OBP: 0.059, SLG: 0.063 Jim Tyrone , R (7, PH) OBP: 0.241, SLG: 0.321 Ken Frailing , L (8, 1) OBP: 0.281, SLG: 0.258 Herb Hutson , R (9, 1) ERA: 2.95		0-0 4-3		0-0 4-3		4-0 G4-6-3 BB				2	0	0	0	0	0	1	WP: 0 PB: 0 SB: 0 CS: 0					
Inning Stats	R: 1 E: 1 K: 0 S: 5	H: 2 LOB: 1 BB: 0 P: 5	R: 0 E: 0 K: 0 S: 3	H: 1 LOB: 1 BB: 1 P: 7	R: 0 E: 0 K: 0 S: 3	H: 0 LOB: 0 BB: 0 P: 3	R: 1 E: 0 K: 2 S: 8	H: 1 LOB: 0 BB: 0 P: 8	R: 0 E: 0 K: 1 S: 5	H: 0 LOB: 0 BB: 0 P: 5	R: 1 E: 0 K: 0 S: 4	H: 2 LOB: 2 BB: 2 P: 12	R: 0 E: 0 K: 0 S: 3	H: 1 LOB: 0 BB: 0 P: 3	R: 0 E: 0 K: 2 S: 7	H: 0 LOB: 0 BB: 0 P: 7	1B: 4 2B: 2 3B: 0 HR: 1	SF: 0 SAC: 0 DP: 4 HBP: 0	WP: 0 PB: 0 SB: 0 CS: 0	PA: 34		
PITCHER	IP WLS BF	WLS BF	H R	ER SO	BB IBB	HBP BLK	WP HR	S P	ERA WHIP	PITCHER	IP WLS BF	H R	ER SO	BB IBB	HBP BLK	WP HR	S P	ERA WHIP				
John Curtis , L (1, 1) ERA: 3.78	6.1	26	6	3	2	3	2	0	0	2.84	1.263											
Al Hrabosky , L (7, 1) ERA: 2.95	2.2	8	1	0	0	2	1	0	11	0.00	0.750											

Batter	1	2	3	4	5	6	7	8	9	AB	R	H	RBI	BB	SO	LOB	TOP										
Lou Brock, L OBP: 0.368, SLG: 0.382 (1, 7)	0-0 4-3		4-0 WP 6-3 BB		0-3 K			0-0 E4 FC1-6 3B	0-0 6-3	4	1	0	0	1	1	4											
Ted Sizemore, R OBP: 0.341, SLG: 0.298 (1, 4)	0-0 BB HR 1B		0-0 6-3		0-3 K			0-0 FC1-6 3B		4	2	1	0	0	1	4											
Reggie Smith, S OBP: 0.390, SLG: 0.524 (1, 9)	4-0 1-2 HR BB		0-0 F7		0-0 L4			0-0 3B		3	1	1	2	1	0	1											
Ted Simmons, S OBP: 0.327, SLG: 0.449 (1, 2)	0-0 1-H 2-H HR		0-0 4-3		0-3 K			0-0 4-3		4	1	1	3	0	1	2											
Joe Torre, R OBP: 0.367, SLG: 0.397 (1, 3)	0-0 5-3			0-3 K				0-0 6-3		4	0	0	0	0	1	1											
Bake McBride, L OBP: 0.370, SLG: 0.395 (1, 8)	0-0 4-3			0-0 CS 1B				0-0 P6		4	0	1	0	0	0	0											
Ken Reitz, R OBP: 0.301, SLG: 0.365 (1, 5)		0-0 5-3		0-0 5-3				0-3 K		4	0	1	0	0	1	1	AB 34										
Mike Tyson, R OBP: 0.263, SLG: 0.286 (1, 6)		0-3 K			0-0 6-3			0-0 P6		4	0	0	0	0	1	1	R 5										
Bob Forsch, R OBP: 0.290, SLG: 0.276 (1, 1)		0-0 F9			0-0 S 1B			0-0 FC1-6 E 1B	4-0 WP BB	3	0	2	0	1	0	0	H 7										
Inning Stats	R: 3 E: 0 K: 0 S: 5	H: 2 LOB: 0 BB: 1 P: 9	R: 0 E: 0 K: 1 S: 5	H: 0 LOB: 0 BB: 0 P: 5	R: 0 E: 0 K: 1 S: 3	H: 0 LOB: 1 BB: 1 P: 7	R: 0 E: 0 K: 1 S: 5	H: 1 LOB: 0 BB: 0 P: 5	R: 0 E: 0 K: 2 S: 8	H: 0 LOB: 0 BB: 0 P: 5	R: 0 E: 0 K: 1 S: 5	H: 0 LOB: 0 BB: 0 P: 5	R: 2 E: 1 K: 0 S: 6	H: 2 LOB: 1 BB: 0 P: 6	R: 0 E: 0 K: 0 S: 4	H: 1 LOB: 2 BB: 1 P: 8	1B: 5 2B: 0 3B: 1 HR: 1	SF: 0 SAC: 0 DP: 0 HBP: 0	WP: 2 PB: 0 SB: 1 CS: 1	PA: 37							
PITCHER	IP	WLS	BF	H	R	ER	SO	BB	IBB	HBP	BLK	WP	HR	S	P	ERA	WHIP										
Steve Rogers, R ERA: 4.47 (1, 1)	6.0	L	23	4	3	3	5	2	0	0	0	1	1	31	39	4.50	1.000										
Tom Walker, R ERA: 3.53 (7, 1)	2.0		9	2	2	1	1	0	0	0	0	0	0	11	11	4.50	1.000										
John Montague, R ERA: 3.16 (9, 1)	1.0		5	1	0	0	0	1	0	0	0	1	0	4	8	0.00	2.000										

St. Louis Cardinals @ Montreal Expos
Jarry Park, Montreal, QB
Mon Sep 30 1974, 7:05 PM EDT
Att. 5,337 - Unknown - 46 F

AB 34
R 5
H 7
RBI 5
BB 3
SO 6
LOB 14



Batter	1	2	3	4	5	6	7	8	9	AB	R	H	RBI	BB	SO	LOB	BOTTOM										
Larry Lintz, S OBP: 0.334, SLG: 0.276 (1, 4)	0-0 1-3			0-0 1-3		0-0 4-3			0-0 1-3	4	0	0	0	0	0	0											
Tim Foli, R OBP: 0.298, SLG: 0.288 (1, 6)	0-0 5-3			4-0 BB		0-0 6-3			0-0 F9	3	0	0	0	1	0	0											
Willie Davis, L OBP: 0.323, SLG: 0.428 (1, 8)	0-0 F8			0-0 P6		0-0 F7			0-0 1B	4	0	1	0	0	0	1											
Mike Jorgensen, L OBP: 0.440, SLG: 0.475 (1, 3)		4-0 G4-6-3 BB		0-0 F8		0-0 1B 2B			0-0 F7	3	1	1	0	1	0	2											
Ken Singleton, S OBP: 0.384, SLG: 0.376 (1, 9)		0-0 G4-6-3			0-0 F7			0-0 FC6 1B		3	0	1	1	0	0	1											
Jerry White, S OBP: 0.400, SLG: 0.700 (1, 7)					0-0 3-1			0-0 FC6		2	0	0	0	0	0	0											
Ron Fairly, L OBP: 0.377, SLG: 0.417 (7, PH) (8, 7)		0-0 G3			0-0 3-1			0-0 FC6		1	0	0	0	0	0	1											
Barry Foote, R OBP: 0.315, SLG: 0.416 (1, 2)				0-0 5-3		0-0 6-3			0-0 P4	3	0	0	0	0	0	0	AB 29										
Larry Parrish, R OBP: 0.286, SLG: 0.275 (1, 5)				0-0 5-3		0-0 1-3			0-3 K	3	0	0	0	0	1	0	R 1										
Steve Rogers, R OBP: 0.227, SLG: 0.139 (1, 1)				0-0 1-3		0-0 F9			0-3 K	1	0	0	0	0	0	0	H 3										
Larry Bittner, L OBP: 0.280, SLG: 0.320 (6, PH)										1	0	0	0	0	0	0	RBI 1										
Tom Walker, R OBP: 0.235, SLG: 0.250 (7, 1)										0	0	0	0	0	0	0	BB 2										
Pat Scanlon, L OBP: 0.250, SLG: 0.250 (8, PH)										0	0	0	0	0	1	0	SO 2										
John Montague, R OBP: 0.250, SLG: 0.100 (9, 1)										0	0	0	0	0	0	0	LOB 5										
Inning Stats	R: 0 E: 0 K: 0 S: 3	H: 0 LOB: 0 BB: 0 P: 3	R: 0 E: 0 K: 0 S: 2	H: 0 LOB: 0 BB: 1 P: 6	R: 0 E: 0 K: 0 S: 3	H: 0 LOB: 0 BB: 0 P: 3	R: 0 E: 0 K: 0 S: 3	H: 0 LOB: 1 BB: 1 P: 7	R: 0 E: 0 K: 0 S: 3	H: 0 LOB: 0 BB: 0 P: 3	R: 1 E: 0 K: 0 S: 5	H: 2 LOB: 1 BB: 0 P: 5	R: 0 E: 0 K: 2 S: 7	H: 0 LOB: 0 BB: 0 P: 7	R: 0 E: 0 K: 0 S: 4	H: 1 LOB: 1 BB: 0 P: 4	1B: 2 2B: 1 3B: 0 HR: 0	SF: 0 SAC: 0 DP: 1 HBP: 0	WP: 0 PB: 0 SB: 0 CS: 0	PA: 31							
PITCHER	IP	WLS	BF	H	R	ER	SO	BB	IBB	HBP	BLK	WP	HR	S	P	ERA	WHIP										
Bob Forsch, R ERA: 2.97 (1, 1)	9.0	W	31	3	1	1	2	2	0	0	0	0	0	33	41	1.00	0.556										

St. Louis Cardinals @ Montreal Expos
Jarry Park, Montreal, QB
Mon Sep 30 1974, 7:05 PM EDT
Att. 5,337 - Unknown - 46 F

AB 29
R 1
H 3
RBI 1
BB 2
SO 2
LOB 5



Batter	1	2	3	4	5	6	7	8	9	AB	R	H	RBI	BB	SO	LOB	TOP										
Lou Brock, L OBP: 0.368, SLG: 0.381 (1, 7)	0-0 6-3		0-0 1B		0-0 1-3		0-0 FC6-4			4	0	1	0	0	0	2											
Ted Sizemore, R OBP: 0.339, SLG: 0.296 (1, 4)	0-3 K		0-0 5-3			0-0 F8		0-0 5-3		4	0	0	0	0	1	1											
Reggie Smith, S OBP: 0.389, SLG: 0.528 (1, 9)	0-0 F7			0-0 HR		0-0 6-3		0-0 6-3		4	1	1	1	0	0	0											
Ted Simmons, S OBP: 0.327, SLG: 0.447 (1, 2)		0-0 P5		0-0 5-3		0-0 F9		0-0 BB 1B		4	0	1	0	0	0	0											
Joe Torre, R OBP: 0.371, SLG: 0.401 (1, 3)		0-0 4-3 2B		0-0 1B 1B			4-0 FC3-6 BB	4-0 FC6-4 BB		2	0	2	0	2	0	0											
Bake McBride, L OBP: 0.365, SLG: 0.394 (1, 8)		0-0 4-3		0-0 G6-4-3 1B			0-0 FC3-6 S 1B	0-0 FC6-4		4	1	1	0	0	0	4											
Ken Reitz, R OBP: 0.299, SLG: 0.363 (1, 5)		0-0 6-3		0-0 G6-4-3 1B			0-3 K		0-0 4-3	4	0	0	0	0	1	4											
Mike Tyson, R OBP: 0.264, SLG: 0.287 (1, 6)			0-3 K		0-0 F7		0-0 BB 1B		0-0 G6-4-3 1B	3	0	1	1	0	1	0											
Jose Cruz, L OBP: 0.341, SLG: 0.416 (9, PH)				0-0 1-3		0-3 K		4-0 FC6-4 BB		1	0	0	0	0	0	0											
Bob Gibson, R OBP: 0.233, SLG: 0.284 (1, 1)									0-0 G6-4-3	2	0	0	0	1	1	0											
Jim Dwyer, L OBP: 0.360, SLG: 0.360 (9, PH)									0-0 G6-4-3	1	0	0	0	0	0	1											
Inning Stats	R: 0 E: 0 K: 1 S: 5	H: 0 LOB: 0 BB: 0 P: 5	R: 0 E: 0 K: 0 S: 4	H: 1 LOB: 1 BB: 0 P: 4	R: 0 E: 0 K: 1 S: 6	H: 1 LOB: 1 BB: 0 P: 6	R: 1 E: 0 K: 0 S: 5	H: 3 LOB: 1 BB: 0 P: 5	R: 0 E: 0 K: 0 S: 3	H: 0 LOB: 0 BB: 0 P: 3	R: 1 E: 0 K: 1 S: 6	H: 1 LOB: 2 BB: 2 P: 14	R: 0 E: 0 K: 0 S: 4	H: 1 LOB: 2 BB: 1 P: 8	R: 0 E: 0 K: 0 S: 3	H: 1 LOB: 0 BB: 0 P: 3	1B: 6 2B: 1 3B: 0 HR: 1	SF: 0 SAC: 0 DP: 2 HBP: 0	WP: 0 PB: 0 SB: 2 CS: 0	PA: 36							
PITCHER	IP	WLS	BF	H	R	ER	SO	BB	IBB	HBP	BLK	WP	HR	S	P	ERA	WHIP										
Mike Torrez, R ERA: 3.57 (1, 1)	7.0		28	6	2	2	4	2	0	0	0	0	1	34	42	2.57	1.143										
Dale Murray, R ERA: 1.03 (8, 1)	2.0	W	8	2	0	0	0	1	0	0	0	0	0	7	11	0.00	1.500										

St. Louis Cardinals @ Montreal Expos
 Jarry Park, Montreal, QB
 Tue Oct 01 1974, 7:05 PM EDT
 Att: 5,112 - Unknown - 41 F

AB 33
 R 2
 H 8
 RBI 2
 BB 3
 SO 4
 LOB 12



Batter	1	2	3	4	5	6	7	8	9	AB	R	H	RBI	BB	SO	LOB	BOTTOM										
Bob Bailey, R OBP: 0.396, SLG: 0.446 (1, 5)	0-3 K		0-3 K			0-0 4-3 2B		0-0 6-3		4	1	1	0	0	2	0											
Jerry White, S OBP: 0.400, SLG: 0.700 (9, 7)										0	0	0	0	0	0	0											
Ron Fairly, L OBP: 0.372, SLG: 0.411 (1, 7)	0-0 3-1		0-0 P5			0-0 4-3		0-0 F9		4	0	0	0	0	0	1											
Tony Scott, S OBP: 0.375, SLG: 0.286 (9, 9)						2-3				0	0	0	0	0	0	0											
Willie Davis, L OBP: 0.322, SLG: 0.427 (1, 8)	0-0 1-4-3			0-0 3-1		0-0 4-3		0-0 HR		4	1	1	1	0	0	0											
Mike Jorgensen, L OBP: 0.444, SLG: 0.488 (1, 3)		4-0 G4-6-3 BB		0-0 P5		0-0 1B 1B		0-0 HR		3	1	2	2	1	0	0											
Ken Singleton, S OBP: 0.385, SLG: 0.376 (1, 9)		0-0 G4-6-3		4-0 BB		0-0 1B		0-0 6-3		3	0	1	0	1	0	1											
Larry Parrish, R OBP: 0.286, SLG: 0.275 (9, 5)		1-2 G4-6-3		0-0 BB		1-2 1B				0	0	0	0	0	0	0											
Barry Foote, R OBP: 0.315, SLG: 0.414 (1, 2)		4-0 1B BB		0-0 4-3		0-3 K				2	0	0	0	1	1	3											
Tim Foli, R OBP: 0.300, SLG: 0.290 (1, 6)		0-0 1B BB			0-0 G5-4-3 1B		0-0 6-3			3	0	2	0	0	0	0											
Jim Cox, R OBP: 0.288, SLG: 0.292 (1, 4)		0-0 P4			0-0 G5-4-3		0-3 K			3	0	0	0	0	1	3											
Mike Torrez, R OBP: 0.152, SLG: 0.141 (1, 1)			0-0 F9				0-0 6-3			2	0	0	0	0	0	0											
Larry Bittner, L OBP: 0.269, SLG: 0.308 (7, PH)					2-3					1	0	0	0	0	0	0											
Dale Murray, R ERA: 1.03 (8, 1)										0	0	0	0	0	0	0											
Inning Stats	R: 0 E: 0 K: 1 S: 5	H: 0 LOB: 0 BB: 0 P: 5	R: 0 E: 0 K: 0 S: 3	H: 1 LOB: 2 BB: 2 P: 11	R: 0 E: 0 K: 1 S: 5	H: 0 LOB: 0 BB: 0 P: 5	R: 0 E: 0 K: 0 S: 3	H: 0 LOB: 1 BB: 1 P: 7	R: 0 E: 0 K: 0 S: 3	H: 1 LOB: 0 BB: 0 P: 3	R: 1 E: 0 K: 1 S: 8	H: 3 LOB: 2 BB: 0 P: 8	R: 0 E: 0 K: 1 S: 5	H: 0 LOB: 0 BB: 0 P: 5	R: 2 E: 0 K: 0 S: 5	H: 2 LOB: 0 BB: 0 P: 5	1B: 5 2B: 1 3B: 0 HR: 1	SF: 0 SAC: 0 DP: 2 HBP: 0	WP: 0 PB: 0 SB: 1 CS: 0	PA: 32							
PITCHER	IP	WLS	BF	H	R	ER	SO	BB	IBB	HBP	BLK	WP	HR	S	P	ERA	WHIP										
Bob Gibson, R ERA: 3.83 (1, 1)	8.0	L	32	7	3	3	4	3	0	0	0	0	1	37	49	3.38	1.250										

St. Louis Cardinals @ Montreal Expos
 Jarry Park, Montreal, QB
 Tue Oct 01 1974, 7:05 PM EDT
 Att: 5,112 - Unknown - 41 F

AB 29
 R 3
 H 7
 RBI 3
 BB 3
 SO 4
 LOB 8

