

# St. Louis Cardinals - 1975

Batter	1	2	3	4	5	6	7	8	9	AB	R	H	RBI	BB	SO	LOB	TOP								
Tony Scott, S (1, 7) OBP: 0.400, SLG: 0.500										4	1	2	1	1	1	3	<b>Montreal Expos @ St. Louis Cardinals</b> Busch Stadium, St. Louis, MO Mon Apr 07 1975, 7:05 PM CDT Att: 31,769 - Unknown								
Tim Foli, R (1, 6) OBP: 0.400, SLG: 0.600										5	2	2	0	0	1	3									
Pepe Mangual, R (1, 8) OBP: 0.600, SLG: 0.500										4	1	2	1	1	2	1									
Mike Jorgensen, L (1, 3)									4	0	0	0	1	1	4										
Barry Foote, R (1, 2)										5	1	0	0	0	1	6									
Gary Carter, R (1, 9) OBP: 0.800, SLG: 1.500										4	1	3	4	1	0	0									
Pete Mackanin, R (1, 4) OBP: 0.200, SLG: 0.200										5	0	1	0	0	2	4									
Larry Parrish, R (1, 5) OBP: 0.250, SLG: 0.250										4	1	1	0	0	3	0									
Dave McNally, R (1, 1)										2	0	0	0	1	2	2									
Larry Bittner, L (8, PH) OBP: 1.000, SLG: 1.000										1	0	1	0	0	0	0									
Jerry White, S (8, PR)										0	1	0	0	0	0	0									
Dale Murray, R (8, 1)										0	0	0	0	0	0	0									
<b>Inning Stats</b>	R: 2 E: 0 K: 2 S: 10	H: 3 LOB: 2 BB: 1 P: 14	R: 0 E: 0 K: 3 S: 9	H: 0 LOB: 0 BB: 0 P: 9	R: 0 E: 0 K: 1 S: 5	H: 0 LOB: 1 BB: 1 P: 9	R: 0 E: 0 K: 1 S: 7	H: 2 LOB: 2 BB: 0 P: 7	R: 1 E: 0 K: 1 S: 6	H: 1 LOB: 1 BB: 1 P: 14	R: 0 E: 0 K: 2 S: 5	H: 0 LOB: 0 BB: 0 P: 7	R: 0 E: 0 K: 1 S: 7	H: 0 LOB: 2 BB: 0 P: 7	R: 2 E: 0 K: 1 S: 8	H: 3 LOB: 2 BB: 0 P: 8	R: 3 E: 1 K: 1 S: 8	H: 2 LOB: 0 BB: 0 P: 8	1B: 8 2B: 2 3B: 0 HR: 1	SF: 0 SAC: 1 DP: 0 HBP: 0	WP: 1 PB: 0 SB: 1 CS: 0	PA: 44			
<b>PITCHER</b>	IP WLS BF H R ER SO BB IBB HBP BLK WP HR S P ERA WHIP	IP WLS BF H R ER SO BB IBB HBP BLK WP HR S P ERA WHIP	IP WLS BF H R ER SO BB IBB HBP BLK WP HR S P ERA WHIP	IP WLS BF H R ER SO BB IBB HBP BLK WP HR S P ERA WHIP	IP WLS BF H R ER SO BB IBB HBP BLK WP HR S P ERA WHIP	IP WLS BF H R ER SO BB IBB HBP BLK WP HR S P ERA WHIP	IP WLS BF H R ER SO BB IBB HBP BLK WP HR S P ERA WHIP	IP WLS BF H R ER SO BB IBB HBP BLK WP HR S P ERA WHIP	IP WLS BF H R ER SO BB IBB HBP BLK WP HR S P ERA WHIP	IP WLS BF H R ER SO BB IBB HBP BLK WP HR S P ERA WHIP	IP WLS BF H R ER SO BB IBB HBP BLK WP HR S P ERA WHIP	IP WLS BF H R ER SO BB IBB HBP BLK WP HR S P ERA WHIP	IP WLS BF H R ER SO BB IBB HBP BLK WP HR S P ERA WHIP	IP WLS BF H R ER SO BB IBB HBP BLK WP HR S P ERA WHIP	IP WLS BF H R ER SO BB IBB HBP BLK WP HR S P ERA WHIP	IP WLS BF H R ER SO BB IBB HBP BLK WP HR S P ERA WHIP	IP WLS BF H R ER SO BB IBB HBP BLK WP HR S P ERA WHIP	IP WLS BF H R ER SO BB IBB HBP BLK WP HR S P ERA WHIP	IP WLS BF H R ER SO BB IBB HBP BLK WP HR S P ERA WHIP	IP WLS BF H R ER SO BB IBB HBP BLK WP HR S P ERA WHIP	IP WLS BF H R ER SO BB IBB HBP BLK WP HR S P ERA WHIP	IP WLS BF H R ER SO BB IBB HBP BLK WP HR S P ERA WHIP	IP WLS BF H R ER SO BB IBB HBP BLK WP HR S P ERA WHIP	IP WLS BF H R ER SO BB IBB HBP BLK WP HR S P ERA WHIP	IP WLS BF H R ER SO BB IBB HBP BLK WP HR S P ERA WHIP

AB 38  
R 8  
H 11  
RBI 7  
BB 5  
SO 13  
LOB 23



Batter	1	2	3	4	5	6	7	8	9	AB	R	H	RBI	BB	SO	LOB	BOTTOM								
Lou Brock, L (1, 7) OBP: 0.200, SLG: 0.200										5	1	1	0	0	0	1	<b>Montreal Expos @ St. Louis Cardinals</b> Busch Stadium, St. Louis, MO Mon Apr 07 1975, 7:05 PM CDT Att: 31,769 - Unknown								
Ted Sizemore, R (1, 4) OBP: 0.600, SLG: 0.800										5	1	3	0	0	1	0									
Bake McBride, L (1, 8) OBP: 0.400, SLG: 0.400										5	1	2	1	0	1	2									
Reggie Smith, S (1, 9) OBP: 0.750, SLG: 1.667										3	1	2	1	1	0	1									
Ted Simmons, S (1, 2)										4	0	0	0	0	0	4									
Keith Hernandez, L (1, 3)										4	0	0	0	0	1	4									
Ken Reitz, R (1, 5) OBP: 0.250, SLG: 0.250										4	0	1	0	0	0	0									
Ed Brinkman, R (1, 6)										3	0	0	0	0	0	1									
Jim Dwyer, L (8, PH)										1	0	0	0	0	0	0									
Elias Sosa, R (9, 1)										0	0	0	0	0	0	0									
Bob Gibson, R (1, 1)										2	0	0	0	1	1	1									
Ron Fairly, L (8, PH)										1	0	0	0	0	0	0									
Mike Tyson, R (9, 6)										0	0	0	0	0	0	0									
<b>Inning Stats</b>	R: 0 E: 0 K: 0 S: 4	H: 1 LOB: 2 BB: 1 P: 8	R: 0 E: 0 K: 1 S: 6	H: 1 LOB: 1 BB: 0 P: 6	R: 2 E: 2 K: 0 S: 6	H: 2 LOB: 1 BB: 0 P: 6	R: 0 E: 0 K: 0 S: 3	H: 0 LOB: 1 BB: 1 P: 7	R: 2 E: 1 K: 1 S: 7	H: 3 LOB: 0 BB: 0 P: 7	R: 0 E: 0 K: 0 S: 3	H: 0 LOB: 0 BB: 0 P: 3	R: 0 E: 1 K: 0 S: 6	H: 2 LOB: 3 BB: 0 P: 6	R: 0 E: 0 K: 0 S: 3	H: 0 LOB: 0 BB: 0 P: 3	R: 0 E: 0 K: 2 S: 7	H: 0 LOB: 0 BB: 0 P: 7	1B: 7 2B: 1 3B: 0 HR: 1	SF: 0 SAC: 0 DP: 0 HBP: 0	WP: 1 PB: 0 SB: 0 CS: 0	PA: 39			
<b>PITCHER</b>	IP WLS BF H R ER SO BB IBB HBP BLK WP HR S P ERA WHIP	IP WLS BF H R ER SO BB IBB HBP BLK WP HR S P ERA WHIP	IP WLS BF H R ER SO BB IBB HBP BLK WP HR S P ERA WHIP	IP WLS BF H R ER SO BB IBB HBP BLK WP HR S P ERA WHIP	IP WLS BF H R ER SO BB IBB HBP BLK WP HR S P ERA WHIP	IP WLS BF H R ER SO BB IBB HBP BLK WP HR S P ERA WHIP	IP WLS BF H R ER SO BB IBB HBP BLK WP HR S P ERA WHIP	IP WLS BF H R ER SO BB IBB HBP BLK WP HR S P ERA WHIP	IP WLS BF H R ER SO BB IBB HBP BLK WP HR S P ERA WHIP	IP WLS BF H R ER SO BB IBB HBP BLK WP HR S P ERA WHIP	IP WLS BF H R ER SO BB IBB HBP BLK WP HR S P ERA WHIP	IP WLS BF H R ER SO BB IBB HBP BLK WP HR S P ERA WHIP	IP WLS BF H R ER SO BB IBB HBP BLK WP HR S P ERA WHIP	IP WLS BF H R ER SO BB IBB HBP BLK WP HR S P ERA WHIP	IP WLS BF H R ER SO BB IBB HBP BLK WP HR S P ERA WHIP	IP WLS BF H R ER SO BB IBB HBP BLK WP HR S P ERA WHIP	IP WLS BF H R ER SO BB IBB HBP BLK WP HR S P ERA WHIP	IP WLS BF H R ER SO BB IBB HBP BLK WP HR S P ERA WHIP	IP WLS BF H R ER SO BB IBB HBP BLK WP HR S P ERA WHIP	IP WLS BF H R ER SO BB IBB HBP BLK WP HR S P ERA WHIP	IP WLS BF H R ER SO BB IBB HBP BLK WP HR S P ERA WHIP	IP WLS BF H R ER SO BB IBB HBP BLK WP HR S P ERA WHIP	IP WLS BF H R ER SO BB IBB HBP BLK WP HR S P ERA WHIP	IP WLS BF H R ER SO BB IBB HBP BLK WP HR S P ERA WHIP	IP WLS BF H R ER SO BB IBB HBP BLK WP HR S P ERA WHIP

AB 37  
R 4  
H 9  
RBI 2  
BB 2  
SO 4  
LOB 14



Batter	1	2	3	4	5	6	7	8	9	AB	R	H	RBI	BB	SO	LOB	TOP
Tony Scott, S (1, 7) OBP: 0.375, SLG: 0.429	F7			F9			G1-6-3 1B			3	0	1	0	0	0	0	<b>Montreal Expos @ St. Louis Cardinals</b> Busch Stadium, St. Louis, MO Wed Apr 09 1975, 3:33 AM CDT Att: 7,469 - Unknown <a href="http://livebaseballscores.com">livebaseballscores.com</a>
Tim Foli, R (1, 6) OBP: 0.250, SLG: 0.375	6-3			4-1			G1-6-3 1-2†			3	0	0	0	0	0	1	
Pepe Mangual, R (1, 8) OBP: 0.375, SLG: 0.286	K2-3			4-3			5-3			3	0	0	0	0	1	0	
Mike Jorgensen, L (1, 3)		F7			F8			4-3		3	0	0	0	0	0	0	
Barry Foote, R (1, 2) OBP: 0.125, SLG: 0.125		G1-6-3 1B			6-3			F8		3	0	1	0	0	0	0	
Gary Carter, R (1, 9) OBP: 0.500, SLG: 0.857		G1-6-3 1-2†			F3			K		3	0	0	0	0	1	1	
Pete Mackanin, R (1, 4) OBP: 0.125, SLG: 0.125			K2-3			5-3			6-3	3	0	0	0	0	1	0	
Larry Parrish, R (1, 5) OBP: 0.143, SLG: 0.143			K			5-3			6-3	3	0	0	0	0	1	0	
Steve Rogers, R (1, 1)										2	0	0	0	0	1	0	
Chuck Taylor, R (7, 1)										0	0	0	0	0	0	0	
Pat Scanlon, L (9, PH)										1	0	0	0	0	1	0	
<b>Inning Stats</b>	R: 0 E: 0 K: 1 S: 5	H: 0 LOB: 0 BB: 0 P: 5	R: 0 E: 0 K: 0 S: 3	H: 1 LOB: 0 BB: 0 P: 3	R: 0 E: 0 K: 3 S: 9	H: 0 LOB: 0 BB: 0 P: 9	R: 0 E: 0 K: 0 S: 3	H: 0 LOB: 0 BB: 0 P: 3	R: 0 E: 0 K: 0 S: 3	H: 1 LOB: 0 BB: 0 P: 3	R: 0 E: 0 K: 1 S: 5	H: 0 LOB: 0 BB: 0 P: 5	R: 0 E: 0 K: 1 S: 5	H: 0 LOB: 0 BB: 0 P: 5	1B: 2 2B: 0 3B: 0 HR: 0	SF: 0 SAC: 0 DP: 2 HBP: 0	WP: 0 PA: 27 PB: 0 SB: 0 CS: 0
<b>PITCHER</b> Bob Forsch, R (1, 1) ERA: 0.00	IP: 9.0 WLS: W BF: 27 H: 2 R: 0 ER: 0 SO: 6 BB: 0 IBB: 0 HBP: 0 BLK: 0 WP: 0 HR: 0 S: 39 P: 39 ERA: 0.00 WHIP: 0.222																

Batter	1	2	3	4	5	6	7	8	9	AB	R	H	RBI	BB	SO	LOB	BOTTOM
Lou Brock, L (1, 7) OBP: 0.600, SLG: 0.500	S 1B BB	1B						G6-4-3 1B		3	1	3	0	2	0	0	<b>Montreal Expos @ St. Louis Cardinals</b> Busch Stadium, St. Louis, MO Wed Apr 09 1975, 3:33 AM CDT Att: 7,469 - Unknown <a href="http://livebaseballscores.com">livebaseballscores.com</a>
Ted Sizemore, R (1, 4) OBP: 0.500, SLG: 0.600	K	FC4 1B		F3		G6-4-3 1-2†		1B		5	0	2	1	0	1	4	
Bake McBride, L (1, 8) OBP: 0.300, SLG: 0.222	1B SF9 BB	K			4-3			4-3		4	1	0	0	1	2	5	
Reggie Smith, S (1, 9)	1B	FC4			3-1		2B BB			3	1	1	1	1	0	3	
Ted Simmons, S (1, 2) OBP: 0.250, SLG: 0.429	SF9			F3			1B			3	0	2	2	0	0	0	
Keith Hernandez, L (1, 3) OBP: 0.375, SLG: 0.286				6-3			1B			3	0	2	0	1	0	0	
Ken Reitz, R (1, 5) OBP: 0.125, SLG: 0.125	1-3 1B			6-3			1B			4	0	0	0	0	0	6	
Ed Brinkman, R (1, 6) OBP: 0.143, SLG: 0.143				F9				6-3		4	0	1	0	0	0	0	
Bob Forsch, R (1, 1) OBP: 0.500, SLG: 0.333		1B 1B HBP			5-3			K		3	1	1	0	0	1	1	
<b>Inning Stats</b>	R: 2 E: 0 K: 1 S: 7	H: 2 LOB: 2 BB: 2 P: 15	R: 0 E: 0 K: 1 S: 7	H: 2 LOB: 3 BB: 0 P: 8	R: 0 E: 0 K: 0 S: 3	H: 0 LOB: 0 BB: 0 P: 3	R: 0 E: 0 K: 0 S: 4	H: 1 LOB: 1 BB: 0 P: 4	R: 0 E: 0 K: 0 S: 5	H: 2 LOB: 2 BB: 0 P: 5	R: 1 E: 0 K: 0 S: 3	H: 1 LOB: 1 BB: 2 P: 11	R: 1 E: 0 K: 1 S: 6	H: 2 LOB: 2 BB: 1 P: 10	1B: 11 2B: 2 3B: 0 HR: 0	SF: 1 SAC: 0 DP: 3 HBP: 1	WP: 0 PA: 39 PB: 0 SB: 1 CS: 1
<b>PITCHER</b> Steve Rogers, R (1, 1) ERA: 4.26	IP: 6.1 WLS: L BF: 33 H: 10 R: 3 ER: 3 SO: 3 BB: 3 IBB: 1 HBP: 1 BLK: 0 WP: 0 HR: 0 S: 34 P: 51 ERA: 4.26 WHIP: 2.053																
<b>PITCHER</b> Chuck Taylor, R (7, 1) ERA: 5.4	IP: 1.2 WLS: L BF: 6 H: 2 R: 1 ER: 1 SO: 1 BB: 0 IBB: 0 HBP: 0 BLK: 0 WP: 0 HR: 0 S: 7 P: 11 ERA: 5.4 WHIP: 1.800																

Batter	1	2	3	4	5	6	7	8	9	AB	R	H	RBI	BB	SO	LOB	TOP										
Larry Lintz, S (1.4)	F8	F7			6-3			4-3		0	0	0	0	0	0	0	<b>Montreal Expos @ St. Louis Cardinals</b> Busch Stadium, St. Louis, MO Thu Apr 10 1975, 3:33 AM CDT Att: 11,086 - Unknown										
Tony Scott, S (1.7) OBP: 0.417, SLG: 0.333	G3		6-3 BB		CS HBP			K		2	0	0	0	1	1	0											
Tim Foli, R (1.6) OBP: 0.250, SLG: 0.333	E6 1B		6-3		CS			F9		4	1	1	0	0	0	1											
Mike Jorgensen, L (1.3) OBP: 0.333, SLG: 0.500	1B				FC4-6 G6-4-3			FC4-6 HBP		3	1	2	1	0	0	1											
Pepe Mangual, R (1.8) OBP: 0.333, SLG: 0.273	1B		HR		G6-4-3			FC4-6		4	0	1	1	0	0	2											
Barry Foote, R (1.2) OBP: 0.167, SLG: 0.091	K				G4-3 BB			F2		3	0	0	0	1	1	3											
Gary Carter, R (1.9) OBP: 0.455, SLG: 0.700					G4-3			5-3		3	0	1	0	0	0	1											
Larry Parrish, R (1.5) OBP: 0.100, SLG: 0.100					5-3			F7		3	0	0	0	0	0	1											
Dale Murray, R (7.1)		4-3			5-3			F7		0	0	0	0	0	0	0											
Woodie Fryman, R (1.1) Pepe Frias, R (7.5) Pete Mackanin, R (8. PH) OBP: 0.111, SLG: 0.111		6-3			6-3			K		2	0	0	0	0	0	1											
<b>Inning Stats</b>	R: 1 E: 1 K: 1 S: 8	H: 2 LOB: 2 BB: 0 P: 8	R: 0 E: 0 K: 0 S: 4	H: 1 LOB: 1 BB: 0 P: 4	R: 1 E: 0 K: 0 S: 3	H: 1 LOB: 0 BB: 1 P: 7	R: 0 E: 0 K: 0 S: 2	H: 0 LOB: 0 BB: 0 P: 6	R: 0 E: 0 K: 0 S: 2	H: 0 LOB: 0 BB: 0 P: 3	R: 0 E: 0 K: 0 S: 3	H: 1 LOB: 0 BB: 0 P: 3	R: 0 E: 0 K: 0 S: 3	H: 0 LOB: 0 BB: 0 P: 3	R: 0 E: 0 K: 2 S: 7	H: 0 LOB: 0 BB: 0 P: 7	R: 0 E: 0 K: 0 S: 3	H: 0 LOB: 1 BB: 0 P: 4	1B: 4 2B: 0 3B: 0 HR: 1	SF: 0 SAC: 0 DP: 2 HBP: 2	WP: 0 PB: 0 SB: 0 CS: 1	PA: 34					
<b>PITCHER</b>	IP	WLS	BF	H	R	ER	SO	BB	IBB	HBP	BLK	WP	HR	S	P	ERA	WHIP										
John Denny, R (1.1) ERA: 1.29	7.0	W	26	5	2	1	1	2	0	1	0	0	1	25	34	1.29	1.000										
Al Hrabosky, L (8.1) ERA:	2.0	S	7	0	0	0	2	0	0	1	0	0	0	10	11	0.00	0.000										

Batter	1	2	3	4	5	6	7	8	9	AB	R	H	RBI	BB	SO	LOB	BOTTOM										
Lou Brock, L (1.7) OBP: 0.533, SLG: 0.500	K		K		K			FC6-4 IBB		4	0	1	3	1	3	2	<b>Montreal Expos @ St. Louis Cardinals</b> Busch Stadium, St. Louis, MO Thu Apr 10 1975, 3:33 AM CDT Att: 11,086 - Unknown										
Ted Sizemore, R (1.4) OBP: 0.400, SLG: 0.467	F8				F6			FC6-4 FC4-6		5	0	1	1	0	0	4											
Bake McBride, L (1.8) OBP: 0.357, SLG: 0.308	F8				BB 1B			FC4-6		4	1	2	0	0	0	2											
Reggie Smith, S (1.9) OBP: 0.500, SLG: 0.700		F7			F5			F7		4	0	1	0	0	0	2											
Ted Simmons, S (1.2) OBP: 0.250, SLG: 0.300		K			3B BB			K		3	1	0	0	1	2	2											
Keith Hernandez, L (1.3) OBP: 0.333, SLG: 0.455		4-3			3B 1H 2H			F5		4	1	1	2	0	0	2											
Ken Reitz, R (1.5) OBP: 0.333, SLG: 0.273					F9			SH5-4 FC6-4		3	2	2	0	1	0	1											
Ed Brinkman, R (1.6) OBP: 0.200, SLG: 0.200					FC6-4 SH1-4			E1 FC6-4 SH5-4		3	0	1	0	0	0	2											
Ron Fairly, L (8. PH) Mike Tyson, R (9.6)					SH1-4			E1 FC6-4 SH5-4		1	1	0	0	0	0	3											
John Denny, R (1.1) Jim Dwyer, L (7. PH) Al Hrabosky, R (8.1)					SH1-4			SH5-4		0	0	0	0	0	1	1											
<b>Inning Stats</b>	R: 0 E: 0 K: 1 S: 5	H: 0 LOB: 0 BB: 0 P: 5	R: 0 E: 0 K: 1 S: 5	H: 0 LOB: 0 BB: 0 P: 5	R: 0 E: 0 K: 1 S: 6	H: 1 LOB: 1 BB: 0 P: 6	R: 2 E: 0 K: 0 S: 5	H: 3 LOB: 1 BB: 1 P: 9	R: 0 E: 0 K: 2 S: 8	H: 1 LOB: 1 BB: 0 P: 8	R: 0 E: 0 K: 1 S: 6	H: 1 LOB: 1 BB: 0 P: 6	R: 1 E: 1 K: 0 S: 4	H: 0 LOB: 2 BB: 2 P: 12	R: 4 E: 1 K: 0 S: 7	H: 3 LOB: 1 BB: 1 P: 11	1B: 7 2B: 1 3B: 1 HR: 0	SF: 0 SAC: 2 DP: 0 HBP: 0	WP: 0 PB: 0 SB: 1 CS: 0	PA: 38							
<b>PITCHER</b>	IP	WLS	BF	H	R	ER	SO	BB	IBB	HBP	BLK	WP	HR	S	P	ERA	WHIP										
Woodie Fryman, L (1.1) ERA: 3.0	6.0	L	24	6	2	2	6	1	0	0	0	0	0	35	39	3.00	1.167										
Dale Murray, R (7.1) ERA:	2.0	L	14	3	5	0	0	2	1	0	0	0	0	11	23	0.00	2.500										





Batter	1	2	3	4	5	6	7	8	9	AB	R	H	RBI	BB	SO	LOB	TOP					
<b>Lou Brock, L</b> OBP: 0.480, SLG: 0.500 (1, 7)										3	0	0	0	2	0	4						
<b>Ted Sizemore, R</b> OBP: 0.400, SLG: 0.391 (1, 4)										5	2	2	0	0	0	4						
<b>Bake McBride, L</b> OBP: 0.391, SLG: 0.500 (1, 8)										4	0	0	0	0	1	1						
<b>Reggie Smith, S</b> OBP: 0.455, SLG: 0.684 (1, 9)										4	2	2	1	1	0	0						
<b>Ted Simmons, S</b> OBP: 0.409, SLG: 0.421 (1, 2)										4	2	3	2	1	0	0						
<b>Keith Hernandez, L</b> OBP: 0.364, SLG: 0.333 (1, 3)										3	1	1	1	2	1	2						
<b>Ken Reitz, R</b> OBP: 0.333, SLG: 0.300 (1, 5)										4	0	2	1	0	0	1						
<b>Ed Brinkman, R</b> OBP: 0.353, SLG: 0.467 <b>Jim Dwyer, L</b> (8, PH)										2	0	1	1	0	0	2						
<b>Mike Garman, R</b> (8, 1)										1	0	0	0	0	0	1						
<b>Bob Gibson, R</b> (1, 1)										2	0	0	1	0	1	3						
<b>Elias Sosa, R</b> (7, 1)										0	0	0	0	0	0	0						
<b>Ron Fairly, L</b> (8, PH)										0	0	0	0	1	0	0						
<b>Mike Tyson, R</b> (8, 6)										0	0	0	0	0	0	0						
<b>Inning Stats</b>	R: 0 E: 0 K: 0 S: 2	H: 0 LOB: 0 BB: 1 P: 6	R: 3 E: 0 K: 0 S: 6	H: 3 LOB: 1 BB: 1 P: 10	R: 0 E: 0 K: 0 S: 3	H: 0 LOB: 0 BB: 0 P: 3	R: 1 E: 0 K: 1 S: 6	H: 1 LOB: 3 BB: 3 P: 18	R: 0 E: 0 K: 2 S: 8	H: 1 LOB: 1 BB: 0 P: 8	R: 0 E: 0 K: 0 S: 4	H: 1 LOB: 1 BB: 0 P: 4	R: 1 E: 0 K: 0 S: 4	H: 2 LOB: 0 BB: 0 P: 4	R: 0 E: 0 K: 0 S: 4	H: 1 LOB: 2 BB: 1 P: 8	R: 2 E: 0 K: 0 S: 5	H: 2 LOB: 1 BB: 1 P: 9	1B: 8 2B: 2 3B: 1 HR: 0	SF: 2 SAC: 2 DP: 1 HBP: 0	WP: 0 PB: 0 CS: 0	PA: 43
<b>PITCHER</b>	IP	WLS	BF	H	R	ER	SO	BB	IBB	HBP	BLK	WP	HR	S	P	ERA	WHIP					
<b>Steve Carlton, L</b> ERA: 4.15 (1, 1)	5.0		24	5	4	4	3	5	0	0	0	0	0	25	45	7.20	2.000					
<b>Cy Acosta, R</b> ERA: 3.38 (6, 1)	2.0		8	3	1	1	0	0	0	0	0	0	0	8	8	4.50	1.500					
<b>Gene Garber, R</b> ERA: 6.75 (8, 1)	2.0	L	11	3	2	2	0	1	1	0	0	0	0	9	17	9.00	2.000					

St. Louis Cardinals @ Philadelphia Phillies  
Veterans Stadium, Philadelphia, PA  
Sat Apr 12 1975, 3:33 AM EDT  
Att: 11,101 - Unknown

AB 32  
R 7  
H 11  
RBI 7  
BB 7  
SO 3  
LOB 18



Batter	1	2	3	4	5	6	7	8	9	AB	R	H	RBI	BB	SO	LOB	BOTTOM					
<b>Dave Cash, R</b> OBP: 0.450, SLG: 0.500 (1, 4)										5	1	1	2	0	0	1						
<b>Larry Bowa, S</b> OBP: 0.350, SLG: 0.421 (1, 6)										4	1	2	0	1	0	0						
<b>Willie Montanez, L</b> OBP: 0.389, SLG: 0.471 (1, 3)										5	1	4	2	0	0	1						
<b>Greg Luzinski, R</b> OBP: 0.389, SLG: 0.750 (1, 7)										4	0	1	0	1	0	3						
<b>Jay Johnstone, L</b> OBP: 0.333, SLG: 0.200 <b>Cy Acosta, R</b> (6, 1)										3	0	0	0	0	0	3						
<b>Tony Taylor, R</b> OBP: 0.667, SLG: 1.000 <b>Gene Garber, R</b> (8, 1)										1	0	0	1	0	0	0						
<b>Ollie Brown, R</b> (9, PH)										1	0	0	0	0	0	2						
<b>Mike Schmidt, R</b> OBP: 0.235, SLG: 0.188 (1, 5)										4	0	2	0	0	0	3						
<b>Bob Boone, R</b> OBP: 0.533, SLG: 0.538 (1, 2)										4	0	0	0	0	0	2						
<b>Alan Bannister, R</b> OBP: 0.333, SLG: 0.400 (1, 8)										4	1	1	0	0	0	0						
<b>Steve Carlton, L</b> (1, 1)										1	0	0	0	0	0	0						
<b>Tom Hutton, L</b> OBP: 0.750, SLG: 0.667 (6, 9)										3	1	2	0	0	0	0						
<b>Mike Anderson, R</b> (9, 9)										0	0	0	0	0	0	0						
<b>Inning Stats</b>	R: 0 E: 0 K: 0 S: 4	H: 1 LOB: 2 BB: 1 P: 8	R: 0 E: 0 K: 0 S: 3	H: 1 LOB: 0 BB: 0 P: 3	R: 0 E: 0 K: 0 S: 4	H: 0 LOB: 1 BB: 1 P: 7	R: 0 E: 0 K: 0 S: 4	H: 1 LOB: 1 BB: 0 P: 4	R: 4 E: 0 K: 0 S: 8	H: 5 LOB: 1 BB: 0 P: 8	R: 0 E: 0 K: 0 S: 4	H: 1 LOB: 1 BB: 0 P: 4	R: 1 E: 0 K: 0 S: 5	H: 3 LOB: 1 BB: 0 P: 5	R: 0 E: 0 K: 0 S: 3	H: 0 LOB: 0 BB: 0 P: 3	R: 0 E: 0 K: 0 S: 5	H: 2 LOB: 2 BB: 0 P: 5	1B: 11 2B: 3 3B: 0 HR: 0	SF: 0 SAC: 0 DP: 1 HBP: 0	WP: 0 PB: 0 CS: 0	PA: 42
<b>PITCHER</b>	IP	WLS	BF	H	R	ER	SO	BB	IBB	HBP	BLK	WP	HR	S	P	ERA	WHIP					
<b>Bob Gibson, R</b> ERA: 6.28 (7, 1)	6.1		31	11	5	5	0	2	0	0	0	0	0	29	37	7.11	2.053					
<b>Elias Sosa, R</b> ERA: 10.8 (8, 1)	0.2		2	1	0	0	0	0	0	0	0	0	0	2	2	0.00	1.500					
<b>Mike Garman, R</b> ERA: (8, 1)	2.0	W	8	2	0	0	0	0	0	0	0	0	0	8	8	0.00	1.000					

St. Louis Cardinals @ Philadelphia Phillies  
Veterans Stadium, Philadelphia, PA  
Sat Apr 12 1975, 3:33 AM EDT  
Att: 11,101 - Unknown

AB 39  
R 5  
H 14  
RBI 5  
BB 2  
SO 0  
LOB 15



Batter	1	2	3	4	5	6	7	8	9	AB	R	H	RBI	BB	SO	LOB	TOP					
Lou Brock, L (1,7) Al Hrabosky, R (8,1)	4-0 SH1-3 BB		0-0 9-6 2-3f		0-0 F7			1-0 FC6-4 HBP		2	0	0	0	1	0	4						
Ted Sizemore, R (1,4) OBP: 0.483, SLG: 0.346	0-0 SH1-3			0-0 P4		0-0 6-3		0-0 FC6-4 1-2f		3	0	0	0	0	0	1						
Bake McBride, L (1,8) OBP: 0.370, SLG: 0.462	0-0 1-3			0-0 G5-4-3 1B		0-0 F8		0-0 4-3		4	0	1	0	0	0	2						
Reggie Smith, S (1,9) OBP: 0.423, SLG: 0.609	0-3 K			0-0 G5-4-3 1-2f		0-0 FC6-4 1B			0-0 6-3	4	0	1	0	0	1	2						
Ted Simmons, S (1,2) OBP: 0.346, SLG: 0.348		0-0 F8			0-0 5-3		0-0 FC6-4 1-2f		0-0 5-3	4	0	0	0	0	0	1						
Keith Hernandez, L (1,3) OBP: 0.346, SLG: 0.318		0-0 G3			0-0 2B FC1-2 1B		0-3 K		0-3 K	4	0	1	0	0	2	0						
Ken Reitz, R (1,5) OBP: 0.333, SLG: 0.348		0-0 P5			0-0 FC1-2 1-3 2B		0-0 F9			3	0	1	0	0	0	0						
Ed Brinkman, R (1,6) OBP: 0.400, SLG: 0.471			0-0 9-6 SH5-4 1B		4-0 FC1-2 IBB		0-0 5-3			2	0	1	0	1	0	0						
Bob Forsch, R (1,1) Luis Melendez, R (8,PH)			0-0 SH5-4 1-2		0-0 FC1-2 1-2 2-3 3-Hf			0-0 6-3		1	0	0	0	0	0	3						
<b>Inning Stats</b>	R: 0 E: 0 K: 1 S: 5	H: 0 LOB: 1 BB: 1 P: 9	R: 0 E: 0 K: 0 S: 3	H: 0 LOB: 0 BB: 0 P: 3	R: 0 E: 0 K: 0 S: 3	H: 1 LOB: 0 BB: 0 P: 3	R: 0 E: 0 K: 0 S: 3	H: 1 LOB: 0 BB: 0 P: 3	R: 0 E: 0 K: 0 S: 5	H: 2 LOB: 3 BB: 1 P: 9	R: 0 E: 0 K: 0 S: 4	H: 0 LOB: 1 BB: 0 P: 4	R: 0 E: 0 K: 1 S: 5	H: 0 LOB: 0 BB: 0 P: 5	R: 0 E: 0 K: 0 S: 3	H: 0 LOB: 1 BB: 0 P: 4	R: 0 E: 0 K: 1 S: 5	H: 0 LOB: 0 BB: 0 P: 5	1B: 4 2B: 2 3B: 0 HR: 0	SF: 0 SAC: 2 DP: 2 HBP: 1	WP: 0 PB: 0 SB: 0 CS: 0	PA: 33
<b>PITCHER</b> Tom Underwood, L (1,1) ERA:	IP: 9.0 WLS: W BF: 33 H: 5 R: 0 ER: 0 SO: 3 BB: 1 IBB: 1 HBP: 1 BLK: 0 WP: 0 HR: 0 S: 36 P: 45 ERA: 0.00 WHIP: 0.667															<b>PITCHER</b>	IP: WLS: BF: H: R: ER: SO: BB: IBB: HBP: BLK: WP: HR: S: P: ERA: WHIP:					

St. Louis Cardinals @ Philadelphia Phillies  
Veterans Stadium, Philadelphia, PA  
Sun Apr 13 1975, 3:33 AM EDT  
Att: 13,539 - Unknown

AB 28  
R 0  
H 5  
RBI 0  
BB 2  
SO 3  
LOB 13



Batter	1	2	3	4	5	6	7	8	9	AB	R	H	RBI	BB	SO	LOB	BOTTOM			
Dave Cash, R (1,4) OBP: 0.500, SLG: 0.545	0-0 6-3 1B		0-0 6-3		0-0 2H 1B			0-0 CS 1B		4	0	3	1	0	0	0				
Larry Bowa, S (1,6) OBP: 0.292, SLG: 0.348	0-0 6-3 1-2		0-0 4-3		0-0 F7			0-0 F9		4	0	0	0	0	0	3				
Willie Montanez, L (1,3) OBP: 0.333, SLG: 0.400	0-0 1-3			0-3 K		0-3 K		0-0 CS 1-2		3	0	0	0	0	2	0				
Greg Luzinski, R (1,7) OBP: 0.381, SLG: 0.842		0-3 K		0-0 HR		0-0 F8			0-0 4-3	3	1	1	1	0	1	0				
Tom Hutton, L (1,9) Mike Anderson, R (7,9)		0-0 E4 2B		0-0 3-1		0-0 4-3				3	0	0	0	0	0	0				
Mike Schmidt, R (1,5) OBP: 0.250, SLG: 0.263		0-0 1-3 2B		0-3 K		0-3 K		0-3 K		3	0	1	0	0	2	0				
Bob Boone, R (1,2) OBP: 0.500, SLG: 0.467		0-0 1-3			4-0 G5-6-4 BB BB		0-0 P6			2	0	0	0	1	0	2				
Alan Bannister, R (1,8) OBP: 0.333, SLG: 0.353		0-0 6-3			4-0 G5-6-4 1B BB		0-3 K			2	1	0	0	1	1	2				
Tom Underwood, R (1,1)			0-0 F3		0-0 G5-6-4 1-2 2-3f			0-0 G3		3	0	0	0	0	0	2				
<b>Inning Stats</b>	R: 0 E: 0 K: 0 S: 3	H: 1 LOB: 0 BB: 0 P: 3	R: 0 E: 1 K: 1 S: 7	H: 1 LOB: 2 BB: 0 P: 7	R: 0 E: 0 K: 0 S: 3	H: 0 LOB: 0 BB: 0 P: 3	R: 1 E: 0 K: 2 S: 8	H: 1 LOB: 0 BB: 0 P: 8	R: 1 E: 0 K: 0 S: 3	H: 1 LOB: 1 BB: 2 P: 11	R: 0 E: 0 K: 1 S: 5	H: 0 LOB: 0 BB: 0 P: 5	R: 0 E: 0 K: 2 S: 7	H: 0 LOB: 0 BB: 0 P: 7	R: 0 E: 0 K: 0 S: 3	H: 1 LOB: 0 BB: 0 P: 3	1B: 3 2B: 1 3B: 0 HR: 1	SF: 0 SAC: 0 DP: 1 HBP: 0	WP: 0 PB: 0 SB: 0 CS: 1	PA: 30
<b>PITCHER</b> Bob Forsch, R (1,1) Al Hrabosky, L (8,1) ERA:	IP: 7.0 WLS: L BF: 26 H: 4 R: 2 ER: 2 SO: 6 BB: 2 IBB: 0 HBP: 0 BLK: 0 WP: 0 HR: 1 S: 36 P: 44 ERA: 2.57 WHIP: 0.857															<b>PITCHER</b>	IP: WLS: BF: H: R: ER: SO: BB: IBB: HBP: BLK: WP: HR: S: P: ERA: WHIP:			

St. Louis Cardinals @ Philadelphia Phillies  
Veterans Stadium, Philadelphia, PA  
Sun Apr 13 1975, 3:33 AM EDT  
Att: 13,539 - Unknown

AB 27  
R 2  
H 5  
RBI 2  
BB 2  
SO 6  
LOB 9



Batter	1	2	3	4	5	6	7	8	9	AB	R	H	RBI	BB	SO	LOB	TOP										
Del Unser, L OBP: 0.375, SLG: 0.500 Jerry Grote, R OBP: 0.111, SLG: 0.059 Bob Gallagher, L (9, PH)	F7		G3			F6		4-3	F8	4	0	0	0	0	0	1											
Felix Milan, R OBP: 0.154, SLG: 0.231	6-3			5-3		6-3		FC6-4 1B		4	0	1	0	0	0	0											
Rusty Staub, L OBP: 0.308, SLG: 0.545	4-3			F8				F8		3	0	0	0	1	0	1											
Dave Kingman, R OBP: 0.250, SLG: 0.652		F7		K		F7		FC6-4 1-2		4	0	0	0	0	1	2											
Ed Kranepool, L OBP: 0.333, SLG: 0.444 Gene Clines, R OBP: 0.200, SLG: 0.077	3-1					1B FC5-2 2B		4-3	L4-3	3	0	1	0	0	0	0											
Wayne Garrett, L OBP: 0.750, SLG: 0.750 Jesus Alou, R (9, PH)	K					FC4-6 FC5-2 2-3 1B		2B E 1B	4-3	3	1	2	0	0	1	0											
John Stearns, R OBP: 0.500, SLG: 0.667			F3			FC5-2 FC4-6 1-2 3-H		E7 F9 1-H 2B	1B BB	3	1	1	0	1	0	2											
Bud Harrelson, S OBP: 0.333, SLG: 0.313 Jack Heidemann, R OBP: 0.667, SLG: 0.667	6-3					FC4-6 1-2 2-3		F9 2-3	1B	2	0	0	0	0	0	2											
Jon Matlack, L OBP: 0.667, SLG: 0.500 John Milner, L OBP: 0.250, SLG: 0.063 Tom Hall, L (7, PH) Joe Torre, R OBP: 0.227, SLG: 0.200 Tom Seaver, R (9, PR)						K		4-3		2	0	1	0	0	1	2											
<b>Inning Stats</b>	R: 0 E: 0 K: 0 S: 3	H: 0 LOB: 0 BB: 0 P: 3	R: 0 E: 0 K: 1 S: 5	H: 0 LOB: 0 BB: 0 P: 5	R: 0 E: 0 K: 0 S: 4	H: 1 LOB: 1 BB: 0 P: 4	R: 0 E: 0 K: 1 S: 5	H: 0 LOB: 0 BB: 0 P: 5	R: 0 E: 0 K: 1 S: 7	H: 2 LOB: 2 BB: 0 P: 7	R: 0 E: 0 K: 0 S: 3	H: 0 LOB: 1 BB: 1 P: 7	R: 1 E: 1 K: 0 S: 5	H: 2 LOB: 1 BB: 0 P: 5	R: 0 E: 0 K: 0 S: 4	H: 1 LOB: 1 BB: 0 P: 4	R: 1 E: 0 K: 0 S: 5	H: 2 LOB: 2 BB: 1 P: 9	1B: 6 2B: 2 3B: 0 HR: 0	SF: 0 SAC: 0 DP: 0 HBP: 0	WP: 0 PB: 0 SB: 0 CS: 0	PA: 37					
<b>PITCHER</b>	IP	WLS	BF	H	R	ER	SO	BB	IBB	HBP	BLK	WP	HR	S	P	ERA	WHIP										
John Denny, R ERA: 1.26	7.1	W	29	6	1	1	3	1	0	0	0	0	0	34	38	1.23	0.955										
Al Hrabosky, L ERA: 1.5	1.1		7	2	1	1	0	1	0	0	0	0	0	6	10	6.75	2.250										
Mike Garman, R ERA:	0.1	S	1	0	0	0	0	0	0	0	0	0	0	1	1	0.00	0.000										

New York Mets @ St. Louis Cardinals  
 Busch Stadium, St. Louis, MO  
 Wed Apr 16 1975, 7:05 PM CDT  
 Att: 11,691 - Unknown

AB 35  
 R 2  
 H 8  
 RBI 1  
 BB 2  
 SO 3  
 LOB 14



Batter	1	2	3	4	5	6	7	8	9	AB	R	H	RBI	BB	SO	LOB	BOTTOM										
Lou Brock, L OBP: 0.455, SLG: 0.423	K		4-3					6-3		4	0	1	1	0	1	0											
Ted Sizemore, R OBP: 0.344, SLG: 0.333				5-3	6-3-2-5-6			F5		4	0	1	0	0	0	1											
Bake McBride, L OBP: 0.333, SLG: 0.414	G4-6-3 1B			K		F6				3	0	0	0	0	1	1											
Reggie Smith, S OBP: 0.448, SLG: 0.600		5-3 S 1B				F7				2	0	1	0	1	0	0											
Ted Simmons, S OBP: 0.310, SLG: 0.308	F7			F7		4-3				3	0	0	0	0	0	2											
Ken Reitz, R OBP: 0.333, SLG: 0.346								F6		3	1	1	0	0	0	1											
Keith Hernandez, L OBP: 0.310, SLG: 0.280								F4		3	1	0	0	0	1	2											
Ed Brinkman, R OBP: 0.391, SLG: 0.450								5-3		3	1	1	1	0	0	0											
John Denny, R Al Hrabosky, R Mike Garman, R								5-3		2	0	0	0	0	1	1											
<b>Inning Stats</b>	R: 0 E: 0 K: 1 S: 5	H: 1 LOB: 0 BB: 0 P: 5	R: 0 E: 0 K: 1 S: 6	H: 1 LOB: 1 BB: 0 P: 6	R: 0 E: 0 K: 0 S: 3	H: 0 LOB: 0 BB: 0 P: 3	R: 0 E: 0 K: 1 S: 5	H: 0 LOB: 1 BB: 1 P: 9	R: 3 E: 1 K: 1 S: 8	H: 3 LOB: 0 BB: 0 P: 8	R: 0 E: 0 K: 0 S: 3	H: 0 LOB: 0 BB: 0 P: 3	R: 0 E: 0 K: 0 S: 3	H: 0 LOB: 0 BB: 0 P: 3	R: 0 E: 0 K: 0 S: 3	H: 0 LOB: 0 BB: 0 P: 3	1B: 5 2B: 1 3B: 0 HR: 0	SF: 0 SAC: 0 DP: 2 HBP: 0	WP: 1 PB: 0 SB: 0 CS: 2	PA: 29							
<b>PITCHER</b>	IP	WLS	BF	H	R	ER	SO	BB	IBB	HBP	BLK	WP	HR	S	P	ERA	WHIP										
Jon Matlack, L ERA: 2.77	6.0	L	23	5	3	2	4	1	0	0	0	0	0	30	34	3.00	1.000										
Tom Hall, L ERA:	2.0		6	0	0	0	0	0	0	0	0	0	0	6	6	0.00	0.000										

New York Mets @ St. Louis Cardinals  
 Busch Stadium, St. Louis, MO  
 Wed Apr 16 1975, 7:05 PM CDT  
 Att: 11,691 - Unknown

AB 28  
 R 3  
 H 5  
 RBI 2  
 BB 1  
 SO 4  
 LOB 8





Batter	1	2	3	4	5	6	7	8	9	AB	R	H	RBI	BB	SO	LOB	TOP									
Del Unser, L OBP: 0.367, SLG: 0.519 (1, 8)			SF8		K	K		E3		5	2	2	2	0	2	3	<b>New York Mets @ St. Louis Cardinals</b> Busch Stadium, St. Louis, MO Thu Apr 17 1975, 3:33 AM CDT Att: 12,004 - Unknown									
Felix Milan, R OBP: 0.188, SLG: 0.226 (1, 4)			FC4-6			1B WP 1B BB	F8	F6		5	2	1	0	1	0	6										
Rusty Staub, L Bob Gallagher, L (1, 9) (6, 9)	BB 1B 2B	G3		F8		FC 1B 2B	G3			6	2	3	3	0	0	0										
Dave Kingman, R OBP: 0.233, SLG: 0.552 (1, 7)	K	6-3		5-3		K	BB BB 1B	F5		6	0	1	0	0	2	5										
John Milner, L OBP: 0.346, SLG: 0.105 (1, 3)	1B BB 1B IBB	3-1				1-2 2B 1B	BB BB		F9	3	2	1	1	3	0	0										
Wayne Garrett, L OBP: 0.600, SLG: 0.429 (1, 5)	K		BB 1B SF8 BB	F8		FC 2B				3	2	0	0	3	1	6										
Jack Heidemann, R OBP: 0.444, SLG: 0.500 (1, 6)	1-2 2-3 3-H 1B BB		L6		K	1-H 2-H 3-H E 2B		F9		5	2	1	4	1	1	5										
Jerry Grote, R OBP: 0.167, SLG: 0.130 (1, 2)	1-2 2-3 3-H 1B 1B			F8	F4			4-3	5-3	6	1	2	1	0	0	2										
Jerry Koosman, R Harry Parker, R (1, 1) (2, 1)	1-2 2-3 3-H 1B				E4			E6		1	0	1	2	0	0	0										
Rick Baldwin, L OBP: 0.333, SLG: 0.333 (4, 1)	1-2 2-3 3-H 1B		1-2 2-3 BB		1B	2-H				3	1	1	0	0	0	0										
<b>Inning Stats</b>	R: 6 E: 0 K: 2 S: 13	H: 6 LOB: 2 BB: 2 P: 21	R: 0 E: 0 K: 0 S: 3	H: 0 LOB: 0 BB: 0 P: 3	R: 1 E: 0 K: 0 S: 4	H: 1 LOB: 2 BB: 2 P: 12	R: 0 E: 0 K: 0 S: 3	H: 0 LOB: 1 BB: 1 P: 7	R: 0 E: 0 K: 2 S: 8	H: 1 LOB: 1 BB: 0 P: 8	R: 5 E: 2 K: 2 S: 12	H: 3 LOB: 1 BB: 1 P: 16	R: 0 E: 0 K: 0 S: 4	H: 1 LOB: 3 BB: 2 P: 12	R: 2 E: 2 K: 0 S: 6	H: 1 LOB: 1 BB: 0 P: 6	R: 0 E: 0 K: 0 S: 3	H: 0 LOB: 1 BB: 1 P: 7	1B: 9 2B: 4 3B: 0 HR: 0	SF: 1 SAC: 0 DP: 0 HBP: 0	WP: 1 PB: 0 SB: 0 CS: 0	PA: 53				
<b>PITCHER</b>	IP WLS BF H R ER SO BB IBB HBP BLK WP HR S P ERA WHIP	IP WLS BF H R ER SO BB IBB HBP BLK WP HR S P ERA WHIP																								
Lynn McClothen, R ERA: 9.35 (1, 1)	0.2	9	5	6	2	1	1	0	0	0	0	0	11	19	81.00	9.000										
John Curtis, L ERA: 2.7 (1, 1)	3.1	15	2	1	1	0	3	0	0	0	0	0	12	24	2.70	1.500										
Elias Sosa, R ERA: 15.0 (5, 1)	1.1	L	8	3	3	3	1	0	0	0	1	0	13	17	20.25	3.000										
Ray Sadecki, L ERA: (6, 1)	1.1		10	2	2	0	2	0	0	0	0	0	10	18	0.00	3.000										
Tommy Moore, R ERA: (7, 1)	1.1		7	1	2	0	0	0	0	0	0	0	7	7	0.00	0.750										
<b>PITCHER</b>	IP WLS BF H R ER SO BB IBB HBP BLK WP HR S P ERA WHIP	IP WLS BF H R ER SO BB IBB HBP BLK WP HR S P ERA WHIP																								
Mike Garman, R ERA: (9, 1)	1.0	4	0	0	0	0	1	0	0	0	0	0	3	7	0.00	1.000										

Batter	1	2	3	4	5	6	7	8	9	AB	R	H	RBI	BB	SO	LOB	BOTTOM									
Lou Brock, L OBP: 0.421, SLG: 0.387 (1, 7)				FC1-6	F7			F8		5	1	1	0	0	0	4	<b>New York Mets @ St. Louis Cardinals</b> Busch Stadium, St. Louis, MO Thu Apr 17 1975, 3:33 AM CDT Att: 12,004 - Unknown									
Mike Garman, R ERA: (9, 1)	BB 1B SF7 1B	E4		FC4-6 BB						0	0	0	0	0	0	0										
Ted Sizemore, R OBP: 0.351, SLG: 0.324 (1, 4)		F6		FC4-6 BB		6-3		F8		4	1	1	0	1	0	2										
Bake McBride, L OBP: 0.371, SLG: 0.406 (1, 8)	1-2 2-3 HR BB			FC4-6		K			G4-6-3 BB	3	1	1	1	2	1	2										
Reggie Smith, S OBP: 0.382, SLG: 0.517 (1, 9)	SF7	G3-6-3		F7		F6			G4-6-3	4	0	0	1	0	0	6										
Ted Simmons, S OBP: 0.353, SLG: 0.533 (1, 2)			4-3						F7	4	2	2	4	1	0	0										
Ken Reitz, R OBP: 0.323, SLG: 0.367 (1, 5)	F8		F9		4-3 2B		K			4	1	1	0	0	1	1										
Keith Hernandez, L OBP: 0.303, SLG: 0.250 (1, 3)			F8		4-3		F5			3	0	0	0	1	0	2										
Ed Brinkman, R OBP: 0.407, SLG: 0.478 (1, 6)	F7			FC1-6 1B FC4-6 BB			FC6-4			3	1	1	1	1	0	2										
Lynn McClothen, L John Curtis, L Jim Dwyer, L Elias Sosa, R Ray Sadecki, L Tommy Moore, R Luis Melendez, R (1, 1) (1, 1) (4, 9) (5, 1) (6, 1) (7, 1) (9, 7)								K		0	0	0	0	0	0	0										
<b>Inning Stats</b>	R: 4 E: 0 K: 0 S: 6	H: 3 LOB: 1 BB: 2 P: 14	R: 0 E: 1 K: 0 S: 5	H: 2 LOB: 2 BB: 0 P: 5	R: 0 E: 0 K: 0 S: 3	H: 0 LOB: 0 BB: 0 P: 3	R: 1 E: 0 K: 0 S: 4	H: 1 LOB: 2 BB: 2 P: 12	R: 2 E: 0 K: 1 S: 8	H: 3 LOB: 1 BB: 0 P: 8	R: 0 E: 0 K: 1 S: 5	H: 0 LOB: 0 BB: 0 P: 5	R: 0 E: 0 K: 1 S: 5	H: 0 LOB: 0 BB: 1 P: 9	R: 0 E: 0 K: 1 S: 5	H: 0 LOB: 0 BB: 0 P: 5	R: 0 E: 0 K: 0 S: 2	H: 0 LOB: 0 BB: 1 P: 6	1B: 5 2B: 2 3B: 0 HR: 2	SF: 1 SAC: 0 DP: 2 HBP: 0	WP: 0 PB: 0 SB: 0 CS: 0	PA: 41				
<b>PITCHER</b>	IP WLS BF H R ER SO BB IBB HBP BLK WP HR S P ERA WHIP	IP WLS BF H R ER SO BB IBB HBP BLK WP HR S P ERA WHIP																								
Jerry Koosman, L ERA: 6.75 (1, 1)	1.1	12	5	4	4	0	2	0	0	0	0	0	6	14	4.50	1.500										
Harry Parker, R ERA: 5.14 (2, 1)	2.0	8	1	1	1	0	2	0	0	0	0	0	6	14	4.50	1.500										
Rick Baldwin, R ERA: 3.86 (4, 1)	5.2	W	21	3	2	2	4	2	0	0	0	0	1	27	3.18	0.882										

Batter	1	2	3	4	5	6	7	8	9	10	11	12	13	AB	R	H	RBI	BB	SO	LOB	TOP					
Rennie Stennett, R (1.4) OBP: 0.344, SLG: 0.357	6-3		F9				F8		F3					5	0	1	0	1	0	2						
Richie Hebner, L (1.5) OBP: 0.406, SLG: 0.536	3-1		PB 2B BB		G3-6-3 1B				G3					5	1	1	0	1	0	3						
Al Oliver, L (1.8) OBP: 0.344, SLG: 0.400	BB 1B		1H 2B		F6		4-3							6	0	3	2	0	0	1						
Willie Stargell, L (1.3) OBP: 0.469, SLG: 0.759	BB 1B		BB				1-3		K					4	1	1	0	2	2	1						
Richie Zisk, R (1.7) OBP: 0.344, SLG: 0.250	1-2 BB		BB		F8		HR 1B							5	0	1	0	1	0	3						
Dave Parker, L (1.9) OBP: 0.194, SLG: 0.267	F8		F8		F8		1H HR		F7					6	1	1	2	0	0	6						
Manny Sanguillen, R (1.2) OBP: 0.310, SLG: 0.444		F8			F9		F9							6	0	1	0	0	0	0						
Frank Taveras, R (1.6) OBP: 0.150, SLG: 0.105		F9			F9		F9							3	0	0	0	0	0	0						
Bob Robertson, R (8, PH)									L6					1	0	0	0	0	0	2						
Mario Mendoza, R (8, 6)														0	0	0	0	0	0	0						
Paul Popovich, S (11, 6)														2	0	0	0	0	0	0						
Bruce Kison, R (1.1) ERA: 6.167, WHIP: 1.167														2	0	0	0	0	0	1						
Ed Kubiak, L (7, PH)														0	0	0	0	0	0	0						
Dave Glust, R (7, 1)														0	0	0	0	0	0	0						
Bill Robinson, R (8, PH)														1	1	1	0	0	0	0						
Ramon Hernandez, S (8, 1)														0	0	0	0	0	0	0						
Bob Moose, R (8, 1)														1	0	0	0	0	0	0						
Sam McDowell, L (11, 1)														0	0	0	0	0	0	0						
<b>Inning Stats</b>	R: 0 E: 0 K: 0 S: 4	H: 1 LOB: 3 BB: 2 P: 12	R: 0 E: 0 K: 0 S: 3	H: 0 LOB: 0 BB: 3 P: 3	R: 1 E: 0 K: 0 S: 4	H: 1 LOB: 2 BB: 12 P: 12	R: 0 E: 0 K: 1 S: 5	H: 0 LOB: 0 BB: 0 P: 5	R: 0 E: 0 K: 0 S: 3	H: 1 LOB: 1 BB: 1 P: 7	R: 2 E: 0 K: 0 S: 5	H: 2 LOB: 2 BB: 0 P: 5	R: 0 E: 0 K: 0 S: 3	H: 0 LOB: 0 BB: 0 P: 3	R: 0 E: 0 K: 1 S: 5	H: 0 LOB: 1 BB: 1 P: 9	R: 0 E: 0 K: 1 S: 5	H: 0 LOB: 0 BB: 0 P: 5	R: 0 E: 0 K: 0 S: 3	H: 0 LOB: 0 BB: 0 P: 3	R: 0 E: 0 K: 0 S: 3	H: 0 LOB: 0 BB: 0 P: 3	1B: 7 2B: 2 3B: 0 HR: 1	SF: 0 SAC: 0 DP: 1 HBP: 0	W/P: 0 PB: 1 SB: 0 CS: 0	PA: 53
<b>PITCHER</b>	IP WLS BF H R ER SO BB IBB HBP BLK WP HR S P ERA WHIP	7.0 30 6 3 3 1 5 0 0 0 0 0 1 27 47 3.86 1.571	8.1 10 4 1 1 1 0 0 0 0 0 0 12 12 4.50 2.000	10.1 7 0 0 0 1 1 0 0 0 0 0 8 12 0.00 0.500	12.1 2.0 W 6 0 0 0 1 0 0 0 0 0 8 8 0.00 0.000	<b>PITCHER</b>																				

Pittsburgh Pirates @ St. Louis Cardinals  
 Busch Stadium, St. Louis, MO  
 Fri Apr 18 1975, 7:05 PM CDT  
 Att. 19,975 - Unknown

AB	47
R	4
H	10
RBI	4
BB	6
SO	4
LOB	18



Batter	1	2	3	4	5	6	7	8	9	10	11	12	13	AB	R	H	RBI	BB	SO	LOB	BOTTOM							
Lou Brock, L (1.7) OBP: 0.364, SLG: 0.324	F7		1-3						F9					6	0	0	0	0	1	6								
Ted Sizemore, R (1.4) OBP: 0.340, SLG: 0.289	5-3		F6						5-3					4	1	0	0	2	0	3								
Bake McBride, L (1.8) OBP: 0.400, SLG: 0.444	6-3								1B					4	1	2	1	1	0	0								
Reggie Smith, S (1.9) OBP: 0.400, SLG: 0.545														4	1	2	1	1	1	1								
Ted Simmons, S (1.2) OBP: 0.361, SLG: 0.515														3	0	1	0	0	0	0								
Ken Rudolph, R (7, 2)														3	0	0	0	0	0	4								
Keith Hernandez, L (1.3) OBP: 0.308, SLG: 0.265														7	2	2	1	0	1	2								
Ken Reitz, R (1.5) OBP: 0.371, SLG: 0.441														4	0	3	0	0	0	1								
Ted Martinez, R (10, 5)														0	0	0	0	0	0	0								
Ed Brinkman, R (1.6) OBP: 0.424, SLG: 0.519														4	0	2	1	1	0	2								
Bruce Kison, R (1.1) ERA: 3.6														2	0	0	0	0	0	1								
Jim Dwyer, L (7, PH)														1	0	0	0	0	0	0								
Al Hrabosky, R (8, 1)														0	0	0	0	0	0	0								
Danny Cater, R (8, PH)														0	0	0	0	0	0	0								
Mike Garman, R (8, 1)														0	0	0	0	0	0	0								
Ron Fairly, L (8, 1)														0	0	0	0	0	0	0								
Ray Sadecki, L (12, 1)														1	0	0	0	0	0	0								
Luis Melendez, R (13, PH)														0	0	0	0	0	0	0								
Sam McDowell, L (11, 1)														1	0	1	1	0	0	0								
<b>Inning Stats</b>	R: 0 E: 0 K: 0 S: 3	H: 0 LOB: 0 BB: 0 P: 5	R: 1 E: 0 K: 0 S: 5	H: 2 LOB: 1 BB: 1 P: 5	R: 0 E: 0 K: 0 S: 2	H: 0 LOB: 0 BB: 1 P: 6	R: 1 E: 0 K: 0 S: 5	H: 2 LOB: 1 BB: 0 P: 5	R: 2 E: 0 K: 1 S: 6	H: 1 LOB: 1 BB: 1 P: 10	R: 0 E: 0 K: 1 S: 5	H: 1 LOB: 0 BB: 0 P: 5	R: 0 E: 0 K: 0 S: 5	H: 2 LOB: 2 BB: 0 P: 5	R: 0 E: 0 K: 0 S: 5	H: 2 LOB: 3 BB: 1 P: 9	R: 0 E: 0 K: 1 S: 5	H: 0 LOB: 0 BB: 0 P: 5	R: 0 E: 0 K: 1 S: 7	H: 1 LOB: 2 BB: 0 P: 7	R: 0 E: 0 K: 0 S: 2	H: 0 LOB: 1 BB: 2 P: 10	R: 1 E: 0 K: 0 S: 3	H: 2 LOB: 2 BB: 1 P: 7	1B: 9 2B: 5 3B: 0 HR: 0	SF: 2 SAC: 3 DP: 2 HBP: 0	W/P: 0 PB: 0 SB: 0 CS: 1	PA: 55
<b>PITCHER</b>	IP WLS BF H R ER SO BB IBB HBP BLK WP HR S P ERA WHIP	6.0 24 5 4 4 1 2 0 0 0 0 0 0 24 32 6.00 1.167	2.0 8 3 0 0 1 0 0 0 0 0 0 10 10 0.00 1.500	0.2 5 2 0 0 0 0 1 0 0 0 0 4 8 0.00 3.000	1.2 7 1 0 0 1 0 0 0 0 0 0 9 9 0.00 0.600	2.0 L 11 2 1 1 1 1 2 0 0 0 9 21 4.50 1.500	<b>PITCHER</b>																					

Pittsburgh Pirates @ St. Louis Cardinals  
 Busch Stadium, St. Louis, MO  
 Fri Apr 18 1975, 7:05 PM CDT  
 Att. 19,975 - Unknown

AB	44
R	5
H	13
RBI	5
BB	6
SO	4
LOB	22



Batter	1	2	3	4	5	6	7	8	9	AB	R	H	RBI	BB	SO	LOB	TOP										
Rennie Stennett, R OBP: 0.324, SLG: 0.333 (1, 4)	4-3		F4	G3		FC4 1B		4-3		5	0	1	0	0	0	0											
Richie Hebner, L OBP: 0.378, SLG: 0.485 (1, 5)	K		1B	4-3		F9		F8		5	1	1	0	0	1	1											
Al Oliver, L OBP: 0.324, SLG: 0.371 (1, 8)	K		1B	1B		1-3	FC4 1B	6-3		5	1	1	0	0	1	1											
Willie Stargell, L OBP: 0.486, SLG: 0.727 (1, 3)		4-3 1B	F8		4-0 1B	3B	1-2 1B	F7		4	2	2	0	1	0	2											
Richie Zisk, R OBP: 0.378, SLG: 0.303 (1, 7)		5-3 1B	1B	1B	1-3 2-H	3B	1B	1-3		5	2	3	1	0	0	2											
Dave Parker, L OBP: 0.250, SLG: 0.371 (1, 9)	4-3		1B	E	1-2 2-3	3B		F8	FC6-4 1B	5	1	3	3	0	0	2											
Manny Sanguillen, R OBP: 0.353, SLG: 0.433 (1, 2)	5-3 IBB		E9	1B	1-H 2-H	IBB		4-3	FC6-4 1-2	3	0	1	1	2	0	1											
Frank Taveras, R OBP: 0.167, SLG: 0.091 (1, 6)	5-3		F3		0-3	K				3	0	0	1	1	1	5											
Jim Rooker, R (1, 1)	F9			6-3		F4		4-3		4	0	0	0	0	0	5											
<b>Inning Stats</b>	R: 0 E: 0 K: 2 S: 7	H: 0 LOB: 0 BB: 0 P: 7	R: 1 E: 0 K: 0 S: 5	H: 2 LOB: 2 BB: 1 P: 9	R: 4 E: 1 K: 0 S: 8	H: 5 LOB: 1 BB: 0 P: 8	R: 0 E: 0 K: 0 S: 3	H: 0 LOB: 0 BB: 0 P: 3	R: 2 E: 0 K: 1 S: 7	H: 2 LOB: 2 BB: 2 P: 15	R: 0 E: 0 K: 0 S: 5	H: 2 LOB: 1 BB: 1 P: 7	R: 0 E: 0 K: 0 S: 3	H: 0 LOB: 0 BB: 0 P: 3	R: 0 E: 0 K: 0 S: 4	H: 1 LOB: 1 BB: 0 P: 4	1B: 11 2B: 0 3B: 1 HR: 0	SF: 0 SAC: 0 DP: 0 HBP: 0	WP: 0 PA: 43 PB: 0 SB: 0 CS: 0								
<b>PITCHER</b>	IP	WLS	BF	H	R	ER	SO	BB	IBB	HBP	BLK	WP	HR	S	P	ERA	WHIP										
Bob Forsch, R ERA: 3.54 (1, 1)	4.1	L	25	9	7	6	2	1	2	0	0	0	0	26	38	12.46	2.308										
Elias Sosa, R ERA: 9.54 (5, 1)	1.2		7	2	0	0	1	0	0	0	0	0	0	9	9	0.00	1.200										
Tommy Moore, R ERA: (7, 1)	2.0		7	0	0	0	0	1	0	0	0	0	0	6	10	0.00	0.500										
John Curtis, L ERA: 2.08 (9, 1)	1.0		4	1	0	0	0	0	0	0	0	0	0	4	4	0.00	1.000										

Pittsburgh Pirates @ St. Louis Cardinals  
Busch Stadium, St. Louis, MO  
Sat Apr 19 1975, 7:05 PM CDT  
Att: 19,775 - Unknown

AB 39  
R 7  
H 12  
RBI 6  
BB 4  
SO 3  
LOB 19



Batter	1	2	3	4	5	6	7	8	9	AB	R	H	RBI	BB	SO	LOB	BOTTOM										
Lou Brock, L OBP: 0.340, SLG: 0.300 (1, 7)	6-3		F7		4-3			E5 G3 1B SF7		3	0	0	0	0	0	3											
Luis Melendez, R OBP: 0.333, SLG: 0.333 (6, 7)										1	1	0	0	0	0	0											
Ted Sizemore, R OBP: 0.362, SLG: 0.310 (1, 4)	5-3		F5			G3 1B		SF7 G3 1B		4	0	2	0	0	0	1											
Bake McBride, L OBP: 0.364, SLG: 0.400 (1, 8)	4-3			F7		G3		G3		4	0	0	0	0	0	3											
Reggie Smith, S OBP: 0.364, SLG: 0.500 (1, 9)		4-3		5-3		K		SF7		3	0	0	1	0	1	1											
Ted Simmons, S OBP: 0.339, SLG: 0.514 (5, 1)					F7			F3		2	0	1	0	0	0	0											
Danny Cater, R (6, PH)										0	0	0	0	0	0	0											
Tommy Moore, R (7, 1)										1	0	0	0	0	0	0											
Ted Martinez, R (8, PH)										0	0	0	0	0	0	0											
John Curtis, L OBP: 1.000, SLG: 1.000 (9, 1)										0	0	0	0	0	0	0											
Ken Reitz, R OBP: 0.436, SLG: 0.500 (1, 5)		L4-3 1B			E	FC6-4 1B				4	0	4	0	0	0	0											
Keith Hernandez, L OBP: 0.279, SLG: 0.237 (1, 3)	L4-3		F8		F8		F7		F7	4	0	0	0	0	0	5											
Ed Brinkman, R OBP: 0.389, SLG: 0.467 (8, 6)			K		K		F7		F8	3	0	0	0	0	2	2											
Mike Tyson, R (8, 6)										1	0	0	0	0	0	1											
Bob Forsch, R OBP: 0.500, SLG: 0.250 (1, 1)					E1	FC6-4			1-3	0	0	0	0	1	0	0											
Ken Rudolph, R (5, 2)										3	0	0	0	0	0	3											
<b>Inning Stats</b>	R: 0 E: 0 K: 0 S: 3	H: 0 LOB: 0 BB: 0 P: 3	R: 0 E: 0 K: 0 S: 4	H: 2 LOB: 1 BB: 0 P: 4	R: 0 E: 0 K: 1 S: 5	H: 0 LOB: 1 BB: 1 P: 9	R: 0 E: 0 K: 0 S: 3	H: 0 LOB: 0 BB: 0 P: 3	R: 0 E: 0 K: 1 S: 7	H: 1 LOB: 2 BB: 0 P: 7	R: 0 E: 0 K: 1 S: 6	H: 1 LOB: 1 BB: 0 P: 6	R: 0 E: 0 K: 0 S: 4	H: 1 LOB: 1 BB: 0 P: 4	R: 1 E: 1 K: 0 S: 5	H: 1 LOB: 1 BB: 0 P: 5	R: 0 E: 0 K: 0 S: 4	H: 1 LOB: 1 BB: 0 P: 4	1B: 7 2B: 1 3B: 0 HR: 0	SF: 1 SAC: 0 DP: 1 HBP: 0	WP: 0 PA: 36 PB: 0 SB: 0 CS: 0						
<b>PITCHER</b>	IP	WLS	BF	H	R	ER	SO	BB	IBB	HBP	BLK	WP	HR	S	P	ERA	WHIP										
Jim Rooker, L ERA: (1, 1)	9.0	W	36	7	1	0	3	1	0	0	0	0	0	41	45	0.00	0.889										

Pittsburgh Pirates @ St. Louis Cardinals  
Busch Stadium, St. Louis, MO  
Sat Apr 19 1975, 7:05 PM CDT  
Att: 19,775 - Unknown

AB 34  
R 1  
H 7  
RBI 1  
BB 1  
SO 3  
LOB 21



Batter	1	2	3	4	5	6	7	8	9	AB	R	H	RBI	BB	SO	LOB	TOP										
<b>Rennie Stennett, R</b> (1, 4) OBP: 0.293, SLG: 0.297	0-0 5-3	0-0 FC6-4 3B			0-0 F8		0-0 4-3			4	1	0	1	0	0	2											
<b>Richie Hebner, L</b> (1, 5) OBP: 0.415, SLG: 0.568	0-0 FC6-4 1B	0-0 1-H 3-H 3B			0-0 G3 1B		0-3 K			4	0	3	2	0	1	0											
<b>Al Oliver, L</b> (1, 8) OBP: 0.293, SLG: 0.333	0-0 FC6-4	0-0 F9			0-0 G3		0-0 F7			4	0	0	0	0	0	3											
<b>Willie Stargell, L</b> (1, 3) OBP: 0.488, SLG: 0.694	0-3 K				4-0 G3-3 1B			0-0 F9		3	0	1	0	1	1	1											
<b>Richie Zisk, R</b> (1, 7) OBP: 0.366, SLG: 0.324		0-0 1B 1B 2B			0-0 G6-3		0-0 F9		0-0 6-3	4	1	1	0	0	0	3											
<b>Dave Parker, L</b> (1, 9) OBP: 0.250, SLG: 0.359		0-0 FC1-5 2-3 1B			0-0 F5		0-0 6-3		0-0 F7	4	0	1	0	0	0	0											
<b>Manny Sanguillen, R</b> (1, 2) OBP: 0.342, SLG: 0.412		0-0 E FC1-5 FC6-4 1B			0-0 5-3		0-0 4-3		0-0 F4	4	1	1	1	0	0	0											
<b>Frank Taveras, R</b> (1, 6) OBP: 0.143, SLG: 0.077		0-0 FC1-5 FC6-4 3B			0-0 5-3		0-0 F8		0-3 K	4	1	0	0	0	1	2											
<b>Ken Brett, L</b> (1, 1) OBP: 0.333, SLG: 1.333		0-0 E1			0-0 G1				0-3 K	3	1	1	1	0	0	2											
<b>Dave Giusti, R</b> (7, 1)		1-2 2-3 FC6-4							HR	1	0	0	0	0	1	0											
<b>Inning Stats</b>	R: 0 E: 0 K: 1 S: 6	H: 1 LOB: 1 BB: 0 P: 6	R: 4 E: 1 K: 0 S: 8	H: 4 LOB: 1 BB: 0 P: 8	R: 0 E: 0 K: 0 S: 3	H: 1 LOB: 0 BB: 0 P: 3	R: 0 E: 0 K: 0 S: 3	H: 0 LOB: 0 BB: 0 P: 3	R: 0 E: 0 K: 0 S: 4	H: 1 LOB: 2 BB: 1 P: 8	R: 1 E: 0 K: 1 S: 6	H: 1 LOB: 0 BB: 0 P: 6	R: 0 E: 0 K: 0 S: 3	H: 0 LOB: 0 BB: 0 P: 3	R: 0 E: 0 K: 2 S: 7	H: 0 LOB: 0 BB: 0 P: 7	1B: 5 2B: 1 3B: 1 HR: 1	SF: 0 SAC: 0 DP: 1 HBP: 0	WP: 0 PB: 0 SB: 0 CS: 0	PA: 36							
<b>PITCHER</b>	IP	WLS	BF	H	R	ER	SO	BB	IBB	HBP	BLK	WP	HR	S	P	ERA	WHIP										
<b>John Denny, R</b> (1, 1) ERA: 1.4	5.0	L	23	7	4	1	1	0	1	0	0	0	0	24	28	1.80	1.400										
<b>Mike Garman, R</b> (6, 1) ERA: 1.17	2.0		7	1	1	1	1	0	0	0	0	0	1	9	9	4.50	0.500										
<b>Al Hrabosky, L</b> (8, 1) ERA: 2.0	2.0		6	0	0	0	2	0	0	0	0	0	0	10	10	0.00	0.000										

Pittsburgh Pirates @ St. Louis Cardinals  
 Busch Stadium, St. Louis, MO  
 Sun Apr 20 1975, 3:33 AM CDT  
 Att: 20,935 - Unknown

AB	35
R	5
H	8
RBI	5
BB	1
SO	4
LOB	13





Batter	1	2	3	4	5	6	7	8	9	AB	R	H	RBI	BB	SO	LOB	BOTTOM										
<b>Lou Brock, L</b> (1, 7) OBP: 0.353, SLG: 0.318	0-0 F6		0-0 1-2 1B		0-0 4-3			0-0 G3 1B		4	0	2	0	0	0	1											
<b>Ted Sizemore, R</b> (1, 4) OBP: 0.353, SLG: 0.289	0-0 F8		0-0 F3		0-0 2-3		4-0 G3-6 BB	0-0 G3 1B		3	0	0	0	1	0	3											
<b>Bake McBride, L</b> (1, 8) OBP: 0.354, SLG: 0.372	4-0 E S BB		0-0 F9		0-0 G3-6		0-0 1-2 G3-6	0-0 6-3		3	0	0	0	1	0	4											
<b>Reggie Smith, S</b> (1, 9) OBP: 0.354, SLG: 0.475	0-0 F3		0-0 1-3		0-0 1-3		0-0 1B	0-0 F9		4	0	1	0	0	0	2											
<b>Ted Simmons, S</b> (1, 2) OBP: 0.326, SLG: 0.462		0-0 F8		0-0 F7		0-0 F2		0-3 K		4	0	0	0	0	1	1											
<b>Ken Reitz, R</b> (1, 5) OBP: 0.419, SLG: 0.500		0-0 5-3		0-0 6-3			0-0 6-3 2B	0-0 6-3		4	0	1	0	0	0	0											
<b>Keith Hernandez, L</b> (1, 3) OBP: 0.277, SLG: 0.238		0-0 4-3			0-0 WP G3 1B		0-3 K	0-0 G3		4	0	1	0	0	1	1											
<b>Ed Brinkman, R</b> (1, 6) OBP: 0.385, SLG: 0.455			0-0 1B 1B		0-0 G3		0-0 6-3	0-0 6-3		3	0	1	0	0	0	2											
<b>John Denny, R</b> (1, 1) ERA: 1.4			0-0 F7		0-0 F8		0-0 1-6-3			1	0	0	0	0	0	1											
<b>Luis Melendez, R</b> (5, PH) OBP: 0.250, SLG: 0.250										1	0	0	0	0	0	1											
<b>Mike Garman, R</b> (6, 1) ERA: 1.17										0	0	0	0	0	0	0											
<b>Ron Fairly, L</b> (7, PH) ERA: 2.0										0	0	0	0	0	0	1											
<b>Al Hrabosky, R</b> (8, 1) ERA: 2.0										0	0	0	0	0	0	0											
<b>Inning Stats</b>	R: 0 E: 0 K: 0 S: 3	H: 0 LOB: 1 BB: 1 P: 7	R: 0 E: 0 K: 0 S: 3	H: 0 LOB: 0 BB: 0 P: 3	R: 0 E: 0 K: 0 S: 5	H: 2 LOB: 2 BB: 0 P: 5	R: 0 E: 0 K: 0 S: 3	H: 0 LOB: 0 BB: 0 P: 3	R: 0 E: 0 K: 0 S: 4	H: 1 LOB: 1 BB: 0 P: 4	R: 0 E: 0 K: 1 S: 6	H: 1 LOB: 1 BB: 0 P: 6	R: 0 E: 0 K: 0 S: 4	H: 1 LOB: 1 BB: 0 P: 4	R: 0 E: 0 K: 1 S: 5	H: 0 LOB: 0 BB: 0 P: 5	1B: 5 2B: 1 3B: 0 HR: 0	SF: 0 SAC: 0 DP: 1 HBP: 0	WP: 1 PB: 0 SB: 1 CS: 0	PA: 34							
<b>PITCHER</b>	IP	WLS	BF	H	R	ER	SO	BB	IBB	HBP	BLK	WP	HR	S	P	ERA	WHIP										
<b>Ken Brett, L</b> (1, 1) ERA: 1.333	6.0	W	23	4	0	0	0	2	0	0	0	0	0	21	29	0.00	1.000										
<b>Dave Giusti, R</b> (7, 1) ERA: 2.0	3.0	S	11	2	0	0	2	0	0	0	0	0	0	15	15	0.00	0.667										

Pittsburgh Pirates @ St. Louis Cardinals  
 Busch Stadium, St. Louis, MO  
 Sun Apr 20 1975, 3:33 AM CDT  
 Att: 20,935 - Unknown

AB	32
R	0
H	6
RBI	0
BB	2
SO	2
LOB	17



Batter	1	2	3	4	5	6	7	8	9	AB	R	H	RBI	BB	SO	LOB	TOP																			
Lou Brock, L OBP: 0.339, SLG: 0.306 (1, 7)	F8		K		K		F7		2B 1B	5	1	1	0	0	2	2	<b>St. Louis Cardinals @ New York Mets</b> Shea Stadium, Flushing, NY Tue Apr 22 1975, 3:33 AM EDT Att: 9,318 - Unknown  <b>AB 37</b> <b>R 5</b> <b>H 9</b> <b>RBI 5</b> <b>BB 3</b> <b>SO 9</b> <b>LOB 22</b>  																			
Ted Sizemore, R OBP: 0.339, SLG: 0.300 (1, 4)	5-3			K	F4		E1 FC4-6		6-3 SF9 2B	5	1	1	1	0	1	2																				
Bake McBride, L OBP: 0.358, SLG: 0.348 (1, 8)	3-1			HR BB		1B HBP	FC4-6		6-3 2-3	3	2	0	0	1	0	2																				
Reggie Smith, S OBP: 0.358, SLG: 0.545 (1, 9)		5-3		HR		1-3 1B	K		SF9 2B	4	1	2	3	0	1	1																				
Ted Simmons, S OBP: 0.354, SLG: 0.488 (1, 2)				K		1-3 1B		5-3		4	0	2	1	1	1	0																				
Ken Reitz, R OBP: 0.375, SLG: 0.447 (1, 5)	F4			K		1-3		F4	F9	5	0	0	0	0	1	4																				
Keith Hernandez, L OBP: 0.294, SLG: 0.244 (1, 3)					E6 1B				1B 1B	3	0	1	0	1	1	1																				
Ed Brinkman, R OBP: 0.395, SLG: 0.459 (1, 6)			F2			1-2 1B	K			4	0	2	0	0	1	3																				
Lynn McGlothen, L Luis Melendez, R John Curtis, L Danny Carter, R Ray Sadecki, L Elias Sosa, R Ted Martinez, R Tommy Moore, R (1, 1) (5, PH) (5, 1) (6, PH) (6, 1) (7, 1) (8, PH) (8, 1)			K		F8		4-3		F5	1	0	0	0	0	1	0																				
	R: 0 E: 0 K: 0 S: 3	H: 0 LOB: 0 BB: 0 P: 3	R: 0 E: 0 K: 1 S: 6	H: 1 LOB: 1 BB: 0 P: 6	R: 0 E: 0 K: 2 S: 7	H: 0 LOB: 0 BB: 0 P: 7	R: 2 E: 0 K: 3 S: 10	H: 1 LOB: 0 BB: 1 P: 14	R: 0 E: 1 K: 1 S: 7	H: 1 LOB: 2 BB: 0 P: 7	R: 1 E: 0 K: 1 S: 7	H: 2 LOB: 3 BB: 1 P: 12	R: 0 E: 1 K: 1 S: 6	H: 0 LOB: 1 BB: 0 P: 6	R: 0 E: 0 K: 0 S: 5	H: 2 LOB: 2 BB: 1 P: 5		R: 2 E: 0 K: 0 S: 5	H: 2 LOB: 1 BB: 1 P: 9	1B: 6 2B: 2 3B: 0 HR: 1	SF: 1 SAC: 0 DP: 0 HBP: 1	WP: 0 PB: 0 SB: 0 CS: 0	PA: 42													
PITCHER Jerry Koosman, L ERA: 5.89 (1, 1)	IP 9.0	WLS W	BF 42	H 9	R 5	ER 5	SO 9	BB 3	IBB 0	HBP 1	BLK 0	WP 0	HR 1	S 56	P 69	ERA 5.00	WHIP 1.333	PITCHER		IP 9.0	WLS W	BF 42	H 9	R 5	ER 5	SO 9	BB 3	IBB 0	HBP 1	BLK 0	WP 0	HR 1	S 56	P 69	ERA 5.00	WHIP 1.333

Batter	1	2	3	4	5	6	7	8	9	AB	R	H	RBI	BB	SO	LOB	BOTTOM																			
Wayne Garrett, L OBP: 0.519, SLG: 0.500 (1, 5)	2B E BB	K		2B 1-3 2-H 1B		K		3-1		4	1	1	1	1	2	0	<b>St. Louis Cardinals @ New York Mets</b> Shea Stadium, Flushing, NY Tue Apr 22 1975, 3:33 AM EDT Att: 9,318 - Unknown  <b>AB 38</b> <b>R 9</b> <b>H 13</b> <b>RBI 9</b> <b>BB 4</b> <b>SO 5</b> <b>LOB 22</b>  																			
Felix Milan, R OBP: 0.229, SLG: 0.304 (1, 4)			6-3			F4		1B 1B BB		4	2	2	1	1	0	0																				
Del Unser, L OBP: 0.426, SLG: 0.523 (1, 8)	E9 1B			F8		4-3		1B E 1B		5	2	3	2	0	0	2																				
Rusty Staub, L OBP: 0.333, SLG: 0.469 Bob Gallagher, L (8, PR) (9, 9)	1-3		F3		3-1 1B 2B		E4 FC4-6 SF9 1B		E 1B	5	2	2	1	0	0	2																				
Dave Kingman, R OBP: 0.255, SLG: 0.511 (1, 7)	K		F8		K		FC4-6 1B		E5	5	0	1	1	0	2	4																				
Ed Kranepool, L OBP: 0.421, SLG: 0.500 (1, 3)				1B 1B	3-1		FC4-6 BB		F9	5	1	2	1	0	0	5																				
Jack Heidemann, R OBP: 0.346, SLG: 0.409 (1, 6)	F9			F7			FC6-4 BB		F8	3	0	0	0	2	0	4																				
Jerry Grote, R OBP: 0.250, SLG: 0.324 (1, 2)		K		F8			SF9			3	0	1	2	0	1	1																				
Jerry Koosman, R OBP: 0.333, SLG: 0.333 (1, 1)		F7		1B 2B 1B	F3		FC6-4			4	1	1	0	0	0	4																				
	R: 3 E: 1 K: 1 S: 8	H: 3 LOB: 1 BB: 1 P: 12	R: 0 E: 0 K: 2 S: 7	H: 0 LOB: 0 BB: 0 P: 7	R: 0 E: 0 K: 0 S: 4	H: 1 LOB: 1 BB: 0 P: 4	R: 2 E: 0 K: 0 S: 7	H: 4 LOB: 2 BB: 0 P: 7	R: 1 E: 0 K: 1 S: 7	H: 2 LOB: 2 BB: 1 P: 11	R: 0 E: 0 K: 1 S: 5	H: 0 LOB: 0 BB: 0 P: 5	R: 1 E: 1 K: 0 S: 5	H: 1 LOB: 2 BB: 1 P: 9	R: 2 E: 1 K: 0 S: 6	H: 2 LOB: 2 BB: 1 P: 10		1B: 10 2B: 3 3B: 0 HR: 0	SF: 1 SAC: 0 DP: 0 HBP: 0	WP: 0 PB: 0 SB: 0 CS: 0	PA: 43															
PITCHER Lynn McGlothen, R ERA: 9.95 John Curtis, L ERA: 3.38 Ray Sadecki, L ERA: Elias Sosa, R ERA: 8.44 Tommy Moore, R ERA: 4.15 (1, 1) (5, 1) (6, 1) (7, 1) (8, 1)	IP 4.0	WLS L	BF 21	H 8	R 5	ER 5	SO 3	BB 1	IBB 0	HBP 0	BLK 0	WP 0	HR 0	S 26	P 30	ERA 11.25	WHIP 2.250	PITCHER		IP 4.0	WLS L	BF 21	H 8	R 5	ER 5	SO 3	BB 1	IBB 0	HBP 0	BLK 0	WP 0	HR 0	S 26	P 30	ERA 9.00	WHIP 3.000

Batter	1	2	3	4	5	6	7	8	9	AB	R	H	RBI	BB	SO	LOB	TOP			
Lou Brock, L OBP: 0.350, SLG: 0.308 (1, 7)	0-0 6-3		0-0 1B 1-2			4-0 S BB		0-3 K		3	0	1	0	1	1	1				
Ted Sizemore, R OBP: 0.333, SLG: 0.296 (1, 4)	0-3 K		0-0			0-0 E5		0-0 G5-4-3		4	0	1	1	0	1	2				
Bake McBride, L OBP: 0.333, SLG: 0.320 (1, 8)	0-3 K		0-0 G3			0-0 F7			0-0 4-3	4	0	0	0	0	1	4				
Reggie Smith, S OBP: 0.333, SLG: 0.500 (1, 9)		0-0 F8		0-0 G3		0-0 F7			0-0 4-3	4	0	0	0	0	0	2				
Ted Simmons, S OBP: 0.327, SLG: 0.447 (1, 2)		0-0 F7		0-0 6-3		0-0 G3			0-0 F7	4	0	0	0	0	0	2				
Keith Hernandez, L OBP: 0.278, SLG: 0.229 (1, 3)	0-3 K		0-0	0-0 4-3			0-0 F7			3	0	0	0	0	1	0				
Ken Reitz, R OBP: 0.373, SLG: 0.440 (1, 5)			0-0 FC5-4 1B		0-0 5-3		0-0 5-3			3	0	1	0	0	0	0				
Ed Brinkman, R OBP: 0.370, SLG: 0.425 (1, 6)			0-0 FC5-4 1B 1-2		0-3 K		0-0 4-3			3	1	0	0	0	1	1				
Bob Gibson, R OBP: 0.333, SLG: 0.200 Al Hrabosky, R Ron Fairly, L Mike Garman, R	0-3 K		0-3 K		0-3 K		0-0 G5-4-3 1B			2	0	0	0	0	2	1				
<b>Inning Stats</b>	R: 0 E: 0 K: 2 S: 7	H: 0 LOB: 0 BB: 0 P: 7	R: 0 E: 0 K: 1 S: 5	H: 0 LOB: 0 BB: 0 P: 5	R: 1 E: 0 K: 1 S: 8	H: 3 LOB: 2 BB: 0 P: 8	R: 0 E: 0 K: 0 S: 3	H: 0 LOB: 0 BB: 0 P: 3	R: 0 E: 1 K: 0 S: 4	H: 0 LOB: 2 BB: 1 P: 8	R: 0 E: 0 K: 0 S: 3	H: 0 LOB: 0 BB: 0 P: 3	R: 0 E: 0 K: 1 S: 5	H: 1 LOB: 0 BB: 0 P: 5	R: 0 E: 0 K: 0 S: 3	H: 0 LOB: 0 BB: 0 P: 3	1B: 4 2B: 0 3B: 0 HR: 0	SF: 0 SAC: 0 DP: 1 HBP: 0	WP: 0 PB: 0 SB: 1 CS: 0	PA: 32
<b>PITCHER</b> Tom Seaver, R ERA: 2.03 (1, 1)	IP: 9.0 WLS: W BF: 32 H: 4 R: 1 ER: 1 SO: 7 BB: 1 IBB: 0 HBP: 0 BLK: 0 WP: 0 HR: 0 S: 45 P: 49 ERA: 1.00 WHIP: 0.556															<b>PITCHER</b>				

St. Louis Cardinals @ New York Mets  
Shea Stadium, Flushing, NY  
Wed Apr 23 1975, 3:33 AM EDT  
Att: 14,120 - Unknown

AB 31  
R 1  
H 4  
RBI 1  
BB 1  
SO 7  
LOB 13



Batter	1	2	3	4	5	6	7	8	9	AB	R	H	RBI	BB	SO	LOB	BOTTOM			
Wayne Garrett, L OBP: 0.516, SLG: 0.478 (1, 5)	0-0 L4		0-0 4-3		4-0 2B HR BB		0-0 G4-6-3 1B			3	1	1	0	1	0	0				
Felix Milan, R OBP: 0.250, SLG: 0.340 (1, 4)	0-0 F7		0-0		0-0 HR 2B		0-0 G4-6-3 1-2			4	1	2	2	0	0	1				
Del Unser, L OBP: 0.451, SLG: 0.596 (1, 8)	0-0 1B		0-0 F5		0-0 HR IBB		0-0 HR			3	2	2	1	1	0	1				
Rusty Staub, L OBP: 0.325, SLG: 0.528 (1, 9)	0-0 F9			0-0 F6		0-0 HR	0-0 F4			4	1	1	4	0	0	1				
Dave Kingman, R OBP: 0.275, SLG: 0.500 (1, 7)		0-3 K		4-0 CS BB	0-3 K		0-0 S 1B			3	0	1	0	1	2	0				
Ed Kranepool, L OBP: 0.348, SLG: 0.409 (1, 3)		0-0 4-3		0-0 F8 1-2	0-0 4-3		0-0 F8 1-2			4	0	0	0	0	0	2				
Jack Heidemann, R OBP: 0.367, SLG: 0.490 (1, 6)		4-0 BB		0-0 6-3 1B 2B	0-0 1B	0-0 F5	0-3 K			3	1	1	0	1	1	1				
Jerry Grote, R OBP: 0.250, SLG: 0.316 (1, 2)		0-0 F8		0-0 6-3 1B	0-0 3-1		0-0 F2			4	1	1	0	0	0	2				
Tom Seaver, R (1, 1)			0-0 6-3		0-0 6-3		0-0 F7			3	0	0	0	0	0	2				
<b>Inning Stats</b>	R: 0 E: 0 K: 0 S: 4	H: 1 LOB: 1 BB: 0 P: 4	R: 0 E: 0 K: 1 S: 5	H: 0 LOB: 1 BB: 1 P: 9	R: 0 E: 0 K: 0 S: 4	H: 1 LOB: 1 BB: 0 P: 4	R: 0 E: 0 K: 0 S: 2	H: 0 LOB: 0 BB: 1 P: 6	R: 6 E: 0 K: 1 S: 9	H: 4 LOB: 2 BB: 2 P: 17	R: 0 E: 0 K: 0 S: 3	H: 0 LOB: 0 BB: 0 P: 3	R: 1 E: 0 K: 0 S: 4	H: 2 LOB: 0 BB: 0 P: 4	R: 0 E: 0 K: 1 S: 6	H: 1 LOB: 1 BB: 0 P: 6	1B: 6 2B: 1 3B: 0 HR: 2	SF: 0 SAC: 0 DP: 1 HBP: 0	WP: 0 PB: 0 SB: 1 CS: 1	PA: 35
<b>PITCHER</b> Bob Gibson, R Al Hrabosky, L Mike Garman, R	IP: 6.0 WLS: L BF: 28 H: 7 R: 7 ER: 7 SO: 2 BB: 3 IBB: 1 HBP: 0 BLK: 0 WP: 0 HR: 1 S: 28 P: 44 ERA: 10.50 WHIP: 1.667															<b>PITCHER</b>				

St. Louis Cardinals @ New York Mets  
Shea Stadium, Flushing, NY  
Wed Apr 23 1975, 3:33 AM EDT  
Att: 14,120 - Unknown


AB 31  
R 7  
H 9  
RBI 7  
BB 4  
SO 3  
LOB 10



Batter	1	2	3	4	5	6	7	8	9	AB	R	H	RBI	BB	SO	LOB	TOP				
<b>Lou Brock, L</b> OBP: 0.338, SLG: 0.316 (1, 7)	1-3	SH1-4 FC4-5 2B		4-3			4-3		FC SH5-4	5	0	1	0	0	0	1					
<b>Ted Sizemore, R</b> OBP: 0.333, SLG: 0.316 (1, 4)	1B	SH1-4			F7		F8		SH5-4	3	1	1	0	0	0	0					
<b>Bake McBride, L</b> OBP: 0.323, SLG: 0.309 (1, 8)	1B	FC4-5			F9		F6		K	5	1	1	0	0	1	3					
<b>Reggie Smith, S</b> OBP: 0.339, SLG: 0.481 (1, 9)	1B	5-3			F9				K	4	1	1	1	1	1	3					
<b>Ted Simmons, S</b> OBP: 0.321, SLG: 0.431 (1, 2)	1B			G1			1-3		F3	4	0	1	1	0	0	1					
<b>Keith Hernandez, L</b> OBP: 0.281, SLG: 0.235 (8, PH) <b>Danny Cater, R</b> (8, 3)	FC6-4			3-1			PB 1B		K	3	0	1	0	0	0	2					
<b>Ken Reitz, R</b> OBP: 0.400, SLG: 0.453 (1, 5)	HBP			3-1			PB 1B			3	0	2	1	1	0	0					
<b>Ed Brinkman, R</b> OBP: 0.360, SLG: 0.395 (1, 6)	HBP			K			K		F9	3	0	0	0	0	2	4					
<b>Bob Forsch, R</b> OBP: 0.333, SLG: 0.143 (1, 1) <b>Mike Garman, R</b> (6, 1) <b>Al Hrabosky, R</b> (7, 1) <b>Luis Melendez, R</b> OBP: 0.333, SLG: 0.200 (9, PH)	FC5-4			B1-3			5-3		SH5-4 FC BB	3	0	0	0	0	0	5					
<b>Inning Stats</b>	R: 3 E: 0 K: 0 S: 8	H: 5 LOB: 3 BB: 0 P: 9	R: 0 E: 0 K: 0 S: 4	H: 1 LOB: 1 BB: 0 P: 4	R: 0 E: 0 K: 0 S: 3	H: 0 LOB: 0 BB: 0 P: 3	R: 0 E: 0 K: 1 S: 5	H: 0 LOB: 0 BB: 0 P: 5	R: 0 E: 0 K: 1 S: 7	H: 2 LOB: 2 BB: 0 P: 7	R: 0 E: 0 K: 0 S: 3	H: 0 LOB: 0 BB: 0 P: 3	R: 0 E: 0 K: 1 S: 5	H: 0 LOB: 2 BB: 2 P: 13	R: 0 E: 0 K: 2 S: 8	H: 0 LOB: 2 BB: 1 P: 12	1B: 6 2B: 2 3B: 0 HR: 0	SF: 0 SAC: 2 DP: 0 HBP: 1	WP: 0 PB: 1 SB: 1 CS: 0	PA: 40	
<b>PITCHER</b>	IP	WLS	BF	H	R	ER	SO	BB	IBB	HBP	BLK	WP	HR	S	P	ERA	WHIP				
<b>Rick Reuschel, R</b> ERA: 6.14 (1, 1)	6.0		27	8	3	3	2	0	0	1	0	0	0	30	31	4.50	1.333				
<b>Darold Knowles, L</b> ERA: (7, 1)	3.0	W	13	0	0	0	3	2	1	0	0	0	0	16	28	0.00	0.667				

St. Louis Cardinals @ Chicago Cubs  
Wrigley Field, Chicago, IL  
Fri Apr 25 1975, 3:33 AM CDT  
Att. 7,466 - Unknown - 50 F

AB 34  
R 3  
H 8  
RBI 3  
BB 3  
SO 5  
LOB 20



Batter	1	2	3	4	5	6	7	8	9	AB	R	H	RBI	BB	SO	LOB	BOTTOM				
<b>Don Kessinger, S</b> OBP: 0.333, SLG: 0.339 (1, 6)	K		1-3		6-3		BB 1B	F8		5	0	1	0	0	1	1					
<b>Jose Cardenal, R</b> OBP: 0.424, SLG: 0.455 (1, 7)	S 1B		G3			F6	BB 1B			4	0	2	0	0	0	0					
<b>Bill Madlock, R</b> OBP: 0.394, SLG: 0.441 (1, 5)	1-3					1B BB	K			3	1	1	0	1	1	3					
<b>Rick Monday, L</b> OBP: 0.475, SLG: 0.667 (1, 8)	4-3		F7			1B BB	G6-4-3 BB			3	1	1	0	1	0	2					
<b>Jerry Morales, R</b> OBP: 0.387, SLG: 0.439 (1, 9)		1B 1-3 BB		1-3		1B 1B	G6-4-3 1-2 2-3			3	1	1	1	1	0	3					
<b>Ralph LaCock, L</b> OBP: 0.452, SLG: 0.516 (1, 3)	K			K		1B	SH3-4 1B			4	1	2	1	0	2	1					
<b>Manny Trillo, R</b> OBP: 0.400, SLG: 0.458 (1, 4)		1-3 1B		6-3		1-2 2-3 1B		SH3-4		3	0	2	0	0	0	0					
<b>Steve Swisher, R</b> OBP: 0.296, SLG: 0.340 (1, 2)		1-3			6-3	F3		SH1-4 1B		4	0	1	2	0	0	4					
<b>Rick Reuschel, R</b> OBP: 0.167, SLG: 0.167 (1, 1) <b>Vic Harris, S</b> OBP: 0.250, SLG: 0.250 (6, PH) <b>Darold Knowles, L</b> ERA: (7, 1)		4-3			6-3	F7		SH1-4		2	0	0	0	0	0	1					
<b>Inning Stats</b>	R: 0 E: 0 K: 1 S: 6	H: 1 LOB: 1 BB: 0 P: 6	R: 1 E: 0 K: 1 S: 6	H: 1 LOB: 1 BB: 1 P: 10	R: 0 E: 0 K: 0 S: 4	H: 1 LOB: 1 BB: 0 P: 4	R: 0 E: 0 K: 1 S: 5	H: 0 LOB: 0 BB: 0 P: 5	R: 0 E: 0 K: 0 S: 3	H: 0 LOB: 0 BB: 0 P: 3	R: 2 E: 0 K: 0 S: 7	H: 4 LOB: 3 BB: 1 P: 11	R: 0 E: 0 K: 1 S: 6	H: 2 LOB: 2 BB: 1 P: 10	R: 1 E: 0 K: 0 S: 5	H: 2 LOB: 1 BB: 0 P: 5	1B: 11 2B: 0 3B: 0 HR: 0	SF: 0 SAC: 2 DP: 1 HBP: 0	WP: 0 PB: 0 SB: 1 CS: 0	PA: 37	
<b>PITCHER</b>	IP	WLS	BF	H	R	ER	SO	BB	IBB	HBP	BLK	WP	HR	S	P	ERA	WHIP				
<b>Bob Forsch, R</b> ERA: 3.86 (1, 1)	5.1		24	6	3	3	3	2	0	0	0	0	0	28	36	5.06	1.500				
<b>Mike Garman, R</b> ERA: 0.53 (6, 1)	1.0		6	3	0	0	1	0	0	0	0	0	0	8	8	0.00	3.000				
<b>Al Hrabosky, L</b> ERA: 3.09 (7, 1)	1.2	L	7	2	1	1	0	1	0	0	0	0	0	6	10	5.40	1.800				

St. Louis Cardinals @ Chicago Cubs  
Wrigley Field, Chicago, IL  
Fri Apr 25 1975, 3:33 AM CDT  
Att. 7,466 - Unknown - 50 F

AB 32  
R 4  
H 11  
RBI 4  
BB 3  
SO 4  
LOB 18



Batter	1	2	3	4	5	6	7	8	9	AB	R	H	RBI	BB	SO	LOB	TOP				
Lou Brock, L OBP: 0.357, SLG: 0.355 (1, 7)	0-0 6-3 2B	0-0 S 2B		0-0 F7			0-0 FC6-4 1B	0-0 F6		5	3	3	0	0	0	2					
Ted Sizemore, R OBP: 0.338, SLG: 0.339 (1, 4)	0-0 6-3 1-2	0-0 2H 1B		0-0 F8			0-0 FC6-4 1B		0-0 E3 G4-6-3	5	1	2	1	0	0	1					
Reggie Smith, S OBP: 0.343, SLG: 0.491 (1, 9)	0-0 WP SF7 2H	0-0			0-0 5-3		0-0 FC6-4 FC5-4 1-2 2-3		0-0 F9	5	1	2	2	0	0	3					
Ted Simmons, S OBP: 0.295, SLG: 0.400 (1, 2)	0-0 SF7 2H	0-0 F9			0-0 F3		0-0 FC5-4 1-2 3-H		0-0 G4-6-3	4	0	0	2	0	0	3					
Ron Fairly, L OBP: 0.400, SLG: 0.250 (1, 3)	0-0 BB 1B	0-0 4-3			4-0 BB		0-0 F9			3	1	1	0	1	0	2					
Jim Dwyer, L OBP: 0.286, SLG: 0.167 Luis Melendez, R OBP: 0.286, SLG: 0.167 (8, PH)	4-0 1B 1-2 BB		0-0 F7		0-3 K			0-0 6-3		2	0	0	0	1	1						
Ken Reitz, R OBP: 0.424, SLG: 0.474 (1, 5)	0-0 1-3 2H 1B		0-0 5-3		0-0 5-3		0-0 G5-4-3 1B	0-0 FC4-6 1B		4	0	3	1	0	0	0					
Ed Brinkman, R OBP: 0.352, SLG: 0.383 (1, 6)	0-0 4-3		0-0 5-3		0-3 K		0-0 G5-4-3 1-2	0-0 FC4-6 1B		4	0	1	0	0	1	3					
John Denny, R John Curtis, L Elias Sosa, R Ted Martinez, R Tommy Moore, R Keith Hernandez, L Mike Garman, R (1, 1)		0-3 K		0-0 1-3		0-0 G5-4-3 1-2	0-0 FC4-6 1-2 2-3			0	0	0	0	0	0	0					
<b>Inning Stats</b>	R: 3 E: 0 K: 0 S: 7	H: 4 LOB: 2 BB: 1 P: 11	R: 2 E: 0 K: 1 S: 8	H: 3 LOB: 1 BB: 0 P: 8	R: 0 E: 0 K: 0 S: 3	H: 0 LOB: 0 BB: 0 P: 3	R: 0 E: 0 K: 1 S: 5	H: 1 LOB: 0 BB: 0 P: 5	R: 1 E: 0 K: 0 S: 5	H: 2 LOB: 1 BB: 0 P: 5	R: 0 E: 0 K: 0 S: 5	H: 2 LOB: 2 BB: 0 P: 5	R: 0 E: 1 K: 0 S: 3	H: 0 LOB: 0 BB: 0 P: 3	1B: 9 2B: 3 3B: 0 HR: 0	SF: 1 SAC: 0 DP: 2 HBP: 0	WP: 1 PB: 0 SB: 1 CS: 0	PA: 40			
<b>PITCHER</b>	IP WLS BF H R ER SO BB IBB HBP BLK WP HR S P ERA WHIP																				
Bill Bonham, R ERA: 6.53 Ken Frailing, L ERA: 3.75 Oscar Zamora, R ERA: 2.45	(1, 1) (2, 1) (8, 1)	1.1 6.0 1.2	W L S	12 22 6	H R ER	7 4 1	R R ER	5 1 0	SO SO SO	1 2 0	BB BB BB	1 1 0	IBB IBB IBB	HBP HBP HBP	BLK BLK BLK	WP WP WP	HR HR HR	S S S	P P P	ERA ERA ERA	WHIP WHIP WHIP

St. Louis Cardinals @ Chicago Cubs  
Wrigley Field, Chicago, IL  
Sat Apr 26 1975, 3:33 AM CDT  
Att: 20,874 - Unknown - 48 F

AB	37
R	6
H	12
RBI	6
BB	2
SO	3
LOB	18



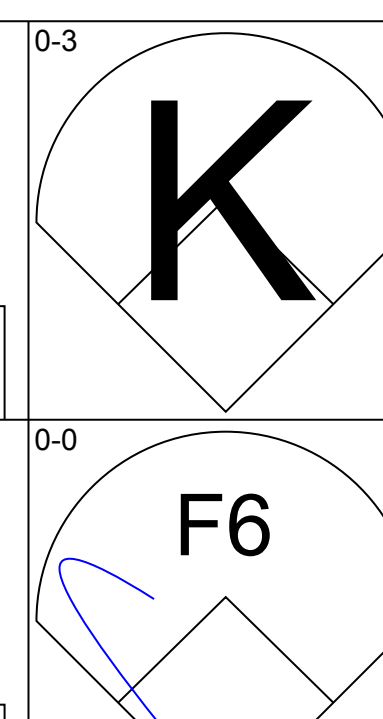
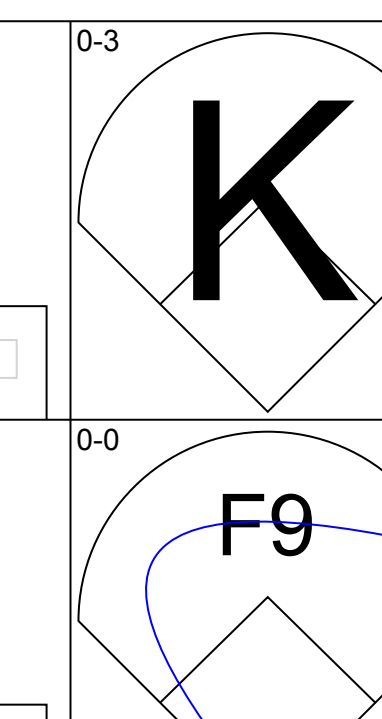
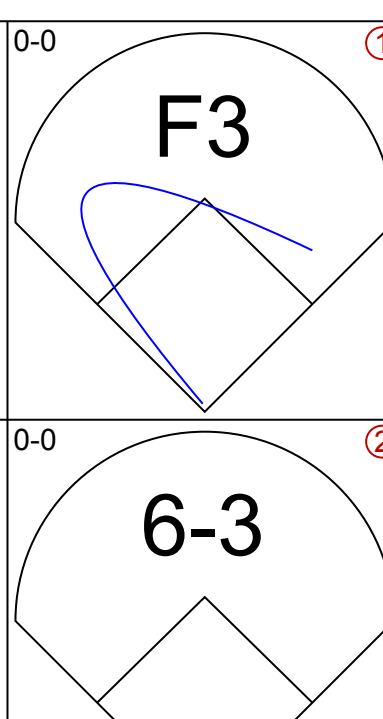
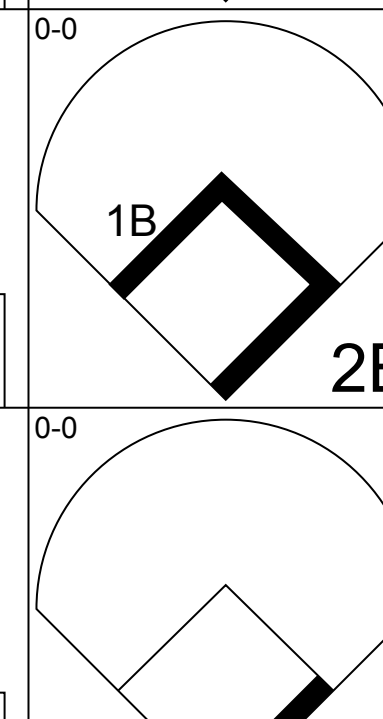

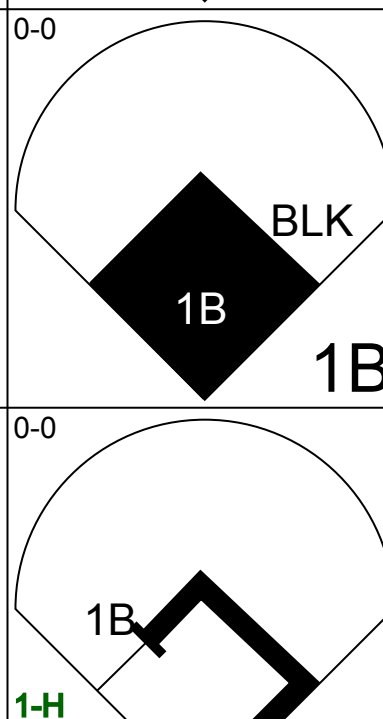
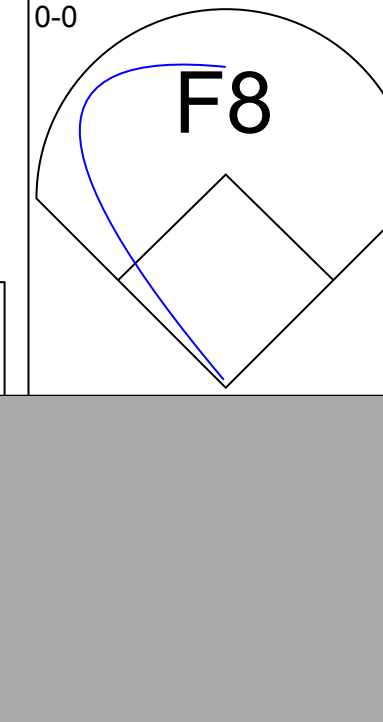
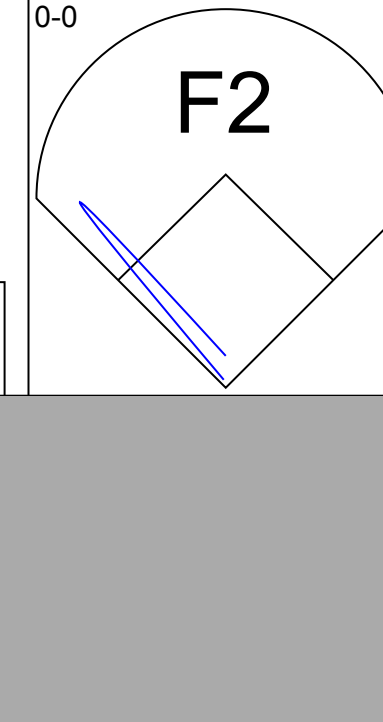
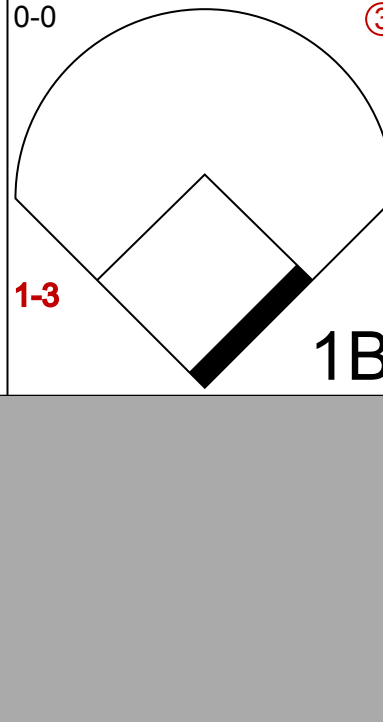



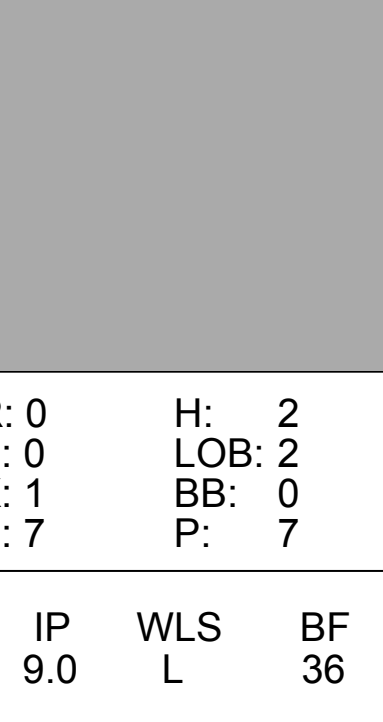

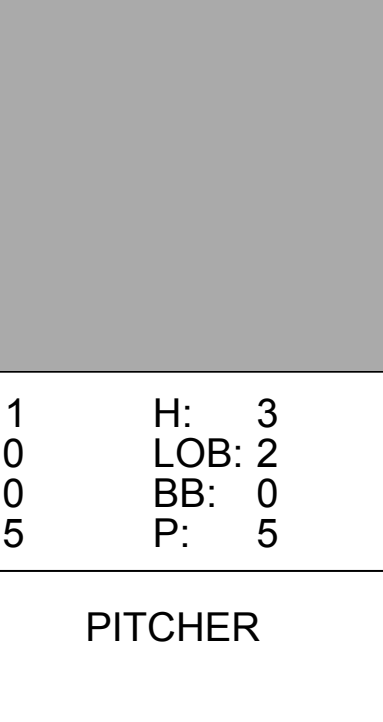
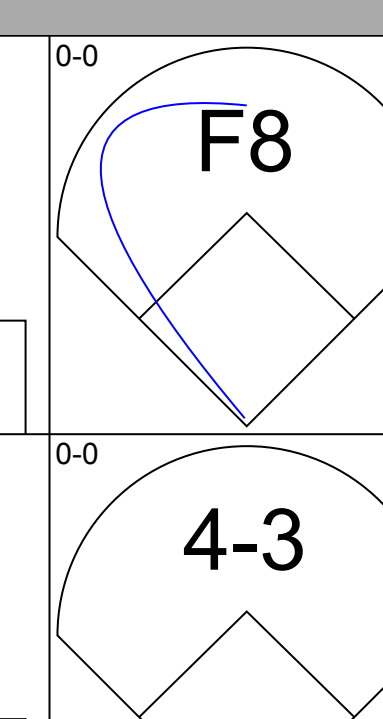
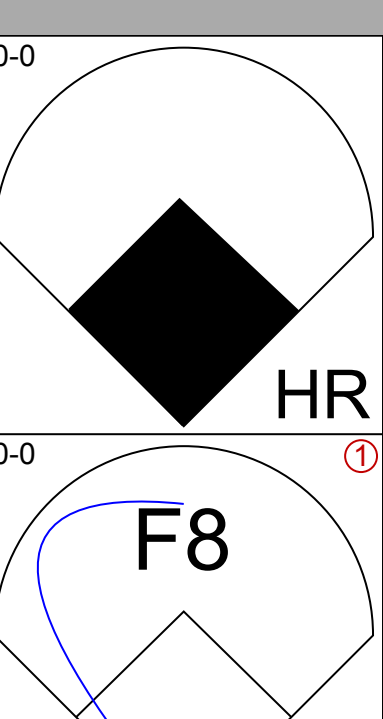
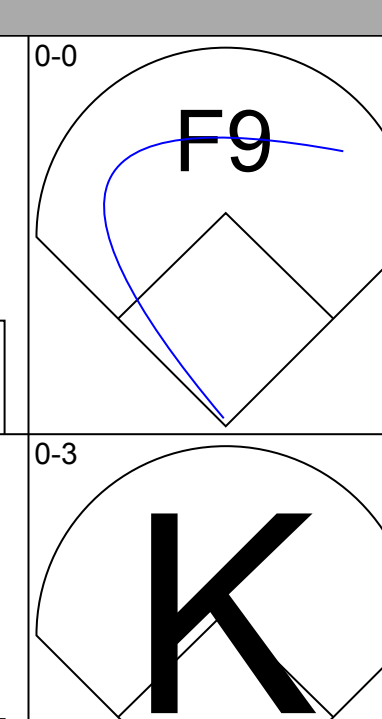
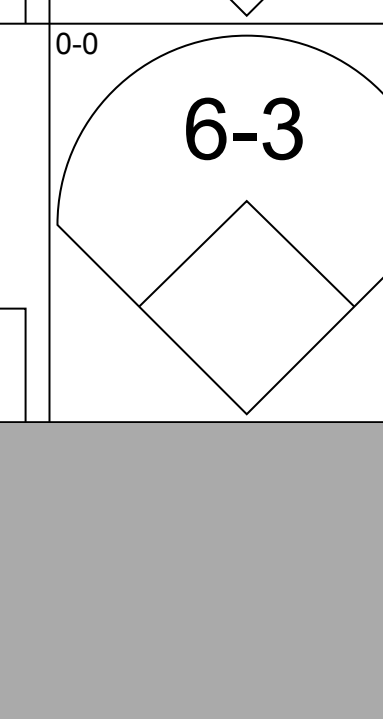
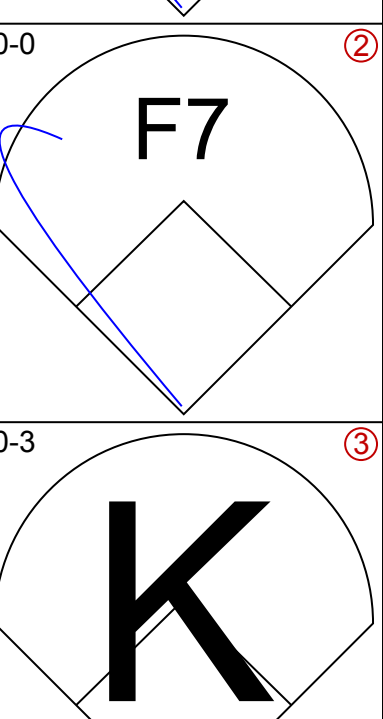
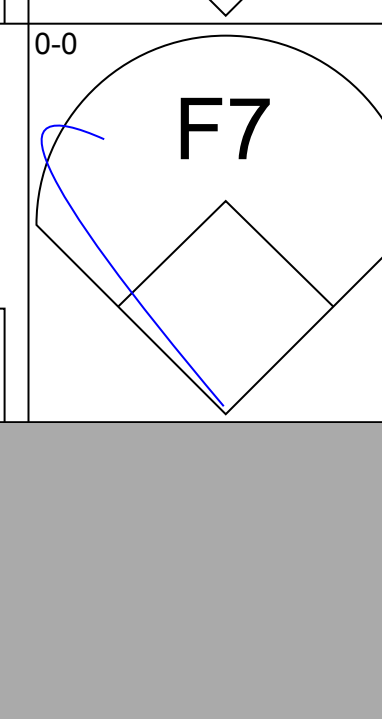
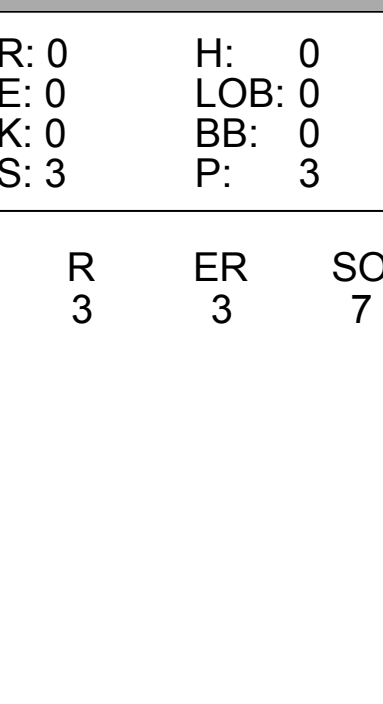
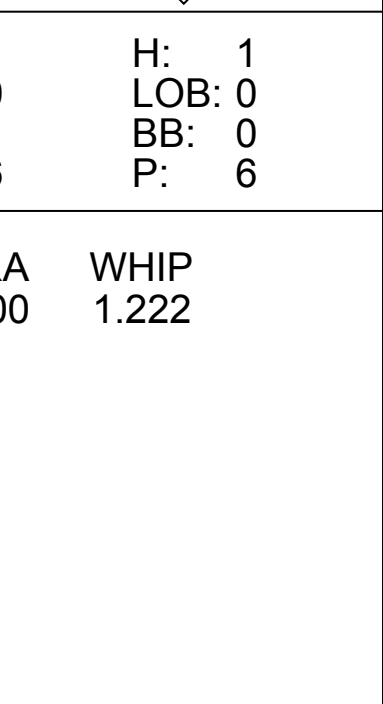
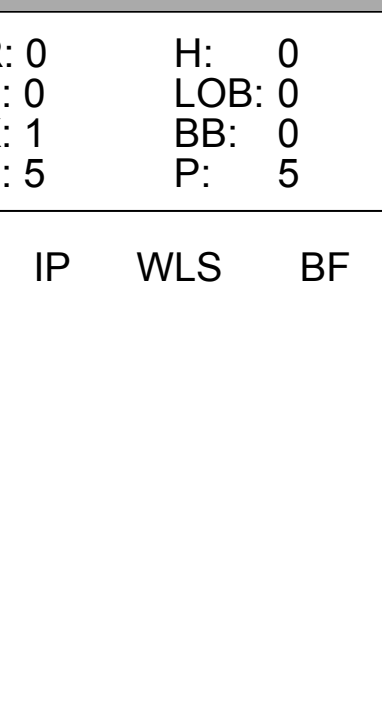



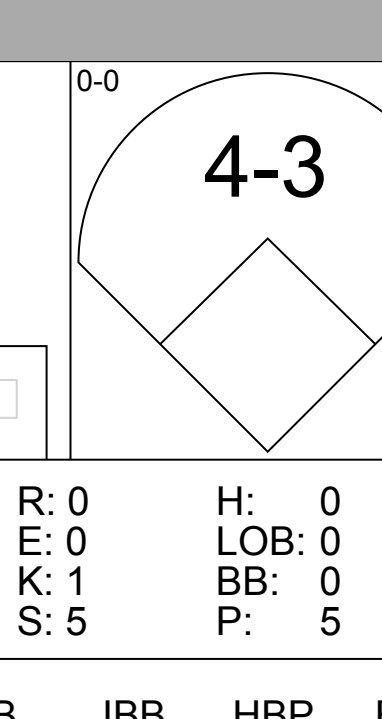
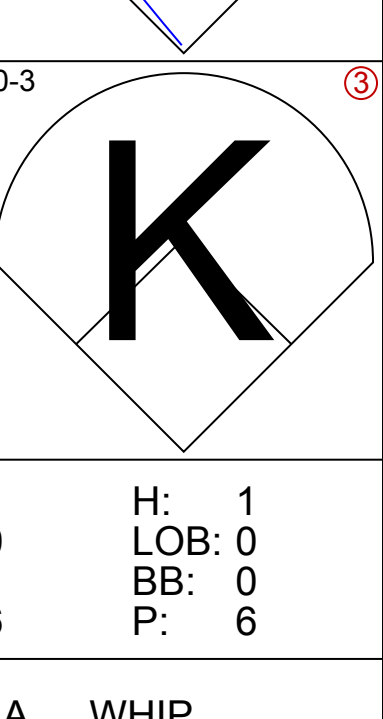
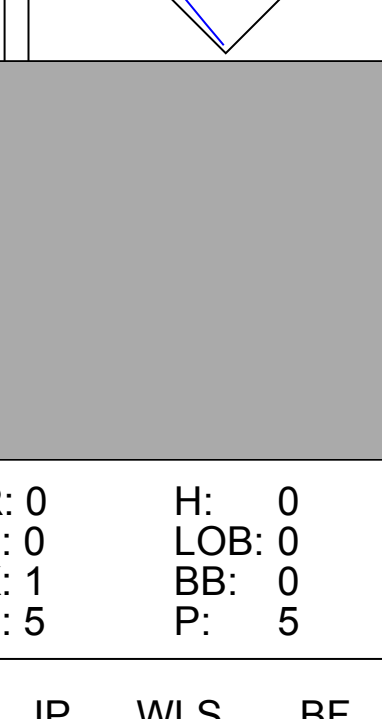
Batter	1	2	3	4	5	6	7	8	9	AB	R	H	RBI	BB	SO	LOB	BOTTOM				
Don Kessinger, S OBP: 0.338, SLG: 0.333 (1, 6)	4-0 BB E	0-0 FC6-4 1B	0-0 F9		0-0 1B			0-3 K		4	2	1	0	1	1	4					
Jose Cardenal, R OBP: 0.437, SLG: 0.448 (1, 7)	4-0 FC4-6 BB	4-0 S FC5-2 BB	0-0	1-3 2H 3-H 1B	0-0 F8			0-3 K		3	0	1	2	2	1	1					
Bill Madlock, R OBP: 0.386, SLG: 0.435 (1, 5)	0-3 K	0-0 FC5-2 WP 1B	0-0 SF7		0-0 F4			0-0 K		3	1	1	2	0	1	2					
Rick Monday, L OBP: 0.462, SLG: 0.630 (1, 8)	0-0 FC4-6 1B	4-0 WP FC5-2 BB	0-0 1-3		0-0 F7			0-0 K		3	1	0	0	1	0	2					
Jerry Morales, R OBP: 0.379, SLG: 0.426 (1, 9)	0-0 1B 2B	0-0 FC5-2 WP		0-3 K	0-0 5-3			0-0 K		4	1	1	1	0	1	3					
Ralph LaCock, L OBP: 0.435, SLG: 0.486 (1, 3)	0-0 2B	0-0 5-3		0-3 K	0-0 1-3			0-0 K		4	0	1	0	0	1	2					
Manny Trillo, R OBP: 0.407, SLG: 0.481 (1, 4)	0-0 1-3 3-H 2B		0-0 SH 1B	0-0 6-3				0-0 3-1		4	1	2	1	0	0	0					
Steve Swisher, R OBP: 0.293, SLG: 0.333 (1, 2)	0-0 6-3		0-0 SH 1B	0-3 K	0-0 K			0-0 F8		4	1	1	0	0	1	2					
Bill Bonham, R Ken Frailing, L Oscar Zamora, R (1, 1)		0-0 E3	0-0 SH 1B	0-3 K	0-0 K			0-0 F3		0	0	0	0	0	0	0					
<b>Inning Stats</b>	R: 3 E: 1 K: 1 S: 8	H: 3 LOB: 2 BB: 2 P: 16	R: 2 E: 1 K: 0 S: 5	H: 1 LOB: 2 BB: 2 P: 13	R: 3 E: 1 K: 0 S: 7	H: 3 LOB: 1 BB: 0 P: 7	R: 0 E: 0 K: 2 S: 7	H: 0 LOB: 0 BB: 0 P: 7	R: 0 E: 0 K: 0 S: 3	H: 0 LOB: 0 BB: 0 P: 3	R: 0 E: 0 K: 0 S: 3	H: 0 LOB: 0 BB: 0 P: 3	R: 0 E: 0 K: 2 S: 7	H: 0 LOB: 0 BB: 0 P: 7	1B: 7 2B: 1 3B: 0 HR: 0	SF: 1 SAC: 1 DP: 0 HBP: 0	WP: 2 PB: 0 SB: 2 CS: 0	PA: 38			
<b>PITCHER</b>	IP WLS BF H R ER SO BB IBB HBP BLK WP HR S P ERA WHIP																				
John Denny, R John Curtis, L Elias Sosa, R Tommy Moore, R Mike Garman, R ERA: 2.7 ERA: 5.14 ERA: 5.63 ERA: 2.84 ERA: 0.84	(1, 1) (1, 1) (3, 1) (6, 1) (8, 1)	0.2 1.2 2.2 2.0 1.0	L	13 9 6 3	H R ER	4 1 0 0	R R ER	5 0 0 0	SO SO SO SO	2 4 0 0	BB BB BB BB	0 0 0 0	IBB IBB IBB IBB	HBP HBP HBP HBP	BLK BLK BLK BLK	WP WP WP WP	HR HR HR HR	S S S S	P P P P	ERA ERA ERA ERA	WHIP WHIP WHIP WHIP

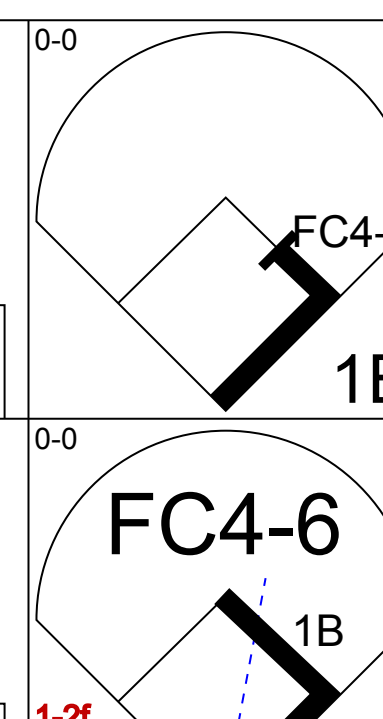
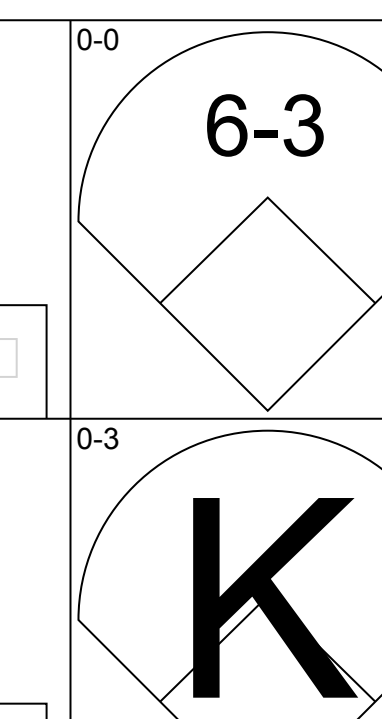
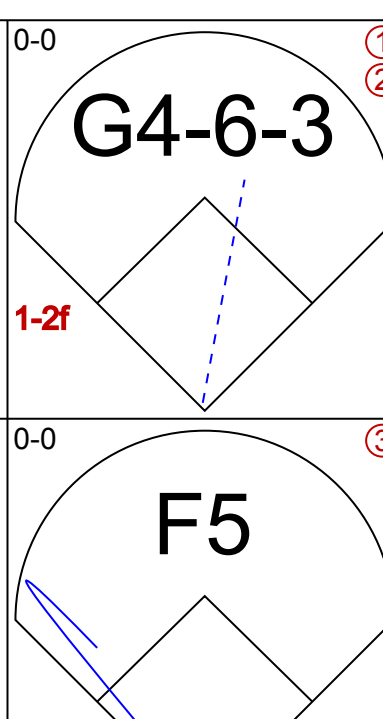
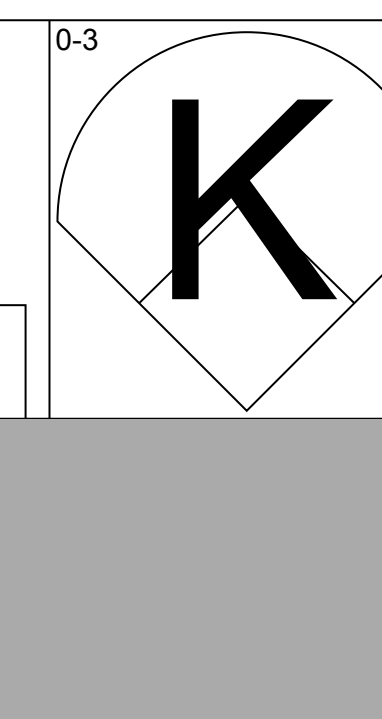
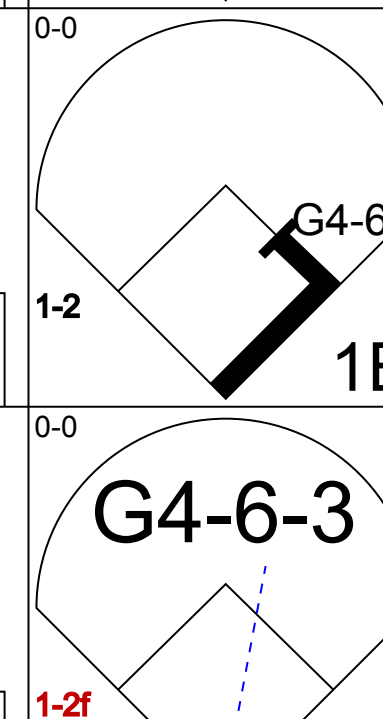




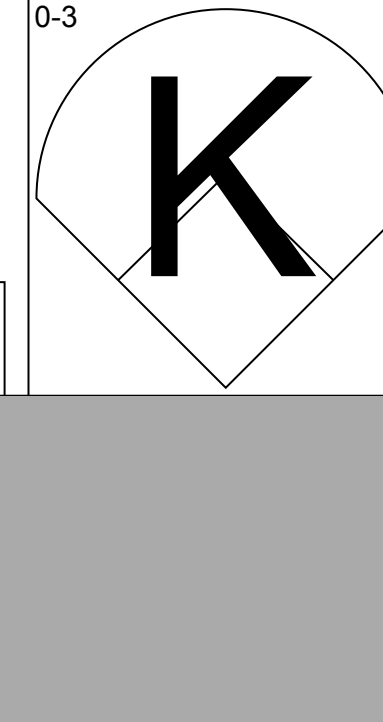
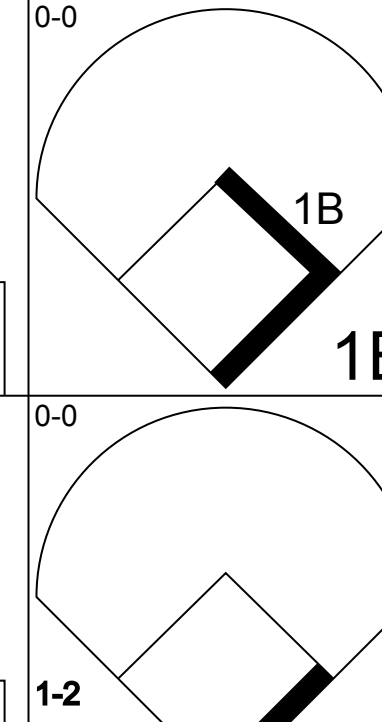


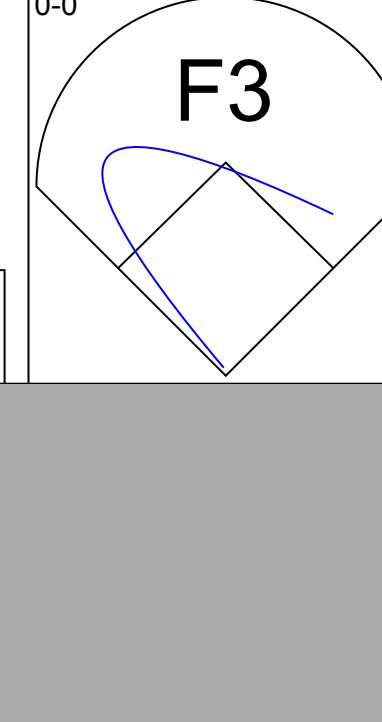
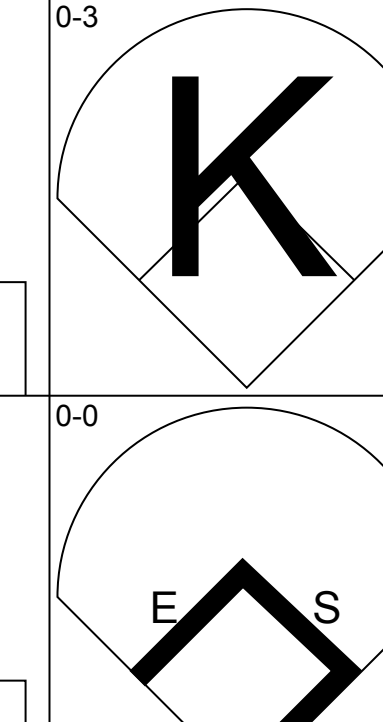
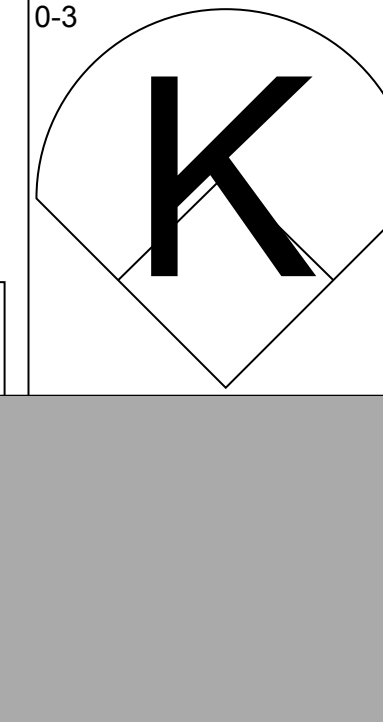
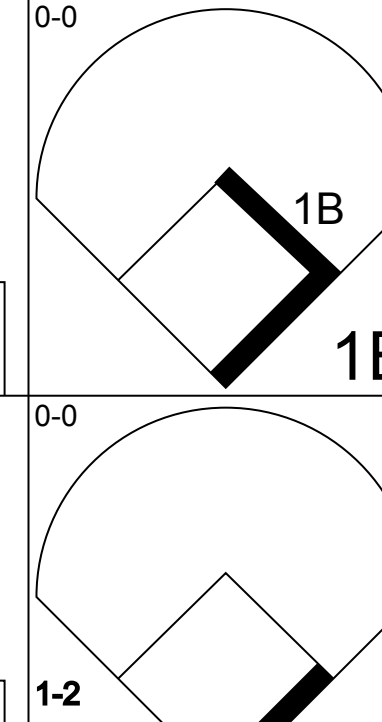
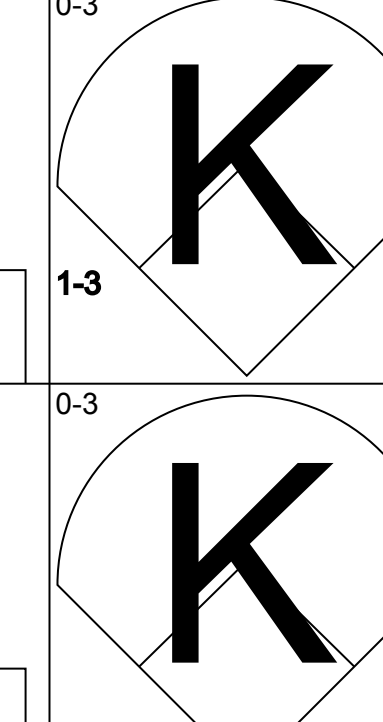
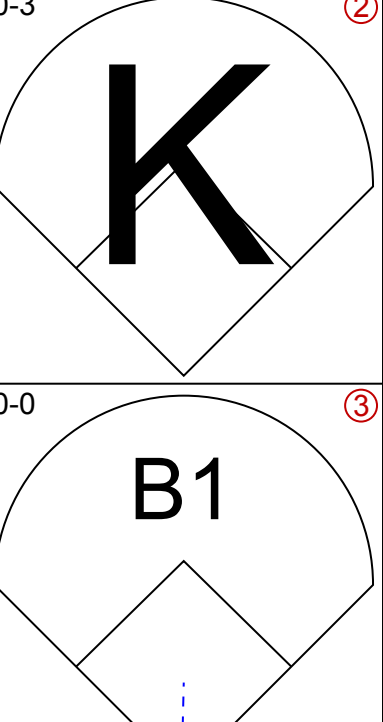
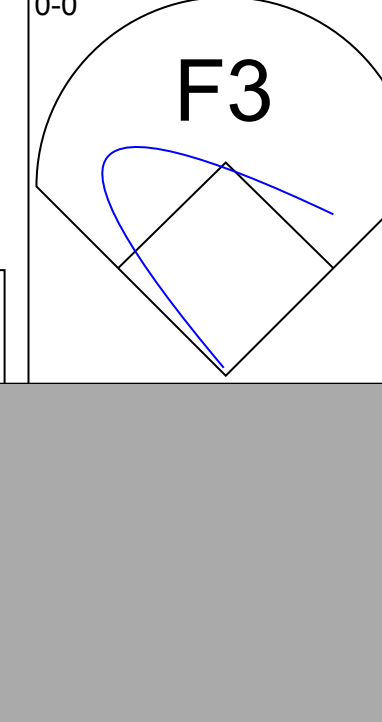
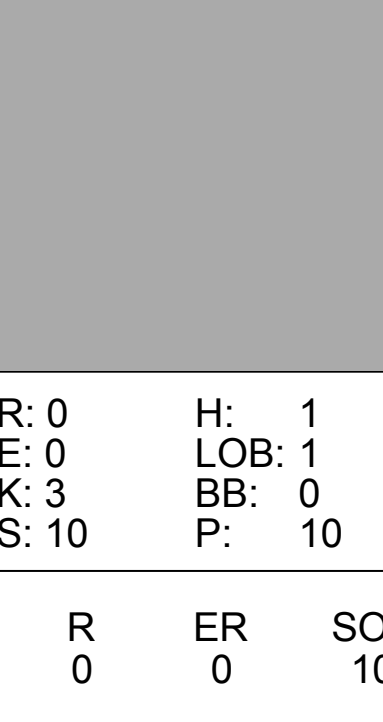
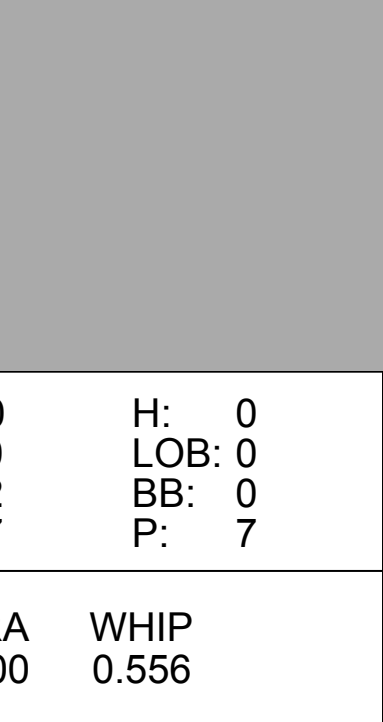

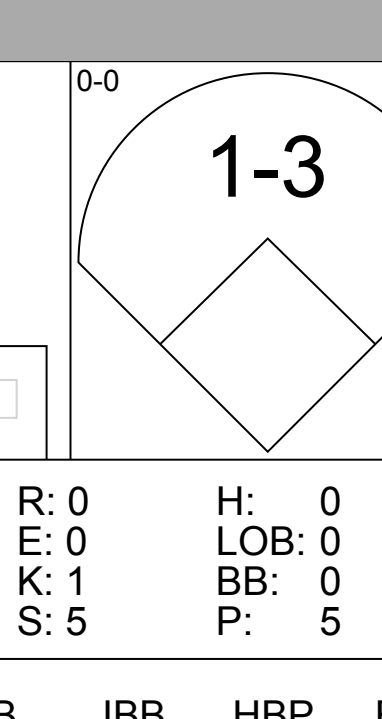
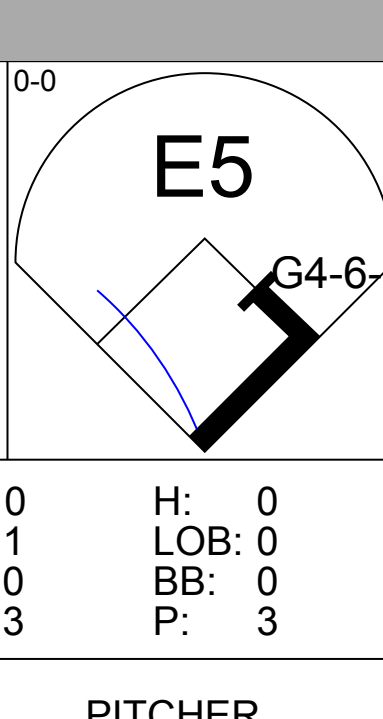
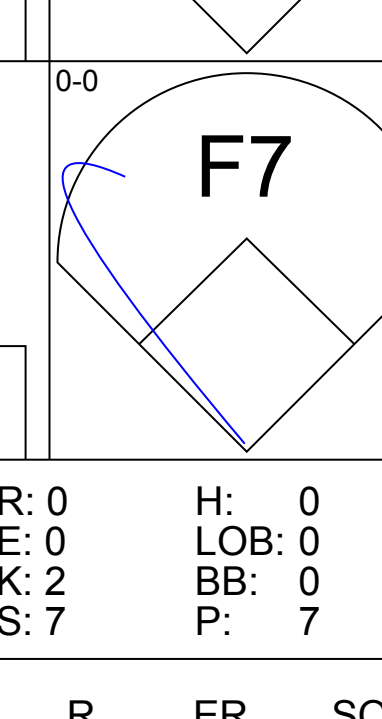
St. Louis Cardinals @ Chicago Cubs  
Wrigley Field, Chicago, IL  
Sat Apr 26 1975, 3:33 AM CDT  
Att: 20,874 - Unknown - 48 F

AB	32
R	8
H	8
RBI	6
BB	4
SO	7
LOB	16





Batter	1	2	3	4	5	6	7	8	9	AB	R	H	RBI	BB	SO	LOB	TOP									
<b>Bake McBride, L</b> OBP: 0.318, SLG: 0.322 (1, 8)										4	1	1	0	0	2	0	<b>St. Louis Cardinals @ Pittsburgh Pirates</b> Three Rivers Stadium, Pittsburgh, PA Tue Apr 29 1975, 7:05 PM EDT Att: 6,319 - Unknown <a href="http://livebaseballscorecards.com">livebaseballscorecards.com</a>									
<b>Ted Sizemore, R</b> OBP: 0.333, SLG: 0.333 (1, 4)										4	0	1	1	0	0	0										
<b>Reggie Smith, S</b> OBP: 0.366, SLG: 0.525 (1, 3) (7, 9)										4	1	3	0	0	0	1										
<b>Ted Simmons, S</b> OBP: 0.308, SLG: 0.407 (1, 2)										4	0	2	1	0	0	2										
<b>Ken Reitz, R</b> OBP: 0.413, SLG: 0.459 (1, 5)										4	0	1	0	0	0	2										
<b>Luis Melendez, R</b> OBP: 0.384, SLG: 0.600 (1, 9) (7, 7)										4	1	2	1	0	0	0										
<b>Ted Martinez, R</b> (1, 7)										3	0	0	0	0	1	0										
<b>Keith Hernandez, L</b> OBP: 0.271, SLG: 0.226 (7, 3)										4	0	1	0	0	0	0										
<b>Ed Brinkman, R</b> OBP: 0.345, SLG: 0.373 (1, 6)										4	0	0	0	0	0	0										
<b>Lynn McGlothen, L</b> (1, 1)										4	0	0	0	0	3	2										
<b>Inning Stats</b>	R: 0 E: 0 K: 1 S: 7	H: 2 LOB: 2 BB: 0 P: 7	R: 0 E: 0 K: 0 S: 3	H: 0 LOB: 0 BB: 0 P: 3	R: 0 E: 0 K: 1 S: 5	H: 0 LOB: 0 BB: 0 P: 5	R: 0 E: 0 K: 0 S: 3	H: 1 LOB: 0 BB: 0 P: 3	R: 1 E: 0 K: 1 S: 6	H: 1 LOB: 0 BB: 0 P: 6	R: 1 E: 0 K: 0 S: 5	H: 3 LOB: 2 BB: 0 P: 5	R: 0 E: 0 K: 1 S: 5	H: 0 LOB: 0 BB: 0 P: 5	R: 1 E: 0 K: 2 S: 7	H: 2 LOB: 1 BB: 0 P: 7	R: 0 E: 0 K: 2 S: 9	H: 2 LOB: 2 BB: 0 P: 9	1B: 8 2B: 2 3B: 0 HR: 1	SF: 0 SAC: 0 DP: 1 HBP: 0	WP: 0 PB: 0 SB: 0 CS: 0	PA: 36				
<b>PITCHER</b> <b>Ken Brett, L</b> ERA: 1.8 (1, 1)	IP: 9.0 WLS: L BF: 36	H: 11 R: 3 ER: 3 SO: 7	BB: 0 IBB: 0 HBP: 0 BLK: 1	WP: 0 HR: 1 S: 50 P: 50	ERA: 3.00 WHIP: 1.222	<b>PITCHER</b>										ERA: 3.00 WHIP: 1.222	<b>PITCHER</b>									

Batter	1	2	3	4	5	6	7	8	9	AB	R	H	RBI	BB	SO	LOB	BOTTOM									
<b>Rennie Stennett, R</b> OBP: 0.303, SLG: 0.259 (1, 4)										4	0	1	0	0	1	1	<b>St. Louis Cardinals @ Pittsburgh Pirates</b> Three Rivers Stadium, Pittsburgh, PA Tue Apr 29 1975, 7:05 PM EDT Att: 6,319 - Unknown <a href="http://livebaseballscorecards.com">livebaseballscorecards.com</a>									
<b>Richie Hebner, L</b> OBP: 0.381, SLG: 0.436 (1, 5)										4	0	0	0	0	1	1										
<b>Al Oliver, L</b> OBP: 0.282, SLG: 0.397 (1, 8)										4	0	1	0	0	0	0										
<b>Willie Stargell, L</b> OBP: 0.400, SLG: 0.552 (1, 3)										4	0	0	0	0	1	2										
<b>Richie Zisk, R</b> OBP: 0.387, SLG: 0.339 (1, 7)										3	0	1	0	0	2	0										
<b>Dave Parker, L</b> OBP: 0.280, SLG: 0.340 (1, 9)										3	0	2	0	0	1	0										
<b>Duffy Dyer, R</b> OBP: 0.400, SLG: 0.750 (1, 2)										3	0	0	0	0	2	3										
<b>Frank Taveras, R</b> OBP: 0.156, SLG: 0.069 (8, PH)										2	0	0	0	0	1	1										
<b>Ed Kirkpatrick, L</b> (9, 6)										1	0	0	0	0	1	0										
<b>Mario Mendoza, R</b> (9, 6)										0	0	0	0	0	0	0										
<b>Ken Brett, L</b> OBP: 0.167, SLG: 0.667 (1, 1)										3	0	0	0	0	0	0										
<b>Inning Stats</b>	R: 0 E: 0 K: 0 S: 4	H: 2 LOB: 1 BB: 0 P: 4	R: 0 E: 0 K: 3 S: 10	H: 1 LOB: 1 BB: 0 P: 10	R: 0 E: 0 K: 1 S: 5	H: 0 LOB: 0 BB: 0 P: 5	R: 0 E: 0 K: 2 S: 7	H: 0 LOB: 0 BB: 0 P: 7	R: 0 E: 0 K: 2 S: 7	H: 0 LOB: 0 BB: 0 P: 7	R: 0 E: 0 K: 0 S: 3	H: 0 LOB: 0 BB: 0 P: 3	R: 0 E: 0 K: 2 S: 7	H: 0 LOB: 0 BB: 0 P: 7	R: 0 E: 0 K: 3 S: 10	H: 0 LOB: 0 BB: 0 P: 10		1B: 5 2B: 0 3B: 0 HR: 0	SF: 0 SAC: 0 DP: 2 HBP: 0	WP: 0 PB: 0 SB: 1 CS: 0	PA: 31					
<b>PITCHER</b> <b>Lynn McGlothen, R</b> ERA: 5.82 (1, 1)	IP: 9.0 WLS: W BF: 31	H: 5 R: 0 ER: 0 SO: 10	BB: 0 IBB: 0 HBP: 0 BLK: 0	WP: 0 HR: 0 S: 51 P: 51	ERA: 0.00 WHIP: 0.556	<b>PITCHER</b>										ERA: 0.00 WHIP: 0.556	<b>PITCHER</b>									

Batter	1	2	3	4	5	6	7	8	9	AB	R	H	RBI	BB	SO	LOB	TOP			
<b>Bake McBride, L</b> OBP: 0.314, SLG: 0.317 (1, 8)										4	0	1	0	0	0	1				
<b>Ted Sizemore, R</b> OBP: 0.342, SLG: 0.333 (1, 4)										3	0	1	0	1	0	1				
<b>Reggie Smith, S</b> OBP: 0.347, SLG: 0.492 (1, 3)										4	0	0	0	0	1	2				
<b>Ted Simmons, S</b> OBP: 0.319, SLG: 0.403 (1, 2)										3	0	1	0	1	0	1				
<b>Ken Reitz, R</b> OBP: 0.388, SLG: 0.431 (1, 5)										4	0	0	0	0	1	3				
<b>Luis Melendez, R</b> OBP: 0.357, SLG: 0.538 (1, 9)										3	0	1	0	0	0	2				
<b>Ted Martinez, R</b> (1, 7)										3	0	0	0	0	0	4				
<b>Ed Brinkman, R</b> OBP: 0.344, SLG: 0.358 (1, 6)										2	0	0	0	1	1	0				
<b>Bob Gibson, R</b> <b>Danny Cater, R</b> <b>Ray Sadecki, L</b> <b>Tommy Moore, R</b> <b>Ken Rudolph, R</b> <b>Elias Sosa, R</b> (1, 1) (6, PH) (6, 1) (7, 1) (8, PH) (8, 1)										1	0	0	0	0	0	0				
<b>Inning Stats</b>	R: 0 E: 0 K: 0 S: 3	H: 1 LOB: 0 BB: 0 P: 3	R: 0 E: 1 K: 0 S: 4	H: 1 LOB: 1 BB: 0 P: 4	R: 0 E: 0 K: 0 S: 3	H: 1 LOB: 0 BB: 0 P: 3	R: 0 E: 0 K: 0 S: 2	H: 0 LOB: 0 BB: 1 P: 6	R: 0 E: 0 K: 1 S: 6	H: 1 LOB: 1 BB: 0 P: 6	R: 0 E: 0 K: 2 S: 8	H: 1 LOB: 2 BB: 1 P: 12	R: 0 E: 0 K: 0 S: 2	H: 0 LOB: 0 BB: 1 P: 6	R: 0 E: 1 K: 0 S: 4	H: 0 LOB: 1 BB: 0 P: 4	1B: 5 2B: 0 3B: 0 HR: 0	SF: 0 SAC: 0 DP: 4 HBP: 0	WP: 0 PB: 0 SB: 0 CS: 1	PA: 33
<b>PITCHER</b> <b>Jerry Reuss, L</b> ERA: 3.16 (1, 1)	IP: 9.0 WLS: W BF: 32 H: 5 R: 0 ER: 0 SO: 3 BB: 3 IBB: 0 HBP: 0 BLK: 0 WP: 0 HR: 0 S: 35 P: 47 ERA: 0.00 WHIP: 0.889															<b>PITCHER</b> <b>Jerry Reuss, L</b> ERA: 3.16 (1, 1)	IP: 9.0 WLS: W BF: 32 H: 5 R: 0 ER: 0 SO: 3 BB: 3 IBB: 0 HBP: 0 BLK: 0 WP: 0 HR: 0 S: 35 P: 47 ERA: 0.00 WHIP: 0.889			

St. Louis Cardinals @ Pittsburgh Pirates  
Three Rivers Stadium, Pittsburgh, PA  
Wed Apr 30 1975, 7:05 PM EDT  
Att: 5,584 - Unknown

AB	29
R	0
H	5
RBI	0
BB	3
SO	3
LOB	15



Batter	1	2	3	4	5	6	7	8	9	AB	R	H	RBI	BB	SO	LOB	BOTTOM			
<b>Rennie Stennett, R</b> OBP: 0.296, SLG: 0.270 (1, 4)										5	1	1	0	0	0	1				
<b>Richie Hebner, L</b> OBP: 0.385, SLG: 0.439 (1, 5)										2	0	1	0	2	0	0				
<b>Al Oliver, L</b> OBP: 0.246, SLG: 0.379 (1, 8)										3	0	0	1	0	0	2				
<b>Willie Stargell, L</b> OBP: 0.391, SLG: 0.581 (1, 3)										4	1	1	1	0	1	2				
<b>Richie Zisk, R</b> OBP: 0.394, SLG: 0.390 (1, 7)										3	2	1	1	1	0	0				
<b>Ed Kirkpatrick, L</b> (1, 9)										2	1	0	0	1	1	1				
<b>Bill Robinson, R</b> OBP: 0.263, SLG: 0.368 (7, PH) (8, 9)										1	0	0	0	0	1	2				
<b>Manny Sanguillen, R</b> OBP: 0.350, SLG: 0.455 (1, 2)										4	0	2	1	0	1	0				
<b>Frank Taveras, R</b> OBP: 0.167, SLG: 0.091 (1, 6)										4	0	1	1	0	1	1				
<b>Jerry Reuss, L</b> OBP: 0.333, SLG: 0.333 (1, 1)										4	0	1	0	0	1	3				
<b>Inning Stats</b>	R: 0 E: 0 K: 0 S: 3	H: 0 LOB: 1 BB: 1 P: 7	R: 1 E: 0 K: 3 S: 10	H: 1 LOB: 0 BB: 0 P: 10	R: 0 E: 0 K: 0 S: 3	H: 0 LOB: 1 BB: 1 P: 7	R: 2 E: 1 K: 1 S: 8	H: 2 LOB: 1 BB: 0 P: 8	R: 0 E: 0 K: 0 S: 3	H: 0 LOB: 0 BB: 0 P: 3	R: 1 E: 0 K: 1 S: 7	H: 2 LOB: 2 BB: 1 P: 11	R: 1 E: 0 K: 1 S: 7	H: 2 LOB: 2 BB: 1 P: 11	R: 0 E: 0 K: 0 S: 4	H: 1 LOB: 1 BB: 0 P: 4	1B: 4 2B: 2 3B: 0 HR: 2	SF: 1 SAC: 0 DP: 0 HBP: 0	WP: 0 PB: 0 SB: 0 CS: 0	PA: 37
<b>PITCHER</b> <b>Bob Gibson, R</b> ERA: 5.85 <b>Ray Sadecki, L</b> ERA: 2.54 <b>Tommy Moore, R</b> ERA: 2.7 <b>Elias Sosa, R</b> ERA: 5.0 (1, 1) (6, 1) (7, 1) (8, 1)	IP: 5.0 WLS: L BF: 21 H: 3 R: 3 ER: 2 SO: 4 BB: 2 IBB: 0 HBP: 0 BLK: 0 WP: 0 HR: 2 S: 27 P: 35 ERA: 3.60 WHIP: 1.000															<b>PITCHER</b> <b>Jerry Reuss, L</b> ERA: 3.16 (1, 1)	IP: 9.0 WLS: W BF: 32 H: 5 R: 0 ER: 0 SO: 3 BB: 3 IBB: 0 HBP: 0 BLK: 0 WP: 0 HR: 0 S: 35 P: 47 ERA: 0.00 WHIP: 0.889			

St. Louis Cardinals @ Pittsburgh Pirates  
Three Rivers Stadium, Pittsburgh, PA  
Wed Apr 30 1975, 7:05 PM EDT  
Att: 5,584 - Unknown

AB	32
R	5
H	8
RBI	5
BB	4
SO	6
LOB	12



Batter	1	2	3	4	5	6	7	8	9	AB	R	H	RBI	BB	SO	LOB	TOP			
Don Kessinger, S (1, 6) OBP: 0.322, SLG: 0.333	0-0 6-3		0-0 5-3		0-0 F8			1-0 G6-4-3 HBP		3	0	0	0	0	0	0	<b>Chicago Cubs @ St. Louis Cardinals</b> Busch Stadium, St. Louis, MO Fri May 02 1975, 7:05 PM CDT Att: 23,017 - Unknown			
Jose Cardenal, R (1, 7) OBP: 0.453, SLG: 0.472 Champ Summers, L (5, 7)	0-0 F9		0-3 K			0-0 F9		0-3 K		2	0	0	0	0	1	0				
Bill Madlock, R (1, 5) OBP: 0.372, SLG: 0.462	0-0 PB BB 1B			0-0 E 2B		0-0 6-3		0-0 G6-4-3 1-2		4	1	2	0	0	0	1				
Rick Monday, L (1, 8) OBP: 0.444, SLG: 0.552	4-0 FC5-4 1-2 BB			4-0 FC4-6 BB		0-0 E 1B			0-0 F8	2	0	1	0	2	0	0				
Jerry Morales, R (1, 9) OBP: 0.317, SLG: 0.342	0-0 FC5-4 1-2 2-3		0-3 K		0-0 E6 1-2			0-3 K		4	0	0	0	0	2	5				
Ralph LaCock, L (1, 3) OBP: 0.407, SLG: 0.413		0-0 4-3		0-0 FC4-6 1-2 2-H		0-0 L4			0-0 4-3	4	0	0	0	0	0	3				
Manny Trillo, R (1, 4) OBP: 0.419, SLG: 0.477		0-0 F9		0-0 5-3			0-0 F4			3	0	0	0	0	0	1				
Steve Swisher, R (1, 2) OBP: 0.274, SLG: 0.294		0-0 F8			0-0 F4		0-0 F8			3	0	0	0	0	0	0				
Rick Reuschel, R (1, 1) Vic Harris, S (3, PH) Mit Wilcox, R (3, 1) Ken Frailing, L (5, 1) Ron Dunn, R (7, PH) Bob Locker, S (7, 1)			0-0 F9		0-0 6-3		0-3 K			0	0	0	0	0	0	0				
<b>Inning Stats</b>	R: 0 E: 0 K: 0 S: 4	H: 1 LOB: 2 BB: 1 P: 8	R: 0 E: 0 K: 0 S: 3	H: 0 LOB: 0 BB: 0 P: 3	R: 0 E: 0 K: 1 S: 5	H: 0 LOB: 0 BB: 1 P: 5	R: 1 E: 1 K: 1 S: 6	H: 1 LOB: 1 BB: 1 P: 10	R: 0 E: 0 K: 0 S: 3	H: 0 LOB: 0 BB: 0 P: 3	R: 0 E: 1 K: 0 S: 5	H: 1 LOB: 2 BB: 0 P: 5	R: 0 E: 0 K: 1 S: 4	H: 0 LOB: 0 BB: 0 P: 5	R: 0 E: 0 K: 1 S: 5	H: 0 LOB: 0 BB: 0 P: 5		1B: 2 2B: 1 3B: 0 HR: 0	SF: 0 SAC: 0 DP: 1 HBP: 1	WP: 0 PB: 1 SB: 0 CS: 0
<b>PITCHER</b> Bob Forsch, R (1, 1) ERA: 2.86	IP: 9.0 WLS: W BF: 33 H: 3 R: 1 ER: 0 SO: 5 BB: 2 IBB: 0 HBP: 1 BLK: 0 WP: 0 HR: 0 S: 40 P: 49 ERA: 0.00 WHIP: 0.556																			

Batter	1	2	3	4	5	6	7	8	9	AB	R	H	RBI	BB	SO	LOB	BOTTOM			
Bake McBride, L (1, 8) OBP: 0.333, SLG: 0.373	0-0 HR	0-0 1B		4-0 S BB		0-3 K		0-3 K		4	1	2	1	1	2	2	<b>Chicago Cubs @ St. Louis Cardinals</b> Busch Stadium, St. Louis, MO Fri May 02 1975, 7:05 PM CDT Att: 23,017 - Unknown			
Ted Sizemore, R (1, 4) OBP: 0.325, SLG: 0.315	0-3 K	0-0 5-3		0-0 6-3 1-2			0-0 F5			4	0	0	0	0	1	3				
Reggie Smith, S (1, 9) OBP: 0.342, SLG: 0.471	0-3 K		0-3 K		4-0 E SF8 BB		0-3 K			3	1	0	0	1	3	0				
Ted Simmons, S (1, 2) OBP: 0.329, SLG: 0.415	0-0 4-3		0-0 FC3-6 1B		0-0 SF8 1-H		0-0 1B 1B			3	0	2	1	0	0	0				
Ron Fairly, L (1, 7) OBP: 0.462, SLG: 0.300 Luis Melendez, R (5, PR) OBP: 0.400, SLG: 0.571		0-0 3B 1B	0-0 FC3-6 1-2		4-0 CS BB		0-0 1B 1B			2	1	1	0	1	0	1				
Keith Hernandez, L (1, 3) OBP: 0.270, SLG: 0.263		0-0 HR 3B	0-0 F7		0-3 K 1-2		0-0 4-3			4	1	1	1	0	1	4				
Ken Reitz, R (1, 5) OBP: 0.408, SLG: 0.493		0-0 HR		0-0 G4-6-3 1B		0-0 SH1-4 1B		0-3 K		4	1	3	2	0	1	0				
Ed Brinkman, R (1, 6) OBP: 0.323, SLG: 0.333		0-0 K		0-0 G4-6-3 1-2		0-0 F4		0-0 6-3		4	0	0	0	0	1	2				
Bob Forsch, R (1, 1) OBP: 0.417, SLG: 0.600		0-3 K		0-0 3B		0-0 SH1-4 1-2		0-0 2B		3	0	2	0	0	1	0				
<b>Inning Stats</b>	R: 1 E: 0 K: 2 S: 8	H: 1 LOB: 0 BB: 0 P: 8	R: 3 E: 0 K: 2 S: 11	H: 4 LOB: 1 BB: 0 P: 11	R: 0 E: 0 K: 1 S: 6	H: 1 LOB: 1 BB: 0 P: 6	R: 0 E: 0 K: 0 S: 4	H: 2 LOB: 2 BB: 1 P: 8	R: 1 E: 1 K: 1 S: 4	H: 0 LOB: 1 BB: 2 P: 12	R: 0 E: 0 K: 1 S: 6	H: 1 LOB: 0 BB: 0 P: 6	R: 0 E: 0 K: 1 S: 7	H: 2 LOB: 2 BB: 0 P: 7	R: 0 E: 0 K: 2 S: 8	H: 1 LOB: 1 BB: 0 P: 8		1B: 7 2B: 2 3B: 2 HR: 2	SF: 1 SAC: 1 DP: 2 HBP: 0	WP: 0 PB: 0 SB: 1 CS: 1
<b>PITCHER</b> Rick Reuschel, R (1, 1) ERA: 7.56 Mit Wilcox, R (3, 1) ERA: 3.75 Ken Frailing, L (5, 1) ERA: 3.24 Bob Locker, R (7, 1) ERA: 3.38	IP: 2.0 WLS: L BF: 11 H: 5 R: 4 ER: 4 SO: 4 BB: 0 IBB: 0 HBP: 0 BLK: 0 WP: 0 HR: 2 S: 19 P: 19 ERA: 18.00 WHIP: 2.500																			

AB	30
R	1
H	3
RBI	0
BB	2
SO	5
LOB	11



Batter	1	2	3	4	5	6	7	8	9	AB	R	H	RBI	BB	SO	LOB	TOP										
Don Kessinger, S OBP: 0.337, SLG: 0.333	4-0 1B G4-6-3 BB	0-0 4-3					4-0 E 1B BB		0-0 4-3	3	2	1	0	2	0	0											
Jose Cardenal, R OBP: 0.451, SLG: 0.474	0-0 G4-6-3 1-2 1B 1B		0-0 F9			0-0 SF7	0-0 1B E 1B		0-0 6-3	4	2	2	1	0	0	0											
Bill Madlock, R OBP: 0.374, SLG: 0.451	0-0 1-2 2-3 1B		0-0 F6			3H 0-0 F7	0-0 E 1-2 2-3 1B		4-0 1B WP 1B BB	4	1	1	0	1	0	3											
Rick Monday, L OBP: 0.442, SLG: 0.535	0-0 G4-6-3		0-0 F8			0-0 F6	0-0 E 1B		4-0 1B 1B IBB	4	1	1	1	1	0	2											
Jerry Morales, R OBP: 0.345, SLG: 0.375	0-0 1B 3H		0-0 F7			0-0 2B	4-0 IBB		0-0 1B 1-2 2-3 1B	4	0	3	1	1	0	0											
Ralph LaCock, L OBP: 0.419, SLG: 0.417	0-0 1-3 1B		0-0 F7			4-0 G4-6-3 IBB	0-3 K		0-0 1-3 2H 3H 1B	2	0	1	0	1	0	0											
Ron Dunn, R OBP: 0.500, SLG: 0.750										1	0	0	0	0	1	3											
George Mitterwald, R OBP: 0.333, SLG: 0.500										1	0	1	2	0	0	0											
Manny Trillo, R OBP: 0.392, SLG: 0.443	0-0 F9		0-0 F8			0-0 G4-6-3 1-2			0-0 F9	5	0	0	0	0	0	6											
Tim Hosley, R		0-0 1-3				4-0 1B SF7 BB	0-0 F8		0-0 5-3	3	1	0	0	1	0	0											
Bill Bonham, R						0-0 B3				3	0	0	0	0	0	1											
Darold Knowles, L		0-0 4-3					0-0 4-3		0-3 K	1	0	0	0	0	1	0											
<b>Inning Stats</b>	R: 2 E: 0 K: 0 S: 6	H: 4 LOB: 2 BB: 1 P: 10	R: 0 E: 0 K: 0 S: 3	H: 0 LOB: 0 BB: 0 P: 3	R: 0 E: 0 K: 0 S: 3	H: 0 LOB: 0 BB: 0 P: 3	R: 0 E: 0 K: 0 S: 3	H: 0 LOB: 1 BB: 1 P: 3	R: 1 E: 0 K: 0 S: 4	H: 1 LOB: 1 BB: 1 P: 8	R: 0 E: 0 K: 0 S: 3	H: 1 LOB: 1 BB: 1 P: 7	R: 2 E: 2 K: 1 S: 8	H: 2 LOB: 2 BB: 2 P: 16	R: 0 E: 0 K: 1 S: 5	H: 0 LOB: 0 BB: 0 P: 5	R: 2 E: 0 K: 0 S: 5	H: 2 LOB: 2 BB: 2 P: 13	1B: 9 2B: 1 3B: 0 HR: 0	SF: 1 SAC: 0 DP: 2 HBP: 0	WP: 1 PB: 0 SB: 0 CS: 0	PA: 43					
<b>PITCHER</b>	IP	WLS	BF	H	R	ER	SO	BB	IBB	HBP	BLK	WP	HR	S	P	ERA	WHIP										
John Denny, R ERA: 3.48	(1, 1)	0.2	6	4	2	2	0	1	0	0	0	0	0	5	9	27.00	7.500										
Elias Sosa, R ERA: 3.95	(1, 1)	4.2	17	2	1	1	0	1	0	0	0	0	0	16	20	1.93	0.643										
Mike Garman, R ERA: 0.75	(6, 1)	1.1	L	7	1	2	0	1	1	0	0	0	0	5	13	0.00	1.500										
Al Hrabosky, L ERA: 2.77	(7, 1)	1.1		6	1	0	0	2	0	1	0	0	0	9	13	0.00	0.750										
Tommy Moore, R ERA: 4.7	(9, 1)	1.0		7	2	2	0	1	1	0	0	1	0	5	13	18.00	3.000										
<b>Batter</b>	<b>1</b>	<b>2</b>	<b>3</b>	<b>4</b>	<b>5</b>	<b>6</b>	<b>7</b>	<b>8</b>	<b>9</b>	<b>AB</b>	<b>R</b>	<b>H</b>	<b>RBI</b>	<b>BB</b>	<b>SO</b>	<b>LOB</b>	<b>BOTTOM</b>										
Bake McBride, L OBP: 0.325, SLG: 0.361	0-0 F7		0-0 4-3	0-3 K			0-0 1B 1B		0-0 1-3	5	0	1	0	0	1	2											
Ted Sizemore, R OBP: 0.353, SLG: 0.385	0-0 3B		0-0 1B	0-0 F9			0-0 1-2 1B		0-0 1B 2B	5	0	4	0	0	0	2											
Reggie Smith, S OBP: 0.345, SLG: 0.458	4-0 F7 BB		0-3 K			0-0 L3	0-0 F9		0-0 2-3 1B	4	0	1	0	1	1	3											
Ted Simmons, S OBP: 0.308, SLG: 0.386	0-0 F7		0-0 F4			0-0 F3	0-3 K		0-0 F9	5	0	0	0	0	1	7											
Ron Fairly, L OBP: 0.375, SLG: 0.231	0-0 3-1			0-3 K	0-3 K				0-0 1-3	3	0	0	0	0	2	2											
Danny Cater, R OBP: 0.333, SLG: 0.200										1	0	0	0	0	0	0											
Keith Hernandez, L OBP: 0.288, SLG: 0.271		4-0 1B G6-4-3 BB		0-0 1B 1B			0-0 F8		0-0 1-3	2	2	1	0	1	0	0											
Luis Melendez, R OBP: 0.375, SLG: 0.533										1	0	0	0	0	0	0											
Ken Reitz, R OBP: 0.427, SLG: 0.507		0-0 G6-4-3 1-3 1B		0-0 WP 1B 1B			0-0 F4		0-0 1B	4	1	3	0	0	0	0											
Ed Brinkman, R OBP: 0.328	(1, 6)									1	0	0	0	0	0	1											
Lou Brock, L OBP: 0.349, SLG: 0.365	(4, PH)									1	0	1	1	0	0	0											
Mike Tyson, R OBP: 0.349, SLG: 0.365	(5, PH)									1	0	0	0	0	0	0											
Al Hrabosky, R	(7, 1)									0	0	0	0	0	0	0											
Ken Rudolph, R	(8, PH)									1	0	0	0	0	0	1											
Tommy Moore, R	(9, 1)									0	0	0	0	0	0	0											
John Denny, R	(1, 1)									0	0	0	0	0	0	0											
Elias Sosa, R OBP: 0.250, SLG: 0.250	(1, 1)									2	0	1	1	0	0	0											
Mike Garman, R	(6, 1)									0	0	0	0	0	0	0											
Ted Martinez, R	(7, 6)									2	0	0	0	0	0	0											
<b>Inning Stats</b>	R: 0 E: 0 K: 0 S: 4	H: 1 LOB: 2 BB: 1 P: 8	R: 1 E: 0 K: 0 S: 3	H: 1 LOB: 0 BB: 1 P: 7	R: 0 E: 0 K: 1 S: 6	H: 1 LOB: 1 BB: 0 P: 6	R: 2 E: 0 K: 2 S: 11	H: 4 LOB: 2 BB: 0 P: 11	R: 0 E: 0 K: 1 S: 5	H: 0 LOB: 0 BB: 0 P: 5	R: 0 E: 0 K: 0 S: 3	H: 0 LOB: 0 BB: 0 P: 3	R: 0 E: 0 K: 1 S: 7	H: 2 LOB: 2 BB: 0 P: 7	R: 0 E: 0 K: 0 S: 4	H: 1 LOB: 1 BB: 0 P: 4	R: 0 E: 0 K: 0 S: 5	H: 2 LOB: 2 BB: 0 P: 5	1B: 10 2B: 1 3B: 1 HR: 0	SF: 0 SAC: 0 DP: 1 HBP: 0	WP: 1 PB: 0 SB: 0 CS: 0	PA: 40					
<b>PITCHER</b>	IP	WLS	BF	H	R	ER	SO	BB	IBB	HBP	BLK	WP	HR	S	P	ERA	WHIP										
Bill Bonham, R ERA: 6.0	(1, 1)	6.1	W	29	9	3	3	4	0	0	0	0	0	35	43	4.26	1.737										
Darold Knowles, L ERA:	(7, 1)	2.2	S	11	3	0	0	1	0	0	0	0	0	13	13	0.00	1.125										

Chicago Cubs @ St. Louis Cardinals  
 Busch Stadium, St. Louis, MO  
 Sat May 03 1975, 7:05 PM CDT  
 Att: 24,224 - Unknown - 60 F

AB	35
R	7
H	10
RBI	5
BB	7
SO	2
LOB	15



Chicago Cubs @ St. Louis Cardinals  
 Busch Stadium, St. Louis, MO  
 Sat May 03 1975, 7:05 PM CDT  
 Att: 24,224 - Unknown - 60 F

AB	38
R	3
H	12
RBI	2
BB	2
SO	5
LOB	18



Batter	1	2	3	4	5	6	7	8	9	AB	R	H	RBI	BB	SO	LOB	TOP											
Don Kessinger, S OBP: 0.340, SLG: 0.333 (1, 6)										3	1	2	1	0	0		<b>Chicago Cubs @ St. Louis Cardinals</b> Busch Stadium, St. Louis, MO Sun May 04 1975, 3:33 AM CDT Att: 22,980 - Sunny - 68 F											
Jose Cardenal, R OBP: 0.446, SLG: 0.475 (1, 7)										4	0	2	1	0	0	2												
Bill Madlock, R OBP: 0.375, SLG: 0.442 (1, 5)										4	1	1	1	1	0	1												
Rick Monday, L OBP: 0.451, SLG: 0.560 (1, 8)										4	2	2	0	1	1	3												
Jerry Morales, R OBP: 0.348, SLG: 0.388 (1, 9)										5	0	2	3	0	0	1												
Ralph LaCock, L OBP: 0.415, SLG: 0.420 Andre Thornton, R OBP: 0.500, SLG: 0.500 (7, PH) (7, 3)										2	1	1	1	0	0	1												
Manny Trillo, R OBP: 0.381, SLG: 0.440 (1, 4)										5	1	1	0	0	1	2												
Steve Swisher, R OBP: 0.267, SLG: 0.286 Champ Summers, L OBP: 0.500, SLG: 0.200 (7, PH) (7, 2)										2	0	0	0	0	0	0												
Geoff Zahn, L Oscar Zamora, R Adrian Garrett, L Ray Burris, R Darold Knowles, L (7, PH) (7, PH) (7, 1) (7, 1)										1	0	0	0	0	0	0												
<b>Inning Stats</b>	R: 0 E: 0 K: 0 S: 3	H: 1 LOB: 0 BB: 0 P: 3	R: 1 E: 0 K: 0 S: 4	H: 1 LOB: 0 BB: 0 P: 4	R: 0 E: 0 K: 0 S: 3	H: 0 LOB: 0 BB: 0 P: 3	R: 1 E: 0 K: 0 S: 5	H: 2 LOB: 1 BB: 0 P: 5	R: 0 E: 0 K: 1 S: 5	H: 0 LOB: 0 BB: 0 P: 5	R: 5 E: 0 K: 2 S: 10	H: 3 LOB: 2 BB: 4 P: 26	R: 1 E: 0 K: 1 S: 8	H: 3 LOB: 3 BB: 1 P: 12	R: 0 E: 0 K: 1 S: 6	H: 1 LOB: 2 BB: 1 P: 10		1B: 9 2B: 4 3B: 0 HR: 0	SF: 3 SAC: 0 DP: 1 HBP: 0	WP: 0 PB: 0 SB: 1 CS: 0	PA: 45							
<b>PITCHER</b>	IP	WLS	BF	H	R	ER	SO	BB	IBB	HBP	BLK	WP	HR	S	P	ERA	WHIP											
Lynn McGlothen, R ERA: 6.43 Mike Garman, R ERA: 1.46 Al Hrabosky, L ERA: 2.7 Ray Sadecki, L ERA: 3.24	(1, 1)	6.1	L	28	7	6	6	2	3	0	0	0	0	0	29	41	8.53	1.579										
																		<b>AB</b>	<b>36</b>									
																		<b>R</b>	<b>8</b>									
																		<b>H</b>	<b>13</b>									
																		<b>RBI</b>	<b>8</b>									
																		<b>BB</b>	<b>6</b>									
																		<b>SO</b>	<b>5</b>									
																		<b>LOB</b>	<b>16</b>									

Batter	1	2	3	4	5	6	7	8	9	AB	R	H	RBI	BB	SO	LOB	BOTTOM											
Ted Martinez, R OBP: 0.077, SLG: 0.077 Bake McBride, L OBP: 0.313, SLG: 0.347 (6, 8)										2	1	1	0	0	0	0	<b>Chicago Cubs @ St. Louis Cardinals</b> Busch Stadium, St. Louis, MO Sun May 04 1975, 3:33 AM CDT Att: 22,980 - Sunny - 68 F											
Ted Sizemore, R OBP: 0.348, SLG: 0.370 (1, 4)										3	0	0	0	1	0	1												
Reggie Smith, S OBP: 0.382, SLG: 0.584 (1, 9)										5	2	5	5	0	0	0												
Ted Simmons, S OBP: 0.301, SLG: 0.365 (1, 2)										4	1	0	0	1	0	4												
Luis Melendez, R OBP: 0.350, SLG: 0.526 (6, 7)										4	0	1	0	0	0	0												
Ken Reitz, R OBP: 0.405, SLG: 0.481 (1, 5)										4	0	0	0	0	0	2												
Danny Cater, R OBP: 0.429, SLG: 0.500 Ron Fairly, L OBP: 0.421, SLG: 0.267 (4, PH) (5, 3)										1	0	1	0	0	0	0												
Ed Brinkman, R OBP: 0.313, SLG: 0.322 Lou Brock, L OBP: 0.361, SLG: 0.359 Mike Tyson, R OBP: 0.250, SLG: 0.500 (4, PH) (5, 6)										1	0	0	1	0	0	2												
Lynn McGlothen, L Mike Garman, R Al Hrabosky, R Keith Hernandez, L Ray Sadecki, L Ken Rudolph, R (7, PH) (7, 1) (7, 1) (7, PH) (8, 1) (8, PH)										2	0	0	0	0	0	2												
<b>Inning Stats</b>	R: 1 E: 0 K: 0 S: 4	H: 2 LOB: 0 BB: 0 P: 4	R: 0 E: 1 K: 0 S: 4	H: 1 LOB: 0 BB: 0 P: 4	R: 0 E: 0 K: 0 S: 3	H: 0 LOB: 0 BB: 0 P: 3	R: 2 E: 0 K: 0 S: 5	H: 2 LOB: 2 BB: 2 P: 13	R: 1 E: 0 K: 0 S: 4	H: 1 LOB: 0 BB: 0 P: 4	R: 0 E: 0 K: 1 S: 6	H: 1 LOB: 1 BB: 0 P: 6	R: 1 E: 0 K: 1 S: 7	H: 2 LOB: 1 BB: 0 P: 7	R: 0 E: 0 K: 0 S: 3	H: 0 LOB: 0 BB: 0 P: 3		R: 1 E: 0 K: 1 S: 7	H: 2 LOB: 2 BB: 1 P: 11	1B: 5 2B: 4 3B: 0 HR: 2	SF: 0 SAC: 1 DP: 1 HBP: 0	WP: 0 PB: 0 SB: 0 CS: 0	PA: 40					
<b>PITCHER</b>	IP	WLS	BF	H	R	ER	SO	BB	IBB	HBP	BLK	WP	HR	S	P	ERA	WHIP											
Geoff Zahn, L ERA: 9.0 Oscar Zamora, R ERA: 2.5 Darold Knowles, L ERA: 1.02	(1, 1)	3.0	W	14	2	1	1	1	0	1	0	0	0	1	13	17	3.00	0.667										
																		<b>AB</b>	<b>36</b>									
																		<b>R</b>	<b>6</b>									
																		<b>H</b>	<b>11</b>									
																		<b>RBI</b>	<b>6</b>									
																		<b>BB</b>	<b>3</b>									
																		<b>SO</b>	<b>3</b>									
																		<b>LOB</b>	<b>16</b>									

Batter	1	2	3	4	5	6	7	8	9	AB	R	H	RBI	BB	SO	LOB	TOP			
Dave Cash, R OBP: 0.417, SLG: 0.474 Terry Harmon, R (7, PR) (7, 6)	0-0 SH5-3 WP 1B		0-0 E5 WP SF7	0-0 F8			0-0 4-3 6-3 2B		0-0 F9	4	1	2	0	0	0	2	<b>Philadelphia Phillies @ St. Louis Cardinals</b> <b>Busch Stadium, St. Louis, MO</b> Mon May 05 1975, 7:05 PM CDT Att: 9,198 - Unknown  <b>AB 32</b> <b>R 3</b> <b>H 6</b> <b>RBI 3</b> <b>BB 4</b> <b>SO 3</b> <b>LOB 20</b>			
Larry Bowa, S OBP: 0.340, SLG: 0.424 Alan Bannister, R OBP: 0.286, SLG: 0.364	0-0 SH5-3 1-3		0-0 L6 2-3				0-0 4-3 2-3 1B		0-0 6-3	3	0	1	0	0	0	2				
Mike Schmidt, R OBP: 0.261, SLG: 0.366	0-0 P5		4-0 BB				0-0 F8 1-2		0-0 6-3	3	0	0	1	1	0	3				
Greg Luzinski, R OBP: 0.309, SLG: 0.494	0-0 F9		0-0 SF7				0-0 F7		3-H 0-0 F3	3	0	0	1	0	0	3				
Jay Johnstone, L OBP: 0.412, SLG: 0.536		0-0 G3	0-0 L9				0-0 P4		4-0 FC6-4 BB	3	0	0	0	1	0	2				
Tom Hutton, L OBP: 0.304, SLG: 0.238 Joe Hoerner, R (8, 1)		4-0 2B BB					0-0 G3		0-0 F5	3	1	0	0	1	0	1				
Bob Boone, R OBP: 0.438, SLG: 0.414		0-0 F7					4-0 FC5 1B BB		0-0 F7	3	0	0	0	1	0	2				
Mike Anderson, R OBP: 0.304, SLG: 0.385		0-0 1-H 2B					0-0 FC5 1-2 1B		0-0 FC6-4 1-2	4	0	3	1	0	0	1				
Steve Carlton, L Tom Higendorf, S Ollie Brown, R Ron Schueler, R Don Hahn, R Cy Acosta, R Tony Taylor, R	0-3 K	0-3 K	0-0 FC5	0-0 K	0-0 K	0-0 K	0-3 K	0-3 K	0-3 K	1	0	0	0	0	1	1				
<b>Inning Stats</b>	R: 0 E: 0 K: 0 S: 4	H: 1 LOB: 1 BB: 0 P: 4	R: 1 E: 0 K: 1 S: 6	H: 1 LOB: 1 BB: 1 P: 10	R: 1 E: 1 K: 0 S: 4	H: 0 LOB: 1 BB: 1 P: 8	R: 0 E: 0 K: 0 S: 4	H: 1 LOB: 2 BB: 1 P: 8	R: 0 E: 0 K: 1 S: 6	H: 1 LOB: 1 BB: 0 P: 6	R: 1 E: 0 K: 0 S: 4	H: 1 LOB: 1 BB: 0 P: 4	R: 0 E: 0 K: 0 S: 3	H: 0 LOB: 0 BB: 1 P: 7	R: 0 E: 0 K: 1 S: 5	H: 0 LOB: 0 BB: 0 P: 5		1B: 4 2B: 2 3B: 0 HR: 0	SF: 1 SAC: 1 DP: 0 HBP: 0	WP: 3 PB: 0 SB: 0 CS: 0
<b>PITCHER</b>	IP WLS BF H R ER SO BB IBB HBP BLK WP HR S P ERA WHIP																			
Bob Gibson, R ERA: 5.26	(1, 1) 7.0 W 31 6 3 2 2 3 0 0 0 0 3 0 32 44 2.57 1.286																			
Al Hrabosky, L ERA: 2.35	(8, 1) 2.0 7 0 0 0 1 1 0 0 0 0 0 0 8 12 0.00 0.500																			

Batter	1	2	3	4	5	6	7	8	9	AB	R	H	RBI	BB	SO	LOB	BOTTOM			
Lou Brock, L OBP: 0.351, SLG: 0.348	4-3 K		0-0 4-3				0-0 FC6-4 FC4-6		0-0 1B 1B	5	0	1	0	0	1	3	<b>Philadelphia Phillies @ St. Louis Cardinals</b> <b>Busch Stadium, St. Louis, MO</b> Mon May 05 1975, 7:05 PM CDT Att: 9,198 - Unknown  <b>AB 36</b> <b>R 11</b> <b>H 14</b> <b>RBI 11</b> <b>BB 3</b> <b>SO 2</b> <b>LOB 11</b>			
Ted Sizemore, R OBP: 0.382, SLG: 0.384	0-0 PB 1B	0-0 HR 1B	0-0 L4				0-0 FC4-6 1-2		0-0 FC6-4 1B	5	2	3	0	0	0	2				
Reggie Smith, S OBP: 0.387, SLG: 0.613 Jim Dwyer, L OBP: 0.250, SLG: 0.143	4-0 1-2 3B BB	0-0 HR					0-0 F7		0-0 F8	3	2	1	2	1	0	0				
Ted Simmons, S OBP: 0.322, SLG: 0.416 Ken Rudolph, R (8, PH) (9, 2)	0-0 1-2 2H 3B 1B	0-0 HR					4-0 G5-4-3 BB		0-0 FC6-4 1-2	3	2	2	2	1	0	0				
Luis Melendez, R OBP: 0.333, SLG: 0.565	0-0 1-H 2H 1B 3B	0-0 F8					0-0 G5-4-3 1-2		0-0 6-3	4	1	1	2	0	0	1				
Ken Reitz, R OBP: 0.398, SLG: 0.469	0-0 1B 3B 1B	0-0 4-3					0-0 P4		0-0 F9	4	1	1	1	0	0	0				
Danny Cater, R OBP: 0.455, SLG: 0.600 Al Hrabosky, R (8, 1)	0-0 1-2 3B 1B	0-0 4-3					0-0 HR 2B		0-0 F8	4	2	2	0	0	0	0				
Mike Tyson, R OBP: 0.500, SLG: 1.250	0-0 1-H 2H 3B		0-0 4-3 SH3 1B				0-0 HR		0-0 6-3	4	1	3	4	0	0	0				
Bob Gibson, R Ron Fairly, L OBP: 0.400, SLG: 0.250	0-3 K		0-0 SH3				4-0 FC6-4 BB		0-0 G3	1	0	0	0	1	1	1				
<b>Inning Stats</b>	R: 6 E: 0 K: 2 S: 13	H: 6 LOB: 1 BB: 1 P: 17	R: 3 E: 0 K: 0 S: 6	H: 3 LOB: 0 BB: 0 P: 6	R: 0 E: 0 K: 0 S: 4	H: 1 LOB: 1 BB: 0 P: 4	R: 0 E: 0 K: 0 S: 2	H: 0 LOB: 0 BB: 1 P: 6	R: 2 E: 0 K: 0 S: 5	H: 2 LOB: 1 BB: 1 P: 9	R: 0 E: 0 K: 0 S: 3	H: 0 LOB: 0 BB: 0 P: 3	R: 0 E: 0 K: 0 S: 3	H: 2 LOB: 2 BB: 0 P: 5	R: 0 E: 0 K: 0 S: 5	H: 0 LOB: 0 BB: 0 P: 5		1B: 8 2B: 1 3B: 2 HR: 3	SF: 0 SAC: 1 DP: 1 HBP: 0	WP: 0 PB: 1 SB: 0 CS: 0
<b>PITCHER</b>	IP WLS BF H R ER SO BB IBB HBP BLK WP HR S P ERA WHIP																			
Steve Carlton, L ERA: 6.27	(1, 1) 1.0 L 12 8 8 8 2 1 0 0 0 0 0 1 15 19 72.00 9.000																			
Tom Higendorf, L ERA: 2.0	(2, 1) 2.0 8 2 1 1 0 1 0 0 0 0 0 1 8 8 4.50 1.000																			
Ron Schueler, R ERA: 7.47	(4, 1) 2.0 9 2 2 2 0 2 0 0 0 0 0 1 7 15 9.00 2.000																			
Cy Acosta, R ERA: 6.23	(6, 1) 2.0 6 0 0 0 0 0 0 0 0 0 0 0 6 6 0.00 0.000																			
Joe Hoerner, L ERA: 2.08	(8, 1) 1.0 5 2 0 0 0 0 0 0 0 0 0 0 5 5 0.00 2.000																			

Batter	1	2	3	4	5	6	7	8	9	AB	R	H	RBI	BB	SO	LOB	TOP										
Dave Cash, R OBP: 0.435, SLG: 0.474 (1, 4)										2	0	1	0	2	0	2	Philadelphia Phillies @ St. Louis Cardinals Busch Stadium, St. Louis, MO Wed May 07 1975, 7:05 PM CDT Att: 9,735 - Unknown										
Larry Bowa, S OBP: 0.333, SLG: 0.412 (1, 6)										5	0	1	1	0	0	4											
Garry Maddox, R OBP: 0.234, SLG: 0.211 (1, 8)										5	0	1	0	0	1	5											
Greg Luzinski, R OBP: 0.296, SLG: 0.473 (1, 7)										4	0	0	0	0	0	2											
Tom Hutton, L OBP: 0.357, SLG: 0.250 (1, 3)										3	1	1	0	2	0	0											
Mike Schmidt, R OBP: 0.276, SLG: 0.419 (1, 5)										4	1	2	2	1	1	1											
Bob Boone, R OBP: 0.440, SLG: 0.403 (1, 2)										2	1	0	0	2	0	2											
Mike Anderson, R OBP: 0.315, SLG: 0.391 (1, 9)										4	1	2	0	0	1	1											
Wayne Twitchell, R OBP: 0.071, SLG: 0.143 Tug McGraw, R OBP: 0.500, SLG: 0.500 (7, 1)										3	0	0	1	0	1	3											
<b>Inning Stats</b>	R: 0 E: 1 K: 0 S: 5	H: 2 LOB: 2 BB: 0 P: 5	R: 2 E: 0 K: 0 S: 5	H: 3 LOB: 2 BB: 2 P: 13	R: 2 E: 0 K: 1 S: 7	H: 2 LOB: 2 BB: 2 P: 15	R: 0 E: 0 K: 0 S: 3	H: 0 LOB: 0 BB: 0 P: 3	R: 0 E: 0 K: 0 S: 3	H: 1 LOB: 2 BB: 0 P: 7	R: 0 E: 0 K: 0 S: 2	H: 0 LOB: 0 BB: 1 P: 6	R: 0 E: 0 K: 2 S: 8	H: 1 LOB: 2 BB: 1 P: 12	R: 0 E: 0 K: 1 S: 5	H: 0 LOB: 0 BB: 0 P: 5	1B: 7 2B: 1 3B: 0 HR: 1	SF: 0 SAC: 0 DP: 0 HBP: 1	WP: 2 PB: 0 SB: 1 CS: 1	PA: 42							
<b>PITCHER</b>	IP	WLS	BF	H	R	ER	SO	BB	IBB	HBP	BLK	WP	HR	S	P	ERA	WHIP										
Bob Forsch, R ERA: 3.65 Elias Sosa, R ERA: 2.95 Mike Garman, R ERA: 1.26	2.1	L	17	7	4	4	0	4	0	0	0	1	1	13	29	15.43	4.714										
	4.2		17	1	0	0	1	2	0	1	0	0	0	16	25	0.00	0.643										
	2.0		8	1	0	0	3	1	0	0	0	0	0	13	17	0.00	1.000										

Batter	1	2	3	4	5	6	7	8	9	AB	R	H	RBI	BB	SO	LOB	BOTTOM										
Lou Brock, L OBP: 0.346, SLG: 0.333 (1, 7)										3	0	0	0	1	1	3	Philadelphia Phillies @ St. Louis Cardinals Busch Stadium, St. Louis, MO Wed May 07 1975, 7:05 PM CDT Att: 9,735 - Unknown										
Ted Sizemore, R OBP: 0.397, SLG: 0.382 (1, 4)										3	0	1	0	1	1	0											
Bake McBride, L OBP: 0.322, SLG: 0.346 (1, 8)										3	1	1	0	1	0	2											
Ted Simmons, S OBP: 0.308, SLG: 0.395 (1, 2)										4	0	0	0	0	0	3											
Ron Fairly, L OBP: 0.417, SLG: 0.263 (9, 9)										3	0	1	1	1	1	2											
Jim Dwyer, L OBP: 0.182, SLG: 0.100 Danny Cater, R OBP: 0.417, SLG: 0.545 (8, PH)										3	0	0	0	0	0	2											
										1	0	0	0	0	0	0											
Ken Reitz, R OBP: 0.379, SLG: 0.447 (1, 5)										4	0	0	0	0	1	1											
Mike Tyson, R OBP: 0.500, SLG: 1.000 (1, 6)										3	0	1	0	1	0	0											
Bob Forsch, R OBP: 0.462, SLG: 0.636 Elias Sosa, R OBP: 0.200, SLG: 0.200 Keith Hernandez, L OBP: 0.294, SLG: 0.279 Mike Garman, R (8, PH) Luis Melendez, R OBP: 0.320, SLG: 0.542										1	0	1	0	0	0	0											
										1	0	0	0	0	1	1											
										1	0	0	0	0	0	0											
										1	0	0	0	1	0	1											
<b>Inning Stats</b>	R: 0 E: 0 K: 2 S: 9	H: 2 LOB: 2 BB: 0 P: 9	R: 0 E: 1 K: 1 S: 7	H: 3 LOB: 0 BB: 0 P: 7	R: 1 E: 0 K: 0 S: 4	H: 1 LOB: 1 BB: 1 P: 8	R: 0 E: 0 K: 1 S: 5	H: 0 LOB: 0 BB: 1 P: 9	R: 0 E: 0 K: 1 S: 5	H: 0 LOB: 0 BB: 0 P: 5	R: 0 E: 0 K: 0 S: 2	H: 0 LOB: 2 BB: 2 P: 11	R: 0 E: 0 K: 0 S: 3	H: 0 LOB: 0 BB: 0 P: 3	R: 0 E: 0 K: 1 S: 5	H: 0 LOB: 0 BB: 0 P: 5	1B: 5 2B: 0 3B: 0 HR: 0	SF: 0 SAC: 0 DP: 1 HBP: 0	WP: 0 PB: 0 SB: 3 CS: 0	PA: 36							
<b>PITCHER</b>	IP	WLS	BF	H	R	ER	SO	BB	IBB	HBP	BLK	WP	HR	S	P	ERA	WHIP										
Wayne Twitchell, R ERA: 4.98 Tug McGraw, L ERA:	6.2	W	29	5	1	1	5	5	0	0	0	0	0	34	54	1.35	1.500										
	2.1	S	7	0	0	0	1	0	0	0	0	0	0	9	9	0.00	0.000										

Batter	1	2	3	4	5	6	7	8	9	AB	R	H	RBI	BB	SO	LOB	TOP			
Dave Cash, R OBP: 0.442, SLG: 0.470										3	2	1	0	2	1	1	<b>Philadelphia Phillies @ St. Louis Cardinals</b> <b>Busch Stadium, St. Louis, MO</b> Thu May 08 1975, 3:33 AM CDT Att: 10,293 - Unknown			
Larry Bowa, S OBP: 0.340, SLG: 0.416										4	2	2	0	0	0	1				
Garry Maddox, R OBP: 0.261, SLG: 0.306										5	2	3	3	0	0	2				
Greg Luzinski, R OBP: 0.314, SLG: 0.495										4	0	3	3	0	0	0				
Olle Brown, R OBP: 0.182, SLG: 0.182										1	0	0	0	0	0	1				
Tom Hutton, L OBP: 0.303, SLG: 0.207										5	0	0	0	0	0	5				
Mike Schmidt, R OBP: 0.277, SLG: 0.404										3	0	0	0	1	1	1				
Bob Boone, R OBP: 0.455, SLG: 0.413										3	0	2	0	1	0	0				
Mike Anderson, R OBP: 0.312, SLG: 0.375										3	0	0	0	1	2	4				
Jim Lonborg, R OBP: 0.545, SLG: 0.500										3	0	0	0	0	1	2				
Tony Taylor, R OBP: 0.545, SLG: 0.500										1	0	0	0	0	0	1				
Gene Garber, R										0	0	0	0	0	0	0				
<b>Inning Stats</b>	R: 2 E: 0 K: 1 S: 8	H: 3 LOB: 1 BB: 0 P: 8	R: 0 E: 0 K: 0 S: 3	H: 0 LOB: 1 BB: 1 P: 7	R: 2 E: 0 K: 0 S: 5	H: 3 LOB: 0 BB: 0 P: 5	R: 0 E: 0 K: 0 S: 3	H: 1 LOB: 0 BB: 0 P: 3	R: 0 E: 0 K: 1 S: 5	H: 0 LOB: 0 BB: 2 P: 13	R: 1 E: 0 K: 1 S: 7	H: 2 LOB: 2 BB: 1 P: 11	R: 0 E: 0 K: 1 S: 6	H: 1 LOB: 1 BB: 0 P: 6	R: 1 E: 0 K: 0 S: 4	H: 1 LOB: 1 BB: 1 P: 8	1B: 7 2B: 3 3B: 1 HR: 0	SF: 0 SAC: 1 DP: 1 HBP: 0	WP: 1 PB: 0 SB: 1 CS: 1	PA: 41
<b>PITCHER</b>	IP WLS BF H R ER SO BB IBB HBP BLK WP HR S P ERA WHIP																			
John Denny, R ERA: 4.56	(1, 1) 3.0 L 15 6 4 4 1 1 0 0 0 0 1 0 16 20 12.00 2.333																			
Tommy Moore, R ERA: 3.97	(4, 1) 3.2 16 3 1 1 3 3 0 0 0 0 0 0 19 31 2.46 1.636																			
Al Hrabosky, L ERA: 2.16	(7, 1) 1.1 5 1 0 0 1 0 0 0 0 0 0 0 7 7 0.00 0.750																			
Ray Sadecki, L ERA: 3.86	(9, 1) 1.0 5 1 1 1 0 1 0 0 0 0 0 0 4 8 9.00 2.000																			

Batter	1	2	3	4	5	6	7	8	9	AB	R	H	RBI	BB	SO	LOB	BOTTOM	
Lou Brock, L OBP: 0.341, SLG: 0.320										3	0	0	0	1	2	2	<b>Philadelphia Phillies @ St. Louis Cardinals</b> <b>Busch Stadium, St. Louis, MO</b> Thu May 08 1975, 3:33 AM CDT Att: 10,293 - Unknown	
Ted Sizemore, R OBP: 0.353, SLG: 0.366										4	0	0	0	0	0	2		
Bake McBride, L OBP: 0.319, SLG: 0.341										4	0	1	0	0	1	1		
Ted Simmons, S OBP: 0.305, SLG: 0.388										4	0	1	0	0	0	1		
Ron Fairly, L OBP: 0.429, SLG: 0.391										4	1	2	0	0	0	2		
Keith Hernandez, L OBP: 0.292, SLG: 0.292										4	1	1	0	0	1	2		
Ken Reitz, R OBP: 0.374, SLG: 0.438										4	0	1	1	0	0	1		
Mike Tyson, R OBP: 0.438, SLG: 0.800										4	0	1	1	0	0	1		
John Denny, R OBP: 0.143, SLG: 0.214	(1, 1)									0	0	0	0	0	0	0		
Ted Martinez, R OBP: 0.143, SLG: 0.214	(3, PH)									1	0	1	0	0	0	0		
Tommy Moore, R OBP: 0.305, SLG: 0.366	(4, 1)									1	0	1	0	0	0	0		
Al Hrabosky, L OBP: 0.182, SLG: 0.182	(7, 1)									0	0	0	0	0	0	0		
Jim Dwyer, L OBP: 0.182, SLG: 0.182	(8, PH)									1	0	0	0	0	0	0		
Ray Sadecki, L OBP: 0.277, SLG: 0.404	(9, 1)									0	0	0	0	0	0	0		
Luis Melendez, R OBP: 0.292, SLG: 0.292	(9, PH)									1	0	0	0	0	1	1		
<b>Inning Stats</b>	R: 0 E: 0 K: 0 S: 3	H: 0 LOB: 0 BB: 0 P: 3	R: 0 E: 0 K: 1 S: 6	H: 1 LOB: 1 BB: 0 P: 6	R: 0 E: 0 K: 1 S: 6	H: 1 LOB: 1 BB: 0 P: 6	R: 0 E: 0 K: 0 S: 4	H: 1 LOB: 1 BB: 0 P: 4	R: 0 E: 0 K: 0 S: 3	H: 0 LOB: 0 BB: 0 P: 3	R: 0 E: 0 K: 1 S: 5	H: 0 LOB: 1 BB: 1 P: 9	R: 2 E: 0 K: 1 S: 8	H: 3 LOB: 1 BB: 0 P: 8	1B: 6 2B: 2 3B: 1 HR: 0	SF: 0 SAC: 0 DP: 0 HBP: 0	WP: 0 PB: 0 SB: 0 CS: 0	PA: 36
<b>PITCHER</b>	IP WLS BF H R ER SO BB IBB HBP BLK WP HR S P ERA WHIP																	
Jim Lonborg, R ERA: 1.88	(1, 1) 7.0 W 26 6 0 0 3 0 0 0 0 0 0 0 13 17 0.00 0.857																	
Gene Garber, R ERA: 2.3	(8, 1) 2.0 10 3 2 2 2 1 0 0 0 0 0 0 13 17 9.00 2.000																	







Batter	1	2	3	4	5	6	7	8	9	AB	R	H	RBI	BB	SO	LOB	TOP			
Von Joshua, L (1,8) OBP: 0.398, SLG: 0.408										5	1	3	1	0	1	1	<b>San Francisco Giants @ St. Louis Cardinals</b> <b>Busch Stadium, St. Louis, MO</b> Sun May 11 1975, 3:33 AM CDT Att: 10,692 - Unknown			
Derrel Thomas, S (1,4) OBP: 0.327, SLG: 0.348										5	1	2	1	0	1	3				
Bobby Murcer, L (1,9) OBP: 0.359, SLG: 0.414										3	0	0	0	2	0	1				
Gary Matthews, R (1,7) OBP: 0.400, SLG: 0.545										5	0	0	0	0	1	5				
Willie Montanez, L (1,3) OBP: 0.298, SLG: 0.421										3	0	1	0	1	0	2				
Chris Speier, R (1,6) OBP: 0.354, SLG: 0.386										4	0	1	0	0	0	4				
Steve Ontiveros, S (1,5) OBP: 0.370, SLG: 0.326										4	0	1	0	0	1	1				
Dave Rader, L (1,2) OBP: 0.304, SLG: 0.288 (8, PH)										3	1	1	0	0	0	1				
Marc Hill, R (8, PH) OBP: 0.313, SLG: 0.304 (8, 2)										1	0	0	0	0	0	1				
Pete Falcone, L (1,1) OBP: 0.133, SLG: 0.133 (8, PH)										2	0	1	0	0	1	1				
Bruce Miller, R (8, PH) OBP: 0.308, SLG: 0.308 (8, 1)										1	0	0	0	0	1	1				
Gary Lavelle, S (8, 1)										0	0	0	0	0	0	0				
<b>Inning Stats</b>	R: 2 E: 1 K: 0 S: 5	H: 2 LOB: 1 BB: 1 P: 9	R: 1 E: 0 K: 0 S: 5	H: 2 LOB: 1 BB: 0 P: 5	R: 0 E: 0 K: 1 S: 5	H: 0 LOB: 1 BB: 1 P: 9	R: 0 E: 0 K: 1 S: 6	H: 1 LOB: 1 BB: 0 P: 6	R: 0 E: 0 K: 0 S: 5	H: 2 LOB: 2 BB: 0 P: 5	R: 0 E: 1 K: 0 S: 3	H: 0 LOB: 0 BB: 0 P: 3	R: 0 E: 0 K: 2 S: 8	H: 1 LOB: 1 BB: 0 P: 8	R: 0 E: 0 K: 1 S: 5	H: 0 LOB: 1 BB: 1 P: 9	1B: 8 2B: 2 3B: 0 HR: 0	SF: 0 SAC: 1 DP: 1 HBP: 0	WP: 0 PB: 0 SB: 2 CS: 0	PA: 40
<b>PITCHER</b>	IP WLS BF H R ER SO BB IBB HBP BLK WP HR S P ERA WHIP																<b>PITCHER</b>	IP WLS BF H R ER SO BB IBB HBP BLK WP HR S P ERA WHIP		
Bob Forsch, R (1,1) ERA: 3.48	7.0 W 32 9 3 2 3 2 0 0 0 0 0 0 36 44 2.57 1.571																			
Al Hrabosky, L (8,1) ERA: 1.85	2.0 S 8 1 0 0 3 1 0 0 0 0 0 0 13 17 0.00 1.000																			

Batter	1	2	3	4	5	6	7	8	9	AB	R	H	RBI	BB	SO	LOB	BOTTOM			
Lou Brock, L (1,7) OBP: 0.388, SLG: 0.419										4	1	2	0	0	1	0	<b>San Francisco Giants @ St. Louis Cardinals</b> <b>Busch Stadium, St. Louis, MO</b> Sun May 11 1975, 3:33 AM CDT Att: 10,692 - Unknown			
Ted Sizemore, R (1,4) OBP: 0.362, SLG: 0.369										4	1	1	1	0	0	1				
Luis Melendez, R (1,8) OBP: 0.324, SLG: 0.545										4	1	1	1	0	0	1				
Ted Simmons, S (1,2) OBP: 0.336, SLG: 0.419										3	1	1	2	1	0	0				
Ken Reitz, R (1,5) OBP: 0.340, SLG: 0.390										4	0	0	0	0	0	2				
Danny Cater, R (1,3) OBP: 0.353, SLG: 0.438										3	0	1	0	0	0	0				
Bake McBride, L (7, PR) OBP: 0.319, SLG: 0.341										0	0	0	0	0	0	0				
Keith Hernandez, L (8, 3) OBP: 0.308, SLG: 0.314										0	0	0	0	0	0	0				
Ted Martinez, R (1,9) OBP: 0.176, SLG: 0.235										3	0	1	0	0	0	1				
Mike Tyson, R (1,6) OBP: 0.407, SLG: 0.625										3	0	0	0	0	0	3				
Bob Forsch, R (1,1) OBP: 0.400, SLG: 0.538										2	0	0	0	0	0	0				
Ed Brinkman, R (7, PH) OBP: 0.309, SLG: 0.317										1	0	0	0	0	0	2				
Al Hrabosky, R (8,1) ERA: 1.37										0	0	0	0	0	0	0				
<b>Inning Stats</b>	R: 4 E: 0 K: 0 S: 8	H: 5 LOB: 1 BB: 0 P: 8	R: 0 E: 0 K: 1 S: 5	H: 0 LOB: 0 BB: 0 P: 5	R: 0 E: 0 K: 0 S: 3	H: 0 LOB: 0 BB: 0 P: 3	R: 0 E: 0 K: 0 S: 3	H: 0 LOB: 0 BB: 0 P: 3	R: 0 E: 0 K: 0 S: 3	H: 0 LOB: 0 BB: 0 P: 3	R: 0 E: 0 K: 0 S: 4	H: 1 LOB: 2 BB: 0 P: 4	R: 0 E: 0 K: 0 S: 4	H: 1 LOB: 2 BB: 1 P: 8	R: 0 E: 0 K: 1 S: 5	H: 0 LOB: 1 BB: 1 P: 9	1B: 3 2B: 2 3B: 1 HR: 1	SF: 0 SAC: 0 DP: 0 HBP: 0	WP: 0 PB: 0 SB: 1 CS: 0	PA: 32
<b>PITCHER</b>	IP WLS BF H R ER SO BB IBB HBP BLK WP HR S P ERA WHIP																<b>PITCHER</b>	IP WLS BF H R ER SO BB IBB HBP BLK WP HR S P ERA WHIP		
Pete Falcone, L (1,1) ERA: 2.45	7.0 L 27 6 4 4 1 0 0 0 0 0 0 1 29 29 5.14 0.857																			
Gary Lavelle, L (8,1) ERA: 1.37	1.0 5 1 0 0 0 0 0 1 0 0 0 0 4 8 0.00 1.000																			



Batter	1	2	3	4	5	6	7	8	9	10	AB	R	H	RBI	BB	SO	LOB	TOP			
<b>Davey Lopes, R</b> OBP: 0.304, SLG: 0.298 (1, 8)	0-0 K 1B	4-0 1-6-3 BB		4-0 1-2 G4-6-3 BB			4-0 FC4-6 BB		0-3 K		2	0	1	0	3	1	0				
<b>Lee Lacy, R</b> OBP: 0.419, SLG: 0.493 (1, 4)	0-3 K	0-0 1-6-3		0-0 G4-6-3			0-0 F8		0-0 F9		5	0	0	1	0	1	7				
<b>Willie Crawford, L</b> OBP: 0.352, SLG: 0.370 (1, 7)	0-0 E4 FC6-4	0-0 F6			0-0 F8		0-0 FC4-6 1B		0-0 E3		5	0	0	0	0	0	3				
<b>Steve Garvey, R</b> OBP: 0.392, SLG: 0.497 (1, 3)	0-0 FC6-4		0-3 K		0-0 F6		0-0 FC5-4 1B		0-0 1B		5	1	2	0	0	1	1				
<b>Ron Cey, R</b> OBP: 0.370, SLG: 0.536 (1, 5)		0-0 5-3	0-0 5-3		0-0 F6		0-0 FC5-4		0-0 1B		5	1	1	0	0	0	2				
<b>Joe Ferguson, R</b> OBP: 0.313, SLG: 0.222 (1, 2)		0-0 E6 1B	0-3 K			4-0 BB		4-0 G4-6-3 BB		0-0 F8		3	1	0	0	2	1				
<b>Tom Paciorek, R</b> OBP: 0.360, SLG: 0.520 (1, 9)		0-0 1B 2B		0-3 K		0-0 F9		0-0 F8		0-0 1B		5	2	2	1	0	1	2			
<b>Rick Auerbach, R</b> OBP: 0.286, SLG: 0.244 (1, 6)		0-0 2B 1-6-3 1B		4-0 1B BB		0-0 F6		0-0 G4-6-3		0-0 1B		4	1	2	3	1	0	2			
<b>Andy Messersmith, R</b> OBP: 0.414, SLG: 0.536 Jim Brewer, L (7, 1)	0-0 1-6-3 2B		0-0 1-3 1B		0-0 K		0-3 K		0-0 6-3		0-0 F7		3	0	2	1	0	1			
<b>Inning Stats</b>	R: 0 E: 1 K: 1 S: 6	H: 1 LOB: 1 BB: 0 P: 6	R: 3 E: 1 K: 0 S: 7	H: 3 LOB: 2 BB: 1 P: 11	R: 0 E: 0 K: 2 S: 7	H: 0 LOB: 0 BB: 0 P: 7	R: 0 E: 0 K: 1 S: 5	H: 1 LOB: 2 BB: 2 P: 13	R: 0 E: 0 K: 1 S: 5	H: 0 LOB: 0 BB: 0 P: 3	R: 0 E: 0 K: 0 S: 4	H: 1 LOB: 2 BB: 1 P: 8	R: 0 E: 0 K: 0 S: 2	H: 0 LOB: 0 BB: 1 P: 6	R: 0 E: 0 K: 1 S: 5	H: 0 LOB: 0 BB: 0 P: 5	R: 3 E: 1 K: 0 S: 7	H: 4 LOB: 1 BB: 0 P: 7	1B: 9 2B: 1 3B: 0 HR: 0	SF: 0 SAC: 0 DP: 2 HBP: 0	WP: 0 PA: 45
<b>PITCHER</b>	IP WLS BF H R ER SO BB IBB HBP BLK WP HR S P ERA WHIP	IP WLS BF H R ER SO BB IBB HBP BLK WP HR S P ERA WHIP	IP WLS BF H R ER SO BB IBB HBP BLK WP HR S P ERA WHIP	IP WLS BF H R ER SO BB IBB HBP BLK WP HR S P ERA WHIP	IP WLS BF H R ER SO BB IBB HBP BLK WP HR S P ERA WHIP	IP WLS BF H R ER SO BB IBB HBP BLK WP HR S P ERA WHIP	IP WLS BF H R ER SO BB IBB HBP BLK WP HR S P ERA WHIP	IP WLS BF H R ER SO BB IBB HBP BLK WP HR S P ERA WHIP	IP WLS BF H R ER SO BB IBB HBP BLK WP HR S P ERA WHIP	IP WLS BF H R ER SO BB IBB HBP BLK WP HR S P ERA WHIP	IP WLS BF H R ER SO BB IBB HBP BLK WP HR S P ERA WHIP	IP WLS BF H R ER SO BB IBB HBP BLK WP HR S P ERA WHIP	IP WLS BF H R ER SO BB IBB HBP BLK WP HR S P ERA WHIP	IP WLS BF H R ER SO BB IBB HBP BLK WP HR S P ERA WHIP	IP WLS BF H R ER SO BB IBB HBP BLK WP HR S P ERA WHIP	IP WLS BF H R ER SO BB IBB HBP BLK WP HR S P ERA WHIP	IP WLS BF H R ER SO BB IBB HBP BLK WP HR S P ERA WHIP	IP WLS BF H R ER SO BB IBB HBP BLK WP HR S P ERA WHIP	IP WLS BF H R ER SO BB IBB HBP BLK WP HR S P ERA WHIP	IP WLS BF H R ER SO BB IBB HBP BLK WP HR S P ERA WHIP	IP WLS BF H R ER SO BB IBB HBP BLK WP HR S P ERA WHIP
<b>John Denny, R</b> ERA: 4.33 (1, 1)	3.1	19	5	3	1	4	3	0	0	0	0	0	0	0	0	0	0	2.70	2.400		
<b>Elias Sosa, R</b> ERA: 2.42 (4, 1)	3.2	13	1	0	0	1	2	0	0	0	0	0	0	0	0	0	0	0.00	0.818		
<b>Mike Garman, R</b> ERA: 2.6 (8, 1)	3.0	13	4	3	3	1	1	0	0	0	0	0	0	0	0	0	0	9.00	1.667		
<b>Batter</b>	<b>1</b>	<b>2</b>	<b>3</b>	<b>4</b>	<b>5</b>	<b>6</b>	<b>7</b>	<b>8</b>	<b>9</b>	<b>10</b>	<b>AB</b>	<b>R</b>	<b>H</b>	<b>RBI</b>	<b>BB</b>	<b>SO</b>	<b>LOB</b>	<b>BOTTOM</b>			
<b>Lou Brock, L</b> OBP: 0.398, SLG: 0.429 (1, 7)	0-0 E SF8 1B		0-0 S 1B		0-0 4-3			0-3 K		0-0 1B S 1B		5	3	3	0	0	1	0			
<b>Ted Sizemore, R</b> OBP: 0.355, SLG: 0.361 (1, 4)	0-3 K		0-0 1H 1B		0-0 4-3			0-0 F8		0-0 6-3		5	0	1	1	0	1	2			
<b>Luis Melendez, R</b> OBP: 0.308, SLG: 0.514 (1, 8)	0-0 SF8		0-0 F9			0-0 6-3		0-0 F8		0-0 1B		4	0	1	1	0	0	1			
<b>Ted Simmons, S</b> OBP: 0.342, SLG: 0.423 (1, 2)	0-0 F8			0-0 1B		0-0 F8		0-0 F8		0-0 1B		4	0	2	0	0	0	0			
<b>Bake McBride, L</b> OBP: 0.319, SLG: 0.341 (9, PR)				0-0 1B		0-0 F8		0-0 F8		0-0 1B		0	1	0	0	0	0	0			
<b>Ken Rudolph, R</b> OBP: 0.091, SLG: 0.091 (10, 2)				0-0 1B		0-0 F8		0-0 F8		0-0 1B		1	0	1	1	0	0	0			
<b>Ron Fairly, L</b> OBP: 0.488, SLG: 0.515 (1, 9)		0-0 6-3		0-0 1B		4-0 BB		0-0 F6		0-0 1-3		4	0	1	0	1	0	3			
<b>Keith Hernandez, L</b> OBP: 0.298, SLG: 0.301 (1, 3)		0-0 F9		0-0 1B		0-0 F7		0-0 F6		0-0 1-3		3	0	0	0	0	0	3			
<b>Ted Martinez, R</b> OBP: 0.167, SLG: 0.222 (9, PH)		0-0 F9		0-0 F7		0-0 F6		0-0 F6		0-0 1-3		1	0	0	0	0	0	2			
<b>Ken Reitz, R</b> OBP: 0.336, SLG: 0.385 (1, 5)		0-0 6-3		0-0 F9		0-0 F9		0-0 F9		0-0 1B		4	0	1	1	0	0	2			
<b>Mike Tyson, R</b> OBP: 0.355, SLG: 0.536 (1, 6)			0-0 6-3	0-3 K		0-0 F9		0-0 F9		0-0 4-3		4	0	0	0	0	1	3			
<b>John Denny, R</b> (1, 1)			0-0 4-3		0-3 K		0-0 L4		0-0 5-3		1	0	0	0	0	0	0	0			
<b>Elias Sosa, R</b> OBP: 0.167, SLG: 0.167 (4, 1)											1	0	0	0	0	0	0	1			
<b>Danny Cater, R</b> OBP: 0.333, SLG: 0.412 (7, PH)											1	0	0	0	0	0	0	0			
<b>Mike Garman, R</b> (8, 1)											0	0	0	0	0	0	0	0			
<b>Ed Brinkman, R</b> OBP: 0.304, SLG: 0.311 (10, PH)											1	0	0	0	0	0	0	0			
<b>Inning Stats</b>	R: 1 E: 0 K: 1 S: 6	H: 1 LOB: 0 BB: 0 P: 6	R: 0 E: 0 K: 0 S: 3	H: 0 LOB: 0 BB: 0 P: 3	R: 0 E: 0 K: 0 S: 5	H: 2 LOB: 1 BB: 0 P: 5	R: 0 E: 0 K: 1 S: 7	H: 2 LOB: 2 BB: 0 P: 7	R: 0 E: 0 K: 1 S: 5	H: 0 LOB: 0 BB: 0 P: 5	R: 0 E: 0 K: 0 S: 3	H: 0 LOB: 1 BB: 1 P: 7	R: 0 E: 0 K: 0 S: 5	H: 0 LOB: 0 BB: 0 P: 5	R: 1 E: 0 K: 0 S: 5	H: 2 LOB: 1 BB: 0 P: 5	R: 1 E: 0 K: 0 S: 6	H: 3 LOB: 2 BB: 0 P: 6	1B: 10 2B: 0 3B: 0 HR: 0	SF: 1 SAC: 0 DP: 0 HBP: 0	WP: 0 PA: 41
<b>PITCHER</b>	IP WLS BF H R ER SO BB IBB HBP BLK WP HR S P ERA WHIP	IP WLS BF H R ER SO BB IBB HBP BLK WP HR S P ERA WHIP	IP WLS BF H R ER SO BB IBB HBP BLK WP HR S P ERA WHIP	IP WLS BF H R ER SO BB IBB HBP BLK WP HR S P ERA WHIP	IP WLS BF H R ER SO BB IBB HBP BLK WP HR S P ERA WHIP	IP WLS BF H R ER SO BB IBB HBP BLK WP HR S P ERA WHIP	IP WLS BF H R ER SO BB IBB HBP BLK WP HR S P ERA WHIP	IP WLS BF H R ER SO BB IBB HBP BLK WP HR S P ERA WHIP	IP WLS BF H R ER SO BB IBB HBP BLK WP HR S P ERA WHIP	IP WLS BF H R ER SO BB IBB HBP BLK WP HR S P ERA WHIP	IP WLS BF H R ER SO BB IBB HBP BLK WP HR S P ERA WHIP	IP WLS BF H R ER SO BB IBB HBP BLK WP HR S P ERA WHIP	IP WLS BF H R ER SO BB IBB HBP BLK WP HR S P ERA WHIP	IP WLS BF H R ER SO BB IBB HBP BLK WP HR S P ERA WHIP	IP WLS BF H R ER SO BB IBB HBP BLK WP HR S P ERA WHIP	IP WLS BF H R ER SO BB IBB HBP BLK WP HR S P ERA WHIP	IP WLS BF H R ER SO BB IBB HBP BLK WP HR S P ERA WHIP	IP WLS BF H R ER SO BB IBB HBP BLK WP HR S P ERA WHIP	IP WLS BF H R ER SO BB IBB HBP BLK WP HR S P ERA WHIP	IP WLS BF H R ER SO BB IBB HBP BLK WP HR S P ERA WHIP	IP WLS BF H R ER SO BB IBB HBP BLK WP HR S P ERA WHIP
<b>Andy Messersmith, R</b> ERA: 2.22 (1, 1)	6.0	24	5	2	1	3	1	0	0	0	0	0	0	0	0	0	0	1.50	1.000		
<b>Jim Brewer, L</b> ERA: 2.2 (7, 1)	4.0	17	5	2	2	1	0	0	0	0	0	0	0	0	0	0	0	4.50	1.250		

Los Angeles Dodgers @ St. Louis Cardinals  
 Busch Stadium, St. Louis, MO  
 Mon May 12 1975, 7:05 PM CDT  
 Att: 13,342 - Unknown

AB 39  
 R 6  
 H 10  
 RBI 6  
 BB 6  
 SO 6  
 LOB 21



Los Angeles Dodgers @ St. Louis Cardinals  
 Busch Stadium, St. Louis, MO  
 Mon May 12 1975, 7:05 PM CDT  
 Att: 13,342 - Unknown

AB 39  
 R 4  
 H 10  
 RBI 4  
 BB 1  
 SO 4  
 LOB 16



Batter	1	2	3	4	5	6	7	8	9	AB	R	H	RBI	BB	SO	LOB	TOP			
<b>Davey Lopes, R</b> OBP: 0.398, SLG: 0.295 (1,4)	F7		5-3		HR		FC1-6 WP 1B		5-3	5	2	1	0	0	0	2				
<b>Tom Paciorek, R</b> OBP: 0.300, SLG: 0.433 (1,9)	F3		K		F8		K		E5	5	0	0	0	0	0	2	3			
<b>Jimmy Wynn, R</b> OBP: 0.421, SLG: 0.534 (1,8)	F6				F8		HR		FC6-4 BB	4	1	2	3	1	0	0				
<b>Steve Garvey, R</b> OBP: 0.380, SLG: 0.480 (1,3)		L5			F3		F8		FC6-4	5	0	0	0	0	0	3				
<b>Willie Crawford, L</b> OBP: 0.348, SLG: 0.385 (1,7)	F7				G3				4-3	4	1	1	0	0	0	0				
<b>Ron Cey, R</b> OBP: 0.380, SLG: 0.535 (1,5)		BB			BB		G5-4-3 1B		F8	2	1	1	0	2	0	0				
<b>Joe Ferguson, R</b> OBP: 0.319, SLG: 0.217 (1,2)	F3				BB		F9		BB	2	0	0	0	2	0	2				
<b>Rick Auerbach, R</b> OBP: 0.284, SLG: 0.244 (1,6)			4-3				G5-4-3		6-3	4	0	1	2	0	0	2				
<b>Burt Hooton, R</b> OBP: 0.300, SLG: 0.333 (1,1)			5-3		K		FC1-6 1B		F7	4	0	2	0	0	1	2				
<b>Inning Stats</b>	R: 0 E: 0 K: 0 S: 3	H: 0 LOB: 0 BB: 0 P: 3	R: 0 E: 0 K: 0 S: 3	H: 0 LOB: 1 BB: 1 P: 7	R: 0 E: 0 K: 1 S: 6	H: 1 LOB: 1 BB: 0 P: 6	R: 2 E: 0 K: 1 S: 7	H: 2 LOB: 2 BB: 2 P: 15	R: 2 E: 0 K: 0 S: 5	H: 2 LOB: 0 BB: 0 P: 5	R: 1 E: 0 K: 1 S: 7	H: 2 LOB: 1 BB: 0 P: 7	R: 0 E: 0 K: 0 S: 3	H: 0 LOB: 1 BB: 1 P: 7	R: 0 E: 1 K: 0 S: 4	H: 0 LOB: 2 BB: 1 P: 8	1B: 5 2B: 1 3B: 1 HR: 1	SF: 0 SAC: 0 DP: 1 HBP: 0	WP: 1 PB: 0 SB: 1 CS: 0	PA: 40
<b>PITCHER</b>	IP	WLS	BF	H	R	ER	SO	BB	IBB	HBP	BLK	WP	HR	S	P	ERA	WHIP			
<b>Lynn McGlothen, R</b> ERA: 5.74 (1,1)	6.0	L	26	6	4	4	2	3	0	0	0	0	1	27	39	6.00	1.500			
<b>Tommy Moore, R</b> ERA: 3.77 (7,1)	3.0		14	2	1	1	1	2	0	0	0	1	0	14	22	3.00	1.333			

**Los Angeles Dodgers @ St. Louis Cardinals**  
 Busch Stadium, St. Louis, MO  
 Tue May 13 1975, 7:05 PM CDT  
 Att: 18,519 - Unknown

AB 35  
 R 5  
 H 8  
 RBI 5  
 BB 5  
 SO 3  
 LOB 14



Batter	1	2	3	4	5	6	7	8	9	AB	R	H	RBI	BB	SO	LOB	BOTTOM			
<b>Lou Brock, L</b> OBP: 0.383, SLG: 0.411 (1,7)	6-3		F8			F8			G4-3	4	0	0	0	0	0	1				
<b>Ted Sizemore, R</b> OBP: 0.352, SLG: 0.366 (1,4)	F9				2B	L6			5-3	4	0	1	0	0	0	0				
<b>Jim Dwyer, L</b> OBP: 0.227, SLG: 0.105 (1,8)	K				K					3	0	0	0	0	3	1				
<b>Ted Simmons, S</b> OBP: 0.333, SLG: 0.410 (1,2)		G3			F7		L4			3	0	0	0	0	0	1				
<b>Ron Fairly, L</b> OBP: 0.477, SLG: 0.486 (1,9)		FC6-4 BB			F7		K			2	0	0	0	1	1	1				
<b>Keith Hernandez, L</b> OBP: 0.286, SLG: 0.289 (1,3)		F9			F7		F7		F7	3	0	0	0	0	0	1				
<b>Ken Reitz, R</b> OBP: 0.327, SLG: 0.374 (1,5)		FC6-4			F9		F4			3	0	0	0	0	0	1				
<b>Mike Tyson, R</b> OBP: 0.324, SLG: 0.484 (1,6)			6-3		F3		K			3	0	0	0	0	1	0				
<b>Lynn McGlothen, L</b> (6,PH) (1,1)			K2-3			K			G4-3 1B	1	0	0	0	0	1	0				
<b>Ted Martinez, R</b> OBP: 0.158, SLG: 0.211 (6,PH)										1	0	0	0	0	1	0				
<b>Tommy Moore, R</b> OBP: 0.500, SLG: 0.500 (7,1)										0	0	0	0	0	0	0				
<b>Luis Melendez, R</b> OBP: 0.325, SLG: 0.526 (8,PH)										1	0	1	0	0	0	0				
<b>Inning Stats</b>	R: 0 E: 0 K: 1 S: 5	H: 0 LOB: 0 BB: 0 P: 5	R: 0 E: 0 K: 0 S: 3	H: 0 LOB: 1 BB: 1 P: 7	R: 0 E: 0 K: 1 S: 5	H: 0 LOB: 0 BB: 0 P: 5	R: 0 E: 0 K: 1 S: 6	H: 1 LOB: 1 BB: 0 P: 6	R: 0 E: 0 K: 0 S: 3	H: 0 LOB: 0 BB: 0 P: 3	R: 0 E: 0 K: 2 S: 7	H: 0 LOB: 0 BB: 0 P: 7	R: 0 E: 0 K: 1 S: 5	H: 0 LOB: 0 BB: 0 P: 5	R: 0 E: 0 K: 0 S: 3	H: 1 LOB: 0 BB: 0 P: 3	1B: 1 2B: 1 3B: 0 HR: 0	SF: 0 SAC: 0 DP: 1 HBP: 0	WP: 0 PB: 0 SB: 0 CS: 0	PA: 29
<b>PITCHER</b>	IP	WLS	BF	H	R	ER	SO	BB	IBB	HBP	BLK	WP	HR	S	P	ERA	WHIP			
<b>Burt Hooton, R</b> ERA: 5.02 (1,1)	9.0	W	29	2	0	0	7	1	0	0	0	0	0	42	46	0.00	0.333			

**Los Angeles Dodgers @ St. Louis Cardinals**  
 Busch Stadium, St. Louis, MO  
 Tue May 13 1975, 7:05 PM CDT  
 Att: 18,519 - Unknown

AB 28  
 R 0  
 H 2  
 RBI 0  
 BB 1  
 SO 7  
 LOB 6



Batter	1	2	3	4	5	6	7	8	9	AB	R	H	RBI	BB	SO	LOB	TOP											
<b>Davey Lopes, R</b> OBP: 0.388, SLG: 0.293 (1, 8)										4	2	1	0	1	1	3	<b>Los Angeles Dodgers @ St. Louis Cardinals</b> Busch Stadium, St. Louis, MO Wed May 14 1975, 3:33 AM CDT Att: 14,388 - Unknown <a href="http://livebaseballscorecards.com">livebaseballscorecards.com</a>											
<b>Lee Lacy, R</b> OBP: 0.418, SLG: 0.479 <b>Charlie Hough, R</b> (8, 1)										4	1	1	0	1	1	2												
<b>Jimmy Wynn, R</b> OBP: 0.420, SLG: 0.523 (8, 8)									4	0	1	0	1	0	1													
<b>Steve Garvey, R</b> OBP: 0.380, SLG: 0.487 (1, 3)									4	0	2	2	0	0	1													
<b>Ron Cey, R</b> OBP: 0.374, SLG: 0.523 (1, 5)									5	0	1	0	0	1	6													
<b>Tom Paciorek, R</b> OBP: 0.273, SLG: 0.394 <b>Willie Crawford, L</b> OBP: 0.348, SLG: 0.385 <b>Joe Ferguson, R</b> OBP: 0.314, SLG: 0.213 (7, 9)									3	0	0	0	0	1	3													
<b>Steve Yeager, R</b> OBP: 0.286, SLG: 0.310 (1, 2)										4	0	0	0	0	2													
<b>Rick Auerbach, R</b> OBP: 0.302, SLG: 0.261 (1, 6)									2	0	1	0	2	0	0													
<b>Doug Rau, L</b> OBP: 0.333, SLG: 0.222 <b>Rick Rhoden, R</b> OBP: 0.226, SLG: 0.571 <b>Ken McMullen, R</b> <b>Al Downing, L</b> <b>Manny Mota, R</b> (8, 7)										1	1	1	0	0	0													
<b>Inning Stats</b>	R: 0 E: 0 K: 1 S: 5	H: 0 LOB: 0 BB: 0 P: 5	R: 0 E: 0 K: 1 S: 6	H: 1 LOB: 1 BB: 0 P: 6	R: 3 E: 1 K: 0 S: 7	H: 3 LOB: 2 BB: 1 P: 11	R: 0 E: 0 K: 0 S: 4	H: 1 LOB: 1 BB: 0 P: 4	R: 0 E: 0 K: 1 S: 5	H: 0 LOB: 1 BB: 1 P: 9	R: 1 E: 0 K: 2 S: 6	H: 1 LOB: 2 BB: 2 P: 14	R: 0 E: 0 K: 2 S: 7	H: 0 LOB: 2 BB: 2 P: 15	R: 0 E: 0 K: 2 S: 8	H: 1 LOB: 1 BB: 0 P: 8		1B: 6 2B: 2 3B: 0 HR: 0	SF: 1 SAC: 0 DP: 0 HBP: 0	WP: 1 PB: 1 SB: 0 CS: 0	PA: 42							
<b>PITCHER</b>	IP	WLS	BF	H	R	ER	SO	BB	IBB	HBP	BLK	WP	HR	S	P	ERA	WHIP											
<b>John Curtis, L</b> ERA: 2.91 <b>Mike Garman, R</b> ERA: 2.5 <b>Al Hrabosky, L</b> ERA: 1.66	(1, 1)	6.0	W	29	7	4	2	3	3	0	0	0	1	0	32	44	3.00	1.667										
<b>PITCHER</b>	IP	WLS	BF	H	R	ER	SO	BB	IBB	HBP	BLK	WP	HR	S	P	ERA	WHIP											
<b>Doug Rau, L</b> ERA: 3.39 <b>Rick Rhoden, R</b> ERA: 4.35 <b>Al Downing, L</b> ERA: 0.93 <b>Charlie Hough, R</b> ERA: 4.2	(1, 1)	2.0	L	13	7	6	6	1	1	0	0	0	0	0	13	13	0.00	1.000										
<b>Doug Rau, L</b> ERA: 3.39 <b>Rick Rhoden, R</b> ERA: 4.35 <b>Al Downing, L</b> ERA: 0.93 <b>Charlie Hough, R</b> ERA: 4.2	(3, 1)	3.0		11	3	0	0	1	0	0	0	0	0	0	13	13	0.00	1.000										
<b>Doug Rau, L</b> ERA: 3.39 <b>Rick Rhoden, R</b> ERA: 4.35 <b>Al Downing, L</b> ERA: 0.93 <b>Charlie Hough, R</b> ERA: 4.2	(6, 1)	2.0		8	0	1	0	2	0	0	0	0	0	12	12	0.00	0.000											
<b>Doug Rau, L</b> ERA: 3.39 <b>Rick Rhoden, R</b> ERA: 4.35 <b>Al Downing, L</b> ERA: 0.93 <b>Charlie Hough, R</b> ERA: 4.2	(8, 1)	1.0		4	0	0	0	2	1	0	0	0	0	7	11	0.00	1.000											
<b>Inning Stats</b>	R: 1 E: 0 K: 0 S: 5	H: 3 LOB: 1 BB: 0 P: 5	R: 0 E: 0 K: 1 S: 5	H: 0 LOB: 0 BB: 0 P: 5	R: 5 E: 0 K: 0 S: 8	H: 6 LOB: 1 BB: 1 P: 12	R: 0 E: 0 K: 1 S: 6	H: 1 LOB: 1 BB: 0 P: 6	R: 0 E: 0 K: 0 S: 3	H: 0 LOB: 0 BB: 0 P: 3	R: 0 E: 0 K: 1 S: 5	H: 0 LOB: 0 BB: 0 P: 5	R: 1 E: 2 K: 1 S: 7	H: 0 LOB: 1 BB: 0 P: 7	R: 0 E: 0 K: 2 S: 7	H: 0 LOB: 1 BB: 1 P: 11	1B: 7 2B: 3 3B: 0 HR: 0	SF: 0 SAC: 0 DP: 2 HBP: 0	WP: 0 PB: 0 SB: 2 CS: 0	PA: 36								
<b>PITCHER</b>	IP	WLS	BF	H	R	ER	SO	BB	IBB	HBP	BLK	WP	HR	S	P	ERA	WHIP											
<b>Doug Rau, L</b> ERA: 3.39 <b>Rick Rhoden, R</b> ERA: 4.35 <b>Al Downing, L</b> ERA: 0.93 <b>Charlie Hough, R</b> ERA: 4.2	(1, 1)	2.0	L	13	7	6	6	1	1	0	0	0	0	0	13	13	0.00	1.000										
<b>Doug Rau, L</b> ERA: 3.39 <b>Rick Rhoden, R</b> ERA: 4.35 <b>Al Downing, L</b> ERA: 0.93 <b>Charlie Hough, R</b> ERA: 4.2	(3, 1)	3.0		11	3	0	0	1	0	0	0	0	0	0	13	13	0.00	1.000										
<b>Doug Rau, L</b> ERA: 3.39 <b>Rick Rhoden, R</b> ERA: 4.35 <b>Al Downing, L</b> ERA: 0.93 <b>Charlie Hough, R</b> ERA: 4.2	(6, 1)	2.0		8	0	1	0	2	0	0	0	0	0	12	12	0.00	0.000											
<b>Doug Rau, L</b> ERA: 3.39 <b>Rick Rhoden, R</b> ERA: 4.35 <b>Al Downing, L</b> ERA: 0.93 <b>Charlie Hough, R</b> ERA: 4.2	(8, 1)	1.0		4	0	0	0	2	1	0	0	0	0	7	11	0.00	1.000											

AB	35
R	4
H	8
RBI	2
BB	6
SO	8
LOB	22



AB	34
R	7
H	10
RBI	6
BB	2
SO	6
LOB	10




Batter	1	2	3	4	5	6	7	8	9	10	AB	R	H	RBI	BB	SO	LOB	TOP			
Lou Brock, L OBP: 0.397, SLG: 0.447 (1, 7)	F9		F2		HR		IBB		2B 1B		4	2	2	1	1	0	0				
Ted Sizemore, R OBP: 0.366, SLG: 0.392 Ted Martinez, R OBP: 0.150, SLG: 0.200 (9, PR)	F3		1B		6-3		F8		2B HBP		4	0	1	0	0	0	2				
Luis Melendez, R OBP: 0.347, SLG: 0.522 (1, 8)	K		1B				F7		2B		5	0	2	1	0	1	2				
Ted Simmons, S OBP: 0.325, SLG: 0.398 (1, 2)		6-3	6-3				F8		3-1		4	0	0	0	1	0	2				
Ron Fairly, L OBP: 0.482, SLG: 0.439 (1, 9)	K				F7		BB		8-3-2		3	0	0	0	2	1	3				
Keith Hernandez, L OBP: 0.253, SLG: 0.293 (1, 3)		1B	4-3		4-3		BB		1-4-3		3	1	1	0	2	0	0				
Ken Reitz, R OBP: 0.319, SLG: 0.362 (1, 5)		2B	K				F7		1-4-3		5	0	1	1	0	1	4				
Mike Tyson, R OBP: 0.302, SLG: 0.395 (1, 6)	F8				5-3		SH1-4		K		4	0	0	0	1	1	4				
Bob Gibson, R Al Hrabosky, R Danny Cater, R Ray Sadecki, L Ken Rudolph, R Elias Sosa, R (1, 1) (8, 1) (9, PR) (9, 1) (10, PR) (10, 1)			6-3		K		SH1-4		5-3		2	0	0	0	0	1	0				
<b>Inning Stats</b>	R: 0 E: 0 K: 1 S: 5	H: 0 LOB: 0 BB: 0 P: 5	R: 1 E: 0 K: 1 S: 7	H: 2 LOB: 1 BB: 0 P: 7	R: 0 E: 0 K: 1 S: 5	H: 2 LOB: 2 BB: 0 P: 5	R: 0 E: 0 K: 1 S: 5	H: 0 LOB: 0 BB: 0 P: 5	R: 1 E: 0 K: 1 S: 6	H: 1 LOB: 0 BB: 0 P: 6	R: 0 E: 0 K: 0 S: 3	H: 0 LOB: 2 BB: 2 P: 11	R: 0 E: 0 K: 1 S: 5	H: 0 LOB: 2 BB: 2 P: 13	R: 1 E: 0 K: 0 S: 4	H: 2 LOB: 1 BB: 1 P: 9	R: 0 E: 1 K: 1 S: 6	H: 0 LOB: 1 BB: 0 P: 6	1B: 4 2B: 3 3B: 0 HR: 1	SF: 0 SAC: 1 DP: 1 HBP: 1	WP: 0 PA: 45
<b>PITCHER</b>	IP 8.0	WLS 35	H 5	R 2	ER 2	SO 5	BB 5	IBB 1	HBP 0	BLK 0	WP 0	HR 1	S 39	P 63	ERA 2.25	WHIP 1.250					
John Montefusco, R ERA: 3.43 Gary Lavelle, L ERA: 1.78 (9, 1)	2.0	W	10	2	1	1	1	0	1	1	0	0	10	15	4.50	1.000					

St. Louis Cardinals @ San Francisco Giants  
Candlestick Park, San Francisco, CA  
Fri May 16 1975, 10:05 PM EDT  
Att: 5,764 - Unknown

livebaseballscorecards.com

AB 36  
R 3  
H 7  
RBI 3  
BB 7  
SO 6  
LOB 18




Batter	1	2	3	4	5	6	7	8	9	10	AB	R	H	RBI	BB	SO	LOB	BOTTOM			
Von Joshua, L OBP: 0.385, SLG: 0.409 (1, 8)	F7		1B		3B		G1-6-3		CS 1B		5	0	3	1	0	0	2				
Derrel Thomas, S OBP: 0.351, SLG: 0.367 (1, 4)	6-3		1B		F6				F8		5	1	2	1	0	0	1				
Bobby Murcer, L OBP: 0.357, SLG: 0.424 (1, 9)	BB		G6-3		F7				HR		3	1	1	1	2	0	3				
Gary Matthews, R OBP: 0.391, SLG: 0.513 (1, 7)	F9				1B		K		F9		4	0	2	0	1	1	1				
Willie Montanez, L OBP: 0.306, SLG: 0.414 (1, 3)		6-3			F8		4-3		CS		4	0	0	0	1	0	2				
Chris Speier, R OBP: 0.360, SLG: 0.374 (1, 6)		6-3			FC6-4		6-3		F9		3	0	0	0	1	0	2				
Ed Goodson, L OBP: 0.260, SLG: 0.319 (1, 5)	F6				FC6-4				F8		4	0	0	0	0	0	3				
Dave Rader, L OBP: 0.333, SLG: 0.351 (1, 2)			1B		3B		2B		K		3	2	2	0	1	1	0				
John Montefusco, R Gary Lavelle, S (1, 1) (9, 1)			SH3-4		K		K		5-3		1	0	0	0	1	1	1				
<b>Inning Stats</b>	R: 0 E: 0 K: 0 S: 3	H: 0 LOB: 1 BB: 1 P: 7	R: 0 E: 0 K: 0 S: 3	H: 0 LOB: 0 BB: 0 P: 3	R: 1 E: 0 K: 0 S: 4	H: 2 LOB: 1 BB: 1 P: 8	R: 0 E: 0 K: 0 S: 3	H: 1 LOB: 1 BB: 1 P: 7	R: 1 E: 0 K: 1 S: 7	H: 2 LOB: 1 BB: 0 P: 7	R: 0 E: 0 K: 0 S: 5	H: 0 LOB: 0 BB: 0 P: 5	R: 0 E: 0 K: 0 S: 3	H: 1 LOB: 1 BB: 1 P: 7	R: 1 E: 0 K: 0 S: 5	H: 1 LOB: 0 BB: 0 P: 5	R: 1 E: 1 K: 0 S: 2	H: 1 LOB: 3 BB: 2 P: 10	1B: 5 2B: 2 3B: 2 HR: 1	SF: 0 SAC: 1 DP: 2 HBP: 0	WP: 0 PA: 42
<b>PITCHER</b>	IP 7.1	WLS 31	H 8	R 3	ER 3	SO 2	BB 4	IBB 0	HBP 0	BLK 0	WP 0	HR 1	S 31	P 47	ERA 3.68	WHIP 1.636					
Bob Gibson, R ERA: 5.01 Al Hrabosky, L ERA: 1.61 Ray Sadecki, L ERA: 3.48 Elias Sosa, R ERA: 2.42 (1, 1) (8, 1) (9, 1) (10, 1)	0.2	3	0	0	0	0	1	0	0	0	0	0	2	6	0.00	1.500					
	1.0	3	1	0	0	1	0	0	0	0	0	0	5	5	0.00	1.000					
	0.0	L	4	1	1	0	0	2	0	0	0	0	2	10	∞	∞					

St. Louis Cardinals @ San Francisco Giants  
Candlestick Park, San Francisco, CA  
Fri May 16 1975, 10:05 PM EDT  
Att: 5,764 - Unknown

livebaseballscorecards.com

AB 33  
R 4  
H 10  
RBI 3  
BB 7  
SO 3  
LOB 15



Batter	1	2	3	4	5	6	7	8	9	AB	R	H	RBI	BB	SO	LOB	TOP					
Lou Brock, L OBP: 0.397, SLG: 0.444 Jim Dwyer, L OBP: 0.261, SLG: 0.150	K	4-3	BB 3B 1B	2B 1B		FC6-4			1B	5	2	2	1	0	1	1						
Ted Sizemore, R OBP: 0.377, SLG: 0.407 Mike Tyson, R OBP: 0.311, SLG: 0.400	1B BB	K	BB 3B BB	1B 2B		G6-4-3			1B SF9	3	2	2	2	1	1	0						
Luis Melendez, R OBP: 0.327, SLG: 0.471	F8	6-3	BB 3B	F4					F9	5	1	0	1	1	0	4						
Ted Simmons, S OBP: 0.341, SLG: 0.451	1B BB		HR		6-3				2B 1B	5	2	3	5	1	0	0						
Ken Reitz, R OBP: 0.336, SLG: 0.397	1B 2B		BB	K					SF9	5	2	4	1	0	1	1						
Danny Cater, R OBP: 0.333, SLG: 0.391 Keith Hernandez, L OBP: 0.298, SLG: 0.310	2B 1B		2B 1B	K		F8			2B	4	1	2	2	0	1	1						
Ted Martinez, R OBP: 0.356, SLG: 0.457 Ron Fairly, L (3, FH)	2B		1B BB	L4		G3			3-1	1	0	1	2	0	0	0						
Ed Brinkman, R OBP: 0.338, SLG: 0.375	BB		BB 1B BB	3B 1B		HR			G6-4-3	3	3	2	1	2	0	1						
Bob Forsch, R OBP: 0.400, SLG: 0.611	K		K	1B 3B		FC6-4			K	5	1	2	1	0	3	4						
<b>Inning Stats</b>	R: 4 E: 0 K: 2 S: 11	H: 4 LOB: 2 P: 19	R: 0 E: 0 K: 1 S: 5	H: 0 LOB: 0 BB: 0 P: 5	R: 7 E: 0 K: 2 S: 12	H: 6 LOB: 1 BB: 3 P: 24	R: 3 E: 0 K: 1 S: 9	H: 4 LOB: 1 BB: 0 P: 9	R: 0 E: 0 K: 0 S: 4	H: 1 LOB: 1 BB: 0 P: 4	R: 1 E: 0 K: 0 S: 4	H: 2 LOB: 0 BB: 0 P: 4	R: 0 E: 0 K: 0 S: 4	H: 1 LOB: 1 BB: 0 P: 4	R: 0 E: 0 K: 1 S: 5	H: 1 LOB: 0 BB: 0 P: 5	R: 2 E: 0 K: 0 S: 7	H: 4 LOB: 2 BB: 0 P: 7	1B: 13 2B: 6 3B: 2 HR: 2	SF: 1 SAC: 0 DP: 2 HBP: 0	WP: 0 PB: 0 SB: 0 CS: 0	PA: 52
<b>PITCHER</b>	IP WLS BF H R ER SO BB IBB HBP BLK WP HR S P ERA WHIP																					
Pete Falcone, L ERA: 3.92	(1, 1) 2.0 L 14 6 6 6 3 2 0 0 0 0 0 1 18 26 27.00 4.000																					
Charlie Williams, R ERA: 5.55	(3, 1) 0.2 7 3 2 2 1 3 0 0 0 0 0 0 6 18 27.00 9.000																					
Dave Heaverlo, R ERA: 3.18	(3, 1) 3.1 17 8 7 7 2 0 0 0 0 0 0 1 21 21 18.90 2.400																					
Tommy Toms, R ERA: 3.6	(7, 1) 3.0 14 6 2 2 1 0 0 0 0 0 0 0 16 16 6.00 2.000																					

St. Louis Cardinals @ San Francisco Giants  
Candlestick Park, San Francisco, CA  
Sat May 17 1975, 6:33 AM EDT  
Att: 6,891 - Unknown

AB 46  
R 17  
H 23  
RBI 17  
BB 5  
SO 7  
LOB 17



Batter	1	2	3	4	5	6	7	8	9	AB	R	H	RBI	BB	SO	LOB	BOTTOM					
Von Joshua, L OBP: 0.380, SLG: 0.402 Glenn Adams, L OBP: 0.500, SLG: 0.333	G3		F6			1B			F8	4	0	1	0	0	0	1						
Derrel Thomas, S OBP: 0.339, SLG: 0.353	G3			1-3		F9			4-3	4	0	0	0	0	0	2						
Bobby Murcer, L OBP: 0.364, SLG: 0.430 Tommy Toms, R (7, 1)				1B		F9			4-3 1B 2B	3	0	2	0	0	0	1						
Steve Ontiveros, S OBP: 0.373, SLG: 0.341 (9, FH)	1B			1B					1B 4-3	0	0	0	0	0	0	0						
Gary Matthews, R OBP: 0.390, SLG: 0.509 Jake Brown, R (8, 7)	K			G1-6-3		K			1B SF8	3	0	1	0	0	2	1						
Willie Montanez, L OBP: 0.297, SLG: 0.400	K			G1-6-3		F7			4-3	4	0	0	0	0	1	4						
Chris Speier, R OBP: 0.359, SLG: 0.368 Bruce Miller, R OBP: 0.429, SLG: 0.400	F3			1-3		BB			1B	2	0	0	0	1	0	0						
Ed Goodson, L OBP: 0.247, SLG: 0.307	F7			F8		K			SF8	3	0	0	1	0	1	1						
Dave Rader, L OBP: 0.313, SLG: 0.328			K			4-3			4-3	4	0	0	0	0	1	1						
Pete Falcone, L OBP: 0.133, SLG: 0.133 Charlie Williams, R OBP: 0.216, SLG: 0.261			F9			F7			1B	0	0	0	0	0	0	0						
Gary Thomasson, L OBP: 0.216, SLG: 0.261										2	0	1	0	0	0	0						
<b>Inning Stats</b>	R: 0 E: 1 K: 1 S: 6	H: 1 LOB: 0 BB: 0 P: 6	R: 0 E: 0 K: 1 S: 5	H: 0 LOB: 0 BB: 0 P: 5	R: 0 E: 0 K: 1 S: 5	H: 0 LOB: 0 BB: 0 P: 5	R: 0 E: 0 K: 0 S: 4	H: 2 LOB: 1 BB: 0 P: 4	R: 0 E: 0 K: 0 S: 3	H: 0 LOB: 0 BB: 0 P: 3	R: 0 E: 0 K: 0 S: 4	H: 1 LOB: 1 BB: 0 P: 4	R: 0 E: 0 K: 2 S: 7	H: 0 LOB: 1 BB: 1 P: 11	R: 0 E: 0 K: 0 S: 4	H: 1 LOB: 0 BB: 0 P: 4	R: 2 E: 0 K: 0 S: 5	H: 2 LOB: 1 BB: 1 P: 9	1B: 6 2B: 1 3B: 0 HR: 0	SF: 1 SAC: 0 DP: 1 HBP: 0	WP: 0 PB: 0 SB: 0 CS: 0	PA: 35
<b>PITCHER</b>	IP WLS BF H R ER SO BB IBB HBP BLK WP HR S P ERA WHIP																					
Bob Forsch, R ERA: 3.23	(1, 1) 9.0 W 35 7 2 2 5 2 0 0 0 0 0 0 43 51 2.00 1.000																					

St. Louis Cardinals @ San Francisco Giants  
Candlestick Park, San Francisco, CA  
Sat May 17 1975, 6:33 AM EDT  
Att: 6,891 - Unknown

AB 32  
R 2  
H 7  
RBI 2  
BB 2  
SO 5  
LOB 11





Batter	1	2	3	4	5	6	7	8	9	AB	R	H	RBI	BB	SO	LOB	TOP			
<b>Lou Brock, L</b> OBP: 0.400, SLG: 0.446 (1, 7)										4	0	2	0	0	0	0	<b>St. Louis Cardinals @ San Francisco Giants</b> <b>Candlestick Park, San Francisco, CA</b> Sun May 18 1975, 6:33 AM EDT Att: 11,332 - Unknown			
<b>Ted Sizemore, R</b> OBP: 0.366, SLG: 0.394 (1, 4)										4	0	0	0	0	0	2				
<b>Luis Melendez, R</b> OBP: 0.310, SLG: 0.444 (1, 8)										3	0	0	0	0	1	0				
<b>Ted Simmons, S</b> OBP: 0.341, SLG: 0.443 (1, 2)										2	0	0	0	1	2	0				
<b>Ron Fairly, L</b> OBP: 0.467, SLG: 0.447 (1, 9)										1	0	0	0	2	0	1				
<b>Keith Hernandez, L</b> OBP: 0.289, SLG: 0.299 (1, 3)										3	0	0	0	0	1	2				
<b>Ken Reitz, R</b> OBP: 0.328, SLG: 0.387 (1, 5)										3	0	0	0	0	0	1				
<b>Ed Brinkman, R</b> OBP: 0.329, SLG: 0.364 (9, PH)										2	0	0	0	0	1	0				
<b>Danny Cater, R</b> OBP: 0.320, SLG: 0.375 (9, PH)										1	0	0	0	0	0	0				
<b>Lynn McGlothen, L</b> OBP: 0.250, SLG: 0.143 (9, PH)										2	0	0	0	0	0	0				
<b>Jim Dwyer, L</b> OBP: 0.250, SLG: 0.143 (9, PH)										1	0	0	0	0	0	0				
<b>Inning Stats</b>	R: 0 E: 0 K: 0 S: 3	H: 0 LOB: 0 BB: 0 P: 3	R: 0 E: 0 K: 1 S: 4	H: 0 LOB: 0 BB: 1 P: 8	R: 0 E: 0 K: 0 S: 3	H: 0 LOB: 0 BB: 0 P: 3	R: 0 E: 0 K: 0 S: 3	H: 0 LOB: 0 BB: 0 P: 3	R: 0 E: 0 K: 1 S: 4	H: 0 LOB: 0 BB: 1 P: 8	R: 0 E: 0 K: 1 S: 5	H: 1 LOB: 0 BB: 0 P: 5	R: 0 E: 0 K: 1 S: 5	H: 0 LOB: 1 BB: 1 P: 9	R: 0 E: 0 K: 1 S: 6	H: 1 LOB: 1 BB: 0 P: 6	1B: 2 2B: 0 3B: 0 HR: 0	SF: 0 SAC: 0 DP: 2 HBP: 0	WP: 0 PB: 0 SB: 0 CS: 1	PA: 29
<b>PITCHER</b> <b>Jim Barr, R</b> ERA: 2.4 (1, 1)	IP: 9.0 WLS: W BF: 29 H: 2 R: 0 ER: 0 SO: 6 BB: 3 IBB: 0 HBP: 0 BLK: 0 WP: 0 HR: 0 S: 38 P: 50 ERA: 0.00 WHIP: 0.556															<b>PITCHER</b>				

AB 26  
R 0  
H 2  
RBI 0  
BB 3  
SO 6  
LOB 6



Batter	1	2	3	4	5	6	7	8	9	AB	R	H	RBI	BB	SO	LOB	BOTTOM			
<b>Von Joshua, L</b> OBP: 0.394, SLG: 0.427 (1, 8)										4	1	3	0	0	1	3	<b>St. Louis Cardinals @ San Francisco Giants</b> <b>Candlestick Park, San Francisco, CA</b> Sun May 18 1975, 6:33 AM EDT Att: 11,332 - Unknown			
<b>Derrel Thomas, S</b> OBP: 0.328, SLG: 0.340 (1, 4)										4	0	0	0	0	3	3				
<b>Bobby Murcer, L</b> OBP: 0.361, SLG: 0.427 (1, 9)										3	0	1	1	0	0	1				
<b>Gary Matthews, R</b> OBP: 0.379, SLG: 0.492 (1, 7)										4	0	0	0	0	1	4				
<b>Willie Montanez, L</b> OBP: 0.303, SLG: 0.415 (1, 3)										3	1	1	0	1	0	1				
<b>Chris Speier, R</b> OBP: 0.363, SLG: 0.372 (1, 6)										4	0	2	1	0	0	3				
<b>Ed Goodson, L</b> OBP: 0.247, SLG: 0.304 (1, 5)										4	0	1	0	0	0	2				
<b>Dave Rader, L</b> OBP: 0.310, SLG: 0.323 (1, 2)										4	0	1	0	0	0	2				
<b>Jim Barr, R</b> OBP: 0.095, SLG: 0.050 (1, 1)										3	0	0	0	1	1	2				
<b>Inning Stats</b>	R: 0 E: 0 K: 1 S: 6	H: 1 LOB: 1 BB: 0 P: 6	R: 0 E: 0 K: 1 S: 7	H: 2 LOB: 3 BB: 1 P: 11	R: 0 E: 1 K: 1 S: 6	H: 0 LOB: 1 BB: 0 P: 6	R: 0 E: 0 K: 0 S: 4	H: 1 LOB: 1 BB: 0 P: 4	R: 1 E: 0 K: 1 S: 6	H: 1 LOB: 0 BB: 0 P: 6	R: 1 E: 0 K: 1 S: 7	H: 2 LOB: 1 BB: 0 P: 7	R: 0 E: 0 K: 1 S: 7	H: 2 LOB: 3 BB: 1 P: 11	R: 0 E: 0 K: 0 S: 3	H: 0 LOB: 0 BB: 0 P: 3		1B: 7 2B: 1 3B: 1 HR: 0	SF: 1 SAC: 0 DP: 0 HBP: 0	WP: 1 PB: 0 SB: 1 CS: 0
<b>PITCHER</b> <b>Lynn McGlothen, R</b> ERA: 5.19 (1, 1)	IP: 8.0 WLS: L BF: 36 H: 9 R: 2 ER: 2 SO: 6 BB: 1 IBB: 1 HBP: 0 BLK: 0 WP: 1 HR: 0 S: 46 P: 54 ERA: 2.25 WHIP: 1.250															<b>PITCHER</b>				


AB 33  
R 2  
H 9  
RBI 2  
BB 2  
SO 6  
LOB 21



Batter	1	2	3	4	5	6	7	8	9	10	AB	R	H	RBI	BB	SO	LOB	TOP	
Lou Brock, L OBP: 0.388, SLG: 0.431 (1, 7)	K		G3			F8		4-3			4	0	0	0	0	1	1		
Ted Sizemore, R OBP: 0.363, SLG: 0.385 (1, 4)	G6-4-3 BB			6-3		4-3			1-3		3	0	0	0	1	0	0		
Luis Melendez, R OBP: 0.306, SLG: 0.431 (1, 8)	G6-4-3			E6 FC6-4				6-3 1B	F3		4	0	1	0	0	0	1		
Ted Simmons, S OBP: 0.338, SLG: 0.432 (1, 2)		4-0 BB		FC6-4 FC6-4		6-3		6-3	F2		3	0	0	0	1	0	2		
Ken Reitz, R OBP: 0.318, SLG: 0.375 (1, 5)		6-3		FC6-4		5-3				5-3	4	0	0	0	0	0	3		
Danny Carter, R OBP: 0.276, SLG: 0.321 (1, 3)		5-3				F9		6-3		4-3	4	0	0	0	0	0	2		
Ron Fairly, L OBP: 0.438, SLG: 0.412 (1, 9)	K					L6				4-3	4	0	0	0	0	1	1		
Ed Brinkman, R OBP: 0.316, SLG: 0.348 (1, 6)			6-3			5-3		4-3			3	0	0	0	0	0	0		
John Curtis, L OBP: 0.364, SLG: 0.222 (1, 1)			K			B2-3				BB	2	0	0	0	1	1	0		
<b>Inning Stats</b>	R: 0 E: 0 K: 1 S: 4	H: 0 LOB: 0 BB: 1 P: 8	R: 0 E: 0 K: 1 S: 5	H: 0 LOB: 1 BB: 1 P: 9	R: 0 E: 0 K: 1 S: 5	H: 0 LOB: 0 BB: 0 P: 5	R: 0 E: 1 K: 0 S: 4	H: 0 LOB: 1 BB: 0 P: 4	R: 0 E: 0 K: 0 S: 3	H: 1 LOB: 1 BB: 0 P: 4	R: 0 E: 0 K: 0 S: 3	H: 0 LOB: 1 BB: 1 P: 7	R: 0 E: 0 K: 0 S: 3	H: 0 LOB: 0 BB: 0 P: 3	R: 0 E: 0 K: 1 S: 3	H: 0 LOB: 0 BB: 0 P: 3	1B: 1 2B: 0 3B: 0 HR: 0	SF: 0 SAC: 0 DP: 1 HBP: 0	WP: 0 PA: 34 PB: 0 SB: 0 CS: 0
<b>PITCHER</b> Randy Jones, L ERA: 1.8 (1, 1)	IP: 10.0 WLS: W BF: 34 H: 1 R: 0 ER: 0 SO: 3	BB: 3 IBB: 0 HBP: 0 BLK: 0	WP: 0 HR: 0 S: 37 P: 49	ERA: 0.00 WHIP: 0.400	<b>PITCHER</b> IP WLS BF H R ER SO BB IBB HBP BLK WP HR S P ERA WHIP														

St. Louis Cardinals @ San Diego Padres  
San Diego Stadium, San Diego, CA  
Mon May 19 1975, 10:05 PM EDT  
Att. 10,111 - Unknown


AB	31
R	0
H	1
RBI	0
BB	3
SO	3
LOB	10



Batter	1	2	3	4	5	6	7	8	9	10	AB	R	H	RBI	BB	SO	LOB	BOTTOM			
Johnny Grubb, L OBP: 0.405, SLG: 0.450 (1, 8)	SH1-4 1B		6-3 1B		F7			SH3 2B		HR	5	1	4	1	0	0	1				
Enzo Hernandez, R OBP: 0.336, SLG: 0.319 (1, 6)	SH1-4		6-3			1-3		SH3			2	0	0	0	0	0	1				
Bobby Tolan, L OBP: 0.291, SLG: 0.280 (1, 7)	G4-3 BB		3-1			1B HBP		1-3			2	0	0	0	1	0	2				
Dave Winfield, R OBP: 0.372, SLG: 0.485 (1, 9)	G4-3			1-3		1B		4-0 IBB			3	0	1	0	1	0	2				
Mike Ivie, R OBP: 0.293, SLG: 0.386 (1, 3)		K		6-3		F7		F9			4	0	0	0	0	1	4				
Randy Hundley, R OBP: 0.257, SLG: 0.288 (1, 2)		BB		F7		5-3		F8			3	0	0	0	1	0	2				
Tito Fuentes, S OBP: 0.246, SLG: 0.258 (1, 4)		K		5-3				F8		F6	4	0	0	0	0	1	1				
Ted Kubiak, S OBP: 0.294, SLG: 0.281 (1, 5)			F8			K		L6			4	0	1	0	0	1	1				
Randy Jones, R OBP: 0.182, SLG: 0.143 (1, 1)			K		K		6-3			K	4	0	0	0	0	3	1				
<b>Inning Stats</b>	R: 0 E: 0 K: 0 S: 3	H: 1 LOB: 1 BB: 1 P: 7	R: 0 E: 0 K: 2 S: 7	H: 0 LOB: 1 BB: 1 P: 11	R: 0 E: 0 K: 1 S: 6	H: 1 LOB: 1 BB: 0 P: 6	R: 0 E: 0 K: 0 S: 3	H: 0 LOB: 0 BB: 0 P: 3	R: 0 E: 0 K: 1 S: 6	H: 1 LOB: 1 BB: 0 P: 6	R: 0 E: 0 K: 0 S: 4	H: 0 LOB: 0 BB: 0 P: 5	R: 0 E: 0 K: 0 S: 4	H: 1 LOB: 2 BB: 1 P: 8	R: 0 E: 0 K: 0 S: 3	H: 0 LOB: 0 BB: 0 P: 3	R: 1 E: 0 K: 1 S: 4	H: 1 LOB: 0 BB: 0 P: 4	1B: 4 2B: 1 3B: 0 HR: 1	SF: 0 SAC: 2 DP: 1 HBP: 1	WP: 0 PA: 37 PB: 0 SB: 0 CS: 0
<b>PITCHER</b> John Curtis, L ERA: 2.32 (1, 1)	IP: 9.1 WLS: L BF: 37 H: 6 R: 1 ER: 1 SO: 6	BB: 2 IBB: 1 HBP: 1 BLK: 0	WP: 0 HR: 1 S: 45 P: 58	ERA: 0.96 WHIP: 0.857	<b>PITCHER</b> IP WLS BF H R ER SO BB IBB HBP BLK WP HR S P ERA WHIP																

St. Louis Cardinals @ San Diego Padres  
San Diego Stadium, San Diego, CA  
Mon May 19 1975, 10:05 PM EDT  
Att. 10,111 - Unknown

AB	31
R	1
H	6
RBI	1
BB	3
SO	6
LOB	15



Batter	1	2	3	4	5	6	7	8	9	AB	R	H	RBI	BB	SO	LOB	TOP			
<b>Lou Brock, L</b> OBP: 0.391, SLG: 0.450 (1, 7)										4	1	2	0	0	0	1				
<b>Ted Sizemore, R</b> OBP: 0.353, SLG: 0.376 (1, 4)										3	0	0	1	0	0	2				
<b>Luis Melendez, R</b> OBP: 0.303, SLG: 0.419 (1, 8)										4	1	1	0	0	0	1				
<b>Ted Simmons, S</b> OBP: 0.336, SLG: 0.426 (1, 2)										4	0	1	0	0	0	0				
<b>Ron Fairly, L</b> OBP: 0.441, SLG: 0.407 (1, 9)										3	0	1	0	1	0	0				
<b>Keith Hernandez, L</b> OBP: 0.287, SLG: 0.297 (1, 3)										4	0	1	1	0	0	2				
<b>Ken Reitz, R</b> OBP: 0.316, SLG: 0.366 (1, 5)										3	0	0	0	1	0	1				
<b>Ed Brinkman, R</b> OBP: 0.301, SLG: 0.329 (1, 6)										4	0	0	0	0	0	3				
<b>Elias Sosa, R</b> OBP: 0.125, SLG: 0.125 (1, 1)										2	0	0	0	0	1	0				
<b>Ryan Kurosaki, R</b> (5, 1)										0	0	0	0	0	0	0				
<b>Jim Dwyer, L</b> OBP: 0.280, SLG: 0.182 (7, PH)										1	0	1	0	0	0	0				
<b>Mike Garman, R</b> (7, 1)										0	0	0	0	0	0	0				
<b>Inning Stats</b>	R: 2 E: 0 K: 0 S: 7	H: 4 LOB: 3 BB: 1 P: 11	R: 0 E: 1 K: 0 S: 4	H: 1 LOB: 1 BB: 0 P: 4	R: 0 E: 0 K: 1 S: 3	H: 1 LOB: 0 BB: 1 P: 7	R: 0 E: 0 K: 1 S: 5	H: 0 LOB: 0 BB: 0 P: 5	R: 0 E: 0 K: 0 S: 3	H: 0 LOB: 0 BB: 0 P: 3	R: 0 E: 0 K: 0 S: 4	H: 1 LOB: 1 BB: 0 P: 4	R: 0 E: 0 K: 0 S: 3	H: 0 LOB: 0 BB: 0 P: 3	R: 0 E: 0 K: 0 S: 3	H: 0 LOB: 0 BB: 0 P: 3	1B: 6 2B: 3 3B: 1 HR: 0	SF: 1 SAC: 0 DP: 0 HBP: 0	WP: 0 PB: 0 SB: 0 CS: 0	PA: 35
<b>PITCHER</b> <b>Alan Foster, R</b> ERA: 2.25 (1, 1)	IP: 9.0 WLS: W BF: 35 H: 7 R: 2 ER: 2 SO: 1 BB: 1 IBB: 1 HBP: 0 BLK: 0 WP: 0 HR: 0 S: 35 P: 43 ERA: 2.00 WHIP: 0.889																			

**St. Louis Cardinals @ San Diego Padres**  
San Diego Stadium, San Diego, CA  
Tue May 20 1975, 10:05 PM EDT  
Att: 7,318 - Unknown

AB	32
R	2
H	7
RBI	2
BB	2
SO	1
LOB	10



Batter	1	2	3	4	5	6	7	8	9	AB	R	H	RBI	BB	SO	LOB	BOTTOM	
<b>Johnny Grubb, L</b> OBP: 0.417, SLG: 0.462 (1, 8)										3	1	2	0	2	0	0		
<b>Enzo Hernandez, R</b> OBP: 0.330, SLG: 0.306 (1, 6)										4	0	0	0	1	1	5		
<b>Bobby Tolan, L</b> OBP: 0.298, SLG: 0.291 (1, 7)										3	2	1	0	1	0	2		
<b>Dave Winfield, R</b> OBP: 0.375, SLG: 0.514 (1, 9)										4	2	2	3	0	0	1		
<b>Mike Ivie, R</b> OBP: 0.290, SLG: 0.385 (1, 3)										1	0	0	1	2	0	0		
<b>Fred Kendall, R</b> OBP: 0.280, SLG: 0.291 (1, 2)										3	0	1	1	1	1	1		
<b>Tito Fuentes, S</b> OBP: 0.254, SLG: 0.254 (1, 4)										2	0	0	0	2	1	3		
<b>Ted Kubiak, S</b> OBP: 0.289, SLG: 0.257 (1, 5)										3	0	0	0	1	0	3		
<b>Alan Foster, R</b> (1, 1)										4	0	0	0	0	1	4		
<b>Inning Stats</b>	R: 0 E: 0 K: 0 S: 4	H: 1 LOB: 2 BB: 3 P: 4	R: 3 E: 0 K: 1 S: 8	H: 3 LOB: 1 BB: 1 P: 12	R: 0 E: 0 K: 1 S: 5	H: 0 LOB: 0 BB: 0 P: 5	R: 2 E: 0 K: 1 S: 6	H: 2 LOB: 2 BB: 3 P: 18	R: 0 E: 0 K: 0 S: 3	H: 0 LOB: 1 BB: 1 P: 7	R: 0 E: 0 K: 0 S: 3	H: 0 LOB: 0 BB: 0 P: 3	R: 0 E: 0 K: 0 S: 3	H: 0 LOB: 2 BB: 2 P: 11	1B: 2 2B: 3 3B: 0 HR: 1	SF: 1 SAC: 0 DP: 1 HBP: 0	WP: 0 PB: 0 SB: 0 CS: 0	PA: 38
<b>PITCHER</b> <b>Elias Sosa, R</b> ERA: 3.71 (1, 1)	IP: 4.1 WLS: L BF: 22 H: 5 R: 5 ER: 5 SO: 3 BB: 5 IBB: 0 HBP: 0 BLK: 0 WP: 1 HR: 1 S: 23 P: 43 ERA: 10.38 WHIP: 2.538																	
<b>Ryan Kurosaki, R</b> (5, 1)	IP: 1.2 WLS: L BF: 8 H: 0 R: 0 ER: 0 SO: 1 BB: 3 IBB: 0 HBP: 0 BLK: 0 WP: 0 HR: 0 S: 7 P: 19 ERA: 0.00 WHIP: 1.800																	
<b>Mike Garman, R</b> ERA: 2.25 (7, 1)	IP: 2.0 WLS: L BF: 8 H: 0 R: 0 ER: 0 SO: 0 BB: 1 IBB: 1 HBP: 0 BLK: 0 WP: 0 HR: 0 S: 6 P: 14 ERA: 0.00 WHIP: 0.500																	

**St. Louis Cardinals @ San Diego Padres**  
San Diego Stadium, San Diego, CA  
Tue May 20 1975, 10:05 PM EDT  
Att: 7,318 - Unknown

AB	27
R	5
H	6
RBI	5
BB	10
SO	4
LOB	19



Batter	1	2	3	4	5	6	7	8	9	AB	R	H	RBI	BB	SO	LOB	TOP			
<b>Lou Brock, L</b> OBP: 0.380, SLG: 0.435 (1, 7)	G1		F8		FC3-6			4-3		4	0	0	0	0	0	3				
<b>Ted Sizemore, R</b> OBP: 0.344, SLG: 0.365 (1, 4)	K		6-3		L6			F7		4	0	0	0	0	1	3				
<b>Luis Melendez, R</b> OBP: 0.300, SLG: 0.409 (1, 8)	F3				G4-6-3 1B			5-3		4	0	1	0	0	0	0				
<b>Ted Simmons, S</b> OBP: 0.333, SLG: 0.421 (1, 2)		4-3			G4-6-3 1B			3-1		4	0	1	0	0	0	1				
<b>Ron Fairly, L</b> OBP: 0.458, SLG: 0.431 (1, 9)					1B			4-3		4	0	3	0	0	0	0				
<b>Keith Hernandez, L</b> OBP: 0.276, SLG: 0.284 (1, 3)					1B			4-3		4	0	0	0	0	1	4				
<b>Ken Reitz, R</b> OBP: 0.309, SLG: 0.358 (1, 5)					K			6-3		3	0	0	0	0	1	1				
<b>Mario Guerrero, R</b> OBP: 0.667, SLG: 0.667 (1, 6)					SH2-4 1B			K		3	0	2	0	0	1	0				
<b>Bob Gibson, R</b> OBP: 0.176, SLG: 0.071 (1, 1)					SH2-4			F6		2	0	1	0	0	0	0				
<b>Inning Stats</b>	R: 0 E: 0 K: 1 S: 5	H: 0 LOB: 0 BB: 0 P: 5	R: 0 E: 0 K: 0 S: 4	H: 1 LOB: 1 BB: 0 P: 4	R: 0 E: 0 K: 0 S: 4	H: 1 LOB: 1 BB: 0 P: 4	R: 0 E: 0 K: 1 S: 6	H: 2 LOB: 1 BB: 0 P: 6	R: 0 E: 0 K: 1 S: 7	H: 2 LOB: 2 BB: 0 P: 7	R: 0 E: 0 K: 0 S: 4	H: 0 LOB: 0 BB: 0 P: 5	R: 0 E: 0 K: 0 S: 3	H: 0 LOB: 0 BB: 0 P: 3	R: 0 E: 0 K: 0 S: 3	H: 0 LOB: 0 BB: 0 P: 3	1B: 8 2B: 0 3B: 0 HR: 0	SF: 0 SAC: 1 DP: 2 HBP: 0	WP: 0 PB: 0 SB: 0 CS: 0	PA: 33
<b>PITCHER</b> <b>Joe McIntosh, R</b> ERA: 1.41 (1, 1)	IP: 9.0 WLS: W BF: 33 H: 8 R: 0 ER: 0 SO: 4 BB: 0 IBB: 0 HBP: 0 BLK: 0 WP: 0 HR: 0 S: 41 P: 41 ERA: 0.00 WHIP: 0.889															<b>PITCHER</b>				

St. Louis Cardinals @ San Diego Padres  
San Diego Stadium, San Diego, CA  
Wed May 21 1975, 10:05 PM EDT  
Att: 13,163 - Unknown

AB 32  
R 0  
H 8  
RBI 0  
BB 0  
SO 4  
LOB 12



Batter	1	2	3	4	5	6	7	8	9	AB	R	H	RBI	BB	SO	LOB	BOTTOM			
<b>Johnny Grubb, L</b> OBP: 0.413, SLG: 0.452 (1, 8)	L4			6-3		F8		IBB		3	0	0	0	1	0	0				
<b>Enzo Hernandez, R</b> OBP: 0.336, SLG: 0.314 (1, 6)	F6			4-3 1B				F9		4	1	2	0	0	0	2				
<b>Bobby Tolan, L</b> OBP: 0.298, SLG: 0.292 (1, 7)	6-3			4-3				E1		3	0	1	0	0	0	1				
<b>Dave Winfield, R</b> OBP: 0.374, SLG: 0.507 (1, 9)				F5				K		2	0	0	0	1	1	2				
<b>Mike Ivie, R</b> OBP: 0.283, SLG: 0.375 (1, 3)				L6-3				1-3		3	0	0	0	0	0	2				
<b>Fred Kendall, R</b> OBP: 0.271, SLG: 0.281 (1, 2)				4-3				B1		3	0	0	0	0	0	1				
<b>Tito Fuentes, S</b> OBP: 0.283, SLG: 0.258 (1, 4)				SH5-4-2 1B				6-3		2	0	1	0	0	0	0				
<b>Ted Kubiak, S</b> OBP: 0.293, SLG: 0.243 (1, 5)				F9				SH1-4 BB		2	0	0	0	1	0	1				
<b>Joe McIntosh, S</b> OBP: 0.158, SLG: 0.063 (1, 1)				SH5-4-2				SH1-4		1	0	0	0	0	0	0				
<b>Inning Stats</b>	R: 0 E: 0 K: 0 S: 3	H: 0 LOB: 0 BB: 0 P: 3	R: 0 E: 0 K: 0 S: 2	H: 0 LOB: 1 BB: 1 P: 6	R: 0 E: 0 K: 0 S: 3	H: 1 LOB: 0 BB: 0 P: 3	R: 0 E: 0 K: 0 S: 4	H: 1 LOB: 1 BB: 0 P: 4	R: 0 E: 0 K: 0 S: 2	H: 0 LOB: 0 BB: 0 P: 3	R: 0 E: 0 K: 0 S: 3	H: 0 LOB: 0 BB: 0 P: 3	R: 1 E: 1 K: 1 S: 7	H: 2 LOB: 1 BB: 0 P: 7	R: 0 E: 0 K: 0 S: 3	H: 0 LOB: 2 BB: 2 P: 11	1B: 4 2B: 2 3B: 0 HR: 0	SF: 0 SAC: 2 DP: 2 HBP: 1	WP: 0 PB: 0 SB: 1 CS: 1	PA: 30
<b>PITCHER</b> <b>Bob Gibson, R</b> ERA: 4.28 (1, 1)	IP: 8.0 WLS: L BF: 29 H: 4 R: 1 ER: 0 SO: 1 BB: 2 IBB: 1 HBP: 1 BLK: 0 WP: 0 HR: 0 S: 27 P: 40 ERA: 0.00 WHIP: 0.750															<b>PITCHER</b>				

St. Louis Cardinals @ San Diego Padres  
San Diego Stadium, San Diego, CA  
Wed May 21 1975, 10:05 PM EDT  
Att: 13,163 - Unknown

AB 23  
R 1  
H 4  
RBI 0  
BB 3  
SO 1  
LOB 9



Batter	1	2	3	4	5	6	7	8	9	AB	R	H	RBI	BB	SO	LOB	TOP			
Lou Brock, L OBP: 0.383, SLG: 0.433 (1, 7)	0-0 4-3		0-0 CS 1B			0-0 G3		4-0 1B 4-3 BB		3	1	1	0	1	0	0	<b>St. Louis Cardinals @ Los Angeles Dodgers</b> Dodger Stadium, Los Angeles, CA Fri May 23 1975, 7:05 PM PDT Att: 53,033 - Unknown			
Ted Sizemore, R OBP: 0.348, SLG: 0.364 (1, 4)	4-0 CS BB		0-0 CS 1-2	0-0 4-3		0-0 F8		0-0 4-3 1B		3	0	1	1	1	0	0				
Luis Melendez, R OBP: 0.297, SLG: 0.443 (1, 9)	0-0 F9 1-2			0-0 5-3		0-0 HR		0-0 4-3		4	1	1	2	0	0	2				
Ted Simmons, S OBP: 0.331, SLG: 0.411 (1, 2)		0-0 F8		0-0 L6		0-0 6-3		0-0 IBB		3	0	0	0	1	0	0				
Ken Reitz, R OBP: 0.301, SLG: 0.348 (1, 5)		0-0 F9			0-0 F8		0-0 6-3	0-0 F3		4	0	0	0	0	0	2				
Don Hahn, R (1, 8)		0-0 1-3			4-0 1B SF9 BB		0-3 K		0-0 6-3	3	1	0	0	1	1	0				
Keith Hernandez, L OBP: 0.275, SLG: 0.283 (1, 3)			0-0 6-3		0-0 1-3 1B		0-0 F8		0-3 K	4	0	1	0	0	1	0				
Mario Guerrero, R OBP: 0.286, SLG: 0.333 (1, 6)			0-0 6-3		0-0 SF9 3H			0-0 6-3	0-0 F4	3	0	0	1	0	0	0				
Bob Forsch, R OBP: 0.364, SLG: 0.550 Al Hrabosky, R (7, 1)			0-0 E3 1B		0-0 F9 3H			4-0 BLK 1B BB		2	0	0	0	0	0	1				
Ron Fairly, L OBP: 0.466, SLG: 0.431 Mike Tyson, R OBP: 0.311, SLG: 0.400 Mike Garman, R (8, 1)										0	0	0	0	0	0	0				
<b>Inning Stats</b>	R: 0 E: 0 K: 0 S: 2	H: 0 LOB: 0 BB: 1 P: 6	R: 0 E: 0 K: 0 S: 3	H: 0 LOB: 0 BB: 0 P: 3	R: 0 E: 1 K: 0 S: 4	H: 1 LOB: 1 BB: 0 P: 4	R: 0 E: 0 K: 0 S: 3	H: 0 LOB: 0 BB: 0 P: 3	R: 1 E: 0 K: 0 S: 4	H: 1 LOB: 1 BB: 1 P: 8	R: 0 E: 0 K: 1 S: 5	H: 0 LOB: 0 BB: 0 P: 5	R: 2 E: 0 K: 0 S: 4	H: 1 LOB: 2 BB: 3 P: 16	R: 0 E: 0 K: 1 S: 5	H: 0 LOB: 0 BB: 0 P: 5	1B: 3 2B: 0 3B: 0 HR: 1	SF: 1 DP: 0 HBP: 0	WP: 0 PA: 36 PB: 0 SB: 0 CS: 2	
<b>PITCHER</b>	IP WLS BF H R ER SO BB IBB HBP BLK WP HR S P ERA WHIP	IP WLS BF H R ER SO BB IBB HBP BLK WP HR S P ERA WHIP	IP WLS BF H R ER SO BB IBB HBP BLK WP HR S P ERA WHIP	IP WLS BF H R ER SO BB IBB HBP BLK WP HR S P ERA WHIP	IP WLS BF H R ER SO BB IBB HBP BLK WP HR S P ERA WHIP	IP WLS BF H R ER SO BB IBB HBP BLK WP HR S P ERA WHIP	IP WLS BF H R ER SO BB IBB HBP BLK WP HR S P ERA WHIP	IP WLS BF H R ER SO BB IBB HBP BLK WP HR S P ERA WHIP	IP WLS BF H R ER SO BB IBB HBP BLK WP HR S P ERA WHIP	IP WLS BF H R ER SO BB IBB HBP BLK WP HR S P ERA WHIP	IP WLS BF H R ER SO BB IBB HBP BLK WP HR S P ERA WHIP	IP WLS BF H R ER SO BB IBB HBP BLK WP HR S P ERA WHIP	IP WLS BF H R ER SO BB IBB HBP BLK WP HR S P ERA WHIP	IP WLS BF H R ER SO BB IBB HBP BLK WP HR S P ERA WHIP	IP WLS BF H R ER SO BB IBB HBP BLK WP HR S P ERA WHIP	IP WLS BF H R ER SO BB IBB HBP BLK WP HR S P ERA WHIP	IP WLS BF H R ER SO BB IBB HBP BLK WP HR S P ERA WHIP	IP WLS BF H R ER SO BB IBB HBP BLK WP HR S P ERA WHIP	IP WLS BF H R ER SO BB IBB HBP BLK WP HR S P ERA WHIP	
Al Downing, L ERA: 2.33 Charlie Hough, R ERA: 4.99 Rick Rhoden, R ERA: 4.13	7.0 L 4 1 2 2 0 2 0 0 0 0 0 2 10 2.57 9.000	0.1 L 4 1 2 2 0 2 0 0 1 0 0 2 10 54.00 9.000	1.2 S 6 0 0 0 1 0 1 0 0 0 0 7 11 0.00 0.000																	

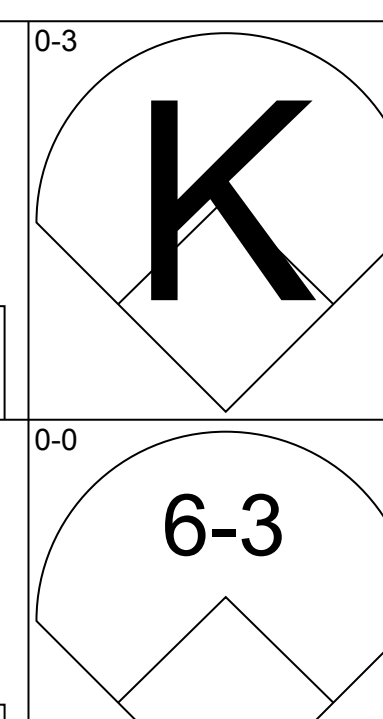
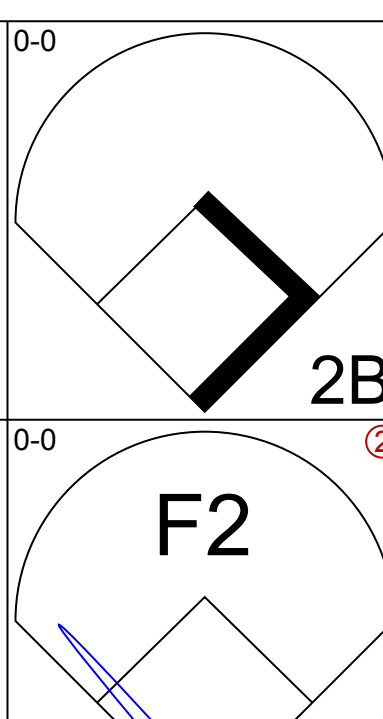
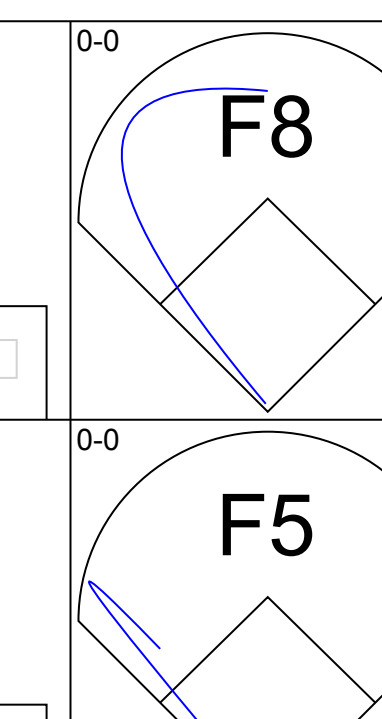
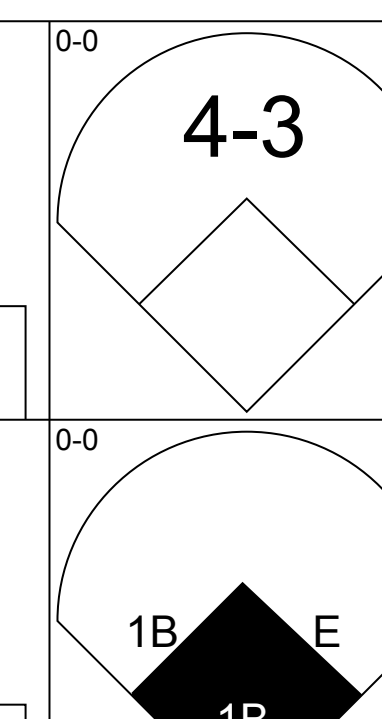
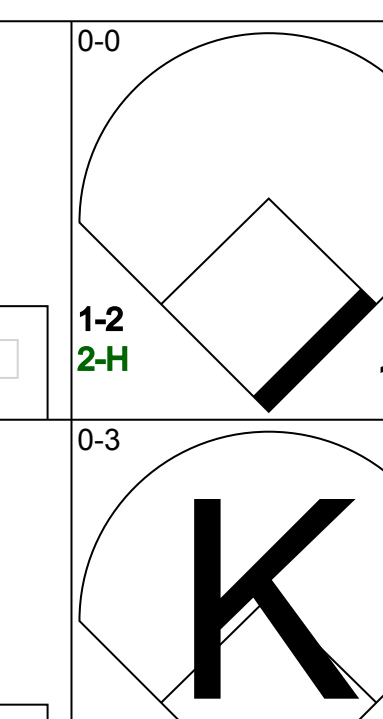
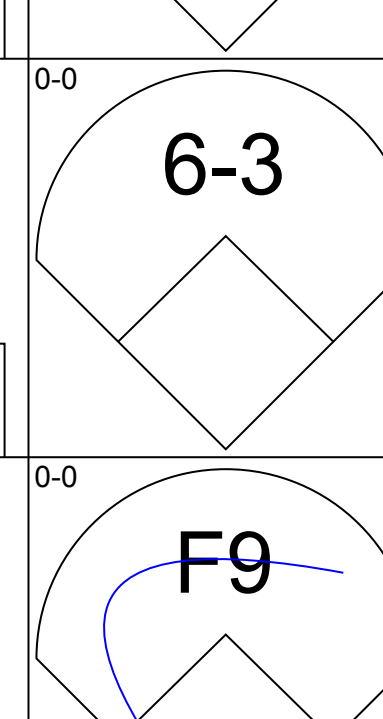
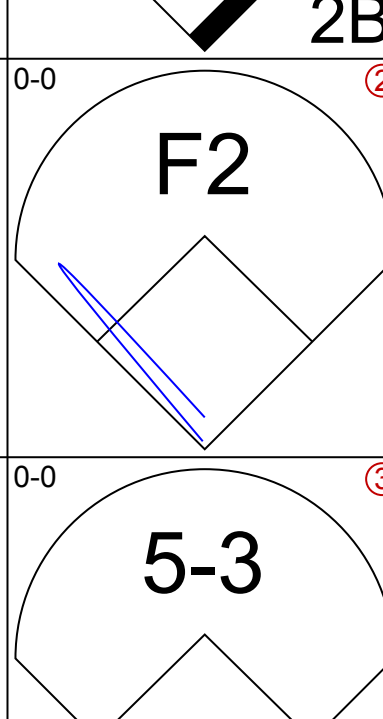
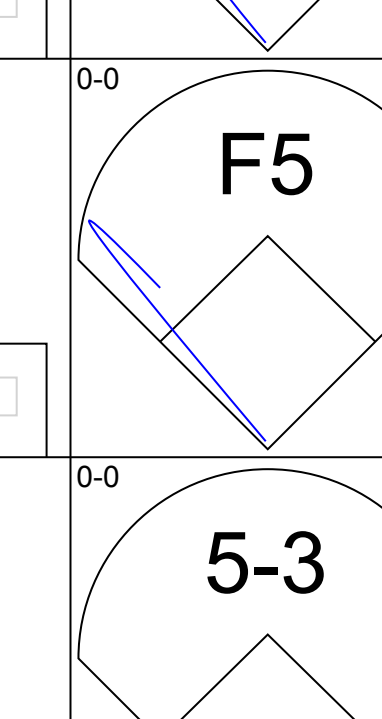
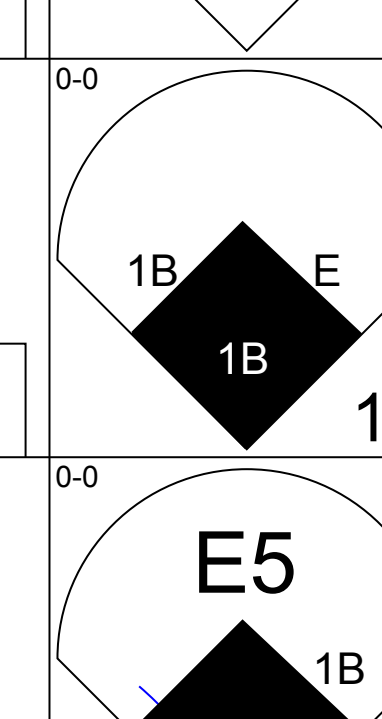
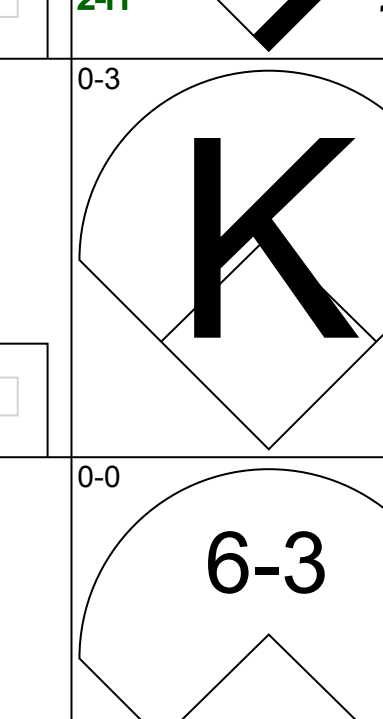
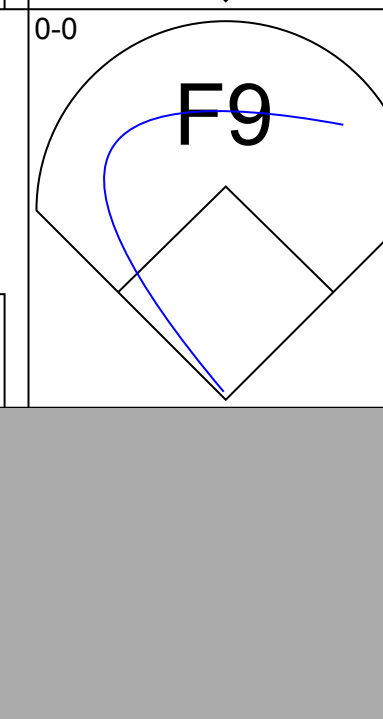
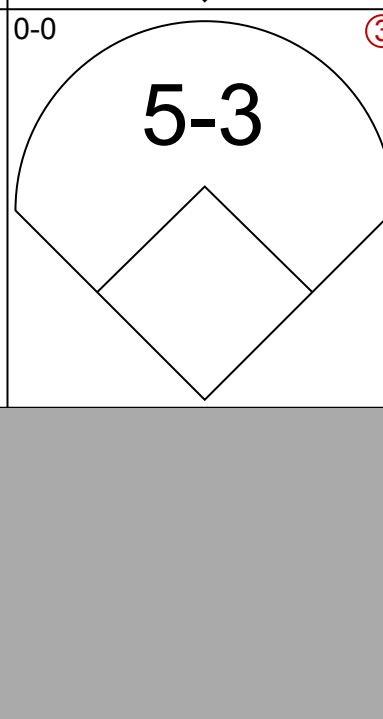
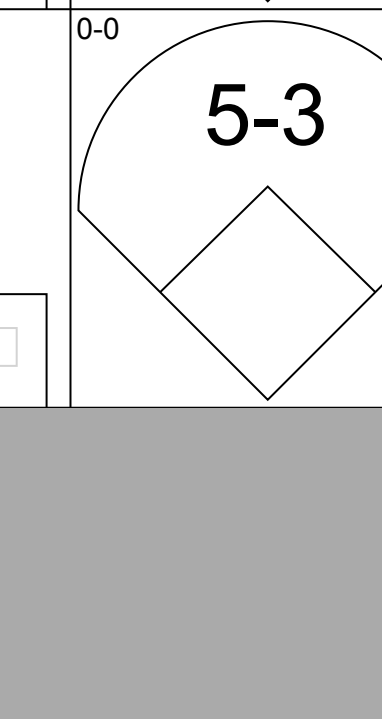
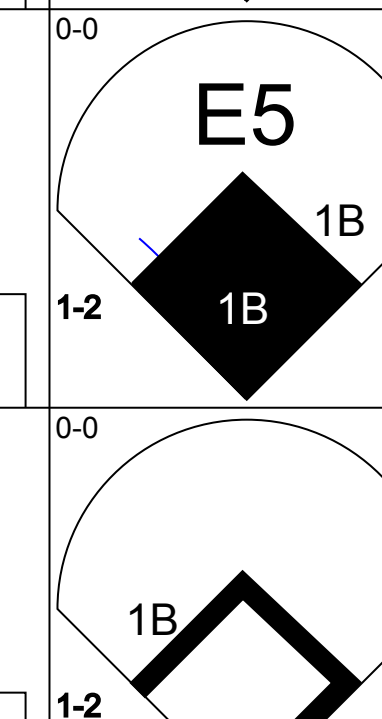
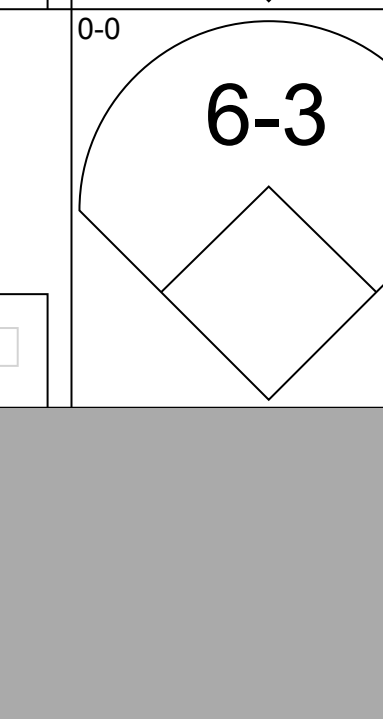
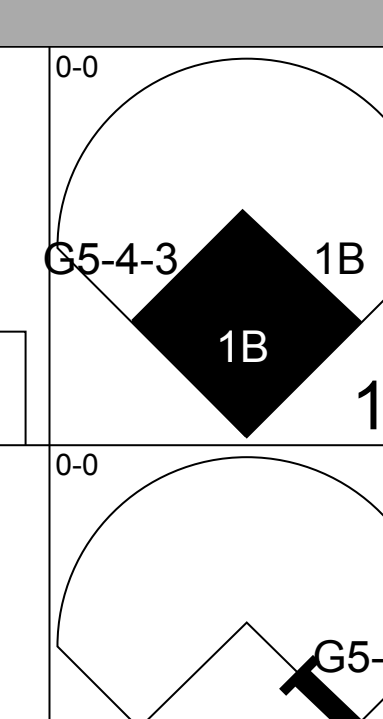
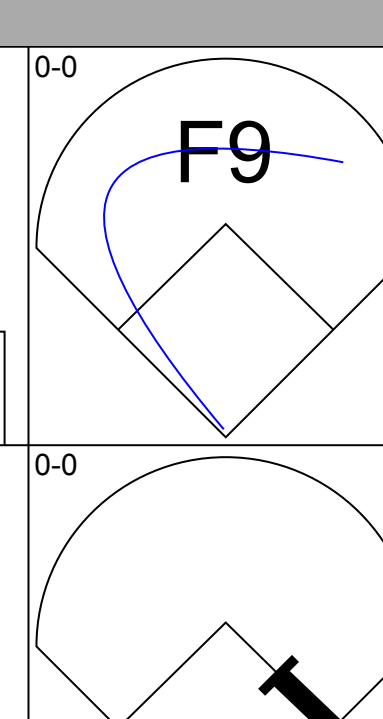
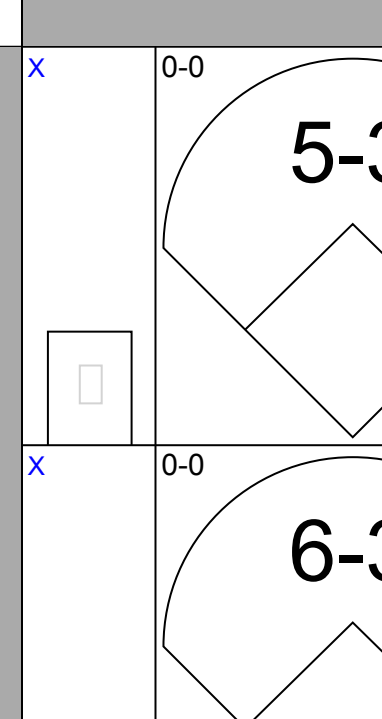
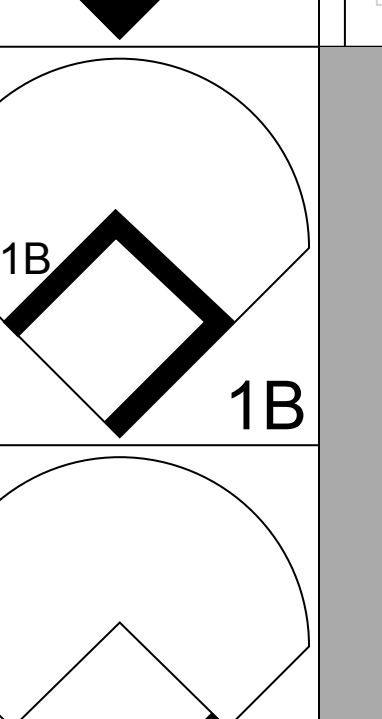
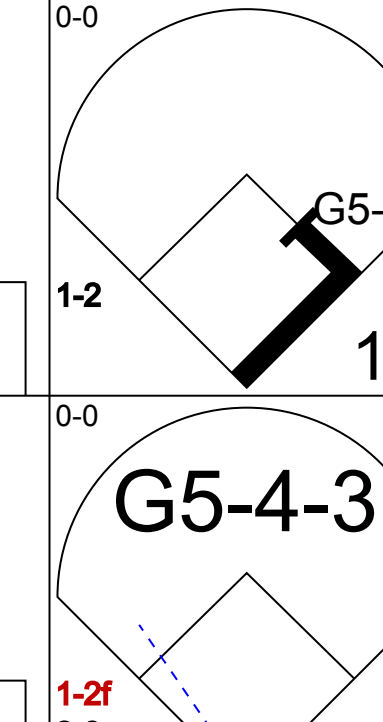
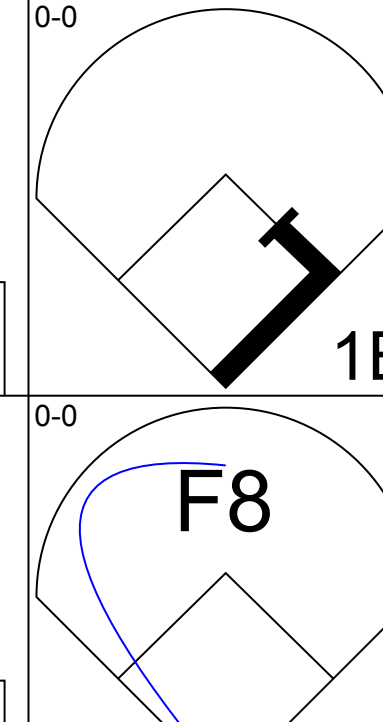
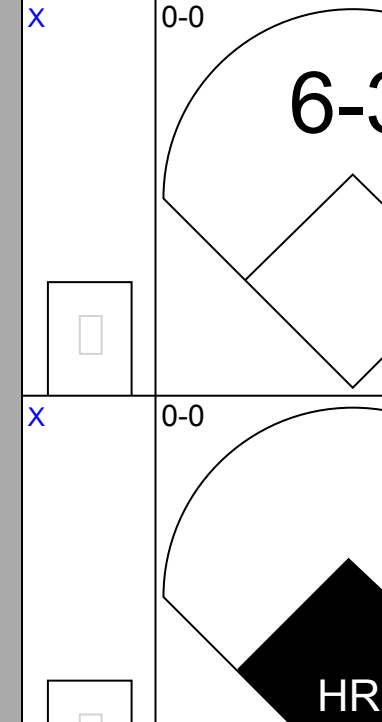
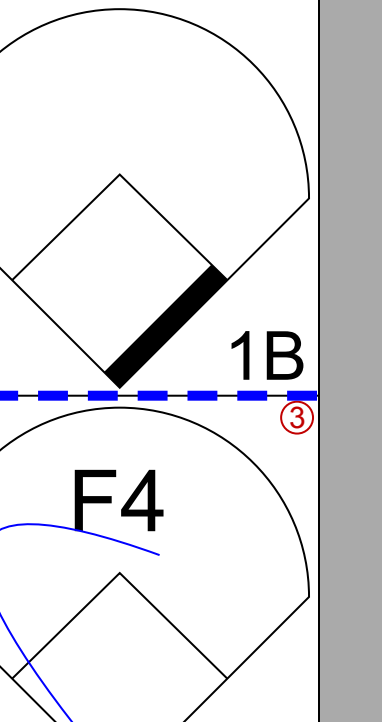
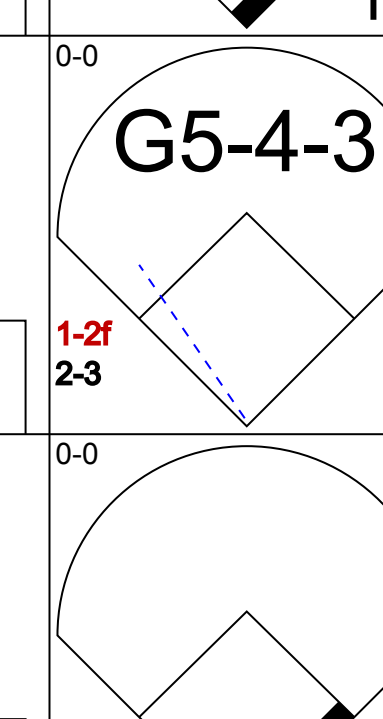
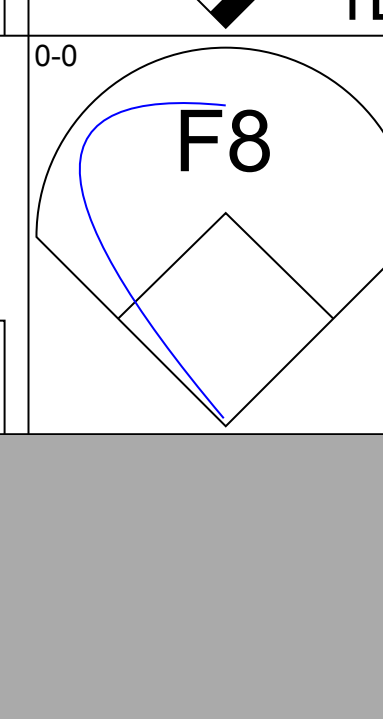
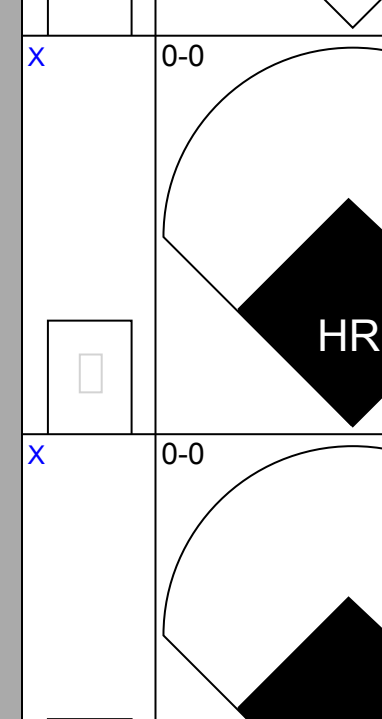
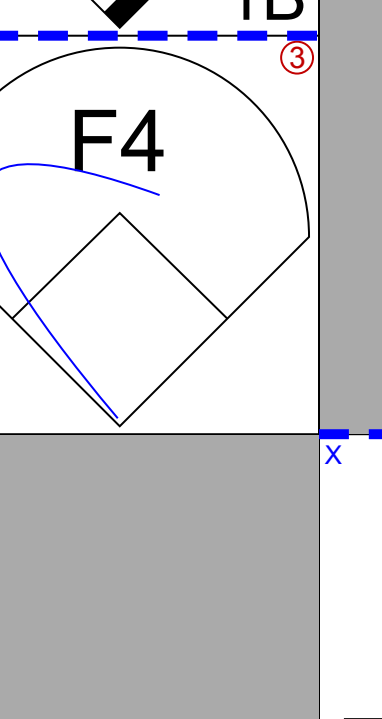
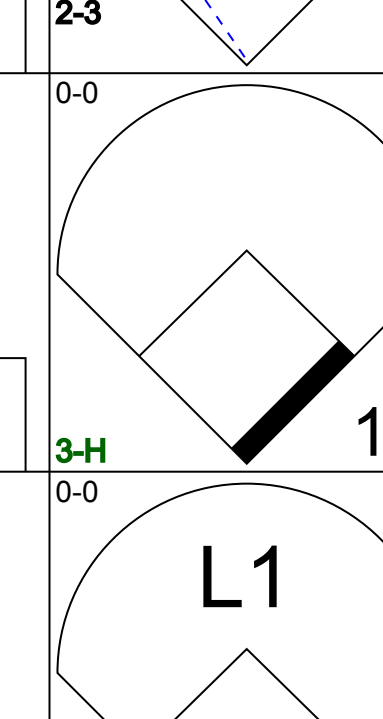
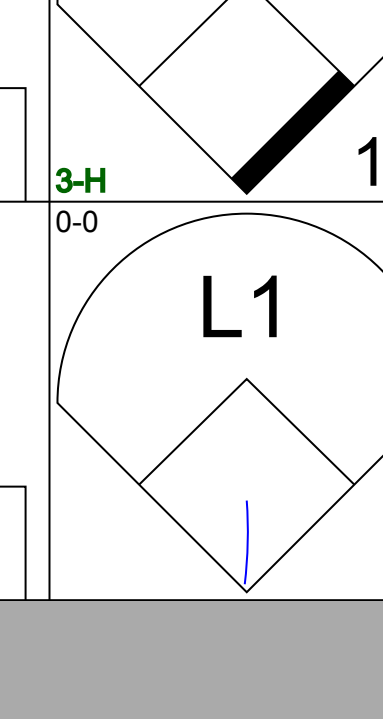
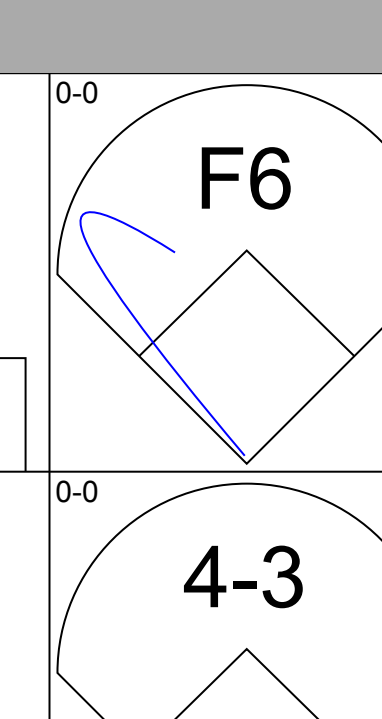
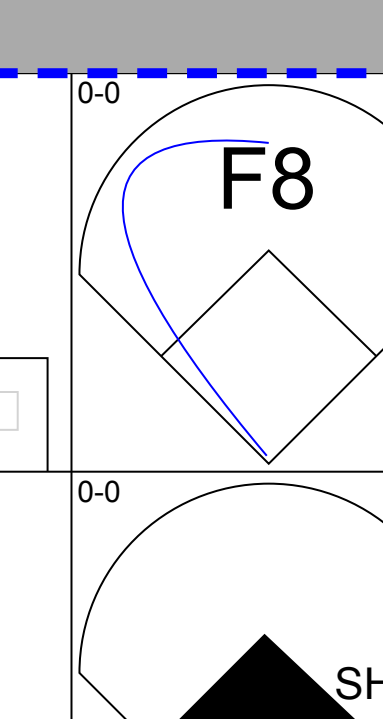
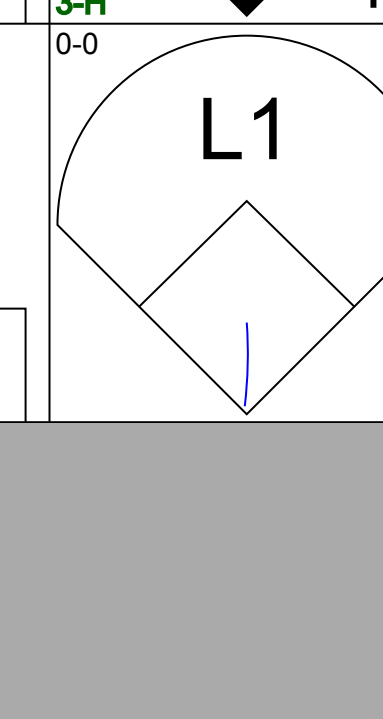
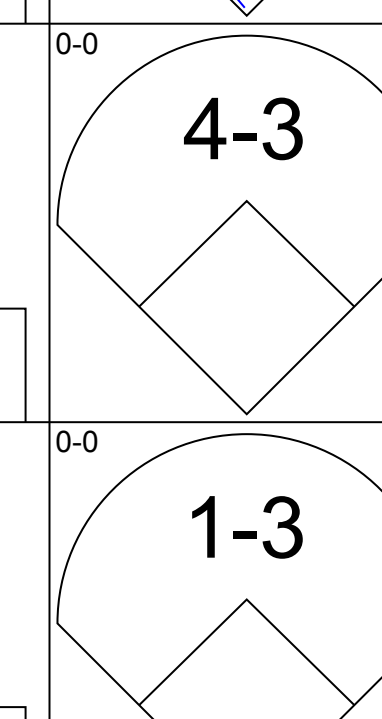
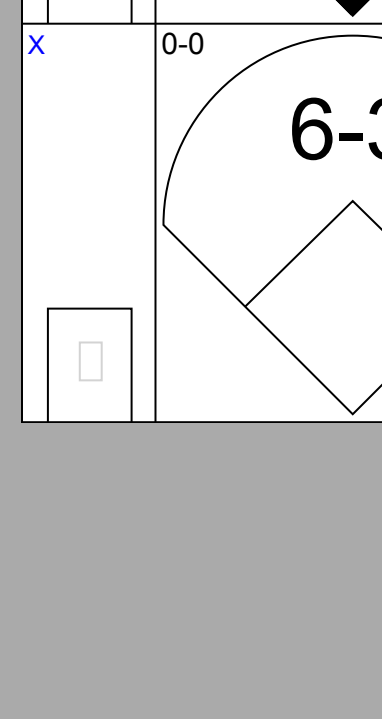
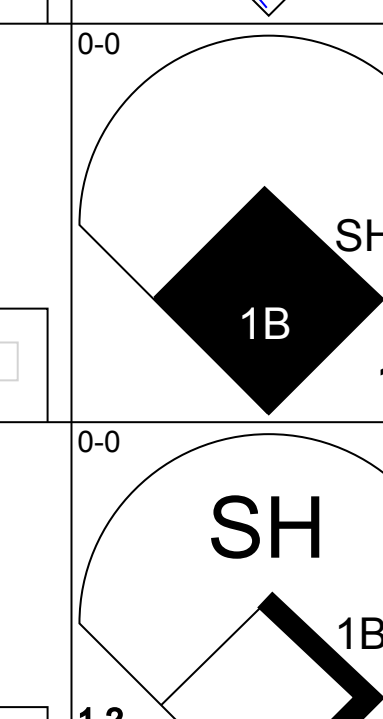
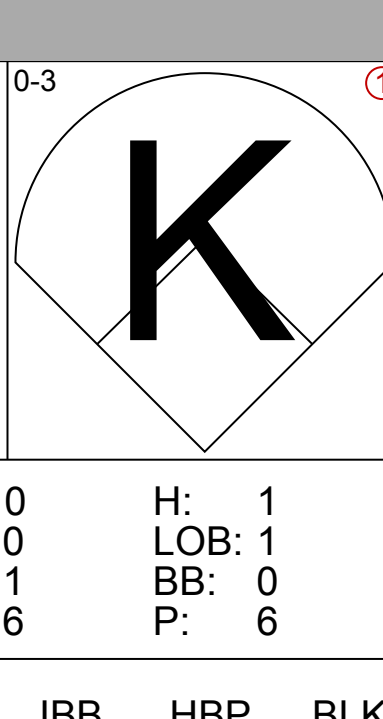
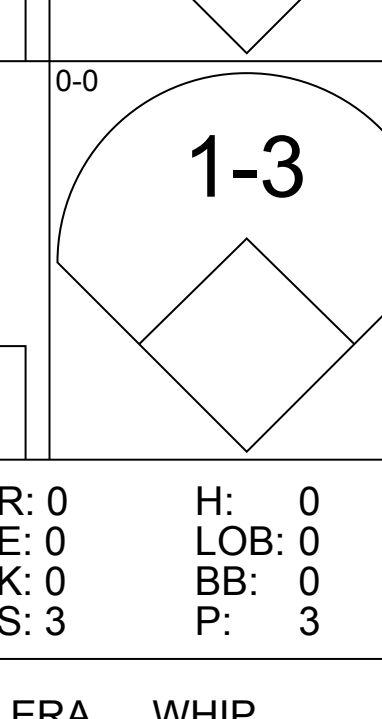
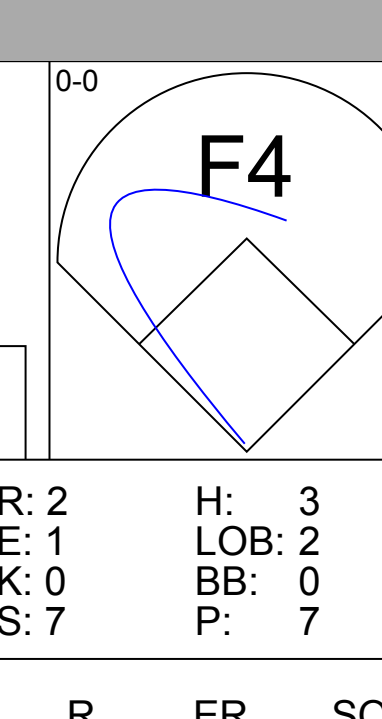
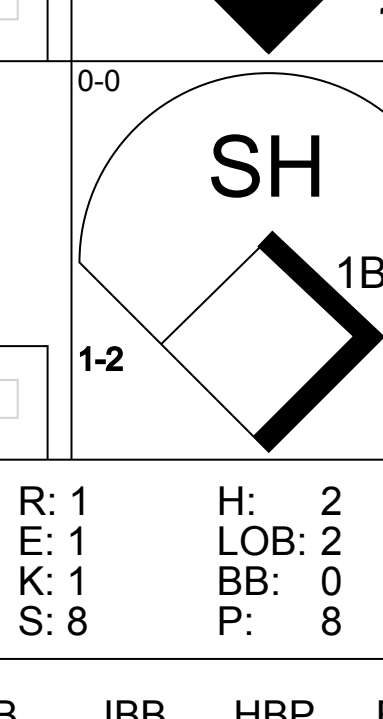
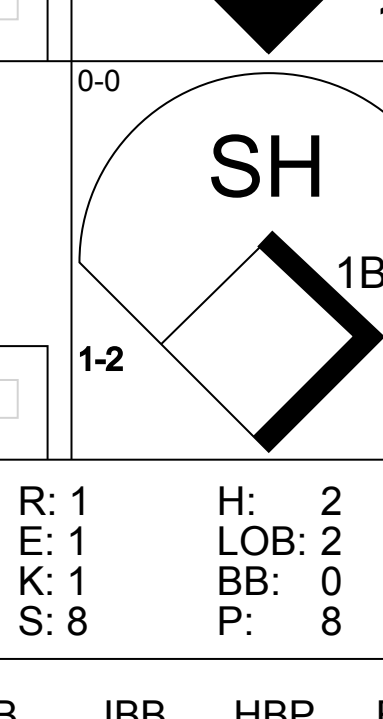
AB 29  
R 4  
H 4  
RBI 4  
BB 5  
SO 2  
LOB 5

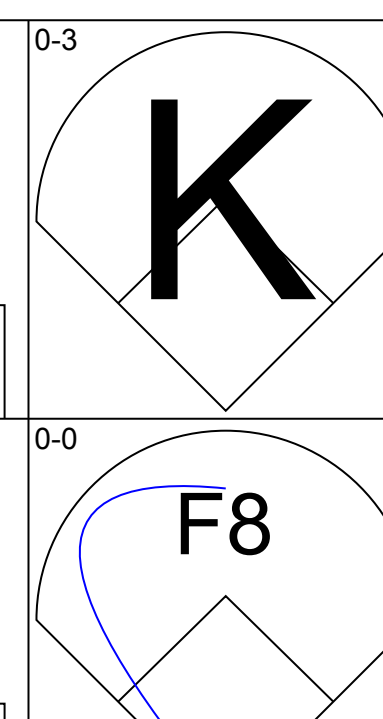
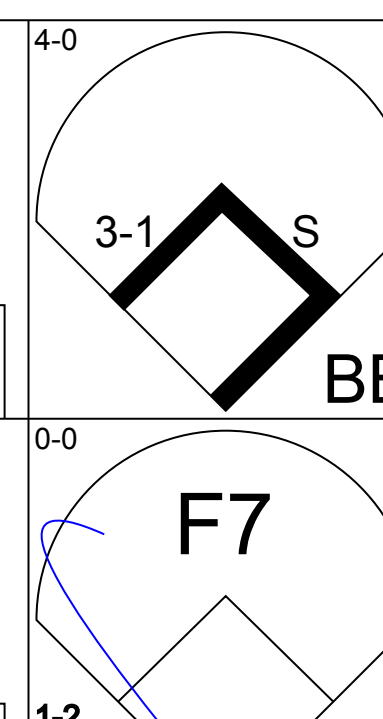
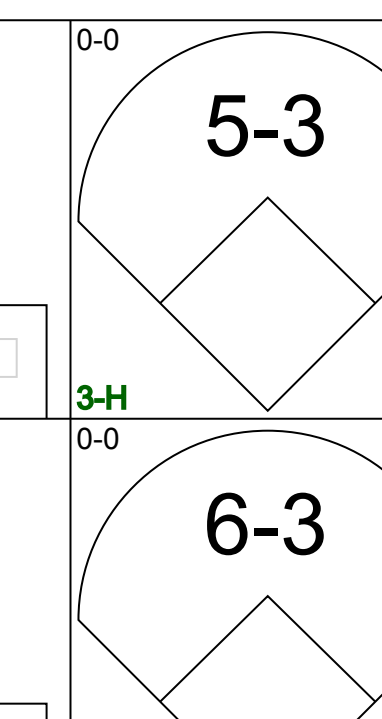
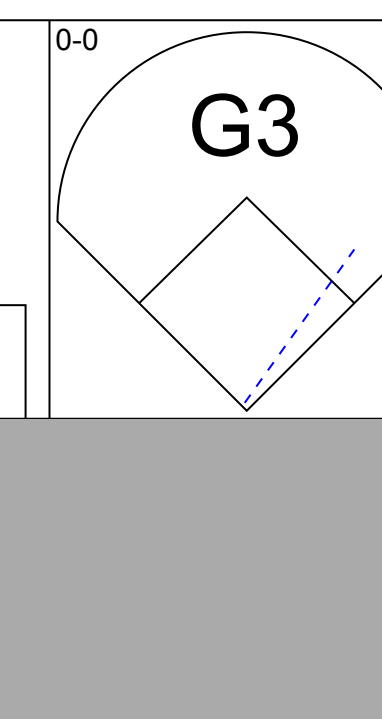
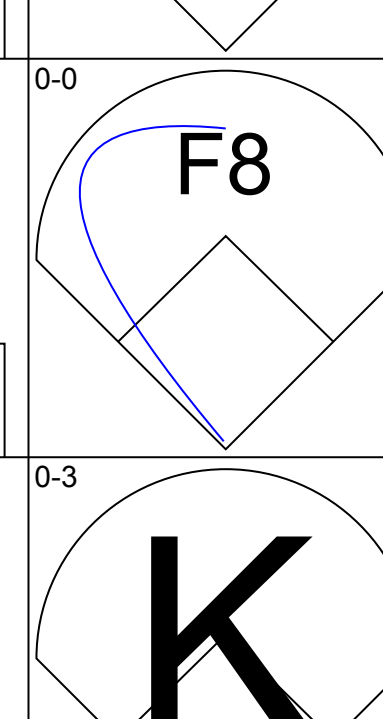
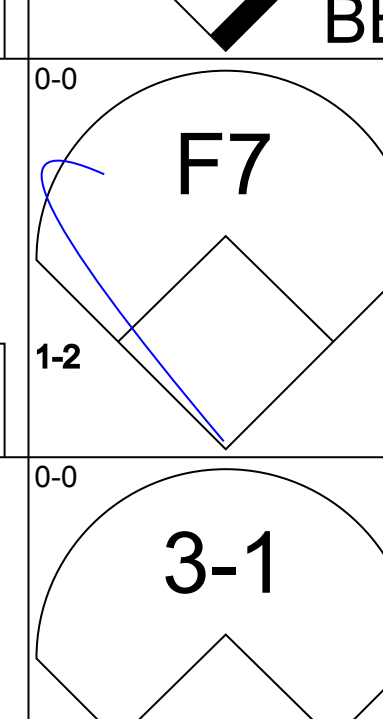
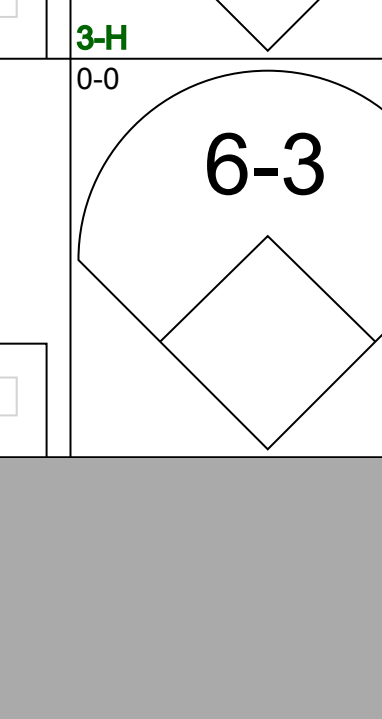
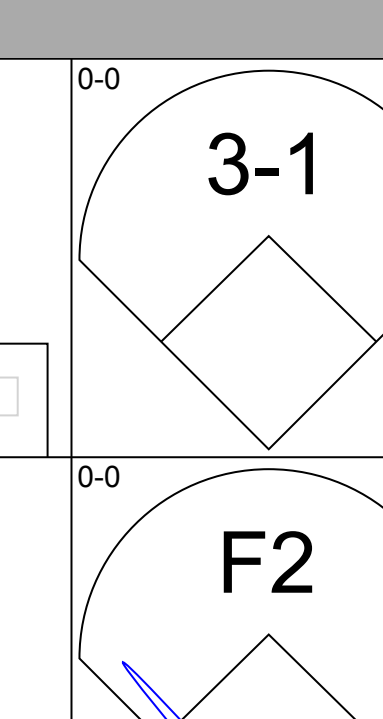
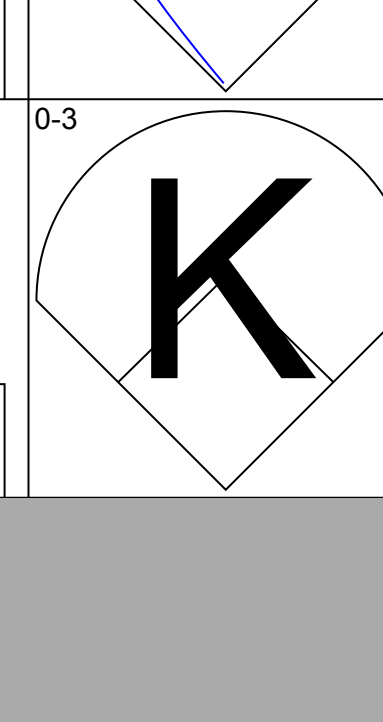
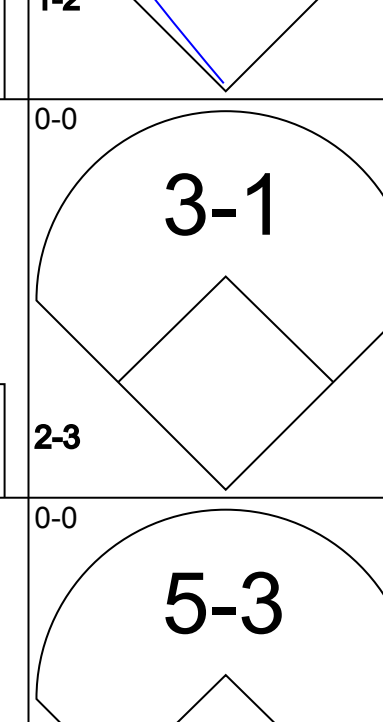
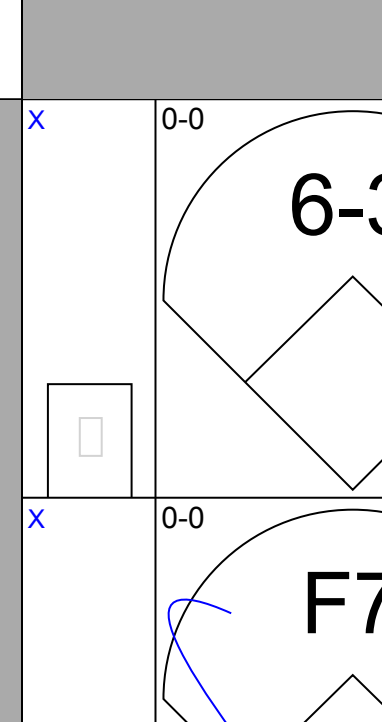
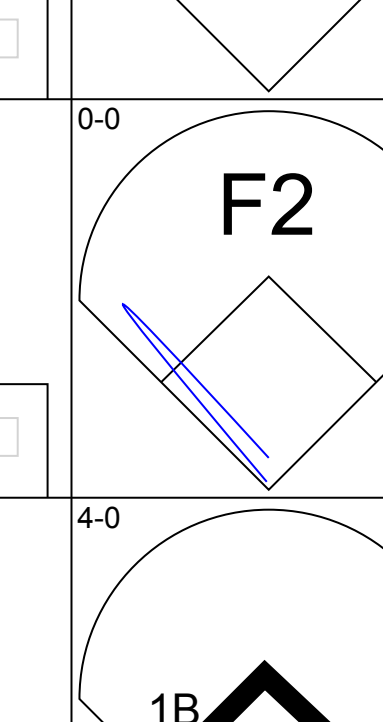
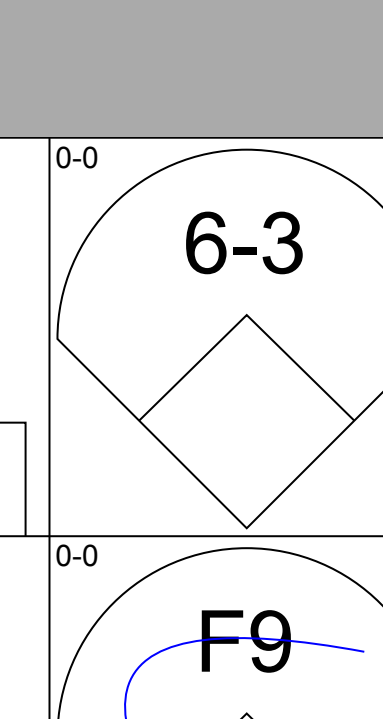
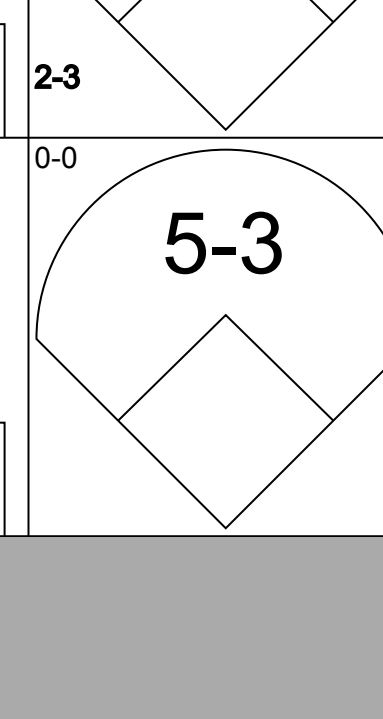
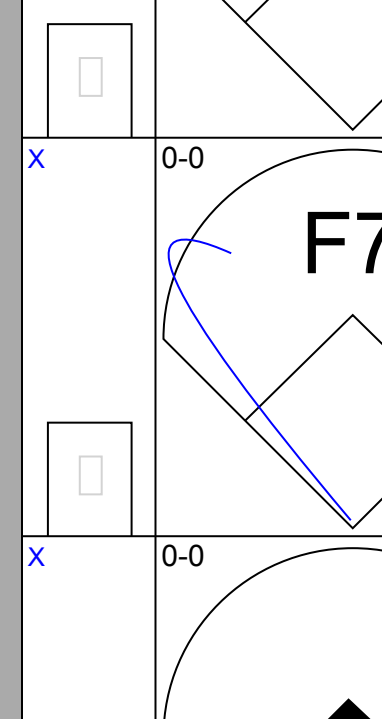
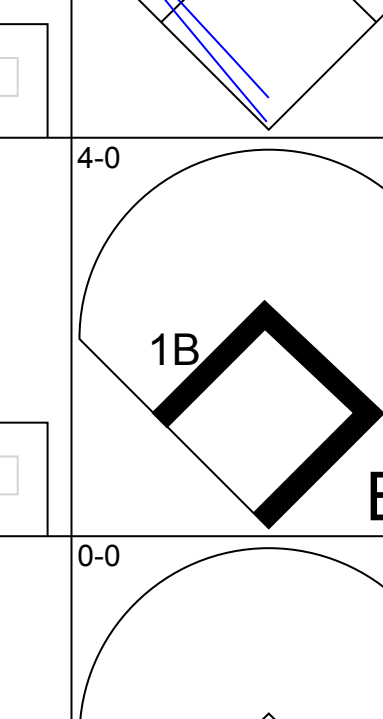
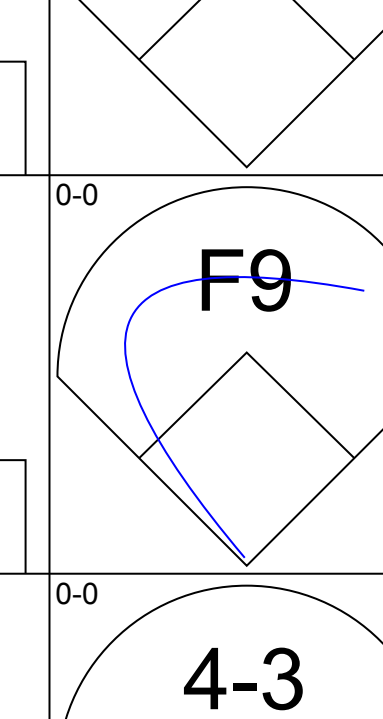
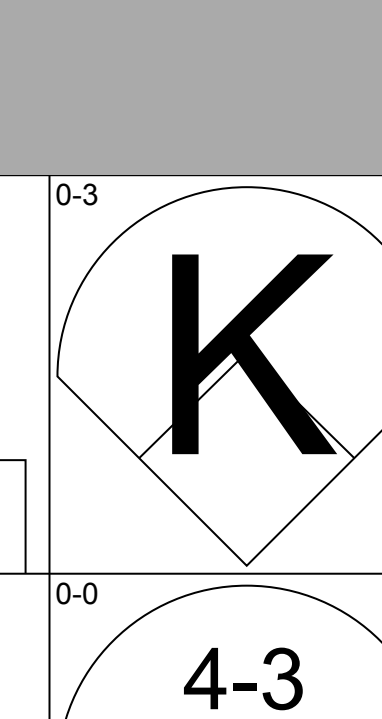
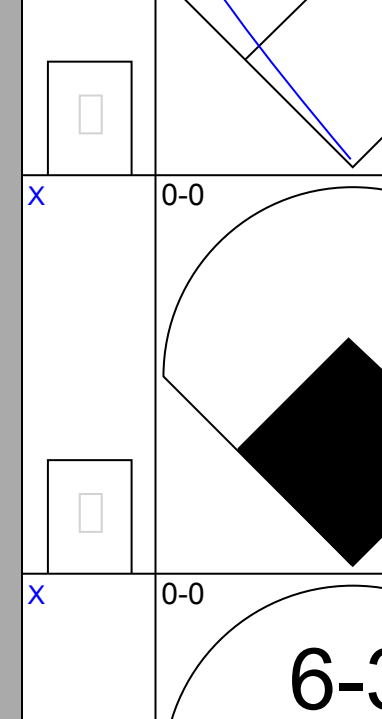
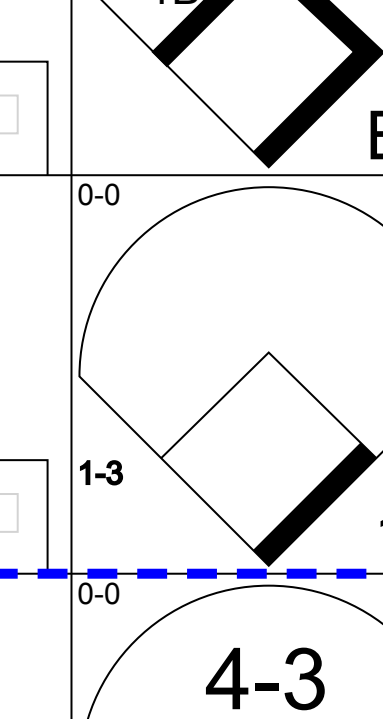
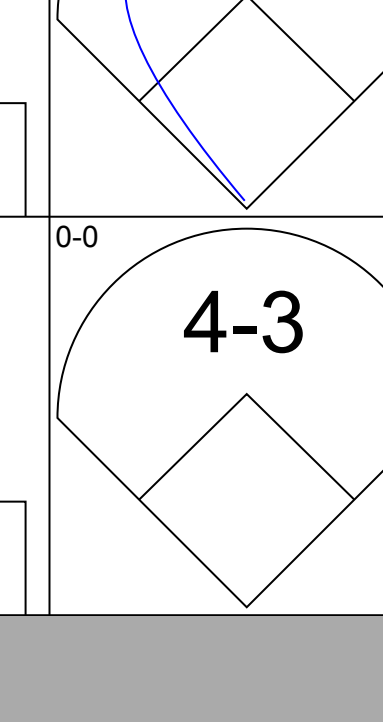
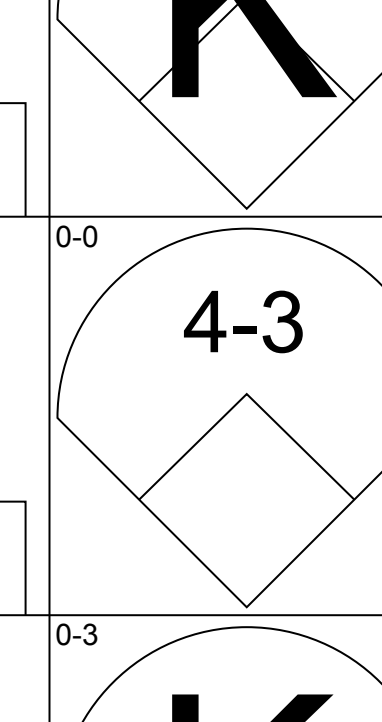
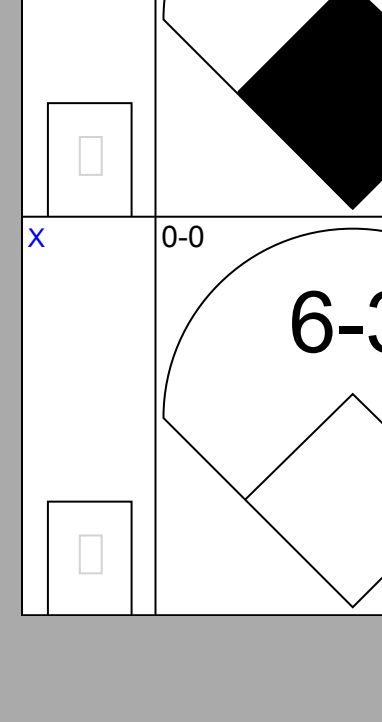
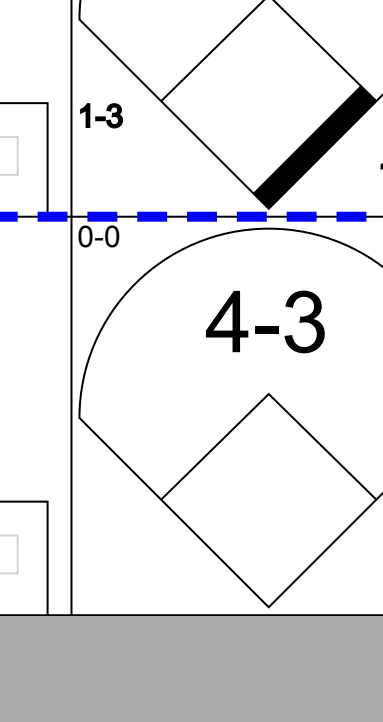
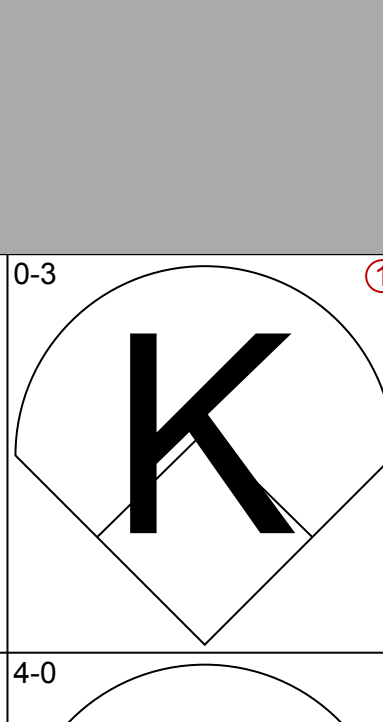
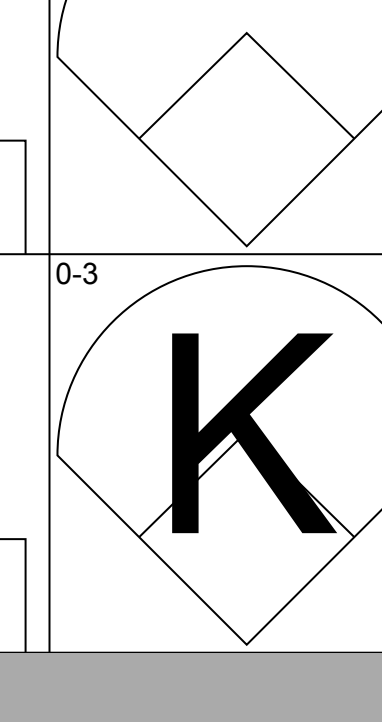
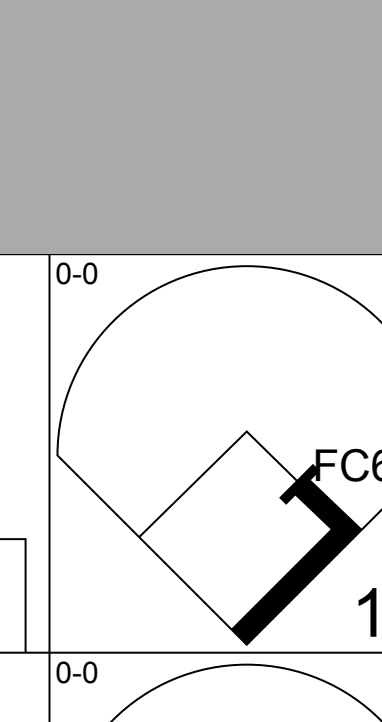
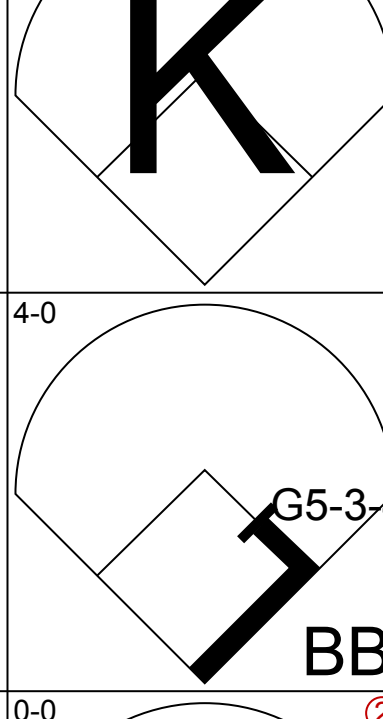
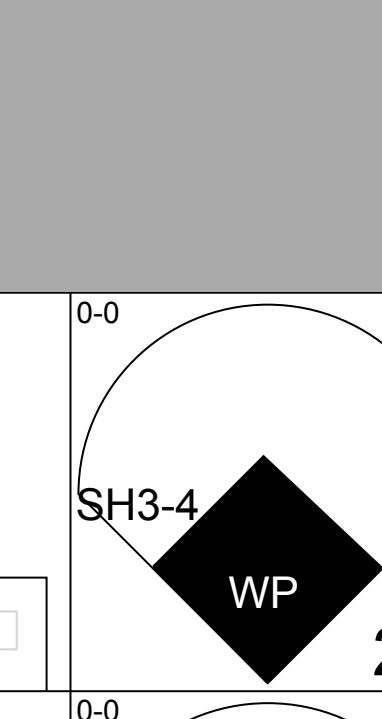
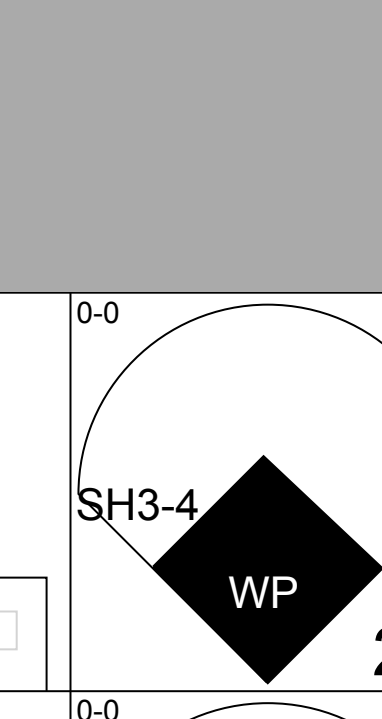
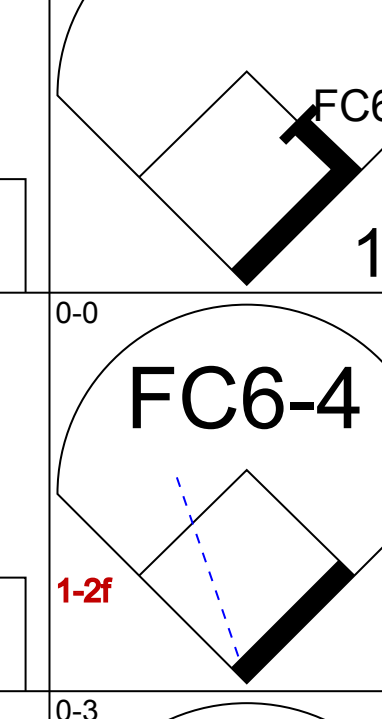
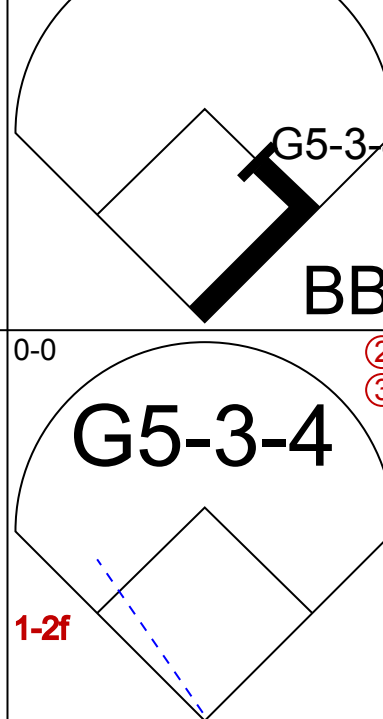
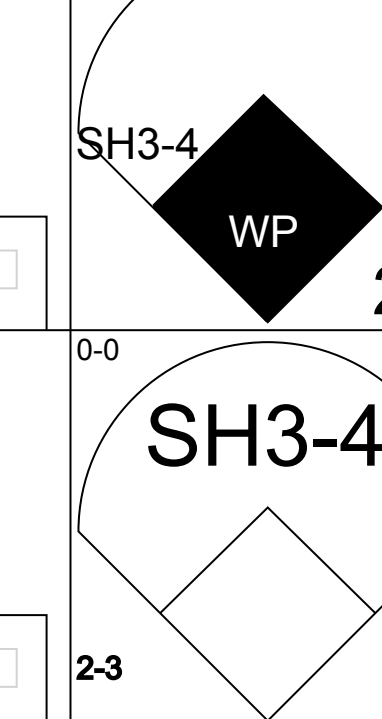
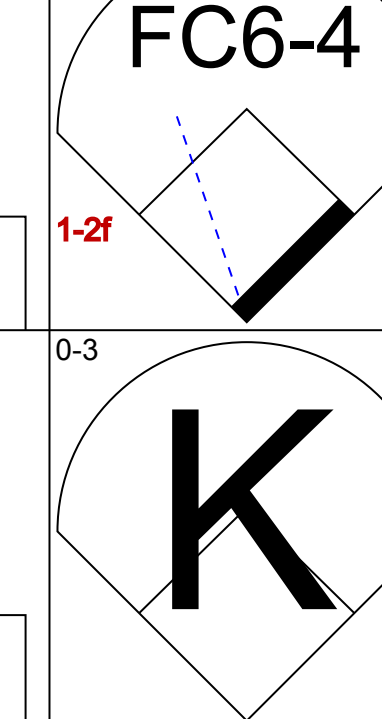


Batter	1	2	3	4	5	6	7	8	9	AB	R	H	RBI	BB	SO	LOB	BOTTOM				
Davey Lopes, R OBP: 0.409, SLG: 0.340 (1, 4)	4-0 FC4-6 BB		0-0 1B		0-0 F8		0-0 1-2 1B			3	0	2	1	1	0	0	<b>St. Louis Cardinals @ Los Angeles Dodgers</b> Dodger Stadium, Los Angeles, CA Fri May 23 1975, 7:05 PM PDT Att: 53,033 - Unknown				
Willie Crawford, L OBP: 0.341, SLG: 0.368 Manny Mota, R OBP: 0.346, SLG: 0.261 Charlie Hough, R (8, 1) Rick Rhoden, R (8, 1)	0-0 FC4-6 6-3 1-2		0-0 6-3			0-0 4-3	0-0 L3			3	0	0	0	0	0	2					
Jimmy Wynn, R OBP: 0.411, SLG: 0.477 (1, 8)	0-0 6-3 1-2			0-0 5-3		0-0 HR		0-0 6-3		4	1	1	1	0	0	1					
Steve Garvey, R OBP: 0.364, SLG: 0.481 (1, 3)	0-0 6-3			0-0 HR		0-0 6-3		0-0 F9		4	1	1	1	0	0	1					
Ron Cey, R OBP: 0.371, SLG: 0.491 (1, 5)		0-3 K		0-0 5-3		0-3 K		0-0 F8		4	0	0	0	0	2	0					
Joe Ferguson, R OBP: 0.338, SLG: 0.234 (1, 9)		0-0 F7		0-0 S 1B			0-0 1B 1B		0-0 F2	4	1	2	0	0	0	0					
Steve Yeager, R OBP: 0.317, SLG: 0.367 (1, 2)	0-0 5-3			0-3 K			0-0 1B G4-6-3 1B		0-0 F2	4	0	1	0	0	1	1					
Rick Auerbach, R OBP: 0.268, SLG: 0.230 Charlie Manuel, L OBP: 0.143, SLG: 0.143 Henry Cruz, L OBP: 0.242, SLG: 0.250 (8, 7)			0-0 6-3		0-0 F7		0-0 G4-6-3 1B		0-0 4-3	2	0	0	0	0	0	0					
Al Downing, R Bill Buckner, L OBP: 0.308, SLG: 0.478 Ivan De Jesus, R OBP: 0.333, SLG: 0.250 (8, 6)			0-0 F9		0-0 4-3		4-0 1B IBB			2	0	0	0	0	0	0					
<b>Inning Stats</b>	R: 0 E: 0 K: 0 S: 3	H: 0 LOB: 1 BB: 1 P: 7	R: 0 E: 0 K: 1 S: 5	H: 0 LOB: 0 BB: 0 P: 5	R: 0 E: 0 K: 0 S: 4	H: 1 LOB: 1 BB: 0 P: 4	R: 1 E: 0 K: 1 S: 7	H: 2 LOB: 1 BB: 0 P: 7	R: 0 E: 0 K: 0 S: 3	H: 0 LOB: 0 BB: 0 P: 3	R: 1 E: 0 K: 1 S: 6	H: 1 LOB: 0 BB: 0 P: 6	R: 1 E: 0 K: 0 S: 5	H: 3 LOB: 2 BB: 1 P: 9	R: 0 E: 0 K: 0 S: 3	H: 0 LOB: 0 BB: 0 P: 3		R: 0 E: 0 K: 0 S: 3	H: 0 LOB: 0 BB: 0 P: 3	1B: 5 2B: 0 3B: 0 HR: 2	SF: 0 DP: 1 HBP: 0
<b>PITCHER</b>	IP WLS BF H R ER SO BB IBB HBP BLK WP HR S P ERA WHIP	IP WLS BF H R ER SO BB IBB HBP BLK WP HR S P ERA WHIP	IP WLS BF H R ER SO BB IBB HBP BLK WP HR S P ERA WHIP	IP WLS BF H R ER SO BB IBB HBP BLK WP HR S P ERA WHIP	IP WLS BF H R ER SO BB IBB HBP BLK WP HR S P ERA WHIP	IP WLS BF H R ER SO BB IBB HBP BLK WP HR S P ERA WHIP	IP WLS BF H R ER SO BB IBB HBP BLK WP HR S P ERA WHIP	IP WLS BF H R ER SO BB IBB HBP BLK WP HR S P ERA WHIP	IP WLS BF H R ER SO BB IBB HBP BLK WP HR S P ERA WHIP	IP WLS BF H R ER SO BB IBB HBP BLK WP HR S P ERA WHIP	IP WLS BF H R ER SO BB IBB HBP BLK WP HR S P ERA WHIP	IP WLS BF H R ER SO BB IBB HBP BLK WP HR S P ERA WHIP	IP WLS BF H R ER SO BB IBB HBP BLK WP HR S P ERA WHIP	IP WLS BF H R ER SO BB IBB HBP BLK WP HR S P ERA WHIP	IP WLS BF H R ER SO BB IBB HBP BLK WP HR S P ERA WHIP	IP WLS BF H R ER SO BB IBB HBP BLK WP HR S P ERA WHIP	IP WLS BF H R ER SO BB IBB HBP BLK WP HR S P ERA WHIP	IP WLS BF H R ER SO BB IBB HBP BLK WP HR S P ERA WHIP	IP WLS BF H R ER SO BB IBB HBP BLK WP HR S P ERA WHIP		
Bob Forsch, R ERA: 3.32 Al Hrabosky, L ERA: 1.59 Mike Garman, R ERA: 2.05	6.2 W 1 0 0 0 0 0 0 0 0 0 0 6 6 4.05 1.200	0.1 W 1 0 0 0 0 0 0 0 0 0 0 6 6 0.00 0.000	2.0 S 6 0 0 0 0 0 0 0 0 0 0 6 6 0.00 0.000																		

AB 33  
R 3  
H 7  
RBI 3  
BB 2  
SO 3  
LOB 9



Batter	1	2	3	4	5	6	7	8	9	AB	R	H	RBI	BB	SO	LOB	TOP		
<b>Lou Brock, L</b> OBP: 0.384, SLG: 0.439 (1, 7)										5	0	2	1	0	1	0	<b>St. Louis Cardinals @ Los Angeles Dodgers</b> Dodger Stadium, Los Angeles, CA Sat May 24 1975, 7:05 PM PDT Att: 45,196 - Unknown <a href="http://livebaseballscorecards.com">livebaseballscorecards.com</a>		
<b>Ted Sizemore, R</b> OBP: 0.344, SLG: 0.359 (1, 4)										5	1	1	0	0	1	3			
<b>Luis Melendez, R</b> OBP: 0.278, SLG: 0.413 (1, 9) (8, 8)										5	1	0	0	0	0	4			
<b>Ted Simmons, S</b> OBP: 0.336, SLG: 0.414 (1, 2)										4	1	2	0	0	0	0			
<b>Ken Reitz, R</b> OBP: 0.313, SLG: 0.359 (1, 5)										4	0	3	2	0	0	0			
<b>Don Hahn, R</b> OBP: 0.167, SLG: 0.091 (8, PH)										3	1	1	0	0	0	2			
<b>Ron Fairly, L</b> OBP: 0.459, SLG: 0.424 (8, 9)										1	0	0	0	0	0	2			
<b>Keith Hernandez, L</b> OBP: 0.283, SLG: 0.320 (1, 3)										4	1	2	3	0	0	0			
<b>Mario Guerrero, R</b> OBP: 0.273, SLG: 0.300 (1, 6)										4	1	1	0	0	0	1			
<b>Lynn McGlothen, L</b> OBP: 0.273, SLG: 0.300 (1, 1)										3	0	0	0	0	1	0			
<b>Al Hrabosky, R</b> OBP: 0.273, SLG: 0.300 (9, 1)										0	0	0	0	0	0	0			
<b>Inning Stats</b>	R: 0 E: 0 K: 1 S: 5	H: 0 LOB: 0 BB: 0 P: 5	R: 1 E: 0 K: 0 S: 5	H: 3 LOB: 1 BB: 0 P: 5	R: 0 E: 0 K: 1 S: 6	H: 1 LOB: 1 BB: 0 P: 6	R: 0 E: 0 K: 0 S: 3	H: 1 LOB: 0 BB: 0 P: 3	R: 0 E: 0 K: 0 S: 3	H: 0 LOB: 0 BB: 0 P: 3	R: 2 E: 0 K: 0 S: 5	H: 2 LOB: 0 BB: 0 P: 5	R: 2 E: 1 K: 0 S: 7	H: 3 LOB: 2 BB: 0 P: 7	R: 1 E: 1 K: 1 S: 8	H: 2 LOB: 2 BB: 0 P: 8	1B: 10 2B: 1 3B: 0 HR: 1	SF: 0 SAC: 1 DP: 1 HBP: 0	WP: 0 PA: 39 PB: 0 SB: 0 CS: 0
<b>PITCHER</b>	IP	WLS	BF	H	R	ER	SO	BB	IBB	HBP	BLK	WP	HR	S	P	ERA	WHIP		
<b>Doug Rau, L</b> ERA: 3.3 (1, 1)	7.2	L	32	10	5	3	2	0	0	0	0	0	1	36	36	3.52	1.304		
<b>Rick Rhoden, R</b> ERA: 4.09 (8, 1)	0.1		1	0	0	0	0	0	0	0	0	0	0	1	1	0.00	0.000		
<b>Charlie Hough, R</b> ERA: 5.19 (9, 1)	1.0		6	2	1	1	1	0	0	0	0	0	0	8	8	9.00	2.000		

Batter	1	2	3	4	5	6	7	8	9	AB	R	H	RBI	BB	SO	LOB	BOTTOM		
<b>Davey Lopes, R</b> OBP: 0.405, SLG: 0.333 (1, 4)										3	0	0	0	1	1	1	<b>St. Louis Cardinals @ Los Angeles Dodgers</b> Dodger Stadium, Los Angeles, CA Sat May 24 1975, 7:05 PM PDT Att: 45,196 - Unknown <a href="http://livebaseballscorecards.com">livebaseballscorecards.com</a>		
<b>Bill Buckner, L</b> OBP: 0.286, SLG: 0.440 (1, 7)										4	0	0	0	0	0	1			
<b>Jimmy Wynn, R</b> OBP: 0.401, SLG: 0.463 (1, 8)										4	0	0	0	0	1	1			
<b>Steve Garvey, R</b> OBP: 0.362, SLG: 0.473 (1, 3)										3	0	0	0	1	0	1			
<b>Ron Cey, R</b> OBP: 0.374, SLG: 0.509 (1, 5)										4	1	2	1	0	1	0			
<b>Willie Crawford, L</b> OBP: 0.333, SLG: 0.359 (1, 9)										3	0	0	0	0	0	0			
<b>Manny Mota, R</b> OBP: 0.333, SLG: 0.250 (8, PH)										1	0	0	0	0	0	2			
<b>Joe Ferguson, R</b> OBP: 0.338, SLG: 0.237 (1, 2)										3	0	1	0	0	2	0			
<b>Ivan De Jesus, R</b> OBP: 0.417, SLG: 0.400 (1, 6)										2	1	1	0	1	0	1			
<b>Doug Rau, L</b> OBP: 0.320, SLG: 0.227 (1, 1)										1	0	0	0	0	0	1			
<b>Rick Rhoden, R</b> OBP: 0.387, SLG: 0.480 (8, PH)										0	0	0	0	0	0	0			
<b>Charlie Hough, R</b> ERA: 1.57 (9, 1)										0	0	0	0	0	0	0			
<b>Inning Stats</b>	R: 0 E: 0 K: 2 S: 7	H: 0 LOB: 0 BB: 0 P: 7	R: 0 E: 0 K: 0 S: 3	H: 0 LOB: 0 BB: 0 P: 3	R: 0 E: 0 K: 1 S: 4	H: 0 LOB: 1 BB: 1 P: 8	R: 0 E: 0 K: 0 S: 3	H: 0 LOB: 1 BB: 1 P: 7	R: 0 E: 0 K: 0 S: 4	H: 1 LOB: 0 BB: 0 P: 4	R: 1 E: 0 K: 0 S: 4	H: 1 LOB: 0 BB: 0 P: 4	R: 0 E: 0 K: 1 S: 6	H: 1 LOB: 1 BB: 0 P: 6	R: 0 E: 0 K: 0 S: 4	H: 1 LOB: 2 BB: 1 P: 8	1B: 2 2B: 1 3B: 0 HR: 1	SF: 0 SAC: 1 DP: 1 HBP: 0	WP: 1 PA: 33 PB: 0 SB: 1 CS: 0
<b>PITCHER</b>	IP	WLS	BF	H	R	ER	SO	BB	IBB	HBP	BLK	WP	HR	S	P	ERA	WHIP		
<b>Lynn McGlothen, R</b> ERA: 4.73 (1, 1)	8.2	W	32	4	2	2	6	3	0	0	0	0	1	41	53	2.08	0.808		
<b>Al Hrabosky, L</b> ERA: 1.57 (9, 1)	0.1	S	1	0	0	0	0	0	0	0	0	0	0	1	1	0.00	0.000		







Batter	1	2	3	4	5	6	7	8	9	AB	R	H	RBI	BB	SO	LOB	TOP			
Johnny Grubb, L OBP: 0.407, SLG: 0.447 (1, 8)	F2		F8		F5			F8		4	0	0	0	0	0	0	<b>San Diego Padres @ St. Louis Cardinals</b> Busch Stadium, St. Louis, MO Tue May 27 1975, 7:05 PM CDT Att: 10,060 - Unknown			
Enzo Hernandez, R OBP: 0.331, SLG: 0.292 (1, 6)	5-3		G5-3 1B BB			F8 6-3 2B		F7		3	1	1	0	1	0	0				
Bobby Tolan, L OBP: 0.280, SLG: 0.268 (1, 7)	F4					F8				4	0	2	0	0	0	1				
Dave Winfield, R OBP: 0.363, SLG: 0.485 (1, 9)		BB CI FC1-2 1B	G5-3 2-3f			6-3		K		4	0	1	1	0	1	3				
Willie McCovey, L OBP: 0.327, SLG: 0.388 (1, 3)	F9				F7	3-H 4-0 FC5-4 BB		6-3		3	0	0	0	1	0	1				
Randy Hundley, R OBP: 0.283, SLG: 0.260 John Scott, R (9, PR)	CI FC1-2 BB 1-2				K	FC5-4 1-2f		FC3-6 BB		2	0	0	0	1	1	1				
Tito Fuentes, S OBP: 0.293, SLG: 0.308 (1, 4)		BB BB BB BB FC1-2 BB 1-2 2-3			6-3		G1-4-3 1B	FC3-6 BB 1-2f		3	0	1	0	1	0	1				
Ted Kubiak, S OBP: 0.333, SLG: 0.259 (1, 5)	FC1-2 FC6-4 1-2 2-3 3-H				F8		F8	F9 1-2		4	0	0	0	0	0	5				
Dave Freisleben, R OBP: 0.096, SLG: 0.056 Dave Tomlin, L OBP: 0.286, SLG: 0.200 Bill Greif, R OBP: 0.333, SLG: 0.687 Rich Folkers, L OBP: 0.333, SLG: 0.687 Jerry Moses, R OBP: 0.143, SLG: 0.143 Alan Foster, R OBP: 0.143, SLG: 0.143 (1, 1) (6, 1) (6, 1) (7, PR) (7, 1)	FC6-4 1-2f				K		G1-4-3 1-2f			2	0	0	0	0	1	3				
<b>Inning Stats</b>	R: 0 E: 0 K: 0 S: 3	H: 0 LOB: 0 BB: 0 P: 3	R: 0 E: 1 K: 0 S: 5	H: 1 LOB: 3 BB: 1 P: 9	R: 0 E: 0 K: 1 S: 3	H: 1 LOB: 1 BB: 1 P: 7	R: 0 E: 0 K: 1 S: 5	H: 0 LOB: 0 BB: 0 P: 5	R: 0 E: 0 K: 1 S: 4	H: 0 LOB: 0 BB: 0 P: 5	R: 1 E: 0 K: 0 S: 4	H: 1 LOB: 1 BB: 1 P: 8	R: 0 E: 0 K: 0 S: 3	H: 1 LOB: 0 BB: 0 P: 3	R: 0 E: 0 K: 0 S: 6	H: 0 LOB: 2 BB: 1 P: 7		1B: 4 2B: 1 3B: 0 HR: 0	SF: 0 SAC: 0 DP: 2 HBP: 0	WP: 0 PB: 0 SB: 1 CS: 0
<b>PITCHER</b> Bob Forsch, R ERA: 3.01 (1, 1)	IP: 9.0 WLS: W BF: 35 H: 5 R: 1 ER: 1 SO: 3 BB: 4 IBB: 0 HBP: 0 BLK: 0 WP: 0 HR: 0 S: 37 P: 53 ERA: 1.00 WHIP: 1.000																			

Batter	1	2	3	4	5	6	7	8	9	AB	R	H	RBI	BB	SO	LOB	BOTTOM			
Lou Brock, L OBP: 0.404, SLG: 0.500 (1, 7)	G3 S 1B					K		1B 2B		5	2	4	2	0	1	2	<b>San Diego Padres @ St. Louis Cardinals</b> Busch Stadium, St. Louis, MO Tue May 27 1975, 7:05 PM CDT Att: 10,060 - Unknown			
Ted Sizemore, R OBP: 0.339, SLG: 0.335 (1, 4)	G3 1-2 BB		F2		F4	1B BB		5-3		3	0	0	0	2	0	1				
Reggie Smith, S OBP: 0.398, SLG: 0.625 (1, 9)	F3		1B BB		E3	1-3 2-H 3-H 1B		1B IBB		3	0	1	2	2	0	2				
Ted Simmons, S OBP: 0.345, SLG: 0.406 Ken Rudolph, R OBP: 0.154, SLG: 0.154 (8, 2)	G3 1-2 2-3		FC6-4 1B		F4	1-2 IBB		1B		3	0	1	0	1	0	3				
Keith Hernandez, L OBP: 0.299, SLG: 0.339 (1, 3)	4-3		FC6-4 1-2f			SH4 1B 2B F7		F8		1	0	1	0	0	0	9				
Luis Melendez, R OBP: 0.281, SLG: 0.375 (1, 8)		F9			F8	SH5-4 2-3		G3		3	0	0	0	0	0	0				
Ken Reitz, R OBP: 0.313, SLG: 0.351 (1, 5)		F4			F8	1B BB		6-3		3	1	0	0	1	0	0				
Mario Guerrero, R OBP: 0.375, SLG: 0.391 (1, 6)		F9			5-3	1B 1B 1B		F9		4	1	1	1	0	0	0				
Bob Forsch, R OBP: 0.385, SLG: 0.542 (1, 1)				K		3B 1B 1-3 2-H 1B 1B		F7		4	2	2	1	0	1	0				
<b>Inning Stats</b>	R: 0 E: 0 K: 0 S: 4	H: 1 LOB: 2 BB: 1 P: 8	R: 0 E: 0 K: 0 S: 3	H: 0 LOB: 0 BB: 0 P: 3	R: 1 E: 0 K: 1 S: 7	H: 2 LOB: 1 BB: 1 P: 11	R: 0 E: 0 K: 0 S: 3	H: 0 LOB: 0 BB: 0 P: 3	R: 1 E: 1 K: 0 S: 5	H: 2 LOB: 1 BB: 0 P: 5	R: 4 E: 0 K: 1 S: 9	H: 4 LOB: 3 BB: 3 P: 21	R: 0 E: 0 K: 0 S: 3	H: 0 LOB: 0 BB: 0 P: 3	R: 1 E: 0 K: 0 S: 5	H: 2 LOB: 2 BB: 1 P: 9		1B: 7 2B: 2 3B: 1 HR: 1	SF: 0 SAC: 1 DP: 0 HBP: 0	WP: 0 PB: 0 SB: 2 CS: 0
<b>PITCHER</b> Dave Freisleben, R ERA: 4.11 (1, 1) Dave Tomlin, L ERA: 2.45 (6, 1) Bill Greif, R ERA: 3.32 (6, 1) Rich Folkers, L ERA: 5.4 (6, 1) Alan Foster, R ERA: 2.78 (7, 1)	IP: 5.1 WLS: L BF: 26 H: 7 R: 5 ER: 5 SO: 1 BB: 3 IBB: 0 HBP: 0 BLK: 0 WP: 0 HR: 1 S: 25 P: 37 ERA: 8.44 WHIP: 1.875																			





Batter	1	2	3	4	5	6	7	8	9	AB	R	H	RBI	BB	SO	LOB	TOP								
<b>Pete Rose, S</b> OBP: 0.399, SLG: 0.418 (1, 5)	0-0 4-3		0-0 HR 2B		0-0 4-3		0-0 1-2 1B		0-0 1-H 2-H 2B	5	1	3	2	0	0	0									
<b>Joe Morgan, L</b> OBP: 0.476, SLG: 0.469 (1, 4)	0-0 G3		0-0 F3		0-0 6-3		0-0 F9		0-3 K	5	0	0	0	0	1	5									
<b>Johnny Bench, R</b> OBP: 0.338, SLG: 0.531 (1, 3)	0-0 2B		0-0 HR		0-0 P4				4-0 FC5-4 1B	4	1	3	2	1	0	0									
<b>George Foster, R</b> OBP: 0.299, SLG: 0.518 (1, 7)	4-0 FC6-4 BB		0-0 F8						0-0 FC6-4 IBB	4	0	0	0	1	0	3									
<b>Dave Concepcion, R</b> OBP: 0.335, SLG: 0.385 (1, 6)	0-0 FC6-4				0-0 CS 1B		0-0 5-3		0-0 F3	4	0	1	0	0	0	3									
<b>Mery Rettenmund, R</b> OBP: 0.305, SLG: 0.204 (1, 9)		0-0 6-3		0-0 F9		0-0 F8		0-0 FC6-4		4	0	0	0	0	0	2									
<b>Bill Plummer, R</b> OBP: 0.188, SLG: 0.071 (1, 2)	0-3 K			4-0 1B BB			0-0 P4		0-0 P4	3	0	0	0	1	1	0									
<b>Cesar Geronimo, L</b> OBP: 0.361, SLG: 0.414 (1, 8)	0-0 3-1			0-0 1-2 1B			0-0 1B		0-0 BB 2B 1B	4	1	3	0	0	0	0									
<b>Clay Kirby, R</b> OBP: 0.268, SLG: 0.182 (5, 1)			0-3 K		0-0 F8		0-3 K		4-0 2B BB	2	0	0	0	0	1	2									
<b>Fred Norman, S</b> OBP: 0.221, SLG: 0.240 (7, PH)										0	0	0	0	0	0	0									
<b>Ed Ambrister, R</b> OBP: 0.239, SLG: 0.435 (7, 1)										1	0	0	0	0	1	1									
<b>Will McEnaney, L</b> OBP: 0.248, SLG: 0.433 (9, PH)										0	0	0	0	0	0	0									
<b>Tony Perez, R</b> OBP: 0.248, SLG: 0.433 (9, PH)										0	0	0	0	0	0	0									
<b>Ken Griffey, L</b> OBP: 0.248, SLG: 0.433 (9, PH)										0	1	0	0	0	0	0									
<b>Rawly Eastwick, R</b> OBP: 0.248, SLG: 0.433 (9, 1)										0	0	0	0	0	0	0									
<b>Inning Stats</b>	R: 0 E: 0 K: 0 S: 4	H: 1 LOB: 2 BB: 1 P: 8	R: 0 E: 0 K: 1 S: 5	H: 0 LOB: 0 BB: 0 P: 5	R: 2 E: 0 K: 1 S: 7	H: 2 LOB: 0 BB: 0 P: 7	R: 0 E: 0 K: 0 S: 4	H: 2 LOB: 2 BB: 1 P: 8	R: 0 E: 0 K: 0 S: 3	H: 0 LOB: 0 BB: 0 P: 3	R: 0 E: 0 K: 0 S: 3	H: 0 LOB: 0 BB: 0 P: 3	R: 0 E: 0 K: 1 S: 7	H: 2 LOB: 2 BB: 0 P: 7	R: 0 E: 0 K: 0 S: 4	H: 1 LOB: 1 BB: 0 P: 4	R: 2 E: 0 K: 1 S: 7	H: 2 LOB: 2 BB: 2 P: 15	1B: 6 2B: 3 3B: 0 HR: 1	SF: 0 SAC: 0 DP: 0 HBP: 0	WP: 0 PB: 0 SB: 0 CS: 1	PA: 40			
<b>PITCHER</b>	IP	WLS	BF	H	R	ER	SO	BB	IBB	HBP	BLK	WP	HR	S	P	ERA	WHIP								
<b>John Curtis, L</b> ERA: 3.38 (1, 1)	8.1		36	9	4	4	3	3	0	0	0	0	1	39	51	4.32	1.440								
<b>Al Hrabosky, L</b> ERA: 2.25 (9, 1)	0.2	W	4	1	0	0	1	0	1	0	0	0	0	5	9	0.00	1.500								

Cincinnati Reds @ St. Louis Cardinals  
 Busch Stadium, St. Louis, MO  
 Fri May 30 1975, 7:05 PM CDT  
 Att: 21,930 - Unknown

AB 36  
 R 4  
 H 10  
 RBI 4  
 BB 4  
 SO 4  
 LOB 16



Batter	1	2	3	4	5	6	7	8	9	AB	R	H	RBI	BB	SO	LOB	BOTTOM								
<b>Lou Brock, L</b> OBP: 0.404, SLG: 0.500 (1, 7)	0-0 F7		0-0 F9		0-0 FC5-2 1B 1-2 1B		0-0 F8		0-0 1-2 2-H 1B	5	1	2	1	0	0	0									
<b>Ted Sizemore, R</b> OBP: 0.335, SLG: 0.331 (1, 4)	0-0 F9		0-0 F5		0-0 FC5-2 1B 1-2 2-3 1B		0-0 L7			4	1	1	0	0	0	0									
<b>Reggie Smith, S</b> OBP: 0.411, SLG: 0.698 (1, 9)	0-0 L9			0-0 HR	0-0 FC5-2 1B 1-2 2-3 3-H		0-0 6-3			4	1	1	1	0	0	3									
<b>Ted Simmons, S</b> OBP: 0.356, SLG: 0.417 (1, 2)		0-0 G3 1B 2B		0-0 L8	0-0 1-2 2-H 3-H 1B		0-0 5-3			4	1	2	2	0	0	0									
<b>Keith Hernandez, L</b> OBP: 0.291, SLG: 0.325 (1, 3)		0-0 G3		4-0 BB BB	0-3 K		0-3 K			3	0	0	0	1	2	3									
<b>Luis Melendez, R</b> OBP: 0.287, SLG: 0.385 (1, 8)		0-0 1B		4-0 G6-3 BB	0-3 K		0-0 6-3			3	0	1	1	1	1	0									
<b>Ken Reitz, R</b> OBP: 0.310, SLG: 0.346 (1, 5)	0-0 F9		0-0 G6-3		0-0 G6-3 1B		0-0 WP 1B		0-3 K	4	0	1	0	0	1	3									
<b>Mario Guerrero, R</b> OBP: 0.313, SLG: 0.323 (1, 6)			0-0 F8		0-0 1-3		0-0 L6		0-0 1B 1B	4	0	1	0	0	0	2									
<b>Don Hahn, R</b> OBP: 0.187, SLG: 0.091 (9, PR)					0-0 1-3		0-0 L6		0-0 1B 1B	0	1	0	0	0	0	0									
<b>John Curtis, L</b> OBP: 0.333, SLG: 0.231 (1, 1)			0-0 G3		0-0 1B 1B FC5-2 1B		0-0 4-3		0-0 1-2 1B	3	0	1	0	0	0	1									
<b>Al Hrabosky, R</b> OBP: 0.500, SLG: 0.333 (9, 1)										0	0	0	0	0	0	0									
<b>Ron Fairly, L</b> OBP: 0.432, SLG: 0.394 (9, PH)										1	0	1	0	0	0	0									
<b>Inning Stats</b>	R: 0 E: 0 K: 0 S: 3	H: 0 LOB: 0 BB: 0 P: 3	R: 1 E: 0 K: 0 S: 5	H: 2 LOB: 1 BB: 0 P: 5	R: 0 E: 0 K: 0 S: 3	H: 0 LOB: 0 BB: 0 P: 3	R: 1 E: 0 K: 0 S: 3	H: 1 LOB: 1 BB: 2 P: 11	R: 2 E: 0 K: 1 S: 9	H: 4 LOB: 2 BB: 0 P: 9	R: 0 E: 0 K: 1 S: 6	H: 1 LOB: 1 BB: 0 P: 6	R: 0 E: 0 K: 0 S: 3	H: 0 LOB: 0 BB: 0 P: 3	R: 0 E: 0 K: 1 S: 5	H: 0 LOB: 0 BB: 0 P: 5	R: 1 E: 0 K: 1 S: 6	H: 3 LOB: 2 BB: 0 P: 6	1B: 9 2B: 1 3B: 0 HR: 1	SF: 0 SAC: 0 DP: 1 HBP: 0	WP: 1 PB: 0 SB: 0 CS: 0	PA: 37			
<b>PITCHER</b>	IP	WLS	BF	H	R	ER	SO	BB	IBB	HBP	BLK	WP	HR	S	P	ERA	WHIP								
<b>Clay Kirby, R</b> ERA: 4.89 (1, 1)	4.1		20	6	4	4	0	2	0	0	0	1	0	11	11	0.00	1.200								
<b>Fred Norman, L</b> ERA: 4.24 (5, 1)	1.2		7	2	0	0	2	0	0	0	0	0	0	8	8	0.00	0.000								
<b>Will McEnaney, L</b> ERA: 1.19 (7, 1)	2.0		6	0	0	0	1	0	0	0	0	0	0	8	8	0.00	0.000								
<b>Rawly Eastwick, R</b> ERA: 2.84 (9, 1)	0.1	L	4	3	1	1	1	0	0	0	0	0	0	6	6	27.00	9.000								

Cincinnati Reds @ St. Louis Cardinals  
 Busch Stadium, St. Louis, MO  
 Fri May 30 1975, 7:05 PM CDT  
 Att: 21,930 - Unknown

AB 35  
 R 5  
 H 11  
 RBI 5  
 BB 2  
 SO 4  
 LOB 12



Batter	1	2	3	4	5	6	7	8	9	AB	R	H	RBI	BB	SO	LOB	TOP				
<b>Pete Rose, S</b> OBP: 0.403, SLG: 0.417 (1, 5)	0-0 6-3	4-0 BB		0-0 2B 1B		0-0 F7		4-0 FC3-6 BB		3	0	1	1	2	0	0	<b>Cincinnati Reds @ St. Louis Cardinals</b> Busch Stadium, St. Louis, MO Sat May 31 1975, 7:05 PM CDT Att: 28,475 - Unknown				
<b>Ken Griffey, L</b> OBP: 0.444, SLG: 0.477 (1, 9)	0-0 HR	0-0 G1-2-3		0-0 1B		0-0 HR		0-0 FC3-6 BB		5	2	3	1	0	0	5					
<b>Joe Morgan, L</b> OBP: 0.481, SLG: 0.485 (1, 4)	0-0 HR			4-0 IBB		0-3 K		4-0 FC5-2 BB		3	1	1	2	2	2	0					
<b>Johnny Bench, R</b> OBP: 0.340, SLG: 0.528 (1, 2)	0-0 F8			0-0 1B		0-0 L7		0-0 FC5-2 BB		5	0	2	0	0	0	6					
<b>Dan Driessen, L</b> OBP: 0.343, SLG: 0.276 (1, 3)	0-0 1B			0-0 1B		0-0 F8		0-0 F7		5	0	1	0	0	0	5					
<b>Cesar Geronimo, L</b> OBP: 0.357, SLG: 0.408 (1, 8)	0-0 6-3			0-3 K		0-0 E8 1B		0-0 6-3		5	1	1	0	0	1	2					
<b>Dave Concepcion, R</b> OBP: 0.332, SLG: 0.380 (1, 6)				0-0 P6 1B		0-0 P3		0-0 F9		5	0	1	0	0	0	0					
<b>George Foster, R</b> OBP: 0.320, SLG: 0.569 (1, 7)				0-0 BB FC1-5 G1-2-3 BB		0-0 1B 3B		0-0 1-3		4	2	3	1	1	0	0					
<b>Don Gullett, R</b> OBP: 0.257, SLG: 0.212 (1, 1)				0-0 FC1-5 BB		0-3 K		4-0 FC3-6 BB FC5-2 BB		4	0	0	0	1	2	4					
<b>Inning Stats</b>	R: 2 E: 0 K: 0 S: 6	H: 3 LOB: 1 BB: 0 P: 6	R: 0 E: 0 K: 0 S: 3	H: 1 LOB: 2 BB: 2 P: 11	R: 0 E: 0 K: 2 S: 8	H: 1 LOB: 1 BB: 0 P: 8	R: 1 E: 0 K: 1 S: 8	H: 3 LOB: 3 BB: 1 P: 12	R: 1 E: 1 K: 1 S: 7	H: 2 LOB: 1 BB: 0 P: 7	R: 0 E: 0 K: 0 S: 3	H: 0 LOB: 0 BB: 0 P: 3	R: 0 E: 0 K: 0 S: 3	H: 0 LOB: 3 BB: 3 P: 15	R: 1 E: 0 K: 0 S: 4	H: 1 LOB: 0 BB: 0 P: 4	1B: 8 2B: 1 3B: 1 HR: 3	SF: 0 SAC: 0 DP: 1 HBP: 0	WP: 0 PB: 0 SB: 1 CS: 0	PA: 45	
<b>PITCHER</b>	IP	WLS	BF	H	R	ER	SO	BB	IBB	HBP	BLK	WP	HR	S	P	ERA	WHIP				
<b>Bob Gibson, R</b> ERA: 4.8 (1, 1)	5.0	L	27	10	4	3	4	2	1	0	0	0	1	32	44	5.40	2.400				
<b>Tommy Moore, R</b> ERA: 3.89 (6, 1)	2.1		12	2	1	1	1	3	0	0	0	0	1	11	23	3.86	2.143				
<b>Ryan Kurosaki, R</b> ERA: 3.38 (8, 1)	1.2		6	1	1	1	0	0	0	0	0	0	1	6	6	5.40	0.600				

AB	39
R	6
H	13
RBI	5
BB	6
SO	5
LOB	22



Batter	1	2	3	4	5	6	7	8	9	AB	R	H	RBI	BB	SO	LOB	BOTTOM				
<b>Lou Brock, L</b> OBP: 0.394, SLG: 0.488 (1, 7)	0-0 F9				0-0 FC4-6			0-3 K		4	0	0	0	0	1	1	<b>Cincinnati Reds @ St. Louis Cardinals</b> Busch Stadium, St. Louis, MO Sat May 31 1975, 7:05 PM CDT Att: 28,475 - Unknown				
<b>Ted Sizemore, R</b> OBP: 0.333, SLG: 0.325 (1, 4)	4-0 FC4-6 BB			0-0 P4		0-0 1-3		0-0 F9		3	0	0	0	1	0	0					
<b>Reggie Smith, S</b> OBP: 0.405, SLG: 0.677 (1, 9)	0-3 K			0-0 4-3		4-0 G6-4-3 BB		0-0 F9		3	0	0	0	1	1	1					
<b>Ted Simmons, S</b> OBP: 0.348, SLG: 0.406 (1, 2)	0-0 FC4-6			0-0 5-3		0-0 G6-4-3		0-0 F7		4	0	0	0	0	0	2					
<b>Luis Melendez, R</b> OBP: 0.288, SLG: 0.384 (1, 8)				0-0 6-3		0-0 5-3				3	0	1	0	0	0	0					
<b>Ken Reitz, R</b> OBP: 0.310, SLG: 0.345 (1, 5)				0-0 FC1-4 WP 1B		0-0 P4		0-0 G3-6-3 1B		3	0	1	0	0	0	1					
<b>Keith Hernandez, L</b> OBP: 0.285, SLG: 0.317 <b>Ryan Kurosaki, R</b> ERA: 3.38 (8, 1)				0-0 F8		0-3 K		0-0 G3-6-3		3	0	0	0	0	1	2					
<b>Mario Guerrero, R</b> OBP: 0.314, SLG: 0.324 (1, 6)				0-0 WP 1B		0-0 F8		0-0 F8		3	0	1	0	0	0	0					
<b>Bob Gibson, R</b> OBP: 0.143, SLG: 0.056 <b>Danny Cater, R</b> (5, PH) <b>Tommy Moore, R</b> OBP: 0.500, SLG: 0.500 <b>Ron Fairly, L</b> OBP: 0.427, SLG: 0.388 (8, 3)				0-3 K		0-0 FC4-6 1B		0-3 K		1	0	0	0	0	1	2					
<b>Inning Stats</b>	R: 0 E: 0 K: 1 S: 5	H: 0 LOB: 1 BB: 1 P: 9	R: 0 E: 0 K: 1 S: 7	H: 2 LOB: 0 BB: 0 P: 7	R: 0 E: 0 K: 0 S: 3	H: 0 LOB: 0 BB: 0 P: 3	R: 0 E: 0 K: 0 S: 3	H: 0 LOB: 0 BB: 0 P: 3	R: 0 E: 0 K: 2 S: 7	H: 1 LOB: 0 BB: 0 P: 3	R: 0 E: 0 K: 0 S: 3	H: 0 LOB: 0 BB: 0 P: 3	R: 0 E: 0 K: 0 S: 3	H: 0 LOB: 0 BB: 0 P: 3	R: 0 E: 0 K: 0 S: 3	H: 0 LOB: 0 BB: 0 P: 3	1B: 4 2B: 0 3B: 0 HR: 0	SF: 0 SAC: 0 DP: 2 HBP: 0	WP: 1 PB: 0 SB: 0 CS: 0	PA: 31	
<b>PITCHER</b>	IP	WLS	BF	H	R	ER	SO	BB	IBB	HBP	BLK	WP	HR	S	P	ERA	WHIP				
<b>Don Gullett, L</b> ERA: 2.32 (1, 1)	9.0	W	31	4	0	0	5	2	0	0	0	1	0	39	47	0.00	0.667				

AB	29
R	0
H	4
RBI	0
BB	2
SO	5
LOB	9



Batter	1	2	3	4	5	6	7	8	9	AB	R	H	RBI	BB	SO	LOB	TOP										
<b>Pete Rose, S</b> OBP: 0.395, SLG: 0.407 (1, 5)	6-3		E6		4-3	4-3			F7	5	0	0	0	0	0	2											
<b>Ken Griffey, L</b> OBP: 0.442, SLG: 0.474 (1, 9)	4-3		FC4-6		1B	2B	1B		6-3	5	2	2	0	0	0	2											
<b>Joe Morgan, L</b> OBP: 0.479, SLG: 0.500 (1, 4)	F2		HR		2B	1B			G3	5	2	2	3	0	1	1											
<b>Johnny Bench, R</b> OBP: 0.338, SLG: 0.527 (1, 2)		6-3	F7		2B				6-3	4	0	1	2	0	0	1											
<b>Dan Driessen, L</b> OBP: 0.351, SLG: 0.290 (1, 3)		FC4			F7				1-3	4	0	2	0	0	0	2											
<b>Cesar Geronimo, L</b> OBP: 0.354, SLG: 0.404 (1, 8)	FC4				4-3					4	0	1	0	0	1	3											
<b>Dave Concepcion, R</b> OBP: 0.330, SLG: 0.377 (1, 6)	L5				6-3				F8	4	0	1	0	0	0	3											
<b>George Foster, R</b> OBP: 0.325, SLG: 0.559 (1, 7)			FC4-6						K	2	1	0	0	2	2	2											
<b>Jack Billingham, R</b> OBP: 0.125, SLG: 0.087 (1, 1)			K		4-3				K	3	0	0	0	0	2	4											
<b>Inning Stats</b>	R: 0 E: 0 K: 0 S: 3	H: 0 LOB: 0 BB: 0 P: 3	R: 0 E: 0 K: 0 S: 4	H: 1 LOB: 1 BB: 0 P: 4	R: 3 E: 1 K: 1 S: 7	H: 1 LOB: 0 BB: 1 P: 11	R: 0 E: 0 K: 1 S: 6	H: 1 LOB: 2 BB: 1 P: 10	R: 2 E: 0 K: 0 S: 6	H: 3 LOB: 1 BB: 0 P: 6	R: 0 E: 0 K: 1 S: 6	H: 1 LOB: 1 BB: 0 P: 6	R: 0 E: 0 K: 1 S: 6	H: 1 LOB: 1 BB: 0 P: 6	R: 0 E: 0 K: 2 S: 8	H: 1 LOB: 1 BB: 0 P: 8	R: 0 E: 0 K: 0 S: 3	H: 0 LOB: 0 BB: 0 P: 3	1B: 7 2B: 1 3B: 0 HR: 1	SF: 0 SAC: 1 DP: 0 HBP: 0	WP: 0 PA: 39 PB: 0 SB: 2 CS: 0						
<b>PITCHER</b>	IP	WLS	BF	H	R	ER	SO	BB	IBB	HBP	BLK	WP	HR	S	P	ERA	WHIP										
<b>Bob Forsch, R</b> ERA: 3.01 (1, 1)	6.0	L	28	7	5	2	3	1	1	0	0	0	1	32	40	3.00	1.333										
<b>Ryan Kurosaki, R</b> ERA: 2.45 (7, 1)	2.0		8	2	0	0	3	0	0	0	1	0	0	14	14	0.00	1.000										
<b>Mike Garman, R</b> ERA: 1.88 (9, 1)	1.0		3	0	0	0	0	0	0	0	0	0	0	3	3	0.00	0.000										

**Cincinnati Reds @ St. Louis Cardinals**  
 Busch Stadium, St. Louis, MO  
 Sun Jun 01 1975, 3:33 AM CDT  
 Att: 25,231 - Unknown

AB	36
R	5
H	9
RBI	5
BB	2
SO	6
LOB	20



Batter	1	2	3	4	5	6	7	8	9	AB	R	H	RBI	BB	SO	LOB	BOTTOM										
<b>Lou Brock, L</b> OBP: 0.391, SLG: 0.482 (1, 7)	G4-6-3		L8			4-3			4-3	4	0	1	0	0	0	1											
<b>Ted Sizemore, R</b> OBP: 0.332, SLG: 0.324 (1, 4)	G4-6-3		FC6-4			BB	1B		L4	4	1	1	0	0	0	2											
<b>Reggie Smith, S</b> OBP: 0.408, SLG: 0.667 (1, 9)					1-3	1B	BB		6-3	3	0	1	0	1	0	0											
<b>Ted Simmons, S</b> OBP: 0.346, SLG: 0.403 (1, 2)	4-3				F8		BB		G3	4	0	1	1	0	0	1											
<b>Keith Hernandez, L</b> OBP: 0.277, SLG: 0.307 (1, 3)			4-3		K2-3				4-3	4	0	0	0	0	1	2											
<b>Luis Melendez, R</b> OBP: 0.280, SLG: 0.373 (1, 8)			K			F7			F8	3	0	0	0	0	1	0											
<b>Ken Reitz, R</b> OBP: 0.305, SLG: 0.339 (1, 5)			4-3			K			6-3	3	0	0	0	0	1	0											
<b>Mario Guerrero, R</b> OBP: 0.289, SLG: 0.297 (1, 6)					F8				4-3	3	0	0	0	0	0	0											
<b>Bob Forsch, R</b> OBP: 0.407, SLG: 0.560 (1, 1)						4-3			4-3	1	0	1	0	0	0	0											
<b>Jim Dwyer, L</b> OBP: 0.250, SLG: 0.160 (6, PH)										1	0	0	0	0	0	0											
<b>Ryan Kurosaki, R</b> (7, 1)										0	0	0	0	0	0	0											
<b>Ron Fairly, L</b> OBP: 0.422, SLG: 0.382 (8, PH)										1	0	0	0	0	0	0											
<b>Mike Garman, R</b> (9, 1)										0	0	0	0	0	0	0											
<b>Inning Stats</b>	R: 0 E: 0 K: 0 S: 4	H: 2 LOB: 1 BB: 0 P: 4	R: 0 E: 0 K: 1 S: 5	H: 0 LOB: 0 BB: 0 P: 5	R: 0 E: 0 K: 1 S: 5	H: 0 LOB: 0 BB: 0 P: 5	R: 0 E: 0 K: 1 S: 5	H: 0 LOB: 0 BB: 0 P: 5	R: 1 E: 0 K: 0 S: 5	H: 2 LOB: 2 BB: 1 P: 9	R: 0 E: 0 K: 0 S: 3	H: 0 LOB: 0 BB: 0 P: 3	R: 0 E: 0 K: 0 S: 3	H: 0 LOB: 0 BB: 0 P: 3	R: 0 E: 0 K: 0 S: 3	H: 0 LOB: 0 BB: 0 P: 3	1B: 5 2B: 0 3B: 0 HR: 0	SF: 0 SAC: 0 DP: 1 HBP: 0	WP: 0 PA: 32 PB: 0 SB: 0 CS: 0								
<b>PITCHER</b>	IP	WLS	BF	H	R	ER	SO	BB	IBB	HBP	BLK	WP	HR	S	P	ERA	WHIP										
<b>Jack Billingham, R</b> ERA: 3.67 (1, 1)	9.0	W	32	5	1	1	3	1	0	0	0	0	0	37	41	1.00	0.667										

**Cincinnati Reds @ St. Louis Cardinals**  
 Busch Stadium, St. Louis, MO  
 Sun Jun 01 1975, 3:33 AM CDT  
 Att: 25,231 - Unknown

AB	31
R	1
H	5
RBI	1
BB	1
SO	3
LOB	6



Batter	1	2	3	4	5	6	7	8	9	AB	R	H	RBI	BB	SO	LOB	TOP			
Ralph Garr, L (1, 7) OBP: 0.286, SLG: 0.339	0-0 1B		0-0 F7			0-0 6-3		0-0 F8		4	0	1	0	0	0	1				
Marty Perez, R (1, 4) OBP: 0.319, SLG: 0.328	0-0 5-3		0-0 4-3			0-0 F9			0-0 FC6-4 1B	4	0	1	0	0	0	0				
Dave May, L (1, 8) OBP: 0.273, SLG: 0.333	0-0 4-3			0-0 F7			0-3 K		0-0 F9	4	0	0	0	0	0	1				
Earl Williams, R (1, 3) OBP: 0.255, SLG: 0.323 Bob Beall, S (7, 3)		0-0 4-3		0-0 1-3			0-0 6-3		0-0 F8	3	0	0	0	0	0	0				
Dusty Baker Jr., R (1, 9) OBP: 0.333, SLG: 0.448		0-0 F8		0-0 6-3			4-0 BB		0-0 FC6-4 1-2	3	0	0	0	1	0	1				
Darrell Evans, L (1, 5) OBP: 0.371, SLG: 0.461		0-0 BB 1B		0-0 4-3			0-0 G3			3	0	1	0	0	0	1				
Biff Pocoroba, S (1, 2) OBP: 0.276, SLG: 0.192		4-0 1-2 BB		0-0 F8				0-0 F5		2	0	0	0	1	0	0				
Craig Robinson, R (1, 6) OBP: 0.059, SLG: 0.059 Rowland Office, L (8, PH) Tom House, L (8, 1)		0-3 K		0-3 K				0-0 4-3		2	0	0	0	0	2	2				
Carl Morton, R (1, 1) OBP: 0.167, SLG: 0.138 Cito Gaston, R (8, PH) Larvell Blanks, R (8, PR)			0-0 4-3			0-3 K		0-0 1B		1	0	1	0	0	0	0				
										0	0	0	0	0	0	0				
<b>Inning Stats</b>	R: 0 E: 0 K: 0 S: 3	H: 1 LOB: 0 BB: 0 P: 3	R: 0 E: 0 K: 1 S: 6	H: 1 LOB: 2 BB: 1 P: 10	R: 0 E: 0 K: 0 S: 3	H: 0 LOB: 0 BB: 0 P: 3	R: 0 E: 0 K: 0 S: 3	H: 0 LOB: 0 BB: 0 P: 3	R: 0 E: 0 K: 1 S: 5	H: 0 LOB: 0 BB: 0 P: 5	R: 0 E: 0 K: 1 S: 5	H: 0 LOB: 1 BB: 1 P: 9	R: 0 E: 0 K: 0 S: 4	H: 1 LOB: 1 BB: 0 P: 4	R: 0 E: 0 K: 0 S: 4	H: 1 LOB: 1 BB: 0 P: 4	1B: 4 2B: 0 3B: 0 HR: 0	SF: 0 SAC: 0 DP: 0 HBP: 0	WP: 0 PB: 0 SB: 0 CS: 0	PA: 32
<b>PITCHER</b> Lynn McClothen, R (1, 1) ERA: 4.2	IP: 9.0 WLS: W BF: 32 H: 4 R: 0 ER: 0 SO: 4 BB: 2 IBB: 0 HBP: 0 BLK: 0 WP: 0 HR: 0 S: 38 P: 46 ERA: 0.00 WHIP: 0.667															<b>PITCHER</b>				

Atlanta Braves @ St. Louis Cardinals  
 Busch Stadium, St. Louis, MO  
 Mon Jun 02 1975, 7:05 PM CDT  
 Att: 12,001 - Unknown

AB	30
R	0
H	4
RBI	0
BB	2
SO	4
LOB	7



Batter	1	2	3	4	5	6	7	8	9	AB	R	H	RBI	BB	SO	LOB	BOTTOM			
Lou Brock, L (1, 7) OBP: 0.388, SLG: 0.476	0-0 3-1			0-0 FC4-6 1B		0-0 5-3		0-0 F7		4	0	1	0	0	0	0				
Ted Sizemore, R (1, 4) OBP: 0.332, SLG: 0.324	0-0 P4-3 1B			0-0 FC4-6 1B 1-2		0-0 F7				3	1	1	0	0	0	1				
Reggie Smith, S (1, 9) OBP: 0.407, SLG: 0.654	0-0 P4-3 1-2			4-0 1B 1-2 BB		0-0 F5				2	0	0	0	1	0	1				
Ted Simmons, S (1, 2) OBP: 0.351, SLG: 0.407		0-0 G3-6-1 1B		0-0 1-3 2H 1B			0-0 L4			3	0	2	1	0	0	0				
Ron Fairly, L (1, 3) OBP: 0.407, SLG: 0.366		0-0 G3-6-1 1-2		0-0 4-3			0-0 F8			3	0	0	0	0	0	2				
Luis Melendez, R (1, 8) OBP: 0.282, SLG: 0.371		0-0 5-3			0-0 F8			0-0 1B		3	0	1	0	0	0	0				
Ken Reitz, R (1, 5) OBP: 0.305, SLG: 0.339			0-0 6-3		0-0 FC6-4 1B		0-3 K			3	0	1	0	0	1	1				
Mario Guerrero, R (1, 6) OBP: 0.268, SLG: 0.275			0-0 4-3		0-0 FC6-4 1-2			0-0 6-3		3	0	0	0	0	0	1				
Lynn McClothen, L (1, 1)			0-0 6-3		0-0 5-3			0-0 4-3		3	0	0	0	0	0	1				
<b>Inning Stats</b>	R: 0 E: 0 K: 0 S: 3	H: 1 LOB: 0 BB: 0 P: 3	R: 0 E: 0 K: 0 S: 3	H: 1 LOB: 0 BB: 0 P: 3	R: 0 E: 0 K: 0 S: 3	H: 0 LOB: 0 BB: 0 P: 3	R: 1 E: 0 K: 0 S: 4	H: 2 LOB: 1 BB: 1 P: 8	R: 0 E: 0 K: 0 S: 4	H: 1 LOB: 1 BB: 0 P: 4	R: 0 E: 0 K: 0 S: 3	H: 0 LOB: 0 BB: 0 P: 3	R: 0 E: 0 K: 1 S: 6	H: 1 LOB: 1 BB: 0 P: 6	R: 0 E: 0 K: 0 S: 3	H: 0 LOB: 0 BB: 0 P: 3	1B: 6 2B: 1 3B: 0 HR: 0	SF: 0 SAC: 0 DP: 2 HBP: 0	WP: 0 PB: 0 SB: 0 CS: 0	PA: 28
<b>PITCHER</b> Carl Morton, R (1, 1) ERA: 4.35 Tom House, L (8, 1) ERA: 6.95	IP: 7.0 WLS: L BF: 25 H: 6 R: 1 ER: 1 SO: 1 BB: 1 IBB: 0 HBP: 0 BLK: 0 WP: 0 HR: 0 S: 26 P: 30 ERA: 1.29 WHIP: 1.000															<b>PITCHER</b>				

Atlanta Braves @ St. Louis Cardinals  
 Busch Stadium, St. Louis, MO  
 Mon Jun 02 1975, 7:05 PM CDT  
 Att: 12,001 - Unknown

AB	27
R	1
H	6
RBI	1
BB	1
SO	1
LOB	7



Batter	1	2	3	4	5	6	7	8	9	AB	R	H	RBI	BB	SO	LOB	TOP				
Ralph Garr, L OBP: 0.297, SLG: 0.350 (1, 7)	0-0 1-3 S 1B		0-0 5-3 CI 1B		0-0 G4-6-3 1B		0-0 F5		0-0 1B	5	0	4	0	0	0	0	<b>Atlanta Braves @ St. Louis Cardinals</b> Busch Stadium, St. Louis, MO Tue Jun 03 1975, 7:05 PM CDT Att: 13,356 - Unknown  <a href="http://livebaseballscorecards.com">livebaseballscorecards.com</a>				
Marty Perez, R OBP: 0.323, SLG: 0.331 (1, 4)	0-3 K		0-1 CI 5-3 1B		0-0 G4-6-3 1B		0-0 1B		0-0 1B	4	0	2	0	0	1	3					
Darrell Evans, L OBP: 0.367, SLG: 0.452 (1, 5)	0-0 1-3 2-3		0-0 5-3 1B		0-0 1B BB		0-0 F4		0-0 F7	4	0	0	0	1	0	6					
Dave May, L OBP: 0.270, SLG: 0.324 (1, 8)	0-0 6-3		0-0 5-3		0-0 FC6-4 1B		0-0 4-3			4	0	1	1	0	0	4					
Dusty Baker Jr., R OBP: 0.327, SLG: 0.438 (1, 9)		0-0 F2		0-0 4-3	0-0 FC6-4 1B				0-0 6-3	4	0	0	0	0	0	2					
Bob Beall, S (1, 3)	0-3 K			0-0 F8		0-0 1-3		0-3 K		4	0	0	0	0	2	0					
Larvell Blanks, R OBP: 0.307, SLG: 0.348 (1, 6)				0-0 F5		0-3 K		0-0 F8		4	0	1	0	0	1	0					
Biff Pocoroba, S OBP: 0.333, SLG: 0.267 (1, 2)				0-0 4-3	0-0 1B SH G4-6-3 1B		0-0 WP 1B		0-0 G4-3 1B	4	1	3	0	0	0	1					
Buzz Capra, R OBP: 0.087, SLG: 0.045 Max Leon, R OBP: 0.500, SLG: 0.500 Rowland Office, L OBP: 0.319, SLG: 0.318 (1, 1) (7, 1) (9, PH)				0-0 6-3	0-0 SH G4-6-3 1B 1B		0-0 6-3		0-0 G4-3 1B	2	1	0	0	0	0	1					
										0	0	0	0	0	0	0					
										1	0	0	0	0	0	1					
<b>Inning Stats</b>	R: 0 E: 0 K: 1 S: 6	H: 1 LOB: 1 BB: 0 P: 6	R: 0 E: 0 K: 1 S: 6	H: 1 LOB: 1 BB: 0 P: 6	R: 0 E: 1 K: 0 S: 5	H: 1 LOB: 2 BB: 0 P: 5	R: 0 E: 0 K: 0 S: 3	H: 0 LOB: 0 BB: 0 P: 3	R: 2 E: 1 K: 0 S: 6	H: 3 LOB: 2 BB: 1 P: 10	R: 0 E: 0 K: 1 S: 6	H: 1 LOB: 1 BB: 0 P: 6	R: 0 E: 0 K: 0 S: 4	H: 1 LOB: 1 BB: 0 P: 4	R: 0 E: 0 K: 1 S: 5	H: 0 LOB: 0 BB: 0 P: 5	1B: 11 2B: 0 3B: 0 HR: 0	SF: 0 SAC: 1 DP: 2 HBP: 0	WP: 1 PB: 0 SB: 1 CS: 0	PA: 39	
<b>PITCHER</b>	IP WLS BF H R ER SO BB IBB HBP BLK WP HR S P ERA WHIP	0.0 W 0 0 0 0 0 0 0 0 0 0 0 0 0 0 ∞ ∞	1.2 7 3 0 0 1 0 0 0 0 0 0 0 9 9 0.00 1.800	0.1 S 1 0 0 0 0 0 0 0 0 0 0 0 1 1 0.00 0.000																	

Batter	1	2	3	4	5	6	7	8	9	AB	R	H	RBI	BB	SO	LOB	BOTTOM				
Lou Brock, L OBP: 0.385, SLG: 0.471 (1, 7)	0-0 SH1-3 G3 1B	0-0 L3			0-0 F5		0-0 E3			4	1	1	0	0	0	3	<b>Atlanta Braves @ St. Louis Cardinals</b> Busch Stadium, St. Louis, MO Tue Jun 03 1975, 7:05 PM CDT Att: 13,356 - Unknown  <a href="http://livebaseballscorecards.com">livebaseballscorecards.com</a>				
Ted Sizemore, R OBP: 0.332, SLG: 0.324 (1, 4)	0-0 SH1-3 1-3		0-0 G4-6-3 1B		0-0 F7		0-0 6-3			3	0	1	0	0	0	1					
Reggie Smith, S OBP: 0.394, SLG: 0.630 (1, 9)	0-0 G3		0-0 F8		0-0 F9		0-0 F7			4	0	0	1	0	0	1					
Ted Simmons, S OBP: 0.354, SLG: 0.410 (1, 2)	0-0 HBP 1B		0-0 G4-6-3		0-0 F5		0-0 FC4-6 1B			4	0	2	0	0	0	1					
Ron Fairly, L OBP: 0.422, SLG: 0.411 (1, 3)	1-0 FC6-4 HBP			4-0 G6-4-3 BB		0-0 HR		0-0 FC4-6 1B		2	1	1	1	1	0	1					
Luis Melendez, R OBP: 0.281, SLG: 0.385 (1, 8)	0-0 FC6-4		0-3 K	0-0 K		0-0 2B 3B		0-0 6-3		4	1	1	0	0	1	4					
Ken Reitz, R OBP: 0.306, SLG: 0.345 (1, 5)		0-0 6-3		0-0 G6-4-3		0-0 SH1-3 E 2B				3	1	1	1	0	0	1					
Mario Guerrero, R OBP: 0.256, SLG: 0.262 (1, 6)		0-0 E5 1B			0-0 F8		0-0 SH1-3			2	0	0	0	0	0	0					
Ron Reed, R OBP: 0.276, SLG: 0.321 Keith Hernandez, L OBP: 0.275, SLG: 0.305 Mike Garman, R OBP: 0.305, SLG: 0.305 Al Hrabosky, R OBP: 0.500, SLG: 0.333 (1, 1) (7, PH) (8, 1) (9, 1)					0-0 K		0-0 F9			2	0	1	0	0	1	0					
										0	0	0	0	0	0	0					
										0	0	0	0	0	0	0					
<b>Inning Stats</b>	R: 1 E: 0 K: 0 S: 5	H: 2 LOB: 2 BB: 0 P: 6	R: 0 E: 1 K: 0 S: 4	H: 1 LOB: 1 BB: 0 P: 4	R: 0 E: 0 K: 1 S: 4	H: 0 LOB: 0 BB: 1 P: 8	R: 0 E: 0 K: 1 S: 5	H: 0 LOB: 0 BB: 0 P: 5	R: 0 E: 0 K: 0 S: 3	H: 0 LOB: 0 BB: 0 P: 3	R: 3 E: 1 K: 0 S: 7	H: 3 LOB: 1 BB: 0 P: 7	R: 0 E: 0 K: 0 S: 4	H: 1 LOB: 1 BB: 0 P: 4	1B: 5 2B: 2 3B: 1 HR: 1	SF: 0 SAC: 2 DP: 3 HBP: 1	WP: 0 PB: 0 SB: 2 CS: 0	PA: 33			
<b>PITCHER</b>	IP WLS BF H R ER SO BB IBB HBP BLK WP HR S P ERA WHIP	6.2 L 28	1.1 5 1 0 0 0 0 0 0 0 0 0 0 5 5 0.00 0.750																		

**Atlanta Braves @ St. Louis Cardinals**  
 Busch Stadium, St. Louis, MO  
 Tue Jun 03 1975, 7:05 PM CDT  
 Att: 13,356 - Unknown

AB 36  
 R 2  
 H 11  
 RBI 1  
 BB 1  
 SO 4  
 LOB 18

**Atlanta Braves @ St. Louis Cardinals**  
 Busch Stadium, St. Louis, MO  
 Tue Jun 03 1975, 7:05 PM CDT  
 Att: 13,356 - Unknown

AB 29  
 R 4  
 H 8  
 RBI 3  
 BB 1  
 SO 2  
 LOB 13



Batter	1	2	3	4	5	6	7	8	9	AB	R	H	RBI	BB	SO	LOB	TOP				
Ralph Garr, L OBP: 0.295, SLG: 0.346 (1, 7)	6-3	6-3		F7		K				5	0	1	0	0	1	4					
Marty Perez, R OBP: 0.325, SLG: 0.333 (1, 4)	2B	1B	4-3		BB	1B	F7		F9	5	1	2	0	0	0	2					
Darrell Evans, L OBP: 0.363, SLG: 0.450 (1, 5)	1B	SF7	F4		K		F6		F7	5	1	1	1	0	1	3					
Cito Gaston, R OBP: 0.375, SLG: 0.517 (1, 8)	2-3	1B	FC4-6		F8		6-3			4	0	2	0	0	0	1					
Dusty Baker Jr., R OBP: 0.325, SLG: 0.433 (1, 9)	SF7		FC4-6					F8		2	0	0	1	1	0	1					
Vic Correll, R OBP: 0.346, SLG: 0.447 (1, 2)	F9							K		4	0	0	0	0	1	3					
Larvell Blanks, R OBP: 0.311, SLG: 0.357 (1, 6)		5-3						6-3		4	0	2	0	0	0	0					
Bob Beall, S OBP: 0.214, SLG: 0.214 (1, 3)		SH1-4						1B		4	0	3	0	0	1	1					
Ray Sadecki, L (1, 1)										2	0	0	0	0	1	3					
Max Leon, R OBP: 0.500, SLG: 0.500 (8, 1)		SH1-4								0	0	0	0	0	0	0					
Rod Gilbreath, R OBP: 0.333, SLG: 0.303 (9, PH)									L3	1	0	0	0	0	0	1					
<b>Inning Stats</b>	R: 2 E: 0 K: 0 S: 6	H: 3 LOB: 1 BB: 0 P: 6	R: 0 E: 0 K: 0 S: 4	H: 1 LOB: 1 BB: 0 P: 4	R: 0 E: 0 K: 1 S: 4	H: 1 LOB: 2 BB: 0 P: 7	R: 0 E: 0 K: 1 S: 7	H: 2 LOB: 2 BB: 0 P: 7	R: 0 E: 0 K: 2 S: 8	H: 1 LOB: 1 BB: 0 P: 8	R: 0 E: 0 K: 0 S: 3	H: 0 LOB: 0 BB: 0 P: 3	R: 0 E: 0 K: 1 S: 5	H: 0 LOB: 0 BB: 0 P: 5	R: 0 E: 0 K: 0 S: 5	H: 2 LOB: 2 BB: 0 P: 5	1B: 9 2B: 2 3B: 0 HR: 0	SF: 1 SAC: 1 DP: 0 HBP: 0	WP: 0 PB: 0 SB: 1 CS: 0	PA: 39	
<b>PITCHER</b>	IP WLS BF H R ER SO BB IBB HBP BLK WP HR S P ERA WHIP	IP WLS BF H R ER SO BB IBB HBP BLK WP HR S P ERA WHIP	IP WLS BF H R ER SO BB IBB HBP BLK WP HR S P ERA WHIP	IP WLS BF H R ER SO BB IBB HBP BLK WP HR S P ERA WHIP	IP WLS BF H R ER SO BB IBB HBP BLK WP HR S P ERA WHIP	IP WLS BF H R ER SO BB IBB HBP BLK WP HR S P ERA WHIP	IP WLS BF H R ER SO BB IBB HBP BLK WP HR S P ERA WHIP	IP WLS BF H R ER SO BB IBB HBP BLK WP HR S P ERA WHIP	IP WLS BF H R ER SO BB IBB HBP BLK WP HR S P ERA WHIP	IP WLS BF H R ER SO BB IBB HBP BLK WP HR S P ERA WHIP	IP WLS BF H R ER SO BB IBB HBP BLK WP HR S P ERA WHIP	IP WLS BF H R ER SO BB IBB HBP BLK WP HR S P ERA WHIP	IP WLS BF H R ER SO BB IBB HBP BLK WP HR S P ERA WHIP	IP WLS BF H R ER SO BB IBB HBP BLK WP HR S P ERA WHIP	IP WLS BF H R ER SO BB IBB HBP BLK WP HR S P ERA WHIP	IP WLS BF H R ER SO BB IBB HBP BLK WP HR S P ERA WHIP	IP WLS BF H R ER SO BB IBB HBP BLK WP HR S P ERA WHIP	IP WLS BF H R ER SO BB IBB HBP BLK WP HR S P ERA WHIP	IP WLS BF H R ER SO BB IBB HBP BLK WP HR S P ERA WHIP	IP WLS BF H R ER SO BB IBB HBP BLK WP HR S P ERA WHIP	IP WLS BF H R ER SO BB IBB HBP BLK WP HR S P ERA WHIP

Atlanta Braves @ St. Louis Cardinals  
 Busch Stadium, St. Louis, MO  
 Wed Jun 04 1975, 7:05 PM CDT  
 Att: 12,570 - Unknown

AB 36  
 R 2  
 H 11  
 RBI 2  
 BB 1  
 SO 5  
 LOB 19



Batter	1	2	3	4	5	6	7	8	9	AB	R	H	RBI	BB	SO	LOB	BOTTOM				
Lou Brock, L OBP: 0.377, SLG: 0.460 (1, 7)	F7		E1		1-3			F8		4	1	0	0	0	0	2					
Ted Sizemore, R OBP: 0.330, SLG: 0.324 (1, 4)	L5		SF7		5-3			1B		3	1	1	1	0	0	0					
Luis Melendez, R OBP: 0.288, SLG: 0.389 (1, 8)	5-3		FC5-4			K		1B		4	1	2	1	0	1	0					
Reggie Smith, S OBP: 0.397, SLG: 0.643 (1, 9)			FC5-4			5-3		1B		4	1	2	2	0	0	1					
Ken Reitz, R OBP: 0.315, SLG: 0.350 (1, 5)		F8						1B		3	0	2	1	0	0	1					
Danny Cater, R OBP: 0.257, SLG: 0.294 (1, 3)								1B		3	0	0	0	0	0	3					
Ron Fairly, L OBP: 0.429, SLG: 0.419 (8, PH) (9, 3)		L6			F8			1B		1	0	1	0	0	0	0					
Ken Rudolph, R OBP: 0.116, SLG: 0.118 (1, 2)		F5			F9			1B		4	0	0	0	0	0	4					
Mario Guerrero, R OBP: 0.273, SLG: 0.262 (3, PR) (4, 6)			SH2-3		F2					0	0	0	0	0	0	0					
John Curtis, L OBP: 0.294, SLG: 0.200 (9, 1)			SH2-3							2	0	0	0	0	0	0					
<b>Inning Stats</b>	R: 0 E: 0 K: 0 S: 3	H: 0 LOB: 0 BB: 0 P: 3	R: 0 E: 0 K: 0 S: 4	H: 1 LOB: 1 BB: 0 P: 4	R: 2 E: 1 K: 0 S: 5	H: 1 LOB: 1 BB: 0 P: 6	R: 0 E: 0 K: 0 S: 4	H: 1 LOB: 1 BB: 0 P: 4	R: 0 E: 0 K: 1 S: 5	H: 0 LOB: 0 BB: 0 P: 6	R: 0 E: 0 K: 0 S: 3	H: 0 LOB: 0 BB: 0 P: 3	R: 3 E: 0 K: 0 S: 7	H: 5 LOB: 1 BB: 0 P: 7	R: 0 E: 0 K: 0 S: 5	H: 0 LOB: 1 BB: 0 P: 5	1B: 7 2B: 0 3B: 1 HR: 0	SF: 1 SAC: 1 DP: 1 HBP: 2	WP: 1 PB: 0 SB: 0 CS: 0	PA: 34	
<b>PITCHER</b>	IP WLS BF H R ER SO BB IBB HBP BLK WP HR S P ERA WHIP	IP WLS BF H R ER SO BB IBB HBP BLK WP HR S P ERA WHIP	IP WLS BF H R ER SO BB IBB HBP BLK WP HR S P ERA WHIP	IP WLS BF H R ER SO BB IBB HBP BLK WP HR S P ERA WHIP	IP WLS BF H R ER SO BB IBB HBP BLK WP HR S P ERA WHIP	IP WLS BF H R ER SO BB IBB HBP BLK WP HR S P ERA WHIP	IP WLS BF H R ER SO BB IBB HBP BLK WP HR S P ERA WHIP	IP WLS BF H R ER SO BB IBB HBP BLK WP HR S P ERA WHIP	IP WLS BF H R ER SO BB IBB HBP BLK WP HR S P ERA WHIP	IP WLS BF H R ER SO BB IBB HBP BLK WP HR S P ERA WHIP	IP WLS BF H R ER SO BB IBB HBP BLK WP HR S P ERA WHIP	IP WLS BF H R ER SO BB IBB HBP BLK WP HR S P ERA WHIP	IP WLS BF H R ER SO BB IBB HBP BLK WP HR S P ERA WHIP	IP WLS BF H R ER SO BB IBB HBP BLK WP HR S P ERA WHIP	IP WLS BF H R ER SO BB IBB HBP BLK WP HR S P ERA WHIP	IP WLS BF H R ER SO BB IBB HBP BLK WP HR S P ERA WHIP	IP WLS BF H R ER SO BB IBB HBP BLK WP HR S P ERA WHIP	IP WLS BF H R ER SO BB IBB HBP BLK WP HR S P ERA WHIP	IP WLS BF H R ER SO BB IBB HBP BLK WP HR S P ERA WHIP	IP WLS BF H R ER SO BB IBB HBP BLK WP HR S P ERA WHIP	IP WLS BF H R ER SO BB IBB HBP BLK WP HR S P ERA WHIP

Atlanta Braves @ St. Louis Cardinals  
 Busch Stadium, St. Louis, MO  
 Wed Jun 04 1975, 7:05 PM CDT  
 Att: 12,570 - Unknown

AB 30  
 R 5  
 H 8  
 RBI 5  
 BB 0  
 SO 1  
 LOB 12





Batter	1	2	3	4	5	6	7	8	9	AB	R	H	RBI	BB	SO	LOB	TOP										
Lou Brock, L (1.7) OBP: 0.372, SLG: 0.459	4-3	K			4-3	1B 2B		F8		5	1	1	1	0	1	3	<b>St. Louis Cardinals @ Houston Astros</b> Astrodome, Houston, TX Fri Jun 06 1975, 8:05 PM EDT Att: 12,955 - Dome										
Ted Sizemore, R (1.4) OBP: 0.327, SLG: 0.321	K		F9		1B	8-3-5-2		L3		5	0	1	0	0	1	3											
Willie Davis, L (1.9) OBP: 0.274, SLG: 0.414	2B		F4		F9	2B 1B		F8		5	1	2	1	0	0	1											
Reggie Smith, S (1.3) OBP: 0.412, SLG: 0.655	BB		1B		F5	1B 2B		CS 1B		4	0	3	1	1	0	1											
Ted Simmons, S (1.2) OBP: 0.356, SLG: 0.406	F4		1B		BB	6-3		K		4	1	1	0	1	1	4											
Bake McBride, L (1.8) OBP: 0.330, SLG: 0.365		S 1B	1-3			HR 2B		4-3		3	1	2	0	0	0	2											
Luis Melendez, R (6.8) OBP: 0.286, SLG: 0.386										1	0	0	0	0	0	0											
Ken Reitz, R (1.5) OBP: 0.319, SLG: 0.367		BB			K	HR		4-3		3	1	1	3	1	1	0											
Mario Guerrero, R (1.6) OBP: 0.271, SLG: 0.261		K			F7	1B 2B		6-3		4	1	1	0	0	1	2											
Bob Forsch, R (1.1) OBP: 0.419, SLG: 0.552	K		K		K	2B 1B		L3 1B		4	0	2	0	0	2	2											
<b>Inning Stats</b>	R: 0 E: 0 K: 1 S: 6	H: 1 LOB: 2 BB: 1 P: 10	R: 0 E: 0 K: 3 S: 10	H: 1 LOB: 2 BB: 1 P: 14	R: 0 E: 0 K: 0 S: 5	H: 2 LOB: 2 BB: 0 P: 5	R: 0 E: 0 K: 2 S: 7	H: 0 LOB: 0 BB: 0 P: 7	R: 0 E: 0 K: 0 S: 4	H: 1 LOB: 1 BB: 0 P: 4	R: 6 E: 0 K: 0 S: 9	H: 7 LOB: 1 BB: 1 P: 13	R: 0 E: 0 K: 0 S: 3	H: 0 LOB: 0 BB: 0 P: 3	R: 0 E: 0 K: 0 S: 3	H: 1 LOB: 0 BB: 0 P: 3	R: 0 E: 0 K: 1 S: 5	H: 1 LOB: 1 BB: 0 P: 5	1B: 9 2B: 7 3B: 0 HR: 1	SF: 0 SAC: 0 DP: 3 HBP: 0	WP: 0 PB: 0 SB: 1 CS: 1	PA: 41					
<b>PITCHER</b>	IP	WLS	BF	H	R	ER	SO	BB	IBB	HBP	BLK	WP	HR	S	P	ERA	WHIP										
Larry Dierker, R (1.1) ERA: 4.28	5.0	L	27	9	5	5	6	3	0	0	0	0	1	36	48	9.00	2.400										
Jim Crawford, L (6.1) ERA: 2.23	3.0		11	4	1	1	0	0	0	0	0	0	0	11	11	3.00	1.333										
Fred Scherman, L (9.1) ERA: 4.66	1.0		3	1	0	0	1	0	0	0	0	0	0	5	5	0.00	1.000										

Batter	1	2	3	4	5	6	7	8	9	AB	R	H	RBI	BB	SO	LOB	BOTTOM										
Greg Gross, L (1.7) OBP: 0.347, SLG: 0.331	K		6-3			1-3		F8		4	0	0	0	0	1	1	<b>St. Louis Cardinals @ Houston Astros</b> Astrodome, Houston, TX Fri Jun 06 1975, 8:05 PM EDT Att: 12,955 - Dome										
Roger Metzger, S (1.6) OBP: 0.333, SLG: 0.358	K		1-3			K		4-3		4	0	0	0	0	2	1											
Cesar Cedeno, R (1.8) OBP: 0.343, SLG: 0.378	WP S 1B		5-3			F8		5-3		4	0	1	0	0	0	1											
Bob Watson, R (1.3) OBP: 0.378, SLG: 0.522	1-3 BB				6-3			F8		3	0	0	0	1	0	0											
Mitt May, L (1.2) OBP: 0.275, SLG: 0.291	4-3				4-3			F7		3	0	0	0	0	0	2											
Jose Cruz, L (1.9) OBP: 0.374, SLG: 0.361			1-3		6-3			FC5-4 BB		2	0	0	0	1	0	0											
Doug Rader, R (1.5) OBP: 0.333, SLG: 0.350			6-3			F7		FC5-4		3	0	0	0	0	0	1											
Tommy Helms, R (1.4) OBP: 0.271, SLG: 0.195			5-3			5-3		F8		3	0	0	0	0	0	0											
Larry Dierker, R (1.1) OBP: 0.069, SLG: 0.069						4-3		4-3		2	0	1	0	0	0	0											
Jim Crawford, L (6.1) OBP: 0.400, SLG: 0.600			E7							0	0	0	0	0	0	0											
Ken Boswell, L (6. PH) OBP: 0.383, SLG: 0.353			6-3							1	0	0	0	0	0	0											
Fred Scherman, L (9.1) ERA: 2.69			1B							0	0	0	0	0	0	0											
<b>Inning Stats</b>	R: 0 E: 0 K: 2 S: 8	H: 1 LOB: 2 BB: 1 P: 12	R: 0 E: 0 K: 0 S: 3	H: 0 LOB: 0 BB: 0 P: 3	R: 0 E: 1 K: 0 S: 4	H: 1 LOB: 1 BB: 0 P: 4	R: 0 E: 0 K: 0 S: 3	H: 0 LOB: 0 BB: 0 P: 3	R: 0 E: 0 K: 1 S: 5	H: 0 LOB: 0 BB: 0 P: 5	R: 0 E: 0 K: 0 S: 3	H: 0 LOB: 1 BB: 1 P: 7	R: 0 E: 0 K: 0 S: 3	H: 0 LOB: 0 BB: 0 P: 3	R: 0 E: 0 K: 0 S: 3	H: 0 LOB: 0 BB: 0 P: 3	1B: 2 2B: 0 3B: 0 HR: 0	SF: 0 SAC: 0 DP: 0 HBP: 0	WP: 1 PB: 0 SB: 1 CS: 0	PA: 31							
<b>PITCHER</b>	IP	WLS	BF	H	R	ER	SO	BB	IBB	HBP	BLK	WP	HR	S	P	ERA	WHIP										
Bob Forsch, R (1.1) ERA: 2.69	9.0	W	31	2	0	0	3	2	0	0	0	1	0	35	43	0.00	0.444										

Batter	1	2	3	4	5	6	7	8	9	AB	R	H	RBI	BB	SO	LOB	TOP			
<b>Lou Brock, L</b> OBP: 0.363, SLG: 0.446 (1,7)	0-0 4-3		0-0 1-3		0-0 G3			0-3 K	0-0 F9	5	0	0	0	0	1	2				
<b>Ted Sizemore, R</b> OBP: 0.324, SLG: 0.317 (1,4)	0-0 F8		0-0 1-3			0-0 4-3		0-0 1-3	0-0 E	5	0	1	1	0	0	0				
<b>Willie Davis, L</b> OBP: 0.277, SLG: 0.419 (1,9)	0-0 3-1			0-0 5-3 1B		0-0 F9		0-0 2B	0-0 E6	5	1	2	0	0	0	1				
<b>Reggie Smith, S</b> OBP: 0.421, SLG: 0.661 (1,3)		4-0 3-1 PB 1B BB		0-0 5-3		0-0 2B		4-0 2B	0-0 G3	2	2	1	0	2	0	1				
<b>Ron Fairly, L</b> OBP: 0.324, SLG: 0.413 (8,3)				1-2						1	0	0	0	0	0	2				
<b>Ted Simmons, S</b> OBP: 0.359, SLG: 0.410 (1,2)		0-0 3-1		0-0 6-3		4-0 2B		0-0 1B		3	1	1	2	1	0	2				
<b>Luis Melendez, R</b> OBP: 0.285, SLG: 0.381 (1,8)		0-0 F4		0-0 6-3		0-0 IBB		0-0 1B		4	0	1	1	0	0	4				
<b>Ken Reitz, R</b> OBP: 0.318, SLG: 0.364 (1,5)		0-0 1B			0-0 F9		0-0 F9	0-0 FC5-4		4	0	1	1	0	0	1				
<b>Mario Guerrero, R</b> OBP: 0.288, SLG: 0.250 (1,6)		0-3 K			4-0 BB		0-0 6-3		4-0 F9 SH2-4 1B BB	2	1	0	0	2	1	1				
<b>Lynn McGlothen, L</b> (1,1)			0-0 4-3		0-3 K		0-0 1-3		0-0 SH2-4	3	0	0	0	0	1	1				
<b>Inning Stats</b>	R: 0 E: 0 K: 0 S: 3	H: 0 LOB: 0 BB: 0 P: 3	R: 1 E: 0 K: 1 S: 6	H: 1 LOB: 1 BB: 1 P: 10	R: 0 E: 0 K: 0 S: 3	H: 0 LOB: 0 BB: 0 P: 3	R: 0 E: 0 K: 1 S: 4	H: 1 LOB: 1 BB: 1 P: 4	R: 0 E: 0 K: 0 S: 5	H: 0 LOB: 0 BB: 0 P: 8	R: 0 E: 0 K: 0 S: 3	H: 0 LOB: 0 BB: 0 P: 3	R: 3 E: 0 K: 1 S: 8	H: 3 LOB: 1 BB: 1 P: 12	R: 1 E: 1 K: 0 S: 5	H: 1 LOB: 2 BB: 1 P: 9	1B: 4 2B: 3 3B: 0 HR: 0	SF: 0 SAC: 1 DP: 0 HBP: 0	WP: 0 PB: 1 SB: 0 CS: 0	PA: 40
<b>PITCHER</b> <b>Dave Roberts, L</b> ERA: 3.5 (1,1)	IP: 9.0 WLS: L BF: 40	H: 7 R: 5 ER: 5 SO: 3	BB: 4 IBB: 1 HBP: 0 BLK: 0	WP: 0 HR: 0 S: 41 P: 61	ERA: 5.00 WHIP: 1.222	<b>PITCHER</b>														

St. Louis Cardinals @ Houston Astros  
Astrodome, Houston, TX  
Sat Jun 07 1975, 8:05 PM EDT  
Att: 13,990 - Dome

AB	34
R	5
H	7
RBI	5
BB	5
SO	3
LOB	15



Batter	1	2	3	4	5	6	7	8	9	AB	R	H	RBI	BB	SO	LOB	BOTTOM		
<b>Greg Gross, L</b> OBP: 0.351, SLG: 0.331 (1,7)	0-0 6-3		0-0 1-4-3			4-0 1B 2B BB		0-0 FC4-6 1B		3	1	1	0	1	0	1			
<b>Roger Metzger, S</b> OBP: 0.332, SLG: 0.356 (1,6)	0-0 4-3		0-0 4-3			0-0 2B FC3-2 1B		0-0 FC4-6 1B		4	0	1	0	0	0	2			
<b>Cesar Cedeno, R</b> OBP: 0.345, SLG: 0.382 (1,8)	4-0 BB			0-0 F9		0-0 FC3-2 1-3 2-H 2B		0-0 F2		3	0	1	1	1	0	1			
<b>Bob Watson, R</b> OBP: 0.380, SLG: 0.519 (1,3)	0-0 F8			0-3 K		4-0 FC3-2 IBB		0-0 1-2 1B		3	0	1	0	1	1	1			
<b>Jose Cruz, L</b> OBP: 0.366, SLG: 0.351 (1,9)		0-0 6-3		0-0 5-3		0-0 FC3-2		0-3 K		4	0	0	0	0	1	5			
<b>Milt May, L</b> OBP: 0.275, SLG: 0.290 (1,2)		0-0 G6-3 1B			0-0 4-3	0-0 F9		0-0 3-1		4	0	1	0	0	0	3			
<b>Doug Rader, R</b> OBP: 0.326, SLG: 0.341 (1,5)		0-0 G6-3		0-3 K		0-0 1-3 2-H 3-H 1-2		0-0 F4		4	0	0	0	0	1	1			
<b>Tommy Helms, R</b> OBP: 0.250, SLG: 0.178 (1,4)			0-0 F6		0-0 F7		0-0 F7		0-0 F9	4	0	0	0	0	0	0			
<b>Dave Roberts, L</b> OBP: 0.087, SLG: 0.130 (1,1)			0-0 1-4-3 2B			0-0 6-3		0-0 6-3		3	0	1	0	0	0	0			
<b>Inning Stats</b>	R: 0 E: 0 K: 0 S: 3	H: 0 LOB: 1 BB: 1 P: 7	R: 0 E: 0 K: 0 S: 3	H: 1 LOB: 0 BB: 0 P: 3	R: 0 E: 0 K: 0 S: 4	H: 1 LOB: 1 BB: 0 P: 4	R: 0 E: 0 K: 1 S: 5	H: 0 LOB: 0 BB: 0 P: 5	R: 0 E: 0 K: 0 S: 3	H: 0 LOB: 0 BB: 0 P: 3	R: 0 E: 0 K: 1 S: 7	H: 2 LOB: 2 BB: 0 P: 7	R: 0 E: 0 K: 0 S: 3	H: 0 LOB: 0 BB: 0 P: 3	1B: 4 2B: 2 3B: 0 HR: 0	SF: 0 SAC: 0 DP: 1 HBP: 0	WP: 0 PB: 0 SB: 0 CS: 0	PA: 35	
<b>PITCHER</b> <b>Lynn McGlothen, R</b> ERA: 3.86 (1,1)	IP: 9.0 WLS: W BF: 35	H: 6 R: 1 ER: 1 SO: 3	BB: 2 IBB: 1 HBP: 0 BLK: 0	WP: 0 HR: 0 S: 38 P: 50	ERA: 1.00 WHIP: 0.889	<b>PITCHER</b>													

St. Louis Cardinals @ Houston Astros  
Astrodome, Houston, TX  
Sat Jun 07 1975, 8:05 PM EDT  
Att: 13,990 - Dome

AB	32
R	1
H	6
RBI	1
BB	3
SO	3
LOB	14



Batter	1	2	3	4	5	6	7	8	9	AB	R	H	RBI	BB	SO	LOB	TOP			
Lou Brock, L OBP: 0.359, SLG: 0.440 (1, 7)	6-3		5-3		2H 1B		4-3		G3	5	0	1	0	0	0	3				
Ted Sizemore, R OBP: 0.323, SLG: 0.316 (1, 4)	F7			1B FC3-2	6-3			6-3		4	0	1	0	0	0	1				
Willie Davis, L OBP: 0.282, SLG: 0.418 (1, 9)	6-3			FC3-2 2B		4-0 HR		F8		3	2	1	0	1	0	0				
Reggie Smith, S OBP: 0.417, SLG: 0.672 (1, 3)		F9		FC3-2 2B		0-0 HR		K		4	2	1	2	0	1	2				
Ted Simmons, S OBP: 0.356, SLG: 0.412 (1, 2)	K			1B 2B		G3		5-3		4	0	1	2	0	1	0				
Bake McBride, L OBP: 0.337, SLG: 0.364 (1, 8)	6-3			1B 2B		4-3		E		3	1	1	0	1	0	0				
Ken Reitz, R OBP: 0.316, SLG: 0.367 (1, 5)				5-3		4-3		E9		4	0	1	0	0	0	1				
Mario Guerrero, R OBP: 0.304, SLG: 0.308 (1, 6)			L3			F8				4	0	2	0	0	0	1				
Ron Reed, R OBP: 0.250, SLG: 0.290 (1, 1)			K			2-3		5-3		3	0	0	0	0	2	2				
Al Hrabosky, R OBP: 0.400, SLG: 0.250 (8, 1)										1	0	0	0	0	0	2				
<b>Inning Stats</b>	R: 0 E: 0 K: 0 S: 3	H: 0 LOB: 0 BB: 0 P: 3	R: 0 E: 0 K: 1 S: 5	H: 0 LOB: 0 BB: 0 P: 5	R: 0 E: 0 K: 1 S: 6	H: 1 LOB: 1 BB: 0 P: 6	R: 2 E: 0 K: 0 S: 6	H: 4 LOB: 1 BB: 0 P: 6	R: 0 E: 0 K: 0 S: 4	H: 2 LOB: 1 BB: 1 P: 4	R: 0 E: 0 K: 1 S: 5	H: 0 LOB: 0 BB: 0 P: 5	R: 0 E: 0 K: 1 S: 5	H: 0 LOB: 0 BB: 0 P: 5	R: 1 E: 1 K: 0 S: 5	H: 1 LOB: 2 BB: 1 P: 9	1B: 4 2B: 4 3B: 0 HR: 1	SF: 0 SAC: 0 DP: 0 HBP: 0	WP: 0 PB: 0 SB: 2 CS: 0	PA: 37
<b>PITCHER</b>	IP WLS BF H R ER SO BB IBB HBP BLK WP HR S P ERA WHIP																			
Ken Forsch, R ERA: 4.03 (1, 1)	7.0 L 28 8 4 4 3 1 0 0 0 0 1 33 37 5.14 1.286																			
Jim Crawford, L ERA: 2.36 (8, 1)	2.0 9 1 1 1 1 1 0 0 0 0 0 10 14 4.50 1.000																			

St. Louis Cardinals @ Houston Astros  
Astrodome, Houston, TX  
Sun Jun 08 1975, 4:33 AM EDT  
Att: 12,288 - Dome

AB 35  
R 5  
H 9  
RBI 4  
BB 2  
SO 4  
LOB 12



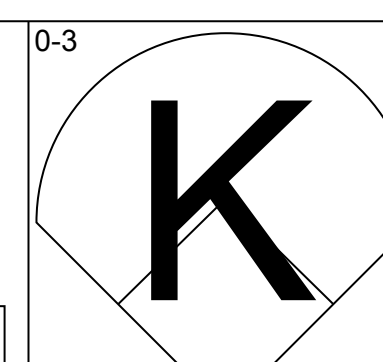
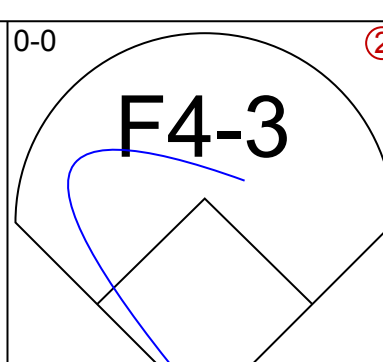
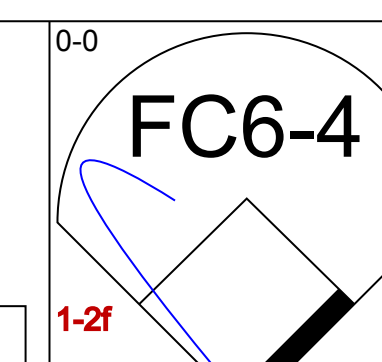
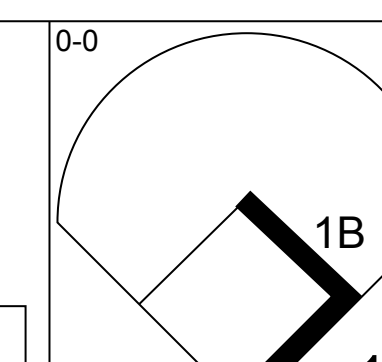
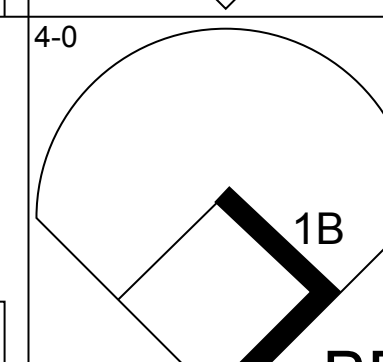
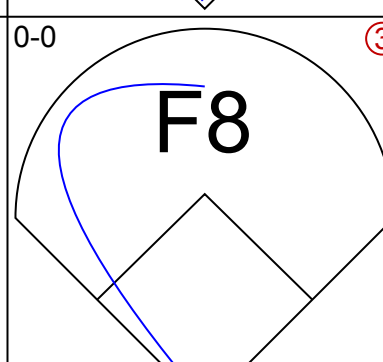
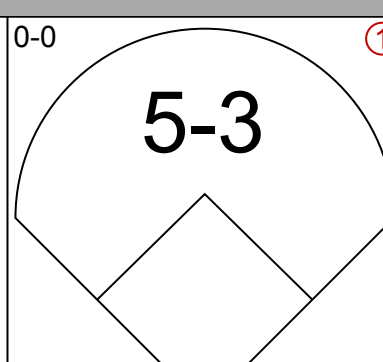
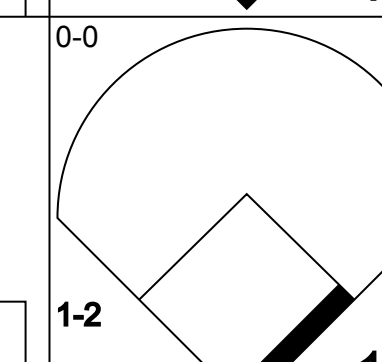
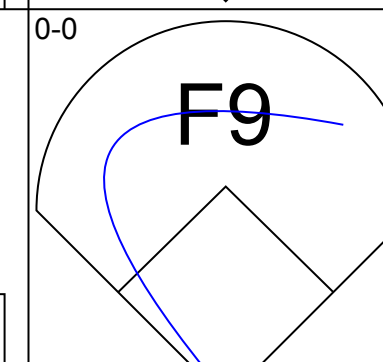
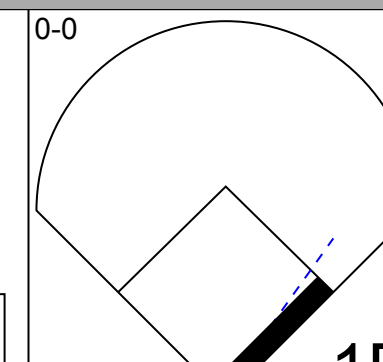
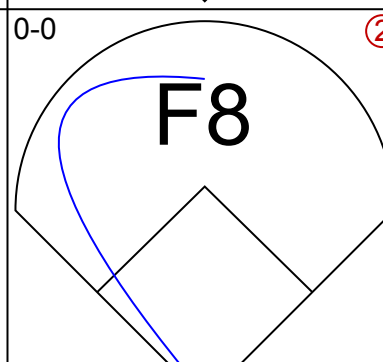
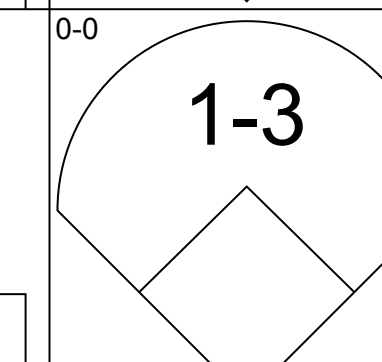
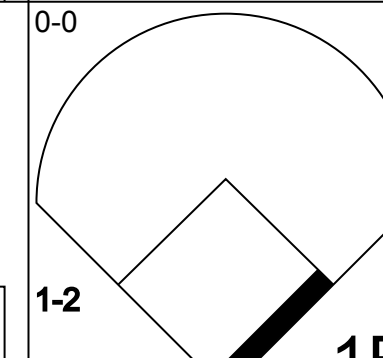
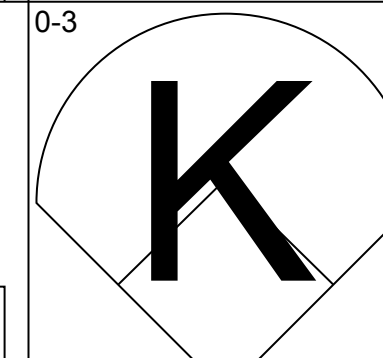
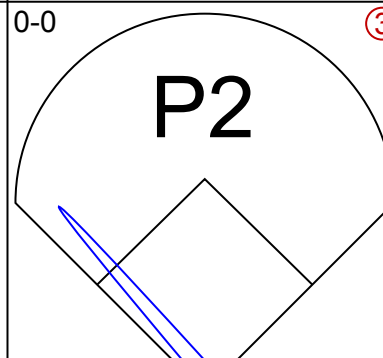
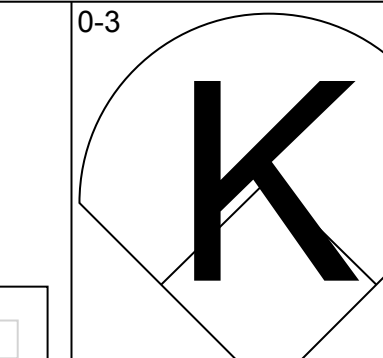
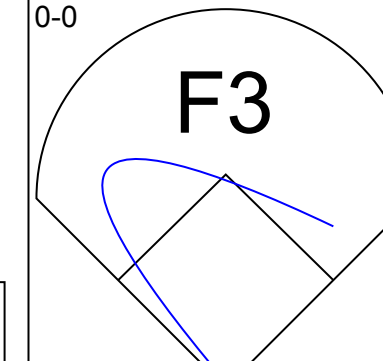
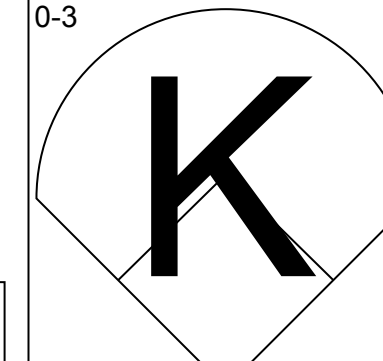
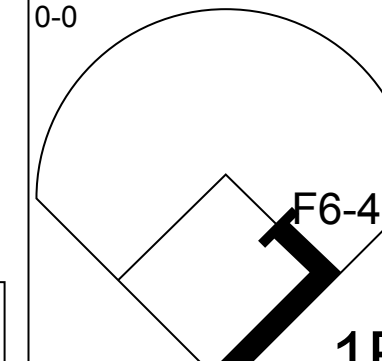
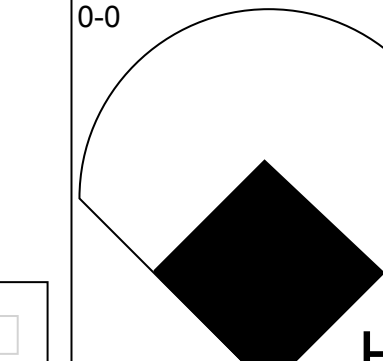
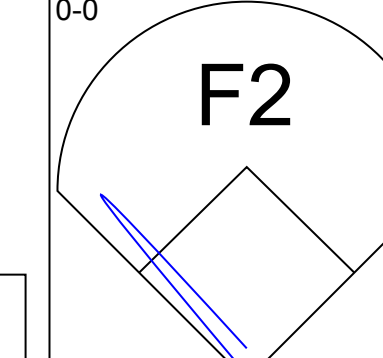
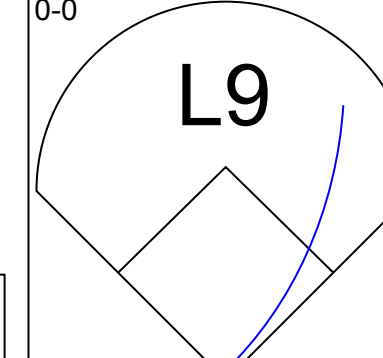
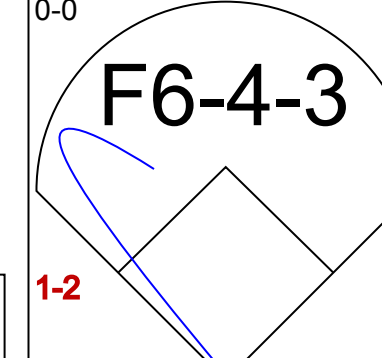
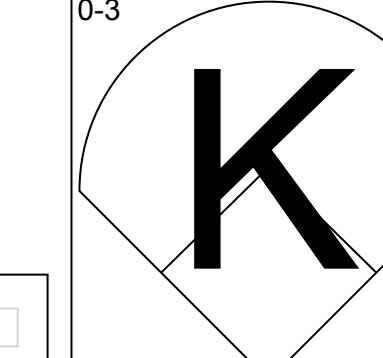
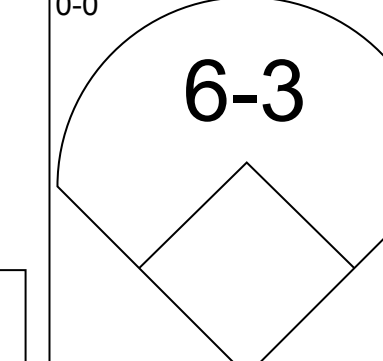
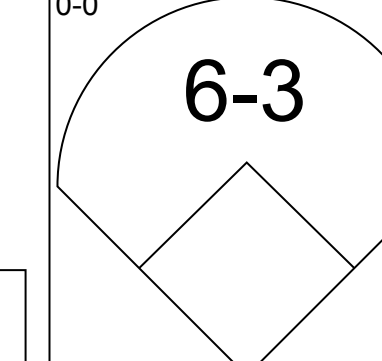
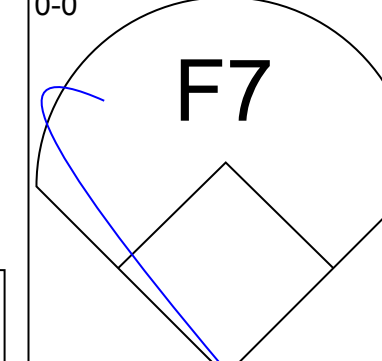
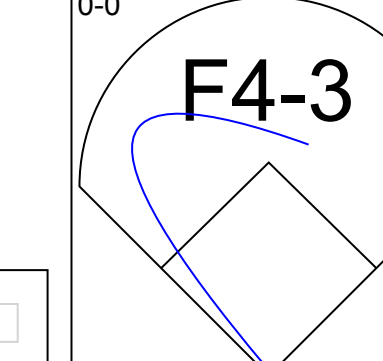
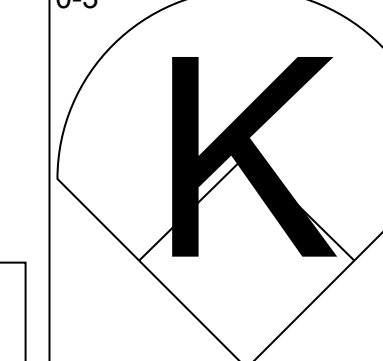
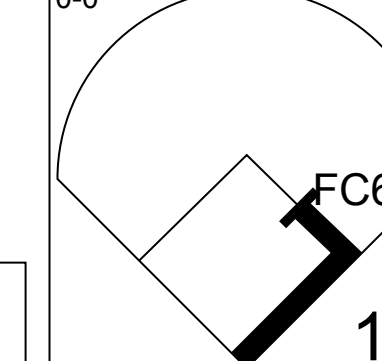
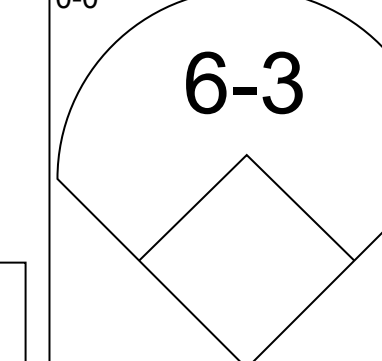

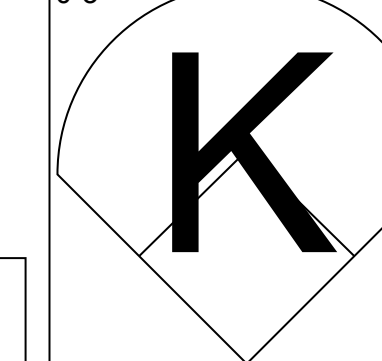
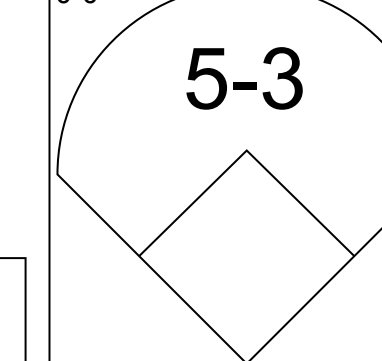
Batter	1	2	3	4	5	6	7	8	9	AB	R	H	RBI	BB	SO	LOB	BOTTOM			
Greg Gross, L OBP: 0.349, SLG: 0.342 (1, 7)	6-3	F8			1-3			F7		4	1	1	0	0	0	1				
Roger Metzger, S OBP: 0.330, SLG: 0.351 (1, 6)	1-3		1-3		F8			1B BB		3	0	0	0	1	0	1				
Cesar Cedeno, R OBP: 0.344, SLG: 0.379 (1, 8)	6-3		K			G6-3 1B		F8		4	0	1	1	0	1	1				
Bob Watson, R OBP: 0.382, SLG: 0.519 (1, 3)	2B 1B		4-3			G6-3		1B		4	0	2	0	0	0	1				
Mitt May, L OBP: 0.280, SLG: 0.301 (1, 2)	1-3 2B				1B	G3		K		4	0	2	0	0	1	2				
Ken Boswell, L OBP: 0.381, SLG: 0.370 (1, 5)	3-1				F9			2B		3	0	1	0	0	0	3				
Wilbur Howard, S OBP: 0.333, SLG: 0.345 (8, PH)									1-4-3	1	0	0	0	0	0	0				
Jose Cruz, L OBP: 0.366, SLG: 0.351 (1, 9)			4-3 6-3		F9			6-3		3	0	1	0	0	1	2				
Enos Cabell, R OBP: 0.331, SLG: 0.393 (8, PH)			1B					K		1	0	0	0	0	0	0				
Tommy Helms, R OBP: 0.232, SLG: 0.163 (1, 4)	6-3				F8			L8		4	0	0	0	0	0	3				
Ken Forsch, R OBP: 0.167, SLG: 0.167 (1, 1)									1-4-3	2	0	0	0	0	1	1				
Cliff Johnson, R OBP: 0.323, SLG: 0.388 (7, PH)	4-3							K		1	0	0	0	0	1	1				
Jim Crawford, L OBP: 0.400, SLG: 0.600 (8, 1)					K			K		0	0	0	0	0	0	0				
<b>Inning Stats</b>	R: 1 E: 0 K: 0 S: 6	H: 3 LOB: 2 BB: 0 P: 6	R: 0 E: 0 K: 0 S: 4	H: 1 LOB: 1 BB: 0 P: 4	R: 0 E: 0 K: 1 S: 5	H: 0 LOB: 0 BB: 0 P: 5	R: 0 E: 0 K: 0 S: 4	H: 1 LOB: 1 BB: 0 P: 4	R: 0 E: 0 K: 1 S: 5	H: 0 LOB: 0 BB: 0 P: 5	R: 0 E: 0 K: 2 S: 8	H: 1 LOB: 1 BB: 0 P: 8	R: 0 E: 0 K: 1 S: 6	H: 1 LOB: 2 BB: 1 P: 10	R: 0 E: 0 K: 0 S: 3	H: 0 LOB: 0 BB: 0 P: 3	1B: 5 2B: 2 3B: 1 HR: 0	SF: 0 SAC: 0 DP: 1 HBP: 0	WP: 0 PB: 0 SB: 0 CS: 0	PA: 35
<b>PITCHER</b>	IP WLS BF H R ER SO BB IBB HBP BLK WP HR S P ERA WHIP																			
Ron Reed, R ERA: 3.63 (1, 1)	7.2 W 31 8 1 1 4 1 0 0 0 0 0 38 42 1.17 1.174																			
Al Hrabosky, L ERA: 2.05 (8, 1)	1.1 S 4 0 0 0 1 0 0 0 0 0 0 6 6 0.00 0.000																			

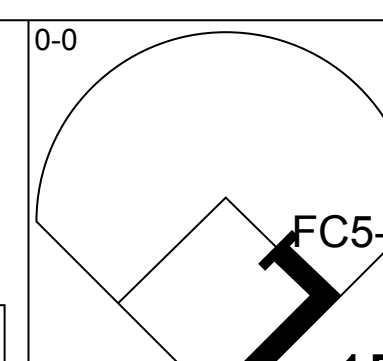
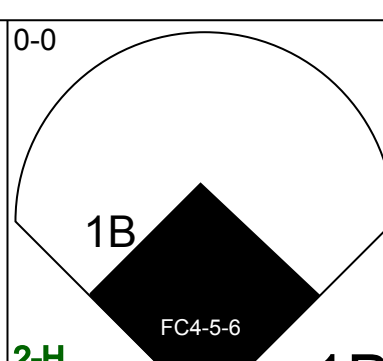
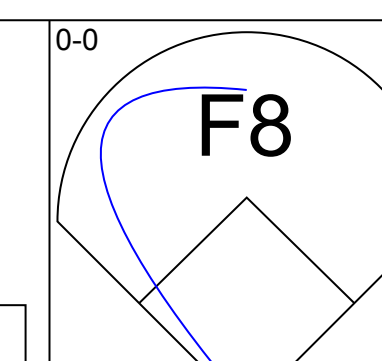
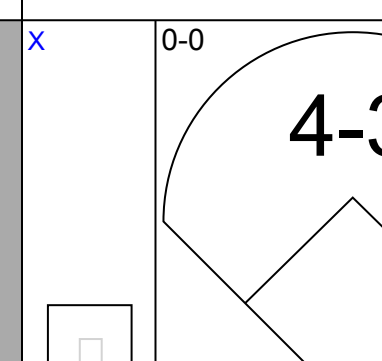
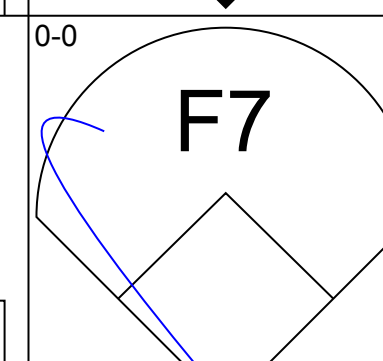
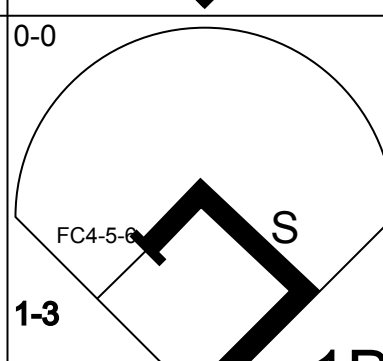
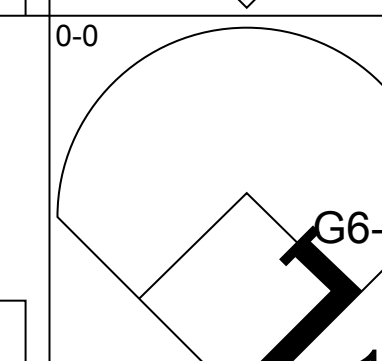
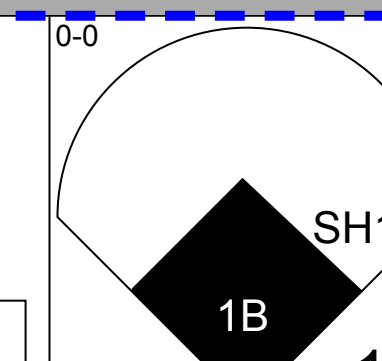
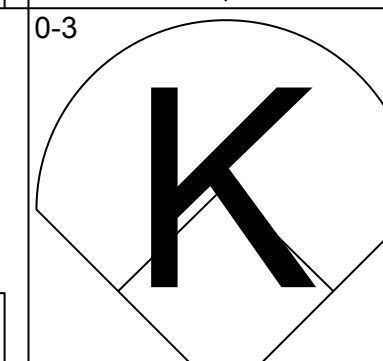
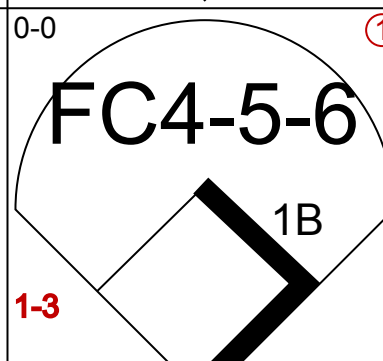
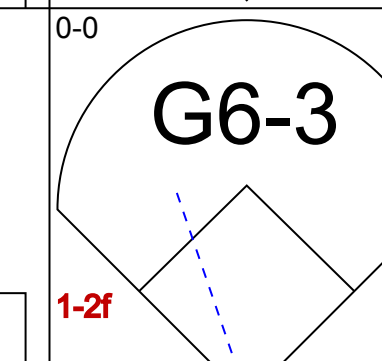
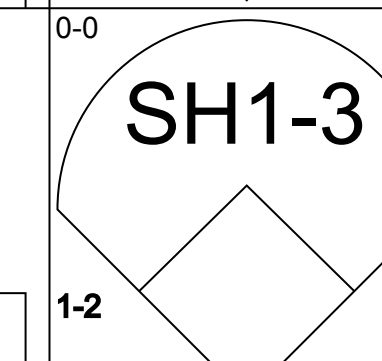
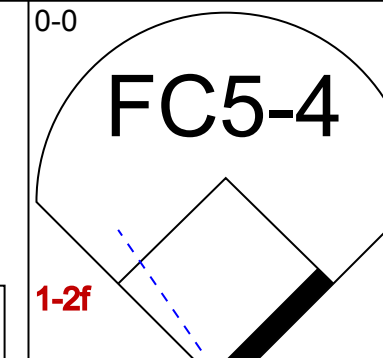
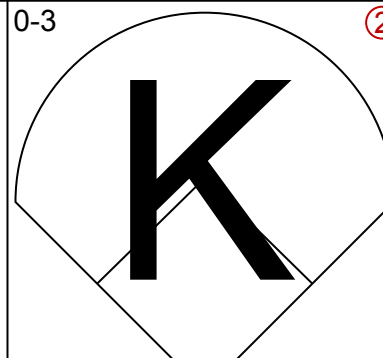
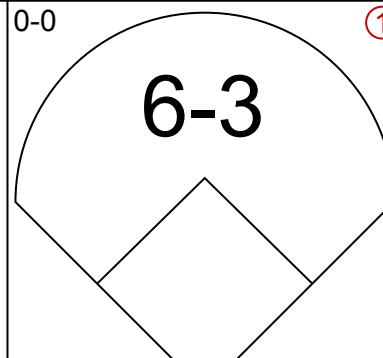
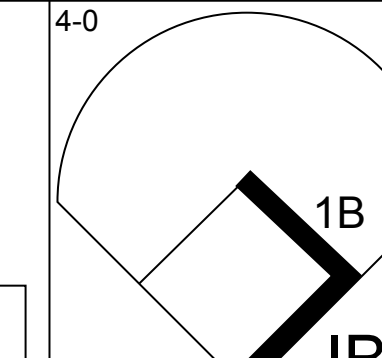
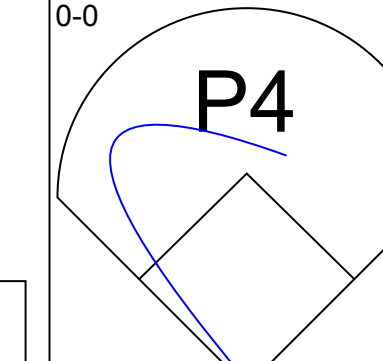
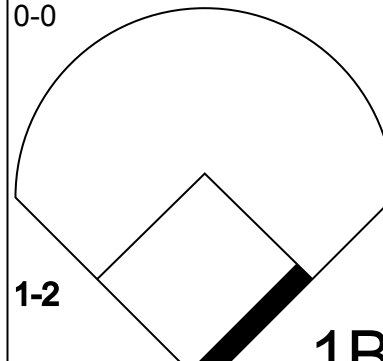
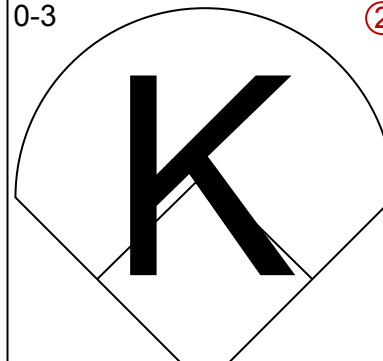
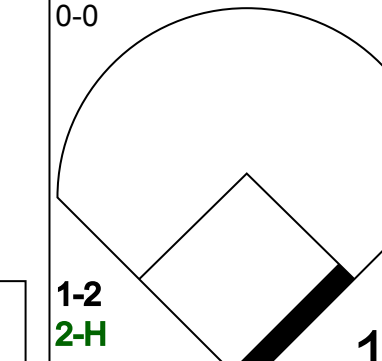
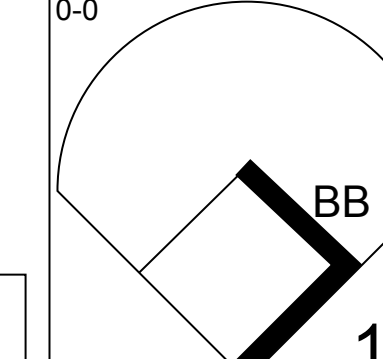
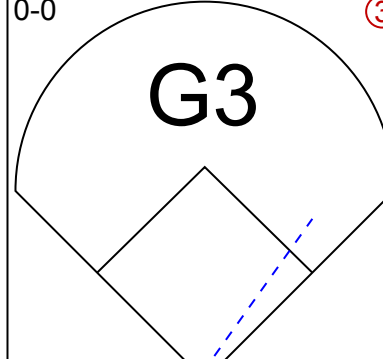
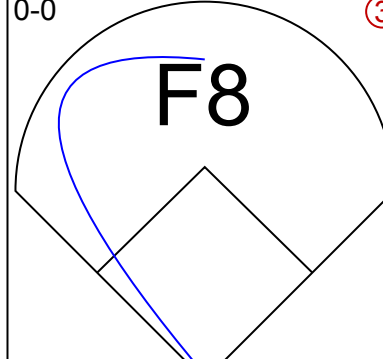
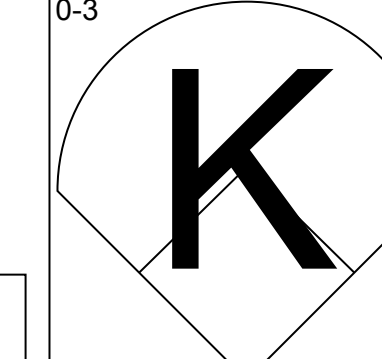
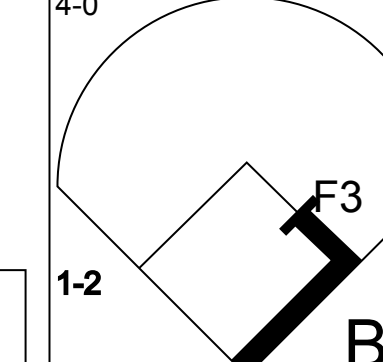
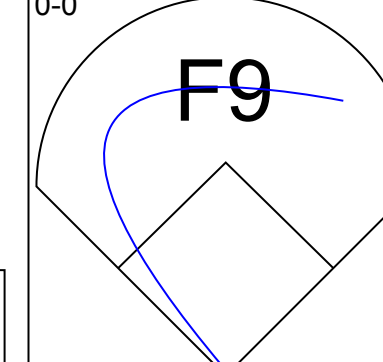
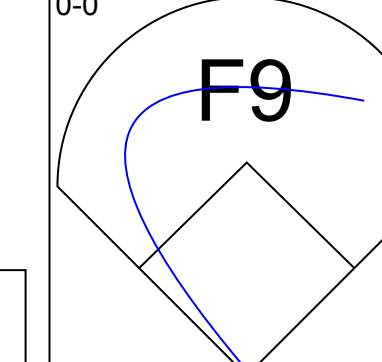
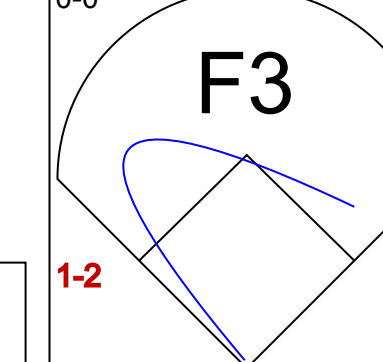
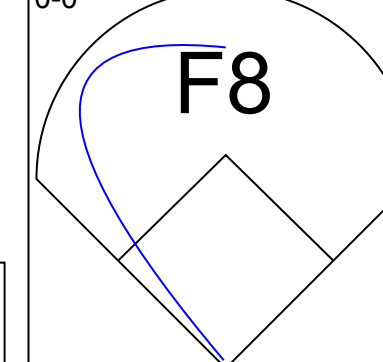
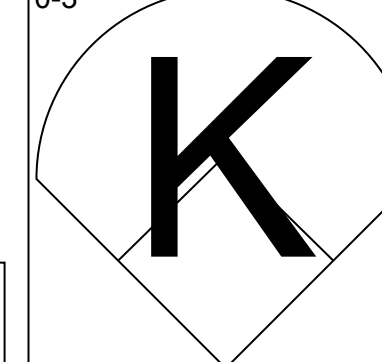
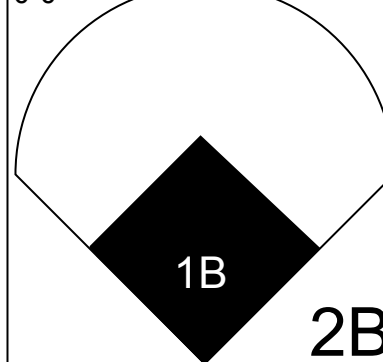
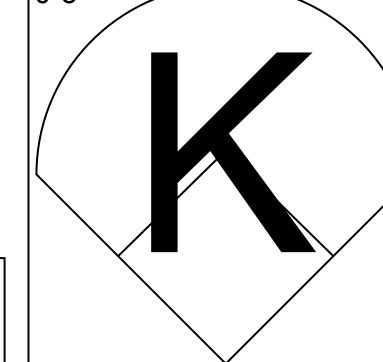
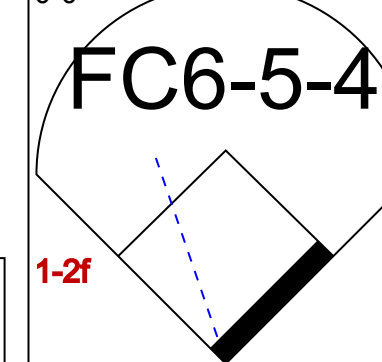
St. Louis Cardinals @ Houston Astros  
Astrodome, Houston, TX  
Sun Jun 08 1975, 4:33 AM EDT  
Att: 12,288 - Dome

AB 34  
R 1  
H 8  
RBI 1  
BB 1  
SO 5  
LOB 16






Batter	1	2	3	4	5	6	7	8	9	AB	R	H	RBI	BB	SO	LOB	TOP		
<b>Lou Brock, L</b> OBP: 0.363, SLG: 0.445 (1, 7)										4	0	1	0	0	1	1	<b>St. Louis Cardinals @ Cincinnati Reds</b> Riverfront Stadium, Cincinnati, OH Wed Jun 11 1975, 7:05 PM EDT Att: 22,103 - Unknown		
<b>Ted Sizemore, R</b> OBP: 0.327, SLG: 0.315 (1, 4)										3	0	1	0	1	0	0			
<b>Willie Davis, L</b> OBP: 0.284, SLG: 0.424 (1, 9)										4	0	1	0	0	0	3			
<b>Reggie Smith, S</b> OBP: 0.425, SLG: 0.662 (1, 3)										4	0	1	0	0	2	1			
<b>Ted Simmons, S</b> OBP: 0.365, SLG: 0.449 (1, 2)										4	1	2	1	0	1	3			
<b>Luis Melendez, R</b> OBP: 0.276, SLG: 0.369 (1, 8)										4	0	0	0	0	1	2			
<b>Ken Reitz, R</b> OBP: 0.312, SLG: 0.360 (1, 5)										4	0	0	0	0	0	0			
<b>Mario Guerrero, R</b> OBP: 0.317, SLG: 0.310 (1, 6)										3	0	1	0	0	1	0			
<b>Bob Forsch, R</b> OBP: 0.394, SLG: 0.516 (8, PH)										2	0	0	0	0	2	1			
<b>Danny Cater, R</b> OBP: 0.250, SLG: 0.286 (8, 1)										1	0	0	0	0	0	0			
<b>Mike Garman, R</b> OBP: 0.250, SLG: 0.286 (8, 1)										0	0	0	0	0	0	0			
<b>Inning Stats</b>	R: 0 E: 0 K: 1 S: 6	H: 1 LOB: 2 BB: 1 P: 10	R: 0 E: 0 K: 1 S: 5	H: 0 LOB: 0 BB: 0 P: 5	R: 0 E: 0 K: 1 S: 5	H: 0 LOB: 0 BB: 0 P: 5	R: 0 E: 0 K: 2 S: 8	H: 1 LOB: 1 BB: 0 P: 8	R: 0 E: 0 K: 0 S: 3	H: 0 LOB: 0 BB: 0 P: 3	R: 0 E: 0 K: 0 S: 3	H: 1 LOB: 0 BB: 0 P: 3	R: 0 E: 0 K: 0 S: 5	H: 2 LOB: 2 BB: 0 P: 5	R: 1 E: 0 K: 2 S: 8	H: 1 LOB: 0 BB: 0 P: 8	1B: 6 2B: 0 3B: 0 HR: 1	SF: 0 SAC: 0 DP: 1 HBP: 0	WP: 0 PA: 34 PB: 0 SB: 0 CS: 0
<b>PITCHER</b> <b>Don Gullett, L</b> ERA: 2.09 (1, 1)	IP: 9.0 WLS: W BF: 34 H: 7 R: 1 ER: 1 SO: 8 BB: 1 IBB: 0 HBP: 0 BLK: 0 WP: 0 HR: 1 S: 49 P: 53 ERA: 1.00 WHIP: 0.889															<b>PITCHER</b> <b>Don Gullett, L</b> ERA: 2.09 (1, 1)			


Batter	1	2	3	4	5	6	7	8	9	AB	R	H	RBI	BB	SO	LOB	BOTTOM		
<b>Pete Rose, S</b> OBP: 0.388, SLG: 0.397 (1, 5)										4	1	2	1	0	0	1	<b>St. Louis Cardinals @ Cincinnati Reds</b> Riverfront Stadium, Cincinnati, OH Wed Jun 11 1975, 7:05 PM EDT Att: 22,103 - Unknown		
<b>Ken Griffey, L</b> OBP: 0.440, SLG: 0.470 (1, 9)										4	1	3	0	0	0	1			
<b>Dave Concepcion, R</b> OBP: 0.328, SLG: 0.372 (1, 6)										3	0	0	1	0	1	3			
<b>Johnny Bench, R</b> OBP: 0.353, SLG: 0.541 (1, 2)										3	0	0	0	1	1	2			
<b>Tony Perez, R</b> OBP: 0.325, SLG: 0.448 (1, 3)										4	0	2	1	0	1	0			
<b>Cesar Geronimo, L</b> OBP: 0.335, SLG: 0.385 (1, 8)										4	0	1	0	0	1	4			
<b>George Foster, R</b> OBP: 0.323, SLG: 0.523 (1, 7)										3	0	0	0	1	0	2			
<b>Doug Flynn, R</b> OBP: 0.293, SLG: 0.358 (1, 4)										3	0	0	0	0	1	3			
<b>Don Gullett, R</b> OBP: 0.262, SLG: 0.250 (1, 1)										3	1	1	0	0	1	1			
<b>Inning Stats</b>	R: 0 E: 0 K: 1 S: 6	H: 1 LOB: 1 BB: 0 P: 6	R: 0 E: 0 K: 0 S: 3	H: 1 LOB: 1 BB: 1 P: 7	R: 2 E: 0 K: 1 S: 9	H: 4 LOB: 2 BB: 0 P: 9	R: 0 E: 0 K: 1 S: 5	H: 0 LOB: 0 BB: 0 P: 5	R: 0 E: 0 K: 0 S: 3	H: 0 LOB: 0 BB: 0 P: 3	R: 0 E: 0 K: 1 S: 5	H: 0 LOB: 0 BB: 0 P: 5	R: 0 E: 1 K: 1 S: 6	H: 0 LOB: 1 BB: 0 P: 6	R: 1 E: 0 K: 1 S: 7	H: 2 LOB: 2 BB: 1 P: 11	1B: 8 2B: 2 3B: 0 HR: 0	SF: 0 SAC: 1 DP: 2 HBP: 0	WP: 0 PA: 34 PB: 0 SB: 1 CS: 0
<b>PITCHER</b> <b>Bob Forsch, R</b> ERA: 2.68 (1, 1)	IP: 7.0 WLS: L BF: 28 H: 7 R: 2 ER: 2 SO: 5 BB: 1 IBB: 0 HBP: 0 BLK: 0 WP: 0 HR: 0 S: 37 P: 41 ERA: 2.57 WHIP: 1.143															<b>PITCHER</b> <b>Mike Garman, R</b> ERA: 1.99 (8, 1)			


AB	33
R	1
H	7
RBI	1
BB	1
SO	8
LOB	11



AB	31
R	3
H	9
RBI	3
BB	2
SO	6
LOB	17



Batter	1	2	3	4	5	6	7	8	9	AB	R	H	RBI	BB	SO	LOB	TOP		
Lou Brock, L OBP: 0.358, SLG: 0.438 Don Hahn, R OBP: 0.154, SLG: 0.083	G3		F8			F9		F7		3	0	0	0	0	0	0	<b>St. Louis Cardinals @ Cincinnati Reds</b> Riverfront Stadium, Cincinnati, OH Thu Jun 12 1975, 7:05 PM EDT Att: 24,512 - Unknown 		
Ted Sizemore, R OBP: 0.328, SLG: 0.315 Mike Tyson, R OBP: 0.292, SLG: 0.372	P5			F4-3				6-3		3	0	1	0	0	0				
Willie Davis, L OBP: 0.260, SLG: 0.418 Luis Melendez, R OBP: 0.273, SLG: 0.366	F4			F5		F3		F8		3	0	0	0	0	1				
Reggie Smith, S OBP: 0.423, SLG: 0.654 Ron Fairly, L OBP: 0.419, SLG: 0.408		1B		F2			F8		F9	3	0	1	0	0	0				
Ted Simmons, S OBP: 0.364, SLG: 0.452 Ken Rudolph, R OBP: 0.111, SLG: 0.111	F7				F8		1B	2B	G3	3	1	1	0	0	0	1			
Bake McBride, L OBP: 0.318, SLG: 0.340	F8				F4-3		P6		6-3	4	0	0	0	0	2				
Ken Reitz, R OBP: 0.317, SLG: 0.365	5-3					FC6-4	1B	2B	1B	3	0	2	1	0	0	1			
Mario Guerrero, R OBP: 0.318, SLG: 0.328			F8			FC6-4	1B			3	0	1	0	0	0	1			
Lynn McGlothen, L (6, PH) Jim Dwyer, L OBP: 0.241, SLG: 0.154 Ron Bryant, S Ryan Kurosaki, R Greg Terlecky, R			K				F9		K	1	0	0	0	0	1	0			
<b>Inning Stats</b>	R: 0 E: 0 K: 0 S: 3	H: 0 LOB: 0 BB: 0 P: 3	R: 0 E: 0 K: 0 S: 4	H: 1 LOB: 1 BB: 0 P: 4	R: 0 E: 0 K: 1 S: 5	H: 0 LOB: 0 BB: 0 P: 5	R: 0 E: 0 K: 0 S: 3	H: 0 LOB: 1 BB: 0 P: 3	R: 0 E: 0 K: 0 S: 4	H: 1 LOB: 1 BB: 0 P: 4	R: 1 E: 0 K: 1 S: 8	H: 3 LOB: 2 BB: 0 P: 8	R: 0 E: 0 K: 0 S: 3	H: 0 LOB: 0 BB: 0 P: 3	R: 0 E: 0 K: 0 S: 3	H: 0 LOB: 0 BB: 0 P: 3		1B: 4 2B: 2 3B: 0 HR: 0	SF: 0 SAC: 0 DP: 0 HBP: 0
<b>PITCHER</b>	IP WLS BF H R ER SO BB IBB HBP BLK WP HR S P ERA WHIP																		
Gary Nolan, R ERA: 2.4	6.0 W 21 3 0 0 1 0 0 0 0 0 0 0 23 23 0.00 0.500																		
Willi McEnaney, L ERA: 1.41	2.0 9 3 1 1 1 0 0 0 0 0 0 0 11 11 4.50 1.500																		
Rawly Eastwick, R ERA: 5.28	1.0 3 0 0 0 0 0 0 0 0 0 0 0 3 3 0.00 0.000																		

Batter	1	2	3	4	5	6	7	8	9	AB	R	H	RBI	BB	SO	LOB	BOTTOM		
Pete Rose, S OBP: 0.392, SLG: 0.406	SH1-4 1B		1B PB 2B	4-3		1B L8				5	2	3	0	0	0	2	<b>St. Louis Cardinals @ Cincinnati Reds</b> Riverfront Stadium, Cincinnati, OH Thu Jun 12 1975, 7:05 PM EDT Att: 24,512 - Unknown 		
Ken Griffey, L OBP: 0.445, SLG: 0.471 Willi McEnaney, L Rawly Eastwick, R	4-0 1-2 BB		B5			1B K				4	1	2	1	1	1	2			
Dave Concepcion, R OBP: 0.331, SLG: 0.374	SH1-4 1-2 2-3		SH1-4 PB S 1B	6-3		1B BB 1B	L8			4	1	2	1	0	0	1			
Johnny Bench, R OBP: 0.357, SLG: 0.542	4-0 IBB		K S 1B			1B 1B 2B	P6			3	1	1	0	2	1	1			
Tony Perez, R OBP: 0.328, SLG: 0.449 Bill Plummer, R OBP: 0.222, SLG: 0.200	0-3 K		K			1B 1B				4	1	2	2	0	2	5			
Cesar Geronimo, L OBP: 0.332, SLG: 0.377	0-3 K		4-0 BB			1B FC3-2-5 1B	F7			4	1	0	0	1	2	8			
George Foster, R OBP: 0.319, SLG: 0.510		1-3	F8			K	1B 2B IBB	6-3		4	1	0	0	1	1	5			
Doug Flynn, R OBP: 0.311, SLG: 0.364 Joe Morgan, L OBP: 0.488, SLG: 0.527 Darrel Chaney, S OBP: 0.195, SLG: 0.111		F8		4-3 SH3-4 1B BB		1-2 3-H 1B	1B	4-3		2	1	1	1	1	0	0			
Gary Nolan, R OBP: 0.286, SLG: 0.226 Ed Armbrister, R OBP: 0.241, SLG: 0.222		0-3 K		SH3-4		G3	1B 2B	6-3		3	0	1	2	0	1	2			
<b>Inning Stats</b>	R: 0 E: 0 K: 2 S: 8	H: 1 LOB: 3 BB: 2 P: 16	R: 0 E: 0 K: 1 S: 5	H: 0 LOB: 0 BB: 0 P: 5	R: 1 E: 0 K: 2 S: 10	H: 2 LOB: 3 BB: 1 P: 14	R: 1 E: 0 K: 0 S: 4	H: 1 LOB: 1 BB: 1 P: 8	R: 1 E: 0 K: 2 S: 10	H: 3 LOB: 2 BB: 0 P: 10	R: 7 E: 0 K: 1 S: 11	H: 6 LOB: 1 BB: 2 P: 19	R: 0 E: 0 K: 0 S: 4	H: 1 LOB: 1 BB: 0 P: 4	R: 0 E: 0 K: 0 S: 3	H: 0 LOB: 0 BB: 0 P: 3		1B: 10 2B: 4 3B: 0 HR: 0	SF: 0 SAC: 2 DP: 0 HBP: 0
<b>PITCHER</b>	IP WLS BF H R ER SO BB IBB HBP BLK WP HR S P ERA WHIP																		
Lynn McGlothen, R ERA: 3.84	5.0 L 27 7 3 2 7 3 3 0 0 0 0 0 0 37 53 3.60 2.000																		
Ron Bryant, L ERA: 7.04	0.0 3 3 3 3 0 0 0 0 0 0 0 0 3 3																		
Ryan Kurosaki, R ERA: 7.04	0.1 6 3 4 4 0 1 1 0 0 0 0 0 4 12 108.00 12.000																		
Greg Terlecky, R ERA: 2.2	2.2 9 1 0 0 1 0 0 0 0 0 0 0 11 11 0.00 0.375																		

Batter	1	2	3	4	5	6	7	8	9	AB	R	H	RBI	BB	SO	LOB	TOP					
Larry Milbourne, S OBP: 0.222, SLG: 0.186	G3		G3		F7		G6-3			4	0	0	0	0	0	2	<b>Houston Astros @ St. Louis Cardinals</b> Busch Stadium, St. Louis, MO Fri Jun 13 1975, 7:05 PM CDT Att: 20,557 - Unknown					
Greg Gross, L OBP: 0.350, SLG: 0.341	4-3		2B 1B		5-3 1B		F7			4	0	2	0	0	0	0						
Cesar Cedeno, R OBP: 0.351, SLG: 0.383	2B		F4		5-3		1B E 1B			4	1	2	0	0	0	3						
Bob Watson, R OBP: 0.379, SLG: 0.519	F3		1-3 2B		K		E7 1B			4	0	2	0	0	1	3						
Jose Cruz, L OBP: 0.359, SLG: 0.350		F6	F8		F8		F8			4	0	0	0	0	0	3						
Doug Rader, R OBP: 0.320, SLG: 0.330		6-3 1B		F8		G3		K		4	1	1	0	0	1	1						
Roger Metzger, S OBP: 0.325, SLG: 0.352		6-3		F7		F5		2-3		4	0	0	0	0	0	1						
Skip Jutze, R OBP: 0.184, SLG: 0.184		1-3		1-3			S6-3 1B	F7		4	0	2	1	0	0	0						
Paul Siebert, L Wilbur Howard, S Ken Forsch, R Ken Boswell, L Joe Niekro, R Milt May, L	F7			5-3 1B			F4	K		1	0	0	0	0	0	1						
<b>Inning Stats</b>	R: 0 E: 0 K: 0 S: 4	H: 1 LOB: 1 BB: 0 P: 4	R: 1 E: 0 K: 0 S: 5	H: 2 LOB: 1 BB: 0 P: 5	R: 0 E: 0 K: 0 S: 5	H: 2 LOB: 2 BB: 0 P: 5	R: 0 E: 0 K: 0 S: 3	H: 0 LOB: 0 BB: 0 P: 3	R: 0 E: 0 K: 1 S: 7	H: 2 LOB: 2 BB: 0 P: 7	R: 0 E: 0 K: 0 S: 3	H: 0 LOB: 0 BB: 0 P: 3	R: 0 E: 0 K: 0 S: 3	H: 1 LOB: 0 BB: 0 P: 3	R: 1 E: 1 K: 1 S: 7	H: 2 LOB: 1 BB: 0 P: 7		R: 0 E: 0 K: 1 S: 5	H: 0 LOB: 0 BB: 0 P: 5	1B: 8 2B: 2 3B: 0 HR: 0	SF: 0 SAC: 0 DP: 1 HBP: 0	WP: 0 PB: 0 SB: 1 CS: 0
<b>PITCHER</b> Ron Reed, R ERA: 3.39	IP: 9.0 WLS: W BF: 36 H: 10 R: 2 ER: 1 SO: 3 BB: 0 IBB: 0 HBP: 0 BLK: 0 WP: 0 HR: 0 S: 42 P: 42 ERA: 1.00 WHIP: 1.111																					

Batter	1	2	3	4	5	6	7	8	9	AB	R	H	RBI	BB	SO	LOB	BOTTOM			
Lou Brock, L OBP: 0.356, SLG: 0.435	2B 1B		4-3	E4 S			G3			4	1	1	0	0	0	1	<b>Houston Astros @ St. Louis Cardinals</b> Busch Stadium, St. Louis, MO Fri Jun 13 1975, 7:05 PM CDT Att: 20,557 - Unknown			
Ted Sizemore, R OBP: 0.330, SLG: 0.320	1B 2B		BB	F7			5-3			3	1	1	1	1	0	2				
Willie Davis, L OBP: 0.279, SLG: 0.414	F9		F8		G3		1B			4	0	1	1	0	0	2				
Reggie Smith, S OBP: 0.419, SLG: 0.642	FC6-4 1B		1-3		F7		K			4	0	1	1	0	1	2				
Ted Simmons, S OBP: 0.367, SLG: 0.450	F8			1B 2B 1B	G3		G3 BB			3	1	1	0	1	0	1				
Luis Melendez, R OBP: 0.273, SLG: 0.362	FC6-4			1B 2B 1B		F9	G3			4	1	1	0	0	0	2				
Ken Reitz, R OBP: 0.316, SLG: 0.363		E3 CS		2B 1B		6-3	K			4	0	1	0	0	1	1				
Mario Guerrero, R OBP: 0.300, SLG: 0.308	F9		F7		6-3		F7			4	0	0	0	0	0	5				
Ron Reed, R OBP: 0.286, SLG: 0.353	4-3			1-3 E 2B			WP G3 1B 1B			3	2	2	2	0	0	0				
<b>Inning Stats</b>	R: 2 E: 0 K: 0 S: 6	H: 3 LOB: 1 BB: 0 P: 6	R: 0 E: 1 K: 0 S: 3	H: 0 LOB: 0 BB: 0 P: 3	R: 0 E: 0 K: 0 S: 3	H: 0 LOB: 1 BB: 1 P: 7	R: 3 E: 1 K: 0 S: 7	H: 4 LOB: 1 BB: 0 P: 7	R: 0 E: 0 K: 0 S: 3	H: 0 LOB: 0 BB: 0 P: 3	R: 0 E: 0 K: 0 S: 3	H: 0 LOB: 0 BB: 0 P: 3	R: 1 E: 0 K: 1 S: 7	H: 2 LOB: 1 BB: 0 P: 7	R: 0 E: 0 K: 1 S: 5	H: 0 LOB: 1 BB: 1 P: 9		1B: 7 2B: 2 3B: 0 HR: 0	SF: 0 SAC: 0 DP: 0 HBP: 0	WP: 1 PB: 0 SB: 2 CS: 1
<b>PITCHER</b> Paul Siebert, L ERA: 9.0 Ken Forsch, R ERA: 3.63 Joe Niekro, R ERA: 4.63	IP: 4.0 WLS: L BF: 20 H: 7 R: 5 ER: 4 SO: 4 BB: 1 IBB: 0 HBP: 0 BLK: 0 WP: 0 HR: 0 S: 19 P: 23 ERA: 9.00 WHIP: 2.000																			





Batter	1	2	3	4	5	6	7	8	9	AB	R	H	RBI	BB	SO	LOB	TOP					
Greg Gross, L OBP: 0.348, SLG: 0.344 (1, 7)	6-3		FC6 1B		F8		6-3		E6 HR	5	1	1	0	0	0	0	<b>Houston Astros @ St. Louis Cardinals</b> Busch Stadium, St. Louis, MO Sun Jun 15 1975, 3:33 AM CDT Att: 33,201 - Unknown  livebaseballscores.com					
Roger Metzger, S OBP: 0.326, SLG: 0.351 (1, 6)	FC6-4 1B		F7		4-3		F8		K	5	0	1	0	0	1	2						
Cesar Cedeno, R OBP: 0.358, SLG: 0.389 (1, 8)	FC6-4 2B		FC6			6-3			HR 1B	5	2	2	0	0	2							
Bob Watson, R OBP: 0.386, SLG: 0.526 (1, 3)	1-H 2B			1B 1B		6-3 BB			E3 HR	4	2	2	1	1	0	3						
Milt May, L OBP: 0.290, SLG: 0.298 Skip Jutze, R OBP: 0.184, SLG: 0.184 (8, PR) (8, 2)	G3			F9		6-3 E 1B		F8 SH5-4 1B		4	1	2	0	0	0	2						
Cliff Johnson, R OBP: 0.337, SLG: 0.457 (9, PH) (9, 2)						1-2 1B		1-H 2-H 3-H HR		1	1	1	4	0	0	0						
Jose Cruz, L OBP: 0.350, SLG: 0.339 (1, 9)		4-3		F6		E3 6-3 1B		SH5-4	4-3	4	1	0	0	0	3							
Doug Rader, R OBP: 0.319, SLG: 0.333 (1, 5)	K					6-3		F8		5	0	2	1	0	1	4						
Larry Milbourne, S OBP: 0.200, SLG: 0.167 Ken Boswell, L OBP: 0.377, SLG: 0.333 (4, PH) (4, 4)	K					1-2 2-3 3-H			2B	1	0	0	0	0	1	0						
Rob Andrews, R OBP: 0.276, SLG: 0.242 (9, PR) (9, 4)				G1		2-H 3-H 1B			IBB	2	0	1	2	2	0	2						
Doug Koniczny, R OBP: 0.185, SLG: 0.226 Wilbur Howard, S OBP: 0.335, SLG: 0.344 Ken Forester, L OBP: 0.143, SLG: 0.143 Enos Slaughter, R OBP: 0.398, SLG: 0.598 Wayne Granger, R OBP: 0.267, SLG: 0.600 Jim Crawford, L OBP: 0.262, SLG: 0.600 Joe Niekro, R OBP: 0.350, SLG: 0.333 (1, 1) (5, PH) (8, PH) (8, 1) (8, 1)			4-3			4-3		F9	4-3	1	0	0	0	0	0	0						
Inning Stats	R: 1 E: 0 K: 0 S: 5	H: 2 LOB: 1 BB: 0 P: 5	R: 0 E: 0 K: 2 S: 7	H: 0 LOB: 0 BB: 0 P: 7	R: 0 E: 0 K: 0 S: 4	H: 1 LOB: 1 BB: 0 P: 4	R: 0 E: 0 K: 0 S: 5	H: 2 LOB: 2 BB: 0 P: 5	R: 0 E: 0 K: 0 S: 3	H: 0 LOB: 0 BB: 0 P: 3	R: 3 E: 1 K: 1 S: 8	H: 2 LOB: 1 BB: 1 P: 12	R: 0 E: 0 K: 0 S: 4	H: 1 LOB: 2 BB: 1 P: 8	R: 0 E: 0 K: 0 S: 4	H: 1 LOB: 2 BB: 1 P: 14		R: 4 E: 2 K: 1 S: 10	H: 3 LOB: 2 BB: 1 P: 14	1B: 8 2B: 3 3B: 0 HR: 1	SF: 0 SAC: 1 DP: 0 HBP: 0	WP: 0 PA: 45 PB: 0 SB: 0 CS: 0
PITCHER	IP	WLS	BF	H	R	ER	SO	BB	IBB	HBP	BLK	WP	HR	S	P	ERA		WHIP				
Bob Forsch, R ERA: 2.55 (1, 1)	8.0		36	9	4	1	3	1	1	0	0	0	0	40	48	1.12		1.250				
Al Hrabosky, L ERA: 1.91 (9, 1)	0.1	L	4	1	3	1	1	0	0	0	0	0	0	6	6	27.00	3.000					
Mike Garman, R ERA: 2.25 (9, 1)	0.2	L	5	2	1	0	0	0	1	0	0	0	1	4	8	0.00	3.000					

Batter	1	2	3	4	5	6	7	8	9	AB	R	H	RBI	BB	SO	LOB	BOTTOM					
Bake McBride, L OBP: 0.296, SLG: 0.314 Luis Melendez, R OBP: 0.278, SLG: 0.367 (8, PH) (9, 7)	4-3	FC3-2 G6-4-3		F7			F7	SF8 BB 1B		4	0	0	0	0	0	3	<b>Houston Astros @ St. Louis Cardinals</b> Busch Stadium, St. Louis, MO Sun Jun 15 1975, 3:33 AM CDT Att: 33,201 - Unknown  livebaseballscores.com					
Ted Sizemore, R OBP: 0.329, SLG: 0.319 Lou Brock, L OBP: 0.358, SLG: 0.433 Al Hrabosky, R OBP: 0.400, SLG: 0.250 Mike Garman, R (9, 1)		G6-4-3		6-3			F4	BB		4	1	1	0	0	3							
Willie Davis, L OBP: 0.283, SLG: 0.431 (1, 9) (9, 8)	4-3 1-H 2B						E3 1B	SF8		4	1	2	3	0	0							
Reggie Smith, S OBP: 0.414, SLG: 0.641 (1, 3) (9, 9)	4-3						G3	K		5	1	2	1	0	1	3						
Ted Simmons, S OBP: 0.363, SLG: 0.439 Don Hahn, R OBP: 0.143, SLG: 0.077 (9, PR) (9, 9)	F5						F7			4	0	1	0	1	1	3						
Jim Dwyer, L OBP: 0.286, SLG: 0.226 Mike Tyson, R OBP: 0.300, SLG: 0.364 (1, 7) (9, 4)										4	1	2	0	0	1	1						
Ken Reitz, R OBP: 0.318, SLG: 0.368 (1, 5)		1B 2B					4-3	FC1-5 1B	F9	1	0	0	0	0	1							
Mario Guerrero, R OBP: 0.282, SLG: 0.288 (1, 6)		1B 1B FC3-2 1B		F6			FC5 2B	1B FC1-5 1B	F9	5	1	3	1	0	2							
Bob Forsch, R OBP: 0.389, SLG: 0.500 Ron Fairly, L OBP: 0.421, SLG: 0.410 (8, PH) (9, 3)		FC3-2 1B						1B FC1-5 BB		3	0	1	0	0	1							
Inning Stats	R: 1 E: 0 K: 0 S: 5	H: 4 LOB: 2 BB: 0 P: 6	R: 2 E: 0 K: 1 S: 7	H: 2 LOB: 1 BB: 1 P: 11	R: 0 E: 0 K: 0 S: 3	H: 0 LOB: 0 BB: 0 P: 3	R: 0 E: 0 K: 0 S: 4	H: 1 LOB: 1 BB: 0 P: 4	R: 0 E: 1 K: 1 S: 7	H: 1 LOB: 2 BB: 0 P: 7	R: 3 E: 0 K: 1 S: 9	H: 4 LOB: 2 BB: 1 P: 13	R: 0 E: 0 K: 0 S: 4	H: 1 LOB: 1 BB: 0 P: 4	R: 0 E: 0 K: 0 S: 4	H: 1 LOB: 1 BB: 0 P: 4		1B: 10 2B: 3 3B: 0 HR: 2	SF: 1 SAC: 0 DP: 1 HBP: 0	WP: 1 PA: 44 PB: 0 SB: 0 CS: 0		
PITCHER	IP	WLS	BF	H	R	ER	SO	BB	IBB	HBP	BLK	WP	HR	S	P	ERA		WHIP				
Doug Koniczny, R ERA: 3.66 (1, 1)	4.0		20	8	4	4	1	1	0	0	0	0	0	14	14	9.00		2.250				
Ken Forsch, R ERA: 3.66 (5, 1)	3.0		12	2	0	0	1	0	0	0	0	0	0	14	14	0.00		0.667				
Wayne Granger, R ERA: 2.32 (8, 1)	0.1		3	2	2	2	0	0	0	0	0	0	0	3	3	54.00		6.000				
Jim Crawford, L ERA: 2.62 (8, 1)	0.0		2	2	0	0	0	0	0	0	0	0	0	2	2	∞	∞					
Joe Niekro, R ERA: 4.32 (8, 1)	1.2	W	7	1	1	1	1	1	0	0	0	0	0	8	12	5.40	1.200					

Batter	1	2	3	4	5	6	7	8	9	AB	R	H	RBI	BB	SO	LOB	TOP		
Lou Brock, L OBP: 0.355, SLG: 0.425 (1, 7)	4-3	L7			FC4-6			1B BB SF9 BB	K	4	1	0	0	1	1	2			
Ted Sizemore, R OBP: 0.336, SLG: 0.321 (1, 4)	FC6-4 BB		F4		FC6-4			SF9 1B BB E BB		2	1	1	0	2	0	0			
Willie Davis, L OBP: 0.282, SLG: 0.428 (1, 9)	FC6-4		K		FC6-4			E 1B		4	0	1	0	0	1	3			
Reggie Smith, S OBP: 0.410, SLG: 0.635 (1, 3)	F8		F9					SF9		3	0	1	1	0	0	1			
Ted Simmons, S OBP: 0.357, SLG: 0.431 (1, 2)		F3		5-3				E1		4	0	0	1	0	0	2			
Bake McBride, L OBP: 0.294, SLG: 0.330 (1, 8)		2B 3B		4-3		G6-4-3		F4		4	1	1	0	0	0	3			
Ken Reitz, R OBP: 0.300, SLG: 0.372 (1, 5)										3	1	1	1	0	1	0			
Mike Tyson, R OBP: 0.294, SLG: 0.356 (7, 5)		1B 1-3 2B		5-3				F6		1	0	0	0	0	0	2	AB 32 R 4 H 6 RBI 4 BB 4 SO 3 LOB 14		
Mario Guerrero, R OBP: 0.280, SLG: 0.286 (1, 6)		1-3 1B		4-3				F9		4	0	1	0	0	0	0			
Ron Bryant, S John Curtis, L Bob Gibson, R Ron Fairly, L Ryan Kurosaki, R Greg Terlecky, R Doug Howard, R (1, 1) (2, 1) (3, 1) (7, Ph) (7, 1) (8, 1) (9, Ph)		1-3			FC4-6 BB			4-3		1	0	0	1	0	0	1			
<b>Inning Stats</b>	R: 0 E: 0 K: 0 S: 3	H: 0 LOB: 1 BB: 1 P: 7	R: 2 E: 0 K: 0 S: 6	H: 3 LOB: 1 BB: 0 P: 6	R: 0 E: 0 K: 1 S: 5	H: 0 LOB: 0 BB: 0 P: 5	R: 0 E: 0 K: 0 S: 3	H: 0 LOB: 0 BB: 0 P: 3	R: 0 E: 0 K: 1 S: 4	H: 1 LOB: 2 BB: 1 P: 8	R: 0 E: 0 K: 0 S: 5	H: 0 LOB: 0 BB: 0 P: 5	R: 0 E: 0 K: 1 S: 5	H: 0 LOB: 2 BB: 0 P: 13	R: 0 E: 0 K: 1 S: 5	H: 0 LOB: 0 BB: 0 P: 5	1B: 4 2B: 1 3B: 1 HR: 0	SF: 1 SAC: 0 DP: 1 HBP: 0	WP: 0 PA: 37 PB: 0 SB: 0 CS: 0
<b>PITCHER</b>	IP WLS BF H R ER SO BB IBB HBP BLK WP HR S P ERA WHIP																		
Bruce Kison, R ERA: 2.98 (1, 1)	7.1 W 32 6 4 4 2 4 0 0 0 0 0 0 32 48 4.91 1.364																		
Ramon Hernandez, L ERA: 2.96 (8, 1)	1.2 5 0 0 0 1 0 0 0 0 0 0 0 7 7 0.00 0.000																		

St. Louis Cardinals @ Pittsburgh Pirates  
Three Rivers Stadium, Pittsburgh, PA  
Mon Jun 16 1975, 7:05 PM EDT  
Att: 13,003 - Unknown

AB 32  
R 4  
H 6  
RBI 4  
BB 4  
SO 3  
LOB 14



Batter	1	2	3	4	5	6	7	8	9	AB	R	H	RBI	BB	SO	LOB	BOTTOM		
Rennie Stennett, R OBP: 0.323, SLG: 0.387 (1, 4)	F8		5-3		K			BLK 2B 1B		6	2	3	4	0	1	1			
Manny Sanguillen, R OBP: 0.413, SLG: 0.453 (1, 2)	HR BB	PB E 1B			F9			6-3		5	1	2	1	1	1	3			
Al Oliver, L OBP: 0.297, SLG: 0.447 (1, 8)	K	E6 PB 1B			K			F8		5	1	1	1	0	2	4			
Willie Stargell, L OBP: 0.344, SLG: 0.500 (1, 3)	HR	F5								4	1	3	3	1	0	2			
Richie Zisk, R OBP: 0.327, SLG: 0.357 (1, 7)	PB 2B	IBB			F8			K		4	0	1	0	1	2	3			
Dave Parker, L OBP: 0.369, SLG: 0.563 (1, 9)	FC5-4 BB	K						4-3		4	0	2	0	1	1	3			
Art Howe, R OBP: 0.277, SLG: 0.228 (1, 5)	FC5-4	4-3						F8		4	0	0	0	1	0	6			
Frank Taveras, R OBP: 0.247, SLG: 0.238 (1, 6)		SH HR 2B			F2			K		5	3	2	0	0	1	4			
Bruce Kison, R OBP: 0.226, SLG: 0.172 Ramon Hernandez, S (1, 1) (8, 1)		SH HR			SH2-4 1B 1B					2	2	1	0	0	1	3			
<b>Inning Stats</b>	R: 2 E: 0 K: 1 S: 7	H: 2 LOB: 2 BB: 2 P: 15	R: 3 E: 1 K: 1 S: 10	H: 3 LOB: 3 BB: 1 P: 14	R: 1 E: 0 K: 1 S: 7	H: 2 LOB: 1 BB: 0 P: 7	R: 0 E: 0 K: 1 S: 6	H: 1 LOB: 3 BB: 2 P: 14	R: 1 E: 0 K: 2 S: 9	H: 2 LOB: 1 BB: 0 P: 9	R: 0 E: 0 K: 1 S: 5	H: 0 LOB: 0 BB: 0 P: 5	R: 2 E: 0 K: 1 S: 8	H: 3 LOB: 1 BB: 0 P: 8	R: 1 E: 0 K: 1 S: 7	H: 2 LOB: 2 BB: 1 P: 11	1B: 9 2B: 3 3B: 0 HR: 3	SF: 0 SAC: 2 DP: 0 HBP: 0	WP: 0 PA: 47 PB: 2 SB: 1 CS: 0
<b>PITCHER</b>	IP WLS BF H R ER SO BB IBB HBP BLK WP HR S P ERA WHIP																		
Ron Bryant, L ERA: 72.0 (1, 1)	1.0 L 11 5 5 5 1 0 1 0 0 0 0 0 6 10 0.00 0.000																		
John Curtis, L ERA: 4.03 (2, 1)	1.0 5 0 0 0 1 0 1 0 0 0 0 0 6 10 0.00 0.000																		
Bob Gibson, R ERA: 4.78 (3, 1)	4.0 19 5 2 2 5 2 0 0 0 0 0 1 27 35 4.50 1.750																		
Ryan Kurosaki, R ERA: 7.62 (7, 1)	1.2 11 5 3 3 1 1 0 0 1 0 0 0 12 16 16.20 3.600																		
Greg Terlecky, R ERA: 1.5 (8, 1)	0.1 1 0 0 0 1 0 0 0 0 0 0 0 3 3 0.00 0.000																		

St. Louis Cardinals @ Pittsburgh Pirates  
Three Rivers Stadium, Pittsburgh, PA  
Mon Jun 16 1975, 7:05 PM EDT  
Att: 13,003 - Unknown

AB 39  
R 10  
H 15  
RBI 9  
BB 6  
SO 9  
LOB 29



Batter	1	2	3	4	5	6	7	8	9	AB	R	H	RBI	BB	SO	LOB	TOP								
Lou Brock, L OBP: 0.352, SLG: 0.420 (1, 7)	6-3	FC4-6						1-3		5	1	1	0	0	0	3									
Ted Sizemore, R OBP: 0.333, SLG: 0.318 (1, 4)	K		5-3						F7	5	1	1	0	0	1	0									
Willie Davis, L OBP: 0.290, SLG: 0.437 (1, 9)	F9									5	2	3	0	0	0	0									
Reggie Smith, S OBP: 0.410, SLG: 0.634 Ron Fairly, L OBP: 0.217, SLG: 0.405 (9, PR)		6-3	G3-4-6-1							5	1	2	3	0	1	1									
Ted Simmons, S OBP: 0.370, SLG: 0.442 (1, 2)										4	1	4	1	1	0	0									
Bake McBride, L OBP: 0.301, SLG: 0.330 Luis Melendez, R OBP: 0.284, SLG: 0.372 (9, PH)										3	0	1	0	1	0	3									
Ken Reitz, R OBP: 0.320, SLG: 0.370 (1, 5)										1	0	1	1	0	0	0									
Mario Guerrero, R OBP: 0.276, SLG: 0.272 (1, 6)										4	0	0	0	1	0	5									
Lynn McGlothen, L Mike Garman, R (9, 1)										4	0	0	0	0	0	2									
<b>Inning Stats</b>	R: 0 E: 0 K: 1 S: 5	H: 0 LOB: 0 BB: 0 P: 5	R: 1 E: 1 K: 1 S: 8	H: 2 LOB: 3 BB: 1 P: 12	R: 0 E: 0 K: 0 S: 3	H: 1 LOB: 0 BB: 0 P: 3	R: 0 E: 0 K: 0 S: 4	H: 1 LOB: 1 BB: 0 P: 4	R: 4 E: 0 K: 0 S: 9	H: 6 LOB: 2 BB: 0 P: 9	R: 0 E: 0 K: 0 S: 3	H: 0 LOB: 0 BB: 0 P: 3	R: 0 E: 0 K: 1 S: 6	H: 1 LOB: 2 BB: 1 P: 10	R: 0 E: 0 K: 0 S: 3	H: 0 LOB: 0 BB: 0 P: 3	R: 2 E: 0 K: 0 S: 5	H: 3 LOB: 2 BB: 2 P: 13	1B: 12 2B: 2 3B: 0 HR: 0	SF: 0 SAC: 0 DP: 1 HBP: 0	WP: 0 PB: 0 SB: 0 CS: 0	PA: 44			
<b>PITCHER</b>	IP	WLS	BF	H	R	ER	SO	BB	IBB	HBP	BLK	WP	HR	S	P	ERA	WHIP								
Dock Ellis, R ERA: 5.02 Sam McDowell, L ERA: 3.39 Bob Moose, R ERA: 5.65 Dave Giusti, R ERA: 1.16 Ramon Hernandez, L ERA: 3.55	4.1	L	23	9	5	4	2	0	1	0	1	0	0	26	30	8.31	2.077								

St. Louis Cardinals @ Pittsburgh Pirates  
Three Rivers Stadium, Pittsburgh, PA  
Tue Jun 17 1975, 7:05 PM EDT  
Att: 15,898 - Unknown

AB 40  
R 7  
H 14  
RBI 6  
BB 4  
SO 3  
LOB 19



Batter	1	2	3	4	5	6	7	8	9	AB	R	H	RBI	BB	SO	LOB	BOTTOM								
Rennie Stennett, R OBP: 0.324, SLG: 0.385 (1, 4)	F8		F9							4	2	1	0	1	0	2									
Richie Hebner, L OBP: 0.369, SLG: 0.489 (1, 5)			F8							5	1	2	3	0	1	3									
Al Oliver, L OBP: 0.293, SLG: 0.442 Bill Robinson, R OBP: 0.326, SLG: 0.494 (7, 8)			4-3							3	0	0	0	0	0	2									
Willie Stargell, L OBP: 0.345, SLG: 0.495 (1, 3)	4-3									4	0	1	1	1	2	1									
Dave Parker, L OBP: 0.365, SLG: 0.554 (1, 9)										5	0	1	0	0	2	3									
Richie Ziek, R OBP: 0.329, SLG: 0.351 (1, 7)										3	0	0	0	2	1	3									
Manny Sanguillen, R OBP: 0.405, SLG: 0.443 (1, 2)										4	0	0	0	0	0	4									
Frank Taveras, R OBP: 0.242, SLG: 0.234 Bob Robertson, R OBP: 0.298, SLG: 0.357 Mario Mendoza, R OBP: 0.174, SLG: 0.174 (8, PR)										3	0	0	0	0	0	1									
Dock Ellis, S OBP: 0.188, SLG: 0.133 Sam McDowell, L OBP: 0.246, SLG: 0.222 Paul Popovich, S OBP: 0.227, SLG: 0.227 Bob Moose, R OBP: 0.229, SLG: 0.346 Ed Kirkpatrick, L OBP: 0.250, SLG: 0.250 Dave Giusti, R OBP: 0.246, SLG: 0.478 Duffy Dyer, R OBP: 0.278, SLG: 0.478 Ramon Hernandez, S OBP: 0.278, SLG: 0.478 (9, 1)										0	0	0	0	1	0	0									
<b>Inning Stats</b>	R: 0 E: 0 K: 0 S: 4	H: 1 LOB: 1 BB: 0 P: 4	R: 0 E: 1 K: 1 S: 6	H: 0 LOB: 1 BB: 0 P: 6	R: 0 E: 0 K: 2 S: 7	H: 0 LOB: 1 BB: 1 P: 11	R: 3 E: 0 K: 0 S: 6	H: 3 LOB: 1 BB: 1 P: 10	R: 0 E: 0 K: 0 S: 3	H: 0 LOB: 0 BB: 0 P: 3	R: 0 E: 0 K: 2 S: 8	H: 1 LOB: 1 BB: 0 P: 8	R: 0 E: 0 K: 2 S: 8	H: 1 LOB: 3 BB: 2 P: 16	R: 1 E: 0 K: 1 S: 7	H: 2 LOB: 2 BB: 1 P: 11	1B: 7 2B: 0 3B: 0 HR: 1	SF: 0 SAC: 0 DP: 0 HBP: 0	WP: 0 PB: 0 SB: 1 CS: 0	PA: 42					
<b>PITCHER</b>	IP	WLS	BF	H	R	ER	SO	BB	IBB	HBP	BLK	WP	HR	S	P	ERA	WHIP								
Lynn McGlothen, R ERA: 3.88 Mike Garman, R ERA: 2.2	8.1	W	40	8	4	4	7	6	0	0	0	0	0	4	4	0.00	0.000								

St. Louis Cardinals @ Pittsburgh Pirates  
Three Rivers Stadium, Pittsburgh, PA  
Tue Jun 17 1975, 7:05 PM EDT  
Att: 15,898 - Unknown

AB 36  
R 4  
H 8  
RBI 4  
BB 6  
SO 8  
LOB 23



Batter	1	2	3	4	5	6	7	8	9	AB	R	H	RBI	BB	SO	LOB	TOP			
<b>Lou Brock, L</b> OBP: 0.349, SLG: 0.415 (1, 7)										5	1	1	0	0	0	2	<b>St. Louis Cardinals @ Pittsburgh Pirates</b> Three Rivers Stadium, Pittsburgh, PA Wed Jun 18 1975, 7:05 PM EDT Att: 22,345 - Unknown			
<b>Ted Sizemore, R</b> OBP: 0.332, SLG: 0.317 (1, 4)										4	0	1	1	0	0	1				
<b>Willie Davis, L</b> OBP: 0.284, SLG: 0.429 (1, 9)										4	0	0	0	0	1	4				
<b>Reggie Smith, S</b> OBP: 0.412, SLG: 0.626 (1, 3)										2	1	0	0	2	0	0				
<b>Ted Simmons, S</b> OBP: 0.372, SLG: 0.448 (1, 2)										4	0	2	0	0	0	1				
<b>Luis Melendez, R</b> OBP: 0.283, SLG: 0.368 (1, 8)										4	0	1	1	0	2	2				
<b>Ken Reitz, R</b> OBP: 0.315, SLG: 0.363 (1, 5)										4	0	0	0	0	1	4				
<b>Mario Guerrero, R</b> OBP: 0.286, SLG: 0.274 (1, 6)										3	1	1	0	1	0	0				
<b>Ron Reed, R</b> OBP: 0.278, SLG: 0.343 (4, 1) <b>Ron Bryant, S</b> OBP: 0.277, SLG: 0.228 (6, PR) <b>Dick Billings, R</b> OBP: 0.277, SLG: 0.228 (9, 5) <b>Greg Terlecky, R</b> OBP: 0.277, SLG: 0.228 (9, 5) <b>Doug Howard, R</b> OBP: 0.277, SLG: 0.228 (9, 5) <b>Mike Barlow, L</b> OBP: 0.277, SLG: 0.228 (9, 5) <b>Ken Rudolph, R</b> OBP: 0.150, SLG: 0.150 (9, PH)										1	0	0	0	0	1	0				
<b>Inning Stats</b>	R: 1, E: 1, K: 1, S: 6	H: 1, LOB: 0, BB: 0, P: 6	R: 0, E: 0, K: 1, S: 5	H: 0, LOB: 0, BB: 0, P: 5	R: 0, E: 0, K: 1, S: 5	H: 0, LOB: 0, BB: 0, P: 5	R: 1, E: 0, K: 0, S: 5	H: 2, LOB: 2, BB: 1, P: 9	R: 0, E: 0, K: 1, S: 6	H: 0, LOB: 1, BB: 0, P: 9	R: 1, E: 1, K: 0, S: 5	H: 1, LOB: 1, BB: 0, P: 5	R: 0, E: 0, K: 1, S: 6	H: 1, LOB: 1, BB: 0, P: 6	R: 0, E: 0, K: 0, S: 3	H: 0, LOB: 0, BB: 0, P: 3	1B: 5, 2B: 1, 3B: 0, HR: 0	SF: 0, SAC: 0, DP: 0, HBP: 0	WP: 0, PB: 0, SB: 1, CS: 1	PA: 37
<b>PITCHER</b> <b>Jim Rooker, L</b> ERA: 3.56 (1, 1)	IP: 9.0, WLS: W, BF: 37	H: 6, R: 3, ER: 1, SO: 6	BB: 3, IBB: 0, HBP: 0, BLK: 0	WP: 0, HR: 0, S: 46, P: 58	ERA: 1.00, WHIP: 1.000															

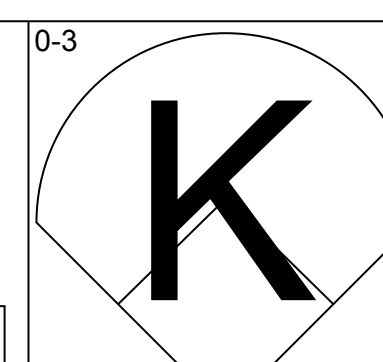
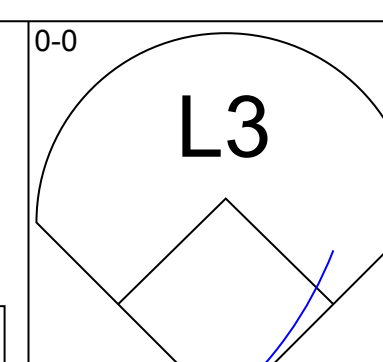
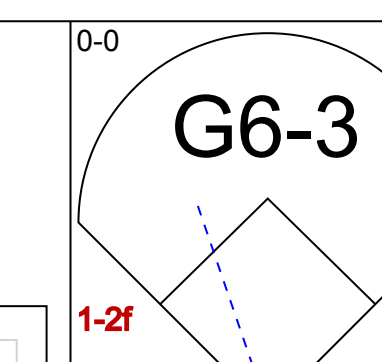
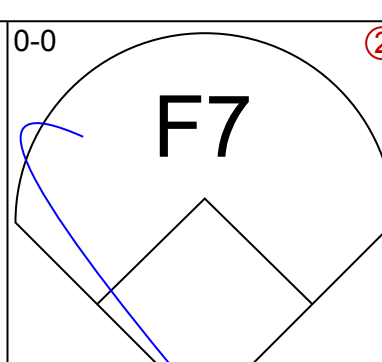
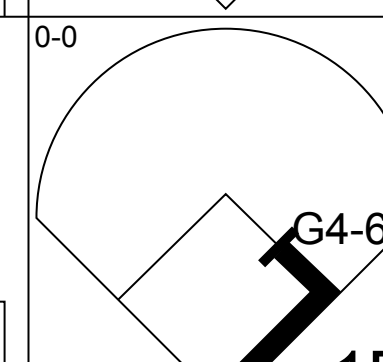
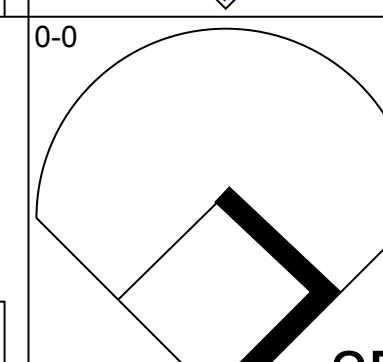
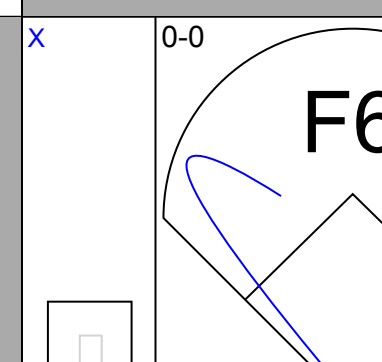
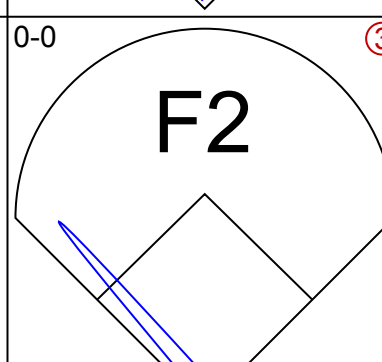
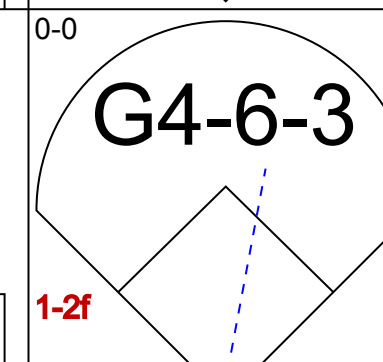
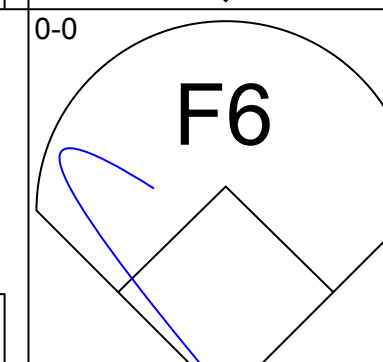
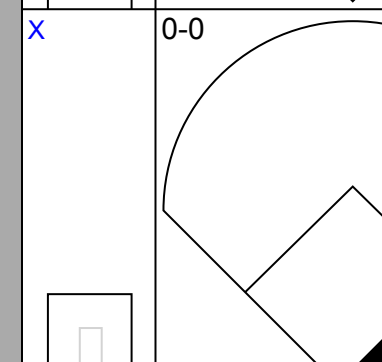
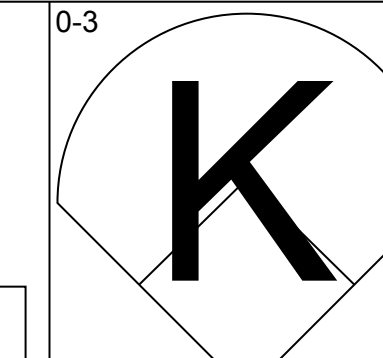
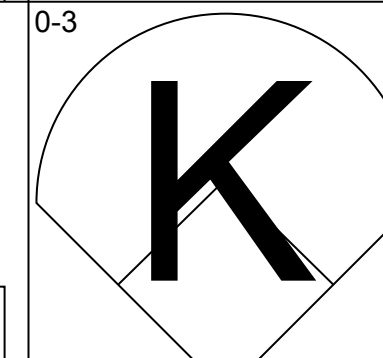
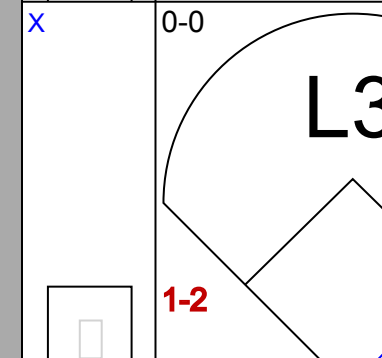
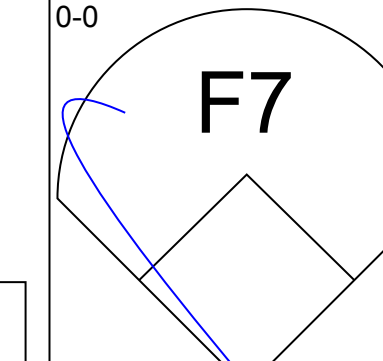
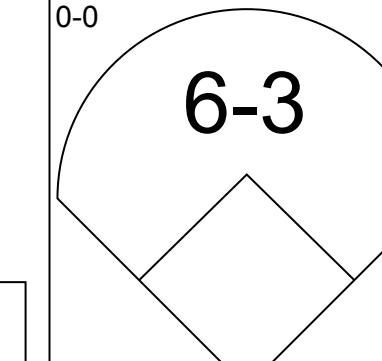
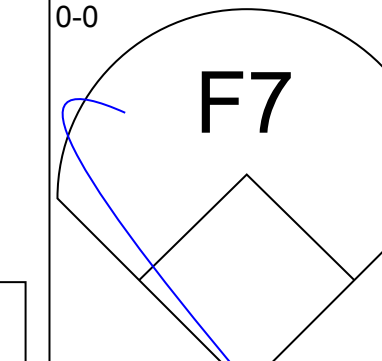
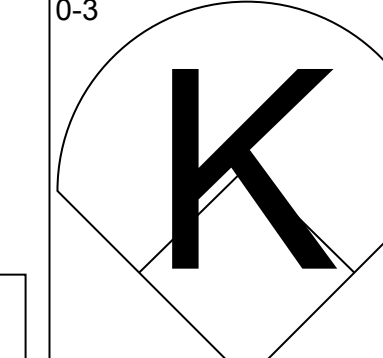
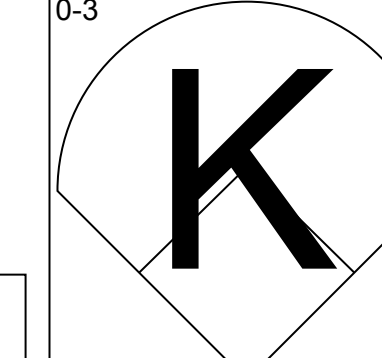
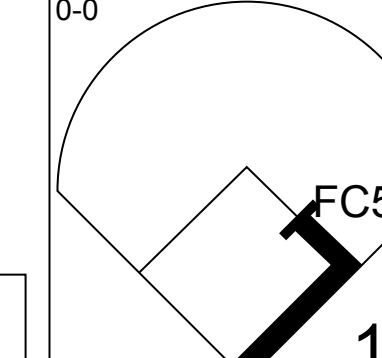
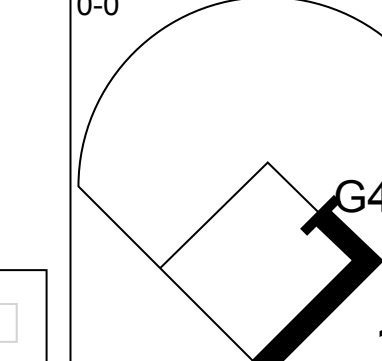
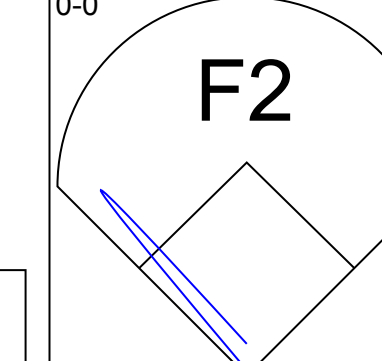
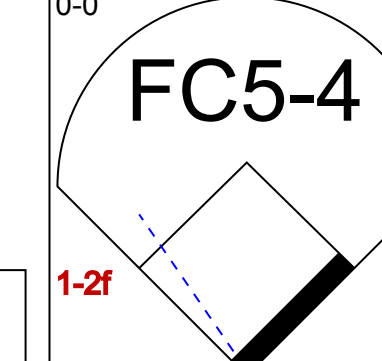
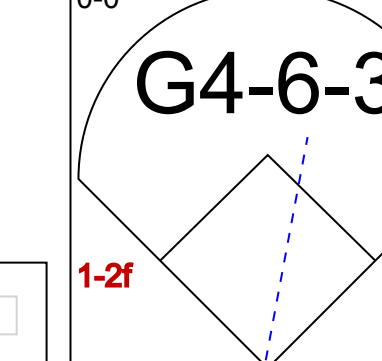
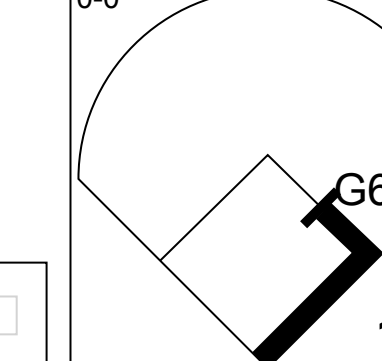
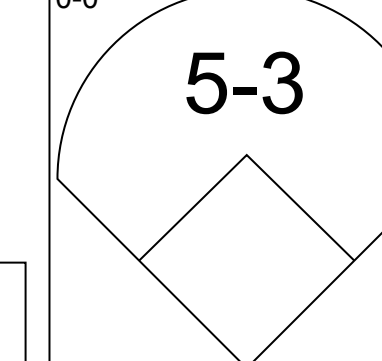
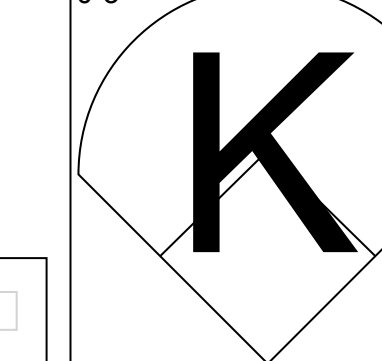
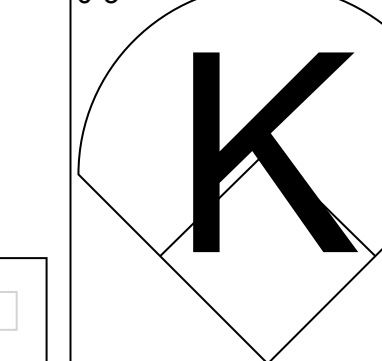
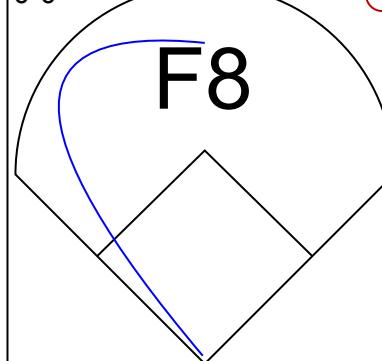
Batter	1	2	3	4	5	6	7	8	9	AB	R	H	RBI	BB	SO	LOB	BOTTOM	
<b>Rennie Stennett, R</b> OBP: 0.322, SLG: 0.381 (1, 4)										5	0	1	1	0	1	2	<b>St. Louis Cardinals @ Pittsburgh Pirates</b> Three Rivers Stadium, Pittsburgh, PA Wed Jun 18 1975, 7:05 PM EDT Att: 22,345 - Unknown	
<b>Ed Kirkpatrick, L</b> OBP: 0.389, SLG: 0.484 (1, 7)										5	2	4	0	0	1	0		
<b>Richie Hebner, L</b> OBP: 0.380, SLG: 0.489 (1, 5) <b>Art Howe, R</b> OBP: 0.277, SLG: 0.228 (6, PR) (9, 5)										2	1	1	0	2	1	1		
<b>Willie Stargell, L</b> OBP: 0.347, SLG: 0.490 (1, 3)										4	1	1	0	1	0	6		
<b>Dave Parker, L</b> OBP: 0.375, SLG: 0.563 (1, 9)										4	2	3	2	1	1	2		
<b>Bill Robinson, R</b> OBP: 0.330, SLG: 0.489 (1, 8)										5	1	2	3	0	0	7		
<b>Manny Sanguillen, R</b> OBP: 0.414, SLG: 0.449 (1, 2)										4	0	3	0	1	0	0		
<b>Frank Taveras, R</b> OBP: 0.247, SLG: 0.239 (1, 6)										5	1	2	1	0	0	4		
<b>Jim Rooker, R</b> OBP: 0.107, SLG: 0.107 (1, 1)										4	0	0	0	0	1	6		
<b>Inning Stats</b>	R: 4, E: 1, K: 0, S: 7	H: 4, LOB: 2, BB: 2, P: 15	R: 1, E: 0, K: 0, S: 5	H: 2, LOB: 2, BB: 1, P: 9	R: 0, E: 0, K: 0, S: 4	H: 1, LOB: 1, BB: 0, P: 4	R: 0, E: 0, K: 1, S: 6	H: 1, LOB: 2, BB: 1, P: 10	R: 0, E: 0, K: 1, S: 6	H: 2, LOB: 2, BB: 1, P: 10	R: 1, E: 1, K: 1, S: 6	H: 2, LOB: 1, BB: 0, P: 6	R: 3, E: 0, K: 1, S: 9	H: 4, LOB: 2, BB: 0, P: 10	1B: 14, 2B: 4, 3B: 0, HR: 0	SF: 0, SAC: 1, DP: 1, HBP: 1	WP: 1, PB: 1, SB: 1, CS: 0	PA: 45
<b>PITCHER</b> <b>Ron Reed, R</b> ERA: 3.73 (1, 1) <b>Ron Bryant, L</b> ERA: 36.0 (4, 1) <b>Greg Terlecky, R</b> ERA: 1.13 (5, 1) <b>Mike Barlow, R</b> ERA: 13.5 (7, 1)	IP: 3.0, WLS: L, BF: 21	H: 8, R: 5, ER: 5, SO: 0	BB: 3, IBB: 1, HBP: 0, BLK: 0	WP: 1, HR: 0, S: 17, P: 33	ERA: 15.00, WHIP: 3.667													

AB 34  
R 3  
H 6  
RBI 2  
BB 3  
SO 6  
LOB 15



AB 38  
R 9  
H 17  
RBI 7  
BB 5  
SO 5  
LOB 28

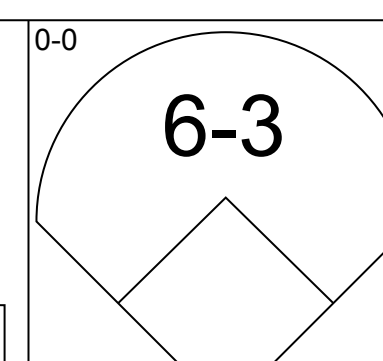
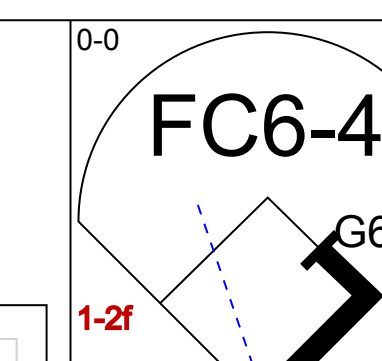
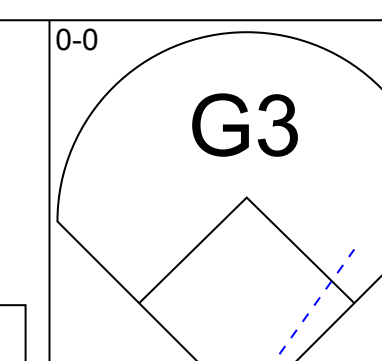
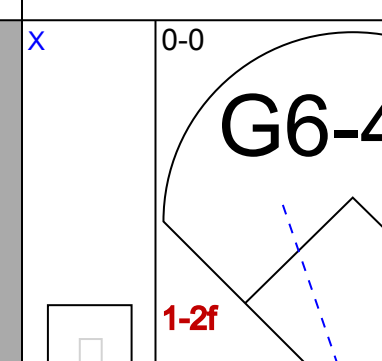
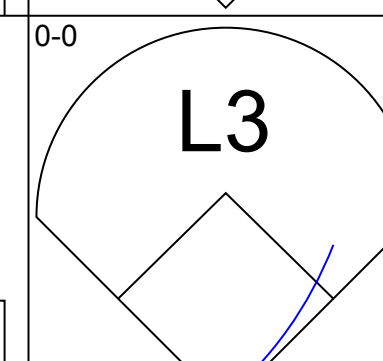
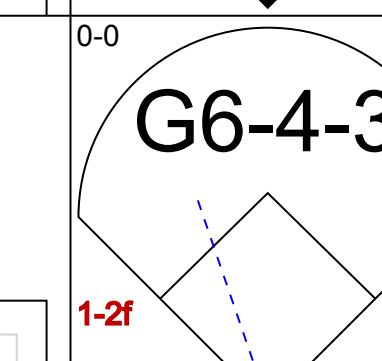
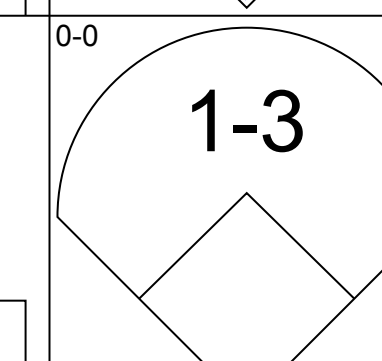
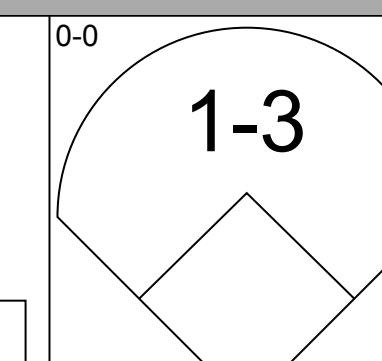
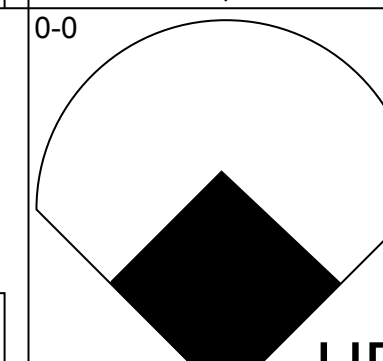
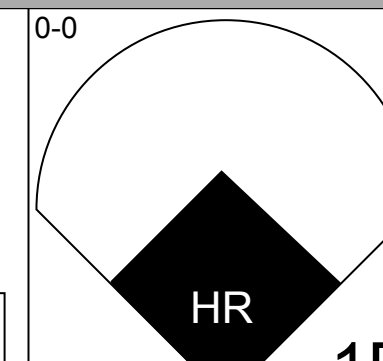
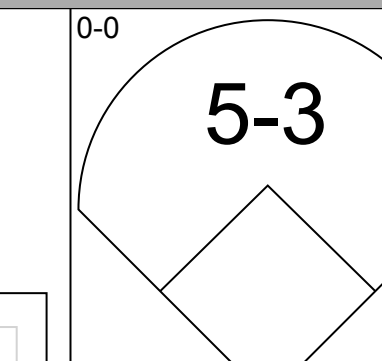
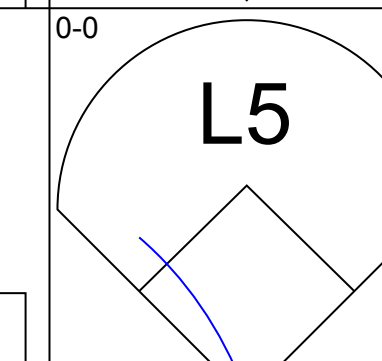
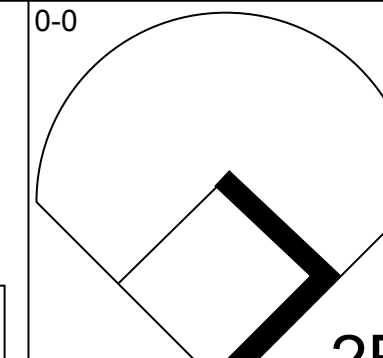
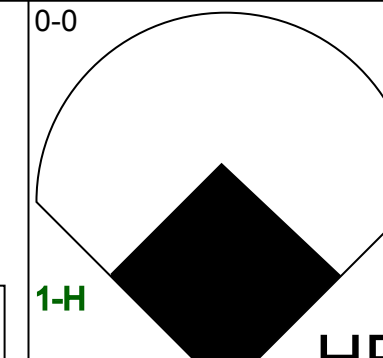
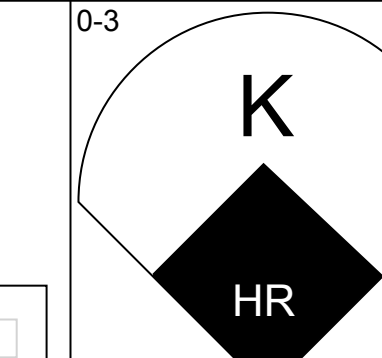
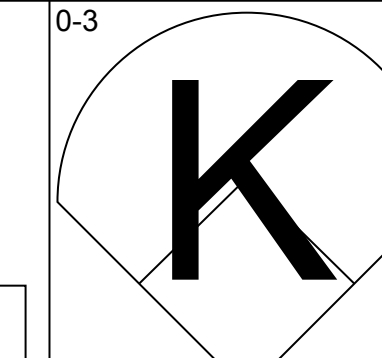
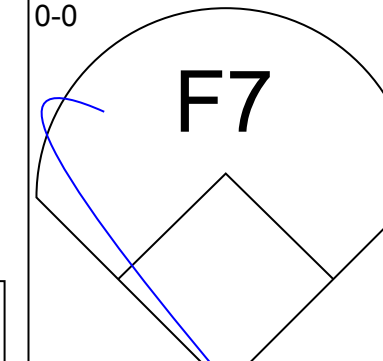
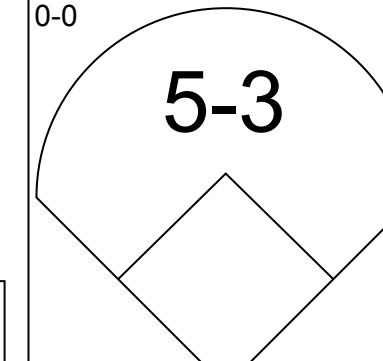
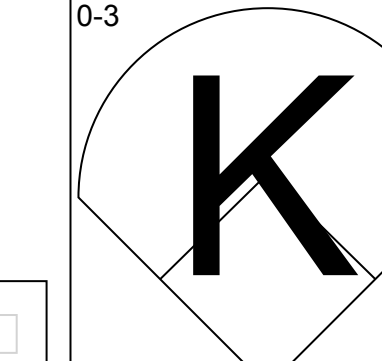

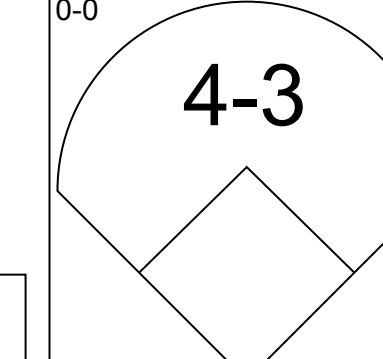
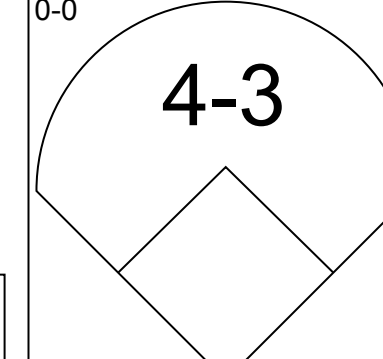
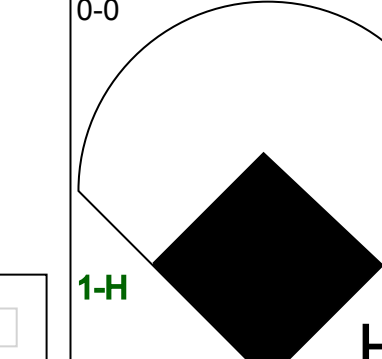

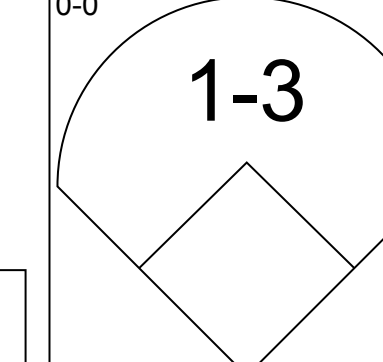
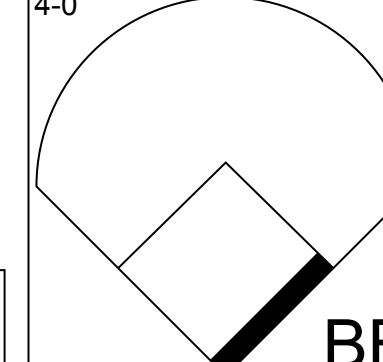
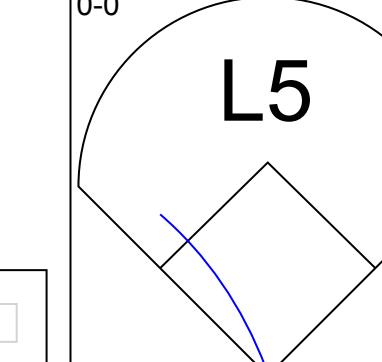

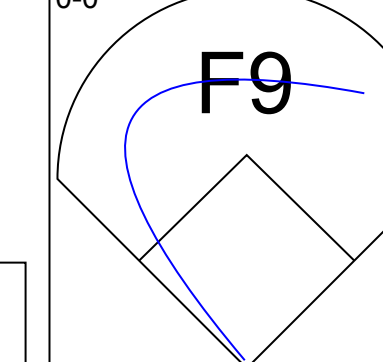
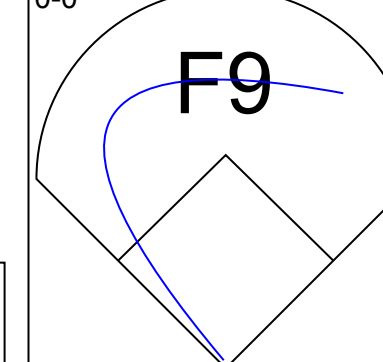
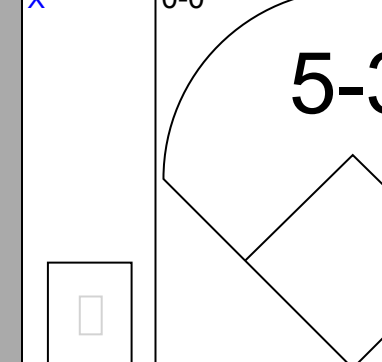
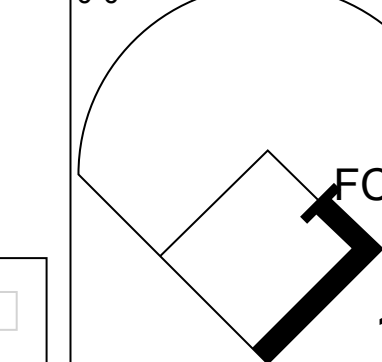
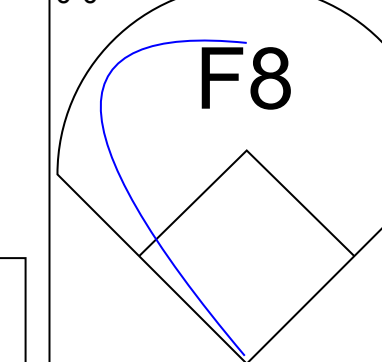
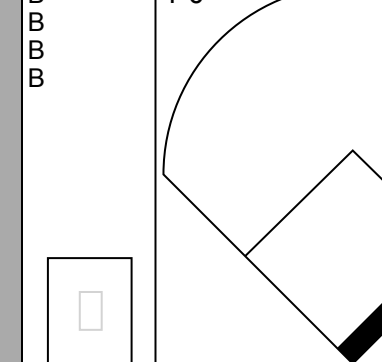


Batter	1	2	3	4	5	6	7	8	9	AB	R	H	RBI	BB	SO	LOB	TOP		
Luis Melendez, R (1, 7) OBP: 0.275, SLG: 0.358										4	0	0	0	0	1	1			
Ted Sizemore, R (1, 4) OBP: 0.335, SLG: 0.325										4	0	2	0	0	0	0			
Willie Davis, L (1, 8) OBP: 0.285, SLG: 0.427										3	0	1	0	0	0	2			
Reggie Smith, S (1, 9) OBP: 0.405, SLG: 0.614										3	0	0	0	0	2	2			
Ted Simmons, S (1, 2) OBP: 0.368, SLG: 0.441										3	0	0	0	0	0	0			
Doug Howard, R (1, 3) OBP: 0.200, SLG: 0.200										3	0	1	0	0	2	0			
Ken Reitz, R (1, 5) OBP: 0.315, SLG: 0.363										3	0	1	0	0	1				
Mario Guerrero, R (1, 6) OBP: 0.287, SLG: 0.276										3	0	1	0	0	2				
John Curtis, L (1, 1) OBP: 0.273, SLG: 0.200										2	0	0	0	0	2	1			
Ken Rudolph, R (9, PH) OBP: 0.143, SLG: 0.143										1	0	0	0	0	0	0			
<b>Inning Stats</b>	R: 0 E: 0 K: 1 S: 5	H: 1 LOB: 0 BB: 0 P: 5	R: 0 E: 0 K: 2 S: 7	H: 0 LOB: 0 BB: 0 P: 7	R: 0 E: 0 K: 1 S: 5	H: 1 LOB: 0 BB: 0 P: 5	R: 0 E: 0 K: 1 S: 6	H: 1 LOB: 1 BB: 0 P: 6	R: 0 E: 0 K: 1 S: 5	H: 0 LOB: 0 BB: 0 P: 5	R: 0 E: 0 K: 0 S: 3	H: 1 LOB: 0 BB: 0 P: 3	R: 0 E: 0 K: 0 S: 4	H: 1 LOB: 1 BB: 0 P: 4	R: 0 E: 0 K: 0 S: 3	H: 0 LOB: 0 BB: 0 P: 3	1B: 5 2B: 2 3B: 0 HR: 0	SF: 0 SAC: 0 DP: 4 HBP: 0	WP: 0 PA: 29 PB: 0 SB: 0 CS: 0
<b>PITCHER</b> Jerry Reuss, L (1, 1) ERA: 2.38	IP: 9.0 WLS: W BF: 29 H: 6 R: 0 ER: 0 SO: 7 BB: 0 IBB: 0 HBP: 0 BLK: 0 WP: 0 HR: 0 S: 43 P: 43 ERA: 0.00 WHIP: 0.667																		

St. Louis Cardinals @ Pittsburgh Pirates  
Three Rivers Stadium, Pittsburgh, PA  
Thu Jun 19 1975, 7:05 PM EDT  
Att: 8,198 - Unknown

AB 29  
R 0  
H 6  
RBI 0  
BB 0  
SO 7  
LOB 9



Batter	1	2	3	4	5	6	7	8	9	AB	R	H	RBI	BB	SO	LOB	BOTTOM		
Rennie Stennett, R (1, 4) OBP: 0.317, SLG: 0.374										4	0	0	0	0	0	2			
Manny Sanguillen, R (1, 2) OBP: 0.407, SLG: 0.441										4	0	0	0	0	0	1			
Bill Robinson, R (1, 8) OBP: 0.337, SLG: 0.521										4	2	2	1	0	0	0			
Willie Stargell, L (1, 3) OBP: 0.349, SLG: 0.510										4	2	2	2	0	2	0			
Richie Zisk, R (1, 7) OBP: 0.324, SLG: 0.346										3	0	0	0	0	1	2			
Dave Parker, L (1, 9) OBP: 0.374, SLG: 0.573										3	1	1	2	0	0	0			
Art Howe, R (1, 5) OBP: 0.279, SLG: 0.220										2	0	0	0	1	0	0			
Frank Taveras, R (1, 6) OBP: 0.243, SLG: 0.235										3	0	0	0	0	0	1			
Jerry Reuss, L (1, 1) OBP: 0.281, SLG: 0.258										2	0	1	0	1	0	0			
<b>Inning Stats</b>	R: 1 E: 0 K: 0 S: 5	H: 2 LOB: 1 BB: 0 P: 5	R: 0 E: 0 K: 0 S: 3	H: 0 LOB: 0 BB: 0 P: 3	R: 0 E: 0 K: 0 S: 3	H: 1 LOB: 0 BB: 0 P: 3	R: 2 E: 0 K: 0 S: 5	H: 2 LOB: 1 BB: 1 P: 9	R: 0 E: 0 K: 2 S: 9	H: 1 LOB: 0 BB: 0 P: 9	R: 0 E: 0 K: 0 S: 2	H: 0 LOB: 0 BB: 1 P: 6	R: 0 E: 0 K: 1 S: 5	H: 0 LOB: 0 BB: 0 P: 5	R: 0 E: 0 K: 0 S: 5	H: 0 LOB: 0 BB: 0 P: 5	1B: 2 2B: 1 3B: 0 HR: 3	SF: 0 SAC: 0 DP: 2 HBP: 0	WP: 0 PA: 31 PB: 1 SB: 0 CS: 0
<b>PITCHER</b> John Curtis, L (1, 1) ERA: 3.95	IP: 8.0 WLS: L BF: 31 H: 6 R: 5 ER: 3 SO: 3 BB: 2 IBB: 0 HBP: 0 BLK: 0 WP: 0 HR: 3 S: 35 P: 43 ERA: 3.38 WHIP: 1.000																		

St. Louis Cardinals @ Pittsburgh Pirates  
Three Rivers Stadium, Pittsburgh, PA  
Thu Jun 19 1975, 7:05 PM EDT  
Att: 8,198 - Unknown

AB 29  
R 5  
H 6  
RBI 5  
BB 2  
SO 3  
LOB 6



Batter	1	2	3	4	5	6	7	8	9	AB	R	H	RBI	BB	SO	LOB	TOP				
<b>Rick Monday, L</b> OBP: 0.392, SLG: 0.456 (1, 8)	F9		F9			F9		1B BB		3	1	1	0	1	0	0	<b>Chicago Cubs @ St. Louis Cardinals</b> Busch Stadium, St. Louis, MO Fri Jun 20 1975, 7:05 PM CDT Att: 25,841 - Unknown				
<b>Jose Cardenal, R</b> OBP: 0.358, SLG: 0.404 <b>Tom Dettore, L</b> OBP: 0.667, SLG: 0.667 (1, 7) (8, 1)	F3			F7		5-3		F3		4	0	0	0	0	0	2					
<b>Bill Madlock, R</b> OBP: 0.392, SLG: 0.490 (1, 5)	4-3			F8		F9		FC6-4 1B		4	0	1	0	0	0	1					
<b>Jerry Morales, R</b> OBP: 0.328, SLG: 0.387 (1, 9)		HR		5-3		1B		FC6-4		4	1	2	2	0	0	2					
<b>Ralph LaCock, L</b> OBP: 0.349, SLG: 0.367 (1, 3)	F9				BB	F9		HR		3	1	1	1	1	0	1					
<b>Don Kessinger, S</b> OBP: 0.336, SLG: 0.367 (1, 6)	6-3			F7				G6-4-3 1B		4	0	1	0	0	0	1					
<b>Manny Trillo, R</b> OBP: 0.328, SLG: 0.372 (1, 4)	4-3			BB		5-3		K		3	0	0	0	1	1						
<b>Tim Hosley, R</b> OBP: 0.459, SLG: 0.463 (1, 2)			B1-6-4 1B		K			G6-4-3		4	0	1	0	0	1	3					
<b>Geoff Zahn, L</b> OBP: 0.125, SLG: 0.125 <b>Champ Summers, L</b> OBP: 0.359, SLG: 0.364 <b>Bob Locker, S</b> <b>Vic Harris, S</b> OBP: 0.357, SLG: 0.250 (1, 1) (5, PH) (5, 1) (8, PH) (8, 7)	B1-6-4			F9		F8				1	0	0	0	0	0	1					
<b>Inning Stats</b>	R: 0 E: 0 K: 0 S: 3	H: 0 LOB: 0 BB: 0 P: 3	R: 1 E: 0 K: 0 S: 4	H: 1 LOB: 0 BB: 0 P: 4	R: 0 E: 0 K: 0 S: 3	H: 1 LOB: 0 BB: 0 P: 3	R: 0 E: 0 K: 1 S: 5	H: 0 LOB: 2 BB: 2 P: 13	R: 1 E: 0 K: 0 S: 5	H: 2 LOB: 1 BB: 0 P: 5	R: 0 E: 0 K: 0 S: 3	H: 0 LOB: 0 BB: 0 P: 3	R: 0 E: 0 K: 0 S: 4	H: 1 LOB: 2 BB: 1 P: 8	R: 1 E: 0 K: 1 S: 6	H: 2 LOB: 0 BB: 0 P: 6		1B: 4 2B: 1 3B: 0 HR: 2	SF: 0 SAC: 0 DP: 2 HBP: 0	WP: 0 PB: 0 SB: 0 CS: 0	PA: 35
<b>PITCHER</b>	IP	WLS	BF	H	R	ER	SO	BB	IBB	HBP	BLK	WP	HR	S	P	ERA	WHIP				
<b>Bob Forsch, R</b> ERA: 2.62 <b>Mike Garman, R</b> ERA: 2.12 (1, 1) (9, 1)	8.0	W	33	7	3	3	1	3	0	0	0	0	2	32	44	3.38	1.250				

AB	32
R	3
H	7
RBI	3
BB	3
SO	2
LOB	14



Batter	1	2	3	4	5	6	7	8	9	AB	R	H	RBI	BB	SO	LOB	BOTTOM				
<b>Lou Brock, L</b> OBP: 0.358, SLG: 0.437 (1, 7)	SH3 SF9 2B		S E 1B		SH2-3 2B		K	1-3 2-H 2B		5	3	4	2	0	1	0	<b>Chicago Cubs @ St. Louis Cardinals</b> Busch Stadium, St. Louis, MO Fri Jun 20 1975, 7:05 PM CDT Att: 25,841 - Unknown				
<b>Ted Sizemore, R</b> OBP: 0.331, SLG: 0.320 (1, 4)	SH3		F2		SH2-3		6-3	F7		3	0	0	0	0	0	3					
<b>Willie Davis, L</b> OBP: 0.289, SLG: 0.432 (1, 9)	SF9		E6 3B		2B		BB			2	1	1	2	1	0	0					
<b>Reggie Smith, S</b> OBP: 0.410, SLG: 0.625 <b>Ron Fairly, L</b> OBP: 0.412, SLG: 0.400 (1, 3) (5, PR) (6, 3)	5-3		3B		HBP		4-1			2	0	1	1	0	0	0					
<b>Ted Simmons, S</b> OBP: 0.374, SLG: 0.463 (1, 2)		G5-4-3 BB		1B		F3		HR		3	2	2	1	1	0	2					
<b>Luis Melendez, R</b> OBP: 0.287, SLG: 0.348 (1, 8)	F9		F9		F2		F9			4	0	0	0	0	0	4					
<b>Ken Reitz, R</b> OBP: 0.314, SLG: 0.361 (1, 5)	G5-4-3			1B		5-3		5-3		4	0	1	1	0	0	1					
<b>Mario Guerrero, R</b> OBP: 0.281, SLG: 0.270 <b>Mike Tyson, R</b> OBP: 0.302, SLG: 0.348 (1, 6) (6, 6)			6-3		F8		F7	1B BB		2	0	0	0	0	0	1					
<b>Bob Forsch, R</b> OBP: 0.400, SLG: 0.553 <b>Mike Garman, R</b> (1, 1) (9, 1)			1B		5-3		G3	2B 1B		4	1	2	0	0	0	1					
<b>Inning Stats</b>	R: 1 E: 0 K: 0 S: 4	H: 1 LOB: 0 BB: 0 P: 4	R: 0 E: 0 K: 0 S: 2	H: 0 LOB: 1 BB: 1 P: 6	R: 3 E: 1 K: 0 S: 6	H: 3 LOB: 1 BB: 0 P: 6	R: 1 E: 0 K: 0 S: 5	H: 2 LOB: 1 BB: 0 P: 5	R: 1 E: 0 K: 0 S: 3	H: 2 LOB: 2 BB: 0 P: 3	R: 0 E: 0 K: 1 S: 5	H: 0 LOB: 1 BB: 1 P: 9	R: 0 E: 0 K: 0 S: 6	H: 3 LOB: 2 BB: 1 P: 10	R: 2 E: 0 K: 0 S: 6	H: 3 LOB: 2 BB: 1 P: 10		1B: 3 2B: 5 3B: 2 HR: 1	SF: 1 SAC: 2 DP: 1 HBP: 1	WP: 0 PB: 0 SB: 1 CS: 0	PA: 38
<b>PITCHER</b>	IP	WLS	BF	H	R	ER	SO	BB	IBB	HBP	BLK	WP	HR	S	P	ERA	WHIP				
<b>Geoff Zahn, L</b> ERA: 6.08 <b>Bob Locker, R</b> ERA: 4.96 <b>Tom Dettore, R</b> ERA: 6.17 (1, 1) (5, 1) (8, 1)	4.0	L	18	6	5	3	0	1	0	1	0	0	0	13	18	3.00	1.000				



Batter	1	2	3	4	5	6	7	8	9	AB	R	H	RBI	BB	SO	LOB	TOP																			
<b>Rick Monday, L</b> OBP: 0.392, SLG: 0.460 (1, 8)	6-3			F3		1B 2B		4-3		5	1	2	1	0	0	0	<b>Chicago Cubs @ St. Louis Cardinals</b> Busch Stadium, St. Louis, MO Sat Jun 21 1975, 7:05 PM CDT Att: 42,914 - Unknown - 86 F																			
<b>Jose Cardenal, R</b> OBP: 0.356, SLG: 0.404 (1, 7)	1B	F9		5-3		6-3		G6-3	1B	5	1	2	0	0	0	2																				
<b>Bill Madlock, R</b> OBP: 0.395, SLG: 0.491 (1, 5)	FC4 1B		1B S		5-3			G6-3	1B	4	1	2	1	1	0	1																				
<b>Jerry Morales, R</b> OBP: 0.341, SLG: 0.410 (1, 9)	FC4 1B		1B FC1		1B		HR		1B SF8	4	2	4	2	1	0	0																				
<b>Ralph LaCock, L</b> OBP: 0.345, SLG: 0.362 (1, 3)	FC4		FC1 1B		F7		F2		L6-3	5	0	1	0	0	0	5																				
<b>Don Kessinger, S</b> OBP: 0.337, SLG: 0.367 (1, 6)	4-3		K		1B		FC6-4		SF8	3	0	1	1	1	1	5																				
<b>Manny Trillo, R</b> OBP: 0.333, SLG: 0.374 (1, 4)		SH2-4	1B	G6-4-3		BB		FC6-4	L6-3	4	1	2	1	1	0	2																				
<b>Steve Swisher, R</b> OBP: 0.256, SLG: 0.239 (1, 2)		K	G6-4-3		F7					3	0	0	0	1	1	7																				
<b>Rick Reuschel, R</b> OBP: 0.125, SLG: 0.219 (1, 1)		SH2-4		F8		5-3		K		3	0	0	0	0	1	2																				
<b>Inning Stats</b>	R: 1 E: 0 K: 0 S: 6	H: 3 LOB: 2 BB: 0 P: 6	R: 1 E: 0 K: 1 S: 7	H: 2 LOB: 1 BB: 0 P: 7	R: 1 E: 0 K: 1 S: 7	H: 2 LOB: 0 BB: 1 P: 11	R: 0 E: 0 K: 0 S: 3	H: 0 LOB: 0 BB: 0 P: 3	R: 0 E: 0 K: 0 S: 4	H: 1 LOB: 3 BB: 2 P: 12	R: 1 E: 0 K: 1 S: 6	H: 1 LOB: 2 BB: 2 P: 14	R: 0 E: 0 K: 0 S: 3	H: 1 LOB: 0 BB: 0 P: 4	R: 1 E: 0 K: 0 S: 4	H: 2 LOB: 0 BB: 0 P: 4	1B: 12 2B: 2 3B: 0 HR: 1	SF: 1 SAC: 1 DP: 3 HBP: 0	WP: 0 PA: 43 PB: 0 SB: 1 CS: 0																	
<b>PITCHER</b>	IP	WLS	BF	H	R	ER	SO	BB	IBB	HBP	BLK	WP	HR	S	P	ERA	WHIP	<b>PITCHER</b>		IP	WLS	BF	H	R	ER	SO	BB	IBB	HBP	BLK	WP	HR	S	P	ERA	WHIP
<b>Bob Gibson, R</b> ERA: 4.93 (1, 1)	7.0	L	36	11	5	5	3	5	0	0	0	0	1	37	57	6.43	2.286																			
<b>Greg Terlecky, R</b> ERA: 1.0 (8, 1)	1.0		3	1	0	0	0	0	0	0	0	0	0	3	3	0.00	1.000																			
<b>Mike Barlow, R</b> ERA: 12.0 (9, 1)	1.0		4	2	1	1	0	0	0	0	0	0	0	4	4	9.00	2.000																			

AB	36
R	6
H	14
RBI	6
BB	5
SO	3
LOB	24



Batter	1	2	3	4	5	6	7	8	9	AB	R	H	RBI	BB	SO	LOB	BOTTOM																			
<b>Lou Brock, L</b> OBP: 0.356, SLG: 0.433 (1, 7)	1B		K		4-3			1-5-3		4	0	1	0	0	1	1	<b>Chicago Cubs @ St. Louis Cardinals</b> Busch Stadium, St. Louis, MO Sat Jun 21 1975, 7:05 PM CDT Att: 42,914 - Unknown - 86 F																			
<b>Ted Sizemore, R</b> OBP: 0.333, SLG: 0.323 (1, 4)	1B		G4-6-3		K			K		4	0	2	0	0	2	1																				
<b>Willie Davis, L</b> OBP: 0.284, SLG: 0.425 (1, 9)	F6		G4-6-3		F7			G3		4	0	0	0	0	0	3																				
<b>Reggie Smith, S</b> OBP: 0.401, SLG: 0.610 (1, 3)	K			G3		4-3		K		4	0	0	0	0	2	2																				
<b>Ted Simmons, S</b> OBP: 0.368, SLG: 0.455 (1, 2)	K			4-3		F7		4-3		4	0	0	0	0	1	2																				
<b>Bake McBride, L</b> OBP: 0.310, SLG: 0.339 (1, 8)		F8		CS		FC4-6		1B		3	0	2	0	0	0	0																				
<b>Ken Reitz, R</b> OBP: 0.318, SLG: 0.365 (1, 5)		FC6-4		CS	E5		FC4-6	G6-4-3		3	1	2	0	0	0	1																				
<b>Mario Guerrero, R</b> OBP: 0.273, SLG: 0.261 (1, 6)		F4			5-3		G6-4-3			3	0	0	0	0	0	3																				
<b>Bob Gibson, R</b> OBP: 0.208, SLG: 0.100 (1, 1)		FC6-4						4-3		2	0	1	1	0	0	1																				
<b>Greg Terlecky, R</b> (8, 1)										0	0	0	0	0	0	0																				
<b>Ron Fairly, L</b> OBP: 0.408, SLG: 0.395 (8, PH)										1	0	0	0	0	0	0																				
<b>Mike Barlow, L</b> (9, 1)										0	0	0	0	0	0	0																				
<b>Inning Stats</b>	R: 0 E: 0 K: 2 S: 9	H: 2 LOB: 2 BB: 0 P: 9	R: 0 E: 0 K: 0 S: 4	H: 1 LOB: 1 BB: 0 P: 4	R: 0 E: 0 K: 1 S: 5	H: 1 LOB: 0 BB: 0 P: 5	R: 0 E: 0 K: 0 S: 3	H: 1 LOB: 0 BB: 0 P: 3	R: 1 E: 1 K: 1 S: 7	H: 2 LOB: 1 BB: 0 P: 7	R: 0 E: 0 K: 0 S: 3	H: 0 LOB: 0 BB: 0 P: 3	R: 0 E: 0 K: 1 S: 5	H: 0 LOB: 0 BB: 0 P: 5	R: 0 E: 0 K: 1 S: 5	H: 0 LOB: 0 BB: 0 P: 5	1B: 8 2B: 0 3B: 0 HR: 0	SF: 0 SAC: 0 DP: 2 HBP: 0	WP: 0 PA: 33 PB: 0 SB: 0 CS: 1																	
<b>PITCHER</b>	IP	WLS	BF	H	R	ER	SO	BB	IBB	HBP	BLK	WP	HR	S	P	ERA	WHIP	<b>PITCHER</b>		IP	WLS	BF	H	R	ER	SO	BB	IBB	HBP	BLK	WP	HR	S	P	ERA	WHIP
<b>Rick Reuschel, R</b> ERA: 3.71 (1, 1)	9.0	W	32	8	1	0	6	0	0	0	0	0	0	44	44	0.00	0.889																			



Batter	1	2	3	4	5	6	7	8	9	AB	R	H	RBI	BB	SO	LOB	TOP			
<b>Rick Monday, L</b> OBP: 0.396, SLG: 0.451 (1, 8)	F4			F4		6-3		F9		4	0	0	0	0	0	1	<b>Chicago Cubs @ St. Louis Cardinals</b> Busch Stadium, St. Louis, MO Sun Jun 22 1975, 3:33 AM CDT Att: 35,102 - Unknown - 94 F			
<b>Jose Cardenal, R</b> OBP: 0.381, SLG: 0.403 <b>Oscar Zamora, R</b> OBP: 0.200, SLG: 0.200 (1, 7) (8, 1)	1B			G1-2-3		K		K		3	0	1	0	1	2	1				
<b>Bill Madlock, R</b> OBP: 0.397, SLG: 0.491 (1, 5)	F8			1B				F9		4	1	2	0	0	0	0				
<b>Jerry Morales, R</b> OBP: 0.347, SLG: 0.411 (1, 9)		6-3		1B				1B		2	1	1	0	2	0	0				
<b>Ralph LaCock, L</b> OBP: 0.337, SLG: 0.353 (1, 3)	F7			BB				F9		4	0	0	0	0	0	6				
<b>Don Kessinger, S</b> OBP: 0.335, SLG: 0.366 (1, 6)	4-3									3	0	1	0	1	0	0				
<b>Manny Trillo, R</b> OBP: 0.328, SLG: 0.367 (1, 4)										4	0	0	1	0	1	4				
<b>Steve Swisher, R</b> OBP: 0.265, SLG: 0.237 <b>Champ Summers, L</b> OBP: 0.265, SLG: 0.353 (9, PH)	4-3									1	0	0	0	2	0	0				
<b>Steve Stone, R</b> OBP: 0.192, SLG: 0.269 <b>Andy Thornton, R</b> OBP: 0.423, SLG: 0.496 <b>Ken Frailing, L</b> OBP: 0.285, SLG: 0.307 <b>Tom Dettore, L</b> OBP: 0.195, SLG: 0.267 <b>Vic Harris, S</b> OBP: 0.313, SLG: 0.214 (1, 1) (5, PH) (5, 1) (6, 1) (8, PH) (8, 7)	K							F8		1	0	0	0	0	1	0				
<b>Inning Stats</b>	R: 0 E: 0 K: 0 S: 3	H: 1 LOB: 0 BB: 0 P: 3	R: 0 E: 0 K: 0 S: 3	H: 0 LOB: 0 BB: 0 P: 3	R: 0 E: 0 K: 1 S: 5	H: 0 LOB: 0 BB: 0 P: 5	R: 0 E: 0 K: 0 S: 3	H: 1 LOB: 2 BB: 2 P: 11	R: 0 E: 0 K: 1 S: 5	H: 0 LOB: 1 BB: 1 P: 9	R: 0 E: 0 K: 1 S: 5	H: 2 LOB: 1 BB: 0 P: 4	R: 0 E: 0 K: 1 S: 5	H: 0 LOB: 1 BB: 1 P: 9	R: 2 E: 1 K: 0 S: 5	H: 1 LOB: 2 BB: 2 P: 13		1B: 5 2B: 0 3B: 0 HR: 0	SF: 0 SAC: 0 DP: 2 HBP: 0	WP: 0 PB: 0 SB: 0 CS: 0
<b>PITCHER</b> <b>Lynn McClothlen, R</b> ERA: 3.64 (1, 1)	IP: 9.0 WLS: W BF: 36 H: 5 R: 2 ER: 1 SO: 4 BB: 6 IBB: 0 HBP: 0 BLK: 0 WP: 0 HR: 0 S: 38 P: 62 ERA: 1.00 WHIP: 1.222															<b>PITCHER</b>				

AB	30
R	2
H	5
RBI	1
BB	6
SO	4
LOB	17



Batter	1	2	3	4	5	6	7	8	9	AB	R	H	RBI	BB	SO	LOB	BOTTOM			
<b>Lou Brock, L</b> OBP: 0.358, SLG: 0.432 <b>Luis Melendez, R</b> OBP: 0.265, SLG: 0.345 (1, 7) (7, 7)	F9		4-3	4-3		SH5-4		F3		3	1	1	0	0	0	1	<b>Chicago Cubs @ St. Louis Cardinals</b> Busch Stadium, St. Louis, MO Sun Jun 22 1975, 3:33 AM CDT Att: 35,102 - Unknown - 94 F			
<b>Ted Sizemore, R</b> OBP: 0.333, SLG: 0.324 (1, 4)	K		2B	1-3		SH5-4				3	1	1	0	0	1	2				
<b>Willie Davis, L</b> OBP: 0.292, SLG: 0.443 (1, 9)	F9		SF9	2B		1B				4	2	3	2	0	0	1				
<b>Reggie Smith, S</b> OBP: 0.398, SLG: 0.602 <b>Doug Howard, R</b> OBP: 0.200, SLG: 0.200 (1, 3) (8, 3)	F9		SF9	1B		G3-6-3				2	0	0	1	1	0	2				
<b>Ted Simmons, S</b> OBP: 0.370, SLG: 0.473 <b>Ken Rudolph, R</b> OBP: 0.143, SLG: 0.143 (1, 2) (8, 2)	HR		1B	L6		4-3				4	2	2	2	0	0	2				
<b>Bake McBride, L</b> OBP: 0.308, SLG: 0.336 (1, 8)	F8		1B	F4		6-3				4	0	1	1	0	0	2				
<b>Ken Reitz, R</b> OBP: 0.317, SLG: 0.363 (1, 5)	K		F8	1B		5-3				4	0	1	1	0	1	1				
<b>Mario Guerrero, R</b> OBP: 0.282, SLG: 0.274 (1, 6)	2B		2B	SH5-3		FC5-4		F8		3	0	1	0	1	0	2				
<b>Lynn McClothlen, L</b> OBP: 0.028, SLG: 0.028 (1, 1)	4-3		SH5-3	SH5-4		1B		F8		3	1	1	0	0	0	1				
<b>Inning Stats</b>	R: 0 E: 0 K: 1 S: 6	H: 1 LOB: 1 BB: 0 P: 6	R: 1 E: 0 K: 1 S: 7	H: 2 LOB: 1 BB: 0 P: 7	R: 3 E: 0 K: 0 S: 7	H: 4 LOB: 1 BB: 0 P: 7	R: 0 E: 0 K: 0 S: 3	H: 0 LOB: 1 BB: 1 P: 7	R: 1 E: 0 K: 0 S: 5	H: 2 LOB: 2 BB: 1 P: 9	R: 2 E: 0 K: 0 S: 4	H: 2 LOB: 0 BB: 0 P: 5	R: 0 E: 0 K: 0 S: 3	H: 0 LOB: 0 BB: 0 P: 3	R: 0 E: 0 K: 0 S: 3	H: 0 LOB: 0 BB: 0 P: 3		1B: 6 2B: 3 3B: 1 HR: 1	SF: 1 SAC: 2 DP: 1 HBP: 1	WP: 0 PB: 0 SB: 1 CS: 0
<b>PITCHER</b> <b>Steve Stone, R</b> ERA: 3.25 <b>Ken Frailing, L</b> ERA: 4.00 <b>Tom Dettore, R</b> ERA: 5.4 <b>Oscar Zamora, R</b> ERA: 3.59 (1, 1) (5, 1) (6, 1) (8, 1)	IP: 4.0 WLS: L BF: 20 H: 7 R: 4 ER: 4 SO: 2 BB: 1 IBB: 0 HBP: 1 BLK: 0 WP: 0 HR: 1 S: 23 P: 27 ERA: 9.00 WHIP: 2.000															<b>PITCHER</b>				

AB	31
R	7
H	11
RBI	7
BB	2
SO	2
LOB	14





Batter	1	2	3	4	5	6	7	8	9	AB	R	H	RBI	BB	SO	LOB	TOP				
<b>Lou Brock, L</b> OBP: 0.357, SLG: 0.427 (1, 7)										3	1	0	0	1	0	0					
<b>Ted Sizemore, R</b> OBP: 0.328, SLG: 0.318 (1, 4)										4	0	0	0	0	0	1					
<b>Willie Davis, L</b> OBP: 0.291, SLG: 0.438 (1, 9)										3	0	0	0	0	0	1					
<b>Ted Simmons, S</b> OBP: 0.372, SLG: 0.471 (1, 2)										3	0	1	0	1	1	1					
<b>Ron Fairly, L</b> OBP: 0.406, SLG: 0.393 (1, 3)										3	0	1	1	0	0	1					
<b>Bake McBride, L</b> OBP: 0.313, SLG: 0.341 (1, 8)										4	0	2	0	0	0	1					
<b>Ken Reitz, R</b> OBP: 0.316, SLG: 0.365 (1, 5)										4	0	1	0	0	1	3					
<b>Mike Tyson, R</b> OBP: 0.304, SLG: 0.333 (1, 6)										2	0	0	0	1	0	1					
<b>Ron Reed, R</b> OBP: 0.256, SLG: 0.316 (1, 1)										3	0	0	0	0	1	2					
<b>Inning Stats</b>	R: 1 E: 0 K: 0 S: 3	H: 1 LOB: 1 BB: 2 P: 11	R: 0 E: 0 K: 0 S: 3	H: 1 LOB: 1 BB: 1 P: 7	R: 0 E: 0 K: 1 S: 6	H: 0 LOB: 0 BB: 0 P: 3	R: 0 E: 0 K: 1 S: 6	H: 1 LOB: 1 BB: 0 P: 6	R: 0 E: 0 K: 1 S: 6	H: 0 LOB: 0 BB: 0 P: 4	R: 0 E: 0 K: 1 S: 6	H: 1 LOB: 1 BB: 0 P: 6	R: 0 E: 0 K: 1 S: 6	H: 0 LOB: 0 BB: 0 P: 3	R: 0 E: 0 K: 1 S: 6	H: 1 LOB: 1 BB: 0 P: 6	1B: 4 2B: 1 3B: 0 HR: 0	SF: 0 SAC: 1 DP: 0 HBP: 1	WP: 1 PB: 0 SB: 4 CS: 1	PA: 34	
<b>PITCHER</b>	IP	WLS	BF	H	R	ER	SO	BB	IBB	HBP	BLK	WP	HR	S	P	ERA	WHIP				
<b>Hank Webb, R</b> ERA: 3.93 (1, 1)	8.0	L	30	4	1	1	2	3	0	1	1	1	0	30	43	1.12	0.875				
<b>Tom Hall, L</b> ERA: 5.76 (9, 1)	1.0		4	1	0	0	1	0	0	0	0	0	0	6	6	0.00	1.000				

St. Louis Cardinals @ New York Mets  
Shea Stadium, Flushing, NY  
Mon Jun 23 1975, 7:05 PM EDT  
Unknown

AB 29  
R 1  
H 5  
RBI 1  
BB 3  
SO 3  
LOB 11



Batter	1	2	3	4	5	6	7	8	9	AB	R	H	RBI	BB	SO	LOB	BOTTOM				
<b>Del Unser, L</b> OBP: 0.344, SLG: 0.403 (1, 8)										4	0	2	0	0	0	1					
<b>Felix Milan, R</b> OBP: 0.313, SLG: 0.350 (1, 4)										4	0	1	0	0	0	2					
<b>Cleon Jones, R</b> OBP: 0.333, SLG: 0.343 (1, 7)										4	0	0	0	0	3	3					
<b>Rusty Staub, L</b> OBP: 0.368, SLG: 0.407 (1, 9)										3	0	1	0	1	0	0					
<b>Ed Kranepool, L</b> OBP: 0.394, SLG: 0.463 (1, 3)										4	0	0	0	0	0	3					
<b>Joe Torre, R</b> OBP: 0.333, SLG: 0.368 (1, 5)										4	0	1	0	0	2	1					
<b>Mike Phillips, L</b> OBP: 0.301, SLG: 0.307 (1, 6)										3	0	1	0	0	1	2					
<b>John Stearns, R</b> OBP: 0.273, SLG: 0.294 (1, 2)										3	0	0	0	0	0	2					
<b>Hank Webb, R</b> OBP: 0.200, SLG: 0.200 (1, 1)										2	0	1	0	0	1	0					
<b>Wayne Garrett, L</b> OBP: 0.382, SLG: 0.404 (8, PH)										1	0	0	0	0	0	0					
<b>Tom Hall, L</b> ERA: 5.76 (9, 1)										0	0	0	0	0	0	0					
<b>Inning Stats</b>	R: 0 E: 0 K: 1 S: 6	H: 1 LOB: 2 BB: 1 P: 10	R: 0 E: 0 K: 1 S: 5	H: 1 LOB: 0 BB: 0 P: 5	R: 0 E: 0 K: 2 S: 8	H: 1 LOB: 1 BB: 0 P: 8	R: 0 E: 0 K: 1 S: 6	H: 1 LOB: 1 BB: 0 P: 6	R: 0 E: 0 K: 1 S: 5	H: 0 LOB: 0 BB: 0 P: 5	R: 0 E: 0 K: 0 S: 4	H: 1 LOB: 1 BB: 0 P: 4	R: 0 E: 0 K: 0 S: 4	H: 1 LOB: 1 BB: 0 P: 4	R: 0 E: 0 K: 1 S: 5	H: 0 LOB: 0 BB: 0 P: 5	1B: 5 2B: 2 3B: 0 HR: 0	SF: 0 SAC: 0 DP: 2 HBP: 0	WP: 1 PB: 0 SB: 1 CS: 0	PA: 33	
<b>PITCHER</b>	IP	WLS	BF	H	R	ER	SO	BB	IBB	HBP	BLK	WP	HR	S	P	ERA	WHIP				
<b>Ron Reed, R</b> ERA: 3.43 (1, 1)	9.0	W	33	7	0	0	7	1	0	0	0	1	0	46	50	0.00	0.889				

St. Louis Cardinals @ New York Mets  
Shea Stadium, Flushing, NY  
Mon Jun 23 1975, 7:05 PM EDT  
Unknown

AB 32  
R 0  
H 7  
RBI 0  
BB 1  
SO 7  
LOB 14



Batter	1	2	3	4	5	6	7	8	9	AB	R	H	RBI	BB	SO	LOB	TOP										
<b>Bake McBride, L</b> OBP: 0.304, SLG: 0.331 (1, 8)	0-0 4-3		0-0 4-3		0-0 G3			0-0 SH1-4	0-0 F8	4	0	0	0	0	0	1											
<b>Mike Tyson, R</b> OBP: 0.328, SLG: 0.385 (1, 4)	0-0 F8 2B		0-0 L7			0-0 1B 2B		4-0 1B HR BB	0-0 F8	4	1	2	0	1	0	0											
<b>Luis Melendez, R</b> OBP: 0.278, SLG: 0.352 (1, 7)	4-0 BB		0-0 F9			0-0 2-3 1B		0-0 1-2 2-3 HR 1B		3	1	2	0	1	0	0											
<b>Reggie Smith, S</b> OBP: 0.392, SLG: 0.592 (8, PH)	0-0 F8			0-0 5-3		0-3 K		0-0 HR		3	0	0	0	0	1	4											
<b>Ted Simmons, S</b> OBP: 0.375, SLG: 0.487 (8, 9)	2-3				1-2			1-2 2-3 HR		1	1	1	4	0	0	0											
<b>Willie Davis, L</b> OBP: 0.291, SLG: 0.438 (8, 9)										0	0	0	0	0	0	0											
<b>Ken Reitz, R</b> OBP: 0.311, SLG: 0.359 (1, 5)	0-0 F4		0-0 F9		0-0 F8			0-0 6-3		4	0	0	0	0	0	3											
<b>Doug Howard, R</b> OBP: 0.222, SLG: 0.222 (1, 3)		0-0 F8		0-0 F2				0-0 F8	0-0 1B	4	0	1	0	0	0	0											
<b>Ken Rudolph, R</b> OBP: 0.160, SLG: 0.160 (1, 2)		0-0 F8			0-0 F7			0-0 6-3	0-0 1-2 FC6-4 1B	4	0	1	0	0	0	0											
<b>Mario Guerrero, R</b> OBP: 0.290, SLG: 0.293 (1, 6)		0-0 2B			0-0 1B			0-0 5-3	0-0 1-2 FC6-4	4	0	2	0	0	0	2											
<b>John Denny, R</b> OBP: 0.111, SLG: 0.111 (1, 1)	0-3 K		0-3 K		0-3 K			0-0 1B HR SH1-4 1B	0-3 K	4	1	1	0	0	3	2											
<b>Inning Stats</b>	R: 0 E: 0 K: 0 S: 4	H: 1 LOB: 2 BB: 1 P: 8	R: 0 E: 0 K: 1 S: 6	H: 1 LOB: 1 BB: 0 P: 6	R: 0 E: 0 K: 0 S: 3	H: 0 LOB: 0 BB: 0 P: 3	R: 0 E: 0 K: 0 S: 3	H: 0 LOB: 0 BB: 0 P: 3	R: 0 E: 0 K: 1 S: 6	H: 2 LOB: 1 BB: 0 P: 6	R: 0 E: 0 K: 0 S: 3	H: 0 LOB: 0 BB: 0 P: 3	R: 0 E: 0 K: 0 S: 8	H: 5 LOB: 2 BB: 1 P: 12	R: 0 E: 0 K: 1 S: 5	H: 0 LOB: 0 BB: 0 P: 5	1B: 6 2B: 4 3B: 0 HR: 1	SF: 0 SAC: 1 DP: 1 HBP: 0	WP: 0 PB: 0 SB: 0 CS: 1	PA: 38							
<b>PITCHER</b>	IP	WLS	BF	H	R	ER	SO	BB	IBB	HBP	BLK	WP	HR	S	P	ERA	WHIP										
<b>George Stone, L</b> ERA: 2.66 (1, 1)	7.1	L	30	7	3	3	3	2	0	0	0	0	0	34	42	3.68	1.227										
<b>Jon Mattack, L</b> ERA: 3.53 (8, 1)	0.2		5	3	1	1	0	0	0	0	0	0	1	5	5	13.50	4.500										
<b>Bob Apodaca, R</b> ERA: 1.51 (9, 1)	1.0		3	0	0	0	1	0	0	0	0	0	0	5	5	0.00	0.000										

St. Louis Cardinals @ New York Mets  
Shea Stadium, Flushing, NY  
Mon Jun 23 1975, 7:05 PM EDT  
Att: 32,719 - Unknown

AB 35  
R 4  
H 10  
RBI 4  
BB 2  
SO 4  
LOB 12



Batter	1	2	3	4	5	6	7	8	9	AB	R	H	RBI	BB	SO	LOB	BOTTOM										
<b>Wayne Garrett, L</b> OBP: 0.368, SLG: 0.388 (1, 5)	0-0 L4			0-3 K		0-0 4-6-3		0-0 G3		4	0	0	0	0	1	2											
<b>Felix Milan, R</b> OBP: 0.316, SLG: 0.352 (1, 4)	0-0 6-3			0-0 1B 1B		0-0 6-3			0-0 G3-6-3 1B	4	0	2	0	0	0	1											
<b>Del Unser, L</b> OBP: 0.343, SLG: 0.400 (1, 8)	0-0 4-3			0-0 G3-6-3 1B			0-0 P1		0-0 F7	4	0	1	0	0	0	1											
<b>Rusty Staub, L</b> OBP: 0.366, SLG: 0.401 (1, 9)		0-0 4-3		0-0 G3-6-3		0-0 1-2	4-0 3-1 WP BB		0-0 G3-6-3	3	0	0	0	1	0	3											
<b>Ed Kranepool, L</b> OBP: 0.376, SLG: 0.453 (1, 3)		0-3 K			0-0 G3		0-0 3-1			3	0	0	0	0	1	1											
<b>Dave Kingman, R</b> OBP: 0.266, SLG: 0.434 (1, 7)		0-0 F5			0-0 5-3		0-0 L5			3	0	0	0	0	0	1											
<b>Mike Phillips, L</b> OBP: 0.302, SLG: 0.313 (1, 6)			0-0 F9		0-0 F9			0-0 G3 2B		3	0	1	0	0	0	0											
<b>Jerry Grote, R</b> OBP: 0.310, SLG: 0.344 (1, 2)			0-0 5-3			0-0 FC2-5 2B		0-0 6-3		3	0	1	0	0	0	1											
<b>George Stone, L</b> OBP: 0.250, SLG: 0.250 (8, 1)			0-3 K			0-0 FC2-5		0-0 G3		2	0	0	0	0	1	1											
<b>Jon Mattack, L</b> OBP: 0.235, SLG: 0.071 (8, PH)						2-3				0	0	0	0	0	0	0											
<b>John Milner, L</b> OBP: 0.316, SLG: 0.364 (8, 9)										1	0	0	0	0	0	1											
<b>Bob Apodaca, R</b> (9, 1)										0	0	0	0	0	0	0											
<b>Inning Stats</b>	R: 0 E: 0 K: 0 S: 3	H: 0 LOB: 0 BB: 0 P: 3	R: 0 E: 0 K: 1 S: 5	H: 0 LOB: 0 BB: 0 P: 5	R: 0 E: 0 K: 1 S: 5	H: 0 LOB: 0 BB: 0 P: 5	R: 0 E: 0 K: 1 S: 6	H: 2 LOB: 1 BB: 0 P: 6	R: 0 E: 0 K: 0 S: 3	H: 0 LOB: 0 BB: 0 P: 3	R: 0 E: 0 K: 0 S: 4	H: 1 LOB: 1 BB: 0 P: 4	R: 0 E: 0 K: 0 S: 3	H: 0 LOB: 1 BB: 1 P: 7	R: 0 E: 0 K: 0 S: 4	H: 1 LOB: 1 BB: 0 P: 4	R: 0 E: 0 K: 0 S: 3	H: 1 LOB: 0 BB: 0 P: 3	1B: 3 2B: 2 3B: 0 HR: 0	SF: 0 SAC: 0 DP: 2 HBP: 0	WP: 1 PB: 0 SB: 0 CS: 0	PA: 31					
<b>PITCHER</b>	IP	WLS	BF	H	R	ER	SO	BB	IBB	HBP	BLK	WP	HR	S	P	ERA	WHIP										
<b>John Denny, R</b> ERA: 3.25 (1, 1)	9.0	W	31	5	0	0	3	1	0	0	0	1	0	36	40	0.00	0.667										

St. Louis Cardinals @ New York Mets  
Shea Stadium, Flushing, NY  
Mon Jun 23 1975, 7:05 PM EDT  
Att: 32,719 - Unknown

AB 30  
R 0  
H 5  
RBI 0  
BB 1  
SO 3  
LOB 12



Batter	1	2	3	4	5	6	7	8	9	AB	R	H	RBI	BB	SO	LOB	TOP					
Lou Brock, L OBP: 0.351, SLG: 0.420 (1, 7)										4	0	0	0	0	1	2						
Ted Sizemore, R OBP: 0.324, SLG: 0.313 (1, 4)										4	0	0	1	0	0	1						
Willie Davis, L OBP: 0.286, SLG: 0.430 (1, 9)										4	0	0	0	0	1	0						
Ted Simmons, S OBP: 0.376, SLG: 0.487 (1, 2)										4	0	2	0	0	0	1						
Luis Melendez, R OBP: 0.271, SLG: 0.342 (1, 8)										4	0	0	0	0	1	2						
Ken Reitz, R OBP: 0.306, SLG: 0.353 (1, 5)										4	0	0	0	0	0	2						
Doug Howard, R OBP: 0.231, SLG: 0.231 (1, 3)										4	0	1	0	0	3	1						
Mario Guerrero, R OBP: 0.291, SLG: 0.294 Mike Garman, R (7, 1) Mike Barlow, L (8, 1)										3	0	1	0	0	1	2						
John Curtis, L OBP: 0.304, SLG: 0.200 Dick Billings, R (5, PH) Greg Terlecky, R (5, 1) Mike Tyson, R OBP: 0.339, SLG: 0.415 (7, 6)										0	0	0	0	1	0	0						
<b>Inning Stats</b>	R: 0 E: 1 K: 1 S: 6	H: 0 LOB: 1 BB: 0 P: 6	R: 0 E: 0 K: 1 S: 5	H: 0 LOB: 0 BB: 0 P: 5	R: 0 E: 0 K: 1 S: 5	H: 0 LOB: 1 BB: 1 P: 9	R: 0 E: 0 K: 0 S: 3	H: 0 LOB: 0 BB: 0 P: 3	R: 0 E: 0 K: 1 S: 6	H: 1 LOB: 1 BB: 0 P: 6	R: 0 E: 0 K: 0 S: 3	H: 0 LOB: 0 BB: 0 P: 3	R: 0 E: 0 K: 1 S: 7	H: 2 LOB: 2 BB: 0 P: 7	R: 1 E: 0 K: 1 S: 6	H: 1 LOB: 0 BB: 0 P: 6	R: 0 E: 0 K: 1 S: 6	H: 1 LOB: 1 BB: 0 P: 6	1B: 4 2B: 1 3B: 0 HR: 0	SF: 0 SAC: 0 DP: 0 HBP: 0	WP: 0 PB: 0 SB: 0 CS: 0	PA: 34
<b>PITCHER</b> Jerry Kosman, L ERA: 3.61 (1, 1)	IP: 9.0 WLS: W BF: 34 H: 5 R: 1 ER: 1 SO: 7 BB: 1 IBB: 0 HBP: 0 BLK: 0 WP: 0 HR: 0 S: 47 P: 51 ERA: 1.00 WHIP: 0.667																					

St. Louis Cardinals @ New York Mets  
Shea Stadium, Flushing, NY  
Tue Jun 24 1975, 7:05 PM EDT  
Att: 19,240 - Unknown

AB 33  
R 1  
H 5  
RBI 1  
BB 1  
SO 7  
LOB 12

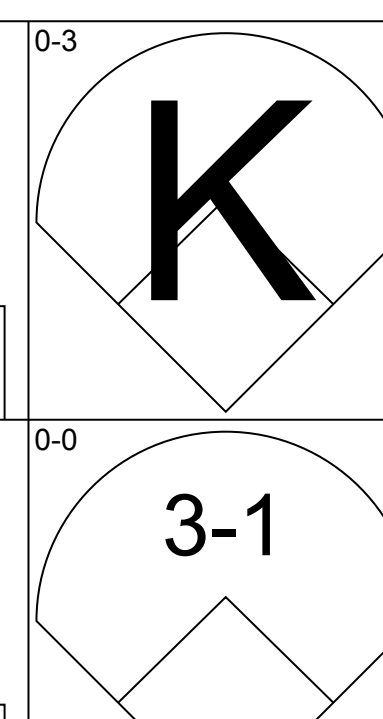
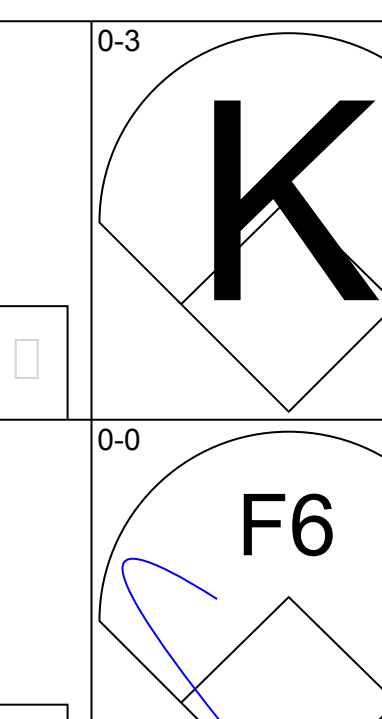
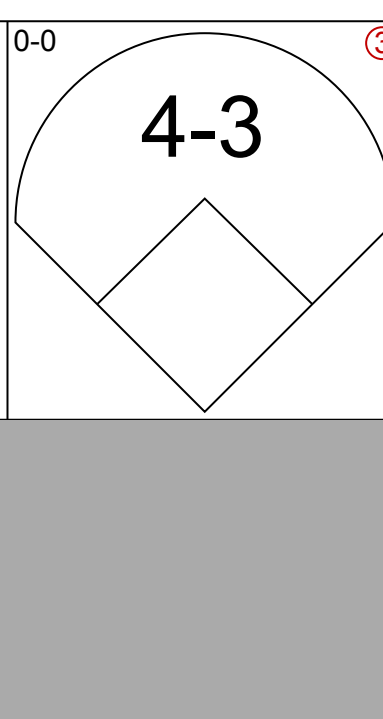
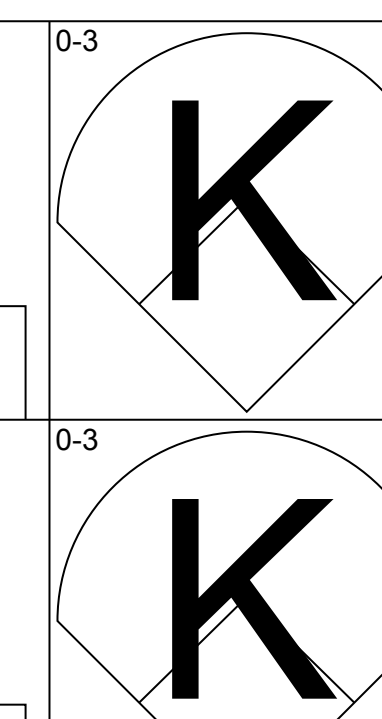
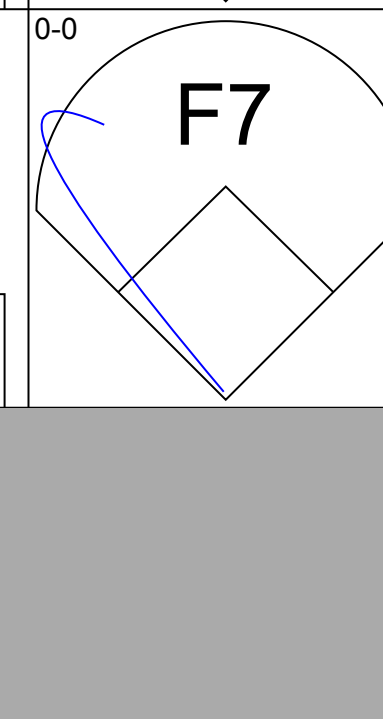
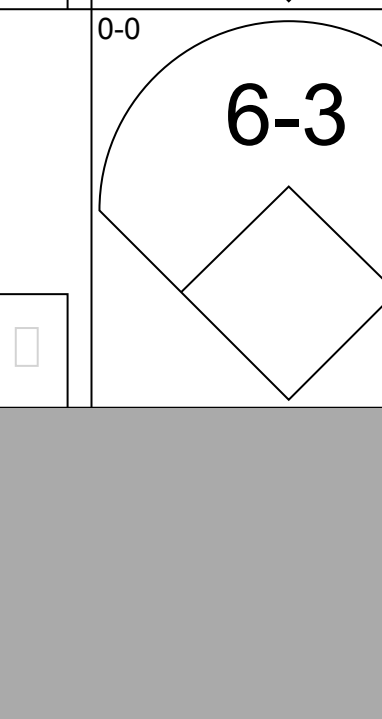
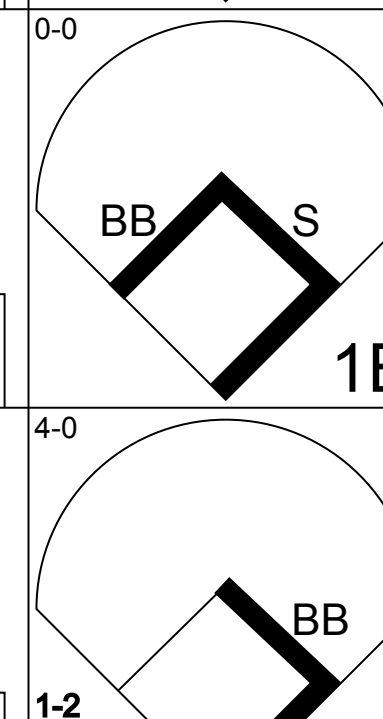



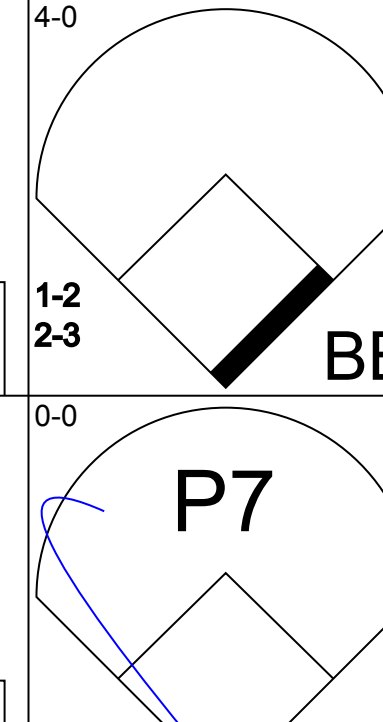
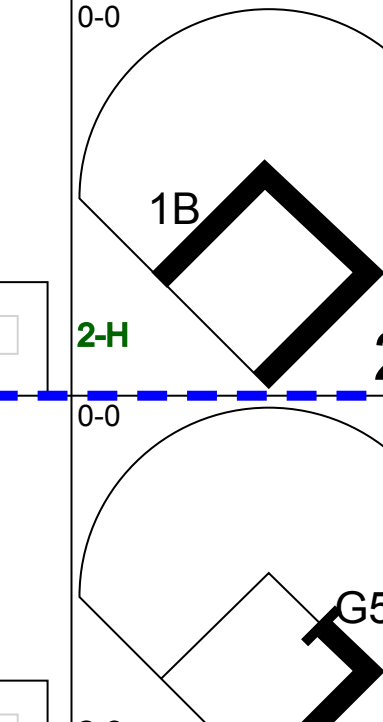
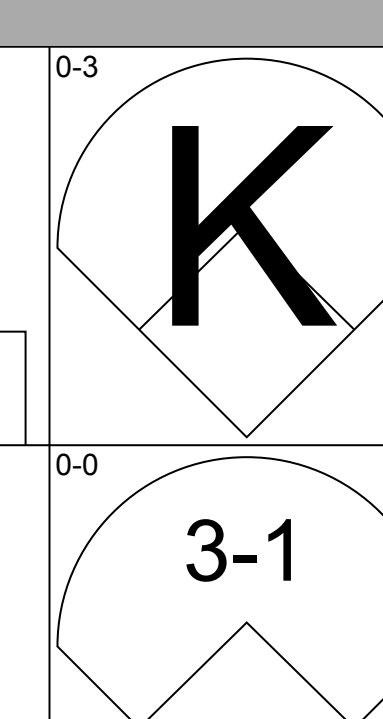
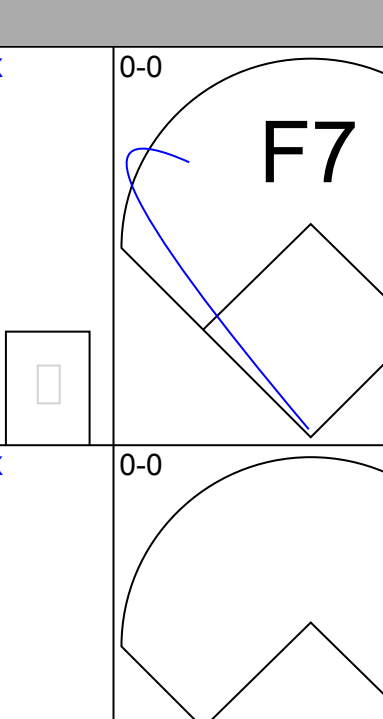
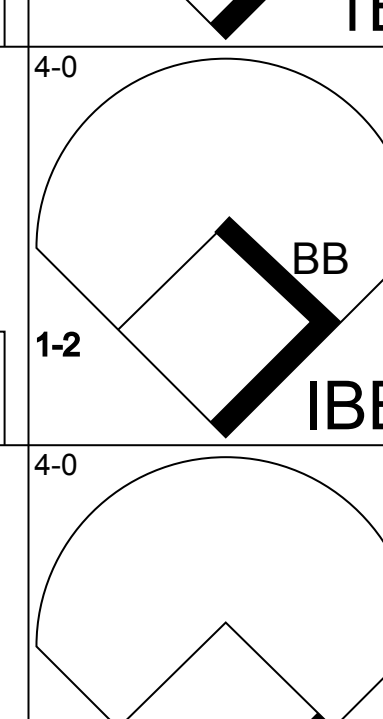
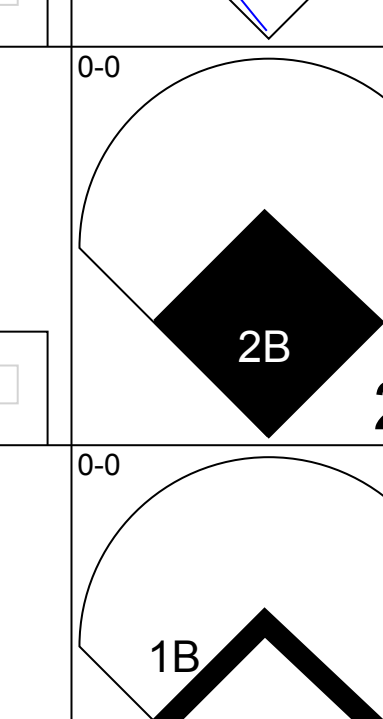
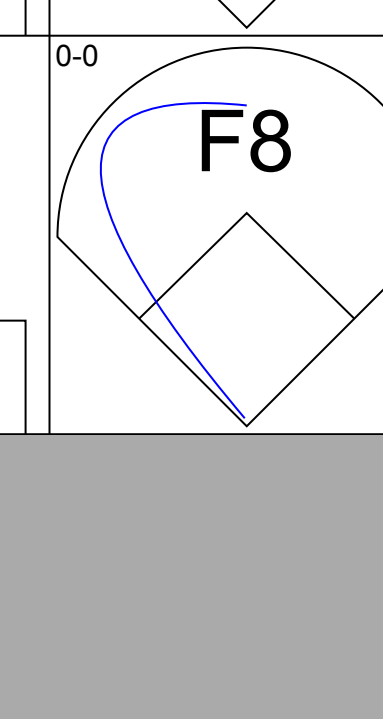
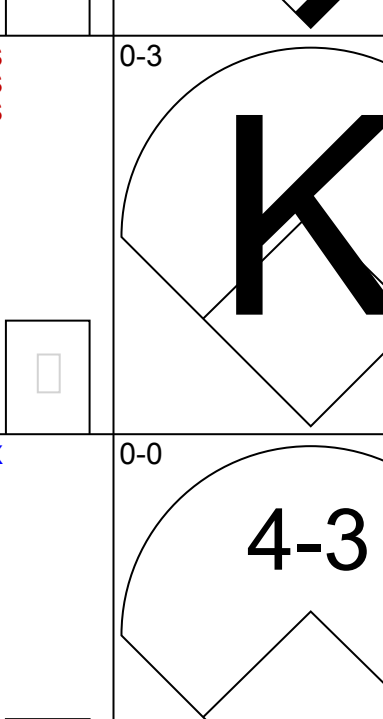
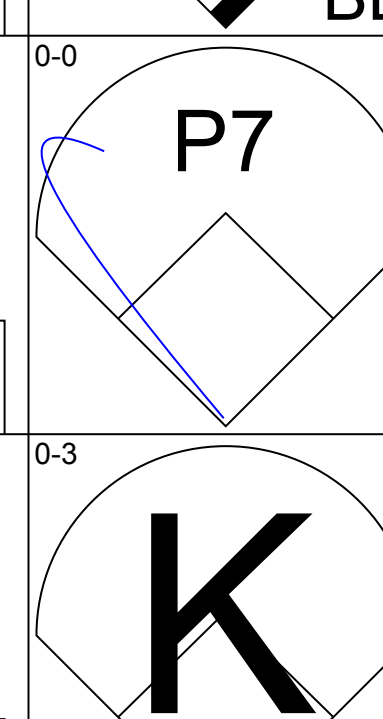
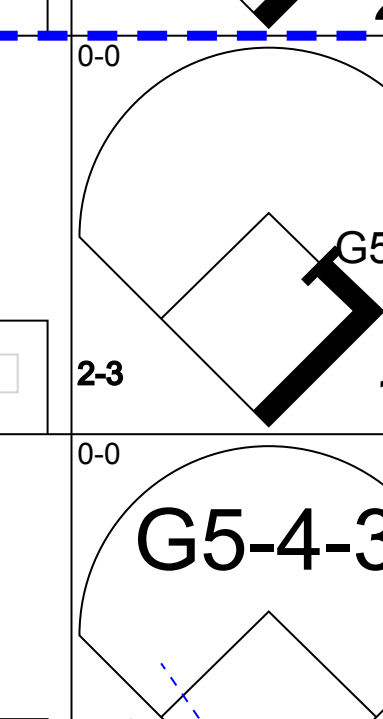



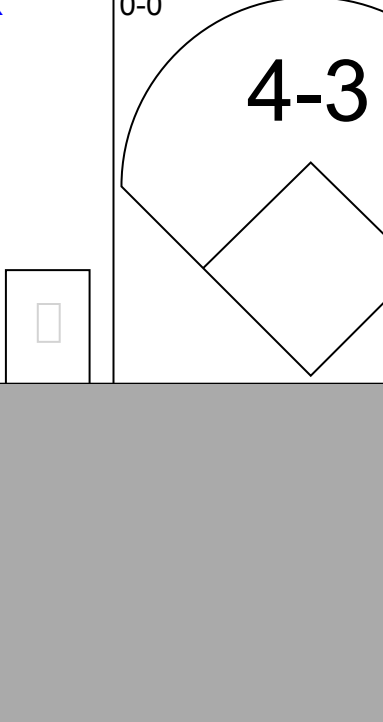

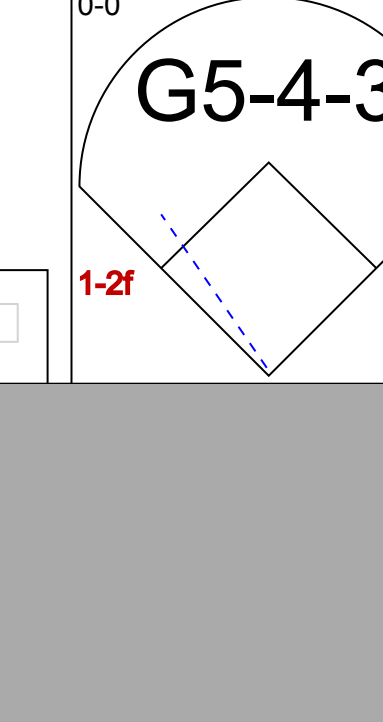
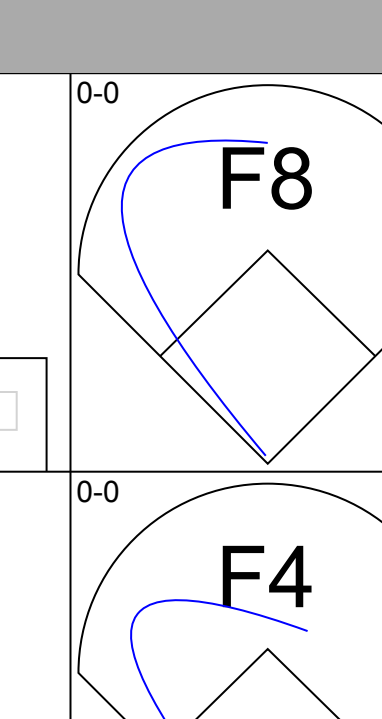
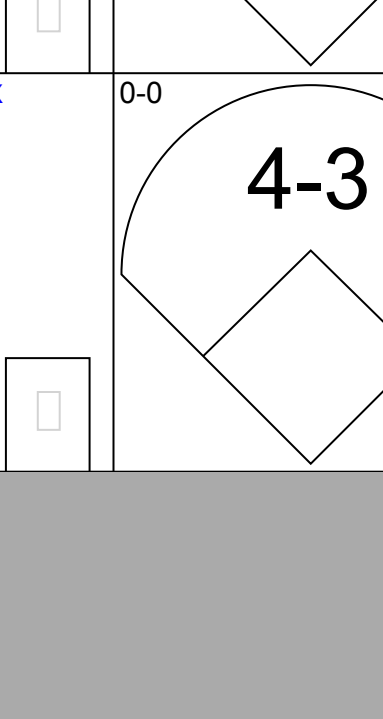
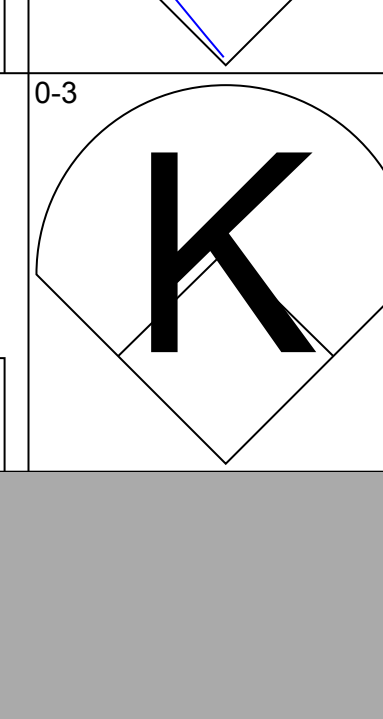
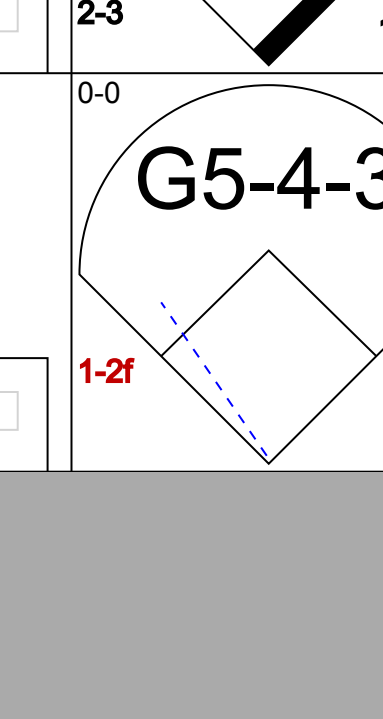
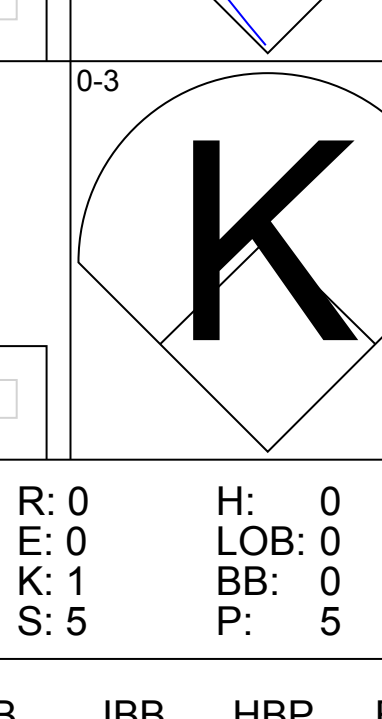
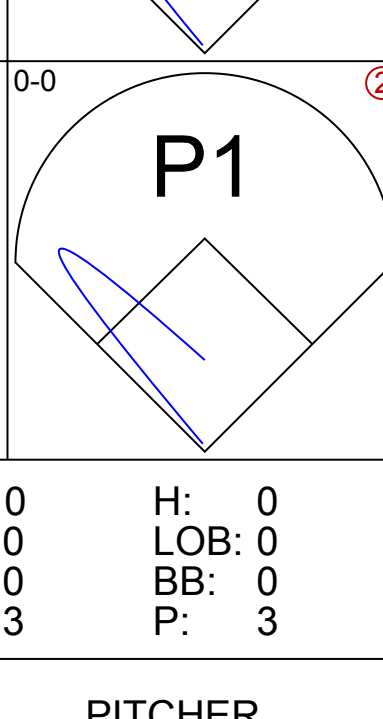
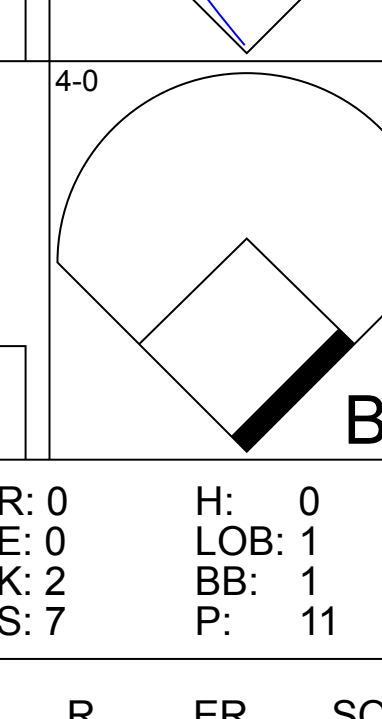

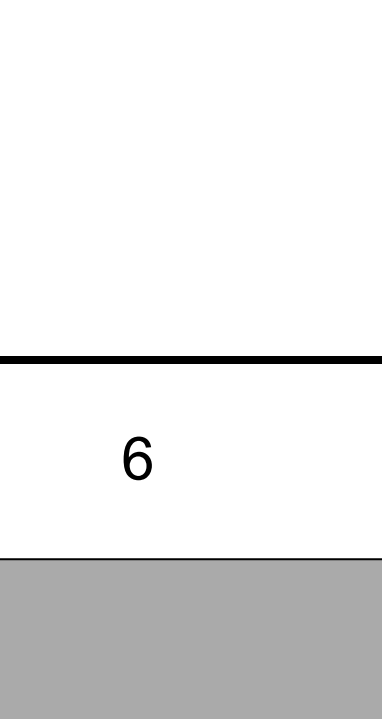
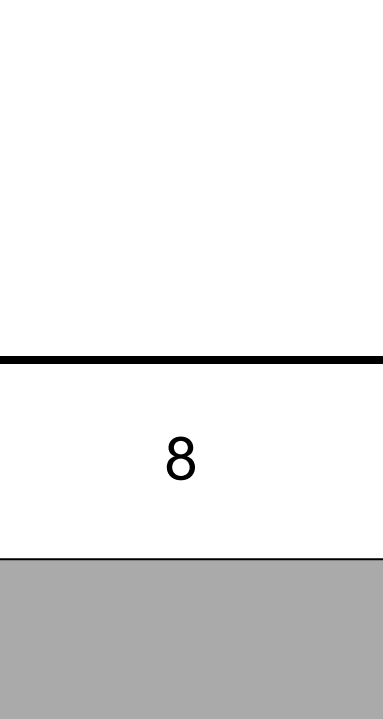


Batter	1	2	3	4	5	6	7	8	9	AB	R	H	RBI	BB	SO	LOB	BOTTOM					
Gene Clines, R OBP: 0.238, SLG: 0.211 (1, 7)										4	2	2	1	0	0	0						
Felix Milan, R OBP: 0.315, SLG: 0.351 (1, 4)										4	0	1	0	0	0	1						
Jesus Alou, R OBP: 0.349, SLG: 0.357 (1, 9)										4	0	0	1	0	0	1						
Joe Torre, R OBP: 0.342, SLG: 0.377 (1, 5)										4	1	3	0	0	0	1						
Dave Kingman, R OBP: 0.266, SLG: 0.448 (1, 3)										4	1	1	2	0	1	2						
Jack Heidemann, R OBP: 0.316, SLG: 0.367 Mike Phillips, L OBP: 0.302, SLG: 0.313 (9, 6)										3	0	1	0	1	0	1						
Jerry Grote, R OBP: 0.303, SLG: 0.335 (1, 2)										4	0	0	0	0	0	3						
Del Unser, L OBP: 0.345, SLG: 0.402 (1, 8)										4	1	2	0	0	0	2						
Jerry Kosman, R OBP: 0.231, SLG: 0.216 (1, 1)										2	0	0	0	0	1	2						
<b>Inning Stats</b>	R: 1 E: 1 K: 1 S: 7	H: 2 LOB: 1 BB: 0 P: 7	R: 0 E: 0 K: 1 S: 5	H: 0 LOB: 1 BB: 1 P: 9	R: 0 E: 0 K: 0 S: 3	H: 0 LOB: 0 BB: 0 P: 3	R: 2 E: 0 K: 0 S: 6	H: 3 LOB: 1 BB: 0 P: 6	R: 0 E: 0 K: 0 S: 3	H: 0 LOB: 0 BB: 0 P: 3	R: 0 E: 1 K: 0 S: 4	H: 1 LOB: 1 BB: 0 P: 4	R: 2 E: 0 K: 0 S: 6	H: 3 LOB: 1 BB: 0 P: 6	R: 0 E: 0 K: 0 S: 4	H: 1 LOB: 1 BB: 0 P: 4	R: 0 E: 0 K: 0 S: 4	H: 1 LOB: 1 BB: 0 P: 4	1B: 9 2B: 0 3B: 0 HR: 1	SF: 0 SAC: 1 DP: 0 HBP: 0	WP: 0 PB: 0 SB: 1 CS: 0	PA: 35
<b>PITCHER</b> John Curtis, L ERA: 4.11 Greg Terlecky, R ERA: 2.88 Mike Garman, R ERA: 2.08 Mike Barlow, R ERA: 9.0 (8, 1)	IP: 4.0 WLS: L BF: 18 H: 5 R: 3 ER: 3 SO: 2 BB: 1 IBB: 0 HBP: 0 BLK: 0 WP: 1 HR: 1 S: 21 P: 25 ERA: 6.75 WHIP: 1.500																					

St. Louis Cardinals @ New York Mets  
Shea Stadium, Flushing, NY  
Tue Jun 24 1975, 7:05 PM EDT  
Att: 19,240 - Unknown

AB 33  
R 5  
H 10  
RBI 4  
BB 1  
SO 2  
LOB 13

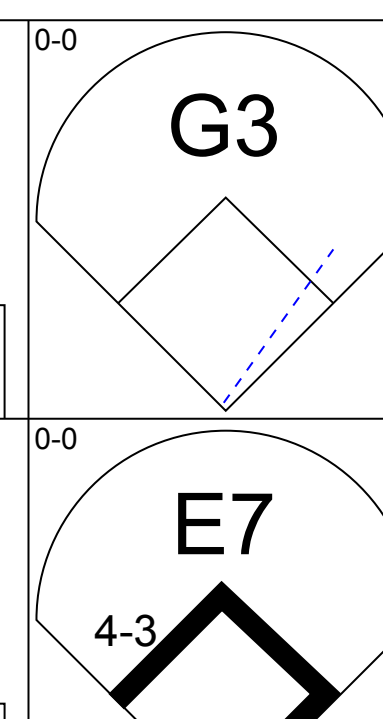
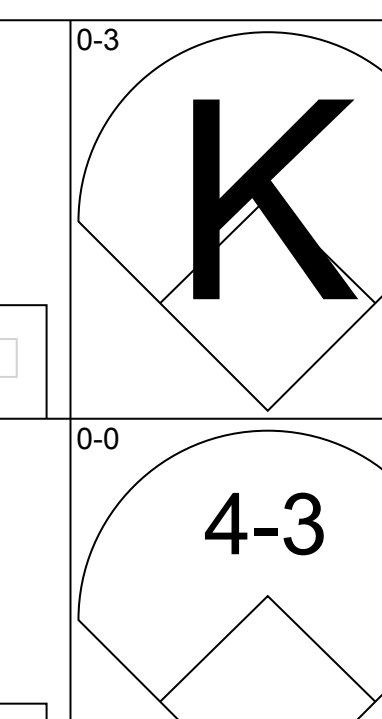
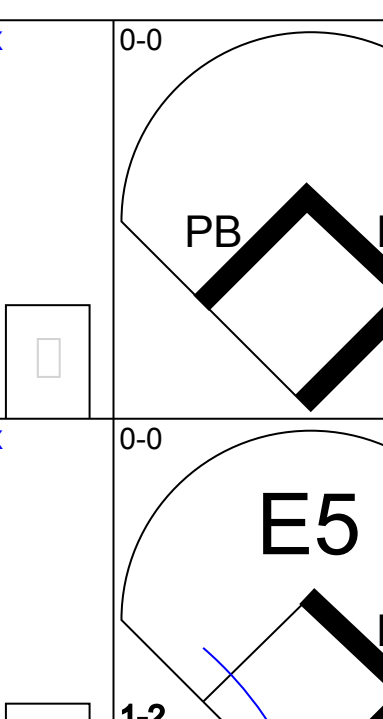
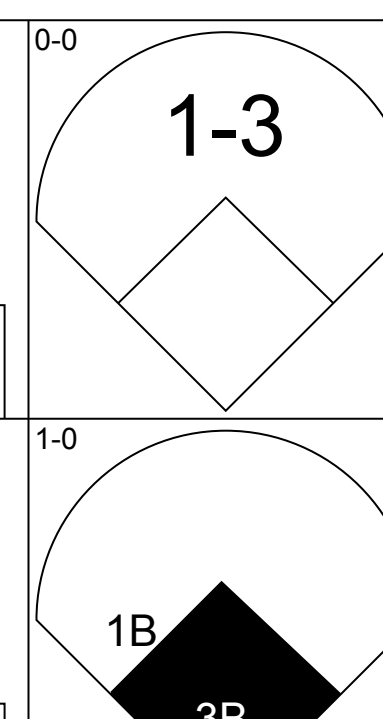
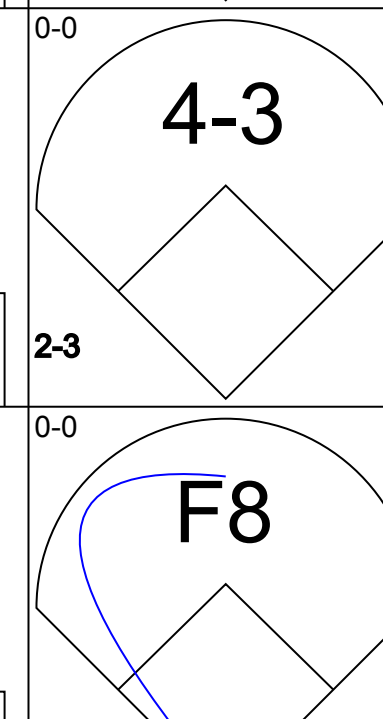

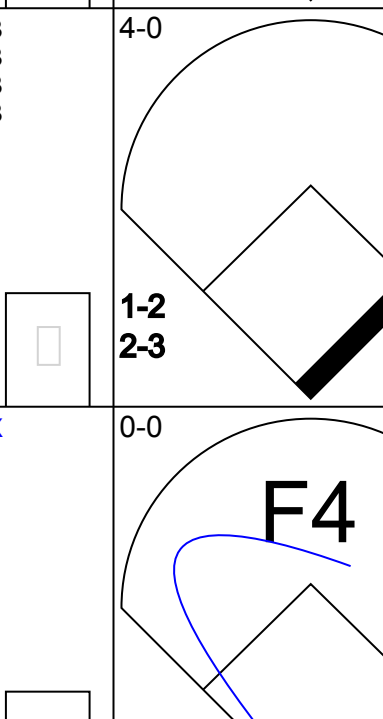
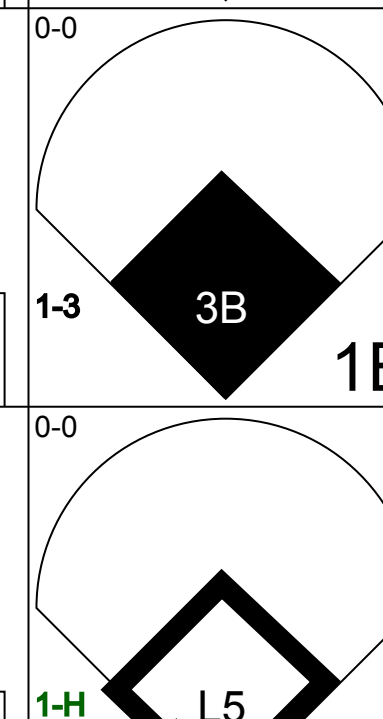

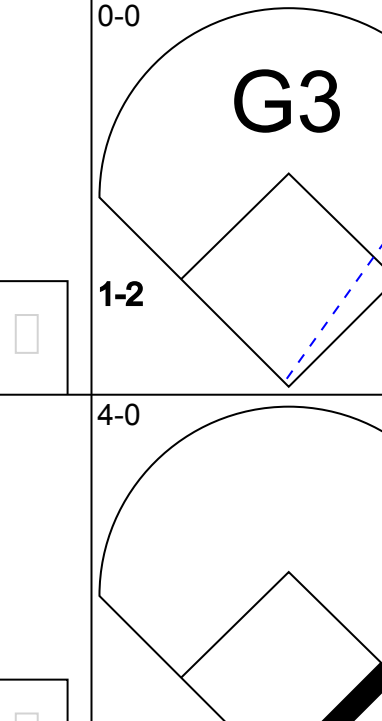

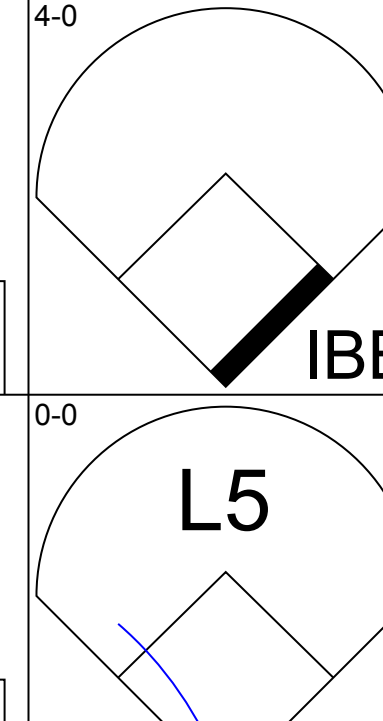

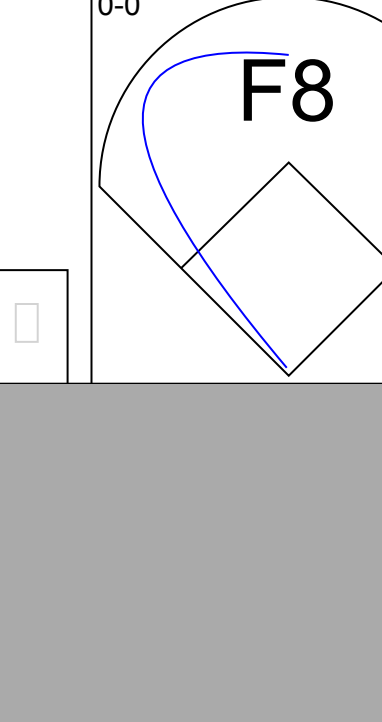
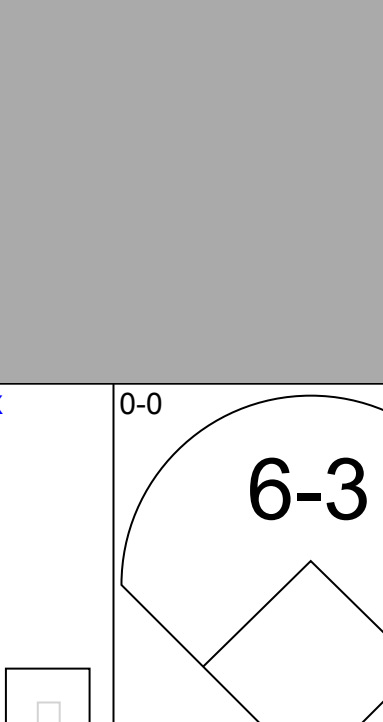


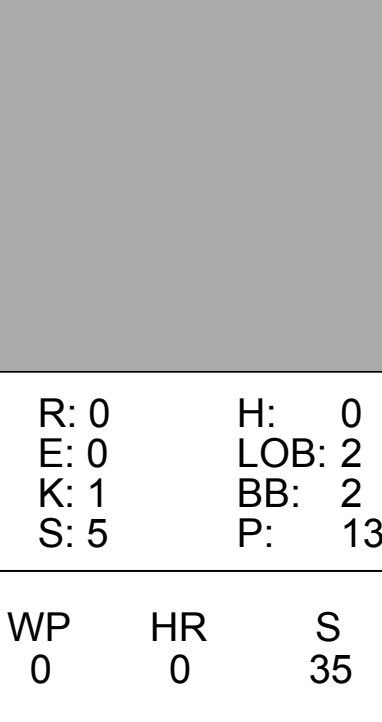
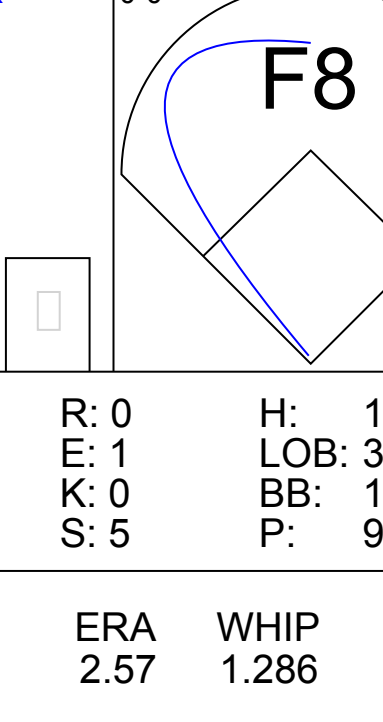

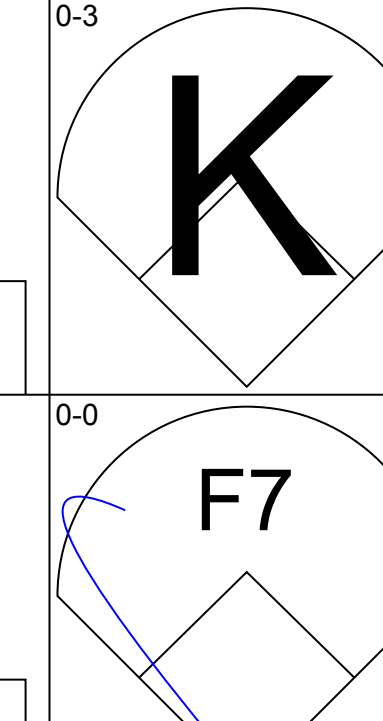
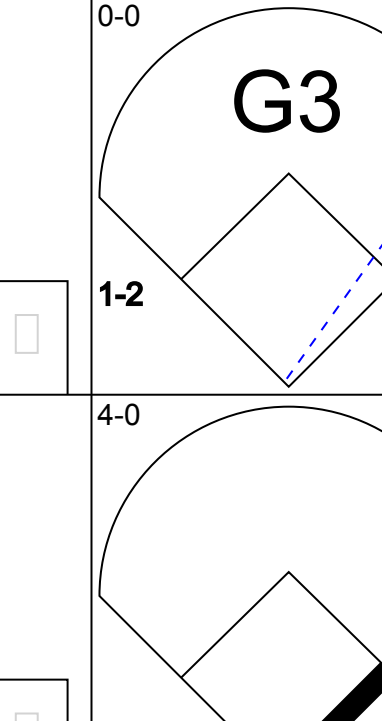
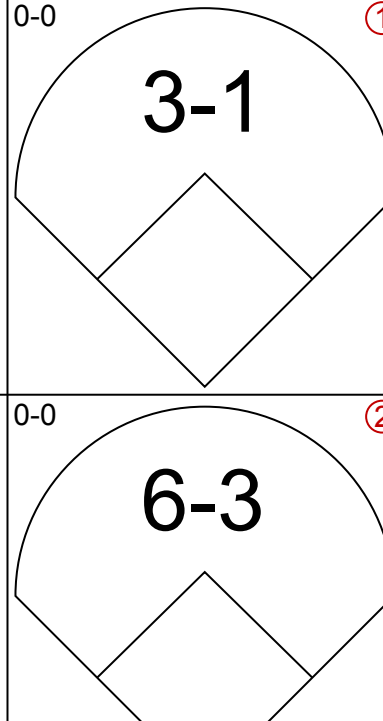
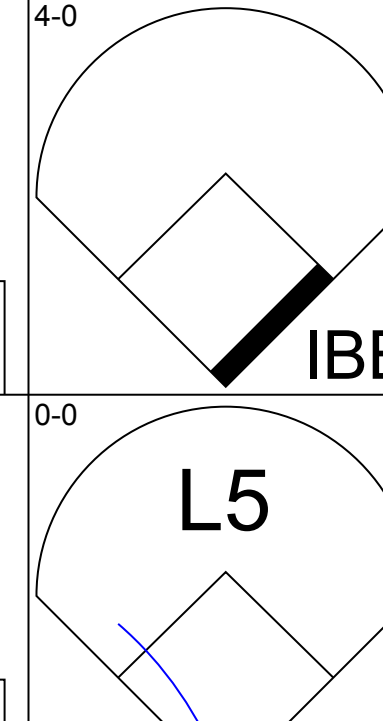
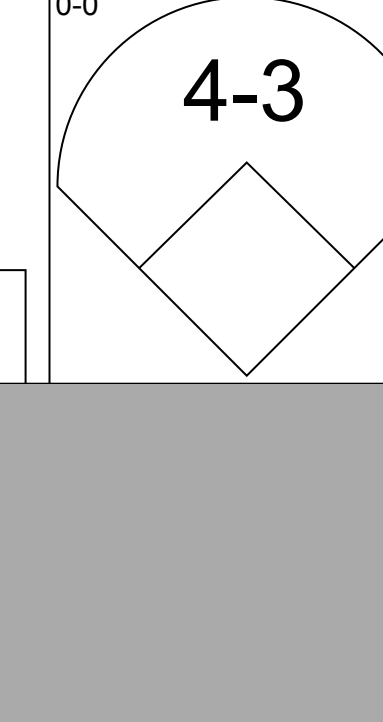
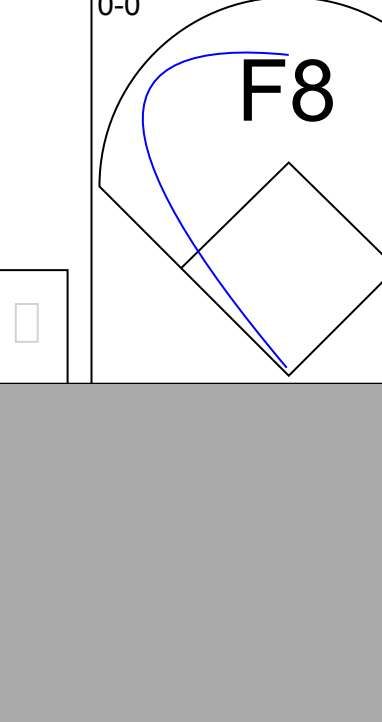
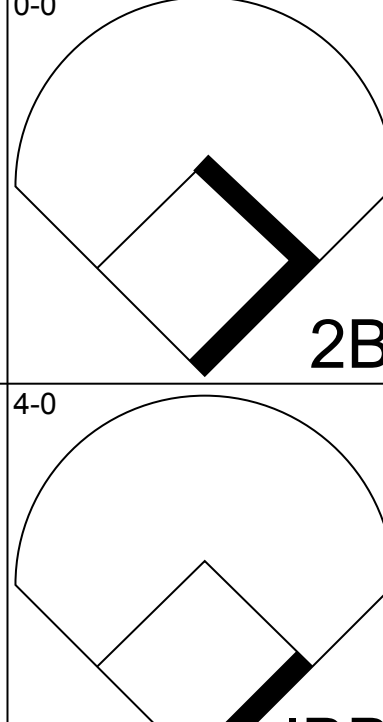


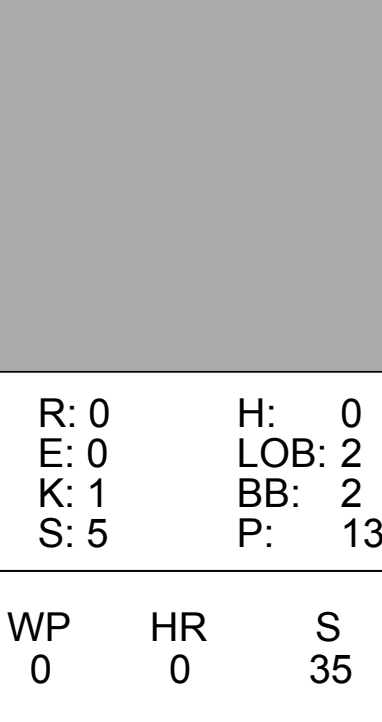
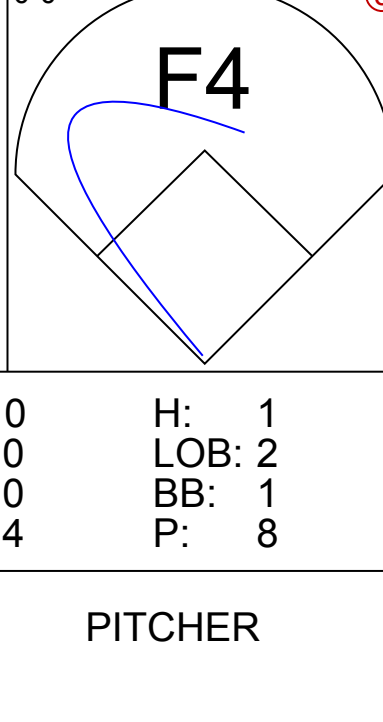
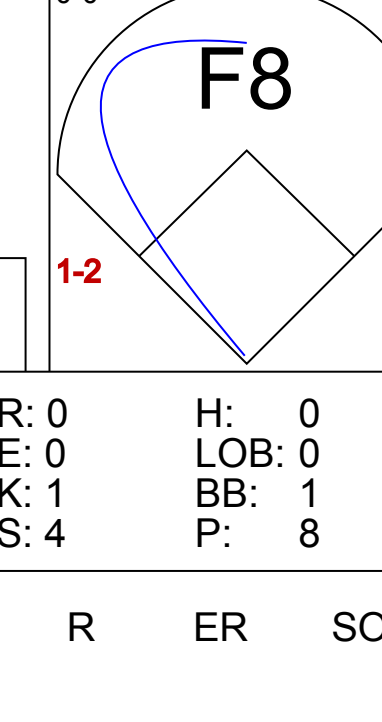
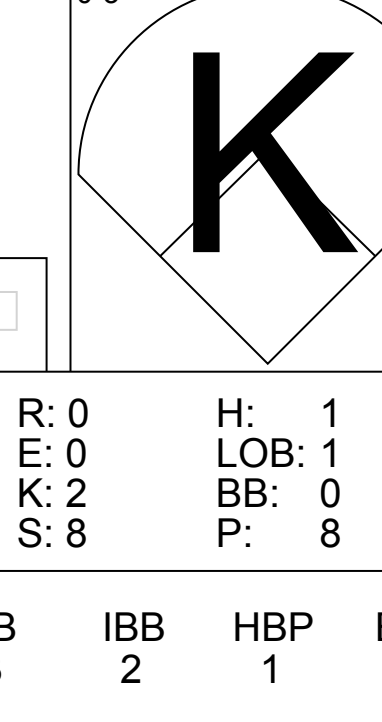
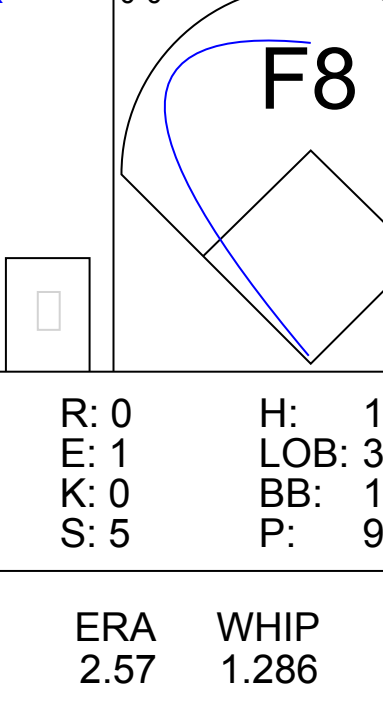
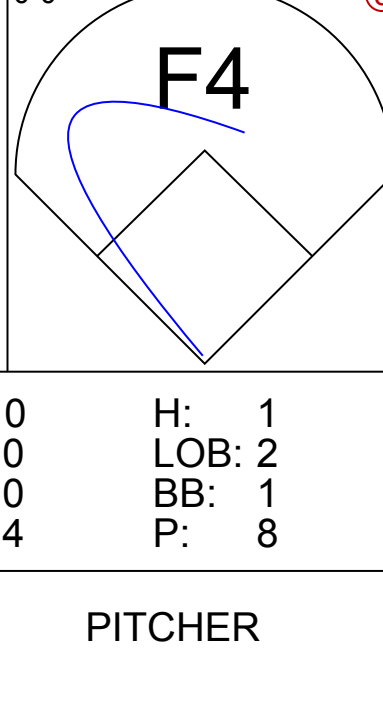
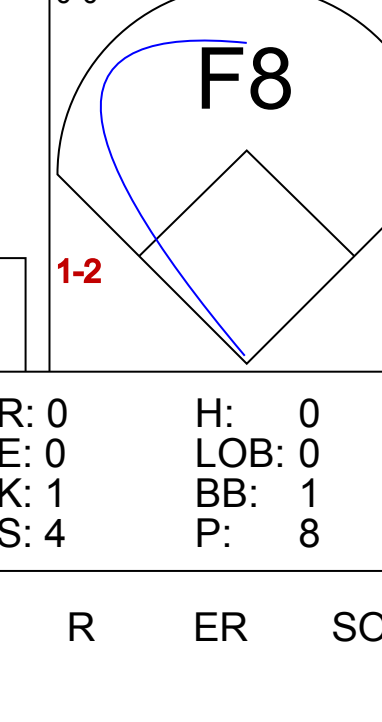







Batter	1	2	3	4	5	6	7	8	9	AB	R	H	RBI	BB	SO	LOB	TOP					
Lou Brock, L OBP: 0.346, SLG: 0.413 (1, 7)										4	0	0	0	0	0	3	1					
Ted Sizemore, R OBP: 0.319, SLG: 0.308 (1, 4)										4	0	0	0	0	0	1	1					
Willie Davis, L OBP: 0.286, SLG: 0.427 (1, 9)										4	0	1	0	0	0	0						
Ted Simmons, S OBP: 0.378, SLG: 0.489 (1, 2)										3	1	1	0	1	1	0						
Ron Fairly, L OBP: 0.419, SLG: 0.414 (1, 3)										3	0	2	1	1	0	0						
Mike Tyson, R OBP: 0.339, SLG: 0.415 (9, PR)										0	0	0	0	0	0	0						
Bake McBride, L OBP: 0.303, SLG: 0.328 (1, 8)										4	0	1	0	0	1	4						
Ken Reitz, R OBP: 0.302, SLG: 0.348 (1, 5)										4	0	0	0	0	1	7						
Mario Guerrero, R OBP: 0.283, SLG: 0.286 (1, 6)										3	0	0	0	0	0	0						
Bob Forsch, R OBP: 0.381, SLG: 0.525 (1, 1)										2	0	0	0	0	1	0						
Reggie Smith, S OBP: 0.395, SLG: 0.592 (8, PH)										0	0	0	0	1	0	0						
Mike Garman, R OBP: 0.339, SLG: 0.415 (8, 1)										0	0	0	0	0	0	0						
<b>Inning Stats</b>	R: 0 E: 0 K: 1 S: 5	H: 0 LOB: 0 BB: 0 P: 5	R: 0 E: 0 K: 1 S: 5	H: 0 LOB: 0 BB: 0 P: 5	R: 0 E: 0 K: 1 S: 5	H: 0 LOB: 0 BB: 0 P: 5	R: 0 E: 0 K: 1 S: 5	H: 0 LOB: 0 BB: 0 P: 5	R: 0 E: 0 K: 1 S: 6	H: 1 LOB: 1 BB: 0 P: 6	R: 0 E: 0 K: 0 S: 3	H: 0 LOB: 0 BB: 0 P: 3	R: 0 E: 0 K: 1 S: 6	H: 1 LOB: 3 BB: 2 P: 14	R: 0 E: 0 K: 2 S: 7	H: 0 LOB: 1 BB: 1 P: 11	R: 1 E: 0 K: 0 S: 5	H: 3 LOB: 2 BB: 0 P: 5	1B: 3 2B: 2 3B: 0 HR: 0	SF: 0 SAC: 0 DP: 1 HBP: 0	WP: 0 PB: 0 SB: 1 CS: 0	PA: 34
<b>PITCHER</b>	IP WLS BF H R ER SO BB IBB HBP BLK WP HR S P ERA WHIP																					
Tom Seaver, R ERA: 1.73 (1, 1)	8.1 W 32 4 1 1 8 2 1 0 0 0 0 0 45 57 1.08 0.720																					
Rick Baldwin, R ERA: 3.38 (9, 1)	0.2 S 2 1 0 0 0 0 0 0 0 0 0 0 2 2 0.00 1.500																					

St. Louis Cardinals @ New York Mets  
Shea Stadium, Flushing, NY  
Wed Jun 25 1975, 7:05 PM EDT  
Att: 21,303 - Unknown

AB 31  
R 1  
H 5  
RBI 1  
BB 3  
SO 8  
LOB 13



Batter	1	2	3	4	5	6	7	8	9	AB	R	H	RBI	BB	SO	LOB	BOTTOM					
Del Unser, L OBP: 0.344, SLG: 0.399 (1, 8)										4	0	1	0	0	1	1						
Felix Milan, R OBP: 0.317, SLG: 0.351 (1, 4)										3	1	1	0	0	0	2						
Joe Torre, R OBP: 0.351, SLG: 0.379 (1, 5)										2	1	1	0	2	0	1						
Wayne Garrett, L OBP: 0.368, SLG: 0.388 (8, 5)										0	0	0	0	0	0	0						
Rusty Staub, L OBP: 0.364, SLG: 0.408 (1, 9)										4	0	1	2	0	1	5						
Ed Kranepool, L OBP: 0.373, SLG: 0.444 (1, 3)										3	0	0	0	1	1	1						
Dave Kingman, R OBP: 0.266, SLG: 0.440 (1, 7)										3	0	0	0	1	0	2						
Mike Phillips, L OBP: 0.301, SLG: 0.318 (1, 6)										4	0	1	0	0	1	2						
Jerry Grote, R OBP: 0.313, SLG: 0.337 (1, 2)										2	0	1	0	2	0	0						
Tom Seaver, R OBP: 0.239, SLG: 0.227 (1, 1)										4	0	0	0	0	1	4						
Rick Baldwin, L OBP: 0.125, SLG: 0.125 (9, 1)										0	0	0	0	0	0	0						
<b>Inning Stats</b>	R: 0 E: 1 K: 0 S: 4	H: 1 LOB: 1 BB: 0 P: 4	R: 0 E: 0 K: 1 S: 5	H: 0 LOB: 0 BB: 0 P: 5	R: 0 E: 0 K: 2 S: 8	H: 1 LOB: 1 BB: 0 P: 8	R: 0 E: 0 K: 1 S: 5	H: 0 LOB: 2 BB: 2 P: 13	R: 0 E: 0 K: 0 S: 4	H: 1 LOB: 3 BB: 1 P: 9	R: 0 E: 0 K: 0 S: 4	H: 1 LOB: 2 BB: 1 P: 8	R: 2 E: 0 K: 0 S: 4	H: 2 LOB: 1 BB: 1 P: 9	R: 0 E: 0 K: 1 S: 4	H: 0 LOB: 0 BB: 1 P: 8	R: 0 E: 0 K: 1 S: 4	H: 0 LOB: 0 BB: 1 P: 8	1B: 4 2B: 2 3B: 1 HR: 0	SF: 0 SAC: 0 DP: 1 HBP: 1	WP: 0 PB: 1 SB: 0 CS: 1	PA: 36
<b>PITCHER</b>	IP WLS BF H R ER SO BB IBB HBP BLK WP HR S P ERA WHIP																					
Bob Forsch, R ERA: 2.61 (1, 1)	7.0 L 33 6 2 2 4 3 2 1 0 0 0 0 35 56 2.57 1.286																					
Mike Garman, R ERA: 2.01 (8, 1)	1.0 3 0 0 0 1 1 0 0 0 0 0 0 4 8 0.00 1.000																					

St. Louis Cardinals @ New York Mets  
Shea Stadium, Flushing, NY  
Wed Jun 25 1975, 7:05 PM EDT  
Att: 21,303 - Unknown

AB 29  
R 2  
H 6  
RBI 2  
BB 6  
SO 5  
LOB 18



Batter	1	2	3	4	5	6	7	8	9	AB	R	H	RBI	BB	SO	LOB	TOP			
Lou Brock, L (1, 7) OBP: 0.348, SLG: 0.418	F7			CS 2B		WP E 1B		F3	CI	4	0	2	0	0	0	1				
Ted Sizemore, R (1, 4) OBP: 0.320, SLG: 0.319	5-3			F3		1-3 BB		1-H HR	F7	4	1	1	2	1	0	2				
Willie Davis, L (1, 9) OBP: 0.280, SLG: 0.419	1-3			K 2-3		G3		K	4-3	5	0	0	0	0	2	5				
Reggie Smith, S (1, 3) OBP: 0.397, SLG: 0.585		L5				F7		SH5-4 E BB	1B E 1B BB	2	1	0	0	2	0	0				
Ted Simmons, S (1, 2) OBP: 0.376, SLG: 0.494	5-3							FC SH5-4	E4 1B BB	4	1	1	0	0	0	2				
Luis Melendez, R (1, 8) OBP: 0.276, SLG: 0.344	6-3					3B		SH5-4	1B 1B	2	0	1	0	1	0	0				
Ken Reitz, R (1, 5) OBP: 0.305, SLG: 0.348				F9		G4-6-3 BB		SH5-4 1-2 2-3	1B 1B	3	0	1	2	1	0	2				
Mario Guerrero, R (1, 6) OBP: 0.274, SLG: 0.275				6-3				G4-6-3 IBB	FC6-4 1B	4	0	0	0	0	0	5				
Lynn McGlothen, L (1, 1) OBP: 0.026, SLG: 0.026										2	0	0	0	0	1	0				
Doug Howard, R (8, PH) OBP: 0.286, SLG: 0.286										1	0	1	0	0	0	0				
Mike Tyson, R (8, PR) OBP: 0.339, SLG: 0.415				K						0	1	0	0	0	0	0				
Mike Garman, R (8, 1)										1	0	0	0	0	1	0				
<b>Inning Stats</b>	R: 0 E: 0 K: 0 S: 3	H: 0 LOB: 0 BB: 0 P: 3	R: 0 E: 0 K: 0 S: 3	H: 0 LOB: 0 BB: 0 P: 3	R: 0 E: 0 K: 1 S: 5	H: 0 LOB: 0 BB: 0 P: 5	R: 0 E: 0 K: 1 S: 5	H: 1 LOB: 1 BB: 0 P: 5	R: 0 E: 0 K: 0 S: 4	H: 1 LOB: 1 BB: 1 P: 8	R: 0 E: 1 K: 0 S: 3	H: 0 LOB: 2 BB: 2 P: 11	R: 4 E: 1 K: 1 S: 10	H: 4 LOB: 2 BB: 1 P: 14	R: 0 E: 1 K: 1 S: 6	H: 0 LOB: 1 BB: 0 P: 6	1B: 4 2B: 2 3B: 1 HR: 1	SF: 0 SAC: 1 DP: 3 HBP: 0	WP: 1 PB: 0 SB: 1 CS: 1	PA: 39
<b>PITCHER</b>	IP WLS BF H R ER SO BB IBB HBP BLK WP HR S P ERA WHIP																			
Woody Fryman, L (1, 1) ERA: 2.57	8.0 L 35 7 4 2 3 4 1 0 0 1 1 36 56 2.25 1.375																			
Dan Warthen, L (9, 1) ERA: 3.95	1.0 4 0 0 0 1 0 0 0 0 0 0 6 6 0.00 0.000																			

St. Louis Cardinals @ Montreal Expos  
Jarry Park, Montreal, QB  
Thu Jun 26 1975, 7:05 PM EDT  
Att: 11,173 - Unknown - 79 F

AB 32  
R 4  
H 7  
RBI 4  
BB 5  
SO 4  
LOB 17



Batter	1	2	3	4	5	6	7	8	9	AB	R	H	RBI	BB	SO	LOB	BOTTOM			
Pepe Manguat, R (1, 8) OBP: 0.346, SLG: 0.372	F8-3 BB		F4		K			BB 1B PB 1B		3	1	1	0	2	1	1				
Tim Foli, R (1, 6) OBP: 0.287, SLG: 0.264	F8-3			4-3 1-3 2B				K	L4	4	1	2	0	0	1	2				
Pat Scanlon, L (9, PH) OBP: 0.295, SLG: 0.363	1-2									1	0	0	0	0	0	2				
Mike Jorgensen, L (1, 3) OBP: 0.356, SLG: 0.384	K			4-3				F2		4	1	1	0	0	1	2				
Larry Bittner, L (1, 7) OBP: 0.426, SLG: 0.487				2-3				1-2		1	0	1	0	3	0	0				
Barry Foote, R (1, 2) OBP: 0.234, SLG: 0.266		6-3 2B		1-3 IBB				FC6-5 PB BB		1	0	1	0	3	0	0				
Tony Scott, S (8, PR) OBP: 0.254, SLG: 0.231		6-3		1-3				FC6-5 BB		4	0	0	2	0	0	5				
Pete Mackanin, R (1, 4) OBP: 0.354, SLG: 0.483		2-3		1-2 3-H				FC6-4		0	0	0	0	0	0	0				
Gary Carter, R (1, 9) OBP: 0.365, SLG: 0.448				K				1-3 2-H 3-H		3	0	0	0	1	2	3				
Larry Parrish, R (1, 5) OBP: 0.292, SLG: 0.401				K				BB		4	0	1	0	0	1	2				
Woody Fryman, R (1, 1) OBP: 0.161, SLG: 0.200										4	0	0	0	0	0	2				
Dan Warthen, S (9, 1) OBP: 0.167, SLG: 0.167				6-3						4	0	0	0	0	0	2				
Bob Bailey, R (9, PH) OBP: 0.390, SLG: 0.394										3	0	0	0	0	0	2				
Larry Lintz, S (9, PR) OBP: 0.324, SLG: 0.203										0	0	0	0	1	0	0				
										0	0	0	0	0	0	0				
<b>Inning Stats</b>	R: 0 E: 0 K: 1 S: 4	H: 0 LOB: 1 BB: 1 P: 8	R: 0 E: 0 K: 1 S: 6	H: 1 LOB: 0 BB: 0 P: 6	R: 0 E: 0 K: 0 S: 3	H: 0 LOB: 0 BB: 0 P: 3	R: 1 E: 0 K: 1 S: 6	H: 1 LOB: 1 BB: 1 P: 10	R: 0 E: 0 K: 0 S: 3	H: 1 LOB: 1 BB: 1 P: 7	R: 0 E: 0 K: 1 S: 5	H: 0 LOB: 1 BB: 1 P: 9	R: 2 E: 0 K: 1 S: 7	H: 2 LOB: 1 BB: 1 P: 11	R: 0 E: 0 K: 0 S: 3	H: 0 LOB: 2 BB: 2 P: 11	1B: 3 2B: 4 3B: 0 HR: 0	SF: 0 SAC: 0 DP: 2 HBP: 0	WP: 0 PB: 2 SB: 0 CS: 0	PA: 38
<b>PITCHER</b>	IP WLS BF H R ER SO BB IBB HBP BLK WP HR S P ERA WHIP																			
Lynn McGlothen, R (1, 1) ERA: 3.49	7.0 W 27 4 1 1 5 2 2 0 0 0 0 33 49 1.29 0.857																			
Mike Garman, R (8, 1) ERA: 2.16	2.0 S 11 2 2 1 1 3 0 0 0 0 0 10 22 4.50 2.500																			

St. Louis Cardinals @ Montreal Expos  
Jarry Park, Montreal, QB  
Thu Jun 26 1975, 7:05 PM EDT  
Att: 11,173 - Unknown - 79 F

AB 31  
R 3  
H 6  
RBI 2  
BB 7  
SO 6  
LOB 21





Batter	1	2	3	4	5	6	7	8	9	AB	R	H	RBI	BB	SO	LOB	TOP										
<b>Lou Brock, L</b> OBP: 0.361, SLG: 0.437 (1, 7)										5	1	4	0	0	0	0	<b>St. Louis Cardinals @ Montreal Expos</b> Jarry Park, Montreal, QB Fri Jun 27 1975, 7:05 PM EDT Att: 20,089 - Unknown										
<b>Ted Sizemore, R</b> OBP: 0.323, SLG: 0.335 (1, 4)										4	1	1	2	1	0	3											
<b>Reggie Smith, S</b> OBP: 0.390, SLG: 0.570 (1, 3)										4	1	1	0	1	0	2											
<b>Ted Simmons, S</b> OBP: 0.380, SLG: 0.498 (1, 2)										4	0	2	0	1	0	1											
<b>Bake McBride, L</b> OBP: 0.300, SLG: 0.338 (1, 8) <b>Dick Billings, R</b> (9, PH)										4	1	1	1	0	1	2											
<b>Luis Melendez, R</b> OBP: 0.288, SLG: 0.344 (1, 9)										3	0	1	0	2	0	3											
<b>Ken Reitz, R</b> OBP: 0.305, SLG: 0.348 (1, 5)										4	0	1	1	1	1	6											
<b>Mario Guerrero, R</b> OBP: 0.267, SLG: 0.268 (8, PH) <b>Doug Howard, R</b> OBP: 0.267, SLG: 0.267 (8, PH) <b>Mike Barlow, L</b> (8, 1)										3	0	0	0	0	1	7											
<b>Ron Reed, R</b> OBP: 0.238, SLG: 0.293 (1, 1) <b>Ken Rudolph, R</b> OBP: 0.167, SLG: 0.167 (8, PH) <b>Mike Tyson, R</b> OBP: 0.333, SLG: 0.421 (8, 6)										1	0	0	0	0	1	0											
<b>Inning Stats</b>	R: 2 E: 1 K: 0 S: 6	H: 2 LOB: 3 BB: 2 P: 14	R: 0 E: 0 K: 0 S: 3	H: 1 LOB: 0 BB: 0 P: 3	R: 1 E: 0 K: 0 S: 5	H: 2 LOB: 2 BB: 2 P: 13	R: 0 E: 0 K: 0 S: 2	H: 0 LOB: 0 BB: 1 P: 6	R: 1 E: 0 K: 1 S: 7	H: 2 LOB: 1 BB: 0 P: 7	R: 0 E: 0 K: 0 S: 4	H: 1 LOB: 1 BB: 0 P: 4	R: 0 E: 0 K: 2 S: 8	H: 1 LOB: 1 BB: 0 P: 8	R: 0 E: 0 K: 1 S: 6	H: 1 LOB: 2 BB: 1 P: 10		1B: 6 2B: 4 3B: 0 HR: 1	SF: 0 SAC: 0 DP: 1 HBP: 0	WP: 1 PB: 0 SB: 3 CS: 1	PA: 43						
<b>PITCHER</b>	IP	WLS	BF	H	R	ER	SO	BB	IBB	HBP	BLK	WP	HR	S	P	ERA	WHIP										
<b>Don Stanhouse, R</b> ERA: 6.94 (1, 1)	3.0		18	5	3	3	0	3	1	0	0	0	1	14	30	9.00	2.667										
<b>Dan Warthen, L</b> ERA: 3.44 (4, 1)	6.0	W	25	6	1	1	5	2	0	0	1	1	0	33	41	1.50	1.333										

AB	37
R	4
H	11
RBI	4
BB	6
SO	5
LOB	28



Batter	1	2	3	4	5	6	7	8	9	AB	R	H	RBI	BB	SO	LOB	BOTTOM										
<b>Pepe Manguat, R</b> OBP: 0.350, SLG: 0.376 (1, 8)										4	3	2	0	0	0	1	<b>St. Louis Cardinals @ Montreal Expos</b> Jarry Park, Montreal, QB Fri Jun 27 1975, 7:05 PM EDT Att: 20,089 - Unknown										
<b>Tim Foli, R</b> OBP: 0.295, SLG: 0.271 (1, 6)										4	0	2	1	0	0	2											
<b>Mike Jorgensen, L</b> OBP: 0.354, SLG: 0.378 (1, 3)										4	0	1	1	0	1	2											
<b>Larry Bittner, L</b> OBP: 0.419, SLG: 0.472 (1, 9)										3	0	1	1	1	0	1											
<b>Bob Bailey, R</b> OBP: 0.397, SLG: 0.406 (1, 7) <b>Tony Scott, S</b> OBP: 0.252, SLG: 0.229 (8, 7)										3	0	0	0	0	2	4											
<b>Pete Mackanin, R</b> OBP: 0.346, SLG: 0.476 (1, 4)										4	1	1	0	0	0	0											
<b>Larry Parrish, R</b> OBP: 0.284, SLG: 0.388 (1, 5)										4	0	0	0	0	1	1											
<b>Barry Foote, R</b> OBP: 0.233, SLG: 0.271 (1, 2)										2	0	0	1	0	0	0											
<b>Don Stanhouse, R</b> OBP: 0.333, SLG: 0.333 (1, 1) <b>Pat Scanlon, L</b> OBP: 0.300, SLG: 0.358 (3, PH) <b>Dan Warthen, S</b> OBP: 0.125, SLG: 0.125 (4, 1)										0	0	0	0	0	0	0											
<b>Inning Stats</b>	R: 0 E: 0 K: 0 S: 3	H: 1 LOB: 0 BB: 0 P: 3	R: 0 E: 0 K: 1 S: 5	H: 0 LOB: 0 BB: 0 P: 5	R: 2 E: 0 K: 1 S: 8	H: 3 LOB: 3 BB: 2 P: 16	R: 1 E: 0 K: 1 S: 6	H: 1 LOB: 0 BB: 0 P: 6	R: 1 E: 0 K: 1 S: 7	H: 2 LOB: 1 BB: 0 P: 7	R: 0 E: 0 K: 0 S: 3	H: 0 LOB: 0 BB: 0 P: 3	R: 1 E: 2 K: 0 S: 5	H: 0 LOB: 1 BB: 0 P: 5	R: 0 E: 0 K: 0 S: 3	H: 0 LOB: 0 BB: 0 P: 3		1B: 6 2B: 0 3B: 1 HR: 0	SF: 1 SAC: 0 DP: 1 HBP: 0	WP: 0 PB: 0 SB: 2 CS: 0	PA: 34						
<b>PITCHER</b>	IP	WLS	BF	H	R	ER	SO	BB	IBB	HBP	BLK	WP	HR	S	P	ERA	WHIP										
<b>Ron Reed, R</b> ERA: 3.53 (1, 1)	7.0	L	31	7	5	4	4	2	0	0	0	0	0	37	45	5.14	1.286										
<b>Mike Barlow, R</b> ERA: 7.2 (8, 1)	1.0		3	0	0	0	0	0	0	0	0	0	0	3	3	0.00	0.000										



Batter	1	2	3	4	5	6	7	8	9	10	AB	R	H	RBI	BB	SO	LOB	TOP							
Luis Melendez, R OBP: 0.295, SLG: 0.346 Bake McBride, L OBP: 0.296, SLG: 0.333 (7, 8)											2	1	1	0	1	1	1	<b>St. Louis Cardinals @ Montreal Expos</b> Jarry Park, Montreal, QB Sat Jun 28 1975, 7:05 PM EDT Att: 18,640 - Unknown - 79 F							
Mike Tyson, R OBP: 0.338, SLG: 0.419 (1, 4) (9, 6)											5	0	2	0	0	1	2								
Reggie Smith, S OBP: 0.390, SLG: 0.563 (1, 9) (9, 3)											4	0	1	0	1	1	1								
Ted Simmons, S OBP: 0.384, SLG: 0.502 (1, 7) (9, 2)											4	2	2	0	1	0	3								
Ken Reitz, R OBP: 0.311, SLG: 0.356 (1, 5)											3	0	2	2	1	0	0								
Doug Howard, R OBP: 0.211, SLG: 0.211 Ted Sizemore, R OBP: 0.325, SLG: 0.335 (1, 3) (9, 4)											4	0	0	0	0	0	5								
Ken Rudolph, R OBP: 0.176, SLG: 0.152 Al Hrabosky, R OBP: 0.400, SLG: 0.250 Ron Fairly, L OBP: 0.425, SLG: 0.420 Mike Barlow, L OBP: 0.296, SLG: 0.333 (1, 2) (9, 1) (10, PH) (10, 1) (10, 1)											3	0	0	0	1	1	3		<b>AB 35</b> <b>R 3</b> <b>H 9</b> <b>RBI 3</b> <b>BB 6</b> <b>SO 6</b> <b>LOB 16</b>						
Mario Guerrero, R OBP: 0.260, SLG: 0.261 Lou Brock, L OBP: 0.359, SLG: 0.435 (1, 6) (9, PH) (9, 7)											3	0	0	0	0	1	1								
John Denny, R OBP: 0.091, SLG: 0.091 Willie Davis, L OBP: 0.275, SLG: 0.410 (1, 1) (9, PH) (9, 9)											2	0	0	0	0	0	0								
<b>Inning Stats</b>	R: 1 E: 1 K: 1 S: 7	H: 2 LOB: 2 BB: 1 P: 11	R: 0 E: 0 K: 1 S: 5	H: 0 LOB: 1 BB: 1 P: 9	R: 0 E: 0 K: 0 S: 4	H: 1 LOB: 3 BB: 2 P: 12	R: 0 E: 0 K: 0 S: 3	H: 0 LOB: 0 BB: 0 P: 7	R: 1 E: 0 K: 0 S: 4	H: 2 LOB: 0 BB: 0 P: 4	R: 0 E: 0 K: 0 S: 3	H: 0 LOB: 0 BB: 0 P: 3	R: 0 E: 0 K: 1 S: 6	H: 1 LOB: 1 BB: 0 P: 6	R: 0 E: 0 K: 1 S: 5	H: 0 LOB: 0 BB: 0 P: 5	R: 0 E: 0 K: 1 S: 5			H: 0 LOB: 0 BB: 0 P: 5	R: 1 E: 0 K: 1 S: 7	H: 3 LOB: 2 BB: 1 P: 11	1B: 7 2B: 2 3B: 0 HR: 0	SF: 1 SAC: 1 DP: 0 HBP: 0	WP: 0 PB: 0 SB: 0 CS: 0
<b>PITCHER</b>	IP 6.0	WLS 2	BF 27	H 5	R 2	ER 2	SO 2	BB 3	IBB 0	HBP 0	BLK 0	WP 0	HR 0	S 26	P 46	ERA 3.00	WHIP 1.333								
Fred Scherman, L ERA: 3.59 Donald DeMola, R ERA: 2.4	(1, 1) (7, 1)	4.0 L	16 16	4 4	1 1	1 1	4 4	0 0	1 1	0 0	0 0	0 0	0 0	23 23	27 27	2.25 2.25	1.000 1.000								


Batter	1	2	3	4	5	6	7	8	9	10	AB	R	H	RBI	BB	SO	LOB	BOTTOM						
Pepe Mangual, R OBP: 0.348, SLG: 0.376 (1, 8)											5	1	1	0	0	2	3	<b>St. Louis Cardinals @ Montreal Expos</b> Jarry Park, Montreal, QB Sat Jun 28 1975, 7:05 PM EDT Att: 18,640 - Unknown - 79 F						
Tim Foli, R OBP: 0.301, SLG: 0.275 (1, 6)											4	1	2	0	1	0	2							
Mike Jorgensen, L OBP: 0.352, SLG: 0.376 Nate Colbert, R OBP: 0.216, SLG: 0.266 (1, 3) (9, PH) (10, 3)											4	0	1	1	0	2	4							
Larry Blittner, L OBP: 0.426, SLG: 0.472 (1, 7)											4	0	2	0	1	0	2							
Gary Carter, R OBP: 0.372, SLG: 0.445 (1, 2)											5	0	2	1	0	1	3							
Pat Scanlon, L OBP: 0.284, SLG: 0.337 Larry Parrish, R OBP: 0.284, SLG: 0.388 (1, 5) (10, PR)											5	0	0	0	0	1	6							
Tony Scott, S OBP: 0.250, SLG: 0.245 (1, 9)											5	0	1	0	0	0	5							
Larry Lintz, S OBP: 0.320, SLG: 0.197 (1, 4)											4	0	0	0	0	1	1							
Fred Scherman, L OBP: 0.143, SLG: 0.286 Bob Bailey, R OBP: 0.402, SLG: 0.406 Donald DeMola, R (1, 1) (6, PH) (7, 1)											2	0	1	0	0	0	0							
<b>Inning Stats</b>	R: 0 E: 1 K: 1 S: 7	H: 1 LOB: 2 BB: 0 P: 7	R: 0 E: 0 K: 0 S: 3	H: 0 LOB: 0 BB: 0 P: 3	R: 2 E: 0 K: 1 S: 10	H: 5 LOB: 3 BB: 0 P: 10	R: 0 E: 0 K: 2 S: 8	H: 1 LOB: 2 BB: 1 P: 12	R: 0 E: 0 K: 0 S: 3	H: 0 LOB: 0 BB: 0 P: 3	R: 0 E: 0 K: 0 S: 3	H: 0 LOB: 0 BB: 0 P: 3	R: 0 E: 0 K: 1 S: 5	H: 0 LOB: 1 BB: 1 P: 9	R: 0 E: 0 K: 0 S: 3	H: 0 LOB: 0 BB: 0 P: 3	R: 0 E: 0 K: 1 S: 5		H: 0 LOB: 0 BB: 0 P: 5	R: 0 E: 0 K: 0 S: 4	H: 2 LOB: 2 BB: 0 P: 4	1B: 7 2B: 2 3B: 1 HR: 0	SF: 0 SAC: 0 DP: 1 HBP: 0	WP: 0 PB: 0 SB: 0 CS: 0
<b>PITCHER</b>	IP 8.0	WLS 3	BF 36	H 8	R 2	ER 2	SO 7	BB 3	IBB 0	HBP 0	BLK 0	WP 0	HR 0	S 47	P 59	ERA 2.25	WHIP 1.375							
John Denny, R ERA: 3.07 Al Hrabosky, L ERA: 1.85 Mike Barlow, R ERA: 7.2 Mike Garman, R ERA: 2.06	(1, 1) (9, 1) (10, 1) (10, 1)	1.0 W	3 3	0 0	0 0	0 0	1 1	0 0	0 0	0 0	0 0	0 0	0 0	5 5	5 5	0.00 0.00	0.000 0.000							





Batter	1	2	3	4	5	6	7	8	9	AB	R	H	RBI	BB	SO	LOB	TOP			
Lou Brock, L OBP: 0.361, SLG: 0.436 (1, 7)	F6	CS					F9			4	0	2	0	0	0	1	<b>St. Louis Cardinals @ Montreal Expos</b> Jarry Park, Montreal, QB Sun Jun 29 1975, 3:33 AM EDT Att: 15,258 - Unknown - 79 F			
Ted Sizemore, R OBP: 0.328, SLG: 0.335 (1, 4)	1B	CS	E6				F4			3	1	1	0	1	0	1				
Willie Davis, L OBP: 0.274, SLG: 0.408 (1, 9)	1B		K				G3			4	1	1	0	0	1	4				
Reggie Smith, S OBP: 0.387, SLG: 0.556 (1, 3)	1B		G4-6-3				FC6-2-5			4	0	1	1	0	0	3				
Ted Simmons, S OBP: 0.379, SLG: 0.494 (1, 2)	K						F9			4	0	0	0	0	1	4				
Bake McBride, L OBP: 0.306, SLG: 0.345 (1, 8)	1B						F7			4	1	3	1	0	0	0				
Ken Reitz, R OBP: 0.306, SLG: 0.351 (1, 5)	6-3						4-3			4	0	0	0	0	0	3				
Mike Tyson, R OBP: 0.333, SLG: 0.424 (1, 6)			5-3				1-3			4	0	1	1	0	0	0				
John Curtis, L OBP: 0.308, SLG: 0.217 (1, 1)			K							3	0	1	0	0	2	1				
Al Hrabosky, R OBP: 0.400, SLG: 0.250 Mike Barlow, L OBP: 0.299, SLG: 0.250 Luis Melendez, R OBP: 0.293, SLG: 0.344 (8, 1)			K							0	0	0	0	0	0	0				
Inning Stats	R: 2 E: 0 K: 1 S: 8	H: 3 LOB: 2 BB: 1 P: 12	R: 0 E: 0 K: 1 S: 5	H: 1 LOB: 0 BB: 0 P: 5	R: 0 E: 1 K: 1 S: 5	H: 0 LOB: 0 BB: 0 P: 5	R: 1 E: 1 K: 1 S: 7	H: 2 LOB: 1 BB: 0 P: 7	R: 0 E: 0 K: 0 S: 3	H: 0 LOB: 0 BB: 0 P: 3	R: 0 E: 0 K: 0 S: 4	H: 1 LOB: 0 BB: 0 P: 4	R: 0 E: 0 K: 0 S: 3	H: 1 LOB: 0 BB: 0 P: 3	R: 0 E: 0 K: 1 S: 5	H: 0 LOB: 0 BB: 0 P: 5	1B: 9 2B: 1 3B: 0 HR: 0	SF: 0 SAC: 0 DP: 1 HBP: 0	WP: 0 PB: 0 SB: 1 CS: 2	PA: 38
PITCHER Steve Renko, R ERA: 5.32 (1, 1)	IP: 9.0 WLS: W BF: 36 H: 10 R: 3 ER: 3 SO: 5 BB: 1 IBB: 0 HBP: 0 BLK: 0 WP: 0 HR: 0 S: 45 P: 49 ERA: 3.00 WHIP: 1.222																			

Batter	1	2	3	4	5	6	7	8	9	AB	R	H	RBI	BB	SO	LOB	BOTTOM			
Pepe Manguat, R OBP: 0.342, SLG: 0.369 (1, 8)	F8		F8	F8			K	E5		5	0	0	0	0	1	5	<b>St. Louis Cardinals @ Montreal Expos</b> Jarry Park, Montreal, QB Sun Jun 29 1975, 3:33 AM EDT Att: 15,258 - Unknown - 79 F			
Tim Foli, R OBP: 0.299, SLG: 0.274 (1, 6)	G3		6-3				6-3	SF7		4	0	1	1	0	0	1				
Gary Carter, R OBP: 0.373, SLG: 0.444 (1, 9)	G3							F7		5	0	2	1	0	0	3				
Bob Bailey, R OBP: 0.405, SLG: 0.398 Larry Lintz, S OBP: 0.320, SLG: 0.197 Tony Scott, S OBP: 0.250, SLG: 0.245 (1, 7)			F2				F7			2	0	0	0	2	0	2				
Barry Foote, R OBP: 0.234, SLG: 0.286 (1, 2)	L4							F4		0	0	0	0	0	0	0				
Nate Colbert, R OBP: 0.217, SLG: 0.282 (1, 3)			5-3				F8			4	1	1	1	0	0	0				
Pete Mackanin, R OBP: 0.350, SLG: 0.477 (1, 4)			L9					HR		4	1	1	1	0	0	0				
Larry Parrish, R OBP: 0.288, SLG: 0.390 (1, 5)			F8					HR		4	2	2	0	0	0	0				
Steve Renko, R OBP: 0.300, SLG: 0.316 (1, 1)								1B		4	1	2	0	0	0	0				
Inning Stats	R: 0 E: 0 K: 0 S: 4	H: 1 LOB: 2 BB: 1 P: 8	R: 0 E: 0 K: 0 S: 3	H: 0 LOB: 0 BB: 0 P: 3	R: 1 E: 0 K: 0 S: 5	H: 2 LOB: 1 BB: 0 P: 5	R: 1 E: 0 K: 0 S: 6	H: 3 LOB: 2 BB: 0 P: 6	R: 0 E: 0 K: 0 S: 3	H: 0 LOB: 0 BB: 0 P: 3	R: 0 E: 0 K: 1 S: 5	H: 0 LOB: 0 BB: 0 P: 5	R: 5 E: 1 K: 0 S: 9	H: 5 LOB: 2 BB: 1 P: 13	R: 0 E: 0 K: 0 S: 2	H: 0 LOB: 0 BB: 0 P: 2		1B: 9 2B: 1 3B: 0 HR: 2	SF: 1 SAC: 0 DP: 0 HBP: 0	WP: 0 PB: 0 SB: 0 CS: 0
PITCHER John Curtis, L ERA: 4.29 Al Hrabosky, L ERA: 2.12 Mike Barlow, R ERA: 6.35 (1, 1)	IP: 7.1 WLS: L BF: 33 H: 7 R: 3 ER: 0 SO: 6 BB: 2 IBB: 0 HBP: 0 BLK: 0 WP: 0 HR: 2 S: 35 P: 43 ERA: 7.36 WHIP: 1.500																			
PITCHER Steve Renko, R ERA: 5.32 (1, 1)	IP: 9.0 WLS: W BF: 36 H: 10 R: 3 ER: 3 SO: 5 BB: 1 IBB: 0 HBP: 0 BLK: 0 WP: 0 HR: 0 S: 45 P: 49 ERA: 3.00 WHIP: 1.222																			



Batter	1	2	3	4	5	6	7	8	9	AB	R	H	RBI	BB	SO	LOB	TOP								
<b>Lou Brock, L</b> OBP: 0.362, SLG: 0.433 (1, 7)	0-0 5-3 1B	4-0 IBB		0-0 G3		0-3 K		0-0 F9	4 0 1 0 1 1 1																
<b>Ted Sizemore, R</b> OBP: 0.326, SLG: 0.332 (1, 4)	0-0 5-3 1-2	0-3 K			0-0 WP 4-3 1B		0-0 F7	5 1 1 0 0 1 4																	
<b>Willie Davis, L</b> OBP: 0.277, SLG: 0.413 (1, 9)	4-0 G4-6-3 BB		0-0 F8		0-0 F7		0-0 4-3	4 0 1 0 1 0 1																	
<b>Reggie Smith, S</b> OBP: 0.383, SLG: 0.547 (1, 3)	0-0 G4-6-3 1-2		0-0 FC6 1B		0-0 4-3		0-0 5-3	5 0 1 0 0 0 4																	
<b>Ted Simmons, S</b> OBP: 0.381, SLG: 0.494 (1, 2)		0-0 1B 2B 1B	0-0 FC6 1-2		0-0 BB 1B		0-0 3-1	4 2 2 1 0 0 1																	
<b>Bake McBride, L</b> OBP: 0.313, SLG: 0.345 (1, 8)		0-0 F9	0-3 K		4-0 2H 1B BB		0-0 S 1B	3 1 1 0 1 1 2																	
<b>Ken Reitz, R</b> OBP: 0.309, SLG: 0.353 (1, 5)		0-0 2B 1-2 1B		0-0 5-3	0-0 1-3 2H 1B		0-0 F8 1-2	4 0 2 1 0 0 1																	
<b>Mike Tyson, R</b> OBP: 0.342, SLG: 0.443 (1, 6)		0-0 1-3 2H 2B		0-0 F8		0-0 5-3	0-0 2H 1B	4 0 2 2 0 0 0																	
<b>Bob Forsch, R</b> OBP: 0.370, SLG: 0.500 <b>Al Hrabosky, R</b> OBP: 0.400, SLG: 0.250 (8, 1)		0-0 6-3		0-0 1B		0-3 K	0-3 K	4 0 1 0 0 2 3 0 0 0 0 0 0 0																	
<b>Inning Stats</b>	R: 0 E: 0 K: 0 S: 3	H: 1 LOB: 1 BB: 1 P: 7	R: 1 E: 0 K: 1 S: 8	H: 3 LOB: 3 BB: 1 P: 12	R: 0 E: 0 K: 1 S: 6	H: 1 LOB: 1 BB: 0 P: 6	R: 0 E: 0 K: 0 S: 4	H: 0 LOB: 0 BB: 0 P: 4	R: 2 E: 0 K: 0 S: 5	H: 3 LOB: 2 BB: 1 P: 9	R: 0 E: 0 K: 1 S: 7	H: 0 LOB: 0 BB: 0 P: 7	R: 0 E: 0 K: 0 S: 3	H: 0 LOB: 0 BB: 0 P: 3	R: 1 E: 0 K: 1 S: 7	H: 2 LOB: 1 BB: 0 P: 7	R: 0 E: 0 K: 0 S: 4	H: 1 LOB: 1 BB: 0 P: 4	1B: 10 2B: 1 3B: 1 HR: 0	SF: 0 SAC: 0 DP: 1 HBP: 0	WP: 1 PB: 0 SB: 1 CS: 0	PA: 40			
<b>PITCHER</b>	IP	WLS	BF	H	R	ER	SO	BB	IBB	HBP	BLK	WP	HR	S	P	ERA	WHIP								
<b>Jim Lonborg, R</b> ERA: 2.94 (1, 1)	5.0	L	25	9	3	3	2	2	1	0	0	1	0	26	38	5.40	2.200								
<b>Tom Higendorf, L</b> ERA: 2.09 (6, 1)	2.0		6	0	0	0	2	0	0	0	0	0	0	10	10	0.00	0.000								
<b>Gene Garber, R</b> ERA: 3.4 (8, 1)	2.0		9	3	1	1	1	0	0	0	0	0	0	11	11	4.50	1.500								

St. Louis Cardinals @ Philadelphia Phillies  
Veterans Stadium, Philadelphia, PA  
Mon Jun 30 1975, 7:05 PM EDT  
Att: 28,264 - Unknown

AB 37  
R 4  
H 12  
RBI 4  
BB 3  
SO 5  
LOB 17

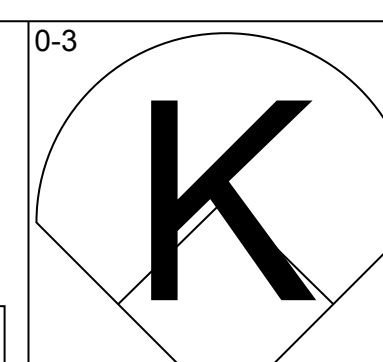
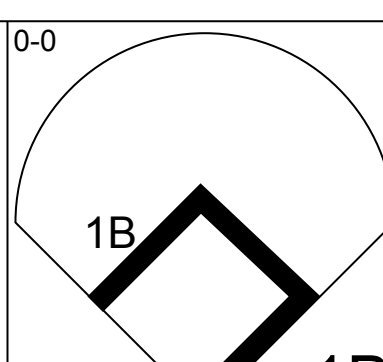
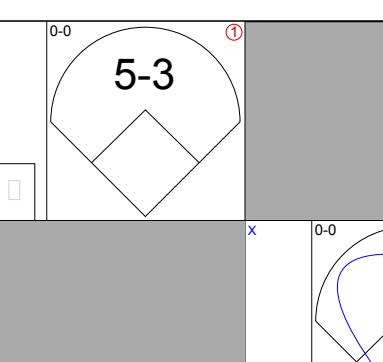
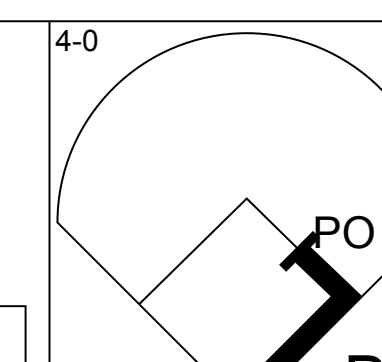
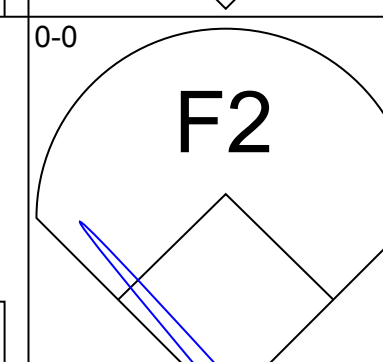
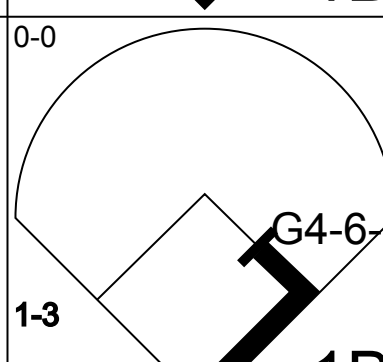
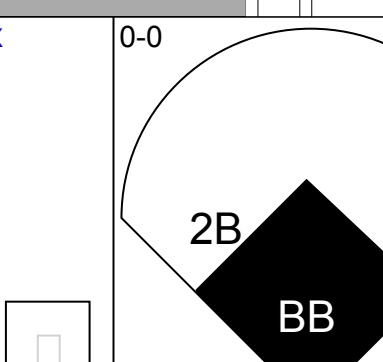
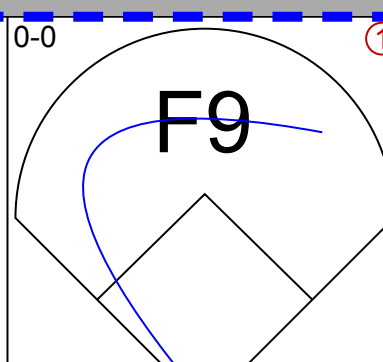
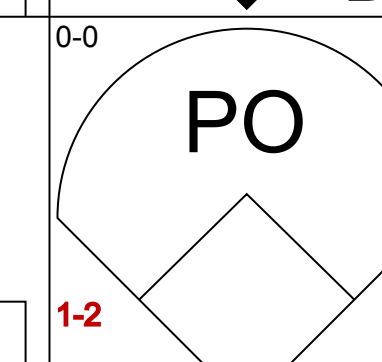
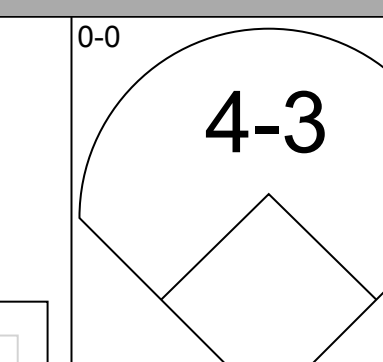
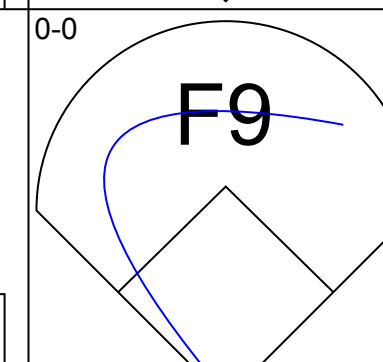
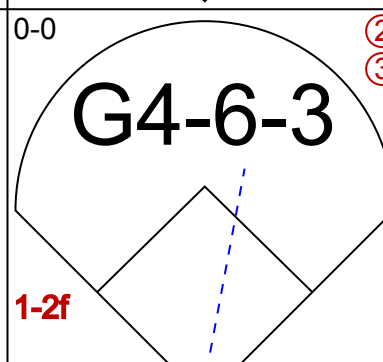
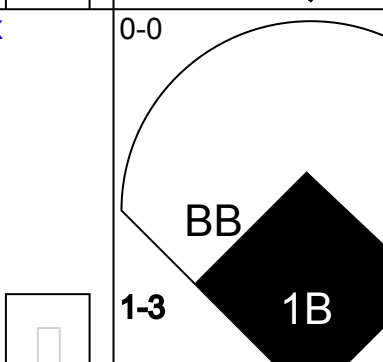
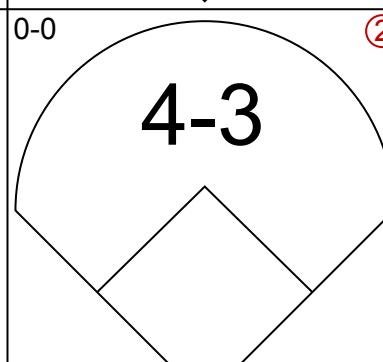
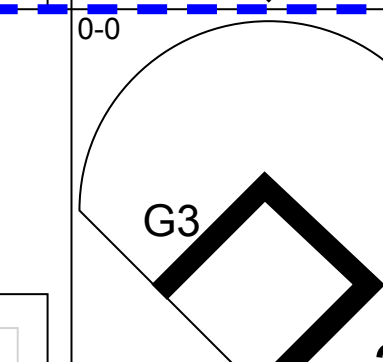
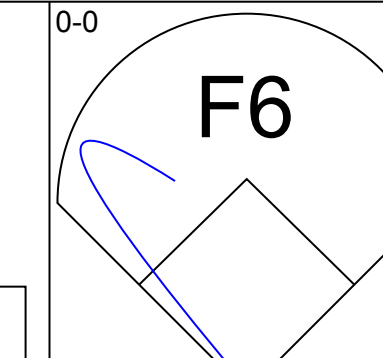
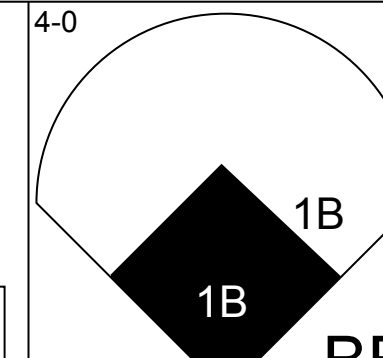
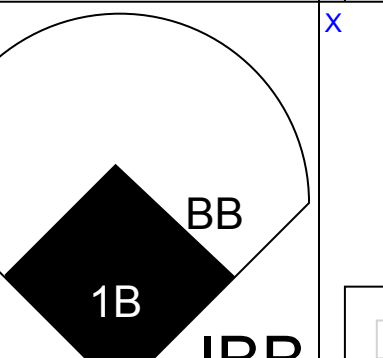
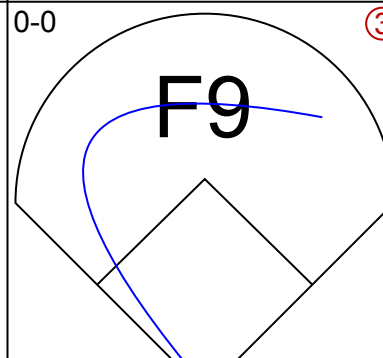
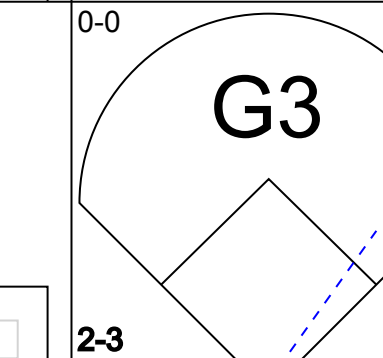
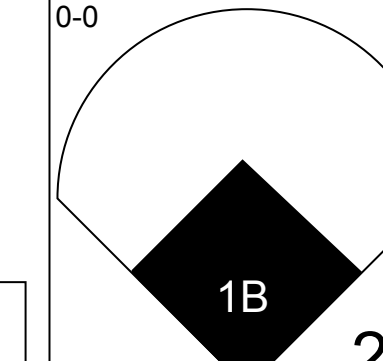
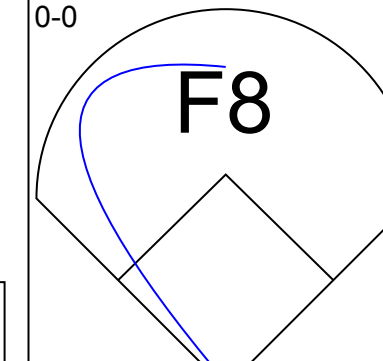
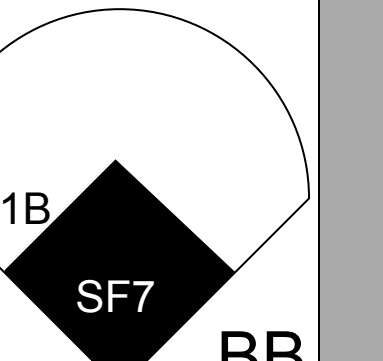
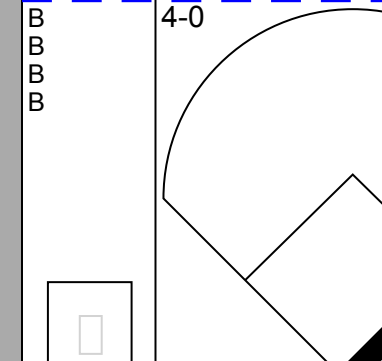
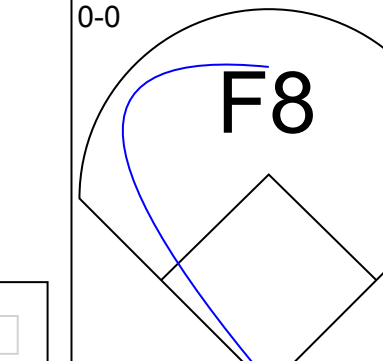
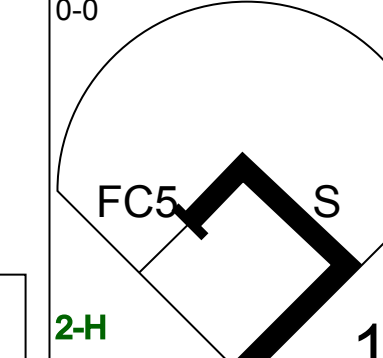
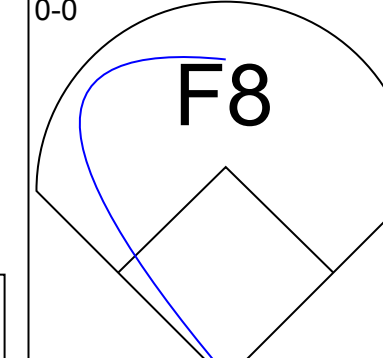
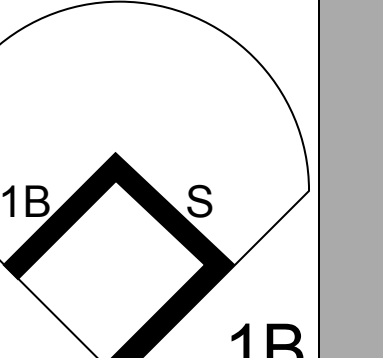
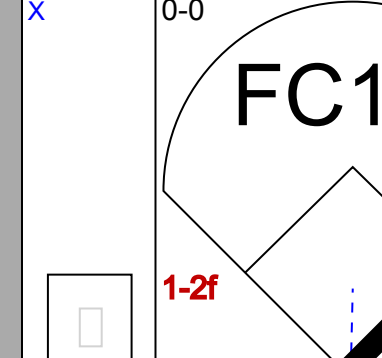
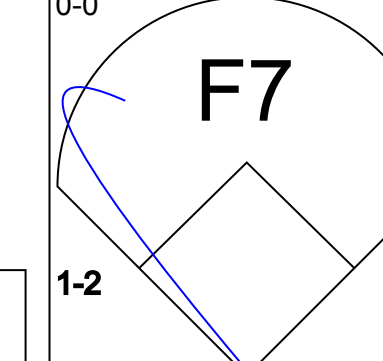
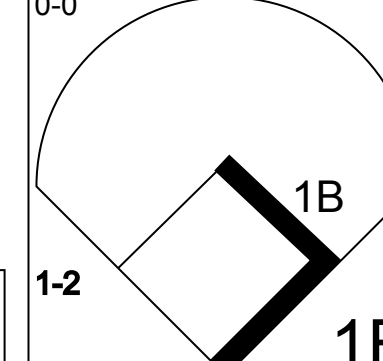
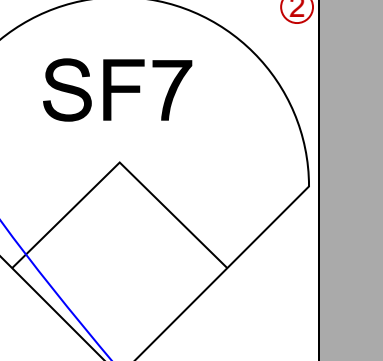
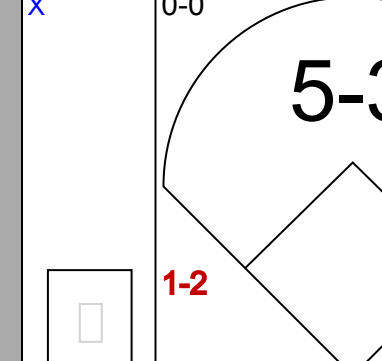
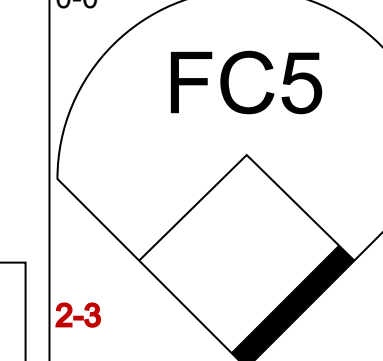
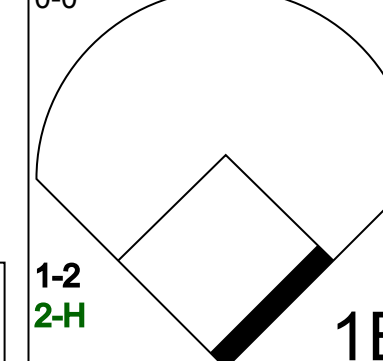
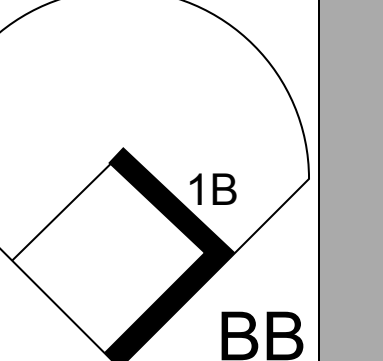
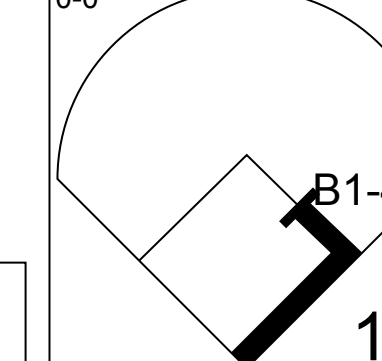

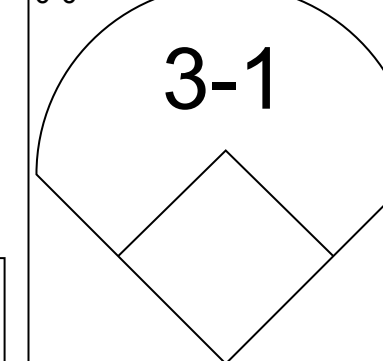
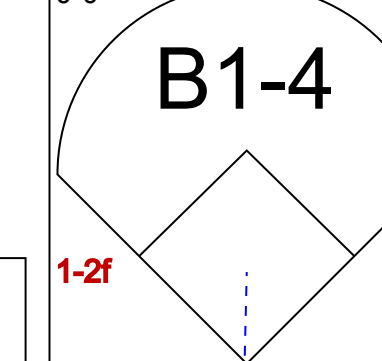
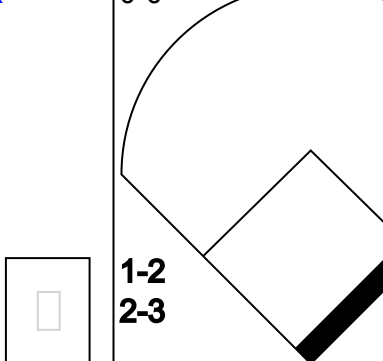


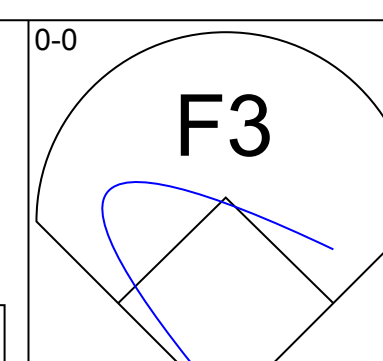
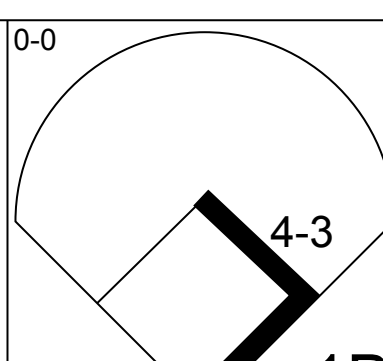
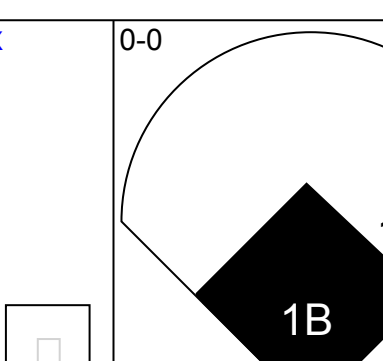
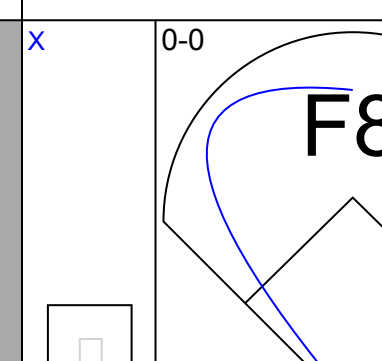
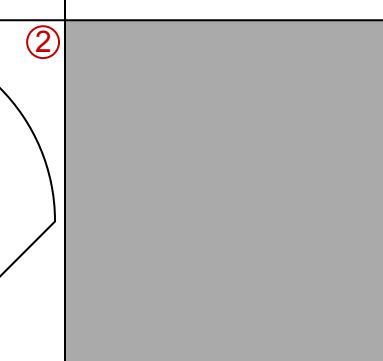
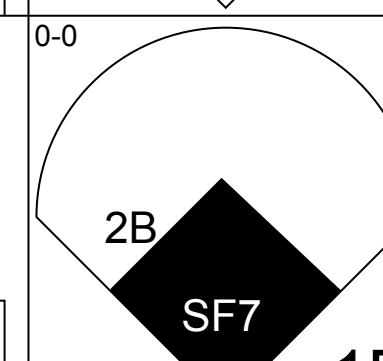
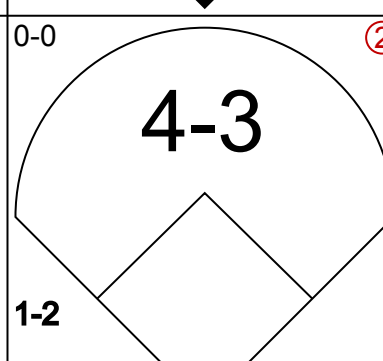
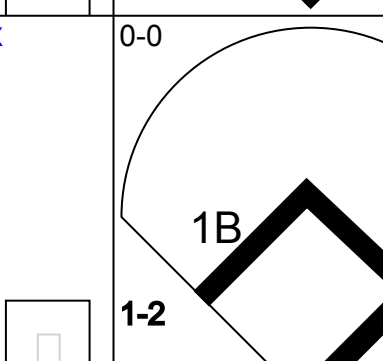
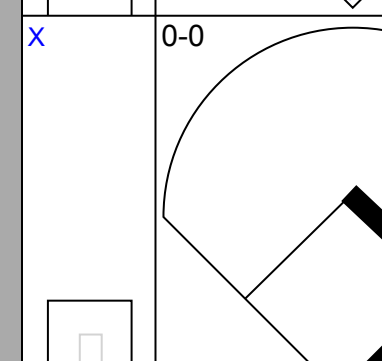

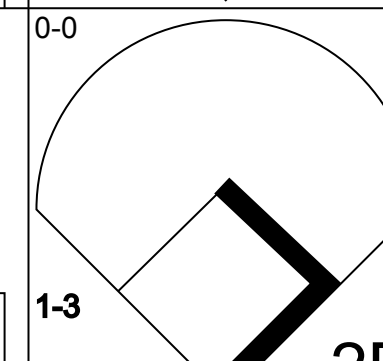
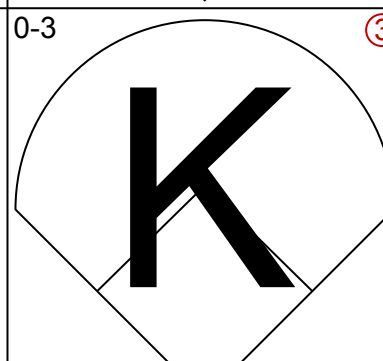
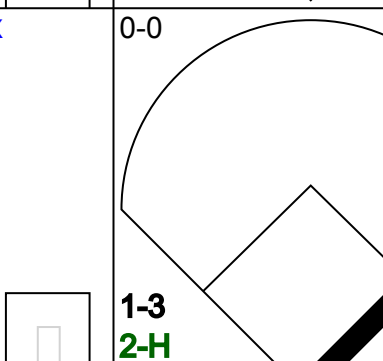
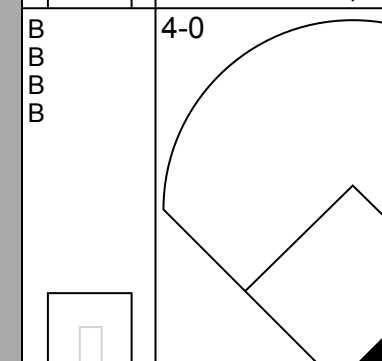
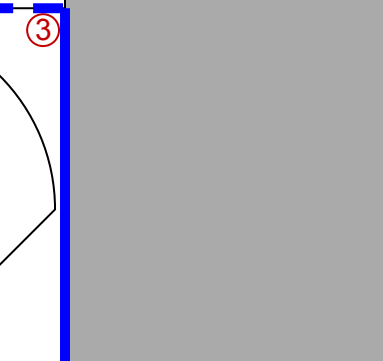
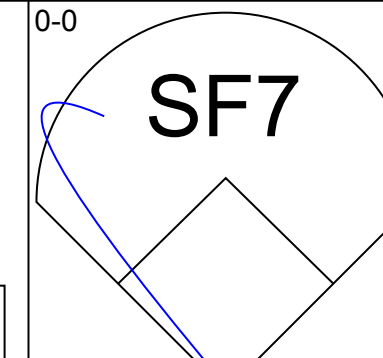
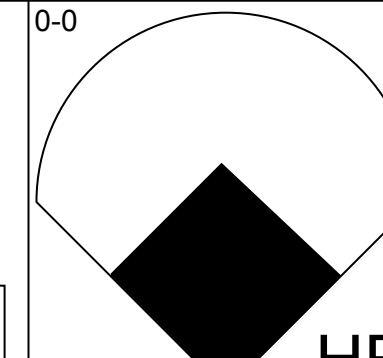
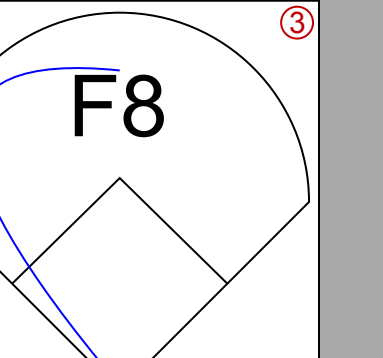
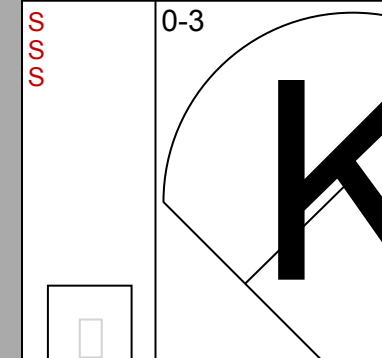
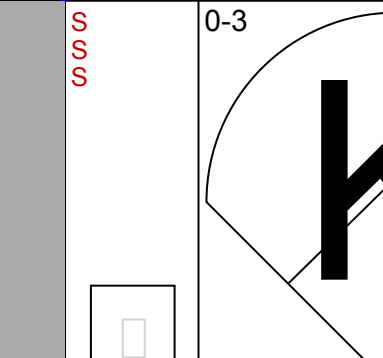
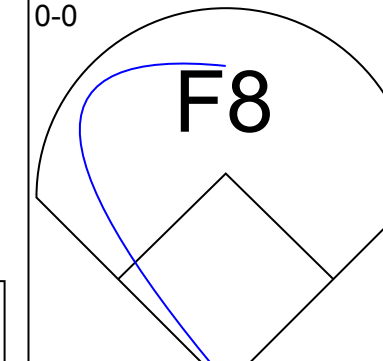
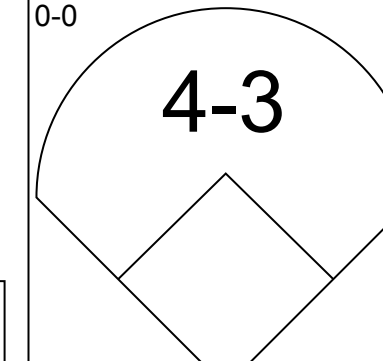
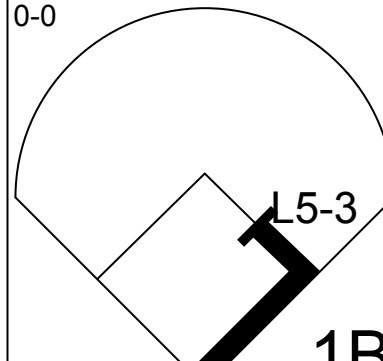
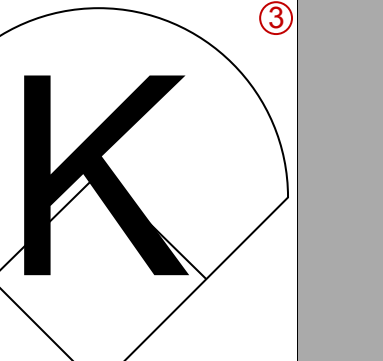
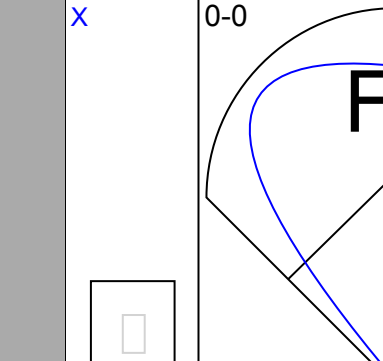
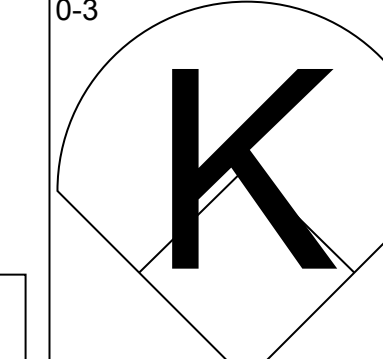
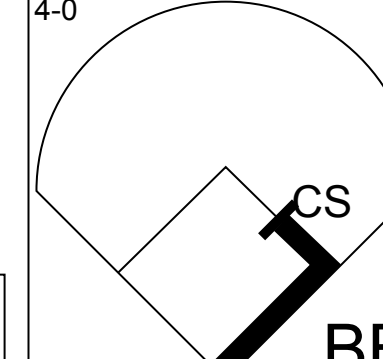
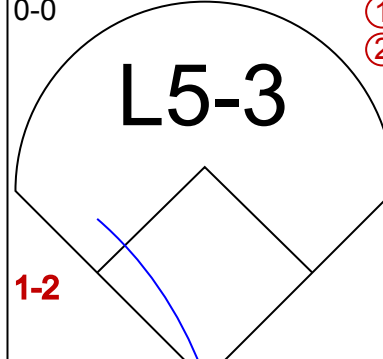

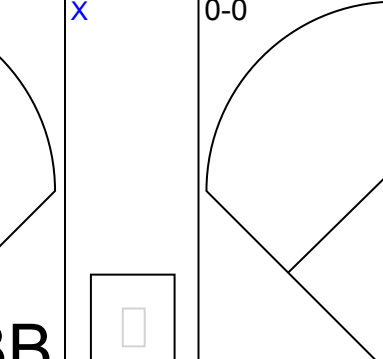
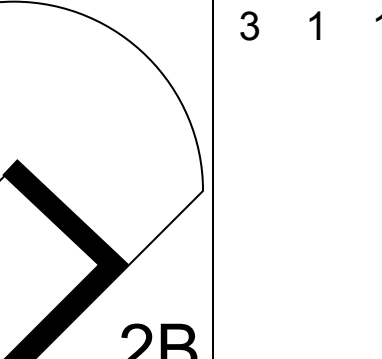
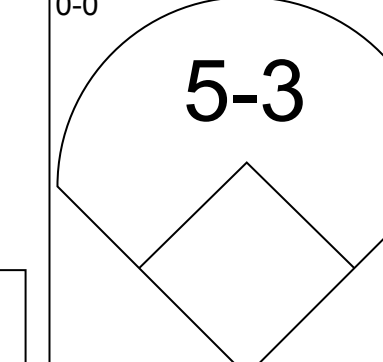
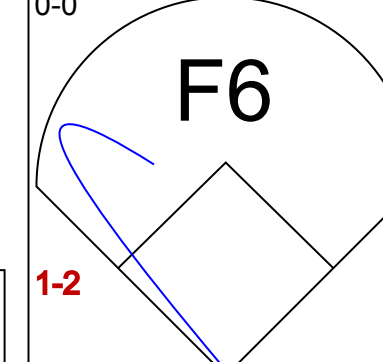
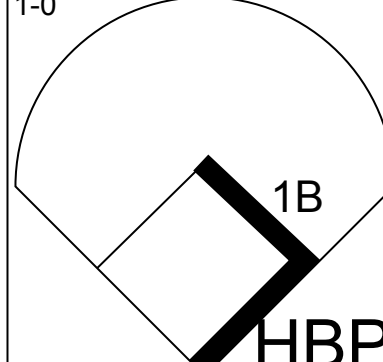

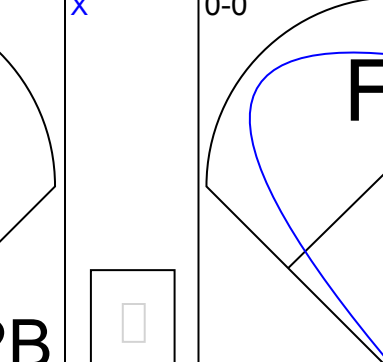
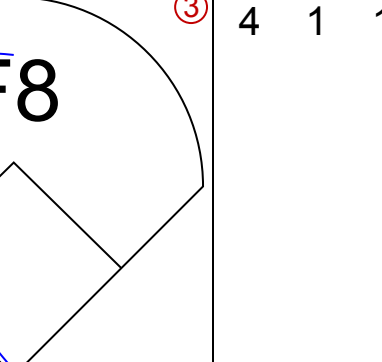
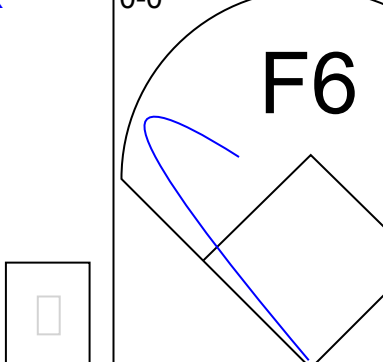
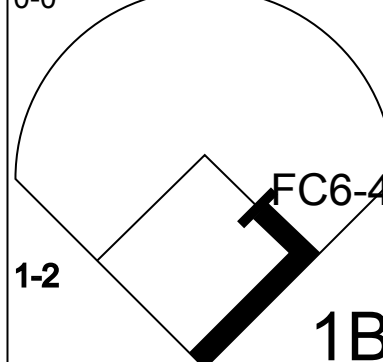
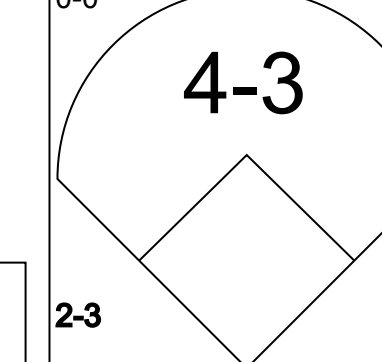
Batter	1	2	3	4	5	6	7	8	9	AB	R	H	RBI	BB	SO	LOB	BOTTOM								
<b>Dave Cash, R</b> OBP: 0.396, SLG: 0.436 (1, 4)	0-0 L3 1B		0-0 1-3 2-3			0-0 4-3		0-0 HR	4 1 2 1 0 0 1																
<b>Larry Bowa, S</b> OBP: 0.336, SLG: 0.411 (1, 6)	0-0 L3 1-2		0-0 G3			0-0 4-3		0-0 BB 1B	4 0 1 0 0 0 2																
<b>Jay Johnstone, L</b> OBP: 0.448, SLG: 0.534 (1, 9)	0-0 F8			0-3 K		0-0 1B		0-0 P4	4 0 1 0 0 1 1																
<b>Greg Luzinski, R</b> OBP: 0.369, SLG: 0.551 (1, 7)		0-0 6-3		0-0 5-3		0-3 K		0-3 K	4 0 0 0 0 2 2																
<b>Dick Allen, R</b> OBP: 0.316, SLG: 0.353 (1, 3)		0-0 6-3		0-0 6-3			0-0 6-3	4-0 BB	3 0 0 0 1 0 0																
<b>Mike Schmidt, R</b> OBP: 0.308, SLG: 0.427 (1, 5)		4-0 S BB			0-0 G4-6-3 1B		0-0 HR	0-3 K	3 1 2 1 1 1 2																
<b>Johnny Oates, L</b> OBP: 0.349, SLG: 0.354 <b>Jerry Martin, R</b> OBP: 0.301, SLG: 0.357 (9, PH)		0-0 4-3			0-0 G4-3-6 1-2		0-0 FC6-4 1B	0-0 P6	3 0 1 0 0 0 2 1 0 0 0 0 0 0																
<b>Garry Maddox, R</b> OBP: 0.271, SLG: 0.328 (1, 8)			4-0 1-3 WP BB		4-0 BB		0-0 FC6-4 1-2	0-3 K	2 0 0 0 2 1 1																
<b>Jim Lonborg, R</b> ERA: 2.11 <b>Tommy Taylor, R</b> ERA: 3.33 <b>Tom Higendorf, L</b> ERA: 2.09 <b>Ollie Brown, R</b> ERA: 0.85 <b>Gene Garber, R</b> ERA: 3.37 <b>Bob Boone, R</b> ERA: 0.337 (5, PH)		0-0 F7			0-0 P4		0-3 K	0-0 P3	1 0 0 0 0 0 1 1 0 0 0 0 0 1 0 0 0 0 0 0 0 1 0 0 0 0 1 1 0 0 0 0 0 0 0 1 0 0 0 0 0 0																
<b>Inning Stats</b>	R: 0 E: 0 K: 0 S: 3	H: 1 LOB: 0 BB: 0 P: 3	R: 0 E: 0 K: 0 S: 3	H: 0 LOB: 1 BB: 1 P: 7	R: 0 E: 0 K: 1 S: 5	H: 0 LOB: 0 BB: 0 P: 5	R: 0 E: 0 K: 1 S: 6	H: 1 LOB: 1 BB: 0 P: 6	R: 1 E: 0 K: 1 S: 7	H: 2 LOB: 1 BB: 0 P: 7	R: 1 E: 0 K: 2 S: 9	H: 2 LOB: 2 BB: 1 P: 13	R: 0 E: 0 K: 1 S: 5	H: 0 LOB: 0 BB: 0 P: 5	1B: 5 2B: 1 3B: 0 HR: 2	SF: 0 SAC: 0 DP: 2 HBP: 0	WP: 1 PB: 0 SB: 1 CS: 0	PA: 36							
<b>PITCHER</b>	IP	WLS	BF	H	R	ER	SO	BB	IBB	HBP	BLK	WP	HR	S	P	ERA	WHIP								
<b>Bob Forsch, R</b> ERA: 2.61 (1, 1)	7.0	W	29	7	2	2	3	3	0	0	0	1	2	32	44	2.57	1.429								
<b>Al Hrabosky, L</b> ERA: 2.0 (8, 1)	2.0	S	7	0	0	0	3	1	0	0	0	0	0	12	16	0.00	0.500								

St. Louis Cardinals @ Philadelphia Phillies  
Veterans Stadium, Philadelphia, PA  
Mon Jun 30 1975, 7:05 PM EDT  
Att: 28,264 - Unknown

AB 32  
R 2  
H 7  
RBI 2  
BB 4  
SO 6  
LOB 14



Batter	1	2	3	4	5	6	7	8	9	AB	R	H	RBI	BB	SO	LOB	TOP					
Lou Brock, L OBP: 0.363, SLG: 0.431 (1, 7)										4	0	1	0	1	1	3	<b>St. Louis Cardinals @ Philadelphia Phillies</b> Veterans Stadium, Philadelphia, PA Tue Jul 01 1975, 7:05 PM EDT Att: 22,544 - Unknown					
Ted Sizemore, R OBP: 0.327, SLG: 0.333 (1, 4)										5	1	2	0	0	0	0						
Willie Davis, L OBP: 0.279, SLG: 0.420 (1, 9)										5	1	2	0	0	0	2						
Reggie Smith, S OBP: 0.384, SLG: 0.538 (1, 3)										3	2	0	0	2	0	1						
Ted Simmons, S OBP: 0.384, SLG: 0.496 (1, 2)										3	2	1	1	2	0	2						
Bake McBride, L OBP: 0.317, SLG: 0.349 (1, 8)										4	0	2	3	0	0	2						
Ken Reitz, R OBP: 0.308, SLG: 0.353 (1, 5)										3	0	1	1	0	0	2						
Mike Tyson, R OBP: 0.361, SLG: 0.452 (1, 6)										3	0	2	1	1	0	1						
Lynn McGlothen, L OBP: 0.048, SLG: 0.048 (1, 1)										4	0	1	0	0	1	3						
Mike Garman, R OBP: 0.400, SLG: 0.250 (8, 1)										0	0	0	0	0	0	0						
<b>Inning Stats</b>	R: 0 E: 0 K: 1 S: 5	H: 0 LOB: 0 BB: 0 P: 5	R: 1 E: 0 K: 0 S: 5	H: 2 LOB: 1 BB: 0 P: 5	R: 0 E: 0 K: 1 S: 6	H: 2 LOB: 1 BB: 0 P: 6	R: 1 E: 0 K: 0 S: 5	H: 2 LOB: 2 BB: 1 P: 9	R: 4 E: 0 K: 0 S: 7	H: 4 LOB: 3 BB: 3 P: 19	R: 0 E: 0 K: 0 S: 3	H: 0 LOB: 0 BB: 0 P: 3	R: 0 E: 0 K: 0 S: 2	H: 0 LOB: 0 BB: 1 P: 6	R: 0 E: 0 K: 0 S: 2	H: 1 LOB: 0 BB: 1 P: 6	R: 0 E: 0 K: 0 S: 4	H: 1 LOB: 1 BB: 0 P: 4	1B: 9 2B: 4 3B: 0 HR: 0	SF: 1 SAC: 0 DP: 2 HBP: 0	WP: 0 PB: 0 SB: 2 CS: 1	PA: 42
<b>PITCHER</b>	IP WLS BF H R ER SO BB IBB HBP BLK WP HR S P ERA WHIP																					
Wayne Twitchell, R ERA: 4.77 (1, 1)	4.1 L 23 8 6 6 2 2 1 0 0 0 0 0 4 8 12.46 2.308																					
Joe Hoerner, L ERA: 2.7 (5, 1)	0.2 5 2 0 0 0 1 0 0 0 0 0 0 4 8 0.00 4.500																					
Ron Schueler, R ERA: 6.38 (6, 1)	1.0 3 0 0 0 0 0 0 0 0 0 0 0 3 3 0.00 0.000																					
Tom Hilgendorf, L ERA: 1.99 (7, 1)	2.0 6 1 0 0 0 2 0 0 0 0 0 0 4 12 0.00 1.500																					
Gene Garber, R ERA: 3.33 (9, 1)	1.0 4 1 0 0 0 0 0 0 0 0 0 0 4 4 0.00 1.000																					

Batter	1	2	3	4	5	6	7	8	9	AB	R	H	RBI	BB	SO	LOB	BOTTOM					
Dave Cash, R OBP: 0.396, SLG: 0.435 (1, 4)										5	1	2	0	0	0	1	<b>St. Louis Cardinals @ Philadelphia Phillies</b> Veterans Stadium, Philadelphia, PA Tue Jul 01 1975, 7:05 PM EDT Att: 22,544 - Unknown					
Larry Bowa, S OBP: 0.346, SLG: 0.425 (1, 6)										5	1	4	0	0	0	1						
Jay Johnstone, L OBP: 0.545, SLG: 0.541 (1, 9)										4	0	2	1	1	1	3						
Gene Garber, R OBP: 0.366, SLG: 0.557 (9, 1)										4	1	1	2	0	2	4						
Dick Allen, R OBP: 0.313, SLG: 0.348 (1, 3)										5	0	1	0	0	1	3						
Mike Schmidt, R OBP: 0.313, SLG: 0.430 (1, 5)										3	1	1	0	2	1	1						
Bob Boone, R OBP: 0.345, SLG: 0.340 (1, 2)										4	1	1	1	0	0	2						
Garry Maddox, R OBP: 0.323, SLG: 0.323 (8, 1)										2	0	0	0	0	0	0						
Tim McCarver, L OBP: 0.593, SLG: 0.593 (8, PH)										1	0	0	0	0	0	0						
Tom Hilgendorf, S OBP: 0.333, SLG: 0.333 (7, 1)										1	0	0	0	0	0	0						
Tony Taylor, R OBP: 0.333, SLG: 0.333 (8, PH)										1	0	0	0	0	0	0						
Mike Anderson, S OBP: 0.392, SLG: 0.392 (8, 8)										0	0	0	0	0	0	0						
Wayne Twitchell, R OBP: 0.067, SLG: 0.100 (1, 1)										1	0	0	0	0	0	1						
Joe Hoerner, R OBP: 0.295, SLG: 0.349 (5, 1)										0	0	0	0	0	0	0						
Jerry Martin, R OBP: 0.295, SLG: 0.349 (5, PH)										2	0	0	0	0	1	2						
Tom Hutton, L OBP: 0.316, SLG: 0.277 (8, PH)										1	0	1	1	0	0	0						
<b>Inning Stats</b>	R: 1 E: 0 K: 0 S: 5	H: 2 LOB: 0 BB: 0 P: 5	R: 0 E: 0 K: 1 S: 5	H: 0 LOB: 0 BB: 0 P: 5	R: 0 E: 0 K: 2 S: 8	H: 1 LOB: 1 BB: 0 P: 8	R: 1 E: 0 K: 0 S: 3	H: 1 LOB: 0 BB: 1 P: 7	R: 1 E: 0 K: 1 S: 8	H: 3 LOB: 2 BB: 0 P: 8	R: 0 E: 0 K: 0 S: 4	H: 2 LOB: 2 BB: 0 P: 5	R: 0 E: 0 K: 2 S: 8	H: 1 LOB: 1 BB: 1 P: 12	R: 2 E: 0 K: 0 S: 6	H: 3 LOB: 2 BB: 1 P: 10	R: 0 E: 0 K: 1 S: 6	H: 1 LOB: 1 BB: 0 P: 6	1B: 9 2B: 5 3B: 0 HR: 1	SF: 1 SAC: 0 DP: 1 HBP: 1	WP: 0 PB: 0 SB: 0 CS: 1	PA: 43
<b>PITCHER</b>	IP WLS BF H R ER SO BB IBB HBP BLK WP HR S P ERA WHIP																					
Lynn McGlothen, R ERA: 3.66 (1, 1)	7.0 W 34 11 5 5 6 3 0 1 0 0 0 0 4 5 6.43 2.000																					
Mike Garman, R ERA: 2.02 (8, 1)	0.2 4 2 0 0 0 0 0 0 0 0 0 0 4 4 0.00 3.000																					
Al Hrabosky, L ERA: 1.93 (8, 1)	1.1 S 5 1 0 0 1 0 0 0 0 0 0 0 7 7 0.00 0.750																					

Batter	1	2	3	4	5	6	7	8	9	AB	R	H	RBI	BB	SO	LOB	TOP					
<b>Lou Brock, L</b> OBP: 0.360, SLG: 0.430 (1, 7)										5	1	1	0	0	1	0	<b>St. Louis Cardinals @ Philadelphia Phillies</b> <b>Veterans Stadium, Philadelphia, PA</b> Wed Jul 02 1975, 7:05 PM EDT Att: 21,843 - Unknown					
<b>Ted Sizemore, R</b> OBP: 0.332, SLG: 0.343 (1, 4)										4	1	3	1	0	0	0						
<b>Luis Melendez, R</b> OBP: 0.287, SLG: 0.335 (1, 8)										4	0	0	0	0	0	3						
<b>Reggie Smith, S</b> OBP: 0.386, SLG: 0.535 (1, 3)										3	1	1	1	1	0	0						
<b>Ted Simmons, S</b> OBP: 0.383, SLG: 0.496 (1, 2)										4	0	1	0	0	0	1						
<b>Ken Reitz, R</b> OBP: 0.311, SLG: 0.352 (1, 5)										3	0	1	0	1	0	1						
<b>Buddy Bradford, R</b> OBP: 0.286, SLG: 0.344 (1, 9)										3	0	1	1	1	1	1						
<b>Mike Tyson, R</b> OBP: 0.345, SLG: 0.429 (1, 6)										4	0	0	0	0	1	5						
<b>Ron Reed, R</b> OBP: 0.222, SLG: 0.273 (1, 1)										3	0	0	0	0	2	3						
<b>Doug Howard, R</b> OBP: 0.200, SLG: 0.200 (9, PH)										1	0	0	0	0	0	0						
<b>Inning Stats</b>	R: 3 E: 0 K: 1 S: 9	H: 4 LOB: 3 BB: 2 P: 17	R: 0 E: 0 K: 0 S: 3	H: 1 LOB: 0 BB: 0 P: 3	R: 0 E: 0 K: 0 S: 4	H: 1 LOB: 2 BB: 1 P: 8	R: 0 E: 0 K: 1 S: 5	H: 0 LOB: 0 BB: 0 P: 5	R: 0 E: 0 K: 0 S: 3	H: 0 LOB: 0 BB: 0 P: 3	R: 0 E: 0 K: 2 S: 7	H: 0 LOB: 0 BB: 0 P: 7	R: 0 E: 0 K: 0 S: 6	H: 1 LOB: 1 BB: 0 P: 6	R: 0 E: 0 K: 0 S: 4	H: 1 LOB: 1 BB: 0 P: 4	R: 0 E: 0 K: 0 S: 3	H: 0 LOB: 0 BB: 0 P: 3	1B: 5 2B: 3 3B: 0 HR: 0	SF: 0 SAC: 0 DP: 1 HBP: 0	WP: 0 PB: 0 SB: 1 CS: 0	PA: 37
<b>PITCHER</b> <b>Steve Carlton, L</b> ERA: 3.42 (1, 1)	IP: 9.0 WLS: W BF: 37 H: 8 R: 3 ER: 3 SO: 5 BB: 2 IBB: 1 HBP: 0 BLK: 0 WP: 0 HR: 0 S: 44 P: 56 ERA: 3.00 WHIP: 1.111															<b>PITCHER</b>						

AB	34
R	3
H	8
RBI	3
BB	3
SO	5
LOB	14



Batter	1	2	3	4	5	6	7	8	9	AB	R	H	RBI	BB	SO	LOB	BOTTOM					
<b>Dave Cash, R</b> OBP: 0.397, SLG: 0.439 (1, 4)										4	1	2	0	0	0	0	<b>St. Louis Cardinals @ Philadelphia Phillies</b> <b>Veterans Stadium, Philadelphia, PA</b> Wed Jul 02 1975, 7:05 PM EDT Att: 21,843 - Unknown					
<b>Larry Bowa, S</b> OBP: 0.353, SLG: 0.435 (1, 6)										4	2	3	1	0	0	1						
<b>Jay Johnstone, L</b> OBP: 0.442, SLG: 0.525 (1, 9)										4	0	0	0	0	1	4						
<b>Tom Hutton, L</b> OBP: 0.316, SLG: 0.277 (9, 3)										0	0	0	0	0	0	0						
<b>Greg Luzinski, R</b> OBP: 0.368, SLG: 0.565 (1, 7)										3	2	1	2	1	1	1						
<b>Jerry Martin, R</b> OBP: 0.295, SLG: 0.349 (9, 7)										0	0	0	0	0	0	0						
<b>Dick Allen, R</b> OBP: 0.317, SLG: 0.365 (1, 3)										4	0	2	2	0	2	1						
<b>Mike Anderson, R</b> OBP: 0.317, SLG: 0.392 (9, 9)										0	0	0	0	0	0	0						
<b>Mike Schmidt, R</b> OBP: 0.309, SLG: 0.423 (1, 5)										4	0	0	0	0	1	2						
<b>Johnny Oates, L</b> OBP: 0.348, SLG: 0.353 (1, 2)										3	0	1	0	0	1	0						
<b>Garry Maddox, R</b> OBP: 0.262, SLG: 0.315 (1, 8)										3	0	0	0	0	1	1						
<b>Steve Carlton, L</b> OBP: 0.171, SLG: 0.150 (1, 1)										3	0	0	0	0	2	0						
<b>Inning Stats</b>	R: 1 E: 0 K: 2 S: 9	H: 2 LOB: 1 BB: 0 P: 9	R: 0 E: 0 K: 1 S: 5	H: 0 LOB: 0 BB: 0 P: 5	R: 0 E: 0 K: 1 S: 4	H: 1 LOB: 1 BB: 0 P: 4	R: 0 E: 0 K: 1 S: 5	H: 0 LOB: 0 BB: 0 P: 5	R: 0 E: 0 K: 2 S: 7	H: 0 LOB: 0 BB: 0 P: 7	R: 2 E: 0 K: 2 S: 10	H: 3 LOB: 1 BB: 0 P: 10	R: 0 E: 0 K: 1 S: 5	H: 1 LOB: 0 BB: 0 P: 5	R: 2 E: 0 K: 0 S: 5	H: 2 LOB: 1 BB: 1 P: 9	R: 2 E: 0 K: 0 S: 5	H: 2 LOB: 1 BB: 1 P: 9	1B: 5 2B: 3 3B: 1 HR: 1	SF: 0 SAC: 0 DP: 1 HBP: 0	WP: 0 PB: 0 SB: 2 CS: 0	PA: 33
<b>PITCHER</b> <b>Ron Reed, R</b> ERA: 3.66 (1, 1)	IP: 8.0 WLS: L BF: 33 H: 9 R: 5 ER: 5 SO: 9 BB: 0 IBB: 1 HBP: 0 BLK: 0 WP: 0 HR: 1 S: 50 P: 54 ERA: 5.62 WHIP: 1.125															<b>PITCHER</b>						

AB	32
R	5
H	9
RBI	5
BB	1
SO	9
LOB	10



Batter	1	2	3	4	5	6	7	8	9	AB	R	H	RBI	BB	SO	LOB	TOP					
Luis Melendez, R OBP: 0.280, SLG: 0.327	F9		G6-4-3		F8			F9		4	0	0	0	0	0	2	<b>St. Louis Cardinals @ Philadelphia Phillies</b> <b>Veterans Stadium, Philadelphia, PA</b> Thu Jul 03 1975, 7:05 PM EDT Att: 16,068 - Unknown					
Ted Sizemore, R OBP: 0.328, SLG: 0.338	K		F7				F3	FC5-4		4	0	0	0	0	1							
Reggie Smith, S OBP: 0.388, SLG: 0.545				5-3			F8		HR	4	1	2	0	0	0							
Ted Simmons, S OBP: 0.381, SLG: 0.491				F8			F9		F3	3	0	0	0	1	0							
Ken Reitz, R OBP: 0.310, SLG: 0.351	FC4-6						F3		F9	4	1	1	0	0	0							
Buddy Bradford, R OBP: 0.296, SLG: 0.446							F3			4	2	2	4	0	0							
Ken Rudolph, R OBP: 0.184, SLG: 0.162										4	0	1	0	0	0							
Mike Tyson, R OBP: 0.330, SLG: 0.407							F8		F8	4	0	0	0	0	1							
Bob Gibson, R OBP: 0.241, SLG: 0.160										2	0	1	0	0	1	0						
Doug Howard, R OBP: 0.238, SLG: 0.238										1	0	1	0	0	0	0						
Greg Terlecky, R OBP: 0.500, SLG: 0.500										0	0	0	0	0	0	0						
<b>Inning Stats</b>	R: 0 E: 0 K: 1 S: 6	H: 1 LOB: 2 BB: 1 P: 10	R: 0 E: 0 K: 0 S: 3	H: 0 LOB: 0 BB: 0 P: 3	R: 0 E: 0 K: 0 S: 3	H: 1 LOB: 0 BB: 0 P: 3	R: 2 E: 0 K: 0 S: 5	H: 2 LOB: 0 BB: 0 P: 5	R: 0 E: 0 K: 1 S: 5	H: 0 LOB: 0 BB: 0 P: 5	R: 0 E: 0 K: 0 S: 3	H: 0 LOB: 0 BB: 0 P: 3	R: 0 E: 0 K: 0 S: 3	H: 0 LOB: 0 BB: 0 P: 3	R: 0 E: 0 K: 0 S: 4	H: 1 LOB: 1 BB: 0 P: 4	R: 2 E: 0 K: 0 S: 6	H: 3 LOB: 1 BB: 0 P: 6	1B: 4 2B: 2 3B: 0 HR: 2	SF: 0 SAC: 0 DP: 1 HBP: 0	WP: 0 PB: 0 SB: 0 CS: 0	PA: 35
<b>PITCHER</b> Tom Underwood, L ERA: 3.02	IP: 9.0 WLS: W BF: 35 H: 8 R: 4 ER: 4 SO: 2 BB: 1 IBB: 0 HBP: 0 BLK: 0 WP: 0 HR: 2 S: 38 P: 42 ERA: 4.00 WHIP: 1.000																					

Batter	1	2	3	4	5	6	7	8	9	AB	R	H	RBI	BB	SO	LOB	BOTTOM			
Dave Cash, R OBP: 0.402, SLG: 0.441	4-3	6-3		1B				FC6-4		3	2	2	1	2	0	0	<b>St. Louis Cardinals @ Philadelphia Phillies</b> <b>Veterans Stadium, Philadelphia, PA</b> Thu Jul 03 1975, 7:05 PM EDT Att: 16,068 - Unknown			
Larry Bowa, S OBP: 0.350, SLG: 0.430	4-3		F7	E1		F7		FC6-4		5	0	1	0	0	0					
Jay Johnstone, L OBP: 0.443, SLG: 0.528			F8	F9				4-3		3	1	1	0	1	0	1				
Mike Anderson, R OBP: 0.316, SLG: 0.389							F9	1B		1	1	0	0	0	0	1				
Greg Luzinski, R OBP: 0.367, SLG: 0.564			F9		6-3		F9			4	0	1	2	0	0	1				
Dick Allen, R OBP: 0.326, SLG: 0.366										2	1	1	0	2	1	1				
Tom Hutton, L OBP: 0.316, SLG: 0.277	K			3B						0	0	0	0	0	0	0				
Mike Schmidt, R OBP: 0.311, SLG: 0.422				K	F3					3	0	1	1	1	1	2				
Bob Boone, R OBP: 0.343, SLG: 0.347	F8						F7			4	1	1	1	0	0	5				
Garry Maddox, R OBP: 0.262, SLG: 0.308		4-3		SH1-4			F8	F8		3	1	0	0	1	0	2				
Tom Underwood, R OBP: 0.105, SLG: 0.105		4-3		SH1-4			K		6-3	3	0	0	1	0	1	0				
<b>Inning Stats</b>	R: 2 E: 0 K: 1 S: 6	H: 1 LOB: 3 BB: 3 P: 18	R: 0 E: 0 K: 0 S: 3	H: 0 LOB: 0 BB: 0 P: 3	R: 0 E: 0 K: 0 S: 3	H: 0 LOB: 0 BB: 0 P: 3	R: 4 E: 1 K: 1 S: 9	H: 4 LOB: 1 BB: 1 P: 13	R: 0 E: 0 K: 0 S: 3	H: 0 LOB: 1 BB: 1 P: 7	R: 0 E: 0 K: 1 S: 6	H: 1 LOB: 0 BB: 0 P: 6	R: 1 E: 0 K: 0 S: 5	H: 2 LOB: 2 BB: 1 P: 9	R: 0 E: 0 K: 0 S: 3	H: 0 LOB: 1 BB: 1 P: 7	1B: 5 2B: 2 3B: 1 HR: 0	SF: 0 SAC: 1 DP: 0 HBP: 0	WP: 0 PB: 0 SB: 0 CS: 0	PA: 39
<b>PITCHER</b> Bob Gibson, R ERA: 5.02 Greg Terlecky, R ERA: 2.51	IP: 7.0 WLS: L BF: 35 H: 8 R: 7 ER: 6 SO: 3 BB: 5 IBB: 1 HBP: 0 BLK: 0 WP: 0 HR: 0 S: 35 P: 59 ERA: 7.71 WHIP: 1.857																			

Batter	1	2	3	4	5	6	7	8	9	AB	R	H	RBI	BB	SO	LOB	TOP								
Tony Scott, S OBP: 0.269, SLG: 0.261 (1, 8)										4	2	2	0	1	0	0									
Tim Foli, R OBP: 0.286, SLG: 0.265 (1, 6)										5	0	1	1	0	0	4									
Mike Jorgensen, L OBP: 0.361, SLG: 0.381 (1, 3)										4	0	2	2	1	1	0									
Larry Bittner, L OBP: 0.422, SLG: 0.457 (1, 7)										4	0	0	0	0	0	5									
Gary Carter, R OBP: 0.373, SLG: 0.447 (1, 9)										4	0	0	0	0	0	1									
Pete Mackanin, R OBP: 0.353, SLG: 0.462 (1, 4)										3	1	2	0	1	0	0									
Larry Parrish, R OBP: 0.285, SLG: 0.381 (1, 5)										4	0	1	0	0	0	3									
Barry Foote, R OBP: 0.239, SLG: 0.286 (1, 2)										3	0	1	0	1	1	1									
Steve Renko, R OBP: 0.348, SLG: 0.364 Dan Warthen, S OBP: 0.111, SLG: 0.111 (7, 1)										3	2	2	1	0	0	0									
										1	0	0	0	0	0	2									
<b>Inning Stats</b>	R: 0 E: 0 K: 1 S: 5	H: 1 LOB: 0 BB: 0 P: 5	R: 0 E: 0 K: 0 S: 4	H: 1 LOB: 1 BB: 0 P: 4	R: 0 E: 0 K: 1 S: 5	H: 0 LOB: 0 BB: 0 P: 5	R: 0 E: 0 K: 0 S: 3	H: 1 LOB: 0 BB: 0 P: 3	R: 0 E: 0 K: 0 S: 4	H: 1 LOB: 1 BB: 0 P: 4	R: 2 E: 0 K: 0 S: 5	H: 3 LOB: 1 BB: 1 P: 9	R: 3 E: 0 K: 0 S: 7	H: 4 LOB: 2 BB: 1 P: 11	R: 0 E: 0 K: 0 S: 3	H: 0 LOB: 0 BB: 2 P: 11	R: 0 E: 0 K: 0 S: 3	H: 0 LOB: 0 BB: 0 P: 3	1B: 9 2B: 2 3B: 0 HR: 0	SF: 0 SAC: 0 DP: 2 HBP: 0	WP: 0 PB: 0 SB: 1 CS: 1	PA: 39			
<b>PITCHER</b>	IP	WLS	BF	H	R	ER	SO	BB	IBB	HBP	BLK	WP	HR	S	P	ERA	WHIP								
John Denny, R ERA: 3.58 Mike Garman, R ERA: 1.99 Mike Barlow, R ERA: 5.4 Ron Bryant, L ERA: 24.3	6.1	L	27	10	5	5	2	0	1	0	0	0	0	30	34	7.11	1.579								
	0.2	4	1	0	0	0	0	0	1	0	0	0	0	3	7	0.00	1.500								
	1.0	5	0	0	0	0	0	1	1	0	0	0	0	3	11	0.00	1.000								
	1.0	3	0	0	0	0	0	0	0	0	0	0	0	3	3	0.00	0.000								

**Montreal Expos @ St. Louis Cardinals**  
 Busch Stadium, St. Louis, MO  
 Fri Jul 04 1975, 7:05 PM CDT  
 Att: 22,107 - Unknown

AB	35
R	5
H	11
RBI	4
BB	4
SO	2
LOB	16



Batter	1	2	3	4	5	6	7	8	9	AB	R	H	RBI	BB	SO	LOB	BOTTOM								
Lou Brock, L OBP: 0.362, SLG: 0.431 (1, 7)										4	0	2	0	0	0	0									
Ted Sizemore, R OBP: 0.324, SLG: 0.333 (1, 4)										4	0	0	0	0	0	2									
Willie Davis, L OBP: 0.275, SLG: 0.414 (1, 9)										4	0	0	0	0	1	1									
Reggie Smith, S OBP: 0.385, SLG: 0.553 (1, 3)										4	1	1	1	0	1	0									
Ted Simmons, S OBP: 0.386, SLG: 0.498 (1, 2)										4	0	3	0	0	0	0									
Bake McBride, L OBP: 0.315, SLG: 0.342 (1, 8)										3	0	0	0	1	1	3									
Ken Reitz, R OBP: 0.306, SLG: 0.346 (1, 5)										4	0	0	0	0	1	4									
Mike Tyson, R OBP: 0.319, SLG: 0.393 Mike Barlow, L Ron Bryant, S										3	0	0	0	0	0	1									
										0	0	0	0	0	0	0									
										0	0	0	0	0	0	0									
John Denny, R OBP: 0.077, SLG: 0.077 Mike Garman, R Mario Guerrero, R OBP: 0.258, SLG: 0.259										2	0	0	0	0	1	0									
										0	0	0	0	0	0	0									
										1	0	0	0	0	0	0									
<b>Inning Stats</b>	R: 0 E: 0 K: 0 S: 3	H: 0 LOB: 0 BB: 0 P: 3	R: 0 E: 0 K: 0 S: 4	H: 1 LOB: 1 BB: 0 P: 4	R: 0 E: 0 K: 0 S: 4	H: 1 LOB: 1 BB: 0 P: 4	R: 1 E: 0 K: 1 S: 7	H: 2 LOB: 1 BB: 0 P: 7	R: 0 E: 0 K: 1 S: 5	H: 0 LOB: 0 BB: 0 P: 5	R: 0 E: 0 K: 0 S: 3	H: 0 LOB: 0 BB: 0 P: 3	R: 0 E: 0 K: 0 S: 3	H: 0 LOB: 1 BB: 1 P: 7	R: 0 E: 0 K: 0 S: 4	H: 1 LOB: 1 BB: 0 P: 4	R: 0 E: 0 K: 3 S: 10	H: 1 LOB: 1 BB: 0 P: 10	1B: 4 2B: 1 3B: 0 HR: 1	SF: 0 SAC: 0 DP: 0 HBP: 0	WP: 0 PB: 0 SB: 2 CS: 0	PA: 34			
<b>PITCHER</b>	IP	WLS	BF	H	R	ER	SO	BB	IBB	HBP	BLK	WP	HR	S	P	ERA	WHIP								
Steve Renko, R ERA: 5.02 Dan Warthen, L ERA: 3.96	6.0	W	22	4	1	1	2	0	0	0	0	0	0	26	26	1.50	0.667								
	3.0	S	12	2	0	0	3	1	0	0	0	0	0	17	21	0.00	1.000								

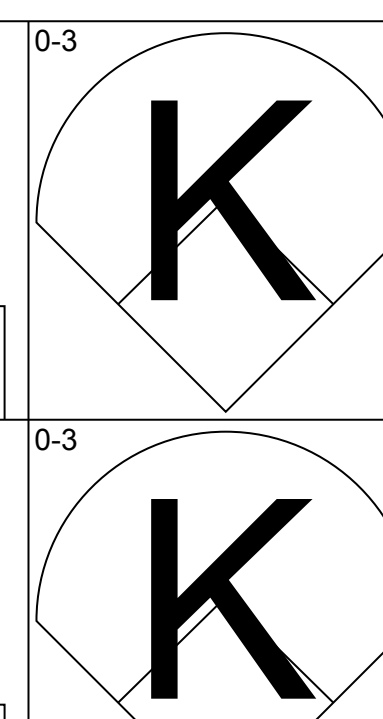
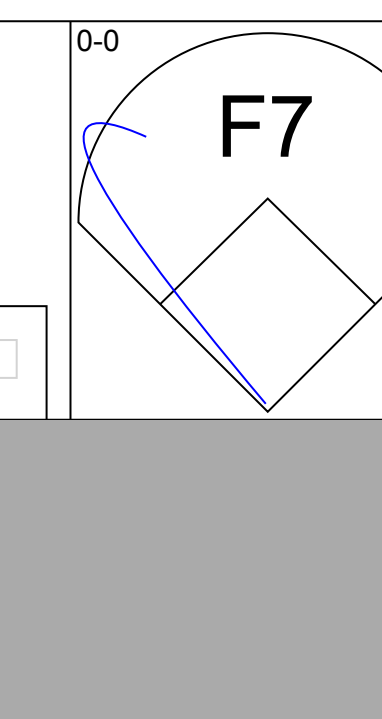
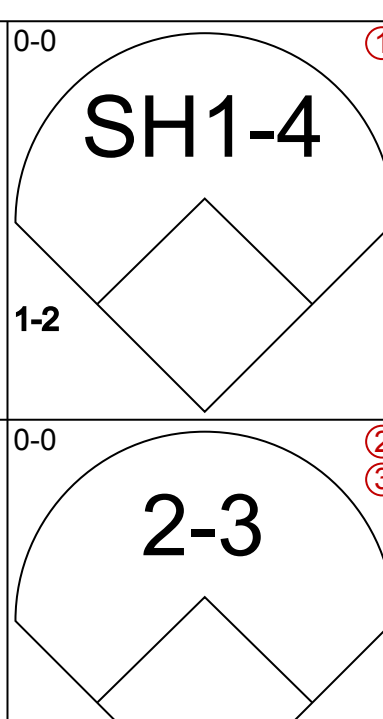
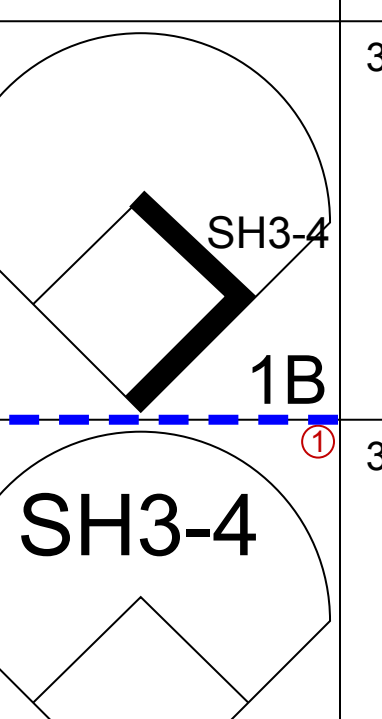
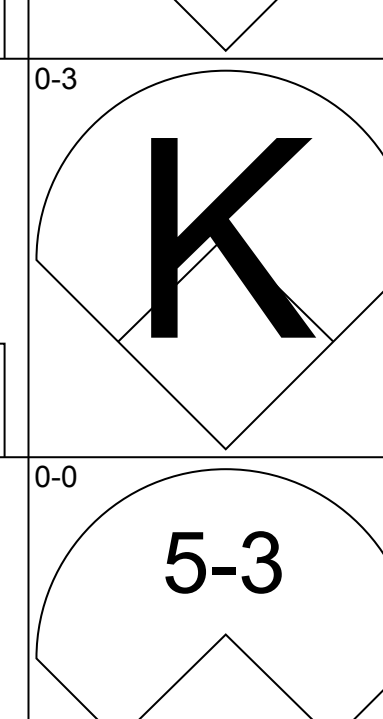
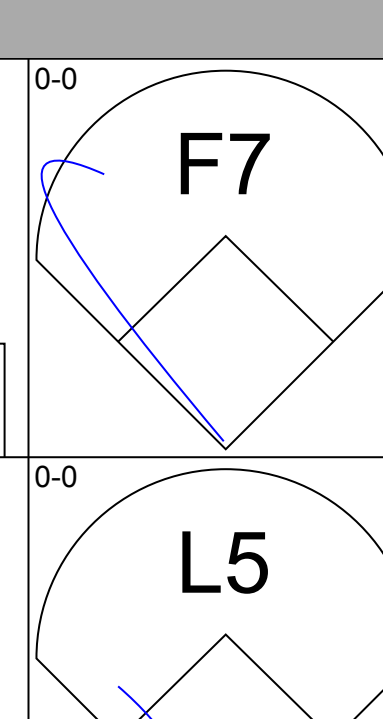
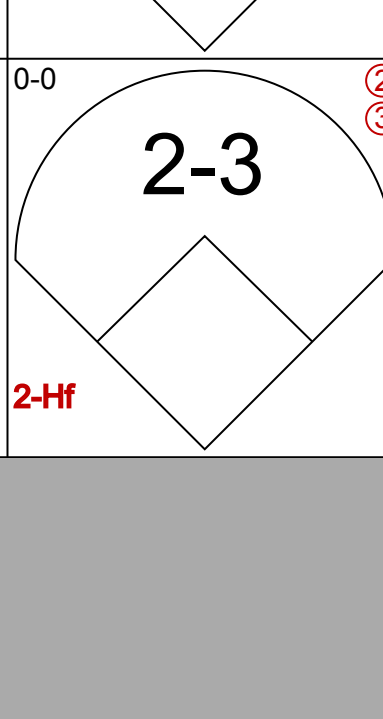
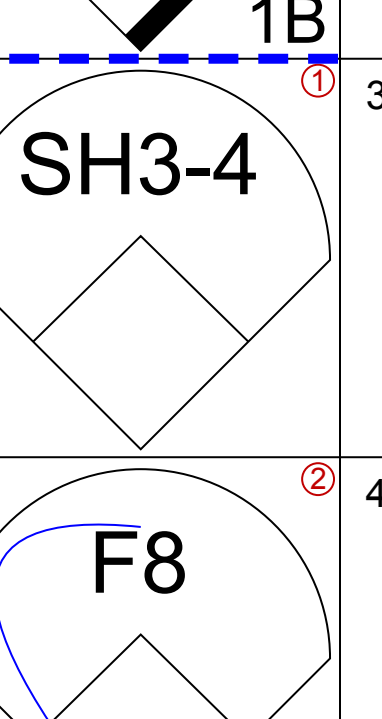
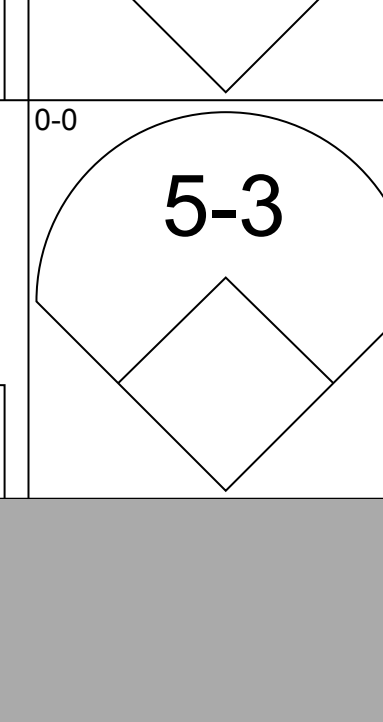
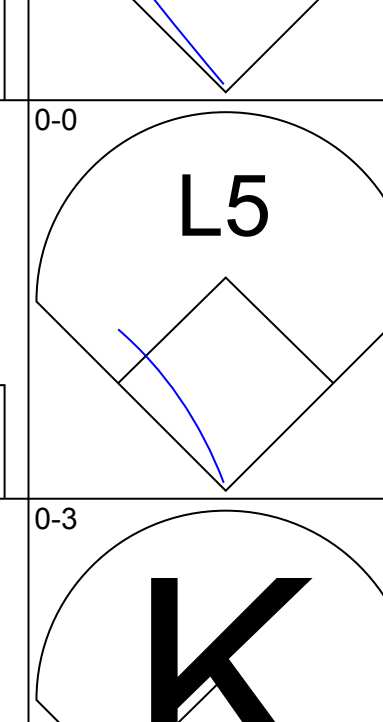
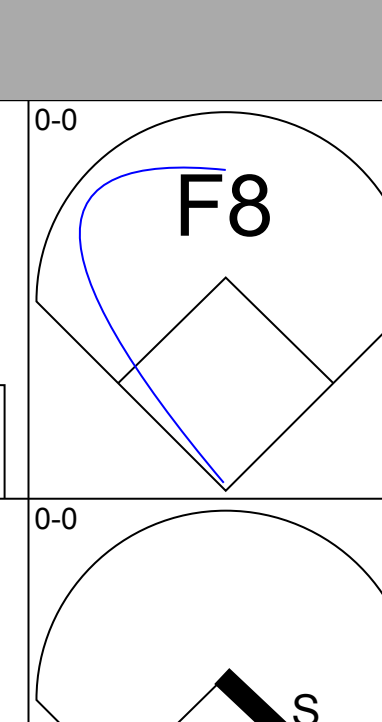
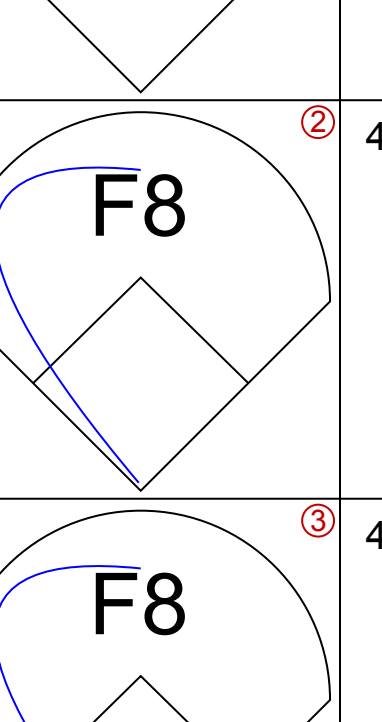
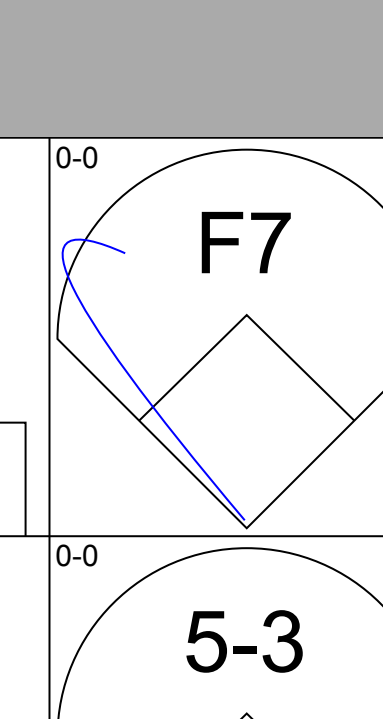
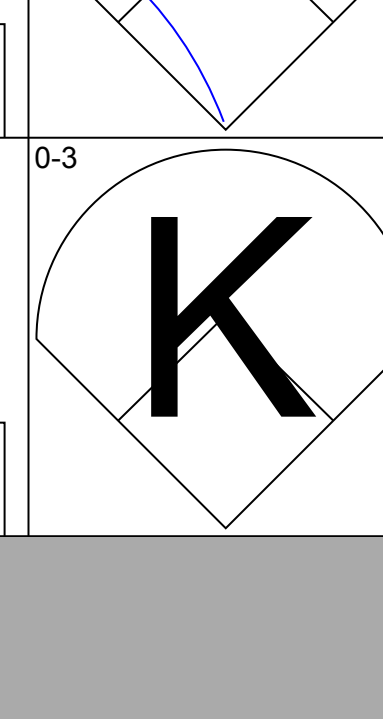
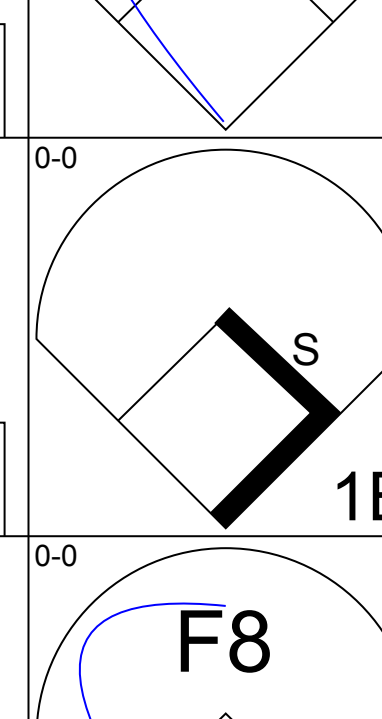
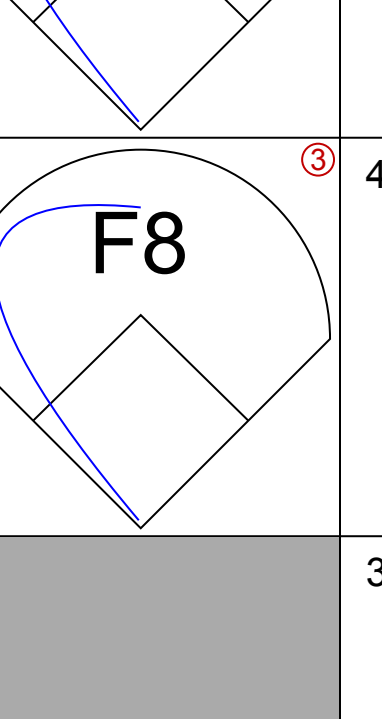
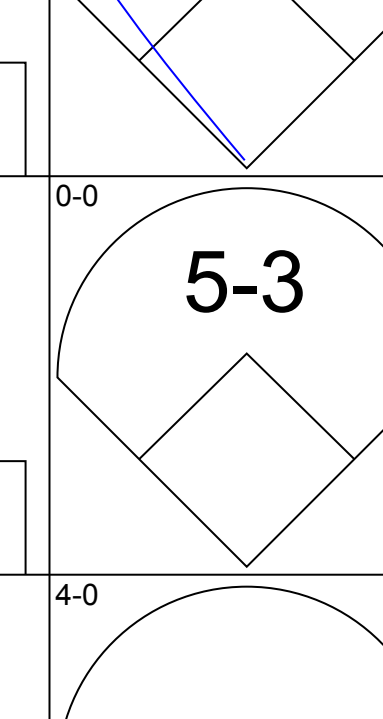
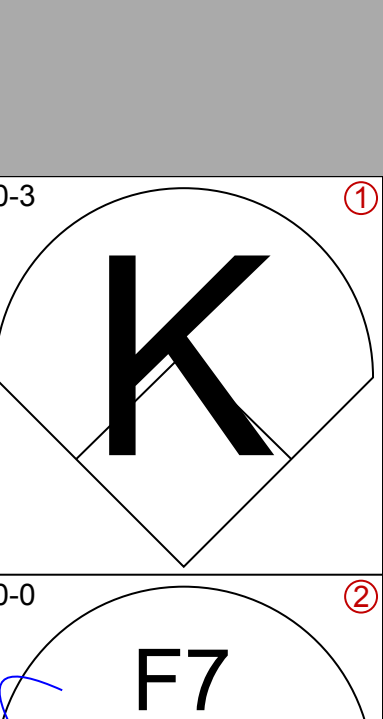
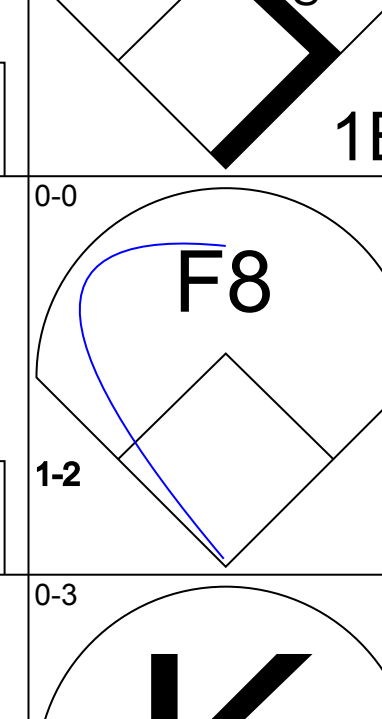
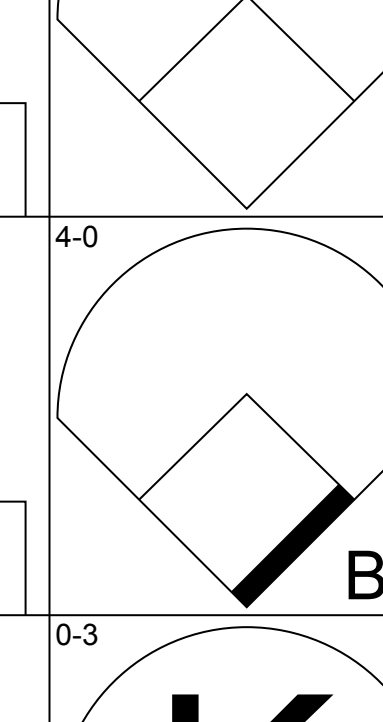
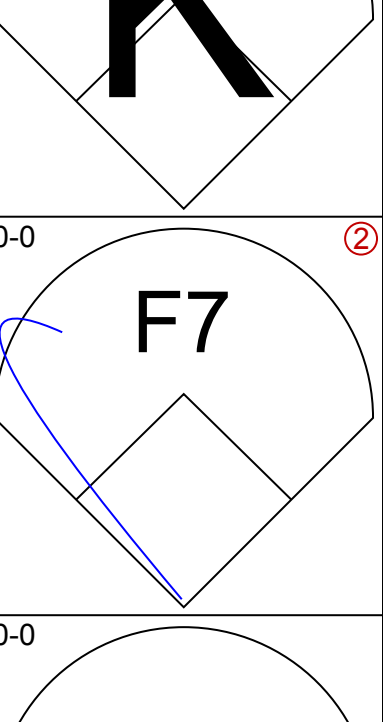
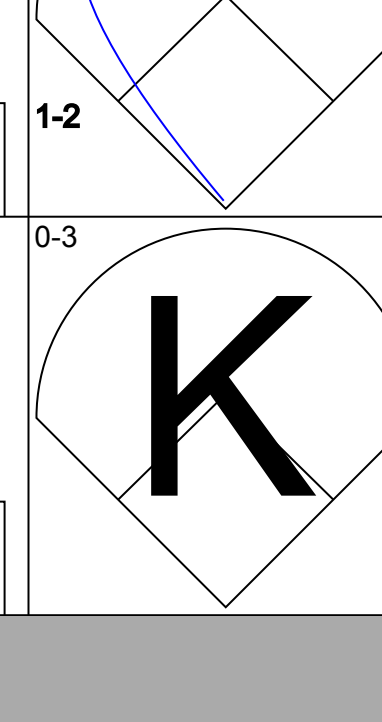
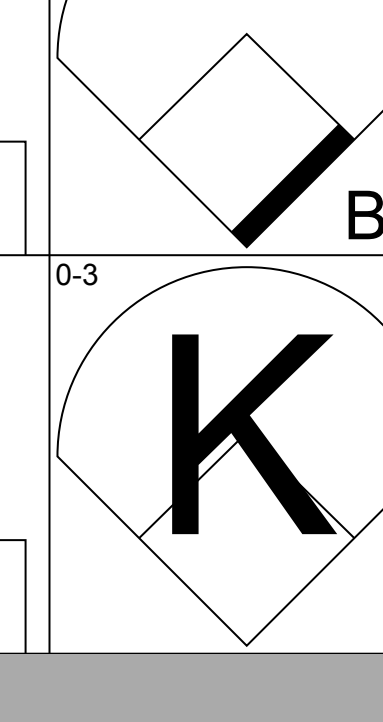
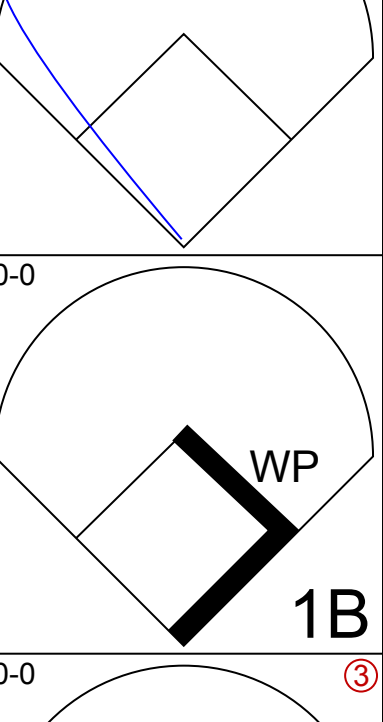
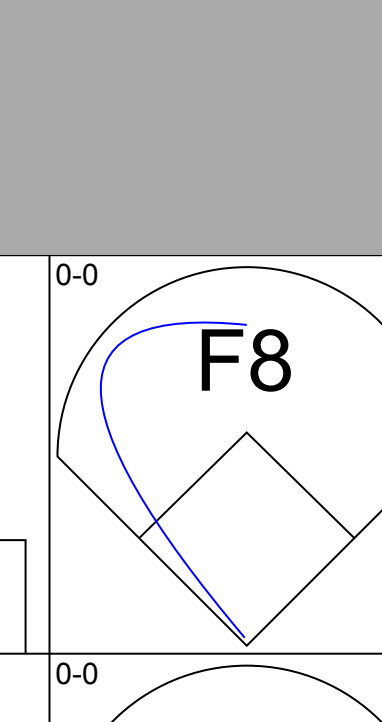
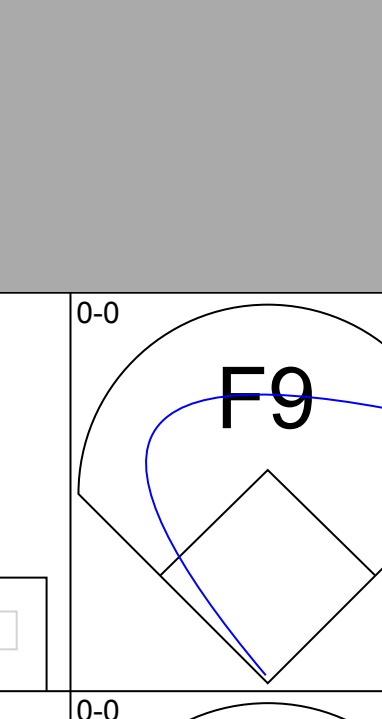
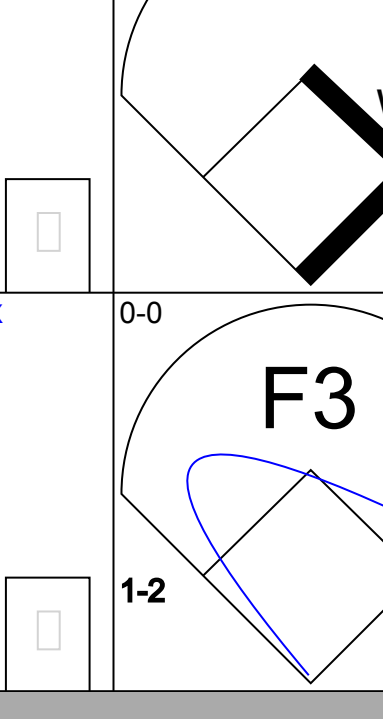
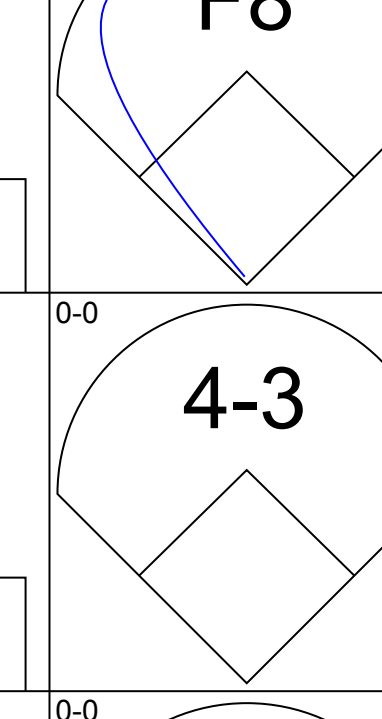
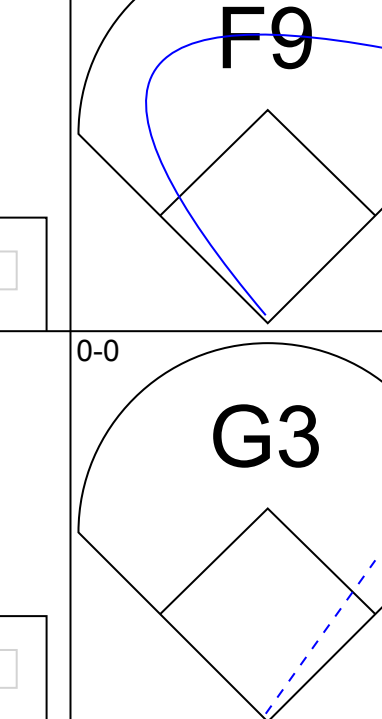
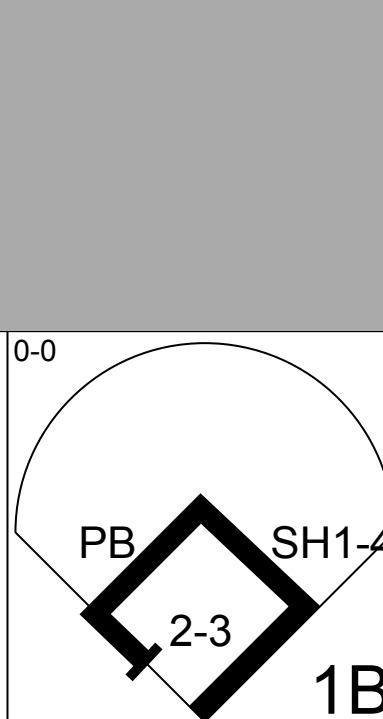
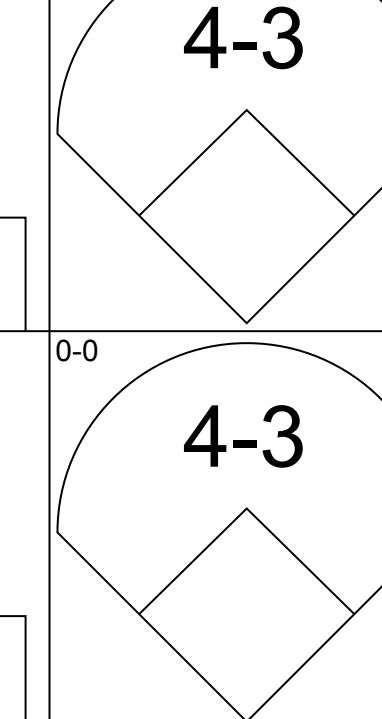
**Montreal Expos @ St. Louis Cardinals**  
 Busch Stadium, St. Louis, MO  
 Fri Jul 04 1975, 7:05 PM CDT  
 Att: 22,107 - Unknown

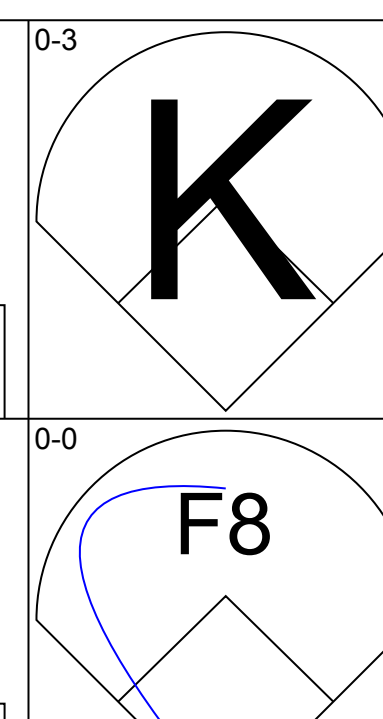
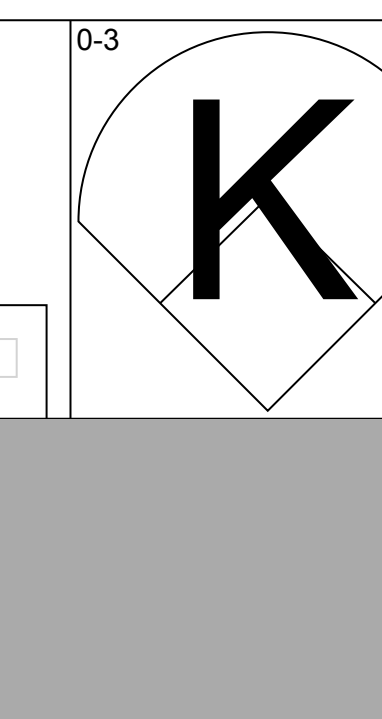
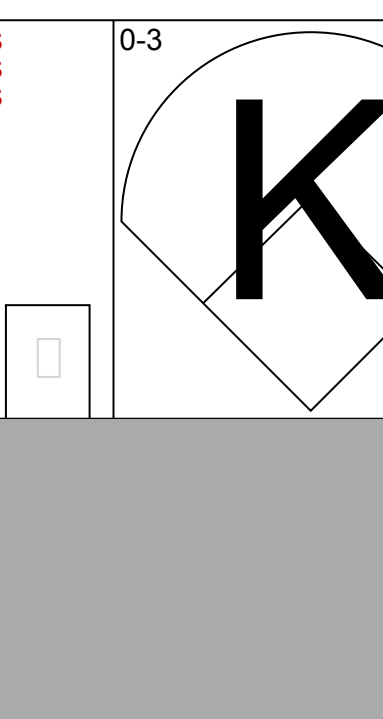
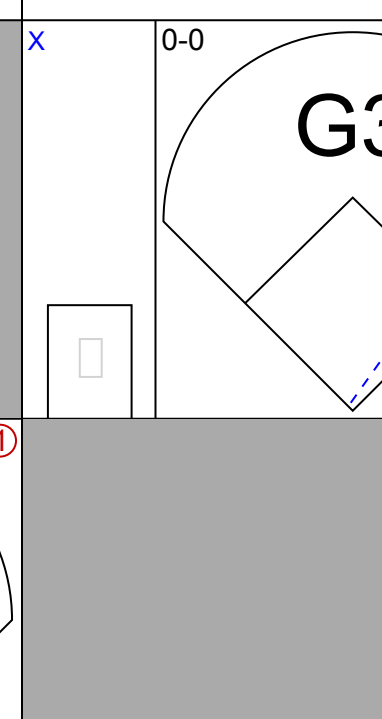
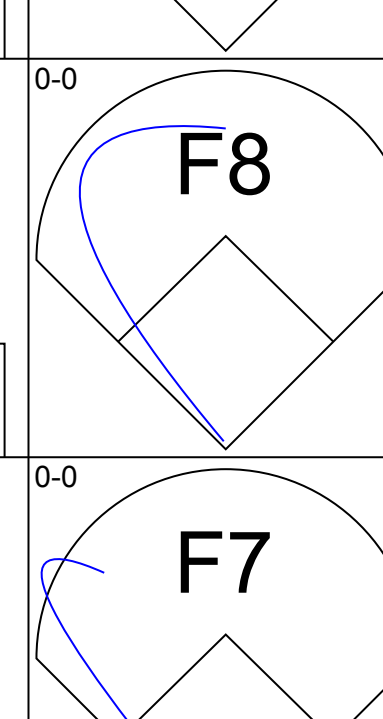
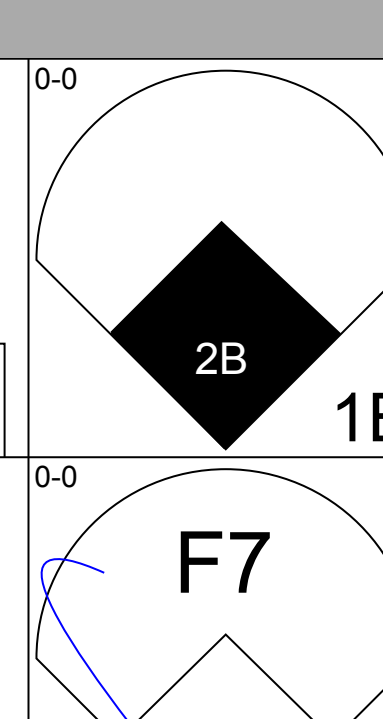
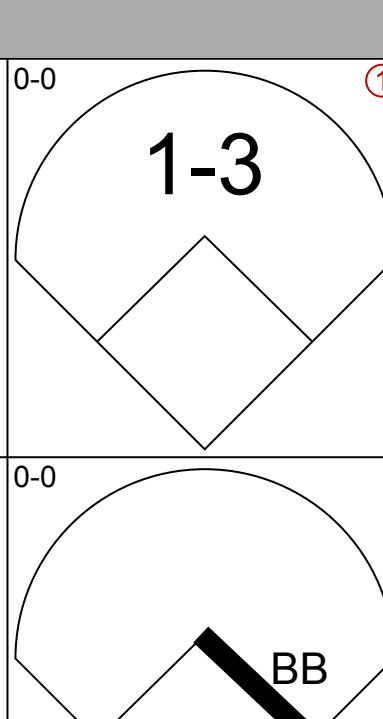
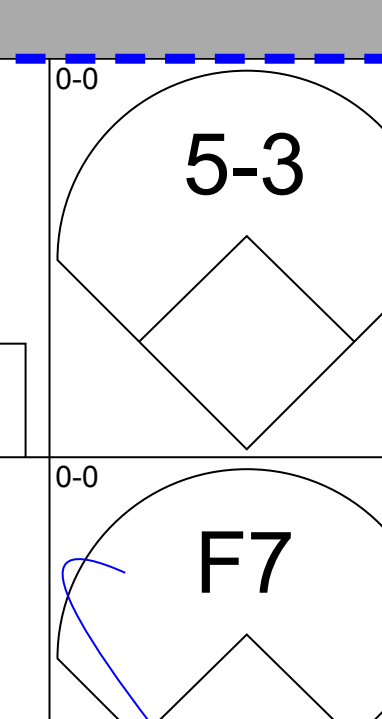
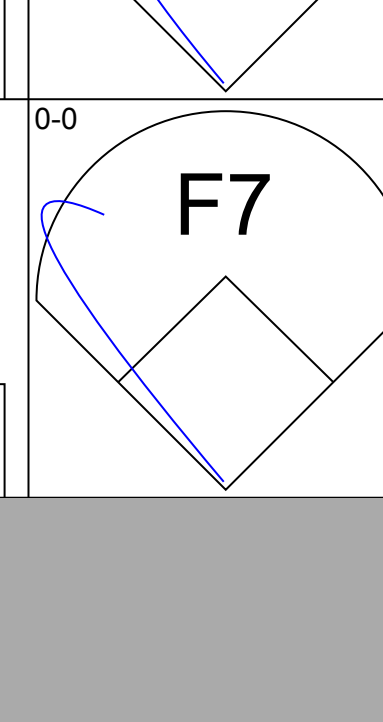
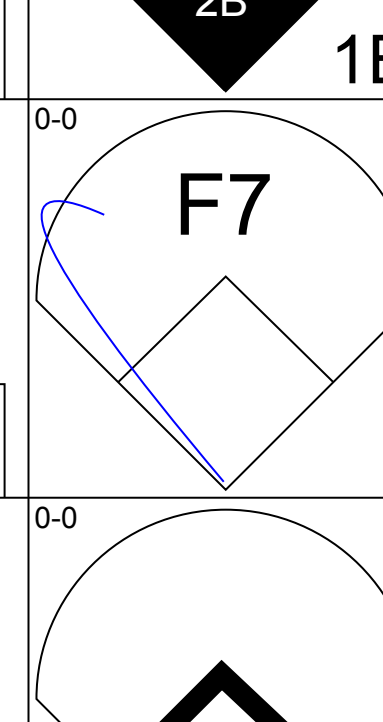
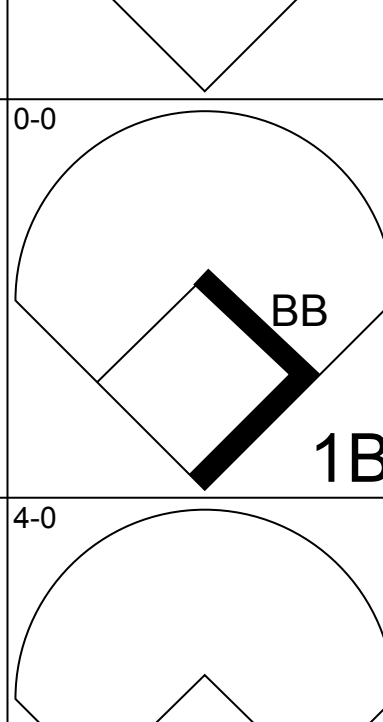
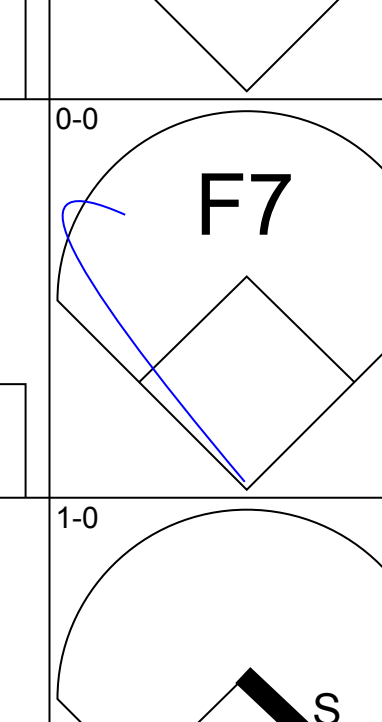
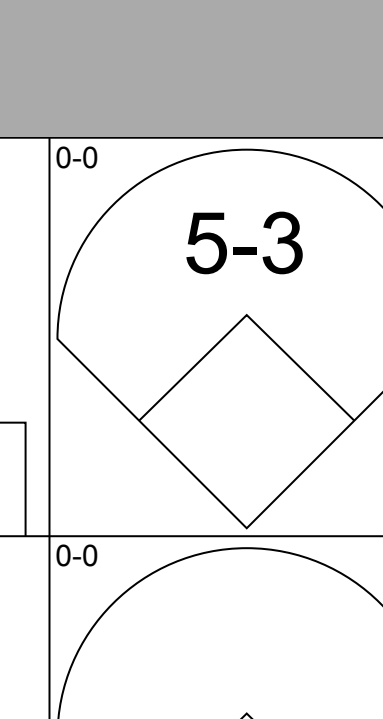
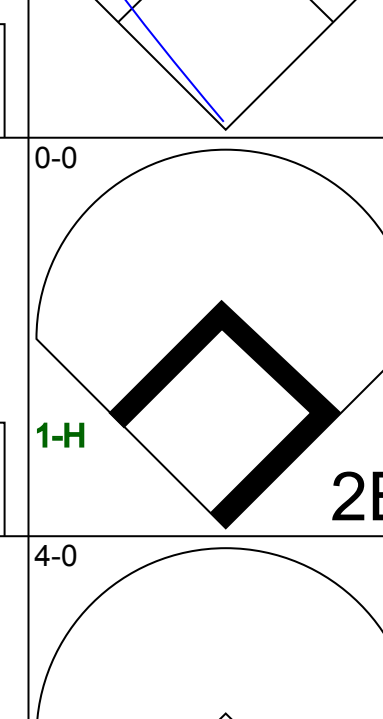
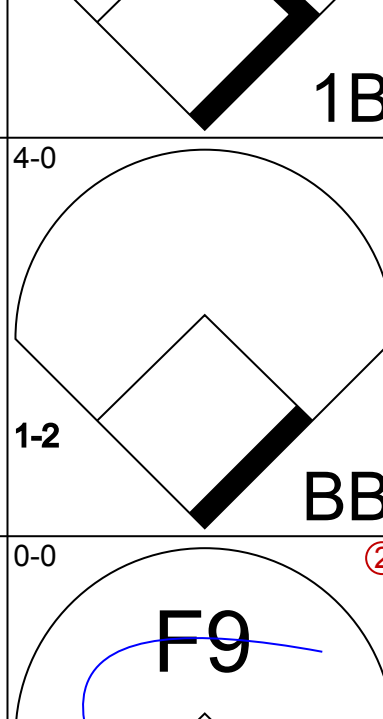
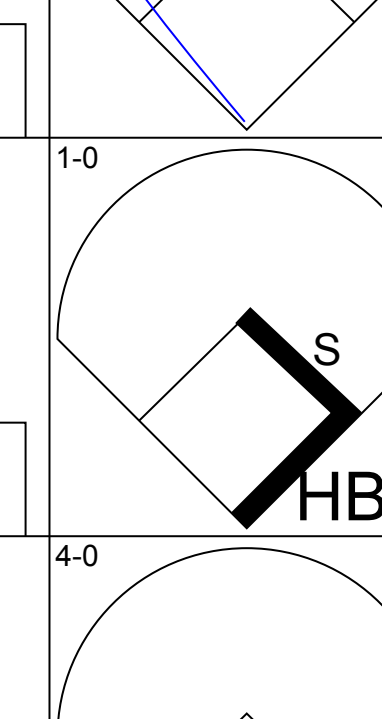
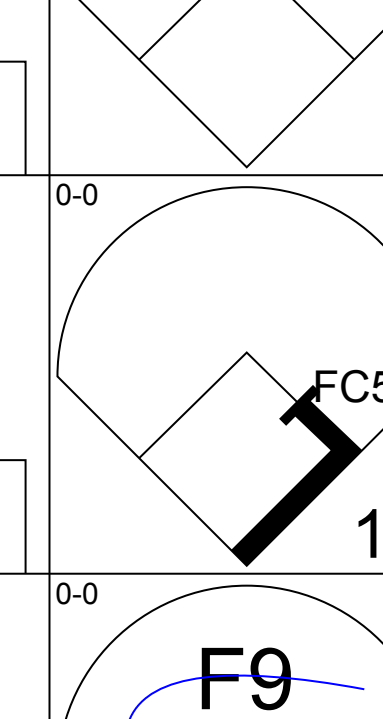
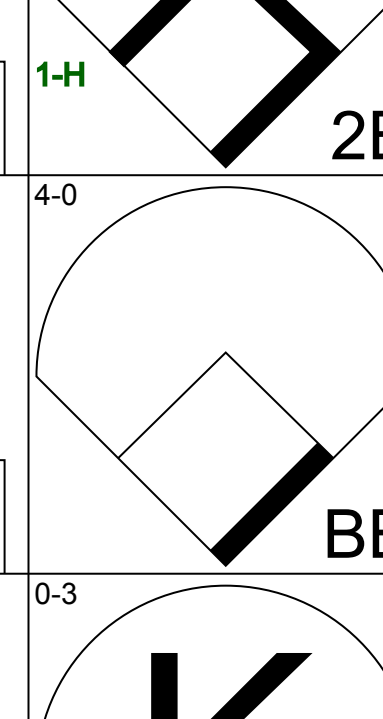
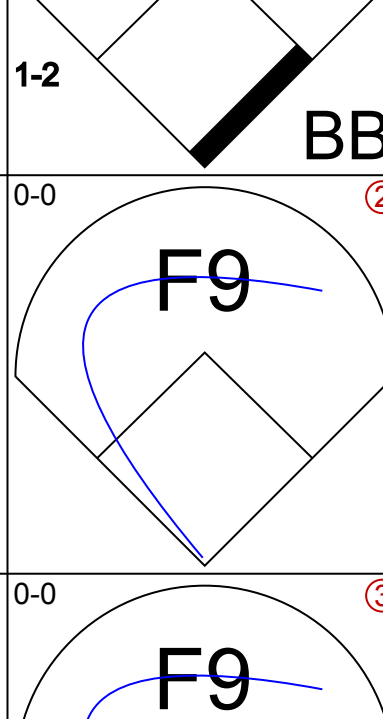
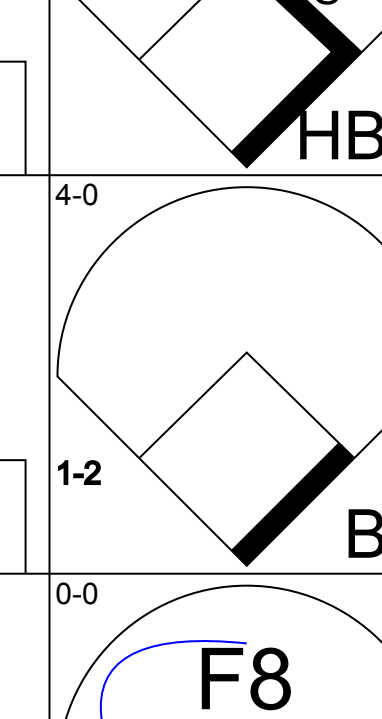
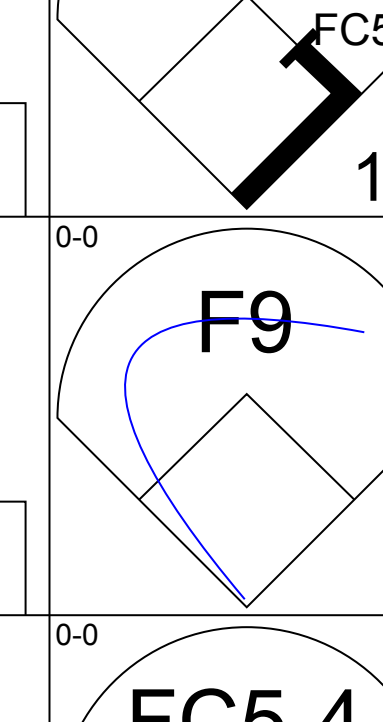
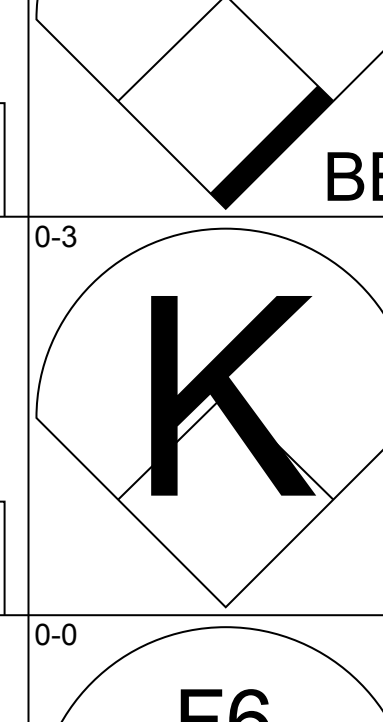
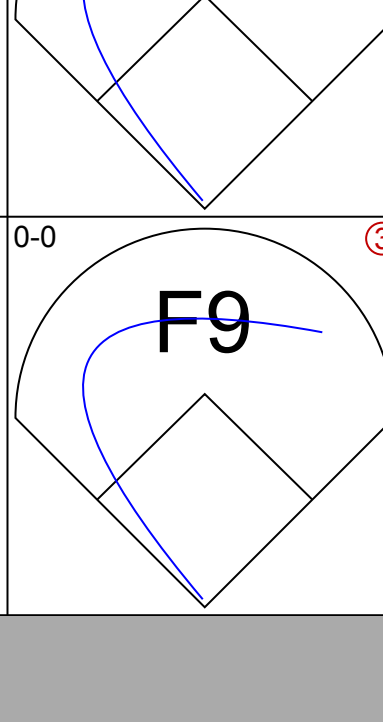
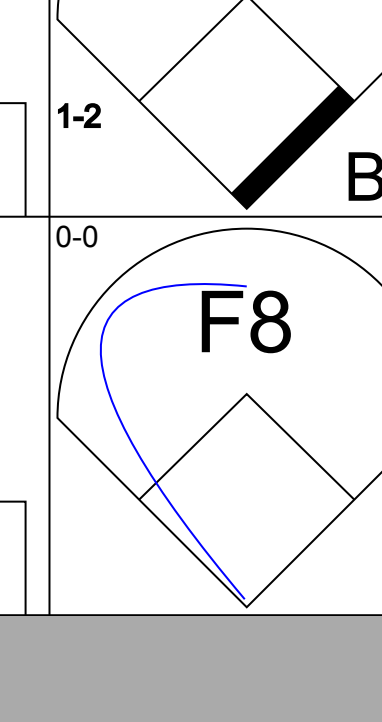
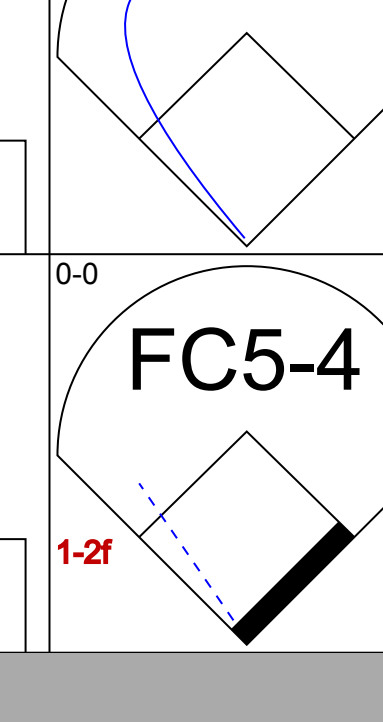
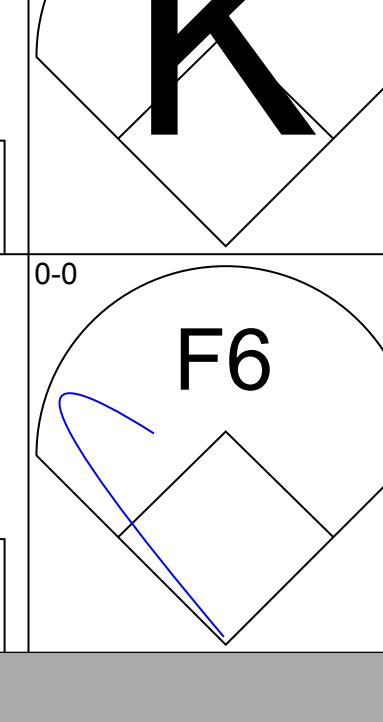
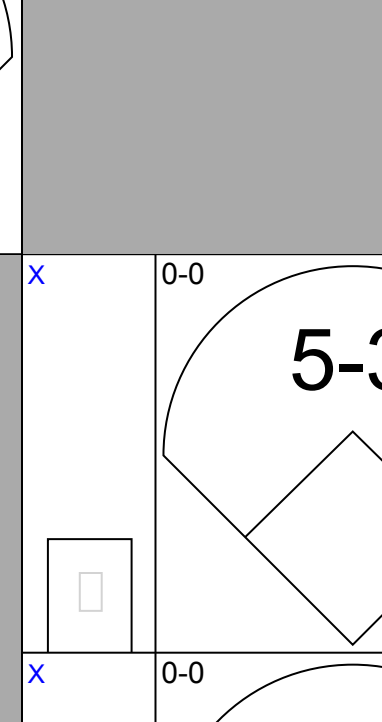
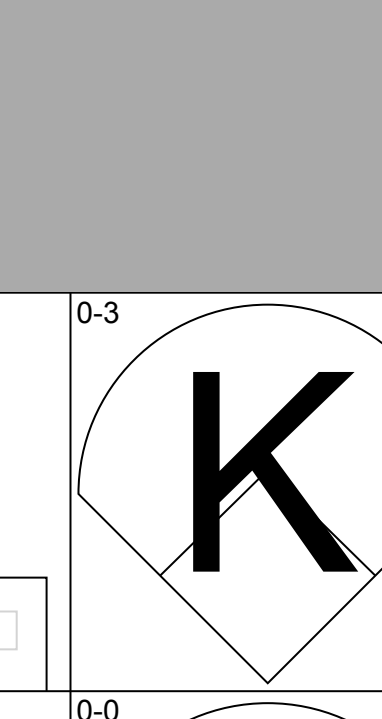
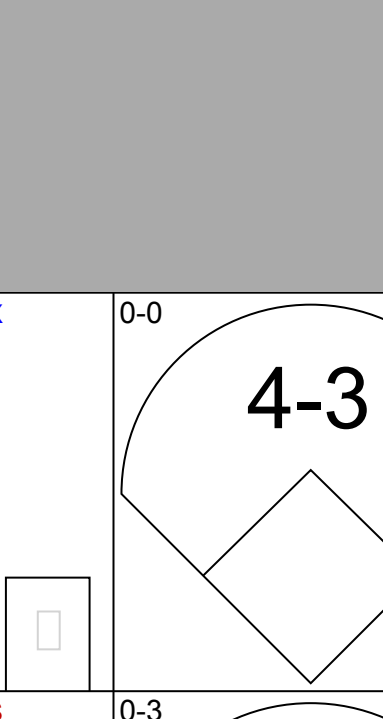
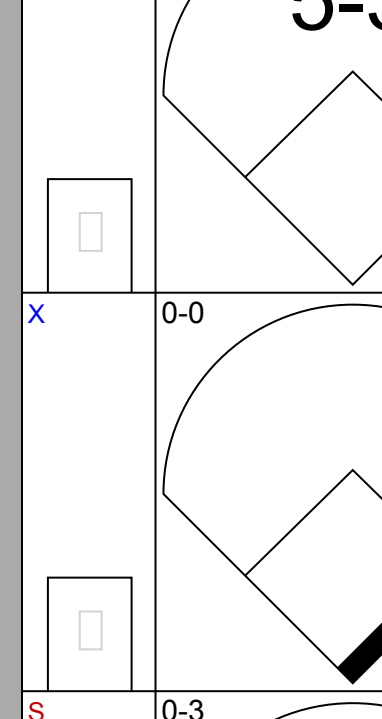
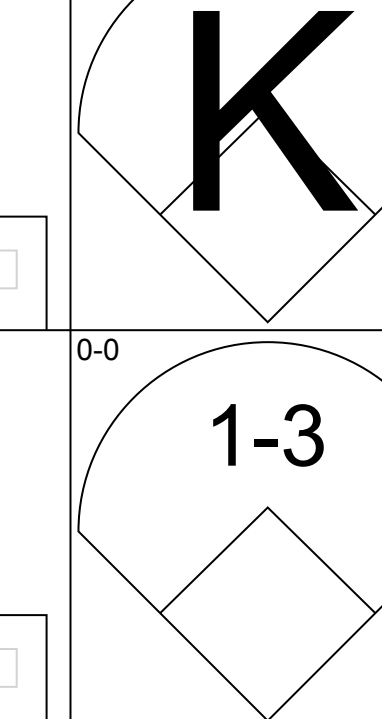
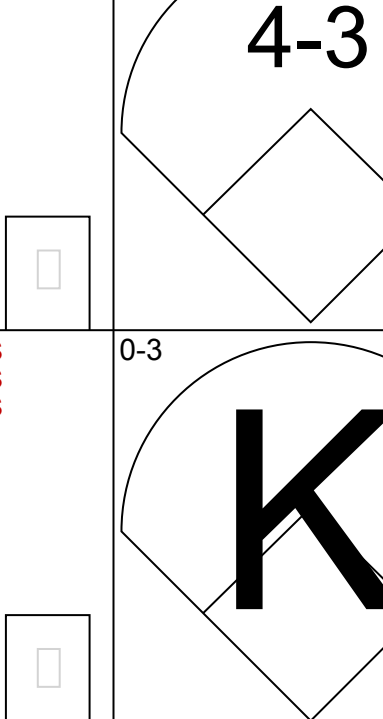
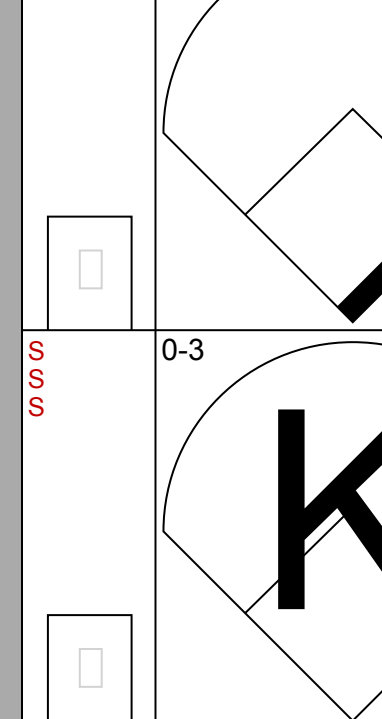
AB	33
R	1
H	6
RBI	1
BB	1
SO	5
LOB	11



Batter	1	2	3	4	5	6	7	8	9	AB	R	H	RBI	BB	SO	LOB	TOP								
<b>Tony Scott, S</b> OBP: 0.267, SLG: 0.274 (1, 9)	0-0 1-3		0-0 F6		0-0 1B		0-0 G3		0-3 K	5	1	1	0	0	1	1	<b>Montreal Expos @ St. Louis Cardinals</b> Busch Stadium, St. Louis, MO Sat Jul 05 1975, 7:05 PM CDT Unknown								
<b>Tim Foli, R</b> OBP: 0.284, SLG: 0.264 (1, 6)	0-0 L6		0-0 5-3		0-0 1B		0-3 K		0-0 F4	5	1	1	1	0	1	1									
<b>Mike Jorgensen, L</b> OBP: 0.363, SLG: 0.383 (1, 3)	0-0 4-3		0-0 1B		0-0 1B		0-0 4-3			4	0	2	1	0	0	0									
<b>Larry Bittner, L</b> OBP: 0.418, SLG: 0.451 <b>Barry Foote, R</b> OBP: 0.239, SLG: 0.286 (8, 2)		0-0 E4	0-0 G3		0-0 1B		0-0 K		0-0 F8	4	1	1	0	0	0	1									
<b>Gary Carter, R</b> OBP: 0.369, SLG: 0.442 (8, 9)		0-0 SH1-4		0-0 F8		0-3 K		0-0 F7	3	0	0	0	0	1	2										
<b>Pepe Mangual, R</b> OBP: 0.335, SLG: 0.359 (1, 8)		0-0 5-3		0-0 2-3		0-3 K		0-0 1B	4	0	1	0	0	1	1										
<b>Pete Mackanin, R</b> OBP: 0.350, SLG: 0.452 (1, 4)		4-0 2B		0-0 6-3		0-0 F7		0-0 F4	3	0	0	0	1	0	1										
<b>Larry Parrish, R</b> OBP: 0.293, SLG: 0.393 (1, 5)		0-0 2B		0-0 F3		0-0 1B		0-0 1B	4	0	3	1	0	0	0										
<b>Dennis Blair, R</b> OBP: 0.172, SLG: 0.143 <b>Dan Warthen, S</b> OBP: 0.200, SLG: 0.200 (7, 1)		0-3 K		0-0 6-3		0-0 F9		0-0 1B	3	0	0	0	0	1	3										
<b>Inning Stats</b>	R: 0 E: 0 K: 0 S: 3	H: 0 LOB: 0 BB: 0 P: 3	R: 1 E: 1 K: 1 S: 7	H: 1 LOB: 2 BB: 1 P: 11	R: 0 E: 0 K: 0 S: 4	H: 1 LOB: 1 BB: 0 P: 4	R: 0 E: 0 K: 0 S: 3	H: 0 LOB: 0 BB: 0 P: 3	R: 2 E: 0 K: 1 S: 9	H: 4 LOB: 2 BB: 0 P: 9	R: 0 E: 0 K: 1 S: 6	H: 1 LOB: 1 BB: 0 P: 6	R: 0 E: 0 K: 1 S: 5	H: 0 LOB: 0 BB: 0 P: 5	R: 0 E: 0 K: 0 S: 4	H: 1 LOB: 1 BB: 0 P: 4		R: 0 E: 0 K: 1 S: 6	H: 2 LOB: 1 BB: 0 P: 6	1B: 8 2B: 1 3B: 1 HR: 0	SF: 0 SAC: 1 DP: 0 HBP: 0	WP: 0 PB: 0 SB: 1 CS: 0	PA: 38		
<b>PITCHER</b>	IP	WLS	BF	H	R	ER	SO	BB	IBB	HBP	BLK	WP	HR	S	P	ERA	WHIP								
<b>Bob Forsch, R</b> ERA: 2.61 <b>Mike Garman, R</b> ERA: 1.89	(1, 1) (8, 1)	7.0 8	L 30	7 3	3 0	2 0	4 1	1 0	0 0	0 0	0 0	0 0	0 0	37 10	41 10	2.57 0.00	1.143 1.500								

Batter	1	2	3	4	5	6	7	8	9	AB	R	H	RBI	BB	SO	LOB	BOTTOM								
<b>Lou Brock, L</b> OBP: 0.397, SLG: 0.425 <b>Mario Guerrero, R</b> OBP: 0.256, SLG: 0.256 (8, 6)	0-0 1-3		0-0 G3		0-0 F6		0-0 FC		0-0 F4	4	0	0	0	0	0	2	<b>Montreal Expos @ St. Louis Cardinals</b> Busch Stadium, St. Louis, MO Sat Jul 05 1975, 7:05 PM CDT Unknown								
<b>Ted Sizemore, R</b> OBP: 0.328, SLG: 0.336 (1, 4)	0-0 4-3		0-0 FC1-6-5		4-0 1B		0-0 FC6-4		0-0 1B	4	0	2	0	1	0	1									
<b>Willie Davis, L</b> OBP: 0.272, SLG: 0.410 <b>Buddy Bradford, R</b> OBP: 0.293, SLG: 0.439 <b>Mike Garman, R</b> (8, 1) <b>Doug Howard, R</b> OBP: 0.227, SLG: 0.227 (9, PH)	0-0 G3		0-0 F8		0-3 K		0-0 FC6-4		0-3 K	3	0	0	0	0	1	2									
<b>Ted Simmons, S</b> OBP: 0.387, SLG: 0.496 (1, 2)		0-0 1B		0-0 F9		4-0 1B		0-0 F8	3	0	1	0	1	0	0										
<b>Ron Fairly, L</b> OBP: 0.427, SLG: 0.418 (1, 3)		0-0 BB		4-0 FC6-4		0-0 L3		0-0 4-3	3	0	1	0	1	0	2										
<b>Bake McBride, L</b> OBP: 0.326, SLG: 0.348 (1, 8)		4-0 BB		0-0 F5		0-0 1B		0-0 1B	3	0	2	0	1	0	1										
<b>Ken Reitz, R</b> OBP: 0.302, SLG: 0.341 (1, 5)		0-0 F6		0-0 FC6-4		0-3 K		0-0 F9	4	0	0	0	0	1	8										
<b>Mike Tyson, R</b> OBP: 0.313, SLG: 0.384 <b>Luis Melendez, R</b> OBP: 0.282, SLG: 0.329 (8, 7)		0-0 G1-6-3		0-0 6-3		0-0 FC5-4		0-3 K	2	0	0	0	0	0	3										
<b>Bob Forsch, R</b> OBP: 0.375, SLG: 0.489 <b>Reggie Smith, S</b> OBP: 0.386, SLG: 0.553 (8, 9)		4-0 FC1-4		0-0 F8		0-0 FC5-4		0-0 1B	1	0	0	0	1	0	0										
<b>Inning Stats</b>	R: 0 E: 0 K: 0 S: 3	H: 0 LOB: 0 BB: 0 P: 3	R: 0 E: 0 K: 0 S: 4	H: 2 LOB: 2 BB: 1 P: 8	R: 0 E: 0 K: 0 S: 3	H: 0 LOB: 1 BB: 1 P: 7	R: 0 E: 0 K: 0 S: 3	H: 0 LOB: 0 BB: 0 P: 3	R: 0 E: 0 K: 2 S: 8	H: 1 LOB: 3 BB: 2 P: 16	R: 0 E: 0 K: 0 S: 5	H: 2 LOB: 2 BB: 0 P: 5	R: 0 E: 0 K: 0 S: 4	H: 1 LOB: 1 BB: 0 P: 4	R: 0 E: 0 K: 2 S: 9	H: 2 LOB: 2 BB: 0 P: 9		1B: 8 2B: 0 3B: 0 HR: 0	SF: 0 SAC: 0 DP: 1 HBP: 0	WP: 0 PB: 0 SB: 0 CS: 0	PA: 39				
<b>PITCHER</b>	IP	WLS	BF	H	R	ER	SO	BB	IBB	HBP	BLK	WP	HR	S	P	ERA	WHIP								
<b>Dennis Blair, R</b> ERA: 2.93 <b>Dan Warthen, L</b> ERA: 3.59	(1, 1) (7, 1)	6.0 3.0	W S	26 13	4 4	0 0	0 2	5 0	0 0	0 0	0 0	0 0	0 0	25 17	45 17	0.00 0.00	1.500 1.333								

Batter	1	2	3	4	5	6	7	8	9	AB	R	H	RBI	BB	SO	LOB	TOP									
<b>Pepe Mangual, R</b> OBP: 0.335, SLG: 0.359 (1, 8)										3	0	1	0	0	1	0	<b>Montreal Expos @ St. Louis Cardinals</b> Busch Stadium, St. Louis, MO Sat Jul 05 1975, 7:05 PM CDT Att: 35,141 - Unknown									
<b>Tim Foli, R</b> OBP: 0.282, SLG: 0.261 (1, 6)										3	0	0	0	0	1	1										
<b>Gary Carter, R</b> OBP: 0.363, SLG: 0.434 (1, 9)										4	0	0	0	0	0	1										
<b>Bob Bailey, R</b> OBP: 0.393, SLG: 0.379 (1, 7)										4	0	1	0	0	1	1										
<b>Barry Foote, R</b> OBP: 0.236, SLG: 0.281 (1, 2)										3	0	0	0	0	1	1										
<b>Nate Colbert, R</b> OBP: 0.218, SLG: 0.277 (1, 3)										2	0	0	0	1	1	1										
<b>Pete Mackanin, R</b> OBP: 0.350, SLG: 0.450 (1, 4)										3	0	1	0	0	1	1										
<b>Larry Parrish, R</b> OBP: 0.289, SLG: 0.387 (1, 5)										3	0	0	0	0	0	1										
<b>Woodie Fryman, R</b> OBP: 0.182, SLG: 0.219 <b>Jose Morales, R</b> OBP: 0.356, SLG: 0.488 (8, PH) <b>Donald DeMola, R</b> (8, 1)										2	0	1	0	0	0	0										
<b>Inning Stats</b>	R: 0 E: 0 K: 2 S: 7	H: 0 LOB: 0 BB: 0 P: 7	R: 0 E: 0 K: 1 S: 5	H: 0 LOB: 1 BB: 1 P: 9	R: 0 E: 0 K: 0 S: 3	H: 0 LOB: 0 BB: 0 P: 3	R: 0 E: 0 K: 1 S: 5	H: 0 LOB: 0 BB: 0 P: 5	R: 0 E: 0 K: 1 S: 6	H: 1 LOB: 1 BB: 0 P: 6	R: 0 E: 0 K: 0 S: 3	H: 1 LOB: 1 BB: 0 P: 3	R: 0 E: 0 K: 1 S: 6	H: 1 LOB: 1 BB: 0 P: 6	R: 0 E: 0 K: 0 S: 3	H: 0 LOB: 0 BB: 0 P: 3		R: 0 E: 0 K: 0 S: 4	H: 1 LOB: 1 BB: 0 P: 4	1B: 4 2B: 1 3B: 0 HR: 0	SF: 0 SAC: 2 DP: 1 HBP: 0	WP: 1 PB: 1 SB: 1 CS: 0	PA: 31			
<b>PITCHER</b>	IP	WLS	BF	H	R	ER	SO	BB	IBB	HBP	BLK	WP	HR	S	P	ERA	WHIP									
<b>John Curtis, L</b> ERA: 3.9	(1, 1)	8.0	W	28	4	0	0	6	1	0	0	0	0	0	39	43	0.00	0.625								
<b>Al Hrabosky, L</b> ERA: 1.85	(9, 1)	1.0	S	3	0	0	0	0	0	0	0	0	0	3	3	0.00	0.000									

Batter	1	2	3	4	5	6	7	8	9	AB	R	H	RBI	BB	SO	LOB	BOTTOM									
<b>Bake McBride, L</b> OBP: 0.318, SLG: 0.340 (1, 8)										4	0	0	0	0	3	1	<b>Montreal Expos @ St. Louis Cardinals</b> Busch Stadium, St. Louis, MO Sat Jul 05 1975, 7:05 PM CDT Att: 35,141 - Unknown									
<b>Ted Sizemore, R</b> OBP: 0.327, SLG: 0.334 (1, 4)										4	1	1	0	0	0	0										
<b>Luis Melendez, R</b> OBP: 0.282, SLG: 0.327 (1, 7)										4	0	1	0	0	0	1										
<b>Reggie Smith, S</b> OBP: 0.392, SLG: 0.557 (8, PR) <b>Willie Davis, L</b> OBP: 0.272, SLG: 0.410 (8, PR) <b>Doug Howard, R</b> OBP: 0.227, SLG: 0.227 (9, 3)										2	0	1	1	1	0	0										
<b>Buddy Bradford, R</b> OBP: 0.314, SLG: 0.441 (1, 9)										2	0	1	0	2	0	2										
<b>Ken Rudolph, R</b> OBP: 0.171, SLG: 0.150 <b>Ted Simmons, S</b> OBP: 0.386, SLG: 0.495 (8, PH) (9, 2)										3	0	0	0	0	1	5										
<b>Mario Guerrero, R</b> OBP: 0.250, SLG: 0.250 (1, 6)										3	0	0	0	0	3											
<b>Mike Tyson, R</b> OBP: 0.313, SLG: 0.382 <b>Ken Reitz, R</b> OBP: 0.302, SLG: 0.341 (8, 5)										3	0	1	0	0	1	0										
<b>John Curtis, L</b> OBP: 0.276, SLG: 0.192 <b>Al Hrabosky, R</b> OBP: 0.400, SLG: 0.250 (9, 1)										3	0	0	0	0	2	1										
<b>Inning Stats</b>	R: 0 E: 0 K: 1 S: 5	H: 0 LOB: 0 BB: 0 P: 5	R: 0 E: 0 K: 0 S: 4	H: 1 LOB: 1 BB: 0 P: 4	R: 0 E: 0 K: 2 S: 7	H: 0 LOB: 0 BB: 0 P: 7	R: 1 E: 0 K: 1 S: 7	H: 2 LOB: 1 BB: 1 P: 11	R: 0 E: 0 K: 2 S: 7	H: 0 LOB: 0 BB: 0 P: 7	R: 0 E: 0 K: 0 S: 4	H: 1 LOB: 2 BB: 1 P: 8	R: 0 E: 0 K: 1 S: 6	H: 1 LOB: 1 BB: 0 P: 6	R: 0 E: 0 K: 0 S: 3	H: 0 LOB: 2 BB: 1 P: 8		1B: 4 2B: 1 3B: 0 HR: 0	SF: 0 SAC: 0 DP: 0 HBP: 1	WP: 0 PB: 0 SB: 1 CS: 0	PA: 33					
<b>PITCHER</b>	IP	WLS	BF	H	R	ER	SO	BB	IBB	HBP	BLK	WP	HR	S	P	ERA	WHIP									
<b>Woodie Fryman, L</b> ERA: 3.08	(1, 1)	7.0	L	28	5	1	1	7	2	0	0	0	0	0	40	48	1.29	1.000								
<b>Donald DeMola, R</b> ERA: 2.25	(8, 1)	1.0	S	5	0	0	0	0	1	0	1	0	0	3	8	0.00	1.000									



Batter	1	2	3	4	5	6	7	8	9	AB	R	H	RBI	BB	SO	LOB	TOP											
<b>Pepe Mangual, R</b> OBP: 0.336, SLG: 0.363 (1, 8)	SH1-3 2B		6-3		K			HR 1B	K	5	1	2	0	0	2	0	<b>Montreal Expos @ St. Louis Cardinals</b> Busch Stadium, St. Louis, MO Sun Jul 06 1975, 3:33 AM CDT Att: 23,967 - Unknown											
<b>Tim Foli, R</b> OBP: 0.281, SLG: 0.259 (1, 6)	SH1-3 2-3		K			CS BB		K	K	3	0	0	0	1	3	1												
<b>Mike Jorgensen, L</b> OBP: 0.360, SLG: 0.392 (1, 3)	K				K		F7 1-2	HR	G3	5	1	1	2	0	2	2												
<b>Larry Bittner, L</b> OBP: 0.420, SLG: 0.452 (1, 7)	G3				1B		FC6-4 1B	G3		4	0	2	0	0	0	1												
<b>Barry Foote, R</b> OBP: 0.241, SLG: 0.286 <b>Tony Scott, S</b> OBP: 0.267, SLG: 0.274 (8, 9)		F7			1B		FC6-4 1-2	1B E 1B		4	0	2	0	0	0	1												
<b>Gary Carter, R</b> OBP: 0.365, SLG: 0.440 (8, 2)	1B 2B				1B			1B		0	1	0	0	0	0	0												
<b>Pete Mackanin, R</b> OBP: 0.353, SLG: 0.451 (1, 4)					K			1B		4	0	2	1	0	2	2												
<b>Larry Parrish, R</b> OBP: 0.293, SLG: 0.400 (1, 5)		G6-4-3 1B						1B		3	1	1	1	1	0	2												
<b>Fred Scherman, L</b> OBP: 0.100, SLG: 0.200 <b>Chuck Taylor, R</b> <b>Donald DeMola, R</b> (7, 1)		G6-4-3 1-2					F9	HR	IBB	3	0	0	0	0	0	0												
<b>Fred Scherman, L</b> OBP: 0.100, SLG: 0.200 <b>Chuck Taylor, R</b> <b>Donald DeMola, R</b> (7, 1)			4-3				F8	F6	K	3	0	0	0	0	0	0												
<b>Inning Stats</b>	R: 0 E: 0 K: 1 S: 6	H: 1 LOB: 1 BB: 0 P: 6	R: 0 E: 0 K: 0 S: 4	H: 2 LOB: 1 BB: 0 P: 4	R: 0 E: 0 K: 1 S: 5	H: 0 LOB: 0 BB: 0 P: 5	R: 0 E: 0 K: 2 S: 9	H: 2 LOB: 2 BB: 0 P: 9	R: 0 E: 0 K: 1 S: 5	H: 0 LOB: 0 BB: 0 P: 5	R: 0 E: 0 K: 0 S: 3	H: 1 LOB: 1 BB: 1 P: 7	R: 1 E: 0 K: 1 S: 6	H: 1 LOB: 0 BB: 0 P: 6	R: 3 E: 1 K: 2 S: 12	H: 5 LOB: 3 BB: 1 P: 16	R: 0 E: 0 K: 2 S: 7	H: 0 LOB: 0 BB: 0 P: 7	1B: 8 2B: 2 3B: 0 HR: 2	SF: 0 SAC: 1 DP: 1 HBP: 0	WP: 0 PB: 0 SB: 1 CS: 1	PA: 39						
<b>PITCHER</b>	IP	WLS	BF	H	R	ER	SO	BB	IBB	HBP	BLK	WP	HR	S	P	ERA	WHIP											
<b>Lynn McGlothen, R</b> ERA: 3.73 <b>Mike Garman, R</b> ERA: 1.92	(1, 1)	7.2	L	32	10	4	4	7	1	0	0	0	0	2	45	49	4.70	1.435										
<b>Mike Garman, R</b> ERA: 1.92	(8, 1)	1.1		7	2	0	0	3	0	1	0	0	0	0	12	16	0.00	1.500										

Batter	1	2	3	4	5	6	7	8	9	AB	R	H	RBI	BB	SO	LOB	BOTTOM											
<b>Lou Brock, L</b> OBP: 0.362, SLG: 0.434 <b>Willie Davis, L</b> OBP: 0.271, SLG: 0.408 (8, 9)	5-3		SF7 3B	S 1B			S 3B BB		F8	3	2	2	0	1	0	0	<b>Montreal Expos @ St. Louis Cardinals</b> Busch Stadium, St. Louis, MO Sun Jul 06 1975, 3:33 AM CDT Att: 23,967 - Unknown											
<b>Ted Sizemore, R</b> OBP: 0.322, SLG: 0.329 (1, 4)	F9		F3	F8			F6		4-3	5	0	0	0	0	3													
<b>Luis Melendez, R</b> OBP: 0.283, SLG: 0.329 <b>Ron Fairly, L</b> OBP: 0.432, SLG: 0.446 (7, PH)			SF7		F9		1B 3B			2	0	1	1	0	0	0												
<b>Ted Simmons, S</b> OBP: 0.390, SLG: 0.496 (1, 2)			3H 1B 1B		F8		1B 3B			3	0	2	1	1	0	0												
<b>Buddy Bradford, R</b> OBP: 0.315, SLG: 0.437 <b>Bake McBride, L</b> OBP: 0.316, SLG: 0.337 (7, PH)			1B 1B		F4		1B			3	0	1	0	0	1	2												
<b>Ken Reitz, R</b> OBP: 0.304, SLG: 0.341 (1, 5)			1-2 1B				F7			1	0	0	0	0	1													
<b>Doug Howard, R</b> OBP: 0.192, SLG: 0.192 (1, 3)			1-3 BB		FC6		F8		4-3	3	0	1	0	1	0	0												
<b>Mike Tyson, R</b> OBP: 0.301, SLG: 0.366 (1, 6)			1-2 2-3		FC6		5-3		6-3	4	0	0	0	0	4													
<b>Mike Tyson, R</b> OBP: 0.301, SLG: 0.366 (1, 6)			1-3		F8		F9		F8	4	0	0	0	0	1													
<b>Lynn McGlothen, L</b> OBP: 0.044, SLG: 0.044 <b>Mike Garman, R</b> <b>Reggie Smith, S</b> OBP: 0.390, SLG: 0.555 (9, PH)			1-2				K		K	3	0	0	0	0	2	1												
<b>Inning Stats</b>	R: 0 E: 0 K: 1 S: 6	H: 1 LOB: 2 BB: 1 P: 10	R: 0 E: 0 K: 0 S: 3	H: 0 LOB: 1 BB: 1 P: 7	R: 1 E: 0 K: 0 S: 7	H: 4 LOB: 3 BB: 0 P: 7	R: 0 E: 0 K: 1 S: 6	H: 1 LOB: 0 BB: 0 P: 6	R: 0 E: 0 K: 0 S: 3	H: 0 LOB: 0 BB: 0 P: 3	R: 2 E: 0 K: 1 S: 7	H: 2 LOB: 1 BB: 1 P: 11	R: 0 E: 0 K: 0 S: 3	H: 0 LOB: 0 BB: 0 P: 3	R: 0 E: 0 K: 1 S: 5	H: 0 LOB: 0 BB: 0 P: 5	1B: 6 2B: 0 3B: 2 HR: 0	SF: 1 SAC: 0 DP: 0 HBP: 0	WP: 1 PB: 0 SB: 2 CS: 0	PA: 38								
<b>PITCHER</b>	IP	WLS	BF	H	R	ER	SO	BB	IBB	HBP	BLK	WP	HR	S	P	ERA	WHIP											
<b>Fred Scherman, L</b> ERA: 3.42 <b>Chuck Taylor, R</b> ERA: 4.63 <b>Donald DeMola, R</b> ERA: 2.17	(1, 1)	6.1		28	6	2	2	3	2	1	0	0	0	0	31	43	2.84	1.263										
<b>Chuck Taylor, R</b> ERA: 4.63 <b>Donald DeMola, R</b> ERA: 2.17	(7, 1)	0.1		3	2	1	1	0	0	0	0	0	0	3	3	27.00	6.000											
<b>Donald DeMola, R</b> ERA: 2.17	(7, 1)	2.1	W	7	0	0	0	1	0	0	0	0	0	9	9	0.00	0.000											

AB	36
R	4
H	12
RBI	4
BB	2
SO	10
LOB	14



Batter	1	2	3	4	5	6	7	8	9	AB	R	H	RBI	BB	SO	LOB	TOP					
Von Joshua, L OBP: 0.366, SLG: 0.436	0-0 1B S 1B		0-0 F8		0-0 3B		0-0 4-3		0-3 K	5	1	2	0	0	1	0	San Francisco Giants @ St. Louis Cardinals Busch Stadium, St. Louis, MO Mon Jul 07 1975, 7:05 PM CDT Att: 15,498 - Unknown					
Derrel Thomas, S OBP: 0.339, SLG: 0.368	0-0 1-3 1B		0-0 F8		0-0 4-3 3B		0-0 2B SF8 1B		0-0 1B 2B	5	3	4	1	0	0	0						
Bobby Murcer, L OBP: 0.402, SLG: 0.481	0-3 K		0-0 1B 1B		0-0 4-3		0-0 SF8 1B 2B		0-0 1B	5	2	3	2	0	1	2						
Willie Montanez, L OBP: 0.334, SLG: 0.382	0-3 K		0-0 1B		0-0 F9		0-0 SF8		0-0 F8	4	0	1	2	0	1	3						
Chris Speier, R OBP: 0.347, SLG: 0.371	0-0 B1-3		0-0 F6		0-0 L5		0-0 1B		0-0 4-3	5	0	1	1	0	0	4						
Gary Thomasson, L OBP: 0.286, SLG: 0.277		0-0 3-1 1B		0-0 4-3		0-0 4-3		0-3 K		3	0	1	0	0	0	0						
Chris Arnold, R OBP: 0.273, SLG: 0.200										1	0	0	0	0	1	1						
Steve Ontiveros, S OBP: 0.372, SLG: 0.337		0-0 3-1		0-0 2B		0-0 1B		0-0 F9		4	0	2	0	0	0	1						
Marc Hill, R OBP: 0.308, SLG: 0.307		0-3 K		0-0 5-3		0-0 F9		0-0 F4		4	0	0	0	0	1	3						
Mike Caldwell, R OBP: 0.111, SLG: 0.167		0-3 K		0-0 F3		0-0 F6		0-3 K		2	0	0	0	0	1	2						
Glenn Adams, L OBP: 0.370, SLG: 0.540										1	0	0	0	0	0	1						
Dave Heaverlo, R OBP: 0.274, SLG: 0.299										0	0	0	0	0	0	1						
Bruce Miller, R OBP: 0.167, SLG: 0.167										0	0	0	0	0	0	0						
Gary Lavelle, S OBP: 0.167, SLG: 0.167										0	0	0	0	0	0	0						
<b>Inning Stats</b>	R: 0 E: 0 K: 2 S: 9	H: 2 LOB: 2 BB: 0 P: 9	R: 0 E: 0 K: 2 S: 8	H: 1 LOB: 1 BB: 0 P: 8	R: 1 E: 0 K: 0 S: 5	H: 2 LOB: 1 BB: 0 P: 5	R: 0 E: 0 K: 0 S: 4	H: 1 LOB: 1 BB: 0 P: 4	R: 2 E: 0 K: 0 S: 5	H: 2 LOB: 0 BB: 0 P: 5	R: 0 E: 0 K: 0 S: 4	H: 1 LOB: 1 BB: 0 P: 4	R: 2 E: 0 K: 1 S: 8	H: 3 LOB: 1 BB: 0 P: 8	R: 0 E: 0 K: 1 S: 5	H: 0 LOB: 0 BB: 0 P: 5	R: 1 E: 0 K: 1 S: 7	H: 2 LOB: 1 BB: 0 P: 7	1B: 9 2B: 3 3B: 2 HR: 0	SF: 1 SAC: 0 DP: 0 HBP: 0	WP: 0 PB: 0 SB: 1 CS: 0	PA: 41
<b>PITCHER</b>	IP WLS BF H R ER SO BB IBB HBP BLK WP HR S P ERA WHIP																					
Ron Reed, R ERA: 3.83	(1, 1) 6.1 W 30 11 5 5 4 0 0 0 0 0 0 0 38 38 7.11 1.737																					
Al Hrabosky, L ERA: 1.95	(7, 1) 2.2 S 11 3 1 1 3 0 0 0 0 0 0 0 17 17 3.38 1.125																					

Batter	1	2	3	4	5	6	7	8	9	AB	R	H	RBI	BB	SO	LOB	BOTTOM					
Lou Brock, L OBP: 0.368, SLG: 0.442	0-0 3B S 1B	0-0 SH5-3			0-0 SH5-3 HR 2B		1-0 SH1-3 1B HBP			2	3	2	0	0	0	0	San Francisco Giants @ St. Louis Cardinals Busch Stadium, St. Louis, MO Mon Jul 07 1975, 7:05 PM CDT Att: 15,498 - Unknown					
Ted Sizemore, R OBP: 0.320, SLG: 0.328	0-0 5-3 1-2	0-0 SF9			0-0 SH5-3		0-0 SH1-3			1	0	0	1	0	0	1						
Luis Melendez, R OBP: 0.283, SLG: 0.341	0-0 1B 3B	0-0 5-3			0-0 F7		4-0 1B 7-2 BB			3	1	1	1	0	0	1						
Bake McBride, L OBP: 0.320, SLG: 0.337	0-0 2H 1B 3B									0	0	0	0	1	0	0						
Ted Simmons, S OBP: 0.392, SLG: 0.507	0-0 5-3		0-3 K		0-0 HR		0-0 1B			4	1	2	3	0	1	1						
Buddy Bradford, R OBP: 0.315, SLG: 0.432	0-0 1B 1B		0-0 6-3		0-0 F7		0-0 7-2			3	1	1	1	0	0	0						
Willie Davis, L OBP: 0.270, SLG: 0.407	0-0 3H 1B 1B									1	0	0	0	0	0	2						
Ron Fairly, L OBP: 0.443, SLG: 0.447	0-0 1H 2B 1B		0-3 K			4-0 1B 9-2 BB		4-0 BLK BB		2	1	1	1	2	1	0						
Ken Reitz, R OBP: 0.307, SLG: 0.347	0-0 1H 1B 2B			0-3 K		0-0 1B		0-3 K		4	0	2	1	0	2	1						
Mike Tyson, R OBP: 0.299, SLG: 0.361	0-0 2H 1B			0-3 K		0-0 9-2		0-0 F4		4	0	1	0	0	1	3						
Ron Reed, R OBP: 0.229, SLG: 0.298										3	1	1	0	0	0	1						
Al Hrabosky, R OBP: 0.333, SLG: 0.200		0-0 SH5-3 SF9 2B		0-0 5-3		0-0 5-3		0-3 K		1	0	0	0	0	1	1						
<b>Inning Stats</b>	R: 4 E: 0 K: 0 S: 8	H: 6 LOB: 2 BB: 0 P: 8	R: 1 E: 0 K: 0 S: 4	H: 1 LOB: 0 BB: 0 P: 4	R: 0 E: 0 K: 2 S: 7	H: 0 LOB: 0 BB: 0 P: 7	R: 0 E: 0 K: 2 S: 7	H: 0 LOB: 0 BB: 0 P: 7	R: 2 E: 0 K: 0 S: 5	H: 2 LOB: 0 BB: 0 P: 5	R: 0 E: 0 K: 0 S: 3	H: 1 LOB: 1 BB: 1 P: 7	R: 1 E: 0 K: 0 S: 3	H: 1 LOB: 1 BB: 1 P: 8	R: 0 E: 0 K: 2 S: 7	H: 0 LOB: 1 BB: 1 P: 11	R: 0 E: 0 K: 1 S: 7	H: 0 LOB: 1 BB: 1 P: 7	1B: 6 2B: 5 3B: 1 HR: 1	SF: 1 SAC: 3 DP: 2 HBP: 1	WP: 0 PB: 0 SB: 1 CS: 0	PA: 36
<b>PITCHER</b>	IP WLS BF H R ER SO BB IBB HBP BLK WP HR S P ERA WHIP																					
Mike Caldwell, L ERA: 4.79	(1, 1) 5.0 L 23 9 7 7 4 0 0 0 0 0 0 0 31 31 12.60 1.800																					
Dave Heaverlo, R ERA: 2.3	(6, 1) 2.0 9 2 1 1 0 2 0 1 0 0 0 0 6 15 4.50 2.000																					
Gary Lavelle, L ERA: 2.32	(8, 1) 1.0 4 0 0 0 0 2 1 0 0 1 0 0 0 7 11 0.00 1.000																					

Batter	1	2	3	4	5	6	7	8	9	AB	R	H	RBI	BB	SO	LOB	TOP							
Von Joshua, L (1, 8) OBP: 0.375, SLG: 0.445										4	2	3	0	1	1	0	<b>San Francisco Giants @ St. Louis Cardinals</b> Busch Stadium, St. Louis, MO Tue Jul 08 1975, 7:05 PM CDT Att: 15,926 - Unknown							
Derrel Thomas, S (1, 4) OBP: 0.340, SLG: 0.369										5	1	2	2	0	0	4								
Bobby Murcer, L (1, 9) OBP: 0.405, SLG: 0.491										4	1	2	2	1	0	4								
Willie Montanez, L (1, 3) OBP: 0.338, SLG: 0.389										5	0	3	1	0	0	3								
Chris Speier, R (1, 6) OBP: 0.342, SLG: 0.365										5	0	0	0	0	1	4								
Gary Thomasson, L (1, 7) OBP: 0.288, SLG: 0.281										5	1	2	0	0	1	1								
Steve Ontiveros, S (1, 5) OBP: 0.373, SLG: 0.335										4	0	1	0	1	1	1								
Dave Rader, L (1, 2) OBP: 0.364, SLG: 0.387										4	0	1	1	0	0	3								
Pete Falcone, L (1, 1) OBP: 0.061, SLG: 0.061										2	0	0	0	0	1	0								
Randy Moffitt, R (6, 1) OBP: 0.300, SLG: 0.500										1	1	1	0	0	0	0								
Gary Lavelle, S (8, 1) OBP: 0.167, SLG: 0.167										0	0	0	0	0	0	0								
<b>Inning Stats</b>	R: 1 E: 0 K: 0 S: 5	H: 2 LOB: 1 BB: 0 P: 5	R: 0 E: 0 K: 1 S: 5	H: 0 LOB: 0 BB: 0 P: 5	R: 0 E: 0 K: 2 S: 7	H: 0 LOB: 0 BB: 0 P: 7	R: 0 E: 0 K: 0 S: 5	H: 3 LOB: 3 BB: 1 P: 9	R: 3 E: 1 K: 0 S: 6	H: 3 LOB: 0 BB: 0 P: 6	R: 1 E: 0 K: 0 S: 6	H: 3 LOB: 3 BB: 1 P: 10	R: 0 E: 0 K: 1 S: 6	H: 1 LOB: 1 BB: 0 P: 6	R: 1 E: 0 K: 0 S: 5	H: 3 LOB: 2 BB: 1 P: 9	R: 0 E: 0 K: 1 S: 5	H: 0 LOB: 0 BB: 0 P: 5	1B: 12 2B: 3 3B: 0 HR: 1	SF: 0 SAC: 1 DP: 2 HBP: 0	WP: 0 PB: 0 SB: 1 CS: 0	PA: 43		
<b>PITCHER</b>	IP WLS BF H R ER SO BB IBB HBP BLK WP HR S P ERA WHIP	5.0 L 23 8 4 4 3 1 0 0 0 0 1 28 32 7.20 1.800	0.1 5 3 1 1 0 1 0 0 0 0 0 0 4 8 27.00 12.000	1.2 6 1 0 0 1 0 0 0 0 0 0 0 8 8 0.00 0.600	2.0 9 3 1 1 1 0 1 0 0 0 0 0 10 14 4.50 1.500																			

Batter	1	2	3	4	5	6	7	8	9	AB	R	H	RBI	BB	SO	LOB	BOTTOM						
Lou Brock, L (1, 7) OBP: 0.368, SLG: 0.441										3	0	1	0	0	0	0	<b>San Francisco Giants @ St. Louis Cardinals</b> Busch Stadium, St. Louis, MO Tue Jul 08 1975, 7:05 PM CDT Att: 15,926 - Unknown						
John Curtis, L (8, 1) OBP: 0.276, SLG: 0.192										0	0	0	0	0	0	0							
Reggie Smith, S (9, PH) OBP: 0.389, SLG: 0.552										1	0	0	0	0	0	0							
Ted Sizemore, R (1, 4) OBP: 0.320, SLG: 0.327										4	0	1	0	0	0	2							
Luis Melendez, R (1, 8) OBP: 0.283, SLG: 0.339										4	1	1	0	0	0	3							
Mario Guerrero, R (8, 6) OBP: 0.248, SLG: 0.248										1	0	0	0	0	0	1							
Ted Simmons, S (1, 2) OBP: 0.396, SLG: 0.507										2	1	1	0	2	0	0							
Buddy Bradford, R (1, 9) OBP: 0.313, SLG: 0.416										3	1	0	0	1	1	3							
Ron Fairly, L (1, 3) OBP: 0.454, SLG: 0.485										3	1	2	4	0	0	0							
Ken Reitz, R (1, 5) OBP: 0.306, SLG: 0.345										4	0	1	0	0	0	1							
Mike Tyson, R (1, 6) OBP: 0.303, SLG: 0.364										2	0	1	0	0	0	0							
Willie Davis, L (7, PH) OBP: 0.272, SLG: 0.407										2	0	1	0	0	0	2							
Bob Gibson, R (1, 1) OBP: 0.233, SLG: 0.154										1	0	0	0	0	0	0							
Doug Howard, R (5, PH) OBP: 0.185, SLG: 0.185										1	0	0	0	0	0	1							
Ron Bryant, S (8, 1) OBP: 0.185, SLG: 0.185										0	0	0	0	0	0	0							
Greg Terfecky, R (8, 1) OBP: 0.185, SLG: 0.185										0	0	0	0	0	0	0							
Bake McBride, L (7, PH) OBP: 0.185, SLG: 0.185										1	0	0	0	0	0	0							
<b>Inning Stats</b>	R: 0 E: 0 K: 0 S: 4	H: 1 LOB: 2 BB: 1 P: 8	R: 0 E: 0 K: 0 S: 2	H: 0 LOB: 0 BB: 0 P: 3	R: 0 E: 0 K: 1 S: 5	H: 1 LOB: 1 BB: 0 P: 5	R: 0 E: 0 K: 0 S: 4	H: 1 LOB: 1 BB: 0 P: 4	R: 4 E: 0 K: 0 S: 5	H: 2 LOB: 2 BB: 2 P: 13	R: 0 E: 0 K: 0 S: 5	H: 1 LOB: 2 BB: 0 P: 5	R: 0 E: 0 K: 0 S: 5	H: 2 LOB: 2 BB: 0 P: 5	R: 0 E: 0 K: 0 S: 4	H: 1 LOB: 1 BB: 0 P: 4	1B: 8 2B: 1 3B: 0 HR: 1	SF: 0 SAC: 3 DP: 2 HBP: 1	WP: 1 PB: 0 SB: 1 CS: 1	PA: 39			
<b>PITCHER</b>	IP WLS BF H R ER SO BB IBB HBP BLK WP HR S P ERA WHIP	5.2 W 24 5 4 4 1 3 0 0 0 0 1 22 35 6.35 1.412	2.0 10 3 0 0 0 0 0 0 0 0 0 0 10 10 0.00 1.500	1.1 S 5 1 0 0 0 0 0 0 0 0 0 5 5 0.00 0.750																			

AB	39
R	6
H	15
RBI	6
BB	3
SO	5
LOB	20



Batter	1	2	3	4	5	6	7	8	9	AB	R	H	RBI	BB	SO	LOB	TOP		
Von Joshua L (1.8) OBP: 0.370, SLG: 0.440 Charlie Williams R (5.1) OBP: 0.154, SLG: 0.083 Chris Arnold R (7. PH) OBP: 0.267, SLG: 0.195 Tom Bradley R (7.1) Randy Moffitt R (8.1) OBP: 0.300, SLG: 0.500	0-0 4-3		0-0 4-3		0-0 G1-4-3		0-0 FC6-4			3	0	0	0	0	0	2	San Francisco Giants @ St. Louis Cardinals Busch Stadium, St. Louis, MO Wed Jul 09 1975, 7:05 PM CDT Att: 14,762 - Unknown		
Derrel Thomas S (1.4) OBP: 0.336, SLG: 0.364	0-0 4-3		0-0 4-3		0-0 F5			0-0 F7		4	0	0	0	0	1				
Bobby Murcer L (1.9) OBP: 0.409, SLG: 0.493	0-0 1B		0-0 1B		0-0 3-1			4-0 BB		3	0	2	0	1	0				
Willie Montanez L (1.3) OBP: 0.337, SLG: 0.387	0-0 1-2 1B		0-0 4-3		0-0 4-3			0-0 F7		4	0	1	0	0	2				
Chris Speier R (1.6) OBP: 0.341, SLG: 0.367	0-0 6-3			0-0 5-3				0-0 F9		4	0	1	0	0	3				
Gary Thomasson L (1.7) OBP: 0.283, SLG: 0.274		0-0 1-3		0-3 K				0-3 K		4	0	0	0	0	2				
Steve Ontiveros S (1.5) OBP: 0.371, SLG: 0.339		0-0 6-3 2B		0-0 F7				0-0 F7		4	0	1	0	0	0				
Dave Rader L (1.2) OBP: 0.361, SLG: 0.384		0-0 6-3 2-3			0-0 G1-4-3 1B			0-3 K2-3		4	0	1	0	0	1				
John Montefusco R (1.1) Dave Heaverlo R (4.1) Glenn Adams L (5. PH) OBP: 0.387, SLG: 0.554		0-3 K			0-0 G1-4-3 1B			0-0 FC6-4 1B		1	0	0	0	0	1				
<b>Inning Stats</b>	R: 0 E: 0 K: 0 S: 5	H: 2 LOB: 2 BB: 0 P: 5	R: 0 E: 0 K: 1 S: 6	H: 1 LOB: 1 BB: 0 P: 6	R: 0 E: 0 K: 1 S: 4	H: 1 LOB: 1 BB: 0 P: 4	R: 0 E: 0 K: 1 S: 5	H: 0 LOB: 0 BB: 0 P: 5	R: 0 E: 0 K: 0 S: 4	H: 2 LOB: 1 BB: 0 P: 4	R: 0 E: 0 K: 1 S: 6	H: 1 LOB: 1 BB: 0 P: 6	R: 0 E: 0 K: 0 S: 3	H: 0 LOB: 1 BB: 1 P: 7	R: 0 E: 0 K: 1 S: 5	H: 0 LOB: 0 BB: 0 P: 5		1B: 6 2B: 2 3B: 0 HR: 0	SF: 0 SAC: 0 DP: 1 HBP: 0
<b>PITCHER</b> John Denny R (1.1) ERA: 3.03	IP: 9.0 WLS: W BF: 35 H: 8 R: 0 ER: 0 SO: 4 BB: 1 IBB: 0 HBP: 0 BLK: 0 WP: 0 HR: 0 S: 42 P: 46 ERA: 0.00 WHIP: 1.000																		

Batter	1	2	3	4	5	6	7	8	9	AB	R	H	RBI	BB	SO	LOB	BOTTOM		
Lou Brock L (1.7) OBP: 0.368, SLG: 0.438	0-0 G3	4-0 3B BB		0-0 1B 1B		0-3 K		0-0 L6		4	1	1	0	1	1	0	San Francisco Giants @ St. Louis Cardinals Busch Stadium, St. Louis, MO Wed Jul 09 1975, 7:05 PM CDT Att: 14,762 - Unknown		
Bake McBride L (1.8) OBP: 0.326, SLG: 0.355	0-0 F4	0-0 1-1 2-H 3B		0-0 1-1 1B		0-0 6-3		0-0 1B FC5-4 1B		5	2	3	2	0	0				
Willie Davis L (1.9) OBP: 0.281, SLG: 0.423	0-0 HR	0-0 6-3		0-0 2-H 1B 1B		4-0 2B BB		0-0 FC5-4 1B		4	2	3	2	1	0				
Ted Simmons S (1.2) Ken Rudolph R (8.2) OBP: 0.404, SLG: 0.521 OBP: 0.167, SLG: 0.146	0-0 2B		0-0 E7 HR 1B	0-0 1-3 1B		0-0 1-1 1B 2B		0-0 FC5-4 BB		4	2	4	1	0	0				
Ron Fairly L (1.3) OBP: 0.468, SLG: 0.520	4-0 IBB		0-0 2-H HR	0-0 F8		0-0 G6-4-3 1B		4-0 1-2 BB		3	1	2	2	2	0				
Ted Sizemore R (1.4) OBP: 0.318, SLG: 0.325	0-0 F9		0-0 F7		0-0 L4		0-0 G6-4-3 1B	0-0 FC5		5	0	1	1	0	4				
Ken Reitz R (1.5) OBP: 0.302, SLG: 0.341		0-0 G3	0-0 F8		0-0 L4		0-0 G6-4-3			4	0	0	0	0	2				
Mike Tyson R (1.6) OBP: 0.301, SLG: 0.353		0-0 F7	0-3 K		0-0 G3		1-0 HBP			3	0	0	0	0	1				
John Denny R (1.1) OBP: 0.118, SLG: 0.118		0-0 BB 3B 1B		0-3 K		0-0 5-3		0-0 F8		4	1	1	0	0	1				
<b>Inning Stats</b>	R: 1 E: 0 K: 0 S: 5	H: 2 LOB: 2 BB: 1 P: 9	R: 2 E: 0 K: 0 S: 5	H: 2 LOB: 1 BB: 1 P: 9	R: 2 E: 1 K: 1 S: 7	H: 2 LOB: 0 BB: 0 P: 7	R: 1 E: 0 K: 1 S: 8	H: 4 LOB: 2 BB: 0 P: 8	R: 0 E: 0 K: 0 S: 3	H: 0 LOB: 0 BB: 0 P: 3	R: 0 E: 0 K: 1 S: 5	H: 0 LOB: 0 BB: 0 P: 5	R: 2 E: 0 K: 0 S: 5	H: 3 LOB: 2 BB: 1 P: 10	R: 1 E: 0 K: 0 S: 5	H: 2 LOB: 2 BB: 1 P: 9		1B: 10 2B: 2 3B: 1 HR: 2	SF: 0 SAC: 0 DP: 1 HBP: 1
<b>PITCHER</b> John Montefusco R (1.1) ERA: 3.12 Dave Heaverlo R (4.1) ERA: 2.67 Charlie Williams R (5.1) ERA: 3.73 Tom Bradley R (7.1) ERA: 4.86 Randy Moffitt R (8.1) ERA: 3.83	IP: 3.2 WLS: L BF: 21 H: 9 R: 6 ER: 6 SO: 2 BB: 1 IBB: 0 HBP: 0 BLK: 0 WP: 0 HR: 2 S: 23 P: 31 ERA: 14.73 WHIP: 2.727																		

Batter	1	2	3	4	5	6	7	8	9	AB	R	H	RBI	BB	SO	LOB	TOP										
<b>Davey Lopes, R</b> OBP: 0.365, SLG: 0.315 (1, 4)										5	2	1	0	0	2	2	<b>Los Angeles Dodgers @ St. Louis Cardinals</b> Busch Stadium, St. Louis, MO Fri Jul 11, 1975, 7:05 PM CDT Att: 32,007 - Unknown <a href="http://livebaseballscorecards.com">livebaseballscorecards.com</a>										
<b>Bill Buckner, L</b> OBP: 0.254, SLG: 0.342 <b>Mike Marshall, R</b> (7, 1)										4	1	3	3	0	0	1											
<b>Jimmy Wynn, R</b> OBP: 0.431, SLG: 0.476 (1, 8)										4	0	0	0	0	2	4											
<b>Steve Garvey, R</b> OBP: 0.346, SLG: 0.477 (1, 3)										3	1	1	1	0	0	2											
<b>John Hale, L</b> OBP: 0.333, SLG: 0.425 (1, 9)										4	0	0	0	0	2	1											
<b>Ron Cey, R</b> OBP: 0.338, SLG: 0.426 (1, 5)										4	0	1	1	0	1	0											
<b>Bill Russell, R</b> OBP: 0.308, SLG: 0.263 <b>Ivan De Jesus, R</b> OBP: 0.297, SLG: 0.218 (8, 6)										3	0	0	0	0	0	0											
<b>Steve Yeager, R</b> OBP: 0.305, SLG: 0.330 (1, 2)										4	1	1	0	0	2	1											
<b>Doug Rau, L</b> OBP: 0.275, SLG: 0.213 <b>Jim Brewer, L</b> OBP: 0.262, SLG: 0.250 <b>Leron Lee, L</b> OBP: 0.243, SLG: 0.278 <b>Tom Paciorek, R</b> OBP: 0.243, SLG: 0.278 (1, 1) (5, 1) (7, PH) (7, 7) (9, PH) (9, 7)										2	0	1	1	0	0	1											
<b>Inning Stats</b>	R: 2 E: 0 K: 1 S: 7	H: 2 LOB: 0 BB: 0 P: 7	R: 0 E: 0 K: 0 S: 4	H: 1 LOB: 1 BB: 0 P: 4	R: 0 E: 0 K: 2 S: 8	H: 0 LOB: 0 BB: 0 P: 5	R: 1 E: 1 K: 0 S: 5	H: 1 LOB: 1 BB: 0 P: 5	R: 1 E: 0 K: 2 S: 9	H: 2 LOB: 1 BB: 0 P: 9	R: 2 E: 1 K: 0 S: 5	H: 2 LOB: 0 BB: 0 P: 5	R: 0 E: 0 K: 1 S: 5	H: 0 LOB: 0 BB: 0 P: 7	R: 0 E: 0 K: 2 S: 7	H: 0 LOB: 0 BB: 0 P: 7		1B: 6 2B: 2 3B: 1 HR: 0	SF: 1 SAC: 1 DP: 1 HBP: 0	WP: 1 PA: 37 PB: 0 SB: 1 CS: 0							
<b>PITCHER</b>	IP	WLS	BF	H	R	ER	SO	BB	IBB	HBP	BLK	WP	HR	S	P	ERA	WHIP										
<b>Bob Forsch, R</b> ERA: 2.69 (1, 1)	6.0		26	7	4	3	6	0	0	0	0	1	0	38	38	4.50	1.167										
<b>Mike Garman, R</b> ERA: 1.94 (7, 1)	2.0	L	8	2	2	1	1	0	0	0	0	0	0	10	10	4.50	1.000										
<b>Al Hrabosky, L</b> ERA: 1.93 (9, 1)	1.0		3	0	0	0	2	0	0	0	0	0	0	7	7	0.00	0.000										

Batter	1	2	3	4	5	6	7	8	9	AB	R	H	RBI	BB	SO	LOB	BOTTOM										
<b>Lou Brock, L</b> OBP: 0.369, SLG: 0.438 (1, 7)										5	0	2	1	0	2	1	<b>Los Angeles Dodgers @ St. Louis Cardinals</b> Busch Stadium, St. Louis, MO Fri Jul 11, 1975, 7:05 PM CDT Att: 32,007 - Unknown <a href="http://livebaseballscorecards.com">livebaseballscorecards.com</a>										
<b>Ted Sizemore, R</b> OBP: 0.316, SLG: 0.321 (1, 4)										4	1	0	0	1	0	3											
<b>Reggie Smith, S</b> OBP: 0.389, SLG: 0.546 (1, 9)										4	1	1	0	1	2	0											
<b>Ted Simmons, S</b> OBP: 0.408, SLG: 0.522 (1, 2)										3	0	2	2	1	0	0											
<b>Ron Fairly, L</b> OBP: 0.453, SLG: 0.505 (1, 3)										3	0	0	1	0	0	3											
<b>Luis Melendez, R</b> OBP: 0.287, SLG: 0.342 (1, 8)										4	1	2	0	0	0	1											
<b>Ken Reitz, R</b> OBP: 0.305, SLG: 0.349 (1, 5)										4	1	2	1	0	0	1											
<b>Mike Tyson, R</b> OBP: 0.296, SLG: 0.346 <b>Willie Davis, L</b> OBP: 0.283, SLG: 0.425 <b>Al Hrabosky, R</b> OBP: 0.333, SLG: 0.200 (1, 6) (8, PH) (9, 1)										2	0	0	0	0	2	1											
<b>Bob Forsch, R</b> OBP: 0.380, SLG: 0.511 <b>Buddy Bradford, R</b> OBP: 0.309, SLG: 0.410 <b>Mike Garman, R</b> (6, PH) (7, 1)										2	1	1	0	0	0	1											
<b>Bake McBride, L</b> OBP: 0.324, SLG: 0.353 <b>Mario Guerrero, R</b> OBP: 0.248, SLG: 0.248 (8, PH) (9, 6)										1	0	0	0	0	1	1											
<b>Inning Stats</b>	R: 0 E: 0 K: 1 S: 7	H: 2 LOB: 2 BB: 0 P: 7	R: 1 E: 1 K: 1 S: 8	H: 2 LOB: 2 BB: 0 P: 8	R: 0 E: 0 K: 1 S: 5	H: 0 LOB: 0 BB: 0 P: 3	R: 0 E: 0 K: 1 S: 5	H: 0 LOB: 0 BB: 0 P: 5	R: 3 E: 0 K: 0 S: 5	H: 3 LOB: 1 BB: 2 P: 13	R: 1 E: 0 K: 1 S: 7	H: 2 LOB: 1 BB: 0 P: 7	R: 0 E: 0 K: 1 S: 4	H: 0 LOB: 0 BB: 1 P: 8	R: 0 E: 0 K: 0 S: 4	H: 2 LOB: 1 BB: 0 P: 4	R: 0 E: 0 K: 2 S: 7	H: 0 LOB: 0 BB: 0 P: 7	1B: 8 2B: 3 3B: 0 HR: 0	SF: 1 SAC: 1 DP: 2 HBP: 0	WP: 0 PA: 39 PB: 0 SB: 0 CS: 1						
<b>PITCHER</b>	IP	WLS	BF	H	R	ER	SO	BB	IBB	HBP	BLK	WP	HR	S	P	ERA	WHIP										
<b>Doug Rau, L</b> ERA: 3.38 (1, 1)	4.1		21	6	4	4	3	2	0	0	0	0	0	25	33	8.31	1.846										
<b>Jim Brewer, L</b> ERA: 5.18 (5, 1)	1.2		8	3	1	1	1	0	0	0	0	0	0	10	10	5.40	1.800										
<b>Mike Marshall, R</b> ERA: 2.91 (7, 1)	3.0	W	10	2	0	0	3	1	0	0	0	0	0	15	19	0.00	1.000										

Batter	1	2	3	4	5	6	7	8	9	10	AB	R	H	RBI	BB	SO	LOB	TOP						
Davey Lopes, R OBP: 0.365, SLG: 0.325 (1, 4)	K		FC4-6 1B		HR		5-3			F8	5	1	2	1	0	1	0	<b>Los Angeles Dodgers @ St. Louis Cardinals</b> Busch Stadium, St. Louis, MO Sat Jul 12 1975, 3:33 AM CDT Att: 31,606 - Unknown <a href="http://livebaseballscorecards.com">livebaseballscorecards.com</a>						
Bill Buckner, L OBP: 0.268, SLG: 0.338 Tom Paciorek, R OBP: 0.241, SLG: 0.275 (1, 7) (8, 7)	BB		FC4-6 1-2		BB			F9		4-3	2	0	0	0	2	0	1							
Jimmy Wynn, R OBP: 0.429, SLG: 0.471 (1, 8)	K		K		F6			PB BB			3	0	0	0	1	2	3							
Steve Garvey, R OBP: 0.345, SLG: 0.475 (1, 3)	6-3				F3			L7			4	0	1	0	0	0	2							
John Hale, L OBP: 0.347, SLG: 0.419 (1, 9)		BB				1B		K		K	3	0	1	0	1	2	2							
Ron Cey, R OBP: 0.334, SLG: 0.421 (1, 5)	F8				F8		F5			K	4	0	0	0	0	1	3							
Bill Russell, R OBP: 0.290, SLG: 0.246 (1, 6)	F4				F8		F6			4-3	4	0	0	0	0	0	3							
Steve Yeager, R OBP: 0.300, SLG: 0.324 (1, 2)	K				5-3			F8		F9	4	0	0	0	0	1	1							
Al Downing, R Mike Marshall, R Lee Lacy, R Rick Rhoden, R (1, 1) (9, 1) (10, PH) (10, 1)			L4		K			6-3		6-3	3	0	0	0	0	1	0							
<b>Inning Stats</b>	R: 0 E: 0 K: 2 S: 7	H: 0 LOB: 1 BB: 1 P: 11	R: 0 E: 0 K: 1 S: 5	H: 0 LOB: 1 BB: 1 P: 9	R: 0 E: 0 K: 1 S: 6	H: 1 LOB: 1 BB: 0 P: 6	R: 0 E: 0 K: 0 S: 4	H: 1 LOB: 1 BB: 0 P: 4	R: 1 E: 0 K: 1 S: 6	H: 1 LOB: 1 BB: 1 P: 10	R: 0 E: 0 K: 0 S: 6	H: 0 LOB: 0 BB: 0 P: 3	R: 0 E: 0 K: 1 S: 5	H: 0 LOB: 1 BB: 1 P: 9	R: 0 E: 0 K: 0 S: 3	H: 0 LOB: 0 BB: 0 P: 5	R: 0 E: 0 K: 0 S: 3		H: 0 LOB: 0 BB: 0 P: 3	1B: 3 2B: 0 3B: 0 HR: 1	SF: 0 SAC: 0 DP: 0 HBP: 0	WP: 0 PB: 1 SB: 0 CS: 0	PA: 38	
<b>PITCHER</b>	IP 8.0	WLS 32	BF 4	H 4	R 1	ER 1	SO 7	BB 4	IBB 0	HBP 0	BLK 0	WP 0	HR 1	S 42	P 58	ERA 1.12	WHIP 1.000							
Lynn McGlothen, R ERA: 3.57 Al Hrabosky, L ERA: 1.84 (1, 1) (9, 1)	2.0	W	6	0	0	0	1	0	0	0	0	0	0	8	8	0.00	0.000							
<b>PITCHER</b>	IP 8.0	WLS 32	BF 4	H 4	R 1	ER 1	SO 7	BB 4	IBB 0	HBP 0	BLK 0	WP 0	HR 1	S 42	P 58	ERA 1.12	WHIP 1.000							
<b>Batter</b>	<b>1</b>	<b>2</b>	<b>3</b>	<b>4</b>	<b>5</b>	<b>6</b>	<b>7</b>	<b>8</b>	<b>9</b>	<b>10</b>	<b>AB</b>	<b>R</b>	<b>H</b>	<b>RBI</b>	<b>BB</b>	<b>SO</b>	<b>LOB</b>	<b>BOTTOM</b>						
Lou Brock, L OBP: 0.364, SLG: 0.432 (1, 7)	4-3		F2			6-3		4-3			4	0	0	0	0	1		<b>Los Angeles Dodgers @ St. Louis Cardinals</b> Busch Stadium, St. Louis, MO Sat Jul 12 1975, 3:33 AM CDT Att: 31,606 - Unknown <a href="http://livebaseballscorecards.com">livebaseballscorecards.com</a>						
Ted Sizemore, R OBP: 0.315, SLG: 0.323 (1, 4)	1-3			K		2B		6-3			4	0	1	0	0	1	0							
Reggie Smith, S OBP: 0.395, SLG: 0.562 (1, 9)	5-3			S 1B		BB				HR	3	1	2	1	1	0	0							
Ted Simmons, S OBP: 0.403, SLG: 0.515 (1, 2)		K		K		F9		F9			4	0	0	0	0	2	3							
Ron Fairly, L OBP: 0.447, SLG: 0.491 (1, 3)		G5-4-3 BB		K				G3		4-3	3	0	0	0	1	1	1							
Luis Melendez, R OBP: 0.286, SLG: 0.340 (1, 8)	G5-4-3 1-2				F8		FC5-4 1B			6-3	4	0	1	0	0	1								
Ken Reitz, R OBP: 0.304, SLG: 0.348 Buddy Bradford, R OBP: 0.309, SLG: 0.410 (1, 5) (10, PR)			6-3		F9		F7				4	0	1	0	0	0	1							
Mike Tyson, R OBP: 0.297, SLG: 0.346 (1, 6)			SH2-4 1B		4-3		FC5-4 1-2			SH3 1B	3	0	1	0	0	0	1							
Lynn McGlothen, L OBP: 0.043, SLG: 0.043 Wille Davis, L OBP: 0.262, SLG: 0.423 Al Hrabosky, R OBP: 0.333, SLG: 0.200 Bake McBride, L OBP: 0.328, SLG: 0.357 (1, 1) (8, PH) (9, 1) (10, PH)			SH2-4 1B			6-3		K			1	0	0	0	0	0	0							
<b>Inning Stats</b>	R: 0 E: 0 K: 0 S: 3	H: 0 LOB: 0 BB: 0 P: 3	R: 0 E: 0 K: 1 S: 4	H: 0 LOB: 0 BB: 1 P: 8	R: 0 E: 0 K: 0 S: 4	H: 1 LOB: 1 BB: 0 P: 4	R: 0 E: 0 K: 3 S: 10	H: 1 LOB: 1 BB: 0 P: 10	R: 0 E: 0 K: 0 S: 3	H: 0 LOB: 0 BB: 0 P: 3	R: 0 E: 0 K: 0 S: 4	H: 1 LOB: 2 BB: 1 P: 8	R: 0 E: 0 K: 0 S: 4	H: 1 LOB: 1 BB: 0 P: 4	R: 0 E: 0 K: 1 S: 5	H: 0 LOB: 0 BB: 0 P: 5	R: 1 E: 0 K: 0 S: 4		H: 1 LOB: 0 BB: 0 P: 4	R: 1 E: 0 K: 0 S: 3	H: 2 LOB: 1 BB: 0 P: 3	1B: 5 2B: 1 3B: 0 HR: 1	SF: 0 SAC: 2 DP: 1 HBP: 0	WP: 0 PB: 0 SB: 1 CS: 0
<b>PITCHER</b>	IP 8.0	WLS 30	BF 5	H 1	R 1	ER 0	SO 5	BB 2	IBB 0	HBP 0	BLK 0	WP 0	HR 1	S 38	P 46	ERA 1.12	WHIP 0.875							
Al Downing, L ERA: 2.28 Mike Marshall, R ERA: 2.87 Rick Rhoden, R ERA: 3.27 (1, 1) (9, 1) (10, 1)	1.0	3	0	0	0	0	0	0	0	0	0	0	0	3	3	0.00	0.000							
Rick Rhoden, R ERA: 3.27 (10, 1)	0.1	L	3	2	1	1	0	0	0	0	0	0	0	3	3	27.00	6.000							

Batter	1	2	3	4	5	6	7	8	9	AB	R	H	RBI	BB	SO	LOB	TOP								
Davey Lopes, R OBP: 0.364, SLG: 0.333 (1, 4)	0-3 K		0-0 F4		0-0 F7			0-0 HR		4	1	1	1	0	1	1									
Bill Buckner, L OBP: 0.254, SLG: 0.329 (1, 7)	0-0 4-3			0-0 F7		0-0 F4		0-0 3-1		4	0	0	0	0	0	0									
John Hale, L OBP: 0.358, SLG: 0.426 (1, 8)	0-0 F8			0-0 1B		0-0 F7			0-0 BB 1B	4	0	2	0	0	0	0									
Steve Garvey, R OBP: 0.344, SLG: 0.472 (1, 3)		0-0 6-3		0-0 1B		0-0 6-3			0-0 F9	4	0	1	0	0	0	1									
Willie Crawford, L OBP: 0.326, SLG: 0.340 (9, PH)		0-0 6-3		0-0 F5			0-0 4-3		4-0 FC6 BB	3	0	0	0	0	0	2									
Manny Mota, R OBP: 0.231, SLG: 0.235 (9, PR)									1-2 BB	0	0	0	0	1	0	0									
Tom Paciorek, R OBP: 0.241, SLG: 0.275 (9, 9)										0	0	0	0	0	0	0									
Ron Cey, R OBP: 0.333, SLG: 0.417 (1, 5)	4-0 BB			0-0 F9			0-0 F9		0-0 F4	3	0	0	0	1	0	4									
Bill Russell, R OBP: 0.288, SLG: 0.246 (1, 6)	0-0 5-3				0-0 E4 4-3 1B		0-0 F7		0-0 FC6 1-2	4	0	1	0	0	0	3									
Steve Yeager, R OBP: 0.296, SLG: 0.319 (1, 2)			0-3 K		0-0 4-3			0-0 5-3		3	0	0	0	0	1	1									
Andy Messersmith, R OBP: 0.254, SLG: 0.273 (8, PH)			0-0 5-3						0-0 6-3	2	0	0	0	0	0	1									
Leron Lee, L OBP: 0.275, SLG: 0.243 (8, 1)					0-0 6-3					1	0	0	0	0	0	0									
Mike Marshall, R (8, 1)										0	0	0	0	0	0	0									
<b>Inning Stats</b>	R: 0 E: 0 K: 1 S: 5	H: 0 LOB: 0 BB: 0 P: 5	R: 0 E: 0 K: 0 S: 3	H: 0 LOB: 1 BB: 1 P: 7	R: 0 E: 0 K: 1 S: 5	H: 0 LOB: 0 BB: 0 P: 5	R: 0 E: 0 K: 0 S: 5	H: 2 LOB: 2 BB: 0 P: 5	R: 0 E: 1 K: 0 S: 4	H: 1 LOB: 1 BB: 0 P: 4	R: 0 E: 0 K: 0 S: 3	H: 0 LOB: 0 BB: 0 P: 3	R: 0 E: 0 K: 0 S: 3	H: 0 LOB: 0 BB: 0 P: 3	R: 1 E: 0 K: 0 S: 4	H: 1 LOB: 0 BB: 0 P: 4	R: 0 E: 0 K: 0 S: 4	H: 1 LOB: 2 BB: 1 P: 8	1B: 4 2B: 0 3B: 0 HR: 1	SF: 0 SAC: 0 DP: 0 HBP: 0	WP: 0 PB: 0 SB: 0 CS: 0	PA: 34			
<b>PITCHER</b>	IP	WLS	BF	H	R	ER	SO	BB	IBB	HBP	BLK	WP	HR	S	P	ERA	WHIP								
Ron Reed, R ERA: 3.67 (1, 1)	8.0		29	4	1	1	2	1	0	0	0	0	1	32	36	1.12	0.625								
Al Hrabosky, L ERA: 1.6 (9, 1)	1.0	W	5	1	0	0	0	1	0	0	0	0	0	4	8	0.00	2.000								

Los Angeles Dodgers @ St. Louis Cardinals  
 Busch Stadium, St. Louis, MO  
 Sun Jul 13 1975, 3:33 AM CDT  
 Att: 32,567 - Unknown

AB	32
R	1
H	5
RBI	1
BB	2
SO	2
LOB	13



Batter	1	2	3	4	5	6	7	8	9	AB	R	H	RBI	BB	SO	LOB	BOTTOM								
Lou Brock, L OBP: 0.363, SLG: 0.429 (1, 7)	0-0 4-3			0-0 1-3		0-0 CS 1B			0-0 F7	4	0	1	1	0	0	0									
Bake McBride, L OBP: 0.332, SLG: 0.371 (1, 8)	0-0 E4 4-1			0-0 1B		0-0 4-3 1-2			0-0 BB 3B	4	1	2	0	0	0	1									
Reggie Smith, S OBP: 0.392, SLG: 0.556 (1, 9)	0-0 4-1 1-2			0-0 L9			0-0 3-1		0-0 BB 1B 3H	4	0	1	1	0	0	2									
Ted Simmons, S OBP: 0.399, SLG: 0.510 (1, 2)		0-0 6-3		0-0 4-3			0-3 K			3	0	0	0	0	1	1									
Ron Fairly, L OBP: 0.437, SLG: 0.477 (1, 3)		0-0 F6			0-3 K		0-0 6-3			3	0	0	0	0	1	0									
Ted Sizemore, R OBP: 0.313, SLG: 0.320 (1, 4)		0-0 F2			0-0 6-3			0-0 5-3		3	0	0	0	0	0	0									
Ken Reitz, R OBP: 0.301, SLG: 0.345 (1, 5)			0-0 5-3		0-0 5-3			0-0 3-1		3	0	0	0	0	0	0									
Mike Tyson, R OBP: 0.306, SLG: 0.364 (1, 6)			0-0 4-3			0-0 BB 1B		0-0 BB 2B		3	1	2	0	0	0	0									
Ron Reed, R OBP: 0.240, SLG: 0.292 (1, 1)			0-3 K			4-0 BB 1B		0-0 F8		1	0	0	0	1	1	0									
Willie Davis, L OBP: 0.281, SLG: 0.422 (8, PH)						1-2 BB				1	0	0	0	0	0	1									
Al Hrabosky, R OBP: 0.333, SLG: 0.200 (9, 1)										0	0	0	0	0	0	0									
<b>Inning Stats</b>	R: 0 E: 1 K: 0 S: 3	H: 0 LOB: 0 BB: 0 P: 3	R: 0 E: 0 K: 0 S: 3	H: 0 LOB: 0 BB: 0 P: 3	R: 0 E: 0 K: 1 S: 5	H: 0 LOB: 0 BB: 0 P: 5	R: 0 E: 0 K: 0 S: 4	H: 1 LOB: 1 BB: 0 P: 4	R: 0 E: 0 K: 1 S: 5	H: 0 LOB: 0 BB: 0 P: 5	R: 1 E: 0 K: 0 S: 3	H: 2 LOB: 0 BB: 1 P: 7	R: 0 E: 0 K: 1 S: 5	H: 0 LOB: 0 BB: 0 P: 5	R: 0 E: 0 K: 0 S: 4	H: 1 LOB: 1 BB: 0 P: 4	R: 1 E: 0 K: 0 S: 3	H: 2 LOB: 1 BB: 0 P: 3	1B: 4 2B: 1 3B: 1 HR: 0	SF: 0 SAC: 0 DP: 0 HBP: 0	WP: 0 PB: 0 SB: 0 CS: 1	PA: 30			
<b>PITCHER</b>	IP	WLS	BF	H	R	ER	SO	BB	IBB	HBP	BLK	WP	HR	S	P	ERA	WHIP								
Andy Messersmith, R ERA: 2.05 (1, 1)	7.0		23	3	1	1	3	1	0	0	0	0	0	28	32	1.29	0.571								
Mike Marshall, R ERA: 2.95 (8, 1)	1.1	L	7	3	1	1	0	0	0	0	0	0	0	7	7	6.75	2.250								

Los Angeles Dodgers @ St. Louis Cardinals  
 Busch Stadium, St. Louis, MO  
 Sun Jul 13 1975, 3:33 AM CDT  
 Att: 32,567 - Unknown

AB	29
R	2
H	6
RBI	2
BB	1
SO	3
LOB	5



Batter	1	2	3	4	5	6	7	8	9	AB	R	H	RBI	BB	SO	LOB	TOP		
<b>Lou Brock, L</b> OBP: 0.362, SLG: 0.427 (1, 7)	0-0 6-3		0-0 1-3			0-0 4-3		0-0 FC2-6 1B	4 0 1 0 0 0 1										
<b>Bake McBride, L</b> OBP: 0.325, SLG: 0.363 (1, 8)	0-0 F8			0-0 F8		0-0 F8		0-0 FC2-6 E	4 1 0 0 0 0 1										
<b>Reggie Smith, S</b> OBP: 0.390, SLG: 0.551 (1, 9)	0-0 1-3			0-0 G4-6-3 1B			0-0 3-1	0-0 F5	4 0 1 0 0 0 1										
<b>Ted Simmons, S</b> OBP: 0.401, SLG: 0.513 (1, 2)		0-0 3-1		0-0 G4-6-3 1B			0-0 G6-4-3 1B	0-0 E6 2B	4 0 2 1 0 0 1										
<b>Ron Fairly, L</b> OBP: 0.432, SLG: 0.464 (1, 3)	0-0 F7				0-0 4-6-3		0-0 G6-4-3	4-0 IBB	3 0 0 0 1 0 1										
<b>Ted Sizemore, R</b> OBP: 0.309, SLG: 0.316 (1, 4)	0-0 5-3				0-0 6-3			0-0 F3	4 0 0 0 0 0 2										
<b>Ken Reitz, R</b> OBP: 0.299, SLG: 0.342 (1, 5)			0-0 F6		0-0 E6 FC6-4			0-0 6-3	3 0 0 0 0 0 0								AB 32		
<b>Mike Tyson, R</b> OBP: 0.315, SLG: 0.389 (1, 6)			0-0 S 1B		0-0 FC6-4			0-0 3B	3 0 2 0 0 0 1								R 1		
<b>John Denny, R</b> OBP: 0.105, SLG: 0.105 (1, 1)			0-3 K		0-0 F3			0-0 L8	2 0 0 0 0 1 1								H 6		
<b>Willie Davis, L</b> OBP: 0.260, SLG: 0.420 (8, PH)			1-2						1 0 0 0 0 0 1								RBI 1		
<b>Al Hrabosky, R</b> OBP: 0.333, SLG: 0.200 (8, 1)									0 0 0 0 0 0 0								BB 1		
<b>Inning Stats</b>	R: 0 E: 0 K: 0 S: 3	H: 0 LOB: 0 BB: 0 P: 3	R: 0 E: 0 K: 0 S: 3	H: 0 LOB: 0 BB: 0 P: 3	R: 0 E: 0 K: 1 S: 6	H: 1 LOB: 1 BB: 0 P: 6	R: 0 E: 0 K: 0 S: 3	H: 1 LOB: 0 BB: 0 P: 3	R: 0 E: 1 K: 0 S: 4	H: 0 LOB: 1 BB: 0 P: 4	R: 0 E: 0 K: 0 S: 3	H: 1 LOB: 0 BB: 0 P: 3	R: 0 E: 0 K: 0 S: 4	H: 1 LOB: 1 BB: 0 P: 4	R: 1 E: 1 K: 0 S: 5	H: 2 LOB: 2 BB: 1 P: 9	1B: 4 2B: 1 3B: 1 HR: 0	SF: 0 SAC: 0 DP: 2 HBP: 0	WP: 0 PA: 33 PB: 0 SB: 1 CS: 0
<b>PITCHER</b> <b>Jim Barr, R</b> ERA: 2.5 (1, 1)	IP: 9.0 WLS: L BF: 33	H: 6 R: 1 ER: 1 SO: 1	BB: 0 IBB: 1 HBP: 0 BLK: 0	WP: 0 HR: 0 S: 34 P: 38	ERA: 1.00 WHIP: 0.667														

St. Louis Cardinals @ San Francisco Giants  
Candlestick Park, San Francisco, CA  
Thu Jul 17 1975, 10:05 PM EDT  
Att: 3,085 - Unknown

AB	32
R	1
H	6
RBI	1
BB	1
SO	1
LOB	10



Batter	1	2	3	4	5	6	7	8	9	AB	R	H	RBI	BB	SO	LOB	BOTTOM				
<b>Von Joshua, L</b> OBP: 0.367, SLG: 0.433 (1, 8)	0-0 F8 1B		0-0 E S 1B			0-3 K			0-0 F7	4 0 2 0 0 1 0											
<b>Derrel Thomas, S</b> OBP: 0.335, SLG: 0.373 (1, 4)	0-0 F8 1-2		0-0 F7 1-3			0-0 CS 1B			0-0 1B 1B	4 0 2 0 0 0 2											
<b>Bobby Murcer, L</b> OBP: 0.405, SLG: 0.482 (1, 9)	0-0 F9			0-0 F9		0-0 F6			0-0 F6 G4-6-3 1B	4 0 1 0 0 0 1											
<b>Willie Montanez, L</b> OBP: 0.329, SLG: 0.376 (1, 3)		0-0 4-3		0-0 5-3		0-0 CS	0-0 F9		0-0 G4-6-3	4 0 0 0 0 0 2											
<b>Chris Speier, R</b> OBP: 0.351, SLG: 0.386 (1, 6)		0-0 1B 1B		0-0 5-3			0-0 6-3			3 0 1 0 0 0 0											
<b>Gary Thomasson, L</b> OBP: 0.294, SLG: 0.288 (1, 7)		0-0 G5-4-3 1B			0-0 5-3 1B		0-0 CS 1B			3 0 3 0 0 0 0											
<b>Bruce Miller, R</b> OBP: 0.279, SLG: 0.303 (1, 5)		0-0 G5-4-3		0-0 5-3		0-0 CS	0-0 F4			3 0 0 0 0 0 3							AB 31				
<b>Mike Sadek, R</b> OBP: 0.333, SLG: 0.391 (1, 2)			0-0 6-3		0-0 1-3			0-3 K	3 0 0 0 0 1 1								R 0				
<b>Jim Barr, R</b> OBP: 0.100, SLG: 0.053 (1, 1)			0-3 K		0-0 6-3			0-3 K	3 0 0 0 0 2 1								H 9				
<b>Inning Stats</b>	R: 0 E: 0 K: 0 S: 3	H: 1 LOB: 1 BB: 0 P: 3	R: 0 E: 0 K: 0 S: 4	H: 2 LOB: 1 BB: 0 P: 4	R: 0 E: 0 K: 1 S: 6	H: 1 LOB: 1 BB: 0 P: 6	R: 0 E: 0 K: 0 S: 3	H: 0 LOB: 0 BB: 0 P: 3	R: 0 E: 0 K: 0 S: 4	H: 1 LOB: 1 BB: 0 P: 4	R: 0 E: 0 K: 1 S: 5	H: 1 LOB: 0 BB: 0 P: 5	R: 0 E: 0 K: 0 S: 3	H: 1 LOB: 0 BB: 0 P: 3	R: 0 E: 0 K: 2 S: 7	H: 0 LOB: 0 BB: 0 P: 7	R: 0 E: 0 K: 0 S: 4	H: 2 LOB: 1 BB: 0 P: 4	1B: 9 2B: 0 3B: 0 HR: 0	SF: 0 SAC: 0 DP: 2 HBP: 0	WP: 0 PA: 33 PB: 0 SB: 1 CS: 2
<b>PITCHER</b> <b>John Denny, R</b> ERA: 2.71 (1, 1)	IP: 7.0 WLS: W BF: 24	H: 7 R: 0 ER: 0 SO: 2	BB: 0 IBB: 0 HBP: 0 BLK: 0	WP: 0 HR: 0 S: 11 P: 11	ERA: 0.00 WHIP: 1.000																
<b>Al Hrabosky, L</b> ERA: 1.72 (8, 1)	IP: 2.0 WLS: W BF: 7	H: 2 R: 0 ER: 0 SO: 2	BB: 0 IBB: 0 HBP: 0 BLK: 0	WP: 0 HR: 0 S: 11 P: 11	ERA: 0.00 WHIP: 1.000																

St. Louis Cardinals @ San Francisco Giants  
Candlestick Park, San Francisco, CA  
Thu Jul 17 1975, 10:05 PM EDT  
Att: 3,085 - Unknown

AB	31
R	0
H	9
RBI	0
BB	0
SO	4
LOB	10







Batter	1	2	3	4	5	6	7	8	9	AB	R	H	RBI	BB	SO	LOB	TOP			
Lou Brock, L OBP: 0.362, SLG: 0.430 (1, 7)										4	1	2	0	0	0	1	<b>St. Louis Cardinals @ San Francisco Giants</b> <b>Candlestick Park, San Francisco, CA</b> Sat Jul 19 1975, 6:33 AM EDT Att: 7,136 - Unknown			
Willie Davis, L OBP: 0.280, SLG: 0.423 (1, 8)										4	1	1	1	0	0	2				
Reggie Smith, S OBP: 0.379, SLG: 0.532 (1, 9)										4	0	0	0	0	4	2				
Ted Simmons, S OBP: 0.400, SLG: 0.511 (1, 2)										4	0	1	1	0	0	1				
Ron Fairly, L OBP: 0.424, SLG: 0.448 (1, 3)										4	0	0	0	0	1	1				
Ken Reitz, R OBP: 0.298, SLG: 0.337 (1, 5)										3	0	1	0	1	0	0				
Mario Guerrero, R OBP: 0.256, SLG: 0.250 (1, 6)										3	0	1	0	1	0	1				
Mike Tyson, R OBP: 0.305, SLG: 0.375 (9, PH)										3	0	0	0	0	1	4				
Luis Melendez, R OBP: 0.294, SLG: 0.337 (7, PR)										1	0	0	0	0	0	0				
Lynn McGlothen, L OBP: 0.042, SLG: 0.042 (7, PH)										2	0	0	0	0	1	1				
Bake McBride, L OBP: 0.328, SLG: 0.367 (7, PH)										1	0	1	0	0	0	0				
Bob Forsch, R OBP: 0.392, SLG: 0.511 (7, PR)										0	0	0	0	0	0	0				
Mike Garman, R OBP: 0.392, SLG: 0.511 (7, 1)										0	0	0	0	0	0	0				
<b>Inning Stats</b>	R: 0 E: 0 K: 1 S: 6	H: 1 LOB: 1 BB: 0 P: 6	R: 0 E: 0 K: 1 S: 5	H: 0 LOB: 1 BB: 1 P: 9	R: 2 E: 0 K: 2 S: 10	H: 3 LOB: 1 BB: 0 P: 10	R: 0 E: 0 K: 0 S: 4	H: 1 LOB: 0 BB: 0 P: 4	R: 0 E: 0 K: 1 S: 5	H: 0 LOB: 0 BB: 0 P: 5	R: 0 E: 0 K: 0 S: 3	H: 1 LOB: 1 BB: 0 P: 3	R: 0 E: 0 K: 1 S: 5	H: 0 LOB: 0 BB: 0 P: 5	R: 0 E: 0 K: 0 S: 3	H: 0 LOB: 0 BB: 0 P: 3	1B: 4 2B: 4 3B: 0 HR: 0	SF: 0 SAC: 0 DP: 1 HBP: 0	WP: 0 PB: 0 SB: 1 CS: 0	PA: 35
<b>PITCHER</b> John Montefusco, R ERA: 2.93 (1, 1)	IP: 9.0 WLS: W BF: 35 H: 7 R: 2 ER: 2 SO: 7 BB: 2 IBB: 0 HBP: 0 BLK: 0 WP: 0 HR: 0 S: 47 P: 55 ERA: 2.00 WHIP: 1.000															<b>PITCHER</b>				

Batter	1	2	3	4	5	6	7	8	9	AB	R	H	RBI	BB	SO	LOB	BOTTOM			
Von Joshua, L OBP: 0.361, SLG: 0.424 (1, 8)										5	0	1	0	0	0	3	<b>St. Louis Cardinals @ San Francisco Giants</b> <b>Candlestick Park, San Francisco, CA</b> Sat Jul 19 1975, 6:33 AM EDT Att: 7,136 - Unknown			
Derrel Thomas, S OBP: 0.344, SLG: 0.378 (1, 4)										4	3	3	0	1	0	0				
Bobby Murcer, L OBP: 0.410, SLG: 0.490 (1, 9)										4	2	3	2	1	0	1				
Gary Matthews, R OBP: 0.361, SLG: 0.458 (1, 7)										5	0	1	0	0	0	4				
Willie Montanez, L OBP: 0.333, SLG: 0.374 (1, 3)										3	0	1	2	2	0	0				
Chris Speier, R OBP: 0.358, SLG: 0.390 (1, 6)										4	0	1	0	1	1	6				
Steve Ontiveros, S OBP: 0.362, SLG: 0.324 (1, 5)										4	0	0	0	0	0	4				
Dave Rader, L OBP: 0.376, SLG: 0.385 (1, 2)										0	0	0	0	4	0	0				
John Montefusco, R OBP: 0.093, SLG: 0.025 (1, 1)										4	0	0	0	0	2	8				
<b>Inning Stats</b>	R: 2 E: 0 K: 0 S: 5	H: 3 LOB: 0 BB: 0 P: 5	R: 0 E: 0 K: 1 S: 6	H: 1 LOB: 2 BB: 1 P: 10	R: 2 E: 0 K: 0 S: 6	H: 3 LOB: 3 BB: 2 P: 14	R: 0 E: 0 K: 0 S: 4	H: 1 LOB: 1 BB: 0 P: 4	R: 0 E: 0 K: 1 S: 5	H: 0 LOB: 2 BB: 2 P: 13	R: 0 E: 0 K: 1 S: 6	H: 1 LOB: 2 BB: 2 P: 14	R: 0 E: 0 K: 0 S: 3	H: 0 LOB: 1 BB: 1 P: 7	R: 1 E: 0 K: 0 S: 4	H: 1 LOB: 1 BB: 1 P: 8		1B: 8 2B: 1 3B: 0 HR: 1	SF: 0 SAC: 0 DP: 0 HBP: 0	WP: 0 PB: 0 SB: 3 CS: 1
<b>PITCHER</b> Lynn McGlothen, R ERA: 3.88 (1, 1)	IP: 6.0 WLS: L BF: 33 H: 9 R: 4 ER: 4 SO: 3 BB: 2 IBB: 0 HBP: 0 BLK: 0 WP: 0 HR: 1 S: 32 P: 60 ERA: 6.00 WHIP: 1.833															<b>PITCHER</b>				
<b>PITCHER</b> Mike Garman, R ERA: 2.05 (7, 1)	IP: 2.0 WLS: 9 BF: 1 H: 1 R: 1 ER: 1 SO: 0 BB: 1 IBB: 0 HBP: 0 BLK: 0 WP: 0 HR: 0 S: 7 P: 15 ERA: 4.50 WHIP: 1.000															<b>PITCHER</b>				

AB 33  
R 2  
H 7  
RBI 2  
BB 2  
SO 7  
LOB 13



AB 33  
R 5  
H 10  
RBI 4  
BB 9  
SO 3  
LOB 26






Batter	1	2	3	4	5	6	7	8	9	AB	R	H	RBI	BB	SO	LOB	TOP			
Lou Brock, L OBP: 0.366, SLG: 0.430 Willie Davis, L OBP: 0.283, SLG: 0.423	E7		2B	1B	3-1			1B		4	2	2	1	0	0	0				
Mike Tyson, R OBP: 0.316, SLG: 0.392	L5		2B	2B	E8	F5		1B		5	2	3	4	0	0	1				
Luis Melendez, R OBP: 0.278, SLG: 0.328	K		K	K		F5		F3		5	0	0	0	0	3	6				
Reggie Smith, S OBP: 0.378, SLG: 0.521	F4		2B	SF7			G6-4-3	4-3		3	1	1	1	1	0	3				
Buddy Bradford, R OBP: 0.324, SLG: 0.424		CS	1B	2B	1B		G6-4-3		K	5	0	3	3	0	1	1				
Ken Reitz, R OBP: 0.299, SLG: 0.337	4-3		F6	K			FC4	1B	FC4-6	5	0	2	0	0	1	3				
Ken Rudolph, R OBP: 0.191, SLG: 0.174	F9			BB	1B	L4		FC4	1B	5	1	2	0	0	0	1				
Mario Guerrero, R OBP: 0.259, SLG: 0.254			F7	1B	BB	F4		F6	FC4-6	5	1	1	0	0	0	2				
John Curtis, L OBP: 0.324, SLG: 0.233			2B	1B	1B	K		1B	1-3	4	3	2	0	1	1	2				
<b>Inning Stats</b>	R: 0 E: 1 K: 1 S: 6	H: 0 LOB: 1 BB: 0 P: 6	R: 0 E: 0 K: 0 S: 3	H: 1 LOB: 0 BB: 0 P: 3	R: 4 E: 0 K: 1 S: 9	H: 4 LOB: 1 BB: 1 P: 13	R: 5 E: 1 K: 2 S: 12	H: 5 LOB: 1 BB: 1 P: 16	R: 0 E: 0 K: 0 S: 5	H: 0 LOB: 0 BB: 0 P: 5	R: 0 E: 0 K: 0 S: 4	H: 2 LOB: 1 BB: 0 P: 4	R: 1 E: 0 K: 0 S: 6	H: 3 LOB: 2 BB: 0 P: 6	R: 0 E: 0 K: 1 S: 7	H: 2 LOB: 2 BB: 0 P: 7	1B: 15 2B: 2 3B: 0 HR: 0	SF: 1 SAC: 0 DP: 1 HBP: 0	WP: 0 PB: 0 SB: 2 CS: 1	PA: 45
<b>PITCHER</b>	IP	WLS	BF	H	R	ER	SO	BB	IBB	HBP	BLK	WP	HR	S	P	ERA	WHIP			
Rich Folkers, L ERA: 4.46	3.0	L	18	7	7	7	2	2	0	0	0	0	0	20	28	21.00	3.000			
Dan Spillner, R ERA: 3.93	2.0		9	3	2	1	3	0	0	0	0	0	0	15	15	4.50	1.500			
Jerry Johnson, R ERA: 3.0	3.0		13	5	1	1	0	0	0	0	0	0	0	13	13	3.00	1.667			
Dave Tomlin, L ERA: 3.72	1.0		5	2	0	0	1	0	0	0	0	0	0	7	7	0.00	2.000			

St. Louis Cardinals @ San Diego Padres  
San Diego Stadium, San Diego, CA  
Sun Jul 20 1975, 6:38 AM EDT  
Att: 24,031 - Unknown

livebaseballscores.com

AB 42  
R 10  
H 17  
RBI 9  
BB 2  
SO 6  
LOB 19




Batter	1	2	3	4	5	6	7	8	9	AB	R	H	RBI	BB	SO	LOB	BOTTOM					
Johnny Grubb, L OBP: 0.372, SLG: 0.392	K		F8		G4-3			G3		4	0	0	0	0	1	1						
Tito Fuentes, S OBP: 0.289, SLG: 0.332	L5		FC4-6	1B	F7			HR		4	1	2	1	0	0	0						
Gene Locklear, L OBP: 0.406, SLG: 0.489	E6		FC4-6	1B		6-3		K		4	0	0	0	0	1	1						
Dave Winfield, R OBP: 0.353, SLG: 0.427	FC6-4		L4			5-3			6-3	2	1	0	0	2	0	1						
Mike Ivie, R OBP: 0.298, SLG: 0.371	FC6-4			5-3		L6			6-3	4	0	1	0	0	0	2						
Hector Torres, R OBP: 0.309, SLG: 0.347		1-3			WP	1B		1-3		4	0	1	0	0	0	2						
Fred Kendall, R OBP: 0.240, SLG: 0.235		F8		K			F9		6-3	4	0	0	1	0	1	2						
Enzo Hernandez, R OBP: 0.282, SLG: 0.264			2B		F8		F9		F8	4	0	1	0	0	0	2						
Rich Folkers, L ERA: 4.46						G4-3				1	0	0	0	0	1	1						
Dan Spillner, R ERA: 3.93										0	0	0	0	0	0	0						
Don Heath, R OBP: 0.286, SLG: 0.176										0	0	0	0	0	0	0						
Jerry Johnson, R ERA: 3.0										0	0	0	0	0	0	0						
Dick Sharon, R OBP: 0.192, SLG: 0.303										1	0	0	0	0	0	0						
Dave Tomlin, L ERA: 3.72										0	0	0	0	0	0	0						
<b>Inning Stats</b>	R: 0 E: 1 K: 1 S: 6	H: 0 LOB: 2 BB: 1 P: 10	R: 0 E: 0 K: 1 S: 6	H: 1 LOB: 1 BB: 0 P: 6	R: 0 E: 0 K: 0 S: 4	H: 1 LOB: 1 BB: 0 P: 4	R: 0 E: 0 K: 1 S: 6	H: 1 LOB: 1 BB: 0 P: 6	R: 0 E: 0 K: 0 S: 2	H: 0 LOB: 0 BB: 1 P: 6	R: 0 E: 0 K: 0 S: 3	H: 0 LOB: 0 BB: 0 P: 3	R: 0 E: 0 K: 0 S: 3	H: 0 LOB: 0 BB: 0 P: 3	R: 1 E: 0 K: 1 S: 6	H: 1 LOB: 1 BB: 0 P: 6	R: 1 E: 0 K: 0 S: 4	H: 1 LOB: 1 BB: 1 P: 8	1B: 3 2B: 1 3B: 0 HR: 1	SF: 0 SAC: 0 DP: 1 HBP: 0	WP: 1 PB: 0 SB: 0 CS: 0	PA: 35
<b>PITCHER</b>	IP	WLS	BF	H	R	ER	SO	BB	IBB	HBP	BLK	WP	HR	S	P	ERA	WHIP					
John Curtis, L ERA: 3.74	9.0	W	35	5	2	2	4	3	0	0	0	1	1	40	52	2.00	0.889					

St. Louis Cardinals @ San Diego Padres  
San Diego Stadium, San Diego, CA  
Sun Jul 20 1975, 6:38 AM EDT  
Att: 24,031 - Unknown

livebaseballscores.com

AB 32  
R 2  
H 5  
RBI 2  
BB 3  
SO 4  
LOB 12





Batter	1	2	3	4	5	6	7	8	9	10	11	AB	R	H	RBI	BB	SO	LOB	TOP	
Luis Melendez, R OBP: 0.282, SLG: 0.337 (1, 7)	F3		2B		1B		F9		F2			5	0	2	1	0	0	1		
Mike Tyson, R OBP: 0.301, SLG: 0.371 (1, 4)	4-3		F2		4-3		6-3					4	0	0	0	0	0	3		
Mike Garman, R (7, 1)	4-3											0	0	0	0	0	0	0		
Bake McBride, L OBP: 0.325, SLG: 0.363 (10, PH)												1	0	0	0	0	1	0		
Al Hrabosky, R OBP: 0.333, SLG: 0.200 (10, 1)												0	0	0	0	0	0	0		
Reggie Smith, S OBP: 0.370, SLG: 0.506 (1, 3) (8, 9)	4-3				F8		6-3		F5			5	0	0	0	0	1	0		
Ted Simmons, S OBP: 0.405, SLG: 0.516 (1, 2)		K		E6		1B	2B		WP	1B		5	2	2	0	0	1	0		
Buddy Bradford, R OBP: 0.313, SLG: 0.396 (8, PH)												2	0	0	0	1	2	1		
Ron Fairly, L OBP: 0.421, SLG: 0.452 (8, 3)												2	1	2	0	0	0	0		
Willie Davis, L OBP: 0.284, SLG: 0.425 (1, 8)												4	0	2	2	0	1	2		
Ken Reitz, R OBP: 0.297, SLG: 0.337 (1, 5)					6-3		K		F2			5	0	0	0	0	1	6		
Mario Guerrero, R OBP: 0.257, SLG: 0.248 (1, 6)												3	1	0	1	1	0	0		
John Denny, R OBP: 0.100 (1, 1)												1	0	0	0	0	1	0		
Ted Sizemore, R OBP: 0.306, SLG: 0.310 (7, 4)												2	0	0	0	0	0	1		
<b>Inning Stats</b>	R: 0 E: 0 K: 0 S: 3	H: 0 LOB: 0 BB: 0 P: 3	R: 0 E: 0 K: 3 S: 9	H: 0 LOB: 0 BB: 0 P: 9	R: 1 E: 1 K: 0 S: 5	H: 1 LOB: 1 BB: 0 P: 5	R: 0 E: 1 K: 1 S: 6	H: 0 LOB: 2 BB: 1 P: 10	R: 0 E: 0 K: 1 S: 7	H: 2 LOB: 1 BB: 0 P: 7	R: 1 E: 0 K: 0 S: 5	H: 2 LOB: 1 BB: 0 P: 5	R: 0 E: 0 K: 2 S: 7	H: 0 LOB: 0 BB: 0 P: 7	R: 1 E: 0 K: 0 S: 5	H: 2 LOB: 1 BB: 0 P: 5	1B: 5 2B: 3 3B: 0 HR: 0	SF: 2 SAC: 2 DP: 0 HBP: 0	WP: 1 PB: 1 SB: 1 CS: 0	PA: 45
<b>PITCHER</b>	IP 7.0	WLS L	BF 16	H 4	R 2	ER 2	SO 2	BB 0	IBB 0	HBP 0	BLK 0	WP 1	HR 0	S 20	P 20	ERA 4.50	WHIP 1.000			

St. Louis Cardinals @ Los Angeles Dodgers  
 Dodger Stadium, Los Angeles, CA  
 Tue Jul 22 1975, 7:05 PM PDT  
 Att: 25,958 - Unknown

AB 39  
 R 4  
 H 8  
 RBI 4  
 BB 2  
 SO 8  
 LOB 14



Batter	1	2	3	4	5	6	7	8	9	10	11	AB	R	H	RBI	BB	SO	LOB	BOTTOM			
Davey Lopes, R OBP: 0.359, SLG: 0.331 (1, 4) (11, 6)	L3		4-3		F8		K		F9		F4	6	0	1	0	0	1	2				
Bill Buckner, L OBP: 0.275, SLG: 0.343 (1, 7)	L3		4-3		F9		B2		F8			5	0	0	0	0	0	3				
John Hale, L OBP: 0.338, SLG: 0.464 (1, 8)												4	2	1	1	1	3	0				
Steve Garvey, R OBP: 0.343, SLG: 0.470 (1, 3)	F8											4	0	2	0	1	0	0				
Ron Cey, R OBP: 0.340, SLG: 0.415 (1, 5)												3	1	2	1	2	0	1				
Willie Crawford, L OBP: 0.328, SLG: 0.329 (1, 9)												2	0	0	0	2	0	3				
Lee Lacy, R OBP: 0.367, SLG: 0.458 (10, PH) (11, 4)												1	0	0	0	0	0	2				
Bill Russell, R OBP: 0.253, SLG: 0.209 (8, PH)												2	0	0	0	1	1	3				
Manny Mota, R OBP: 0.333, SLG: 0.270 (9, 6)												1	0	0	0	0	0	2				
Rick Auerbach, R OBP: 0.290, SLG: 0.259 (10, PH)												1	0	0	0	0	0	2				
Ken McMullen, R OBP: 0.270, SLG: 0.444 (11, 9)												0	0	0	0	0	0	0				
Tom Paciorek, R OBP: 0.264, SLG: 0.295 (11, 9)												0	0	0	0	0	0	0				
Steve Yeager, R OBP: 0.300, SLG: 0.322 (1, 2)												3	0	2	1	1	0	0				
Doug Rau, L OBP: 0.250, SLG: 0.192 (8, 1)												3	0	0	0	0	2	6				
Jimmy Wynn, R OBP: 0.416, SLG: 0.449 (11, PH)												1	0	0	0	0	0	1				
<b>Inning Stats</b>	R: 1 E: 0 K: 0 S: 4	H: 2 LOB: 0 BB: 0 P: 4	R: 0 E: 0 K: 0 S: 2	H: 0 LOB: 0 BB: 1 P: 6	R: 0 E: 0 K: 1 S: 6	H: 1 LOB: 1 BB: 0 P: 6	R: 1 E: 0 K: 2 S: 8	H: 1 LOB: 3 BB: 3 P: 20	R: 0 E: 0 K: 1 S: 5	H: 2 LOB: 2 BB: 0 P: 12	R: 0 E: 0 K: 2 S: 7	H: 0 LOB: 0 BB: 0 P: 7	R: 0 E: 1 K: 0 S: 3	H: 1 LOB: 1 BB: 1 P: 7	R: 0 E: 0 K: 1 S: 6	H: 1 LOB: 2 BB: 1 P: 10	R: 0 E: 0 K: 1 S: 5	H: 0 LOB: 0 BB: 0 P: 5	1B: 5 2B: 3 3B: 0 HR: 1	SF: 1 SAC: 0 DP: 2 HBP: 0	WP: 2 PB: 0 SB: 0 CS: 0	PA: 46
<b>PITCHER</b>	IP 6.0	WLS W	BF 8	H 1	R 0	ER 0	SO 2	BB 0	IBB 1	HBP 0	BLK 0	WP 0	HR 0	S 11	P 15	ERA 0.00	WHIP 0.500					

St. Louis Cardinals @ Los Angeles Dodgers  
 Dodger Stadium, Los Angeles, CA  
 Tue Jul 22 1975, 7:05 PM PDT  
 Att: 25,958 - Unknown

AB 37  
 R 3  
 H 8  
 RBI 3  
 BB 8  
 SO 8  
 LOB 25



Batter	1	2	3	4	5	6	7	8	9	AB	R	H	RBI	BB	SO	LOB	TOP							
<b>Bake McBride, L</b> OBP: 0.317, SLG: 0.353 (1, 8)										5	0	0	0	0	2	0								
<b>Willie Davis, L</b> OBP: 0.290, SLG: 0.427 <b>Luis Melendez, R</b> OBP: 0.281, SLG: 0.335 (1, 7) (8, 7)										3	3	2	0	0	0	0								
<b>Reggie Smith, S</b> OBP: 0.377, SLG: 0.516 (1, 9)										5	1	4	0	0	1	0								
<b>Ted Simmons, S</b> OBP: 0.408, SLG: 0.519 (1, 2)										4	1	2	2	1	0	1								
<b>Ron Fairly, L</b> OBP: 0.420, SLG: 0.445 (1, 3)										4	0	1	0	1	1	6								
<b>Ted Sizemore, R</b> OBP: 0.307, SLG: 0.314 (1, 4)										5	0	2	2	0	1	6								
<b>Ken Reitz, R</b> OBP: 0.293, SLG: 0.333 (1, 5)										4	0	0	0	0	0	7								
<b>Mario Guerrero, R</b> OBP: 0.256, SLG: 0.248 (1, 6)										4	0	1	1	0	0	1								
<b>Bob Forsch, R</b> OBP: 0.364, SLG: 0.471 <b>Mike Garman, R</b> (9, 1)										4	0	0	0	0	2	3								
										0	0	0	0	0	0	0								
<b>Inning Stats</b>	R: 1 E: 0 K: 1 S: 6	H: 1 LOB: 1 BB: 0 P: 7	R: 0 E: 0 K: 0 S: 4	H: 1 LOB: 1 BB: 0 P: 4	R: 0 E: 0 K: 2 S: 7	H: 0 LOB: 0 BB: 0 P: 7	R: 0 E: 0 K: 1 S: 6	H: 1 LOB: 1 BB: 0 P: 6	R: 0 E: 0 K: 0 S: 3	H: 0 LOB: 0 BB: 0 P: 3	R: 3 E: 0 K: 1 S: 9	H: 4 LOB: 2 BB: 1 P: 13	R: 1 E: 0 K: 1 S: 8	H: 3 LOB: 3 BB: 1 P: 12	R: 0 E: 0 K: 1 S: 5	H: 0 LOB: 0 BB: 0 P: 5	R: 0 E: 0 K: 0 S: 5	H: 2 LOB: 2 BB: 0 P: 5	1B: 9 2B: 3 3B: 0 HR: 0	SF: 0 SAC: 0 DP: 0 HBP: 1	WP: 0 PB: 0 SB: 0 CS: 0	PA: 42		
<b>PITCHER</b>	IP	WLS	BF	H	R	ER	SO	BB	IBB	HBP	BLK	WP	HR	S	P	ERA	WHIP							
<b>Don Sutton, R</b> ERA: 2.49 <b>Stan Wall, L</b> ERA:	(1, 1) 7.0	L	34	10	5	5	6	1	1	1	0	0	0	43	52	6.43	1.571							
(8, 1)	2.0	8	2	0	0	0	1	0	0	0	0	0	0	10	10	0.00	1.000							

**St. Louis Cardinals @ Los Angeles Dodgers**  
Dodger Stadium, Los Angeles, CA  
Wed Jul 23 1975, 7:05 PM PDT  
Att: 27,772 - Unknown

AB	39
R	5
H	12
RBI	5
BB	2
SO	7
LOB	24



Batter	1	2	3	4	5	6	7	8	9	AB	R	H	RBI	BB	SO	LOB	BOTTOM							
<b>Davey Lopes, R</b> OBP: 0.359, SLG: 0.332 (1, 4)										5	1	2	0	0	1	0								
<b>Bill Buckner, L</b> OBP: 0.279, SLG: 0.351 (1, 7)										4	0	2	0	0	0	0								
<b>Jimmy Wynn, R</b> OBP: 0.412, SLG: 0.444 (1, 8)										3	0	0	1	0	0	2								
<b>Steve Garvey, R</b> OBP: 0.343, SLG: 0.471 (1, 3)										4	0	1	0	0	0	3								
<b>John Hale, L</b> OBP: 0.333, SLG: 0.444 (1, 9)										3	1	0	0	1	1	1								
<b>Ron Cey, R</b> OBP: 0.339, SLG: 0.413 (1, 5)										4	0	1	0	0	0	1								
<b>Steve Yeager, R</b> OBP: 0.300, SLG: 0.320 (1, 2)										4	0	1	0	0	2	4								
<b>Bill Russell, R</b> OBP: 0.247, SLG: 0.205 <b>Leron Lee, L</b> OBP: 0.267, SLG: 0.220 <b>Stan Wall, L</b> (7, PH) (8, 1)										2	0	0	0	0	0	2								
<b>Willie Crawford, L</b> OBP: 0.331, SLG: 0.346 (9, PH)										1	1	1	2	0	0	0								
<b>Don Sutton, R</b> OBP: 0.177, SLG: 0.121 <b>Rick Auerbach, R</b> OBP: 0.288, SLG: 0.258 <b>Lee Lacy, R</b> OBP: 0.372, SLG: 0.487 (9, PH)										2	0	0	0	0	1	1								
										1	0	0	0	0	0	0								
										1	1	1	1	0	0	0								
<b>Inning Stats</b>	R: 0 E: 0 K: 0 S: 4	H: 2 LOB: 1 BB: 0 P: 4	R: 0 E: 0 K: 0 S: 4	H: 1 LOB: 1 BB: 0 P: 4	R: 0 E: 0 K: 0 S: 3	H: 0 LOB: 0 BB: 0 P: 3	R: 0 E: 0 K: 0 S: 3	H: 0 LOB: 0 BB: 0 P: 3	R: 0 E: 0 K: 2 S: 9	H: 2 LOB: 2 BB: 0 P: 9	R: 1 E: 0 K: 0 S: 5	H: 2 LOB: 1 BB: 0 P: 5	R: 3 E: 0 K: 2 S: 9	H: 2 LOB: 0 BB: 1 P: 13	1B: 5 2B: 2 3B: 0 HR: 2	SF: 1 SAC: 0 DP: 1 HBP: 0	WP: 0 PB: 0 SB: 0 CS: 0	PA: 37						
<b>PITCHER</b>	IP	WLS	BF	H	R	ER	SO	BB	IBB	HBP	BLK	WP	HR	S	P	ERA	WHIP							
<b>Bob Forsch, R</b> ERA: 2.71 <b>Mike Garman, R</b> ERA: 1.9	(1, 1) 8.2	W	36	9	4	4	4	1	0	0	0	0	0	43	47	4.15	1.154							
(9, 1)	0.1	S	1	0	0	0	1	0	0	0	0	0	0	3	3	0.00	0.000							

**St. Louis Cardinals @ Los Angeles Dodgers**  
Dodger Stadium, Los Angeles, CA  
Wed Jul 23 1975, 7:05 PM PDT  
Att: 27,772 - Unknown

AB	35
R	4
H	9
RBI	4
BB	1
SO	5
LOB	16



Batter	1	2	3	4	5	6	7	8	9	AB	R	H	RBI	BB	SO	LOB	TOP					
<b>Bake McBride, L</b> OBP: 0.311, SLG: 0.346 (1, 8)	4-3		6-3		F5		F7			4	0	0	0	0	0	1	<b>St. Louis Cardinals @ Los Angeles Dodgers</b> Dodger Stadium, Los Angeles, CA Thu Jul 24 1975, 3:33 AM PDT Att: 26,982 - Unknown <a href="http://livebaseballscorecards.com">livebaseballscorecards.com</a>					
<b>Luis Melendez, R</b> OBP: 0.281, SLG: 0.338 (1, 7)	4-3		F7			6-3		F8 2B	4	0	1	0	0	0	0							
<b>Reggie Smith, S</b> OBP: 0.373, SLG: 0.508 (1, 9)	4-3			1-3		L9		F8 2-3	4	0	0	0	0	0	1							
<b>Ted Simmons, S</b> OBP: 0.408, SLG: 0.515 <b>Ken Rudolph, R</b> OBP: 0.186, SLG: 0.170 (6, 2)		F9		F5			BB	F5	2	0	0	0	1	0	0							
<b>Ron Fairly, L</b> OBP: 0.416, SLG: 0.439 (1, 3)		K			1B		6-3	F6	4	0	1	0	0	1	2							
<b>Ted Sizemore, R</b> OBP: 0.309, SLG: 0.314 (1, 4)		1B BB		K					3	1	1	0	1	1	1							
<b>Ken Reitz, R</b> OBP: 0.293, SLG: 0.332 (1, 5)					F3		F4		4	0	1	0	0	0	1							
<b>Mario Guerrero, R</b> OBP: 0.256, SLG: 0.255 (1, 6)		FC6 1-2			F9			E6	4	0	1	1	0	0	2							
<b>Lynn McClothen, L</b> OBP: 0.041, SLG: 0.041 <b>Doug Howard, R</b> OBP: 0.227, SLG: 0.310 <b>Ron Bryant, S</b> OBP: 0.191, SLG: 0.391 <b>Buddy Bradford, R</b> OBP: 0.150, SLG: 0.150 <b>Greg Terlecky, R</b> OBP: 0.150, SLG: 0.150 <b>Mike Iverson, R</b> OBP: 0.226, SLG: 0.320 (5, PH) (5, 1) (7, PH) (7, 1) (9, PH)			K					F8	1	0	0	0	0	1	0							
<b>Inning Stats</b>	R: 0 E: 0 K: 0 S: 3	H: 0 LOB: 0 BB: 0 P: 3	R: 0 E: 0 K: 1 S: 6	H: 1 LOB: 2 BB: 1 P: 10	R: 0 E: 0 K: 1 S: 5	H: 0 LOB: 0 BB: 0 P: 5	R: 0 E: 0 K: 1 S: 6	H: 1 LOB: 1 BB: 0 P: 6	R: 1 E: 0 K: 0 S: 4	H: 1 LOB: 0 BB: 0 P: 4	R: 0 E: 0 K: 0 S: 3	H: 0 LOB: 1 BB: 1 P: 7	R: 1 E: 0 K: 1 S: 7	H: 2 LOB: 1 BB: 0 P: 7	R: 0 E: 0 K: 0 S: 4	H: 1 LOB: 1 BB: 0 P: 4	R: 0 E: 1 K: 0 S: 4	H: 0 LOB: 1 BB: 0 P: 4	1B: 3 2B: 2 3B: 0 HR: 1	SF: 0 SAC: 0 DP: 0 HBP: 0	WP: 0 PB: 0 SB: 0 CS: 0	PA: 36
<b>PITCHER</b> <b>Burt Hooton, R</b> ERA: 4.24 (1, 1)	IP: 9.0 WLS: W BF: 36 H: 6 R: 2 ER: 2 SO: 4 BB: 2 IBB: 0 HBP: 0 BLK: 0 WP: 0 HR: 1 S: 42 P: 50 ERA: 2.00 WHIP: 0.889															<b>PITCHER</b>						

Batter	1	2	3	4	5	6	7	8	9	AB	R	H	RBI	BB	SO	LOB	BOTTOM			
<b>Davey Lopes, R</b> OBP: 0.360, SLG: 0.332 (1, 4)	4-3	1B SF8 BB		6-3		E S 1B	FC5-4 1-2		4	1	1	0	1	0	2	<b>St. Louis Cardinals @ Los Angeles Dodgers</b> Dodger Stadium, Los Angeles, CA Thu Jul 24 1975, 3:33 AM PDT Att: 26,982 - Unknown <a href="http://livebaseballscorecards.com">livebaseballscorecards.com</a>				
<b>Lee Lacy, R</b> OBP: 0.366, SLG: 0.480 (1, 9)	F8	SF8		5-3		P7 1-3		L3 1B	4	0	1	1	0	0	1					
<b>Bill Buckner, L</b> OBP: 0.282, SLG: 0.349 (1, 7)		S 2B HBP		F9		K		L3 1-2	4	1	1	1	0	1	2					
<b>Steve Garvey, R</b> OBP: 0.343, SLG: 0.472 (1, 3)		SF8			SH1-4 2B BB	K		F3	3	1	1	2	1	1	1					
<b>John Hale, L</b> OBP: 0.333, SLG: 0.432 (1, 8)		F7		SH1-4 1-2		4-3			2	0	0	0	1	0	1					
<b>Ron Cey, R</b> OBP: 0.341, SLG: 0.417 (1, 5)	F7			SH1-4 1B	1B FC6-4 2B	K			4	1	2	1	0	1	2					
<b>Steve Yeager, R</b> OBP: 0.306, SLG: 0.342 (1, 2)		1B SH 1B		SH1-4 1-2	FC6-4 1B	HR			3	2	3	1	0	0	0					
<b>Bill Russell, R</b> OBP: 0.257, SLG: 0.209 (1, 6)		SH SF8 1B		L6	FC6-4 WP 1-2	1B BB			3	1	1	1	1	0	2					
<b>Burt Hooton, R</b> OBP: 0.211, SLG: 0.250 (1, 1)		SH 1B		F3	F5	FC5-4 1B			3	1	1	0	0	0	2					
<b>Inning Stats</b>	R: 1 E: 0 K: 0 S: 4	H: 1 LOB: 2 BB: 1 P: 9	R: 4 E: 1 K: 0 S: 7	H: 3 LOB: 1 BB: 1 P: 11	R: 0 E: 0 K: 0 S: 4	H: 1 LOB: 0 BB: 0 P: 4	R: 0 E: 0 K: 0 S: 3	H: 0 LOB: 0 BB: 0 P: 3	R: 2 E: 1 K: 0 S: 5	H: 2 LOB: 1 BB: 1 P: 9	R: 0 E: 0 K: 2 S: 8	H: 1 LOB: 1 BB: 0 P: 8	R: 1 E: 0 K: 1 S: 7	H: 2 LOB: 2 BB: 1 P: 11	R: 0 E: 0 K: 0 S: 3	H: 1 LOB: 0 BB: 0 P: 3	1B: 8 2B: 3 3B: 0 HR: 1	SF: 2 SAC: 3 DP: 1 HBP: 1	WP: 1 PB: 0 SB: 2 CS: 0	PA: 40
<b>PITCHER</b> <b>Lynn McClothen, R</b> ERA: 3.88 <b>Ron Bryant, L</b> ERA: 19.06 <b>Greg Terlecky, R</b> ERA: 2.95 (1, 1) (5, 1) (7, 1)	IP: 4.0 WLS: L BF: 21 H: 5 R: 5 ER: 5 SO: 5 BB: 2 IBB: 0 HBP: 1 BLK: 0 WP: 1 HR: 0 S: 18 P: 27 ERA: 11.25 WHIP: 1.750															<b>PITCHER</b>				





Batter	1	2	3	4	5	6	7	8	9	AB	R	H	RBI	BB	SO	LOB	TOP					
Dave Cash, R OBP: 0.375, SLG: 0.409 (1, 4)										4	2	1	0	1	0	2	<b>Philadelphia Phillies @ St. Louis Cardinals</b> Busch Stadium, St. Louis, MO Fri Jul 25 1975, 7:05 PM CDT Att: 36,127 - Unknown					
Larry Bowa, S OBP: 0.343, SLG: 0.408 (1, 6)										4	1	2	0	0	0	0						
Mike Schmidt, R OBP: 0.354, SLG: 0.471 (1, 5)										5	0	0	0	0	1	4						
Greg Luzinski, R OBP: 0.399, SLG: 0.589 (9, PR)										3	2	3	1	2	0	0						
Dick Allen, R OBP: 0.322, SLG: 0.327 (7, 1)										4	0	1	1	0	0	4						
Ollie Brown, R OBP: 0.420, SLG: 0.603 (9, 7)										5	0	2	2	0	1	2						
Garry Maddox, R OBP: 0.325, SLG: 0.366 (1, 8)										3	0	2	0	1	0	0						
Bob Boone, R OBP: 0.326, SLG: 0.325 (1, 2)										4	0	0	0	0	0	5						
Ron Schueler, R OBP: 0.222, SLG: 0.222 (7, 3)										3	0	1	0	0	0	2						
Tom Hutton, L OBP: 0.298, SLG: 0.265 (7, 3)										1	0	0	0	0	0							
<b>Inning Stats</b>	R: 1 E: 0 K: 0 S: 4	H: 1 LOB: 1 BB: 1 P: 8	R: 0 E: 0 K: 0 S: 5	H: 3 LOB: 2 BB: 0 P: 5	R: 0 E: 0 K: 0 S: 4	H: 1 LOB: 0 BB: 0 P: 4	R: 0 E: 0 K: 0 S: 3	H: 0 LOB: 0 BB: 0 P: 3	R: 0 E: 0 K: 0 S: 4	H: 1 LOB: 1 BB: 0 P: 4	R: 1 E: 0 K: 1 S: 7	H: 2 LOB: 2 BB: 1 P: 11	R: 3 E: 0 K: 0 S: 6	H: 3 LOB: 3 BB: 2 P: 14	R: 0 E: 0 K: 0 S: 3	H: 0 LOB: 0 BB: 0 P: 3	R: 0 E: 0 K: 1 S: 6	H: 1 LOB: 1 BB: 0 P: 6	1B: 7 2B: 4 3B: 0 HR: 1	SF: 0 SAC: 1 DP: 0 HBP: 0	WP: 1 PB: 0 SB: 1 CS: 1	PA: 42
<b>PITCHER</b>	IP WLS BF H R ER SO BB IBB HBP BLK WP HR S P ERA WHIP	IP WLS BF H R ER SO BB IBB HBP BLK WP HR S P ERA WHIP																				
John Curtis, L ERA: 3.87 (1, 1)	6.0 L 29 9 4 4 1 3 0 0 0 1 1 28 40 6.00 2.000	1.0 (7, 1)	2.0 (8, 1)																			
Mike Garman, R ERA: 2.02 (8, 1)	2.0 7 1 0 0 1 0 0 0 0 0 0 0 9 9 0.00 0.500																					

Batter	1	2	3	4	5	6	7	8	9	AB	R	H	RBI	BB	SO	LOB	BOTTOM					
Bake McBride, L OBP: 0.318, SLG: 0.352 (1, 8)										5	0	3	0	0	2	1	<b>Philadelphia Phillies @ St. Louis Cardinals</b> Busch Stadium, St. Louis, MO Fri Jul 25 1975, 7:05 PM CDT Att: 36,127 - Unknown					
Luis Melendez, R OBP: 0.281, SLG: 0.333 (1, 7)										5	0	2	0	0	1	2						
Reggie Smith, S OBP: 0.378, SLG: 0.534 (8, 3)										4	1	1	1	1	0	3						
Ted Simmons, S OBP: 0.406, SLG: 0.508 (1, 2)										5	0	0	0	0	1	6						
Ron Fairly, L OBP: 0.422, SLG: 0.441 (8, 1)											3	0	2	0	1	0		3				
Greg Terlecky, R OBP: 0.500, SLG: 0.500 (9, PH)										0	0	0	0	0	0	0						
Mike Tyson, R OBP: 0.302, SLG: 0.365 (1, 4)										1	0	0	0	0	0	1						
Ted Sizemore, R OBP: 0.314, SLG: 0.326 (1, 5)										4	1	2	0	0	1	2						
Ken Reitz, R OBP: 0.295, SLG: 0.333 (1, 5)										4	0	1	0	0	0	3						
Mario Guerrero, R OBP: 0.268, SLG: 0.263 (1, 6)										3	0	1	0	1	0	2						
John Curtis, L OBP: 0.306, SLG: 0.219 (7, 1)										2	0	0	0	0	1	5						
Buddy Bradford, R OBP: 0.303, SLG: 0.378 (8, 9)										0	0	0	0	0	0	0						
John Curtis, L OBP: 0.303, SLG: 0.378 (8, 9)										2	0	1	1	0	0	0						
<b>Inning Stats</b>	R: 0 E: 0 K: 1 S: 6	H: 1 LOB: 1 BB: 0 P: 6	R: 0 E: 0 K: 1 S: 6	H: 2 LOB: 2 BB: 1 P: 10	R: 0 E: 1 K: 0 S: 4	H: 1 LOB: 1 BB: 0 P: 4	R: 0 E: 0 K: 1 S: 7	H: 2 LOB: 2 BB: 0 P: 7	R: 1 E: 0 K: 2 S: 8	H: 1 LOB: 0 BB: 0 P: 8	R: 0 E: 0 K: 0 S: 3	H: 1 LOB: 1 BB: 1 P: 7	R: 0 E: 0 K: 0 S: 5	H: 2 LOB: 3 BB: 1 P: 9	R: 1 E: 0 K: 1 S: 7	H: 2 LOB: 1 BB: 0 P: 7	R: 0 E: 0 K: 0 S: 4	H: 1 LOB: 1 BB: 0 P: 4	1B: 11 2B: 1 3B: 0 HR: 1	SF: 0 SAC: 0 DP: 1 HBP: 0	WP: 1 PB: 1 SB: 1 CS: 0	PA: 41
<b>PITCHER</b>	IP WLS BF H R ER SO BB IBB HBP BLK WP HR S P ERA WHIP	IP WLS BF H R ER SO BB IBB HBP BLK WP HR S P ERA WHIP																				
Ron Schueler, R ERA: 5.52 (7, 1)	6.0 W 26 8 1 1 1 2 0 0 0 1 0 34 42 1.50 1.667	3.0 S 15 5 1 1 1 1 0 0 0 1 0 16 20 3.00 2.000																				

Batter	1	2	3	4	5	6	7	8	9	AB	R	H	RBI	BB	SO	LOB	TOP								
Dave Cash, R OBP: 0.377, SLG: 0.411 (1,4)	4-3	F9			1B		2B	E		5	2	3	1	0	0	1	Philadelphia Phillies @ St. Louis Cardinals Busch Stadium, St. Louis, MO Sat Jul 26 1975, 7:05 PM CDT Att: 36,350 - Unknown <a href="http://livebaseballscorecards.com">livebaseballscorecards.com</a>								
Larry Bowa, S OBP: 0.347, SLG: 0.412 (1,6)	1B		F8		S		1B	E5		4	3	2	1	1	0	1									
Mike Schmidt, R OBP: 0.355, SLG: 0.468 (1,5)	K		CS		F5		CS	FC6-4		4	0	1	1	1	1	5									
Greg Luzinski, R OBP: 0.399, SLG: 0.588 (9, PR) Mike Anderson, R OBP: 0.319, SLG: 0.396 (9,9)	1B		F7		K		SF9		2B	4	0	2	1	0	1	3									
Dick Allen, R OBP: 0.325, SLG: 0.330 (1,3) Tom Hutton, L OBP: 0.304, SLG: 0.283 (7,3)	1B				F6		F8		1B	4	0	2	3	0	0	0									
Jay Johnstone, L OBP: 0.424, SLG: 0.498 (1,9) Ollie Brown, R OBP: 0.411, SLG: 0.588 (9,7)	F8				1B		G3		F9	3	0	1	0	0	0	2									
Garry Maddox, R OBP: 0.331, SLG: 0.368 (1,8)		1-3			1B		4-1		6-3	4	0	2	0	1	0	0									
Tim McCarver, L OBP: 0.467, SLG: 0.541 (1,2)	1-3		F8		F9		F9		FC5-2-5	5	1	1	0	0	0	5									
Steve Carlton, L OBP: 0.164, SLG: 0.136 (1,1)	F7				K		E8		E7	5	2	0	0	0	2	5									
Inning Stats	R: 1 E: 0 K: 1 S: 7	H: 2 LOB: 2 BB: 1 P: 11	R: 0 E: 0 K: 0 S: 3	H: 0 LOB: 1 BB: 1 P: 7	R: 0 E: 0 K: 0 S: 2	H: 0 LOB: 0 BB: 1 P: 6	R: 0 E: 0 K: 1 S: 7	H: 2 LOB: 2 BB: 0 P: 7	R: 2 E: 0 K: 0 S: 7	H: 3 LOB: 1 BB: 0 P: 7	R: 0 E: 0 K: 0 S: 3	H: 0 LOB: 0 BB: 0 P: 3	R: 3 E: 1 K: 0 S: 6	H: 3 LOB: 0 BB: 0 P: 6	R: 2 E: 2 K: 0 S: 7	H: 2 LOB: 2 BB: 0 P: 7		R: 1 E: 0 K: 1 S: 8	H: 3 LOB: 2 BB: 0 P: 8	1B: 13 2B: 2 3B: 0 HR: 0	SF: 1 SAC: 0 DP: 0 HBP: 0	WP: 0 PB: 0 SB: 1 CS: 2	PA: 45		
PITCHER	IP	WLS	BF	H	R	ER	SO	BB	IBB	HBP	BLK	WP	HR	S	P	ERA	WHIP								
Eric Rasmussen, R ERA: 2.4 (1,1)	6.0	L	29	9	6	4	3	3	0	0	0	0	0	32	44	6.00	2.000								
Al Hrabosky, L ERA: 1.45 (7,1)	2.0		10	3	2	0	0	0	0	0	0	0	0	10	10	0.00	1.500								
Greg Terlecky, R ERA: 3.05 (9,1)	0.1		4	3	1	1	0	0	0	0	0	0	0	4	4	27.00	9.000								
Ron Bryant, L ERA: 17.05 (9,1)	0.2		2	0	0	0	1	0	0	0	0	0	0	4	4	0.00	0.000								

Batter	1	2	3	4	5	6	7	8	9	AB	R	H	RBI	BB	SO	LOB	BOTTOM								
Luis Melendez, R OBP: 0.284, SLG: 0.335 (1,7)	G6-4-3				6-3		F9		F9	5	0	2	0	0	0	2	Philadelphia Phillies @ St. Louis Cardinals Busch Stadium, St. Louis, MO Sat Jul 26 1975, 7:05 PM CDT Att: 36,350 - Unknown <a href="http://livebaseballscorecards.com">livebaseballscorecards.com</a>								
Ted Sizemore, R OBP: 0.311, SLG: 0.322 (1,4)	G6-4-3		5-3		F8		F7			4	0	0	0	0	0	3									
Reggie Smith, S OBP: 0.376, SLG: 0.528 (1,9)	K				F7		F8		FC3-6	3	0	0	0	1	1	0									
Ted Simmons, S OBP: 0.407, SLG: 0.516 (1,3)		WP			HR		F9		F3	4	2	2	1	0	0	1									
Buddy Bradford, R OBP: 0.295, SLG: 0.366 (1,8) Greg Terlecky, R OBP: 0.500, SLG: 0.500 (9,1) Ron Bryant, S OBP: 0.419, SLG: 0.438 (8, PH)	K				K		F5		FC3-6	3	0	0	0	0	0	2									
Ken Reitz, R OBP: 0.299, SLG: 0.336 (1,5)					1B				FC6-4	3	1	2	1	1	0	1									
Ken Rudolph, R OBP: 0.218, SLG: 0.278 (1,2)	G6-4-3				1B		HR		FC6-4	4	1	3	2	0	0	1									
Mike Tyson, R OBP: 0.301, SLG: 0.362 (1,6)					F3		HR		6-3	4	0	1	0	0	0	3									
Eric Rasmussen, R OBP: 0.167, SLG: 0.167 (1,1) Al Hrabosky, R OBP: 0.268, SLG: 0.167 (7,1) Bake McBride, L OBP: 0.315, SLG: 0.348 (7,8) Ron Fairly, L OBP: 0.419, SLG: 0.438 (8, PH)	K				6-3		K		1-3	2	0	0	0	0	1	0									
Inning Stats	R: 0 E: 0 K: 1 S: 5	H: 1 LOB: 0 BB: 0 P: 5	R: 1 E: 0 K: 1 S: 6	H: 2 LOB: 0 BB: 0 P: 6	R: 0 E: 0 K: 1 S: 6	H: 1 LOB: 1 BB: 0 P: 6	R: 1 E: 0 K: 1 S: 8	H: 3 LOB: 2 BB: 0 P: 8	R: 0 E: 0 K: 0 S: 3	H: 0 LOB: 0 BB: 0 P: 3	R: 0 E: 0 K: 0 S: 3	H: 0 LOB: 0 BB: 0 P: 3	R: 2 E: 0 K: 1 S: 7	H: 2 LOB: 1 BB: 1 P: 11	R: 0 E: 0 K: 0 S: 3	H: 0 LOB: 1 BB: 1 P: 7		R: 0 E: 0 K: 0 S: 4	H: 1 LOB: 1 BB: 0 P: 4	1B: 7 2B: 1 3B: 0 HR: 2	SF: 0 SAC: 0 DP: 2 HBP: 0	WP: 1 PB: 0 SB: 1 CS: 0	PA: 37		
PITCHER	IP	WLS	BF	H	R	ER	SO	BB	IBB	HBP	BLK	WP	HR	S	P	ERA	WHIP								
Steve Carlton, L ERA: 3.44 (1,1)	9.0	W	37	10	4	4	5	2	0	0	0	1	2	45	53	4.00	1.333								

Batter	1	2	3	4	5	6	7	8	9	AB	R	H	RBI	BB	SO	LOB	TOP					
<b>Dave Cash, R</b> OBP: 0.378, SLG: 0.415 (1,4)	0-0 1B		0-0 1B	0-0 6-3		0-0 F8		4-0 BB		4	1	2	1	1	0	1						
<b>Larry Bowa, S</b> OBP: 0.351, SLG: 0.413 (1,6)	0-0 1B		0-0 1B	0-0 HBP		0-3 K		0-0 F7		4	2	2	0	0	1	1						
<b>Mike Schmidt, R</b> OBP: 0.353, SLG: 0.466 (1,5)	0-0 1B		0-3 K	0-0 SF8		0-3 K		0-3 K		4	0	1	1	0	3	3						
<b>Greg Luzinski, R</b> OBP: 0.399, SLG: 0.591 (1,7)	0-0 FC1-4		0-0 3B	0-0 F9						5	0	2	3	0	1	2						
<b>Dick Allen, R</b> OBP: 0.326, SLG: 0.329 (1,3)	0-0 FC6-4		0-3 K							4	0	1	0	1	2	3						
<b>Jay Johnstone, L</b> OBP: 0.424, SLG: 0.493 (1,9)		0-0 4-3	4-0 IBB							4	0	1	0	1	0	2						
<b>Garry Maddox, R</b> OBP: 0.332, SLG: 0.379 (1,8)		0-0 SH1-3	0-0 FC5-4							5	1	2	0	0	0	5						
<b>Bob Boone, R</b> OBP: 0.327, SLG: 0.326 (7, PH)		0-0 SH1-3		0-0 2B						2	1	1	1	0	0	2						
<b>Johnny Oates, L</b> OBP: 0.370, SLG: 0.360 (7, 2)		0-0 SH1-3		0-0 6-3						1	0	0	0	0	0	2						
<b>Jim Lonborg, R</b> OBP: 0.147, SLG: 0.023 (3, 1)		0-3 K		0-0 6-3						1	0	0	0	0	1	0						
<b>Ron Schaefer, R</b> OBP: 0.227, SLG: 0.222 (4, PH)										0	0	0	0	0	0	0						
<b>Tom Hilgendorf, L</b> OBP: 0.346, SLG: 0.333 (4, 1)										1	1	1	0	0	0	0						
<b>Gene Garber, R</b> OBP: 0.143, SLG: 0.143 (7, 1)										0	0	0	0	0	0	0						
<b>Tom Hutton, R</b> OBP: 0.102, SLG: 0.260 (8, PH)										1	0	0	0	0	0	0						
<b>Tug McGraw, L</b> OBP: 0.222, SLG: 0.222 (8, 1)										0	0	0	0	0	0	0						
<b>Wayne Twitchell, R</b> OBP: 0.065, SLG: 0.027 (8, 1)										0	0	0	0	0	0	0						
<b>Inning Stats</b>	R: 1 E: 0 K: 0 S: 5	H: 3 LOB: 1 BB: 0 P: 5	R: 1 E: 0 K: 1 S: 6	H: 1 LOB: 0 BB: 0 P: 6	R: 2 E: 0 K: 2 S: 10	H: 3 LOB: 2 BB: 1 P: 14	R: 2 E: 0 K: 0 S: 5	H: 2 LOB: 1 BB: 0 P: 6	R: 0 E: 0 K: 1 S: 6	H: 1 LOB: 2 BB: 1 P: 10	R: 0 E: 0 K: 2 S: 7	H: 0 LOB: 0 BB: 0 P: 7	R: 0 E: 0 K: 1 S: 7	H: 2 LOB: 2 BB: 0 P: 7	R: 0 E: 0 K: 1 S: 5	H: 0 LOB: 1 BB: 0 P: 9	R: 0 E: 0 K: 1 S: 6	H: 1 LOB: 1 BB: 0 P: 6	1B: 9 2B: 2 3B: 2 HR: 0	SF: 1 SAC: 1 DP: 0 HBP: 1	WP: 0 PB: 0 SB: 4 CS: 0	PA: 43
<b>PITCHER</b>	IP	WLS	BF	H	R	ER	SO	BB	IBB	HBP	BLK	WP	HR	S	P	ERA	WHIP					
<b>John Denny, R</b> ERA: 3.46 (1, 1)	3.0		18	9	6	6	3	0	1	0	0	0	0	23	27	18.00	3.000					
<b>Bob Gibson, R</b> ERA: 4.93 (4, 1)	4.0	W	17	3	0	0	4	1	0	1	0	0	0	23	28	0.00	1.000					
<b>Mike Garman, R</b> ERA: 1.94 (8, 1)	2.0	S	8	1	0	0	2	1	0	0	0	0	0	11	15	0.00	1.000					

Philadelphia Phillies @ St. Louis Cardinals  
 Busch Stadium, St. Louis, MO  
 Sun Jul 27 1975, 3:33 AM CDT  
 Att: 22,046 - Unknown

AB 37  
 R 6  
 H 13  
 RBI 6  
 BB 3  
 SO 9  
 LOB 23



Batter	1	2	3	4	5	6	7	8	9	AB	R	H	RBI	BB	SO	LOB	BOTTOM				
<b>Bake McBride, L</b> OBP: 0.312, SLG: 0.345 (1,8)	0-0 F7		0-0 F8	0-0 4-3		0-3 K		0-0 SH1		5	1	1	0	0	1	1					
<b>Luis Melendez, R</b> OBP: 0.288, SLG: 0.339 (1,7)	0-0 F3		0-0 1B	4-0 1B		0-0 F8		0-0 SH1		3	1	1	0	1	0	0					
<b>Willie Davis, L</b> OBP: 0.295, SLG: 0.431 (1,9)	0-0 F5		0-0 1B	4-0 1B		0-0 F7		0-0 1B		4	2	2	1	1	0	0					
<b>Ted Simmons, S</b> OBP: 0.409, SLG: 0.526 (1,2)		0-0 G3	0-0 2B	0-0 1B				0-0 F4		5	2	3	3	0	0	1					
<b>Ron Fairly, L</b> OBP: 0.430, SLG: 0.450 (1,3)		4-0 2B	0-0 1B	0-0 G3-2				4-0 1B		3	1	2	1	2	0	3					
<b>Ted Sizemore, R</b> OBP: 0.315, SLG: 0.324 (1,4)		4-0 2B	0-0 6-3					0-0 F8		4	1	2	1	1	0	1					
<b>Ken Reitz, R</b> OBP: 0.298, SLG: 0.337 (1,5)		0-0 1B	0-0 5-3					0-0 F9		5	1	1	1	0	0	5					
<b>Mike Tyson, R</b> OBP: 0.306, SLG: 0.368 (1,6)		0-3 K	4-0 IBB					0-0 F3		3	0	1	0	1	1	4					
<b>John Denny, R</b> OBP: 0.136, SLG: 0.136 (1, 1)		0-0 1B	0-3 K					0-3 K		2	0	1	2	0	1	2					
<b>Bob Gibson, R</b> OBP: 0.226, SLG: 0.148 (4, 1)										1	0	0	0	0	0	1					
<b>Buddy Bradford, R</b> OBP: 0.293, SLG: 0.363 (7, PH)										1	0	0	0	0	1	2					
<b>Mike Garman, R</b> ERA: 2.51 (8, 1)		2-3 1B								0	0	0	0	0	0	0					
<b>Inning Stats</b>	R: 0 E: 0 K: 0 S: 3	H: 0 LOB: 0 BB: 0 P: 3	R: 3 E: 0 K: 1 S: 7	H: 2 LOB: 2 BB: 2 P: 15	R: 3 E: 0 K: 1 S: 9	H: 4 LOB: 2 BB: 1 P: 13	R: 0 E: 0 K: 0 S: 3	H: 1 LOB: 2 BB: 2 P: 11	R: 0 E: 0 K: 1 S: 4	H: 1 LOB: 1 BB: 0 P: 4	R: 0 E: 0 K: 1 S: 5	H: 0 LOB: 0 BB: 0 P: 5	R: 1 E: 0 K: 1 S: 8	H: 3 LOB: 2 BB: 0 P: 8	R: 2 E: 0 K: 0 S: 6	H: 3 LOB: 2 BB: 1 P: 10	1B: 8 2B: 5 3B: 0 HR: 1	SF: 0 SAC: 1 DP: 1 HBP: 0	WP: 0 PB: 0 SB: 0 CS: 0	PA: 43	
<b>PITCHER</b>	IP	WLS	BF	H	R	ER	SO	BB	IBB	HBP	BLK	WP	HR	S	P	ERA	WHIP				
<b>Jim Lonborg, R</b> ERA: 3.64 (1, 1)	2.0		13	5	6	6	1	0	1	0	0	0	0	6	10	0.00	1.000				
<b>Ron Schaefer, R</b> ERA: 5.43 (3, 1)	1.0		5	1	0	0	1	0	1	0	0	0	0	6	10	0.00	1.000				
<b>Tom Hilgendorf, L</b> ERA: 1.89 (4, 1)	3.0	L	14	4	1	1	1	2	0	0	0	0	1	14	22	3.00	2.000				
<b>Gene Garber, R</b> ERA: 3.86 (7, 1)	1.0		4	1	0	0	1	0	0	0	0	0	0	6	6	0.00	1.000				
<b>Tug McGraw, L</b> ERA: 2.51 (8, 1)	0.1		3	2	2	2	0	0	0	0	0	0	0	3	3	54.00	6.000				

Philadelphia Phillies @ St. Louis Cardinals  
 Busch Stadium, St. Louis, MO  
 Sun Jul 27 1975, 3:33 AM CDT  
 Att: 22,046 - Unknown

AB 36  
 R 9  
 H 14  
 RBI 9  
 BB 6  
 SO 4  
 LOB 20



Batter	1	2	3	4	5	6	7	8	9	AB	R	H	RBI	BB	SO	LOB	TOP					
Wayne Garrett, L (1.5) OBP: 0.354, SLG: 0.361	3-1		4-3	F6		1B BB	2B 1B		G4-6-3	5	1	1	0	1	0	1	<b>New York Mets @ St. Louis Cardinals</b> Busch Stadium, St. Louis, MO Mon Jul 28 1975, 7:05 PM CDT Att: 19,406 - Unknown					
Felix Milan, R (1.4) OBP: 0.355, SLG: 0.390	G3 1B 2B		E 1B	F3		2B 1B	1B 2B		4-3	6	3	4	3	0	0	0						
Ed Kranepool, L (1.3) OBP: 0.371, SLG: 0.426	G3		E9 1B	F8		F9	FC3-5-2-5-3			5	1	1	0	0	0	4						
Rusty Staub, L (1.9) OBP: 0.370, SLG: 0.453	1B		F8		1B	1B	1B			4	1	3	1	1	0	1						
Dave Kingman, R (1.7) OBP: 0.304, SLG: 0.521	K		1B 1B		K	1B PB	F9			4	2	1	1	1	2	5						
Del Unser, L (1.8) OBP: 0.333, SLG: 0.362		F7	1B BB		K	1B PB		6-3		4	1	1	2	1	1	1						
Jerry Grote, R (1.2) OBP: 0.347, SLG: 0.378	4-3 1B		1B 1B		F9	F8		4-3		5	0	2	1	0	0	2						
Mike Phillips, L (1.6) OBP: 0.289, SLG: 0.309	4-3		1B			1B 1B	1-3	F8		5	1	2	1	0	0	1						
Jon Matlack, L (1.1) OBP: 0.264, SLG: 0.049	6-3		L5			F6				3	0	0	0	0	0	4						
Bob Apodaca, R (6.1) OBP: 0.500, SLG: 0.400							1B 2B		G4-6-3 1B	2	1	2	0	0	0	0						
<b>Inning Stats</b>	R: 1 E: 0 K: 1 S: 7	H: 2 LOB: 1 BB: 0 P: 7	R: 0 E: 0 K: 0 S: 4	H: 1 LOB: 1 BB: 0 P: 4	R: 4 E: 1 K: 0 S: 8	H: 5 LOB: 2 BB: 1 P: 12	R: 0 E: 0 K: 0 S: 3	H: 0 LOB: 0 BB: 0 P: 3	R: 0 E: 0 K: 2 S: 8	H: 1 LOB: 1 BB: 0 P: 8	R: 5 E: 0 K: 0 S: 7	H: 4 LOB: 1 BB: 2 P: 15	R: 1 E: 0 K: 0 S: 6	H: 3 LOB: 3 BB: 1 P: 10	R: 0 E: 0 K: 0 S: 3	H: 0 LOB: 0 BB: 0 P: 3	R: 0 E: 0 K: 0 S: 3	H: 1 LOB: 0 BB: 0 P: 3	1B: 14 2B: 3 3B: 0 HR: 0	SF: 0 SAC: 0 DP: 1 HBP: 0	WP: 0 PB: 0 SB: 0 CS: 0	PA: 47
<b>PITCHER</b>	IP WLS BF H R ER SO BB IBB HBP BLK WP HR S P ERA WHIP																					
Bob Forsch, R (1.1) ERA: 2.92	5.0 L 25 9 5 5 3 1 0 0 0 0 0 0 30 34 9.00 2.000																					
Ron Bryant, L (6.1) ERA: 19.84	1.0 9 4 5 4 0 1 1 0 0 0 0 0 7 15 36.00 5.000																					
Greg Terlecky, R (7.1) ERA: 3.04	3.0 13 4 1 1 0 0 1 0 0 0 0 0 12 16 3.00 1.333																					
Batter	1	2	3	4	5	6	7	8	9	AB	R	H	RBI	BB	SO	LOB	BOTTOM					
Bake McBride, L (1.8) OBP: 0.309, SLG: 0.338	6-3		K		F6	1B BB		1-3		4	0	0	0	1	1	4	<b>New York Mets @ St. Louis Cardinals</b> Busch Stadium, St. Louis, MO Mon Jul 28 1975, 7:05 PM CDT Att: 19,406 - Unknown					
Willie Davis, L (1.9) OBP: 0.299, SLG: 0.434	F7		1B		F8	1B		1B		5	0	3	2	0	0	2						
Reggie Smith, S (1.3) OBP: 0.373, SLG: 0.522	G3		K			K		4-3		5	0	1	0	0	2	6						
Ted Simmons, S (1.2) OBP: 0.412, SLG: 0.527	6-3			G5-4-3 1B		FC5-4 2B	1B		FC6 1B	5	1	3	0	0	0	1						
Luis Melendez, R (1.7) OBP: 0.286, SLG: 0.341	F7		G5-4-3			2B 2B	F9		FC6 4-3 HR	5	2	1	0	0	0	3						
Ted Sizemore, R (1.4) OBP: 0.314, SLG: 0.326	6-3			5-3		1B 2B	F7		4-3	4	1	1	2	0	0	1						
Larry Lintz, S (8.6) OBP: 0.314, SLG: 0.195										1	0	0	0	0	0	1						
Ken Reitz, R (1.5) OBP: 0.307, SLG: 0.355			FC1-5 1B		1B	1B BB	1B		HR	4	2	4	2	1	0	0						
Mike Tyson, R (1.6) OBP: 0.302, SLG: 0.362			FC1-5 1B		F8	F7	F9		F9	5	1	1	0	0	0	5						
Bob Forsch, R (1.1) OBP: 0.357, SLG: 0.462			FC1-5 1B							1	0	0	0	0	0	2						
Buddy Bradford, R (5, PH) OBP: 0.298, SLG: 0.369										1	0	1	0	0	0	0						
Ron Bryant, S (6.1) OBP: 0.314, SLG: 0.195										0	0	0	0	0	0	0						
Ken Rudolph, R (6, PH) OBP: 0.232, SLG: 0.291										1	0	1	1	0	0	0						
Greg Terlecky, R (7.1) OBP: 0.333, SLG: 0.333										1	0	0	0	0	1	0						
<b>Inning Stats</b>	R: 0 E: 0 K: 0 S: 3	H: 0 LOB: 0 BB: 0 P: 3	R: 0 E: 0 K: 0 S: 3	H: 0 LOB: 0 BB: 0 P: 3	R: 1 E: 0 K: 2 S: 10	H: 3 LOB: 2 BB: 0 P: 10	R: 0 E: 0 K: 0 S: 3	H: 1 LOB: 0 BB: 0 P: 3	R: 0 E: 0 K: 0 S: 5	H: 2 LOB: 2 BB: 0 P: 5	R: 4 E: 0 K: 1 S: 10	H: 5 LOB: 3 BB: 2 P: 18	R: 0 E: 0 K: 0 S: 5	H: 2 LOB: 2 BB: 0 P: 5	R: 0 E: 0 K: 1 S: 6	H: 1 LOB: 1 BB: 0 P: 6	R: 2 E: 0 K: 0 S: 5	H: 2 LOB: 0 BB: 0 P: 5	1B: 12 2B: 3 3B: 0 HR: 1	SF: 0 SAC: 0 DP: 1 HBP: 0	WP: 0 PB: 0 SB: 0 CS: 0	PA: 44
<b>PITCHER</b>	IP WLS BF H R ER SO BB IBB HBP BLK WP HR S P ERA WHIP																					
Jon Matlack, L (1.1) ERA: 3.47	5.2 W 28 10 5 5 2 2 0 0 0 0 0 0 30 38 7.94 2.118																					
Bob Apodaca, R (6.1) ERA: 1.85	3.1 S 16 6 2 2 2 0 0 0 0 0 0 1 20 20 5.40 1.800																					

Batter	1	2	3	4	5	6	7	8	9	AB	R	H	RBI	BB	SO	LOB	TOP					
Wayne Garrett, L (1,5) Gene Clines, R (9,PH) OBP: 0.347, SLG: 0.353 OBP: 0.265, SLG: 0.214	F8		F8		K	F3			1B BB	4	0	0	0	0	1	3	<b>New York Mets @ St. Louis Cardinals</b> Busch Stadium, St. Louis, MO Tue Jul 29 1975, 7:05 PM CDT Unknown					
Felix Milan, R (1,4) OBP: 0.358, SLG: 0.389	1B BB		F9		3-1		FC3-6	1B	1B	3	0	1	0	2	0	1						
Ed Kranepool, L (1,3) Joe Torre, R (9,PH) OBP: 0.373, SLG: 0.427 OBP: 0.343, SLG: 0.364	F6						FC3-6	G4-6-3	F8	4	0	2	0	0	0	2						
Rusty Staub, L (1,9) OBP: 0.370, SLG: 0.452	1-2		F7		F4		G4-6-3			5	0	2	0	0	0	4						
Dave Kingman, R (1,7) OBP: 0.306, SLG: 0.522	K				1B G6-3				K	5	2	0	0	0	2	5						
Del Unser, L (1,8) OBP: 0.334, SLG: 0.371		F9			1B G6-3			G3	1-3	5	1	2	1	0	0	4						
Jerry Grote, R (1,2) OBP: 0.350, SLG: 0.380	F6		G6-3		1B			HR	1-3	4	0	2	1	0	0	1						
Mike Phillips, L (1,6) Jack Heidemann, R (8,PH) OBP: 0.293, SLG: 0.313 OBP: 0.291, SLG: 0.333	F8				1B				F7	3	0	2	0	0	0	0						
Tom Seaver, R (1,1) Jesus Alou, R (8,PH) Ken Sanders, R (8,1) OBP: 0.242, SLG: 0.210 OBP: 0.308, SLG: 0.306					F8				FC4-6	3	0	1	0	0	0	3						
					1B				1-2	1	0	0	0	0	0	1						
					1B					0	0	0	0	0	0	0						
<b>Inning Stats</b>	R: 0 E: 0 K: 1 S: 6	H: 1 LOB: 2 BB: 1 P: 10	R: 0 E: 0 K: 0 S: 3	H: 0 LOB: 0 BB: 0 P: 3	R: 0 E: 0 K: 0 S: 5	H: 2 LOB: 2 BB: 0 P: 5	R: 1 E: 0 K: 0 S: 5	H: 3 LOB: 1 BB: 0 P: 5	R: 0 E: 0 K: 1 S: 6	H: 1 LOB: 0 BB: 0 P: 6	R: 1 E: 0 K: 0 S: 5	H: 2 LOB: 2 BB: 0 P: 6	R: 0 E: 0 K: 0 S: 3	H: 1 LOB: 0 BB: 0 P: 3	R: 1 E: 0 K: 0 S: 5	H: 2 LOB: 1 BB: 0 P: 5	R: 0 E: 0 K: 1 S: 7	H: 2 LOB: 3 BB: 1 P: 11	1B: 13 2B: 1 3B: 0 HR: 1	SF: 0 SAC: 0 DP: 2 HBP: 0	WP: 0 PB: 0 SB: 0 CS: 0	PA: 42
<b>PITCHER</b>	IP WLS BF H R ER SO BB IBB HBP BLK WP HR S P ERA WHIP																					
Lynn McGlothen, R (1,1) ERA: 3.87	7.1 W 34 13 3 3 2 1 0 0 0 0 1 37 41 3.68 1.909																					
Al Hrabosky, L (8,1) ERA: 1.42	1.0 6 2 0 0 0 1 0 0 0 0 0 5 9 0.00 3.000																					
Mike Garman, R (9,1) ERA: 1.92	0.2 S 2 0 0 0 1 0 0 0 0 0 0 4 4 0.00 0.000																					

Batter	1	2	3	4	5	6	7	8	9	AB	R	H	RBI	BB	SO	LOB	BOTTOM					
Bake McBride, L (1,8) OBP: 0.308, SLG: 0.346	F5		F8		1B		F9			4	1	1	0	0	0	1	<b>New York Mets @ St. Louis Cardinals</b> Busch Stadium, St. Louis, MO Tue Jul 29 1975, 7:05 PM CDT Unknown					
Willie Davis, L (1,7) OBP: 0.302, SLG: 0.433	F8		3-1		3B				1B	3	1	1	1	1	0	1						
Reggie Smith, S (1,9) OBP: 0.372, SLG: 0.516	3-1				1B		F9		BB	3	1	0	0	1	0	1						
Ted Simmons, S (1,2) OBP: 0.415, SLG: 0.538					1B		L6			4	1	3	1	0	0	1						
Ron Fairly, L (1,3) OBP: 0.438, SLG: 0.479	F7				1B				1B	4	1	3	3	0	0	1						
Ted Sizemore, R (1,4) OBP: 0.311, SLG: 0.322	6-3				1B		HR			4	0	0	0	0	0	4						
Ken Reitz, R (1,5) OBP: 0.304, SLG: 0.351	F4				F3				F9	4	0	0	0	0	0	2						
Mike Tyson, R (1,6) OBP: 0.307, SLG: 0.366					1B SH1-4		F8		1B	4	0	2	0	0	0	0						
Lynn McGlothen, L (1,1) Al Hrabosky, R (8,1) Mike Garman, R (9,1) OBP: 0.039, SLG: 0.039 OBP: 0.250, SLG: 0.143					1B				1B	2	0	0	0	0	1	0						
					K		F8		6-3	0	0	0	0	0	0	0						
<b>Inning Stats</b>	R: 0 E: 0 K: 0 S: 3	H: 0 LOB: 0 BB: 0 P: 3	R: 0 E: 0 K: 0 S: 4	H: 1 LOB: 1 BB: 0 P: 4	R: 0 E: 0 K: 0 S: 4	H: 1 LOB: 1 BB: 0 P: 4	R: 1 E: 0 K: 0 S: 5	H: 2 LOB: 1 BB: 0 P: 5	R: 3 E: 0 K: 1 S: 9	H: 4 LOB: 2 BB: 1 P: 13	R: 0 E: 0 K: 0 S: 3	H: 0 LOB: 0 BB: 0 P: 3	R: 0 E: 0 K: 0 S: 3	H: 0 LOB: 1 BB: 1 P: 7	R: 1 E: 0 K: 0 S: 5	H: 2 LOB: 1 BB: 0 P: 5	R: 0 E: 0 K: 0 S: 5	H: 2 LOB: 1 BB: 0 P: 5	1B: 6 2B: 1 3B: 2 HR: 1	SF: 0 SAC: 1 DP: 0 HBP: 0	WP: 0 PB: 1 SB: 2 CS: 0	PA: 36
<b>PITCHER</b>	IP WLS BF H R ER SO BB IBB HBP BLK WP HR S P ERA WHIP																					
Tom Seaver, R (1,1) ERA: 2.19	7.0 L 31 8 4 4 1 2 0 0 0 0 0 0 31 39 5.14 1.429																					
Ken Sanders, R (8,1) ERA: 2.09	1.0 5 2 1 1 0 0 0 0 0 0 0 1 5 9.00 2.000																					

Batter	1	2	3	4	5	6	7	8	9	AB	R	H	RBI	BB	SO	LOB	TOP								
<b>Del Unser, L</b> OBP: 0.339, SLG: 0.376 (1, 8)										6	2	4	3	0	1	1	<b>New York Mets @ St. Louis Cardinals</b> Busch Stadium, St. Louis, MO Tue Jul 29 1975, 7:05 PM CDT Att: 31,431 - Unknown								
<b>Felix Milten, R</b> OBP: 0.354, SLG: 0.384 (1, 4)										5	0	0	0	0	1	6									
<b>John Milner, L</b> OBP: 0.333, SLG: 0.389 (1, 3)										5	1	2	3	0	0	4									
<b>Rusty Staub, L</b> OBP: 0.372, SLG: 0.450 (1, 9)										4	1	1	1	2	1	4									
<b>Dave Kingman, R</b> OBP: 0.307, SLG: 0.524 (1, 7)										5	1	2	1	0	1	4									
<b>Joe Torre, R</b> OBP: 0.340, SLG: 0.360 (1, 5)										5	0	1	2	0	0	3									
<b>Mike Phillips, L</b> OBP: 0.295, SLG: 0.312 (1, 6)										4	1	1	0	1	0	1									
<b>John Stearns, R</b> OBP: 0.271, SLG: 0.280 (1, 2)										5	2	1	0	0	1	4									
<b>Tom Hall, L</b> OBP: 0.500, SLG: 0.500 (1, 1)										2	2	2	0	0	0	0									
<b>Ed Kranepool, L</b> OBP: 0.376, SLG: 0.430 (6, PH)										1	1	1	0	0	0	0									
<b>Rick Baldwin, L</b> OBP: 0.167, SLG: 0.167 (6, 1)										2	0	1	0	0	1	0									
<b>Inning Stats</b>	R: 0 E: 0 K: 1 S: 5	H: 0 LOB: 0 BB: 0 P: 5	R: 0 E: 0 K: 1 S: 5	H: 0 LOB: 0 BB: 0 P: 5	R: 3 E: 1 K: 0 S: 8	H: 4 LOB: 2 BB: 0 P: 8	R: 0 E: 0 K: 1 S: 5	H: 0 LOB: 0 BB: 0 P: 5	R: 2 E: 0 K: 0 S: 6	H: 3 LOB: 2 BB: 1 P: 10	R: 2 E: 1 K: 0 S: 6	H: 3 LOB: 2 BB: 0 P: 7	R: 0 E: 0 K: 0 S: 4	H: 1 LOB: 1 BB: 0 P: 4	R: 4 E: 1 K: 2 S: 11	H: 4 LOB: 2 BB: 2 P: 19	R: 0 E: 1 K: 1 S: 7	H: 1 LOB: 2 BB: 0 P: 7	1B: 13 2B: 3 3B: 0 HR: 0	SF: 0 SAC: 1 DP: 0 HBP: 1	WP: 1 PB: 0 SB: 0 CS: 0	PA: 49			
<b>PITCHER</b>	IP	WLS	BF	H	R	ER	SO	BB	IBB	HBP	BLK	WP	HR	S	P	ERA	WHIP								
<b>Ron Reed, R</b> ERA: 3.54 (1, 1)	7.0	L	35	11	7	4	3	0	1	1	0	0	0	39	44	5.14	1.571								
<b>John Denny, R</b> ERA: 3.91 (8, 1)	0.2		7	4	4	4	2	0	1	0	1	1	0	10	14	54.00	6.000								
<b>Ron Bryant, L</b> ERA: 16.62 (8, 1)	1.1		7	1	0	0	1	1	0	0	0	0	0	8	12	0.00	1.500								

Batter	1	2	3	4	5	6	7	8	9	AB	R	H	RBI	BB	SO	LOB	BOTTOM								
<b>Bake McBride, L</b> OBP: 0.306, SLG: 0.343 (1, 8)										5	0	1	0	0	1	3	<b>New York Mets @ St. Louis Cardinals</b> Busch Stadium, St. Louis, MO Tue Jul 29 1975, 7:05 PM CDT Att: 31,431 - Unknown								
<b>Luis Melendez, R</b> OBP: 0.290, SLG: 0.349 (1, 7)										3	0	2	1	0	0	2									
<b>Lou Brock, L</b> OBP: 0.366, SLG: 0.432 (7, PH)										1	0	0	1	0	0	0									
<b>John Denny, R</b> OBP: 0.136, SLG: 0.136 (8, 1)										0	0	0	0	0	0	0									
<b>Ron Bryant, S</b> OBP: 0.136, SLG: 0.136 (8, 1)										0	0	0	0	0	0	0									
<b>Willie Davis, L</b> OBP: 0.298, SLG: 0.428 (1, 9)										4	0	0	0	0	0	2									
<b>Reggie Smith, S</b> OBP: 0.373, SLG: 0.527 (1, 3)										4	1	2	1	0	0	1									
<b>Ken Reitz, R</b> OBP: 0.301, SLG: 0.347 (1, 5)										4	0	0	0	0	1	1									
<b>Ken Rudolph, R</b> OBP: 0.237, SLG: 0.293 (1, 2)										3	0	1	0	0	0	0									
<b>Ted Simmons, S</b> OBP: 0.414, SLG: 0.537 (8, PH)										1	0	0	0	0	0	1									
<b>Mario Guerrero, R</b> OBP: 0.269, SLG: 0.270 (1, 6)										3	1	1	0	0	0	1									
<b>Ted Sizemore, R</b> OBP: 0.310, SLG: 0.322 (8, 4)										1	0	0	0	0	0	0									
<b>Mike Tyson, R</b> OBP: 0.312, SLG: 0.369 (1, 4)										4	2	2	1	0	0	0									
<b>Ron Reed, R</b> OBP: 0.241, SLG: 0.304 (1, 1)										2	1	2	1	0	0	0									
<b>Ron Fairly, L</b> OBP: 0.444, SLG: 0.493 (7, PH)										2	1	2	1	0	0	0									
<b>Inning Stats</b>	R: 0 E: 0 K: 0 S: 4	H: 1 LOB: 1 BB: 0 P: 4	R: 0 E: 0 K: 0 S: 3	H: 1 LOB: 0 BB: 0 P: 3	R: 0 E: 0 K: 0 S: 4	H: 2 LOB: 1 BB: 0 P: 4	R: 0 E: 0 K: 0 S: 3	H: 0 LOB: 0 BB: 0 P: 3	R: 3 E: 0 K: 0 S: 7	H: 4 LOB: 1 BB: 0 P: 7	R: 1 E: 0 K: 0 S: 4	H: 1 LOB: 0 BB: 0 P: 4	R: 2 E: 1 K: 0 S: 5	H: 2 LOB: 0 BB: 0 P: 5	R: 0 E: 0 K: 1 S: 5	H: 1 LOB: 0 BB: 0 P: 5	R: 0 E: 0 K: 1 S: 6	H: 1 LOB: 1 BB: 0 P: 6	1B: 8 2B: 4 3B: 0 HR: 1	SF: 0 SAC: 0 DP: 3 HBP: 0	WP: 0 PB: 0 SB: 0 CS: 0	PA: 37			
<b>PITCHER</b>	IP	WLS	BF	H	R	ER	SO	BB	IBB	HBP	BLK	WP	HR	S	P	ERA	WHIP								
<b>Tom Hall, L</b> ERA: 4.93 (1, 1)	5.0	W	21	8	3	3	0	0	0	0	0	0	0	21	21	5.40	1.600								
<b>Rick Baldwin, R</b> ERA: 3.11 (6, 1)	4.0	S	16	5	3	3	2	0	0	0	0	0	1	20	20	6.75	1.250								

Batter	1	2	3	4	5	6	7	8	9	AB	R	H	RBI	BB	SO	LOB	TOP					
<b>Gene Clines, R</b> OBP: 0.263, SLG: 0.213 (1,8)	L6 1B	FC6-4 1B		L4-3		L6-4-3 1-2			L4-6-3 1-2	5	0	1	0	0	0	2	<b>New York Mets @ St. Louis Cardinals</b> Busch Stadium, St. Louis, MO Wed Jul 30 1975, 7:05 PM CDT Att: 14,226 - Unknown  <b>AB 32</b> <b>R 2</b> <b>H 10</b> <b>RBI 2</b> <b>BB 4</b> <b>SO 3</b> <b>LOB 15</b>					
<b>Felix Milan, R</b> OBP: 0.352, SLG: 0.382 (1,4)	1B 1-3	FC6-4 BB		F7			F8		F8	5	1	1	0	0	0	2						
<b>Rusty Staub, L</b> OBP: 0.373, SLG: 0.449 (1,9)	1B 1-3	1B		F7			F7			3	1	1	0	1	0	0						
<b>Dave Kingman, R</b> OBP: 0.307, SLG: 0.520 (1,7)	FC1-6 1-2 3-H	1B		F8		K			6-3	4	0	1	1	0	1	3						
<b>Joe Torre, R</b> OBP: 0.343, SLG: 0.363 (1,5)	FC1-6 1-2 2-H	1B		K		WP 1B			L6	4	0	2	1	0	1	0						
<b>John Milner, L</b> OBP: 0.337, SLG: 0.388 (1,3)	FC1-6 FC6-4 1-2 2-3			K		G5-4-3 BB				3	0	1	0	1	1	2						
<b>Jack Heidemann, R</b> OBP: 0.280, SLG: 0.330 (1,6)	FC6-4 1-2			BB 1B		G5-4-3 1-2			F8	4	0	1	0	0	0	5						
<b>John Stearns, R</b> OBP: 0.277, SLG: 0.281 (1,2)		FC6-4 SH5-4 1B		BB 1B		6-3			5-3	3	0	1	0	1	0	1						
<b>Randy Tate, R</b> OBP: 0.350, SLG: 0.353 (6, PH)		SH5-4		K		L6-4-3 BB			L4-6-3 1B	0	0	0	0	0	0	0						
<b>Wayne Garrett, L</b> OBP: 0.316, SLG: 0.317 (6, PH)										0	0	0	0	0	0	0						
<b>Jesus Alou, R</b> OBP: 0.316, SLG: 0.317 (9, PH)										0	0	0	0	0	0	0						
<b>Inning Stats</b>	R: 2 E: 1 K: 0 S: 7	H: 4 LOB: 2 BB: 0 P: 7	R: 0 E: 0 K: 0 S: 5	H: 2 LOB: 3 BB: 1 P: 9	R: 0 E: 0 K: 3 S: 10	H: 1 LOB: 2 BB: 1 P: 14	R: 0 E: 0 K: 0 S: 3	H: 0 LOB: 0 BB: 0 P: 3	R: 0 E: 0 K: 1 S: 5	H: 1 LOB: 1 BB: 1 P: 9	R: 0 E: 0 K: 0 S: 2	H: 0 LOB: 0 BB: 0 P: 6	R: 0 E: 0 K: 0 S: 3	H: 0 LOB: 0 BB: 0 P: 3	R: 0 E: 0 K: 0 S: 4	H: 1 LOB: 1 BB: 0 P: 4	R: 0 E: 0 K: 0 S: 3	H: 1 LOB: 0 BB: 0 P: 3	1B: 10 2B: 0 3B: 0 HR: 0	SF: 0 SAC: 1 DP: 3 HBP: 0	WP: 1 PB: 0 SB: 0 CS: 0	PA: 38
<b>PITCHER</b> John Curtis, L ERA: 3.72 (1,1)	IP: 9.0 WLS: W BF: 38 H: 10 R: 2 ER: 2 SO: 4 BB: 4 IBB: 0 HBP: 0 BLK: 0 WP: 1 HR: 0 S: 42 P: 58 ERA: 2.00 WHIP: 1.556																					

Batter	1	2	3	4	5	6	7	8	9	AB	R	H	RBI	BB	SO	LOB	BOTTOM					
<b>Bake McBride, L</b> OBP: 0.316, SLG: 0.350 (1,8)	CS BB	HR 1B	1B			F7		CS 1B		4	1	3	1	1	0	0	<b>New York Mets @ St. Louis Cardinals</b> Busch Stadium, St. Louis, MO Wed Jul 30 1975, 7:05 PM CDT Att: 14,226 - Unknown  <b>AB 31</b> <b>R 5</b> <b>H 10</b> <b>RBI 5</b> <b>BB 6</b> <b>SO 4</b> <b>LOB 12</b>					
<b>Willie Davis, L</b> OBP: 0.300, SLG: 0.436 (1,7)	F2 1-2	HR 1B	L8			3-1 S 1B		L8 1-2		5	1	2	3	0	0	4						
<b>Reggie Smith, S</b> OBP: 0.375, SLG: 0.524 (1,9)	BB BB	1B 1B			L8	3-1				3	1	1	0	1	0	1						
<b>Ted Simmons, S</b> OBP: 0.415, SLG: 0.535 (1,2)	BB BB	1B 1B			F9	F6				3	0	1	0	1	0	1						
<b>Ron Fairly, L</b> OBP: 0.445, SLG: 0.500 (1,3)	1-3	BB 1B			2B	4-3				4	0	2	1	0	0	2						
<b>Ken Reitz, R</b> OBP: 0.300, SLG: 0.345 (1,5)		5-3			F5	K				3	0	0	0	1	1	1						
<b>Mike Tyson, R</b> OBP: 0.305, SLG: 0.360 (1,4)		6-3			K	6-3				4	0	0	0	0	1	3						
<b>Larry Lintz, S</b> OBP: 0.319, SLG: 0.199 (1,6)		BB 1B BB			F6	4-3		1B SH2-4 1B		3	1	1	0	1	0	0						
<b>John Curtis, L</b> OBP: 0.308, SLG: 0.206 (1,1)		HR BB			K			SH2-4 1B		2	1	0	0	1	2	0						
<b>Inning Stats</b>	R: 0 E: 0 K: 0 S: 2	H: 0 LOB: 2 BB: 3 P: 14	R: 5 E: 0 K: 0 S: 8	H: 5 LOB: 3 BB: 3 P: 20	R: 0 E: 0 K: 1 S: 6	H: 1 LOB: 0 BB: 0 P: 6	R: 0 E: 0 K: 0 S: 4	H: 1 LOB: 1 BB: 0 P: 4	R: 0 E: 0 K: 2 S: 7	H: 0 LOB: 0 BB: 0 P: 7	R: 0 E: 0 K: 0 S: 4	H: 1 LOB: 1 BB: 0 P: 4	R: 0 E: 0 K: 1 S: 5	H: 0 LOB: 0 BB: 0 P: 5	R: 0 E: 0 K: 0 S: 4	H: 2 LOB: 1 BB: 0 P: 4		R: 0 E: 0 K: 0 S: 4	H: 1 LOB: 1 BB: 0 P: 4	1B: 8 2B: 1 3B: 0 HR: 1	SF: 0 SAC: 1 DP: 0 HBP: 0	WP: 0 PB: 0 SB: 1 CS: 2
<b>PITCHER</b> Randy Tate, R ERA: 4.64 (1,1)	IP: 1.2 WLS: L BF: 14 H: 5 R: 5 ER: 5 SO: 0 BB: 5 IBB: 0 HBP: 0 BLK: 0 WP: 0 HR: 1 S: 9 P: 29 ERA: 27.00 WHIP: 6.000																					
<b>PITCHER</b> Harry Parker, R ERA: 4.41 (2,1)	IP: 3.1 WLS: L BF: 13 H: 2 R: 0 ER: 0 SO: 3 BB: 1 IBB: 0 HBP: 0 BLK: 0 WP: 0 HR: 0 S: 18 P: 22 ERA: 0.00 WHIP: 0.900																					
<b>PITCHER</b> Ken Sanders, R ERA: 1.82 (6,1)	IP: 3.0 WLS: L BF: 11 H: 3 R: 0 ER: 0 SO: 1 BB: 0 IBB: 0 HBP: 0 BLK: 0 WP: 0 HR: 0 S: 13 P: 13 ERA: 0.00 WHIP: 1.000																					



Batter	1	2	3	4	5	6	7	8	9	AB	R	H	RBI	BB	SO	LOB	TOP				
<b>Bake McBride, L</b> OBP: 0.322, SLG: 0.356 (1, 8)										5	2	3	0	0	0	1					
<b>Willie Davis, L</b> OBP: 0.371, SLG: 0.445 (1, 7)										5	0	4	1	0	0	0					
<b>Reggie Smith, S</b> OBP: 0.371, SLG: 0.517 (1, 9)										4	0	0	0	0	0	4					
<b>Ted Simmons, S</b> OBP: 0.416, SLG: 0.534 (1, 2)										3	0	1	0	1	1	2					
<b>Ron Fairly, L</b> OBP: 0.441, SLG: 0.490 (1, 3)										3	0	0	0	1	0	2					
<b>Ted Sizemore, R</b> OBP: 0.310, SLG: 0.321 (1, 4)										4	1	1	0	0	0	4					
<b>Ken Reitz, R</b> OBP: 0.300, SLG: 0.344 (1, 5)										4	0	1	0	0	1	1					
<b>Mike Tyson, R</b> OBP: 0.303, SLG: 0.354 (1, 6)										3	0	0	0	1	0	1					
<b>Eric Rasmussen, R</b> OBP: 0.111, SLG: 0.111 <b>Ken Reynolds, L</b> (7, 1)										3	0	0	0	0	1	3					
<b>Larry Lintz, S</b> OBP: 0.317, SLG: 0.197 <b>Mike Garman, R</b> (8, 1)										0	0	0	0	0	0	0					
<b>Inning Stats</b>	R: 0 E: 0 K: 1 S: 6	H: 2 LOB: 1 BB: 0 P: 6	R: 0 E: 1 K: 1 S: 6	H: 0 LOB: 2 BB: 1 P: 10	R: 1 E: 0 K: 0 S: 5	H: 2 LOB: 1 BB: 0 P: 5	R: 1 E: 1 K: 0 S: 5	H: 2 LOB: 1 BB: 0 P: 5	R: 0 E: 0 K: 1 S: 4	H: 0 LOB: 0 BB: 0 P: 5	R: 1 E: 0 K: 0 S: 4	H: 2 LOB: 1 BB: 1 P: 8	R: 0 E: 0 K: 0 S: 3	H: 0 LOB: 0 BB: 0 P: 3	R: 0 E: 0 K: 0 S: 3	H: 0 LOB: 0 BB: 0 P: 3	1B: 9 2B: 1 3B: 0 HR: 0	SF: 0 SAC: 0 DP: 2 HBP: 0	WP: 0 PB: 0 SB: 0 CS: 0	PA: 38	
<b>PITCHER</b>	IP	WLS	BF	H	R	ER	SO	BB	IBB	HBP	BLK	WP	HR	S	P	ERA	WHIP				
<b>Steve Stone, R</b> ERA: 3.32 <b>Ken Frailing, L</b> ERA: 5.21 <b>Paul Reuschel, R</b> ERA: 6.75	(1, 1) 5.0		24	8	2	1	2	2	0	0	0	0	0	26	34	1.80	2.000				
	(6, 1) 2.0	W	8	2	1	1	1	1	0	0	0	0	0	9	13	4.50	1.500				
	(8, 1) 2.0		6	0	0	0	0	0	0	0	0	0	0	6	6	0.00	0.000				

St. Louis Cardinals @ Chicago Cubs  
Wrigley Field, Chicago, IL  
Thu Jul 31 1975, 3:33 AM CDT  
Att: 19,058 - Sunny - 87 F

AB 35  
R 3  
H 10  
RBI 1  
BB 3  
SO 3  
LOB 18



Batter	1	2	3	4	5	6	7	8	9	AB	R	H	RBI	BB	SO	LOB	BOTTOM				
<b>Don Kessinger, S</b> OBP: 0.314, SLG: 0.318 (1, 6)										4	0	0	0	0	0	2					
<b>Rick Monday, L</b> OBP: 0.386, SLG: 0.472 (1, 8)										3	1	1	0	1	1	0					
<b>Bill Madlock, R</b> OBP: 0.392, SLG: 0.484 (1, 5)										3	0	0	0	0	0	1					
<b>Jose Cardenal, R</b> OBP: 0.381, SLG: 0.394 (1, 7)										2	2	1	0	2	1	1					
<b>Jerry Morales, R</b> OBP: 0.336, SLG: 0.382 (1, 9)										3	0	1	1	1	1	2					
<b>Ralph LaCock, L</b> OBP: 0.330, SLG: 0.338 (1, 3)										3	0	0	0	1	0	4					
<b>Manny Trillo, R</b> OBP: 0.303, SLG: 0.322 (1, 4)										2	1	1	2	1	1	1					
<b>Steve Swisher, R</b> OBP: 0.294, SLG: 0.294 <b>Ray Burris, R</b> OBP: 0.246, SLG: 0.173 <b>George Mitterwald, R</b> OBP: 0.324, SLG: 0.352	(1, 2) 6.1 (7, PR) (8, 2)									3	1	1	2	0	1	1					
<b>Steve Stone, R</b> OBP: 0.188, SLG: 0.196 <b>Gene Hiser, L</b> OBP: 0.176, SLG: 0.188 <b>Ken Frailing, L</b> OBP: 0.250, SLG: 0.143 <b>Champ Summers, L</b> OBP: 0.344, SLG: 0.340 <b>Paul Reuschel, R</b> (8, 1)	(1, 1) (5, PH) (6, 1) (7, PH) (8, 1)									1	0	0	0	0	0	0					
<b>Inning Stats</b>	R: 0 E: 0 K: 1 S: 5	H: 0 LOB: 0 BB: 0 P: 5	R: 3 E: 0 K: 1 S: 7	H: 2 LOB: 0 BB: 1 P: 11	R: 0 E: 0 K: 0 S: 3	H: 0 LOB: 0 BB: 0 P: 3	R: 0 E: 0 K: 1 S: 6	H: 1 LOB: 1 BB: 0 P: 6	R: 0 E: 0 K: 2 S: 7	H: 0 LOB: 0 BB: 0 P: 7	R: 0 E: 0 K: 1 S: 6	H: 1 LOB: 2 BB: 1 P: 10	R: 0 E: 0 K: 0 S: 3	H: 1 LOB: 1 BB: 1 P: 7	R: 2 E: 0 K: 1 S: 6	H: 1 LOB: 3 BB: 4 P: 22	1B: 4 2B: 2 3B: 0 HR: 1	SF: 0 SAC: 2 DP: 1 HBP: 0	WP: 0 PB: 0 SB: 1 CS: 0	PA: 36	
<b>PITCHER</b>	IP	WLS	BF	H	R	ER	SO	BB	IBB	HBP	BLK	WP	HR	S	P	ERA	WHIP				
<b>Eric Rasmussen, R</b> ERA: 2.95 <b>Ken Reynolds, L</b> ERA: 13.5 <b>Mike Garman, R</b> ERA: 2.05	(1, 1) 6.1 (7, 1) (8, 1)		27	5	3	3	6	3	0	0	0	0	0	1	36	4.26	1.263				
	(7, 1) 0.2	L	2	0	1	1	0	1	0	0	0	0	0	1	5	13.50	1.500				
	(8, 1) 1.0		7	1	1	1	1	0	3	0	0	0	0	6	18	9.00	1.000				

St. Louis Cardinals @ Chicago Cubs  
Wrigley Field, Chicago, IL  
Thu Jul 31 1975, 3:33 AM CDT  
Att: 19,058 - Sunny - 87 F

AB 27  
R 5  
H 6  
RBI 5  
BB 7  
SO 7  
LOB 15



Batter	1	2	3	4	5	6	7	8	9	AB	R	H	RBI	BB	SO	LOB	TOP								
<b>Bake McBride, L</b> OBP: 0.324, SLG: 0.357 (1, 8)										5	1	2	2	0	0	2									
<b>Willie Davis, L</b> OBP: 0.305, SLG: 0.441 (1, 7) (6, 9)										5	0	1	0	0	0	3									
<b>Reggie Smith, S</b> OBP: 0.367, SLG: 0.512 <b>Buddy Bradford, R</b> OBP: 0.310, SLG: 0.381 (6, 7)										3	0	0	1	0	0	2									
<b>Ted Simmons, S</b> OBP: 0.413, SLG: 0.529 (1, 2)										5	1	1	0	0	0	1									
<b>Ron Fairly, L</b> OBP: 0.442, SLG: 0.497 (1, 3)										4	1	2	0	0	1	2									
<b>Ted Sizemore, R</b> OBP: 0.312, SLG: 0.323 (1, 4)										4	2	2	1	0	0	2									
<b>Ken Reitz, R</b> OBP: 0.300, SLG: 0.341 (1, 5)										3	2	0	1	1	0	3									
<b>Mike Tyson, R</b> OBP: 0.304, SLG: 0.353 <b>Lou Brock, L</b> OBP: 0.395, SLG: 0.437 <b>Mario Guerrero, R</b> OBP: 0.269, SLG: 0.270 (8, PH) (8, 6)										3	1	1	1	0	0	0									
<b>John Denny, R</b> OBP: 0.130, SLG: 0.130 <b>Bob Gibson, R</b> OBP: 0.242, SLG: 0.179 (6, 1) (6, 1)										1	0	0	0	0	0	0									
<b>Inning Stats</b>	R: 1 E: 0 K: 0 S: 4	H: 1 LOB: 0 BB: 0 P: 4	R: 0 E: 0 K: 0 S: 3	H: 1 LOB: 0 BB: 0 P: 3	R: 0 E: 0 K: 0 S: 3	H: 0 LOB: 0 BB: 0 P: 3	R: 0 E: 0 K: 0 S: 3	H: 1 LOB: 0 BB: 0 P: 3	R: 4 E: 1 K: 0 S: 8	H: 3 LOB: 1 BB: 0 P: 8	R: 0 E: 0 K: 0 S: 4	H: 1 LOB: 1 BB: 0 P: 4	R: 0 E: 0 K: 0 S: 4	H: 1 LOB: 1 BB: 0 P: 4	R: 4 E: 0 K: 1 S: 9	H: 4 LOB: 1 BB: 1 P: 13	R: 0 E: 0 K: 0 S: 3	H: 1 LOB: 0 BB: 0 P: 3	1B: 11 2B: 2 3B: 0 HR: 0	SF: 1 SAC: 1 DP: 3 HBP: 0	WP: 0 PB: 0 SB: 1 CS: 0	PA: 40			
<b>PITCHER</b>	IP	WLS	BF	H	R	ER	SO	BB	IBB	HBP	BLK	WP	HR	S	P	ERA	WHIP								
<b>Bill Bonham, R</b> ERA: 4.12 <b>Milt Wilcox, R</b> ERA: 5.93 <b>Ken Fralling, L</b> ERA: 5.36 <b>Oscar Zamora, R</b> ERA: 4.6 <b>Paul Reuschel, R</b> ERA: 6.0	(1, 1) (7, 1) (8, 1) (8, 1) (9, 1)	6.0 1.0 0.1 1.0 0.2	L 5 2 6 2	25 2 1 2 1	7 1 0 3 0	5 1 0 3 0	3 1 0 3 0	0 0 0 0 0	0 0 0 1 0	0 0 0 0 0	0 0 0 0 0	0 0 0 0 0	0 0 0 0 2	0 5 4 9 2	25 5 4 9 2	4.50 9.00 0.00 27.00 0.00	1.167 2.000 3.000 2.000 1.500								

St. Louis Cardinals @ Chicago Cubs  
Wrigley Field, Chicago, IL  
Fri Aug 01 1975, 3:33 AM CDT  
Att: 18,038 - Cloudy - 85 F

AB 37  
R 9  
H 13  
RBI 9  
BB 1  
SO 1  
LOB 15



Batter	1	2	3	4	5	6	7	8	9	AB	R	H	RBI	BB	SO	LOB	BOTTOM								
<b>Don Kessinger, S</b> OBP: 0.313, SLG: 0.320 (1, 6)										4	1	1	1	0	0	0									
<b>Rick Monday, L</b> OBP: 0.337, SLG: 0.481 (1, 8)										4	1	2	3	0	0	0									
<b>Ralph LaCock, L</b> OBP: 0.325, SLG: 0.332 (1, 3)										4	0	0	0	0	2	1									
<b>Jose Cardenal, R</b> OBP: 0.380, SLG: 0.392 (8, 9)										4	0	1	0	0	1	0									
<b>Jerry Morales, R</b> OBP: 0.339, SLG: 0.382 <b>Milt Wilcox, R</b> OBP: 0.333, SLG: 0.333 <b>Ken Fralling, L</b> OBP: 0.286, SLG: 0.143 <b>Oscar Zamora, R</b> OBP: 0.179, SLG: 0.167 <b>Paul Reuschel, R</b> OBP: 0.444, SLG: 0.427 (7, 1) (8, 1) (8, 1) (9, 1) (9, 1)										3	0	1	0	0	0	1									
<b>Rob Sperring, R</b> OBP: 0.292, SLG: 0.277 (1, 5)										3	0	2	0	1	0	0									
<b>Manny Trillo, R</b> OBP: 0.301, SLG: 0.319 (1, 4)										3	0	0	0	0	0	3									
<b>Steve Swisher, R</b> OBP: 0.296, SLG: 0.292 <b>Champ Summers, L</b> OBP: 0.333, SLG: 0.327 (7, PH) (8, 7)										1	1	0	0	1	0	0									
<b>Bill Bonham, R</b> OBP: 0.186, SLG: 0.220 <b>Gene Hiser, L</b> OBP: 0.211, SLG: 0.222 <b>George Mitterwald, R</b> OBP: 0.324, SLG: 0.352 (1, 1) (6, PH) (7, 9) (8, 2)										1	0	0	0	0	0	0									
<b>Inning Stats</b>	R: 0 E: 0 K: 1 S: 5	H: 0 LOB: 0 BB: 0 P: 5	R: 0 E: 0 K: 1 S: 5	H: 0 LOB: 1 BB: 1 P: 9	R: 0 E: 0 K: 0 S: 3	H: 0 LOB: 0 BB: 0 P: 3	R: 0 E: 0 K: 0 S: 3	H: 1 LOB: 0 BB: 0 P: 3	R: 0 E: 0 K: 1 S: 6	H: 1 LOB: 1 BB: 0 P: 6	R: 0 E: 0 K: 1 S: 5	H: 0 LOB: 0 BB: 0 P: 5	R: 0 E: 0 K: 0 S: 5	H: 2 LOB: 2 BB: 0 P: 5	1B: 6 2B: 1 3B: 0 HR: 1	SF: 0 SAC: 1 DP: 0 HBP: 0	WP: 0 PB: 0 SB: 0 CS: 2	PA: 36							
<b>PITCHER</b>	IP	WLS	BF	H	R	ER	SO	BB	IBB	HBP	BLK	WP	HR	S	P	ERA	WHIP								
<b>John Denny, R</b> ERA: 4.09 <b>Bob Gibson, R</b> ERA: 4.75	(1, 1) (6, 1)	5.1 3.2	W S	21 14	4 4	4 0	4 0	3 3	2 0	0 0	0 0	0 0	0 20	1 20	31 20	6.75 0.00	1.125 1.091								

St. Louis Cardinals @ Chicago Cubs  
Wrigley Field, Chicago, IL  
Fri Aug 01 1975, 3:33 AM CDT  
Att: 18,038 - Cloudy - 85 F

AB 32  
R 4  
H 8  
RBI 4  
BB 2  
SO 5  
LOB 9



Batter	1	2	3	4	5	6	7	8	9	AB	R	H	RBI	BB	SO	LOB	TOP					
<b>Bake McBride, L</b> OBP: 0.329, SLG: 0.356 (1, 8)	4-0 BB		0-0 2-3		0-0 F9			0-0 3B 1B	4-0 BB	3	1	1	0	2	0	1	<b>St. Louis Cardinals @ Chicago Cubs</b> Wrigley Field, Chicago, IL Sat Aug 02 1975, 3:33 AM CDT Att: 17,524 - Unknown					
<b>Wille Davis, L</b> OBP: 0.304, SLG: 0.443 (1, 7)	0-0 F8		0-0 4-3		0-0 F8			0-0 1-H 3B	0-0 F7	5	0	1	1	1	0	4						
<b>Ron Fairly, L</b> OBP: 0.438, SLG: 0.497 (1, 3)	0-0 4-3			0-0 1B 2B		0-0 6-3		0-0 F5		4	1	1	0	0	0	2						
<b>Ted Simmons, S</b> OBP: 0.411, SLG: 0.526 (1, 2)	0-3 K2-3			0-0 SH5-4 1B		0-0 G3		0-0 F8		4	0	1	1	0	1	2						
<b>Reggie Smith, S</b> OBP: 0.366, SLG: 0.508 (1, 9)		0-0 1-3		0-0 SH5-4 1B		0-0 4-3			0-0 4-3	4	0	1	0	0	0	0						
<b>Ted Sizemore, R</b> OBP: 0.309, SLG: 0.320 (1, 4)	0-0 4-3			0-0 SH5-4			0-0 L1		0-0 E3	3	1	0	0	0	0	0						
<b>Ken Reitz, R</b> OBP: 0.301, SLG: 0.341 (1, 5)	0-3 K			4-0 G6-4-3 IBB			0-3 K		0-0 E SH4-3 1B	3	1	1	0	1	2	0						
<b>Mike Tyson, R</b> OBP: 0.308, SLG: 0.357 (1, 6)			0-0 4-3 SH3-4 1B	0-0 G6-4-3			0-0 F9		0-0 E6	4	0	2	0	0	0	3						
<b>Bob Forsch, R</b> OBP: 0.345, SLG: 0.444 (1, 1)			0-0 SH3-4		0-0 F9			0-0 1-3 2H 3H	0-0 SH4-3	2	0	0	1	0	0	0						
<b>Inning Stats</b>	R: 0 E: 0 K: 1 S: 5	H: 0 LOB: 1 BB: 1 P: 9	R: 0 E: 0 K: 1 S: 5	H: 0 LOB: 0 BB: 0 P: 5	R: 0 E: 0 K: 0 S: 4	H: 1 LOB: 1 BB: 0 P: 4	R: 1 E: 0 K: 0 S: 5	H: 3 LOB: 2 BB: 1 P: 9	R: 0 E: 0 K: 0 S: 3	H: 0 LOB: 0 BB: 0 P: 3	R: 0 E: 0 K: 1 S: 5	H: 0 LOB: 0 BB: 0 P: 5	R: 1 E: 0 K: 0 S: 5	H: 2 LOB: 1 BB: 0 P: 5	R: 2 E: 2 K: 0 S: 6	H: 2 LOB: 2 BB: 1 P: 10	1B: 6 2B: 1 3B: 1 HR: 0	SF: 0 SAC: 3 DP: 1 HBP: 0	WP: 0 PB: 0 SB: 1 CS: 0	PA: 38		
<b>PITCHER</b>	IP WLS BF H R ER SO BB IBB HBP BLK WP HR S P ERA WHIP	8.0 L 31 6 2 2 3 1 1 0 0 0 0 0 35 43 2.25 0.875	1.0 7 2 2 0 0 1 0 0 0 0 0 0 6 10 0.00 3.000																			

livebaseballscores.com

AB 32  
R 4  
H 8  
RBI 3  
BB 3  
SO 3  
LOB 12



Batter	1	2	3	4	5	6	7	8	9	AB	R	H	RBI	BB	SO	LOB	BOTTOM					
<b>Don Kessinger, S</b> OBP: 0.311, SLG: 0.317 (1, 6)	0-0 F7			0-0 F8		0-0 F7			0-0 L8	4	0	0	0	0	0	0	<b>St. Louis Cardinals @ Chicago Cubs</b> Wrigley Field, Chicago, IL Sat Aug 02 1975, 3:33 AM CDT Att: 17,524 - Unknown					
<b>Rick Monday, L</b> OBP: 0.386, SLG: 0.482 (1, 8)	0-3 K			0-0 2B		0-0 6-3			0-0 4-3	4	0	1	0	0	1	0						
<b>Ralph LaCock, L</b> OBP: 0.324, SLG: 0.330 (1, 3)	0-3 K			0-0 4-3		0-0 1-3			0-0 1B	4	0	1	0	0	1	1						
<b>Jose Cardenal, R</b> OBP: 0.377, SLG: 0.388 (1, 7)		0-0 F6		0-0 F6		0-0 5-3			0-0 F2	4	0	0	0	0	0	2						
<b>Jerry Morales, R</b> OBP: 0.336, SLG: 0.380 (1, 9)		0-0 F3		4-0 1B BB		0-0 5-3				2	0	0	0	1	0	0						
<b>Rob Sperring, R</b> OBP: 0.293, SLG: 0.279 (1, 5)		0-3 K		0-0 4-3 1B		0-0 4-3				3	0	1	0	0	1	0						
<b>Manny Trillo, R</b> OBP: 0.299, SLG: 0.316 (1, 4)			0-0 5-3		0-0 4-3			0-0 F8		3	0	0	0	0	0	2						
<b>Steve Swisher, R</b> OBP: 0.294, SLG: 0.289 (1, 2)			0-0 5-3		0-3 K			0-0 G6-4-3 1B		2	0	0	0	0	1	2						
<b>Gene Hiser, L</b> OBP: 0.250, SLG: 0.263 (8, PH)										1	0	1	0	0	0	0						
<b>George Mitterwald, R</b> OBP: 0.324, SLG: 0.352 (9, 2)										0	0	0	0	0	0	0						
<b>Rick Reuschel, R</b> OBP: 0.218, SLG: 0.264 (1, 1)			0-0 L1		0-0 6-3			0-0 G6-4-3		2	0	0	0	0	0	2						
<b>Champ Summers, L</b> OBP: 0.328, SLG: 0.321 (8, PH)										1	0	0	0	0	0	1						
<b>Mitt Wilcox, R</b> OBP: 0.333, SLG: 0.333 (9, 1)								1-2		0	0	0	0	0	0	0						
<b>Inning Stats</b>	R: 0 E: 0 K: 2 S: 7	H: 0 LOB: 0 BB: 0 P: 7	R: 0 E: 0 K: 1 S: 5	H: 0 LOB: 0 BB: 0 P: 5	R: 0 E: 0 K: 0 S: 3	H: 0 LOB: 0 BB: 0 P: 3	R: 0 E: 0 K: 0 S: 4	H: 1 LOB: 1 BB: 0 P: 4	R: 0 E: 0 K: 1 S: 6	H: 1 LOB: 2 BB: 1 P: 10	R: 0 E: 0 K: 0 S: 3	H: 0 LOB: 0 BB: 0 P: 3	R: 0 E: 0 K: 0 S: 3	H: 0 LOB: 0 BB: 0 P: 3	R: 0 E: 0 K: 0 S: 3	H: 1 LOB: 1 BB: 0 P: 3	R: 0 E: 0 K: 0 S: 4	H: 1 LOB: 1 BB: 0 P: 4	1B: 3 2B: 1 3B: 0 HR: 0	SF: 0 SAC: 0 DP: 1 HBP: 0	WP: 0 PB: 0 SB: 0 CS: 0	PA: 31
<b>PITCHER</b>	IP WLS BF H R ER SO BB IBB HBP BLK WP HR S P ERA WHIP	9.0 W 31 4 0 0 4 1 0 0 0 0 0 38 42 0.00 0.556																				

livebaseballscores.com

AB 30  
R 0  
H 4  
RBI 0  
BB 1  
SO 4  
LOB 10



Batter	1	2	3	4	5	6	7	8	9	AB	R	H	RBI	BB	SO	LOB	TOP								
<b>Bake McBride, L</b> OBP: 0.327, SLG: 0.350 (1, 8)										4	0	0	0	1	1	2									
<b>Willie Davis, L</b> OBP: 0.302, SLG: 0.440 (1, 7)										5	1	1	0	0	1	4									
<b>Ron Fairly, L</b> OBP: 0.429, SLG: 0.485 <b>Buddy Bradford, R</b> OBP: 0.307, SLG: 0.377 (9, PH)										4	0	0	0	0	1	2									
<b>Ted Simmons, S</b> OBP: 0.412, SLG: 0.524 (1, 2)										3	1	1	0	1	1	1									
<b>Reggie Smith, S</b> OBP: 0.368, SLG: 0.507 (1, 9)										3	1	1	0	1	1	2									
<b>Ted Sizemore, R</b> OBP: 0.314, SLG: 0.327 (1, 4)										4	0	3	3	0	0	0									
<b>Ken Reitz, R</b> OBP: 0.299, SLG: 0.338 (1, 5)										4	0	0	0	0	0	5									
<b>Mike Tyson, R</b> OBP: 0.307, SLG: 0.351 (1, 6)										3	0	0	0	1	0	0									
<b>Lynn McGlothen, L</b> OBP: 0.037, SLG: 0.037 <b>Al Hrabosky, R</b> OBP: 0.250, SLG: 0.143 <b>Mike Garman, R</b> (8, 1) <b>Lou Brock, L</b> OBP: 0.369, SLG: 0.439 <b>Larry Lintz, S</b> OBP: 0.317, SLG: 0.197 (9, PR)										3	0	0	0	0	2	0									
<b>Inning Stats</b>	R: 0 E: 0 K: 2 S: 7	H: 0 LOB: 1 BB: 1 P: 11	R: 0 E: 0 K: 1 S: 5	H: 0 LOB: 0 BB: 0 P: 5	R: 0 E: 1 K: 1 S: 6	H: 0 LOB: 1 BB: 0 P: 6	R: 0 E: 0 K: 0 S: 5	H: 2 LOB: 2 BB: 0 P: 5	R: 0 E: 0 K: 1 S: 5	H: 0 LOB: 0 BB: 1 P: 5	R: 1 E: 0 K: 0 S: 5	H: 2 LOB: 2 BB: 1 P: 9	R: 0 E: 0 K: 0 S: 3	H: 0 LOB: 0 BB: 0 P: 3	R: 2 E: 0 K: 0 S: 5	H: 2 LOB: 1 BB: 1 P: 9	R: 0 E: 0 K: 2 S: 8	H: 1 LOB: 2 BB: 1 P: 12	1B: 6 2B: 1 3B: 0 HR: 0	SF: 0 SAC: 0 DP: 0 HBP: 0	WP: 0 PB: 0 SB: 2 CS: 0	PA: 39			
<b>PITCHER</b>	IP	WLS	BF	H	R	ER	SO	BB	IBB	HBP	BLK	WP	HR	S	P	ERA	WHIP								
<b>Tom Dettore, R</b> ERA: 3.59 <b>Darold Knowles, L</b> ERA: 6.63	(1, 1) 8.0	W 35	6	3	3	3	5	3	1	0	0	0	0	41	57	3.38	1.125								

St. Louis Cardinals @ Chicago Cubs  
Wrigley Field, Chicago, IL  
Sun Aug 03 1975, 3:33 AM CDT  
Unknown

AB 35  
R 3  
H 7  
RBI 3  
BB 4  
SO 7  
LOB 18



Batter	1	2	3	4	5	6	7	8	9	AB	R	H	RBI	BB	SO	LOB	BOTTOM								
<b>Vic Harris, S</b> OBP: 0.295, SLG: 0.225 (1, 5)										3	1	1	0	1	0	1									
<b>Rick Monday, L</b> OBP: 0.297, SLG: 0.480 (1, 8)										3	0	1	0	1	1	2									
<b>Ralph LaCock, L</b> OBP: 0.322, SLG: 0.329 (1, 3)										4	0	1	0	0	0	4									
<b>Jose Cardenal, R</b> OBP: 0.378, SLG: 0.386 (1, 7)										2	1	0	0	2	0	2									
<b>Jerry Morales, R</b> OBP: 0.336, SLG: 0.378 (1, 9)										4	1	1	1	0	0	5									
<b>George Mitterwald, R</b> OBP: 0.317, SLG: 0.344 <b>Champ Summers, L</b> OBP: 0.338, SLG: 0.321 <b>Andre Thornton, R</b> OBP: 0.416, SLG: 0.427 (9, 5)										3	0	0	0	0	1	0									
<b>Manny Trillo, R</b> OBP: 0.298, SLG: 0.314 (1, 4)										3	1	0	1	1	0	0									
<b>Don Kessinger, S</b> OBP: 0.311, SLG: 0.317 <b>Rob Sperring, R</b> OBP: 0.294, SLG: 0.270 <b>Gene Hiser, L</b> OBP: 0.286, SLG: 0.300 <b>Steve Swisher, R</b> OBP: 0.294, SLG: 0.289 (9, 2)										0	0	0	0	0	0	0									
<b>Tom Dettore, L</b> OBP: 0.375, SLG: 0.333 <b>Darold Knowles, L</b> OBP: 0.200, SLG: 0.111 (9, 1)										3	0	1	2	1	1	0									
<b>Inning Stats</b>	R: 0 E: 0 K: 0 S: 4	H: 1 LOB: 2 BB: 1 P: 8	R: 0 E: 0 K: 1 S: 5	H: 0 LOB: 0 BB: 0 P: 5	R: 0 E: 0 K: 1 S: 5	H: 0 LOB: 0 BB: 0 P: 5	R: 0 E: 0 K: 1 S: 5	H: 0 LOB: 0 BB: 0 P: 5	R: 0 E: 0 K: 1 S: 5	H: 0 LOB: 0 BB: 0 P: 5	R: 6 E: 0 K: 0 S: 6	H: 3 LOB: 1 BB: 4 P: 22	R: 0 E: 0 K: 0 S: 6	H: 0 LOB: 0 BB: 0 P: 5	R: 0 E: 0 K: 0 S: 6	H: 0 LOB: 0 BB: 0 P: 5	1B: 6 2B: 0 3B: 0 HR: 0	SF: 0 SAC: 1 DP: 0 HBP: 0	WP: 1 PB: 0 SB: 0 CS: 0	PA: 37					
<b>PITCHER</b>	IP	WLS	BF	H	R	ER	SO	BB	IBB	HBP	BLK	WP	HR	S	P	ERA	WHIP								
<b>Lynn McGlothen, R</b> ERA: 3.86 <b>Al Hrabosky, L</b> ERA: 1.74 <b>Mike Garman, R</b> ERA: 2.21	(1, 1) 7.2	L 2	0	0	0	0	0	2	0	0	0	1	0	0	8	∞	∞								
	(8, 1) 0.0	3	2	3	3	0	0	0	0	0	0	0	0	3	3	81.00	6.000								

St. Louis Cardinals @ Chicago Cubs  
Wrigley Field, Chicago, IL  
Sun Aug 03 1975, 3:33 AM CDT  
Unknown

AB 29  
R 6  
H 6  
RBI 6  
BB 7  
SO 5  
LOB 14



Batter	1	2	3	4	5	6	7	8	9	AB	R	H	RBI	BB	SO	LOB	TOP																	
<b>Bake McBride, L</b> OBP: 0.328, SLG: 0.357 (1.8)	F7		E4 F8		2B BB		HR 3B		F8	4	2	1	0	1	0	0	<b>St. Louis Cardinals @ Chicago Cubs</b> Wrigley Field, Chicago, IL Sun Aug 03 1975, 3:38 AM CDT Att: 32,691 - Unknown																	
<b>Willie Davis, L</b> OBP: 0.306, SLG: 0.452 (1.7)	F8		F8		2B		HR		BB	4	1	2	4	1	0	1																		
<b>Ron Fairly, L</b> OBP: 0.424, SLG: 0.473 (1.3)	4-3		4-3		6-3		HR 1B		G3	4	1	0	0	1	0	3																		
<b>Ted Simmons, S</b> OBP: 0.411, SLG: 0.521 (1.2)		F8		F3		F9			1B 1-3	4	0	1	0	0	0	0																		
<b>Reggie Smith, S</b> OBP: 0.372, SLG: 0.523 (1.9)		4-3 1B 2B		F2		HR			1B	4	2	3	2	0	0	0																		
<b>Ted Sizemore, R</b> OBP: 0.311, SLG: 0.324 (1.4)		4-3		4-3		5-3			1-3	4	0	0	0	0	0	1																		
<b>Ken Reitz, R</b> OBP: 0.298, SLG: 0.337 (1.5)		FC6-4 1B		K		F7			G3	4	0	1	1	0	1	0																		
<b>Mike Tyson, R</b> OBP: 0.306, SLG: 0.354 (1.6)		FC6-4		4-3 2B		F7			F3	4	1	1	0	0	0	1																		
<b>Mario Guerrero, R</b> OBP: 0.269, SLG: 0.270 (9.6)		FC6-4		4-3 2B		4-3			F3	0	0	0	0	0	0	0																		
<b>Ron Reed, R</b> OBP: 0.226, SLG: 0.283 (1.1)				K		4-3			F8	4	0	0	0	0	1	1																		
<b>Inning Stats</b>	R: 0 E: 0 K: 0 S: 3	H: 0 LOB: 0 BB: 0 P: 3	R: 1 E: 0 K: 0 S: 5	H: 2 LOB: 1 BB: 0 P: 5	R: 0 E: 1 K: 1 S: 6	H: 0 LOB: 1 BB: 0 P: 6	R: 0 E: 0 K: 0 S: 3	H: 0 LOB: 0 BB: 0 P: 3	R: 2 E: 0 K: 1 S: 7	H: 2 LOB: 1 BB: 1 P: 11	R: 1 E: 0 K: 0 S: 4	H: 1 LOB: 0 BB: 0 P: 4	R: 3 E: 0 K: 0 S: 6	H: 4 LOB: 2 BB: 1 P: 10	R: 0 E: 0 K: 0 S: 3	H: 0 LOB: 0 BB: 0 P: 3	R: 0 E: 0 K: 0 S: 3	H: 0 LOB: 1 BB: 1 P: 7	1B: 3 2B: 3 3B: 1 HR: 2	SF: 0 SAC: 0 DP: 0 HBP: 0	WP: 0 PB: 0 SB: 0 CS: 0	PA: 39												
<b>PITCHER</b>	IP WLS BF H R ER SO BB IBB HBP BLK WP HR S P ERA WHIP	IP WLS BF H R ER SO BB IBB HBP BLK WP HR S P ERA WHIP																																
<b>Ray Burris, R</b> ERA: 4.43 (1.1)	6.2	L	30	7	7	7	2	2	0	0	0	0	0	0	0	0	9.45	1.350																
<b>Ken Frailing, L</b> ERA: 5.32 (7.1)	0.1		2	2	0	0	0	0	0	0	0	0	0	0	0	0	0.00	6.000																
<b>Paul Reuschel, R</b> ERA: 4.5 (8.1)	2.0		7	0	0	0	0	1	0	0	0	0	0	0	6	10	0.00	0.500																

AB 36  
R 7  
H 9  
RBI 7  
BB 3  
SO 2  
LOB 7



Batter	1	2	3	4	5	6	7	8	9	AB	R	H	RBI	BB	SO	LOB	BOTTOM																	
<b>Don Kessinger, S</b> OBP: 0.308, SLG: 0.314 (1.6)	K		G3-6-3		4-3		F6			4	0	0	0	0	1	2	<b>St. Louis Cardinals @ Chicago Cubs</b> Wrigley Field, Chicago, IL Sun Aug 03 1975, 3:38 AM CDT Att: 32,691 - Unknown																	
<b>Rick Monday, L</b> OBP: 0.295, SLG: 0.478 (1.8)	6-3				1B 1B		5-3		F7	4	1	1	0	0	0	0																		
<b>Jose Cardenal, R</b> OBP: 0.381, SLG: 0.388 (1.7)					1B 1B		F7		FC6 1B	3	1	2	0	1	0	0																		
<b>Jerry Morales, R</b> OBP: 0.335, SLG: 0.377 (1.9)					1B 1B		K		FC6	4	1	1	1	0	2	2																		
<b>Andre Thornton, R</b> OBP: 0.410, SLG: 0.419 (1.3)					K		K		F8	4	0	0	0	0	2	3																		
<b>Rob Sperring, R</b> OBP: 0.292, SLG: 0.290 (1.5)					L3-6 1B				6-3	4	1	2	2	0	0	0																		
<b>Manny Trillo, R</b> OBP: 0.298, SLG: 0.313 (1.4)					1B				F8	4	0	1	0	0	0	1																		
<b>Steve Swisher, R</b> OBP: 0.296, SLG: 0.287 (1.2)					L3-6				K	1	0	0	0	0	0	2																		
<b>Ralph Lock, L</b> OBP: 0.321, SLG: 0.327 (7. PH)					L3-6				K	1	0	0	0	0	1	0																		
<b>George Mitterwald, R</b> OBP: 0.321, SLG: 0.344 (8.2)					G3-6-3 HBP				K	0	0	0	0	1	0	0																		
<b>Ray Burris, R</b> OBP: 0.237, SLG: 0.167 (1.1)					F3				K	2	0	0	0	0	0	0																		
<b>Ken Frailing, L</b> OBP: 0.250, SLG: 0.143 (7.1)					3-1				K	1	0	1	0	0	0	0																		
<b>Champ Summers, L</b> OBP: 0.338, SLG: 0.333 (7. PH)									K	1	0	1	0	0	0	0																		
<b>Paul Reuschel, R</b> OBP: 0.273, SLG: 0.286 (9. PH)									K	1	0	0	0	0	0	0																		
<b>Inning Stats</b>	R: 0 E: 0 K: 2 S: 7	H: 0 LOB: 1 BB: 1 P: 11	R: 0 E: 0 K: 0 S: 3	H: 0 LOB: 0 BB: 0 P: 3	R: 0 E: 0 K: 0 S: 2	H: 0 LOB: 0 BB: 0 P: 3	R: 3 E: 0 K: 1 S: 9	H: 5 LOB: 1 BB: 0 P: 9	R: 0 E: 0 K: 0 S: 3	H: 0 LOB: 0 BB: 0 P: 3	R: 0 E: 0 K: 2 S: 7	H: 0 LOB: 0 BB: 0 P: 7	R: 1 E: 0 K: 1 S: 7	H: 2 LOB: 1 BB: 0 P: 7	R: 0 E: 0 K: 0 S: 4	H: 1 LOB: 1 BB: 0 P: 4	R: 0 E: 0 K: 1 S: 5	H: 0 LOB: 1 BB: 1 P: 9	1B: 7 2B: 2 3B: 0 HR: 0	SF: 0 SAC: 0 DP: 2 HBP: 1	WP: 1 PB: 0 SB: 2 CS: 0	PA: 36												
<b>PITCHER</b>	IP WLS BF H R ER SO BB IBB HBP BLK WP HR S P ERA WHIP	IP WLS BF H R ER SO BB IBB HBP BLK WP HR S P ERA WHIP																																
<b>Ron Reed, R</b> ERA: 3.57 (1.1)	9.0	W	36	8	4	4	7	2	0	1	0	1	0	0	0	0	4.00	1.111																






Batter	1	2	3	4	5	6	7	8	9	AB	R	H	RBI	BB	SO	LOB	TOP			
Rennie Stennett, R OBP: 0.292, SLG: 0.358 (1, 4)										5	0	1	0	0	0	2				
Richie Hebner, L OBP: 0.339, SLG: 0.435 (1, 5)										3	1	1	0	2	0	1				
Al Oliver, L OBP: 0.306, SLG: 0.460 Bill Robinson, R OBP: 0.316, SLG: 0.455 (1, 8) (6, 8)										3	1	0	0	0	0	2				
Willie Stargell, L OBP: 0.370, SLG: 0.550 (1, 3)										5	0	1	0	0	1	2				
Dave Parker, L OBP: 0.371, SLG: 0.568 (1, 9)										4	1	1	0	0	0	3				
Richie Zisk, R OBP: 0.371, SLG: 0.443 (1, 7)										2	2	2	2	2	0	0				
Duffy Dyer, R OBP: 0.244, SLG: 0.398 (1, 2)										4	0	1	2	0	0	4				
Craig Reynolds, L OBP: 0.214, SLG: 0.154 (1, 6)										3	0	0	0	1	0	2				
Jim Rooker, R OBP: 0.140, SLG: 0.104 (1, 1)										4	1	0	0	0	2	1				
<b>Inning Stats</b>	R: 0 E: 0 K: 0 S: 3	H: 1 LOB: 0 BB: 0 P: 3	R: 1 E: 0 K: 0 S: 5	H: 2 LOB: 1 BB: 0 P: 5	R: 0 E: 0 K: 1 S: 5	H: 0 LOB: 0 BB: 0 P: 5	R: 2 E: 1 K: 1 S: 7	H: 1 LOB: 1 BB: 1 P: 11	R: 0 E: 0 K: 0 S: 4	H: 1 LOB: 0 BB: 0 P: 4	R: 0 E: 0 K: 0 S: 2	H: 0 LOB: 0 BB: 1 P: 6	R: 0 E: 0 K: 0 S: 4	H: 1 LOB: 3 BB: 2 P: 12	R: 2 E: 1 K: 0 S: 5	H: 1 LOB: 1 BB: 1 P: 9	1B: 3 2B: 2 3B: 2 HR: 1	SF: 0 SAC: 0 DP: 2 HBP: 0	WP: 0 PB: 0 SB: 0 CS: 0	PA: 40
<b>PITCHER</b>	IP	WLS	BF	H	R	ER	SO	BB	IBB	HBP	BLK	WP	HR	S	P	ERA	WHIP			
Eric Rasmussen, R ERA: 2.96 (1, 1)	6.0	L	25	6	4	2	3	1	0	0	0	0	1	30	34	3.00	1.167			
Ken Reynolds, L ERA: 3.39 (7, 1)	2.0		9	1	0	0	0	2	1	0	0	0	0	6	18	0.00	1.500			
Mike Garman, R ERA: 2.17 (9, 1)	1.0		6	1	2	0	0	0	1	0	0	0	0	5	9	0.00	1.000			

Pittsburgh Pirates @ St. Louis Cardinals  
 Busch Stadium, St. Louis, MO  
 Tue Aug 05 1975, 7:05 PM CDT  
 Att: 25,489 - Unknown

AB	35
R	6
H	8
RBI	6
BB	5
SO	3
LOB	18



Batter	1	2	3	4	5	6	7	8	9	AB	R	H	RBI	BB	SO	LOB	BOTTOM			
Bake McBride, L OBP: 0.336, SLG: 0.365 (1, 8)										4	0	1	0	0	0	1				
Luis Melendez, R OBP: 0.297, SLG: 0.360 (1, 7)										3	0	1	0	1	2	2				
Willie Davis, L OBP: 0.307, SLG: 0.450 (1, 9)										4	1	1	0	0	0	3				
Ted Simmons, S OBP: 0.409, SLG: 0.517 (1, 2)										4	0	1	0	0	1	1				
Reggie Smith, S OBP: 0.371, SLG: 0.521 (1, 3)										4	0	0	0	0	0	2				
Ted Sizemore, R OBP: 0.307, SLG: 0.318 (1, 4)										4	0	0	0	0	0	2				
Ken Reitz, R OBP: 0.295, SLG: 0.333 (1, 5)										4	0	1	1	0	0	0				
Mike Tyson, R OBP: 0.308, SLG: 0.357 (1, 6)										4	0	1	0	0	0	2				
Eric Rasmussen, R Buddy Bradford, R Ken Reynolds, L Ken Rudolph, R Larry Lintz, S Mike Garman, R (1, 1) (6, 1) (7, 1) (8, 1) (8, 1) (9, 1)										1	0	0	0	0	0	0				
<b>Inning Stats</b>	R: 0 E: 0 K: 1 S: 5	H: 0 LOB: 0 BB: 0 P: 5	R: 0 E: 0 K: 0 S: 3	H: 0 LOB: 0 BB: 0 P: 3	R: 0 E: 0 K: 1 S: 6	H: 1 LOB: 1 BB: 0 P: 6	R: 0 E: 0 K: 0 S: 3	H: 0 LOB: 0 BB: 0 P: 3	R: 0 E: 0 K: 0 S: 4	H: 1 LOB: 2 BB: 1 P: 8	R: 0 E: 0 K: 0 S: 3	H: 0 LOB: 0 BB: 0 P: 3	R: 0 E: 0 K: 1 S: 7	H: 2 LOB: 2 BB: 0 P: 7	R: 1 E: 0 K: 0 S: 6	H: 3 LOB: 2 BB: 0 P: 6	1B: 7 2B: 0 3B: 0 HR: 0	SF: 0 SAC: 0 DP: 0 HBP: 0	WP: 0 PB: 0 SB: 1 CS: 0	PA: 35
<b>PITCHER</b>	IP	WLS	BF	H	R	ER	SO	BB	IBB	HBP	BLK	WP	HR	S	P	ERA	WHIP			
Jim Rooker, L ERA: 3.09 (1, 1)	9.0	W	35	7	1	1	3	1	0	0	0	0	0	40	44	1.00	0.889			

Pittsburgh Pirates @ St. Louis Cardinals  
 Busch Stadium, St. Louis, MO  
 Tue Aug 05 1975, 7:05 PM CDT  
 Att: 25,489 - Unknown

AB	34
R	1
H	7
RBI	1
BB	1
SO	3
LOB	14



Batter	1	2	3	4	5	6	7	8	9	AB	R	H	RBI	BB	SO	LOB	TOP								
Rennie Stennett, R (1,4) OBP: 0.292, SLG: 0.357	F8		F3		F8			4-3 WP		4	0	1	0	0	0	0	<b>Pittsburgh Pirates @ St. Louis Cardinals</b> Busch Stadium, St. Louis, MO Wed Aug 06 1975, 7:05 PM CDT Att: 23,985 - Unknown								
Ed Kirkpatrick, L (1,3) OBP: 0.330, SLG: 0.363	4-0		F9			0-3 K		F5		2	0	0	0	1	1	0									
Bob Robertson, R (8, PH) OBP: 0.366, SLG: 0.423	1B									1	0	0	0	0	0	2									
Dave Giusti, R (8,1) OBP: 0.375, SLG: 0.286	BB									0	0	0	0	0	0	0									
Al Oliver, L (1,8) OBP: 0.304, SLG: 0.456	F8		4-3		F9			4-3		4	0	0	1	0	0	2									
Dave Parker, L (1,9) OBP: 0.370, SLG: 0.564	1-2				4-3			K		4	0	1	0	0	1	1									
Richie Hebner, L (1,5) OBP: 0.335, SLG: 0.429	F7								0-3 K	4	0	0	0	0	1	2									
Richie Zisk, R (1,7) OBP: 0.369, SLG: 0.441		0-3 K							0-0 F8	4	0	1	0	0	1	0									
Duffy Dyer, R (1,2) OBP: 0.244, SLG: 0.384		4-0			4-3				0-0 F9	3	0	0	0	1	1	1									
Craig Reynolds, L (1,6) OBP: 0.235, SLG: 0.188			F7							3	1	1	0	0	0	1									
Ken Brett, L (1,1) OBP: 0.243, SLG: 0.378										2	0	0	0	0	1	1									
Kent Tekulve, R (5,1)										0	0	0	0	0	0	0									
Willie Randolph, R (8, PH) OBP: 0.227, SLG: 0.158										0	1	0	0	1	0	0									
Bill Robinson, R (8,8) OBP: 0.316, SLG: 0.455										0	0	0	0	0	0	0									
<b>Inning Stats</b>	R: 0 E: 0 K: 0 S: 4	H: 1 LOB: 2 BB: 1 P: 8	R: 0 E: 0 K: 2 S: 7	H: 0 LOB: 1 BB: 1 P: 11	R: 0 E: 0 K: 0 S: 3	H: 0 LOB: 0 BB: 0 P: 3	R: 0 E: 0 K: 0 S: 4	H: 1 LOB: 1 BB: 0 P: 4	R: 0 E: 0 K: 1 S: 5	H: 0 LOB: 0 BB: 0 P: 5	R: 0 E: 0 K: 1 S: 5	H: 0 LOB: 0 BB: 0 P: 5	R: 2 E: 0 K: 1 S: 7	H: 2 LOB: 1 BB: 1 P: 11	R: 0 E: 0 K: 1 S: 5	H: 0 LOB: 0 BB: 0 P: 5	1B: 4 2B: 0 3B: 0 HR: 0	SF: 0 SAC: 0 DP: 0 HBP: 0	WP: 1 PB: 0 SB: 0 CS: 0	PA: 34					
<b>PITCHER</b>	IP WLS BF H R ER SO BB IBB HBP BLK WP HR S P ERA WHIP																								
John Denny, R (1,1) ERA: 3.97	7.0 W 28	4 2 2 4	3 0 0 0	0 0 0 0	0 0 0 0	1 0 10	45	2.57	1.000																
Al Hrabosky, L (8,1) ERA: 1.65	2.0 S 6	0 0 0 2	0 0 0 0	0 0 0 0	0 0 0 0	1 0 10	10	0.00	0.000																

AB	31
R	2
H	4
RBI	1
BB	3
SO	6
LOB	10



Batter	1	2	3	4	5	6	7	8	9	AB	R	H	RBI	BB	SO	LOB	BOTTOM								
Bake McBride, L (1,8) OBP: 0.335, SLG: 0.364	F8									1	0	0	0	0	0	0	<b>Pittsburgh Pirates @ St. Louis Cardinals</b> Busch Stadium, St. Louis, MO Wed Aug 06 1975, 7:05 PM CDT Att: 23,985 - Unknown								
Buddy Bradford, R (3,9) OBP: 0.318, SLG: 0.414										3	2	2	1	0	0	0									
Luis Melendez, R (1,7) OBP: 0.296, SLG: 0.358	F8									4	0	1	0	0	0	3									
Willie Davis, L (1,9) OBP: 0.304, SLG: 0.445	3-1									4	0	0	1	0	0	3									
Ted Simmons, S (1,2) OBP: 0.410, SLG: 0.519		F4								4	0	2	1	0	0	0									
Reggie Smith, S (1,3) OBP: 0.370, SLG: 0.517										4	0	1	0	0	1	3									
Ted Sizemore, R (1,4) OBP: 0.307, SLG: 0.317										4	0	1	0	0	0	1									
Ken Reitz, R (1,5) OBP: 0.295, SLG: 0.337										4	1	1	0	0	1	3									
Mike Tyson, R (1,6) OBP: 0.309, SLG: 0.356										3	0	1	1	0	0	2									
John Denny, R (1,1) OBP: 0.154, SLG: 0.154										3	1	1	0	0	2	0									
Al Hrabosky, R (8,1) OBP: 0.250, SLG: 0.143										0	0	0	0	0	0	0									
<b>Inning Stats</b>	R: 0 E: 0 K: 0 S: 3	H: 0 LOB: 0 BB: 0 P: 3	R: 0 E: 0 K: 0 S: 5	H: 2 LOB: 2 BB: 0 P: 5	R: 1 E: 0 K: 1 S: 6	H: 1 LOB: 0 BB: 0 P: 6	R: 0 E: 0 K: 0 S: 3	H: 0 LOB: 0 BB: 0 P: 3	R: 3 E: 0 K: 1 S: 10	H: 5 LOB: 2 BB: 0 P: 10	R: 0 E: 0 K: 0 S: 3	H: 0 LOB: 0 BB: 0 P: 3	R: 0 E: 0 K: 1 S: 6	H: 1 LOB: 1 BB: 0 P: 6	R: 0 E: 0 K: 1 S: 6	H: 1 LOB: 1 BB: 0 P: 6	1B: 7 2B: 1 3B: 1 HR: 1	SF: 0 SAC: 0 DP: 0 HBP: 0	WP: 0 PB: 0 SB: 0 CS: 0	PA: 34					
<b>PITCHER</b>	IP WLS BF H R ER SO BB IBB HBP BLK WP HR S P ERA WHIP																								
Ken Brett, L (1,1) ERA: 2.78	4.2 L 22	8 1 0 0	4 4 1 2	0 0 0 0	0 0 0 0	0 0 6 6	24	7.71	1.714																
Kent Tekulve, R (5,1) ERA: 1.31	2.1	8 1 0 0	2 0 0 1	0 0 0 0	0 0 0 0	0 0 6 6	6	0.00	1.000																
Dave Giusti, R (8,1) ERA: 2.07	1.0	4 1 0 0	1 0 0 1	0 0 0 0	0 0 0 0	0 0 6 6	6	0.00	1.000																





Batter	1	2	3	4	5	6	7	8	9	AB	R	H	RBI	BB	SO	LOB	TOP										
Johnny Grubb, L OBP: 0.362, SLG: 0.399										4	0	1	2	0	1	5	<b>San Diego Padres @ St. Louis Cardinals</b> Busch Stadium, St. Louis, MO Fri Aug 08 1975, 7:05 PM CDT Att: 23,534 - Unknown										
Tito Fuentes, S OBP: 0.294, SLG: 0.329										5	0	1	0	0	0	5											
Gene Locklear, L OBP: 0.375, SLG: 0.442										5	0	0	0	0	1	2											
Mike Ivie, R OBP: 0.300, SLG: 0.368										5	1	1	0	0	2	1											
Bobby Tolan, L OBP: 0.292, SLG: 0.318										4	1	1	0	1	0	1											
Hector Torres, R OBP: 0.323, SLG: 0.364										3	2	1	0	1	0	1											
Ted Kubiak, S OBP: 0.294, SLG: 0.243										3	1	2	1	1	0	2											
Bob Davis, R OBP: 0.205, SLG: 0.171										4	1	2	1	0	0	4											
Dan Spillner, R OBP: 0.316, SLG: 0.219										0	0	0	0	0	0	0											
Rich Folkers, L OBP: 0.297, SLG: 0.236										1	0	1	1	1	0	0											
Dave Tomlin, L OBP: 0.260, SLG: 0.250										0	0	0	0	0	0	0											
Randy Hundley, R OBP: 0.267, SLG: 0.267										0	0	0	0	0	1	0											
Joe McIntosh, S OBP: 0.256, SLG: 0.270										0	0	0	0	0	0	0											
Danny Frisella, L OBP: 0.230, SLG: 0.270										0	0	0	0	0	0	0											
Dick Sharon, R OBP: 0.230, SLG: 0.348										1	0	1	1	0	0	0											
Jerry Johnson, R OBP: 0.125, SLG: 0.250										0	0	0	0	0	0	0											
<b>Inning Stats</b>	R: 0 E: 0 K: 0 S: 3	H: 1 LOB: 0 BB: 0 P: 3	R: 0 E: 0 K: 0 S: 4	H: 1 LOB: 1 BB: 1 P: 8	R: 0 E: 0 K: 1 S: 5	H: 0 LOB: 1 BB: 1 P: 9	R: 2 E: 0 K: 0 S: 7	H: 4 LOB: 2 BB: 0 P: 7	R: 0 E: 0 K: 0 S: 3	H: 1 LOB: 0 BB: 0 P: 3	R: 2 E: 0 K: 0 S: 5	H: 2 LOB: 2 BB: 2 P: 13	R: 0 E: 0 K: 2 S: 7	H: 0 LOB: 0 BB: 0 P: 7	R: 2 E: 0 K: 0 S: 5	H: 2 LOB: 1 BB: 1 P: 9	R: 0 E: 0 K: 1 S: 5	H: 0 LOB: 0 BB: 0 P: 5	1B: 9 2B: 2 3B: 0 HR: 0	SF: 1 SAC: 0 DP: 2 HBP: 0	WP: 1 PB: 0 SB: 0 CS: 0	PA: 41					
<b>PITCHER</b>	IP WLS BF H R ER SO BB IBB HBP BLK WP HR S P ERA WHIP	5.1 W 27 9 4 4 1 4 0 0 0 0 0 25 41 6.75 2.438	2.0 8 1 2 2 2 1 0 0 0 0 0 11 15 9.00 1.000	1.2 6 1 0 0 1 0 0 0 0 0 0 8 8 0.00 0.600	<b>PITCHER</b>										IP WLS BF H R ER SO BB IBB HBP BLK WP HR S P ERA WHIP												
Bob Forsch, R ERA: 2.88											5.1	W	27	9	4	4	1	4	0	0	0	0	0	25	41	6.75	2.438
Ken Reynolds, L ERA: 5.79											2.0		8	1	2	2	2	1	0	0	0	0	0	11	15	9.00	1.000
Mike Garman, R ERA: 2.1											1.2		6	1	0	0	1	0	0	0	0	0	8	8	0.00	0.600	

Batter	1	2	3	4	5	6	7	8	9	AB	R	H	RBI	BB	SO	LOB	BOTTOM										
Lou Brock, L OBP: 0.375, SLG: 0.441										3	1	2	0	2	1	0	<b>San Diego Padres @ St. Louis Cardinals</b> Busch Stadium, St. Louis, MO Fri Aug 08 1975, 7:05 PM CDT Att: 23,534 - Unknown										
Willie Davis, L OBP: 0.305, SLG: 0.449										4	1	2	2	0	1	1											
Ron Fairly, L OBP: 0.423, SLG: 0.471										5	2	2	1	0	1	1											
Ted Simmons, S OBP: 0.412, SLG: 0.520										5	1	3	1	0	1	1											
Reggie Smith, S OBP: 0.369, SLG: 0.516										3	0	1	1	0	1	2											
Buddy Bradford, R OBP: 0.313, SLG: 0.407										2	0	0	0	0	2	1											
Ted Sizemore, R OBP: 0.308, SLG: 0.319										4	1	2	1	0	0	3											
Mario Guerrero, R OBP: 0.280, SLG: 0.288										4	1	3	1	0	0	2											
Mike Tyson, R OBP: 0.303, SLG: 0.349										4	1	0	1	0	1	5											
Bob Forsch, R OBP: 0.361, SLG: 0.509										3	2	2	2	0	0	0											
Ken Reynolds, L										1	0	0	0	0	0	1											
Mike Garman, R										0	0	0	0	0	0	0											
<b>Inning Stats</b>	R: 4 E: 0 K: 0 S: 8	H: 6 LOB: 1 BB: 0 P: 8	R: 1 E: 1 K: 1 S: 7	H: 2 LOB: 1 BB: 0 P: 7	R: 3 E: 0 K: 1 S: 8	H: 3 LOB: 1 BB: 1 P: 12	R: 1 E: 0 K: 1 S: 8	H: 3 LOB: 2 BB: 0 P: 8	R: 0 E: 0 K: 2 S: 7	H: 0 LOB: 0 BB: 0 P: 7	R: 0 E: 0 K: 2 S: 8	H: 1 LOB: 1 BB: 0 P: 8	R: 1 E: 0 K: 0 S: 4	H: 2 LOB: 2 BB: 1 P: 8	R: 0 E: 0 K: 1 S: 5	H: 0 LOB: 0 BB: 0 P: 5	1B: 14 2B: 2 3B: 0 HR: 1	SF: 1 SAC: 0 DP: 1 HBP: 0	WP: 0 PB: 0 SB: 0 CS: 0	PA: 41							
<b>PITCHER</b>	IP WLS BF H R ER SO BB IBB HBP BLK WP HR S P ERA WHIP	0.0 L 19 8 5 5 2 1 0 0 0 0 0 1 22 26 12.27 2.455	1.1 4 0 0 0 3 0 0 0 0 0 0 10 10 0.00 0.000	3.54 9 3 1 1 2 1 0 0 0 0 0 12 16 4.50 2.000	2.89 1.0 3 0 0 0 1 0 0 0 0 0 5 5 0.00 0.000	<b>PITCHER</b>										IP WLS BF H R ER SO BB IBB HBP BLK WP HR S P ERA WHIP											
Dan Spillner, R ERA: 4.27											0.0	L	19	8	5	5	2	1	0	0	0	0	1	22	26	12.27	2.455
Rich Folkers, L ERA: 4.95											1.1		4	0	0	0	3	0	0	0	0	0	10	10	0.00	0.000	
Dave Tomlin, L ERA: 3.54											3.54		9	3	1	1	2	1	0	0	0	0	12	16	4.50	2.000	
Danny Frisella, R ERA: 2.89											1.0		3	0	0	0	1	0	0	0	0	5	5	0.00	0.000		
Jerry Johnson, R ERA: 3.22																											

AB	35
R	6
H	11
RBI	6
BB	5
SO	4
LOB	21



Batter	1	2	3	4	5	6	7	8	9	AB	R	H	RBI	BB	SO	LOB	TOP
<b>Johnny Grubb, L</b> OBP: 0.361, SLG: 0.398 (1, 8)										4	0	1	0	0	0	3	<b>San Diego Padres @ St. Louis Cardinals</b> Busch Stadium, St. Louis, MO Sat Aug 09 1975, 7:05 PM CDT Att: 25,031 - Unknown
<b>Tito Fuentes, S</b> OBP: 0.294, SLG: 0.327 (1, 4)										3	0	0	0	1	1	2	
<b>Gene Locklear, L</b> OBP: 0.367, SLG: 0.432 (1, 7)										4	0	0	0	0	2		
<b>Mike Ivie, R</b> OBP: 0.300, SLG: 0.365 (1, 3)										3	0	0	0	1	2	1	
<b>Bobby Tolan, L</b> OBP: 0.291, SLG: 0.320 (1, 9)										4	1	1	0	0	0	1	
<b>Hector Torres, R</b> OBP: 0.326, SLG: 0.366 (1, 6)										4	0	2	0	0	0	1	
<b>Ted Kubiak, S</b> OBP: 0.287, SLG: 0.238 (1, 5)										3	0	0	1	0	0	3	
<b>Bob Davis, R</b> OBP: 0.213, SLG: 0.182 (1, 2)										3	0	1	0	0	1	0	
<b>Dave Freisleben, R</b> OBP: 0.136, SLG: 0.095 (7, PH)										2	0	1	0	0	0	1	
<b>Randy Hundley, R</b> OBP: 0.277, SLG: 0.267 (7, PR)										0	0	0	0	1	0	0	
<b>Dave Winfield, R</b> OBP: 0.339, SLG: 0.397 (7, PR)										0	0	0	0	0	0	0	
<b>Bill Greif, R</b> OBP: 0.500, SLG: 0.250 (7, 1)										0	0	0	0	0	0	0	
<b>Dave Tomlin, L</b> OBP: 0.500, SLG: 0.250 (7, 1)										0	0	0	0	0	0	0	
<b>Inning Stats</b>	R: 0 E: 0 K: 1 S: 6	H: 1 LOB: 1 BB: 0 P: 6	R: 1 E: 0 K: 0 S: 4	H: 1 LOB: 0 BB: 0 P: 4	R: 0 E: 0 K: 0 S: 3	H: 1 LOB: 1 BB: 1 P: 7	R: 0 E: 0 K: 1 S: 6	H: 1 LOB: 1 BB: 0 P: 6	R: 0 E: 0 K: 0 S: 4	H: 0 LOB: 1 BB: 1 P: 8	R: 0 E: 0 K: 1 S: 5	H: 0 LOB: 0 BB: 0 P: 5	R: 0 E: 0 K: 0 S: 3	H: 0 LOB: 0 BB: 0 P: 3	1B: 5 2B: 1 3B: 0 HR: 0	SF: 1 SAC: 0 DP: 2 HBP: 0	WP: 0 PA: 34 PB: 0 SB: 0 CS: 0
<b>PITCHER</b> <b>Lynn McGlothen, R</b> ERA: 3.71 (1, 1)	IP: 9.0 WLS: W BF: 34 H: 6 R: 1 ER: 1 SO: 4 BB: 3 IBB: 0 HBP: 0 BLK: 0 WP: 0 HR: 0 S: 39 P: 51 ERA: 1.00 WHIP: 1.000																

Batter	1	2	3	4	5	6	7	8	9	AB	R	H	RBI	BB	SO	LOB	BOTTOM
<b>Lou Brock, L</b> OBP: 0.381, SLG: 0.444 (1, 7)										4	2	3	1	1	0	1	<b>San Diego Padres @ St. Louis Cardinals</b> Busch Stadium, St. Louis, MO Sat Aug 09 1975, 7:05 PM CDT Att: 25,031 - Unknown
<b>Luis Melendez, R</b> OBP: 0.296, SLG: 0.358 (8, 7)										0	0	0	0	0	0	0	
<b>Bake McBride, L</b> OBP: 0.330, SLG: 0.358 (1, 8)										4	0	0	0	0	0	6	
<b>Buddy Bradford, R</b> OBP: 0.319, SLG: 0.412 (7, PH) (8, 9)										1	0	1	1	0	0	0	
<b>Willie Davis, L</b> OBP: 0.309, SLG: 0.453 (1, 9) (8, 8)										5	0	3	2	0	0	1	
<b>Ted Simmons, S</b> OBP: 0.414, SLG: 0.522 (1, 2)										3	0	1	0	2	0	3	
<b>Ken Rudolph, R</b> OBP: 0.233, SLG: 0.288 (8, 2)										0	0	0	0	0	0	0	
<b>Reggie Smith, S</b> OBP: 0.370, SLG: 0.512 (1, 3)										4	2	1	0	1	0	6	
<b>Ted Sizemore, R</b> OBP: 0.308, SLG: 0.317 (1, 4)										3	0	0	0	1	0	3	
<b>Ken Reitz, R</b> OBP: 0.300, SLG: 0.342 (1, 5)										5	1	4	2	0	0	0	
<b>Mike Tyson, R</b> OBP: 0.302, SLG: 0.347 (1, 6)										4	0	1	0	0	1	6	
<b>Lynn McGlothen, L</b> OBP: 0.068, SLG: 0.068 (1, 1)										5	1	2	0	0	1	5	
<b>Inning Stats</b>	R: 0 E: 0 K: 0 S: 4	H: 1 LOB: 1 BB: 0 P: 4	R: 1 E: 1 K: 0 S: 5	H: 1 LOB: 3 BB: 2 P: 13	R: 1 E: 0 K: 0 S: 5	H: 2 LOB: 2 BB: 1 P: 9	R: 0 E: 0 K: 0 S: 5	H: 2 LOB: 2 BB: 0 P: 5	R: 0 E: 0 K: 1 S: 7	H: 2 LOB: 2 BB: 1 P: 9	R: 3 E: 0 K: 0 S: 7	H: 5 LOB: 2 BB: 1 P: 11	R: 0 E: 0 K: 1 S: 6	H: 1 LOB: 1 BB: 0 P: 6	1B: 14 2B: 2 3B: 0 HR: 0	SF: 0 SAC: 2 DP: 1 HBP: 0	
<b>PITCHER</b> <b>Dave Freisleben, R</b> ERA: 3.95 (1, 1)	IP: 6.0 WLS: L BF: 33 H: 10 R: 3 ER: 3 SO: 3 BB: 3 IBB: 0 HBP: 0 BLK: 0 WP: 0 HR: 0 S: 31 P: 47 ERA: 4.50 WHIP: 2.167																
<b>Bill Greif, R</b> ERA: 3.25 (7, 1)	0.1	3	2	2	2	0	0	0	0	0	0	3	3	54.00	6.000		
<b>Dave Tomlin, L</b> ERA: 3.59 (7, 1)	1.2	9	4	1	1	1	0	1	0	0	0	10	14	5.40	2.400		

Batter	1	2	3	4	5	6	7	8	9	10	AB	R	H	RBI	BB	SO	LOB	TOP			
Johnny Grubb, L (1, 8) OBP: 0.357, SLG: 0.393	F6		FC3-6			K	F6			4-3	5	0	0	0	0	1	3				
Tito Fuentes, S (1, 4) OBP: 0.293, SLG: 0.333	4-3		F8			F7		F7		HR	5	1	1	1	0	0	1				
Gene Locklear, L (1, 7) Don Hahn, R (10, 7) OBP: 0.348, SLG: 0.176	1B			K		E4 1B		F6		4-3	5	0	1	0	0	1	0				
Mike Ivie, R (1, 3) OBP: 0.301, SLG: 0.368	F8							5-3		F9	5	0	2	0	0	0	1				
Bobby Tolan, L (1, 9) OBP: 0.298, SLG: 0.317		4-3		F5			6-3			B1-3	4	0	0	0	0	0	1				
Hector Torres, R (1, 6) OBP: 0.325, SLG: 0.364		6-3		F2			F8			PB 1B	4	0	1	0	0	0	1				
Ted Kubiak, S (1, 5) OBP: 0.287, SLG: 0.239		1-3				F7		BB PB 1B		F7	4	1	1	0	0	0	1				
Fred Kendall, R (1, 2) OBP: 0.259, SLG: 0.243				FC6-4 1B		1-3		PB BB IBB			2	0	1	0	2	0	0				
Joe McIntosh, S (1, 1) OBP: 0.261, SLG: 0.256 Danny Frisella, L (7, 1)				FC6-4 1B		4-3		PB BB		K	2	0	0	0	0	0	0				
Dick Sharon, R (9, PH) OBP: 0.327, SLG: 0.344 Bill Greif, R (9, 1) Rich Folkers, L (10, 1) OBP: 0.261, SLG: 0.238				FC3-6				1-2 2-3 3-H			1	0	0	0	0	0	0				
<b>Inning Stats</b>	R: 0 E: 0 K: 0 S: 4	H: 1 LOB: 1 BB: 0 P: 4	R: 0 E: 0 K: 0 S: 3	H: 0 LOB: 0 BB: 0 P: 3	R: 0 E: 0 K: 0 S: 4	H: 1 LOB: 1 BB: 0 P: 4	R: 0 E: 0 K: 1 S: 6	H: 1 LOB: 1 BB: 0 P: 6	R: 0 E: 0 K: 0 S: 3	H: 0 LOB: 0 BB: 0 P: 3	R: 0 E: 0 K: 1 S: 6	H: 1 LOB: 2 BB: 0 P: 12	R: 0 E: 0 K: 0 S: 3	H: 0 LOB: 0 BB: 0 P: 3	R: 0 E: 0 K: 1 S: 6	H: 1 LOB: 2 BB: 1 P: 10	R: 1 E: 0 K: 0 S: 4	H: 1 LOB: 0 BB: 0 P: 4	1B: 5 2B: 1 3B: 0 HR: 1	SF: 0 SAC: 0 DP: 0 HBP: 0	WP: 0 PA: 40
<b>PITCHER</b>	IP 8.0	WLS 31	H 5	R 1	ER 0	SO 2	BB 1	IBB 1	HBP 0	BLK 0	WP 0	HR 0	S 33	P 41	ERA 0.00	WHIP 0.750					
Ron Reed, R (1, 1) ERA: 3.41 Al Hrabosky, L (9, 1) ERA: 1.74	2.0	W 9	2	1	1	1	0	1	0	0	0	1	10	14	4.50	1.000					

San Diego Padres @ St. Louis Cardinals  
Busch Stadium, St. Louis, MO  
Sun-Aug 10 1975, 3:33 AM CDT  
Att: 26,474 - Unknown

AB	37
R	2
H	7
RBI	1
BB	3
SO	3
LOB	11



Batter	1	2	3	4	5	6	7	8	9	10	AB	R	H	RBI	BB	SO	LOB	BOTTOM		
Lou Brock, L (1, 7) OBP: 0.379, SLG: 0.441	K		K			F7		5-3		1-2 2-H 1B	5	0	1	1	0	2	3			
Willie Davis, L (1, 8) OBP: 0.306, SLG: 0.449	F5			3-1		5-3		4-3			4	0	0	0	0	0	2			
Ron Fairly, L (1, 3) OBP: 0.420, SLG: 0.483	K			E4 G4-6-3				HR		F7	4	1	1	1	0	1	0			
Ted Simmons, S (1, 2) OBP: 0.411, SLG: 0.516		4-3		G4-6-3		3-1		4-3		4-3	4	0	0	0	0	0	1			
Reggie Smith, S (1, 9) OBP: 0.371, SLG: 0.511						F7		1B CS BB		4-3	3	0	1	0	1	0	0			
Ted Sizemore, R (1, 4) OBP: 0.307, SLG: 0.316		L6				5-3		CS 1B		5-3	4	0	1	0	0	0	1			
Ken Reitz, R (1, 5) OBP: 0.302, SLG: 0.351						F8		CS 1B			4	1	2	1	0	1	2			
Mike Tyson, R (1, 6) OBP: 0.310, SLG: 0.355						SH1-4 1B		K		HR	4	1	3	0	0	0	1			
Ron Reed, R (1, 1) OBP: 0.226, SLG: 0.283 Luis Melendez, R (8, PH) OBP: 0.266, SLG: 0.358 Al Hrabosky, R (9, 1) Bake McBride, L (10, PH) OBP: 0.332, SLG: 0.361						SH3-4 1B		SH1-3 1B		1B 1B	0	0	0	0	0	0	0			
<b>Inning Stats</b>	R: 0 E: 0 K: 2 S: 7	H: 0 LOB: 0 BB: 0 P: 7	R: 0 E: 0 K: 0 S: 3	H: 1 LOB: 0 BB: 0 P: 3	R: 0 E: 0 K: 1 S: 6	H: 1 LOB: 1 BB: 0 P: 6	R: 0 E: 1 K: 0 S: 3	H: 0 LOB: 0 BB: 0 P: 3	R: 0 E: 0 K: 0 S: 3	H: 0 LOB: 1 BB: 0 P: 3	R: 0 E: 0 K: 0 S: 3	H: 0 LOB: 0 BB: 0 P: 3	R: 0 E: 0 K: 0 S: 5	H: 4 LOB: 2 BB: 0 P: 5	R: 2 E: 0 K: 0 S: 5	H: 4 LOB: 2 BB: 0 P: 5	1B: 8 2B: 0 3B: 0 HR: 2	SF: 0 SAC: 3 DP: 1 HBP: 0	WP: 0 PA: 37	
<b>PITCHER</b>	IP 6.1	WLS 24	H 5	R 1	ER 1	SO 3	BB 1	IBB 0	HBP 0	BLK 0	WP 0	HR 1	S 29	P 33	ERA 1.42	WHIP 0.947				
Joe McIntosh, R (1, 1) ERA: 3.25 Danny Frisella, R (7, 1) ERA: 2.82 Bill Greif, R (9, 1) ERA: 3.54 Rich Folkers, L (10, 1) ERA: 4.95	1.2	5	1	0	0	1	0	0	0	0	0	0	7	7	0.00	0.600				
	1.1	L 7	3	2	2	0	0	0	0	0	0	1	7	7	13.50	2.250				
	0.0	1	1	0	0	0	0	0	0	0	0	0	1	1	∞	∞				

San Diego Padres @ St. Louis Cardinals  
Busch Stadium, St. Louis, MO  
Sun-Aug 10 1975, 3:33 AM CDT  
Att: 26,474 - Unknown

AB	33
R	3
H	10
RBI	3
BB	1
SO	4
LOB	10









Batter	1	2	3	4	5	6	7	8	9	AB	R	H	RBI	BB	SO	LOB	TOP					
Lou Brock, L OBP: 0.372, SLG: 0.426 (1, 7)										4	0	1	0	1	0	2	<b>St. Louis Cardinals @ Atlanta Braves</b> Atlanta-Fulton County Stadium, Atlanta, GA Thu Aug 14 1975, 7:05 PM EDT Att: 4,188 - Unknown					
Bake McBride, L OBP: 0.336, SLG: 0.361 (1, 8)										5	1	3	1	0	0	2						
Willie Davis, L OBP: 0.305, SLG: 0.451 (1, 9)										5	1	2	1	0	0	5						
Ted Simmons, S OBP: 0.414, SLG: 0.522 (1, 2)										3	0	0	0	2	0	3						
Reggie Smith, S OBP: 0.374, SLG: 0.516 (1, 3)										5	1	3	2	0	1	3						
Ted Sizemore, R OBP: 0.308, SLG: 0.317 (1, 4)										5	0	2	0	0	0	5						
Ken Reitz, R OBP: 0.302, SLG: 0.349 Larry Lintz, S OBP: 0.317, SLG: 0.197 (7, PR)										3	0	0	0	0	1	3		<b>AB 41</b> <b>R 4</b> <b>H 15</b> <b>RBI 4</b> <b>BB 3</b> <b>SO 3</b> <b>LOB 28</b>				
Luis Melendez, R OBP: 0.297, SLG: 0.355 (9, PH)										1	0	0	0	0	0	0						
Mike Tyson, R OBP: 0.316, SLG: 0.359 (7, 5)										5	1	2	0	0	1	2						
Lynn McClothen, L OBP: 0.085, SLG: 0.082 Ken Reynolds, L OBP: 0.336, SLG: 0.412 Buddy Bradford, R OBP: 0.336, SLG: 0.412 Harry Parker, R OBP: 0.336, SLG: 0.412 Ron Fairly, L OBP: 0.402, SLG: 0.470 Mike Garman, R OBP: 0.226, SLG: 0.279 (9, PH)										2	0	1	0	0	0	0						
										0	0	0	0	0	0	0						
<b>Inning Stats</b>	R: 1 E: 0 K: 0 S: 5	H: 2 LOB: 2 BB: 1 P: 9	R: 0 E: 0 K: 0 S: 3	H: 0 LOB: 0 BB: 0 P: 3	R: 1 E: 0 K: 0 S: 6	H: 3 LOB: 3 BB: 1 P: 10	R: 0 E: 0 K: 1 S: 6	H: 1 LOB: 2 BB: 1 P: 10	R: 0 E: 0 K: 0 S: 3	H: 0 LOB: 0 BB: 0 P: 3	R: 1 E: 0 K: 0 S: 8	H: 3 LOB: 2 BB: 0 P: 8	R: 1 E: 0 K: 0 S: 5	H: 2 LOB: 2 BB: 0 P: 6	R: 0 E: 0 K: 1 S: 8	H: 3 LOB: 3 BB: 0 P: 8	R: 0 E: 0 K: 0 S: 3	H: 1 LOB: 0 BB: 0 P: 3	1B: 13 2B: 1 3B: 0 HR: 2	SF: 0 SAC: 0 DP: 1 HBP: 1	WP: 0 PB: 1 SB: 0 CS: 0	PA: 45
<b>PITCHER</b>	IP WLS BF H R ER SO BB IBB HBP BLK WP HR S P ERA WHIP																					
Phil Niekro, R ERA: 2.94 Max Leon, R ERA: 3.52 Ray Sadecki, L ERA: 4.41	(1, 1) (7, 1) (8, 1)	6.1 0.2 2.0	W 4 S	33 1 8	H 11 1 3	R 4 0 0	ER 4 0 0	SO 2 0 1	BB 3 0 0	IBB 0 0 0	HBP 0 1 0	BLK 0 0 0	WP 0 0 0	HR 2 3 10	S 34 4 10	P 46 4 10	ERA 5.68 0.00 0.00	WHIP 2.211 1.500 1.500				

Batter	1	2	3	4	5	6	7	8	9	AB	R	H	RBI	BB	SO	LOB	BOTTOM					
Rowland Office, L OBP: 0.329, SLG: 0.346 (1, 8)										5	1	2	1	0	0	1	<b>St. Louis Cardinals @ Atlanta Braves</b> Atlanta-Fulton County Stadium, Atlanta, GA Thu Aug 14 1975, 7:05 PM EDT Att: 4,188 - Unknown					
Rob Bellor, R OBP: 0.350, SLG: 0.368 (1, 6)										4	1	1	0	0	1	1						
Darrell Evans, L OBP: 0.355, SLG: 0.416 (1, 5)										3	1	1	0	1	2	2						
Dave May, L OBP: 0.344, SLG: 0.468 (1, 7)										3	1	1	3	0	0	1						
Mike Lum, L OBP: 0.318, SLG: 0.331 (1, 3)										3	0	3	0	1	0	0						
Dusty Baker Jr., R OBP: 0.327, SLG: 0.398 (1, 9)										4	0	1	0	0	0	4						
Larvell Blanks, R OBP: 0.303, SLG: 0.304 (1, 4)										4	0	0	0	0	1	4		<b>AB 33</b> <b>R 6</b> <b>H 11</b> <b>RBI 5</b> <b>BB 3</b> <b>SO 6</b> <b>LOB 16</b>				
Vic Correll, R OBP: 0.307, SLG: 0.364 (1, 2)										3	1	1	1	1	0	2						
Phil Niekro, R OBP: 0.177, SLG: 0.234 Max Leon, R OBP: 0.429, SLG: 0.429 Ray Sadecki, L OBP: 0.154, SLG: 0.231 (7, 1) (8, 1)										3	1	1	0	0	1	0						
										0	0	0	0	0	0	0						
<b>Inning Stats</b>	R: 3 E: 0 K: 2 S: 12	H: 5 LOB: 2 BB: 0 P: 12	R: 0 E: 0 K: 2 S: 7	H: 0 LOB: 0 BB: 0 P: 7	R: 1 E: 1 K: 0 S: 5	H: 2 LOB: 1 BB: 0 P: 5	R: 2 E: 0 K: 0 S: 4	H: 3 LOB: 1 BB: 1 P: 8	R: 0 E: 0 K: 0 S: 4	H: 1 LOB: 1 BB: 0 P: 4	R: 0 E: 0 K: 0 S: 3	H: 0 LOB: 0 BB: 0 P: 3	R: 0 E: 0 K: 1 S: 5	H: 0 LOB: 2 BB: 1 P: 10	R: 0 E: 0 K: 1 S: 5	H: 0 LOB: 1 BB: 1 P: 9	R: 0 E: 0 K: 0 S: 3	H: 0 LOB: 1 BB: 1 P: 9	1B: 8 2B: 0 3B: 1 HR: 2	SF: 0 SAC: 0 DP: 1 HBP: 1	WP: 0 PB: 0 SB: 0 CS: 1	PA: 38
<b>PITCHER</b>	IP WLS BF H R ER SO BB IBB HBP BLK WP HR S P ERA WHIP																					
Lynn McClothen, R ERA: 3.95 Ken Reynolds, L ERA: 3.52 Harry Parker, R ERA: 4.91 Mike Garman, R ERA: 1.99	(1, 1) (4, 1) (6, 1) (7, 1)	3.0 2.0 1.0 2.0	L 7 3 9	18 7 0 0	H 9 2 0	R 6 0 0	ER 6 0 0	SO 4 0 0	BB 0 1 0	IBB 0 0 0	HBP 0 0 0	BLK 0 0 0	WP 0 0 0	HR 2 6 3	S 26 10 3	P 26 10 3	ERA 18.00 0.00 0.00 0.00	WHIP 3.000 1.500 0.000 1.000				

Batter	1	2	3	4	5	6	7	8	9	AB	R	H	RBI	BB	SO	LOB	TOP										
<b>Bake McBride, L</b> (1, 8) OBP: 0.337, SLG: 0.359	0-0 4-3 S 1B		0-0 4-3		0-0 6-3		0-0 4-0 BB	0-0 F5		4	1	1	0	1	0	1											
<b>Luis Melendez, R</b> (1, 7) OBP: 0.293, SLG: 0.349	0-0 4-3		0-0 6-3		0-0 1-3		0-0 4-3			4	0	0	0	0	0	3											
<b>Buddy Bradford, R</b> (1, 9) OBP: 0.324, SLG: 0.402	0-0 4-3		0-0 F9			4-0 1B SF8 BB		0-0 F7		3	1	0	1	1	0	0											
<b>Reggie Smith, S</b> (1, 3) OBP: 0.373, SLG: 0.521	0-0 F9			0-3 K		0-0 F9		0-0 HR		4	1	1	1	0	1	1											
<b>Ted Sizemore, R</b> (1, 4) OBP: 0.310, SLG: 0.317		0-0 F5		0-0 F9		0-0 WP 1B		4-0 4-3 BB		3	0	1	0	1	0	0											
<b>Ken Reitz, R</b> (1, 5) OBP: 0.301, SLG: 0.349		0-0 E 1B		0-0 5-3		0-0 SF8		0-0 4-3 BB		3	0	1	1	0	0	1											
<b>Ken Rudolph, R</b> (1, 2) OBP: 0.227, SLG: 0.277		0-0 F9			0-0 E9 1B	0-0 6-3		0-3 K		4	1	1	0	0	1	3											
<b>Mike Tyson, R</b> (1, 6) OBP: 0.315, SLG: 0.357		0-0 E6			0-0 6-3 SH1-4 1B		0-0 5-3	0-0 6-3		4	0	1	1	0	0	1											
<b>Ron Reed, R</b> (1, 1) OBP: 0.215, SLG: 0.270		0-3 K			0-0 SH1-4		0-0 F8	0-3 K		0	0	0	0	0	0	0											
<b>Inning Stats</b>	R: 1 E: 0 K: 0 S: 4	H: 1 LOB: 0 BB: 0 P: 4	R: 0 E: 1 K: 1 S: 7	H: 1 LOB: 2 BB: 0 P: 7	R: 0 E: 0 K: 1 S: 3	H: 0 LOB: 0 BB: 0 P: 3	R: 0 E: 0 K: 1 S: 5	H: 0 LOB: 0 BB: 0 P: 5	R: 1 E: 1 K: 0 S: 5	H: 2 LOB: 1 BB: 1 P: 5	R: 1 E: 0 K: 0 S: 4	H: 1 LOB: 1 BB: 1 P: 8	R: 0 E: 0 K: 0 S: 3	H: 0 LOB: 1 BB: 1 P: 7	R: 1 E: 0 K: 0 S: 6	H: 1 LOB: 1 BB: 1 P: 10	R: 0 E: 0 K: 1 S: 5	H: 0 LOB: 0 BB: 0 P: 5	1B: 5 2B: 0 3B: 0 HR: 1	SF: 1 SAC: 1 DP: 0 HBP: 0	WP: 1 PB: 0 SB: 1 CS: 0	PA: 37					
<b>PITCHER</b>	IP	WLS	BF	H	R	ER	SO	BB	IBB	HBP	BLK	WP	HR	S	P	ERA	WHIP										
<b>Jamie Easterly, L</b> (1, 1) ERA: 4.68	7.0	L	29	5	3	2	2	2	0	0	0	1	0	31	39	2.57	1.000										
<b>Elias Sosa, R</b> (8, 1) ERA: 3.75	2.0		8	1	1	1	2	1	0	0	0	0	1	11	15	4.50	1.000										

St. Louis Cardinals @ Atlanta Braves  
Atlanta-Fulton County Stadium, Atlanta, GA  
Fri Aug 15 1975, 7:05 PM EDT  
Unknown

AB 29  
R 4  
H 6  
RBI 4  
BB 3  
SO 2  
LOB 10



Batter	1	2	3	4	5	6	7	8	9	AB	R	H	RBI	BB	SO	LOB	BOTTOM										
<b>Ralph Garr, L</b> (1, 7) OBP: 0.331, SLG: 0.378	0-0 G3 1B		0-0 6-3 1B 2B		0-3 K			0-0 E5		4	1	2	0	0	1	0											
<b>Rob Bellor, R</b> (1, 6) OBP: 0.292, SLG: 0.304	0-0 F2		0-0 6-3		0-0 F4			0-0 G6-4-3		4	0	0	0	0	0	3											
<b>Darrell Evans, L</b> (1, 5) OBP: 0.354, SLG: 0.414	0-0 G3		0-0 S 1B			0-0 F3		0-0 F9		4	0	1	1	0	0	1											
<b>Dave May, L</b> (1, 9) OBP: 0.341, SLG: 0.456	4-0 BB		0-3 K		0-0 F9			0-0 4-3		3	0	0	0	1	1	1											
<b>Mike Lum, L</b> (1, 3) OBP: 0.317, SLG: 0.330	0-0 F9		0-3 K			0-0 G3		0-0 FC4-6 1B		4	0	1	0	0	1	3											
<b>Rowland Office, L</b> (1, 8) OBP: 0.328, SLG: 0.344		0-0 F9		0-0 4-3			0-0 6-3 1B	0-0 FC4-6 1B		4	0	1	0	0	0	1											
<b>Rod Gilbreath, R</b> (1, 4) OBP: 0.307, SLG: 0.384		0-0 F3		0-0 F3			0-0 6-3	0-0 FC6-4 1B		4	0	1	0	0	0	1											
<b>Vic Correll, R</b> (1, 2) OBP: 0.306, SLG: 0.362		0-0 1B		0-0 6-3			0-0 5-3	0-0 FC6-4		4	0	1	0	0	0	3											
<b>Jamie Easterly, L</b> (1, 1) Ed Goodson, L (7, PH) Elias Sosa, R (8, 1)		0-3 K			0-3 K			0-3 K		2	0	0	0	0	2	1											
<b>Inning Stats</b>	R: 0 E: 0 K: 0 S: 4	H: 1 LOB: 2 BB: 1 P: 8	R: 0 E: 0 K: 1 S: 6	H: 1 LOB: 1 BB: 0 P: 6	R: 1 E: 0 K: 2 S: 9	H: 2 LOB: 1 BB: 0 P: 9	R: 0 E: 0 K: 0 S: 3	H: 0 LOB: 0 BB: 0 P: 3	R: 0 E: 0 K: 0 S: 3	H: 0 LOB: 0 BB: 0 P: 3	R: 0 E: 0 K: 1 S: 6	H: 1 LOB: 1 BB: 0 P: 6	R: 0 E: 0 K: 0 S: 3	H: 0 LOB: 0 BB: 0 P: 3	R: 0 E: 0 K: 0 S: 5	H: 2 LOB: 2 BB: 0 P: 5	1B: 6 2B: 1 3B: 0 HR: 0	SF: 0 SAC: 0 DP: 1 HBP: 0	WP: 0 PB: 0 SB: 1 CS: 0	PA: 35							
<b>PITCHER</b>	IP	WLS	BF	H	R	ER	SO	BB	IBB	HBP	BLK	WP	HR	S	P	ERA	WHIP										
<b>Ron Reed, R</b> (1, 1) ERA: 3.29	9.0	W	35	7	1	1	6	1	0	0	0	0	0	46	50	1.00	0.889										

St. Louis Cardinals @ Atlanta Braves  
Atlanta-Fulton County Stadium, Atlanta, GA  
Fri Aug 15 1975, 7:05 PM EDT  
Unknown

AB 34  
R 1  
H 7  
RBI 1  
BB 1  
SO 6  
LOB 15





Batter	1	2	3	4	5	6	7	8	9	AB	R	H	RBI	BB	SO	LOB	TOP										
Lou Brock, L OBP: 0.371, SLG: 0.422 (1, 7)	F7			4-3		4-0 S BB		6-3		3	0	0	0	1	0	0	<b>St. Louis Cardinals @ Atlanta Braves</b> Atlanta-Fulton County Stadium, Atlanta, GA Fri Aug 15 1975, 7:05 PM EDT Att: 8,771 - Unknown  <b>AB 29</b> <b>R 2</b> <b>H 4</b> <b>RBI 2</b> <b>BB 3</b> <b>SO 5</b> <b>LOB 5</b>										
Bake McBride, L OBP: 0.332, SLG: 0.354 (1, 8)	6-3			6-3		F7		4-3		4	0	0	0	0	0	1											
Ron Fairly, L OBP: 0.412, SLG: 0.468 (1, 3)	6-3			BB		1B		1B		3	1	1	0	1	0	0											
Ted Simmons, S OBP: 0.415, SLG: 0.520 (1, 2)		6-3		F9		1B		BB		3	1	1	0	1	0	1											
Reggie Smith, S OBP: 0.372, SLG: 0.518 (1, 9)		K			F4	SF8		K		4	0	1	1	0	2	1											
Ted Sizemore, R OBP: 0.307, SLG: 0.315 (1, 4)		K			F4	SF8		1-3		3	0	0	1	0	1	1											
Ken Reitz, R OBP: 0.301, SLG: 0.349 (1, 5)				F7	F5	1B				3	0	1	0	0	0	0											
Mike Tyson, R OBP: 0.311, SLG: 0.353 (1, 6)				K		6-3		F9		3	0	0	0	0	1	1											
Eric Rasmussen, R OBP: 0.083, SLG: 0.083 Al Hrabosky, R OBP: 0.300, SLG: 0.125 (7, 1)				5-3		K		F3		2	0	0	0	0	1	0											
<b>Inning Stats</b>	R: 0 E: 0 K: 0 S: 3	H: 0 LOB: 0 BB: 0 P: 3	R: 0 E: 0 K: 2 S: 7	H: 0 LOB: 0 BB: 0 P: 7	R: 0 E: 0 K: 1 S: 5	H: 0 LOB: 0 BB: 1 P: 5	R: 0 E: 0 K: 0 S: 3	H: 0 LOB: 0 BB: 0 P: 7	R: 0 E: 0 K: 1 S: 5	H: 0 LOB: 1 BB: 1 P: 9	R: 2 E: 0 K: 0 S: 6	H: 4 LOB: 1 BB: 0 P: 6	R: 0 E: 0 K: 0 S: 3	H: 0 LOB: 0 BB: 0 P: 3	R: 0 E: 0 K: 1 S: 5	H: 0 LOB: 1 BB: 1 P: 9	1B: 4 2B: 0 3B: 0 HR: 0	SF: 1 SAC: 0 DP: 0 HBP: 0	WP: 0 PB: 0 SB: 1 CS: 1	PA: 33							
<b>PITCHER</b>	IP	WLS	BF	H	R	ER	SO	BB	IBB	HBP	BLK	WP	HR	S	P	ERA	WHIP										
Mike Thompson, R ERA: 4.59 (1, 1)	6.0	L	23	3	2	2	4	2	0	0	0	0	0	29	37	3.00	0.833										
Elias Sosa, R ERA: 3.71 (7, 1)	1.0		3	1	0	0	0	0	0	0	0	0	0	3	3	0.00	1.000										
Tom House, L ERA: 3.11 (8, 1)	2.0		7	0	0	0	1	1	0	0	0	0	0	8	12	0.00	0.500										

Batter	1	2	3	4	5	6	7	8	9	AB	R	H	RBI	BB	SO	LOB	BOTTOM										
Rowland Office, L OBP: 0.327, SLG: 0.343 (1, 8)	F8			FC6-4 SH1-3 1B		F8		K		4	0	1	0	0	1	0	<b>St. Louis Cardinals @ Atlanta Braves</b> Atlanta-Fulton County Stadium, Atlanta, GA Fri Aug 15 1975, 7:05 PM EDT Att: 8,771 - Unknown  <b>AB 30</b> <b>R 1</b> <b>H 4</b> <b>RBI 1</b> <b>BB 3</b> <b>SO 10</b> <b>LOB 9</b>										
Rob Bellor, R OBP: 0.259, SLG: 0.269 (1, 6)	F4			SH1-3		F8		F3		3	0	0	0	0	0	0											
Darrell Evans, L OBP: 0.353, SLG: 0.412 (1, 5)	G3			FC6-4 BB		F7		F7		3	0	0	0	1	0	0											
Earl Williams, R OBP: 0.312, SLG: 0.384 (1, 3)		K		FC6-4		F7		F8		4	0	0	0	0	1	2											
Dave May, L OBP: 0.346, SLG: 0.466 (1, 7)	F5			1-2 2-3		F6		1B		4	1	2	0	0	0	2											
Dusty Baker Jr., R OBP: 0.326, SLG: 0.397 (1, 9)	K			1-2 2-3		K		BB		4	0	1	0	0	2	1											
Larvell Blanks, R OBP: 0.302, SLG: 0.302 Mike Lum, L OBP: 0.319, SLG: 0.330 Tom House, L OBP: 0.200, SLG: 0.111 Cito Gaston, R OBP: 0.274, SLG: 0.396 (7, PH)				5-3		K		BB		2	0	0	0	0	1	0											
Vic Correll, R OBP: 0.306, SLG: 0.359 (1, 2)				K		K		BB		2	0	0	1	1	2	0											
Mike Thompson, R (1, 1)				K		K		BB		2	0	0	0	0	2	0											
Elias Sosa, R OBP: 0.100, SLG: 0.100 Rod Gilbreath, R OBP: 0.364, SLG: 0.381 (7, PH)				K		K		F9		0	0	0	0	0	0	0											
Al Hrabosky, L ERA: 1.61 (7, 1)				K		K		F9		1	0	0	0	0	0	3											
<b>Inning Stats</b>	R: 0 E: 0 K: 0 S: 3	H: 0 LOB: 0 BB: 0 P: 3	R: 0 E: 0 K: 2 S: 7	H: 0 LOB: 0 BB: 0 P: 7	R: 0 E: 0 K: 2 S: 7	H: 1 LOB: 2 BB: 1 P: 8	R: 0 E: 0 K: 3 S: 9	H: 0 LOB: 0 BB: 0 P: 9	R: 0 E: 0 K: 1 S: 5	H: 0 LOB: 0 BB: 0 P: 5	R: 1 E: 0 K: 0 S: 5	H: 2 LOB: 2 BB: 2 P: 13	R: 0 E: 0 K: 1 S: 5	H: 0 LOB: 0 BB: 0 P: 5	R: 0 E: 0 K: 1 S: 6	H: 1 LOB: 1 BB: 0 P: 6	1B: 3 2B: 1 3B: 0 HR: 0	SF: 0 SAC: 1 DP: 0 HBP: 0	WP: 0 PB: 0 SB: 0 CS: 0	PA: 34							
<b>PITCHER</b>	IP	WLS	BF	H	R	ER	SO	BB	IBB	HBP	BLK	WP	HR	S	P	ERA	WHIP										
Eric Rasmussen, R ERA: 2.83 (1, 1)	6.2	W	24	3	1	1	8	1	0	0	0	0	0	39	43	1.35	0.600										
Al Hrabosky, L ERA: 1.61 (7, 1)	2.1	S	10	1	0	0	2	2	0	0	0	0	0	12	20	0.00	1.286										



Batter	1	2	3	4	5	6	7	8	9	AB	R	H	RBI	BB	SO	LOB	TOP								
<b>Lou Brock, L</b> OBP: 0.369, SLG: 0.419 (1, 7)	F9	2B	F7		K			K		5	1	1	2	0	2	4									
<b>Bake McBride, L</b> OBP: 0.337, SLG: 0.362 (1, 8)	E	2B				4-3		F7		5	0	3	1	0	0	1									
<b>Ron Fairly, L</b> OBP: 0.407, SLG: 0.458 (1, 3)	F4	4-3		G3-6-3					F9	4	0	0	0	1	0	3									
<b>Ted Simmons, S</b> OBP: 0.413, SLG: 0.517 (1, 2)	E4			G3		G4-6-3		5-3		5	1	1	0	0	0	2									
<b>Reggie Smith, S</b> OBP: 0.377, SLG: 0.524 (1, 9)	1B						F9	FC5		4	1	3	0	1	0	0									
<b>Ted Sizemore, R</b> OBP: 0.310, SLG: 0.318 (1, 4)		SH1-4		FC3-6		6-3		F7		5	1	3	1	0	0	1									
<b>Ken Reitz, R</b> OBP: 0.300, SLG: 0.347 (1, 5)		1B		1B				L4		5	1	1	1	0	0	5									
<b>Mike Tyson, R</b> OBP: 0.310, SLG: 0.351 (1, 6)		SH1-4		FC3-6		F4		E5		4	1	1	0	0	0	3									
<b>John Curtis, L</b> OBP: 0.302, SLG: 0.211 (1, 1)		SH1-4						SH1-4		0	0	0	0	0	0	0									
<b>Harry Parker, R</b> OBP: 0.329, SLG: 0.431 (5, PH)										0	0	0	0	1	0	0									
<b>Buddy Bradford, R</b> OBP: 0.082, SLG: 0.082 (5, 1)										1	1	1	2	0	0	0									
<b>Lynn McGlothen, L</b> OBP: 0.242, SLG: 0.179 (7, 1)										0	0	0	0	0	0	0									
<b>Bob Gibson, R</b> OBP: 0.242, SLG: 0.179 (7, 1)										0	0	0	0	0	0	0									
<b>Inning Stats</b>	R: 0 E: 1 K: 0 S: 5	H: 2 LOB: 2 BB: 0 P: 5	R: 3 E: 0 K: 0 S: 7	H: 4 LOB: 1 BB: 0 P: 7	R: 1 E: 0 K: 0 S: 6	H: 3 LOB: 3 BB: 1 P: 10	R: 0 E: 0 K: 0 S: 3	H: 1 LOB: 0 BB: 0 P: 3	R: 3 E: 0 K: 1 S: 8	H: 3 LOB: 0 BB: 0 P: 8	R: 0 E: 0 K: 0 S: 2	H: 0 LOB: 0 BB: 1 P: 6	R: 0 E: 0 K: 0 S: 3	H: 0 LOB: 0 BB: 0 P: 3	R: 0 E: 1 K: 1 S: 6	H: 0 LOB: 1 BB: 0 P: 6	R: 0 E: 0 K: 0 S: 4	H: 1 LOB: 2 BB: 1 P: 8	1B: 11 2B: 2 3B: 0 HR: 1	SF: 0 SAC: 2 DP: 2 HBP: 0	WP: 0 PB: 0 SB: 0 CS: 0	PA: 43			
<b>PITCHER</b>	IP	WLS	BF	H	R	ER	SO	BB	IBB	HBP	BLK	WP	HR	S	P	ERA	WHIP								
<b>Carl Morton, R</b> ERA: 3.45 (1, 1)	4.2		27	13	7	7	0	1	0	0	0	0	1	26	30	13.50	3.000								
<b>Mike Beard, L</b> ERA: 3.14 (5, 1)	2.1		7	0	0	0	1	1	0	0	0	0	0	8	12	0.00	0.429								
<b>Tom House, L</b> ERA: 3.01 (8, 1)	2.0	W	9	1	0	0	1	1	0	0	0	0	0	10	14	0.00	1.000								

St. Louis Cardinals @ Atlanta Braves  
Atlanta-Fulton County Stadium, Atlanta, GA

AB 38  
R 7  
H 14  
RBI 7  
BB 3  
SO 2  
LOB 19



Sat Aug 16 1975, 7:05 PM EDT  
Att: 16,255 - Unknown

Batter	1	2	3	4	5	6	7	8	9	AB	R	H	RBI	BB	SO	LOB	BOTTOM								
<b>Ralph Garr, L</b> OBP: 0.330, SLG: 0.375 (1, 7)	1-3	K			F7			K		4	0	0	0	1	2	1									
<b>Rod Gilbreath, R</b> OBP: 0.358, SLG: 0.368 (1, 4)	CS	K		F6				1-3		4	0	0	0	1	1	3									
<b>Darrell Evans, L</b> OBP: 0.355, SLG: 0.413 (1, 5)	BB	1B		4-3		F5			G6-4-3	3	2	1	0	2	0	3									
<b>Earl Williams, R</b> OBP: 0.320, SLG: 0.389 (1, 3)	HR	WP			FC5-4			G6-4-3		4	2	3	0	1	0	1									
<b>Dusty Baker Jr., R</b> OBP: 0.329, SLG: 0.396 (1, 9)	HR				FC5-4		F8		6-3	3	1	1	0	2	0	1									
<b>Vic Correll, R</b> OBP: 0.306, SLG: 0.369 (1, 2)		F6		FC5-4					BB	4	2	1	3	1	1	5									
<b>Rowland Office, L</b> OBP: 0.336, SLG: 0.353 (1, 8)	PB			SH1-4		SF8		SH1-4		4	1	4	1	0	0	0									
<b>Rob Belloir, R</b> OBP: 0.276, SLG: 0.259 (1, 6)					SH				1B	1	0	0	0	1	0	1									
<b>Dave May, L</b> OBP: 0.351, SLG: 0.466 (9, PH)					SH1-4		5-3			0	0	0	0	1	0	0									
<b>Carl Morton, R</b> OBP: 0.200, SLG: 0.194 (1, 1)										1	0	0	0	0	0	2									
<b>Mike Beard, L</b> ERA: 4.95 (5, 1)					SH1-4					1	0	0	0	0	0	0									
<b>Mike Lum, L</b> OBP: 0.318, SLG: 0.329 (7, PH)										1	0	0	0	0	0	1									
<b>Tom House, L</b> OBP: 0.200, SLG: 0.111 (8, 1)										0	0	0	0	0	0	0									
<b>Ed Goodson, L</b> OBP: 0.246, SLG: 0.274 (9, PH)										1	0	1	2	0	0	0									
<b>Inning Stats</b>	R: 4 E: 1 K: 0 S: 5	H: 3 LOB: 4 BB: 2 P: 21	R: 1 E: 0 K: 2 S: 9	H: 2 LOB: 1 BB: 1 P: 13	R: 0 E: 0 K: 0 S: 5	H: 1 LOB: 3 BB: 1 P: 9	R: 1 E: 0 K: 0 S: 5	H: 2 LOB: 1 BB: 0 P: 5	R: 0 E: 0 K: 0 S: 3	H: 0 LOB: 0 BB: 0 P: 3	R: 0 E: 0 K: 1 S: 5	H: 0 LOB: 1 BB: 1 P: 9	R: 0 E: 0 K: 1 S: 6	H: 1 LOB: 0 BB: 0 P: 6	R: 0 E: 0 K: 0 S: 2	H: 0 LOB: 0 BB: 1 P: 6	R: 2 E: 0 K: 0 S: 3	H: 2 LOB: 2 BB: 2 P: 11	1B: 9 2B: 1 3B: 0 HR: 1	SF: 1 SAC: 3 DP: 1 HBP: 0	WP: 1 PB: 1 SB: 0 CS: 1	PA: 45			
<b>PITCHER</b>	IP	WLS	BF	H	R	ER	SO	BB	IBB	HBP	BLK	WP	HR	S	P	ERA	WHIP								
<b>John Curtis, L</b> ERA: 3.68 (1, 1)	0.2		8	3	4	0	0	4	0	0	0	1	0	4	20	5.40	1.800								
<b>Harry Parker, R</b> ERA: 4.95 (1, 1)	3.1		18	5	2	2	2	1	1	0	0	1	0	20	28	5.40	1.800								
<b>Lynn McGlothen, R</b> ERA: 3.91 (5, 1)	2.0		7	0	0	0	1	1	0	0	0	0	0	8	12	0.00	0.500								
<b>Bob Gibson, R</b> ERA: 4.77 (7, 1)	2.1	L	12	3	2	2	1	3	2	0	0	0	0	11	23	7.71	2.571								

St. Louis Cardinals @ Atlanta Braves  
Atlanta-Fulton County Stadium, Atlanta, GA

AB 31  
R 8  
H 11  
RBI 6  
BB 10  
SO 4  
LOB 18



Sat Aug 16 1975, 7:05 PM EDT  
Att: 16,255 - Unknown



Batter	1	2	3	4	5	6	7	8	9	AB	R	H	RBI	BB	SO	LOB	TOP					
<b>Pete Rose, S</b> OBP: 0.408, SLG: 0.444 (1,5)	4-3	F7			F8		FC5 1B	1-2 2-H 1B		5	0	2	1	0	0	1	<b>Cincinnati Reds @ St. Louis Cardinals</b> Busch Stadium, St. Louis, MO Mon Aug 18 1975, 7:05 PM CDT Att: 35,937 - Unknown					
<b>Ken Griffey, L</b> OBP: 0.397, SLG: 0.417 (1,9)	WP 1B		F5		F8		FC5 1B	F2		5	0	2	0	0	0	2						
<b>Joe Morgan, L</b> OBP: 0.459, SLG: 0.506 (1,4)	WP 1B		G6-4-3 BB		E 2B		FC5 1-2 2-3f		F8	4	1	2	0	1	0	2						
<b>Johnny Bench, R</b> OBP: 0.370, SLG: 0.537 (1,2)	K		G6-4-3 1-2f		E5 2B		F9		F8	5	0	0	0	0	1	6						
<b>Tony Perez, R</b> OBP: 0.344, SLG: 0.472 (1,3)	P4			BB 1B			K		1-3	5	0	2	1	0	1	4						
<b>George Foster, R</b> OBP: 0.357, SLG: 0.553 (1,7)		K		BB 1B	F8			FC3-6 HBP BB		3	0	1	0	1	1	2						
<b>Cesar Geronimo, L</b> OBP: 0.343, SLG: 0.387 (1,8)		1-3 1B		1-2 2-3 BB		3-1		FC3-6 1B HBP		2	2	1	0	1	0	0						
<b>Darrel Chaney, S</b> OBP: 0.291, SLG: 0.265 (1,6)		1-3		K		K		F8		4	0	0	0	0	2	6						
<b>Don Gullett, R</b> OBP: 0.265, SLG: 0.304 (1,1)				G1-2-3		4-3		FC3-6 1B		3	0	1	1	0	0	3						
<b>Pedro Borbon, R</b> OBP: 0.222, SLG: 0.278 (6,1)								1-2 2-3f		1	0	0	0	0	0	2						
<b>Will McEnaney, L</b> OBP: 0.275, SLG: 0.278 (8,1)										0	0	0	0	0	0	0						
<b>Clay Carroll, R</b> OBP: 0.071, SLG: 0.071 (9,1)										0	0	0	0	0	0	0						
<b>Rawly Eastwick, R</b> OBP: 0.071, SLG: 0.071 (9,1)										0	0	0	0	0	0	0						
<b>Inning Stats</b>	R: 0 E: 0 K: 1 S: 7	H: 2 LOB: 2 P: 7	R: 1 E: 0 K: 1 S: 7	H: 2 LOB: 1 BB: 0 P: 7	R: 0 E: 0 K: 0 S: 2	H: 0 LOB: 0 BB: 1 P: 6	R: 0 E: 0 K: 1 S: 6	H: 2 LOB: 2 BB: 1 P: 10	R: 1 E: 1 K: 0 S: 6	H: 2 LOB: 2 BB: 0 P: 6	R: 0 E: 0 K: 0 S: 5	H: 0 LOB: 0 BB: 0 P: 5	R: 0 E: 0 K: 1 S: 7	H: 2 LOB: 2 BB: 0 P: 7	R: 1 E: 0 K: 0 S: 4	H: 1 LOB: 3 BB: 1 P: 9	R: 0 E: 0 K: 0 S: 3	H: 0 LOB: 0 BB: 0 P: 3	1B: 9 2B: 2 3B: 0 HR: 0	SF: 0 SAC: 0 DP: 2 HBP: 1	WP: 1 PB: 0 SB: 1 CS: 0	PA: 41
<b>PITCHER</b>	IP WLS BF H R ER SO BB IBB HBP BLK WP HR S P ERA WHIP																					
<b>Bob Forsch, R</b> ERA: 2.81 (1,1)	6.0 L 27 8 2 1 4 2 0 0 0 1 0 33 41 1.50 1.667																					
<b>John Curtis, L</b> ERA: 3.72 (7,1)	1.0 7 2 1 1 1 1 0 1 0 0 0 7 12 9.00 3.000																					
<b>Mike Garman, R</b> ERA: 1.93 (8,1)	2.0 7 1 0 0 0 0 0 0 0 0 0 7 7 0.00 0.500																					

AB	37
R	3
H	11
RBI	3
BB	3
SO	5
LOB	28



Batter	1	2	3	4	5	6	7	8	9	AB	R	H	RBI	BB	SO	LOB	BOTTOM			
<b>Lou Brock, L</b> OBP: 0.367, SLG: 0.416 (1,7)	G4-6-3 1B			1-3		F8			F7	5	0	2	0	0	0	3	<b>Cincinnati Reds @ St. Louis Cardinals</b> Busch Stadium, St. Louis, MO Mon Aug 18 1975, 7:05 PM CDT Att: 35,937 - Unknown			
<b>Bake McBride, L</b> OBP: 0.335, SLG: 0.363 (1,8)	G4-6-3 1-2f			4-3		4-3		L8		4	0	0	0	0	0	4				
<b>Reggie Smith, S</b> OBP: 0.375, SLG: 0.520 (1,3)	F9						F9	6-3		4	0	1	0	0	0	3				
<b>Ted Simmons, S</b> OBP: 0.413, SLG: 0.516 (1,2)	P6			F4			G4-6-3 1B	1B 6-3 BB	1B	4	1	2	0	0	0	1				
<b>Buddy Bradford, R</b> OBP: 0.322, SLG: 0.421 (1,9)	K				K		G4-6-3 1-2f	6-3		3	0	0	0	0	2	1				
<b>Ted Sizemore, R</b> OBP: 0.308, SLG: 0.315 (1,4)	1-6-3				P4			F7	E6 BB 1B	4	0	0	0	0	0	1				
<b>Larry Lintz, S</b> OBP: 0.317, SLG: 0.197 (9, FR)										0	0	0	0	0	0	0				
<b>Ken Reitz, R</b> OBP: 0.307, SLG: 0.356 (1,5)				P4						4	1	3	0	0	0	0				
<b>John Denny, R</b> OBP: 0.182, SLG: 0.182 (9, PR)								HBP 2B 1B	1-2 2-3 1B	0	0	0	0	0	0	0				
<b>Mike Tyson, R</b> OBP: 0.319, SLG: 0.353 (1,6)				F7		K		2B HBP	1-2 2-3 3-H BB	2	0	0	1	1	1	1				
<b>Bob Forsch, R</b> ERA: 2.81 (1,1)										1	0	0	0	0	1	0				
<b>Luis Nieto, R</b> ERA: 2.94 (5, PR)										1	0	0	0	0	0	0				
<b>John Curtis, L</b> ERA: 3.72 (7,1)										0	0	0	0	0	0	0				
<b>Mike Garman, R</b> ERA: 1.93 (8,1)										0	0	0	0	0	0	0				
<b>Ron Fairly, L</b> OBP: 0.242, SLG: 0.469 (9, 3B)										2	0	1	1	0	0	3				
<b>Ken Rudolph, R</b> OBP: 0.230, SLG: 0.230 (9, PH)										1	0	0	0	0	0	1				
<b>Inning Stats</b>	R: 0 E: 0 K: 0 S: 3	H: 1 LOB: 0 BB: 0 P: 3	R: 0 E: 0 K: 1 S: 5	H: 0 LOB: 0 BB: 0 P: 5	R: 0 E: 0 K: 0 S: 4	H: 1 LOB: 1 BB: 0 P: 4	R: 0 E: 0 K: 2 S: 8	H: 1 LOB: 1 BB: 0 P: 8	R: 0 E: 0 K: 0 S: 3	H: 0 LOB: 0 BB: 0 P: 3	R: 0 E: 0 K: 0 S: 3	H: 1 LOB: 0 BB: 0 P: 3	R: 1 E: 0 K: 0 S: 6	H: 3 LOB: 3 BB: 0 P: 7	R: 0 E: 1 K: 0 S: 6	H: 2 LOB: 3 BB: 1 P: 10	1B: 7 2B: 2 3B: 0 HR: 0	SF: 0 SAC: 0 DP: 2 HBP: 1	WP: 0 PB: 0 SB: 0 CS: 0	PA: 37
<b>PITCHER</b>	IP WLS BF H R ER SO BB IBB HBP BLK WP HR S P ERA WHIP																			
<b>Don Gullett, L</b> ERA: 2.0 (1,1)	5.0 W 17 3 0 0 4 3 0 0 0 0 0 25 25 0.00 0.600																			
<b>Pedro Borbon, R</b> ERA: 3.4 (6,1)	2.1 9 2 1 1 0 0 0 0 1 0 0 0 8 9 3.86 0.857																			
<b>Will McEnaney, L</b> ERA: 1.72 (8,1)	0.2 5 3 1 0 0 0 0 0 0 0 0 0 5 5 0.00 4.500																			
<b>Clay Carroll, R</b> ERA: 2.75 (9,1)	0.1 3 1 0 0 0 0 0 0 0 0 0 0 3 3 0.00 3.000																			
<b>Rawly Eastwick, R</b> ERA: 3.03 (9,1)	0.2 S 3 0 0 0 0 0 1 0 0 0 0 0 2 6 0.00 1.500																			

AB	35
R	2
H	9
RBI	2
BB	1
SO	4
LOB	18



Batter	1	2	3	4	5	6	7	8	9	AB	R	H	RBI	BB	SO	LOB	TOP			
<b>Pete Rose, S</b> OBP: 0.407, SLG: 0.444 (1, 5)										4	1	1	0	0	0	0	<b>Cincinnati Reds @ St. Louis Cardinals</b> Busch Stadium, St. Louis, MO Tue Aug 19 1975, 7:05 PM CDT Att: 34,977 - Unknown			
<b>Ken Griffey, L</b> OBP: 0.386, SLG: 0.416 (1, 9)										4	0	1	0	0	0	0				
<b>Joe Morgan, L</b> OBP: 0.459, SLG: 0.506 (1, 4)										2	0	1	1	1	0	0				
<b>Johnny Bench, R</b> OBP: 0.367, SLG: 0.532 (1, 2)										4	0	0	0	0	2	4				
<b>Dan Driessen, L</b> OBP: 0.377, SLG: 0.411 (1, 7)										1	0	0	0	0	0	1				
<b>Merv Rettenmund, R</b> OBP: 0.375, SLG: 0.344 (4, PH) (4, 7)										3	0	0	0	0	1	1				
<b>Tony Perez, R</b> OBP: 0.344, SLG: 0.471 (1, 3)										3	0	1	0	0	1	0				
<b>Cesar Geronimo, L</b> OBP: 0.340, SLG: 0.384 (1, 8)										3	0	0	0	0	2	1				
<b>Darrel Chaney, S</b> OBP: 0.283, SLG: 0.257 (1, 6)										3	0	0	0	0	3	1				
<b>Gary Nolan, R</b> OBP: 0.254, SLG: 0.212 (1, 1)										2	0	0	0	0	1	1				
<b>Terry Crowley, L</b> OBP: 0.364, SLG: 0.385 (8, PH)										1	0	0	0	0	0	0				
<b>Clay Carroll, R</b> (8, 1)										0	0	0	0	0	0	0				
<b>Inning Stats</b>	R: 1 E: 0 K: 1 S: 7	H: 2 LOB: 1 BB: 0 P: 7	R: 0 E: 0 K: 3 S: 10	H: 1 LOB: 1 BB: 0 P: 10	R: 0 E: 0 K: 1 S: 6	H: 1 LOB: 0 BB: 0 P: 6	R: 0 E: 0 K: 1 S: 5	H: 0 LOB: 0 BB: 1 P: 5	R: 0 E: 0 K: 2 S: 2	H: 0 LOB: 0 BB: 1 P: 6	R: 0 E: 0 K: 1 S: 7	H: 0 LOB: 0 BB: 0 P: 7	R: 0 E: 0 K: 1 S: 5	H: 0 LOB: 0 BB: 0 P: 5	R: 0 E: 1 K: 0 S: 4	H: 0 LOB: 1 BB: 0 P: 4	1B: 3 2B: 1 3B: 0 HR: 0	SF: 1 SAC: 0 DP: 0 HBP: 0	WP: 0 PB: 0 SB: 1 CS: 1	PA: 32
<b>PITCHER</b> <b>Lynn McGlothen, R</b> ERA: 3.77 (1, 1)	IP: 9.0 WLS: W BF: 32	H: 4 R: 1 ER: 1 SO: 10	BB: 1 IBB: 0 HBP: 0 BLK: 0	WP: 0 HR: 0 S: 51 P: 55	ERA: 1.00 WHIP: 0.556	<b>PITCHER</b>										IP: WLS: BF: H: R: ER: SO: BB: IBB: HBP: BLK: WP: HR: S: P: ERA: WHIP				

Batter	1	2	3	4	5	6	7	8	9	AB	R	H	RBI	BB	SO	LOB	BOTTOM	
<b>Lou Brock, L</b> OBP: 0.364, SLG: 0.412 (1, 7)										4	0	0	0	0	0	0	<b>Cincinnati Reds @ St. Louis Cardinals</b> Busch Stadium, St. Louis, MO Tue Aug 19 1975, 7:05 PM CDT Att: 34,977 - Unknown	
<b>Bake McBride, L</b> OBP: 0.341, SLG: 0.365 (1, 8)										4	1	2	0	0	0	0		
<b>Willie Davis, L</b> OBP: 0.312, SLG: 0.464 (1, 9)										4	0	4	0	0	0	0		
<b>Ted Simmons, S</b> OBP: 0.412, SLG: 0.514 (1, 2)										4	1	1	1	0	0	4		
<b>Reggie Smith, S</b> OBP: 0.376, SLG: 0.519 (1, 3)										3	0	1	0	1	0	1		
<b>Ted Sizemore, R</b> OBP: 0.310, SLG: 0.317 (1, 4)										4	0	2	1	0	0	0		
<b>Ken Reitz, R</b> OBP: 0.309, SLG: 0.356 (1, 5)										3	0	1	0	1	0	2		
<b>Mike Tyson, R</b> OBP: 0.318, SLG: 0.351 (1, 6)										4	0	1	0	0	0	1		
<b>Lynn McGlothen, L</b> OBP: 0.078, SLG: 0.078 (1, 1)										3	0	0	0	0	0	2		
<b>Inning Stats</b>	R: 2 E: 0 K: 0 S: 6	H: 4 LOB: 2 BB: 1 P: 10	R: 0 E: 0 K: 0 S: 3	H: 0 LOB: 0 BB: 0 P: 3	R: 0 E: 0 K: 0 S: 3	H: 0 LOB: 0 BB: 0 P: 3	R: 0 E: 0 K: 0 S: 5	H: 2 LOB: 2 BB: 0 P: 5	R: 0 E: 0 K: 0 S: 5	H: 4 LOB: 0 BB: 0 P: 5	R: 0 E: 0 K: 0 S: 4	H: 1 LOB: 1 BB: 0 P: 4	R: 0 E: 0 K: 0 S: 3	H: 0 LOB: 1 BB: 1 P: 7	1B: 10 2B: 1 3B: 1 HR: 0	SF: 0 SAC: 0 DP: 0 HBP: 0		WP: 0 PB: 0 SB: 0 CS: 2
<b>PITCHER</b> <b>Gary Nolan, R</b> ERA: 2.96 (1, 1)	IP: 7.0 WLS: L BF: 31	H: 12 R: 2 ER: 2 SO: 2	BB: 0 IBB: 1 HBP: 0 BLK: 0	WP: 0 HR: 0 S: 30 P: 34	ERA: 2.57 WHIP: 1.714	<b>PITCHER</b>										IP: WLS: BF: H: R: ER: SO: BB: IBB: HBP: BLK: WP: HR: S: P: ERA: WHIP		
<b>Clay Carroll, R</b> ERA: 2.71 (8, 1)	IP: 1.0 WLS: L BF: 4	H: 0 R: 0 ER: 0 SO: 0	BB: 1 IBB: 0 HBP: 0 BLK: 0	WP: 0 HR: 0 S: 3 P: 7	ERA: 0.00 WHIP: 1.000	<b>PITCHER</b>										IP: WLS: BF: H: R: ER: SO: BB: IBB: HBP: BLK: WP: HR: S: P: ERA: WHIP		



Batter	1	2	3	4	5	6	7	8	9	AB	R	H	RBI	BB	SO	LOB	TOP					
<b>Pete Rose, S</b> OBP: 0.406, SLG: 0.442 (1.5)	3-1		1B BB		0-3 K			E6 FC6-4		3	0	0	0	1	1	0						
<b>Ken Griffey, L</b> OBP: 0.394, SLG: 0.414 (1.9)	1B		0-3 K		0-0 F9			FC6-4		4	0	1	0	0	1	2						
<b>Joe Morgan, L</b> OBP: 0.458, SLG: 0.504 (1.4)	F2		1-3 1B		0-0 F8			F9		4	0	1	0	0	0	2						
<b>Johnny Bench, R</b> OBP: 0.365, SLG: 0.528 (1.2)	L1		1-2 P4		0-0 F7			6-3		4	0	0	0	0	0	3						
<b>Tony Perez, R</b> OBP: 0.343, SLG: 0.469 (1.3)		0-3 K		0-0 FC5-4 1B				6-3		4	0	1	0	0	1	0						
<b>Cesar Geronimo, L</b> OBP: 0.337, SLG: 0.380 (1.8)	F5		1-2 FC5-4 S		0-0 F9			F8		4	0	0	0	0	0	1						
<b>Merv Rettenmund, R</b> OBP: 0.374, SLG: 0.344 (1.7)	S 1B		1-2 F7		0-0 F8			F8		3	0	1	0	0	0	1						
<b>Darrel Chaney, S</b> OBP: 0.276, SLG: 0.250 (1.6)	6-3		4-3		0-0 F7			F7		3	0	0	0	0	0	2						
<b>Fred Norman, S</b> OBP: 0.149, SLG: 0.111 (1.1)			4-3		0-0 F7			P6		2	0	0	0	0	0	0						
<b>Terry Crowley, L</b> OBP: 0.356, SLG: 0.375 (8, PH)										1	0	0	0	0	0	0						
<b>Will McEnaney, L</b> (8, 1)										0	0	0	0	0	0	0						
<b>Inning Stats</b>	R: 0 E: 1 K: 0 S: 4	H: 1 LOB: 1 BB: 0 P: 4	R: 0 E: 0 K: 1 S: 6	H: 1 LOB: 1 BB: 0 P: 6	R: 0 E: 0 K: 1 S: 6	H: 1 LOB: 2 BB: 1 P: 10	R: 0 E: 0 K: 0 S: 4	H: 1 LOB: 1 BB: 0 P: 4	R: 0 E: 0 K: 1 S: 5	H: 0 LOB: 0 BB: 0 P: 5	R: 0 E: 0 K: 0 S: 3	H: 0 LOB: 0 BB: 0 P: 3	R: 0 E: 0 K: 0 S: 3	H: 0 LOB: 0 BB: 0 P: 3	R: 0 E: 1 K: 0 S: 4	H: 0 LOB: 1 BB: 0 P: 4	R: 0 E: 0 K: 0 S: 3	H: 0 LOB: 0 BB: 0 P: 3	1B: 4 2B: 0 3B: 0 HR: 0	SF: 0 SAC: 0 DP: 0 HBP: 0	WP: 0 PB: 0 SB: 3 CS: 0	PA: 33
<b>PITCHER</b> <b>Ron Reed, R</b> ERA: 3.14 (1.1)	IP: 9.0 WLS: W BF: 33 H: 4 R: 0 ER: 0 SO: 3 BB: 1 IBB: 0 HBP: 0 BLK: 0 WP: 0 HR: 0 S: 38 P: 42 ERA: 0.00 WHIP: 0.556															<b>PITCHER</b>						

Cincinnati Reds @ St. Louis Cardinals  
 Busch Stadium, St. Louis, MO  
 Wed Aug 20 1975, 7:05 PM CDT  
 Att: 37,164 - Unknown

AB	32
R	0
H	4
RBI	0
BB	1
SO	3
LOB	11



Batter	1	2	3	4	5	6	7	8	9	AB	R	H	RBI	BB	SO	LOB	BOTTOM					
<b>Lou Brock, L</b> OBP: 0.365, SLG: 0.413 (1.7)	S 1B		L9		0-0 HR 1B			G1-6-3		4	1	2	0	0	0	1						
<b>Bake McBride, L</b> OBP: 0.343, SLG: 0.387 (1.8)	K		F8		0-0 HR 1B			IHR		4	2	2	3	0	1	1						
<b>Willie Davis, L</b> OBP: 0.311, SLG: 0.462 (1.9)	F9			1B 1B	F8			K		4	1	1	0	0	1	1						
<b>Ted Simmons, S</b> OBP: 0.411, SLG: 0.510 (1.2)	K			F7	6-3			5-3 BB		3	0	0	0	1	1	2						
<b>Reggie Smith, S</b> OBP: 0.378, SLG: 0.519 (1.3)		S SH3 1B		1B 1B				5-3		4	0	2	0	0	0	1						
<b>Ted Sizemore, R</b> OBP: 0.308, SLG: 0.315 (1.4)		SH3		F7				4-3		3	0	0	0	0	0	3						
<b>Ken Reitz, R</b> OBP: 0.309, SLG: 0.355 (1.5)	F5			1-3 2H 1B				P3		3	0	1	1	0	0	1						
<b>Mike Tyson, R</b> OBP: 0.314, SLG: 0.347 (1.6)	F8			F3				F9		3	0	0	0	0	0	3						
<b>Ron Reed, R</b> OBP: 0.221, SLG: 0.273 (1.1)			K		6-3			G1-6-3 1B		3	0	1	0	0	1	0						
<b>Inning Stats</b>	R: 0 E: 0 K: 2 S: 8	H: 1 LOB: 1 BB: 0 P: 8	R: 0 E: 0 K: 0 S: 4	H: 1 LOB: 1 BB: 0 P: 4	R: 0 E: 0 K: 1 S: 5	H: 0 LOB: 0 BB: 0 P: 5	R: 1 E: 0 K: 0 S: 6	H: 3 LOB: 2 BB: 0 P: 6	R: 2 E: 0 K: 0 S: 5	H: 2 LOB: 0 BB: 0 P: 5	R: 0 E: 0 K: 0 S: 3	H: 0 LOB: 0 BB: 0 P: 3	R: 0 E: 0 K: 0 S: 3	H: 1 LOB: 0 BB: 0 P: 3	R: 1 E: 0 K: 1 S: 6	H: 1 LOB: 1 BB: 1 P: 10	R: 1 E: 0 K: 0 S: 6	H: 1 LOB: 1 BB: 1 P: 10	1B: 7 2B: 0 3B: 0 HR: 2	SF: 0 SAC: 1 DP: 1 HBP: 0	WP: 0 PB: 0 SB: 2 CS: 0	PA: 33
<b>PITCHER</b> <b>Fred Norman, L</b> ERA: 3.69 (8, 1)	IP: 7.0 WLS: L BF: 28 H: 8 R: 3 ER: 3 SO: 3 BB: 0 IBB: 0 HBP: 0 BLK: 0 WP: 0 HR: 1 S: 34 P: 34 ERA: 3.86 WHIP: 1.143															<b>PITCHER</b>						

Cincinnati Reds @ St. Louis Cardinals  
 Busch Stadium, St. Louis, MO  
 Wed Aug 20 1975, 7:05 PM CDT  
 Att: 37,164 - Unknown


AB	31
R	4
H	9
RBI	4
BB	1
SO	4
LOB	13



Batter	1	2	3	4	5	6	7	8	9	AB	R	H	RBI	BB	SO	LOB	TOP																					
Ralph Garr, L OBP: 0.326, SLG: 0.375 (1, 7)	F7		F9		F9	F7		5-3		5	0	0	0	0	0	3																						
Rod Gilbreath, R OBP: 0.362, SLG: 0.351 (1, 4)	K			F8		1B		G6-4-3 WP BB		4	1	2	1	1	1	0																						
Darrell Evans, L OBP: 0.356, SLG: 0.412 (1, 5)	HR			F9		1B		G6-4-3 BB		3	2	2	1	2	0	0																						
Earl Williams, R OBP: 0.326, SLG: 0.394 (1, 3)	K		F9			1B		G6-4-3 BB		5	1	1	0	0	1	5																						
Dusty Baker Jr., R OBP: 0.334, SLG: 0.396 (1, 9)		F2			F5	WP SH 1B		FC1-6 BB		4	1	1	2	1	0	1																						
Rowland Office, L OBP: 0.328, SLG: 0.342 (1, 8)	1-3				3B 2B	SH WP 1B		FC1-6 L1-3		3	2	1	0	0	0	1																						
Vic Correll, R OBP: 0.305, SLG: 0.359 (1, 2)	K				3B IBB	FC1-6 1B BB		L1-3		2	1	0	0	2	1	1																						
Rob Belloir, R OBP: 0.340, SLG: 0.364 (1, 6)			F5			FC4-5 3B		FC1-6 1B 1B		4	1	2	4	0	0	0																						
Jamie Easterly, L (1, 1)			K			FC4-5		FC1-6 PB 1B		2	0	0	0	0	1	1																						
Elias Sosa, R OBP: 0.083, SLG: 0.083 (5, 1)										2	0	0	0	0	1	2																						
Tom House, L OBP: 0.200, SLG: 0.111 (9, 1)										0	0	0	0	0	0	0																						
<b>Inning Stats</b>	R: 1 E: 0 K: 2 S: 8	H: 1 LOB: 0 BB: 0 P: 8	R: 0 E: 0 K: 1 S: 5	H: 0 LOB: 0 BB: 0 P: 5	R: 0 E: 0 K: 1 S: 5	H: 0 LOB: 0 BB: 0 P: 5	R: 0 E: 0 K: 0 S: 3	H: 0 LOB: 0 BB: 0 P: 3	R: 2 E: 0 K: 0 S: 5	H: 2 LOB: 1 BB: 1 P: 9	R: 6 E: 1 K: 0 S: 10	H: 6 LOB: 3 BB: 2 P: 18	R: 0 E: 0 K: 0 S: 2	H: 0 LOB: 0 BB: 1 P: 6	R: 0 E: 0 K: 1 S: 5	H: 0 LOB: 1 BB: 2 P: 10	1B: 6 2B: 2 3B: 1 HR: 1	SF: 0 SAC: 1 DP: 2 HBP: 0	WP: 2 PB: 1 SB: 0 CS: 0	PA: 41																		
<b>PITCHER</b>	IP	WLS	BF	H	R	ER	SO	BB	IBB	HBP	BLK	WP	HR	S	P	ERA	WHIP	<b>PITCHER</b>				IP	WLS	BF	H	R	ER	SO	BB	IBB	HBP	BLK	WP	HR	S	P	ERA	WHIP
Eric Rasmussen, R ERA: 3.15 (1, 1)	5.0		19	3	3	3	4	0	1	0	0	0	1	26	30	5.40	0.600																					
Harry Parker, R ERA: 5.83 (6, 1)	0.0	L	3	3	3	3	0	0	0	0	0	0	0	3	3	∞	∞																					
Mike Garman, R ERA: 2.07 (6, 1)	0.1		5	2	2	1	0	1	0	0	0	0	1	0	4	8	27.00	9.000																				
John Curtis, L ERA: 3.64 (6, 1)	2.2		10	1	1	0	1	2	0	0	0	0	0	10	18	0.00	1.125																					
Bob Gibson, R ERA: 4.73 (9, 1)	1.0		4	0	0	0	0	2	0	0	0	0	1	0	2	10	0.00	2.000																				

Atlanta Braves @ St. Louis Cardinals  
Busch Stadium, St. Louis, MO  
Fri Aug 22 1975, 7:05 PM CDT  
Att: 23,769 - Unknown


AB 34  
R 9  
H 9  
RBI 8  
BB 6  
SO 5  
LOB 14



Batter	1	2	3	4	5	6	7	8	9	AB	R	H	RBI	BB	SO	LOB	BOTTOM																					
Lou Brock, L OBP: 0.363, SLG: 0.409 (1, 7)	K		K		F7	F7			G3 BB	4	0	0	0	1	2	3																						
Bake McBride, L OBP: 0.340, SLG: 0.385 (1, 8)	6-3		F5		1B E 1B			6-3	SF9	4	1	1	2	0	0	1																						
Willie Davis, L OBP: 0.312, SLG: 0.462 (1, 9)	1B		4-3		WP 2B 1B			F9	G3	5	1	2	1	0	0	3																						
Ted Simmons, S OBP: 0.408, SLG: 0.509 (1, 2)	F3			6-3	1B 2B			F9	6-3	5	0	1	1	0	0	3																						
Reggie Smith, S OBP: 0.376, SLG: 0.515 (1, 3)		F9		6-3	1B IBB			4-3		3	0	0	0	1	0	0																						
Ted Sizemore, R OBP: 0.309, SLG: 0.317 (1, 4)		BB 1B		5-3	1B			5-3		4	0	2	0	0	0	0																						
Ken Reitz, R OBP: 0.309, SLG: 0.354 (1, 5)					F9			F9		2	0	0	0	1	0	3																						
John Curtis, L OBP: 0.302, SLG: 0.211 (8, PH)										0	0	0	0	0	0	0																						
Ron Fairly, L OBP: 0.410, SLG: 0.467 (8, PH)										1	0	0	0	0	0	0																						
Bob Gibson, R OBP: 0.242, SLG: 0.179 (9, 1)		G1-6-3 BB								0	0	0	0	0	0	0																						
Mike Tyson, R OBP: 0.321, SLG: 0.354 (6, 5)		G1-6-3			1B 1B	G4-3 1B			BB 1B SF9 1B	4	2	3	0	0	0	2																						
Eric Rasmussen, R OBP: 0.154, SLG: 0.154 (5, PH)										1	0	1	0	0	0	0																						
Hector Cruz, R OBP: 1.000, SLG: 1.000 (8, 1)										1	1	0	0	0	0	0																						
Harry Parker, R (8, 1)										0	0	0	0	0	0	0																						
Mike Garman, R (8, 1)										0	0	0	0	0	0	0																						
Mario Guerrero, R OBP: 0.376, SLG: 0.252 (8, 6)										1	0	0	0	0	0	1																						
Buddy Bradford, R OBP: 0.327, SLG: 0.425 (8, PH)										1	0	1	0	0	0	0																						
<b>Inning Stats</b>	R: 0 E: 0 K: 1 S: 6	H: 1 LOB: 1 BB: 0 P: 6	R: 0 E: 0 K: 0 S: 3	H: 1 LOB: 1 BB: 1 P: 7	R: 0 E: 0 K: 1 S: 6	H: 1 LOB: 1 BB: 0 P: 6	R: 0 E: 0 K: 0 S: 3	H: 0 LOB: 0 BB: 0 P: 3	R: 4 E: 0 K: 0 S: 9	H: 6 LOB: 3 BB: 1 P: 13	R: 0 E: 0 K: 0 S: 3	H: 1 LOB: 0 BB: 0 P: 3	R: 0 E: 0 K: 0 S: 3	H: 0 LOB: 0 BB: 0 P: 3	R: 0 E: 0 K: 0 S: 3	H: 0 LOB: 0 BB: 0 P: 3	R: 1 E: 0 K: 0 S: 5	H: 2 LOB: 2 BB: 1 P: 9	1B: 11 2B: 1 3B: 0 HR: 0	SF: 1 SAC: 0 DP: 2 HBP: 0	WP: 2 PB: 0 SB: 0 CS: 0	PA: 40																
<b>PITCHER</b>	IP	WLS	BF	H	R	ER	SO	BB	IBB	HBP	BLK	WP	HR	S	P	ERA	WHIP	<b>PITCHER</b>				IP	WLS	BF	H	R	ER	SO	BB	IBB	HBP	BLK	WP	HR	S	P	ERA	WHIP
Jamie Easterly, L ERA: 4.98 (1, 1)	4.2		23	8	4	4	2	1	1	0	0	0	0	25	33	7.71	1.929																					
Elias Sosa, R ERA: 3.57 (5, 1)	3.1	W	14	4	1	1	0	1	0	0	0	0	0	13	17	2.70	1.500																					
Tom House, L ERA: 2.93 (9, 1)	1.0	S	3	0	0	0	0	0	0	0	0	0	0	3	3	0.00	0.000																					

Atlanta Braves @ St. Louis Cardinals  
Busch Stadium, St. Louis, MO  
Fri Aug 22 1975, 7:05 PM CDT  
Att: 23,769 - Unknown

AB 36  
R 5  
H 12  
RBI 4  
BB 3  
SO 2  
LOB 16



Batter	1	2	3	4	5	6	7	8	9	AB	R	H	RBI	BB	SO	LOB	TOP			
Ralph Garr, L OBP: 0.327, SLG: 0.374 (1, 7)	0-0 4-3		4-0 S E 1B BB		0-0 CS 1B		0-0 E4 5-3		0-0 F9	4	1	1	0	1	0	3	<b>Atlanta Braves @ St. Louis Cardinals</b> Busch Stadium, St. Louis, MO Sat Aug 23 1975, 7:05 PM CDT Att: 30,930 - Unknown  <b>AB 37</b> <b>R 2</b> <b>H 10</b> <b>RBI 2</b> <b>BB 1</b> <b>SO 5</b> <b>LOB 26</b>			
Rod Gilbreath, R OBP: 0.357, SLG: 0.346 (1, 4)	0-3 K		0-0 5-3		0-3 K		0-0 5-3		0-0 1B	5	0	1	1	0	2	4				
Darrell Evans, L OBP: 0.356, SLG: 0.412 (1, 5)	0-0 G3		0-0 1B		0-0 FC5-4 1B		0-0 1-3		0-0 1-6-3	5	0	2	1	0	0	4				
Earl Williams, R OBP: 0.325, SLG: 0.390 (1, 3)		1-0 2B HBP	0-0 1-3		0-0 FC5-4 1B		0-0 6-3			3	0	0	0	0	0	4				
Dusty Baker Jr., R OBP: 0.327, SLG: 0.397 (1, 9)		0-0 1-3 2B		0-3 K		0-0 6-3		0-0 6-3		4	0	1	0	0	1	1				
Rowland Office, L OBP: 0.327, SLG: 0.341 (1, 8)		0-0 1-3		0-0 F2		0-0 1B		0-0 G3		4	0	1	0	0	0	2				
Vic Correll, R OBP: 0.304, SLG: 0.357 (1, 2)		0-3 K		0-0 1B		0-0 F8		0-0 6-3		4	0	1	0	0	1	4				
Rob Belloir, R OBP: 0.353, SLG: 0.375 (1, 6)		0-0 5-3		0-0 F7		0-0 E 5-3 1B		0-0 1B 1B		4	1	2	0	0	0	3				
Phil Niekro, R OBP: 0.167, SLG: 0.220 (1, 1)			0-0 5-3		0-0 4-3		0-0 5-3 E 1B		0-3 K	2	0	0	0	0	0	0				
Bruce Dal Canton, R OBP: 0.259, SLG: 0.099 (7, PH)										0	0	0	0	0	0	0				
Ed Goodson, L OBP: 0.250, SLG: 0.278 (7, PH)										1	0	1	0	0	0	0				
Mike Beard, L (7, 1)										0	0	0	0	0	0	0				
Dave May, L OBP: 0.350, SLG: 0.484 (9, PH)										1	0	0	0	0	1	1				
<b>Inning Stats</b>	R: 0 E: 0 K: 1 S: 5	H: 0 LOB: 0 BB: 0 P: 5	R: 0 E: 0 K: 1 S: 6	H: 1 LOB: 2 BB: 0 P: 7	R: 1 E: 1 K: 0 S: 4	H: 1 LOB: 1 BB: 1 P: 8	R: 0 E: 0 K: 1 S: 6	H: 1 LOB: 1 BB: 0 P: 6	R: 0 E: 0 K: 0 S: 5	H: 2 LOB: 2 BB: 0 P: 5	R: 1 E: 1 K: 0 S: 6	H: 2 LOB: 2 BB: 0 P: 6	R: 0 E: 0 K: 0 S: 3	H: 0 LOB: 0 BB: 0 P: 3	R: 0 E: 0 K: 1 S: 7	H: 2 LOB: 2 BB: 0 P: 7	1B: 9 2B: 1 3B: 0 HR: 0	SF: 0 SAC: 0 DP: 0 HBP: 1	WP: 0 PB: 0 SB: 1 CS: 1	PA: 39
<b>PITCHER</b> John Denny, R ERA: 3.49 (1, 1)	IP: 9.0 WLS: W BF: 39 H: 10 R: 2 ER: 2 SO: 5 BB: 1 IBB: 0 HBP: 1 BLK: 0 WP: 0 HR: 0 S: 47 P: 52 ERA: 2.00 WHIP: 1.222																			

Batter	1	2	3	4	5	6	7	8	9	AB	R	H	RBI	BB	SO	LOB	BOTTOM			
Lou Brock, L OBP: 0.364, SLG: 0.410 (1, 7)	0-0 CS 1B		0-0 3-1		0-0 FC3-2 HR 1B		0-0 FC6-4 S 1B		0-0 F8	4	2	2	0	0	0	2	<b>Atlanta Braves @ St. Louis Cardinals</b> Busch Stadium, St. Louis, MO Sat Aug 23 1975, 7:05 PM CDT Att: 30,930 - Unknown  <b>AB 34</b> <b>R 7</b> <b>H 11</b> <b>RBI 6</b> <b>BB 2</b> <b>SO 3</b> <b>LOB 12</b>			
Luis Melendez, R OBP: 0.293, SLG: 0.349 (7, 7)										1	0	0	0	0	0	0				
Bake McBride, L OBP: 0.345, SLG: 0.388 (1, 8)	0-0 E S 1B		0-0 6-3		4-0 FC3-2 HR BB		0-0 1B 1B			3	2	2	1	1	0	0				
Willie Davis, L OBP: 0.314, SLG: 0.462 (1, 9)	0-0 HBP 1B		0-0 F5		0-0 FC3-2 HR		0-0 FC6-4 1B			4	1	2	1	0	0	3				
Ted Simmons, S OBP: 0.409, SLG: 0.515 (1, 2)	4-0 HBP BB		0-0 4-3		0-0 HR		0-0 FC6-4			3	1	1	4	1	0	2				
Reggie Smith, S OBP: 0.378, SLG: 0.516 (1, 3)	1-0 G4-6-3 HBP			0-0 6-3	0-0 E 2B		0-0 5-3			3	1	1	0	0	0	0				
Ted Sizemore, R OBP: 0.307, SLG: 0.314 (1, 4)	0-0 G4-6-3			0-0 6-3	0-0 E6		0-0 F4			4	0	0	0	0	0	3				
Ken Reitz, R OBP: 0.307, SLG: 0.351 (1, 5)		0-0 5-3		0-0 6-3	0-0 F6		0-0 6-3			4	0	0	0	0	0	1				
Mike Tyson, R OBP: 0.320, SLG: 0.352 (1, 6)		0-0 S 1B		0-0 K	0-3 K		0-0 F8			4	0	1	0	0	2	0				
John Denny, R OBP: 0.216, SLG: 0.216 (1, 1)		0-0 P1		0-0 BB FC3-2 1B	0-0 FC6-4 1B		0-3 K			4	0	2	0	0	1	1				
<b>Inning Stats</b>	R: 1 E: 0 K: 0 S: 4	H: 3 LOB: 2 BB: 1 P: 9	R: 0 E: 0 K: 0 S: 4	H: 1 LOB: 0 BB: 0 P: 4	R: 0 E: 0 K: 0 S: 3	H: 0 LOB: 0 BB: 0 P: 3	R: 0 E: 0 K: 0 S: 3	H: 0 LOB: 0 BB: 0 P: 3	R: 5 E: 1 K: 1 S: 10	H: 4 LOB: 1 BB: 1 P: 14	R: 1 E: 0 K: 1 S: 8	H: 3 LOB: 2 BB: 0 P: 8	R: 0 E: 0 K: 0 S: 3	H: 0 LOB: 0 BB: 0 P: 3	R: 0 E: 0 K: 1 S: 5	H: 0 LOB: 0 BB: 0 P: 5	1B: 9 2B: 1 3B: 0 HR: 1	SF: 0 SAC: 0 DP: 1 HBP: 1	WP: 0 PB: 0 SB: 3 CS: 1	PA: 37
<b>PITCHER</b> Phil Niekro, R ERA: 3.24 (1, 1)	IP: 4.2 WLS: L BF: 23 H: 8 R: 6 ER: 5 SO: 1 BB: 2 IBB: 0 HBP: 0 BLK: 0 WP: 0 HR: 1 S: 22 P: 31 ERA: 6.75 WHIP: 2.143																			
Bruce Dal Canton, R ERA: 5.7 (5, 1)	IP: 1.1 WLS: 8 BF: 3 H: 1 R: 1 ER: 1 SO: 1 BB: 0 IBB: 0 HBP: 0 BLK: 0 WP: 0 HR: 10 S: 10 P: 10 ERA: 6.75 WHIP: 2.250																			
Mike Beard, L ERA: 3.08 (7, 1)	IP: 2.0 WLS: 6 BF: 0 H: 0 R: 0 ER: 0 SO: 1 BB: 0 IBB: 0 HBP: 0 BLK: 0 WP: 0 HR: 8 S: 8 P: 8 ERA: 0.00 WHIP: 0.000																			



Batter	1	2	3	4	5	6	7	8	9	AB	R	H	RBI	BB	SO	LOB	TOP
Ralph Garr, L OBP: 0.328, SLG: 0.375 (1, 7)	6-3		G6-4-3 1B			WP 1B		FC1-6 1-6-3 1B		4	1	2	0	0	0	1	<b>Atlanta Braves @ St. Louis Cardinals</b> Busch Stadium, St. Louis, MO Sun Aug 24 1975, 3:33 AM CDT Att: 24,786 - Unknown  <b>livebaseballscores.com</b>
Rod Gilbreath, R OBP: 0.348, SLG: 0.336 (1, 4)	E6		G6-4-3 1-2			F8		1-6-3		4	0	0	0	0	0	3	
Darrell Evans, L OBP: 0.355, SLG: 0.411 (1, 5)	F9					G3				4	0	1	1	0	1	2	
Earl Williams, R OBP: 0.322, SLG: 0.387 Ed Goodson, L OBP: 0.249, SLG: 0.277 (1, 3) (7, 3)	F6					F3				3	0	0	0	0	1	1	
Dusty Baker Jr., R OBP: 0.337, SLG: 0.399 (1, 9)		E7 G3 SF7 1B				5-3				3	1	2	0	1	0	0	
Rowland Office, L OBP: 0.326, SLG: 0.343 (1, 8)		G3				G3				4	0	1	0	0	1	2	
Biff Pocoroba, S OBP: 0.323, SLG: 0.310 (1, 2)		SF7				6-3				3	0	0	1	0	0	3	
Rob Belloir, R OBP: 0.345, SLG: 0.365 (1, 6)		F5				6-3				4	0	1	0	0	0	2	
Carl Morton, R OBP: 0.206, SLG: 0.200 Mike Lum, L OBP: 0.310, SLG: 0.320 Elias Sosa, R OBP: 0.382, SLG: 0.484 Cito Gaston, R OBP: 0.300, SLG: 0.404 Max Leon, R OBP: 0.303, SLG: 0.333 Vic Correll, R OBP: 0.303, SLG: 0.296 (1, 1) (5, PH) (6, PH) (8, PH) (9, PH)			F7			F7				1	0	0	0	0	0	0	
								FC1-6 1B		1	0	0	0	0	0	1	
<b>Inning Stats</b>	R: 0 E: 1 K: 0 S: 4	H: 0 LOB: 1 BB: 0 P: 4	R: 1 E: 1 K: 0 S: 4	H: 1 LOB: 0 BB: 0 P: 4	R: 0 E: 0 K: 1 S: 3	H: 1 LOB: 0 BB: 0 P: 3	R: 0 E: 0 K: 0 S: 5	H: 0 LOB: 0 BB: 0 P: 5	R: 0 E: 0 K: 1 S: 3	H: 1 LOB: 2 BB: 1 P: 10	R: 1 E: 0 K: 2 S: 5	H: 2 LOB: 1 BB: 0 P: 5	R: 0 E: 0 K: 2 S: 9	H: 2 LOB: 2 BB: 0 P: 9	1B: 7 2B: 1 3B: 0 HR: 0	SF: 1 SAC: 0 DP: 1 HBP: 0	WP: 1 PA: 36 PB: 0 SB: 0 CS: 0
<b>PITCHER</b>	IP WLS BF H R ER SO BB IBB HBP BLK WP HR S P ERA WHIP																
Bob Forsch, R ERA: 2.74 (1, 1)	7.2 W 30 6 2 1 2 1 0 0 0 1 0 33 37 1.17 0.913																
Al Hrabosky, L ERA: 1.52 (8, 1)	1.1 S 6 2 0 0 2 0 0 0 0 0 0 10 10 0.00 1.500																

Batter	1	2	3	4	5	6	7	8	9	AB	R	H	RBI	BB	SO	LOB	BOTTOM
Lou Brock, L OBP: 0.368, SLG: 0.413 Luis Melendez, R OBP: 0.292, SLG: 0.347 (1, 7) (7, 7)	2B FC 1B					4-3		F2		4	1	3	1	0	0	1	<b>Atlanta Braves @ St. Louis Cardinals</b> Busch Stadium, St. Louis, MO Sun Aug 24 1975, 3:33 AM CDT Att: 24,786 - Unknown  <b>livebaseballscores.com</b>
Bake McBride, L OBP: 0.340, SLG: 0.381 (1, 8)	F9	F8			4-3		G3	FC4-6		5	0	0	0	0	0	5	
Willie Davis, L OBP: 0.316, SLG: 0.465 (1, 9)	FC 4-3 2B	G3				G3 S 1B	F2			4	1	2	0	0	0	1	
Ted Simmons, S OBP: 0.406, SLG: 0.510 (1, 2)	FC 4-3 E		4-3			L4	3-1			4	1	0	1	0	0	2	
Reggie Smith, S OBP: 0.376, SLG: 0.512 (1, 3)	4-3		4-3			G3		S SH1-3 2B BB		3	1	0	1	1	0	2	
Ted Sizemore, R OBP: 0.307, SLG: 0.313 (1, 4)	E3					F6		SH1-3		2	0	0	0	1	0	1	
Ken Reitz, R OBP: 0.308, SLG: 0.349 (1, 5)	K		F9			4-3 SH1-3 BB		2B SH BB		2	1	0	0	2	1	2	
Mike Tyson, R OBP: 0.321, SLG: 0.353 Ron Fairly, L OBP: 0.413, SLG: 0.475 Larry Lintz, S OBP: 0.317, SLG: 0.197 (1, 6) (8, PH) (8, PH) (9, 6)		SH1-3 1B 1B				5-3		SH1-3		2	1	1	0	0	0	0	
Bob Forsch, R OBP: 0.358, SLG: 0.492 Al Hrabosky, R OBP: 0.273, SLG: 0.111 (1, 1) (8, 1)		SH1-3				F8		SH		2	0	0	0	0	0	1	
								FC4-6		0	0	0	1	0	0	0	
<b>Inning Stats</b>	R: 3 E: 1 K: 1 S: 9	H: 2 LOB: 1 BB: 0 P: 9	R: 1 E: 0 K: 0 S: 5	H: 2 LOB: 1 BB: 0 P: 5	R: 0 E: 0 K: 0 S: 3	H: 0 LOB: 1 BB: 1 P: 7	R: 0 E: 0 K: 0 S: 4	H: 1 LOB: 1 BB: 0 P: 4	R: 0 E: 0 K: 0 S: 3	H: 0 LOB: 1 BB: 1 P: 7	R: 0 E: 0 K: 0 S: 3	H: 0 LOB: 0 BB: 0 P: 3	R: 2 E: 0 K: 0 S: 5	H: 1 LOB: 2 BB: 2 P: 13	1B: 5 2B: 2 3B: 0 HR: 0	SF: 0 SAC: 4 DP: 0 HBP: 0	WP: 0 PA: 38 PB: 0 SB: 4 CS: 0
<b>PITCHER</b>	IP WLS BF H R ER SO BB IBB HBP BLK WP HR S P ERA WHIP																
Carl Morton, R ERA: 3.56 (1, 1)	5.0 L 24 6 4 3 1 0 0 0 0 0 0 25 29 5.40 1.400																
Elias Sosa, R ERA: 3.48 (6, 1)	2.0 7 0 0 0 0 1 0 0 0 0 0 6 10 0.00 0.500																
Max Leon, R ERA: 3.68 (8, 1)	1.0 7 1 2 2 0 2 0 0 0 0 0 5 13 18.00 3.000																

Batter	1	2	3	4	5	6	7	8	9	10	AB	R	H	RBI	BB	SO	LOB	TOP						
Wilbur Howard, S OBP: 0.346, SLG: 0.392 (1, 9)	K		1-3	HBP			B1-3		BB 1-2 2-H 1B	K	5	0	1	1	0	2	2	Houston Astros @ St. Louis Cardinals Busch Stadium, St. Louis, MO Mon Aug 25 1975, 7:05 PM CDT Att. 11,267 - Unknown						
Jerry Davanon, R OBP: 0.418, SLG: 0.385 (1, 6) (9, 4)	B3-1		BB 1B	F9			1-3				4	0	1	0	1	0	3							
Cesar Cedenro, R OBP: 0.364, SLG: 0.407 (1, 8)	K		F5				CS 1B		F8		5	0	2	0	0	1	4							
Cliff Johnson, R OBP: 0.399, SLG: 0.537 (1, 2)		4-3 1B 2B	BB	G6-4-3 BB			CS 1-2	L7	F9		3	1	1	0	2	0	3							
Bob Watson, R OBP: 0.369, SLG: 0.508 (1, 3)		4-3 2-3	L7	G6-4-3 1-2			6-3			1B WP SF9 1B	5	1	1	0	0	0	4							
Jose Cruz, L OBP: 0.388, SLG: 0.416 (1, 7)	F6		K				PB FC1-2 2B			L3	4	0	1	0	1	1	2							
Doug Rader, R OBP: 0.300, SLG: 0.366 (1, 5)		1B BB	2B BB				K	CS	K	SF9 1B BB	2	0	0	0	3	2	1							
Tommy Helms, R OBP: 0.246, SLG: 0.203 (1, 4) Greg Gross, L OBP: 0.353, SLG: 0.373 (9, PH) Roger Metzger, S OBP: 0.307, SLG: 0.326 (9, 6)			F9				FC1-2			1B BB	3	0	1	1	0	0	2							
Dave Roberts, L OBP: 0.153, SLG: 0.207 (9, PH) Milt May, L OBP: 0.338, SLG: 0.329 (9, PH) Eros Kabbani, L OBP: 0.299, SLG: 0.294 (9, 1) Wayne Granger, R (9, 1) Mike Cosgrove, L (9, 1) Ken Boswell, L (10, PH) Jim Crawford, L OBP: 0.319, SLG: 0.319 (10, 1) Jim Crawford, L OBP: 0.308, SLG: 0.353 (10, 1)			F6				B5-3			BB 1B 1B	3	0	1	0	0	0	3							
										1-2 2-3 3-H	1	1	1	0	0	0	0							
<b>Inning Stats</b>	R: 0 E: 0 K: 2 S: 7	H: 0 LOB: 0 BB: 0 P: 7	R: 1 E: 0 K: 0 S: 5	H: 2 LOB: 2 BB: 1 P: 9	R: 0 E: 0 K: 1 S: 6	H: 1 LOB: 3 BB: 1 P: 11	R: 0 E: 0 K: 0 S: 2	H: 1 LOB: 1 BB: 0 P: 6	R: 0 E: 0 K: 0 S: 3	H: 1 LOB: 0 BB: 0 P: 3	R: 0 E: 0 K: 1 S: 7	H: 2 LOB: 3 BB: 2 P: 15	R: 1 E: 0 K: 1 S: 7	H: 2 LOB: 2 BB: 1 P: 11	1B: 8 2B: 3 3B: 0 HR: 0	SF: 1 SAC: 0 DP: 1 HBP: 1	WP: 1 PB: 1 SB: 0 CS: 3							
<b>PITCHER</b>	IP WLS BF H R ER SO BB IBB HBP BLK WP HR S P ERA WHIP	IP WLS BF H R ER SO BB IBB HBP BLK WP HR S P ERA WHIP	<b>PITCHER</b>																					
Lynn McGlothen, R ERA: 3.7 (1, 1)	8.1	3	35	7	2	2	5	6	0	0	0	0	0	0	0	0	2.16	1.560						
Al Hrabosky, L ERA: 1.52 (9, 1)	0.0	3	2	0	0	0	1	0	0	0	0	0	0	0	0	2	∞	∞						
Mike Garman, R ERA: 2.18 (9, 1)	1.0	6	2	1	1	0	1	0	0	0	1	0	5	9	9.00	3.000								
John Curtis, L ERA: 3.62 (10, 1)	0.2	2	0	0	0	1	0	0	0	0	0	0	4	4	0.00	0.000								
<b>PITCHER</b>	IP WLS BF H R ER SO BB IBB HBP BLK WP HR S P ERA WHIP	IP WLS BF H R ER SO BB IBB HBP BLK WP HR S P ERA WHIP	<b>PITCHER</b>																					
Lou Brock, L OBP: 0.369, SLG: 0.414 (1, 7)	4-3		1B SF9 1B				4-3											4	2	2	1	0	0	0
Bake McBride, L OBP: 0.341, SLG: 0.385 (1, 8)	4-3		1B				F8											5	0	2	1	0	0	2
Willie Davis, L OBP: 0.314, SLG: 0.463 (1, 9)			SF9				F5											4	0	1	1	0	0	2
Reggie Smith, S OBP: 0.373, SLG: 0.506 (1, 3)	FC5-4		1-3				F8											4	0	0	0	0	0	2
Ted Sizemore, R OBP: 0.307, SLG: 0.311 (1, 4)			G5-4-3 BB				5-3											2	0	0	0	1	0	0
Ken Reitz, R OBP: 0.306, SLG: 0.347 (1, 5) Ron Fairly, L OBP: 0.415, SLG: 0.475 (9, PH) Hector Cruz, R OBP: 1.000, SLG: 1.000 (10, 5)			F8				F3											3	0	0	0	0	0	1
Ken Rudolph, R OBP: 0.227, SLG: 0.274 (1, 2) Ted Simmons, S OBP: 0.405, SLG: 0.509 (10, 2)			G5-4-3				6-3											1	0	0	0	0	0	2
Mike Tyson, R OBP: 0.320, SLG: 0.352 (1, 6)							F7											4	1	1	0	0	0	2
Lynn McGlothen, L OBP: 0.076, SLG: 0.076 (1, 1) Al Hrabosky, R OBP: 0.273, SLG: 0.111 (9, 1) Mike Garman, R (9, 1) John Curtis, L OBP: 0.322, SLG: 0.211 (10, 1) Buddy Bradford, R OBP: 0.325, SLG: 0.422 (10, PH)			SH1-3-4 1B				F7											2	0	0	0	0	0	1
																		0	0	0	0	0	0	0
<b>Inning Stats</b>	R: 0 E: 0 K: 0 S: 4	H: 1 LOB: 1 BB: 0 P: 4	R: 0 E: 0 K: 0 S: 2	H: 0 LOB: 0 BB: 1 P: 6	R: 2 E: 0 K: 0 S: 6	H: 3 LOB: 1 BB: 0 P: 6	R: 0 E: 0 K: 0 S: 3	H: 0 LOB: 0 BB: 0 P: 3	R: 0 E: 0 K: 0 S: 3	H: 0 LOB: 0 BB: 0 P: 3	R: 0 E: 0 K: 0 S: 5	H: 0 LOB: 2 BB: 0 P: 5	R: 0 E: 1 K: 0 S: 4	H: 2 LOB: 2 BB: 1 P: 8	R: 1 E: 0 K: 0 S: 4	H: 2 LOB: 0 BB: 0 P: 4	1B: 5 2B: 1 3B: 0 HR: 0	SF: 1 SAC: 2 DP: 1 HBP: 0	WP: 0 PB: 0 SB: 1 CS: 0					
<b>PITCHER</b>	IP WLS BF H R ER SO BB IBB HBP BLK WP HR S P ERA WHIP	IP WLS BF H R ER SO BB IBB HBP BLK WP HR S P ERA WHIP	<b>PITCHER</b>																					
Dave Roberts, L ERA: 4.16 (1, 1)	8.0	3	30	4	2	2	0	1	0	0	0	0	0	0	0	2	2.25	0.625						
Wayne Granger, R ERA: 2.99 (9, 1)	0.1	3	0	0	0	0	0	1	0	0	0	0	2	6	0.00	0.000								
Mike Cosgrove, L ERA: 2.41 (9, 1)	0.2	2	0	0	0	0	0	0	0	0	0	0	2	2	0.00	0.000								
Jim Crawford, L ERA: 3.68 (10, 1)	1.0	4	2	1	1	0	0	0	0	0	0	0	4	4	9.00	2.000								
<b>PITCHER</b>	IP WLS BF H R ER SO BB IBB HBP BLK WP HR S P ERA WHIP	IP WLS BF H R ER SO BB IBB HBP BLK WP HR S P ERA WHIP	<b>PITCHER</b>																					
																		0	0	0	0	0	0	0
<b>Inning Stats</b>	R: 0 E: 0 K: 0 S: 4	H: 1 LOB: 1 BB: 0 P: 4	R: 0 E: 0 K: 0 S: 2	H: 0 LOB: 0 BB: 1 P: 6	R: 2 E: 0 K: 0 S: 6	H: 3 LOB: 1 BB: 0 P: 6	R: 0 E: 0 K: 0 S: 3	H: 0 LOB: 0 BB: 0 P: 3	R: 0 E: 0 K: 0 S: 3	H: 0 LOB: 0 BB: 0 P: 3	R: 0 E: 0 K: 0 S: 5	H: 0 LOB: 2 BB: 0 P: 5	R: 0 E: 1 K: 0 S: 4	H: 2 LOB: 2 BB: 1 P: 8	R: 1 E: 0 K: 0 S: 4	H: 2 LOB: 0 BB: 0 P: 4	1B: 5 2B: 1 3B: 0 HR: 0	SF: 1 SAC: 2 DP: 1 HBP: 0	WP: 0 PB: 0 SB: 1 CS: 0					

Houston Astros @ St. Louis Cardinals  
Busch Stadium, St. Louis, MO  
Mon Aug 25 1975, 7:05 PM CDT  
Att. 11,267 - Unknown

AB 36  
R 3  
H 11  
RBI 3  
BB 8  
SO 6  
LOB 24



Houston Astros @ St. Louis Cardinals  
Busch Stadium, St. Louis, MO  
Mon Aug 25 1975, 7:05 PM CDT  
Att. 11,267 - Unknown

AB 33  
R 3  
H 6  
RBI 3  
BB 2  
SO 0  
LOB 13





Batter	1	2	3	4	5	6	7	8	9	AB	R	H	RBI	BB	SO	LOB	TOP					
Roger Metzger, S OBP: 0.306, SLG: 0.325	G3		4-3		G4-3 1B			E6		4	0	1	0	0	0	0	<b>Houston Astros @ St. Louis Cardinals</b> Busch Stadium, St. Louis, MO Tue Aug 26 1975, 7:05 PM CDT Att: 19,185 - Unknown					
Greg Gross, L OBP: 0.377, SLG: 0.369	E5		4-3		G4-3			F7		4	0	0	0	0	0	3						
Cesar Cedeno, R OBP: 0.366, SLG: 0.406	K				1B			E3		4	0	1	0	0	1	2						
Bob Watson, R OBP: 0.371, SLG: 0.515	1-3				F8 1B			F7		4	0	0	0	0	0	4						
Jose Cruz, L OBP: 0.371, SLG: 0.419					F8			F4		3	1	1	0	1	0	3						
Milt May, L OBP: 0.288, SLG: 0.328					F9			4-3		4	0	1	0	0	0	2						
Enos Cabell, R OBP: 0.300, SLG: 0.377 Wilbur Howard, S OBP: 0.343, SLG: 0.388					5-3			F3		3	0	1	1	0	0	2						
Jerry Davanon, R OBP: 0.432, SLG: 0.444 Cliff Johnson, R OBP: 0.395, SLG: 0.532					5-3			F7		2	0	0	0	1	0	0						
Doug Koniczny, R OBP: 0.191, SLG: 0.217					F9			K		3	0	0	0	0	1	1						
<b>Inning Stats</b>	R: 0 E: 1 K: 1 S: 6	H: 0 LOB: 1 BB: 0 P: 6	R: 1 E: 0 K: 0 S: 4	H: 2 LOB: 0 BB: 0 P: 4	R: 0 E: 0 K: 0 S: 3	H: 0 LOB: 0 BB: 0 P: 3	R: 0 E: 0 K: 0 S: 5	H: 2 LOB: 2 BB: 0 P: 5	R: 0 E: 0 K: 0 S: 3	H: 1 LOB: 1 BB: 1 P: 7	R: 0 E: 0 K: 0 S: 3	H: 0 LOB: 1 BB: 1 P: 7	R: 0 E: 0 K: 1 S: 5	H: 0 LOB: 0 BB: 0 P: 5	R: 0 E: 0 K: 1 S: 5	H: 0 LOB: 0 BB: 0 P: 5		R: 0 E: 0 K: 1 S: 5	H: 0 LOB: 0 BB: 0 P: 5	1B: 3 2B: 2 3B: 0 HR: 0	SF: 0 SAC: 0 DP: 1 HBP: 0	WP: 0 PB: 0 SB: 0 CS: 0
<b>PITCHER</b> Eric Rasmussen, R ERA: 2.76	IP: 9.0 WLS: W BF: 35	H: 5 R: 1 ER: 1 SO: 3	BB: 2 IBB: 0 HBP: 0 BLK: 0	WP: 0 HR: 0 S: 39 P: 47	ERA: 1.00 WHIP: 0.778																	

Batter	1	2	3	4	5	6	7	8	9	AB	R	H	RBI	BB	SO	LOB	BOTTOM			
Lou Brock, L OBP: 0.365, SLG: 0.408	5-3	4-3			6-3			G3		4	0	0	0	0	0	1	<b>Houston Astros @ St. Louis Cardinals</b> Busch Stadium, St. Louis, MO Tue Aug 26 1975, 7:05 PM CDT Att: 19,185 - Unknown			
Bake McBride, L OBP: 0.346, SLG: 0.394					F9			4-3		3	0	1	0	1	0	0				
Willie Davis, L OBP: 0.311, SLG: 0.457					BB			1B		4	0	1	0	0	0	1				
Ted Simmons, S OBP: 0.403, SLG: 0.503					F2			G3		4	0	1	0	0	0	1				
Ron Fairly, L OBP: 0.428, SLG: 0.498					L3			6-3		4	0	0	0	0	0	2				
Ted Sizemore, R OBP: 0.308, SLG: 0.310					6-3			F9		1	1	1	1	3	0	0				
Ken Reitz, R OBP: 0.305, SLG: 0.346					6-3			1B		4	0	1	0	0	0	3				
Mike Tyson, R OBP: 0.325, SLG: 0.361					1B			F7		3	0	1	0	0	0	1				
Eric Rasmussen, R OBP: 0.188, SLG: 0.188					5-3			F9		3	1	1	0	0	0	2				
<b>Inning Stats</b>	R: 0 E: 0 K: 0 S: 3	H: 0 LOB: 1 BB: 1 P: 7	R: 2 E: 0 K: 0 S: 6	H: 3 LOB: 1 BB: 0 P: 6	R: 0 E: 0 K: 0 S: 3	H: 0 LOB: 0 BB: 0 P: 3	R: 0 E: 0 K: 0 S: 4	H: 2 LOB: 2 BB: 1 P: 8	R: 0 E: 0 K: 0 S: 3	H: 0 LOB: 0 BB: 0 P: 3	R: 0 E: 0 K: 0 S: 3	H: 0 LOB: 1 BB: 1 P: 7	R: 0 E: 0 K: 1 S: 5	H: 0 LOB: 0 BB: 0 P: 5	R: 0 E: 0 K: 0 S: 4	H: 2 LOB: 2 BB: 1 P: 8		1B: 5 2B: 0 3B: 1 HR: 1	SF: 0 SAC: 0 DP: 0 HBP: 0	WP: 1 PB: 0 SB: 0 CS: 1
<b>PITCHER</b> Doug Koniczny, R ERA: 4.76	IP: 8.0 WLS: L BF: 33	H: 7 R: 2 ER: 2 SO: 1	BB: 4 IBB: 0 HBP: 0 BLK: 0	WP: 1 HR: 1 S: 31 P: 47	ERA: 2.25 WHIP: 1.375															

Batter	1	2	3	4	5	6	7	8	9	AB	R	H	RBI	BB	SO	LOB	TOP								
Wilbur Howard, S OBP: 0.345, SLG: 0.397 (1, 7)										4	1	2	0	0	0	0									
Jerry Davanon, R OBP: 0.413, SLG: 0.421 (1, 4)										4	0	0	0	0	1	3									
Cesar Cedeno, R OBP: 0.365, SLG: 0.405 (1, 8)										4	1	1	0	0	0	1									
Cliff Johnson, R OBP: 0.390, SLG: 0.524 (1, 2)										4	1	0	0	0	1	2									
Bob Watson, R OBP: 0.373, SLG: 0.515 Enos Cabell, R OBP: 0.299, SLG: 0.375 (1, 3) (5, 3)										2	1	1	1	1	0	1									
Jose Cruz, L OBP: 0.370, SLG: 0.416 (1, 9)										4	1	1	1	0	1	2									
Doug Rader, R OBP: 0.299, SLG: 0.361 (1, 5)										4	0	0	1	0	0	1	AB 33								
Roger Metzger, S OBP: 0.305, SLG: 0.322 (1, 6)										3	0	0	0	1	1	0	R 5								
Jim York, R (1, 1)																	H 5								
Jose Sosa, R OBP: 0.250, SLG: 1.000 (8, 1)																	RBI 3								
<b>Inning Stats</b>	R: 0 E: 0 K: 1 S: 5	H: 0 LOB: 0 BB: 0 P: 5	R: 2 E: 2 K: 0 S: 4	H: 0 LOB: 0 BB: 1 P: 8	R: 0 E: 0 K: 1 S: 5	H: 0 LOB: 0 BB: 0 P: 5	R: 2 E: 1 K: 0 S: 6	H: 3 LOB: 2 BB: 1 P: 10	R: 1 E: 0 K: 0 S: 5	H: 1 LOB: 1 BB: 0 P: 5	R: 0 E: 0 K: 1 S: 5	H: 0 LOB: 0 BB: 0 P: 5	R: 0 E: 0 K: 3 S: 9	H: 1 LOB: 1 BB: 1 P: 7	R: 0 E: 0 K: 3 S: 9	H: 0 LOB: 0 BB: 0 P: 9	R: 0 E: 0 K: 0 S: 3	H: 0 LOB: 0 BB: 0 P: 3	1B: 4 2B: 0 3B: 1 HR: 0	SF: 1 SAC: 0 DP: 0 HBP: 0	WP: 0 PB: 1 SB: 0 CS: 0	PA: 36			
<b>PITCHER</b>	IP	WLS	BF	H	R	ER	SO	BB	IBB	HBP	BLK	WP	HR	S	P	ERA	WHIP								
John Denny, R ERA: 3.49 (1, 1)	5.0	L	23	4	5	2	2	1	1	0	0	0	0	25	33	3.60	1.000								
Harry Parker, R ERA: 5.59 (6, 1)	2.0		7	1	0	0	1	1	0	0	0	0	0	8	12	0.00	1.000								
John Curtis, L ERA: 3.57 (8, 1)	2.0		6	0	0	0	3	0	0	0	0	0	0	12	12	0.00	0.000								

Houston Astros @ St. Louis Cardinals  
 Busch Stadium, St. Louis, MO  
 Wed Aug 27 1975, 7:05 PM CDT  
 Att: 13,778 - Unknown



Batter	1	2	3	4	5	6	7	8	9	AB	R	H	RBI	BB	SO	LOB	BOTTOM								
Lou Brock, L OBP: 0.368, SLG: 0.409 (1, 7)										4	0	2	0	1	0	0									
Bake McBride, L OBP: 0.345, SLG: 0.392 (1, 8)										4	0	1	0	1	0	3									
Willie Davis, L OBP: 0.314, SLG: 0.461 (1, 9)										5	0	3	0	0	0	2									
Ted Simmons, S OBP: 0.399, SLG: 0.498 (1, 2)										5	0	0	0	0	0	5									
Reggie Smith, S OBP: 0.378, SLG: 0.509 (1, 3)										3	0	1	0	1	0	0									
Hector Cruz, R OBP: 0.333, SLG: 0.556 (1, 5)										4	0	1	0	0	0	2									
Ted Sizemore, R OBP: 0.309, SLG: 0.309 (1, 4)										2	0	0	0	2	0	2									
Mike Tyson, R OBP: 0.322, SLG: 0.357 (1, 6)										3	0	0	0	0	0	4									
Ron Fairly, L OBP: 0.426, SLG: 0.495 (8, PH)										1	0	0	0	0	0	2									
Larry Lintz, S OBP: 0.321, SLG: 0.203 (9, 6)										0	0	0	0	0	0	0									
John Denny, R OBP: 0.215, SLG: 0.211 (1, 1)										1	0	0	0	0	0	0									
Luis Nieto, R OBP: 0.291, SLG: 0.350 (5, PH)										1	1	0	0	0	0	0									
Harry Parker, R OBP: 0.291, SLG: 0.350 (5, PH)										0	0	0	0	0	0	0									
Buddy Bradford, R OBP: 0.291, SLG: 0.415 (7, PH)										1	0	0	0	0	1	0									
John Curtis, L OBP: 0.392, SLG: 0.211 (8, PH)										0	0	0	0	0	0	0									
Ken Reitz, R OBP: 0.300, SLG: 0.345 (9, PH)										1	0	0	0	0	0	0									
<b>Inning Stats</b>	R: 0 E: 0 K: 0 S: 3	H: 0 LOB: 1 BB: 1 P: 7	R: 0 E: 0 K: 0 S: 3	H: 0 LOB: 0 BB: 0 P: 3	R: 0 E: 0 K: 0 S: 3	H: 0 LOB: 1 BB: 1 P: 7	R: 0 E: 0 K: 0 S: 4	H: 1 LOB: 3 BB: 2 P: 12	R: 1 E: 0 K: 0 S: 5	H: 3 LOB: 1 BB: 0 P: 5	R: 0 E: 0 K: 0 S: 3	H: 0 LOB: 1 BB: 1 P: 7	R: 0 E: 0 K: 1 S: 6	H: 1 LOB: 1 BB: 0 P: 6	R: 0 E: 0 K: 0 S: 5	H: 2 LOB: 2 BB: 0 P: 5	R: 0 E: 0 K: 0 S: 5	H: 2 LOB: 2 BB: 0 P: 5	1B: 7 2B: 2 3B: 0 HR: 0	SF: 0 SAC: 0 DP: 0 HBP: 0	WP: 0 PB: 0 SB: 0 CS: 2	PA: 40			
<b>PITCHER</b>	IP	WLS	BF	H	R	ER	SO	BB	IBB	HBP	BLK	WP	HR	S	P	ERA	WHIP								
Jim York, R ERA: 4.81 (1, 1)	7.0	W	30	5	1	1	1	5	0	0	0	0	0	27	47	1.29	1.429								
Jose Sosa, R ERA: 4.18 (8, 1)	2.0		10	4	0	0	0	0	0	0	0	0	0	10	10	0.00	2.000								

Houston Astros @ St. Louis Cardinals  
 Busch Stadium, St. Louis, MO  
 Wed Aug 27 1975, 7:05 PM CDT  
 Att: 13,778 - Unknown





Batter	1	2	3	4	5	6	7	8	9	AB	R	H	RBI	BB	SO	LOB	TOP					
Lou Brock, L (1,7) OBP: 0.366, SLG: 0.406										4	0	1	0	0	0	3	<b>St. Louis Cardinals @ Cincinnati Reds</b> Riverfront Stadium, Cincinnati, OH Fri Aug 29 1975, 7:05 PM EDT Att: 33,290 - Unknown					
Bake McBride, L (1,8) OBP: 0.351, SLG: 0.396										4	2	2	0	0	1	3						
Willie Davis, L (1,9) OBP: 0.317, SLG: 0.461										3	0	1	0	1	0	1						
Ted Simmons, S (1,2) OBP: 0.400, SLG: 0.499										3	0	2	2	0	0	1						
Reggie Smith, S (1,3) OBP: 0.374, SLG: 0.504										4	0	1	0	0	0	3						
Ted Sizemore, R (1,4) OBP: 0.308, SLG: 0.306										4	0	0	0	0	0	4						
Ken Reitz, R (1,5) OBP: 0.308, SLG: 0.346										4	0	2	0	0	0	1						
Mike Tyson, R (1,6) OBP: 0.317, SLG: 0.349										4	0	0	0	0	0	2						
Lynn McGlothen, L (1,1) OBP: 0.074, SLG: 0.074										2	0	0	0	0	1	1						
Bob Gibson, R (5,1) OBP: 0.242, SLG: 0.179										0	0	0	0	0	0	0						
Ron Fairly, L (7,PH) OBP: 0.429, SLG: 0.498										1	0	1	0	0	0	0						
John Curtis, L (7,1) OBP: 0.302, SLG: 0.211										0	0	0	0	0	0	0						
Hector Cruz, R (9,PH) OBP: 0.273, SLG: 0.455										1	0	0	0	0	0	0						
<b>Inning Stats</b>	R: 0 E: 0 K: 0 S: 4	H: 2 LOB: 1 BB: 0 P: 4	R: 0 E: 0 K: 0 S: 3	H: 1 LOB: 0 BB: 0 P: 3	R: 0 E: 1 K: 0 S: 3	H: 0 LOB: 0 BB: 0 P: 3	R: 1 E: 0 K: 0 S: 4	H: 1 LOB: 0 BB: 0 P: 4	R: 0 E: 0 K: 1 S: 6	H: 1 LOB: 1 BB: 0 P: 6	R: 1 E: 0 K: 0 S: 5	H: 2 LOB: 2 BB: 1 P: 9	R: 0 E: 0 K: 1 S: 7	H: 2 LOB: 2 BB: 0 P: 7	R: 0 E: 0 K: 0 S: 4	H: 1 LOB: 1 BB: 0 P: 4	R: 0 E: 0 K: 0 S: 3	H: 0 LOB: 0 BB: 0 P: 3	1B: 8 2B: 4 3B: 0 HR: 0	SF: 1 SAC: 0 DP: 3 HBP: 0	WP: 0 PB: 0 SB: 2 CS: 0	PA: 36
<b>PITCHER</b>	IP WLS BF H R ER SO BB IBB HBP BLK WP HR S P ERA WHIP																					
Gary Nolan, R (1,1) ERA: 3.06	6.1 W 27 9 2 2 1 1 0 0 0 0 0 0 28 32 2.84 1.579																					
Willi McEnaney, L (7,1) ERA: 1.94	2.2 S 9 1 0 0 1 0 0 0 0 0 0 0 11 11 0.00 0.375																					

AB	34
R	2
H	10
RBI	2
BB	1
SO	2
LOB	19



Batter	1	2	3	4	5	6	7	8	9	AB	R	H	RBI	BB	SO	LOB	BOTTOM			
Pete Rose, S (1,5) OBP: 0.408, SLG: 0.431										5	0	1	0	0	2	1	<b>St. Louis Cardinals @ Cincinnati Reds</b> Riverfront Stadium, Cincinnati, OH Fri Aug 29 1975, 7:05 PM EDT Att: 33,290 - Unknown			
Ken Griffey, L (1,9) OBP: 0.398, SLG: 0.416										5	1	2	0	0	1	0				
Joe Morgan, L (1,4) OBP: 0.462, SLG: 0.509										3	2	1	0	2	0	3				
Tony Perez, R (1,3) OBP: 0.355, SLG: 0.480										3	1	2	1	1	0	2				
Johnny Bench, R (1,2) OBP: 0.360, SLG: 0.523										3	0	0	1	0	1	4				
George Foster, R (1,7) OBP: 0.367, SLG: 0.540										3	1	2	0	1	0	0				
Cesar Geronimo, L (1,8) OBP: 0.333, SLG: 0.376										4	1	1	3	0	1	4				
Darrel Chaney, S (1,6) OBP: 0.290, SLG: 0.311										3	0	1	0	1	1	0				
Gary Nolan, R (1,1) OBP: 0.238, SLG: 0.196										2	0	0	0	0	0	0				
Willi McEnaney, L (7,1) ERA: 1.94										1	0	0	0	0	0	1				
<b>Inning Stats</b>	R: 1 E: 0 K: 0 S: 4	H: 1 LOB: 1 BB: 1 P: 8	R: 0 E: 0 K: 1 S: 5	H: 0 LOB: 0 BB: 0 P: 5	R: 0 E: 1 K: 1 S: 6	H: 0 LOB: 1 BB: 0 P: 6	R: 3 E: 0 K: 1 S: 8	H: 3 LOB: 1 BB: 1 P: 12	R: 2 E: 0 K: 1 S: 7	H: 2 LOB: 1 BB: 1 P: 11	R: 0 E: 0 K: 1 S: 5	H: 0 LOB: 0 BB: 0 P: 5	R: 0 E: 0 K: 1 S: 6	H: 1 LOB: 3 BB: 2 P: 14	R: 0 E: 0 K: 0 S: 5	H: 3 LOB: 2 BB: 0 P: 5	1B: 8 2B: 2 3B: 0 HR: 1	SF: 1 SAC: 1 DP: 1 HBP: 0	WP: 1 PB: 0 SB: 3 CS: 0	PA: 39
<b>PITCHER</b>	IP WLS BF H R ER SO BB IBB HBP BLK WP HR S P ERA WHIP																			
Lynn McGlothen, R (1,1) ERA: 3.88	4.2 L 24 6 0 0 0 2 0 0 0 0 0 0 27 39 11.57 1.929																			
Bob Gibson, R (5,1) ERA: 4.07	1.1 4 0 0 0 2 0 0 0 0 0 0 8 8 0.00 0.000																			
John Curtis, L (7,1) ERA: 3.52	2.0 11 4 0 0 0 1 1 1 0 0 0 0 11 19 0.00 2.500																			

AB	32
R	6
H	10
RBI	5
BB	5
SO	6
LOB	15







Batter	1	2	3	4	5	6	7	8	9	AB	R	H	RBI	BB	SO	LOB	TOP								
Lou Brock, L OBP: 0.360, SLG: 0.397 (1, 7)	4-3		K	K			F7		K	5	0	0	0	0	3	3									
Larry Lintz, S OBP: 0.319, SLG: 0.211 Ted Sizemore, R OBP: 0.305, SLG: 0.303 (1, 4) (8, 4)	3-1		WP 1-3 2B			K	F9		E3 1B 2-3	4	0	1	0	0	1	0									
Willie Davis, L OBP: 0.324, SLG: 0.469 (1, 9)	HR		WP IBB				K			4	1	3	2	1	1	0									
Ted Simmons, S OBP: 0.406, SLG: 0.511 (1, 2)	1B		FC3-6 1B			FC3-6 1B			F6	4	0	2	0	1	0	3									
Reggie Smith, S OBP: 0.369, SLG: 0.495 (1, 3)	K		G6-4-3 BB 1-2 2-3 3-H			4-3			F3 1-2	4	0	0	0	0	1	6									
Bake McBride, L OBP: 0.346, SLG: 0.392 (1, 8)		P4				1B 2-3 1B			F7	4	2	2	0	0	0	1									
Ken Reitz, R OBP: 0.309, SLG: 0.345 (1, 5)	L8					F7 1B			6-3	4	0	1	0	0	0	2									
Mike Tyson, R OBP: 0.317, SLG: 0.349 (1, 6)	5-3					SF8-6 1B				3	1	2	1	0	0	0									
Eric Rasmussen, R OBP: 0.211, SLG: 0.211 John Curtis, L OBP: 0.302, SLG: 0.211 (1, 1) (8, 1)			2B WP 1B			2-3 1B			SF8-6 1-2 3-H 1B	3	1	1	1	0	0	1									
						4-3			SH1-4 1B	0	0	0	0	0	0	0									
<b>Inning Stats</b>	R: 1 E: 0 K: 1 S: 7	H: 2 LOB: 1 BB: 0 P: 7	R: 0 E: 0 K: 0 S: 3	H: 0 LOB: 0 BB: 0 P: 3	R: 1 E: 0 K: 1 S: 6	H: 2 LOB: 2 BB: 2 P: 14	R: 1 E: 0 K: 1 S: 7	H: 2 LOB: 1 BB: 0 P: 7	R: 0 E: 1 K: 1 S: 6	H: 1 LOB: 1 BB: 0 P: 6	R: 1 E: 0 K: 0 S: 4	H: 2 LOB: 0 BB: 0 P: 4	R: 0 E: 0 K: 1 S: 5	H: 0 LOB: 0 BB: 0 P: 5	R: 0 E: 0 K: 0 S: 4	H: 1 LOB: 1 BB: 0 P: 4	R: 1 E: 1 K: 1 S: 8	H: 2 LOB: 2 BB: 0 P: 8	1B: 10 2B: 2 3B: 0 HR: 1	SF: 1 SAC: 1 DP: 2 HBP: 0	WP: 1 PB: 0 SB: 1 CS: 0	PA: 40			
<b>PITCHER</b>	IP	WLS	BF	H	R	ER	SO	BB	IBB	HBP	BLK	WP	HR	S	P	ERA	WHIP								
Jack Billingham, R ERA: 3.98 Clay Carroll, R ERA: 2.51 Willi McEnaney, L ERA: 1.87 Pedro Borbon, R ERA: 3.16	4.0	L	19	6	3	3	3	1	1	0	0	1	1	23	31	6.75	1.750								

St. Louis Cardinals @ Cincinnati Reds  
Riverfront Stadium, Cincinnati, OH  
Sun Aug 31 1975, 3:33 AM EDT  
Att: 43,470 - Unknown

AB 36  
R 5  
H 12  
RBI 4  
BB 2  
SO 6  
LOB 17



Batter	1	2	3	4	5	6	7	8	9	AB	R	H	RBI	BB	SO	LOB	BOTTOM								
Pete Rose, S OBP: 0.406, SLG: 0.430 (1, 5)	1-3		FC4-6 1-2 1B			F9			6-3	5	0	1	0	0	0	1									
Ken Griffey, L OBP: 0.388, SLG: 0.416 (1, 9)	4-3		FC4-6 1-2 2-3 1B			1B E 1B				5	1	3	0	0	0	2									
Joe Morgan, L OBP: 0.467, SLG: 0.509 (1, 4)	1B		P6			1B E 1B			F8	5	1	2	0	0	0	4									
Tony Perez, R OBP: 0.356, SLG: 0.479 (1, 3)	4-3					K			F9	5	0	0	0	0	2	4									
George Foster, R OBP: 0.364, SLG: 0.537 (1, 7)			4-3			4-3				4	1	2	0	0	0	0									
Cesar Geronimo, L OBP: 0.327, SLG: 0.369 (1, 8)	6-3					4-3				4	0	0	0	0	1	3									
Dave Concepcion, R OBP: 0.306, SLG: 0.339 Willi McEnaney, L OBP: 0.358, SLG: 0.331 Johnny Bench, R OBP: 0.358, SLG: 0.518 (1, 6) (7, 1) (8, PH) (9, 2)	5-3					6-3				3	0	1	1	0	0	0									
Bill Plummer, R OBP: 0.302, SLG: 0.269 Terry Crowley, L OBP: 0.352, SLG: 0.388 Merv Rettenmund, R OBP: 0.361, SLG: 0.331 Doug Flynn, R OBP: 0.309, SLG: 0.320 (1, 2) (8, PH) (8, PH) (9, 6)			K			FC2-6 BB			E6 1B	2	0	0	0	1	1	2									
Jack Billingham, R OBP: 0.197, SLG: 0.117 Clay Carroll, R OBP: 0.288, SLG: 0.308 Ed Armbrister, R OBP: 0.256, SLG: 0.244 Pedro Borbon, R OBP: 0.326, SLG: 0.286 (1, 1) (5, 1) (7, 6) (8, PH) (9, 1)			FC4-6 1B			FC2-6 1B			F7	1	0	1	0	0	0	0									
<b>Inning Stats</b>	R: 0 E: 0 K: 0 S: 4	H: 1 LOB: 1 BB: 0 P: 4	R: 0 E: 0 K: 0 S: 3	H: 0 LOB: 0 BB: 0 P: 3	R: 0 E: 0 K: 1 S: 7	H: 2 LOB: 2 BB: 0 P: 7	R: 0 E: 0 K: 0 S: 3	H: 0 LOB: 0 BB: 0 P: 3	R: 0 E: 0 K: 2 S: 11	H: 4 LOB: 2 BB: 0 P: 11	R: 0 E: 0 K: 0 S: 4	H: 1 LOB: 1 BB: 0 P: 4	R: 1 E: 1 K: 2 S: 9	H: 1 LOB: 2 BB: 1 P: 13	R: 0 E: 0 K: 0 S: 4	H: 1 LOB: 1 BB: 0 P: 4	1B: 9 2B: 1 3B: 0 HR: 0	SF: 0 SAC: 0 DP: 0 HBP: 0	WP: 0 PB: 0 SB: 0 CS: 0	PA: 40					
<b>PITCHER</b>	IP	WLS	BF	H	R	ER	SO	BB	IBB	HBP	BLK	WP	HR	S	P	ERA	WHIP								
Eric Rasmussen, R ERA: 2.7 John Curtis, L ERA: 3.46	7.2	W	34	9	3	2	4	2	0	0	0	0	0	40	48	2.35	1.435								

St. Louis Cardinals @ Cincinnati Reds  
Riverfront Stadium, Cincinnati, OH  
Sun Aug 31 1975, 3:33 AM EDT  
Att: 43,470 - Unknown

AB 38  
R 3  
H 10  
RBI 1  
BB 2  
SO 5  
LOB 20



Batter	1	2	3	4	5	6	7	8	9	AB	R	H	RBI	BB	SO	LOB	TOP								
Don Kessinger, S OBP: 0.316, SLG: 0.319	F7			G3-6 1B		E SF8 1B	FC6-4			4	1	2	0	0	0	1									
Gene Hiser, L OBP: 0.317, SLG: 0.288 Jim Tyrone, R (8, PH)	F8			G3-6 1-2		F9		K		3	0	0	0	0	0	2									
Bill Madlock, R OBP: 0.410, SLG: 0.498	F7			1B		SF8 E 1-2 1B		L3		4	0	2	0	0	0	0									
Jose Cardenal, R OBP: 0.390, SLG: 0.427		6-3		L5		SF8		6-3		3	0	0	1	0	0	1									
Jerry Morales, R OBP: 0.326, SLG: 0.364		K				4-3		4-3		4	0	1	0	0	1	1									
Andre Thornton, R OBP: 0.416, SLG: 0.490		6-3				IHR		K		4	2	2	2	0	1	1									
Manny Trillo, R OBP: 0.298, SLG: 0.313				6-3		1B		6-3		3	0	1	0	1	0	0									
Steve Swisher, R OBP: 0.292, SLG: 0.284 Ralph LaCock, L OBP: 0.328, SLG: 0.339 George Mitterwald, R OBP: 0.300, SLG: 0.331				F9		F7		4-3		2	0	0	0	0	0	1									
Bill Bonham, R OBP: 0.194, SLG: 0.214 Darold Knowles, L OBP: 0.167, SLG: 0.091 Vic Harris, S OBP: 0.250, SLG: 0.185 Paul Reuschel, R (9, PH)		6-3		6-3		5-3		F4		2	0	0	0	0	0	1									
Tim Hosley, R OBP: 0.393, SLG: 0.425								BB		1	0	0	0	0	0	2									
<b>Inning Stats</b>	R: 0 E: 0 K: 0 S: 3	H: 0 LOB: 0 BB: 0 P: 3	R: 0 E: 0 K: 1 S: 5	H: 0 LOB: 0 BB: 0 P: 5	R: 0 E: 0 K: 0 S: 3	H: 0 LOB: 0 BB: 0 P: 3	R: 0 E: 0 K: 0 S: 4	H: 2 LOB: 1 BB: 0 P: 4	R: 1 E: 0 K: 0 S: 5	H: 2 LOB: 1 BB: 0 P: 5	R: 1 E: 1 K: 0 S: 5	H: 2 LOB: 1 BB: 0 P: 5	R: 1 E: 0 K: 0 S: 4	H: 1 LOB: 1 BB: 1 P: 8	R: 0 E: 0 K: 1 S: 5	H: 0 LOB: 0 BB: 0 P: 5	R: 0 E: 0 K: 1 S: 6	H: 1 LOB: 2 BB: 1 P: 10	1B: 5 2B: 1 3B: 0 HR: 2	SF: 1 SAC: 0 DP: 1 HBP: 0	WP: 0 PB: 0 SB: 0 CS: 0	PA: 36			
<b>PITCHER</b>	IP	WLS	BF	H	R	ER	SO	BB	IBB	HBP	BLK	WP	HR	S	P	ERA	WHIP								
Bob Forsch, R ERA: 2.69	(1, 1)	6.2	W	27	7	3	2	1	1	0	0	0	0	28	32	2.70	1.200								
Al Hrabosky, L ERA: 1.69	(7, 1)	2.1	S	9	1	0	0	2	1	0	0	0	0	12	16	0.00	0.857								

Chicago Cubs @ St. Louis Cardinals  
Busch Stadium, St. Louis, MO  
Mon Sep 01 1975, 3:33 AM CDT  
Att: 48,435 - Sunny

AB	33
R	3
H	8
RBI	3
BB	2
SO	3
LOB	12



Batter	1	2	3	4	5	6	7	8	9	AB	R	H	RBI	BB	SO	LOB	BOTTOM								
Lou Brock, L OBP: 0.364, SLG: 0.400 Luis Melendez, R OBP: 0.290, SLG: 0.345	S 1B		PB S G4-6-3 1B	K		1B		1B		4	2	3	0	0	1	0									
Larry Lintz, S OBP: 0.329, SLG: 0.221 Reggie Smith, S OBP: 0.371, SLG: 0.496 Ted Sizemore, R OBP: 0.305, SLG: 0.303	K		G4-6-3 BB			FC4-6 1B		S 1B		3	0	2	0	1	1	1									
Willie Davis, L OBP: 0.323, SLG: 0.466	1B		G4-6-3			FC4-6 WP 1B		F9		5	1	1	1	0	0	5									
Ted Simmons, S OBP: 0.407, SLG: 0.511	F7		1B			4-3		1B		4	0	2	0	0	0	2									
Ron Fairly, L OBP: 0.428, SLG: 0.493	F9		BB			1B		G6-3		3	0	1	0	1	0	2									
Bake McBride, L OBP: 0.349, SLG: 0.391	K		BB			BB		L4		3	0	1	1	1	1	0									
Ken Reitz, R OBP: 0.308, SLG: 0.345 Hector Cruz, R OBP: 0.273, SLG: 0.455	6-3		F9			F9		SH1-4 1B		4	0	1	0	0	0	5									
Mike Tyson, R OBP: 0.316, SLG: 0.348	5-3		BB			6-3		SH1-4 1B		4	1	1	0	0	0	0									
Bob Forsch, R ERA: 2.69 Al Hrabosky, R ERA: 1.69	1B PB 2B		5-3			5-3		SH1-4		3	1	1	0	0	1	0									
<b>Inning Stats</b>	R: 1 E: 0 K: 1 S: 7	H: 2 LOB: 1 BB: 0 P: 7	R: 0 E: 0 K: 1 S: 5	H: 0 LOB: 0 BB: 0 P: 5	R: 2 E: 0 K: 0 S: 6	H: 4 LOB: 3 BB: 2 P: 14	R: 0 E: 0 K: 1 S: 5	H: 0 LOB: 0 BB: 0 P: 5	R: 1 E: 0 K: 0 S: 5	H: 2 LOB: 2 BB: 1 P: 9	R: 0 E: 0 K: 1 S: 7	H: 2 LOB: 0 BB: 0 P: 7	R: 0 E: 0 K: 0 S: 3	H: 1 LOB: 0 BB: 0 P: 3	R: 2 E: 0 K: 0 S: 5	H: 3 LOB: 1 BB: 1 P: 9	1B: 13 2B: 1 3B: 0 HR: 0	SF: 0 SAC: 1 DP: 2 HBP: 0	WP: 2 PB: 1 SB: 4 CS: 0	PA: 39					
<b>PITCHER</b>	IP	WLS	BF	H	R	ER	SO	BB	IBB	HBP	BLK	WP	HR	S	P	ERA	WHIP								
Bill Bonham, R ERA: 4.65	(1, 1)	5.2	L	29	10	4	4	4	3	0	0	0	0	34	46	6.35	2.294								
Darold Knowles, L ERA: 6.39	(6, 1)	0.1		1	0	0	0	0	0	0	0	0	0	1	1	0.00	0.000								
Paul Reuschel, R ERA: 2.59	(7, 1)	2.0		9	4	2	2	0	0	1	0	0	0	8	12	9.00	2.000								

Chicago Cubs @ St. Louis Cardinals  
Busch Stadium, St. Louis, MO  
Mon Sep 01 1975, 3:33 AM CDT  
Att: 48,435 - Sunny

AB	34
R	6
H	14
RBI	4
BB	4
SO	4
LOB	15



Batter	1	2	3	4	5	6	7	8	9	AB	R	H	RBI	BB	SO	LOB	TOP									
<b>Don Kessinger, S</b> OBP: 0.315, SLG: 0.317 (1, 6)	F5		F9		F9		BLK BB		F7	4	0	0	0	1	0	1										
<b>Joe Wallis, S</b> OBP: 0.500, SLG: 0.333 (1, 8)	G3			FC6-4 1B		FC5-4 BB			F5	3	0	1	0	1	0	2										
<b>Bill Madlock, R</b> OBP: 0.409, SLG: 0.496 (1, 5)	F7			F9		FC5-4 CS			S 1B 1B	4	1	1	0	0	0	2										
<b>Jose Cardenal, R</b> OBP: 0.389, SLG: 0.425 (1, 7)		F5		F7		6-3			S 1B 1B	4	1	1	0	0	0	2										
<b>Jerry Morales, R</b> OBP: 0.324, SLG: 0.361 (1, 9)	F7			FC6-4					E4 F9 E	4	1	0	0	0	0	3										
<b>Andre Thornton, R</b> OBP: 0.417, SLG: 0.498 (1, 3)									F9	3	1	1	1	1	0	3										
<b>Manny Trillo, R</b> OBP: 0.300, SLG: 0.314 (1, 4)	F7								E4 E BLK	4	1	2	2	0	0	1										
<b>Steve Swisher, R</b> OBP: 0.291, SLG: 0.283 (1, 2)			F8		L7				BLK E 1B	4	0	1	0	0	1	1										
<b>Ray Burris, R</b> OBP: 0.230, SLG: 0.176 <b>Paul Reuschel, R</b> (9, 1)	F7				SH1-4				K	3	0	0	0	0	2	2										
<b>Inning Stats</b>	R: 0 E: 0 K: 0 S: 3	H: 0 LOB: 0 BB: 0 P: 3	R: 0 E: 0 K: 0 S: 3	H: 0 LOB: 1 BB: 1 P: 7	R: 0 E: 0 K: 0 S: 3	H: 0 LOB: 0 BB: 0 P: 3	R: 0 E: 0 K: 0 S: 4	H: 1 LOB: 1 BB: 0 P: 4	R: 1 E: 0 K: 0 S: 5	H: 2 LOB: 1 BB: 0 P: 5	R: 0 E: 0 K: 0 S: 2	H: 0 LOB: 0 BB: 1 P: 6	R: 2 E: 3 K: 1 S: 8	H: 1 LOB: 2 BB: 1 P: 12	R: 2 E: 0 K: 0 S: 5	H: 3 LOB: 0 BB: 0 P: 5	R: 0 E: 0 K: 2 S: 7	H: 0 LOB: 0 BB: 0 P: 7	1B: 6 2B: 0 3B: 0 HR: 1	SF: 0 SAC: 1 DP: 0 HBP: 0	WP: 0 PB: 0 SB: 2 CS: 2	PA: 38				
<b>PITCHER</b>	IP	WLS	BF	H	R	ER	SO	BB	IBB	HBP	BLK	WP	HR	S	P	ERA	WHIP									
<b>Lynn McGlothen, R</b> ERA: 3.79 <b>Harry Parker, R</b> ERA: 5.8 <b>Mike Garman, R</b> ERA: 2.38	(1, 1)	7.0	L	29	4	3	1	1	3	0	0	1	0	1	28	40	1.29	1.000								
	(8, 1)	0.0		2	2	2	0	0	0	0	0	0	0	0	2	2	∞	∞								
	(8, 1)	2.0		6	1	0	0	2	0	0	0	0	0	0	10	10	0.00	0.500								

**Chicago Cubs @ St. Louis Cardinals**  
 Busch Stadium, St. Louis, MO  
 Tue Sep 02 1975, 7:05 PM CDT  
 Att: 13,049 - Unknown - 90 F

livebaseballscores.com

AB 33  
R 5  
H 7  
RBI 3  
BB 3  
SO 3  
LOB 17




Batter	1	2	3	4	5	6	7	8	9	AB	R	H	RBI	BB	SO	LOB	BOTTOM									
<b>Lou Brock, L</b> OBP: 0.365, SLG: 0.404 <b>Ted Sizemore, R</b> OBP: 0.305, SLG: 0.302 (9, 4)			F5						5-3	4	0	2	1	0	0	0										
<b>Larry Lintz, S</b> OBP: 0.324, SLG: 0.216 <b>Buddy Bradford, R</b> OBP: 0.321, SLG: 0.409 (8, PH)	B1		L6		F7				F8	3	0	0	0	0	0	3										
<b>Willie Davis, L</b> OBP: 0.320, SLG: 0.462 (1, 9)	F8				F9				G3	4	0	0	0	0	0	1										
<b>Ted Simmons, S</b> OBP: 0.406, SLG: 0.508 (1, 2)	F7				4-3				4-3	4	0	1	0	0	0	1										
<b>Ron Fairly, L</b> OBP: 0.425, SLG: 0.493 (1, 3)					4-3				F4	4	1	1	0	0	0	1										
<b>Bake McBride, L</b> OBP: 0.351, SLG: 0.393 (1, 8)	K								F5	4	1	2	0	0	1	1										
<b>Ken Reitz, R</b> OBP: 0.307, SLG: 0.343 <b>Hector Cruz, R</b> OBP: 0.250, SLG: 0.417 (7, PR)	F2				F3				E5	3	0	0	0	0	0	2										
<b>Mike Tyson, R</b> OBP: 0.314, SLG: 0.345 <b>Reggie Smith, S</b> OBP: 0.370, SLG: 0.495 <b>Harry Parker, R</b> <b>Mike Garman, R</b> <b>Luis Melendez, R</b> OBP: 0.292, SLG: 0.347 (9, PH)									F8	2	0	0	0	0	2	2										
<b>Lynn McGlothen, L</b> OBP: 0.086, SLG: 0.086 <b>Keith Hernandez, L</b> OBP: 0.273, SLG: 0.302 <b>Mario Guerrero, R</b> OBP: 0.277, SLG: 0.285 <b>Jerry Mumphrey, S</b> OBP: 1.000, SLG: 1.000 (9, PH)									F8	1	0	0	0	0	0	1										
<b>Inning Stats</b>	R: 0 E: 0 K: 0 S: 4	H: 1 LOB: 1 BB: 0 P: 4	R: 0 E: 0 K: 2 S: 8	H: 1 LOB: 0 BB: 0 P: 8	R: 0 E: 0 K: 0 S: 3	H: 0 LOB: 0 BB: 0 P: 3	R: 0 E: 0 K: 0 S: 3	H: 0 LOB: 0 BB: 0 P: 3	R: 1 E: 0 K: 1 S: 8	H: 3 LOB: 2 BB: 0 P: 8	R: 0 E: 0 K: 0 S: 3	H: 0 LOB: 0 BB: 0 P: 3	R: 0 E: 1 K: 0 S: 4	H: 0 LOB: 1 BB: 0 P: 4	R: 0 E: 0 K: 0 S: 3	H: 0 LOB: 0 BB: 0 P: 3	R: 2 E: 0 K: 0 S: 7	H: 4 LOB: 2 BB: 0 P: 7	1B: 7 2B: 2 3B: 0 HR: 0	SF: 0 SAC: 0 DP: 0 HBP: 0	WP: 0 PB: 0 SB: 1 CS: 0	PA: 37				
<b>PITCHER</b>	IP	WLS	BF	H	R	ER	SO	BB	IBB	HBP	BLK	WP	HR	S	P	ERA	WHIP									
<b>Ray Burris, R</b> ERA: 4.35 <b>Paul Reuschel, R</b> ERA: 2.55	(1, 1)	8.2	W	36	9	3	3	3	0	0	0	0	0	0	42	42	3.12	1.038								
	(9, 1)	0.1	S	1	0	0	0	0	0	0	0	0	0	1	1	0.00	0.000									


**Chicago Cubs @ St. Louis Cardinals**  
 Busch Stadium, St. Louis, MO  
 Tue Sep 02 1975, 7:05 PM CDT  
 Att: 13,049 - Unknown - 90 F

livebaseballscores.com

AB 37  
R 3  
H 9  
RBI 3  
BB 0  
SO 3  
LOB 17



Batter	1	2	3	4	5	6	7	8	9	AB	R	H	RBI	BB	SO	LOB	TOP									
Don Kessinger, S OBP: 0.314, SLG: 0.316 (1, 6)	1-3	K				SF7	3-1			4	0	1	1	0	1	2	<b>Chicago Cubs @ St. Louis Cardinals</b> Busch Stadium, St. Louis, MO Wed Sep 03 1975, 7:05 PM CDT Att: 14,119 - Unknown  <b>AB 35</b> <b>R 11</b> <b>H 13</b> <b>RBI 9</b> <b>BB 6</b> <b>SO 7</b> <b>LOB 18</b> 									
Joe Wallis, S OBP: 0.222, SLG: 0.125 (1, 8)	K		K	G3		F9		K	5	0	0	0	0	3	2											
Bill Madlock, R OBP: 0.411, SLG: 0.501 (1, 5)					6-3		F7		5	0	3	0	0	0	0											
Jose Cardenal, R OBP: 0.389, SLG: 0.424 (7, 7)	F9		5-3		CS G3		F9	G6-4-3	4	0	1	0	1	0	3											
Champ Summers, L OBP: 0.313, SLG: 0.365 Gene Hiser, L OBP: 0.317, SLG: 0.288 George Mitterwald, R OBP: 0.298, SLG: 0.329 (1, 7)		SH1	4-3		G3		E6		4	1	2	0	0	0	2											
Andre Thornton, R OBP: 0.425, SLG: 0.505 (1, 3)		SH1			CS		WP	FC1-2	2	4	2	0	3	0	0											
Manny Trillo, R OBP: 0.300, SLG: 0.314 (1, 4)	SH1				E		WP	FC1-2	4	1	1	1	0	1	5											
Steve Swisher, R OBP: 0.295, SLG: 0.288 Jerry Morales, R OBP: 0.326, SLG: 0.361 (1, 2)					1B		F5		3	1	2	2	0	0	1											
Willie Prall, L (1, 1)					SH		SH		0	0	0	0	0	0	0											
Tom Detmore, L OBP: 0.333, SLG: 0.300 Buddy Schultz, R (6, 1)	K				SH		SH		0	0	0	0	0	0	0											
Ralph LaCock, L OBP: 0.331, SLG: 0.355 Paul Reuschel, R (7, 1)					SH		SH		1	1	1	4	0	0	0											
Inning Stats	R: 0 E: 0 K: 1 S: 6	H: 1 LOB: 1 BB: 0 P: 6	R: 2 E: 0 K: 2 S: 9	H: 2 LOB: 1 BB: 1 P: 13	R: 0 E: 0 K: 1 S: 6	H: 1 LOB: 1 BB: 0 P: 6	R: 1 E: 1 K: 0 S: 6	H: 3 LOB: 2 BB: 0 P: 6	R: 0 E: 0 K: 0 S: 3	H: 1 LOB: 0 BB: 0 P: 3	R: 3 E: 1 K: 0 S: 5	H: 1 LOB: 0 BB: 1 P: 9	R: 5 E: 1 K: 0 S: 5	H: 2 LOB: 1 BB: 3 P: 17	R: 0 E: 0 K: 1 S: 5	H: 1 LOB: 0 BB: 0 P: 5		R: 0 E: 0 K: 2 S: 8	H: 1 LOB: 2 BB: 1 P: 12	1B: 8 2B: 4 3B: 0 HR: 1	SF: 1 SAC: 3 DP: 1 HBP: 0	WP: 1 PB: 0 SB: 0 CS: 1	PA: 46			
PITCHER	IP	WLS	BF	H	R	ER	SO	BB	IBB	HBP	BLK	WP	HR	S	P	ERA		WHIP								
Ron Reed, R ERA: 3.25 (1, 1)	6.0		29	9	6	4	4	2	0	0	0	0	0	35	43	6.00		1.833								
Bob Gibson, R ERA: 5.04 (7, 1)	1.0	L	8	2	5	5	0	2	1	0	0	1	1	5	17	45.00	4.000									
Mike Wallace, L ERA: 9.95 (8, 1)	2.0		8	2	0	0	3	1	0	0	0	0	0	13	17	0.00	1.500									

Batter	1	2	3	4	5	6	7	8	9	AB	R	H	RBI	BB	SO	LOB	BOTTOM									
Lou Brock, L OBP: 0.367, SLG: 0.407 (1, 7)	4-3		BB						FC4-6	4	0	2	3	1	0	1	<b>Chicago Cubs @ St. Louis Cardinals</b> Busch Stadium, St. Louis, MO Wed Sep 03 1975, 7:05 PM CDT Att: 14,119 - Unknown  <b>AB 34</b> <b>R 6</b> <b>H 9</b> <b>RBI 5</b> <b>BB 4</b> <b>SO 4</b> <b>LOB 18</b> 									
Bake McBride, L OBP: 0.345, SLG: 0.390 (1, 8)	F7		FC1-5		4-3	4-3				5	0	1	0	0	5											
Willie Davis, L OBP: 0.321, SLG: 0.460 (1, 9)	K						F9		4	1	1	0	1	1	2											
Ted Simmons, S OBP: 0.406, SLG: 0.507 (1, 2)		CS	G2-3		E5	4-3	4-3		5	2	2	0	0	0	5											
Reggie Smith, S OBP: 0.371, SLG: 0.494 (1, 3)		CS			F8	HBP	4-3		3	1	1	1	1	0	0											
Ted Sizemore, R OBP: 0.302, SLG: 0.300 (1, 4)	K				L5	4-3			4	0	0	0	0	2	3											
Ken Reitz, R OBP: 0.304, SLG: 0.341 (1, 5)	F7				5-3	SF8			3	0	0	1	0	0	1											
Mike Tyson, R OBP: 0.313, SLG: 0.341 (1, 6)	5-3				L6	HBP			3	1	0	0	1	1	1											
Ron Reed, R OBP: 0.219, SLG: 0.268 Buddy Bradford, R OBP: 0.321, SLG: 0.409 Ron Fairly, L OBP: 0.297, SLG: 0.493 Larry Limz, S OBP: 0.296, SLG: 0.276 Bob Gibson, R OBP: 0.342, SLG: 0.379 Mike Wallace, L OBP: 0.276, SLG: 0.326 (1, 1)			FC1-5		5-3				2	0	1	0	0	0	0											
Inning Stats	R: 0 E: 0 K: 1 S: 5	H: 0 LOB: 0 BB: 0 P: 5	R: 1 E: 0 K: 1 S: 6	H: 1 LOB: 1 BB: 1 P: 10	R: 0 E: 0 K: 0 S: 3	H: 1 LOB: 0 BB: 2 P: 11	R: 0 E: 0 K: 0 S: 3	H: 0 LOB: 0 BB: 0 P: 3	R: 0 E: 0 K: 0 S: 4	H: 1 LOB: 1 BB: 0 P: 4	R: 5 E: 1 K: 0 S: 7	H: 4 LOB: 2 BB: 1 P: 12	R: 0 E: 0 K: 0 S: 3	H: 0 LOB: 0 BB: 0 P: 3	R: 0 E: 0 K: 2 S: 7	H: 2 LOB: 2 BB: 0 P: 7		R: 0 E: 0 K: 0 S: 5	H: 2 LOB: 0 BB: 0 P: 5	1B: 8 2B: 1 3B: 0 HR: 0	SF: 1 SAC: 0 DP: 1 HBP: 1	WP: 0 PB: 0 SB: 0 CS: 2	PA: 40			
PITCHER	IP	WLS	BF	H	R	ER	SO	BB	IBB	HBP	BLK	WP	HR	S	P	ERA		WHIP								
Willie Prall, L ERA: 6.35 (1, 1)	5.2		26	6	5	4	2	4	0	0	0	0	0	26	42	6.35		1.765								
Tom Detmore, R ERA: 4.5 (6, 1)	0.0	W	1	1	1	1	0	0	0	1	0	0	0	1	2											
Buddy Schultz, L ERA: (6, 1)	0.1		1	0	0	0	0	0	0	0	0	0	0	1	1	0.00		0.000								
Paul Reuschel, R ERA: 2.28 (7, 1)	3.0	S	11	2	0	0	2	0	0	0	0	0	0	15	15	0.00	0.667									



Batter	1	2	3	4	5	6	7	8	9	AB	R	H	RBI	BB	SO	LOB	TOP								
Lou Brock, L OBP: 0.363, SLG: 0.402 (1, 7)	L5	5-3		F6			SH1-3	8-2		4	0	0	0	0	0	3									
Bake McBride, L OBP: 0.354, SLG: 0.403 (1, 8)	F6 WP	F6		4-3			4-3 BB		2B 3B	4	2	2	0	1	0	1									
Willie Davis, L OBP: 0.319, SLG: 0.455 (1, 9)	BB E SF7 BB	G3			K		4-3	F7		4	1	0	0	1	1	3									
Ted Simmons, S OBP: 0.408, SLG: 0.507 (1, 2)	E7 SF7 BB 2B				F7					3	1	1	1	2	0	1									
Reggie Smith, S OBP: 0.372, SLG: 0.491 (1, 3)	SF7 2B BB			K			F9		FC4-6 IBB	3	1	1	0	2	1	4									
Hector Cruz, R OBP: 0.188, SLG: 0.333 Ken Reitz, R OBP: 0.304, SLG: 0.340 (1, 5) (8, 5)	SF7			F6	CS 1B	F6		F7	L4	3	0	0	1	0	0	1									
Ted Sizemore, R OBP: 0.301, SLG: 0.301 (1, 4)				5-3			F7		FC4-6 1B	5	1	2	2	0	0	3									
Mike Tyson, R OBP: 0.314, SLG: 0.344 Mario Guerrero, R OBP: 0.277, SLG: 0.285 (1, 6) (8, 6)				F9			6-3		1B 8-2 1B	3	0	1	0	1	0	0									
Bob Forsch, R OBP: 0.365, SLG: 0.500 Al Hrabosky, R OBP: 0.308, SLG: 0.162 (1, 1) (7, 1)									1B 1-3 2-H	3	0	2	0	0	1	2									
<b>Inning Stats</b>	R: 4 E: 1 K: 1 S: 8	H: 2 LOB: 2 BB: 3 P: 20	R: 0 E: 0 K: 0 S: 3	H: 0 LOB: 0 BB: 0 P: 3	R: 0 E: 0 K: 1 S: 5	H: 0 LOB: 1 BB: 1 P: 9	R: 0 E: 0 K: 0 S: 4	H: 1 LOB: 1 BB: 0 P: 4	R: 0 E: 0 K: 0 S: 5	H: 0 LOB: 0 BB: 0 P: 5	R: 0 E: 0 K: 0 S: 3	H: 0 LOB: 0 BB: 0 P: 3	R: 0 E: 0 K: 0 S: 4	H: 1 LOB: 3 BB: 2 P: 12	R: 1 E: 0 K: 0 S: 5	H: 3 LOB: 1 BB: 0 P: 5	R: 1 E: 0 K: 0 S: 5	H: 2 LOB: 2 BB: 1 P: 9	1B: 7 2B: 3 3B: 1 HR: 0	SF: 1 SAC: 1 DP: 1 HBP: 0	WP: 1 PB: 0 SB: 1 CS: 1	PA: 44			
<b>PITCHER</b>	IP	WLS	BF	H	R	ER	SO	BB	IBB	HBP	BLK	WP	HR	S	P	ERA	WHIP	<b>PITCHER</b>							
Jerry Kosman, L ERA: 3.67 (1, 1)	6.0	L	26	4	4	1	3	3	1	0	0	1	0	28	44	1.50	1.167								
Skip Lockwood, R ERA: 1.75 (7, 1)	1.1		10	4	1	1	0	1	1	0	0	0	0	8	16	6.75	3.750								
Tom Hall, L ERA: 4.63 (8, 1)	0.2		1	0	0	0	0	0	0	0	0	0	0	1	1	0.00	0.000								
Ken Sanders, R ERA: 2.25 (9, 1)	1.0		6	2	1	1	0	0	1	0	0	0	0	5	9	9.00	2.000								

St. Louis Cardinals @ New York Mets  
Shea Stadium, Flushing, NY  
Sat Sep 06 1975, 3:33 AM EDT  
Att: 17,032 - Unknown

AB	34
R	6
H	10
RBI	5
BB	7
SO	3
LOB	20

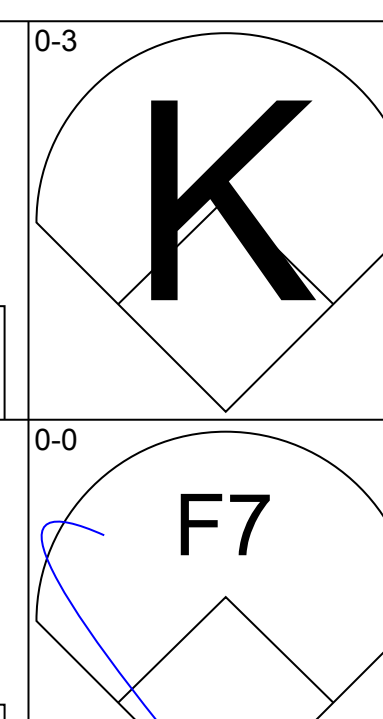
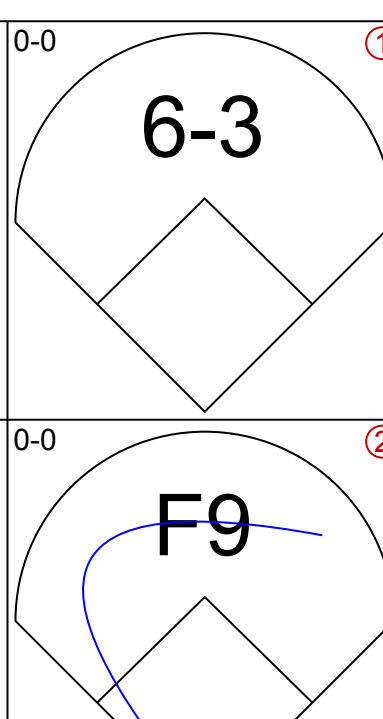
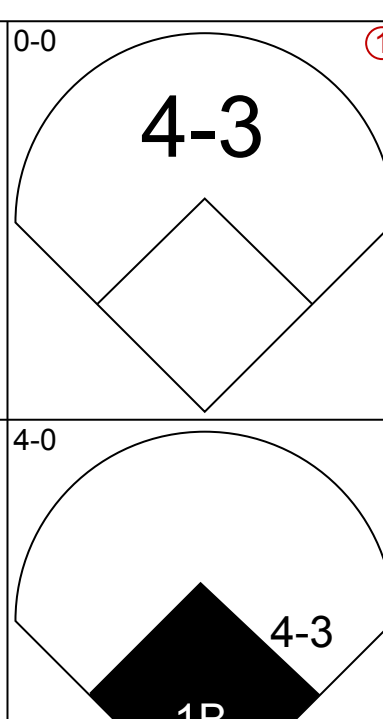
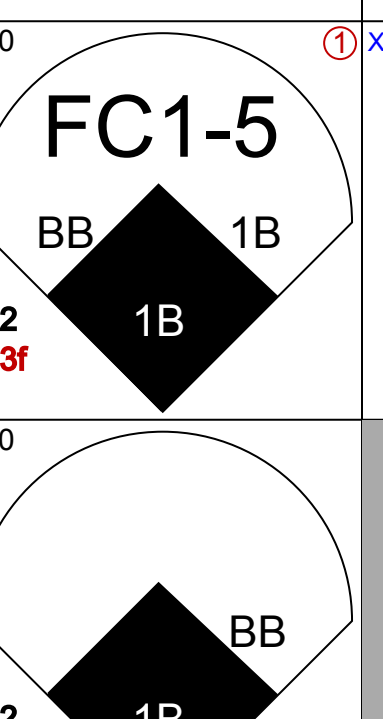
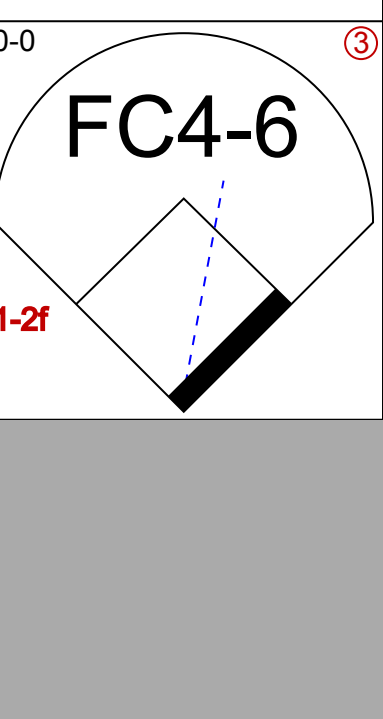
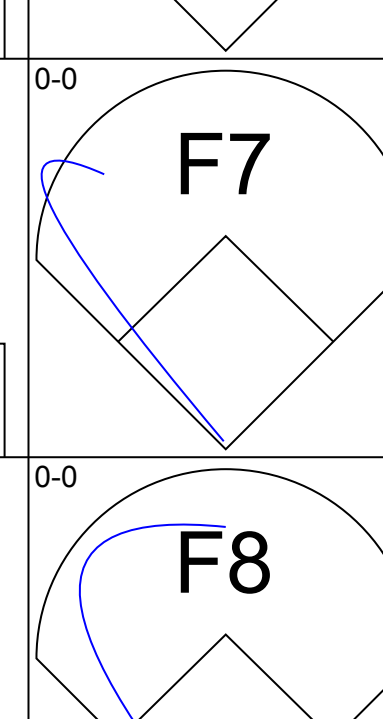
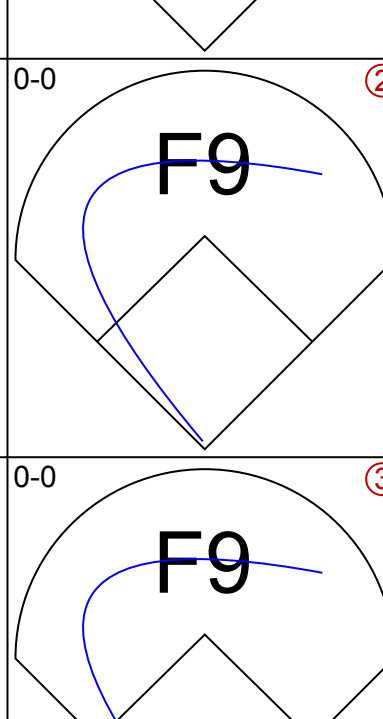
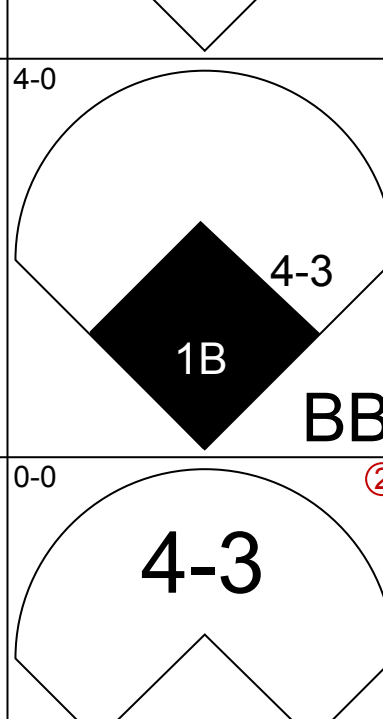
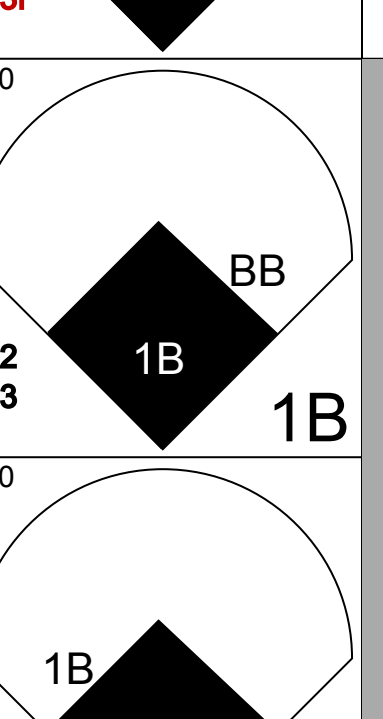
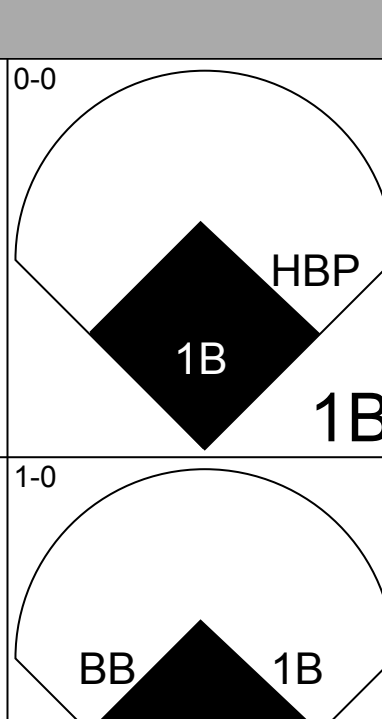
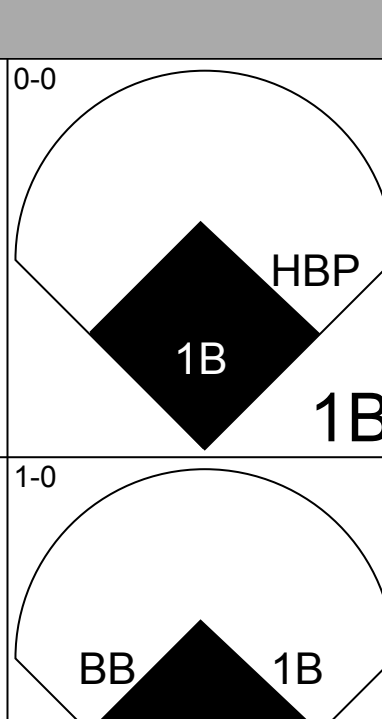
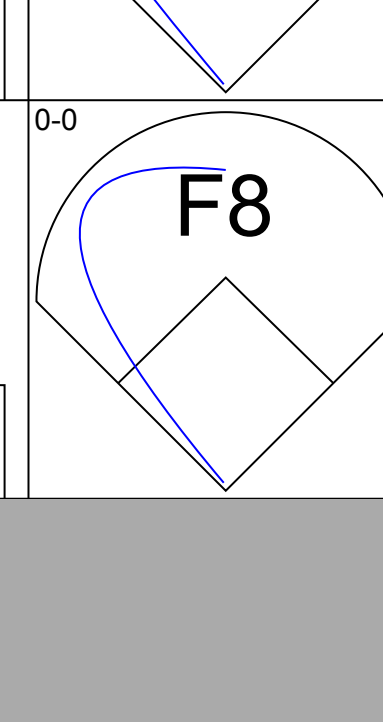
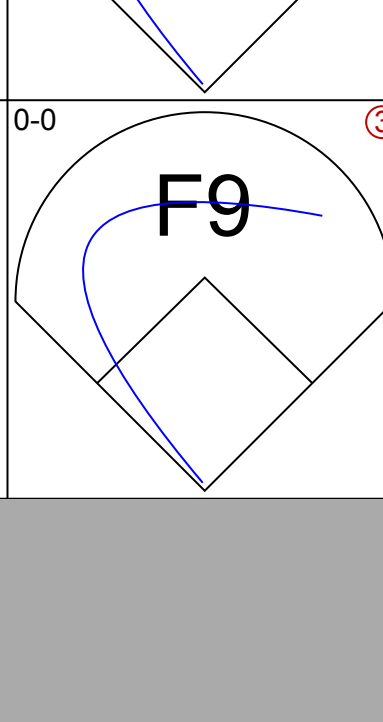
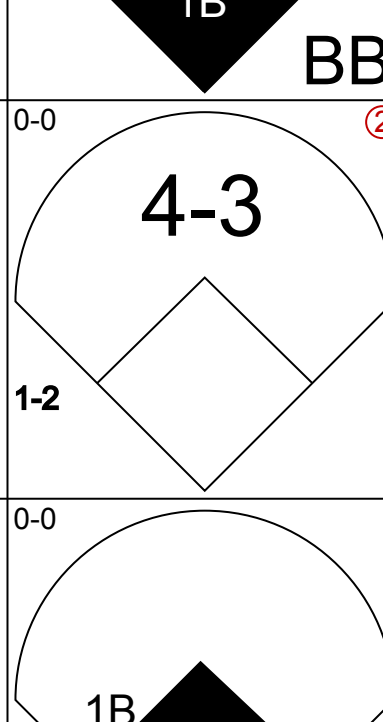
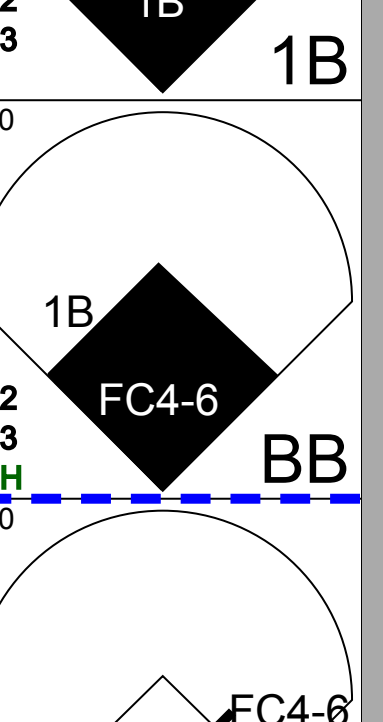
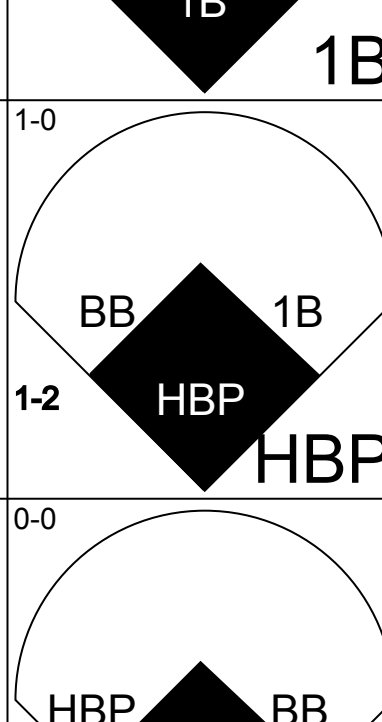
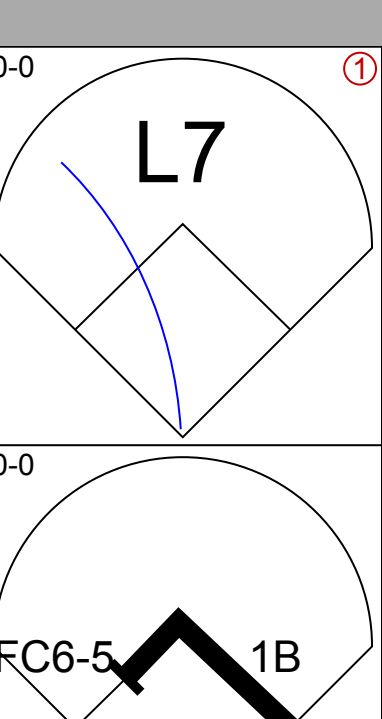
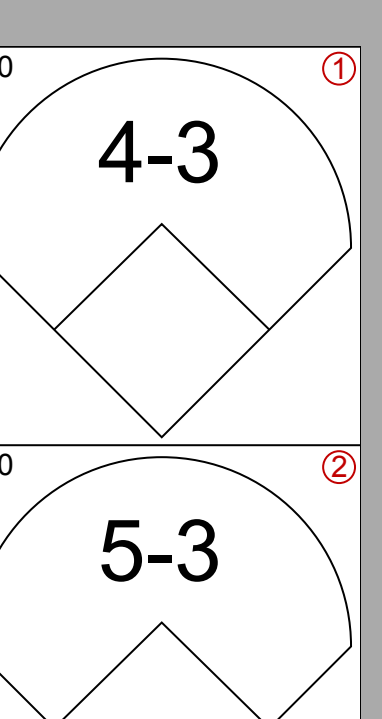
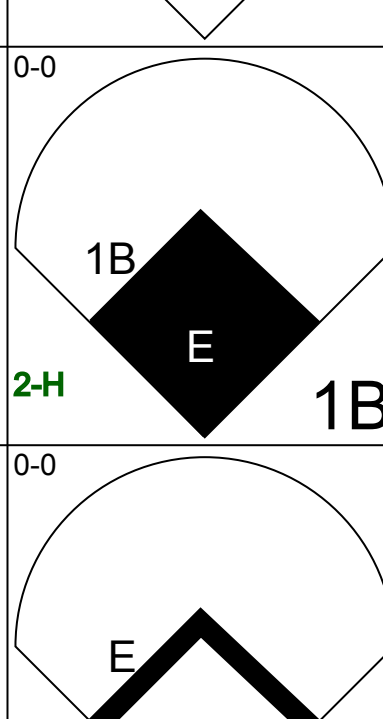
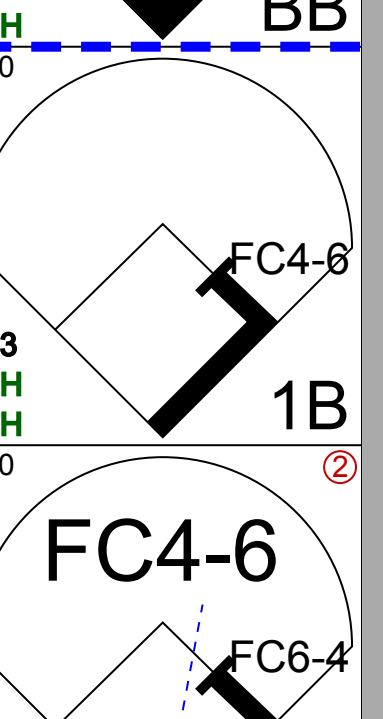
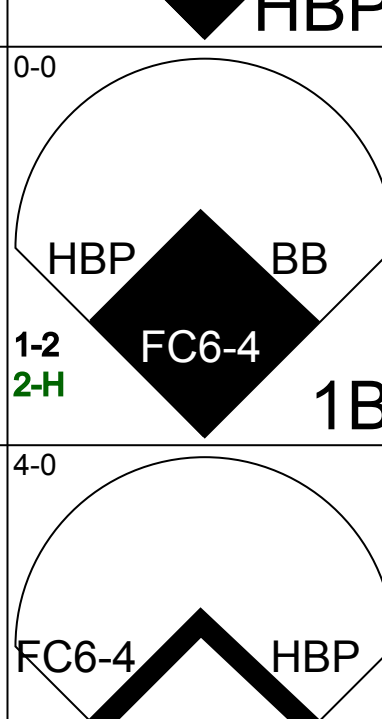
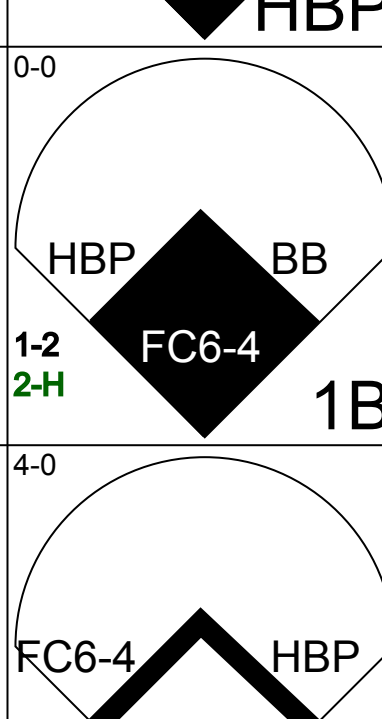
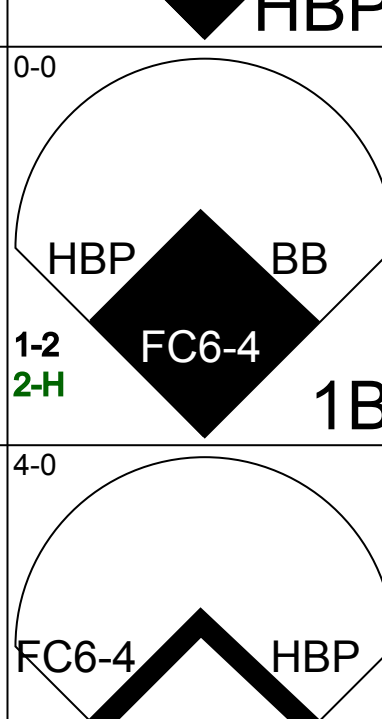
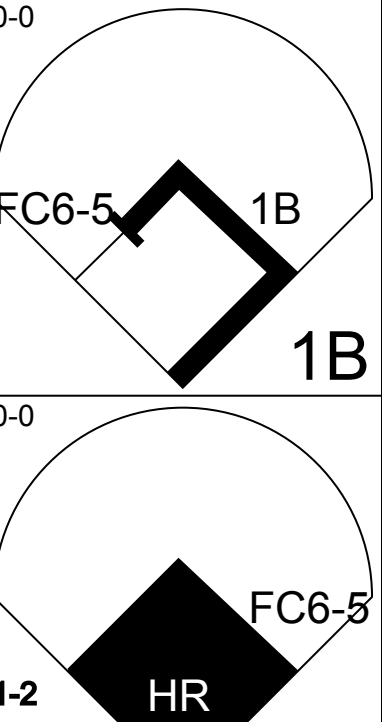
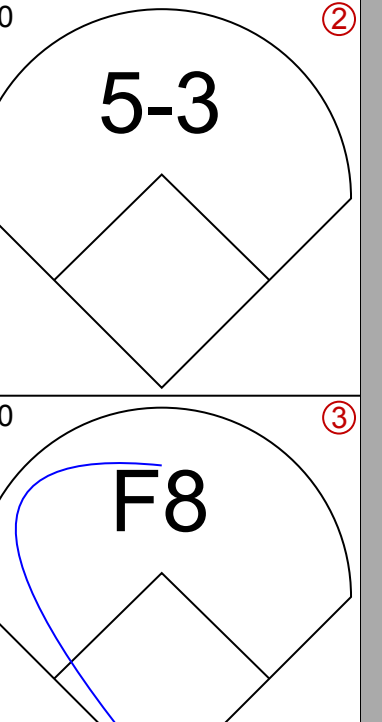
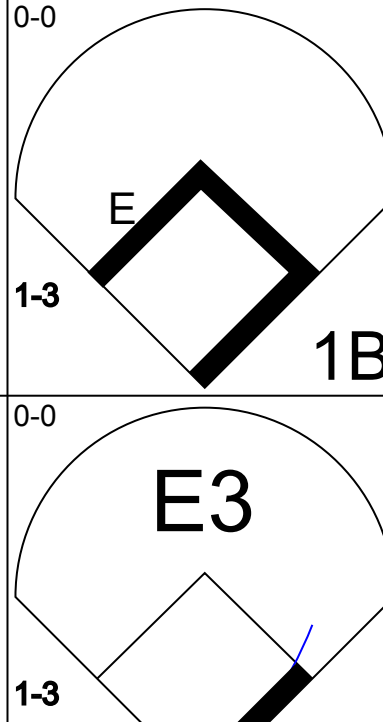
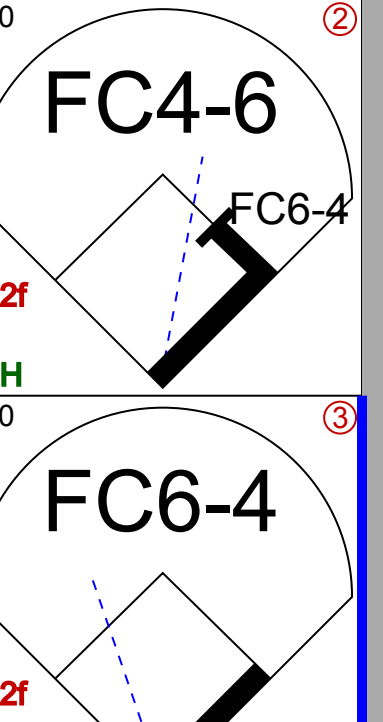
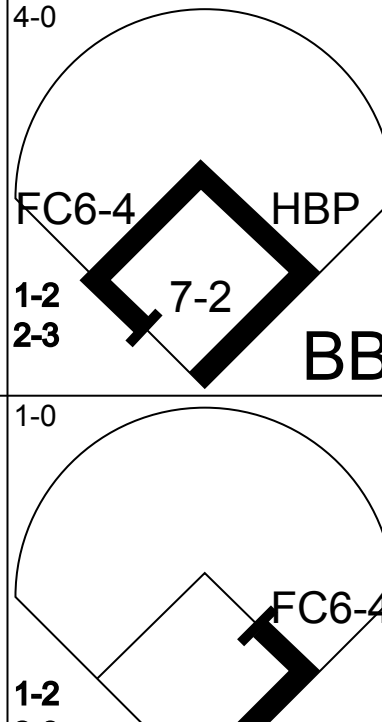
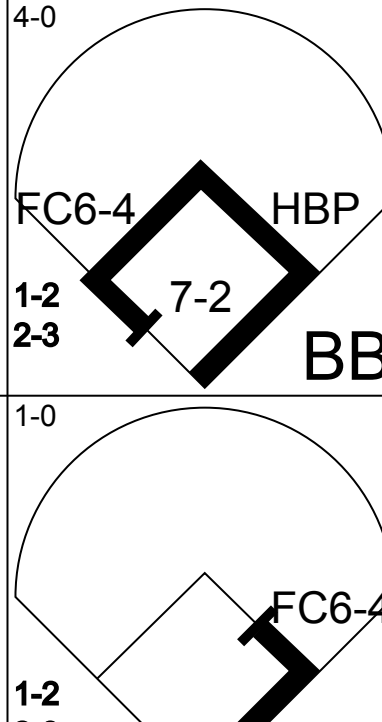
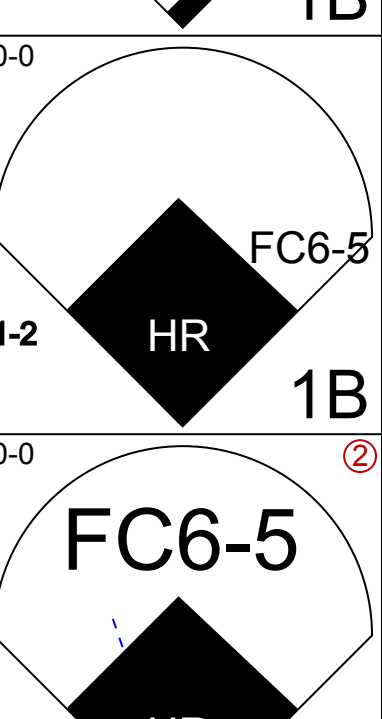
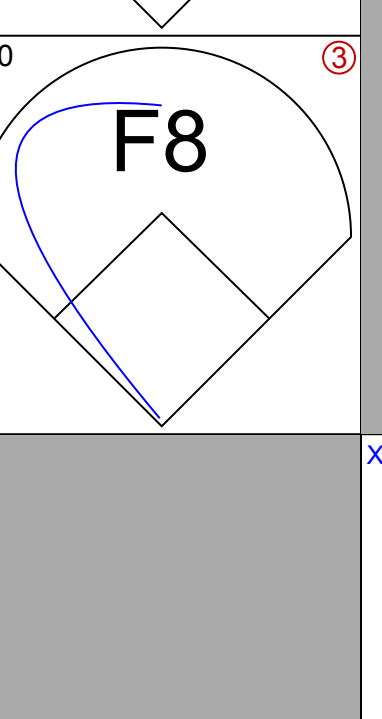
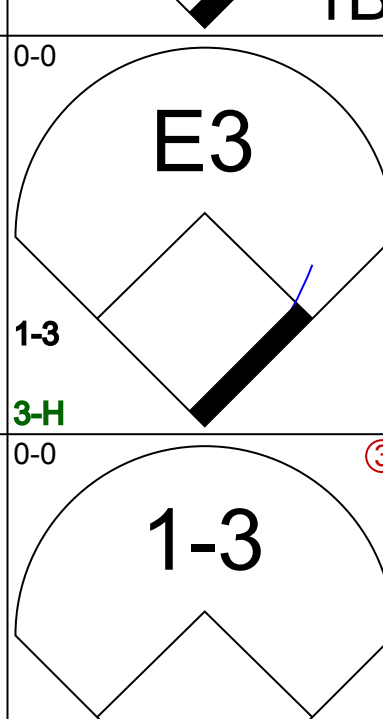
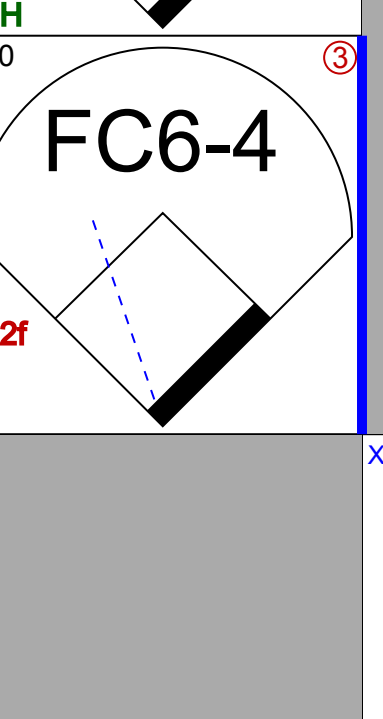
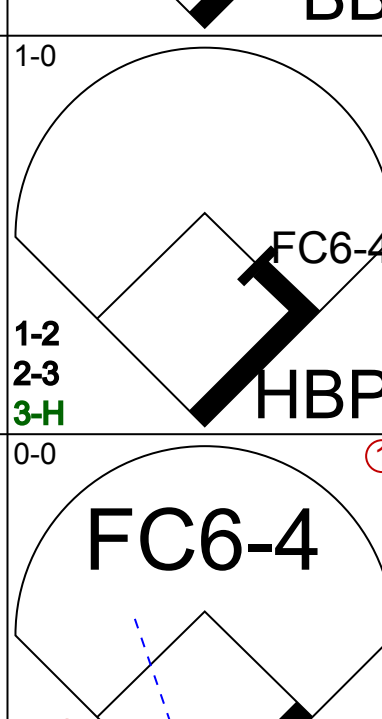
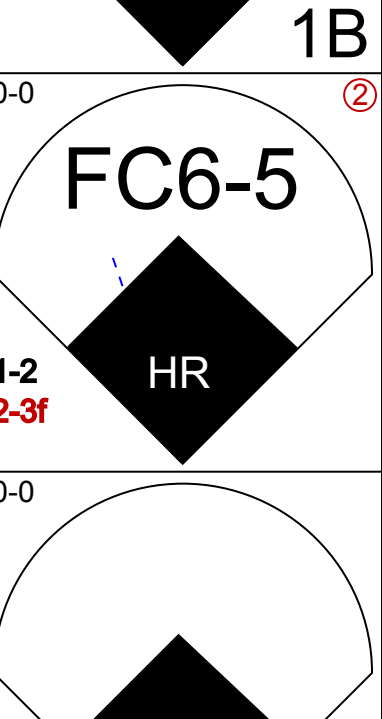
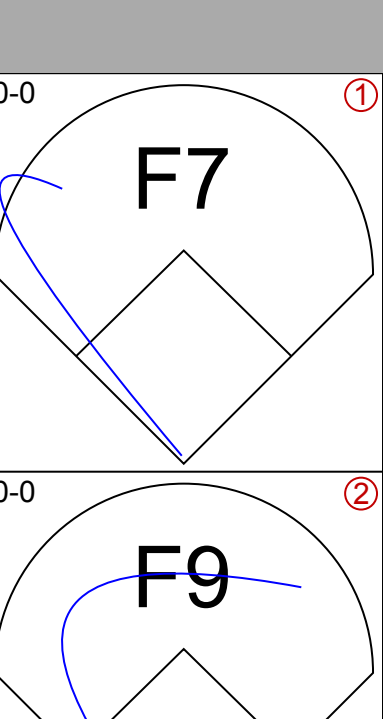
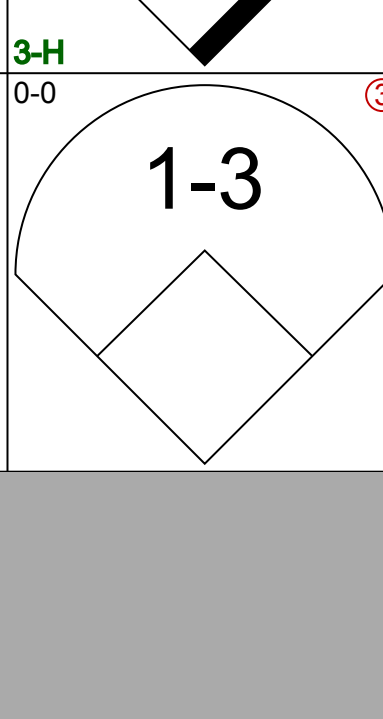
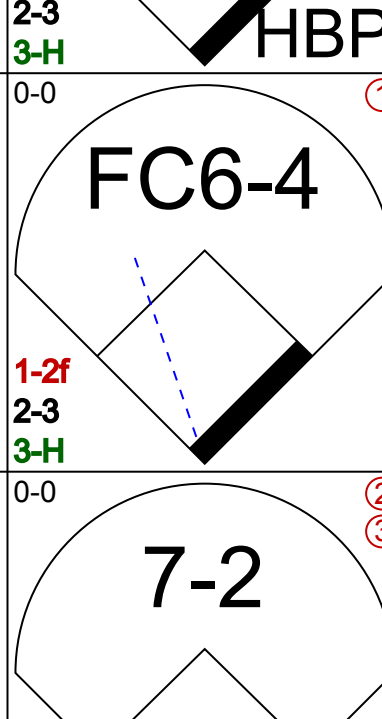
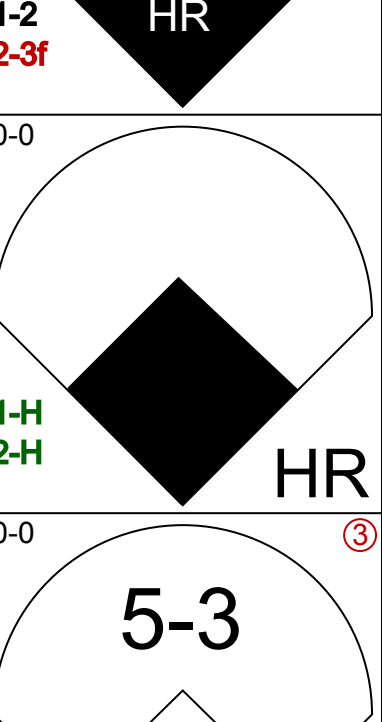
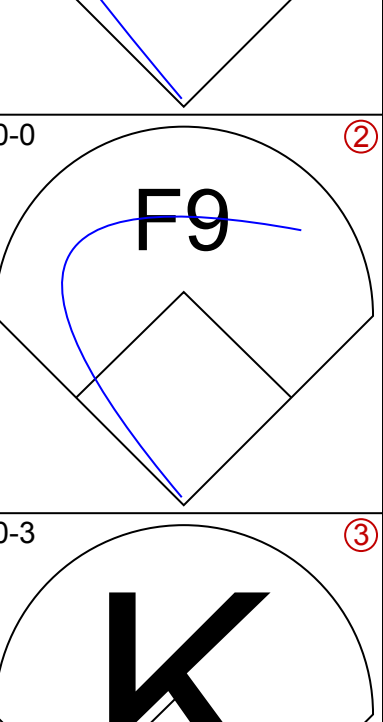
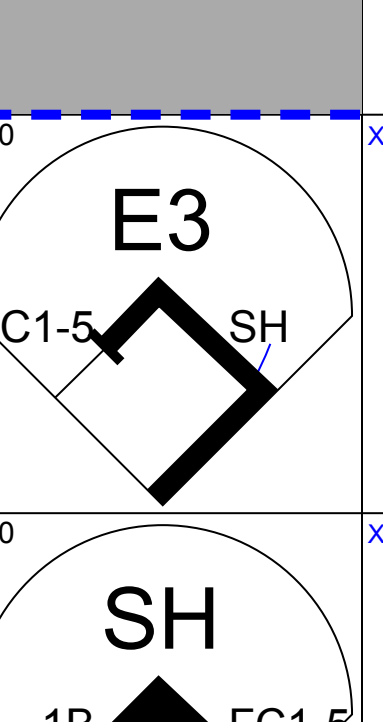
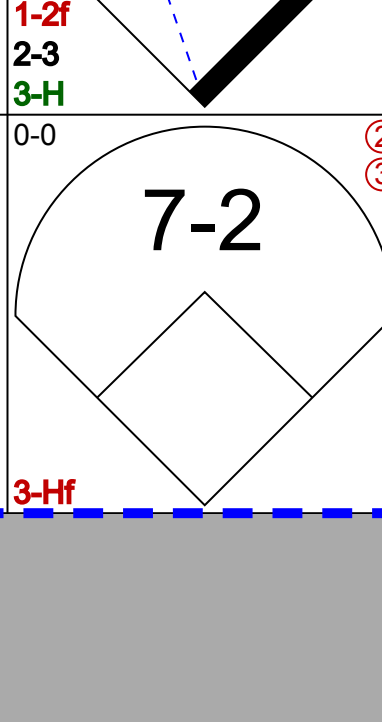
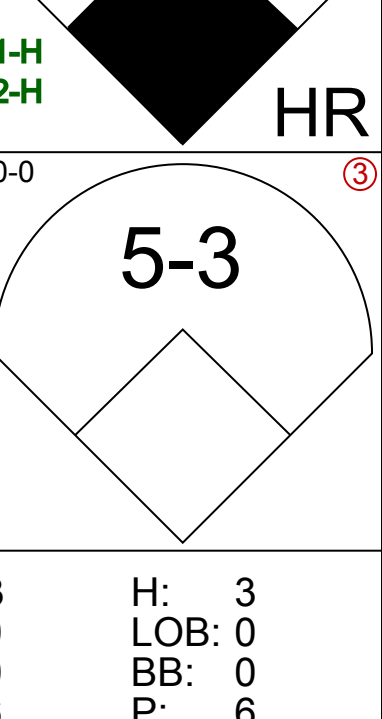
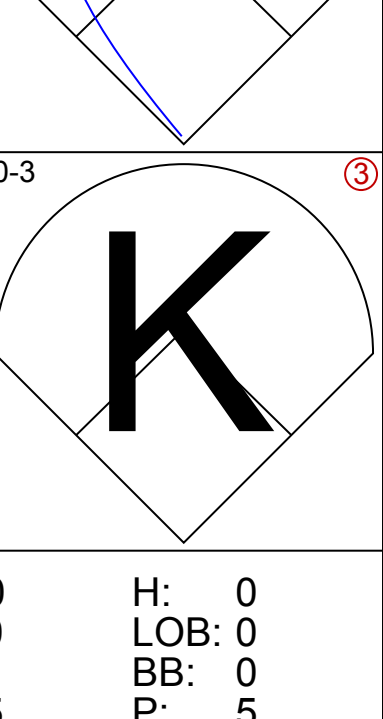
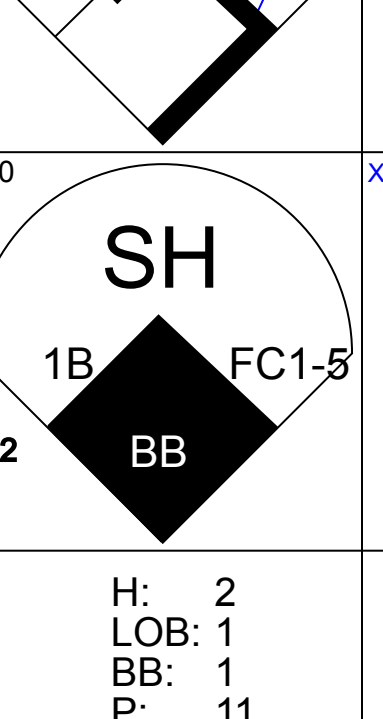


Batter	1	2	3	4	5	6	7	8	9	AB	R	H	RBI	BB	SO	LOB	BOTTOM								
Del Unser, L OBP: 0.327, SLG: 0.378 (1, 8)	F8			3-1			1B 1B			5	1	3	1	0	0	2									
Felix Milan, R OBP: 0.347, SLG: 0.368 (1, 4)		F5				1B BB	1B 1B			4	1	3	0	1	0	3									
Mike Vail, R OBP: 0.385, SLG: 0.571 (1, 7)	F7			K		K				5	0	1	1	0	3	4									
Rusty Staub, L OBP: 0.367, SLG: 0.433 (1, 9)	F8			F8		G4-6-3 1B	FC6-4 1B		F7	5	0	2	1	0	0	1									
Dave Kingman, R OBP: 0.294, SLG: 0.505 (1, 3)		F6		F6		G4-6-3 1-2	K		F7	5	0	0	0	0	1	4									
Wayne Garrett, L OBP: 0.367, SLG: 0.371 Joe Torre, R OBP: 0.327, SLG: 0.365 (1, 5) (7, PH) (8, 5)		K				4-3			K2-3	3	0	1	0	0	1	0									
Mike Phillips, L OBP: 0.301, SLG: 0.317 Jesus Alou, R OBP: 0.290, SLG: 0.284 Bud Harrelson, S OBP: 0.309, SLG: 0.250 (1, 6) (7, PH) (8, 6)		BB 1B 1B				1B 1B	F7 FC6-4			3	1	2	0	0	0	1									
John Stearns, R OBP: 0.274, SLG: 0.290 (1, 2)		1B BB 1B				F8			F9	4	0	1	0	0	0	2									
Jerry Kosman, R ERA: 2.21, SLG: 0.296 John Milner, R OBP: 0.307, SLG: 0.340 Skip Lockwood, R ERA: 1.75 (1, 1) (5, PH) (7, 1) (8, 1) (8, PH) Jerry Grote, R OBP: 0.365, SLG: 0.378 Ken Sanders, R (9, 1)										1	0	1	0	1	0	0									
<b>Inning Stats</b>	R: 0 E: 0 K: 0 S: 4	H: 1 LOB: 1 BB: 0 P: 4	R: 1 E: 0 K: 1 S: 8	H: 3 LOB: 3 BB: 1 P: 12	R: 0 E: 0 K: 1 S: 5	H: 0 LOB: 0 BB: 0 P: 5	R: 0 E: 0 K: 0 S: 5	H: 2 LOB: 2 BB: 0 P: 5	R: 0 E: 0 K: 1 S: 5	H: 1 LOB: 1 BB: 1 P: 9	R: 0 E: 0 K: 0 S: 4	H: 1 LOB: 1 BB: 0 P: 4	R: 2 E: 0 K: 2 S: 11	H: 4 LOB: 2 BB: 0 P: 11	R: 0 E: 0 K: 1 S: 7	H: 2 LOB: 2 BB: 0 P: 7	R: 0 E: 0 K: 1 S: 5	H: 0 LOB: 0 BB: 0 P: 5	1B: 13 2B: 1 3B: 0 HR: 0	SF: 0 SAC: 0 DP: 1 HBP: 0	WP: 0 PB: 0 SB: 0 CS: 0	PA: 42			
<b>PITCHER</b>	IP	WLS	BF	H	R	ER	SO	BB	IBB	HBP	BLK	WP	HR	S	P	ERA	WHIP	<b>PITCHER</b>							
Bob Forsch, R ERA: 2.74 (1, 1)	6.0		30	11	3	3	3	2	0	0	0	0	0	34	42	4.50	2.167								
Al Hrabosky, L ERA: 1.63 (7, 1)	3.0	S	12	3	0	0	4	0	0	0	0	0	0	20	20	0.00	1.000								

St. Louis Cardinals @ New York Mets  
Shea Stadium, Flushing, NY  
Sat Sep 06 1975, 3:33 AM EDT  
Att: 17,032 - Unknown

AB	40
R	3
H	14
RBI	3
BB	2
SO	7
LOB	22

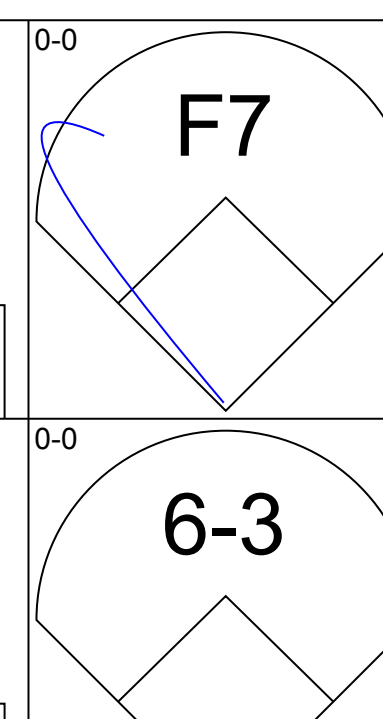
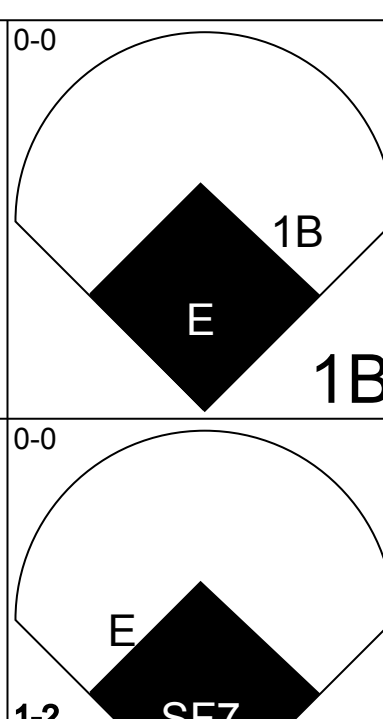
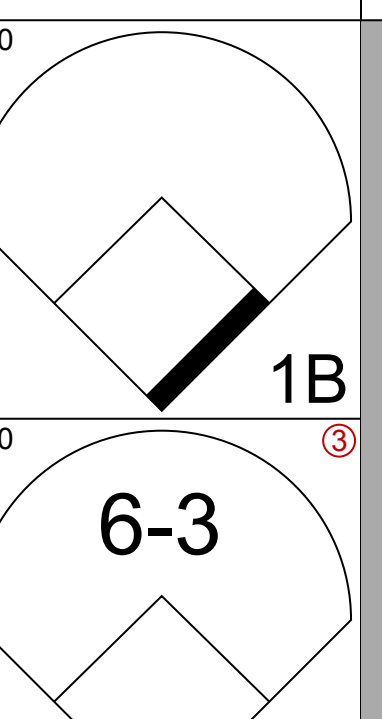
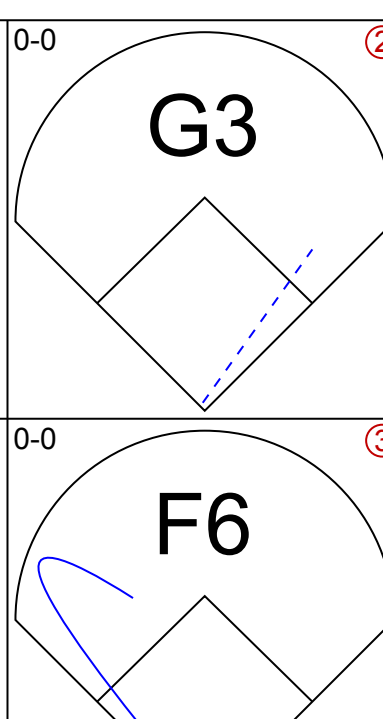
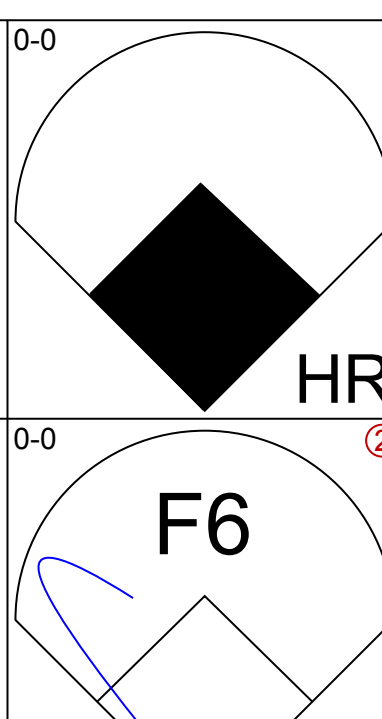
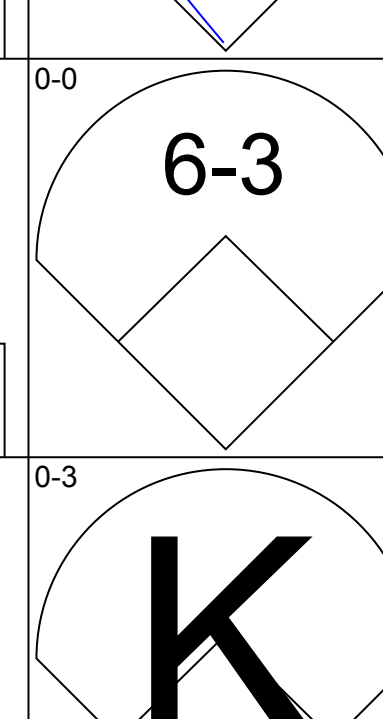
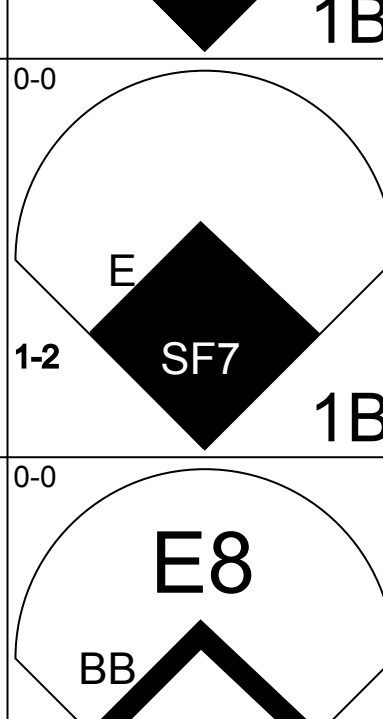
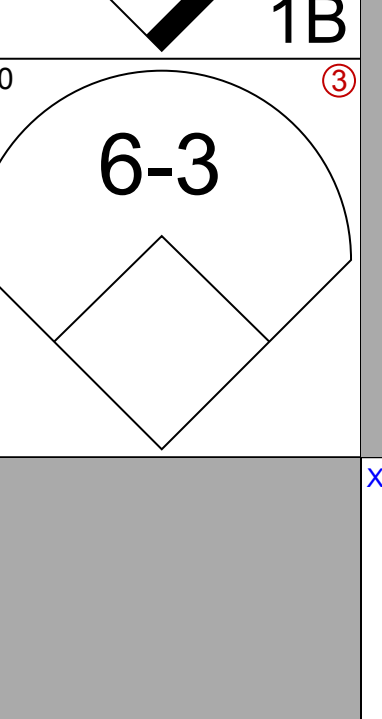
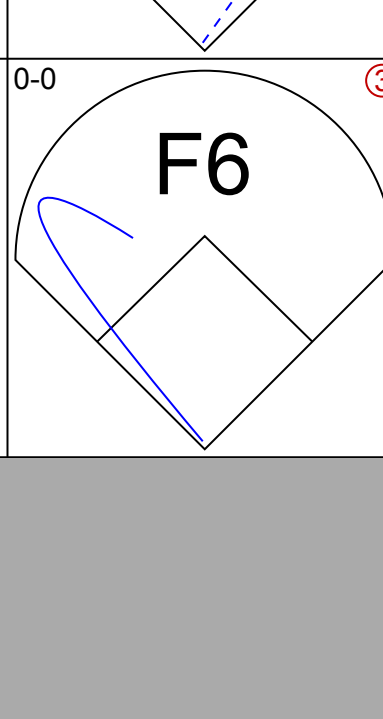
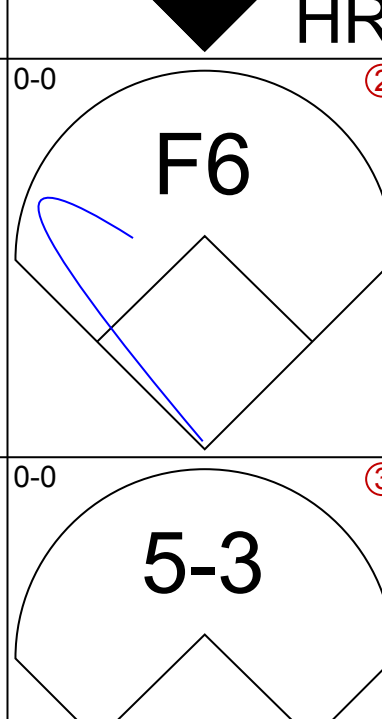
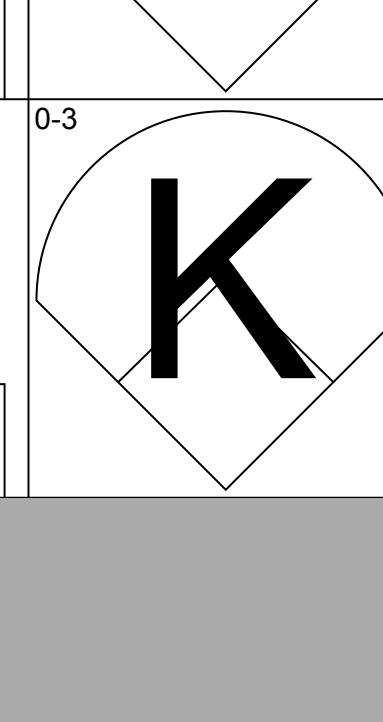
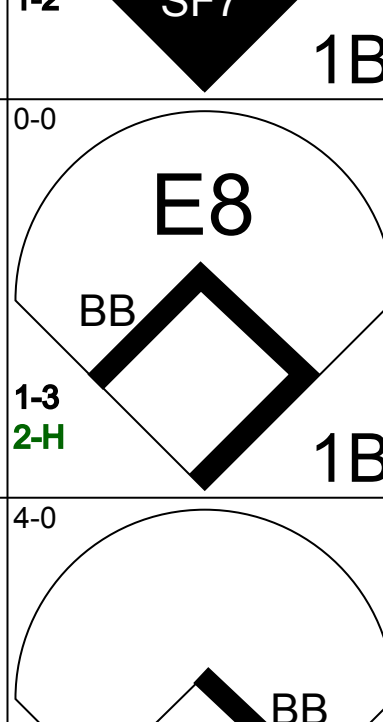
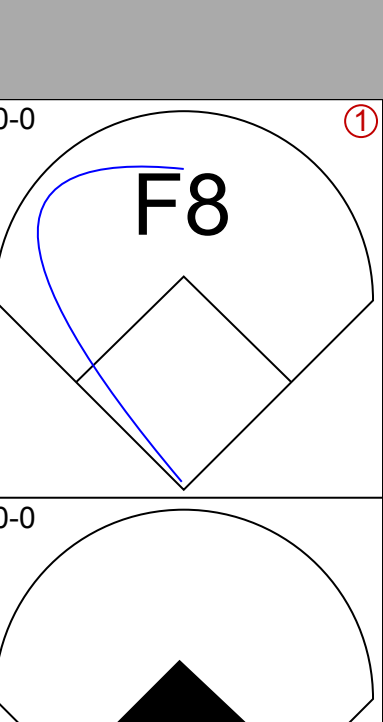
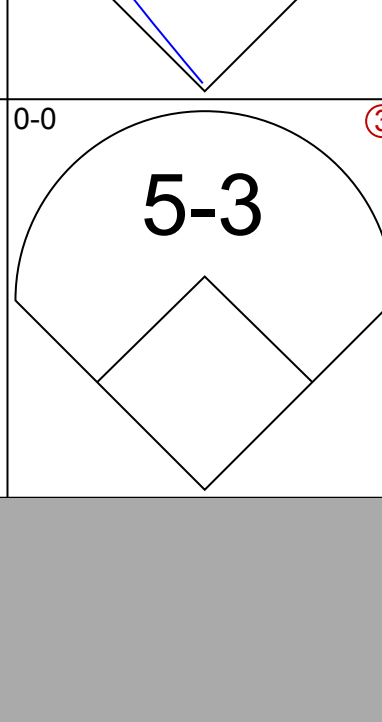
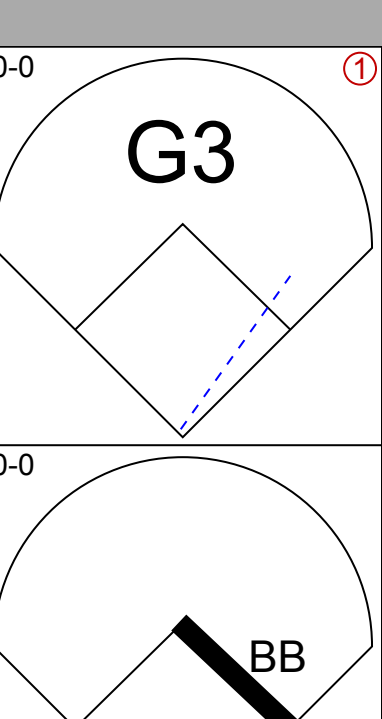
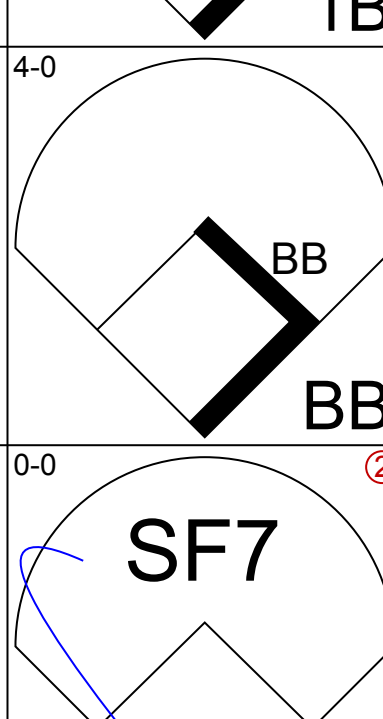
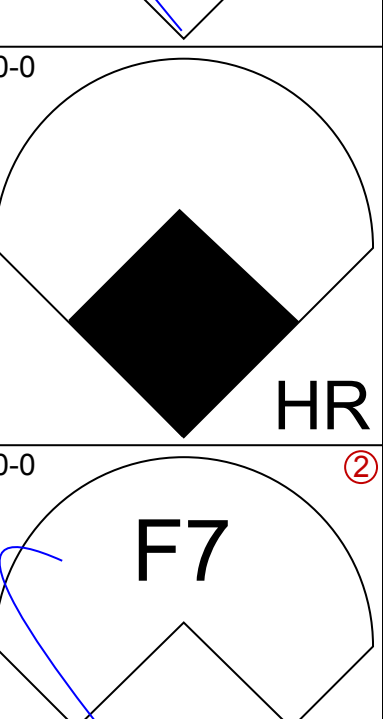
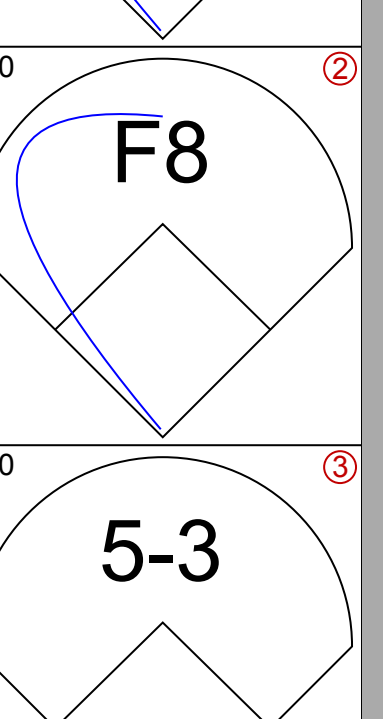
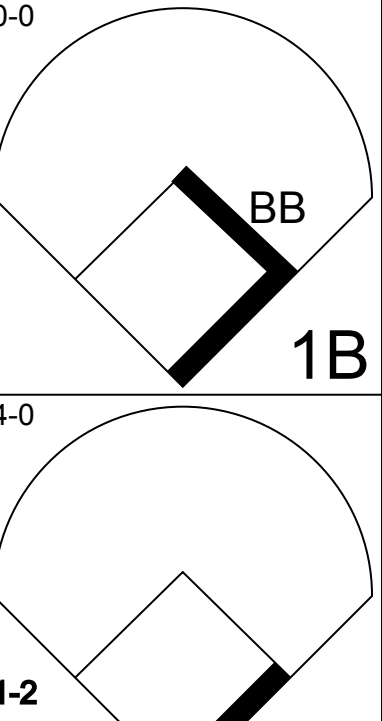
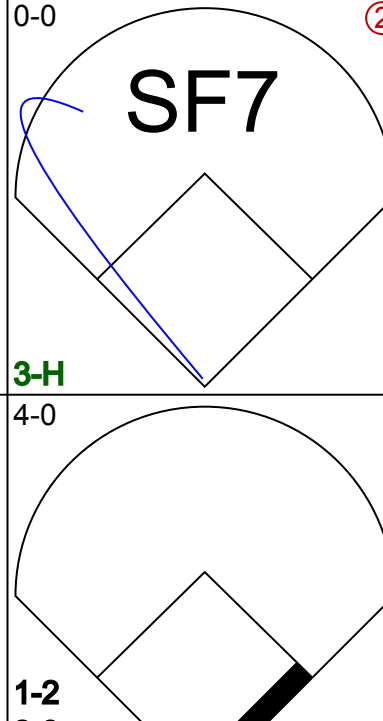
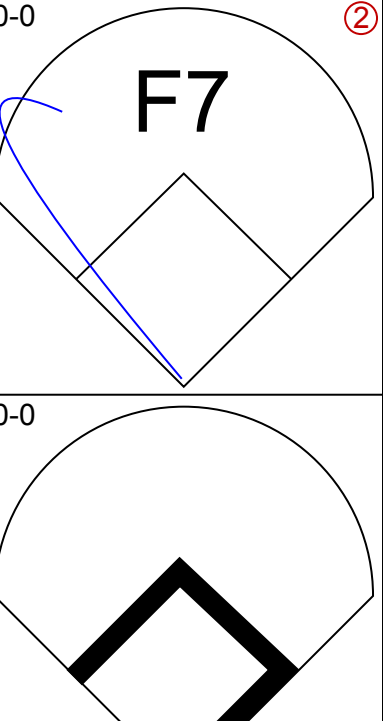
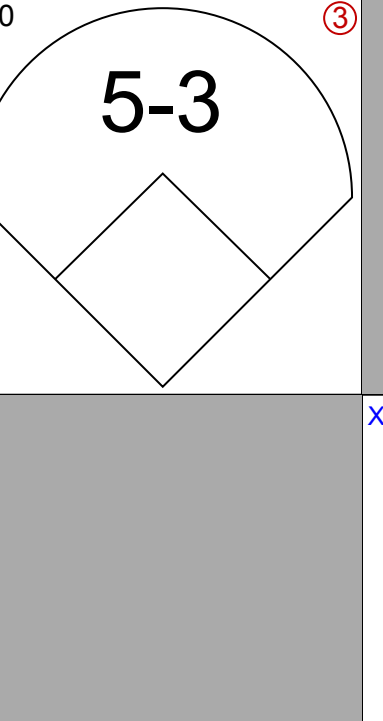
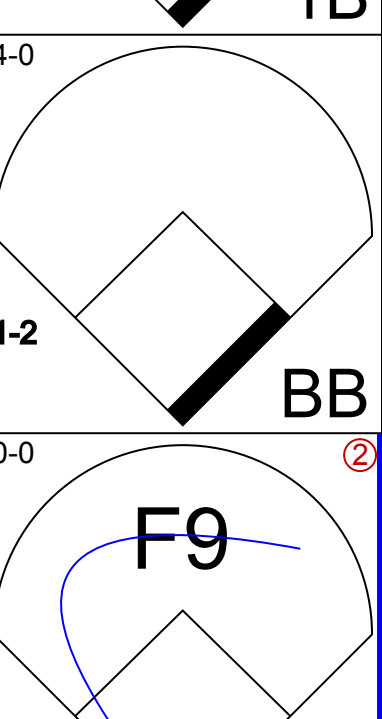
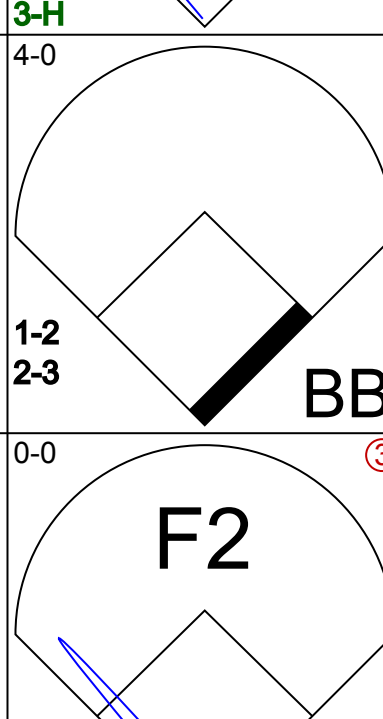
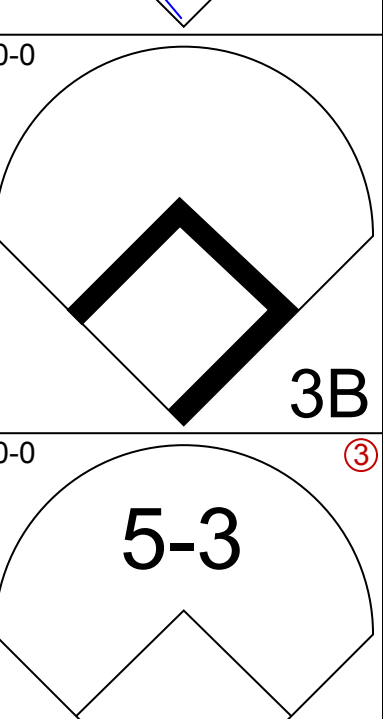
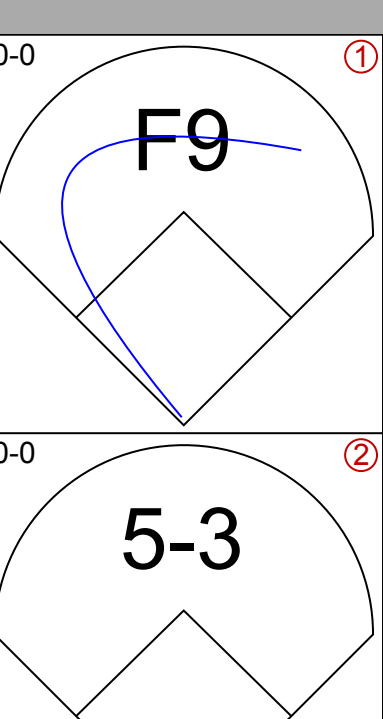
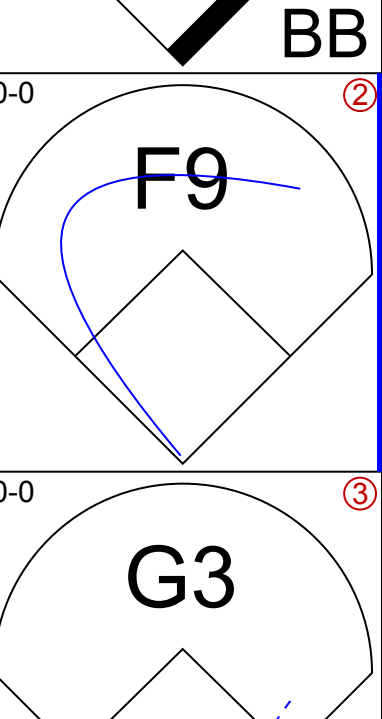
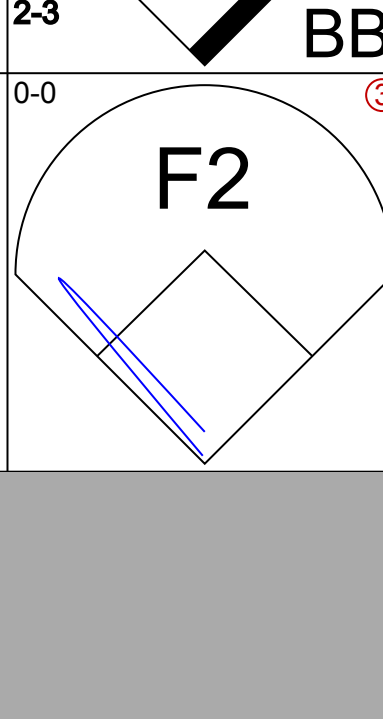
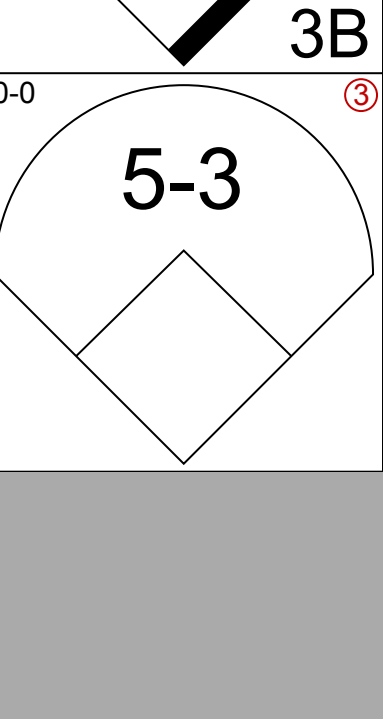
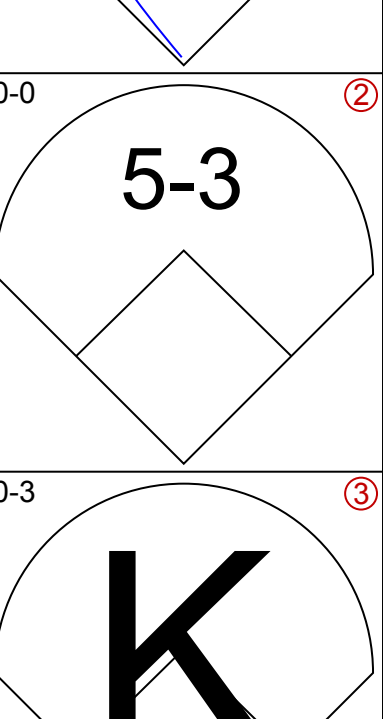
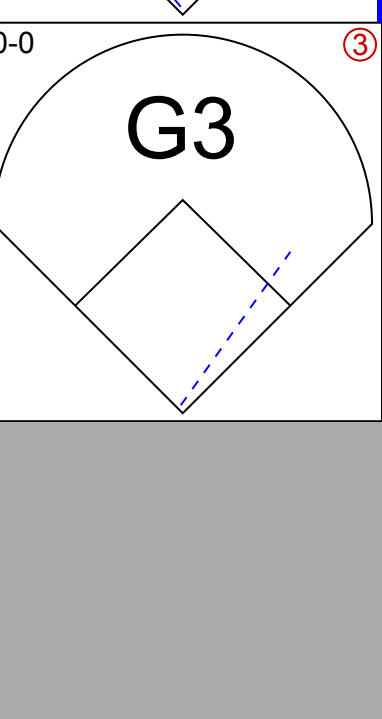
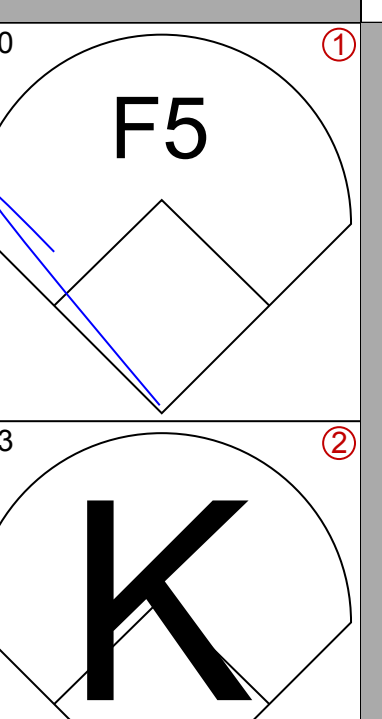
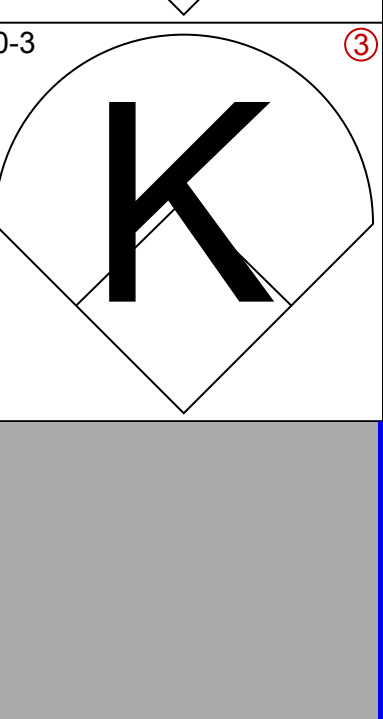
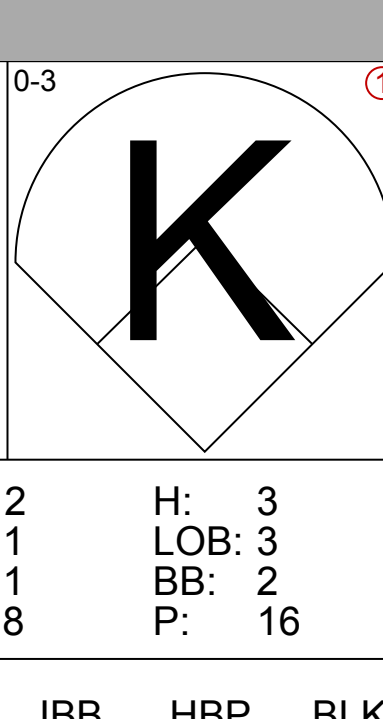
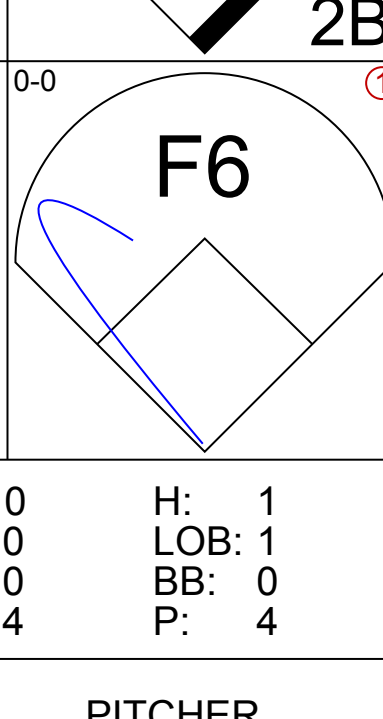
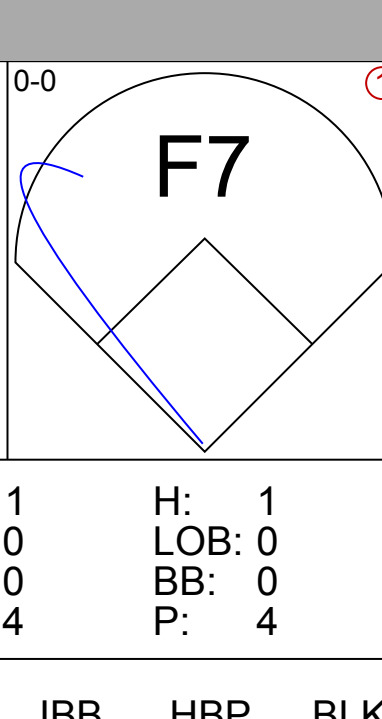


Batter	1	2	3	4	5	6	7	8	9	AB	R	H	RBI	BB	SO	LOB	TOP			
Lou Brock, L (1,7) OBP: 0.360, SLG: 0.397										5	1	0	0	0	1	3				
Bake McBride, L (1,8) OBP: 0.357, SLG: 0.404										4	3	2	0	1	0	0				
Luis Melendez, R (9,8) OBP: 0.292, SLG: 0.347										0	0	0	0	0	0	0				
Willie Davis, L (1,9) OBP: 0.320, SLG: 0.452										3	2	0	1	1	0	1				
Ted Simmons, S (1,2) OBP: 0.410, SLG: 0.508										5	1	3	4	0	0	0				
Larry Lintz, S (9, PR) OBP: 0.324, SLG: 0.216										0	1	0	0	0	0	0				
Ken Rudolph, R (9,2) OBP: 0.215, SLG: 0.260										0	0	0	0	0	0	0				
Reggie Smith, S (1,3) OBP: 0.375, SLG: 0.491										4	0	2	1	1	0	1				
Hector Cruz, R (1,5) OBP: 0.200, SLG: 0.316										4	1	1	0	0	0	2				
Ken Reitz, R (7,5) OBP: 0.305, SLG: 0.340										0	0	0	1	0	0	0				
Ted Sizemore, R (1,4) OBP: 0.298, SLG: 0.298										5	1	0	1	0	0	6				
Mike Tyson, R (1,6) OBP: 0.313, SLG: 0.351										5	1	1	3	0	0	2				
Lynn McGlothen, L (1,1) OBP: 0.096, SLG: 0.096										3	1	1	0	0	1	0				
<b>Inning Stats</b>	R: 0 E: 0 K: 1 S: 5	H: 0 LOB: 0 BB: 0 P: 5	R: 3 E: 0 K: 0 S: 6	H: 3 LOB: 0 BB: 0 P: 6	R: 0 E: 0 K: 0 S: 3	H: 0 LOB: 0 BB: 0 P: 3	R: 0 E: 0 K: 0 S: 5	H: 0 LOB: 0 BB: 0 P: 5	R: 2 E: 1 K: 0 S: 6	H: 2 LOB: 2 BB: 1 P: 10	R: 4 E: 1 K: 0 S: 7	H: 2 LOB: 1 BB: 1 P: 11	R: 0 E: 0 K: 0 S: 4	H: 1 LOB: 1 BB: 0 P: 4	R: 3 E: 0 K: 0 S: 4	H: 2 LOB: 1 BB: 1 P: 10	1B: 9 2B: 1 3B: 0 HR: 1	SF: 0 SAC: 1 DP: 1 HBP: 2	WP: 0 PB: 0 SB: 0 CS: 0	PA: 44
<b>PITCHER</b>	IP WLS BF H R ER SO BB IBB HBP BLK WP HR S P ERA WHIP																			
Jon Matlack, L (1,1) ERA: 3.28	6.0 L 25 5 5 4 2 1 0 0 0 0 1 28 32 6.00 1.000																			
Tom Hall, L (7,1) ERA: 4.5	0.1 5 1 4 0 0 1 0 0 0 0 0 4 8 0.00 6.000																			
Rick Baldwin, R (7,1) ERA: 3.7	2.2 14 4 3 3 0 1 0 2 0 0 0 11 17 10.12 1.875																			

St. Louis Cardinals @ New York Mets  
Shea Stadium, Flushing, NY  
Sun Sep 07 1975, 3:33 AM EDT  
Att: 25,810 - Unknown

AB 38  
R 12  
H 10  
RBI 11  
BB 3  
SO 2  
LOB 15





Batter	1	2	3	4	5	6	7	8	9	AB	R	H	RBI	BB	SO	LOB	BOTTOM					
Del Unser, L (1,8) OBP: 0.330, SLG: 0.387										5	2	3	1	0	0	1						
Felix Milan, R (1,4) OBP: 0.346, SLG: 0.366										5	1	1	0	0	0	2						
Mike Vail, R (1,7) OBP: 0.371, SLG: 0.544										5	0	1	1	0	1	0						
Rusty Staub, L (1,9) OBP: 0.368, SLG: 0.439										3	1	1	1	1	0	0						
Dave Kingman, R (1,3) OBP: 0.294, SLG: 0.504										3	0	1	1	0	0	0						
Wayne Garrett, L (1,5) OBP: 0.372, SLG: 0.380										2	0	1	0	2	0	0						
Jerry Grote, R (1,2) OBP: 0.354, SLG: 0.376										1	0	0	0	0	0	2						
Ed Kranepool, L (6, PH) OBP: 0.374, SLG: 0.427										1	0	0	0	0	0	3						
John Stearns, R (4,2) OBP: 0.271, SLG: 0.287										2	0	0	0	0	0	1						
Mike Phillips, L (1,6) OBP: 0.301, SLG: 0.319										4	0	1	0	0	1	2						
Jon Matlack, L (1,1) OBP: 0.247, SLG: 0.098										2	0	0	0	0	2	0						
John Milner, L (6, PH) OBP: 0.306, SLG: 0.341										1	0	0	0	0	0	1						
Tom Hall, L (7,1) OBP: 0.400, SLG: 0.400										0	0	0	0	0	0	0						
Rick Baldwin, L (7,1) OBP: 0.167, SLG: 0.167										0	0	0	0	0	0	0						
Bob Galagher, L (9, PH) OBP: 0.354, SLG: 0.167										1	0	0	0	0	0	0						
<b>Inning Stats</b>	R: 0 E: 0 K: 1 S: 5	H: 0 LOB: 0 BB: 0 P: 5	R: 0 E: 0 K: 0 S: 4	H: 1 LOB: 2 BB: 1 P: 8	R: 2 E: 1 K: 1 S: 8	H: 3 LOB: 3 BB: 2 P: 16	R: 0 E: 0 K: 1 S: 6	H: 1 LOB: 1 BB: 0 P: 6	R: 1 E: 0 K: 0 S: 5	H: 2 LOB: 1 BB: 0 P: 5	R: 0 E: 0 K: 0 S: 4	H: 1 LOB: 1 BB: 0 P: 4	R: 0 E: 0 K: 0 S: 3	H: 0 LOB: 0 BB: 0 P: 3	R: 0 E: 0 K: 1 S: 5	H: 0 LOB: 0 BB: 0 P: 5	R: 1 E: 0 K: 0 S: 4	H: 1 LOB: 0 BB: 0 P: 4	1B: 5 2B: 1 3B: 1 HR: 2	SF: 1 SAC: 0 DP: 0 HBP: 0	WP: 0 PB: 0 SB: 0 CS: 0	PA: 39
<b>PITCHER</b>	IP WLS BF H R ER SO BB IBB HBP BLK WP HR S P ERA WHIP																					
Lynn McGlothen, R (1,1) ERA: 3.8	9.0 W 39 9 4 4 4 3 0 0 0 0 2 44 56 4.00 1.333																					

St. Louis Cardinals @ New York Mets  
Shea Stadium, Flushing, NY  
Sun Sep 07 1975, 3:33 AM EDT  
Att: 25,810 - Unknown

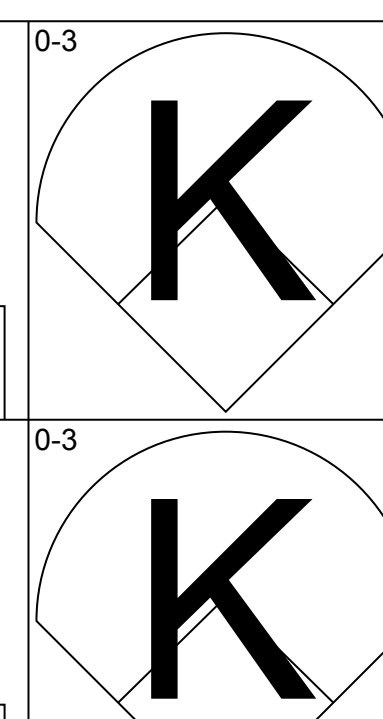
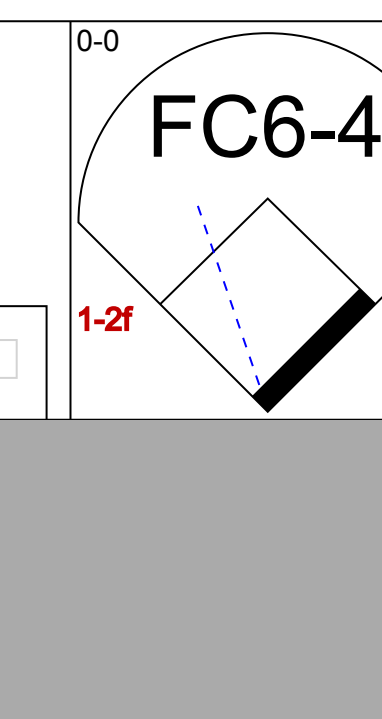
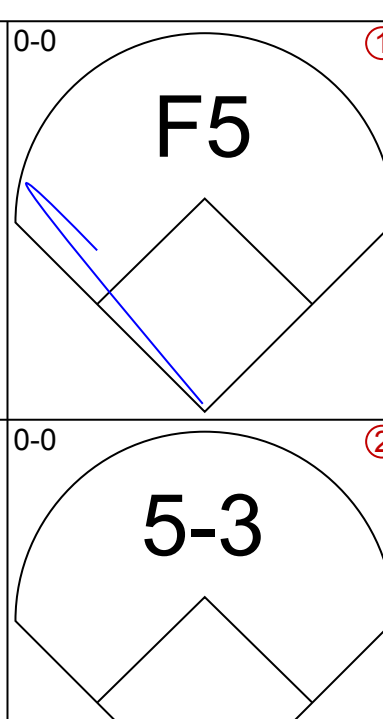
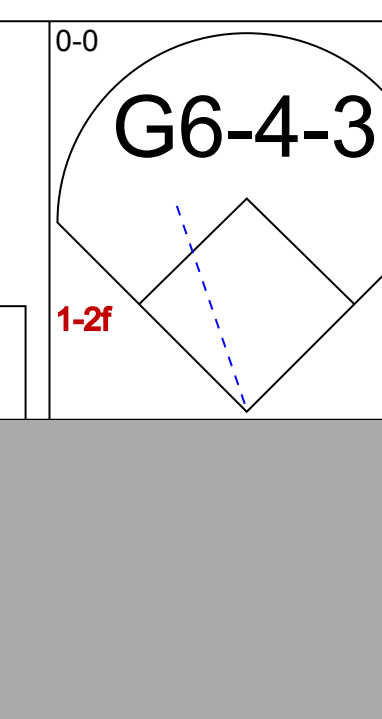
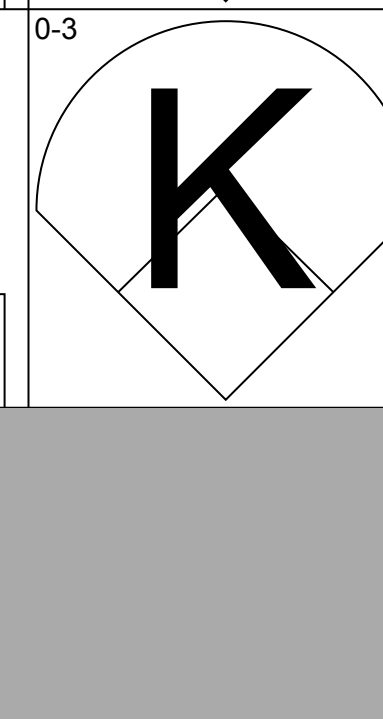
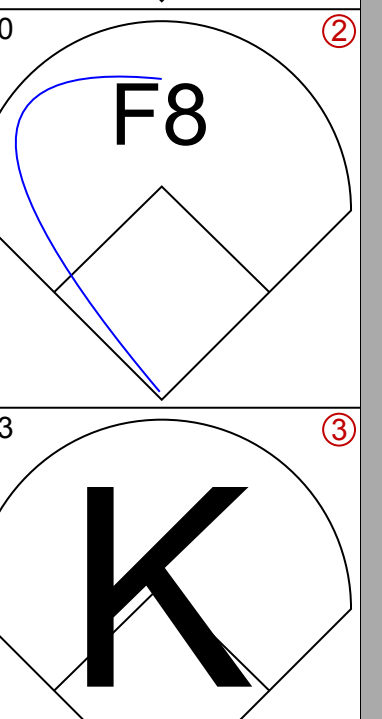

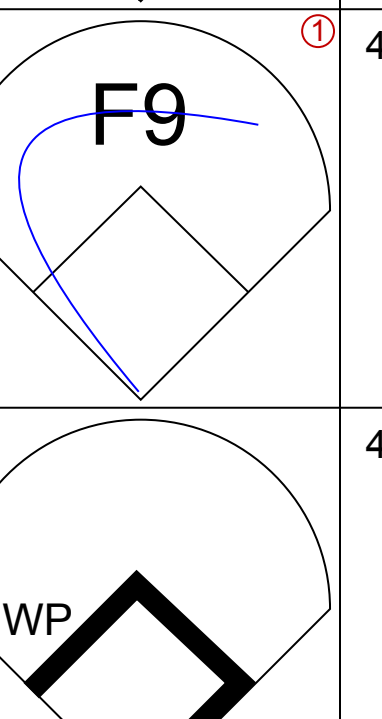



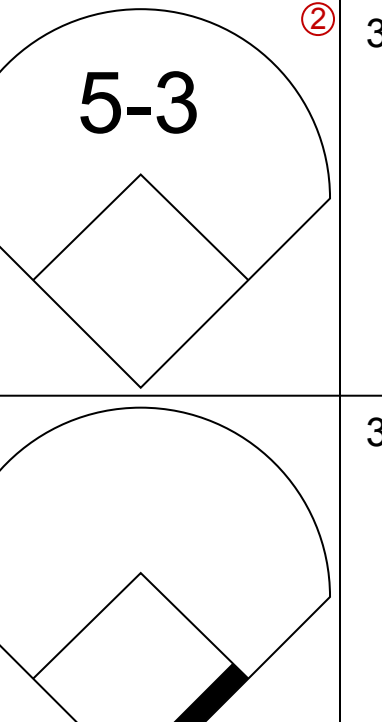
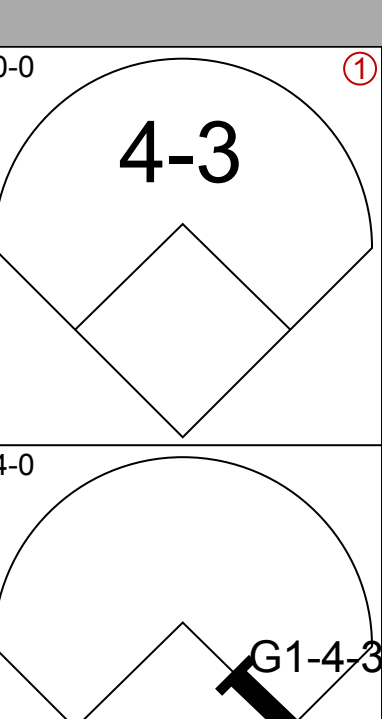
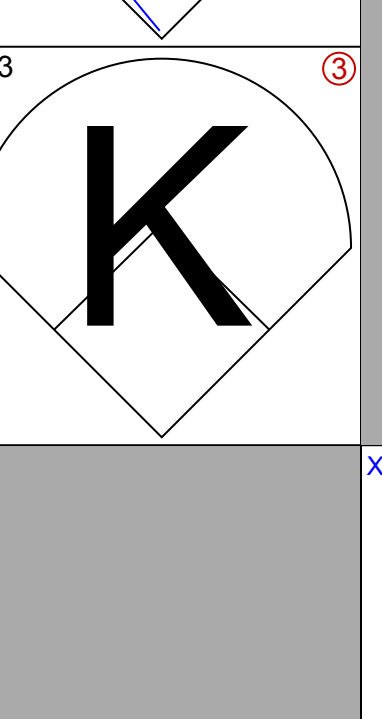
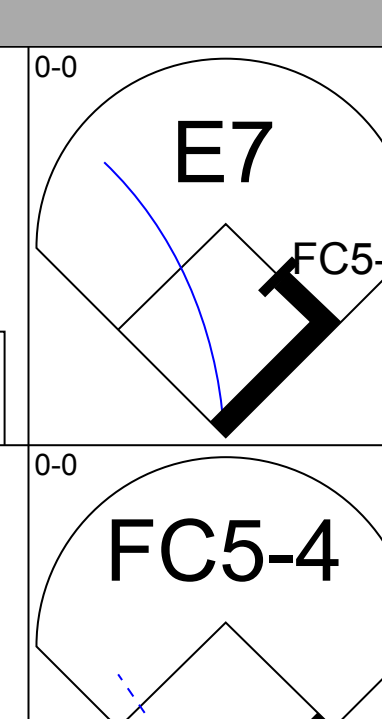

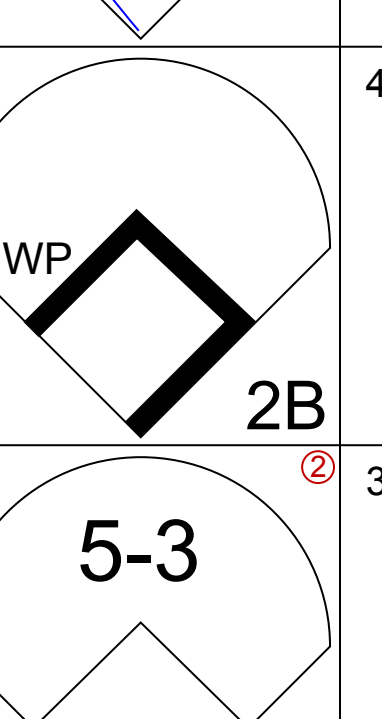
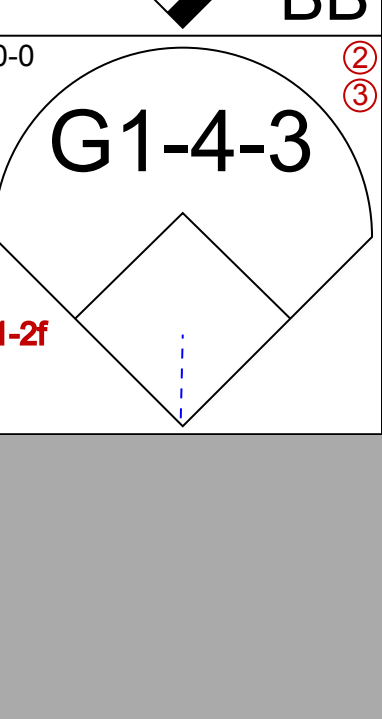
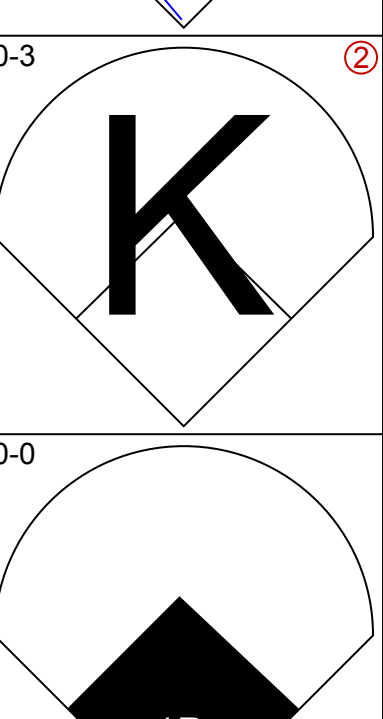
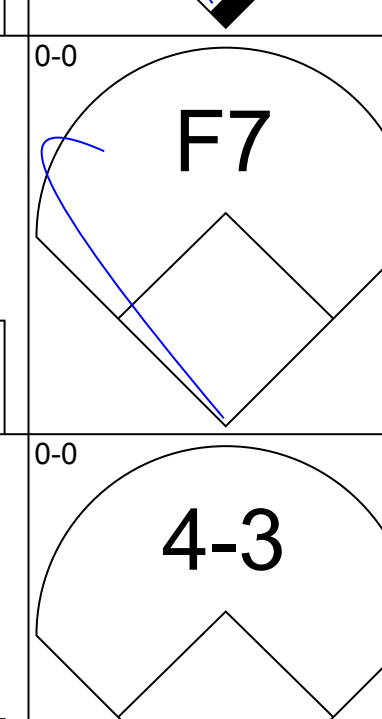
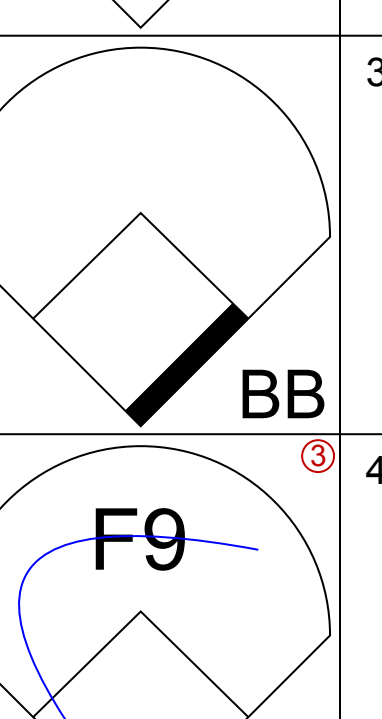

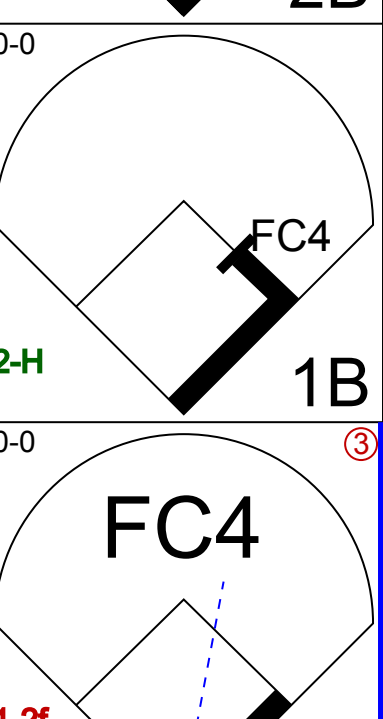


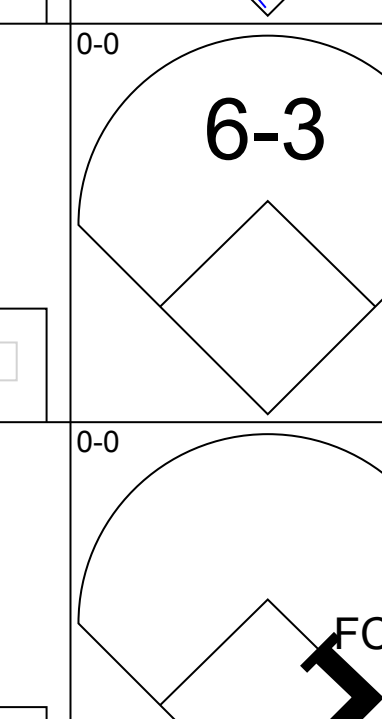
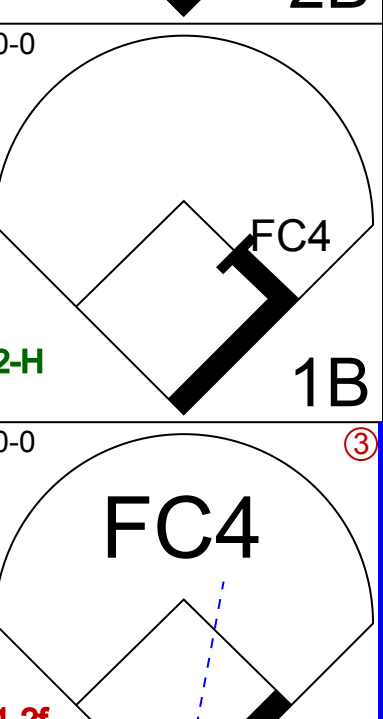


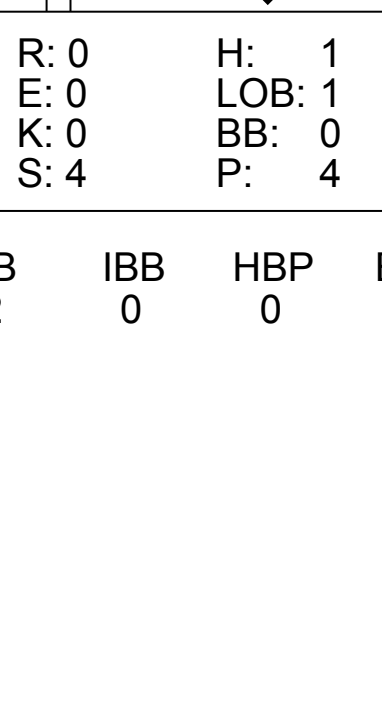
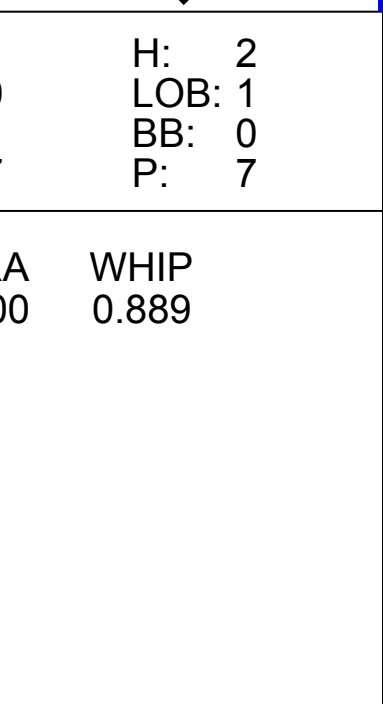
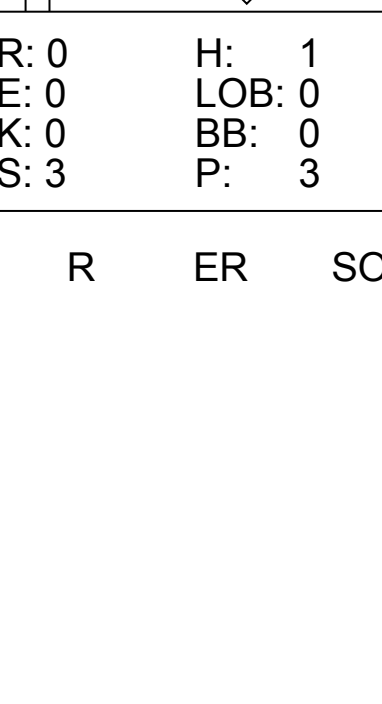
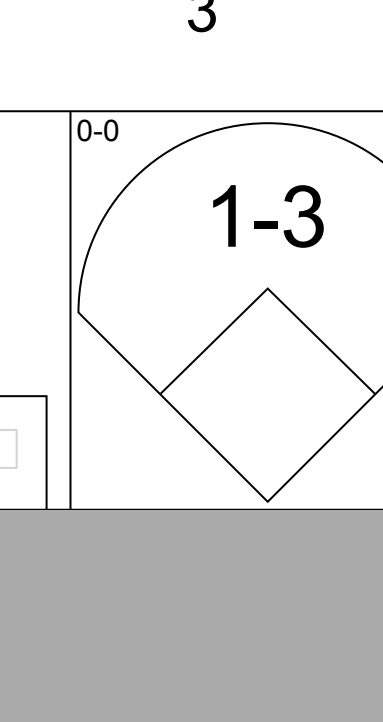
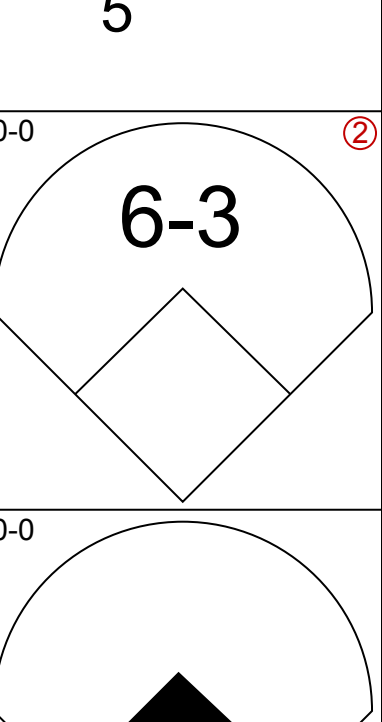
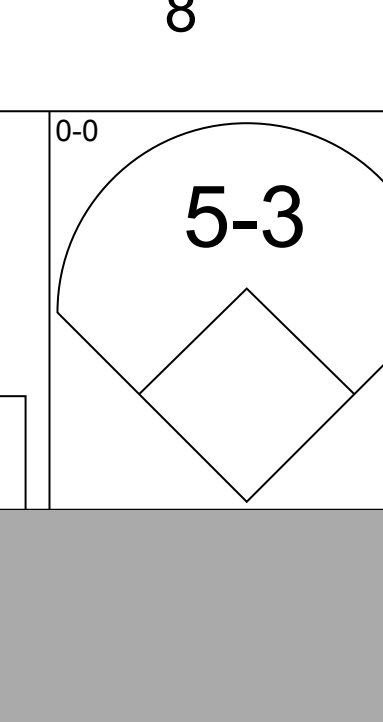
AB 35  
R 4  
H 9  
RBI 4  
BB 3  
SO 4  
LOB 12



Batter	1	2	3	4	5	6	7	8	9	AB	R	H	RBI	BB	SO	LOB	TOP				
Lou Brock, L (1, 7) OBP: 0.359, SLG: 0.396	G3		G3		6-3 1B		F7			4	1	1	1	0	0	0	<b>St. Louis Cardinals @ Philadelphia Phillies</b> <b>Veterans Stadium, Philadelphia, PA</b> Mon Sep 08 1975, 7:05 PM EDT Att: 22,768 - Unknown				
Ted Sizemore, R (1, 4) OBP: 0.298, SLG: 0.297	5-3			1B	6-3		F7			4	0	1	1	0	0	1					
Willie Davis, L (1, 8) OBP: 0.321, SLG: 0.452	6-3			F9	FC6-4 1B			G6-4-3 1B		4	0	2	1	0	0	1					
Ted Simmons, S (1, 2) OBP: 0.409, SLG: 0.506		F2		1B	FC6-4			G6-4-3 1B		4	0	1	0	0	0	2					
Reggie Smith, S (1, 3) OBP: 0.372, SLG: 0.486	F8			F9			F7		F8	4	0	0	0	0	0	2					
Buddy Bradford, R (1, 9) OBP: 0.325, SLG: 0.407		BB		K			1-3		2B 1B	3	0	1	0	1	1	2					
Ken Reitz, R (1, 5) OBP: 0.306, SLG: 0.343	G3				SH1-3 1B		6-3		1B 2B	4	1	2	0	0	0	1					
Mike Tyson, R (1, 6) OBP: 0.312, SLG: 0.350			F9		1B SH1-3 6-3 1B		6-3		F8	4	1	1	0	0	0	1					
Ron Reed, R (1, 1) OBP: 0.213, SLG: 0.260			K		SH1-3		K			2	0	0	0	0	0	2					
John Curtis, L (7, 1) OBP: 0.302, SLG: 0.211					1-2 2-3					0	0	0	0	0	0	0					
Mike Garman, R (7, 1) OBP: 0.302, SLG: 0.211										0	0	0	0	0	0	0					
<b>Inning Stats</b>	R: 0 E: 0 K: 0 S: 3	H: 0 LOB: 0 BB: 0 P: 3	R: 0 E: 0 K: 0 S: 3	H: 0 LOB: 1 BB: 1 P: 7	R: 0 E: 0 K: 1 S: 5	H: 0 LOB: 0 BB: 0 P: 5	R: 0 E: 0 K: 1 S: 7	H: 2 LOB: 2 BB: 0 P: 7	R: 3 E: 0 K: 0 S: 7	H: 4 LOB: 1 BB: 0 P: 7	R: 0 E: 0 K: 0 S: 3	H: 0 LOB: 0 BB: 0 P: 3	R: 0 E: 0 K: 1 S: 5	H: 0 LOB: 0 BB: 0 P: 5	R: 0 E: 0 K: 0 S: 3	H: 1 LOB: 1 BB: 0 P: 3	R: 0 E: 0 K: 0 S: 4	H: 2 LOB: 1 BB: 0 P: 4	1B: 8 2B: 1 3B: 0 HR: 0	SF: 0 SAC: 1 DP: 1 HBP: 0	WP: 0 PA: 35 PB: 0 SB: 0 CS: 0
<b>PITCHER</b>	IP WLS BF H R ER SO BB IBB HBP BLK WP HR S P ERA WHIP	7.0 W 28 6 3 3 3 1 0 0 0 0 0 0 33 37 3.86 1.000	2.0 S 7 3 0 0 0 0 0 0 0 0 0 0 7 7 0.00 1.500	<b>PITCHER</b>																	

Batter	1	2	3	4	5	6	7	8	9	AB	R	H	RBI	BB	SO	LOB	BOTTOM			
Dave Cash, R (1, 4) OBP: 0.359, SLG: 0.388	E6 HBP FC5-2 1B		G3 1B		4-3	FC6-4	L4			5	1	1	0	0	0	4	<b>St. Louis Cardinals @ Philadelphia Phillies</b> <b>Veterans Stadium, Philadelphia, PA</b> Mon Sep 08 1975, 7:05 PM EDT Att: 22,768 - Unknown			
Larry Bowa, S (1, 6) OBP: 0.338, SLG: 0.384	FC5-2 HBP 1B		G3		S 1B		S 2B BB	BB CI 1B		4	2	3	0	1	0	1				
Garry Maddox, R (1, 8) OBP: 0.354, SLG: 0.430	FC5-2 HBP		K		F8		2B BB	K		3	1	0	0	1	2	3				
Greg Luzinski, R (1, 7) OBP: 0.395, SLG: 0.550	FC5-2		E 1B		F8		FC4 1B	F4		4	1	2	3	1	0	4				
Jerry Martin, R (9, 7) OBP: 0.293, SLG: 0.333	FC5-2 G4-6-3		E 1B		2H 1B		FC4 1B 2B	F4		0	0	0	0	0	0	0				
Tom Hutton, L (1, 3) OBP: 0.335, SLG: 0.326	G4-6-3		E9 1B		F9		FC4 BB FC3-2 1B	CI BB		4	0	1	1	0	0	5				
Mike Schmidt, R (1, 5) OBP: 0.388, SLG: 0.516		S 2B	5-3			K	FC3-2 BB WP 1B	1-2 2-3 BB		4	1	2	1	1	1	2				
Ollie Brown, R (1, 9) OBP: 0.362, SLG: 0.482		K		K		1B BB	FC3-2 BB	6-3		3	0	0	0	2	2	4				
Johnny Oates, L (1, 2) OBP: 0.361, SLG: 0.365		G3				F9	K			3	0	1	0	0	0	2				
Dick Allen, R (7, PH) OBP: 0.325, SLG: 0.356				B3-6-4 1B		F9	K			1	0	0	0	0	1	3				
Bob Boone, R (8, 2) OBP: 0.322, SLG: 0.322					B3-6-4 1B		FC3-2			0	0	0	0	0	0	0				
Tom Underwood, R (1, 1) OBP: 0.169, SLG: 0.147			F9		B3-6-4		FC6-4 1B			3	0	1	0	0	0	2				
Tim McCarver, L (7, PH) OBP: 0.407, SLG: 0.425										1	0	0	0	0	0	3				
Tug McGraw, R (8, 1) OBP: 0.182, SLG: 0.182							FC6-4 1B			0	0	0	0	0	0	0				
<b>Inning Stats</b>	R: 0 E: 1 K: 0 S: 4	H: 1 LOB: 2 BB: 0 P: 5	R: 0 E: 0 K: 1 S: 6	H: 1 LOB: 0 BB: 0 P: 6	R: 1 E: 1 K: 1 S: 7	H: 2 LOB: 2 BB: 1 P: 11	R: 0 E: 0 K: 1 S: 5	H: 1 LOB: 0 BB: 0 P: 5	R: 1 E: 0 K: 0 S: 5	H: 2 LOB: 1 BB: 0 P: 5	R: 0 E: 0 K: 1 S: 6	H: 1 LOB: 2 BB: 1 P: 10	R: 4 E: 0 K: 1 S: 8	H: 2 LOB: 2 BB: 3 P: 20	R: 0 E: 1 K: 1 S: 7	H: 1 LOB: 3 BB: 1 P: 11	1B: 9 2B: 2 3B: 0 HR: 0	SF: 0 SAC: 0 DP: 2 HBP: 1	WP: 1 PA: 43 PB: 0 SB: 3 CS: 0	
<b>PITCHER</b>	IP WLS BF H R ER SO BB IBB HBP BLK WP HR S P ERA WHIP	6.0 L 31 9 5 5 4 4 0 1 0 0 0 0 34 51 7.50 2.167	0.0 3 1 0 0 0 1 0 0 0 0 0 0 2 6 - -	2.0 9 1 1 1 2 1 0 0 0 1 0 0 12 16 4.50 1.000	<b>PITCHER</b>															

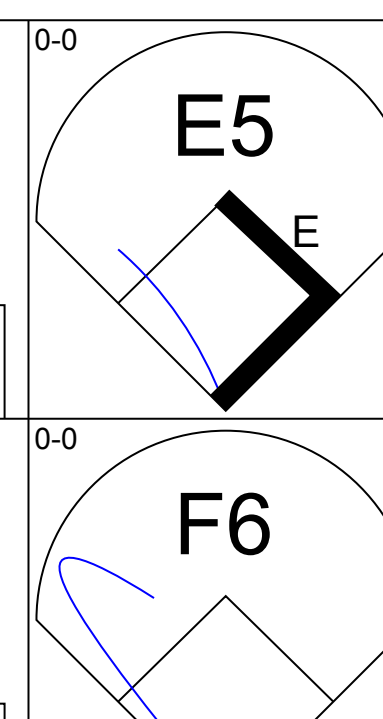
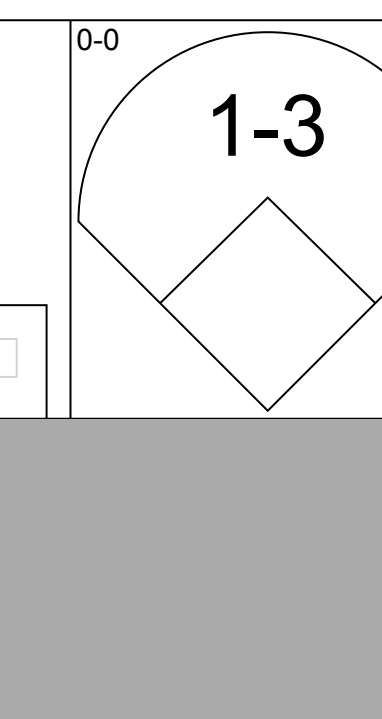
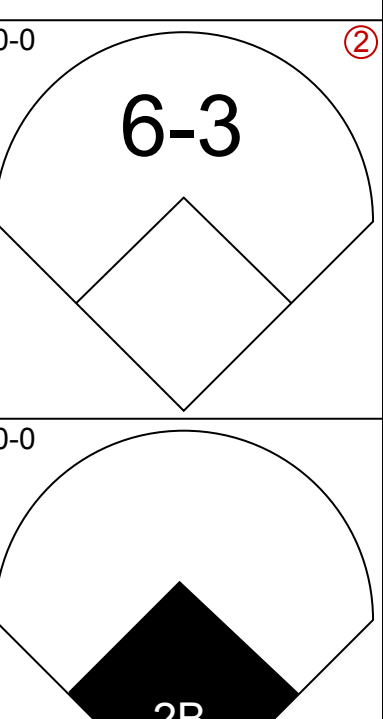
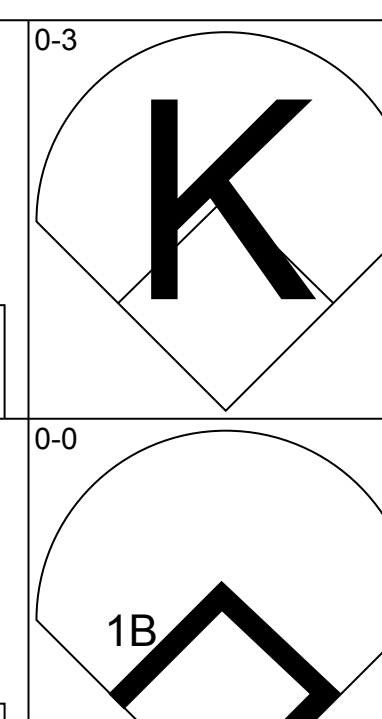
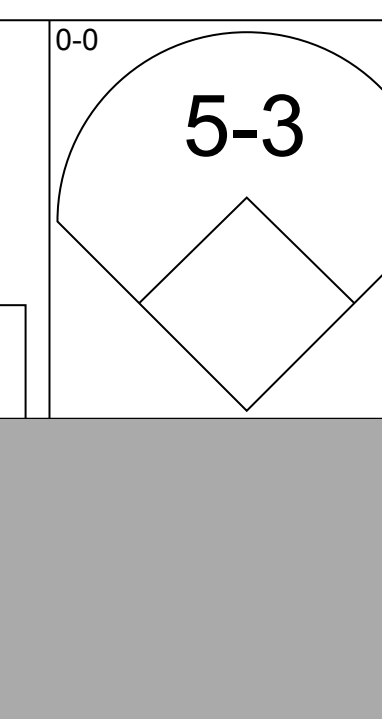
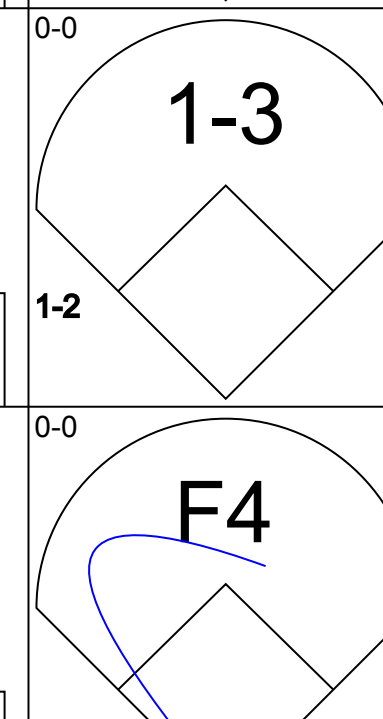
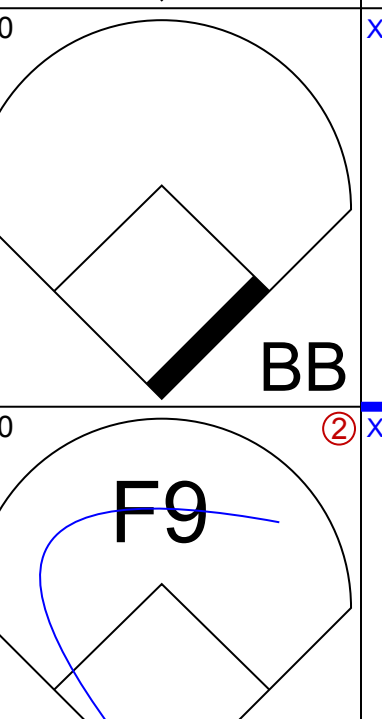
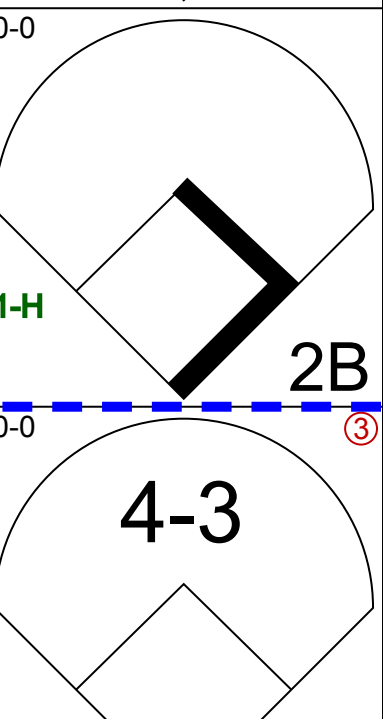
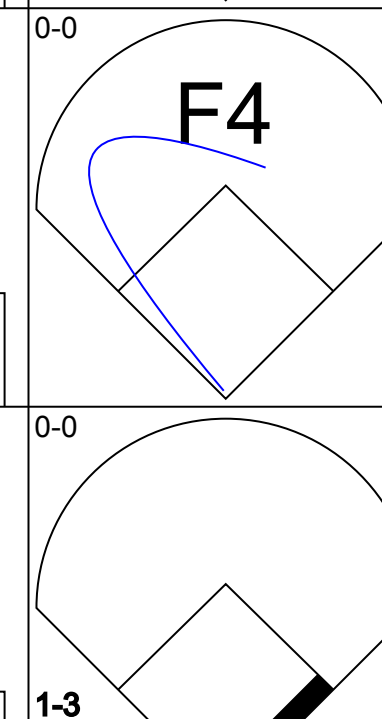


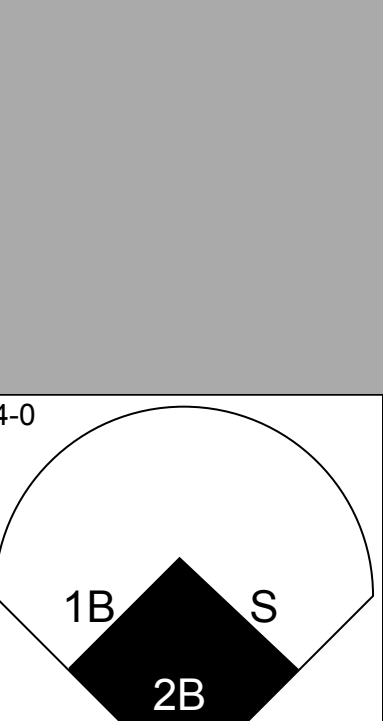
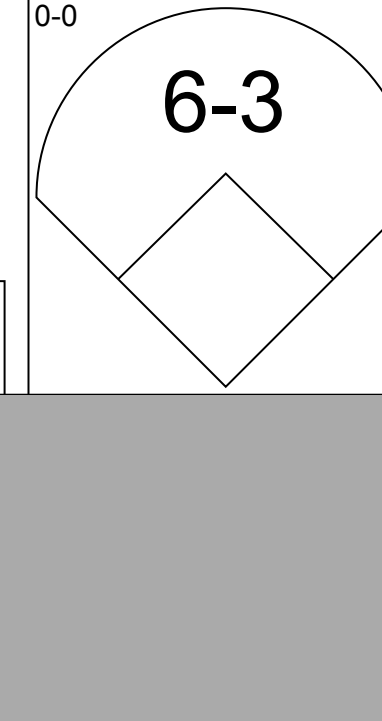


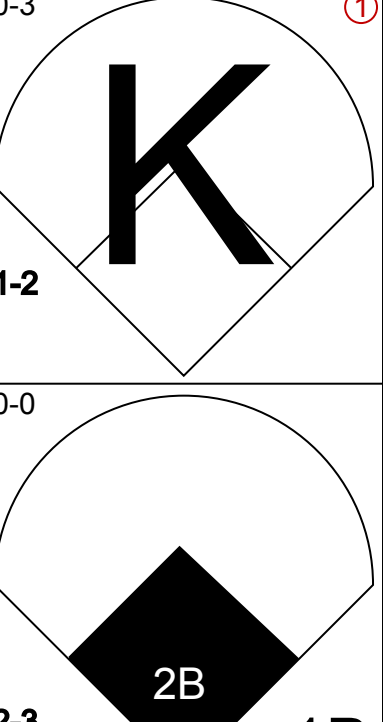

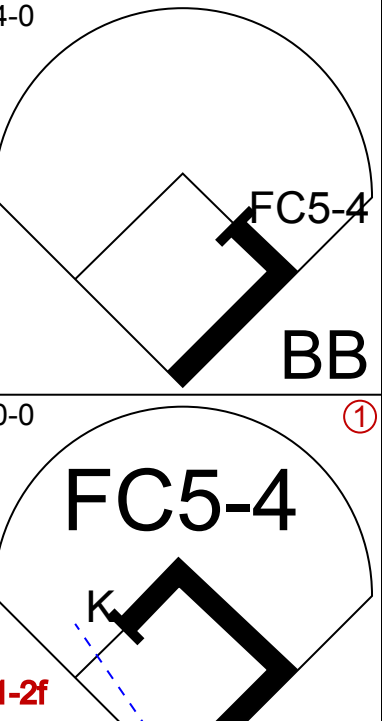

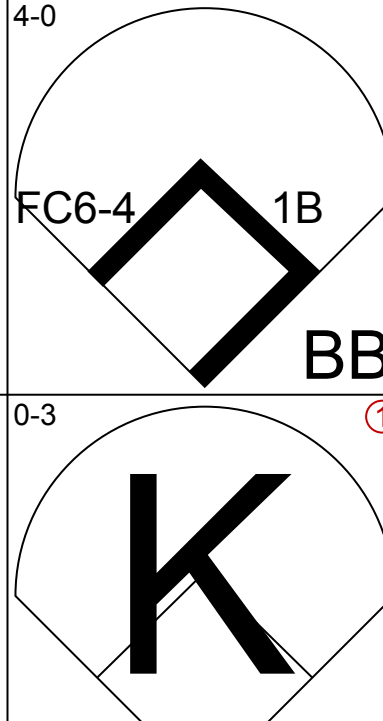
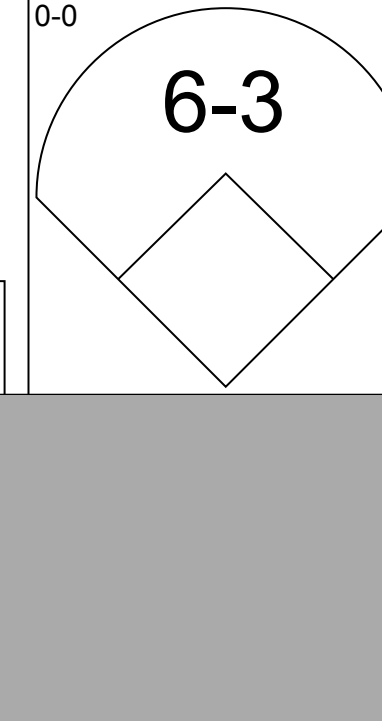
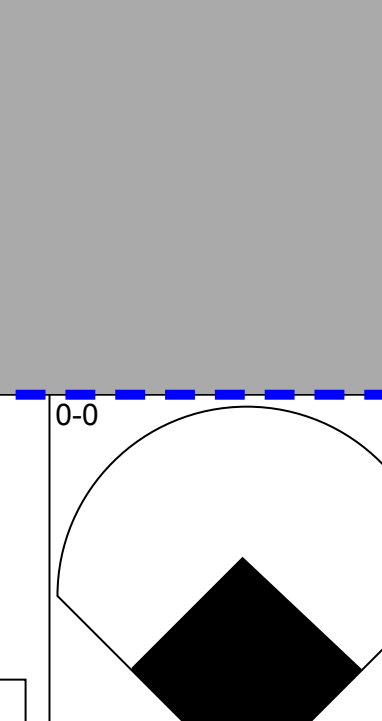

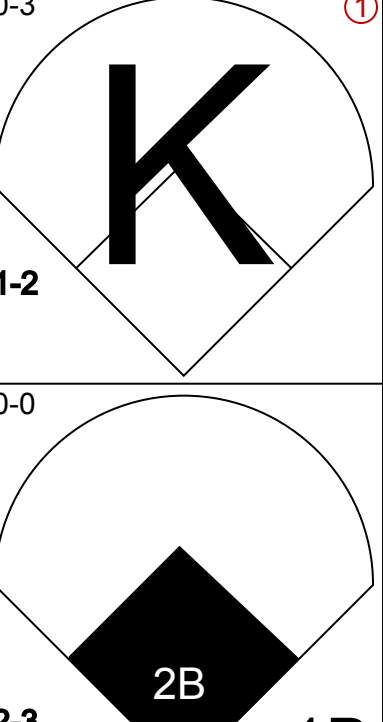
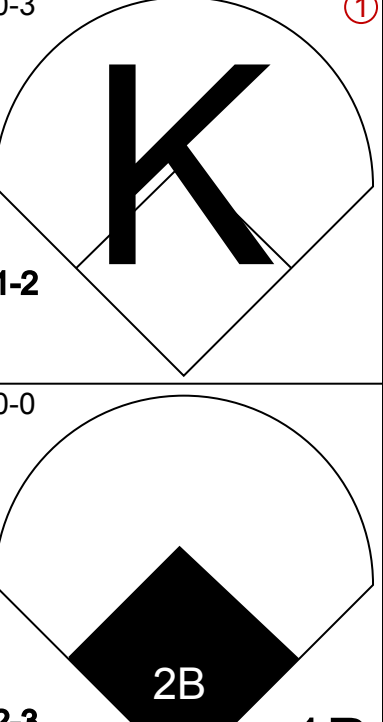
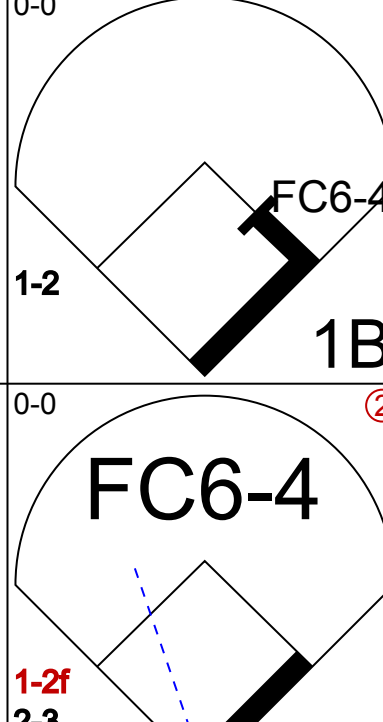
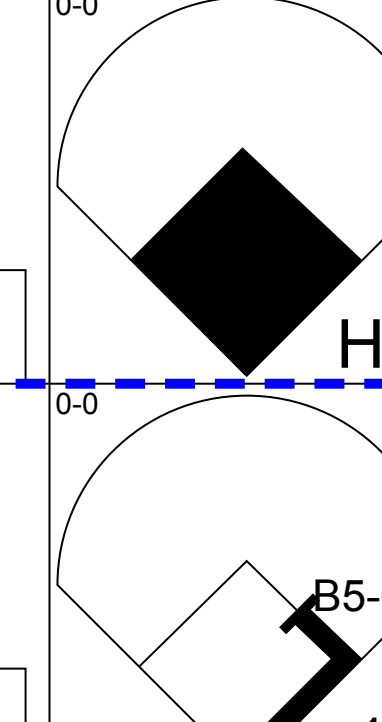
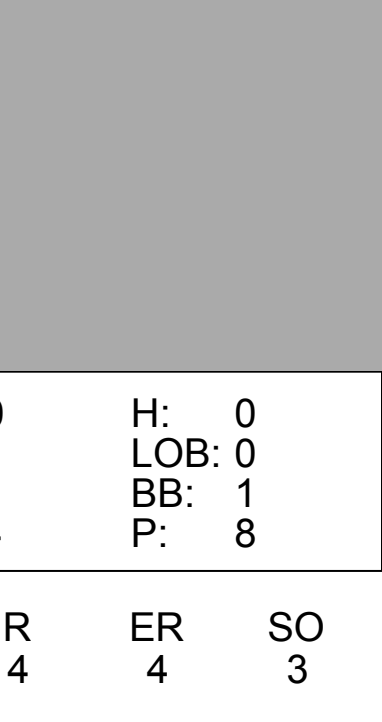
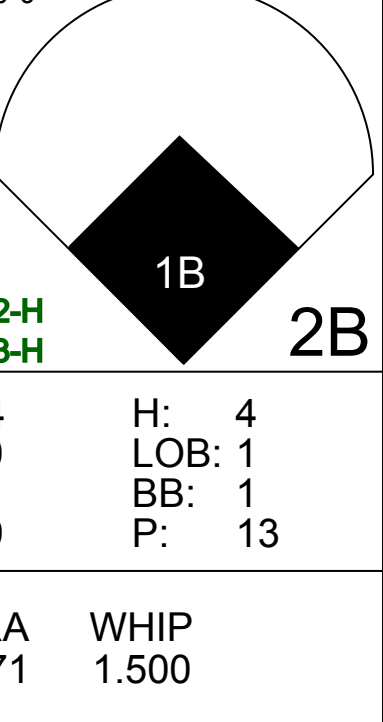
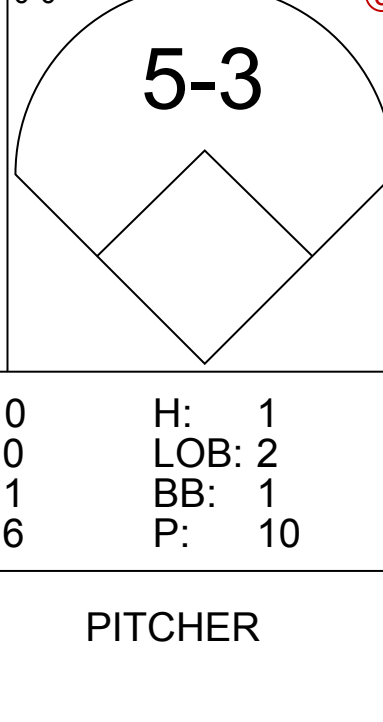
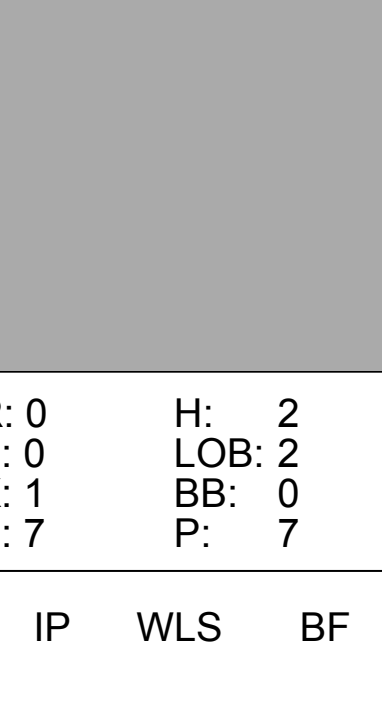
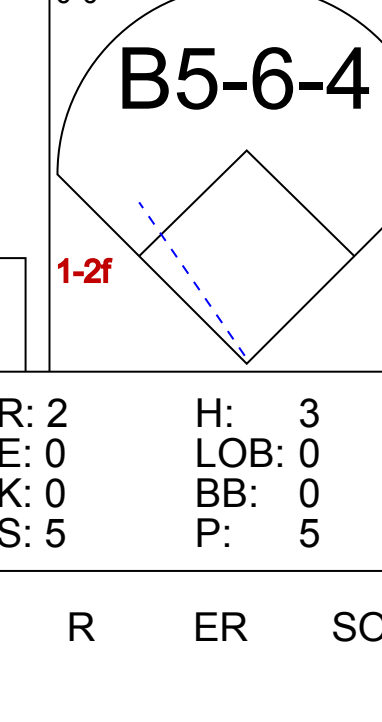
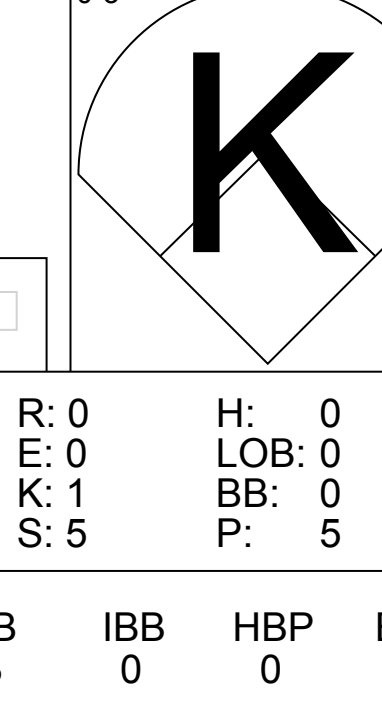
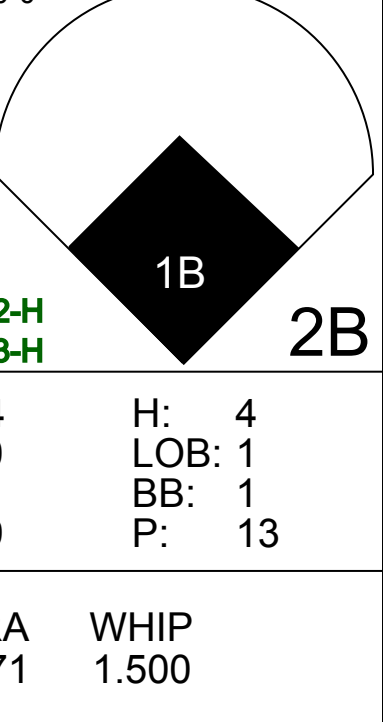
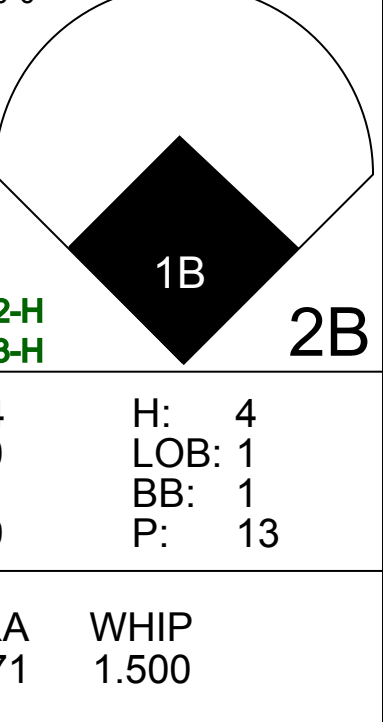
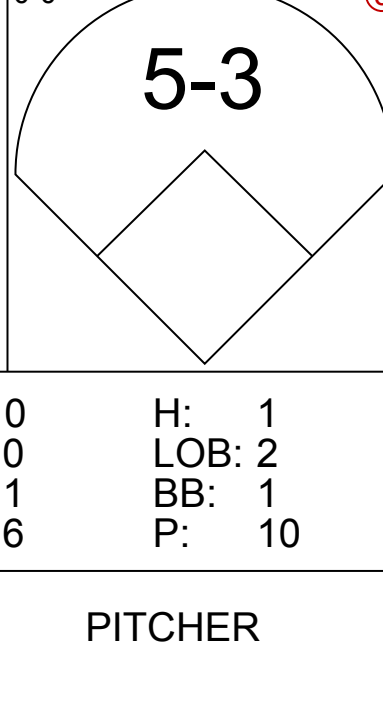
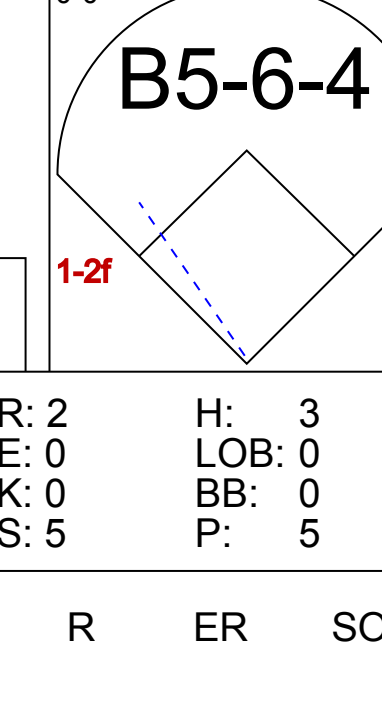








Batter	1	2	3	4	5	6	7	8	9	AB	R	H	RBI	BB	SO	LOB	TOP				
Lou Brock, L OBP: 0.356, SLG: 0.393 (1, 7)										4	0	0	0	0	1	2					
Ted Sizemore, R OBP: 0.298, SLG: 0.303 (1, 4)										4	1	1	1	0	2	0					
Willie Davis, L OBP: 0.319, SLG: 0.448 (1, 8)										4	0	0	0	0	2	0					
Ted Simmons, S OBP: 0.408, SLG: 0.506 (1, 2)										4	0	1	0	0	1	0					
Reggie Smith, S OBP: 0.371, SLG: 0.483 (1, 3)										3	0	0	0	1	0	2					
Hector Cruz, R OBP: 0.206, SLG: 0.273 (1, 9)										3	0	0	0	1	1	2					
Ken Reitz, R OBP: 0.306, SLG: 0.344 (1, 5)										4	1	1	0	0	0	3					
Mike Tyson, R OBP: 0.315, SLG: 0.353 (1, 6)										3	0	2	1	0	0	0					
John Denny, R OBP: 0.225, SLG: 0.225 Harry Parker, R (5, 1)										2	0	1	0	0	0	1					
Buddy Bradford, R OBP: 0.323, SLG: 0.404 (8, PH)										0	0	0	0	0	0	0					
Greg Terlecky, R OBP: 0.333, SLG: 0.333 (8, 1)										1	0	0	0	0	0	1					
Mike Wallace, L (8, 1)										0	0	0	0	0	0	0					
<b>Inning Stats</b>	R: 0 E: 0 K: 3 S: 9	H: 0 LOB: 0 BB: 0 P: 9	R: 0 E: 0 K: 0 S: 2	H: 0 LOB: 0 BB: 1 P: 6	R: 0 E: 0 K: 0 S: 4	H: 1 LOB: 1 BB: 0 P: 4	R: 0 E: 0 K: 2 S: 7	H: 0 LOB: 0 BB: 0 P: 7	R: 1 E: 0 K: 1 S: 7	H: 2 LOB: 1 BB: 0 P: 7	R: 0 E: 0 K: 1 S: 5	H: 0 LOB: 0 BB: 0 P: 5	R: 0 E: 1 K: 0 S: 4	H: 0 LOB: 1 BB: 0 P: 4	R: 0 E: 0 K: 0 S: 3	H: 1 LOB: 0 BB: 0 P: 3	R: 1 E: 0 K: 0 S: 5	H: 2 LOB: 2 BB: 1 P: 9	1B: 3 2B: 2 3B: 0 HR: 1	SF: 0 SAC: 0 DP: 2 HBP: 0	WP: 1 PA: 34 PB: 0 SB: 0 CS: 0
<b>PITCHER</b> Steve Carlton, L ERA: 3.81 (1, 1)	IP: 9.0 WLS: W BF: 34 H: 6 R: 2 ER: 2 SO: 7 BB: 2 IBB: 0 HBP: 0 BLK: 0 WP: 1 HR: 1 S: 46 P: 54 ERA: 2.00 WHIP: 0.889											<b>PITCHER</b>	IP: WLS: BF: H: R: ER: SO: BB: IBB: HBP: BLK: WP: HR: S: P: ERA: WHIP:								

St. Louis Cardinals @ Philadelphia Phillies  
Veterans Stadium, Philadelphia, PA  
Tue Sep 09 1975, 7:05 PM EDT  
Att: 13,764 - Unknown

AB 32  
R 2  
H 6  
RBI 2  
BB 2  
SO 7  
LOB 11



Batter	1	2	3	4	5	6	7	8	9	AB	R	H	RBI	BB	SO	LOB	BOTTOM		
Dave Cash, R OBP: 0.356, SLG: 0.385 (1, 4)										5	0	0	0	0	1	1			
Larry Bowa, S OBP: 0.339, SLG: 0.385 (1, 6)										4	1	2	1	0	0	1			
Garry Maddox, R OBP: 0.356, SLG: 0.432 (1, 8)										3	0	1	1	1	0	2			
Greg Luzinski, R OBP: 0.394, SLG: 0.548 (7, PR)										4	0	1	0	0	0	3			
Jerry Martin, R OBP: 0.293, SLG: 0.333 (8, 7)										0	0	0	0	0	0	0			
Tom Hutton, L OBP: 0.340, SLG: 0.321 (1, 3)										2	0	0	0	2	0	3			
Mike Schmidt, R OBP: 0.389, SLG: 0.521 (1, 5)										3	2	1	1	1	1	2			
Ollie Brown, R OBP: 0.365, SLG: 0.504 (1, 9)										4	1	2	1	0	2	2			
Johnny Oates, L OBP: 0.363, SLG: 0.367 (1, 2)										4	1	2	0	0	2				
Steve Carlton, L OBP: 0.193, SLG: 0.188 (1, 1)										4	1	1	2	0	1	3			
<b>Inning Stats</b>	R: 0 E: 2 K: 0 S: 4	H: 0 LOB: 1 BB: 0 P: 4	R: 0 E: 1 K: 1 S: 4	H: 0 LOB: 0 BB: 1 P: 8	R: 0 E: 0 K: 1 S: 5	H: 0 LOB: 0 BB: 0 P: 5	R: 0 E: 0 K: 0 S: 3	H: 0 LOB: 1 BB: 1 P: 7	R: 4 E: 0 K: 1 S: 9	H: 4 LOB: 1 BB: 1 P: 13	R: 0 E: 0 K: 1 S: 6	H: 1 LOB: 2 BB: 1 P: 10	R: 0 E: 0 K: 1 S: 7	H: 2 LOB: 2 BB: 0 P: 7	R: 2 E: 0 K: 0 S: 5	H: 3 LOB: 0 BB: 0 P: 5	1B: 6 2B: 2 3B: 0 HR: 2	SF: 0 SAC: 0 DP: 1 HBP: 0	WP: 0 PA: 37 PB: 0 SB: 1 CS: 0
<b>PITCHER</b> John Denny, R ERA: 3.65 Harry Parker, R ERA: 5.51 Greg Terlecky, R ERA: 3.8 Mike Wallace, L ERA: 8.59	IP: 4.2 WLS: L BF: 21 H: 4 R: 4 ER: 4 SO: 3 BB: 3 IBB: 0 HBP: 0 BLK: 0 WP: 0 HR: 0 S: 24 P: 36 ERA: 7.71 WHIP: 1.500											<b>PITCHER</b>	IP: WLS: BF: H: R: ER: SO: BB: IBB: HBP: BLK: WP: HR: S: P: ERA: WHIP:						

St. Louis Cardinals @ Philadelphia Phillies  
Veterans Stadium, Philadelphia, PA  
Tue Sep 09 1975, 7:05 PM EDT  
Att: 13,764 - Unknown

AB 33  
R 6  
H 10  
RBI 6  
BB 4  
SO 5  
LOB 19



Batter	1	2	3	4	5	6	7	8	9	AB	R	H	RBI	BB	SO	LOB	TOP		
Lou Brock, L OBP: 0.358, SLG: 0.396 (1, 7)	5-3		4-0 BB	0-0	0-0 F7			0-0 BB		4	0	2	0	1	0	2			
Ted Sizemore, R OBP: 0.297, SLG: 0.300 Larry Lintz, S OBP: 0.324, SLG: 0.216 (8, FR)	6-3		0-3 K	0-0 F8			0-0 F7	4-0 BB		4	0	0	0	1	1	3			
Willie Davis, L OBP: 0.318, SLG: 0.444 (1, 8)	F9		0-0 F9		4-3		1-0 HBP	0-0 F2		4	0	0	0	0	0	4			
Ted Simmons, S OBP: 0.408, SLG: 0.505 (1, 2)		0-0 F8		0-0 1B 1B	0-0 F8		0-0 BB	4-0 BB	0-0 6-3	5	1	2	0	0	0	0			
Reggie Smith, S OBP: 0.371, SLG: 0.481 (7, 3)	4-3		0-0 K	0-0 1B 1B	0-0 F3		4-0 FC6-4 BB	0-0 5-3		4	0	1	0	1	0	0			
Ron Fairly, L OBP: 0.424, SLG: 0.486 Buddy Bradford, R OBP: 0.319, SLG: 0.399 (7, PH)	F9		0-0 F9	0-0 HR	0-0 4-3	0-0 K		0-3 K	0-3 K	3	1	1	0	0	0	0			
Ken Reitz, R OBP: 0.309, SLG: 0.353 (1, 5)			0-0 HR	0-0 HR	0-0 1-5-3	0-0 FC6-4				4	2	3	2	0	0	3			
Mike Tyson, R OBP: 0.311, SLG: 0.348 (1, 6)			0-0 5-3	0-0 K	0-0 1-5-3		0-0 6-3			4	0	0	0	0	1	3			
Eric Rasmussen, R Mike Barlow, R Keith Hernandez, L Mike Wallace, L Mike Garman, R Jony Martinez, R John Curtis, L Luis Melendez, R Al Hrabosky, L			4-0 BB	0-0 HR	4-0 BB		0-0 F4			0	0	0	0	0	0	0			
<b>Inning Stats</b>	R: 0 E: 0 K: 0 S: 3	H: 0 LOB: 0 BB: 0 P: 3	R: 0 E: 0 K: 0 S: 3	H: 0 LOB: 0 BB: 0 P: 3	R: 1 E: 0 K: 1 S: 6	H: 1 LOB: 2 BB: 2 P: 14	R: 4 E: 0 K: 1 S: 10	H: 6 LOB: 1 BB: 0 P: 10	R: 0 E: 0 K: 0 S: 4	H: 1 LOB: 2 BB: 1 P: 8	R: 0 E: 0 K: 1 S: 6	H: 1 LOB: 3 BB: 1 P: 11	R: 0 E: 0 K: 0 S: 4	H: 1 LOB: 2 BB: 1 P: 8	R: 0 E: 0 K: 1 S: 5	H: 0 LOB: 0 BB: 0 P: 5	1B: 7 2B: 1 3B: 0 HR: 2	SF: 0 SAC: 0 DP: 0 HBP: 1	WP: 0 PA: 42 PB: 0 SB: 1 CS: 0
<b>PITCHER</b>	IP WLS BF H R ER SO	IP WLS BF H R ER SO	IP WLS BF H R ER SO	IP WLS BF H R ER SO	IP WLS BF H R ER SO	IP WLS BF H R ER SO	IP WLS BF H R ER SO	IP WLS BF H R ER SO	IP WLS BF H R ER SO	IP WLS BF H R ER SO	IP WLS BF H R ER SO	IP WLS BF H R ER SO	IP WLS BF H R ER SO	IP WLS BF H R ER SO	IP WLS BF H R ER SO	IP WLS BF H R ER SO	ERA WHIP	ERA WHIP	
Steve Stone, R ERA: 3.81	(1, 1) 3.2 W 18	(4, 1) 1.1 W 5	(6, 1) 1.1 9	(7, 1) 2.2 S 10	(1, 1) 3.2 W 18	(4, 1) 1.1 W 5	(6, 1) 1.1 9	(7, 1) 2.2 S 10	(1, 1) 3.2 W 18	(4, 1) 1.1 W 5	(6, 1) 1.1 9	(7, 1) 2.2 S 10	(1, 1) 3.2 W 18	(4, 1) 1.1 W 5	(6, 1) 1.1 9	(7, 1) 2.2 S 10	12.27	2.182	0.00
Buddy Schultz, L ERA: 4.63	(1, 1) 3.2 W 18	(4, 1) 1.1 W 5	(6, 1) 1.1 9	(7, 1) 2.2 S 10	(1, 1) 3.2 W 18	(4, 1) 1.1 W 5	(6, 1) 1.1 9	(7, 1) 2.2 S 10	(1, 1) 3.2 W 18	(4, 1) 1.1 W 5	(6, 1) 1.1 9	(7, 1) 2.2 S 10	(1, 1) 3.2 W 18	(4, 1) 1.1 W 5	(6, 1) 1.1 9	(7, 1) 2.2 S 10	0.00	0.750	0.00
Darold Knowles, L ERA: 5.96	(1, 1) 3.2 W 18	(4, 1) 1.1 W 5	(6, 1) 1.1 9	(7, 1) 2.2 S 10	(1, 1) 3.2 W 18	(4, 1) 1.1 W 5	(6, 1) 1.1 9	(7, 1) 2.2 S 10	(1, 1) 3.2 W 18	(4, 1) 1.1 W 5	(6, 1) 1.1 9	(7, 1) 2.2 S 10	(1, 1) 3.2 W 18	(4, 1) 1.1 W 5	(6, 1) 1.1 9	(7, 1) 2.2 S 10	0.00	3.000	0.00

St. Louis Cardinals @ Chicago Cubs  
Wrigley Field, Chicago, IL  
Wed Sep 10 1975, 3:33 AM CDT  
Att: 5,031 - Cloudy - 75 F

AB	36
R	5
H	10
RBI	5
BB	5
SO	4
LOB	18



Batter	1	2	3	4	5	6	7	8	9	AB	R	H	RBI	BB	SO	LOB	BOTTOM		
Don Kessinger, S OBP: 0.305, SLG: 0.311 (1, 5)	1-3		0-0 3B	0-0 5-3	0-0 F7			0-0 F9		5	1	1	0	0	0	4			
Joe Wallis, S OBP: 0.395, SLG: 0.588 (1, 8)	1B		0-0 1B	4-0 BB	0-0 K		0-0 6-3			4	2	2	1	1	1	0			
Champ Summers, L OBP: 0.301, SLG: 0.345 Jim Tyrone, R (6, PH)	F		0-0 G3	0-0 3-1	4-0 BB		0-3 K			3	1	1	1	0	0	3			
Jose Cardenal, R OBP: 0.393, SLG: 0.424 (1, 9)	E9		0-0 HR	0-0 HR	0-0 2B	0-0 6-3				4	2	3	1	0	0	1			
Andre Thornton, R OBP: 0.431, SLG: 0.539 (1, 3)	F8		0-0 HR	0-0 HR	0-0 BB	4-0 IBB				3	1	2	2	1	0	1			
Manny Trillo, R OBP: 0.298, SLG: 0.306 (1, 4)	F4		0-0 F8	0-0 F8	4-0 IBB	0-3 K				3	0	0	0	1	1	3			
George Mitterwald, R OBP: 0.294, SLG: 0.325 (1, 2)		0-0 F5	0-0 L5	0-0 K	0-3 K		0-0 6-3			4	0	0	0	0	1	3			
Dave Rosello, R OBP: 0.348, SLG: 0.300 (1, 6)	5-3		0-0 5-3	0-0 SH5	4-0 BB		0-0 F4			3	0	1	1	1	0	0			
Steve Stone, R OBP: 0.169, SLG: 0.149 Buddy Schultz, R (4, 1)	F9		0-0 F9	0-0 SH5	0-0 K		0-0 F7			1	0	0	0	0	0	0			
Gene Hiser, L OBP: 0.328, SLG: 0.293 Tom Detmore, L OBP: 0.292, SLG: 0.261 Darold Knowles, L OBP: 0.154, SLG: 0.083 (7, 1)		0-0 F5	0-0 L5	0-0 K	0-3 K		0-0 6-3			4	0	0	0	0	1	3			
<b>Inning Stats</b>	R: 2 E: 1 K: 0 S: 6	H: 3 LOB: 1 BB: 0 P: 6	R: 0 E: 0 K: 0 S: 3	H: 0 LOB: 0 BB: 0 P: 3	R: 4 E: 0 K: 0 S: 7	H: 4 LOB: 0 BB: 0 P: 7	R: 0 E: 0 K: 0 S: 4	H: 1 LOB: 2 BB: 1 P: 8	R: 1 E: 0 K: 2 S: 9	H: 2 LOB: 3 BB: 2 P: 17	R: 0 E: 0 K: 2 S: 7	H: 0 LOB: 2 BB: 2 P: 15	R: 0 E: 0 K: 0 S: 3	H: 0 LOB: 0 BB: 0 P: 3	R: 0 E: 0 K: 1 S: 5	H: 0 LOB: 0 BB: 0 P: 5	1B: 6 2B: 1 3B: 2 HR: 1	SF: 0 SAC: 1 DP: 0 HBP: 0	WP: 1 PA: 39 PB: 0 SB: 1 CS: 0
<b>PITCHER</b>	IP WLS BF H R ER SO	IP WLS BF H R ER SO	IP WLS BF H R ER SO	IP WLS BF H R ER SO	IP WLS BF H R ER SO	IP WLS BF H R ER SO	IP WLS BF H R ER SO	IP WLS BF H R ER SO	IP WLS BF H R ER SO	IP WLS BF H R ER SO	IP WLS BF H R ER SO	IP WLS BF H R ER SO	IP WLS BF H R ER SO	IP WLS BF H R ER SO	IP WLS BF H R ER SO	IP WLS BF H R ER SO	ERA WHIP	ERA WHIP	
Eric Rasmussen, R ERA: 3.78	(1, 1) 2.1 L 14	(3, 1) 0.2 2	(4, 1) 1.0 7	(5, 1) 1.0 5	(1, 1) 2.1 L 14	(3, 1) 0.2 2	(4, 1) 1.0 7	(5, 1) 1.0 5	(1, 1) 2.1 L 14	(3, 1) 0.2 2	(4, 1) 1.0 7	(5, 1) 1.0 5	(1, 1) 2.1 L 14	(3, 1) 0.2 2	(4, 1) 1.0 7	(5, 1) 1.0 5	23.14	3.000	0.00
Mike Barlow, R ERA: 4.91	(1, 1) 2.1 L 14	(3, 1) 0.2 2	(4, 1) 1.0 7	(5, 1) 1.0 5	(1, 1) 2.1 L 14	(3, 1) 0.2 2	(4, 1) 1.0 7	(5, 1) 1.0 5	(1, 1) 2.1 L 14	(3, 1) 0.2 2	(4, 1) 1.0 7	(5, 1) 1.0 5	(1, 1) 2.1 L 14	(3, 1) 0.2 2	(4, 1) 1.0 7	(5, 1) 1.0 5	0.00	0.000	0.00
Mike Wallace, L ERA: 8.64	(1, 1) 2.1 L 14	(3, 1) 0.2 2	(4, 1) 1.0 7	(5, 1) 1.0 5	(1, 1) 2.1 L 14	(3, 1) 0.2 2	(4, 1) 1.0 7	(5, 1) 1.0 5	(1, 1) 2.1 L 14	(3, 1) 0.2 2	(4, 1) 1.0 7	(5, 1) 1.0 5	(1, 1) 2.1 L 14	(3, 1) 0.2 2	(4, 1) 1.0 7	(5, 1) 1.0 5	9.00	4.000	0.00
Mike Garman, R ERA: 2.34	(1, 1) 2.1 L 14	(3, 1) 0.2 2	(4, 1) 1.0 7	(5, 1) 1.0 5	(1, 1) 2.1 L 14	(3, 1) 0.2 2	(4, 1) 1.0 7	(5, 1) 1.0 5	(1, 1) 2.1 L 14	(3, 1) 0.2 2	(4, 1) 1.0 7	(5, 1) 1.0 5	(1, 1) 2.1 L 14	(3, 1) 0.2 2	(4, 1) 1.0 7	(5, 1) 1.0 5	0.00	1.000	0.00
John Curtis, L ERA: 3.49	(1, 1) 2.1 L 14	(3, 1) 0.2 2	(4, 1) 1.0 7	(5, 1) 1.0 5	(1, 1) 2.1 L 14	(3, 1) 0.2 2	(4, 1) 1.0 7	(5, 1) 1.0 5	(1, 1) 2.1 L 14	(3, 1) 0.2 2	(4, 1) 1.0 7	(5, 1) 1.0 5	(1, 1) 2.1 L 14	(3, 1) 0.2 2	(4, 1) 1.0 7	(5, 1) 1.0 5	0.00	0.500	0.00

St. Louis Cardinals @ Chicago Cubs  
Wrigley Field, Chicago, IL  
Wed Sep 10 1975, 3:33 AM CDT  
Att: 5,031 - Cloudy - 75 F

AB	33
R	7
H	10
RBI	6
BB	5
SO	5
LOB	18





Batter	1	2	3	4	5	6	7	8	9	AB	R	H	RBI	BB	SO	LOB	TOP					
Del Unser, L OBP: 0.330, SLG: 0.384 (1, 8)	4-3		1-4-3		F7			1B		4	0	1	0	0	0	1	<b>New York Mets @ St. Louis Cardinals</b> Busch Stadium, St. Louis, MO Fri Sep 12 1975, 7:05 PM CDT Att: 14,731 - Unknown					
Felix Milten, R OBP: 0.336, SLG: 0.355 (1, 4)	F3			G3		6-3		F7		4	0	1	0	0	0	1						
Mike Vail, R OBP: 0.361, SLG: 0.533 (1, 7)	4-3			G3	BB	4-3		1B		3	0	1	0	1	0	0						
Dave Kingman, R OBP: 0.300, SLG: 0.523 (1, 3)		1-3		F7		3B		F7		4	1	1	0	0	0	4						
Rusty Staub, L OBP: 0.367, SLG: 0.439 (1, 9)	F8			G3		1B		4-3		4	0	2	1	0	0	4						
Jerry Grote, R OBP: 0.354, SLG: 0.377 (1, 2)	F8			6-3		3B			4-3	4	0	0	0	0	0	4						
Roy Staiger, R (1, 5)	F9				F2		5-3		F2	4	0	0	0	0	0	1						
Mike Phillips, L OBP: 0.296, SLG: 0.313 (1, 6)			F9		F9		4-3		F7	4	0	0	0	0	0	0						
Jon Matlack, L OBP: 0.253, SLG: 0.111 (7, PH)			F6				F8			2	0	1	0	0	0	0						
John Milner, L OBP: 0.306, SLG: 0.346 (7, 1)										1	0	0	0	0	0	0						
Bob Apodaca, R OBP: 0.455, SLG: 0.400 (7, 1)										0	0	0	0	0	0	0						
<b>Inning Stats</b>	R: 0 E: 0 K: 0 S: 3	H: 0 LOB: 0 BB: 0 P: 3	R: 0 E: 0 K: 0 S: 4	H: 1 LOB: 1 BB: 0 P: 4	R: 0 E: 0 K: 0 S: 3	H: 0 LOB: 0 BB: 0 P: 3	R: 0 E: 0 K: 0 S: 4	H: 1 LOB: 2 BB: 1 P: 8	R: 0 E: 0 K: 0 S: 5	H: 1 LOB: 1 BB: 0 P: 4	R: 1 E: 0 K: 0 S: 5	H: 2 LOB: 1 BB: 0 P: 5	R: 0 E: 0 K: 0 S: 3	H: 0 LOB: 0 BB: 0 P: 3	R: 0 E: 0 K: 0 S: 5	H: 2 LOB: 2 BB: 0 P: 5	R: 0 E: 0 K: 0 S: 3	H: 0 LOB: 0 BB: 0 P: 3	1B: 4 2B: 2 3B: 1 HR: 0	SF: 0 SAC: 0 DP: 0 HBP: 0	WP: 0 PB: 0 SB: 0 CS: 0	PA: 35
<b>PITCHER</b> Lynn McLothen, R ERA: 3.69 (1, 1)	IP: 9.0 WLS: W BF: 35 H: 7 R: 1 ER: 1 SO: 0 BB: 1 IBB: 0 HBP: 0 BLK: 0 WP: 0 HR: 0 S: 34 P: 38 ERA: 1.00 WHIP: 0.889															<b>PITCHER</b>						

AB	34
R	1
H	7
RBI	1
BB	1
SO	0
LOB	15



Batter	1	2	3	4	5	6	7	8	9	AB	R	H	RBI	BB	SO	LOB	BOTTOM			
Luis Melendez, R OBP: 0.297, SLG: 0.350 (1, 8)	F9		1B		1B		6-3			4	2	2	0	0	0	0	<b>New York Mets @ St. Louis Cardinals</b> Busch Stadium, St. Louis, MO Fri Sep 12 1975, 7:05 PM CDT Att: 14,731 - Unknown			
Ted Sizemore, R OBP: 0.297, SLG: 0.301 (1, 4)	5-3		1B		1B		F8			4	0	2	0	0	0	0				
Reggie Smith, S OBP: 0.372, SLG: 0.481 (9, 9)	5-3		1B		1B		4-3			3	0	1	1	1	0	0				
Buddy Bradford, R OBP: 0.317, SLG: 0.396 (1, 2)			BB		1B					4	1	2	0	0	1	2				
Hector Cruz, R OBP: 0.172, SLG: 0.222 (1, 7)	6-3				5-3		F9		FC1-6	4	1	0	0	0	0	2				
Ken Reitz, R OBP: 0.308, SLG: 0.351 (1, 5)					F8		F8		3-1	4	0	1	0	0	0	2				
Keith Hernandez, L OBP: 0.303, SLG: 0.367 (1, 3)	F6				K				WP	3	1	1	0	1	1	1				
Mike Tyson, R OBP: 0.310, SLG: 0.349 (1, 6)			4-3		F7		E2		E4	4	0	1	2	0	0	1				
Lynn McLothen, L OBP: 0.091, SLG: 0.091 (1, 1)			4-3		K		K		FC6-4	4	0	0	0	0	2	3				
<b>Inning Stats</b>	R: 0 E: 0 K: 0 S: 3	H: 0 LOB: 0 BB: 0 P: 3	R: 0 E: 0 K: 0 S: 4	H: 1 LOB: 1 BB: 0 P: 4	R: 1 E: 0 K: 1 S: 7	H: 2 LOB: 2 BB: 1 P: 11	R: 0 E: 0 K: 1 S: 5	H: 0 LOB: 0 BB: 0 P: 5	R: 1 E: 0 K: 1 S: 7	H: 3 LOB: 2 BB: 0 P: 7	R: 2 E: 1 K: 1 S: 8	H: 3 LOB: 1 BB: 0 P: 8	R: 0 E: 0 K: 0 S: 3	H: 0 LOB: 0 BB: 0 P: 3	R: 1 E: 1 K: 0 S: 5	H: 1 LOB: 2 BB: 1 P: 9		1B: 9 2B: 1 3B: 0 HR: 0	SF: 0 SAC: 0 DP: 0 HBP: 0	WP: 2 PB: 0 SB: 0 CS: 0
<b>PITCHER</b> Jon Matlack, L ERA: 3.36 (7, 1)	IP: 6.0 WLS: L BF: 27 H: 9 R: 4 ER: 4 SO: 4 BB: 1 IBB: 0 HBP: 0 BLK: 0 WP: 1 HR: 0 S: 34 P: 38 ERA: 6.00 WHIP: 1.667															<b>PITCHER</b>				
Bob Apodaca, R ERA: 1.46 (7, 1)	IP: 2.0 WLS: 9 BF: 1 H: 1 R: 1 ER: 0 SO: 0 BB: 0 IBB: 1 HBP: 0 BLK: 0 WP: 1 HR: 0 S: 8 P: 12 ERA: 0.00 WHIP: 0.500															<b>PITCHER</b>				

AB	34
R	5
H	10
RBI	3
BB	2
SO	4
LOB	11



Batter	1	2	3	4	5	6	7	8	9	AB	R	H	RBI	BB	SO	LOB	TOP										
<b>Del Unser, L</b> OBP: 0.333, SLG: 0.395 (1, 8)										4	1	3	2	0	1	2	<b>New York Mets @ St. Louis Cardinals</b> Busch Stadium, St. Louis, MO Sat Sep 13 1975, 7:05 PM CDT Att: 27,627 - Unknown										
<b>Felix Milten, R</b> OBP: 0.335, SLG: 0.353 (1, 4)										5	0	1	0	0	0	3											
<b>Mike Vail, R</b> OBP: 0.382, SLG: 0.526 (1, 7)										5	0	2	1	0	0	1											
<b>Dave Kingman, R</b> OBP: 0.297, SLG: 0.517 (1, 3)										5	0	0	0	0	2	4											
<b>Rusty Staub, L</b> OBP: 0.368, SLG: 0.437 (1, 9)										4	1	1	0	1	1	1											
<b>Ron Hodges, L</b> OBP: 0.333, SLG: 0.333 (1, 2)										3	0	1	0	0	1	0											
<b>Roy Staiger, R</b> OBP: 0.125, SLG: 0.250 (1, 5)										4	1	1	0	0	2	3											
<b>Mike Phillips, L</b> OBP: 0.298, SLG: 0.312 (1, 6)										4	1	1	1	0	0	3											
<b>Hank Webb, R</b> OBP: 0.303, SLG: 0.258 (1, 1)										4	2	3	2	0	0	0											
<b>Skip Lockwood, R</b> OBP: 0.250, SLG: 0.250 (8, 1)										0	0	0	0	0	0	0											
<b>Inning Stats</b>	R: 1 E: 0 K: 0 S: 4	H: 1 LOB: 0 BB: 0 P: 4	R: 1 E: 0 K: 2 S: 10	H: 3 LOB: 2 BB: 0 P: 10	R: 0 E: 0 K: 2 S: 8	H: 1 LOB: 0 BB: 0 P: 8	R: 0 E: 0 K: 0 S: 3	H: 0 LOB: 0 BB: 0 P: 3	R: 1 E: 0 K: 0 S: 5	H: 2 LOB: 1 BB: 1 P: 5	R: 0 E: 0 K: 1 S: 5	H: 0 LOB: 1 BB: 1 P: 9	R: 0 E: 0 K: 0 S: 5	H: 2 LOB: 2 BB: 0 P: 5	R: 3 E: 0 K: 1 S: 9	H: 4 LOB: 0 BB: 0 P: 9	R: 0 E: 0 K: 1 S: 5	H: 0 LOB: 0 BB: 0 P: 5	1B: 10 2B: 2 3B: 0 HR: 1	SF: 0 SAC: 2 DP: 0 HBP: 0	WP: 0 PB: 0 SB: 0 CS: 0	PA: 41					
<b>PITCHER</b>	IP	WLS	BF	H	R	ER	SO	BB	IBB	HBP	BLK	WP	HR	S	P	ERA	WHIP										
<b>Ron Reed, R</b> ERA: 3.38 (1, 1)	7.0	L	31	9	3	3	5	1	0	0	0	0	1	40	44	3.86	1.429										
<b>Al Hrabosky, L</b> ERA: 1.91 (8, 1)	1.0		7	4	3	3	1	0	0	0	0	0	0	9	9	27.00	4.000										
<b>Mike Wallace, L</b> ERA: 7.45 (9, 1)	1.0		3	0	0	0	1	0	0	0	0	0	0	5	5	0.00	0.000										

Batter	1	2	3	4	5	6	7	8	9	AB	R	H	RBI	BB	SO	LOB	BOTTOM										
<b>Lou Brock, L</b> OBP: 0.358, SLG: 0.400 (1, 7)										4	0	0	0	0	0	2	<b>New York Mets @ St. Louis Cardinals</b> Busch Stadium, St. Louis, MO Sat Sep 13 1975, 7:05 PM CDT Att: 27,627 - Unknown										
<b>Ted Sizemore, R</b> OBP: 0.297, SLG: 0.299 (1, 4)										3	0	0	0	1	0	0											
<b>Willie Davis, L</b> OBP: 0.315, SLG: 0.441 (1, 8)										4	0	0	0	0	1	1											
<b>Ted Simmons, S</b> OBP: 0.409, SLG: 0.504 (1, 2)										4	1	2	0	0	0	1											
<b>Reggie Smith, S</b> OBP: 0.373, SLG: 0.479 (1, 9)										2	1	0	0	2	0	2											
<b>Keith Hernandez, L</b> OBP: 0.308, SLG: 0.378 (1, 3)										4	0	2	2	0	0	1											
<b>Ken Reitz, R</b> OBP: 0.306, SLG: 0.348 (1, 5)										4	0	2	2	0	0	1											
<b>Mike Tyson, R</b> OBP: 0.308, SLG: 0.347 (1, 6)										2	0	0	0	0	1	3											
<b>Ron Fairly, L</b> OBP: 0.431, SLG: 0.486 (7, PH)										0	0	0	0	1	0	0											
<b>Larry Lintz, S</b> OBP: 0.324, SLG: 0.216 (7, PR)										0	0	0	0	0	0	0											
<b>Mick Kelleher, R</b> (8, 6)										1	0	0	0	0	1	0											
<b>Ron Reed, R</b> OBP: 0.208, SLG: 0.253 (1, 1)										2	0	0	0	0	1	0											
<b>Jerry Mumphrey, S</b> OBP: 0.750, SLG: 0.500 (7, PH)										1	0	0	0	0	0	1											
<b>Al Hrabosky, R</b> OBP: 0.308, SLG: 0.182 (8, 1)										0	0	0	0	0	0	0											
<b>Mike Wallace, L</b> (9, 1)										0	0	0	0	0	0	0											
<b>Inning Stats</b>	R: 0 E: 0 K: 0 S: 3	H: 0 LOB: 0 BB: 0 P: 3	R: 0 E: 0 K: 2 S: 9	H: 2 LOB: 2 BB: 0 P: 9	R: 0 E: 0 K: 1 S: 5	H: 0 LOB: 0 BB: 0 P: 5	R: 2 E: 0 K: 0 S: 5	H: 2 LOB: 1 BB: 1 P: 9	R: 0 E: 0 K: 0 S: 3	H: 0 LOB: 0 BB: 0 P: 3	R: 0 E: 0 K: 0 S: 3	H: 0 LOB: 1 BB: 1 P: 7	R: 0 E: 0 K: 0 S: 3	H: 0 LOB: 2 BB: 1 P: 7	R: 0 E: 0 K: 1 S: 5	H: 0 LOB: 1 BB: 1 P: 9	R: 0 E: 0 K: 2 S: 7	H: 0 LOB: 0 BB: 0 P: 7	1B: 3 2B: 1 3B: 0 HR: 0	SF: 0 SAC: 0 DP: 0 HBP: 0	WP: 0 PB: 0 SB: 1 CS: 0	PA: 35					
<b>PITCHER</b>	IP	WLS	BF	H	R	ER	SO	BB	IBB	HBP	BLK	WP	HR	S	P	ERA	WHIP										
<b>Hank Webb, R</b> ERA: 3.74 (1, 1)	7.0	W	29	4	2	2	3	4	0	0	0	0	0	31	47	2.57	1.143										
<b>Skip Lockwood, R</b> ERA: 1.99 (8, 1)	2.0		6	0	0	0	3	0	0	0	0	0	0	12	12	0.00	0.000										

AB	38
R	6
H	13
RBI	6
BB	1
SO	7
LOB	17



AB	31
R	2
H	4
RBI	2
BB	4
SO	6
LOB	14



Batter	1	2	3	4	5	6	7	8	9	AB	R	H	RBI	BB	SO	LOB	TOP		
Del Unser, L OBP: 0.336, SLG: 0.396 (1, 8)	0-0 1-3		0-0 1B			0-0 1B		4-0 1B BB		3	0	2	0	1	0	0	<b>New York Mets @ St. Louis Cardinals</b> Busch Stadium, St. Louis, MO Sun Sep 14 1975, 3:33 AM CDT Att: 50,548 - Unknown		
Felix Milten, R OBP: 0.334, SLG: 0.353 (1, 4)	0-0 4-3		0-0 L1			0-0 F7		0-0 1B		4	0	1	2	0	0	2			
Mike Vail, R OBP: 0.377, SLG: 0.515 (1, 7)	0-0 6-3			0-0 G6-3 1B		0-3 K		0-3 K		4	0	1	0	0	2	3			
Dave Kingman, R OBP: 0.297, SLG: 0.515 (1, 3)		0-0 1B 1B		0-3 K			0-0 5-3	0-0 F6		4	0	1	0	0	1	3			
Rusty Staub, L OBP: 0.365, SLG: 0.434 (1, 9)		0-0 F8		0-0 G6-3			0-0 F8		0-0 F9	4	0	0	0	0	0	2			
Jerry Grote, R OBP: 0.353, SLG: 0.376 (1, 2)		0-0 G6-3 1B			0-0 6-3		0-0 6-3		0-0 4-3	4	0	1	0	0	0	0			
Roy Staiger, R Wayne Garrett, L OBP: 0.377, SLG: 0.381 (8, PH) (8, 5)		0-0 G6-3			0-0 F7			4-0 WP 1B BB	0-0 4-3	2	0	0	0	0	0	2			
Mike Phillips, L OBP: 0.298, SLG: 0.312 (1, 6)			0-3 K		0-0 4-3			0-0 WP 1B		3	1	1	0	0	1	0			
Tom Seaver, R Tom Hall, L John Miller, L George Stone, L Ed Kranepool, L Ken Sanders, R (1, 1) (3, 1) (6, PH) (6, 1) (8, PH) (8, 1)			0-0 F5			0-3 K		0-0 F8		1	0	0	0	0	0	0			
<b>Inning Stats</b>	R: 0 E: 0 K: 0 S: 3	H: 0 LOB: 0 BB: 0 P: 3	R: 0 E: 0 K: 0 S: 4	H: 2 LOB: 1 BB: 0 P: 4	R: 0 E: 0 K: 1 S: 6	H: 1 LOB: 1 BB: 0 P: 6	R: 0 E: 0 K: 1 S: 5	H: 1 LOB: 0 BB: 0 P: 5	R: 0 E: 0 K: 2 S: 8	H: 0 LOB: 0 BB: 0 P: 8	R: 0 E: 0 K: 0 S: 3	H: 0 LOB: 0 BB: 0 P: 3	R: 2 E: 0 K: 1 S: 7	H: 2 LOB: 2 BB: 2 P: 15	R: 0 E: 0 K: 0 S: 3	H: 0 LOB: 0 BB: 0 P: 3		1B: 7 2B: 0 3B: 0 HR: 0	SF: 0 SAC: 0 DP: 2 HBP: 0
<b>PITCHER</b>	IP WLS BF H R ER SO BB IBB HBP BLK WP HR S P ERA WHIP	IP WLS BF H R ER SO BB IBB HBP BLK WP HR S P ERA WHIP	IP WLS BF H R ER SO BB IBB HBP BLK WP HR S P ERA WHIP	IP WLS BF H R ER SO BB IBB HBP BLK WP HR S P ERA WHIP	IP WLS BF H R ER SO BB IBB HBP BLK WP HR S P ERA WHIP	IP WLS BF H R ER SO BB IBB HBP BLK WP HR S P ERA WHIP	IP WLS BF H R ER SO BB IBB HBP BLK WP HR S P ERA WHIP	IP WLS BF H R ER SO BB IBB HBP BLK WP HR S P ERA WHIP	IP WLS BF H R ER SO BB IBB HBP BLK WP HR S P ERA WHIP	IP WLS BF H R ER SO BB IBB HBP BLK WP HR S P ERA WHIP	IP WLS BF H R ER SO BB IBB HBP BLK WP HR S P ERA WHIP	IP WLS BF H R ER SO BB IBB HBP BLK WP HR S P ERA WHIP	IP WLS BF H R ER SO BB IBB HBP BLK WP HR S P ERA WHIP	IP WLS BF H R ER SO BB IBB HBP BLK WP HR S P ERA WHIP	IP WLS BF H R ER SO BB IBB HBP BLK WP HR S P ERA WHIP	IP WLS BF H R ER SO BB IBB HBP BLK WP HR S P ERA WHIP	IP WLS BF H R ER SO BB IBB HBP BLK WP HR S P ERA WHIP		

AB	32
R	2
H	7
RBI	2
BB	2
SO	5
LOB	14



Batter	1	2	3	4	5	6	7	8	9	AB	R	H	RBI	BB	SO	LOB	BOTTOM		
Bake McBride, L OBP: 0.358, SLG: 0.411 (1, 8)	0-0 WP 3B		0-0 E 1B SF7 1B	0-3 K		0-3 K		0-3 K		4	2	2	0	0	2	2	<b>New York Mets @ St. Louis Cardinals</b> Busch Stadium, St. Louis, MO Sun Sep 14 1975, 3:33 AM CDT Att: 50,548 - Unknown		
Willie Davis, L OBP: 0.317, SLG: 0.441 (1, 9)	0-0 F8		0-0 S 1B		0-3 K		0-0 1B			4	1	2	1	0	1	0			
Keith Hernandez, L OBP: 0.313, SLG: 0.384 (1, 3)	0-0 1B		0-0 SF7 1-2 2-H		0-0 F8		0-0 SH1-3 1B 2B			3	1	2	1	0	0	0			
Ted Simmons, S OBP: 0.409, SLG: 0.504 (1, 2)	0-3 K		0-0 FC5-4 1B		0-3 K		0-0 SH1-3 2B 1B			4	1	2	1	0	2	1			
Ron Fairly, L Luis Melendez, R OBP: 0.428, SLG: 0.482 OBP: 0.296, SLG: 0.349 (1, 7) (6, 7)	0-3 K		0-0 F8		0-0 4-3		0-0 SH1-3			2	0	0	0	0	1	2			
Ken Reitz, R Lou Brock, L Hector Cruz, R OBP: 0.304, SLG: 0.346 OBP: 0.359, SLG: 0.400 OBP: 0.172, SLG: 0.222 (1, 5) (8, PH) (9, 5)		0-0 F7 FC5-4	0-0 FC5-4 1-2		0-3 K		4-0 2B IBB			3	0	0	0	0	1	1			
Ted Sizemore, R Reggie Smith, S Mick Kelleher, R OBP: 0.296, SLG: 0.298 OBP: 0.375, SLG: 0.482 (9, 6) (8, PH) (9, 6)		0-0 1-3		0-0 F7		0-0 6-3		0-0 2B		3	0	0	0	0	0	0			
Mike Tyson, R OBP: 0.310, SLG: 0.347 (1, 6) (9, 4)		4-0 BB		0-0 E6 SH1-4		0-0 SH1-3 1B		0-0 F3		3	1	1	0	1	0	2			
John Denny, R Mike Garman, R OBP: 0.220, SLG: 0.220 (8, 1) (8, 1)		0-3 K		0-0 SH1-4		0-0 SH1-3		0-0 6-3		1	0	0	0	0	1	1			
<b>Inning Stats</b>	R: 1 E: 0 K: 2 S: 9	H: 2 LOB: 1 BB: 0 P: 9	R: 0 E: 0 K: 1 S: 5	H: 0 LOB: 1 BB: 1 P: 9	R: 2 E: 1 K: 0 S: 6	H: 3 LOB: 1 BB: 0 P: 6	R: 0 E: 1 K: 1 S: 6	H: 0 LOB: 1 BB: 0 P: 6	R: 0 E: 0 K: 2 S: 7	H: 0 LOB: 0 BB: 0 P: 7	R: 0 E: 0 K: 1 S: 5	H: 0 LOB: 0 BB: 0 P: 5	R: 1 E: 0 K: 1 S: 6	H: 2 LOB: 1 BB: 0 P: 6	R: 2 E: 0 K: 0 S: 6	H: 3 LOB: 2 BB: 1 P: 10		1B: 8 2B: 1 3B: 1 HR: 0	SF: 1 SAC: 3 DP: 0 HBP: 0
<b>PITCHER</b>	IP WLS BF H R ER SO BB IBB HBP BLK WP HR S P ERA WHIP	IP WLS BF H R ER SO BB IBB HBP BLK WP HR S P ERA WHIP	IP WLS BF H R ER SO BB IBB HBP BLK WP HR S P ERA WHIP	IP WLS BF H R ER SO BB IBB HBP BLK WP HR S P ERA WHIP	IP WLS BF H R ER SO BB IBB HBP BLK WP HR S P ERA WHIP	IP WLS BF H R ER SO BB IBB HBP BLK WP HR S P ERA WHIP	IP WLS BF H R ER SO BB IBB HBP BLK WP HR S P ERA WHIP	IP WLS BF H R ER SO BB IBB HBP BLK WP HR S P ERA WHIP	IP WLS BF H R ER SO BB IBB HBP BLK WP HR S P ERA WHIP	IP WLS BF H R ER SO BB IBB HBP BLK WP HR S P ERA WHIP	IP WLS BF H R ER SO BB IBB HBP BLK WP HR S P ERA WHIP	IP WLS BF H R ER SO BB IBB HBP BLK WP HR S P ERA WHIP	IP WLS BF H R ER SO BB IBB HBP BLK WP HR S P ERA WHIP	IP WLS BF H R ER SO BB IBB HBP BLK WP HR S P ERA WHIP	IP WLS BF H R ER SO BB IBB HBP BLK WP HR S P ERA WHIP	IP WLS BF H R ER SO BB IBB HBP BLK WP HR S P ERA WHIP			

AB	30
R	6
H	10
RBI	5
BB	2
SO	8
LOB	11



Batter	1	2	3	4	5	6	7	8	9	AB	R	H	RBI	BB	SO	LOB	TOP				
Dave Cash, R OBP: 0.357, SLG: 0.383	0-0 4-3 HR 1B		0-0 L5	0-0 6-3		0-0 6-3		0-0 F8		5	1	1	0	0	0	2					
Larry Bowa, S OBP: 0.335, SLG: 0.377	0-3 K		0-0 F9		0-0 6-3 1B	0-0 6-3		0-0 5-3		5	1	1	0	0	1	2					
Jay Johnstone, L OBP: 0.406, SLG: 0.476	0-0 4-3		0-0 BB 1B		0-0 6-3 2B		0-0 2B SF9 1B		0-0 F9	3	1	2	0	0	0	1					
Mike Anderson, R OBP: 0.317, SLG: 0.380										1	1	1	0	0	0	0					
Tim McCarver, L OBP: 0.398, SLG: 0.413	1-2		1-2 BB 1B		1-2 2B		1-2 2B SF9 1B			1	0	0	0	0	0	0					
Greg Luzinski, R OBP: 0.393, SLG: 0.547	0-1 CI HR		0-0 BB 1B		0-3 K		0-3 K		0-0 L3	4	1	1	0	0	2	3					
Dick Allen, R OBP: 0.330, SLG: 0.374	0-0 1-H 2-H HR		4-0 BB 1B		0-0 6-3		0-0 SF9 2B		0-3 K	4	1	2	3	1	1	2					
Mike Schmidt, R OBP: 0.374, SLG: 0.537	0-3 K		0-3 F8		0-0 2B		4-0 SF9 IBB			3	0	1	2	1	1	3					
Garry Maddox, R OBP: 0.356, SLG: 0.426		0-0 6-3		0-0 S 1B		0-0 F9		0-0 SF9		3	0	1	1	0	0	1					
Johnny Oates, L OBP: 0.358, SLG: 0.356																					
Tony Taylor, R OBP: 0.320, SLG: 0.333	0-0 4-3		0-3 K		0-0 SH5-4 1B		0-0 L9			3	0	1	0	0	1	1					
Bob Boone, R OBP: 0.322, SLG: 0.322			1-2							1	0	0	0	0	0	2					
Larry Christenson, R OBP: 0.283, SLG: 0.380	0-3 K		0-0 F5		0-0 SH5-4		0-0 F9			2	0	0	0	0	1	1					
Tom Hilgendorf, S OBP: 0.309, SLG: 0.333										0	0	0	0	0	0	0					
Jerry Martin, R OBP: 0.284, SLG: 0.326										1	0	0	0	0	0	0					
Gene Garber, R OBP: 0.187, SLG: 0.187										0	0	0	0	0	0	0					
Joe Hoerner, R OBP: 0.187, SLG: 0.187										0	0	0	0	0	0	0					
<b>Inning Stats</b>	R: 3 E: 1 K: 2 S: 10	H: 2 LOB: 0 BB: 0 P: 10	R: 0 E: 0 K: 1 S: 5	H: 0 LOB: 0 BB: 0 P: 5	R: 0 E: 0 K: 0 S: 5	H: 2 LOB: 3 BB: 1 P: 9	R: 0 E: 0 K: 1 S: 6	H: 1 LOB: 1 BB: 0 P: 6	R: 2 E: 0 K: 1 S: 8	H: 3 LOB: 1 BB: 0 P: 8	R: 0 E: 0 K: 0 S: 4	H: 1 LOB: 1 BB: 0 P: 4	R: 1 E: 0 K: 1 S: 7	H: 2 LOB: 2 BB: 1 P: 11	R: 0 E: 0 K: 0 S: 3	H: 0 LOB: 0 BB: 0 P: 3	R: 0 E: 0 K: 1 S: 5	H: 0 LOB: 0 BB: 0 P: 5	1B: 8 2B: 2 3B: 0 HR: 1	SF: 1 SAC: 1 DP: 0 HBP: 0	WP: 0 PA: 41 PB: 0 SB: 1 CS: 0
<b>PITCHER</b>	IP WLS BF H R ER SO BB IBB HBP BLK WP HR S P ERA WHIP	IP WLS BF H R ER SO BB IBB HBP BLK WP HR S P ERA WHIP																			
Eric Rasmussen, R ERA: 3.76	(1, 1) 5.0 25 8 5 2 5 1 0 0 0 0 1 34 38 3.60 1.800																				
John Curtis, L ERA: 3.56	(6, 1) 1.0 4 1 0 0 0 0 0 0 0 0 0 4 4 0.00 1.000																				
Mike Garman, R ERA: 2.38	(7, 1) 0.1 4 2 1 1 1 0 1 0 0 0 0 5 9 27.00 6.000																				
Al Hrabosky, L ERA: 1.88	(7, 1) 1.2 W 5 0 0 0 0 0 0 0 0 0 5 5 0.00 0.000																				
Harry Parker, R ERA: 5.15	(9, 1) 1.0 S 3 0 0 0 1 0 0 0 0 0 5 5 0.00 0.000																				
<b>Batter</b>	<b>1</b>	<b>2</b>	<b>3</b>	<b>4</b>	<b>5</b>	<b>6</b>	<b>7</b>	<b>8</b>	<b>9</b>	<b>AB</b>	<b>R</b>	<b>H</b>	<b>RBI</b>	<b>BB</b>	<b>SO</b>	<b>LOB</b>	<b>BOTTOM</b>				
Bake McBride, L OBP: 0.361, SLG: 0.412	0-0 3B 1B	0-0 4-3			0-0 FC6-4 3-1 S	0-0 1-2 2-H 1B		4-0 IBB		4	1	2	1	1	0	2					
Lou Brock, L OBP: 0.358, SLG: 0.398	0-0 3B 1B	0-0 4-3			0-0 3-1	0-0 F8		0-0 F5		5	1	1	0	0	0	7					
Willie Davis, L OBP: 0.315, SLG: 0.443	0-0 1-H 2-H 3-1 3B		0-0 4-3		0-0 F7		0-0 4-3	0-3 K		5	1	1	2	0	1	4					
Ted Simmons, S OBP: 0.408, SLG: 0.504	0-0 3-1		0-0 3-1		0-0 SF8 2B		0-0 F4			4	1	1	1	0	0	0					
Keith Hernandez, L OBP: 0.305, SLG: 0.373	0-3 K		0-0 1-3		0-0 4-3		0-0 F7			4	0	0	0	0	1	1					
Ken Reitz, R OBP: 0.305, SLG: 0.348	0-0			0-0 4-3		0-0 SF8		0-0 1B 2B		3	0	2	1	0	0	0					
Larry Lintz, S OBP: 0.324, SLG: 0.216										0	1	0	0	0	0	0					
Hector Cruz, R OBP: 0.172, SLG: 0.222										0	0	0	0	0	0	0					
Ted Sizemore, R OBP: 0.299, SLG: 0.301	0-0 4-3			0-0 L1-3 1B		0-0 1B WP 1B		0-0 2B 1B		4	1	3	0	0	0	1					
Mike Tyson, R OBP: 0.313, SLG: 0.349		0-0 4-3 SH3-4 1B		0-0 L1-3		0-0 1B WP 1B		0-0 F3		4	1	2	0	0	0	3					
Eric Rasmussen, R ERA: 3.82	(1, 1) 5.2 26 8 5 6 1 1 0 0 0 0 1 27 31 9.53 1.765																				
Tom Hilgendorf, L ERA: 1.84	(6, 1) 1.1 6 1 0 0 0 1 0 0 0 0 5 9 0.00 1.500																				
Gene Garber, R ERA: 3.52	(8, 1) 0.1 L 4 3 1 1 0 0 0 0 0 0 4 4 27.00 9.000																				
Joe Hoerner, L ERA: 2.33	(8, 1) 0.2 3 0 0 0 1 0 1 0 0 0 0 4 8 0.00 0.000																				
<b>Inning Stats</b>	R: 3 E: 0 K: 1 S: 9	H: 4 LOB: 1 BB: 0 P: 9	R: 0 E: 0 K: 0 S: 4	H: 1 LOB: 1 BB: 0 P: 4	R: 0 E: 0 K: 0 S: 3	H: 0 LOB: 0 BB: 0 P: 3	R: 0 E: 0 K: 0 S: 3	H: 1 LOB: 0 BB: 0 P: 3	R: 0 E: 0 K: 0 S: 3	H: 0 LOB: 1 BB: 1 P: 7	R: 3 E: 0 K: 0 S: 7	H: 4 LOB: 2 BB: 1 P: 11	R: 0 E: 0 K: 0 S: 3	H: 0 LOB: 0 BB: 0 P: 3	R: 1 E: 0 K: 1 S: 8	H: 3 LOB: 3 BB: 1 P: 12	1B: 10 2B: 3 3B: 1 HR: 0	SF: 1 SAC: 1 DP: 1 HBP: 0	WP: 1 PA: 39 PB: 0 SB: 1 CS: 0		
<b>PITCHER</b>	IP WLS BF H R ER SO BB IBB HBP BLK WP HR S P ERA WHIP	IP WLS BF H R ER SO BB IBB HBP BLK WP HR S P ERA WHIP																			
Larry Christenson, R ERA: 3.82	(1, 1) 5.2 26 8 5 6 1 1 0 0 0 0 1 27 31 9.53 1.765																				
Tom Hilgendorf, L ERA: 1.84	(6, 1) 1.1 6 1 0 0 0 1 0 0 0 0 5 9 0.00 1.500																				
Gene Garber, R ERA: 3.52	(8, 1) 0.1 L 4 3 1 1 0 0 0 0 0 0 4 4 27.00 9.000																				
Joe Hoerner, L ERA: 2.33	(8, 1) 0.2 3 0 0 0 1 0 1 0 0 0 0 4 8 0.00 0.000																				

Philadelphia Phillies @ St. Louis Cardinals  
 Busch Stadium, St. Louis, MO  
 Mon Sep 15 1975, 7:05 PM CDT  
 Att: 9,955 - Unknown

AB 36  
 R 6  
 H 11  
 RBI 6  
 BB 2  
 SO 7  
 LOB 18



Philadelphia Phillies @ St. Louis Cardinals  
 Busch Stadium, St. Louis, MO  
 Mon Sep 15 1975, 7:05 PM CDT  
 Att: 9,955 - Unknown

AB 34  
 R 7  
 H 13  
 RBI 6  
 BB 3  
 SO 2  
 LOB 18



Batter	1	2	3	4	5	6	7	8	9	10	11	12	13	AB	R	H	RBI	BB	SO	LOB	TOP
Dave Cash, R OBP: 0.357, SLG: 0.384 (1, 4)														6	1	2	0	0	0	3	
Larry Bova, S OBP: 0.333, SLG: 0.376 (1, 6)														5	1	1	0	0	0	2	
Jay Johnstone, L OBP: 0.283, SLG: 0.277 (8, 9)														2	1	1	1	1	0	1	
Greg Luzinski, R OBP: 0.394, SLG: 0.545 Alan Bannister, R OBP: 0.286, SLG: 0.364 (13, 7)														4	0	1	1	2	1	1	
Dick Allen, R OBP: 0.328, SLG: 0.371 (1, 3)														6	0	1	0	0	3	3	
Mike Schmidt, R OBP: 0.375, SLG: 0.535 (1, 5)														4	0	1	0	2	2	0	
Garry Maddox, R OBP: 0.356, SLG: 0.425 Mike Anderson, R OBP: 0.350, SLG: 0.384 (6, 8)														1	0	0	0	0	0	0	
Bob Boone, R OBP: 0.322, SLG: 0.325 Tim McCarver, L OBP: 0.350, SLG: 0.400 Johnny Oates, L OBP: 0.360, SLG: 0.356 (12, 2)														4	0	1	0	0	0	3	
Wayne Simpson, R OBP: 0.222, SLG: 0.125 Jerry Martin, R OBP: 0.295, SLG: 0.330 (8, 8)														3	0	0	0	0	2	2	
<b>Inning Stats</b>	R: 3 E: 0 K: 2 S: 10	H: 2 LOB: 0 BB: 0 P: 10	R: 0 E: 0 K: 1 S: 6	H: 1 LOB: 1 BB: 0 P: 6	R: 0 E: 0 K: 1 S: 5	H: 0 LOB: 1 BB: 0 P: 6	R: 0 E: 0 K: 0 S: 4	H: 2 LOB: 2 BB: 1 P: 8	R: 0 E: 0 K: 0 S: 3	H: 0 LOB: 0 BB: 0 P: 7	R: 0 E: 0 K: 2 S: 7	H: 1 LOB: 2 BB: 1 P: 7	R: 0 E: 0 K: 0 S: 4	H: 1 LOB: 1 BB: 3 P: 16	1B: 9 2B: 3 3B: 0 HR: 0	SF: 1 SAC: 3 DP: 3 HBP: 1	WP: 1 PB: 1 SB: 2 CS: 0	PA: 54			
<b>PITCHER</b>	IP WLS BF H R ER SO P ERA WHIP	<b>PITCHER</b>																			
Bob Forsch, R ERA: 2.99 Mike Wallace, L ERA: 6.97 Al Hrabosky, L ERA: 1.83 John Curtis, L ERA: 3.51 Mike Garman, R ERA: 2.45	6.1 27 7 3 2 5 43 2.84 1.421	Harry Parker, R ERA: 5.08 0.2 4 0 0 0 0 10 0.00 1.500																			

Philadelphia Phillies @ St. Louis Cardinals  
Busch Stadium, St. Louis, MO  
Tue Sep 16 1975, 7:05 PM CDT  
Att. 11,239 - Unknown

AB 44  
R 4  
H 11  
RBI 3  
BB 7  
SO 10  
LOB 19



Batter	1	2	3	4	5	6	7	8	9	10	11	12	13	AB	R	H	RBI	BB	SO	LOB	BOTTOM
Bake McBride, L OBP: 0.358, SLG: 0.416 (1, 8)														6	1	1	1	0	2	3	
Lou Brock, L OBP: 0.361, SLG: 0.406 (1, 7)														5	1	3	1	1	0	0	
Wille Davis, L OBP: 0.312, SLG: 0.438 (1, 9)														6	0	0	0	0	0	6	
Ted Simmons, S OBP: 0.406, SLG: 0.500 (1, 2)														6	0	1	0	0	0	1	
Reggie Smith, S OBP: 0.377, SLG: 0.487 Hector Cruz, R OBP: 0.188, SLG: 0.207 (8, 5)														3	0	2	1	0	0	0	
Ken Regz, R Larry Zisk, L Alvin Williams, R Luis Melendez, R Gene Garber, R Ken Huggins, R Mike Garman, R Harry Parker, R Jerry Martin, R (11, 3)														3	0	0	1	0	0	0	1
Ted Sizemore, R OBP: 0.296, SLG: 0.298 (1, 4)														5	0	0	0	0	0	5	
Mike Tyson, R OBP: 0.314, SLG: 0.347 (1, 6)														4	1	1	0	1	1	2	
Bob Forsch, R Mike Wallace, L Ron Fairly, L Buddy Bradford, R Keith Hernandez, L (11, 3)														2	0	0	0	0	0	1	
<b>Inning Stats</b>	R: 1 E: 0 K: 0 S: 4	H: 1 LOB: 0 BB: 0 P: 5	R: 0 E: 0 K: 1 S: 5	H: 0 LOB: 0 BB: 0 P: 5	R: 1 E: 0 K: 1 S: 7	H: 2 LOB: 1 BB: 0 P: 7	R: 0 E: 0 K: 0 S: 4	H: 1 LOB: 2 BB: 0 P: 4	R: 0 E: 0 K: 0 S: 5	H: 0 LOB: 0 BB: 0 P: 5	R: 0 E: 0 K: 0 S: 4	H: 1 LOB: 1 BB: 1 P: 4	R: 0 E: 1 K: 0 S: 4	H: 0 LOB: 1 BB: 0 P: 4	R: 0 E: 1 K: 0 S: 6	H: 1 LOB: 2 BB: 1 P: 10	1B: 8 2B: 1 3B: 1 HR: 1	SF: 0 SAC: 1 DP: 1 HBP: 0	WP: 0 PB: 0 SB: 0 CS: 0	PA: 52	
<b>PITCHER</b>	IP WLS BF H R ER SO P ERA WHIP	<b>PITCHER</b>																			
Wayne Simpson, R ERA: 2.88 Tug McGraw, L ERA: 3.18 Tom Hilgendorf, L ERA: 1.78 Gene Garber, R ERA: 3.49	7.0 27 7 3 3 2 31 3.86 1.000	Wayne Simpson, R ERA: 2.88 2.0 7 1 0 0 1 9 0.00 0.500 3.0 W 14 2 0 0 1 22 0.00 1.000 1.0 S 4 1 0 0 0 3 7 0.00 2.000																			

Philadelphia Phillies @ St. Louis Cardinals  
Busch Stadium, St. Louis, MO  
Tue Sep 16 1975, 7:05 PM CDT  
Att. 11,239 - Unknown

AB 48  
R 3  
H 11  
RBI 3  
BB 3  
SO 4  
LOB 25







Batter	1	2	3	4	5	6	7	8	9	AB R H RBI BB SO LOB	TOP													
<b>Pepe Mangual, R</b> OBP: 0.340, SLG: 0.339 (1, 7)										5 0 0 0 0 3 2	<b>Montreal Expos @ St. Louis Cardinals</b> Busch Stadium, St. Louis, MO Thu Sep 18 1975, 7:05 PM CDT Att: 6,392 - Unknown													
<b>Tim Foli, R</b> OBP: 0.280, SLG: 0.288 (1, 6)										4 2 2 0 0 0 0														
<b>Jim Dwyer, L</b> OBP: 0.360, SLG: 0.383 (1, 9)										4 1 3 1 0 0 0														
<b>Mike Jorgensen, L</b> OBP: 0.362, SLG: 0.376 (1, 3)										4 0 0 0 0 1 3														
<b>Larry Parrish, R</b> OBP: 0.311, SLG: 0.403 (1, 5)										4 0 0 0 0 0 1														
<b>Gary Carter, R</b> OBP: 0.360, SLG: 0.422 (1, 2)										4 1 1 2 0 1 0														
<b>Jerry White, S</b> OBP: 0.323, SLG: 0.400 (1, 8)										3 0 0 0 1 0 0														
<b>Pete Mackanin, R</b> OBP: 0.277, SLG: 0.370 (1, 4)										4 1 1 1 0 1 2														
<b>Steve Renko, R</b> OBP: 0.345, SLG: 0.358 (1, 1)										4 0 1 0 0 1 0														
<b>Inning Stats</b>	R: 0 E: 0 K: 1 S: 6	H: 1 LOB: 1 BB: 0 P: 6	R: 0 E: 1 K: 1 S: 6	H: 0 LOB: 1 BB: 0 P: 6	R: 1 E: 1 K: 1 S: 7	H: 2 LOB: 1 BB: 0 P: 7	R: 0 E: 0 K: 0 S: 3	H: 0 LOB: 0 BB: 0 P: 3	R: 0 E: 0 K: 0 S: 3	H: 0 LOB: 0 BB: 0 P: 3		R: 3 E: 0 K: 1 S: 8	H: 3 LOB: 0 BB: 0 P: 8	R: 1 E: 0 K: 1 S: 6	H: 1 LOB: 0 BB: 0 P: 6	R: 0 E: 0 K: 0 S: 3	H: 0 LOB: 0 BB: 0 P: 3	R: 0 E: 0 K: 2 S: 8	H: 1 LOB: 2 BB: 1 P: 12	1B: 3 2B: 2 3B: 1 HR: 2	SF: 0 SAC: 0 DP: 0 HBP: 0	WP: 0 PB: 0 SB: 3 CS: 0	PA: 37	
<b>PITCHER</b>	IP WLS BF H R ER SO BB IBB HBP BLK WP HR S P ERA WHIP											<b>PITCHER</b>	IP WLS BF H R ER SO BB IBB HBP BLK WP HR S P ERA WHIP											
<b>Ron Reed, R</b> ERA: 3.45 (1, 1)	6.0 L 25 6 4 4 4 0 0 0 0 0 0 1 33 33 6.00 1.000																							
<b>Harry Parker, R</b> ERA: 5.29 (7, 1)	0.0 1 1 1 1 0 0 0 0 0 0 0 1 1 1 ∞ ∞																							
<b>Mike Garman, R</b> ERA: 2.39 (7, 1)	2.0 6 0 0 0 1 0 0 0 0 0 0 0 8 8 0.00 0.000																							
<b>Greg Terlecky, R</b> ERA: 4.28 (9, 1)	1.0 5 1 0 0 2 1 0 0 0 0 0 0 8 12 0.00 2.000																							

Batter	1	2	3	4	5	6	7	8	9	AB R H RBI BB SO LOB	BOTTOM											
<b>Bake McBride, L</b> OBP: 0.359, SLG: 0.412 (1, 8)										3 0 1 0 1 0 0	<b>Montreal Expos @ St. Louis Cardinals</b> Busch Stadium, St. Louis, MO Thu Sep 18 1975, 7:05 PM CDT Att: 6,392 - Unknown											
<b>Lou Brock, L</b> OBP: 0.363, SLG: 0.407 (1, 7)										4 0 2 0 0 0 1												
<b>Willie Davis, L</b> OBP: 0.307, SLG: 0.431 (1, 9)										4 0 0 0 0 1 3												
<b>Ted Simmons, S</b> OBP: 0.406, SLG: 0.497 (1, 2)										4 0 0 0 0 0 2												
<b>Keith Hernandez, L</b> OBP: 0.307, SLG: 0.371 (1, 3)										4 0 1 0 0 0 1												
<b>Ken Reitz, R</b> OBP: 0.305, SLG: 0.347 (1, 5)										3 0 1 0 0 0 0												
<b>Mario Guerrero, R</b> OBP: 0.278, SLG: 0.286 (1, 6)										3 0 1 0 0 0 2												
<b>Mike Tyson, R</b> OBP: 0.310, SLG: 0.341 (1, 4)										3 0 0 0 0 0 1												
<b>Ron Reed, R</b> ERA: 3.45 (1, 1)										1 0 0 0 0 0 0												
<b>Jerry Montgomery, S</b> ERA: 0.00 (5, PH)										1 0 0 0 0 0 1												
<b>Harry Parker, R</b> ERA: 5.29 (7, 1)										0 0 0 0 0 0 0												
<b>Mike Garman, R</b> ERA: 2.39 (7, 1)										0 0 0 0 0 0 0												
<b>Ron Fairly, L</b> OBP: 0.242, SLG: 0.478 (8, PH)										1 0 0 0 0 0 0												
<b>Greg Terlecky, R</b> ERA: 4.28 (9, 1)										0 0 0 0 0 0 0												
<b>Inning Stats</b>	R: 0 E: 0 K: 0 S: 3	H: 0 LOB: 0 BB: 0 P: 3	R: 0 E: 0 K: 0 S: 3	H: 0 LOB: 0 BB: 0 P: 3	R: 0 E: 0 K: 0 S: 4	H: 2 LOB: 1 BB: 0 P: 4	R: 0 E: 0 K: 0 S: 4	H: 1 LOB: 1 BB: 0 P: 4	R: 0 E: 0 K: 1 S: 4	H: 0 LOB: 0 BB: 1 P: 8	R: 0 E: 0 K: 0 S: 5	H: 2 LOB: 2 BB: 0 P: 5	R: 0 E: 0 K: 0 S: 3	H: 0 LOB: 0 BB: 0 P: 3	R: 0 E: 0 K: 1 S: 6	H: 1 LOB: 1 BB: 0 P: 6	1B: 6 2B: 0 3B: 0 HR: 0	SF: 0 SAC: 0 DP: 1 HBP: 0	WP: 0 PB: 0 SB: 0 CS: 1	PA: 32		
<b>PITCHER</b>	IP WLS BF H R ER SO BB IBB HBP BLK WP HR S P ERA WHIP											<b>PITCHER</b>	IP WLS BF H R ER SO BB IBB HBP BLK WP HR S P ERA WHIP									
<b>Steve Renko, R</b> ERA: 4.01 (1, 1)	9.0 W 32 6 0 0 2 1 0 0 0 0 0 0 35 39 0.00 0.778																					



Batter	1	2	3	4	5	6	7	8	9	AB	R	H	RBI	BB	SO	LOB	TOP											
<b>Bake McBride, L</b> (1.8) OBP: 0.355, SLG: 0.408	F7		CS	6-3	F9		4-3			4	0	0	0	0	0	4	<b>St. Louis Cardinals @ Pittsburgh Pirates</b> Three Rivers Stadium, Pittsburgh, PA Fri Sep 19 1975, 7:05 PM EDT Att: 19,671 - Unknown											
<b>Lou Brock, L</b> (1.7) OBP: 0.364, SLG: 0.408	F7			5-3 1B		1B		F7		4	0	2	0	0	0	0												
<b>Hector Cruz, R</b> (1.9) OBP: 0.162, SLG: 0.176	F5			5-3 1-2		F9		F9		4	0	0	0	0	0	2												
<b>Ted Simmons, S</b> (1.2) OBP: 0.403, SLG: 0.494		F9		F3		F6		4-3		4	0	0	0	0	0	2												
<b>Ken Reitz, R</b> (1.5) OBP: 0.305, SLG: 0.348		5-3			4-3 SF8 2B	F7		4-3		4	1	1	0	0	0	1												
<b>Keith Hernandez, L</b> (1.3) OBP: 0.300, SLG: 0.362	3-1			4-3 2-3		F7		4-3		4	0	0	0	0	0	1												
<b>Mario Guerrero, R</b> (1.6) OBP: 0.277, SLG: 0.287			FC4-6 1B	SF8 3-H		F3		6-3		3	0	1	1	0	0	0												
<b>Mike Tyson, R</b> (1.4) OBP: 0.313, SLG: 0.344		FC4-6 CS 1-2		1B		1B		BB		3	0	2	0	0	0	1												
<b>John Denny, R</b> (1.1) OBP: 0.233, SLG: 0.233			K			1B				2	0	1	0	0	1	<b>AB 32</b> <b>R 1</b> <b>H 7</b> <b>RBI 1</b> <b>BB 1</b> <b>SO 1</b> <b>LOB 12</b>												
<b>John Curtis, L</b> (5.1) OBP: 0.302, SLG: 0.211										0	0	0	0	0	0		0											
<b>Buddy Bradford, R</b> (7. PH) OBP: 0.325, SLG: 0.396										0	0	0	0	1	0		0											
<b>Ken Reynolds, L</b> (7.1) OBP: 0.313, SLG: 0.344										0	0	0	0	0	0		0											
<b>Inning Stats</b>	R: 0 E: 0 K: 0 S: 3	H: 0 LOB: 0 BB: 0 P: 3	R: 0 E: 0 K: 0 S: 3	H: 0 LOB: 0 BB: 0 P: 3	R: 0 E: 0 K: 1 S: 5	H: 1 LOB: 0 BB: 0 P: 5	R: 0 E: 0 K: 0 S: 4	H: 1 LOB: 1 BB: 0 P: 4	R: 1 E: 0 K: 0 S: 6	H: 3 LOB: 2 BB: 0 P: 6	R: 0 E: 0 K: 0 S: 4	H: 1 LOB: 1 BB: 1 P: 4	R: 0 E: 0 K: 0 S: 4	H: 1 LOB: 2 BB: 1 P: 8	R: 0 E: 0 K: 0 S: 3		H: 0 LOB: 0 BB: 0 P: 3	R: 0 E: 0 K: 0 S: 3	H: 0 LOB: 0 BB: 0 P: 3	1B: 6 2B: 1 3B: 0 HR: 0	SF: 1 SAC: 0 DP: 0 HBP: 0	WP: 0 PB: 0 SB: 0 CS: 1	PA: 35					
<b>PITCHER</b>	IP	WLS	BF	H	R	ER	SO	BB	IBB	HBP	BLK	WP	HR	S	P		ERA	WHIP										
<b>Ken Brett, L</b> (1.1) ERA: 3.08	7.0	W	28	7	1	1	1	1	0	0	0	0	0	29	33		1.29	1.143										
<b>Ramon Hernandez, L</b> (8.1) ERA: 2.76	2.0		6	0	0	0	0	0	0	0	0	0	0	6	6		0.00	0.000										

Batter	1	2	3	4	5	6	7	8	9	AB	R	H	RBI	BB	SO	LOB	BOTTOM										
<b>Rennie Stennett, R</b> (1.4) OBP: 0.328, SLG: 0.391	F7		1B E 1B		BB HR HBP	1-3 2-3		FC4-2 1-2 2-3 3-H		4	2	1	0	0	0	4	<b>St. Louis Cardinals @ Pittsburgh Pirates</b> Three Rivers Stadium, Pittsburgh, PA Fri Sep 19 1975, 7:05 PM EDT Att: 19,671 - Unknown										
<b>Richie Hebner, L</b> (1.5) OBP: 0.322, SLG: 0.403	F8		E9 SF8 1B		HR BB		1-3	4-3		4	2	1	0	1	0	3											
<b>Al Oliver, L</b> (1.8) OBP: 0.312, SLG: 0.456	K		SF8 3-H		F7		3-1			3	0	0	1	0	1	2											
<b>Willie Stargell, L</b> (1.3) OBP: 0.376, SLG: 0.524		4-0 BB BB	4-3				3-1			1	1	0	0	1	0	0											
<b>Ed Kirkpatrick, L</b> (5.3) OBP: 0.316, SLG: 0.370		1B 2B BB	4-3		HR 1-H 2-H		K			2	1	1	3	0	1	0											
<b>Dave Parker, L</b> (1.9) OBP: 0.356, SLG: 0.547	F7		4-3		3B		K			4	0	1	0	0	1	1											
<b>Richie Ziek, R</b> (1.7) OBP: 0.377, SLG: 0.478	K		4-3		F3		E 1B BB			3	1	0	0	1	1	2											
<b>Manny Sanguillen, R</b> (1.2) OBP: 0.393, SLG: 0.457		2B 1-3 1B	1-6-3		G3		E4 1B FC4-2			4	0	1	0	0	0	1											
<b>Frank Taveras, R</b> (1.6) OBP: 0.289, SLG: 0.263		2B 1-3 1B	6-3		F8		FC4-2 BB 1-3 1B			4	0	2	2	0	0	0											
<b>Ken Brett, L</b> (1.1) OBP: 0.255, SLG: 0.380		3-H 4-3			F3		FC4-2 1-2 BB			3	0	1	0	0	0	2											
<b>Ramon Hernandez, S</b> (8.1) ERA: 1.88					WP 2B					0	0	0	0	1	0	0											
<b>Inning Stats</b>	R: 0 E: 0 K: 1 S: 5	H: 2 LOB: 2 BB: 1 P: 11	R: 1 E: 1 K: 0 S: 7	H: 2 LOB: 0 BB: 0 P: 11	R: 2 E: 1 K: 0 S: 5	H: 2 LOB: 0 BB: 0 P: 5	R: 0 E: 0 K: 0 S: 3	H: 0 LOB: 0 BB: 0 P: 3	R: 3 E: 0 K: 0 S: 5	H: 2 LOB: 1 BB: 1 P: 10	R: 0 E: 0 K: 0 S: 4	H: 1 LOB: 1 BB: 0 P: 4	R: 0 E: 0 K: 1 S: 5	H: 0 LOB: 0 BB: 0 P: 5	R: 1 E: 1 K: 1 S: 7	H: 1 LOB: 3 BB: 2 P: 15	R: 1 E: 1 K: 1 S: 7	H: 1 LOB: 2 BB: 2 P: 15	1B: 4 2B: 2 3B: 1 HR: 1	SF: 1 SAC: 0 DP: 0 HBP: 1	WP: 1 PB: 0 SB: 0 CS: 0	PA: 38					
<b>PITCHER</b>	IP	WLS	BF	H	R	ER	SO	BB	IBB	HBP	BLK	WP	HR	S	P	ERA	WHIP										
<b>John Denny, R</b> (1.1) ERA: 3.8	4.2	L	23	6	6	5	2	2	0	0	0	0	0	24	33	9.64	1.714										
<b>John Curtis, L</b> (5.1) ERA: 3.49	1.1		5	1	0	0	0	0	0	0	0	1	0	5	5	0.00	0.750										
<b>Ken Reynolds, L</b> (7.1) ERA: 1.88	2.0		10	1	1	0	2	2	0	0	0	0	0	12	20	0.00	1.500										

Batter	1	2	3	4	5	6	7	8	9	AB	R	H	RBI	BB	SO	LOB	TOP								
Lou Brock, L OBP: 0.364, SLG: 0.407 (1, 7)	F7	K			4-3		G3 SH1-3 1B	E9 1B	G4-6-3	6	1	2	1	0	1	5									
Bake McBride, L OBP: 0.359, SLG: 0.410 (1, 8)	4-3 BB	F7			1B	1B	SH1-3 1-2	1B 1B		3	2	2	2	1	0	3									
Willie Davis, L OBP: 0.306, SLG: 0.429 (1, 9)	4-3 1-2		F7		F9		G3 2-3	1B 1-3		5	0	1	0	0	0	3									
Ted Simmons, S OBP: 0.403, SLG: 0.493 (1, 2)	K		F4		1B	1B	F9 1-3	1B		5	0	2	1	0	1	2									
Reggie Smith, S OBP: 0.378, SLG: 0.486 (8, PR)		5-3	F8		1B	1B				3	0	1	1	1	0	0									
Larry Lintz, S OBP: 0.324, SLG: 0.216 (8, PH)										0	1	0	0	0	0	0									
Keith Hernandez, L OBP: 0.298, SLG: 0.360 (8, 3)										1	0	0	0	0	1	2									
Ken Reitz, R OBP: 0.304, SLG: 0.347 (1, 5)		4-3 FC4 1B E			F9	1-3		K	F7	5	1	1	0	0	1	3									
Mario Guerrero, R OBP: 0.291, SLG: 0.293 (9, 6)		E FC4 1B			BLK 1B		F9	FC4-6 1B BB	E 1B HBP	3	2	2	0	1	0	0									
Mike Tyson, R OBP: 0.311, SLG: 0.341 (8, PH)										0	0	0	0	0	0	3									
Ron Fairly, L OBP: 0.427, SLG: 0.476 (8, 4)		FC4 E			F5		5-3	FC4-6 1B PB	E9 1B PB	0	0	0	0	1	0	0									
Ted Sizemore, R OBP: 0.297, SLG: 0.299 (8, 4)		1-2 2-3			1-2			1-2 2-3 IBB	1B	1	0	1	0	0	0	0									
Eric Rasmussen, R OBP: 0.200, SLG: 0.167 (7, 1)		E1			1-3		K	FC4-6 E 1B	G4-6-3 1B	3	0	0	0	0	1	3									
Al Hrabosky, R OBP: 0.333, SLG: 0.231 (7, 1)		1-2 2-3 3-H						1-2 2-3 3-H		2	1	1	1	0	0	2									
<b>Inning Stats</b>	R: 0 E: 0 K: 1 S: 5	H: 0 LOB: 1 BB: 1 P: 9	R: 1 E: 1 K: 1 S: 9	H: 2 LOB: 3 BB: 0 P: 9	R: 0 E: 0 K: 0 S: 3	H: 0 LOB: 0 BB: 0 P: 3	R: 0 E: 0 K: 0 S: 4	H: 1 LOB: 1 BB: 0 P: 4	R: 1 E: 0 K: 0 S: 6	H: 3 LOB: 2 BB: 0 P: 6	R: 0 E: 0 K: 0 S: 5	H: 0 LOB: 0 BB: 0 P: 5	R: 0 E: 0 K: 0 S: 4	H: 1 LOB: 1 BB: 0 P: 4	R: 5 E: 2 K: 2 S: 11	H: 4 LOB: 2 BB: 3 P: 23	R: 1 E: 1 K: 0 S: 4	H: 2 LOB: 1 BB: 0 P: 5	1B: 13 2B: 0 3B: 0 HR: 0	SF: 0 SAC: 1 DP: 1 HBP: 1	WP: 0 PB: 1 SB: 2 CS: 0	PA: 46			
<b>PITCHER</b>	IP	WLS	BF	H	R	ER	SO	BB	IBB	HBP	BLK	WP	HR	S	P	ERA	WHIP								
Jim Rooker, L ERA: 3.02 (1, 1)	7.0	L	31	7	2	1	3	1	0	0	1	0	0	36	40	1.29	1.143								
Dave Giusti, R ERA: 3.01 (8, 1)	0.2		5	0	3	3	1	2	1	0	0	0	0	4	16	40.50	3.000								
Ramon Hernandez, L ERA: 3.05 (8, 1)	0.0		3	3	1	1	0	0	0	0	0	0	0	3	3	∞	∞								
Larry Demery, R ERA: 2.82 (8, 1)	1.1		7	3	2	1	1	0	0	1	0	0	0	8	9	6.75	2.250								

St. Louis Cardinals @ Pittsburgh Pirates  
Three Rivers Stadium, Pittsburgh, PA  
Sat Sep 20 1975, 3:33 AM EDT  
Att: 13,493 - Unknown

AB 40  
R 8  
H 13  
RBI 6  
BB 4  
SO 5  
LOB 26



Batter	1	2	3	4	5	6	7	8	9	AB	R	H	RBI	BB	SO	LOB	BOTTOM								
Rennie Stennett, R OBP: 0.329, SLG: 0.390 (1, 4)	4-3		1-3						F8	4	0	1	1	1	0	2									
Richie Hebner, L OBP: 0.321, SLG: 0.400 (1, 5)	4-3				1B		IBB			3	0	0	0	1	0	4									
Al Oliver, L OBP: 0.310, SLG: 0.453 (1, 8)	F9		K				E6	L6		4	0	0	0	0	1	6									
Willie Stargell, L OBP: 0.375, SLG: 0.524 (1, 3)		K			F5		L8	G6-4-3 PB 2B		4	1	1	0	0	1	1									
Dave Parker, L OBP: 0.355, SLG: 0.544 (1, 9)	4-3				K		F7	G6-4-3 BB		3	0	0	0	1	1	1									
Richie Ziek, R OBP: 0.374, SLG: 0.474 (1, 7)	K				K		5-3	G6-4-3 1-2 2-3		4	0	0	0	0	2	3									
Duffy Dyer, R OBP: 0.243, SLG: 0.363 (7, PR)										2	1	2	0	1	0	0									
Miguel Dilone, S OBP: 0.323, SLG: 0.382 (7, PR)										0	0	0	0	0	0	0									
Manny Sanguillen, R OBP: 0.392, SLG: 0.456 (8, 2)			1B		2B		L8 1B 2B	CS BB	4-3	1	0	0	0	0	0	0									
Frank Taveras, R OBP: 0.291, SLG: 0.265 (1, 6)					SH1-4 1B		F4	2B S 1B	F8	4	0	2	0	0	0	1									
Jim Rooker, R OBP: 0.141, SLG: 0.098 (7, PR)										1	0	0	0	0	0	1									
Ed Killebrew, L OBP: 0.323, SLG: 0.382 (7, PR)										1	0	0	0	0	0	0									
Omar Moreno, L OBP: 0.264, SLG: 0.306 (8, 1)										0	0	0	0	0	0	0									
Dave Giusti, R OBP: 0.354, SLG: 0.396 (8, 1)										0	0	0	0	0	0	0									
Ramon Hernandez, S OBP: 0.291, SLG: 0.217 (8, 1)										0	0	0	0	0	0	0									
Larry Demery, R OBP: 0.291, SLG: 0.217 (8, 1)										1	0	0	0	0	1	0									
Willie Randolph, R OBP: 0.266, SLG: 0.298 (8, 1)										0	0	0	0	0	0	0									
<b>Inning Stats</b>	R: 0 E: 0 K: 0 S: 3	H: 0 LOB: 0 BB: 0 P: 3	R: 0 E: 0 K: 2 S: 7	H: 0 LOB: 0 BB: 0 P: 7	R: 0 E: 0 K: 1 S: 7	H: 2 LOB: 3 BB: 1 P: 11	R: 0 E: 0 K: 2 S: 7	H: 0 LOB: 0 BB: 0 P: 7	R: 1 E: 0 K: 0 S: 5	H: 2 LOB: 1 BB: 0 P: 5	R: 0 E: 1 K: 0 S: 4	H: 0 LOB: 1 BB: 0 P: 4	R: 0 E: 0 K: 0 S: 4	H: 2 LOB: 3 BB: 2 P: 12	R: 1 E: 0 K: 0 S: 3	H: 1 LOB: 0 BB: 1 P: 7	R: 0 E: 0 K: 1 S: 5	H: 0 LOB: 0 BB: 0 P: 5	1B: 3 2B: 4 3B: 0 HR: 0	SF: 0 SAC: 1 DP: 1 HBP: 0	WP: 0 PB: 1 SB: 1 CS: 1	PA: 37			
<b>PITCHER</b>	IP	WLS	BF	H	R	ER	SO	BB	IBB	HBP	BLK	WP	HR	S	P	ERA	WHIP								
Eric Rasmussen, R ERA: 3.57 (1, 1)	6.1	W	27	6	1	1	5	2	0	0	0	0	0	35	43	1.42	1.263								
Al Hrabosky, L ERA: 1.75 (7, 1)	2.2	S	10	1	1	0	1	1	1	0	0	0	0	10	18	0.00	0.750								

St. Louis Cardinals @ Pittsburgh Pirates  
Three Rivers Stadium, Pittsburgh, PA  
Sat Sep 20 1975, 3:33 AM EDT  
Att: 13,493 - Unknown

AB 32  
R 2  
H 7  
RBI 1  
BB 4  
SO 6  
LOB 19



Batter	1	2	3	4	5	6	7	8	9	AB	R	H	RBI	BB	SO	LOB	TOP			
Lou Brock, L (1,7) OBP: 0.363, SLG: 0.406	6-3		4-3		L7			SH1-3 FC4 1B		4	1	1	0	0	0	0	<b>St. Louis Cardinals @ Pittsburgh Pirates</b> Three Rivers Stadium, Pittsburgh, PA Sun Sep 21 1975, 3:33 AM EDT Att: 35,648 - Unknown <a href="http://livebaseballscorecards.com">livebaseballscorecards.com</a>			
Bake McBride, L (1,8) OBP: 0.355, SLG: 0.409	4-3		4-3 1B		1-3			SH1-3		3	0	1	0	0	0	0				
Willie Davis, L (1,9) OBP: 0.304, SLG: 0.426	F6		4-3 1-2		4-3			FC4		4	0	0	1	0	0	1				
Ted Simmons, S (1,2) OBP: 0.400, SLG: 0.489		1-3	6-3			5-3		3-H F8		4	0	0	0	0	0	2				
Reggie Smith, S (1,3) OBP: 0.379, SLG: 0.486		PB 2B 1B			F8	5-3-6 1B		4-3		4	1	2	0	0	0	1				
Ken Reitz, R (1,5) OBP: 0.304, SLG: 0.348		1-H 2B			4-3	5-3-6 1-3f			L5	4	0	1	1	0	0	1				
Ted Sizemore, R (1,4) OBP: 0.298, SLG: 0.301		1B 2B			4-3 BB			5-3	F4	3	1	1	0	1	0	0				
Mike Tyson, R (1,6) OBP: 0.314, SLG: 0.344									F7	3	0	2	1	0	0	0				
Ron Fairly, L (9, PH) OBP: 0.425, SLG: 0.473		2-H 1B			1-2 1B				F9	1	0	0	0	0	0	0				
Bob Forsch, R (1,1) OBP: 0.342, SLG: 0.467									F4	3	0	0	0	0	1	3				
Keith Hernandez, L (8,3) OBP: 0.298, SLG: 0.360		F8			K2-3					0	0	0	0	0	0	0				
Mike Wallace, L (8,1)										0	0	0	0	0	0	0				
Mike Garman, R (8,1)										0	0	0	0	0	0	0				
John Curtis, L (8,1) OBP: 0.302, SLG: 0.211										0	0	0	0	0	0	0				
<b>Inning Stats</b>	R: 0 E: 0 K: 0 S: 3	H: 0 LOB: 0 BB: 0 P: 3	R: 2 E: 0 K: 0 S: 6	H: 4 LOB: 1 BB: 0 P: 6	R: 0 E: 0 K: 0 S: 4	H: 1 LOB: 1 BB: 0 P: 4	R: 0 E: 0 K: 1 S: 6	H: 1 LOB: 1 BB: 1 P: 10	R: 0 E: 0 K: 0 S: 3	H: 0 LOB: 0 BB: 0 P: 3	R: 0 E: 0 K: 0 S: 3	H: 0 LOB: 0 BB: 0 P: 3	R: 1 E: 0 K: 0 S: 5	H: 1 LOB: 1 BB: 0 P: 5	R: 0 E: 0 K: 0 S: 3	H: 0 LOB: 0 BB: 0 P: 3		1B: 6 2B: 3 3B: 0 HR: 0	SF: 0 SAC: 1 DP: 1 HBP: 0	WP: 0 PB: 1 SB: 1 CS: 0
<b>PITCHER</b>	IP WLS BF H R ER SO BB IBB HBP BLK WP HR S P ERA WHIP																			
Jerry Reuss, L (1,1) ERA: 2.53	8.0 W 32 8 3 3 1 1 0 0 0 0 0 0 33 37 3.38 1.125																			
Kent Tekulve, R (9,1) ERA: 2.12	1.0 S 3 0 0 0 0 0 0 0 0 0 0 0 3 3 0.00 0.000																			

Batter	1	2	3	4	5	6	7	8	9	AB	R	H	RBI	BB	SO	LOB	BOTTOM			
Rennie Stennett, R (1,4) OBP: 0.327, SLG: 0.387	1-3			1-3		G6-4-3 1-2f		FC1 SF8 1B		4	1	0	0	0	0	2	<b>St. Louis Cardinals @ Pittsburgh Pirates</b> Three Rivers Stadium, Pittsburgh, PA Sun Sep 21 1975, 3:33 AM EDT Att: 35,648 - Unknown <a href="http://livebaseballscorecards.com">livebaseballscorecards.com</a>			
Richie Hebner, L (1,5) OBP: 0.321, SLG: 0.399	F9			K			WP BLK 1B BB	SF8		2	1	0	1	1	1	0				
Al Oliver, L (1,8) OBP: 0.310, SLG: 0.452	F9			4-3				F8	G5-3 1B	4	0	1	1	0	0	1				
Willie Stargell, L (1,3) OBP: 0.374, SLG: 0.520		K			FC3-6 BB			F9	G5-3 1-2f	3	0	0	0	1	1	2				
Dave Parker, L (1,9) OBP: 0.355, SLG: 0.543		K			FC3-6 1-2f BB				1-H 1B	3	0	1	1	0	1	1				
Richie Ziek, R (1,7) OBP: 0.374, SLG: 0.472		F5			L3 BB			F8		2	0	0	0	1	0	1				
Manny Sanguillen, R (1,2) OBP: 0.392, SLG: 0.455			P9		L3					3	1	1	0	0	0	2				
Frank Taveras, R (1,6) OBP: 0.292, SLG: 0.266										2	0	1	0	0	0	0				
Ed Kirkpatrick, L (8, PH) OBP: 0.323, SLG: 0.382										0	0	0	0	0	0	0				
Bob Robertson, R (8, PH) OBP: 0.385, SLG: 0.442										0	0	0	0	1	0	0				
Miguel Dilone, S (8, PR) OBP: 0.226, SLG: 0.200										0	0	0	0	0	0	0				
Jerry Reuss, L (1,1) OBP: 0.243, SLG: 0.203										2	0	0	0	0	1	1				
Willie Randolph, R (8, PH) OBP: 0.298, SLG: 0.224										1	1	1	1	0	0	0				
Kent Tekulve, R (9,1) OBP: 0.200, SLG: 0.111										0	0	0	0	0	0	0				
<b>Inning Stats</b>	R: 0 E: 0 K: 0 S: 3	H: 0 LOB: 0 BB: 0 P: 3	R: 0 E: 0 K: 2 S: 7	H: 0 LOB: 0 BB: 0 P: 7	R: 0 E: 0 K: 0 S: 3	H: 0 LOB: 0 BB: 0 P: 3	R: 0 E: 0 K: 1 S: 5	H: 0 LOB: 0 BB: 0 P: 5	R: 0 E: 0 K: 0 S: 2	H: 0 LOB: 1 BB: 2 P: 10	R: 0 E: 0 K: 1 S: 5	H: 1 LOB: 0 BB: 0 P: 5	R: 1 E: 0 K: 0 S: 4	H: 1 LOB: 1 BB: 1 P: 8	R: 4 E: 1 K: 0 S: 6	H: 3 LOB: 1 BB: 1 P: 10		1B: 5 2B: 1 3B: 0 HR: 0	SF: 1 SAC: 0 DP: 3 HBP: 0	WP: 1 PB: 0 SB: 0 CS: 0
<b>PITCHER</b>	IP WLS BF H R ER SO BB IBB HBP BLK WP HR S P ERA WHIP																			
Bob Forsch, R (1,1) ERA: 2.97	7.0																			
Mike Wallace, L (8,1) ERA: 6.57	0.0 L 2 1 1 1 0 0 0 0 0 0 0 0 2 2 ∞ ∞																			
Mike Garman, R (8,1) ERA: 2.39	0.0																			
John Curtis, L (8,1) ERA: 3.45	1.0 3 1 2 0 0 0 0 0 0 0 0 0 3 3 0.00 1.000																			



Batter	1	2	3	4	5	6	7	8	9	AB	R	H	RBI	BB	SO	LOB	TOP							
Lou Brock, L OBP: 0.362, SLG: 0.404 (1, 7)	F8		FC3-2 BB 1-2 2-3 1B	7-2			K		6-3	5	0	1	0	0	1	2								
Larry Lintz, S OBP: 0.324, SLG: 0.213 Ted Sizemore, R OBP: 0.297, SLG: 0.300 (1, 4) (6, 4)	F8		BB		6-3		5-3		F8	0	0	0	0	0	0	0								
Keith Hernandez, L OBP: 0.309, SLG: 0.368 (1, 3)	6-3		K		HR		WP		4-3	5	1	2	0	0	1	3								
Ted Simmons, S OBP: 0.401, SLG: 0.499 (1, 2)			FC3-2		HR		6-3			4	1	2	2	0	0	4								
Bake McBride, L OBP: 0.358, SLG: 0.408 (1, 8)	F8		F6		F8				G6-4-3 1B 1B	4	1	1	0	0	0	4								
Jerry Mumphrey, S OBP: 0.500, SLG: 0.545 (1, 9)	K				F8				G6-4-3 1-2 1B	4	1	2	0	0	1	1								
Ken Reitz, R OBP: 0.302, SLG: 0.346 (1, 5)	K				G3				G6-4-3 1-2 2-3	4	0	1	1	0	1	3								
Mike Tyson, R OBP: 0.318, SLG: 0.348 (1, 6)			1B BB 1B		4-3					4	1	3	1	0	0	0								
Ron Reed, R OBP: 0.210, SLG: 0.253 Mike Garman, R (7, 1) Mike Wallace, L (7, 1) Luis Melendez, R OBP: 0.299, SLG: 0.349 (8, PH) Greg Tarlecky, R OBP: 0.333, SLG: 0.333 (8, 1)			BB FC3-2 1B		F4		F8		F6	3	0	1	0	0	0	2								
<b>Inning Stats</b>	R: 0 E: 0 K: 0 S: 3	H: 0 LOB: 0 BB: 0 P: 3	R: 0 E: 0 K: 2 S: 8	H: 1 LOB: 1 BB: 0 P: 8	R: 1 E: 0 K: 1 S: 8	H: 3 LOB: 3 BB: 1 P: 12	R: 1 E: 0 K: 0 S: 5	H: 3 LOB: 1 BB: 0 P: 5	R: 2 E: 0 K: 0 S: 5	H: 2 LOB: 0 BB: 0 P: 5	R: 0 E: 0 K: 0 S: 3	H: 0 LOB: 0 BB: 0 P: 3	R: 0 E: 0 K: 1 S: 6	H: 1 LOB: 1 BB: 0 P: 6	R: 1 E: 0 K: 0 S: 5	H: 3 LOB: 1 BB: 0 P: 5	R: 0 E: 0 K: 0 S: 3	H: 0 LOB: 0 BB: 0 P: 3	1B: 11 2B: 2 3B: 0 HR: 1	SF: 0 SAC: 0 DP: 2 HBP: 0	WP: 1 PB: 0 SB: 0 CS: 0	PA: 39		
<b>PITCHER</b>	IP	WLS	BF	H	R	ER	SO	BB	IBB	HBP	BLK	WP	HR	S	P	ERA	WHIP							
Steve Renko, R ERA: 4.1 (1, 1)	5.0		24	9	4	4	3	1	0	0	0	0	1	29	33	7.20	2.000							
Fred Scherman, L ERA: 3.89 (6, 1)	4.0	W	15	4	1	1	1	0	0	0	0	1	0	17	17	2.25	1.000							

St. Louis Cardinals @ Montreal Expos  
 Jarry Park, Montreal, QB  
 Mon Sep 22 1975, 7:05 PM EDT  
 Att: 6,123 - Unknown

AB 36  
 R 5  
 H 13  
 RBI 4  
 BB 0  
 SO 4  
 LOB 20



Batter	1	2	3	4	5	6	7	8	9	AB	R	H	RBI	BB	SO	LOB	BOTTOM							
Jerry White, S OBP: 0.365, SLG: 0.442 (1, 8)	1-3	F6			CS BB		G3	1-3		4	0	0	0	1	0	0								
Jim Dwyer, L OBP: 0.365, SLG: 0.392 (1, 7)	HBP G3 1B	F9			K		1B BB	3-1		4	2	1	0	1	1	1								
Larry Bittner, L OBP: 0.377, SLG: 0.395 (1, 9)	G3 HBP 1-2 1B		F8				FC6-4 1B	1B 1B	4-3	5	2	3	0	0	0	0								
Gary Carter, R OBP: 0.364, SLG: 0.423 (1, 2)	G3 1-2 2-3 HBP		L5-3 BB			FC6-4 1-2 1B	1B 2B 1B			2	3	1	1	1	0	1								
Jose Morales, R OBP: 0.354, SLG: 0.391 (1, 3)	G3		L5-3			1-2 2-3 3-H	1B 1B	2B 1B		4	1	2	2	0	0	3								
Pat Scanlon, L OBP: 0.294, SLG: 0.284 Larry Parrish, R OBP: 0.309, SLG: 0.400 (1, 5) (7, PH) (8, 5)	1B IBB				F9		F7	P1		2	0	0	0	1	0	2								
Jim Cox, R OBP: 0.286, SLG: 0.423 (1, 4)	1-2 2-H 3-H				F6		1B 1B	1-3 2-H		4	0	3	3	0	0	0								
Pepe Frias, R OBP: 0.167, SLG: 0.161 Jim Lytle, L OBP: 0.409, SLG: 0.358 Tim Foli, R OBP: 0.281, SLG: 0.292 (1, 6) (6, PH) (7, 6)	F3				K		1-2 2-H 3-H	1B	IBB	2	0	0	0	0	1	2								
Steve Renko, R OBP: 0.339, SLG: 0.352 Bob Bailey, R OBP: 0.391, SLG: 0.359 Fred Scherman, L OBP: 0.111, SLG: 0.118 (1, 1) (5, PH) (6, 1)		K			CS BB		4-3	K		1	0	0	0	0	1	0								
<b>Inning Stats</b>	R: 3 E: 0 K: 0 S: 6	H: 3 LOB: 2 BB: 1 P: 11	R: 0 E: 0 K: 1 S: 5	H: 0 LOB: 0 BB: 0 P: 5	R: 0 E: 0 K: 1 S: 5	H: 0 LOB: 0 BB: 1 P: 6	R: 0 E: 0 K: 1 S: 5	H: 0 LOB: 0 BB: 0 P: 5	R: 2 E: 0 K: 0 S: 7	H: 4 LOB: 2 BB: 0 P: 7	R: 3 E: 0 K: 1 S: 9	H: 4 LOB: 3 BB: 2 P: 17	R: 0 E: 0 K: 0 S: 3	H: 0 LOB: 0 BB: 0 P: 3	1B: 10 2B: 2 3B: 0 HR: 0	SF: 0 SAC: 0 DP: 1 HBP: 1	WP: 0 PB: 0 SB: 0 CS: 2	PA: 39						
<b>PITCHER</b>	IP	WLS	BF	H	R	ER	SO	BB	IBB	HBP	BLK	WP	HR	S	P	ERA	WHIP							
Ron Reed, R ERA: 3.65 (1, 1)	6.1		31	9	8	8	3	4	1	1	0	0	0	31	52	11.37	2.053							
Mike Garman, R ERA: 2.39 (7, 1)	0.0		1	1	0	0	0	0	0	0	0	0	0	1	1									
Mike Wallace, L ERA: 6.23 (7, 1)	0.2		4	1	0	0	1	0	1	0	0	0	0	5	9	0.00	1.500							
Greg Tarlecky, R ERA: 4.13 (8, 1)	1.0		3	0	0	0	0	0	0	0	0	0	0	3	3	0.00	0.000							

St. Louis Cardinals @ Montreal Expos  
 Jarry Park, Montreal, QB  
 Mon Sep 22 1975, 7:05 PM EDT  
 Att: 6,123 - Unknown

AB 32  
 R 8  
 H 11  
 RBI 8  
 BB 6  
 SO 4  
 LOB 16



Batter	1	2	3	4	5	6	7	8	9	AB	R	H	RBI	BB	SO	LOB	TOP			
<b>Lou Brock, L</b> OBP: 0.363, SLG: 0.405 (1, 7)										4	0	2	0	0	0	3				
<b>Bake McBride, L</b> OBP: 0.355, SLG: 0.403 (1, 8)										4	0	0	0	0	0	2				
<b>Jerry Mumphy, S</b> OBP: 0.526, SLG: 0.533 (1, 9)										4	0	1	0	0	0	2				
<b>Ted Simmons, S</b> OBP: 0.398, SLG: 0.496 <b>Ken Rudolph, R</b> OBP: 0.229, SLG: 0.263 (8, 2)										4	0	0	0	0	0	2				
<b>Keith Hernandez, L</b> OBP: 0.313, SLG: 0.377 (1, 3)										4	0	2	0	0	0	0				
<b>Ken Reitz, R</b> OBP: 0.300, SLG: 0.343 (1, 5)										4	0	0	0	0	1	2				
<b>Ted Sizemore, R</b> OBP: 0.297, SLG: 0.301 (1, 4)										4	0	1	0	0	0	2				
<b>Mike Tyson, R</b> OBP: 0.319, SLG: 0.348 (1, 6)										3	0	1	0	0	1	1				
<b>John Denny, R</b> OBP: 0.227, SLG: 0.227 (4, 1) <b>Ken Reynolds, L</b> OBP: 0.363, SLG: 0.434 (5, PH) <b>Greg Terlecky, R</b> OBP: 0.162, SLG: 0.225 (7, PH) <b>Hector Cruz, R</b> OBP: 0.162, SLG: 0.225 <b>Harry Parker, R</b> (7, 1)										1	0	0	0	0	0	2				
<b>Inning Stats</b>	R: 0 E: 1 K: 0 S: 4	H: 1 LOB: 1 BB: 0 P: 4	R: 0 E: 1 K: 0 S: 6	H: 2 LOB: 2 BB: 0 P: 6	R: 0 E: 0 K: 0 S: 3	H: 0 LOB: 0 BB: 0 P: 3	R: 0 E: 0 K: 0 S: 4	H: 1 LOB: 1 BB: 0 P: 4	R: 0 E: 0 K: 2 S: 3	H: 0 LOB: 0 BB: 0 P: 3	R: 0 E: 0 K: 2 S: 7	H: 0 LOB: 0 BB: 0 P: 7	R: 0 E: 0 K: 0 S: 4	H: 1 LOB: 1 BB: 0 P: 4	R: 0 E: 0 K: 1 S: 5	H: 1 LOB: 0 BB: 0 P: 5	1B: 4 2B: 3 3B: 0 HR: 0	SF: 0 SAC: 0 DP: 1 HBP: 0	WP: 0 PB: 0 SB: 1 CS: 0	PA: 34
<b>PITCHER</b> <b>Steve Rogers, R</b> ERA: 3.28 (1, 1)	IP: 9.0 WLS: W BF: 34 H: 7 R: 0 ER: 0 SO: 3 BB: 0 IBB: 0 HBP: 0 BLK: 0 WP: 0 HR: 0 S: 40 P: 40 ERA: 0.00 WHIP: 0.778															<b>PITCHER</b> <b>Steve Rogers, R</b> ERA: 3.28 (1, 1)	IP: 9.0 WLS: W BF: 34 H: 7 R: 0 ER: 0 SO: 3 BB: 0 IBB: 0 HBP: 0 BLK: 0 WP: 0 HR: 0 S: 40 P: 40 ERA: 0.00 WHIP: 0.778			

St. Louis Cardinals @ Montreal Expos  
 Jarry Park, Montreal, QB  
 Tue Sep 23 1975, 7:05 PM EDT  
 Att. 5,520 - Unknown - 59 F

AB 34  
 R 0  
 H 7  
 RBI 0  
 BB 0  
 SO 3  
 LOB 16



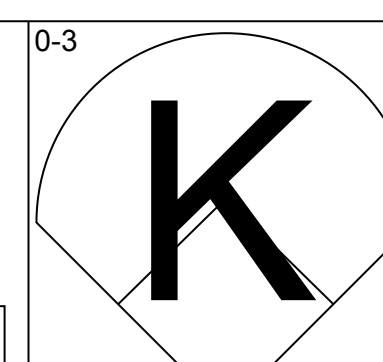
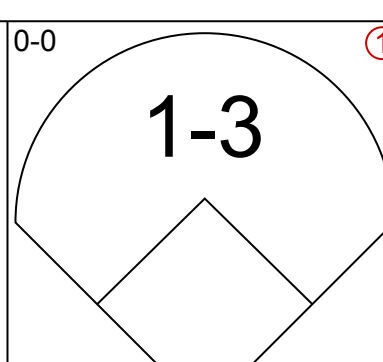
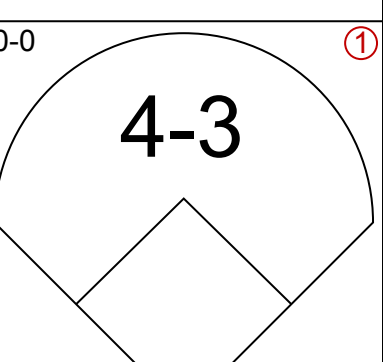
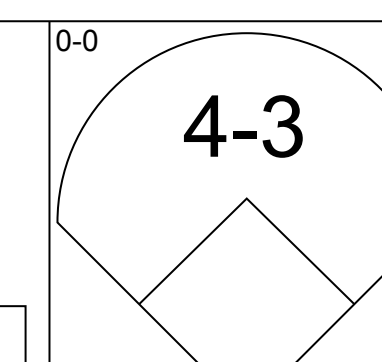
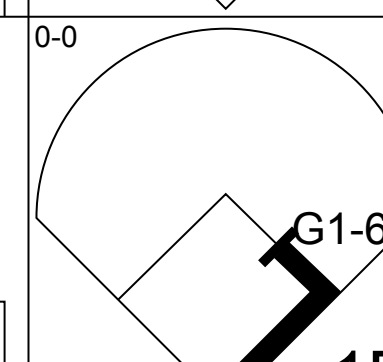
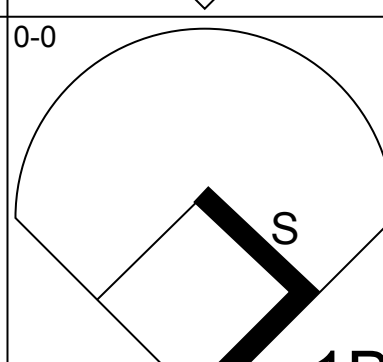
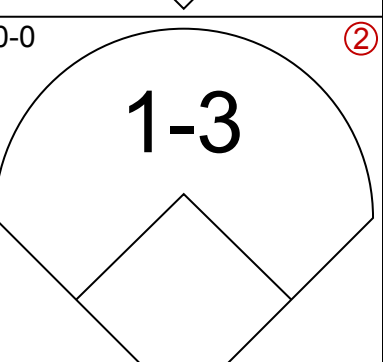
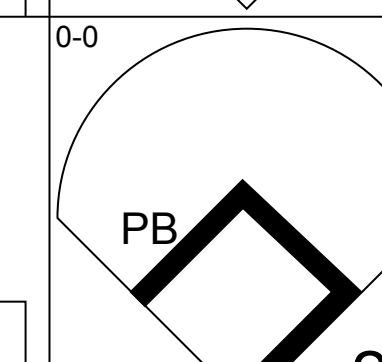
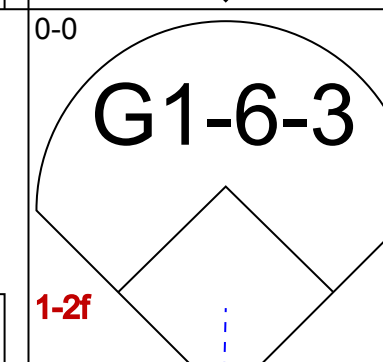
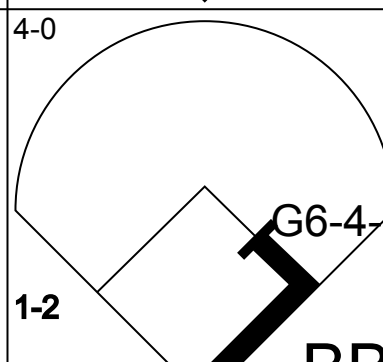
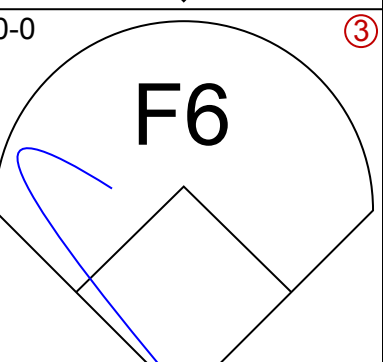
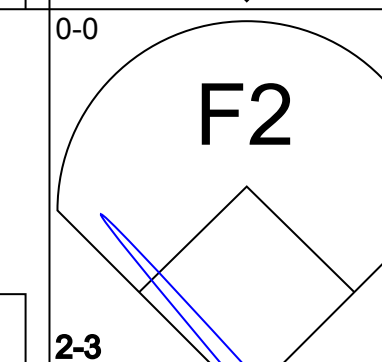
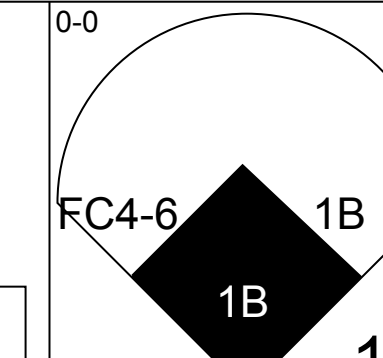
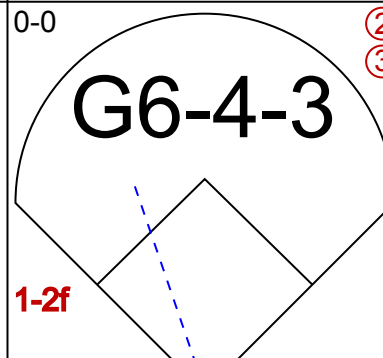
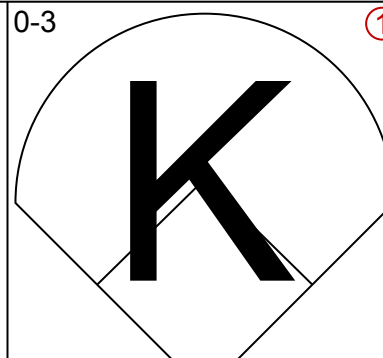
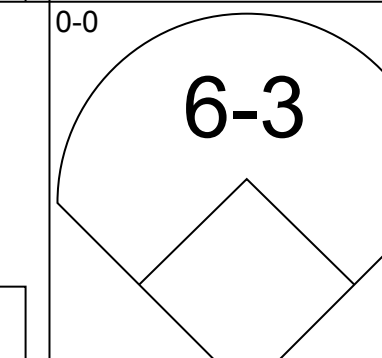
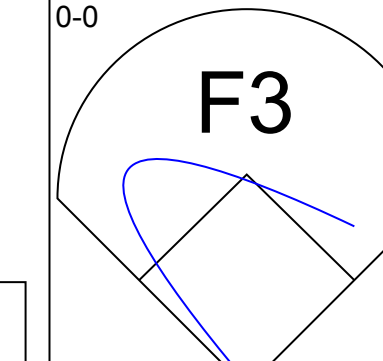

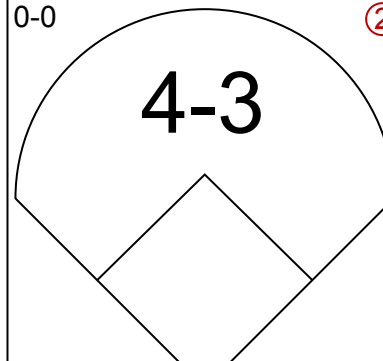
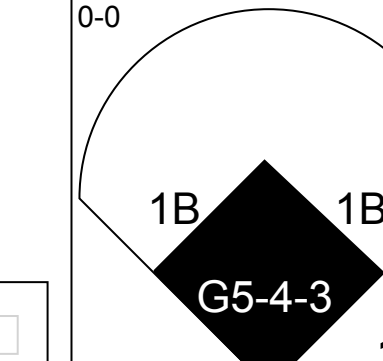
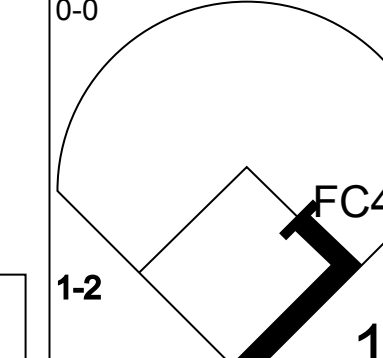
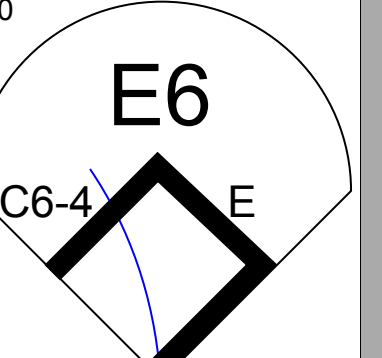
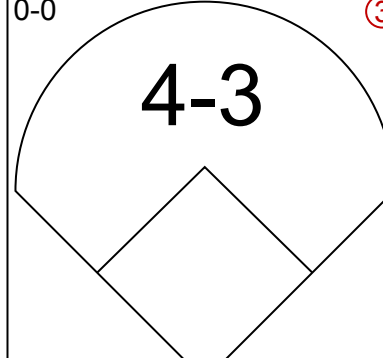
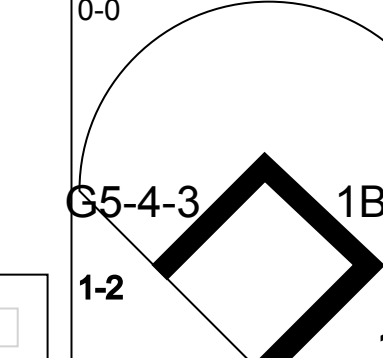
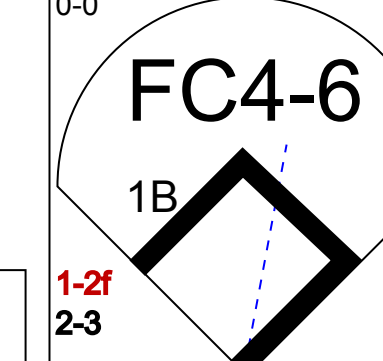
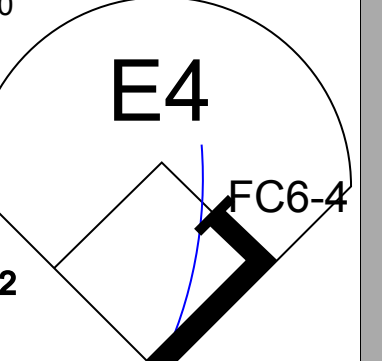
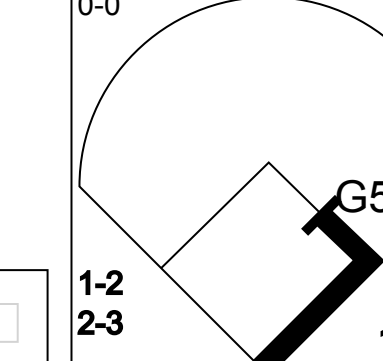
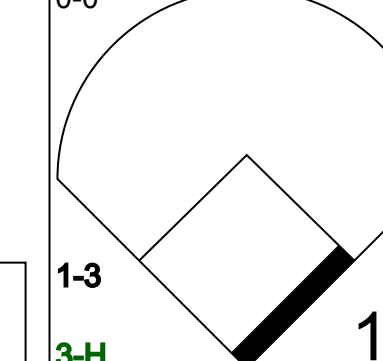
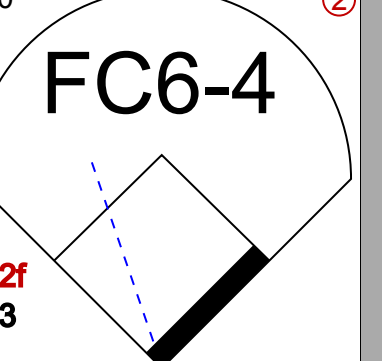
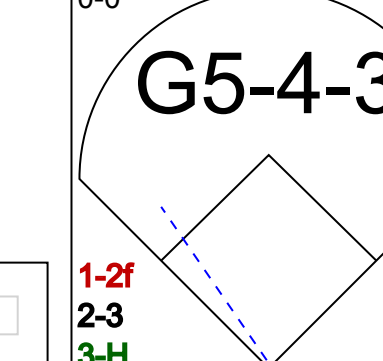
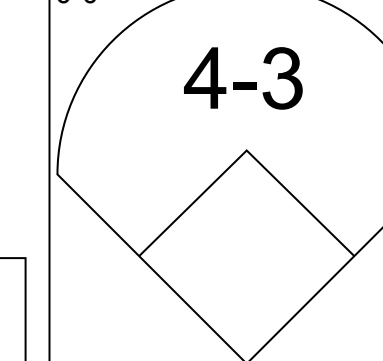
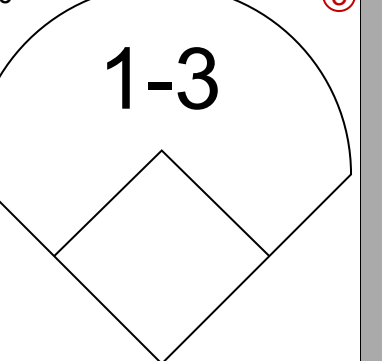
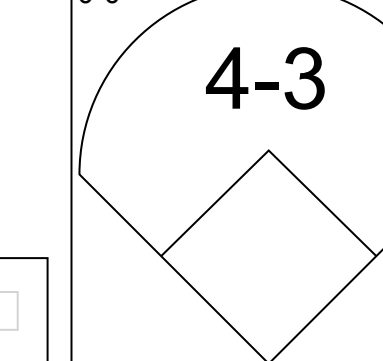
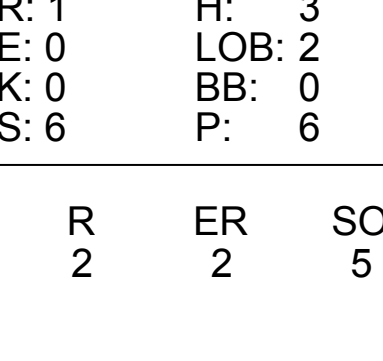
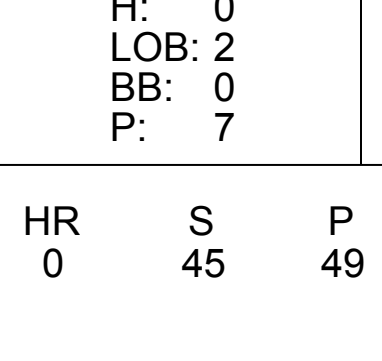
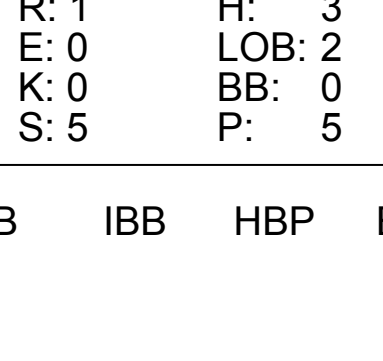







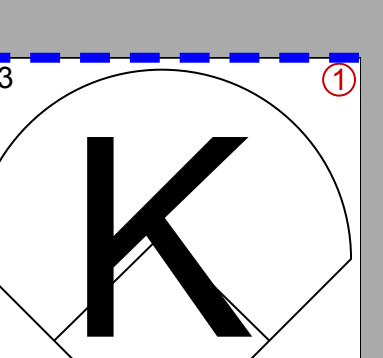
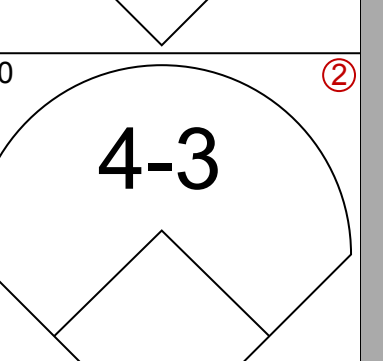
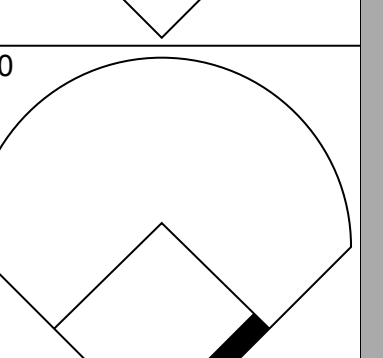
Batter	1	2	3	4	5	6	7	8	9	AB	R	H	RBI	BB	SO	LOB	BOTTOM	
<b>Larry Bittner, L</b> OBP: 0.377, SLG: 0.398 (1, 9)										5	1	2	1	0	0	0		
<b>Tim Foli, R</b> OBP: 0.282, SLG: 0.292 (1, 6) <b>Jim Lyttle, L</b> OBP: 0.418, SLG: 0.358 (8, PH) <b>Pepe Frias, R</b> OBP: 0.167, SLG: 0.161 (9, 6)										3	0	1	0	1	1	2		
<b>Jim Dwyer, L</b> OBP: 0.361, SLG: 0.384 (1, 7)										4	0	0	0	1	1	3		
<b>Mike Jorgensen, L</b> OBP: 0.370, SLG: 0.396 (1, 3)										4	2	2	2	0	2	3		
<b>Gary Carter, R</b> OBP: 0.364, SLG: 0.422 (1, 2)										4	1	1	0	0	1	3		
<b>Jerry White, S</b> OBP: 0.360, SLG: 0.425 (1, 8)										3	1	0	0	1	0	1		
<b>Larry Parrish, R</b> OBP: 0.313, SLG: 0.402 (1, 5)										2	1	1	0	2	0	0		
<b>Pete Mackanin, R</b> OBP: 0.278, SLG: 0.387 (1, 4)										3	1	1	3	1	2	1		
<b>Steve Rogers, R</b> OBP: 0.253, SLG: 0.203 (1, 1)										4	0	0	0	0	3	4		
<b>Inning Stats</b>	R: 0 E: 0 K: 1 S: 5	H: 0 LOB: 1 BB: 1 P: 9	R: 3 E: 0 K: 1 S: 8	H: 3 LOB: 1 BB: 1 P: 12	R: 2 E: 0 K: 3 S: 10	H: 1 LOB: 2 BB: 3 P: 22	R: 0 E: 0 K: 1 S: 6	H: 1 LOB: 2 BB: 1 P: 10	R: 0 E: 0 K: 0 S: 5	H: 2 LOB: 0 BB: 0 P: 5	R: 0 E: 0 K: 1 S: 5	H: 0 LOB: 0 BB: 0 P: 5	R: 0 E: 0 K: 1 S: 5	H: 0 LOB: 1 BB: 1 P: 9	1B: 3 2B: 3 3B: 1 HR: 1	SF: 0 SAC: 0 DP: 0 HBP: 0	WP: 0 PB: 1 SB: 2 CS: 0	PA: 39
<b>PITCHER</b> <b>John Denny, R</b> ERA: 3.97 (1, 1) <b>Ken Reynolds, L</b> ERA: 1.8 (4, 1) <b>Greg Terlecky, R</b> ERA: 4.45 (5, 1) <b>Harry Parker, R</b> ERA: 5.06 (7, 1)	IP: 3.1 WLS: L BF: 20 H: 5 R: 5 ER: 4 SO: 5 BB: 1 IBB: 0 HBP: 0 BLK: 0 WP: 0 HR: 0 S: 25 P: 45 ERA: 10.80 WHIP: 3.000															<b>PITCHER</b> <b>Steve Rogers, R</b> ERA: 3.28 (1, 1)	IP: 9.0 WLS: W BF: 34 H: 7 R: 0 ER: 0 SO: 3 BB: 0 IBB: 0 HBP: 0 BLK: 0 WP: 0 HR: 0 S: 40 P: 40 ERA: 0.00 WHIP: 0.778	

St. Louis Cardinals @ Montreal Expos  
 Jarry Park, Montreal, QB  
 Tue Sep 23 1975, 7:05 PM EDT  
 Att. 5,520 - Unknown - 59 F

AB 32  
 R 7  
 H 8  
 RBI 6  
 BB 7  
 SO 10  
 LOB 17



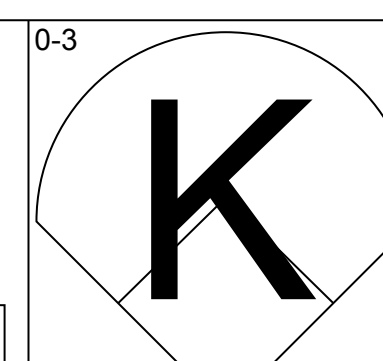
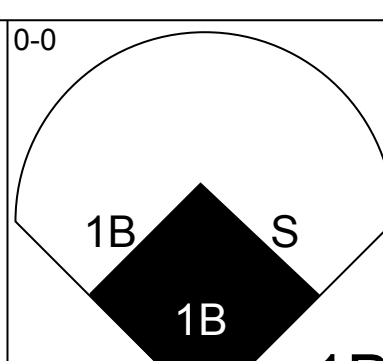
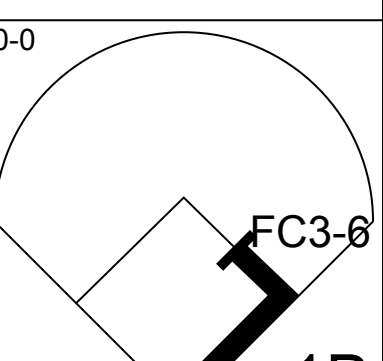
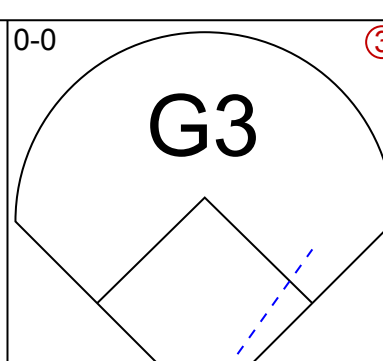
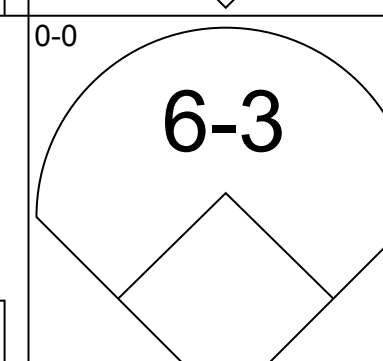
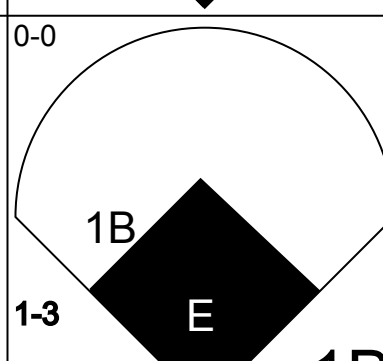
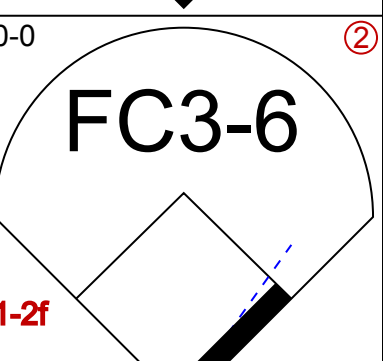
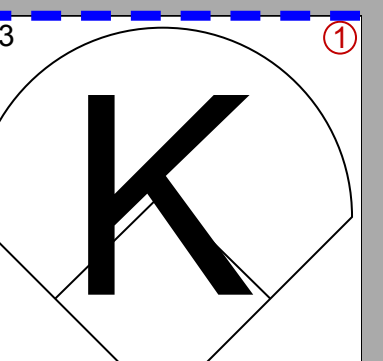
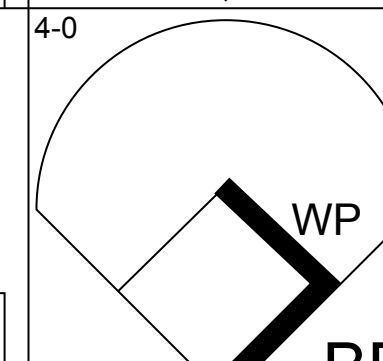
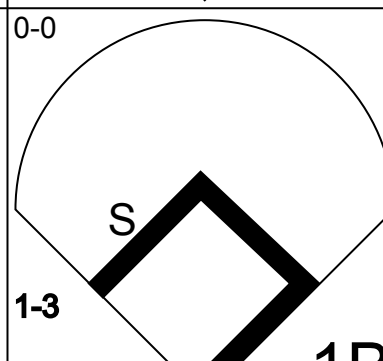
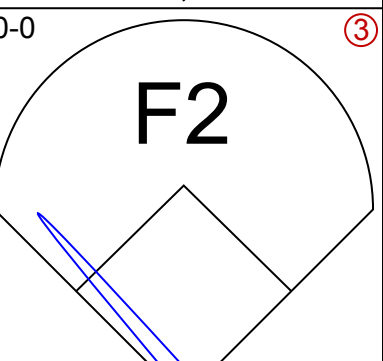
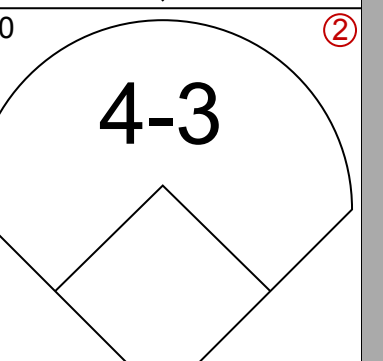
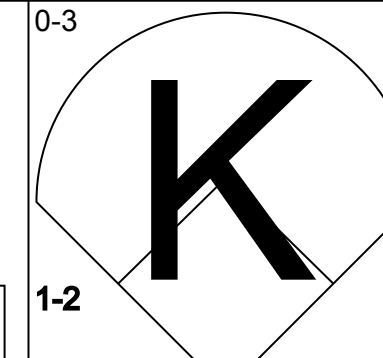
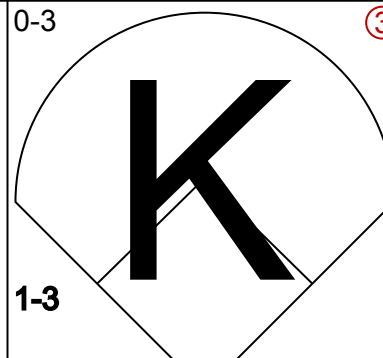

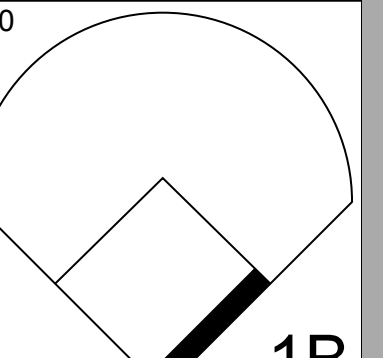
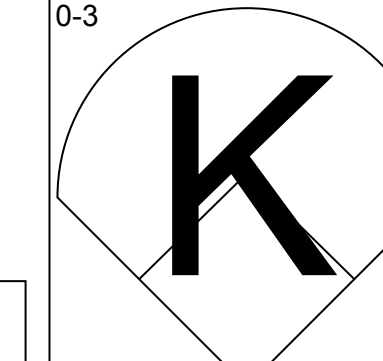
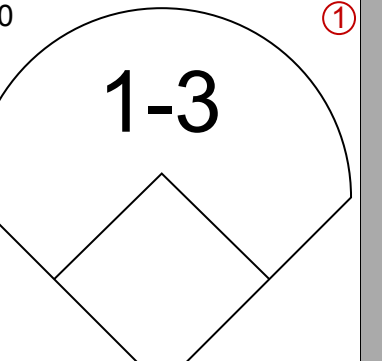
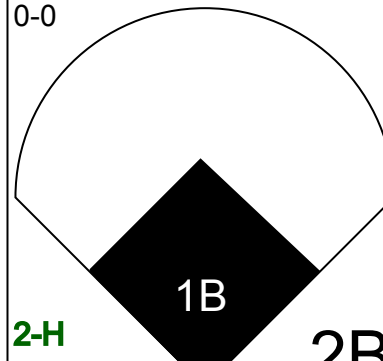
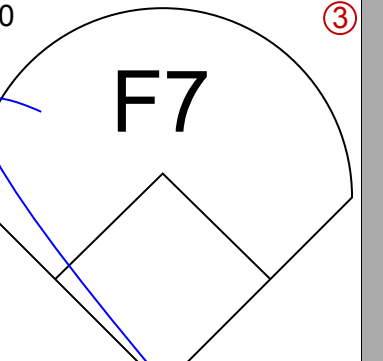
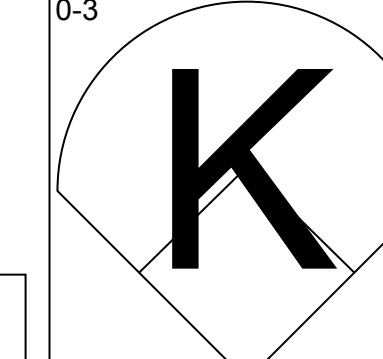
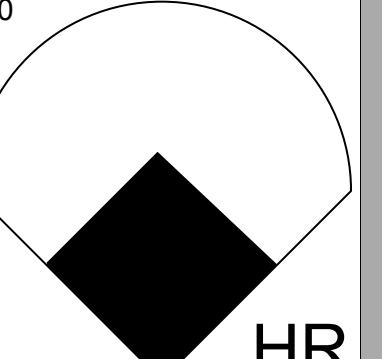
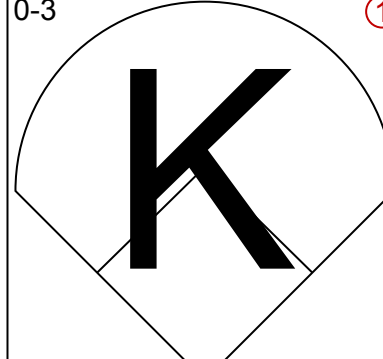
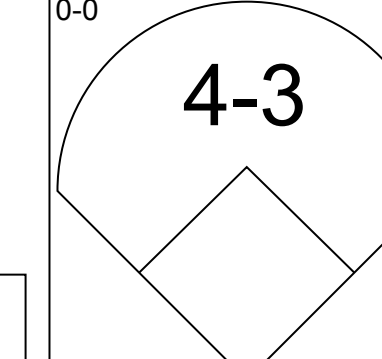
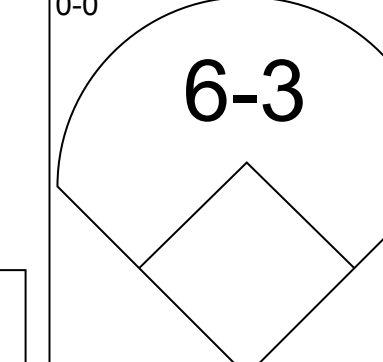
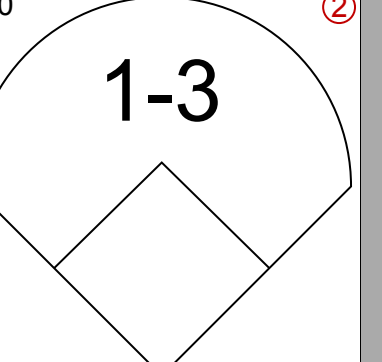
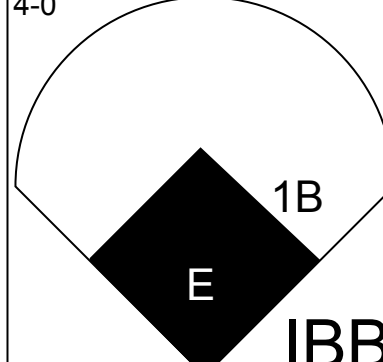
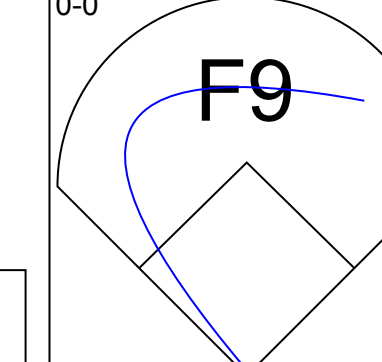
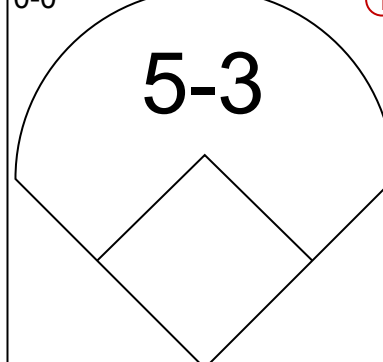
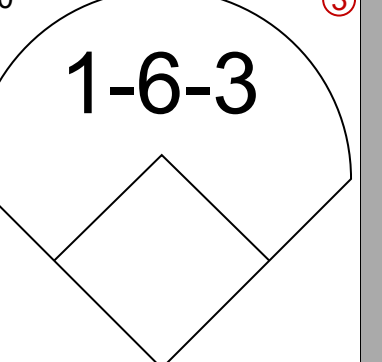
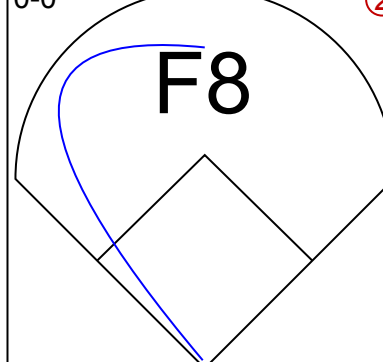
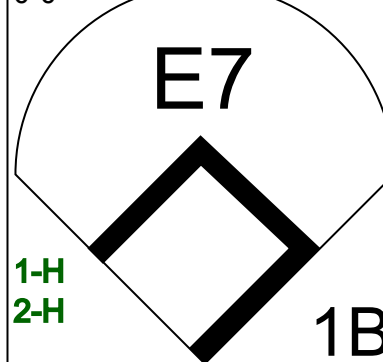
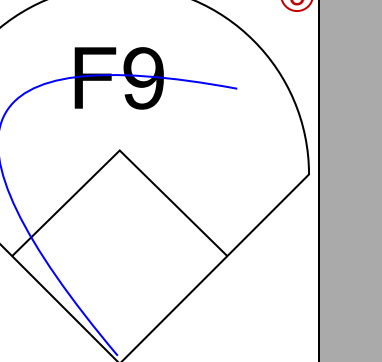
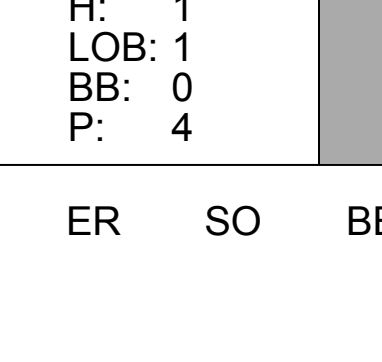
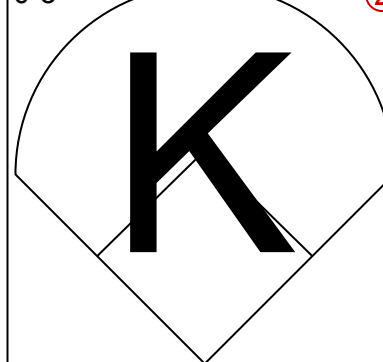
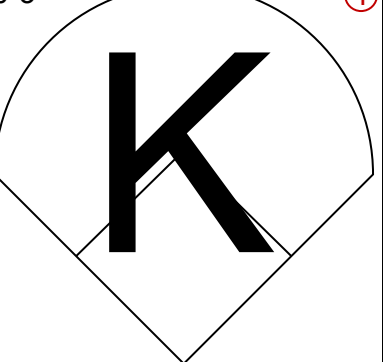
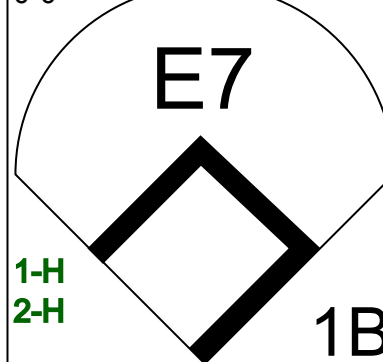
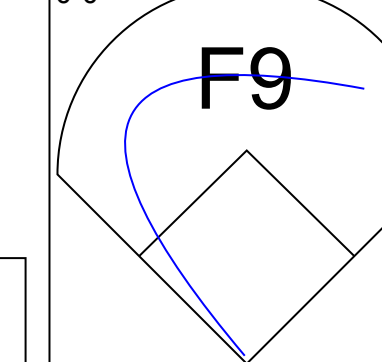


Batter	1	2	3	4	5	6	7	8	9	AB	R	H	RBI	BB	SO	LOB	TOP				
Lou Brock, L OBP: 0.360, SLG: 0.402 (1, 7)										4	0	0	0	0	1	0					
Bake McBride, L OBP: 0.356, SLG: 0.409 (1, 8)										4	0	3	0	0	0	0					
Keith Hernandez, L OBP: 0.311, SLG: 0.371 (1, 3)										3	0	0	0	1	0	2					
Ted Simmons, S OBP: 0.397, SLG: 0.494 (8, 2)										4	1	1	0	0	1	3					
Ken Rudolph, R OBP: 0.229, SLG: 0.263 (1, 9)										4	1	1	0	0	1	1					
Reggie Smith, S OBP: 0.377, SLG: 0.482 (1, 5)										4	0	2	0	0	0	0					
Ken Reitz, R OBP: 0.301, SLG: 0.344 (9, PR)										0	0	0	0	0	0	0					
Larry Lintz, S OBP: 0.324, SLG: 0.213 (1, 6)										3	0	0	0	0	0	3					
Mario Guerrero, R OBP: 0.286, SLG: 0.288 (9, PH)										1	0	1	0	0	0	0					
Willie Davis, L OBP: 0.305, SLG: 0.426 (1, 4)										4	0	1	1	0	1	4					
Mike Tyson, R OBP: 0.318, SLG: 0.347 (1, 1)										2	0	0	0	0	0	4					
Eric Rasmussen, R OBP: 0.185, SLG: 0.154 (6, 1)										0	0	0	0	0	0	0					
John Curtis, L OBP: 0.302, SLG: 0.211 (7, PH)										0	0	0	0	0	0	0					
Jerry Mumphy, S OBP: 0.500, SLG: 0.500 (7, 1)										1	0	0	0	0	1	0					
Ken Reynolds, L OBP: 0.422, SLG: 0.469 (9, PH)										0	0	0	0	0	0	0					
Ron Fairly, L OBP: 0.288, SLG: 0.469 (9, PH)										1	0	0	0	0	2						
<b>Inning Stats</b>	R: 0 E: 0 K: 1 S: 5	H: 1 LOB: 0 BB: 0 P: 5	R: 1 E: 0 K: 0 S: 6	H: 3 LOB: 2 BB: 0 P: 6	R: 0 E: 0 K: 0 S: 3	H: 1 LOB: 1 BB: 1 P: 7	R: 0 E: 2 K: 1 S: 7	H: 0 LOB: 2 BB: 0 P: 7	R: 0 E: 0 K: 1 S: 5	H: 0 LOB: 0 BB: 0 P: 5	R: 0 E: 0 K: 2 S: 7	H: 0 LOB: 0 BB: 0 P: 7	R: 0 E: 0 K: 1 S: 4	H: 1 LOB: 1 BB: 0 P: 4	R: 1 E: 0 K: 0 S: 5	H: 3 LOB: 2 BB: 0 P: 5	1B: 8 2B: 1 3B: 0 HR: 0	SF: 0 SAC: 0 DP: 3 HBP: 0	WP: 0 PB: 1 SB: 1 CS: 0	PA: 36	
<b>PITCHER</b>	IP WLS BF H R ER SO BB IBB HBP BLK WP HR S P ERA WHIP																				
Don Carrithers, R ERA: 2.98 (1, 1)	9.0 W 36	H 9 R 2 ER 2 SO 5	BB 1 IBB 0 HBP 0 BLK 0	WP 0 HR 0 S 45 P 49	ERA 2.00 WHIP 1.111																

St. Louis Cardinals @ Montreal Expos  
 Jarry Park, Montreal, QB  
 Wed Sep 24 1975, 7:05 PM EDT  
 Att. 9,356 - Unknown - 54 F

AB 35  
 R 2  
 H 9  
 RBI 1  
 BB 1  
 SO 5  
 LOB 19



Batter	1	2	3	4	5	6	7	8	9	AB	R	H	RBI	BB	SO	LOB	BOTTOM				
Larry Bittner, L OBP: 0.379, SLG: 0.399 (1, 9)										4	1	2	0	0	1	1					
Jerry White, S OBP: 0.355, SLG: 0.417 (1, 8)										4	1	1	0	0	1	1					
Jim Dwyer, L OBP: 0.364, SLG: 0.383 (1, 7)										3	0	1	1	1	0	1					
Mike Jorgensen, L OBP: 0.371, SLG: 0.400 (1, 3)										4	1	2	0	0	2	2					
Gary Carter, R OBP: 0.363, SLG: 0.422 (1, 2)										4	1	1	1	0	1	1					
Larry Parrish, R OBP: 0.312, SLG: 0.407 (1, 5)										4	1	1	1	0	2	1					
Pete Mackanin, R OBP: 0.278, SLG: 0.384 (1, 4)										3	1	0	0	1	0	0					
Pepe Frias, R OBP: 0.162, SLG: 0.156 (6, PH)										2	0	0	0	0	0	0					
Jim Lytle, L OBP: 0.418, SLG: 0.358 (6, PH)										0	0	0	0	0	0	0					
Jose Morales, R OBP: 0.352, SLG: 0.389 (6, PH)										1	0	0	0	0	2						
Tim Foli, R OBP: 0.284, SLG: 0.294 (7, 6)										1	0	1	0	0	0	0					
Don Carrithers, R OBP: 0.176, SLG: 0.273 (1, 1)										4	0	1	1	0	2	1					
<b>Inning Stats</b>	R: 0 E: 0 K: 2 S: 7	H: 0 LOB: 1 BB: 1 P: 11	R: 0 E: 0 K: 2 S: 7	H: 0 LOB: 0 BB: 0 P: 7	R: 2 E: 0 K: 2 S: 10	H: 3 LOB: 1 BB: 0 P: 10	R: 1 E: 0 K: 0 S: 4	H: 1 LOB: 0 BB: 0 P: 4	R: 0 E: 0 K: 1 S: 6	H: 1 LOB: 1 BB: 0 P: 6	R: 3 E: 1 K: 1 S: 8	H: 3 LOB: 1 BB: 1 P: 12	R: 0 E: 0 K: 1 S: 6	H: 1 LOB: 1 BB: 0 P: 6	R: 0 E: 0 K: 0 S: 4	H: 1 LOB: 1 BB: 0 P: 4	1B: 7 2B: 2 3B: 0 HR: 1	SF: 0 SAC: 0 DP: 0 HBP: 0	WP: 1 PB: 0 SB: 3 CS: 0	PA: 36	
<b>PITCHER</b>	IP WLS BF H R ER SO BB IBB HBP BLK WP HR S P ERA WHIP																				
Eric Rasmussen, R ERA: 3.78 (1, 1)	5.1 L 25	H 7 R 6 ER 4 SO 8	BB 1 IBB 0 HBP 0 BLK 0	WP 1 HR 1 S 39 P 47	ERA 6.75 WHIP 1.500																
John Curtis, L ERA: 3.44 (6, 1)	0.2	H 3 R 1 ER 0 SO 0	BB 0 IBB 0 HBP 0 BLK 0	WP 0 HR 0 S 3 P 3	ERA 0.00 WHIP 1.500																
Ken Reynolds, L ERA: 1.59 (7, 1)	2.0	H 8 R 2 ER 0 SO 1	BB 0 IBB 0 HBP 0 BLK 0	WP 0 HR 0 S 10 P 10	ERA 0.00 WHIP 1.000																

St. Louis Cardinals @ Montreal Expos  
 Jarry Park, Montreal, QB  
 Wed Sep 24 1975, 7:05 PM EDT  
 Att. 9,356 - Unknown - 54 F

AB 34  
 R 6  
 H 10  
 RBI 4  
 BB 2  
 SO 9  
 LOB 10



Batter	1	2	3	4	5	6	7	8	9	AB	R	H	RBI	BB	SO	LOB	TOP			
Miguel Dilone, S (1, 8)	0-0 6-3		0-0 F7			0-0 F8		0-0 F5		4	0	0	0	0	0	1	Pittsburgh Pirates @ St. Louis Cardinals Busch Stadium, St. Louis, MO Fri Sep 26 1975, 7:05 PM CDT Att: 23,496 - Unknown <a href="http://livebaseballscorecards.com">livebaseballscorecards.com</a>			
Rennie Stennett, R (1, 4) OBP: 0.325, SLG: 0.384	0-0 1B			0-0 3-1			0-0 3-4-1		0-0 G3	4	0	1	0	0	0	0				
Dave Parker, L (1, 9) OBP: 0.357, SLG: 0.544	0-0 F8			0-0 4-3			4-0 1B BB		0-0 4-3	3	0	0	0	1	0	1				
Willie Stargell, L (1, 3) OBP: 0.379, SLG: 0.523	0-0 F8			0-0 F7			0-0 1-3 1B		0-0 F7	4	0	1	0	0	0	1				
Richie Zisk, R (1, 7) OBP: 0.375, SLG: 0.475		0-0 F7			0-0 F4		0-3 K			3	0	0	0	0	1	2				
Richie Hebner, L (1, 5) OBP: 0.321, SLG: 0.394		0-0 F8			0-0 G3		0-0 5-3			3	0	0	0	0	0	2				
Manny Sanguillen, R (1, 2) OBP: 0.392, SLG: 0.453		0-0 F3			0-0 4-3			0-0 6-3 4-3 1B		3	0	1	0	0	0	0				
Frank Taveras, R (1, 6) OBP: 0.284, SLG: 0.259			0-0 L5			0-3 K		0-0 4-3		2	0	0	0	0	1	0				
Ed Kirkpatrick, L (8, PH) OBP: 0.319, SLG: 0.376						0-3 K		0-0 1-2 4-3		1	0	0	0	0	0	1				
Craig Reynolds, L (8, 6) OBP: 0.250, SLG: 0.260						0-3 K		0-0 2-3 6-3		0	0	0	0	0	0	0				
Jim Rooker, R (1, 1) OBP: 0.136, SLG: 0.095			0-0 5-3							2	0	0	0	0	1	0				
Dave Giusti, R (7, 1) OBP: 0.364, SLG: 0.300										0	0	0	0	0	0	0				
Ed Ott, L (8, PH)										1	0	0	0	0	0	1				
Ramon Hernandez, S (8, 1)										0	0	0	0	0	0	0				
<b>Inning Stats</b>	R: 0 E: 0 K: 0 S: 4	H: 1 LOB: 1 BB: 0 P: 4	R: 0 E: 0 K: 0 S: 3	H: 0 LOB: 0 BB: 0 P: 3	R: 0 E: 0 K: 0 S: 3	H: 0 LOB: 0 BB: 0 P: 3	R: 0 E: 0 K: 0 S: 3	H: 0 LOB: 0 BB: 0 P: 3	R: 0 E: 0 K: 2 S: 7	H: 0 LOB: 0 BB: 0 P: 7	R: 0 E: 0 K: 1 S: 6	H: 1 LOB: 2 BB: 1 P: 10	R: 0 E: 0 K: 0 S: 4	H: 1 LOB: 1 BB: 0 P: 4	R: 0 E: 0 K: 0 S: 3	H: 0 LOB: 0 BB: 0 P: 3	1B: 3 2B: 0 3B: 0 HR: 0	SF: 0 SAC: 0 DP: 0 HBP: 0	WP: 0 PB: 0 SB: 0 CS: 0	PA: 31
<b>PITCHER</b> Bob Forsch, R (1, 1) ERA: 2.86	IP: 9.0 WLS: W BF: 31 H: 3 R: 0 ER: 0 SO: 3 BB: 1 IBB: 0 HBP: 0 BLK: 0 WP: 0 HR: 0 S: 36 P: 40 ERA: 0.00 WHIP: 0.444																			

AB	30
R	0
H	3
RBI	0
BB	1
SO	3
LOB	9



Batter	1	2	3	4	5	6	7	8	9	AB	R	H	RBI	BB	SO	LOB	BOTTOM			
Lou Brock, L (1, 7) OBP: 0.359, SLG: 0.400	0-0 1B 1B 1B		0-0 4-3			0-0 F6	0-0 4-3			4	1	1	0	0	0	3	Pittsburgh Pirates @ St. Louis Cardinals Busch Stadium, St. Louis, MO Fri Sep 26 1975, 7:05 PM CDT Att: 23,496 - Unknown <a href="http://livebaseballscorecards.com">livebaseballscorecards.com</a>			
Bake McBride, L (1, 8) OBP: 0.355, SLG: 0.405	0-0 F6		0-0 4-3			0-0 6-3		0-3 K		4	0	0	0	0	1	1				
Reggie Smith, S (1, 9) OBP: 0.378, SLG: 0.482	0-0 F8			0-0 1B		0-0 1B		0-0 1-3		4	0	2	0	0	0	1				
Ted Simmons, S (1, 2) OBP: 0.396, SLG: 0.492	0-0 1B			0-0 F7		0-3 K		0-0 5-3		4	0	1	1	0	1	2				
Ken Reitz, R (1, 5) OBP: 0.301, SLG: 0.344	0-0 4-3			0-0 F6		0-0 FC4-6 1B				3	0	1	0	0	0	2				
Keith Hernandez, L (1, 3) OBP: 0.312, SLG: 0.370		0-0 G6-3 1B		0-3 K		0-0 FC4-6 1B 4-3				3	0	1	0	0	1	2				
Mario Guerrero, R (1, 6) OBP: 0.294, SLG: 0.285		0-0 G6-3			0-0 L6		0-0 4-3			2	0	0	0	0	0	1				
Willie Davis, L (7, PH) OBP: 0.304, SLG: 0.425		0-0 1-2			0-0 F4		0-0 1-2 4-3			1	0	0	0	0	0	1				
Mick Kelleher, R (8, 6)		0-0 F9			0-0 F4		4-0 1B IBB			2	0	0	0	1	0	0				
Mike Tyson, R (1, 4) OBP: 0.318, SLG: 0.345		0-0 F9			0-0 F4		0-0 1-2 2-3 1B			3	0	1	0	0	0	0				
Bob Forsch, R (1, 1) OBP: 0.341, SLG: 0.462			0-0 L1							3	0	1	0	0	0	0				
<b>Inning Stats</b>	R: 1 E: 0 K: 0 S: 5	H: 2 LOB: 1 BB: 0 P: 5	R: 0 E: 0 K: 0 S: 3	H: 1 LOB: 0 BB: 0 P: 3	R: 0 E: 0 K: 0 S: 3	H: 0 LOB: 0 BB: 0 P: 3	R: 0 E: 0 K: 1 S: 6	H: 1 LOB: 1 BB: 0 P: 6	R: 0 E: 0 K: 0 S: 5	H: 2 LOB: 3 BB: 1 P: 9	R: 0 E: 0 K: 1 S: 5	H: 0 LOB: 0 BB: 0 P: 5	R: 0 E: 0 K: 0 S: 5	H: 0 LOB: 0 BB: 0 P: 5	R: 0 E: 0 K: 0 S: 5	H: 0 LOB: 0 BB: 0 P: 5	1B: 7 2B: 0 3B: 0 HR: 0	SF: 0 SAC: 0 DP: 1 HBP: 0	WP: 0 PB: 0 SB: 0 CS: 0	PA: 31
<b>PITCHER</b> Jim Rooker, L (1, 1) ERA: 2.97	IP: 6.0 WLS: L BF: 22 H: 5 R: 1 ER: 1 SO: 1 BB: 0 IBB: 0 HBP: 0 BLK: 0 WP: 0 HR: 0 S: 26 P: 26 ERA: 1.50 WHIP: 0.833																			
Dave Giusti, R (7, 1) ERA: 2.98	IP: 1.0 WLS: L BF: 6 H: 2 R: 0 ER: 0 SO: 0 BB: 0 IBB: 1 HBP: 0 BLK: 0 WP: 0 HR: 0 S: 5 P: 9 ERA: 0.00 WHIP: 2.000																			
Ramon Hernandez, L (8, 1) ERA: 3.0	IP: 1.0 WLS: L BF: 3 H: 0 R: 0 ER: 0 SO: 1 BB: 0 IBB: 0 HBP: 0 BLK: 0 WP: 0 HR: 0 S: 5 P: 5 ERA: 0.00 WHIP: 0.000																			

AB	30
R	1
H	7
RBI	1
BB	1
SO	3
LOB	13





Batter	1	2	3	4	5	6	7	8	9	AB	R	H	RBI	BB	SO	LOB	TOP					
Rennie Stennett, R (1,4) OBP: 0.324, SLG: 0.383	4-3		F9			G3		6-3		4	0	0	0	0	0	0						
Willie Randolph, R (1,5) OBP: 0.246, SLG: 0.180	F4			F2		3-1		F9		4	0	0	0	0	0	0						
Al Oliver, L (1,8) OBP: 0.309, SLG: 0.454	E4			G3		L4			F6	4	0	0	0	0	0	0						
Willie Stargell, L (1,3) OBP: 0.375, SLG: 0.516 Ed Kirkpatrick, L (5,3) OBP: 0.319, SLG: 0.375	K			K					F9	2	0	0	0	0	2	1						
Dave Parker, L (1,9) OBP: 0.357, SLG: 0.541		3-1			K				6-3	4	0	1	0	0	1	0						
Richie Zisk, R (1,7) OBP: 0.374, SLG: 0.474		K			E					3	1	1	0	0	2	2						
Duffy Dyer, R (1,2) Ed Ott, L (6,2) OBP: 0.200, SLG: 0.200		K			5-3					2	0	0	0	0	1	1						
Craig Reynolds, L (1,6) OBP: 0.253, SLG: 0.263			F7		E2				G6-3	3	1	1	0	0	0	3						
John Candelaria, L (1,1) OBP: 0.196, SLG: 0.140 Dave Giusti, R (6,1) OBP: 0.364, SLG: 0.300 Larry Demery, R (7,1) OBP: 0.250, SLG: 0.208 Ken Brett, L (8,PH) OBP: 0.245, SLG: 0.365 Ramon Hernandez, S (8,1) OBP: 0.245, SLG: 0.365	4-3				K				G3	2	0	0	0	0	1	0						
<b>Inning Stats</b>	R: 0 E: 1 K: 1 S: 6	H: 0 LOB: 1 BB: 0 P: 6	R: 0 E: 0 K: 2 S: 7	H: 0 LOB: 0 BB: 0 P: 7	R: 0 E: 0 K: 0 S: 3	H: 0 LOB: 0 BB: 0 P: 3	R: 0 E: 0 K: 1 S: 5	H: 0 LOB: 0 BB: 0 P: 5	R: 2 E: 1 K: 2 S: 9	H: 2 LOB: 0 BB: 0 P: 9	R: 0 E: 0 K: 1 S: 3	H: 0 LOB: 0 BB: 0 P: 3	R: 0 E: 0 K: 1 S: 7	H: 3 LOB: 2 BB: 0 P: 7	R: 0 E: 0 K: 0 S: 3	H: 0 LOB: 0 BB: 0 P: 3	R: 0 E: 0 K: 0 S: 3	H: 0 LOB: 0 BB: 0 P: 3	1B: 4 2B: 1 3B: 0 HR: 0	SF: 0 SAC: 0 DP: 1 HBP: 0	WP: 0 PB: 0 SB: 0 CS: 0	PA: 32
<b>PITCHER</b> Ron Reed, R (1,1) ERA: 3.52	IP: 9.0 WLS: W BF: 32 H: 5 R: 2 ER: 0 SO: 7 BB: 0 IBB: 0 HBP: 0 BLK: 0 WP: 0 HR: 0 S: 46 P: 46 ERA: 0.00 WHIP: 0.556															<b>PITCHER</b>						

Pittsburgh Pirates @ St. Louis Cardinals  
Busch Stadium, St. Louis, MO  
Sun Sep 28 1975, 3:33 AM CDT  
Att: 20,909 - Unknown

AB	32
R	2
H	5
RBI	0
BB	0
SO	7
LOB	7



Batter	1	2	3	4	5	6	7	8	9	AB	R	H	RBI	BB	SO	LOB	BOTTOM					
Luis Melendez, R (1,8) OBP: 0.301, SLG: 0.347	3-1		E		5-3	6-3				3	1	0	0	1	0	1						
Hector Cruz, R (1,7) OBP: 0.176, SLG: 0.271	K		E1		6-3	1-3				4	0	0	0	0	1	3						
Reggie Smith, S (1,9) OBP: 0.382, SLG: 0.488	K									4	1	3	3	0	1	0						
Ted Simmons, S (1,2) OBP: 0.396, SLG: 0.491			E5		E5					4	0	1	0	0	0	3						
Ken Reitz, R (1,5) OBP: 0.298, SLG: 0.340	5-3		F6		F3					4	0	0	0	0	0	5						
Keith Hernandez, L (1,3) OBP: 0.309, SLG: 0.362	F7		FC6-4			F8				4	0	1	0	0	0	3						
Mario Guerrero, R (1,6) OBP: 0.281, SLG: 0.288 Mick Kelleher, R (8,6)			SH1-4		F7	E4				3	2	1	0	0	0	0						
Mike Tyson, R (1,4) OBP: 0.316, SLG: 0.342			E1		5-3					4	2	1	1	0	0	2						
Ron Reed, R (1,1) OBP: 0.202, SLG: 0.244			SH1-4		K					3	0	0	0	0	1	2						
<b>Inning Stats</b>	R: 0 E: 0 K: 2 S: 7	H: 1 LOB: 0 BB: 0 P: 7	R: 0 E: 0 K: 0 S: 3	H: 1 LOB: 0 BB: 0 P: 3	R: 3 E: 3 K: 0 S: 8	H: 2 LOB: 3 BB: 1 P: 12	R: 0 E: 0 K: 1 S: 5	H: 0 LOB: 0 BB: 0 P: 5	R: 1 E: 1 K: 0 S: 5	H: 1 LOB: 1 BB: 0 P: 5	R: 2 E: 2 K: 0 S: 6	H: 1 LOB: 1 BB: 0 P: 6	R: 0 E: 0 K: 0 S: 3	H: 1 LOB: 0 BB: 0 P: 3	R: 0 E: 0 K: 0 S: 4	H: 1 LOB: 1 BB: 0 P: 4	R: 0 E: 0 K: 0 S: 4	H: 1 LOB: 1 BB: 0 P: 4	1B: 5 2B: 1 3B: 0 HR: 1	SF: 0 SAC: 1 DP: 1 HBP: 0	WP: 0 PB: 1 SB: 0 CS: 1	PA: 36
<b>PITCHER</b> John Candelaria, L (1,1) ERA: 2.76 Dave Giusti, R (6,1) ERA: 2.95 Larry Demery, R (7,1) ERA: 2.9 Ramon Hernandez, L (8,1) ERA: 2.95	IP: 5.0 WLS: L BF: 23 H: 4 R: 4 ER: 1 SO: 3 BB: 4 IBB: 4 HBP: 1 BLK: 3 WP: 0 HR: 1 S: 28 P: 32 ERA: 1.80 WHIP: 0.800															<b>PITCHER</b>						

Pittsburgh Pirates @ St. Louis Cardinals  
Busch Stadium, St. Louis, MO  
Sun Sep 28 1975, 3:33 AM CDT  
Att: 20,909 - Unknown

AB	34
R	6
H	7
RBI	4
BB	1
SO	3
LOB	20

