

# St. Louis Cardinals - 1976

Batter	1	2	3	4	5	6	7	8	9	AB	R	H	RBI	BB	SO	LOB	TOP
Rick Monday, L (1, 8)	G3		4-3		K			F8		4	0	0	0	0	1	1	<b>Chicago Cubs @ St. Louis Cardinals</b> Busch Stadium, St. Louis, MO Fri Apr 09 1976, 6:05 PM CST Att: 30,761 - Unknown - 45 F
Jose Cardenal, R (1, 7) OBP: 0.250, SLG: 0.250	5-3		CS 1B		FC6-4			6-3		4	0	1	0	0	0	1	
Bill Madlock, R (1, 5)	E6 BB 1B		4-3				F8	4-3		4	0	0	0	0	0	1	
Jerry Morales, R (1, 9) OBP: 0.333, SLG: 0.333 Joe Wallis, S (6, 9)	BB 1B			L9			L7		3-1	3	0	1	0	0	0	0	
Andre Thornton, R (1, 3) OBP: 0.750, SLG: 0.500	BB BB BB BB 1-2 2-3 BB			S BB			BB 1B		E3 1-6-3 1B	2	0	1	0	2	0	0	
Manny Trillo, R (1, 4) OBP: 0.250, SLG: 0.250	F7			P4				F9		4	0	1	0	0	0	4	
Steve Swisher, R (1, 2) OBP: 0.250, SLG: 0.250		4-3		K					1-6-3	4	0	1	0	0	1	3	
Dave Rosello, R (1, 6) Champ Summers, L (9, PH)		L8			F9		L8		F7	3	0	0	0	0	0	1	
Ray Burris, R (1, 1) OBP: 0.500, SLG: 0.500 Ralph LaCock, L (7, PH) Buddy Schultz, R (7, 1) Paul Reuschel, R (7, 1)		5-3			FC6-4 1B		P4			2	0	1	0	0	0	0	
										1	0	0	0	0	0	1	
										0	0	0	0	0	0	0	
										0	0	0	0	0	0	0	
										0	0	0	0	0	0	0	
<b>Inning Stats</b>	R: 0 E: 1 K: 0 S: 5	H: 1 LOB: 3 BB: 1 P: 9	R: 0 E: 0 K: 0 S: 3	H: 0 LOB: 0 BB: 0 P: 3	R: 0 E: 0 K: 1 S: 3	H: 1 LOB: 1 BB: 1 P: 9	R: 0 E: 0 K: 1 S: 5	H: 0 LOB: 1 BB: 0 P: 6	R: 0 E: 0 K: 0 S: 3	H: 1 LOB: 1 BB: 0 P: 4	R: 0 E: 0 K: 0 S: 3	H: 0 LOB: 0 BB: 0 P: 3	R: 0 E: 1 K: 0 S: 5	H: 1 LOB: 2 BB: 0 P: 5	1B: 6 2B: 0 3B: 0 HR: 0	SF: 0 SAC: 0 DP: 0 HBP: 0	WP: 0 PA: 35 PB: 0 SB: 1 CS: 1
<b>PITCHER</b> Lynn McGlothen, R (1, 1) ERA:	IP: 9.0 WLS: W BF: 35 H: 6 R: 0 ER: 0 SO: 2 BB: 2 IBB: 0 HBP: 0 BLK: 0 WP: 0 HR: 0 S: 37 P: 45 ERA: 0.00 WHIP: 0.889																

AB	33
R	0
H	6
RBI	0
BB	2
SO	2
LOB	14



Batter	1	2	3	4	5	6	7	8	9	AB	R	H	RBI	BB	SO	LOB	BOTTOM		
Lou Brock, L (1, 7) OBP: 0.200, SLG: 0.200 Luis Melendez, R (9, 7)	P6	F8			1B 1B	4-3		1-3		5	1	1	1	0	0	4	<b>Chicago Cubs @ St. Louis Cardinals</b> Busch Stadium, St. Louis, MO Fri Apr 09 1976, 6:05 PM CST Att: 30,761 - Unknown - 45 F		
Lee Richard, R (1, 6) OBP: 0.250, SLG: 0.250 Don Kessinger, S (8, PH) (9, 6)	F3		P4		1B 1-2		5-3	F8		4	0	1	0	0	0	0			
Bake McBride, L (1, 8) OBP: 0.500, SLG: 0.500	1B 1B		F8		P8		E 2B 1B			4	1	2	0	0	0	2			
Ted Simmons, S (1, 2) OBP: 0.500, SLG: 0.500		F8			1B 1-2 2H		E3 2B WP			4	1	2	1	0	0	1			
Reggie Smith, S (1, 9) OBP: 0.250, SLG: 0.500	P3			L3	4-3		WP 1B 2B			4	1	1	1	0	0	4			
Keith Hernandez, L (1, 3) OBP: 0.250, SLG: 0.750				F7		L9	6-3			4	0	1	0	0	0	2			
Hector Cruz, R (1, 5) OBP: 0.500, SLG: 0.500		3B		L8		1-3	FC6-4 1B			4	0	2	1	0	0	0			
Mike Tyson, R (1, 4) OBP: 0.500, SLG: 1.000		F9			1B 1B		FC6-4			4	1	2	0	0	0	3			
Lynn McGlothen, L (1, 1) OBP: 0.250, SLG: 0.250		K			4-3		1B	G3		4	0	1	0	0	1	3			
<b>Inning Stats</b>	R: 0 E: 0 K: 0 S: 5	H: 2 LOB: 2 BB: 0 P: 5	R: 0 E: 0 K: 1 S: 7	H: 2 LOB: 2 BB: 0 P: 7	R: 0 E: 0 K: 0 S: 3	H: 0 LOB: 0 BB: 0 P: 3	R: 0 E: 0 K: 0 S: 3	H: 0 LOB: 0 BB: 0 P: 3	R: 2 E: 0 K: 0 S: 7	H: 4 LOB: 2 BB: 0 P: 7	R: 0 E: 0 K: 0 S: 5	H: 2 LOB: 2 BB: 0 P: 5	R: 3 E: 1 K: 0 S: 7	H: 3 LOB: 1 BB: 0 P: 7	R: 0 E: 0 K: 0 S: 3	H: 0 LOB: 0 BB: 0 P: 3	1B: 10 2B: 1 3B: 2 HR: 0	SF: 0 SAC: 0 DP: 0 HBP: 0	WP: 1 PA: 38 PB: 0 SB: 0 CS: 0
<b>PITCHER</b> Ray Burris, R (1, 1) ERA: 3.0 Buddy Schultz, L (7, 1) Paul Reuschel, R (7, 1) ERA:	IP: 6.0 WLS: L BF: 28 H: 10 R: 2 ER: 2 SO: 2 BB: 0 IBB: 0 HBP: 0 BLK: 0 WP: 0 HR: 0 S: 30 P: 30 ERA: 3.00 WHIP: 1.667																		

AB	38
R	5
H	13
RBI	4
BB	0
SO	1
LOB	19





Batter	1	2	3	4	5	6	7	8	9	AB	R	H	RBI	BB	SO	LOB	TOP										
<b>Rick Monday, L</b> OBP: 0.222, SLG: 0.556 (1, 8)										5	2	2	0	0	0	1											
<b>Jose Cardenal, R</b> OBP: 0.444, SLG: 0.500 (1, 7)										4	2	2	0	1	0	2											
<b>Bill Madlock, R</b> OBP: 0.444, SLG: 0.429 <b>Mick Kelleher, R</b> (9, PR) (9, 5)										3	0	2	1	2	0	1											
<b>Jerry Morales, R</b> OBP: 0.250, SLG: 0.250 (1, 9)										5	0	1	2	0	0	4											
<b>Andre Thornton, R</b> OBP: 0.750, SLG: 0.333 (1, 3)										1	0	0	0	3	0	2											
<b>Manny Trillo, R</b> OBP: 0.250, SLG: 0.250 (1, 4)										4	0	1	0	0	0	2											
<b>Steve Swisher, R</b> OBP: 0.125, SLG: 0.125 (1, 2)										4	0	0	0	0	1	3											
<b>Dave Rosello, R</b> OBP: 0.286, SLG: 0.167 (1, 6)										3	0	1	0	1	0	0											
<b>Bill Bonham, R</b> <b>Darold Knowles, L</b> (8, 1)										3	0	0	0	0	1	3											
<b>Inning Stats</b>	R: 2 E: 1 K: 0 S: 6	H: 3 LOB: 2 BB: 1 P: 10	R: 0 E: 0 K: 0 S: 3	H: 0 LOB: 0 BB: 0 P: 3	R: 0 E: 0 K: 0 S: 3	H: 1 LOB: 0 BB: 0 P: 3	R: 0 E: 0 K: 1 S: 5	H: 0 LOB: 2 BB: 2 P: 13	R: 0 E: 0 K: 1 S: 4	H: 0 LOB: 0 BB: 1 P: 8	R: 2 E: 0 K: 0 S: 6	H: 3 LOB: 2 BB: 1 P: 10	R: 0 E: 0 K: 0 S: 3	H: 0 LOB: 0 BB: 0 P: 3	R: 0 E: 0 K: 0 S: 4	H: 1 LOB: 2 BB: 1 P: 8	1B: 5 2B: 3 3B: 1 HR: 0	SF: 0 SAC: 0 DP: 3 HBP: 0	WP: 0 PB: 0 SB: 0 CS: 0	PA: 40							
<b>PITCHER</b>	IP	WLS	BF	H	R	ER	SO	BB	IBB	HBP	BLK	WP	HR	S	P	ERA	WHIP										
<b>Bob Forsch, R</b> ERA: 3.6 (1, 1)	5.0		22	5	2	2	1	4	0	0	0	0	0	20	36	3.60	1.800										
<b>Eric Rasmussen, R</b> ERA: 10.8 (6, 1)	1.2	L	9	3	2	2	1	1	1	0	0	0	0	9	17	10.80	2.400										
<b>Mike Proly, R</b> ERA: (7, 1)	0.1		1	0	0	0	0	0	0	0	0	0	0	1	1	0.00	0.000										
<b>John Curtis, L</b> ERA: (8, 1)	2.0		8	1	0	0	0	0	1	0	0	0	0	7	11	0.00	0.500										

Chicago Cubs @ St. Louis Cardinals  
Busch Stadium, St. Louis, MO  
Sat Apr 10 1976, 3:33 AM CST  
Att: 14,225 - Sunny - 67 F

AB	33
R	4
H	9
RBI	3
BB	7
SO	2
LOB	18



Batter	1	2	3	4	5	6	7	8	9	AB	R	H	RBI	BB	SO	LOB	BOTTOM										
<b>Lou Brock, L</b> OBP: 0.311, SLG: 0.125 <b>John Curtis, L</b> (8, 1)										3	0	0	1	0	0	2											
<b>Don Kessinger, S</b> (1, 6)										3	0	0	0	1	1	1											
<b>Bake McBride, L</b> OBP: 0.375, SLG: 0.375 (1, 8)										4	0	1	0	0	0	1											
<b>Ted Simmons, S</b> OBP: 0.250, SLG: 0.250 (1, 2)										4	0	0	0	0	0	2											
<b>Reggie Smith, S</b> OBP: 0.375, SLG: 0.429 <b>Lee Richard, R</b> (9, PR) OBP: 0.250, SLG: 0.250 (7, 1)										3	0	1	0	1	0	2											
<b>Keith Hernandez, L</b> OBP: 0.125, SLG: 0.375 (1, 3)										4	0	0	0	0	0	3											
<b>Hector Cruz, R</b> OBP: 0.500, SLG: 0.571 (1, 5)										3	1	1	1	1	0	1											
<b>Mike Tyson, R</b> OBP: 0.400, SLG: 0.800 <b>Vic Harris, S</b> OBP: 0.333, SLG: 0.333 (4, 4)										1	0	0	0	0	0	0											
<b>Bob Forsch, R</b> <b>Ron Fairly, L</b> <b>Eric Rasmussen, R</b> <b>Mike Proly, R</b> <b>Willie Crawford, L</b> (1, 1) (5, PR) (8, 1) (7, 1) (8, 7)										0	0	0	0	1	0	0											
<b>Inning Stats</b>	R: 0 E: 0 K: 0 S: 3	H: 0 LOB: 0 BB: 0 P: 3	R: 0 E: 0 K: 0 S: 3	H: 0 LOB: 1 BB: 1 P: 7	R: 0 E: 0 K: 0 S: 2	H: 0 LOB: 0 BB: 1 P: 6	R: 0 E: 1 K: 0 S: 3	H: 0 LOB: 1 BB: 1 P: 7	R: 0 E: 0 K: 0 S: 5	H: 2 LOB: 1 BB: 1 P: 9	R: 0 E: 0 K: 1 S: 6	H: 1 LOB: 1 BB: 0 P: 6	R: 0 E: 0 K: 1 S: 5	H: 0 LOB: 0 BB: 0 P: 5	R: 1 E: 0 K: 0 S: 4	H: 2 LOB: 1 BB: 0 P: 4	1B: 5 2B: 1 3B: 0 HR: 0	SF: 1 SAC: 0 DP: 1 HBP: 0	WP: 0 PB: 0 SB: 0 CS: 0	PA: 35							
<b>PITCHER</b>	IP	WLS	BF	H	R	ER	SO	BB	IBB	HBP	BLK	WP	HR	S	P	ERA	WHIP										
<b>Bill Bonham, R</b> ERA: 2.57 (1, 1)	7.0		28	4	2	2	1	4	0	0	0	0	0	26	42	2.57	1.143										
<b>Darold Knowles, L</b> ERA: 4.5 (8, 1)	2.0	S	7	2	1	1	1	0	0	0	0	0	0	9	9	4.50	1.000										

Chicago Cubs @ St. Louis Cardinals  
Busch Stadium, St. Louis, MO  
Sat Apr 10 1976, 3:33 AM CST  
Att: 14,225 - Sunny - 67 F

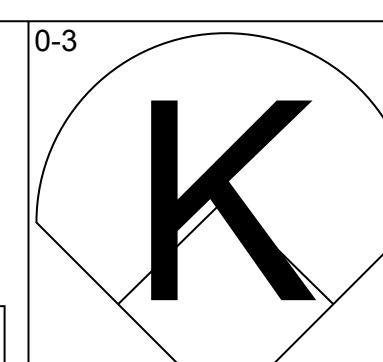
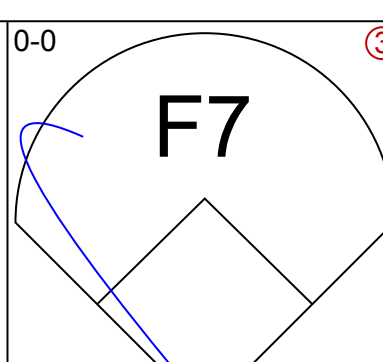
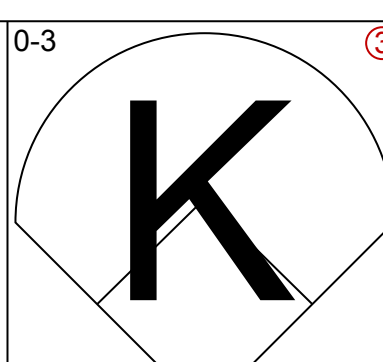
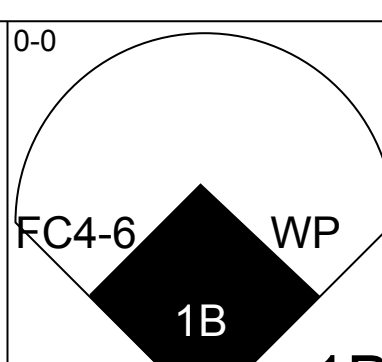

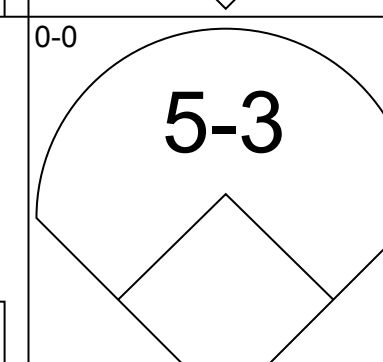
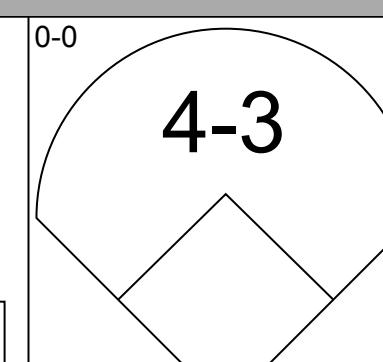
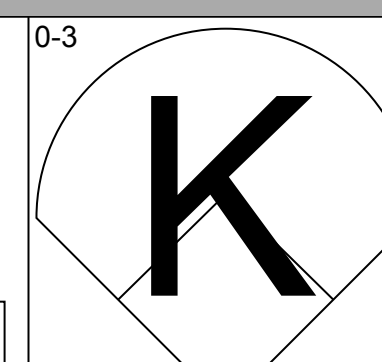
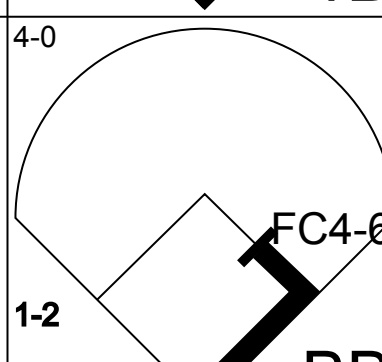
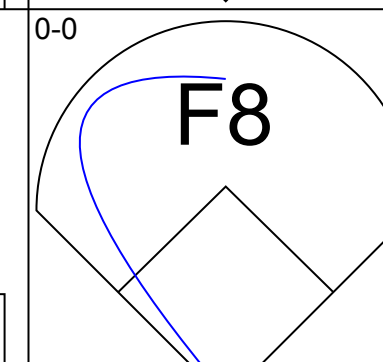
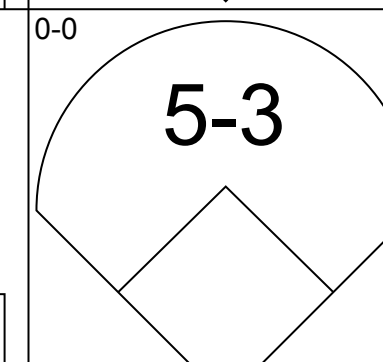
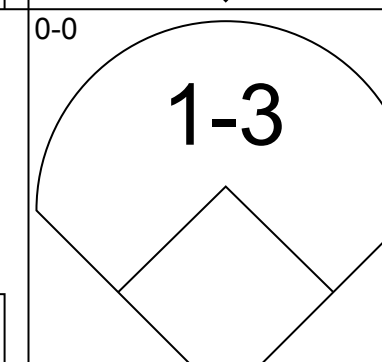
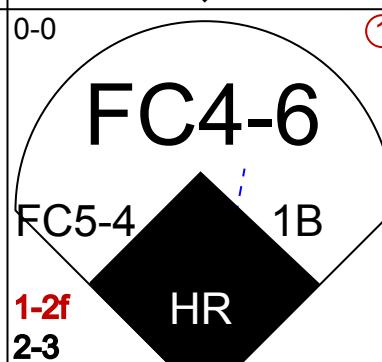
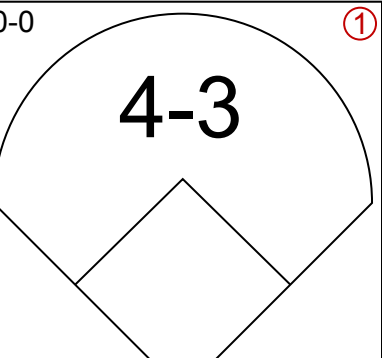
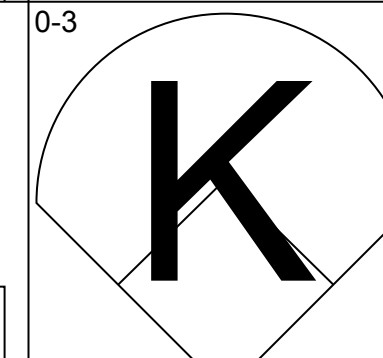
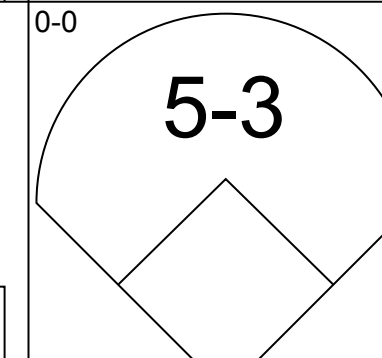
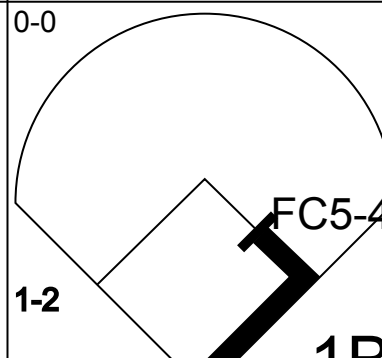
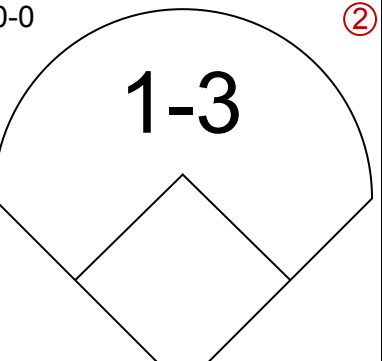
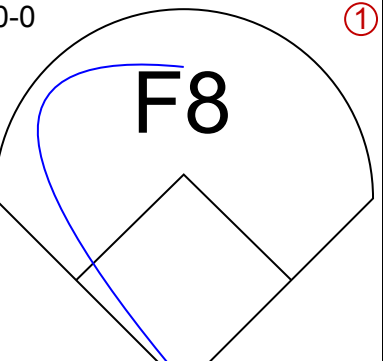
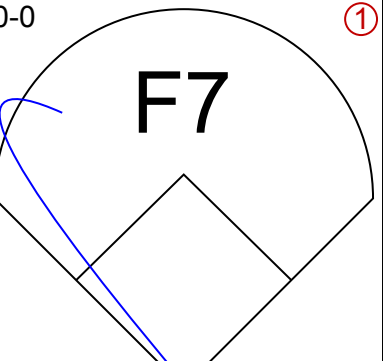
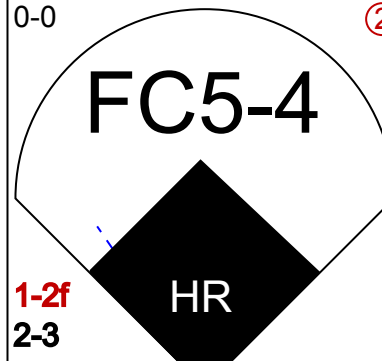
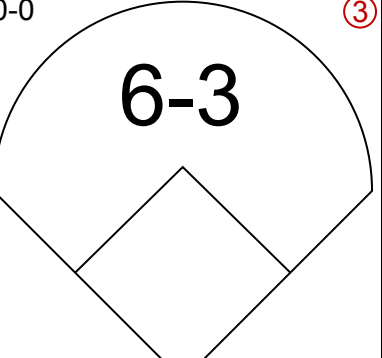
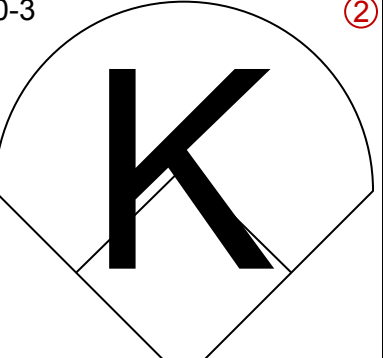
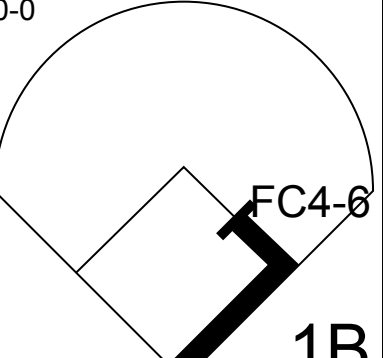
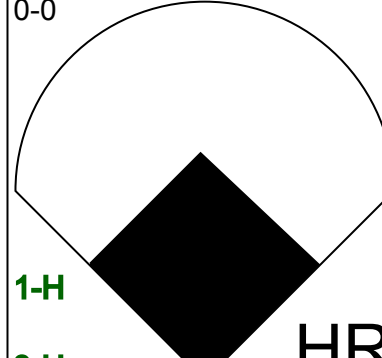
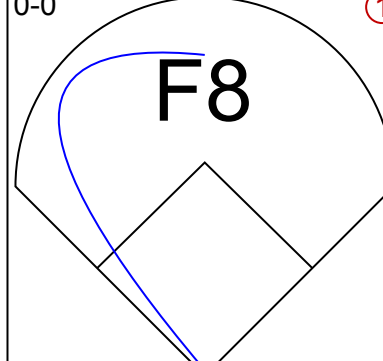
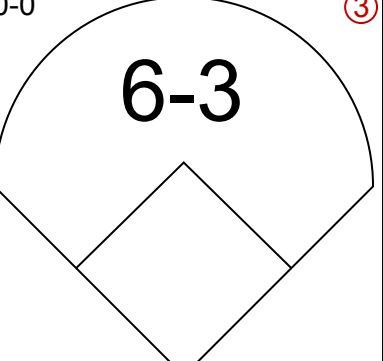
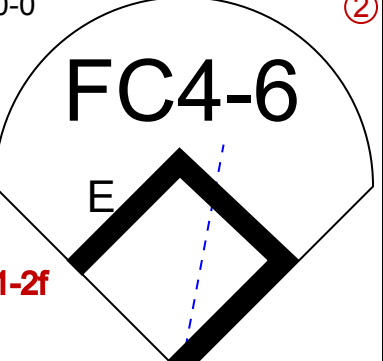
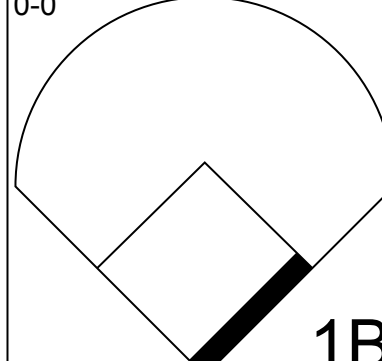
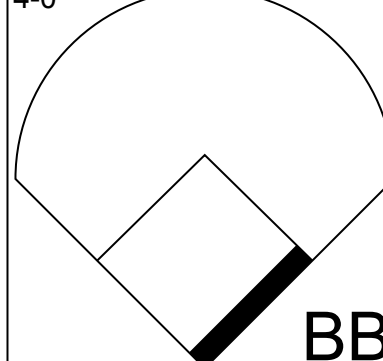
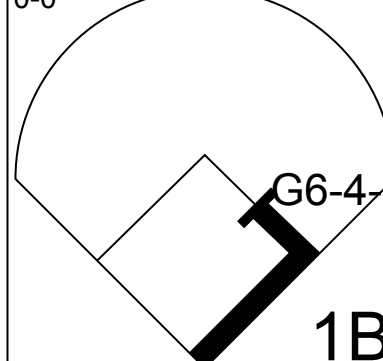
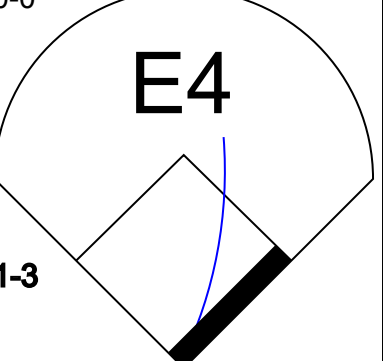
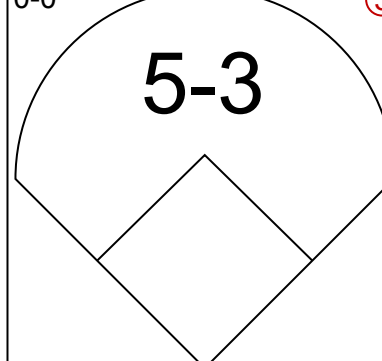

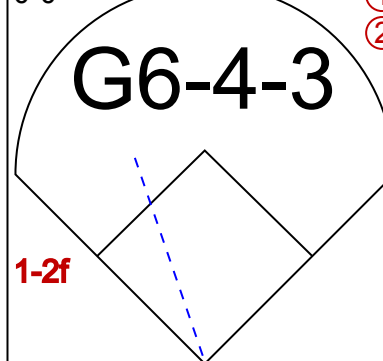
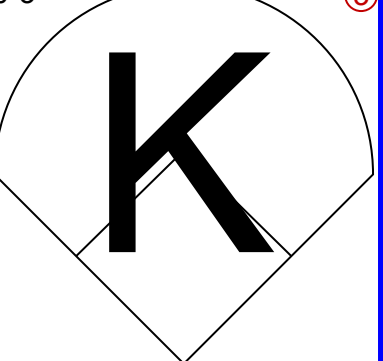
AB	30
R	3
H	6
RBI	3
BB	4
SO	2
LOB	13

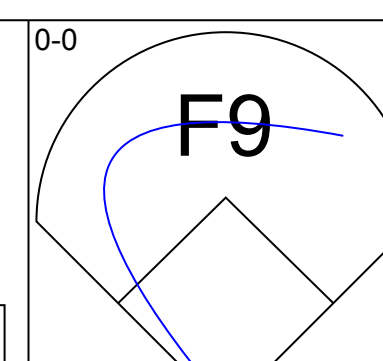
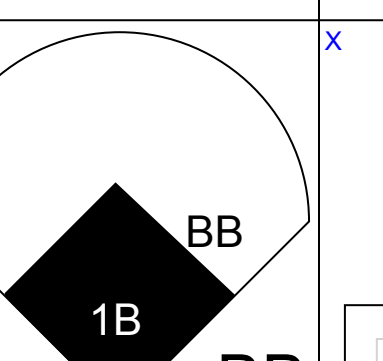
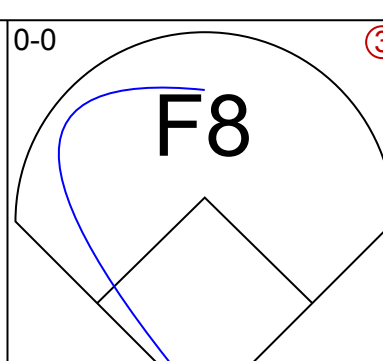
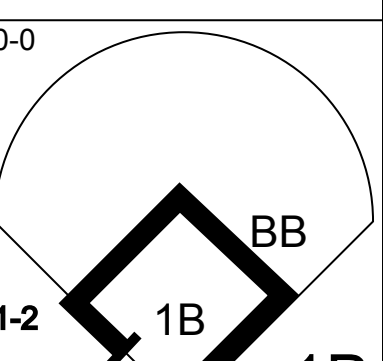
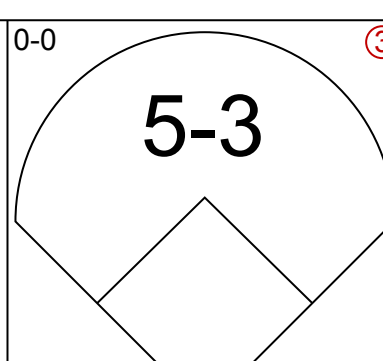
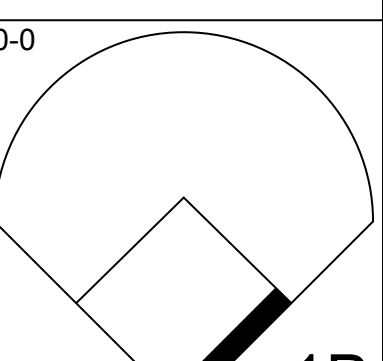

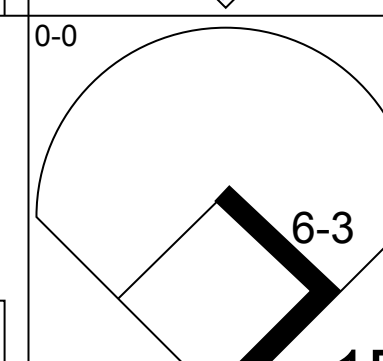
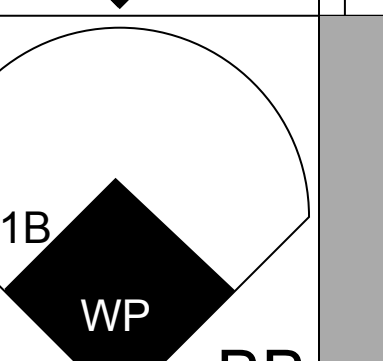
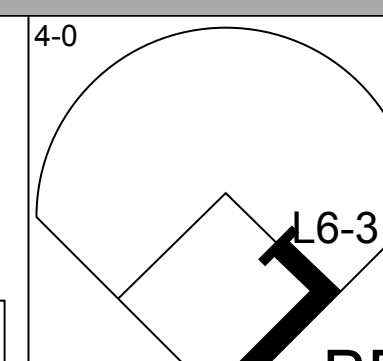
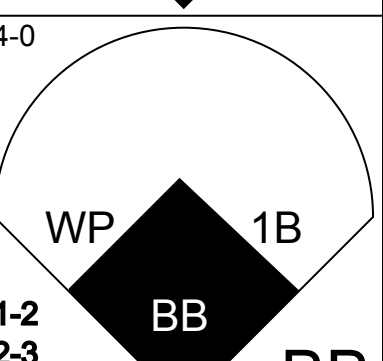
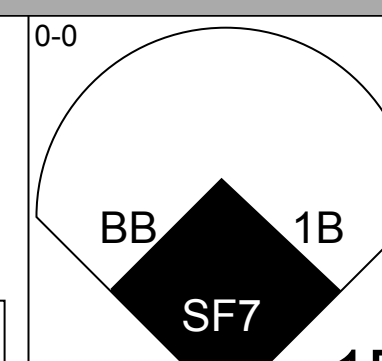
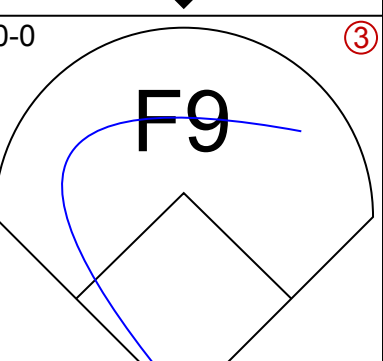
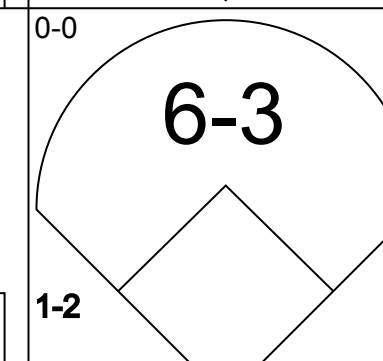
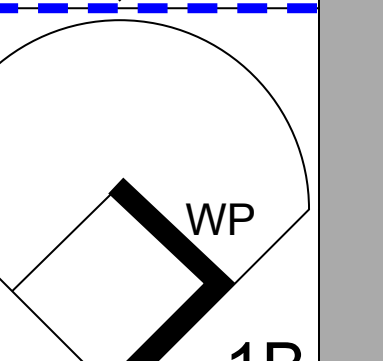
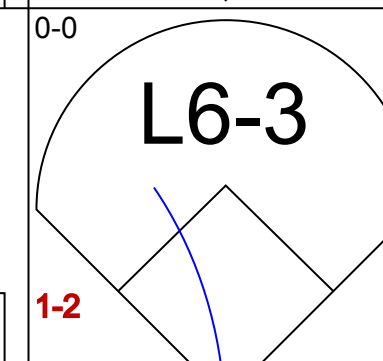
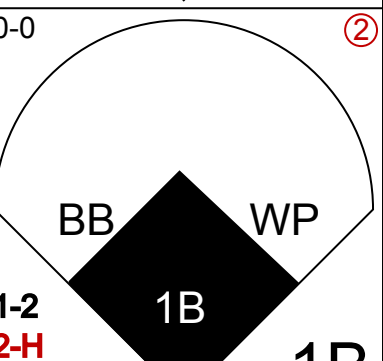
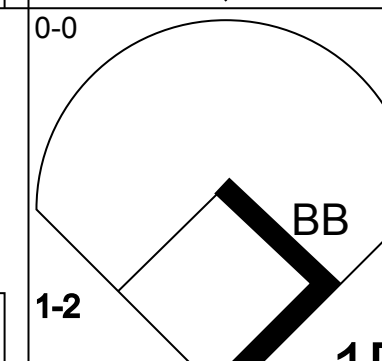
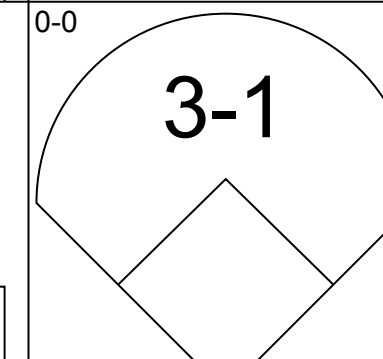
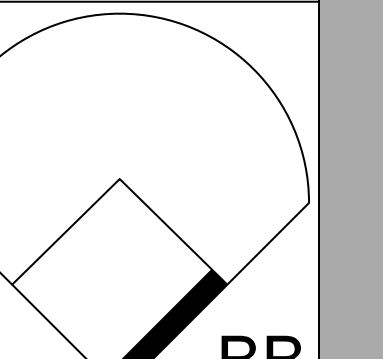
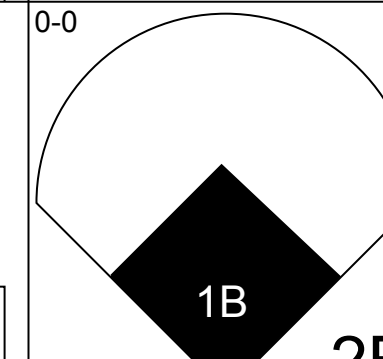
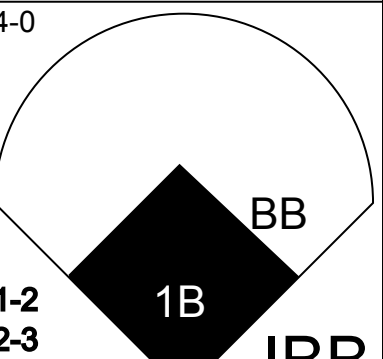
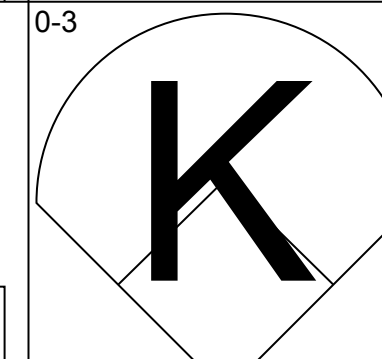
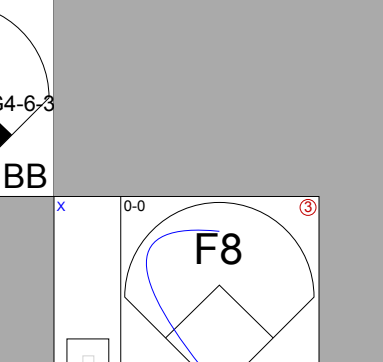
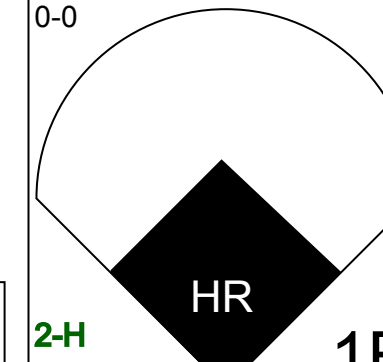
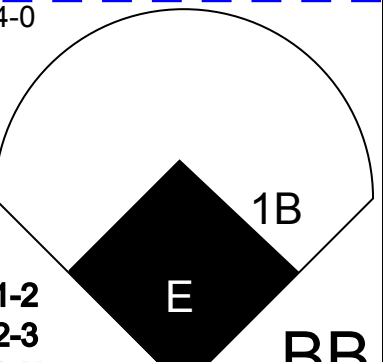
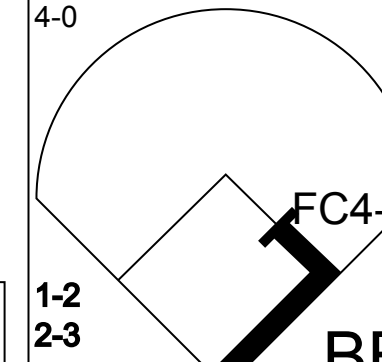
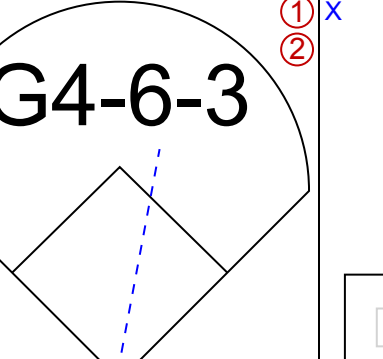
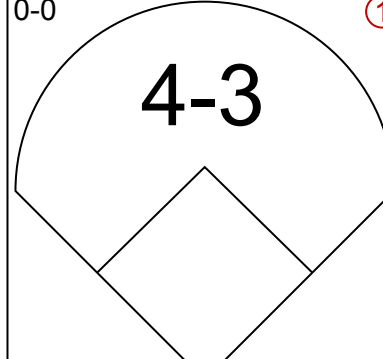
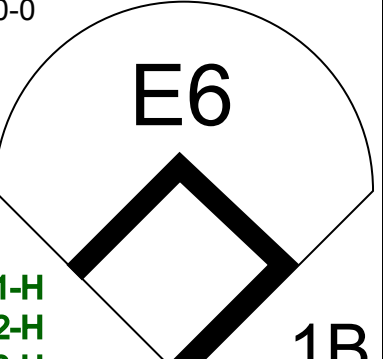


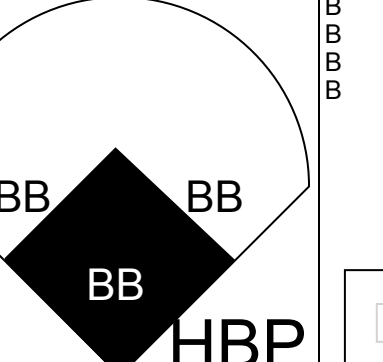
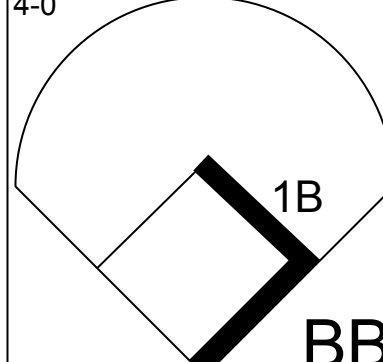
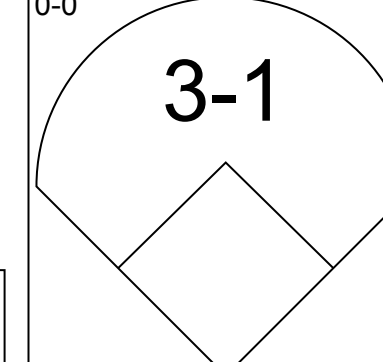
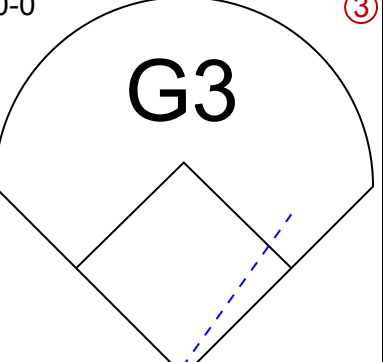
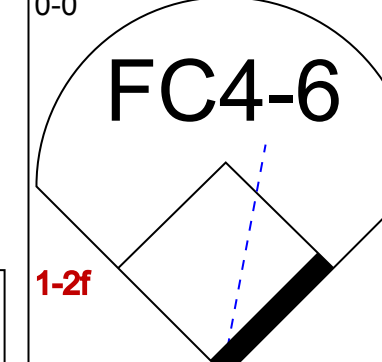
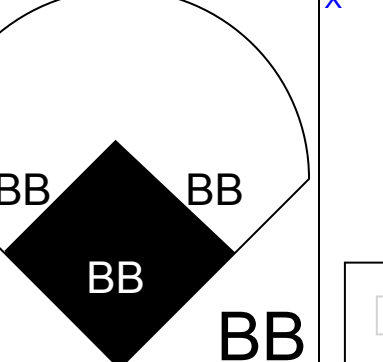
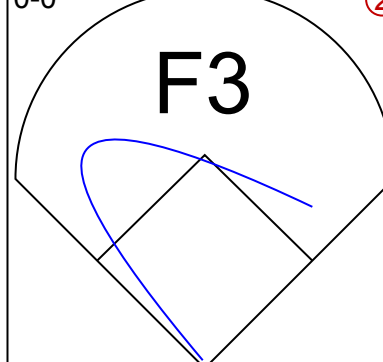
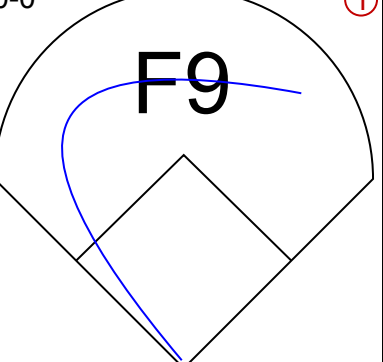
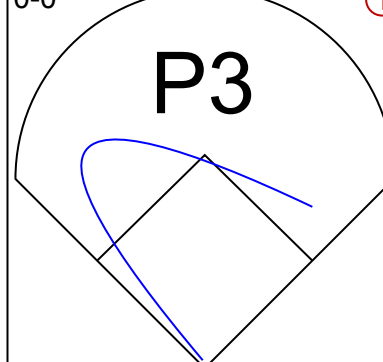
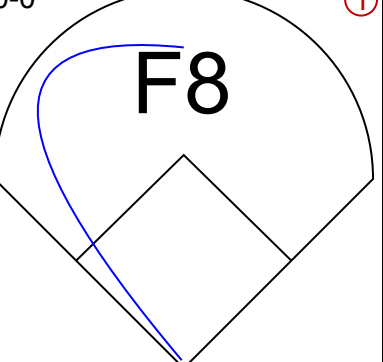
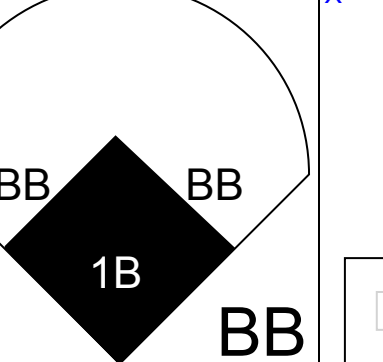
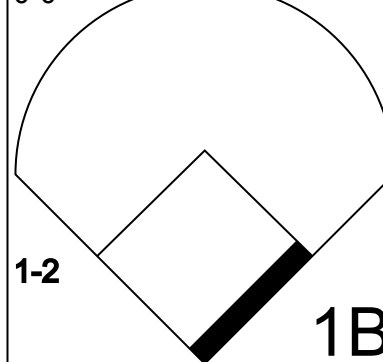
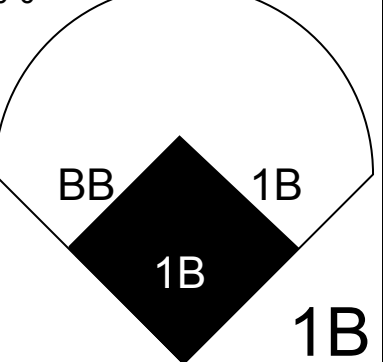
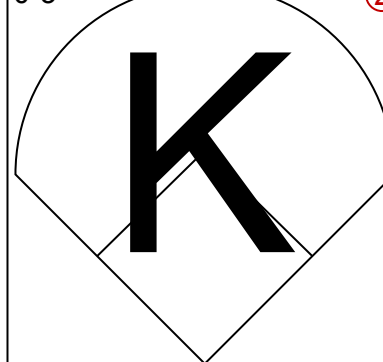
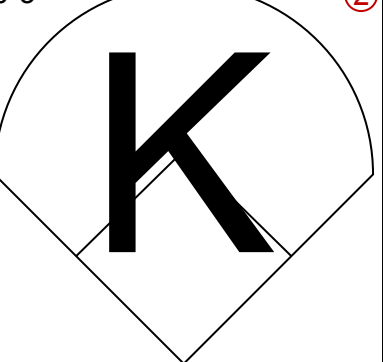








Batter	1	2	3	4	5	6	7	8	9	AB	R	H	RBI	BB	SO	LOB	TOP			
<b>Lou Brock, L</b> OBP: 0.154, SLG: 0.167 (1, 7)										4	1	1	0	0	2	1	<b>St. Louis Cardinals @ Pittsburgh Pirates</b> Three Rivers Stadium, Pittsburgh, PA Tue Apr 13 1976, 3:33 AM EST Att: 40,937 - Unknown  livebaseballscorecards.com  			
<b>Don Kessinger, S</b> OBP: 0.251, SLG: 0.182 (1, 6)										3	0	0	0	1	1	0				
<b>Bake McBride, L</b> OBP: 0.353, SLG: 0.353 (1, 8)										4	1	0	0	0	0	2				
<b>Ted Simmons, S</b> OBP: 0.313, SLG: 0.333 (1, 2)										4	0	1	1	0	1	0				
<b>Reggie Smith, S</b> OBP: 0.188, SLG: 0.200 (1, 9)										4	1	0	0	0	0	2				
<b>Hector Cruz, R</b> OBP: 0.375, SLG: 0.600 (1, 5)										4	1	2	3	0	1	0				
<b>Keith Hernandez, L</b> OBP: 0.250, SLG: 0.286 (1, 3)										4	0	1	0	0	0	1				
<b>Vic Harris, S</b> OBP: 0.545, SLG: 0.500 (1, 4)										3	0	1	0	1	0	2				
<b>Pete Falcone, L</b> (1, 1)										0	0	0	0	0	0	0				
<b>John Curtis, L</b> (2, 1)										1	0	0	0	0	1	1				
<b>Mike Proly, R</b> (5, 1)										0	0	0	0	0	0	0				
<b>Luis Melendez, R</b> (6, PH)										1	0	0	0	0	0	1				
<b>Eric Rasmussen, R</b> (8, 1)										0	0	0	0	0	0	0				
<b>Mike Anderson, R</b> (8, PH)										1	0	0	0	0	1	2				
<b>Danny Frisella, L</b> (8, 1)										0	0	0	0	0	0	0				
<b>Inning Stats</b>	R: 0 E: 0 K: 1 S: 5	H: 0 LOB: 0 BB: 0 P: 5	R: 0 E: 0 K: 0 S: 3	H: 0 LOB: 0 BB: 0 P: 3	R: 0 E: 0 K: 1 S: 5	H: 0 LOB: 1 BB: 1 P: 9	R: 0 E: 0 K: 1 S: 5	H: 0 LOB: 0 BB: 0 P: 5	R: 0 E: 0 K: 1 S: 5	H: 1 LOB: 0 BB: 0 P: 5	R: 0 E: 0 K: 1 S: 5	H: 0 LOB: 0 BB: 0 P: 5	R: 0 E: 1 K: 1 S: 7	H: 1 LOB: 2 BB: 0 P: 7	R: 4 E: 0 K: 0 S: 7	H: 4 LOB: 1 BB: 1 P: 11	1B: 5 2B: 0 3B: 0 HR: 1	SF: 0 SAC: 0 DP: 1 HBP: 0	WP: 1 PB: 0 SB: 0 CS: 0	PA: 35
<b>PITCHER</b> <b>Jerry Reuss, L</b> ERA: 4.0 (1, 1)	IP: 9.0 WLS: W BF: 35 H: 6 R: 4 ER: 4 SO: 7 BB: 2 IBB: 0 HBP: 0 BLK: 0 WP: 1 HR: 1 S: 47 P: 55 ERA: 4.00 WHIP: 0.889																			

Batter	1	2	3	4	5	6	7	8	9	AB	R	H	RBI	BB	SO	LOB	BOTTOM			
<b>Rennie Stennett, R</b> OBP: 0.375, SLG: 0.500 (1, 4)										5	1	2	1	1	0	2	<b>St. Louis Cardinals @ Pittsburgh Pirates</b> Three Rivers Stadium, Pittsburgh, PA Tue Apr 13 1976, 3:33 AM EST Att: 40,937 - Unknown  livebaseballscorecards.com  			
<b>Manny Sanguillen, R</b> OBP: 0.563, SLG: 0.462 (1, 2)										3	3	2	1	3	0	1				
<b>Al Oliver, L</b> OBP: 0.533, SLG: 0.462 (1, 8)										5	1	3	3	0	0	2				
<b>Willie Stargell, L</b> OBP: 0.533, SLG: 0.583 (1, 3)										3	2	1	0	2	1	3				
<b>Richie Zisk, R</b> OBP: 0.400, SLG: 0.333 (1, 7)										2	2	1	2	3	0	2				
<b>Dave Parker, L</b> OBP: 0.357, SLG: 0.545 (1, 9)										4	1	2	5	0	0	1				
<b>Richie Hebner, L</b> OBP: 0.357, SLG: 0.333 (1, 5)										3	1	0	0	1	0	3				
<b>Frank Taveras, R</b> OBP: 0.250, SLG: 0.182 (1, 6)										4	1	0	0	1	0	1				
<b>Jerry Reuss, L</b> OBP: 0.600, SLG: 0.500 (1, 1)										4	2	2	0	1	2	0				
<b>Inning Stats</b>	R: 0 E: 0 K: 0 S: 4	H: 1 LOB: 1 BB: 0 P: 4	R: 5 E: 0 K: 0 S: 3	H: 1 LOB: 2 BB: 6 P: 28	R: 0 E: 0 K: 0 S: 4	H: 1 LOB: 2 BB: 1 P: 8	R: 3 E: 0 K: 0 S: 5	H: 3 LOB: 0 BB: 1 P: 9	R: 5 E: 1 K: 0 S: 6	H: 4 LOB: 1 BB: 3 P: 18	R: 0 E: 0 K: 1 S: 5	H: 0 LOB: 0 BB: 0 P: 5	R: 1 E: 0 K: 1 S: 7	H: 2 LOB: 2 BB: 1 P: 11	R: 0 E: 0 K: 1 S: 6	H: 1 LOB: 1 BB: 0 P: 6		1B: 11 2B: 2 3B: 0 HR: 1	SF: 1 SAC: 0 DP: 2 HBP: 1	WP: 2 PB: 0 SB: 0 CS: 0
<b>PITCHER</b> <b>Pete Falcone, L</b> ERA: 27.0 (1, 1)	IP: 1.2 WLS: L BF: 11 H: 1 R: 5 ER: 5 SO: 0 BB: 5 IBB: 0 HBP: 1 BLK: 0 WP: 0 HR: 0 S: 5 P: 26 ERA: 27.00 WHIP: 3.600																			
<b>John Curtis, L</b> ERA: 14.4 (2, 1)	IP: 3.0 WLS: L BF: 20 H: 8 R: 7 ER: 7 SO: 0 BB: 4 IBB: 1 HBP: 0 BLK: 0 WP: 2 HR: 1 S: 15 P: 35 ERA: 21.00 WHIP: 4.000																			
<b>Mike Proly, R</b> ERA: 5.4 (5, 1)	IP: 0.1 WLS: L BF: 3 H: 1 R: 1 ER: 0 SO: 0 BB: 1 IBB: 0 HBP: 0 BLK: 0 WP: 0 HR: 0 S: 2 P: 6 ERA: 0.00 WHIP: 6.000																			
<b>Eric Rasmussen, R</b> ERA: 7.36 (6, 1)	IP: 2.0 WLS: L BF: 9 H: 2 R: 1 ER: 1 SO: 2 BB: 1 IBB: 0 HBP: 0 BLK: 0 WP: 0 HR: 0 S: 12 P: 16 ERA: 4.50 WHIP: 1.500																			
<b>Danny Frisella, R</b> ERA: 1.0 (8, 1)	IP: 1.0 WLS: L BF: 4 H: 1 R: 0 ER: 0 SO: 1 BB: 0 IBB: 0 HBP: 0 BLK: 0 WP: 0 HR: 0 S: 6 P: 6 ERA: 0.00 WHIP: 1.000																			



Batter	1	2	3	4	5	6	7	8	9	AB	R	H	RBI	BB	SO	LOB	TOP			
<b>Bake McBride, L</b> OBP: 0.364, SLG: 0.333 (1, 8)										4	1	1	0	1	0	0	<b>St. Louis Cardinals @ Pittsburgh Pirates</b> Three Rivers Stadium, Pittsburgh, PA Thu Apr 15 1976, 3:33 AM EST Att: 9,490 - Unknown			
<b>Don Kessinger, S</b> OBP: 0.167, SLG: 0.125 (1, 6)										5	0	0	0	0	0	2				
<b>Mike Anderson, R</b> OBP: 0.500, SLG: 0.667 (1, 7)										3	1	1	0	1	0	1				
<b>Ted Simmons, S</b> OBP: 0.250, SLG: 0.263 (1, 2)										4	0	0	0	0	0	5				
<b>Reggie Smith, S</b> OBP: 0.250, SLG: 0.389 (1, 9)										3	1	1	1	1	0	0				
<b>Hector Cruz, R</b> OBP: 0.350, SLG: 0.526 (1, 5)										4	0	1	2	0	1	0				
<b>Keith Hernandez, L</b> OBP: 0.350, SLG: 0.353 (1, 3)										3	0	2	0	1	0	0				
<b>Vic Harris, S</b> OBP: 0.400, SLG: 0.357 (1, 4)										4	0	0	0	0	1	5				
<b>Lynn McGlothen, L</b> OBP: 0.167, SLG: 0.167 (1, 1)										2	0	0	0	0	0	0				
<b>Luis Melendez, R</b> (6, PH)										1	0	0	0	0	0	1				
<b>Mike Wallace, L</b> (6, 1)										0	0	0	0	0	0	0				
<b>Al Hrabosky, R</b> (7, 1)										0	0	0	0	0	0	0				
<b>Lee Richard, R</b> OBP: 0.200, SLG: 0.200 (9, PH)										1	0	0	0	0	1	0				
<b>Inning Stats</b>	R: 2 E: 0 K: 0 S: 5	H: 2 LOB: 3 BB: 3 P: 17	R: 0 E: 1 K: 0 S: 5	H: 1 LOB: 2 BB: 0 P: 5	R: 0 E: 0 K: 0 S: 3	H: 0 LOB: 0 BB: 0 P: 3	R: 0 E: 0 K: 0 S: 3	H: 0 LOB: 0 BB: 0 P: 3	R: 0 E: 0 K: 1 S: 7	H: 2 LOB: 1 BB: 0 P: 7	R: 0 E: 0 K: 0 S: 3	H: 0 LOB: 1 BB: 1 P: 7	R: 0 E: 0 K: 1 S: 6	H: 1 LOB: 1 BB: 0 P: 6	R: 0 E: 0 K: 1 S: 5	H: 0 LOB: 0 BB: 0 P: 5	1B: 5 2B: 0 3B: 0 HR: 1	SF: 0 SAC: 0 DP: 0 HBP: 0	WP: 0 PB: 0 SB: 0 CS: 0	PA: 38
<b>PITCHER</b>	IP WLS BF H R ER SO BB IBB HBP BLK WP HR S P ERA WHIP																			
<b>Jim Rooker, L</b> ERA: 4.5 (1, 1)	6.0 W 27 5 3 3 1 3 0 0 0 0 1 26 38 4.50 1.333																			
<b>Ramon Hernandez, L</b> ERA: (7, 1)	3.0 S 11 1 0 0 2 1 0 0 1 0 0 14 18 0.00 0.667																			

AB 34  
R 3  
H 6  
RBI 3  
BB 4  
SO 3  
LOB 14



Batter	1	2	3	4	5	6	7	8	9	AB	R	H	RBI	BB	SO	LOB	BOTTOM	
<b>Rennie Stennett, R</b> OBP: 0.450, SLG: 0.611 (1, 4)										4	2	3	0	0	0	0	<b>St. Louis Cardinals @ Pittsburgh Pirates</b> Three Rivers Stadium, Pittsburgh, PA Thu Apr 15 1976, 3:33 AM EST Att: 9,490 - Unknown	
<b>Richie Hebner, L</b> OBP: 0.333, SLG: 0.267 (1, 5)										3	1	0	0	1	0	1		
<b>Al Oliver, L</b> OBP: 0.579, SLG: 0.706 (1, 8)										4	2	3	3	0	0	0		
<b>Willie Stargell, L</b> OBP: 0.526, SLG: 0.733 (1, 3)										3	2	1	1	1	0	1		
<b>Dave Parker, L</b> OBP: 0.333, SLG: 0.467 (1, 9)										4	1	1	2	0	0	0		
<b>Richie Ziek, R</b> OBP: 0.316, SLG: 0.250 (1, 7)										4	0	0	0	0	0	2		
<b>Manny Sanguillen, R</b> OBP: 0.500, SLG: 0.412 (1, 2)										4	1	1	1	0	0	0		
<b>Frank Taveras, R</b> OBP: 0.250, SLG: 0.200 (1, 6)										4	0	1	2	0	0	0		
<b>Jim Rooker, R</b> (1, 1)										2	0	0	0	0	1	1		
<b>Ramon Hernandez, S</b> (7, 1)										1	0	0	0	0	0	0		
<b>Inning Stats</b>	R: 5 E: 1 K: 1 S: 10	H: 5 LOB: 1 BB: 1 P: 14	R: 0 E: 0 K: 0 S: 3	H: 0 LOB: 0 BB: 0 P: 3	R: 0 E: 0 K: 0 S: 3	H: 0 LOB: 0 BB: 0 P: 3	R: 0 E: 0 K: 0 S: 4	H: 2 LOB: 1 BB: 0 P: 4	R: 0 E: 0 K: 0 S: 3	H: 0 LOB: 0 BB: 0 P: 3	R: 4 E: 0 K: 0 S: 6	H: 3 LOB: 0 BB: 1 P: 10	R: 0 E: 0 K: 0 S: 3	H: 0 LOB: 0 BB: 0 P: 3	1B: 7 2B: 1 3B: 0 HR: 2	SF: 0 SAC: 0 DP: 0 HBP: 0	WP: 0 PB: 0 SB: 0 CS: 0	PA: 35
<b>PITCHER</b>	IP WLS BF H R ER SO BB IBB HBP BLK WP HR S P ERA WHIP																	
<b>Lynn McGlothen, R</b> ERA: 2.57 (1, 1)	5.0 L 22 7 5 4 1 1 0 0 0 0 0 23 27 7.20 1.600																	
<b>Mike Wallace, L</b> ERA: 4.91 (6, 1)	1.2 7 1 2 2 0 1 0 0 0 0 0 6 10 10.80 1.200																	
<b>Al Hrabosky, L</b> ERA: 8.1 (7, 1)	1.1 6 2 2 2 0 0 0 0 0 0 0 2 6 13.50 1.500																	

AB 33  
R 9  
H 10  
RBI 9  
BB 2  
SO 1  
LOB 5









Batter	1	2	3	4	5	6	7	8	9	AB	R	H	RBI	BB	SO	LOB	TOP		
Larry Bittner, L (1.9) OBP: 0.167, SLG: 0.167	F9			F9			B2-3 2B 1B	F9		4	0	1	0	0	0	0	<b>Montreal Expos @ St. Louis Cardinals</b> Busch Stadium, St. Louis, MO Sun Apr 18 1976, 3:33 AM CST Att: 7,121 - Unknown  <b>AB 33</b> <b>R 1</b> <b>H 6</b> <b>RBI 1</b> <b>BB 0</b> <b>SO 4</b> <b>LOB 9</b>		
Jerry White, S (1.8) OBP: 0.429, SLG: 0.389	4-3			F9			B2-3 1-2	4-3		4	0	0	0	0	0	1			
Mike Jorgensen, L (1.3) OBP: 0.345, SLG: 0.577	K			3-1			E 2H 2B	HR		4	1	2	1	0	1	0			
Gary Carter, R (1.2) OBP: 0.276, SLG: 0.310		1-3			F3		E5 2-3	1B 1B		4	0	1	0	0	0	1			
Larry Parrish, R (1.5) OBP: 0.214, SLG: 0.185		F2			6-3		K	1-2 1B		4	0	1	0	0	1	2			
Jim Dwyer, L (1.7) OBP: 0.167, SLG: 0.333 Bombo Rivera, R (9, PH) OBP: 0.385, SLG: 0.455		F7			G3			1-3 FC6-4 1B		3	0	1	0	0	0	0			
Tim Foli, R (1.6) OBP: 0.208, SLG: 0.417 Barry Foote, R (8, PH)			K			5-3		F3		2	0	0	0	0	1	0			
Dale Murray, R (8.1)										1	0	0	0	0	0	1			
Pete Mackanin, R (1.4) OBP: 0.154, SLG: 0.160			F8			K		FC6-4 1-2		3	0	0	0	0	1	1			
Dan Warthen, S (1.1) Pepe Mangual, R (6, PH) OBP: 0.300, SLG: 0.250 Don Carrithers, R (6.1) Jose Morales, R (8, PH) Pepe Frias, R (8.6)				6-3			6-3	F7		1	0	0	0	0	0	0			
<b>Inning Stats</b>	R: 0 E: 0 K: 1 S: 5	H: 0 LOB: 0 BB: 0 P: 5	R: 0 E: 0 K: 0 S: 3	H: 0 LOB: 0 BB: 0 P: 3	R: 0 E: 0 K: 1 S: 5	H: 0 LOB: 0 BB: 0 P: 5	R: 0 E: 0 K: 0 S: 3	H: 0 LOB: 0 BB: 0 P: 3	R: 0 E: 0 K: 1 S: 5	H: 0 LOB: 0 BB: 0 P: 5	R: 0 E: 1 K: 1 S: 7	H: 2 LOB: 2 BB: 0 P: 7	R: 0 E: 0 K: 0 S: 4	H: 1 LOB: 1 BB: 0 P: 4	R: 1 E: 0 K: 0 S: 6	H: 3 LOB: 2 BB: 0 P: 6	1B: 4 2B: 1 3B: 0 HR: 1	SF: 0 SAC: 0 DP: 0 HBP: 0	WP: 0 PA: 33 PB: 0 SB: 0 CS: 0
<b>PITCHER</b>	IP WLS BF H R ER SO BB IBB HBP BLK WP HR S P ERA WHIP																		
John Denny, R (1.1) ERA: 2.13	8.2 W 32 6 1 1 4 0 0 0 0 0 1 40 40 1.04 0.692																		
Mike Wallace, L (9.1) ERA: 4.5	0.1 S 1 0 0 0 0 0 0 0 0 0 0 1 1 0.00 0.000																		


Batter	1	2	3	4	5	6	7	8	9	AB	R	H	RBI	BB	SO	LOB	BOTTOM		
Lou Brock, L (1.7) OBP: 0.227, SLG: 0.238 Luis Melendez, R (9.7)	F8		6-3		G4-6-3 1-2			FC5-4 FC6-4 1-2		4	0	0	0	0	0	3	<b>Montreal Expos @ St. Louis Cardinals</b> Busch Stadium, St. Louis, MO Sun Apr 18 1976, 3:33 AM CST Att: 7,121 - Unknown  <b>AB 26</b> <b>R 2</b> <b>H 4</b> <b>RBI 2</b> <b>BB 3</b> <b>SO 6</b> <b>LOB 10</b>		
Don Kessinger, S (1.6) OBP: 0.265, SLG: 0.182	F8			1B 1B		L6		FC6-4 1-2		4	1	1	0	0	1	1			
Bake McBride, L (1.8) OBP: 0.433, SLG: 0.393	K			1B FC5-4 1-2 1B		G3				3	1	1	0	0	1	0			
Ted Simmons, S (1.2) OBP: 0.321, SLG: 0.333		G5-4-3 BB		FC5-4 1-3 2H 1B		K				2	0	1	1	1	1	0			
Reggie Smith, S (1.9) OBP: 0.185, SLG: 0.280		G5-4-3 1-2		FC5-4 1-2 3H 1B			4-3			3	0	0	1	0	2	2			
Hector Cruz, R (1.5) OBP: 0.259, SLG: 0.385		5-3		F9			K			3	0	0	0	0	1	1			
Keith Hernandez, L (1.3) OBP: 0.333, SLG: 0.348			E S BB	K			4-3			2	0	0	0	1	1	1			
Vic Harris, S (1.4) OBP: 0.273, SLG: 0.238			5-3		K			F8		3	0	0	0	0	1	1			
John Denny, R (1.1) OBP: 0.500, SLG: 0.333 Mike Wallace, L (9.1)			K		G4-6-3 BB			FC5-4 1B		2	0	1	0	1	1	1			
<b>Inning Stats</b>	R: 0 E: 0 K: 1 S: 5	H: 0 LOB: 0 BB: 0 P: 5	R: 0 E: 0 K: 0 S: 2	H: 0 LOB: 0 BB: 1 P: 6	R: 0 E: 0 K: 1 S: 5	H: 0 LOB: 1 BB: 1 P: 9	R: 2 E: 0 K: 1 S: 8	H: 3 LOB: 1 BB: 0 P: 8	R: 0 E: 0 K: 1 S: 4	H: 0 LOB: 0 BB: 1 P: 8	R: 0 E: 0 K: 1 S: 5	H: 0 LOB: 0 BB: 0 P: 5	R: 0 E: 0 K: 1 S: 5	H: 0 LOB: 0 BB: 0 P: 5	R: 0 E: 0 K: 0 S: 4	H: 1 LOB: 1 BB: 0 P: 4		1B: 4 2B: 0 3B: 0 HR: 0	SF: 0 SAC: 0 DP: 2 HBP: 0
<b>PITCHER</b>	IP WLS BF H R ER SO BB IBB HBP BLK WP HR S P ERA WHIP																		
Dan Warthen, L (1.1) ERA: 5.14	5.0 L 19 3 2 2 4 3 0 0 0 0 0 0 24 36 3.60 1.200																		
Don Carrithers, R (6.1) ERA	2.0 6 0 0 0 2 0 0 0 0 0 0 0 10 10 0.00 0.000																		
Dale Murray, R (8.1) ERA: 2.25	1.0 4 1 0 0 0 0 0 0 0 0 0 0 4 4 0.00 1.000																		



Batter	1	2	3	4	5	6	7	8	9	10	11	12	13	14	15	16	17	AB	R	H	RBI	BB	SO	LOB	TOP				
<b>Bud Harrelson, S</b> OBP: 0.370, SLG: 0.359																		7	0	2	0	1	3	2					
<b>Felix Millan, R</b> OBP: 0.333, SLG: 0.450																			5	0	2	1	1	1	0				
<b>John Milner, R</b> OBP: 0.346, SLG: 0.708																			1	0	1	1	3	0	0				
<b>Bruce Bojstclair, L</b> OBP: 0.500, SLG: 0.500																			1	0	0	0	0	0	0				
<b>John Stearns, R</b> OBP: 0.091, SLG: 0.091																			3	0	0	0	0	0	3				
<b>Dave Kingman, R</b> OBP: 0.292, SLG: 0.756																			7	0	1	0	1	1	6				
<b>Joe Torre, R</b> OBP: 0.250, SLG: 0.250																			5	0	1	0	0	1	5				
<b>Mike Phillips, L</b> OBP: 0.284, SLG: 0.323																			0	0	0	0	0	0	0				
<b>Ed Kranepool, L</b> OBP: 0.284, SLG: 0.323																			3	0	1	0	0	1	0				
<b>Jerry Grote, R</b> OBP: 0.545, SLG: 0.484																			8	1	4	0	0	1	1				
<b>Del Unser, L</b> OBP: 0.333, SLG: 0.422																			8	2	1	1	0	1	4				
<b>Roy Stagner, R</b> OBP: 0.077, SLG: 0.077																			5	0	0	0	0	2	2				
<b>Wayne Garrett, L</b> OBP: 0.270, SLG: 0.306																			3	0	2	0	0	0	0				
<b>Tom Seaver, R</b> OBP: 0.315, SLG: 0.142																			3	1	1	0	0	2	0				
<b>Inning Stats</b>	R: 0 E: 0 K: 2 S: 7	H: 0 LOB: 2 BB: 2 P: 15	R: 3 E: 1 K: 1 S: 9	H: 3 LOB: 2 BB: 1 P: 13	R: 0 E: 0 K: 1 S: 6	H: 1 LOB: 1 BB: 0 P: 6	R: 0 E: 0 K: 2 S: 7	H: 0 LOB: 0 K: 1 S: 5	R: 0 E: 0 K: 2 S: 7	H: 0 LOB: 0 K: 1 S: 5	R: 0 E: 0 K: 3 S: 9	H: 0 LOB: 0 K: 3 S: 9	R: 0 E: 0 K: 0 S: 5	H: 2 LOB: 2 K: 0 S: 4	R: 0 E: 0 K: 0 S: 4	H: 1 LOB: 1 K: 0 S: 3	R: 0 E: 0 K: 1 S: 6	H: 1 LOB: 0 K: 0 S: 4	R: 0 E: 0 K: 0 S: 3	H: 1 LOB: 0 K: 0 S: 3	R: 0 E: 0 K: 0 S: 4	H: 1 LOB: 0 K: 0 S: 6	R: 0 E: 0 K: 1 S: 8	H: 3 LOB: 2 K: 1 S: 8	R: 1 E: 0 K: 1 S: 8	H: 3 LOB: 1 BB: 0 P: 8	1B: 17 2B: 0 3B: 0 HR: 1	SF: 1 SAC: 2 DP: 0 HBP: 0	WP: 1 PA: 73 SB: 0 CS: 0
<b>PITCHER</b>	IP: 5.0 WLS: 24 BF: 24 H: 4 R: 3 ER: 1 SO: 7 BB: 4 IBB: 0 HBP: 0 BLK: 0 WP: 1 HR: 0 S: 34 P: 50 ERA: 1.80 WHIP: 1.600	<b>PITCHER</b>	IP: 0.2 WLS: 5 BF: 5 H: 1 R: 0 ER: 0 SO: 1 BB: 0 IBB: 0 HBP: 0 BLK: 0 WP: 0 HR: 0 S: 1 P: 7 ERA: 13.50 WHIP: 4.500	<b>PITCHER</b>	IP: 0.1 WLS: 1 BF: 1 H: 0 R: 0 ER: 0 SO: 0 BB: 0 IBB: 0 HBP: 0 BLK: 0 WP: 0 HR: 0 S: 1 P: 1 ERA: 0.00 WHIP: 0.000																								

**New York Mets @ St. Louis Cardinals**  
 Busch Stadium, St. Louis, MO  
 Mon Apr 19 1976, 6:05 PM CST  
 Att. 4,859 - Unknown


AB: 64  
 R: 4  
 H: 18  
 RBI: 3  
 BB: 6  
 SO: 14  
 LOB: 24



Batter	1	2	3	4	5	6	7	8	9	10	11	12	13	14	15	16	17	AB	R	H	RBI	BB	SO	LOB	BOTTOM				
<b>Lou Brock, L</b> OBP: 0.280, SLG: 0.179																			7	0	0	0	1	1	3				
<b>Don Kessinger, S</b> OBP: 0.266, SLG: 0.233																			8	0	2	0	0	2	4				
<b>Bake McBride, L</b> OBP: 0.474, SLG: 0.500																			8	1	5	0	0	1	2				
<b>Ted Simmons, S</b> OBP: 0.306, SLG: 0.287																			6	1	0	0	2	0	3				
<b>Reggie Smith, S</b> OBP: 0.226, SLG: 0.290																			6	0	1	2	2	1	2				
<b>Keith Hernandez, L</b> OBP: 0.286, SLG: 0.287																			7	0	0	0	1	3	4				
<b>Hector Cruz, R</b> OBP: 0.206, SLG: 0.303																			7	0	0	0	0	1	7				
<b>Vic Harris, S</b> OBP: 0.310, SLG: 0.296																			6	1	2	0	1	2	3				
<b>Phil Feltus, L</b> OBP: 0.286, SLG: 0.287																			0	0	0	0	0	0	0				
<b>Inning Stats</b>	R: 2 E: 0 K: 3 S: 11	H: 2 LOB: 1 BB: 1 P: 15	R: 0 E: 0 K: 0 S: 3	H: 0 LOB: 1 BB: 1 P: 7	R: 0 E: 0 K: 1 S: 5	H: 0 LOB: 0 K: 1 S: 6	R: 0 E: 0 K: 1 S: 5	H: 2 LOB: 1 K: 0 S: 5	R: 0 E: 0 K: 1 S: 6	H: 1 LOB: 2 K: 1 S: 6	R: 0 E: 0 K: 0 S: 3	H: 0 LOB: 0 K: 0 S: 3	R: 0 E: 0 K: 0 S: 4	H: 0 LOB: 1 K: 0 S: 4	R: 0 E: 0 K: 0 S: 3	H: 1 LOB: 1 K: 0 S: 3	R: 0 E: 0 K: 0 S: 6	H: 1 LOB: 0 K: 0 S: 4	R: 0 E: 0 K: 0 S: 3	H: 1 LOB: 0 K: 0 S: 3	R: 0 E: 0 K: 1 S: 4	H: 0 LOB: 0 K: 1 S: 8	R: 0 E: 0 K: 1 S: 8	R: 0 E: 0 K: 1 S: 5	R: 0 E: 0 K: 1 S: 5	R: 0 E: 0 K: 1 S: 5	1B: 5 2B: 6 3B: 0 HR: 0	SF: 0 SAC: 2 DP: 1 HBP: 0	WP: 2 PA: 69 SB: 0 CS: 1
<b>PITCHER</b>	IP: 8.0 WLS: 34 BF: 34 H: 7 R: 3 ER: 3 SO: 8 BB: 2 IBB: 2 HBP: 0 BLK: 0 WP: 1 HR: 0 S: 47 P: 59 ERA: 3.38 WHIP: 1.125	<b>PITCHER</b>	IP: 0.0 WLS: 0 BF: 0 H: 0 R: 0 ER: 0 SO: 0 BB: 0 IBB: 0 HBP: 0 BLK: 0 WP: 0 HR: 0 S: 0 P: 0 ERA: 0.00 WHIP: 0.000	<b>PITCHER</b>	IP: 0.0 WLS: 0 BF: 0 H: 0 R: 0 ER: 0 SO: 0 BB: 0 IBB: 0 HBP: 0 BLK: 0 WP: 0 HR: 0 S: 0 P: 0 ERA: 0.00 WHIP: 0.000	<b>PITCHER</b>	IP: 0.0 WLS: 0 BF: 0 H: 0 R: 0 ER: 0 SO: 0 BB: 0 IBB: 0 HBP: 0 BLK: 0 WP: 0 HR: 0 S: 0 P: 0 ERA: 0.00 WHIP: 0.000																						

**New York Mets @ St. Louis Cardinals**  
 Busch Stadium, St. Louis, MO  
 Mon Apr 19 1976, 6:05 PM CST  
 Att. 4,859 - Unknown

AB: 60  
 R: 3  
 H: 11  
 RBI: 3  
 BB: 7  
 SO: 12  
 LOB: 28





Batter	1	2	3	4	5	6	7	8	9	AB	R	H	RBI	BB	SO	LOB	TOP			
Wayne Garrett, L (1.5) OBP: 0.302, SLG: 0.317										5	1	2	1	1	1	1	<b>New York Mets @ St. Louis Cardinals</b> Busch Stadium, St. Louis, MO Tue Apr 20 1976, 6:05 PM CST Att: 7,260 - Unknown			
Felix Milan, R (1.4) OBP: 0.415, SLG: 0.522										6	2	3	2	0	0	5				
John Milner, L (1.7) OBP: 0.365, SLG: 0.778 Benny Ayala, R (6.9) OBP: 0.333, SLG: 0.250										2	1	1	2	2	0	0				
Ed Kranepool, L (1.3) OBP: 0.297, SLG: 0.353 Joe Torre, R (6. PH) OBP: 0.350, SLG: 0.389										3	1	1	0	0	0	2				
Dave Kingman, R (1.9) OBP: 0.275, SLG: 0.708 Bruce Boisclair, L (6.7) OBP: 0.250, SLG: 0.250										3	0	0	0	0	2	1				
Del Unser, L (1.8) OBP: 0.340, SLG: 0.469										4	1	1	2	0	0	0				
Jerry Grote, R (1.2) OBP: 0.579, SLG: 0.500										4	1	3	0	1	0	1				
Mike Phillips, L (1.6) OBP: 0.286, SLG: 0.286										5	0	2	0	0	0	3				
Jon Mattack, L (1.1)										4	1	0	0	0	1	4				
<b>Inning Stats</b>	R: 4 E: 0 K: 1 S: 10	H: 5 LOB: 1 BB: 0 P: 10	R: 2 E: 1 K: 0 S: 4	H: 1 LOB: 0 BB: 1 P: 8	R: 0 E: 0 K: 1 S: 5	H: 0 LOB: 1 BB: 0 P: 6	R: 0 E: 0 K: 0 S: 3	H: 0 LOB: 2 BB: 1 P: 10	R: 0 E: 0 K: 1 S: 6	H: 1 LOB: 1 BB: 0 P: 4	R: 0 E: 0 K: 0 S: 4	H: 1 LOB: 2 BB: 1 P: 8	R: 1 E: 0 K: 0 S: 5	H: 2 LOB: 1 BB: 0 P: 5	R: 1 E: 0 K: 1 S: 8	H: 3 LOB: 2 BB: 0 P: 8		1B: 9 2B: 1 3B: 1 HR: 3	SF: 0 SAC: 0 DP: 1 HBP: 2	WP: 1 PB: 0 SB: 0 CS: 0
<b>PITCHER</b>	IP WLS BF H R ER SO BB IBB HBP BLK WP HR S P ERA WHIP																			
Lynn McClothen, R (1.1) ERA: 4.24	3.0 L 18 6 6 4 2 1 0 2 0 0 3 19 27 12.00 2.333																			
Danny Frisella, R (4.1) ERA:	2.0 8 1 0 0 0 1 0 0 0 0 0 7 11 0.00 1.000																			
Mike Wallace, L (6.1) ERA: 4.76	1.0 5 1 0 0 1 1 0 0 0 1 0 6 10 0.00 2.000																			
Mike Proly, R (7.1) ERA: 2.35	2.0 10 3 1 1 0 1 0 0 0 0 0 9 13 4.50 2.000																			
John Curtis, L (9.1) ERA: 9.0	1.0 6 3 1 1 1 0 0 0 0 0 0 8 8 9.00 3.000																			
Batter	1	2	3	4	5	6	7	8	9	AB	R	H	RBI	BB	SO	LOB	BOTTOM			
Bake McBride, L (1.8) OBP: 0.475, SLG: 0.500 Mike Wallace, L (6. PH) OBP: 0.350, SLG: 0.200 John Curtis, L (9.1)										2	0	1	0	0	1	0	<b>New York Mets @ St. Louis Cardinals</b> Busch Stadium, St. Louis, MO Tue Apr 20 1976, 6:05 PM CST Att: 7,260 - Unknown			
Don Kessinger, S (1.6) OBP: 0.265, SLG: 0.235										4	0	1	0	0	0	1				
Mike Anderson, R (1.7) OBP: 0.438, SLG: 0.571										3	0	1	0	1	0	1				
Ted Simmons, S (1.2) OBP: 0.282, SLG: 0.242 Ken Rudolph, R (9.2)										3	0	0	0	0	0	3				
Reggie Smith, S (1.9) OBP: 0.256, SLG: 0.324										3	0	1	0	1	1	0				
Hector Cruz, R (1.5) OBP: 0.211, SLG: 0.297										4	0	1	0	0	0	2				
Keith Hernandez, L (1.3) OBP: 0.256, SLG: 0.235										4	0	0	0	0	1	3				
Vic Harris, S (1.4) OBP: 0.344, SLG: 0.310										2	0	1	0	1	1	1				
Lynn McClothen, L (1.1) OBP: 0.143, SLG: 0.143 Danny Frisella, L (4.1) Luis Melendez, R (5. PH) OBP: 0.344, SLG: 0.310										1	0	0	0	0	1	0				
<b>Inning Stats</b>	R: 0 E: 0 K: 0 S: 4	H: 2 LOB: 1 BB: 0 P: 4	R: 0 E: 0 K: 1 S: 6	H: 1 LOB: 0 BB: 0 P: 6	R: 0 E: 0 K: 2 S: 7	H: 0 LOB: 0 BB: 0 P: 7	R: 0 E: 0 K: 0 S: 2	H: 0 LOB: 0 BB: 1 P: 6	R: 0 E: 0 K: 1 S: 6	H: 1 LOB: 1 BB: 0 P: 6	R: 0 E: 0 K: 1 S: 6	H: 1 LOB: 2 BB: 1 P: 10	R: 0 E: 0 K: 0 S: 3	H: 0 LOB: 0 BB: 0 P: 3	R: 0 E: 0 K: 0 S: 3	H: 0 LOB: 1 BB: 1 P: 7		1B: 4 2B: 2 3B: 0 HR: 0	SF: 0 SAC: 0 DP: 2 HBP: 0	WP: 0 PB: 0 SB: 0 CS: 0
<b>PITCHER</b>	IP WLS BF H R ER SO BB IBB HBP BLK WP HR S P ERA WHIP																			
Jon Mattack, L (1.1) ERA: 2.57	9.0 W 34 6 0 0 7 3 0 0 0 0 0 45 57 0.00 1.000																			



Batter	1	2	3	4	5	6	7	8	9	AB	R	H	RBI	BB	SO	LOB	TOP										
<b>Bruce Boiesclair, L</b> OBP: 0.444, SLG: 0.500 (1, 8)										4	2	2	0	1	2	3	<b>New York Mets @ St. Louis Cardinals</b> Busch Stadium, St. Louis, MO Wed Apr 21 1976, 3:33 AM CST Att: 7,213 - Unknown										
<b>Felix Milan, R</b> OBP: 0.414, SLG: 0.510 (1, 4)										5	0	2	1	0	0	1											
<b>Wayne Garrett, L</b> OBP: 0.292, SLG: 0.289 (1, 5)										4	0	0	1	1	1	5											
<b>Ed Kraneppol, L</b> OBP: 0.310, SLG: 0.359 (1, 3) (8, 7)										5	0	2	1	0	0	4											
<b>Dave Kingman, R</b> OBP: 0.268, SLG: 0.660 (1, 9)										5	0	1	0	0	1	6											
<b>Jerry Grote, R</b> OBP: 0.524, SLG: 0.444 (1, 2)											4	0	0	0	0	3											
<b>Benny Ayala, R</b> OBP: 0.231, SLG: 0.167 <b>Tom Hall, L</b> (8, 1)											4	0	0	0	0	1											
<b>Mike Phillips, L</b> OBP: 0.364, SLG: 0.364 (1, 6)											4	0	2	0	0	1											
<b>Mickey Lolich, S</b> OBP: 0.333, SLG: 0.333 <b>Skip Lockwood, R</b> OBP: 0.333, SLG: 0.333 <b>Joe Torre, R</b> OBP: 0.381, SLG: 0.421 (8, 3)										3	2	2	0	0	0	1											
<b>Inning Stats</b>	R: 0 E: 0 K: 1 S: 6	H: 1 LOB: 1 BB: 0 P: 6	R: 0 E: 0 K: 0 S: 4	H: 1 LOB: 1 BB: 0 P: 4	R: 2 E: 1 K: 0 S: 5	H: 3 LOB: 1 BB: 1 P: 9	R: 0 E: 0 K: 0 S: 3	H: 0 LOB: 0 BB: 0 P: 3	R: 2 E: 1 K: 0 S: 7	H: 3 LOB: 2 BB: 0 P: 7	R: 0 E: 0 K: 1 S: 6	H: 1 LOB: 1 BB: 0 P: 6	R: 0 E: 0 K: 0 S: 4	H: 1 LOB: 1 BB: 0 P: 4	R: 0 E: 0 K: 1 S: 7	H: 2 LOB: 2 BB: 0 P: 7		R: 0 E: 0 K: 1 S: 5	H: 0 LOB: 1 BB: 1 P: 9	1B: 11 2B: 1 3B: 0 HR: 0	SF: 0 SAC: 0 DP: 1 HBP: 0	WP: 0 PB: 0 SB: 1 CS: 0	PA: 41				
<b>PITCHER</b>	IP	WLS	BF	H	R	ER	SO	BB	IBB	HBP	BLK	WP	HR	S	P	ERA	WHIP										
<b>Bob Forsch, R</b> ERA: 3.94	4.0		20	8	4	3	1	1	0	0	0	0	0	21	25	6.75	2.250										
<b>Mike Wallace, L</b> ERA: 4.5	0.1		2	0	0	0	0	0	0	0	0	0	0	2	2	0.00	0.000										
<b>Danny Frisella, R</b> ERA: 4.5	0.2		2	0	0	0	0	0	0	0	0	0	0	2	2	0.00	0.000										
<b>Eric Rasmussen, R</b> ERA: 2.89	2.2	W	12	4	0	0	1	0	0	0	0	0	0	14	14	0.00	1.500										
<b>Al Hrabosky, L</b> ERA: 3.12	1.1	S	5	0	0	0	2	1	0	0	0	0	0	8	12	0.00	0.750										
Batter	1	2	3	4	5	6	7	8	9	AB	R	H	RBI	BB	SO	LOB	BOTTOM										
<b>Luis Melendez, R</b> OBP: 0.091, SLG: 0.091 (1, 8)										5	0	1	0	0	0	1	<b>New York Mets @ St. Louis Cardinals</b> Busch Stadium, St. Louis, MO Wed Apr 21 1976, 3:33 AM CST Att: 7,213 - Unknown										
<b>Vic Harris, S</b> OBP: 0.378, SLG: 0.394 (7, 5)										4	2	2	0	1	1	2											
<b>Lou Brock, L</b> OBP: 0.176, SLG: 0.156 (1, 7)										4	0	0	0	0	0	3											
<b>Ted Simmons, S</b> OBP: 0.326, SLG: 0.324 (1, 2)											4	2	3	0	0	1											
<b>Reggie Smith, S</b> OBP: 0.302, SLG: 0.447 (1, 9)											4	1	3	3	0	1		0									
<b>Mike Anderson, R</b> OBP: 0.421, SLG: 0.588 <b>Lee Richard, R</b> OBP: 0.167, SLG: 0.167 (6, FR)											3	0	1	0	0	2		0									
<b>Hector Cruz, R</b> OBP: 0.200, SLG: 0.282 <b>Ron Fairly, L</b> OBP: 0.800, SLG: 0.800 (6, PH)											2	0	0	0	0	1		1									
<b>Don Kessinger, S</b> OBP: 0.286, SLG: 0.270 (1, 6)											3	0	1	1	1	0		1									
<b>Bob Forsch, R</b> <b>Mike Wallace, L</b> <b>Danny Frisella, L</b> <b>Willie Crawford, L</b> <b>Eric Rasmussen, R</b> <b>Al Hrabosky, R</b> (1, 1) (5, 1) (5, 1) (5, PH) (8, 1) (8, 1)										1	0	0	0	0	0	0		0									
<b>Inning Stats</b>	R: 0 E: 0 K: 1 S: 5	H: 0 LOB: 0 BB: 0 P: 5	R: 1 E: 0 K: 3 S: 11	H: 1 LOB: 1 BB: 0 P: 11	R: 0 E: 0 K: 0 S: 4	H: 1 LOB: 1 BB: 0 P: 4	R: 1 E: 1 K: 1 S: 6	H: 2 LOB: 0 BB: 0 P: 6	R: 0 E: 0 K: 1 S: 4	H: 0 LOB: 0 BB: 1 P: 8	R: 4 E: 0 K: 0 S: 8	H: 5 LOB: 1 BB: 0 P: 8	R: 1 E: 0 K: 1 S: 7	H: 2 LOB: 2 BB: 1 P: 11	R: 0 E: 0 K: 0 S: 4	H: 1 LOB: 2 BB: 1 P: 8		1B: 6 2B: 5 3B: 0 HR: 1	SF: 0 SAC: 0 DP: 1 HBP: 0	WP: 3 PB: 0 SB: 0 CS: 0	PA: 38						
<b>PITCHER</b>	IP	WLS	BF	H	R	ER	SO	BB	IBB	HBP	BLK	WP	HR	S	P	ERA	WHIP										
<b>Mickey Lolich, L</b> ERA: 5.14	5.2	L	24	7	5	4	6	1	0	0	0	0	0	10	14	13.50	3.750										
<b>Skip Lockwood, R</b> ERA: 3.09	1.1		9	4	2	2	1	1	0	0	0	0	0	4	8	0.00	2.000										
<b>Tom Hall, L</b> ERA: 2.7	1.0		5	1	0	0	0	1	0	0	0	0	0	4	8	0.00	2.000										



Batter	1	2	3	4	5	6	7	8	9	AB	R	H	RBI	BB	SO	LOB	TOP			
<b>Bake McBride, L</b> OBP: 0.432, SLG: 0.452 (1, 8)	3-1		F8			4-3			4-3	4	0	0	0	0	0	0				
<b>Vic Harris, S</b> OBP: 0.341, SLG: 0.351 (1, 4)	1-3		5-3			5-3			5-3	4	0	0	0	0	0	0				
<b>Lou Brock, L</b> OBP: 0.237, SLG: 0.222 (1, 7)	1B			1-3			FC5-4		E6	4	1	3	0	0	0	0				
<b>Ted Simmons, S</b> OBP: 0.319, SLG: 0.317 (1, 2)	F7			4-3			FC5-4		1B	4	0	1	1	0	0	2				
<b>Reggie Smith, S</b> OBP: 0.298, SLG: 0.415 (1, 9)		6-3		K			FC6-4		F8	3	0	0	0	1	1	2				
<b>Mike Anderson, R</b> OBP: 0.384, SLG: 0.500 (1, 3)		6-3			6-3		K			3	0	0	0	0	1	2				
<b>Hector Cruz, R</b> OBP: 0.186, SLG: 0.262 (1, 5)			K		K				K	3	0	0	0	0	3	1				
<b>Don Kessinger, S</b> OBP: 0.273, SLG: 0.256 (1, 6)										2	0	0	0	0	1	1				
<b>Mike Wallace, L</b> (6, 1)										0	0	0	0	0	0	0				
<b>Keith Hernandez, L</b> OBP: 0.275, SLG: 0.235 (8, PH)										0	0	0	0	1	0	0				
<b>Danny Frisella, L</b> (8, 1)										0	0	0	0	0	0	0				
<b>John Denny, R</b> OBP: 0.400, SLG: 0.250 (1, 1)										1	0	0	0	0	1	0				
<b>Mike Proly, R</b> (5, 1)										0	0	0	0	0	0	0				
<b>Lee Richard, R</b> OBP: 0.125, SLG: 0.125 (6, PH)										2	0	0	0	0	0	1				
<b>Inning Stats</b>	R: 0 E: 0 K: 0 S: 4	H: 1 LOB: 1 BB: 0 P: 4	R: 0 E: 0 K: 2 S: 7	H: 0 LOB: 1 BB: 1 P: 11	R: 0 E: 0 K: 1 S: 5	H: 0 LOB: 0 BB: 0 P: 5	R: 0 E: 0 K: 1 S: 5	H: 0 LOB: 0 BB: 0 P: 5	R: 0 E: 0 K: 1 S: 3	H: 0 LOB: 0 BB: 0 P: 3	R: 0 E: 0 K: 1 S: 6	H: 1 LOB: 1 BB: 0 P: 6	R: 0 E: 0 K: 1 S: 4	H: 0 LOB: 0 BB: 1 P: 8	R: 1 E: 1 K: 0 S: 5	H: 2 LOB: 1 BB: 1 P: 5	1B: 4 2B: 0 3B: 0 HR: 0	SF: 0 SAC: 0 DP: 1 HBP: 0	WP: 0 PB: 0 SB: 1 CS: 0	PA: 32
<b>PITCHER</b> <b>Randy Jones, L</b> ERA: 1.85 (1, 1)	IP: 9.0 WLS: W BF: 32 H: 4 R: 1 ER: 0 SO: 7 BB: 2 IBB: 0 HBP: 0 BLK: 0 WP: 0 HR: 0 S: 44 P: 52 ERA: 0.00 WHIP: 0.667															<b>PITCHER</b>				

St. Louis Cardinals @ San Diego Padres  
San Diego Stadium, San Diego, CA  
Fri Apr 23 1976, 9:05 PM EST  
Att: 21,796 - Unknown

AB 30  
R 1  
H 4  
RBI 1  
BB 2  
SO 7  
LOB 9



Batter	1	2	3	4	5	6	7	8	9	AB	R	H	RBI	BB	SO	LOB	BOTTOM			
<b>Johnny Grubb, L</b> OBP: 0.464, SLG: 0.419 (1, 7)	HBP		F9		1B	F8				2	1	0	0	1	0	1				
<b>Tito Fuentes, S</b> OBP: 0.295, SLG: 0.302 (1, 4)	F8		4-3		1B	5-3				4	2	2	0	0	0	1				
<b>Willie Davis, L</b> OBP: 0.319, SLG: 0.378 (1, 8)	F7		4-3		F5					4	0	0	0	0	1	5				
<b>Dave Winfield, R</b> OBP: 0.365, SLG: 0.476 (1, 9)	HBP				1B	F7				3	1	2	4	0	0	0				
<b>Doug Rader, R</b> OBP: 0.519, SLG: 0.545 (1, 5)	F7		1-6-3		1B	E5				4	0	1	0	0	0	3				
<b>Mike Ivie, R</b> OBP: 0.250, SLG: 0.276 (1, 3)		L5			F7	F7				4	0	1	1	0	0	1				
<b>Hector Torres, R</b> OBP: 0.333, SLG: 0.450 (1, 6)		6-3			5-3	F7				3	0	0	0	1	0	0				
<b>Fred Kendall, R</b> OBP: 0.233, SLG: 0.192 (1, 2)		6-3			F7	5-3				4	0	0	0	0	0	3				
<b>Randy Jones, R</b> (1, 1)			4-3		K	K			K	3	1	0	0	1	3	0				
<b>Inning Stats</b>	R: 0 E: 0 K: 0 S: 3	H: 0 LOB: 2 BB: 1 P: 8	R: 0 E: 0 K: 0 S: 3	H: 0 LOB: 0 BB: 0 P: 3	R: 2 E: 0 K: 0 S: 5	H: 2 LOB: 1 BB: 1 P: 9	R: 0 E: 0 K: 0 S: 3	H: 0 LOB: 0 BB: 0 P: 3	R: 3 E: 0 K: 1 S: 9	H: 4 LOB: 3 BB: 1 P: 14	R: 0 E: 0 K: 1 S: 5	H: 0 LOB: 0 BB: 0 P: 5	R: 0 E: 1 K: 1 S: 6	H: 0 LOB: 1 BB: 0 P: 6	R: 0 E: 0 K: 1 S: 5	H: 0 LOB: 0 BB: 0 P: 5	1B: 5 2B: 1 3B: 0 HR: 0	SF: 0 SAC: 0 DP: 0 HBP: 2	WP: 0 PB: 0 SB: 0 CS: 0	PA: 36
<b>PITCHER</b> <b>John Denny, R</b> ERA: 4.15 (1, 1)	IP: 4.2 WLS: L BF: 25 H: 6 R: 5 ER: 5 SO: 1 BB: 3 IBB: 0 HBP: 2 BLK: 0 WP: 0 HR: 0 S: 22 P: 36 ERA: 9.64 WHIP: 1.929															<b>PITCHER</b>				
<b>Mike Proly, R</b> ERA: 2.25 (5, 1)	0.1	1	0	0	0	0	0	0	0	0	0	1	1	0.00	0.000					
<b>Mike Wallace, L</b> ERA: 3.38 (6, 1)	2.0	7	0	0	2	0	0	0	0	0	11	11	0.00	0.000						
<b>Danny Frisella, R</b> ERA: (8, 1)	1.0	3	0	0	0	1	0	0	0	0	5	5	0.00	0.000						

St. Louis Cardinals @ San Diego Padres  
San Diego Stadium, San Diego, CA  
Fri Apr 23 1976, 9:05 PM EST  
Att: 21,796 - Unknown

AB 31  
R 5  
H 6  
RBI 5  
BB 3  
SO 4  
LOB 14





Batter	1	2	3	4	5	6	7	8	9	AB	R	H	RBI	BB	SO	LOB	TOP								
<b>Bake McBride, L</b> OBP: 0.429, SLG: 0.447 (1, 8)	0-0 4-3		0-0 4-3					0-3 K	0-0 1B	5	0	2	1	0	1	0	<b>St. Louis Cardinals @ San Diego Padres</b> San Diego Stadium, San Diego, CA Sat Apr 24, 1976, 10:05 PM EST Att: 50,569 - Unknown <a href="http://livebaseballscorecards.com">livebaseballscorecards.com</a>								
<b>Vic Harris, S</b> OBP: 0.326, SLG: 0.333 (1, 4) (9, 6)	0-3 K			0-0 F8			0-3 K	0-0 1B FC3-2	0-0 F9	5	0	1	0	0	2	3									
<b>Lou Brock, L</b> OBP: 0.282, SLG: 0.300 (1, 7)	0-0 3-1			0-0 SF7			0-3 K	0-0 FC3-2		4	1	2	0	0	1	1									
<b>Ted Simmons, S</b> OBP: 0.314, SLG: 0.302 (1, 2)		4-0 2B BB		0-0 SF7			0-0 F3	0-0 FC3-2		2	1	0	1	1	0	2									
<b>Reggie Smith, S</b> OBP: 0.294, SLG: 0.422 (1, 9)		0-0 CS 1-H 2B		0-3 K			0-3 K	0-0 F7		4	0	1	1	0	2	2									
<b>Hector Cruz, R</b> OBP: 0.213, SLG: 0.289 (1, 5)		0-3 K			0-0 F7		0-0 BB 2B		4-0 G3-6-3 BB	3	0	1	0	1	1	1									
<b>Keith Hernandez, L</b> OBP: 0.273, SLG: 0.216 (1, 3)		0-0 3-1			0-0 L4		4-0 BB BB		0-0 G3-6-3	3	0	0	0	1	0	1									
<b>Don Kessinger, S</b> OBP: 0.261, SLG: 0.244 (1, 6)			0-0 4-3						0-0 1B PB 1B	2	0	0	0	0	0	0									
<b>Mike Anderson, R</b> OBP: 0.391, SLG: 0.500 (7, PH)					0-0 F8				0-0 1B PB 1B	0	0	0	0	1	0	0									
<b>Lee Richard, R</b> OBP: 0.125, SLG: 0.125 (7, PH)									0-0 1B PB 1B	0	0	0	0	0	0	0									
<b>Willie Crawford, L</b> OBP: 0.286, SLG: 0.286 (9, PH)									0-0 1B 1B	1	1	1	0	0	0	0									
<b>Eric Rasmussen, R</b> (9, 1)									0-0 1B 1B	0	0	0	0	0	0	0									
<b>Pete Falcone, L</b> (7, PH)									0-0 1B 1B	2	0	0	0	0	0	1									
<b>Luis Melendez, R</b> OBP: 0.091, SLG: 0.091 (7, PH)									0-0 1B 1B	0	0	0	0	0	0	0									
<b>Ron Fairly, L</b> OBP: 0.200, SLG: 0.687 (7, 1)									0-0 1B 1B	0	0	0	0	0	0	0									
<b>Al Hrabosky, R</b> (7, 1)									0-0 1B 1B	0	0	0	0	0	0	0									
<b>Ken Rudolph, R</b> OBP: 0.320, SLG: 0.333 (9, PH)									0-0 1B 1B	1	0	1	0	0	0	0									
<b>Doug Clarye, R</b> (9, 4)									0-0 1B 1B	0	0	0	0	0	0	0									
<b>Inning Stats</b>	R: 0 E: 0 K: 1 S: 5	H: 0 LOB: 0 BB: 0 P: 5	R: 1 E: 0 K: 1 S: 5	H: 1 LOB: 0 BB: 1 P: 9	R: 0 E: 0 K: 0 S: 3	H: 0 LOB: 0 BB: 0 P: 3	R: 1 E: 0 K: 1 S: 6	H: 1 LOB: 0 BB: 0 P: 6	R: 0 E: 0 K: 0 S: 3	H: 0 LOB: 0 BB: 0 P: 3	R: 0 E: 0 K: 3 S: 10	H: 1 LOB: 1 BB: 0 P: 10	R: 0 E: 0 K: 2 S: 8	H: 1 LOB: 3 BB: 2 P: 16	R: 0 E: 0 K: 1 S: 7	H: 2 LOB: 2 BB: 0 P: 7	R: 1 E: 0 K: 0 S: 5	H: 3 LOB: 2 BB: 1 P: 9	1B: 6 2B: 2 3B: 1 HR: 0	SF: 1 SAC: 0 DP: 1 HBP: 0	WP: 0 PB: 1 SB: 0 CS: 1	PA: 38			
<b>PITCHER</b>	IP	WLS	BF	H	R	ER	SO	BB	IBB	HBP	BLK	WP	HR	S	P	ERA	WHIP								
<b>Brent Strom, L</b> ERA: 3.1 (1, 1)	6.2		26	4	2	2	7	3	0	0	0	0	0	37	49	2.70	1.050								
<b>Butch Metzger, R</b> ERA: (7, 1)	2.1	W	12	5	1	0	2	1	0	0	0	0	0	15	19	0.00	2.571								

Batter	1	2	3	4	5	6	7	8	9	AB	R	H	RBI	BB	SO	LOB	BOTTOM								
<b>Johnny Grubb, L</b> OBP: 0.459, SLG: 0.391 (1, 7)	0-3 K		0-3 K		0-0 G3				4-0 1B BB	3	0	0	0	1	2	0	<b>St. Louis Cardinals @ San Diego Padres</b> San Diego Stadium, San Diego, CA Sat Apr 24, 1976, 10:05 PM EST Att: 50,569 - Unknown <a href="http://livebaseballscorecards.com">livebaseballscorecards.com</a>								
<b>Tito Fuentes, S</b> OBP: 0.347, SLG: 0.375 (1, 4)	0-0 1B 4-3				0-0 WP 1B 2B				0-0 1B	5	2	4	1	0	0	1									
<b>Willie Davis, L</b> OBP: 0.333, SLG: 0.388 (1, 8)	0-0 4-3 1-3 1B		0-0 4-3		0-0 2-H 1B				0-0 1B	4	0	2	1	0	0	2									
<b>Dave Winfield, R</b> OBP: 0.357, SLG: 0.457 (1, 9)	0-0 4-3			0-0 2B 1B					0-0 F9	4	1	1	1	0	0	3									
<b>Doug Rader, R</b> OBP: 0.484, SLG: 0.538 (1, 5)	0-0 5-3			0-0 1-H 2B					0-0 P4	4	0	1	1	0	0	1									
<b>Mike Ivie, R</b> OBP: 0.222, SLG: 0.242 (1, 3)		0-0 F9		0-3 K					0-0 P4	4	0	0	0	0	1	1									
<b>Hector Torres, R</b> OBP: 0.327, SLG: 0.432 (1, 6)		0-0 F3		0-0 F8					0-0 F7	4	0	1	0	0	0	1									
<b>Fred Kendall, R</b> OBP: 0.242, SLG: 0.207 (1, 2)									4-0 SH5-4 1B BB	3	0	1	0	0	1	1									
<b>Gene Locklear, L</b> OBP: 0.500, SLG: 0.429 (9, PH)									0-0 SH5-4 1B BB	0	0	0	0	1	0	0									
<b>Enzo Hernandez, R</b> OBP: 0.500, SLG: 0.556 (9, PR)									0-0 SH5-4 1B BB	0	1	0	0	0	0	0									
<b>Brent Strom, R</b> (1, 1)									0-0 SH5-4	3	0	0	0	0	0	2									
<b>Butch Metzger, R</b> (7, 1)									0-0 SH5-4	0	0	0	0	0	0	0									
<b>Jerry Turner, L</b> OBP: 0.400, SLG: 0.250 (9, PH)									0-0 SH5-4	0	0	0	0	0	0	0									
<b>Inning Stats</b>	R: 1 E: 0 K: 1 S: 7	H: 2 LOB: 1 BB: 0 P: 7	R: 0 E: 0 K: 1 S: 5	H: 0 LOB: 0 BB: 0 P: 5	R: 0 E: 0 K: 1 S: 6	H: 1 LOB: 1 BB: 0 P: 6	R: 1 E: 0 K: 1 S: 7	H: 2 LOB: 1 BB: 0 P: 7	R: 1 E: 0 K: 0 S: 5	H: 2 LOB: 2 BB: 0 P: 5	R: 0 E: 0 K: 0 S: 3	H: 0 LOB: 1 BB: 0 P: 4	R: 0 E: 0 K: 0 S: 3	H: 0 LOB: 0 BB: 0 P: 3	R: 0 E: 0 K: 0 S: 2	H: 0 LOB: 2 BB: 2 P: 10	1B: 8 2B: 2 3B: 0 HR: 0	SF: 0 SAC: 1 DP: 0 HBP: 1	WP: 1 PB: 0 SB: 0 CS: 0	PA: 38					
<b>PITCHER</b>	IP	WLS	BF	H	R	ER	SO	BB	IBB	HBP	BLK	WP	HR	S	P	ERA	WHIP								
<b>Pete Falcone, L</b> ERA: 6.39 (1, 1)	6.0		27	9	3	3	4	0	0	0	0	0	0	35	35	4.50	1.500								
<b>Al Hrabosky, L</b> ERA: 2.53 (7, 1)	2.0		7	0	0	0	0	0	0	1	0	0	0	6	7	0.00	0.000								
<b>Eric Rasmussen, R</b> ERA: 3.72 (9, 1)	0.1	L	4	1	1	1	0	2	0	0	0	0	0	2	10	27.00	9.000								

AB 33  
R 3  
H 9  
RBI 3  
BB 4  
SO 9  
LOB 13



AB 34  
R 4  
H 10  
RBI 4  
BB 2  
SO 4  
LOB 12





Batter	1	2	3	4	5	6	7	8	9	AB	R	H	RBI	BB	SO	LOB	TOP		
<b>Bake McBride, L</b> OBP: 0.396, SLG: 0.412 (1, 8)	F8		B1-3		FC4-6			1-3		4	0	0	0	0	0	2			
<b>Vic Harris, S</b> OBP: 0.300, SLG: 0.304 (1, 4)	K		F9		F9			F9		4	0	0	0	0	1	2			
<b>Lou Brock, L</b> OBP: 0.239, SLG: 0.273 (1, 7)	K			F8		F7		5-3		4	0	0	0	0	1	0			
<b>Ted Simmons, S</b> OBP: 0.291, SLG: 0.277 (1, 2)		6-3		4-3		F8		F7		4	0	0	0	0	0	0			
<b>Reggie Smith, S</b> OBP: 0.309, SLG: 0.429 (1, 5)		E7 SF8		4-3		PO 1B		BLK 1B		4	1	2	0	0	0	0			
<b>Willie Crawford, L</b> OBP: 0.273, SLG: 0.600 (1, 9)	SF8				HR	PO	4-3	F8		3	1	1	2	0	0	1			
<b>Ron Fairly, L</b> OBP: 0.800, SLG: 0.571 (1, 3)					2B		F7			1	1	0	0	3	0	0			
<b>Don Kessinger, S</b> OBP: 0.280, SLG: 0.289 (1, 6)	K				SH 2B					4	0	2	1	0	2	3			
<b>John Curtis, L</b> (1, 1)			B5-3		SH FC4-6		P6			2	0	0	0	0	0	1			
<b>Inning Stats</b>	R: 0 E: 0 K: 2 S: 7	H: 0 LOB: 0 BB: 0 P: 7	R: 1 E: 1 K: 1 S: 6	H: 0 LOB: 1 BB: 1 P: 10	R: 0 E: 0 K: 0 S: 3	H: 0 LOB: 0 BB: 0 P: 3	R: 0 E: 0 K: 0 S: 3	H: 0 LOB: 0 BB: 0 P: 3	R: 2 E: 0 K: 0 S: 5	H: 2 LOB: 1 BB: 1 P: 9	R: 0 E: 0 K: 0 S: 3	H: 1 LOB: 0 BB: 0 P: 3	R: 0 E: 0 K: 0 S: 4	H: 1 LOB: 1 BB: 0 P: 4	R: 0 E: 0 K: 1 S: 6	H: 0 LOB: 0 BB: 0 P: 10	1B: 3 2B: 1 3B: 0 HR: 1	SF: 1 SAC: 1 DP: 0 HBP: 0	WP: 0 PA: 36 PB: 0 SB: 0 CS: 1
<b>PITCHER</b>	IP	WLS	BF	H	R	ER	SO	BB	IBB	HBP	BLK	WP	HR	S	P	ERA	WHIP		
<b>Dan Spillner, R</b> ERA: 2.37 (1, 1)	4.0	L	18	2	3	2	3	2	0	0	0	0	1	22	30	4.50	1.000		
<b>Dave Tomlin, L</b> ERA: (5, 1)	1.0		2	0	0	0	0	0	0	0	0	0	0	2	2	0.00	0.000		
<b>Rich Folkers, L</b> ERA: (6, 1)	2.0		7	2	0	0	0	0	0	0	0	0	0	7	7	0.00	1.000		
<b>Alan Foster, R</b> ERA: 2.16 (8, 1)	2.0		8	1	0	0	1	0	1	0	1	0	0	9	13	0.00	0.500		

St. Louis Cardinals @ San Diego Padres  
San Diego Stadium, San Diego, CA  
Sun Apr 25 1976, 6:33 AM EDT  
Att: 15,256 - Unknown

AB 30  
R 3  
H 5  
RBI 3  
BB 3  
SO 4  
LOB 9



Batter	1	2	3	4	5	6	7	8	9	AB	R	H	RBI	BB	SO	LOB	BOTTOM		
<b>Johnny Grubb, L</b> OBP: 0.452, SLG: 0.383 (1, 7)	6-3				F8		F7			1	0	0	0	0	0	0			
<b>Merv Rettenmund, R</b> OBP: 0.385, SLG: 0.200 (2, 7)										3	0	1	0	0	0	1			
<b>Hector Torres, R</b> OBP: 0.302, SLG: 0.396 (1, 6)	1-3		G6-4-3 1B		FC5-4			5-3		4	0	0	0	0	0	3			
<b>Willie Davis, L</b> OBP: 0.309, SLG: 0.358 (1, 8)	E4			F9	F8			3-1		4	0	0	0	0	0	1			
<b>Dave Winfield, R</b> OBP: 0.333, SLG: 0.420 (1, 9)	4-3			6-3		4-3		5-3		4	0	0	0	0	0	1			
<b>Doug Rader, R</b> OBP: 0.514, SLG: 0.567 (1, 5)		L4-3 1B		1B 1B		FC5-4 1B		F9		4	0	3	0	0	0	0			
<b>Mike Ivie, R</b> OBP: 0.275, SLG: 0.378 (1, 3)		L4-3 1B		1B 1B		FC5-4		HR		4	1	3	1	0	0	1			
<b>Ted Kubiak, S</b> OBP: 0.458, SLG: 0.455 (1, 4)	L4-3			FC6-4 1B		5-3		6-3		4	0	1	0	0	0	3			
<b>Fred Kendall, R</b> OBP: 0.243, SLG: 0.212 (1, 2)			FC2-5 PB 1B	FC6-4		L7		K		4	0	1	0	0	1	3			
<b>Dan Spillner, R</b> (1, 1)										1	0	0	0	0	0	1			
<b>Dave Tomlin, L</b> (5, 1)										0	0	0	0	0	0	0			
<b>Jerry Turner, L</b> OBP: 0.400, SLG: 0.400 (5, 1)										1	0	1	0	0	0	0			
<b>Rich Folkers, L</b> (6, 1)										0	0	0	0	0	0	0			
<b>Gene Locklear, L</b> OBP: 0.444, SLG: 0.375 (7, 1)										1	0	0	0	0	0	0			
<b>Alan Foster, R</b> (8, 1)										0	0	0	0	0	0	0			
<b>Inning Stats</b>	R: 0 E: 1 K: 0 S: 4	H: 0 LOB: 1 BB: 0 P: 4	R: 0 E: 0 K: 0 S: 3	H: 2 LOB: 0 BB: 0 P: 3	R: 0 E: 0 K: 0 S: 4	H: 2 LOB: 1 BB: 0 P: 4	R: 0 E: 0 K: 0 S: 6	H: 3 LOB: 3 BB: 0 P: 6	R: 0 E: 1 K: 0 S: 4	H: 1 LOB: 1 BB: 0 P: 4	R: 0 E: 0 K: 0 S: 4	H: 1 LOB: 0 BB: 0 P: 4	R: 0 E: 0 K: 0 S: 3	H: 0 LOB: 0 BB: 0 P: 3	R: 0 E: 0 K: 1 S: 6	H: 0 LOB: 0 BB: 0 P: 6	1B: 9 2B: 1 3B: 0 HR: 1	SF: 0 SAC: 0 DP: 2 HBP: 0	WP: 0 PA: 35 PB: 1 SB: 0 CS: 0
<b>PITCHER</b>	IP	WLS	BF	H	R	ER	SO	BB	IBB	HBP	BLK	WP	HR	S	P	ERA	WHIP		
<b>John Curtis, L</b> ERA: 5.0 (1, 1)	9.0	W	35	10	1	1	1	0	0	0	0	0	1	37	37	1.00	1.111		

St. Louis Cardinals @ San Diego Padres  
San Diego Stadium, San Diego, CA  
Sun Apr 25 1976, 6:33 AM EDT  
Att: 15,256 - Unknown

AB 35  
R 1  
H 10  
RBI 1  
BB 0  
SO 1  
LOB 14





Batter	1	2	3	4	5	6	7	8	9	AB	R	H	RBI	BB	SO	LOB	TOP						
<b>Bake McBride, L</b> OBP: 0.424, SLG: 0.426 (1, 8)	4-0 SH1-3 2B BB	0-0 G3 BLK 1B				0-0 1B 1B	0-0 SF9			3	3	2	2	2	0	2							
<b>Vic Harris, S</b> OBP: 0.327, SLG: 0.320 (8, FR)	0-0 SH1-3	0-0 G3				0-0 G3				4	2	2	0	0	0	1							
<b>Lee Richard, R</b> OBP: 0.125, SLG: 0.125 (8, 4)	1-2	1-3 3-H				FC4-6 1B E				0	0	0	0	0	0	0							
<b>Lou Brock, L</b> OBP: 0.250, SLG: 0.300 (1, 7)	0-0 2-H	0-0 G3				0-0 FC4-6 1B	0-0 F8			6	1	2	2	0	0	6							
<b>Ted Simmons, S</b> OBP: 0.279, SLG: 0.264 (1, 2)	0-3 K		0-0 6-3			0-3 K				6	1	1	0	0	2	4							
<b>Reggie Smith, S</b> OBP: 0.279, SLG: 0.382 (1, 5)	0-0 4-3		0-0 1-3			0-0 FC4-6 1B				6	2	0	0	0	0	6							
<b>Willie Crawford, L</b> OBP: 0.294, SLG: 0.467 (1, 9)		0-0 L4	0-0 3-1			0-0 E3 1B				5	1	1	0	1	1	1							
<b>Ron Fairly, L</b> OBP: 0.733, SLG: 0.727 (1, 3)		0-0 FC1 E 1B				0-0 G5-4-3 1B				4	2	4	3	1	0	0							
<b>Don Kessinger, S</b> OBP: 0.309, SLG: 0.320 (1, 6)		0-0 E 1B				0-0 G5-4-3 1B				5	1	3	2	0	1	3							
<b>Bob Forsch, R</b> (1, 1)		0-0 FC1 1B BLK								0	0	0	0	0	0	0							
<b>Mike Wallace, L</b> (1, 1)										2	1	0	0	0	1	0							
<b>Keith Hernandez, L</b> (6, PH)										1	1	1	0	0	0	0							
<b>Eric Rasmussen, R</b> (6, 1)										0	0	0	0	0	0	0							
<b>Luis Melendez, R</b> (7, PH)										1	0	0	0	0	0	3							
<b>Al Hrabosky, R</b> (7, 1)										0	0	0	0	0	0	0							
<b>Inning Stats</b>	R: 1 E: 0 K: 1 S: 6	H: 1 LOB: 1 BB: 1 P: 10	R: 3 E: 1 K: 0 S: 7	H: 3 LOB: 1 BB: 0 P: 7	R: 0 E: 0 K: 0 S: 3	H: 0 LOB: 0 BB: 0 P: 3	R: 0 E: 0 K: 1 S: 5	H: 1 LOB: 0 BB: 0 P: 5	R: 3 E: 1 K: 2 S: 12	H: 4 LOB: 2 BB: 0 P: 12	R: 1 E: 0 K: 0 S: 4	H: 1 LOB: 0 BB: 0 P: 4	R: 1 E: 0 K: 0 S: 5	H: 3 LOB: 2 BB: 1 P: 9	R: 6 E: 2 K: 0 S: 8	H: 3 LOB: 3 BB: 2 P: 18	R: 0 E: 0 K: 1 S: 5	H: 0 LOB: 0 BB: 0 P: 5	1B: 14 2B: 1 3B: 1 HR: 0	SF: 1 SAC: 1 DP: 2 HBP: 2	WP: 0 PB: 0 SB: 0 CS: 0	PA: 51	
<b>PITCHER</b>	IP	WLS	BF	H	R	ER	SO	BB	IBB	HBP	BLK	WP	HR	S	P	ERA	WHIP					ERA	WHIP
<b>Jim Barr, R</b> ERA: 5.06	(1, 1)	4.2	25	9	7	3	3	1	0	0	1	0	0	30	34	5.79	2.143					0.00	0.000
<b>Dave Heaverlo, R</b> ERA: 3.24	(5, 1)	0.1	1	0	0	0	1	0	0	0	0	0	0	3	3	0.00	0.000						
<b>Greg Minton, R</b> ERA: 4.5	(6, 1)	1.1	L	7	3	2	2	0	0	0	0	0	0	7	7	13.50	2.250						
<b>Randy Moffitt, R</b> ERA: 3.0	(7, 1)	1.0		12	4	6	0	2	1	1	0	0	0	8	21	0.00	6.000						
<b>Charlie Williams, R</b> ERA: 2.7	(8, 1)	0.1		2	0	0	0	0	0	1	0	0	0	1	2	0.00	0.000						

St. Louis Cardinals @ San Francisco Giants  
Candlestick Park, San Francisco, CA  
Mon Apr 26 1976, 6:33 AM EDT  
Att: 2,343 - Unknown

AB 43  
R 15  
H 16  
RBI 9  
BB 4  
SO 5  
LOB 26



Batter	1	2	3	4	5	6	7	8	9	AB	R	H	RBI	BB	SO	LOB	BOTTOM						
<b>Von Joshua, L</b> OBP: 0.316, SLG: 0.349 (1, 8)			0-0 1-2 1B			0-3 K		0-3 K		5	1	3	0	0	2	1							
<b>Derrel Thomas, S</b> OBP: 0.355, SLG: 0.365 (1, 4)			0-3 K			4-0 CS BB				4	0	1	0	1	1	3							
<b>Bobby Murcer, L</b> OBP: 0.435, SLG: 0.429 (1, 9)	0-0 G4-6-3 1-2 3-H	0-0 2-3				0-0 P6 1-2				5	0	1	0	0	0	2							
<b>Gary Matthews, R</b> OBP: 0.386, SLG: 0.642 (1, 7)	4-0 1B BB	4-0 CS BB				0-0 4-3				3	1	1	0	2	0	0							
<b>Willie Montanez, L</b> OBP: 0.305, SLG: 0.283 (1, 3)	0-0 1B HR 1B	4-0 1-2 BB				0-0 G3				4	1	1	0	1	0	2							
<b>Chris Speier, R</b> OBP: 0.494, SLG: 0.340 (8, 1)	0-0 HR 1B	0-3 K				0-0 4-3 2B				4	1	2	1	0	1	1							
<b>Charlie Williams, R</b> (8, 1)										0	0	0	0	0	0	0							
<b>Gary Lavelle, S</b> (8, 1)										0	0	0	0	0	0	0							
<b>Marc Hill, R</b> (9, PH)	1-3 HR 1B									1	0	0	0	0	1	2							
<b>Ken Reitz, R</b> OBP: 0.382, SLG: 0.434 (1, 5)	0-0 HR 1B		4-0 FC3-6 BB			0-0 4-3				3	1	1	3	1	0	1							
<b>Dave Rader, L</b> OBP: 0.265, SLG: 0.333 (1, 2)	0-0 WP 1B 1B		0-0 F9			0-0 4-3				4	1	2	0	0	0	2							
<b>Jim Barr, R</b> OBP: 0.286, SLG: 0.167 (5, 1)	0-0 FC3-6 1B					0-0 F7				2	1	1	1	0	0	1							
<b>Steve Ontiveros, S</b> OBP: 0.271, SLG: 0.111 (5, PH)										0	0	0	0	0	0	1							
<b>Greg Minton, S</b> (6, 1)										0	0	0	0	0	0	0							
<b>Randy Moffitt, R</b> (7, 1)										0	0	0	0	0	0	0							
<b>Chris Arnold, R</b> OBP: 0.200, SLG: 0.200 (8, 6)	1-1 E 1B									1	0	0	0	0	1	1							
<b>Inning Stats</b>	R: 7 E: 1 K: 0 S: 10	H: 8 LOB: 1 BB: 1 P: 14	R: 0 E: 0 K: 1 S: 4	H: 0 LOB: 2 BB: 2 P: 12	R: 0 E: 0 K: 1 S: 6	H: 1 LOB: 2 BB: 1 P: 10	R: 0 E: 0 K: 0 S: 3	H: 0 LOB: 0 BB: 0 P: 3	R: 0 E: 0 K: 0 S: 4	H: 1 LOB: 1 BB: 0 P: 4	R: 0 E: 0 K: 1 S: 4	H: 0 LOB: 0 BB: 1 P: 8	R: 0 E: 0 K: 0 S: 3	H: 0 LOB: 0 BB: 0 P: 3	R: 0 E: 0 K: 2 S: 8	H: 1 LOB: 1 BB: 0 P: 8	R: 0 E: 0 K: 1 S: 7	H: 2 LOB: 2 BB: 0 P: 7	1B: 10 2B: 2 3B: 0 HR: 1	SF: 0 SAC: 0 DP: 1 HBP: 0	WP: 1 PB: 0 SB: 1 CS: 2	PA: 42	
<b>PITCHER</b>	IP	WLS	BF	H	R	ER	SO	BB	IBB	HBP	BLK	WP	HR	S	P	ERA	WHIP					ERA	WHIP
<b>Bob Forsch, R</b> ERA: 7.02	(1, 1)	4.1	W	18	3	0	2	3	0	0	0	0	0	19	31	0.00	1.385						
<b>Mike Wallace, L</b> ERA: 2.19	(1, 1)																						
<b>Eric Rasmussen, R</b> ERA: 3.38	(6, 1)	1.0		3	0	0	1	1	0	0	0	0	0	4	8	0.00	1.000						
<b>Al Hrabosky, L</b> ERA: 1.98	(7, 1)	3.0	S	12	3	0	3	0	0	0	0	0	0	18	18	0.00	1.000						

St. Louis Cardinals @ San Francisco Giants  
Candlestick Park, San Francisco, CA  
Mon Apr 26 1976, 6:33 AM EDT  
Att: 2,343 - Unknown

AB 37  
R 7  
H 13  
RBI 5  
BB 5  
SO 6  
LOB 17





Batter	1	2	3	4	5	6	7	8	9	AB	R	H	RBI	BB	SO	LOB	TOP										
Lee Richard, R (1.4) OBP: 0.154, SLG: 0.083	3-1	F8	F8			F8		F7		4	0	0	1	1	0	1	<b>St. Louis Cardinals @ San Francisco Giants</b> Candlestick Park, San Francisco, CA Tue Apr 27 1976, 10:05 PM EDT Att: 5,091 - Unknown										
Don Kessinger, S (1.6) OBP: 0.317, SLG: 0.333	F7	SF9		5-3		1B		1B	G3	4	1	2	1	0	0	0											
Bake McBride, L (1.8) OBP: 0.406, SLG: 0.397	K			4-3		4-3		G3	G3	4	0	0	0	1	1	2											
Reggie Smith, S (1.9) OBP: 0.288, SLG: 0.373				4-3				P6	P6	4	1	1	0	1	0	4											
Willie Crawford, L (1.7) OBP: 0.409, SLG: 0.579										4	2	3	1	1	0	0											
Keith Hernandez, L (1.3) OBP: 0.320, SLG: 0.326										5	2	3	1	0	0	3											
Hector Cruz, R (1.5) OBP: 0.196, SLG: 0.271										3	0	0	1	0	0	3											
Ken Rudolph, R (1.2) OBP: 0.429, SLG: 0.500										3	1	1	1	1	1	1											
Lynn McGlothen, L (1.1) OBP: 0.182, SLG: 0.100										3	0	0	0	1	0	1											
<b>Inning Stats</b>	R: 0 E: 0 K: 1 S: 5	H: 0 LOB: 0 BB: 0 P: 5	R: 4 E: 0 K: 0 S: 5	H: 2 LOB: 3 BB: 5 P: 25	R: 2 E: 1 K: 0 S: 6	H: 3 LOB: 1 BB: 0 P: 6	R: 0 E: 0 K: 0 S: 3	H: 0 LOB: 0 BB: 0 P: 3	R: 0 E: 0 K: 1 S: 6	H: 1 LOB: 1 BB: 0 P: 6	R: 0 E: 0 K: 0 S: 4	H: 1 LOB: 1 BB: 0 P: 4	R: 0 E: 0 K: 0 S: 3	H: 1 LOB: 0 BB: 7 P: 7	R: 0 E: 0 K: 0 S: 3	H: 0 LOB: 0 BB: 0 P: 3	R: 1 E: 0 K: 0 S: 5	H: 2 LOB: 1 BB: 0 P: 5	1B: 8 2B: 2 3B: 0 HR: 0	SF: 2 SAC: 0 DP: 1 HBP: 0	WP: 0 PB: 0 SB: 1 CS: 0	PA: 42					
<b>PITCHER</b>	IP	WLS	BF	H	R	ER	SO	BB	IBB	HBP	BLK	WP	HR	S	P	ERA	WHIP										
John D'Acquisto, R (1.1) ERA: 15.43	1.2	L	12	2	4	4	1	5	0	0	0	0	0	9	29	21.60	4.200										
Dave Heaverlo, R (2.1) ERA: 3.72	1.1		7	3	2	1	0	0	0	0	0	0	0	7	7	6.75	2.250										
Mike Caldwell, L (4.1) ERA: 6.0	2.0		7	1	0	0	1	0	0	0	0	0	0	9	9	0.00	0.500										
Charlie Williams, R (6.1) ERA: 1.69	2.0		8	2	0	0	0	1	0	0	0	0	0	7	11	0.00	1.500										
Greg Minton, R (8.1) ERA: 4.5	2.0		8	2	1	1	0	0	0	0	0	0	0	8	8	4.50	1.000										

Batter	1	2	3	4	5	6	7	8	9	AB	R	H	RBI	BB	SO	LOB	BOTTOM										
Von Joshua, L (1.8) OBP: 0.329, SLG: 0.388	1B		1-3			1B		F7		4	1	2	0	0	0	0	<b>St. Louis Cardinals @ San Francisco Giants</b> Candlestick Park, San Francisco, CA Tue Apr 27 1976, 10:05 PM EDT Att: 5,091 - Unknown										
Derrel Thomas, S (1.4) OBP: 0.379, SLG: 0.382	3B				1B			4-3		3	0	2	1	1	0	0											
Bobby Murcer, L (1.9) OBP: 0.424, SLG: 0.415	1B				BB			1B	G3-6-1	4	0	1	0	0	0	3											
Gary Matthews, R (1.7) OBP: 0.361, SLG: 0.596	6-3				1B			F8		4	0	0	0	0	0	2											
Willie Montanez, L (1.3) OBP: 0.302, SLG: 0.298					2B			4-3		4	0	1	0	0	0	0											
Chris Speier, R (1.6) OBP: 0.393, SLG: 0.333					K			1B		4	0	1	0	0	1	1											
Ken Reitz, R (1.5) OBP: 0.390, SLG: 0.439					1B			4-3		4	0	2	0	0	0	1											
Dave Rader, L (1.2) OBP: 0.263, SLG: 0.324					F7			G3		4	0	1	0	0	0	4											
John D'Acquisto, R (1.1) ERA: 15.43					G3			6-3		0	0	0	0	0	0	0											
Dave Heaverlo, R (2.1) ERA: 3.72										0	0	0	0	0	0	0											
Mike Caldwell, L (4.1) ERA: 6.0										0	0	0	0	0	0	0											
Charlie Williams, R (6.1) ERA: 1.69										0	0	0	0	0	0	0											
Greg Minton, R (8.1) ERA: 4.5										0	0	0	0	0	0	0											
<b>Inning Stats</b>	R: 1 E: 0 K: 0 S: 4	H: 2 LOB: 0 BB: 0 P: 4	R: 0 E: 0 K: 0 S: 4	H: 1 LOB: 1 BB: 0 P: 4	R: 0 E: 0 K: 1 S: 6	H: 1 LOB: 1 BB: 0 P: 6	R: 0 E: 0 K: 0 S: 4	H: 2 LOB: 2 BB: 0 P: 4	R: 0 E: 0 K: 0 S: 5	H: 2 LOB: 0 BB: 0 P: 5	R: 0 E: 0 K: 0 S: 3	H: 0 LOB: 0 BB: 0 P: 3	R: 0 E: 0 K: 0 S: 3	H: 0 LOB: 0 BB: 0 P: 3	R: 0 E: 0 K: 0 S: 4	H: 1 LOB: 1 BB: 0 P: 4	1B: 8 2B: 1 3B: 1 HR: 0	SF: 0 SAC: 0 DP: 1 HBP: 0	WP: 0 PB: 0 SB: 0 CS: 1	PA: 36							
<b>PITCHER</b>	IP	WLS	BF	H	R	ER	SO	BB	IBB	HBP	BLK	WP	HR	S	P	ERA	WHIP										
Lynn McGlothen, R (1.1) ERA: 3.12	9.0	W	36	10	1	1	1	1	0	0	0	0	0	37	41	1.00	1.222										

AB	34
R	7
H	10
RBI	6
BB	6
SO	2
LOB	15




AB	35
R	1
H	10
RBI	1
BB	1
SO	1
LOB	12










Batter	1	2	3	4	5	6	7	8	9	AB	R	H	RBI	BB	SO	LOB	TOP			
<b>Bake McBride, L</b> (1, 8) OBP: 0.400, SLG: 0.406	0-0 CS 1B			0-0 P5		0-0 F9		0-0 G3-6 1B		4	0	2	0	0	0	1	<b>St. Louis Cardinals @ Los Angeles Dodgers</b> Dodger Stadium, Los Angeles, CA Thu Apr 29 1976, 7:05 PM PDT Att: 19,627 - Unknown  <b>AB 29</b> <b>R 0</b> <b>H 5</b> <b>RBI 0</b> <b>BB 1</b> <b>SO 4</b> <b>LOB 11</b> 			
<b>Vic Harris, S</b> (1, 4) OBP: 0.303, SLG: 0.311	0-3 K			0-0 P6		0-0 B2-3		0-0 G3-6 1-2		4	0	0	0	0	1	3				
<b>Lou Brock, L</b> (1, 7) OBP: 0.270, SLG: 0.328	0-3 K2-3			0-0 P6			0-0 F8		0-0 5-3		4	0	0	0	0	1		0		
<b>Ted Simmons, S</b> (1, 2)		0-0 P6			0-0 FC3-6 1B		0-0 F3				3	0	1	0	0	0		0		
<b>Reggie Smith, S</b> (1, 5)		0-0 P4			0-0 FC3-6 BB 1-2		0-0 P4				3	0	0	0	0	0		1		
<b>Willie Crawford, L</b> (1, 9) OBP: 0.500, SLG: 0.607	0-0 F9			4-0 BB BB BB BB 1-2 G6-3 BB			0-0 6-3 4-3 1B				2	0	1	0	1	0		0		
<b>Keith Hernandez, L</b> (1, 3)			0-0 4-3		0-0 G6-3 1-2			0-0 4-3 1-2			3	0	0	0	0	0		3		
<b>Don Kessinger, S</b> (1, 6)			0-3 K		0-0 1B			0-0 6-3 2-3			3	0	1	0	0	1		1		
<b>Pete Falcone, L</b> (1, 1)			0-3 K		0-0 P5			0-0 F9			1	0	0	0	0	1		0		
<b>Hector Cruz, R</b> (6, PH) OBP: 0.189, SLG: 0.260 <b>Mike Proly, R</b> (6, PH) OBP: 0.847, SLG: 0.615 <b>Ron Fairly, L</b> (8, PH) OBP: 0.847, SLG: 0.615 <b>Danny Frisella, L</b> (8, 1)			0-3 K		0-0 P5			0-0 F9			1	0	0	0	0	0		1		
<b>Inning Stats</b>	R: 0 E: 0 K: 2 S: 7	H: 1 LOB: 0 BB: 0 P: 7	R: 0 E: 0 K: 0 S: 3	H: 0 LOB: 0 BB: 0 P: 3	R: 0 E: 0 K: 2 S: 7	H: 0 LOB: 0 BB: 0 P: 7	R: 0 E: 0 K: 0 S: 3	H: 0 LOB: 0 BB: 0 P: 3	R: 0 E: 0 K: 0 S: 4	H: 1 LOB: 1 BB: 0 P: 4	R: 0 E: 0 K: 0 S: 3	H: 0 LOB: 0 BB: 0 P: 3	R: 0 E: 0 K: 0 S: 4	H: 1 LOB: 1 BB: 0 P: 4	R: 0 E: 0 K: 0 S: 3	H: 1 LOB: 0 BB: 0 P: 3	1B: 5 2B: 0 3B: 0 HR: 0	SF: 0 SAC: 0 DP: 2 HBP: 0	WP: 0 PB: 0 SB: 0 CS: 1	PA: 30
<b>PITCHER</b> <b>Don Sutton, R</b> (1, 1) ERA: 3.89	IP: 9.0 WLS: W BF: 30 H: 5 R: 0 ER: 0 SO: 4 BB: 1 IBB: 0 HBP: 0 BLK: 0 WP: 0 HR: 0 S: 37 P: 41 ERA: 0.00 WHIP: 0.667															<b>PITCHER</b> <b>Don Sutton, R</b> (1, 1) ERA: 3.89	IP: 9.0 WLS: W BF: 30 H: 5 R: 0 ER: 0 SO: 4 BB: 1 IBB: 0 HBP: 0 BLK: 0 WP: 0 HR: 0 S: 37 P: 41 ERA: 0.00 WHIP: 0.667			

Batter	1	2	3	4	5	6	7	8	9	AB	R	H	RBI	BB	SO	LOB	BOTTOM			
<b>Glenn Burke, R</b> (1, 7) OBP: 0.600, SLG: 0.500	4-0 G4-3 BB		0-0 CS 1B		0-0 E8 BLK 1B 2-H		0-3 K			3	1	2	1	1	1	0	<b>St. Louis Cardinals @ Los Angeles Dodgers</b> Dodger Stadium, Los Angeles, CA Thu Apr 29 1976, 7:05 PM PDT Att: 19,627 - Unknown  <b>AB 26</b> <b>R 4</b> <b>H 7</b> <b>RBI 3</b> <b>BB 5</b> <b>SO 3</b> <b>LOB 12</b> 			
<b>Ted Sizemore, R</b> (1, 4) OBP: 0.247, SLG: 0.224	0-0 F8		0-0 F9 1-2		0-0 P6 2-3			0-0 P3		4	0	0	0	0	0	3				
<b>Dusty Baker Jr., R</b> (1, 8) OBP: 0.313, SLG: 0.362	0-0 G4-3 1-2			4-0 BB BB BB BB 1B E BB	0-0 1B 3-H			0-0 6-3		3	1	1	1	1	0	1				
<b>Steve Garvey, R</b> (1, 3) OBP: 0.313, SLG: 0.316		0-0 F7		0-3 K	0-0 F9			0-0 S 1B		4	0	1	0	0	1	2				
<b>Ron Cey, R</b> (1, 5) OBP: 0.438, SLG: 0.477		0-0 BB 1B		0-0 FC5-4 1B		0-0 5-3		0-0 F8 1-2		4	1	2	0	0	0	1				
<b>Joe Ferguson, R</b> (1, 9) OBP: 0.285, SLG: 0.283		4-0 BB 1B		0-0 FC5-4 1-2 2-H		4-0 G4-3 BB		0-0 G4-3		1	0	0	0	2	0	1				
<b>Steve Yeager, R</b> (1, 2) OBP: 0.341, SLG: 0.425		0-0 G4-6-3 1-2 2-H 1B		0-0 P3		0-0 G4-3 1-2				3	0	1	1	0	0	2				
<b>Rick Auerbach, R</b> (1, 6)		0-0 G4-6-3 1-2			4-0 SH2-4 E BB			0-0 L7		2	1	0	0	1	0	2				
<b>Don Sutton, R</b> (1, 1)			0-3 K		0-0 SH2-4 1-2			0-0 6-3		2	0	0	0	0	1	0				
<b>Inning Stats</b>	R: 0 E: 0 K: 0 S: 2	H: 0 LOB: 0 BB: 1 P: 6	R: 1 E: 0 K: 0 S: 4	H: 2 LOB: 1 BB: 1 P: 8	R: 0 E: 0 K: 1 S: 5	H: 1 LOB: 0 BB: 0 P: 5	R: 1 E: 1 K: 1 S: 6	H: 1 LOB: 1 BB: 1 P: 10	R: 2 E: 0 K: 0 S: 5	H: 2 LOB: 1 BB: 1 P: 9	R: 0 E: 0 K: 0 S: 2	H: 0 LOB: 0 BB: 1 P: 6	R: 0 E: 0 K: 1 S: 5	H: 0 LOB: 0 BB: 0 P: 5	R: 0 E: 0 K: 0 S: 4	H: 1 LOB: 1 BB: 0 P: 4		1B: 7 2B: 0 3B: 0 HR: 0	SF: 0 SAC: 1 DP: 3 HBP: 0	WP: 0 PB: 0 SB: 1 CS: 1
<b>PITCHER</b> <b>Pete Falcone, L</b> (1, 1) ERA: 5.6 <b>Mike Proly, R</b> (6, 1) ERA: 2.55 <b>Danny Frisella, R</b> (8, 1) ERA:	IP: 5.0 WLS: L BF: 22 H: 6 R: 4 ER: 2 SO: 2 BB: 4 IBB: 0 HBP: 0 BLK: 1 WP: 0 HR: 0 S: 22 P: 38 ERA: 3.60 WHIP: 2.000															<b>PITCHER</b> <b>Pete Falcone, L</b> (1, 1) ERA: 5.6 <b>Mike Proly, R</b> (6, 1) ERA: 2.55 <b>Danny Frisella, R</b> (8, 1) ERA:	IP: 5.0 WLS: L BF: 22 H: 6 R: 4 ER: 2 SO: 2 BB: 4 IBB: 0 HBP: 0 BLK: 1 WP: 0 HR: 0 S: 22 P: 38 ERA: 3.60 WHIP: 2.000			



Batter	1	2	3	4	5	6	7	8	9	AB	R	H	RBI	BB	SO	LOB	TOP					
<b>Bake McBride, L</b> OBP: 0.380, SLG: 0.384 (1, 8)										4	0	0	0	0	0	2						
<b>Vic Harris, S</b> OBP: 0.314, SLG: 0.313 (1, 4)										3	0	1	0	1	0	0						
<b>Lou Brock, L</b> OBP: 0.254, SLG: 0.308 (1, 7)										4	0	0	0	0	0	3						
<b>Ted Simmons, S</b> OBP: 0.267, SLG: 0.254 (1, 2)										4	0	1	0	0	0	0						
<b>Willie Crawford, L</b> OBP: 0.472, SLG: 0.563 (1, 9)										4	0	1	0	0	0	0						
<b>Ron Fairly, L</b> OBP: 0.571, SLG: 0.588 (1, 3)										4	1	1	0	0	0	2						
<b>Hector Cruz, R</b> OBP: 0.196, SLG: 0.264 (1, 5)										3	0	1	1	0	1	0						
<b>Don Kessinger, S</b> OBP: 0.288, SLG: 0.313 (1, 6)										3	0	1	0	0	0	1						
<b>John Curtis, L</b> (1, 1)										2	0	0	0	0	1	1						
<b>Mike Proly, R</b> (5, 1)										0	0	0	0	0	0	0						
<b>Danny Frisella, L</b> (7, 1)										0	0	0	0	0	0	0						
<b>Keith Hernandez, L</b> (8, PH) OBP: 0.281, SLG: 0.280										1	0	0	0	0	1	0						
<b>Mike Wallace, L</b> (8, 1)										0	0	0	0	0	0	0						
<b>Inning Stats</b>	R: 0 E: 0 K: 0 S: 3	H: 0 LOB: 0 BB: 0 P: 3	R: 1 E: 0 K: 0 S: 5	H: 2 LOB: 1 BB: 0 P: 5	R: 0 E: 0 K: 1 S: 6	H: 1 LOB: 1 BB: 0 P: 6	R: 0 E: 0 K: 0 S: 3	H: 0 LOB: 0 BB: 0 P: 3	R: 0 E: 0 K: 0 S: 4	H: 1 LOB: 1 BB: 0 P: 4	R: 0 E: 0 K: 0 S: 3	H: 0 LOB: 0 BB: 0 P: 3	R: 0 E: 0 K: 1 S: 5	H: 0 LOB: 0 BB: 0 P: 5	R: 0 E: 0 K: 1 S: 5	H: 0 LOB: 0 BB: 1 P: 5	R: 0 E: 0 K: 0 S: 4	H: 2 LOB: 2 BB: 1 P: 8	1B: 4 2B: 2 3B: 0 HR: 0	SF: 0 SAC: 0 DP: 2 HBP: 0	WP: 1 PB: 0 SB: 0 CS: 0	PA: 33
<b>PITCHER</b> <b>Rick Rhoden, R</b> ERA: 1.71 (1, 1)	IP: 9.0 WLS: W BF: 33 H: 6 R: 1 ER: 1 SO: 3 BB: 1 IBB: 0 HBP: 0 BLK: 0 WP: 1 HR: 0 S: 38 P: 42 ERA: 1.00 WHIP: 0.778																					

**St. Louis Cardinals @ Los Angeles Dodgers**  
Dodger Stadium, Los Angeles, CA  
Fri Apr 30 1976, 7:05 PM PDT  
Att: 38,316 - Unknown

AB 32  
R 1  
H 6  
RBI 1  
BB 1  
SO 3  
LOB 9

Batter	1	2	3	4	5	6	7	8	9	AB	R	H	RBI	BB	SO	LOB	BOTTOM			
<b>Glenn Burke, R</b> OBP: 0.500, SLG: 0.444 (1, 7)										5	2	2	0	0	1	2				
<b>Ted Sizemore, R</b> OBP: 0.274, SLG: 0.266 (1, 4)										3	0	3	1	0	0	0				
<b>Dusty Baker Jr., R</b> OBP: 0.309, SLG: 0.371 (1, 8)										4	0	1	1	0	1	3				
<b>Steve Garvey, R</b> OBP: 0.322, SLG: 0.338 (1, 3)										4	1	2	0	0	0	2				
<b>Ron Cey, R</b> OBP: 0.440, SLG: 0.471 (1, 5)										3	0	1	1	1	1	3				
<b>Joe Ferguson, R</b> OBP: 0.282, SLG: 0.281 (1, 9)										4	0	1	0	0	0	3				
<b>John Hale, L</b> OBP: 0.292, SLG: 0.225 (8, 9)										0	0	0	0	0	0	0				
<b>Steve Yeager, R</b> OBP: 0.333, SLG: 0.477 (1, 2)										4	2	1	1	0	0	1				
<b>Rick Auerbach, R</b> (1, 6)										4	0	0	0	0	0	2				
<b>Rick Rhoden, R</b> OBP: 0.143, SLG: 0.143 (1, 1)										4	0	1	0	0	0	0				
<b>Inning Stats</b>	R: 0 E: 0 K: 1 S: 7	H: 2 LOB: 2 BB: 0 P: 7	R: 1 E: 0 K: 0 S: 4	H: 1 LOB: 0 BB: 0 P: 4	R: 1 E: 0 K: 2 S: 9	H: 2 LOB: 1 BB: 0 P: 9	R: 0 E: 0 K: 0 S: 5	H: 2 LOB: 2 BB: 0 P: 5	R: 1 E: 0 K: 0 S: 5	H: 3 LOB: 1 BB: 0 P: 5	R: 0 E: 0 K: 0 S: 3	H: 0 LOB: 0 BB: 1 P: 3	R: 1 E: 0 K: 0 S: 5	H: 2 LOB: 2 BB: 1 P: 9	R: 1 E: 1 K: 0 S: 4	H: 0 LOB: 0 BB: 0 P: 4	1B: 8 2B: 3 3B: 0 HR: 1	SF: 0 SAC: 1 DP: 0 HBP: 0	WP: 0 PB: 0 SB: 1 CS: 1	PA: 37
<b>PITCHER</b> <b>John Curtis, L</b> ERA: 5.16 (1, 1)	IP: 4.2 WLS: L BF: 23 H: 10 R: 3 ER: 3 SO: 3 BB: 0 IBB: 0 HBP: 0 BLK: 0 WP: 0 HR: 1 S: 29 P: 29 ERA: 5.79 WHIP: 2.143																			
<b>Mike Proly, R</b> ERA: 2.63 (5, 1)	1.2	7	2	1	1	0	0	0	0	0	0	7	7	5.40	1.200					
<b>Danny Frisella, R</b> ERA: (7, 1)	0.2	3	0	0	0	0	0	1	0	0	0	2	6	0.00	0.000					
<b>Mike Wallace, L</b> ERA: 1.76 (8, 1)	1.0	4	0	1	0	0	0	0	0	0	0	4	4	0.00	0.000					

**St. Louis Cardinals @ Los Angeles Dodgers**  
Dodger Stadium, Los Angeles, CA  
Fri Apr 30 1976, 7:05 PM PDT  
Att: 38,316 - Unknown

AB 35  
R 5  
H 12  
RBI 4  
BB 1  
SO 3  
LOB 16




Batter	1	2	3	4	5	6	7	8	9	10	AB	R	H	RBI	BB	SO	LOB					
Luis Melendez, R OBP: 0.176, SLG: 0.176 Vic Harris, S OBP: 0.324, SLG: 0.338	F9		6-3		E 1B 1B		FC4-6			SH2-4 SF9 2B	4	0	1	0	0	0	1					
Don Kessinger, S OBP: 0.286, SLG: 0.310	F7		6-3		E 1B		F8			SH2-4	4	0	1	0	0	0	1					
Willie Crawford, L OBP: 0.415, SLG: 0.500	6-3		K		K			F2		SF9	4	0	0	1	0	2	2					
Ted Simmons, S OBP: 0.300, SLG: 0.319										G3	5	1	4	0	0	0	0					
Mike Anderson, R OBP: 0.407, SLG: 0.476 Ron Fairly, L OBP: 0.545, SLG: 0.556					F2		K				3	1	1	0	0	1	2					
Hector Cruz, R OBP: 0.203, SLG: 0.268 Bake McBride, L OBP: 0.375, SLG: 0.378					F8		4-3				3	0	1	1	0	0	2					
Ken Rudolph, R OBP: 0.364, SLG: 0.400 Lou Brock, L OBP: 0.250, SLG: 0.303					FC6-4		5-3			F7	3	0	0	1	0	0	3					
Lee Richard, R OBP: 0.105, SLG: 0.056					K					L1	4	0	0	0	0	1	2					
Bob Forsch, R Eric Rasmussen, R Keith Hernandez, L Al Hrabosky, R					5-3					K	2	0	0	0	0	0	2					
<b>Inning Stats</b>	R: 0 E: 0 K: 0 S: 3	H: 0 LOB: 0 BB: 0 P: 3	R: 2 E: 1 K: 0 S: 6	H: 3 LOB: 1 BB: 0 P: 6	R: 0 E: 0 K: 1 S: 5	H: 0 LOB: 0 BB: 0 P: 5	R: 0 E: 0 K: 0 S: 4	H: 1 LOB: 1 BB: 0 P: 4	R: 0 E: 1 K: 2 S: 9	H: 2 LOB: 2 BB: 0 P: 9	R: 0 E: 0 K: 1 S: 6	H: 0 LOB: 1 BB: 0 P: 6	R: 0 E: 0 K: 1 S: 6	H: 1 LOB: 1 BB: 1 P: 6	R: 0 E: 0 K: 1 S: 5	H: 0 LOB: 0 BB: 0 P: 5	R: 1 E: 0 K: 0 S: 4	H: 1 LOB: 0 BB: 0 P: 4	1B: 6 2B: 3 3B: 0 HR: 0	SF: 1 SAC: 1 DP: 1 HBP: 0	WP: 0 PA: 40	
<b>PITCHER</b>	IP 7.0	WLS 29	H 7	R 2	ER 2	SO 5	BB 0	IBB 0	HBP 0	BLK 0	WP 0	HR 0	S 39	P 39	ERA 2.57	WHIP 1.000						
Tommy John, L ERA: 2.08 Mike Marshall, R ERA: 3.33	IP 3.0	WLS 11	H 2	R 1	ER 1	SO 2	BB 0	IBB 0	HBP 0	BLK 0	WP 0	HR 0	S 15	P 15	ERA 3.00	WHIP 0.667						

**TOP**

**St. Louis Cardinals @ Los Angeles Dodgers**  
Dodger Stadium, Los Angeles, CA

Sat May 01 1976, 7:05 PM PDT  
Att: 42,324 - Unknown

AB 38  
R 3  
H 9  
RBI 3  
BB 0  
SO 7  
LOB 18




Batter	1	2	3	4	5	6	7	8	9	10	AB	R	H	RBI	BB	SO	LOB						
Henry Cruz, L OBP: 0.308, SLG: 0.348	E3	6-3			G3		F2			K	5	0	0	0	0	1	4						
Ted Sizemore, R OBP: 0.281, SLG: 0.265	F9				G6-4-3 1B		4-3			P3	4	1	1	0	1	0	2						
Dusty Baker Jr., R OBP: 0.301, SLG: 0.348	4-3				G6-4-3 1-2f					E6 2B	4	1	0	0	1	1	2						
Steve Garvey, R OBP: 0.337, SLG: 0.357	4-3				K					1B 2B	4	1	2	2	1	1	1						
Ron Cey, R OBP: 0.438, SLG: 0.456					5-3					1B IBB	4	0	1	0	1	0	3						
Ed Goodson, L OBP: 0.267, SLG: 0.083 Glenn Burke, R OBP: 0.500, SLG: 0.444 Manny Mota, R OBP: 0.400, SLG: 0.333					G4-6-3 1B		P4			FC5-4 FC6	4	0	0	0	0	1	4						
Steve Yeager, R OBP: 0.327, SLG: 0.447					G4-6-3 1-2f		K			FC6	0	0	0	0	0	0	0						
Rick Auerbach, R					F9		F8			1B	3	1	0	0	1	1	2						
Tommy John, R OBP: 0.250, SLG: 0.250 John Hale, L OBP: 0.306, SLG: 0.225 Mike Marshall, R					F9		F8			K	3	1	0	0	1	1	2						
<b>Inning Stats</b>	R: 0 E: 1 K: 0 S: 4	H: 0 LOB: 1 BB: 0 P: 4	R: 1 E: 0 K: 0 S: 4	H: 1 LOB: 2 BB: 2 P: 12	R: 0 E: 0 K: 1 S: 5	H: 1 LOB: 0 BB: 0 P: 5	R: 0 E: 0 K: 0 S: 3	H: 1 LOB: 0 BB: 0 P: 3	R: 0 E: 0 K: 0 S: 3	H: 0 LOB: 0 BB: 0 P: 3	R: 1 E: 0 K: 1 S: 6	H: 1 LOB: 2 BB: 1 P: 14	R: 0 E: 0 K: 0 S: 3	H: 0 LOB: 1 BB: 1 P: 7	R: 0 E: 0 K: 1 S: 5	H: 0 LOB: 1 BB: 1 P: 9	R: 0 E: 0 K: 2 S: 7	H: 0 LOB: 1 BB: 1 P: 11	R: 2 E: 1 K: 0 S: 4	H: 2 LOB: 2 BB: 1 P: 8	1B: 5 2B: 1 3B: 0 HR: 0	SF: 0 SAC: 0 DP: 2 HBP: 0	WP: 0 PA: 42
<b>PITCHER</b>	IP 5.0	WLS 22	H 4	R 2	ER 2	SO 1	BB 4	IBB 0	HBP 0	BLK 0	WP 0	HR 0	S 20	P 36	ERA 3.60	WHIP 1.600							
Bob Forsch, R ERA: 6.23 Eric Rasmussen, R ERA: 2.3 Al Hrabosky, L ERA: 2.12	IP 3.0	WLS 11	H 0	R 0	ER 0	SO 2	BB 2	IBB 0	HBP 0	BLK 0	WP 0	HR 0	S 13	P 21	ERA 0.00	WHIP 0.667							
	IP 1.1	WLS 9	H 2	R 2	ER 1	SO 2	BB 1	IBB 1	HBP 0	BLK 0	WP 0	HR 0	S 11	P 19	ERA 6.75	WHIP 2.250							

**BOTTOM**

**St. Louis Cardinals @ Los Angeles Dodgers**  
Dodger Stadium, Los Angeles, CA

Sat May 01 1976, 7:05 PM PDT  
Att: 42,324 - Unknown

AB 34  
R 4  
H 6  
RBI 4  
BB 8  
SO 5  
LOB 18





Batter	1	2	3	4	5	6	7	8	9	AB	R	H	RBI	BB	SO	LOB	TOP			
Lou Brock, L OBP: 0.310, SLG: 0.310 (1, 7)										5	1	2	0	0	0	5				
Vic Harris, S OBP: 0.307, SLG: 0.319 (1, 4)										4	0	0	0	0	2	5				
Bake McBride, L OBP: 0.369, SLG: 0.372 (1, 8)										4	0	1	0	0	0	1				
Ted Simmons, S OBP: 0.310, SLG: 0.329 (1, 2)										4	0	2	1	0	1	1				
Mike Anderson, R OBP: 0.387, SLG: 0.444 (1, 3)										4	0	1	0	0	1	1				
Willie Crawford, L OBP: 0.422, SLG: 0.487 (1, 9)										3	0	1	0	1	1	2				
Hector Cruz, R OBP: 0.190, SLG: 0.250 (1, 5)										4	0	0	0	0	1	2				
Lee Richard, R OBP: 0.136, SLG: 0.095 (9, PH)										3	0	1	0	0	0	1				
Luis Melendez, R OBP: 0.167, SLG: 0.167 (9, PH)										1	0	0	0	0	1	1				
Lynn McGlothen, L OBP: 0.231, SLG: 0.167 (7, 1)										2	0	1	0	0	0	0				
Al Hrabosky, R OBP: 0.167, SLG: 0.167 (8, 1)										0	0	0	0	0	0	0				
Danny Frisella, L OBP: 0.260, SLG: 0.319 (9, PH)										0	0	0	0	0	0	0				
Reggie Smith, S OBP: 0.260, SLG: 0.319 (9, PH)										0	0	0	0	1	0	0				
<b>Inning Stats</b>	R: 1 E: 0 K: 2 S: 10	H: 3 LOB: 2 BB: 0 P: 10	R: 0 E: 0 K: 0 S: 4	H: 1 LOB: 1 BB: 0 P: 4	R: 0 E: 0 K: 0 S: 4	H: 1 LOB: 1 BB: 0 P: 4	R: 0 E: 1 K: 0 S: 5	H: 1 LOB: 3 BB: 1 P: 9	R: 0 E: 0 K: 0 S: 3	H: 0 LOB: 0 BB: 0 P: 3	R: 0 E: 0 K: 1 S: 5	H: 1 LOB: 0 BB: 0 P: 5	R: 0 E: 0 K: 1 S: 5	H: 0 LOB: 0 BB: 0 P: 5	R: 0 E: 0 K: 2 S: 8	H: 1 LOB: 2 BB: 1 P: 12	1B: 9 2B: 0 3B: 0 HR: 0	SF: 0 SAC: 1 DP: 0 HBP: 0	WP: 0 PB: 0 SB: 1 CS: 2	PA: 37
<b>PITCHER</b> Doug Rau, L ERA: 2.02 (1, 1)	IP: 9.0 WLS: W BF: 37 H: 9 R: 1 ER: 1 SO: 7 BB: 2 IBB: 0 HBP: 0 BLK: 0 WP: 0 HR: 0 S: 49 P: 57 ERA: 1.00 WHIP: 1.222																			

St. Louis Cardinals @ Los Angeles Dodgers  
 Dodger Stadium, Los Angeles, CA  
 Sun May 02 1976, 3:33 AM PDT  
 Att: 33,235 - Unknown

AB	34
R	1
H	9
RBI	1
BB	2
SO	7
LOB	19



Batter	1	2	3	4	5	6	7	8	9	AB	R	H	RBI	BB	SO	LOB	BOTTOM			
Henry Cruz, L OBP: 0.276, SLG: 0.308 (1, 7)										3	0	0	0	0	0	0				
Manny Mota, R OBP: 0.364, SLG: 0.300 (7, PH)										1	0	0	0	0	0	3				
Glenn Burke, R OBP: 0.500, SLG: 0.444 (8, 7)										0	0	0	0	0	0	0				
Ted Sizemore, R OBP: 0.260, SLG: 0.276 (1, 4)										4	0	2	0	0	0	0				
Dusty Baker Jr., R OBP: 0.312, SLG: 0.357 (1, 8)										4	1	2	0	0	0	1				
Steve Garvey, R OBP: 0.344, SLG: 0.398 (1, 3)										4	2	2	1	0	0	2				
Ron Cey, R OBP: 0.430, SLG: 0.461 (1, 5)										4	0	1	1	0	3	1				
John Hale, L OBP: 0.308, SLG: 0.233 (1, 9)										3	0	1	0	0	1	1				
Steve Yeager, R OBP: 0.327, SLG: 0.440 (1, 2)										3	0	1	0	0	1	2				
Rick Auerbach, R (1, 6)										1	0	0	0	1	0	0				
Bill Buckner, L OBP: 0.296, SLG: 0.413 (7, PH)										1	0	1	1	0	0	0				
Bill Russell, R OBP: 0.342, SLG: 0.306 (8, 6)										0	0	0	0	0	0	0				
Doug Rau, L OBP: 0.417, SLG: 0.250 (1, 1)										2	0	0	0	1	1	1				
<b>Inning Stats</b>	R: 0 E: 0 K: 0 S: 4	H: 1 LOB: 1 BB: 0 P: 4	R: 0 E: 0 K: 1 S: 5	H: 0 LOB: 0 BB: 0 P: 5	R: 0 E: 0 K: 1 S: 5	H: 0 LOB: 0 BB: 0 P: 5	R: 1 E: 0 K: 1 S: 7	H: 3 LOB: 1 BB: 0 P: 7	R: 0 E: 0 K: 0 S: 2	H: 1 LOB: 0 BB: 1 P: 6	R: 0 E: 0 K: 0 S: 3	H: 0 LOB: 0 BB: 0 P: 3	R: 1 E: 0 K: 2 S: 10	H: 3 LOB: 3 BB: 1 P: 14	R: 1 E: 0 K: 1 S: 6	H: 2 LOB: 0 BB: 0 P: 6	1B: 8 2B: 1 3B: 0 HR: 1	SF: 0 SAC: 0 DP: 0 HBP: 0	WP: 0 PB: 0 SB: 1 CS: 2	PA: 32
<b>PITCHER</b> Lynn McGlothen, R ERA: 3.03 (7, 1)	IP: 0.1 WLS: L BF: 1 H: 0 R: 0 ER: 0 SO: 0 BB: 0 IBB: 0 HBP: 0 BLK: 0 WP: 0 HR: 0 S: 1 P: 1 ERA: 2.00 WHIP: 0.000																			
Al Hrabosky, L ERA: 2.05 (8, 1)	IP: 1.0 WLS: L BF: 4 H: 2 R: 1 ER: 1 SO: 1 BB: 0 IBB: 0 HBP: 0 BLK: 0 WP: 0 HR: 1 S: 6 P: 6 ERA: 9.00 WHIP: 2.000																			

St. Louis Cardinals @ Los Angeles Dodgers  
 Dodger Stadium, Los Angeles, CA  
 Sun May 02 1976, 3:33 AM PDT  
 Att: 33,235 - Unknown

AB	30
R	3
H	10
RBI	3
BB	2
SO	6
LOB	11









Batter	1	2	3	4	5	6	7	8	9	AB	R	H	RBI	BB	SO	LOB	TOP					
Lou Brock, L OBP: 0.277, SLG: 0.321 Luis Melendez, R OBP: 0.150, SLG: 0.150	0-0 1-3		0-0 5-3		0-0 G3		0-0 1B		0-0 F8	4	0	1	0	0	0	1						
Vic Harris, S OBP: 0.326, SLG: 0.338	0-0 1B FC3-6		0-0 P4		0-0 G3 1B FC		0-0 1B 1-2		0-0 1B 2-3	5	2	4	0	0	0	0						
Bake McBride, L OBP: 0.389, SLG: 0.420	0-0 1-3 FC3-6			0-3 K		0-0 FC G3 1B SF7		0-0 4-3		0-0 1B 1-2	5	1	3	1	0	1	2					
Ted Simmons, S OBP: 0.347, SLG: 0.393	0-0 FC3-6			4-0 FC6-4 BB		0-0 G3		4-0 CS 1B BB		0-3 K	3	0	0	1	2	1	5					
Willie Crawford, L OBP: 0.364, SLG: 0.408	0-0 4-3			0-0 FC6-4		0-0 FC		0-0 F8			4	0	0	1	0	0	4					
Ron Fairly, L OBP: 0.500, SLG: 0.480		0-0 6-3		0-0 F8		0-0 SF7		0-0 1B			3	0	1	1	0	0	1					
Hector Cruz, R OBP: 0.169, SLG: 0.221		0-0 F5			0-0 F8		0-0 F9		0-0 F7	4	0	0	0	0	0	0	3					
Don Kessinger, S OBP: 0.291, SLG: 0.313		0-3 K			0-0 1B		0-0 4-3		0-0 1B SH1-4	4	1	2	0	0	1	0						
Pete Falcone, L Mike Proly, R Al Hrabosky, R			0-0 6-3		0-3 K		0-3 K		0-0 SH1-4	3	0	0	0	0	0	2	1					
<b>Inning Stats</b>	R: 1 E: 0 K: 0 S: 5	H: 2 LOB: 1 BB: 0 P: 5	R: 0 E: 0 K: 1 S: 5	H: 0 LOB: 0 BB: 0 P: 5	R: 0 E: 0 K: 0 S: 3	H: 0 LOB: 0 BB: 0 P: 3	R: 0 E: 0 K: 1 S: 5	H: 0 LOB: 1 BB: 0 P: 9	R: 0 E: 0 K: 1 S: 6	H: 1 LOB: 1 BB: 0 P: 6	R: 2 E: 0 K: 0 S: 6	H: 2 LOB: 1 BB: 0 P: 6	R: 0 E: 0 K: 1 S: 7	H: 2 LOB: 2 BB: 0 P: 7	R: 0 E: 0 K: 0 S: 3	H: 1 LOB: 1 BB: 1 P: 7	R: 1 E: 0 K: 1 S: 8	H: 3 LOB: 2 BB: 0 P: 8	1B: 11 2B: 0 3B: 0 HR: 0	SF: 1 SAC: 1 DP: 0 HBP: 0	WP: 0 PB: 0 SB: 0 CS: 1	PA: 40
<b>PITCHER</b>	IP WLS BF H R ER SO BB IBB HBP BLK WP HR S P ERA WHIP	IP WLS BF H R ER SO BB IBB HBP BLK WP HR S P ERA WHIP																				
Dick Ruthven, R ERA: 2.41 Elias Sosa, R ERA: 7.24	(1, 1) 8.0 L 34 8 3 3 4 2 0 0 0 0 0 0 40 48 3.38 1.250	(9, 1) 1.0 6 3 1 1 1 0 0 0 0 0 0 0 0 8 8 9.00 3.000																				

St. Louis Cardinals @ Atlanta Braves  
Atlanta-Fulton County Stadium, Atlanta, GA  
Wed May 05 1976, 7:05 PM EDT  
Att: 4,138 - Unknown

AB	36
R	4
H	11
RBI	4
BB	2
SO	5
LOB	18



Batter	1	2	3	4	5	6	7	8	9	AB	R	H	RBI	BB	SO	LOB	BOTTOM		
Jerry Royster, R OBP: 0.256, SLG: 0.236	4-0 FC6-4 1B BB		0-0 6-3			0-0 F9		0-0 5-3		3	0	1	0	1	0	0			
Marty Perez, R OBP: 0.273, SLG: 0.318	0-0 FC6-4 1B		0-0 4-3			0-0 1B		0-0 2-3		4	0	2	0	0	0	1			
Jimmy Wynn, R OBP: 0.372, SLG: 0.338	0-3 K			0-0 5-3		0-0 P4		4-0 BB		3	0	0	0	1	1	3			
Earl Williams, R OBP: 0.304, SLG: 0.409 Darrell Evans, R OBP: 0.346, SLG: 0.194 Elias Sosa, R	0-0 FC6-4		0-0 P6		0-0 E5 F3 1B		0-0 1-3			3	0	0	0	0	0	2			
Ken Henderson, S OBP: 0.375, SLG: 0.448	0-0 L5			0-0 F8		0-0 1B		0-0 F8		4	0	1	0	0	0	2			
Tom Paciorek, R OBP: 0.218, SLG: 0.233		0-3 K			0-0 F7		0-0 F3		0-0 5-3	4	0	0	0	0	1	2			
Vic Correll, R OBP: 0.435, SLG: 0.636		0-0 6-3			0-0 6-3		0-0 F2		0-0 1-3	4	0	0	0	0	0	2			
Darrel Chaney, S OBP: 0.366, SLG: 0.355 Cito Gaston, R OBP: 0.400, SLG: 0.385 Rod Gilbreath, R OBP: 0.444, SLG: 0.429		0-0 4-3			0-0 5-3		0-0 F8			2	0	0	0	0	0	0			
Dick Ruthven, R OBP: 0.286, SLG: 0.231 Lee Lacy, R OBP: 0.263, SLG: 0.268			0-3 K			0-0 F9		0-0 6-3		2	0	0	0	0	1	0			
<b>Inning Stats</b>	R: 0 E: 0 K: 1 S: 6	H: 1 LOB: 2 BB: 1 P: 10	R: 0 E: 0 K: 1 S: 5	H: 0 LOB: 0 BB: 0 P: 5	R: 0 E: 0 K: 1 S: 3	H: 0 LOB: 0 BB: 0 P: 3	R: 0 E: 0 K: 0 S: 4	H: 1 LOB: 1 BB: 0 P: 4	R: 0 E: 1 K: 0 S: 5	H: 1 LOB: 2 BB: 0 P: 5	R: 0 E: 0 K: 0 S: 4	H: 1 LOB: 2 BB: 1 P: 8	R: 0 E: 0 K: 0 S: 3	H: 0 LOB: 0 BB: 0 P: 3	1B: 3 2B: 1 3B: 0 HR: 0	SF: 0 SAC: 0 DP: 0 HBP: 0	WP: 0 PB: 0 SB: 0 CS: 0	PA: 34	
<b>PITCHER</b>	IP WLS BF H R ER SO BB IBB HBP BLK WP HR S P ERA WHIP	IP WLS BF H R ER SO BB IBB HBP BLK WP HR S P ERA WHIP																	
Pete Falcone, L ERA: 3.96 Mike Proly, R ERA: 2.57 Al Hrabosky, L ERA: 1.74	(1, 1) 7.1 W 28 4 0 0 0 1 0 0 0 0 0 0 33 37 0.00 0.682	(8, 1) 0.1 2 0 0 0 0 1 0 0 0 0 0 0 1 5 0.00 3.000	(8, 1) 1.1 S 4 0 0 0 0 0 0 0 0 0 0 4 4 0.00 0.000																

St. Louis Cardinals @ Atlanta Braves  
Atlanta-Fulton County Stadium, Atlanta, GA  
Wed May 05 1976, 7:05 PM EDT  
Att: 4,138 - Unknown

AB	32
R	0
H	4
RBI	0
BB	2
SO	3
LOB	16













Batter	1	2	3	4	5	6	7	8	9	AB	R	H	RBI	BB	SO	LOB	TOP				
Larry Milbourne, S (1.4) OBP: 0.368, SLG: 0.327	4-0 FC5-4 BB		0-0 FC4 1B		0-0 F8		0-0 4-3		0-0 1-3	4	0	1	0	1	0	1					
Enos Cabell, R (1.5) OBP: 0.308, SLG: 0.351	0-0 FC5-4 1-2		0-0 FC4 1-2		0-0 4-3		4-0 S BB		4-0 BB	3	0	0	0	2	0	3					
Jose Cruz, L (1.8) OBP: 0.283, SLG: 0.244	0-0 F9		0-0 F7		0-0 6-3		0-0 G3		0-0 F8	5	0	0	0	0	0	4					
Bob Watson, R (1.3) OBP: 0.381, SLG: 0.364	0-0 F9			0-0 F8		0-0 1B FC6-4 2B		0-0 F8		4	1	1	0	0	0	1					
Cliff Johnson, R (1.2) OBP: 0.337, SLG: 0.373		0-0 5-3		4-0 BB		0-0 FC6-4 1B		0-0 F8		3	0	1	0	1	0	0					
Greg Gross, L (1.9) OBP: 0.326, SLG: 0.337		0-0 1B		0-0 F8		0-0 FC6-4 1B		0-0 1B		4	0	3	0	0	0	1					
Wilbur Howard, S (1.7) OBP: 0.224, SLG: 0.250		0-0 2B		0-0 4-3		0-0 FC6-4 1-2 2-3 3-H		0-0 1B		4	0	2	1	0	0	3					
Roger Metzger, S (1.6) OBP: 0.347, SLG: 0.345	0-3 K				0-0 SH3-4 1B		0-0 F9		0-0 F7	4	0	1	0	0	1	5					
Mike Cosgrove, L (1.1) OBP: 0.286, SLG: 0.167					0-0 6-3					1	0	0	0	0	0	0					
Jose Sosa, R (5.1)					0-0 SH3-4 1-2					0	0	0	0	0	0	0					
Ken Boswell, L (7. PH) OBP: 0.250, SLG: 0.313							0-0 4-3			0	0	0	0	0	0	0					
Mike Barlow, L (7.1)										0	0	0	0	0	0	0					
Jerry Davanon, R (9. PH)										1	0	0	0	0	0	0					
<b>Inning Stats</b>	R: 0 E: 0 K: 0 S: 3	H: 0 LOB: 1 BB: 1 P: 7	R: 0 E: 0 K: 1 S: 6	H: 2 LOB: 1 BB: 0 P: 6	R: 0 E: 0 K: 0 S: 4	H: 1 LOB: 1 BB: 0 P: 4	R: 0 E: 0 K: 0 S: 3	H: 0 LOB: 1 BB: 1 P: 7	R: 0 E: 0 K: 0 S: 4	H: 1 LOB: 2 BB: 0 P: 6	R: 1 E: 0 K: 0 S: 6	H: 3 LOB: 2 BB: 1 P: 6	R: 0 E: 0 K: 0 S: 3	H: 0 LOB: 1 BB: 1 P: 7	R: 0 E: 0 K: 0 S: 5	H: 2 LOB: 2 BB: 0 P: 5	R: 0 E: 0 K: 0 S: 3	H: 0 LOB: 1 BB: 1 P: 7	1B: 7 2B: 2 3B: 0 HR: 0	SF: 0 SAC: 1 DP: 0 HBP: 0	WP: 0 PA: 39 PB: 0 SB: 1 CS: 0
<b>PITCHER</b> Lynn McGlothen, R (1.1) ERA: 2.59	IP: 9.0 WLS: W BF: 39 H: 9 R: 1 ER: 1 SO: 1 BB: 4 IBB: 0 HBP: 0 BLK: 0 WP: 0 HR: 0 S: 37 P: 53 ERA: 1.00 WHIP: 1.444															<b>PITCHER</b>	IP: 9.0 WLS: W BF: 39 H: 9 R: 1 ER: 1 SO: 1 BB: 4 IBB: 0 HBP: 0 BLK: 0 WP: 0 HR: 0 S: 37 P: 53 ERA: 1.00 WHIP: 1.444				

Houston Astros @ St. Louis Cardinals  
 Busch Stadium, St. Louis, MO  
 Sat May 08 1976, 7:05 PM CDT  
 Att: 17,366 - Unknown

AB 34  
 R 1  
 H 9  
 RBI 1  
 BB 4  
 SO 1  
 LOB 18



Batter	1	2	3	4	5	6	7	8	9	AB	R	H	RBI	BB	SO	LOB	BOTTOM		
Bake McBride, L (1.8) OBP: 0.421, SLG: 0.438	0-0 L8		0-0 2B		4-0 2B WP BB		0-0 F7			2	1	1	0	1	0	0			
Luis Melendez, R (6. PH) OBP: 0.136, SLG: 0.136					1-2 2-3					1	0	0	0	0	0	1			
Vic Harris, S (1.4) OBP: 0.354, SLG: 0.370	0-0 1B		0-0 L7		0-0 WP 3B 2B		0-0 F8			4	1	2	2	0	0	1			
Willie Crawford, L (1.9) OBP: 0.358, SLG: 0.426	0-0 G4-6-3 1B		0-0 L6		0-0 2H 3H 3B		0-0 4-3			4	1	2	1	0	0	1			
Ted Simmons, S (1.2) OBP: 0.343, SLG: 0.375	0-0 G4-6-3 1-2			0-0 G1-6-3 1B	0-0 FC1-6 1B		0-0 F7			4	0	2	1	0	0	2			
Mike Anderson, R (1.7) OBP: 0.417, SLG: 0.500		0-0 FC5-4 1B		0-0 G1-6-3 1-2	0-0 FC1-6 1-2		0-0 S 1B			4	0	2	0	0	0	2			
Hector Cruz, R (1.5) OBP: 0.193, SLG: 0.266		0-0 FC5-4 1B 1-2		0-0 6-3	0-3 K		0-3 K			4	0	0	0	0	2	3			
Keith Hernandez, L (1.3) OBP: 0.299, SLG: 0.276		0-0 G5-4-3 1B			4-0 BB 1B 2B BB		0-0 F8			3	1	1	0	1	0	1			
Don Kessinger, S (1.6) OBP: 0.316, SLG: 0.333		0-0 G5-4-3 1-2			0-0 BB 2B 1B		4-0 S IBB			3	1	2	0	1	0	2			
Lynn McGlothen, L (1.1) OBP: 0.188, SLG: 0.133				0-0 4-3	0-3 K		0-0 SH3		0-0 G3	3	0	0	0	0	1	4			
<b>Inning Stats</b>	R: 0 E: 0 K: 0 S: 4	H: 2 LOB: 1 BB: 0 P: 4	R: 0 E: 0 K: 0 S: 4	H: 2 LOB: 1 BB: 0 P: 4	R: 0 E: 0 K: 0 S: 3	H: 1 LOB: 0 BB: 0 P: 3	R: 0 E: 0 K: 0 S: 4	H: 1 LOB: 1 BB: 0 P: 4	R: 0 E: 0 K: 1 S: 6	H: 0 LOB: 0 BB: 0 P: 3	R: 0 E: 0 K: 1 S: 6	H: 1 LOB: 2 BB: 1 P: 10	R: 0 E: 0 K: 0 S: 3	H: 0 LOB: 0 BB: 0 P: 3	R: 0 E: 0 K: 1 S: 6	H: 1 LOB: 2 BB: 1 P: 10	1B: 9 2B: 2 3B: 1 HR: 0	SF: 0 SAC: 1 DP: 3 HBP: 0	WP: 1 PA: 36 PB: 0 SB: 1 CS: 0
<b>PITCHER</b> Mike Cosgrove, L (1.1) ERA: 4.13	IP: 4.1 WLS: L BF: 21 H: 9 R: 5 ER: 5 SO: 1 BB: 2 IBB: 0 HBP: 0 BLK: 0 WP: 1 HR: 0 S: 21 P: 29 ERA: 10.38 WHIP: 2.538															<b>PITCHER</b>	IP: 4.1 WLS: L BF: 21 H: 9 R: 5 ER: 5 SO: 1 BB: 2 IBB: 0 HBP: 0 BLK: 0 WP: 1 HR: 0 S: 21 P: 29 ERA: 10.38 WHIP: 2.538		
Jose Sosa, R (5.1) ERA: 7.39	1.2 7 2 0 0 1 0 0 0 0 0 0 9 9 0.00 1.200																		
Mike Barlow, R (7.1) ERA: 3.86	2.0 8 1 0 0 1 0 1 0 0 0 0 9 13 0.00 0.500																		

Houston Astros @ St. Louis Cardinals  
 Busch Stadium, St. Louis, MO  
 Sat May 08 1976, 7:05 PM CDT  
 Att: 17,366 - Unknown

AB 32  
 R 5  
 H 12  
 RBI 4  
 BB 3  
 SO 3  
 LOB 17





Batter	1	2	3	4	5	6	7	8	9	AB	R	H	RBI	BB	SO	LOB	TOP								
Larry Milbourne, S OBP: 0.361, SLG: 0.321	F8		FC4 1B FC5-4	WP S 1B		1-3		G3		5	1	1	0	0	0	1									
Enos Cabell, R OBP: 0.320, SLG: 0.379	1-3		FC5-4 2B 1B	K						5	2	3	0	0	1	1									
Jose Cruz, L OBP: 0.294, SLG: 0.273	3-1		FC5-4 1-2 BB			SF9 1B 2B		F8		3	1	1	1	1	0	1									
Bob Watson, R OBP: 0.373, SLG: 0.350		1-3	FC5-4 2B		1-3	4-3			3B BB	4	1	0	1	1	0	3									
Cliff Johnson, R OBP: 0.366, SLG: 0.456										4	3	4	3	0	0	0									
Skip Jutze, R OBP: 0.130, SLG: 0.182										1	1	1	1	0	0	0									
Greg Gross, L OBP: 0.351, SLG: 0.337										0	1	0	1	4	0	0									
Wilbur Howard, S OBP: 0.236, SLG: 0.261	1-3		P4		E4 4-3 1B			F8		5	0	2	2	0	0	4									
Roger Metzger, S OBP: 0.330, SLG: 0.326	F7			1-3	4-3		G6-3 1B	4-3		5	0	0	0	0	0	3									
Larry Dierker, R OBP: 0.067, SLG: 0.067				1-3						4	0	1	0	0	0	1									
Ken Forsch, R (9, 1)			FC4 1B	1-3	L4			F9		0	0	0	0	0	0	0									
<b>Inning Stats</b>	R: 0 E: 0 K: 0 S: 3	H: 0 LOB: 0 BB: 0 P: 3	R: 1 E: 0 K: 0 S: 4	H: 1 LOB: 1 BB: 1 P: 8	R: 2 E: 0 K: 0 S: 6	H: 3 LOB: 3 BB: 2 P: 14	R: 0 E: 0 K: 1 S: 6	H: 1 LOB: 1 BB: 0 P: 6	R: 3 E: 1 K: 0 S: 6	H: 3 LOB: 1 BB: 1 P: 10	R: 1 E: 0 K: 0 S: 4	H: 1 LOB: 0 BB: 0 P: 4	R: 1 E: 0 K: 0 S: 3	H: 2 LOB: 0 BB: 1 P: 7	R: 0 E: 0 K: 0 S: 4	H: 1 LOB: 1 BB: 0 P: 4	R: 2 E: 0 K: 0 S: 4	H: 1 LOB: 0 BB: 1 P: 8	1B: 8 2B: 2 3B: 2 HR: 1	SF: 2 SAC: 0 DP: 1 HBP: 0	WP: 2 PB: 0 SB: 1 CS: 0	PA: 44			
<b>PITCHER</b>	IP	WLS	BF	H	R	ER	SO	BB	IBB	HBP	BLK	WP	HR	S	P	ERA	WHIP								
John Denny, R ERA: 5.74	4.1	L	23	7	5	5	1	2	1	0	0	1	1	22	34	10.38	2.077								
Mike Wallace, L ERA: 1.95	0.2	4	1	1	1	0	1	0	0	0	0	1	0	3	7	13.50	3.000								
Mike Proly, R ERA: 3.38	2.0	8	3	2	2	0	1	0	0	0	0	0	0	7	11	9.00	2.000								
Danny Frisella, R ERA: 1.69	2.0	9	2	2	2	0	1	0	0	0	0	0	0	8	12	9.00	1.500								

Houston Astros @ St. Louis Cardinals  
Busch Stadium, St. Louis, MO  
Sun May 09 1976, 3:33 AM CDT  
Att: 12,051 - Unknown

AB 36  
R 10  
H 13  
RBI 9  
BB 6  
SO 1  
LOB 14




Batter	1	2	3	4	5	6	7	8	9	AB	R	H	RBI	BB	SO	LOB	BOTTOM								
Lou Brock, L OBP: 0.296, SLG: 0.337	S 1B				1B E 1B		F7		3B 1B	5	3	4	0	0	0	0									
Vic Harris, S OBP: 0.356, SLG: 0.392	K				WP E 1B		K		1B 3B	5	1	2	2	0	3	2									
Willie Crawford, L OBP: 0.361, SLG: 0.424	F8		F8		E6 WP 1-2 3-H			1B 1B	3B 1B	5	0	2	2	0	0	2									
Ted Simmons, S OBP: 0.345, SLG: 0.370	BB BB 2H 1B		3-1		P6 1-2 2-3			L6 1B	BB 1B	4	0	1	1	1	0	3									
Keith Hernandez, L OBP: 0.292, SLG: 0.258	BB BB 1-2 BB		P6		F7			P5 1B	F8	4	0	0	0	1	0	5									
Mike Anderson, R OBP: 0.415, SLG: 0.472	BB 1-2 2-3 BB				F8			P5 1B	5-3	4	0	1	0	1	0	2									
Hector Cruz, R OBP: 0.184, SLG: 0.253	K				5-3			F3 1B	K	4	0	0	0	0	2	5									
Don Kessinger, S OBP: 0.314, SLG: 0.330			K		F6			F8	FC3-6 1B	4	0	1	0	0	1	0									
John Denny, R ERA: 5.74										1	0	0	0	0	1	0									
Mike Wallace, L ERA: 1.95										0	0	0	0	0	0	0									
Lee Richard, R OBP: 0.135, SLG: 0.091										1	0	0	0	0	0	0									
Mike Proly, R ERA: 3.38										0	0	0	0	0	0	0									
Luis Melendez, R OBP: 0.130, SLG: 0.130										0	0	0	0	0	0	0									
Danny Frisella, L ERA: 1.69										1	1	0	0	0	0	1									
Ron Fairly, L OBP: 0.050, SLG: 0.414										0	0	0	0	0	0	0									
<b>Inning Stats</b>	R: 1 E: 0 K: 2 S: 9	H: 2 LOB: 3 BB: 2 P: 17	R: 0 E: 0 K: 3 S: 10	H: 1 LOB: 1 BB: 0 P: 10	R: 0 E: 0 K: 0 S: 3	H: 0 LOB: 0 BB: 0 P: 3	R: 0 E: 0 K: 0 S: 3	H: 0 LOB: 0 BB: 0 P: 3	R: 1 E: 1 K: 0 S: 6	H: 2 LOB: 2 BB: 0 P: 6	R: 0 E: 0 K: 0 S: 3	H: 0 LOB: 0 BB: 0 P: 3	R: 0 E: 0 K: 1 S: 5	H: 0 LOB: 0 BB: 0 P: 5	R: 0 E: 0 K: 1 S: 7	H: 2 LOB: 2 BB: 0 P: 7	R: 3 E: 0 K: 0 S: 7	H: 4 LOB: 2 BB: 1 P: 11	1B: 9 2B: 1 3B: 1 HR: 0	SF: 0 SAC: 0 DP: 0 HBP: 0	WP: 1 PB: 0 SB: 1 CS: 0	PA: 42			
<b>PITCHER</b>	IP	WLS	BF	H	R	ER	SO	BB	IBB	HBP	BLK	WP	HR	S	P	ERA	WHIP								
Larry Dierker, R ERA: 4.22	8.0	W	34	7	2	2	7	2	0	0	0	0	0	46	54	2.25	1.125								
Ken Forsch, R ERA: 2.37	1.0	8	4	3	3	0	1	0	0	0	0	0	0	7	11	27.00	5.000								

Houston Astros @ St. Louis Cardinals  
Busch Stadium, St. Louis, MO  
Sun May 09 1976, 3:33 AM CDT  
Att: 12,051 - Unknown

AB 39  
R 5  
H 11  
RBI 5  
BB 3  
SO 7  
LOB 20





Batter	1	2	3	4	5	6	7	8	9	AB	R	H	RBI	BB	SO	LOB	TOP								
Davey Lopes, R OBP: 0.333, SLG: 0.370	4-0 6-3 4-3 BB		0-0 5-3			0-0 F8		0-0 P6		3	0	0	0	1	0	2									
Bill Buckner, L OBP: 0.275, SLG: 0.406	0-0 4-3			0-0 4-3		0-0 F9		0-0 4-3		4	0	0	0	0	0	3									
Dusty Baker Jr., R OBP: 0.333, SLG: 0.368	0-0 6-3			0-0 F9			4-0 FC5-4 BB		0-0 SH1-3 1B	3	1	1	0	1	0	1									
Steve Garvey, R OBP: 0.344, SLG: 0.389	0-0 F7			0-0 P3			0-3 K		0-0 SH1-3	3	0	0	0	0	1	2									
Ron Cey, R OBP: 0.425, SLG: 0.554		0-0 P3			0-3 K		0-0 FC5-4 1-2 HR		0-0 HR	4	2	1	2	0	1	1									
Joe Ferguson, R OBP: 0.280, SLG: 0.290		0-0 L4			0-3 K		0-0 HR		0-0 P4	4	1	1	2	0	1	0									
Steve Yeager, R OBP: 0.377, SLG: 0.500				0-3 K			0-0 6-3		0-0 F9	3	0	0	0	0	1	0									
Mike Marshall, R					0-0 6-3					1	0	0	0	0	0	0									
Bill Russell, R OBP: 0.390, SLG: 0.474			0-3 K			0-0 F9		0-0 S 1B		3	0	1	0	0	1	0									
Burt Hooton, R OBP: 0.385, SLG: 0.364			0-3 K					0-0 B1		2	0	1	0	0	1	0									
Henry Cruz, L OBP: 0.277, SLG: 0.545										1	0	0	0	0	0	1									
<b>Inning Stats</b>	R: 0 E: 0 K: 0 S: 3	H: 0 LOB: 1 BB: 1 P: 7	R: 0 E: 0 K: 1 S: 5	H: 0 LOB: 0 BB: 0 P: 5	R: 0 E: 0 K: 2 S: 7	H: 0 LOB: 0 BB: 0 P: 7	R: 0 E: 0 K: 0 S: 3	H: 0 LOB: 0 BB: 0 P: 3	R: 0 E: 0 K: 2 S: 7	H: 0 LOB: 0 BB: 0 P: 7	R: 0 E: 0 K: 0 S: 4	H: 1 LOB: 1 BB: 0 P: 4	R: 2 E: 0 K: 1 S: 6	H: 1 LOB: 1 BB: 1 P: 10	R: 0 E: 0 K: 0 S: 4	H: 1 LOB: 1 BB: 0 P: 4	R: 2 E: 0 K: 0 S: 5	H: 2 LOB: 2 BB: 0 P: 5	1B: 3 2B: 0 3B: 0 HR: 2	SF: 0 SAC: 1 DP: 0 HBP: 0	WP: 0 PB: 0 SB: 1 CS: 0	PA: 34			
<b>PITCHER</b>	IP	WLS	BF	H	R	ER	SO	BB	IBB	HBP	BLK	WP	HR	S	P	ERA	WHIP								
Pete Falcone, L ERA: 3.66	(1, 1)	7.0	25	2	2	2	6	2	0	0	0	0	1	35	43	2.57	0.571								
Eric Rasmussen, R ERA: 3.2	(8, 1)	2.0	L 9	3	2	2	0	0	0	0	0	0	1	9	9	9.00	1.500								

Los Angeles Dodgers @ St. Louis Cardinals  
 Busch Stadium, St. Louis, MO  
 Mon May 10 1976, 7:05 PM CDT  
 Att: 11,330 - Unknown

AB	31
R	4
H	5
RBI	4
BB	2
SO	6
LOB	10

Batter	1	2	3	4	5	6	7	8	9	AB	R	H	RBI	BB	SO	LOB	BOTTOM									
Lou Brock, L OBP: 0.291, SLG: 0.340	0-3 K		0-3 K		0-0 4-3		0-0 1B 2B		0-0 L7	5	1	1	2	0	2	2										
Vic Harris, S OBP: 0.358, SLG: 0.386	0-3 K		0-0 F9		2-3 3-H 4-0 FC4-6 BB		0-0 2-H 1B		0-3 K	4	0	1	1	1	2	1										
Willie Crawford, L OBP: 0.355, SLG: 0.414	0-0 1B			0-0 F7	0-0 FC4-6 1-2		0-0 4-3			4	0	1	0	0	0	3										
Ted Simmons, S OBP: 0.333, SLG: 0.356	0-3 K2-3			0-0 L3		0-0 1-3		0-0 4-3		4	0	0	0	0	1	1										
Keith Hernandez, L OBP: 0.303, SLG: 0.262		0-0 5-3		0-0 1B		0-0 1-3		4-0 2B BB		3	0	1	0	1	0	0										
Jerry Mumphrey, S OBP: 0.333, SLG: 0.356		0-0 1-3		0-3 K		0-0 G3		0-0 F7		4	0	0	0	0	1	2										
Hector Cruz, R OBP: 0.198, SLG: 0.276		0-0 1-3			0-0 1B 4-3 1B		0-0 6-3	0-0 1-3 2B		4	1	2	0	0	0	0										
Don Kessinger, S OBP: 0.330, SLG: 0.357			0-0 SH1-4 1B		0-0 4-3 SH1-3 1-3 1B		0-0 2B 2B	0-0 4-3		4	1	3	0	0	0	2										
Pete Falcone, L ERA: 4.97	(1, 1)	6.2	29	8	3	3	5	1	0	0	0	0	0	0	0	0										
Ron Fairly, L OBP: 0.447, SLG: 0.490	(7, PH)									1	0	0	0	0	0	1										
Eric Rasmussen, R ERA: 2.97	(8, 1)	2.1	W 9	1	0	0	1	1	0	0	0	0	0	0	0	0										
Mike Anderson, R OBP: 0.405, SLG: 0.459	(8, PH)									1	0	0	0	0	0	0										
<b>Inning Stats</b>	R: 0 E: 0 K: 3 S: 10	H: 1 LOB: 1 BB: 0 P: 10	R: 0 E: 0 K: 0 S: 3	H: 0 LOB: 0 BB: 0 P: 3	R: 0 E: 0 K: 1 S: 6	H: 1 LOB: 1 BB: 0 P: 6	R: 0 E: 0 K: 1 S: 6	H: 1 LOB: 1 BB: 0 P: 6	R: 1 E: 0 K: 0 S: 5	H: 2 LOB: 2 BB: 1 P: 9	R: 0 E: 0 K: 0 S: 3	H: 0 LOB: 0 BB: 0 P: 3	R: 2 E: 0 K: 0 S: 6	H: 3 LOB: 1 BB: 0 P: 6	R: 0 E: 0 K: 0 S: 4	H: 1 LOB: 2 BB: 1 P: 8	R: 0 E: 0 K: 1 S: 5	H: 0 LOB: 0 BB: 0 P: 5	1B: 6 2B: 3 3B: 0 HR: 0	SF: 0 SAC: 2 DP: 0 HBP: 0	WP: 0 PB: 0 SB: 0 CS: 0	PA: 38				
<b>PITCHER</b>	IP	WLS	BF	H	R	ER	SO	BB	IBB	HBP	BLK	WP	HR	S	P	ERA	WHIP									
Burt Hooton, R ERA: 4.97	(1, 1)	6.2	29	8	3	3	5	1	0	0	0	0	0	0	0	0	4.05	1.350								
Mike Marshall, R ERA: 2.97	(7, 1)	2.1	W 9	1	0	0	1	1	0	0	0	0	0	10	14	0.00	0.857									

Los Angeles Dodgers @ St. Louis Cardinals  
 Busch Stadium, St. Louis, MO  
 Mon May 10 1976, 7:05 PM CDT  
 Att: 11,330 - Unknown

AB	34
R	3
H	9
RBI	3
BB	2
SO	6
LOB	12





Batter	1	2	3	4	5	6	7	8	9	AB	R	H	RBI	BB	SO	LOB	TOP								
Davey Lopes, R OBP: 0.324, SLG: 0.387 (1.4)	1-3			5-3		F8		SH3-4 SF8 2B		4	1	1	0	0	0	0									
Bill Buckner, L OBP: 0.286, SLG: 0.413 (1.7)	G5-4-3 1B			E4 F9 1B		6-3		SH3-4 2-3		3	0	2	0	0	0	0									
Dusty Baker Jr., R OBP: 0.321, SLG: 0.357 (1.8)	G5-4-3 1-2			F9 2-3		K		SF8 3-H		3	0	0	1	0	1	2									
Steve Garvey, R OBP: 0.341, SLG: 0.385 (1.3)				1-3				F8 1B 1B		4	0	1	0	0	1	1									
Ron Cey, R OBP: 0.435, SLG: 0.619 (1.5)				6-3				FC6-4 1-3 1B		4	2	3	2	0	0	0									
Joe Ferguson, R OBP: 0.299, SLG: 0.329 John Hale, L OBP: 0.315, SLG: 0.227 (8.9)				F9		4-3		FC6-4 1-2		4	1	1	1	0	0	2									
Steve Yeager, R OBP: 0.370, SLG: 0.486 (1.2)				FC6-4 1B		6-3		F9		4	0	1	0	0	1	0									
Bill Russell, R OBP: 0.397, SLG: 0.475 (1.6)				FC6-4 G6-4-3 1-2				1B		4	0	2	0	0	0	1									
Don Sutton, R OBP: 0.222, SLG: 0.133 (1.1)				G6-4-3 1-2		L6		1-3		4	0	0	0	0	1	3									
<b>Inning Stats</b>	R: 0 E: 0 K: 0 S: 3	H: 1 LOB: 0 BB: 0 P: 3	R: 0 E: 0 K: 1 S: 5	H: 0 LOB: 0 BB: 0 P: 5	R: 0 E: 0 K: 0 S: 3	H: 1 LOB: 0 BB: 0 P: 3	R: 0 E: 1 K: 0 S: 4	H: 1 LOB: 1 BB: 0 P: 4	R: 1 E: 0 K: 0 S: 5	H: 2 LOB: 1 BB: 0 P: 5	R: 0 E: 0 K: 1 S: 5	H: 0 LOB: 0 BB: 0 P: 5	R: 2 E: 0 K: 0 S: 6	H: 3 LOB: 1 BB: 0 P: 6	R: 1 E: 0 K: 2 S: 6	H: 3 LOB: 2 BB: 0 P: 6	R: 0 E: 0 K: 2 S: 7	H: 0 LOB: 0 BB: 0 P: 7	1B: 7 2B: 1 3B: 0 HR: 3	SF: 1 SAC: 1 DP: 2 HBP: 0	WP: 0 PB: 0 SB: 0 CS: 0	PA: 36			
<b>PITCHER</b>	IP	WLS	BF	H	R	ER	SO	BB	IBB	HBP	BLK	WP	HR	S	P	ERA	WHIP								
John Curtis, L ERA: 4.7 (1.1)	7.1	L	29	9	4	4	2	0	0	0	0	0	3	33	33	4.91	1.227								
Danny Frisella, R ERA: 1.52 (8.1)	0.2		4	2	0	0	0	0	0	0	0	0	0	4	4	0.00	3.000								
Mike Proly, R ERA: 3.18 (9.1)	1.0		3	0	0	0	2	0	0	0	0	0	0	7	7	0.00	0.000								

Los Angeles Dodgers @ St. Louis Cardinals  
 Busch Stadium, St. Louis, MO  
 Tue May 11 1976, 7:05 PM CDT  
 Att: 11,940 - Unknown

AB	34
R	4
H	11
RBI	4
BB	0
SO	4
LOB	9



Batter	1	2	3	4	5	6	7	8	9	AB	R	H	RBI	BB	SO	LOB	BOTTOM								
Lou Brock, L OBP: 0.280, SLG: 0.327 (1.7)	P4			6-3		F8		6-3		4	0	0	0	0	0	0									
Vic Harris, S OBP: 0.354, SLG: 0.381 (1.4)	3-1			2B 1B		K		B5-3		4	0	1	0	0	1	0									
Willie Crawford, L OBP: 0.363, SLG: 0.419 (1.9)	5-3			K		1B		1B		4	0	2	0	0	1	1									
Ted Simmons, S OBP: 0.331, SLG: 0.361 (1.2)				4-3		G3		F9		4	0	1	0	0	0	2									
Keith Hernandez, L OBP: 0.288, SLG: 0.246 (1.3)				4-3		G3		G3		4	0	0	0	0	0	3									
Jerry Mumphrey, S (1.8)				4-3		4-3		4-3		3	0	0	0	0	0	0									
Hector Cruz, R OBP: 0.191, SLG: 0.267 (1.5)				L7		F7		4-3		3	0	0	0	0	0	0									
Don Kessinger, S OBP: 0.330, SLG: 0.356 (1.6)				F7		1B		F7		3	0	1	0	0	0	0									
John Curtis, L OBP: 0.091, SLG: 0.091 Danny Frisella, L (8.1)				F7		K		L6		2	0	0	0	0	1	1									
Mike Tyson, R OBP: 0.333, SLG: 0.667 Mike Proly, R (9.1)										1	0	0	0	0	0	0									
<b>Inning Stats</b>	R: 0 E: 0 K: 0 S: 3	H: 0 LOB: 0 BB: 0 P: 3	R: 0 E: 0 K: 0 S: 3	H: 0 LOB: 0 BB: 0 P: 3	R: 0 E: 0 K: 1 S: 7	H: 2 LOB: 2 BB: 0 P: 7	R: 0 E: 0 K: 1 S: 6	H: 1 LOB: 1 BB: 0 P: 6	R: 0 E: 0 K: 1 S: 6	H: 1 LOB: 1 BB: 0 P: 6	R: 0 E: 0 K: 0 S: 3	H: 0 LOB: 0 BB: 0 P: 3	R: 0 E: 0 K: 0 S: 3	H: 0 LOB: 0 BB: 0 P: 3	R: 0 E: 0 K: 0 S: 4	H: 1 LOB: 1 BB: 0 P: 4	1B: 4 2B: 1 3B: 0 HR: 0	SF: 0 SAC: 0 DP: 0 HBP: 0	WP: 0 PB: 0 SB: 0 CS: 0	PA: 32					
<b>PITCHER</b>	IP	WLS	BF	H	R	ER	SO	BB	IBB	HBP	BLK	WP	HR	S	P	ERA	WHIP								
Don Sutton, R ERA: 3.83 (1.1)	9.0	W	32	5	0	0	3	0	0	0	0	0	0	38	38	0.00	0.556								

Los Angeles Dodgers @ St. Louis Cardinals  
 Busch Stadium, St. Louis, MO  
 Tue May 11 1976, 7:05 PM CDT  
 Att: 11,940 - Unknown

AB	32
R	0
H	5
RBI	0
BB	0
SO	3
LOB	7





Batter	1	2	3	4	5	6	7	8	9	AB	R	H	RBI	BB	SO	LOB	TOP				
Bill Russell, R OBP: 0.397, SLG: 0.470 (1, 6)	5-3		F7					F8		5	0	2	0	0	0	2	<b>Los Angeles Dodgers @ St. Louis Cardinals</b> Busch Stadium, St. Louis, MO Wed May 12 1976, 3:33 AM CDT Att: 13,022 - Unknown <a href="http://livebaseballscorecards.com">livebaseballscorecards.com</a>				
Bill Buckner, L OBP: 0.299, SLG: 0.430 (1, 7)	1B		FC5-4				FC4-6		5	2	3	0	0	0	2						
Dusty Baker Jr., R OBP: 0.333, SLG: 0.363 (1, 8)	1B		FC5-4				CS		4	1	2	1	1	1	1						
Steve Garvey, R OBP: 0.336, SLG: 0.372 (1, 3)	F8		FC5-4						4	1	0	0	1	1	4						
Ron Cey, R OBP: 0.434, SLG: 0.618 (1, 5)	F9								5	1	2	2	0	1	2						
Joe Ferguson, R OBP: 0.282, SLG: 0.373 (1, 9)									2	1	1	1	2	1	0						
Steve Yeager, R OBP: 0.355, SLG: 0.462 (1, 2)	P3		F9						4	0	0	0	0	0	5						
Rick Auerbach, R (1, 4)	6-3								4	0	0	0	0	1	3						
Rick Rhoden, R OBP: 0.091, SLG: 0.091 Stan Wall, L (5, 1) Henry Cruz, L OBP: 0.271, SLG: 0.533 Mike Marshall, R (7, 1)	K								2	0	0	0	0	1	0						
<b>Inning Stats</b>	R: 1 E: 0 K: 0 S: 5	H: 2 LOB: 1 BB: 0 P: 5	R: 1 E: 0 K: 1 S: 6	H: 1 LOB: 0 BB: 0 P: 6	R: 1 E: 0 K: 0 S: 5	H: 2 LOB: 3 BB: 2 P: 13	R: 0 E: 0 K: 0 S: 4	H: 1 LOB: 1 BB: 0 P: 4	R: 0 E: 0 K: 2 S: 7	H: 0 LOB: 0 BB: 0 P: 7	R: 0 E: 0 K: 1 S: 5	H: 1 LOB: 0 BB: 0 P: 5	R: 3 E: 1 K: 0 S: 6	H: 2 LOB: 2 BB: 2 P: 14	R: 0 E: 0 K: 1 S: 6	H: 1 LOB: 1 BB: 0 P: 6	1B: 7 2B: 2 3B: 0 HR: 1	SF: 1 SAC: 0 DP: 0 HBP: 0	WP: 0 PB: 0 SB: 1 CS: 1	PA: 42	
<b>PITCHER</b>	IP	WLS	BF	H	R	ER	SO	BB	IBB	HBP	BLK	WP	HR	S	P	ERA	WHIP				
Bob Forsch, R ERA: 6.03 Eric Rasmussen, R ERA: 3.0 Al Hrabosky, L ERA: 1.57	2.2	L	15	5	3	3	1	2	0	0	0	0	1	15	23	10.12	2.625				
	4.1		17	4	3	1	5	1	0	0	0	0	0	26	30	2.08	1.154				
	2.0		9	1	0	0	1	0	1	0	0	0	0	10	14	0.00	0.500				

Batter	1	2	3	4	5	6	7	8	9	AB	R	H	RBI	BB	SO	LOB	BOTTOM					
Jerry Mumphrey, S (1, 8)	4-3		F7					K		4	0	0	0	0	1	1	<b>Los Angeles Dodgers @ St. Louis Cardinals</b> Busch Stadium, St. Louis, MO Wed May 12 1976, 3:33 AM CDT Att: 13,022 - Unknown <a href="http://livebaseballscorecards.com">livebaseballscorecards.com</a>					
Vic Harris, S OBP: 0.368, SLG: 0.417 (1, 4)			F9					4-3		3	0	2	1	1	0	0						
Lou Brock, L OBP: 0.270, SLG: 0.315 (1, 7)	F7		4-3					4-3		4	0	0	0	0	0	3						
Ted Simmons, S OBP: 0.328, SLG: 0.358 Ken Rudolph, R OBP: 0.296, SLG: 0.308 (1, 2) (4, 2)	G3									1	0	0	0	0	0	1						
Willie Crawford, L OBP: 0.369, SLG: 0.436 (1, 9)										4	1	2	0	0	0	0						
Keith Hernandez, L OBP: 0.286, SLG: 0.247 (1, 3)										4	0	1	0	0	2	1						
Hector Cruz, R OBP: 0.204, SLG: 0.277 (1, 5)										4	1	2	1	0	1	1						
Don Kessinger, S OBP: 0.327, SLG: 0.371 (1, 6)										4	1	1	1	0	0	3						
Bob Forsch, R Eric Rasmussen, R Al Hrabosky, R (1, 1) (3, 1) (8, 1)	G6-4-3									1	0	0	0	0	0	2						
<b>Inning Stats</b>	R: 0 E: 0 K: 0 S: 3	H: 0 LOB: 1 BB: 1 P: 7	R: 1 E: 0 K: 0 S: 5	H: 3 LOB: 1 BB: 0 P: 5	R: 0 E: 0 K: 1 S: 3	H: 0 LOB: 0 BB: 0 P: 3	R: 0 E: 0 K: 1 S: 5	H: 0 LOB: 0 BB: 0 P: 5	R: 2 E: 0 K: 1 S: 8	H: 3 LOB: 1 BB: 0 P: 8	R: 0 E: 0 K: 2 S: 7	H: 0 LOB: 0 BB: 0 P: 7	R: 0 E: 0 K: 1 S: 5	H: 0 LOB: 0 BB: 0 P: 5	R: 0 E: 0 K: 2 S: 8	H: 1 LOB: 1 BB: 0 P: 8	R: 0 E: 0 K: 1 S: 6	H: 1 LOB: 1 BB: 0 P: 6	1B: 4 2B: 2 3B: 2 HR: 0	SF: 0 SAC: 0 DP: 1 HBP: 0	WP: 0 PB: 0 SB: 0 CS: 0	PA: 35
<b>PITCHER</b>	IP	WLS	BF	H	R	ER	SO	BB	IBB	HBP	BLK	WP	HR	S	P	ERA	WHIP					
Rick Rhoden, R ERA: 3.45 Stan Wall, L ERA: 2.7 Mike Marshall, R ERA: 2.75	4.2		20	6	3	3	2	1	0	0	0	0	0	8	8	0.00	0.000					
	1.1		4	0	0	0	2	0	0	0	0	0	0	8	8	0.00	0.000					
	3.0	W	11	2	0	0	4	0	0	0	0	0	0	19	19	0.00	0.667					





Batter	1	2	3	4	5	6	7	8	9	AB	R	H	RBI	BB	SO	LOB	TOP						
Von Joshua L OBP: 0.289, SLG: 0.325 Charlie Williams, R (8, 1)	0-0 1B		0-0 FC4-6 CS			0-0 4-3		0-0 4-3		4	0	1	0	0	0	3	San Francisco Giants @ St. Louis Cardinals Busch Stadium, St. Louis, MO Fri May 14 1976, 7:05 PM CDT Att: 13,083 - Unknown						
Derrel Thomas S OBP: 0.312, SLG: 0.331 (1, 4)	0-0 P5		0-0 CS	0-0 F8		0-0 F9		0-0 1B		4	0	1	1	0	0	1							
Bobby Murcer, L OBP: 0.385, SLG: 0.366 (1, 9)	0-0 F9			0-0 F7			0-0 FC5-4 1B		0-3 K	4	0	1	0	0	1	1							
Gary Matthews, R OBP: 0.328, SLG: 0.416 (1, 7)	0-3 K			0-0 6-3			0-0 FC5-4 1B		0-0 G3 1B	4	0	1	0	0	1	2							
Willie Montanez, L OBP: 0.371, SLG: 0.397 (1, 3)		0-0 1-3			0-3 K		0-0 F8		0-0 G3 1B	4	0	0	0	0	1	2							
Chris Speier, R OBP: 0.349, SLG: 0.355 (1, 6)	0-0 CS 1B				0-0 F5		0-3 K		0-0 5-3	4	0	1	0	0	1	2							
Ken Reitz, R OBP: 0.339, SLG: 0.368 (1, 5)	0-0 F9 1-2				0-0 1B			0-0 FC6-5 1B		3	0	2	0	0	0	1							
Dave Rader, L OBP: 0.256, SLG: 0.313 Larry Herndon, R OBP: 0.296, SLG: 0.231 (8, PH) (8, 8)			0-3 K2-3		0-0 2B			0-0 4-3 FC6-5 1B 1B		2	0	1	0	0	1	0							
John Montefusco, R OBP: 0.250, SLG: 0.235 Chris Arnold, R OBP: 0.133, SLG: 0.071 Craig Robinson, R OBP: 1.000, SLG: 1.000 Marc Hill, R OBP: 0.265, SLG: 0.394 (1, 1) (8, PH) (8, PR) (8, 2)			0-0 FC4-6 1B			0-3 K		0-0 FC6-5 4-3 1B		2	0	1	0	0	1	0							
<b>Inning Stats</b>	R: 0 E: 0 K: 1 S: 6	H: 1 LOB: 1 BB: 0 P: 6	R: 0 E: 0 K: 0 S: 3	H: 1 LOB: 0 BB: 0 P: 3	R: 0 E: 0 K: 1 S: 5	H: 1 LOB: 0 BB: 0 P: 5	R: 0 E: 0 K: 0 S: 3	H: 0 LOB: 0 BB: 0 P: 3	R: 0 E: 0 K: 1 S: 6	H: 2 LOB: 2 BB: 0 P: 6	R: 0 E: 0 K: 1 S: 5	H: 0 LOB: 0 BB: 0 P: 5	R: 0 E: 0 K: 1 S: 6	H: 1 LOB: 1 BB: 0 P: 6	R: 1 E: 0 K: 0 S: 5	H: 3 LOB: 2 BB: 0 P: 5		R: 0 E: 0 K: 1 S: 6	H: 1 LOB: 1 BB: 0 P: 6	1B: 9 2B: 1 3B: 0 HR: 0	SF: 0 SAC: 0 DP: 0 HBP: 0	WP: 0 PB: 0 SB: 0 CS: 2	PA: 34
<b>PITCHER</b> Lynn McGlothen, R ERA: 2.22 Al Hrabosky, L ERA: 1.6 (1, 1) (8, 1)	IP: 7.0 WLS: W BF: 24	H: 6 R: 0 ER: 0 SO: 5	BB: 0 IBB: 0 HBP: 0 BLK: 0	WP: 0 HR: 0 S: 34 P: 34	ERA: 0.00 WHIP: 0.857	<b>PITCHER</b> IP: 2.0 WLS: S BF: 9 H: 4 R: 1 ER: 1 SO: 1 BB: 0 IBB: 0 HBP: 0 BLK: 0 WP: 0 HR: 0 S: 11 P: 11 ERA: 4.50 WHIP: 2.000																	

Batter	1	2	3	4	5	6	7	8	9	AB	R	H	RBI	BB	SO	LOB	BOTTOM				
Lou Brock, L OBP: 0.270, SLG: 0.313 (1, 7)	0-0 P5		0-0 F9			0-0 2B SH2-4 1B	0-0 6-3			4	1	1	0	0	0	0	San Francisco Giants @ St. Louis Cardinals Busch Stadium, St. Louis, MO Fri May 14 1976, 7:05 PM CDT Att: 13,083 - Unknown				
Vic Harris, S OBP: 0.367, SLG: 0.414 (1, 8)	0-0 4-3		0-0 F3			0-0 SH2-4		0-0 2B 1B		3	1	1	0	0	0	0					
Willie Crawford, L OBP: 0.375, SLG: 0.451 (1, 9)	0-0 1B			0-0 P3		0-0 2B 1B		0-3 K		4	1	2	0	0	1	1					
Ted Simmons, S OBP: 0.333, SLG: 0.366 (1, 2)	0-0 F7			0-0 4-3		0-0 1B IBB		0-0 1B 2B		3	0	1	1	1	0	1					
Reggie Smith, S OBP: 0.244, SLG: 0.297 (1, 5)		0-0 F9		0-0 L4		0-3 K		0-0 F8		4	0	0	0	0	1	4					
Ron Fairly, L OBP: 0.452, SLG: 0.394 (1, 3)	0-0 F7				0-0 F7	0-0 1B		0-0 IBB		3	0	1	2	1	0	0					
Don Kessinger, S OBP: 0.325, SLG: 0.361 (1, 6)	0-0 BB	4-0			0-0 6-3	0-0 4-3		0-0 F8		3	0	0	0	1	0	4					
Mike Tyson, R OBP: 0.333, SLG: 0.556 (1, 4)	0-0 5-3				0-0 1B			0-0 1-3		3	0	1	0	0	0	1					
Lynn McGlothen, L OBP: 0.158, SLG: 0.111 Al Hrabosky, R (1, 1) (8, 1)			0-0 F8		0-3 K			0-0 P5		3	0	0	0	0	1	1					
<b>Inning Stats</b>	R: 0 E: 0 K: 0 S: 4	H: 1 LOB: 1 BB: 0 P: 4	R: 0 E: 0 K: 0 S: 3	H: 0 LOB: 1 BB: 1 P: 7	R: 0 E: 0 K: 0 S: 3	H: 0 LOB: 0 BB: 0 P: 3	R: 0 E: 0 K: 0 S: 3	H: 0 LOB: 0 BB: 0 P: 3	R: 0 E: 0 K: 1 S: 6	H: 1 LOB: 1 BB: 0 P: 6	R: 2 E: 0 K: 1 S: 8	H: 3 LOB: 2 BB: 1 P: 12	R: 0 E: 0 K: 0 S: 3	H: 0 LOB: 0 BB: 0 P: 3	R: 1 E: 0 K: 1 S: 7	H: 2 LOB: 2 BB: 1 P: 11		1B: 5 2B: 2 3B: 0 HR: 0	SF: 0 SAC: 1 DP: 0 HBP: 0	WP: 0 PB: 0 SB: 0 CS: 0	PA: 34
<b>PITCHER</b> John Montefusco, R ERA: 2.8 Charlie Williams, R ERA: 1.69 (1, 1) (8, 1)	IP: 7.0 WLS: L BF: 28	H: 5 R: 2 ER: 2 SO: 2	BB: 1 IBB: 1 HBP: 0 BLK: 0	WP: 0 HR: 0 S: 30 P: 38	ERA: 2.57 WHIP: 0.857	<b>PITCHER</b> IP: 1.0 WLS: 6 BF: 2 H: 2 R: 1 ER: 1 SO: 1 BB: 0 IBB: 0 HBP: 0 BLK: 0 WP: 0 HR: 0 S: 7 P: 11 ERA: 9.00 WHIP: 2.000															







Batter	1	2	3	4	5	6	7	8	9	AB	R	H	RBI	BB	SO	LOB	TOP			
Larry Herndon, R OBP: 0.368, SLG: 0.250 (1, 8)	0-0 WP 1B		4-0 FC5-4 BB		0-3 K			4-0 FC3-6 1B 5-3 BB		2	2	1	0	2	1	0	<b>San Francisco Giants @ St. Louis Cardinals</b> Busch Stadium, St. Louis, MO Sun May 16 1976, 3:33 AM CDT Att: 23,880 - Unknown			
Derrel Thomas, S OBP: 0.313, SLG: 0.326 (1, 4)	0-0 1B SF8 1B		0-3 K		0-0 P6			0-0 FC3-6 1B		4	1	2	1	0	1	1				
Bobby Murcer, L OBP: 0.368, SLG: 0.347 (1, 9)	0-0 F9		0-0 P4		0-3 K			0-0 FC3-6 5-3		4	0	0	0	0	1	4				
Gary Matthews, R OBP: 0.336, SLG: 0.421 (1, 7)	0-0 1B		0-0 FC5-4 1-2		4-0 FC4 BB			0-0 5-3		3	0	1	1	1	0	2				
Willie Montanez, L OBP: 0.355, SLG: 0.388 (1, 3)	0-0 SF8			0-0 F5				0-0 FC4 FC4		3	0	0	1	0	0	2				
Chris Speier, R OBP: 0.362, SLG: 0.353 (1, 6)	0-0 F7			4-0 BB				0-0 FC4		3	0	1	0	1	0	2				
Ken Reitz, R OBP: 0.331, SLG: 0.358 (1, 5)		0-0 G3		0-0 F8				0-0 3-1		4	0	0	0	0	0	2				
Marc Hill, R OBP: 0.237, SLG: 0.351 (1, 2)		0-0 F8		0-0 L7				0-0 P6		4	0	0	0	0	0	2				
Ed Halicki, R OBP: 0.400, SLG: 0.250 Dave Heaverlo, R OBP: 0.286, SLG: 0.178 John D'Acquisto, R OBP: 0.133, SLG: 0.056 Chris Arnold, R OBP: 0.122, SLG: 0.067 Charlie Williams, R OBP: 0.207, SLG: 0.154 (1, 1)		0-3 K		0-0 4-3				0-3 K		1	0	0	0	0	1	0				
<b>Inning Stats</b>	R: 2 E: 0 K: 0 S: 6	H: 3 LOB: 1 BB: 0 P: 6	R: 0 E: 0 K: 1 S: 5	H: 0 LOB: 0 BB: 0 P: 5	R: 0 E: 0 K: 1 S: 5	H: 0 LOB: 1 BB: 1 P: 9	R: 0 E: 0 K: 0 S: 3	H: 0 LOB: 0 BB: 0 P: 7	R: 0 E: 0 K: 1 S: 5	H: 0 LOB: 0 BB: 1 P: 9	R: 0 E: 0 K: 1 S: 5	H: 0 LOB: 0 BB: 0 P: 5	R: 0 E: 0 K: 0 S: 4	H: 1 LOB: 1 BB: 0 P: 8	R: 0 E: 0 K: 0 S: 4	H: 1 LOB: 1 BB: 0 P: 4		1B: 5 2B: 0 3B: 0 HR: 0	SF: 1 SAC: 0 DP: 0 HBP: 0	WP: 1 PB: 0 SB: 0 CS: 0
<b>PITCHER</b> Pete Falcone, L ERA: 3.51 (1, 1)	IP: 9.0 WLS: W BF: 36 H: 5 R: 3 ER: 3 SO: 5 BB: 4 IBB: 0 HBP: 0 BLK: 0 WP: 1 HR: 0 S: 42 P: 58 ERA: 3.00 WHIP: 1.000																			

Batter	1	2	3	4	5	6	7	8	9	AB	R	H	RBI	BB	SO	LOB	BOTTOM			
Lou Brock, L OBP: 0.275, SLG: 0.316 (1, 7)	0-0 HR			0-0 4-3				4-0 BB BB		4	2	2	2	0	0	1	<b>San Francisco Giants @ St. Louis Cardinals</b> Busch Stadium, St. Louis, MO Sun May 16 1976, 3:33 AM CDT Att: 23,880 - Unknown			
Mike Anderson, R OBP: 0.383, SLG: 0.415 (8, 7)		0-0 4-3								0	0	0	0	1	0	0				
Vic Harris, S OBP: 0.357, SLG: 0.395 (1, 8)	4-0 HR BB		0-0 BB		0-0 F5			0-0 F9		4	1	1	1	1	1	4				
Reggie Smith, S OBP: 0.253, SLG: 0.329 (1, 5)	0-0 HR		0-0 4-3		0-0 L9			4-0 E4		4	1	1	3	1	0	1				
Ted Simmons, S OBP: 0.328, SLG: 0.361 Keith Hernandez, L OBP: 0.292, SLG: 0.243 (1, 2)	0-0 3-1			0-0 G3 2B				0-0 E1		4	1	1	0	0	0	1				
Willie Crawford, L OBP: 0.365, SLG: 0.444 (1, 9)	0-0 1B 2B		0-0 G3		0-0 P6			0-0 P5		1	0	0	0	0	3					
Ron Fairly, L OBP: 0.457, SLG: 0.432 Ken Rudolph, R OBP: 0.286, SLG: 0.308 (1, 3)	0-0 1B 2B		0-0 G3		0-0 P6			0-0 2-3		4	1	1	0	0	0	2				
Don Kessinger, S OBP: 0.320, SLG: 0.342 (1, 6)	0-0 G6-4-3		0-0 F8		0-0 P3			0-0 F9		4	0	2	2	0	0	1				
Mike Tyson, R OBP: 0.333, SLG: 0.412 (1, 4)		0-0 4-3 SH1-4 1B		0-0 3-1				4-0 HBP BB BB		3	1	0	0	1	1	2				
Pete Falcone, L (1, 1)		0-0 SH1-4		0-3 K				1-0 K 1B HBP		1	0	0	0	0	1	0				
<b>Inning Stats</b>	R: 4 E: 0 K: 0 S: 6	H: 4 LOB: 0 BB: 1 P: 10	R: 1 E: 0 K: 0 S: 5	H: 2 LOB: 0 BB: 0 P: 5	R: 1 E: 0 K: 0 S: 5	H: 2 LOB: 1 BB: 0 P: 5	R: 0 E: 0 K: 1 S: 5	H: 0 LOB: 0 BB: 0 P: 5	R: 0 E: 1 K: 0 S: 4	H: 0 LOB: 1 BB: 0 P: 4	R: 3 E: 1 K: 1 S: 6	H: 1 LOB: 1 BB: 2 P: 15	R: 0 E: 0 K: 1 S: 5	H: 0 LOB: 0 BB: 0 P: 5	R: 0 E: 0 K: 0 S: 4	H: 1 LOB: 3 BB: 2 P: 12	1B: 6 2B: 3 3B: 0 HR: 1	SF: 0 SAC: 2 DP: 1 HBP: 1	WP: 0 PB: 0 SB: 1 CS: 0	PA: 40
<b>PITCHER</b> Ed Halicki, R ERA: 6.43 Dave Heaverlo, R ERA: 3.44 John D'Acquisto, R ERA: 13.3 Charlie Williams, R ERA: 1.5 (1, 1)	IP: 1.2 WLS: L BF: 11 H: 6 R: 5 ER: 5 SO: 0 BB: 1 IBB: 0 HBP: 0 BLK: 0 WP: 0 HR: 1 S: 10 P: 14 ERA: 27.00 WHIP: 4.200																			



Batter	1	2	3	4	5	6	7	8	9	AB	R	H	RBI	BB	SO	LOB	TOP										
Frank Taveras, R (1, 6) OBP: 0.224, SLG: 0.215	1-3		B5-3			G4-3 1B	6-3			4	0	1	0	0	0	1											
Rennie Stennett, R (1, 4) OBP: 0.295, SLG: 0.366	G3-6-1 1B		1-3			G4-3 1-2f		F8		4	0	1	0	0	0	1											
Al Oliver, L (1, 8) OBP: 0.359, SLG: 0.523	G3-6-1 1-2f		1-3			FC5-4 1B		F8		4	0	1	0	0	0	1											
Bob Robertson, R (1, 3) OBP: 0.313, SLG: 0.192		1B BB		FC5-4 1B		FC5-4 1-2f		5-6-3		3	0	1	0	1	0	1											
Richie Zisk, R (1, 7) OBP: 0.367, SLG: 0.444		1B BB	FC5-4 1-2f	FC5-4 G5-4-3 1-2f			HR 1B	FC4-6 1B		3	1	2	0	1	0	1											
Bill Robinson, R (1, 9) OBP: 0.417, SLG: 0.644		1-2 2-3 1B	G5-4-3 1-2f				HR 1H	FC4-6 CS		4	1	2	2	0	0	2											
Richie Hebner, L (1, 5) OBP: 0.312, SLG: 0.284	P6				4-3			P5		4	0	0	0	0	0	4											
Duffy Dyer, R (1, 2) OBP: 0.316, SLG: 0.529	K				K			P6		3	0	0	0	0	2	3											
Bruce Kison, R (1, 1) OBP: 0.222, SLG: 0.333	K				K					3	0	1	0	0	2	3											
Bob Moose, R (8, 1) OBP: 0.667, SLG: 1.333	K				K			1B		0	0	0	0	0	0	0											
<b>Inning Stats</b>	R: 0 E: 0 K: 0 S: 3	H: 1 LOB: 0 BB: 0 P: 3	R: 0 E: 0 K: 2 S: 8	H: 1 LOB: 3 BB: 2 P: 16	R: 0 E: 0 K: 0 S: 3	H: 0 LOB: 0 BB: 0 P: 3	R: 0 E: 0 K: 0 S: 3	H: 1 LOB: 0 BB: 0 P: 3	R: 0 E: 0 K: 2 S: 7	H: 0 LOB: 0 BB: 0 P: 7	R: 0 E: 0 K: 0 S: 4	H: 2 LOB: 1 BB: 0 P: 4	R: 2 E: 0 K: 0 S: 6	H: 3 LOB: 1 BB: 0 P: 6	R: 0 E: 0 K: 0 S: 3	H: 0 LOB: 0 BB: 0 P: 3	R: 0 E: 0 K: 0 S: 3	H: 1 LOB: 0 BB: 0 P: 3	1B: 8 2B: 0 3B: 0 HR: 1	SF: 0 SAC: 0 DP: 3 HBP: 0	WP: 0 PB: 0 SB: 0 CS: 1	PA: 34					
<b>PITCHER</b>	IP	WLS	BF	H	R	ER	SO	BB	IBB	HBP	BLK	WP	HR	S	P	ERA	WHIP										
John Curtis, L (1, 1) ERA: 4.27	8.0	L	31	8	2	2	4	2	0	0	0	0	1	37	45	2.25	1.250										
Eric Rasmussen, R (9, 1) ERA: 2.81	1.0	S	3	1	0	0	0	0	0	0	0	0	0	3	3	0.00	1.000										

Pittsburgh Pirates @ St. Louis Cardinals  
 Busch Stadium, St. Louis, MO  
 Mon May 17 1976, 7:05 PM CDT  
 Att: 10,538 - Unknown

AB	32
R	2
H	9
RBI	2
BB	2
SO	4
LOB	17



Batter	1	2	3	4	5	6	7	8	9	AB	R	H	RBI	BB	SO	LOB	BOTTOM										
Lou Brock, L (1, 7) OBP: 0.274, SLG: 0.314	K		F8		G4-6-3 1-2f			CS 1B		4	0	1	0	0	1	1											
Vic Harris, S (1, 8) OBP: 0.346, SLG: 0.382	6-3		F7		4-3			P5 1-2		4	0	0	0	0	0	1											
Reggie Smith, S (1, 5) OBP: 0.253, SLG: 0.326	P5				F8					4	0	1	0	0	0	0											
Jerry Mumphrey, S (9, PR)								G4-6-3 1B		0	0	0	0	0	0	0											
Ted Simmons, S (1, 2) OBP: 0.319, SLG: 0.350		F5		F2		K		F8		4	0	0	0	0	1	1											
Willie Crawford, L (1, 9) OBP: 0.360, SLG: 0.447		4-3				F8		G4-6-3 1-2f		4	1	1	0	0	0	1											
Ron Fairly, L (1, 3) OBP: 0.469, SLG: 0.475		BB 1B		2B 2B				F9		3	0	2	1	0	0	0											
Don Kessinger, S (1, 6) OBP: 0.328, SLG: 0.339		BB 1B		BB 1B				F7		1	0	0	0	2	0	0											
Mike Tyson, R (1, 4) OBP: 0.286, SLG: 0.350		4-3						6-3		3	0	0	0	0	0	4											
John Curtis, L (1, 1) OBP: 0.154, SLG: 0.154										2	0	1	0	0	0	0											
Keith Hernandez, L (8, PH) OBP: 0.279, SLG: 0.240										1	0	0	0	0	0	0											
Eric Rasmussen, R (9, 1) ERA:								G4-6-3 1B		0	0	0	0	0	0	0											
<b>Inning Stats</b>	R: 0 E: 0 K: 1 S: 5	H: 0 LOB: 0 BB: 0 P: 5	R: 0 E: 0 K: 0 S: 4	H: 1 LOB: 2 BB: 1 P: 8	R: 0 E: 0 K: 0 S: 3	H: 0 LOB: 0 BB: 0 P: 3	R: 1 E: 0 K: 0 S: 5	H: 2 LOB: 2 BB: 1 P: 9	R: 0 E: 0 K: 0 S: 3	H: 1 LOB: 0 BB: 0 P: 3	R: 0 E: 0 K: 1 S: 5	H: 0 LOB: 0 BB: 0 P: 5	R: 0 E: 0 K: 0 S: 3	H: 0 LOB: 0 BB: 0 P: 3	R: 0 E: 0 K: 0 S: 3	H: 1 LOB: 1 BB: 0 P: 3	R: 0 E: 0 K: 0 S: 3	H: 1 LOB: 1 BB: 0 P: 3	1B: 4 2B: 2 3B: 0 HR: 0	SF: 0 SAC: 0 DP: 2 HBP: 0	WP: 0 PB: 0 SB: 0 CS: 1	PA: 32					
<b>PITCHER</b>	IP	WLS	BF	H	R	ER	SO	BB	IBB	HBP	BLK	WP	HR	S	P	ERA	WHIP										
Bruce Kison, R (1, 1) ERA: 4.8	7.1	W	28	5	1	1	2	1	0	0	0	0	0	30	38	1.23	0.818										
Bob Moose, R (8, 1) ERA:	1.2	S	4	1	0	0	0	0	0	0	0	0	0	4	4	0.00	0.600										

Pittsburgh Pirates @ St. Louis Cardinals  
 Busch Stadium, St. Louis, MO  
 Mon May 17 1976, 7:05 PM CDT  
 Att: 10,538 - Unknown

AB	30
R	1
H	6
RBI	1
BB	2
SO	2
LOB	8





Batter	1	2	3	4	5	6	7	8	9	AB	R	H	RBI	BB	SO	LOB	TOP										
Frank Taveras, R (1, 6) OBP: 0.211, SLG: 0.203	G3			K		4-3		F9		4	0	0	0	0	1	1											
Richie Hebner, L (1, 5) OBP: 0.319, SLG: 0.286	1-3			1B		F3			1B HR	3	1	1	0	1	0	1											
Al Oliver, L (1, 8) OBP: 0.365, SLG: 0.533	F8			F7			1B 2B		1-2 HR	4	2	2	0	0	0	1											
Willie Stargell, L (1, 3) OBP: 0.388, SLG: 0.494		5-3		F8			F9		K	4	0	0	0	0	1	4											
Richie Zisk, R (1, 7) OBP: 0.363, SLG: 0.438		6-3			4-3		1-3 1B		K	4	0	1	1	0	1	2											
Bill Robinson, R (1, 9) OBP: 0.404, SLG: 0.673		F8			P4		1-3		1-2 HR	4	1	1	3	0	0	1											
Manny Sanguillen, R (1, 2) OBP: 0.261, SLG: 0.312			4-3		6-3		L3		4-3	4	0	0	0	0	0	1											
Rennie Stennett, R (1, 4) OBP: 0.288, SLG: 0.357			1-3			E6 SH3-4		4-3		3	0	0	0	0	0	0											
Jim Rooker, R (1, 1) OBP: 0.267, SLG: 0.333			6-3			SH3-4		K		2	0	0	0	0	1	0											
<b>Inning Stats</b>	R: 0 E: 0 K: 0 S: 3	H: 0 LOB: 0 BB: 0 P: 3	R: 0 E: 0 K: 0 S: 3	H: 0 LOB: 0 BB: 0 P: 3	R: 0 E: 0 K: 0 S: 3	H: 1 LOB: 1 BB: 0 P: 6	R: 0 E: 0 K: 0 S: 3	H: 0 LOB: 0 BB: 0 P: 3	R: 0 E: 1 K: 0 S: 4	H: 0 LOB: 1 BB: 0 P: 4	R: 1 E: 0 K: 0 S: 5	H: 2 LOB: 1 BB: 0 P: 5	R: 0 E: 0 K: 2 S: 9	H: 0 LOB: 0 BB: 1 P: 5	R: 3 E: 0 K: 2 S: 9	H: 2 LOB: 0 BB: 1 P: 13	1B: 3 2B: 1 3B: 0 HR: 1	SF: 0 SAC: 1 DP: 0 HBP: 0	WP: 0 PA: 34 PB: 0 SB: 0 CS: 0								
<b>PITCHER</b>	IP	WLS	BF	H	R	ER	SO	BB	IBB	HBP	BLK	WP	HR	S	P	ERA	WHIP										
Bob Forsch, R (1, 1) ERA: 5.21	6.2		24	3	1	1	1	0	0	0	0	0	0	26	26	1.35	0.450										
Eric Rasmussen, R (7, 1) ERA: 2.57	1.1		4	0	0	0	1	0	0	0	0	0	0	6	6	0.00	0.000										
Al Hrabosky, L (9, 1) ERA: 3.29	1.0	L	6	2	3	3	2	1	0	0	0	0	1	9	13	27.00	3.000										

Pittsburgh Pirates @ St. Louis Cardinals  
 Busch Stadium, St. Louis, MO  
 Tue May 18 1976, 7:05 PM CDT  
 Att: 10,288 - Unknown

AB	32
R	4
H	5
RBI	4
BB	1
SO	4
LOB	11



Batter	1	2	3	4	5	6	7	8	9	AB	R	H	RBI	BB	SO	LOB	BOTTOM										
Lou Brock, L (1, 7) OBP: 0.273, SLG: 0.312	CS 1B		4-3		K			FC5-4		4	0	1	0	0	1	2											
Vic Harris, S (1, 8) OBP: 0.343, SLG: 0.378	F3			G6-4-3 1B		5-3		F5		4	0	1	0	0	0	2											
Reggie Smith, S (1, 3) OBP: 0.242, SLG: 0.311	F8			G6-4-3		F7			6-3	4	0	0	0	0	0	1											
Mike Anderson, R (1, 9) OBP: 0.392, SLG: 0.395		L8			BB	F3			BB	2	0	0	0	2	0	0											
Hector Cruz, R (1, 5) OBP: 0.208, SLG: 0.267				5-3			K		P6	3	0	0	0	0	1	2											
Ken Rudolph, R (1, 2) OBP: 0.276, SLG: 0.294		F8			L6-4 1B		F7		F7	4	0	1	0	0	0	2											
Don Kessinger, S (1, 6) OBP: 0.326, SLG: 0.339		FC6			1-2 2B 1B		F8			3	1	1	0	0	0	1											
Mike Tyson, R (1, 4) OBP: 0.250, SLG: 0.304			1-3		L6-4				6-3	3	0	0	0	0	0	2											
Bob Forsch, R (1, 1) ERA: 5.21										2	0	1	1	0	1	0											
Eric Rasmussen, R (7, 1) ERA: 2.57										0	0	0	0	0	0	0											
Ted Simmons, S (8, PH) OBP: 0.324, SLG: 0.355										1	0	1	0	0	0	0											
Jerry Mumphrey, S (8, PR)										0	0	0	0	0	0	0											
Al Hrabosky, R (9, 1) ERA: 3.29										0	0	0	0	0	0	0											
<b>Inning Stats</b>	R: 0 E: 0 K: 0 S: 3	H: 1 LOB: 0 BB: 0 P: 3	R: 0 E: 0 K: 0 S: 3	H: 0 LOB: 0 BB: 0 P: 4	R: 0 E: 0 K: 1 S: 5	H: 0 LOB: 0 BB: 0 P: 5	R: 0 E: 0 K: 0 S: 3	H: 1 LOB: 1 BB: 1 P: 7	R: 1 E: 0 K: 1 S: 7	H: 3 LOB: 1 BB: 0 P: 7	R: 0 E: 0 K: 0 S: 3	H: 0 LOB: 0 BB: 0 P: 3	R: 0 E: 0 K: 1 S: 5	H: 0 LOB: 0 BB: 0 P: 5	R: 0 E: 0 K: 0 S: 4	H: 1 LOB: 1 BB: 0 P: 4	R: 0 E: 0 K: 0 S: 3	H: 0 LOB: 1 BB: 1 P: 7	1B: 5 2B: 2 3B: 0 HR: 0	SF: 0 SAC: 0 DP: 2 HBP: 1	WP: 0 PA: 33 PB: 0 SB: 0 CS: 1						
<b>PITCHER</b>	IP	WLS	BF	H	R	ER	SO	BB	IBB	HBP	BLK	WP	HR	S	P	ERA	WHIP										
Jim Rooker, L (1, 1) ERA: 2.22	9.0	W	33	6	1	1	3	2	0	1	0	0	0	36	45	1.00	0.889										

Pittsburgh Pirates @ St. Louis Cardinals  
 Busch Stadium, St. Louis, MO  
 Tue May 18 1976, 7:05 PM CDT  
 Att: 10,288 - Unknown

AB	30
R	1
H	6
RBI	1
BB	2
SO	3
LOB	12





Batter	1	2	3	4	5	6	7	8	9	AB	R	H	RBI	BB	SO	LOB	TOP			
<b>Frank Taveras, R</b> (1, 6) <small>OBP: 0.216, SLG: 0.208</small> <b>Ed Kirkpatrick, L</b> (7, FH) <small>OBP: 0.474, SLG: 0.333</small> <b>Mario Mendoza, R</b> (7, 6) <small>OBP: 0.296, SLG: 0.244</small> <b>Tommy Helms, R</b> (8, FH) <small>OBP: 0.214, SLG: 0.231</small>										3	1	1	0	0	0	1				
<b>Richie Hebner, L</b> (1, 5) <small>OBP: 0.314, SLG: 0.282</small>										5	0	1	0	0	0	4				
<b>Al Oliver, L</b> (1, 8) <small>OBP: 0.356, SLG: 0.511</small>										4	1	0	0	1	1	3				
<b>Willie Stargell, L</b> (1, 3) <small>OBP: 0.389, SLG: 0.478</small>										3	1	0	0	2	1	3				
<b>Richie Zisk, R</b> (1, 7) <small>OBP: 0.372, SLG: 0.487</small>										5	2	3	3	0	1	1				
<b>Bill Robinson, R</b> (1, 9) <small>OBP: 0.368, SLG: 0.611</small>										5	0	0	1	0	0	3				
<b>Manny Sanguillen, R</b> (1, 2) <small>OBP: 0.311, SLG: 0.339</small>										3	1	3	0	2	0	0				
<b>Rennie Stennett, R</b> (1, 4) <small>OBP: 0.292, SLG: 0.362</small>										4	1	1	1	1	0	3				
<b>John Candelaria, L</b> (1, 1) <small>ERA: 2.4</small> <b>Kent Tekulve, R</b> (5, 1) <small>ERA: 2.64</small> <b>Dave Giusti, R</b> (7, 1) <small>ERA: 7.84</small> <b>Bob Robertson, L</b> (8, 1) <small>ERA: 6.1</small> <b>Ramon Hernandez, L</b> (8, 1) <small>ERA: 6.1</small> <b>Duffy Dyer, R</b> (9, 1) <small>ERA: 2.89</small>										1	0	0	0	0	0	1				
<b>Inning Stats</b>	R: 1 E: 0 K: 0 S: 6	H: 3 LOB: 2 BB: 0 P: 6	R: 0 E: 0 K: 0 S: 4	H: 1 LOB: 1 BB: 0 P: 4	R: 0 E: 0 K: 1 S: 5	H: 0 LOB: 1 BB: 1 P: 9	R: 0 E: 0 K: 0 S: 4	H: 1 LOB: 1 BB: 0 P: 4	R: 0 E: 0 K: 0 S: 4	H: 1 LOB: 1 BB: 0 P: 4	R: 0 E: 0 K: 1 S: 5	H: 0 LOB: 3 BB: 4 P: 22	R: 2 E: 0 K: 1 S: 6	H: 1 LOB: 1 BB: 4 P: 17	R: 4 E: 0 K: 0 S: 5	H: 3 LOB: 1 BB: 3 P: 17	1B: 5 2B: 4 3B: 0 HR: 1	SF: 0 SAC: 1 DP: 0 HBP: 0	WP: 1 HR: 0 S: 0 CS: 0	PA: 46
<b>PITCHER</b>	IP WLS BF H R ER SO BB IBB HBP BLK WP HR S P ERA WHIP																			
<b>Lynn McGlothen, R</b> (1, 1) <small>ERA: 2.4</small>	7.2	34	7	3	3	3	3	3	0	0	0	0	0	1	0	0	12	∞	∞	
<b>Danny Frisella, R</b> (8, 1) <small>ERA: 1.92</small>	0.0	3	0	0	0	0	3	0	0	0	0	0	0	1	0	0	12	∞	∞	
<b>Al Hrabosky, L</b> (8, 1) <small>ERA: 3.9</small>	0.1	3	0	2	2	0	2	0	0	0	0	0	0	0	0	1	9	54.00	6.000	
<b>Mike Proly, R</b> (9, 1) <small>ERA: 3.71</small>	0.0	1	1	0	0	0	0	0	0	0	0	0	0	0	0	1	1	∞	∞	
<b>Eric Rasmussen, R</b> (9, 1) <small>ERA: 2.89</small>	1.0	L	5	2	2	2	0	1	0	0	0	0	0	0	0	4	8	18.00	3.000	

Pittsburgh Pirates @ St. Louis Cardinals  
 Busch Stadium, St. Louis, MO  
 Wed May 19 1976, 7:05 PM CDT  
 Att: 11,229 - Unknown

AB	36
R	7
H	10
RBI	7
BB	9
SO	3
LOB	21



Pittsburgh Pirates @ St. Louis Cardinals  
 Busch Stadium, St. Louis, MO  
 Wed May 19 1976, 7:05 PM CDT  
 Att: 11,229 - Unknown

AB	35
R	6
H	11
RBI	5
BB	1
SO	6
LOB	12



Batter	1	2	3	4	5	6	7	8	9	AB	R	H	RBI	BB	SO	LOB	BOTTOM			
<b>Vic Harris, S</b> (1, 8) <small>OBP: 0.340, SLG: 0.374</small>										4	1	1	0	0	0	0				
<b>Mike Tyson, R</b> (1, 4) <small>OBP: 0.286, SLG: 0.444</small> <b>Ron Fairly, L</b> (9, FH) <small>OBP: 0.460, SLG: 0.463</small>										4	2	2	2	0	0	0				
<b>Willie Crawford, L</b> (1, 9) <small>OBP: 0.365, SLG: 0.480</small>										4	2	2	2	0	0	0				
<b>Ted Simmons, S</b> (1, 2) <small>OBP: 0.329, SLG: 0.359</small>										4	0	2	1	0	0	0				
<b>Reggie Smith, S</b> (1, 3) <small>OBP: 0.252, SLG: 0.323</small>										3	0	1	0	0	1	0				
<b>Mike Anderson, R</b> (1, 7) <small>OBP: 0.418, SLG: 0.413</small>										3	0	2	0	1	1	0				
<b>Hector Cruz, R</b> (1, 5) <small>OBP: 0.200, SLG: 0.257</small>										4	0	0	0	0	1	6				
<b>Lee Richard, R</b> (1, 6) <small>OBP: 0.111, SLG: 0.077</small> <b>Don Kessinger, S</b> (9, 6) <small>OBP: 0.325, SLG: 0.339</small>										4	0	0	0	0	1	6				
<b>Lynn McGlothen, L</b> (1, 1) <small>ERA: 2.16</small> <b>Danny Frisella, L</b> (5, 1) <small>ERA: 2.64</small> <b>Al Hrabosky, R</b> (8, 1) <small>ERA: 3.9</small> <b>Mike Proly, R</b> (9, 1) <small>ERA: 3.71</small> <b>Eric Rasmussen, R</b> (9, 1) <small>ERA: 2.89</small> <b>Lou Brock, L</b> (9, PH) <small>OBP: 0.271, SLG: 0.310</small>										3	1	1	0	0	2	0				
<b>Inning Stats</b>	R: 0 E: 0 K: 0 S: 3	H: 0 LOB: 0 BB: 0 P: 3	R: 0 E: 0 K: 2 S: 8	H: 1 LOB: 2 BB: 0 P: 9	R: 3 E: 0 K: 1 S: 8	H: 3 LOB: 0 BB: 0 P: 8	R: 0 E: 0 K: 0 S: 3	H: 1 LOB: 0 BB: 0 P: 3	R: 3 E: 0 K: 1 S: 8	H: 4 LOB: 0 BB: 0 P: 8	R: 0 E: 0 K: 1 S: 5	H: 0 LOB: 0 BB: 0 P: 5	R: 0 E: 0 K: 0 S: 5	H: 2 LOB: 3 BB: 1 P: 9	R: 0 E: 0 K: 0 S: 3	H: 0 LOB: 0 BB: 0 P: 3	1B: 8 2B: 1 3B: 0 HR: 2	SF: 0 SAC: 1 DP: 1 HBP: 1	WP: 0 HR: 0 S: 1 CS: 0	PA: 38
<b>PITCHER</b>	IP WLS BF H R ER SO BB IBB HBP BLK WP HR S P ERA WHIP																			
<b>John Candelaria, L</b> (1, 1) <small>ERA: 3.21</small>	4.1	21	8	6	6	3	0	0	0	0	0	0	0	0	0	9	9	0.00	0.600	
<b>Kent Tekulve, R</b> (5, 1) <small>ERA: 2.64</small>	1.2	5	1	0	0	2	0	0	0	0	0	0	0	0	0	9	9	0.00	0.600	
<b>Dave Giusti, R</b> (7, 1) <small>ERA: 7.84</small>	1.0	3	0	0	0	1	0	0	0	0	0	0	0	0	5	5	0.00	0.000		
<b>Ramon Hernandez, L</b> (8, 1) <small>ERA: 6.1</small>	1.0	W	6	2	0	0	0	1	0	0	0	0	0	0	5	9	0.00	2.000		
<b>Bob Moose, R</b> (9, 1) <small>ERA: 2.89</small>	1.0	S	3	0	0	0	0	0	0	0	0	0	0	0	3	3	0.00	0.000		



Batter	1	2	3	4	5	6	7	8	9	AB	R	H	RBI	BB	SO	LOB	TOP						
Frank Taveras, R (1, 6) OBP: 0.231, SLG: 0.213 Bob Robertson, R (9, PH) OBP: 0.324, SLG: 0.185	6-3		FC5-4						5-3								3 1 1 0 1 0 1 1 0 0 0 0 0 1						
Richie Hebner, L (1, 5) OBP: 0.311, SLG: 0.280			F8														4 0 1 0 0 0 4						
Al Oliver, L (1, 8) OBP: 0.362, SLG: 0.510	P5																4 0 2 0 0 0 2						
Willie Stargell, L (1, 3) OBP: 0.384, SLG: 0.469	F8																4 0 1 0 0 0 3						
Richie Zisk, R (1, 7) OBP: 0.368, SLG: 0.479		4-3															4 0 1 1 0 0 2						
Bill Robinson, R (1, 9) OBP: 0.377, SLG: 0.621		5-3															4 0 2 0 0 0 2						
Manny Sanguillen, R (1, 2) OBP: 0.301, SLG: 0.328			F8														4 0 0 0 0 0 4						
Rennie Stennett, R (1, 4) OBP: 0.291, SLG: 0.358																	4 0 1 0 0 0 1						
Doc Medich, R (1, 1) Ed Killebrew, L (5, PH) Dave Gustaf, R (5, 1) Ed Ott, L (7, PH) Ramon Hernandez, S (7, 1) Tommy Helms, R (8, PH)																	1 0 0 0 0 0 1 1 1 0 0 0 0 0 0 1 1 0 0 0 0 0 0 0 0 0 1 0 1 0 0 0 0 0 0 0 0 0 0 0 0 0 0 0 1 0 1 0 0 0 0 0 0						
<b>Inning Stats</b>	R: 0 E: 0 K: 0 S: 4	H: 1 LOB: 1 BB: 0 P: 4	R: 0 E: 0 K: 0 S: 3	H: 0 LOB: 0 BB: 0 P: 3	R: 0 E: 0 K: 1 S: 6	H: 1 LOB: 1 BB: 0 P: 6	R: 0 E: 0 K: 0 S: 3	H: 1 LOB: 0 BB: 0 P: 3	R: 0 E: 0 K: 0 S: 4	H: 1 LOB: 1 BB: 0 P: 4	R: 1 E: 1 K: 0 S: 7	H: 3 LOB: 3 BB: 0 P: 7	R: 0 E: 0 K: 0 S: 3	H: 1 LOB: 1 BB: 1 P: 7	R: 0 E: 0 K: 0 S: 4	H: 2 LOB: 1 BB: 0 P: 4	R: 0 E: 0 K: 0 S: 4	H: 1 LOB: 1 BB: 0 P: 4	1B: 9 2B: 2 3B: 0 HR: 0	SF: 0 SAC: 0 DP: 3 HBP: 0	WP: 0 PB: 0 SB: 1 CS: 0	PA: 37	
<b>PITCHER</b> John Denny, R (1, 1) ERA: 3.65	IP: 9.0 WLS: W BF: 37 H: 11 R: 1 ER: 0 SO: 1 BB: 1 IBB: 0 HBP: 0 BLK: 0 WP: 0 HR: 0 S: 38 P: 42 ERA: 0.00 WHIP: 1.333											<b>PITCHER</b>	IP: 9.0 WLS: W BF: 37 H: 11 R: 1 ER: 0 SO: 1 BB: 1 IBB: 0 HBP: 0 BLK: 0 WP: 0 HR: 0 S: 38 P: 42 ERA: 0.00 WHIP: 1.333										

Pittsburgh Pirates @ St. Louis Cardinals  
Busch Stadium, St. Louis, MO  
Thu May 20 1976, 3:33 AM CDT  
Att: 11,315 - Unknown

AB	36
R	1
H	11
RBI	1
BB	1
SO	1
LOB	22



Batter	1	2	3	4	5	6	7	8	9	AB	R	H	RBI	BB	SO	LOB	BOTTOM						
Lou Brock, L (1, 7) OBP: 0.278, SLG: 0.315	G3	4-3															4 1 2 0 0 0 0						
Vic Harris, S (1, 8) OBP: 0.331, SLG: 0.363	G3	F5															4 0 0 0 0 0 1						
Reggie Smith, S (1, 5) OBP: 0.243, SLG: 0.309	4-3	F5															4 0 0 1 0 1 0						
Ted Simmons, S (1, 2) OBP: 0.347, SLG: 0.386																	4 1 4 0 0 0 0						
Ron Fairly, L (1, 3) OBP: 0.444, SLG: 0.432																	3 1 0 0 1 1 3						
Jerry Mumphrey, S (1, 9) OBP: 0.097, SLG: 0.067																	4 1 1 1 0 0 1						
Don Kessinger, S (1, 6) OBP: 0.328, SLG: 0.333																	2 0 0 0 1 1 1						
Mike Tyson, R (1, 4) OBP: 0.323, SLG: 0.533																	3 0 2 2 0 0 0						
John Denny, R (1, 1) OBP: 0.231, SLG: 0.250																	3 0 0 0 0 2 3						
<b>Inning Stats</b>	R: 4 E: 0 K: 1 S: 9	H: 4 LOB: 2 BB: 2 P: 17	R: 0 E: 0 K: 0 S: 3	H: 0 LOB: 0 BB: 0 P: 3	R: 0 E: 0 K: 1 S: 6	H: 1 LOB: 1 BB: 0 P: 6	R: 0 E: 0 K: 1 S: 5	H: 1 LOB: 0 BB: 0 P: 5	R: 0 E: 0 K: 0 S: 4	H: 1 LOB: 1 BB: 0 P: 4	R: 0 E: 0 K: 0 S: 4	H: 1 LOB: 1 BB: 0 P: 4	R: 0 E: 0 K: 1 S: 5	H: 0 LOB: 0 BB: 0 P: 5	R: 0 E: 0 K: 1 S: 5	H: 1 LOB: 0 BB: 0 P: 5	1B: 7 2B: 1 3B: 1 HR: 0	SF: 0 SAC: 0 DP: 0 HBP: 0	WP: 0 PB: 0 SB: 1 CS: 2	PA: 34			
<b>PITCHER</b> Doc Medich, R (1, 1) ERA: 3.93 Dave Gustaf, R (5, 1) ERA: 6.57 Ramon Hernandez, L (7, 1) ERA: 5.11	IP: 4.0 WLS: L BF: 19 H: 6 R: 4 ER: 4 SO: 3 BB: 1 IBB: 1 HBP: 0 BLK: 0 WP: 0 HR: 0 S: 23 P: 31 ERA: 9.00 WHIP: 1.750											<b>PITCHER</b>	IP: 4.0 WLS: L BF: 19 H: 6 R: 4 ER: 4 SO: 3 BB: 1 IBB: 1 HBP: 0 BLK: 0 WP: 0 HR: 0 S: 23 P: 31 ERA: 9.00 WHIP: 1.750										

Pittsburgh Pirates @ St. Louis Cardinals  
Busch Stadium, St. Louis, MO  
Thu May 20 1976, 3:33 AM CDT  
Att: 11,315 - Unknown

AB	31
R	4
H	9
RBI	4
BB	2
SO	5
LOB	9





Batter	1	2	3	4	5	6	7	8	9	AB	R	H	RBI	BB	SO	LOB	TOP					
Lou Brock, L (1,7) OBP: 0.277, SLG: 0.308	0-3 K		4-0 BB			0-0 4-3		0-3 K		3	0	0	0	1	2	1	<b>St. Louis Cardinals @ Philadelphia Phillies</b> <b>Veterans Stadium, Philadelphia, PA</b> Fri May 21 1976, 7:05 PM EDT Att: 32,074 - Unknown					
Mike Tyson, R (1,4) OBP: 0.314, SLG: 0.500	0-0 1B		0-0 F9			0-0 4-3		0-0 F9		4	0	1	0	0	0	2						
Vic Harris, S (1,8) OBP: 0.329, SLG: 0.367	0-0 P4			0-3 K		0-0 2B		0-0 F8		4	0	1	0	0	1	2						
Ted Simmons, S (1,2) OBP: 0.344, SLG: 0.390	0-0 5-3			0-0 2B		0-0 5-3			0-0 4-3	4	0	1	0	0	0	2						
Reggie Smith, S (1,3) OBP: 0.243, SLG: 0.307		0-3 K		0-3 K			0-0 E5 1B		0-0 1B 2B	4	1	1	0	0	2	1						
Mike Anderson, R (1,9) OBP: 0.424, SLG: 0.420	0-0 F9			0-0 6-3			0-0 G5-4-3 1B		0-0 2B 1B	4	0	2	0	0	0	1						
Hector Cruz, R (1,5) OBP: 0.202, SLG: 0.266	0-0 F7				0-0 6-3		0-3 K		0-0 2B	4	0	1	1	0	1	2						
Don Kessinger, S (1,6) OBP: 0.319, SLG: 0.323			0-0 F3		0-0 6-3		0-0 G5-4-3		0-0 1-3	4	0	0	0	0	0	4						
Pete Falcone, L (1,1) Jerry Mumphrey, S (8,PH) Bill Greif, R (8,PH) Ken Rudolph, R (8,PH) OBP: 0.263, SLG: 0.278			0-3 K		0-0 6-3				0-0 1B	2	0	0	0	0	1	0						
	R: 0 E: 0 K: 1 S: 6	H: 1 LOB: 1 BB: 0 P: 6	R: 0 E: 0 K: 1 S: 5	H: 0 LOB: 0 BB: 0 P: 5	R: 0 E: 0 K: 1 S: 5	H: 0 LOB: 1 BB: 1 P: 9	R: 0 E: 0 K: 2 S: 8	H: 1 LOB: 1 BB: 0 P: 8	R: 0 E: 0 K: 0 S: 3	H: 0 LOB: 0 BB: 0 P: 3	R: 0 E: 0 K: 0 S: 4	H: 1 LOB: 1 BB: 0 P: 4	R: 0 E: 1 K: 1 S: 6	H: 1 LOB: 0 BB: 0 P: 6	R: 0 E: 0 K: 1 S: 6	H: 1 LOB: 1 BB: 0 P: 6		R: 1 E: 0 K: 0 S: 6	H: 3 LOB: 2 BB: 0 P: 6	1B: 5 2B: 3 3B: 0 HR: 0	SF: 0 SAC: 0 DP: 1 HBP: 0	WP: 0 PB: 0 SB: 0 CS: 0
PITCHER Steve Carlton, L (1,1) ERA: 4.08	IP: 9.0 WLS: W BF: 36 H: 8 R: 1 ER: 1 SO: 7 BB: 1 IBB: 0 HBP: 0 BLK: 0 WP: 0 HR: 0 S: 49 P: 53 ERA: 1.00 WHIP: 1.000															PITCHER						

AB 35  
R 1  
H 8  
RBI 1  
BB 1  
SO 7  
LOB 17



Batter	1	2	3	4	5	6	7	8	9	AB	R	H	RBI	BB	SO	LOB	BOTTOM					
Dave Cash, R (1,4) OBP: 0.333, SLG: 0.394	0-0 F9	0-0 FC6-4			0-0 5-3		0-0 2B			4	0	1	0	0	0	2	<b>St. Louis Cardinals @ Philadelphia Phillies</b> <b>Veterans Stadium, Philadelphia, PA</b> Fri May 21 1976, 7:05 PM EDT Att: 32,074 - Unknown					
Larry Bowa, S (1,6) OBP: 0.358, SLG: 0.382	0-0 6-3			0-0 G5-4-3 1B	0-0 F9		0-0 F8			4	0	1	0	0	0	1						
Mike Schmidt, R (1,5) OBP: 0.428, SLG: 0.732	0-3 K		0-0 G5-4-3		4-0 BB		0-0 F8			3	0	0	0	1	1	1						
Greg Luzinski, R (1,7) Jerry Martin, R (9,7) OBP: 0.300, SLG: 0.278		0-3 K	4-0 BB		0-3 K		0-0 F9			3	0	0	0	1	2	1						
Ollie Brown, R (1,9) OBP: 0.500, SLG: 0.561		4-0 HR BB	0-0 F7			0-0 6-3		0-0 F7		3	1	0	0	1	0	1						
Gary Maddox, R (1,8) OBP: 0.396, SLG: 0.526		0-0 HR		0-0 F8		4-0 BB				2	1	1	2	1	0	0						
Dick Allen, R (1,3) OBP: 0.365, SLG: 0.286		0-0 1B		0-0 1B		0-0 G6-4-3				3	0	2	0	0	0	1						
Tim McCarver, L (1,2) OBP: 0.458, SLG: 0.500		0-0 E3 FC6-4		0-0 WP 1B			0-0 F5			3	0	1	0	0	0	1						
Steve Carlton, L (1,1) OBP: 0.059, SLG: 0.059		0-3 K		0-0 F7			0-0 5-3			3	0	0	0	0	1	3						
	R: 0 E: 0 K: 1 S: 5	H: 0 LOB: 0 BB: 0 P: 5	R: 2 E: 1 K: 2 S: 10	H: 2 LOB: 2 BB: 1 P: 14	R: 0 E: 0 K: 0 S: 3	H: 1 LOB: 1 BB: 1 P: 7	R: 0 E: 0 K: 0 S: 4	H: 2 LOB: 1 BB: 0 P: 4	R: 0 E: 0 K: 1 S: 5	H: 0 LOB: 1 BB: 1 P: 9	R: 0 E: 0 K: 0 S: 2	H: 0 LOB: 0 BB: 1 P: 6	R: 0 E: 0 K: 0 S: 4	H: 1 LOB: 1 BB: 0 P: 4	R: 0 E: 0 K: 0 S: 3	H: 0 LOB: 0 BB: 0 P: 3		R: 0 E: 0 K: 0 S: 3	H: 0 LOB: 0 BB: 0 P: 3	1B: 4 2B: 1 3B: 0 HR: 1	SF: 0 SAC: 0 DP: 2 HBP: 0	WP: 1 PB: 0 SB: 1 CS: 0
PITCHER Pete Falcone, L (1,1) Bill Greif, R (8,1) ERA: 3.38 ERA: 7.71	IP: 7.0 WLS: L BF: 29 H: 6 R: 2 ER: 2 SO: 4 BB: 4 IBB: 0 HBP: 0 BLK: 0 WP: 1 HR: 1 S: 33 P: 49 ERA: 2.57 WHIP: 1.429															PITCHER						

AB 28  
R 2  
H 6  
RBI 2  
BB 4  
SO 4  
LOB 11





Batter	1	2	3	4	5	6	7	8	9	AB	R	H	RBI	BB	SO	LOB	TOP							
Lou Brock, L OBP: 0.296, SLG: 0.331 (1, 7)										3	0	2	1	2	0	0	<b>St. Louis Cardinals @ Philadelphia Phillies</b> <b>Veterans Stadium, Philadelphia, PA</b> Sat May 22 1976, 7:05 PM EDT Att: 39,098 - Unknown							
Mike Tyson, R OBP: 0.308, SLG: 0.474 Ron Fairly, L OBP: 0.436, SLG: 0.422 (1, 4) (8, PH) (8, 3)										4	1	1	0	0	2	2								
Vic Harris, S OBP: 0.325, SLG: 0.361 (1, 8) (8, 4)										5	0	1	0	0	1	2								
Ted Simmons, S OBP: 0.346, SLG: 0.381 (1, 2)										3	1	0	0	2	0	1								
Reggie Smith, S OBP: 0.259, SLG: 0.406 (1, 3) (8, 5)										5	3	3	5	0	0	2								
Mike Anderson, R OBP: 0.406, SLG: 0.400 (1, 9)										5	0	1	0	0	1	0								
Hector Cruz, R OBP: 0.205, SLG: 0.295 Willie Crawford, L OBP: 0.362, SLG: 0.475 Al Hrabosky, R (1, 5) (8, PH) (8, 1)										3	1	1	1	0	1	1								
Don Kessinger, S OBP: 0.317, SLG: 0.320 (1, 6)										4	0	1	0	0	1	0								
John Curtis, L Eric Rasmussen, R Keith Hernandez, L Mike Wallace, L Jerry Mumphrey, S (1, 1) (5, 1) (8, PH) (8, 1) (8, PH) (8, 8)										2	0	1	0	0	1	2								
<b>Inning Stats</b>	R: 0 E: 0 K: 2 S: 7	H: 0 LOB: 2 BB: 2 P: 15	R: 1 E: 0 K: 0 S: 5	H: 3 LOB: 2 BB: 0 P: 5	R: 0 E: 0 K: 0 S: 3	H: 0 LOB: 0 BB: 0 P: 3	R: 0 E: 0 K: 1 S: 7	H: 2 LOB: 2 BB: 0 P: 7	R: 3 E: 0 K: 0 S: 5	H: 2 LOB: 0 BB: 1 P: 9	R: 1 E: 0 K: 2 S: 8	H: 1 LOB: 1 BB: 1 P: 12	R: 1 E: 0 K: 0 S: 4	H: 1 LOB: 0 BB: 0 P: 4	R: 0 E: 0 K: 1 S: 6	H: 1 LOB: 2 BB: 1 P: 10		R: 1 E: 0 K: 1 S: 6	H: 2 LOB: 0 BB: 0 P: 6	1B: 5 2B: 2 3B: 1 HR: 4	SF: 0 SAC: 0 DP: 1 HBP: 0	WP: 0 PA: 42 PB: 0 SB: 1 CS: 0		
<b>PITCHER</b>	IP WLS BF H R ER SO BB IBB HBP BLK WP HR S P ERA WHIP	5.0 2.2 1.1	L 13 5	7 4 2	4 2 1	4 2 1	3 2 1	3 2 1	3 1 0	3 1 0	2 17 7	39 25 7	7.20 6.75 6.75	2.000 1.500 1.500										

Batter	1	2	3	4	5	6	7	8	9	AB	R	H	RBI	BB	SO	LOB	BOTTOM					
Dave Cash, R OBP: 0.329, SLG: 0.387 (1, 4)										5	1	1	0	0	0	1	<b>St. Louis Cardinals @ Philadelphia Phillies</b> <b>Veterans Stadium, Philadelphia, PA</b> Sat May 22 1976, 7:05 PM EDT Att: 39,098 - Unknown					
Larry Bowa, S OBP: 0.380, SLG: 0.377 (1, 6)										4	1	1	0	1	0	1						
Mike Schmidt, R OBP: 0.434, SLG: 0.730 (1, 5)										3	2	1	0	2	1	1						
Greg Luzinski, R OBP: 0.366, SLG: 0.477 (1, 7)										5	1	2	1	0	0	2						
Ollie Brown, R OBP: 0.518, SLG: 0.581 Jay Johnstone, L OBP: 0.370, SLG: 0.481 (1, 9) (5, PH) (8, 9) (8, 1)										2	0	2	2	0	0	0						
Tug McGraw, R OBP: 0.312, SLG: 0.493 Gary Maddox, R OBP: 0.388, SLG: 0.510 (8, 1) (8, PH) (8, 8)										0	0	0	0	0	0	0						
Dick Allen, R OBP: 0.357, SLG: 0.348 (1, 3)										4	1	1	2	0	2	5						
Bob Boone, R OBP: 0.350, SLG: 0.391 (1, 2)										4	0	2	0	0	1	2						
Jim Kaat, L OBP: 0.188, SLG: 0.143 Tim McCarver, L OBP: 0.440, SLG: 0.476 Ron Reed, R OBP: 0.286, SLG: 0.263 (1, 1) (5, PH) (8, 1) (8, 9)										1	0	0	0	1	0	2						
<b>Inning Stats</b>	R: 0 E: 0 K: 0 S: 3	H: 0 LOB: 1 BB: 1 P: 7	R: 0 E: 0 K: 2 S: 9	H: 2 LOB: 2 BB: 0 P: 9	R: 2 E: 0 K: 0 S: 6	H: 3 LOB: 2 BB: 1 P: 10	R: 0 E: 0 K: 0 S: 2	H: 1 LOB: 1 BB: 1 P: 6	R: 4 E: 0 K: 0 S: 8	H: 5 LOB: 1 BB: 0 P: 8	R: 0 E: 0 K: 1 S: 5	H: 0 LOB: 0 BB: 0 P: 5	R: 0 E: 0 K: 1 S: 6	H: 1 LOB: 1 BB: 0 P: 6	R: 0 E: 0 K: 0 S: 3	H: 0 LOB: 0 BB: 0 P: 3		R: 0 E: 0 K: 0 S: 3	H: 0 LOB: 2 BB: 1 P: 8	1B: 10 2B: 2 3B: 0 HR: 1	SF: 1 SAC: 0 DP: 1 HBP: 1	WP: 0 PA: 42 PB: 0 SB: 2 CS: 1
<b>PITCHER</b>	IP WLS BF H R ER SO BB IBB HBP BLK WP HR S P ERA WHIP	4.0 1.0 2.0	21 6 7	8 3 1	4 2 0	4 2 0	0 1 0	6 6 11	6 6 11	11 11 11	9.00 18.00 0.00	2.750 3.000 0.500										




Batter	1	2	3	4	5	6	7	8	9	10	11	AB	R	H	RBI	BB	SO	LOB	TOP			
Jerry Mumphrey, S OBP: 0.182, SLG: 0.273 (1, 7)	4-3 ①		F9 ③		K ②			2B ①		K ①		5	0	1	0	0	2	1				
Mike Tyson, R OBP: 0.273, SLG: 0.419 (1, 4)	F8 ②			4-3 ①	F9 ③			6-3 ①		5-3 ②		5	0	0	0	0	0	2				
Vic Harris, S OBP: 0.327, SLG: 0.378 (1, 8)	HR			BB BB				F9 ②		K ③		4	1	1	1	1	1	1				
Ted Simmons, S OBP: 0.348, SLG: 0.378 (1, 2)	F9 ③			P5				6-3 ②				4	0	1	0	1	0	1				
Reggie Smith, S OBP: 0.273, SLG: 0.409 (1, 3)		F7 ①		BB BB	FC6-4 BB			FC5-4 1B		K ③		4	0	2	0	1	1	2				
Mike Anderson, R OBP: 0.389, SLG: 0.379 Willie Crawford, L OBP: 0.364, SLG: 0.475 (9, PH) (9, 9)	F9 ②			FC6-4 1-2r				FC5-4 1-2r				3	0	0	0	0	0	3				
Hector Cruz, R OBP: 0.205, SLG: 0.316 (1, 5)								F7 ①		K ①		5	1	1	1	0	3	3				
Don Kessinger, S OBP: 0.313, SLG: 0.316 (1, 6)			P4 ①		SH5-4 1B			P3 ②		3-1 ②		5	0	1	0	0	0	3				
Bob Forsch, R OBP: 0.284, SLG: 0.237 Keith Hernandez, L OBP: 0.284, SLG: 0.237 Al Hrabosky, R (9, 1)			5-3					F7 ①		K ③		2	0	0	0	0	0	0				
<b>Inning Stats</b>	R: 1 E: 0 K: 0 S: 4	H: 1 LOB: 0 BB: 0 P: 4	R: 0 E: 0 K: 1 S: 5	H: 0 LOB: 0 BB: 0 P: 5	R: 0 E: 0 K: 0 S: 3	H: 0 LOB: 0 BB: 0 P: 3	R: 0 E: 0 K: 0 S: 3	H: 0 LOB: 2 BB: 2 P: 11	R: 1 E: 0 K: 1 S: 7	H: 2 LOB: 1 BB: 0 P: 7	R: 0 E: 0 K: 0 S: 4	H: 1 LOB: 1 BB: 1 P: 4	R: 0 E: 0 K: 1 S: 6	H: 1 LOB: 2 BB: 1 P: 10	R: 0 E: 0 K: 2 S: 8	H: 1 LOB: 1 BB: 0 P: 8	R: 0 E: 0 K: 2 S: 7	H: 2 LOB: 2 BB: 0 P: 7	1B: 5 2B: 1 3B: 0 HR: 2	SF: 0 SAC: 1 DP: 0 HBP: 0	WP: 0 PB: 0 SB: 0 CS: 0	PA: 44
<b>PITCHER</b>	IP ERA WLS BF H R ER SO BB IBB HBP BLK WP HR S P ERA WHIP																					
Tom Underwood, L ERA: 5.29 (1, 1)	7.0	2.0	9	2	0	0	3	0	1	0	0	0	0	0	14	18	0.00	1.000				
Gene Garber, R ERA: 3.09 (8, 1)	2.0	W	8	2	0	0	3	0	0	0	0	0	0	0	14	14	0.00	1.000				
Tug McGraw, L ERA: 2.63 (10, 1)	2.0	W	8	2	0	0	3	0	0	0	0	0	0	0	14	14	0.00	1.000				

St. Louis Cardinals @ Philadelphia Phillies  
Veterans Stadium, Philadelphia, PA  
Sun May 23 1976, 3:33 AM EDT  
Att: 37,537 - Unknown

livebaseballscores.com

AB 40  
R 2  
H 8  
RBI 2  
BB 3  
SO 8  
LOB 19



Batter	1	2	3	4	5	6	7	8	9	10	11	AB	R	H	RBI	BB	SO	LOB	BOTTOM					
Dave Cash, R OBP: 0.335, SLG: 0.387 (1, 4)	E3 4-3 1B		F7 ①		G4-6-3 1B			F9 ③		1-2 1B		5	1	2	0	1	0	1						
Larry Bowa, S OBP: 0.359, SLG: 0.370 (1, 6)	4-3 ①		3-1 ②		G4-6-3 1-2r			SH2-4 1B		F9 ③		5	0	1	1	1	0	4						
Mike Schmidt, R OBP: 0.429, SLG: 0.714 (1, 5)	FC4-6 1B		F8 ③		F8 ③			SH2-4 1-2		K ①		4	0	1	1	0	1	0						
Greg Luzinski, R OBP: 0.359, SLG: 0.484 (1, 7)	FC4-6 1-2 1B				F9 ①			K ①		6-3 ②		5	0	1	0	0	1	1						
Jay Johnstone, L OBP: 0.371, SLG: 0.464 (1, 9)	FC4-6 1-2r 2-3 1B				1B BB			F7 ②		FC4-6 1B		3	1	0	0	2	0	2						
Gary Maddox, R OBP: 0.372, SLG: 0.486 (1, 8)	FC4-6 1-2r				P6 ②			5-3 ③		FC4-6 1-2r		5	0	0	0	0	0	5						
Bobby Tolan, L OBP: 0.325, SLG: 0.500 Jerry Martin, R OBP: 0.273, SLG: 0.250 Tug McGraw, R (9, PH) (10, 1)										F3 ①		3	0	2	0	0	1	0						
Ollie Brown, R OBP: 0.509, SLG: 0.568 (11, PH)					1B 1B			2B SH1-4 1B				1	0	0	0	0	0	0						
Bob Boone, R OBP: 0.356, SLG: 0.396 (1, 2)		F7 ②						SH1-4 1-2		F9 ②		4	1	2	1	0	0	0						
Tom Underwood, R (1, 1)												2	0	0	0	0	2	2						
Tim McCarver, L OBP: 0.462, SLG: 0.545 (7, PH)												1	0	1	0	0	0	0						
Gene Garber, R OBP: 0.657, SLG: 0.500 (8, 1)												0	0	0	0	0	0	0						
Dick Allen, R OBP: 0.379, SLG: 0.375 (9, PH) (10, 3)												2	0	2	0	0	0	0						
<b>Inning Stats</b>	R: 1 E: 1 K: 0 S: 6	H: 2 LOB: 2 P: 6	R: 0 E: 0 K: 2 S: 7	H: 0 LOB: 0 BB: 0 P: 7	R: 0 E: 0 K: 0 S: 3	H: 0 LOB: 0 BB: 0 P: 3	R: 1 E: 0 K: 1 S: 7	H: 2 LOB: 2 BB: 1 P: 11	R: 0 E: 0 K: 0 S: 5	H: 0 LOB: 0 BB: 0 P: 5	R: 0 E: 0 K: 1 S: 4	H: 2 LOB: 1 BB: 1 P: 4	R: 0 E: 0 K: 0 S: 4	H: 1 LOB: 2 BB: 1 P: 8	R: 0 E: 0 K: 0 S: 5	H: 2 LOB: 2 BB: 0 P: 5	R: 0 E: 0 K: 1 S: 5	H: 0 LOB: 0 BB: 0 P: 5	R: 1 E: 1 K: 0 S: 4	H: 2 LOB: 3 BB: 2 P: 12	1B: 11 2B: 1 3B: 0 HR: 0	SF: 0 SAC: 2 DP: 1 HBP: 0	WP: 0 PB: 0 SB: 0 CS: 0	PA: 47
<b>PITCHER</b>	IP ERA WLS BF H R ER SO BB IBB HBP BLK WP HR S P ERA WHIP																							
Bob Forsch, R ERA: 4.5 (1, 1)	8.0	2.2	L	14	4	1	1	1	1	0	0	0	0	0	14	22	3.38	1.875						
Al Hrabosky, L ERA: 3.62 (9, 1)	2.2	L	14	4	1	1	1	1	1	0	0	0	0	0	14	22	3.38	1.875						

St. Louis Cardinals @ Philadelphia Phillies  
Veterans Stadium, Philadelphia, PA  
Sun May 23 1976, 3:33 AM EDT  
Att: 37,537 - Unknown

livebaseballscores.com

AB 41  
R 3  
H 12  
RBI 3  
BB 4  
SO 5  
LOB 15





Batter	1	2	3	4	5	6	7	8	9	AB	R	H	RBI	BB	SO	LOB	TOP										
<b>Lou Brock, L</b> OBP: 0.293, SLG: 0.326 (1, 7)	L6		6-3				F7		6-3	5	0	1	0	0	0	0	<b>St. Louis Cardinals @ Chicago Cubs</b> Wrigley Field, Chicago, IL Tue May 25 1976, 3:33 AM CDT Att: 9,831 - Sunny - 51 F										
<b>Don Kessinger, S</b> OBP: 0.305, SLG: 0.307 (1, 6)	G3		L3				F8		BB	4	0	0	0	1	0												
<b>Bake McBride, L</b> OBP: 0.427, SLG: 0.439 (1, 8)	1B								BB	2	1	1	0	0	0												
<b>Vic Harris, S</b> OBP: 0.329, SLG: 0.376 (6, 8)	1B								BB	1	0	0	0	1	0												
<b>Ted Simmons, S</b> OBP: 0.349, SLG: 0.378 (1, 2)	1B						F8		BB	5	1	2	0	0	3												
<b>Reggie Smith, S</b> OBP: 0.272, SLG: 0.398 (1, 5)	F8						P6		BB	3	1	0	0	1	1	4											
<b>Willie Crawford, L</b> OBP: 0.378, SLG: 0.524 (1, 9)									BB	4	2	3	3	0	1	0											
<b>Ron Fairly, L</b> OBP: 0.358, SLG: 0.438 (1, 3)	P6								BB	3	0	2	2	1	0	0											
<b>Mike Tyson, R</b> OBP: 0.250, SLG: 0.383 (1, 4)	P6								BB	4	0	0	0	0	0	2											
<b>Lynn McGlothen, L</b> OBP: 0.154, SLG: 0.120 (1, 1)									BB	4	0	0	0	0	0	0											
<b>Inning Stats</b>	R: 0 E: 0 K: 0 S: 5	H: 2 LOB: 2 BB: 0 P: 5	R: 0 E: 0 K: 1 S: 5	H: 0 LOB: 0 BB: 0 P: 5	R: 0 E: 0 K: 0 S: 3	H: 0 LOB: 0 BB: 0 P: 3	R: 1 E: 0 K: 1 S: 7	H: 3 LOB: 1 BB: 0 P: 7	R: 0 E: 0 K: 0 S: 4	H: 1 LOB: 1 BB: 1 P: 4	R: 2 E: 0 K: 0 S: 4	H: 1 LOB: 1 BB: 1 P: 9	R: 0 E: 0 K: 0 S: 3	H: 0 LOB: 0 BB: 0 P: 3	R: 2 E: 0 K: 0 S: 5	H: 2 LOB: 1 BB: 1 P: 9	R: 0 E: 0 K: 0 S: 3	H: 0 LOB: 2 BB: 2 P: 11	1B: 7 2B: 1 3B: 0 HR: 1	SF: 0 SAC: 0 DP: 0 HBP: 1	WP: 0 PB: 0 SB: 1 CS: 0	PA: 40					
<b>PITCHER</b>	IP	WLS	BF	H	R	ER	SO	BB	IBB	HBP	BLK	WP	HR	S	P	ERA	WHIP										
<b>Ray Burris, R</b> ERA: 4.76 (1, 1)	7.0	L	29	7	3	3	2	1	0	1	0	0	1	31	36	3.86	1.143										
<b>Buddy Schultz, L</b> ERA: 2.57 (8, 1)	1.2		10	2	2	2	0	3	0	0	0	0	0	7	19	10.80	3.000										
<b>Oscar Zamora, R</b> ERA: 3.26 (9, 1)	0.1		1	0	0	0	0	0	0	0	0	0	0	1	1	0.00	0.000										

AB	35
R	5
H	9
RBI	5
BB	4
SO	2
LOB	10



Batter	1	2	3	4	5	6	7	8	9	AB	R	H	RBI	BB	SO	LOB	BOTTOM										
<b>Rick Monday, L</b> OBP: 0.382, SLG: 0.536 (1, 8)	F8		3-1				4-3			4	0	0	0	0	0	0	<b>St. Louis Cardinals @ Chicago Cubs</b> Wrigley Field, Chicago, IL Tue May 25 1976, 3:33 AM CDT Att: 9,831 - Sunny - 51 F										
<b>Jose Cardenal, R</b> OBP: 0.366, SLG: 0.451 (1, 7)	K		6-3				F8			3	1	0	0	1	1	0											
<b>Bill Madlock, R</b> OBP: 0.390, SLG: 0.476 (1, 5)	6-3									4	0	2	1	0	0	0											
<b>Jerry Morales, R</b> OBP: 0.344, SLG: 0.413 (1, 9)										4	0	2	0	0	1	1											
<b>Larry Bittner, L</b> OBP: 0.216, SLG: 0.255 (1, 3)										4	1	2	0	0	0	2											
<b>Manny Trillo, R</b> OBP: 0.352, SLG: 0.352 (1, 4)										2	0	0	0	1	1	0											
<b>Steve Swisher, R</b> OBP: 0.313, SLG: 0.395 (1, 2)										4	0	1	1	0	0	1											
<b>Dave Rosello, R</b> OBP: 0.355, SLG: 0.280 (1, 6)										3	0	0	0	0	1	3											
<b>Joe Wallis, S</b> OBP: 0.286, SLG: 0.400 (9, PH)										1	0	0	0	0	0	0											
<b>Ray Burris, R</b> OBP: 0.105, SLG: 0.105 (1, 1)										2	0	0	0	0	1	2											
<b>Ralph LaCock, L</b> OBP: 0.299, SLG: 0.250 (7, PH)										1	0	0	0	0	0	0											
<b>Buddy Schultz, R</b> (8, 1)										0	0	0	0	0	0	0											
<b>Oscar Zamora, R</b> (9, 1)										0	0	0	0	0	0	0											
<b>Inning Stats</b>	R: 0 E: 0 K: 1 S: 5	H: 0 LOB: 0 BB: 0 P: 5	R: 1 E: 0 K: 1 S: 7	H: 3 LOB: 2 BB: 1 P: 11	R: 0 E: 0 K: 1 S: 5	H: 0 LOB: 0 BB: 0 P: 5	R: 0 E: 0 K: 1 S: 5	H: 0 LOB: 0 BB: 0 P: 5	R: 1 E: 0 K: 1 S: 6	H: 1 LOB: 1 BB: 1 P: 10	R: 0 E: 0 K: 1 S: 6	H: 1 LOB: 1 BB: 0 P: 6	R: 0 E: 0 K: 0 S: 3	H: 0 LOB: 0 BB: 0 P: 3	R: 0 E: 0 K: 0 S: 3	H: 0 LOB: 0 BB: 0 P: 3	R: 0 E: 0 K: 0 S: 3	H: 0 LOB: 0 BB: 0 P: 3	1B: 5 2B: 2 3B: 0 HR: 0	SF: 0 SAC: 1 DP: 0 HBP: 0	WP: 0 PB: 0 SB: 0 CS: 1	PA: 35					
<b>PITCHER</b>	IP	WLS	BF	H	R	ER	SO	BB	IBB	HBP	BLK	WP	HR	S	P	ERA	WHIP										
<b>Lynn McGlothen, R</b> ERA: 2.34 (1, 1)	9.0	W	35	7	2	2	5	2	0	0	0	0	0	43	51	2.00	1.000										

AB	32
R	2
H	7
RBI	2
BB	2
SO	5
LOB	9





Batter	1	2	3	4	5	6	7	8	9	AB	R	H	RBI	BB	SO	LOB	TOP					
<b>Lou Brock, L</b> OBP: 0.291, SLG: 0.324 (1, 7)	G3		E6			6-3		FC5-4 2H 1B		4	0	1	1	0	0	1						
<b>Don Kessinger, S</b> OBP: 0.305, SLG: 0.300 (1, 6)	3-1		F7			5-3		FC5-4 1-2		3	0	0	0	0	0	2						
<b>Mike Anderson, R</b> OBP: 0.382, SLG: 0.373 (8, PH)										1	0	0	0	0	0	1						
<b>Lee Richard, R</b> OBP: 0.111, SLG: 0.077 (8, PR)										0	0	0	0	0	0	0						
<b>Vic Harris, S</b> OBP: 0.321, SLG: 0.366 (1, 8)	F9					1-3		F3		4	0	0	0	0	0	1						
<b>Ted Simmons, S</b> OBP: 0.347, SLG: 0.371 (1, 2)		FC4-6 BB				G3		F9		3	0	0	0	1	0	0						
<b>Reggie Smith, S</b> OBP: 0.279, SLG: 0.422 (1, 5)		FC4-6 G3-6-3 1-2				4-3		HR		3	1	1	1	1	0	1						
<b>Willie Crawford, L</b> OBP: 0.383, SLG: 0.519 (1, 9)		G3-6-3 1-2						G3-6-3 BB		3	0	1	0	1	1	2						
<b>Ron Fairly, L</b> OBP: 0.435, SLG: 0.412 (1, 3)			3-1			4-3		G3-6-3 BB		3	0	0	0	0	0	2						
<b>Hector Cruz, R</b> OBP: 0.203, SLG: 0.314 (8, PH)						1-2		1-2		1	0	0	0	0	0	1						
<b>Mike Tyson, R</b> OBP: 0.255, SLG: 0.400 (1, 4)						F7		F7		3	0	1	0	0	0	1						
<b>John Denny, R</b> OBP: 0.200, SLG: 0.214 (1, 1)										2	0	0	0	0	1	2						
<b>Mike Wallace, L</b> (7, 1)										0	0	0	0	0	0	0						
<b>Bill Greif, R</b> (7, 1)										0	0	0	0	0	0	0						
<b>Keith Hernandez, L</b> OBP: 0.292, SLG: 0.260 (8, PH)										1	1	1	0	0	0	0						
<b>Danny Frisella, L</b> (8, 1)								1B 2B		0	0	0	0	0	0	0						
<b>Inning Stats</b>	R: 0 E: 0 K: 0 S: 3	H: 0 LOB: 0 BB: 0 P: 3	R: 0 E: 0 K: 0 S: 2	H: 0 LOB: 0 BB: 1 P: 6	R: 0 E: 1 K: 1 S: 7	H: 1 LOB: 2 BB: 0 P: 7	R: 0 E: 0 K: 0 S: 3	H: 0 LOB: 0 BB: 0 P: 3	R: 0 E: 0 K: 0 S: 4	H: 1 LOB: 1 BB: 0 P: 4	R: 0 E: 0 K: 0 S: 3	H: 0 LOB: 0 BB: 0 P: 3	R: 1 E: 0 K: 0 S: 3	H: 1 LOB: 0 BB: 1 P: 7	R: 1 E: 0 K: 0 S: 5	H: 2 LOB: 1 BB: 0 P: 5	R: 0 E: 0 K: 1 S: 5	H: 0 LOB: 1 BB: 1 P: 9	1B: 2 2B: 2 3B: 0 HR: 1	SF: 0 SAC: 0 DP: 2 HBP: 0	WP: 0 PB: 0 SB: 1 CS: 0	PA: 34
<b>PITCHER</b>	IP	WLS	BF	H	R	ER	SO	BB	IBB	HBP	BLK	WP	HR	S	P	ERA	WHIP					
<b>Rick Reuschel, R</b> ERA: 4.89 (1, 1)	7.1	W	27	4	2	2	1	2	0	0	0	0	1	27	35	2.46	0.818					
<b>Darold Knowles, L</b> ERA: 4.22 (8, 1)	1.2	S	7	1	0	0	1	1	0	0	0	0	0	8	12	0.00	1.200					

St. Louis Cardinals @ Chicago Cubs  
Wrigley Field, Chicago, IL  
Wed May 26 1976, 3:33 AM CDT  
Att: 9,861 - Sunny - 56 F

AB 31  
R 2  
H 5  
RBI 2  
BB 3  
SO 2  
LOB 14



Batter	1	2	3	4	5	6	7	8	9	AB	R	H	RBI	BB	SO	LOB	BOTTOM					
<b>Rick Monday, L</b> OBP: 0.394, SLG: 0.529 (1, 8)	1B FC4-6 BB		1-3			4-3		FC5-4 1-2 BB		2	1	0	0	2	0	0						
<b>Jose Cardenal, R</b> OBP: 0.374, SLG: 0.476 (1, 7)	FC4-6 1-3 1B					SH1-3 1B		FC5-4 CS		4	1	3	1	0	0	1						
<b>Bill Madlock, R</b> OBP: 0.389, SLG: 0.480 (1, 5)	FC4-6 FC6-4 E 1-2 3H					SH1-3 1-2		F2		3	0	1	1	0	0	2						
<b>Jerry Morales, R</b> OBP: 0.335, SLG: 0.401 (1, 9)	E4 FC6-4 1-2		6-3			6-3		CS		4	0	0	0	0	0	3						
<b>Larry Bittner, L</b> OBP: 0.200, SLG: 0.236 (1, 3)	FC6-4 1-2 2-3		6-3			4-3		4-3		4	0	0	0	0	0	3						
<b>George Mitterwald, R</b> OBP: 0.233, SLG: 0.214 (1, 2)	F9					4-3 5-4-3 BB		6-3		3	0	0	0	1	0	2						
<b>Manny Trillo, R</b> OBP: 0.345, SLG: 0.345 (1, 4)			5-3			5-4-3 1-2		6-3		3	0	0	0	0	0	1						
<b>Mick Kelleher, R</b> OBP: 0.306, SLG: 0.371 (1, 6)		P4				4-3		E 1B 2B		3	1	1	0	0	0	1						
<b>Rick Reuschel, R</b> OBP: 0.400, SLG: 0.250 (1, 1)			F9			4-3		E BB 1B		3	1	1	1	0	0	1						
<b>Darold Knowles, L</b> OBP: 0.800, SLG: 0.500 (8, 1)								2H E		0	0	0	0	0	0	0						
<b>Inning Stats</b>	R: 1 E: 1 K: 0 S: 5	H: 1 LOB: 2 BB: 1 P: 9	R: 0 E: 0 K: 0 S: 3	H: 0 LOB: 0 BB: 0 P: 3	R: 1 E: 0 K: 0 S: 5	H: 2 LOB: 1 BB: 0 P: 5	R: 0 E: 0 K: 0 S: 3	H: 0 LOB: 1 BB: 1 P: 7	R: 0 E: 0 K: 0 S: 4	H: 1 LOB: 1 BB: 0 P: 4	R: 0 E: 0 K: 0 S: 3	H: 0 LOB: 0 BB: 0 P: 3	R: 2 E: 2 K: 0 S: 4	H: 2 LOB: 0 BB: 1 P: 8	R: 0 E: 0 K: 0 S: 3	H: 0 LOB: 0 BB: 0 P: 3	1B: 3 2B: 2 3B: 0 HR: 1	SF: 0 SAC: 1 DP: 0 HBP: 0	WP: 0 PB: 0 SB: 0 CS: 1	PA: 34		
<b>PITCHER</b>	IP	WLS	BF	H	R	ER	SO	BB	IBB	HBP	BLK	WP	HR	S	P	ERA	WHIP					
<b>John Denny, R</b> ERA: 3.74 (1, 1)	6.0	L	27	6	4	3	0	2	0	0	0	0	0	25	33	4.50	1.333					
<b>Mike Wallace, L</b> ERA: 1.77 (7, 1)	0.0		1	0	0	0	0	1	0	0	0	0	0	0	4	∞	∞					
<b>Bill Greif, R</b> ERA: 7.4 (7, 1)	1.0		2	0	0	0	0	0	0	0	0	0	0	2	2	0.00	0.000					
<b>Danny Frisella, R</b> ERA: 1.53 (8, 1)	1.0		3	0	0	0	0	0	0	0	0	0	0	3	3	0.00	0.000					

St. Louis Cardinals @ Chicago Cubs  
Wrigley Field, Chicago, IL  
Wed May 26 1976, 3:33 AM CDT  
Att: 9,861 - Sunny - 56 F

AB 29  
R 4  
H 6  
RBI 3  
BB 3  
SO 0  
LOB 14





Batter	1	2	3	4	5	6	7	8	9	AB	R	H	RBI	BB	SO	LOB	TOP
Lou Brock, L OBP: 0.290, SLG: 0.318 (1, 7)										3	0	0	0	1	1	2	
Don Kessinger, S OBP: 0.297, SLG: 0.294 Mike Anderson, R OBP: 0.377, SLG: 0.367 Vic Harris, S OBP: 0.321, SLG: 0.366 (1, 6)										3	0	0	0	0	0	3	
Keith Hernandez, L OBP: 0.290, SLG: 0.259 (1, 3)										4	0	1	0	0	0	0	
Ted Simmons, S OBP: 0.345, SLG: 0.364 (1, 2)										3	0	0	0	1	1	1	
Reggie Smith, S OBP: 0.271, SLG: 0.408 (1, 8)										4	0	0	0	0	0	1	
Willie Crawford, L OBP: 0.378, SLG: 0.505 (1, 9)										3	1	0	0	1	2	0	
Hector Cruz, R OBP: 0.220, SLG: 0.328 (1, 5)										4	0	3	0	0	0	0	
Mike Tyson, R OBP: 0.264, SLG: 0.404 Ron Fairly, L OBP: 0.444, SLG: 0.423 Lee Richard, R OBP: 0.107, SLG: 0.074 (1, 4)										2	0	1	1	0	0	0	
Pete Falcone, L OBP: 0.423, SLG: 0.434 Bill Greif, R OBP: 0.107, SLG: 0.074 (7, 4)										1	0	1	0	0	0	0	
Bake McBride, L OBP: 0.423, SLG: 0.434 Bill Greif, R OBP: 0.107, SLG: 0.074 (7, 1)										1	0	0	0	0	0	0	
Al Hrabosky, R OBP: 0.321, SLG: 0.366 (8, 1)										0	0	0	0	0	0	0	
<b>Inning Stats</b>	R: 0 E: 0 K: 1 S: 6	H: 1 LOB: 1 BB: 0 P: 6	R: 1 E: 0 K: 0 S: 5	H: 2 LOB: 3 BB: 2 P: 13	R: 0 E: 0 K: 0 S: 3	H: 0 LOB: 0 BB: 0 P: 3	R: 0 E: 0 K: 0 S: 3	H: 0 LOB: 0 BB: 0 P: 3	R: 0 E: 0 K: 1 S: 5	H: 2 LOB: 2 BB: 0 P: 7	R: 0 E: 0 K: 1 S: 5	H: 0 LOB: 1 BB: 1 P: 9	R: 0 E: 0 K: 1 S: 5	H: 1 LOB: 0 BB: 0 P: 5	1B: 6 2B: 0 3B: 0 HR: 0	SF: 0 SAC: 1 DP: 1 HBP: 0	WP: 0 PA: 35 PB: 0 SB: 0 CS: 0
<b>PITCHER</b>	IP WLS BF H R ER SO BB IBB HBP BLK WP HR S P ERA WHIP	6.1 W 26 5 1 1 3 1 1 0 0 0 0 30 38 1.42 0.947	2.2 S 9 1 0 0 2 1 0 0 0 0 0 0 12 16 0.00 0.750														

St. Louis Cardinals @ Chicago Cubs  
Wrigley Field, Chicago, IL  
Thu May 27 1976, 3:33 AM CDT  
Att: 8,810 - Cloudy - 61 F

AB 31  
R 1  
H 6  
RBI 1  
BB 3  
SO 5  
LOB 10



Batter	1	2	3	4	5	6	7	8	9	AB	R	H	RBI	BB	SO	LOB	BOTTOM		
Rick Monday, L OBP: 0.391, SLG: 0.522 (1, 8)										4	1	1	0	0	0	0			
Jose Cardenal, R OBP: 0.366, SLG: 0.465 (1, 7)										4	0	0	0	0	2	1			
Bill Madlock, R OBP: 0.392, SLG: 0.487 (1, 5)										4	0	2	0	0	0	0			
Jerry Morales, R OBP: 0.345, SLG: 0.413 (1, 9)										3	1	2	0	1	0	1			
George Mitterwald, R OBP: 0.212, SLG: 0.200 Larry Bittner, L OBP: 0.200, SLG: 0.236 (1, 3)										2	0	0	1	0	2	1			
Manny Trillo, R OBP: 0.349, SLG: 0.344 (1, 4)										3	0	1	0	1	0	2			
Steve Swisher, R OBP: 0.312, SLG: 0.391 (1, 2)										4	0	1	1	0	1	3			
Mick Kelleher, R OBP: 0.282, SLG: 0.342 (1, 6)										3	0	0	0	0	0	3			
Steve Renko, R OBP: 0.143, SLG: 0.143 Darold Knowles, L OBP: 0.667, SLG: 0.333 (1, 1)										2	0	0	0	0	2	2			
<b>Inning Stats</b>	R: 1 E: 0 K: 1 S: 7	H: 2 LOB: 2 BB: 1 P: 11	R: 0 E: 0 K: 1 S: 5	H: 0 LOB: 0 BB: 0 P: 5	R: 0 E: 0 K: 1 S: 5	H: 0 LOB: 0 BB: 0 P: 5	R: 1 E: 1 K: 2 S: 10	H: 2 LOB: 2 BB: 0 P: 10	R: 0 E: 0 K: 0 S: 4	H: 1 LOB: 1 BB: 0 P: 4	R: 0 E: 0 K: 1 S: 6	H: 1 LOB: 1 BB: 0 P: 6	R: 0 E: 0 K: 0 S: 3	H: 0 LOB: 0 BB: 0 P: 3	R: 0 E: 0 K: 1 S: 6	H: 1 LOB: 2 BB: 1 P: 10	1B: 5 2B: 2 3B: 0 HR: 0	SF: 1 SAC: 1 DP: 0 HBP: 0	WP: 0 PA: 34 PB: 0 SB: 0 CS: 0
<b>PITCHER</b>	IP WLS BF H R ER SO BB IBB HBP BLK WP HR S P ERA WHIP	6.0 L 26 6 2 2 6 1 0 0 0 0 0 5 5 0.00 0.750	0.2 3 0 0 0 1 0 1 0 0 0 0 4 8 0.00 0.000																

St. Louis Cardinals @ Chicago Cubs  
Wrigley Field, Chicago, IL  
Thu May 27 1976, 3:33 AM CDT  
Att: 8,810 - Cloudy - 61 F

AB 30  
R 2  
H 7  
RBI 2  
BB 2  
SO 7  
LOB 13









Batter	1	2	3	4	5	6	7	8	9	10	AB	R	H	RBI	BB	SO	LOB	TOP	
Mike Tyson, R OBP: 0.242, SLG: 0.350 (1, 4)	F7		K		P3		6-3		K		5	0	0	0	0	2	2	<b>St. Louis Cardinals @ New York Mets</b> Shea Stadium, Flushing, NY Sat May 29 1976, 7:05 PM EDT Att: 20,630 - Unknown	
Bake McBride, L OBP: 0.413, SLG: 0.450 (1, 8)	6-3		F7		F9			BB 1B	K		5	1	1	0	0	1	2		
Reggie Smith, S OBP: 0.277, SLG: 0.425 (1, 3) (8, 5)	P4		FC6-4			1B		P3		HR	5	1	2	1	0	0	2		
Ted Simmons, S OBP: 0.342, SLG: 0.356 (1, 2)		1B		E6 2B		F9		F8		F8	5	1	1	0	0	0	2		
Mike Anderson, R OBP: 0.391, SLG: 0.391 Jerry Mumphrey, S OBP: 0.217, SLG: 0.348 (8, 9)				F8					BB 1B		4	0	3	0	0	0	1		
Willie Crawford, L OBP: 0.261, SLG: 0.521 Ken Rudolph, R OBP: 0.263, SLG: 0.278 Ron Fairly, L OBP: 0.462, SLG: 0.423 (8, 3)											3	0	0	0	0	3	5		
Hector Cruz, R OBP: 0.224, SLG: 0.333 Lou Brock, L OBP: 0.302, SLG: 0.331 (8, 7)											2	0	1	1	0	0	2		
Lee Richard, R OBP: 0.097, SLG: 0.067 Don Kessinger, S OBP: 0.294, SLG: 0.286 (8, 6)											3	0	0	0	0	1	3		
Bob Forsch, R OBP: 0.200, SLG: 0.214 Vic Harris, S OBP: 0.319, SLG: 0.364 Mike Wallace, L OBP: 0.217, SLG: 0.348 Al Hrabosky, R OBP: 0.217, SLG: 0.348 (8, 1)											2	0	1	0	0	0	0		
Inning Stats	R: 0 E: 0 K: 0 S: 3	H: 0 LOB: 0 BB: 0 P: 3	R: 0 E: 0 K: 2 S: 9	H: 2 LOB: 2 BB: 0 P: 9	R: 0 E: 0 K: 1 S: 6	H: 1 LOB: 1 BB: 0 P: 6	R: 1 E: 1 K: 1 S: 7	H: 1 LOB: 1 BB: 0 P: 7	R: 0 E: 0 K: 0 S: 3	H: 0 LOB: 0 BB: 0 P: 3	R: 1 E: 0 K: 0 S: 5	H: 3 LOB: 3 BB: 1 P: 9	R: 0 E: 0 K: 2 S: 4	H: 0 LOB: 1 BB: 1 P: 11	R: 1 E: 0 K: 0 S: 4	H: 2 LOB: 1 BB: 1 P: 8	1B: 8 2B: 2 3B: 0 HR: 1		SF: 0 SAC: 0 DP: 1 HBP: 0
PITCHER	IP	WLS	BF	H	R	ER	SO	BB	IBB	HBP	BLK	WP	HR	S	P	ERA	WHIP		
Mickey Lolich, L ERA: 3.03 Skip Lockwood, R ERA: 1.78 Ken Sanders, R ERA: 1.8 Bob Myrick, L ERA: 1.500	7.2	1.1	6	1	0	0	2	2	0	0	0	0	0	8	16	0.00	2.250		

Batter	1	2	3	4	5	6	7	8	9	10	AB	R	H	RBI	BB	SO	LOB	BOTTOM	
Mike Phillips, L OBP: 0.196, SLG: 0.178 (1, 6)	F8		F7		G3		F9			K	5	0	0	0	0	1	4	<b>St. Louis Cardinals @ New York Mets</b> Shea Stadium, Flushing, NY Sat May 29 1976, 7:05 PM EDT Att: 20,630 - Unknown	
Wayne Garrett, L OBP: 0.348, SLG: 0.324 (1, 4)	4-3			F7		FC3-6 BB		F8		4-3	4	0	0	0	1	0	0		
John Milner, L OBP: 0.429, SLG: 0.579 (1, 7)	4-3			HR		FC3-6 1B		K			4	1	1	1	1	1	1		
Dave Kingman, R OBP: 0.291, SLG: 0.575 (1, 3) (9, 9)		5-3		F8							5	0	2	0	0	1	1		
Ed Kranepool, L OBP: 0.327, SLG: 0.367 Leon Brown, R OBP: 0.400, SLG: 0.429 (8, PH) (9, 8)		4-3			3-1		G4-6-3 1B		1B		3	0	0	0	0	0	2		
Del Unser, L OBP: 0.283, SLG: 0.357 Joe Torre, R OBP: 0.343, SLG: 0.429 (8, PH) (9, 3)											3	1	1	0	0	2	0		
Ron Hodges, L OBP: 0.423, SLG: 0.409 Jerry Grote, R OBP: 0.377, SLG: 0.316 (9, PH) (10, 2)					4-3 1B						3	0	0	0	0	0	1		
Roy Staiger, R OBP: 0.219, SLG: 0.226 (1, 5)											4	0	2	1	0	0	0		
Mickey Lolich, S OBP: 0.278, SLG: 0.235 Skip Lockwood, R OBP: 0.500, SLG: 0.400 Benny Ayala, R OBP: 0.148, SLG: 0.231 Ken Sanders, R OBP: 0.148, SLG: 0.231 Bob Myrick, R OBP: 0.148, SLG: 0.231 (10, 1)											3	0	2	0	0	1	1		
Inning Stats	R: 0 E: 0 K: 0 S: 3	H: 0 LOB: 0 BB: 0 P: 3	R: 0 E: 0 K: 1 S: 5	H: 0 LOB: 0 BB: 0 P: 5	R: 0 E: 0 K: 0 S: 4	H: 1 LOB: 1 BB: 0 P: 4	R: 1 E: 0 K: 0 S: 4	H: 1 LOB: 0 BB: 0 P: 4	R: 1 E: 0 K: 1 S: 7	H: 2 LOB: 1 BB: 1 P: 7	R: 0 E: 0 K: 1 S: 7	H: 2 LOB: 2 BB: 0 P: 7	R: 0 E: 0 K: 1 S: 5	H: 0 LOB: 0 BB: 0 P: 5	R: 0 E: 0 K: 2 S: 7	H: 1 LOB: 1 BB: 1 P: 11	1B: 7 2B: 1 3B: 0 HR: 1		SF: 0 SAC: 0 DP: 1 HBP: 0
PITCHER	IP	WLS	BF	H	R	ER	SO	BB	IBB	HBP	BLK	WP	HR	S	P	ERA	WHIP		
Bob Forsch, R ERA: 4.33 Mike Wallace, L ERA: 1.64 Al Hrabosky, L ERA: 3.31	6.0	1.2	9	4	0	0	2	0	0	0	0	0	0	13	13	0.00	2.400		





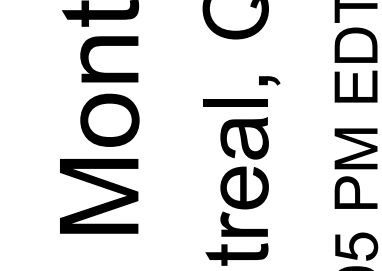


Batter	1	2	3	4	5	6	7	8	9	AB R H RBI BB SO LOB	TOP												
<b>Lou Brock, L</b> OBP: 0.301, SLG: 0.323 (1, 7)										5 1 0 0 0 1 2	<b>St. Louis Cardinals @ Montreal Expos</b> Jarry Park, Montreal, QB Tue Jun 01 1976, 7:05 PM EDT Att: 12,323 - Unknown												
<b>Don Kessinger, S</b> OBP: 0.295, SLG: 0.301 (1, 6)									5 3 2 0 0 1 1														
<b>Bake McBride, L</b> OBP: 0.424, SLG: 0.458 (1, 8)									4 1 2 1 1 1 2														
<b>Reggie Smith, S</b> OBP: 0.277, SLG: 0.418 (3, PH)									1 0 1 0 0 0 0														
<b>Ken Rudolph, R</b> OBP: 0.273, SLG: 0.333 (3, 2)									3 0 1 2 0 1 2														
<b>Ron Fairly, L</b> OBP: 0.393, SLG: 0.393 (9, PH)									1 0 0 0 0 0 1														
<b>Ted Simmons, S</b> OBP: 0.345, SLG: 0.372 (1, 2)									4 1 2 3 1 0 2														
<b>Mike Anderson, R</b> OBP: 0.395, SLG: 0.388 (7, PH)									3 0 1 0 0 1 0														
<b>Willie Crawford, L</b> OBP: 0.383, SLG: 0.512 (7, 9)									2 0 0 0 0 1 3														
<b>Hector Cruz, R</b> OBP: 0.217, SLG: 0.323 (1, 5)									4 0 0 0 0 2 3														
<b>Mike Tyson, R</b> OBP: 0.250, SLG: 0.328 (1, 4)									2 0 0 0 2 0 0														
<b>Pete Falcone, L</b> OBP: 0.133, SLG: 0.071 (1, 1)									4 0 1 0 0 0 2														
<b>Inning Stats</b>	R: 1 E: 1 K: 1 S: 7	H: 2 LOB: 1 BB: 0 P: 7	R: 0 E: 0 K: 2 S: 8	H: 1 LOB: 2 BB: 1 P: 12	R: 2 E: 1 K: 2 S: 9	H: 1 LOB: 0 BB: 0 P: 9	R: 0 E: 0 K: 0 S: 3	H: 0 LOB: 0 BB: 0 P: 3	R: 0 E: 0 K: 1 S: 5	H: 1 LOB: 2 BB: 1 P: 8	R: 2 E: 0 K: 1 S: 8	H: 3 LOB: 2 BB: 1 P: 12	R: 0 E: 0 K: 0 S: 3	H: 0 LOB: 0 BB: 0 P: 3	R: 1 E: 0 K: 1 S: 7	H: 2 LOB: 1 BB: 0 P: 7	1B: 7 2B: 1 3B: 1 HR: 1	SF: 0 SAC: 0 DP: 0 HBP: 0	WP: 0 PB: 0 SB: 2 CS: 2	PA: 42			
<b>PITCHER</b>	IP WLS BF H R ER SO BB IBB HBP BLK WP HR S P ERA WHIP											<b>PITCHER</b>	IP WLS BF H R ER SO BB IBB HBP BLK WP HR S P ERA WHIP										
<b>Dan Warthen, L</b> ERA: 3.86 (1, 1)	6.1 L 32 8 5 2 6 2 2 0 0 0 1 40 56 2.84 1.579																						
<b>Wayne Granger, R</b> ERA: 3.51 (7, 1)	1.2 5 0 0 0 1 0 0 0 0 0 0 7 7 0.00 0.000																						
<b>Dale Murray, R</b> ERA: 3.82 (9, 1)	1.0 5 2 1 1 1 0 0 0 0 0 0 7 7 9.00 2.000																						
<b>Batter</b>	<b>1</b>	<b>2</b>	<b>3</b>	<b>4</b>	<b>5</b>	<b>6</b>	<b>7</b>	<b>8</b>	<b>9</b>	<b>AB R H RBI BB SO LOB</b>	<b>BOTTOM</b>												
<b>Pepe Manguat, R</b> OBP: 0.407, SLG: 0.390 (1, 7)										4 0 0 0 0 1 1	<b>St. Louis Cardinals @ Montreal Expos</b> Jarry Park, Montreal, QB Tue Jun 01 1976, 7:05 PM EDT Att: 12,323 - Unknown												
<b>Jerry White, S</b> OBP: 0.325, SLG: 0.359 (1, 8)									4 0 0 0 0 1 1														
<b>Andre Thornton, R</b> OBP: 0.329, SLG: 0.347 (1, 3)									4 0 0 0 0 0 0														
<b>Gary Carter, R</b> OBP: 0.327, SLG: 0.317 (1, 9)										3 1 1 0 1 0 0													
<b>Larry Parrish, R</b> OBP: 0.281, SLG: 0.349 (1, 5)									4 0 0 0 0 1 2														
<b>Pete Mackanin, R</b> OBP: 0.265, SLG: 0.385 (1, 4)									3 1 2 0 0 0 0														
<b>Barry Foote, R</b> OBP: 0.282, SLG: 0.362 (1, 2)									3 0 0 0 0 1 3														
<b>Pepe Frias, R</b> OBP: 0.320, SLG: 0.348 (1, 6)									3 0 1 2 0 0 0														
<b>Dan Warthen, S</b> (1, 1)									2 0 0 0 0 0 1														
<b>Wayne Granger, R</b> (7, 1)									0 0 0 0 0 0 0														
<b>Jose Morales, R</b> OBP: 0.222, SLG: 0.278 (6, PH)									1 0 1 0 0 0 0														
<b>Dale Murray, R</b> (9, 1)									0 0 0 0 0 0 0														
<b>Inning Stats</b>	R: 0 E: 0 K: 1 S: 5	H: 2 LOB: 0 BB: 1 P: 5	R: 2 E: 0 K: 2 S: 9	H: 2 LOB: 1 BB: 1 P: 13	R: 0 E: 0 K: 1 S: 5	H: 0 LOB: 0 BB: 0 P: 5	R: 0 E: 0 K: 0 S: 4	H: 2 LOB: 1 BB: 0 P: 4	R: 0 E: 0 K: 0 S: 3	H: 0 LOB: 0 BB: 0 P: 3	R: 0 E: 0 K: 0 S: 3	H: 0 LOB: 0 BB: 0 P: 3	R: 0 E: 0 K: 0 S: 4	H: 1 LOB: 1 BB: 0 P: 4	R: 0 E: 0 K: 0 S: 3	H: 0 LOB: 0 BB: 0 P: 3	1B: 4 2B: 1 3B: 0 HR: 0	SF: 0 SAC: 0 DP: 1 HBP: 0	WP: 0 PB: 0 SB: 0 CS: 0	PA: 32			
<b>PITCHER</b>	IP WLS BF H R ER SO BB IBB HBP BLK WP HR S P ERA WHIP											<b>PITCHER</b>	IP WLS BF H R ER SO BB IBB HBP BLK WP HR S P ERA WHIP										
<b>Pete Falcone, L</b> ERA: 3.14 (1, 1)	9.0 W 32 5 2 2 4 1 0 0 0 0 0 39 43 2.00 0.667																						

AB 38  
R 6  
H 10  
RBI 6  
BB 4  
SO 8  
LOB 18



AB 31  
R 2  
H 5  
RBI 2  
BB 1  
SO 4  
LOB 8





Batter	1	2	3	4	5	6	7	8	9	AB	R	H	RBI	BB	SO	LOB	TOP								
Dave Cash, R OBP: 0.355, SLG: 0.377 (1, 4)	F8		F8		G6-4-3			E4 WP SH5-3 FC5-2		4	0	0	0	0	0	2	Philadelphia Phillies @ St. Louis Cardinals Busch Stadium, St. Louis, MO Wed Jun 02 1976, 7:05 PM CDT Att: 16,850 - Unknown								
Larry Bowa, S OBP: 0.347, SLG: 0.352 (1, 6)	4-3					4-3		SH5-3		3	0	1	0	0	0	0									
Mike Schmidt, R OBP: 0.427, SLG: 0.665 (1, 5)					G6-4-3			FC5-2		3	0	1	0	1	0	2									
Greg Luzinski, R OBP: 0.341, SLG: 0.493 Jerry Martin, R OBP: 0.292, SLG: 0.318 (8, PR) (8, 7)	F8				F3			E6		4	0	0	0	0	1	3									
Ollie Brown, R OBP: 0.430, SLG: 0.547 (1, 9)								K		4	0	0	0	0	3	2									
Gary Maddox, R OBP: 0.373, SLG: 0.457 (1, 8)										3	2	1	0	1	0	0									
Dick Allen, R OBP: 0.391, SLG: 0.494 Tom Hutton, L OBP: 0.405, SLG: 0.241 (1, 3) (9, 3)										3	2	1	1	1	1	0									
Bob Boone, R OBP: 0.414, SLG: 0.454 (1, 2)										3	0	1	1	1	0	0									
Tom Underwood, R OBP: 0.222, SLG: 0.222 (1, 1)										3	0	1	2	0	1	1									
<b>Inning Stats</b>	R: 0 E: 0 K: 0 S: 4	H: 1 LOB: 1 BB: 0 P: 4	R: 0 E: 0 K: 0 S: 3	H: 0 LOB: 0 BB: 0 P: 3	R: 0 E: 0 K: 1 S: 5	H: 0 LOB: 0 BB: 0 P: 5	R: 0 E: 0 K: 0 S: 3	H: 1 LOB: 1 BB: 0 P: 3	R: 2 E: 0 K: 1 S: 6	H: 2 LOB: 1 BB: 2 P: 14	R: 0 E: 0 K: 1 S: 4	H: 0 LOB: 0 BB: 1 P: 8	R: 2 E: 0 K: 1 S: 6	H: 2 LOB: 0 BB: 1 P: 10	R: 0 E: 2 K: 1 S: 7	H: 0 LOB: 3 BB: 0 P: 7		R: 0 E: 0 K: 1 S: 5	H: 0 LOB: 0 BB: 0 P: 5	1B: 4 2B: 2 3B: 0 HR: 0	SF: 0 SAC: 1 DP: 3 HBP: 0	WP: 1 PB: 0 CS: 1	PA: 35		
<b>PITCHER</b>	IP	WLS	BF	H	R	ER	SO	BB	IBB	HBP	BLK	WP	HR	S	P	ERA	WHIP								
John Curtis, L ERA: 3.92 (1, 1)	5.0	L	19	4	2	2	2	2	0	0	0	0	0	21	29	3.60	1.200								
Eric Rasmussen, R ERA: 3.95 (6, 1)	1.1		7	2	2	2	2	2	0	0	0	0	0	9	17	13.50	3.000								
Bill Greif, R ERA: 6.51 (7, 1)	1.2		6	0	0	1	0	0	0	0	0	1	0	8	8	0.00	0.000								
Danny Frisella, R ERA: 1.45 (9, 1)	1.0		3	0	0	0	1	0	0	0	0	0	0	5	5	0.00	0.000								

Batter	1	2	3	4	5	6	7	8	9	AB	R	H	RBI	BB	SO	LOB	BOTTOM								
Lou Brock, L OBP: 0.299, SLG: 0.317 (1, 7)	K		1-3					6-3		3	0	0	0	1	1	0	Philadelphia Phillies @ St. Louis Cardinals Busch Stadium, St. Louis, MO Wed Jun 02 1976, 7:05 PM CDT Att: 16,850 - Unknown								
Don Kessinger, S OBP: 0.303, SLG: 0.302 (1, 6)	4-3							G3		3	0	1	0	1	0	0									
Bake McBride, L OBP: 0.434, SLG: 0.463 (1, 8)	4-3									3	0	2	0	1	0	0									
Reggie Smith, S OBP: 0.270, SLG: 0.406 (1, 3)										4	0	0	0	0	0	6									
Ted Simmons, S OBP: 0.343, SLG: 0.375 (1, 2)										4	0	1	0	0	0	1									
Mike Anderson, R OBP: 0.375, SLG: 0.366 (1, 9)										4	0	0	0	0	0	1									
Hector Cruz, R OBP: 0.218, SLG: 0.343 (1, 5)										4	1	1	1	0	0	1									
Mike Tyson, R OBP: 0.239, SLG: 0.313 (1, 4)										3	0	0	0	0	2	0									
John Curtis, L Vic Harris, S Eric Rasmussen, R Bill Greif, R Willie Crawford, L Danny Frisella, L (1, 1) (5, PR) (6, 1) (7, 1) (8, PR) (9, 1)										1	0	0	0	0	0	0									
<b>Inning Stats</b>	R: 0 E: 0 K: 1 S: 5	H: 0 LOB: 0 BB: 0 P: 5	R: 0 E: 0 K: 0 S: 4	H: 1 LOB: 1 BB: 0 P: 4	R: 0 E: 0 K: 0 S: 3	H: 0 LOB: 0 BB: 0 P: 3	R: 0 E: 0 K: 0 S: 4	H: 2 LOB: 1 BB: 0 P: 4	R: 1 E: 0 K: 1 S: 6	H: 1 LOB: 0 BB: 0 P: 6	R: 0 E: 0 K: 0 S: 3	H: 0 LOB: 1 BB: 1 P: 7	R: 0 E: 0 K: 0 S: 3	H: 0 LOB: 0 BB: 0 P: 3	R: 0 E: 0 K: 1 S: 6	H: 1 LOB: 3 BB: 2 P: 14		R: 0 E: 0 K: 0 S: 3	H: 0 LOB: 0 BB: 0 P: 3	1B: 3 2B: 1 3B: 0 HR: 1	SF: 0 SAC: 0 DP: 1 HBP: 0	WP: 0 PB: 0 SB: 0 CS: 0	PA: 34		
<b>PITCHER</b>	IP	WLS	BF	H	R	ER	SO	BB	IBB	HBP	BLK	WP	HR	S	P	ERA	WHIP								
Tom Underwood, L ERA: 4.2 (1, 1)	9.0	W	34	5	1	1	3	3	0	0	0	0	1	37	49	1.00	0.889								









Batter	1	2	3	4	5	6	7	8	9	AB	R	H	RBI	BB	SO	LOB	TOP			
Pete Rose, S OBP: 0.445, SLG: 0.455 Joel Youngblood, R OBP: 0.324, SLG: 0.375	K		1-3		F9	1-2 BB		F7		4	0	0	1	2	1	2	<b>Cincinnati Reds @ St. Louis Cardinals</b> Busch Stadium, St. Louis, MO Fri Jun 04 1976, 7:05 PM CDT Att: 23,239 - Unknown			
Ken Griffey, L OBP: 0.410, SLG: 0.479	3B			1B BB	1B BB	1B	K	1-3	5	2	2	0	1	1	5					
Joe Morgan, L OBP: 0.447, SLG: 0.572 Doug Flynn, R OBP: 0.255, SLG: 0.241	SF8	K		1B BB	1B BB		1B HR BB	F8	1	2	0	1	3	1	0					
Tony Perez, R OBP: 0.346, SLG: 0.437 Dan Driessen, L OBP: 0.390, SLG: 0.387	1B	K		1B BB	P4		1-3 HR 1B	1B	5	3	3	1	0	1	2					
George Foster, R OBP: 0.389, SLG: 0.566 Ed Armbrister, R OBP: 0.438, SLG: 0.438	1B	P6		1B BB	FC6		1-3 HR	K	4	2	3	4	1	0	0					
Cesar Geronimo, L OBP: 0.367, SLG: 0.424	1B		SH3-4 1B	F7	FC6		F8	K	6	1	2	1	0	1	6					
Dave Concepcion, R OBP: 0.353, SLG: 0.390	1B		SH3-4 1B				F8	1B	6	1	5	2	0	0	0					
Bill Plummer, R OBP: 0.315, SLG: 0.451	BB		F3	K			K	F8	6	0	1	1	0	3	7					
Gary Nolan, R OBP: 0.222, SLG: 0.192	BB		SH3-4	F9			K	K	4	0	1	0	0	2	3					
<b>Inning Stats</b>	R: 5 E: 0 K: 1 S: 12	H: 7 LOB: 3 BB: 1 P: 16	R: 0 E: 0 K: 2 S: 7	H: 0 LOB: 0 BB: 0 P: 7	R: 0 E: 0 K: 0 S: 5	H: 2 LOB: 2 BB: 0 P: 5	R: 3 E: 0 K: 1 S: 8	H: 3 LOB: 2 BB: 2 P: 16	R: 0 E: 0 K: 3 S: 10	H: 0 LOB: 2 BB: 1 P: 14	R: 3 E: 0 K: 1 S: 8	H: 3 LOB: 1 BB: 1 P: 12	R: 0 E: 0 K: 0 S: 3	H: 0 LOB: 0 BB: 0 P: 3	R: 0 E: 0 K: 3 S: 11	H: 2 LOB: 2 BB: 0 P: 11		1B: 16 2B: 0 3B: 1 HR: 1	SF: 1 SAC: 1 DP: 0 HBP: 0	WP: 1 PB: 0 SB: 0 CS: 0
<b>PITCHER</b>	IP WLS BF H R ER SO BB IBB HBP BLK WP HR S P ERA WHIP																			
Lynn McGlothen, R ERA: 3.13	(1, 1) 0.2 L 9 7 5 5 1 0 0 0 0 0 0 0 11 11 67.50 10.500																			
Eric Rasmussen, R ERA: 4.41	(1, 1) 2.1 14 4 3 3 2 3 0 0 0 0 0 0 15 27 11.57 3.000																			
Mike Wallace, L ERA: 1.75	(4, 1) 2.0 10 2 0 0 1 2 0 0 0 0 0 0 18 28 0.00 2.000																			
Danny Frisella, R ERA: 2.49	(6, 1) 3.0 15 3 3 3 4 2 0 0 0 1 1 21 29 9.00 1.667																			
Al Hrabosky, L ERA: 2.97	(9, 1) 1.0 5 2 0 0 3 0 0 0 0 0 0 0 11 11 0.00 2.000																			
Lou Brock, L OBP: 0.301, SLG: 0.324 Vic Harris, S OBP: 0.314, SLG: 0.357	F8		1B		E S	1B		K		4	1	2	1	0	1	0	<b>Cincinnati Reds @ St. Louis Cardinals</b> Busch Stadium, St. Louis, MO Fri Jun 04 1976, 7:05 PM CDT Att: 23,239 - Unknown			
Don Kessinger, S OBP: 0.316, SLG: 0.333 Lee Richard, R OBP: 0.097, SLG: 0.067			2B		E4	1B		F7		4	0	2	0	0	0	1				
Bake McBride, L OBP: 0.420, SLG: 0.445 Jerry Mumphrey, S OBP: 0.269, SLG: 0.360	P4		2-3 1B		FC6	1B		F7		2	0	0	0	0	3					
Willie Crawford, L OBP: 0.366, SLG: 0.485	P6		K		F7			F8		4	0	0	0	1	5					
Ron Fairly, L OBP: 0.436, SLG: 0.371 Danny Frisella, L OBP: 0.268, SLG: 0.403 Al Hrabosky, R	6-3		L6		FC6			P6		3	0	0	0	0	2					
Hector Cruz, R OBP: 0.227, SLG: 0.340		4-3 1B		F7				6-3		4	0	1	0	0	0					
Ken Rudolph, R OBP: 0.231, SLG: 0.280		4-3		F9				5-3		4	0	0	0	0	1					
Mike Tyson, R OBP: 0.266, SLG: 0.387	K					1B	3B	5-6-3		4	1	1	0	0	1					
Lynn McGlothen, L OBP: 0.179, SLG: 0.148 Eric Rasmussen, R OBP: 0.097, SLG: 0.067 Mike Wallace, L OBP: 0.278, SLG: 0.247	F7				F8			F4-3		0	0	0	0	0	0					
<b>Inning Stats</b>	R: 0 E: 0 K: 0 S: 4	H: 1 LOB: 1 BB: 0 P: 4	R: 0 E: 0 K: 1 S: 6	H: 1 LOB: 1 BB: 0 P: 6	R: 0 E: 0 K: 1 S: 7	H: 2 LOB: 2 BB: 0 P: 7	R: 0 E: 0 K: 0 S: 3	H: 0 LOB: 0 BB: 0 P: 3	R: 2 E: 1 K: 0 S: 7	H: 3 LOB: 2 BB: 0 P: 7	R: 0 E: 0 K: 0 S: 3	H: 0 LOB: 0 BB: 0 P: 3	R: 0 E: 0 K: 1 S: 5	H: 0 LOB: 0 BB: 0 P: 5	R: 0 E: 0 K: 0 S: 3	H: 0 LOB: 0 BB: 0 P: 3		1B: 4 2B: 2 3B: 1 HR: 0	SF: 0 SAC: 0 DP: 0 HBP: 0	WP: 0 PB: 0 SB: 1 CS: 0
<b>PITCHER</b>	IP WLS BF H R ER SO BB IBB HBP BLK WP HR S P ERA WHIP																			
Gary Nolan, R ERA: 2.96	(1, 1) 9.0 W 35 7 2 2 3 0 0 0 0 0 0 41 41 2.00 0.778																			

AB	44
R	11
H	18
RBI	11
BB	7
SO	11
LOB	26



AB	35
R	2
H	7
RBI	2
BB	0
SO	3
LOB	14

















Batter	1	2	3	4	5	6	7	8	9	AB	R	H	RBI	BB	SO	LOB	TOP					
Jerry Mumphrey, S (1, 8) OBP: 0.333, SLG: 0.364	0-0 1-3		4-0 5-3 BB		0-0 F8		0-0 L6-4			3	0	0	0	1	0	3						
Don Kessinger, S (1, 6) OBP: 0.312, SLG: 0.320	0-0 4-3		0-0 5-3			0-0 F7		0-3 K		4	0	0	0	0	1	1						
Lou Brock, L (1, 7) OBP: 0.293, SLG: 0.316	0-0 L1		0-0 4-3			0-0 1B		0-0 5-3		4	0	1	0	0	0	1						
Ted Simmons, S (1, 2) OBP: 0.332, SLG: 0.352		0-0 1B		0-0 6-3		0-0 F8		0-0 4-3		4	0	1	0	0	0	1						
Reggie Smith, S (1, 3) OBP: 0.280, SLG: 0.418		0-0 1B		0-3 K		0-3 K			0-0 4-3	4	0	1	0	0	2	1						
Willie Crawford, L (1, 9) OBP: 0.358, SLG: 0.456		0-3 K		0-0 BLK 1B			0-0 G3		0-0 P5	4	0	1	0	0	1	2						
Hector Cruz, R (1, 5) OBP: 0.229, SLG: 0.350		0-3 K		0-3 K			0-0 BB 2B		0-0 F8	4	0	1	0	0	2	3						
Mike Tyson, R (1, 4) OBP: 0.301, SLG: 0.395		0-0 P5			0-3 K		4-0 L6-4 BB			2	0	0	0	0	1	2						
Ron Fairly, L (7, PH) OBP: 0.334, SLG: 0.364										0	0	0	0	1	0	0						
Lee Richard, R (7, FR) OBP: 0.094, SLG: 0.065										0	0	0	0	0	0	0						
Bob Forsch, R (1, 1) OBP: 0.200, SLG: 0.211			0-3 K							2	0	0	0	0	2	0						
Bake McBride, L (7, PH)										0	0	0	0	1	0	0						
Bill Greif, R (7, 1)										0	0	0	0	0	0	0						
Al Hrabosky, R (8, 1)							1-2 2-3 BB			0	0	0	0	0	0	0						
<b>Inning Stats</b>	R: 0 E: 0 K: 0 S: 3	H: 0 LOB: 0 BB: 0 P: 3	R: 0 E: 0 K: 2 S: 9	H: 2 LOB: 2 BB: 0 P: 9	R: 0 E: 0 K: 1 S: 5	H: 0 LOB: 1 BB: 1 P: 9	R: 0 E: 0 K: 2 S: 8	H: 1 LOB: 1 BB: 0 P: 8	R: 0 E: 0 K: 1 S: 7	H: 0 LOB: 0 BB: 0 P: 7	R: 0 E: 0 K: 1 S: 6	H: 1 LOB: 2 BB: 2 P: 6	R: 0 E: 0 K: 0 S: 3	H: 1 LOB: 2 BB: 2 P: 11	R: 0 E: 0 K: 1 S: 5	H: 0 LOB: 0 BB: 0 P: 5	R: 0 E: 0 K: 0 S: 3	H: 0 LOB: 0 BB: 0 P: 3	1B: 4 2B: 2 3B: 0 HR: 0	SF: 0 SAC: 0 DP: 1 HBP: 0	WP: 0 PB: 0 SB: 1 CS: 0	PA: 34
<b>PITCHER</b> Larry Dierker, R (1, 1) ERA: 3.73	IP: 9.0 WLS: W BF: 34 H: 5 R: 0 ER: 0 SO: 9 BB: 3 IBB: 0 HBP: 0 BLK: 1 WP: 0 HR: 0 S: 49 P: 61 ERA: 0.00 WHIP: 0.889															<b>PITCHER</b>						

St. Louis Cardinals @ Houston Astros  
Astrodome, Houston, TX  
Tue Jun 08 1976, 8:05 PM EDT  
Att: 9,827 - Dome

AB 31  
R 0  
H 5  
RBI 0  
BB 3  
SO 9  
LOB 14



Batter	1	2	3	4	5	6	7	8	9	AB	R	H	RBI	BB	SO	LOB	BOTTOM			
Greg Gross, L (1, 9) OBP: 0.365, SLG: 0.333	0-0 G4-3 1B		0-0 1B			0-0 SH5-4		0-0 SH		2	0	2	0	0	0	0				
Rob Andrews, R (1, 4) OBP: 0.336, SLG: 0.336	0-0 G4-3 1B		0-0 4-3			0-3 K		0-0 F8		4	0	1	0	0	1	4				
Cesar Cedeno, R (1, 8) OBP: 0.357, SLG: 0.484	0-0 G4-3			0-0 5-3		4-0 1B IBB		4-0 E IBB		2	0	0	0	2	0	2				
Bob Watson, R (1, 3) OBP: 0.358, SLG: 0.379	0-0 F9			0-0 4-3		0-0 1B		0-0 E5		4	0	1	1	0	0	3				
Jose Cruz, L (1, 7) OBP: 0.352, SLG: 0.339		0-0 F5		0-0 F7		0-0 F9		0-0 G6-4-3		4	0	0	0	0	0	5				
Enos Cabell, R (1, 5) OBP: 0.321, SLG: 0.354		0-3 K			0-0 5-3		0-0 F9			3	0	0	0	0	1	0				
Skip Jutze, R (1, 2) OBP: 0.149, SLG: 0.156		0-0 5-3			0-0 5-3		0-0 F2			3	0	0	0	0	0	0				
Roger Metzger, S (1, 6) OBP: 0.306, SLG: 0.305			0-3 K		0-0 5-3		0-0 F8			3	0	0	0	0	1	0				
Larry Dierker, R (1, 1) OBP: 0.160, SLG: 0.160			0-3 K			0-0 E6 SH5-4 1B		0-0 SH E 1B		3	2	1	0	0	1	0				
<b>Inning Stats</b>	R: 0 E: 0 K: 0 S: 4	H: 2 LOB: 1 BB: 0 P: 4	R: 0 E: 0 K: 1 S: 5	H: 0 LOB: 0 BB: 0 P: 5	R: 0 E: 0 K: 2 S: 8	H: 1 LOB: 1 BB: 0 P: 8	R: 0 E: 0 K: 0 S: 3	H: 0 LOB: 0 BB: 0 P: 3	R: 1 E: 1 K: 1 S: 7	H: 1 LOB: 2 BB: 1 P: 11	R: 0 E: 0 K: 0 S: 3	H: 0 LOB: 0 BB: 0 P: 3	R: 1 E: 2 K: 0 S: 5	H: 1 LOB: 2 BB: 1 P: 9	R: 0 E: 0 K: 0 S: 3	H: 0 LOB: 0 BB: 0 P: 3	1B: 5 2B: 0 3B: 0 HR: 0	SF: 0 SAC: 2 DP: 2 HBP: 0	WP: 0 PB: 0 SB: 0 CS: 0	PA: 32
<b>PITCHER</b> Bob Forsch, R (1, 1) ERA: 3.41	IP: 6.0 WLS: L BF: 23 H: 4 R: 1 ER: 1 SO: 4 BB: 0 IBB: 1 HBP: 0 BLK: 0 WP: 0 HR: 0 S: 30 P: 34 ERA: 0.00 WHIP: 0.667															<b>PITCHER</b>				
Bill Greif, R (7, 1) ERA: 5.51	1.1 8 1 1 0 0 0 1 0 0 0 0 7 11 0.00 0.750																			
Al Hrabosky, L (8, 1) ERA: 3.19	0.2 1 0 0 0 0 0 0 0 0 0 0 1 1 0.00 0.000																			

St. Louis Cardinals @ Houston Astros  
Astrodome, Houston, TX  
Tue Jun 08 1976, 8:05 PM EDT  
Att: 9,827 - Dome

AB 28  
R 2  
H 5  
RBI 1  
BB 2  
SO 4  
LOB 14





Batter	1	2	3	4	5	6	7	8	9	AB	R	H	RBI	BB	SO	LOB	TOP				
Jerry Mumphrey, S OBP: 0.350, SLG: 0.361 (1, 8)										3	1	1	0	1	1	3					
Don Kessinger, S OBP: 0.311, SLG: 0.319 (1, 6)										4	0	1	0	0	1	4					
Lou Brock, L OBP: 0.292, SLG: 0.319 (1, 7)										4	0	1	1	0	1	3					
Ted Simmons, S OBP: 0.326, SLG: 0.345 (1, 2)										4	0	0	0	0	0	3					
Reggie Smith, S OBP: 0.279, SLG: 0.420 (1, 3)										4	1	1	0	0	1	1					
Willie Crawford, L OBP: 0.356, SLG: 0.450 (1, 9)										4	0	1	1	0	1	0					
Hector Cruz, R OBP: 0.229, SLG: 0.348 (1, 5)										4	0	1	0	0	0	1	AB 34				
Mike Tyson, R OBP: 0.299, SLG: 0.389 (1, 4)										4	0	1	0	0	1	1	R 2				
Lynn McGlothen, L OBP: 0.176, SLG: 0.148 (2, 1)										0	0	0	0	0	0	0	H 7				
Eric Rasmussen, R OBP: 0.276, SLG: 0.329 (5, PH)										0	0	0	0	0	0	0	RBI 2				
Keith Hernandez, L OBP: 0.326, SLG: 0.329 (5, PH)										0	0	0	0	0	0	0	BB 2				
Eddie Solomon, R OBP: 0.276, SLG: 0.329 (5, PH)										0	0	0	0	0	0	0	SO 7				
Bake McBride, L OBP: 0.401, SLG: 0.442 (8, PH)										0	0	0	0	0	0	0	LOB 19				
Mike Wallace, L OBP: 0.401, SLG: 0.442 (8, PH)										0	0	0	0	0	0	0					
Ron Fairly, L OBP: 0.402, SLG: 0.358 (9, PH)										1	0	0	0	0	1	1					
<b>Inning Stats</b>	R: 1 E: 0 K: 1 S: 6	H: 1 LOB: 1 BB: 1 P: 10	R: 0 E: 0 K: 0 S: 3	H: 0 LOB: 0 BB: 0 P: 3	R: 0 E: 0 K: 1 S: 5	H: 0 LOB: 1 BB: 1 P: 9	R: 0 E: 0 K: 1 S: 5	H: 0 LOB: 0 BB: 0 P: 5	R: 0 E: 0 K: 1 S: 7	H: 2 LOB: 2 BB: 0 P: 7	R: 0 E: 0 K: 0 S: 3	H: 0 LOB: 0 BB: 0 P: 3	R: 0 E: 0 K: 1 S: 5	H: 0 LOB: 0 BB: 0 P: 5	R: 0 E: 0 K: 1 S: 7	H: 2 LOB: 2 BB: 0 P: 7	R: 1 E: 0 K: 1 S: 7	H: 2 LOB: 1 BB: 0 P: 7	1B: 5 2B: 2 3B: 0 HR: 0	SF: 0 SAC: 0 DP: 0 HBP: 0	WP: 0 PA: 36
<b>PITCHER</b> J.R. Richard, R ERA: 2.95 (1, 1)	IP: 9.0 WLS: W BF: 36 H: 7 R: 2 ER: 2 SO: 7 BB: 2 IBB: 0 HBP: 0 BLK: 1 WP: 0 HR: 0 S: 48 P: 56 ERA: 2.00 WHIP: 1.000																	<b>PITCHER</b>			

St. Louis Cardinals @ Houston Astros  
Astrodome, Houston, TX  
Wed Jun 09 1976, 8:05 PM EDT  
Att: 11,267 - Dome

AB 34  
R 2  
H 7  
RBI 2  
BB 2  
SO 7  
LOB 19



Batter	1	2	3	4	5	6	7	8	9	AB	R	H	RBI	BB	SO	LOB	BOTTOM		
Greg Gross, L OBP: 0.376, SLG: 0.359 (1, 9)										5	1	4	0	0	0	1			
Rob Andrews, R OBP: 0.355, SLG: 0.351 (1, 4)										4	2	3	0	1	0	1			
Cesar Cedeno, R OBP: 0.368, SLG: 0.482 (1, 8)										1	1	0	0	4	0	3			
Bob Watson, R OBP: 0.351, SLG: 0.370 (1, 3)										5	0	0	0	0	1	8			
Jose Cruz, L OBP: 0.367, SLG: 0.349 (1, 7)										2	1	1	1	3	0	1			
Ed Herrmann, L OBP: 0.271, SLG: 0.340 (1, 2)										4	0	0	0	1	0	5			
Enos Cabell, R OBP: 0.320, SLG: 0.352 (1, 5)										4	0	1	2	0	0	0	AB 32		
Roger Metzger, S OBP: 0.310, SLG: 0.305 (1, 6)										3	0	1	0	1	0	0	R 5		
J.R. Richard, R OBP: 0.103, SLG: 0.132 (1, 1)										4	0	2	0	0	1	4	H 12		
<b>Inning Stats</b>	R: 3 E: 0 K: 1 S: 8	H: 4 LOB: 3 BB: 3 P: 20	R: 1 E: 0 K: 0 S: 4	H: 2 LOB: 1 BB: 1 P: 8	R: 0 E: 0 K: 0 S: 4	H: 1 LOB: 0 BB: 0 P: 4	R: 0 E: 0 K: 1 S: 6	H: 1 LOB: 3 BB: 2 P: 14	R: 0 E: 0 K: 0 S: 5	H: 2 LOB: 3 BB: 1 P: 9	R: 0 E: 0 K: 0 S: 2	H: 0 LOB: 0 BB: 1 P: 6	R: 0 E: 0 K: 0 S: 4	H: 1 LOB: 1 BB: 0 P: 4	R: 0 E: 0 K: 0 S: 3	H: 1 LOB: 1 BB: 2 P: 11	1B: 10 2B: 1 3B: 1 HR: 0	SF: 0 SAC: 0 DP: 3 HBP: 0	WP: 1 PA: 42
<b>PITCHER</b> Lynn McGlothen, R ERA: 3.58 (1, 1)	IP: 1.0 WLS: L BF: 11 H: 6 R: 4 ER: 4 SO: 1 BB: 3 IBB: 0 HBP: 0 BLK: 0 WP: 0 HR: 0 S: 10 P: 22 ERA: 36.00 WHIP: 9.000																	<b>PITCHER</b>	
<b>PITCHER</b> Eric Rasmussen, R ERA: 4.19 (2, 1)	IP: 3.0 WLS: L BF: 13 H: 2 R: 0 ER: 0 SO: 1 BB: 2 IBB: 1 HBP: 0 BLK: 0 WP: 0 HR: 0 S: 12 P: 24 ERA: 0.00 WHIP: 1.333																	<b>PITCHER</b>	
<b>PITCHER</b> Eddie Solomon, R ERA: 4.19 (5, 1)	IP: 3.0 WLS: L BF: 13 H: 3 R: 0 ER: 0 SO: 0 BB: 2 IBB: 0 HBP: 0 BLK: 0 WP: 0 HR: 0 S: 11 P: 19 ERA: 0.00 WHIP: 1.667																	<b>PITCHER</b>	
<b>PITCHER</b> Mike Wallace, L ERA: 1.82 (8, 1)	IP: 1.0 WLS: L BF: 5 H: 1 R: 1 ER: 1 SO: 0 BB: 2 IBB: 0 HBP: 0 BLK: 0 WP: 1 HR: 0 S: 3 P: 11 ERA: 9.00 WHIP: 3.000																	<b>PITCHER</b>	

St. Louis Cardinals @ Houston Astros  
Astrodome, Houston, TX  
Wed Jun 09 1976, 8:05 PM EDT  
Att: 11,267 - Dome

AB 32  
R 5  
H 12  
RBI 3  
BB 10  
SO 2  
LOB 23





Batter	1	2	3	4	5	6	7	8	9	AB	R	H	RBI	BB	SO	LOB	TOP								
<b>Bake McBride, L</b> OBP: 0.413, SLG: 0.440	0-0 2B	0-0 E3		0-0 F7		0-0 F6-3		0-3 K		5	1	1	0	0	1	3									
<b>Don Kessinger, S</b> OBP: 0.315, SLG: 0.317	0-3 K	0-0 7-4-3		0-0 F7			0-0 F6-3	4-0 IBB		4	1	1	0	1	1	3									
<b>Lou Brock, L</b> OBP: 0.295, SLG: 0.327	0-0 4-3	0-0		0-0 FC6-4			0-0 F6-3	0-0 1-3		5	1	2	1	0	0	4									
<b>Ted Simmons, S</b> OBP: 0.323, SLG: 0.346	0-0 4-3	0-0 F9			0-0 1-3		0-0 1B	0-0 F6		5	1	1	1	0	0	2									
<b>Willie Crawford, L</b> OBP: 0.357, SLG: 0.449	0-0 BB		0-0 1-3		0-3 K		0-0	0-0 G3		5	1	2	1	0	1	0									
<b>Ron Fairly, L</b> OBP: 0.427, SLG: 0.348	4-0 1B		4-0		0-0 G3		0-0	0-0 F9		2	1	0	1	2	0	0									
<b>Hector Cruz, R</b> OBP: 0.230, SLG: 0.345	0-0 2B		0-3 K		0-0	0-0 F7	0-0 F8			4	1	1	1	0	1	2									
<b>Mike Tyson, R</b> OBP: 0.307, SLG: 0.415	0-0		0-3 K		0-0	1-3		0-0		4	0	2	2	0	1	1									
<b>John Denny, R</b> OBP: 0.263, SLG: 0.333	0-0 F8			0-0		0-0		0-0 F8		3	0	2	0	0	0	1									
<b>Bill Greif, R</b> OBP: 0.308, SLG: 0.350				0-0 FC6-4						0	0	0	0	0	0	0									
<b>Vic Harris, S</b> OBP: 0.308, SLG: 0.350										1	0	0	0	0	0	1									
<b>Al Hrabosky, R</b> OBP: 0.308, SLG: 0.350										0	0	0	0	0	0	0									
<b>Inning Stats</b>	R: 5 E: 0 K: 1 S: 10	H: 5 LOB: 1 BB: 1 P: 14	R: 0 E: 1 K: 0 S: 4	H: 1 LOB: 1 BB: 0 P: 4	R: 0 E: 0 K: 2 S: 7	H: 0 LOB: 1 BB: 1 P: 11	R: 0 E: 0 K: 0 S: 4	H: 1 LOB: 1 BB: 0 P: 4	R: 0 E: 0 K: 1 S: 5	H: 0 LOB: 0 BB: 0 P: 5	R: 0 E: 0 K: 0 S: 4	H: 1 LOB: 1 BB: 0 P: 4	R: 2 E: 0 K: 0 S: 6	H: 3 LOB: 1 BB: 0 P: 6	R: 0 E: 0 K: 1 S: 6	H: 1 LOB: 2 BB: 1 P: 10	R: 0 E: 0 K: 0 S: 3	H: 0 LOB: 0 BB: 0 P: 3	1B: 6 2B: 7 3B: 0 HR: 0	SF: 1 SAC: 0 DP: 1 HBP: 0	WP: 0 PB: 0 SB: 0 CS: 0	PA: 42			
<b>PITCHER</b>	IP	WLS	BF	H	R	ER	SO	BB	IBB	HBP	BLK	WP	HR	S	P	ERA	WHIP								
<b>Pat Zachry, R</b>	(1, 1)	2.0	13	6	5	5	1	1	0	0	0	0	0	14	18	22.50	3.500								
<b>Pedro Borbon, R</b>	(3, 1)	3.0	11	1	0	0	3	1	0	0	0	0	0	16	20	0.00	0.667								
<b>Pat Darcy, R</b>	(6, 1)	2.0	10	4	2	2	0	0	0	0	0	0	0	10	10	9.00	2.000								
<b>Will McEneaney, L</b>	(8, 1)	1.0	5	1	0	0	1	0	1	0	0	0	0	6	10	0.00	1.000								
<b>Rawly Eastwick, R</b>	(9, 1)	1.0	W	3	0	0	0	0	0	0	0	0	0	3	3	0.00	0.000								

St. Louis Cardinals @ Cincinnati Reds  
Riverfront Stadium, Cincinnati, OH

AB 38  
R 7  
H 12  
RBI 7  
BB 3  
SO 5  
LOB 17



WP: 0 PA: 42  
PB: 0  
SB: 0  
CS: 0

Batter	1	2	3	4	5	6	7	8	9	AB	R	H	RBI	BB	SO	LOB	BOTTOM								
<b>Pete Rose, S</b> OBP: 0.432, SLG: 0.463	0-0 4-3		0-0 4-3		0-0 4-3		0-0 1B	0-0 G4-6-3		5	1	1	0	0	0	4									
<b>Ken Griffey, L</b> OBP: 0.416, SLG: 0.500	0-0 4-3		0-0 L4		0-0 G3		0-0 1B		0-0 BB	5	2	2	1	0	0	1									
<b>Joe Morgan, L</b> OBP: 0.474, SLG: 0.658	4-0		0-0		2-3 3H		0-0 1B		4-0 BB	3	1	2	2	2	0	0									
<b>Dave Concepcion, R</b> OBP: 0.351, SLG: 0.385	0-0 FC6-4		0-0 4-3		0-0 FC5		0-0 1B	0-0 SF8	0-0 BB	0	1	0	0	0	0	0									
<b>Tony Perez, R</b> OBP: 0.357, SLG: 0.482	0-0 FC6-4		0-3 K		0-0	0-0 1B	0-0	0-0	0-0	5	1	3	4	0	1	1									
<b>George Foster, R</b> OBP: 0.381, SLG: 0.552		0-0 6-3		0-0 F8	0-0 FC5		0-0 SF8			3	0	0	1	0	0	2									
<b>Johnny Bench, R</b> OBP: 0.355, SLG: 0.455		0-0	0-0 FC3-6		4-0	0-0 BB	0-0 F9	0-0 6-3		3	0	1	0	1	0	1									
<b>Cesar Geronimo, L</b> OBP: 0.365, SLG: 0.430		0-0 FC3-6		0-0 FC4-6		0-0	0-0 F8		0-0	4	0	1	0	0	0	2									
<b>Doug Flynn, R</b> OBP: 0.286, SLG: 0.290		0-0	0-0		0-0	0-0 4-3	0-0 F5-3		0-0 G4-6-3	4	1	3	0	0	0	0									
<b>Pat Zachry, R</b>		0-3		0-0		0-0		0-0 F8	0-3	0	0	0	0	0	0	0									
<b>John Denny, R</b>		0-0		0-0		0-0		0-0	0-3	0	0	0	0	0	0	0									
<b>Bill Greif, R</b>		0-0		0-0		0-0		0-0	0-3	0	0	0	0	0	0	0									
<b>Al Hrabosky, L</b>		0-0		0-0		0-0		0-0	0-3	0	0	0	0	0	0	0									
<b>Inning Stats</b>	R: 0 E: 0 K: 0 S: 3	H: 0 LOB: 1 BB: 1 P: 7	R: 0 E: 1 K: 1 S: 7	H: 2 LOB: 2 BB: 0 P: 7	R: 0 E: 0 K: 0 S: 3	H: 0 LOB: 0 BB: 0 P: 3	R: 0 E: 0 K: 1 S: 5	H: 0 LOB: 1 BB: 1 P: 9	R: 2 E: 0 K: 0 S: 7	H: 4 LOB: 2 BB: 0 P: 7	R: 0 E: 0 K: 0 S: 3	H: 0 LOB: 0 BB: 0 P: 3	R: 3 E: 0 K: 0 S: 7	H: 4 LOB: 1 BB: 0 P: 7	R: 0 E: 0 K: 1 S: 6	H: 2 LOB: 1 BB: 0 P: 6	R: 3 E: 0 K: 0 S: 2	H: 2 LOB: 1 BB: 1 P: 6	1B: 13 2B: 0 3B: 0 HR: 1	SF: 1 SAC: 0 DP: 1 HBP: 0	WP: 0 PB: 1 SB: 0 CS: 0	PA: 40			
<b>PITCHER</b>	IP	WLS	BF	H	R	ER	SO	BB	IBB	HBP	BLK	WP	HR	S	P	ERA	WHIP								
<b>John Denny, R</b>	(1, 1)	6.1	30	9	5	4	2	2	0	0	0	0	0	32	40	5.68	1.737								
<b>Bill Greif, R</b>	(7, 1)	0.2	3	1	0	0	0	0	0	0	0	0	0	3	3	0.00	1.500								
<b>Al Hrabosky, L</b>	(8, 1)	1.0	L	7	4	3	1	1	0	0	0	0	1	8	12	27.00	5.000								

St. Louis Cardinals @ Cincinnati Reds  
Riverfront Stadium, Cincinnati, OH

AB 36  
R 8  
H 14  
RBI 8  
BB 3  
SO 3  
LOB 15



WP: 0 PA: 40  
PB: 1  
SB: 0  
CS: 0



Batter	1	2	3	4	5	6	7	8	9	AB	R	H	RBI	BB	SO	LOB	TOP				
<b>Bake McBride, L</b> OBP: 0.419, SLG: 0.446										5	1	3	0	0	0	0	<b>St. Louis Cardinals @ Cincinnati Reds</b> Riverfront Stadium, Cincinnati, OH Sat Jun 12 1976, 3:33 AM EDT Att: 51,227 - Unknown				
<b>Don Kessinger, S</b> OBP: 0.310, SLG: 0.314										5	1	1	0	0	2	3					
<b>Lou Brock, L</b> OBP: 0.302, SLG: 0.330										4	1	2	1	1	2	0					
<b>Ted Simmons, S</b> OBP: 0.316, SLG: 0.338										5	0	0	0	0	0	6					
<b>Reggie Smith, S</b> OBP: 0.273, SLG: 0.410										4	0	0	1	0	1	1					
<b>Keith Hernandez, L</b> OBP: 0.270, SLG: 0.239										0	0	0	0	0	0	0					
<b>Willie Crawford, L</b> OBP: 0.366, SLG: 0.469										4	1	3	1	0	1	0					
<b>Hector Cruz, R</b> OBP: 0.225, SLG: 0.337										4	1	0	0	0	3	4					
<b>Mike Tyson, R</b> OBP: 0.314, SLG: 0.433										3	0	1	2	1	1	0					
<b>Pete Falcone, L</b> OBP: 0.111, SLG: 0.059										3	0	0	0	0	1	3					
<b>Al Hrabosky, R</b> OBP: 0.111, SLG: 0.059										0	0	0	0	0	0	0					
<b>Bill Greif, R</b> OBP: 0.111, SLG: 0.059										1	0	0	0	0	1	0					
<b>Inning Stats</b>	R: 0 E: 0 K: 0 S: 3	H: 1 LOB: 1 BB: 1 P: 7	R: 0 E: 0 K: 2 S: 8	H: 1 LOB: 2 BB: 1 P: 12	R: 5 E: 1 K: 0 S: 9	H: 4 LOB: 1 BB: 0 P: 9	R: 0 E: 0 K: 2 S: 7	H: 0 LOB: 0 BB: 0 P: 7	R: 0 E: 0 K: 1 S: 6	H: 1 LOB: 1 BB: 0 P: 6	R: 0 E: 0 K: 2 S: 7	H: 0 LOB: 0 BB: 0 P: 7	R: 0 E: 0 K: 2 S: 7	H: 0 LOB: 0 BB: 0 P: 7	R: 0 E: 0 K: 2 S: 9	H: 2 LOB: 2 BB: 0 P: 9	1B: 8 2B: 0 3B: 2 HR: 0	SF: 0 SAC: 0 DP: 1 HBP: 0	WP: 0 PA: 40 PB: 0 SB: 1 CS: 0		
<b>PITCHER</b>	IP	WLS	BF	H	R	ER	SO	BB	IBB	HBP	BLK	WP	HR	S	P	ERA	WHIP				
<b>Jack Billingham, R</b> ERA: 4.66	(1, 1)	2.2	L	17	6	5	2	2	1	1	0	0	0	0	19	27	6.75	2.625			
<b>Pat Darcy, R</b> ERA: 5.4	(3, 1)	1.1		4	0	0	0	2	0	0	0	0	0	8	8	0.00	0.000				
<b>Pedro Borbon, R</b> ERA: 3.34	(5, 1)	2.0		8	2	0	0	2	0	0	0	0	0	12	12	0.00	1.000				
<b>Will McEnaney, L</b> ERA: 3.86	(7, 1)	2.0		6	0	0	0	4	0	0	0	0	0	14	14	0.00	0.000				
<b>Rawly Eastwick, R</b> ERA: 3.05	(9, 1)	1.0		5	2	0	0	2	0	0	0	0	0	9	9	0.00	2.000				

Batter	1	2	3	4	5	6	7	8	9	AB	R	H	RBI	BB	SO	LOB	BOTTOM				
<b>Pete Rose, S</b> OBP: 0.435, SLG: 0.477										4	1	2	1	1	0	2	<b>St. Louis Cardinals @ Cincinnati Reds</b> Riverfront Stadium, Cincinnati, OH Sat Jun 12 1976, 3:33 AM EDT Att: 51,227 - Unknown				
<b>Dave Concepcion, R</b> OBP: 0.347, SLG: 0.381										5	0	1	1	0	2	2					
<b>George Foster, R</b> OBP: 0.382, SLG: 0.546										4	0	1	0	1	0	2					
<b>Tony Perez, R</b> OBP: 0.353, SLG: 0.490										5	1	1	1	0	1	3					
<b>Johnny Bench, R</b> OBP: 0.351, SLG: 0.453										5	0	1	0	0	2	2					
<b>Bob Bailey, R</b> OBP: 0.344, SLG: 0.500										3	0	1	0	1	0	0					
<b>Ken Griffey, L</b> OBP: 0.418, SLG: 0.500										0	0	0	0	1	0	0					
<b>Doug Flynn, R</b> OBP: 0.311, SLG: 0.315										4	1	3	0	0	0	1					
<b>Cesar Geronimo, L</b> OBP: 0.368, SLG: 0.434										3	1	1	1	1	1	4					
<b>Jack Billingham, R</b> OBP: 0.346, SLG: 0.308	(1, 1)									1	0	0	0	0	0	2					
<b>Pat Darcy, L</b> OBP: 0.333, SLG: 0.200	(3, 1)									0	0	0	0	0	0	0					
<b>Joel Youngblood, R</b> OBP: 0.244, SLG: 0.353	(4, PH)									1	0	0	0	0	0	2					
<b>Pedro Borbon, R</b> OBP: 0.333, SLG: 0.333	(5, PH)									0	0	0	0	0	0	0					
<b>Ed Armbrister, R</b> OBP: 0.421, SLG: 0.422	(6, PH)									1	0	0	0	0	0	1					
<b>Will McEnaney, L</b> OBP: 0.311, SLG: 0.357	(7, 1)									0	0	0	0	0	0	0					
<b>Dan Driessen, L</b> OBP: 0.270, SLG: 0.357	(8, PH)									0	0	0	0	0	0	0					
<b>Rawly Eastwick, R</b> ERA: 3.05	(9, 1)									0	0	0	0	0	0	0					
<b>Inning Stats</b>	R: 0 E: 0 K: 1 S: 5	H: 1 LOB: 1 BB: 1 P: 9	R: 0 E: 0 K: 1 S: 6	H: 1 LOB: 2 BB: 1 P: 10	R: 0 E: 0 K: 0 S: 3	H: 0 LOB: 0 BB: 0 P: 3	R: 1 E: 0 K: 0 S: 6	H: 3 LOB: 2 BB: 0 P: 6	R: 1 E: 0 K: 1 S: 6	H: 1 LOB: 0 BB: 0 P: 6	R: 0 E: 0 K: 2 S: 8	H: 1 LOB: 2 BB: 1 P: 12	R: 0 E: 0 K: 0 S: 4	H: 1 LOB: 2 BB: 1 P: 8	R: 2 E: 0 K: 0 S: 6	H: 3 LOB: 2 BB: 1 P: 10	R: 0 E: 0 K: 2 S: 7	H: 0 LOB: 1 BB: 1 P: 11	1B: 7 2B: 2 3B: 0 HR: 2	SF: 0 SAC: 1 DP: 0 HBP: 0	WP: 0 PA: 43 PB: 0 SB: 0 CS: 1
<b>PITCHER</b>	IP	WLS	BF	H	R	ER	SO	BB	IBB	HBP	BLK	WP	HR	S	P	ERA	WHIP				
<b>Pete Falcone, L</b> ERA: 4.11	(1, 1)	7.1	W	35	10	4	4	5	4	0	0	0	0	41	57	4.91	1.909				
<b>Al Hrabosky, L</b> ERA: 3.71	(8, 1)	0.1		3	1	0	0	0	1	0	0	0	0	2	6	0.00	6.000				
<b>Bill Greif, R</b> ERA: 5.19	(8, 1)	1.1	S	5	0	0	0	2	1	0	0	0	0	8	12	0.00	0.750				

AB	38
R	5
H	10
RBI	5
BB	2
SO	12
LOB	17



AB	36
R	4
H	11
RBI	4
BB	6
SO	7
LOB	22





Batter	1	2	3	4	5	6	7	8	9	AB	R	H	RBI	BB	SO	LOB	TOP		
<b>Bake McBride, L</b> OBP: 0.406, SLG: 0.431 (1, 8)	G3		F4-3		1-3		K		P6	5	0	0	0	0	1	0	<b>St. Louis Cardinals @ Cincinnati Reds</b> Riverfront Stadium, Cincinnati, OH Sun Jun 13 1976, 3:33 AM EDT Unknown <a href="http://livebaseballscorecards.com">livebaseballscorecards.com</a>		
<b>Mike Tyson, R</b> OBP: 0.318, SLG: 0.426 (1, 4)	5-3				1B		4-3		6-3	4	0	1	0	1	0	0			
<b>Reggie Smith, S</b> OBP: 0.278, SLG: 0.412 (1, 3)					K					4	0	2	0	0	2	2			
<b>Mike Anderson, R</b> OBP: 0.393, SLG: 0.385 (1, 7)										2	0	2	0	2	0	0			
<b>Willie Crawford, L</b> OBP: 0.364, SLG: 0.463 (1, 9)										4	0	1	0	0	1	6			
<b>Hector Cruz, R</b> OBP: 0.231, SLG: 0.337 (1, 5)										3	0	1	0	1	0	2			
<b>Ken Rudolph, R</b> OBP: 0.341, SLG: 0.219 (8, PH)										3	0	0	0	0	0	4			
<b>Ted Simmons, S</b> OBP: 0.319, SLG: 0.341 (8, 2)										1	0	1	0	0	0	0			
<b>Lee Richard, R</b> OBP: 0.114, SLG: 0.061 (6, 1)										2	0	0	0	1	0	0			
<b>Eddie Solomon, R</b> (6, 1)										0	0	0	0	0	0	0			
<b>Mike Wallace, L</b> (6, 1)										0	0	0	0	0	0	0			
<b>Jerry Mumphy, S</b> OBP: 0.351, SLG: 0.351 (8, PH)										1	0	0	0	0	0	3			
<b>Al Hrabosky, R</b> (8, 1)										0	0	0	0	0	0	0			
<b>John Curtis, L</b> OBP: 0.200, SLG: 0.208 (1, 1)										2	0	0	0	0	2	3			
<b>Don Kessinger, S</b> OBP: 0.307, SLG: 0.311 (6, 6)										2	0	0	0	0	1	0			
<b>Inning Stats</b>	R: 0 E: 0 K: 0 S: 4	H: 1 LOB: 2 BB: 1 P: 8	R: 0 E: 0 K: 0 S: 3	H: 1 LOB: 0 BB: 0 P: 3	R: 0 E: 0 K: 2 S: 8	H: 1 LOB: 3 BB: 3 P: 17	R: 0 E: 0 K: 2 S: 8	H: 0 LOB: 0 BB: 0 P: 3	R: 0 E: 0 K: 2 S: 7	H: 0 LOB: 0 BB: 0 P: 7	R: 0 E: 0 K: 0 S: 6	H: 3 LOB: 3 BB: 0 P: 6	R: 0 E: 0 K: 0 S: 3	H: 0 LOB: 0 BB: 0 P: 3	1B: 8 2B: 0 3B: 0 HR: 0	SF: 0 SAC: 0 DP: 1 HBP: 0	WP: 0 PA: 38 PB: 0 SB: 0 CS: 0		
<b>PITCHER</b>	IP	WLS	BF	H	R	ER	SO	BB	IBB	HBP	BLK	WP	HR	S	P	ERA	WHIP		
<b>Fred Norman, L</b> ERA: 4.07 (1, 1)	6.0	W	26	5	0	0	5	4	1	0	0	0	0	31	51	0.00	1.500		
<b>Will McEnaney, L</b> ERA: 3.45 (7, 1)	3.0	S	12	3	0	0	2	0	0	0	0	0	0	16	16	0.00	1.000		

Batter	1	2	3	4	5	6	7	8	9	AB	R	H	RBI	BB	SO	LOB	BOTTOM		
<b>Ed Armbrister, R</b> OBP: 0.348, SLG: 0.348 (1, 7)	F8		F9		P4		5-3			4	0	0	0	0	0	0	<b>St. Louis Cardinals @ Cincinnati Reds</b> Riverfront Stadium, Cincinnati, OH Sun Jun 13 1976, 3:33 AM EDT Unknown <a href="http://livebaseballscorecards.com">livebaseballscorecards.com</a>		
<b>Cesar Geronimo, L</b> OBP: 0.368, SLG: 0.434 (8, 8)										0	0	0	0	0	0	0			
<b>Ken Griffey, L</b> OBP: 0.411, SLG: 0.490 (1, 9)	L5		G3		K		F8			4	0	0	0	0	1	0			
<b>George Foster, R</b> OBP: 0.384, SLG: 0.550 (8, 7)										4	1	2	0	0	1	0			
<b>Tony Perez, R</b> OBP: 0.351, SLG: 0.490 (1, 3)										4	0	1	1	0	0	1			
<b>Johnny Bench, R</b> OBP: 0.359, SLG: 0.457 (1, 2)										3	2	2	0	1	0	1			
<b>Bob Bailey, R</b> OBP: 0.368, SLG: 0.557 (1, 5)										3	1	2	2	1	0	1			
<b>Pete Rose, S</b> OBP: 0.435, SLG: 0.477 (9, 5)										0	0	0	0	0	0	0			
<b>Dave Concepcion, R</b> OBP: 0.350, SLG: 0.385 (1, 6)										3	0	1	0	1	1	1			
<b>Doug Flynn, R</b> OBP: 0.316, SLG: 0.311 (1, 4)										1	0	0	0	1	0	1			
<b>Joe Morgan, L</b> OBP: 0.477, SLG: 0.658 (6, PH) (7, 4)										0	0	0	1	1	0	0			
<b>Fred Norman, S</b> OBP: 0.182, SLG: 0.182 (1, 1)										2	0	0	0	0	1	2			
<b>Joel Youngblood, R</b> OBP: 0.316, SLG: 0.343 (6, PH)										1	0	0	0	0	0	3			
<b>Will McEnaney, L</b> ERA: 3.63 (7, 1)										0	0	0	0	0	0	0			
<b>Inning Stats</b>	R: 1 E: 0 K: 0 S: 5	H: 2 LOB: 1 BB: 0 P: 5	R: 0 E: 0 K: 0 S: 2	H: 0 LOB: 0 BB: 1 P: 6	R: 0 E: 0 K: 1 S: 5	H: 0 LOB: 0 BB: 0 P: 5	R: 2 E: 0 K: 0 S: 5	H: 2 LOB: 2 BB: 2 P: 13	R: 0 E: 0 K: 2 S: 7	H: 0 LOB: 0 BB: 0 P: 7	R: 1 E: 0 K: 0 S: 4	H: 2 LOB: 1 BB: 1 P: 12	R: 0 E: 0 K: 0 S: 4	H: 1 LOB: 1 BB: 0 P: 4	R: 0 E: 0 K: 1 S: 5	H: 1 LOB: 0 BB: 0 P: 5	1B: 4 2B: 3 3B: 0 HR: 1	SF: 0 SAC: 0 DP: 3 HBP: 0	WP: 1 PA: 34 PB: 0 SB: 0 CS: 0
<b>PITCHER</b>	IP	WLS	BF	H	R	ER	SO	BB	IBB	HBP	BLK	WP	HR	S	P	ERA	WHIP		
<b>John Curtis, L</b> ERA: 4.13 (1, 1)	5.1	L	24	6	4	4	3	2	1	0	0	1	0	27	39	6.75	1.500		
<b>Eddie Solomon, R</b> ERA (6, 1)	0.0		1	0	0	0	0	0	1	0	0	1	0	0	4	∞	∞		
<b>Mike Wallace, L</b> ERA: 1.72 (6, 1)	1.2		6	1	0	0	0	1	0	0	0	0	0	5	9	0.00	1.200		
<b>Al Hrabosky, L</b> ERA: 3.63 (8, 1)	1.0		3	1	0	0	1	0	0	0	0	0	0	5	5	0.00	1.000		







Batter	1	2	3	4	5	6	7	8	9	AB	R	H	RBI	BB	SO	LOB	TOP																					
Rowland Office, L OBP: 0.384, SLG: 0.401	1-3	1-2 2-H 1B			4-3	F7			1-3	5	0	1	1	0	0	2	<b>Atlanta Braves @ St. Louis Cardinals</b> Busch Stadium, St. Louis, MO Mon Jun 14 1976, 7:05 PM CDT Att: 13,084 - Unknown																					
Lee Lacy, R OBP: 0.272, SLG: 0.340	E5	4-3			F8		F7	G4-6-3 1B	5	0	1	0	0	0	2																							
Dave May, L OBP: 0.233, SLG: 0.292	P2				F8		K	G4-6-3 1-2	5	1	1	0	0	1	2																							
Tom Paciorek, R OBP: 0.329, SLG: 0.392	K				F8		6-3	FC4-6 1B	4	0	1	0	0	1	2																							
Ken Henderson, S OBP: 0.359, SLG: 0.412		F9 1B BB			CS 1B		2B 2B	FC4-6 1-2	3	2	2	1	1	0	1																							
Earl Williams, R OBP: 0.276, SLG: 0.402	K				F9		5-3	F7	4	0	0	0	0	1	3																							
Darrel Chaney, S OBP: 0.347, SLG: 0.329		1B 1-2 1B			F9		1B 2B	FC6-4 1B	4	2	3	1	0	0	0																							
Jerry Royster, R OBP: 0.311, SLG: 0.302	F9				F8		1B IBB	P6	3	0	0	0	1	0	3																							
Andy Messersmith, R OBP: 0.143, SLG: 0.118		1-2 3-H 1B			P4		1-3 2-H 1B	FC6-4	4	0	2	2	0	0	1																							
<b>Inning Stats</b>	R: 0 E: 1 K: 1 S: 6	H: 0 LOB: 1 BB: 0 P: 6	R: 2 E: 0 K: 1 S: 8	H: 3 LOB: 2 BB: 1 P: 12	R: 1 E: 0 K: 0 S: 4	H: 2 LOB: 0 BB: 0 P: 4	R: 0 E: 0 K: 0 S: 3	H: 0 LOB: 0 BB: 0 P: 3	R: 0 E: 0 K: 0 S: 6	H: 3 LOB: 2 BB: 1 P: 10	R: 0 E: 0 K: 1 S: 6	H: 1 LOB: 1 BB: 0 P: 6	R: 0 E: 0 K: 0 S: 4	H: 1 LOB: 1 BB: 0 P: 4	R: 0 E: 0 K: 0 S: 3	H: 1 LOB: 0 BB: 0 P: 3	1B: 8 2B: 3 3B: 0 HR: 0	SF: 0 SAC: 0 DP: 1 HBP: 0	WP: 0 PB: 0 SB: 0 CS: 1	PA: 39																		
<b>PITCHER</b>	IP	WLS	BF	H	R	ER	SO	BB	IBB	HBP	BLK	WP	HR	S	P	ERA	WHIP	<b>PITCHER</b>				IP	WLS	BF	H	R	ER	SO	BB	IBB	HBP	BLK	WP	HR	S	P	ERA	WHIP
Lynn McGlothen, R ERA: 3.78	(1, 1)	8.0	L	36	10	5	5	3	1	1	0	0	0	0	40	48	5.62	1.375																				
Eddie Solomon, R ERA:	(9, 1)	1.0		3	1	0	0	0	0	0	0	0	0	0	3	3	0.00	1.000																				

AB	37
R	5
H	11
RBI	5
BB	2
SO	3
LOB	16



Batter	1	2	3	4	5	6	7	8	9	AB	R	H	RBI	BB	SO	LOB	BOTTOM																					
Jerry Mumphrey, S OBP: 0.340, SLG: 0.349	F8		4-3					WP 3B 1B	F7	5	1	2	1	0	0	3	<b>Atlanta Braves @ St. Louis Cardinals</b> Busch Stadium, St. Louis, MO Mon Jun 14 1976, 7:05 PM CDT Att: 13,084 - Unknown																					
Don Kessinger, S OBP: 0.313, SLG: 0.327	BB 1B		K		3-H 1B	G3		F5	4	0	1	0	0	1	2																							
Bake McBride, L OBP: 0.408, SLG: 0.450	F8				3-1			2-H 3B	4	0	1	1	0	0	1																							
Ted Simmons, S OBP: 0.332, SLG: 0.350					FC3-6 BB		P6	4-3	2	0	0	0	2	0	1																							
Reggie Smith, S OBP: 0.277, SLG: 0.408	F9				FC3-6		K	BB FC1-2 1B	4	0	1	0	0	1	3																							
Willie Crawford, L OBP: 0.362, SLG: 0.457			K		G3		4-3	FC1-2 BB 1B	4	0	1	0	0	1	1																							
Hector Cruz, R OBP: 0.230, SLG: 0.333							6-3	F7	4	0	0	0	0	0	2																							
Mike Tyson, R OBP: 0.336, SLG: 0.486					L9			F9	3	1	1	0	1	0	0																							
Lynn McGlothen, L OBP: 0.167, SLG: 0.138					4-3			K	2	0	0	0	0	0	1																							
Keith Hernandez, L OBP: 0.287, SLG: 0.236								FC1-2	1	0	0	0	0	1	0																							
Eddie Solomon, R ERA:	(9, 1)							K	0	0	0	0	0	0	0	0																						
Ron Fairly, L OBP: 0.415, SLG: 0.338								1-2 2-3 3-H	0	0	0	0	0	0	3																							
Lee Richard, R OBP: 0.114, SLG: 0.061									0	0	0	0	0	0	0																							
<b>Inning Stats</b>	R: 0 E: 0 K: 0 S: 4	H: 1 LOB: 2 BB: 1 P: 8	R: 0 E: 0 K: 1 S: 5	H: 0 LOB: 0 BB: 0 P: 5	R: 0 E: 0 K: 1 S: 5	H: 0 LOB: 0 BB: 0 P: 5	R: 0 E: 0 K: 0 S: 3	H: 0 LOB: 1 BB: 1 P: 7	R: 1 E: 0 K: 0 S: 5	H: 2 LOB: 1 BB: 0 P: 5	R: 0 E: 0 K: 1 S: 5	H: 0 LOB: 0 BB: 0 P: 5	R: 0 E: 0 K: 0 S: 3	H: 0 LOB: 1 BB: 0 P: 3	R: 1 E: 0 K: 1 S: 7	H: 2 LOB: 1 BB: 0 P: 7	R: 0 E: 0 K: 0 S: 5	H: 2 LOB: 3 BB: 1 P: 9	1B: 5 2B: 1 3B: 1 HR: 0	SF: 0 SAC: 0 DP: 0 HBP: 0	WP: 1 PB: 0 SB: 0 CS: 0	PA: 37																
<b>PITCHER</b>	IP	WLS	BF	H	R	ER	SO	BB	IBB	HBP	BLK	WP	HR	S	P	ERA	WHIP	<b>PITCHER</b>				IP	WLS	BF	H	R	ER	SO	BB	IBB	HBP	BLK	WP	HR	S	P	ERA	WHIP
Andy Messersmith, R ERA: 2.6	(1, 1)	9.0	W	37	7	2	2	4	3	0	0	0	0	1	0	54	2.00	1.111																				





Batter	1	2	3	4	5	6	7	8	9	AB	R	H	RBI	BB	SO	LOB	TOP					
Rowland Office, L OBP: 0.380, SLG: 0.396										5	1	1	0	0	0	2	<b>Atlanta Braves @ St. Louis Cardinals</b> Busch Stadium, St. Louis, MO Tue Jun 15 1976, 7:05 PM CDT Att: 18,422 - Unknown					
Lee Lacy, R OBP: 0.272, SLG: 0.338										4	1	1	0	0	0	1						
Dave May, L OBP: 0.247, SLG: 0.294										3	1	1	0	1	1	1						
Willie Montanez, L OBP: 0.349, SLG: 0.415										4	0	1	1	0	0	3						
Ken Henderson, S OBP: 0.357, SLG: 0.414										4	0	1	2	0	0	2						
Earl Williams, R OBP: 0.275, SLG: 0.423										4	1	1	1	0	1	0						
Darrel Chaney, S OBP: 0.350, SLG: 0.340										4	1	2	0	0	1	0						
Jerry Royster, R OBP: 0.310, SLG: 0.301										4	0	1	0	0	0	2						
Dick Ruthven, R OBP: 0.290, SLG: 0.214										3	0	1	1	0	1	2						
Adrian Devine, R Max Leon, R Mike Beard, L										1	0	0	0	0	0	0						
<b>Inning Stats</b>	R: 1 E: 0 K: 1 S: 7	H: 2 LOB: 1 BB: 0 P: 7	R: 1 E: 0 K: 1 S: 7	H: 2 LOB: 1 BB: 0 P: 7	R: 0 E: 0 K: 0 S: 3	H: 0 LOB: 1 BB: 1 P: 7	R: 0 E: 1 K: 0 S: 4	H: 1 LOB: 1 BB: 0 P: 4	R: 2 E: 0 K: 0 S: 5	H: 3 LOB: 1 BB: 0 P: 5	R: 1 E: 0 K: 0 S: 5	H: 2 LOB: 1 BB: 0 P: 5	R: 0 E: 0 K: 0 S: 3	H: 0 LOB: 0 BB: 0 P: 3	R: 0 E: 0 K: 2 S: 7	H: 0 LOB: 0 BB: 0 P: 7	R: 0 E: 0 K: 0 S: 3	H: 0 LOB: 0 BB: 0 P: 3	1B: 7 2B: 2 3B: 0 HR: 1	SF: 0 SAC: 0 DP: 0 HBP: 0	WP: 1 PB: 0 SB: 1 CS: 0	PA: 37
<b>PITCHER</b>	IP WLS BF H R ER SO BB IBB HBP BLK WP HR S P ERA WHIP																					
Eric Rasmussen, R ERA: 4.53	5.0 L 23 8 4 4 2 1 0 0 0 0 1 1 26 30 7.20 1.800																					
Eddie Solomon, R ERA: 1.5	2.0 8 2 1 1 0 0 0 0 0 0 0 0 8 8 4.50 1.000																					
Mike Wallace, L ERA: 2.55	2.0 6 0 0 0 2 0 0 0 0 0 0 0 10 10 0.00 0.000																					

Batter	1	2	3	4	5	6	7	8	9	AB	R	H	RBI	BB	SO	LOB	BOTTOM			
Jerry Mumphrey, S OBP: 0.327, SLG: 0.354										5	1	1	1	0	0	3	<b>Atlanta Braves @ St. Louis Cardinals</b> Busch Stadium, St. Louis, MO Tue Jun 15 1976, 7:05 PM CDT Att: 18,422 - Unknown			
Don Kessinger, S OBP: 0.312, SLG: 0.322										3	1	0	0	1	0	0				
Mike Anderson, R OBP: 0.385, SLG: 0.375										1	0	0	0	0	0	1				
Bake McBride, L OBP: 0.425, SLG: 0.461										3	1	3	0	2	0	0				
Ted Simmons, S OBP: 0.325, SLG: 0.342										5	0	0	1	0	0	7				
Willie Crawford, L OBP: 0.354, SLG: 0.446										4	0	0	0	0	1	4				
Keith Hernandez, L OBP: 0.286, SLG: 0.258										4	0	3	2	0	0	0				
Hector Cruz, R OBP: 0.226, SLG: 0.326										4	0	0	0	0	1	3				
Mike Tyson, R OBP: 0.333, SLG: 0.473										3	1	0	0	1	0	2				
Eric Rasmussen, R Vic Harris, S Eddie Solomon, R Ron Fairly, L Mike Wallace, L Reggie Smith, S										1	0	0	0	0	1	0				
<b>Inning Stats</b>	R: 0 E: 0 K: 0 S: 4	H: 1 LOB: 0 BB: 0 P: 4	R: 0 E: 0 K: 0 S: 3	H: 0 LOB: 0 BB: 0 P: 3	R: 0 E: 0 K: 1 S: 5	H: 0 LOB: 0 BB: 0 P: 5	R: 0 E: 1 K: 1 S: 6	H: 1 LOB: 1 BB: 0 P: 6	R: 0 E: 0 K: 0 S: 4	H: 1 LOB: 1 BB: 0 P: 4	R: 0 E: 0 K: 0 S: 4	H: 1 LOB: 1 BB: 0 P: 4	R: 3 E: 0 K: 0 S: 5	H: 2 LOB: 1 BB: 2 P: 13	R: 1 E: 0 K: 0 S: 4	H: 1 LOB: 2 BB: 2 P: 12	1B: 8 2B: 1 3B: 0 HR: 0	SF: 0 SAC: 0 DP: 0 HBP: 0	WP: 0 PB: 0 SB: 2 CS: 0	PA: 40
<b>PITCHER</b>	IP WLS BF H R ER SO BB IBB HBP BLK WP HR S P ERA WHIP																			
Dick Ruthven, R ERA: 3.23	7.2 W 33 8 3 3 3 2 0 0 0 0 0 0 37 45 3.52 1.304																			
Adrian Devine, R ERA: 3.66	0.1 2 0 1 1 0 1 0 0 0 0 0 0 1 5 27.00 3.000																			
Max Leon, R ERA: 1.45	0.0 S 4 0 0 0 0 0 0 0 0 0 0 0 1 1 ∞ ∞																			
Mike Beard, L ERA:	1.0 S 4 0 0 0 0 1 0 0 0 0 0 0 3 7 0.00 1.000																			

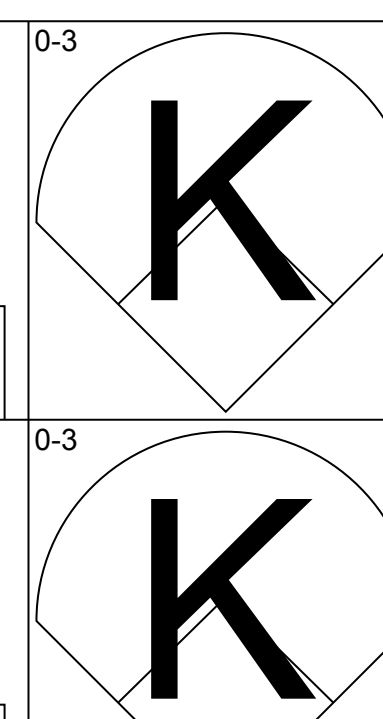
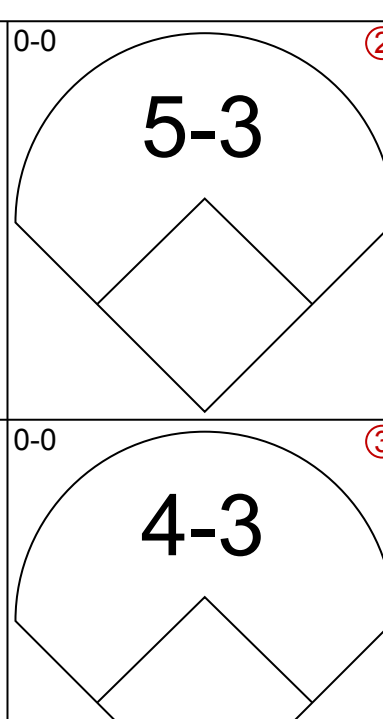
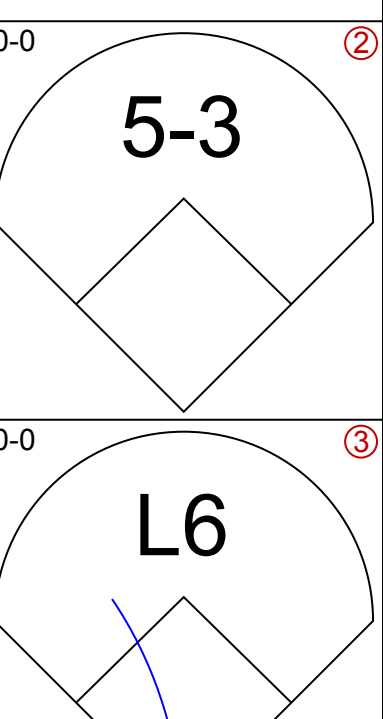
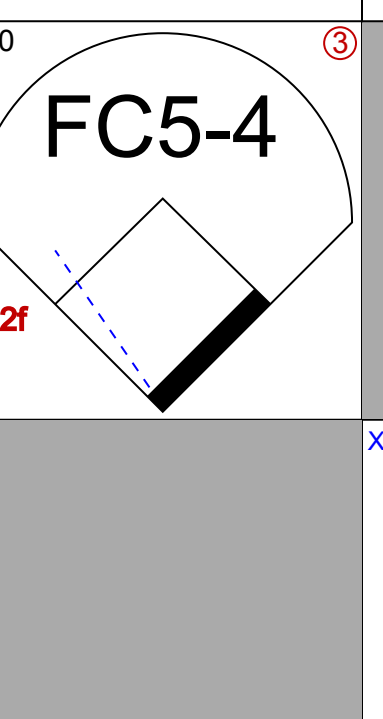
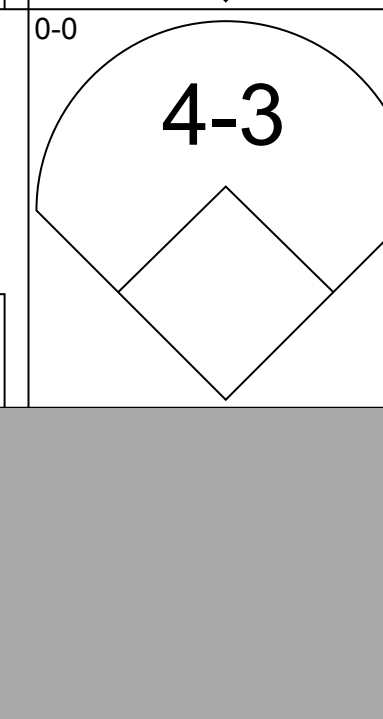


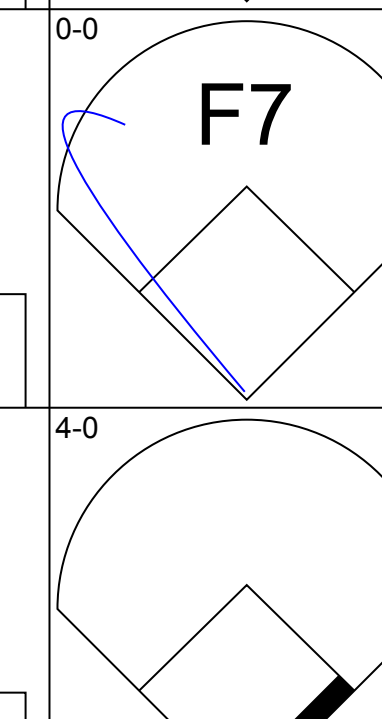

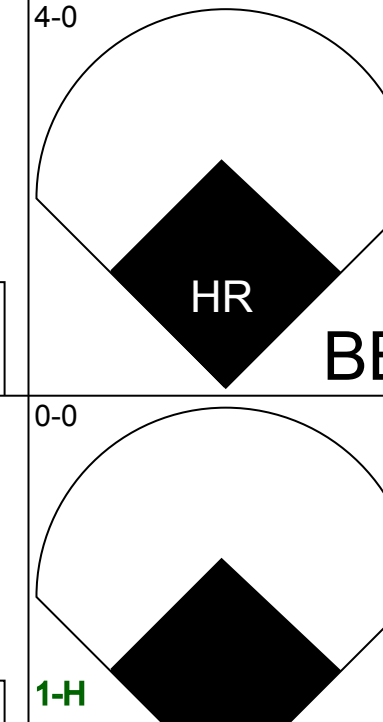
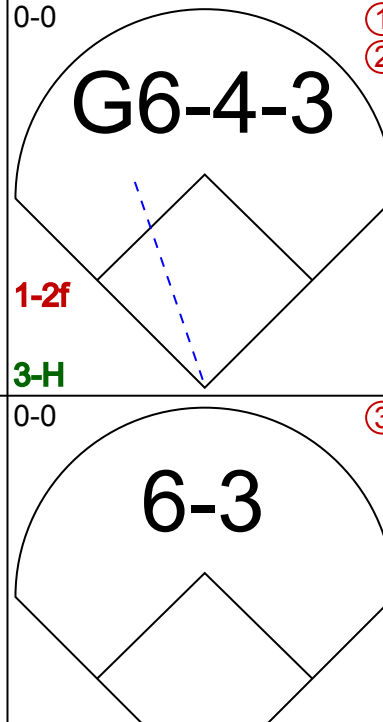
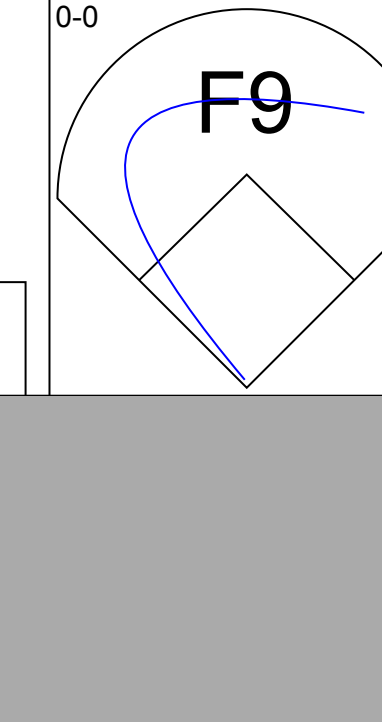
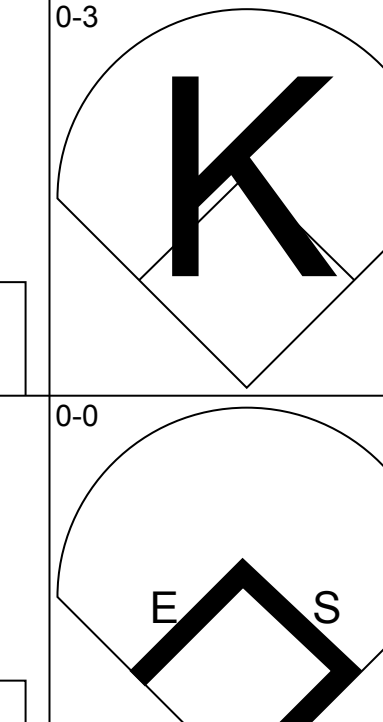
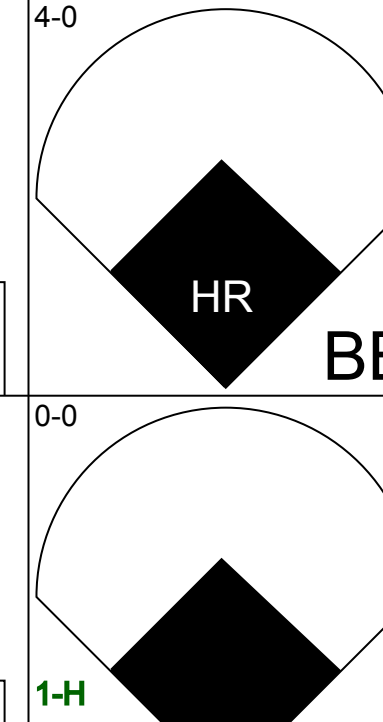
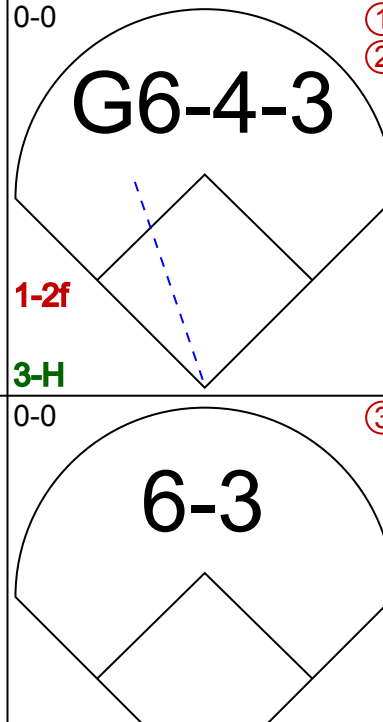
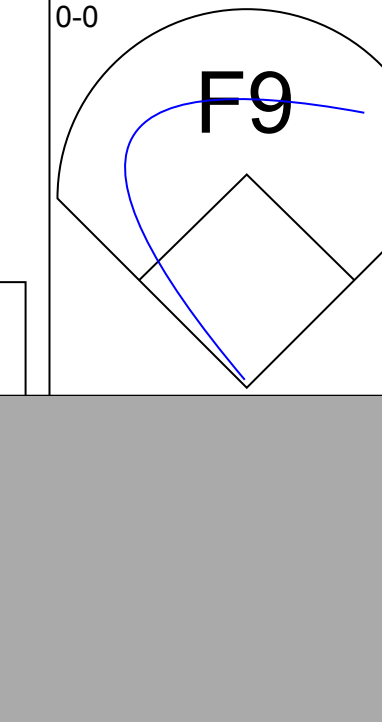

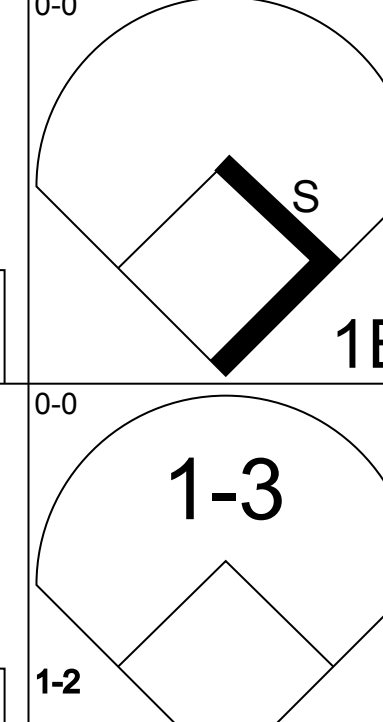


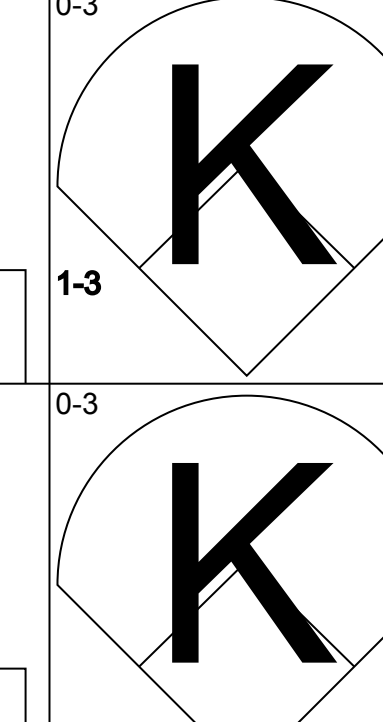
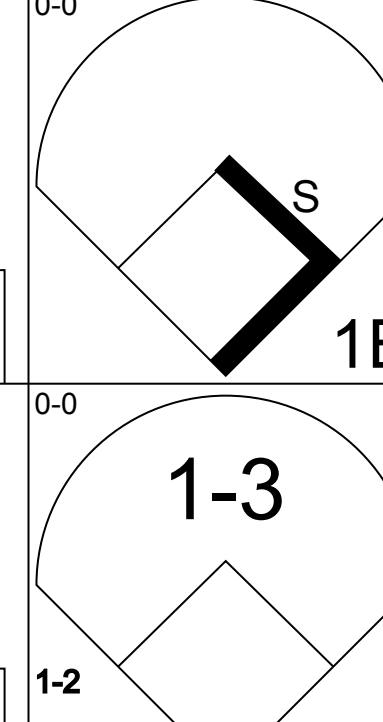

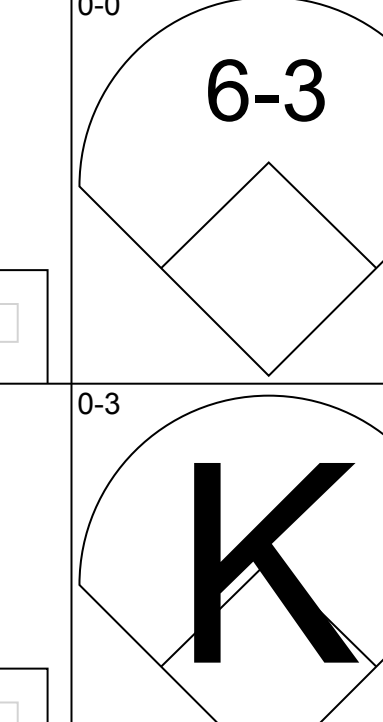


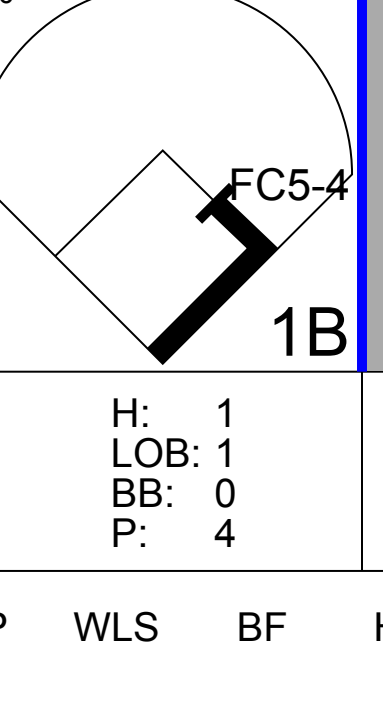
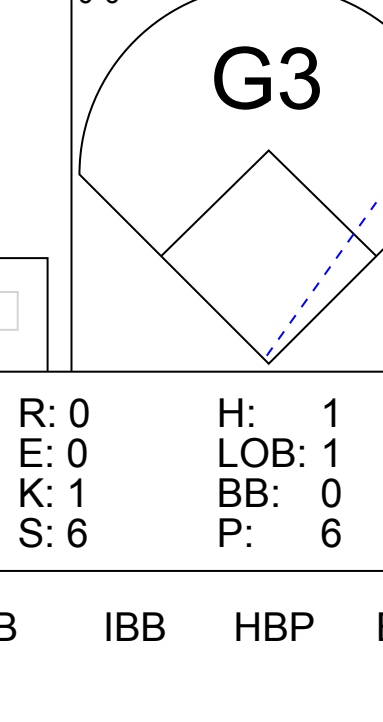
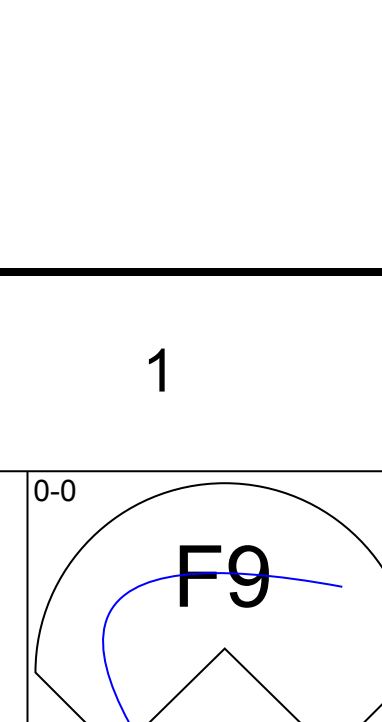
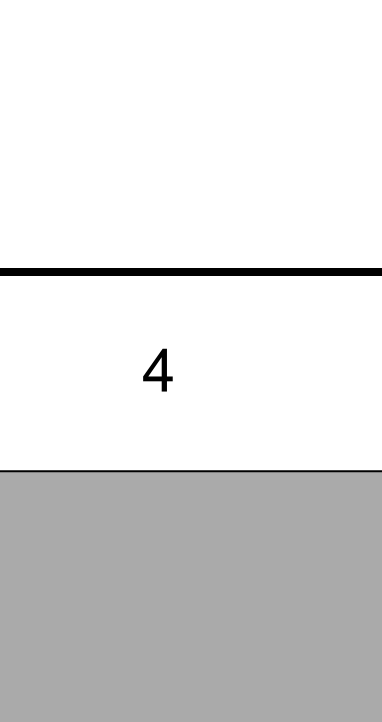
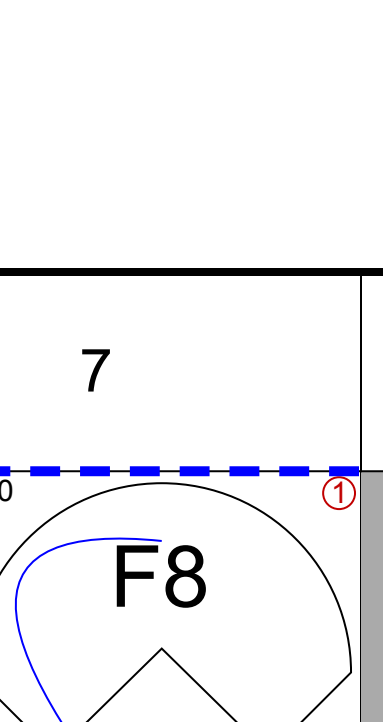
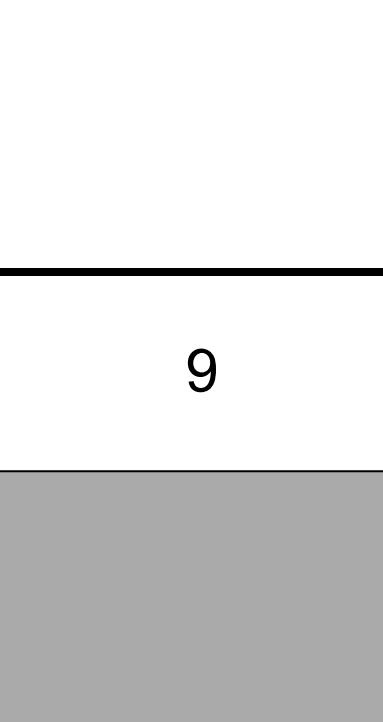
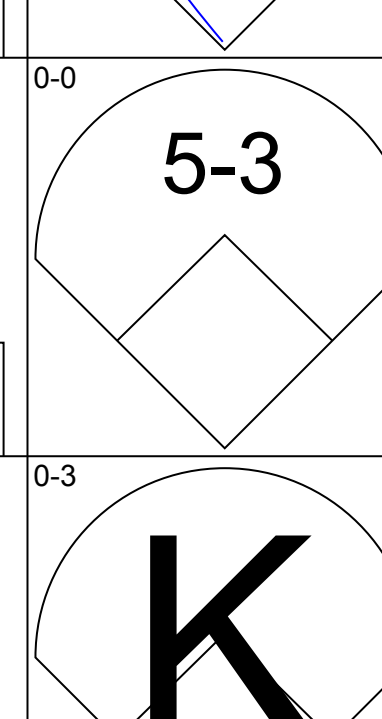
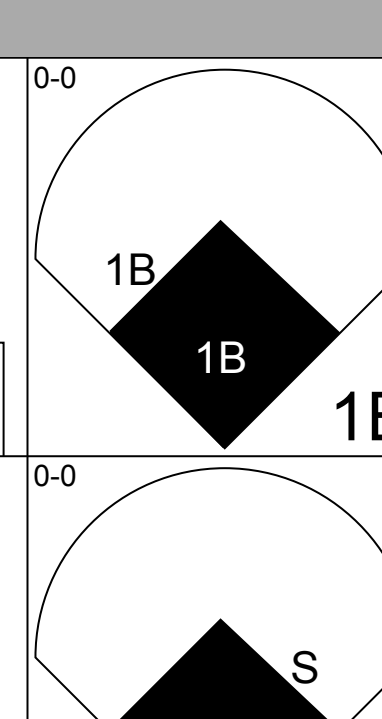


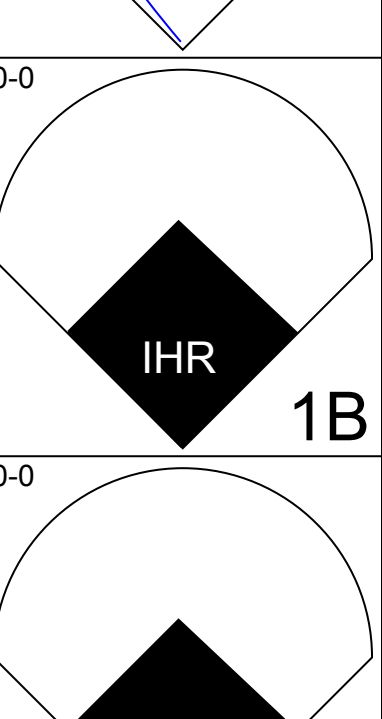
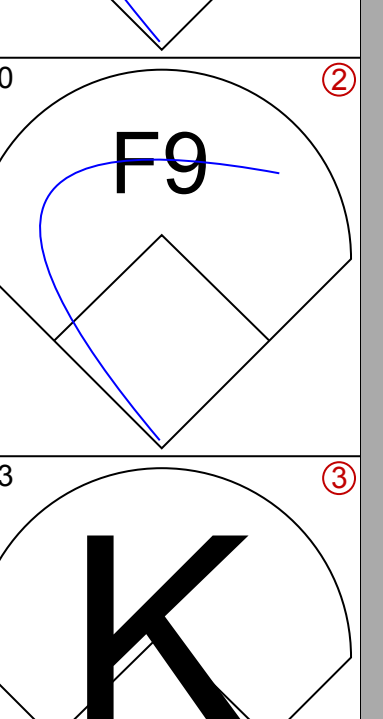



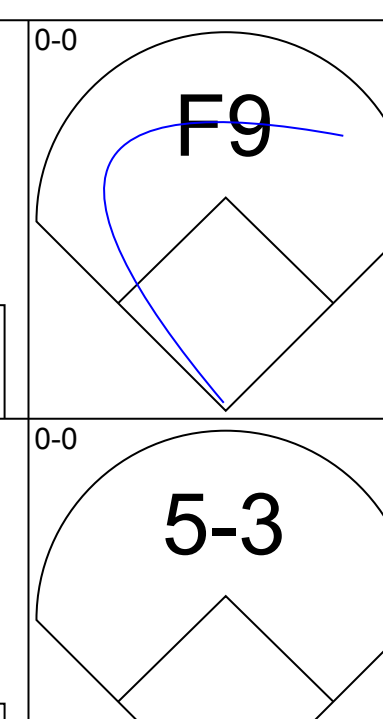
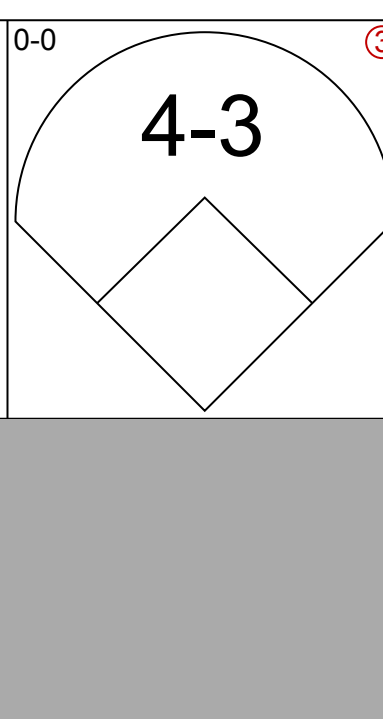
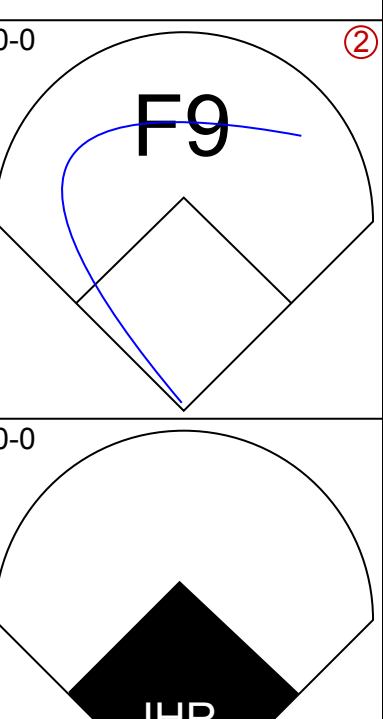
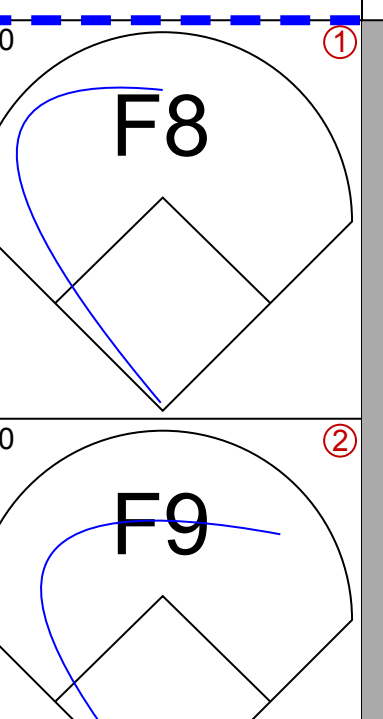
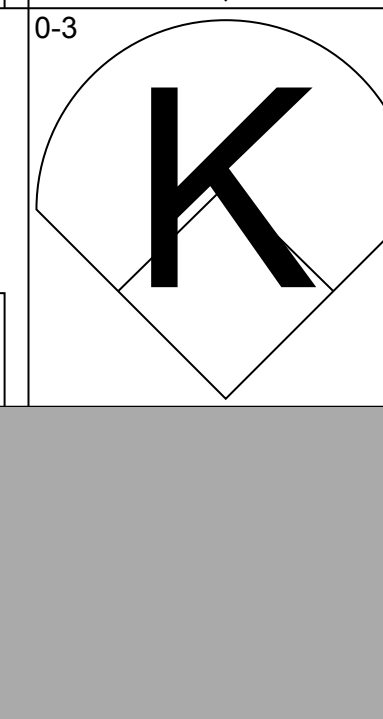
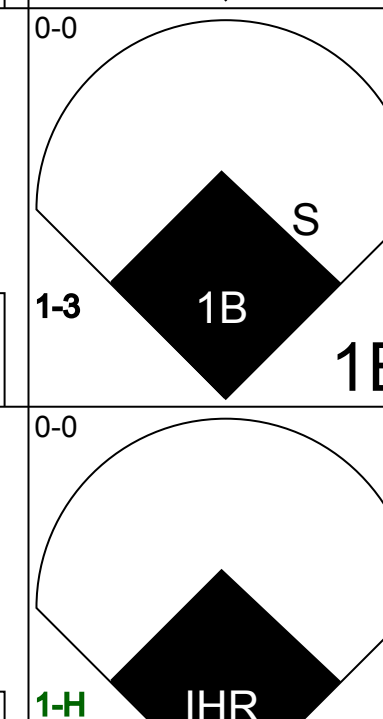
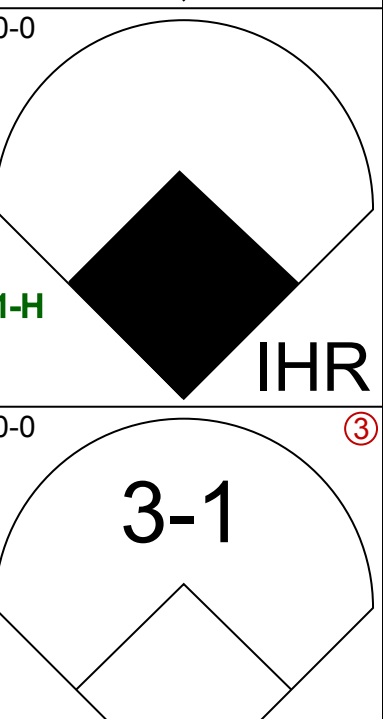
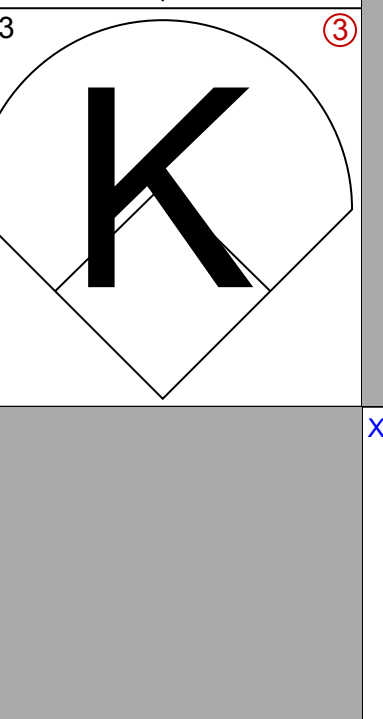

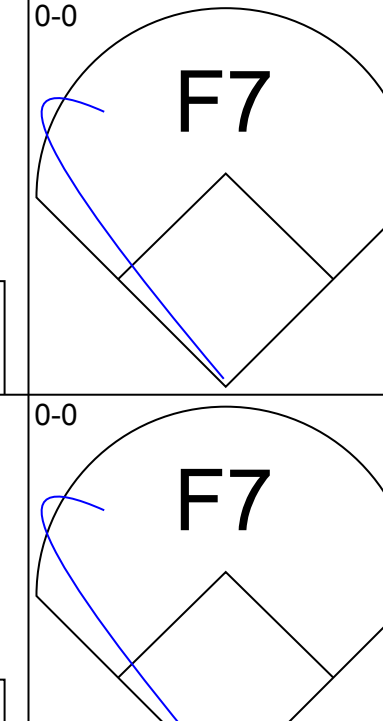


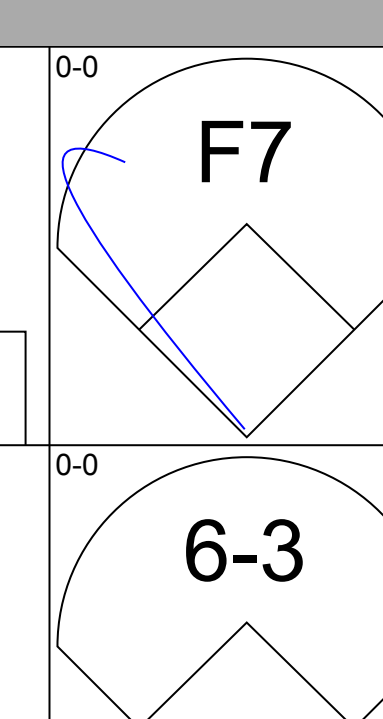
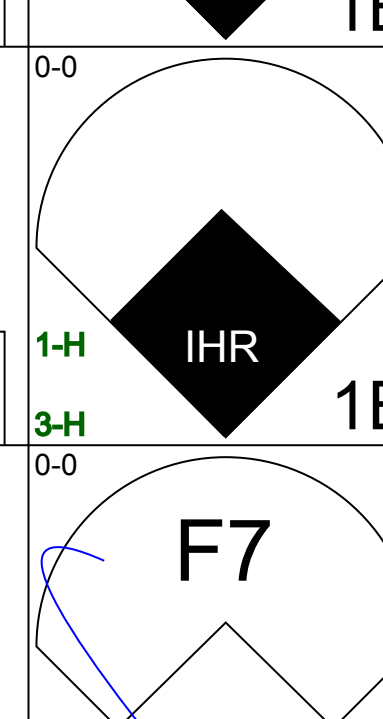
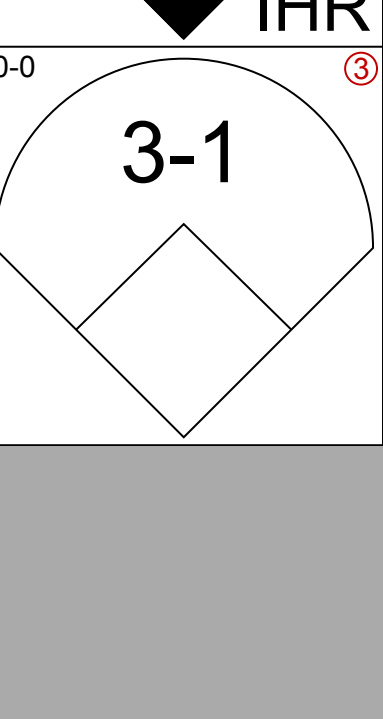
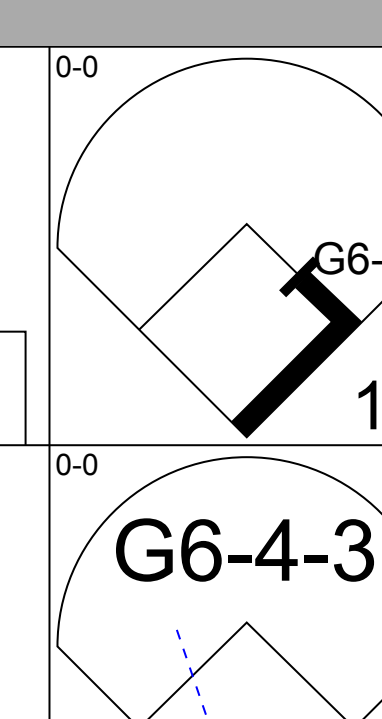
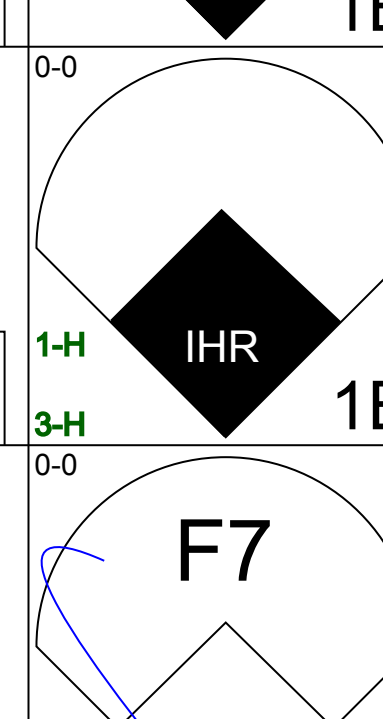
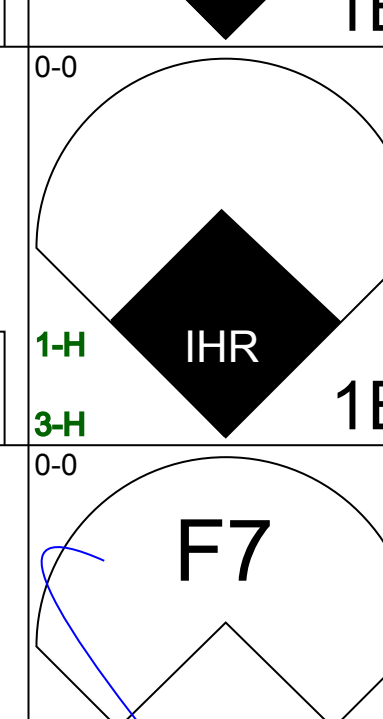

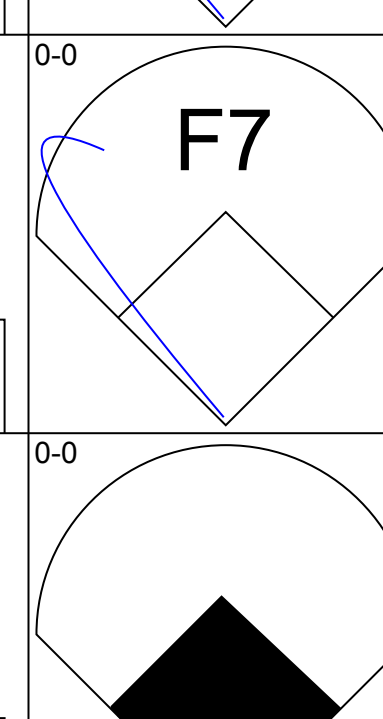
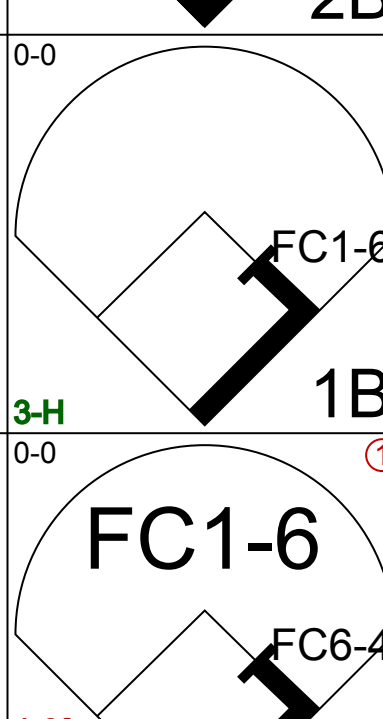


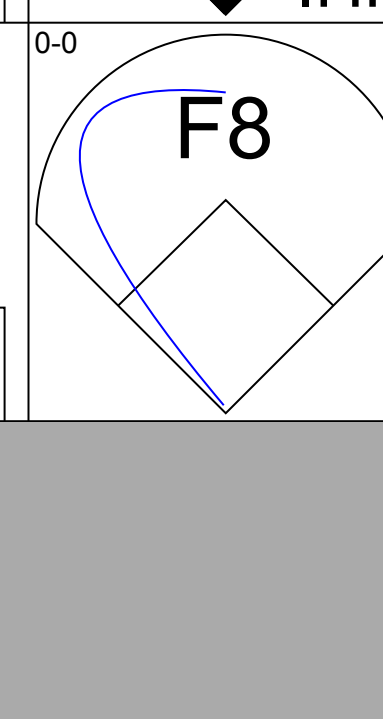
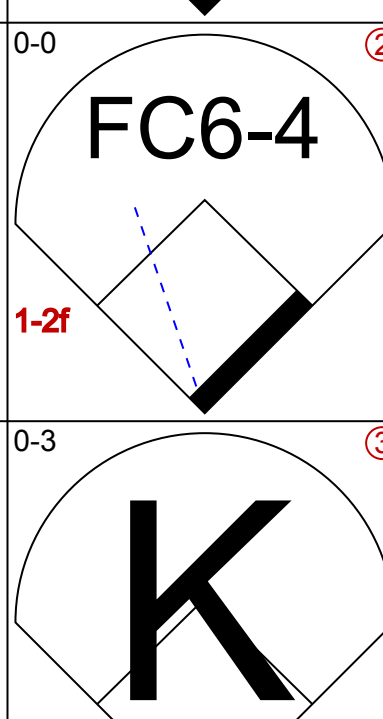

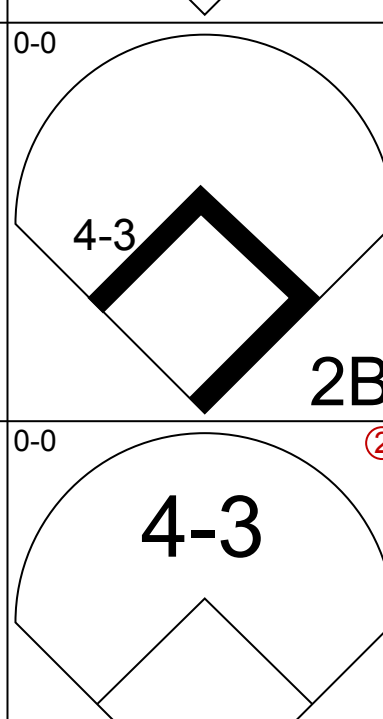
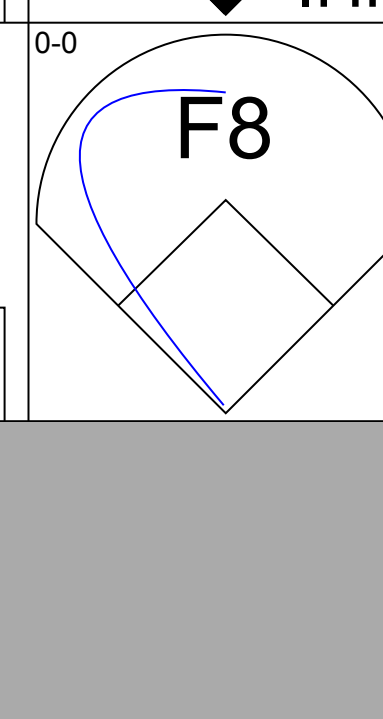
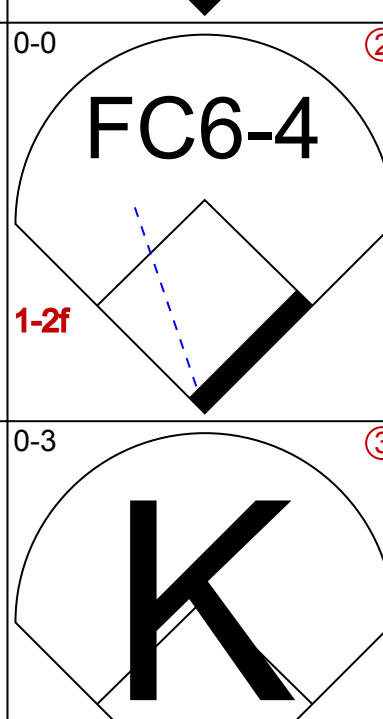
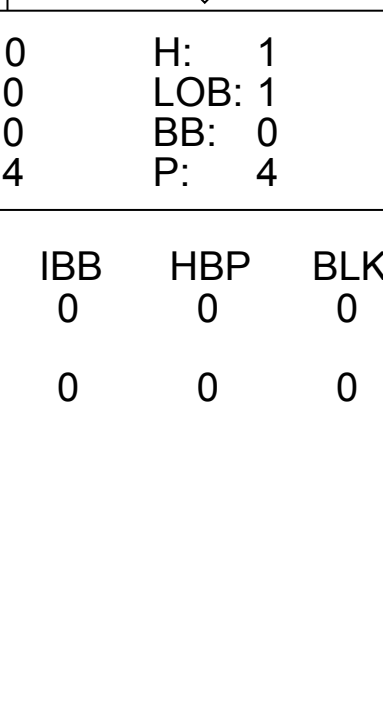
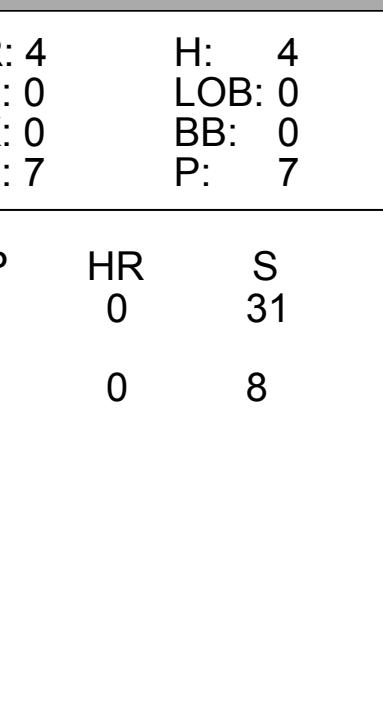
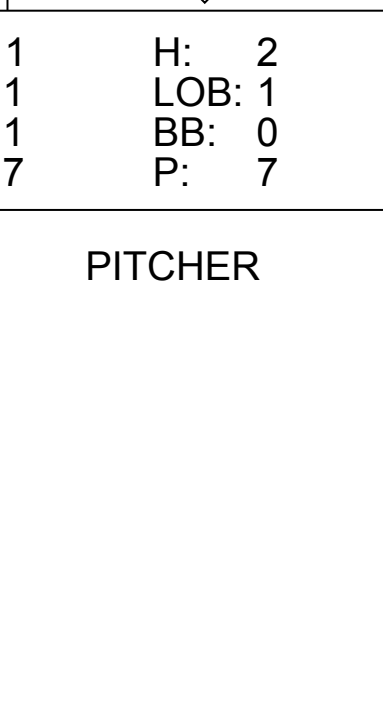
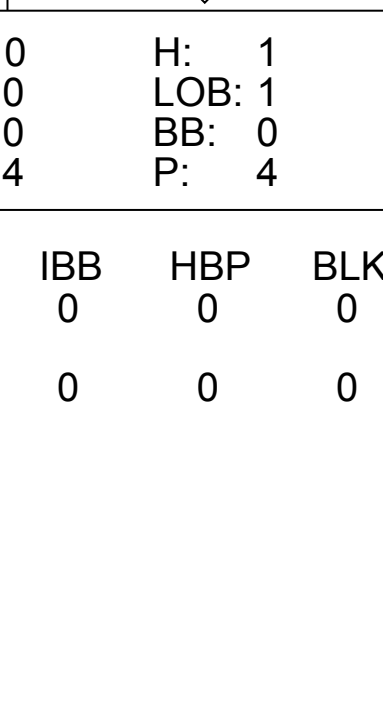
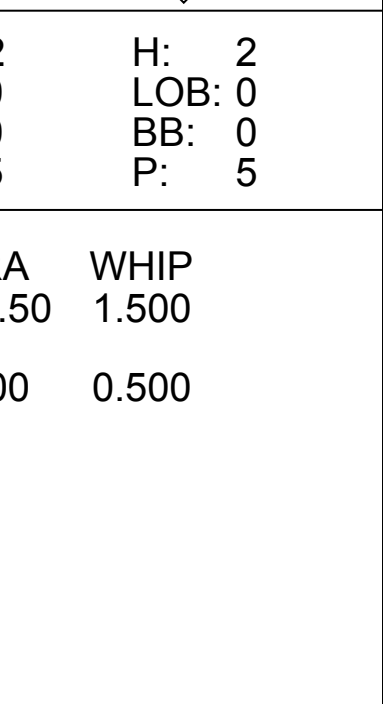
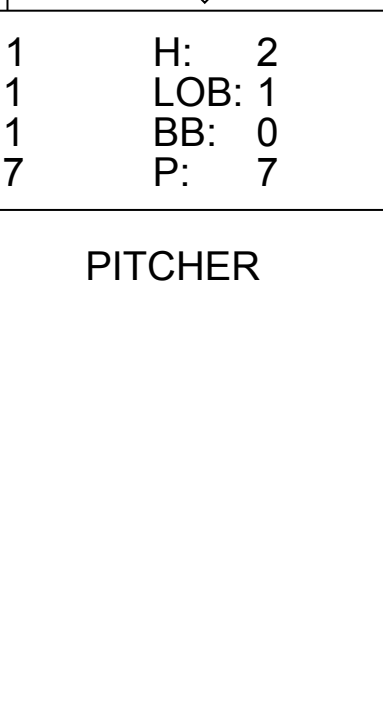
Batter	1	2	3	4	5	6	7	8	9	AB	R	H	RBI	BB	SO	LOB	TOP					
Rowland Office, L OBP: 0.378, SLG: 0.393	F9	6-3		1B			SH1-3		K	4	0	1	1	0	1	0	<b>Atlanta Braves @ St. Louis Cardinals</b> Busch Stadium, St. Louis, MO Wed Jun 16 1976, 7:05 PM CDT Att: 10,607 - Unknown					
Lee Lacy, R OBP: 0.276, SLG: 0.353	FC5			P4			F8		F4	5	1	2	0	0	0	2						
Dave May, L OBP: 0.280, SLG: 0.310	FC5			F9		G6-4-3	PB		1B	3	0	2	1	2	0	1						
Willie Montanez, L OBP: 0.350, SLG: 0.414	FC5			FC4-6		G6-4-3	1B		1B	5	0	2	1	0	0	3						
Ken Henderson, S OBP: 0.353, SLG: 0.404				F7					K	4	0	0	0	1	2	3						
Phil Niekro, R OBP: 0.121, SLG: 0.121									K	0	0	0	0	0	0	0						
Earl Williams, R OBP: 0.274, SLG: 0.412	K			F3						3	0	0	0	1	2	4						
Darrel Chaney, S OBP: 0.348, SLG: 0.338	F8			FC4-6						4	0	1	0	0	1	4						
Jerry Royster, R OBP: 0.308, SLG: 0.300				5-3						4	1	1	0	0	0	2						
Roger Moret, S OBP: 0.059, SLG: 0.063										1	0	0	0	0	1	0						
Elias Sosa, R OBP: 0.200, SLG: 0.200		SH3-4								0	0	0	0	0	0	0						
Tom Paciorek, R OBP: 0.337, SLG: 0.400										1	1	1	0	0	0	0						
Mike Beard, L OBP: 0.389, SLG: 0.375										1	0	0	0	0	1	2						
Jimmy Wynn, R OBP: 0.389, SLG: 0.375										0	0	0	0	0	0	0						
<b>Inning Stats</b>	R: 1 E: 1 K: 1 S: 7	H: 1 LOB: 3 BB: 2 P: 15	R: 1 E: 0 K: 0 S: 5	H: 2 LOB: 1 BB: 0 P: 5	R: 0 E: 0 K: 0 S: 4	H: 1 LOB: 1 BB: 0 P: 4	R: 0 E: 0 K: 1 S: 6	H: 1 LOB: 0 BB: 1 P: 6	R: 0 E: 0 K: 0 S: 2	H: 0 LOB: 0 BB: 1 P: 6	R: 0 E: 0 K: 2 S: 7	H: 0 LOB: 0 BB: 0 P: 7	R: 1 E: 0 K: 0 S: 5	H: 2 LOB: 1 BB: 0 P: 5	R: 0 E: 0 K: 2 S: 8	H: 1 LOB: 2 BB: 1 P: 12	R: 0 E: 0 K: 2 S: 9	H: 2 LOB: 2 BB: 0 P: 9	1B: 9 2B: 0 3B: 1 HR: 0	SF: 0 SAC: 2 DP: 1 HBP: 0	WP: 1 PB: 1 SB: 0 CS: 0	PA: 41
<b>PITCHER</b>	IP WLS BF H R ER SO BB IBB HBP BLK WP HR S P ERA WHIP	7.0 31 7 3 2 4 2 1 0 0 1 0 36 48 2.57 1.286	2.0 W 10 3 0 0 4 1 0 0 0 0 0 17 21 0.00 2.000																			

Batter	1	2	3	4	5	6	7	8	9	AB	R	H	RBI	BB	SO	LOB	BOTTOM					
Jerry Mumphrey, S OBP: 0.351, SLG: 0.392				4-3					F7	3	1	1	0	2	0	2	<b>Atlanta Braves @ St. Louis Cardinals</b> Busch Stadium, St. Louis, MO Wed Jun 16 1976, 7:05 PM CDT Att: 10,607 - Unknown					
Don Kessinger, S OBP: 0.314, SLG: 0.317										3	1	0	0	2	0	3						
Bake McBride, L OBP: 0.425, SLG: 0.459										5	0	2	2	0	0	1						
Ted Simmons, S OBP: 0.324, SLG: 0.338										3	0	0	0	1	1	0						
Joe Ferguson, R OBP: 0.316, SLG: 0.356										3	0	1	1	0	0	0						
Mike Anderson, R OBP: 0.387, SLG: 0.370										1	0	0	0	1	0	0						
Willie Crawford, L OBP: 0.356, SLG: 0.444										1	0	0	0	1	0	2						
Lou Brock, L OBP: 0.309, SLG: 0.348										0	1	0	0	0	0	0						
Hector Cruz, R OBP: 0.227, SLG: 0.323										2	0	0	0	1	0	4						
Mike Tyson, R OBP: 0.339, SLG: 0.474										4	1	2	0	0	0	2						
John Denny, R OBP: 0.238, SLG: 0.300										2	0	0	0	0	1	2						
Lee Richard, R OBP: 0.114, SLG: 0.061										0	0	0	0	0	0	0						
Al Hrabosky, R OBP: 0.316, SLG: 0.358										0	0	0	0	0	0	0						
Vic Harris, S OBP: 0.316, SLG: 0.358										1	0	1	1	0	0	0						
<b>Inning Stats</b>	R: 0 E: 0 K: 0 S: 2	H: 0 LOB: 0 BB: 1 P: 6	R: 0 E: 0 K: 0 S: 3	H: 1 LOB: 1 BB: 1 P: 7	R: 0 E: 0 K: 0 S: 3	H: 0 LOB: 0 BB: 0 P: 3	R: 0 E: 0 K: 1 S: 5	H: 0 LOB: 0 BB: 0 P: 5	R: 0 E: 0 K: 1 S: 6	H: 1 LOB: 2 BB: 1 P: 10	R: 2 E: 0 K: 0 S: 5	H: 2 LOB: 2 BB: 2 P: 13	R: 0 E: 0 K: 0 S: 3	H: 1 LOB: 1 BB: 1 P: 7	R: 0 E: 0 K: 0 S: 3	H: 0 LOB: 0 BB: 0 P: 3	R: 2 E: 1 K: 0 S: 5	H: 2 LOB: 2 BB: 2 P: 13	1B: 6 2B: 1 3B: 1 HR: 0	SF: 1 SAC: 2 DP: 3 HBP: 0	WP: 0 PB: 0 SB: 1 CS: 0	PA: 39
<b>PITCHER</b>	IP WLS BF H R ER SO BB IBB HBP BLK WP HR S P ERA WHIP	5.0 22 4 2 2 2 4 1 0 0 0 0 21 41 3.60 1.600	1.0 3 0 0 0 0 0 0 0 0 0 0 3 3 0.00 0.000	2.1 L 11 2 2 1 0 2 0 0 0 0 0 9 17 3.86 1.714	0.1 3 1 0 0 0 1 0 0 0 0 0 2 6 0.00 6.000																	





Batter	1	2	3	4	5	6	7	8	9	AB	R	H	RBI	BB	SO	LOB	TOP					
Enzo Hernandez, R (1, 6) OBP: 0.348, SLG: 0.331										4	0	0	0	0	1	1	<b>San Diego Padres @ St. Louis Cardinals</b> Busch Stadium, St. Louis, MO Fri Jun 18 1976, 7:05 PM CDT Att: 14,501 - Unknown					
Tito Fuentes, S (1, 4) OBP: 0.305, SLG: 0.332										4	0	0	0	0	1	0						
Willie Davis, L (1, 8) OBP: 0.297, SLG: 0.390										4	1	1	0	0	0	0						
Dave Winfield, R (1, 9) OBP: 0.357, SLG: 0.480										3	1	2	1	1	0	0						
Doug Rader, R (1, 5) OBP: 0.350, SLG: 0.428										3	1	0	0	1	1	2						
Mike Ivie, R (1, 3) OBP: 0.302, SLG: 0.422										4	1	3	2	0	0	0						
Merv Rettenmund, R (1, 7) OBP: 0.402, SLG: 0.356										4	0	1	0	0	1	2						
Fred Kendall, R (1, 2) OBP: 0.273, SLG: 0.237										3	0	0	0	0	1	2						
Luis Melendez, R (9, PH) OBP: 0.206, SLG: 0.200										1	0	0	0	0	1	1						
Randy Jones, R (1, 1) OBP: 0.111, SLG: 0.048										2	0	0	0	0	1	0						
Ted Kubiak, S (7, PH) OBP: 0.365, SLG: 0.359										1	0	1	0	0	0	0						
Dave Tomlin, L (7, 1) OBP: 0.435, SLG: 0.346										0	0	0	0	0	0	0						
Johnny Grubb, L (9, PH) OBP: 0.206, SLG: 0.200										1	0	0	0	0	0	1						
<b>Inning Stats</b>	R: 0 E: 0 K: 2 S: 7	H: 0 LOB: 0 BB: 7 P: 7	R: 1 E: 0 K: 3 S: 11	H: 2 LOB: 1 BB: 0 P: 11	R: 0 E: 0 K: 0 S: 3	H: 0 LOB: 0 BB: 0 P: 3	R: 2 E: 0 K: 0 S: 5	H: 2 LOB: 1 BB: 1 P: 9	R: 0 E: 0 K: 1 S: 5	H: 0 LOB: 0 BB: 0 P: 5	R: 1 E: 0 K: 0 S: 4	H: 2 LOB: 0 BB: 0 P: 4	R: 0 E: 0 K: 0 S: 4	H: 1 LOB: 1 BB: 0 P: 4	R: 0 E: 0 K: 0 S: 3	H: 0 LOB: 1 BB: 1 P: 7	R: 0 E: 0 K: 1 S: 6	H: 1 LOB: 1 BB: 0 P: 6	1B: 5 2B: 1 3B: 0 HR: 2	SF: 0 SAC: 0 DP: 1 HBP: 0	WP: 0 PB: 0 SB: 2 CS: 0	PA: 36
<b>PITCHER</b> Pete Falcone, L (1, 1) ERA: 4.09	IP: 9.0 WLS: W BF: 36 H: 8 R: 4 ER: 4 SO: 7 BB: 2 IBB: 0 HBP: 0 BLK: 0 WP: 0 HR: 2 S: 48 P: 56 ERA: 4.00 WHIP: 1.111															<b>PITCHER</b> Pete Falcone, L (1, 1) ERA: 4.09	IP: 9.0 WLS: W BF: 36 H: 8 R: 4 ER: 4 SO: 7 BB: 2 IBB: 0 HBP: 0 BLK: 0 WP: 0 HR: 2 S: 48 P: 56 ERA: 4.00 WHIP: 1.111					

Batter	1	2	3	4	5	6	7	8	9	AB	R	H	RBI	BB	SO	LOB	BOTTOM			
Bake McBride, L (1, 8) OBP: 0.415, SLG: 0.448										4	0	0	0	0	0	1	<b>San Diego Padres @ St. Louis Cardinals</b> Busch Stadium, St. Louis, MO Fri Jun 18 1976, 7:05 PM CDT Att: 14,501 - Unknown			
Don Kessinger, S (1, 6) OBP: 0.317, SLG: 0.321										4	2	2	0	0	0	0				
Lou Brock, L (1, 7) OBP: 0.312, SLG: 0.365										4	2	2	2	0	2	0				
Ted Simmons, S (1, 3) OBP: 0.327, SLG: 0.341										4	1	2	2	0	0	0				
Jerry Mumphrey, S (8, PR) OBP: 0.351, SLG: 0.392										0	0	0	0	0	0	0				
Keith Hernandez, L (9, 3) OBP: 0.286, SLG: 0.258										0	0	0	0	0	0	0				
Joe Ferguson, R (1, 2) OBP: 0.315, SLG: 0.359										4	1	1	0	0	0	2				
Mike Anderson, R (1, 9) OBP: 0.381, SLG: 0.365										4	0	1	1	0	0	2				
Hector Cruz, R (1, 5) OBP: 0.229, SLG: 0.339										3	1	1	2	0	0	1				
Mike Tyson, R (1, 4) OBP: 0.338, SLG: 0.479										3	0	1	0	0	0	1				
Pete Falcone, L (1, 1) OBP: 0.095, SLG: 0.050										3	0	0	0	0	1	2				
<b>Inning Stats</b>	R: 0 E: 0 K: 1 S: 5	H: 0 LOB: 0 BB: 0 P: 5	R: 0 E: 0 K: 0 S: 3	H: 0 LOB: 0 BB: 0 P: 3	R: 0 E: 0 K: 0 S: 4	H: 1 LOB: 1 BB: 0 P: 4	R: 4 E: 0 K: 0 S: 7	H: 4 LOB: 0 BB: 0 P: 7	R: 2 E: 0 K: 0 S: 5	H: 2 LOB: 0 BB: 0 P: 5	R: 1 E: 1 K: 1 S: 7	H: 2 LOB: 1 BB: 0 P: 7	R: 0 E: 0 K: 1 S: 5	H: 0 LOB: 0 BB: 0 P: 5	R: 0 E: 0 K: 0 S: 3	H: 1 LOB: 1 BB: 0 P: 3	1B: 6 2B: 2 3B: 0 HR: 2	SF: 0 SAC: 0 DP: 1 HBP: 0	WP: 0 PB: 0 SB: 1 CS: 0	PA: 33
<b>PITCHER</b> Randy Jones, L (1, 1) ERA: 2.49	IP: 6.0 WLS: L BF: 27 H: 9 R: 7 ER: 7 SO: 2 BB: 0 IBB: 0 HBP: 0 BLK: 0 WP: 0 HR: 0 S: 31 P: 31 ERA: 10.50 WHIP: 1.500															<b>PITCHER</b> Randy Jones, L (1, 1) ERA: 2.49	IP: 6.0 WLS: L BF: 27 H: 9 R: 7 ER: 7 SO: 2 BB: 0 IBB: 0 HBP: 0 BLK: 0 WP: 0 HR: 0 S: 31 P: 31 ERA: 10.50 WHIP: 1.500			
<b>PITCHER</b> Dave Tomlin, L (7, 1) ERA: 5.4	IP: 2.0 WLS: L BF: 6 H: 1 R: 0 ER: 0 SO: 1 BB: 0 IBB: 0 HBP: 0 BLK: 0 WP: 0 HR: 0 S: 8 P: 8 ERA: 0.00 WHIP: 0.500															<b>PITCHER</b> Dave Tomlin, L (7, 1) ERA: 5.4	IP: 2.0 WLS: L BF: 6 H: 1 R: 0 ER: 0 SO: 1 BB: 0 IBB: 0 HBP: 0 BLK: 0 WP: 0 HR: 0 S: 8 P: 8 ERA: 0.00 WHIP: 0.500			





Batter	1	2	3	4	5	6	7	8	9	AB	R	H	RBI	BB	SO	LOB	TOP										
Enzo Hernandez, R OBP: 0.338, SLG: 0.321	F8			F7		L7		6-3		4	0	0	0	0	0	0											
Tito Fuentes, S OBP: 0.304, SLG: 0.335	F7			P4					6-3	4	0	1	0	0	0	0											
Willie Davis, L OBP: 0.301, SLG: 0.396	K					4-3			CS BB	4	0	2	0	0	1	1											
Dave Winfield, R OBP: 0.363, SLG: 0.480		4-3							SH1-3	2	0	1	0	2	0	0											
Doug Rader, R OBP: 0.345, SLG: 0.421	F8			P3					SH1-3	3	0	0	0	0	0	4											
Mike Ivie, R OBP: 0.303, SLG: 0.415	5-3								F8	2	0	0	0	1	0	1											
Merv Rettenmund, R OBP: 0.389, SLG: 0.342			F7		F7					3	0	0	0	0	0	2											
Butch Metzger, R (7, 1)									P6	0	0	0	0	0	0	0											
Fred Kendall, R OBP: 0.270, SLG: 0.234			F9		4-3					2	0	0	0	0	0	0											
Ted Kubiak, S OBP: 0.380, SLG: 0.354										1	0	0	0	0	0	0											
Bob Davis, R OBP: 0.183, SLG: 0.152									1-3	0	0	0	0	0	0	0											
Brent Strom, R OBP: 0.194, SLG: 0.111			5-3							2	0	0	0	0	0	0											
Luis Melendez, R OBP: 0.203, SLG: 0.197					5-3				L4	1	0	0	0	0	0	0											
<b>Inning Stats</b>	R: 0 E: 0 K: 1 S: 5	H: 0 LOB: 0 BB: 0 P: 5	R: 0 E: 0 K: 0 S: 3	H: 0 LOB: 0 BB: 0 P: 3	R: 0 E: 0 K: 0 S: 3	H: 0 LOB: 0 BB: 0 P: 3	R: 0 E: 0 K: 0 S: 4	H: 1 LOB: 2 BB: 1 P: 8	R: 0 E: 0 K: 0 S: 2	H: 0 LOB: 0 BB: 1 P: 6	R: 0 E: 0 K: 0 S: 4	H: 1 LOB: 1 BB: 0 P: 4	R: 0 E: 0 K: 0 S: 4	H: 1 LOB: 1 BB: 0 P: 4	R: 0 E: 0 K: 0 S: 3	H: 0 LOB: 0 BB: 0 P: 3	R: 0 E: 0 K: 0 S: 3	H: 1 LOB: 1 BB: 1 P: 7	1B: 2 2B: 2 3B: 0 HR: 0	SF: 0 SAC: 1 DP: 0 HBP: 0	WP: 0 PB: 0 SB: 0 CS: 3	PA: 32					
<b>PITCHER</b>	IP	WLS	BF	H	R	ER	SO	BB	IBB	HBP	BLK	WP	HR	S	P	ERA	WHIP										
John Curtis, L ERA: 3.72	8.1	W	31	4	0	0	1	3	0	0	0	0	0	30	42	0.00	0.840										
Bill Greif, R ERA: 5.25	0.0	S	0	0	0	0	0	0	0	0	0	0	0	0	0	∞	∞										

San Diego Padres @ St. Louis Cardinals  
 Busch Stadium, St. Louis, MO  
 Sat Jun 19 1976, 7:05 PM CDT  
 Att: 18,448 - Unknown

AB 28  
 R 0  
 H 4  
 RBI 0  
 BB 3  
 SO 1  
 LOB 8



Batter	1	2	3	4	5	6	7	8	9	AB	R	H	RBI	BB	SO	LOB	BOTTOM										
Bake McBride, L OBP: 0.417, SLG: 0.449	K	G3								4	0	2	0	0	1	2											
Don Kessinger, S OBP: 0.320, SLG: 0.324			4-3							4	0	2	1	0	0	2											
Lou Brock, L OBP: 0.311, SLG: 0.363	2-3									4	0	1	0	0	0	3											
Ted Simmons, S OBP: 0.333, SLG: 0.345			6-3							3	0	2	0	1	0	1											
Jerry Mumphrey, S OBP: 0.351, SLG: 0.392										0	0	0	0	0	0	0											
Keith Hernandez, L OBP: 0.286, SLG: 0.258										0	0	0	0	0	0	0											
Joe Ferguson, R OBP: 0.314, SLG: 0.354	F8									3	0	0	0	1	0	4											
Mike Anderson, R OBP: 0.370, SLG: 0.352		F7								3	0	0	0	0	0	2											
Hector Cruz, R OBP: 0.225, SLG: 0.333		K								3	0	0	0	0	1	1											
Mike Tyson, R OBP: 0.346, SLG: 0.492										3	1	2	0	0	0	0											
John Curtis, L OBP: 0.259, SLG: 0.240										1	0	1	0	1	0	0											
Bill Greif, R ERA: 1.2										0	0	0	0	0	0	0											
<b>Inning Stats</b>	R: 0 E: 0 K: 1 S: 6	H: 1 LOB: 2 BB: 1 P: 10	R: 0 E: 0 K: 1 S: 6	H: 1 LOB: 2 BB: 1 P: 10	R: 0 E: 0 K: 0 S: 3	H: 1 LOB: 0 BB: 0 P: 3	R: 0 E: 0 K: 0 S: 2	H: 0 LOB: 0 BB: 1 P: 6	R: 1 E: 0 K: 0 S: 5	H: 3 LOB: 1 BB: 0 P: 5	R: 0 E: 0 K: 0 S: 4	H: 1 LOB: 1 BB: 0 P: 4	R: 0 E: 0 K: 0 S: 4	H: 2 LOB: 1 BB: 0 P: 4	R: 0 E: 0 K: 0 S: 3	H: 1 LOB: 1 BB: 0 P: 3	1B: 9 2B: 1 3B: 0 HR: 0	SF: 0 SAC: 1 DP: 4 HBP: 0	WP: 1 PB: 0 SB: 0 CS: 1	PA: 32							
<b>PITCHER</b>	IP	WLS	BF	H	R	ER	SO	BB	IBB	HBP	BLK	WP	HR	S	P	ERA	WHIP										
Brent Strom, L ERA: 3.42	6.1	L	28	9	1	1	2	3	0	0	0	1	0	29	41	1.42	1.895										
Butch Metzger, R ERA: 1.2	1.2		4	1	0	0	0	0	0	0	0	0	0	4	4	0.00	0.600										

San Diego Padres @ St. Louis Cardinals  
 Busch Stadium, St. Louis, MO  
 Sat Jun 19 1976, 7:05 PM CDT  
 Att: 18,448 - Unknown

AB 28  
 R 1  
 H 10  
 RBI 1  
 BB 3  
 SO 2  
 LOB 15









Batter	1	2	3	4	5	6	7	8	9	AB	R	H	RBI	BB	SO	LOB	TOP				
<b>Bud Harrelson, S</b> (1,6) OBP: 0.357, SLG: 0.278 <b>Mike Phillips, L</b> (6,6) OBP: 0.302, SLG: 0.247	0-0 4-3		0-3 K		0-0 4-3			0-3 K		3	0	0	0	0	1	0	<b>New York Mets @ St. Louis Cardinals</b> Busch Stadium, St. Louis, MO Mon Jun 21 1976, 7:05 PM CDT Att: 14,100 - Unknown  <a href="http://livebaseballscorecards.com">livebaseballscorecards.com</a>				
<b>Felix Milten, R</b> (1,4) OBP: 0.309, SLG: 0.318	0-0 1B		0-0 5-3			0-0 G3-6-1 1B		0-0 F9		4	0	2	0	0	0	1					
<b>John Milner, L</b> (1,7) OBP: 0.360, SLG: 0.494	0-0 F8			0-0 F9		0-0 G3-6-1 1B		0-0 F7		4	0	0	0	0	0	3					
<b>Dave Kingman, R</b> (1,9) OBP: 0.276, SLG: 0.524	0-0 1B			0-0 2B SF8 1B		0-0 5-3			0-0 F8	4	1	2	0	0	0	0					
<b>Ed Kranepool, L</b> (1,3) OBP: 0.339, SLG: 0.402 <b>Joe Torre, R</b> (9, PH) OBP: 0.351, SLG: 0.438	0-0 F7			0-0 SF8 1-3 2B			0-0 1B BB		0-0 E 2B	2	0	1	0	1	0	2					
<b>Del Unser, L</b> (1,8) OBP: 0.283, SLG: 0.351 <b>Leon Brown, R</b> (9, PH) OBP: 0.242, SLG: 0.250	0-0 4-3			0-0 SF8			0-0 G4-6-3 1B		0-3 K	2	0	1	1	0	0	0					
<b>Wayne Garrett, L</b> (1,5) OBP: 0.340, SLG: 0.294 <b>Roy Staiger, R</b> (9, PH) OBP: 0.226, SLG: 0.222	0-0 F7			0-0 4-3			0-0 P6		0-0 E5	3	0	0	0	0	0	3					
<b>Jerry Grote, R</b> (1,2) OBP: 0.328, SLG: 0.297	0-0 F7				0-0 F8		0-0 G4-6-3		0-0 L4	4	0	0	0	0	0	3					
<b>Jerry Koosman, R</b> (1,1) OBP: 0.304, SLG: 0.348 <b>Bruce Boisclair, L</b> (5, PH) OBP: 0.371, SLG: 0.418 <b>Bob Apodaca, R</b> (5, PH) OBP: 0.375, SLG: 0.429 <b>Mike Vail, R</b> (8, PH) OBP: 0.667, SLG: 0.667 <b>Mickey Lolich, S</b> (8,1) OBP: 0.289, SLG: 0.208	0-0 F8				0-0 F9				0-0 1B	1	0	0	0	0	0	0					
<b>Inning Stats</b>	R: 0 E: 0 K: 0 S: 5	H: 2 LOB: 2 BB: 0 P: 5	R: 0 E: 0 K: 0 S: 3	H: 0 LOB: 0 BB: 0 P: 3	R: 0 E: 0 K: 1 S: 5	H: 0 LOB: 0 BB: 0 P: 5	R: 1 E: 0 K: 0 S: 5	H: 2 LOB: 1 BB: 0 P: 5	R: 0 E: 0 K: 0 S: 3	H: 1 LOB: 0 BB: 0 P: 3	R: 0 E: 0 K: 0 S: 3	H: 1 LOB: 1 BB: 1 P: 7	R: 0 E: 0 K: 1 S: 6	H: 1 LOB: 1 BB: 0 P: 6	R: 1 E: 1 K: 1 S: 7	H: 1 LOB: 1 BB: 0 P: 7		1B: 6 2B: 2 3B: 0 HR: 0	SF: 1 SAC: 0 DP: 2 HBP: 0	WP: 0 PB: 0 SB: 0 CS: 0	PA: 35
<b>PITCHER</b> <b>Lynn McGlothen, R</b> (1,1) ERA: 3.62 <b>Al Hrabosky, L</b> (7,1) ERA: 3.22	IP: 6.0 WLS: W BF: 24 H: 6 R: 1 ER: 1 SO: 1 BB: 1 IBB: 0 HBP: 0 BLK: 0 WP: 0 HR: 0 S: 25 P: 29 ERA: 1.50 WHIP: 1.167															IP: 3.0 WLS: S BF: 11 H: 2 R: 1 ER: 0 SO: 2 BB: 0 IBB: 0 HBP: 0 BLK: 0 WP: 0 HR: 0 S: 15 P: 15 ERA: 0.00 WHIP: 0.667					

Batter	1	2	3	4	5	6	7	8	9	AB	R	H	RBI	BB	SO	LOB	BOTTOM				
<b>Bake McBride, L</b> (1,8) OBP: 0.411, SLG: 0.443	0-0 F8	4-0 1B BB		0-0 1B 2B				0-0 P6		4	2	1	0	1	1	1	<b>New York Mets @ St. Louis Cardinals</b> Busch Stadium, St. Louis, MO Mon Jun 21 1976, 7:05 PM CDT Att: 14,100 - Unknown  <a href="http://livebaseballscorecards.com">livebaseballscorecards.com</a>				
<b>Don Kessinger, S</b> (1,6) OBP: 0.324, SLG: 0.330	0-0 BB	0-0 1B		0-0 5-3		0-0 4-3		0-0 F8		5	0	2	1	0	0	1					
<b>Lou Brock, L</b> (1,7) OBP: 0.316, SLG: 0.361	0-0 F7	0-0 1B		4-0 1B BB		0-0 4-3		0-3 K		4	1	1	2	1	1	1					
<b>Ted Simmons, S</b> (1,3) OBP: 0.335, SLG: 0.340 <b>Keith Hernandez, L</b> (8,3) OBP: 0.296, SLG: 0.258	4-0 FC6-4	0-0 FC6-4		0-0 1B BB		0-0 4-3				3	0	1	1	1	0	2					
<b>Joe Ferguson, R</b> (1,2) OBP: 0.317, SLG: 0.358	0-0 FC6-4			0-0 2B		0-0 4-3				3	1	2	1	1	0	2					
<b>Mike Anderson, R</b> (1,9) OBP: 0.381, SLG: 0.366		0-0 FC6-4 1B	0-0 L6		0-0 FC1-6 SH2-3 1B		0-0 6-3		0-0 6-3	4	1	2	0	0	0	2					
<b>Hector Cruz, R</b> (1,5) OBP: 0.231, SLG: 0.350		0-3 K	0-0 F3		0-0 FC1-6 1B		0-0 1B		0-0 1B	4	0	2	1	0	1	2					
<b>Mike Tyson, R</b> (1,4) OBP: 0.326, SLG: 0.462		0-0 FC6-4 1B	0-0 1-3		0-0 FC1-6 SH2-3		0-0 F9			4	1	0	0	0	0	5					
<b>Lynn McGlothen, L</b> (1,1) OBP: 0.188, SLG: 0.161 <b>Al Hrabosky, R</b> (7,1) ERA: 3.28		0-0 1B BB 1B		0-3 K		0-0 SH2-3		0-3 K		2	1	1	1	0	1	0					
<b>Inning Stats</b>	R: 0 E: 0 K: 0 S: 4	H: 1 LOB: 2 BB: 1 P: 8	R: 3 E: 0 K: 1 S: 9	H: 4 LOB: 2 BB: 1 P: 13	R: 0 E: 0 K: 0 S: 4	H: 1 LOB: 1 BB: 0 P: 4	R: 2 E: 0 K: 1 S: 7	H: 3 LOB: 2 BB: 1 P: 11	R: 1 E: 0 K: 1 S: 7	H: 2 LOB: 1 BB: 0 P: 7	R: 0 E: 0 K: 0 S: 3	H: 0 LOB: 0 BB: 0 P: 3	R: 1 E: 0 K: 1 S: 6	H: 1 LOB: 1 BB: 1 P: 10	R: 0 E: 0 K: 1 S: 5	H: 0 LOB: 0 BB: 0 P: 5		1B: 10 2B: 2 3B: 0 HR: 0	SF: 0 SAC: 1 DP: 0 HBP: 0	WP: 0 PB: 0 SB: 0 CS: 0	PA: 39
<b>PITCHER</b> <b>Jerry Koosman, L</b> (1,1) ERA: 4.36 <b>Bob Apodaca, R</b> (5,1) ERA: 1.91 <b>Mickey Lolich, L</b> (8,1) ERA: 3.28	IP: 4.0 WLS: L BF: 23 H: 9 R: 5 ER: 5 SO: 2 BB: 3 IBB: 0 HBP: 0 BLK: 0 WP: 0 HR: 0 S: 24 P: 36 ERA: 11.25 WHIP: 3.000															IP: 3.0 WLS: 3 BF: 13 H: 3 R: 2 ER: 2 SO: 2 BB: 1 IBB: 0 HBP: 0 BLK: 0 WP: 0 HR: 0 S: 16 P: 20 ERA: 6.00 WHIP: 1.333					



Batter	1	2	3	4	5	6	7	8	9	AB	R	H	RBI	BB	SO	LOB	TOP			
Mike Phillips, L (1,6) OBP: 0.290, SLG: 0.236	F8		G3			P6			G3	4	0	0	0	0	0	0				
Felix Milan, R (1,4) OBP: 0.312, SLG: 0.319	L6			FC6 HBP		4-3			FC3-6 1B	3	0	1	0	0	0	0				
John Milner, L (1,7) OBP: 0.358, SLG: 0.489	G3			K					FC3-6 1-2	4	0	1	0	0	1	2				
Dave Kingman, R (1,9) OBP: 0.276, SLG: 0.520				K					F8	4	0	1	0	0	1	3				
Ed Kranepool, L (1,3) OBP: 0.335, SLG: 0.396	F8			FC6 1-2					FC4-6 1-2	3	0	0	0	0	0	3				
Del Unser, L (1,8) OBP: 0.279, SLG: 0.346	F8					5-3			K2-3	3	0	0	0	0	1	2				
Jerry Grote, R (1,2) OBP: 0.323, SLG: 0.292	F8					4-3			6-3	3	0	0	0	0	0	1				
Roy Staiger, R (1,5) OBP: 0.221, SLG: 0.217			6-3			6-3			F7	2	0	0	0	0	0	0				
Wayne Garrett, L (8,PH) OBP: 0.339, SLG: 0.292										1	0	0	0	0	0	0				
Craig Swan, R (1,1) OBP: 0.192, SLG: 0.125						4-3				2	0	0	0	0	0	0				
Joe Torre, R (8,PH) OBP: 0.348, SLG: 0.434			6-3						K	1	0	0	0	0	1	0				
Bob Myrick, R (8,1)										0	0	0	0	0	0	0				
Ken Sanders, R (8,1)										0	0	0	0	0	0	0				
<b>Inning Stats</b>	R: 0 E: 0 K: 0 S: 3	H: 0 LOB: 0 BB: 0 P: 3	R: 0 E: 0 K: 0 S: 4	H: 1 LOB: 1 BB: 0 P: 4	R: 0 E: 0 K: 0 S: 3	H: 0 LOB: 0 BB: 0 P: 3	R: 0 E: 0 K: 2 S: 7	H: 0 LOB: 1 BB: 0 P: 8	R: 0 E: 0 K: 0 S: 3	H: 0 LOB: 0 BB: 0 P: 3	R: 0 E: 0 K: 1 S: 6	H: 1 LOB: 1 BB: 0 P: 6	R: 0 E: 0 K: 1 S: 5	H: 0 LOB: 0 BB: 0 P: 5	R: 0 E: 0 K: 0 S: 4	H: 1 LOB: 1 BB: 0 P: 4	1B: 3 2B: 0 3B: 0 HR: 0	SF: 0 SAC: 0 DP: 0 HBP: 1	WP: 0 PB: 0 SB: 0 CS: 0	PA: 31
<b>PITCHER</b> John Denny, R (1,1) ERA: 3.54	IP: 9.0 WLS: W BF: 31 H: 3 R: 0 ER: 0 SO: 4 BB: 0 IBB: 0 HBP: 1 BLK: 0 WP: 0 HR: 0 S: 38 P: 39 ERA: 0.00 WHIP: 0.333															<b>PITCHER</b>				

New York Mets @ St. Louis Cardinals  
 Busch Stadium, St. Louis, MO  
 Tue Jun 22 1976, 7:05 PM CDT  
 Att: 12,936 - Unknown

AB 30  
 R 0  
 H 3  
 RBI 0  
 BB 0  
 SO 4  
 LOB 11



Batter	1	2	3	4	5	6	7	8	9	AB	R	H	RBI	BB	SO	LOB	BOTTOM	
Bake McBride, L (1,8) OBP: 0.413, SLG: 0.444	S 2B	6-3		P4			F8 S 1B			4	1	2	0	0	0	1		
Don Kessinger, S (1,6) OBP: 0.319, SLG: 0.325	F7 1-2	4-3				G3	F8 1-3			4	0	0	0	0	0	2		
Lou Brock, L (1,7) OBP: 0.319, SLG: 0.368	2H 1B	2B		F8			F7			4	1	2	1	0	0	1		
Ted Simmons, S (1,2) OBP: 0.341, SLG: 0.349	1B 2H	1B				F7		SH1-4 1B BB		3	1	2	1	1	0	1		
Willie Crawford, L (1,9) OBP: 0.369, SLG: 0.445	BB 1-3	1B		G4-6-3 1B		1-3		SH1-4		2	0	1	0	1	0	1		
Keith Hernandez, L (1,3) OBP: 0.294, SLG: 0.253	BB 1-2	BB		G4-6-3 1-2		G3		1B FC5 BB		2	0	0	0	2	0	2		
Hector Cruz, R (1,5) OBP: 0.231, SLG: 0.348	K					F9	F2	1-3 2H 1B		4	0	1	1	0	1	3		
Mike Tyson, R (1,4) OBP: 0.324, SLG: 0.455	K						K	FC5		4	0	1	0	0	2	5		
John Denny, R (1,1) OBP: 0.200, SLG: 0.250				K		FC3-2-6 1-2	K	K		4	0	0	0	0	3	3		
<b>Inning Stats</b>	R: 2 E: 0 K: 2 S: 11	H: 4 LOB: 3 BB: 1 P: 15	R: 0 E: 0 K: 1 S: 5	H: 0 LOB: 0 BB: 0 P: 5	R: 0 E: 0 K: 0 S: 3	H: 1 LOB: 1 BB: 1 P: 7	R: 0 E: 0 K: 0 S: 4	H: 1 LOB: 1 BB: 0 P: 4	R: 0 E: 0 K: 1 S: 5	H: 0 LOB: 0 BB: 0 P: 5	R: 0 E: 0 K: 1 S: 6	H: 1 LOB: 1 BB: 0 P: 6	R: 1 E: 0 K: 1 S: 6	H: 1 LOB: 2 BB: 2 P: 14	1B: 7 2B: 2 3B: 0 HR: 0	SF: 0 SAC: 1 DP: 1 HBP: 0	WP: 0 PB: 0 SB: 3 CS: 0	PA: 36
<b>PITCHER</b> Craig Swan, R (1,1) ERA: 3.52	IP: 7.0 WLS: L BF: 30 H: 8 R: 2 ER: 2 SO: 5 BB: 1 IBB: 1 HBP: 0 BLK: 0 WP: 0 HR: 0 S: 38 P: 46 ERA: 2.57 WHIP: 1.286															<b>PITCHER</b>		
Bob Myrick, L (8,1) ERA: 3.39	0.1	3	0	1	1	0	2	0	0	0	0	1	9	27.00	6.000			
Ken Sanders, R (8,1) ERA: 1.96	0.2	3	1	0	0	1	0	0	0	0	0	5	5	0.00	1.500			

New York Mets @ St. Louis Cardinals  
 Busch Stadium, St. Louis, MO  
 Tue Jun 22 1976, 7:05 PM CDT  
 Att: 12,936 - Unknown

AB 31  
 R 3  
 H 9  
 RBI 3  
 BB 4  
 SO 6  
 LOB 19





Batter	1	2	3	4	5	6	7	8	9	AB	R	H	RBI	BB	SO	LOB	TOP	
Mike Phillips, L (1,6) X OBP: 0.282, SLG: 0.228	0-0 F7		0-3 K		0-3 K		0-0 SH5-3			3	0	0	0	0	2	1		
Felix Milan, R (1,4) X OBP: 0.311, SLG: 0.317	0-0 6-3		0-0 E7 1B 2B		0-0 1-3 1B		0-0 F8			4	1	1	0	0	0	2		
Joe Torre, R (1,3) S OBP: 0.346, SLG: 0.430	0-3 K		0-0 1-2 2B 1B		0-0 1-3			0-0 F8		4	1	1	1	0	1	1		
Dave Kingman, R (1,7) S OBP: 0.276, SLG: 0.520		0-3 K	0-0 1-2 2B		0-0 F8			0-0 P4		4	0	1	2	0	1	1		
Mike Vail, R (1,9) S OBP: 0.333, SLG: 0.333		0-0 F3	0-0 5-3			0-3 K		0-3 K		3	0	0	0	0	1	1		
Leon Brown, R (6,9) S OBP: 0.235, SLG: 0.242										1	0	0	0	0	1	0		
Jerry Grote, R (1,2) S OBP: 0.327, SLG: 0.309		4-0 FC4-6 BB	0-3 K		0-0 F3				0-0 HR	3	1	1	1	1	1	1		
Roy Staiger, R (1,5) S OBP: 0.211, SLG: 0.207	0-0 FC4-6 1-2			0-0 L5		0-0 F8			0-0 L6	4	0	0	0	0	0	1		
Del Unser, L (1,8) S OBP: 0.279, SLG: 0.358			0-0 HR	0-3 K			0-0 2-3		0-0 1-3	4	1	1	1	0	1	0		
Tom Seaver, R (1,1) S OBP: 0.178, SLG: 0.098			0-0 E 1B 1B	0-0 6-3			0-0 SH5-3 1B		0-0 5-3	4	1	2	0	0	0	0		
<b>Inning Stats</b>	R: 0 E: 0 K: 1 S: 5	H: 0 LOB: 0 BB: 0 P: 5	R: 0 E: 0 K: 1 S: 5	H: 0 LOB: 1 BB: 1 P: 9	R: 4 E: 1 K: 2 S: 12	H: 4 LOB: 1 BB: 0 P: 12	R: 0 E: 0 K: 1 S: 5	H: 0 LOB: 0 BB: 0 P: 5	R: 0 E: 0 K: 1 S: 4	H: 1 LOB: 1 BB: 0 P: 4	R: 0 E: 0 K: 1 S: 5	H: 0 LOB: 0 BB: 0 P: 5	R: 1 E: 0 K: 0 S: 4	H: 1 LOB: 0 BB: 0 P: 4	1B: 4 2B: 1 3B: 0 HR: 2	SF: 0 SAC: 1 DP: 0 HBP: 0	WP: 0 PB: 0 SB: 0 CS: 0	PA: 36
<b>PITCHER</b> Pete Falcone, L (1,1) ERA: 4.08	IP: 9.0 WLS: L BF: 36 H: 7 R: 5 ER: 4 SO: 8 BB: 1 IBB: 0 HBP: 0 BLK: 0 WP: 0 HR: 2 S: 51 P: 55 ERA: 4.00 WHIP: 0.889															<b>PITCHER</b>		

New York Mets @ St. Louis Cardinals  
 Busch Stadium, St. Louis, MO  
 Wed Jun 23 1976, 7:05 PM CDT  
 Att: 13,922 - Unknown

AB 34  
 R 5  
 H 7  
 RBI 5  
 BB 1  
 SO 8  
 LOB 8



Batter	1	2	3	4	5	6	7	8	9	AB	R	H	RBI	BB	SO	LOB	BOTTOM					
Bake McBride, L (1,8) S OBP: 0.408, SLG: 0.438	0-3 K	0-0 2-3 1B		0-0 4-3			0-0 P6		0-3 K	5	0	1	0	0	2	1						
Don Kessinger, S (1,6) X OBP: 0.316, SLG: 0.328	0-0 E4 1B 2B	0-0 2-3			0-0 6-3		0-3 K			4	1	1	0	0	1	1						
Lou Brock, L (1,7) X OBP: 0.318, SLG: 0.366	0-0 3H 1B	0-3 K			0-3 K		0-0 L6			4	1	1	1	0	2	1						
Ted Simmons, S (1,3) S OBP: 0.343, SLG: 0.352	4-0 1B 1B IBB		0-0 2B		0-0 5-3			0-0 F7		3	1	1	0	1	0	0						
Willie Crawford, L (1,9) X OBP: 0.366, SLG: 0.441	0-0 1B 1-2 2H 1B		0-3 K			0-3 K		0-0 F7		4	0	1	1	0	2	1						
Joe Ferguson, R (1,2) X OBP: 0.316, SLG: 0.371	0-0 P4		0-3 K			0-0 HR		0-3 K		4	1	1	1	0	2	3						
Hector Cruz, R (1,5) X OBP: 0.233, SLG: 0.348	0-0		0-3 K			0-0 5-3			0-0 F3	3	0	1	1	0	1	1						
Ron Fairly, L (9, PH) S OBP: 0.402, SLG: 0.325	0-0 1-3 2H 1B									1	0	0	0	0	0	0						
Mike Tyson, R (1,4) X OBP: 0.322, SLG: 0.449	0-0 P4			0-0 F7			0-0 1B		0-0 E3	4	0	1	0	0	0	2						
Pete Falcone, L (1,1) S OBP: 0.083, SLG: 0.043		0-0 1-3		0-0 6-3			0-0 F7		0-3 K	3	0	0	0	0	0	1						
Vic Harris, S (9, PH) S OBP: 0.314, SLG: 0.356										1	0	0	0	0	1	1						
<b>Inning Stats</b>	R: 3 E: 1 K: 1 S: 9	H: 4 LOB: 2 BB: 1 P: 13	R: 0 E: 0 K: 1 S: 6	H: 1 LOB: 0 BB: 0 P: 6	R: 0 E: 0 K: 3 S: 10	H: 1 LOB: 1 BB: 0 P: 10	R: 0 E: 0 K: 0 S: 3	H: 0 LOB: 0 BB: 0 P: 3	R: 0 E: 0 K: 1 S: 5	H: 0 LOB: 0 BB: 0 P: 5	R: 1 E: 0 K: 1 S: 7	H: 2 LOB: 1 BB: 0 P: 7	R: 0 E: 0 K: 1 S: 5	H: 0 LOB: 0 BB: 0 P: 5	R: 0 E: 0 K: 1 S: 5	H: 0 LOB: 0 BB: 0 P: 5	R: 0 E: 1 K: 2 S: 8	H: 0 LOB: 1 BB: 0 P: 8	1B: 5 2B: 2 3B: 0 HR: 1	SF: 0 SAC: 0 DP: 0 HBP: 0	WP: 0 PB: 0 SB: 1 CS: 0	PA: 37
<b>PITCHER</b> Tom Seaver, R (1,1) ERA: 2.91	IP: 9.0 WLS: W BF: 37 H: 8 R: 4 ER: 4 SO: 11 BB: 0 IBB: 1 HBP: 0 BLK: 0 WP: 0 HR: 1 S: 58 P: 62 ERA: 4.00 WHIP: 0.889															<b>PITCHER</b>						

New York Mets @ St. Louis Cardinals  
 Busch Stadium, St. Louis, MO  
 Wed Jun 23 1976, 7:05 PM CDT  
 Att: 13,922 - Unknown


AB 36  
 R 4  
 H 8  
 RBI 4  
 BB 1  
 SO 11  
 LOB 12









Batter	1	2	3	4	5	6	7	8	9	10	AB	R	H	RBI	BB	SO	LOB	TOP								
Jerry Mumphrey, S OBP: 0.359, SLG: 0.404 (1, 7)	0-0 BB 1B 1B	0-0 5-3			4-0 WP S BB		0-0 1B 2B	0-0 P4			4	1	2	0	1	0	2									
Don Kessinger, S OBP: 0.314, SLG: 0.320 (1, 6)	0-0 BB 1B		0-0 5-3		0-0 F8		0-0 6-3		0-0 P3		5	0	1	0	0	0	2									
Bake McBride, L OBP: 0.400, SLG: 0.428 (1, 8)	0-0 F7		0-0 1-3		0-3 K		0-0 2B 1B		0-3 K		5	1	1	1	0	2	3									
Ted Simmons, S OBP: 0.348, SLG: 0.364 (1, 3) (10, 2)	4-0 FC6-4 BB		0-0 6-3		0-3 K		0-0 4-3 2B		0-0 5-3		4	0	1	1	1	1	1									
Joe Ferguson, R OBP: 0.316, SLG: 0.381 (1, 2)	0-3 K			0-0 F9		0-0 1B		0-0 4-3		0-0 SH3-4 SF7 2B	5	0	2	0	0	1	4									
Lee Richard, R OBP: 0.114, SLG: 0.061 (10, PR)											0	1	0	0	0	0	0									
Keith Hernandez, L OBP: 0.300, SLG: 0.271 (10, 3)											0	0	0	0	0	0	0									
Mike Anderson, R OBP: 0.378, SLG: 0.361 (1, 9)	0-0 FC6-4			0-0 6-3		0-0 FC6-4 1B		0-0 P4		0-0 SH3-4	4	0	1	0	0	0	4									
Hector Cruz, R OBP: 0.246, SLG: 0.347 (1, 5)		4-0 BB		4-0 E 1B BB		0-0 P3		0-3 K		4-0 IBB	2	0	0	0	3	1	2									
Mike Tyson, R OBP: 0.323, SLG: 0.445 (1, 4)		0-3 K		0-0 E1		0-3 K		0-0 5-3 1B		0-0 SF7	4	0	2	1	0	2	3									
Bob Forsch, R OBP: 0.172, SLG: 0.179 (8, PH)		0-0 L5		0-0 1B		0-0 FC6-4		0-0 5-3		0-3 K	3	0	0	0	0	0	5									
Vic Harris, S OBP: 0.313, SLG: 0.354 (8, PH)											1	0	0	0	0	0	1									
Al Hrabosky, R (8, 1)											1	0	0	0	0	1	2									
<b>Inning Stats</b>	R: 0 E: 0 K: 1 S: 7	H: 2 LOB: 3 BB: 1 P: 11	R: 0 E: 0 K: 1 S: 5	H: 0 LOB: 1 BB: 1 P: 9	R: 0 E: 0 K: 0 S: 3	H: 0 LOB: 0 BB: 0 P: 3	R: 0 E: 1 K: 0 S: 4	H: 1 LOB: 2 BB: 1 P: 8	R: 0 E: 0 K: 2 S: 7	H: 0 LOB: 1 BB: 1 P: 11	R: 0 E: 0 K: 1 S: 6	H: 2 LOB: 2 BB: 0 P: 7	R: 2 E: 0 K: 0 S: 6	H: 3 LOB: 1 BB: 0 P: 6	R: 0 E: 0 K: 1 S: 6	H: 1 LOB: 1 BB: 0 P: 6	R: 0 E: 0 K: 1 S: 5	H: 0 LOB: 0 BB: 0 P: 5	R: 1 E: 0 K: 1 S: 6	H: 1 LOB: 2 BB: 1 P: 10	1B: 7 2B: 3 3B: 0 HR: 0	SF: 1 SAC: 1 DP: 0 HBP: 0	WP: 1 PB: 0 SB: 1 CS: 0	PA: 45		
<b>PITCHER</b>	IP 7.0	WLS 33	H 8	R 2	ER 2	SO 5	BB 4	IBB 0	HBP 0	BLK 0	WP 1	HR 0	S 39	P 55	ERA 2.57	WHIP 1.714										
Tom Underwood, L ERA: 3.75 (1, 1)																										
Tug McGraw, L ERA: 3.09 (8, 1)	IP 3.0	WLS L	H 2	R 1	ER 1	SO 3	BB 0	IBB 1	HBP 0	BLK 0	WP 0	HR 0	S 17	P 21	ERA 3.00	WHIP 0.667										

St. Louis Cardinals @ Philadelphia Phillies  
Veterans Stadium, Philadelphia, PA  
Sat Jun 26 1976, 7:05 PM EDT  
Att: 41,052 - Unknown

AB 38  
R 3  
H 10  
RBI 3  
BB 5  
SO 8  
LOB 29



Batter	1	2	3	4	5	6	7	8	9	10	AB	R	H	RBI	BB	SO	LOB	BOTTOM								
Dave Cash, R OBP: 0.359, SLG: 0.368 (1, 4)	4-0 FC4-6 BB		0-0 L6		0-0 1-3			0-0 F7		0-0 F9	4	0	0	0	1	0	1									
Larry Bowa, S OBP: 0.307, SLG: 0.307 (1, 6)	0-0 FC4-6			0-0 F9		0-0 2B		0-0 L1-3 1B			4	0	2	0	0	0	1									
Mike Schmidt, R OBP: 0.415, SLG: 0.614 (1, 5)	0-0 F8			0-0 2B		0-0 L7		0-0 L1-3			4	1	1	0	0	0	3									
Greg Luzinski, R OBP: 0.350, SLG: 0.491 (1, 7)	0-3 K			0-0 2B		0-0 F7		0-0 6-3			4	1	1	1	0	1	1									
Dick Allen, R OBP: 0.370, SLG: 0.531 (1, 3)		0-0 6-3		0-0 E1		0-0 5-3		0-3 K			4	0	1	0	0	1	0									
Jay Johnstone, L OBP: 0.358, SLG: 0.458 (1, 9)		0-0 G3		4-0 IBB		0-3 K		0-0 CS 1B			2	0	0	0	1	1	0									
Ollie Brown, R OBP: 0.393, SLG: 0.448 (9, 9)											1	0	1	0	0	0	0									
Garry Maddox, R OBP: 0.366, SLG: 0.470 (1, 8)	0-0 F8			0-0 F9			0-0 6-3		0-0 CS	0-0 F8	4	0	0	0	0	0	2									
Bob Boone, R OBP: 0.407, SLG: 0.423 (1, 2)			0-0 F7		0-0 F8		0-0 G4-6-3 1B			0-0 5-3	4	0	1	0	0	0	2									
Tom Underwood, R OBP: 0.143, SLG: 0.143 (1, 1)											2	0	0	0	0	1	0									
Bobby Tolan, L OBP: 0.299, SLG: 0.402 (7, PH)			0-0 4-3				0-0 G4-6-3			0-0 1B	1	0	0	0	0	0	1									
Tug McGraw, R (8, 1)											0	0	0	0	0	0	0									
Jerry Martin, R OBP: 0.389, SLG: 0.424 (10, PH)											1	0	1	0	0	0	0									
<b>Inning Stats</b>	R: 0 E: 0 K: 1 S: 5	H: 0 LOB: 1 BB: 1 P: 9	R: 0 E: 0 K: 0 S: 3	H: 0 LOB: 0 BB: 0 P: 3	R: 0 E: 0 K: 0 S: 3	H: 0 LOB: 0 BB: 0 P: 3	R: 2 E: 1 K: 0 S: 6	H: 3 LOB: 2 BB: 1 P: 10	R: 0 E: 0 K: 1 S: 6	H: 1 LOB: 1 BB: 0 P: 6	R: 0 E: 0 K: 1 S: 6	H: 0 LOB: 0 BB: 0 P: 5	R: 0 E: 0 K: 0 S: 3	H: 1 LOB: 0 BB: 0 P: 3	R: 0 E: 0 K: 1 S: 5	H: 1 LOB: 0 BB: 0 P: 5	R: 0 E: 0 K: 0 S: 4	H: 1 LOB: 1 BB: 0 P: 4	1B: 5 2B: 4 3B: 0 HR: 0	SF: 0 SAC: 0 DP: 2 HBP: 0	WP: 0 PB: 0 SB: 0 CS: 1	PA: 38				
<b>PITCHER</b>	IP 7.0	WLS 27	H 5	R 2	ER 2	SO 3	BB 1	IBB 1	HBP 0	BLK 0	WP 0	HR 0	S 31	P 39	ERA 2.57	WHIP 0.857										
Bob Forsch, R ERA: 3.44 (1, 1)																										
Al Hrabosky, L ERA: 3.04 (8, 1)	IP 3.0	WLS W	H 3	R 0	ER 0	SO 1	BB 0	IBB 0	HBP 0	BLK 0	WP 0	HR 0	S 12	P 12	ERA 0.00	WHIP 1.000										

St. Louis Cardinals @ Philadelphia Phillies  
Veterans Stadium, Philadelphia, PA  
Sat Jun 26 1976, 7:05 PM EDT  
Att: 41,052 - Unknown

AB 35  
R 2  
H 8  
RBI 1  
BB 2  
SO 4  
LOB 11





Batter	1	2	3	4	5	6	7	8	9	AB	R	H	RBI	BB	SO	LOB	TOP										
Jerry Mumphrey, S (1, 8) OBP: 0.333, SLG: 0.371	F8		F8		FC6-4		L5		K	5	0	0	0	0	1	2											
Don Kessinger, S (1, 6) OBP: 0.316, SLG: 0.322				L4		1B WP	6-3			4	1	2	0	0	0	0											
Lou Brock, L (1, 7) OBP: 0.315, SLG: 0.360										4	1	1	0	0	2	2											
Mike Anderson, R (6, 7) OBP: 0.376, SLG: 0.361	K			1B S		K			1-3	0	0	0	0	0	0	0											
Ted Simmons, S (1, 3) OBP: 0.347, SLG: 0.362	L5			1B		F9			F9	4	0	1	1	0	0	2											
Willie Crawford, L (1, 9) OBP: 0.379, SLG: 0.464		G3		F8		WP BB				4	0	2	0	0	0	1											
Joe Ferguson, R (1, 2) OBP: 0.315, SLG: 0.376	K			L9		1B WP			K	3	0	0	0	1	2	2											
Hector Cruz, R (1, 5) OBP: 0.246, SLG: 0.342										3	0	0	0	1	2	0											
Mike Tyson, R (1, 4) OBP: 0.315, SLG: 0.433				5-3		6-3			6-3	4	0	0	0	0	1	3											
Lynn McClothen, L (1, 1) OBP: 0.182, SLG: 0.156										1	0	0	0	0	1	0											
Kelly Hernandez, L (5, PH) OBP: 0.206, SLG: 0.276										1	0	1	0	0	0	0											
Eddie Solomon, R (5, 1) OBP: 0.311, SLG: 0.329										0	0	0	0	0	0	0											
Vic Harris, S (7, PH) OBP: 0.311, SLG: 0.329										1	0	0	0	0	1	0											
Eric Rasmussen, R (7, 1) OBP: 0.311, SLG: 0.329										0	0	0	0	0	0	0											
Ron Fairly, L (9, PH) OBP: 0.400, SLG: 0.329						FC6-4				1	0	1	0	0	0	0											
<b>Inning Stats</b>	R: 0 E: 0 K: 1 S: 6	H: 1 LOB: 1 BB: 0 P: 6	R: 0 E: 0 K: 2 S: 7	H: 0 LOB: 0 BB: 0 P: 7	R: 0 E: 0 K: 1 S: 5	H: 0 LOB: 0 BB: 0 P: 5	R: 1 E: 0 K: 0 S: 5	H: 2 LOB: 1 BB: 0 P: 5	R: 0 E: 0 K: 1 S: 6	H: 1 LOB: 1 BB: 0 P: 6	R: 1 E: 0 K: 2 S: 9	H: 2 LOB: 3 BB: 2 P: 17	R: 0 E: 0 K: 1 S: 5	H: 0 LOB: 0 BB: 0 P: 5	R: 0 E: 0 K: 1 S: 6	H: 1 LOB: 1 BB: 0 P: 6	R: 0 E: 0 K: 1 S: 6	H: 1 LOB: 1 BB: 0 P: 6	1B: 7 2B: 0 3B: 1 HR: 0	SF: 0 SAC: 0 DP: 0 HBP: 0	WP: 1 PB: 0 SB: 1 CS: 0	PA: 37					
<b>PITCHER</b>	IP	WLS	BF	H	R	ER	SO	BB	IBB	HBP	BLK	WP	HR	S	P	ERA	WHIP										
Jim Lonborg, R (1, 1) ERA: 2.98	5.2	W	25	6	2	2	6	2	0	0	0	1	0	35	43	3.18	1.412										
Ron Reed, R (6, 1) ERA: 2.9	3.1	S	12	2	0	0	4	0	0	0	0	0	0	20	20	0.00	0.600										

St. Louis Cardinals @ Philadelphia Phillies  
Veterans Stadium, Philadelphia, PA  
Sun Jun 27 1976, 3:33 AM EDT  
Att: 31,489 - Unknown

AB 35  
R 2  
H 8  
RBI 1  
BB 2  
SO 10  
LOB 12



Batter	1	2	3	4	5	6	7	8	9	AB	R	H	RBI	BB	SO	LOB	BOTTOM										
Dave Cash, R (1, 4) OBP: 0.357, SLG: 0.366	1-5-3			FC4-6			6-3			4	1	1	0	0	0	1											
Larry Bowa, S (1, 6) OBP: 0.307, SLG: 0.308	4-3			SH5-3		1-3	4-3			3	0	1	0	0	0	0											
Mike Schmidt, R (1, 5) OBP: 0.413, SLG: 0.606	F8			1B SF9		K			K	3	1	0	0	1	2	1											
Greg Luzinski, R (1, 7) OBP: 0.352, SLG: 0.492										4	1	2	1	0	0	1											
Jerry Martin, R (6, PR) OBP: 0.399, SLG: 0.424				2B HR		1-3	1-3			0	0	0	0	0	0	0											
Dick Allen, R (1, 3) OBP: 0.367, SLG: 0.527				1B						3	0	1	1	0	2	2											
Tom Hutton, L (9, 3) OBP: 0.377, SLG: 0.311				SF9		K			K	0	0	0	0	0	0	0											
Jay Johnstone, L (1, 9) OBP: 0.356, SLG: 0.459	G4-6-3			3H						4	1	1	0	0	0	2											
Garry Maddox, R (1, 8) OBP: 0.369, SLG: 0.468				1B						1	1	0	0	1	0	0											
Bob Boone, R (1, 2) OBP: 0.406, SLG: 0.438				P3		HR				3	1	1	4	0	0	1											
Jim Lonborg, R (1, 1) OBP: 0.289, SLG: 0.235				F8		HR				2	0	1	0	0	0	0											
Ron Reed, R (6, 1) OBP: 0.250, SLG: 0.333				F7		FC4-6				1	0	0	0	0	0	0											
<b>Inning Stats</b>	R: 0 E: 0 K: 0 S: 3	H: 0 LOB: 0 BB: 0 P: 3	R: 0 E: 0 K: 0 S: 3	H: 1 LOB: 0 BB: 0 P: 3	R: 0 E: 0 K: 0 S: 3	H: 0 LOB: 0 BB: 0 P: 3	R: 6 E: 0 K: 0 S: 8	H: 5 LOB: 1 BB: 1 P: 13	R: 0 E: 0 K: 2 S: 8	H: 1 LOB: 1 BB: 0 P: 8	R: 0 E: 0 K: 0 S: 2	H: 0 LOB: 0 BB: 1 P: 6	R: 0 E: 0 K: 0 S: 3	H: 0 LOB: 0 BB: 0 P: 3	R: 0 E: 0 K: 2 S: 8	H: 1 LOB: 1 BB: 0 P: 8	1B: 6 2B: 1 3B: 0 HR: 1	SF: 1 SAC: 1 DP: 1 HBP: 1	WP: 0 PB: 0 SB: 0 CS: 1	PA: 33							
<b>PITCHER</b>	IP	WLS	BF	H	R	ER	SO	BB	IBB	HBP	BLK	WP	HR	S	P	ERA	WHIP										
Lynn McClothen, R (1, 1) ERA: 4.05	4.0	L	19	6	6	6	0	1	0	1	0	0	0	10	14	0.00	1.000										
Eddie Solomon, R (5, 1) ERA: 1.0	2.0		7	1	0	0	2	1	0	0	0	0	0	11	11	0.00	0.500										
Eric Rasmussen, R (7, 1) ERA: 4.66	2.0		7	1	0	0	2	0	0	0	0	0	0	11	11	0.00	0.500										

St. Louis Cardinals @ Philadelphia Phillies  
Veterans Stadium, Philadelphia, PA  
Sun Jun 27 1976, 3:33 AM EDT  
Att: 31,489 - Unknown

AB 28  
R 6  
H 8  
RBI 6  
BB 2  
SO 4  
LOB 8





Batter	1	2	3	4	5	6	7	8	9	AB	R	H	RBI	BB	SO	LOB	TOP			
<b>Bake McBride, L</b> OBP: 0.397, SLG: 0.424 (1, 8)										4	0	1	1	0	0	0	<b>St. Louis Cardinals @ New York Mets</b> Shea Stadium, Flushing, NY Mon Jun 28 1976, 7:05 PM EDT Att: 17,990 - Unknown			
<b>Don Kessinger, S</b> OBP: 0.315, SLG: 0.319 (1, 6)										3	1	0	0	1	1					
<b>Lou Brock, L</b> OBP: 0.314, SLG: 0.358 (1, 7)										4	1	1	0	0	1					
<b>Ted Simmons, S</b> OBP: 0.353, SLG: 0.365 (1, 2)										3	1	2	0	1	0	0				
<b>Willie Crawford, L</b> OBP: 0.381, SLG: 0.462 (1, 9)										3	0	1	1	1	0	1				
<b>Ron Fairly, L</b> OBP: 0.398, SLG: 0.325 (1, 3)										4	0	1	2	0	0	1				
<b>Hector Cruz, R</b> OBP: 0.246, SLG: 0.345 (1, 5)										4	1	1	0	0	2	2				
<b>Mike Tyson, R</b> OBP: 0.307, SLG: 0.422 (1, 4)										4	0	0	0	0	3	3				
<b>John Denny, R</b> OBP: 0.162, SLG: 0.240 (5, PH)										1	0	0	0	0	1	1				
<b>Kelth Hernandez, L</b> OBP: 0.306, SLG: 0.276 (6, PH)										1	0	0	0	0	1	0				
<b>Mike Wallace, L</b> OBP: 0.333, SLG: 0.333 (6, PH)										0	0	0	0	0	0	0				
<b>Jerry Mumphrey, S</b> OBP: 0.333, SLG: 0.333 (7, PH)										1	0	0	0	0	1	2				
<b>Bill Greif, R</b> OBP: 0.333, SLG: 0.333 (7, PH)										0	0	0	0	0	0	0				
<b>Al Hrabosky, R</b> OBP: 0.333, SLG: 0.333 (8, PH)										0	0	0	0	0	0	0				
<b>Vic Harris, S</b> OBP: 0.333, SLG: 0.333 (9, PH)										1	0	0	0	0	1	0				
<b>Inning Stats</b>	R: 0 E: 0 K: 0 S: 3	H: 0 LOB: 0 BB: 0 P: 3	R: 0 E: 0 K: 0 S: 2	H: 0 LOB: 0 BB: 1 P: 6	R: 1 E: 0 K: 3 S: 11	H: 2 LOB: 1 BB: 0 P: 11	R: 0 E: 0 K: 1 S: 5	H: 0 LOB: 0 BB: 0 P: 5	R: 0 E: 0 K: 1 S: 5	H: 0 LOB: 0 BB: 0 P: 5	R: 2 E: 1 K: 3 S: 13	H: 3 LOB: 2 BB: 0 P: 13	R: 1 E: 0 K: 0 S: 4	H: 2 LOB: 2 BB: 2 P: 12	R: 0 E: 0 K: 2 S: 7	H: 0 LOB: 0 BB: 0 P: 7	1B: 6 2B: 1 3B: 0 HR: 0	SF: 0 SAC: 0 DP: 1 HBP: 0	WP: 1 PB: 0 SB: 1 CS: 0	PA: 36
<b>PITCHER</b>	IP	WLS	BF	H	R	ER	SO	BB	IBB	HBP	BLK	WP	HR	S	P	ERA	WHIP			
<b>Tom Seaver, R</b> ERA: 2.98	(1, 1)	6.0	24	5	3	3	6	1	0	0	0	1	0	35	39	4.50	1.000			
<b>Skip Lockwood, R</b> ERA: 2.53	(7, 1)	2.0	W	9	2	1	1	3	2	0	0	0	0	13	21	4.50	2.000			
<b>Bob Apodaca, R</b> ERA: 1.79	(9, 1)	1.0	S	3	0	0	0	2	0	0	0	0	0	7	7	0.00	0.000			

AB	33
R	4
H	7
RBI	4
BB	3
SO	11
LOB	12



Batter	1	2	3	4	5	6	7	8	9	AB	R	H	RBI	BB	SO	LOB	BOTTOM			
<b>Mike Phillips, L</b> OBP: 0.333, SLG: 0.380 (1, 6)										3	1	1	1	1	0	2	<b>St. Louis Cardinals @ New York Mets</b> Shea Stadium, Flushing, NY Mon Jun 28 1976, 7:05 PM EDT Att: 17,990 - Unknown			
<b>Felix Milten, R</b> OBP: 0.314, SLG: 0.336 (1, 4)										4	1	1	0	0	0	2				
<b>John Milner, L</b> OBP: 0.355, SLG: 0.490 (1, 7)										4	0	2	2	0	0	2				
<b>Dave Kingman, R</b> OBP: 0.281, SLG: 0.542 (1, 9)										4	2	2	1	0	0	2				
<b>Ed Kranepool, L</b> OBP: 0.343, SLG: 0.419 (8, PH)										3	0	0	0	0	1	1				
<b>Joe Torre, R</b> OBP: 0.350, SLG: 0.433 (9, 3)										1	0	1	0	0	0	0				
<b>Del Unser, L</b> OBP: 0.283, SLG: 0.365 (8, PH)										2	0	0	0	1	0	0				
<b>Mike Vail, R</b> OBP: 0.250, SLG: 0.250 (8, PH)										1	0	0	0	0	1	2				
<b>Bob Apodaca, R</b> OBP: 0.333, SLG: 0.375 (9, 1)										0	0	0	0	0	0	0				
<b>Wayne Garrett, L</b> OBP: 0.350, SLG: 0.301 (1, 5)										3	0	0	0	1	0	1				
<b>Jerry Grote, R</b> OBP: 0.321, SLG: 0.305 (1, 2)										4	1	1	0	0	0	3				
<b>Tom Seaver, R</b> OBP: 0.196, SLG: 0.098 (1, 1)										0	0	0	0	1	0	0				
<b>Skip Lockwood, R</b> OBP: 0.500, SLG: 0.429 (7, 1)										1	0	1	0	0	0	0				
<b>Leon Brown, R</b> OBP: 0.235, SLG: 0.242 (9, 8)										0	0	0	0	0	0	0				
<b>Inning Stats</b>	R: 0 E: 0 K: 0 S: 3	H: 0 LOB: 1 BB: 1 P: 7	R: 0 E: 0 K: 0 S: 3	H: 0 LOB: 0 BB: 0 P: 3	R: 1 E: 0 K: 0 S: 5	H: 2 LOB: 1 BB: 0 P: 5	R: 1 E: 0 K: 1 S: 6	H: 1 LOB: 1 BB: 1 P: 10	R: 2 E: 0 K: 0 S: 5	H: 2 LOB: 1 BB: 1 P: 9	R: 0 E: 0 K: 0 S: 3	H: 0 LOB: 0 BB: 0 P: 3	R: 0 E: 0 K: 1 S: 7	H: 1 LOB: 2 BB: 1 P: 11	R: 1 E: 0 K: 2 S: 7	H: 3 LOB: 2 BB: 1 P: 11	1B: 7 2B: 1 3B: 0 HR: 1	SF: 0 SAC: 1 DP: 1 HBP: 0	WP: 1 PB: 0 SB: 0 CS: 1	PA: 35
<b>PITCHER</b>	IP	WLS	BF	H	R	ER	SO	BB	IBB	HBP	BLK	WP	HR	S	P	ERA	WHIP			
<b>John Denny, R</b> ERA: 3.74	(1, 1)	5.0	23	5	4	4	4	3	0	0	0	1	0	22	34	7.20	1.600			
<b>Mike Wallace, L</b> ERA: 2.35	(6, 1)	1.0	3	0	0	0	0	0	0	0	0	0	0	3	3	0.00	0.000			
<b>Bill Greif, R</b> ERA: 5.9	(7, 1)	1.1	L	5	3	1	1	0	0	0	0	0	0	5	5	6.75	2.250			
<b>Al Hrabosky, L</b> ERA: 3.0	(8, 1)	0.2	4	1	0	0	1	1	0	0	0	1	0	5	9	0.00	3.000			

AB	30
R	5
H	9
RBI	4
BB	4
SO	2
LOB	15





Batter	1	2	3	4	5	6	7	8	9	AB	R	H	RBI	BB	SO	LOB	TOP			
Jerry Mumphrey, S OBP: 0.311, SLG: 0.343 (1, 8)	6-3	K			5-3			5-3		4	0	0	0	0	1	3				
Don Kessinger, S OBP: 0.316, SLG: 0.325 (1, 6)	WP 2B		G6-3 1B		5-3			K		4	0	2	0	0	1	1				
Lou Brock, L OBP: 0.309, SLG: 0.352 (1, 7)	K 2-3		K		4-3			K		4	0	0	0	0	3	2				
Ted Simmons, S OBP: 0.351, SLG: 0.361 (1, 3)	FC6-3 BB		G6-3 1-2		4-3			K		3	0	0	0	1	1	1				
Joe Ferguson, R OBP: 0.310, SLG: 0.369 (1, 2)	FC6-3 1-2			F7	4-3			5-3		4	0	0	0	0	0	2				
Mike Anderson, R OBP: 0.372, SLG: 0.350 (1, 9)		6-3		5-3				5-3		3	0	0	0	1	0	0				
Hector Cruz, R OBP: 0.247, SLG: 0.342 (1, 5)		1B BB		5-3				F9		2	0	0	0	1	0	1				
Mike Tyson, R OBP: 0.308, SLG: 0.420 (1, 4)					E6 WP			P6		3	0	1	0	0	0	1				
Pete Falcone, L OBP: 0.077, SLG: 0.040 Vic Harris, S OBP: 0.307, SLG: 0.347 Eric Rasmussen, R (7, 1)		K			K			K		2	0	0	0	0	2	3				
										1	0	0	0	0	1	1				
										0	0	0	0	0	0	0				
<b>Inning Stats</b>	R: 0 E: 0 K: 1 S: 6	H: 1 LOB: 2 BB: 1 P: 10	R: 0 E: 0 K: 2 S: 8	H: 1 LOB: 0 BB: 0 P: 12	R: 0 E: 0 K: 1 S: 5	H: 1 LOB: 0 BB: 0 P: 5	R: 0 E: 0 K: 0 S: 3	H: 0 LOB: 0 BB: 0 P: 3	R: 0 E: 1 K: 1 S: 6	H: 0 LOB: 1 BB: 1 P: 6	R: 0 E: 0 K: 0 S: 3	H: 0 LOB: 0 BB: 0 P: 3	R: 0 E: 0 K: 1 S: 5	H: 0 LOB: 0 BB: 0 P: 7	R: 0 E: 0 K: 1 S: 5	H: 0 LOB: 0 BB: 0 P: 5	1B: 2 2B: 1 3B: 0 HR: 0	SF: 0 SAC: 0 DP: 1 HBP: 0	WP: 2 PB: 2 SB: 0 CS: 0	PA: 33
<b>PITCHER</b> Mickey Lolich, L ERA: 2.96 (1, 1)	IP: 9.0 WLS: W BF: 33 H: 3 R: 0 ER: 0 SO: 9 BB: 3 IBB: 0 HBP: 0 BLK: 0 WP: 2 HR: 0 S: 48 P: 60 ERA: 0.00 WHIP: 0.667															<b>PITCHER</b>				

St. Louis Cardinals @ New York Mets  
Shea Stadium, Flushing, NY  
Tue Jun 29 1976, 7:05 PM EDT  
Att: 16,232 - Unknown

AB 30  
R 0  
H 3  
RBI 0  
BB 3  
SO 9  
LOB 15



Batter	1	2	3	4	5	6	7	8	9	AB	R	H	RBI	BB	SO	LOB	BOTTOM			
Bud Harrelson, S OBP: 0.349, SLG: 0.271 (1, 6)	P4	F7			F7			6-3		4	0	0	0	0	0	2				
Felix Milten, R OBP: 0.305, SLG: 0.331 (1, 4)	5-3		F7		4-3			4-3		4	0	0	0	0	0	0				
Joe Torre, R OBP: 0.354, SLG: 0.442 (1, 3)	HR 2B		6-3		1B			F9		4	1	2	0	0	0	0				
Dave Kingman, R OBP: 0.284, SLG: 0.550 (1, 7)	2H HR		BB		P6			F7		3	1	1	2	1	0	1				
Mike Vail, R OBP: 0.250, SLG: 0.250 Leon Brown, R OBP: 0.235, SLG: 0.242 (9, 9)	6-3		2-3					F8		4	0	1	0	0	0	1				
										0	0	0	0	0	0	0				
Jerry Grote, R OBP: 0.321, SLG: 0.302 (1, 2)		SH1-4 BB BB		4-3	G6-3 1B			F9		2	0	0	0	1	0	1				
Roy Staiger, R OBP: 0.237, SLG: 0.227 (1, 5)		SH1-4 BB			FC6-4 BB					1	0	1	0	2	0	0				
Del Unser, L OBP: 0.279, SLG: 0.361 (1, 8)		K		F9	FC6-4 1-2					3	0	0	0	0	1	4				
Mickey Lolich, S OBP: 0.250, SLG: 0.192 (1, 1)		SH1-4		K				K		2	0	0	0	0	2	1				
<b>Inning Stats</b>	R: 2 E: 0 K: 0 S: 5	H: 2 LOB: 0 BB: 0 P: 5	R: 0 E: 0 K: 1 S: 5	H: 0 LOB: 2 BB: 2 P: 13	R: 0 E: 0 K: 0 S: 3	H: 0 LOB: 1 BB: 1 P: 7	R: 0 E: 0 K: 1 S: 6	H: 1 LOB: 0 BB: 0 P: 6	R: 0 E: 0 K: 0 S: 4	H: 1 LOB: 1 BB: 0 P: 4	R: 0 E: 0 K: 0 S: 3	H: 1 LOB: 1 BB: 1 P: 7	R: 0 E: 0 K: 1 S: 5	H: 0 LOB: 0 BB: 0 P: 5	R: 0 E: 0 K: 0 S: 3	H: 0 LOB: 0 BB: 0 P: 3	1B: 2 2B: 2 3B: 0 HR: 1	SF: 0 SAC: 1 DP: 1 HBP: 0	WP: 0 PB: 0 SB: 0 CS: 0	PA: 32
<b>PITCHER</b> Pete Falcone, L ERA: 4.02 Eric Rasmussen, R ERA: 4.47 (7, 1)	IP: 6.0 WLS: L BF: 26 H: 5 R: 2 ER: 2 SO: 2 BB: 4 IBB: 0 HBP: 0 BLK: 0 WP: 1 HR: 1 S: 26 P: 42 ERA: 3.00 WHIP: 1.500															<b>PITCHER</b>				

St. Louis Cardinals @ New York Mets  
Shea Stadium, Flushing, NY  
Tue Jun 29 1976, 7:05 PM EDT  
Att: 16,232 - Unknown

AB 27  
R 2  
H 5  
RBI 2  
BB 4  
SO 3  
LOB 10






Batter	1	2	3	4	5	6	7	8	9	AB	R	H	RBI	BB	SO	LOB	TOP				
Lou Brock, L OBP: 0.312, SLG: 0.363 (1, 7)	1-3		L3			S		3B		4	0	2	0	0	0	0					
Don Kessinger, S OBP: 0.314, SLG: 0.320 (1, 6)	L4		P3			F9		5-3		4	0	0	0	0	0	2					
Mike Anderson, R OBP: 0.376, SLG: 0.350 (1, 8)	FC6-4			CS		F9		5-3		3	0	1	0	1	0	2					
Ted Simmons, S OBP: 0.350, SLG: 0.360 (1, 3)	FC6-4			BB						4	0	1	0	0	1	2					
Joe Ferguson, R OBP: 0.305, SLG: 0.363 (1, 2)		G3		4-3						4	0	0	0	0	0	1					
Willie Crawford, L OBP: 0.378, SLG: 0.458 (1, 9)	6-3					G3				4	0	1	0	0	0	0					
Hector Cruz, R OBP: 0.248, SLG: 0.339 (1, 5)						K				2	0	0	0	1	2	2					
Mike Tyson, R OBP: 0.302, SLG: 0.413 (1, 4)						F7				3	0	0	0	0	2	3					
Bob Forsch, R ERA: 2.62 (1, 1)										1	0	0	0	0	0	0					
Eric Rasmussen, R ERA: 4.44 (5, 1)										0	0	0	0	0	0	0					
Vic Harris, S ERA: 4.77 (6, 1)										0	0	0	0	0	0	0					
John Curtis, L ERA: 4.77 (6, 1)										0	0	0	0	0	0	0					
Mike Wallace, L ERA: 2.5 (6, 1)										0	0	0	0	0	0	0					
Keith Hernandez, L ERA: 3.86 (8, 1)										1	0	0	0	0	0	0					
Eddie Solomon, R ERA: 3.86 (8, 1)										0	0	0	0	0	0	0					
Bill Greif, R ERA: 5.8 (8, 1)										0	0	0	0	0	0	0					
<b>Inning Stats</b>	R: 0 E: 0 K: 0 S: 4	H: 1 LOB: 1 BB: 0 P: 4	R: 0 E: 0 K: 1 S: 5	H: 0 LOB: 1 BB: 1 P: 9	R: 0 E: 0 K: 0 S: 3	H: 0 LOB: 0 BB: 0 P: 3	R: 0 E: 0 K: 1 S: 4	H: 0 LOB: 0 BB: 1 P: 8	R: 0 E: 0 K: 1 S: 5	H: 0 LOB: 0 BB: 0 P: 5	R: 0 E: 0 K: 0 S: 4	H: 1 LOB: 1 BB: 0 P: 4	R: 0 E: 0 K: 2 S: 9	H: 2 LOB: 2 BB: 0 P: 9	R: 0 E: 0 K: 0 S: 4	H: 1 LOB: 1 BB: 0 P: 4	R: 0 E: 0 K: 0 S: 3	H: 0 LOB: 0 BB: 0 P: 3	1B: 4 2B: 0 3B: 1 HR: 0	SF: 0 SAC: 0 DP: 0 HBP: 0	WP: 0 PA: 33 CS: 1
<b>PITCHER</b> Jon Matlack, L ERA: 2.62 (1, 1)	IP: 9.0 WLS: W BF: 33 H: 5 R: 0 ER: 0 SO: 5 BB: 2 IBB: 0 HBP: 0 BLK: 0 WP: 0 HR: 0 S: 41 P: 49 ERA: 0.00 WHIP: 0.778																				

St. Louis Cardinals @ New York Mets  
Shea Stadium, Flushing, NY  
Thu Jul 01 1976, 3:33 AM EDT  
Att: 14,289 - Unknown

AB 31  
R 0  
H 5  
RBI 0  
BB 2  
SO 5  
LOB 12



Batter	1	2	3	4	5	6	7	8	9	AB	R	H	RBI	BB	SO	LOB	BOTTOM													
Mike Phillips, L OBP: 0.344, SLG: 0.407 (1, 6)	2B		L9			1B				5	3	3	2	0	1	1														
Felix Milten, R OBP: 0.314, SLG: 0.333 (1, 4)	5-3		5-3			E				4	3	2	1	1	0	1														
John Milner, L OBP: 0.360, SLG: 0.510 (1, 7)	PB		K			E9				4	2	2	5	1	1	0														
Dave Kingman, R OBP: 0.286, SLG: 0.545 (1, 9)	K					F3				3	1	0	0	1	1	2														
Ed Kranepool, L OBP: 0.348, SLG: 0.416 (1, 3)						4-3				2	0	0	1	3	0	0														
Del Unser, L OBP: 0.276, SLG: 0.357 (1, 8)										3	0	0	0	0	1	2														
Leon Brown, R OBP: 0.222, SLG: 0.229 (6, FH) (7, 8)	F8					K				2	0	0	0	0	0	5														
Wayne Garrett, L OBP: 0.351, SLG: 0.297 (1, 5)										3	1	0	1	2	0	0														
Ron Hodges, L OBP: 0.310, SLG: 0.431 (1, 2)										3	1	2	1	1	0	0														
Jon Matlack, L OBP: 0.229, SLG: 0.163 (1, 1)										4	2	0	0	1	1	4														
<b>Inning Stats</b>	R: 1 E: 0 K: 1 S: 7	H: 2 LOB: 2 BB: 1 P: 11	R: 0 E: 0 K: 1 S: 5	H: 0 LOB: 0 BB: 0 P: 5	R: 0 E: 0 K: 0 S: 3	H: 0 LOB: 0 BB: 0 P: 3	R: 3 E: 1 K: 0 S: 7	H: 3 LOB: 1 BB: 0 P: 7	R: 6 E: 0 K: 1 S: 8	H: 3 LOB: 5 BB: 5 P: 28	R: 0 E: 0 K: 1 S: 5	H: 0 LOB: 1 BB: 1 P: 9	R: 3 E: 0 K: 0 S: 4	H: 1 LOB: 2 BB: 3 P: 17	R: 0 E: 0 K: 0 S: 3	H: 0 LOB: 0 BB: 0 P: 3	1B: 5 2B: 2 3B: 1 HR: 1	SF: 1 SAC: 0 DP: 0 HBP: 1	WP: 0 PA: 45 CS: 0											
<b>PITCHER</b> Bob Forsch, R ERA: 3.46 (1, 1)	IP: 4.2 WLS: L BF: 21 H: 5 R: 4 ER: 2 SO: 3 BB: 1 IBB: 0 HBP: 0 BLK: 0 WP: 0 HR: 0 S: 26 P: 30 ERA: 3.86 WHIP: 1.286																													
Eric Rasmussen, R ERA: 4.44 (5, 1)	0.1	1	0	0	0	0	0	0	0	1	1	0.00	0.000																	
John Curtis, L ERA: 4.77 (6, 1)	0.2	7	2	5	5	1	3	0	0	0	0	6	18	67.50	7.500															
Mike Wallace, L ERA: 2.5 (6, 1)	1.1	8	1	1	1	1	3	0	0	0	0	1	7	19	6.75	3.000														
Eddie Solomon, R ERA: 3.86 (8, 1)	0.1	6	1	3	3	0	3	0	1	0	0	0	2	15	81.00	12.000														
<b>PITCHER</b> Bill Greif, R ERA: 5.8 (8, 1)	IP: 0.2 WLS: L BF: 2 H: 0 R: 0 ER: 0 SO: 0 BB: 0 IBB: 0 HBP: 0 BLK: 0 WP: 0 HR: 0 S: 2 P: 2 ERA: 0.00 WHIP: 0.000																													

St. Louis Cardinals @ New York Mets  
Shea Stadium, Flushing, NY  
Thu Jul 01 1976, 3:33 AM EDT  
Att: 14,289 - Unknown

AB 33  
R 13  
H 9  
RBI 11  
BB 10  
SO 5  
LOB 15





Batter	1	2	3	4	5	6	7	8	9	AB	R	H	RBI	BB	SO	LOB	TOP
<b>Pepe Mangual, R</b> (1, 8) OBP: 0.404, SLG: 0.379										4	0	1	0	0	2	1	<b>Montreal Expos @ St. Louis Cardinals</b> Busch Stadium, St. Louis, MO Fri Jul 02 1976, 7:05 PM CDT Att: 8,923 - Unknown
<b>Tim Foli, R</b> (1, 6) OBP: 0.273, SLG: 0.387										4	0	1	0	0	0	3	
<b>Mike Jorgensen, L</b> (1, 7) OBP: 0.323, SLG: 0.341										4	0	0	0	0	2	2	
<b>Pete Mackanin, R</b> (1, 4) OBP: 0.261, SLG: 0.364										4	0	0	0	0	2	1	
<b>Barry Foote, R</b> (1, 2) OBP: 0.266, SLG: 0.366										4	0	1	0	0	2	0	
<b>Jim Lytle, L</b> (1, 9) OBP: 0.344, SLG: 0.466										3	0	1	0	1	0	0	
<b>Andre Thornton, R</b> (1, 3) OBP: 0.324, SLG: 0.375										4	0	0	0	0	1	3	
<b>Larry Parrish, R</b> (1, 5) OBP: 0.273, SLG: 0.314										3	0	1	0	1	0	2	
<b>Woodie Fryman, R</b> (1, 1) OBP: 0.065, SLG: 0.065										2	0	0	0	0	0	3	
<b>Don Carithers, R</b> (6, 1) OBP: 0.093, SLG: 0.063										0	0	0	0	0	0	0	
<b>Jim Dwyer, L</b> (6, PH) OBP: 0.304, SLG: 0.275										1	0	0	0	0	0	0	
<b>Dale Murray, R</b> (8, 1)										0	0	0	0	0	0	0	
<b>Inning Stats</b>	R: 0 E: 0 K: 2 S: 8	H: 1 LOB: 1 BB: 0 P: 8	R: 0 E: 0 K: 1 S: 6	H: 1 LOB: 2 BB: 1 P: 10	R: 0 E: 0 K: 1 S: 5	H: 0 LOB: 0 BB: 0 P: 5	R: 0 E: 0 K: 1 S: 5	H: 0 LOB: 0 BB: 0 P: 5	R: 0 E: 0 K: 1 S: 5	H: 0 LOB: 0 BB: 0 P: 5	R: 0 E: 0 K: 1 S: 6	H: 1 LOB: 1 BB: 0 P: 6	R: 0 E: 0 K: 1 S: 7	H: 2 LOB: 2 BB: 0 P: 7	1B: 4 2B: 1 3B: 0 HR: 0	SF: 0 SAC: 0 DP: 0 HBP: 0	WP: 0 PA: 35 PB: 0 SB: 0 CS: 0
<b>PITCHER</b> <b>Lynn McGlothen, R</b> (1, 1) ERA: 3.69	IP: 9.0 WLS: W BF: 35 H: 5 R: 0 ER: 0 SO: 9 BB: 2 IBB: 0 HBP: 0 BLK: 0 WP: 0 HR: 0 S: 51 P: 59 ERA: 0.00 WHIP: 0.778											<b>PITCHER</b>	IP: WLS: BF: H: R: ER: SO: BB: IBB: HBP: BLK: WP: HR: S: P: ERA: WHIP:				

Batter	1	2	3	4	5	6	7	8	9	AB	R	H	RBI	BB	SO	LOB	BOTTOM		
<b>Jerry Mumphrey, S</b> (1, 8) OBP: 0.333, SLG: 0.386										3	1	2	1	1	0	0	<b>Montreal Expos @ St. Louis Cardinals</b> Busch Stadium, St. Louis, MO Fri Jul 02 1976, 7:05 PM CDT Att: 8,923 - Unknown		
<b>Don Kessinger, S</b> (1, 6) OBP: 0.313, SLG: 0.323										4	0	1	1	0	0	3			
<b>Lou Brock, L</b> (1, 7) OBP: 0.307, SLG: 0.357										4	0	0	0	0	2	4			
<b>Ted Simmons, S</b> (1, 3) OBP: 0.345, SLG: 0.354										4	0	0	0	0	2	2			
<b>Keith Hernandez, L</b> (9, 3) OBP: 0.301, SLG: 0.273										0	0	0	0	0	0	0			
<b>Joe Ferguson, R</b> (1, 2) OBP: 0.304, SLG: 0.361										4	0	1	0	0	0	0			
<b>Mike Anderson, R</b> (1, 9) OBP: 0.380, SLG: 0.349										3	1	1	0	1	0	0			
<b>Hector Cruz, R</b> (1, 5) OBP: 0.249, SLG: 0.339										3	0	1	0	0	0	2			
<b>Mike Tyson, R</b> (1, 4) OBP: 0.309, SLG: 0.417										3	1	2	1	0	0	1			
<b>Lynn McGlothen, L</b> (1, 1) OBP: 0.171, SLG: 0.147										2	0	0	0	0	0	2			
<b>Inning Stats</b>	R: 0 E: 0 K: 2 S: 8	H: 1 LOB: 1 BB: 0 P: 8	R: 0 E: 0 K: 0 S: 3	H: 0 LOB: 0 BB: 0 P: 3	R: 0 E: 0 K: 1 S: 6	H: 1 LOB: 2 BB: 1 P: 10	R: 0 E: 0 K: 1 S: 6	H: 2 LOB: 1 BB: 0 P: 6	R: 2 E: 0 K: 0 S: 6	H: 3 LOB: 1 BB: 0 P: 6	R: 1 E: 0 K: 0 S: 4	H: 1 LOB: 1 BB: 1 P: 8	R: 0 E: 0 K: 0 S: 3	H: 0 LOB: 0 BB: 0 P: 3	R: 0 E: 0 K: 0 S: 3	H: 0 LOB: 0 BB: 0 P: 3	1B: 6 2B: 1 3B: 1 HR: 0	SF: 0 SAC: 1 DP: 1 HBP: 0	WP: 0 PA: 33 PB: 0 SB: 1 CS: 0
<b>PITCHER</b> <b>Woodie Fryman, L</b> (1, 1) ERA: 3.71	IP: 5.1 WLS: L BF: 25 H: 8 R: 3 ER: 3 SO: 4 BB: 2 IBB: 0 HBP: 0 BLK: 0 WP: 0 HR: 0 S: 31 P: 39 ERA: 5.06 WHIP: 1.875											<b>PITCHER</b>	IP: WLS: BF: H: R: ER: SO: BB: IBB: HBP: BLK: WP: HR: S: P: ERA: WHIP:						
<b>Don Carithers, R</b> (6, 1) ERA: 4.55	1.2 5 0 0 0 0 0 0 0 0 0 0 5 5 0.00 0.000																		
<b>Dale Murray, R</b> (8, 1) ERA: 3.06	1.0 3 0 0 0 0 0 0 0 0 0 0 3 3 0.00 0.000																		



Batter	1	2	3	4	5	6	7	8	9	AB	R	H	RBI	BB	SO	LOB	TOP			
<b>Pepe Mangual, R</b> OBP: 0.389, SLG: 0.374 (1, 8)										5	0	1	0	0	1	0	<b>Montreal Expos @ St. Louis Cardinals</b> Busch Stadium, St. Louis, MO Sat Jul 03 1976, 7:05 PM CDT Att: 12,659 - Unknown 			
<b>Tim Foli, R</b> OBP: 0.277, SLG: 0.393 <b>Jose Morales, R</b> OBP: 0.321, SLG: 0.475 (1, 6) (8, 2)										4	0	2	0	0	0	1				
<b>Pete Mackanin, R</b> OBP: 0.257, SLG: 0.358 (1, 4)										4	0	0	0	0	0	3				
<b>Jim Lyttle, L</b> OBP: 0.338, SLG: 0.452 (1, 9)										4	0	1	0	0	3	3				
<b>Mike Jorgensen, L</b> OBP: 0.327, SLG: 0.345 (1, 7)										4	0	2	0	0	1	0				
<b>Barry Foote, R</b> OBP: 0.286, SLG: 0.359 <b>Pepe Frias, R</b> OBP: 0.306, SLG: 0.281 (8, PR) (8, 6)										3	0	0	0	1	0	1				
<b>Andre Thornton, R</b> OBP: 0.323, SLG: 0.378 (1, 3)										4	0	1	0	0	0	4				
<b>Larry Parrish, R</b> OBP: 0.281, SLG: 0.313 (1, 5)										1	0	0	0	3	0	0				
<b>Steve Rogers, R</b> OBP: 0.141, SLG: 0.143 <b>Jim Dwyer, L</b> OBP: 0.207, SLG: 0.272 <b>Dan Warthen, S</b> OBP: 0.298, SLG: 0.334 <b>Jerry White, S</b> OBP: 0.250, SLG: 0.250 <b>Fred Scherman, L</b> OBP: 0.162, SLG: 0.250 <b>Steve Dunning, R</b> OBP: 0.371, SLG: 0.382 (1, 1) (4, PH) (4, 1) (7, PH) (7, 1) (7, 1) (9, PH)										1	0	0	0	0	0	2				
<b>Inning Stats</b>	R: 0 E: 0 K: 1 S: 6	H: 1 LOB: 1 BB: 0 P: 6	R: 0 E: 1 K: 0 S: 4	H: 0 LOB: 1 BB: 1 P: 8	R: 0 E: 0 K: 2 S: 8	H: 1 LOB: 1 BB: 0 P: 8	R: 0 E: 0 K: 0 S: 4	H: 2 LOB: 2 BB: 1 P: 8	R: 0 E: 0 K: 1 S: 5	H: 0 LOB: 0 BB: 0 P: 5	R: 0 E: 0 K: 0 S: 2	H: 0 LOB: 0 BB: 1 P: 6	R: 0 E: 0 K: 0 S: 5	H: 2 LOB: 3 BB: 1 P: 9	R: 0 E: 0 K: 1 S: 5	H: 0 LOB: 0 BB: 0 P: 5		1B: 5 2B: 2 3B: 0 HR: 0	SF: 0 SAC: 0 DP: 2 HBP: 0	WP: 0 PB: 0 SB: 1 CS: 0
<b>PITCHER</b> <b>John Denny, R</b> ERA: 3.4 (1, 1)	IP: 9.0 WLS: W BF: 37 H: 7 R: 0 ER: 0 SO: 6 BB: 4 IBB: 0 HBP: 0 BLK: 0 WP: 0 HR: 0 S: 45 P: 61 ERA: 0.00 WHIP: 1.222															<b>PITCHER</b>				

Batter	1	2	3	4	5	6	7	8	9	AB	R	H	RBI	BB	SO	LOB	BOTTOM	
<b>Jerry Mumphrey, S</b> OBP: 0.337, SLG: 0.387 (1, 8)										5	1	2	0	0	0	3	<b>Montreal Expos @ St. Louis Cardinals</b> Busch Stadium, St. Louis, MO Sat Jul 03 1976, 7:05 PM CDT Att: 12,659 - Unknown 	
<b>Don Kessinger, S</b> OBP: 0.316, SLG: 0.326 (1, 6)										4	1	2	1	0	0	0		
<b>Lou Brock, L</b> OBP: 0.310, SLG: 0.363 <b>Vic Harris, S</b> OBP: 0.304, SLG: 0.343 (7, PH) (8, 7)										4	1	2	1	0	1	1		
<b>Ted Simmons, S</b> OBP: 0.347, SLG: 0.364 <b>Keith Hernandez, L</b> OBP: 0.296, SLG: 0.270 (1, 3) (8, 3)										4	2	2	2	0	0	1		
<b>Willie Crawford, L</b> OBP: 0.388, SLG: 0.473 (1, 9)										4	2	3	2	1	0	0		
<b>Joe Ferguson, R</b> OBP: 0.309, SLG: 0.361 (1, 2)										3	1	1	0	2	1	2		
<b>Hector Cruz, R</b> OBP: 0.244, SLG: 0.332 (1, 5)										5	1	0	1	0	2	6		
<b>Mike Tyson, R</b> OBP: 0.313, SLG: 0.416 (1, 4)										3	0	1	1	1	1	2		
<b>John Denny, R</b> OBP: 0.200, SLG: 0.241 (1, 1)										4	0	1	1	0	3	2		
<b>Inning Stats</b>	R: 4 E: 0 K: 3 S: 14	H: 5 LOB: 1 BB: 0 P: 14	R: 0 E: 0 K: 2 S: 8	H: 1 LOB: 1 BB: 0 P: 8	R: 0 E: 0 K: 0 S: 5	H: 2 LOB: 3 BB: 2 P: 13	R: 0 E: 0 K: 0 S: 3	H: 1 LOB: 0 BB: 0 P: 3	R: 0 E: 0 K: 1 S: 5	H: 0 LOB: 0 BB: 1 P: 7	R: 4 E: 1 K: 1 S: 10	H: 4 LOB: 3 BB: 1 P: 15	R: 0 E: 0 K: 1 S: 6	H: 1 LOB: 1 BB: 0 P: 6	1B: 11 2B: 1 3B: 2 HR: 0	SF: 0 SAC: 0 DP: 0 HBP: 1		WP: 0 PB: 0 SB: 0 CS: 1
<b>PITCHER</b> <b>Steve Rogers, R</b> ERA: 4.07 <b>Dan Warthen, L</b> ERA: 5.69 <b>Fred Scherman, L</b> ERA: 5.21 <b>Steve Dunning, R</b> ERA: 4.54 (1, 1) (4, 1) (7, 1) (7, 1)	IP: 3.0 WLS: L BF: 19 H: 8 R: 5 ER: 5 SO: 5 BB: 1 IBB: 0 HBP: 0 BLK: 0 WP: 0 HR: 0 S: 27 P: 35 ERA: 15.00 WHIP: 3.000															<b>PITCHER</b>		



Batter	1	2	3	4	5	6	7	8	9	AB	R	H	RBI	BB	SO	LOB	TOP											
<b>Pepe Mangual, R</b> OBP: 0.399, SLG: 0.380 (1, 8)										5	1	2	1	0	0	2	<b>Montreal Expos @ St. Louis Cardinals</b> Busch Stadium, St. Louis, MO Sun Jul 04 1976, 3:33 AM CDT Att: 13,789 - Unknown <a href="http://livebaseballscorecards.com">livebaseballscorecards.com</a>											
<b>Tim Foli, R</b> OBP: 0.272, SLG: 0.385 (1, 6)										5	0	0	0	0	0	4												
<b>Pete Mackanin, R</b> OBP: 0.329, SLG: 0.481 (1, 4)										3	0	0	1	1	0	0												
<b>Andre Thornton, R</b> OBP: 0.321, SLG: 0.371 (1, 3)										3	0	0	0	1	0	1												
<b>Barry Foote, R</b> OBP: 0.267, SLG: 0.359 <b>Jose Morales, R</b> OBP: 0.329, SLG: 0.481 (7, 2)										3	1	1	0	0	0	1												
<b>Bombo Rivera, R</b> OBP: 0.303, SLG: 0.344 <b>Jerry White, S</b> OBP: 0.296, SLG: 0.322 (8, PH)										3	0	0	0	0	0	2												
<b>Gary Roenicke, R</b> OBP: 0.287, SLG: 0.370 (1, 9)										4	1	2	0	0	0	0												
<b>Larry Parrish, R</b> OBP: 0.276, SLG: 0.307 (1, 5)										4	0	0	0	0	3	3												
<b>Don Stanhouse, R</b> OBP: 0.476, SLG: 0.444 <b>Dale Murray, R</b> (9, 1)										4	1	2	1	0	0	1												
<b>Inning Stats</b>	R: 1 E: 0 K: 0 S: 4	H: 1 LOB: 0 BB: 0 P: 4	R: 3 E: 1 K: 1 S: 9	H: 4 LOB: 1 BB: 0 P: 9	R: 0 E: 0 K: 0 S: 3	H: 0 LOB: 0 BB: 0 P: 3	R: 0 E: 0 K: 1 S: 5	H: 0 LOB: 0 BB: 0 P: 5	R: 0 E: 0 K: 0 S: 3	H: 0 LOB: 1 BB: 1 P: 7	R: 0 E: 0 K: 0 S: 4	H: 1 LOB: 1 BB: 0 P: 4	R: 0 E: 0 K: 1 S: 6	H: 1 LOB: 2 BB: 1 P: 10	R: 0 E: 1 K: 1 S: 7	H: 1 LOB: 2 BB: 0 P: 7	1B: 7 2B: 1 3B: 0 HR: 0	SF: 0 SAC: 0 DP: 0 HBP: 0	WP: 0 PB: 0 SB: 1 CS: 0	PA: 38								
<b>PITCHER</b>	IP	WLS	BF	H	R	ER	SO	BB	IBB	HBP	BLK	WP	HR	S	P	ERA	WHIP											
<b>Pete Falcone, L</b> ERA: 4.05 <b>Bill Greif, R</b> ERA: 5.4	(1, 1)	6.0	L	24	5	4	3	2	1	0	0	0	0	0	27	31	4.50	1.000										
<b>Don Stanhouse, R</b> OBP: 0.317, SLG: 0.322 <b>Ron Fairly, L</b> OBP: 0.404, SLG: 0.325 <b>Lee Richard, R</b> OBP: 0.114, SLG: 0.061 (9, PR)	(7, 1)	3.0		14	3	0	0	2	1	0	0	0	0	0	17	21	0.00	1.333										

Batter	1	2	3	4	5	6	7	8	9	AB	R	H	RBI	BB	SO	LOB	BOTTOM										
<b>Jerry Mumphrey, S</b> OBP: 0.341, SLG: 0.388 (1, 8)										5	0	2	0	0	1	1	<b>Montreal Expos @ St. Louis Cardinals</b> Busch Stadium, St. Louis, MO Sun Jul 04 1976, 3:33 AM CDT Att: 13,789 - Unknown <a href="http://livebaseballscorecards.com">livebaseballscorecards.com</a>										
<b>Don Kessinger, S</b> OBP: 0.317, SLG: 0.322 <b>Ron Fairly, L</b> OBP: 0.404, SLG: 0.325 <b>Lee Richard, R</b> OBP: 0.114, SLG: 0.061 (9, PR)										3	0	0	0	1	0	3											
<b>Lou Brock, L</b> OBP: 0.312, SLG: 0.359 (1, 7)										3	0	0	0	2	1	1											
<b>Ted Simmons, S</b> OBP: 0.348, SLG: 0.368 (1, 3)										5	0	2	1	0	0	4											
<b>Willie Crawford, L</b> OBP: 0.382, SLG: 0.464 (1, 9)										4	0	0	0	0	0	3											
<b>Joe Ferguson, R</b> OBP: 0.312, SLG: 0.357 (1, 2)										2	0	0	0	2	0	0											
<b>Hector Cruz, R</b> OBP: 0.240, SLG: 0.326 (1, 5)										4	0	0	0	0	3	3											
<b>Mike Tyson, R</b> OBP: 0.313, SLG: 0.414 <b>Bake McBride, L</b> OBP: 0.400, SLG: 0.427 (9, PH)										3	1	1	0	0	0	3											
<b>Pete Falcone, L</b> OBP: 0.143, SLG: 0.077 <b>Keith Hernandez, L</b> OBP: 0.296, SLG: 0.267 <b>Bill Greif, R</b> <b>Vic Harris, S</b> OBP: 0.302, SLG: 0.341 (9, PH)										1	2	1	1	1	0	0											
<b>Inning Stats</b>	R: 0 E: 0 K: 0 S: 3	H: 0 LOB: 0 BB: 0 P: 3	R: 0 E: 0 K: 1 S: 6	H: 1 LOB: 2 BB: 1 P: 10	R: 1 E: 0 K: 0 S: 4	H: 2 LOB: 2 BB: 2 P: 12	R: 2 E: 2 K: 1 S: 8	H: 3 LOB: 1 BB: 0 P: 8	R: 0 E: 0 K: 0 S: 3	H: 0 LOB: 0 BB: 0 P: 3	R: 0 E: 0 K: 1 S: 5	H: 0 LOB: 1 BB: 1 P: 9	R: 0 E: 0 K: 1 S: 5	H: 0 LOB: 1 BB: 1 P: 9	R: 0 E: 0 K: 0 S: 3	H: 0 LOB: 0 BB: 0 P: 3	R: 0 E: 0 K: 1 S: 6	H: 1 LOB: 3 BB: 2 P: 14	1B: 6 2B: 1 3B: 0 HR: 0	SF: 0 SAC: 0 DP: 1 HBP: 0	WP: 0 PB: 0 SB: 1 CS: 0	PA: 40					
<b>PITCHER</b>	IP	WLS	BF	H	R	ER	SO	BB	IBB	HBP	BLK	WP	HR	S	P	ERA	WHIP										
<b>Don Stanhouse, R</b> ERA: 2.18 <b>Dale Murray, R</b> ERA: 3.04	(1, 1)	8.2	W	37	7	3	2	5	0	0	0	0	0	42	62	2.08	1.385										
<b>Dale Murray, R</b> (9, 1)	0.1	S	3	0	0	0	0	2	0	0	0	0	0	1	9	0.00	6.000										



Batter	1	2	3	4	5	6	7	8	9	AB	R	H	RBI	BB	SO	LOB	TOP		
Larry Herndon, R OBP: 0.362, SLG: 0.396	0-0 4-3		0-0 1B		0-3 K		0-0 F3		0-0 4-3	5	1	1	1	0	1	1	<b>San Francisco Giants @ St. Louis Cardinals</b> Busch Stadium, St. Louis, MO Mon Jul 05 1976, 7:05 PM CDT Att: 11,033 - Unknown		
Marty Perez, R OBP: 0.333, SLG: 0.360	0-0 1B		0-0 FC4-6		0-0 6-3		0-0 FC5-4		0-0 L6	5	1	3	1	0	0	0			
Gary Matthews, R OBP: 0.353, SLG: 0.426	0-0 1B		0-0 F8		0-0 F8		0-0 FC5-4			4	0	1	0	0	0	3			
Bobby Murcer, L OBP: 0.350, SLG: 0.385	0-0 1B		0-0 FC4-6			0-0 1B				4	2	3	1	0	0	1			
Darrell Evans, L OBP: 0.341, SLG: 0.305	0-0 F9		0-0 HR			0-0 F7				3	1	1	2	0	0	3			
Ken Reitz, R OBP: 0.316, SLG: 0.361	0-0 4-3		0-0 6-3			0-0 1B				4	0	1	0	0	0	3			
Chris Speier, R OBP: 0.315, SLG: 0.291		0-0 4-3			0-0 F2					4	0	0	0	0	0	2			
Dave Rader, L OBP: 0.314, SLG: 0.336		0-0 F5			0-0 6-3					4	1	1	0	0	0	0			
Jim Barr, R OBP: 0.205, SLG: 0.088		0-0 5-3			0-0 F8					2	0	0	0	0	0	0			
Glenn Adams, L OBP: 0.292, SLG: 0.359										1	0	1	0	0	0	0			
Derrel Thomas, S OBP: 0.324, SLG: 0.319										0	0	0	0	0	0	0			
Gary Lavelle, S OBP: 0.200, SLG: 0.200										0	0	0	0	0	0	0			
<b>Inning Stats</b>	R: 1 E: 0 K: 0 S: 6	H: 3 LOB: 2 BB: 0 P: 6	R: 0 E: 0 K: 0 S: 3	H: 0 LOB: 0 BB: 0 P: 3	R: 3 E: 0 K: 0 S: 6	H: 3 LOB: 0 BB: 0 P: 6	R: 0 E: 0 K: 0 S: 3	H: 0 LOB: 0 BB: 0 P: 3	R: 0 E: 0 K: 1 S: 5	H: 2 LOB: 1 BB: 0 P: 5	R: 0 E: 0 K: 0 S: 4	H: 2 LOB: 2 BB: 0 P: 5	R: 1 E: 0 K: 0 S: 4	H: 1 LOB: 0 BB: 0 P: 4	R: 1 E: 0 K: 0 S: 4	H: 1 LOB: 0 BB: 0 P: 4	1B: 9 2B: 1 3B: 1 HR: 1	SF: 0 SAC: 2 DP: 2 HBP: 0	WP: 0 PA: 38 PB: 0 SB: 1 CS: 0
<b>PITCHER</b>	IP WLS BF H R ER SO BB IBB HBP BLK WP HR S P ERA WHIP	7.0 L 31 11 5 5 1 0 0 0 0 0 1 33 33 6.43 1.571	2.0 W 7 1 1 1 0 0 0 0 0 0 0 7 7 4.50 0.500																

Batter	1	2	3	4	5	6	7	8	9	AB	R	H	RBI	BB	SO	LOB	BOTTOM				
Jerry Mumphrey, S OBP: 0.333, SLG: 0.376	0-0 1B	0-0 6-3	0-0 FC4-6			0-0 5-3		0-0 6-3		5	1	1	0	0	0	2	<b>San Francisco Giants @ St. Louis Cardinals</b> Busch Stadium, St. Louis, MO Mon Jul 05 1976, 7:05 PM CDT Att: 11,033 - Unknown				
Don Kessinger, S OBP: 0.325, SLG: 0.326	0-0 2B	4-0 1B		0-0 3-1		4-0 BB		0-0 S		3	1	2	0	2	0	0					
Lou Brock, L OBP: 0.313, SLG: 0.360	0-0 2B	0-0 1B		0-0 F9		0-0 G4-6-3		0-3 K		5	1	2	1	0	1	2					
Ted Simmons, S OBP: 0.346, SLG: 0.368	0-0 FC6-4	0-0 4-3		0-0 5-3			0-0 4-3		0-3 K	5	0	1	1	0	1	3					
Willie Crawford, L OBP: 0.386, SLG: 0.469	4-0 IBB		0-0 FC6-4		0-0 4-3		0-0 1B		0-3 K	4	1	2	0	1	1	1					
Joe Ferguson, R OBP: 0.311, SLG: 0.353	0-0 FC6-4		4-0 FC6-4		0-0 5-3		0-3 K			3	0	0	1	1	1	3					
Hector Cruz, R OBP: 0.244, SLG: 0.326	4-0 BB		0-3 K		0-0 2B		0-0 P3			3	0	1	0	1	1	3					
Mike Tyson, R OBP: 0.312, SLG: 0.416	0-0 G5-4-3		0-0 FC6-4		0-0 2B			0-0 F8		4	0	1	0	0	0	5					
Eric Rasmussen, R OBP: 0.182, SLG: 0.100		0-0 1-3			0-0 F8			0-0 4-3		3	0	1	1	0	0	2					
Al Hrabosky, R OBP: 0.301, SLG: 0.339			0-0 FC4-6							0	0	0	0	0	0	0					
<b>Inning Stats</b>	R: 3 E: 0 K: 0 S: 6	H: 4 LOB: 2 BB: 2 P: 14	R: 0 E: 0 K: 0 S: 4	H: 1 LOB: 2 BB: 1 P: 8	R: 1 E: 0 K: 1 S: 7	H: 2 LOB: 1 BB: 1 P: 11	R: 0 E: 0 K: 0 S: 3	H: 0 LOB: 0 BB: 0 P: 3	R: 0 E: 0 K: 0 S: 5	H: 2 LOB: 2 BB: 0 P: 5	R: 0 E: 0 K: 0 S: 2	H: 0 LOB: 0 BB: 1 P: 6	R: 0 E: 0 K: 1 S: 6	H: 1 LOB: 1 BB: 0 P: 6	R: 0 E: 0 K: 0 S: 3	H: 0 LOB: 0 BB: 0 P: 3	R: 0 E: 0 K: 3 S: 10	H: 1 LOB: 1 BB: 0 P: 10	1B: 8 2B: 3 3B: 0 HR: 0	SF: 0 SAC: 0 DP: 2 HBP: 0	WP: 0 PA: 41 PB: 0 SB: 2 CS: 0
<b>PITCHER</b>	IP WLS BF H R ER SO BB IBB HBP BLK WP HR S P ERA WHIP	6.0 W 30 9 4 4 1 4 0 0 0 0 0 19 19 0.00 0.667																			





Batter	1	2	3	4	5	6	7	8	9	AB	R	H	RBI	BB	SO	LOB	TOP				
Gary Thomasson, L (1.8) OBP: 0.287, SLG: 0.400	F8		BB 1B				4-3	4-3		5	1	2	2	0	0	1	<b>San Francisco Giants @ St. Louis Cardinals</b> Busch Stadium, St. Louis, MO Tue Jul 06 1976, 7:05 PM CDT Att: 11,326 - Unknown				
Marty Perez, R (1.4) OBP: 0.346, SLG: 0.370	F3		BB 1B							4	0	3	1	1	0	0					
Gary Matthews, R (1.7) OBP: 0.352, SLG: 0.423	F9		F8				P4	K		4	0	1	1	0	0	3					
Larry Hemdon, R (7.8) OBP: 0.360, SLG: 0.393	F9		F8							1	0	0	0	0	1	1					
Bobby Murcer, L (1.9) OBP: 0.349, SLG: 0.381										3	0	0	0	1	1	3					
John D'Acquisto, R (7.1) OBP: 0.333, SLG: 0.333										0	0	0	0	0	0	0					
Chris Arnold, R (9. PH) OBP: 0.298, SLG: 0.295										1	0	1	0	0	0	0					
Darrell Evans, L (1.3) OBP: 0.337, SLG: 0.300										3	0	0	0	0	0	5					
Dave Heaverlo, R (5.1) OBP: 0.293, SLG: 0.390										0	0	0	0	0	0	0					
Glenn Adams, L (7.9) OBP: 0.293, SLG: 0.390										2	1	1	0	0	0	1					
Ken Reitz, R (1.5) OBP: 0.317, SLG: 0.365										5	1	2	1	0	0	1					
Chris Speier, R (1.6) OBP: 0.311, SLG: 0.286										5	1	0	0	0	0	3					
Dave Rader, L (1.2) OBP: 0.316, SLG: 0.336										3	2	1	0	1	0	1					
Ed Halicki, R (1.1) OBP: 0.286, SLG: 0.194										0	0	0	0	0	0	0					
Charlie Williams, R (1.1) OBP: 0.282, SLG: 0.317										0	0	0	0	0	0	0					
Derrel Thomas, S (3. PH) OBP: 0.292, SLG: 0.317										1	0	0	0	0	1	2					
Mike Caldwell, R (3.1) OBP: 0.292, SLG: 0.317										0	0	0	0	0	0	0					
Steve Ontiveros, S (5. PH) OBP: 0.292, SLG: 0.317										2	1	0	0	1	0	2					
Steve Ontiveros, S (5. PH) OBP: 0.292, SLG: 0.317										0	0	0	0	0	0	0					
Steve Ontiveros, S (5. PH) OBP: 0.292, SLG: 0.317										2	1	0	0	1	0	2					
<b>Inning Stats</b>	R: 0 E: 0 K: 0 S: 3	H: 0 LOB: 0 BB: 0 P: 3	R: 0 E: 0 K: 1 S: 5	H: 0 LOB: 0 BB: 0 P: 5	R: 2 E: 2 K: 1 S: 9	H: 2 LOB: 3 BB: 1 P: 13	R: 0 E: 0 K: 0 S: 3	H: 0 LOB: 0 BB: 0 P: 3	R: 1 E: 0 K: 0 S: 6	H: 3 LOB: 2 BB: 0 P: 6	R: 0 E: 0 K: 0 S: 4	H: 2 LOB: 1 BB: 0 P: 4	R: 0 E: 0 K: 0 S: 4	H: 1 LOB: 1 BB: 0 P: 4	R: 4 E: 0 K: 1 S: 7	H: 2 LOB: 1 BB: 3 P: 19	R: 0 E: 0 K: 0 S: 4	H: 1 LOB: 1 BB: 0 P: 4	1B: 9 2B: 2 3B: 0 HR: 0	SF: 0 SAC: 0 DP: 1 HBP: 0	WP: 1 PA: 43 PB: 1 SB: 0 CS: 0
<b>PITCHER</b>	IP WLS BF H R ER SO BB IBB HBP BLK WP HR S P ERA WHIP																				
Bob Forsch, R (1.1) ERA: 3.66	7.1 W 36 10 7 5 2 3 0 0 0 0 0 37 49 6.14 1.773																				
John Curtis, L (8.1) ERA: 4.68	1.2 7 1 0 0 1 1 0 0 0 1 0 8 12 0.00 1.200																				

Batter	1	2	3	4	5	6	7	8	9	AB	R	H	RBI	BB	SO	LOB	BOTTOM		
Jerry Mumphrey, S (1.8) OBP: 0.364, SLG: 0.411										5	3	4	1	0	0	2	<b>San Francisco Giants @ St. Louis Cardinals</b> Busch Stadium, St. Louis, MO Tue Jul 06 1976, 7:05 PM CDT Att: 11,326 - Unknown		
Don Kessinger, S (1.6) OBP: 0.325, SLG: 0.331										5	2	3	0	0	0	3			
Lee Richard, R (8.6) OBP: 0.111, SLG: 0.059										1	0	0	0	0	1	1			
Lou Brock, L (1.7) OBP: 0.315, SLG: 0.361										5	1	2	3	0	1	5			
Mike Anderson, R (7.7) OBP: 0.380, SLG: 0.349										0	0	0	0	0	0	0			
Ted Simmons, S (1.2) OBP: 0.347, SLG: 0.372										5	2	2	3	0	0	2			
Joe Ferguson, R (8.2) OBP: 0.311, SLG: 0.353										0	0	0	0	0	0	0			
Willie Crawford, L (1.9) OBP: 0.395, SLG: 0.498										4	2	3	2	1	0	0			
Keith Hernandez, L (1.3) OBP: 0.300, SLG: 0.260										3	1	0	0	2	0	1			
Hector Cruz, R (1.5) OBP: 0.243, SLG: 0.324										5	1	1	2	0	1	3			
Mike Tyson, R (1.4) OBP: 0.314, SLG: 0.416										5	0	2	1	0	0	3			
Bob Forsch, R (1.1) OBP: 0.182, SLG: 0.188										3	1	1	0	0	1	0			
John Curtis, L (8.1) OBP: 0.276, SLG: 0.259										1	0	0	0	0	0	1			
<b>Inning Stats</b>	R: 7 E: 1 K: 0 S: 10	H: 6 LOB: 2 BB: 2 P: 18	R: 0 E: 0 K: 0 S: 4	H: 1 LOB: 2 BB: 1 P: 8	R: 0 E: 0 K: 1 S: 6	H: 1 LOB: 1 BB: 0 P: 6	R: 1 E: 1 K: 1 S: 7	H: 1 LOB: 1 BB: 0 P: 7	R: 3 E: 0 K: 0 S: 8	H: 3 LOB: 1 BB: 0 P: 9	R: 2 E: 0 K: 0 S: 7	H: 4 LOB: 2 BB: 0 P: 7	R: 0 E: 0 K: 0 S: 3	H: 0 LOB: 0 BB: 0 P: 3	R: 0 E: 0 K: 1 S: 6	H: 2 LOB: 1 BB: 0 P: 6	1B: 13 2B: 4 3B: 0 HR: 1	SF: 0 SAC: 1 DP: 1 HBP: 1	WP: 1 PA: 47 PB: 0 SB: 1 CS: 0
<b>PITCHER</b>	IP WLS BF H R ER SO BB IBB HBP BLK WP HR S P ERA WHIP																		
Ed Halicki, R (1.1) ERA: 5.1	0.0 L 7 5 7 7 0 0 2 0 0 0 0 0 5 13 0.00 1.500																		
Charlie Williams, R (1.1) ERA: 1.91	2.0 10 2 0 0 0 1 0 0 0 0 0 0 9 13 0.00 1.500																		
Mike Caldwell, L (3.1) ERA: 4.74	2.0 9 2 1 1 2 0 0 0 0 0 1 13 13 4.50 1.000																		
Dave Heaverlo, R (5.1) ERA: 4.62	2.0 14 7 5 5 1 0 0 0 1 0 1 0 15 16 22.50 3.500																		
John D'Acquisto, R (7.1) ERA: 5.47	2.0 7 2 0 0 1 0 0 0 0 0 0 0 9 9 0.00 1.000																		



Batter	1	2	3	4	5	6	7	8	9	AB	R	H	RBI	BB	SO	LOB	TOP	
<b>Gary Thomasson, L</b> (1, 8) OBP: 0.286, SLG: 0.405	F7		SH3 2B		G3		K			4	0	1	0	0	1	0	<b>San Francisco Giants @ St. Louis Cardinals</b> Busch Stadium, St. Louis, MO Wed Jul 07 1976, 7:05 PM CDT Att: 10,305 - Unknown	
<b>Marty Perez, R</b> (1, 4) OBP: 0.346, SLG: 0.365	5-3		SH3		P4			FC3-6 BB		2	0	0	0	1	0			
<b>Gary Matthews, R</b> (1, 7) OBP: 0.351, SLG: 0.419	K				F8			FC3-6 CS		3	0	0	0	1	1			
<b>Bobby Murcer, L</b> (1, 9) OBP: 0.348, SLG: 0.383 <b>Larry Herndon, R</b> (9, 8) OBP: 0.360, SLG: 0.393		WP SF7 2B	P6		3-1			F8		4	1	1	0	0	0	3		
<b>Darrell Evans, L</b> (1, 3) OBP: 0.336, SLG: 0.313	P6		4-3		F3			HR		4	1	1	1	0	0	3		
<b>Ken Reitz, R</b> (1, 5) OBP: 0.319, SLG: 0.364		4-0 SF7 1B BB			F2			4-3		3	1	1	0	1	0	0		
<b>Chris Speier, R</b> (1, 6) OBP: 0.307, SLG: 0.283	SF7		4-3		F9			F7		3	0	0	1	0	0	1		
<b>Marc Hill, R</b> (1, 2) OBP: 0.264, SLG: 0.350		1-2 3-H						P4		4	0	3	1	0	0	0		
<b>John Montefusco, R</b> (1, 1) OBP: 0.170, SLG: 0.159 <b>Gary Lavelle, S</b> (8, 1) OBP: 0.200, SLG: 0.200		2-H 1B			F9			K		3	0	0	0	0	2	3		
<b>Inning Stats</b>	R: 0 E: 0 K: 1 S: 5	H: 0 LOB: 0 BB: 0 P: 5	R: 2 E: 0 K: 1 S: 7	H: 2 LOB: 1 BB: 1 P: 11	R: 0 E: 0 K: 0 S: 4	H: 1 LOB: 2 BB: 1 P: 8	R: 0 E: 0 K: 0 S: 4	H: 1 LOB: 1 BB: 0 P: 4	R: 0 E: 0 K: 2 S: 3	H: 1 LOB: 0 BB: 0 P: 7	R: 0 E: 0 K: 0 S: 2	H: 0 LOB: 2 BB: 1 P: 6	R: 1 E: 0 K: 0 S: 4	H: 1 LOB: 0 BB: 0 P: 4	1B: 4 2B: 2 3B: 0 HR: 1	SF: 1 SAC: 1 DP: 0 HBP: 0		WP: 1 PA: 35 PB: 0 SB: 0 CS: 2
<b>PITCHER</b> <b>Lynn McGlothen, R</b> (1, 1) ERA: 3.63	IP	WLS	BF	H	R	ER	SO	BB	IBB	HBP	BLK	WP	HR	S	P	ERA	WHIP	
	9.0	L	35	7	3	3	4	3	0	0	0	1	1	40	52	3.00	1.111	

Batter	1	2	3	4	5	6	7	8	9	AB	R	H	RBI	BB	SO	LOB	BOTTOM	
<b>Jerry Mumphrey, S</b> (1, 8) OBP: 0.375, SLG: 0.415	CS SF9 BB		K					SH1-4 1B	G3	4	1	2	0	1	1	3	<b>San Francisco Giants @ St. Louis Cardinals</b> Busch Stadium, St. Louis, MO Wed Jul 07 1976, 7:05 PM CDT Att: 10,305 - Unknown	
<b>Don Kessinger, S</b> (1, 6) OBP: 0.326, SLG: 0.327	F7		K		K			SH1-4		3	0	0	0	0	2	3		
<b>Lou Brock, L</b> (1, 7) OBP: 0.317, SLG: 0.368	SF9							K		3	0	2	1	0	1	1		
<b>Ted Simmons, S</b> (1, 2) OBP: 0.345, SLG: 0.369	F7				P6			P6		3	0	0	0	1	0	2		
<b>Willie Crawford, L</b> (1, 9) OBP: 0.393, SLG: 0.491			G3		4-3			4-3		3	0	0	0	1	0	3		
<b>Keith Hernandez, L</b> (1, 3) OBP: 0.293, SLG: 0.252 <b>Mike Anderson, R</b> (9, PH) OBP: 0.385, SLG: 0.355 <b>Lee Richard, R</b> (9, PR) OBP: 0.111, SLG: 0.059			4-3		F8			1-3		3	0	0	0	0	0	2		
<b>Hector Cruz, R</b> (1, 5) OBP: 0.243, SLG: 0.320 <b>Vic Harris, S</b> (9, PR) OBP: 0.301, SLG: 0.339			G3					FC6-4 1B		1	0	1	0	0	0	0		
<b>Mike Tyson, R</b> (1, 4) OBP: 0.318, SLG: 0.429					FC3-6 BB			K		3	0	0	0	1	1	1		
<b>Lynn McGlothen, L</b> (1, 1) OBP: 0.158, SLG: 0.135 <b>Joe Ferguson, R</b> (9, PH) OBP: 0.310, SLG: 0.351					FC3-6 1B S			K		4	1	2	0	0	1	1		
<b>Inning Stats</b>	R: 1 E: 0 K: 0 S: 3	H: 0 LOB: 0 BB: 1 P: 7	R: 0 E: 0 K: 0 S: 3	H: 0 LOB: 0 BB: 0 P: 3	R: 0 E: 0 K: 2 S: 8	H: 1 LOB: 1 BB: 0 P: 8	R: 0 E: 0 K: 0 S: 4	H: 1 LOB: 1 BB: 0 P: 4	R: 1 E: 0 K: 2 S: 8	H: 1 LOB: 1 BB: 1 P: 12	R: 0 E: 0 K: 0 S: 3	H: 1 LOB: 2 BB: 1 P: 7	R: 0 E: 0 K: 1 S: 6	H: 1 LOB: 2 BB: 1 P: 10	R: 0 E: 0 K: 0 S: 5	1B: 5 2B: 1 3B: 1 HR: 0		SF: 1 SAC: 1 DP: 0 HBP: 0
<b>PITCHER</b> <b>John Montefusco, R</b> (1, 1) ERA: 3.13 <b>Gary Lavelle, L</b> (8, 1) ERA: 2.51	IP	WLS	BF	H	R	ER	SO	BB	IBB	HBP	BLK	WP	HR	S	P	ERA	WHIP	
	7.0		27	4	2	1	6	3	0	0	1	0	0	36	48	1.29	1.000	
	2.0	W	10	3	0	0	1	0	1	0	0	0	0	11	15	0.00	1.500	





Batter	1	2	3	4	5	6	7	8	9	AB	R	H	RBI	BB	SO	LOB	TOP				
Davey Lopes, R OBP: 0.320, SLG: 0.306 Manny Mota, R OBP: 0.324, SLG: 0.303 Elias Sosa, R OBP: 0.143, SLG: 0.143	6-3		F7				K		G6-4-3 BB	4	0	1	0	0	1	2	<b>Los Angeles Dodgers @ St. Louis Cardinals</b> Busch Stadium, St. Louis, MO Fri Jul 09 1976, 7:05 PM CDT Att: 21,242 - Unknown <a href="http://livebaseballscorecards.com">livebaseballscorecards.com</a>				
Bill Buckner, L OBP: 0.327, SLG: 0.403	G3			4-3		F9		BB 1B	G6-4-3	5	0	1	0	0	0	3					
Steve Garvey, R OBP: 0.347, SLG: 0.429				4-3						3	0	2	0	2	0	0					
Ron Cey, R OBP: 0.404, SLG: 0.511	F9			6-3		G6-4-3			F7	5	0	0	0	0	1	7					
Reggie Smith, S OBP: 0.278, SLG: 0.410									F3	4	1	2	1	0	0	2					
Bill Russell, R OBP: 0.338, SLG: 0.404	G6-4-3					1B BB			FC6-4	3	0	1	0	1	0	3					
Dusty Baker Jr., R OBP: 0.307, SLG: 0.299	6-3									4	1	2	0	0	0	1					
Steve Yeager, R OBP: 0.309, SLG: 0.386				5-3		F8			BB 1B	2	1	0	0	1	0	2					
Rick Rhoden, R OBP: 0.356, SLG: 0.474 Ed Gooden, L OBP: 0.297, SLG: 0.290 Stan Wall, L OBP: 0.255, SLG: 0.376 Henry Cruz, R OBP: 0.303, SLG: 0.361 Lee Lacy, R OBP: 0.267, SLG: 0.333 Charlie Hough, R OBP: 0.306, SLG: 0.316	6-3					F8			G6-4-3 BB	1	0	0	0	0	0	0					
Inning Stats	R: 0 E: 0 K: 0 S: 4	H: 1 LOB: 1 BB: 0 P: 4	R: 0 E: 0 K: 0 S: 3	H: 1 LOB: 0 BB: 0 P: 3	R: 0 E: 0 K: 0 S: 3	H: 0 LOB: 0 BB: 0 P: 3	R: 0 E: 0 K: 0 S: 3	H: 0 LOB: 0 BB: 1 P: 8	R: 0 E: 0 K: 0 S: 4	H: 2 LOB: 1 BB: 0 P: 4	R: 1 E: 0 K: 2 S: 9	H: 2 LOB: 2 BB: 0 P: 10	R: 0 E: 0 K: 0 S: 4	H: 1 LOB: 2 BB: 1 P: 8	R: 2 E: 0 K: 1 S: 6	H: 2 LOB: 2 BB: 3 P: 18		1B: 9 2B: 0 3B: 0 HR: 1	SF: 0 SAC: 0 DP: 3 HBP: 1	WP: 0 PB: 0 SB: 0 CS: 0	PA: 40
PITCHER	IP	WLS	BF	H	R	ER	SO	BB	IBB	HBP	BLK	WP	HR	S	P	ERA	WHIP				
John Denny, R ERA: 3.28	6.1		26	7	1	1	0	1	0	1	0	0	1	24	29	1.42	1.263				
Al Hrabosky, L ERA: 3.29	1.2		11	3	2	2	2	3	0	0	0	0	0	12	24	10.80	3.600				
Mike Wallace, L ERA: 2.45	0.2		1	0	0	0	0	0	0	0	0	0	0	1	1	0.00	0.000				
Bill Greif, R ERA: 5.36	0.1	W	2	0	0	0	1	0	1	0	0	0	0	3	7	0.00	0.000				

Batter	1	2	3	4	5	6	7	8	9	AB	R	H	RBI	BB	SO	LOB	BOTTOM				
Jerry Mumphrey, S OBP: 0.367, SLG: 0.404	1-3		F8		4-3				FC1-6 1B	5	0	1	0	0	0	3	<b>Los Angeles Dodgers @ St. Louis Cardinals</b> Busch Stadium, St. Louis, MO Fri Jul 09 1976, 7:05 PM CDT Att: 21,242 - Unknown <a href="http://livebaseballscorecards.com">livebaseballscorecards.com</a>				
Don Kessinger, S OBP: 0.327, SLG: 0.324 Lee Richard, R OBP: 0.111, SLG: 0.059	2B BB		6-3						FC1-6 PB FC6	3	1	0	0	2	0	1					
Lou Brock, L OBP: 0.319, SLG: 0.366	F7		L7						1B IBB	4	0	1	0	1	1	2					
Ted Simmons, S OBP: 0.352, SLG: 0.373			F8						IBB	2	0	1	1	3	0	0					
Willie Crawford, L OBP: 0.389, SLG: 0.493	G3								FC6	5	1	1	1	0	0	7					
Keith Hernandez, L OBP: 0.291, SLG: 0.261										4	1	1	1	0	1	0					
Hector Cruz, R OBP: 0.244, SLG: 0.319			F8							4	0	1	0	0	1	0					
Mike Tyson, R OBP: 0.327, SLG: 0.443										3	0	3	1	0	0	0					
John Denny, R OBP: 0.212, SLG: 0.250 Al Hrabosky, R										3	0	1	0	0	0	2					
Mike Wallace, L OBP: 0.333, SLG: 0.333 Bill Greif, R										0	0	0	0	0	0	0					
Inning Stats	R: 1 E: 0 K: 0 S: 4	H: 1 LOB: 1 BB: 1 P: 8	R: 0 E: 0 K: 1 S: 7	H: 2 LOB: 2 BB: 0 P: 7	R: 0 E: 0 K: 0 S: 3	H: 0 LOB: 0 BB: 0 P: 3	R: 2 E: 1 K: 0 S: 6	H: 3 LOB: 1 BB: 0 P: 6	R: 0 E: 0 K: 1 S: 4	H: 0 LOB: 1 BB: 2 P: 12	R: 0 E: 0 K: 1 S: 6	H: 1 LOB: 1 BB: 0 P: 6	R: 0 E: 0 K: 0 S: 4	H: 1 LOB: 2 BB: 1 P: 8	R: 0 E: 0 K: 0 S: 4	H: 1 LOB: 3 BB: 2 P: 11	1B: 6 2B: 3 3B: 1 HR: 0	SF: 1 SAC: 0 DP: 1 HBP: 0	WP: 1 PB: 1 SB: 0 CS: 0	PA: 41	
PITCHER	IP	WLS	BF	H	R	ER	SO	BB	IBB	HBP	BLK	WP	HR	S	P	ERA	WHIP				
Rick Rhoden, R ERA: 2.91	4.0		19	6	3	3	1	1	0	0	0	0	0	10	18	0.00	1.500				
Stan Wall, L ERA: 4.19	2.0		8	1	0	0	2	2	0	0	0	0	0	8	12	0.00	1.500				
Charlie Hough, R ERA: 2.13	2.0		9	2	0	0	0	1	0	0	0	0	0	3	11	13.50	1.500				
Elias Sosa, R ERA: 4.75	0.2	L	5	1	1	1	0	0	2	0	0	1	0	3	11	13.50	1.500				



Batter	1	2	3	4	5	6	7	8	9	AB	R	H	RBI	BB	SO	LOB	TOP					
Davey Lopes, R OBP: 0.317, SLG: 0.315	(1,4) 0-3 K		X 0-0 3B		X 0-3 K		X 0-0 G6-4-3		X 0-0 G6-4-3	5	0	1	0	0	2	3	<b>Los Angeles Dodgers @ St. Louis Cardinals</b> Busch Stadium, St. Louis, MO Sat Jul 10 1976, 7:05 PM CDT Att: 28,916 - Unknown <a href="http://livebaseballscorecards.com">livebaseballscorecards.com</a>					
Bill Buckner, L OBP: 0.322, SLG: 0.397	(1,7) X 0-0 6-3		X 0-0 P6		X 0-0 L4		X 0-3 K		X 0-0 5-3	5	0	0	0	0	1	2						
Steve Garvey, R OBP: 0.346, SLG: 0.427	(1,3) X 0-0 F7			X 0-0 HR	X 0-0 5-3			X 0-0 6-3		4	1	1	0	0	0	1						
Ron Cey, R OBP: 0.408, SLG: 0.511		X 4-0 FC5-4		X 0-0 P4		X 4-0 BB		X 0-0 FC4-6		2	0	1	0	2	0	1						
Reggie Smith, S OBP: 0.278, SLG: 0.421	(1,9) X 0-0 F8		X 0-0 HR		X 0-0 F9		X 0-0 FC4-6		X 0-0 FC4-6	4	2	1	2	0	0	3						
Bill Russell, R OBP: 0.337, SLG: 0.401	(1,6) X 0-0 F7		X 0-0 5-3		X 0-0 F7		X 0-0 1B		X 0-0 1B	4	0	1	0	0	0	2						
Dusty Baker Jr., R OBP: 0.313, SLG: 0.300	(1,8) X 0-0 FC5-4			X 4-0 BB		X 4-0 BB		X 0-0 1B		2	0	1	1	2	0	1						
Steve Yeager, R OBP: 0.305, SLG: 0.381	(1,2) X 0-0 5-3		X 0-0 F7		X 0-3 K		X 0-3 K			3	0	0	0	0	1	3						
Danny Walton, R OBP: 0.214, SLG: 0.167	(8, PH) X 0-0 5-3			X 0-0 E3		X 0-0 G6-4-3		X 0-0 E4		1	0	0	0	0	0	0						
Elie Rodriguez, R OBP: 0.464, SLG: 0.300	(8,2) X 0-0 5-3				X 0-0 E4					1	0	0	0	0	0	0						
<b>Inning Stats</b>	R: 0 E: 0 K: 1 S: 5	H: 0 LOB: 0 BB: 0 P: 5	R: 0 E: 0 K: 0 S: 3	H: 0 LOB: 1 BB: 1 P: 7	R: 0 E: 0 K: 0 S: 4	H: 1 LOB: 1 BB: 0 P: 4	R: 2 E: 0 K: 0 S: 5	H: 2 LOB: 1 BB: 1 P: 9	R: 0 E: 1 K: 1 S: 6	H: 1 LOB: 1 BB: 0 P: 6	R: 0 E: 0 K: 1 S: 5	H: 0 LOB: 2 BB: 2 P: 13	R: 0 E: 0 K: 1 S: 5	H: 1 LOB: 0 BB: 0 P: 5	R: 1 E: 0 K: 1 S: 8	H: 3 LOB: 2 BB: 0 P: 8	R: 0 E: 1 K: 0 S: 3	H: 0 LOB: 0 BB: 0 P: 3	1B: 6 2B: 0 3B: 1 HR: 1	SF: 0 SAC: 0 DP: 2 HBP: 0	WP: 0 PB: 0 SB: 0 CS: 0	PA: 38
<b>PITCHER</b>	IP WLS BF H R ER SO BB IBB HBP BLK WP HR S P ERA WHIP																					
Pete Falcone, L ERA: 3.95	(1,1) 7.0 W 29 5 2 2 4 4 0 0 0 0 0 1 33 49 2.57 1.286																					
Bill Greif, R ERA: 5.32	(8,1) 2.0 9 3 1 1 1 0 0 0 0 0 0 0 11 11 4.50 1.500																					

Batter	1	2	3	4	5	6	7	8	9	AB	R	H	RBI	BB	SO	LOB	BOTTOM			
Jerry Mumphrey, S OBP: 0.354, SLG: 0.388	(1,8) X 0-0 5-3		X 0-0 5-3		X 0-0 6-3		X 0-0 5-3			4	0	0	0	0	0	0	<b>Los Angeles Dodgers @ St. Louis Cardinals</b> Busch Stadium, St. Louis, MO Sat Jul 10 1976, 7:05 PM CDT Att: 28,916 - Unknown <a href="http://livebaseballscorecards.com">livebaseballscorecards.com</a>			
Don Kessinger, S OBP: 0.326, SLG: 0.330	(1,6) X 0-0 G3		X 0-0 6-3		X 0-0 6-3		X 0-0 1B			4	1	1	0	0	0	0				
Mike Anderson, R OBP: 0.397, SLG: 0.373	(1,7) X 0-0 1B		X 0-0 6-3			X 4-0 SH1-4	X 0-0 BB			3	2	2	1	1	0	0				
Ted Simmons, S OBP: 0.357, SLG: 0.379	(1,3) X 0-0 1B			X 0-0 1B		X 4-0 FC4-6	X 0-0 SH1-4			3	2	2	1	1	0	1				
Bill Greif, R ERA: 5.32	(8,1) X 2H 1B			X 0-0 1B		X 1-2 3B	X 0-0 BB			0	0	0	0	0	0	0				
Joe Ferguson, R OBP: 0.318, SLG: 0.361	(1,2) X 0-0 2B		X 0-0 1B		X 0-0 1B	X 1-2 2-3	X 0-0 FC4			2	0	2	0	1	0	0				
Willie Crawford, L OBP: 0.390, SLG: 0.491	(1,9) X 0-0 P4		X 0-0 G5-4-3		X 0-0 FC4-6	X 1-2 3B	X 0-0 FC4			3	0	1	1	1	0	3				
Hector Cruz, R OBP: 0.242, SLG: 0.316	(1,5) X 0-0 F7		X 0-0 F8		X 0-0 FC4-6	X 1-2 3B	X 0-3 K			2	0	0	0	0	0	3				
Lou Brock, L OBP: 0.318, SLG: 0.365	(6, PH) X 4-0 IBB		X 0-0 G5-4-3		X 0-0 3B	X 1-H 3H	X 0-0 6-3			1	1	0	1	0	0	2				
Vic Harris, S OBP: 0.299, SLG: 0.337	(7,5) X 0-0 K			X 0-0 K		X 0-0 6-3		X 0-0 4-3		1	0	0	0	0	0	0				
<b>Inning Stats</b>	R: 1 E: 0 K: 0 S: 4	H: 2 LOB: 1 BB: 0 P: 4	R: 0 E: 0 K: 1 S: 6	H: 1 LOB: 2 BB: 1 P: 10	R: 0 E: 0 K: 0 S: 3	H: 0 LOB: 0 BB: 0 P: 3	R: 1 E: 0 K: 0 S: 5	H: 3 LOB: 1 BB: 0 P: 5	R: 0 E: 0 K: 1 S: 5	H: 0 LOB: 0 BB: 0 P: 5	R: 3 E: 0 K: 0 S: 4	H: 1 LOB: 3 BB: 3 P: 16	R: 1 E: 0 K: 0 S: 5	H: 2 LOB: 1 BB: 1 P: 9	R: 0 E: 0 K: 1 S: 5	H: 0 LOB: 0 BB: 0 P: 5	1B: 4 2B: 3 3B: 2 HR: 0	SF: 0 SAC: 1 DP: 1 HBP: 0	WP: 0 PB: 0 SB: 0 CS: 0	PA: 36
<b>PITCHER</b>	IP WLS BF H R ER SO BB IBB HBP BLK WP HR S P ERA WHIP																			
Tommy John, L ERA: 3.29	(1,1) 5.0 L 22 6 4 4 2 2 1 0 0 0 0 0 0 23 35 7.20 1.600																			
Elias Sosa, R ERA: 4.65	(6,1) 1.0 5 1 1 1 0 0 1 0 0 0 0 0 4 8 9.00 1.000																			
Charlie Hough, R ERA: 2.19	(7,1) 2.0 9 2 1 1 1 1 0 0 0 0 0 0 10 14 4.50 1.500																			







Batter	1	2	3	4	5	6	7	8	9	AB	R	H	RBI	BB	SO	LOB	TOP							
<b>Bake McBride, L</b> OBP: 0.400, SLG: 0.441 (1, 8)										4	0	1	1	0	1	2								
<b>Don Kessinger, S</b> OBP: 0.325, SLG: 0.324 (1, 6)										4	1	1	0	0	2	1								
<b>Lou Brock, L</b> OBP: 0.318, SLG: 0.364 (1, 7)										3	0	1	0	0	0	0								
<b>Ted Simmons, S</b> OBP: 0.354, SLG: 0.374 (9, PR)										3	0	0	0	1	1	1								
<b>Lee Richard, R</b> OBP: 0.111, SLG: 0.059 (9, 4)										0	0	0	0	0	0	0								
<b>Joe Ferguson, R</b> OBP: 0.317, SLG: 0.363 (1, 2)										4	0	1	1	0	1	0								
<b>Mike Anderson, R</b> OBP: 0.394, SLG: 0.365 (1, 9)										3	0	1	0	1	1	0								
<b>Mike Tyson, R</b> OBP: 0.333, SLG: 0.448 (9, PH)										3	0	1	0	0	1	0								
<b>Ron Fairly, L</b> OBP: 0.396, SLG: 0.318 (9, 3)										1	0	0	0	0	0	3								
<b>Hector Cruz, R</b> OBP: 0.240, SLG: 0.313 (1, 5)										3	1	1	0	0	0	2								
<b>Bob Forsch, R</b> OBP: 0.171, SLG: 0.176 (9, 1)										2	0	0	0	0	1	2								
<b>Al Hrabosky, R</b> (9, 1)										0	0	0	0	0	0	0								
<b>Inning Stats</b>	R: 0 E: 0 K: 1 S: 5	H: 0 LOB: 0 BB: 0 P: 5	R: 0 E: 0 K: 3 S: 9	H: 0 LOB: 0 BB: 0 P: 9	R: 1 E: 0 K: 0 S: 5	H: 2 LOB: 1 BB: 0 P: 5	R: 0 E: 0 K: 0 S: 3	H: 0 LOB: 0 BB: 0 P: 3	R: 0 E: 0 K: 1 S: 7	H: 2 LOB: 2 BB: 0 P: 7	R: 0 E: 0 K: 0 S: 5	H: 1 LOB: 0 BB: 0 P: 5	R: 0 E: 0 K: 1 S: 5	H: 0 LOB: 0 BB: 0 P: 5	R: 0 E: 0 K: 1 S: 5	H: 0 LOB: 0 BB: 0 P: 5	R: 1 E: 0 K: 0 S: 4	H: 2 LOB: 2 BB: 2 P: 12	1B: 6 2B: 1 3B: 0 HR: 0	SF: 0 SAC: 2 DP: 1 HBP: 0	WP: 0 PB: 0 SB: 0 CS: 1	PA: 34		
<b>PITCHER</b>	IP	WLS	BF	H	R	ER	SO	BB	IBB	HBP	BLK	WP	HR	S	P	ERA	WHIP							
<b>Brent Strom, L</b> ERA: 3.17 (1, 1)	8.1	L	32	7	2	2	8	0	1	0	1	0	0	47	51	2.16	0.840							
<b>Butch Metzger, R</b> ERA: 2.07 (9, 1)	0.2		2	0	0	0	0	0	1	0	0	0	0	1	5	0.00	0.000							

St. Louis Cardinals @ San Diego Padres  
San Diego Stadium, San Diego, CA  
Thu Jul 15 1976, 10:05 PM EDT  
Att: 19,922 - Unknown

AB	30
R	2
H	7
RBI	2
BB	2
SO	8
LOB	11



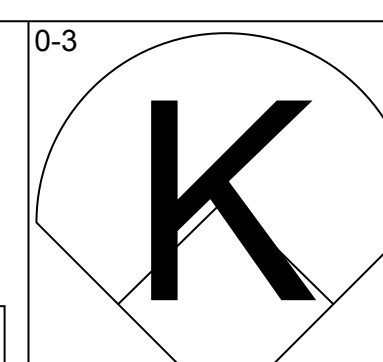
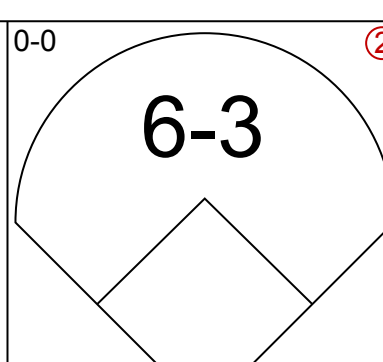
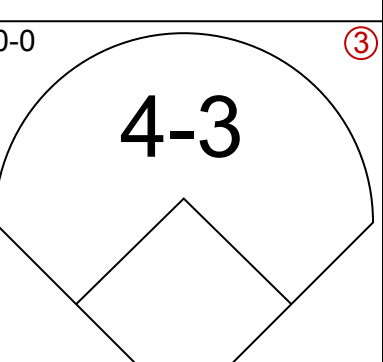
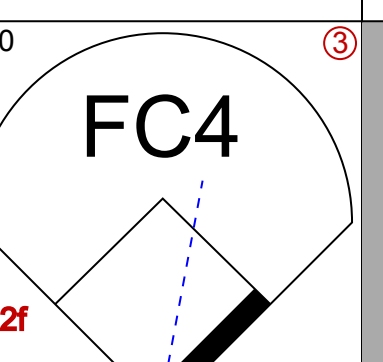
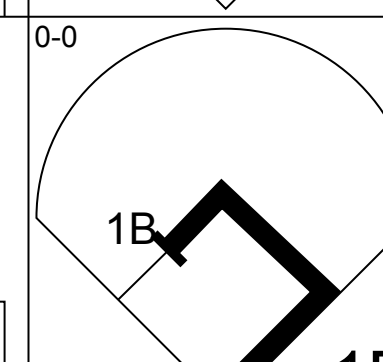
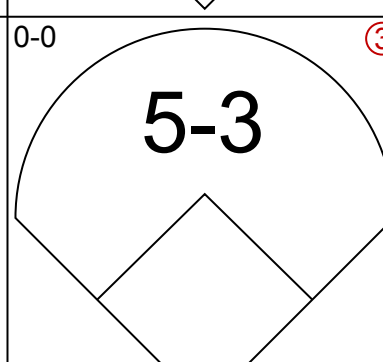
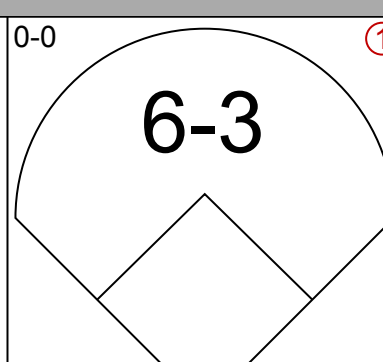
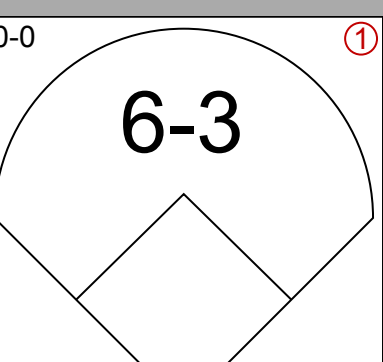
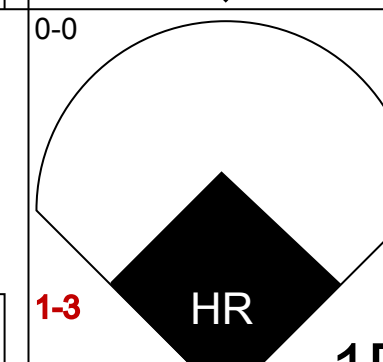
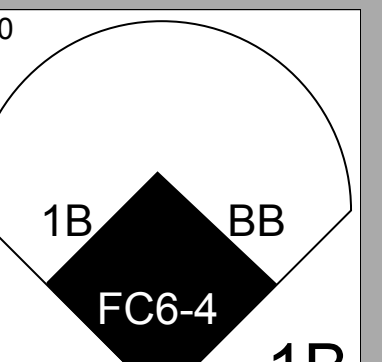
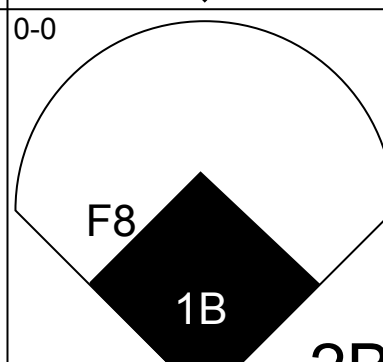
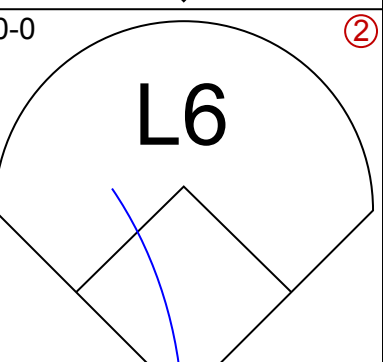
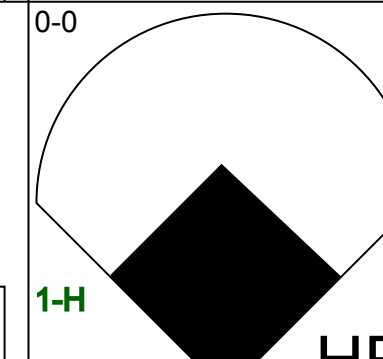
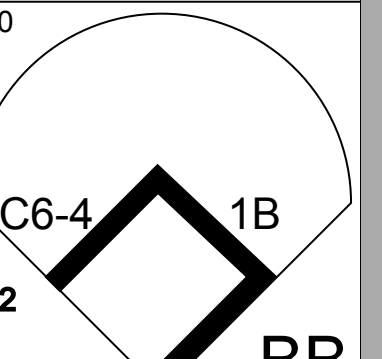
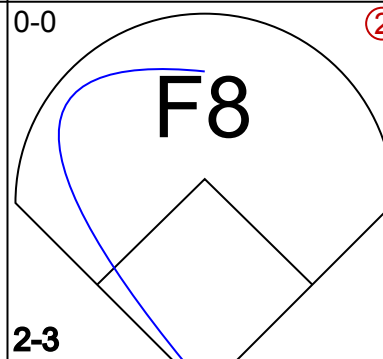
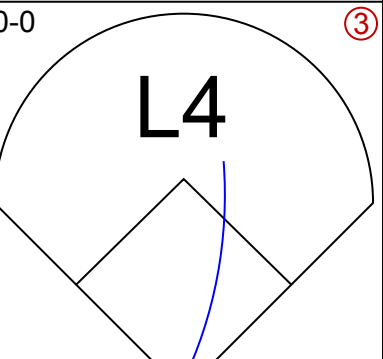
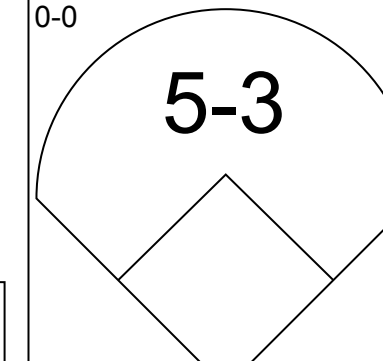
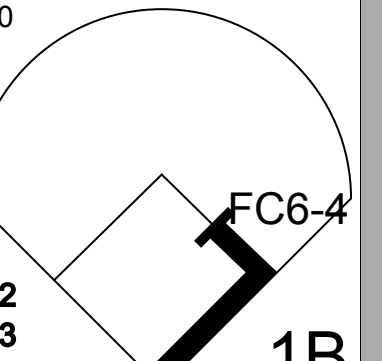
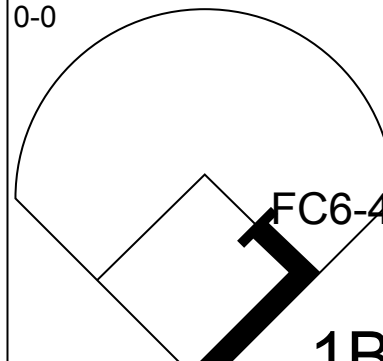
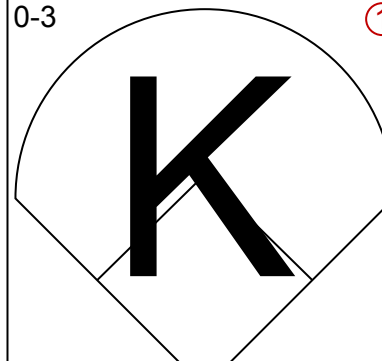
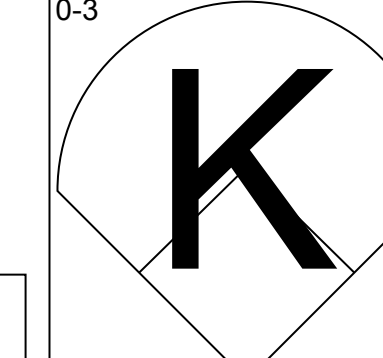
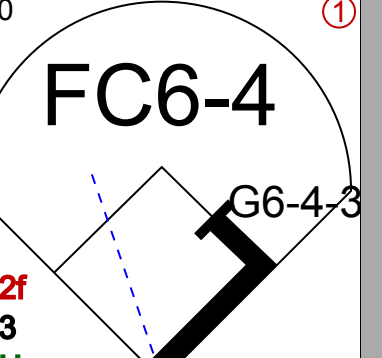
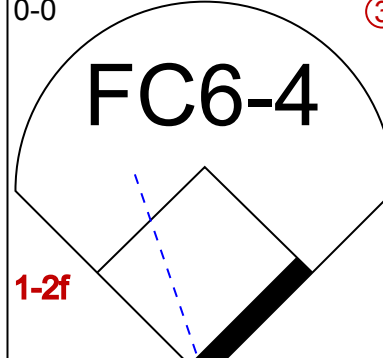
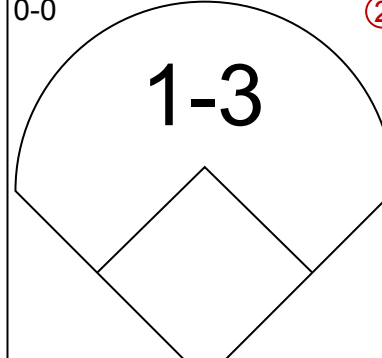
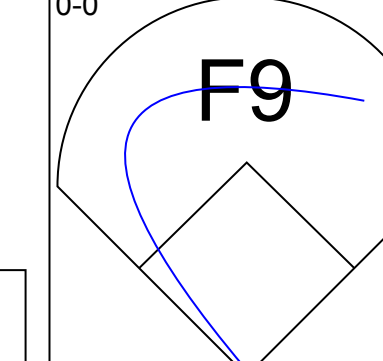
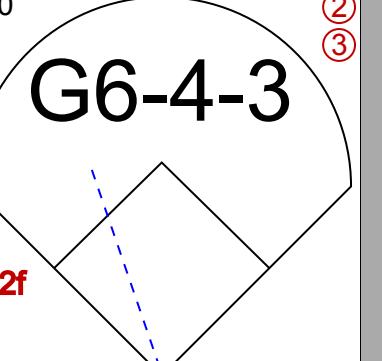
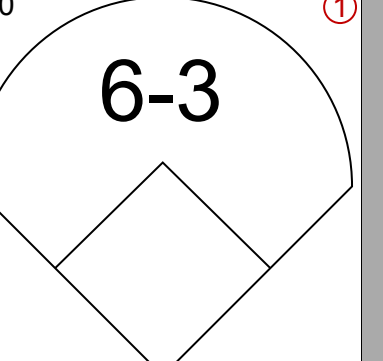
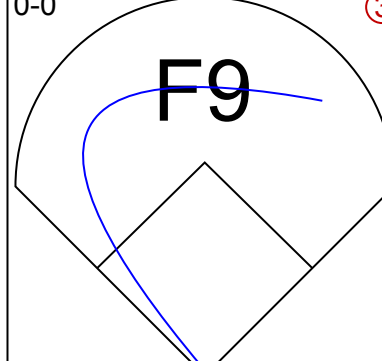
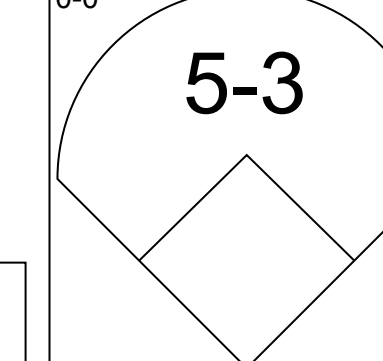
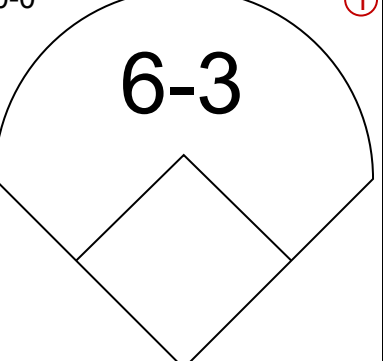


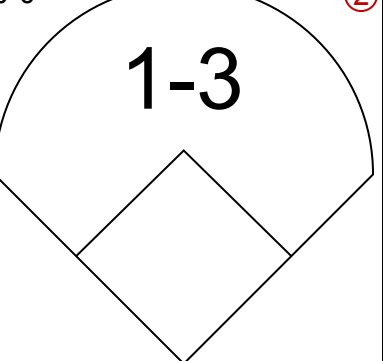
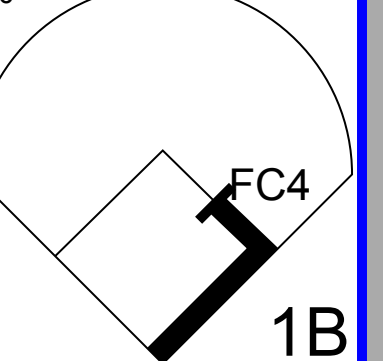
Batter	1	2	3	4	5	6	7	8	9	AB	R	H	RBI	BB	SO	LOB	BOTTOM							
<b>Johnny Grubb, L</b> OBP: 0.408, SLG: 0.405 (1, 7)										3	1	1	0	2	0	3								
<b>Tito Fuentes, S</b> OBP: 0.300, SLG: 0.333 (1, 4)										4	0	3	0	0	0	1								
<b>Willie Davis, L</b> OBP: 0.301, SLG: 0.406 (1, 8)										3	0	0	1	0	0	3								
<b>Willie McCovey, L</b> OBP: 0.278, SLG: 0.349 (9, PR)										3	0	0	0	1	1	3								
<b>Jerry Turner, L</b> OBP: 0.290, SLG: 0.381 (9, 7)										0	0	0	0	0	0	0								
<b>Dave Winfield, R</b> OBP: 0.371, SLG: 0.472 (1, 9)										4	0	1	0	0	1	3								
<b>Doug Rader, R</b> OBP: 0.328, SLG: 0.384 (1, 5)										4	0	0	0	0	0	4								
<b>Fred Kendall, R</b> OBP: 0.296, SLG: 0.279 (1, 2)										4	0	3	0	0	0	0								
<b>Bob Davis, R</b> OBP: 0.224, SLG: 0.241 (9, PR)										0	0	0	0	0	0	0								
<b>Enzo Hernandez, R</b> OBP: 0.324, SLG: 0.313 (1, 6)										3	0	0	0	0	0	1								
<b>Brent Strom, R</b> OBP: 0.170, SLG: 0.143 (9, 1)										2	0	0	0	0	0	0								
<b>Ted Kubiak, S</b> OBP: 0.393, SLG: 0.382 (9, PH)										1	0	0	0	0	1	2								
<b>Inning Stats</b>	R: 1 E: 0 K: 1 S: 7	H: 2 LOB: 1 BB: 0 P: 7	R: 0 E: 0 K: 0 S: 3	H: 0 LOB: 0 BB: 0 P: 3	R: 0 E: 0 K: 1 S: 6	H: 1 LOB: 2 BB: 1 P: 10	R: 0 E: 0 K: 0 S: 3	H: 1 LOB: 0 BB: 0 P: 3	R: 0 E: 0 K: 0 S: 3	H: 0 LOB: 1 BB: 1 P: 7	R: 0 E: 0 K: 0 S: 4	H: 1 LOB: 1 BB: 0 P: 4	R: 0 E: 0 K: 0 S: 4	H: 1 LOB: 3 BB: 0 P: 4	R: 0 E: 0 K: 0 S: 4	H: 1 LOB: 1 BB: 1 P: 8	R: 0 E: 0 K: 1 S: 6	H: 1 LOB: 2 BB: 0 P: 6	1B: 6 2B: 2 3B: 0 HR: 0	SF: 1 SAC: 2 DP: 0 HBP: 0	WP: 0 PB: 0 SB: 2 CS: 1	PA: 38		
<b>PITCHER</b>	IP	WLS	BF	H	R	ER	SO	BB	IBB	HBP	BLK	WP	HR	S	P	ERA	WHIP							
<b>Bob Forsch, R</b> ERA: 3.7 (1, 1)	8.1	W	35	8	1	1	2	2	1	0	0	0	0	36	48	1.08	1.200							
<b>Al Hrabosky, L</b> ERA: 3.24 (9, 1)	0.2	S	2	0	0	0	1	0	0	0	0	0	0	4	4	0.00	0.000							

St. Louis Cardinals @ San Diego Padres  
San Diego Stadium, San Diego, CA  
Thu Jul 15 1976, 10:05 PM EDT  
Att: 19,922 - Unknown

AB	31
R	1
H	8
RBI	1
BB	3
SO	3
LOB	20



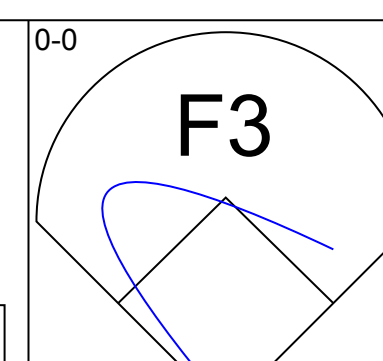
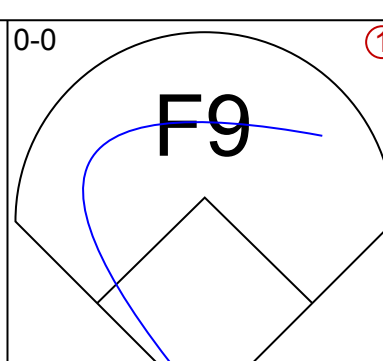
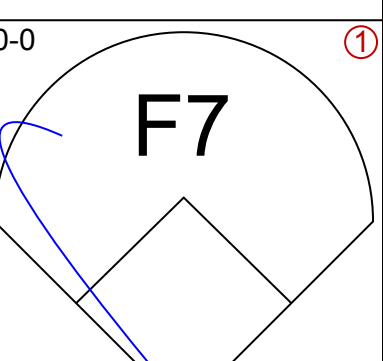
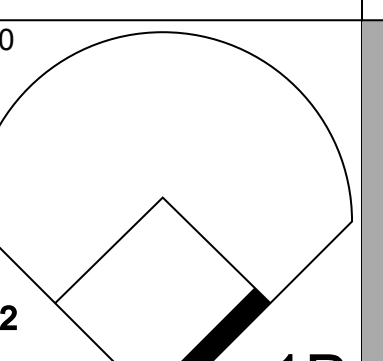
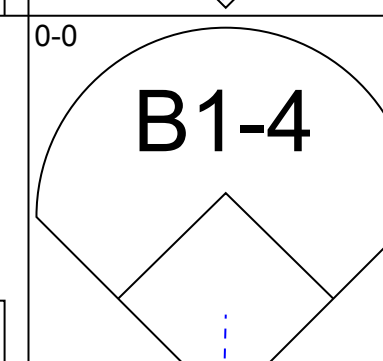
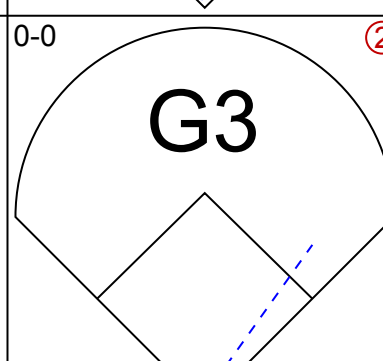
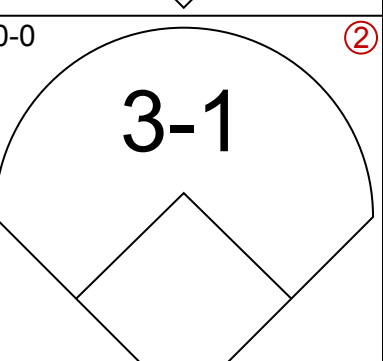
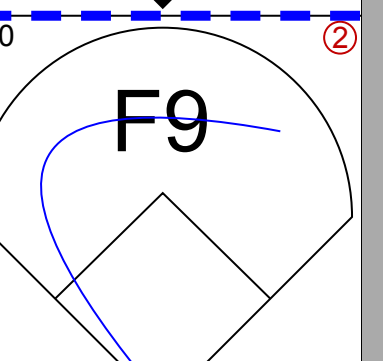
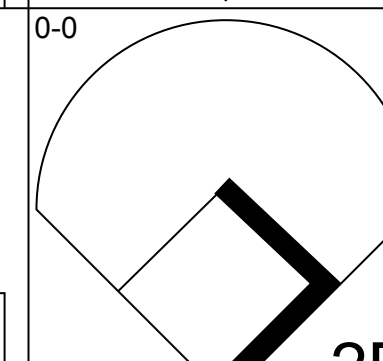
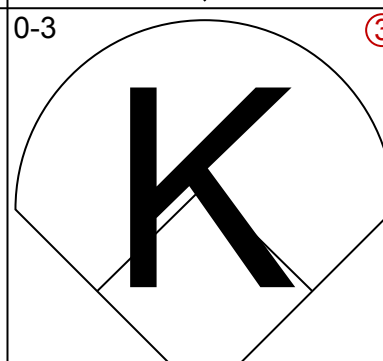
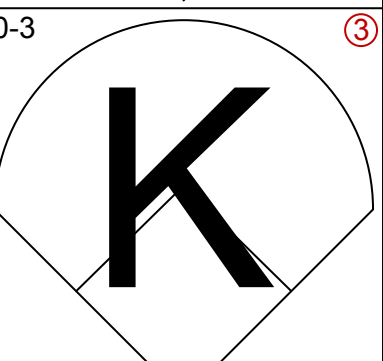
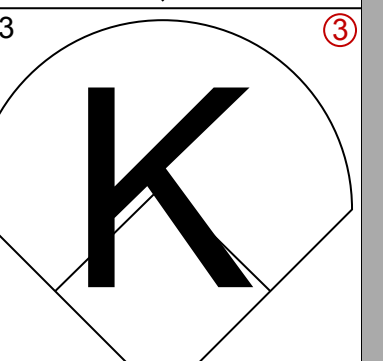
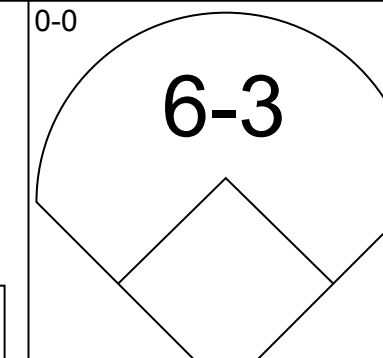
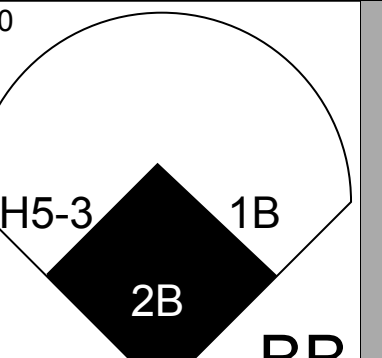
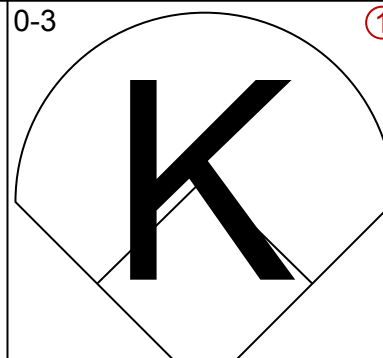
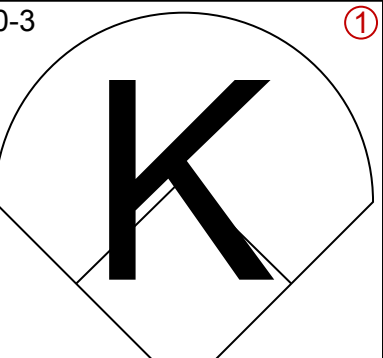
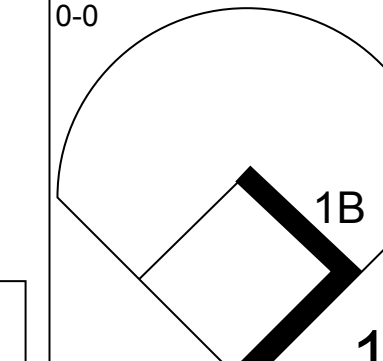
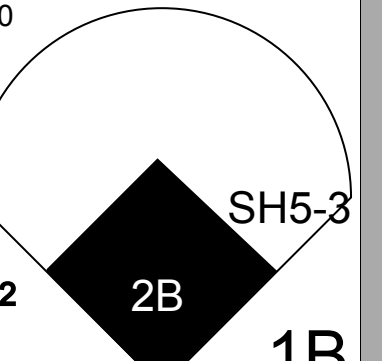
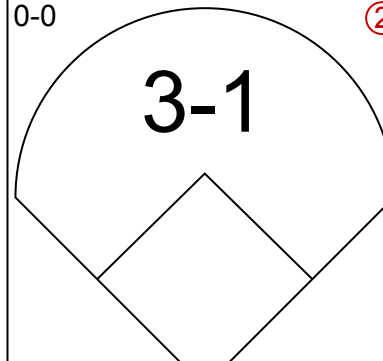
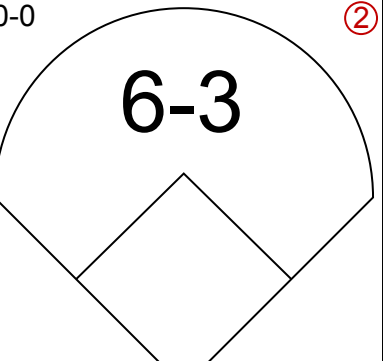
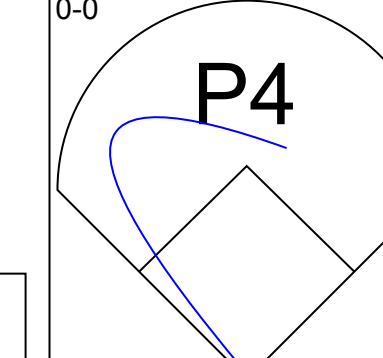
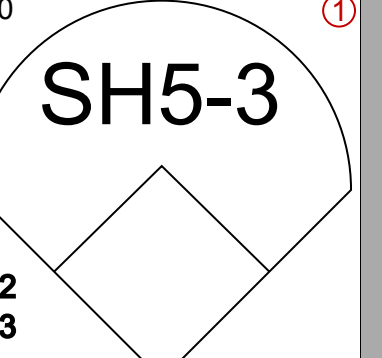
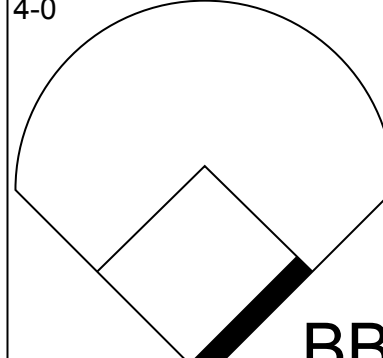
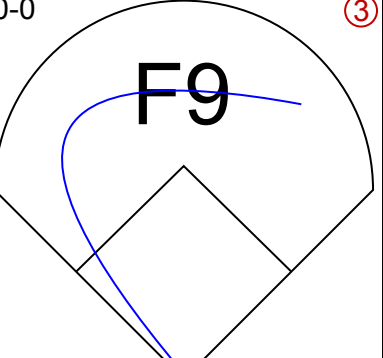
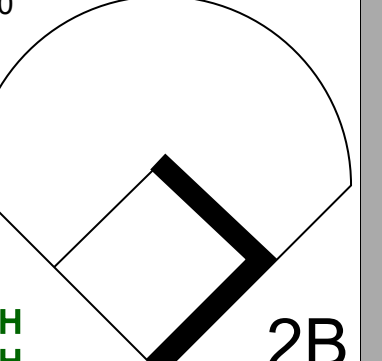
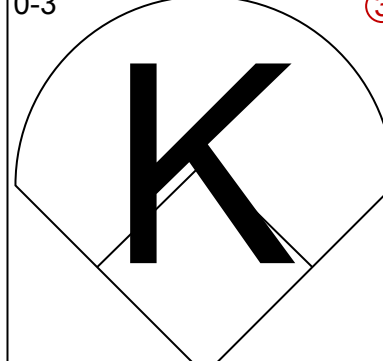
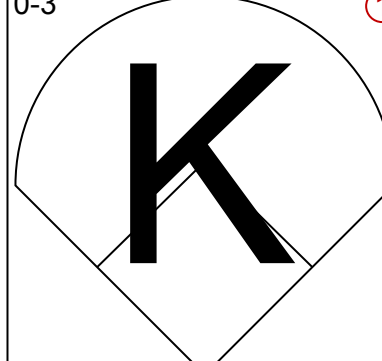
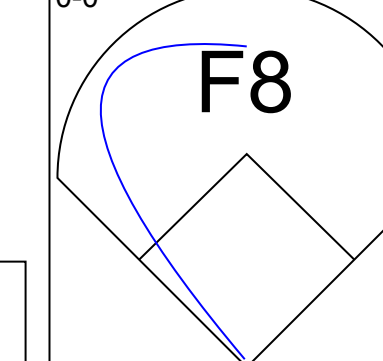
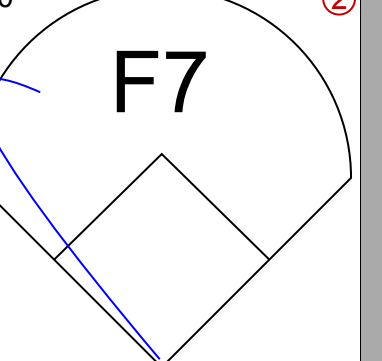

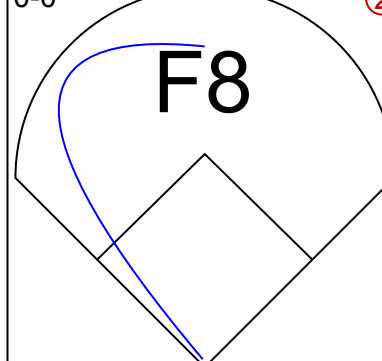
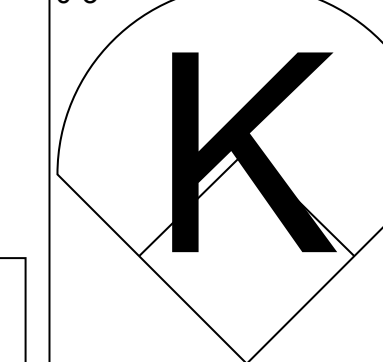

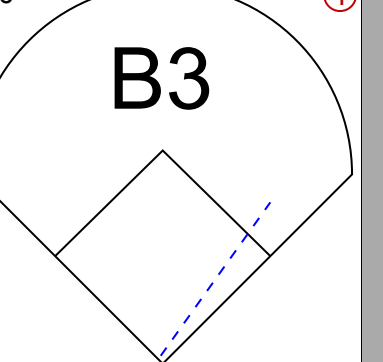
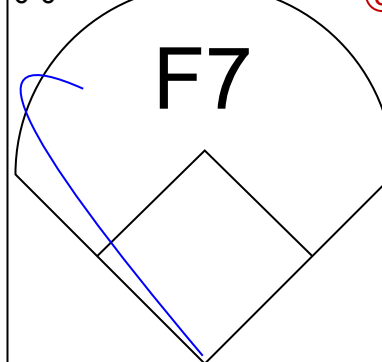
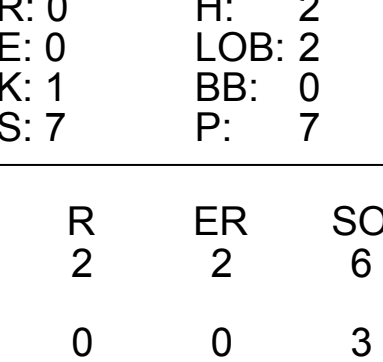
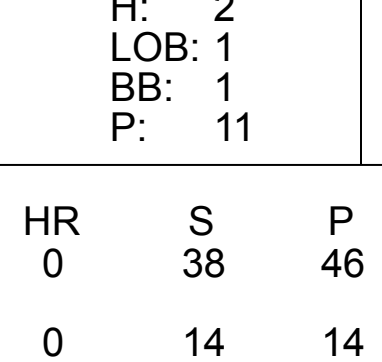
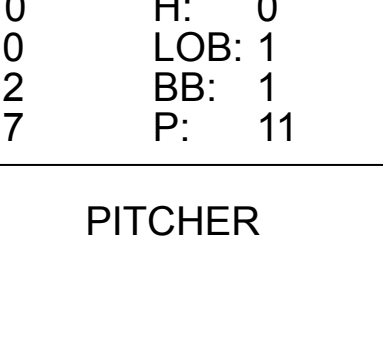
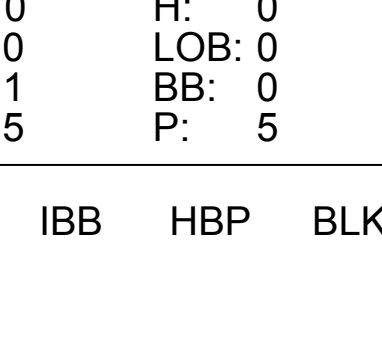


Batter	1	2	3	4	5	6	7	8	9	AB	R	H	RBI	BB	SO	LOB	TOP					
<b>Bake McBride, L</b> (1, 8) OBP: 0.393, SLG: 0.433										4	0	0	0	0	1	1						
<b>Don Kessinger, S</b> (1, 6) OBP: 0.322, SLG: 0.323										4	0	1	0	0	0	0						
<b>Mike Anderson, R</b> (1, 9) OBP: 0.404, SLG: 0.387										4	3	3	0	0	0	0						
<b>Ted Simmons, S</b> (1, 3) OBP: 0.356, SLG: 0.383										3	1	1	2	1	0	1						
<b>Joe Ferguson, R</b> (1, 2) OBP: 0.319, SLG: 0.365										4	0	2	1	0	1	0						
<b>Jerry Mumphrey, S</b> (1, 7) OBP: 0.344, SLG: 0.375										4	0	0	1	0	1	3						
<b>Mike Tyson, R</b> (1, 4) OBP: 0.327, SLG: 0.439										4	0	0	0	0	0	2						
<b>Hector Cruz, R</b> (1, 5) OBP: 0.238, SLG: 0.309										3	0	0	0	0	1	0						
<b>Lynn McGlothen, L</b> (1, 1) OBP: 0.171, SLG: 0.150										3	0	1	0	0	1	0						
<b>Al Hrabosky, R</b> (7, 1)										0	0	0	0	0	0	0						
<b>Inning Stats</b>	R: 2 E: 0 K: 1 S: 7	H: 3 LOB: 0 BB: 0 P: 7	R: 0 E: 0 K: 1 S: 5	H: 0 LOB: 0 BB: 0 P: 5	R: 0 E: 0 K: 1 S: 5	H: 0 LOB: 0 BB: 0 P: 5	R: 1 E: 0 K: 0 S: 4	H: 2 LOB: 1 BB: 1 P: 8	R: 0 E: 0 K: 0 S: 3	H: 0 LOB: 0 BB: 0 P: 3	R: 1 E: 0 K: 0 S: 5	H: 2 LOB: 1 BB: 0 P: 5	R: 0 E: 0 K: 1 S: 6	H: 1 LOB: 0 BB: 0 P: 6	R: 0 E: 0 K: 0 S: 3	H: 0 LOB: 0 BB: 0 P: 3	R: 0 E: 0 K: 1 S: 5	H: 0 LOB: 0 BB: 0 P: 5	1B: 6 2B: 1 3B: 0 HR: 1	SF: 0 SAC: 0 DP: 1 HBP: 0	WP: 0 PB: 0 SB: 0 CS: 0	PA: 34
<b>PITCHER</b> <b>Randy Jones, L</b> (1, 1) ERA: 2.61	IP: 9.0 WLS: L BF: 34 H: 8 R: 4 ER: 4 SO: 5 BB: 1 IBB: 0 HBP: 0 BLK: 0 WP: 0 HR: 1 S: 43 P: 47 ERA: 4.00 WHIP: 1.000															<b>PITCHER</b>						

St. Louis Cardinals @ San Diego Padres  
San Diego Stadium, San Diego, CA  
Fri Jul 16 1976, 10:05 PM EDT  
Att: 18,081 - Unknown

AB 33  
R 4  
H 8  
RBI 4  
BB 1  
SO 5  
LOB 7



Batter	1	2	3	4	5	6	7	8	9	AB	R	H	RBI	BB	SO	LOB	BOTTOM					
<b>Enzo Hernandez, R</b> (1, 6) OBP: 0.323, SLG: 0.312										4	0	1	0	0	0	0						
<b>Tito Fuentes, S</b> (1, 4) OBP: 0.296, SLG: 0.329										4	0	0	0	0	0	2						
<b>Willie Davis, L</b> (1, 8) OBP: 0.300, SLG: 0.407										4	0	1	0	0	3	2						
<b>Dave Winfield, R</b> (1, 9) OBP: 0.370, SLG: 0.467										3	1	0	0	1	2	1						
<b>Johnny Grubb, L</b> (1, 3) OBP: 0.410, SLG: 0.408										4	1	2	0	0	0	0						
<b>Doug Rader, R</b> (1, 5) OBP: 0.328, SLG: 0.381										2	0	0	0	1	0	1						
<b>Jerry Turner, L</b> (1, 7) OBP: 0.299, SLG: 0.397										3	0	2	2	0	1	1						
<b>Ted Kubiak, S</b> (9, PH) OBP: 0.390, SLG: 0.379										1	0	0	0	0	1	0						
<b>Fred Kendall, R</b> (1, 2) OBP: 0.296, SLG: 0.279										4	0	1	0	0	0	3						
<b>Randy Jones, R</b> (1, 1) OBP: 0.121, SLG: 0.065										3	0	0	0	0	2	4						
<b>Merv Rettenmund, R</b> (9, PH) OBP: 0.360, SLG: 0.312										1	0	0	0	0	0	0						
<b>Inning Stats</b>	R: 0 E: 0 K: 0 S: 4	H: 1 LOB: 1 BB: 0 P: 4	R: 0 E: 0 K: 1 S: 7	H: 2 LOB: 2 BB: 0 P: 7	R: 0 E: 0 K: 1 S: 5	H: 0 LOB: 0 BB: 0 P: 5	R: 2 E: 0 K: 1 S: 7	H: 2 LOB: 1 BB: 1 P: 11	R: 0 E: 0 K: 1 S: 5	H: 0 LOB: 0 BB: 0 P: 5	R: 0 E: 0 K: 2 S: 7	H: 0 LOB: 1 BB: 1 P: 11	R: 0 E: 0 K: 1 S: 7	H: 2 LOB: 2 BB: 0 P: 7	R: 0 E: 0 K: 1 S: 5	H: 0 LOB: 0 BB: 0 P: 5	R: 0 E: 0 K: 1 S: 5	H: 0 LOB: 0 BB: 0 P: 5	1B: 5 2B: 2 3B: 0 HR: 0	SF: 0 SAC: 1 DP: 0 HBP: 0	WP: 0 PB: 0 SB: 0 CS: 0	PA: 36
<b>PITCHER</b> <b>Lynn McGlothen, R</b> (1, 1) ERA: 3.79	IP: 6.1 WLS: W BF: 28 H: 7 R: 2 ER: 2 SO: 6 BB: 2 IBB: 0 HBP: 0 BLK: 0 WP: 0 HR: 0 S: 38 P: 46 ERA: 2.84 WHIP: 1.421															<b>PITCHER</b>						
<b>Al Hrabosky, L</b> (7, 1) ERA: 3.1	IP: 2.2 WLS: S BF: 8 H: 0 R: 0 ER: 0 SO: 3 BB: 0 IBB: 0 HBP: 0 BLK: 0 WP: 0 HR: 14 S: 14 P: 14 ERA: 0.00 WHIP: 0.000															<b>PITCHER</b>						

St. Louis Cardinals @ San Diego Padres  
San Diego Stadium, San Diego, CA  
Fri Jul 16 1976, 10:05 PM EDT  
Att: 18,081 - Unknown

AB 33  
R 2  
H 7  
RBI 2  
BB 2  
SO 9  
LOB 14






Batter	1	2	3	4	5	6	7	8	9	AB	R	H	RBI	BB	SO	LOB	TOP											
<b>Bake McBride, L</b> OBP: 0.389, SLG: 0.427 (1, 8)	1-3	F8		P5			E4 SH1-3 1B	4-3		5	1	1	0	0	0	4												
<b>Don Kessinger, S</b> OBP: 0.322, SLG: 0.320 (1, 6)	4-3		4-3		P4		SH1-3		BB 2B	3	1	0	0	1	0	0												
<b>Lou Brock, L</b> OBP: 0.319, SLG: 0.362 (1, 7)	4-3		4-3		CS BB		FC3-6 BLK 1B		K	4	0	1	1	1	1	1												
<b>Ted Simmons, S</b> OBP: 0.360, SLG: 0.383 (1, 2)		2B 4-3 1B		G3			FC3-6 1B		2B BB	3	2	1	0	2	0	1												
<b>Willie Crawford, L</b> OBP: 0.392, SLG: 0.511 (1, 9)		4-3 1B 2B		4-3			FC3-6 FC5-4		P6	5	1	1	0	0	0	4												
<b>Keith Hernandez, L</b> OBP: 0.299, SLG: 0.306 (1, 3)	4-3			1B BLK FC5-4 1B			FC5-4			5	1	3	3	0	0	3												
<b>Mike Tyson, R</b> OBP: 0.339, SLG: 0.450 (1, 4)		4-3 1B		FC5-4 1B					G1-4-3 1B	4	1	4	1	0	0	0												
<b>Hector Cruz, R</b> OBP: 0.234, SLG: 0.305 (1, 5)	4-3			FC5-4 1B			F7		G1-4-3	4	0	0	1	0	0	5												
<b>John Denny, R</b> OBP: 0.243, SLG: 0.278 (1, 1)							F5		E5	4	0	2	1	0	0	2												
<b>Inning Stats</b>	R: 0 E: 0 K: 0 S: 3	H: 0 LOB: 0 BB: 0 P: 3	R: 3 E: 0 K: 0 S: 7	H: 4 LOB: 1 BB: 0 P: 7	R: 0 E: 0 K: 0 S: 3	H: 0 LOB: 0 BB: 0 P: 3	R: 1 E: 0 K: 0 S: 6	H: 3 LOB: 2 BB: 0 P: 6	R: 0 E: 0 K: 0 S: 5	H: 2 LOB: 2 BB: 0 P: 5	R: 1 E: 1 K: 0 S: 5	H: 2 LOB: 2 BB: 1 P: 9	R: 0 E: 1 K: 0 S: 4	H: 1 LOB: 1 BB: 0 P: 4	R: 2 E: 0 K: 1 S: 5	H: 1 LOB: 1 BB: 2 P: 13	1B: 11 2B: 2 3B: 0 HR: 0	SF: 0 SAC: 1 DP: 1 HBP: 0	WP: 0 PA: 42 PB: 0 SB: 0 CS: 1									
<b>PITCHER</b>	IP	WLS	BF	H	R	ER	SO	BB	IBB	HBP	BLK	WP	HR	S	P	ERA	WHIP											
<b>Dave Freisleben, R</b> ERA: 2.9 (1, 1)	3.2	L	18	7	4	0	0	0	0	0	0	0	0	0	18	18	9.82	1.909										
<b>Ken Reynolds, L</b> ERA: 4.5 (4, 1)	1.1		4	0	0	0	0	1	0	0	0	0	0	3	7	0.00	0.750											
<b>Rich Folkers, L</b> ERA: 5.09 (6, 1)	1.1		9	4	1	1	0	0	1	0	1	0	0	8	12	6.75	3.000											
<b>Dave Tomlin, L</b> ERA: 4.79 (7, 1)	1.2		6	1	0	0	0	0	0	0	0	0	0	6	6	0.00	0.600											
<b>Jerry Johnson, R</b> ERA: 10.8 (9, 1)	1.0		5	1	2	2	1	2	0	0	0	0	0	5	13	18.00	3.000											

St. Louis Cardinals @ San Diego Padres  
San Diego Stadium, San Diego, CA  
Sat Jul 17 1976, 6:33 AM EDT  
Att: 30,429 - Unknown

AB 37  
R 7  
H 13  
RBI 7  
BB 4  
SO 1  
LOB 20



Batter	1	2	3	4	5	6	7	8	9	AB	R	H	RBI	BB	SO	LOB	BOTTOM										
<b>Jerry Turner, L</b> OBP: 0.304, SLG: 0.390 (1, 7)	FC4 BB		4-0 BB			F7		4-3		2	0	0	0	2	0	0											
<b>Tito Fuentes, S</b> OBP: 0.295, SLG: 0.328 (1, 4)	FC4 FC5-4		L7			FC6-4 1B			4-3	4	0	1	0	0	0	2											
<b>Willie Davis, L</b> OBP: 0.296, SLG: 0.402 (1, 8)	F8			F8		F8		F9		4	0	0	0	0	0	2											
<b>Dave Winfield, R</b> OBP: 0.369, SLG: 0.465 (1, 9)	FC5-4			K		FC6-4		2B 1B		4	1	1	0	0	1	2											
<b>Johnny Grubb, L</b> OBP: 0.412, SLG: 0.413 (1, 3)		4-3		4-3		G6-4-3 HBP		2B		3	0	1	1	0	0	0											
<b>Ted Kubiak, S</b> OBP: 0.378, SLG: 0.367 (1, 5)		P3			1-3	G6-4-3		6-3		4	0	0	0	0	0	2											
<b>Hector Torres, R</b> OBP: 0.283, SLG: 0.333 (1, 6)		4-3			L9			P6		3	0	0	0	0	0	0											
<b>Fred Kendall, R</b> OBP: 0.296, SLG: 0.280 (1, 2)			6-3					F9		3	0	1	0	0	0	0											
<b>Dave Freisleben, R</b> ERA: 2.91, SLG: 0.348 (4, 1)										1	0	0	0	0	0	0											
<b>Ken Reynolds, L</b> ERA: 4.5 (5, 1)										0	0	0	0	0	0	0											
<b>Doug Rader, R</b> OBP: 0.327, SLG: 0.379 (6, 1)										1	0	0	0	0	0	1											
<b>Rich Folkers, L</b> (8, 1)										0	0	0	0	0	0	0											
<b>Dave Tomlin, L</b> (7, 1)										0	0	0	0	0	0	0											
<b>Merv Rettenmund, R</b> OBP: 0.307, SLG: 0.329 (8, 1)										1	0	0	0	0	1	0											
<b>Jerry Johnson, R</b> (9, 1)										0	0	0	0	0	0	0											
<b>Inning Stats</b>	R: 0 E: 0 K: 0 S: 3	H: 0 LOB: 0 BB: 1 P: 7	R: 0 E: 0 K: 0 S: 3	H: 0 LOB: 0 BB: 0 P: 3	R: 0 E: 0 K: 1 S: 5	H: 0 LOB: 0 BB: 0 P: 5	R: 0 E: 0 K: 1 S: 6	H: 0 LOB: 0 BB: 0 P: 6	R: 0 E: 0 K: 0 S: 4	H: 1 LOB: 1 BB: 0 P: 4	R: 0 E: 0 K: 0 S: 2	H: 0 LOB: 0 BB: 0 P: 3	R: 0 E: 0 K: 1 S: 5	H: 0 LOB: 0 BB: 0 P: 5	R: 1 E: 0 K: 0 S: 5	H: 2 LOB: 1 BB: 0 P: 5	1B: 3 2B: 1 3B: 0 HR: 0	SF: 0 SAC: 0 DP: 1 HBP: 1	WP: 0 PA: 33 PB: 0 SB: 0 CS: 0								
<b>PITCHER</b>	IP	WLS	BF	H	R	ER	SO	BB	IBB	HBP	BLK	WP	HR	S	P	ERA	WHIP										
<b>John Denny, R</b> ERA: 3.1 (1, 1)	9.0	W	33	4	1	1	3	2	0	1	0	0	0	36	45	1.00	0.667										

St. Louis Cardinals @ San Diego Padres  
San Diego Stadium, San Diego, CA  
Sat Jul 17 1976, 6:33 AM EDT  
Att: 30,429 - Unknown

AB 30  
R 1  
H 4  
RBI 1  
BB 2  
SO 3  
LOB 9





Batter	1	2	3	4	5	6	7	8	9	AB	R	H	RBI	BB	SO	LOB	TOP			
<b>Bake McBride, L</b> OBP: 0.387, SLG: 0.424 (1, 8)										4	0	1	0	0	1	1	<b>St. Louis Cardinals @ San Francisco Giants</b> <b>Candlestick Park, San Francisco, CA</b> Sun Jul 18 1976, 6:33 AM EDT Unknown			
<b>Don Kessinger, S</b> OBP: 0.322, SLG: 0.318 (1, 6)										2	0	0	0	1	0					
<b>Lou Brock, L</b> OBP: 0.318, SLG: 0.361 (1, 7)										4	1	1	0	0	1	3				
<b>Ted Simmons, S</b> OBP: 0.361, SLG: 0.384 (1, 2)										4	1	2	0	0	0	2				
<b>Willie Crawford, L</b> OBP: 0.394, SLG: 0.508 (1, 9)										3	0	1	0	1	1	4				
<b>Keith Hernandez, L</b> OBP: 0.300, SLG: 0.306 (1, 3)										3	0	1	2	0	0	2				
<b>Joe Ferguson, R</b> OBP: 0.318, SLG: 0.364 (9, PH)										1	0	0	0	0	0	0				
<b>Mike Tyson, R</b> OBP: 0.342, SLG: 0.468 (1, 4)										1	1	1	1	0	0	0				
<b>Vic Harris, S</b> OBP: 0.298, SLG: 0.341 (3, 4)										3	1	1	0	0	0	0				
<b>Hector Cruz, R</b> OBP: 0.234, SLG: 0.304 (1, 5)										4	0	1	1	0	0	0				
<b>Pete Falcone, L</b> OBP: 0.125, SLG: 0.067 (1, 1)										1	0	0	0	0	0	0				
<b>Mike Anderson, R</b> OBP: 0.401, SLG: 0.383 (7, PH)										1	0	0	0	0	0	0				
<b>Bill Greif, R</b> (7, 1)										0	0	0	0	0	0	0				
<b>Inning Stats</b>	R: 0 E: 1 K: 0 S: 4	H: 1 LOB: 1 BB: 0 P: 4	R: 1 E: 0 K: 0 S: 4	H: 2 LOB: 0 BB: 0 P: 4	R: 0 E: 0 K: 0 S: 3	H: 0 LOB: 0 BB: 0 P: 3	R: 0 E: 0 K: 0 S: 3	H: 0 LOB: 1 BB: 0 P: 7	R: 1 E: 0 K: 0 S: 4	H: 2 LOB: 0 BB: 0 P: 4	R: 2 E: 0 K: 0 S: 5	H: 3 LOB: 1 BB: 0 P: 5	R: 0 E: 0 K: 0 S: 3	H: 0 LOB: 0 BB: 0 P: 3	R: 0 E: 0 K: 0 S: 3	H: 0 LOB: 0 BB: 0 P: 3	1B: 7 2B: 2 3B: 0 HR: 1	SF: 0 SAC: 1 DP: 3 HBP: 0	WP: 0 PB: 0 SB: 1 CS: 0	PA: 35
<b>PITCHER</b>	IP WLS BF H R ER SO BB IBB HBP BLK WP HR S P ERA WHIP																			
<b>Jim Barr, R</b> ERA: 3.39 (1, 1)	6.0 W 24 8 4 4 0 1 0 0 0 0 1 23 27 6.00 1.500																			
<b>Gary Lavelle, L</b> ERA: 2.32 (7, 1)	3.0 S 11 1 0 0 3 1 0 0 0 0 0 0 16 20 0.00 0.667																			

Batter	1	2	3	4	5	6	7	8	9	AB	R	H	RBI	BB	SO	LOB	BOTTOM	
<b>Larry Herndon, R</b> OBP: 0.350, SLG: 0.381 (1, 8)										4	1	1	0	0	1	3	<b>St. Louis Cardinals @ San Francisco Giants</b> <b>Candlestick Park, San Francisco, CA</b> Sun Jul 18 1976, 6:33 AM EDT Unknown	
<b>Marty Perez, R</b> OBP: 0.329, SLG: 0.340 (1, 4)										4	1	1	0	0	0	1		
<b>Gary Matthews, R</b> OBP: 0.353, SLG: 0.424 (1, 7)										4	1	2	0	0	0	2		
<b>Bobby Murcer, L</b> OBP: 0.358, SLG: 0.424 (1, 9)										3	1	2	3	1	0	1		
<b>Ken Reitz, R</b> OBP: 0.320, SLG: 0.363 (1, 5)										3	0	0	1	0	1	3		
<b>Chris Speier, R</b> OBP: 0.306, SLG: 0.280 (1, 6)										4	0	0	0	0	0	1		
<b>Darrell Evans, L</b> OBP: 0.341, SLG: 0.314 (1, 3)										3	1	1	0	1	0	0		
<b>Marc Hill, R</b> OBP: 0.246, SLG: 0.305 (1, 2)										0	0	0	0	0	0	0		
<b>Mike Sadek, R</b> OBP: 0.333, SLG: 0.289 (1, 2)										2	0	0	0	1	0	0		
<b>Jim Barr, R</b> OBP: 0.220, SLG: 0.111 (1, 1)										1	0	1	0	0	0	0		
<b>Chris Arnold, R</b> OBP: 0.280, SLG: 0.283 (6, PH)										0	0	0	1	0	0	0		
<b>Gary Lavelle, S</b> OBP: 0.200, SLG: 0.200 (7, 1)										0	0	0	0	0	0	0		
<b>Inning Stats</b>	R: 2 E: 1 K: 0 S: 6	H: 2 LOB: 1 BB: 0 P: 6	R: 0 E: 0 K: 1 S: 6	H: 1 LOB: 1 BB: 0 P: 6	R: 0 E: 0 K: 1 S: 6	H: 1 LOB: 2 BB: 0 P: 11	R: 2 E: 0 K: 0 S: 5	H: 2 LOB: 0 BB: 0 P: 5	R: 1 E: 0 K: 0 S: 4	H: 1 LOB: 0 BB: 0 P: 4	R: 0 E: 0 K: 0 S: 3	H: 1 LOB: 1 BB: 1 P: 7	R: 0 E: 0 K: 0 S: 3	H: 0 LOB: 0 BB: 0 P: 3	1B: 6 2B: 1 3B: 0 HR: 1	SF: 2 SAC: 2 DP: 1 HBP: 0	WP: 1 PB: 0 SB: 2 CS: 0	PA: 35
<b>PITCHER</b>	IP WLS BF H R ER SO BB IBB HBP BLK WP HR S P ERA WHIP																	
<b>Pete Falcone, L</b> ERA: 4.06 (1, 1)	6.0 L 28 7 5 4 2 2 0 0 0 0 1 1 30 38 6.00 1.500																	
<b>Bill Greif, R</b> ERA: 5.45 (7, 1)	2.0 7 1 0 0 0 1 0 0 0 0 0 0 6 10 0.00 1.000																	


AB	31
R	4
H	9
RBI	4
BB	2
SO	3
LOB	12




AB	28
R	5
H	8
RBI	5
BB	3
SO	2
LOB	11





Batter	1	2	3	4	5	6	7	8	9	10	AB	R	H	RBI	BB	SO	LOB	TOP						
<b>Bake McBride, L</b> OBP: 0.383, SLG: 0.419 (1, 8)	6-3		P4		4-3			G1 1B	F7		5	1	1	0	0	0	2	<b>St. Louis Cardinals @ San Francisco Giants</b> Candlestick Park, San Francisco, CA Sun Jul 18 1976, 10:05 PM EDT Att: 15,937 - Unknown  <b>AB 40</b> <b>R 5</b> <b>H 13</b> <b>RBI 5</b> <b>BB 2</b> <b>SO 8</b> <b>LOB 22</b>  						
<b>Vic Harris, S</b> OBP: 0.295, SLG: 0.333 (1, 4)	E3		4-3			F2		K		4-0 1B BB	4	1	0	0	1	1	2							
<b>Jerry Mumphy, S</b> OBP: 0.354, SLG: 0.379 (1, 7)	G6-4-3							1B BB		0-3 K	4	2	2	0	1	1	2							
<b>Willie Crawford, L</b> OBP: 0.394, SLG: 0.510 (1, 9)		1B				F8		G1		0-0 L9	5	0	2	1	0	0	4							
<b>Keith Hernandez, L</b> OBP: 0.301, SLG: 0.307 (1, 3)								4-3 2B		0-0	3	0	1	0	0	0	2							
<b>Ted Simmons, S</b> OBP: 0.365, SLG: 0.388 (8, PH)					G4-6-3			4-3		0-0 1B	2	0	2	2	0	0	0							
<b>Joe Ferguson, R</b> OBP: 0.323, SLG: 0.369 (1, 2)								1B		0-0 1B	5	1	3	1	0	1	3							
<b>Hector Cruz, R</b> OBP: 0.235, SLG: 0.303 (1, 5)								1B		0-0 1B	4	0	1	0	0	1	4							
<b>Lee Richard, R</b> OBP: 0.128, SLG: 0.081 (8, 6)								1-3 1B		0-3 K	3	0	1	1	0	0	1							
<b>Don Kessinger, S</b> OBP: 0.321, SLG: 0.317 (8, 6)								1-3 1B		0-0 K	1	0	0	0	0	1	0							
<b>Eric Rasmussen, R</b> OBP: 0.274, SLG: 0.154 (5, PH)								1-2 3-H		0-0 4-3	1	0	0	0	0	1	1							
<b>Ron Fairly, L</b> OBP: 0.282, SLG: 0.314 (5, 1)								0-3 K		0-0 1B	0	0	0	0	0	0	1							
<b>John Curtis, L</b> OBP: 0.282, SLG: 0.259 (7, PH)								0-3 K		0-0 1B	0	0	0	0	0	0	1							
<b>Mike Anderson, R</b> OBP: 0.282, SLG: 0.259 (7, 1)								0-3 K		0-0 1B	0	0	0	0	0	0	1							
<b>Al Hrabosky, R</b> OBP: 0.282, SLG: 0.259 (7, 1)								0-3 K		0-0 1B	0	0	0	0	0	0	1							
<b>Lou Brock, L</b> OBP: 0.282, SLG: 0.259 (8, PH)								0-3 K		0-0 1B	0	0	0	0	0	0	1							
<b>Bill Greif, R</b> OBP: 0.282, SLG: 0.259 (8, 1)								0-3 K		0-0 1B	0	0	0	0	0	0	1							
<b>Mike Wallace, L</b> OBP: 0.282, SLG: 0.259 (8, 1)								0-3 K		0-0 1B	0	0	0	0	0	0	1							
<b>Inning Stats</b>	R: 0 E: 1 K: 0 S: 3	H: 0 LOB: 0 BB: 0 P: 6	R: 0 E: 0 K: 1 S: 6	H: 2 LOB: 1 BB: 0 P: 6	R: 0 E: 0 K: 1 S: 6	H: 1 LOB: 1 BB: 0 P: 6	R: 0 E: 0 K: 0 S: 3	H: 1 LOB: 0 BB: 0 P: 3	R: 1 E: 1 K: 1 S: 7	H: 2 LOB: 1 BB: 0 P: 7	R: 1 E: 0 K: 0 S: 5	H: 2 LOB: 1 BB: 0 P: 5	R: 0 E: 0 K: 1 S: 5	H: 0 LOB: 0 BB: 0 P: 5	R: 2 E: 0 K: 2 S: 10	H: 3 LOB: 2 BB: 1 P: 14	R: 0 E: 0 K: 1 S: 5	H: 0 LOB: 0 BB: 0 P: 5	R: 1 E: 0 K: 1 S: 6	H: 2 LOB: 1 BB: 1 P: 10	1B: 12 2B: 2 3B: 0 HR: 0	SF: 0 SAC: 0 DP: 3 HBP: 0	WP: 0 PB: 0 SB: 2 CS: 0	PA: 42
<b>PITCHER</b>	IP WLS BF H R ER SO	IP WLS BF H R ER SO	IP WLS BF H R ER SO	IP WLS BF H R ER SO	IP WLS BF H R ER SO	IP WLS BF H R ER SO	IP WLS BF H R ER SO	IP WLS BF H R ER SO	IP WLS BF H R ER SO	IP WLS BF H R ER SO	IP WLS BF H R ER SO	IP WLS BF H R ER SO	IP WLS BF H R ER SO	IP WLS BF H R ER SO	IP WLS BF H R ER SO	IP WLS BF H R ER SO	IP WLS BF H R ER SO	IP WLS BF H R ER SO	IP WLS BF H R ER SO	IP WLS BF H R ER SO	ERA WHIP	ERA WHIP		
<b>Rob Dressler, R</b> ERA: 4.68 (1, 1)	5.1	22	8	2	1	3	0	0	0	0	0	0	0	0	7	7	1.69	1.500						
<b>Mike Caldwell, L</b> ERA: 4.56 (6, 1)	1.2	5	0	0	0	1	0	0	0	0	0	0	0	0	7	7	0.00	0.000						
<b>Gary Lavelle, L</b> ERA: 2.57 (8, 1)	0.2	5	2	2	2	1	1	0	0	0	0	0	0	6	10	27.00	4.500							
<b>Randy Moffitt, R</b> ERA: 3.0 (8, 1)	1.1	5	1	0	0	2	0	0	0	0	0	0	0	9	9	0.00	0.750							
<b>Dave Heaverlo, R</b> ERA: 4.39 (10, 1)	1.0	5	2	1	1	1	1	0	0	0	0	0	0	6	10	9.00	3.000							


Batter	1	2	3	4	5	6	7	8	9	10	AB	R	H	RBI	BB	SO	LOB	BOTTOM							
<b>Larry Hemdon, R</b> OBP: 0.347, SLG: 0.374 (1, 8)	CS BB		B1		6-3			4-3		K	4	0	0	0	1	1	5	<b>St. Louis Cardinals @ San Francisco Giants</b> Candlestick Park, San Francisco, CA Sun Jul 18 1976, 10:05 PM EDT Att: 15,937 - Unknown  <b>AB 35</b> <b>R 4</b> <b>H 7</b> <b>RBI 3</b> <b>BB 5</b> <b>SO 7</b> <b>LOB 16</b>  							
<b>Marty Perez, R</b> OBP: 0.330, SLG: 0.335 (1, 4)	1-2 BB		FC5-4 BB		F9			4-3		F8	3	0	0	0	2	0	2								
<b>Gary Matthews, R</b> OBP: 0.351, SLG: 0.422 (1, 7)	F4		SF9					L4		0-0 6-3	4	1	1	1	0	0	1								
<b>Bobby Murcer, L</b> OBP: 0.356, SLG: 0.419 (1, 9)	F8		FC5-4					4-0 G4-6-3 BB		0-3 K	4	0	0	0	1	1	4								
<b>Darrell Evans, L</b> OBP: 0.345, SLG: 0.329 (1, 3)			F8					0-0 G4-6-3		4-0 K	4	1	2	2	1	0	1								
<b>Ken Reitz, R</b> OBP: 0.316, SLG: 0.358 (1, 5)								0-0 FC5-4 1B		0-0 BB	5	0	0	0	0	2	2								
<b>Chris Speier, R</b> OBP: 0.306, SLG: 0.279 (1, 6)			P6					0-0 F9		0-0 WP 1B	4	0	1	0	0	1	0								
<b>Mike Sadek, R</b> OBP: 0.345, SLG: 0.306 (1, 2)								0-0 F9		0-3 K	4	2	2	0	0	1	1								
<b>Rob Dressler, R</b> ERA: 4.31 (1, 1)	4.0	17	2	2	2	2	3	0	0	0	0	0	0	0	1	0	0								
<b>John Curtis, L</b> ERA: 4.58 (5, 1)	2.0	6	0	0	0	1	1	0	0	0	0	0	0	7	11	0.00	0.500								
<b>Al Hrabosky, L</b> ERA: 3.14 (7, 1)	2.0	10	3	2	1	1	0	0	0	0	0	0	0	12	12	4.50	1.500								
<b>Bill Greif, R</b> ERA: 5.44 (8, 1)	0.1	2	1	0	0	1	0	0	0	0	0	0	0	4	4	0.00	3.000								
<b>Mike Wallace, L</b> ERA: 2.25 (8, 1)	1.2	7	1	0	0	2	1	0	0	0	0	0	0	10	14	0.00	1.200								
<b>Inning Stats</b>	R: 0 E: 0 K: 0 S: 2	H: 0 LOB: 1 BB: 2 P: 10	R: 0 E: 0 K: 1 S: 5	H: 0 LOB: 0 BB: 0 P: 5	R: 1 E: 0 K: 0 S: 5	H: 1 LOB: 2 BB: 1 P: 9	R: 1 E: 0 K: 1 S: 6	H: 1 LOB: 0 BB: 0 P: 6	R: 0 E: 0 K: 1 S: 5	H: 0 LOB: 0 BB: 1 P: 5	R: 1 E: 1 K: 1 S: 7	H: 1 LOB: 1 BB: 0 P: 7	R: 1 E: 0 K: 0 S: 5	H: 2 LOB: 1 BB: 0 P: 5	R: 0 E: 0 K: 2 S: 9	H: 2 LOB: 2 BB: 0 P: 9	R: 0 E: 0 K: 1 S: 5		H: 1 LOB: 1 BB: 1 P: 9	1B: 6 2B: 0 3B: 0 HR: 1	SF: 1 SAC: 1 DP: 1 HBP: 0	WP: 1 PB: 0 SB: 0 CS: 1	PA: 42		
<b>PITCHER</b>	IP WLS BF H R ER SO	IP WLS BF H R ER SO	IP WLS BF H R ER SO	IP WLS BF H R ER SO	IP WLS BF H R ER SO	IP WLS BF H R ER SO	IP WLS BF H R ER SO	IP WLS BF H R ER SO	IP WLS BF H R ER SO	IP WLS BF H R ER SO	IP WLS BF H R ER SO	IP WLS BF H R ER SO	IP WLS BF H R ER SO	IP WLS BF H R ER SO	IP WLS BF H R ER SO	IP WLS BF H R ER SO	IP WLS BF H R ER SO		IP WLS BF H R ER SO	IP WLS BF H R ER SO	IP WLS BF H R ER SO	ERA WHIP	ERA WHIP		




Batter	1	2	3	4	5	6	7	8	9	AB	R	H	RBI	BB	SO	LOB	TOP											
<b>Bake McBride, L</b> OBP: 0.383, SLG: 0.423 (1, 8)										5	0	2	0	0	1	1	<b>St. Louis Cardinals @ San Francisco Giants</b> <b>Candlestick Park, San Francisco, CA</b> Mon Jul 19 1976, 6:33 AM EDT Att: 1,587 - Unknown											
<b>Don Kessinger, S</b> OBP: 0.315, SLG: 0.315 (1, 6)										5	1	1	0	0	1	4												
<b>Lou Brock, L</b> OBP: 0.315, SLG: 0.357 (1, 7)										5	0	1	2	0	0	2												
<b>Ted Simmons, S</b> OBP: 0.365, SLG: 0.389 (1, 2)										4	0	1	0	1	0	1												
<b>Willie Crawford, L</b> OBP: 0.396, SLG: 0.506 <b>Joe Ferguson, R</b> OBP: 0.322, SLG: 0.367 (9, PH)										2	0	0	0	2	0	3												
<b>Keith Hernandez, L</b> OBP: 0.306, SLG: 0.302 (1, 3)										2	1	0	0	2	1	1												
<b>Vic Harris, S</b> OBP: 0.299, SLG: 0.333 (1, 4)										3	0	1	0	1	1	2												
<b>Hector Cruz, R</b> OBP: 0.235, SLG: 0.300 (1, 5)										3	0	0	0	1	1	2												
<b>Bob Forsch, R</b> OBP: 0.162, SLG: 0.167 <b>Eddie Solomon, R</b> (6, 1)										2	0	0	0	0	1	2												
<b>Ron Fairly, L</b> OBP: 0.389, SLG: 0.310 <b>John Curtis, L</b> OBP: 0.276, SLG: 0.259 <b>Jerry Mumphrey, S</b> OBP: 0.359, SLG: 0.379 (9, PH)										0	0	0	0	0	0	0												
<b>Inning Stats</b>	R: 0 E: 1 K: 1 S: 6	H: 0 LOB: 2 BB: 1 P: 10	R: 1 E: 0 K: 0 S: 4	H: 2 LOB: 2 BB: 2 P: 12	R: 0 E: 0 K: 0 S: 3	H: 0 LOB: 0 BB: 2 P: 11	R: 0 E: 0 K: 2 S: 7	H: 0 LOB: 0 BB: 0 P: 7	R: 0 E: 0 K: 1 S: 4	H: 1 LOB: 1 BB: 0 P: 4	R: 0 E: 0 K: 1 S: 5	H: 0 LOB: 0 BB: 0 P: 5	R: 0 E: 0 K: 1 S: 6	H: 1 LOB: 1 BB: 0 P: 6	R: 0 E: 0 K: 1 S: 5	H: 0 LOB: 2 BB: 2 P: 13	R: 2 E: 0 K: 2 S: 9	H: 2 LOB: 1 BB: 1 P: 13	1B: 4 2B: 2 3B: 0 HR: 0	SF: 0 SAC: 0 DP: 0 HBP: 0	WP: 1 PB: 2 SB: 1 CS: 0	PA: 41						
<b>PITCHER</b>	IP	WLS	BF	H	R	ER	SO	BB	IBB	HBP	BLK	WP	HR	S	P	ERA	WHIP											
<b>John D'Acquisto, R</b> ERA: 5.88 <b>Mike Caldwell, L</b> ERA: 4.5	(1, 1)	8.0	W	36	4	2	2	6	8	0	0	0	0	0	40	72	2.25	1.500										
(9, 1)	1.0		5	2	1	0	2	0	0	0	0	0	0	9	9	0.00	2.000											

Batter	1	2	3	4	5	6	7	8	9	AB	R	H	RBI	BB	SO	LOB	BOTTOM										
<b>Gary Thomasson, L</b> OBP: 0.280, SLG: 0.361 <b>Larry Herndon, R</b> OBP: 0.350, SLG: 0.377 (6, PR)										2	2	0	0	2	1	1	<b>St. Louis Cardinals @ San Francisco Giants</b> <b>Candlestick Park, San Francisco, CA</b> Mon Jul 19 1976, 6:33 AM EDT Att: 1,587 - Unknown										
<b>Marty Perez, R</b> OBP: 0.336, SLG: 0.347 (1, 4)										5	0	3	1	0	0	2											
<b>Gary Matthews, R</b> OBP: 0.355, SLG: 0.426 (1, 7)										4	1	3	1	0	1	2											
<b>Bobby Murcer, L</b> OBP: 0.355, SLG: 0.415 (1, 9)										3	1	0	0	1	2	6											
<b>Darrell Evans, L</b> OBP: 0.345, SLG: 0.325 (1, 3)										3	0	0	1	1	0	0											
<b>Ken Reitz, R</b> OBP: 0.315, SLG: 0.356 (1, 5)										4	0	1	1	0	0	1											
<b>Chris Speier, R</b> OBP: 0.305, SLG: 0.277 (1, 6)										3	0	0	0	1	1	1											
<b>Dave Rader, L</b> OBP: 0.315, SLG: 0.331 (1, 2)										4	0	1	0	0	0	0											
<b>John D'Acquisto, R</b> OBP: 0.385, SLG: 0.462 <b>Mike Caldwell, R</b> OBP: 0.143, SLG: 0.143 (9, 1)										4	1	2	0	0	1	2											
<b>Inning Stats</b>	R: 0 E: 0 K: 2 S: 8	H: 2 LOB: 0 BB: 0 P: 8	R: 0 E: 0 K: 0 S: 3	H: 0 LOB: 0 BB: 0 P: 3	R: 1 E: 1 K: 0 S: 6	H: 3 LOB: 2 BB: 0 P: 6	R: 0 E: 0 K: 1 S: 6	H: 2 LOB: 2 BB: 1 P: 10	R: 3 E: 1 K: 1 S: 6	H: 1 LOB: 1 BB: 3 P: 18	R: 1 E: 0 K: 2 S: 9	H: 2 LOB: 1 BB: 1 P: 13	R: 0 E: 0 K: 0 S: 3	H: 0 LOB: 0 BB: 0 P: 3	R: 0 E: 0 K: 0 S: 4	H: 1 LOB: 1 BB: 0 P: 4		1B: 9 2B: 2 3B: 0 HR: 0	SF: 0 SAC: 0 DP: 0 HBP: 0	WP: 1 PB: 0 SB: 0 CS: 1	PA: 38						
<b>PITCHER</b>	IP	WLS	BF	H	R	ER	SO	BB	IBB	HBP	BLK	WP	HR	S	P	ERA	WHIP										
<b>Bob Forsch, R</b> ERA: 3.85 <b>Eddie Solomon, R</b> ERA: 3.38 <b>John Curtis, L</b> ERA: 4.48	(1, 1)	5.1	L	29	10	5	4	4	4	0	0	0	0	6	6	0.00	0.000										
(6, 1)	0.2		2	0	0	0	2	0	0	0	0	0	0	6	6	0.00	0.000										
(7, 1)	2.0		7	1	0	0	0	0	0	0	0	0	0	7	7	0.00	0.500										

**AB 33**  
**R 3**  
**H 6**  
**RBI 2**  
**BB 8**  
**SO 8**  
**LOB 19**



**AB 33**  
**R 5**  
**H 11**  
**RBI 4**  
**BB 5**  
**SO 6**  
**LOB 15**





Batter	1	2	3	4	5	6	7	8	9	AB	R	H	RBI	BB	SO	LOB	TOP					
<b>Bake McBride, L</b> OBP: 0.385, SLG: 0.419 (1, 8)	0-0 6-3		1-0 SF9 HBP		1-0 HBP		0-0 P2			2	1	0	0	0	0	1						
<b>Don Kessinger, S</b> OBP: 0.318, SLG: 0.314 (1, 6)	0-0 5-3		0-0 L1-3 1B		0-0 F2			0-0 F8		4	0	1	0	0	0	2						
<b>Mike Anderson, R</b> OBP: 0.394, SLG: 0.379 (1, 7)	0-0 FC5-4 1B		0-0 SF9		0-3 K			0-0 F7		3	0	1	1	0	1	2						
<b>Ted Simmons, S</b> OBP: 0.361, SLG: 0.385 (1, 3)	0-0 FC5-4 1-2		0-0 L1-3					0-0 6-3		4	0	0	0	0	0	2						
<b>Joe Ferguson, R</b> OBP: 0.318, SLG: 0.362 (1, 2)		0-0 E6 1B		0-0 F9		0-3 K			0-0 5-3	4	1	0	0	0	1	0						
<b>Willie Crawford, L</b> OBP: 0.394, SLG: 0.502 (1, 9)		0-0 P6		0-0 4-3		0-0 4-3			0-0 G5-4-3 1B	4	0	1	0	0	0	1						
<b>Vic Harris, S</b> OBP: 0.294, SLG: 0.326 (1, 4)		0-0 6-3		0-0 F8				0-0 P5		4	0	0	0	0	0	2						
<b>Hector Cruz, R</b> OBP: 0.239, SLG: 0.307 (1, 5)		0-0 2H 1B		0-0 FC2-5 2B				0-0 1-3		3	0	2	1	0	0	0						
<b>Lynn McGlothen, L</b> OBP: 0.163, SLG: 0.143 (7, PH)		0-0 G3		0-0 FC2-5 2-3				4-0 BB		2	0	0	0	0	0	2						
<b>Jerry Mumphy, S</b> OBP: 0.364, SLG: 0.379 (7, 1)										0	0	0	0	1	0	0						
<b>Bill Greif, R</b> (7, 1)										0	0	0	0	0	0	0						
<b>Inning Stats</b>	R: 0 E: 0 K: 0 S: 4	H: 1 LOB: 1 BB: 0 P: 4	R: 1 E: 1 K: 0 S: 5	H: 1 LOB: 1 BB: 0 P: 5	R: 1 E: 0 K: 0 S: 3	H: 1 LOB: 0 BB: 0 P: 4	R: 0 E: 0 K: 0 S: 3	H: 0 LOB: 0 BB: 0 P: 3	R: 0 E: 1 K: 1 S: 6	H: 1 LOB: 2 BB: 0 P: 7	R: 0 E: 0 K: 1 S: 5	H: 0 LOB: 0 BB: 0 P: 5	R: 0 E: 0 K: 0 S: 3	H: 0 LOB: 1 BB: 1 P: 7	R: 0 E: 0 K: 0 S: 3	H: 0 LOB: 0 BB: 0 P: 3	R: 0 E: 0 K: 0 S: 3	H: 1 LOB: 0 BB: 0 P: 3	1B: 4 2B: 2 3B: 0 HR: 0	SF: 1 SAC: 0 DP: 2 HBP: 2	WP: 0 PB: 0 SB: 0 CS: 0	PA: 34
<b>PITCHER</b> <b>Doug Rau, L</b> ERA: 2.96 (1, 1)	IP: 9.0 WLS: W BF: 34 H: 5 R: 2 ER: 1 SO: 2 BB: 1 IBB: 0 HBP: 2 BLK: 0 WP: 0 HR: 0 S: 35 P: 41 ERA: 1.00 WHIP: 0.667															<b>PITCHER</b>						

St. Louis Cardinals @ Los Angeles Dodgers  
 Dodger Stadium, Los Angeles, CA  
 Tue Jul 20 1976, 7:05 PM PDT  
 Att: 20,629 - Unknown

AB 30  
 R 2  
 H 5  
 RBI 2  
 BB 1  
 SO 2  
 LOB 12



Batter	1	2	3	4	5	6	7	8	9	AB	R	H	RBI	BB	SO	LOB	BOTTOM			
<b>Davey Lopes, R</b> OBP: 0.325, SLG: 0.340 (1, 4)	0-0 F5			0-0 FC5-4 1-2					0-0 F8	4	1	1	1	0	0	2				
<b>Bill Buckner, L</b> OBP: 0.317, SLG: 0.388 (1, 7)	0-0 BB 1B				0-3 K				0-0 3-1 1B	4	1	2	0	0	1	0				
<b>Reggie Smith, S</b> OBP: 0.287, SLG: 0.421 (1, 9)	4-0 1B SF8 BB				0-0 6-3				0-0 3-1 1-2 2-3	3	1	0	0	1	1	2				
<b>Ron Cey, R</b> OBP: 0.403, SLG: 0.500 (1, 5)	0-0 BB 1B			0-0 5-3		0-3 K			0-0 5-3	4	0	1	1	0	1	2				
<b>Steve Garvey, R</b> OBP: 0.353, SLG: 0.432 (1, 3)	4-0 BB IBB			0-0 4-3					0-0 6-3	3	0	1	0	1	0	0				
<b>Bill Russell, R</b> OBP: 0.332, SLG: 0.405 (1, 6)	0-0 SF8			0-0 F9					0-0 F7	3	0	0	1	0	1	1				
<b>Dusty Baker Jr., R</b> OBP: 0.317, SLG: 0.311 (1, 8)	4-0 BB				0-0 F8				0-0 1B	3	0	1	0	1	1	1				
<b>Steve Yeager, R</b> OBP: 0.288, SLG: 0.356 (1, 2)	0-3 K				0-0 P4				0-0 3-1	3	0	0	0	0	1	4				
<b>Doug Rau, L</b> OBP: 0.302, SLG: 0.216 (1, 1)				0-0 K					0-0 FC5-4 3-1 1B	3	0	2	0	0	1	0				
<b>Inning Stats</b>	R: 2 E: 0 K: 1 S: 7	H: 2 LOB: 3 BB: 3 P: 19	R: 1 E: 0 K: 2 S: 8	H: 1 LOB: 0 BB: 0 P: 8	R: 0 E: 0 K: 0 S: 3	H: 0 LOB: 0 BB: 0 P: 3	R: 0 E: 0 K: 0 S: 4	H: 1 LOB: 1 BB: 0 P: 4	R: 0 E: 0 K: 2 S: 7	H: 0 LOB: 0 BB: 0 P: 7	R: 0 E: 0 K: 0 S: 4	H: 1 LOB: 1 BB: 0 P: 4	R: 0 E: 0 K: 0 S: 5	H: 2 LOB: 2 BB: 0 P: 5	R: 0 E: 0 K: 2 S: 7	H: 1 LOB: 1 BB: 0 P: 7	1B: 7 2B: 1 3B: 0 HR: 1	SF: 1 SAC: 0 DP: 1 HBP: 0	WP: 0 PB: 0 SB: 0 CS: 1	PA: 34
<b>PITCHER</b> <b>Lynn McGlothen, R</b> ERA: 3.83 <b>Bill Greif, R</b> ERA: 5.22 (7, 1)	IP: 6.0 WLS: L BF: 26 H: 5 R: 3 ER: 3 SO: 3 BB: 3 IBB: 3 HBP: 0 BLK: 0 WP: 0 HR: 1 S: 33 P: 45 ERA: 4.50 WHIP: 1.167															<b>PITCHER</b>				

St. Louis Cardinals @ Los Angeles Dodgers  
 Dodger Stadium, Los Angeles, CA  
 Tue Jul 20 1976, 7:05 PM PDT  
 Att: 20,629 - Unknown

AB 30  
 R 3  
 H 8  
 RBI 3  
 BB 3  
 SO 7  
 LOB 12





Batter	1	2	3	4	5	6	7	8	9	10	AB	R	H	RBI	BB	SO	LOB				
<b>Bake McBride, L</b> OBP: 0.381, SLG: 0.423 (1, 8)											5	1	1	1	0	0	1				
<b>Don Kessinger, S</b> OBP: 0.322, SLG: 0.321 (1, 6)											3	1	1	2	2	0	3				
<b>Lou Brock, L</b> OBP: 0.317, SLG: 0.357 <b>Al Hrabosky, R</b> (8, 1)											3	0	1	1	1	1	3				
<b>Ted Simmons, S</b> OBP: 0.364, SLG: 0.384 (1, 5)											4	0	0	0	0	1	6				
<b>Willie Crawford, L</b> OBP: 0.368, SLG: 0.494 (1, 9)											5	1	1	0	0	0	2				
<b>Keith Hernandez, L</b> OBP: 0.323, SLG: 0.306 (1, 3)											3	1	1	1	2	0	1				
<b>Joe Ferguson, R</b> OBP: 0.322, SLG: 0.369 (1, 2)											4	0	0	0	0	1	6				
<b>Vic Harris, S</b> OBP: 0.288, SLG: 0.319 (1, 4)											4	0	0	0	0	1	2				
<b>John Denny, R</b> ERA: 4.57 <b>John Curtis, L</b> ERA: 4.47 <b>Eddie Solomon, R</b> ERA: 3.86 <b>Ron Falty, L</b> ERA: 2.36 <b>Mike Wallace, L</b> ERA: 2.36 <b>Bill Greif, R</b> ERA: 5.19											1	0	0	0	0	0	1				
<b>Inning Stats</b>	R: 2 E: 0 K: 0 S: 5	H: 2 LOB: 0 BB: 0 P: 5	R: 0 E: 0 K: 2 S: 7	H: 0 LOB: 1 BB: 1 P: 11	R: 0 E: 0 K: 1 S: 6	H: 1 LOB: 2 BB: 1 P: 10	R: 0 E: 0 K: 0 S: 3	H: 0 LOB: 0 BB: 0 P: 3	R: 0 E: 0 K: 1 S: 7	H: 1 LOB: 2 BB: 2 P: 15	R: 1 E: 0 K: 0 S: 4	H: 1 LOB: 1 BB: 1 P: 8	R: 0 E: 0 K: 0 S: 4	H: 1 LOB: 1 BB: 0 P: 4	R: 0 E: 0 K: 0 S: 3	H: 0 LOB: 0 BB: 0 P: 3	1B: 3 2B: 1 3B: 3 HR: 0	SF: 1 SAC: 3 DP: 0 HBP: 0	WP: 0 PB: 0 SB: 0 CS: 0	PA: 46	
<b>PITCHER</b>	IP WLS BF H R ER SO	IP WLS BF H R ER SO	IP WLS BF H R ER SO	IP WLS BF H R ER SO	IP WLS BF H R ER SO	IP WLS BF H R ER SO	IP WLS BF H R ER SO	IP WLS BF H R ER SO	IP WLS BF H R ER SO	IP WLS BF H R ER SO	IP WLS BF H R ER SO	IP WLS BF H R ER SO	IP WLS BF H R ER SO	IP WLS BF H R ER SO	IP WLS BF H R ER SO	IP WLS BF H R ER SO	ERA WHIP	ERA WHIP			
<b>Don Sutton, R</b> ERA: 4.5 <b>Stan Wall, L</b> ERA: 4.21 <b>Charlie Hough, R</b> ERA: 2.3	(1, 1) 6.0 2.0 (7, 1) 2.0 (9, 1) 2.0	(1, 1) 6.0 2.0 (7, 1) 2.0 (9, 1) 2.0	(1, 1) 6.0 2.0 (7, 1) 2.0 (9, 1) 2.0	(1, 1) 6.0 2.0 (7, 1) 2.0 (9, 1) 2.0	(1, 1) 6.0 2.0 (7, 1) 2.0 (9, 1) 2.0	(1, 1) 6.0 2.0 (7, 1) 2.0 (9, 1) 2.0	(1, 1) 6.0 2.0 (7, 1) 2.0 (9, 1) 2.0	(1, 1) 6.0 2.0 (7, 1) 2.0 (9, 1) 2.0	(1, 1) 6.0 2.0 (7, 1) 2.0 (9, 1) 2.0	(1, 1) 6.0 2.0 (7, 1) 2.0 (9, 1) 2.0	(1, 1) 6.0 2.0 (7, 1) 2.0 (9, 1) 2.0	(1, 1) 6.0 2.0 (7, 1) 2.0 (9, 1) 2.0	(1, 1) 6.0 2.0 (7, 1) 2.0 (9, 1) 2.0	(1, 1) 6.0 2.0 (7, 1) 2.0 (9, 1) 2.0	(1, 1) 6.0 2.0 (7, 1) 2.0 (9, 1) 2.0	(1, 1) 6.0 2.0 (7, 1) 2.0 (9, 1) 2.0	(1, 1) 6.0 2.0 (7, 1) 2.0 (9, 1) 2.0	4.50 1.833	4.50 1.500	0.00 0.500	

**TOP**

**St. Louis Cardinals @ Los Angeles Dodgers**  
Dodger Stadium, Los Angeles, CA  
Wed Jul 21 1976, 3:33 AM PDT  
Att: 26,693 - Unknown

livebaseballscorecards.com

AB 34  
R 6  
H 7  
RBI 5  
BB 8  
SO 4  
LOB 21

WP: 0 PA: 46  
PB: 0  
SB: 0  
CS: 0

Batter	1	2	3	4	5	6	7	8	9	10	AB	R	H	RBI	BB	SO	LOB					
<b>Davey Lopes, R</b> OBP: 0.326, SLG: 0.356 (1, 4)											5	1	2	1	0	1	2					
<b>Bill Buckner, L</b> OBP: 0.318, SLG: 0.386 (1, 7)											4	1	1	0	1	0	4					
<b>Reggie Smith, S</b> OBP: 0.296, SLG: 0.451 (1, 9)											5	3	4	2	0	0	0					
<b>Ron Cey, R</b> OBP: 0.397, SLG: 0.492 (1, 5)											5	0	0	0	0	0	3					
<b>Steve Garvey, R</b> OBP: 0.356, SLG: 0.433 (1, 3)											4	0	2	1	1	0	1					
<b>Bill Russell, R</b> OBP: 0.330, SLG: 0.402 (1, 6)											5	1	1	0	0	0	2					
<b>Dusty Baker Jr, R</b> OBP: 0.313, SLG: 0.306 (1, 8)											5	0	0	0	0	1	3					
<b>Steve Yeager, R</b> OBP: 0.281, SLG: 0.356 <b>Manny Mota, R</b> OBP: 0.342, SLG: 0.303 (10, PH)											3	1	1	0	1	0	0					
<b>Don Sutton, R</b> ERA: 3.31 <b>Lee Lacy, R</b> ERA: 4.47 <b>Stan Wall, L</b> ERA: 4.21 <b>Danny Walton, R</b> ERA: 4.47 <b>Charlie Hough, R</b> ERA: 2.33 <b>Ted Sizemore, R</b> ERA: 5.19	(1, 1) (8, PH) (7, 1) (8, PH) (9, 1) (10, PH)	(1, 1) (8, PH) (7, 1) (8, PH) (9, 1) (10, PH)	(1, 1) (8, PH) (7, 1) (8, PH) (9, 1) (10, PH)	(1, 1) (8, PH) (7, 1) (8, PH) (9, 1) (10, PH)	(1, 1) (8, PH) (7, 1) (8, PH) (9, 1) (10, PH)	(1, 1) (8, PH) (7, 1) (8, PH) (9, 1) (10, PH)	(1, 1) (8, PH) (7, 1) (8, PH) (9, 1) (10, PH)	(1, 1) (8, PH) (7, 1) (8, PH) (9, 1) (10, PH)	(1, 1) (8, PH) (7, 1) (8, PH) (9, 1) (10, PH)	(1, 1) (8, PH) (7, 1) (8, PH) (9, 1) (10, PH)	(1, 1) (8, PH) (7, 1) (8, PH) (9, 1) (10, PH)	(1, 1) (8, PH) (7, 1) (8, PH) (9, 1) (10, PH)	(1, 1) (8, PH) (7, 1) (8, PH) (9, 1) (10, PH)	(1, 1) (8, PH) (7, 1) (8, PH) (9, 1) (10, PH)	(1, 1) (8, PH) (7, 1) (8, PH) (9, 1) (10, PH)	(1, 1) (8, PH) (7, 1) (8, PH) (9, 1) (10, PH)	(1, 1) (8, PH) (7, 1) (8, PH) (9, 1) (10, PH)	9.82 2.455	9.82 2.000	5.40 2.400	0.00 0.000	0.00 0.000
<b>Inning Stats</b>	R: 3 E: 0 K: 0 S: 5	H: 3 LOB: 0 BB: 1 P: 9	R: 0 E: 0 K: 0 S: 3	H: 0 LOB: 1 BB: 1 P: 7	R: 1 E: 0 K: 0 S: 4	H: 1 LOB: 3 BB: 2 P: 12	R: 1 E: 0 K: 0 S: 3	H: 1 LOB: 0 BB: 0 P: 7	R: 0 E: 0 K: 1 S: 7	H: 2 LOB: 2 BB: 0 P: 5	R: 0 E: 0 K: 1 S: 5	H: 0 LOB: 0 BB: 0 P: 5	R: 0 E: 0 K: 0 S: 4	H: 2 LOB: 1 BB: 0 P: 4	R: 1 E: 1 K: 0 S: 3	H: 1 LOB: 2 BB: 1 P: 7	1B: 9 2B: 2 3B: 0 HR: 3	SF: 0 SAC: 0 DP: 3 HBP: 0	WP: 0 PB: 1 SB: 0 CS: 0	PA: 45		
<b>PITCHER</b>	IP WLS BF H R ER SO	IP WLS BF H R ER SO	IP WLS BF H R ER SO	IP WLS BF H R ER SO	IP WLS BF H R ER SO	IP WLS BF H R ER SO	IP WLS BF H R ER SO	IP WLS BF H R ER SO	IP WLS BF H R ER SO	IP WLS BF H R ER SO	IP WLS BF H R ER SO	IP WLS BF H R ER SO	IP WLS BF H R ER SO	IP WLS BF H R ER SO	IP WLS BF H R ER SO	IP WLS BF H R ER SO	ERA WHIP	ERA WHIP				
<b>John Denny, R</b> ERA: 3.31 <b>John Curtis, L</b> ERA: 4.47 <b>Eddie Solomon, R</b> ERA: 3.86 <b>Mike Wallace, L</b> ERA: 2.36 <b>Bill Greif, R</b> ERA: 5.19	(1, 1) (4, 1) (5, 1) (6, 1) (7, 1)	(1, 1) (4, 1) (5, 1) (6, 1) (7, 1)	(1, 1) (4, 1) (5, 1) (6, 1) (7, 1)	(1, 1) (4, 1) (5, 1) (6, 1) (7, 1)	(1, 1) (4, 1) (5, 1) (6, 1) (7, 1)	(1, 1) (4, 1) (5, 1) (6, 1) (7, 1)	(1, 1) (4, 1) (5, 1) (6, 1) (7, 1)	(1, 1) (4, 1) (5, 1) (6, 1) (7, 1)	(1, 1) (4, 1) (5, 1) (6, 1) (7, 1)	(1, 1) (4, 1) (5, 1) (6, 1) (7, 1)	(1, 1) (4, 1) (5, 1) (6, 1) (7, 1)	(1, 1) (4, 1) (5, 1) (6, 1) (7, 1)	(1, 1) (4, 1) (5, 1) (6, 1) (7, 1)	(1, 1) (4, 1) (5, 1) (6, 1) (7, 1)	(1, 1) (4, 1) (5, 1) (6, 1) (7, 1)	(1, 1) (4, 1) (5, 1) (6, 1) (7, 1)	9.82 2.455	9.82 2.000	5.40 2.400	0.00 0.000	0.00 0.000	

**BOTTOM**

**St. Louis Cardinals @ Los Angeles Dodgers**  
Dodger Stadium, Los Angeles, CA  
Wed Jul 21 1976, 3:33 AM PDT  
Att: 26,693 - Unknown

livebaseballscorecards.com

AB 39  
R 7  
H 13  
RBI 6  
BB 6  
SO 2  
LOB 15

WP: 0 PA: 45  
PB: 1  
SB: 0  
CS: 0







Batter	1	2	3	4	5	6	7	8	9	AB	R	H	RBI	BB	SO	LOB	TOP							
Joe Wallis, S (1, 8) OBP: 0.288, SLG: 0.348	F8		CS 1B		FC3-6 1B		F9		K	5	1	1	0	0	1	1								
Larry Blittner, L (1, 3) OBP: 0.270, SLG: 0.281	F7		CS	1B FC4	1B WP		F7			4	2	2	0	0	0	0								
Bill Madlock, R (1, 5) OBP: 0.391, SLG: 0.484				1B FC4	1B S		F7			3	0	2	1	1	0	0								
Jose Cardenal, R (1, 7) OBP: 0.342, SLG: 0.416	4-3			FC4 E	F2			1B		4	0	1	1	0	0	3								
Champ Summers, L (1, 9) OBP: 0.309, SLG: 0.321				E4 FC5-4		K		1B		4	0	2	0	0	1	1								
Manny Trillo, R (1, 4) OBP: 0.304, SLG: 0.326	F4			F8		K		F3		4	0	0	0	0	1	4								
Steve Swisher, R (1, 2) OBP: 0.289, SLG: 0.326	G6-4-3			FC5-4				K		4	0	1	0	0	1	4								
Mick Kelleher, R (1, 6) OBP: 0.279, SLG: 0.299			5-3		1-3		FC6-4		F9	4	0	0	0	0	0	1								
Ray Burris, R (1, 1) OBP: 0.190, SLG: 0.171									F3	2	0	1	0	0	1	0								
Jerry Morales, R (7, PH) OBP: 0.301, SLG: 0.400			K							1	1	1	1	0	0	0								
Bruce Sutter, R (7, 1)					FC3-6 1B					1	0	0	0	0	0	0								
<b>Inning Stats</b>	R: 0 E: 0 K: 0 S: 3	H: 0 LOB: 1 BB: 1 P: 7	R: 0 E: 0 K: 0 S: 3	H: 1 LOB: 0 BB: 0 P: 3	R: 0 E: 0 K: 1 S: 5	H: 1 LOB: 0 BB: 0 P: 5	R: 1 E: 1 K: 0 S: 6	H: 2 LOB: 2 BB: 0 P: 6	R: 2 E: 0 K: 0 S: 6	H: 3 LOB: 1 BB: 0 P: 6	R: 0 E: 0 K: 2 S: 8	H: 1 LOB: 1 BB: 0 P: 8	R: 1 E: 0 K: 0 S: 4	H: 1 LOB: 0 BB: 0 P: 4	R: 0 E: 0 K: 1 S: 6	H: 2 LOB: 1 BB: 0 P: 6	R: 0 E: 0 K: 1 S: 5	H: 0 LOB: 0 BB: 0 P: 5	1B: 10 2B: 0 3B: 0 HR: 1	SF: 0 SAC: 0 DP: 1 HBP: 0	WP: 1 PB: 0 SB: 1 CS: 1	PA: 38		
<b>PITCHER</b>	IP WLS BF H R ER SO BB IBB HBP BLK WP HR S P ERA WHIP	7.0 L 30 9 4 4 3 1 0 0 0 1 1 35 39 5.14 1.429	8.1 S 7 2 0 0 2 0 0 0 0 0 0 11 11 0.00 1.000																					

Chicago Cubs @ St. Louis Cardinals  
 Busch Stadium, St. Louis, MO  
 Fri Jul 23, 1976, 7:05 PM CDT  
 Att: 19,801 - Unknown - 90 F

AB	36
R	4
H	11
RBI	3
BB	1
SO	5
LOB	14



Batter	1	2	3	4	5	6	7	8	9	AB	R	H	RBI	BB	SO	LOB	BOTTOM					
Lou Brock, L (1, 7) OBP: 0.317, SLG: 0.360					3-1		G6-3		3-1	4	0	1	0	1	0	2						
Don Kessinger, S (1, 6) OBP: 0.317, SLG: 0.313	F9		F8		4-3		L4		F5	5	0	0	0	0	0	3						
Bake McBride, L (1, 8) OBP: 0.387, SLG: 0.430	F9			F9 BB 1B	HBP			4-3 1B		3	1	2	0	0	0	0						
Ted Simmons, S (1, 2) OBP: 0.362, SLG: 0.379		F7		1B BB	P6			4-3		3	1	0	0	1	0	2						
Willie Crawford, L (1, 9) OBP: 0.402, SLG: 0.483	F9			F9				K		4	0	1	0	0	1	3						
Keith Hernandez, L (1, 3) OBP: 0.314, SLG: 0.321	F8			FC3-6 1B	1B		F8			3	0	1	1	1	0	1						
Hector Cruz, R (1, 5) OBP: 0.239, SLG: 0.307			6-3	FC3-6 1B			K		K	4	0	1	1	0	2	3						
Lee Richard, R (1, 4) OBP: 0.143, SLG: 0.150				FC3-6			F9			3	1	1	0	0	0	3						
Joe Ferguson, R (9, PH) OBP: 0.327, SLG: 0.371			SH1-4 3B	FC3-6					FC4-6 1B	1	0	1	0	0	0	0						
Eric Rasmussen, R (1, 1) OBP: 0.200, SLG: 0.143			SH1-4		5-3				FC4-6	1	0	1	0	0	0	0						
Ron Fairly, L (7, PH) OBP: 0.402, SLG: 0.315										1	0	1	0	0	0	0						
Vic Harris, S (7, PR) OBP: 0.282, SLG: 0.313										0	0	0	0	0	0	0						
Al Hrabosky, R (8, 1) OBP: 0.364, SLG: 0.373							G6-3 1B			0	0	0	0	0	0	0						
Jerry Humphrey, S (9, PH) OBP: 0.364, SLG: 0.373										1	0	0	0	0	0	1						
<b>Inning Stats</b>	R: 0 E: 0 K: 0 S: 3	H: 1 LOB: 0 BB: 0 P: 3	R: 0 E: 0 K: 0 S: 3	H: 0 LOB: 0 BB: 0 P: 3	R: 1 E: 0 K: 0 S: 4	H: 1 LOB: 1 BB: 1 P: 8	R: 2 E: 0 K: 0 S: 6	H: 3 LOB: 2 BB: 1 P: 10	R: 0 E: 0 K: 1 S: 3	H: 0 LOB: 1 BB: 0 P: 4	R: 0 E: 0 K: 1 S: 6	H: 1 LOB: 1 BB: 0 P: 6	R: 0 E: 0 K: 0 S: 3	H: 1 LOB: 2 BB: 0 P: 3	R: 0 E: 0 K: 2 S: 8	H: 1 LOB: 1 BB: 1 P: 12	R: 0 E: 0 K: 0 S: 4	H: 1 LOB: 1 BB: 0 P: 4	1B: 7 2B: 1 3B: 1 HR: 0	SF: 0 SAC: 1 DP: 1 HBP: 1	WP: 0 PB: 0 SB: 0 CS: 0	PA: 38
<b>PITCHER</b>	IP WLS BF H R ER SO BB IBB HBP BLK WP HR S P ERA WHIP	6.0 W 26 6 3 3 1 2 0 1 0 0 0 0 25 34 4.50 1.333	3.0 S 12 3 0 0 2 1 0 0 0 0 0 15 19 0.00 1.333																			

Chicago Cubs @ St. Louis Cardinals  
 Busch Stadium, St. Louis, MO  
 Fri Jul 23, 1976, 7:05 PM CDT  
 Att: 19,801 - Unknown - 90 F

AB	33
R	3
H	9
RBI	3
BB	3
SO	3
LOB	20














Batter	1	2	3	4	5	6	7	8	9	AB R H RBI BB SO LOB	TOP									
Frank Taveras, R OBP: 0.321, SLG: 0.301										4 1 0 0 1 0 3	<b>Pittsburgh Pirates @ St. Louis Cardinals</b> Busch Stadium, St. Louis, MO Tue Jul 27 1976, 7:05 PM CDT Att: 13,953 - Unknown									
Rennie Stennett, R OBP: 0.279, SLG: 0.338										4 0 1 0 0 0 1										
Al Oliver, L OBP: 0.382, SLG: 0.535										3 1 2 0 1 0 1										
Willie Stargell, L OBP: 0.345, SLG: 0.468										2 0 0 1 1 0 2										
Bill Robinson, R OBP: 0.339, SLG: 0.591 Richie Hebner, L OBP: 0.296, SLG: 0.305										3 0 0 0 1 2 3 0 0 0 0 0 0 0										
Richie Zisk, R OBP: 0.341, SLG: 0.472										3 0 0 1 0 1 0										
Dave Parker, L OBP: 0.327, SLG: 0.466										4 0 0 0 0 1 2										
Manny Sanguillen, R OBP: 0.329, SLG: 0.363										3 1 1 0 1 1 0										
Bruce Kison, R OBP: 0.308, SLG: 0.314										3 0 2 1 1 1 1										
<b>Inning Stats</b>	R: 0 E: 0 K: 0 S: 3	H: 0 LOB: 1 BB: 1 P: 7	R: 0 E: 0 K: 2 S: 7	H: 0 LOB: 0 BB: 0 P: 7	R: 0 E: 0 K: 1 S: 4	H: 0 LOB: 0 BB: 1 P: 8	R: 1 E: 0 K: 0 S: 4	H: 1 LOB: 2 BB: 2 P: 12	R: 0 E: 0 K: 1 S: 6	H: 1 LOB: 1 BB: 0 P: 6	R: 0 E: 0 K: 0 S: 3	H: 0 LOB: 0 BB: 0 P: 3	R: 1 E: 0 K: 0 S: 5	H: 2 LOB: 2 BB: 1 P: 9	R: 1 E: 1 K: 1 S: 7	H: 2 LOB: 1 BB: 0 P: 7	1B: 6 2B: 0 3B: 0 HR: 0	SF: 2 SAC: 0 DP: 1 HBP: 0	WP: 1 PB: 0 SB: 1 CS: 1	PA: 37
<b>PITCHER</b>	IP WLS BF H R ER SO BB IBB HBP BLK WP HR S P ERA WHIP											IP WLS BF H R ER SO BB IBB HBP BLK WP HR S P ERA WHIP								
Pete Falcone, L ERA: 3.95	(1, 1) 7.0 L 27 3 2 2 5 5 0 0 0 0 1 0 32 52 2.57 1.143											Al Hrabosky, L ERA: 2.79	(8, 1) 2.0 10 3 1 0 1 1 0 0 0 0 0 11 15 0.00 2.000							

Batter	1	2	3	4	5	6	7	8	9	AB R H RBI BB SO LOB	BOTTOM									
Lou Brock, L OBP: 0.326, SLG: 0.370										4 1 2 0 1 0 0	<b>Pittsburgh Pirates @ St. Louis Cardinals</b> Busch Stadium, St. Louis, MO Tue Jul 27 1976, 7:05 PM CDT Att: 13,953 - Unknown									
Bake McBride, L OBP: 0.384, SLG: 0.433										3 0 3 1 0 0 0										
Willie Crawford, L OBP: 0.379, SLG: 0.474										4 0 1 0 0 0 6										
Ted Simmons, S OBP: 0.366, SLG: 0.386										4 0 2 0 0 0 4										
Keith Hernandez, L OBP: 0.337, SLG: 0.331										3 0 0 0 1 1 2										
Don Kessinger, S OBP: 0.317, SLG: 0.312										4 0 1 0 0 0 1										
Hector Cruz, R OBP: 0.249, SLG: 0.319 Ron Fairly, L OBP: 0.398, SLG: 0.311 Vic Harris, S OBP: 0.282, SLG: 0.313										3 0 1 0 0 1 3 1 0 0 0 0 0 1 0 0 0 0 0 0 0										
Lee Richard, R OBP: 0.173, SLG: 0.204 Jerym Murphy, S OBP: 0.358, SLG: 0.361 Doug Clavey, R OBP: 0.333, SLG: 1.333 Mike Anderson, R OBP: 0.390, SLG: 0.375										2 0 0 0 0 0 1 1 0 0 0 0 1 0 0 0 0 0 0 0 0 1 0 0 0 0 0 0										
Pete Falcone, L OBP: 0.162, SLG: 0.143 Al Hrabosky, R Joe Ferguson, R OBP: 0.326, SLG: 0.369										3 0 1 0 0 0 0 0 0 0 0 0 0 0 1 0 0 0 0 0 0										
<b>Inning Stats</b>	R: 1 E: 0 K: 1 S: 7	H: 3 LOB: 3 BB: 2 P: 15	R: 0 E: 0 K: 0 S: 3	H: 0 LOB: 0 BB: 0 P: 3	R: 0 E: 0 K: 0 S: 4	H: 1 LOB: 0 BB: 0 P: 4	R: 0 E: 0 K: 0 S: 3	H: 1 LOB: 0 BB: 0 P: 3	R: 0 E: 0 K: 1 S: 5	H: 0 LOB: 0 BB: 0 P: 5	R: 0 E: 0 K: 1 S: 7	H: 2 LOB: 2 BB: 0 P: 7	R: 0 E: 0 K: 0 S: 4	H: 1 LOB: 1 BB: 0 P: 4	R: 0 E: 0 K: 0 S: 3	H: 0 LOB: 0 BB: 0 P: 3	1B: 10 2B: 2 3B: 0 HR: 0	SF: 1 SAC: 0 DP: 2 HBP: 0	WP: 1 PB: 0 SB: 1 CS: 0	PA: 37
<b>PITCHER</b>	IP WLS BF H R ER SO BB IBB HBP BLK WP HR S P ERA WHIP											IP WLS BF H R ER SO BB IBB HBP BLK WP HR S P ERA WHIP								
Bruce Kison, R ERA: 3.38	(1, 1) 9.0 W 37 11 1 1 1 3 2 0 0 0 1 0 41 49 1.00 1.444																			









Batter	1	2	3	4	5	6	7	8	9	AB	R	H	RBI	BB	SO	LOB	TOP																	
<b>Lou Brock, L</b> OBP: 0.328, SLG: 0.372 (1, 7)										5	1	2	0	0	1	2																		
<b>Bake McBride, L</b> OBP: 0.386, SLG: 0.440 (1, 8)										4	1	2	1	1	0	1																		
<b>Willie Crawford, L</b> OBP: 0.379, SLG: 0.486 (9, PH) <b>Mike Anderson, R</b> OBP: 0.387, SLG: 0.371 (9, PH)										3	1	1	2	0	1	1																		
<b>Ted Simmons, S</b> OBP: 0.365, SLG: 0.384 (1, 2)										5	1	1	0	0	0	3																		
<b>Keith Hernandez, L</b> OBP: 0.341, SLG: 0.331 (1, 3)										3	1	1	0	1	1	1																		
<b>Don Kessinger, S</b> OBP: 0.327, SLG: 0.312 (1, 6)										4	0	1	1	0	0	1																		
<b>Hector Cruz, R</b> OBP: 0.292, SLG: 0.322 (1, 5)										3	0	1	1	1	0	1																		
<b>Lee Richard, R</b> OBP: 0.190, SLG: 0.236 (9, PH) <b>Jerry Mumphrey, S</b> OBP: 0.357, SLG: 0.354 (9, PH)										3	0	1	0	0	1	1																		
<b>Bob Forsch, R</b> OBP: 0.143, SLG: 0.146 (6, 1) <b>Bill Greif, R</b> OBP: 0.400, SLG: 0.315 (7, PH) <b>John Curtis, L</b> OBP: 0.276, SLG: 0.259 (7, 1) <b>Joe Ferguson, R</b> OBP: 0.330, SLG: 0.382 (9, PH)										2	0	0	0	0	0	3																		
<b>Inning Stats</b>	R: 2 E: 0 K: 1 S: 7	H: 2 LOB: 0 BB: 0 P: 7	R: 0 E: 0 K: 0 S: 3	H: 0 LOB: 1 BB: 1 P: 7	R: 1 E: 0 K: 0 S: 4	H: 2 LOB: 0 BB: 0 P: 4	R: 1 E: 0 K: 0 S: 5	H: 2 LOB: 2 BB: 1 P: 9	R: 0 E: 0 K: 1 S: 6	H: 1 LOB: 1 BB: 0 P: 6	R: 0 E: 0 K: 1 S: 5	H: 0 LOB: 0 BB: 0 P: 5	R: 0 E: 0 K: 0 S: 3	H: 0 LOB: 0 BB: 0 P: 3	R: 1 E: 0 K: 1 S: 7	H: 3 LOB: 1 BB: 1 P: 11	1B: 7 2B: 2 3B: 1 HR: 2	SF: 1 SAC: 0 DP: 0 HBP: 0	WP: 0 PB: 0 SB: 1 CS: 1	PA: 40														
<b>PITCHER</b>	IP WLS BF H R ER SO BB IBB HBP BLK WP HR S P ERA WHIP																																	
<b>Steve Stone, R</b> ERA: 3.69	3.1	17	6	4	4	1	2	2	0	0	0	0	0	1	17	25	10.80	2.400																
<b>Paul Reuschel, R</b> ERA: 4.75	4.0	W	15	3	1	1	2	0	0	0	1	0	0	19	19	2.25	0.750																	
<b>Bruce Sutter, R</b> ERA: 2.45	1.1	S	6	2	1	1	0	1	0	0	0	0	1	7	11	6.75	2.250																	
<b>Darold Knowles, L</b> ERA: 3.04	0.1	S	2	1	0	0	0	0	0	0	0	0	0	2	2	0.00	3.000																	

St. Louis Cardinals @ Chicago Cubs  
Wrigley Field, Chicago, IL  
Fri Jul 30 1976, 3:33 AM CDT  
Att: 14,078 - Sunny - 79 F

AB 36  
R 6  
H 12  
RBI 6  
BB 3  
SO 4  
LOB 14



Batter	1	2	3	4	5	6	7	8	9	AB	R	H	RBI	BB	SO	LOB	BOTTOM																	
<b>Joe Wallis, S</b> OBP: 0.298, SLG: 0.367 (1, 8)										4	0	1	0	0	1	2																		
<b>Jose Cardenal, R</b> OBP: 0.344, SLG: 0.416 (1, 7)										4	1	1	1	0	1	1																		
<b>Bill Madlock, R</b> OBP: 0.396, SLG: 0.476 (1, 5)										4	2	2	0	0	1	1																		
<b>Jerry Morales, R</b> OBP: 0.308, SLG: 0.392 (1, 9)										2	1	0	0	2	0	1																		
<b>Ralph LaCock, L</b> OBP: 0.339, SLG: 0.387 (1, 3)										3	1	1	4	0	1	2																		
<b>Manny Trillo, R</b> OBP: 0.306, SLG: 0.334 (1, 4)										4	1	1	0	0	0	0																		
<b>George Mitterwald, R</b> OBP: 0.261, SLG: 0.292 (1, 2)										3	1	1	1	1	0	0																		
<b>Mick Kelleher, R</b> OBP: 0.271, SLG: 0.294 (1, 6)										4	0	2	1	0	0	0																		
<b>Steve Stone, R</b> OBP: 0.083, SLG: 0.083 (1, 1) <b>Paul Reuschel, R</b> OBP: 0.200, SLG: 0.154 <b>Bruce Sutter, R</b> OBP: 0.444, SLG: 0.167 (9, 1)										1	0	0	0	0	1	1																		
<b>Inning Stats</b>	R: 0 E: 0 K: 0 S: 3	H: 0 LOB: 0 BB: 0 P: 3	R: 0 E: 0 K: 0 S: 3	H: 0 LOB: 0 BB: 0 P: 3	R: 0 E: 0 K: 1 S: 6	H: 1 LOB: 1 BB: 0 P: 6	R: 2 E: 1 K: 0 S: 5	H: 2 LOB: 0 BB: 0 P: 5	R: 0 E: 0 K: 1 S: 6	H: 0 LOB: 1 BB: 0 P: 6	R: 4 E: 0 K: 0 S: 6	H: 5 LOB: 2 BB: 2 P: 14	R: 0 E: 0 K: 3 S: 10	H: 1 LOB: 2 BB: 1 P: 14	R: 1 E: 0 K: 1 S: 6	H: 1 LOB: 0 BB: 0 P: 6	1B: 4 2B: 3 3B: 0 HR: 3	SF: 1 SAC: 0 DP: 0 HBP: 0	WP: 1 PB: 0 SB: 0 CS: 0	PA: 36														
<b>PITCHER</b>	IP WLS BF H R ER SO BB IBB HBP BLK WP HR S P ERA WHIP																																	
<b>Bob Forsch, R</b> ERA: 4.06	5.1	L	24	6	6	5	2	1	0	0	0	0	0	2	27	31	8.44	1.312																
<b>Bill Greif, R</b> ERA: 4.52	0.2	S	3	2	0	0	0	0	1	0	0	0	0	2	6	0.00	3.000																	
<b>John Curtis, L</b> ERA: 4.47	2.0	S	9	2	1	1	4	0	1	0	0	1	1	16	20	4.50	1.000																	

St. Louis Cardinals @ Chicago Cubs  
Wrigley Field, Chicago, IL  
Fri Jul 30 1976, 3:33 AM CDT  
Att: 14,078 - Sunny - 79 F

AB 32  
R 7  
H 10  
RBI 7  
BB 3  
SO 6  
LOB 8





Batter	1	2	3	4	5	6	7	8	9	AB	R	H	RBI	BB	SO	LOB	TOP				
<b>Lou Brock, L</b> OBP: 0.324, SLG: 0.367 (1, 7)	3-1			F9	K2-3			F5		4	0	0	0	0	1	2					
<b>Bake McBride, L</b> OBP: 0.391, SLG: 0.445 (1, 8)				1B				F9		4	1	3	0	0	0	0					
<b>Willie Crawford, L</b> OBP: 0.377, SLG: 0.482 (1, 9)	F7			G6-4-3				F9		4	0	1	0	0	0	2					
<b>Ted Simmons, S</b> OBP: 0.364, SLG: 0.382 (1, 2)	CS	F8		G6-4-3				2-3		4	0	1	0	0	0	3					
<b>Keith Hernandez, L</b> OBP: 0.344, SLG: 0.342 (1, 3)		F7						F9		4	1	2	1	0	0	1					
<b>Don Kessinger, S</b> OBP: 0.317, SLG: 0.308 (1, 6)		4-3						F9		4	0	0	0	0	1	3					
<b>Hector Cruz, R</b> OBP: 0.252, SLG: 0.321 (1, 5)				F2				F3		4	0	1	0	0	1	1					
<b>Lee Richard, R</b> OBP: 0.180, SLG: 0.224 (1, 4)				4-3				P6		3	0	0	0	0	1	2					
<b>Lynn McGlothen, L</b> OBP: 0.167, SLG: 0.174 <b>Al Hrabosky, R</b> (8, 1)				6-3				5-6-3		3	0	1	1	0	0	0					
<b>Inning Stats</b>	R: 0 E: 0 K: 0 S: 3	H: 1 LOB: 0 BB: 0 P: 3	R: 0 E: 0 K: 0 S: 3	H: 0 LOB: 0 BB: 0 P: 3	R: 0 E: 0 K: 0 S: 3	H: 0 LOB: 0 BB: 0 P: 3	R: 0 E: 0 K: 0 S: 4	H: 2 LOB: 1 BB: 0 P: 4	R: 1 E: 0 K: 2 S: 10	H: 3 LOB: 2 BB: 0 P: 10	R: 1 E: 0 K: 0 S: 5	H: 2 LOB: 1 BB: 0 P: 5	R: 0 E: 0 K: 1 S: 5	H: 0 LOB: 0 BB: 0 P: 5	R: 0 E: 0 K: 0 S: 3	H: 0 LOB: 0 BB: 0 P: 3	R: 0 E: 0 K: 1 S: 6	H: 1 LOB: 1 BB: 0 P: 6	1B: 7 2B: 2 3B: 0 HR: 0	SF: 0 SAC: 0 DP: 1 HBP: 0	WP: 0 PA: 35 PB: 0 SB: 0 CS: 1
<b>PITCHER</b> <b>Steve Renko, R</b> ERA: 4.23 (1, 1)	IP: 9.0 WLS: W BF: 34 H: 9 R: 2 ER: 2 SO: 4 BB: 0 IBB: 0 HBP: 0 BLK: 0 WP: 0 HR: 0 S: 42 P: 42 ERA: 2.00 WHIP: 1.000															<b>PITCHER</b>					

St. Louis Cardinals @ Chicago Cubs  
Wrigley Field, Chicago, IL  
Sat Jul 31 1976, 3:33 AM CDT  
Att: 21,183 - Unknown - 69 F

AB 34  
R 2  
H 9  
RBI 2  
BB 0  
SO 4  
LOB 14



Batter	1	2	3	4	5	6	7	8	9	AB	R	H	RBI	BB	SO	LOB	BOTTOM		
<b>Joe Wallis, S</b> OBP: 0.303, SLG: 0.371 (1, 8)	K			E3				1B		4	1	2	0	0	1	1			
<b>Jose Cardenal, R</b> OBP: 0.345, SLG: 0.417 <b>Champ Summers, L</b> OBP: 0.298, SLG: 0.293 (1, 7) (9, 7)	1B			K				2B		4	1	2	0	0	2	3			
<b>Bill Madlock, R</b> OBP: 0.400, SLG: 0.483 (1, 5)	1B			6-3				E		4	1	3	2	0	0	0			
<b>Jerry Morales, R</b> OBP: 0.307, SLG: 0.389 (1, 9)	G6-4-3			F8				SF8		3	1	0	0	1	1	4			
<b>Ralph LaCock, L</b> OBP: 0.333, SLG: 0.379 <b>Wayne Tyrone, R</b> OBP: 0.227, SLG: 0.200 (8, PH) (9, 3)		K		K				E4		3	0	0	0	0	2	0			
<b>Manny Trillo, R</b> OBP: 0.308, SLG: 0.334 (1, 4)		CS		1B				1B		3	0	1	0	1	2	2			
<b>George Mitterwald, R</b> OBP: 0.260, SLG: 0.293 (1, 2)		BB		2B				K		3	1	1	1	0	1	1			
<b>Mick Kelleher, R</b> OBP: 0.276, SLG: 0.301 (1, 6)				F8				3H		3	0	1	1	1	0	0			
<b>Steve Renko, R</b> OBP: 0.065, SLG: 0.065 (1, 1)				E				F9		4	1	1	0	0	1	3			
<b>Inning Stats</b>	R: 0 E: 0 K: 1 S: 6	H: 2 LOB: 1 BB: 0 P: 6	R: 0 E: 0 K: 2 S: 6	H: 0 LOB: 0 BB: 1 P: 10	R: 1 E: 1 K: 1 S: 8	H: 2 LOB: 2 BB: 0 P: 8	R: 1 E: 0 K: 2 S: 9	H: 3 LOB: 1 BB: 0 P: 9	R: 0 E: 0 K: 1 S: 5	H: 1 LOB: 0 BB: 0 P: 5	R: 0 E: 0 K: 2 S: 7	H: 0 LOB: 0 BB: 0 P: 7	R: 0 E: 0 K: 0 S: 3	H: 0 LOB: 0 BB: 0 P: 3	R: 4 E: 1 K: 1 S: 9	H: 4 LOB: 2 BB: 2 P: 17	1B: 10 2B: 2 3B: 0 HR: 0	SF: 1 SAC: 0 DP: 1 HBP: 0	WP: 0 PA: 36 PB: 0 SB: 0 CS: 2
<b>PITCHER</b> <b>Lynn McGlothen, R</b> ERA: 3.89 <b>Al Hrabosky, L</b> ERA: 2.85 (1, 1) (8, 1)	IP: 7.0 WLS: L BF: 30 H: 11 R: 5 ER: 4 SO: 9 BB: 1 IBB: 0 HBP: 0 BLK: 0 WP: 0 HR: 0 S: 47 P: 51 ERA: 5.14 WHIP: 1.714															<b>PITCHER</b>			

St. Louis Cardinals @ Chicago Cubs  
Wrigley Field, Chicago, IL  
Sat Jul 31 1976, 3:33 AM CDT  
Att: 21,183 - Unknown - 69 F

AB 32  
R 6  
H 12  
RBI 6  
BB 3  
SO 10  
LOB 14





Batter	1	2	3	4	5	6	7	8	9	10	AB	R	H	RBI	BB	SO	LOB	TOP			
Lou Brock, L OBP: 0.328, SLG: 0.369 (1, 7)											4	0	2	0	1	0	0	<b>St. Louis Cardinals @ Chicago Cubs</b> Wrigley Field, Chicago, IL Sun Aug 01 1976, 3:33 AM CDT Att. 25,202 - Sunny - 68 F			
Don Kessinger, S OBP: 0.319, SLG: 0.308 (1, 6)											3	0	1	0	1	0	3				
Bake McBride, L OBP: 0.389, SLG: 0.446 (1, 8)											4	0	1	0	0	0	2				
Willie Crawford, L OBP: 0.373, SLG: 0.476 (1, 9)											4	1	0	0	0	1	2				
Joe Ferguson, R OBP: 0.327, SLG: 0.376 (9, PH)											3	0	0	0	0	2	1				
Ted Simmons, S OBP: 0.363, SLG: 0.381 (9, 2)											1	0	0	0	0	0	1				
Keith Hernandez, L OBP: 0.342, SLG: 0.335 (1, 3)											3	0	0	0	1	0	0				
Hector Cruz, R OBP: 0.248, SLG: 0.317 (1, 5)											4	0	0	0	0	1	2				
Lee Richard, R OBP: 0.175, SLG: 0.217 (8, PH)											2	0	0	0	0	0	0				
Jerry Mumphrey, S OBP: 0.351, SLG: 0.359 (8, 4)											1	0	1	0	0	0	0				
Doug Clary, R OBP: 0.250, SLG: 1.000 (8, 4)											1	0	0	0	0	0	0				
John Denny, R OBP: 0.220, SLG: 0.250 (1, 1)											3	0	0	0	0	0	0				
<b>Inning Stats</b>	R: 0 E: 0 K: 1 S: 6	H: 2 LOB: 1 BB: 0 P: 6	R: 0 E: 0 K: 1 S: 5	H: 0 LOB: 0 BB: 0 P: 5	R: 0 E: 0 K: 0 S: 3	H: 0 LOB: 0 BB: 0 P: 3	R: 0 E: 0 K: 1 S: 6	H: 1 LOB: 1 BB: 0 P: 6	R: 0 E: 0 K: 0 S: 2	H: 0 LOB: 0 BB: 1 P: 7	R: 0 E: 0 K: 0 S: 3	H: 0 LOB: 0 BB: 1 P: 7	R: 0 E: 0 K: 1 S: 5	H: 0 LOB: 0 BB: 0 P: 5	R: 1 E: 2 K: 0 S: 5	H: 0 LOB: 1 BB: 0 P: 5	R: 0 E: 0 K: 0 S: 3	H: 1 LOB: 0 BB: 0 P: 3	1B: 4 2B: 1 3B: 0 HR: 0	SF: 0 SAC: 1 DP: 1 HBP: 0	WP: 0 PA: 38 PB: 0 SB: 0 CS: 2
<b>PITCHER</b> Ray Burris, R ERA: 3.6 (1, 1)	IP: 10.0 WLS: W BF: 37 H: 5 R: 1 ER: 0 SO: 4 BB: 2 IBB: 1 HBP: 0 BLK: 0 WP: 0 HR: 0 S: 42 P: 54 ERA: 0.00 WHIP: 0.700											<b>PITCHER</b>									

AB	33
R	1
H	5
RBI	0
BB	3
SO	4
LOB	11



Batter	1	2	3	4	5	6	7	8	9	10	AB	R	H	RBI	BB	SO	LOB	BOTTOM					
Joe Wallis, S OBP: 0.300, SLG: 0.365 (1, 8)											5	0	1	0	0	0	1	<b>St. Louis Cardinals @ Chicago Cubs</b> Wrigley Field, Chicago, IL Sun Aug 01 1976, 3:33 AM CDT Att. 25,202 - Sunny - 68 F					
Jose Cardenal, R OBP: 0.346, SLG: 0.414 (1, 7)											3	0	0	0	2	0	1						
Bill Madlock, R OBP: 0.398, SLG: 0.477 (1, 5)											4	2	0	0	1	1	3						
Jerry Morales, R OBP: 0.308, SLG: 0.389 (1, 9)											5	0	2	0	0	0	1						
Ralph LaCock, L OBP: 0.347, SLG: 0.385 (1, 3)											3	0	2	2	0	0	0						
Manny Trillo, R OBP: 0.307, SLG: 0.332 (1, 4)											3	0	0	0	1	0	5						
George Mitterwald, R OBP: 0.267, SLG: 0.289 (1, 2)											2	0	0	0	2	1	1						
Mick Kelleher, R OBP: 0.274, SLG: 0.299 (1, 6)											1	0	0	0	0	0	0						
Champ Summers, L OBP: 0.295, SLG: 0.290 (7, PH)											1	0	0	0	0	0	2						
Rob Sperring, R (8, 6)											1	0	0	0	0	0	0						
Ray Burris, R OBP: 0.163, SLG: 0.146 (1, 1)											4	0	0	0	0	0	3						
<b>Inning Stats</b>	R: 0 E: 0 K: 0 S: 2	H: 0 LOB: 0 BB: 1 P: 6	R: 0 E: 0 K: 1 S: 5	H: 0 LOB: 1 BB: 1 P: 9	R: 0 E: 0 K: 0 S: 3	H: 0 LOB: 0 BB: 0 P: 3	R: 0 E: 0 K: 1 S: 5	H: 0 LOB: 2 BB: 2 P: 13	R: 0 E: 0 K: 0 S: 3	H: 0 LOB: 0 BB: 1 P: 7	R: 0 E: 0 K: 0 S: 3	H: 0 LOB: 0 BB: 0 P: 3	R: 0 E: 0 K: 0 S: 5	H: 0 LOB: 2 BB: 2 P: 11	R: 1 E: 0 K: 0 S: 5	H: 2 LOB: 2 BB: 1 P: 9	R: 0 E: 0 K: 0 S: 3	H: 0 LOB: 0 BB: 0 P: 3	R: 1 E: 0 K: 0 S: 5	H: 3 LOB: 2 BB: 0 P: 5	1B: 5 2B: 0 3B: 0 HR: 0	SF: 0 SAC: 1 DP: 1 HBP: 0	WP: 0 PA: 41 PB: 0 SB: 0 CS: 0
<b>PITCHER</b> John Denny, R ERA: 3.2 (1, 1)	IP: 9.2 WLS: L BF: 41 H: 5 R: 2 ER: 2 SO: 2 BB: 8 IBB: 0 HBP: 0 BLK: 0 WP: 0 HR: 0 S: 37 P: 69 ERA: 1.86 WHIP: 1.345											<b>PITCHER</b>											

AB	32
R	2
H	5
RBI	2
BB	8
SO	2
LOB	17





Batter	1	2	3	4	5	6	7	8	9	AB	R	H	RBI	BB	SO	LOB	TOP				
<b>Lou Brock, L</b> OBP: 0.324, SLG: 0.364 (1, 7)	4-3		G3			G6-3	L4			4	0	0	0	0	0	3					
<b>Don Kessinger, S</b> OBP: 0.316, SLG: 0.308 (1, 6)	F7		6-3			F8				4	0	1	0	0	0	0					
<b>Bake McBride, L</b> OBP: 0.387, SLG: 0.446 (1, 8)	6-3				F9					4	1	1	0	0	0	1					
<b>Ted Simmons, S</b> OBP: 0.359, SLG: 0.377 (1, 2)		4-3			1-3					4	0	0	0	0	0	2					
<b>Keith Hernandez, L</b> OBP: 0.346, SLG: 0.340 (1, 3)					F8					4	2	2	1	0	0	1					
<b>Jerry Mumphrey, S</b> OBP: 0.356, SLG: 0.356 (1, 9)										4	0	1	0	0	0	2					
<b>Hector Cruz, R</b> OBP: 0.251, SLG: 0.319 (1, 5)										4	1	2	1	0	0	1					
<b>Lee Richard, R</b> OBP: 0.179, SLG: 0.219 (1, 4)										4	0	1	1	0	0	2					
<b>Pete Falcone, L</b> OBP: 0.195, SLG: 0.179 (1, 1)										4	0	2	1	0	1	1					
<b>Inning Stats</b>	R: 0 E: 0 K: 0 S: 3	H: 0 LOB: 0 BB: 0 P: 3	R: 1 E: 0 K: 0 S: 5	H: 2 LOB: 1 BB: 0 P: 5	R: 0 E: 0 K: 0 S: 3	H: 0 LOB: 0 BB: 0 P: 3	R: 0 E: 0 K: 0 S: 3	H: 0 LOB: 0 BB: 0 P: 3	R: 0 E: 0 K: 0 S: 3	H: 1 LOB: 0 BB: 0 P: 3	R: 3 E: 0 K: 0 S: 8	H: 5 LOB: 2 BB: 0 P: 8	R: 0 E: 0 K: 1 S: 4	H: 1 LOB: 1 BB: 0 P: 4	R: 0 E: 0 K: 1 S: 6	H: 1 LOB: 1 BB: 0 P: 6	1B: 9 2B: 1 3B: 0 HR: 0	SF: 0 SAC: 0 DP: 1 HBP: 0	WP: 1 PB: 0 SB: 1 CS: 0	PA: 36	
<b>PITCHER</b>	IP	WLS	BF	H	R	ER	SO	BB	IBB	HBP	BLK	WP	HR	S	P	ERA	WHIP				
<b>Doc Medich, R</b> ERA: 3.97 (1, 1)	6.2	L	27	8	4	4	0	0	0	0	0	0	0	27	27	5.40	1.200				
<b>Ramon Hernandez, L</b> ERA: 4.03 (7, 1)	1.1		5	1	0	0	0	0	0	0	0	1	0	5	5	0.00	0.750				
<b>Kent Tekulve, R</b> ERA: 2.85 (9, 1)	1.0		4	1	0	0	1	0	0	0	0	0	0	6	6	0.00	1.000				

St. Louis Cardinals @ Pittsburgh Pirates  
Three Rivers Stadium, Pittsburgh, PA  
Mon Aug 02 1976, 7:05 PM EDT  
Att: 7,553 - Unknown

AB 36  
R 4  
H 10  
RBI 4  
BB 0  
SO 1  
LOB 13



Batter	1	2	3	4	5	6	7	8	9	AB	R	H	RBI	BB	SO	LOB	BOTTOM					
<b>Frank Taveras, R</b> OBP: 0.317, SLG: 0.291 (1, 6)	K2-3		6-3							4	0	0	0	0	2	1						
<b>Rennie Stennett, R</b> OBP: 0.287, SLG: 0.355 (1, 4)	F9									3	0	2	0	1	0	0						
<b>Al Oliver, L</b> OBP: 0.371, SLG: 0.512 (1, 8)	K									4	0	0	0	0	3	3						
<b>Richie Zisk, R</b> OBP: 0.344, SLG: 0.471 (1, 7)										3	0	0	0	1	0	2						
<b>Dave Parker, L</b> OBP: 0.336, SLG: 0.477 (1, 9)										4	0	1	0	0	0	3						
<b>Bill Robinson, R</b> OBP: 0.342, SLG: 0.580 (1, 5)										3	0	0	0	0	1	3						
<b>Bob Robertson, R</b> OBP: 0.305, SLG: 0.333 (1, 3)										3	0	1	0	0	2	1						
<b>Manny Sanguillen, R</b> OBP: 0.331, SLG: 0.359 (1, 2)										3	0	0	0	0	0	1						
<b>Doc Medich, R</b> OBP: 0.150, SLG: 0.056 (1, 1)										1	0	0	0	0	1	0						
<b>Ramon Hernandez, S</b> OBP: 0.315, SLG: 0.400 (7, 1)										0	0	0	0	0	0	0						
<b>Tommy Helms, R</b> OBP: 0.315, SLG: 0.400 (8, PH)										1	0	0	0	0	0	0						
<b>Kent Tekulve, R</b> OBP: 0.315, SLG: 0.400 (9, 1)										0	0	0	0	0	0	0						
<b>Inning Stats</b>	R: 0 E: 0 K: 2 S: 7	H: 0 LOB: 0 BB: 0 P: 7	R: 0 E: 0 K: 1 S: 6	H: 1 LOB: 1 BB: 0 P: 6	R: 0 E: 0 K: 1 S: 5	H: 0 LOB: 0 BB: 0 P: 5	R: 0 E: 0 K: 0 S: 3	H: 0 LOB: 2 BB: 2 P: 11	R: 0 E: 0 K: 0 S: 4	H: 1 LOB: 1 BB: 0 P: 4	R: 0 E: 0 K: 1 S: 5	H: 0 LOB: 0 BB: 0 P: 5	R: 0 E: 0 K: 2 S: 7	H: 0 LOB: 0 BB: 0 P: 7	R: 0 E: 0 K: 1 S: 5	H: 0 LOB: 0 BB: 0 P: 5	R: 0 E: 0 K: 1 S: 6	H: 1 LOB: 1 BB: 0 P: 6	1B: 4 2B: 0 3B: 0 HR: 0	SF: 0 SAC: 1 DP: 1 HBP: 0	WP: 1 PB: 0 SB: 0 CS: 0	PA: 32
<b>PITCHER</b>	IP	WLS	BF	H	R	ER	SO	BB	IBB	HBP	BLK	WP	HR	S	P	ERA	WHIP					
<b>Pete Falcone, L</b> ERA: 3.69 (1, 1)	9.0	W	32	4	0	0	9	2	0	0	0	1	0	48	56	0.00	0.667					

St. Louis Cardinals @ Pittsburgh Pirates  
Three Rivers Stadium, Pittsburgh, PA  
Mon Aug 02 1976, 7:05 PM EDT  
Att: 7,553 - Unknown

AB 29  
R 0  
H 4  
RBI 0  
BB 2  
SO 9  
LOB 14





Batter	1	2	3	4	5	6	7	8	9	AB	R	H	RBI	BB	SO	LOB	TOP					
Jerry Mumphrey, S (1,7) OBP: 0.353, SLG: 0.346	1-3			6-3		6-3		2B	F9	4	1	0	0	1	0	2						
Don Kessinger, S (1,6) OBP: 0.316, SLG: 0.310	P4			E6		P4		1-H	2B	4	0	1	1	0	0	0						
Mike Anderson, R (1,9) OBP: 0.383, SLG: 0.368	F8					P4			P3	4	0	1	0	0	0	1						
Ted Simmons, S (1,3) OBP: 0.361, SLG: 0.379		F9		F9		FC9-6				3	0	1	0	1	0	2						
Joe Ferguson, R (1,2) OBP: 0.323, SLG: 0.372		F8		6-3		K			F3	4	0	0	0	0	1	5						
Hector Cruz, R (1,5) OBP: 0.254, SLG: 0.320								FC9-6		3	0	1	0	1	1	0						
Vic Harris, S (1,8) OBP: 0.276, SLG: 0.302				4-3		F8		FC9-6		4	0	0	0	0	0	3						
Lee Richard, R (1,4) OBP: 0.197, SLG: 0.250				6-3				1-3		4	0	2	0	0	0	2						
Eric Rasmussen, R (1,1) OBP: 0.211, SLG: 0.167				6-3		4-3				2	0	0	0	0	0	1						
Lou Brock, L (8,PH) OBP: 0.323, SLG: 0.363										1	0	0	0	0	1	0						
Al Hrabosky, R (8,PH) OBP: 0.397, SLG: 0.312										0	0	0	0	0	0	0						
Ron Fairly, L (8,PH) OBP: 0.397, SLG: 0.312										1	0	0	0	0	1	2						
Bill Greif, R (9,1)										0	0	0	0	0	0	0						
<b>Inning Stats</b>	R: 0 E: 0 K: 0 S: 3	H: 0 LOB: 0 BB: 0 P: 3	R: 0 E: 0 K: 1 S: 5	H: 0 LOB: 0 BB: 0 P: 5	R: 0 E: 0 K: 0 S: 3	H: 0 LOB: 0 BB: 0 P: 3	R: 0 E: 1 K: 0 S: 5	H: 1 LOB: 2 BB: 0 P: 5	R: 0 E: 0 K: 0 S: 4	H: 1 LOB: 1 BB: 0 P: 4	R: 0 E: 0 K: 0 S: 3	H: 0 LOB: 0 BB: 0 P: 3	R: 0 E: 0 K: 1 S: 6	H: 1 LOB: 2 BB: 1 P: 10	R: 1 E: 0 K: 1 S: 6	H: 1 LOB: 2 BB: 2 P: 14	R: 0 E: 0 K: 1 S: 7	H: 2 LOB: 2 BB: 0 P: 7	1B: 3 2B: 3 3B: 0 HR: 0	SF: 0 SAC: 0 DP: 0 HBP: 0	WP: 0 PB: 0 SB: 0 CS: 0	PA: 37
<b>PITCHER</b> Jim Rooker, L (1,1) ERA: 3.43	IP: 9.0 WLS: W BF: 37 H: 6 R: 1 ER: 1 SO: 4 BB: 2 IBB: 1 HBP: 0 BLK: 0 WP: 0 HR: 0 S: 42 P: 54 ERA: 1.00 WHIP: 0.889											<b>PITCHER</b>	IP: 9.0 WLS: W BF: 37 H: 6 R: 1 ER: 1 SO: 4 BB: 2 IBB: 1 HBP: 0 BLK: 0 WP: 0 HR: 0 S: 42 P: 54 ERA: 1.00 WHIP: 0.889									

St. Louis Cardinals @ Pittsburgh Pirates  
Three Rivers Stadium, Pittsburgh, PA  
Tue Aug 03 1976, 7:05 PM EDT  
Unknown

AB 34  
R 1  
H 6  
RBI 1  
BB 3  
SO 4  
LOB 18



Batter	1	2	3	4	5	6	7	8	9	AB	R	H	RBI	BB	SO	LOB	BOTTOM			
Frank Taveras, R (1,6) OBP: 0.313, SLG: 0.287	K		F8		P9		4-3			4	0	0	0	0	1	2				
Rennie Stennett, R (1,4) OBP: 0.292, SLG: 0.357	F9									3	0	2	0	1	0	0				
Al Oliver, L (1,8) OBP: 0.370, SLG: 0.509										4	0	1	0	0	1	3				
Willie Stargell, L (1,3) OBP: 0.334, SLG: 0.442	1-6-3									4	0	0	0	0	0	3				
Dave Parker, L (1,9) OBP: 0.332, SLG: 0.471										4	0	0	0	0	1	2				
Richie Zisk, R (1,7) OBP: 0.343, SLG: 0.469										4	1	1	0	0	2	0				
Bill Robinson, R (1,5) OBP: 0.341, SLG: 0.575										4	0	1	0	0	2	1				
Duffy Dyer, R (1,2) OBP: 0.307, SLG: 0.392										3	1	1	1	0	0	1				
Jim Rooker, R (1,1) OBP: 0.261, SLG: 0.364										2	0	1	1	0	0	0				
<b>Inning Stats</b>	R: 0 E: 0 K: 1 S: 6	H: 1 LOB: 1 BB: 0 P: 6	R: 0 E: 1 K: 1 S: 6	H: 0 LOB: 1 BB: 0 P: 6	R: 0 E: 0 K: 0 S: 3	H: 0 LOB: 1 BB: 1 P: 7	R: 0 E: 0 K: 1 S: 5	H: 0 LOB: 0 BB: 0 P: 5	R: 0 E: 0 K: 1 S: 6	H: 1 LOB: 1 BB: 0 P: 6	R: 0 E: 0 K: 0 S: 5	H: 1 LOB: 1 BB: 0 P: 5	R: 1 E: 0 K: 0 S: 4	H: 2 LOB: 1 BB: 0 P: 5	R: 0 E: 0 K: 2 S: 7	H: 1 LOB: 0 BB: 0 P: 7	1B: 6 2B: 0 3B: 0 HR: 1	SF: 1 SAC: 1 DP: 0 HBP: 0	WP: 0 PB: 0 SB: 1 CS: 0	PA: 35
<b>PITCHER</b> Eric Rasmussen, R (1,1) ERA: 3.92	IP: 7.0 WLS: 4 BF: 28 H: 5 R: 1 ER: 1 SO: 5 BB: 1 IBB: 0 HBP: 0 BLK: 0 WP: 0 HR: 0 S: 37 P: 41 ERA: 1.29 WHIP: 0.857											<b>PITCHER</b>	IP: 7.0 WLS: 4 BF: 28 H: 5 R: 1 ER: 1 SO: 5 BB: 1 IBB: 0 HBP: 0 BLK: 0 WP: 0 HR: 0 S: 37 P: 41 ERA: 1.29 WHIP: 0.857							
Al Hrabosky, L (8,1) ERA: 2.54	1.0 L 4 1 0 0 0 0 0 0 0 0 4 4 0.00 1.000											<b>PITCHER</b>	1.0 L 4 1 0 0 0 0 0 0 0 4 4 0.00 1.000							
Bill Greif, R (9,1) ERA: 4.68	0.2 L 3 1 1 1 2 0 0 0 0 0 1 7 7 13.50 1.500											<b>PITCHER</b>	0.2 L 3 1 1 1 2 0 0 0 0 0 1 7 7 13.50 1.500							

St. Louis Cardinals @ Pittsburgh Pirates  
Three Rivers Stadium, Pittsburgh, PA  
Tue Aug 03 1976, 7:05 PM EDT  
Unknown

AB 32  
R 2  
H 7  
RBI 2  
BB 1  
SO 7  
LOB 12





Batter	1	2	3	4	5	6	7	8	9	AB	R	H	RBI	BB	SO	LOB	TOP	
<b>Lou Brock, L</b> OBP: 0.325, SLG: 0.363 (1, 7)	4-3		1B			F8		SH1-4	1B	3	0	1	0	1	0	0		
<b>Don Kessinger, S</b> OBP: 0.321, SLG: 0.315 (1, 6)	P4		BB			F8		2B	1B	4	0	2	4	1	0	0		
<b>Vic Harris, S</b> OBP: 0.275, SLG: 0.304 (1, 8) (9, 4)	2B		F9			6-3		P6	4-3	5	0	1	0	0	0	6		
<b>Ted Simmons, S</b> OBP: 0.360, SLG: 0.376 (1, 2)	4-3			1-3				3-1	IBB	3	0	0	0	1	0	1		
<b>Keith Hernandez, L</b> OBP: 0.344, SLG: 0.333 (1, 3)		6-3		K				FC6-4	G3	3	0	0	0	1	1	2		
<b>Jerry Mumphrey, S</b> OBP: 0.350, SLG: 0.343 (1, 9) (9, 8)	6-3			1-3				FC6-4	1B	4	1	1	0	0	0	1		
<b>Hector Cruz, R</b> OBP: 0.252, SLG: 0.317 (1, 5)			K			P4		F8	SH3-4	3	0	0	0	0	1	1		
<b>Lee Richard, R</b> OBP: 0.240, SLG: 0.240 (8, PH) <b>Willie Crawford, L</b> OBP: 0.275, SLG: 0.277 (8, PR) <b>Doug Clarye, R</b> OBP: 0.220, SLG: 1.000 (8, 4) <b>Joe Ferguson, R</b> OBP: 0.320, SLG: 0.372 (9, PH) (9, 9)			4-3			3-1		SH1-4	2B	2	0	0	0	0	0	0		
<b>John Curtis, L</b> OBP: 0.288, SLG: 0.241 (8, PH) <b>Ron Fairly, L</b> OBP: 0.402, SLG: 0.312 (8, PH) <b>Bob Farnsworth, L</b> OBP: 0.143, SLG: 0.146 (8, 1) <b>Al Hrabosky, R</b> OBP: 0.306, SLG: 0.445 (9, PH) <b>Bake McBride, L</b> OBP: 0.333, SLG: 0.333 (9, 1)			6-3			K		SH1-4	1B	2	0	0	0	0	1	0		
<b>Inning Stats</b>	R: 0 E: 0 K: 0 S: 4	H: 1 LOB: 1 BB: 0 P: 4	R: 0 E: 0 K: 1 S: 5	H: 0 LOB: 0 BB: 0 P: 5	R: 0 E: 0 K: 1 S: 5	H: 0 LOB: 0 BB: 0 P: 5	R: 0 E: 0 K: 1 S: 5	H: 0 LOB: 0 BB: 1 P: 7	R: 2 E: 0 K: 0 S: 5	H: 2 LOB: 2 BB: 2 P: 13	R: 2 E: 0 K: 0 S: 5	H: 2 LOB: 2 BB: 2 P: 13	1B: 4 2B: 2 3B: 0 HR: 0	SF: 0 SAC: 2 DP: 0 HBP: 0	WP: 0 PB: 0 SB: 1 CS: 0	PA: 39		
<b>PITCHER</b>	IP	WLS	BF	H	R	ER	SO	BB	IBB	HBP	BLK	WP	HR	S	P	ERA	WHIP	
<b>Larry Demery, R</b> ERA: 3.39 (1, 1)	7.0		27	3	2	2	3	3	0	0	0	0	0	30	42	2.57	0.857	
<b>Ramon Hernandez, L</b> ERA: 3.99 (8, 1)	0.1		2	1	0	0	0	0	0	0	0	0	0	2	2	0.00	3.000	
<b>Dave Giusti, R</b> ERA: 4.54 (9, 1)	1.1	L	9	2	2	2	0	1	2	0	0	0	0	6	18	13.50	2.250	
<b>Bob Moose, R</b> ERA: 3.02 (9, 1)	0.1		1	0	0	0	0	0	0	0	0	0	0	1	1	0.00	0.000	

St. Louis Cardinals @ Pittsburgh Pirates  
Three Rivers Stadium, Pittsburgh, PA  
Tue Aug 03 1976, 7:05 PM EDT  
Att: 14,781 - Unknown

AB 31  
R 4  
H 6  
RBI 4  
BB 6  
SO 3  
LOB 13



Batter	1	2	3	4	5	6	7	8	9	AB	R	H	RBI	BB	SO	LOB	BOTTOM	
<b>Rennie Stennett, R</b> OBP: 0.291, SLG: 0.356 (1, 4)	1B	6-3			6-3		4-3			4	1	1	0	0	0	2		
<b>Manny Sanguillen, R</b> OBP: 0.300, SLG: 0.358 (1, 2)	K			FC6-4	3-1		F9			4	0	1	0	0	1	1		
<b>Al Oliver, L</b> OBP: 0.368, SLG: 0.506 (1, 8)	F7		F9				1B	F5		4	0	1	0	0	0	2		
<b>Bob Robertson, R</b> OBP: 0.313, SLG: 0.341 (8, PR) <b>Frank Taveras, R</b> OBP: 0.313, SLG: 0.287 (9, 3) <b>Ed Kirkpatrick, L</b> OBP: 0.292, SLG: 0.273 (9, 3)	1B		F8		F9			CS	1B	4	0	2	1	0	0	2		
<b>Richie Zisk, R</b> OBP: 0.340, SLG: 0.464 (1, 7)	F8		FC6-4			F9		F3		4	0	0	0	0	0	3		
<b>Dave Parker, L</b> OBP: 0.334, SLG: 0.470 (1, 9)		SH3-4	1B		S	6-3		F8		3	1	1	0	1	0	0		
<b>Bill Robinson, R</b> OBP: 0.344, SLG: 0.574 (1, 5) <b>Richie Hebner, L</b> OBP: 0.294, SLG: 0.306 (8, 5)		F9		G6-4-3				BB		2	0	1	1	1	0	1		
<b>Mario Mendoza, R</b> OBP: 0.224, SLG: 0.204 (1, 6) <b>Tommy Helms, R</b> OBP: 0.311, SLG: 0.394 (9, PH)		SH3-4	1B		G6-4-3		5-3		F8	3	0	1	0	0	0	2		
<b>Larry Demery, R</b> OBP: 0.176, SLG: 0.067 (1, 1) <b>Ramon Hernandez, S</b> (8, 1) <b>Dave Giusti, R</b> (8, 1) <b>Bob Moose, R</b> OBP: 0.375, SLG: 1.000 (9, PH) <b>Willie Stargell, L</b> OBP: 0.333, SLG: 0.441 (9, PH)		SH3-4		F3		K		K		2	0	0	0	0	1	0		
<b>Inning Stats</b>	R: 1 E: 0 K: 1 S: 7	H: 2 LOB: 1 BB: 0 P: 7	R: 0 E: 0 K: 0 S: 5	H: 2 LOB: 2 BB: 0 P: 5	R: 0 E: 0 K: 0 S: 4	H: 1 LOB: 1 BB: 1 P: 7	R: 0 E: 0 K: 0 S: 3	H: 0 LOB: 0 BB: 1 P: 7	R: 0 E: 0 K: 0 S: 3	H: 1 LOB: 1 BB: 0 P: 3	R: 0 E: 0 K: 1 S: 5	H: 0 LOB: 1 BB: 1 P: 9	1B: 8 2B: 0 3B: 0 HR: 0	SF: 0 SAC: 1 DP: 1 HBP: 0	WP: 0 PB: 0 SB: 2 CS: 1	PA: 36		
<b>PITCHER</b>	IP	WLS	BF	H	R	ER	SO	BB	IBB	HBP	BLK	WP	HR	S	P	ERA	WHIP	
<b>John Curtis, L</b> ERA: 4.34 (1, 1)	7.0		29	7	2	2	2	2	0	0	0	0	0	31	39	2.57	1.286	
<b>Al Hrabosky, L</b> ERA: 2.8 (8, 1)	1.0	W	3	1	0	0	0	0	0	0	0	0	0	3	3	0.00	1.000	
<b>Mike Wallace, L</b> ERA: 2.76 (9, 1)	1.0	S	4	0	0	0	1	1	0	0	0	0	0	5	9	0.00	1.000	

St. Louis Cardinals @ Pittsburgh Pirates  
Three Rivers Stadium, Pittsburgh, PA  
Tue Aug 03 1976, 7:05 PM EDT  
Att: 14,781 - Unknown

AB 32  
R 2  
H 8  
RBI 2  
BB 3  
SO 3  
LOB 15





Batter	1	2	3	4	5	6	7	8	9	10	11	12	AB	R	H	RBI	BB	SO	LOB			
Lou Brock, L OBP: 0.320, SLG: 0.357 (1, 7)	F7		5-3		K			E3 SH5-4 FC4-2		4-3		FC6-5	6	0	0	0	0	1	2			
Don Kessinger, S OBP: 0.320, SLG: 0.311 (1, 6)	1-3		5-3			6-3		SH5-4		6-3			4	0	0	0	1	0	0			
Joe Ferguson, R OBP: 0.328, SLG: 0.374 (1, 2)								FC4-2 BB					4	0	1	0	2	1	3			
Ted Simmons, S OBP: 0.397, SLG: 0.371 (1, 3)	FC6-4 BB											F9	4	0	0	0	1	0	5			
Mike Anderson, R OBP: 0.376, SLG: 0.360 (8, PH)													3	0	0	0	0	2	2			
Willie Crawford, L OBP: 0.373, SLG: 0.476 (8, 8)													1	0	0	0	0	0	2			
Vic Harris, S OBP: 0.278, SLG: 0.308 (8, 8)													1	0	1	0	0	0	0			
Hector Cruz, R OBP: 0.264, SLG: 0.318 (1, 5)													5	0	2	0	0	2	1			
Jerry Mumphrey, S OBP: 0.346, SLG: 0.338 (8, 9)													5	0	1	0	0	1	3			
Lee Richard, R OBP: 0.182, SLG: 0.230 (11, PH)													4	0	0	0	0	0	2			
Ron Fairly, L OBP: 0.358, SLG: 0.309 (11, 4)													1	0	0	0	0	0	2			
Doug Clary, R OBP: 0.250, SLG: 1.000 (11, 4)													0	0	0	0	0	0	0			
Bob Forsch, R OBP: 0.324, SLG: 0.250 (8, 1)													3	1	2	1	0	0	1			
Al Hrabosky, R OBP: 0.313, SLG: 0.273 (12, PH)													4	0	0	0	0	0	1			
Ken Rudolph, R OBP: 0.343, SLG: 0.293 (12, PH)													1	0	1	0	0	0	0			
John Curtis, L OBP: 0.341, SLG: 0.284 (12, 1)													0	0	0	0	0	0	0			
Mike Wallace, S OBP: 0.350, SLG: 0.333 (12, 1)													0	0	0	0	0	0	0			
<b>Inning Stats</b>	R: 0 E: 0 K: 3 S: 3	H: 0 LOB: 1 BB: 1 P: 7	R: 0 E: 0 K: 2 S: 7	H: 0 LOB: 0 BB: 0 P: 7	R: 1 E: 0 K: 0 S: 4	H: 1 LOB: 0 BB: 0 P: 4	R: 0 E: 0 K: 0 S: 3	H: 0 LOB: 1 BB: 1 P: 7	R: 0 E: 0 K: 1 S: 6	H: 1 LOB: 0 BB: 0 P: 6	R: 0 E: 0 K: 1 S: 6	H: 1 LOB: 1 BB: 1 P: 6	R: 0 E: 0 K: 0 S: 5	H: 0 LOB: 0 BB: 0 P: 5	R: 0 E: 0 K: 0 S: 5	H: 2 LOB: 2 BB: 0 P: 5	R: 0 E: 0 K: 0 S: 4	H: 1 LOB: 2 BB: 1 P: 8	1B: 5 2B: 2 3B: 0 HR: 1	SF: 0 SAC: 1 DP: 0 HBP: 0	WP: 0 PB: 0 SB: 4 CS: 0	PA: 49
<b>PITCHER</b>	IP	WLS	BF	H	R	ER	SO	BB	IBB	HBP	BLK	WP	HR	S	P	ERA	WHIP					
John Candelaria, L ERA: 3.24 (1, 1)	7.0		27	4	1	1	5	2	0	0	0	0	0	1	35	43	1.29	0.857				
Kent Tekulve, R ERA: 2.78 (8, 1)	2.0		9	1	0	0	1	1	0	0	0	0	0	10	14	0.00	1.000					
Bob Moose, R ERA: 2.93 (10, 1)	1.2		7	2	0	0	1	0	0	0	0	0	0	9	9	0.00	1.200					
Ramon Hernandez, L ERA: 3.92 (11, 1)	0.2		4	1	0	0	0	1	0	0	0	0	0	3	7	0.00	3.000					
Dave Giusti, R ERA: 4.46 (12, 1)	0.2	W	2	0	0	0	0	0	0	0	0	0	0	2	2	0.00	0.000					


**TOP**

St. Louis Cardinals @ Pittsburgh Pirates  
Three Rivers Stadium, Pittsburgh, PA

Wed Aug 04 1976, 7:05 PM EDT  
Att. 8,426 - Unknown

livebaseballscorecards.com

AB	44
R	1
H	8
RBI	1
BB	4
SO	7
LOB	24



Batter	1	2	3	4	5	6	7	8	9	10	11	12	AB	R	H	RBI	BB	SO	LOB							
Rennie Stennett, R OBP: 0.290, SLG: 0.353 (1, 4)	G3				F8			4-1		FC5-4		FC1-6	6	1	1	0	0	0	4							
Richie Hebner, L OBP: 0.297, SLG: 0.309 (8, PH)													4	0	2	0	0	0	1							
Larry Demery, R OBP: 0.178, SLG: 0.067 (9, 5)	BB				F8			4-3					0	0	0	0	0	0	0							
Tommy Helms, R OBP: 0.316, SLG: 0.397 (1, 9)	1B												2	0	1	0	0	1	0							
Dave Parker, L OBP: 0.331, SLG: 0.464 (1, 9)	F8												6	0	1	1	0	1	3							
Willie Stargell, L OBP: 0.331, SLG: 0.435 (1, 3)													4	0	0	0	1	1	2							
Richie Zisk, R OBP: 0.338, SLG: 0.459 (1, 7)													4	0	0	0	1	0	1							
Ed Kirtzpatrick, L OBP: 0.283, SLG: 0.288 (9, PH)													3	0	1	0	0	0	3							
Bill Robinson, R OBP: 0.349, SLG: 0.581 (10, 8)													2	1	2	0	0	0	0							
Duffy Dyer, R OBP: 0.315, SLG: 0.383 (1, 2)													2	0	0	0	2	1	1							
Mario Mendoza, R OBP: 0.206, SLG: 0.186 (1, 6)													5	0	0	0	0	0	5							
John Candelaria, L OBP: 0.324, SLG: 0.250 (7, PH)													2	0	0	0	0	1	0							
Al Hrabosky, L OBP: 0.313, SLG: 0.273 (8, 1)													0	0	0	0	0	0	2							
Bob Robertson, R OBP: 0.343, SLG: 0.293 (12, PH)													1	0	1	1	0	0	0							
Jim Rooker, R OBP: 0.343, SLG: 0.293 (12, PH)													0	0	0	0	0	0	0							
Bob Moose, R OBP: 0.343, SLG: 0.293 (12, 1)													0	0	0	0	0	0	0							
Ramon Hernandez, L OBP: 0.343, SLG: 0.293 (12, 1)													0	0	0	0	0	0	0							
Dave Giusti, R ERA: 2.92 (12, 1)													0	0	0	0	0	0	0							
<b>Inning Stats</b>	R: 0 E: 0 K: 1 S: 4	H: 1 LOB: 3 BB: 2 P: 12	R: 0 E: 0 K: 1 S: 5	H: 0 LOB: 0 BB: 0 P: 5	R: 0 E: 0 K: 0 S: 3	H: 1 LOB: 0 BB: 0 P: 3	R: 0 E: 0 K: 0 S: 4	H: 1 LOB: 2 BB: 1 P: 8	R: 0 E: 0 K: 0 S: 3	H: 0 LOB: 0 BB: 0 P: 3	R: 0 E: 1 K: 0 S: 4	H: 0 LOB: 2 BB: 1 P: 8	R: 0 E: 0 K: 0 S: 5	H: 2 LOB: 1 BB: 0 P: 4	R: 1 E: 0 K: 0 S: 5	H: 0 LOB: 0 BB: 0 P: 5	R: 0 E: 0 K: 3 S: 9	H: 0 LOB: 0 BB: 0 P: 9	R: 0 E: 0 K: 1 S: 6	H: 1 LOB: 1 BB: 0 P: 6	R: 1 E: 0 K: 0 S: 3	H: 1 LOB: 2 BB: 1 P: 7	1B: 7 2B: 3 3B: 0 HR: 0	SF: 0 SAC: 1 DP: 2 HBP: 0	WP: 0 PB: 0 SB: 1 CS: 0	PA: 48
<b>PITCHER</b>	IP	WLS	BF	H	R	ER	SO	BB	IBB	HBP	BLK	WP	HR	S	P	ERA	WHIP									
Bob Forsch, R ERA: 3.85 (8, 1)	3.1		12	3	1	1	3	4	0	0	0	0	0	18	18	2.70	0.900									
Bill Greif, R ERA: 2.79 (11, 1)	0.2		2	0	0	0	1	0	0	0	0	0	0	4	4	0.00	0.000									
Mike Wallace, L ERA: 2.92 (12, 1)	0.1	L	4	1	1	1	0	1	0	0	0	0	0	3	7	27.00	6.000									


**BOTTOM**

St. Louis Cardinals @ Pittsburgh Pirates  
Three Rivers Stadium, Pittsburgh, PA

Wed Aug 04 1976, 7:05 PM EDT  
Att. 8,426 - Unknown

livebaseballscorecards.com

AB	42
R	2
H	9
RBI	2
BB	5
SO	5
LOB	22









Batter	1	2	3	4	5	6	7	8	9	AB	R	H	RBI	BB	SO	LOB	TOP					
Larry Bowa, S (1,6) OBP: 0.291, SLG: 0.295	P1		E1		F9		4-3		F8	5	1	1	0	0	0	1	Philadelphia Phillies @ St. Louis Cardinals Busch Stadium, St. Louis, MO Fri Aug 06 1976, 7:05 PM CDT Att: 25,339 - Unknown					
Garry Maddox, R (1,8) OBP: 0.374, SLG: 0.459	F8		4-3					K2-3	G3	3	0	1	1	0	0	0						
Bobby Tolan, L (6,8) OBP: 0.266, SLG: 0.342										2	0	0	0	0	1	0						
Mike Schmidt, R (1,5) OBP: 0.393, SLG: 0.576										2	1	1	0	2	0	1						
Jay Johnstone, L (1,9) OBP: 0.385, SLG: 0.470										4	0	2	0	0	0	2						
Olle Brown, R (1,7) OBP: 0.374, SLG: 0.444										3	0	1	0	1	0	3						
Tom Hutton, L (1,3) OBP: 0.371, SLG: 0.329										3	0	0	0	1	0	3						
Johnny Oates, L (1,2) OBP: 0.308, SLG: 0.279										3	0	3	0	0	0	0						
Greg Luzinski, R (8, PH) OBP: 0.359, SLG: 0.500										1	0	0	0	0	0	2						
Tom Underwood, R (8, FR) OBP: 0.148, SLG: 0.080										0	0	0	0	0	0	0						
Tony Taylor, R (8,4)										0	0	0	0	0	0	0						
Terry Harmon, R (1,4) OBP: 0.342, SLG: 0.343										2	0	0	0	0	0	3						
Bob Boone, R (8, PH) OBP: 0.377, SLG: 0.418										1	0	0	0	0	0	3						
Tim McCarver, L (8,2) OBP: 0.455, SLG: 0.448										0	0	0	0	0	0	0						
Jim Lonborg, R (1,1) OBP: 0.245, SLG: 0.204										2	0	0	0	0	0	2						
Dave Cash, R (7, PH) OBP: 0.339, SLG: 0.349										1	0	0	0	0	0	1						
Tug McGraw, R (7,1) OBP: 0.167, SLG: 0.333										0	0	0	0	0	0	0						
Jerry Martin, R (9, PH) OBP: 0.323, SLG: 0.344										1	0	0	0	0	0	0						
<b>Inning Stats</b>	R: 0 E: 0 K: 0 S: 4	H: 1 LOB: 1 BB: 0 P: 4	R: 0 E: 0 K: 0 S: 4	H: 1 LOB: 2 BB: 1 P: 8	R: 1 E: 1 K: 0 S: 3	H: 1 LOB: 0 BB: 1 P: 7	R: 0 E: 1 K: 0 S: 4	H: 2 LOB: 1 BB: 0 P: 4	R: 0 E: 0 K: 0 S: 4	H: 1 LOB: 1 BB: 0 P: 4	R: 0 E: 0 K: 0 S: 3	H: 1 LOB: 0 BB: 0 P: 3	R: 0 E: 0 K: 0 S: 4	H: 1 LOB: 1 BB: 0 P: 4	R: 1 E: 1 K: 1 S: 7	H: 1 LOB: 3 BB: 2 P: 15	R: 0 E: 0 K: 0 S: 3	H: 0 LOB: 0 BB: 0 P: 3	1B: 8 2B: 1 3B: 0 HR: 0	SF: 0 SAC: 1 DP: 3 HBP: 0	WP: 0 PB: 0 SB: 0 CS: 0	PA: 38
<b>PITCHER</b>	IP WLS BF H R ER SO BB IBB HBP BLK WP HR S P ERA WHIP																					
John Denny, R (1,1) ERA: 3.01	7.2 W 33 9 2 0 1 4 0 0 0 0 0 0 0 0 0.00 1.696																					
Al Hrabosky, L (8,1) ERA: 2.75	1.1 S 5 0 0 0 0 0 0 0 0 0 0 0 0 0 0.00 0.000																					

Batter	1	2	3	4	5	6	7	8	9	AB	R	H	RBI	BB	SO	LOB	BOTTOM				
Jerry Mumphrey, S (1,8) OBP: 0.341, SLG: 0.331	B1		F8				SF8			3	1	1	1	0	0	0	Philadelphia Phillies @ St. Louis Cardinals Busch Stadium, St. Louis, MO Fri Aug 06 1976, 7:05 PM CDT Att: 25,339 - Unknown				
Don Kessinger, S (1,6) OBP: 0.316, SLG: 0.307	K		F8				5-3			4	0	0	0	0	1	1					
Lou Brock, L (1,7) OBP: 0.322, SLG: 0.358										4	0	2	0	0	0	0					
Mike Anderson, R (9,7) OBP: 0.366, SLG: 0.350										0	0	0	0	0	0	0					
Ted Simmons, S (1,2) OBP: 0.357, SLG: 0.377										3	1	1	1	1	0	1					
Willie Crawford, L (1,9) OBP: 0.374, SLG: 0.479										3	1	1	1	0	0	0					
Vic Harris, S (9,8) OBP: 0.278, SLG: 0.308										0	0	0	0	0	0	0					
Keith Hernandez, L (1,3) OBP: 0.350, SLG: 0.341										4	1	3	1	0	0	0					
Hector Cruz, R (1,5) OBP: 0.260, SLG: 0.329										3	1	1	0	1	0	2					
Lee Richard, R (1,4) OBP: 0.193, SLG: 0.250										3	1	1	0	0	1	1					
John Denny, R (1,1) OBP: 0.205, SLG: 0.233										3	0	0	0	0	1	2					
Al Hrabosky, R (8,1) ERA: 2.73										0	0	0	0	0	0	0					
<b>Inning Stats</b>	R: 0 E: 0 K: 1 S: 6	H: 1 LOB: 1 BB: 0 P: 6	R: 1 E: 0 K: 1 S: 6	H: 2 LOB: 0 BB: 0 P: 6	R: 0 E: 0 K: 0 S: 3	H: 0 LOB: 0 BB: 0 P: 3	R: 0 E: 0 K: 0 S: 3	H: 0 LOB: 0 BB: 0 P: 3	R: 0 E: 0 K: 0 S: 3	H: 0 LOB: 1 BB: 1 P: 7	R: 1 E: 1 K: 0 S: 4	H: 2 LOB: 1 BB: 1 P: 8	R: 3 E: 1 K: 1 S: 8	H: 3 LOB: 0 BB: 0 P: 8	R: 1 E: 0 K: 0 S: 5	H: 2 LOB: 1 BB: 0 P: 5		1B: 8 2B: 1 3B: 0 HR: 1	SF: 2 SAC: 0 DP: 1 HBP: 0	WP: 0 PB: 0 SB: 1 CS: 1	PA: 35
<b>PITCHER</b>	IP WLS BF H R ER SO BB IBB HBP BLK WP HR S P ERA WHIP																				
Jim Lonborg, R (1,1) ERA: 2.84	6.0 L 23 5 2 2 2 1 1 0 0 0 0 0 0 0 3.00 1.000																				
Tug McGraw, L (7,1) ERA: 2.73	2.0 11 5 4 2 1 0 0 0 0 0 0 0 1 13 9.00 2.500																				



Batter	1	2	3	4	5	6	7	8	9	AB	R	H	RBI	BB	SO	LOB	TOP				
Dave Cash, R OBP: 0.337, SLG: 0.346 (1, 4)	F9		5-3		4-3			P5		4	0	0	0	0	0	0					
Gary Maddox, R OBP: 0.373, SLG: 0.456 (1, 8)	F9		L6		F3			FC 1B 1B		4	0	1	0	0	0	0					
Mike Schmidt, R OBP: 0.394, SLG: 0.574 (1, 5)	F2			1B BB	F8			1B E 1B		3	1	1	0	1	0	0					
Greg Luzinski, R OBP: 0.361, SLG: 0.499 (1, 7)		5-3 BB		1B 1B 1B		F8		K		3	0	1	0	1	1	2					
Ollie Brown, R OBP: 0.366, SLG: 0.433 (1, 9)	F3			F7		F7		FC		4	0	0	0	0	0	5					
Bob Boone, R OBP: 0.372, SLG: 0.411 (1, 3)	5-3			P4		P3		F7		4	0	0	0	0	0	6					
Tim McCarver, L OBP: 0.466, SLG: 0.449 (1, 2)				1B 1B			K		4-0 BB	2	0	1	1	2	1	0					
Larry Bowa, S OBP: 0.291, SLG: 0.295 (1, 6)	F9			1-2 2-H			P4		0-3 BB	4	0	1	0	0	1	3					
Jim Kaat, L OBP: 0.200, SLG: 0.274 Tony Taylor, R (7, PH) Ron Schueler, R (7, 1) Jerry Martin, R (9, PH) OBP: 0.318, SLG: 0.339			4-3	G3			K		0-3 1-2	2	0	0	0	0	0	3					
<b>Inning Stats</b>	R: 0 E: 0 K: 0 S: 3	H: 0 LOB: 0 BB: 0 P: 3	R: 0 E: 0 K: 0 S: 3	H: 0 LOB: 2 BB: 2 P: 11	R: 0 E: 0 K: 0 S: 3	H: 0 LOB: 0 BB: 0 P: 3	R: 1 E: 0 K: 0 S: 6	H: 3 LOB: 3 BB: 1 P: 10	R: 0 E: 0 K: 0 S: 3	H: 0 LOB: 0 BB: 0 P: 3	R: 0 E: 0 K: 2 S: 7	H: 0 LOB: 0 BB: 0 P: 7	R: 0 E: 1 K: 1 S: 8	H: 2 LOB: 2 BB: 0 P: 8	R: 0 E: 0 K: 1 S: 4	H: 0 LOB: 0 BB: 1 P: 8	1B: 5 2B: 0 3B: 0 HR: 0	SF: 0 SAC: 0 DP: 1 HBP: 0	WP: 0 PB: 0 SB: 0 CS: 0	PA: 36	
<b>PITCHER</b>	IP	WLS	BF	H	R	ER	SO	BB	IBB	HBP	BLK	WP	HR	S	P	ERA	WHIP				
Pete Falcone, L ERA: 3.55 Al Hrabosky, L ERA: 2.71	8.0	W	34	5	1	1	3	4	0	0	0	0	0	36	52	1.12	1.125				
	1.0	S	2	0	0	0	1	0	0	0	0	0	0	4	4	0.00	0.000				

Philadelphia Phillies @ St. Louis Cardinals  
Busch Stadium, St. Louis, MO  
Sat Aug 07 1976, 3:33 AM CDT  
Att: 32,105 - Unknown

AB 32  
R 1  
H 5  
RBI 1  
BB 4  
SO 4  
LOB 20



Batter	1	2	3	4	5	6	7	8	9	AB	R	H	RBI	BB	SO	LOB	BOTTOM				
Jerry Mumphrey, S OBP: 0.333, SLG: 0.323 (1, 8)	K		F8		P5			L6		4	0	0	0	0	1	1					
Don Kessinger, S OBP: 0.320, SLG: 0.315 (1, 6)	6-3							1B 2B		4	0	3	1	0	0	0					
Keith Hernandez, L OBP: 0.343, SLG: 0.333 (1, 3)	G3		G3		L3			F8		4	0	0	0	0	0	3					
Ted Simmons, S OBP: 0.358, SLG: 0.377 (1, 2)		F8		3B BB		P3		2-H 1B		3	1	1	0	1	0	0					
Joe Ferguson, R OBP: 0.333, SLG: 0.388 (1, 9)		SF8 3B		1-H SF9 3B		F5				3	2	2	1	0	0	0					
Mike Anderson, R OBP: 0.360, SLG: 0.347 (1, 7)		SF8		SF9		F7				1	0	0	2	0	0	0					
Hector Cruz, R OBP: 0.258, SLG: 0.326 (1, 5)				5-3			K			3	0	0	0	0	2	0					
Lee Richard, R OBP: 0.198, SLG: 0.253 (1, 4)				SH2-3 1B 1B		P4				3	1	1	0	0	0	0					
Pete Falcone, L OBP: 0.186, SLG: 0.171 Al Hrabosky, R ERA: 2.9			SH2-3		6-3		K			2	0	0	0	0	1	0					
<b>Inning Stats</b>	R: 0 E: 0 K: 1 S: 5	H: 0 LOB: 0 BB: 0 P: 5	R: 1 E: 0 K: 1 S: 6	H: 1 LOB: 0 BB: 0 P: 6	R: 1 E: 0 K: 0 S: 5	H: 2 LOB: 1 BB: 0 P: 5	R: 2 E: 0 K: 0 S: 4	H: 1 LOB: 0 BB: 1 P: 8	R: 0 E: 0 K: 0 S: 3	H: 0 LOB: 0 BB: 0 P: 3	R: 0 E: 0 K: 2 S: 7	H: 0 LOB: 0 BB: 0 P: 7	R: 0 E: 0 K: 0 S: 4	H: 2 LOB: 2 BB: 0 P: 4	R: 0 E: 0 K: 0 S: 4	H: 0 LOB: 0 BB: 0 P: 4	1B: 4 2B: 1 3B: 2 HR: 0	SF: 2 SAC: 1 DP: 0 HBP: 0	WP: 0 PB: 0 SB: 0 CS: 0	PA: 31	
<b>PITCHER</b>	IP	WLS	BF	H	R	ER	SO	BB	IBB	HBP	BLK	WP	HR	S	P	ERA	WHIP				
Jim Kaat, L Ron Schueler, R	6.0	L	24	5	4	4	2	1	0	0	0	0	0	27	31	6.00	1.000				
	2.0		7	2	0	0	2	0	0	0	0	0	0	11	11	0.00	1.000				

Philadelphia Phillies @ St. Louis Cardinals  
Busch Stadium, St. Louis, MO  
Sat Aug 07 1976, 3:33 AM CDT  
Att: 32,105 - Unknown

AB 27  
R 4  
H 7  
RBI 4  
BB 1  
SO 4  
LOB 4





Batter	1	2	3	4	5	6	7	8	9	AB	R	H	RBI	BB	SO	LOB	TOP								
Dave Cash, R OBP: 0.334, SLG: 0.343 (1, 4)	5-3			P4		4-3		P4		4	0	0	0	0	0	1	Philadelphia Phillies @ St. Louis Cardinals Busch Stadium, St. Louis, MO Sun Aug 08 1976, 3:33 AM CDT Att: 27,448 - Unknown								
Gary Maddox, R OBP: 0.374, SLG: 0.457 (1, 8)	F3			HR				6-3		4	1	2	0	0	0	1									
Mike Schmidt, R OBP: 0.393, SLG: 0.578 (1, 5)	F3			HR		F3			K	4	1	1	2	0	1	1									
Greg Luzinski, R OBP: 0.362, SLG: 0.499 Jim Kaat, L OBP: 0.290, SLG: 0.274 Johnny Oates, L OBP: 0.308, SLG: 0.279 (1, 7)		6-3		K						4	0	2	0	0	1	0									
Jay Johnstone, L OBP: 0.383, SLG: 0.471 Ron Reed, R OBP: 0.176, SLG: 0.235 (1, 9)		4-3		F7			FC1-6		2B	4	0	1	0	0	0	1									
Tim McCarver, L OBP: 0.454, SLG: 0.435 Ollie Brown, R OBP: 0.369, SLG: 0.433 (1, 2)										4	0	1	0	0	0	0									
Bobby Tolan, L OBP: 0.194, SLG: 0.167 Jerry Martin, R OBP: 0.313, SLG: 0.339 (1, 3)										3	0	0	0	0	0	1									
Larry Bowa, S OBP: 0.293, SLG: 0.296 (1, 6)										4	0	2	0	0	0	3									
Steve Carlton, L OBP: 0.194, SLG: 0.167 Tom Hutton, L OBP: 0.371, SLG: 0.329 (1, 1)										2	0	0	0	0	0	1									
Inning Stats	R: 0 E: 0 K: 0 S: 3	H: 0 LOB: 0 BB: 0 P: 3	R: 0 E: 0 K: 1 S: 5	H: 0 LOB: 0 BB: 0 P: 5	R: 0 E: 0 K: 0 S: 3	H: 0 LOB: 0 BB: 0 P: 3	R: 2 E: 0 K: 1 S: 7	H: 2 LOB: 0 BB: 0 P: 7	R: 0 E: 0 K: 1 S: 6	H: 1 LOB: 1 BB: 0 P: 6	R: 0 E: 0 K: 0 S: 3	H: 1 LOB: 1 BB: 0 P: 6	R: 0 E: 0 K: 1 S: 6	H: 1 LOB: 1 BB: 0 P: 6	R: 0 E: 0 K: 0 S: 4	H: 1 LOB: 1 BB: 0 P: 4		R: 1 E: 0 K: 1 S: 7	H: 2 LOB: 3 BB: 1 P: 11	1B: 6 2B: 1 3B: 0 HR: 1	SF: 1 SAC: 1 DP: 0 HBP: 0	WP: 0 PB: 0 SB: 0 CS: 1	PA: 35		
PITCHER	IP	WLS	BF	H	R	ER	SO	BB	IBB	HBP	BLK	WP	HR	S	P	ERA	WHIP								
Eric Rasmussen, R ERA: 3.77 Bill Greif, R ERA: 4.7 Al Hrabosky, L ERA: 2.69	(1, 1)	8.0	29	6	2	2	4	0	0	0	0	0	1	37	37	2.25	0.750								

Batter	1	2	3	4	5	6	7	8	9	AB	R	H	RBI	BB	SO	LOB	BOTTOM								
Jerry Mumphrey, S OBP: 0.330, SLG: 0.319 (1, 8)	4-3		FC5-4		K		FC3-5		F1	5	1	1	0	0	1	2	Philadelphia Phillies @ St. Louis Cardinals Busch Stadium, St. Louis, MO Sun Aug 08 1976, 3:33 AM CDT Att: 27,448 - Unknown								
Don Kessinger, S OBP: 0.322, SLG: 0.317 (1, 6)	4-3		1B				SH5-3		4-3	4	0	2	0	0	0	1									
Keith Hernandez, L OBP: 0.341, SLG: 0.331 Vic Harris, S OBP: 0.278, SLG: 0.308 Ron Fairly, L OBP: 0.395, SLG: 0.305 (1, 3)										4	0	1	1	0	2	3									
Ted Simmons, S OBP: 0.357, SLG: 0.376 (1, 2)	F9		FC5-2		FC6-4					4	0	1	0	0	0	4									
Joe Ferguson, R OBP: 0.332, SLG: 0.384 (1, 9)										3	0	0	0	1	0	1									
Mike Anderson, R OBP: 0.363, SLG: 0.347 (1, 7)										3	0	1	0	1	0	4									
Hector Cruz, R OBP: 0.258, SLG: 0.323 (1, 5)										3	0	0	0	1	0	2									
Lee Richard, R OBP: 0.222, SLG: 0.279 (1, 4)										3	1	2	0	1	0	0									
Eric Rasmussen, R OBP: 0.227, SLG: 0.150 Ken Rudolph, R OBP: 0.200, SLG: 0.265 Bill Greif, R Al Hrabosky, R (1, 1)										2	0	0	0	1	1	0									
Inning Stats	R: 0 E: 0 K: 1 S: 6	H: 1 LOB: 1 BB: 0 P: 6	R: 0 E: 0 K: 0 S: 4	H: 2 LOB: 2 BB: 0 P: 4	R: 1 E: 0 K: 0 S: 5	H: 2 LOB: 3 BB: 2 P: 13	R: 0 E: 0 K: 1 S: 5	H: 0 LOB: 0 BB: 0 P: 5	R: 0 E: 0 K: 1 S: 6	H: 1 LOB: 1 BB: 0 P: 6	R: 0 E: 0 K: 0 S: 2	H: 0 LOB: 0 BB: 1 P: 6	R: 1 E: 1 K: 1 S: 7	H: 1 LOB: 1 BB: 0 P: 7	R: 0 E: 0 K: 0 S: 4	H: 1 LOB: 3 BB: 2 P: 12		R: 0 E: 0 K: 0 S: 3	H: 0 LOB: 0 BB: 0 P: 3	1B: 7 2B: 1 3B: 0 HR: 0	SF: 0 SAC: 1 DP: 1 HBP: 0	WP: 1 PB: 0 SB: 2 CS: 0	PA: 39		
PITCHER	IP	WLS	BF	H	R	ER	SO	BB	IBB	HBP	BLK	WP	HR	S	P	ERA	WHIP								
Steve Carlton, L ERA: 3.23 Ron Reed, R ERA: 2.83	(1, 1)	8.0	36	8	2	1	4	3	2	0	0	0	0	3	3	1.12	1.375								





Batter	1	2	3	4	5	6	7	8	9	AB	R	H	RBI	BB	SO	LOB	TOP								
Greg Gross, L (1,9) OBP: 0.368, SLG: 0.349	4-3		F3 BB 1B		K		F7	1B 1B		5	1	2	2	0	1	3	<b>Houston Astros @ St. Louis Cardinals</b> Busch Stadium, St. Louis, MO Mon Aug 09 1976, 7:05 PM CDT Att: 12,395 - Unknown								
Jerry Davanon, R (1,4) OBP: 0.431, SLG: 0.545 Rob Andrews, R (8,4) OBP: 0.330, SLG: 0.320	K				FC6			1B E 1B		4	2	2	1	1	1	1									
Cesar Cedeno, R (1,8) OBP: 0.350, SLG: 0.475	E1 3B		F3				HR	WP 1B 2B	E9 4-3 1B	5	4	4	5	0	0	2									
Bob Watson, R (1,3) OBP: 0.374, SLG: 0.445				K			P3		F3	4	0	1	1	1	1	1									
Jose Cruz, L (1,7) OBP: 0.399, SLG: 0.402	L5			3-1 S BB			3-1	4-3 1B	4-3	4	0	0	1	1	0	2									
Ken Boswell, L (1,5) OBP: 0.307, SLG: 0.323		4-3		3-1			4-3			5	1	1	0	0	0	1									
Ed Herrmann, L (1,2) OBP: 0.294, SLG: 0.319		F8		K				1B E 2B 1B	E3 1B BB 1B	5	2	2	0	0	1	2									
Roger Metzger, S (1,6) OBP: 0.304, SLG: 0.290		4-3					6-3	F8	G6-3	4	1	0	0	1	0	2									
Dan Larson, R (1,1) OBP: 0.200, SLG: 0.143			1-3					E6 1B 2B 1B	4-3	5	2	2	1	0	0	1									
<b>Inning Stats</b>	R: 1 E: 1 K: 1 S: 6	H: 1 LOB: 1 BB: 1 P: 10	R: 0 E: 0 K: 0 S: 3	H: 0 LOB: 0 BB: 0 P: 3	R: 0 E: 0 K: 0 S: 3	H: 1 LOB: 1 BB: 1 P: 7	R: 0 E: 0 K: 2 S: 7	H: 0 LOB: 1 BB: 1 P: 11	R: 0 E: 0 K: 1 S: 6	H: 1 LOB: 0 BB: 0 P: 6	R: 1 E: 0 K: 0 S: 4	H: 1 LOB: 0 BB: 0 P: 4	R: 4 E: 1 K: 0 S: 8	H: 4 LOB: 1 BB: 0 P: 8	R: 7 E: 2 K: 0 S: 9	H: 5 LOB: 0 BB: 1 P: 13		R: 0 E: 0 K: 0 S: 3	H: 1 LOB: 0 BB: 0 P: 3	1B: 11 2B: 1 3B: 1 HR: 1	SF: 0 SAC: 0 DP: 1 HBP: 0	WP: 1 PB: 0 SB: 1 CS: 0	PA: 45		
<b>PITCHER</b>	IP	WLS	BF	H	R	ER	SO	BB	IBB	HBP	BLK	WP	HR	S	P	ERA	WHIP								
Bob Forsch, R (1,1) ERA: 3.78	7.0	L	33	9	7	2	4	3	0	0	0	1	1	38	50	2.57	1.714								
Mike Wallace, L (8,1) ERA: 3.47	0.0		4	2	2	1	0	1	0	0	0	0	0	3	7	∞	∞								
Eddie Solomon, R (8,1) ERA: 3.77	1.0		5	2	4	3	0	0	0	0	0	0	0	5	5	27.00	2.000								
John Curtis, L (9,1) ERA: 4.3	1.0		3	1	0	0	0	0	0	0	0	0	0	3	3	0.00	1.000								

Batter	1	2	3	4	5	6	7	8	9	AB	R	H	RBI	BB	SO	LOB	BOTTOM								
Jerry Mumphrey, S (1,8) OBP: 0.332, SLG: 0.317	4-3		FC4 BB		1-3			1B E 1B	F3	4	1	1	0	1	0	1	<b>Houston Astros @ St. Louis Cardinals</b> Busch Stadium, St. Louis, MO Mon Aug 09 1976, 7:05 PM CDT Att: 12,395 - Unknown								
Gary Templeton, S (1,6) OBP: 0.250, SLG: 0.250	F7		FC4 PB		4-3			E SF9 1B		4	1	1	0	0	0	1									
Lou Brock, L (1,7) OBP: 0.319, SLG: 0.354	4-3		F7			6-3		E4 BB		4	0	0	0	0	0	2									
Ted Simmons, S (1,2) OBP: 0.357, SLG: 0.374		3-1	3-1			G4-6-3 BB		SF9		2	0	0	1	1	0	1									
Willie Crawford, L (1,9) OBP: 0.373, SLG: 0.478 Joe Ferguson, R (7,9) OBP: 0.334, SLG: 0.384		1B 2B 1B		5-3		G4-6-3		1B BB		3	1	1	0	0	0	1									
Keith Hernandez, L (1,3) OBP: 0.344, SLG: 0.341 John Curtis, L (9,1) OBP: 0.258, SLG: 0.241		2B 1B		G3 2B			F7	L7		4	1	2	0	0	0	2									
Don Kessinger, S (1,4) OBP: 0.323, SLG: 0.319		2B		G3			F7		G5-4-3 BB	3	0	1	2	1	0	1									
Hector Cruz, R (1,5) OBP: 0.255, SLG: 0.320		K		K			F7		G5-4-3	4	0	0	0	0	2	3									
Bob Forsch, R (1,1) OBP: 0.170, SLG: 0.239 Mike Wallace, L (8,1) OBP: 0.333, SLG: 0.333 Eddie Solomon, R (8,1) OBP: 0.397, SLG: 0.309 Ron Fairly, L (8,PH) OBP: 0.397, SLG: 0.309		6-3					F8	4-3		2	0	0	0	0	0	0									
<b>Inning Stats</b>	R: 0 E: 0 K: 0 S: 3	H: 0 LOB: 0 BB: 0 P: 3	R: 2 E: 0 K: 1 S: 8	H: 3 LOB: 1 BB: 0 P: 8	R: 0 E: 0 K: 0 S: 3	H: 0 LOB: 1 BB: 1 P: 7	R: 0 E: 0 K: 1 S: 6	H: 1 LOB: 0 BB: 0 P: 6	R: 0 E: 0 K: 0 S: 3	H: 0 LOB: 0 BB: 0 P: 3	R: 0 E: 0 K: 0 S: 2	H: 0 LOB: 0 BB: 1 P: 6	R: 0 E: 0 K: 0 S: 3	H: 0 LOB: 0 BB: 0 P: 3	R: 2 E: 1 K: 0 S: 6	H: 2 LOB: 2 BB: 1 P: 10		R: 0 E: 0 K: 0 S: 3	H: 1 LOB: 1 BB: 1 P: 7	1B: 5 2B: 2 3B: 0 HR: 0	SF: 1 SAC: 0 DP: 2 HBP: 0	WP: 0 PB: 1 SB: 0 CS: 0	PA: 37		
<b>PITCHER</b>	IP	WLS	BF	H	R	ER	SO	BB	IBB	HBP	BLK	WP	HR	S	P	ERA	WHIP								
Dan Larson, R (1,1) ERA: 1.96	9.0	W	37	7	4	2	2	4	0	0	0	0	0	37	53	2.00	1.222								





Batter	1	2	3	4	5	6	7	8	9	AB	R	H	RBI	BB	SO	LOB	TOP			
Greg Gross, L (1,9) OBP: 0.372, SLG: 0.350	4-0 1B 6-3-5 BB		0-0 FC1-6 1B		0-0 P6			4-0 BB		2	1	1	0	2	0	0	<b>Houston Astros @ St. Louis Cardinals</b> Busch Stadium, St. Louis, MO Tue Aug 10 1976, 7:05 PM CDT Att: 10,938 - Unknown 			
Wilbur Howard, S (1,4) OBP: 0.234, SLG: 0.285	0-0 F5		0-0 FC1-6 1B 1-2			0-0 5-3		0-0 F8		4	0	0	0	0	0	3				
Cesar Cedeno, R (1,8) OBP: 0.351, SLG: 0.476	0-0 6-3-5 1B		0-0 G6-3 1B			0-0 F8		0-0 5-3		4	0	2	0	0	0	0				
Bob Watson, R (1,3) OBP: 0.371, SLG: 0.441	0-0 6-3-5 1-2 3-H		0-0 G6-3 1-2			0-0 P5		0-0 F7		4	0	0	1	0	0	3				
Jose Cruz, L (1,7) OBP: 0.400, SLG: 0.407		0-0 6-3		0-0 G3-6-3 1B			0-0 5-3		0-0 2B	4	0	2	0	0	0	0				
Ken Boswell, L (1,5) OBP: 0.295, SLG: 0.309		0-0 6-3		0-0 G3-6-3 1-2			0-0 4-3		0-0 3-1	4	0	0	0	0	0	2				
Ed Herrmann, L (1,2) OBP: 0.295, SLG: 0.319		0-0 1B 1B		0-0 P6			0-0 F7			3	0	1	0	0	0	0				
Roger Metzger, S (1,6) OBP: 0.304, SLG: 0.291		0-0 1-2 1B		0-0 G3			0-0 G3			3	0	1	0	0	0	0				
Bo McLaughlin, R (1,1) Cliff Johnson, R (2,PH) Joe Niekro, R (2,1) Jerry Bayardo, S (5,PH) Mike Cosgrove, L (5,1) Gilberto Rondon, R (5,1) Leon Roberts, R (5,PH) Gene Pentz, R (8,1) OBP: 0.290, SLG: 0.250		0-0 F7		0-0 F8			0-0 F5			0	0	0	0	0	0	0				
<b>Inning Stats</b>	R: 1 E: 0 K: 0 S: 3	H: 1 LOB: 0 BB: 1 P: 7	R: 0 E: 0 K: 0 S: 5	H: 2 LOB: 2 BB: 0 P: 5	R: 0 E: 0 K: 0 S: 4	H: 2 LOB: 1 BB: 0 P: 4	R: 0 E: 0 K: 0 S: 3	H: 0 LOB: 0 BB: 0 P: 3	R: 0 E: 0 K: 0 S: 3	H: 0 LOB: 0 BB: 0 P: 3	R: 0 E: 0 K: 0 S: 3	H: 0 LOB: 0 BB: 0 P: 3	R: 0 E: 0 K: 0 S: 3	H: 1 LOB: 1 BB: 0 P: 7	R: 0 E: 0 K: 0 S: 4	H: 1 LOB: 1 BB: 0 P: 4		1B: 6 2B: 2 3B: 0 HR: 0	SF: 0 SAC: 0 DP: 3 HBP: 0	WP: 0 PB: 0 SB: 0 CS: 0
<b>PITCHER</b> Lynn McGlothen, R (1,1) ERA: 3.84	IP: 9.0 WLS: W BF: 33 H: 7 R: 1 ER: 1 SO: 0 BB: 2 IBB: 0 HBP: 0 BLK: 0 WP: 0 HR: 0 S: 31 P: 39 ERA: 1.00 WHIP: 1.000															<b>PITCHER</b>				

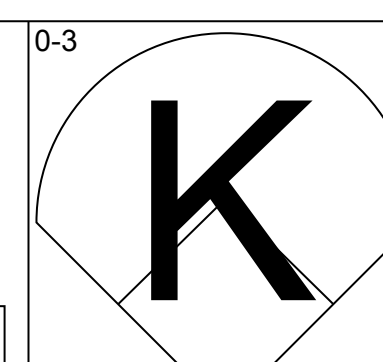
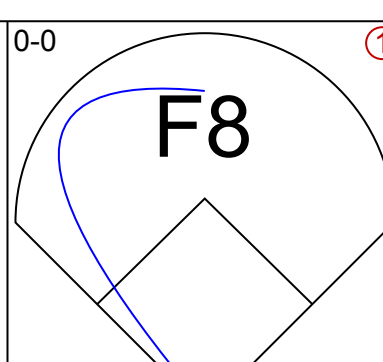
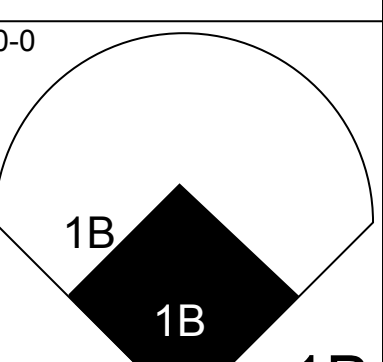
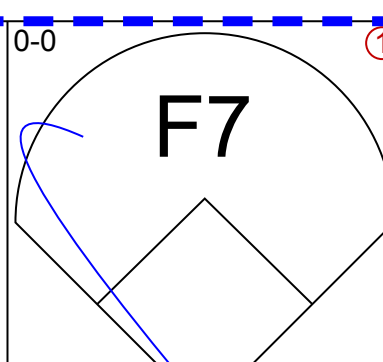
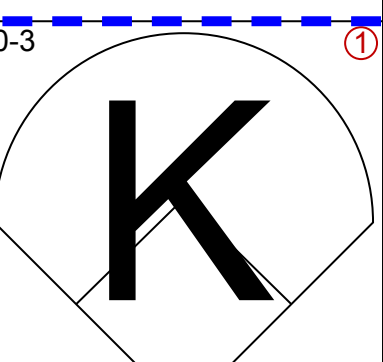
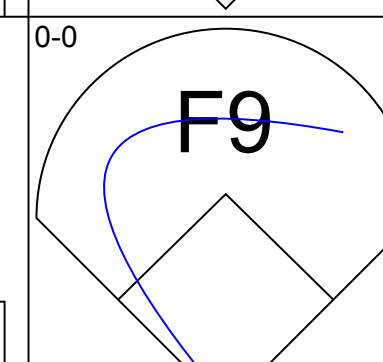
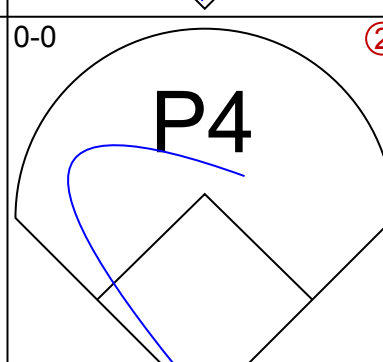
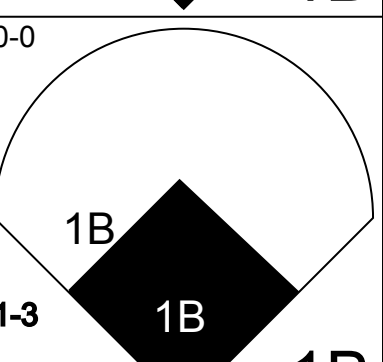
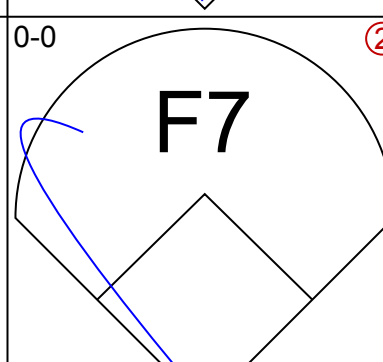
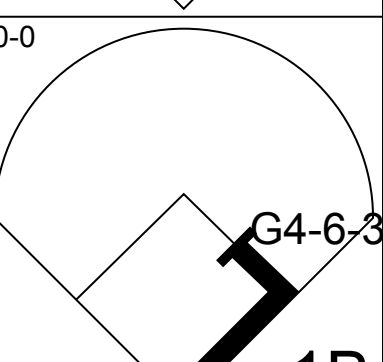
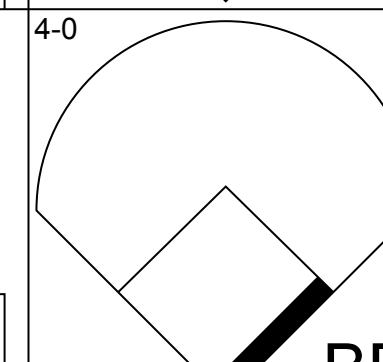
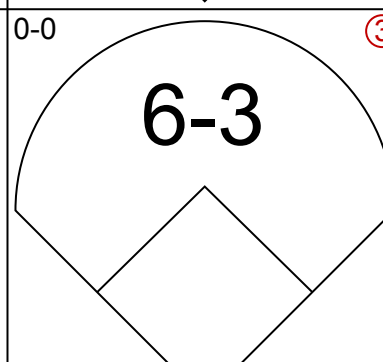
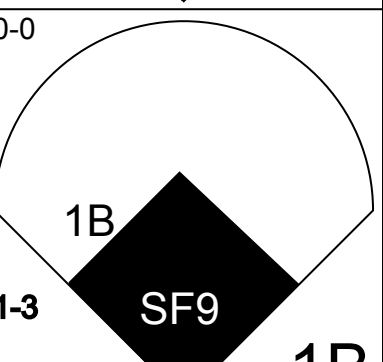
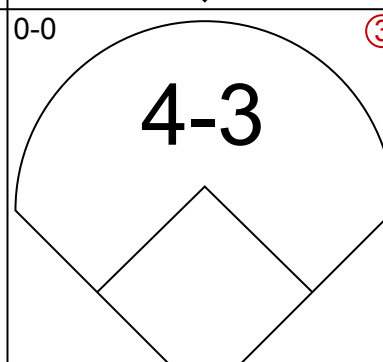
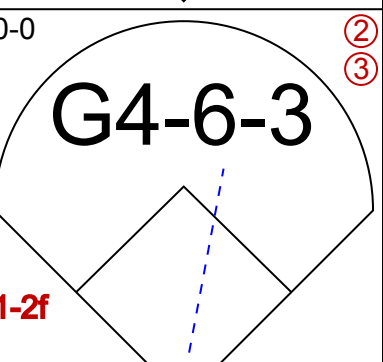
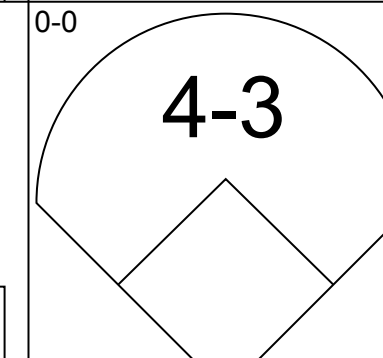
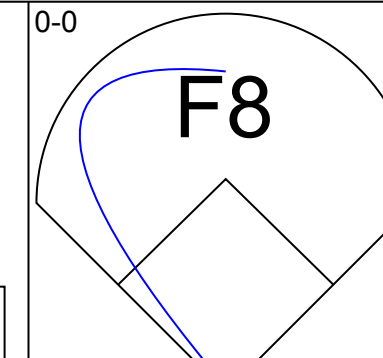
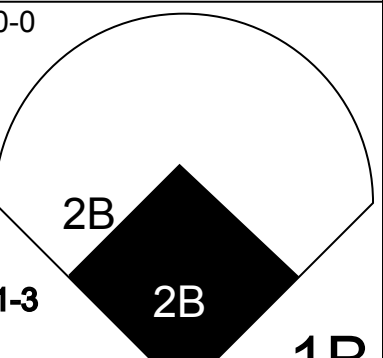

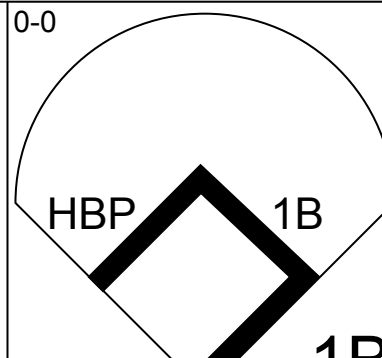
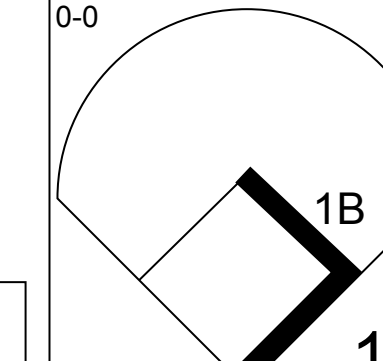
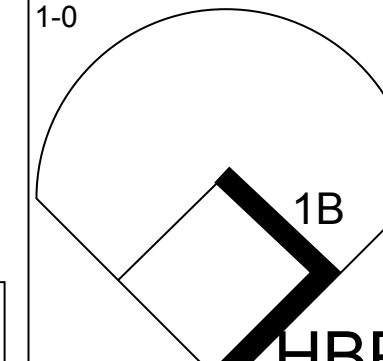
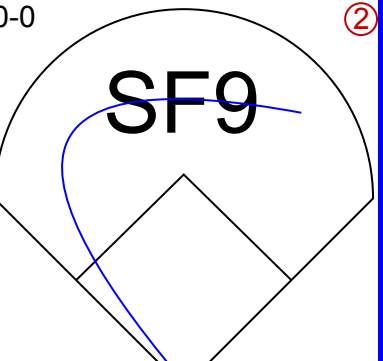

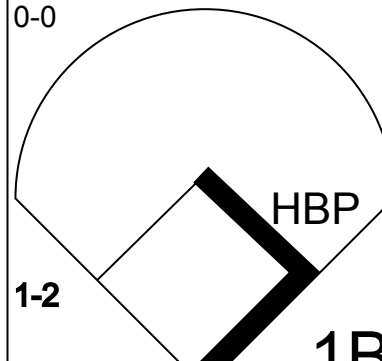
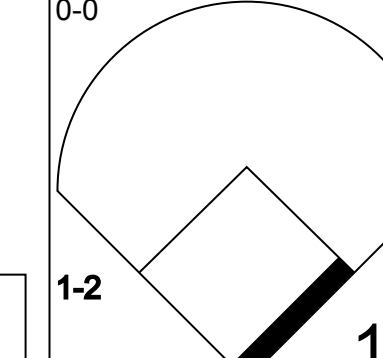
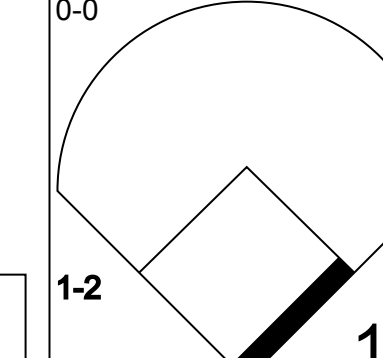
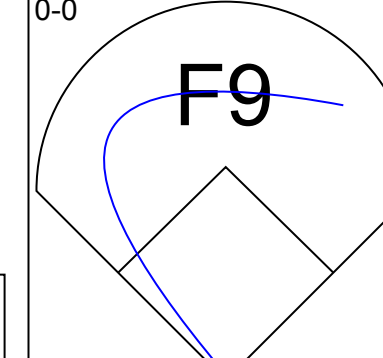
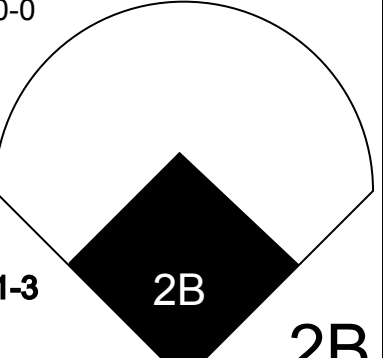

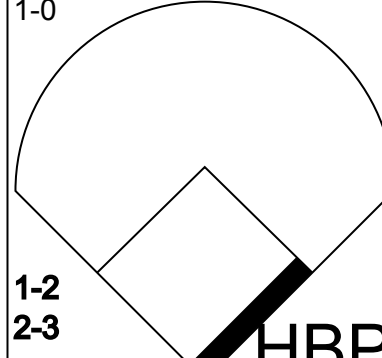
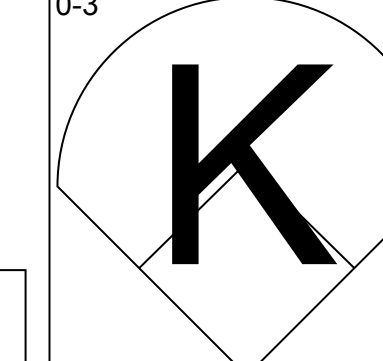
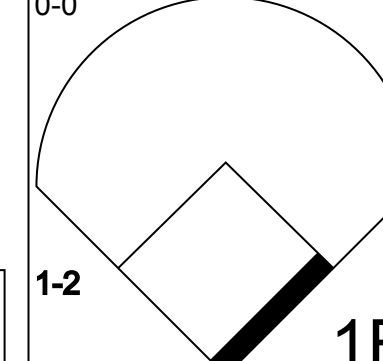
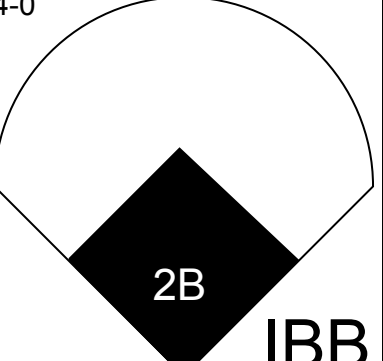

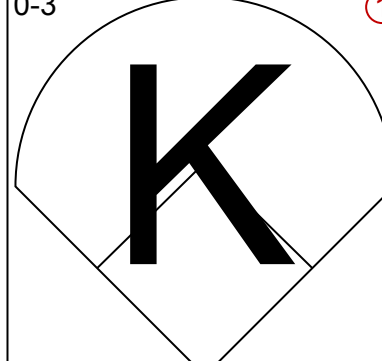
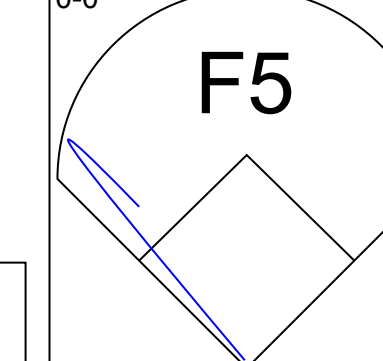
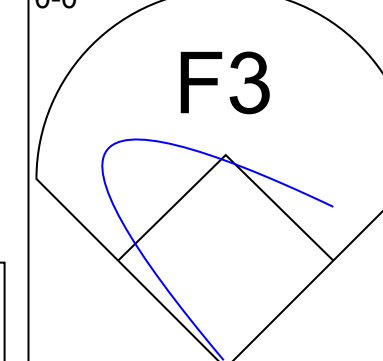
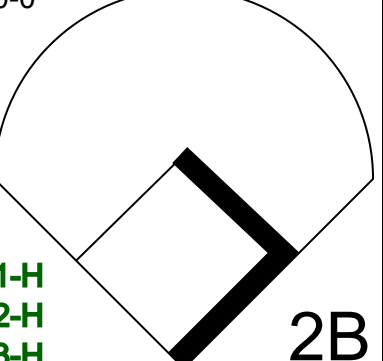

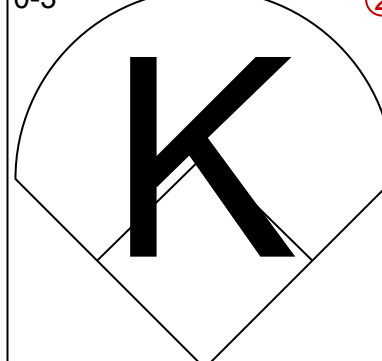
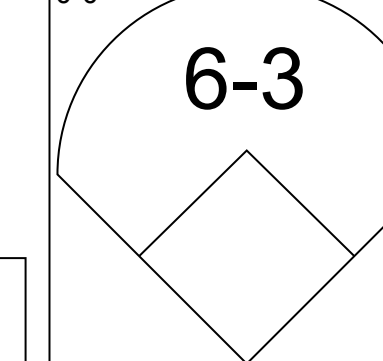
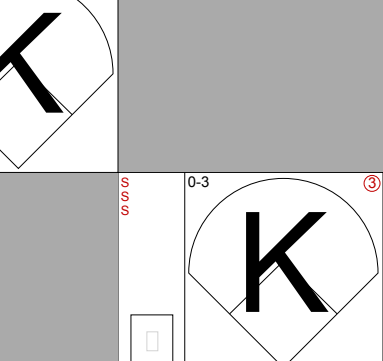

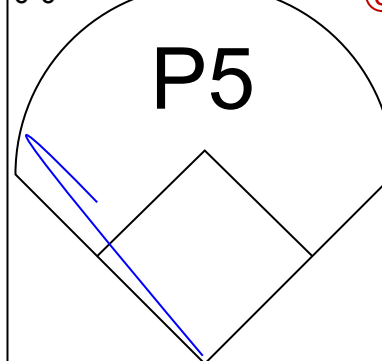
Batter	1	2	3	4	5	6	7	8	9	AB	R	H	RBI	BB	SO	LOB	BOTTOM			
Jerry Mumphrey, S (1,8) OBP: 0.333, SLG: 0.315	0-0 4-3	0-0 G3		0-3 K		4-0 FC4-6 BB		0-0 FC5-2 E 1-2 1B		4	0	1	0	1	1	0	<b>Houston Astros @ St. Louis Cardinals</b> Busch Stadium, St. Louis, MO Tue Aug 10 1976, 7:05 PM CDT Att: 10,938 - Unknown 			
Gary Templeton, S (1,6) OBP: 0.222, SLG: 0.222	0-0 F8	0-3 K			0-0 1B 2B	0-0 F7		0-0 E4 FC5-2 1-2 2-3		5	1	1	0	0	1	3				
Lou Brock, L (1,7) OBP: 0.320, SLG: 0.357	0-0 3B 2B	0-0 6-3			0-0 2B 1B	0-0 FC4-6 S 1-2		0-0 FC5-2 1-2 2-3 3-H		5	2	2	0	0	0	4				
Ted Simmons, S (1,2) OBP: 0.358, SLG: 0.376 Charlie Chant, R (8,8)	4-0 3B BB		0-0 G3		0-0 1B G6-4-3 2B	0-0 P6		0-0 5-3		3	2	1	1	1	0	1				
Keith Hernandez, L (1,3) OBP: 0.347, SLG: 0.355	0-0 1-1H 2H 1B 3B		0-0 F8		0-0 G6-4-3 1B		0-3 K			4	1	2	3	0	1	0				
Joe Ferguson, R (1,9) OBP: 0.333, SLG: 0.383	0-0 3H 1B 1B		0-0 6-3		0-0 G6-4-3 1-2		0-0 5-3			4	1	1	1	0	0	1				
Don Kessinger, S (1,4) OBP: 0.330, SLG: 0.321	0-0 1B 1B			4-0 4-3 S BB	0-0 1B BB		4-0 BB			1	1	1	0	3	0	0				
Hector Cruz, R (1,5) OBP: 0.257, SLG: 0.322	0-0 1-2 2H 1B			0-0 4-3	0-0 1-3 1B		0-0 5-3			4	0	2	1	0	0	2				
Lynn McGlothen, L (1,1) OBP: 0.185, SLG: 0.196	0-0 1-2 2H 1B			0-0 SF7	0-3 K		0-0 E FC5-2 1B			3	0	2	1	0	1	2				
<b>Inning Stats</b>	R: 4 E: 0 K: 0 S: 8	H: 6 LOB: 2 BB: 1 P: 12	R: 0 E: 0 K: 1 S: 5	H: 0 LOB: 0 BB: 0 P: 5	R: 0 E: 0 K: 0 S: 3	H: 0 LOB: 0 BB: 0 P: 3	R: 1 E: 0 K: 1 S: 5	H: 5 LOB: 2 BB: 1 P: 13	R: 0 E: 0 K: 0 S: 3	H: 0 LOB: 1 BB: 1 P: 7	R: 0 E: 0 K: 1 S: 5	H: 0 LOB: 1 BB: 1 P: 9	R: 0 E: 1 K: 0 S: 5	H: 2 LOB: 2 BB: 0 P: 5	R: 0 E: 0 K: 0 S: 4	H: 1 LOB: 1 BB: 0 P: 4		1B: 10 2B: 2 3B: 1 HR: 0	SF: 1 SAC: 0 DP: 2 HBP: 0	WP: 0 PB: 0 SB: 2 CS: 0
<b>PITCHER</b> Bo McLaughlin, R (1,1) ERA: 3.58 Joe Niekro, R (2,1) ERA: 3.41 Mike Cosgrove, L (5,1) ERA: 5.44 Gilberto Rondon, R (5,1) ERA: 5.94 Gene Pentz, R (8,1) ERA: 3.23	IP: 1.0 WLS: L BF: 9 H: 6 R: 4 ER: 4 SO: 0 BB: 1 IBB: 0 HBP: 0 BLK: 0 WP: 0 HR: 0 S: 12 P: 12 ERA: 36.00 WHIP: 7.000															<b>PITCHER</b>				

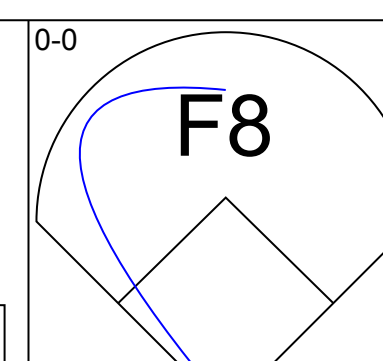
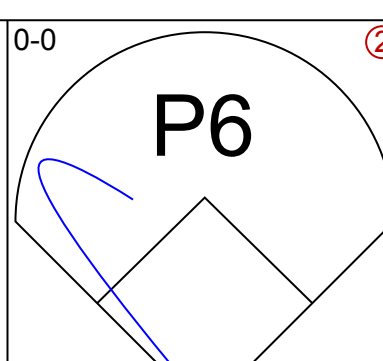
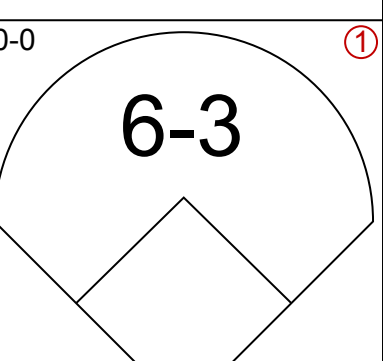
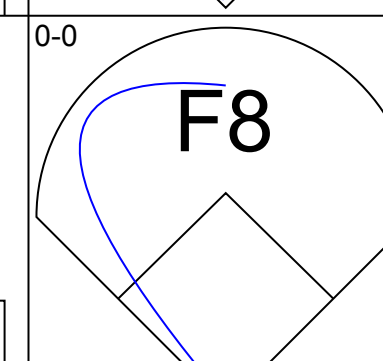
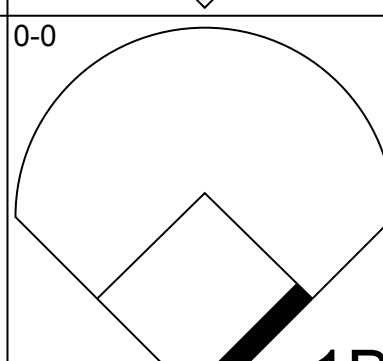
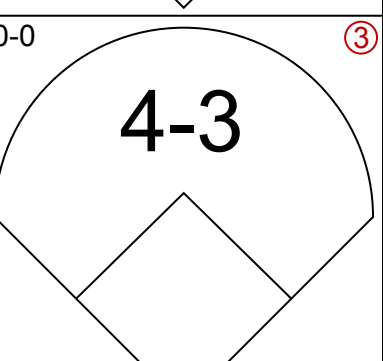
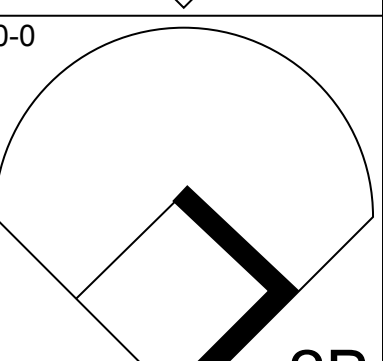
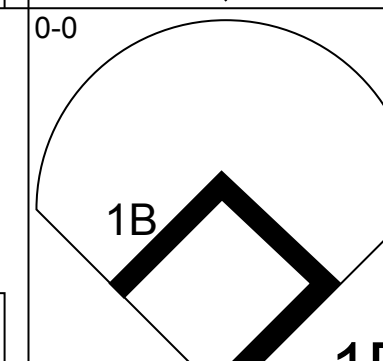
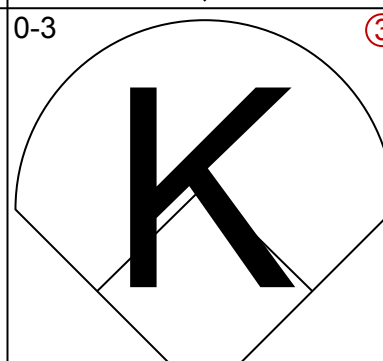
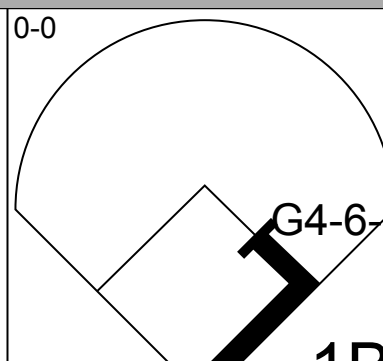
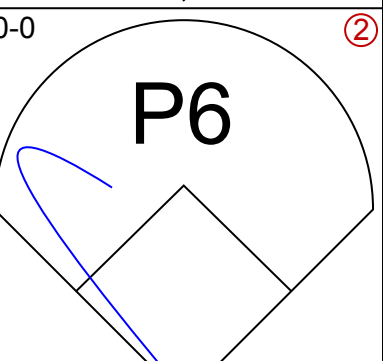
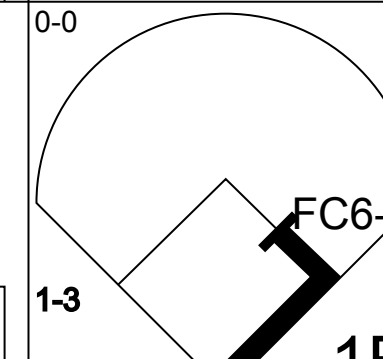
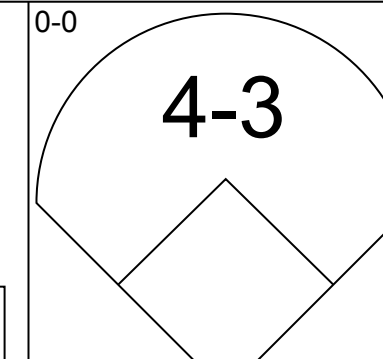
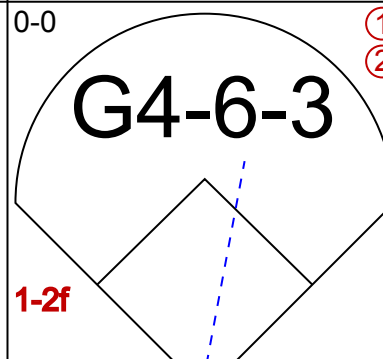
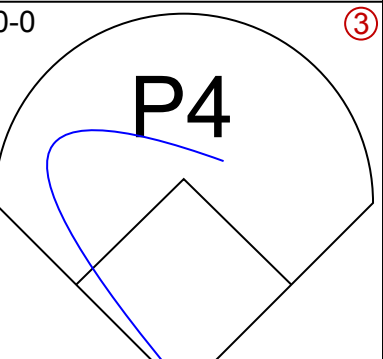
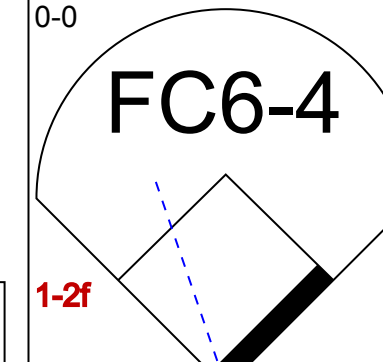
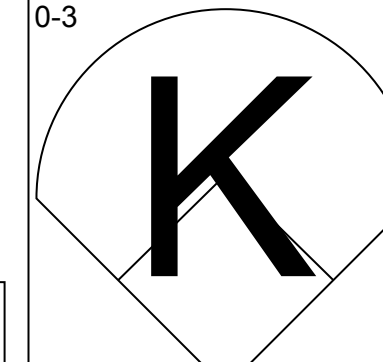
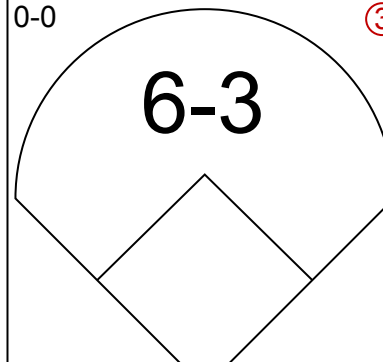
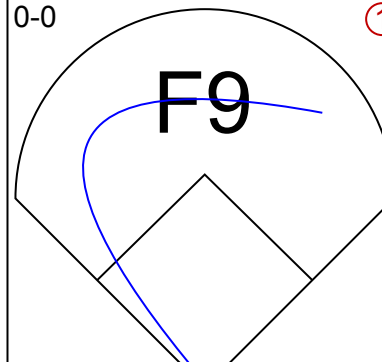
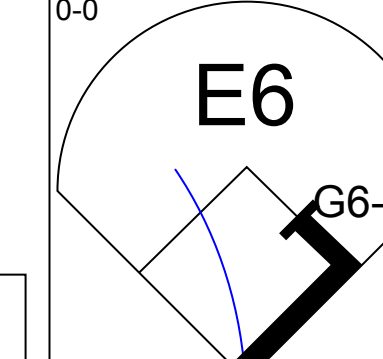
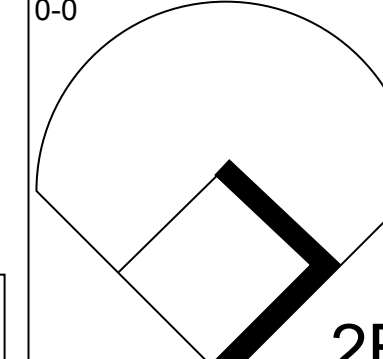

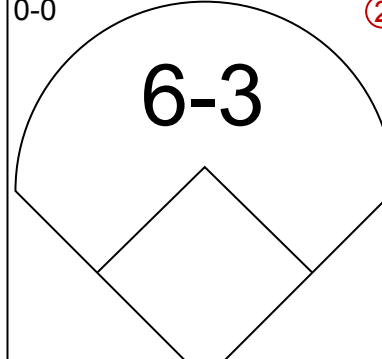
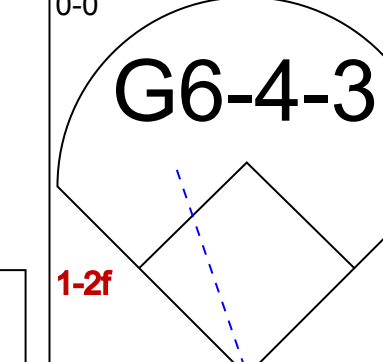
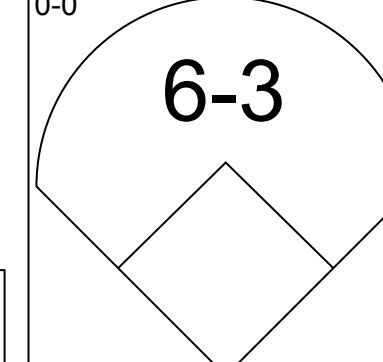

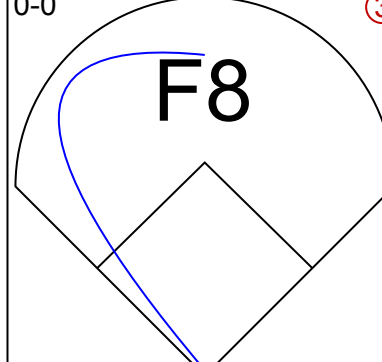
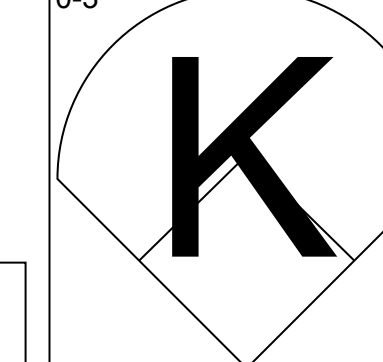
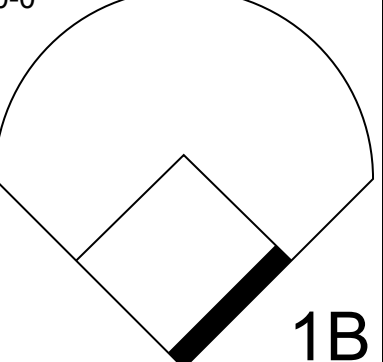

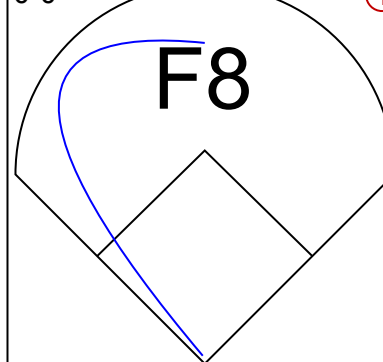
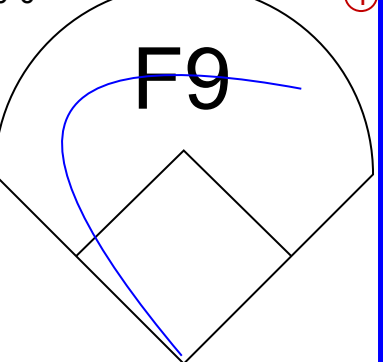



Batter	1	2	3	4	5	6	7	8	9	AB	R	H	RBI	BB	SO	LOB	TOP		
Greg Gross, L (1.9) OBP: 0.375, SLG: 0.350	E4 1B		3B 1B	CS 1-2	5-3 BB		1B BB	F7		3	3	1	0	2	0	0	<b>Houston Astros @ St. Louis Cardinals</b> Busch Stadium, St. Louis, MO Wed Aug 11 1976, 7:05 PM CDT Att: 12,695 - Unknown <a href="http://livebaseballscorecards.com">livebaseballscorecards.com</a>		
Wilbur Howard, S (1.4) OBP: 0.235, SLG: 0.297	4-3		1B 3B		5-3		K	F9		4	1	1	1	0	1	3			
Enos Cabell, R (7.5) OBP: 0.315, SLG: 0.333	4-3		1B 3B		5-3		K	F9		1	0	0	0	0	0	0			
Cesar Cedeno, R (1.8) OBP: 0.354, SLG: 0.475	F7		1B SF9		F5		1B 2B			3	2	1	1	2	0	2			
Bob Watson, R (1.3) OBP: 0.373, SLG: 0.443			1B SF9		4-3		2B	G4-6-3		5	1	3	2	0	0	2			
Jose Cruz, L (1.7) OBP: 0.400, SLG: 0.408	F7		SF9				1B	F8		4	0	2	1	0	0	3			
Ken Boswell, L (1.5) OBP: 0.294, SLG: 0.317			G4-6-3				1B	FC1-6		4	1	1	2	0	0	2			
Rob Andrews, R (7.4) OBP: 0.332, SLG: 0.322			G4-6-3				1B	FC1-6		1	0	1	0	0	0	0			
Ed Herrmann, L (1.2) OBP: 0.297, SLG: 0.325					4-3		K			5	0	2	1	0	1	3			
Roger Metzger, S (1.6) OBP: 0.306, SLG: 0.293					6-3			F8		4	0	2	0	0	0	2			
Larry Dierker, R (1.1) OBP: 0.091, SLG: 0.094					1-3		K			4	0	0	0	0	2	4			
<b>Inning Stats</b>	R: 1 E: 1 K: 0 S: 5	H: 1 LOB: 1 BB: 0 P: 5	R: 0 E: 0 K: 0 S: 4	H: 1 LOB: 1 BB: 0 P: 4	R: 3 E: 0 K: 0 S: 6	H: 4 LOB: 0 BB: 0 P: 6	R: 0 E: 0 K: 1 S: 5	H: 1 LOB: 0 BB: 0 P: 5	R: 0 E: 0 K: 1 S: 7	H: 2 LOB: 2 BB: 0 P: 7	R: 4 E: 0 K: 1 S: 8	H: 3 LOB: 1 BB: 2 P: 16	R: 0 E: 0 K: 0 S: 5	H: 0 LOB: 0 BB: 0 P: 5	R: 0 E: 0 K: 0 S: 4	H: 2 LOB: 2 BB: 1 P: 8	1B: 11 2B: 2 3B: 1 HR: 0	SF: 1 SAC: 0 DP: 2 HBP: 0	WP: 0 PA: 44
<b>PITCHER</b>	IP WLS BF H R ER SO BB IBB HBP BLK WP HR S P ERA WHIP																		
John Denny, R (1.1) ERA: 3.1	5.0 L 22 7 4 3 1 1 0 0 0 0 0 23 27 5.40 1.600																		
John Curtis, L (6.1) ERA: 4.5	1.1 9 3 3 3 2 2 0 0 0 0 0 0 11 19 20.25 3.750																		
Al Hrabosky, L (7.1) ERA: 2.78	0.2 4 2 1 1 0 0 0 0 0 0 0 0 4 4 13.50 3.000																		
Mike Wallace, L (8.1) ERA: 3.33	2.0 8 2 0 0 1 1 0 0 0 0 0 0 9 13 0.00 1.500																		

Batter	1	2	3	4	5	6	7	8	9	AB	R	H	RBI	BB	SO	LOB	BOTTOM				
Jerry Mumphrey, S (1.8) OBP: 0.330, SLG: 0.312	K		1B		F7		K		4-3	5	0	1	0	0	2	2	<b>Houston Astros @ St. Louis Cardinals</b> Busch Stadium, St. Louis, MO Wed Aug 11 1976, 7:05 PM CDT Att: 12,695 - Unknown <a href="http://livebaseballscorecards.com">livebaseballscorecards.com</a>				
Gary Templeton, S (1.6) OBP: 0.154, SLG: 0.154	F8		F8			K	1-4-3			4	0	0	0	0	1	3					
Lou Brock, L (1.7) OBP: 0.321, SLG: 0.359	4-3		F6			1B 2B		G5-3 BB		4	1	2	0	0	0	2					
Ted Simmons, S (1.2) OBP: 0.359, SLG: 0.377			G3			2B		F9		4	0	2	0	0	0	1					
Keith Hernandez, L (1.3) OBP: 0.350, SLG: 0.354					P4		K			3	0	1	0	1	1	3					
Joe Ferguson, R (1.9) OBP: 0.332, SLG: 0.384					F7			G5-3		4	0	1	1	0	0	4					
Don Kessinger, S (1.4) OBP: 0.329, SLG: 0.319			F7		4-3		G3			3	0	0	0	1	0	4					
Hector Cruz, R (1.5) OBP: 0.255, SLG: 0.318			F8			K		K		4	0	0	0	0	2	1					
John Denny, R (1.1) OBP: 0.226, SLG: 0.250										1	0	1	0	0	0	0					
Willie Crawford, L (5. PH) OBP: 0.372, SLG: 0.476										1	0	0	0	0	0	0					
John Curtis, L (6.1) OBP: 0.298, SLG: 0.241										0	0	0	0	0	0	0					
Al Hrabosky, L (7.1) OBP: 0.288, SLG: 0.241										0	0	0	0	0	0	0					
Vic Harris, S (7. PH) OBP: 0.241, SLG: 0.338										1	0	1	0	0	0	0					
Mike Wallace, L (8.1) OBP: 0.333, SLG: 0.333										0	0	0	0	0	0	0					
Ron Fairly, L (9. PH) OBP: 0.263, SLG: 0.306										1	0	0	0	0	0	1					
<b>Inning Stats</b>	R: 0 E: 0 K: 1 S: 5	H: 0 LOB: 0 BB: 0 P: 5	R: 0 E: 0 K: 0 S: 4	H: 1 LOB: 1 BB: 0 P: 4	R: 0 E: 0 K: 0 S: 5	H: 2 LOB: 2 BB: 0 P: 5	R: 0 E: 0 K: 0 S: 4	H: 1 LOB: 1 BB: 0 P: 4	R: 0 E: 0 K: 1 S: 5	H: 0 LOB: 0 BB: 0 P: 5	R: 1 E: 0 K: 2 S: 10	H: 3 LOB: 2 BB: 0 P: 10	R: 0 E: 0 K: 2 S: 8	H: 1 LOB: 1 BB: 0 P: 8	R: 0 E: 0 K: 0 S: 3	H: 1 LOB: 1 BB: 1 P: 7	R: 0 E: 0 K: 0 S: 3	H: 0 LOB: 1 BB: 1 P: 7	1B: 7 2B: 2 3B: 0 HR: 0	SF: 0 SAC: 0 DP: 1 HBP: 0	WP: 0 PA: 37
<b>PITCHER</b>	IP WLS BF H R ER SO BB IBB HBP BLK WP HR S P ERA WHIP																				
Larry Dierker, R (1.1) ERA: 3.69	9.0 W 37 9 1 1 6 2 0 0 0 0 0 0 47 55 1.00 1.222																				



Batter	1	2	3	4	5	6	7	8	9	AB	R	H	RBI	BB	SO	LOB	TOP					
Jerry Mumphrey, S (1, 8) OBP: 0.327, SLG: 0.309										5	1	1	0	0	2	0	<b>St. Louis Cardinals @ Atlanta Braves</b> Atlanta-Fulton County Stadium, Atlanta, GA Fri Aug 13 1976, 7:05 PM EDT Att: 12,953 - Unknown					
Gary Templeton, S (1, 6) OBP: 0.222, SLG: 0.222										5	1	2	0	0	0	0						
Lou Brock, L (1, 7) OBP: 0.322, SLG: 0.358										4	1	1	1	1	0	1						
Ted Simmons, S (1, 2) OBP: 0.362, SLG: 0.380										5	2	3	1	0	0	1						
Willie Crawford, L (1, 9) OBP: 0.375, SLG: 0.478										1	0	1	1	0	0	0						
Mike Anderson, R (5, 9) OBP: 0.371, SLG: 0.356										2	1	2	0	0	0	0						
Keith Hernandez, L (1, 3) OBP: 0.360, SLG: 0.365										3	1	2	0	1	0	1						
Don Kessinger, S (1, 4) OBP: 0.330, SLG: 0.318										4	1	1	1	1	2	7						
Hector Cruz, R (1, 5) OBP: 0.254, SLG: 0.320										4	0	1	4	0	1	7						
Pete Falcone, L (1, 1) OBP: 0.167, SLG: 0.152										5	0	0	0	0	2	7						
<b>Inning Stats</b>	R: 0 E: 0 K: 1 S: 5	H: 0 LOB: 1 BB: 1 P: 9	R: 0 E: 0 K: 1 S: 7	H: 2 LOB: 2 BB: 0 P: 7	R: 0 E: 0 K: 0 S: 3	H: 0 LOB: 0 BB: 0 P: 3	R: 0 E: 0 K: 0 S: 4	H: 1 LOB: 2 BB: 0 P: 5	R: 6 E: 0 K: 2 S: 13	H: 6 LOB: 1 BB: 1 P: 17	R: 0 E: 0 K: 0 S: 3	H: 0 LOB: 0 BB: 0 P: 3	R: 2 E: 0 K: 0 S: 5	H: 2 LOB: 1 BB: 1 P: 9	R: 0 E: 0 K: 1 S: 5	H: 1 LOB: 0 BB: 0 P: 5	R: 0 E: 0 K: 2 S: 9	H: 2 LOB: 3 BB: 0 P: 10	1B: 12 2B: 2 3B: 0 HR: 0	SF: 2 SAC: 0 DP: 1 HBP: 2	WP: 0 PB: 0 SB: 0 CS: 0	PA: 45
<b>PITCHER</b>	IP WLS BF H R ER SO BB IBB HBP BLK WP HR S P ERA WHIP																					
Dick Ruthven, R (1, 1) ERA: 3.33	5.0 L 27 9 6 6 4 1 1 1 0 0 0 0 32 41 10.80 2.000																					
Bruce Dal Canton, R (6, 1) ERA: 3.32	2.0 9 2 2 2 0 1 0 0 0 0 0 0 8 12 9.00 1.500																					
Pablo Torrealba, L (8, 1) ERA: 5.54	2.0 9 3 0 0 3 0 0 0 1 0 0 0 14 15 0.00 1.500																					

Batter	1	2	3	4	5	6	7	8	9	AB	R	H	RBI	BB	SO	LOB	BOTTOM			
Jerry Royster, R (1, 5) OBP: 0.323, SLG: 0.319										4	0	0	0	0	0	1	<b>St. Louis Cardinals @ Atlanta Braves</b> Atlanta-Fulton County Stadium, Atlanta, GA Fri Aug 13 1976, 7:05 PM EDT Att: 12,953 - Unknown			
Rod Gilbreath, R (1, 4) OBP: 0.344, SLG: 0.379										4	0	2	0	0	0	1				
Jimmy Wynn, R (1, 8) OBP: 0.385, SLG: 0.377										4	0	2	0	0	1	2				
Willie Montanez, L (1, 3) OBP: 0.343, SLG: 0.417										4	0	1	0	0	0	2				
Tom Paciorek, R (1, 9) OBP: 0.351, SLG: 0.402										4	0	0	0	0	1	2				
Cito Gaston, R (1, 7) OBP: 0.395, SLG: 0.538										4	0	1	0	0	0	0				
Vic Correll, R (1, 2) OBP: 0.317, SLG: 0.312										4	0	0	0	0	1	2				
Rob Belloir, R (1, 6) OBP: 0.311, SLG: 0.293										3	0	2	0	0	1	0				
Dick Ruthven, R (1, 1) OBP: 0.226, SLG: 0.172										1	0	0	0	0	0	0				
Junior Moore, R (5, PH) OBP: 0.200, SLG: 0.200										1	0	0	0	0	0	1				
Bruce Dal Canton, R (6, 1) OBP: 0.222, SLG: 0.222										0	0	0	0	0	0	0				
Mike Eden, S (7, PH)										1	0	0	0	0	0	1				
Pablo Torrealba, L (8, 1)										0	0	0	0	0	0	0				
<b>Inning Stats</b>	R: 0 E: 0 K: 0 S: 5	H: 2 LOB: 2 BB: 0 P: 5	R: 0 E: 0 K: 1 S: 6	H: 0 LOB: 0 BB: 0 P: 5	R: 0 E: 0 K: 1 S: 6	H: 1 LOB: 1 BB: 0 P: 6	R: 0 E: 0 K: 1 S: 6	H: 1 LOB: 1 BB: 0 P: 6	R: 0 E: 0 K: 0 S: 3	H: 1 LOB: 1 BB: 0 P: 3	R: 0 E: 0 K: 1 S: 6	H: 1 LOB: 1 BB: 0 P: 6	R: 0 E: 0 K: 0 S: 4	H: 1 LOB: 1 BB: 0 P: 4	R: 0 E: 0 K: 0 S: 3	H: 0 LOB: 0 BB: 0 P: 3	1B: 6 2B: 2 3B: 0 HR: 0	SF: 0 SAC: 0 DP: 2 HBP: 0	WP: 0 PB: 0 SB: 0 CS: 0	PA: 34
<b>PITCHER</b>	IP WLS BF H R ER SO BB IBB HBP BLK WP HR S P ERA WHIP																			
Pete Falcone, L (1, 1) ERA: 3.34	9.0 W 34 8 0 0 4 0 0 0 0 0 0 0 42 42 0.00 0.889																			

AB	38
R	8
H	14
RBI	8
BB	3
SO	7
LOB	24



AB	34
R	0
H	8
RBI	0
BB	0
SO	4
LOB	12









Batter	1	2	3	4	5	6	7	8	9	AB	R	H	RBI	BB	SO	LOB	TOP					
Jerry Mumphrey, S (1, 8) OBP: 0.322, SLG: 0.301	G3		K		F8		P6			4	0	0	0	0	1	1	<b>St. Louis Cardinals @ Atlanta Braves</b> Atlanta-Fulton County Stadium, Atlanta, GA Sun Aug 15 1976, 3:33 AM EDT Att: 7,564 - Unknown					
Gary Templeton, S (1, 6) OBP: 0.192, SLG: 0.160	1B BB		K		G3		4-3			3	0	0	0	1	1	0						
Lou Brock, L (1, 7) OBP: 0.319, SLG: 0.354	F9		S 1B		F8		F5			4	0	1	0	0	0	1						
Willie Crawford, L (1, 9) OBP: 0.373, SLG: 0.475	1-3 1B		4-3		K		K			4	0	1	0	0	2	1						
Keith Hernandez, L (1, 3) OBP: 0.361, SLG: 0.362	K				K		G3		F7	4	0	0	0	0	2	2						
Joe Ferguson, R (1, 2) OBP: 0.337, SLG: 0.395		E 1B BB 7-6		1B SF7 HBP		K			HR	2	2	1	1	1	1	0						
Don Kessinger, S (1, 4) OBP: 0.330, SLG: 0.319	E9						SH1-4 1B		F7	4	0	3	0	0	0	0						
Hector Cruz, R (1, 5) OBP: 0.249, SLG: 0.315	7-6				SF7		SH1-4		K2-3	2	0	0	1	0	1	2						
Bob Forsch, R (1, 1) OBP: 0.163, SLG: 0.229	F9				1-3		F7			2	0	0	0	0	0	2						
Ron Fairly, L (7, PH) OBP: 0.390, SLG: 0.303										1	0	0	0	0	0	1						
John Curtis, L (7, 1) OBP: 0.258, SLG: 0.241										0	0	0	0	0	0	0						
Al Hrabosky, R (8, 1) OBP: 0.258, SLG: 0.241										0	0	0	0	0	0	0						
<b>Inning Stats</b>	R: 0 E: 0 K: 1 S: 6	H: 1 LOB: 2 BB: 1 P: 10	R: 0 E: 1 K: 0 S: 3	H: 1 LOB: 1 BB: 1 P: 7	R: 0 E: 0 K: 2 S: 8	H: 1 LOB: 1 BB: 0 P: 8	R: 1 E: 0 K: 1 S: 6	H: 1 LOB: 1 BB: 0 P: 7	R: 0 E: 0 K: 0 S: 3	H: 0 LOB: 0 BB: 0 P: 3	R: 0 E: 0 K: 2 S: 7	H: 0 LOB: 0 BB: 0 P: 7	R: 0 E: 0 K: 0 S: 4	H: 1 LOB: 1 BB: 0 P: 4	R: 0 E: 0 K: 1 S: 5	H: 0 LOB: 0 BB: 0 P: 5	R: 1 E: 0 K: 1 S: 6	H: 1 LOB: 0 BB: 0 P: 6	1B: 5 2B: 1 3B: 0 HR: 1	SF: 1 SAC: 1 DP: 1 HBP: 1	WP: 0 PB: 0 SB: 1 CS: 0	PA: 35
<b>PITCHER</b> Phil Niekro, R (1, 1) ERA: 3.36	IP: 9.0 WLS: W BF: 35 H: 6 R: 2 ER: 2 SO: 8 BB: 2 IBB: 0 HBP: 1 BLK: 0 WP: 0 HR: 1 S: 48 P: 57 ERA: 2.00 WHIP: 0.889															<b>PITCHER</b>						

Batter	1	2	3	4	5	6	7	8	9	AB	R	H	RBI	BB	SO	LOB	BOTTOM										
Darrel Chaney, S (1, 6) OBP: 0.350, SLG: 0.360	1B	E 1B			FC4-6 BB		G4-6-3			3	0	2	1	1	0	1	<b>St. Louis Cardinals @ Atlanta Braves</b> Atlanta-Fulton County Stadium, Atlanta, GA Sun Aug 15 1976, 3:33 AM EDT Att: 7,564 - Unknown										
Rod Gilbreath, R (1, 4) OBP: 0.337, SLG: 0.379	F3	F9			FC4-6 PO			SF9 3B		4	1	1	0	0	0	4											
Tom Paciorek, R (1, 9) OBP: 0.349, SLG: 0.401	1-2 1B				PO	5-3		SF9		3	0	1	1	0	1	0											
Willie Montanez, L (1, 3) OBP: 0.342, SLG: 0.414	F8				G3			CS 1B		4	0	1	0	0	0	2											
Ken Henderson, S (1, 8) OBP: 0.358, SLG: 0.390	F8				3-1			K		4	0	1	0	0	1	3											
Dave May, L (1, 7) OBP: 0.305, SLG: 0.288		E SF8 1B			G3			IBB		2	1	1	0	1	0	0											
Rob Belloir, R (1, 5) OBP: 0.313, SLG: 0.295		E5 SF8 1B 1B			5-3			F7		3	1	1	0	0	0	2											
Vic Correll, R (1, 2) OBP: 0.326, SLG: 0.316		E 1B CS BB			K			FC3-6 1B		2	0	1	0	1	1	0											
Phil Niekro, R (1, 1) OBP: 0.200, SLG: 0.290		SF8			6-3			FC3-6 G4-6-3		2	0	0	1	0	0	1											
<b>Inning Stats</b>	R: 0 E: 0 K: 0 S: 5	H: 2 LOB: 2 BB: 0 P: 5	R: 2 E: 2 K: 0 S: 5	H: 3 LOB: 1 BB: 1 P: 9	R: 0 E: 0 K: 1 S: 5	H: 0 LOB: 0 BB: 0 P: 5	R: 0 E: 0 K: 1 S: 5	H: 0 LOB: 0 BB: 0 P: 5	R: 0 E: 0 K: 0 S: 2	H: 0 LOB: 0 BB: 1 P: 6	R: 0 E: 0 K: 0 S: 4	H: 1 LOB: 2 BB: 1 P: 8	R: 0 E: 0 K: 0 S: 3	H: 1 LOB: 0 BB: 0 P: 3	R: 1 E: 0 K: 1 S: 6	H: 2 LOB: 0 BB: 0 P: 6		1B: 7 2B: 1 3B: 1 HR: 0	SF: 2 SAC: 0 DP: 1 HBP: 0	WP: 0 PB: 0 SB: 0 CS: 2	PA: 33						
<b>PITCHER</b> Bob Forsch, R (1, 1) ERA: 3.75	IP: 6.0 WLS: L BF: 25 H: 6 R: 2 ER: 2 SO: 2 BB: 2 IBB: 1 HBP: 0 BLK: 0 WP: 0 HR: 0 S: 26 P: 38 ERA: 3.00 WHIP: 1.333															<b>PITCHER</b>											
John Curtis, L (7, 1) ERA: 4.53	1.1	6	3	1	1	0	0	0	0	6	6	6.75	2.250														
Al Hrabosky, L (8, 1) ERA: 2.76	0.2	1	0	0	0	1	0	0	0	3	3	0.00	0.000														



Batter	1	2	3	4	5	6	7	8	9	AB	R	H	RBI	BB	SO	LOB	TOP		
Johnny Grubb, L (1.7) OBP: 0.395, SLG: 0.417 Merv Rettenmund, R (9, PR) OBP: 0.347, SLG: 0.294	K	K			L3			1B 2B	2B 1B	5	1	2	1	0	2	2			
Tito Fuentes, S (1.4) OBP: 0.307, SLG: 0.327	E5 F8		F8		F8			1B BB	P4	4	0	0	0	1	0	3			
Dave Winfield, R (1.9) OBP: 0.360, SLG: 0.443	F8		F8		F8			1B 1B	2B BB	4	1	1	1	1	0	1			
Willie Davis, L (1.8) OBP: 0.300, SLG: 0.399	F9		4-3		P4			P6	1B 2B	5	1	1	2	0	0	3			
Mike Ivie, R (1.3) OBP: 0.340, SLG: 0.408		F9 SH 1B		G3 9-2 BB			K	1B	BB 1B	3	2	2	2	2	1	0			
Ted Kubiak, S (1.5) OBP: 0.335, SLG: 0.308		SH BB		G3			K	F8	BB	4	1	1	1	1	1	2			
Fred Kendall, R (1.2) OBP: 0.309, SLG: 0.307 Bob Davis, R (9, PR) OBP: 0.247, SLG: 0.239		F9		9-2			BB 1B		BB 1B	4	0	2	0	0	0	3	AB 36 R 11 H 11 RBI 11 BB 8 SO 5 LOB 21		
Enzo Hernandez, R (1.6) OBP: 0.317, SLG: 0.325		SH		5-3			BB		BB	2	1	1	4	2	0	0			
Rick Sawyer, R (1.1) OBP: 0.456, SLG: 0.400 Dave Tomlin, L (6.1) OBP: 0.326, SLG: 0.357 Dave Freisleben, R (7.1) OBP: 0.321, SLG: 0.320 Luis Melendez, R (9, PR) OBP: 0.305, SLG: 0.377 Jerry Turner, L (9.1) OBP: 0.305, SLG: 0.377 Butch Metzger, R (9.1)		K		L3			G3		F7	2	0	0	0	0	1	2			
<b>Inning Stats</b>	R: 0 E: 1 K: 1 S: 6	H: 0 LOB: 1 BB: 0 P: 6	R: 1 E: 0 K: 2 S: 9	H: 1 LOB: 2 BB: 1 P: 13	R: 0 E: 0 K: 0 S: 3	H: 0 LOB: 0 BB: 0 P: 3	R: 0 E: 0 K: 0 S: 2	H: 0 LOB: 0 BB: 0 P: 6	R: 0 E: 0 K: 0 S: 3	H: 0 LOB: 0 BB: 0 P: 3	R: 0 E: 0 K: 2 S: 8	H: 1 LOB: 2 BB: 1 P: 12	R: 2 E: 0 K: 0 S: 5	H: 3 LOB: 1 BB: 4 P: 9	R: 8 E: 0 K: 0 S: 8	H: 6 LOB: 3 BB: 4 P: 24	1B: 7 2B: 4 3B: 1 HR: 0	SF: 0 SAC: 1 DP: 1 HBP: 0	WP: 0 PA: 45 PB: 0 SB: 1 CS: 0
<b>PITCHER</b>	IP WLS BF H R ER SO BB IBB HBP BLK WP HR S P ERA WHIP																		
Lynn McGlothen, R (1.1) ERA: 3.83	7.1	30	4	3	3	5	4	0	0	0	0	0	0	0	36	52	3.68	1.091	
Al Hrabosky, L (8.1) ERA: 2.95	0.2	5	2	2	2	0	1	0	0	0	0	0	0	4	8	27.00	4.500		
Bill Greif, R (9.1) ERA: 4.96	0.0	L	0	0	0	0	0	0	0	0	0	0	0	0	0	∞	∞		
Mike Wallace, L (9.1) ERA: 4.01	0.1	4	2	3	3	0	1	1	0	0	0	0	0	2	10	81.00	9.000		
Eddie Solomon, R (9.1) ERA: 3.69	0.1	2	1	3	3	0	0	0	0	0	0	0	0	2	2	81.00	3.000		

San Diego Padres @ St. Louis Cardinals  
Busch Stadium, St. Louis, MO  
Mon Aug 16 1976, 7:05 PM CDT  
Att: 13,330 - Unknown

livebaseballscores.com



Batter	1	2	3	4	5	6	7	8	9	AB	R	H	RBI	BB	SO	LOB	BOTTOM				
Jerry Mumphrey, S (1.8) OBP: 0.332, SLG: 0.302	F7		1-3		1B 1B BB	1B BB		FC1-5 1B BB	BB	3	3	1	0	3	0	0					
Gary Templeton, S (1.6) OBP: 0.281, SLG: 0.233	G3		1B S 1B		1B BLK 1B	1B 1B		FC1-5 1B E	BB	5	2	3	1	1	0	2					
Lou Brock, L (1.7) OBP: 0.326, SLG: 0.361	S 1B		1-3 1B		BLK 1B	S 1B		E9 1B	K	6	0	5	2	0	1	3					
Ted Simmons, S (1.2) OBP: 0.363, SLG: 0.381	5-3		F8		BLK 1B	1B IBB		G3		4	0	1	1	1	0	4					
Willie Crawford, L (1.9) OBP: 0.371, SLG: 0.469		4-3		F8	1-2 2-3 3-H IBB	1-3 3-H IBB		P5		4	0	0	0	1	1	4					
Keith Hernandez, L (1.3) OBP: 0.353, SLG: 0.353		6-3		4-3	L5		5-3		F7	5	0	0	0	0	0	3					
Don Kessinger, S (1.4) OBP: 0.329, SLG: 0.320		2B		F9	F9		6-3		4-3	5	0	1	0	0	0	3	AB 41 R 7 H 14 RBI 4 BB 7 SO 2 LOB 21				
Hector Cruz, R (1.5) OBP: 0.251, SLG: 0.319		5-3			1B 2B		6-3	P6	1B E 1B	5	2	2	0	0	0	1					
Lynn McGlothen, L (1.1) OBP: 0.175, SLG: 0.185 Al Hrabosky, R (8.1) ERA: 3.61 Bill Greif, R (9.1) ERA: 3.81 Mike Wallace, L (9.1) OBP: 0.305, SLG: 0.377 Eddie Solomon, R (9.1) ERA: 3.69 Ron Fairly, L (9.1) OBP: 0.300, SLG: 0.310			4-3		F2	G3		FC1-5 BB	E7 1B 1B	3	0	0	0	0	0	1					
<b>Inning Stats</b>	R: 0 E: 0 K: 0 S: 4	H: 1 LOB: 1 BB: 0 P: 4	R: 0 E: 0 K: 0 S: 4	H: 1 LOB: 0 BB: 0 P: 4	R: 0 E: 0 K: 0 S: 5	H: 2 LOB: 2 BB: 0 P: 5	R: 0 E: 0 K: 0 S: 3	H: 0 LOB: 0 BB: 0 P: 3	R: 3 E: 0 K: 0 S: 7	H: 4 LOB: 3 BB: 2 P: 15	R: 1 E: 0 K: 1 S: 7	H: 2 LOB: 3 BB: 2 P: 15	R: 0 E: 0 K: 0 S: 3	H: 0 LOB: 0 BB: 0 P: 3	R: 2 E: 1 K: 0 S: 4	H: 1 LOB: 1 BB: 2 P: 12	R: 1 E: 1 K: 1 S: 8	H: 3 LOB: 3 BB: 1 P: 12	1B: 12 2B: 2 3B: 0 HR: 0	SF: 0 SAC: 0 DP: 0 HBP: 0	WP: 0 PA: 48 PB: 0 SB: 3 CS: 0
<b>PITCHER</b>	IP WLS BF H R ER SO BB IBB HBP BLK WP HR S P ERA WHIP																				
Rick Sawyer, R (1.1) ERA: 1.72	5.2	31	10	4	4	0	2	2	0	1	0	0	0	27	43	6.35	2.118				
Dave Tomlin, L (6.1) ERA: 3.61	0.1	1	0	0	0	1	0	0	0	0	0	0	0	3	3	0.00	0.000				
Dave Freisleben, R (7.1) ERA: 3.81	2.0	W	9	1	2	1	2	0	0	0	0	0	0	7	15	4.50	1.500				
Butch Metzger, R (9.1) ERA: 1.83	1.0	7	3	1	1	1	1	0	0	0	0	0	0	8	12	9.00	4.000				

San Diego Padres @ St. Louis Cardinals  
Busch Stadium, St. Louis, MO  
Mon Aug 16 1976, 7:05 PM CDT  
Att: 13,330 - Unknown

livebaseballscores.com





Batter	1	2	3	4	5	6	7	8	9	AB	R	H	RBI	BB	SO	LOB	TOP			
Johnny Grubb, L OBP: 0.398, SLG: 0.419 (1, 7)	0-0 1B		1-0 3-1 BB HBP		0-0 3-1		0-0 BB BB BB	0-0 F7		4	1	2	0	0	0	0				
Enzo Hernandez, R OBP: 0.325, SLG: 0.324 (1, 6)	0-0 F7		4-0 3-1 BB		4-0 BB BB BB		4-0 BB BB FC4-6 BB	4-0 F9 WP BB		1	2	0	0	4	0	1				
Dave Winfield, R OBP: 0.362, SLG: 0.443 (1, 9)	0-0 1B		0-3 K		0-0 1B		4-0 FC4-6 BB FC6-4 BB	0-0 F9		4	1	2	0	1	1	3				
Willie McCovey, L OBP: 0.284, SLG: 0.355 (1, 3)	0-3 K		0-0 3-1		0-0 F7		4-0 FC4-6 BB	0-0 2B		4	0	1	2	1	1	6				
Willie Davis, L OBP: 0.300, SLG: 0.397 Jerry Turner, L OBP: 0.321, SLG: 0.383 (1, 8)	0-0 4-3		0-0 F9		4-0 BB		4-0 FC4-6 FC6-4	0-0 1B		2	0	0	0	1	0	4				
Ted Kubiak, S OBP: 0.327, SLG: 0.299 (1, 4)		0-0 4-3		0-0 F7		0-0 6-3		0-0 F9		2	0	0	0	1	0	4				
Doug Rader, R OBP: 0.326, SLG: 0.356 Hector Torres, R OBP: 0.254, SLG: 0.293 (1, 5)		0-0 F9		0-0 5-3		4-0 G4-3 BB		0-3 K		2	0	0	0	1	0	0				
Fred Kendall, R OBP: 0.311, SLG: 0.306 (1, 2)		4-0 BB		4-0 BB		0-0 G4-3		0-0 5-3		2	0	0	0	2	0	1				
Brent Strom, R OBP: 0.156, SLG: 0.119 Jerry Johnson, R Merv Rettenmund, R Rich Folkers, L Tom Griffin, R Dave Tomlin, L Luis Melendez, R Dave Freisleben, R (1, 1)		0-3 K		0-0 F7		0-0 6-3		0-3 K		1	0	0	0	0	0	1				
<b>Inning Stats</b>	R: 0 E: 0 K: 1 S: 7	H: 2 LOB: 2 BB: 0 P: 7	R: 0 E: 0 K: 1 S: 5	H: 0 LOB: 1 BB: 1 P: 9	R: 0 E: 0 K: 1 S: 5	H: 0 LOB: 2 BB: 1 P: 10	R: 0 E: 0 K: 0 S: 3	H: 0 LOB: 3 BB: 2 P: 7	R: 0 E: 0 K: 0 S: 2	H: 0 LOB: 0 BB: 1 P: 6	R: 3 E: 0 K: 1 S: 6	H: 1 LOB: 1 BB: 3 P: 18	R: 0 E: 0 K: 1 S: 5	H: 0 LOB: 0 BB: 0 P: 5	R: 1 E: 0 K: 1 S: 7	H: 2 LOB: 2 BB: 1 P: 11	1B: 5 2B: 1 3B: 0 HR: 0	SF: 0 SAC: 0 DP: 1 HBP: 1	WP: 1 PB: 0 SB: 0 CS: 0	PA: 43
<b>PITCHER</b>	IP WLS BF H R ER SO BB IBB HBP BLK WP HR S P ERA WHIP	IP WLS BF H R ER SO BB IBB HBP BLK WP HR S P ERA WHIP	IP WLS BF H R ER SO BB IBB HBP BLK WP HR S P ERA WHIP	IP WLS BF H R ER SO BB IBB HBP BLK WP HR S P ERA WHIP	IP WLS BF H R ER SO BB IBB HBP BLK WP HR S P ERA WHIP	IP WLS BF H R ER SO BB IBB HBP BLK WP HR S P ERA WHIP	IP WLS BF H R ER SO BB IBB HBP BLK WP HR S P ERA WHIP	IP WLS BF H R ER SO BB IBB HBP BLK WP HR S P ERA WHIP	IP WLS BF H R ER SO BB IBB HBP BLK WP HR S P ERA WHIP											
John Denny, R ERA: 3.1 John Curtis, L ERA: 4.57	6.0 W 29 4 2 2 3 7 0 1 0 0 0 0 27 56 3.00 1.833	3.0 S 14 2 2 2 3 3 0 0 0 1 0 17 29 6.00 1.667																		

San Diego Padres @ St. Louis Cardinals  
 Busch Stadium, St. Louis, MO  
 Tue Aug 17 1976, 7:05 PM CDT  
 Att: 10,868 - Unknown

AB	32
R	4
H	6
RBI	4
BB	10
SO	6
LOB	28



Batter	1	2	3	4	5	6	7	8	9	AB	R	H	RBI	BB	SO	LOB	BOTTOM	
Jerry Mumphrey, S OBP: 0.338, SLG: 0.311 (1, 8)	0-0 2B	0-0 F3		0-0 S S 2B	0-3 K		4-0 5-3 BB			4	2	2	0	1	1	1		
Gary Templeton, S OBP: 0.270, SLG: 0.229 (1, 6)	0-0 F7	0-0 F7		0-0 P6		0-0 4-3 1B	0-0 5-3			5	0	1	0	0	0	5		
Lou Brock, L OBP: 0.330, SLG: 0.365 Charlie Chant, R (7, PH)	0-0 F9 2H		4-0 S E BB	4-0 S 2B BB		0-0 4-3	0-0 F7			2	3	1	1	2	0	1		
Joe Ferguson, R OBP: 0.338, SLG: 0.391 (1, 2)	0-0 F9		4-0 E 2B BB	0-3 K		4-0 FC6-4 BB	0-0 5-3			3	1	0	0	2	1	3		
Mike Anderson, R OBP: 0.380, SLG: 0.359 (1, 9)	4-0 WP 1B BB		0-3 K	4-0 2B IBB		0-3 K		0-0 1B		3	2	1	0	2	2	4		
Hector Cruz, R OBP: 0.253, SLG: 0.321 (1, 5)	4-0 BB		0-0 E5 2B	0-0 2B		0-0 FC6-4	0-0 F8			4	0	1	4	1	0	4		
Keith Hernandez, L OBP: 0.350, SLG: 0.349 (1, 3)	0-0 1B		0-0 K	4-3			0-0 L5	0-0 G3		5	0	1	2	0	1	4		
Don Kessinger, S OBP: 0.330, SLG: 0.323 (1, 4)		0-0 6-3		0-0 2B		0-0 F9		4-0 SH BB		3	1	1	1	1	0	0		
John Denny, R OBP: 0.208, SLG: 0.234 John Curtis, L OBP: 0.258, SLG: 0.241 (1, 1)		0-0 E6		0-0 1-3		0-0 F2		0-0 SH		3	0	0	0	0	0	2		
<b>Inning Stats</b>	R: 3 E: 0 K: 0 S: 5	H: 3 LOB: 1 BB: 2 P: 13	R: 0 E: 1 K: 0 S: 4	H: 0 LOB: 1 BB: 0 P: 4	R: 2 E: 1 K: 2 S: 9	H: 1 LOB: 2 BB: 2 P: 17	R: 3 E: 0 K: 1 S: 7	H: 2 LOB: 1 BB: 2 P: 15	R: 0 E: 0 K: 1 S: 6	H: 1 LOB: 2 BB: 1 P: 10	R: 1 E: 1 K: 0 S: 4	H: 0 LOB: 2 BB: 2 P: 12	R: 0 E: 0 K: 0 S: 4	H: 1 LOB: 1 BB: 0 P: 4	1B: 4 2B: 4 3B: 0 HR: 0	SF: 0 SAC: 1 DP: 0 HBP: 0	WP: 1 PB: 0 SB: 5 CS: 0	PA: 43
<b>PITCHER</b>	IP WLS BF H R ER SO BB IBB HBP BLK WP HR S P ERA WHIP	IP WLS BF H R ER SO BB IBB HBP BLK WP HR S P ERA WHIP	IP WLS BF H R ER SO BB IBB HBP BLK WP HR S P ERA WHIP	IP WLS BF H R ER SO BB IBB HBP BLK WP HR S P ERA WHIP	IP WLS BF H R ER SO BB IBB HBP BLK WP HR S P ERA WHIP	IP WLS BF H R ER SO BB IBB HBP BLK WP HR S P ERA WHIP	IP WLS BF H R ER SO BB IBB HBP BLK WP HR S P ERA WHIP	IP WLS BF H R ER SO BB IBB HBP BLK WP HR S P ERA WHIP	IP WLS BF H R ER SO BB IBB HBP BLK WP HR S P ERA WHIP									
Brent Strom, L ERA: 3.37 Jerry Johnson, R ERA: 4.58 Rich Folkers, L ERA: 5.56 Dave Tomlin, L ERA: 3.48 Dave Freisleben, R ERA: 3.79	2.2 L 17 4 5 4 2 4 0 0 0 0 0 1 1 0.00 0.000	0.1 1 0 0 0 0 0 0 0 0 0 0 0 1 1 0.00 0.000	2.0 10 2 3 3 2 1 1 0 0 0 0 0 12 20 13.50 1.500	2.0 11 1 1 1 0 1 3 0 0 0 0 0 10 22 0.00 2.000	1.0 4 1 0 0 0 0 0 0 0 0 0 0 4 4 0.00 1.000													

San Diego Padres @ St. Louis Cardinals  
 Busch Stadium, St. Louis, MO  
 Tue Aug 17 1976, 7:05 PM CDT  
 Att: 10,868 - Unknown

AB	33
R	9
H	8
RBI	8
BB	9
SO	5
LOB	26









Batter	1	2	3	4	5	6	7	8	9	AB	R	H	RBI	BB	SO	LOB	TOP
Jerry Royster, R OBP: 0.315, SLG: 0.314 (1, 5)	F2	1-3			6-3	F9			F9	5	0	0	0	0	0	4	<b>Atlanta Braves @ St. Louis Cardinals</b> Busch Stadium, St. Louis, MO Fri Aug 20 1976, 7:05 PM CDT Att: 14,287 - Unknown
Rowland Office, L OBP: 0.358, SLG: 0.377 Junior Moore, R OBP: 0.375, SLG: 0.286 (1, 8) (4, 7)	F7		K		F8					2	0	0	0	0	1	0	
Jimmy Wynn, R OBP: 0.383, SLG: 0.367 (1, 7) (4, 8)			K			WP 1B BB			K	3	1	0	0	2	3	2	
Willie Montanez, L OBP: 0.344, SLG: 0.413 (1, 3)	1-3					G1-6-3 1B			F8	4	0	2	1	0	0	2	
Ken Henderson, S OBP: 0.356, SLG: 0.380 (1, 9)		1B 1B	4-3			G1-6-3 1B			F9	4	1	1	0	0	0	3	
Darrel Chaney, S OBP: 0.344, SLG: 0.354 (1, 6)		F7			4-3	PB 1B BB			FC6-4 BB	2	1	0	0	2	0	1	
Rod Gilbreath, R OBP: 0.333, SLG: 0.364 (1, 4)		FC5-6 1B			F9	1-2 1B BB			FC6-4 BB	3	1	1	0	1	0	1	
Vic Correll, R OBP: 0.331, SLG: 0.336 (1, 2)		FC5-6 1B			F7	1-2 2-3 BB			G6-3	3	0	1	1	1	0	1	
Phil Niekro, R OBP: 0.197, SLG: 0.286 Tom Paciorek, R OBP: 0.344, SLG: 0.393 Pablo Torresalba, L OBP: 0.348, SLG: 0.293 Dave May, L OBP: 0.300, SLG: 0.200 Cito Gaston, R OBP: 0.390, SLG: 0.512 Bruce Dal Canton, R OBP: 0.222, SLG: 0.222 Rob Belfour, R OBP: 0.306, SLG: 0.289 (1, 1) (5, PH) (5, 1) (5, PH) (5, PH) (5, 1) (5, PH)	FC5-6				5-3	1-2 2-H 3-H 1B			K	1	0	0	0	0	0	2	
<b>Inning Stats</b>	R: 0 E: 0 K: 0 S: 3	H: 0 LOB: 1 BB: 1 P: 7	R: 1 E: 0 K: 0 S: 6	H: 3 LOB: 1 BB: 0 P: 6	R: 0 E: 0 K: 2 S: 8	H: 1 LOB: 1 BB: 0 P: 8	R: 0 E: 0 K: 0 S: 3	H: 0 LOB: 0 BB: 0 P: 3	R: 0 E: 0 K: 1 S: 5	H: 0 LOB: 1 BB: 1 P: 9	R: 0 E: 0 K: 0 S: 2	H: 0 LOB: 0 BB: 1 P: 6	R: 0 E: 0 K: 2 S: 8	H: 1 LOB: 1 BB: 0 P: 8	1B: 7 2B: 0 3B: 0 HR: 0	SF: 0 SAC: 0 DP: 2 HBP: 0	
<b>PITCHER</b>	IP WLS BF H R ER SO BB IBB HBP BLK WP HR S P ERA WHIP																
Eric Rasmussen, R ERA: 3.59 (1, 1)	5.2 W 26 5 4 4 2 5 0 0 0 1 0 25 45 6.35 1.765																
John Curtis, L ERA: 4.57 (6, 1)	0.0 1 1 0 0 0 0 0 0 0 0 0 0 1 1 ∞ ∞																
Bill Greif, R ERA: 4.66 (6, 1)	3.1 S 12 1 0 0 3 2 0 0 0 0 0 0 16 24 0.00 0.900																

Batter	1	2	3	4	5	6	7	8	9	AB	R	H	RBI	BB	SO	LOB	BOTTOM		
Jerry Mumphy, S OBP: 0.342, SLG: 0.327 (1, 8)	K	PB 2B				FC5-4				4	1	2	2	0	1	1	<b>Atlanta Braves @ St. Louis Cardinals</b> Busch Stadium, St. Louis, MO Fri Aug 20 1976, 7:05 PM CDT Att: 14,287 - Unknown		
Gary Templeton, S OBP: 0.283, SLG: 0.256 (1, 6)	F9 S				F8	F7				4	0	2	1	0	0	2			
Lou Brock, L OBP: 0.331, SLG: 0.362 (1, 7)	F9	6-3			1B 1B				K	4	1	1	0	0	1	2			
Ted Simmons, S OBP: 0.366, SLG: 0.388 (1, 2)	3-1				F8	1B CS 1B			K	4	0	1	0	0	1	1			
Willie Crawford, L OBP: 0.372, SLG: 0.479 Mike Anderson, R OBP: 0.383, SLG: 0.369 (1, 9) (8, 9)		G3			HR	CS 1B			3-1	4	1	2	2	0	0	0			
Keith Hernandez, L OBP: 0.348, SLG: 0.347 (1, 3)		1B BLK 1B			G3	1-2 3-H K			4-3	4	1	1	0	0	1	2			
Don Kessinger, S OBP: 0.331, SLG: 0.322 (1, 4)		SH1-4 1B			G3	5-3			4-3	4	1	1	0	0	0	1			
Hector Cruz, R OBP: 0.253, SLG: 0.319 (1, 5)		SH1-4 2B 1B			6-3	5-3			6-3	4	1	1	1	0	0	0			
Eric Rasmussen, R OBP: 0.222, SLG: 0.200 John Curtis, L OBP: 0.258, SLG: 0.241 Bill Greif, R (1, 1) (6, 1) (6, 1)	SH1-4				P3	FC5-4 BB				1	0	0	0	0	0	0			
<b>Inning Stats</b>	R: 0 E: 0 K: 1 S: 6	H: 1 LOB: 1 BB: 0 P: 6	R: 4 E: 0 K: 0 S: 8	H: 5 LOB: 1 BB: 0 P: 8	R: 1 E: 0 K: 0 S: 4	H: 1 LOB: 0 BB: 0 P: 4	R: 0 E: 0 K: 0 S: 4	H: 1 LOB: 1 BB: 0 P: 4	R: 1 E: 0 K: 1 S: 7	H: 3 LOB: 1 BB: 0 P: 7	R: 0 E: 0 K: 0 S: 3	H: 0 LOB: 1 BB: 1 P: 7	R: 0 E: 0 K: 2 S: 7	H: 0 LOB: 0 BB: 0 P: 7	R: 0 E: 0 K: 0 S: 3	H: 0 LOB: 0 BB: 0 P: 3		1B: 7 2B: 3 3B: 0 HR: 1	SF: 0 SAC: 1 DP: 0 HBP: 0
<b>PITCHER</b>	IP WLS BF H R ER SO BB IBB HBP BLK WP HR S P ERA WHIP																		
Phil Niekro, R ERA: 3.51 (1, 1)	4.0 L 20 5 5 1 1 0 0 0 0 1 1 22 22 11.25 2.000																		
Pablo Torresalba, L ERA: 5.67 (5, 1)	1.0 5 3 1 1 1 0 0 0 0 0 0 7 7 9.00 3.000																		
Bruce Dal Canton, R ERA: 3.16 (6, 1)	3.0 10 0 0 0 2 1 0 0 0 0 0 0 13 17 0.00 0.333																		





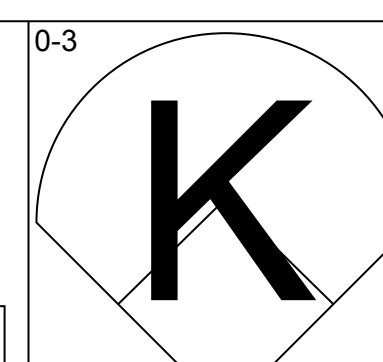
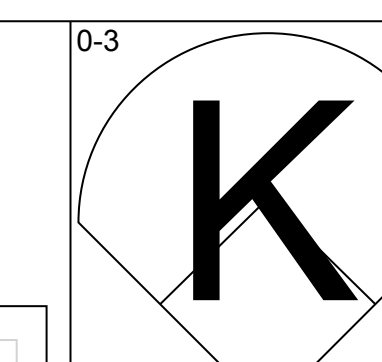
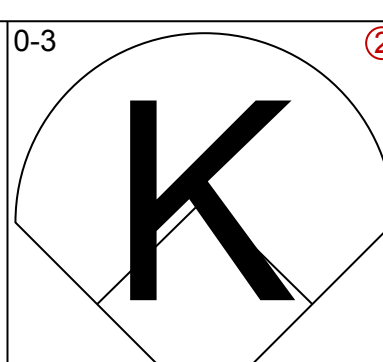
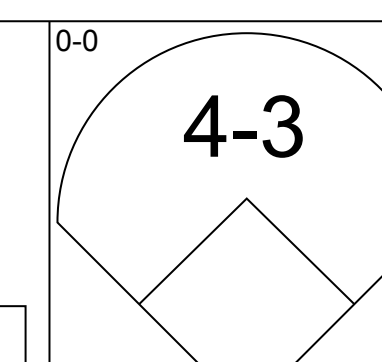
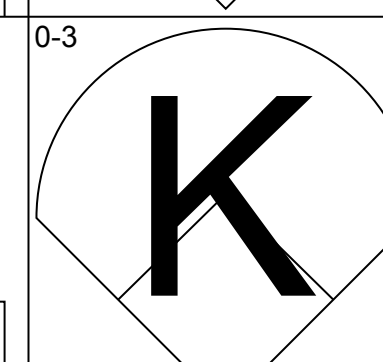
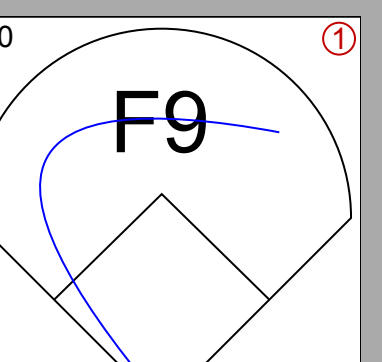
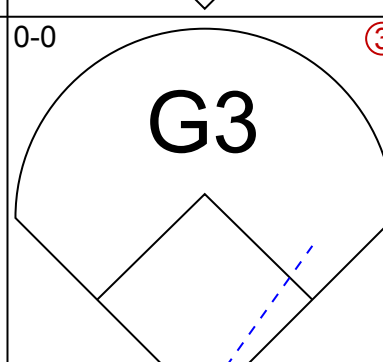
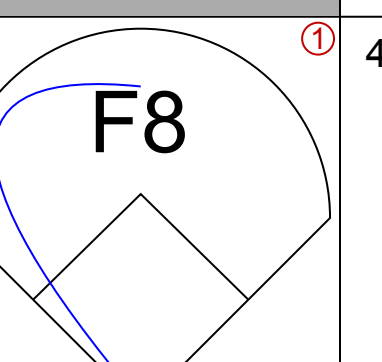
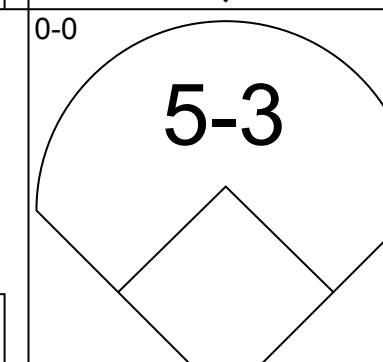
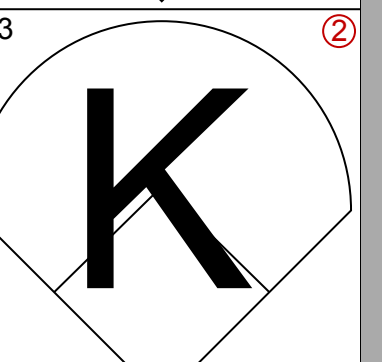
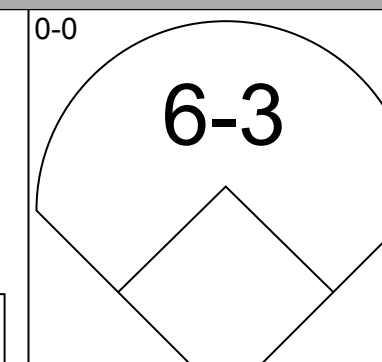
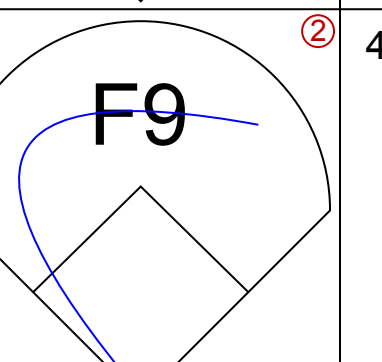
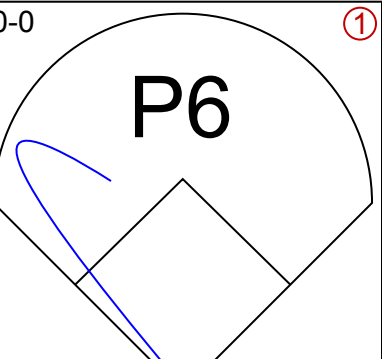
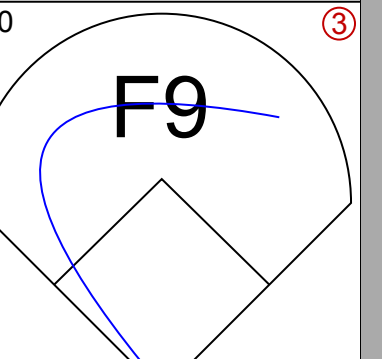
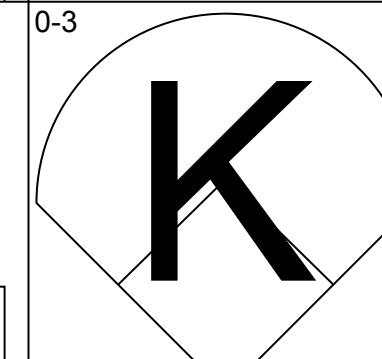
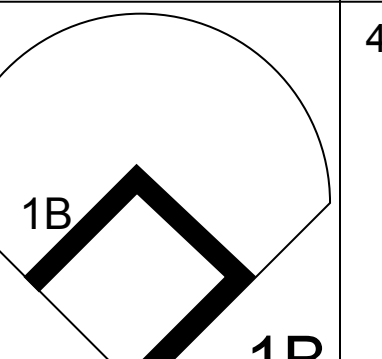
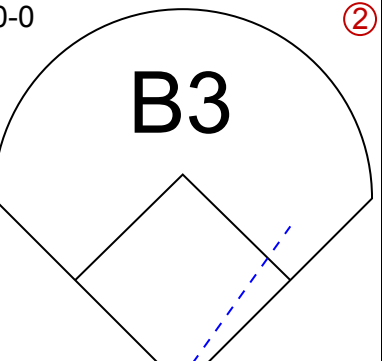
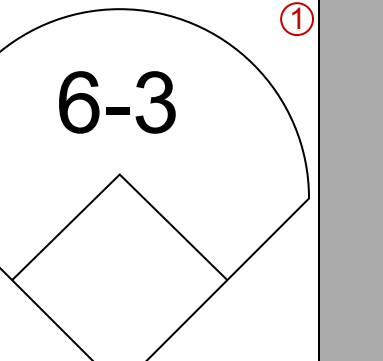
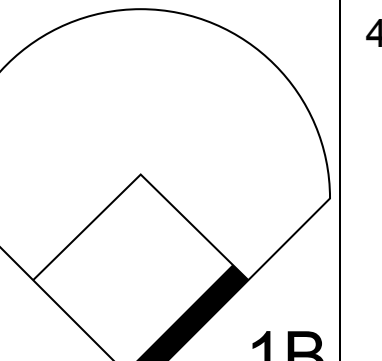
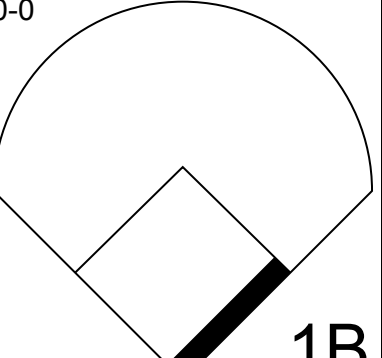
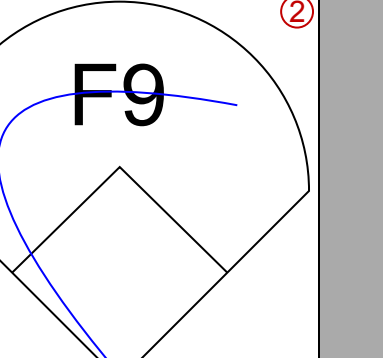
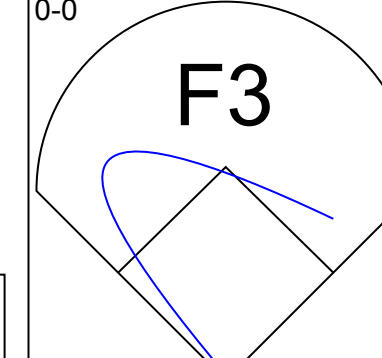
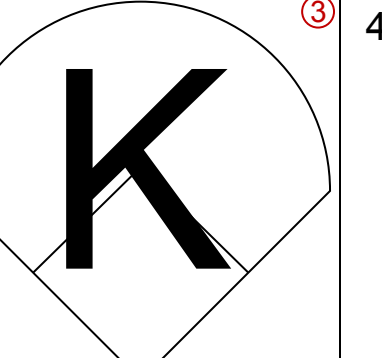
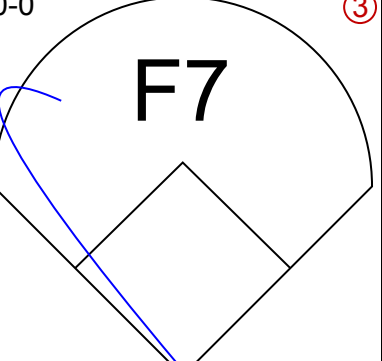
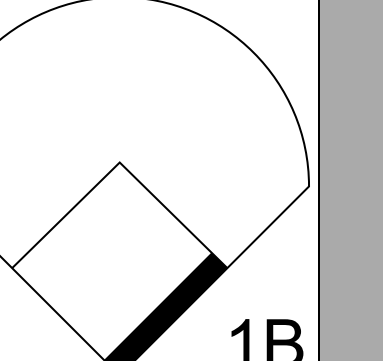
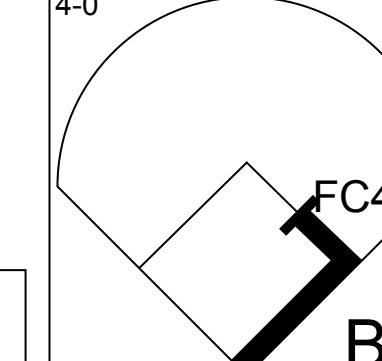
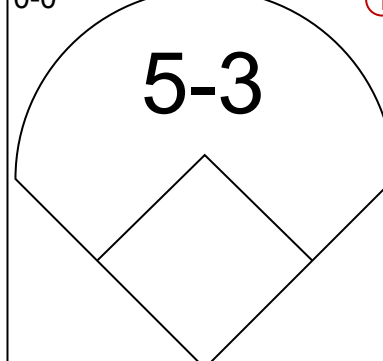
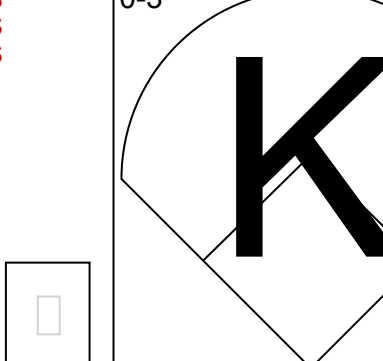
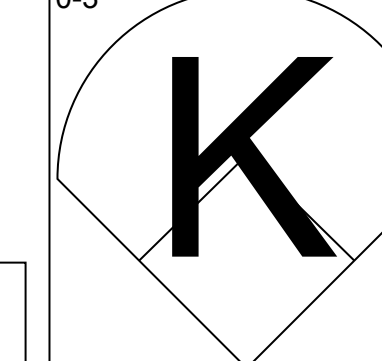

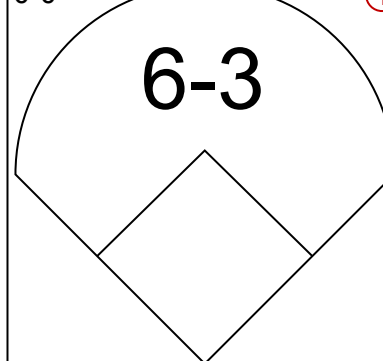
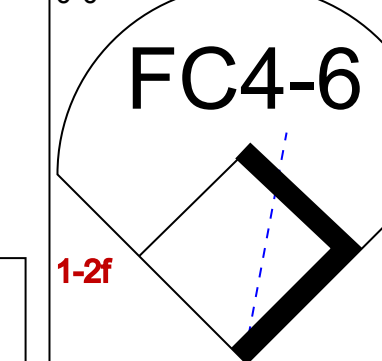
Batter	1	2	3	4	5	6	7	8	9	AB	R	H	RBI	BB	SO	LOB	TOP					
Jimmy Wynn, R (1, 8) OBP: 0.383, SLG: 0.366										4	0	1	0	1	1	3	<b>Atlanta Braves @ St. Louis Cardinals</b> Busch Stadium, St. Louis, MO Sat Aug 21 1976, 7:05 PM CDT Att: 18,032 - Unknown					
Jerry Royster, R (1, 5) OBP: 0.311, SLG: 0.310										5	0	0	0	0	0	3						
Tom Paciorek, R (1, 7) OBP: 0.336, SLG: 0.383											5	0	0	0	0	1						
Willie Montanez, L (1, 3) OBP: 0.344, SLG: 0.412											4	1	1	0	1	0						
Ken Henderson, S (1, 9) OBP: 0.357, SLG: 0.381											4	1	2	0	0	2						
Rod Gilbreath, R (1, 4) OBP: 0.332, SLG: 0.362										4	2	1	1	0	0	1						
Darrel Chaney, S (1, 6) OBP: 0.346, SLG: 0.361										4	1	2	1	0	0	1						
Vic Correll, R (1, 2) OBP: 0.329, SLG: 0.341										4	1	1	1	0	1	3						
Carl Morton, R (1, 1) OBP: 0.204, SLG: 0.178										4	0	3	3	0	0	1						
Adrian Devine, R (8, 1)										0	0	0	0	0	0	0						
<b>Inning Stats</b>	R: 0 E: 0 K: 0 S: 3	H: 1 LOB: 0 BB: 0 P: 3	R: 2 E: 1 K: 0 S: 6	H: 2 LOB: 2 BB: 1 P: 10	R: 0 E: 0 K: 2 S: 8	H: 1 LOB: 1 BB: 0 P: 8	R: 0 E: 0 K: 1 S: 6	H: 1 LOB: 1 BB: 0 P: 6	R: 0 E: 0 K: 1 S: 5	H: 0 LOB: 0 BB: 0 P: 5	R: 3 E: 0 K: 0 S: 7	H: 4 LOB: 2 BB: 1 P: 11	R: 0 E: 0 K: 1 S: 5	H: 0 LOB: 0 BB: 0 P: 5	R: 1 E: 0 K: 0 S: 5	H: 2 LOB: 1 BB: 0 P: 5	R: 0 E: 0 K: 0 S: 3	H: 0 LOB: 0 BB: 0 P: 3	1B: 9 2B: 1 3B: 1 HR: 0	SF: 0 SAC: 0 DP: 0 HBP: 0	WP: 0 PB: 0 SB: 1 CS: 1	PA: 40
<b>PITCHER</b>	IP WLS BF H R ER SO BB IBB HBP BLK WP HR S P ERA WHIP																					
Bob Forsch, R (1, 1) ERA: 3.85	5.2 L 27 9 5 4 4 1 0 0 0 0 0 0 34 38 6.35 1.765																					
Eddie Solomon, R (6, 1) ERA: 3.39	1.1 5 0 0 0 1 1 0 0 0 0 0 0 6 10 0.00 0.750																					
Mike Wallace, L (8, 1) ERA: 4.02	2.0 8 2 1 1 0 0 0 0 0 0 0 0 8 8 4.50 1.000																					

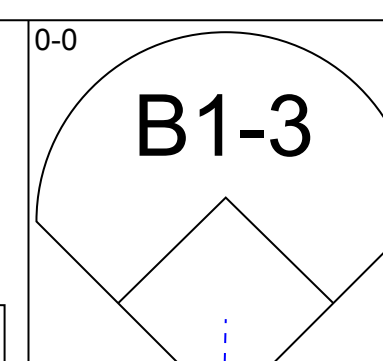
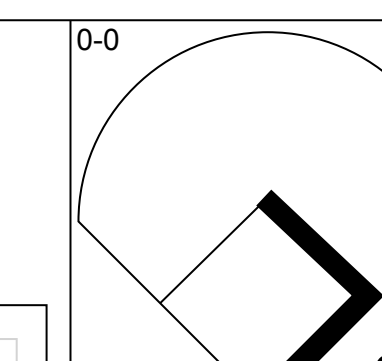
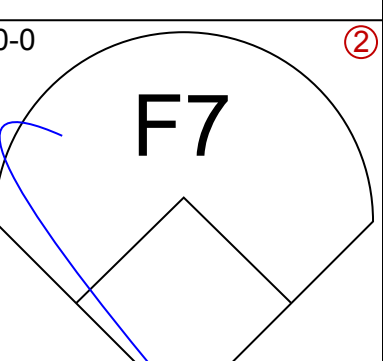
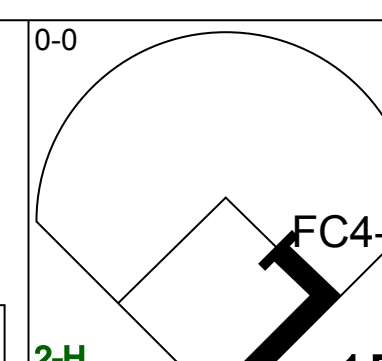
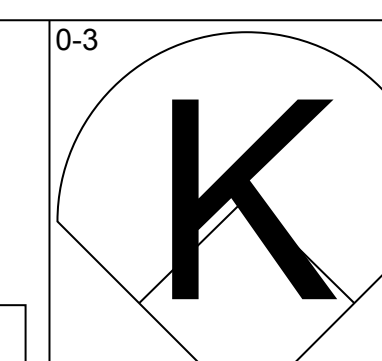
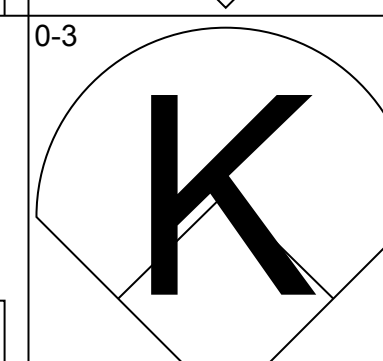
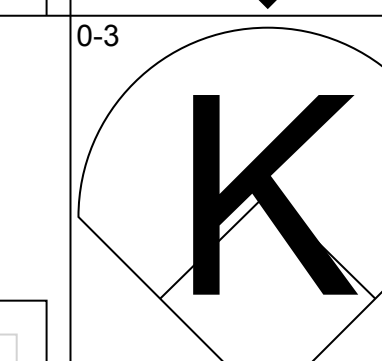
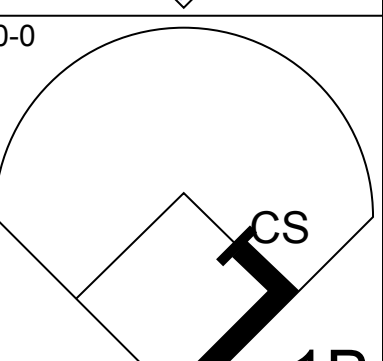
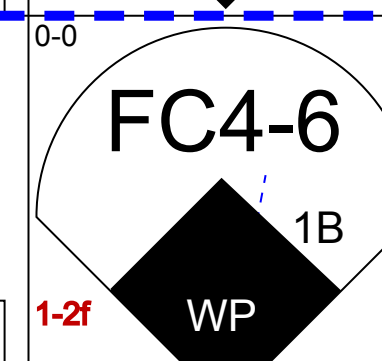
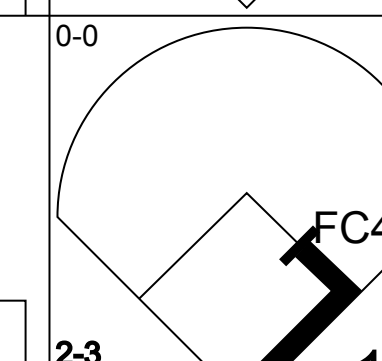
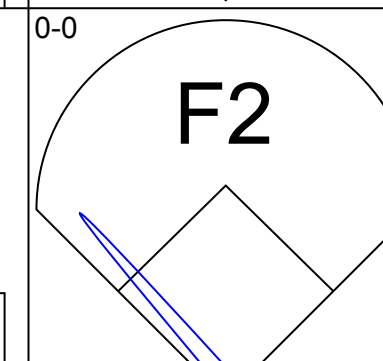
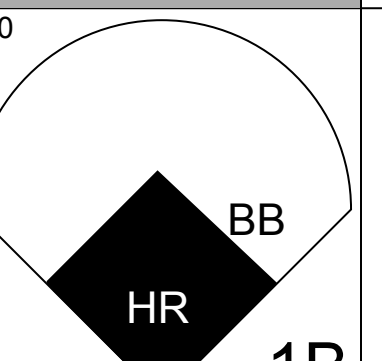
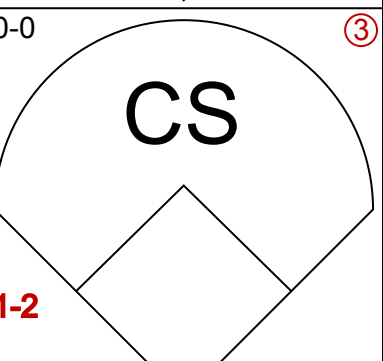
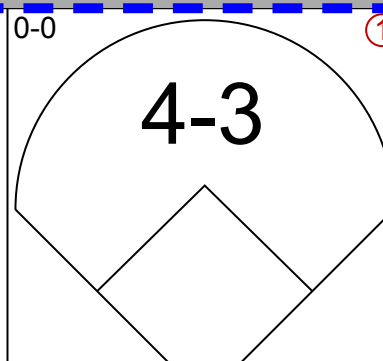
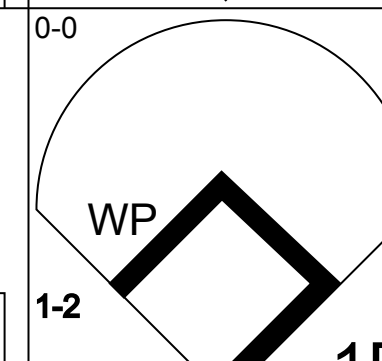
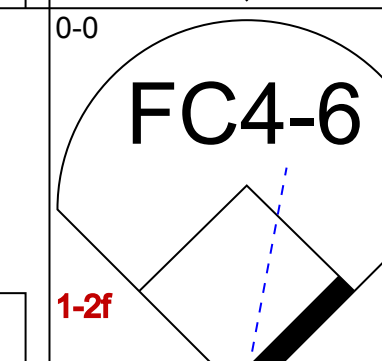
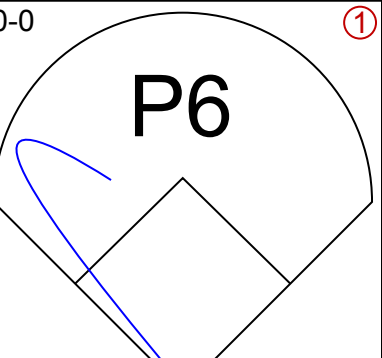
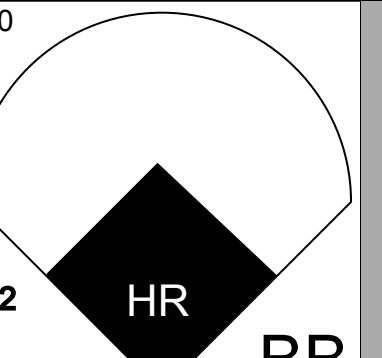
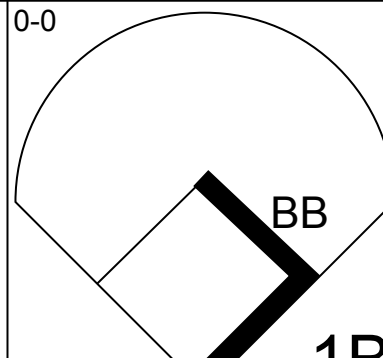
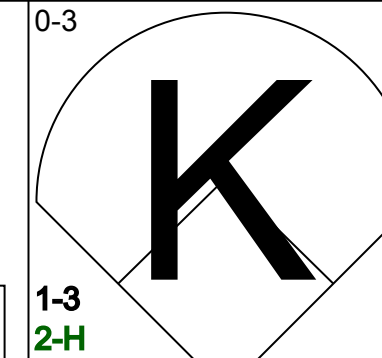

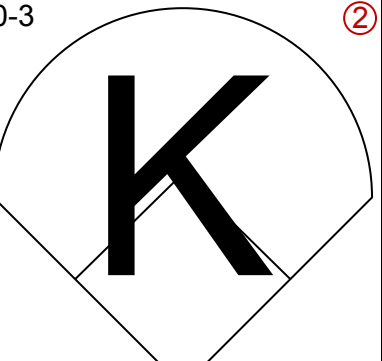
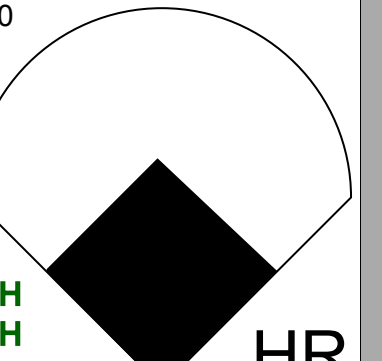
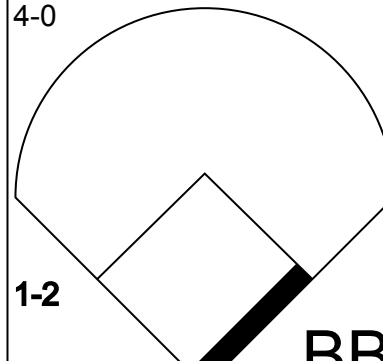
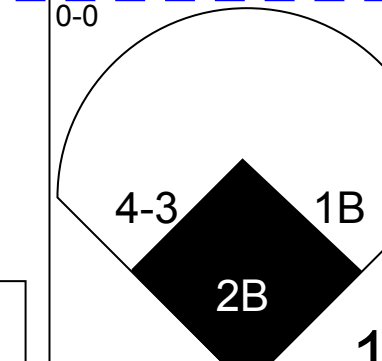
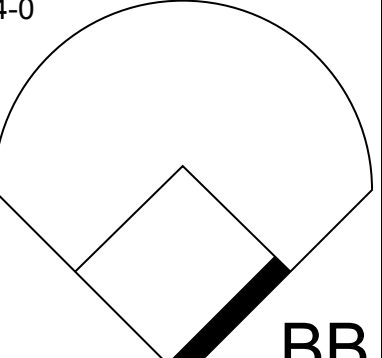

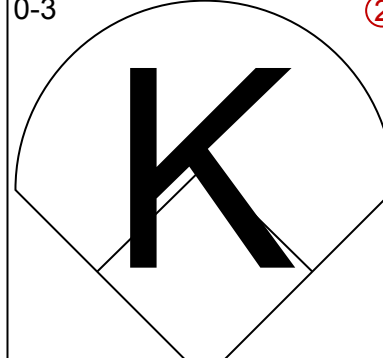
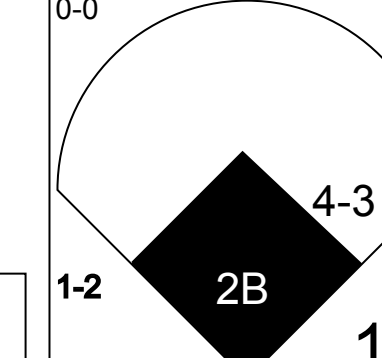
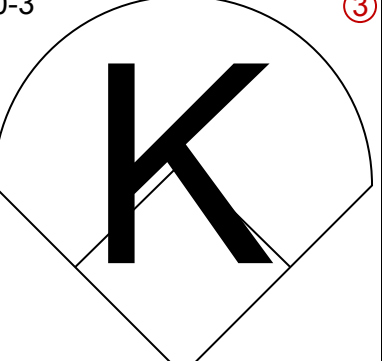
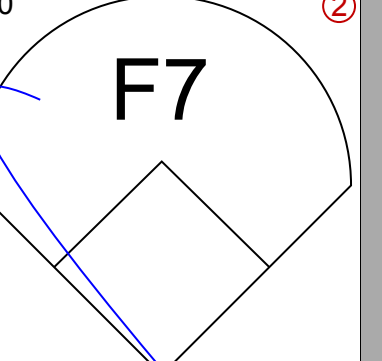
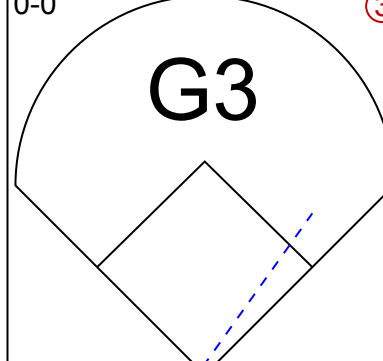
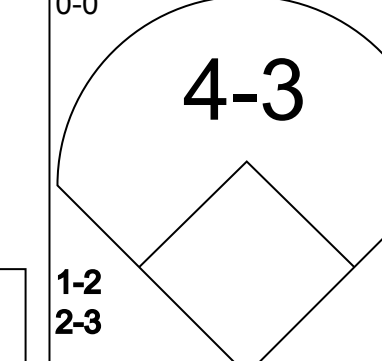
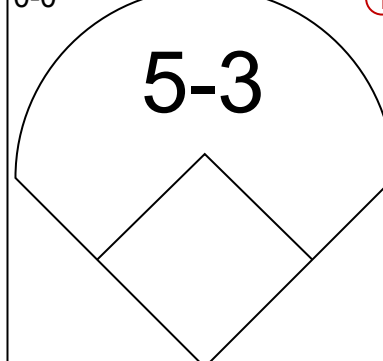
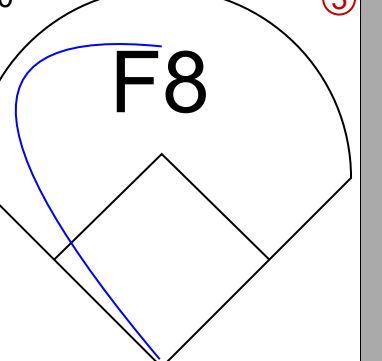
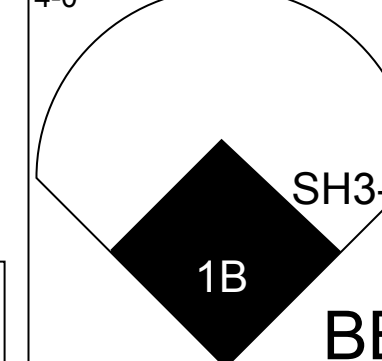
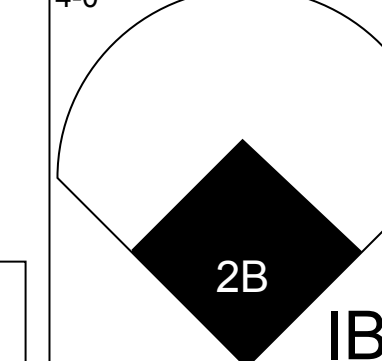

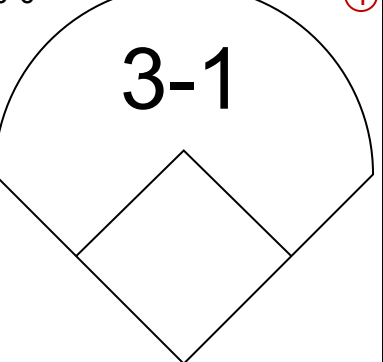
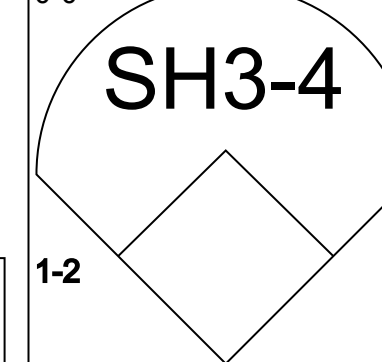
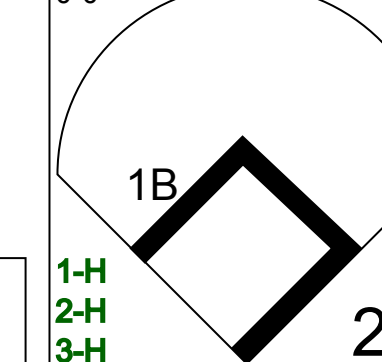
Batter	1	2	3	4	5	6	7	8	9	AB	R	H	RBI	BB	SO	LOB	BOTTOM					
Jerry Mumphrey, S (1, 8) OBP: 0.339, SLG: 0.324											5	0	1	1	0	1	<b>Atlanta Braves @ St. Louis Cardinals</b> Busch Stadium, St. Louis, MO Sat Aug 21 1976, 7:05 PM CDT Att: 18,032 - Unknown					
Gary Templeton, S (1, 6) OBP: 0.300, SLG: 0.277											4	0	2	0	0	0						
Lou Brock, L (1, 7) OBP: 0.333, SLG: 0.363											4	1	2	0	0	3						
Ted Simmons, S (1, 2) OBP: 0.367, SLG: 0.389											4	0	2	1	0	0						
Willie Crawford, L (1, 9) OBP: 0.371, SLG: 0.476											4	0	1	0	0	2						
Keith Hernandez, L (1, 3) OBP: 0.347, SLG: 0.350											4	0	1	0	0	1						
Don Kessinger, S (1, 4) OBP: 0.326, SLG: 0.319										4	0	0	0	0	0	1						
Hector Cruz, R (1, 5) OBP: 0.256, SLG: 0.321										4	1	2	0	0	0	0						
Bob Forsch, R (1, 1) ERA: 3.85										1	0	0	0	0	0	0						
Eddie Solomon, R (6, 1) ERA: 3.39										0	0	0	0	0	0	0						
Vic Harris, S (7, PH) OBP: 0.286, SLG: 0.314										1	0	0	0	0	0	0						
Mike Wallace, L (8, 1) ERA: 4.02										0	0	0	0	0	0	0						
Ron Fairly, L (9, PH) OBP: 0.362, SLG: 0.302										1	0	0	0	0	0	1						
Lee Richard, R (9, PH) OBP: 0.222, SLG: 0.279										0	0	0	0	0	0	0						
<b>Inning Stats</b>	R: 1 E: 0 K: 1 S: 8	H: 3 LOB: 2 BB: 0 P: 8	R: 0 E: 0 K: 0 S: 3	H: 0 LOB: 0 BB: 0 P: 3	R: 0 E: 0 K: 0 S: 4	H: 1 LOB: 1 BB: 0 P: 4	R: 0 E: 0 K: 0 S: 3	H: 0 LOB: 0 BB: 0 P: 3	R: 1 E: 0 K: 0 S: 5	H: 3 LOB: 1 BB: 0 P: 5	R: 0 E: 0 K: 0 S: 4	H: 1 LOB: 1 BB: 0 P: 4	R: 0 E: 0 K: 1 S: 5	H: 0 LOB: 0 BB: 0 P: 5	R: 0 E: 0 K: 0 S: 5	H: 2 LOB: 2 BB: 0 P: 5	R: 0 E: 0 K: 1 S: 6	H: 1 LOB: 1 BB: 0 P: 6	1B: 10 2B: 1 3B: 0 HR: 0	SF: 0 SAC: 1 DP: 1 HBP: 0	WP: 1 PB: 0 SB: 2 CS: 0	PA: 37
<b>PITCHER</b>	IP WLS BF H R ER SO BB IBB HBP BLK WP HR S P ERA WHIP																					
Carl Morton, R (1, 1) ERA: 4.17	7.1 W 31 10 2 2 2 0 0 0 0 0 0 0 35 35 2.46 1.364																					
Adrian Devine, R (8, 1) ERA: 3.7	1.2 S 6 1 0 0 1 0 0 0 0 0 1 0 8 8 0.00 0.600																					

AB	38
R	6
H	11
RBI	6
BB	2
SO	5
LOB	13





Batter	1	2	3	4	5	6	7	8	9	AB	R	H	RBI	BB	SO	LOB	TOP			
Jimmy Wynn, R OBP: 0.380, SLG: 0.362										4	0	0	0	0	3	1	<b>Atlanta Braves @ St. Louis Cardinals</b> Busch Stadium, St. Louis, MO Sun Aug 22 1976, 3:33 AM CDT Att: 22,109 - Unknown <a href="http://livebaseballscorecards.com">livebaseballscorecards.com</a>			
Darrel Chaney, S OBP: 0.343, SLG: 0.357										4	0	0	0	0	1	0				
Tom Paciorek, R OBP: 0.330, SLG: 0.376											4	0	0	0	0	1		0		
Willie Montanez, L OBP: 0.343, SLG: 0.410											4	0	1	0	0	1		0		
Ken Henderson, S OBP: 0.358, SLG: 0.383											4	0	2	0	0	0		0		
Rod Gilbreath, R OBP: 0.331, SLG: 0.360											4	0	1	0	0	1		3		
Rob Belloir, R Junior Moore, R OBP: 0.444, SLG: 0.286											2	0	1	0	0	0		1		
Vic Correll, R OBP: 0.323, SLG: 0.333										3	0	0	0	0	2	2				
Frank LaCorte, R Rowland Collins, Jr. Bruce Dal Canton, R Mike Beard, L Dave May, L Max Leon, R Pablo Torrealba, L										1	0	0	0	0	0	0		0		
<b>Inning Stats</b>	R: 0 E: 0 K: 2 S: 7	H: 0 LOB: 0 BB: 0 P: 7	R: 0 E: 0 K: 0 S: 4	H: 1 LOB: 1 BB: 0 P: 4	R: 0 E: 0 K: 2 S: 7	H: 0 LOB: 0 BB: 0 P: 7	R: 0 E: 0 K: 1 S: 5	H: 1 LOB: 1 BB: 0 P: 6	R: 0 E: 0 K: 1 S: 5	H: 0 LOB: 0 BB: 0 P: 5	R: 0 E: 0 K: 1 S: 6	H: 1 LOB: 1 BB: 0 P: 6	R: 0 E: 0 K: 1 S: 5	H: 0 LOB: 1 BB: 1 P: 9	R: 0 E: 0 K: 1 S: 7	H: 2 LOB: 2 BB: 0 P: 7		1B: 5 2B: 0 3B: 0 HR: 0	SF: 0 SAC: 0 DP: 0 HBP: 0	WP: 0 PB: 0 SB: 0 CS: 0
<b>PITCHER</b> Lynn McGlothen, R ERA: 3.63	IP: 9.0 WLS: W BF: 33 H: 5 R: 0 ER: 0 SO: 10 BB: 1 IBB: 0 HBP: 0 BLK: 0 WP: 0 HR: 0 S: 52 P: 56 ERA: 0.00 WHIP: 0.667															WP: 0 PB: 0 SB: 0 CS: 0	PA: 33			

Batter	1	2	3	4	5	6	7	8	9	AB	R	H	RBI	BB	SO	LOB	BOTTOM				
Jerry Mumphrey, S OBP: 0.340, SLG: 0.330										5	0	2	1	0	1	1	<b>Atlanta Braves @ St. Louis Cardinals</b> Busch Stadium, St. Louis, MO Sun Aug 22 1976, 3:33 AM CDT Att: 22,109 - Unknown <a href="http://livebaseballscorecards.com">livebaseballscorecards.com</a>				
Gary Templeton, S OBP: 0.309, SLG: 0.288										5	1	2	0	0	2	2					
Willie Crawford, L Mike Anderson, R OBP: 0.384, SLG: 0.370										3	1	1	0	0	0	0					
Ted Simmons, S Vic Harris, S OBP: 0.280, SLG: 0.314											3	1	1	0	1	1					
Keith Hernandez, L OBP: 0.353, SLG: 0.368										3	2	2	3	1	1	0					
Joe Ferguson, R OBP: 0.339, SLG: 0.387										3	1	1	0	1	2	2					
Don Kessinger, S OBP: 0.326, SLG: 0.316										4	0	0	0	0	1	5					
Hector Cruz, R OBP: 0.258, SLG: 0.319										2	2	0	0	2	0	0					
Lynn McGlothen, L ERA: 3.28										3	0	1	3	0	0	0					
<b>Inning Stats</b>	R: 0 E: 0 K: 1 S: 5	H: 0 LOB: 0 BB: 0 P: 5	R: 0 E: 0 K: 2 S: 7	H: 0 LOB: 1 BB: 1 P: 11	R: 0 E: 0 K: 1 S: 6	H: 1 LOB: 0 BB: 0 P: 6	R: 3 E: 0 K: 1 S: 7	H: 2 LOB: 1 BB: 1 P: 11	R: 0 E: 0 K: 1 S: 6	H: 1 LOB: 2 BB: 1 P: 10	R: 2 E: 0 K: 1 S: 7	H: 2 LOB: 1 BB: 1 P: 11	R: 3 E: 0 K: 1 S: 9	H: 4 LOB: 2 BB: 1 P: 13	R: 0 E: 0 K: 1 S: 9	H: 2 LOB: 2 BB: 1 P: 13		1B: 8 2B: 2 3B: 0 HR: 1	SF: 0 SAC: 1 DP: 0 HBP: 0	WP: 3 PB: 0 SB: 0 CS: 1	PA: 40
<b>PITCHER</b> Frank LaCorte, R Bruce Dal Canton, R Mike Beard, L Max Leon, R Pablo Torrealba, L	IP: 5.0 WLS: L BF: 20 H: 4 R: 3 ER: 3 SO: 5 BB: 2 IBB: 0 HBP: 0 BLK: 0 WP: 0 HR: 1 S: 28 P: 36 ERA: 5.40 WHIP: 1.200	IP: 1.1 WLS: L BF: 8 H: 2 R: 2 ER: 2 SO: 1 BB: 2 IBB: 0 HBP: 0 BLK: 0 WP: 0 HR: 0 S: 8 P: 16 ERA: 13.50 WHIP: 3.000	IP: 0.2 WLS: L BF: 3 H: 1 R: 0 ER: 0 SO: 1 BB: 0 IBB: 0 HBP: 0 BLK: 0 WP: 1 HR: 0 S: 5 P: 5 ERA: 0.00 WHIP: 1.500	IP: 0.1 WLS: L BF: 3 H: 2 R: 2 ER: 2 SO: 0 BB: 0 IBB: 0 HBP: 0 BLK: 0 WP: 0 HR: 0 S: 3 P: 3 ERA: 54.00 WHIP: 6.000	IP: 0.2 WLS: L BF: 5 H: 2 R: 1 ER: 1 SO: 1 BB: 1 IBB: 0 HBP: 0 BLK: 0 WP: 0 HR: 0 S: 6 P: 10 ERA: 13.50 WHIP: 3.000															WP: 0 PB: 0 SB: 0 CS: 0	PA: 40



Batter	1	2	3	4	5	6	7	8	9	AB	R	H	RBI	BB	SO	LOB	TOP										
<b>Jerry Mumphrey, S</b> OBP: 0.342, SLG: 0.338 (1, 8)	F8			F8		F8		3B		4	1	1	1	1	0	1	<b>St. Louis Cardinals @ Cincinnati Reds</b> Riverfront Stadium, Cincinnati, OH Mon Aug 23 1976, 7:05 PM EDT Att: 30,029 - Unknown										
<b>Gary Templeton, S</b> OBP: 0.350, SLG: 0.345 (1, 6)	1B	FC1-2		1B			SH1-4	1B		3	4	2	2	2	0	3											
<b>Lou Brock, L</b> OBP: 0.336, SLG: 0.367 (1, 7)	1B		4-3	1B			SH1-4	1B		4	0	3	2	0	0	0											
<b>Ted Simmons, S</b> OBP: 0.370, SLG: 0.396 (1, 2)	1B		1B	5-3				G4-6-3		5	2	3	2	0	0	2											
<b>Willie Crawford, L</b> OBP: 0.370, SLG: 0.472 <b>Mike Anderson, R</b> OBP: 0.367, SLG: 0.370 <b>Vic Harris, S</b> OBP: 0.279, SLG: 0.313 (1, 9)	G4-6-3		F3				2B		L4	2	0	0	0	1	0	3											
<b>Keith Hernandez, L</b> OBP: 0.358, SLG: 0.378 (1, 3)		FC1-2	1B				1B		1-6-3	5	0	3	2	0	0	1											
<b>Don Kessinger, S</b> OBP: 0.322, SLG: 0.312 (1, 4)	F7		F9				G4-6-3		K	5	0	0	0	0	1	4											
<b>Hector Cruz, R</b> OBP: 0.263, SLG: 0.322 (1, 5)		BB	1B				F9			3	2	2	0	1	0	0											
<b>John Denny, R</b> OBP: 0.200, SLG: 0.224 <b>Bill Greif, R</b> (6, 1) <b>Al Hrabosky, R</b> (9, 1)	K		SH1-4				F8		K	2	0	0	0	0	1	2											
<b>Inning Stats</b>	R: 1 E: 0 K: 0 S: 4	H: 2 LOB: 1 BB: 1 P: 8	R: 0 E: 0 K: 1 S: 6	H: 1 LOB: 3 BB: 2 P: 14	R: 1 E: 0 K: 0 S: 5	H: 2 LOB: 1 BB: 0 P: 5	R: 2 E: 0 K: 0 S: 6	H: 3 LOB: 1 BB: 0 P: 6	R: 0 E: 0 K: 0 S: 2	H: 0 LOB: 0 BB: 0 P: 3	R: 0 E: 0 K: 0 S: 3	H: 0 LOB: 0 BB: 0 P: 3	R: 2 E: 0 K: 0 S: 4	H: 2 LOB: 1 BB: 2 P: 12	R: 3 E: 0 K: 1 S: 8	H: 4 LOB: 0 BB: 0 P: 8		R: 0 E: 0 K: 1 S: 5	H: 0 LOB: 0 BB: 0 P: 5	1B: 9 2B: 3 3B: 2 HR: 0	SF: 0 SAC: 2 DP: 3 HBP: 0	WP: 1 PB: 0 SB: 2 CS: 0	PA: 43				
<b>PITCHER</b>	IP	WLS	BF	H	R	ER	SO	BB	IBB	HBP	BLK	WP	HR	S	P	ERA	WHIP										
<b>Jack Billingham, R</b> ERA: 4.38 <b>Manny Sarmiento, R</b> ERA: 1.04 <b>Willi McEnaney, L</b> ERA: 3.59 <b>Pedro Borbon, R</b> ERA: 3.24	4.0	L	22	8	4	4	1	3	0	0	0	1	0	21	33	9.00	2.750										

AB	35
R	9
H	14
RBI	9
BB	6
SO	3
LOB	17



Batter	1	2	3	4	5	6	7	8	9	AB	R	H	RBI	BB	SO	LOB	BOTTOM										
<b>Pete Rose, S</b> OBP: 0.412, SLG: 0.445 (1, 5)	1-3						F7		1B	4	0	2	1	1	0	0	<b>St. Louis Cardinals @ Cincinnati Reds</b> Riverfront Stadium, Cincinnati, OH Mon Aug 23 1976, 7:05 PM EDT Att: 30,029 - Unknown										
<b>Ken Griffey, L</b> OBP: 0.399, SLG: 0.459 (1, 9)	1B		K			F8		HR	SF7	4	1	2	1	0	1	3											
<b>Joe Morgan, L</b> OBP: 0.461, SLG: 0.632 (1, 4)	K		F8				HR	HR	1B	5	2	3	3	0	1	3											
<b>George Foster, R</b> OBP: 0.381, SLG: 0.568 (1, 7)		4-3		F7		6-3	F8		K	5	0	0	0	0	1	2											
<b>Dan Driessen, L</b> OBP: 0.362, SLG: 0.384 (1, 3)		G3		3-1			FC5-4		K	3	0	0	0	1	1	0											
<b>Johnny Bench, R</b> OBP: 0.355, SLG: 0.416 (1, 2)		K			BB		FC5-4		K	3	0	0	0	1	2	1											
<b>Cesar Geronimo, L</b> OBP: 0.380, SLG: 0.420 (1, 8)			CS	E	BB	L1		1B	P6	3	0	1	0	1	0	1											
<b>Dave Concepcion, R</b> OBP: 0.341, SLG: 0.421 (1, 6)			E5	1B	CS	1B			SF7	4	2	1	0	0	0	3											
<b>Jack Billingham, R</b> ERA: 4.38 <b>Manny Sarmiento, R</b> ERA: 1.04 <b>Joel Youngblood, R</b> ERA: 3.59 <b>Willi McEnaney, L</b> ERA: 3.24 <b>Ed Armbrister, R</b> ERA: 3.59 <b>Pedro Borbon, R</b> ERA: 3.24 <b>Mike Lum, L</b> ERA: 3.24	1B		1B			F7			K	1	0	1	0	0	0	0											
<b>Inning Stats</b>	R: 0 E: 0 K: 1 S: 5	H: 1 LOB: 0 BB: 0 P: 5	R: 0 E: 0 K: 1 S: 5	H: 0 LOB: 0 BB: 0 P: 5	R: 1 E: 1 K: 1 S: 7	H: 2 LOB: 2 BB: 1 P: 11	R: 0 E: 0 K: 0 S: 3	H: 0 LOB: 1 BB: 1 P: 7	R: 0 E: 0 K: 0 S: 4	H: 1 LOB: 1 BB: 0 P: 4	R: 1 E: 0 K: 0 S: 5	H: 2 LOB: 2 BB: 1 P: 9	R: 2 E: 0 K: 1 S: 7	H: 2 LOB: 0 BB: 0 P: 7	R: 0 E: 0 K: 2 S: 7	H: 0 LOB: 0 BB: 0 P: 7		R: 1 E: 0 K: 2 S: 9	H: 2 LOB: 2 BB: 1 P: 13	1B: 6 2B: 0 3B: 2 HR: 2	SF: 1 SAC: 0 DP: 0 HBP: 0	WP: 0 PB: 0 SB: 0 CS: 2	PA: 40				
<b>PITCHER</b>	IP	WLS	BF	H	R	ER	SO	BB	IBB	HBP	BLK	WP	HR	S	P	ERA	WHIP										
<b>John Denny, R</b> ERA: 3.04 <b>Bill Greif, R</b> ERA: 4.57 <b>Al Hrabosky, L</b> ERA: 2.88	5.2	W	25	6	2	1	3	3	0	0	0	0	1	28	40	1.59	1.588										





Batter	1	2	3	4	5	6	7	8	9	AB	R	H	RBI	BB	SO	LOB	TOP			
Jerry Mumphrey, S (1, 8) OBP: 0.339, SLG: 0.336	F7		K		K				SF9	4	0	1	1	0	2	0	<b>St. Louis Cardinals @ Cincinnati Reds</b> Riverfront Stadium, Cincinnati, OH Tue Aug 24 1976, 7:05 PM EDT Att: 30,840 - Unknown <a href="http://livebaseballscorecards.com">livebaseballscorecards.com</a>			
Gary Tompkins, S (1, 6) OBP: 0.323, SLG: 0.322	P6		P6		6-3				SF9	4	0	0	1	0	0	1				
Lou Brock, L (1, 7) OBP: 0.336, SLG: 0.368			K		F8				1-3	4	0	1	0	0	1	1				
Ted Simmons, S (1, 2) OBP: 0.369, SLG: 0.393					F2				6-3	3	0	0	0	1	0	0				
Willie Crawford, L (1, 9) OBP: 0.369, SLG: 0.478	K				HR				F9	4	1	1	1	0	1	2				
Keith Hernandez, L (1, 3)									L7	4	1	3	0	0	0	0				
Don Kessinger, S (1, 4) OBP: 0.326, SLG: 0.319									1B	3	1	2	1	1	1	1				
Hector Cruz, R (1, 5) OBP: 0.263, SLG: 0.321									1B	4	1	1	0	0	0	4				
Pete Falcone, L (1, 1) OBP: 0.189, SLG: 0.176									1B	3	0	1	0	0	0	3				
<b>Inning Stats</b>	R: 0 E: 0 K: 1 S: 6	H: 1 LOB: 2 BB: 1 P: 10	R: 0 E: 0 K: 0 S: 4	H: 2 LOB: 1 BB: 0 P: 4	R: 0 E: 0 K: 2 S: 7	H: 0 LOB: 0 BB: 0 P: 7	R: 2 E: 0 K: 0 S: 6	H: 3 LOB: 1 BB: 0 P: 6	R: 0 E: 0 K: 1 S: 5	H: 1 LOB: 1 BB: 0 P: 6	R: 1 E: 0 K: 0 S: 5	H: 2 LOB: 1 BB: 0 P: 5	R: 0 E: 0 K: 0 S: 3	H: 0 LOB: 0 BB: 0 P: 3	R: 1 E: 0 K: 0 S: 4	H: 1 LOB: 1 BB: 1 P: 8	1B: 7 2B: 1 3B: 1 HR: 1	SF: 2 SAC: 1 DP: 1 HBP: 0	WP: 0 PB: 0 SB: 0 CS: 0	PA: 38
<b>PITCHER</b>	IP WLS BF H R ER SO BB IBB HBP BLK WP HR S P ERA WHIP																			
Pat Zachry, R (1, 1) ERA: 2.67	6.0 L 25 7 2 2 5 1 0 0 0 0 1 34 38 3.00 1.333																			
Will McEnaney, L (7, 1) ERA: 3.71	3.0 13 3 2 2 0 1 0 0 0 0 0 0 12 16 6.00 1.333																			

AB 33  
R 4  
H 10  
RBI 4  
BB 2  
SO 5  
LOB 12



Batter	1	2	3	4	5	6	7	8	9	AB	R	H	RBI	BB	SO	LOB	BOTTOM					
Pete Rose, S (1, 5) OBP: 0.410, SLG: 0.441	S	K			F9				6-3	4	1	0	0	1	1	2	<b>St. Louis Cardinals @ Cincinnati Reds</b> Riverfront Stadium, Cincinnati, OH Tue Aug 24 1976, 7:05 PM EDT Att: 30,840 - Unknown <a href="http://livebaseballscorecards.com">livebaseballscorecards.com</a>					
Ken Griffey, L (1, 9) OBP: 0.398, SLG: 0.457	K				F7				L9	4	0	1	0	0	1	1						
Joe Morgan, L (1, 4) OBP: 0.466, SLG: 0.640									1B	2	0	2	0	2	0	0						
George Foster, R (1, 7) OBP: 0.378, SLG: 0.563									2B	4	0	0	1	0	1	5						
Johnny Bench, R (1, 2) OBP: 0.352, SLG: 0.411									F3	4	0	0	0	0	1	4						
Tony Perez, R (1, 3) OBP: 0.324, SLG: 0.436									6-3	4	0	0	0	0	1	4						
Dave Concepcion, R (1, 6) OBP: 0.338, SLG: 0.417									6-3	2	0	1	0	2	0	0						
Cesar Geronimo, L (1, 8) OBP: 0.379, SLG: 0.418									6-3	4	0	0	0	0	1	3						
Pat Zachry, R (1, 1) OBP: 0.208, SLG: 0.156									F2	4	0	0	0	0	1	3						
Joel Youngblood, R (6, PH) OBP: 0.250, SLG: 0.265									F3	4	0	1	0	0	0	2						
Will McEnaney, L (7, 1)									P6	1	0	0	0	0	1	1						
Bob Bailey, R (8, PH) OBP: 0.342, SLG: 0.529									P6	1	0	0	0	0	0	1						
<b>Inning Stats</b>	R: 1 E: 0 K: 1 S: 5	H: 0 LOB: 2 BB: 1 P: 13	R: 0 E: 0 K: 1 S: 6	H: 1 LOB: 2 BB: 1 P: 10	R: 0 E: 0 K: 2 S: 7	H: 0 LOB: 1 BB: 1 P: 11	R: 0 E: 0 K: 2 S: 8	H: 1 LOB: 1 BB: 0 P: 8	R: 0 E: 0 K: 0 S: 5	H: 2 LOB: 2 BB: 0 P: 5	R: 0 E: 0 K: 0 S: 3	H: 0 LOB: 1 BB: 1 P: 7	R: 0 E: 0 K: 0 S: 4	H: 1 LOB: 1 BB: 0 P: 4	R: 0 E: 0 K: 0 S: 3	H: 0 LOB: 0 BB: 0 P: 3	R: 0 E: 0 K: 0 S: 3	H: 0 LOB: 0 BB: 0 P: 3	1B: 3 2B: 2 3B: 0 HR: 0	SF: 0 SAC: 1 DP: 0 HBP: 0	WP: 0 PB: 0 SB: 3 CS: 0	PA: 37
<b>PITCHER</b>	IP WLS BF H R ER SO BB IBB HBP BLK WP HR S P ERA WHIP																					
Pete Falcone, L (1, 1) ERA: 3.29	9.0 W 37 5 1 1 6 5 0 0 0 0 0 0 44 64 1.00 1.111																					

AB 31  
R 1  
H 5  
RBI 1  
BB 5  
SO 6  
LOB 19





Batter	1	2	3	4	5	6	7	8	9	AB	R	H	RBI	BB	SO	LOB	TOP					
Jerry Mumphrey, S (1, 8) OBP: 0.341, SLG: 0.341	0-0 3-1 2B		4-0 CS BB			0-0 F7		0-0 4-3		3	0	1	0	1	0	0						
Gary Templeton, S (1, 6) OBP: 0.319, SLG: 0.317	0-3 K		0-0 CS	0-0 F8		0-0 PB 1B		0-0 4-3		4	1	1	0	0	1	1						
Lou Brock, L (1, 7) OBP: 0.337, SLG: 0.369	0-0 3-1 2-3			0-3 K		0-0 S 1B		0-0 S 1B		4	0	2	1	0	1	1						
Ted Simmons, S (1, 2) OBP: 0.370, SLG: 0.393	0-0 P6			0-0 BB 1B		4-0 S 1B		0-0 4-3		3	0	1	0	1	0	2						
Willie Crawford, L (1, 9) OBP: 0.368, SLG: 0.474		0-0 F8		4-0 BB 1-2		0-3 K		0-0 3-1		3	0	0	0	1	1	2						
Keith Hernandez, L (1, 3) OBP: 0.358, SLG: 0.378		0-0 4-3		0-0 BB		0-0 F7		0-0 4-3		4	0	0	0	0	0	4						
Don Kessinger, S (1, 4) OBP: 0.323, SLG: 0.316		0-0 G3			0-0 F8		0-0 F9		0-0 L4	4	0	0	0	0	0	0						
Hector Cruz, R (1, 5) OBP: 0.261, SLG: 0.319			0-0 5-3		0-0 5-3		0-0 5-3			3	0	0	0	0	0	0						
Eric Rasmussen, R (1, 1) OBP: 0.207, SLG: 0.185			0-0 4-3		0-0 5-3		0-3 K			2	0	0	0	0	0	0						
Vic Harris, S (7, PH) OBP: 0.278, SLG: 0.311										1	0	0	0	0	1	0						
Bill Greif, R (7, 1)										0	0	0	0	0	0	0						
Al Hrabosky, R (8, 1)										0	0	0	0	0	0	0						
<b>Inning Stats</b>	R: 0 E: 0 K: 1 S: 6	H: 1 LOB: 1 BB: 0 P: 6	R: 0 E: 0 K: 0 S: 3	H: 0 LOB: 0 BB: 0 P: 3	R: 0 E: 0 K: 0 S: 2	H: 0 LOB: 0 BB: 1 P: 6	R: 0 E: 0 K: 1 S: 6	H: 1 LOB: 2 BB: 1 P: 10	R: 0 E: 0 K: 0 S: 3	H: 0 LOB: 0 BB: 0 P: 3	R: 1 E: 0 K: 1 S: 7	H: 2 LOB: 2 BB: 1 P: 11	R: 0 E: 0 K: 1 S: 5	H: 0 LOB: 0 BB: 0 P: 5	R: 0 E: 0 K: 0 S: 4	H: 1 LOB: 1 BB: 0 P: 4	R: 0 E: 0 K: 0 S: 3	H: 0 LOB: 0 BB: 0 P: 3	1B: 4 2B: 1 3B: 0 HR: 0	SF: 0 SAC: 0 DP: 0 HBP: 0	WP: 0 PB: 1 SB: 2 CS: 1	PA: 35
<b>PITCHER</b> Bo McLaughlin, R (1, 1) ERA: 2.4	IP: 9.0 WLS: W BF: 34 H: 5 R: 1 ER: 0 SO: 4 BB: 3 IBB: 0 HBP: 0 BLK: 0 WP: 0 HR: 0 S: 39 P: 51 ERA: 0.00 WHIP: 0.889															<b>PITCHER</b>	IP: 9.0 WLS: W BF: 34 H: 5 R: 1 ER: 0 SO: 4 BB: 3 IBB: 0 HBP: 0 BLK: 0 WP: 0 HR: 0 S: 39 P: 51 ERA: 0.00 WHIP: 0.889					

St. Louis Cardinals @ Houston Astros  
Astrodome, Houston, TX  
Fri Aug 27 1976, 8:05 PM EDT  
Att: 10,229 - Dome

AB	31
R	1
H	5
RBI	1
BB	3
SO	4
LOB	10



Batter	1	2	3	4	5	6	7	8	9	AB	R	H	RBI	BB	SO	LOB	BOTTOM			
Greg Gross, L (1, 9) OBP: 0.378, SLG: 0.347	0-3 K		0-0 6-3		0-0 F7			0-0 SH5-4		3	0	0	0	0	1	0				
Enos Cabell, R (1, 5) OBP: 0.310, SLG: 0.332				0-0 S 2B 1B	0-0 F3			4-0 S BB		3	1	2	0	1	0	0				
Cesar Cedeno, R (1, 8) OBP: 0.355, SLG: 0.468	0-3 K			0-0 S 2B 1B		0-0 F8		0-0 F3		4	1	1	0	0	1	3				
Bob Watson, R (1, 3) OBP: 0.365, SLG: 0.444		0-0 F9		0-0 S 2B		0-0 F9		4-0 S IBB		3	0	1	2	1	0	0				
Jose Cruz, L (1, 7) OBP: 0.388, SLG: 0.414		0-0 F8 S 1B		4-0 S BB		0-0 F9		0-0 4-3		3	0	1	0	1	0	3				
Ed Herrmann, L (1, 2) OBP: 0.288, SLG: 0.304		0-0 F8 1-3		0-0 F3		0-0 F9				3	0	0	0	0	0	3				
Jerry Davanon, R (1, 4) OBP: 0.417, SLG: 0.476		0-0 3-1		0-0 F8		4-0 S BB				2	0	0	0	1	0	3				
Roger Metzger, S (1, 6) OBP: 0.299, SLG: 0.280			0-0 F8	0-0 FC5-4		0-0 G4-6-3				3	0	0	0	0	0	3				
Bo McLaughlin, R (1, 1) ERA: 2.86			0-0 G3		0-3 K			4-0 WP SH5-4 BB		2	0	0	0	1	1	0				
<b>Inning Stats</b>	R: 0 E: 0 K: 2 S: 7	H: 1 LOB: 0 BB: 0 P: 7	R: 0 E: 0 K: 0 S: 4	H: 1 LOB: 1 BB: 0 P: 4	R: 0 E: 0 K: 0 S: 3	H: 0 LOB: 0 BB: 0 P: 3	R: 2 E: 0 K: 0 S: 6	H: 3 LOB: 2 BB: 1 P: 10	R: 0 E: 0 K: 1 S: 5	H: 0 LOB: 0 BB: 0 P: 5	R: 0 E: 0 K: 0 S: 3	H: 0 LOB: 0 BB: 0 P: 3	R: 0 E: 0 K: 0 S: 2	H: 0 LOB: 0 BB: 1 P: 6	R: 0 E: 0 K: 0 S: 3	H: 0 LOB: 3 BB: 3 P: 15	1B: 4 2B: 1 3B: 0 HR: 0	SF: 0 SAC: 1 DP: 1 HBP: 0	WP: 1 PB: 0 SB: 4 CS: 1	PA: 32
<b>PITCHER</b> Eric Rasmussen, R (1, 1) ERA: 3.56	IP: 6.0 WLS: L BF: 23 H: 5 R: 2 ER: 2 SO: 3 BB: 1 IBB: 0 HBP: 0 BLK: 0 WP: 0 HR: 0 S: 28 P: 32 ERA: 3.00 WHIP: 1.000															<b>PITCHER</b>	IP: 6.0 WLS: L BF: 23 H: 5 R: 2 ER: 2 SO: 3 BB: 1 IBB: 0 HBP: 0 BLK: 0 WP: 0 HR: 0 S: 28 P: 32 ERA: 3.00 WHIP: 1.000			
Bill Greif, R (7, 1) ERA: 4.79	1.1 6 0 0 0 0 3 0 0 0 0 1 0 3 15 0.00 2.250															<b>PITCHER</b>	1.1 6 0 0 0 0 3 0 0 0 0 1 0 3 15 0.00 2.250			
Al Hrabosky, L (8, 1) ERA: 2.86	0.2 3 0 0 0 0 0 1 0 0 0 0 0 2 6 0.00 0.000															<b>PITCHER</b>	0.2 3 0 0 0 0 0 1 0 0 0 0 0 2 6 0.00 0.000			

St. Louis Cardinals @ Houston Astros  
Astrodome, Houston, TX  
Fri Aug 27 1976, 8:05 PM EDT  
Att: 10,229 - Dome

AB	26
R	2
H	5
RBI	2
BB	5
SO	3
LOB	15





Batter	1	2	3	4	5	6	7	8	9	AB	R	H	RBI	BB	SO	LOB	TOP			
Jerry Mumphrey, S (1, 8) OBP: 0.344, SLG: 0.341	4-0 2B BB		0-0 6-3				0-0 1B	0-0 4-3		3	1	1	1	1	0	0				
Gary Templeton, S (1, 6) OBP: 0.329, SLG: 0.343	0-0 4-3 2B		0-0 F7				0-0 1B	0-0 6-3		4	1	2	1	0	0	0				
Lou Brock, L (1, 7) OBP: 0.334, SLG: 0.366	0-0 4-3		0-0 6-3				0-0 FC4	0-0 F7		4	0	0	1	0	0	2				
Ted Simmons, S (1, 2) OBP: 0.369, SLG: 0.394	0-3 K			0-0 7-5 2B			0-0 4-3		0-0 P5	4	0	1	0	0	1	0				
Willie Crawford, L (1, 9) OBP: 0.364, SLG: 0.468	0-0 E1			0-0 7-5			0-0 F7		0-3 K	4	0	0	0	0	1	1				
Keith Hernandez, L (1, 3) OBP: 0.353, SLG: 0.371	0-0 6-3			0-0 L4			0-0 F8		0-0 4-3	4	0	0	0	0	0	1				
Don Kessinger, S (1, 4) OBP: 0.325, SLG: 0.322		0-0 4-3			4-0 FC4 BB					2	0	1	0	1	0	0				
Hector Cruz, R (1, 5) OBP: 0.259, SLG: 0.316		0-3 K			0-0 FC4 1B				0-0 5-3	3	1	0	0	0	1	2				
Bob Forsch, R (1, 1) OBP: 0.157, SLG: 0.220					0-0 4-3				0-3 K	1	0	0	0	0	0	0				
Ron Fairly, L (5, PH) OBP: 0.389, SLG: 0.304					0-0 F8					1	0	0	0	0	0	1				
Eddie Solomon, R (5, 1)										0	0	0	0	0	0	0				
Joe Ferguson, R (7, PH) OBP: 0.338, SLG: 0.385										1	0	0	0	0	1	0				
Mike Wallace, L (7, 1) OBP: 0.333, SLG: 0.333										0	0	0	0	0	0	0				
<b>Inning Stats</b>	R: 2 E: 1 K: 1 S: 7	H: 1 LOB: 1 BB: 1 P: 11	R: 0 E: 0 K: 1 S: 5	H: 0 LOB: 0 BB: 0 P: 5	R: 0 E: 0 K: 0 S: 3	H: 0 LOB: 0 BB: 0 P: 3	R: 0 E: 0 K: 0 S: 3	H: 1 LOB: 1 BB: 1 P: 9	R: 0 E: 0 K: 1 S: 5	H: 1 LOB: 0 BB: 0 P: 5	R: 0 E: 0 K: 0 S: 3	H: 0 LOB: 0 BB: 0 P: 5	R: 0 E: 0 K: 1 S: 5	H: 0 LOB: 0 BB: 0 P: 5	R: 0 E: 0 K: 1 S: 5	H: 0 LOB: 0 BB: 0 P: 5	1B: 2 2B: 4 3B: 1 HR: 0	SF: 0 SAC: 0 DP: 2 HBP: 0	WP: 0 PB: 0 SB: 0 CS: 0	PA: 33
<b>PITCHER</b> Larry Dierker, R (1, 1) ERA: 3.73	IP: 9.0 WLS: W BF: 33 H: 5 R: 3 ER: 3 SO: 4	BB: 2 IBB: 0 HBP: 0 BLK: 0	WP: 0 HR: 0 S: 39 P: 47	ERA: 3.00 WHIP: 0.778																

St. Louis Cardinals @ Houston Astros  
Astrodome, Houston, TX  
Sat Aug 28 1976, 4:33 AM EDT  
Att: 5,663 - Dome

AB 31  
R 3  
H 5  
RBI 3  
BB 2  
SO 4  
LOB 7



Batter	1	2	3	4	5	6	7	8	9	AB	R	H	RBI	BB	SO	LOB	BOTTOM			
Greg Gross, L (1, 9) OBP: 0.379, SLG: 0.345	4-0 WP 5-3 6-3 BB			4-0 BB			0-0 6-3			2	1	0	0	2	0	1				
Enos Cabell, R (1, 5) OBP: 0.308, SLG: 0.329	0-0 5-3 1-2		0-0 5-3	0-0 F9			0-0 5-3			4	0	0	0	0	0	2				
Cesar Cedeno, R (1, 8) OBP: 0.358, SLG: 0.470	0-0 6-3 2H		0-0 1B E		0-0 F9 S		0-0 CS			4	1	3	1	0	0	0				
Bob Watson, R (1, 3) OBP: 0.366, SLG: 0.445	0-0 1B		0-0 E 1B		0-0 F9		0-0 CS	0-0 F8		4	0	2	0	0	0	1				
Jose Cruz, L (1, 7) OBP: 0.389, SLG: 0.415	0-0 1-2 1B		0-0 E4 1B		0-0 F8		0-0 P3-4			4	1	2	1	0	0	2				
Ed Herrmann, L (1, 2) OBP: 0.287, SLG: 0.304	0-0 4-3		0-0 1-3 3H 1B		0-0 F8		0-0 P3-4			4	0	1	1	0	0	4				
Jerry Davanon, R (1, 4) OBP: 0.414, SLG: 0.471		0-0 E 1B		0-0 6-3			0-0 6-3			3	0	1	0	0	0	0				
Roger Metzger, S (1, 6) OBP: 0.297, SLG: 0.278		0-0 6-4-3 1-2		0-0 F7			0-0 P6			3	0	0	0	0	0	1				
Larry Dierker, R (1, 1) OBP: 0.129, SLG: 0.183		0-0 2H 1B		0-0 HR			0-3 K			3	1	2	1	0	1	0				
<b>Inning Stats</b>	R: 1 E: 0 K: 0 S: 5	H: 2 LOB: 2 BB: 1 P: 9	R: 0 E: 1 K: 0 S: 4	H: 2 LOB: 1 BB: 0 P: 4	R: 2 E: 1 K: 0 S: 5	H: 3 LOB: 1 BB: 0 P: 5	R: 1 E: 0 K: 0 S: 4	H: 1 LOB: 1 BB: 1 P: 8	R: 0 E: 0 K: 0 S: 4	H: 1 LOB: 1 BB: 0 P: 4	R: 0 E: 0 K: 1 S: 5	H: 0 LOB: 0 BB: 0 P: 5	R: 0 E: 0 K: 0 S: 3	H: 1 LOB: 0 BB: 0 P: 3	R: 0 E: 0 K: 0 S: 3	H: 1 LOB: 0 BB: 0 P: 3	1B: 10 2B: 1 3B: 0 HR: 1	SF: 0 SAC: 0 DP: 1 HBP: 0	WP: 1 PB: 0 SB: 1 CS: 1	PA: 34
<b>PITCHER</b> Bob Forsch, R (1, 1) ERA: 3.92	IP: 4.0 WLS: L BF: 20 H: 8 R: 4 ER: 3 SO: 0	BB: 2 IBB: 0 HBP: 0 BLK: 0	WP: 1 HR: 1 S: 18 P: 26	ERA: 6.75 WHIP: 2.500																
Eddie Solomon, R (5, 1) ERA: 3.0	IP: 2.0 WLS: 7 BF: 1 H: 0 R: 0 ER: 0 SO: 1	BB: 0 IBB: 0 HBP: 0 BLK: 0	WP: 0 HR: 0 S: 9 P: 9	ERA: 0.00 WHIP: 0.500																
Mike Wallace, L (7, 1) ERA: 3.88	IP: 2.0 WLS: 6 BF: 2 H: 0 R: 0 ER: 0 SO: 0	BB: 0 IBB: 0 HBP: 0 BLK: 0	WP: 0 HR: 0 S: 6 P: 6	ERA: 0.00 WHIP: 1.000																

St. Louis Cardinals @ Houston Astros  
Astrodome, Houston, TX  
Sat Aug 28 1976, 4:33 AM EDT  
Att: 5,663 - Dome

AB 31  
R 4  
H 11  
RBI 4  
BB 2  
SO 1  
LOB 11





Batter	1	2	3	4	5	6	7	8	9	AB	R	H	RBI	BB	SO	LOB	TOP										
Jerry Mumphrey, S (1, 8) OBP: 0.346, SLG: 0.343	0-0 4-3		0-0 1B			0-0 1B			0-0 G3	4	0	2	0	0	0	0											
Gary Templeton, S (1, 6) OBP: 0.325, SLG: 0.338	0-0 CS 1B		0-0 3	0-0 5-3		0-0 P4			0-0 4-3	4	0	1	0	0	0	1											
Charlie Chant, R (1, 9) OBP: 0.305, SLG: 0.305	0-3 K			0-0 5-3					0-0 P4	4	0	0	0	0	1	1											
Ted Simmons, S (1, 7) OBP: 0.367, SLG: 0.391		0-0 F8		0-0 P5					0-0 F9	3	0	0	0	0	0	0											
Joe Ferguson, R (1, 2) OBP: 0.338, SLG: 0.383		0-0 F7			0-0 6-3				4-0 FC6-4 BB	2	0	0	0	1	0	0											
Hector Cruz, R (1, 5) OBP: 0.259, SLG: 0.317		0-0 1B			0-0 6-3				0-0 FC6-4	3	0	1	0	0	0	1											
Keith Hernandez, L (1, 3) OBP: 0.349, SLG: 0.367		0-0 1-3			0-0 P5				0-0 F9	3	0	0	0	0	0	1											
Lee Richard, R (1, 4) OBP: 0.215, SLG: 0.270			0-0 5-3			0-0 F8			0-0 4-3	3	0	0	0	0	0	0											
Lynn McGlothen, L (1, 1) OBP: 0.180, SLG: 0.207			0-3 K			0-0 F9			0-0 F7	1	0	0	0	0	1	0											
Ken Rudolph, R (6, PH) OBP: 0.194, SLG: 0.257										1	0	0	0	0	0	0											
Eddie Solomon, R (6, 1)										0	0	0	0	0	0	0											
Vic Harris, S (8, PH) OBP: 0.276, SLG: 0.310										1	0	0	0	0	0	0											
John Curtis, L (8, 1) OBP: 0.259, SLG: 0.241										0	0	0	0	0	0	0											
<b>Inning Stats</b>	R: 0 E: 0 K: 1 S: 5	H: 1 LOB: 0 BB: 0 P: 5	R: 0 E: 0 K: 0 S: 4	H: 1 LOB: 1 BB: 0 P: 4	R: 0 E: 0 K: 1 S: 5	H: 1 LOB: 1 BB: 0 P: 5	R: 0 E: 0 K: 0 S: 3	H: 0 LOB: 0 BB: 0 P: 3	R: 0 E: 0 K: 0 S: 3	H: 0 LOB: 0 BB: 0 P: 3	R: 0 E: 0 K: 0 S: 4	H: 1 LOB: 1 BB: 0 P: 4	R: 0 E: 0 K: 0 S: 3	H: 0 LOB: 1 BB: 1 P: 7	R: 0 E: 0 K: 0 S: 3	H: 0 LOB: 0 BB: 0 P: 3	R: 0 E: 0 K: 0 S: 3	H: 0 LOB: 0 BB: 0 P: 3	1B: 4 2B: 0 3B: 0 HR: 0	SF: 0 SAC: 0 DP: 0 HBP: 0	WP: 0 PB: 0 SB: 1 CS: 1	PA: 30					
<b>PITCHER</b>	IP	WLS	BF	H	R	ER	SO	BB	IBB	HBP	BLK	WP	HR	S	P	ERA	WHIP										
Joe Sambito, L (1, 1) ERA: 3.21	9.0	W	31	4	0	0	2	1	0	0	0	0	0	33	37	0.00	0.556										

St. Louis Cardinals @ Houston Astros  
Astrodome, Houston, TX  
Sun Aug 29 1976, 4:33 AM EDT  
Att: 7,098 - Dome

AB 29  
R 0  
H 4  
RBI 0  
BB 1  
SO 2  
LOB 4



Batter	1	2	3	4	5	6	7	8	9	AB	R	H	RBI	BB	SO	LOB	BOTTOM										
Greg Gross, L (1, 9) OBP: 0.377, SLG: 0.342	0-0 P6		0-0 4-3	4-0 1B BB		0-0 SF7		0-0 G1		3	0	0	1	1	0	1											
Enos Cabell, R (1, 5) OBP: 0.307, SLG: 0.328	0-0 5-3		0-3 K	0-0 1-3 2-H 3-H 1B		0-0 FC5				4	0	1	2	0	1	2											
Cesar Cedeño, R (1, 8) OBP: 0.357, SLG: 0.467	0-0 4-3		4-0 BB		0-0 P4				0-0 6-3	3	0	0	0	1	0	0											
Bob Watson, R (1, 3) OBP: 0.367, SLG: 0.445		0-0 3B 1B	0-0 L6		0-3 K				0-0 BB 1B	4	1	2	0	0	1	1											
Jose Cruz, L (1, 7) OBP: 0.390, SLG: 0.420		0-0 1-H 1B 3B		0-0 F7	0-0 G3				4-0 G3-6-1 BB	3	1	1	1	1	0	0											
Ed Herrmann, L (1, 2) OBP: 0.287, SLG: 0.307		0-0 P3		0-0 F9		0-0 SH FC1-2 2B			0-0 G3-6-1	4	0	1	0	0	0	3											
Jerry Davanon, R (1, 4) OBP: 0.417, SLG: 0.460		0-3 K		4-0 E 1B BB		4-0 FC1-2 SH BB			0-0 6-3	2	2	0	0	2	1	1											
Roger Metzger, S (1, 6) OBP: 0.299, SLG: 0.281		0-0 1B		0-0 E8 1B 1B		0-0 SH FC5 FC1-2			0-0 4-3	3	1	2	1	0	0	0											
Joe Sambito, L (1, 1) OBP: 0.375, SLG: 0.167		3-H F7		0-0 2-3 3-H 1B 1B		0-0 1-2 2-3 3-H FC1-2			4-0 BB	3	1	1	1	1	0	4											
<b>Inning Stats</b>	R: 0 E: 0 K: 0 S: 3	H: 0 LOB: 0 BB: 0 P: 3	R: 2 E: 0 K: 1 S: 8	H: 3 LOB: 1 BB: 0 P: 8	R: 0 E: 0 K: 1 S: 5	H: 0 LOB: 1 BB: 1 P: 9	R: 3 E: 1 K: 0 S: 5	H: 3 LOB: 2 BB: 2 P: 13	R: 0 E: 0 K: 1 S: 5	H: 0 LOB: 0 BB: 0 P: 5	R: 1 E: 1 K: 0 S: 5	H: 1 LOB: 2 BB: 1 P: 9	R: 0 E: 0 K: 0 S: 3	H: 1 LOB: 1 BB: 1 P: 7	R: 0 E: 0 K: 0 S: 3	H: 0 LOB: 1 BB: 1 P: 7	1B: 6 2B: 1 3B: 1 HR: 0	SF: 1 SAC: 1 DP: 1 HBP: 0	WP: 0 PB: 0 SB: 0 CS: 0	PA: 37							
<b>PITCHER</b>	IP	WLS	BF	H	R	ER	SO	BB	IBB	HBP	BLK	WP	HR	S	P	ERA	WHIP										
Lynn McGlothen, R (1, 1) ERA: 3.78	5.0	L	23	6	5	3	3	3	0	0	0	0	0	26	38	9.00	1.800										
Eddie Solomon, R (6, 1) ERA: 2.7	2.0		10	2	1	0	0	2	0	0	0	0	0	8	16	0.00	2.000										
John Curtis, L (8, 1) ERA: 4.53	1.0		4	0	0	0	0	1	0	0	0	0	0	3	7	0.00	1.000										

St. Louis Cardinals @ Houston Astros  
Astrodome, Houston, TX  
Sun Aug 29 1976, 4:33 AM EDT  
Att: 7,098 - Dome

AB 29  
R 6  
H 8  
RBI 6  
BB 6  
SO 3  
LOB 12













Batter	1	2	3	4	5	6	7	8	9	10	11	AB	R	H	RBI	BB	SO	LOB	TOP																		
<b>Pete Rose, S</b> OBP: 0.413, SLG: 0.452 (1, 5)												5	0	2	0	0	1	0																			
<b>Ken Griffey, L</b> OBP: 0.396, SLG: 0.448 (1, 9)												4	0	1	0	1	0	2																			
<b>Joe Morgan, L</b> OBP: 0.460, SLG: 0.634 (1, 4)												3	0	1	0	1	0	1																			
<b>Tony Perez, R</b> OBP: 0.324, SLG: 0.426 (1, 3)												3	0	1	0	1	0	1																			
<b>Cesar Geronimo, L</b> OBP: 0.378, SLG: 0.412 (1, 8)												4	0	0	0	0	0	3																			
<b>Dave Concepcion, R</b> OBP: 0.332, SLG: 0.405 (1, 6)												3	0	1	0	1	1	0																			
<b>Mike Lum, L</b> OBP: 0.331, SLG: 0.350 (1, 7)												4	0	0	0	0	0	1																			
<b>Bill Plummer, R</b> OBP: 0.311, SLG: 0.418 (1, 2)												3	0	0	0	0	1	0																			
<b>Johnny Bench, R</b> OBP: 0.357, SLG: 0.412 (10, PH)												1	0	0	0	0	1	0																			
<b>Fred Norman, S</b> OBP: 0.132, SLG: 0.136 (1, 1)												3	0	0	0	0	0	0																			
<b>George Foster, R</b> OBP: 0.369, SLG: 0.539 (11, PH)												1	0	0	0	0	0	0																			
<b>Rawly Eastwick, R</b> OBP: 0.369, SLG: 0.539 (11, 1)												0	0	0	0	0	0	0																			
<b>Inning Stats</b>	R: 0 E: 0 K: 0 S: 3	H: 1 LOB: 1 BB: 1 P: 7	R: 0 E: 0 K: 0 S: 2	H: 0 LOB: 1 BB: 1 P: 6	R: 0 E: 0 K: 1 S: 5	H: 0 LOB: 0 BB: 0 P: 5	R: 0 E: 0 K: 0 S: 4	H: 1 LOB: 1 BB: 0 P: 4	R: 0 E: 0 K: 1 S: 5	H: 0 LOB: 0 BB: 0 P: 5	R: 0 E: 0 K: 0 S: 3	H: 0 LOB: 1 BB: 1 P: 7	R: 0 E: 0 K: 0 S: 3	H: 1 LOB: 0 BB: 0 P: 3	R: 0 E: 0 K: 1 S: 5	H: 0 LOB: 0 BB: 0 P: 5	R: 0 E: 0 K: 0 S: 4	H: 2 LOB: 1 BB: 1 P: 8	R: 0 E: 0 K: 1 S: 5	H: 0 LOB: 0 BB: 0 P: 5	R: 0 E: 0 K: 0 S: 3	H: 1 LOB: 0 BB: 0 P: 3	1B: 6 2B: 0 3B: 0 HR: 0	SF: 0 SAC: 0 DP: 2 HBP: 0	WP: 1 PB: 0 SB: 1 CS: 3	PA: 40											
<b>PITCHER</b>	IP 10.0	WLS 3	BF 35	H 5	R 0	ER 0	SO 4	BB 0	IBB 0	HBP 0	BLK 0	WP 0	HR 0	S 39	P 55	ERA 0.00	WHIP 1.000																				
<b>Eric Rasmussen, R</b> ERA: 3.27 (1, 1)																																					
<b>Al Hrabosky, L</b> ERA: 2.91 (11, 1)	1.0	W	3	1	0	0	0	0	0	0	0	0	0	3	3	0.00	1.000																				

Cincinnati Reds @ St. Louis Cardinals  
 Busch Stadium, St. Louis, MO  
 Wed Sep 01 1976, 7:05 PM CDT  
 Att: 11,209 - Unknown

AB 34  
 R 0  
 H 6  
 RBI 0  
 BB 4  
 SO 4  
 LOB 8



Batter	1	2	3	4	5	6	7	8	9	10	11	AB	R	H	RBI	BB	SO	LOB	BOTTOM																	
<b>Jerry Mumphrey, S</b> OBP: 0.353, SLG: 0.358 (1, 8)												4	0	1	0	1	1	0																		
<b>Garry Templeton, S</b> OBP: 0.352, SLG: 0.376 (1, 6)												5	0	1	0	0	2	3																		
<b>Keith Hernandez, L</b> OBP: 0.352, SLG: 0.383 (1, 3)												4	1	1	0	1	2	3																		
<b>Ted Simmons, S</b> OBP: 0.368, SLG: 0.390 (1, 7)												4	0	0	0	1	0	2																		
<b>Joe Ferguson, R</b> OBP: 0.194, SLG: 0.172 (1, 2)												4	0	1	0	0	0	0																		
<b>Lee Richard, R</b> OBP: 0.215, SLG: 0.270 (9, PR)												0	0	0	0	0	0	0																		
<b>Charlie Chant, R</b> OBP: 0.143, SLG: 0.143 (10, 7)												1	0	1	0	0	0	0																		
<b>Willie Crawford, L</b> OBP: 0.359, SLG: 0.459 (1, 9)												5	0	2	0	0	1	4																		
<b>Hector Cruz, R</b> OBP: 0.264, SLG: 0.318 (1, 5)												4	0	2	0	0	2	2																		
<b>Ron Fairly, L</b> OBP: 0.353, SLG: 0.298 (11, PH)												1	0	0	0	0	0	3																		
<b>Don Kessinger, S</b> OBP: 0.323, SLG: 0.318 (1, 4)												4	0	1	1	1	0	2																		
<b>Eric Rasmussen, R</b> ERA: 2.42 (1, 1)												2	0	0	0	0	1	0																		
<b>Lou Brock, L</b> OBP: 0.336, SLG: 0.371 (10, PH)												1	0	0	0	0	0	0																		
<b>Al Hrabosky, R</b> ERA: 2.14 (11, 1)	0.2	L	6	2	1	1	0	1	1	0	0	0	0	0	0	0	0	0																		
<b>Inning Stats</b>	R: 0 E: 0 K: 1 S: 5	H: 1 LOB: 0 BB: 0 P: 5	R: 0 E: 0 K: 1 S: 6	H: 1 LOB: 1 BB: 0 P: 6	R: 0 E: 0 K: 1 S: 6	H: 1 LOB: 2 BB: 1 P: 10	R: 0 E: 0 K: 1 S: 6	H: 1 LOB: 1 BB: 0 P: 6	R: 0 E: 0 K: 1 S: 5	H: 0 LOB: 0 BB: 0 P: 5	R: 0 E: 0 K: 1 S: 6	H: 1 LOB: 1 BB: 0 P: 6	R: 0 E: 0 K: 2 S: 8	H: 1 LOB: 2 BB: 1 P: 12	R: 0 E: 0 K: 0 S: 4	H: 2 LOB: 1 BB: 0 P: 4	R: 0 E: 0 K: 0 S: 3	H: 0 LOB: 0 BB: 0 P: 3	R: 1 E: 0 K: 0 S: 4	H: 2 LOB: 3 BB: 2 P: 12	1B: 8 2B: 2 3B: 0 HR: 0	SF: 0 SAC: 1 DP: 0 HBP: 0	WP: 2 PB: 0 SB: 0 CS: 1	PA: 44												
<b>PITCHER</b>	IP 10.0	WLS L	BF 38	H 8	R 0	ER 1	SO 9	BB 2	IBB 0	HBP 0	BLK 0	WP 1	HR 0	S 54	P 62	ERA 0.00	WHIP 1.000																			
<b>Fred Norman, L</b> ERA: 2.42 (1, 1)																																				
<b>Rawly Eastwick, R</b> ERA: 2.14 (11, 1)	0.2	L	6	2	1	1	0	1	1	0	0	0	0	4	12	13.50	4.500																			

Cincinnati Reds @ St. Louis Cardinals  
 Busch Stadium, St. Louis, MO  
 Wed Sep 01 1976, 7:05 PM CDT  
 Att: 11,209 - Unknown

AB 39  
 R 1  
 H 10  
 RBI 1  
 BB 4  
 SO 9  
 LOB 19





Batter	1	2	3	4	5	6	7	8	9	AB	R	H	RBI	BB	SO	LOB	TOP										
Jerry Mumphrey, S (1, 8) OBP: 0.346, SLG: 0.351	F7		1-5-3		F7		FC6		4-3	5	0	0	0	0	0	2											
Gary Templeton, S (1, 6) OBP: 0.347, SLG: 0.371	4-3				4-3		F9			4	0	1	0	0	0	2											
Lou Brock, L (1, 7) OBP: 0.335, SLG: 0.373	6-3				FC6-4 1B		4-3			4	2	1	0	0	0	3											
Ted Simmons, S (1, 2)		HR			1B		6-3 HR		G3	4	2	3	2	0	0	0											
Willie Crawford, L (1, 9) OBP: 0.357, SLG: 0.456 Joe Ferguson, R (6, PH) OBP: 0.333, SLG: 0.376 (6, 9)	G3				K		6-3		4-3 1B	2	0	0	0	0	1	2											
Keith Hernandez, L (1, 3) OBP: 0.354, SLG: 0.397	F7				1B		HR		4-3	4	1	2	3	0	0	1											
Don Kessinger, S (1, 4) OBP: 0.320, SLG: 0.315	6-3				3-1		F8		4-3	4	0	0	0	0	0	3											
Hector Cruz, R (1, 5) OBP: 0.264, SLG: 0.317			P3				6-3		K	4	0	1	0	0	1	0											
Bob Forsch, R (7, PH) OBP: 0.151, SLG: 0.212 John Lammers, S (7, PH) OBP: 0.342, SLG: 0.448 Mike Tyson, R (7, PH) OBP: 0.342, SLG: 0.448 Eddie Solomon, R (7, 1) OBP: 0.342, SLG: 0.448 Al Hrabosky, R (8, 1) OBP: 0.342, SLG: 0.448 Ron Fairly, L (8, PH) OBP: 0.342, SLG: 0.448	K				B1		FC6 BB		F8	2	0	0	0	0	1	1											
<b>Inning Stats</b>	R: 0 E: 0 K: 0 S: 3	H: 0 LOB: 0 BB: 0 P: 3	R: 1 E: 0 K: 0 S: 4	H: 1 LOB: 0 BB: 0 P: 4	R: 0 E: 0 K: 1 S: 5	H: 0 LOB: 0 BB: 0 P: 5	R: 1 E: 0 K: 1 S: 8	H: 3 LOB: 2 BB: 0 P: 8	R: 0 E: 0 K: 0 S: 4	H: 1 LOB: 1 BB: 0 P: 4	R: 3 E: 0 K: 0 S: 6	H: 3 LOB: 0 BB: 0 P: 6	R: 0 E: 0 K: 0 S: 3	H: 0 LOB: 2 BB: 1 P: 7	R: 0 E: 0 K: 0 S: 4	H: 1 LOB: 1 BB: 0 P: 4	R: 0 E: 0 K: 1 S: 5	H: 0 LOB: 0 BB: 0 P: 5	1B: 5 2B: 2 3B: 0 HR: 2	SF: 0 SAC: 0 DP: 0 HBP: 0	WP: 0 PA: 37 PB: 0 SB: 1 CS: 0						
<b>PITCHER</b>	IP	WLS	BF	H	R	ER	SO	BB	IBB	HBP	BLK	WP	HR	S	P	ERA	WHIP	<b>PITCHER</b>									
Ray Burris, R (1, 1) ERA: 3.38	5.0		22	7	4	4	2	0	0	0	0	0	1	26	26	7.20	1.400										
Buddy Schultz, L (6, 1) ERA: 5.32	0.2		3	1	1	1	0	0	0	0	0	0	1	3	3	13.50	1.500										
Joe Coleman, R (6, 1) ERA: 4.47	1.1		5	0	0	0	0	1	0	0	0	0	0	4	8	0.00	0.750										
Bruce Sutter, R (8, 1) ERA: 2.12	2.0	W	7	1	0	0	1	0	0	0	0	0	0	9	9	0.00	0.500										
Batter	1	2	3	4	5	6	7	8	9	AB	R	H	RBI	BB	SO	LOB	BOTTOM										
Rick Monday, L (1, 3) OBP: 0.346, SLG: 0.521	HR	F8			HR		K			4	2	3	0	1	1												
Jose Cardenal, R (1, 7) OBP: 0.338, SLG: 0.398	6-3		F2		5-3		6-3			4	0	0	0	0	0												
Joe Wallis, S (1, 8) OBP: 0.305, SLG: 0.352	6-3 BB		1-3		4-3				1B 1B	3	1	1	0	1	0												
Jerry Morales, R (1, 9) OBP: 0.329, SLG: 0.422	6-3		6-3		4-3				F8 1B 1B	4	1	1	0	0	0	1											
Manny Trillo, R (1, 4) OBP: 0.303, SLG: 0.320	F8				1B 2B		F8		P6	4	1	1	0	0	0	3											
Rob Sperring, R (1, 5) OBP: 0.370, SLG: 0.354 Champ Summers, L (8, PH) OBP: 0.296, SLG: 0.295 Wayne Ivryne, R (8, PH) OBP: 0.296, SLG: 0.364 Dave Rosello, R (8, PH) OBP: 0.358, SLG: 0.288 (9, 6)		E SF8 1B			CS 1B		BB		1B 1B	2	1	2	1	1	0	0											
George Mitterwald, R (1, 2) OBP: 0.236, SLG: 0.299		P5			K		F8		F8	4	0	0	0	0	1	5											
Mick Kelleher, R (1, 6) OBP: 0.261, SLG: 0.270 (9, 5)		E5 1B			6-3		4-3		E9 1B	4	0	2	1	0	0	1											
Ray Burris, R (1, 1) OBP: 0.149, SLG: 0.138 Buddy Schultz, R (6, 1)		SF8					F7		K	1	0	1	0	0	0	0											
Joe Coleman, R (6, 1) OBP: 0.182, SLG: 0.182 Larry Bittner, L (7, PH) OBP: 0.261, SLG: 0.285 Bruce Sutter, R (8, 1)					HR					1	0	0	0	0	0	0											
<b>Inning Stats</b>	R: 1 E: 0 K: 0 S: 4	H: 1 LOB: 1 BB: 1 P: 8	R: 1 E: 1 K: 0 S: 5	H: 2 LOB: 1 BB: 0 P: 5	R: 0 E: 0 K: 1 S: 3	H: 0 LOB: 0 BB: 0 P: 3	R: 1 E: 0 K: 1 S: 6	H: 2 LOB: 0 BB: 0 P: 6	R: 2 E: 1 K: 0 S: 5	H: 1 LOB: 0 BB: 0 P: 5	R: 0 E: 0 K: 0 S: 3	H: 0 LOB: 1 BB: 1 P: 7	R: 0 E: 0 K: 1 S: 5	H: 0 LOB: 0 BB: 0 P: 5	R: 3 E: 1 K: 1 S: 9	H: 4 LOB: 2 BB: 0 P: 9	1B: 7 2B: 1 3B: 0 HR: 2	SF: 1 SAC: 0 DP: 0 HBP: 0	WP: 0 PA: 36 PB: 0 SB: 0 CS: 1								
<b>PITCHER</b>	IP	WLS	BF	H	R	ER	SO	BB	IBB	HBP	BLK	WP	HR	S	P	ERA	WHIP	<b>PITCHER</b>									
Bob Forsch, R (1, 1) ERA: 3.95	6.0		26	6	5	3	1	2	0	0	0	0	2	26	34	4.50	1.333										
Eddie Solomon, R (7, 1) ERA: 3.09	1.1	L	6	2	2	2	1	0	0	0	0	0	0	8	8	13.50	1.500										
Al Hrabosky, L (8, 1) ERA: 2.89	0.2		4	2	1	0	1	0	0	0	0	0	0	6	6	0.00	3.000										

St. Louis Cardinals @ Chicago Cubs  
Wrigley Field, Chicago, IL  
Fri Sep 03 1976, 3:33 AM CDT  
Att: 7,283 - Sunny - 80 F

AB 36  
R 5  
H 9  
RBI 5  
BB 1  
SO 3  
LOB 15



St. Louis Cardinals @ Chicago Cubs  
Wrigley Field, Chicago, IL  
Fri Sep 03 1976, 3:33 AM CDT  
Att: 7,283 - Sunny - 80 F

AB 33  
R 8  
H 10  
RBI 7  
BB 2  
SO 3  
LOB 13





Batter	1	2	3	4	5	6	7	8	9	AB	R	H	RBI	BB	SO	LOB	TOP			
Jerry Mumphrey, S (1, 8) OBP: 0.344, SLG: 0.345	0-0 4-3		4-0 K 1B BB		0-3 K		0-0 P6		0-0 F8	4	0	0	0	1	1	2				
Gary Templeton, S (1, 6) OBP: 0.354, SLG: 0.376	0-0 1-3		0-3 K 1-2		0-0 CS 1B					4	1	2	0	0	1	1				
Lou Brock, L (1, 7) OBP: 0.336, SLG: 0.374	0-0 S 1B 1B		0-0 S 1B 2-H		0-0 CS 1-2	0-3 K2-3				4	0	2	0	0	1	1				
Ted Simmons, S (1, 2) OBP: 0.371, SLG: 0.403	0-0 1-H 1B			0-0 F9 1B 1B		0-3 K				4	0	2	0	0	2	1				
Keith Hernandez, L (1, 3) OBP: 0.356, SLG: 0.406		0-0 4-3		0-0 1-2 1B		0-0 G3				4	0	2	1	0	0	0				
Willie Crawford, L (1, 9) OBP: 0.359, SLG: 0.455		0-0		0-0 F9			0-0 P4	4-0		3	0	1	0	1	0	2				
Lee Richard, R (8, PR) OBP: 0.215, SLG: 0.270				6-3 1B						0	0	0	0	0	0	0				
Charlie Chant, R (8, 9) OBP: 0.143, SLG: 0.143					2-3					0	0	0	0	0	0	0				
Don Kessinger, S (1, 4) OBP: 0.320, SLG: 0.314		0-0 6-3 1-2		0-0 F7			0-0 1B 1B		0-0 F9	4	0	1	0	0	0	5				
Hector Cruz, R (1, 5) OBP: 0.263, SLG: 0.317		0-3 K		0-0 F7			0-0 1-2 1B		0-3 K	4	0	1	0	0	2	3				
Lynn McGlothen, L (1, 1) OBP: 0.175, SLG: 0.200				0-0 F8			0-3 K		0-0 1-3	2	0	0	0	0	0	0				
Ron Fairly, L (7, PH) OBP: 0.377, SLG: 0.292					6-3					1	0	0	0	0	1	2				
Mike Wallace, L (7, 1) OBP: 0.333, SLG: 0.333										0	0	0	0	0	0	0				
Tom Walker, R (8, 1) OBP: 0.333, SLG: 0.333										0	0	0	0	0	0	0				
John Tamargo, S (9, PH) OBP: 0.333, SLG: 0.333										1	0	0	0	0	0	0				
<b>Inning Stats</b>	R: 0 E: 0 K: 0 S: 4	H: 2 LOB: 2 BB: 0 P: 4	R: 0 E: 0 K: 1 S: 6	H: 1 LOB: 1 BB: 0 P: 6	R: 0 E: 0 K: 1 S: 5	H: 1 LOB: 2 BB: 1 P: 9	R: 0 E: 0 K: 0 S: 5	H: 2 LOB: 0 BB: 0 P: 5	R: 0 E: 0 K: 2 S: 7	H: 0 LOB: 0 BB: 0 P: 7	R: 0 E: 0 K: 1 S: 7	H: 2 LOB: 2 BB: 0 P: 7	R: 1 E: 0 K: 1 S: 7	H: 2 LOB: 2 BB: 1 P: 11	R: 0 E: 0 K: 1 S: 5	H: 0 LOB: 0 BB: 0 P: 5	1B: 10 2B: 0 3B: 1 HR: 0	SF: 0 SAC: 0 DP: 0 HBP: 0	WP: 0 PB: 0 SB: 2 CS: 1	PA: 38
<b>PITCHER</b>	IP WLS BF H R ER SO BB IBB HBP BLK WP HR S P ERA WHIP	7.0 W 28 9 0 0 6 1 0 0 0 0 0 39 43 0.00 1.429	2.0 S 9 2 1 1 2 1 0 0 0 0 0 12 16 4.50 1.500																	

St. Louis Cardinals @ Chicago Cubs  
Wrigley Field, Chicago, IL  
Sat Sep 04 1976, 3:33 AM CDT  
Att: 18,563 - Sunny - 76 F

AB 35  
R 1  
H 11  
RBI 1  
BB 2  
SO 8  
LOB 17



Batter	1	2	3	4	5	6	7	8	9	AB	R	H	RBI	BB	SO	LOB	BOTTOM			
Rick Monday, L (1, 3) OBP: 0.346, SLG: 0.516	0-3 K		0-3 K		0-0 F7			0-0 F9		4	0	0	0	0	2	0				
Jose Cardenal, R (1, 7) OBP: 0.343, SLG: 0.406				0-0 E 2B		0-0 F9 SF9 2B		0-0 1B 1B		4	3	4	0	0	0	0				
Joe Wallis, S (1, 8) OBP: 0.307, SLG: 0.362	0-0 8-6 1-2			0-0 E4 2H 3B		0-0 F9 2-3		0-0 1B 1B		4	2	2	1	0	0	2				
Jerry Morales, R (1, 9) OBP: 0.330, SLG: 0.421		0-0 6-3		0-0 1-3		4-0 IBB		0-0 1B 2H 1B		3	0	1	1	1	0	0				
Manny Trillo, R (1, 4) OBP: 0.306, SLG: 0.324				0-0 E7 5-3 1B		0-0 SF9		0-0 1B 1-2 2H 1B		3	0	3	2	0	0	0				
Dave Rosello, R (8, PR) OBP: 0.358, SLG: 0.288				0-0 FC5-4 1B		0-0 SF9 3H		0-0 1B 1-2 2H 1B		0	0	0	0	0	0	0				
Rob Sperring, R (1, 5) OBP: 0.345, SLG: 0.327		0-0 5-3 2-3		0-0 F9		0-0 5-3		0-0 F8		4	0	0	0	0	0	5				
George Mitterwald, R (1, 2) OBP: 0.236, SLG: 0.298		0-3 K		0-0 FC5-4 1-2			0-0 CS 1B	0-3 K		4	0	1	0	0	2	4				
Mick Kelleher, R (1, 6) OBP: 0.258, SLG: 0.267				0-0 F9			0-0 F8			3	0	0	0	0	0	1				
Steve Renko, R (1, 1) OBP: 0.089, SLG: 0.089				0-0 L1			0-3 K			2	0	0	0	0	0	0				
Wayne Tyrone, R (7, PH) OBP: 0.292, SLG: 0.356					0-0 F9					1	0	0	0	0	1	0				
Bruce Sutter, R (8, 1) OBP: 0.345, SLG: 0.327										0	0	0	0	0	0	0				
<b>Inning Stats</b>	R: 0 E: 0 K: 1 S: 5	H: 1 LOB: 0 BB: 0 P: 5	R: 0 E: 1 K: 1 S: 6	H: 1 LOB: 1 BB: 0 P: 6	R: 0 E: 0 K: 1 S: 5	H: 0 LOB: 0 BB: 0 P: 5	R: 2 E: 1 K: 0 S: 6	H: 3 LOB: 1 BB: 0 P: 6	R: 0 E: 0 K: 0 S: 3	H: 0 LOB: 0 BB: 0 P: 3	R: 1 E: 0 K: 0 S: 4	H: 1 LOB: 1 BB: 1 P: 8	R: 0 E: 0 K: 1 S: 5	H: 1 LOB: 0 BB: 0 P: 5	R: 2 E: 0 K: 1 S: 9	H: 4 LOB: 2 BB: 0 P: 9	1B: 8 2B: 3 3B: 1 HR: 0	SF: 1 SAC: 0 DP: 1 HBP: 0	WP: 0 PB: 0 SB: 0 CS: 1	PA: 34
<b>PITCHER</b>	IP WLS BF H R ER SO BB IBB HBP BLK WP HR S P ERA WHIP	6.0 L 24 6 3 3 3 6 3 3 3 0 0 8 8 13.50 2.250	1.1 6 3 2 2 1 0 0 0 0 0 0 0 8 8 13.50 2.250	0.2 4 2 0 0 1 0 0 0 0 0 0 0 6 6 0.00 3.000																

St. Louis Cardinals @ Chicago Cubs  
Wrigley Field, Chicago, IL  
Sat Sep 04 1976, 3:33 AM CDT  
Att: 18,563 - Sunny - 76 F

AB 32  
R 5  
H 11  
RBI 4  
BB 1  
SO 5  
LOB 12





Batter	1	2	3	4	5	6	7	8	9	10	11	AB	R	H	RBI	BB	SO	LOB	TOP					
Jerry Mumphrey, S OBP: 0.341, SLG: 0.342	L5-3 1B		6-3		4-3			F8		F8		5	0	1	0	0	0	3						
Gary Templeton, S OBP: 0.346, SLG: 0.367	L5-3 1-2		6-3			1-3		1B BB 1B		L4		5	0	1	0	0	0	2						
Lou Brock, L OBP: 0.337, SLG: 0.373 Charlie Chant, R OBP: 0.143, SLG: 0.143	4-3				F9			1B BB				4	1	1	0	1	0	0						
Ted Simmons, S OBP: 0.372, SLG: 0.403		F8				6-3						5	0	2	0	0	1	1						
Keith Hernandez, L OBP: 0.357, SLG: 0.402		4-0 WP BB			L6			1-2 2-3 1B				3	0	0	0	2	1	4						
Willie Crawford, L OBP: 0.358, SLG: 0.454 Joe Ferguson, R OBP: 0.332, SLG: 0.374												3	0	1	0	0	2	1						
Don Kessinger, S OBP: 0.319, SLG: 0.314 Ron Fairly, L OBP: 0.302, SLG: 0.299 Luis Alvarado, R OBP: 0.143, SLG: 0.143												2	0	0	0	0	0	2						
Hector Cruz, R OBP: 0.265, SLG: 0.318												5	0	2	0	0	1	3						
John Denny, R OBP: 0.230, SLG: 0.222 Mike Anderson, R OBP: 0.385, SLG: 0.368 Bill Greif, R OBP: 0.143, SLG: 0.143 Al Hrabosky, R OBP: 0.143, SLG: 0.143												2	0	0	0	0	2	2						
<b>Inning Stats</b>	R: 0 E: 0 K: 0 S: 3	H: 1 LOB: 0 BB: 0 P: 3	R: 0 E: 0 K: 1 S: 5	H: 0 LOB: 1 BB: 1 P: 9	R: 0 E: 0 K: 0 S: 4	H: 1 LOB: 1 BB: 0 P: 4	R: 0 E: 0 K: 0 S: 3	H: 1 LOB: 0 BB: 0 P: 3	R: 0 E: 0 K: 1 S: 7	H: 2 LOB: 2 BB: 0 P: 7	R: 0 E: 0 K: 0 S: 3	H: 0 LOB: 0 BB: 0 P: 3	R: 0 E: 0 K: 2 S: 9	H: 2 LOB: 3 BB: 1 P: 13	R: 0 E: 0 K: 0 S: 3	H: 0 LOB: 0 BB: 0 P: 3	R: 1 E: 1 K: 1 S: 7	H: 2 LOB: 2 BB: 1 P: 11	1B: 10 2B: 1 3B: 0 HR: 0	SF: 0 SAC: 1 DP: 1 HBP: 0	WP: 1 PB: 0 SB: 0 CS: 1	PA: 44		
<b>PITCHER</b>	IP 8.0	WLS 6	BF 32	H 8	R 0	ER 0	SO 5	BB 2	IBB 0	HBP 0	BLK 0	WP 0	HR 0	S 10	P 10	ERA 0.00	WHIP 0.000							
Rick Reuschel, R ERA: 3.51																								
Darold Knowles, L ERA: 2.8																								
Joe Coleman, R ERA: 4.5																								

St. Louis Cardinals @ Chicago Cubs  
Wrigley Field, Chicago, IL  
Sun Sep 05 1976, 3:33 AM CDT  
Att: 23,301 - Sunny - 66 F

AB 40  
R 1  
H 10  
RBI 1  
BB 3  
SO 8  
LOB 20



Batter	1	2	3	4	5	6	7	8	9	10	11	AB	R	H	RBI	BB	SO	LOB	BOTTOM					
Rick Monday, L OBP: 0.346, SLG: 0.514	K		1B 1B			4-3						4	0	1	0	1	2	2						
Jose Cardenal, R OBP: 0.343, SLG: 0.408	3-1 2B					4-3						5	0	2	0	0	0	2						
Joe Wallis, S OBP: 0.306, SLG: 0.359	3-1		CS		F3							5	0	1	0	0	1	1						
Jerry Morales, R OBP: 0.327, SLG: 0.416	1-3							FC6-4 1B				5	0	0	0	0	1	2						
Manny Trillo, R OBP: 0.306, SLG: 0.322												3	0	0	0	1	0	1						
Rob Spering, R OBP: 0.344, SLG: 0.315		SH1-3 BB										2	0	0	0	1	0	1						
George Mitterwald, R OBP: 0.236, SLG: 0.295												3	0	0	0	1	1	2						
Mick Kelleher, R OBP: 0.256, SLG: 0.265 Larry Blittner, L OBP: 0.289, SLG: 0.283 Dave Rosello, R OBP: 0.359, SLG: 0.288												2	0	0	0	0	0	0						
Rick Reuschel, R OBP: 0.232, SLG: 0.246 Champ Summers, L OBP: 0.294, SLG: 0.292 Darold Knowles, L OBP: 0.400, SLG: 0.143 Ralph LaCock, L OBP: 0.331, SLG: 0.372 Joe Coleman, R OBP: 0.162, SLG: 0.182												1	0	0	0	0	0	1						
<b>Inning Stats</b>	R: 0 E: 0 K: 1 S: 6	H: 1 LOB: 1 BB: 0 P: 6	R: 0 E: 0 K: 1 S: 4	H: 0 LOB: 1 BB: 1 P: 8	R: 0 E: 0 K: 0 S: 4	H: 2 LOB: 1 BB: 0 P: 4	R: 0 E: 0 K: 0 S: 3	H: 0 LOB: 0 BB: 0 P: 3	R: 0 E: 0 K: 0 S: 3	H: 0 LOB: 0 BB: 0 P: 3	R: 0 E: 0 K: 0 S: 3	H: 1 LOB: 2 BB: 1 P: 10	R: 0 E: 0 K: 2 S: 7	H: 0 LOB: 0 BB: 0 P: 7	1B: 4 2B: 2 3B: 0 HR: 0	SF: 0 SAC: 2 DP: 1 HBP: 0	WP: 0 PB: 0 SB: 0 CS: 2	PA: 41						
<b>PITCHER</b>	IP 9.0	WLS 4	BF 32	H 4	R 0	ER 0	SO 3	BB 2	IBB 1	HBP 0	BLK 0	WP 0	HR 0	S 35	P 47	ERA 0.00	WHIP 0.667							
John Denny, R ERA: 2.77																								
Bill Greif, R ERA: 4.86																								
Al Hrabosky, L ERA: 2.84																								

St. Louis Cardinals @ Chicago Cubs  
Wrigley Field, Chicago, IL  
Sun Sep 05 1976, 3:33 AM CDT  
Att: 23,301 - Sunny - 66 F

AB 34  
R 0  
H 5  
RBI 0  
BB 4  
SO 6  
LOB 13





Batter	1	2	3	4	5	6	7	8	9	AB	R	H	RBI	BB	SO	LOB	TOP										
Jerry Mumphy, S (1, 8) OBP: 0.337, SLG: 0.337	6-3		K			K		F7		4	0	0	0	0	2	1											
Gary Templeton, S (1, 6) OBP: 0.343, SLG: 0.363	K			1-3			1B FC	6-3		4	1	1	0	0	1	0											
Lou Brock, L (1, 7) OBP: 0.336, SLG: 0.372	3-1			K			FC4-6 1-3 SF7 1B	4-3		4	1	1	0	0	1	0											
Ted Simmons, S (1, 2)		4-3		4-3			FC FC4-6 1-2 3-H		CS 1B	4	0	1	1	0	0	1											
Keith Hernandez, L (1, 3) OBP: 0.356, SLG: 0.397		6-3			4-0 BB	CS BB	FC4-6 1B 1-2 2-3	4-3		3	1	0	0	1	0	3											
Willie Crawford, L (1, 9) OBP: 0.355, SLG: 0.450 Charlie Chant, R (9, 9) OBP: 0.143, SLG: 0.143				1-3		F7 1-2	SF7 1-2 3-H 4-0	4-1		3	0	0	1	0	0	1											
Hector Cruz, R (1, 5) OBP: 0.265, SLG: 0.316			G3		F5		1B BB			2	0	0	0	1	0	0											
Luis Alvarado, R (1, 4) OBP: 0.667, SLG: 0.667			SH1-4 1B			K	1-3 2-H 1B			3	0	2	1	0	1	0											
Pete Falcone, L (1, 1) OBP: 0.179, SLG: 0.167			SH1-4			K	K			2	0	0	0	0	2	2											
<b>Inning Stats</b>	R: 0 E: 0 K: 1 S: 5	H: 0 LOB: 0 BB: 0 P: 5	R: 0 E: 0 K: 0 S: 3	H: 0 LOB: 0 BB: 0 P: 3	R: 0 E: 0 K: 1 S: 6	H: 1 LOB: 1 BB: 0 P: 6	R: 0 E: 0 K: 0 S: 5	H: 0 LOB: 0 BB: 0 P: 5	R: 0 E: 0 K: 1 S: 2	H: 0 LOB: 0 BB: 1 P: 6	R: 0 E: 0 K: 3 S: 9	H: 3 LOB: 2 BB: 1 P: 13	R: 0 E: 0 K: 0 S: 3	H: 0 LOB: 0 BB: 0 P: 3	R: 0 E: 0 K: 0 S: 3	H: 1 LOB: 0 BB: 0 P: 3	1B: 5 2B: 0 3B: 0 HR: 0	SF: 1 SAC: 1 DP: 0 HBP: 0	WP: 0 PB: 0 SB: 0 CS: 2	PA: 33							
<b>PITCHER</b>	IP	WLS	BF	H	R	ER	SO	BB	IBB	HBP	BLK	WP	HR	S	P	ERA	WHIP										
Steve Rogers, R (1, 1) ERA: 3.25	8.0	L	30	4	3	3	7	2	0	0	0	0	0	42	50	3.38	0.750										
Dale Murray, R (9, 1) ERA: 3.16	1.0		3	1	0	0	0	0	0	0	0	0	0	3	3	0.00	1.000										

St. Louis Cardinals @ Montreal Expos  
 Jarry Park, Montreal, QB  
 Mon Sep 06 1976, 7:05 PM EDT  
 Unknown - 64 F

AB 29  
 R 3  
 H 5  
 RBI 3  
 BB 2  
 SO 7  
 LOB 8



Batter	1	2	3	4	5	6	7	8	9	AB	R	H	RBI	BB	SO	LOB	BOTTOM										
Bombo Rivera, R (1, 7) OBP: 0.331, SLG: 0.433	K		K			F9				4	0	1	1	0	2	0											
Del Unser, L (1, 8) OBP: 0.273, SLG: 0.363 Jose Morales, R (8, PH) OBP: 0.331, SLG: 0.475 Dale Murray, R (9, 1)	G3			1B		G6-3 1B		6-3		3	0	2	0	0	0	0											
Tim Foli, R (1, 6) OBP: 0.279, SLG: 0.377	F7			P4		G6-3 1-2		G3		4	0	0	0	0	0	2											
Larry Parrish, R (1, 5) OBP: 0.285, SLG: 0.366		G3		P2			P4		5-3	4	0	0	0	0	0	1											
Earl Williams, R (1, 3) OBP: 0.291, SLG: 0.372				4-3			K		P6	4	0	1	0	0	1	1											
Gary Carter, R (1, 2) OBP: 0.295, SLG: 0.317	K				E6		6-3			3	0	0	0	0	1	1											
Pete Mackanin, R (1, 4) OBP: 0.253, SLG: 0.337	F3				K			F8		3	0	0	0	0	1	2											
Mike Jorgensen, L (1, 9) OBP: 0.355, SLG: 0.353 Ellis Valentine, R (8, PH) OBP: 0.336, SLG: 0.391 Jerry White, S (8, PR) OBP: 0.316, SLG: 0.313			F9			K			WP 3B BB	2	0	0	0	0	1	1											
Steve Rogers, R (1, 1) OBP: 0.141, SLG: 0.127 Andre Thornton, R (8, PH) OBP: 0.322, SLG: 0.378 Warren Cromartie, L (9, 9) OBP: 0.254, SLG: 0.259		5-3			K			K		2	0	0	0	0	1	1											
<b>Inning Stats</b>	R: 0 E: 0 K: 1 S: 5	H: 1 LOB: 1 BB: 0 P: 6	R: 0 E: 0 K: 1 S: 6	H: 0 LOB: 0 BB: 0 P: 6	R: 0 E: 0 K: 1 S: 5	H: 0 LOB: 0 BB: 0 P: 5	R: 0 E: 0 K: 0 S: 4	H: 1 LOB: 1 BB: 0 P: 4	R: 0 E: 0 K: 3 S: 10	H: 0 LOB: 1 BB: 0 P: 10	R: 0 E: 0 K: 0 S: 3	H: 1 LOB: 0 BB: 0 P: 3	R: 0 E: 0 K: 1 S: 5	H: 0 LOB: 0 BB: 0 P: 5	R: 1 E: 0 K: 1 S: 6	H: 1 LOB: 2 BB: 1 P: 10	R: 0 E: 0 K: 0 S: 3	H: 0 LOB: 0 BB: 0 P: 3	1B: 3 2B: 0 3B: 1 HR: 0	SF: 0 SAC: 0 DP: 1 HBP: 0	WP: 1 PB: 0 SB: 0 CS: 0	PA: 32					
<b>PITCHER</b>	IP	WLS	BF	H	R	ER	SO	BB	IBB	HBP	BLK	WP	HR	S	P	ERA	WHIP										
Pete Falcone, L (1, 1) ERA: 3.26	9.0	W	32	4	1	1	8	1	0	0	0	1	0	47	51	1.00	0.556										

St. Louis Cardinals @ Montreal Expos  
 Jarry Park, Montreal, QB  
 Mon Sep 06 1976, 7:05 PM EDT  
 Unknown - 64 F

AB 31  
 R 1  
 H 4  
 RBI 1  
 BB 1  
 SO 8  
 LOB 12





Batter	1	2	3	4	5	6	7	8	9	AB	R	H	RBI	BB	SO	LOB	TOP								
Jerry Mumphrey, S (1, 8) OBP: 0.336, SLG: 0.336										4	0	1	0	0	1	2	<b>St. Louis Cardinals @ Montreal Expos</b> Jarry Park, Montreal, QB Mon Sep 06 1976, 7:05 PM EDT Att. 6,509 - Unknown - 58 F								
Don Kessinger, S (1, 6) OBP: 0.319, SLG: 0.312										2	0	0	0	1	0	1									
Lou Brock, L (8, PH) OBP: 0.335, SLG: 0.371										1	0	0	0	0	0	1									
John Curtis, L (8, 1) OBP: 0.258, SLG: 0.241										0	0	0	0	0	0	0									
Keith Hernandez, L (1, 3) OBP: 0.361, SLG: 0.417										4	2	3	1	0	0	0									
Joe Ferguson, R (1, 2) OBP: 0.329, SLG: 0.370										3	0	0	0	0	2	2									
Hector Cruz, R (1, 5) OBP: 0.288, SLG: 0.317										2	0	1	0	1	0	0									
Willie Crawford, L (9, PH) OBP: 0.356, SLG: 0.450										0	0	0	0	1	0	0									
Charlie Chant, R (1, 9) OBP: 0.100, SLG: 0.100										3	0	0	0	0	2	4									
Ted Simmons, S (9, PH) OBP: 0.370, SLG: 0.401										1	0	0	0	0	1	2									
Sam Mejias, R (9, 7)										0	0	0	0	0	0	0									
Mike Potter, R (1, 7)										3	0	0	0	0	2	4									
Vic Harris, S (9, PH) OBP: 0.279, SLG: 0.318										1	0	1	1	0	0	0									
Luis Alvarado, R (1, 4) OBP: 0.571, SLG: 0.500										3	0	1	0	1	0	0									
Lerrin LaGrow, R (1, 1) Ron Fairly, L (8, PH) Lee Richmond, R (8, 6) Garry Templeton, S (9, PH) OBP: 0.359, SLG: 0.359										2	0	0	0	0	0	1									
										0	0	0	0	1	0	0									
										0	0	0	0	0	0	0									
										1	0	0	0	0	0	3									
<b>Inning Stats</b>	R: 0 E: 0 K: 0 S: 3	H: 1 LOB: 0 BB: 0 P: 3	R: 0 E: 0 K: 2 S: 7	H: 0 LOB: 1 BB: 1 P: 11	R: 0 E: 1 K: 0 S: 3	H: 1 LOB: 0 BB: 0 P: 3	R: 0 E: 0 K: 3 S: 11	H: 2 LOB: 3 BB: 1 P: 15	R: 0 E: 0 K: 0 S: 3	H: 0 LOB: 0 BB: 0 P: 3	R: 1 E: 0 K: 0 S: 4	H: 1 LOB: 0 BB: 0 P: 4	R: 0 E: 0 K: 1 S: 5	H: 0 LOB: 1 BB: 0 P: 5	R: 0 E: 0 K: 1 S: 4	H: 0 LOB: 1 BB: 1 P: 8	R: 1 E: 0 K: 1 S: 7	H: 2 LOB: 3 BB: 2 P: 15	1B: 4 2B: 3 3B: 0 HR: 1	SF: 0 SAC: 1 DP: 2 HBP: 0	WP: 0 PB: 0 SB: 0 CS: 1	PA: 36			
<b>PITCHER</b>	IP	WLS	BF	H	R	ER	SO	BB	IBB	HBP	BLK	WP	HR	S	P	ERA	WHIP								
Steve Dunning, R (1, 1) ERA: 4.16	7.0		27	5	1	1	6	3	0	0	0	0	1	36	48	1.29	1.143								
Dale Murray, R (8, 1) ERA: 3.21	1.2		7	2	1	1	2	1	0	0	0	0	0	10	14	5.40	1.800								
Chuck Taylor, R (9, 1) ERA: 4.88	0.1	W	2	0	0	0	0	0	1	0	0	0	0	1	5	0.00	0.000								

AB	30
R	2
H	7
RBI	2
BB	5
SO	8
LOB	20



Batter	1	2	3	4	5	6	7	8	9	AB	R	H	RBI	BB	SO	LOB	BOTTOM								
Del Unser, L (1, 8) OBP: 0.273, SLG: 0.360										3	0	0	0	1	0	1	<b>St. Louis Cardinals @ Montreal Expos</b> Jarry Park, Montreal, QB Mon Sep 06 1976, 7:05 PM EDT Att. 6,509 - Unknown - 58 F								
Earl Williams, R (9, PH) OBP: 0.293, SLG: 0.375										1	0	1	1	0	0	0									
Tim Foli, R (1, 6) OBP: 0.278, SLG: 0.376										4	0	1	1	0	0	1									
Larry Parrish, R (1, 5) OBP: 0.285, SLG: 0.365										4	1	1	0	0	0	1									
Wayne Garrett, L (1, 4) OBP: 0.360, SLG: 0.298										3	0	1	0	1	2	0									
Barry Foote, R (1, 2) OBP: 0.247, SLG: 0.325										4	0	0	0	0	0	3									
Mike Jorgensen, L (1, 3) OBP: 0.283, SLG: 0.355										1	1	1	1	2	0	0									
Bombo Rivera, R (1, 7) OBP: 0.331, SLG: 0.431										3	0	1	0	0	0	2									
Warren Cromartie, L (1, 9) OBP: 0.258, SLG: 0.262										3	1	1	0	0	0	2									
Jerry White, S (9, 8) OBP: 0.315, SLG: 0.312										1	0	0	0	0	0	1									
Steve Dunning, R (1, 1) OBP: 0.235, SLG: 0.133										2	0	0	0	0	2	0									
Dale Murray, R (8, 1)										0	0	0	0	0	0	0									
Chuck Taylor, R (9, 1)										0	0	0	0	0	0	0									
Jose Morales, R (9, PH) OBP: 0.336, SLG: 0.475										0	0	0	0	1	0	0									
<b>Inning Stats</b>	R: 0 E: 0 K: 0 S: 3	H: 0 LOB: 0 BB: 0 P: 3	R: 0 E: 0 K: 1 S: 5	H: 0 LOB: 1 BB: 1 P: 9	R: 1 E: 0 K: 0 S: 5	H: 2 LOB: 0 BB: 0 P: 5	R: 0 E: 0 K: 0 S: 4	H: 2 LOB: 2 BB: 1 P: 8	R: 0 E: 0 K: 1 S: 5	H: 0 LOB: 0 BB: 0 P: 5	R: 1 E: 0 K: 0 S: 5	H: 2 LOB: 1 BB: 0 P: 5	R: 0 E: 0 K: 1 S: 5	H: 0 LOB: 1 BB: 1 P: 9	R: 0 E: 0 K: 1 S: 5	H: 0 LOB: 0 BB: 0 P: 5	R: 1 E: 0 K: 0 S: 3	H: 1 LOB: 2 BB: 2 P: 11	1B: 7 2B: 0 3B: 0 HR: 0	SF: 1 SAC: 2 DP: 0 HBP: 0	WP: 0 PB: 1 SB: 0 CS: 0	PA: 37			
<b>PITCHER</b>	IP	WLS	BF	H	R	ER	SO	BB	IBB	HBP	BLK	WP	HR	S	P	ERA	WHIP								
Lerrin LaGrow, R (1, 1) ERA: 2.57	7.0		29	6	2	2	3	3	0	0	0	0	0	32	44	2.57	1.286								
John Curtis, L (8, 1) ERA: 4.54	1.2	L	8	1	1	1	1	1	1	0	0	0	0	8	16	5.40	1.200								









Batter	1	2	3	4	5	6	7	8	9	AB	R	H	RBI	BB	SO	LOB	TOP								
<b>Del Unser, L</b> OBP: 0.276, SLG: 0.372 <b>Barry Foote, R</b> OBP: 0.249, SLG: 0.327	0-0 4-3		0-0 1B 3B		0-0 F8 PB 2B		0-0 1-3		0-0 BB WP 1B	4	2	2	0	0	0	0									
<b>Tim Foli, R</b> OBP: 0.281, SLG: 0.373	0-0 6-3		0-0 3H 1B		0-0 6-3		0-0 6-3		0-0 WP BB IBB	4	0	1	2	1	0	1									
<b>Mike Jorgensen, L</b> OBP: 0.359, SLG: 0.353	0-0 3-1		0-0 4-3		0-0 F8			0-0 G5-4-3 1B	4	0	1	0	1	0	2										
<b>Earl Williams, R</b> OBP: 0.291, SLG: 0.374		0-0 F9		0-0 G6-3 1B 2B		0-0 P6		0-0 G5-4-3 1B	5	1	1	0	0	0	3										
<b>Larry Parrish, R</b> OBP: 0.286, SLG: 0.364		0-3 K		0-0 E5 G6-3		0-0 F8		0-0 F9	4	0	0	0	0	1	1										
<b>Pete Mackanin, R</b> OBP: 0.258, SLG: 0.345 <b>Pepe Frias, R</b> OBP: 0.210, SLG: 0.224		0-0 2B		0-0 G6-3		0-0 FC6-4 1B		0-0 FC1-6 1B	4	0	3	0	0	0	2										
<b>Gary Carter, R</b> OBP: 0.318, SLG: 0.318 <b>Jerry White, S</b> OBP: 0.315, SLG: 0.312		0-0 6-3		0-0 1B		0-0 F8		0-0 FC1-6 1B	4	0	2	1	0	0	2		AB 38								
<b>Bombo Rivera, R</b> OBP: 0.315, SLG: 0.408			0-0 F5	0-3 K		0-0 FC6-4		0-0 FC1-6 1B	4	1	0	0	0	1	4		R 7								
<b>Dennis Blair, R</b> OBP: 0.200, SLG: 0.200 <b>Chip Lang, R</b> OBP: 0.246, SLG: 0.380 <b>Andre Thornton, R</b> OBP: 0.246, SLG: 0.380 <b>Chuck Taylor, R</b> OBP: 0.246, SLG: 0.380 <b>Ellis Valentine, R</b> OBP: 0.246, SLG: 0.380 <b>Joe Kerrigan, R</b> OBP: 0.246, SLG: 0.380 <b>Jose Morales, R</b> OBP: 0.246, SLG: 0.380 <b>Dale Murray, R</b> OBP: 0.246, SLG: 0.380			0-3 K		0-0 2B 6-3 1B		0-0 6-3		0-0 6-3	0	0	0	0	0	0	0		H 12							
<b>Inning Stats</b>	R: 0 E: 0 K: 0 S: 3	H: 0 LOB: 0 BB: 0 P: 3	R: 0 E: 0 K: 1 S: 6	H: 1 LOB: 1 BB: 0 P: 6	R: 1 E: 0 K: 1 S: 7	H: 2 LOB: 1 BB: 0 P: 7	R: 1 E: 1 K: 1 S: 7	H: 2 LOB: 1 BB: 0 P: 7	R: 2 E: 0 K: 0 S: 5	H: 2 LOB: 0 BB: 0 P: 5	R: 0 E: 0 K: 0 S: 4	H: 1 LOB: 1 BB: 0 P: 4	R: 0 E: 0 K: 0 S: 3	H: 0 LOB: 0 BB: 0 P: 3	R: 0 E: 0 K: 0 S: 3	H: 1 LOB: 0 BB: 0 P: 3	R: 3 E: 0 K: 0 S: 6	H: 3 LOB: 2 BB: 2 P: 14	1B: 8 2B: 3 3B: 1 HR: 0	SF: 0 SAC: 0 DP: 2 HBP: 0	WP: 1 PB: 1 SB: 0 CS: 0	PA: 40			
<b>PITCHER</b>	IP	WLS	BF	H	R	ER	SO	BB	IBB	HBP	BLK	WP	HR	S	P	ERA	WHIP								
<b>Bob Forsch, R</b> ERA: 3.99	5.0		22	7	4	3	3	0	0	0	0	0	0	28	28	5.40	1.400								
<b>John Curtis, L</b> ERA: 4.59	3.0	L	12	4	2	2	0	0	0	0	0	0	0	12	12	6.00	1.333								
<b>Al Hrabosky, L</b> ERA: 2.91	1.0		6	1	1	1	0	1	1	0	0	1	0	4	12	9.00	2.000								

**Montreal Expos @ St. Louis Cardinals**  
Busch Stadium, St. Louis, MO  
Wed Sep 08 1976, 7:05 PM CDT  
Unknown

AB	38
R	7
H	12
RBI	5
BB	2
SO	3
LOB	17



Batter	1	2	3	4	5	6	7	8	9	AB	R	H	RBI	BB	SO	LOB	BOTTOM								
<b>Jerry Mumphrey, S</b> OBP: 0.326, SLG: 0.326	4-0 6-3 G3 BB	0-0 SF8		0-0 4-3		0-0 G3			0-3 K	3	0	0	1	1	2										
<b>Gary Templeton, S</b> OBP: 0.336, SLG: 0.354	0-0 G3	0-0 G1-6-3 1B		0-0 F8			0-0 1B 1B		0-0 4-3	5	0	2	1	0	2										
<b>Lou Brock, L</b> OBP: 0.339, SLG: 0.381	0-0 6-3	0-0 G1-6-3			0-0 IHR		0-3 K		0-0 5-3	5	1	1	1	0	1	4									
<b>Ted Simmons, S</b> OBP: 0.371, SLG: 0.398	0-0 4-3		0-0 6-3		0-0 F9		0-0 F7			4	0	0	0	0	2										
<b>Keith Hernandez, L</b> OBP: 0.374, SLG: 0.426		0-0 2B E 1B	4-0 1B BB		0-3 K		0-0 1B			3	1	2	0	1	1	0									
<b>Willie Crawford, L</b> OBP: 0.358, SLG: 0.450 <b>Joe Ferguson, R</b> OBP: 0.329, SLG: 0.370		0-0 E WP 2B	0-0 1B		0-3 K		0-0 P5			4	1	2	0	0	1	2									
<b>Don Kessinger, S</b> OBP: 0.316, SLG: 0.308		0-0 E4 1B WP SF8	0-0 F8			0-0 4-3		0-0 5-3	4	1	0	1	0	0	2		AB 33								
<b>Hector Cruz, R</b> OBP: 0.274, SLG: 0.319		0-0 SF8 1B BB		0-0 4-3 SH1-4 1B		0-0 SH1-3 1B		0-0 6-3	3	1	2	0	1	0	0		R 5								
<b>Bob Forsch, R</b> OBP: 0.167, SLG: 0.226 <b>John Curtis, L</b> OBP: 0.250, SLG: 0.233 <b>Al Hrabosky, R</b>		0-0 1B		0-0 SH1-4		0-0 SH1-3		0-0 1-3	1	0	1	0	0	0	0		H 10								
<b>Inning Stats</b>	R: 0 E: 0 K: 0 S: 3	H: 0 LOB: 1 BB: 1 P: 7	R: 4 E: 1 K: 0 S: 7	H: 4 LOB: 1 BB: 1 P: 11	R: 0 E: 0 K: 0 S: 3	H: 1 LOB: 1 BB: 1 P: 7	R: 0 E: 0 K: 0 S: 4	H: 1 LOB: 1 BB: 0 P: 4	R: 1 E: 0 K: 2 S: 8	H: 1 LOB: 0 BB: 0 P: 8	R: 0 E: 0 K: 0 S: 4	H: 1 LOB: 1 BB: 0 P: 4	R: 0 E: 0 K: 1 S: 7	H: 2 LOB: 2 BB: 0 P: 7	R: 0 E: 0 K: 0 S: 3	H: 0 LOB: 0 BB: 0 P: 3	R: 0 E: 0 K: 1 S: 5	H: 0 LOB: 0 BB: 0 P: 5	1B: 8 2B: 1 3B: 0 HR: 1	SF: 1 SAC: 2 DP: 1 HBP: 0	WP: 1 PB: 0 SB: 0 CS: 0	PA: 39			
<b>PITCHER</b>	IP	WLS	BF	H	R	ER	SO	BB	IBB	HBP	BLK	WP	HR	S	P	ERA	WHIP								
<b>Dennis Blair, R</b> ERA: 5.4	1.1		11	4	4	3	0	2	0	0	0	0	0	8	12	0.00	1.125								
<b>Chip Lang, R</b> ERA: 4.15	2.2		9	2	0	0	0	1	0	0	0	0	0	8	12	4.50	1.000								
<b>Chuck Taylor, R</b> ERA: 4.99	2.0		8	2	1	1	2	0	0	0	0	0	0	10	10	0.00	1.000								
<b>Joe Kerrigan, R</b> ERA: 3.6	2.0	W	8	2	0	0	1	0	0	0	0	0	0	10	10	0.00	1.000								
<b>Dale Murray, R</b> ERA: 3.19	1.0	S	3	0	0	0	1	0	0	0	0	0	0	5	5	0.00	0.000								

**Montreal Expos @ St. Louis Cardinals**  
Busch Stadium, St. Louis, MO  
Wed Sep 08 1976, 7:05 PM CDT  
Unknown

AB	33
R	5
H	10
RBI	4
BB	3
SO	4
LOB	14





Batter	1	2	3	4	5	6	7	8	9	AB	R	H	RBI	BB	SO	LOB	TOP										
<b>Del Unser, L</b> OBP: 0.279, SLG: 0.371 (1.8)	E6 CS 1B		1B BB SF9 1B	1-2 BB		E4 E 1B WP		K	IBB	4	2	1	0	2	1	0	<b>Montreal Expos @ St. Louis Cardinals</b> Busch Stadium, St. Louis, MO Wed Sep 08 1976, 7:05 PM CDT Att: 6,945 - Unknown										
<b>Tim Foli, R</b> OBP: 0.286, SLG: 0.376 (1.6)	CS 1B		SF9 1B BB	F8		E5 WP SF6 1B		E	P4	5	2	3	0	1	0	4											
<b>Mike Jorgensen, L</b> OBP: 0.360, SLG: 0.358 (1.9)	K		1B			F2		E6 1-H 2B		4	1	2	2	0	1	2											
<b>Earl Williams, R</b> OBP: 0.305, SLG: 0.371 (5.1)	1-3		SF9			P3				2	0	0	1	0	0	1											
<b>Ellis Valentine, R</b> OBP: 0.338, SLG: 0.369 (5. PH)						BB				0	0	0	0	0	0	0											
<b>Don Carithers, R</b> OBP: 0.154, SLG: 0.171 (5. PH)						BB				0	0	0	0	0	0	0											
<b>Joe Kerrigan, R</b> OBP: 0.336, SLG: 0.479 (5. PH)						BB				0	0	0	0	0	0	0											
<b>Jose Morales, R</b> OBP: 0.236, SLG: 0.479 (5. PH)						BB				1	0	1	1	0	0	0											
<b>Dale Murray, R</b> OBP: 0.127, SLG: 0.111 (5. PH)			2-3 3-H			BB				0	0	0	0	0	0	0											
<b>Larry Parrish, R</b> OBP: 0.287, SLG: 0.363 (3.1)						F9				1	0	0	0	1	1	2											
<b>Chip Lang, R</b> OBP: 0.200, SLG: 0.200 (5. PH)										0	0	0	0	0	0	0											
<b>Andre Thornton, R</b> OBP: 0.324, SLG: 0.377 (5.3)										2	0	0	0	1	1	1											
<b>Barry Foote, R</b> OBP: 0.246, SLG: 0.325 (1.2)	K		F8			E4 1B			P3	5	1	1	0	0	2	6											
<b>Bombo Rivera, R</b> OBP: 0.325, SLG: 0.423 (8.7)										4	1	3	1	0	1	0											
<b>Jerry White, S</b> OBP: 0.317, SLG: 0.314 (8.7)	FC6-4 1B					2B			F9 SH3-4 1B	1	0	1	0	0	0	0											
<b>Pepe Frias, R</b> OBP: 0.212, SLG: 0.238 (1.4)	FC6-4 1-2 2-3		F9			E			SH3-4	4	1	1	1	0	0	3											
<b>Gerry Hannahs, L</b> OBP: 0.255, SLG: 0.341 (3.5)	K		F3			F8			F9	1	0	0	0	0	1	2											
<b>Pete Mackanin, R</b> OBP: 0.255, SLG: 0.341 (3.5)	K					B5-3				4	0	0	0	0	0	3											
<b>Inning Stats</b>	R: 0 H: 1 E: 1 K: 1 S: 6	H: 1 LOB: 1 BB: 0 P: 6	R: 0 H: 1 E: 0 K: 2 S: 8	H: 1 LOB: 2 BB: 1 P: 12	R: 1 H: 2 E: 0 K: 1 S: 7	H: 2 LOB: 2 BB: 1 P: 11	R: 0 H: 1 E: 0 K: 0 S: 4	H: 1 LOB: 2 BB: 1 P: 8	R: 0 H: 0 E: 0 K: 0 S: 3	H: 0 LOB: 0 BB: 0 P: 3	R: 5 H: 4 E: 3 K: 1 S: 10	H: 4 LOB: 2 BB: 2 P: 18	R: 0 H: 0 E: 0 K: 1 S: 5	H: 0 LOB: 0 BB: 0 P: 5	R: 2 H: 3 E: 1 K: 1 S: 10	H: 3 LOB: 1 BB: 0 P: 10	R: 0 H: 1 E: 0 K: 0 S: 4	H: 1 LOB: 2 BB: 1 P: 8	1B: 9 2B: 5 3B: 0 HR: 0	SF: 2 SAC: 1 DP: 1 HBP: 0	WP: 1 PB: 0 SB: 0 CS: 2	PA: 47					
<b>PITCHER</b>	IP	WLS	BF	H	R	ER	SO	BB	IBB	HBP	BLK	WP	HR	S	P	ERA	WHIP										
<b>Eddie Solomon, R</b> ERA: 3.77 (1.1)	5.1		29	9	6	4	4	3	0	0	0	0	0	34	46	6.75	2.250										
<b>Mike Wallace, L</b> ERA: 3.99 (6.1)	0.1		3	0	0	0	0	2	0	0	0	1	0	1	9	0.00	6.000										
<b>Tom Walker, R</b> ERA: 4.5 (6.1)	3.1	L	15	4	2	2	4	0	1	0	0	0	0	22	26	5.40	1.200										

Batter	1	2	3	4	5	6	7	8	9	AB	R	H	RBI	BB	SO	LOB	BOTTOM										
<b>Jerry Mumphrey, S</b> OBP: 0.326, SLG: 0.324 (1.8)	2B SF8 1B	K	F7			F8			F3	5	1	1	0	0	1	1	<b>Montreal Expos @ St. Louis Cardinals</b> Busch Stadium, St. Louis, MO Wed Sep 08 1976, 7:05 PM CDT Att: 6,945 - Unknown										
<b>Gary Templeton, S</b> OBP: 0.339, SLG: 0.373 (1.6)	BB 1-3 2B	K				F8			2B	5	1	2	0	0	1	0											
<b>Mike Anderson, R</b> OBP: 0.392, SLG: 0.368 (1.7)										0	1	0	0	2	0	0											
<b>Vic Harris, S</b> OBP: 0.276, SLG: 0.313 (2. PR)	BB 1B BB	FC5-4 BB				1-6-3			5-3	3	0	0	0	0	0	1											
<b>Joe Ferguson, R</b> OBP: 0.326, SLG: 0.367 (1.2)	SF8	FC5-4				F8			F9	3	0	0	1	0	0	1											
<b>Keith Hernandez, L</b> OBP: 0.373, SLG: 0.422 (1.3)	BB 1-2 2-3 1B BB		6-3			F7			F7	3	1	0	0	1	0	0											
<b>Hector Cruz, R</b> OBP: 0.276, SLG: 0.318 (1.5)										1	2	0	1	2	0	0											
<b>Ron Fairly, L</b> OBP: 0.388, SLG: 0.303 (8. PH)						6-3			L3	1	0	0	0	0	0	0											
<b>Don Kessinger, S</b> OBP: 0.316, SLG: 0.308 (9.4)	1B 1-2 2-3 3-H WP BB		2B BB							0	0	0	0	0	0	0											
<b>Sam Mejias, R</b> OBP: 0.340, SLG: 0.383 (9.7)	K		F9			P4				3	0	0	0	0	1	4											
<b>Luis Alvarado, R</b> OBP: 0.583, SLG: 0.545 (8. PH)						F9			F8	3	1	2	2	0	0	0											
<b>Willie Crawford, L</b> OBP: 0.333, SLG: 0.333 (6.1)										0	0	0	0	0	0	0											
<b>Ted Simmons, S</b> OBP: 0.371, SLG: 0.397 (8. PH)	WP		2B							1	0	0	0	0	0	1											
<b>Charlie Chant, R</b> OBP: 0.100, SLG: 0.100 (9.9)	1-3 2-H 3-H 1B		1-2 2B 1B							0	0	0	0	0	0	0											
<b>Eddie Solomon, R</b> OBP: 0.500, SLG: 1.000 (1.1)	K									2	0	1	2	0	1	1											
<b>Mike Wallace, L</b> OBP: 0.333, SLG: 0.333 (6.1)										0	0	0	0	0	0	0											
<b>Tom Walker, R</b> OBP: 0.189, SLG: 0.250 (8. PH)										1	0	0	0	0	0	0											
<b>Ken Rudolph, R</b> OBP: 0.189, SLG: 0.250 (8. PH)										1	0	0	0	0	0	0											
<b>Inning Stats</b>	R: 5 H: 3 E: 0 K: 2 S: 10	H: 3 LOB: 1 BB: 3 P: 22	R: 0 H: 0 E: 0 K: 2 S: 7	H: 0 LOB: 1 BB: 1 P: 11	R: 2 H: 2 E: 0 K: 0 S: 5	H: 2 LOB: 1 BB: 1 P: 9	R: 0 H: 0 E: 0 K: 0 S: 3	H: 0 LOB: 0 BB: 0 P: 3	R: 0 H: 0 E: 0 K: 0 S: 3	H: 0 LOB: 0 BB: 0 P: 3	R: 0 H: 0 E: 0 K: 0 S: 3	H: 0 LOB: 0 BB: 0 P: 3	R: 0 H: 1 E: 0 K: 0 S: 4	H: 1 LOB: 1 BB: 0 P: 4	R: 0 H: 1 E: 0 K: 0 S: 4	H: 1 LOB: 1 BB: 0 P: 4	1B: 4 2B: 3 3B: 0 HR: 0	SF: 1 SAC: 0 DP: 0 HBP: 0	WP: 1 PB: 0 SB: 0 CS: 0	PA: 39							
<b>PITCHER</b>	IP	WLS	BF	H	R	ER	SO	BB	IBB	HBP	BLK	WP	HR	S	P	ERA	WHIP										
<b>Gerry Hannahs, L</b> ERA: 23.63 (1.1)	2.2		18	5	7	7	4	5	0	0	0	0	0	4	4	0.00	3.750										
<b>Chip Lang, R</b> ERA: 4.04 (3.1)	1.1		4	0	0	0	0	0	0	0	0	0	0	4	4	0.00	0.000										
<b>Chuck Taylor, R</b> ERA: 4.83 (5.1)	1.0		3	0	0	0	0	0	0	0	0	0	0	3	3	0.00	0.000										
<b>Joe Kerrigan, R</b> ERA: 3.41 (6.1)	2.0	W	6	0	0	0	0	0	0	0	0	0	0	6	6	0.00	0.000										
<b>Dale Murray, R</b> ERA: 3.19 (8.1)	0.2		3	1	0	0	0	0	0	0	0	0	0	3	3	0.00	1.500										





Batter	1	2	3	4	5	6	7	8	9	AB	R	H	RBI	BB	SO	LOB	TOP					
Del Unser, L OBP: 0.279, SLG: 0.370 (1, 8)										4	1	1	0	0	0	0	<b>Montreal Expos @ St. Louis Cardinals</b> Busch Stadium, St. Louis, MO Thu Sep 09 1976, 7:05 PM CDT Att: 4,595 - Unknown					
Tim Foli, R OBP: 0.283, SLG: 0.373 (1, 6)										4	0	0	0	0	0	2						
Mike Jorgensen, L OBP: 0.359, SLG: 0.356 (1, 9)										4	0	1	0	0	0	0						
Earl Williams, R OBP: 0.286, SLG: 0.368 (1, 3)										3	0	0	0	0	0	2						
Larry Parrish, R OBP: 0.289, SLG: 0.365 (1, 5)										3	0	2	1	0	0	0						
Warren Cromartie, L OBP: 0.266, SLG: 0.250 (1, 7)										3	0	0	0	0	0	3						
Gary Carter, R OBP: 0.294, SLG: 0.315 (1, 2)										3	0	0	0	0	0	0						
Pepe Frias, R OBP: 0.207, SLG: 0.232 (8, PH)									2	0	0	0	0	0	0	0						
Ellis Valentine, R OBP: 0.336, SLG: 0.388 (8, PH)									1	0	0	0	0	0	1	0						
Pete Mackanin, R OBP: 0.255, SLG: 0.341 (8, 4)									0	0	0	0	0	0	0	0						
Don Carrithers, R OBP: 0.108, SLG: 0.162 (1, 1)									2	0	0	0	0	0	1	0						
Jose Morales, R OBP: 0.333, SLG: 0.476 (8, PH)									1	0	0	0	0	0	0	0						
Chuck Taylor, R (8, 1)									0	0	0	0	0	0	0	0						
<b>Inning Stats</b>	R: 0 E: 0 K: 0 S: 3	H: 0 LOB: 0 BB: 0 P: 3	R: 0 E: 0 K: 0 S: 3	H: 0 LOB: 0 BB: 0 P: 3	R: 0 E: 0 K: 0 S: 3	H: 0 LOB: 0 BB: 0 P: 3	R: 1 E: 0 K: 0 S: 6	H: 3 LOB: 2 BB: 0 P: 6	R: 0 E: 1 K: 0 S: 3	H: 0 LOB: 0 BB: 0 P: 3	R: 0 E: 0 K: 0 S: 3	H: 1 LOB: 0 BB: 0 P: 3	R: 0 E: 0 K: 1 S: 5	H: 0 LOB: 0 BB: 0 P: 5	R: 0 E: 0 K: 1 S: 5	H: 0 LOB: 0 BB: 0 P: 5	R: 0 E: 0 K: 0 S: 3	H: 0 LOB: 0 BB: 0 P: 3	1B: 4 2B: 0 3B: 0 HR: 0	SF: 0 SAC: 0 DP: 2 HBP: 0	WP: 0 PB: 0 SB: 0 CS: 0	PA: 30
<b>PITCHER</b> Lynn McClothen, R ERA: 3.67 (1, 1)	IP: 9.0 WLS: W BF: 30 H: 4 R: 1 ER: 1 SO: 2 BB: 0 IBB: 0 HBP: 0 BLK: 0 WP: 0 HR: 0 S: 34 P: 34 ERA: 1.00 WHIP: 0.444															<b>PITCHER</b>	IP: 9.0 WLS: W BF: 30 H: 4 R: 1 ER: 1 SO: 2 BB: 0 IBB: 0 HBP: 0 BLK: 0 WP: 0 HR: 0 S: 34 P: 34 ERA: 1.00 WHIP: 0.444					

AB	30
R	1
H	4
RBI	1
BB	0
SO	2
LOB	7



Batter	1	2	3	4	5	6	7	8	9	AB	R	H	RBI	BB	SO	LOB	BOTTOM					
Vic Harris, S OBP: 0.271, SLG: 0.308 (1, 8)										4	0	0	0	0	0	2	<b>Montreal Expos @ St. Louis Cardinals</b> Busch Stadium, St. Louis, MO Thu Sep 09 1976, 7:05 PM CDT Att: 4,595 - Unknown					
Sam Mejias, R (7, PR)										1	0	0	0	0	0	2						
Gary Templeton, S OBP: 0.339, SLG: 0.397 (1, 6)										3	1	1	1	0	0	0						
Lou Brock, L OBP: 0.342, SLG: 0.384 (1, 7)										4	1	2	0	0	0	2						
Ted Simmons, S OBP: 0.370, SLG: 0.395 (1, 2)										3	1	0	0	1	1	4						
Keith Hernandez, L OBP: 0.377, SLG: 0.427 (1, 3)										4	2	3	1	0	0	0						
Willie Crawford, L OBP: 0.360, SLG: 0.453 (1, 9)										4	1	2	1	0	1	1						
Don Kessinger, S OBP: 0.315, SLG: 0.308 (1, 4)										4	0	1	0	0	1	4						
Hector Cruz, R OBP: 0.278, SLG: 0.318 (1, 5)										3	0	1	0	1	1	2						
Lynn McClothen, L OBP: 0.194, SLG: 0.234 (1, 1)										4	0	2	3	0	1	2						
<b>Inning Stats</b>	R: 0 E: 0 K: 0 S: 3	H: 0 LOB: 0 BB: 0 P: 3	R: 3 E: 0 K: 0 S: 5	H: 3 LOB: 1 BB: 2 P: 13	R: 0 E: 0 K: 0 S: 3	H: 1 LOB: 0 BB: 0 P: 3	R: 0 E: 0 K: 0 S: 5	H: 2 LOB: 2 BB: 0 P: 5	R: 2 E: 0 K: 2 S: 10	H: 3 LOB: 1 BB: 0 P: 10	R: 0 E: 0 K: 1 S: 5	H: 0 LOB: 0 BB: 0 P: 5	R: 0 E: 1 K: 0 S: 4	H: 0 LOB: 2 BB: 0 P: 4	R: 0 E: 0 K: 2 S: 10	H: 3 LOB: 2 BB: 0 P: 10	R: 0 E: 0 K: 0 S: 3	H: 0 LOB: 0 BB: 0 P: 3	1B: 9 2B: 3 3B: 0 HR: 1	SF: 0 SAC: 1 DP: 2 HBP: 0	WP: 0 PB: 0 SB: 1 CS: 0	PA: 37
<b>PITCHER</b> Don Carrithers, R ERA: 4.52 (1, 1)	IP: 7.0 WLS: L BF: 31 H: 9 R: 5 ER: 5 SO: 3 BB: 1 IBB: 1 HBP: 0 BLK: 0 WP: 0 HR: 1 S: 35 P: 43 ERA: 6.43 WHIP: 1.429															<b>PITCHER</b>	IP: 7.0 WLS: L BF: 31 H: 9 R: 5 ER: 5 SO: 3 BB: 1 IBB: 1 HBP: 0 BLK: 0 WP: 0 HR: 1 S: 35 P: 43 ERA: 6.43 WHIP: 1.429					
Chuck Taylor, R ERA: 4.96 (8, 1)	IP: 1.0 WLS: L BF: 6 H: 3 R: 1 ER: 1 SO: 2 BB: 0 IBB: 0 HBP: 0 BLK: 0 WP: 0 HR: 0 S: 10 P: 10 ERA: 9.00 WHIP: 3.000															<b>PITCHER</b>	IP: 1.0 WLS: L BF: 6 H: 3 R: 1 ER: 1 SO: 2 BB: 0 IBB: 0 HBP: 0 BLK: 0 WP: 0 HR: 0 S: 10 P: 10 ERA: 9.00 WHIP: 3.000					

AB	34
R	6
H	12
RBI	6
BB	2
SO	5
LOB	19





Batter	1	2	3	4	5	6	7	8	9	AB	R	H	RBI	BB	SO	LOB	TOP			
<b>Bruce Boicclair, L</b> (1, 8) OBP: 0.326, SLG: 0.350 <b>Lee Mazzilli, S</b> (9, PH) OBP: 0.333, SLG: 1.333 (9, 8)										4	0	1	0	0	0	1				
<b>Mike Phillips, L</b> (1, 4) OBP: 0.320, SLG: 0.373 <b>Felix Millan, R</b> (8, 4) OBP: 0.337, SLG: 0.342										4	0	0	0	0	1	1				
<b>John Milner, L</b> (1, 7) OBP: 0.362, SLG: 0.451 (7, 3)										4	0	1	0	1	0	3				
<b>Dave Kingman, R</b> (1, 9) OBP: 0.274, SLG: 0.513										4	0	0	0	0	2	2				
<b>Ed Kranepool, L</b> (1, 3) OBP: 0.338, SLG: 0.389 <b>Pepe Mangual, R</b> (7, PR) OBP: 0.358, SLG: 0.325 (7, 7)										3	0	2	0	0	0	0				
<b>John Stearns, R</b> (1, 2) OBP: 0.373, SLG: 0.438										4	2	3	0	0	0	1				
<b>Leo Foster, R</b> (1, 5) OBP: 0.247, SLG: 0.357 <b>Billy Baldwin, L</b> (7, PH) OBP: 0.200, SLG: 0.125 <b>Roy Staiger, R</b> (7, 5) OBP: 0.299, SLG: 0.312										1	0	0	0	1	0	1				
<b>Bud Harrelson, S</b> (1, 6) OBP: 0.354, SLG: 0.294										2	0	2	1	1	0	0				
<b>Mickey Lolich, S</b> (1, 1) OBP: 0.232, SLG: 0.140 <b>Leon Brown, R</b> (7, PR) OBP: 0.247, SLG: 0.257 <b>Skip Lockwood, R</b> (7, 1) OBP: 0.471, SLG: 0.467 <b>Bob Apodaca, R</b> (9, 1) OBP: 0.200, SLG: 0.214										2	0	0	0	0	0	4				
<b>Inning Stats</b>	R: 0 E: 0 K: 0 S: 4	H: 2 LOB: 1 BB: 0 P: 4	R: 0 E: 0 K: 0 S: 3	H: 1 LOB: 0 BB: 0 P: 3	R: 0 E: 0 K: 0 S: 3	H: 1 LOB: 0 BB: 0 P: 3	R: 0 E: 0 K: 0 S: 3	H: 0 LOB: 0 BB: 0 P: 3	R: 0 E: 0 K: 0 S: 7	H: 0 LOB: 2 BB: 1 P: 11	R: 2 E: 1 K: 1 S: 7	H: 3 LOB: 1 BB: 0 P: 8	R: 0 E: 0 K: 1 S: 5	H: 0 LOB: 0 BB: 0 P: 5	R: 2 E: 0 K: 0 S: 6	H: 3 LOB: 3 BB: 2 P: 14	1B: 11 2B: 1 3B: 0 HR: 0	SF: 0 SAC: 1 DP: 3 HBP: 2	WP: 0 PB: 0 SB: 4 CS: 2	PA: 39
<b>PITCHER</b>	IP	WLS	BF	H	R	ER	SO	BB	IBB	HBP	BLK	WP	HR	S	P	ERA	WHIP			
<b>John Denny, R</b> (1, 1) ERA: 2.69	8.0	L	31	8	2	1	4	2	0	2	0	0	0	35	45	1.12	1.250			
<b>Bill Greif, R</b> (9, 1) ERA: 4.53	0.0		3	3	2	2	0	0	0	0	0	0	0	3	3	∞	∞			
<b>John Curtis, L</b> (9, 1) ERA: 4.54	1.0	S	5	0	0	0	0	1	1	0	0	0	0	3	11	0.00	1.000			

New York Mets @ St. Louis Cardinals  
Busch Stadium, St. Louis, MO  
Fri Sep 10 1976, 7:05 PM CDT  
Att: 14,935 - Unknown

AB 32  
R 4  
H 11  
RBI 1  
BB 4  
SO 4  
LOB 17



Batter	1	2	3	4	5	6	7	8	9	AB	R	H	RBI	BB	SO	LOB	BOTTOM			
<b>Jerry Mumphrey, S</b> (1, 8) OBP: 0.324, SLG: 0.325										5	0	1	0	0	0	4				
<b>Gary Templeton, S</b> (1, 6) OBP: 0.344, SLG: 0.408										4	0	2	1	0	2	1				
<b>Lou Brock, L</b> (1, 7) OBP: 0.339, SLG: 0.380										4	0	0	0	0	2	4				
<b>Ted Simmons, S</b> (1, 2) OBP: 0.369, SLG: 0.393										4	1	1	0	0	0	2				
<b>Joe Ferguson, R</b> (1, 9) OBP: 0.325, SLG: 0.364										3	0	0	0	1	2	1				
<b>Keith Hernandez, L</b> (1, 3) OBP: 0.378, SLG: 0.431										4	1	2	0	0	0	1				
<b>Hector Cruz, R</b> (1, 5) OBP: 0.276, SLG: 0.317										4	0	1	1	0	1	1				
<b>Mike Tyson, R</b> (1, 4) OBP: 0.339, SLG: 0.463 <b>Ron Fairly, L</b> (7, PH) OBP: 0.385, SLG: 0.300 <b>Luis Alvarado, R</b> (8, 4) OBP: 0.538, SLG: 0.500										2	0	0	0	0	1	0				
<b>John Denny, R</b> (1, 1) ERA: 2.69 <b>Willie Crawford, L</b> (8, PH) OBP: 0.301, SLG: 0.453 <b>Lee Richard, K</b> (8, PR) OBP: 0.278, SLG: 0.270 <b>Bill Greif, R</b> (9, 1) ERA: 4.53 <b>John Curtis, L</b> (9, 1) ERA: 4.54 <b>John Tamargo, S</b> (9, PH) OBP: 0.200, SLG: 0.333										2	1	2	0	0	0	0				
<b>Inning Stats</b>	R: 0 E: 0 K: 0 S: 3	H: 1 LOB: 0 BB: 0 P: 3	R: 0 E: 0 K: 0 S: 2	H: 0 LOB: 0 BB: 1 P: 6	R: 0 E: 0 K: 1 S: 6	H: 1 LOB: 0 BB: 0 P: 6	R: 0 E: 0 K: 1 S: 5	H: 0 LOB: 0 BB: 0 P: 5	R: 0 E: 0 K: 1 S: 8	H: 0 LOB: 2 BB: 0 P: 8	R: 0 E: 0 K: 2 S: 8	H: 1 LOB: 1 BB: 0 P: 8	R: 0 E: 0 K: 2 S: 7	H: 0 LOB: 1 BB: 1 P: 11	R: 2 E: 1 K: 1 S: 9	H: 4 LOB: 2 BB: 0 P: 9	1B: 7 2B: 4 3B: 0 HR: 0	SF: 0 SAC: 0 DP: 1 HBP: 0	WP: 0 PB: 0 SB: 0 CS: 1	PA: 37
<b>PITCHER</b>	IP	WLS	BF	H	R	ER	SO	BB	IBB	HBP	BLK	WP	HR	S	P	ERA	WHIP			
<b>Mickey Lolich, L</b> (1, 1) ERA: 2.94	6.0	W	22	5	1	1	3	1	0	0	0	0	0	27	31	1.50	1.000			
<b>Skip Lockwood, R</b> (7, 1) ERA: 2.5	2.1		12	4	2	2	5	1	0	0	0	0	0	21	25	7.71	2.143			
<b>Bob Apodaca, R</b> (9, 1) ERA: 2.95	0.2	S	3	1	0	0	0	0	0	0	0	0	0	3	3	0.00	1.500			

New York Mets @ St. Louis Cardinals  
Busch Stadium, St. Louis, MO  
Fri Sep 10 1976, 7:05 PM CDT  
Att: 14,935 - Unknown

AB 35  
R 3  
H 10  
RBI 2  
BB 2  
SO 8  
LOB 17





Batter	1	2	3	4	5	6	7	8	9	AB	R	H	RBI	BB	SO	LOB	TOP								
Lee Mazzilli, S OBP: 0.143, SLG: 0.571	F7		F8		F7			6-3		4	0	0	0	0	0	1									
Felix Milan, R OBP: 0.337, SLG: 0.344	F9		G6-4-3			G3		F9		4	1	1	0	0	0	1									
John Milner, L OBP: 0.363, SLG: 0.450	BB			CS		G3		F7		3	0	1	0	1	0	1									
Joe Torre, R OBP: 0.354, SLG: 0.404				BB						2	1	2	1	2	0	0									
Pepe Mangual, R OBP: 0.359, SLG: 0.325										0	1	0	0	0	0	0									
Ed Kranepool, L OBP: 0.338, SLG: 0.389	BB			E		G5-4-3		FC6-4		0	0	0	0	0	0	0									
Mike Vail, R OBP: 0.244, SLG: 0.282				BB						3	1	1	1	0	0	3									
Bruce Boisclair, L OBP: 0.328, SLG: 0.350	F7			E4		G5-4-3		FC6-4		0	0	0	0	1	0	0									
John Stearns, R OBP: 0.345, SLG: 0.412		L5		SF9				IBB		3	0	0	2	0	0	1									
Leo Foster, R OBP: 0.340, SLG: 0.348	K			F8				FC6-4		4	0	1	0	0	1	0									
Bud Harrelson, S OBP: 0.350, SLG: 0.290		F7				G3		1B		4	0	0	0	0	0	3									
Jerry Koosman, R OBP: 0.271, SLG: 0.279						K				3	0	1	0	0	2	0									
<b>Inning Stats</b>	R: 0 E: 0 K: 0 S: 4	H: 1 LOB: 2 BB: 1 P: 8	R: 0 E: 0 K: 1 S: 5	H: 0 LOB: 0 BB: 0 P: 5	R: 0 E: 0 K: 0 S: 3	H: 1 LOB: 0 BB: 0 P: 3	R: 2 E: 1 K: 0 S: 3	H: 1 LOB: 0 BB: 2 P: 11	R: 0 E: 0 K: 1 S: 5	H: 0 LOB: 0 BB: 0 P: 5	R: 1 E: 0 K: 0 S: 4	H: 2 LOB: 0 BB: 0 P: 4	R: 0 E: 0 K: 0 S: 3	H: 0 LOB: 0 BB: 0 P: 3	R: 0 E: 0 K: 1 S: 5	H: 0 LOB: 0 BB: 0 P: 5	R: 1 E: 0 K: 0 S: 5	H: 2 LOB: 3 BB: 1 P: 9	1B: 4 2B: 2 3B: 1 HR: 0	SF: 1 SAC: 0 DP: 2 HBP: 0	WP: 0 PB: 0 SB: 0 CS: 1	PA: 35			
<b>PITCHER</b>	IP	WLS	BF	H	R	ER	SO	BB	IBB	HBP	BLK	WP	HR	S	P	ERA	WHIP								
Pete Falcone, L ERA: 3.25	6.0	L	23	5	3	2	2	3	0	0	0	0	0	24	36	3.00	1.333								
Tom Walker, R ERA: 3.0	2.0		6	0	0	0	1	0	0	0	0	0	0	8	8	0.00	0.000								
Lerrin LaGrow, R ERA: 3.38	1.0		6	2	1	1	0	0	1	0	0	0	0	5	9	9.00	2.000								

New York Mets @ St. Louis Cardinals  
 Busch Stadium, St. Louis, MO  
 Sat Sep 11 1976, 3:33 AM CDT  
 Att: 8,709 - Unknown

AB 30  
 R 4  
 H 7  
 RBI 4  
 BB 4  
 SO 3  
 LOB 10



Batter	1	2	3	4	5	6	7	8	9	AB	R	H	RBI	BB	SO	LOB	BOTTOM								
Jerry Mumphrey, S OBP: 0.323, SLG: 0.324	F7			F7				6-3		4	0	1	1	0	0	0									
Gary Templeton, S OBP: 0.333, SLG: 0.395	K			6-3		2H		5-3		4	0	0	0	0	1	1									
Keith Hernandez, L OBP: 0.374, SLG: 0.425	G3			4-3				G3		4	0	0	0	0	0	0									
Ted Simmons, S OBP: 0.369, SLG: 0.393		F7			F8			FC5-4		3	0	1	0	0	0	0									
Joe Ferguson, R OBP: 0.322, SLG: 0.361		F8			F8			FC5-4		3	0	0	0	0	0	1									
Hector Cruz, R OBP: 0.276, SLG: 0.315		K			L6			FC6-4		3	0	0	0	0	1	1									
Vic Harris, S OBP: 0.268, SLG: 0.304					F9			L8		3	0	0	0	0	1	0									
Mike Tyson, R OBP: 0.335, SLG: 0.457				F7				5-3		3	1	0	0	0	0	0									
Pete Falcone, L OBP: 0.175, SLG: 0.164				K				6-3		1	0	0	0	0	1	0									
Mike Anderson, R OBP: 0.389, SLG: 0.366										0	0	0	0	0	0	0									
Tom Walker, R OBP: 0.184, SLG: 0.243										0	0	0	0	0	0	0									
Ken Rudolph, R OBP: 0.184, SLG: 0.243										0	0	0	0	0	0	0									
Lerrin LaGrow, R ERA: 2.83										0	0	0	0	0	0	0									
<b>Inning Stats</b>	R: 0 E: 0 K: 1 S: 5	H: 0 LOB: 0 BB: 0 P: 5	R: 0 E: 0 K: 1 S: 5	H: 0 LOB: 0 BB: 0 P: 5	R: 0 E: 0 K: 0 S: 3	H: 0 LOB: 0 BB: 0 P: 3	R: 0 E: 0 K: 0 S: 3	H: 0 LOB: 0 BB: 0 P: 3	R: 1 E: 1 K: 2 S: 9	H: 1 LOB: 1 BB: 0 P: 9	R: 0 E: 0 K: 0 S: 4	H: 1 LOB: 1 BB: 0 P: 4	R: 0 E: 0 K: 0 S: 3	H: 0 LOB: 0 BB: 0 P: 3	R: 0 E: 0 K: 0 S: 3	H: 0 LOB: 0 BB: 0 P: 3	1B: 2 2B: 0 3B: 0 HR: 0	SF: 0 SAC: 0 DP: 0 HBP: 0	WP: 0 PB: 0 SB: 0 CS: 0	PA: 30					
<b>PITCHER</b>	IP	WLS	BF	H	R	ER	SO	BB	IBB	HBP	BLK	WP	HR	S	P	ERA	WHIP								
Jerry Koosman, L ERA: 2.83	9.0	W	30	2	1	0	5	0	0	0	0	0	0	40	40	0.00	0.222								

New York Mets @ St. Louis Cardinals  
 Busch Stadium, St. Louis, MO  
 Sat Sep 11 1976, 3:33 AM CDT  
 Att: 8,709 - Unknown

AB 30  
 R 1  
 H 2  
 RBI 1  
 BB 0  
 SO 5  
 LOB 4





Batter	1	2	3	4	5	6	7	8	9	AB	R	H	RBI	BB	SO	LOB	TOP										
Lee Mazzilli, S OBP: 0.333, SLG: 0.444	4-0 3-1 S 1B BB		0-0 F3		4-0 WP 1B BB		4-0 1B BB	0-0 F6		2	1	0	0	3	0	2											
Felix Milten, R OBP: 0.341, SLG: 0.346	0-0 3-1		4-0 BB		0-0 1H 2H 2B 1B		0-0 1B	4-0 FC3-6 BB		3	1	2	1	2	0	1											
John Milner, L OBP: 0.363, SLG: 0.452	0-0 CS 1B		0-0 F8		0-0 2H 2B		0-0 P6	0-0 FC3-6 1B		5	1	2	2	0	0	5											
Ed KranePOOL, L OBP: 0.341, SLG: 0.390	0-0 3H 1B		0-0 F9		4-0 IBB		0-3 K	0-0 4-3		2	0	1	0	1	0	1											
Dave Kingman, R OBP: 0.273, SLG: 0.512	0-0 FC6-4 1B									1	0	0	0	0	1	3											
Pepe Mangual, R OBP: 0.357, SLG: 0.323	1-2 1B									1	0	0	0	0	0	1											
John Stearns, R OBP: 0.333, SLG: 0.393	0-0 FC6-4			0-0 6-3	0-0 F7		0-0 P4	0-0 1B		5	0	1	1	0	0	6											
Billy Baldwin, L OBP: 0.133, SLG: 0.077		0-0 P6		0-0 P6		0-0 3-1		0-0 F8	0-0 G3	5	0	0	0	0	0	1											
Leo Foster, R OBP: 0.321, SLG: 0.327		0-0 5-3		0-0 1-3		0-0 4-3		0-0 1B WP 1B		3	0	0	0	0	0	0	AB 33										
Mike Phillips, L OBP: 0.322, SLG: 0.376										1	0	1	0	0	0	0	R 5										
Leon Brown, R OBP: 0.247, SLG: 0.257										0	1	0	0	0	0	0	H 9										
Roy Steiner, R OBP: 0.299, SLG: 0.312										0	0	0	0	0	0	0	RBI 4										
Bud Harrelson, S OBP: 0.354, SLG: 0.291		4-0 BB			4-0 WP SH2-4 1B BB		0-0 6-3	0-0 WP 1B		2	1	1	0	2	0	0	BB 8										
Jon Matlack, L OBP: 0.265, SLG: 0.200			0-0 F9		0-0 SH2-4		0-0 1B BB	0-0 P6		2	0	1	0	0	0	1	SO 1										
Bruce Boisclair, L OBP: 0.326, SLG: 0.350										0	0	0	0	0	0	0	LOB 22										
Mike Vail, R OBP: 0.242, SLG: 0.280										0	0	0	0	0	0	0											
Bob Apodaca, R OBP: 0.200, SLG: 0.214										0	0	0	0	0	0	0											
<b>Inning Stats</b>	R: 1 E: 0 K: 0 S: 4	H: 2 LOB: 1 BB: 1 P: 8	R: 0 E: 0 K: 0 S: 3	H: 0 LOB: 1 BB: 1 P: 7	R: 0 E: 0 K: 0 S: 3	H: 0 LOB: 1 BB: 1 P: 7	R: 0 E: 0 K: 0 S: 3	H: 0 LOB: 0 BB: 0 P: 3	R: 2 E: 0 K: 0 S: 4	H: 2 LOB: 2 BB: 3 P: 16	R: 0 E: 0 K: 0 S: 3	H: 0 LOB: 0 BB: 0 P: 3	R: 0 E: 0 K: 1 S: 7	H: 2 LOB: 3 BB: 1 P: 11	R: 1 E: 1 K: 0 S: 4	H: 1 LOB: 1 BB: 1 P: 8	1B: 8 2B: 1 3B: 0 HR: 0	SF: 0 SAC: 1 DP: 0 HBP: 0	WP: 2 PB: 0 SB: 1 CS: 1	PA: 42							
<b>PITCHER</b>	IP	WLS	BF	H	R	ER	SO	BB	IBB	HBP	BLK	WP	HR	S	P	ERA	WHIP										
Eric Rasmussen, R ERA: 3.48	(1, 1)	6.0	29	6	3	3	0	6	1	0	0	1	0	22	50	4.50	2.000										
Mike Wallace, L ERA: 3.92	(7, 1)	1.0	3	0	0	0	1	0	0	0	0	0	0	5	5	0.00	0.000										
Eddie Solomon, R ERA: 4.03	(8, 1)	0.1	3	2	1	1	0	0	0	0	0	0	0	3	3	27.00	6.000										
Doug Capilla, L ERA: 9.0	(8, 1)	1.0	W	4	0	1	1	1	0	0	0	1	0	3	7	9.00	1.000										
Tom Walker, R ERA: 2.7	(9, 1)	0.2	S	3	1	0	0	0	0	0	0	0	0	3	3	0.00	1.500										
Batter	1	2	3	4	5	6	7	8	9	AB	R	H	RBI	BB	SO	LOB	BOTTOM										
Jerry Mumfhey, S OBP: 0.325, SLG: 0.326	0-0 K2 1B			0-0 G3 1B		0-0 4-3	0-0 F9			4	1	2	0	0	0	1											
Gary Templeton, S OBP: 0.331, SLG: 0.386	0-3 K2			0-0 G3		0-0 6-3		4-0 2B BB		3	1	0	0	1	1	2											
Lou Brock, L OBP: 0.340, SLG: 0.380	0-3 K			0-0 5-3 2H 1B		4-0 S BB		0-3 K		3	0	1	1	1	2	1											
Joe Ferguson, R OBP: 0.319, SLG: 0.357		0-0 F9		0-0 5-3		0-0 F8		0-0 6-3		4	0	0	0	0	0	3											
Keith Hernandez, L OBP: 0.376, SLG: 0.434		0-0 F5		0-0 F9			0-0 HR	4-0 2B IBB		3	2	1	1	1	0	1											
Hector Cruz, R OBP: 0.276, SLG: 0.322		0-0 F7			0-0 HR		0-0 F8	0-0 2B		3	1	1	1	0	0	0											
Ted Simmons, S OBP: 0.370, SLG: 0.396										1	0	1	2	0	0	0											
Sam Mejias, R OBP: 0.272, SLG: 0.307										0	0	0	0	0	0	0											
Vic Harris, S OBP: 0.272, SLG: 0.307			0-3 K		0-0 9-3		0-0 FC6-4 1B	0-0 F2		4	0	2	0	0	1	1											
Luis Alvarado, R OBP: 0.438, SLG: 0.400			0-3 K		0-0 9-3		0-0 FC6-4 1B			3	1	0	0	0	1	2											
Eric Rasmussen, R ERA: 3.14	(1, 1)	7.0	28	8	4	4	5	1	1	0	0	0	0	0	0	0	AB 31										
Mike Wallace, L ERA: 3.92	(7, 1)	1.0	3	0	0	0	1	0	0	0	0	0	0	0	0	0	R 6										
Mike Anderson, L ERA: 3.92	(7, 1)	1.0	3	0	0	0	1	0	0	0	0	0	0	0	0	0	H 9										
Lee Richard, R ERA: 3.92	(7, 1)	1.0	3	0	0	0	1	0	0	0	0	0	0	0	0	0	RBI 6										
Eddie Solomon, R ERA: 4.03	(8, 1)	0.1	3	2	1	1	0	0	0	0	0	0	0	0	0	0	BB 3										
Doug Capilla, L ERA: 9.0	(8, 1)	1.0	W	4	0	1	1	1	0	0	0	1	0	3	7	9.00	1.000	SO 6									
Tom Walker, R ERA: 2.7	(9, 1)	0.2	S	3	1	0	0	0	0	0	0	0	0	3	3	0.00	1.500	LOB 11									
<b>Inning Stats</b>	R: 0 E: 0 K: 2 S: 7	H: 1 LOB: 0 BB: 0 P: 7	R: 0 E: 0 K: 0 S: 3	H: 0 LOB: 0 BB: 0 P: 3	R: 0 E: 0 K: 3 S: 9	H: 0 LOB: 0 BB: 0 P: 9	R: 1 E: 0 K: 0 S: 5	H: 2 LOB: 1 BB: 0 P: 5	R: 1 E: 0 K: 0 S: 4	H: 2 LOB: 0 BB: 0 P: 4	R: 0 E: 0 K: 0 S: 3	H: 0 LOB: 1 BB: 1 P: 7	R: 2 E: 0 K: 0 S: 6	H: 3 LOB: 1 BB: 0 P: 6	R: 2 E: 0 K: 1 S: 6	H: 1 LOB: 1 BB: 2 P: 14	1B: 6 2B: 3 3B: 0 HR: 2	SF: 0 SAC: 0 DP: 2 HBP: 0	WP: 0 PB: 0 SB: 2 CS: 0	PA: 34							
<b>PITCHER</b>	IP	WLS	BF	H	R	ER	SO	BB	IBB	HBP	BLK	WP	HR	S	P	ERA	WHIP										
Jon Matlack, L ERA: 2.81	(1, 1)	7.0	28	8	4	4	5	1	1	0	0	0	0	6	14	18.00	2.000										
Bob Apodaca, R ERA: 3.14	(8, 1)	1.0	L	6	1	2	2	1	1	0	0	0	0	6	14	18.00	2.000										

New York Mets @ St. Louis Cardinals  
 Busch Stadium, St. Louis, MO  
 Sun Sep 12 1976, 3:33 AM CDT  
 Att: 28,515 - Unknown

AB	33
R	5
H	9
RBI	4
BB	8
SO	1
LOB	22



New York Mets @ St. Louis Cardinals  
 Busch Stadium, St. Louis, MO  
 Sun Sep 12 1976, 3:33 AM CDT  
 Att: 28,515 - Unknown

AB	31
R	6
H	9
RBI	6
BB	3
SO	6
LOB	11





Batter	1	2	3	4	5	6	7	8	9	AB	R	H	RBI	BB	SO	LOB	TOP		
<b>Rick Monday, L</b> OBP: 0.353, SLG: 0.523 (1, 3)	K		F8			B2-3		6-3		4	0	0	0	0	1	0			
<b>Joe Wallis, S</b> OBP: 0.312, SLG: 0.360 (1, 8)	F8		CS 1B			G6-4-3 1B			1B 2B	4	1	3	0	0	0	0			
<b>Bill Madlock, R</b> OBP: 0.415, SLG: 0.517 (1, 5)	K		CS 1-2 1B			G6-4-3 1B		G6-4-3 1-2	1B 1B	4	1	2	1	0	1	1			
<b>Jerry Morales, R</b> OBP: 0.319, SLG: 0.397 (1, 9)		2B 6-3 BB				G6-4-3 1-2		FC4-6 1B	K	3	1	1	0	1	1	2			
<b>Larry Bittner, L</b> OBP: 0.269, SLG: 0.297 (1, 7)		1B 2B				1B		FC4-6 FC6-4 1-2	4-3	4	0	2	0	0	0	2			
<b>Manny Trillo, R</b> OBP: 0.303, SLG: 0.316 (1, 4)		6-3				6-3		FC6-4 1-2	1B	4	0	1	2	0	0	3			
<b>George Mitterwald, R</b> OBP: 0.237, SLG: 0.290 (1, 2)		3-H 6-3				6-3		F8	K	4	0	0	0	0	1	3			
<b>Mick Kelleher, R</b> OBP: 0.266, SLG: 0.272 (8, PH)										2	0	2	0	0	0	0			
<b>Jerry Tabb, L</b> (8, PH)										1	0	0	0	0	0	0			
<b>Rob Sperring, R</b> OBP: 0.333, SLG: 0.299 (8, 6)		2-H 1B				CS 1B			4-3	0	0	0	0	0	0	0			
<b>Bill Bonham, R</b> OBP: 0.193, SLG: 0.218 (1, 1)										2	0	0	0	0	0	1			
<b>Paul Reuschel, R</b> OBP: 0.200, SLG: 0.154 (8, PH)										0	0	0	0	0	0	0			
<b>Champ Summers, L</b> OBP: 0.292, SLG: 0.316 (8, PH)										1	0	0	0	0	1	0			
<b>Darold Knowles, L</b> OBP: 0.400, SLG: 0.143 (8, 1)						1-2 5-3			K	0	0	0	0	0	0	0			
<b>Inning Stats</b>	R: 0 E: 0 K: 2 S: 7	H: 0 LOB: 0 BB: 0 P: 7	R: 1 E: 0 K: 0 S: 4	H: 2 LOB: 2 BB: 1 P: 8	R: 0 E: 0 K: 0 S: 3	H: 1 LOB: 0 BB: 0 P: 3	R: 0 E: 0 K: 0 S: 4	H: 2 LOB: 1 BB: 0 P: 4	R: 0 E: 0 K: 0 S: 3	H: 1 LOB: 0 BB: 0 P: 3	R: 0 E: 0 K: 0 S: 3	H: 1 LOB: 0 BB: 0 P: 4	R: 0 E: 0 K: 1 S: 5	H: 0 LOB: 0 BB: 0 P: 5	R: 2 E: 0 K: 2 S: 10	H: 3 LOB: 1 BB: 0 P: 10	1B: 9 2B: 2 3B: 0 HR: 0	SF: 0 SAC: 0 DP: 2 HBP: 0	WP: 0 PA: 35 PB: 0 SB: 0 CS: 2
<b>PITCHER</b> <b>Bob Forsch, R</b> ERA: 3.94 (1, 1)	IP: 9.0 WLS: W BF: 34 H: 11 R: 3 ER: 3 SO: 5 BB: 1 IBB: 0 HBP: 0 BLK: 0 WP: 0 HR: 0 S: 43 P: 47 ERA: 3.00 WHIP: 1.333											<b>PITCHER</b>	IP: 9.0 WLS: W BF: 34 H: 11 R: 3 ER: 3 SO: 5 BB: 1 IBB: 0 HBP: 0 BLK: 0 WP: 0 HR: 0 S: 43 P: 47 ERA: 3.00 WHIP: 1.333						

Chicago Cubs @ St. Louis Cardinals  
Busch Stadium, St. Louis, MO  
Mon Sep 13 1976, 7:05 PM CDT  
Att. 7,296 - Unknown - 71 F

AB	33
R	3
H	11
RBI	3
BB	1
SO	5
LOB	12



Batter	1	2	3	4	5	6	7	8	9	AB	R	H	RBI	BB	SO	LOB	BOTTOM		
<b>Jerry Mumphrey, S</b> OBP: 0.326, SLG: 0.328 (1, 8)	K		S 1B			2-H 1B		6-3	6-3	5	0	2	1	0	1	3			
<b>Gary Templeton, S</b> OBP: 0.322, SLG: 0.375 (1, 6)	6-3		K 1-2			F8		6-3		4	0	0	0	0	1	2			
<b>Keith Hernandez, L</b> OBP: 0.380, SLG: 0.437 (1, 3)	1B		L3			BB 1B		BB 1B	BB	3	1	2	0	1	0	1			
<b>Ted Simmons, S</b> OBP: 0.369, SLG: 0.395 (1, 2)	4-3					1-3 1B		BB 1B	L7	4	1	1	0	0	0	2			
<b>Willie Crawford, L</b> OBP: 0.363, SLG: 0.451 (8, PR)		P4				G3		1B BB	PB 2B BB	2	0	0	0	2	0	0			
<b>Sam Mejias, R</b> (9, 9)								1-2 2-3 BB		0	1	0	0	0	0	0			
<b>Vic Harris, S</b> OBP: 0.271, SLG: 0.306 (1, 7)	K					F8		1B 1-3 2-H 3-H	L5	4	0	1	2	0	1	1			
<b>Don Kessinger, S</b> OBP: 0.317, SLG: 0.309 (1, 4)						F7		2-3 BB 1B	F8	4	0	2	0	0	0	1			
<b>Hector Cruz, R</b> OBP: 0.280, SLG: 0.323 (1, 5)						SH1-4 1B		1-2 BB	2B IBB	2	1	1	0	2	0	1			
<b>Bob Forsch, R</b> OBP: 0.175, SLG: 0.250 (1, 1)			K			SH1-4 1B		1-2 BB	1-3 2-H	3	0	1	1	0	1	3			
<b>Inning Stats</b>	R: 0 E: 0 K: 1 S: 6	H: 1 LOB: 1 BB: 0 P: 6	R: 0 E: 0 K: 1 S: 6	H: 1 LOB: 1 BB: 0 P: 6	R: 0 E: 0 K: 2 S: 8	H: 1 LOB: 1 BB: 0 P: 8	R: 0 E: 0 K: 0 S: 3	H: 0 LOB: 0 BB: 0 P: 3	R: 1 E: 0 K: 0 S: 5	H: 2 LOB: 1 BB: 0 P: 5	R: 2 E: 0 K: 0 S: 5	H: 4 LOB: 2 BB: 2 P: 13	R: 0 E: 0 K: 0 S: 3	H: 0 LOB: 1 BB: 1 P: 7	R: 1 E: 0 K: 0 S: 4	H: 1 LOB: 3 BB: 2 P: 12	1B: 9 2B: 1 3B: 0 HR: 0	SF: 0 SAC: 1 DP: 1 HBP: 0	WP: 0 PA: 37 PB: 1 SB: 1 CS: 0
<b>PITCHER</b> <b>Bill Bonham, R</b> ERA: 4.68 (1, 1)	IP: 5.1 WLS: L BF: 25 H: 9 R: 3 ER: 3 SO: 4 BB: 1 IBB: 0 HBP: 0 BLK: 0 WP: 0 HR: 0 S: 32 P: 36 ERA: 5.06 WHIP: 1.875											<b>PITCHER</b>	IP: 5.1 WLS: L BF: 25 H: 9 R: 3 ER: 3 SO: 4 BB: 1 IBB: 0 HBP: 0 BLK: 0 WP: 0 HR: 0 S: 32 P: 36 ERA: 5.06 WHIP: 1.875						
<b>Paul Reuschel, R</b> ERA: 4.5 (6, 1)	1.2 6 0 0 0 0 2 0 0 0 0 0 4 12 0.00 1.200											<b>PITCHER</b>	1.2 6 0 0 0 0 2 0 0 0 0 0 4 12 0.00 1.200						
<b>Darold Knowles, L</b> ERA: 2.94 (8, 1)	1.0 6 1 1 1 0 1 1 0 0 0 0 4 12 9.00 2.000											<b>PITCHER</b>	1.0 6 1 1 1 0 1 1 0 0 0 0 4 12 9.00 2.000						

Chicago Cubs @ St. Louis Cardinals  
Busch Stadium, St. Louis, MO  
Mon Sep 13 1976, 7:05 PM CDT  
Att. 7,296 - Unknown - 71 F

AB	31
R	4
H	10
RBI	4
BB	5
SO	4
LOB	14





Batter	1	2	3	4	5	6	7	8	9	AB	R	H	RBI	BB	SO	LOB	TOP			
<b>Rick Monday, L</b> OBP: 0.393, SLG: 0.526	P5	E 1B	2-1 3B			4-3			4-3	5	1	2	0	0	0	0				
<b>Joe Wallis, S</b> OBP: 0.316, SLG: 0.364	1B	E6 1B	2-1	K			G3-6-3 1B		F7	5	2	3	0	0	1	0				
<b>Bill Madlock, R</b> OBP: 0.414, SLG: 0.516	1B	1B		F8			G3-6-3 1-2		P3	5	2	2	1	0	0	1				
<b>Jerry Morales, R</b> OBP: 0.322, SLG: 0.399	1B	E 1B		F7			BB			3	1	2	2	1	0	0				
<b>Larry Bittner, L</b> OBP: 0.269, SLG: 0.292	1B	E9		F9			F8			3	0	0	0	1	0	2				
<b>Manny Trillo, R</b> OBP: 0.301, SLG: 0.313	F9	P4		F8			K			4	0	0	0	0	1	5				
<b>George Mitterwald, R</b> OBP: 0.297, SLG: 0.269	1B	L6		5-3			P6			4	0	1	2	0	0	2				
<b>Mick Kelleher, R</b> OBP: 0.269, SLG: 0.275	4-3		6-3			G6-4-3 1B				4	0	2	0	0	0	2				
<b>Rick Reuschel, R</b> OBP: 0.269, SLG: 0.236		6-3	K			G6-4-3 1-2			P4	4	0	0	0	0	1	2				
<b>Inning Stats</b>	R: 3 E: 0 K: 0 S: 7	H: 4 LOB: 2 BB: 1 P: 11	R: 3 E: 2 K: 0 S: 8	H: 4 LOB: 2 BB: 0 P: 8	R: 0 E: 0 K: 1 S: 5	H: 1 LOB: 1 BB: 0 P: 5	R: 0 E: 0 K: 1 S: 5	H: 0 LOB: 0 BB: 0 P: 5	R: 0 E: 0 K: 0 S: 3	H: 1 LOB: 0 BB: 0 P: 3	R: 0 E: 0 K: 0 S: 3	H: 1 LOB: 1 BB: 1 P: 7	R: 0 E: 0 K: 1 S: 6	H: 1 LOB: 1 BB: 0 P: 6	R: 0 E: 0 K: 0 S: 3	H: 0 LOB: 0 BB: 0 P: 3	1B: 11 2B: 0 3B: 1 HR: 0	SF: 0 SAC: 0 DP: 2 HBP: 0	WP: 0 PA: 39 PB: 0 SB: 0 CS: 0	
<b>PITCHER</b>	IP	WLS	BF	H	R	ER	SO	BB	IBB	HBP	BLK	WP	HR	S	P	ERA	WHIP			
<b>Lynn McGlothen, R</b> ERA: 3.88	1.1	L	12	7	6	5	0	0	1	0	0	0	0	11	15	33.75	5.250			
<b>Eddie Solomon, R</b> ERA: 3.94	0.2		4	1	0	0	0	0	0	0	0	0	0	4	4	0.00	1.500			
<b>Steve Waterbury, R</b> ERA:	3.0		10	1	0	0	2	0	0	0	0	0	0	13	13	0.00	0.333			
<b>Lerrin LaGrow, R</b> ERA: 2.7	2.0		7	2	0	0	0	1	0	0	0	0	0	6	10	0.00	1.500			
<b>Doug Capilla, L</b> ERA: 3.0	2.0		7	1	0	0	1	0	0	0	0	0	0	9	9	0.00	0.500			

Batter	1	2	3	4	5	6	7	8	9	AB	R	H	RBI	BB	SO	LOB	BOTTOM			
<b>Jerry Mumphrey, S</b> OBP: 0.324, SLG: 0.326	4-3	1-3			1-3		FC6-4		1B	5	0	1	0	0	0	2				
<b>Garry Templeton, S</b> OBP: 0.318, SLG: 0.369	K		4-3		1B		6-3		F7	5	0	1	0	0	1	2				
<b>Keith Hernandez, L</b> OBP: 0.379, SLG: 0.432	BB		K		1-3				4-3	3	0	0	0	1	1	1				
<b>Ted Simmons, S</b> OBP: 0.370, SLG: 0.395	BB	FC6-4				F3			F9	3	0	1	0	1	0	0				
<b>Willie Crawford, L</b> OBP: 0.361, SLG: 0.448	FC6-4		G3			K			5-3	2	0	0	0	0	0	3				
<b>Sam Mejias, R</b> OBP: 0.316, SLG: 0.313	FC6-4									2	0	0	0	0	1	0				
<b>Vic Harris, S</b> OBP: 0.283, SLG: 0.326		F9 1B		G4-6-3 1B					E 3B	4	2	4	0	0	0	0				
<b>Don Kessinger, S</b> OBP: 0.316, SLG: 0.313			G4-6-3 1-2		4-3				E9 6-3 2B	4	1	2	1	0	0	2				
<b>Hector Cruz, R</b> OBP: 0.278, SLG: 0.320		F9		K			P6		6-3	4	0	0	1	0	1	2				
<b>Lynn McGlothen, L</b> ERA: 3.88		SF9			6-3				B5-3	0	0	0	0	0	0	0				
<b>Eddie Solomon, R</b> ERA: 3.94										0	0	0	0	0	0	0				
<b>Steve Waterbury, R</b> ERA:										0	0	0	0	0	0	0				
<b>Mike Pote, R</b> ERA: 2.7										0	0	0	0	0	0	0				
<b>Lerrin LaGrow, R</b> ERA: 2.7										0	0	0	0	0	0	0				
<b>Mike Anderson, R</b> ERA: 3.0										0	0	0	0	0	0	0				
<b>Lee Rodriguez, R</b> ERA: 3.0										0	0	0	0	0	0	0				
<b>Doug Capilla, L</b> ERA: 3.0										0	0	0	0	0	0	0				
<b>Joe Ferguson, R</b> ERA: 3.0										0	0	0	0	0	0	0				
<b>Inning Stats</b>	R: 0 E: 0 K: 1 S: 5	H: 0 LOB: 2 BB: 2 P: 13	R: 0 E: 0 K: 0 S: 5	H: 2 LOB: 1 BB: 0 P: 5	R: 0 E: 0 K: 1 S: 6	H: 1 LOB: 1 BB: 0 P: 6	R: 0 E: 0 K: 1 S: 5	H: 1 LOB: 0 BB: 0 P: 5	R: 0 E: 0 K: 1 S: 4	H: 1 LOB: 1 BB: 0 P: 4	R: 0 E: 0 K: 1 S: 6	H: 1 LOB: 1 BB: 0 P: 6	R: 0 E: 0 K: 0 S: 3	H: 0 LOB: 0 BB: 0 P: 3	R: 0 E: 1 K: 0 S: 6	H: 3 LOB: 1 BB: 0 P: 6	1B: 7 2B: 1 3B: 1 HR: 0	SF: 1 SAC: 0 DP: 1 HBP: 0	WP: 0 PA: 38 PB: 0 SB: 0 CS: 0	
<b>PITCHER</b>	IP	WLS	BF	H	R	ER	SO	BB	IBB	HBP	BLK	WP	HR	S	P	ERA	WHIP			
<b>Rick Reuschel, R</b> ERA: 3.43	9.0	W	38	9	3	3	4	3	0	0	0	0	0	43	55	3.00	1.333			

Chicago Cubs @ St. Louis Cardinals  
 Busch Stadium, St. Louis, MO  
 Tue Sep 14 1976, 7:05 PM CDT  
 Att. 7,165 - Unknown - 77 F

AB	37
R	6
H	12
RBI	5
BB	2
SO	3
LOB	14



Chicago Cubs @ St. Louis Cardinals  
 Busch Stadium, St. Louis, MO  
 Tue Sep 14 1976, 7:05 PM CDT  
 Att. 7,165 - Unknown - 77 F

AB	34
R	3
H	9
RBI	3
BB	3
SO	4
LOB	12





Batter	1	2	3	4	5	6	7	8	9	AB R H RBI BB SO LOB	TOP									
Jerry Mumphrey, S (1,8) OBP: 0.321, SLG: 0.321	0-0 6-3		0-0 F9		0-0 1-3		0-0 SH1-3		0-0 F8	4 0 0 0 0 0 2	<b>St. Louis Cardinals @ New York Mets</b> Shea Stadium, Flushing, NY Wed Sep 15 1976, 7:05 PM EDT Unknown									
Gary Templeton, S (1,6) OBP: 0.320, SLG: 0.366	0-3 K		4-0 BB HR BB		0-0 4-3 1B		0-0 P4		0-0 F8	4 2 1 1 1 1 1										
Keith Hernandez, L (1,3) OBP: 0.383, SLG: 0.433	0-0 1B		4-0 HR BB		0-0 4-3		4-0 IBB			2 1 1 0 2 0 1										
Joe Ferguson, R (1,2) OBP: 0.320, SLG: 0.366	0-0 5-3		0-0 HR		0-0 1B		0-0 P6			4 1 2 5 0 0 3										
Mike Anderson, R (1,9) OBP: 0.393, SLG: 0.385 Sam Mejias, R (8,9)		0-0 F3	0-3 K		0-0 F8				0-0 HR	4 1 1 1 0 1 1 0 0 0 0 0 0 0										
Hector Cruz, R (1,5) OBP: 0.276, SLG: 0.317	0-0 F8			0-0 6-3		0-0 F2		0-0 5-3		4 0 0 0 0 0 0										
Vic Harris, S (1,7) OBP: 0.278, SLG: 0.321	0-0 P4			0-0 F8		0-0 F8		0-3 K		4 0 0 0 0 1 0										
Luis Alvarado, R (1,4) OBP: 0.350, SLG: 0.316			0-0 F8	0-0 6-3		0-0 F7		0-0 5-3		4 0 0 0 0 0 0										
John Denny, R (1,1) OBP: 0.262, SLG: 0.283			0-0 BB HR S 1B		0-0 1-3 1B		0-0 SH1-3 1B		0-0 F2	4 2 3 0 0 0 0										
<b>Inning Stats</b>	R: 0 E: 0 K: 1 S: 6	H: 1 LOB: 1 BB: 0 P: 6	R: 0 E: 0 K: 0 S: 3	H: 0 LOB: 0 BB: 0 P: 3	R: 4 E: 0 K: 1 S: 7	H: 2 LOB: 0 BB: 2 P: 15	R: 0 E: 0 K: 0 S: 3	H: 0 LOB: 0 BB: 0 P: 3	R: 2 E: 0 K: 0 S: 6	H: 3 LOB: 1 BB: 0 P: 6		R: 0 E: 0 K: 0 S: 4	H: 1 LOB: 2 BB: 1 P: 8	R: 1 E: 0 K: 1 S: 6	H: 1 LOB: 0 BB: 0 P: 6	R: 0 E: 0 K: 0 S: 3	H: 0 LOB: 0 BB: 0 P: 3	1B: 6 2B: 0 3B: 0 HR: 2	SF: 0 SAC: 1 DP: 0 HBP: 0	WP: 0 PB: 0 SB: 1 CS: 0
<b>PITCHER</b>	IP WLS BF H R ER SO BB IBB HBP BLK WP HR S P ERA WHIP											IP WLS BF H R ER SO BB IBB HBP BLK WP HR S P ERA WHIP								
Mickey Lolich, L (1,1) ERA: 3.16	4.2 L 22 6 6 6 2 2 0 0 0 0 0 1 24 32 11.57 1.714																			
Bob Myrick, L (5,1) ERA: 3.22	1.1 4 0 0 0 0 0 0 0 0 0 0 0 4 4 0.00 0.000																			
Ken Sanders, R (7,1) ERA: 2.87	2.0 9 2 1 1 1 0 1 0 0 0 0 1 10 14 4.50 1.000																			
Rick Baldwin, R (9,1) ERA: 2.5	1.0 3 0 0 0 0 0 0 0 0 0 0 0 3 3 0.00 0.000																			

Batter	1	2	3	4	5	6	7	8	9	AB R H RBI BB SO LOB	BOTTOM											
Bruce Boisclair, L (1,8) OBP: 0.332, SLG: 0.349	0-0 G3		0-0 G3			0-0 F8			4-0 1B 1B BB	3 0 0 0 1 0 2	<b>St. Louis Cardinals @ New York Mets</b> Shea Stadium, Flushing, NY Wed Sep 15 1976, 7:05 PM EDT Unknown											
Felix Milan, R (1,4) OBP: 0.342, SLG: 0.346	0-0 1-3			0-0 5-3		0-0 FC4-6		0-0 1-2 1B	0-0 1B	4 0 1 0 0 0 1												
John Milner, L (1,7) OBP: 0.360, SLG: 0.447	0-0 1-3			4-3 WP 1B		0-0 F8		0-3 K	0-3 K	4 0 1 0 0 1 3												
Ed Kranepool, L (1,3) OBP: 0.343, SLG: 0.394		0-0 1-3		0-0 4-3		0-0 F8		0-0 1-2 2-3 1B	0-0 1B	4 0 1 0 0 0 1												
Dave Kingman, R (1,9) OBP: 0.271, SLG: 0.502		0-0 CS 1B		0-0 P1		0-3 K		0-0 F7	0-0 F7	4 0 1 0 0 1 4												
Ron Hodges, L (1,2) OBP: 0.346, SLG: 0.351	0-3 K				0-0 3-1		0-0 4-3		0-0 4-3	4 0 0 0 0 1 4												
Roy Staiger, R (1,5) OBP: 0.292, SLG: 0.301			0-0 5-3		0-0 1-3			0-0 5-3		3 0 0 0 0 0 0												
Bud Harrelson, S (1,6) OBP: 0.354, SLG: 0.289			4-0 BB		0-0 G3			0-0 6-3		2 0 0 0 1 0 0												
Mickey Lolich, S (1,1) OBP: 0.228, SLG: 0.137 Bob Myrick, R (5,1) ERA: 3.22 Lee Mazzilli, S (6, PH) OBP: 0.294, SLG: 0.308 Ken Sanders, R (7,1) ERA: 2.87 Mike Phillips, L (8, PH) OBP: 0.321, SLG: 0.374 Rick Baldwin, L (9,1) OBP: 0.262, SLG: 0.283	0-3 K		0-0 K		0-0 FC4-6 BB		0-0 4-3		0-0 4-3	1 0 0 0 0 1 1 0 0 0 0 0 0 0 0 0 0 0 0 1 0 0 0 0 0 0 0 0 0 1 0 0 0 0 0 0 0 0 0 0 0 0 0												
<b>Inning Stats</b>	R: 0 E: 0 K: 0 S: 3	H: 0 LOB: 0 BB: 0 P: 3	R: 0 E: 0 K: 1 S: 5	H: 1 LOB: 0 BB: 0 P: 5	R: 0 E: 0 K: 1 S: 5	H: 0 LOB: 1 BB: 1 P: 9	R: 0 E: 0 K: 0 S: 4	H: 1 LOB: 1 BB: 0 P: 4	R: 0 E: 0 K: 0 S: 3	H: 0 LOB: 0 BB: 0 P: 3		R: 0 E: 0 K: 0 S: 3	H: 0 LOB: 1 BB: 1 P: 7	R: 0 E: 0 K: 1 S: 5	H: 0 LOB: 0 BB: 0 P: 5	R: 0 E: 0 K: 0 S: 3	H: 0 LOB: 0 BB: 0 P: 3	R: 0 E: 0 K: 1 S: 7	H: 2 LOB: 3 BB: 1 P: 11	1B: 4 2B: 0 3B: 0 HR: 0	SF: 0 SAC: 0 DP: 0 HBP: 0	WP: 1 PB: 0 SB: 0 CS: 1
<b>PITCHER</b>	IP WLS BF H R ER SO BB IBB HBP BLK WP HR S P ERA WHIP											IP WLS BF H R ER SO BB IBB HBP BLK WP HR S P ERA WHIP										
John Denny, R (1,1) ERA: 2.56	9.0 W 33 4 0 0 4 3 0 0 0 0 1 0 38 50 0.00 0.778																					



Batter	1	2	3	4	5	6	7	8	9	AB	R	H	RBI	BB	SO	LOB	TOP			
Jerry Mumphrey, S (1, 8) OBP: 0.319, SLG: 0.317	4-0 1B BB		0-3 K	0-0 G3		0-3 K			0-0 6-3	4	0	0	0	1	2	0				
Gary Templeton, S (1, 6) OBP: 0.329, SLG: 0.380	0-3 K		0-0 2B	0-0 6-3			0-0 4-3 1B		0-0 1B	5	1	3	0	0	1	1				
Keith Hernandez, L (1, 3) OBP: 0.383, SLG: 0.436	0-0 F8		0-0 1B 2B		0-0 2B 1B		0-0 4-3		0-0 F7	5	2	2	1	0	0	3				
Ted Simmons, S (1, 2) OBP: 0.374, SLG: 0.398	0-0 1B		4-0 1B 1B IBB		0-0 SH2-3 1-H 2B		4-0 G4-6-3 IBB		0-0 P4	3	1	2	1	2	0	1				
Vic Harris, S (1, 9) OBP: 0.275, SLG: 0.317	0-0 4-3		0-0 F8		0-0 SH2-3		0-0 G4-6-3			3	0	0	0	0	0	6				
Hector Cruz, R (1, 5) OBP: 0.277, SLG: 0.319		0-0 1B	0-0 1B		0-3 K			0-0 F8		4	0	2	1	0	1	1				
Don Kessinger, S (1, 4) OBP: 0.317, SLG: 0.313		0-0 P6	0-0 1B		0-0 F9			0-0 6-3		4	0	1	1	0	0	2				
Mike Potter, R (1, 7) Charlie Chant, R (8, 7) OBP: 0.100, SLG: 0.100	0-3 K		0-0 F7			0-0 6-3		4-0 FC4-6 BB		3	0	0	0	1	1	3				
John Curtis, L (1, 1) OBP: 0.222, SLG: 0.206	0-0 1-3			0-3 K		0-0 B1-3		0-0 FC4-6		4	0	0	0	0	1	2				
<b>Inning Stats</b>	R: 0 E: 0 K: 1 S: 6	H: 1 LOB: 2 BB: 1 P: 10	R: 0 E: 0 K: 1 S: 6	H: 1 LOB: 1 BB: 0 P: 6	R: 3 E: 0 K: 1 S: 9	H: 4 LOB: 2 BB: 1 P: 13	R: 0 E: 0 K: 1 S: 5	H: 0 LOB: 0 BB: 0 P: 5	R: 1 E: 0 K: 1 S: 7	H: 2 LOB: 1 BB: 0 P: 7	R: 0 E: 0 K: 0 S: 3	H: 1 LOB: 1 BB: 1 P: 7	R: 0 E: 0 K: 0 S: 3	H: 0 LOB: 1 BB: 1 P: 7	R: 0 E: 0 K: 0 S: 4	H: 1 LOB: 1 BB: 0 P: 4	1B: 7 2B: 3 3B: 0 HR: 0	SF: 0 SAC: 1 DP: 1 HBP: 0	WP: 0 PB: 0 SB: 0 CS: 0	PA: 40
<b>PITCHER</b>	IP WLS BF H R ER SO BB IBB HBP BLK WP HR S P ERA WHIP																			
Nino Espinosa, R (1, 1) ERA: 4.35	3.0 L 17 6 3 3 3 1 1 0 0 0 0 21 29 9.00 2.333																			
Bob Apodaca, R (4, 1) ERA: 3.1	4.0 15 3 1 1 3 0 1 0 0 0 0 20 24 2.25 0.750																			
Bob Myrick, L (8, 1) ERA: 2.96	2.0 8 1 0 0 0 1 0 0 0 0 0 7 11 0.00 1.000																			

St. Louis Cardinals @ New York Mets  
Shea Stadium, Flushing, NY  
Wed Sep 15 1976, 7:05 PM EDT  
Att: 9,963 - Unknown

AB 35  
R 4  
H 10  
RBI 4  
BB 4  
SO 6  
LOB 19



Batter	1	2	3	4	5	6	7	8	9	AB	R	H	RBI	BB	SO	LOB	BOTTOM			
Lee Mazzilli, S (1, 8) OBP: 0.286, SLG: 0.294	0-0 6-3		0-0 5-3		0-0 1-3 1B		0-0 F7			4	0	1	0	0	0	3				
Felix Milan, R (1, 4) OBP: 0.341, SLG: 0.345	0-0 P4		0-0 BB 1B		0-0 1-3		0-0 F7			4	0	1	1	0	0	2				
Mike Vail, R (1, 9) OBP: 0.241, SLG: 0.277	0-0 1B		0-0 F9		0-0 6-3			0-3 K		4	0	1	0	0	1	3				
Joe Torre, R (1, 3) OBP: 0.358, SLG: 0.412	0-0 F7		4-0 BB		0-0 1-3		0-0 5-3		0-0 5-3	3	0	0	0	1	0	1				
John Stearns, R (1, 2) OBP: 0.333, SLG: 0.379		0-3 K	0-0 F8		0-0 5-3		0-0 6-3			4	0	0	0	0	1	3				
Pepe Mangual, R (1, 7) OBP: 0.359, SLG: 0.324		0-3 K		0-0 F8		0-0 E2 1B		4-0 G6-4-3 BB		3	0	1	0	1	1	0				
Roy Staiger, R (1, 5) OBP: 0.287, SLG: 0.296		0-0 F9		0-0 F8		0-0 F9		0-0 G6-4-3		4	0	0	0	0	0	2				
Leo Foster, R (1, 6) OBP: 0.317, SLG: 0.321			0-0 WP 1B 1B		0-0 F2		0-0 F8		0-0 G3	4	1	1	0	0	0	0				
Nino Espinosa, R (1, 1) Jerry Grote, R (3, PH) Bob Apodaca, R (4, 1) Leon Brown, R (7, PH) Bob Myrick, R (8, 1)			0-0 1B WP 1B		0-0 5-3		4-0 BB			0	0	0	0	0	0	0				
<b>Inning Stats</b>	R: 0 E: 0 K: 0 S: 4	H: 1 LOB: 1 BB: 0 P: 4	R: 0 E: 0 K: 2 S: 7	H: 0 LOB: 0 BB: 0 P: 7	R: 1 E: 0 K: 0 S: 6	H: 3 LOB: 3 BB: 1 P: 10	R: 0 E: 0 K: 0 S: 3	H: 0 LOB: 0 BB: 0 P: 3	R: 0 E: 0 K: 0 S: 4	H: 1 LOB: 1 BB: 0 P: 4	R: 0 E: 0 K: 0 S: 4	H: 1 LOB: 1 BB: 1 P: 7	R: 0 E: 0 K: 1 S: 5	H: 0 LOB: 0 BB: 0 P: 5	R: 0 E: 0 K: 0 S: 2	H: 0 LOB: 0 BB: 1 P: 6	1B: 6 2B: 0 3B: 0 HR: 0	SF: 0 SAC: 0 DP: 1 HBP: 0	WP: 1 PB: 0 SB: 0 CS: 0	PA: 35
<b>PITCHER</b>	IP WLS BF H R ER SO BB IBB HBP BLK WP HR S P ERA WHIP																			
John Curtis, L (1, 1) ERA: 4.29	9.0 W 35 6 1 1 3 3 3 0 0 0 1 0 38 50 1.00 1.000																			

St. Louis Cardinals @ New York Mets  
Shea Stadium, Flushing, NY  
Wed Sep 15 1976, 7:05 PM EDT  
Att: 9,963 - Unknown

AB 32  
R 1  
H 6  
RBI 1  
BB 3  
SO 3  
LOB 14





Batter	1	2	3	4	5	6	7	8	9	AB	R	H	RBI	BB	SO	LOB	TOP			
Vic Harris, S OBP: 0.279, SLG: 0.317 (1, 8)	0-3 K		0-0 1B		4-0 BB			0-3 K		3	0	1	0	1	2	0	<b>St. Louis Cardinals @ New York Mets</b> Shea Stadium, Flushing, NY Thu Sep 16 1976, 7:05 PM EDT Att: 5,472 - Unknown			
Luis Avarado, R OBP: 0.375, SLG: 0.318 (1, 4)	4-0 BB		0-0 1B		0-0 P4			0-0 P4		3	0	1	0	1	0	1				
Keith Hernandez, L OBP: 0.382, SLG: 0.443 (1, 3)	0-0 6-3		0-3 K		0-3 K			0-0 HR		4	1	1	1	0	2	4				
Ted Simmons, S OBP: 0.371, SLG: 0.395 (1, 7)	0-0 P6		0-0 G3					0-0 6-3		4	0	0	0	0	1	3				
Joe Ferguson, R OBP: 0.317, SLG: 0.362 (1, 2)		0-0 F7		0-3 K				0-3 K		4	0	0	0	0	3	0				
Mike Anderson, R OBP: 0.385, SLG: 0.384 (1, 9)		0-0 1B		4-0 BB				0-3 K		3	0	1	0	1	2	0				
Hector Cruz, R OBP: 0.275, SLG: 0.316 (1, 5)		0-0 F9		0-3 K				0-3 K		4	0	0	0	0	2	2				
Don Kessinger, S OBP: 0.316, SLG: 0.311 (1, 6)		0-0 F8		0-0 F7				0-0 6-3		3	0	0	0	0	0	2				
Pete Falcone, L OBP: 0.189, SLG: 0.158 (7, PH)			0-0 3-1		0-0 4-3			0-3 K		2	0	0	0	0	0	0				
Mike Potter, K OBP: 0.189, SLG: 0.158 (7, PH)										1	0	0	0	0	1	0				
Bill Greif, R OBP: 0.189, SLG: 0.158 (7, PH)										0	0	0	0	0	0	0				
Al Hrabosky, R OBP: 0.189, SLG: 0.158 (8, 1)										0	0	0	0	0	0	0				
Doug Capilla, L OBP: 0.189, SLG: 0.158 (8, 1)										0	0	0	0	0	0	0				
Steve Waterbury, R OBP: 0.189, SLG: 0.158 (8, 1)										0	0	0	0	0	0	0				
<b>Inning Stats</b>	R: 0 E: 0 K: 1 S: 5	H: 0 LOB: 1 BB: 1 P: 9	R: 0 E: 0 K: 0 S: 4	H: 1 LOB: 1 BB: 0 P: 4	R: 0 E: 0 K: 1 S: 7	H: 2 LOB: 2 BB: 0 P: 7	R: 0 E: 0 K: 2 S: 7	H: 0 LOB: 1 BB: 1 P: 11	R: 0 E: 0 K: 1 S: 5	H: 0 LOB: 0 BB: 0 P: 9	R: 0 E: 0 K: 3 S: 9	H: 0 LOB: 0 BB: 0 P: 5	R: 1 E: 0 K: 1 S: 6	H: 1 LOB: 0 BB: 0 P: 6	R: 0 E: 0 K: 3 S: 9	H: 0 LOB: 0 BB: 0 P: 9	1B: 3 2B: 0 3B: 0 HR: 1	SF: 0 SAC: 0 DP: 0 HBP: 0	WP: 0 PB: 0 SB: 0 CS: 0	PA: 34
<b>PITCHER</b> Jerry Kosman, L ERA: 2.76 (1, 1)	IP: 9.0 WLS: W BF: 34 H: 4 R: 1 ER: 1 SO: 13 BB: 3 IBB: 0 HBP: 0 BLK: 0 WP: 0 HR: 1 S: 57 P: 69 ERA: 1.00 WHIP: 0.778																			

AB	31
R	1
H	4
RBI	1
BB	3
SO	13
LOB	12



Batter	1	2	3	4	5	6	7	8	9	AB	R	H	RBI	BB	SO	LOB	BOTTOM			
Lee Mazzilli, S OBP: 0.269, SLG: 0.238 (1, 8)	0-0 5-3		0-0 F8	4-0 E S BB		0-0 E4 CS		0-0 P6		4	0	0	0	1	0	0	<b>St. Louis Cardinals @ New York Mets</b> Shea Stadium, Flushing, NY Thu Sep 16 1976, 7:05 PM EDT Att: 5,472 - Unknown			
Felix Milten, R OBP: 0.342, SLG: 0.345 (1, 4)	0-0 5-3 1B		4-0 BB E BB	0-0 L5		0-0 F9 1-2		0-0 F8		4	1	1	0	1	0	2				
John Milner, L OBP: 0.361, SLG: 0.446 (1, 7)	0-0 5-3 1-2		4-0 E 1-2 BB		0-0 F8	0-0 G3		0-0 WP BLK 1B		4	1	1	0	1	0	1				
Joe Torre, R OBP: 0.358, SLG: 0.414 (8, PR)	0-0 6-3		0-0 E6 BB		0-0 1B 2B			4-0 BB 1B BB		4	1	1	0	1	1	2				
Leo Foster, R OBP: 0.317, SLG: 0.321 (9, 3)			1-3 2H		0-0 1B 2B			1-3 BB		0	0	0	0	0	0	0				
Mike Vail, R OBP: 0.250, SLG: 0.280 (7, PH)		0-0 HBP 1B	4-0 1-2 BB		0-0 5-3			0-0 BB		2	0	1	0	1	0	1				
Bruce Boisclair, L OBP: 0.337, SLG: 0.365 (8, 9)			1-2 BB		4-0 5-3			1-2 3H 1B		2	1	2	2	0	0	0				
John Stearns, R OBP: 0.364, SLG: 0.373 (1, 2)		1-0 HBP 1B	0-0 P5		4-0 1B 1B BB			4-0 1-2 2-3 BB		1	0	0	0	3	0	3				
Roy Staiger, R OBP: 0.289, SLG: 0.298 (1, 5)		0-0 F7	0-0 P6		0-0 1B			0-0 P6		5	0	2	1	0	0	8				
Bud Harrelson, S OBP: 0.353, SLG: 0.289 (1, 6)		0-0 F8		0-0 P5		0-0 1-2 2-3 1B		0-0 1-4-3		4	0	1	0	0	0	4				
Jerry Kosman, R OBP: 0.257, SLG: 0.264 (1, 1)		0-3 K	0-3 K		0-0 P5			0-3 K		4	0	0	0	0	3	7				
<b>Inning Stats</b>	R: 0 E: 0 K: 0 S: 4	H: 1 LOB: 2 BB: 0 P: 4	R: 0 E: 0 K: 1 S: 6	H: 1 LOB: 0 BB: 0 P: 7	R: 1 E: 1 K: 0 S: 4	H: 0 LOB: 3 BB: 3 P: 16	R: 0 E: 0 K: 1 S: 5	H: 0 LOB: 1 BB: 1 P: 9	R: 1 E: 0 K: 0 S: 6	H: 3 LOB: 3 BB: 1 P: 10	R: 0 E: 1 K: 0 S: 3	H: 0 LOB: 0 BB: 0 P: 3	R: 1 E: 0 K: 2 S: 9	H: 2 LOB: 2 BB: 1 P: 13	R: 1 E: 0 K: 0 S: 5	H: 2 LOB: 2 BB: 2 P: 13	1B: 7 2B: 1 3B: 0 HR: 1	SF: 0 SAC: 0 DP: 0 HBP: 1	WP: 1 PB: 0 SB: 1 CS: 1	PA: 43
<b>PITCHER</b> Pete Falcone, L ERA: 3.2 Bill Greif, R ERA: 5.03 Al Hrabosky, L ERA: 2.89 Doug Capilla, L ERA: 4.91 Steve Waterbury, R ERA: 4.91	IP: 6.0 WLS: L BF: 30 H: 5 R: 2 ER: 2 SO: 2 BB: 5 IBB: 0 HBP: 1 BLK: 0 WP: 0 HR: 0 S: 28 P: 49 ERA: 1.50 WHIP: 1.667																			

AB	34
R	4
H	9
RBI	3
BB	8
SO	4
LOB	28









Batter	1	2	3	4	5	6	7	8	9	AB	R	H	RBI	BB	SO	LOB	TOP					
Jerry Mumphrey, S (1, 8) OBP: 0.324, SLG: 0.328	0-0 6-3	0-0 FC6-4 1B		0-0 8-2			4-0 FC6-4 BB		0-0 6-3	4	0	1	1	1	0	2						
Gary Templeton, S (1, 6) OBP: 0.311, SLG: 0.358	0-3 K	0-0 FC6-4			0-0 1-3		0-0 FC6-4			4	0	0	0	0	0	1						
Keith Hernandez, L (1, 3) OBP: 0.382, SLG: 0.444	0-0 6-3		0-0 F9		0-0 WP 1B		0-3 K			4	0	1	0	0	0	1						
Ted Simmons, S (1, 2)		0-0 2B 1B		0-0 1B		0-0 F8		0-0 6-3		4	1	2	0	0	0	1						
Lou Brock, L (1, 7) OBP: 0.342, SLG: 0.378		0-0 P4		0-0 P4		0-0 F9		4-0 S 2-3 BB		3	0	0	0	1	0	3						
Willie Crawford, L (1, 9) OBP: 0.360, SLG: 0.449		0-0 1B 2B		0-3 K		0-0 5-3		0-0 2-3		4	0	1	1	0	1	2						
Hector Cruz, R (1, 5) OBP: 0.279, SLG: 0.324		4-0 1B BB		0-0 2B 8-2 1B		0-0 L6		0-0 6-3		3	1	1	0	1	0	1						
Luis Alvarado, R (1, 4) OBP: 0.387, SLG: 0.379		0-0 1B		0-0 1B		0-0 4-3		0-3 K		4	1	2	0	0	1	0						
Mike Tyson, R (9, 4) OBP: 0.335, SLG: 0.457		1-2 2-3 E 1B		1-3 2B						0	0	0	0	0	0	0						
Bob Forsch, R (1, 1) OBP: 0.183, SLG: 0.254		0-0 E4 1B		0-3 K				0-3 K		3	1	1	1	0	2	2						
Al Hrabosky, R (7, 1)										1	0	0	0	0	1	0						
Tom Walker, R (9, 1)		1-1 2-H 3-H 1B 1B								0	0	0	0	0	0	0						
<b>Inning Stats</b>	R: 0 E: 0 K: 1 S: 5	H: 0 LOB: 0 BB: 0 P: 5	R: 4 E: 1 K: 0 S: 7	H: 5 LOB: 1 BB: 1 P: 11	R: 0 E: 0 K: 1 S: 6	H: 1 LOB: 1 BB: 0 P: 6	R: 0 E: 0 K: 1 S: 6	H: 2 LOB: 1 BB: 0 P: 6	R: 0 E: 0 K: 0 S: 4	H: 0 LOB: 0 BB: 0 P: 3	R: 0 E: 0 K: 2 S: 7	H: 0 LOB: 1 BB: 1 P: 11	R: 0 E: 0 K: 0 S: 3	H: 0 LOB: 1 BB: 1 P: 7	R: 0 E: 0 K: 2 S: 7	H: 0 LOB: 0 BB: 0 P: 7	1B: 7 2B: 3 3B: 0 HR: 0	SF: 0 SAC: 0 DP: 1 HBP: 0	WP: 1 PB: 0 SB: 2 CS: 0	PA: 37		
<b>PITCHER</b>	IP WLS BF H R ER SO BB IBB HBP BLK WP HR S P ERA WHIP	IP WLS BF H R ER SO BB IBB HBP BLK WP HR S P ERA WHIP	IP WLS BF H R ER SO BB IBB HBP BLK WP HR S P ERA WHIP	IP WLS BF H R ER SO BB IBB HBP BLK WP HR S P ERA WHIP	IP WLS BF H R ER SO BB IBB HBP BLK WP HR S P ERA WHIP	IP WLS BF H R ER SO BB IBB HBP BLK WP HR S P ERA WHIP	IP WLS BF H R ER SO BB IBB HBP BLK WP HR S P ERA WHIP	IP WLS BF H R ER SO BB IBB HBP BLK WP HR S P ERA WHIP	IP WLS BF H R ER SO BB IBB HBP BLK WP HR S P ERA WHIP	IP WLS BF H R ER SO BB IBB HBP BLK WP HR S P ERA WHIP	IP WLS BF H R ER SO BB IBB HBP BLK WP HR S P ERA WHIP	IP WLS BF H R ER SO BB IBB HBP BLK WP HR S P ERA WHIP	IP WLS BF H R ER SO BB IBB HBP BLK WP HR S P ERA WHIP	IP WLS BF H R ER SO BB IBB HBP BLK WP HR S P ERA WHIP	IP WLS BF H R ER SO BB IBB HBP BLK WP HR S P ERA WHIP	IP WLS BF H R ER SO BB IBB HBP BLK WP HR S P ERA WHIP	IP WLS BF H R ER SO BB IBB HBP BLK WP HR S P ERA WHIP	IP WLS BF H R ER SO BB IBB HBP BLK WP HR S P ERA WHIP	IP WLS BF H R ER SO BB IBB HBP BLK WP HR S P ERA WHIP	IP WLS BF H R ER SO BB IBB HBP BLK WP HR S P ERA WHIP	IP WLS BF H R ER SO BB IBB HBP BLK WP HR S P ERA WHIP	IP WLS BF H R ER SO BB IBB HBP BLK WP HR S P ERA WHIP

St. Louis Cardinals @ Montreal Expos  
 Jarry Park, Montreal, QB  
 Sat Sep 18 1976, 3:33 AM EDT  
 Unknown - 73 F

AB 34  
 R 4  
 H 9  
 RBI 3  
 BB 3  
 SO 7  
 LOB 14



Batter	1	2	3	4	5	6	7	8	9	AB	R	H	RBI	BB	SO	LOB	BOTTOM					
Del Unser, L (1, 9) OBP: 0.275, SLG: 0.359	0-3 K		0-0 4-3			0-0 F9		0-3 K		3	0	0	0	0	1	0						
Bombo Rivera, R (9, 9) OBP: 0.320, SLG: 0.404										1	0	0	0	0	1	1						
Mike Jorgensen, L (1, 3) OBP: 0.353, SLG: 0.353	0-0 L6			0-0 L4		0-3 K		0-3 K		3	0	0	0	0	1	0						
Roger Freed, R (8, 9)										1	0	0	0	0	1	1						
Ellis Valentine, R (1, 8) OBP: 0.333, SLG: 0.365	0-0 F7			0-0 F8		4-0 E 1B BB		0-0 5-3		3	1	0	0	1	0	0						
Larry Parrish, R (1, 5) OBP: 0.286, SLG: 0.359		0-0 6-3		0-0 5-3		0-0 E6 F9 1B		4-0 BB BB		3	0	0	0	1	0	1						
Andre Dawson, R (1, 7) OBP: 0.458, SLG: 0.500		0-0 F8			4-0 1B WP BB	0-0 G6-4-3		4-0 BB BB		2	0	1	1	2	0	0						
Tim Foli, R (1, 6) OBP: 0.277, SLG: 0.363		0-0 1B			0-0 F9	0-0 F9		0-0 P6		4	0	1	0	0	0	5						
Wayne Garrett, L (1, 4) OBP: 0.360, SLG: 0.304		0-0 P5			0-0 G5-4-3 1B	0-0 G6-4-3		0-0 F8		2	0	1	0	0	0	1						
Earl Williams, R (7, PH) OBP: 0.286, SLG: 0.386										1	0	0	0	0	0	2						
Rodney Scott, S (8, 4) OBP: 0.571, SLG: 0.500										0	0	0	0	0	0	0						
Barry Foote, R (9, PH) OBP: 0.252, SLG: 0.321										1	0	0	0	0	0	2						
Gary Carter, R (1, 2) OBP: 0.287, SLG: 0.309			0-0 5-3		0-0 G5-4-3					3	0	1	0	0	0	2						
Don Stanhouse, R (1, 1) OBP: 0.302, SLG: 0.271			0-0 4-3							0	0	0	0	0	0	0						
Pat Scanlon, L (3, PH) OBP: 0.231, SLG: 0.300										1	0	0	0	0	0	0						
Bill Atkinson, L (4, 1)										0	0	0	0	0	0	0						
Warren Cromarrie, L (6, PH) OBP: 0.250, SLG: 0.242										1	0	0	0	0	0	0						
Chip Lang, R (7, 1) OBP: 0.292, SLG: 0.230										0	0	0	0	0	0	0						
Jose Morales, R (8, PH) OBP: 0.328, SLG: 0.480										1	0	0	0	0	1	1						
Dale Murray, R (9, 1)										0	0	0	0	0	0	0						
<b>Inning Stats</b>	R: 0 E: 0 K: 1 S: 5	H: 0 LOB: 0 BB: 0 P: 5	R: 0 E: 0 K: 0 S: 4	H: 1 LOB: 0 BB: 0 P: 4	R: 0 E: 0 K: 0 S: 3	H: 0 LOB: 0 BB: 0 P: 3	R: 0 E: 0 K: 0 S: 3	H: 0 LOB: 0 BB: 0 P: 3	R: 0 E: 0 K: 1 S: 5	H: 0 LOB: 0 BB: 0 P: 5	R: 1 E: 1 K: 0 S: 4	H: 1 LOB: 1 BB: 1 P: 8	R: 0 E: 0 K: 3 S: 10	H: 1 LOB: 1 BB: 0 P: 10	R: 0 E: 0 K: 0 S: 3	H: 0 LOB: 2 BB: 2 P: 11	1B: 4 2B: 0 3B: 0 HR: 0	SF: 0 SAC: 0 DP: 2 HBP: 0	WP: 1 PB: 0 SB: 0 CS: 0	PA: 34		
<b>PITCHER</b>	IP WLS BF H R ER SO BB IBB HBP BLK WP HR S P ERA WHIP	IP WLS BF H R ER SO BB IBB HBP BLK WP HR S P ERA WHIP	IP WLS BF H R ER SO BB IBB HBP BLK WP HR S P ERA WHIP	IP WLS BF H R ER SO BB IBB HBP BLK WP HR S P ERA WHIP	IP WLS BF H R ER SO BB IBB HBP BLK WP HR S P ERA WHIP	IP WLS BF H R ER SO BB IBB HBP BLK WP HR S P ERA WHIP	IP WLS BF H R ER SO BB IBB HBP BLK WP HR S P ERA WHIP	IP WLS BF H R ER SO BB IBB HBP BLK WP HR S P ERA WHIP	IP WLS BF H R ER SO BB IBB HBP BLK WP HR S P ERA WHIP	IP WLS BF H R ER SO BB IBB HBP BLK WP HR S P ERA WHIP	IP WLS BF H R ER SO BB IBB HBP BLK WP HR S P ERA WHIP	IP WLS BF H R ER SO BB IBB HBP BLK WP HR S P ERA WHIP	IP WLS BF H R ER SO BB IBB HBP BLK WP HR S P ERA WHIP	IP WLS BF H R ER SO BB IBB HBP BLK WP HR S P ERA WHIP	IP WLS BF H R ER SO BB IBB HBP BLK WP HR S P ERA WHIP	IP WLS BF H R ER SO BB IBB HBP BLK WP HR S P ERA WHIP	IP WLS BF H R ER SO BB IBB HBP BLK WP HR S P ERA WHIP	IP WLS BF H R ER SO BB IBB HBP BLK WP HR S P ERA WHIP	IP WLS BF H R ER SO BB IBB HBP BLK WP HR S P ERA WHIP	IP WLS BF H R ER SO BB IBB HBP BLK WP HR S P ERA WHIP	IP WLS BF H R ER SO BB IBB HBP BLK WP HR S P ERA WHIP	IP WLS BF H R ER SO BB IBB HBP BLK WP HR S P ERA WHIP

St. Louis Cardinals @ Montreal Expos  
 Jarry Park, Montreal, QB  
 Sat Sep 18 1976, 3:33 AM EDT  
 Unknown - 73 F

AB 30  
 R 1  
 H 4  
 RBI 1  
 BB 4  
 SO 5  
 LOB 16









Batter	1	2	3	4	5	6	7	8	9	AB	R	H	RBI	BB	SO	LOB	TOP					
Jerry Mumphrey, S OBP: 0.328, SLG: 0.332 (1, 8)	0-0 4-3	0-0 4-3			0-0 4-3		0-0 E 1B		0-0 2B 3B 1B	5	1	2	1	0	0	1						
Gary Templeton, S OBP: 0.318, SLG: 0.370 (1, 6)	0-0 CS 1B		0-3 K 1		0-0 1B		0-0 F7		0-0 3B 2B	5	1	3	0	0	0	1						
Keith Hernandez, L OBP: 0.385, SLG: 0.438 (1, 3)	4-0 1-2 BB		0-0 1-3		0-0 G3		0-0 E6		4-0 3B IBB	3	1	0	0	2	0	2						
Ted Simmons, S OBP: 0.372, SLG: 0.399 (1, 2)	0-0 F8		0-0 G3			4-0 G6-3 BB		0-0 4-3	0-0 2B 3B	4	1	1	3	1	0	3						
Lou Brock, L OBP: 0.344, SLG: 0.382 (1, 7)		0-0 K S 1B			0-0 3-1		0-0 G6-3 1-2		0-0 WP 4-3 1B	5	1	3	1	0	0	1						
Willie Crawford, L OBP: 0.383, SLG: 0.449 Sam Mejias, R (9, 9)		0-3 K 1-3			0-0 1-3 1B		0-3 K		0-0 4-3 1B FC5-2 1B	5	0	2	1	0	2	2						
Don Kessinger, S OBP: 0.263, SLG: 0.314 Lee Richard, R OBP: 0.215, SLG: 0.270 Mike Tyson, R OBP: 0.335, SLG: 0.457 John Tamaro, S OBP: 0.417, SLG: 0.250 Luis Alvarado, R OBP: 0.378, SLG: 0.371 Hector Cruz, R OBP: 0.281, SLG: 0.327 (1, 4)	4-0 2B BB				0-0 1-3 1B				0-0 4-3 1B	2	1	1	0	1	0	1						
Lynn McClothen, L OBP: 0.223, SLG: 0.342 John Curtis, L OBP: 0.222, SLG: 0.206 Tom Walker, R OBP: 0.287, SLG: 0.267 Vic Harris, R OBP: 0.275, SLG: 0.312 Al Hrabosky, R OBP: 0.275, SLG: 0.312 Bill Greif, R (9, 1)	0-0 1-H 1B 2B				0-0 F9		0-0 SH1-3 1-H 1B 2B		0-0 4-3 FC5-2 1B	5	2	2	1	0	0	4						
	0-0 2-H 1B				0-0 1-4-3		0-0 SH1-3 2-3		0-0 F9 F8	2	0	1	1	0	0	0						
<b>Inning Stats</b>	R: 0 E: 0 K: 0 S: 3	H: 1 LOB: 1 BB: 1 P: 7	R: 2 E: 0 K: 1 S: 7	H: 3 LOB: 1 BB: 1 P: 11	R: 0 E: 0 K: 1 S: 5	H: 0 LOB: 0 BB: 0 P: 5	R: 0 E: 0 K: 0 S: 4	H: 1 LOB: 1 BB: 0 P: 4	R: 0 E: 0 K: 1 S: 4	H: 0 LOB: 0 BB: 1 P: 8	R: 2 E: 2 K: 0 S: 7	H: 3 LOB: 2 BB: 0 P: 7	R: 0 E: 0 K: 0 S: 4	H: 1 LOB: 1 BB: 0 P: 4	R: 5 E: 0 K: 0 S: 9	H: 6 LOB: 2 BB: 1 P: 13	1B: 11 2B: 4 3B: 1 HR: 0	SF: 0 SAC: 1 DP: 1 HBP: 0	WP: 1 PB: 0 SB: 1 CS: 1	PA: 45		
<b>PITCHER</b>	IP WLS BF H R ER SO BB IBB HBP BLK WP HR S P ERA WHIP	7.0 L 8 3 3 4 3 3 0 0 0 0 0 0 34 46 5.14 1.714	1.1 L 8 3 3 3 0 0 1 0 0 1 0 7 11 20.25 2.250	0.0 L 3 2 2 0 0 0 0 0 0 0 0 3 3 ∞ ∞	0.2 L 3 1 0 0 0 0 0 0 0 0 0 3 3 0.00 1.500																	

St. Louis Cardinals @ Montreal Expos  
Jarry Park, Montreal, QB  
Sun Sep 19 1976, 3:33 AM EDT  
Unknown - 73 F

AB 40  
R 9  
H 16  
RBI 8  
BB 4  
SO 3  
LOB 18



Batter	1	2	3	4	5	6	7	8	9	AB	R	H	RBI	BB	SO	LOB	BOTTOM						
Del Unser, L OBP: 0.276, SLG: 0.371 Bombo Rivera, R OBP: 0.322, SLG: 0.411 (1, 9)	0-0 F8		0-0 SH5-3		0-0 SH5-3		0-0 HR		0-0 2B	2	1	1	1	0	0	0							
Mike Jorgensen, L OBP: 0.352, SLG: 0.350 Earl Williams, R OBP: 0.288, SLG: 0.386 (1, 3)	0-0 4-3		0-0 F9		4-0 1B SF8 BB		0-0 3-1		4-0 1B BB	3	1	0	0	1	0	1							
Andre Dawson, R OBP: 0.485, SLG: 0.500 (1, 7)	0-0 5-3		4-0 FC5-4 BB		0-0 1-3 2-H 1B		0-0 F9		0-0 1-3 1B 1B	4	1	2	1	1	0	0							
Ellis Valentine, R OBP: 0.326, SLG: 0.357 (1, 8)		0-0 F7	0-0 FC5-4		0-0 SF8			0-0 F9	0-0 1-2 3-H 1B	4	0	1	2	0	0	2							
Larry Parrish, R OBP: 0.286, SLG: 0.358 Rodney Scott, S OBP: 0.455, SLG: 0.400 (8, 4)		0-0 F9		0-0 6-3		0-0 P4		0-0 S 1B 1B	0-0 F7	4	0	1	0	0	0	1							
Warren Cromartie, L OBP: 0.233, SLG: 0.236 (9, 4)								0-0 S 1B 1B	0-0 F7	1	0	0	0	0	0	2							
Tim Foli, R OBP: 0.278, SLG: 0.364 (1, 6)		0-0 2B 2B		0-0 F7		0-0 5-3		0-0 F8	0-0 1-2 2-H 1B	5	1	2	1	0	0	1							
Wayne Garrett, L OBP: 0.360, SLG: 0.309 Jose Morales, R OBP: 0.342, SLG: 0.480 Pepe Frias, R OBP: 0.207, SLG: 0.230 (9, 5)		0-0 2B 2B		0-0 F7		0-0 4-3		4-0 1B IBB	0-0 F8	3	0	2	1	0	0	0							
Andre Thornton, R OBP: 0.322, SLG: 0.375 Gary Carter, R OBP: 0.287, SLG: 0.309 (1, 2)		0-0 2-H 2B		0-0 F7		0-0 F7		0-0 1-2 1B	0-0 F8	1	0	0	0	0	0	2							
Steve Rogers, R OBP: 0.157, SLG: 0.145 Barry Foote, R OBP: 0.254, SLG: 0.322 Joe Kerrigan, R OBP: 0.287, SLG: 0.309 (1, 1)			0-0 SH5-3		0-0 SH5-3		0-0 5-3		0-0 K	2	1	2	0	0	0	0							
Dale Murray, R OBP: 0.287, SLG: 0.309 Chuck Taylor, R OBP: 0.287, SLG: 0.309 (9, 1)			0-0 1B		0-0 1B					1	0	0	0	0	0	0							
<b>Inning Stats</b>	R: 0 E: 0 K: 0 S: 3	H: 0 LOB: 0 BB: 0 P: 3	R: 1 E: 0 K: 0 S: 5	H: 2 LOB: 1 BB: 0 P: 5	R: 0 E: 0 K: 0 S: 4	H: 1 LOB: 1 BB: 0 P: 8	R: 0 E: 0 K: 0 S: 4	H: 1 LOB: 1 BB: 0 P: 4	R: 2 E: 0 K: 0 S: 3	H: 2 LOB: 1 BB: 1 P: 9	R: 0 E: 0 K: 0 S: 3	H: 0 LOB: 0 BB: 0 P: 3	R: 1 E: 0 K: 1 S: 7	H: 1 LOB: 2 BB: 1 P: 11	R: 2 E: 0 K: 0 S: 6	H: 4 LOB: 2 BB: 1 P: 10	1B: 8 2B: 4 3B: 0 HR: 1	SF: 1 SAC: 2 DP: 0 HBP: 0	WP: 0 PB: 0 SB: 2 CS: 0	PA: 43			
<b>PITCHER</b>	IP WLS BF H R ER SO BB IBB HBP BLK WP HR S P ERA WHIP	6.1 L 28 7 4 4 4 2 0 0 0 0 0 5 9 6.75 0.750	1.1 W 2 1 0 0 1 0 0 0 0 0 0 4 4 0.00 3.000	0.1 S 3 2 2 0 1 0 0 0 0 0 2 6 54.00 9.000	0.1 S 4 2 0 0 0 0 0 0 0 0 4 4 0.00 3.000																		

St. Louis Cardinals @ Montreal Expos  
Jarry Park, Montreal, QB  
Sun Sep 19 1976, 3:33 AM EDT  
Unknown - 73 F

AB 36  
R 7  
H 13  
RBI 7  
BB 4  
SO 1  
LOB 13





Batter	1	2	3	4	5	6	7	8	9	AB	R	H	RBI	BB	SO	LOB	TOP			
Jerry Mumphrey, S (1, 8) OBP: 0.330, SLG: 0.332	0-0 4-3			0-0 1B		0-0 5-3		4-0 BB		3	0	1	0	1	0	0	<b>St. Louis Cardinals @ Montreal Expos</b> Jarry Park, Montreal, QB Sun Sep 19 1976, 3:38 AM EDT Att: 14,687 - Unknown - 73 F			
Gary Templeton, S (1, 6) OBP: 0.318, SLG: 0.365 Don Kessinger, S (6, 6) OBP: 0.320, SLG: 0.314	1-0 CS HBP			0-0 F9 1-2		0-0 5-3		0-0 F7		2	0	0	0	0	0	1				
Keith Hernandez, L (1, 3) OBP: 0.383, SLG: 0.435	0-3 K			0-3 K		0-0 P4			0-0 G3 1B	4	0	1	0	0	2	2				
Joe Ferguson, R (1, 2) OBP: 0.321, SLG: 0.362		0-3 K		4-0 BB					0-0 G3 1-2	3	0	0	0	1	2	1				
Mike Anderson, R (1, 7) OBP: 0.385, SLG: 0.372		0-0 6-3		0-0 L5					0-0 F8	4	0	0	0	0	0	3				
Hector Cruz, R (1, 5) OBP: 0.281, SLG: 0.331		0-0 F7							0-0 5-3	4	0	1	0	0	0	1				
Mike Tyson, R (1, 4) OBP: 0.330, SLG: 0.450			0-0 P3			0-0 5-3			0-0 5-3	3	0	0	0	0	0	1				
Sam Mejias, R (1, 9) OBP: 0.111, SLG: 0.222			0-0 5-3						0-0 F8	3	0	1	0	0	0	0				
Lerrin LaGrow, R (1, 1)			0-3 K			0-3 K			0-3 K	3	0	0	0	0	3	1				
<b>Inning Stats</b>	R: 0 E: 0 K: 1 S: 4	H: 0 LOB: 1 BB: 0 P: 5	R: 0 E: 0 K: 1 S: 5	H: 0 LOB: 0 BB: 0 P: 5	R: 0 E: 0 K: 1 S: 5	H: 1 LOB: 2 BB: 1 P: 10	R: 0 E: 0 K: 1 S: 6	H: 1 LOB: 1 BB: 0 P: 6	R: 0 E: 0 K: 0 S: 3	H: 0 LOB: 0 BB: 0 P: 3	R: 0 E: 0 K: 1 S: 6	H: 1 LOB: 1 BB: 0 P: 6	R: 0 E: 0 K: 1 S: 5	H: 0 LOB: 1 BB: 1 P: 9	R: 0 E: 0 K: 0 S: 4	H: 1 LOB: 1 BB: 0 P: 4	1B: 2 2B: 2 3B: 1 HR: 0	SF: 0 SAC: 0 DP: 1 HBP: 1	WP: 0 PB: 0 SB: 1 CS: 1	PA: 33
<b>PITCHER</b> Woodie Fryman, L (1, 1) ERA: 3.08	IP: 9.0 WLS: W BF: 33 H: 4 R: 0 ER: 0 SO: 7 BB: 2 IBB: 0 HBP: 1 BLK: 0 WP: 0 HR: 0 S: 44 P: 53 ERA: 0.00 WHIP: 0.667															<b>PITCHER</b>				


AB	30
R	0
H	4
RBI	0
BB	2
SO	7
LOB	11




Batter	1	2	3	4	5	6	7	8	9	AB	R	H	RBI	BB	SO	LOB	BOTTOM
Del Unser, L (1, 9) OBP: 0.276, SLG: 0.370	0-0 1B		0-0 6-3		0-0 F9 2-3		0-0 F9			4	0	1	0	0	0	4	<b>St. Louis Cardinals @ Montreal Expos</b> Jarry Park, Montreal, QB Sun Sep 19 1976, 3:38 AM EDT Att: 14,687 - Unknown - 73 F
Wayne Garrett, L (1, 4) OBP: 0.355, SLG: 0.309	0-0 F8		0-0 F8			0-0 F8		0-0 WP SH5-3 2B		4	1	1	0	0	0	1	
Andre Dawson, R (1, 7) OBP: 0.444, SLG: 0.452	0-0 L6		0-0 F7			0-3 K		0-0 SH5-3 1B		3	0	0	0	0	1	1	
Ellis Valentine, R (1, 8) OBP: 0.329, SLG: 0.364 Jerry White, S (8, PR) OBP: 0.316, SLG: 0.313	0-0 1B			0-0 5-3		0-0 F9		0-0 PB 2B		4	0	2	1	0	0	0	
Larry Parrish, R (1, 5) OBP: 0.284, SLG: 0.355	0-0 F9			0-0 F7			0-0 F8		0-0 6-3	4	0	0	0	0	0	3	
Roger Freed, R (1, 3) OBP: 0.200, SLG: 0.300 Mike Jorgensen, L (7, PR) OBP: 0.354, SLG: 0.350		0-0 F8		0-0 F7			0-0 1B FC2		4-0 IBB	3	0	1	0	0	0	0	
Barry Foote, R (1, 2) OBP: 0.257, SLG: 0.325		0-0 FC3-6 1B			0-0 6-3		0-0 FC2 HBP 1B		0-3 K	4	0	2	0	0	1	3	
Pepe Frias, R (1, 6) OBP: 0.213, SLG: 0.236 Jose Morales, R (7, PH) OBP: 0.346, SLG: 0.480 Tim Foli, R (7, PR) OBP: 0.278, SLG: 0.364		0-0 FC3-6				0-0 BLK SH3-4 1B		1-0 FC2 HBP		2	0	1	0	0	0	1	
Woodie Fryman, R (1, 1) OBP: 0.113, SLG: 0.098		0-0 F8			0-0 SH3-4		0-0 FC2			2	0	0	0	0	0	4	
<b>Inning Stats</b>	R: 0 E: 0 K: 0 S: 5	H: 2 LOB: 2 BB: 0 P: 5	R: 0 E: 0 K: 0 S: 4	H: 1 LOB: 1 BB: 0 P: 4	R: 0 E: 0 K: 0 S: 3	H: 0 LOB: 0 BB: 0 P: 3	R: 0 E: 0 K: 0 S: 3	H: 0 LOB: 0 BB: 0 P: 3	R: 0 E: 0 K: 1 S: 5	H: 2 LOB: 3 BB: 0 P: 6	R: 1 E: 0 K: 1 S: 7	H: 2 LOB: 3 BB: 1 P: 11	1B: 7 2B: 1 3B: 0 HR: 0	SF: 0 SAC: 2 DP: 0 HBP: 1	WP: 1 PB: 1 SB: 0 CS: 0	PA: 34	
<b>PITCHER</b> Lerrin LaGrow, R (1, 1) ERA: 2.0	IP: 8.0 WLS: L BF: 34 H: 8 R: 1 ER: 1 SO: 2 BB: 0 IBB: 1 HBP: 1 BLK: 1 WP: 1 HR: 0 S: 36 P: 41 ERA: 1.12 WHIP: 1.000															<b>PITCHER</b>	





Batter	1	2	3	4	5	6	7	8	9	AB	R	H	RBI	BB	SO	LOB	TOP					
Jerry Mumphrey, S (1, 8) OBP: 0.331, SLG: 0.336	F8						F9		P3	5	0	2	0	0	0	2	<b>St. Louis Cardinals @ Philadelphia Phillies</b> <b>Veterans Stadium, Philadelphia, PA</b> Tue Sep 21 1976, 7:05 PM EDT Att: 20,261 - Unknown  <b>AB 34</b> <b>R 1</b> <b>H 7</b> <b>RBI 1</b> <b>BB 4</b> <b>SO 9</b> <b>LOB 20</b> 					
Gary Templeton, S (1, 6) OBP: 0.315, SLG: 0.360	E5 BLK		K				E8		K	5	0	1	0	0	2	4						
Keith Hernandez, L (1, 3) OBP: 0.379, SLG: 0.430	4-3		F7				P1			4	0	0	0	0	0	5						
Ted Simmons, S (1, 7) OBP: 0.371, SLG: 0.396	F9						G3			3	0	0	0	1	0	1						
Joe Ferguson, R (1, 2) OBP: 0.322, SLG: 0.362							F9			3	0	1	0	1	1	1						
Mike Anderson, R (1, 9) OBP: 0.377, SLG: 0.364	K						F8		P4	4	0	0	0	0	1	3						
Hector Cruz, R (1, 5) OBP: 0.282, SLG: 0.331							F8		K	3	0	1	0	1	1	1						
Luis Alvarado, R (1, 4) OBP: 0.366, SLG: 0.342							FC6-4 1B		K	3	1	0	0	1	2	2						
John Denny, R (1, 1) OBP: 0.254, SLG: 0.274										2	0	0	0	0	2	1						
Ken Rudolph, R (7, PH) OBP: 0.200, SLG: 0.256										1	0	1	1	0	0	0						
Lee Richard, R (7, PR) OBP: 0.215, SLG: 0.270										0	0	0	0	0	0	0						
Bill Greif, R (7, 1)										0	0	0	0	0	0	0						
Lou Brock, L (9, PH) OBP: 0.346, SLG: 0.384										1	0	1	0	0	0	0						
<b>Inning Stats</b>	R: 0 E: 1 K: 0 S: 4	H: 0 LOB: 1 BB: 0 P: 4	R: 0 E: 0 K: 2 S: 8	H: 2 LOB: 1 BB: 0 P: 8	R: 0 E: 0 K: 2 S: 8	H: 1 LOB: 1 BB: 0 P: 8	R: 0 E: 0 K: 1 S: 5	H: 0 LOB: 0 BB: 0 P: 5	R: 0 E: 0 K: 1 S: 6	H: 1 LOB: 2 BB: 1 P: 10	R: 0 E: 0 K: 0 S: 3	H: 0 LOB: 1 BB: 1 P: 7	R: 1 E: 1 K: 0 S: 5	H: 2 LOB: 3 BB: 1 P: 9	R: 0 E: 0 K: 1 S: 5	H: 0 LOB: 1 BB: 1 P: 9	R: 0 E: 0 K: 2 S: 8	H: 1 LOB: 1 BB: 0 P: 8	1B: 6 2B: 1 3B: 0 HR: 0	SF: 0 SAC: 0 DP: 0 HBP: 0	WP: 2 PB: 0 SB: 0 CS: 1	PA: 38
<b>PITCHER</b>	IP WLS BF H R ER SO BB IBB HBP BLK WP HR S P ERA WHIP																					
Tom Underwood, L (1, 1) ERA: 3.44	6.2 W 29 6 1 1 6 3 0 0 1 1 0 38 50 1.35 1.350																					
Tug McGraw, L (7, 1) ERA: 2.46	2.1 S 9 1 0 0 3 1 0 0 0 1 0 14 18 0.00 0.857																					

Batter	1	2	3	4	5	6	7	8	9	AB	R	H	RBI	BB	SO	LOB	BOTTOM			
Dave Cash, R (1, 4) OBP: 0.326, SLG: 0.336	1-4-3						F9			3	0	1	0	1	0	2	<b>St. Louis Cardinals @ Philadelphia Phillies</b> <b>Veterans Stadium, Philadelphia, PA</b> Tue Sep 21 1976, 7:05 PM EDT Att: 20,261 - Unknown  <b>AB 32</b> <b>R 5</b> <b>H 8</b> <b>RBI 4</b> <b>BB 4</b> <b>SO 2</b> <b>LOB 14</b> 			
Gary Maddox, R (1, 8) OBP: 0.372, SLG: 0.454	6-3						4-3			4	0	0	0	0	0	2				
Jay Johnstone, L (1, 9) OBP: 0.376, SLG: 0.465	F9						F8			4	0	0	0	0	0	1				
Greg Luzinski, R (1, 7) OBP: 0.365, SLG: 0.474							F8			4	0	0	0	0	1	1				
Jerry Martin, R (8, 7) OBP: 0.272, SLG: 0.287							K			0	0	0	0	0	0	0				
Dick Allen, R (1, 3) OBP: 0.345, SLG: 0.496										4	2	3	1	0	0	0				
Bobby Tolan, L (9, 3) OBP: 0.276, SLG: 0.340										0	0	0	0	0	0	0				
Mike Schmidt, R (1, 5) OBP: 0.375, SLG: 0.522										2	2	1	1	2	1	0				
Johnny Oates, L (1, 2) OBP: 0.296, SLG: 0.256										3	1	1	1	1	0	2				
Larry Bowa, S (1, 6) OBP: 0.282, SLG: 0.297										4	0	2	1	0	0	3				
Tom Underwood, R (1, 1) OBP: 0.174, SLG: 0.116										3	0	0	0	0	0	2				
Tug McGraw, R (7, 1) OBP: 0.143, SLG: 0.286										1	0	0	0	0	0	1				
<b>Inning Stats</b>	R: 0 E: 0 K: 0 S: 3	H: 0 LOB: 0 BB: 0 P: 3	R: 0 E: 0 K: 0 S: 4	H: 1 LOB: 2 BB: 1 P: 8	R: 0 E: 0 K: 0 S: 3	H: 1 LOB: 0 BB: 0 P: 3	R: 3 E: 1 K: 0 S: 7	H: 3 LOB: 2 BB: 1 P: 11	R: 0 E: 0 K: 1 S: 5	H: 0 LOB: 0 BB: 0 P: 5	R: 1 E: 0 K: 0 S: 4	H: 1 LOB: 1 BB: 1 P: 8	R: 0 E: 1 K: 0 S: 3	H: 0 LOB: 1 BB: 1 P: 7	R: 1 E: 0 K: 1 S: 7	H: 2 LOB: 1 BB: 0 P: 7	1B: 3 2B: 3 3B: 0 HR: 2	SF: 0 SAC: 0 DP: 1 HBP: 0	WP: 0 PB: 0 SB: 0 CS: 0	PA: 36
<b>PITCHER</b>	IP WLS BF H R ER SO BB IBB HBP BLK WP HR S P ERA WHIP																			
John Denny, R (1, 1) ERA: 2.63	6.0 L 27 6 4 3 1 3 0 0 0 0 1 26 38 4.50 1.500																			
Bill Greif, R (7, 1) ERA: 4.91	2.0 9 2 1 1 1 1 0 0 0 0 0 1 10 14 4.50 1.500																			











Batter	1	2	3	4	5	6	7	8	9	AB	R	H	RBI	BB	SO	LOB	TOP		
Frank Taveras, R (1, 6) OBP: 0.322, SLG: 0.298 Craig Reynolds, L (5, 6) OBP: 1.000, SLG: 4.000	F7	B6-3			4-3					3	0	0	1	0	0	0	<b>Pittsburgh Pirates @ St. Louis Cardinals</b> Busch Stadium, St. Louis, MO Fri Sep 24 1976, 7:05 PM CDT Unknown		
Richie Hebner, L (1, 5) OBP: 0.320, SLG: 0.359	BB 1B BB		4-3		G3		3-1			3	1	0	0	1	0	0			
Al Oliver, L (1, 8) OBP: 0.365, SLG: 0.482 Omar Moreno, L (5, 8) OBP: 0.341, SLG: 0.351	BB 1B		L1-6		HR				L4	2	1	2	0	0	0	0			
Willie Stargell, L (1, 3) OBP: 0.344, SLG: 0.466	FC5 1B BB		L1-6		HR				4-3	3	1	1	2	1	0	1			
Dave Parker, L (1, 9) OBP: 0.345, SLG: 0.461	FC5 1B			F7		F8			3-1	4	0	1	2	0	0	0			
Richie Zisk, R (1, 7) OBP: 0.346, SLG: 0.470	FC5 FC6-4			F8		F7			F2	4	0	0	0	0	0	2			
Rennie Stennett, R (1, 4) OBP: 0.283, SLG: 0.348	FC6-4			F8		F7			G3	4	0	0	0	0	0	2			
Ed Ott, L (1, 2) OBP: 0.424, SLG: 0.448		6-3			G3 4-3 2B				4-3	4	1	1	0	0	0	0			
John Candelaria, L (1, 1) OBP: 0.253, SLG: 0.247 Miguel Dilone, S (5, PH)		6-3			G3				6-3	1	0	0	0	0	0	0			
Doug Bair, R (5, 1) Tony Armas, R (7, PH) Rick Langford, R (7, 1) OBP: 0.200, SLG: 0.400					2-3					0	0	0	0	0	0	0			
<b>Inning Stats</b>	R: 2 E: 0 K: 0 S: 5	H: 2 LOB: 2 BB: 2 P: 13	R: 0 E: 0 K: 0 S: 3	H: 0 LOB: 0 BB: 0 P: 3	R: 0 E: 0 K: 0 S: 3	H: 1 LOB: 0 BB: 0 P: 3	R: 0 E: 0 K: 0 S: 3	H: 0 LOB: 0 BB: 0 P: 3	R: 1 E: 0 K: 0 S: 4	H: 1 LOB: 0 BB: 1 P: 8	R: 1 E: 0 K: 0 S: 4	H: 1 LOB: 0 BB: 0 P: 4	R: 0 E: 0 K: 0 S: 3	H: 0 LOB: 0 BB: 0 P: 3	R: 0 E: 0 K: 0 S: 3	H: 0 LOB: 0 BB: 0 P: 3	1B: 2 2B: 3 3B: 0 HR: 2	SF: 0 SAC: 0 DP: 1 HBP: 0	WP: 0 PA: 35 CS: 0
<b>PITCHER</b> Bob Forsch, R (1, 1) ERA: 3.9	IP: 9.0 WLS: W BF: 35 H: 6 R: 6 ER: 6 SO: 0 BB: 3 IBB: 0 HBP: 0 BLK: 0 WP: 0 HR: 2 S: 32 P: 44 ERA: 6.00 WHIP: 1.000															<b>PITCHER</b>			

AB	32
R	6
H	6
RBI	6
BB	3
SO	0
LOB	6



Batter	1	2	3	4	5	6	7	8	9	AB	R	H	RBI	BB	SO	LOB	BOTTOM		
Jerry Mumphrey, S (1, 8) OBP: 0.325, SLG: 0.333	E6 CS	F9		SH2-4		1B BB	K			3	1	0	0	1	1	1	<b>Pittsburgh Pirates @ St. Louis Cardinals</b> Busch Stadium, St. Louis, MO Fri Sep 24 1976, 7:05 PM CDT Unknown		
Gary Templeton, S (1, 6) OBP: 0.309, SLG: 0.353	E9 1B	F7		SF8		E 1B 1B	1-3			4	2	1	1	0	0	2			
Lou Brock, L (1, 7) OBP: 0.349, SLG: 0.397 Charlie Chant, R (9, 7) OBP: 0.100, SLG: 0.100	F8		F8		3B	E8 1B 1B		CS 2B		5	1	3	2	0	0	1			
Ted Simmons, S (1, 2) OBP: 0.372, SLG: 0.397				F8		FC5 1B IBB		K 2-3		4	1	2	1	1	1	2			
Joe Ferguson, R (1, 9) OBP: 0.319, SLG: 0.355 Don Kessinger, S (6, 5) OBP: 0.323, SLG: 0.315	6-3		E6 1B		F3			1B BB		3	0	0	0	0	0	2			
Keith Hernandez, L (1, 3) OBP: 0.382, SLG: 0.432		1B IHR 1B		G5-4-3 1B		6-3		F7 1B		5	1	3	1	0	0	2			
Hector Cruz, R (1, 5) OBP: 0.266, SLG: 0.331 Sam Mejias, R (6, PR) OBP: 0.083, SLG: 0.167				G5-4-3 1B		FC5		F9		2	1	1	0	1	0	2			
Mike Tyson, R (1, 4) OBP: 0.332, SLG: 0.462				IHR		E3 SH2-4 SH		F3 2B		4	2	2	3	0	0	1			
Bob Forsch, R (1, 1) OBP: 0.177, SLG: 0.246	6-3			SH SH2-4 3B		K		SH1-4		2	1	0	0	0	1	0			
<b>Inning Stats</b>	R: 1 E: 2 K: 0 S: 5	H: 1 LOB: 1 BB: 0 P: 5	R: 3 E: 0 K: 0 S: 6	H: 3 LOB: 0 BB: 0 P: 6	R: 1 E: 1 K: 0 S: 5	H: 2 LOB: 1 BB: 0 P: 5	R: 2 E: 1 K: 0 S: 6	H: 1 LOB: 1 BB: 0 P: 6	R: 0 E: 0 K: 0 S: 3	H: 0 LOB: 1 BB: 1 P: 7	R: 3 E: 1 K: 1 S: 8	H: 3 LOB: 2 BB: 2 P: 16	R: 0 E: 0 K: 1 S: 6	H: 1 LOB: 1 BB: 0 P: 6	R: 0 E: 0 K: 1 S: 6	H: 2 LOB: 2 BB: 1 P: 10		1B: 9 2B: 2 3B: 1 HR: 1	SF: 1 SAC: 3 DP: 1 HBP: 0
<b>PITCHER</b> John Candelaria, L (1, 1) ERA: 3.28 Doug Bair, R (5, 1) ERA: 5.68 Rick Langford, R (7, 1) ERA: 6.26	IP: 4.0 WLS: L BF: 22 H: 7 R: 7 ER: 4 SO: 4 BB: 0 IBB: 0 HBP: 0 BLK: 0 WP: 0 HR: 0 S: 22 P: 22 ERA: 9.00 WHIP: 1.750															<b>PITCHER</b>			

AB	35
R	10
H	13
RBI	10
BB	4
SO	3
LOB	17









Batter	1	2	3	4	5	6	7	8	9	AB	R	H	RBI	BB	SO	LOB	TOP			
Omar Moreno, L (1, 8) OBP: 0.344, SLG: 0.342 Kent Tekulve, R (8, 1)	B3		L9			E6		BB 4-0		3	0	0	0	1	0	0	Pittsburgh Pirates @ St. Louis Cardinals Busch Stadium, St. Louis, MO Sat Sep 25 1976, 3:33 AM CDT Att: 7,858 - Unknown			
Rennie Stennett, R (1, 4) OBP: 0.281, SLG: 0.345	L4			F9		4-3		1-2 BB		4	0	0	0	0	0	3				
Richie Zisk, R (1, 7) OBP: 0.346, SLG: 0.472				4-3					4-0 BB	4	0	3	0	0	0	0				
Willie Stargell, L (1, 3) OBP: 0.341, SLG: 0.462	4-3			4-3		F5			E G3 BB	4	0	0	0	0	0	3				
Dave Parker, L (1, 9) OBP: 0.345, SLG: 0.461		F9			F8		4-3		L4	4	0	0	0	0	0	2				
Richie Hebner, L (1, 5) OBP: 0.321, SLG: 0.357		G3			F7		F8		BB BB BB BB BB BB	3	0	0	0	1	0	1				
Ed Ott, L (1, 2) OBP: 0.378, SLG: 0.394		P6			K				BB BB BB BB BB BB	4	0	0	0	0	2	2				
Mario Mendoza, R (1, 6) OBP: 0.228, SLG: 0.253 Al Oliver, L (8, PH) OBP: 0.364, SLG: 0.480 (8, 8)			F7			K		P6		2	0	0	0	0	1	0				
Jerry Reuss, L (1, 1) Miguel Chirinos, S (5, PH) Bob Moose, R (5, 1) Ed Kirkpatrick, L (8, PH) Craig Reynolds, L (8, PH) OBP: 1.000, SLG: 4.000 (8, 6)			K			L3		BB BB BB BB BB BB		1	0	0	0	0	1	0				
<b>Inning Stats</b>	R: 0 E: 0 K: 0 S: 4	H: 1 LOB: 1 BB: 0 P: 4	R: 0 E: 0 K: 0 S: 3	H: 0 LOB: 0 BB: 0 P: 3	R: 0 E: 0 K: 1 S: 5	H: 0 LOB: 0 BB: 0 P: 5	R: 0 E: 0 K: 0 S: 3	H: 0 LOB: 0 BB: 0 P: 3	R: 0 E: 0 K: 1 S: 5	H: 0 LOB: 0 BB: 0 P: 5	R: 0 E: 0 K: 0 S: 4	H: 1 LOB: 1 BB: 0 P: 4	R: 0 E: 0 K: 1 S: 6	H: 1 LOB: 2 BB: 1 P: 10	R: 0 E: 1 K: 0 S: 4	H: 1 LOB: 2 BB: 1 P: 8		1B: 3 2B: 1 3B: 0 HR: 0	SF: 0 SAC: 0 DP: 0 HBP: 0	WP: 0 PB: 0 SB: 0 CS: 0
<b>PITCHER</b> Lynn McLothen, R (1, 1) ERA: 3.77	IP: 9.0 WLS: W BF: 34 H: 4 R: 0 ER: 0 SO: 4 BB: 2 IBB: 0 HBP: 0 BLK: 0 WP: 0 HR: 0 S: 40 P: 48 ERA: 0.00 WHIP: 0.667															<b>PITCHER</b> Lynn McLothen, R (1, 1) ERA: 3.77				

Batter	1	2	3	4	5	6	7	8	9	AB	R	H	RBI	BB	SO	LOB	BOTTOM			
Jerry Mumphrey, S (1, 8) OBP: 0.326, SLG: 0.332	3-1		E9 1B	FC6-4 1-2F			SH1-3 1B			4	1	2	0	0	0	3	Pittsburgh Pirates @ St. Louis Cardinals Busch Stadium, St. Louis, MO Sat Sep 25 1976, 3:33 AM CDT Att: 7,858 - Unknown			
Gary Templeton, S (1, 6) OBP: 0.313, SLG: 0.356	4-3		S 1B		E5 SH5-3 1B		SH1-3			3	1	1	1	0	0	0				
Keith Hernandez, L (1, 3) OBP: 0.378, SLG: 0.427	L3		K 1-2		SH5-3		P6			3	0	0	0	0	1	2				
Ted Simmons, S (1, 2) OBP: 0.373, SLG: 0.397		5-3	F7			G5-4-3 1B				3	0	1	1	1	0	1				
Mike Anderson, R (1, 7) OBP: 0.376, SLG: 0.365				F7	G5-4-3		P4			4	0	1	0	0	0	3				
Hector Cruz, R (1, 5) OBP: 0.284, SLG: 0.328		K		F7		P6		K		4	0	0	0	0	2	1				
Mike Tyson, R (1, 4) OBP: 0.331, SLG: 0.462		L4				F9		K FC1-4		4	0	1	0	0	1	1				
Sam Mejias, R (1, 9) OBP: 0.188, SLG: 0.143			4-3			FC6-4 1B		FC1-4 1-2F		2	0	0	0	2	0	1				
Lynn McLothen, L (1, 1) OBP: 0.219, SLG: 0.257			WP E 1B		FC6-4 1-2F 1B		FC6-4 1-2F		3-1	4	1	2	0	0	0	2				
<b>Inning Stats</b>	R: 0 E: 0 K: 0 S: 3	H: 0 LOB: 0 BB: 0 P: 3	R: 0 E: 0 K: 1 S: 6	H: 1 LOB: 1 BB: 0 P: 6	R: 2 E: 1 K: 1 S: 8	H: 3 LOB: 1 BB: 0 P: 8	R: 0 E: 0 K: 0 S: 5	H: 2 LOB: 3 BB: 1 P: 9	R: 1 E: 1 K: 0 S: 4	H: 1 LOB: 0 BB: 0 P: 4	R: 0 E: 0 K: 0 S: 3	H: 0 LOB: 1 BB: 1 P: 7	R: 0 E: 0 K: 0 S: 4	H: 1 LOB: 2 BB: 1 P: 8	R: 0 E: 0 K: 2 S: 8	H: 0 LOB: 1 BB: 0 P: 8		1B: 6 2B: 2 3B: 0 HR: 0	SF: 0 SAC: 2 DP: 1 HBP: 0	WP: 1 PB: 1 SB: 1 CS: 0
<b>PITCHER</b> Jerry Reuss, L (1, 1) ERA: 3.7 Bob Moose, R (6, 1) ERA: 3.7 Kent Tekulve, R (8, 1) ERA: 2.45	IP: 5.0 WLS: L BF: 23 H: 7 R: 3 ER: 1 SO: 2 BB: 0 IBB: 1 HBP: 0 BLK: 0 WP: 1 HR: 0 S: 26 P: 30 ERA: 1.80 WHIP: 1.400															<b>PITCHER</b> Lynn McLothen, R (1, 1) ERA: 3.77				





Batter	1	2	3	4	5	6	7	8	9	AB	R	H	RBI	BB	SO	LOB	TOP	
Frank Taveras, R OBP: 0.323, SLG: 0.300										4	1	2	0	0	0	0	<b>Pittsburgh Pirates @ St. Louis Cardinals</b> Busch Stadium, St. Louis, MO Sun Sep 26 1976, 3:33 AM CDT Att: 10,456 - Unknown	
Al Oliver, L OBP: 0.363, SLG: 0.478										4	0	1	1	0	0	1		
Richie Zisk, R OBP: 0.346, SLG: 0.469										3	0	0	0	1	0	1		
Willie Stargell, L OBP: 0.340, SLG: 0.462										4	0	1	0	0	0	2		
Dave Parker, L OBP: 0.346, SLG: 0.466										3	1	1	1	1	1	2		
Richie Hebner, L OBP: 0.321, SLG: 0.358										4	0	1	0	0	0	2		
Rennie Stennett, R OBP: 0.281, SLG: 0.345										4	0	1	0	0	0	0		
Duffy Dyer, R OBP: 0.348, SLG: 0.328										2	0	0	0	1	0	0		
Ed Kirkpatrick, L OBP: 0.295, SLG: 0.288									0	0	0	0	0	0	0	0		
Bill Robinson, R OBP: 0.330, SLG: 0.538									1	0	0	0	0	0	2	2		
Bruce Kison, R OBP: 0.266, SLG: 0.305										2	0	0	0	0	1	0		
Miguel Dilone, S (7, PH)									1	0	0	0	0	0	1			
Dave Giusti, R (7, PH)									0	0	0	0	0	0	0			
Tony Armas, R (9, PH)									1	0	0	0	0	1	2			
<b>Inning Stats</b>	R: 1 E: 0 K: 0 S: 5	H: 3 LOB: 2 BB: 1 P: 9	R: 0 E: 0 K: 0 S: 3	H: 0 LOB: 0 BB: 0 P: 3	R: 0 E: 0 K: 0 S: 3	H: 0 LOB: 0 BB: 0 P: 3	R: 0 E: 0 K: 1 S: 6	H: 1 LOB: 2 BB: 1 P: 10	R: 0 E: 0 K: 0 S: 3	H: 0 LOB: 1 BB: 1 P: 7	R: 0 E: 0 K: 0 S: 3	H: 0 LOB: 0 BB: 0 P: 3	R: 1 E: 0 K: 1 S: 8	H: 3 LOB: 2 BB: 0 P: 8	1B: 4 2B: 2 3B: 0 HR: 1	SF: 0 SAC: 0 DP: 1 HBP: 0	WP: 0 PB: 0 SB: 1 CS: 0	PA: 36
<b>PITCHER</b>	IP WLS BF H R ER SO BB IBB HBP BLK WP HR S P ERA WHIP																	
John Denny, R ERA: 2.58	(1, 1) 7.0 W 27 4 1 1 2 3 0 0 0 0 0 0 28 40 1.29 1.000																	
Tom Walker, R ERA: 3.05	(8, 1) 1.1 7 3 1 1 0 0 0 0 0 0 0 1 7 7 6.75 2.250																	
Al Hrabosky, L ERA: 3.34	(9, 1) 0.2 S 2 0 0 0 1 0 0 0 0 0 0 0 4 4 0.00 0.000																	

Batter	1	2	3	4	5	6	7	8	9	AB	R	H	RBI	BB	SO	LOB	BOTTOM	
Jerry Mumphrey, S OBP: 0.325, SLG: 0.334										4	2	1	0	0	0	1	<b>Pittsburgh Pirates @ St. Louis Cardinals</b> Busch Stadium, St. Louis, MO Sun Sep 26 1976, 3:33 AM CDT Att: 10,456 - Unknown	
Garry Templeton, S OBP: 0.322, SLG: 0.364										4	1	3	1	0	0	0		
Lou Brock, L OBP: 0.345, SLG: 0.397										4	0	1	2	0	1	2		
Tom Walker, R OBP: 0.400, SLG: 0.400										0	0	0	0	0	0	0		
Al Hrabosky, R (9, 1)										0	0	0	0	0	0	0		
Ted Simmons, S OBP: 0.372, SLG: 0.395										4	0	1	0	0	0	2		
Keith Hernandez, L OBP: 0.377, SLG: 0.425										4	0	1	0	0	0	1		
Willie Crawford, L OBP: 0.362, SLG: 0.447										4	0	1	0	0	0	2		
Charlie Chant, R OBP: 0.100, SLG: 0.100										0	0	0	0	0	0	0		
Mike Tyson, R OBP: 0.329, SLG: 0.456										3	1	0	0	1	1	3		
Hector Cruz, R OBP: 0.286, SLG: 0.336										3	1	2	2	0	1	0		
John Denny, R OBP: 0.246, SLG: 0.266										2	0	0	0	0	1	0		
Sam Mejias, R OBP: 0.188, SLG: 0.143										0	0	0	0	0	0	0		
<b>Inning Stats</b>	R: 1 E: 0 K: 0 S: 5	H: 2 LOB: 1 BB: 0 P: 5	R: 0 E: 0 K: 1 S: 5	H: 0 LOB: 0 BB: 0 P: 5	R: 0 E: 0 K: 1 S: 6	H: 1 LOB: 1 BB: 0 P: 6	R: 0 E: 0 K: 0 S: 4	H: 2 LOB: 1 BB: 0 P: 4	R: 2 E: 0 K: 0 S: 6	H: 3 LOB: 1 BB: 0 P: 6	R: 2 E: 0 K: 0 S: 4	H: 1 LOB: 0 BB: 1 P: 8	R: 0 E: 0 K: 1 S: 6	H: 1 LOB: 1 BB: 0 P: 6	1B: 7 2B: 1 3B: 1 HR: 1	SF: 0 SAC: 1 DP: 1 HBP: 0	WP: 0 PB: 0 SB: 1 CS: 0	PA: 34
<b>PITCHER</b>	IP WLS BF H R ER SO BB IBB HBP BLK WP HR S P ERA WHIP																	
Bruce Kison, R ERA: 3.08	(1, 1) 6.0 L 27 9 5 5 2 1 0 0 0 0 0 0 30 34 7.50 1.667																	
Dave Giusti, R ERA: 4.32	(7, 1) 2.0 7 1 0 0 2 0 0 0 0 0 0 0 11 11 0.00 0.500																	



Batter	1	2	3	4	5	6	7	8	9	AB	R	H	RBI	BB	SO	LOB	TOP					
Dave Cash, R OBP: 0.331, SLG: 0.338 Terry Harmon, R OBP: 0.362, SLG: 0.436	0-0 WP 2B 1B	0-0 L6		0-0 F8		0-0 F9		0-0 1B E 2B	0-3 K	3	1	1	0	0	0	1						
Rick Bosetti, R OBP: 0.364, SLG: 0.300	4-0 2B SF8 BB		0-0 1-3		0-0 S 1B 1B		0-0 FC4-6 1B	0-0 1B E 1B	0-0 G4-3-6-3 1-2 3-H	5	2	3	0	1	0	1						
Mike Schmidt, R OBP: 0.375, SLG: 0.519 John Vukovich, R	0-3 K		4-0 S BB		0-0 6-3 1-2		0-0 FC4-6 1B FC	0-0 E5 1B		2	0	0	0	1	1	3						
Greg Luzinski, R OBP: 0.369, SLG: 0.480 Fred Andrews, R OBP: 1.000, SLG: 1.000	0-0 2B		0-0 F8 1-2		0-0 1B 1B		0-0 BB FC 1B	0-0 1B		4	0	3	2	0	0	1						
Ollie Brown, R OBP: 0.348, SLG: 0.381	0-0 SF8 3-H		0-0 4-3		0-0 P4 2H		0-0 FC FC3-2 E 1B	0-3 K		4	1	0	2	0	1	6						
Jerry Martin, R OBP: 0.310, SLG: 0.352	4-0 BB			0-0 HR	0-0 1-2 1B		0-0 FC3-2 E BB	0-0 P5		3	2	2	1	2	0	3						
Bill Nahorodny, R OBP: 0.286, SLG: 0.667 Bobby Tolan, L OBP: 0.286, SLG: 0.346	0-0 F7			0-0 2B	0-0 F7		0-0 FC3-2 E	0-0 P4		3	0	1	0	0	0	4						
Larry Bowa, S OBP: 0.284, SLG: 0.303 Randy Lerch, L OBP: 1.000, SLG: 2.000		0-0 F3		0-0 6-3		0-0 F9	0-0 E2 1-3 2-H 3-H 1B	0-0 1B 2B		4	0	1	2	0	0	1						
Jim Kaat, L OBP: 0.195, SLG: 0.278 Johnny Oates, L OBP: 0.308, SLG: 0.273		0-3 K		0-3 K		0-0 P6	0-0 6-3	0-0 1B		3	0	0	0	0	2	1						
<b>Inning Stats</b>	R: 2 E: 0 K: 1 S: 7	H: 2 LOB: 2 BB: 2 P: 15	R: 0 E: 0 K: 0 S: 5	H: 0 LOB: 0 BB: 0 P: 5	R: 0 E: 0 K: 0 S: 3	H: 0 LOB: 1 BB: 1 P: 7	R: 1 E: 0 K: 1 S: 7	H: 2 LOB: 1 BB: 0 P: 7	R: 1 E: 0 K: 0 S: 6	H: 3 LOB: 2 BB: 0 P: 6	R: 0 E: 0 K: 0 S: 3	H: 0 LOB: 0 BB: 0 P: 3	R: 3 E: 1 K: 0 S: 7	H: 3 LOB: 2 BB: 1 P: 11	R: 1 E: 1 K: 1 S: 9	H: 3 LOB: 3 BB: 0 P: 9	R: 1 E: 0 K: 1 S: 6	H: 2 LOB: 0 BB: 0 P: 6	1B: 10 2B: 4 3B: 0 HR: 1	SF: 1 SAC: 0 DP: 1 HBP: 0	WP: 1 PB: 0 SB: 2 CS: 0	PA: 47
<b>PITCHER</b>	IP WLS BF H R ER SO BB IBB HBP BLK WP HR S P ERA WHIP	IP WLS BF H R ER SO BB IBB HBP BLK WP HR S P ERA WHIP														IP WLS BF H R ER SO BB IBB HBP BLK WP HR S P ERA WHIP						
Pete Falcone, L ERA: 3.32	4.1 L 22 6 4 4 3 3 0 0 0 1 1 25 37 8.31 2.077																					
Lerrin LaGrow, R ERA: 1.54	1.2 6 1 0 0 0 0 0 0 0 0 0 0 6 6 0.00 0.600																					
Eddie Solomon, R ERA: 4.86	0.2 7 3 3 3 0 1 0 0 0 0 0 0 6 6 40.50 6.000																					
Mike Wallace, L ERA: 4.26	1.1 8 3 1 1 1 0 0 0 0 0 0 0 10 10 6.75 2.250																					
Steve Waterbury, R ERA: 6.0	1.0 4 2 1 1 1 0 0 0 0 0 0 0 6 6 9.00 2.000																					
<b>Batter</b>	<b>1</b>	<b>2</b>	<b>3</b>	<b>4</b>	<b>5</b>	<b>6</b>	<b>7</b>	<b>8</b>	<b>9</b>	<b>AB</b>	<b>R</b>	<b>H</b>	<b>RBI</b>	<b>BB</b>	<b>SO</b>	<b>LOB</b>	<b>BOTTOM</b>					
Jerry Mumphrey, S OBP: 0.324, SLG: 0.333	0-0 F9			0-0 6-3		0-0 FC6-4 1B		0-0 4-3		4	0	1	0	0	0	0						
Garry Templeton, S OBP: 0.317, SLG: 0.359 Don Kessinger, S OBP: 0.321, SLG: 0.314	0-0 F8			0-0 5-3		0-0 F9 1B		0-0 L3		3	0	0	0	0	0	2						
Lou Brock, L OBP: 0.345, SLG: 0.396 Mike Potter, R	0-3 K			0-0 FC6 1B		0-0 FC6-4 1-2			0-0 F9	3	0	1	0	0	1	2						
Mike Anderson, R OBP: 0.373, SLG: 0.362		0-0 G4-6-3 1B		0-0 FC6 1-2			0-0 F9		0-0 F9	4	0	1	0	0	0	1						
Keith Hernandez, L OBP: 0.378, SLG: 0.434		0-0 G4-6-3 1-2		0-0 4-3		0-0 1B 2B		0-0 3B		4	1	2	0	0	0	1						
Hector Cruz, R OBP: 0.288, SLG: 0.337		0-0 4-3		0-0 G4-6-3 1B		0-0 FC6-4 2-H 1B		0-0 F8		4	0	2	1	0	0	1						
Ken Rudolph, R OBP: 0.188, SLG: 0.234			0-0 F7		0-0 G4-6-3 1-2		0-0 FC6-4 1-2			3	0	0	0	0	0	2						
Mike Tyson, R OBP: 0.329, SLG: 0.455			0-0 6-3		0-0 1B 1B		0-0 F9			3	0	1	0	0	0	1						
Pete Falcone, L OBP: 0.344, SLG: 0.153 Lerrin LaGrow, R OBP: 0.318, SLG: 0.354 Joe Ferguson, R OBP: 0.324, SLG: 0.354 Eddie Solomon, R OBP: 0.324, SLG: 0.354 Mike Wallace, L OBP: 0.333, SLG: 0.333 John Tamargo, S OBP: 0.305, SLG: 0.222 Steve Waterbury, R OBP: 0.322, SLG: 0.222	0-3 K			0-0 P4		0-0 6-3				1	0	0	0	0	1	0						
<b>Inning Stats</b>	R: 0 E: 0 K: 1 S: 5	H: 0 LOB: 0 BB: 0 P: 5	R: 0 E: 0 K: 0 S: 3	H: 1 LOB: 0 BB: 0 P: 3	R: 0 E: 0 K: 1 S: 5	H: 0 LOB: 0 BB: 0 P: 5	R: 0 E: 0 K: 0 S: 4	H: 1 LOB: 1 BB: 0 P: 4	R: 0 E: 0 K: 0 S: 3	H: 1 LOB: 0 BB: 0 P: 3	R: 0 E: 0 K: 0 S: 5	H: 2 LOB: 2 BB: 0 P: 5	R: 1 E: 0 K: 0 S: 5	H: 2 LOB: 1 BB: 0 P: 5	R: 0 E: 0 K: 0 S: 3	H: 0 LOB: 0 BB: 0 P: 3	R: 0 E: 0 K: 0 S: 4	H: 1 LOB: 1 BB: 0 P: 4	1B: 6 2B: 1 3B: 1 HR: 0	SF: 0 SAC: 0 DP: 2 HBP: 0	WP: 0 PB: 0 SB: 0 CS: 0	PA: 33
<b>PITCHER</b>	IP WLS BF H R ER SO BB IBB HBP BLK WP HR S P ERA WHIP	IP WLS BF H R ER SO BB IBB HBP BLK WP HR S P ERA WHIP														IP WLS BF H R ER SO BB IBB HBP BLK WP HR S P ERA WHIP						
Jim Kaat, L ERA: 3.48	6.0 W 21 5 0 0 0 0 0 0 0 0 0 12 12 3.00 1.000																					
Randy Lerch, L ERA: 3.0	3.0 S 12 3 1 1 0 0 0 0 0 0 0 12 12 3.00 1.000																					

Philadelphia Phillies @ St. Louis Cardinals  
 Busch Stadium, St. Louis, MO  
 Mon Sep 27 1976, 7:05 PM CDT  
 Att: 6,199 - Unknown

AB	42
R	9
H	15
RBI	8
BB	4
SO	5
LOB	33



Philadelphia Phillies @ St. Louis Cardinals  
 Busch Stadium, St. Louis, MO  
 Mon Sep 27 1976, 7:05 PM CDT  
 Att: 6,199 - Unknown

AB	33
R	1
H	8
RBI	1
BB	0
SO	2
LOB	11





Batter	1	2	3	4	5	6	7	8	9	AB	R	H	RBI	BB	SO	LOB	TOP			
Dave Cash, R OBP: 0.331, SLG: 0.337 (1, 4)										3	1	0	0	1	1	1	Philadelphia Phillies @ St. Louis Cardinals Busch Stadium, St. Louis, MO Tue Sep 28 1976, 7:05 PM CDT Att: 5,793 - Unknown			
Garry Maddox, R OBP: 0.377, SLG: 0.456 Jerry Martin, R OBP: 0.302, SLG: 0.343 (1, 8)										0	0	0	0	0	0	0				
Jay Johnstone, L OBP: 0.376, SLG: 0.463 (1, 9)										4	1	1	1	0	1	1				
Greg Luzinski, R OBP: 0.369, SLG: 0.478 (1, 7)										4	0	1	1	0	1	1				
Bobby Tolan, L OBP: 0.282, SLG: 0.341 (1, 3)										4	0	0	0	0	0	2				
Mike Schmidt, R OBP: 0.373, SLG: 0.516 (1, 5)										4	0	0	0	0	3	2				
Tim McCarver, L OBP: 0.410, SLG: 0.437 (1, 2)										4	0	3	0	0	0	0				
Larry Bowa, S OBP: 0.283, SLG: 0.302 (1, 6)										3	0	0	0	0	0	3				
Steve Carlton, L OBP: 0.242, SLG: 0.227 (1, 1)										3	0	0	0	0	0	2				
<b>Inning Stats</b>	R: 2 E: 0 K: 2 S: 9	H: 2 LOB: 2 BB: 0 P: 10	R: 0 E: 0 K: 0 S: 3	H: 1 LOB: 0 BB: 0 P: 3	R: 1 E: 1 K: 1 S: 6	H: 0 LOB: 1 BB: 1 P: 10	R: 0 E: 0 K: 0 S: 4	H: 1 LOB: 1 BB: 0 P: 4	R: 0 E: 0 K: 1 S: 5	H: 0 LOB: 0 BB: 0 P: 5	R: 0 E: 0 K: 1 S: 4	H: 1 LOB: 1 BB: 0 P: 4	R: 0 E: 0 K: 1 S: 5	H: 0 LOB: 0 BB: 0 P: 5	R: 0 E: 0 K: 1 S: 5	H: 0 LOB: 0 BB: 0 P: 5	1B: 2 2B: 3 3B: 0 HR: 0	SF: 0 SAC: 0 DP: 0 HBP: 1	WP: 0 PB: 1 SB: 1 CS: 0	PA: 34
<b>PITCHER</b> Eric Rasmussen, R ERA: 3.53 (1, 1)	IP: 9.0 WLS: W BF: 34 H: 5 R: 3 ER: 2 SO: 6 BB: 1 IBB: 0 HBP: 1 BLK: 0 WP: 0 HR: 0 S: 44 P: 49 ERA: 2.00 WHIP: 0.667															<b>PITCHER</b>				


Batter	1	2	3	4	5	6	7	8	9	AB	R	H	RBI	BB	SO	LOB	BOTTOM			
Jerry Mumphrey, S OBP: 0.324, SLG: 0.332 (1, 8)										4	1	1	0	0	2	1	Philadelphia Phillies @ St. Louis Cardinals Busch Stadium, St. Louis, MO Tue Sep 28 1976, 7:05 PM CDT Att: 5,793 - Unknown			
Mike Tyson, R OBP: 0.324, SLG: 0.447 (1, 4)										4	0	0	0	0	1	2				
Lou Brock, L OBP: 0.345, SLG: 0.396 Charlie Chant, R OBP: 0.091, SLG: 0.091 (5, PR) (6, 7)										3	0	1	1	0	0	0				
Ted Simmons, S OBP: 0.371, SLG: 0.393 (1, 2)										3	1	0	0	1	0	1				
Keith Hernandez, L OBP: 0.381, SLG: 0.436 (1, 3)										3	2	2	0	1	1	0				
Hector Cruz, R OBP: 0.289, SLG: 0.344 (1, 5)										4	1	2	3	0	0	1				
Willie Crawford, L OBP: 0.360, SLG: 0.443 (1, 9)										3	0	0	0	0	1	1				
Don Kessinger, S OBP: 0.322, SLG: 0.314 (1, 6)										3	0	1	0	0	1	1				
Eric Rasmussen, R OBP: 0.150, SLG: 0.132 (1, 1)										3	0	0	0	0	2	2				
<b>Inning Stats</b>	R: 0 E: 0 K: 0 S: 3	H: 0 LOB: 0 BB: 0 P: 3	R: 2 E: 1 K: 2 S: 9	H: 2 LOB: 1 BB: 1 P: 13	R: 0 E: 0 K: 2 S: 7	H: 0 LOB: 0 BB: 0 P: 7	R: 2 E: 0 K: 1 S: 7	H: 2 LOB: 0 BB: 0 P: 7	R: 1 E: 0 K: 1 S: 7	H: 2 LOB: 1 BB: 0 P: 7	R: 0 E: 0 K: 1 S: 5	H: 0 LOB: 0 BB: 0 P: 5	R: 0 E: 0 K: 1 S: 6	H: 1 LOB: 1 BB: 0 P: 6	R: 0 E: 0 K: 1 S: 5	H: 0 LOB: 1 BB: 1 P: 9	1B: 6 2B: 0 3B: 0 HR: 1	SF: 0 SAC: 0 DP: 0 HBP: 0	WP: 0 PB: 0 SB: 2 CS: 0	PA: 33
<b>PITCHER</b> Steve Carlton, L ERA: 3.21 (1, 1)	IP: 8.0 WLS: L BF: 33 H: 7 R: 5 ER: 5 SO: 9 BB: 2 IBB: 0 HBP: 0 BLK: 0 WP: 0 HR: 1 S: 49 P: 57 ERA: 5.62 WHIP: 1.125															<b>PITCHER</b>				



Batter	1	2	3	4	5	6	7	8	9	AB	R	H	RBI	BB	SO	LOB	TOP										
Dave Cash, R OBP: 0.331, SLG: 0.340 Fred Andrews, R OBP: 0.833, SLG: 0.667	1-3		1-3				F9		WP BB	3	1	1	0	0	0	0											
Bobby Tolan, L OBP: 0.286, SLG: 0.345 Ollie Brown, R OBP: 0.349, SLG: 0.382	E7 2B		1B				FC1-4 1B		F8	3	2	2	1	0	0	0											
Mike Schmidt, R OBP: 0.374, SLG: 0.523 Terry Harmon, R OBP: 0.350, SLG: 0.421	WP 4-3 2B		F9				F9		L5	3	2	2	3	0	0	1											
Jay Johnstone, L OBP: 0.377, SLG: 0.461	4-3 2-3 BB		1-2 1B				FC1-4		F8	4	0	1	0	1	0	2											
Tom Hutton, L OBP: 0.344, SLG: 0.285 Bill Nahorodny, R OBP: 0.250, SLG: 0.500	4-3 1-2 3-H		1-3				4-3		4-3	3	0	0	1	0	0	3											
Bob Boone, R OBP: 0.348, SLG: 0.369 Rick Bosetti, R OBP: 0.364, SLG: 0.300	4-3						E6 G5-4-3		6-3 BB	3	0	0	0	1	0	1											
Jerry Martin, R OBP: 0.300, SLG: 0.348			5-3				G5-4-3		F7	4	0	1	1	0	0	1											
Larry Bowa, S OBP: 0.283, SLG: 0.302 John Vukovich, R OBP: 0.302	1-3		1-3				G3		2B	3	0	1	0	0	0	0											
Larry Christenson, R OBP: 0.241, SLG: 0.392 Tim McCarver, L OBP: 0.407, SLG: 0.434 Tug McGraw, R OBP: 0.333, SLG: 0.286 Tony Taylor, R OBP: 0.320, SLG: 0.304 Wayne Twitchell, R OBP: 0.167, SLG: 0.333	6-3						L4		4-3	2	0	0	0	0	0	0											
<b>Inning Stats</b>	R: 2 E: 1 K: 0 S: 5	H: 1 LOB: 1 BB: 1 P: 9	R: 0 E: 0 K: 0 S: 3	H: 0 LOB: 0 BB: 0 P: 3	R: 0 E: 0 K: 0 S: 5	H: 2 LOB: 2 BB: 0 P: 5	R: 0 E: 1 K: 0 S: 3	H: 0 LOB: 0 BB: 0 P: 3	R: 3 E: 0 K: 0 S: 6	H: 3 LOB: 0 BB: 0 P: 6	R: 0 E: 0 K: 1 S: 6	H: 1 LOB: 1 BB: 0 P: 6	R: 0 E: 0 K: 0 S: 4	H: 1 LOB: 1 BB: 0 P: 4	R: 1 E: 0 K: 1 S: 6	H: 1 LOB: 2 BB: 1 P: 10	R: 0 E: 0 K: 0 S: 3	H: 0 LOB: 1 BB: 1 P: 7	1B: 5 2B: 2 3B: 1 HR: 1	SF: 0 SAC: 0 DP: 1 HBP: 0	WP: 2 PB: 0 SB: 0 CS: 1	PA: 40					
<b>PITCHER</b>	IP	WLS	BF	H	R	ER	SO	BB	IBB	HBP	BLK	WP	HR	S	P	ERA	WHIP										
Bob Forsch, R ERA: 3.84	5.0		23	6	5	3	0	1	0	0	0	1	1	22	26	5.40	1.400										
Lerrin LaGrow, R ERA: 1.49	1.0		4	1	0	0	1	0	0	0	0	0	0	6	6	0.00	1.000										
John Curtis, L ERA: 4.5	2.0	L	9	2	1	1	1	1	0	0	0	0	0	10	14	4.50	1.500										
Al Hrabosky, L ERA: 3.3	1.0		4	0	0	0	0	1	0	0	0	1	0	3	7	0.00	1.000										

Philadelphia Phillies @ St. Louis Cardinals  
 Busch Stadium, St. Louis, MO  
 Wed Sep 29 1976, 7:05 PM CDT  
 Att: 5,992 - Unknown


AB	37
R	6
H	9
RBI	6
BB	3
SO	2
LOB	16



Batter	1	2	3	4	5	6	7	8	9	AB	R	H	RBI	BB	SO	LOB	BOTTOM										
Jerry Mumphrey, S OBP: 0.324, SLG: 0.333	K		5-3						E6	5	1	2	2	0	1	1											
Gary Templeton, S OBP: 0.324, SLG: 0.374	6-3 3B		1B						K	5	1	3	1	0	2	3											
Keith Hernandez, L OBP: 0.379, SLG: 0.433	6-3		K						K	5	0	1	2	0	2	3											
Ted Simmons, S OBP: 0.368, SLG: 0.390 Sam Mejias, R OBP: 0.186, SLG: 0.143	F8								E3	5	0	0	0	0	0	4											
Willie Crawford, L OBP: 0.360, SLG: 0.441			G6-4-3 1B						BB	4	0	1	0	1	0	0											
Hector Cruz, R OBP: 0.286, SLG: 0.343			G6-4-3						K	5	1	1	0	0	2	4											
Vic Harris, S OBP: 0.275, SLG: 0.309	4-3								K	4	0	1	0	0	1	1											
Mike Tyson, R OBP: 0.323, SLG: 0.441			P5						K	3	1	0	0	1	1	1											
Bob Forsch, R ERA: 3.84 John Tatum, S ERA: 3.68 Lerrin LaGrow, R ERA: 1.49 Mike Anderson, R ERA: 3.33 Chris Short, R ERA: 3.33 John Curtis, L ERA: 4.5 Lou Brock, L ERA: 3.33 Al Hrabosky, L ERA: 3.3			5-3 1B						4-3	1	0	0	0	0	0	0											
<b>Inning Stats</b>	R: 1 E: 0 K: 1 S: 6	H: 1 LOB: 0 BB: 0 P: 6	R: 0 E: 0 K: 0 S: 3	H: 1 LOB: 0 BB: 0 P: 3	R: 0 E: 0 K: 0 S: 3	H: 0 LOB: 0 BB: 0 P: 3	R: 0 E: 0 K: 0 S: 3	H: 0 LOB: 0 BB: 0 P: 3	R: 2 E: 1 K: 2 S: 9	H: 4 LOB: 3 BB: 0 P: 7	R: 2 E: 0 K: 2 S: 3	H: 2 LOB: 2 BB: 2 P: 17	R: 0 E: 0 K: 0 S: 3	H: 0 LOB: 0 BB: 0 P: 3	R: 0 E: 0 K: 2 S: 8	H: 1 LOB: 1 BB: 0 P: 8	R: 0 E: 2 K: 3 S: 11	H: 0 LOB: 3 BB: 1 P: 15	1B: 10 2B: 0 3B: 1 HR: 0	SF: 0 SAC: 0 DP: 1 HBP: 0	WP: 0 PB: 0 SB: 2 CS: 0	PA: 42					
<b>PITCHER</b>	IP	WLS	BF	H	R	ER	SO	BB	IBB	HBP	BLK	WP	HR	S	P	ERA	WHIP										
Larry Christenson, R ERA: 3.68	5.0		22	8	3	3	2	0	0	0	0	0	0	26	26	5.40	1.600										
Tug McGraw, L ERA: 2.52	2.0	W	10	2	2	2	2	2	0	0	0	0	0	12	20	9.00	2.000										
Wayne Twitchell, R ERA: 1.75	2.0	S	10	1	0	0	5	1	0	0	0	0	0	19	23	0.00	1.000										

Philadelphia Phillies @ St. Louis Cardinals  
 Busch Stadium, St. Louis, MO  
 Wed Sep 29 1976, 7:05 PM CDT  
 Att: 5,992 - Unknown

AB	39
R	5
H	11
RBI	5
BB	3
SO	9
LOB	18

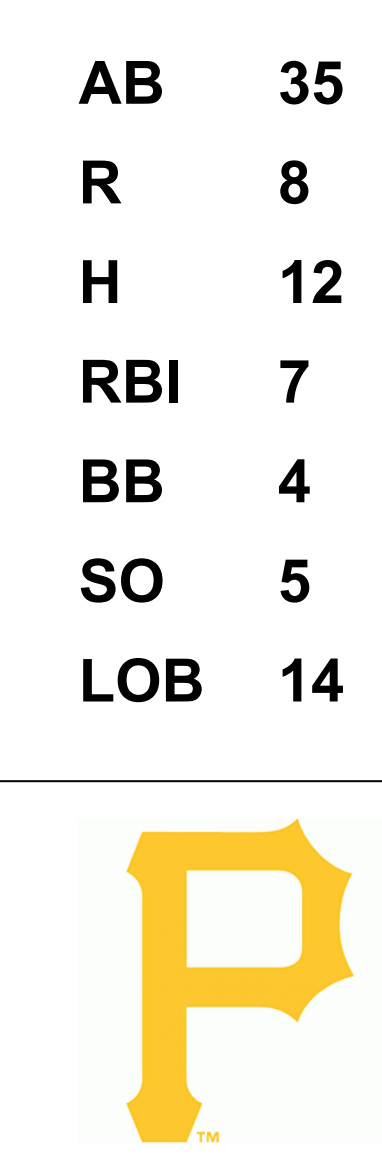




Batter	1	2	3	4	5	6	7	8	9	AB	R	H	RBI	BB	SO	LOB	TOP			
Jerry Mumphrey, S (1, 8) OBP: 0.324, SLG: 0.332	F8		P4			F8				4	0	1	0	0	0	0	<b>St. Louis Cardinals @ Pittsburgh Pirates</b> Three Rivers Stadium, Pittsburgh, PA Sat Oct 02 1976, 3:33 AM EDT Att: 4,250 - Unknown			
Gary Templeton, S (1, 6) OBP: 0.318, SLG: 0.367	4-3			4-3		L5		6-3		4	0	0	0	0	0	1				
Lou Brock, L (1, 7) OBP: 0.344, SLG: 0.394	F8			5-3		PO			F8	2	0	0	0	1	0	0				
Sam Mejias, R (6, 7) OBP: 0.176, SLG: 0.133						PO				1	0	0	0	0	0	0				
Ted Simmons, S (1, 2) OBP: 0.370, SLG: 0.394						PO			K	4	0	3	0	0	1	0				
Keith Hernandez, L (1, 3) OBP: 0.376, SLG: 0.428				4-3					5-3	4	0	0	0	0	0	3				
Mike Anderson, R (1, 9) OBP: 0.371, SLG: 0.357										3	0	0	0	0	2	2				
Hector Cruz, R (1, 5) OBP: 0.287, SLG: 0.341										3	0	0	0	0	1	2				
Mike Tyson, R (1, 4) OBP: 0.323, SLG: 0.444				F7					F3	3	0	1	0	0	0	0				
Lynn McGlothen, L (1, 1) OBP: 0.216, SLG: 0.254				F9						1	0	0	0	0	0	0				
Tom Walker, R (3, 1) OBP: 0.401, SLG: 0.400										0	0	0	0	0	0	0				
Mike Potter, K (5, PH)										1	0	0	0	0	1	1				
Mike Wallace, L (5, L) OBP: 0.333, SLG: 0.333										0	0	0	0	0	0	0				
Joe Ferguson, R (8, PH) OBP: 0.317, SLG: 0.353										1	0	0	0	0	1	0				
Doug Capilla, L (8, L)										0	0	0	0	0	0	0				
<b>Inning Stats</b>	R: 0 E: 0 K: 0 S: 3	H: 0 LOB: 0 BB: 0 P: 3	R: 0 E: 0 K: 2 S: 8	H: 1 LOB: 1 BB: 0 P: 8	R: 0 E: 0 K: 0 S: 3	H: 0 LOB: 0 BB: 0 P: 3	R: 0 E: 0 K: 0 S: 4	H: 1 LOB: 1 BB: 0 P: 4	R: 0 E: 0 K: 2 S: 2	H: 0 LOB: 0 BB: 1 P: 6	R: 0 E: 0 K: 0 S: 4	H: 1 LOB: 1 BB: 0 P: 4	R: 0 E: 0 K: 1 S: 6	H: 1 LOB: 1 BB: 0 P: 6	R: 0 E: 0 K: 1 S: 5	H: 0 LOB: 0 BB: 0 P: 5	1B: 3 2B: 2 3B: 0 HR: 0	SF: 0 SAC: 0 DP: 0 HBP: 0	WP: 0 PB: 0 SB: 1 CS: 0	PA: 33
<b>PITCHER</b> John Candelaria, L (1, 1) ERA: 3.15	IP: 9.0 WLS: W BF: 32 H: 5 R: 0 ER: 0 SO: 6 BB: 1 IBB: 0 HBP: 0 BLK: 0 WP: 0 HR: 0 S: 43 P: 47 ERA: 0.00 WHIP: 0.667																			

Batter	1	2	3	4	5	6	7	8	9	AB	R	H	RBI	BB	SO	LOB	BOTTOM			
Miguel Dilone, S (1, 7) OBP: 0.235, SLG: 0.235	F8	FC3-6		G3		P4		F7		5	1	1	0	0	0	2	<b>St. Louis Cardinals @ Pittsburgh Pirates</b> Three Rivers Stadium, Pittsburgh, PA Sat Oct 02 1976, 3:33 AM EDT Att: 4,250 - Unknown			
Frank Taveras, R (1, 6) OBP: 0.324, SLG: 0.300	K			G3		4-3				4	0	1	0	1	1	1				
Omar Moreno, L (1, 8) OBP: 0.346, SLG: 0.347	3-1	6-3		HR				F7		4	1	1	1	1	0	4				
Dave Parker, L (1, 9) OBP: 0.351, SLG: 0.478										4	3	3	2	0	1	1				
Richie Hebner, L (1, 5) OBP: 0.327, SLG: 0.369								G3		3	2	1	1	1	0	0				
Ed Kirkpatrick, L (1, 3) OBP: 0.300, SLG: 0.301										4	1	2	2	0	1	0				
Rennie Stennett, R (1, 4) OBP: 0.279, SLG: 0.343										4	0	2	1	0	0	1				
Duffy Dyer, R (1, 2) OBP: 0.341, SLG: 0.320										4	0	1	0	0	1	3				
John Candelaria, L (1, 1) OBP: 0.253, SLG: 0.237										3	0	0	0	1	1	2				
<b>Inning Stats</b>	R: 0 E: 0 K: 1 S: 5	H: 4 LOB: 3 BB: 2 P: 17	R: 2 E: 1 K: 0 S: 5	H: 2 LOB: 1 BB: 1 P: 9	R: 3 E: 0 K: 0 S: 6	H: 3 LOB: 0 BB: 0 P: 6	R: 0 E: 0 K: 1 S: 5	H: 0 LOB: 1 BB: 1 P: 9	R: 0 E: 0 K: 1 S: 6	H: 1 LOB: 1 BB: 0 P: 6	R: 0 E: 0 K: 1 S: 6	H: 1 LOB: 1 BB: 0 P: 6	R: 0 E: 0 K: 1 S: 6	H: 1 LOB: 1 BB: 0 P: 6	R: 0 E: 0 K: 1 S: 6	H: 0 LOB: 0 BB: 0 P: 6	1B: 7 2B: 3 3B: 1 HR: 1	SF: 0 SAC: 0 DP: 1 HBP: 0	WP: 0 PB: 0 SB: 3 CS: 0	PA: 39
<b>PITCHER</b> Lynn McGlothen, R (1, 1) ERA: 3.91	IP: 2.0 WLS: L BF: 15 H: 6 R: 5 ER: 4 SO: 2 BB: 3 IBB: 0 HBP: 0 BLK: 0 WP: 0 HR: 0 S: 16 P: 28 ERA: 18.00 WHIP: 4.500																			
Tom Walker, R (3, 1) ERA: 4.12	2.0 9 3 3 3 0 0 0 0 0 0 1 9 9 13.50 1.500																			
Mike Wallace, L (5, 1) ERA: 4.07	3.0 11 2 0 0 2 1 0 0 0 0 0 14 18 0.00 1.000																			
Doug Capilla, L (8, 1) ERA: 5.4	1.0 4 1 0 0 1 0 0 0 0 0 0 6 6 0.00 1.000																			

AB 31  
R 0  
H 5  
RBI 0  
BB 1  
SO 6  
LOB 9





Batter	1	2	3	4	5	6	7	8	9	AB	R	H	RBI	BB	SO	LOB	TOP					
Jerry Mumphrey, S (1, 8) OBP: 0.323, SLG: 0.332										4	0	1	0	0	0	0						
Gary Templeton, S (1, 6) OBP: 0.317, SLG: 0.365										4	0	1	0	0	0	1						
Hector Cruz, R (1, 5) OBP: 0.286, SLG: 0.339										3	0	0	0	1	0	1						
Ted Simmons, S (1, 2) OBP: 0.371, SLG: 0.394										3	0	1	0	1	0	1						
Lee Richard, R (9, PR) OBP: 0.215, SLG: 0.270										0	0	0	0	0	0	0						
Keith Hernandez, L (1, 3)										4	0	1	0	0	0	3						
Mike Tyson, R (1, 4)										4	0	2	0	0	0	1						
Sam Mejias, R (1, 9)										3	0	0	0	0	0	3						
Charlie Chant, R (1, 7)										3	0	1	0	0	0	1						
John Denny, R (1, 1)										3	0	0	0	0	1	1						
<b>Inning Stats</b>	R: 0 E: 0 K: 0 S: 3	H: 1 LOB: 2 BB: 2 P: 11	R: 0 E: 1 K: 0 S: 4	H: 1 LOB: 1 BB: 0 P: 4	R: 0 E: 0 K: 0 S: 4	H: 1 LOB: 1 BB: 0 P: 4	R: 0 E: 0 K: 0 S: 4	H: 2 LOB: 1 BB: 0 P: 4	R: 0 E: 0 K: 1 S: 5	H: 0 LOB: 0 BB: 0 P: 5	R: 0 E: 0 K: 0 S: 3	H: 0 LOB: 0 BB: 0 P: 3	R: 0 E: 0 K: 0 S: 3	H: 1 LOB: 0 BB: 0 P: 3	R: 0 E: 0 K: 0 S: 3	H: 0 LOB: 0 BB: 0 P: 3	R: 0 E: 0 K: 0 S: 4	H: 1 LOB: 1 BB: 0 P: 4	1B: 7 2B: 0 3B: 0 HR: 0	SF: 0 SAC: 0 DP: 2 HBP: 0	WP: 0 PB: 0 SB: 0 CS: 1	PA: 33
<b>PITCHER</b> Jim Rooker, L (1, 1) ERA: 3.35	IP: 9.0 WLS: W BF: 33 H: 7 R: 0 ER: 0 SO: 1 BB: 2 IBB: 0 HBP: 0 BLK: 0 WP: 0 HR: 0 S: 33 P: 41 ERA: 0.00 WHIP: 1.000																					

St. Louis Cardinals @ Pittsburgh Pirates  
Three Rivers Stadium, Pittsburgh, PA  
Sun Oct 03 1976, 3:33 AM EDT  
Unknown

AB 31  
R 0  
H 7  
RBI 0  
BB 2  
SO 1  
LOB 12



Batter	1	2	3	4	5	6	7	8	9	AB	R	H	RBI	BB	SO	LOB	BOTTOM						
Frank Taveras, R (1, 6) OBP: 0.322, SLG: 0.297										4	0	0	0	0	0	1							
Omar Moreno, L (1, 8) OBP: 0.357, SLG: 0.369										4	1	3	0	0	1	0							
Richie Zisk, R (1, 7)										4	0	0	0	0	0	3							
Dave Parker, L (1, 9)										3	0	0	1	0	1	0							
Richie Hebner, L (1, 5)										3	0	1	0	0	0	1							
Ed Kirkpatrick, L (1, 3)										3	0	0	0	0	0	2							
Rennie Stennett, R (1, 4)										3	0	1	0	0	0	0							
Ed Ott, L (1, 2)										3	0	1	0	0	1	2							
Jim Rooker, R (1, 1)										2	0	0	0	0	0	0							
<b>Inning Stats</b>	R: 0 E: 0 K: 1 S: 5	H: 0 LOB: 0 BB: 0 P: 5	R: 0 E: 0 K: 2 S: 9	H: 2 LOB: 2 BB: 0 P: 9	R: 0 E: 0 K: 0 S: 4	H: 1 LOB: 1 BB: 0 P: 4	R: 0 E: 0 K: 0 S: 3	H: 0 LOB: 0 BB: 0 P: 3	R: 0 E: 0 K: 0 S: 4	H: 1 LOB: 1 BB: 0 P: 4	R: 1 E: 1 K: 0 S: 5	H: 1 LOB: 1 BB: 0 P: 5	R: 0 E: 0 K: 0 S: 3	H: 0 LOB: 0 BB: 0 P: 3	R: 0 E: 0 K: 0 S: 3	H: 1 LOB: 0 BB: 0 P: 3	R: 0 E: 0 K: 0 S: 3	R: 0 E: 0 K: 0 S: 4	H: 1 LOB: 1 BB: 0 P: 4	1B: 5 2B: 1 3B: 0 HR: 0	SF: 0 SAC: 1 DP: 1 HBP: 0	WP: 0 PB: 0 SB: 0 CS: 0	PA: 30
<b>PITCHER</b> John Denny, R (1, 1) ERA: 2.52	IP: 8.0 WLS: L BF: 30 H: 6 R: 1 ER: 1 SO: 3 BB: 0 IBB: 0 HBP: 0 BLK: 0 WP: 0 HR: 0 S: 36 P: 36 ERA: 1.12 WHIP: 0.750																						

St. Louis Cardinals @ Pittsburgh Pirates  
Three Rivers Stadium, Pittsburgh, PA  
Sun Oct 03 1976, 3:33 AM EDT  
Unknown

AB 29  
R 1  
H 6  
RBI 1  
BB 0  
SO 3  
LOB 9





Batter	1	2	3	4	5	6	7	8	9	AB	R	H	RBI	BB	SO	LOB	TOP					
Jerry Mumphy, S OBP: 0.322, SLG: 0.331 (1, 8)	3-1		P4			E5		6-3		4	0	1	0	0	0	1						
Garry Templeton, S OBP: 0.314, SLG: 0.362 Don Kessinger, S OBP: 0.320, SLG: 0.313 (1, 6) (5, 6)	F4			4-3		K		6-3		2	0	0	0	0	0	0						
Keith Hernandez, L OBP: 0.376, SLG: 0.428 (1, 3)				6-3		K			F9 1B BB	3	0	1	0	1	1	2						
Hector Cruz, R OBP: 0.286, SLG: 0.338 (1, 5)	F5			K			F7			4	0	1	0	0	1	1						
Luis Alvarado, R OBP: 0.333, SLG: 0.310 Lee Richard, R OBP: 0.211, SLG: 0.264 (1, 4) (5, 4)			F7			F8		F7	F9	2	0	0	0	0	0	0						
Mike Potter, R (1, 7)				K		6-3		F3	F9	4	0	0	0	0	1	2						
Ken Rudolph, R OBP: 0.176, SLG: 0.220 (1, 2)			F8			F7				3	0	0	0	0	0	0						
Sam Mejias, R OBP: 0.217, SLG: 0.190 (1, 9)			4-3							3	0	2	0	0	0	0						
Pete Falcone, L OBP: 0.156, SLG: 0.145 (1, 1)			6-3			K		K		3	0	0	0	0	2	2						
<b>Inning Stats</b>	R: 0 E: 0 K: 0 S: 4	H: 1 LOB: 1 BB: 0 P: 4	R: 0 E: 0 K: 1 S: 5	H: 0 LOB: 0 BB: 0 P: 5	R: 0 E: 0 K: 0 S: 3	H: 0 LOB: 0 BB: 0 P: 3	R: 0 E: 0 K: 1 S: 5	H: 0 LOB: 0 BB: 0 P: 5	R: 0 E: 0 K: 0 S: 3	H: 0 LOB: 0 BB: 0 P: 3	R: 0 E: 0 K: 0 S: 11	H: 2 LOB: 2 BB: 0 P: 11	R: 0 E: 0 K: 0 S: 3	H: 0 LOB: 0 BB: 0 P: 3	R: 0 E: 0 K: 1 S: 6	H: 1 LOB: 1 BB: 0 P: 6	R: 0 E: 0 K: 0 S: 4	H: 1 LOB: 2 BB: 1 P: 8	1B: 4 2B: 1 3B: 0 HR: 0	SF: 0 SAC: 0 DP: 0 HBP: 0	WP: 0 PB: 0 SB: 1 CS: 0	PA: 33
<b>PITCHER</b> Jerry Reuss, L ERA: 3.53 (1, 1)	IP: 9.0 WLS: W BF: 33 H: 5 R: 0 ER: 0 SO: 6 BB: 1 IBB: 0 HBP: 0 BLK: 0 WP: 0 HR: 0 S: 44 P: 48 ERA: 0.00 WHIP: 0.667															<b>PITCHER</b>						

St. Louis Cardinals @ Pittsburgh Pirates  
Three Rivers Stadium, Pittsburgh, PA  
Sun Oct 03 1976, 3:38 AM EDT  
Att: 24,228 - Unknown

AB 32  
R 0  
H 5  
RBI 0  
BB 1  
SO 6  
LOB 12



Batter	1	2	3	4	5	6	7	8	9	AB	R	H	RBI	BB	SO	LOB	BOTTOM					
Frank Taveras, R OBP: 0.321, SLG: 0.297 Mario Mendoza, R OBP: 0.216, SLG: 0.239 (3, FH) (4, 6)	K		6-3		K			F7		1	0	0	0	0	1	0						
Rennie Stennett, R OBP: 0.277, SLG: 0.341 Craig Reynolds, L OBP: 0.250, SLG: 1.000 (1, 4) (9, 4)	F8			E6		F9		F4		4	0	0	0	0	0	1						
Richie Zisk, R OBP: 0.343, SLG: 0.465 Miguel Dilone, S OBP: 0.235, SLG: 0.235 (9, PR)				G6-4-3		F7			4-0 S BB	3	0	1	0	1	0	1						
Bill Robinson, R OBP: 0.329, SLG: 0.534 (1, 9)	F3					3-1		F6		3	0	0	0	1	0	2						
Bob Robertson, R OBP: 0.299, SLG: 0.318 (1, 3)			F7		K			F8		4	0	0	0	0	2	3						
Tony Armas, R OBP: 0.333, SLG: 0.333 (1, 8)								F7		4	0	2	1	0	1	0						
Richie Hebner, L OBP: 0.325, SLG: 0.366 (1, 5)			F8		K			1-3		3	0	0	0	0	1	1						
Duffy Dyer, R OBP: 0.336, SLG: 0.315 (1, 2)			6-3			F7		K		3	0	0	0	0	1	1						
Jerry Reuss, L OBP: 0.333, SLG: 0.288 (1, 1)										1	0	1	0	2	0	0						
<b>Inning Stats</b>	R: 0 E: 0 K: 1 S: 6	H: 1 LOB: 1 BB: 0 P: 6	R: 0 E: 0 K: 1 S: 5	H: 0 LOB: 0 BB: 0 P: 5	R: 0 E: 0 K: 0 S: 3	H: 1 LOB: 1 BB: 0 P: 3	R: 0 E: 0 K: 1 S: 5	H: 0 LOB: 1 BB: 1 P: 9	R: 0 E: 0 K: 2 S: 8	H: 1 LOB: 2 BB: 1 P: 12	R: 0 E: 0 K: 0 S: 3	H: 0 LOB: 0 BB: 0 P: 3	R: 0 E: 0 K: 0 S: 3	H: 0 LOB: 0 BB: 0 P: 3	R: 0 E: 0 K: 1 S: 5	H: 0 LOB: 1 BB: 1 P: 9	R: 1 E: 0 K: 1 S: 5	H: 1 LOB: 1 BB: 1 P: 9	1B: 3 2B: 2 3B: 0 HR: 0	SF: 0 SAC: 0 DP: 2 HBP: 0	WP: 0 PB: 0 SB: 1 CS: 0	PA: 33
<b>PITCHER</b> Pete Falcone, L ERA: 3.23 (1, 1)	IP: 8.2 WLS: L BF: 33 H: 4 R: 1 ER: 1 SO: 7 BB: 4 IBB: 0 HBP: 0 BLK: 0 WP: 0 HR: 0 S: 43 P: 59 ERA: 1.04 WHIP: 0.923															<b>PITCHER</b>						

St. Louis Cardinals @ Pittsburgh Pirates  
Three Rivers Stadium, Pittsburgh, PA  
Sun Oct 03 1976, 3:38 AM EDT  
Att: 24,228 - Unknown

AB 29  
R 1  
H 4  
RBI 1  
BB 4  
SO 7  
LOB 13

