

St. Louis Cardinals - 1977

Batter	1	2	3	4	5	6	7	8	9	AB	R	H	RBI	BB	SO	LOB
Omar Moreno, L (1, 8) Fernando Gonzalez, R (6, PH) (7, 7)	4-0 S G3 BB		0-0 FC4-6 FC6-4 1-2f		0-0 F8	0-3 K		0-0 5-3		2	1	0	0	1	0	1
Frank Taveras, R (1, 6)	0-0 4-3 1-3		0-0 FC6-4 1B 1-2f		4-0 1B BB		0-0 4-3		0-0 5-3	4	0	0	0	1	0	2
Dave Parker, L (1, 9) OBP: 0.600, SLG: 0.600	0-0 G3 3-H		0-0 1B		0-0 FC4-6 1B 1-2		0-0 P5		0-0 BB 1B	5	1	3	1	0	0	0
Al Oliver, L Miguel Dilone, S Larry Demery, R Grant Jackson, S Rich Gossage, R Mario Mendoza, R Terry Forster, L Kent Tekulve, R Ed Kirkpatrick, L	0-0 F6		0-0 F8		0-0 FC4-6 1-2f		0-0 E4		4-0 1B 1B BB	1	0	0	0	0	0	0
Willie Stargell, L (1, 3) OBP: 0.400, SLG: 0.600		0-0 2B		0-0 L6		0-0 P6		0-0 4-3	0-0 G5-3 1B 1-2 2-H	5	0	2	1	0	0	1
Rennie Stennett, R (1, 4) OBP: 0.800, SLG: 1.000		4-0 G4-6-3 BB		0-0 1-3		0-0 WP 5-3 2B		0-0 1B SF7 1B	0-0 1-2 2-H	4	2	3	1	1	0	0
Phil Garner, R (1, 5) OBP: 0.400, SLG: 0.250		0-0 L4		0-0 5-3		4-0 WP BB		0-0 1B	0-0 G5-3 2-3f	4	0	1	0	1	0	4
Duffy Dyer, R (1, 2) OBP: 0.250, SLG: 1.000		0-0 G4-6-3 1-2f			0-0 HR	0-0 1-2 2-H		0-3 K		4	1	1	2	0	1	5
Jerry Reuss, L (1, 1) OBP: 1.000, SLG: 1.000 Bill Robinson, R (5, PH) (6, 7) (7, 8)			0-0 FC4-6 1B		0-0 F3	4-0 BB BB		0-0 SF7		1	0	1	0	0	0	0
										1	0	0	1	1	0	0

Inning Stats	R: 1	H: 0	E: 0	K: 0	S: 3	H: 0	LOB: 0	BB: 1	P: 7	R: 0	H: 1	E: 0	K: 0	S: 3	R: 0	H: 2	E: 0	K: 0	S: 5	R: 0	H: 0	E: 0	K: 0	S: 3	R: 1	H: 2	E: 0	K: 1	S: 6	R: 0	H: 0	E: 1	K: 0	S: 4	R: 1	H: 2	E: 0	K: 1	S: 7	R: 2	H: 3	E: 0	K: 0	S: 5	1B: 8	SF: 1	2B: 2	SAC: 0	3B: 0	DP: 2	HR: 1	HBP: 0	WP: 1	PA: 43
--------------	------	------	------	------	------	------	--------	-------	------	------	------	------	------	------	------	------	------	------	------	------	------	------	------	------	------	------	------	------	------	------	------	------	------	------	------	------	------	------	------	------	------	------	------	------	-------	-------	-------	--------	-------	-------	-------	--------	-------	--------

PITCHER	IP	WLS	BF	H	R	ER	SO	BB	IBB	HBP	BLK	WP	HR	S	P	ERA	WHIP
John Denny, R (1, 1) ERA: 4.76	5.2	W	27	6	3	3	0	5	0	0	0	1	1	22	42	4.76	1.941
Al Hrabosky, L (6, 1) ERA: 3.86	2.1		10	2	1	1	2	0	0	0	0	0	0	14	14	3.86	0.857
John Sutton, R (9, 1) ERA: 18.0	1.0		6	3	2	2	0	1	0	0	0	0	0	5	9	18.00	4.000

BOTTOM

St. Louis Cardinals @ Pittsburgh Pirates
Three Rivers Stadium, Pittsburgh, PA

livebaseballscores.com

AB	36
R	6
H	11
RBI	6
BB	6
SO	2
LOB	20



Thu Apr 07 1977, 3:33 AM EST
Att. 35,186 - Unknown

Batter	1	2	3	4	5	6	7	8	9	AB R H RBI BB SO LOB	TOP									
Lou Brock, L (1, 7) OBP: 0.500, SLG: 0.857 Jerry Mumphrey, S (6, 7) OBP: 0.333, SLG: 0.333	0-0 FC4-6 3B	0-0 4-3		0-0 2B		4-0 1B IBB		0-0 FC3-6 1B 1-2f 2-3		3 1 2 0 1 0 0 1 0 0 0 0 0 2										
Garry Templeton, S (1, 6) OBP: 0.364, SLG: 0.300	4-0 FC4-6 BB	0-0 6-3		0-0 L8		0-0 1B		0-3 K		4 0 1 1 1 1 3										
Bake McBride, L (1, 8) OBP: 0.250, SLG: 0.750 Tony Scott, S (6, 8) OBP: 1.000, SLG: 1.000	0-0 FC4-6 2B 1-2f 3-H	0-0 HR			0-0 F7	0-0 L8		0-0 1B 1-3 3-H		4 2 1 2 0 0 3 1 0 1 1 0 0 0										
Ted Simmons, S (1, 2) OBP: 0.600, SLG: 0.667	0-0 WP E 1-H 2B	0-0 P5			0-0 FC4-6 1B		0-0 5-3		0-0 FC3-6 1B	5 1 3 1 0 0 0										
Keith Hernandez, L (1, 3) OBP: 0.300, SLG: 1.000	0-0 E6 6-3 1B 2-H		0-0 4-3		0-0 FC4-6 FC5-4 1-2f		0-0 HR		0-0 FC3-6 FC6-4 1-2f	5 2 1 1 0 0 2										
Hector Cruz, R (1, 9) Mike Anderson, R (8, 9)	0-0 6-3 1-2		0-0 F9		0-0 FC5-4 1-2f		0-3 K2-3		0-0 FC6-4 1-2f	4 0 0 0 0 1 2 1 0 0 0 0 0 1										
Ken Reitz, R (1, 5) OBP: 0.300, SLG: 0.333	0-0 1B 2-H 1B		0-0 6-3			0-0 F7	0-0 1-4-3		0-0 4-3	5 0 1 1 0 0 1										
Don Kessinger, S (1, 4) OBP: 0.600, SLG: 0.333	0-0 1-2 1B			0-0 P6		0-0 E3 SH1-4 1B		4-0 FC3-6 1B BB BB		3 2 1 0 1 0 0										
Bob Forsch, R (1, 1)	0-3 K		0-0 2-3		0-0 SH1-4			4-0 FC3-6 1-2 BB		2 0 0 0 1 1 2										
Inning Stats	R: 4 E: 1 K: 1 S: 10	H: 4 LOB: 2 BB: 1 P: 14	R: 1 E: 0 K: 0 S: 4	H: 1 LOB: 0 BB: 0 P: 4	R: 0 E: 0 K: 0 S: 3	H: 0 LOB: 0 BB: 0 P: 3	R: 0 E: 0 K: 0 S: 4	H: 1 LOB: 1 BB: 0 P: 4	R: 1 E: 1 K: 0 S: 5	H: 1 LOB: 2 BB: 1 P: 9	R: 1 E: 0 K: 1 S: 6	H: 1 LOB: 0 BB: 0 P: 6	R: 1 E: 0 K: 1 S: 5	H: 1 LOB: 2 BB: 2 P: 13	R: 0 E: 0 K: 0 S: 4	H: 1 LOB: 1 BB: 0 P: 4	1B: 6 2B: 2 3B: 1 HR: 2	SF: 0 SAC: 1 DP: 0 HBP: 0	WP: 1 PB: 0 SB: 1 CS: 0	PA: 43
PITCHER	IP WLS BF H R ER SO BB IBB HBP BLK WP HR S P ERA WHIP																			
Bruce Kison, R (1, 1) ERA: 4.76	5.2 L 29 8 6 3 1 1 1 0 0 0 1 1 29 37 4.76 1.588																			
Grant Jackson, L (6, 1) ERA: 6.75	1.1 5 1 1 1 1 0 0 0 0 0 1 7 7 6.75 0.750																			
Larry Demery, R (8, 1) ERA: 11.57	1.0 5 1 1 1 1 2 0 0 0 0 0 5 13 9.00 3.000																			
Odell Jones, R (9, 1) ERA:	1.0 4 1 0 0 0 0 0 0 0 0 0 4 4 0.00 1.000																			

St. Louis Cardinals @ Pittsburgh Pirates
 Three Rivers Stadium, Pittsburgh, PA
 Sat Apr 09 1977, 3:33 AM EST
 Att. 6,719 - Sunny - 40 F

livebaseballscorecards.com

AB	38
R	8
H	11
RBI	7
BB	4
SO	3
LOB	16



Batter	1	2	3	4	5	6	7	8	9	AB R H RBI BB SO LOB	TOP										
Lou Brock, L (1, 7) OBP: 0.417, SLG: 0.727 Buddy Schultz, R (6, 1) John Urrea, R (7, 1)	0-0 L7	0-0 1B 2B		0-0 F8		0-0 L8			4-0 FC5-6 BB	4 1 1 0 0 0 0 0 0 0 0 0 0 0 0 0 0 0 1 0 0											
Garry Templeton, S (1, 6) OBP: 0.438, SLG: 0.533	0-0 1-3 BLK 2B 1B	0-0 2-H HR 1B		0-0 1B 3B		0-0 6-3			0-0 FC5-6 CS 1-2f	5 3 3 1 0 0 1											
Bake McBride, L (1, 8) OBP: 0.333, SLG: 0.917 Tony Scott, S (7, 8) OBP: 0.667, SLG: 0.667	0-0 1-3 1-3	0-0 2-H HR		0-0 1B		0-0 F8			0-3 K 1-2	4 1 2 3 0 0 1 1 0 0 0 0 1 1											
Hector Cruz, R (1, 9) OBP: 0.231, SLG: 0.182	0-0 1B E 2B 3-H	0-0 4-3		0-0 F9		0-0 6-3			0-0 6-3	4 1 1 1 0 0 1											
Ted Simmons, S (1, 2) OBP: 0.643, SLG: 0.769	0-0 E 2-3 1B		0-0 2B 1B 1B	0-0 1-3		0-0 2B			0-0 6-3	4 1 3 0 0 0 1											
Keith Hernandez, L (1, 3) OBP: 0.357, SLG: 0.929	0-0 E7 1-3 3-H 1B		0-0 1-3 1B 2B		0-3 K				0-0 F8	4 1 2 1 0 1 1											
Ken Reitz, R (1, 5) OBP: 0.286, SLG: 0.308	0-0 F7		0-0 2-H 3-H 1B	0-0 5-3		0-3 K			0-3 K	4 0 1 2 0 1 2											
Jerry Davanon, R (1, 4)		0-0 1-3	0-0 F9	0-0 F2		0-3 K			0-3 K	4 0 0 0 0 1 1											
Pete Falcone, L (1, 1) Clay Carroll, R (2, 1) Jerry Mumphrey, S (6, PH) Rich Gossage, R (6, 7)	0-3 K	0-0 L1	0-0 L9			0-0 6-3			0-0 6-3	1 0 0 0 0 1 0 1 0 0 0 0 0 0 2 0 0 0 0 0 0											
Inning Stats	R: 2 E: 1 K: 0 S: 7	H: 4 LOB: 2 BB: 0 P: 7	R: 3 E: 0 K: 1 S: 8	H: 3 LOB: 0 BB: 0 P: 8	R: 2 E: 0 K: 0 S: 5	H: 3 LOB: 0 BB: 0 P: 5	R: 1 E: 0 K: 0 S: 5	H: 2 LOB: 1 BB: 0 P: 5	R: 0 E: 0 K: 1 S: 5	H: 0 LOB: 0 BB: 0 P: 5	R: 0 E: 0 K: 0 S: 3	H: 0 LOB: 0 BB: 0 P: 3	R: 0 E: 0 K: 0 S: 4	H: 1 LOB: 1 BB: 0 P: 4	R: 0 E: 0 K: 2 S: 7	H: 0 LOB: 0 BB: 0 P: 7	R: 0 E: 0 K: 1 S: 4	H: 0 LOB: 0 BB: 1 P: 8	1B: 7 2B: 4 3B: 1 HR: 1	SF: 0 SAC: 0 DP: 0 HBP: 0	WP: 0 PA: 39 PB: 0 SB: 0 CS: 2
PITCHER	IP WLS BF H R ER SO BB IBB HBP BLK WP HR S P ERA WHIP																				
Jim Rooker, L (1, 1) ERA: 31.5	2.0 L 15 9 7 7 1 0 0 0 0 1 0 1 17 17 31.50 4.500																				
Larry Demery, R (3, 1) ERA: 8.31	2.0 8 3 1 1 0 0 0 0 0 0 0 0 8 8 4.50 1.500																				
Grant Jackson, L (5, 1) ERA: 2.08	3.0 10 1 0 0 1 0 0 0 0 0 0 0 12 12 0.00 0.333																				
Rich Gossage, R (8, 1) ERA:	2.0 6 0 0 0 3 1 0 0 0 0 0 0 11 15 0.00 0.500																				

St. Louis Cardinals @ Pittsburgh Pirates
Three Rivers Stadium, Pittsburgh, PA

Sun Apr 10 1977, 3:33 AM EST
Att: 5,223 - Cloudy - 60 F

livebaseballscorecards.com

AB	38
R	8
H	13
RBI	8
BB	1
SO	5
LOB	9



Batter	1	2	3	4	5	6	7	8	9	AB	R	H	RBI	BB	SO	LOB
Frank Taveras, R OBP: 0.286, SLG: 0.182	4-0 2B 1B BB	0-0 FC6 1-2f		0-0 1-3		4-0 FC4 1-2 BB		0-3 K		3	1	0	0	2	1	1
Phil Garner, R OBP: 0.429, SLG: 0.667	0-0 1-3 1B 2B BB	4-0 1-3 BB			0-0 F2	0-0 FC4 1-2f			0-0 F9	4	1	1	0	1	0	2
Dave Parker, L OBP: 0.571, SLG: 0.714	0-0 1B 2-H 3-H	0-0 F9			0-0 E9 HR 2B		0-0 1B 2B		0-0 1B	5	3	4	2	0	0	2
Bill Robinson, R OBP: 0.417, SLG: 0.700	0-0 SF9 1B 2-H		0-3 K		0-0 HR		0-0 SH5-3 1B 2-H		0-0 F8	5	2	3	4	0	1	1
Willie Stargell, L OBP: 0.333, SLG: 0.364	0-3 K		0-0 L7		0-0 5-3		0-0 SH5-3 1-2		0-0 4-3	3	0	0	0	0	1	1
Ed Kirkpatrick, L (7, 3)	1-2 K									1	0	0	0	0	0	1
Rennie Stennett, R OBP: 0.385, SLG: 0.455	0-0 SF9 2-H		0-0 FC6-4 1B		0-0 1-3		0-0 4-3 2-3		0-0 4-3	3	0	1	1	0	0	1
Miguel Dilone, S (1, 8)	0-0 P3		0-0 FC6-4 1-2f		0-0 6-3		0-0 K		0-0 1-3	3	0	0	0	0	1	1
Al Oliver, L (7, PH)										1	0	0	0	0	0	1
Rich Gossage, R (8, 1)										0	0	0	0	0	0	0
Duffy Dyer, R OBP: 0.200, SLG: 0.444		4-0 FC6 BB		0-0 6-3		0-0 F9		0-0 4-3		1	0	0	0	1	0	0
Grant Jackson, S (5, 1)										1	0	0	0	0	0	0
Omar Moreno, L (8, 8)										1	0	0	0	0	0	0
Jim Rooker, R (1, 1)		0-3 K		0-0 F5		0-0 BB 1B		0-3 K		1	0	0	0	0	1	1
Larry Demery, R (3, 1)										0	0	0	0	0	0	0
Ed Ott, L OBP: 0.333, SLG: 0.333										3	0	1	0	0	1	0

Inning Stats	R: 4	H: 3	E: 0	K: 1	S: 8	LOB: 0	BB: 1	P: 12	R: 0	H: 0	E: 0	K: 1	S: 5	LOB: 2	BB: 2	P: 13	R: 0	H: 1	E: 0	K: 1	S: 6	LOB: 1	BB: 0	P: 6	R: 0	H: 0	E: 0	K: 0	S: 3	LOB: 0	BB: 0	P: 3	R: 2	H: 2	E: 1	K: 0	S: 5	LOB: 0	BB: 0	P: 5	R: 0	H: 1	E: 0	K: 1	S: 6	LOB: 2	BB: 1	P: 10	R: 1	H: 2	E: 0	K: 0	S: 5	LOB: 1	BB: 0	P: 5	R: 0	H: 0	E: 0	K: 2	S: 7	LOB: 0	BB: 0	P: 7	R: 0	H: 1	E: 0	K: 0	S: 4	LOB: 1	BB: 0	P: 4	1B: 6	2B: 3	3B: 0	HR: 1	SF: 1	SAC: 1	DP: 0	HBP: 0	WP: 0	PB: 0	SB: 4	CS: 0	PA: 41
--------------	------	------	------	------	------	--------	-------	-------	------	------	------	------	------	--------	-------	-------	------	------	------	------	------	--------	-------	------	------	------	------	------	------	--------	-------	------	------	------	------	------	------	--------	-------	------	------	------	------	------	------	--------	-------	-------	------	------	------	------	------	--------	-------	------	------	------	------	------	------	--------	-------	------	------	------	------	------	------	--------	-------	------	-------	-------	-------	-------	-------	--------	-------	--------	-------	-------	-------	-------	--------

PITCHER	IP	WLS	BF	H	R	ER	SO	BB	IBB	HBP	BLK	WP	HR	S	P	ERA	WHIP
Pete Falcone, L ERA: 36.0	(1, 1)	1.0		8	3	4	4	1	2	0	0	0	0	8	16	36.00	5.000
Clay Carroll, R ERA: 4.5	(2, 1)	4.0	W	16	3	2	2	2	1	0	0	0	1	19	23	4.50	1.000
Buddy Schultz, L ERA: 6.75	(6, 1)	1.1		8	3	1	1	1	1	0	0	0	0	9	13	6.75	3.000
John Urrea, R ERA:	(7, 1)	2.2	S	9	1	0	0	2	0	0	0	0	0	13	13	0.00	0.375

BOTTOM

St. Louis Cardinals @ Pittsburgh Pirates
 Three Rivers Stadium, Pittsburgh, PA

Sun Apr 10 1977, 3:33 AM EST
 Att. 5,223 - Cloudy - 60 F

AB	35
R	7
H	10
RBI	7
BB	4
SO	6
LOB	12



PITCHER	IP	WLS	BF	H	R	ER	SO	BB	IBB	HBP	BLK	WP	HR	S	P	ERA	WHIP
---------	----	-----	----	---	---	----	----	----	-----	-----	-----	----	----	---	---	-----	------

Batter	1	2	3	4	5	6	7	8	9	AB R H RBI BB SO LOB	TOP	
Lou Brock, L (1, 7) OBP: 0.375, SLG: 0.600 Joel Youngblood, R (8, 7)	0-3 K		0-0 FC6-4 1B		0-0 1-3			0-0 F7		4 0 1 0 0 1 1 0 0 0 0 0 0 0		
Garry Templeton, S (1, 6) OBP: 0.400, SLG: 0.474	0-0 G3 1B		0-0 FC6-4 1-2			0-0 2-3		0-0 P6		4 0 1 0 0 0 1		
Bake McBride, L (1, 8) OBP: 0.250, SLG: 0.688	0-0 G3 1-2			0-0 F8		0-0 4-3		0-0 P6		4 0 0 0 0 0 1		
Ted Simmons, S (1, 2) OBP: 0.556, SLG: 0.647	0-0 F8			0-0 E4		0-0 1B		0-0 F7		4 0 1 0 0 0 1		
Keith Hernandez, L (1, 3) OBP: 0.278, SLG: 0.722		0-0 F7		0-0 F8		0-0 4-3		0-0 P6		4 0 0 0 0 0 2		
Hector Cruz, R (1, 9) OBP: 0.235, SLG: 0.200		0-0 F8		0-0 5-3			0-0 1B	0-0 5-3		4 0 1 0 0 0 1		
Ken Reitz, R (1, 5) OBP: 0.235, SLG: 0.250		0-0 F9			0-0 3-1		0-0 F2			3 0 0 0 0 0 1		
Don Kessinger, S (1, 4) OBP: 0.375, SLG: 0.167			0-3 K		0-0 F8		0-3 K			3 0 0 0 0 2 1		
Eric Rasmussen, R (1, 1) OBP: 0.500, SLG: 1.000 Tony Scott, S (7, PH) OBP: 0.500, SLG: 0.500 John Sutton, R (7, 1)			0-3 K		0-0 2B		0-3 K			2 0 1 0 0 1 0 1 0 0 0 0 1 1 0 0 0 0 0 0 0		
Inning Stats	R: 0 H: 1 E: 0 LOB: 1 K: 1 BB: 0 S: 6 P: 6	R: 0 H: 0 E: 0 LOB: 0 K: 0 BB: 0 S: 3 P: 3	R: 0 H: 1 E: 0 LOB: 1 K: 2 BB: 0 S: 8 P: 8	R: 0 H: 0 E: 1 LOB: 1 K: 0 BB: 0 S: 4 P: 4	R: 0 H: 1 E: 0 LOB: 1 K: 0 BB: 0 S: 4 P: 4	R: 0 H: 1 E: 0 LOB: 1 K: 0 BB: 0 S: 4 P: 4	R: 0 H: 1 E: 0 LOB: 1 K: 2 BB: 0 S: 8 P: 8	R: 0 H: 0 E: 0 LOB: 0 K: 0 BB: 0 S: 3 P: 3	R: 0 H: 0 E: 0 LOB: 0 K: 0 BB: 0 S: 3 P: 3	1B: 4 SF: 0 2B: 1 SAC: 0 3B: 0 DP: 0 HR: 0 HBP: 0	WP: 0 PA: 33 PB: 0 SB: 0 CS: 0	
PITCHER Tom Seaver, R (1, 1) ERA: 1.69	IP WLS BF H R ER SO BB IBB HBP BLK WP HR S P ERA WHIP	9.0 W 33 5 0 0 5 0 0 0 0 0 0 0 43 43 0.00 0.556										

St. Louis Cardinals @ New York Mets
 Shea Stadium, Flushing, NY
 Tue Apr 12 1977, 3:33 AM EST
 Att. 23,907 - Sunny - 87 F

livebaseballscorecards.com

AB	33
R	0
H	5
RBI	0
BB	0
SO	5
LOB	10



Batter	1	2	3	4	5	6	7	8	9	AB R H RBI BB SO LOB	TOP											
Lou Brock, L (1, 7) OBP: 0.400, SLG: 0.684 Joel Youngblood, R (6, 7)	0-0 3-1	0-0 3B		0-0 CS 1B		0-0 4-3			4-0 BB BB	4 0 2 1 0 0 0 0 0 0 0 1 0 0												
Garry Templeton, S (1, 6) OBP: 0.333, SLG: 0.391 Jerry Davanon, R (8, 4)	0-3 K	0-3 3-H K		0-0 1-2 2-3		0-0 4-3		0-0 4-3	0-0 F8	4 0 0 0 0 2 2 1 0 0 0 0 0 2												
Bake McBride, L (1, 8) OBP: 0.300, SLG: 0.700 Tony Scott, S (7, 8)	0-0 S 1B			0-0 E 2B		0-0 P5		0-0 6-3	4-0 BB BB	4 1 2 0 0 0 0 0 0 0 0 1 0 0												
Hector Cruz, R (1, 9) OBP: 0.273, SLG: 0.211 Mike Anderson, R (9, 9)	4-0 1-2 BB			0-0 E7 HR 1B		0-0 P2		0-0 L8	0-0 P6	4 1 1 0 1 0 3 0 0 0 0 0 0 0												
Ted Simmons, S (1, 2) OBP: 0.545, SLG: 0.750	0-0 F8			0-0 2-H HR		0-0 E5 HR		4-0 BB G6-3		3 2 1 2 1 0 2												
Keith Hernandez, L (1, 3) OBP: 0.318, SLG: 0.864		0-0 1B 2B		0-0 P6		0-0 1-H HR		0-0 G6-3		4 2 2 2 0 0 1												
Ken Reitz, R (1, 5) OBP: 0.190, SLG: 0.200		0-0 6-3		0-0 5-3		0-0 P3		0-0 6-3		4 0 0 0 0 0 1												
Don Kessinger, S (1, 4) OBP: 0.417, SLG: 0.222 (8, 6)		0-0 6-3 2-H 3B 1B		0-0 P4		0-3 K		4-0 BB SH5-4 BB		3 1 1 1 1 1 0												
John Denny, R (1, 1) OBP: 0.167, SLG: 0.167 Clay Carroll, R (8, 1)		0-0 6-3 2-3		0-0 F9		0-0 P3		0-0 SH5-4		3 0 0 0 0 0 1 0 0 0 0 0 0 0												
Inning Stats	R: 0 E: 0 K: 1 S: 6	H: 1 LOB: 2 BB: 1 P: 10	R: 2 E: 0 K: 1 S: 8	H: 3 LOB: 1 BB: 0 P: 8	R: 3 E: 1 K: 0 S: 6	H: 3 LOB: 0 BB: 0 P: 6	R: 0 E: 0 K: 0 S: 3	H: 1 LOB: 0 BB: 0 P: 3	R: 2 E: 1 K: 0 S: 5	H: 1 LOB: 0 BB: 0 P: 5	R: 0 E: 0 K: 1 S: 5	H: 0 LOB: 0 BB: 0 P: 5	R: 0 E: 0 K: 0 S: 3	H: 0 LOB: 0 BB: 0 P: 3	R: 0 E: 0 K: 0 S: 2	H: 0 LOB: 0 BB: 1 P: 6	R: 0 E: 0 K: 0 S: 3	H: 0 LOB: 3 BB: 3 P: 15	1B: 4 2B: 2 3B: 1 HR: 2	SF: 0 SAC: 1 DP: 1 HBP: 0	WP: 0 PB: 0 SB: 1 CS: 1	PA: 40
PITCHER	IP WLS BF H R ER SO BB IBB HBP BLK WP HR S P ERA WHIP																					
Craig Swan, R (1, 1) ERA: 22.5	2.0 L 14 7 5 5 2 1 0 0 0 0 0 1 17 21 22.50 4.000																					
Bob Myrick, L (3, 1) ERA: 1.8	3.0 11 2 2 0 0 0 0 0 0 0 0 1 11 11 0.00 0.667																					
Nino Espinosa, R (6, 1) ERA:	2.0 6 0 0 0 1 0 0 0 0 0 0 0 8 8 0.00 0.000																					
Ray Sadecki, L (8, 1) ERA: 6.75	1.1 6 0 0 0 0 3 0 0 0 0 0 0 3 15 0.00 2.250																					
Bob Apodaca, R (9, 1) ERA: 18.0	0.2 3 0 0 0 0 1 0 0 0 0 0 0 2 6 0.00 1.500																					

St. Louis Cardinals @ New York Mets
Shea Stadium, Flushing, NY
Wed Apr 13 1977, 3:33 AM EST
Att: 8,583 - Cloudy - 90 F

livebaseballscorecards.com

AB	34
R	7
H	9
RBI	6
BB	5
SO	3
LOB	12



Batter	1	2	3	4	5	6	7	8	9	AB	R	H	RBI	BB	SO	LOB
Lee Mazzilli, S OBP: 0.227, SLG: 0.150 (1, 8)	0-0 1B S 1B		0-0 4-3		4-0 1-2 G4-6-3 BB		0-0 G3		0-0 3-4-1	4	0	1	0	1	0	0
Felix Millan, R Nino Espinosa, R Mike Vail, R Ray Sadecki, L Bob Apodaca, R Joe Torre, R OBP: 0.283, SLG: 0.316 (1, 4) (6, 1) (7, PH) (8, 1) (9, 1) (9, PH)	0-0 L6		0-0 1-3		0-0 G4-6-3 1-2f 2-3		0-0 1B 1B		0-0 HR	3	0	0	0	0	0	3
Bruce Boisclair, L OBP: 0.625, SLG: 0.600 (1, 7)	4-0 1B 1-2 BB		0-0 F9		4-0 BB BB BB BB		0-0 1-2 1B		0-0 F9	3	0	1	0	2	0	0
Dave Kingman, R OBP: 0.409, SLG: 0.550 (1, 9)	0-0 FC6-4 1-2 2-3 1B			4-0 2B BB		0-0 F7		0-3 K		0-0 FC6-4 1B	4	1	2	0	1	4
Ed Kranepool, L OBP: 0.429, SLG: 0.905 (1, 3)	0-0 P6			0-0 1-H FC3-2 2B		0-0 E 2B		0-0 P4		0-0 FC6-4	5	1	2	1	0	6
John Stearns, R OBP: 0.238, SLG: 0.381 (1, 2)	0-0 FC6-4 1-2f			0-0 P6		0-0 L8		0-0 1B			4	0	1	0	0	5
Mike Phillips, L (1, 5)		0-0 G3		0-0 FC3-2		0-3 K		0-0 1-3			4	0	0	0	1	2
Bud Harrelson, S OBP: 0.278, SLG: 0.188 (1, 6)		0-0 1-3		0-0 4-3		0-0 E6 2-H		0-0 E9 1B			4	0	1	0	0	1
Craig Swan, R Bob Myrick, R Ron Hodges, L Luis Alvarado, R (1, 1) (3, 1) (5, PH) (6, 4)		0-0 1-3			0-0 G4-6-3 BB 1B		0-0 L6		0-0 1-3							

Inning Stats	R: 0	H: 2	E: 0	LOB: 3	K: 0	BB: 1	S: 5	P: 9	R: 0	H: 0	E: 0	LOB: 0	K: 0	BB: 0	S: 3	R: 0	H: 0	E: 0	LOB: 0	K: 0	BB: 0	S: 3	R: 1	H: 1	E: 0	LOB: 1	K: 0	BB: 1	S: 4	R: 0	H: 1	E: 0	LOB: 2	K: 0	BB: 2	S: 3	R: 1	H: 1	E: 1	LOB: 1	K: 1	BB: 0	S: 7	R: 0	H: 2	E: 0	LOB: 2	K: 1	BB: 0	S: 7	R: 0	H: 2	E: 1	LOB: 1	K: 0	BB: 0	S: 4	R: 1	H: 2	E: 0	LOB: 1	K: 0	BB: 0	S: 5	1B: 8	SF: 0	2B: 2	SAC: 0	3B: 0	DP: 1	HR: 1	HBP: 0	WP: 0	PA: 41
--------------	------	------	------	--------	------	-------	------	------	------	------	------	--------	------	-------	------	------	------	------	--------	------	-------	------	------	------	------	--------	------	-------	------	------	------	------	--------	------	-------	------	------	------	------	--------	------	-------	------	------	------	------	--------	------	-------	------	------	------	------	--------	------	-------	------	------	------	------	--------	------	-------	------	-------	-------	-------	--------	-------	-------	-------	--------	-------	--------

PITCHER	IP	WLS	BF	H	R	ER	SO	BB	IBB	HBP	BLK	WP	HR	S	P	ERA	WHIP
John Denny, R ERA: 2.84 (1, 1)	7.0	W	32	7	2	1	2	4	0	0	0	0	0	32	48	1.29	1.571
Clay Carroll, R ERA: 4.5 (8, 1)	2.0		9	4	1	1	0	0	0	0	0	0	1	9	9	4.50	2.000

BOTTOM

St. Louis Cardinals @ New York Mets
Shea Stadium, Flushing, NY
Wed Apr 13 1977, 3:33 AM EST
Att. 8,583 - Cloudy - 90 F

livebaseballscores.com

AB	37
R	3
H	11
RBI	2
BB	4
SO	2
LOB	23



St. Louis Cardinals @ New York Mets
 Shea Stadium, Flushing, NY
 Thu Apr 14 1977, 3:33 AM EST
 Att. 8,030 - Sunny

livebaseballscorecards.com

AB	35
R	4
H	10
RBI	4
BB	2
SO	8
LOB	13



WP: 0	PA: 39
PB: 0	
SB: 1	
CS: 2	

AB	R	H	RBI	BB	SO	LOB
3	0	0	0	0	1	2
2	0	1	0	0	1	0
4	1	2	1	0	0	0
4	0	2	2	0	1	0
4	1	1	0	0	0	2
4	0	1	0	0	0	2
2	0	1	1	2	0	0
4	0	0	0	0	2	5
4	1	1	0	0	1	2
3	1	1	0	0	2	0
1	0	0	0	0	0	0

Batter	1	2	3	4	5	6	7	8	9				
Lou Brock, L (1, 7) OBP: 0.348, SLG: 0.591 Joel Youngblood, R (6, 7) OBP: 0.667, SLG: 0.500	0-3 K		0-0 F7		0-0 6-3		0-3 K		0-0 CS 1B				
Garry Templeton, S (1, 6) OBP: 0.357, SLG: 0.407	0-0 4-3		0-0 3B 1B		0-0 CS 1B		0-0 6-3		0-0 CS 1-2				
Tony Scott, S (1, 8) OBP: 0.556, SLG: 0.750	0-3 K		0-0 FC5-2 3B		0-0 CS 1-2		0-0 6-3		0-0 G3 1B				
Hector Cruz, R (1, 9) OBP: 0.269, SLG: 0.261		0-0 4-3	0-0 FC5-2		0-0 1B 1B 2B		0-0 G3		0-0 G3 1-2				
Ted Simmons, S (1, 2) OBP: 0.500, SLG: 0.667		0-0 4-3	0-0 F9		0-0 1B 1B		0-0 L3		0-0 L3				
Keith Hernandez, L (1, 3) OBP: 0.385, SLG: 0.833		4-0 S BB		0-0 3-1		0-0 1-2 3-H 1B		4-0 FC6-4 IBB					
Ken Reitz, R (1, 5) OBP: 0.160, SLG: 0.167		0-3 K		0-0 F7		0-3 K		0-0 FC6-4					
Don Kessinger, S (1, 4) OBP: 0.375, SLG: 0.231			0-0 F7 1B 1B		0-0 F9		0-3 K		0-0 F7				
Bob Forsch, R (1, 1) OBP: 0.333, SLG: 0.200 John Urrea, R (7, 1)			0-0 3B 1B		0-3 K		0-3 K		0-0 4-3				
Inning Stats	R: 0 E: 0 K: 2 S: 7 H: 0 LOB: 0 BB: 0 P: 7	R: 0 E: 0 K: 1 S: 5 H: 0 LOB: 1 BB: 1 P: 9	R: 3 E: 0 K: 0 S: 7 H: 4 LOB: 1 BB: 0 P: 7	R: 0 E: 0 K: 0 S: 3 H: 0 LOB: 0 BB: 0 P: 3	R: 0 E: 0 K: 1 S: 5 H: 1 LOB: 0 BB: 0 P: 5	R: 1 E: 0 K: 2 S: 10 H: 3 LOB: 2 BB: 0 P: 10	R: 0 E: 0 K: 2 S: 7 H: 0 LOB: 0 BB: 0 P: 7	R: 0 E: 0 K: 0 S: 4 H: 1 LOB: 2 BB: 1 P: 8	R: 0 E: 0 K: 0 S: 3 H: 1 LOB: 0 BB: 0 P: 3	1B: 8 2B: 1 3B: 1 HR: 0 SF: 0 SAC: 0 DP: 0 HBP: 0			
PITCHER	IP WLS BF H R ER SO BB IBB HBP BLK WP HR S P ERA WHIP											PITCHER	IP WLS BF H R ER SO BB IBB HBP BLK WP HR S P ERA WHIP
Jerry Koosman, L (1, 1) ERA: 4.5	7.0 L 29 8 4 4 8 1 0 0 0 0 0 44 48 5.14 1.286												
Bob Apodaca, R (8, 1) ERA: 9.0	1.0 5 1 0 0 0 0 0 1 0 0 0 0 4 8 0.00 1.000												
Skip Lockwood, R (9, 1) ERA:	1.0 3 1 0 0 0 0 0 0 0 0 0 0 3 3 0.00 1.000												

Batter	1	2	3	4	5	6	7	8	9
Lou Brock, L (1, 7) OBP: 0.348, SLG: 0.591 Joel Youngblood, R (6, 7) OBP: 0.667, SLG: 0.500	0-3 K		0-0 F7		0-0 6-3		0-3 K		0-0 CS 1B
Garry Templeton, S (1, 6) OBP: 0.357, SLG: 0.407	0-0 4-3		0-0 3B 1B		0-0 CS 1B		0-0 6-3		0-0 CS 1-2
Tony Scott, S (1, 8) OBP: 0.556, SLG: 0.750	0-3 K		0-0 FC5-2 3B		0-0 CS 1-2		0-0 6-3		0-0 G3 1B
Hector Cruz, R (1, 9) OBP: 0.269, SLG: 0.261		0-0 4-3	0-0 FC5-2		0-0 1B 1B 2B		0-0 G3		0-0 G3 1-2
Ted Simmons, S (1, 2) OBP: 0.500, SLG: 0.667		0-0 4-3	0-0 F9		0-0 1B 1B		0-0 L3		0-0 L3
Keith Hernandez, L (1, 3) OBP: 0.385, SLG: 0.833		4-0 S BB		0-0 3-1		0-0 1-2 3-H 1B		4-0 FC6-4 IBB	
Ken Reitz, R (1, 5) OBP: 0.160, SLG: 0.167		0-3 K		0-0 F7		0-3 K		0-0 FC6-4	
Don Kessinger, S (1, 4) OBP: 0.375, SLG: 0.231			0-0 F7 1B 1B		0-0 F9		0-3 K		0-0 F7
Bob Forsch, R (1, 1) OBP: 0.333, SLG: 0.200 John Urrea, R (7, 1)			0-0 3B 1B		0-3 K		0-3 K		0-0 4-3

BOTTOM

St. Louis Cardinals @ New York Mets
 Shea Stadium, Flushing, NY
 Thu Apr 14 1977, 3:33 AM EST
 Att: 8,030 - Sunny

livebaseballscorecards.com

AB	33
R	1
H	7
RBI	1
BB	3
SO	4
LOB	14



WP: 0	PA: 36
PB: 0	
SB: 0	
CS: 0	

AB R H RBI BB SO LOB

3	0	1	1	1	0	0
4	0	2	0	0	1	2
4	0	0	0	0	0	3
4	0	1	0	0	2	2
4	0	1	0	0	1	2
1	0	0	0	2	0	0
0	0	0	0	0	0	0
1	0	0	0	0	0	1
0	0	0	0	0	0	0
4	1	1	0	0	0	1
2	0	0	0	0	0	2
2	0	0	0	0	0	1
2	0	0	0	0	0	0
2	0	1	0	0	0	0
2	0	1	0	0	0	0

Batter	1	2	3	4	5	6	7	8	9
Lee Mazzilli, S (1, 8) OBP: 0.269, SLG: 0.174	0-0 F8		4-0 1B BB		0-0 4-3		0-0 1-2 1B		
Felix Millan, R (1, 4) OBP: 0.304, SLG: 0.348	0-0 P3		0-0 1-3 1B			0-0 1B 1B	0-3 K		
Ed Kranepool, L (1, 3) OBP: 0.360, SLG: 0.760	0-0 F9		0-0 P6			0-0 F8		0-0 4-3	
Dave Kingman, R (1, 7) OBP: 0.385, SLG: 0.500		0-0 F7	0-3 K			0-0 1-2 G4-6-3 1B		0-3 K	
Joe Torre, R (1, 5) OBP: 0.500, SLG: 1.167		0-0 F9		0-3 K		0-0 1-2f G4-6-3		0-0 1B	
Mike Vail, R (1, 9) OBP: 0.600, SLG: 0.333		4-0 1B BB		0-0 F7		4-0 FC6 BB		0-0 4-3	
Bob Apodaca, R (8, 1)									
John Milner, L (8, PH) OBP: 0.250, SLG: 0.467									
Skip Lockwood, R (9, 1)									
Jerry Grote, R (1, 2) OBP: 0.250, SLG: 0.250		0-0 1-2 1B		0-0 L5		0-0 1B 1-2f FC6		0-0 F7	
Bud Harrelson, S (1, 6) OBP: 0.250, SLG: 0.167		0-0 4-3				0-0 1-6-3		0-0 1-3	
Mike Phillips, L (7, PH) (8, 6)									
Jerry Koosman, R (1, 1)			0-0 6-3			0-0 5-3		0-0 L5	
Bruce Boisclair, L (7, PH) OBP: 0.600, SLG: 0.571 (8, 9)							0-0 1-3 1B		

Inning Stats	R: 0	H: 0	E: 0	K: 0	S: 3	R: 0	H: 1	E: 0	K: 0	S: 4	R: 0	H: 1	E: 0	K: 1	S: 6	R: 0	H: 0	E: 0	K: 1	S: 5	R: 0	H: 0	E: 0	K: 0	S: 3	R: 0	H: 2	E: 0	K: 1	S: 4	R: 1	H: 2	E: 0	K: 1	S: 7	R: 0	H: 1	E: 0	K: 1	S: 6	R: 0	H: 0	E: 0	K: 0	S: 3	R: 0	H: 0	E: 0	K: 0	S: 3
	LOB: 0	BB: 0	P: 3	LOB: 2	BB: 1	P: 8	LOB: 2	BB: 1	P: 10	LOB: 0	BB: 0	P: 5	LOB: 0	BB: 0	P: 3	LOB: 1	BB: 0	P: 4	LOB: 2	BB: 1	P: 11	LOB: 1	BB: 0	P: 6	LOB: 0	BB: 0	P: 3	LOB: 0	BB: 0	P: 2	LOB: 2	BB: 1	P: 6	LOB: 0	BB: 0	P: 3	LOB: 0	BB: 0	P: 0	LOB: 0	BB: 0	P: 0	LOB: 0	BB: 0	P: 0	LOB: 0	BB: 0	P: 0		

PITCHER	IP	WLS	BF	H	R	ER	SO	BB	IBB	HBP	BLK	WP	HR	S	P	ERA	WHIP
Bob Forsch, R (1, 1) ERA: 1.72	6.2	W	28	6	1	1	2	3	0	0	0	0	0	29	41	1.35	1.350
John Urrea, R (7, 1) ERA:	2.1	S	8	1	0	0	2	0	0	0	0	0	0	12	12	0.00	0.429

1B: 7	SF: 0
2B: 0	SAC: 0
3B: 0	DP: 1
HR: 0	HBP: 0

WP	HR	S	P	ERA	WHIP
0	0	0	0	0.00	0.429

Batter	1	2	3	4	5	6	7	8	9	AB R H RBI BB SO LOB	TOP		
Frank Taveras, R (1, 6) OBP: 0.385, SLG: 0.318	0-0 CS 1B		4-0 BB			0-0 F8	0-0 4-3		0-0 1-2 1B	4 0 2 0 1 0 0			
Phil Garner, R (1, 5) OBP: 0.385, SLG: 0.500	0-0 1-3 1-2		0-3 K			0-0 HR 2B		0-0 5-3	0-0 6-3	5 1 1 0 0 1 4			
Dave Parker, L (1, 9) OBP: 0.462, SLG: 0.708	4-0 BB		0-3 K			0-0 2-H HR		0-0 1B 2B		3 2 2 2 1 1 1			
Al Oliver, L (1, 7) OBP: 0.182, SLG: 0.273	0-3 K			0-0 4-3		0-0 6-3		0-0 2-H 1B		4 0 1 1 0 1 1			
Bill Robinson, R (1, 3) OBP: 0.391, SLG: 0.550		0-0 5-3		4-0 CS BB		0-0 IHR 1B		0-0 5-3		3 1 1 0 1 0 0			
Rennie Stennett, R (1, 4) OBP: 0.400, SLG: 0.591		0-0 4-3		0-3 K 1-2		0-0 1-H IHR			0-0 4-3 S SF9 1B	4 2 2 2 0 1 1			
Miguel Dilone, S (1, 8) OBP: 0.071, SLG: 0.071		0-0 5-3			0-0 6-3	0-0 F8			0-0 4-3	4 0 0 0 0 0 1			
Duffy Dyer, R (1, 2) OBP: 0.294, SLG: 0.667			0-0 HR		0-0 6-3		0-0 F2		0-0 SF9	3 1 1 2 0 0 0			
Jim Rooker, R (1, 1) OBP: 0.200, SLG: 0.200			0-0 F3		0-0 6-3		0-3 K		0-0 1B 1B	4 0 1 0 0 1 0			
Inning Stats	R: 0 E: 0 K: 1 S: 5 H: 1 LOB: 1 BB: 1 P: 9	R: 0 E: 0 K: 0 S: 3 H: 0 LOB: 0 BB: 0 P: 3	R: 1 E: 0 K: 2 S: 8 H: 1 LOB: 1 BB: 1 P: 12	R: 0 E: 0 K: 1 S: 4 H: 0 LOB: 0 BB: 1 P: 8	R: 0 E: 0 K: 0 S: 3 H: 0 LOB: 0 BB: 0 P: 3	R: 4 E: 0 K: 0 S: 7 H: 4 LOB: 0 BB: 0 P: 7	R: 0 E: 0 K: 1 S: 5 H: 0 LOB: 0 BB: 0 P: 5	R: 1 E: 0 K: 0 S: 4 H: 2 LOB: 0 BB: 0 P: 4	R: 1 E: 0 K: 0 S: 6 H: 3 LOB: 2 BB: 0 P: 6	1B: 6 2B: 2 3B: 0 HR: 3 SF: 1 SAC: 0 DP: 0 HBP: 0	WP: 0 PB: 0 SB: 1 CS: 2 PA: 38		
PITCHER	IP WLS BF H R ER SO BB IBB HBP BLK WP HR S P ERA WHIP											PITCHER	IP WLS BF H R ER SO BB IBB HBP BLK WP HR S P ERA WHIP
Pete Falcone, L (1, 1) ERA: 11.57	6.0 L 25 6 5 5 4 3 0 0 0 0 0 2 30 42 7.50 1.500												
John Sutton, R (7, 1) ERA: 5.4	2.0 7 2 1 1 1 0 0 0 0 0 0 0 9 9 4.50 1.000												
Al Hrabosky, L (9, 1) ERA: 5.4	1.0 6 3 1 1 0 0 0 0 0 0 0 0 6 6 9.00 3.000												

Pittsburgh Pirates @ St. Louis Cardinals
 Busch Stadium, St. Louis, MO
 Fri Apr 15 1977, 6:05 PM CST
 Att: 41,226 - Unknown

livebaseballscorecards.com

AB 34
 R 7
 H 11
 RBI 7
 BB 3
 SO 5
 LOB 8



Pittsburgh Pirates @ St. Louis Cardinals
 Busch Stadium, St. Louis, MO

Sat Apr 16 1977, 3:33 AM CST
 Att. 12,513 - Unknown

AB	32
R	3
H	7
RBI	3
BB	3
SO	2
LOB	11



Batter	1	2	3	4	5	6	7	8	9	AB R H RBI BB SO LOB
Frank Taveras, R (1, 6) OBP: 0.333, SLG: 0.269	0-0 F3		0-0 F9			0-0 4-3		0-0 6-3		4 0 0 0 0 0 1
Omar Moreno, L (1, 8) OBP: 0.100, SLG: 0.105	0-0 5-3		0-0 4-3			0-3 K		0-3 K		4 0 0 0 0 2 1
Dave Parker, L (1, 9) OBP: 0.467, SLG: 0.679	0-0 4-3			0-0 4-3			0-0 4-3 S 2B 1B		0-0 CS 1B	4 1 2 0 0 0 0
Al Oliver, L (1, 7) OBP: 0.200, SLG: 0.267		0-0 CS 1B		0-0 6-3			0-0 4-3		0-0 E3 2B	4 1 1 0 0 0 2
Bill Robinson, R (1, 3) OBP: 0.385, SLG: 0.565		0-0 6-3		0-0 P4			0-0 1B 2B		0-0 2B	3 1 1 1 0 0 1
Rich Gossage, R (7, 1) OBP: 1.000, SLG: 2.000		1-2				3-H	0-0 2B		2-H 2B	1 0 1 1 0 0 0
Rennie Stennett, R (1, 4) OBP: 0.414, SLG: 0.560		4-0 BB		0-0 F9			0-0 1-4-3 1B		0-0 F8	3 0 1 1 1 0 1
Phil Garner, R (1, 5) OBP: 0.367, SLG: 0.440		0-0 F7		0-0 F9			0-0 1-4-3		4-0 IBB	3 0 0 0 1 0 2
Ed Ott, L (1, 2) OBP: 0.400, SLG: 0.250			0-0 FC3-6 1B		0-0 F9		4-0 CS IBB		0-0 F8	3 0 1 0 1 0 2
John Candelaria, L (1, 1)			0-0 FC3-6			0-0 1-3		0-0 CS		2 0 0 0 0 0 1
Tommy Helms, R (7, PH)			1-2					0-0 F9		0 0 0 0 0 0 0
Ed Kirkpatrick, L (7, 3)										1 0 0 0 0 0 0

Inning Stats	R: 0	H: 0	E: 0	K: 0	S: 3	P: 3	R: 0	H: 1	E: 0	K: 0	S: 3	P: 7	R: 0	H: 1	E: 0	K: 0	S: 4	P: 4	R: 0	H: 0	E: 0	K: 0	S: 3	P: 3	R: 0	H: 0	E: 0	K: 1	S: 5	P: 5	R: 2	H: 3	E: 0	K: 0	S: 5	P: 9	R: 0	H: 0	E: 0	K: 1	S: 5	P: 5	R: 1	H: 2	E: 1	K: 0	S: 5	P: 9	1B: 5	SF: 0	2B: 2	SAC: 0	3B: 0	DP: 0	HR: 0	HBP: 0	WP: 0	PA: 36
--------------	------	------	------	------	------	------	------	------	------	------	------	------	------	------	------	------	------	------	------	------	------	------	------	------	------	------	------	------	------	------	------	------	------	------	------	------	------	------	------	------	------	------	------	------	------	------	------	------	-------	-------	-------	--------	-------	-------	-------	--------	-------	--------

PITCHER	IP	WLS	BF	H	R	ER	SO	BB	IBB	HBP	BLK	WP	HR	S	P	ERA	WHIP
Eric Rasmussen, R (1, 1) ERA: 3.86	8.0	L	29	5	2	2	2	1	1	0	0	0	0	31	39	2.25	0.750
Al Hrabosky, L (9, 1) ERA: 4.15	1.0		6	2	1	0	0	0	1	0	0	0	0	5	9	0.00	2.000

WP: 0	PA: 36
PB: 0	
SB: 1	
CS: 3	

Batter	1	2	3	4	5	6	7	8	9	AB	R	H	RBI	BB	SO	LOB
Joel Youngblood, R OBP: 0.286, SLG: 0.167 (1, 7) (8, 5)	0-0 P4			0-0 F8		0-0 F7		0-3 K		4	0	0	0	0	1	1
Garry Templeton, S OBP: 0.278, SLG: 0.314 (1, 6)	0-3 K			0-0 E8 5-3 1B		0-0 F8		0-0 4-3		4	1	0	0	0	1	1
Tony Scott, S OBP: 0.462, SLG: 0.667 Al Hrabosky, R (1, 8) (9, 1)	0-0 F9			0-0 5-3		0-0 FC5 2B		0-0 F8		4	0	1	0	0	0	2
Mike Anderson, R OBP: 0.400, SLG: 0.400 Jerry Mumphrey, S OBP: 0.333, SLG: 0.200 (1, 9) (9, PH)		0-0 E3 G5-4-3		0-0 FC6-4 1B		0-0 FC5			4-0 BB G4-6-3	3	0	1	1	0	0	1
Ted Simmons, S OBP: 0.394, SLG: 0.516 (1, 2)		0-0 G5-4-3		0-0 FC6-4			0-0 4-3		0-0 G4-6-3	4	0	0	0	0	0	3
Keith Hernandez, L OBP: 0.394, SLG: 0.724 (1, 3)		0-0 F7			0-0 P4		4-0 FC5-4 BB		0-0 1B	3	0	1	0	1	0	0
Ken Reitz, R OBP: 0.167, SLG: 0.207 Lou Brock, L OBP: 0.310, SLG: 0.500 (1, 5) (7, PH) (8, 7)			0-0 F7		0-0 2B		0-0 F7		0-3 K	2	0	1	0	0	0	0
Don Kessinger, S OBP: 0.318, SLG: 0.211 (1, 4)			0-0 F8		0-0 F2		0-0 FC5-4			3	0	0	0	0	0	2
Eric Rasmussen, R OBP: 0.250, SLG: 0.500 Bake McBride, L OBP: 0.280, SLG: 0.640 (1, 1) (8, PH) (9, 8)			0-3 K		0-0 F9			0-0 4-3 2B		2	0	0	0	0	1	1
										1	0	1	0	0	0	0

Inning Stats		R: 0	H: 0	R: 0	H: 0	R: 0	H: 0	R: 0	H: 1	R: 0	H: 0	R: 0	H: 1	R: 0	H: 1	R: 0	H: 1	1B: 2	SF: 0	WP: 0	PA: 34	
		E: 0	LOB: 0	E: 1	LOB: 0	E: 0	LOB: 0	E: 0	LOB: 1	E: 0	LOB: 1	E: 0	LOB: 1	E: 0	LOB: 1	E: 0	LOB: 1	2B: 3	SAC: 0	PB: 0		
		K: 1	BB: 0	K: 0	BB: 0	K: 1	BB: 0	K: 0	BB: 0	K: 0	BB: 1	K: 0	BB: 1	K: 1	BB: 0	K: 1	BB: 1	3B: 0	DP: 2	SB: 0		
		S: 5	P: 5	S: 3	P: 3	S: 5	P: 5	S: 5	P: 4	S: 4	P: 7	S: 3	P: 4	S: 6	P: 6	S: 5	P: 9	HR: 0	HBP: 0	CS: 0		
PITCHER	IP	WLS	BF	H	R	ER	SO	BB	IBB	HBP	BLK	WP	HR	S	P	ERA	WHIP					
John Candelaria, L ERA:	(1, 1)	6.0	W	22	3	1	0	2	0	0	0	0	0	26	26	0.00	0.500					
Rich Gossage, R ERA:	(7, 1)	3.0	S	12	2	0	2	2	0	0	0	0	0	14	22	0.00	1.333					

BOTTOM

Pittsburgh Pirates @ St. Louis Cardinals
 Busch Stadium, St. Louis, MO
 Sat Apr 16 1977, 3:33 AM CST
 Att. 12,513 - Unknown

livebaseballscorecards.com

AB	32
R	1
H	5
RBI	1
BB	2
SO	4
LOB	13



Batter	1	2	3	4	5	6	7	8	9	AB R H RBI BB SO LOB	TOP	
Frank Taveras, R (1, 6) OBP: 0.382, SLG: 0.333	0-0 E S 1B		0-0 S 2B 1B		0-0 1B 1-2 1B		0-0 F9			4 2 3 0 0 0 1		
Omar Moreno, L (1, 8) OBP: 0.167, SLG: 0.217	0-3 K 1-3		0-0 1-H 2B		0-0 1-3 2-H 1B			0-0 F8		4 0 2 2 0 1 1		
Dave Parker, L (1, 9) OBP: 0.441, SLG: 0.625	0-0 CS 1B		0-0 F8		0-0 4-3			0-0 1-3		4 0 1 1 0 0 3		
Al Oliver, L (1, 7) OBP: 0.176, SLG: 0.235	0-0 F7			0-0 1-3		0-0 5-3		0-0 S 1B		2 0 0 0 0 0 1		
Miguel Dilone, S (4, 7) OBP: 0.125, SLG: 0.125										2 0 1 0 0 0 0		
Ed Kirkpatrick, L (1, 3) Fernando Gonzalez, R (8, PH) Ken Macha, R (8, 3)	0-0 CS 1-2	0-0 4-3		0-0 F7		0-0 P5		0-0 G3		3 0 0 0 0 0 0		
Rennie Stennett, R (1, 4) OBP: 0.364, SLG: 0.483			0-0 E1		0-0 1-3		0-0 L8		0-0 G3	4 0 0 0 0 0 0		
Phil Garner, R (1, 5) OBP: 0.353, SLG: 0.448		0-3 K			0-0 5-3		0-0 F9		0-0 FC5 2B	4 0 1 0 0 1 0		
Duffy Dyer, R (1, 2) OBP: 0.286, SLG: 0.579			0-0 L7		0-0 5-3		0-0 1B		0-0 FC5 FC6-4	4 0 1 0 0 0 1		
Larry Demery, R (9, PR)									2-3	0 0 0 0 0 0 0		
Jerry Reuss, L (1, 1) OBP: 0.400, SLG: 0.400			0-0 1-3		0-0 1B 1B		0-0 F8		0-0 FC6-4	2 1 1 0 0 0 0		
Grant Jackson, S (5, 1)									1-2f	0 0 0 0 0 0 0		
Tommy Helms, R (7, PH)										1 0 0 0 0 0 1		
Terry Forster, L (7, 1)										0 0 0 0 0 0 0		
Bill Robinson, R (9, PH) OBP: 0.370, SLG: 0.542										1 0 0 0 0 0 1		
Inning Stats	R: 1 H: 2 E: 0 LOB: 0 K: 1 BB: 0 S: 6 P: 6	R: 0 H: 0 E: 1 LOB: 0 K: 1 BB: 0 S: 5 P: 5	R: 1 H: 2 E: 0 LOB: 1 K: 0 BB: 0 S: 5 P: 5	R: 0 H: 0 E: 0 LOB: 0 K: 0 BB: 0 S: 3 P: 3	R: 1 H: 3 E: 0 LOB: 2 K: 0 BB: 0 S: 6 P: 6	R: 0 H: 0 E: 0 LOB: 0 K: 0 BB: 0 S: 3 P: 3	R: 0 H: 1 E: 0 LOB: 1 K: 0 BB: 0 S: 4 P: 4	R: 0 H: 1 E: 0 LOB: 1 K: 0 BB: 0 S: 4 P: 4	R: 0 H: 1 E: 0 LOB: 1 K: 0 BB: 0 S: 4 P: 4	1B: 8 SF: 0 2B: 2 SAC: 0 3B: 0 DP: 0 HR: 0 HBP: 0	WP: 0 PA: 37 PB: 0 SB: 4 CS: 1	
PITCHER	IP WLS BF H R ER SO BB IBB HBP BLK WP HR S P ERA WHIP											
John Denny, R (1, 1) ERA: 3.57	5.0 W 21 7 3 3 2 0 0 0 0 0 0 0 25 25 5.40 1.400											
Buddy Schultz, L (6, 1) ERA: 1.8	3.2 14 3 0 0 0 0 0 0 0 0 0 0 14 14 0.00 0.818											
John Urrea, R (9, 1) ERA:	0.1 S 1 0 0 0 0 0 0 0 0 0 0 0 1 1 0.00 0.000											

Pittsburgh Pirates @ St. Louis Cardinals
 Busch Stadium, St. Louis, MO
 Sun Apr 17 1977, 3:33 AM CST
 Att. 28,574 - Sunny

AB	36
R	3
H	10
RBI	3
BB	0
SO	2
LOB	10



Batter	1	2	3	4	5	6	7	8	9
Lou Brock, L (1, 7) OBP: 0.333, SLG: 0.484 Joel Youngblood, R (8, 7) OBP: 0.286, SLG: 0.167	0-0 4-3		0-0 1B		4-0 1B BB		0-0 4-3		
Garry Templeton, S (1, 6) OBP: 0.275, SLG: 0.316	0-0 1B CS		0-0 6-3		0-0 SF8			0-0 4-3	
Bake McBride, L (1, 8) OBP: 0.321, SLG: 0.630 Tony Scott, S (8, 8) OBP: 0.500, SLG: 0.692	4-0 1B CS BB			0-0 1-3	0-0 FC6-4 1B			0-0 S 1B	
Mike Anderson, R (1, 9) OBP: 0.333, SLG: 0.250 Jerry Mumphrey, S (8, PR) OBP: 0.333, SLG: 0.200	0-0 CS	0-0 6-3		0-0 F7	0-0 FC6-4			4-0 G1-4-3 BB	
Ted Simmons, S (1, 2) OBP: 0.378, SLG: 0.571		0-0 HR		0-0 F9		0-0 F8		0-0 G1-4-3 BB	
Keith Hernandez, L (1, 3) OBP: 0.389, SLG: 0.688		0-0 1B G4-6-3			0-0 4-3	0-0 F2			
Ken Reitz, R (1, 5) OBP: 0.182, SLG: 0.219		0-0 1B G4-6-3			0-0 1B 1B	0-0 P4			
Mike Tyson, R (1, 4) OBP: 0.429, SLG: 0.571			0-0 4-3		0-0 BB 1B SF8 1B		0-3 K2-3		
John Denny, R (1, 1) OBP: 0.143, SLG: 0.143 Roger Freed, R (5, PH) OBP: 1.000, SLG: 1.000 Jerry Davanon, R (5, PR) Buddy Schultz, R (6, 1) John Urrea, R (9, 1)			0-0 6-3		0-0 SF8 BB 1B		0-3 K		

Inning Stats	R: 0	H: 1	E: 0	LOB: 0	K: 0	BB: 1	S: 2	P: 6
	R: 1	H: 2	E: 0	LOB: 0	K: 0	BB: 0	S: 4	P: 4
	R: 0	H: 1	E: 0	LOB: 1	K: 0	BB: 0	S: 4	P: 4
	R: 0	H: 0	E: 0	LOB: 0	K: 0	BB: 0	S: 3	P: 3
	R: 3	H: 4	E: 0	LOB: 2	K: 0	BB: 1	S: 7	P: 11
	R: 0	H: 0	E: 0	LOB: 0	K: 0	BB: 0	S: 3	P: 3
	R: 0	H: 0	E: 0	LOB: 0	K: 2	BB: 0	S: 7	P: 7
	R: 0	H: 1	E: 0	LOB: 2	K: 0	BB: 1	S: 3	P: 7

PITCHER	IP	WLS	BF	H	R	ER	SO	BB	IBB	HBP	BLK	WP	HR	S	P	ERA	WHIP
Jerry Reuss, L (1, 1) ERA: 3.94	4.1	L	18	7	4	4	0	0	1	0	0	0	0	17	21	8.31	1.846
Grant Jackson, L (5, 1) ERA: 1.5	1.2		7	1	0	0	0	1	0	0	0	0	0	6	10	0.00	1.200
Terry Forster, L (7, 1) ERA: 12.0	2.0		7	1	0	0	2	1	0	0	0	0	0	10	14	0.00	1.000

BOTTOM

AB	R	H	RBI	BB	SO	LOB
3	0	1	0	1	0	0
0	0	0	0	0	0	0
3	0	1	1	0	0	1
2	0	1	1	1	0	0
1	0	1	0	0	0	0
3	0	0	0	1	0	2
0	0	0	0	0	0	0
4	1	1	1	0	0	2
3	0	1	0	0	0	0
3	1	1	0	0	0	1
3	1	1	0	0	1	0
1	0	0	0	0	0	0
1	0	1	1	0	0	0
0	1	0	0	0	0	0
1	0	0	0	0	1	0
0	0	0	0	0	0	0


AB	28
R	4
H	9
RBI	4
BB	3
SO	2
LOB	6



WP	PA
0	33
PB: 0	SB: 3
CS: 2	

Pittsburgh Pirates @ St. Louis Cardinals
Busch Stadium, St. Louis, MO
 Sun Apr 17 1977, 3:33 AM CST
 Att. 28,574 - Sunny

livebaseballscorecards.com

Batter	1	2	3	4	5	6	7	8	9	AB R H RBI BB SO LOB	TOP														
Lee Mazzilli, S (1, 8) OBP: 0.286, SLG: 0.189	0-0 1-3		0-0 3-1			0-0 F8		0-0 6-3		4 0 0 0 0 0 0	<p>New York Mets @ St. Louis Cardinals Busch Stadium, St. Louis, MO Mon Apr 18 1977, 6:05 PM CST Att. 8,855 - Unknown</p> <p>livebaseballscorecards.com</p> <table border="0"> <tr><td>AB</td><td>31</td></tr> <tr><td>R</td><td>2</td></tr> <tr><td>H</td><td>4</td></tr> <tr><td>RBI</td><td>2</td></tr> <tr><td>BB</td><td>3</td></tr> <tr><td>SO</td><td>9</td></tr> <tr><td>LOB</td><td>7</td></tr> </table> 	AB	31	R	2	H	4	RBI	2	BB	3	SO	9	LOB	7
AB	31																								
R	2																								
H	4																								
RBI	2																								
BB	3																								
SO	9																								
LOB	7																								
Felix Millan, R (1, 4) OBP: 0.231, SLG: 0.237	0-0 F8		0-0 F8			0-0 E6 2B		0-0 G4-6-3 BB		3 1 0 0 1 0 0															
Bruce Boisclair, L (1, 7) OBP: 0.429, SLG: 0.444 Joe Torre, R (8, PH) OBP: 0.429, SLG: 1.000	0-0 4-3			0-0 G3		0-0 F8		0-0 G4-6-3 1-2f		3 0 0 0 0 0 1 1 0 0 0 0 0 1															
Dave Kingman, R (1, 3) OBP: 0.405, SLG: 0.718		0-3 K		0-3 K		0-0 2B 1-H		0-0 HR		4 1 2 2 0 2 0															
Ed Kranepool, L (1, 9) OBP: 0.385, SLG: 0.622		0-0 F7		0-0 1B		4-0 IBB		0-3 K		3 0 1 0 1 1 0															
John Stearns, R (1, 2) OBP: 0.212, SLG: 0.281		4-0 1B BB		0-0 P6		0-3 K		0-3 K		3 0 0 0 1 2 3															
Roy Staiger, R (1, 5) OBP: 0.308, SLG: 0.417		0-0 FC3-6 1B			0-0 6-3		0-3 K		0-3 K	4 0 1 0 0 2 0															
Bud Harrelson, S (1, 6) OBP: 0.188, SLG: 0.133 Mike Phillips, L (7, PH)		0-0 FC3-6			0-0 F7		0-3 K			2 0 0 0 0 0 2 1 0 0 0 0 1 0															
Craig Swan, R (1, 1) Mike Vail, R (7, PH) OBP: 0.429, SLG: 0.200 Bob Myrick, R (7, 1)			0-0 F9		0-0 F7		0-3 K			2 0 0 0 0 0 0 1 0 0 0 0 1 0 0 0 0 0 0 0 0															
Inning Stats	R: 0 E: 0 K: 0 S: 3	H: 0 LOB: 0 BB: 0 P: 3	R: 0 E: 0 K: 1 S: 6	H: 1 LOB: 2 BB: 1 P: 10	R: 0 E: 0 K: 0 S: 3	H: 0 LOB: 0 BB: 0 P: 3	R: 0 E: 0 K: 1 S: 6	H: 1 LOB: 1 BB: 0 P: 6	R: 0 E: 0 K: 3 S: 9	H: 0 LOB: 0 BB: 0 P: 9	R: 0 E: 0 K: 0 S: 2	H: 0 LOB: 0 BB: 1 P: 6	R: 1 E: 0 K: 3 S: 10	H: 1 LOB: 0 BB: 0 P: 10	1B: 2 2B: 1 3B: 0 HR: 1	SF: 0 SAC: 0 DP: 1 HBP: 0	WP: 0 PB: 0 SB: 0 CS: 0	PA: 34							
PITCHER	IP WLS BF H R ER SO BB IBB HBP BLK WP HR S P ERA WHIP																								
Bob Forsch, R (1, 1) ERA: 1.17	7.1 W 29 3 1 0 6 2 1 0 0 0 0 0 38 50 0.00 0.682																								
Al Hrabosky, L (8, 1) ERA: 4.5	1.2 S 5 1 1 1 3 0 0 0 0 0 0 1 11 11 5.40 0.600																								

New York Mets @ St. Louis Cardinals
 Busch Stadium, St. Louis, MO
 Tue Apr 19 1977, 6:05 PM CST
 Att. 8,689 - Unknown

livebaseballscorecards.com



AB	33
R	5
H	9
RBI	5
BB	6
SO	4
LOB	23

Batter	1	2	3	4	5	6	7	8	9	AB	R	H	RBI	BB	SO	LOB
Lee Mazzilli, S OBP: 0.298, SLG: 0.195 (1, 8)	0-0 P3		0-0 F7		0-0 2B 1B		0-0 4-3	4-0 BB		4	1	1	0	1	0	2
Felix Millan, R OBP: 0.227, SLG: 0.256 (1, 4)	0-0 F9		0-0 F9		1-H 1B 2B		0-0 E6 1B	0-0 F3 1-2		5	2	1	1	0	0	4
Mike Vail, R OBP: 0.500, SLG: 0.250 (1, 9)	0-3 K		4-0 BB		2-H 1B		4-0 1B BB	0-0 4-3		3	0	1	1	2	1	2
Dave Kingman, R OBP: 0.404, SLG: 0.674 (1, 7) (6, 3)		4-0 WP BB	0-0 F3		0-0 F8		0-3 K		0-0 G6-4-3 1B	4	0	1	0	1	1	6
Joe Torre, R OBP: 0.400, SLG: 0.778 (1, 3)				0-3 K		4-0 1B SH2-4 SF9 BB		0-0 FC6-4 1B		2	0	0	0	1	1	1
John Milner, L OBP: 0.227, SLG: 0.400 (6, PR) (6, 7)								1-3 2-H 1B		2	1	1	1	0	0	1
Roy Staiger, R OBP: 0.267, SLG: 0.357 (1, 5)		0-0 2-3		0-0 F3		0-0 SH2-4 1-2		0-0 FC6-4 1-2f		4	0	0	0	0	0	4
John Stearns, R OBP: 0.243, SLG: 0.306 (1, 2)				0-0 P4		0-0 SF9 2-3 1B			0-0 2B SF8 1B	4	1	2	0	0	0	1
Bud Harrelson, S OBP: 0.206, SLG: 0.129 (1, 6)			4-0 BB 1B BB			0-0 1-3		0-0 SF9 1-2 3-H		1	0	0	0	1	0	0
Ed Kranepool, L OBP: 0.375, SLG: 0.622 (6, PH)									0-0 SF8 1-3 2B	0	0	0	1	0	0	0
Mike Phillips, L OBP: 0.143, SLG: 0.154 (6, 6)									0-0 SF8 2-3 3-H	1	0	1	0	0	0	0
Jerry Koosman, R OBP: 0.111, SLG: 0.125 (1, 1)			0-0 BB 1B			0-0 F9		0-3 K		3	0	1	1	0	1	2
Skip Lockwood, R (8, 1)										0	0	0	0	0	0	0

Inning Stats	R: 0	H: 0	E: 0	K: 1	S: 5	P: 5	R: 0	H: 0	E: 0	K: 0	S: 3	P: 7	R: 0	H: 1	E: 0	K: 0	S: 4	P: 12	R: 0	H: 0	E: 0	K: 1	S: 5	P: 5	R: 2	H: 3	E: 0	K: 0	S: 6	P: 6	R: 1	H: 1	E: 0	K: 1	S: 6	P: 10	R: 1	H: 1	E: 1	K: 1	S: 7	P: 11	R: 1	H: 2	E: 0	K: 0	S: 5	P: 9	R: 0	H: 1	E: 0	K: 0	S: 3	P: 3	1B: 7	2B: 2	3B: 0	HR: 0	SF: 2	SAC: 1	DP: 1	HBP: 0	WP: 1	PA: 42
--------------	------	------	------	------	------	------	------	------	------	------	------	------	------	------	------	------	------	-------	------	------	------	------	------	------	------	------	------	------	------	------	------	------	------	------	------	-------	------	------	------	------	------	-------	------	------	------	------	------	------	------	------	------	------	------	------	-------	-------	-------	-------	-------	--------	-------	--------	-------	--------

PITCHER	IP	WLS	BF	H	R	ER	SO	BB	IBB	HBP	BLK	WP	HR	S	P	ERA	WHIP
Pete Falcone, L ERA: 8.76 (1, 1)	5.1	L	25	5	3	3	2	4	0	0	0	1	0	25	41	5.06	1.688
Clay Carroll, R ERA: 3.68 (6, 1)	1.1		6	0	1	0	2	1	0	0	0	0	0	9	13	0.00	0.750
Buddy Schultz, L ERA: 1.69 (7, 1)	0.1		2	1	0	0	0	0	0	0	0	0	0	2	2	0.00	3.000
John Sutton, R ERA: 6.75 (8, 1)	0.1		4	2	1	1	0	1	0	0	0	0	0	3	7	27.00	9.000
John Urrea, R ERA: (8, 1)	1.2		5	1	0	0	0	0	0	0	0	0	0	5	5	0.00	0.600

Batter	1	2	3	4	5	6	7	8	9	AB R H RBI BB SO LOB	TOP											
Lee Mazzilli, S (1, 8) OBP: 0.294, SLG: 0.200	0-0 F7		0-0 F9			0-0 L9			0-0 FC6-4 1B	4 0 1 0 0 0 2	New York Mets @ St. Louis Cardinals Busch Stadium, St. Louis, MO Wed Apr 20 1977, 3:33 AM CST Att: 11,207 - Cloudy											
Felix Millan, R (1, 4) OBP: 0.208, SLG: 0.234	0-0 F7			0-0 G3		0-0 1-4-3			0-0 FC6-4 HR	4 1 0 0 0 0 2												
John Milner, L (1, 7) Bruce Boisclair, L (4, 7) OBP: 0.208, SLG: 0.364 OBP: 0.435, SLG: 0.600	0-0 4-3			0-0 L4			0-0 F8		0-0 HR	2 0 0 0 0 0 0 2 1 1 2 0 0 0												
Dave Kingman, R (1, 3) OBP: 0.392, SLG: 0.638		0-0 G3-6-3 1B		0-3 K			0-0 L7		0-0 L7	4 0 1 0 0 1 0												
Ed Kranepool, L (1, 9) OBP: 0.349, SLG: 0.575		0-0 G3-6-3 1-2f			0-0 F8		0-0 L8			3 0 0 0 0 0 1												
Mike Phillips, L (1, 6) OBP: 0.176, SLG: 0.188		0-3 K			0-0 F9			0-0 G6-4-3 1B		3 0 1 0 0 1 0												
John Stearns, R (1, 2) OBP: 0.250, SLG: 0.333			0-0 2B		0-0 F7			0-0 G6-4-3 1-2f		3 0 1 0 0 0 1												
Roy Staiger, R (1, 5) OBP: 0.242, SLG: 0.323			0-0 6-3		0-3 K			0-0 6-3		3 0 0 0 0 1 1												
Jon Matlack, L (1, 1) Ray Sadecki, L (8, 1) Ron Hodges, L (9, PH) OBP: 0.333, SLG: 0.200 OBP: 0.200, SLG: 0.200			0-3 K		0-0 1B			0-3 K		2 0 1 0 0 1 1 0 0 0 0 0 0 0 1 0 0 0 0 1 0												
Inning Stats	R: 0 E: 0 K: 0 S: 3	H: 0 LOB: 0 BB: 0 P: 3	R: 0 E: 0 K: 1 S: 5	H: 1 LOB: 0 BB: 0 P: 5	R: 0 E: 0 K: 1 S: 6	H: 1 LOB: 1 BB: 0 P: 6	R: 0 E: 0 K: 1 S: 5	H: 0 LOB: 0 BB: 0 P: 5	R: 0 E: 0 K: 0 S: 3	H: 0 LOB: 0 BB: 0 P: 3		R: 0 E: 0 K: 0 S: 6	H: 1 LOB: 1 BB: 0 P: 6	R: 0 E: 0 K: 0 S: 3	H: 0 LOB: 0 BB: 0 P: 3	R: 0 E: 0 K: 0 S: 3	H: 1 LOB: 0 BB: 0 P: 3	R: 2 E: 0 K: 1 S: 7	H: 2 LOB: 0 BB: 0 P: 7	1B: 4 2B: 1 3B: 0 HR: 1	SF: 0 SAC: 0 DP: 2 HBP: 0	WP: 0 PB: 0 SB: 0 CS: 0
PITCHER Eric Rasmussen, R (1, 1) ERA: 3.13	IP: 9.0 WLS: W BF: 31 H: 6 R: 2 ER: 2 SO: 5 BB: 0 IBB: 0 HBP: 0 BLK: 0 WP: 0 HR: 1 S: 41 P: 41 ERA: 2.00 WHIP: 0.667											PITCHER	IP: 9.0 WLS: W BF: 31 H: 6 R: 2 ER: 2 SO: 5 BB: 0 IBB: 0 HBP: 0 BLK: 0 WP: 0 HR: 1 S: 41 P: 41 ERA: 2.00 WHIP: 0.667									

livebaseballscorecards.com

AB	31
R	2
H	6
RBI	2
BB	0
SO	5
LOB	8



Batter	1	2	3	4	5	6	7	8	9
Lou Brock, L (1, 7) OBP: 0.317, SLG: 0.421 Tony Scott, S (8, 8) OBP: 0.476, SLG: 0.611	0-0 G3		0-0 F8		0-0 CS 1-3 1B		0-0 F7		
Don Kessinger, S (1, 6) OBP: 0.308, SLG: 0.217	0-0 6-3		0-0 L4		0-0 CS 1-2	0-0 1B HR 1B		0-3 K	
Bake McBride, L (1, 8) OBP: 0.257, SLG: 0.500 Jerry Mumphrey, S (8, 7) OBP: 0.429, SLG: 0.333	0-3 K		0-0 4-3			0-3 K		0-0 1B 1B	
Hector Cruz, R (1, 9) OBP: 0.297, SLG: 0.364		4-0 1B FC3-2-5 BB		0-0 L7		0-0 1-3 HR 1B		0-0 4-3 1-3 1B	
Ted Simmons, S (1, 2) OBP: 0.429, SLG: 0.630		0-0 FC3-2-5 1-3 1B		0-0 5-3		0-0 1-1 3-H HR		0-0 1-2 3-H 1B	
Keith Hernandez, L (1, 3) OBP: 0.356, SLG: 0.575		0-0 FC3-2-5 1-3 3-H		0-0 F7		0-0 G4-3 1B		0-0 4-3 1-2 2-3	
Ken Reitz, R (1, 5) OBP: 0.273, SLG: 0.405		4-0 IBB			0-0 FC1-6-5 2B	0-0 G4-3 1-2f		0-0 5-3	
Mike Tyson, R (1, 4) OBP: 0.235, SLG: 0.294		0-3 K			0-0 FC1-6-5 1B 2-3		0-0 F5		
Eric Rasmussen, R (1, 1) OBP: 0.143, SLG: 0.286		0-3 K			0-3 K		0-0 L6		

AB	R	H	RBI	BB	SO	LOB
4	0	1	0	0	0	0
0	0	0	0	0	0	0
4	1	1	0	0	1	0
3	0	0	0	0	2	1
1	1	1	0	0	0	0
3	1	2	0	1	0	0
4	1	3	4	0	0	0
4	0	1	0	0	0	4
3	0	1	0	1	0	3
3	0	0	0	0	1	4
3	0	0	0	0	2	4

BOTTOM	
New York Mets @ St. Louis Cardinals Busch Stadium, St. Louis, MO Wed Apr 20 1977, 3:33 AM CST Att. 11,207 - Cloudy	
AB 32 R 4 H 10 RBI 4 BB 2 SO 6 LOB 16	WP: 0 PA: 35 PB: 0 SB: 0 CS: 1

Inning Stats		R: 0	H: 0	E: 0	K: 1	S: 5	R: 0	H: 1	E: 0	K: 2	S: 8	R: 0	H: 0	E: 0	K: 0	S: 3	R: 0	H: 0	E: 0	K: 0	S: 3	R: 0	H: 2	E: 0	K: 1	S: 6	R: 3	H: 4	E: 0	K: 1	S: 8	R: 0	H: 0	E: 0	K: 0	S: 3	R: 1	H: 3	E: 0	K: 1	S: 8
IP 7.1 WLS L BF 32 H 10 R 4 ER 4 SO 6 BB 1 IBB 1 HBP 0 BLK 0 WP 0 HR 1 S 42 P 50 ERA 4.91 WHIP 1.500		IP 0.2 WLS L BF 2 H 0 R 0 ER 0 SO 0 BB 0 IBB 0 HBP 0 BLK 0 WP 0 HR 0 S 2 P 2 ERA 0.00 WHIP 0.000		IP 0.0 WLS L BF 0 H 0 R 0 ER 0 SO 0 BB 0 IBB 0 HBP 0 BLK 0 WP 0 HR 0 S 0 P 0 ERA 0.00 WHIP 0.000		IP 0.0 WLS L BF 0 H 0 R 0 ER 0 SO 0 BB 0 IBB 0 HBP 0 BLK 0 WP 0 HR 0 S 0 P 0 ERA 0.00 WHIP 0.000		IP 0.0 WLS L BF 0 H 0 R 0 ER 0 SO 0 BB 0 IBB 0 HBP 0 BLK 0 WP 0 HR 0 S 0 P 0 ERA 0.00 WHIP 0.000		IP 0.0 WLS L BF 0 H 0 R 0 ER 0 SO 0 BB 0 IBB 0 HBP 0 BLK 0 WP 0 HR 0 S 0 P 0 ERA 0.00 WHIP 0.000		IP 0.0 WLS L BF 0 H 0 R 0 ER 0 SO 0 BB 0 IBB 0 HBP 0 BLK 0 WP 0 HR 0 S 0 P 0 ERA 0.00 WHIP 0.000		IP 0.0 WLS L BF 0 H 0 R 0 ER 0 SO 0 BB 0 IBB 0 HBP 0 BLK 0 WP 0 HR 0 S 0 P 0 ERA 0.00 WHIP 0.000		IP 0.0 WLS L BF 0 H 0 R 0 ER 0 SO 0 BB 0 IBB 0 HBP 0 BLK 0 WP 0 HR 0 S 0 P 0 ERA 0.00 WHIP 0.000		IP 0.0 WLS L BF 0 H 0 R 0 ER 0 SO 0 BB 0 IBB 0 HBP 0 BLK 0 WP 0 HR 0 S 0 P 0 ERA 0.00 WHIP 0.000		IP 0.0 WLS L BF 0 H 0 R 0 ER 0 SO 0 BB 0 IBB 0 HBP 0 BLK 0 WP 0 HR 0 S 0 P 0 ERA 0.00 WHIP 0.000		IP 0.0 WLS L BF 0 H 0 R 0 ER 0 SO 0 BB 0 IBB 0 HBP 0 BLK 0 WP 0 HR 0 S 0 P 0 ERA 0.00 WHIP 0.000		IP 0.0 WLS L BF 0 H 0 R 0 ER 0 SO 0 BB 0 IBB 0 HBP 0 BLK 0 WP 0 HR 0 S 0 P 0 ERA 0.00 WHIP 0.000																	



BOTTOM

St. Louis Cardinals @ Philadelphia Phillies
Veterans Stadium, Philadelphia, PA
Fri Apr 22 1977, 6:05 PM EST
Att. 26,430 - Unknown

livebaseballscorecards.com

AB	33
R	1
H	7
RBI	1
BB	1
SO	5
LOB	16



WP:	0	PA:	34
PB:	0		
SB:	0		
CS:	0		

AB R H RBI BB SO LOB


4	0	2	0	0	0	0
4	0	1	0	0	1	1
3	0	0	1	1	0	3
4	0	1	0	0	2	3
4	0	2	0	0	0	1
3	0	0	0	0	0	2
1	0	0	0	0	0	1
3	0	0	0	0	0	2
0	0	0	0	0	0	0
0	0	0	0	0	0	0
1	0	0	0	0	1	1
0	0	0	0	0	0	0
1	0	0	0	0	1	0

Batter	1	2	3	4	5	6	7	8	9
Garry Maddox, R (1, 8) OBP: 0.156, SLG: 0.295	0-0 F7		0-0 5-3			0-0 FC5 1B 1-2 1B		0-0 2-3 2B	
Larry Bowa, S (1, 6) OBP: 0.349, SLG: 0.395	0-0 1-3			0-3 K		0-0 FC5 1B 1-2 2-3		0-0 2-3	
Mike Schmidt, R (1, 5) OBP: 0.286, SLG: 0.472	4-0 FC5-4 BB			0-0 F7		0-0 FC5 1-2 2-3 3-H		0-0 5-3	
Greg Luzinski, R (1, 7) OBP: 0.357, SLG: 0.541	0-0 FC5-4 1-2f			0-3 K		0-3 K		0-0 2B	
Jay Johnstone, L (1, 9) OBP: 0.324, SLG: 0.333		0-0 G6-3 1B			0-0 4-3		0-0 FC5-4 1B	0-0 F7	
Dane Iorg, L (1, 3) OBP: 0.200, SLG: 0.240		0-0 F8			0-0 G1		0-0 P6	0-0 6-3	
Jerry Martin, R (9, PH) OBP: 0.455, SLG: 0.250									
Ted Sizemore, R (1, 4) OBP: 0.351, SLG: 0.424		0-0 G6-3			0-0 F8		0-0 FC5-4 1-2f	0-0 P5	
Jim Kaat, L (9, 1)									
Ollie Brown, R (9, PH)									
Bob Boone, R (1, 2) OBP: 0.333, SLG: 0.321			0-0 6-3			0-0 1B FC5 1B		0-0 5-4	
Wayne Twitchell, R (1, 1)						0-3 K		0-3 K	
Bobby Tolan, L (3, PH)									
Tom Underwood, R (4, 1)			0-0 1-3						
Davey Johnson, R (6, PH) OBP: 0.167, SLG: 0.167									
Ron Reed, R (7, 1)									
Fred Andrews, R (8, PH) OBP: 0.333, SLG: 0.333									

Inning Stats	R: 0	H: 0	E: 0	K: 0	S: 3	R: 0	H: 1	E: 0	K: 0	S: 3	R: 0	H: 0	E: 0	K: 2	S: 7	R: 0	H: 0	E: 0	K: 0	S: 3	R: 1	H: 3	E: 0	K: 2	S: 10	R: 0	H: 1	E: 1	K: 0	S: 4	R: 0	H: 1	E: 0	K: 1	S: 6	R: 0	H: 1	E: 0	K: 0	S: 4
	LOB: 1	BB: 1	P: 7			LOB: 0	BB: 0	P: 3			LOB: 0	BB: 0	P: 3			LOB: 2	BB: 0	P: 10			LOB: 1	BB: 0	P: 6			LOB: 1	BB: 0	P: 4			LOB: 1	BB: 0	P: 4			LOB: 1	BB: 0	P: 4		

PITCHER	IP	WLS	BF	H	R	ER	SO	BB	IBB	HBP	BLK	WP	HR	S	P	ERA	WHIP
John Denny, R (1, 1) ERA: 2.81	8.0		30	6	1	1	5	1	0	0	0	0	0	39	43	1.12	0.875
Al Hrabosky, L (9, 1) ERA: 3.86	1.0		4	1	0	0	0	0	0	0	0	0	0	4	4	0.00	1.000

1B:	5	SF:	0
2B:	2	SAC:	0
3B:	0	DP:	1
HR:	0	HBP:	0

Batter	1	2	3	4	5	6	7	8	9	AB R H RBI BB SO LOB	TOP											
Lou Brock, L (1, 7) OBP: 0.286, SLG: 0.370 John Sutton, R (7, 1)	0-0 3-1		0-3 K		0-3 K		0-0 F8			4 0 0 0 0 2 3 0 0 0 0 0 0 0												
Garry Templeton, S (1, 6) OBP: 0.250, SLG: 0.280	0-0 L4		0-0 1-2 1B		0-0 F9			0-0 6-3		4 0 1 0 0 0 1												
Bake McBride, L (1, 8) OBP: 0.279, SLG: 0.463 Tony Scott, S (8, 8) OBP: 0.478, SLG: 0.579	0-0 4-3		0-0 F8			0-0 1-3		0-0 F9		4 0 0 0 0 0 2 0 0 0 0 0 0 0												
Hector Cruz, R (1, 9) OBP: 0.348, SLG: 0.425 Mike Anderson, R (8, 9) OBP: 0.273, SLG: 0.200		0-0 F3		0-0 SH5-3 9-2 1B 1B		0-0 3B		0-0 F7		4 0 2 0 0 0 0 0 0 0 0 0 0 0												
Ted Simmons, S (1, 2) OBP: 0.439, SLG: 0.611 Dave Rader, L (6, 2)		0-0 L7		0-0 SH5-3 1-2 1B		0-3 K		0-0 4-3		3 0 1 0 0 1 1 1 0 0 0 0 0 0												
Keith Hernandez, L (1, 3) OBP: 0.385, SLG: 0.674 Roger Freed, R (6, 3) OBP: 0.667, SLG: 1.250		4-0 BB		0-0 SH5-3 1-2 2-3		0-3 K		0-0 HR		1 0 0 0 1 1 1 1 1 1 1 0 0 0												
Ken Reitz, R (1, 5) OBP: 0.264, SLG: 0.392		0-0 F9		0-0 9-2			0-0 5-3		0-0 FC6-4 1B	4 0 1 0 0 0 3	AB 31 R 1 H 7 RBI 1 BB 3 SO 4 LOB 13											
Mike Tyson, R (1, 4) OBP: 0.280, SLG: 0.292 Jerry Davanon, R (7, 4)			0-0 1-3		0-0 SH1-4 1B		0-0 F8		0-0 F7	3 0 1 0 0 0 0 1 0 0 0 0 0 1												
Bob Forsch, R (1, 1) OBP: 0.333, SLG: 0.143 Buddy Schultz, R (5, 1) Clay Carroll, R (5, 1) Jerry Mumphrey, S (7, PH) OBP: 0.455, SLG: 0.444		4-0 BB		0-0 SH1-4		0-0 SH1-4		4-0 BB	0-0 FC6-4	0 0 0 0 1 0 0 0 0 0 0 0 0 0 0 0 0 0 0 0 0 1 0 0 0 1 0 1												
Inning Stats	R: 0 E: 0 K: 0 S: 3	H: 0 LOB: 0 BB: 0 P: 3	R: 0 E: 0 K: 0 S: 3	H: 0 LOB: 1 BB: 1 P: 7	R: 0 E: 0 K: 1 S: 6	H: 1 LOB: 2 BB: 1 P: 10	R: 0 E: 0 K: 1 S: 4	H: 2 LOB: 1 BB: 0 P: 4	R: 0 E: 0 K: 1 S: 6	H: 1 LOB: 1 BB: 0 P: 6	R: 0 E: 0 K: 2 S: 8	H: 1 LOB: 1 BB: 0 P: 8	R: 0 E: 0 K: 0 S: 3	H: 0 LOB: 1 BB: 1 P: 7	R: 0 E: 0 K: 0 S: 3	H: 0 LOB: 0 BB: 0 P: 3	R: 1 E: 0 K: 0 S: 5	H: 2 LOB: 1 BB: 0 P: 5	1B: 5 2B: 1 3B: 1 HR: 1	SF: 0 SAC: 2 DP: 1 HBP: 0	WP: 0 PB: 0 SB: 0 CS: 0	PA: 36
PITCHER Randy Lerch, L (1, 1) ERA: 1.57	IP 9.0 WLS W BF 36 H 7 R 1 ER 1 SO 4 BB 3 IBB 0 HBP 0 BLK 0 WP 0 HR 1 S 41 P 53 ERA 1.00 WHIP 1.111											PITCHER	IP WLS BF H R ER SO BB IBB HBP BLK WP HR S P ERA WHIP									

St. Louis Cardinals @ Philadelphia Phillies
Veterans Stadium, Philadelphia, PA
Sat Apr 23 1977, 6:05 PM EST
Att. 27,642 - Unknown

livebaseballscorecards.com

Batter	1	2	3	4	5	6	7	8	9	AB R H RBI BB SO LOB	TOP
Joel Youngblood, R (1, 7) <small>OBP: 0.313, SLG: 0.154</small> Clay Carroll, R (7, 1) John Sutton, R (7, 1) Jerry Davanon, R (9, PH)	0-3 		0-0 		0-3 		0-0 		0-3 	4 0 0 0 0 2 1 0 0 0 0 0 0 0 0 0 0 0 0 0 0 1 0 0 0 0 1 1	St. Louis Cardinals @ Philadelphia Phillies Veterans Stadium, Philadelphia, PA Sun Apr 24 1977, 3:33 AM EDT Att. 40,186 - Unknown AB 34 R 3 H 8 RBI 3 BB 4 SO 8 LOB 15
Garry Templeton, S (1, 6) <small>OBP: 0.263, SLG: 0.291</small>	0-0 		0-0 		0-0 		0-3 		0-0 	5 1 2 0 0 1 2	
Tony Scott, S (1, 8) <small>OBP: 0.519, SLG: 0.636</small>	0-0 		0-0 		0-0 			4-0 		3 1 2 0 1 0 0	
Hector Cruz, R (1, 9) <small>OBP: 0.340, SLG: 0.395</small>	0-0 		4-0 		0-0 			0-0 		3 0 0 0 1 0 3	
Ted Simmons, S (1, 2) <small>OBP: 0.443, SLG: 0.649</small>	0-0 		4-0 		0-0 			0-0 		3 1 1 3 1 0 1	
Keith Hernandez, L (1, 3) <small>OBP: 0.393, SLG: 0.653</small>	0-0 		0-0 		4-0 			0-0 		3 0 1 0 1 0 3	
Ken Reitz, R (1, 5) <small>OBP: 0.246, SLG: 0.364</small>		0-0 		0-0 		0-0 		0-0 		3 0 1 0 1 0 3	
Mike Tyson, R (1, 4) <small>OBP: 0.241, SLG: 0.250</small>				0-0 		0-0 		0-0 		4 0 0 0 0 0 4	
Pete Falcone, L (1, 1) John Urrea, R (6, 1) Jerry Mumphrey, S (7, PH) <small>OBP: 0.538, SLG: 0.636</small> (7, 7)						0-0 	0-0 	0-0 		4 0 0 0 0 2 0	
Inning Stats	R: 3 H: 3 E: 0 LOB: 0 K: 1 BB: 0 S: 8 P: 8	R: 0 H: 0 E: 0 LOB: 0 K: 1 BB: 0 S: 5 P: 5	R: 0 H: 1 E: 0 LOB: 3 K: 0 BB: 2 S: 4 P: 12	R: 0 H: 0 E: 0 LOB: 0 K: 2 BB: 0 S: 7 P: 7	R: 0 H: 1 E: 0 LOB: 0 K: 1 BB: 0 S: 5 P: 5	R: 0 H: 0 E: 1 LOB: 1 K: 0 BB: 1 S: 3 P: 7	R: 0 H: 1 E: 0 LOB: 1 K: 1 BB: 0 S: 6 P: 6	R: 0 H: 1 E: 0 LOB: 2 K: 0 BB: 1 S: 4 P: 8	R: 0 H: 1 E: 0 LOB: 1 K: 2 BB: 0 S: 8 P: 8	1B: 5 SF: 0 2B: 2 SAC: 0 3B: 0 DP: 1 HR: 1 HBP: 0	WP: 0 PA: 38 PB: 0 SB: 0 CS: 0
PITCHER Steve Carlton, L (1, 1) <small>ERA: 3.24</small>	IP 9.0 WLS W BF 38 H 8 R 3 ER 3 SO 8 BB 4 IBB 0 HBP 0 BLK 1 WP 0 HR 1 S 50 P 66 ERA 3.00 WHIP 1.333					PITCHER IP WLS BF H R ER SO BB IBB HBP BLK WP HR S P ERA WHIP					



Batter	1	2	3	4	5	6	7	8	9
Garry Maddox, R (1, 8) OBP: 0.255, SLG: 0.472	0-3 K		4-0 FC6-4 BB		0-0 HR	0-0 2B		0-0 F3	
Larry Bowa, S (1, 6) OBP: 0.340, SLG: 0.426	0-0 F9		0-0 FC6-4 1-2f 2-3		0-0 HR	0-0 6-3		4-0 BB	
Mike Schmidt, R (1, 5) OBP: 0.308, SLG: 0.432	0-3 K		0-0 P4		0-0 2B 1B		0-0 G6-4-3 1B 1B	0-3 K	
Greg Luzinski, R (1, 7) OBP: 0.400, SLG: 0.689		0-3 K		0-3 K	0-0 2B		0-0 G6-4-3 1B		
Jerry Martin, R (1, 9) OBP: 0.313, SLG: 0.154		0-3 K		0-0 6-3	0-0 F8		0-0 G6-4-3		
Davey Johnson, R (1, 3) OBP: 0.400, SLG: 0.444		0-0 2B		4-0 FC3-6 BB		0-0 5-3	0-0 1B 1B		
Bobby Tolan, L (7, 3) OBP: 0.250, SLG: 0.143									
Tim McCarver, L (1, 2) OBP: 0.417, SLG: 0.400		0-3 K		0-0 FC3-6 1-2f		4-0 3B BB	0-0 FC6 1B		
Fred Andrews, R (1, 4) OBP: 0.182, SLG: 0.364			0-0 F7		0-3 K	0-0 2B 3B	0-0 FC6		
Steve Carlton, L (1, 1) OBP: 0.444, SLG: 0.500			0-0 FC6-4 2B		0-0 G3	0-0 3-4		0-3 K	

Inning Stats	R: 0	H: 0	E: 0	K: 2	S: 7	R: 0	H: 1	E: 0	K: 3	S: 10	R: 0	H: 1	E: 0	K: 0	S: 4	R: 0	H: 0	E: 0	K: 1	S: 5	R: 3	H: 4	E: 0	K: 1	S: 9	R: 2	H: 2	E: 0	K: 0	S: 5	R: 1	H: 4	E: 0	K: 0	S: 6	R: 0	H: 0	E: 0	K: 2	S: 7		
	LOB: 0	BB: 0				LOB: 1	BB: 0				LOB: 1	BB: 1				LOB: 1	BB: 1				LOB: 1	BB: 0				LOB: 1	BB: 1			LOB: 2	BB: 0			LOB: 2	BB: 0			LOB: 1	BB: 1			

PITCHER											PITCHER																																		
IP	WLS	BF	H	R	ER	SO	BB	IBB	HBP	BLK	WP	HR	S	P	ERA	WHIP	IP	WLS	BF	H	R	ER	SO	BB	IBB	HBP	BLK	WP	HR	S	P	ERA	WHIP												
Pete Falcone, L (1, 1) ERA: 8.5	5.2	L	27	7	5	5	7	3	0	0	0	2	38	50	7.94	1.765																													
John Urrea, R (6, 1) ERA:	0.1		2	1	0	0	0	0	0	0	0	0	2	2	0.00	3.000																													
Clay Carroll, R (7, 1) ERA: 5.79	0.2		5	4	1	1	0	0	0	0	0	0	5	5	13.50	6.000																													
John Sutton, R (7, 1) ERA: 4.15	1.1		5	0	0	0	2	1	0	0	0	0	8	12	0.00	0.750																													

BOTTOM

St. Louis Cardinals @ Philadelphia Phillies
Veterans Stadium, Philadelphia, PA


Sun Apr 24 1977, 3:33 AM EDT
Att. 40,186 - Unknown

AB	R	H	RBI	BB	SO	LOB
4	1	2	2	1	1	0
4	1	1	1	1	0	3
5	2	2	0	0	2	3
4	0	2	1	0	2	0
4	0	0	0	0	1	3
2	0	1	0	1	0	0
1	0	1	1	0	0	0
3	1	1	0	1	1	2
4	1	1	1	0	1	2
4	0	1	0	0	1	1

AB	35
R	6
H	12
RBI	6
BB	4
SO	9
LOB	14

livebaseballscorecards.com

1B	5	SF	0	WP	0	PA	39
2B	4	SAC	0	PB	0		
3B	1	DP	1	SB	0		
HR	2	HBP	0	CS	0		



Batter	1	2	3	4	5	6	7	8	9	AB R H RBI BB SO LOB	TOP	
Lou Brock, L (1, 7) X OBP: 0.283, SLG: 0.360	0-0 ① 4-3			X 0-0 FC6-4 1B SF8 1B		B 2-3 K ②		X 0-0 ③ 4-3		4 1 1 0 0 1 1		
Garry Templeton, S (1, 6) X OBP: 0.279, SLG: 0.305	0-0 CS 1B		X 0-0 FC6-4 1-2 1B		B 3-3 K ③			X 0-0 ① 1-3		4 0 2 0 0 1 1		
Bake McBride, L (1, 8) X OBP: 0.255, SLG: 0.422	0-0 ② ③ F8 1-2		X 0-0 ① FC6-4 PO 1-2f 2-3		X 0-0 ① F7			X 0-0 ② 4-3		4 0 0 0 0 0 3		
Ted Simmons, S (1, 2) OBP: 0.446, SLG: 0.644		B 4-0 CS BB	X 0-0 ② SF8		X 0-0 ② 6-3			X 0-0 1B		2 0 1 1 1 0 0		
Keith Hernandez, L (1, 3) OBP: 0.383, SLG: 0.615		B 2-3 K ①	X 0-0 ③ PO 1-2	X 0-0 ① 4-3		B 4-0 1B BB		B 2-2 ③ F2		3 0 0 0 1 1 2		
Tony Scott, S (1, 9) OBP: 0.500, SLG: 0.600		X 0-0 ② F7		S 0-3 ② K		X 0-0 1B				3 0 1 0 0 1 1		
Mike Tyson, R (1, 4) OBP: 0.219, SLG: 0.226		X 0-0 ③ CS 1-2	X 0-0 ① F9	X 0-0 ③ P4		X 0-0 ③ L7				3 0 0 0 0 0 2		
Ken Reitz, R (1, 5) OBP: 0.250, SLG: 0.379			X 0-0 ② F8		X 0-0 2B		X 0-0 ① 6-3			3 0 1 0 0 0 0		
Eric Rasmussen, R (1, 1) OBP: 0.125, SLG: 0.250 Buddy Schultz, R (5, 1) Don Kessinger, S (6, PH) John Urrea, R (6, 1) Dave Rader, L (8, PH) Al Hrabosky, R (8, 1)			B 0-3 ③ K		B 2-2 ① 6-3		X 0-0 ② 3-1			1 0 0 0 0 0 1 0 0 0 0 0 0 0 0 0 1 0 0 0 0 0 0 1 0 0 0 0 0 0 0 0 1 0 0 0 0 0 0 0 0 0 0 0 0 0 0 0		
Inning Stats	R: 0 H: 1 E: 0 LOB: 0 K: 0 BB: 0 S: 3 P: 3	R: 0 H: 0 E: 0 LOB: 0 K: 1 BB: 1 S: 5 P: 11	R: 0 H: 0 E: 0 LOB: 0 K: 1 BB: 0 S: 5 P: 5	R: 1 H: 2 E: 0 LOB: 0 K: 0 BB: 0 S: 4 P: 4	R: 0 H: 0 E: 0 LOB: 0 K: 1 BB: 0 S: 5 P: 5	R: 0 H: 1 E: 0 LOB: 1 K: 2 BB: 0 S: 14 P: 21	R: 0 H: 1 E: 0 LOB: 2 K: 0 BB: 1 S: 4 P: 8	R: 0 H: 0 E: 0 LOB: 0 K: 0 BB: 0 S: 3 P: 3	R: 0 H: 1 E: 0 LOB: 1 K: 0 BB: 0 S: 7 P: 9	1B: 5 SF: 1 2B: 1 SAC: 0 3B: 0 DP: 0 HR: 0 HBP: 0	WP: 0 PA: 34 PB: 0 SB: 0 CS: 2	
PITCHER Rick Reuschel, R (1, 1) ERA: 2.49	IP WLS BF H R ER SO BB IBB HBP BLK WP HR S P ERA WHIP											PITCHER IP WLS BF H R ER SO BB IBB HBP BLK WP HR S P ERA WHIP

St. Louis Cardinals @ Chicago Cubs
Wrigley Field, Chicago, IL
Tue Apr 26 1977, 3:33 AM CDT
Att. 6,245 - Sunny - 48 F

livebaseballscorecards.com

AB	29
R	1
H	6
RBI	1
BB	2
SO	5
LOB	11



BOTTOM

St. Louis Cardinals @ Chicago Cubs
 Wrigley Field, Chicago, IL
 Wed Apr 27 1977, 3:33 AM CDT
 Att. 9,248 - Sunny - 79 F

livebaseballscorecards.com

AB	37
R	3
H	10
RBI	3
BB	4
SO	5
LOB	21



WP: 0	PA: 41
PB: 0	
SB: 0	
CS: 0	

AB	R	H	RBI	BB	SO	LOB
3	0	1	0	0	1	0
2	0	0	0	0	2	3

3	2	2	1	0	0	1
1	0	0	0	1	0	0

4	0	1	0	0	0	4
0	0	0	0	0	0	0
0	0	0	0	0	0	0
1	0	0	0	0	0	1

5	0	2	1	0	1	3
---	---	---	---	---	---	---

5	0	1	0	0	0	3
---	---	---	---	---	---	---

2	0	0	0	0	0	2
2	0	0	0	0	0	0

2	1	1	0	2	0	0
---	---	---	---	---	---	---

3	0	1	0	1	1	1
---	---	---	---	---	---	---

0	0	0	0	0	0	0
0	0	0	0	0	0	0
1	0	0	0	0	0	2
0	0	0	0	0	0	0
1	0	0	0	0	0	0
0	0	0	0	0	0	0
2	0	1	1	0	0	1

1B: 8	SF: 0
2B: 1	SAC: 0
3B: 0	DP: 1
HR: 1	HBP: 0

Batter	1	2	3	4	5	6	7	8	9
Ivan De Jesus, R (1, 6) OBP: 0.345, SLG: 0.412 Dave Rosello, R (6, 6)	0-0 E1 G3 1B		0-3 K		0-0 6-3	0-3 K		0-3 K	
Jose Cardenal, R (1, 7) OBP: 0.275, SLG: 0.304 Gene Clines, R (6, 7)	0-0 P6		0-0 HR		0-0 1B FC4-6 1B	4-0 BB		0-0 L5	
Bill Buckner, L (1, 3) OBP: 0.389, SLG: 0.389 Steve Renko, R (7, 1) Ramon Hernandez, S (9, 1) Steve Swisher, R (9, PH) OBP: 0.111, SLG: 0.111	0-0 G3 2-3		0-0 L9		0-0 1B FC4-6 1B	0-0 L3		0-0 F7	
Bobby Murcer, L (1, 9) OBP: 0.379, SLG: 0.635	0-0 4-3		0-0 1B 1B		0-0 FC4-6 1-2f 3-H		0-0 G6-3 1B		0-3 K
Jerry Morales, R (1, 8) OBP: 0.357, SLG: 0.431		0-0 5-3	0-0 1B 1-2		0-0 P4		0-0 G6-3 1-2f		0-0 F9
Manny Trillo, R (1, 4) OBP: 0.412, SLG: 0.478 Mick Kelleher, R (6, 4)		0-0 6-3	0-0 4-3			0-0 6-3	0-0 3-1		
Steve Ontiveros, S (1, 5) OBP: 0.385, SLG: 0.349		4-0 BB BB		0-0 4-3		0-0 1B 2B 1B		4-0 BB BB	
George Mitterwald, R (1, 2) OBP: 0.293, SLG: 0.324		4-0 1-2 BB		0-3 K		0-0 2B 1-2 1B		0-0 L7	
Mike Krukow, R (1, 1) Willie Hernandez, L (1, 1) Greg Gross, L (2, PH) Paul Reuschel, R (3, 1) Joe Wallis, S (4, PH) Jim Todd, L (5, 1) Larry Bittner, L (6, PH) OBP: 0.311, SLG: 0.364		0-0 F7		0-0 G3		0-0 2B 1-3 2-H		0-0 F8	

Inning Stats	R: 0	H: 1	E: 1	LOB: 1	K: 0	S: 4	R: 0	H: 0	E: 0	LOB: 2	K: 0	S: 3	R: 1	H: 3	E: 0	LOB: 2	K: 1	S: 8	R: 0	H: 0	E: 0	LOB: 0	K: 1	S: 5	R: 1	H: 2	E: 0	LOB: 1	K: 0	S: 5	R: 0	H: 3	E: 0	LOB: 3	K: 1	S: 8	R: 0	H: 1	E: 0	LOB: 0	K: 0	S: 3	R: 0	H: 0	E: 1	LOB: 1	K: 1	S: 6	R: 0	H: 0	E: 1	LOB: 1	K: 1	S: 6	1B: 8	SF: 0	2B: 1	SAC: 0	3B: 0	DP: 1	HR: 1	HBP: 0	WP: 0	PA: 41
--------------	------	------	------	--------	------	------	------	------	------	--------	------	------	------	------	------	--------	------	------	------	------	------	--------	------	------	------	------	------	--------	------	------	------	------	------	--------	------	------	------	------	------	--------	------	------	------	------	------	--------	------	------	------	------	------	--------	------	------	-------	-------	-------	--------	-------	-------	-------	--------	-------	--------

PITCHER	IP	WLS	BF	H	R	ER	SO	BB	IBB	HBP	BLK	WP	HR	S	P	ERA	WHIP
John Denny, R (1, 1) ERA: 2.94	8.0	W	37	10	3	3	4	4	0	0	0	0	1	41	57	3.38	1.750
Clay Carroll, R (9, 1) ERA: 5.23	1.0		4	0	0	0	1	0	0	0	0	0	0	6	6	0.00	0.000

Batter	1	2	3	4	5	6	7	8	9	AB R H RBI BB SO LOB	TOP
Rowland Office, L OBP: 0.330, SLG: 0.369 (1, 8) BBB	4-0 CS BB		0-0 5-3		0-0 4-3		0-0 BB 1B		0-0 F7	4 0 1 1 1 0 1	
Jerry Royster, R OBP: 0.280, SLG: 0.316 (1, 5) (7, 6) SSS	0-3 1-2 K		0-0 G4-6-3 1B		0-0 4-3		4-0 1-2 2-3 BB			3 0 1 0 1 1 1	
Willie Montanez, L OBP: 0.277, SLG: 0.405 (1, 3) X	0-0 1B		0-0 G4-6-3 1-2f		0-0 1B		0-3 K			4 0 2 0 0 1 4	
Jeff Burroughs, R OBP: 0.378, SLG: 0.569 (1, 9) SSS	0-3 K			0-0 6-3		0-0 F9		0-3 K		4 0 0 0 0 2 2	
Tom Paciorek, R OBP: 0.077, SLG: 0.154 (1, 7) X		0-0 1B 2B		0-0 6-3		0-0 P4		0-3 K		4 1 1 0 0 1 1	
Biff Pocoroba, S OBP: 0.327, SLG: 0.409 (1, 2) X		0-0 WP 1B 2-H		0-0 FC6-4 1B		0-0 4-3		0-3 K		4 0 2 1 0 1 0	
Rod Gilbreath, R OBP: 0.303, SLG: 0.275 (1, 4) SSSS		0-3 K		0-0 FC6-4 1-2f		0-3 K		0-3 K		4 0 0 0 0 3 2	
Pat Rockett, R OBP: 0.328, SLG: 0.295 Junior Moore, R OBP: 0.714, SLG: 0.600 (1, 6) (7, PH) (7, 5) SSSS		0-3 K 1-2		0-0 6-3		0-0 1B 1B		0-0 1B		2 0 0 0 0 1 1 2 1 2 0 0 0 0	
Phil Niekro, R OBP: 0.273, SLG: 0.273 Brian Asselstine, L OBP: 0.364, SLG: 0.300 Jamie Easterly, L OBP: 0.500, SLG: 0.500 Cito Gaston, R (1, 1) (7, PH) (7, 1) (9, PH) X		0-0 6-3		0-0 1-3		0-0 BB 1B 1B		0-3 K		2 0 0 0 0 0 1 1 0 1 0 0 0 0 0 0 0 0 0 0 0 1 0 0 0 0 1 1	
Inning Stats	R: 0 E: 0 K: 2 S: 7 H: 1 LOB: 1 BB: 1 P: 11	R: 1 E: 0 K: 2 S: 9 H: 2 LOB: 1 BB: 0 P: 9	R: 0 E: 0 K: 0 S: 3 H: 1 LOB: 0 BB: 0 P: 3	R: 0 E: 0 K: 0 S: 4 H: 1 LOB: 1 BB: 0 P: 4	R: 0 E: 0 K: 0 S: 3 H: 0 LOB: 0 BB: 0 P: 3	R: 0 E: 0 K: 0 S: 4 H: 1 LOB: 1 BB: 0 P: 4	R: 1 E: 0 K: 2 S: 10 H: 3 LOB: 3 BB: 1 P: 14	R: 0 E: 0 K: 3 S: 9 H: 0 LOB: 0 BB: 0 P: 9	R: 0 E: 0 K: 2 S: 8 H: 1 LOB: 1 BB: 0 P: 8	1B: 9 2B: 1 3B: 0 HR: 0 SF: 0 SAC: 0 DP: 1 HBP: 0	WP: 1 PB: 0 SB: 0 CS: 1 PA: 37
PITCHER Bob Forsch, R ERA: 2.94 Al Hrabosky, L ERA: 2.61 (1, 1) (7, 1)	IP WLS BF H R ER SO BB IBB HBP BLK WP HR S P ERA WHIP 6.2 W 29 9 2 2 5 2 0 0 0 1 0 37 45 2.70 1.650 2.1 S 8 1 0 0 6 0 0 0 0 0 0 0 20 20 0.00 0.429	PITCHER IP WLS BF H R ER SO BB IBB HBP BLK WP HR S P ERA WHIP									

Atlanta Braves @ St. Louis Cardinals
 Busch Stadium, St. Louis, MO
 Fri Apr 29 1977, 7:05 PM CDT
 Att. 17,658 - Unknown - 60 F

livebaseballscorecards.com

AB	35
R	2
H	10
RBI	2
BB	2
SO	11
LOB	14



Batter	1	2	3	4	5	6	7	8	9	AB	R	H	RBI	BB	SO	LOB
--------	---	---	---	---	---	---	---	---	---	----	---	---	-----	----	----	-----

Lou Brock, L OBP: 0.311, SLG: 0.397 Jerry Mumphrey, S OBP: 0.563, SLG: 0.714	0-0 4-3 S 1B	0-0 1B		0-0 F5			0-0 4-3			4	2	2	0	0	0	0
Garry Templeton, S OBP: 0.306, SLG: 0.348	4-0 4-3 1-2 E BB	0-0 FC4-6 2-H 1B			0-3 K2-3		0-0 F9			3	1	1	1	1	1	0
Bake McBride, L OBP: 0.273, SLG: 0.392 Tony Scott, S OBP: 0.455, SLG: 0.536	0-0 4-3 1-2 2-3	0-0 FC4-6 1-2f CS			0-0 1B 2-1 1B		0-3 K			4	0	1	0	0	1	3
Hector Cruz, R OBP: 0.407, SLG: 0.460	0-0 E7 2B 1B	0-0 CS 1-2	0-0 CS 1B		0-0 L8		0-0 P4			4	1	2	1	0	0	1
Ted Simmons, S OBP: 0.479, SLG: 0.662	0-0 E SF7 2B		4-0 5-3 1-2 BB		0-0 BB 1B		0-0 6-3			3	1	2	1	1	0	0
Keith Hernandez, L OBP: 0.406, SLG: 0.600	0-0 E6 2-3 PB		0-0 5-3 1-2		4-0 1-2 BB		0-0 S 1B			3	0	1	0	1	0	2
Ken Reitz, R OBP: 0.229, SLG: 0.358	0-0 SF7 1-2 3-H		0-0 6-3		0-0 2-1 3-H		0-0 5-3 P3			3	0	0	1	0	0	2
Mike Tyson, R OBP: 0.244, SLG: 0.211	0-0 5-3			0-0 F2		0-3 K				3	0	0	0	0	1	1
Bob Forsch, R OBP: 0.250, SLG: 0.100 Al Hrabosky, R		0-3 K		0-0 F8		0-0 5-3				3	0	0	0	0	1	0

Inning Stats	R: 4	H: 3	E: 2	LOB: 1	K: 0	P: 11	S: 7	R: 1	H: 2	E: 0	LOB: 0	K: 1	P: 6	R: 0	H: 1	E: 0	LOB: 1	K: 0	P: 7	R: 0	H: 0	E: 0	LOB: 0	K: 0	P: 3	R: 0	H: 2	E: 0	LOB: 3	K: 1	P: 10	R: 0	H: 0	E: 0	LOB: 0	K: 1	P: 5	R: 0	H: 0	E: 0	LOB: 0	K: 1	P: 5	R: 0	H: 1	E: 0	LOB: 1	K: 0	P: 4
--------------	------	------	------	--------	------	-------	------	------	------	------	--------	------	------	------	------	------	--------	------	------	------	------	------	--------	------	------	------	------	------	--------	------	-------	------	------	------	--------	------	------	------	------	------	--------	------	------	------	------	------	--------	------	------

PITCHER	IP	WLS	BF	H	R	ER	SO	BB	IBB	HBP	BLK	WP	HR	S	P	ERA	WHIP
Phil Niekro, R ERA: 5.91	(1, 1)	6.0	L	28	8	5	4	3	3	0	0	0	0	30	42	6.00	1.833
Jamie Easterly, L ERA: 10.8	(7, 1)	2.0		7	1	0	0	1	0	0	0	0	0	9	9	0.00	0.500

BOTTOM

4	2	2	0	0	0	0	0
0	0	0	0	0	0	0	0
3	1	1	1	1	1	1	0
4	0	1	0	0	1	3	0
0	0	0	0	0	0	0	0
4	1	2	1	0	0	1	
3	1	2	1	1	0	0	
3	0	1	0	1	0	2	
3	0	0	1	0	0	2	
3	0	0	0	0	1	1	
3	0	0	0	0	0	0	

AB	30
R	5
H	9
RBI	4
BB	3
SO	4
LOB	9



WP	PA	3B	DP	HR	HBP	S	P	ERA	WHIP
0	35	0	0	0	0	0	0		

Atlanta Braves @ St. Louis Cardinals
 Busch Stadium, St. Louis, MO
 Fri Apr 29 1977, 7:05 PM CDT
 Att: 17,658 - Unknown - 60 F

livebaseballscores.com

Batter	1	2	3	4	5	6	7	8	9	AB R H RBI BB SO LOB	TOP											
Jerry Royster, R (1, 4) OBP: 0.256, SLG: 0.286	0-0 F4		0-0 L6		0-0 4-3			0-0 F8		4 0 0 0 0 0 1												
Rowland Office, L (1, 8) OBP: 0.313, SLG: 0.341	0-0 4-3			0-0 F7		0-0 4-3		0-0 F8		4 0 0 0 0 0 0												
Junior Moore, R (1, 5) OBP: 0.583, SLG: 0.600	0-3 K			0-0 BB 1B		0-0 F8		0-0 F8 2B		4 0 2 0 0 1 0												
Jeff Burroughs, R (1, 9) OBP: 0.400, SLG: 0.570		0-0 5-3		4-0 BB 1-2 BB		0-0 BB 1B		0-0 F8 2-3		3 0 1 0 1 0 1												
Tom Paciorek, R (1, 3) OBP: 0.190, SLG: 0.381		0-0 S 1B		0-3 S K		0-3 S K		0-3 S K		4 0 1 0 0 3 4												
Biff Pocoroba, S (1, 2) OBP: 0.309, SLG: 0.367		0-0 F7 1-2		0-0 G3			0-3 S K	4-0 BB		3 0 0 0 1 1 3												
Brian Asselstine, L (1, 7) OBP: 0.250, SLG: 0.200		0-0 F8			0-0 G3		0-0 P6	0-0 F7		4 0 0 0 0 0 3												
Pat Rockett, R (1, 6) OBP: 0.329, SLG: 0.288			0-0 6-3		0-3 K		0-0 F7			3 0 0 0 0 1 0												
Dick Ruthven, R (1, 1) OBP: 0.286, SLG: 0.357			0-0 4-3		0-0 BB 2B			0-0 F3		1 0 0 0 0 0 0												
Jamie Easterly, L (3, 1) OBP: 0.667, SLG: 1.000										1 0 1 0 0 0 0												
Bob Johnson, L (6, 1)										0 0 0 0 0 0 0												
Joe Nolan, L (8, PH) OBP: 0.333, SLG: 0.500										1 0 0 0 0 0 0												
Max Leon, R (8, 1)										0 0 0 0 0 0 0												
Inning Stats	R: 0 E: 0 K: 1 S: 5	H: 0 LOB: 0 BB: 0 P: 5	R: 0 E: 0 K: 0 S: 4	H: 1 LOB: 1 BB: 0 P: 4	R: 0 E: 0 K: 0 S: 3	H: 0 LOB: 0 BB: 0 P: 3	R: 0 E: 0 K: 1 S: 6	H: 1 LOB: 2 BB: 1 P: 10	R: 0 E: 0 K: 1 S: 6	H: 1 LOB: 1 BB: 0 P: 6	R: 0 E: 0 K: 1 S: 5	H: 0 LOB: 0 BB: 0 P: 5	R: 0 E: 0 K: 0 S: 3	H: 0 LOB: 0 BB: 0 P: 3	R: 0 E: 0 K: 1 S: 6	H: 1 LOB: 2 BB: 1 P: 10	1B: 3 2B: 2 3B: 0 HR: 0	SF: 0 SAC: 0 DP: 0 HBP: 0	WP: 0 PB: 0 SB: 1 CS: 0	PA: 34		
PITCHER Eric Rasmussen, R (1, 1) ERA: 2.95	IP 9.0	WLS W	BF 34	H 5	R 0	ER 0	SO 6	BB 2	IBB 0	HBP 0	BLK 0	WP 0	HR 0	S 44	P 52	ERA 0.00	WHIP 0.778					
PITCHER	IP	WLS	BF	H	R	ER	SO	BB	IBB	HBP	BLK	WP	HR	S	P	ERA	WHIP					

Atlanta Braves @ St. Louis Cardinals
 Busch Stadium, St. Louis, MO
 Sun May 01 1977, 3:33 AM CDT
 Att. 12,781 - Cloudy

livebaseballscorecards.com

AB	32
R	0
H	5
RBI	0
BB	2
SO	6
LOB	12



Batter	1	2	3	4	5	6	7	8	9
Lou Brock, L OBP: 0.348, SLG: 0.438 Jerry Mumphrey, S OBP: 0.526, SLG: 0.625	0-0 P6	0-0 1B		4-0 G6-4-3 BB		0-0 1B 1B	0-0 1-3		
Garry Templeton, S OBP: 0.304, SLG: 0.347 Don Kessinger, S OBP: 0.294, SLG: 0.172	0-0 4-3	0-0 G3		0-0 L5		0-0 BB 1B SF9 1B		0-0 G3	
Tony Scott, S OBP: 0.500, SLG: 0.548	4-0 1B 3B BB		0-0 G3 1B	0-0 G6-4-3		0-0 SF9 BB 1B		4-0 BB	
Hector Cruz, R OBP: 0.418, SLG: 0.456 Mike Anderson, R OBP: 0.308, SLG: 0.500	0-0 1-3 3B 1B		0-0 G3		0-0 1-3	4-0 SF9 BB		0-0 F7	
Ted Simmons, S OBP: 0.469, SLG: 0.704 Dave Rader, L	0-0 1-H 3-H 3B		4-0 1B IBB		0-0 6-3	0-0 SF9		0-0 4-3	
Keith Hernandez, L OBP: 0.429, SLG: 0.600	0-3 K		0-0 1-3 2-H 1B		4-0 2B BB	0-0 P6			
Ken Reitz, R OBP: 0.231, SLG: 0.360		0-0 F7	0-3 K		0-0 1-H 2B	0-0 6-3			
Mike Tyson, R OBP: 0.224, SLG: 0.178		4-0 SH3 1B BB	0-0 F8		0-0 G3		0-0 F9		
Eric Rasmussen, R OBP: 0.273, SLG: 0.455		0-0 SH3		0-0 2B		0-0 1B 1B	0-0 P4		

Inning Stats	R: 2	H: 2	E: 0	K: 1	S: 7	L: 11	P: 11
	R: 1	H: 1	E: 0	K: 0	S: 4	L: 1	P: 8
	R: 1	H: 2	E: 0	K: 1	S: 7	L: 2	P: 11
	R: 0	H: 1	E: 0	K: 0	S: 3	L: 1	P: 7
	R: 1	H: 1	E: 0	K: 0	S: 4	L: 1	P: 8
	R: 3	H: 4	E: 0	K: 0	S: 7	L: 2	P: 11
	R: 0	H: 0	E: 0	K: 0	S: 3	L: 0	P: 3
	R: 0	H: 0	E: 0	K: 0	S: 3	L: 1	P: 7

PITCHER	IP	WLS	BF	H	R	ER	SO	BB	IBB	HBP	BLK	WP	HR	S	P	ERA	WHIP
Dick Ruthven, R ERA: 3.21	2.0	L	11	3	3	3	1	2	1	0	0	0	0	11	19	13.50	2.500
Jamie Easterly, L ERA: 11.91	3.0		18	7	5	5	1	2	1	0	0	0	0	17	29	15.00	3.000
Bob Johnson, R ERA: 9.31	2.0		8	1	0	0	0	1	0	0	0	0	0	7	11	0.00	1.000
Max Leon, R ERA:	1.0		4	0	0	0	0	1	0	0	0	0	0	3	7	0.00	1.000

BOTTOM

Atlanta Braves @ St. Louis Cardinals
 Busch Stadium, St. Louis, MO
 Sun May 01 1977, 3:33 AM CDT
 Att: 12,781 - Cloudy

AB	R	H	RBI	BB	SO	LOB
3	1	2	1	1	0	0
1	0	0	0	0	0	0
4	1	1	1	0	0	3
1	0	0	0	0	0	0
3	2	2	1	2	0	2
3	1	1	0	1	0	1
1	0	0	0	0	0	1
2	0	1	3	1	0	0
1	0	0	0	0	0	1
3	1	1	1	1	1	3
4	0	1	1	0	1	4
3	1	0	0	1	0	3
3	1	2	0	0	0	0

AB	32
R	8
H	11
RBI	8
BB	7
SO	2
LOB	18

WP: 0 PA: 41
 PB: 0
 SB: 0
 CS: 0



livebaseballscorecards.com

Batter	1	2	3	4	5	6	7	8	9	AB	R	H	RBI	BB	SO	LOB
Pete Rose, S (1, 5) OBP: 0.440, SLG: 0.513 Dave Concepcion, R (8, 6) OBP: 0.293, SLG: 0.300	0-0 3-1 2B		0-0 1B		0-0 L6		0-0 F3			4	0	2	0	0	0	1
Ken Griffey, L (1, 9) OBP: 0.385, SLG: 0.500	0-0 3-1 2-3		0-0 4-3		0-0 4-3			0-0 4-3		4	0	0	0	0	0	2
Joe Morgan, L (1, 4) OBP: 0.432, SLG: 0.485	0-3 K			0-0 F7		0-0 6-3		0-0 CS 1B		4	0	1	0	0	1	1
Dan Driessen, L (1, 3) OBP: 0.316, SLG: 0.444	0-3 K			4-0 1B 1B BB		0-0 F9		0-0 1-3 1-2		3	1	0	0	1	1	2
George Foster, R (1, 7) OBP: 0.386, SLG: 0.532		0-0 6-3		0-0 1B 1-2 1B		4-0 BB BB BB BB		0-0 1B 2B		3	1	2	0	1	0	0
Johnny Bench, R (1, 2) OBP: 0.297, SLG: 0.457		0-0 4-3		0-0 1B 1-2 2-H		0-0 F8		0-0 F2		4	0	1	1	0	0	2
Cesar Geronimo, L (1, 8) OBP: 0.247, SLG: 0.355		0-0 6-3		0-0 F7			0-0 4-3		0-0 1B E 1B	4	1	1	0	0	0	2
Doug Flynn, R (1, 6) OBP: 0.125, SLG: 0.125 Mike Lum, L (9, PH) OBP: 0.250, SLG: 0.333			0-0 F6	0-3 K		0-0 F1-3		0-0 E5 1B 1-H 3-H		3	0	0	0	0	1	2
Fred Norman, S (1, 1) OBP: 0.091, SLG: 0.091 Rawly Eastwick, R (8, 1) OBP: 1.000, SLG: 1.000			0-0 1-3		0-0 1-3		0-0 1B			3	0	1	0	0	0	0
										0	0	0	0	0	0	0

Inning Stats	R: 0	H: 1	E: 0	K: 2	S: 8	LOB: 1	BB: 0	P: 8	R: 0	H: 0	E: 0	K: 0	S: 3	LOB: 0	BB: 0	P: 3	R: 1	H: 2	E: 0	K: 1	S: 7	LOB: 2	BB: 1	P: 11	R: 0	H: 0	E: 0	K: 0	S: 3	LOB: 0	BB: 0	P: 3	R: 0	H: 0	E: 0	K: 0	S: 3	LOB: 1	BB: 1	P: 7	R: 0	H: 1	E: 0	K: 0	S: 4	LOB: 1	BB: 0	P: 4	R: 0	H: 1	E: 0	K: 0	S: 3	LOB: 0	BB: 0	P: 3	R: 2	H: 3	E: 1	K: 0	S: 4	LOB: 1	BB: 0	P: 4	1B: 7	2B: 2	3B: 0	HR: 0	SF: 0	SAC: 0	DP: 0	HBP: 0	WP: 0	PB: 0	SB: 0	CS: 1	PA: 35
--------------	------	------	------	------	------	--------	-------	------	------	------	------	------	------	--------	-------	------	------	------	------	------	------	--------	-------	-------	------	------	------	------	------	--------	-------	------	------	------	------	------	------	--------	-------	------	------	------	------	------	------	--------	-------	------	------	------	------	------	------	--------	-------	------	------	------	------	------	------	--------	-------	------	-------	-------	-------	-------	-------	--------	-------	--------	-------	-------	-------	-------	--------

PITCHER	IP	WLS	BF	H	R	ER	SO	BB	IBB	HBP	BLK	WP	HR	S	P	ERA	WHIP
John Denny, R (1, 1) ERA: 2.68	6.2		27	5	1	1	3	2	0	0	0	0	0	31	39	1.35	1.050
Al Hrabosky, L (7, 1) ERA: 2.53	0.1		1	0	0	0	0	0	0	0	0	0	0	1	1	0.00	0.000
John Urea, R (8, 1) ERA: 0.66	1.1	L	7	4	2	1	0	0	0	0	0	0	0	7	7	6.75	3.000

BOTTOM

St. Louis Cardinals @ Cincinnati Reds
Riverfront Stadium, Cincinnati, OH

Mon May 02 1977, 7:05 PM EDT
Att. 19,691 - Unknown

livebaseballscorecards.com

AB	33
R	3
H	9
RBI	2
BB	2
SO	3
LOB	12



Batter	1	2	3	4	5	6	7	8	9	AB R H RBI BB SO LOB
Pete Rose, S OBP: 0.442, SLG: 0.513 Santo Alcalá, R (1, 5) X (9, 1)	0-0 FC5-4 1B		0-0 4-3			0-0 G4-6-3 1-2f		0-0 3-1 1B		4 0 2 0 0 0 1 0 0 0 0 0 0 0
Ken Griffey, L OBP: 0.379, SLG: 0.483 (1, 9) X	0-0 FC5-4 G3 1B 1-2f		0-0 4-3			0-0 4-3		4-0 3-1 1B 1-2 2-3 BB		3 0 0 0 1 0 1
Joe Morgan, L OBP: 0.424, SLG: 0.471 (1, 4) X	0-0 G3 1B 1-2			0-0 P6			0-0 P4	0-0 3-1		4 0 1 1 0 0 2
Dan Driessen, L OBP: 0.313, SLG: 0.427 (1, 3) X	0-0 G3 1-2 2-3			0-0 6-3			1-0 FC3-6 HBP	0-0 F7		3 0 0 0 0 0 4
George Foster, R OBP: 0.370, SLG: 0.506 (1, 7) X	0-0 F9			0-3 K			0-0 FC3-6 BB 1-2f		0-0 5-3	4 0 0 0 0 1 3
Johnny Bench, R OBP: 0.295, SLG: 0.438 (1, 2)		0-3 K			0-0 F8		4-0 BB 1-2 BB	0-0 5-3		3 0 0 0 1 1 0
Cesar Geronimo, L OBP: 0.235, SLG: 0.338 (1, 8)		0-0 F7			0-0 F7		0-0 F7		0-0 4-3	4 0 0 0 0 0 2
Dave Concepcion, R OBP: 0.282, SLG: 0.289 (1, 6)		0-0 6-3			0-0 F7			0-0 6-3		3 0 0 0 0 0 0
Woodie Fryman, R OBP: 0.100, SLG: 0.100 Dale Murray, R (6, PH) Ed Armbrister, R OBP: 0.375, SLG: 0.286 Mike Caldwell, R OBP: 1.000, SLG: 2.000 Champ Summers, L OBP: 0.100, SLG: 0.100 Ray Knight, R (1, 1) (6, 1) (6, PH) (7, 1) (8, PH) (9, 5)			0-0 1-3			0-0 G4-6-3 1B		0-0 E3 BB 1B 3-1		1 0 0 0 0 0 0 0 0 0 0 0 0 0 1 0 1 0 0 0 0 0 0 0 0 0 0 0 1 1 0 0 0 0 0 0 0 0 0 0 0 0

Inning Stats	R: 0 E: 0 K: 0 S: 5	H: 2 LOB: 2 BB: 0 P: 5	R: 0 E: 0 K: 1 S: 5	H: 0 LOB: 0 BB: 0 P: 5	R: 0 E: 0 K: 0 S: 3	H: 0 LOB: 0 BB: 0 P: 3	R: 0 E: 0 K: 1 S: 5	H: 0 LOB: 0 BB: 0 P: 5	R: 0 E: 0 K: 0 S: 3	H: 0 LOB: 0 BB: 0 P: 3	R: 0 E: 0 K: 0 S: 3	H: 1 LOB: 0 BB: 0 P: 3	R: 0 E: 0 K: 0 S: 3	H: 0 LOB: 2 BB: 1 P: 8	R: 1 E: 1 K: 0 S: 5	H: 1 LOB: 2 BB: 1 P: 9	R: 0 E: 0 K: 0 S: 3	H: 0 LOB: 0 BB: 0 P: 3	1B: 4 2B: 0 3B: 0 HR: 0	SF: 0 SAC: 0 DP: 1 HBP: 1	WP: 0 PB: 0 SB: 0 CS: 0	PA: 34
PITCHER Bob Forsch, R ERA: 2.32 (1, 1)	IP 9.0 WLS W BF 34 H 4 R 1 ER 0 SO 2 BB 2 IBB 0 HBP 1 BLK 0 WP 0 HR 0 S 35 P 44 ERA 0.00 WHIP 0.667																					

BOTTOM

St. Louis Cardinals @ Cincinnati Reds
Riverfront Stadium, Cincinnati, OH
Wed May 04 1977, 7:05 PM EDT
Att. 20,719 - Unknown

livebaseballscorecards.com

AB	31
R	1
H	4
RBI	1
BB	2
SO	2
LOB	13



Batter	1	2	3	4	5	6	7	8	9	10	11	AB R H RBI BB SO LOB	TOP				
Julio Gonzalez, R (1, 6) OBP: 0.344, SLG: 0.400	0-0 3-1		0-0 F8		0-3 K			0-0 SH5-4 1B		0-0 1-3		5 0 1 1 0 1 1					
Jose Cruz, L (1, 9) OBP: 0.281, SLG: 0.321	4-0 G3 BB		0-0 1-3 S 1B			0-0 6-3		0-0 SH5-4		0-0 F9		3 0 1 0 1 0 0					
Cesar Cedeno, R (1, 8) OBP: 0.291, SLG: 0.176	0-0 G3		0-3 K			0-0 P3		4-0 IBB			0-0 F7	4 0 0 0 1 1 3					
Willie Crawford, L (1, 7) OBP: 0.339, SLG: 0.333	0-0 G3		1-2			0-0 F8		0-0 F7			0-0 HR 1B	5 1 2 0 0 0 3					
Bob Watson, R (1, 3) OBP: 0.330, SLG: 0.394		0-0 G5-4-3 1B		0-0 G6-4-3 1B		0-0 F8		0-0 1-3			0-0 F9	5 0 1 0 0 0 4					
Joe Ferguson, R (1, 2) OBP: 0.402, SLG: 0.585		0-0 G5-4-3		0-0 1B		0-0 P4			0-0 L4		0-0 HR	5 1 2 2 0 0 1					
Ken Boswell, L (1, 4) OBP: 0.368, SLG: 0.412		0-0 F8		0-0 F7		0-0 1B			0-0 L3		0-0 FC6-4 1B	5 0 2 0 0 0 1					
Art Howe, R (1, 5) OBP: 0.349, SLG: 0.389			0-0 1B 1B		0-0 F8		0-0 1-3		0-3 K		0-0 FC6-4	5 0 1 0 0 1 2					
J.R. Richard, R (1, 1) Cliff Johnson, R (8, PH) Wilbur Howard, S (8, PR) Ken Forsch, R (8, 1) Enos Cabell, R (10, PH) Joe Sambito, L (10, 1)			0-3 K		0-0 L6			4-0 S 1B BB		0-0 F9		2 0 0 0 0 1 1 0 0 0 0 0 1 0 0 0 1 0 0 0 0 0 0 0 0 0 0 0 0 0 0 1 0 0 0 0 0 0 0 0 0 0 0 0 0 0 0					
Inning Stats	R: 0 H: 0 E: 0 LOB: 1 K: 0 BB: 1 S: 3 P: 7	R: 0 H: 1 E: 0 LOB: 0 K: 0 BB: 0 S: 3 P: 3	R: 0 H: 2 E: 0 LOB: 2 K: 2 BB: 0 S: 9 P: 9	R: 0 H: 2 E: 0 LOB: 1 K: 0 BB: 0 S: 4 P: 4	R: 0 H: 0 E: 0 LOB: 0 K: 1 BB: 0 S: 5 P: 5	R: 0 H: 0 E: 0 LOB: 0 K: 0 BB: 0 S: 3 P: 3	R: 0 H: 1 E: 0 LOB: 1 K: 0 BB: 0 S: 4 P: 4	R: 1 H: 1 E: 0 LOB: 2 K: 0 BB: 2 S: 4 P: 12	R: 0 H: 0 E: 0 LOB: 0 K: 1 BB: 0 S: 5 P: 5	R: 0 H: 0 E: 0 LOB: 0 K: 0 BB: 0 S: 3 P: 3	R: 2 H: 3 E: 0 LOB: 1 K: 0 BB: 0 S: 6 P: 6	1B: 9 SF: 0 2B: 0 SAC: 1 3B: 0 DP: 2 HR: 1 HBP: 0	WP: 0 PA: 44 PB: 0 SB: 2 CS: 0				
PITCHER	IP WLS BF H R ER SO BB IBB HBP BLK WP HR S P ERA WHIP																
Eric Rasmussen, R (1, 1) ERA: 2.66	7.1	30	7	1	1	3	2	1	0	0	0	0	0	33	45	1.23	1.227
Al Hrabosky, L (8, 1) ERA: 2.7	0.2	2	0	0	0	0	0	0	0	0	0	0	0	2	2	0.00	0.000
John Urrea, R (9, 1) ERA: 1.62	3.0	L 12	3	2	2	1	0	0	0	0	0	0	1	14	14	6.00	1.000

Houston Astros @ St. Louis Cardinals
 Busch Stadium, St. Louis, MO
 Sat May 07 1977, 7:05 PM CDT
 Att. 21,147 - Unknown

livebaseballscorecards.com

AB	40
R	3
H	10
RBI	3
BB	3
SO	4
LOB	16



Batter	1	2	3	4	5	6	7	8	9	AB R H RBI BB SO LOB
--------	---	---	---	---	---	---	---	---	---	----------------------

Jerry Mumphy, S (1, 7) <small>OBP: 0.462, SLG: 0.609</small>	0-0 		0-0 	0-0 	0-0 			0-3 		4 1 2 0 0 1 0
Bake McBride, L (1, 8) <small>OBP: 0.254, SLG: 0.356</small>	0-0 		0-0 		0-0 			0-0 		4 1 1 1 0 0 1
Tony Scott, S (1, 9) <small>OBP: 0.458, SLG: 0.510</small>	0-0 		0-3 		0-0 			0-0 		4 0 0 0 0 1 2
Keith Hernandez, L (1, 3) <small>OBP: 0.396, SLG: 0.519</small>	4-0 		0-0 		0-3 					2 0 1 1 1 1 0
Dave Rader, L (1, 2) 	0-0 		0-0 		0-0 					3 0 0 0 0 0 3
Ken Reitz, R (1, 5) <small>OBP: 0.255, SLG: 0.360</small>		0-0 	0-0 		0-0 					3 0 0 0 0 0 1
Don Kessinger, S (1, 6) <small>OBP: 0.297, SLG: 0.188</small>		0-0 		0-0 		0-0 				3 0 1 0 0 0 0
Mike Tyson, R (1, 4) <small>OBP: 0.212, SLG: 0.164</small>		0-0 		0-0 		0-0 				3 0 0 0 0 0 1
John D'Acquisto, R (1, 1) Joel Youngblood, R (4, PH) <small>OBP: 0.389, SLG: 0.333</small> Buddy Schultz, R (5, 1) Lou Brock, L (7, PH) <small>OBP: 0.333, SLG: 0.451</small> Clay Carroll, R (8, 1)		0-0 	0-0 		0-0 					1 0 0 0 0 0 1 1 0 1 0 0 0 0 0 0 0 0 0 0 0 1 0 0 0 0 0 0 0 0 0 0 0 0 0

Inning Stats	R: 0	H: 1	E: 0	LOB: 2	K: 0	BB: 1	S: 4	P: 8	R: 0	H: 1	E: 0	LOB: 1	K: 0	BB: 0	S: 4	P: 4	R: 2	H: 3	E: 0	LOB: 1	K: 1	BB: 0	S: 8	P: 8	R: 0	H: 1	E: 0	LOB: 0	K: 0	BB: 0	S: 3	P: 3	R: 0	H: 0	E: 0	LOB: 0	K: 1	BB: 0	S: 5	P: 5	R: 0	H: 0	E: 0	LOB: 0	K: 0	BB: 0	S: 3	P: 3	R: 0	H: 0	E: 0	LOB: 0	K: 1	BB: 0	S: 5	P: 5
PITCHER Mark Lemongello, R (1, 1) <small>ERA: 4.29</small> Joe Niekro, R (7, 1) <small>ERA: 3.95</small>	IP	WLS	BF	H	R	ER	SO	BB	IBB	HBP	BLK	WP	HR	S	P	ERA	WHIP																																							
	6.0	L	24	6	2	2	2	1	0	0	0	0	0	27	31	3.00	1.167																																							
	2.0		6	0	0	0	1	0	0	0	0	0	0	8	8	0.00	0.000																																							

BOTTOM

Houston Astros @ St. Louis Cardinals
 Busch Stadium, St. Louis, MO
 Sun May 08 1977, 3:33 AM CDT
 Att. 14,205 - Sunny - 70 F

AB	29
R	2
H	6
RBI	2
BB	1
SO	3
LOB	9



WP: 0	PA: 31
PB: 0	
SB: 1	
CS: 1	

PITCHER	IP	WLS	BF	H	R	ER	SO	BB	IBB	HBP	BLK	WP	HR	S	P	ERA	WHIP
---------	----	-----	----	---	---	----	----	----	-----	-----	-----	----	----	---	---	-----	------

Batter	1	2	3	4	5	6	7	8	9	10	AB	R	H	RBI	BB	SO	LOB	TOP							
Pete Rose, S (1, 5) X OBP: 0.421, SLG: 0.480 Rawly Eastwick, R (8, 1) OBP: 1.000, SLG: 1.000 Ray Knight, R (10, PH) OBP: 0.500, SLG: 0.750 Dale Murray, R (10, 1)	0-0 4-3		0-3 K		0-0 F7	0-0 1B 2B		0-0 6-3		0-0 2B 1B	5	1	1	1	0	1	3								
Ken Griffey, L (1, 9) X OBP: 0.374, SLG: 0.467	0-0 6-3		0-0 1B		0-0 F7	0-0 1B			0-0 1B BB	0-0 1B 2B	6	0	4	2	0	0	1								
Joe Morgan, L (1, 4) X OBP: 0.423, SLG: 0.471	0-0 G3		0-0 P3		4-0 1-2 BB	0-0 P5			4-0 1B BB		3	0	0	0	2	0	3								
Dan Driessen, L (1, 3) OBP: 0.323, SLG: 0.453		0-0 F8	0-0 P4		0-0 1-3		0-0 4-3		0-0 1-2 2-3 1B		5	0	1	0	0	0	4								
George Foster, R (1, 7) (9, 8) OBP: 0.364, SLG: 0.495		0-0 1B		0-0 6-3		0-3 K	0-3 K		0-3 K		5	0	1	0	0	3	3								
Johnny Bench, R (1, 2) OBP: 0.302, SLG: 0.511		0-0 F7		0-0 F5		0-0 HR	0-0 2B		0-3 K		5	1	2	1	0	1	4								
Cesar Geronimo, L (1, 8) OBP: 0.260, SLG: 0.367 Bob Bailey, R (9, PH) OBP: 0.364, SLG: 0.300 Ed Armbrister, R (9, 7) OBP: 0.417, SLG: 0.500		0-0 5-3		0-0 BLK 1B		0-0 1B 3B	0-0 L6		0-3 K		4	1	2	0	0	0	2								
Dave Concepcion, R (1, 6) OBP: 0.272, SLG: 0.273			4-0 1B 1B BB		0-0 F8	0-0 SH1-3 2B 1B		0-0 6-3		0-0 L4	4	2	1	1	1	0	1								
Woodie Fryman, R (1, 1) OBP: 0.250, SLG: 0.250 Pedro Borbon, R (5, 1) OBP: 1.000, SLG: 1.500 Champ Summers, L (8, PH) OBP: 0.091, SLG: 0.091 Doug Flynn, R (8, 5) OBP: 0.111, SLG: 0.111			0-0 1B 1B		0-0 1B	0-0 SH1-3		0-0 4-3		0-3 K	2	0	2	0	0	0	0								
Inning Stats	R: 0 E: 0 K: 0 S: 3	H: 0 LOB: 0 BB: 0 P: 3	R: 0 E: 0 K: 0 S: 4	H: 1 LOB: 1 BB: 0 P: 4	R: 1 E: 0 K: 1 S: 7	H: 2 LOB: 2 BB: 1 P: 11	R: 0 E: 0 K: 0 S: 4	H: 1 LOB: 1 BB: 0 P: 4	R: 0 E: 0 K: 0 S: 4	H: 1 LOB: 2 BB: 1 P: 8	R: 4 E: 0 K: 1 S: 10	H: 5 LOB: 1 BB: 0 P: 10	R: 0 E: 0 K: 1 S: 6	H: 1 LOB: 1 BB: 0 P: 6	R: 0 E: 0 K: 0 S: 3	H: 0 LOB: 0 BB: 0 P: 3	R: 0 E: 0 K: 3 S: 11	H: 2 LOB: 3 BB: 1 P: 15	R: 0 E: 0 K: 1 S: 6	H: 2 LOB: 2 BB: 0 P: 6	1B: 10 2B: 3 3B: 1 HR: 1	SF: 0 SAC: 1 DP: 0 HBP: 0	WP: 0 PB: 0 SB: 0 CS: 0	PA: 47	
PITCHER	IP	WLS	BF	H	R	ER	SO	BB	IBB	HBP	BLK	WP	HR	S	P	ERA	WHIP								
Bob Forsch, R (1, 1) ERA: 2.98	5.2		28	9	5	5	2	2	0	0	1	0	1	30	38	7.94	1.941								
Buddy Schultz, L (6, 1) ERA: 1.86	0.1		2	1	0	0	0	0	0	0	0	0	0	2	2	0.00	3.000								
Clay Carroll, R (7, 1) ERA: 3.6	2.0		7	1	0	0	1	0	0	0	0	0	0	9	9	0.00	0.500								
Al Hrabosky, L (9, 1) ERA: 2.35	2.0	W	10	4	0	0	4	1	0	0	0	0	0	17	21	0.00	2.500								

Cincinnati Reds @ St. Louis Cardinals
 Busch Stadium, St. Louis, MO
 Mon May 09 1977, 7:05 PM CDT
 Att. 17,586 - Unknown

livebaseballscores.com

AB 43
R 5
H 15
RBI 5
BB 3
SO 7
LOB 24



BOTTOM

Cincinnati Reds @ St. Louis Cardinals
Busch Stadium, St. Louis, MO
Mon May 09 1977, 7:05 PM CDT
Att: 17,586 - Unknown

livebaseballscorecards.com

AB	39
R	6
H	14
RBI	6
BB	1
SO	5
LOB	16



WP:	0	PA:	41
PB:	0		
SB:	1		
CS:	1		

AB	5	R	1	H	1	RBI	0	BB	0	SO	2	LOB	3
	0	0	0	0	0	0	0	0	0	0	0	0	0

5	1	2	0	0	0	3
---	---	---	---	---	---	---

5	0	2	1	0	0	1
---	---	---	---	---	---	---

5	1	2	1	0	1	2
0	0	0	0	0	0	0

4	2	2	2	1	0	2
---	---	---	---	---	---	---

4	1	2	2	0	1	3
---	---	---	---	---	---	---

4	0	0	0	0	0	1
---	---	---	---	---	---	---

4	0	2	0	0	1	0
---	---	---	---	---	---	---

1	0	0	0	0	0	1
0	0	0	0	0	0	0
1	0	0	0	0	0	0
0	0	0	0	0	0	0
1	0	1	0	0	0	0

1B:	10	SF:	0
2B:	2	SAC:	1
3B:	0	DP:	1
HR:	2	HBP:	0

Batter	1	2	3	4	5	6	7	8	9	10
Lou Brock, L OBP: 0.326, SLG: 0.448 Al Hrabosky, R (9, 1)	5-3	K		E4			F9 1B 2B	K		
Garry Templeton, S OBP: 0.307, SLG: 0.381 (1, 6)	E S 1B		CS 1B	G5-4-3			F9 2-3	F8		
Tony Scott, S OBP: 0.453, SLG: 0.500 (1, 8) (9, 7)	F9		FC6-4 1B		P4		3-H 1B	4-3		
Hector Cruz, R OBP: 0.379, SLG: 0.416 Mike Anderson, R OBP: 0.313, SLG: 0.429 (1, 9) (10, 9)	1-H BB 1B		FC6-4 2B		1B		F2	K		
Ted Simmons, S OBP: 0.471, SLG: 0.690 (1, 2)	1-2 BB		1-H 1B 2B		P6		F8			HR
Keith Hernandez, L OBP: 0.400, SLG: 0.553 (1, 3)	K		2-H 1B		1-3					
Ken Reitz, R OBP: 0.245, SLG: 0.344 (1, 5)		1-3	5-3			5-3		G3		
Don Kessinger, S OBP: 0.317, SLG: 0.222 (1, 4)		SH1-4 1B		FC1-6 1B		F7		K		
Bob Forsch, R OBP: 0.235, SLG: 0.133 Buddy Schultz, R OBP: 0.441, SLG: 0.583 Jerry Mumphrey, S OBP: 0.441, SLG: 0.583 Clay Carroll, R OBP: 0.266, SLG: 0.367 (1, 1) (6, 1) (6, PH) (7, 1) (8, PH) (9, 6)		SH1-4 1-2		FC1-6 E		5-3		1B		

Inning Stats	R: 1	H: 2	E: 0	K: 1	S: 7	R: 0	H: 1	E: 0	K: 1	S: 6	R: 2	H: 4	E: 0	K: 0	S: 6	R: 0	H: 1	E: 0	K: 0	S: 4	R: 0	H: 0	E: 0	K: 0	S: 3	R: 1	H: 2	E: 0	K: 2	S: 9	R: 0	H: 0	E: 0	K: 1	S: 5	R: 1	H: 2	E: 0	K: 2	S: 9	R: 0	H: 0	E: 0	K: 1	S: 5	R: 1	H: 1	E: 0	K: 0	S: 1	1B: 10	SF: 0	2B: 2	SAC: 1	3B: 0	DP: 1	HR: 2	HBP: 0	WP: 0	PA: 41
--------------	------	------	------	------	------	------	------	------	------	------	------	------	------	------	------	------	------	------	------	------	------	------	------	------	------	------	------	------	------	------	------	------	------	------	------	------	------	------	------	------	------	------	------	------	------	------	------	------	------	------	--------	-------	-------	--------	-------	-------	-------	--------	-------	--------

PITCHER	IP	WLS	BF	H	R	ER	SO	BB	IBB	HBP	BLK	WP	HR	S	P	ERA	WHIP
Woodie Fryman, L ERA: 6.31 (1, 1)	4.1		22	9	3	3	2	1	0	0	0	0	0	25	29	6.23	2.308
Pedro Borbon, R ERA: 1.37 (5, 1)	2.2		10	2	1	1	0	0	0	0	0	0	0	10	10	3.38	0.750
Rawly Eastwick, R ERA: 2.11 (8, 1)	2.0		8	2	1	1	3	0	0	0	0	0	1	14	14	4.50	1.000
Dale Murray, R ERA: 8.25 (10, 1)	0.0	L	1	1	1	1	0	0	0	0	0	0	1	1	1	∞	∞

Batter	1	2	3	4	5	6	7	8	9	AB R H RBI BB SO LOB	TOP	
Pete Rose, S (1, 5) X OBP: 0.412, SLG: 0.466 Doug Flynn, R (8, 5) OBP: 0.111, SLG: 0.111	0-0 4-3	0-0 2-H 1B		0-0 F9		0-0 FC6-4 1-2f		0-0 L8		5 0 1 1 0 0 3 0 0 0 0 0 0 0		
Ken Griffey, L (1, 9) S S S OBP: 0.367, SLG: 0.455	0-3 K	0-0 L6			0-0 CS 1B		0-0 F8		0-0 6-3	5 0 1 0 0 1 1		
Joe Morgan, L (1, 4) X OBP: 0.422, SLG: 0.461	0-0 1B 1B		0-0 5-3		0-0 F6 1-2		0-0 F8		4-0 WP S BB	4 0 1 0 1 0 1		
George Foster, R (1, 8) X OBP: 0.374, SLG: 0.510 (8, 7)	0-0 CI 1-3 1B		0-3 K		0-0 BB 1B		0-0 1B 2B		0-3 K	5 0 3 0 0 2 1		
Johnny Bench, R (1, 2) S OBP: 0.310, SLG: 0.505	0-1 CI 1-2		0-0 P6		4-0 1-2 BB		0-0 2-3 1B		0-3 K	3 0 1 0 1 1 1		
Bob Bailey, R (1, 3) X OBP: 0.333, SLG: 0.286 Dan Driessen, L (9, 3) OBP: 0.323, SLG: 0.453	0-0 F8			0-0 1B SF8 1B		0-0 F2		0-3 K		4 1 1 0 0 1 7 0 0 0 0 0 0 0		
Dave Concepcion, R (1, 6) X OBP: 0.271, SLG: 0.272		0-0 6-3		0-0 1-3 SH3 1B		0-0 5-3		0-0 F9		4 0 1 0 0 0 0		
Ed Armbuster, R (1, 7) X OBP: 0.438, SLG: 0.538 Cesar Geronimo, L (8, 8) OBP: 0.260, SLG: 0.367		0-0 SH2-4 1B 1B		0-0 SF8 3-H		0-3 K		0-0 FC1-6 1B		3 1 2 1 0 1 0 0 0 0 0 0 0 0		
Gary Nolan, R (1, 1) X OBP: 1.000, SLG: 1.000 Pedro Borbon, R (6, 1) X OBP: 0.667, SLG: 1.000 Rawly Eastwick, R (9, 1) X OBP: 1.000, SLG: 1.000		0-0 SH2-4 1-2		0-0 SH3 1-2		0-0 FC6-4 1B		0-0 FC1-6 1-2f		1 0 1 0 0 0 0 1 0 0 0 0 0 1 0 0 0 0 0 0 0		
Inning Stats	R: 0 H: 2 E: 1 LOB: 3 K: 1 BB: 0 S: 8 P: 8	R: 1 H: 2 E: 0 LOB: 1 K: 0 BB: 0 S: 5 P: 5	R: 0 H: 0 E: 0 LOB: 0 K: 1 BB: 0 S: 5 P: 5	R: 1 H: 2 E: 0 LOB: 1 K: 0 BB: 0 S: 5 P: 5	R: 0 H: 2 E: 0 LOB: 2 K: 0 BB: 1 S: 4 P: 8	R: 0 H: 1 E: 0 LOB: 1 K: 1 BB: 0 S: 6 P: 6	R: 0 H: 2 E: 0 LOB: 2 K: 1 BB: 0 S: 7 P: 7	R: 0 H: 1 E: 0 LOB: 1 K: 0 BB: 0 S: 4 P: 4	R: 0 H: 0 E: 0 LOB: 1 K: 2 BB: 1 S: 7 P: 11	1B: 11 SF: 1 2B: 1 SAC: 2 3B: 0 DP: 0 HR: 0 HBP: 0	WP: 1 PA: 41 PB: 0 SB: 1 CS: 1	
PITCHER Pete Falcone, L (1, 1) ERA: 4.93 John Urrea, R (9, 1) ERA: 1.53	IP WLS BF H R ER SO BB IBB HBP BLK WP HR S P ERA WHIP											PITCHER IP WLS BF H R ER SO BB IBB HBP BLK WP HR S P ERA WHIP

Cincinnati Reds @ St. Louis Cardinals
 Busch Stadium, St. Louis, MO
 Tue May 10 1977, 7:05 PM CDT
 Att: 15,421 - Unknown

livebaseballscorecards.com

AB 35
R 2
H 12
RBI 2
BB 2
SO 6
LOB 15



Batter	1	2	3	4	5	6	7	8	9	AB	R	H	RBI	BB	SO	LOB
Lou Brock, L (1, 7) OBP: 0.313, SLG: 0.429	0-3 K		0-0 5-3			0-0 L8		0-0 6-3		4	0	0	0	0	1	0
Garry Templeton, S (1, 6) OBP: 0.295, SLG: 0.366	0-3 K		0-0 1-4-3			0-0 4-3		0-0 6-3		4	0	0	0	0	1	0
Tony Scott, S (1, 8) OBP: 0.456, SLG: 0.500	0-0 1B				0-0 E3 6-3	0-0 F7			0-0 1B	4	0	2	0	0	0	0
Hector Cruz, R (1, 9) OBP: 0.374, SLG: 0.400	0-0 1-3				0-0 P4		0-0 F5		4-0 BB G4-6-3 BB	3	0	0	0	1	0	2
Ted Simmons, S (1, 2) OBP: 0.453, SLG: 0.659		0-0 L9			0-0 6-3 1-2		0-3 K		0-0 G4-6-3 1-2f	4	0	0	0	0	1	2
Keith Hernandez, L (1, 3) OBP: 0.398, SLG: 0.557		0-0 F9			0-3 K		0-0 1B 2B			3	1	1	0	0	1	1
Ken Reitz, R (1, 5) OBP: 0.257, SLG: 0.354		0-0 CS 1B				0-0 F7		0-0 1B		3	0	2	1	0	0	0
Joel Youngblood, R (7, PR) OBP: 0.389, SLG: 0.333		0-0 1B					0-0 2-H 1B			0	0	0	0	0	0	0
Mike Tyson, R (8, 4) OBP: 0.212, SLG: 0.164		0-0 1B					0-0 F7			0	0	0	0	0	0	0
Don Kessinger, S (1, 4) OBP: 0.318, SLG: 0.231 (8, 5)		0-0 1B				0-0 P6		0-0 F7		3	0	1	0	0	0	1
Pete Falcone, L (1, 1) OBP: 0.091, SLG: 0.091		0-0 CS		0-0 F5		0-3 K		0-0 4-3		2	0	0	0	0	1	0
Bake McBride, L (8, PH) OBP: 0.262, SLG: 0.361		2-3								1	0	0	0	0	0	0
John Urrea, R (9, 1)										0	0	0	0	0	0	0

Inning Stats	R: 0	H: 1	E: 0	K: 2	S: 8	LOB: 1	BB: 0	P: 8	R: 0	H: 2	E: 0	K: 0	S: 4	LOB: 1	BB: 0	P: 4	R: 0	H: 0	E: 0	K: 0	S: 3	LOB: 0	BB: 0	P: 3	R: 0	H: 0	E: 1	K: 1	S: 6	LOB: 1	BB: 0	P: 6	R: 0	H: 0	E: 0	K: 1	S: 5	LOB: 0	BB: 0	P: 5	R: 0	H: 0	E: 0	K: 0	S: 3	LOB: 0	BB: 0	P: 3	R: 1	H: 2	E: 0	K: 1	S: 7	LOB: 1	BB: 0	P: 7	R: 0	H: 0	E: 0	K: 0	S: 3	LOB: 0	BB: 0	P: 3	R: 0	H: 1	E: 0	K: 0	S: 2	LOB: 0	BB: 1	P: 6	1B: 5	SF: 0	2B: 1	SAC: 0	3B: 0	DP: 1	HR: 0	HBP: 0	WP: 0	PA: 33
--------------	------	------	------	------	------	--------	-------	------	------	------	------	------	------	--------	-------	------	------	------	------	------	------	--------	-------	------	------	------	------	------	------	--------	-------	------	------	------	------	------	------	--------	-------	------	------	------	------	------	------	--------	-------	------	------	------	------	------	------	--------	-------	------	------	------	------	------	------	--------	-------	------	------	------	------	------	------	--------	-------	------	-------	-------	-------	--------	-------	-------	-------	--------	-------	--------

PITCHER	IP	WLS	BF	H	R	ER	SO	BB	IBB	HBP	BLK	WP	HR	S	P	ERA	WHIP
Gary Nolan, R (1, 1) ERA: 0.00	5.0	W	18	3	0	0	4	0	0	0	0	0	0	26	26	0.00	0.600
Pedro Borbon, R (6, 1) ERA: 1.57	3.1		13	3	1	1	1	1	0	0	0	0	0	14	18	2.70	1.200
Rawly Eastwick, R (9, 1) ERA: 2.05	0.2	S	1	0	0	0	0	0	0	0	0	0	0	1	1	0.00	0.000

BOTTOM

Cincinnati Reds @ St. Louis Cardinals
 Busch Stadium, St. Louis, MO
 Tue May 10 1977, 7:05 PM CDT
 Att. 15,421 - Unknown

AB	31
R	1
H	6
RBI	1
BB	1
SO	5
LOB	6



PITCHER	IP	WLS	BF	H	R	ER	SO	BB	IBB	HBP	BLK	WP	HR	S	P	ERA	WHIP
Gary Nolan, R (1, 1) ERA: 0.00	5.0	W	18	3	0	0	4	0	0	0	0	0	0	26	26	0.00	0.600
Pedro Borbon, R (6, 1) ERA: 1.57	3.1		13	3	1	1	1	1	0	0	0	0	0	14	18	2.70	1.200
Rawly Eastwick, R (9, 1) ERA: 2.05	0.2	S	1	0	0	0	0	0	0	0	0	0	0	1	1	0.00	0.000

Batter	1	2	3	4	5	6	7	8	9	AB R H RBI BB SO LOB	TOP														
Pete Rose, S (1, 5) OBP: 0.419, SLG: 0.467 Doug Flynn, R (9, 5) OBP: 0.111, SLG: 0.111	0-0 G3 1B		0-0 1B	4-0 G4-6-3 BB			0-0 4-3		0-0 FC3-6 FC6-4 1-2f 3-H	4 1 2 1 1 0 1 0 0 0 0 0 0 0															
Ken Griffey, L (1, 9) OBP: 0.360, SLG: 0.444	0-0 G3 1-2		0-0 1B	0-0 G4-6-3 1-2f			0-3 K		0-0 FC6-4 1-2f	5 1 1 0 0 1 5															
Joe Morgan, L (1, 4) OBP: 0.425, SLG: 0.462	0-0 F7		0-0 1B				0-0 6-3			4 0 2 1 0 0 1															
Dan Driessen, L (1, 3) OBP: 0.320, SLG: 0.444	0-0 S 1B		0-0 P6				0-0 F9		0-0 1-3	4 0 1 1 0 0 2															
George Foster, R (1, 7) OBP: 0.378, SLG: 0.509	0-0 F9 1-2			0-0 S 2B 1B			0-0 G6-4-3 1-3 1B		0-0 F9	4 1 2 0 0 0 1															
Johnny Bench, R (1, 2) OBP: 0.308, SLG: 0.505			0-0 F3	0-0 1B 2B			0-0 G6-4-3 1-2f		0-0 6-3	4 1 1 1 0 0 2															
Cesar Geronimo, L (1, 8) OBP: 0.260, SLG: 0.362			0-0 6-3	0-0 1B 1B			0-3 K		0-3 K	4 0 1 0 0 2 0															
Dave Concepcion, R (1, 6) OBP: 0.279, SLG: 0.280			0-0 F9	0-0 S 1-3 1B			0-0 6-3		0-0 S FC3-6 1B	4 1 2 1 0 0 0															
Jack Billingham, R (1, 1) OBP: 0.200, SLG: 0.200 Mike Caldwell, R (7, 1) OBP: 1.000, SLG: 2.000			0-3 K	0-3 K			0-0 1-3		4-0 S FC3-6 BB	3 0 0 0 0 2 2 0 0 0 0 1 0 0															
Inning Stats	R: 1 E: 0 K: 0 S: 5	H: 2 LOB: 1 BB: 0 P: 5	R: 0 E: 0 K: 0 S: 3	H: 0 LOB: 0 BB: 0 P: 3	R: 1 E: 0 K: 1 S: 7	H: 3 LOB: 1 BB: 0 P: 7	R: 2 E: 0 K: 1 S: 8	H: 4 LOB: 2 BB: 1 P: 12	R: 0 E: 0 K: 0 S: 4	H: 2 LOB: 1 BB: 0 P: 4	R: 0 E: 0 K: 1 S: 5	H: 0 LOB: 0 BB: 0 P: 5	R: 0 E: 0 K: 1 S: 5	H: 0 LOB: 0 BB: 0 P: 5	R: 0 E: 0 K: 0 S: 3	H: 0 LOB: 0 BB: 0 P: 3	R: 1 E: 0 K: 1 S: 6	H: 1 LOB: 1 BB: 1 P: 10	1B: 11 2B: 1 3B: 0 HR: 0	SF: 0 SAC: 0 DP: 2 HBP: 0	WP: 0 PB: 0 SB: 5 CS: 0	PA: 38			
PITCHER	IP	WLS	BF	H	R	ER	SO	BB	IBB	HBP	BLK	WP	HR	S	P	ERA	WHIP								
Eric Rasmussen, R (1, 1) ERA: 3.26	3.0	L	17	9	4	4	1	0	0	0	0	0	0	19	19	12.00	3.000								
Buddy Schultz, L (4, 1) ERA: 1.69	1.0		3	0	0	0	1	1	0	0	0	0	0	4	8	0.00	1.000								
Clay Carroll, R (5, 1) ERA: 3.18	2.0		7	2	0	0	1	0	0	0	0	0	0	9	9	0.00	1.000								
Doug Capilla, L (7, 1) ERA:	2.0		6	0	0	0	1	0	0	0	0	0	0	8	8	0.00	0.000								
John Urrea, R (9, 1) ERA: 1.93	1.0		5	1	1	1	1	1	0	0	0	0	0	6	10	9.00	2.000								

Cincinnati Reds @ St. Louis Cardinals
 Busch Stadium, St. Louis, MO
 Wed May 11 1977, 7:05 PM CDT
 Att. 15,290 - Unknown

livebaseballscorecards.com

AB	36
R	5
H	12
RBI	5
BB	2
SO	5
LOB	14



Batter	1	2	3	4	5	6	7	8	9	AB	R	H	RBI	BB	SO	LOB
Jerry Mumphy, S OBP: 0.469, SLG: 0.607 (1, 7)	0-0 S 1B	0-0 1-3 2B		0-3 K		0-0 4-3		4-0 BB		4	1	2	0	1	1	3
Bake McBride, L OBP: 0.243, SLG: 0.333 (1, 8)	0-0 F5 1-2	0-0 L3		0-0 4-3			0-0 F7	0-3 K		5	0	0	0	0	1	7
Tony Scott, S OBP: 0.452, SLG: 0.492 (1, 9)	0-0 CS 2-H 1B		0-0 L4		0-0 F9		0-0 1B 1B		0-0 1-3	5	0	2	1	0	0	0
Ted Simmons, S OBP: 0.459, SLG: 0.663 (1, 2)	4-0 BB 1-2 BB		0-0 2B		0-0 F8		0-0 1-3 1B		0-3 K	4	0	2	0	1	1	0
Keith Hernandez, L OBP: 0.417, SLG: 0.556 (1, 3)	4-0 1-2 BB		0-3 K		4-0 BB		4-0 1-2 BB G6-4-3		0-0 1B	2	0	1	0	3	1	1
Garry Templeton, S OBP: 0.287, SLG: 0.356 (1, 6)	0-0 L6		0-0 F7		0-3 K		0-0 G6-4-3 1-2f		0-0 F5-3	3	0	0	0	0	1	4
Lou Brock, L OBP: 0.313, SLG: 0.429 (7, PH)										0	0	0	0	0	0	0
Mike Anderson, R OBP: 0.294, SLG: 0.400 (7, PH)										1	0	0	0	0	0	3
Mike Tyson, R OBP: 0.209, SLG: 0.161 (8, 4)										1	0	0	0	0	0	1
Ken Reitz, R OBP: 0.267, SLG: 0.360 (1, 5)		0-0 FC1-6 1B		0-0 FC1-6 1B		0-0 F9		0-0 4-3		4	0	2	0	0	0	0
Don Kessinger, S OBP: 0.333, SLG: 0.256 (1, 4) (8, 6)		0-0 F8		0-0 FC1-6 BB 1-2f		0-0 1B		0-0 BB 1B		4	0	2	0	0	0	2
Eric Rasmussen, R OBP: 0.214, SLG: 0.357 (1, 1)		0-0 FC1-6		4-0 BB BB BB		0-3 K		0-0 P6		1	0	0	0	0	0	1
Buddy Schultz, R OBP: 0.667, SLG: 1.167 (4, PH)										0	0	0	0	0	0	0
Roger Freed, R OBP: 0.667, SLG: 1.167 (4, PH)										0	0	0	0	1	0	0
Clay Carroll, R OBP: 0.667, SLG: 1.167 (5, 1)										0	0	0	0	0	0	0
Joel Youngblood, R OBP: 0.286, SLG: 0.313 (6, PH)										1	0	0	0	0	1	1
Doug Capilla, L OBP: 0.370, SLG: 0.395 (7, 1)										0	0	0	0	0	0	0
Hector Cruz, R OBP: 0.370, SLG: 0.395 (8, PH)										1	0	0	0	0	0	1
John Urrea, R OBP: 0.370, SLG: 0.395 (9, 1)										0	0	0	0	0	0	0

Inning Stats	R: 1	H: 2	E: 0	K: 0	S: 4	LOB: 2	BB: 2	P: 12	R: 0	H: 2	E: 0	K: 0	S: 5	LOB: 2	BB: 0	P: 5	R: 0	H: 1	E: 0	K: 1	S: 6	LOB: 1	BB: 0	P: 6	R: 0	H: 0	E: 0	K: 1	S: 5	LOB: 1	BB: 1	P: 9	R: 0	H: 1	E: 0	K: 1	S: 6	LOB: 1	BB: 0	P: 6	R: 0	H: 2	E: 0	K: 0	S: 4	LOB: 2	BB: 1	P: 8	R: 0	H: 1	E: 0	K: 1	S: 6	LOB: 2	BB: 1	P: 10	R: 0	H: 1	E: 0	K: 1	S: 6	LOB: 1	BB: 0	P: 6	R: 0	H: 1	E: 0	K: 1	S: 6	LOB: 1	BB: 0	P: 6
--------------	------	------	------	------	------	--------	-------	-------	------	------	------	------	------	--------	-------	------	------	------	------	------	------	--------	-------	------	------	------	------	------	------	--------	-------	------	------	------	------	------	------	--------	-------	------	------	------	------	------	------	--------	-------	------	------	------	------	------	------	--------	-------	-------	------	------	------	------	------	--------	-------	------	------	------	------	------	------	--------	-------	------

PITCHER	IP	WLS	BF	H	R	ER	SO	BB	IBB	HBP	BLK	WP	HR	S	P	ERA	WHIP
Jack Billingham, R ERA: 4.79 (1, 1)	6.1	W	32	9	1	1	4	5	0	0	0	0	0	35	55	1.42	2.211
Mike Caldwell, L ERA: 3.09 (7, 1)	2.2	S	10	2	0	0	2	1	0	0	0	0	0	13	17	0.00	1.125

BOTTOM

Cincinnati Reds @ St. Louis Cardinals
 Busch Stadium, St. Louis, MO
 Wed May 11 1977, 7:05 PM CDT
 Att. 15,290 - Unknown

AB	36
R	1
H	11
RBI	1
BB	6
SO	6
LOB	24



WP	PA	ERA	WHIP
0	42		

Batter	1	2	3	4	5	6	7	8	9	AB R H RBI BB SO LOB	TOP
Pete Rose, S (1, 5) <small>OBP: 0.414, SLG: 0.455</small> Doug Flynn, R (8, 4) <small>OBP: 0.111, SLG: 0.111</small>	4-0 6-3 WP SF8 BB		0-3 K		0-0 6-3			0-0 6-3		3 1 0 0 1 1 1 0 0 0 0 0 0 0	
Ken Griffey, L (1, 9) <small>OBP: 0.364, SLG: 0.450</small>	0-0 6-3		4-0 BB BB		0-0 4-3			0-0 2B		3 0 1 0 1 0 1	
Joe Morgan, L (1, 4) <small>OBP: 0.419, SLG: 0.448</small> Pedro Borbon, R (8, 1) <small>OBP: 0.667, SLG: 1.000</small>	4-0 SF8 BB		0-0 P5		0-0 1-3			0-3 K		3 0 0 0 1 1 3 0 0 0 0 0 0 0	
Dan Driessen, L (1, 3) <small>OBP: 0.317, SLG: 0.435</small>	0-0 SF8		4-0 BB BB		0-0 F9			0-3 K		2 0 0 1 1 1 0	
George Foster, R (1, 7) <small>OBP: 0.366, SLG: 0.491</small>	0-3 K		0-0 F2		0-0 P3			0-0 6-3		4 0 0 0 0 1 4	
Cesar Geronimo, L (1, 8) <small>OBP: 0.250, SLG: 0.347</small>		0-0 F8		0-0 F8			0-0 4-3		0-0 4-3	4 0 0 0 0 0 0	
Dave Concepcion, R (1, 6) <small>OBP: 0.272, SLG: 0.273</small>		0-0 4-3		0-3 K			0-3 K			3 0 0 0 0 2 0	
Bill Plummer, R (1, 2) <small>OBP: 0.200, SLG: 0.174</small>		0-3 K		0-3 K			0-0 F2			3 0 0 0 0 2 0	
Pat Zachry, R (1, 1) <small>OBP: 0.267, SLG: 0.214</small> Dale Murray, R (6, 1) Ray Knight, R (8, PH) <small>OBP: 0.400, SLG: 0.600</small> (8, 5)			4-0 BB BB BB		0-3 K			0-3 K		1 0 0 0 1 1 0 0 0 0 0 0 0 0 1 0 0 0 0 1 0	
Inning Stats	R: 1 H: 0 E: 0 LOB: 1 K: 1 BB: 2 S: 5 P: 13	R: 0 H: 0 E: 0 LOB: 0 K: 1 BB: 0 S: 5 P: 5	R: 0 H: 0 E: 0 LOB: 3 K: 1 BB: 3 S: 5 P: 17	R: 0 H: 0 E: 0 LOB: 0 K: 2 BB: 0 S: 7 P: 7	R: 0 H: 0 E: 0 LOB: 0 K: 1 BB: 0 S: 5 P: 5	R: 0 H: 0 E: 0 LOB: 0 K: 0 BB: 0 S: 3 P: 3	R: 0 H: 0 E: 0 LOB: 0 K: 1 BB: 0 S: 5 P: 5	R: 0 H: 1 E: 0 LOB: 1 K: 2 BB: 0 S: 8 P: 8	R: 0 H: 0 E: 0 LOB: 0 K: 1 BB: 0 S: 5 P: 5	1B: 0 SF: 1 2B: 1 SAC: 0 3B: 0 DP: 0 HR: 0 HBP: 0	WP: 1 PA: 33 PB: 0 SB: 0 CS: 0
PITCHER John D'Acquisto, R (1, 1) <small>ERA: 2.25</small> Buddy Schultz, L (5, 1) <small>ERA: 1.23</small> Al Hrabosky, L (9, 1) <small>ERA: 2.2</small>	IP WLS BF H R ER SO BB IBB HBP BLK WP HR S P ERA WHIP 4.0 0 17 0 1 1 5 5 0 0 0 1 0 22 42 2.25 1.250										
PITCHER John D'Acquisto, R (1, 1) <small>ERA: 2.25</small> Buddy Schultz, L (5, 1) <small>ERA: 1.23</small> Al Hrabosky, L (9, 1) <small>ERA: 2.2</small>	IP WLS BF H R ER SO BB IBB HBP BLK WP HR S P ERA WHIP 4.0 W 13 1 0 0 4 0 0 0 0 0 0 0 21 21 0.00 0.250										
PITCHER John D'Acquisto, R (1, 1) <small>ERA: 2.25</small> Buddy Schultz, L (5, 1) <small>ERA: 1.23</small> Al Hrabosky, L (9, 1) <small>ERA: 2.2</small>	IP WLS BF H R ER SO BB IBB HBP BLK WP HR S P ERA WHIP 1.0 3 0 0 0 1 0 0 0 0 0 0 0 5 5 0.00 0.000										

Cincinnati Reds @ St. Louis Cardinals
 Busch Stadium, St. Louis, MO
 Thu May 12 1977, 3:33 AM CDT
 Att. 23,812 - Sunny

livebaseballscorecards.com

AB	27
R	1
H	1
RBI	1
BB	5
SO	10
LOB	9



Batter	1	2	3	4	5	6	7	8	9
Lou Brock, L (1, 7) Hector Cruz, R (4, 9) OBP: 0.316, SLG: 0.430 OBP: 0.358, SLG: 0.381	0-0 P4		0-0 CS 1B	0-0 F9		0-3 K	0-0 P4		
Don Kessinger, S (1, 6) OBP: 0.358, SLG: 0.319	0-0 1B 2B		0-0 F5 1-2		0-0 F8	0-0 1B 2B 1-3 2-H 3-H		4-0 2B 2B BB	
Tony Scott, S (1, 8) OBP: 0.462, SLG: 0.500	0-0 G6-4-3 1B 2-3		0-3 K		0-0 S 1B	0-0 2B 1B 2-H 3-H		0-0 F7	
Ted Simmons, S (1, 2) Al Hrabosky, R (9, 1) OBP: 0.486, SLG: 0.677 OBP: 0.358, SLG: 0.381	0-0 G6-4-3 1-2f			4-0 BB 1B BB	0-0 F7 1-2	0-0 1B 2B 1-H		0-0 2B 2B 1-3	
Keith Hernandez, L (1, 3) OBP: 0.425, SLG: 0.559		4-0 F9 HBP BB		0-0 L8	0-3 K	4-0 1B BB		0-0 2B 2-H 3-H	
Jerry Mumphrey, S (1, 9) OBP: 0.514, SLG: 0.613 (4, 7)		1-0 H 1-2 HBP		0-0 1B BB SF8 1B		0-0 1B BB 1-2 2-H		0-0 F7	
Ken Reitz, R (1, 5) OBP: 0.275, SLG: 0.359		0-0 F9 2-3		4-0 SF8 1B BB 1-2 2-3		0-0 F6			
Mike Tyson, R (1, 4) OBP: 0.211, SLG: 0.167		0-0 P4		0-0 SF8 1B 1-2 2-3 3-H		0-0 F5	0-0 G3		
John D'Acquisto, R (1, 1) Bake McBride, L (4, PH) Buddy Schultz, R (5, 1) Dave Rader, L (9, 2) OBP: 0.239, SLG: 0.333		0-3 K		0-0 SF8 1-2 2-3 3-H		4-0 2B 1B BB	0-0 4-3		

AB	R	H	RBI	BB	SO	LOB
2	0	1	0	0	0	0
3	0	0	0	0	1	5
4	2	2	2	1	0	1
5	1	3	2	0	1	1
4	3	2	1	1	0	3
0	0	0	0	0	0	0
3	0	1	2	2	1	2
3	2	2	1	1	0	0
3	1	1	0	1	0	4
4	0	1	1	0	0	4
1	0	0	0	0	1	2
0	0	0	1	0	0	0
1	1	0	0	1	0	0
0	0	0	0	0	0	0

BOTTOM

Cincinnati Reds @ St. Louis Cardinals
 Busch Stadium, St. Louis, MO
 Thu May 12 1977, 3:33 AM CDT
 Att. 23,812 - Sunny

AB	33
R	10
H	13
RBI	10
BB	7
SO	4
LOB	22



Inning Stats	R	H	E	K	S	R	H	E	K	S	R	H	E	K	S	R	H	E	K	S	R	H	E	K	S
	0	2	0	0	4	0	0	0	1	5	0	0	0	0	0	0	0	0	0	0	0	0	0	0	0
	0	0	0	1	10	0	0	0	0	0	0	0	0	0	0	0	0	0	0	0	0	0	0	0	0
	0	0	0	0	4	0	0	0	0	0	0	0	0	0	0	0	0	0	0	0	0	0	0	0	0
	0	0	0	0	4	0	0	0	0	0	0	0	0	0	0	0	0	0	0	0	0	0	0	0	0
	0	0	0	0	4	0	0	0	0	0	0	0	0	0	0	0	0	0	0	0	0	0	0	0	0
	0	0	0	0	4	0	0	0	0	0	0	0	0	0	0	0	0	0	0	0	0	0	0	0	0
	0	0	0	0	4	0	0	0	0	0	0	0	0	0	0	0	0	0	0	0	0	0	0	0	0

PITCHER	IP	WLS	BF	H	R	ER	SO	BB	IBB	HBP	BLK	WP	HR	S	P	ERA	WHIP
Pat Zachry, R (1, 1) ERA: 4.84	5.2	L	30	9	7	7	4	5	0	1	0	0	0	32	53	11.12	2.471
Dale Murray, R (6, 1) ERA: 8.1	1.1		7	2	1	1	0	1	0	0	0	0	0	6	10	6.75	2.250
Pedro Borbon, R (8, 1) ERA: 2.25	1.0		5	2	2	2	0	1	0	0	0	0	0	4	8	18.00	3.000

WP	PA	ERA	WHIP
0	42		
0			
1			
1			

Batter	1	2	3	4	5	6	7	8	9	AB R H RBI BB SO LOB	TOP	
Jerry Mumphrey, S (1, 7) OBP: 0.500, SLG: 0.600 (9, 9)	0-0 4-3 2B		0-3 K			0-0 4-3		0-0 4-3	0-0 FC4-6 BB	4 0 1 0 1 1 1		
Don Kessinger, S (1, 6) Mike Anderson, R (8, PH) Garry Templeton, S (8, 6) OBP: 0.339, SLG: 0.300 OBP: 0.278, SLG: 0.375 OBP: 0.284, SLG: 0.352	0-0 4-3 2-3		0-0 4-3			0-0 P6		0-0 4-3	0-0 FC4-6 1-2f	3 0 0 0 0 0 1 1 0 0 0 0 0 1 1 0 0 0 0 0 2		
Tony Scott, S (1, 8) OBP: 0.451, SLG: 0.479	0-3 K		0-0 6-3			4-0 CS BB		0-0 F8		3 0 0 0 1 1 2		
Hector Cruz, R (1, 9) Lou Brock, L (9, PR) OBP: 0.364, SLG: 0.379 OBP: 0.316, SLG: 0.430 (9, 7)	0-0 F7		0-3 K			0-0 CS 1-2		0-0 G4-6-3 1B	4-0 FC1-5 S BB	3 0 1 0 1 1 1 0 0 0 0 0 0 0		
Ted Simmons, S (1, 2) OBP: 0.475, SLG: 0.673						0-0 G4-6-3 1B		0-0 G4-6-3 1-2f	4-0 FC1-5 HR IBB	2 1 1 0 2 0 1		
Roger Freed, R (1, 3) Joel Youngblood, R (7, PR) Keith Hernandez, L (7, 3) OBP: 0.667, SLG: 1.000 OBP: 0.368, SLG: 0.313 OBP: 0.421, SLG: 0.553						0-0 G4-6-3 1-2f		4-0 1B BB	0-0 FC1-5 HR 1-2 2-3f	2 0 1 0 1 0 1 0 0 0 0 0 0 0 1 1 0 0 0 0 2		
Ken Reitz, R (1, 5) OBP: 0.283, SLG: 0.393						0-0 F8		0-0 1-2 1B	0-0 HR 1-H 2-H	4 1 2 3 0 0 2		
Mike Tyson, R (1, 4) OBP: 0.200, SLG: 0.157						0-0 5-3		0-0 F9	0-0 F8	4 0 0 0 0 0 5		
Bob Forsch, R (1, 1) Al Hrabosky, R (9, PH) OBP: 0.250, SLG: 0.167 (9, 1)						0-0 4-3		0-0 4-3 1B	0-0 E6 BB	3 0 1 0 0 0 2 1 0 0 0 0 0 1		
Inning Stats	R: 0 H: 1 E: 0 LOB: 1 K: 1 BB: 0 S: 6 P: 6	R: 0 H: 1 E: 0 LOB: 2 K: 0 BB: 1 S: 4 P: 8	R: 0 H: 0 E: 0 LOB: 0 K: 1 BB: 0 S: 5 P: 5	R: 0 H: 1 E: 0 LOB: 0 K: 1 BB: 0 S: 5 P: 5	R: 0 H: 0 E: 0 LOB: 0 K: 0 BB: 0 S: 3 P: 3	R: 0 H: 0 E: 0 LOB: 0 K: 0 BB: 1 S: 2 P: 6	R: 0 H: 2 E: 0 LOB: 2 K: 0 BB: 1 S: 4 P: 8	R: 0 H: 1 E: 0 LOB: 1 K: 0 BB: 0 S: 4 P: 4	R: 3 H: 1 E: 1 LOB: 2 K: 0 BB: 3 S: 5 P: 17	1B: 5 SF: 0 2B: 1 SAC: 0 3B: 0 DP: 2 HR: 1 HBP: 0	WP: 0 PA: 39 PB: 0 SB: 1 CS: 1	
PITCHER Jamie Easterly, L (1, 1) ERA: 7.27 Don Collins, L (9, 1) ERA: 3.97	IP WLS BF H R ER SO BB IBB HBP BLK WP HR S P ERA WHIP	8.0 30 6 0 0 3 3 0 0 0 0 0 0 33 45 0.00 1.125	1.0 L 8 1 3 3 0 2 1 0 0 0 0 1 5 17 27.00 3.000	PITCHER IP WLS BF H R ER SO BB IBB HBP BLK WP HR S P ERA WHIP								

St. Louis Cardinals @ Atlanta Braves
Atlanta-Fulton County Stadium, Atlanta, GA

Fri May 13 1977, 7:05 PM EDT
Att: 19,866 - Unknown

livebaseballscorecards.com

AB 32
R 3
H 7
RBI 3
BB 6
SO 3
LOB 22



Batter	1	2	3	4	5	6	7	8	9	AB R H RBI BB SO LOB	TOP			
Lou Brock, L (1, 7) OBP: 0.320, SLG: 0.459	0-0 4-3 3B	0-0 3-1		0-0 4-3		0-0 P3		0-0 1B 2-H 2B		5 1 2 1 0 0 1				
Garry Templeton, S (1, 6) OBP: 0.298, SLG: 0.391	0-0 G3		0-0 HR	0-0 CS 1B		0-0 F8		0-0 2-3 1B		5 1 3 1 0 0 1				
Bake McBride, L (1, 8) OBP: 0.224, SLG: 0.310	0-0 4-3		0-0 F8	0-0 G3 1-3		0-0 F7		0-0 1-3		5 0 0 1 0 0 3				
Ted Simmons, S (1, 2) OBP: 0.472, SLG: 0.657	0-0 BB 1B		0-3 K		0-0 3-1		4-0 1B BB		0-3 K	4 0 1 0 1 2 0				
Keith Hernandez, L (1, 3) OBP: 0.429, SLG: 0.592	4-0 1-2 BB		0-0 2B 2B		0-0 P4		0-0 F9		0-0 HR	4 2 2 1 1 0 1				
Jerry Mumphrey, S (1, 9) OBP: 0.511, SLG: 0.667	0-0 F8		4-0 2B IBB		0-0 HR		0-0 CS 1B		0-3 K	4 1 2 1 1 1 2				
Ken Reitz, R (1, 5) OBP: 0.297, SLG: 0.432		4-0 SH1-4 BB	0-0 1-3 2-H 2B		0-0 HR		0-0 CS 1-2		0-3 K	4 1 2 2 1 1 0				
Mike Tyson, R (1, 4) OBP: 0.228, SLG: 0.178		0-0 P6	0-0 IBB		0-0 1B		0-0 SH3-4 2B 1B			3 1 2 0 1 0 1				
Pete Falcone, L (1, 1) OBP: 0.083, SLG: 0.083		0-0 SH1-4	0-0 4-3		0-3 K		0-0 SH3-4			1 0 0 0 0 0 3				
Clay Carroll, R (3, 1)										1 0 0 0 0 1 1				
John Urrea, R (6, 1)										0 0 0 0 0 0 0				
Inning Stats	R: 1 E: 0 K: 0 S: 5 H: 2 LOB: 2 BB: 1 P: 9	R: 0 E: 0 K: 0 S: 3 H: 0 LOB: 1 BB: 1 P: 7	R: 2 E: 0 K: 1 S: 8 H: 3 LOB: 3 BB: 2 P: 16	R: 0 E: 0 K: 0 S: 3 H: 1 LOB: 0 BB: 0 P: 3	R: 2 E: 0 K: 1 S: 8 H: 3 LOB: 1 BB: 0 P: 8	R: 0 E: 0 K: 0 S: 3 H: 0 LOB: 0 BB: 0 P: 3	R: 0 E: 0 K: 0 S: 2 H: 1 LOB: 0 BB: 1 P: 6	R: 1 E: 0 K: 3 S: 6 H: 3 LOB: 2 BB: 0 P: 6	R: 1 E: 0 K: 3 S: 10 H: 1 LOB: 0 BB: 0 P: 10	1B: 6 2B: 3 3B: 1 HR: 4 SF: 0 SAC: 2 DP: 0 HBP: 0	WP: 0 PB: 0 SB: 1 CS: 2 PA: 44			
PITCHER	IP WLS BF H R ER SO BB IBB HBP BLK WP HR S P ERA WHIP												PITCHER	IP WLS BF H R ER SO BB IBB HBP BLK WP HR S P ERA WHIP
Buzz Capra, R (1, 1) ERA: 7.03	5.0 L 27 9 5 5 2 2 2 0 0 0 0 3 27 43 9.00 2.200													
Don Collins, L (6, 1) ERA: 3.38	2.0 6 1 0 0 0 1 0 0 0 0 0 5 9 0.00 1.000													
Rick Camp, R (8, 1) ERA: 3.04	2.0 10 4 2 2 3 0 0 0 0 0 1 16 16 9.00 2.000													

St. Louis Cardinals @ Atlanta Braves
Atlanta-Fulton County Stadium, Atlanta, GA

Sat May 14 1977, 7:05 PM EDT
Att: 10,479 - Unknown

livebaseballscorecards.com

AB 36
R 7
H 14
RBI 7
BB 5
SO 5
LOB 13



BOTTOM

St. Louis Cardinals @ Atlanta Braves
Atlanta-Fulton County Stadium, Atlanta, GA

Sat May 14 1977, 7:05 PM EDT
Att. 10,479 - Unknown

livebaseballscorecards.com

AB	37
R	6
H	11
RBI	4
BB	2
SO	3
LOB	16



WP: 0	PA: 40
PB: 0	
SB: 2	
CS: 0	

AB R H RBI BB SO LOB

5	2	2	0	0	0	3
5	0	1	1	0	0	2
5	1	2	1	0	1	0
4	0	0	0	1	1	2
4	0	1	0	0	0	2
3	1	2	2	0	0	0
1	0	0	0	0	0	1
4	1	2	0	0	1	2
3	1	1	0	1	0	1
2	0	0	0	0	0	1
0	0	0	0	0	0	0
0	0	0	0	0	0	0
0	0	0	0	0	0	0
1	0	0	0	0	0	2

1B:	9	SF:	0
2B:	1	SAC:	1
3B:	0	DP:	0
HR:	1	HBP:	0

WP:	0	PA:	40
PB:	0		
SB:	2		
CS:	0		

Batter	1	2	3	4	5	6	7	8	9
Jerry Royster, R OBP: 0.257, SLG: 0.242 (1, 6)	0-0 S E 1B		0-0 1B E 1B	0-0 G3			0-0 F9		0-0 F9
Rowland Office, L OBP: 0.288, SLG: 0.308 (1, 8)	0-0 P3 1-H		0-0 F2		0-0 5-3		0-0 F5		0-0 1B 1B 1-2 2-H
Junior Moore, R OBP: 0.396, SLG: 0.367 (1, 5)	0-3 K		0-0 E9 F9 BB 1B 1B		0-0 6-3		0-0 G3	0-0 G3 1-2 2-H	0-0 1B 1B
Jeff Burroughs, R OBP: 0.380, SLG: 0.488 (1, 9)	0-0 6-3		4-0 1B BB		0-3 K		0-0 F8	0-0 F8	0-0 F9
Gary Matthews, R OBP: 0.425, SLG: 0.507 (1, 7)		0-0 F9	0-0 F9			0-0 4-3		0-0 2B	
Vic Correll, R OBP: 0.372, SLG: 0.500 Biff Pocaroba, S OBP: 0.299, SLG: 0.347 (8, PH) (9, 2)		0-0 HR	0-0 1B			0-0 F8		0-0 4-3	
Tom Paciorek, R OBP: 0.235, SLG: 0.379 (1, 3)		0-0 FC4-6 1B	0-3 K			0-0 F3			0-0 E7 1B 1B
Rod Gilbreath, R OBP: 0.270, SLG: 0.231 (1, 4)		0-0 F8		0-0 6-3			0-0 SH1-4 1B		4-0 1B 1B BB
Buzz Capra, R Don Collins, R Darrel Chaney, S Rick Camp, R Brian Asselstine, L OBP: 0.293, SLG: 0.342 (1, 1) (6, 1) (7, PH) (8, 1) (9, PH)		0-0 FC4-6 1-2f		0-0 6-3			0-0 SH1-4 1-2		0-0 F2

Inning Stats	R: 1	H: 1	E: 0	K: 1	S: 6	H: 1	LOB: 0	BB: 0	P: 6	R: 1	H: 2	E: 0	K: 0	S: 5	H: 2	LOB: 1	BB: 0	P: 5	R: 2	H: 3	E: 1	K: 1	S: 8	H: 3	LOB: 2	BB: 1	P: 12	R: 0	H: 0	E: 0	K: 0	S: 3	H: 0	LOB: 0	BB: 0	P: 3	R: 0	H: 0	E: 0	K: 1	S: 5	H: 0	LOB: 0	BB: 0	P: 5	R: 0	H: 0	E: 0	K: 0	S: 3	H: 0	LOB: 0	BB: 0	P: 3	R: 0	H: 1	E: 0	K: 0	S: 4	H: 1	LOB: 1	BB: 0	P: 4	R: 0	H: 1	E: 0	K: 0	S: 4	H: 1	LOB: 1	BB: 0	P: 4	R: 2	H: 3	E: 1	K: 0	S: 6	H: 3	LOB: 2	BB: 1	P: 10	1B: 9	SF: 0	2B: 1	SAC: 1	3B: 0	DP: 0	HR: 1	HBP: 0
--------------	------	------	------	------	------	------	--------	-------	------	------	------	------	------	------	------	--------	-------	------	------	------	------	------	------	------	--------	-------	-------	------	------	------	------	------	------	--------	-------	------	------	------	------	------	------	------	--------	-------	------	------	------	------	------	------	------	--------	-------	------	------	------	------	------	------	------	--------	-------	------	------	------	------	------	------	------	--------	-------	------	------	------	------	------	------	------	--------	-------	-------	-------	-------	-------	--------	-------	-------	-------	--------

PITCHER	IP	WLS	BF	H	R	ER	SO	BB	IBB	HBP	BLK	WP	HR	S	P	ERA	WHIP
Pete Falcone, L ERA: 5.27 (1, 1)	2.2		15	6	4	3	1	1	0	0	0	0	1	16	20	10.12	2.625
Clay Carroll, R ERA: 2.79 (3, 1)	2.1	W	7	0	0	0	2	0	0	0	0	0	0	11	11	0.00	0.000
John Urrea, R ERA: 2.38 (6, 1)	4.0	S	18	5	2	2	0	1	0	0	0	0	0	17	21	4.50	1.500

WP: 0 PA: 40

ERA	WHIP
-----	------

Batter	1	2	3	4	5	6	7	8	9	AB R H RBI BB SO LOB	TOP											
Lou Brock, L (1, 7) OBP: 0.321, SLG: 0.455 Hector Cruz, R (4, 9) OBP: 0.363, SLG: 0.371	0-0 F7		0-0 FC4-8 1B	0-0 E6 1B 2B	0-0 F8		4-0 BB		0-3 K	3 1 1 1 0 0 1 2 0 0 0 1 1 1												
Garry Templeton, S (1, 6) OBP: 0.300, SLG: 0.388	0-0 4-3		0-0 FC4-6 1-2f	0-0 2B 1B	0-0 F7		0-0 F8		0-0 1B 1B	6 1 2 0 0 0 4												
Bake McBride, L (1, 8) OBP: 0.244, SLG: 0.377	0-0 F7		0-0 4-3	0-0 1B 2B	0-0 FC6-4 1-2f			0-0 HR	0-0 FC6-4 1B	6 2 3 4 0 0 2												
Keith Hernandez, L (1, 3) OBP: 0.435, SLG: 0.584 Ted Simmons, S (9, PH) OBP: 0.468, SLG: 0.651		0-0 F7		0-0 1B BB		0-0 F8 1B		0-0 4-3	0-0 F8	3 2 1 0 2 0 0 1 0 0 0 0 0 2												
Jerry Mumphy, S (1, 9) OBP: 0.528, SLG: 0.773		0-0 FC5-2-5 3B		0-0 1B BB		0-3 K		0-0 HR	0-0 FC6-4	5 2 3 2 1 1 3												
Ken Reitz, R (1, 5) OBP: 0.293, SLG: 0.422		0-0 FC5-2-5 2B		0-0 1B P4		0-0 F8 1-2		0-3 K		5 2 1 0 0 1 4												
Dave Rader, L (1, 2) OBP: 0.462, SLG: 0.667		0-0 1-H 2B		0-0 E8 1B			0-0 2B	0-0 2B		5 1 5 3 0 0 0												
Mike Tyson, R (1, 4) OBP: 0.238, SLG: 0.182		0-0 G3		0-0 1B E			0-0 F9	4-0 IBB		4 1 1 1 1 0 4												
John Denny, R (1, 1) OBP: 0.143, SLG: 0.100 Doug Capilla, L (6, 1) Buddy Schultz, R (6, 1) Al Hrabosky, R (6, 1) John D'Acquisto, R (8, 1)			0-3 K	0-3 K	0-0 FC6-4 1B		0-0 F3	0-0 F7		3 0 1 0 0 2 2 0 0 0 0 0 0 0 0 0 0 0 0 0 0 2 0 0 0 0 0 3 0 0 0 0 0 0 0												
Inning Stats	R: 0 E: 0 K: 0 S: 3	H: 0 LOB: 0 BB: 0 P: 3	R: 1 E: 0 K: 0 S: 5	H: 2 LOB: 1 BB: 0 P: 5	R: 0 E: 0 K: 1 S: 6	H: 1 LOB: 1 BB: 0 P: 6	R: 9 E: 2 K: 1 S: 13	H: 7 LOB: 2 BB: 3 P: 25	R: 0 E: 0 K: 0 S: 4	H: 1 LOB: 1 BB: 0 P: 4	R: 0 E: 0 K: 1 S: 5	H: 1 LOB: 1 BB: 0 P: 5	R: 0 E: 0 K: 0 S: 4	H: 1 LOB: 2 BB: 1 P: 8	R: 2 E: 0 K: 1 S: 8	H: 3 LOB: 2 BB: 1 P: 12	R: 0 E: 0 K: 1 S: 7	H: 2 LOB: 2 BB: 0 P: 7	1B: 11 2B: 4 3B: 1 HR: 2	SF: 0 SAC: 0 DP: 0 HBP: 0	WP: 1 PA: 50 PB: 0 SB: 0 CS: 0	
PITCHER	IP WLS BF H R ER SO BB IBB HBP BLK WP HR S P ERA WHIP	IP WLS BF H R ER SO BB IBB HBP BLK WP HR S P ERA WHIP	IP WLS BF H R ER SO BB IBB HBP BLK WP HR S P ERA WHIP	IP WLS BF H R ER SO BB IBB HBP BLK WP HR S P ERA WHIP	IP WLS BF H R ER SO BB IBB HBP BLK WP HR S P ERA WHIP	IP WLS BF H R ER SO BB IBB HBP BLK WP HR S P ERA WHIP	IP WLS BF H R ER SO BB IBB HBP BLK WP HR S P ERA WHIP	IP WLS BF H R ER SO BB IBB HBP BLK WP HR S P ERA WHIP	IP WLS BF H R ER SO BB IBB HBP BLK WP HR S P ERA WHIP	IP WLS BF H R ER SO BB IBB HBP BLK WP HR S P ERA WHIP	IP WLS BF H R ER SO BB IBB HBP BLK WP HR S P ERA WHIP	IP WLS BF H R ER SO BB IBB HBP BLK WP HR S P ERA WHIP	IP WLS BF H R ER SO BB IBB HBP BLK WP HR S P ERA WHIP	IP WLS BF H R ER SO BB IBB HBP BLK WP HR S P ERA WHIP	IP WLS BF H R ER SO BB IBB HBP BLK WP HR S P ERA WHIP	IP WLS BF H R ER SO BB IBB HBP BLK WP HR S P ERA WHIP	IP WLS BF H R ER SO BB IBB HBP BLK WP HR S P ERA WHIP	IP WLS BF H R ER SO BB IBB HBP BLK WP HR S P ERA WHIP	IP WLS BF H R ER SO BB IBB HBP BLK WP HR S P ERA WHIP	IP WLS BF H R ER SO BB IBB HBP BLK WP HR S P ERA WHIP	IP WLS BF H R ER SO BB IBB HBP BLK WP HR S P ERA WHIP	
Phil Niekro, R (1, 1) ERA: 6.79 Frank LaCorte, R (4, 1) ERA: 13.5 Dave Campbell, R (4, 1) ERA: 1.69 Bob Johnson, R (6, 1) ERA: 7.2 Rick Camp, R (7, 1) ERA: 3.51	3.0 0.1 1.2 1.0 2.0	0.1 0.1 1.2 1.0 2.0	0.1 0.1 1.2 1.0 2.0	0.1 0.1 1.2 1.0 2.0	0.1 0.1 1.2 1.0 2.0	0.1 0.1 1.2 1.0 2.0	0.1 0.1 1.2 1.0 2.0	0.1 0.1 1.2 1.0 2.0	0.1 0.1 1.2 1.0 2.0	0.1 0.1 1.2 1.0 2.0	0.1 0.1 1.2 1.0 2.0	0.1 0.1 1.2 1.0 2.0	0.1 0.1 1.2 1.0 2.0	0.1 0.1 1.2 1.0 2.0	0.1 0.1 1.2 1.0 2.0	0.1 0.1 1.2 1.0 2.0	0.1 0.1 1.2 1.0 2.0	0.1 0.1 1.2 1.0 2.0	0.1 0.1 1.2 1.0 2.0	0.1 0.1 1.2 1.0 2.0	0.1 0.1 1.2 1.0 2.0	0.1 0.1 1.2 1.0 2.0
Don Collins, L (9, 1) ERA: 3.14	1.0 S	1.0 S	1.0 S	1.0 S	1.0 S	1.0 S	1.0 S	1.0 S	1.0 S	1.0 S	1.0 S	1.0 S	1.0 S	1.0 S	1.0 S	1.0 S	1.0 S	1.0 S	1.0 S	1.0 S	1.0 S	1.0 S

St. Louis Cardinals @ Atlanta Braves
Atlanta-Fulton County Stadium, Atlanta, GA

Sun May 15 1977, 3:33 AM EDT
Att: 36,693 - Unknown

livebaseballscorecards.com

AB	45
R	12
H	18
RBI	11
BB	5
SO	5
LOB	26



Batter	1	2	3	4	5	6	7	8	9	AB R H RBI BB SO LOB	TOP											
Jerry Mumphrey, S (1, 7) OBP: 0.517, SLG: 0.729	0-0 S 1B		0-0 E6 1B		4-0 BB BB BB 1B BB		0-0 F8 1		0-0 FC4 E 1-2f	4 1 1 0 1 0 1	St. Louis Cardinals @ Houston Astros Astrodome, Houston, TX Tue May 17 1977, 8:05 PM EDT Att. 7,443 - Dome											
Garry Templeton, S (1, 6) OBP: 0.296, SLG: 0.380	0-3 K 1-2		0-0 1B		0-0 6-3 1-2		0-0 F7 2		0-0 E4 1-2	5 0 1 1 0 0 1 3												
Tony Scott, S (1, 8) OBP: 0.437, SLG: 0.461	0-0 P5		0-0 F8 3		0-0 1B 2-H		0-0 F7 3		0-0 4-3 3	5 0 1 1 0 0 5												
Hector Cruz, R (1, 9) OBP: 0.358, SLG: 0.359	0-0 L4 3			4-0 S BB	0-3 K 3			0-0 6-3 1		3 0 0 0 1 1 2												
Ted Simmons, S (1, 2) OBP: 0.454, SLG: 0.627		0-3 K 1		0-0 F7 1-2 1		0-0 F8 1		0-0 F9 2		4 0 0 0 0 1 1												
Keith Hernandez, L (1, 3) OBP: 0.453, SLG: 0.602		0-0 G5-4-3 1B		4-0 BB		4-0 FC6-4 BB		0-0 2B		2 0 2 0 2 0 0												
Ken Reitz, R (1, 5) OBP: 0.283, SLG: 0.408		0-0 G5-4-3 1-2f		0-3 K 2		0-0 FC6-4 E 1-2f		0-0 1-3 3		4 1 0 0 0 1 5												
Mike Tyson, R (1, 4) OBP: 0.241, SLG: 0.188 Bake McBride, L (9, PH) OBP: 0.253, SLG: 0.385			0-0 F7 1	0-0 F7 3		0-0 E2 1-H 1B		0-0 FC4 1B		3 0 1 1 0 0 2 1 0 1 0 0 0 0												
Eric Rasmussen, R (1, 1) OBP: 0.176, SLG: 0.294 John Urrea, R (8, 1) Lou Brock, L (9, PH) OBP: 0.318, SLG: 0.451			0-0 5-3 2		0-0 L4 1	0-0 5-3 3		0-3 K 1		3 0 0 0 0 0 1 0 0 0 0 0 0 0 1 0 0 0 0 1 1												
Inning Stats	R: 0 E: 0 K: 1 S: 6	H: 1 LOB: 1 BB: 0 P: 6	R: 0 E: 0 K: 1 S: 5	H: 1 LOB: 0 BB: 0 P: 5	R: 0 E: 1 K: 0 S: 5	H: 1 LOB: 2 BB: 0 P: 5	R: 0 E: 0 K: 1 S: 5	H: 0 LOB: 2 BB: 2 P: 13	R: 1 E: 0 K: 1 S: 6	H: 1 LOB: 1 BB: 1 P: 10		R: 1 E: 1 K: 0 S: 4	H: 1 LOB: 1 BB: 1 P: 8	R: 0 E: 0 K: 0 S: 3	H: 0 LOB: 0 BB: 0 P: 3	R: 0 E: 0 K: 0 S: 4	H: 1 LOB: 1 BB: 0 P: 4	R: 0 E: 1 K: 1 S: 7	H: 1 LOB: 2 BB: 0 P: 7	1B: 6 2B: 1 3B: 0 HR: 0	SF: 0 SAC: 0 DP: 1 HBP: 0	WP: 0 PB: 0 SB: 3 CS: 0
PITCHER	IP WLS BF H R ER SO BB IBB HBP BLK WP HR S P ERA WHIP																					
Floyd Bannister, L (1, 1) ERA: 7.09 Ken Forsch, R (8, 1) ERA: 2.96	7.0 0 30 5 2 2 4 4 0 0 0 0 0 0 34 50 2.57 1.286																					
	2.0 W 9 2 0 0 1 0 0 0 0 0 0 0 0 11 11 0.00 1.000																					

livebaseballscorecards.com

AB	35
R	2
H	7
RBI	2
BB	4
SO	5
LOB	21



Batter	1	2	3	4	5	6	7	8	9
Julio Gonzalez, R OBP: 0.317, SLG: 0.369 (1, 6)	0-0 F9		0-0 F8			0-0 F8	0-0 FC4-6		
Enos Cabell, R OBP: 0.292, SLG: 0.419 (1, 5)	0-0 F8		0-0 6-3			0-0 5-3			
Cesar Cedeno, R OBP: 0.345, SLG: 0.272 Willie Crawford, L OBP: 0.342, SLG: 0.358 (6, PH) Art Gardner, L OBP: 0.167, SLG: 0.138 (9, 7)	0-3 K			0-0 F8		0-0 P5			
Cliff Johnson, R OBP: 0.459, SLG: 0.740 (1, 7) (7, 9) (8, 3)		0-0 FC4-6 1B		0-0 F8			0-0 HR	0-0 HR	
Jose Cruz, L OBP: 0.296, SLG: 0.349 (1, 9) (7, 8) (8, 9)		0-0 FC4-6		4-0 BB			0-0 F8	4-0 SH2-3 BB	
Bob Watson, R OBP: 0.321, SLG: 0.356 Wilbur Howard, S OBP: 0.294, SLG: 0.471 (7, PR) (8, 8)		0-0 F9		0-0 5-3			0-0 E4 1B	0-0 SH2-3	
Joe Ferguson, R OBP: 0.422, SLG: 0.533 (1, 2)		0-3 K			0-0 G3		0-0 5-3 1B	0-3 K	
Art Howe, R OBP: 0.344, SLG: 0.345 (1, 4)			0-0 SH5-3 1B		0-0 F9		0-0 5-3	0-0 5-3	
Floyd Bannister, L OBP: 0.125, SLG: 0.125 Ken Boswell, L OBP: 0.400, SLG: 0.333 Ken Forsch, R (8, 1)			0-0 SH5-3		0-0 5-3		4-0 FC4-6 IBB		

Inning Stats	R: 0	H: 0	E: 0	K: 1	S: 5	R: 0	H: 1	E: 0	K: 1	S: 6	R: 0	H: 1	E: 0	K: 0	S: 4	R: 0	H: 0	E: 0	K: 0	S: 3	R: 0	H: 0	E: 0	K: 0	S: 3	R: 2	H: 2	E: 1	K: 0	S: 6	R: 3	H: 3	E: 0	K: 1	S: 8
	LOB: 0	BB: 0	P: 5	LOB: 1	BB: 0	P: 6	LOB: 1	BB: 0	P: 4	LOB: 1	BB: 1	P: 7	LOB: 0	BB: 0	P: 3	LOB: 0	BB: 0	P: 3	LOB: 2	BB: 1	P: 10	LOB: 1	BB: 1	P: 12	LOB: 0	BB: 0	DP: 0	HR: 3	SF: 0	SAC: 2	DP: 0	HBP: 0			


PITCHER	IP	WLS	BF	H	R	ER	SO	BB	IBB	HBP	BLK	WP	HR	S	P	ERA	WHIP
Eric Rasmussen, R ERA: 3.33 (1, 1)	7.0	L	30	6	4	3	2	1	1	0	0	0	2	32	40	3.86	1.000
John Urrea, R ERA: 2.66 (8, 1)	1.0		5	1	1	1	1	1	0	0	0	0	1	6	10	9.00	2.000

BOTTOM

St. Louis Cardinals @ Houston Astros
Astrodome, Houston, TX

Tue May 17 1977, 8:05 PM EDT
Att: 7,443 - Dome

AB	30
R	5
H	7
RBI	5
BB	3
SO	3
LOB	11



WP	HR	S	P	ERA	WHIP
0	3	12	12	3.86	1.000

Batter	1	2	3	4	5	6	7	8	9	AB R H RBI BB SO LOB	TOP			
Lou Brock, L (1, 7) OBP: 0.330, SLG: 0.458 Mike Anderson, R (8, 9) OBP: 0.278, SLG: 0.375	0-0 E5 4-3 1B	0-0 1B			0-0 F8		0-0 G2-6-3 1B	0-3 K		5 0 3 1 0 1 2 0 0 0 0 0 0 0	St. Louis Cardinals @ Houston Astros Astrodome, Houston, TX Wed May 18 1977, 8:05 PM EDT Att. 7,601 - Dome			
Garry Templeton, S (1, 6) OBP: 0.292, SLG: 0.373	0-0 4-3 2-3	0-3 K			0-0 F9		0-0 G2-6-3 1-2f	0-0 1B WP 1B		5 0 1 0 0 1 3				
Bake McBride, L (1, 8) OBP: 0.253, SLG: 0.378 Tony Scott, S (7, 8) OBP: 0.443, SLG: 0.468	0-0 4-3			0-0 5-3	0-0 F8		0-0 2B E 1B	0-0 1B		4 1 1 0 0 0 1 1 0 1 1 0 0 0				
Ted Simmons, S (1, 2) OBP: 0.444, SLG: 0.617	0-0 6-3			0-0 L3		0-0 G3	0-0 E4 1-H 2B	0-3 K		5 0 1 0 0 1 3				
Keith Hernandez, L (1, 3) OBP: 0.451, SLG: 0.589		4-0 1B 2B BB		0-0 L6		0-0 1B BB 1B	0-0 L6			4 2 1 0 1 0 1				
Jerry Mumphrey, S (1, 9) OBP: 0.524, SLG: 0.712		0-0 1-2 2B 1B		0-0 4-3		4-0 1B 1-2 BB	0-0 1B CS 1B			4 2 2 0 1 0 0				
Ken Reitz, R (1, 5) OBP: 0.288, SLG: 0.416		0-0 4-3 1-H 2-H 1B 2B		0-3 K		0-0 F3	0-0 1B 1-3 WP 1B			5 2 2 2 0 1 2				
Mike Tyson, R (1, 4) OBP: 0.264, SLG: 0.214		0-0 6-3		0-0 FC6-4 1B		0-0 FC3-4 1-3 2-H 1B	0-0 WP 1B 1-2 1B			4 1 3 2 0 0 1				
Bob Forsch, R (1, 1) OBP: 0.227, SLG: 0.150 Don Kessinger, S (6, PH) OBP: 0.333, SLG: 0.294 Buddy Schultz, R (6, 1) OBP: 0.264, SLG: 0.214		0-0 4-3 2-3		0-0 FC6-4 1-2f		0-0 FC3-4 1-2f	0-3 K			2 0 0 0 0 0 2 1 0 0 0 0 0 2 1 0 0 0 0 1 2				
Inning Stats	R: 0 H: 1 E: 1 LOB: 1 K: 0 BB: 0 S: 4 P: 4	R: 3 H: 3 E: 0 LOB: 1 K: 1 BB: 1 S: 8 P: 12	R: 0 H: 0 E: 0 LOB: 0 K: 0 BB: 0 S: 3 P: 3	R: 0 H: 1 E: 0 LOB: 1 K: 1 BB: 0 S: 6 P: 6	R: 0 H: 0 E: 0 LOB: 0 K: 0 BB: 0 S: 3 P: 3	R: 1 H: 2 E: 0 LOB: 2 K: 0 BB: 1 S: 5 P: 9	R: 1 H: 3 E: 1 LOB: 1 K: 0 BB: 0 S: 5 P: 5	R: 3 H: 5 E: 0 LOB: 2 K: 3 BB: 0 S: 14 P: 14	R: 0 H: 0 E: 0 LOB: 0 K: 0 BB: 0 S: 3 P: 3	1B: 13 SF: 0 2B: 2 SAC: 0 3B: 0 DP: 1 HR: 0 HBP: 0	WP: 1 PA: 43 PB: 0 SB: 0 CS: 1			
PITCHER	IP WLS BF H R ER SO BB IBB HBP BLK WP HR S P ERA WHIP												PITCHER	IP WLS BF H R ER SO BB IBB HBP BLK WP HR S P ERA WHIP
Mark Lemongello, R (1, 1) ERA: 3.71	6.2 L 31 10 5 4 2 2 0 0 0 0 0 0 33 41 5.40 1.800													
Joe Sambito, L (7, 1) ERA: 2.59	0.1 1 0 0 0 0 0 0 0 0 0 0 0 1 1 0.00 0.000													
Ken Forsch, R (8, 1) ERA: 2.86	1.0 8 5 3 0 3 0 0 0 0 0 1 0 14 14 0.00 5.000													
Bo McLaughlin, R (9, 1) ERA: 2.33	1.0 3 0 0 0 0 0 0 0 0 0 0 0 3 3 0.00 0.000													

livebaseballscorecards.com

AB	41
R	8
H	15
RBI	6
BB	2
SO	5
LOB	19



Batter	1	2	3	4	5	6	7	8	9	AB	R	H	RBI	BB	SO	LOB
Julio Gonzalez, R (1, 6) OBP: 0.315, SLG: 0.373	0-0 4-3 ①		0-0 4-3 ②		0-0 2B		0-0 L4 ③			4	0	1	0	0	0	0
Enos Cabell, R (1, 5) OBP: 0.298, SLG: 0.417	0-0 F9 ②		0-0 F7 ③		4-0 BB			0-0 1B		3	0	1	0	1	0	0
Cesar Cedeno, R (1, 8) OBP: 0.342, SLG: 0.302	0-0 6-3 ③			0-0 HR	0-0 G6-4-3 ② ③			0-3 K ①		4	1	1	1	0	1	3
Cliff Johnson, R (1, 7) OBP: 0.449, SLG: 0.714		0-0 6-3 ①		0-0 HR 1B		0-0 F8 ①		0-3 K ②		4	1	1	0	0	1	1
Jose Cruz, L (1, 9) OBP: 0.301, SLG: 0.371		0-0 1-3 ②		0-0 HR 1-H		4-0 BB CS		0-3 K ③		3	1	1	2	1	1	1
Joe Ferguson, R (1, 2) OBP: 0.424, SLG: 0.550		0-0 BB 1B		0-0 4-3 ①		0-0 PB 3B 1-2			0-0 1-3 ①	4	1	2	0	0	0	0
Bob Watson, R (1, 3) OBP: 0.319, SLG: 0.347		4-0 BB 1-2		0-0 F3 ②		0-0 P3 ③ 3-H			0-0 6-3 ②	3	0	0	0	1	0	0
Art Howe, R (1, 4) OBP: 0.324, SLG: 0.322		0-0 F8 ③		0-0 6-3 ③			0-3 K ①		0-0 F7 ③	4	0	0	0	0	1	2
Mark Lemongello, R (1, 1)			0-0 4-3 ①		0-3 K2-3 ①		0-3 K ②			2	0	0	0	0	1	0
Joe Sambito, L (7, 1) OBP: 0.500, SLG: 0.500										0	0	0	0	0	0	0
Wilbur Howard, S (7, PH) OBP: 0.278, SLG: 0.444										1	0	0	0	0	1	0
Ken Forsch, R (8, 1)										0	0	0	0	0	0	0
Bo McLaughlin, R (9, 1)										0	0	0	0	0	0	0

Inning Stats	R: 0	H: 0	E: 0	K: 0	S: 3	H: 0	LOB: 0	BB: 0	P: 3	R: 0	H: 0	E: 0	K: 0	S: 3	H: 1	LOB: 2	BB: 1	P: 8	R: 3	H: 3	E: 0	K: 0	S: 6	H: 0	LOB: 0	BB: 0	P: 6	R: 0	H: 1	E: 0	K: 1	S: 5	H: 1	LOB: 1	BB: 1	P: 9	R: 1	H: 1	E: 0	K: 0	S: 3	H: 1	LOB: 0	BB: 1	P: 7	R: 0	H: 0	E: 0	K: 2	S: 7	H: 0	LOB: 0	BB: 0	P: 7	R: 0	H: 1	E: 0	K: 3	S: 10	H: 1	LOB: 1	BB: 0	P: 10	R: 0	H: 0	E: 0	K: 0	S: 3	H: 0	LOB: 0	BB: 0	P: 3	1B: 3	SF: 0	2B: 1	SAC: 0	3B: 1	DP: 1	HR: 2	HBP: 0	WP: 0	PA: 35
--------------	------	------	------	------	------	------	--------	-------	------	------	------	------	------	------	------	--------	-------	------	------	------	------	------	------	------	--------	-------	------	------	------	------	------	------	------	--------	-------	------	------	------	------	------	------	------	--------	-------	------	------	------	------	------	------	------	--------	-------	------	------	------	------	------	-------	------	--------	-------	-------	------	------	------	------	------	------	--------	-------	------	-------	-------	-------	--------	-------	-------	-------	--------	-------	--------

PITCHER	IP	WLS	BF	H	R	ER	SO	BB	IBB	HBP	BLK	WP	HR	S	P	ERA	WHIP
Bob Forsch, R (1, 1) ERA: 2.79	5.0		21	5	3	3	1	2	0	0	0	0	2	21	29	5.40	1.400
Buddy Schultz, L (6, 1) ERA: 1.45	4.0	W	14	2	1	0	5	1	0	0	0	0	0	23	27	0.00	0.750


BOTTOM

St. Louis Cardinals @ Houston Astros
Astrodome, Houston, TX

Wed May 18 1977, 8:05 PM EDT
Att: 7,601 - Dome

livebaseballscorecards.com

AB	32
R	4
H	7
RBI	3
BB	3
SO	6
LOB	7



Batter	1	2	3	4	5	6	7	8	9	AB R H RBI BB SO LOB	TOP																
Tim Foli, R OBP: 0.252, SLG: 0.379 (1, 6)	0-0 3B 1B		0-0 F3	0-0 L5		0-0 F8			0-0 F9	5 1 1 0 0 0 3																	
Derrel Thomas, S OBP: 0.248, SLG: 0.226 (1, 4)	0-0 1-H SF9 3B		0-0 5-3	0-0 F3			0-0 F9		0-0 1B 1B	5 2 2 1 0 0 2																	
Bill Madlock, R OBP: 0.342, SLG: 0.428 (1, 5)	0-0 4-3		0-0 BB 1B		0-0 6-3		0-0 4-3		0-0 1B 2B 1B	5 1 2 0 0 0 1																	
Jack Clark, R OBP: 0.260, SLG: 0.263 (1, 9)	0-0 SF9		4-0 FC6-4 BB		0-3 K		0-3 K		0-0 1-2 2B 1B	3 1 1 2 1 2 0																	
Darrell Evans, L OBP: 0.392, SLG: 0.406 (1, 3)	4-0 BB		0-0 FC6-4		0-0 E5			0-0 SH3-4 1B	0-0 1B 2B	4 1 2 2 1 0 2																	
Larry Herndon, R OBP: 0.246, SLG: 0.343 (1, 8)	0-0 G3			0-0 FC1-5 BLK 1B		0-0 F9		0-0 SH3-4 1B	0-0 1B	4 0 2 1 0 0 2																	
Terry Whitfield, L OBP: 0.328, SLG: 0.500 (1, 7)		0-0 F2		4-0 FC1-5 1B BB		0-0 6-3		0-0 6-3	0-0 4-3	4 1 0 0 1 0 2																	
Marc Hill, R OBP: 0.268, SLG: 0.297 (1, 2)		0-0 6-3		0-0 FC1-5 1B		0-0 SH1-4 1B		0-3 K		4 0 1 0 0 1 3																	
Lynn McGlothen, L OBP: 0.071, SLG: 0.071 Charlie Williams, R Randy Elliott, R OBP: 0.230, SLG: 0.366 John Curtis, L OBP: 0.750, SLG: 1.250 Gary Lavelle, S Rob Andrews, R OBP: 0.397, SLG: 0.253 Randy Moffitt, R		0-0 F7		0-0 1-2 2-H 1B		0-0 SH1-4		0-3 K		0 0 0 0 0 0 0 1 0 0 0 0 0 0 1 0 1 1 0 0 0 0 0 0 0 0 0 0 0 0 0 0 0 0 0 1 0 0 0 0 1 0 0 0 0 0 0 0 0																	
Inning Stats	R: 2 H: 2 E: 0 LOB: 1 K: 0 BB: 1 S: 5 P: 9	R: 0 H: 0 E: 0 LOB: 0 K: 0 BB: 0 S: 3 P: 3	R: 0 H: 1 E: 0 LOB: 2 K: 0 BB: 1 S: 4 P: 8	R: 1 H: 2 E: 0 LOB: 2 K: 0 BB: 1 S: 5 P: 9	R: 0 H: 0 E: 1 LOB: 1 K: 1 BB: 0 S: 6 P: 6	R: 0 H: 1 E: 0 LOB: 1 K: 0 BB: 0 S: 4 P: 4	R: 0 H: 0 E: 0 LOB: 0 K: 1 BB: 0 S: 5 P: 5	R: 0 H: 1 E: 0 LOB: 1 K: 1 BB: 0 S: 6 P: 6	R: 4 H: 5 E: 0 LOB: 1 K: 1 BB: 0 S: 10 P: 10	1B: 10 SF: 1 2B: 1 SAC: 2 3B: 1 DP: 0 HR: 0 HBP: 0	WP: 0 PA: 43 PB: 0 SB: 0 CS: 0																
PITCHER	IP WLS BF H R ER SO BB IBB HBP BLK WP HR S P ERA WHIP											PITCHER	IP WLS BF H R ER SO BB IBB HBP BLK WP HR S P ERA WHIP														
Pete Falcone, L ERA: 5.17 (1, 1)	6.0	28	6	3	3	1	3	0	0	0	1	0	0	27	39	4.50	1.500										
Clay Carroll, R ERA: 2.61 (7, 1)	1.1	5	1	0	0	1	0	0	0	0	0	0	0	7	7	0.00	0.750										
Al Hrabosky, L ERA: 5.14 (8, 1)	1.1	L	8	4	4	4	2	0	0	0	0	0	0	12	12	27.00	3.000										
John Urrea, R ERA: 2.63 (9, 1)	0.1	2	1	0	0	0	0	0	0	0	0	0	0	2	2	0.00	3.000										

San Francisco Giants @ St. Louis Cardinals
 Busch Stadium, St. Louis, MO
 Fri May 20 1977, 7:05 PM CDT
 Att: 22,497 - Unknown

AB	37
R	7
H	12
RBI	7
BB	3
SO	4
LOB	15



Batter	1	2	3	4	5	6	7	8	9	AB	R	H	RBI	BB	SO	LOB
Lou Brock, L OBP: 0.336, SLG: 0.455 Clay Carroll, R Al Hrabosky, R John Urrea, R	0-0 4-3 BB	4-0 FC6-4 BB			0-3 K	0-0 1B		0-0 3-1		3	0	1	1	1	1	0
Garry Templeton, S OBP: 0.304, SLG: 0.389	0-0 3B 2B	0-0 FC6-4			0-0 5-3		0-0 FC5-6 1B		0-0 F8 1B 1B	5	2	3	0	0	0	1
Bake McBride, L OBP: 0.264, SLG: 0.419 Tony Scott, S OBP: 0.449, SLG: 0.474	0-0 1B 3B		0-0 4-3		0-0 1B 2B		0-0 FC5-6 1B		0-0 1B 1B	4	1	2	1	0	0	1
Ted Simmons, S OBP: 0.443, SLG: 0.605	0-0 2B 1B		0-0 4-1		4-0 1B IBB		0-0 F9		0-0 F8	4	1	1	1	1	0	3
Keith Hernandez, L OBP: 0.457, SLG: 0.598	0-0 2B		0-0 F8		0-0 1B		0-0 6-3		0-0 1B	5	0	3	2	0	0	1
Jerry Mumphrey, S OBP: 0.485, SLG: 0.649	0-0 L7			0-0 1-3		0-0 6-3		0-3 K	0-0 F8	5	0	0	0	0	1	3
Ken Reitz, R OBP: 0.292, SLG: 0.423	0-0 F9			0-0 F7		0-0 1B 2B		0-0 FC5-4 1B	0-0 F7	5	1	2	0	0	0	3
Mike Tyson, R OBP: 0.263, SLG: 0.227		0-0 F7		0-0 WP 2B		0-3 K		0-0 FC5-4		4	0	1	0	0	1	2
Pete Falcone, L OBP: 0.071, SLG: 0.071 Hector Cruz, R OBP: 0.370, SLG: 0.359		0-0 F7		0-3 K		4-0 1B BB		4-0 IBB		2	0	0	0	0	1	1
										0	0	0	0	2	0	0


Inning Stats	R: 3	H: 4	E: 0	LOB: 1	K: 0	BB: 0	S: 7	R: 0	H: 0	E: 0	LOB: 1	K: 0	BB: 1	S: 3	R: 0	H: 0	E: 0	LOB: 0	K: 0	BB: 0	S: 3	R: 0	H: 2	E: 0	LOB: 2	K: 1	BB: 1	S: 6	R: 1	H: 2	E: 0	LOB: 2	K: 1	BB: 1	S: 6	R: 0	H: 1	E: 0	LOB: 1	K: 0	BB: 0	S: 4	R: 0	H: 1	E: 1	LOB: 2	K: 1	BB: 1	S: 6	R: 1	H: 3	E: 0	LOB: 2	K: 0	BB: 0	S: 6	P: 6	1B: 8	2B: 5	3B: 1	HR: 0	SF: 0	SAC: 0	DP: 0	HBP: 0	WP: 1	PA: 43
--------------	------	------	------	--------	------	-------	------	------	------	------	--------	------	-------	------	------	------	------	--------	------	-------	------	------	------	------	--------	------	-------	------	------	------	------	--------	------	-------	------	------	------	------	--------	------	-------	------	------	------	------	--------	------	-------	------	------	------	------	--------	------	-------	------	------	-------	-------	-------	-------	-------	--------	-------	--------	-------	--------

PITCHER	IP	WLS	BF	H	R	ER	SO	BB	IBB	HBP	BLK	WP	HR	S	P	ERA	WHIP
Lynn McGlothen, R ERA: 5.29	(1, 1)	0.1	5	4	3	3	0	0	0	0	0	0	0	5	5	81.00	12.000
Charlie Williams, R ERA: 3.32	(1, 1)	2.2	9	0	0	0	0	1	0	0	0	0	0	8	12	0.00	0.375
John Curtis, L ERA: 1.61	(4, 1)	2.2	13	4	1	1	3	1	1	0	0	1	0	17	25	3.38	1.875
Gary Lavelle, L ERA: 0.7	(6, 1)	2.1	10	3	0	0	1	0	1	0	0	0	0	11	15	0.00	1.286
Randy Moffitt, R ERA: 1.69	(9, 1)	1.0	6	3	1	1	0	0	0	0	0	0	0	6	6	9.00	3.000

BOTTOM

San Francisco Giants @ St. Louis Cardinals
Busch Stadium, St. Louis, MO
 Fri May 20 1977, 7:05 PM CDT
 Att. 22,497 - Unknown

AB	39
R	5
H	14
RBI	5
BB	4
SO	4
LOB	17



Batter	1	2	3	4	5	6	7	8	9	AB R H RBI BB SO LOB	TOP										
Derrel Thomas, S OBP: 0.254, SLG: 0.234 (1, 4) (5, 6)	0-0 G4-6-3 1B	0-3 K		0-0 4-3 1B		0-0 L5			0-0 F9	5 0 2 0 0 1 2											
Bill Madlock, R OBP: 0.350, SLG: 0.433 (1, 5)	0-0 G4-6-3 1B		0-0 1B HBP 4-1 1B	0-0 1-2 1B			0-0 F9		0-0 L4	5 1 3 0 0 0 1											
Darrell Evans, L OBP: 0.388, SLG: 0.394 (1, 7)	0-0 G4-6-3 1-2f 2-3		1-0 4-1 1B HBP 1-2	0-0 4-3 2-3			0-0 L9			3 0 0 0 0 0 4											
Terry Whitfield, L OBP: 0.338, SLG: 0.550 (1, 9)	0-3 K		0-0 4-1 1B 1-2 2-3		0-0 HR		0-0 4-3			4 1 2 1 0 1 1											
Willie McCovey, L OBP: 0.389, SLG: 0.484 (1, 3)		4-0 2B BB	0-3 K		0-0 F9			0-0 F8		3 1 0 0 1 1 3											
Gary Thomasson, L OBP: 0.295, SLG: 0.353 (1, 8)		0-0 2B	0-0 4-1		0-0 F9			0-0 F7		4 1 1 1 0 0 2											
Johnnie LeMaster, R OBP: 0.143, SLG: 0.100 Terry Cornutt, R (8, 1)		0-3 K	0-3 K		0-0 5-3			0-0 F7		3 0 0 0 0 2 4 0 0 0 0 0 0 0											
Mike Sadek, R OBP: 0.250, SLG: 0.243 (1, 2)		0-0 2B		0-0 F9		0-0 6-3		0-0 2B		4 0 2 2 0 0 0											
John Montefusco, R OBP: 0.182, SLG: 0.286 John Curtis, L OBP: 0.750, SLG: 1.250 Rob Andrews, R OBP: 0.301, SLG: 0.247 Dave Heaverlo, R (5, 1) Jack Clark, R OBP: 0.257, SLG: 0.260 (8, PH)		0-0 F9		0-0 HR		0-0 5-3		0-0 F8		2 1 1 1 0 0 1 0 0 0 0 0 0 0 2 0 0 0 0 0 1 0 0 0 0 0 0 0 1 0 0 0 0 0 0											
Inning Stats	R: 0 E: 0 K: 1 S: 6	H: 2 LOB: 1 BB: 0 P: 6	R: 2 E: 0 K: 2 S: 9	H: 2 LOB: 1 BB: 1 P: 13	R: 1 E: 0 K: 2 S: 9	H: 2 LOB: 2 BB: 0 P: 10	R: 1 E: 0 K: 0 S: 5	H: 3 LOB: 1 BB: 0 P: 5	R: 1 E: 0 K: 0 S: 4	H: 1 LOB: 0 BB: 0 P: 4	R: 0 E: 0 K: 0 S: 3	H: 0 LOB: 0 BB: 0 P: 3	R: 0 E: 0 K: 0 S: 3	H: 0 LOB: 0 BB: 0 P: 3	R: 0 E: 0 K: 0 S: 4	H: 1 LOB: 1 BB: 0 P: 4	1B: 6 2B: 3 3B: 0 HR: 2	SF: 0 SAC: 0 DP: 1 HBP: 1	WP: 0 PB: 0 SB: 0 CS: 0	PA: 38	
PITCHER	IP WLS BF H R ER SO BB IBB HBP BLK WP HR S P ERA WHIP																				
John Denny, R ERA: 3.75 Clay Carroll, R ERA: 2.19	(1, 1) (6, 1)	5.0 W 25 10 5 5 5 1 0 1 0 0 2 33 38 9.00 2.200																			

San Francisco Giants @ St. Louis Cardinals
 Busch Stadium, St. Louis, MO
 Sat May 21 1977, 3:33 AM CDT
 Att. 15,546 - Unknown

livebaseballscorecards.com

AB 36
 R 5
 H 11
 RBI 5
 BB 1
 SO 5
 LOB 19



Batter	1	2	3	4	5	6	7	8	9	AB	R	H	RBI	BB	SO	LOB
Lou Brock, L OBP: 0.342, SLG: 0.465 Clay Carroll, R (1, 7)	0-3 K		0-0 E4 4-3 2B	0-0 2B	0-0 1B			0-0 F9		4	1	2	0	0	1	0
Garry Templeton, S OBP: 0.300, SLG: 0.382 (1, 6)	0-0 HR 1B		0-0 4-3	0-0 F9	0-0 6-3			0-3 K		5	1	1	0	0	1	5
Bake McBride, L OBP: 0.274, SLG: 0.456 Mike Anderson, R OBP: 0.278, SLG: 0.375 (1, 8)	0-0 HR		0-3 K	0-0 L6				0-0 G4-3 1B		4	1	2	2	0	1	3
Keith Hernandez, L OBP: 0.451, SLG: 0.595 (1, 3)	0-3 K		0-0 2B	0-3 K				0-0 F7		4	0	1	1	0	2	3
Jerry Mumphrey, S OBP: 0.472, SLG: 0.623 (1, 9)	0-0 5-3		0-0 4-3		0-0 2B 1B			0-0 G4-3		4	1	1	0	0	0	2
Dave Rader, L OBP: 0.471, SLG: 0.667 (1, 2)		0-0 L7		4-0 2B FC BB	0-0 F9 SF8 2B			0-0 F7		3	2	1	1	1	0	0
Ken Reitz, R OBP: 0.291, SLG: 0.425 (1, 5)		0-3 K		0-0 FC 1B 2B	0-0 F9			0-0 E6 G1-6-3		4	1	1	0	0	1	1
Don Kessinger, S OBP: 0.344, SLG: 0.283 (1, 4)		4-0 BB		0-0 FC 1B	4-0 1B IBB			0-0 G1-6-3		2	1	0	1	2	0	2
John Denny, R OBP: 0.174, SLG: 0.136 Tony Scott, S OBP: 0.440, SLG: 0.468 (1, 1)	0-0 F9		0-0 2B 1B	0-0 2B 1B	0-0 SF8			0-0 F8		2	0	1	2	0	0	1
				2-3 3-H	3-H					1	0	0	1	0	0	0

Inning Stats	R: 2	H: 2	E: 0	K: 2	S: 9	H: 2	LOB: 0	BB: 0	P: 9	R: 0	H: 0	E: 0	K: 1	S: 5	R: 1	H: 1	E: 1	K: 1	S: 7	R: 3	H: 3	E: 1	K: 1	S: 9	R: 2	H: 3	E: 0	K: 0	S: 6	R: 0	H: 1	E: 0	K: 0	S: 3	R: 0	H: 0	E: 1	K: 0	S: 3	R: 0	H: 0	E: 0	K: 1	S: 5	R: 0	H: 0	E: 0	K: 1	S: 5
John Montefusco, R ERA: 3.75 John Curtis, L ERA: 2.31 Dave Heaverlo, R ERA: 1.76 Terry Cornutt, R ERA: 3.0	IP	WLS	BF	H	R	ER	SO	BB	IBB	HBP	BLK	WP	HR	S	P	ERA	WHIP																																
	3.0	L	19	6	6	5	4	2	0	0	0	0	0	7	7	15.00	2.667																																
	1.0		5	2	2	2	1	0	0	0	0	0	0	7	7	18.00	2.000																																
	3.0		11	2	0	0	0	0	1	0	0	0	0	10	14	0.00	0.667																																
	1.0		3	0	0	0	1	0	0	0	0	0	0	5	5	0.00	0.000																																

BOTTOM

San Francisco Giants @ St. Louis Cardinals
 Busch Stadium, St. Louis, MO
 Sat May 21 1977, 3:33 AM CDT
 Att. 15,546 - Unknown

AB	34
R	8
H	10
RBI	8
BB	3
SO	6
LOB	17



WP	PA	ERA	WHIP
0	38		

Batter	1	2	3	4	5	6	7	8	9	AB R H RBI BB SO LOB	TOP									
Derrel Thomas, S (1, 4) OBP: 0.262, SLG: 0.230	4-0 BB 1B	4-0 BB			x 0-0 F8		x 0-0 4-3			2 1 0 0 2 0 1	San Francisco Giants @ St. Louis Cardinals Busch Stadium, St. Louis, MO Sun May 22 1977, 3:33 AM CDT Att. 43,824 - Unknown									
Bill Madlock, R (1, 5) OBP: 0.347, SLG: 0.425	4-0 1B 1-2 BB	x 0-0 G3			x 0-0 F7		x 0-0 6-3			3 0 0 0 1 0 1										
Darrell Evans, L (1, 7) OBP: 0.376, SLG: 0.381	x 0-0 P4		x 0-0 F8		x 0-0 F9		x 0-0 F7			4 0 0 0 0 0 2										
Terry Whitfield, L (1, 9) OBP: 0.348, SLG: 0.547	x 0-0 P6		x 0-0 F3		x 0-0 G4-6-3 1B		x 0-0 1B			4 0 2 0 0 0 2										
Willie McCovey, L (1, 3) OBP: 0.392, SLG: 0.484	x 0-0 BB 1-3 2-H 1B		x 0-0 1B		x 0-0 P4		x 0-0 F8			4 0 2 1 0 0 2										
Gary Lavelle, S (8, 1)										0 0 0 0 0 0 0										
Gary Thomasson, L (1, 8) OBP: 0.303, SLG: 0.386	4-0 1-2 BB			x 0-0 HR		x 0-0 G4-6-3		x 0-0 P6		3 1 1 1 1 0 1										
Tim Foli, R (1, 6) OBP: 0.252, SLG: 0.371	x 0-0 P3			BB 4-0 G6-3 BB		x 0-0 E4 CS		x 0-0 5-3		3 0 0 0 1 0 3										
Marc Hill, R (1, 2) OBP: 0.267, SLG: 0.305		x 0-0 6-3		x 0-0 G6-3		0-0 K 1-2		x 0-0 2B		4 0 1 0 0 1 2										
Jim Barr, R (1, 1) OBP: 0.292, SLG: 0.227			x 0-0 6-3		x 0-0 F8		x 0-0 PB 1B			3 0 1 0 0 0 0										
Larry Herndon, R (8, 8) OBP: 0.243, SLG: 0.338								0-0 K		1 0 0 0 0 1 1										
Inning Stats	R: 1 E: 0 K: 0 S: 4	H: 1 LOB: 3 BB: 3 P: 16	R: 0 E: 0 K: 0 S: 3	H: 0 LOB: 1 BB: 1 P: 7	R: 0 E: 0 K: 0 S: 3	H: 1 LOB: 1 BB: 1 P: 3	R: 1 E: 0 K: 0 S: 3	H: 1 LOB: 0 BB: 1 P: 7	R: 0 E: 0 K: 0 S: 3	H: 1 LOB: 0 BB: 0 P: 3	R: 0 E: 1 K: 1 S: 6	H: 1 LOB: 1 BB: 0 P: 6	R: 0 E: 0 K: 0 S: 4	H: 1 LOB: 1 BB: 0 P: 4	R: 0 E: 0 K: 1 S: 6	H: 1 LOB: 1 BB: 0 P: 6	1B: 5 2B: 1 3B: 0 HR: 1	SF: 0 SAC: 0 DP: 2 HBP: 0	WP: 0 PB: 1 SB: 0 CS: 1	PA: 36
PITCHER	IP WLS BF H R ER SO BB IBB HBP BLK WP HR S P ERA WHIP																			
Larry Dierker, R (1, 1) ERA: 3.6	5.0 L 21 3 2 2 0 5 0 0 0 0 0 1 16 36 3.60 1.600																			
Buddy Schultz, L (6, 1) ERA: 1.31	2.0 7 2 0 0 1 0 0 0 0 0 0 9 9 0.00 1.000																			
Butch Metzger, R (8, 1) ERA: 5.11	2.0 8 2 0 0 1 0 0 0 0 0 0 10 10 0.00 1.000																			

livebaseballscorecards.com

AB	31
R	2
H	7
RBI	2
BB	5
SO	2
LOB	15



Batter	1	2	3	4	5	6	7	8	9	AB	R	H	RBI	BB	SO	LOB
Lou Brock, L (1, 7) OBP: 0.339, SLG: 0.458	0-3 K		0-0 4-3			0-0 L8		0-0 G6-4-3 1B		4	0	1	0	0	1	1
Garry Templeton, S (1, 6) OBP: 0.299, SLG: 0.379	0-0 3-1		0-0 4-3			0-0 4-3 BLK 1B		0-0 G6-4-3 1-2f		4	0	1	0	0	0	2
Tony Scott, S (1, 8) OBP: 0.442, SLG: 0.463	0-0 S 1B			0-0 P6		0-0 4-3		4-0 BB		3	0	1	0	1	0	1
Ted Simmons, S (1, 2) OBP: 0.431, SLG: 0.585	0-0 6-3 1-2			0-0 P3		0-0 F8		0-0 P3		4	0	0	0	0	0	3
Keith Hernandez, L (1, 3) OBP: 0.438, SLG: 0.575		0-0 L7		0-0 F9			0-0 G3		0-3 K	4	0	0	0	0	1	0
Jerry Mumphrey, S (1, 9) OBP: 0.447, SLG: 0.585		0-0 F8			0-3 K		0-0 4-3		0-3 K	4	0	0	0	0	2	0
Ken Reitz, R (1, 5) OBP: 0.297, SLG: 0.428		0-0 P4				0-0 FC6-4 1B		0-0 1B 1B		4	0	2	0	0	0	0
Don Kessinger, S (1, 4) OBP: 0.359, SLG: 0.304			0-0 4-3 SH1-4 1B		0-0 FC6-4 1-2f		0-0 1-2 1B			3	0	2	0	0	0	1
Larry Dierker, R (1, 1)			0-0 SH1-4		0-0 F9		0-0 FC4-6 1-2f			0	0	0	0	0	0	0
Joel Youngblood, R (5, PH) OBP: 0.350, SLG: 0.294										1	0	0	0	0	0	1
Buddy Schultz, R (6, 1)										0	0	0	0	0	0	0
Bake McBride, L (7, PH) OBP: 0.271, SLG: 0.451										1	0	0	0	0	0	2
Butch Metzger, R (8, 1)										0	0	0	0	0	0	0

Inning Stats	R: 0	H: 1	E: 0	LOB: 1	K: 1	S: 6	R: 0	H: 0	E: 0	LOB: 0	K: 0	S: 3	R: 0	H: 0	E: 0	LOB: 0	K: 0	S: 3	R: 0	H: 1	E: 0	LOB: 1	K: 1	S: 6	R: 0	H: 1	E: 0	LOB: 1	K: 0	S: 4	R: 0	H: 2	E: 0	LOB: 2	K: 0	S: 5	R: 0	H: 1	E: 0	LOB: 1	K: 2	S: 7	R: 0	H: 0	E: 0	LOB: 0	K: 2	S: 7	1B: 7	SF: 0	2B: 0	SAC: 1	3B: 0	DP: 1	HR: 0	HBP: 0	WP: 0	PA: 34
--------------	------	------	------	--------	------	------	------	------	------	--------	------	------	------	------	------	--------	------	------	------	------	------	--------	------	------	------	------	------	--------	------	------	------	------	------	--------	------	------	------	------	------	--------	------	------	------	------	------	--------	------	------	-------	-------	-------	--------	-------	-------	-------	--------	-------	--------

PITCHER	IP	WLS	BF	H	R	ER	SO	BB	IBB	HBP	BLK	WP	HR	S	P	ERA	WHIP
Jim Barr, R (1, 1) ERA: 4.02	7.0	W	27	6	0	0	2	0	0	0	1	0	0	31	31	0.00	0.857
Gary Lavelle, L (8, 1) ERA: 0.65	2.0	S	7	1	0	0	2	1	0	0	0	0	0	10	14	0.00	1.000

BOTTOM

San Francisco Giants @ St. Louis Cardinals
 Busch Stadium, St. Louis, MO
 Sun May 22 1977, 3:33 AM CDT
 Att. 43,824 - Unknown

livebaseballscores.com

AB	32
R	0
H	7
RBI	0
BB	1
SO	4
LOB	11



Batter	1	2	3	4	5	6	7	8	9	AB R H RBI BB SO LOB	TOP									
Derrel Thomas, S OBP: 0.260, SLG: 0.229 (1, 4)	4-3			F3		F2				5 0 1 0 0 0 4										
Bill Madlock, R OBP: 0.349, SLG: 0.424 (1, 5)	1-3	0-0 WP 1B	0-0 6-3	4-3		F9		F2		5 1 2 0 0 0 2										
Darrell Evans, L OBP: 0.377, SLG: 0.371 (1, 7) (7, 3)	4-0 1B 1-2 1B BB		0-0 F8		0-0 G3		0-0 G3	4-0 1-2 BB		3 1 0 0 2 0 0										
Terry Whitfield, L OBP: 0.351, SLG: 0.536 (1, 9)	0-0 1B 1-3 2-H 1B		0-0 4-3		0-0 F7		0-0 2B 1B	0-0 F8		5 2 2 1 0 0 3										
Willie McCovey, L OBP: 0.401, SLG: 0.500 Larry Herndon, R OBP: 0.254, SLG: 0.362 (1, 3) (7, PR) (7, 8)	0-0 1B 1-3 3-H 1B		0-3 K		0-0 1B		0-0 CS 1-H 2B	0-0 4-3 SF9 2B		4 1 3 2 0 1 0 1 1 1 0 0 0 0										
Gary Thomasson, L OBP: 0.317, SLG: 0.398 (1, 8) (7, 7)	0-0 1B 1-3 3-H 1B		0-0 E1 CS		0-0 WP 1B		0-0 2-3 1B	0-0 4-3		5 1 3 1 0 0 1										
Tim Foli, R OBP: 0.250, SLG: 0.367 (1, 6)	0-0 1B 1-3 3-H 1B		0-3 K		0-0 P4		0-0 F2	0-0 SF9		4 0 1 2 0 1 5										
Marc Hill, R OBP: 0.264, SLG: 0.310 (1, 2)	0-0 6-3			0-0 2B		0-0 6-3		0-0 F9	0-0 5-3	5 0 1 1 0 0 1										
Ed Halicki, R OBP: 0.235, SLG: 0.250 Gary Lavelle, S (8, 1)	4-0 BB		0-0 B3-4		0-0 K		0-0 1B			3 0 1 0 1 1 1 0 0 0 0 0 0 0										
Inning Stats	R: 5 E: 0 K: 0 S: 8	H: 5 LOB: 2 BB: 2 P: 16	R: 0 E: 0 K: 0 S: 3	H: 0 LOB: 0 BB: 0 P: 3	R: 0 E: 1 K: 2 S: 7	H: 0 LOB: 1 BB: 0 P: 7	R: 0 E: 0 K: 0 S: 4	H: 1 LOB: 1 BB: 0 P: 4	R: 0 E: 0 K: 1 S: 6	H: 1 LOB: 1 BB: 0 P: 6	R: 1 E: 0 K: 0 S: 5	H: 3 LOB: 2 BB: 0 P: 5	R: 0 E: 0 K: 0 S: 5	H: 2 LOB: 3 BB: 1 P: 9	R: 1 E: 0 K: 0 S: 4	H: 1 LOB: 0 BB: 0 P: 4	1B: 11 2B: 5 3B: 0 HR: 0	SF: 1 SAC: 0 DP: 1 HBP: 0	WP: 2 PB: 0 SB: 1 CS: 2	PA: 44
PITCHER	IP WLS BF H R ER SO BB IBB HBP BLK WP HR S P ERA WHIP																			
Eric Rasmussen, R ERA: 4.14 (1, 1)	0.1 L 6 4 5 5 0 1 0 0 0 1 0 5 9 135.00 15.000																			
John Urrea, R ERA: 2.2 (1, 1)	4.2 19 4 0 0 2 1 0 0 0 1 0 22 26 0.00 1.071																			
Clay Carroll, R ERA: 2.36 (6, 1)	2.0 9 4 1 1 1 0 0 0 0 0 0 11 11 4.50 2.000																			
Butch Metzger, R ERA: 5.06 (8, 1)	2.0 10 3 1 1 0 1 0 0 0 0 0 9 13 4.50 2.000																			

San Francisco Giants @ St. Louis Cardinals
 Busch Stadium, St. Louis, MO
 Mon May 23 1977, 7:05 PM CDT
 Att. 9,800 - Unknown

livebaseballscorecards.com

AB	40
R	7
H	15
RBI	7
BB	3
SO	3
LOB	17



Batter	1	2	3	4	5	6	7	8	9	AB	R	H	RBI	BB	SO	LOB
Lou Brock, L (1, 7) OBP: 0.326, SLG: 0.439	0-0 F7		0-0 L7		0-0 L9		0-3 K		0-3 K	5	0	0	0	0	2	5
Garry Templeton, S (1, 6) OBP: 0.295, SLG: 0.386	0-0 F8			0-0 5-3 3B	0-0 4-3		0-0 4-3		0-0 FC6-4	5	1	1	0	0	0	5
Bake McBride, L (1, 8) OBP: 0.270, SLG: 0.442	0-0 F5			0-0 5-3		0-3 K		0-0 1B 1B		4	1	1	1	0	1	0
Hector Cruz, R (1, 9) OBP: 0.384, SLG: 0.396		0-3 K		0-0 2B		0-0 2B		0-0 1B 1B		4	0	3	0	0	1	0
Ted Simmons, S (1, 2) OBP: 0.426, SLG: 0.575		0-0 P6		0-0 F7		0-3 K		0-0 FC1-8 1B		4	0	1	1	0	1	2
Keith Hernandez, L (1, 3) OBP: 0.433, SLG: 0.561		4-0 BB		0-3 K		0-0 4-3		0-0 FC1-6 G4-6-3 1B		3	0	0	0	1	1	4
Ken Reitz, R (1, 5) OBP: 0.302, SLG: 0.426		0-0 F8			0-0 BB 1B		1-0 1B HBP		0-0 G4-6-3	3	0	1	0	0	0	3
Don Kessinger, S (1, 4) OBP: 0.353, SLG: 0.288			0-3 K		4-0 BB		0-3 K		0-0 6-3	3	0	0	0	1	2	1
Eric Rasmussen, R (1, 1) John Urrrea, R (1, 1) Jerry Mumphrey, S (5, PH) Clay Carroll, R (8, 1) Dave Rader, L (7, PH) Butch Metzger, R (8, 1) Roger Freed, R (9, PH)			0-0 F7		0-3 K		0-0 1B		0-0 FC6-4 1B	0	0	0	0	0	0	0

Inning Stats	R: 0	H: 0	E: 0	K: 0	S: 3	R: 0	H: 0	E: 0	K: 1	S: 5	R: 0	H: 0	E: 0	K: 1	S: 5	R: 1	H: 2	E: 0	K: 1	S: 7	R: 0	H: 1	E: 0	K: 1	S: 6	R: 0	H: 1	E: 0	K: 2	S: 8	R: 0	H: 3	E: 0	K: 0	S: 5	R: 0	H: 1	E: 0	K: 1	S: 6	1B: 6	SF: 0	2B: 2	SAC: 0	3B: 1	DP: 1	HR: 0	HBP: 1	WP: 0	PA: 38
PITCHER	IP	WLS	BF	H	R	ER	SO	BB	IBB	HBP	BLK	WP	HR	S	P	ERA	WHIP																																	
Ed Halicki, R (1, 1) ERA: 3.98	7.0	W	32	8	2	2	8	2	0	1	0	0	0	45	54	2.57	1.429																																	
Gary Lavelle, L (8, 1) ERA: 0.61	2.0	S	6	1	0	0	1	0	0	0	0	0	0	8	8	0.00	0.500																																	

BOTTOM

San Francisco Giants @ St. Louis Cardinals
 Busch Stadium, St. Louis, MO
 Mon May 23 1977, 7:05 PM CDT
 Att. 9,800 - Unknown

livebaseballscorecards.com

AB	35
R	2
H	9
RBI	2
BB	2
SO	9
LOB	22



Batter	1	2	3	4	5	6	7	8	9	AB R H RBI BB SO LOB	TOP		
Garry Maddox, R (1, 8) OBP: 0.310, SLG: 0.435	0-0 FC3-6 1B		0-0 F8			0-0 F8		0-0 F7		4 0 1 0 0 0 0	Philadelphia Phillies @ St. Louis Cardinals Busch Stadium, St. Louis, MO Tue May 24 1977, 7:05 PM CDT Att: 11,415 - Unknown		
Jay Johnstone, L (1, 9) OBP: 0.355, SLG: 0.394	0-0 FC3-6 1B		0-0 4-3			0-0 E3 HR		0-0 5-3 HR		4 3 1 0 0 0 1			
Mike Schmidt, R (1, 5) OBP: 0.354, SLG: 0.451	0-0 5-3 1-2		0-0 1-3			0-0 L6		0-0 5-3 1-2		4 0 0 0 0 0 3			
Greg Luzinski, R (1, 7) OBP: 0.351, SLG: 0.611	0-0 2-H 1B			0-3 K		0-0 1-H HR		0-0 2-H HR		4 2 3 5 0 1 0			
Richie Hebner, L (1, 3) OBP: 0.359, SLG: 0.437	0-0 F7			0-0 4-3		0-0 2B		0-0 F7		4 0 1 0 0 0 1			
Bob Boone, R (1, 2) OBP: 0.350, SLG: 0.381		0-3 K		0-0 F8		0-0 5-3		0-0 5-3		4 0 0 0 0 1 1			
Larry Bowa, S (1, 6) OBP: 0.305, SLG: 0.372		0-0 E3			0-0 1-3		0-0 P5	0-0 G5-4-3 1B		4 0 1 0 0 0 0			
Ted Sizemore, R (1, 4) OBP: 0.366, SLG: 0.370		0-0 F7			0-3 K		0-0 L3	0-0 G5-4-3 1-2		4 0 0 0 0 1 2			
Jim Kaat, L (1, 1) OBP: 0.143, SLG: 0.143 Warren Brusstar, R (5, 1) Tom Hutton, L (7, PH) Wayne Twitchell, R (7, 1) OBP: 0.182, SLG: 0.100		0-0 F8			0-0 4-3		0-0 4-3			2 0 0 0 0 0 1 0 0 0 0 0 0 0 1 0 0 0 0 0 0 0 0 0 0 0 0 0			
Inning Stats	R: 1 H: 2 E: 0 LOB: 1 K: 0 BB: 0 S: 5 P: 5	R: 0 H: 0 E: 1 LOB: 1 K: 1 BB: 0 S: 6 P: 6	R: 0 H: 0 E: 0 LOB: 0 K: 0 BB: 0 S: 3 P: 3	R: 0 H: 0 E: 0 LOB: 0 K: 1 BB: 0 S: 5 P: 5	R: 0 H: 0 E: 0 LOB: 0 K: 1 BB: 0 S: 5 P: 5	R: 2 H: 2 E: 1 LOB: 1 K: 0 BB: 0 S: 6 P: 6	R: 0 H: 0 E: 0 LOB: 0 K: 0 BB: 0 S: 3 P: 3	R: 2 H: 2 E: 0 LOB: 0 K: 0 BB: 0 S: 5 P: 5	R: 0 H: 1 E: 0 LOB: 0 K: 0 BB: 0 S: 3 P: 3	1B: 4 SF: 0 2B: 1 SAC: 0 3B: 0 DP: 1 HR: 2 HBP: 0	WP: 1 PA: 35 PB: 0 SB: 0 CS: 0		
PITCHER	IP WLS BF H R ER SO BB IBB HBP BLK WP HR S P ERA WHIP											PITCHER	IP WLS BF H R ER SO BB IBB HBP BLK WP HR S P ERA WHIP
Bob Forsch, R (1, 1) ERA: 2.86	8.0 W 32 6 5 3 3 0 0 0 0 1 2 38 38 3.38 0.750											Al Hrabosky, L (9, 1) ERA: 4.91	1.0 S 3 1 0 0 0 0 0 0 0 0 3 3 0.00 1.000

livebaseballscorecards.com

AB 35
R 5
H 7
RBI 5
BB 0
SO 3
LOB 9



Batter	1	2	3	4	5	6	7	8	9
Tony Scott, S OBP: 0.440, SLG: 0.465 (1, 8)	0-0 G2		0-0 F8 2-H 2B		1-0 3B HBP	0-0 F7		0-3 K	
Garry Templeton, S OBP: 0.305, SLG: 0.389 (1, 6)	0-0 1-3		0-0 F8 2-3		0-0 3B 1B	0-0 1B		4-0 WP S BB	
Hector Cruz, R OBP: 0.385, SLG: 0.416 (1, 9)	0-0 1B		0-0 F8		0-0 1B 3B	0-0 1-3		0-3 K 1-3	
Ted Simmons, S OBP: 0.421, SLG: 0.562 (1, 2)	0-0 F3			0-0 5-3	4-0 1B 1B IBB		0-0 F8		
Keith Hernandez, L OBP: 0.429, SLG: 0.551 (1, 3)		0-0 6-3		0-0 3-4-1	0-0 1B 1B		0-0 3-1		
Ken Reitz, R OBP: 0.307, SLG: 0.434 (1, 5)		0-0 F5		0-0 L6	0-0 1B 1B		0-0 3B 2B		
Jerry Mumphrey, S OBP: 0.444, SLG: 0.629 (1, 7)		0-0 6-3			0-0 3-1	0-0 1B 3B	0-0 2-H 3B		
Mike Tyson, R OBP: 0.273, SLG: 0.239 (1, 4)			0-0 F9		0-0 SH3-4 1B 1B	0-0 1B 1B	0-0 L5		
Bob Forsch, R OBP: 0.250, SLG: 0.227 (1, 1)			0-0 2B 2B		0-0 SH3-4	0-3 K		0-0 F7	
Don Kessinger, S OBP: 0.348, SLG: 0.283 (8, PH)									
Al Hrabosky, R (9, 1)									

Inning Stats	R: 0	H: 1	E: 0	K: 0	S: 4	LOB: 1	BB: 0	P: 4
	R: 0	H: 0	E: 0	K: 0	S: 3 <td>LOB: 0</td> <td>BB: 0</td> <td>P: 3 </td>	LOB: 0	BB: 0	P: 3
	R: 1	H: 2	E: 0	K: 0	S: 5 <td>LOB: 1</td> <td>BB: 0</td> <td>P: 5 </td>	LOB: 1	BB: 0	P: 5
	R: 0	H: 0	E: 0	K: 0	S: 3 <td>LOB: 0</td> <td>BB: 0</td> <td>P: 3 </td>	LOB: 0	BB: 0	P: 3
	R: 5	H: 5	E: 0	K: 0	S: 7 <td>LOB: 2</td> <td>BB: 1</td> <td>P: 12 </td>	LOB: 2	BB: 1	P: 12
	R: 1	H: 3	E: 0	K: 1	S: 8 <td>LOB: 2</td> <td>BB: 0</td> <td>P: 8 </td>	LOB: 2	BB: 0	P: 8
	R: 1	H: 2	E: 0	K: 0	S: 5 <td>LOB: 1</td> <td>BB: 0</td> <td>P: 5 </td>	LOB: 1	BB: 0	P: 5
	R: 0	H: 0	E: 0	K: 2	S: 7 <td>LOB: 1</td> <td>BB: 1</td> <td>P: 11 </td>	LOB: 1	BB: 1	P: 11

PITCHER															PITCHER																		
IP	WLS	BF	H	R	ER	SO	BB	IBB	HBP	BLK	WP	HR	S	P	ERA	WHIP	IP	WLS	BF	H	R	ER	SO	BB	IBB	HBP	BLK	WP	HR	S	P	ERA	WHIP
4.2	L	23	7	6	6	0	0	0	0	0	0	0	21	26	11.57	1.500																	
1.1		7	4	1	1	1	0	0	0	0	0	0	9	9	6.75	3.000																	
2.0		9	2	1	1	2	1	0	0	0	1	0	12	16	4.50	1.500																	

BOTTOM

Philadelphia Phillies @ St. Louis Cardinals
 Busch Stadium, St. Louis, MO
 Tue May 24 1977, 7:05 PM CDT
 Att. 11,415 - Unknown


AB	R	H	RBI	BB	SO	LOB
4	1	1	1	0	1	1
4	1	2	1	1	0	1
5	1	2	2	0	1	4
3	1	0	0	1	0	1
4	0	1	1	0	0	0
4	1	2	1	0	0	0
4	1	2	1	0	0	0
4	1	2	1	0	0	1
2	1	1	0	0	1	1
1	0	0	0	0	0	0
0	0	0	0	0	0	0

1B	7	SF	0
2B	3	SAC	1
3B	3	DP	0
HR	0	HBP	1

WP	1	PA	39
PB	0		
SB	1		
CS	0		

livebaseballscorecards.com

AB 35
R 8
H 13
RBI 8
BB 2
SO 3
LOB 9



BOTTOM

Philadelphia Phillies @ St. Louis Cardinals
 Busch Stadium, St. Louis, MO
 Wed May 25 1977, 7:05 PM CDT
 Att. 12,401 - Unknown

livebaseballscorecards.com

AB	32
R	1
H	7
RBI	1
BB	4
SO	3
LOB	14



WP: 0	PA: 38
PB: 0	
SB: 0	
CS: 1	

Batter	1	2	3	4	5	6	7	8	9	AB	R	H	RBI	BB	SO	LOB
Tony Scott, S (1, 8) OBP: 0.419, SLG: 0.440	0-0 P6			0-0 5-3		0-0 F7		0-0 G3	0-0 L4	5	0	0	0	0	0	3
Garry Templeton, S (1, 6) OBP: 0.297, SLG: 0.379	0-0 F9			0-0 6-3		0-0 L6		0-3 K		4	0	0	0	0	1	0
Hector Cruz, R (1, 9) OBP: 0.397, SLG: 0.442	0-3 K			0-0 2B		4-0 1B BB		0-0 2B		3	1	2	0	1	1	0
Ted Simmons, S (1, 2) OBP: 0.423, SLG: 0.556		4-0 CS BB		0-0 P3		0-0 1B 1-2		0-0 4-3		3	0	1	0	1	0	2
Keith Hernandez, L (1, 3) OBP: 0.430, SLG: 0.550		0-0 L8			0-0 F8				0-0 SH1-4 1B	4	0	2	1	0	0	1
Ken Reitz, R (1, 5) OBP: 0.306, SLG: 0.430 Joel Youngblood, R (9, PR) OBP: 0.350, SLG: 0.294		0-0 P4			0-0 5-3		0-0 1-3		0-0 SH1-4 1B	4	0	1	0	0	0	3
Jerry Mumphrey, S (1, 7) OBP: 0.440, SLG: 0.616		0-0 CS 1-2	0-0 4-3		0-0 BLK 1B			0-0 6-3		3	0	1	0	0	0	0
Mike Tyson, R (1, 4) OBP: 0.275, SLG: 0.234 Bake McBride, L (9, PH) OBP: 0.277, SLG: 0.442			0-0 5-3		4-0 IBB			0-0 5-3		2	0	0	0	1	0	0
Pete Falcone, L (1, 1) OBP: 0.063, SLG: 0.063 Roger Freed, R (7, PH) OBP: 0.643, SLG: 0.900 Butch Metzger, R (8, 1) Lou Brock, L (9, PH) OBP: 0.323, SLG: 0.435			0-0 4-3		0-0 5-3			0-3 K		2	0	0	0	0	0	2

Inning Stats	R: 0	H: 0	E: 0	K: 1	S: 5	LOB: 0	BB: 0	P: 5	R: 0	H: 0	E: 0	K: 0	S: 2	LOB: 0	BB: 1	P: 6	R: 0	H: 0	E: 0	K: 0	S: 3	LOB: 0	BB: 0	P: 3	R: 0	H: 1	E: 0	K: 0	S: 4	LOB: 1	BB: 1	P: 4	R: 0	H: 1	E: 0	K: 0	S: 4	LOB: 2	BB: 1	P: 8	R: 1	H: 2	E: 0	K: 0	S: 5	LOB: 2	BB: 1	P: 9	R: 0	H: 0	E: 0	K: 1	S: 5	LOB: 0	BB: 0	P: 5	R: 0	H: 1	E: 0	K: 1	S: 6	LOB: 1	BB: 0	P: 6	R: 0	H: 2	E: 0	K: 0	S: 5	LOB: 3	BB: 1	P: 9	1B: 5	SF: 0	2B: 2	SAC: 1	3B: 0	DP: 0	HR: 0	HBP: 0	WP: 0	PA: 38
--------------	------	------	------	------	------	--------	-------	------	------	------	------	------	------	--------	-------	------	------	------	------	------	------	--------	-------	------	------	------	------	------	------	--------	-------	------	------	------	------	------	------	--------	-------	------	------	------	------	------	------	--------	-------	------	------	------	------	------	------	--------	-------	------	------	------	------	------	------	--------	-------	------	------	------	------	------	------	--------	-------	------	-------	-------	-------	--------	-------	-------	-------	--------	-------	--------

PITCHER	IP	WLS	BF	H	R	ER	SO	BB	IBB	HBP	BLK	WP	HR	S	P	ERA	WHIP
Steve Carlton, L (1, 1) ERA: 2.89	8.1	W	34	7	1	1	3	2	1	0	1	0	0	37	49	1.08	1.080
Gene Garber, R (9, 1) ERA: 3.0	0.0		1	0	0	0	0	0	1	0	0	0	0	4	4	∞	∞
Tom Underwood, L (9, 1) ERA: 5.66	0.2	S	2	0	0	0	0	0	0	0	0	0	0	2	2	0.00	0.000

BOTTOM

Philadelphia Phillies @ St. Louis Cardinals
Busch Stadium, St. Louis, MO
Thu May 26 1977, 3:33 AM CDT
Att: 16,450 - Unknown

livebaseballscorecards.com

AB	37
R	4
H	13
RBI	3
BB	4
SO	4
LOB	17



WP:	0	PA:	43
PB:	1		
SB:	2		
CS:	1		

AB R H RBI BB SO LOB

5	2	2	0	0	0	0
3	0	1	0	2	1	0
4	0	2	0	1	1	3
5	0	1	0	0	1	6
4	1	2	0	1	0	2
4	0	0	0	0	0	2
1	0	1	1	0	0	0
3	1	1	1	0	0	1
3	0	1	0	0	0	1
1	0	1	0	0	0	0
0	0	0	0	0	0	0
2	0	0	0	0	0	2
1	0	0	0	0	1	0
0	0	0	0	0	0	0
1	0	1	1	0	0	0
0	0	0	0	0	0	0

Batter	1	2	3	4	5	6	7	8	9	10
Tony Scott, S (1, 8) OBP: 0.418, SLG: 0.458	0-0 BB G6-4-3 2B		0-0 F9		0-0 F8			0-0 4-3		0-0 IBB 2B
Jerry Mumphrey, S (1, 7) OBP: 0.449, SLG: 0.605	4-0 G6-4-3 BB BB		0-0 F9 S 1B		0-0 4-3			0-3 K		4-0 1B IBB IBB
Hector Cruz, R (1, 9) OBP: 0.405, SLG: 0.444	4-0 G6-4-3 1-2 2-3 BB		0-0 F9 1-3		0-0 CS 1B			0-0 1B		0-3 K
Ted Simmons, S (1, 2) OBP: 0.416, SLG: 0.543	0-0 G6-4-3 1-2f 2-3 3-H		0-0 F7		0-0 CS 1B		0-0 G5-4-3 1B		0-0 4-3	0-3 K
Keith Hernandez, L (1, 3) OBP: 0.436, SLG: 0.548	0-0 L8			0-0 PB S SF8 1B		0-0 G5-4-3 1B		0-0 FC3-6 1B		4-0 1B 1-2 2-3 IBB
Ken Reitz, R (1, 5) OBP: 0.298, SLG: 0.418 Garry Templeton, S (9, PR) OBP: 0.302, SLG: 0.383		0-0 5-3		0-0 6-3 1-3		0-0 4-3		0-0 FC3-6 FC3-6		0-0 1B
Don Kessinger, S (1, 6) OBP: 0.342, SLG: 0.286		0-0 FC6-4 1B		0-0 SF8 3-H			0-0 F7		0-0 FC3-6 1B	
Mike Tyson, R (1, 4) OBP: 0.276, SLG: 0.237 Lou Brock, L (9, PH) OBP: 0.328, SLG: 0.440 Joel Youngblood, R (10, 5) OBP: 0.350, SLG: 0.294		0-0 F8		0-0 FC6-4 1B			0-0 F3		0-0 1B 1-3 1B	
John Denny, R (1, 1) OBP: 0.160, SLG: 0.125 Bake McBride, L (7, PH) OBP: 0.275, SLG: 0.438 Al Hrabosky, R (8, 1) Dave Rader, L (9, PH) OBP: 0.526, SLG: 0.706 Butch Metzger, R (10, 1)		0-0 FC6-4		0-0 FC6-4			0-3 K		0-0 K	

Inning Stats	R: 1	H: 1	R: 0	H: 1	R: 0	H: 1	R: 0	H: 1	R: 0	H: 1	R: 0	H: 0	R: 0	H: 1	R: 1	H: 3	R: 1	H: 2	R: 0	H: 2	
E: 0	LOB: 1	E: 0	LOB: 1	E: 0	LOB: 1	E: 0	LOB: 0	E: 0	LOB: 1	E: 0	LOB: 0	E: 0	LOB: 0	E: 0	LOB: 2	E: 0	LOB: 2	E: 0	LOB: 3	E: 0	LOB: 3
K: 0	BB: 2	K: 0	BB: 0	K: 0	BB: 0	K: 0	BB: 0	K: 0	BB: 0	K: 1	BB: 0	K: 1	BB: 0	K: 0	BB: 0	K: 0	BB: 0	K: 2	BB: 2	K: 2	BB: 2
S: 3	P: 11	S: 4	P: 4	S: 4	P: 4	S: 5	P: 5	S: 3	P: 3	S: 5	P: 5	S: 6	P: 6	S: 5	P: 5	S: 8	P: 16	S: 8	P: 16	S: 8	P: 16

PITCHER	IP	WLS	BF	H	R	ER	SO	BB	IBB	HBP	BLK	WP	HR	S	P	ERA	WHIP
Randy Lerch, L (1, 1) ERA: 3.41	6.0		24	7	2	2	0	2	0	0	0	0	0	22	30	3.00	1.500
Ron Reed, R (7, 1) ERA: 2.61	3.0	L	14	5	2	2	2	0	1	0	0	0	0	17	21	6.00	1.667
Gene Garber, R (10, 1) ERA: 2.92	0.2		4	1	0	0	2	0	1	0	0	0	0	7	11	0.00	1.500

1B:	11	SF:	1
2B:	2	SAC:	0
3B:	0	DP:	2
HR:	0	HBP:	0

Batter	1	2	3	4	5	6	7	8	9	AB R H RBI BB SO LOB	TOP									
Dave Cash, R (1, 4) OBP: 0.324, SLG: 0.353	0-0 5-3		0-0 F8		0-0 4-3		0-0 F9			4 0 0 0 0 0 1										
Warren Cromartie, L (1, 7) OBP: 0.331, SLG: 0.432	0-0 4-3		0-0 P5		0-0 3B		0-0 FC6 1-2f			4 0 1 0 0 0 1										
Wayne Garrett, L (1, 5) OBP: 0.241, SLG: 0.333	4-0 BB		0-0 F5		0-3 K			0-0 2B FC1-5-6		3 0 1 0 1 1 1										
Tony Perez, R (1, 3) OBP: 0.313, SLG: 0.405	0-3 K			0-0 2B F9		0-0 6-3		0-0 2-3 FC1-5-6		4 1 1 0 0 1 2										
Ellis Valentine, R (1, 9) OBP: 0.367, SLG: 0.541		0-0 F3		0-0 2-3 F9		4-0 BB FC4-6		0-0 P4		3 0 0 0 1 0 2										
Del Unser, L (1, 8) OBP: 0.388, SLG: 0.538		0-0 4-3		0-0 2B 3-H		0-0 1-2f FC4-6		0-0 4-3		4 0 1 1 0 0 2										
Chris Speier, R (1, 6) OBP: 0.248, SLG: 0.287		0-0 3B 1B		0-0 F8		0-0 4-3		0-0 6-3		4 1 1 0 0 0 2										
Barry Foote, R (1, 2) OBP: 0.341, SLG: 0.550		0-0 1-H 3B		0-0 6-3			0-0 F9		0-0 6-3	4 0 1 1 0 0 1										
Santo Alcala, R (1, 1) OBP: 0.290, SLG: 1.000			0-0 HR		0-0 6-3		0-0 FC6 1B		0-0 6-3	1 1 1 1 0 0 0										
Pepe Frias, R (5, PH) OBP: 0.111, SLG: 0.111										1 0 0 0 0 0 0										
Jackie Brown, R (5, 1)										0 0 0 0 0 0 0										
Pete Mackanin, R (7, PH) OBP: 0.333, SLG: 0.435										1 0 0 1 0 0 0										
Will McEnaney, L (7, 1)										0 0 0 0 0 0 0										
Gary Carter, R (9, PH) OBP: 0.378, SLG: 0.557										1 0 0 0 0 0 0										
Inning Stats	R: 0 E: 0 K: 1 S: 5	H: 0 LOB: 1 BB: 1 P: 9	R: 1 E: 0 K: 0 S: 4	H: 2 LOB: 1 BB: 0 P: 4	R: 1 E: 0 K: 0 S: 5	H: 2 LOB: 1 BB: 0 P: 5	R: 0 E: 0 K: 1 S: 6	H: 1 LOB: 1 BB: 0 P: 6	R: 0 E: 0 K: 0 S: 3	H: 0 LOB: 1 BB: 1 P: 7	R: 0 E: 0 K: 0 S: 4	H: 1 LOB: 1 BB: 0 P: 4	R: 0 E: 0 K: 0 S: 4	H: 1 LOB: 1 BB: 0 P: 4	R: 0 E: 0 K: 0 S: 3	H: 0 LOB: 0 BB: 0 P: 3	1B: 2 2B: 3 3B: 2 HR: 1	SF: 0 SAC: 0 DP: 0 HBP: 0	WP: 0 PB: 0 SB: 0 CS: 0	PA: 36
PITCHER	IP WLS BF H R ER SO BB IBB HBP BLK WP HR S P ERA WHIP																			
Larry Dierker, R (1, 1) ERA: 3.75	7.0 W 29 7 3 3 2 2 0 0 0 0 0 1 31 39 3.86 1.286																			
Clay Carroll, R (8, 1) ERA: 2.2	2.0 7 1 0 0 0 0 0 0 0 0 0 0 7 7 0.00 0.500																			

Montreal Expos @ St. Louis Cardinals
 Busch Stadium, St. Louis, MO
 Fri May 27 1977, 7:05 PM CDT
 Att. 11,964 - Unknown

livebaseballscorecards.com

AB	34
R	3
H	8
RBI	3
BB	2
SO	2
LOB	12



Batter	1	2	3	4	5	6	7	8	9
Lou Brock, L (1, 7) OBP: 0.326, SLG: 0.434 Clay Carroll, R (8, 1)	0-0 P3		0-0 CS 1B	0-0 L6			0-0 F9		
Garry Templeton, S (1, 6) OBP: 0.313, SLG: 0.405	0-0 1-3		0-0 CS 1-2	0-0 BLK 1B	0-0 S 1B		0-0 2-3		
Tony Scott, S (1, 8) OBP: 0.421, SLG: 0.455	0-3 K			0-0 2B 1B 1-H	0-0 P6 1-2		4-0 3-H BB G3-6-3		
Keith Hernandez, L (1, 3) OBP: 0.431, SLG: 0.547		0-0 6-3		0-0 1B HR 1-3	0-3 K		0-0 G3-6-3 1-2f		
Hector Cruz, R (1, 9) OBP: 0.403, SLG: 0.441 Jerry Mumphrey, S (6, 9) OBP: 0.444, SLG: 0.597		0-3 K		0-0 1B HR 3-H	0-3 K			0-0 4-3	
Dave Rader, L (1, 2) OBP: 0.522, SLG: 0.714		0-0 2B		0-0 HR 1-2 2-3		0-0 F7		0-0 F8	
Ken Reitz, R (1, 5) OBP: 0.297, SLG: 0.433		0-3 K		0-0 HR 1-H 2-H 3-H		0-0 F8		0-0 F9	
Mike Tyson, R (1, 4) OBP: 0.269, SLG: 0.230			0-0 L8	0-3 K		0-0 P4			
Larry Dierker, R (1, 1) Mike Anderson, R (7, PH) OBP: 0.316, SLG: 0.471			0-0 1-3	0-3 K			0-0 F9 3B 2B		

AB	R	H	RBI	BB	SO	LOB
4	0	1	0	0	0	1
0	0	0	0	0	0	0
4	1	3	1	0	0	0
3	1	1	1	1	1	1
4	1	1	0	0	1	3
3	1	1	1	0	2	1
1	0	0	0	0	0	0
4	1	2	0	0	0	0
4	1	1	4	0	1	1
3	0	0	0	0	1	0
2	0	0	0	0	1	0
1	1	1	0	0	0	0
1B: 6	SF: 0	2B: 3	SAC: 0	3B: 1	DP: 1	HR: 1
	HBP: 0					

BOTTOM

Montreal Expos @ St. Louis Cardinals
 Busch Stadium, St. Louis, MO
 Fri May 27 1977, 7:05 PM CDT
 Att. 11,964 - Unknown

livebaseballscorecards.com

AB	33
R	7
H	11
RBI	7
BB	1
SO	7
LOB	7



Inning Stats	R: 0	H: 0	E: 0	K: 1	S: 5	R: 0	H: 1	E: 0	K: 2	S: 8	R: 0	H: 1	E: 0	K: 0	S: 3	R: 6	H: 6	E: 0	K: 2	S: 13	R: 0	H: 1	E: 0	K: 2	S: 8	R: 0	H: 0	E: 0	K: 0	S: 3	R: 1	H: 2	E: 0	K: 0	S: 4	R: 0	H: 0	E: 0	K: 0	S: 3
	LOB: 0	BB: 0	P: 5	LOB: 1	BB: 0	P: 8	LOB: 0	BB: 0	P: 8	LOB: 0	BB: 0	P: 8	LOB: 0	BB: 0	P: 8	LOB: 0	BB: 0	P: 8	LOB: 0	BB: 0	P: 8	LOB: 0	BB: 0	P: 8	LOB: 0	BB: 0	P: 8	LOB: 0	BB: 0	P: 8	LOB: 0	BB: 0	P: 8	LOB: 0	BB: 0	P: 3	LOB: 0	BB: 0	P: 3	

PITCHER	IP	WLS	BF	H	R	ER	SO	BB	IBB	HBP	BLK	WP	HR	S	P	ERA	WHIP
Santo Alcala, R (1, 1) ERA: 6.97	4.0	L	19	8	6	6	5	0	0	0	1	0	1	29	29	13.50	2.000
Jackie Brown, R (5, 1) ERA: 3.43	2.0		7	1	0	0	2	0	0	0	0	0	0	11	11	0.00	0.500
Will McEnaney, L (7, 1) ERA: 3.86	2.0		8	2	1	1	0	1	0	0	0	0	0	7	11	4.50	1.500

WP: 0	PA: 35	PB: 0	SB: 1	CS: 1
1B: 6	SF: 0	2B: 3	SAC: 0	3B: 1
HR: 1	DP: 1	HBP: 0		

Batter	1	2	3	4	5	6	7	8	9	AB	R	H	RBI	BB	SO	LOB
Bake McBride, L (1, 8) Tony Scott, S (9, 8) OBP: 0.290, SLG: 0.446 OBP: 0.421, SLG: 0.455	0-0 F7	0-0 1B	0-0 4-3			0-0 1B		0-0 1B		5	1	3	0	0	0	1
Garry Templeton, S (1, 6) OBP: 0.310, SLG: 0.399	0-0 G3	0-0 P4		0-0 G3		0-3 K		0-0 1B		5	1	1	1	0	1	5
Lou Brock, L (1, 7) Jerry Mumphrey, S (9, 7) OBP: 0.350, SLG: 0.459 OBP: 0.444, SLG: 0.597	0-0 1B		0-0 1B	0-0 1B		0-0 BB		0-0 2B		4	1	4	0	1	0	0
Hector Cruz, R (1, 9) Mike Anderson, R (9, 9) OBP: 0.396, SLG: 0.426 OBP: 0.316, SLG: 0.471	0-0 4-3		0-0 1B	0-0 6-3		0-3 K		0-0 4-3		4	1	0	1	1	1	6
Keith Hernandez, L (1, 3) OBP: 0.424, SLG: 0.542		0-0 1B	0-0 E3		0-3 K	0-0 F7		0-0 1-3		5	2	1	0	0	1	5
Ken Reitz, R (1, 5) OBP: 0.308, SLG: 0.460		0-0 1B	0-0 HR		0-0 4-3		0-3 K			4	1	3	3	0	1	0
Dave Rader, L (1, 2) OBP: 0.444, SLG: 0.625		0-0 SF7	0-3 K		0-0 4-3		0-0 L3			3	0	0	1	0	1	1
Mike Tyson, R (1, 4) OBP: 0.259, SLG: 0.221		0-0 4-3	0-3 K		0-0 5-3		0-0 F9			4	0	0	0	0	1	2
Eric Rasmussen, R (1, 1) OBP: 0.286, SLG: 0.350		0-0 1B	0-0 1B			0-0 1B		0-0 1-3		3	0	2	0	1	0	0

Inning Stats	R: 0	H: 1	E: 0	K: 0	S: 4	H: 1	LOB: 1	BB: 0	P: 4	R: 1	H: 3	E: 0	K: 0	S: 6	R: 4	H: 3	E: 1	K: 2	S: 11	R: 0	H: 1	E: 0	K: 0	S: 3	R: 0	H: 1	E: 0	K: 1	S: 6	R: 0	H: 2	E: 0	K: 2	S: 9	R: 0	H: 0	E: 0	K: 1	S: 5	R: 2	H: 3	E: 0	K: 0	S: 6	1B: 11	SF: 1	2B: 2	3B: 0	HR: 1
--------------	------	------	------	------	------	------	--------	-------	------	------	------	------	------	------	------	------	------	------	-------	------	------	------	------	------	------	------	------	------	------	------	------	------	------	------	------	------	------	------	------	------	------	------	------	------	--------	-------	-------	-------	-------

PITCHER	IP	WLS	BF	H	R	ER	SO	BB	IBB	HBP	BLK	WP	HR	S	P	ERA	WHIP
Don Stanhouse, R (1, 1) ERA: 4.79	2.0	L	15	6	5	4	0	2	2	0	0	0	1	13	21	18.00	4.000
Bill Atkinson, R (3, 1) ERA: 2.25	2.0		7	2	0	0	2	0	0	0	0	0	0	11	11	0.00	1.000
Jackie Brown, R (5, 1) ERA: 3.19	3.0		13	3	0	0	4	1	0	0	0	0	0	20	24	0.00	1.333
Joe Kerrigan, R (8, 1) ERA: 3.41	1.0		6	3	2	2	0	0	0	0	0	0	0	6	6	18.00	3.000

BOTTOM

Montreal Expos @ St. Louis Cardinals
Busch Stadium, St. Louis, MO
 Sat May 28 1977, 7:05 PM CDT
 Att. 20,518 - Unknown

AB	37
R	7
H	14
RBI	6
BB	3
SO	6
LOB	20



WP: 0	PA: 41
PB: 0	
SB: 4	
CS: 1	

Batter	1	2	3	4	5	6	7	8	9	AB R H RBI BB SO LOB	TOP											
Dave Cash, R (1, 4) OBP: 0.326, SLG: 0.354 Pepe Frias, R (7, PH) OBP: 0.100, SLG: 0.100 (7, 4)	4-3 E9		0-0 E9 2-H		0-0 4-3		0-0 4-3			4 1 1 1 0 0 0 1 0 0 0 0 0 0												
Chris Speier, R (1, 6) OBP: 0.262, SLG: 0.287			0-0 F8			4-0 G6-4-3 BB		0-0 F9		3 1 1 1 2 0 1												
Ellis Valentine, R (1, 9) OBP: 0.371, SLG: 0.542						0-0 G6-4-3 1-2f		0-0 F8		5 1 2 0 0 0 2												
Gary Carter, R (1, 2) OBP: 0.367, SLG: 0.548	0-0 1B 1-3 2-H BB 2B	0-0 F9		0-0 F9		0-3 K		0-0 2B		5 1 2 1 0 1 1												
Warren Cromartie, L (1, 7) OBP: 0.331, SLG: 0.433	0-0 BB 1B 2-3 3-H	0-0 6-3		0-0 F8			0-0 HR 1B	0-0 L4		5 2 2 1 0 0 2												
Del Unser, L (1, 3) OBP: 0.383, SLG: 0.580	4-0 BB 1B 1-2 BB	0-0 F7		0-0 F7			0-0 HR	0-0 F8		4 2 1 2 1 0 1												
Andre Dawson, R (1, 8) OBP: 0.282, SLG: 0.319	4-0 1B 1-2 2-3 3-H BB		0-0 F9		0-0 1-3		0-0 4-3	0-0 6-3		4 1 0 1 1 0 0												
Larry Parrish, R (1, 5) OBP: 0.318, SLG: 0.400	0-0 1B E 1-3 2-H 3-H 1B		0-0 SH1-4 E 1B		0-0 HR		0-0 HR	0-0 HR		5 5 5 5 0 0 0												
Dan Warthen, S (1, 1) OBP: 0.222, SLG: 0.125	0-0 F9		0-0 SH1-4 1-2		0-0 6-3		0-3 K	0-0 4-3		4 0 0 0 0 1 2												
Inning Stats	R: 8 E: 1 K: 0 S: 9	H: 6 LOB: 1 BB: 3 P: 21	R: 0 E: 0 K: 0 S: 3	H: 0 LOB: 0 BB: 0 P: 3	R: 1 E: 1 K: 0 S: 5	H: 1 LOB: 1 BB: 0 P: 5	R: 0 E: 0 K: 0 S: 4	H: 1 LOB: 1 BB: 0 P: 4	R: 1 E: 0 K: 1 S: 4	H: 1 LOB: 0 BB: 0 P: 4	R: 0 E: 0 K: 1 S: 4	H: 0 LOB: 0 BB: 1 P: 8	R: 3 E: 0 K: 1 S: 8	H: 3 LOB: 0 BB: 0 P: 8	R: 0 E: 0 K: 0 S: 4	H: 1 LOB: 1 BB: 0 P: 4	R: 1 E: 0 K: 0 S: 4	H: 1 LOB: 0 BB: 0 P: 4	1B: 8 2B: 2 3B: 0 HR: 4	SF: 0 SAC: 1 DP: 1 HBP: 0	WP: 0 PB: 0 SB: 0 CS: 0	PA: 45
PITCHER	IP WLS BF H R ER SO BB IBB HBP BLK WP HR S P ERA WHIP																					
Bob Forsch, R (1, 1) ERA: 3.75	0.1 L 8 4 7 7 0 3 0 0 0 0 0 0 5 17 189.00 21.000																					
Buddy Schult, L (1, 1) ERA: 1.11	3.2 16 4 2 0 0 0 0 0 0 0 0 16 16 0.00 1.091																					
John Urea, R (5, 1) ERA: 3.13	3.0 13 4 4 4 2 1 0 0 0 0 3 16 20 12.00 1.667																					
Butch Metzger, R (8, 1) ERA: 4.55	2.0 8 2 1 1 0 0 0 0 0 0 1 8 8 4.50 1.000																					

Montreal Expos @ St. Louis Cardinals
Busch Stadium, St. Louis, MO
 Sun May 29 1977, 3:33 AM CDT
 Att. 15,219 - Unknown

AB	40
R	14
H	14
RBI	12
BB	4
SO	2
LOB	9



Batter	1	2	3	4	5	6	7	8	9	AB R H RBI BB SO LOB
Jerry Mumphy, S OBP: 0.453, SLG: 0.600 (1, 9) (5, 7)	0-0 2B		0-0 5-3		4-0 BB 1B G6-4-3		4-0 BB		0-0 L4	3 2 1 0 2 0 0
Garry Templeton, S OBP: 0.306, SLG: 0.393 (1, 6)	0-3 K		0-0 6-3		0-0 G6-4-3 BB 1-2 1B		0-0 F8		0-0 4-3	5 0 1 0 0 1 2
Tony Scott, S OBP: 0.437, SLG: 0.505 (1, 8)	0-0 F8 2B 2-H		0-0 HR		4-0 G6-4-3 BB 1-2 2-3		0-3 K		0-0 1B	4 1 3 2 1 1 1
Ted Simmons, S OBP: 0.412, SLG: 0.535 Butch Metzger, R (8, 1) Hector Cruz, R OBP: 0.393, SLG: 0.422 (9, PH)	0-0 F8		0-0 1B		0-0 G6-4-3 1-2 2-3 3-H		0-0 F8		0-0 F9	4 0 1 0 0 0 4 0 0 0 0 0 0 0 1 0 0 0 0 0 1
Roger Freed, R OBP: 0.556, SLG: 0.692 (1, 3)	4-0 BB		0-0 F8		0-0 5-3		0-0 L7			3 0 0 0 1 0 2
Ken Reitz, R OBP: 0.304, SLG: 0.454 John Urrea, R OBP: 0.429, SLG: 0.600 (1, 5) (5, 1) (8, 2)	0-0 L6		0-0 L7		4-0 BB		0-0 L9			2 0 0 0 0 0 2 0 0 0 0 1 0 0 1 0 0 0 0 0 0
Joel Youngblood, R OBP: 0.333, SLG: 0.333 (1, 7) (5, 5)		0-0 5-3		0-0 F9		0-0 F9		0-0 2B		4 0 1 0 0 0 1
Mike Tyson, R OBP: 0.259, SLG: 0.215 (1, 4)		0-0 F8		4-0 BB		0-3 K		0-0 F8		3 0 0 0 1 1 2
Bob Forsch, R OBP: 0.250, SLG: 0.227 Buddy Schultz, R OBP: 0.318, SLG: 0.600 (1, 1) (1, 1) (4, PH) (5, 9)		0-3 K		0-3 K		0-0 F7		0-0 HR		0 0 0 0 0 0 0 1 0 0 0 0 1 0 3 1 1 1 0 1 2


Inning Stats	R: 1	H: 2	E: 0	K: 1	S: 7	LOB: 2	BB: 1	P: 11	R: 0	H: 0	E: 0	K: 1	S: 5	LOB: 0	BB: 0	P: 5	R: 0	H: 2	E: 0	K: 0	S: 5	LOB: 1	BB: 1	P: 9	R: 1	H: 1	E: 0	K: 0	S: 3	LOB: 1	BB: 2	P: 11	R: 0	H: 0	E: 0	K: 1	S: 5	LOB: 1	BB: 1	P: 9	R: 0	H: 0	E: 0	K: 1	S: 5	LOB: 1	BB: 1	P: 9	R: 0	H: 1	E: 0	K: 0	S: 4	LOB: 1	BB: 0	P: 4	R: 1	H: 2	E: 0	K: 0	S: 5	LOB: 1	BB: 0	P: 5	1B: 3	2B: 3	3B: 0	HR: 2	SF: 0	SAC: 0	DP: 1	HBP: 0	WP: 0	PB: 0	SB: 0	CS: 0	PA: 40
PITCHER Dan Warthen, L ERA: 6.67 (1, 1)	IP	WLS	BF	H	R	ER	SO	BB	IBB	HBP	BLK	WP	HR	S	P	ERA	WHIP	IP	WLS	BF	H	R	ER	SO	BB	IBB	HBP	BLK	WP	HR	S	P	ERA	WHIP																																											

BOTTOM

Montreal Expos @ St. Louis Cardinals
 Busch Stadium, St. Louis, MO
 Sun May 29 1977, 3:33 AM CDT
 Att. 15,219 - Unknown

livebaseballscorecards.com

AB 34
R 4
H 8
RBI 3
BB 6
SO 5
LOB 17



Batter	1	2	3	4	5	6	7	8	9	AB	R	H	RBI	BB	SO	LOB
Bake McBride, L (1, 8) OBP: 0.301, SLG: 0.453	0-0 L8		0-0 1-3 4-3 1B	0-0 SF8		0-0 2B 1B		0-0 G4-6-3 1-2f		5	3	3	2	0	0	1
Tony Scott, S (1, 9) OBP: 0.438, SLG: 0.500 Jerry Mumphrey, S (4, PH) OBP: 0.465, SLG: 0.631	4-0 CS BB		0-0 1-3	0-0 1B WP 1B		0-0 2B 1B		0-0 4-3		1	0	0	0	1	0	1
Lou Brock, L (1, 7) OBP: 0.366, SLG: 0.486 Mike Anderson, R (7, 9) OBP: 0.318, SLG: 0.600	0-0 WP 1B		0-0 4-3	0-0 WP 1B		0-0 3B 1B		0-0 E4 1B		5	1	4	4	0	0	0
Ted Simmons, S (1, 2) OBP: 0.406, SLG: 0.531	0-0 F7		0-0 2B	0-0 6-3		0-0 L8				0	0	0	0	0	0	0
Keith Hernandez, L (1, 3) OBP: 0.429, SLG: 0.541		0-0 1B FC4-2-5 1B	4-0 IBB		0-0 4-3	0-0 WP HR 1B	0-0 P4			4	1	2	1	1	0	0
Ken Reitz, R (1, 5) OBP: 0.318, SLG: 0.494		0-0 1B	0-2 1-3		2-2 2B	0-0 1-H HR	0-0 WP 4-3 2B			5	2	4	2	0	0	2
Garry Templeton, S (1, 6) OBP: 0.311, SLG: 0.395 Don Kessinger, S (7, PH) OBP: 0.338, SLG: 0.281		0-0 FC4-2-5		0-0 1B SF8 1B	0-0 P3	0-0 1B 6-3 1B	0-0 4-3			4	2	2	0	0	0	2
Mike Tyson, R (1, 4) OBP: 0.273, SLG: 0.218		4-0 IBB		0-0 1B 1B	4-0 IBB	0-0 6-3	0-0 P4			3	1	1	0	2	0	1
Pete Falcone, L (1, 1) OBP: 0.143, SLG: 0.100		0-0 4-3		0-3 K	0-0 4-3	4-0 1B 2B BB	0-0 G4-6-3 1B			4	1	1	0	1	1	6


Inning Stats	R: 0	H: 1	E: 0	LOB: 1	K: 0	BB: 1	S: 3	R: 0	H: 2	E: 0	LOB: 2	K: 0	BB: 1	S: 4	R: 1	H: 2	E: 0	LOB: 2	K: 0	BB: 1	S: 8	R: 3	H: 4	E: 0	LOB: 1	K: 1	BB: 0	S: 9	R: 0	H: 1	E: 0	LOB: 2	K: 0	BB: 1	S: 8	R: 9	H: 9	E: 1	LOB: 1	K: 0	BB: 1	S: 12	R: 1	H: 1	E: 0	LOB: 0	K: 0	BB: 0	S: 4	R: 0	H: 1	E: 0	LOB: 0	K: 0	BB: 0	S: 3
--------------	------	------	------	--------	------	-------	------	------	------	------	--------	------	-------	------	------	------	------	--------	------	-------	------	------	------	------	--------	------	-------	------	------	------	------	--------	------	-------	------	------	------	------	--------	------	-------	-------	------	------	------	--------	------	-------	------	------	------	------	--------	------	-------	------

PITCHER	IP	WLS	BF	H	R	ER	SO	BB	IBB	HBP	BLK	WP	HR	S	P	ERA	WHIP
Mike Krukow, R (1, 1) ERA: 5.48	4.0	L	22	9	4	4	1	1	1	0	0	2	0	24	36	9.00	2.500
Donnie Moore, R (5, 1) ERA: 6.14	1.1		9	4	3	3	0	0	1	0	0	0	0	12	18	20.25	3.000
Jim Todd, R (6, 1) ERA: 11.12	0.2		9	6	6	5	0	1	0	0	0	1	1	8	12	67.50	10.500
Willie Hernandez, L (7, 1) ERA: 2.05	1.0		4	1	1	1	0	0	0	0	0	1	0	4	4	9.00	1.000
Paul Reuschel, R (8, 1) ERA: 1.01	1.0		3	1	0	0	0	0	0	0	0	0	0	3	3	0.00	1.000

BOTTOM

Chicago Cubs @ St. Louis Cardinals
 Busch Stadium, St. Louis, MO
 Mon May 30 1977, 3:33 AM CDT
 Att: 25,241 - Sunny - 87 F

AB	41
R	14
H	21
RBI	12
BB	5
SO	1
LOB	17



WP	HR	S	P	ERA	WHIP
4	1	3	4	9.00	2.500

Batter	1	2	3	4	5	6	7	8	9	AB	R	H	RBI	BB	SO	LOB
--------	---	---	---	---	---	---	---	---	---	----	---	---	-----	----	----	-----

Bake McBride, L <small>OBP: 0.316, SLG: 0.459</small> (1, 8)	0-0 BB F7 WP 1B	4-0 F9 S BB		0-0 L9			0-0 6-3 1B			3	1	2	0	1	0	1
Jerry Mumphrey, S <small>OBP: 0.456, SLG: 0.614</small> (1, 9) (8, 7)	2-2 F7 1-2	0-0 F9 1-3		0-0 2-H 1B			0-0 6-3 1-2			4	0	1	1	0	0	3
Lou Brock, L <small>OBP: 0.362, SLG: 0.475</small> Mike Anderson, R <small>OBP: 0.318, SLG: 0.600</small> (1, 7) (8, 9)	0-0 L7	0-0 6-3			4-2 G3 S 4-3 BB		0-0 L7			3	1	0	0	1	0	3
Ted Simmons, S <small>OBP: 0.402, SLG: 0.520</small> (1, 2)	4-0 WP BB 1B BB		0-0 G3		0-0 G3 1-3		2-2 F9			3	1	0	0	1	0	2
Keith Hernandez, L <small>OBP: 0.425, SLG: 0.530</small> (1, 3)	4-2 WP 1B BB		0-0 F8		0-0 4-3 3-H		0-3 K			3	1	0	1	1	1	0
Ken Reitz, R <small>OBP: 0.328, SLG: 0.517</small> (1, 5)	0-0 1B 1B 1-H 2-H 3-H		0-0 1B		0-3 K		0-0 HR			4	1	3	3	0	1	0
Garry Templeton, S <small>OBP: 0.309, SLG: 0.392</small> (1, 6)	0-0 1B 1-2		0-0 4-3		0-0 4-3		0-0 6-3			4	0	1	0	0	0	1
Mike Tyson, R <small>OBP: 0.272, SLG: 0.219</small> (1, 4)	0-3 K			0-0 SH3-4 1B 1B		0-0 5-3		0-0 L8		4	1	1	0	0	1	2
John Denny, R <small>OBP: 0.148, SLG: 0.115</small> (1, 1)		0-0 F7		0-0 SH3-4 1-2		0-3 K				2	0	0	0	0	1	0

Inning Stats	R: 3	H: 3	E: 0	K: 1	S: 14	LOB: 2	BB: 2	P: 24	R: 0	H: 0	E: 0	K: 0	S: 3	LOB: 1	BB: 1	P: 7	R: 0	H: 1	E: 0	K: 0	S: 4	LOB: 1	BB: 0	P: 4	R: 1	H: 2	E: 0	K: 0	S: 4	LOB: 1	BB: 0	P: 4	R: 1	H: 0	E: 0	K: 1	S: 8	LOB: 0	BB: 1	P: 12	R: 0	H: 0	E: 0	K: 1	S: 5	LOB: 0	BB: 0	P: 5	R: 0	H: 1	E: 0	K: 0	S: 8	LOB: 1	BB: 0	P: 10	R: 1	H: 1	E: 0	K: 1	S: 6	LOB: 0	BB: 0	P: 6
--------------	------	------	------	------	-------	--------	-------	-------	------	------	------	------	------	--------	-------	------	------	------	------	------	------	--------	-------	------	------	------	------	------	------	--------	-------	------	------	------	------	------	------	--------	-------	-------	------	------	------	------	------	--------	-------	------	------	------	------	------	------	--------	-------	-------	------	------	------	------	------	--------	-------	------

PITCHER	IP	WLS	BF	H	R	ER	SO	BB	IBB	HBP	BLK	WP	HR	S	P	ERA	WHIP
Bill Bonham, R <small>ERA: 3.79</small> (1, 1)	5.0	L	24	6	5	5	2	4	0	0	0	1	0	33	51	9.00	2.000
Willie Hernandez, L <small>ERA: 2.15</small> (6, 1)	3.0		11	2	1	1	2	0	0	0	0	0	1	19	21	3.00	0.667

BOTTOM

Chicago Cubs @ St. Louis Cardinals
 Busch Stadium, St. Louis, MO
 Tue May 31 1977, 7:05 PM CDT
 Att: 17,036 - Unknown - 73 F

AB	30
R	6
H	8
RBI	5
BB	4
SO	4
LOB	12



WP	HR	S	P	ERA	WHIP
1	0	0	35		

Batter	1	2	3	4	5	6	7	8	9	AB R H RBI BB SO LOB	TOP												
Bake McBride, L (1, 8) OBP: 0.306, SLG: 0.440 Tony Scott, S (1, 8) OBP: 0.432, SLG: 0.486	0-3 K		0-3 K			4-0 FC5-4 BB		0-0 4-3		1 0 0 0 0 1 0 2 0 0 0 1 1 1													
Garry Templeton, S (1, 6) OBP: 0.300, SLG: 0.378	0-0 6-3			0-0 1-3		0-0 FC5-4 1-2f		0-0 1-3		4 0 0 0 0 0 1													
Lou Brock, L (1, 7) OBP: 0.352, SLG: 0.460	0-0 F5			4-0 S BB		0-0 6-3		0-0 1-3		3 0 0 0 1 0 1													
Hector Cruz, R (1, 9) OBP: 0.388, SLG: 0.412		0-0 L5		0-3 K 1-2		4-0 S BB		0-3 K		3 0 0 0 1 2 1													
Ted Simmons, S (1, 2) OBP: 0.407, SLG: 0.525		0-0 6-3		0-3 K		0-0 F5 1-2				3 0 0 0 0 1 2													
Keith Hernandez, L (1, 3) OBP: 0.423, SLG: 0.513		0-0 F8			4-0 G6-3 BB		0-3 K			2 0 0 0 1 1 1													
Ken Reitz, R (1, 5) OBP: 0.314, SLG: 0.494			0-0 F9		0-0 G6-3 1-2f		0-0 P4			3 0 0 0 0 0 2													
Mike Tyson, R (1, 4) OBP: 0.269, SLG: 0.218			0-0 S 1B		0-3 K		0-0 F9			3 0 1 0 0 1 0													
Eric Rasmussen, R (1, 1) OBP: 0.261, SLG: 0.318 Jerry Mumphrey, S (8, PH) OBP: 0.436, SLG: 0.579 Butch Metzger, R (8, 1)			0-3 K 1-2		0-3 K		0-3 K			2 0 0 0 0 2 1 1 0 0 0 0 1 0 0 0 0 0 0 0 0													
Inning Stats	R: 0 E: 0 K: 1 S: 5	H: 0 LOB: 0 BB: 0 P: 5	R: 0 E: 0 K: 0 S: 3	H: 0 LOB: 0 BB: 0 P: 3	R: 0 E: 0 K: 2 S: 8	H: 1 LOB: 1 BB: 0 P: 8	R: 0 E: 0 K: 2 S: 7	H: 0 LOB: 1 BB: 1 P: 11	R: 0 E: 0 K: 1 S: 4	H: 0 LOB: 0 BB: 1 P: 8	R: 0 E: 0 K: 1 S: 5	H: 0 LOB: 1 BB: 1 P: 9	R: 0 E: 0 K: 1 S: 5	H: 0 LOB: 1 BB: 1 P: 9	R: 0 E: 0 K: 1 S: 5	H: 0 LOB: 0 BB: 0 P: 5	R: 0 E: 0 K: 1 S: 5	H: 0 LOB: 0 BB: 0 P: 5	1B: 1 2B: 0 3B: 0 HR: 0	SF: 0 SAC: 0 DP: 1 HBP: 0	WP: 0 PB: 0 SB: 3 CS: 0	PA: 31	
PITCHER Steve Rogers, R (1, 1) ERA: 1.92	IP: 9.0 WLS: W BF: 31 H: 1 R: 0 ER: 0 SO: 10 BB: 4 IBB: 0 HBP: 0 BLK: 0 WP: 0 HR: 0 S: 47 P: 63 ERA: 0.00 WHIP: 0.556																						

St. Louis Cardinals @ Montreal Expos
 Olympic Stadium, Montreal, QB
 Fri Jun 03 1977, 7:05 PM EDT
 Att: 15,018 - Unknown

livebaseballscorecards.com

AB	27
R	0
H	1
RBI	0
BB	4
SO	10
LOB	10



Batter	1	2	3	4	5	6	7	8	9	10	11	12	13	AB R H RBI BB SO LOB	TOP														
Tony Scott, S OBP: 0.432, SLG: 0.473 (1, 8)	0-3 K	4-0 1B BB		4-0 FC6-5 1B BB	0-0 FC4-6 G6-3			0-0 S 3B 1B		0-3 K		0-3 K		5 1 1 0 2 3 2															
Garry Templeton, S OBP: 0.305, SLG: 0.391 (1, 6)	0-0 4-3	0-0 1B		0-0 FC6-5 1B 1B	0-0 G6-3			0-0 1-H 2B 3B		0-0 F3			0-0 5-3	7 2 3 1 0 0 1															
Lou Brock, L OBP: 0.348, SLG: 0.452 Mike Anderson, R OBP: 0.292, SLG: 0.545 (1, 7) (8, 9)	0-0 BB 1B 1B	0-3 K		0-0 FC6-5 BB 1B 1-2 2-3f				0-0 F9		0-0 6-3			0-0 1-3	5 2 1 0 0 2 5 2 0 0 0 0 0 0															
Ken Reitz, R OBP: 0.318, SLG: 0.495 (1, 5)	4-0 1B 1-2 BB BB			0-0 1B BB 1-2 2-H 1B				0-0 3-1 3-H 2B				0-0 F7	0-0 F9	6 0 2 2 1 1 0															
Ted Simmons, S OBP: 0.410, SLG: 0.519 (1, 2)	4-0 1B 1-2 2-3 BB			4-0 1B 1B 1-2 2-3 BB				0-0 F8				0-3 K		4 1 1 0 2 1 1															
Keith Hernandez, L OBP: 0.426, SLG: 0.512 (1, 3)	0-0 1-2 2-3 3-H 1B			0-0 1B 1B 1-2 2-3 3-H 1B				0-0 P6		0-3 K		0-3 K		6 1 3 2 0 2 1															
Jerry Mumphrey, S OBP: 0.414, SLG: 0.545 (1, 9) (8, 7)	0-3 K			0-3 K	0-3 K			0-0 6-3		0-0 F7		0-0 6-3		6 0 0 0 0 3 8															
Mike Tyson, R OBP: 0.272, SLG: 0.218 (1, 4)		0-0 5-3		0-0 FC6-4 1B				1-0 HBP		0-3 K		0-0 5-3		5 0 1 2 0 1 3															
Bob Forsch, R OBP: 0.360, SLG: 0.231 Butch Metzger, R Clay Carroll, R Roger Freed, R AJ Hrabosky, R Hector Cruz, R Bake McBride, L John Ureca, R (1, 1) (7, 1) (8, 1) (9, 1) (9, 1) (12, 1) (12, 1) (12, 1) (12, 1)		0-0 6-3		0-0 F7 1B				0-3 K		0-0 P6		0-0 1B		4 0 1 0 0 0 1 2 0 0 0 0 0 0 0 0 0 0 0 0 0 0 0 0 1 0 0 0 0 0 0 0 0 0 0 0 0 0 0 0 1 0															
Inning Stats	R: 1 E: 0 K: 2 S: 9	H: 2 LOB: 3 BB: 2 P: 17	R: 0 E: 0 K: 1 S: 6	H: 1 LOB: 2 BB: 1 P: 10	R: 2 E: 0 K: 1 S: 8	H: 3 LOB: 1 BB: 0 P: 8	R: 2 E: 0 K: 1 S: 8	H: 3 LOB: 3 BB: 2 P: 16	R: 0 E: 0 K: 2 S: 7	H: 0 LOB: 0 BB: 0 P: 7	R: 0 E: 0 K: 1 S: 5	H: 0 LOB: 1 BB: 0 P: 6	R: 2 E: 0 K: 1 S: 8	H: 3 LOB: 1 BB: 0 P: 8	R: 0 E: 0 K: 1 S: 5	H: 0 LOB: 0 BB: 0 P: 5	R: 0 E: 0 K: 2 S: 7	H: 0 LOB: 0 BB: 0 P: 7	R: 0 E: 0 K: 1 S: 6	H: 1 LOB: 2 BB: 0 P: 6	R: 0 E: 0 K: 0 S: 3	H: 0 LOB: 0 BB: 0 P: 3	1B: 12 2B: 1 3B: 1 HR: 0	SF: 0 SAC: 0 DP: 1 HBP: 1	WP: 0 PB: 0 SB: 2 CS: 0	PA: 58			
PITCHER	IP WLS BF H R ER SO BB IBB HBP BLK WP HR S P ERA WHIP	3.1 23 8 5 5 4 5 5 0 0 0 0 0 0 26 46 13.50 3.900																											
Stan Bahnsen, R ERA: 6.23 Don Stanhouse, R ERA: 4.67 Joe Kerrigan, R ERA: 2.88 Tom Walker, R ERA: 9.0 Will McEnaney, L ERA: 3.32	(1, 1) (4, 1) (6, 1) (8, 1) (10, 1)	1.0 1.0 2.0 2.0 3.0	1.0 1.0 2.0 2.0 3.0	1.0 1.0 2.0 2.0 3.0	1.0 1.0 2.0 2.0 3.0	1.0 1.0 2.0 2.0 3.0	1.0 1.0 2.0 2.0 3.0	1.0 1.0 2.0 2.0 3.0	1.0 1.0 2.0 2.0 3.0	1.0 1.0 2.0 2.0 3.0	1.0 1.0 2.0 2.0 3.0	1.0 1.0 2.0 2.0 3.0	1.0 1.0 2.0 2.0 3.0	1.0 1.0 2.0 2.0 3.0	1.0 1.0 2.0 2.0 3.0	1.0 1.0 2.0 2.0 3.0	1.0 1.0 2.0 2.0 3.0	1.0 1.0 2.0 2.0 3.0	1.0 1.0 2.0 2.0 3.0	1.0 1.0 2.0 2.0 3.0	1.0 1.0 2.0 2.0 3.0	1.0 1.0 2.0 2.0 3.0	1.0 1.0 2.0 2.0 3.0	1.0 1.0 2.0 2.0 3.0	1.0 1.0 2.0 2.0 3.0	1.0 1.0 2.0 2.0 3.0	1.0 1.0 2.0 2.0 3.0	1.0 1.0 2.0 2.0 3.0	

St. Louis Cardinals @ Montreal Expos
Olympic Stadium, Montreal, QB
Sat Jun 04 1977, 7:05 PM EDT
Att. 20,199 - Unknown

livebaseballscorecards.com

AB	52
R	7
H	14
RBI	7
BB	5
SO	14
LOB	23



Batter	1	2	3	4	5	6	7	8	9	10	11	12	13	AB R H RBI BB SO LOB
Dave Cash, R OBP: 0.322, SLG: 0.352 (1, 4)	0-0 G4-3 1B 1B	0-0 G3			0-0 6-3		0-0 1B 2B	0-0 FC4-6 1B			0-0 F8		0-3 K 1-2	7 2 3 1 0 1 2
Chris Speier, R OBP: 0.305, SLG: 0.322 (1, 6)	0-0 G4-3 1-2 1B		0-0 6-3		0-0 1B		0-0 FC5-4 1B	0-0 FC4-6 1-2f 3-H			0-3 K		0-0 F9	7 0 3 2 0 1 2
Ellis Valentine, R OBP: 0.357, SLG: 0.541 (1, 9)	0-0 G4-3 1-2f 2-3		0-0 4-3		0-0 P5		0-0 FC5-4 1-2f BB	0-0 5-3			0-0 L5		0-0 1B 2-H	7 0 1 1 0 0 5
Tony Perez, R OBP: 0.330, SLG: 0.416 Pepe Frias, R OBP: 0.100, SLG: 0.100 Jose Morales, R OBP: 0.143, SLG: 0.105 (1, 3) (12, PR) (13, 3)	0-0 1B 3-H		0-0 F8			0-0 G3 WP 2B	4-0 1-2 BB				0-3 K		0-0 FC3-5 BB 1B	5 1 3 1 1 1 0 0 0 0 0 0 0 0 0 0 0 0 0 0 0
Warren Cromartie, L OBP: 0.323, SLG: 0.415 Will McEnaney, L Wayne Garrett, L OBP: 0.250, SLG: 0.310 Bill Atkinson, L OBP: 0.500, SLG: 0.500 (1, 7) (10, 1) (12, PH) (13, 1)	0-0 6-3			0-0 5-3		0-0 G3 2-3	0-3 K				0-0 F8		4-0 FC4-6 FC3-5 1-2 BB	5 0 0 0 0 1 4 0 0 0 0 0 0 0 0 0 0 0 1 0 0 0 0 0 0 0 0 0
Gary Carter, R OBP: 0.366, SLG: 0.544 (1, 2)		0-0 5-3		0-0 1B FC3-6		0-0 L6 3-H		0-0 HR			0-3 K		0-0 FC3-5 1-2 FC4-6 2-3f	6 1 2 1 0 1 2
Del Unser, L OBP: 0.336, SLG: 0.477 (1, 8)		0-0 4-3		0-0 1B FC3-6 1-2f		0-0 1B		4-0 SH1-4 1B BB			0-3 K		0-0 FC4-6 1-2f 2-3	5 1 1 0 1 1 3
Larry Parrish, R OBP: 0.309, SLG: 0.396 (1, 5)		0-0 2B 1B		0-0 F7		0-0 P5		0-0 1B SH1-4 FC4-6 1B			0-0 F9		0-0 4-3	6 2 2 0 0 0 4
Stan Bahnsen, R OBP: 0.687, SLG: 1.000 Don Stanhouse, R OBP: 0.320, SLG: 0.292 Sam Mejias, R OBP: 0.167, SLG: 0.167 Joe Kerrigan, R Pete Mackanin, R OBP: 0.320, SLG: 0.407 Tom Walker, R Andre Dawson, R OBP: 0.295, SLG: 0.369 (1, 1) (4, 1) (5, PH) (6, 1) (7, PH) (8, 1) (10, 7)	0-0 1B 1-H				0-0 5-3		0-0 6-3	0-0 SH1-4			0-0 F8		4-0 1B BB	1 0 1 1 0 0 0 0 0 0 0 0 0 0 1 0 0 0 0 0 0 0 0 0 0 0 0 0 1 0 0 0 0 0 0 0 0 0 0 0 0 0 1 1 0 0 1 0 0

Inning Stats	R: 1	H: 3	E: 0	LOB: 1	K: 0	S: 5	R: 1	H: 2	E: 0	LOB: 1	K: 0	S: 5	R: 0	H: 0	E: 0	LOB: 0	K: 0	S: 3	R: 0	H: 1	E: 0	LOB: 1	K: 0	S: 4	R: 0	H: 1	E: 0	LOB: 1	K: 0	S: 4	R: 1	H: 2	E: 0	LOB: 1	K: 1	S: 7	R: 3	H: 3	E: 0	LOB: 1	K: 0	S: 6	R: 0	H: 0	E: 0	LOB: 0	K: 2	S: 7	R: 0	H: 0	E: 0	LOB: 0	K: 1	S: 5	R: 0	H: 1	E: 0	LOB: 2	K: 0	S: 4	R: 1	H: 1	E: 0	LOB: 1	K: 1	S: 5	R: 0	H: 0	E: 0	LOB: 0	K: 1	S: 5	R: 0	H: 1	E: 0	LOB: 1	K: 1	S: 9	1B: 12	SF: 0	2B: 3	SAC: 1	3B: 0	DP: 1	HR: 1	HBP: 0	WP: 1	PA: 57
--------------	------	------	------	--------	------	------	------	------	------	--------	------	------	------	------	------	--------	------	------	------	------	------	--------	------	------	------	------	------	--------	------	------	------	------	------	--------	------	------	------	------	------	--------	------	------	------	------	------	--------	------	------	------	------	------	--------	------	------	------	------	------	--------	------	------	------	------	------	--------	------	------	------	------	------	--------	------	------	------	------	------	--------	------	------	--------	-------	-------	--------	-------	-------	-------	--------	-------	--------


PITCHER	IP	WLS	BF	H	R	ER	SO	BB	IBB	HBP	BLK	WP	HR	S	P	ERA	WHIP
Bob Forsch, R ERA: 3.91 (1, 1)	6.1		29	11	4	4	0	0	0	0	0	1	0	29	29	5.68	1.737
Butch Metzger, R ERA: 5.03 (7, 1)	1.0		7	2	3	3	1	2	0	0	0	0	1	7	15	27.00	4.000
Clay Carroll, R ERA: 1.89 (8, 1)	0.2		3	1	0	0	0	0	0	0	0	0	0	3	3	0.00	1.500
Al Hrabosky, L ERA: 4.55 (9, 1)	3.0		9	0	0	0	4	0	0	0	0	0	0	17	17	0.00	0.000
John Urrea, R ERA: 3.18 (12, 1)	1.2	L	9	2	1	1	1	2	0	0	0	0	0	9	17	5.40	2.400

BOTTOM

St. Louis Cardinals @ Montreal Expos
Olympic Stadium, Montreal, QB

Sat Jun 04 1977, 7:05 PM EDT
Att: 20,199 - Unknown

AB	52
R	8
H	16
RBI	7
BB	4
SO	6
LOB	22



Batter	1	2	3	4	5	6	7	8	9	AB R H RBI BB SO LOB	TOP																
Jerry Mumphrey, S (1, 7) OBP: 0.417, SLG: 0.543	0-0 4-3		0-0 HR 1B		0-0 CS 1B			0-0 4-3		4 1 2 1 0 0 0																	
Garry Templeton, S (1, 6) OBP: 0.313, SLG: 0.398	0-0 CS 1B		0-0 3-H HR 1B		0-0 1-2		0-0 3-1 1-2	0-0 FC4-6 1B		4 1 3 0 0 0 1																	
Tony Scott, S (1, 8) OBP: 0.426, SLG: 0.491	0-0 3-1 1-2		0-0 1-H 2-H HR		0-0 E7 4-3 E			0-3 K		4 2 1 3 0 1 2																	
Ted Simmons, S (1, 2) OBP: 0.406, SLG: 0.512		0-0 6-3	0-0 1B		0-0 4-3			0-0 FC4-6 1-2f		4 0 1 0 0 0 2																	
Keith Hernandez, L (1, 3) OBP: 0.417, SLG: 0.500		0-0 F5	0-0 F8		0-0 E6			0-0 F5		4 0 0 0 0 0 1																	
Ken Reitz, R (1, 5) OBP: 0.312, SLG: 0.484		0-0 5-3		0-0 6-3		0-0 4-3		0-0 6-3		4 0 0 0 0 0 0																	
Mike Anderson, R (1, 9) OBP: 0.286, SLG: 0.500			0-0 4-3	0-3 K			0-0 G2-6-4 1B	0-0 6-3		4 0 1 0 0 1 0																	
Don Kessinger, S (1, 4) OBP: 0.325, SLG: 0.271			0-0 4-3	0-0 F7			0-3 K			3 0 0 0 0 1 1																	
Pete Falcone, L (1, 1) OBP: 0.174, SLG: 0.227			0-0 1B 3B		0-0 6-3		0-0 G2-6-4 1-2f			2 1 1 0 0 0 0																	
Clay Carroll, R (6, 1)										1 0 0 0 0 0 1																	
Butch Metzger, R (7, 1)										0 0 0 0 0 0 0																	
Inning Stats	R: 0 E: 0 K: 0 S: 3	H: 1 LOB: 0 BB: 0 P: 3	R: 0 E: 0 K: 0 S: 3	H: 0 LOB: 0 BB: 0 P: 3	R: 4 E: 0 K: 0 S: 8	H: 5 LOB: 1 BB: 0 P: 8	R: 0 E: 0 K: 1 S: 5	H: 0 LOB: 0 BB: 0 P: 5	R: 0 E: 0 K: 0 S: 3	H: 1 LOB: 0 BB: 0 P: 3	R: 1 E: 2 K: 0 S: 4	H: 0 LOB: 0 BB: 0 P: 4	R: 0 E: 0 K: 1 S: 5	H: 1 LOB: 0 BB: 0 P: 5	R: 0 E: 0 K: 1 S: 6	H: 1 LOB: 1 BB: 0 P: 6	R: 0 E: 0 K: 0 S: 3	H: 0 LOB: 0 BB: 0 P: 3	1B: 7 2B: 0 3B: 1 HR: 1	SF: 0 SAC: 0 DP: 1 HBP: 0	WP: 0 PB: 0 SB: 0 CS: 2	PA: 34					
PITCHER	IP WLS BF H R ER SO BB IBB HBP BLK WP HR S P ERA WHIP																										
Santo Alcala, R (1, 1) ERA: 7.55	2.2		13	6	4	4	0	0	0	0	0	0	1	13	13	13.50	2.250										
Don Stanhouse, R (3, 1) ERA: 4.4	4.1	W	14	2	1	0	2	0	0	0	0	0	0	18	18	0.00	0.462										
Joe Kerrigan, R (8, 1) ERA: 2.72	2.0	S	7	1	0	0	1	0	0	0	0	0	0	9	9	0.00	0.500										

St. Louis Cardinals @ Montreal Expos
 Olympic Stadium, Montreal, QB
 Sun Jun 05 1977, 3:33 AM EDT
 Att. 20,318 - Unknown

livebaseballscorecards.com

AB	34
R	5
H	9
RBI	4
BB	0
SO	3
LOB	8



Batter	1	2	3	4	5	6	7	8	9
Dave Cash, R OBP: 0.323, SLG: 0.350 (1, 4)	0-0 F9		4-0 BB		0-0 4-3		0-0 SH1-4 2B 1B	0-0 4-3	
Chris Speier, R OBP: 0.305, SLG: 0.318 (1, 6)	0-0 F9		0-0 F5		4-0 BB		0-0 SH1-4 1-2		
Ellis Valentine, R OBP: 0.354, SLG: 0.540 (1, 9)	0-0 F8		0-3 K		0-3 K		0-0 2-H 2B		
Tony Perez, R OBP: 0.338, SLG: 0.433 (1, 3)		4-0 1B 2B BB	0-0 L6		0-0 HR		4-0 CS IBB		
Gary Carter, R OBP: 0.369, SLG: 0.564 (1, 2)		0-0 2B 1-2 1B		0-3 K		0-0 HR	0-0 F7 1-2		
Larry Parrish, R OBP: 0.314, SLG: 0.405 (1, 5)		0-0 5-3 1-H 2-H 2B		0-0 5-3		0-0 FC5-4 1B		0-0 F9	
Warren Cromartie, L OBP: 0.322, SLG: 0.416 (1, 7)		0-0 P6		0-0 F9		0-0 FC5-4 G5-4-3 1-2f		0-0 FC1-5 2B	
Del Unser, L OBP: 0.336, SLG: 0.477 (9, 8)									
Andre Dawson, R OBP: 0.302, SLG: 0.395 (1, 8) (9, 7)		0-0 5-3 2-3			0-0 HR		0-0 G5-4-3 1-2f	4-0 FC1-5 BB	
Santo Alcala, R OBP: 0.125, SLG: 0.500 (1, 1)		0-3 K			0-0 F9		0-0 HR	0-0 FC1-5 1-2 2-3f	
Don Stanhouse, R OBP: 0.308, SLG: 0.280 (3, 1)									
Sam Mejias, R OBP: 0.231, SLG: 0.462 (7, PH)									
Joe Kerrigan, R (8, 1)									

AB	R	H	RBI	BB	SO	LOB
4	1	1	0	1	0	2
2	0	0	0	1	0	1
4	0	1	1	0	2	2
2	2	1	1	2	0	1
4	2	2	1	0	1	2
4	0	2	2	0	0	0
4	0	1	0	0	0	2
0	0	0	0	0	0	0
3	1	1	1	1	0	2
1	0	0	0	0	1	1
1	0	0	0	0	0	0
1	1	1	1	0	0	0
1	0	0	0	0	0	2

WP	HR	S	P	ERA	WHIP
0	3	28	40	9.00	1.600
0	1	5	5	18.00	3.000
0	0	7	15	0.00	1.500

Inning Stats	R	H	E	K	S	H	LOB	BB	P	R	H	E	K	S	H	LOB	BB	P	R	H	E	K	S	H	LOB	BB	P	R	H	E	K	S	H	LOB	BB	P		
	0	0	0	0	3	2	0	0	3	2	0	0	0	3	2	0	0	3	2	0	0	3	2	0	0	3	2	0	0	3	2	0	0	3	2	0	0	
	2	2	0	1	7	2	1	1	7	2	2	0	1	7	2	1	1	7	2	2	0	1	7	2	2	0	1	7	2	2	0	1	7	2	2	0	1	
	0	0	0	1	5	0	0	0	5	0	0	0	1	5	0	0	0	5	0	0	0	1	5	0	0	0	5	0	0	0	1	5	0	0	0	5	0	0
	0	0	0	0	3	0	0	0	3	0	0	0	0	3	0	0	0	3	0	0	0	0	3	0	0	0	3	0	0	0	0	0	0	0	0	0	0	0
	0	0	0	0	3	0	0	0	3	0	0	0	0	3	0	0	0	3	0	0	0	0	3	0	0	0	3	0	0	0	0	0	0	0	0	0	0	0
	0	0	0	0	3	0	0	0	3	0	0	0	0	3	0	0	0	3	0	0	0	0	3	0	0	0	3	0	0	0	0	0	0	0	0	0	0	0

BOTTOM

St. Louis Cardinals @ Montreal Expos
Olympic Stadium, Montreal, QB
Sun Jun 05 1977, 3:33 AM EDT
Att. 20,318 - Unknown

livebaseballscorecards.com

AB	R	H	RBI	BB	SO	LOB
31	7	10	7	5	4	15



WP	HR	S	P	ERA	WHIP
0	3	28	40	9.00	1.600
0	1	5	5	18.00	3.000
0	0	7	15	0.00	1.500

TOP

San Diego Padres @ St. Louis Cardinals
Busch Stadium, St. Louis, MO
Mon Jun 06 1977, 7:05 PM CDT
Att. 10,429 - Unknown

AB 38
R 3
H 10
RBI 3
BB 5
SO 2
LOB 25



WP: 0 PA: 43
PB: 0
SB: 1
CS: 0

AB R H RBI BB SO LOB

4 1 2 0 1 0 1

5 0 0 0 0 1 4

5 2 3 2 0 0 3

5 0 0 0 0 0 4

3 0 1 0 2 0 0

4 0 1 0 0 0 2
0 0 0 0 0 0 0
1 0 0 0 0 0 2
0 0 0 0 0 0 0

3 0 1 1 2 0 1

3 0 1 0 0 0 3
1 0 0 0 0 0 2

3 0 0 0 0 1 3
0 0 0 0 0 0 0
1 0 1 0 0 0 0
0 0 0 0 0 0 0

1B: 5 SF: 0
2B: 5 SAC: 0
3B: 0 DP: 2
HR: 1 HBP: 0

Batter	1	2	3	4	5	6	7	8	9	10
Gene Richards, L (1, 7) OBP: 0.335, SLG: 0.324	0-0 F8 4-3 1B		0-0 6-3		0-0 HR 2B		4-0 1-2 FC6-4 BB		0-0 1-2f 7-3	
Bill Almon, R (1, 6) OBP: 0.262, SLG: 0.279	0-0 4-3 1-2		0-0 E5 1B		0-0 F9		0-0 1-2f FC6-4 FC6-4		0-3 K	
Mike Ivie, R (1, 3) OBP: 0.354, SLG: 0.506	0-0 F8 2-3		0-0 G1-4-3 1B		0-0 2-H HR		0-0 1-2f FC6-4			
Dave Winfield, R (1, 9) OBP: 0.362, SLG: 0.532	0-0 5-3		0-0 G1-4-3 1-2f		0-0 F3			0-0 F9		0-0 6-3

George Hendrick, R (1, 8) OBP: 0.380, SLG: 0.461		0-0 BB 1B		4-0 E S BB		0-0 G3		0-0 F5		4-0 FC6-4 IBB
Gene Tenace, R (1, 2) OBP: 0.389, SLG: 0.395		0-0 P4		0-0 P4		0-0 5-3		0-0 2B		0-0 FC6-4 2B
Rollie Fingers, R (8, 1)				1-3						1-2f 2-3 2B
Jerry Turner, L (10, PH) OBP: 0.328, SLG: 0.404										
Dave Tomlin, L (10, 1) OBP: 0.333, SLG: 0.333										
Bobby Valentine, R (1, 5) OBP: 0.321, SLG: 0.327		4-0 BB		0-0 F9		0-0 F9		4-0 IBB		0-0 1-H 3-H 2B
Mike Champion, R (1, 4) OBP: 0.283, SLG: 0.304		0-0 P3		0-0 5-3			0-0 FC1-6 1B		0-0 F8	
Gary Sutherland, R (8, PH) OBP: 0.463, SLG: 0.568										
Bob Shirley, R (1, 1) OBP: 0.148, SLG: 0.080		0-3 K				0-0 G3		0-0 FC1-6 BB		0-0 7-3 1B
Bob Davis, R (8, 2) OBP: 0.230, SLG: 0.268										
Merv Rettenmund, R (9, PH) OBP: 0.459, SLG: 0.530										
Dave Roberts, R (9, 2) OBP: 0.268, SLG: 0.289										

Inning Stats	R: 0	H: 1	E: 0	LOB: 1	K: 0	BB: 0	S: 4	P: 4	R: 0	H: 1	E: 0	LOB: 2	K: 1	BB: 1	S: 6	P: 10	R: 0	H: 1	E: 1	LOB: 1	K: 0	BB: 0	S: 4	P: 4	R: 0	H: 0	E: 0	LOB: 1	K: 0	BB: 1	S: 3	P: 7	R: 2	H: 2	E: 0	LOB: 0	K: 0	BB: 0	S: 5	P: 5	R: 0	H: 1	E: 0	LOB: 2	K: 0	BB: 1	S: 4	P: 8	R: 0	H: 1	E: 0	LOB: 2	K: 0	BB: 1	S: 4	P: 8	R: 0	H: 1	E: 0	LOB: 2	K: 1	BB: 0	S: 5	P: 5	R: 1	H: 2	E: 0	LOB: 2	K: 0	BB: 1	S: 4	P: 8	1B: 5	SF: 0	2B: 5	SAC: 0	3B: 0	DP: 2	HR: 1	HBP: 0	WP: 0	PA: 43
--------------	------	------	------	--------	------	-------	------	------	------	------	------	--------	------	-------	------	-------	------	------	------	--------	------	-------	------	------	------	------	------	--------	------	-------	------	------	------	------	------	--------	------	-------	------	------	------	------	------	--------	------	-------	------	------	------	------	------	--------	------	-------	------	------	------	------	------	--------	------	-------	------	------	------	------	------	--------	------	-------	------	------	-------	-------	-------	--------	-------	-------	-------	--------	-------	--------

PITCHER	IP	WLS	BF	H	R	ER	SO	BB	IBB	HBP	BLK	WP	HR	S	P	ERA	WHIP
John Denny, R (1, 1) ERA: 3.22	6.1		28	6	2	2	1	3	0	0	0	0	1	27	39	2.84	1.421
Butch Metzger, R (7, 1) ERA: 4.66	0.0		0	0	0	0	0	0	0	0	0	0	0	0	0	∞	∞
Al Hrabosky, L (8, 1) ERA: 4.25	2.0		8	2	0	0	1	0	1	0	0	0	0	9	13	0.00	1.000
Clay Carroll, R (10, 1) ERA: 2.55	1.0	W	5	2	1	1	0	0	1	0	0	0	0	4	8	9.00	2.000

PITCHER	IP	WLS	BF	H	R	ER	SO	BB	IBB	HBP	BLK	WP	HR	S	P	ERA	WHIP
---------	----	-----	----	---	---	----	----	----	-----	-----	-----	----	----	---	---	-----	------

Batter	1	2	3	4	5	6	7	8	9	AB R H RBI BB SO LOB	TOP											
Gene Richards, L (1, 7) x OBP: 0.336, SLG: 0.337	0-0 2B 3B	0-0 4-3			0-0 E S 1B 1B	0-0 G3			0-0 3-1	5 2 2 0 0 0 0	San Diego Padres @ St. Louis Cardinals Busch Stadium, St. Louis, MO Tue Jun 07 1977, 7:05 PM CDT Att. 14,238 - Unknown livebaseballscorecards.com											
Bill Almon, R (1, 6) x OBP: 0.265, SLG: 0.286	0-0 HR 2B		0-3 K		0-0 E4 1B 1B	0-0 F9		0-0 1B 1B	5 3 2 1 0 1 1													
Mike Ivie, R (1, 3) x OBP: 0.355, SLG: 0.503	0-0 5-3		0-0 1-3		0-0 E 1B SF8 1B		0-0 P4	0-0 E 1B	5 2 2 1 0 0 1													
Dave Winfield, R (1, 9) x OBP: 0.363, SLG: 0.542	0-0 2-H HR		0-0 6-3		0-0 E1 SF8 2B 1B		0-0 5-3	0-0 E5 1-H 3-H	5 2 2 3 0 0 0													
George Hendrick, R (1, 8) x OBP: 0.380, SLG: 0.457	0-0 1B			0-0 5-3	4-0 2B IBB		0-0 4-3	0-0 5-3	4 0 1 0 1 0 1													
Bobby Valentine, R (1, 5) x OBP: 0.300, SLG: 0.308	0-0 P3		0-0 5-3		0-0 SF8			0-0 5-3	3 0 0 1 0 0 1													
Mike Champion, R (1, 4) x OBP: 0.287, SLG: 0.313	0-0 4-3		0-0 1B		0-0 1-3 3-H 2B		0-0 4-3		4 0 2 1 0 0 1													
Bob Davis, R (1, 2) x OBP: 0.215, SLG: 0.250		0-0 F2	0-3 K		0-0 P6		0-0 1-3 3-H 1B	0-0 1-3	4 0 0 0 0 1 3													
John D'Acquisto, R (1, 1) Paul Siebert, L (1, 1) Tom Griffin, R (2, PH) Bob Owchinko, L (2, 1) Dave Tomlin, L (6, 1) Rollie Fingers, R (7, 1)		0-3 K		0-3 K	0-0 6-3	0-3 K2-3		0-3 K	0 0 0 0 0 0 0 0 0 0 0 0 0 0 1 0 0 0 0 1 0 2 0 0 0 0 1 0 0 0 0 0 0 0 0 1 0 0 0 0 1 0													
Inning Stats	R: 3 E: 0 K: 0 S: 7	H: 4 LOB: 1 BB: 0 P: 7	R: 0 E: 0 K: 1 S: 5	H: 0 LOB: 0 BB: 0 P: 5	R: 0 E: 0 K: 1 S: 5	H: 0 LOB: 0 BB: 0 P: 5	R: 0 E: 0 K: 1 S: 6	H: 1 LOB: 1 BB: 0 P: 6	R: 4 E: 2 K: 0 S: 8	H: 4 LOB: 2 BB: 1 P: 12	R: 0 E: 0 K: 1 S: 5	H: 0 LOB: 0 BB: 0 P: 5	R: 0 E: 0 K: 0 S: 3	H: 0 LOB: 0 BB: 0 P: 3	R: 0 E: 0 K: 0 S: 3	H: 0 LOB: 0 BB: 0 P: 3	R: 2 E: 1 K: 1 S: 8	H: 2 LOB: 1 BB: 0 P: 8	1B: 7 2B: 2 3B: 1 HR: 1	SF: 1 SAC: 0 DP: 0 HBP: 0	WP: 0 PB: 0 SB: 1 CS: 0	PA: 41
PITCHER	IP WLS BF H R ER SO BB IBB HBP BLK WP HR S P ERA WHIP																					
Larry Dierker, R (1, 1) ERA: 3.79	0.0 L 2 2 2 2 0 0 0 0 0 0 0 0 2 2 ∞ ∞																					
Buddy Schultz, L (1, 1) ERA: 1.57	4.0 15 3 1 1 3 0 0 0 0 0 0 1 21 21 2.25 0.750																					
John Urea, R (5, 1) ERA: 3.38	0.2 8 4 4 1 0 0 0 1 0 0 0 0 7 11 13.50 6.000																					
Clay Carroll, R (5, 1) ERA: 2.39	2.1 7 0 0 0 1 0 0 0 0 0 0 0 9 9 0.00 0.000																					
Butch Metzger, R (8, 1) ERA: 4.42	0.0 0 0 0 0 0 0 0 0 0 0 0 0 0 0 ∞ ∞																					



BOTTOM

San Diego Padres @ St. Louis Cardinals
Busch Stadium, St. Louis, MO

livebaseballscorecards.com

AB	36
R	5
H	12
RBI	4
BB	6
SO	6
LOB	19



WP:	0	PA:	44
PB:	0	SB:	0
CS:	1		

Tue Jun 07 1977, 7:05 PM CDT
Att. 14,238 - Unknown

AB R H RBI BB SO LOB

4	2	2	0	1	1	1
5	2	2	0	0	1	2
4	0	2	1	1	1	0
4	0	1	1	1	1	3
4	1	1	1	0	0	1
3	0	2	0	1	0	2
0	0	0	0	1	0	0
4	0	1	1	1	1	4
4	0	0	0	0	1	5
0	0	0	0	0	0	0
1	0	1	0	0	0	0
1	0	0	0	0	0	0
0	0	0	0	0	0	0
0	0	0	0	0	0	0
1	0	0	0	0	0	0
1	0	0	0	0	0	1
0	0	0	0	0	0	0

Batter	1	2	3	4	5	6	7	8	9
Lou Brock, L OBP: 0.356, SLG: 0.454 (1, 7)	4-0 1B BLK BB	0-3 K		0-0 2B		0-0 1B 2B		0-0 G3	
Garry Templeton, S OBP: 0.322, SLG: 0.413 (1, 6)	0-0 BB BB 1-3 SF8 1B	0-0 F9		0-0 F8		0-0 2B E 1-2 1B		0-3 K	
Tony Scott, S OBP: 0.424, SLG: 0.488 (1, 8)	4-0 FC5-4 BB 1-2 BB	0-0 1-3 1B			0-0 5-3	0-0 E7 1-H 2-H 2B		0-3 K	
Ted Simmons, S OBP: 0.406, SLG: 0.506 (1, 2)	4-0 FC5-4 1-2 BB	0-0 F8			0-0 1-3 1B	0-3 K		0-0 F7	
Keith Hernandez, L OBP: 0.421, SLG: 0.506 (1, 3)	0-0 SF8		0-0 G3		0-0 1-3		0-0 1B 1B	0-0 L6	
Ken Reitz, R OBP: 0.319, SLG: 0.480 Don Kessinger, S OBP: 0.333, SLG: 0.271 (7, PR) (8, 5)	0-0 FC5-4 1-2f 2-3 BB		0-0 CS 1B		4-0 BB	0-0 F8 1B	0-0 1-2 1B	4-0 BB	
Jerry Mumphrey, S OBP: 0.413, SLG: 0.527 (1, 9)	4-0 FC6-4 1-2 BB		0-0 F8		0-0 F9		0-0 1-2 2-H 1B	0-3 K	
Mike Tyson, R OBP: 0.271, SLG: 0.220 (1, 4)	0-0 FC6-4 1-2f		0-0 CS	0-0 1-3		0-3 K	0-0 F8		
Larry Dierker, R Buddy Schultz, R OBP: 0.333, SLG: 0.200 Joel Youngblood, R OBP: 0.320, SLG: 0.318 John Urrea, R Clay Carroll, R Mike Anderson, R OBP: 0.273, SLG: 0.516 Butch Metzger, R (4, PH) (5, 1) (5, 1) (7, PH) (8, 1)		0-0 1B 1B		0-0 F8		0-0 F3	0-0 FC5-4 1-2f		

Inning Stats	R: 2	H: 1	E: 0	K: 0	S: 4	LOB: 3	BB: 4	P: 20	R: 0	H: 2	E: 0	K: 1	S: 7	LOB: 2	BB: 0	P: 7	R: 0	H: 1	E: 0	K: 0	S: 3	LOB: 0	BB: 0	P: 3	R: 0	H: 1	E: 0	K: 0	S: 4	LOB: 1	BB: 1	P: 8	R: 2	H: 3	E: 1	K: 2	S: 10	LOB: 1	BB: 0	P: 10	R: 1	H: 3	E: 0	K: 0	S: 5	LOB: 1	BB: 0	P: 5	R: 0	H: 0	E: 0	K: 2	S: 7	LOB: 0	BB: 0	P: 7	R: 0	H: 0	E: 0	K: 1	S: 5	LOB: 1	BB: 1	P: 9	1B: 10	2B: 2	3B: 0	HR: 0	SF: 1	SAC: 0	DP: 0	HBP: 0	WP: 0	PA: 44
--------------	------	------	------	------	------	--------	-------	-------	------	------	------	------	------	--------	-------	------	------	------	------	------	------	--------	-------	------	------	------	------	------	------	--------	-------	------	------	------	------	------	-------	--------	-------	-------	------	------	------	------	------	--------	-------	------	------	------	------	------	------	--------	-------	------	------	------	------	------	------	--------	-------	------	--------	-------	-------	-------	-------	--------	-------	--------	-------	--------

PITCHER	IP	WLS	BF	H	R	ER	SO	BB	IBB	HBP	BLK	WP	HR	S	P	ERA	WHIP
John D'Acquisto, R ERA: 5.68 (1, 1)	0.0		4	1	2	2	0	3	0	0	1	0	0	1	13	∞	∞
Paul Siebert, L ERA: 3.38 (1, 1)	1.0		4	0	0	0	1	0	0	0	0	0	0	3	7	0.00	1.000
Bob Owchinko, L ERA: 5.14 (2, 1)	4.2	W	22	8	2	1	2	1	0	0	0	0	0	25	29	1.93	1.929
Dave Tomlin, L ERA: 3.35 (6, 1)	0.1		4	3	1	1	1	0	0	0	0	0	0	6	6	27.00	9.000
Rollie Fingers, R ERA: 2.11 (7, 1)	3.0	S	9	0	0	0	3	1	0	0	0	0	0	14	18	0.00	0.333

Batter	1	2	3	4	5	6	7	8	9	AB R H RBI BB SO LOB	TOP											
Gene Richards, L (1, 7) OBP: 0.344, SLG: 0.345	0-0 G3			0-0 G5-4-3 1B		0-0 S 1B			0-0 1B 1B	4 0 3 0 0 0 0	San Diego Padres @ St. Louis Cardinals Busch Stadium, St. Louis, MO Wed Jun 08 1977, 7:05 PM CDT Att. 8,611 - Unknown livebaseballscorecards.com											
Bill Almon, R (1, 6) OBP: 0.262, SLG: 0.282 Pat Scanlon, L (9, PH)	0-0 5-3			0-0 G5-4-3 1-2f		0-0 F8 1-2			0-0 F8	3 0 0 0 0 0 2 1 0 0 0 0 0 1												
Mike Ivie, R (1, 3) OBP: 0.358, SLG: 0.503	0-0 1B			0-0 F2			0-3 K		0-0 FC6-4 1-3 1B	4 0 2 0 0 1 0												
Dave Winfield, R (1, 9) OBP: 0.361, SLG: 0.538		0-0 5-3			0-0 5-3 5-3 1B			0-0 F7	0-0 FC6-4 1-2f	4 0 1 0 0 0 2												
George Hendrick, R (1, 8) OBP: 0.375, SLG: 0.449		0-0 P3			0-0 5-3 1-2			0-0 F9		3 0 0 0 0 0 1												
Gene Tenace, R (1, 2) OBP: 0.384, SLG: 0.389		0-0 L7			0-0 5-3 2-3			0-0 4-3		3 0 0 0 0 0 1												
Bobby Valentine, R (1, 5) OBP: 0.286, SLG: 0.291			0-3 K		0-0 5-3			0-0 L7		3 0 0 0 0 1 1												
Mike Champion, R (1, 4) OBP: 0.288, SLG: 0.313			0-0 5-3			0-0 G1-6-3 1B		0-0 1-3		3 0 1 0 0 0 0												
Randy Jones, R (1, 1) OBP: 0.250, SLG: 0.227 Jerry Turner, L (6, PH) OBP: 0.325, SLG: 0.400 Dave Wehrmeister, R (6, 1) Gary Sutherland, R (9, PH) OBP: 0.452, SLG: 0.553			0-0 P6			0-0 G1-6-3 1-2f			0-0 F9	1 0 0 0 0 0 0 1 0 0 0 0 0 1 0 0 0 0 0 0 0 1 0 0 0 0 0 0												
Inning Stats	R: 0 E: 0 K: 0 S: 3	H: 1 LOB: 1 BB: 0 P: 3	R: 0 E: 0 K: 0 S: 3	H: 0 LOB: 0 BB: 0 P: 3	R: 0 E: 0 K: 1 S: 5	H: 0 LOB: 0 BB: 0 P: 5	R: 0 E: 0 K: 0 S: 3	H: 1 LOB: 0 BB: 0 P: 3	R: 0 E: 0 K: 0 S: 4	H: 1 LOB: 1 BB: 0 P: 4	R: 0 E: 0 K: 1 S: 5	H: 0 LOB: 0 BB: 0 P: 5	R: 0 E: 0 K: 0 S: 3	H: 0 LOB: 0 BB: 0 P: 3	R: 0 E: 0 K: 0 S: 5	H: 2 LOB: 2 BB: 0 P: 5	R: 0 E: 0 K: 0 S: 5	H: 2 LOB: 2 BB: 0 P: 5	1B: 7 2B: 0 3B: 0 HR: 0	SF: 0 SAC: 0 DP: 2 HBP: 0	WP: 0 PB: 0 SB: 1 CS: 0	PA: 31
PITCHER Eric Rasmussen, R (1, 1) ERA: 3.52	IP: 9.0 WLS: W BF: 31 H: 7 R: 0 ER: 0 SO: 2 BB: 0 IBB: 0 HBP: 0 BLK: 0 WP: 0 HR: 0 S: 35 P: 35 ERA: 0.00 WHIP: 0.778											PITCHER	IP: WLS: BF: H: R: ER: SO: BB: IBB: HBP: BLK: WP: HR: S: P: ERA: WHIP:									




Batter	1	2	3	4	5	6	7	8	9
Lou Brock, L OBP: 0.348, SLG: 0.443 (1, 7) X	0-0 6-3		0-0 1-3	0-3 K			0-0 3-1		
Garry Templeton, S OBP: 0.321, SLG: 0.410 (1, 6) X	0-0 6-3		0-0 CS 1B		0-0 L3			0-0 P6	
Tony Scott, S OBP: 0.419, SLG: 0.476 (1, 8) B B B	4-0 FC6-4 BB		0-0 1-3 1-2		0-0 F8			0-0 G3	
Mike Anderson, R OBP: 0.243, SLG: 0.457 (1, 9) X	0-0 FC6-4 1-2f			0-0 F7	0-0 F8			0-0 6-3	
Ted Simmons, S OBP: 0.410, SLG: 0.508 (1, 2) X		0-0 6-3		0-0 E7 3B 1B		0-0 CS 1B			
Keith Hernandez, L OBP: 0.425, SLG: 0.520 (1, 3) X		0-0 2B 1B		0-0 2-H 3B 3B		0-3 K 1-2			
Ken Reitz, R OBP: 0.324, SLG: 0.497 (1, 5) X		0-0 1-H FC6-2 2B		0-0 3-H 3B 3B		0-0 F7			
Mike Tyson, R OBP: 0.272, SLG: 0.216 (1, 4) X		0-0 3-H FC6-2		4-0 BB BB		0-0 P6			
Eric Rasmussen, R OBP: 0.231, SLG: 0.280 (1, 1) X		0-0 F9		0-3 K		0-0 F7			

AB	R	H	RBI	BB	SO	LOB
4	0	0	0	0	1	2
4	0	1	0	0	0	0
3	0	0	0	1	0	1
4	0	0	0	0	0	1
3	1	2	0	0	0	0
3	2	2	1	0	1	1
3	0	2	2	0	0	0
2	0	0	0	1	0	1
3	0	0	0	0	1	3

BOTTOM


San Diego Padres @ St. Louis Cardinals
Busch Stadium, St. Louis, MO
 Wed Jun 08 1977, 7:05 PM CDT
 Att. 8,611 - Unknown

AB	29
R	3
H	7
RBI	3
BB	2
SO	3
LOB	9



Inning Stats		R: 0	H: 0	E: 0	K: 0	S: 3	R: 1	H: 2	E: 0	K: 0	S: 5	R: 0	H: 1	E: 0	K: 0	S: 3	R: 2	H: 3	E: 1	K: 2	S: 10	R: 0	H: 0	E: 0	K: 0	S: 3	R: 0	H: 1	E: 0	K: 1	S: 5	R: 0	H: 0	E: 0	K: 0	S: 3	R: 0	H: 0	E: 0	K: 0	S: 3	
IP	WLS	BF	H	R	ER	SO	BB	IBB	HBP	BLK	WP	HR	S	P	ERA	WHIP	IP	WLS	BF	H	R	ER	SO	BB	IBB	HBP	BLK	WP	HR	S	P	ERA	WHIP									
Randy Jones, L ERA: 4.14 (1, 1)		5.0	6	3	3	2	2	0	0	0	0	0	0	24	5.40	1.600																										
Dave Wehmeister, R ERA: 4.2 (6, 1)		3.0	1	0	0	1	0	0	0	0	0	0	0	11	0.00	0.333																										

WP	PA	3B	SF	SAC	DP	HBP
0	31	2	0	0	1	0

Batter	1	2	3	4	5	6	7	8	9	AB R H RBI BB SO LOB	TOP
Davey Lopes, R (1, 4) OBP: 0.370, SLG: 0.404 Ted Martinez, R (9, PH) OBP: 0.314, SLG: 0.429	4-0 BB		0-0 P4			0-0 WP 1B	0-3 K		0-0 5-3	3 1 1 0 1 1 3 1 0 0 0 0 0 1	
Bill Russell, R (1, 6) OBP: 0.266, SLG: 0.288	0-3 K		0-0 5-3			0-0 5-3	0-0 F7			4 0 0 0 0 1 5	
Reggie Smith, S (1, 9) OBP: 0.430, SLG: 0.627 (8, 8)	0-0 1-3		0-0 F8			0-0 4-3		0-0 2B		4 0 1 0 0 0 3	
Ron Cey, R (1, 5) OBP: 0.436, SLG: 0.595	0-3 K			0-0 6-3		0-3 K		0-3 K		4 0 0 0 0 3 2	
Steve Garvey, R (1, 3) OBP: 0.333, SLG: 0.480		0-0 5-3		0-0 1-3			0-0 4-3	0-0 F7		4 0 0 0 0 0 1	
Rick Monday, L (1, 8) OBP: 0.366, SLG: 0.444 Lee Lacy, R (8, PH) OBP: 0.339, SLG: 0.500 (8, 9)		0-0 1B		0-3 K			0-0 HR 1B	0-0 F8		3 1 2 0 0 1 0 1 0 0 0 0 0 1	
Dusty Baker Jr., R (1, 7) OBP: 0.376, SLG: 0.523		4-0 BB			0-0 G6-4-3 1B		0-0 HR		0-0 F7	3 1 2 2 1 0 0	AB 34 R 3 H 9 RBI 2 BB 3 SO 7 LOB 19
Steve Yeager, R (1, 2) OBP: 0.374, SLG: 0.465		0-0 5-3			0-0 G6-4-3 1-2f		0-0 BB 1B		0-0 1B	4 0 2 0 0 0 2	
Rick Rhoden, R (1, 1) OBP: 0.207, SLG: 0.276 Elias Sosa, R (5, 1) Ed Goodson, L (7, PH) OBP: 0.153, SLG: 0.100 Manny Mota, R (7, PH) OBP: 0.636, SLG: 0.571 Mike Garman, R (7, 1) Glenn Burke, R (8, PH) OBP: 0.292, SLG: 0.273			0-0 2B		0-0 L6		4-0 BB		0-3 K	2 0 1 0 1 0 0 0 0 0 0 0 0 0 0 1 0 0 0 0 0 1 1	
Inning Stats	R: 0 H: 0 E: 0 LOB: 1 K: 2 BB: 1 S: 7 P: 11	R: 0 H: 1 E: 0 LOB: 1 K: 0 BB: 1 S: 3 P: 7	R: 0 H: 1 E: 0 LOB: 1 K: 0 BB: 0 S: 4 P: 4	R: 0 H: 0 E: 0 LOB: 0 K: 1 BB: 0 S: 5 P: 5	R: 0 H: 1 E: 0 LOB: 0 K: 0 BB: 0 S: 3 P: 3	R: 1 H: 1 E: 0 LOB: 0 K: 1 BB: 0 S: 6 P: 6	R: 2 H: 3 E: 0 LOB: 2 K: 1 BB: 1 S: 8 P: 12	R: 0 H: 1 E: 0 LOB: 1 K: 1 BB: 0 S: 6 P: 6	R: 0 H: 1 E: 0 LOB: 1 K: 1 BB: 0 S: 6 P: 6	1B: 6 SF: 0 2B: 2 SAC: 0 3B: 0 DP: 1 HR: 1 HBP: 0	WP: 1 PA: 37 PB: 0 SB: 2 CS: 0
PITCHER Bob Forsch, R (1, 1) ERA: 3.94 Al Hrabosky, L (7, 1) ERA: 3.9	IP WLS BF H R ER SO BB IBB HBP BLK WP HR S P ERA WHIP	6.1 W 26 7 3 3 4 2 0 0 0 1 1 32 40 4.26 1.421	2.2 S 11 2 0 0 3 1 0 0 0 0 0 0 16 20 0.00 1.125								

Los Angeles Dodgers @ St. Louis Cardinals
 Busch Stadium, St. Louis, MO
 Thu Jun 09 1977, 7:05 PM CDT
 Att. 20,410 - Unknown

livebaseballscorecards.com

Batter	1	2	3	4	5	6	7	8	9	10	11	12	AB	R	H	RBI	BB	SO	LOB	TOP								
Davey Lopes, R OBP: 0.368, SLG: 0.401 Charlie Hough, R OBP: 0.133, SLG: 0.286 Boog Powell, L OBP: 0.400, SLG: 0.250 Ted Martinez, R OBP: 0.314, SLG: 0.429 Stan Wall, L (11, 1)	0-0 3-1		0-3 K			0-3 K	0-0 1B		0-0 G1		4-0 FC6 BB		4	0	1	0	0	2	1									
Bill Russell, R OBP: 0.267, SLG: 0.297	0-0 2B		0-3 K			0-0 1B 5-3 2B	0-0 F8		0-0 E6 1B SF7		0-0 FC6		6	2	2	1	0	1	2									
Reggie Smith, S OBP: 0.423, SLG: 0.613	0-0 F9			0-0 F8		0-0 5-3 1B		0-3 K		0-0 F9		0-0 G3	6	0	1	0	0	1	2									
Ron Cey, R OBP: 0.430, SLG: 0.582	0-0 F8			0-0 6-3		0-0 5-3		0-0 F8		0-0 E 1B		0-0 5-3	6	0	1	1	0	0	2									
Steve Garvey, R OBP: 0.333, SLG: 0.474		4-0 BB		0-3 K		0-0 F7		4-0 HR BB		0-0 SF7		0-0 5-3	3	1	0	1	2	1	1									
Rick Monday, L OBP: 0.364, SLG: 0.456 Manny Mota, R OBP: 0.667, SLG: 0.571 John Hale, L OBP: 0.360, SLG: 0.349		0-3 K			0-3 K		0-0 1-3	0-0 HR		4-0 IBB			4	1	1	2	0	2	1									
Dusty Baker Jr., R OBP: 0.372, SLG: 0.515		0-3 K			0-0 6-3		0-0 HR 1B	0-0 F8		0-0 F9			5	1	1	0	0	1	3									
Steve Yeager, R OBP: 0.371, SLG: 0.478 Johnny Oates, L OBP: 0.362, SLG: 0.310		0-0 F9			0-0 5-3		0-0 HR		0-0 F8		0-3 K		4	1	1	2	0	0	1									
Doug Rau, L OBP: 0.172, SLG: 0.148 Glenn Burke, R OBP: 0.320, SLG: 0.304 Elias Sosa, R (6, 1) Lee Lacy, R OBP: 0.323, SLG: 0.475		0-3 K				0-0 2B 1B	0-0 G3		0-0 6-3		0-0 F8		1	0	0	0	0	1	0									
Inning Stats	R: 0 E: 0 K: 0 S: 4	H: 1 LOB: 1 BB: 0 P: 4	R: 0 E: 0 K: 2 S: 7	H: 0 LOB: 1 BB: 1 P: 11	R: 0 E: 0 K: 3 S: 9	H: 0 LOB: 0 BB: 0 P: 9	R: 0 E: 0 K: 1 S: 5	H: 0 LOB: 0 BB: 0 P: 5	R: 0 E: 0 K: 1 S: 5	H: 0 LOB: 0 BB: 0 P: 5	R: 2 E: 0 K: 1 S: 8	H: 3 LOB: 1 BB: 0 P: 8	R: 2 E: 0 K: 0 S: 6	H: 3 LOB: 1 BB: 0 P: 6	R: 2 E: 0 K: 1 S: 6	H: 1 LOB: 0 BB: 1 P: 10	R: 0 E: 0 K: 0 S: 3	H: 0 LOB: 0 BB: 0 P: 3	R: 1 E: 2 K: 0 S: 5	H: 1 LOB: 2 BB: 1 P: 9	R: 0 E: 0 K: 1 S: 5	H: 0 LOB: 1 BB: 1 P: 9	R: 0 E: 0 K: 0 S: 3	H: 0 LOB: 0 BB: 0 P: 3	1B: 5 2B: 2 3B: 0 HR: 2	SF: 1 SAC: 0 DP: 0 HBP: 0	WP: 0 PB: 0 SB: 0 CS: 0	PA: 50
PITCHER	IP	WLS	BF	H	R	ER	SO	BB	IBB	HBP	BLK	WP	HR	S	P	ERA	WHIP											
Pete Falcone, L ERA: 4.58	(1, 1)	6.2	28	7	4	4	8	1	0	0	0	0	1	43	47	5.40	1.200											
Butch Metzger, R ERA: 4.73	(7, 1)	1.1	6	1	2	2	1	1	0	0	0	0	1	7	11	13.50	1.500											
Al Hrabosky, L ERA: 3.67	(9, 1)	2.0	9	1	1	0	0	0	1	0	0	0	0	8	12	0.00	0.500											
Clay Carroll, R ERA: 2.27	(11, 1)	2.0	W 7	0	0	0	1	1	0	0	0	0	0	8	12	0.00	0.500											

Los Angeles Dodgers @ St. Louis Cardinals
 Busch Stadium, St. Louis, MO
 Fri Jun 10 1977, 7:05 PM CDT
 Att. 28,684 - Unknown

AB	45
R	7
H	9
RBI	7
BB	4
SO	10
LOB	13




Batter	1	2	3	4	5	6	7	8	9	10	11	12	AB	R	H	RBI	BB	SO	LOB									
Lou Brock, L OBP: 0.353, SLG: 0.442 (1, 7)	0-0 E S 2B 1B	0-0 G5-4-3 1-2 3-H 1B		0-0 FC4-2-5 2B		0-0 6-3			4-0 1B BB		0-0 F9		5	2	2	1	1	0	1									
Garry Templeton, S OBP: 0.329, SLG: 0.425 (1, 6)	0-0 E6 2B SF7 1B	0-0 G5-4-3 1-2		0-0 3-H 2B			0-0 6-3		0-0 1-3 1B		0-0 P4		6	1	3	1	0	0	2									
Tony Scott, S OBP: 0.416, SLG: 0.500 (1, 8)	0-0 1-3 3-H 2B		0-3 K	0-0 F8			0-0 4-3		0-3 K2-3			0-0 BB S FC6-2-5 1B	6	0	2	1	0	2	3									
Ted Simmons, S OBP: 0.409, SLG: 0.516 (1, 2)	0-0 SF7 3-H		0-3 K		0-0 F9		0-3 K			0-0 HR		4-0 FC6-2-5 BB IBB	4	1	1	2	1	2	0									
Keith Hernandez, L OBP: 0.419, SLG: 0.511 (1, 3)	0-3 K		0-0 F7		0-0 4-3		0-0 F8		0-3 K2-3		0-3 K	4-0 BB FC6-2-5 1B BB	5	1	0	0	1	2	1									
Ken Reitz, R OBP: 0.333, SLG: 0.519 Joel Youngblood, R OBP: 0.308, SLG: 0.304 (10, PR) (11, 5)	0-0 5-3			0-0 1B 3B 2B	0-0 1B		0-0 K2-3		0-0 SH1-3 1B		0-0 FC6-2-5 1B	0-0 1-2 2-3 3-H BB	5	1	3	0	0	1	1									
Jerry Mumphrey, S OBP: 0.410, SLG: 0.534 Al Hrabosky, R OBP: 0.429, SLG: 0.600 Clay Carroll, R OBP: 0.545, SLG: 0.706 (1, 9) (9, 1) (10, PH) (11, 1) (12, PH)		0-0 6-3		0-0 L6		0-0 K		0-3 K		0-0 SH1-3		0-0 1-2 1B	4	1	1	0	0	1	1									
Mike Tyson, R OBP: 0.279, SLG: 0.236 Don Kessinger, S OBP: 0.325, SLG: 0.264 (1, 4) (9, PH) (10, 4)		0-0 1B 1B		0-0 1-H 3-H 3B		0-0 1-3		0-0 1-3		0-3 K		0-3 K2-3	3	1	2	2	0	0	0									
Pete Falcone, L OBP: 0.192, SLG: 0.240 Butch Metzger, R OBP: 0.231, SLG: 0.432 (1, 1) (7, 1) (9, 9)		0-0 1B 1B		0-0 4-3		0-0 1-3		0-0 1-3		0-0 F9		0-0 F8	3	0	1	0	0	0	1									
Inning Stats	R: 2 E: 1 K: 1 S: 8	H: 3 LOB: 1 BB: 0 P: 8	R: 1 E: 0 K: 0 S: 5	H: 3 LOB: 1 BB: 0 P: 5	R: 0 E: 0 K: 2 S: 7	H: 0 LOB: 0 BB: 0 P: 7	R: 3 E: 0 K: 0 S: 7	H: 4 LOB: 1 BB: 0 P: 7	R: 0 E: 0 K: 0 S: 4	H: 1 LOB: 1 BB: 0 P: 4	R: 0 E: 0 K: 0 S: 3	H: 0 LOB: 0 BB: 0 P: 3	R: 0 E: 0 K: 1 S: 5	H: 0 LOB: 0 BB: 0 P: 5	R: 0 E: 0 K: 2 S: 7	H: 0 LOB: 0 BB: 0 P: 7	R: 0 E: 0 K: 2 S: 8	H: 1 LOB: 2 BB: 1 P: 12	R: 1 E: 0 K: 2 S: 9	H: 2 LOB: 2 BB: 0 P: 9	R: 0 E: 0 K: 0 S: 3	H: 0 LOB: 0 BB: 0 P: 3	R: 1 E: 0 K: 0 S: 3	H: 2 LOB: 2 BB: 2 P: 11	1B: 11 2B: 3 3B: 1 HR: 1	SF: 1 SAC: 1 DP: 2 HBP: 0	WP: 0 PB: 0 SB: 2 CS: 0	PA: 52

PITCHER	IP	WLS	BF	H	R	ER	SO	BB	IBB	HBP	BLK	WP	HR	S	P	ERA	WHIP
Doug Rau, L ERA: 4.48 (1, 1)	5.0		25	11	6	6	3	0	0	0	0	0	0	31	31	10.80	2.200
Elias Sosa, R ERA: 3.93 (6, 1)	1.0		3	0	0	0	0	0	0	0	0	0	0	3	3	0.00	0.000
Charlie Hough, R ERA: 2.18 (7, 1)	4.0		16	3	1	1	7	1	0	0	0	0	1	29	33	2.25	1.000
Stan Wall, L ERA: 5.31 (11, 1)	1.2	L	8	2	1	1	0	1	1	0	0	0	0	6	14	5.40	1.800

Los Angeles Dodgers @ St. Louis Cardinals
 Busch Stadium, St. Louis, MO
 Fri Jun 10 1977, 7:05 PM CDT
 Att: 28,684 - Unknown

AB	47
R	8
H	16
RBI	8
BB	3
SO	10
LOB	15



Batter	1	2	3	4	5	6	7	8	9	AB R H RBI BB SO LOB	TOP																
Ted Martinez, R (1, 4) OBP: 0.350, SLG: 0.436	4-0 G3 2B BB	0-0 3B 1B 2-H 3-H	0-0 1B 1-H			0-0 4-3		0-0 4-3		4 2 2 2 1 0 1	Los Angeles Dodgers @ St. Louis Cardinals Busch Stadium, St. Louis, MO Sat Jun 11 1977, 7:05 PM CDT Att. 44,063 - Unknown livebaseballscorecards.com																
Bill Russell, R (1, 6) OBP: 0.266, SLG: 0.304	0-0 G3 1-2	0-0 1B 3B 2-H			0-0 F9	0-0 5-3		0-0 5-3		5 1 1 1 0 0 2																	
Reggie Smith, S (1, 9) OBP: 0.431, SLG: 0.617	0-0 F8 2B 2-H	1-0 1B HBP S			4-0 F8 HR BB WP	0-0 4-3		4-0 G1-5-3 BB BB		2 2 1 1 2 0 0																	
Ron Cey, R (1, 5) OBP: 0.425, SLG: 0.571	0-0 F8 2-3	0-3 K 1-2			0-0 F8 1-3	0-0 6-3		4-0 G1-5-3 BB 1-2		4 0 0 0 1 1 4																	
Steve Garvey, R (1, 3) OBP: 0.339, SLG: 0.487	0-0 6-3	0-0 1B 2-H 3-H			0-0 HR 3-H	4-0 5-3 BB		0-0 G1-5-3 1-2 2-3f		4 1 2 4 1 0 3																	
Rick Monday, L (1, 8) OBP: 0.367, SLG: 0.459					0-3 K 3-H	0-0 5-3		0-0 1-3		1 1 1 0 0 0 0																	
Glenn Burke, R (2, PH) OBP: 0.276, SLG: 0.259						1-2				4 0 0 0 0 1 3																	
Lee Lacy, R (1, 7) OBP: 0.333, SLG: 0.492					0-0 3-1	0-0 F9				4 1 2 0 0 0 1																	
Steve Yeager, R (1, 2) OBP: 0.388, SLG: 0.469					0-3 K 3-H	0-3 K		1-0 SH1-4 HBP		3 1 0 0 0 2 2																	
Burt Hooton, R (1, 1) OBP: 0.185, SLG: 0.222					0-0 SH1-4	0-0 FC1-6		0-0 SH1-4		0 0 0 0 0 0 0																	
Mike Garman, R (2, 1)					0-0 SH1-4	0-0 FC1-6		0-0 SH1-4		2 0 0 0 0 0 1																	
Stan Wall, L (6, 1)					1-2 1B	1-2f 1B		1-2		0 0 0 0 0 0 0																	
Charlie Hough, R (8, 1) OBP: 0.133, SLG: 0.286						4-3				0 0 0 0 0 0 0																	
Inning Stats	R: 1 E: 0 K: 0 S: 4	H: 1 LOB: 1 BB: 1 P: 8	R: 6 E: 1 K: 1 S: 11	H: 5 LOB: 1 BB: 0 P: 12	R: 0 E: 0 K: 1 S: 6	H: 2 LOB: 2 BB: 0 P: 6	R: 2 E: 0 K: 1 S: 6	H: 1 LOB: 0 BB: 1 P: 10	R: 0 E: 0 K: 1 S: 5	H: 0 LOB: 0 BB: 0 P: 5	R: 0 E: 0 K: 0 S: 3	H: 0 LOB: 1 BB: 1 P: 7	R: 0 E: 0 K: 0 S: 3	H: 0 LOB: 1 BB: 0 P: 4	R: 0 E: 0 K: 0 S: 2	H: 0 LOB: 1 BB: 2 P: 10	1B: 5 2B: 2 3B: 1 HR: 1	SF: 0 SAC: 2 DP: 1 HBP: 2	WP: 1 PB: 0 SB: 1 CS: 0	PA: 42							
PITCHER	IP	WLS	BF	H	R	ER	SO	BB	IBB	HBP	BLK	WP	HR	S	P	ERA	WHIP										
John Denny, R (1, 1) ERA: 3.65	1.1	L	12	5	7	4	0	1	0	1	0	0	0	10	15	27.00	4.500										
Buddy Schultz, L (2, 1) ERA: 1.53	0.2		3	1	0	0	1	0	0	0	0	0	0	5	5	0.00	1.500										
John Urrea, R (3, 1) ERA: 3.49	4.0		15	3	2	2	3	1	0	0	0	1	1	20	24	4.50	1.000										
Butch Metzger, R (7, 1) ERA: 4.5	2.0		8	0	0	0	0	1	0	1	0	0	0	6	11	0.00	0.500										
Clay Carroll, R (9, 1) ERA: 2.21	1.0		4	0	0	0	0	2	0	0	0	0	0	2	10	0.00	2.000										



BOTTOM

Los Angeles Dodgers @ St. Louis Cardinals
Busch Stadium, St. Louis, MO
Sat Jun 11 1977, 7:05 PM CDT
Att. 44,063 - Unknown

livebaseballscorecards.com

AB 41
R 8
H 14
RBI 7
BB 3
SO 4
LOB 21



WP: 1 PA: 44
PB: 0
SB: 0
CS: 0

AB R H RBI BB SO LOB

5 1 3 2 0 0 0

5 1 1 3 0 0 5

5 0 1 0 0 2 0

4 1 2 0 1 0 0

4 2 1 0 1 0 3

4 2 2 2 1 1 2

0 0 0 0 0 0 0

5 0 1 0 0 1 3

0 0 0 0 0 0 0

0 0 0 0 0 0 0

1 0 0 0 0 0 3

1 1 1 0 0 0 0

1 0 0 0 0 0 0

0 0 0 0 0 0 0

1 0 0 0 0 0 2

0 0 0 0 0 0 0

0 0 0 0 0 0 0

1 0 0 0 0 0 2

0 0 0 0 0 0 0

0 0 0 0 0 0 0

0 0 0 0 0 0 0

0 0 0 0 0 0 0

0 0 0 0 0 0 0

0 0 0 0 0 0 0

0 0 0 0 0 0 0

0 0 0 0 0 0 0

0 0 0 0 0 0 0

0 0 0 0 0 0 0

0 0 0 0 0 0 0

0 0 0 0 0 0 0

0 0 0 0 0 0 0

0 0 0 0 0 0 0

0 0 0 0 0 0 0

0 0 0 0 0 0 0

0 0 0 0 0 0 0

0 0 0 0 0 0 0

0 0 0 0 0 0 0

0 0 0 0 0 0 0

0 0 0 0 0 0 0

0 0 0 0 0 0 0

0 0 0 0 0 0 0

0 0 0 0 0 0 0

0 0 0 0 0 0 0

0 0 0 0 0 0 0

0 0 0 0 0 0 0

0 0 0 0 0 0 0

0 0 0 0 0 0 0

0 0 0 0 0 0 0

0 0 0 0 0 0 0

0 0 0 0 0 0 0

0 0 0 0 0 0 0

0 0 0 0 0 0 0

0 0 0 0 0 0 0

0 0 0 0 0 0 0

0 0 0 0 0 0 0

0 0 0 0 0 0 0

0 0 0 0 0 0 0

0 0 0 0 0 0 0

0 0 0 0 0 0 0

0 0 0 0 0 0 0

0 0 0 0 0 0 0

0 0 0 0 0 0 0

0 0 0 0 0 0 0

0 0 0 0 0 0 0

0 0 0 0 0 0 0

0 0 0 0 0 0 0

0 0 0 0 0 0 0

0 0 0 0 0 0 0

0 0 0 0 0 0 0

0 0 0 0 0 0 0

0 0 0 0 0 0 0

0 0 0 0 0 0 0

0 0 0 0 0 0 0

0 0 0 0 0 0 0

0 0 0 0 0 0 0

0 0 0 0 0 0 0

0 0 0 0 0 0 0

0 0 0 0 0 0 0

0 0 0 0 0 0 0

0 0 0 0 0 0 0

0 0 0 0 0 0 0

0 0 0 0 0 0 0

0 0 0 0 0 0 0

0 0 0 0 0 0 0

0 0 0 0 0 0 0

0 0 0 0 0 0 0

0 0 0 0 0 0 0

0 0 0 0 0 0 0

0 0 0 0 0 0 0

0 0 0 0 0 0 0

0 0 0 0 0 0 0

0 0 0 0 0 0 0

0 0 0 0 0 0 0

0 0 0 0 0 0 0

0 0 0 0 0 0 0

0 0 0 0 0 0 0

0 0 0 0 0 0 0

0 0 0 0 0 0 0

0 0 0 0 0 0 0

0 0 0 0 0 0 0

0 0 0 0 0 0 0

0 0 0 0 0 0 0

0 0 0 0 0 0 0

0 0 0 0 0 0 0

0 0 0 0 0 0 0

0 0 0 0 0 0 0

0 0 0 0 0 0 0

0 0 0 0 0 0 0

0 0 0 0 0 0 0

0 0 0 0 0 0 0

0 0 0 0 0 0 0

0 0 0 0 0 0 0

0 0 0 0 0 0 0

0 0 0 0 0 0 0

0 0 0 0 0 0 0

0 0 0 0 0 0 0

0 0 0 0 0 0 0

0 0 0 0 0 0 0

0 0 0 0 0 0 0

0 0 0 0 0 0 0

0 0 0 0 0 0 0

0 0 0 0 0 0 0

0 0 0 0 0 0 0

0 0 0 0 0 0 0

0 0 0 0 0 0 0

0 0 0 0 0 0 0

0 0 0 0 0 0 0

0 0 0 0 0 0 0

0 0 0 0 0 0 0

0 0 0 0 0 0 0

0 0 0 0 0 0 0

0 0 0 0 0 0 0

0 0 0 0 0 0 0

0 0 0 0 0 0 0

0 0 0 0 0 0 0

0 0 0 0 0 0 0

0 0 0 0 0 0 0

0 0 0 0 0 0 0

0 0 0 0 0 0 0

0 0 0 0 0 0 0

0 0 0 0 0 0 0

0 0 0 0 0 0 0

0 0 0 0 0 0 0

0 0 0 0 0 0 0

0 0 0 0 0 0 0

0 0 0 0 0 0 0

0 0 0 0 0 0 0

0 0 0 0 0 0 0

0 0 0 0 0 0 0

0 0 0 0 0 0 0

0 0 0 0 0 0 0

0 0 0 0 0 0 0

0 0 0 0 0 0 0

0 0 0 0 0 0 0

0 0 0 0 0 0 0

0 0 0 0 0 0 0

0 0 0 0 0 0 0

0 0 0 0 0 0 0

0 0 0 0 0 0 0

0 0 0 0 0 0 0

0 0 0 0 0 0 0

0 0 0 0 0 0 0

0 0 0 0 0 0 0

0 0 0 0 0 0 0

0 0 0 0 0 0 0

0 0 0 0 0 0 0

0 0 0 0 0 0 0

0 0 0 0 0 0 0

0 0 0 0 0 0 0

0 0 0 0 0 0 0

0 0 0 0 0 0 0

0 0 0 0 0 0 0

0 0 0 0 0 0 0

0 0 0 0 0 0 0

0 0 0 0 0 0 0

0 0 0 0 0 0 0

0 0 0 0 0 0 0

0 0 0 0 0 0 0

0 0 0 0 0 0 0

0 0 0 0 0 0 0

0 0 0 0 0 0 0

0 0 0 0 0 0 0

0 0 0 0 0 0 0

0 0 0 0 0 0 0

0 0 0 0 0 0 0

0 0 0 0 0 0 0

0 0 0 0 0 0 0

0 0 0 0 0 0 0

0 0 0 0 0 0 0

0 0 0 0 0 0 0

0 0 0 0 0 0 0

0 0 0 0 0 0 0

0 0 0 0 0 0 0

0 0 0 0 0 0 0

0 0 0 0 0 0 0

0 0 0 0 0 0 0

0 0 0 0 0 0 0

0 0 0 0 0 0 0

0 0 0 0 0 0 0

0 0 0 0 0 0 0

0 0 0 0 0 0 0

0 0 0 0 0 0 0

0 0 0 0 0 0 0

0 0 0 0 0 0 0

0 0 0 0 0 0 0

0 0 0 0 0 0 0

0 0 0 0 0 0 0

0 0 0 0 0 0 0

0 0 0 0 0 0 0

0 0 0 0 0 0 0

0 0 0 0 0 0 0

0 0 0 0 0 0 0

0 0 0 0 0 0 0

0 0 0 0 0 0 0

0 0 0 0 0 0 0

0 0 0 0 0 0 0

0 0 0 0 0 0 0

0 0 0 0 0 0 0

0 0 0 0 0 0 0

0 0 0 0 0 0 0

0 0 0 0 0 0 0

0 0 0 0 0 0 0

0 0 0 0 0 0 0

0 0 0 0 0 0 0

0 0 0 0 0 0 0

0 0 0 0 0 0 0

0 0 0 0 0 0 0

0 0 0 0 0 0 0

0 0 0 0 0 0 0

0 0 0 0 0 0 0

0 0 0 0 0 0 0

0 0 0 0 0 0 0

0 0 0 0 0 0 0

0 0 0 0 0 0 0

0 0 0 0 0 0 0

0 0 0 0 0 0 0

0 0 0 0 0 0 0

0 0 0 0 0 0 0

0 0 0 0 0 0 0

0 0 0 0 0 0 0


0 0 0 0 0 0 0

0 0 0 0 0 0 0

0 0 0 0 0 0 0

0 0 0 0 0 0 0

0 0 0 0 0 0 0

Batter	1	2	3	4	5	6	7	8	9	AB R H RBI BB SO LOB	TOP											
Ted Martinez, R (1, 4) OBP: 0.349, SLG: 0.429	0-0 1B SF8 1B		0-0 SH3-4 1-2		0-0 P3			0-3 K		3 1 1 0 0 1 1												
Bill Russell, R (1, 6) OBP: 0.278, SLG: 0.313	0-0 1-3 S 1B		4-0 3-1 BB			0-0 CS 1B		0-0 1B		3 0 3 0 1 0 0												
Reggie Smith, S (1, 9) OBP: 0.424, SLG: 0.607 (7, 8)	0-0 SF8 1-2 3-H		0-0 3-1 1-2 2-3			0-0 P6		0-0 L9		3 0 0 1 0 0 5												
Ron Cey, R (1, 5) OBP: 0.419, SLG: 0.560	0-0 F8		0-0 1-3			0-0 P6 1-2		0-0 1-3		4 0 0 0 0 0 6												
Steve Garvey, R (1, 3) OBP: 0.341, SLG: 0.500	0-0 1-3			0-0 G4-3 1B			0-0 HR		0-0 L7	4 1 2 1 0 0 1												
Lee Lacy, R (1, 7) OBP: 0.329, SLG: 0.478 (7, 9)		0-0 6-3		0-0 G4-3 1-2f			0-0 G6-4-3 1B		0-0 5-3	4 0 1 0 0 0 1												
Glenn Burke, R (1, 8) OBP: 0.258, SLG: 0.241 Dusty Baker Jr., R (7, PH) OBP: 0.373, SLG: 0.520 (7, 7)		0-3 K		0-0 P2			0-3 K		0-0 2B	2 0 0 0 0 0 1 0 2 0 1 0 0 0 1 1												
Steve Yeager, R (1, 2) OBP: 0.383, SLG: 0.461 Boog Powell, L (9, PH) OBP: 0.381, SLG: 0.235		0-3 K			0-0 L7		0-0 G6-4-3 1-2f		0-0 4-3	3 0 0 0 0 0 1 1 1 0 0 0 0 0 0 1												
Tommy John, R (1, 1) OBP: 0.200, SLG: 0.200 Elias Sosa, R (6, 1) Ed Goodson, L (8, PH) OBP: 0.182, SLG: 0.190 Stan Wall, L (8, 1)			0-0 3-1 SH3-4 1B		0-3 K			0-0 2B		2 0 1 0 0 0 1 0 0 0 0 0 0 0 0 0 1 0 1 0 0 0 0 0 0 0 0 0 0 0 0 0												
Inning Stats	R: 1 E: 0 K: 0 S: 5	H: 2 LOB: 1 BB: 0 P: 5	R: 0 E: 0 K: 2 S: 7	H: 0 LOB: 0 BB: 0 P: 7	R: 0 E: 0 K: 0 S: 4	H: 1 LOB: 2 BB: 1 P: 8	R: 0 E: 0 K: 0 S: 3	H: 1 LOB: 0 BB: 0 P: 3	R: 0 E: 0 K: 1 S: 5	H: 0 LOB: 0 BB: 0 P: 5	R: 0 E: 0 K: 0 S: 3	H: 1 LOB: 0 BB: 0 P: 3	R: 1 E: 0 K: 1 S: 6	H: 2 LOB: 0 BB: 0 P: 6	R: 0 E: 0 K: 1 S: 7	H: 2 LOB: 2 BB: 0 P: 7	R: 0 E: 0 K: 0 S: 4	H: 1 LOB: 1 BB: 0 P: 4	1B: 7 2B: 2 3B: 0 HR: 1	SF: 1 SAC: 1 DP: 2 HBP: 0	WP: 0 PB: 0 SB: 1 CS: 1	PA: 35
PITCHER Eric Rasmussen, R (1, 1) ERA: 3.36	IP: 9.0 WLS: W BF: 35 H: 10 R: 2 ER: 2 SO: 5 BB: 1 IBB: 0 HBP: 0 BLK: 0 WP: 0 HR: 1 S: 44 P: 48 ERA: 2.00 WHIP: 1.222											PITCHER	IP: WLS: BF: H: R: ER: SO: BB: IBB: HBP: BLK: WP: HR: S: P: ERA: WHIP									

Los Angeles Dodgers @ St. Louis Cardinals
 Busch Stadium, St. Louis, MO
 Sun Jun 12 1977, 3:33 AM CDT
 Att: 43,846 - Unknown

AB	32
R	2
H	10
RBI	2
BB	1
SO	5
LOB	17

Batter	1	2	3	4	5	6	7	8	9	AB	R	H	RBI	BB	SO	LOB
Jerry Mumphy, S OBP: 0.420, SLG: 0.532 (1, 8) (9, 7)	0-0 WP 4-3 1B		0-0 5-3	0-3 K		4-0 CS BB				3	0	1	0	1	1	2
Don Kessinger, S OBP: 0.326, SLG: 0.272 (1, 6)	0-0 4-3 1-2		0-0 F8 1B		0-0 6-3	0-3 K 1-2				4	0	1	0	0	1	3
Hector Cruz, R OBP: 0.392, SLG: 0.427 Bake McBride, L OBP: 0.306, SLG: 0.440 (1, 7) (9, 8)	0-0 F5 2-3		0-0 F8 1-2		4-0 G5-4-3 BB		0-0 HR			3	1	1	1	1	0	2
Ted Simmons, S OBP: 0.406, SLG: 0.508 (1, 2)	4-0 FC6-4 BB		0-0 5-3		0-0 G5-4-3 1-2f		0-0 F8			3	0	0	0	1	0	2
Keith Hernandez, L OBP: 0.420, SLG: 0.510 (1, 3)	0-0 FC6-4 1-2f			0-0 4-3		0-0 2B 1B 2B		0-0 F7		4	1	1	0	0	0	2
Ken Reitz, R OBP: 0.333, SLG: 0.516 (1, 5)		0-0 L7		0-0 1B 2B 1B		0-0 1B 2B 2B		0-0 5-3		4	2	2	0	0	0	0
Mike Anderson, R OBP: 0.250, SLG: 0.429 (1, 9)		0-0 L8		0-0 2B 1-2 1B		0-0 2B 1B		0-0 5-3		4	1	2	1	0	0	0
Mike Tyson, R OBP: 0.291, SLG: 0.264 (1, 4)		0-0 1B		0-0 1-3 2-H 2B		0-0 SH5-4 2B		0-0 1-3		4	0	3	3	0	0	0
Eric Rasmussen, R OBP: 0.207, SLG: 0.250 (1, 1)		0-0 6-3		0-3 K		0-0 SH5-4		0-0 6-3		3	0	0	0	0	1	3

Inning Stats	R: 0	H: 1	E: 0	LOB: 2	K: 0	BB: 1	S: 4	P: 8	R: 0	H: 1	E: 0	LOB: 1	K: 0	BB: 0	S: 4	P: 4	R: 0	H: 1	E: 0	LOB: 0	K: 0	BB: 0	S: 2	P: 6	R: 3	H: 4	E: 0	LOB: 1	K: 1	BB: 1	S: 8	P: 12	R: 1	H: 1	E: 0	LOB: 0	K: 0	BB: 0	S: 4	P: 4	R: 0	H: 0	E: 0	LOB: 0	K: 0	BB: 0	S: 3	P: 3
--------------	------	------	------	--------	------	-------	------	------	------	------	------	--------	------	-------	------	------	------	------	------	--------	------	-------	------	------	------	------	------	--------	------	-------	------	-------	------	------	------	--------	------	-------	------	------	------	------	------	--------	------	-------	------	------


PITCHER	IP	WLS	BF	H	R	ER	SO	BB	IBB	HBP	BLK	WP	HR	S	P	ERA	WHIP
Tommy John, L ERA: 4.08 (1, 1)	5.0	L	26	10	4	4	2	2	0	0	0	1	0	28	36	7.20	2.400
Elias Sosa, R ERA: 3.98 (6, 1)	2.0		7	1	1	1	1	1	0	0	0	0	1	8	12	4.50	1.000
Stan Wall, L ERA: 4.88 (8, 1)	1.0		3	0	0	0	0	0	0	0	0	0	0	3	3	0.00	0.000

BOTTOM

Los Angeles Dodgers @ St. Louis Cardinals
 Busch Stadium, St. Louis, MO
 Sun Jun 12 1977, 3:33 AM CDT
 Att. 43,846 - Unknown

AB	32
R	5
H	11
RBI	5
BB	3
SO	3
LOB	14

WP: 1 PA: 36
 PB: 0
 SB: 0
 CS: 1



PITCHER	IP	WLS	BF	H	R	ER	SO	BB	IBB	HBP	BLK	WP	HR	S	P	ERA	WHIP
---------	----	-----	----	---	---	----	----	----	-----	-----	-----	----	----	---	---	-----	------

Batter	1	2	3	4	5	6	7	8	9	AB R H RBI BB SO LOB	TOP												
Bake McBride, L (1, 8) OBP: 0.297, SLG: 0.425	0-0 6-3			0-0 F9		0-3 K		0-0 P6		4 0 0 0 0 1 2													
Garry Templeton, S (1, 6) OBP: 0.329, SLG: 0.439	0-0 P4			0-0 1B		0-0 2B			0-0 6-3	4 0 2 1 0 0 0													
Lou Brock, L (1, 7) OBP: 0.342, SLG: 0.425	0-0 4-3			0-0 F7		0-0 P6			0-3 K	4 0 0 0 0 1 2													
Hector Cruz, R (1, 9) OBP: 0.382, SLG: 0.415		0-0 5-3		0-3 K			0-3 K		0-0 L6	4 0 0 0 0 2 1													
Keith Hernandez, L (1, 3) OBP: 0.419, SLG: 0.505		4-0 BB			0-0 P5		0-0 G3			2 0 0 0 1 0 0													
Dave Rader, L (1, 2) OBP: 0.387, SLG: 0.536		0-0 8-3			0-0 F8		0-0 4-3			3 0 0 0 0 0 1													
Joel Youngblood, R (1, 5) OBP: 0.267, SLG: 0.259			0-0 F9		0-0 P4			0-0 4-3		3 0 0 0 0 0 0													
Mike Tyson, R (1, 4) OBP: 0.298, SLG: 0.274			0-0 F7		4-0 SH1-4 2B BB			0-0 2B		2 1 1 0 1 0 0													
Bob Forsch, R (1, 1) OBP: 0.281, SLG: 0.300			0-3 K			0-0 SH1-4		0-3 K		1 0 0 0 0 1 0													
Buddy Schultz, R (5, 1) OBP: 0.333, SLG: 0.200										0 0 0 0 0 0 0													
Jerry Mumphrey, S (8, PH) OBP: 0.417, SLG: 0.528										1 0 0 0 0 1 1													
Al Hrabosky, R (8, 1)										0 0 0 0 0 0 0													
Inning Stats	R: 0 E: 0 K: 0 S: 3	H: 0 LOB: 0 BB: 0 P: 3	R: 0 E: 0 K: 0 S: 2	H: 0 LOB: 0 BB: 1 P: 6	R: 0 E: 0 K: 1 S: 5	H: 0 LOB: 0 BB: 0 P: 5	R: 0 E: 0 K: 1 S: 6	H: 1 LOB: 1 BB: 0 P: 6	R: 0 E: 0 K: 0 S: 3	H: 0 LOB: 0 BB: 0 P: 3	R: 1 E: 0 K: 1 S: 6	H: 1 LOB: 1 BB: 1 P: 10	R: 0 E: 0 K: 1 S: 5	H: 0 LOB: 0 BB: 0 P: 5	R: 0 E: 0 K: 1 S: 6	H: 1 LOB: 1 BB: 0 P: 6	R: 0 E: 0 K: 1 S: 5	H: 0 LOB: 0 BB: 0 P: 5	1B: 1 2B: 3 3B: 0 HR: 0	SF: 0 SAC: 1 DP: 1 HBP: 0	WP: 0 PB: 0 SB: 0 CS: 0	PA: 31	
PITCHER Ed Halicki, R (1, 1) ERA: 2.84	IP 9.0	WLS W	BF 31	H 3	R 1	ER 1	SO 6	BB 2	IBB 0	HBP 0	BLK 0	WP 0	HR 0	S 41	P 49	ERA 1.00	WHIP 0.556						PITCHER IP WLS BF H R ER SO BB IBB HBP BLK WP HR S P ERA WHIP

St. Louis Cardinals @ San Francisco Giants
 Candlestick Park, San Francisco, CA
 Tue Jun 14 1977, 10:05 PM EDT
 Att. 9,407 - Unknown

livebaseballscorecards.com

AB	28
R	1
H	3
RBI	1
BB	2
SO	6
LOB	7



Batter	1	2	3	4	5	6	7	8	9	AB R H RBI BB SO LOB	TOP											
Jerry Mumphrey, S OBP: 0.430, SLG: 0.550 (1, 8) (4, 7)	0-0 G1		4-0 BB	0-0 1B L6-5 2B			0-0 E7 1B 2B	0-0 S 1B		4 1 3 2 1 0 0	St. Louis Cardinals @ San Francisco Giants Candlestick Park, San Francisco, CA Wed Jun 15 1977, 10:05 PM EDT Att. 3,204 - Unknown											
Garry Templeton, S OBP: 0.335, SLG: 0.440 (1, 6)	0-0 5-3		0-3 K	0-0 S 1B			0-0 1B 2B 1B	4-0 1-2 IBB		4 1 2 2 1 1 2												
Hector Cruz, R OBP: 0.381, SLG: 0.420 Butch Metzger, R John Urrea, R OBP: 0.375, SLG: 0.167 (1, 7) (4, 1) (5, 1)	0-0 F9			0-0 HR 2B L6-5			0-3 K	0-0 4-3		3 1 1 0 0 0 2 0 0 0 0 0 0 0 2 0 0 0 0 1 3												
Ted Simmons, S OBP: 0.410, SLG: 0.526 (1, 2)		0-0 F8		0-0 HR	0-0 1-3		0-0 1-2 2B 1B		0-0 4-3 WP 1B 1B	5 2 3 2 0 0 0												
Keith Hernandez, L OBP: 0.418, SLG: 0.507 (1, 3)		0-3 K		0-0 2B 1B	0-3 K		0-0 1-1 2B		0-0 4-3	5 1 2 2 0 2 1												
Ken Reitz, R OBP: 0.335, SLG: 0.518 (1, 5)		0-0 5-3		0-0 FC1-5 1-H 2B	0-0 F7		0-3 K		0-0 E 1B	5 0 2 1 0 1 1												
Mike Anderson, R OBP: 0.245, SLG: 0.391 (1, 9)			0-3 K	4-0 BB FC1-5 2B BB		0-0 G3	0-0 F9		0-0 E4	4 1 0 0 1 1 2												
Mike Tyson, R OBP: 0.235, SLG: 0.272 (1, 4)			0-0 SH3-4 1B	0-0 FC1-5 BB 2B		0-3 K		0-0 F9	0-0 F8	5 1 1 0 0 1 4												
Pete Falcone, L OBP: 0.192, SLG: 0.240 Clay Carroll, R Bake McBride, L OBP: 0.298, SLG: 0.418 (1, 1) (3, 1) (4, PH) (4, 8)			0-0 SH3-4	4-0 2B 1B BB		0-0 P4		0-0 4-3		0 0 0 0 0 0 0 0 0 0 0 0 0 0 2 1 0 0 1 0 0												
Inning Stats	R: 0 E: 0 K: 0 S: 3	H: 0 LOB: 0 BB: 0 P: 3	R: 0 E: 0 K: 1 S: 5	H: 0 LOB: 0 BB: 0 P: 5	R: 0 E: 0 K: 2 S: 8	H: 1 LOB: 2 BB: 1 P: 12	R: 6 E: 0 K: 0 S: 8	H: 6 LOB: 1 BB: 2 P: 16	R: 0 E: 0 K: 1 S: 5	H: 0 LOB: 0 BB: 0 P: 5	R: 3 E: 1 K: 2 S: 11	H: 4 LOB: 1 BB: 0 P: 11	R: 0 E: 0 K: 0 S: 4	H: 1 LOB: 2 BB: 1 P: 8	R: 0 E: 1 K: 0 S: 5	H: 2 LOB: 2 BB: 0 P: 5	1B: 8 2B: 6 3B: 0 HR: 1	SF: 0 SAC: 1 DP: 1 HBP: 0	WP: 1 PB: 0 SB: 2 CS: 0	PA: 44		
PITCHER	IP WLS BF H R ER SO BB IBB HBP BLK WP HR S P ERA WHIP	IP WLS BF H R ER SO BB IBB HBP BLK WP HR S P ERA WHIP	IP WLS BF H R ER SO BB IBB HBP BLK WP HR S P ERA WHIP	IP WLS BF H R ER SO BB IBB HBP BLK WP HR S P ERA WHIP	IP WLS BF H R ER SO BB IBB HBP BLK WP HR S P ERA WHIP	IP WLS BF H R ER SO BB IBB HBP BLK WP HR S P ERA WHIP	IP WLS BF H R ER SO BB IBB HBP BLK WP HR S P ERA WHIP	IP WLS BF H R ER SO BB IBB HBP BLK WP HR S P ERA WHIP	IP WLS BF H R ER SO BB IBB HBP BLK WP HR S P ERA WHIP	IP WLS BF H R ER SO BB IBB HBP BLK WP HR S P ERA WHIP	IP WLS BF H R ER SO BB IBB HBP BLK WP HR S P ERA WHIP	IP WLS BF H R ER SO BB IBB HBP BLK WP HR S P ERA WHIP	IP WLS BF H R ER SO BB IBB HBP BLK WP HR S P ERA WHIP	IP WLS BF H R ER SO BB IBB HBP BLK WP HR S P ERA WHIP	IP WLS BF H R ER SO BB IBB HBP BLK WP HR S P ERA WHIP	IP WLS BF H R ER SO BB IBB HBP BLK WP HR S P ERA WHIP	IP WLS BF H R ER SO BB IBB HBP BLK WP HR S P ERA WHIP	IP WLS BF H R ER SO BB IBB HBP BLK WP HR S P ERA WHIP	IP WLS BF H R ER SO BB IBB HBP BLK WP HR S P ERA WHIP	IP WLS BF H R ER SO BB IBB HBP BLK WP HR S P ERA WHIP		
Bob Knepper, L ERA: 5.25 Charlie Williams, R ERA: 3.86 Dave Heaverlo, R ERA: 1.84 Randy Moffitt, R ERA: 2.86 Terry Cornutt, R ERA: 2.84	(1, 1) (4, 1) (5, 1) (6, 1) (9, 1)	3.0 1.0 1.0 3.0 1.0	15 6 3 15 5	5 2 0 5 2	4 2 0 3 0	4 2 0 3 0	3 0 1 3 0	3 0 1 3 0	3 0 1 3 0	3 0 1 3 0	3 0 1 3 0	3 0 1 3 0	3 0 1 3 0	3 0 1 3 0	3 0 1 3 0	3 0 1 3 0	3 0 1 3 0	3 0 1 3 0	3 0 1 3 0	3 0 1 3 0	3 0 1 3 0	3 0 1 3 0

livebaseballscorecards.com

AB	39
R	9
H	14
RBI	9
BB	4
SO	7
LOB	15



Batter	1	2	3	4	5	6	7	8	9	AB	R	H	RBI	BB	SO	LOB
Rob Andrews, R OBP: 0.364, SLG: 0.301 (1, 4)	0-0 5-3		0-0 1B E 1B	4-0 1B BB		0-3 K			0-0 F8	4	1	1	0	1	1	0
Derrel Thomas, S OBP: 0.337, SLG: 0.312 (1, 7) (4, 8)	0-0 3B		0-0 E FC6-4 1B	0-0 1-3 1B		0-0 5-3			0-0 FC6-4 1B	5	1	4	0	0	0	0
Bill Madlock, R OBP: 0.352, SLG: 0.410 (1, 5)	0-0 P3		0-0 E7 FC6-4 1-3 2-H 1B	0-0 4-3		0-0 F8			0-0 FC6-4 1-2f	5	0	1	1	0	0	4
Jack Clark, R OBP: 0.292, SLG: 0.362 (1, 9)	0-0 L9		0-0 5-3		0-0 BB E 1B 1B		0-0 4-3		0-0 F9	5	1	1	0	0	0	4
Willie McCovey, L OBP: 0.389, SLG: 0.508 (1, 3)		0-0 F8	4-0 FC6-4 IBB		0-0 E BB SF8 1B		0-0 L5			3	1	1	0	1	0	0
Larry Herndon, R OBP: 0.265, SLG: 0.327 Darrell Evans, L OBP: 0.358, SLG: 0.392 (1, 8) (3, PH) (4, 7)		4-0 WP HR BB	0-0 FC6-4 1-2f 2-3 3-H		4-0 SF8 E BB		0-0 G3			0	1	0	0	1	0	0
Tim Foli, R OBP: 0.216, SLG: 0.316 Terry Cornutt, R (9, 1)		0-0 6-3 1-2	0-0 5-3		0-0 E6 CS 1-2 2-3 3-H		0-0 E7 G3-6			4	0	0	1	0	0	5
Marc Hill, R OBP: 0.277, SLG: 0.326 (1, 2)		0-0 HR		0-3 K	0-0 SF8 2-3 3-H		0-0 G3-6-1 1-2f			3	1	1	3	0	1	1
Bob Knepper, L Charlie Williams, R Terry Whitfield, L Dave Heaverlo, R Gary Thomasson, L Randy Moffitt, R Vic Harris, S (1, 1) (4, 1) (4, PH) (5, 1) (5, PH) (6, 1) (8, PH) (9, 6)		0-3 K		0-3 K	0-3 K		0-0 5-3			1	0	0	0	0	1	0

Inning Stats	R: 0	H: 1	E: 0	LOB: 1	K: 0	BB: 0	S: 4	P: 4
	R: 2	H: 1	E: 0	LOB: 0	K: 1	BB: 1	S: 6	P: 10
	R: 2	H: 3	E: 1	LOB: 2	K: 0	BB: 1	S: 6	P: 10
	R: 0	H: 1	E: 0	LOB: 2	K: 2	BB: 1	S: 8	P: 12
	R: 2	H: 2	E: 1	LOB: 2	K: 1	BB: 1	S: 7	P: 11
	R: 0	H: 0	E: 0	LOB: 0	K: 1	BB: 0	S: 5	P: 5
	R: 0	H: 0	E: 0	LOB: 0	K: 0	BB: 0	S: 3	P: 3
	R: 0	H: 0	E: 1	LOB: 0	K: 0	BB: 0	S: 3	P: 3
	R: 0	H: 1	E: 0	LOB: 1	K: 0	BB: 0	S: 4	P: 4

PITCHER	IP	WLS	BF	H	R	ER	SO	BB	IBB	HBP	BLK	WP	HR	S	P	ERA	WHIP
Pete Falcone, L ERA: 4.93	(1, 1)	2.0	12	5	4	4	1	1	0	0	0	1	1	13	17	18.00	3.000
Clay Carroll, R ERA: 2.16	(3, 1)	1.0	4	0	0	0	0	0	1	0	0	0	0	3	7	0.00	0.000
Butch Metzger, R ERA: 4.81	(4, 1)	1.0	9	3	2	2	2	2	0	0	0	0	0	11	19	18.00	5.000
John Urrea, R ERA: 3.09	(5, 1)	5.0	W 15	1	0	0	2	0	0	0	0	0	0	19	19	0.00	0.200

BOTTOM

St. Louis Cardinals @ San Francisco Giants
Candlestick Park, San Francisco, CA

Wed Jun 15 1977, 10:05 PM EDT
Att. 3,204 - Unknown

livebaseballscorecards.com

AB	35
R	6
H	9
RBI	6
BB	4
SO	5
LOB	18

WP: 1	PA: 40
PB: 0	
SB: 0	
CS: 1	



Batter	1	2	3	4	5	6	7	8	9	AB	R	H	RBI	BB	SO	LOB
Bill Madlock, R (1, 5) OBP: 0.355, SLG: 0.413	0-0 F8 4-3 2B	4-0 FC3-2 IBB		0-0 3-1			0-0 3-1			3	1	1	0	1	0	0
Derrel Thomas, S (1, 6) OBP: 0.335, SLG: 0.311	0-0 F8 2-3	0-0 FC3-2 1-2 2-3 3-Hf			0-0 F8		0-0 2B 1B			4	1	1	0	0	0	4
Darrell Evans, L (1, 7) OBP: 0.356, SLG: 0.395	0-0 4-3 3-H	0-0 4-3			0-0 F7		0-0 1-H 2B			4	0	1	2	0	0	3
Gary Thomasson, L (1, 8) OBP: 0.383, SLG: 0.510	0-0 2B		0-3 K		0-0 E8 2B		4-0 BB			3	1	2	0	1	1	0
Willie McCovey, L (1, 3) OBP: 0.382, SLG: 0.497	0-0 4-3		0-3 K		0-0 F8		0-3 K			4	0	0	0	0	2	3
Terry Whitfield, L (1, 9) OBP: 0.345, SLG: 0.481		0-0 1B 2B	0-0 1B		0-3 K		0-0 HR			4	2	3	1	0	1	0
Rob Andrews, R (1, 4) OBP: 0.362, SLG: 0.300		0-0 SH1-4 FC3-2 2-H 1B	0-0 F9		0-0 F9		0-0 5-3			4	0	1	1	0	0	1
Marc Hill, R (1, 2) OBP: 0.276, SLG: 0.319		4-0 FC3-2 SH1-4 1-2 BB		0-0 L5		0-0 5-3		0-0 F8		3	0	0	0	1	0	0
Jim Barr, R (1, 1) OBP: 0.189, SLG: 0.143		0-0 SH1-4 1-2 2-3		0-0 G3		0-0 P3		0-3 K		3	0	0	0	0	1	0

Inning Stats	R: 1	H: 2	E: 0	K: 0	S: 5	LOB: 1	BB: 0	P: 5	R: 1	H: 2	E: 0	K: 0	S: 5	LOB: 3	BB: 2	P: 13	R: 0	H: 1	E: 0	K: 2	S: 8	LOB: 1	BB: 0	P: 8	R: 0	H: 0	E: 0	K: 0	S: 3	LOB: 0	BB: 0	P: 3	R: 1	H: 1	E: 1	K: 0	S: 4	LOB: 0	BB: 0	P: 4	R: 0	H: 0	E: 0	K: 1	S: 5	LOB: 0	BB: 0	P: 5	R: 1	H: 2	E: 0	K: 1	S: 7	LOB: 2	BB: 1	P: 11	R: 1	H: 1	E: 0	K: 1	S: 6	LOB: 0	BB: 0	P: 6
--------------	------	------	------	------	------	--------	-------	------	------	------	------	------	------	--------	-------	-------	------	------	------	------	------	--------	-------	------	------	------	------	------	------	--------	-------	------	------	------	------	------	------	--------	-------	------	------	------	------	------	------	--------	-------	------	------	------	------	------	------	--------	-------	-------	------	------	------	------	------	--------	-------	------


PITCHER	IP	WLS	BF	H	R	ER	SO	BB	IBB	HBP	BLK	WP	HR	S	P	ERA	WHIP
Larry Dierker, R (1, 1) ERA: 4.5	1.0	L	8	4	2	2	0	1	0	0	0	0	0	7	11	18.00	5.000
Clay Carroll, R (2, 1) ERA: 1.97	4.0		15	2	1	0	2	0	1	0	0	0	0	18	22	0.00	0.500
Al Hrabosky, L (6, 1) ERA: 3.62	2.0		9	2	1	1	2	1	0	0	0	0	0	12	16	4.50	1.500
Butch Metzger, R (8, 1) ERA: 4.91	1.0		4	1	1	1	1	0	0	0	0	0	0	6	6	9.00	1.000

BOTTOM

St. Louis Cardinals @ San Francisco Giants
 Candlestick Park, San Francisco, CA

Thu Jun 16 1977, 6:33 AM EDT
 Att. 5,621 - Unknown

AB	32
R	5
H	9
RBI	4
BB	3
SO	5
LOB	11



WP	HR	S	P	ERA	WHIP
0	0	0	0	0	0

Batter	1	2	3	4	5	6	7	8	9	AB R H RBI BB SO LOB	TOP																										
Lou Brock, L (1, 7) OBP: 0.332, SLG: 0.407	0-0 F7	0-0 4-3		0-0 FC4		0-0 4-3			0-0 5-3	5 0 0 0 0 0 5																											
Garry Templeton, S (1, 6) OBP: 0.332, SLG: 0.433	0-0 6-3	0-0 4-3			0-0 G3 S 1B		0-0 CS 1B		0-0 1-3	5 0 2 0 0 0 1																											
Hector Cruz, R (1, 9) OBP: 0.393, SLG: 0.434	0-0 2B 1B		4-0 CS BB		0-3 K 1-2		0-0 1B 1-2			3 1 2 0 1 1 1																											
Ted Simmons, S (1, 2) OBP: 0.414, SLG: 0.532	0-0 1-H 2B		0-0 P4		0-0 G3 2-3		0-0 1-3 1B			4 0 2 1 0 0 2																											
Keith Hernandez, L (1, 3) OBP: 0.409, SLG: 0.493	0-0 4-3		0-3 K		0-0 P6		0-3 K			4 0 0 0 0 2 4																											
Ken Reitz, R (1, 5) OBP: 0.333, SLG: 0.511		0-0 BB 2B 1B	0-0 CS	0-0 6-3		0-0 FC1-5 BB 1B		0-0 6-3	4 1 2 0 0 0 0																												
Don Kessinger, S (8, 4) OBP: 0.323, SLG: 0.268			1-2						0 0 0 0 0 0 0																												
Jerry Mumphrey, S (1, 8) OBP: 0.433, SLG: 0.537		4-0 BB BB BB BB 2B BB		4-0 E BB		4-0 FC2-5 FC1-5 1-2 BB		0-0 4-3	1 1 0 0 3 0 0																												
Mike Tyson, R (1, 4) OBP: 0.308, SLG: 0.288		0-0 FC2-5 1-H 2-H 2B		4-0 FC4 BB		0-0 FC1-5 FC2-5 1-2 2-3f BB		0-3 K	2 0 1 2 1 0 2																												
Mike Phillips, L (8, PH) OBP: 0.242, SLG: 0.287									1 0 0 0 0 1 0																												
John Denny, R (1, 1) OBP: 0.129, SLG: 0.100		0-0 FC2-5 4-3 2-3		0-3 K		0-0 FC2-5 1-2 2-3f		0-3 K	3 0 0 0 0 1 5																												
Tony Scott, S (9, PH) OBP: 0.415, SLG: 0.496									1 0 0 0 0 1 0																												
Inning Stats	R: 1 E: 0 K: 0 S: 5	H: 2 LOB: 1 BB: 0 P: 5	R: 2 E: 0 K: 0 S: 5	H: 2 LOB: 1 BB: 1 P: 9	R: 0 E: 0 K: 1 S: 4	H: 0 LOB: 0 BB: 1 P: 8	R: 0 E: 1 K: 1 S: 5	H: 0 LOB: 2 BB: 2 P: 13	R: 0 E: 0 K: 1 S: 6	H: 1 LOB: 1 BB: 0 P: 6	R: 0 E: 0 K: 0 S: 4	H: 1 LOB: 2 BB: 1 P: 8	R: 0 E: 0 K: 1 S: 6	H: 3 LOB: 1 BB: 0 P: 6	R: 0 E: 0 K: 1 S: 5	H: 0 LOB: 0 BB: 0 P: 5	R: 0 E: 0 K: 1 S: 5	H: 0 LOB: 0 BB: 0 P: 5	1B: 7 2B: 2 3B: 0 HR: 0	SF: 0 SAC: 0 DP: 0 HBP: 0	WP: 0 PB: 0 SB: 1 CS: 2	PA: 39															
PITCHER	IP WLS BF H R ER SO BB IBB HBP BLK WP HR S P ERA WHIP																				PITCHER	IP WLS BF H R ER SO BB IBB HBP BLK WP HR S P ERA WHIP															
Randy Jones, L (1, 1) ERA: 4.59	2.0		11	4	3	3	0	1	0	0	0	0	0	10	14	13.50	2.500																				
John D'Acquisto, R (3, 1) ERA: 4.7	2.0	W	8	0	0	0	2	3	0	0	0	0	0	9	21	0.00	1.500																				
Dave Wehmeister, R (5, 1) ERA: 4.5	2.0		9	2	0	0	1	1	0	0	0	0	0	10	14	0.00	1.500																				
Rollie Fingers, R (7, 1) ERA: 2.53	3.0	S	10	3	0	0	3	0	0	0	0	0	0	16	16	0.00	1.000																				

St. Louis Cardinals @ San Diego Padres
San Diego Stadium, San Diego, CA
Fri Jun 17 1977, 10:05 PM EDT
Att: 19,518 - Unknown

livebaseballscorecards.com

AB	33
R	3
H	9
RBI	3
BB	5
SO	6
LOB	20



Batter	1	2	3	4	5	6	7	8	9	AB R H RBI BB SO LOB	TOP		
Lou Brock, L (1, 7) OBP: 0.330, SLG: 0.409 Rawly Eastwick, R (7, 1) OBP: 0.167, SLG: 0.167	0-0 4-3		0-0 F6		0-0 6-3		0-0 1-H 2-H 2B			4 0 1 1 0 0 0 0 0 0 0 0 0 0	St. Louis Cardinals @ San Diego Padres San Diego Stadium, San Diego, CA Sat Jun 18 1977, 10:05 PM EDT Att: 35,702 - Unknown livebaseballscorecards.com		
Garry Templeton, S (1, 6) OBP: 0.335, SLG: 0.434	0-0 6-3		0-0 E S 1B		0-0 1B		0-0 5-3			4 0 2 0 0 0 1			
Tony Scott, S (1, 8) OBP: 0.411, SLG: 0.489	0-0 1B		0-0 4-3 1-3		0-0 F8			0-0 6-3		4 0 1 0 0 0 2			
Ted Simmons, S (1, 2) OBP: 0.411, SLG: 0.524	0-0 4-3		0-0 F8			4-0 BB G5-4-3		0-0 6-3		3 0 0 0 1 0 2			
Keith Hernandez, L (1, 3) OBP: 0.402, SLG: 0.484		0-0 4-3		0-0 G3		0-0 F7		0-0 G3		4 0 0 0 0 0 1			
Ken Reitz, R (1, 5) OBP: 0.336, SLG: 0.515		0-0 FC4-6 WP 1B		0-0 2B		0-0 G5-4-3 1-2f		0-0 5-3		4 0 2 0 0 0 1			
Jerry Mumphrey, S (1, 9) OBP: 0.429, SLG: 0.525 (7, 7)		4-0 BB BB BB FC4-6 1-2 BB		0-3 SS K		0-0 L8		0-0 6-3		3 0 0 0 1 1 1			
Mike Phillips, L (1, 4) OBP: 0.245, SLG: 0.281 Mike Tyson, R (9, PH) OBP: 0.306, SLG: 0.287		0-0 FC4-6 1-2f 2-3		0-0 F7		4-0 BB BB 2B BB		0-0 4-3		2 1 0 0 1 0 3 1 0 0 0 0 0 0			
Eric Rasmussen, R (1, 1) OBP: 0.194, SLG: 0.233 Clay Carroll, R (5, 1) Hector Cruz, R (7, PH) OBP: 0.396, SLG: 0.434 (7, 9)		0-0 F8		0-0 F3		4-0 BB BB 1-2 2B BB				2 0 0 0 0 0 2 0 0 0 0 0 0 0 0 0 0 0 1 0 0			
Inning Stats	R: 0 H: 1 E: 0 LOB: 1 K: 0 BB: 0 S: 4 P: 4	R: 0 H: 1 E: 0 LOB: 2 K: 0 BB: 1 S: 4 P: 8	R: 0 H: 1 E: 0 LOB: 1 K: 0 BB: 0 S: 4 P: 4	R: 0 H: 1 E: 0 LOB: 1 K: 1 BB: 0 S: 6 P: 6	R: 0 H: 1 E: 0 LOB: 1 K: 0 BB: 0 S: 4 P: 4	R: 0 H: 0 E: 0 LOB: 0 K: 0 BB: 1 S: 2 P: 6	R: 1 H: 1 E: 0 LOB: 1 K: 0 BB: 2 S: 3 P: 11	R: 0 H: 0 E: 0 LOB: 0 K: 0 BB: 0 S: 3 P: 3	R: 0 H: 0 E: 0 LOB: 0 K: 0 BB: 0 S: 3 P: 3	1B: 4 SF: 0 2B: 2 SAC: 0 3B: 0 DP: 1 HR: 0 HBP: 0		WP: 1 PA: 35 PB: 0 SB: 1 CS: 0	
PITCHER	IP WLS BF H R ER SO BB IBB HBP BLK WP HR S P ERA WHIP											PITCHER	IP WLS BF H R ER SO BB IBB HBP BLK WP HR S P ERA WHIP
Tom Griffin, R (1, 1) ERA: 4.88 Dave Tomlin, L (7, 1) ERA: 3.61	6.2 W 28 6 1 1 1 4 0 0 0 1 0 26 42 1.35 1.500												



Batter	1	2	3	4	5	6	7	8	9
Gene Richards, L (1, 7) OBP: 0.347, SLG: 0.362	0-3 K		0-0 BB S 1B	0-0 1-H HR		0-0 B1		0-0 1B	
Gene Tenace, R (1, 5) OBP: 0.399, SLG: 0.422 Gary Sutherland, R (9, 5) OBP: 0.408, SLG: 0.489	0-0 5-3		4-0 BB 1-2 BB	0-3 K		0-0 F8		0-0 F5	
Mike Ivie, R (1, 3) OBP: 0.354, SLG: 0.481	4-0 BB BB		4-0 1-2 2-3 BB		0-0 HR 1B		0-0 F9		
Dave Winfield, R (1, 9) OBP: 0.357, SLG: 0.522	4-0 1-2 BB		0-0 F3		0-0 F8		0-0 1B 1B		
George Hendrick, R (1, 8) OBP: 0.363, SLG: 0.463	0-3 K		0-0 F8		0-0 1-H HR		0-0 1-2 1B		
Bill Almon, R (1, 6) OBP: 0.267, SLG: 0.287		0-0 SH1-3 2B	0-3 K		0-0 6-3		0-0 P4		
Mike Champion, R (1, 4) OBP: 0.279, SLG: 0.300		0-0 SH1-3 2-3		0-0 L9		0-0 1B		0-0 5-3	
Bob Davis, R (1, 2) OBP: 0.224, SLG: 0.231		0-3 K		0-0 HR 1B		0-0 5-3		0-0 F9	
Tom Griffin, R (1, 1) OBP: 0.067, SLG: 0.207 Dave Tomlin, L (7, 1) OBP: 0.400, SLG: 0.400		0-3 K		0-3 K		0-3 K		0-3 K	

AB	R	H	RBI	BB	SO	LOB
5	1	3	2	0	1	0
4	0	0	0	1	1	1
0	0	0	0	0	0	0
2	1	1	0	2	0	0
3	0	1	0	1	0	4
4	1	2	2	0	1	5
4	0	1	0	0	1	5
3	0	1	0	0	0	2
4	1	1	0	0	1	2
3	0	0	0	0	3	2
1	0	0	0	0	1	0

BOTTOM

St. Louis Cardinals @ San Diego Padres
San Diego Stadium, San Diego, CA
 Sat Jun 18 1977, 10:05 PM EDT
 Att. 35,702 - Unknown

livebaseballscorecards.com

AB	33
R	4
H	10
RBI	4
BB	4
SO	9
LOB	21



Inning Stats		R: 0	H: 0	E: 0	K: 2	S: 7	R: 0	H: 1	E: 0	K: 2	S: 8	R: 0	H: 1	E: 0	K: 1	S: 6	R: 2	H: 2	E: 0	K: 2	S: 9	R: 2	H: 3	E: 0	K: 0	S: 6	R: 0	H: 0	E: 0	K: 1	S: 5	R: 0	H: 2	E: 0	K: 0	S: 5	R: 0	H: 1	E: 0	K: 1	S: 6
LOB: 2		LOB: 1		LOB: 3		LOB: 0		LOB: 1		LOB: 2		LOB: 0		LOB: 0		LOB: 2		LOB: 0		LOB: 0		LOB: 1		LOB: 2		LOB: 0		LOB: 1		LOB: 0		LOB: 0		LOB: 1		LOB: 0		LOB: 0			
P: 15		P: 8		P: 14		P: 9		P: 6		P: 5		P: 5		P: 5		P: 6		P: 6		P: 6		P: 6		P: 6		P: 6		P: 6		P: 6		P: 6		P: 6		P: 6		P: 6			
PITCHER		IP	WLS	BF	H	R	ER	SO	BB	IBB	HBP	BLK	WP	HR	S	P	ERA	WHIP																							
Eric Rasmussen, R (1, 1) ERA: 3.59		4.1	L	23	6	4	4	7	4	0	0	0	0	2	33	49	8.31	2.308																							
Clay Carroll, R (5, 1) ERA: 1.9		1.2		6	1	0	0	1	0	0	0	0	0	0	8	8	0.00	0.600																							
Rawly Eastwick, R (7, 1) ERA: 2.78		2.0		9	3	0	0	1	0	0	0	0	0	0	11	11	0.00	1.500																							

WP	PA	ERA	WHIP
0	38		
0			
1			
0			

Batter	1	2	3	4	5	6	7	8	9	AB R H RBI BB SO LOB	TOP											
Tony Scott, S (1, 8) OBP: 0.407, SLG: 0.479 Al Hrabosky, R (8, 1)	0-3 K		0-0 G5-4-3			4-0 BB		0-0 L7		3 0 0 0 1 1 4 0 0 0 0 0 0 0	St. Louis Cardinals @ San Diego Padres San Diego Stadium, San Diego, CA Sun Jun 19 1977, 6:33 AM EDT Att: 17,682 - Sunny											
Garry Templeton, S (1, 6) OBP: 0.337, SLG: 0.435	0-0 ES 1B		0-0 1B			0-0 G4-6-3		0-0 5-3		4 0 2 1 0 0 3												
Hector Cruz, R (1, 7) OBP: 0.387, SLG: 0.423	0-0 FC6-2-5 1-H		0-0 L9			0-0 1-3			0-0 F8	4 0 0 0 0 0 2												
Ted Simmons, S (1, 2) OBP: 0.408, SLG: 0.519	0-3 K				0-0 F2		0-0 P3		0-0 BB 1B	4 1 1 0 0 1 1												
Roger Freed, R (1, 3) OBP: 0.519, SLG: 0.619		0-3 K			0-0 P3		0-0 G5-4-3 1B		4-0 BB 1B	3 0 1 0 1 1 0												
Ken Reitz, R (1, 5) OBP: 0.331, SLG: 0.506		0-0 F5			0-0 5-3		0-0 G5-4-3		0-0 F7	4 0 0 0 0 0 3												
Mike Anderson, R (1, 9) OBP: 0.245, SLG: 0.367 Lou Brock, L (9, PH) OBP: 0.333, SLG: 0.412		0-0 4-3							0-0 BB BB	2 0 0 0 1 0 0 1 0 1 1 0 0 0												
Mike Tyson, R (1, 4) OBP: 0.307, SLG: 0.283 Keith Hernandez, L (9, PH) OBP: 0.401, SLG: 0.481			4-0 G5-4-3 E 1B BB			0-0 L9		0-3 K	0-3 K	2 1 0 0 1 1 1 1 0 0 0 0 1 2												
Bob Forsch, R (1, 1) OBP: 0.273, SLG: 0.290 Don Kessinger, S (5, PH) OBP: 0.319, SLG: 0.265 Butch Metzger, R (5, 1) Jerry Mumphrey, S (8, PH) OBP: 0.432, SLG: 0.525			0-0 E5 G5-4-3		0-3 K			4-0 BB		1 0 0 0 0 0 1 1 0 0 0 0 1 0 0 0 0 0 0 0 0 0 0 0 0 1 0 0												
Inning Stats	R: 0 E: 0 K: 2 S: 8	H: 1 LOB: 1 BB: 0 P: 8	R: 0 E: 0 K: 1 S: 5	H: 0 LOB: 0 BB: 0 P: 5	R: 1 E: 1 K: 0 S: 4	H: 1 LOB: 1 BB: 1 P: 8	R: 0 E: 0 K: 0 S: 3	H: 0 LOB: 0 BB: 0 P: 3	R: 0 E: 0 K: 1 S: 5	H: 0 LOB: 0 BB: 0 P: 5		R: 0 E: 0 K: 0 S: 2	H: 0 LOB: 0 BB: 1 P: 6	R: 0 E: 0 K: 0 S: 3	H: 1 LOB: 0 BB: 0 P: 3	R: 0 E: 0 K: 1 S: 5	H: 0 LOB: 2 BB: 2 P: 13	R: 1 E: 0 K: 1 S: 7	H: 2 LOB: 2 BB: 1 P: 11	1B: 5 2B: 0 3B: 0 HR: 0	SF: 0 SAC: 0 DP: 3 HBP: 0	WP: 0 PB: 0 SB: 1 CS: 0
PITCHER Bob Owchinko, L (1, 1) ERA: 4.91 Dan Spillner, R (9, 1) ERA: 3.41	IP 8.1	WLS W	BF 32	H 4	R 2	ER 2	SO 5	BB 5	IBB 0	HBP 0	BLK 0	WP 0	HR 0	S 37	P 57	ERA 2.16	WHIP 1.080					
PITCHER	IP	WLS	BF	H	R	ER	SO	BB	IBB	HBP	BLK	WP	HR	S	P	ERA	WHIP					

AB	30
R	2
H	5
RBI	2
BB	5
SO	6
LOB	17



Batter	1	2	3	4	5	6	7	8	9	AB R H RBI BB SO LOB	TOP	
Garry Templeton, S (1, 6) OBP: 0.332, SLG: 0.429	0-0 4-3		0-0 F7			0-3 K		0-0 G3		4 0 0 0 0 1 2		
Lou Brock, L (1, 7) OBP: 0.332, SLG: 0.409 Rawly Eastwick, R (8, 1) OBP: 0.167, SLG: 0.167	0-0 1B			0-3 K		0-0 4-3		0-3 K		4 0 1 0 0 2 2 0 0 0 0 0 0 0		
Tony Scott, S (1, 8) OBP: 0.404, SLG: 0.473	0-0 F7			0-0 6-3		0-0 1-3			0-0 1B 4-3 1B	4 1 1 0 0 0 1		
Hector Cruz, R (1, 9) OBP: 0.390, SLG: 0.425	0-0 6-3			0-0 BB 1B		0-0 E5			0-0 4-3 1B 1-2 1B	4 1 2 0 0 0 1		
Keith Hernandez, L (1, 3) OBP: 0.402, SLG: 0.479		0-0 G3		4-0 BB BB BB BB 1-2 BB		0-0 6-3		0-0 4-3 1B	0-0 4-3 1B 1-2 2-3 1B	3 1 1 0 1 0 0		
Ken Reitz, R (1, 5) OBP: 0.325, SLG: 0.498		0-0 6-3		0-0 1-3		0-0 4-3		0-0 4-3	0-0 4-3 1-2 2-3 3-H	4 0 0 1 0 0 4		
Dave Rader, L (1, 2) OBP: 0.400, SLG: 0.516		0-0 6-3			4-0 BB BB BB FC5-4 BB			0-0 FC6 1B	0-0 G3	3 0 1 0 1 0 2		
Mike Tyson, R (1, 4) OBP: 0.302, SLG: 0.278 Ted Simmons, S (9, PH) OBP: 0.411, SLG: 0.521			0-0 G3		0-0 FC5-4 G4-6-3 1-2f		0-0 FC6 2B 1-2f	0-0 FC6 2B 1-2f	0-0 1B 2-H 3-H	3 0 0 0 0 0 2 1 0 1 2 0 0 0		
Pete Falcone, L (1, 1) OBP: 0.185, SLG: 0.231 John Ureba, R (4, 1) OBP: 0.375, SLG: 0.167 Don Kessinger, S (5, PH) OBP: 0.316, SLG: 0.282 Larry Dierker, R (5, 1) Clay Carroll, R (5, 1) Jerry Mumphrey, S (8, PH) OBP: 0.453, SLG: 0.532 (8, 7)			0-3 K		0-0 G4-6-3 1-2f		0-0 G4-6-3 1-2f	0-0 1-3 2B	0-0 1-3 1B	1 0 0 0 0 0 1 0 0 0 0 0 0 0 0 0 1 0 0 0 0 0 0 1 0 0 0 0 0 0 0 0 0 0 0 0 0 0 0 0 2 0 1 0 0 0 0 1		
Inning Stats	R: 0 H: 1 E: 0 LOB: 1 K: 0 BB: 0 S: 4 P: 4	R: 0 H: 0 E: 0 LOB: 0 K: 0 BB: 0 S: 3 P: 3	R: 0 H: 0 E: 0 LOB: 0 K: 1 BB: 0 S: 5 P: 5	R: 0 H: 1 E: 0 LOB: 2 K: 1 BB: 1 S: 6 P: 10	R: 0 H: 0 E: 0 LOB: 0 K: 0 BB: 1 S: 2 P: 6	R: 0 H: 0 E: 0 LOB: 0 K: 1 BB: 0 S: 5 P: 5	R: 0 H: 0 E: 1 LOB: 0 K: 0 BB: 0 S: 3 P: 3	R: 0 H: 2 E: 0 LOB: 2 K: 1 BB: 0 S: 7 P: 7	R: 3 H: 4 E: 0 LOB: 1 K: 0 BB: 0 S: 7 P: 7	1B: 7 SF: 0 2B: 1 SAC: 0 3B: 0 DP: 1 HR: 0 HBP: 0	WP: 0 PA: 36 PB: 0 SB: 0 CS: 0	
PITCHER Rick Rhoden, R (1, 1) ERA: 4.21	IP WLS BF H R ER SO BB IBB HBP BLK WP HR S P ERA WHIP											PITCHER IP WLS BF H R ER SO BB IBB HBP BLK WP HR S P ERA WHIP

St. Louis Cardinals @ Los Angeles Dodgers
 Dodger Stadium, Los Angeles, CA
 Mon Jun 20 1977, 7:05 PM PDT
 Att. 39,614 - Unknown

AB	34
R	3
H	8
RBI	3
BB	2
SO	4
LOB	16



Batter	1	2	3	4	5	6	7	8	9	AB	R	H	RBI	BB	SO	LOB
Ted Martinez, R OBP: 0.320, SLG: 0.408 (1, 4)	0-0 F2	0-0 2B		0-0 4-3		0-3 K		0-0 F8		5	0	1	1	0	1	1
Bill Russell, R OBP: 0.291, SLG: 0.335 (1, 6)	0-3 K	0-3 K		0-0 6-3		0-0 1B		0-0 5-3		5	0	1	0	0	2	3
Reggie Smith, S OBP: 0.425, SLG: 0.592 (1, 9)	0-3 K		0-0 6-3		4-0 WP 2B BB	0-0 L8				2	1	0	0	1	1	0
John Hale, L OBP: 0.364, SLG: 0.340 (6, 9)										1	0	0	0	0	0	1
Ron Cey, R OBP: 0.402, SLG: 0.545 (1, 5)		0-3 K	0-0 F9		0-0 2-3	0-0 P3				4	0	0	0	0	1	2
Steve Garvey, R OBP: 0.343, SLG: 0.528 (1, 3)		0-0 HR	0-3 K		0-0 HR 2B			0-0 F3		4	2	2	2	0	1	0
Ed Goodson, L OBP: 0.167, SLG: 0.174 (8, 3)										0	0	0	0	0	0	0
Dusty Baker Jr., R OBP: 0.368, SLG: 0.513 (1, 7)		4-0 1B BB		0-0 HR 1B	0-0 HR	4-0 FC5-4 BB				2	3	2	2	2	0	0
Rick Monday, L OBP: 0.360, SLG: 0.461 (1, 8)		0-0 FC2-5 1B		0-0 HR 1B	0-0 HR			0-0 FC5-4		4	2	3	3	0	0	1
Glenn Burke, R OBP: 0.242, SLG: 0.226 (7, PR)		1-3 FC2-5 1B		1-H HR				1-2 FC5-4		0	0	0	0	0	0	0
Steve Yeager, R OBP: 0.361, SLG: 0.444 (1, 2)		0-0 FC2-5 2B 1B		0-0 SH3-4 1B		0-0 F9		0-0 F8		4	1	2	1	0	0	1
Rick Rhoden, R OBP: 0.206, SLG: 0.265 (1, 1)		0-0 FC2-5 2B		0-0 SH3-4 1B		0-0 4-3		0-0 3-1		3	0	0	0	0	0	2

Inning Stats	R: 0	H: 0	E: 0	K: 2	S: 7	H: 0	LOB: 0	BB: 0	P: 7	R: 3	H: 4	E: 0	K: 2	S: 11	R: 0	H: 0	E: 0	K: 1	S: 5	R: 2	H: 3	E: 0	K: 0	S: 6	R: 4	H: 3	E: 0	K: 0	S: 6	R: 0	H: 1	E: 0	K: 1	S: 6	R: 0	H: 0	E: 0	K: 0	S: 3	R: 0	H: 0	E: 0	K: 0	S: 3	R: 0	H: 0	E: 0	K: 0	S: 3
--------------	------	------	------	------	------	------	--------	-------	------	------	------	------	------	-------	------	------	------	------	------	------	------	------	------	------	------	------	------	------	------	------	------	------	------	------	------	------	------	------	------	------	------	------	------	------	------	------	------	------	------

PITCHER	IP	WLS	BF	H	R	ER	SO	BB	IBB	HBP	BLK	WP	HR	S	P	ERA	WHIP
Pete Falcone, L ERA: 5.31 (1, 1)	3.0	L	17	7	5	5	5	1	0	0	0	0	2	26	30	15.00	2.667
John Urrea, R ERA: 3.02 (4, 1)	1.0		3	0	0	0	0	0	0	0	0	0	3	3	0.00	0.000	
Larry Dierker, R ERA: 5.75 (5, 1)	0.1		4	2	3	3	0	1	0	0	0	1	1	3	7	81.00	9.000
Clay Carroll, R ERA: 1.98 (5, 1)	2.2		11	2	1	1	1	1	0	0	0	0	1	12	16	3.38	1.125
Rawly Eastwick, R ERA: 2.72 (8, 1)	1.0		3	0	0	0	0	0	0	0	0	0	0	3	3	0.00	0.000

BOTTOM

St. Louis Cardinals @ Los Angeles Dodgers
Dodger Stadium, Los Angeles, CA

Mon Jun 20 1977, 7:05 PM PDT
 Att. 39,614 - Unknown

AB	34
R	9
H	11
RBI	9
BB	3
SO	6
LOB	11



1B	2B	3B	HR	SF	SAC	DP	HBP	WP	HR	S	P	ERA	WHIP
5	2	0	4	0	1	0	0	1	2	3			

Batter	1	2	3	4	5	6	7	8	9	10	AB R H RBI BB SO LOB
Davey Lopes, R OBP: 0.365, SLG: 0.393 (1, 4)	4-0 BB BB		x 0-0 F8 ②		x 0-0 F8 ②		s s s 0-3 K ③		x 0-0 F8 ③ 2-3		4 0 0 0 1 1 2
Bill Russell, R OBP: 0.300, SLG: 0.355 (1, 6)	4-0 CS 1B 1-2 BB		x 0-0 2B		x 0-0 HR			x 0-0 CS 1B		x 0-0 F8 ①	4 1 3 1 1 0 0
Reggie Smith, S OBP: 0.428, SLG: 0.588 (1, 9)	0-0 CS 1B 1-2		x 4-0 BB		x 0-0 L9 ③			s s s 0-3 K ① ② 1-2		x 4-0 FC3-6 BB	3 0 1 0 2 1 1
Ron Cey, R OBP: 0.403, SLG: 0.540 (1, 5)	4-0 BB 1-2 2-3		x 0-0 F5 ③			s s s 0-3 K ①		x 4-0 CS BB		x 0-0 FC3-6 ② FC5-4	2 0 0 0 2 1 2 0 0 0 0 0 0 0 1 0 0 0 0 0 1
Ted Martinez, R OBP: 0.314, SLG: 0.400 (9, 5)											
Steve Garvey, R OBP: 0.337, SLG: 0.519 (1, 3)	0-0 P6 ③			x 0-0 5-3 ①		x 0-0 F3 ②		x 0-0 CS ③ 1-2	x 0-0 F9 ①	x 0-0 FC5-4 ③ 1-2f	5 0 0 0 0 0 3
Rick Monday, L OBP: 0.358, SLG: 0.455 (1, 8)		x 0-0 G1 ①		x 0-0 F8 ②		x 4-0 BB			x 0-3 K ②		3 0 0 0 1 1 0
Dusty Baker Jr., R OBP: 0.366, SLG: 0.522 (1, 7)		x 0-0 4-3 ②		x 0-0 6-3 ③			x 0-0 F9 ③			x 0-0 HR	4 1 1 1 0 0 1
Steve Yeager, R OBP: 0.383, SLG: 0.467 (1, 2)		x 0-0 5-3 ③			x 0-0 HR		x 0-0 5-3 ①		x 0-0 WP 2B		4 1 2 1 0 0 0
Doug Rau, L OBP: 0.162, SLG: 0.161 (1, 1)			x 0-0 6-3 ①		x 0-0 G3 ①		x 0-0 F8 ②		x 4-0 IBB		1 0 0 0 0 0 0 1 0 0 0 0 0 0 0 0 0 0 0 0 0 1 0 0 0 0 0 0 0 0 0 0 0 0 0 0 0 0 0 1 0 0 0 0 0 0 0 0 0
Ed Godson, L OBP: 0.160, SLG: 0.167 (6, 1)											
Elias Sosa, R OBP: 0.391, SLG: 0.263 (7, PH)											
Boog Powell, L OBP: 0.391, SLG: 0.263 (8, 1)											
Stan Wall, L OBP: 0.125, SLG: 0.500 (9, PH)											
Manny Mota, R OBP: 0.125, SLG: 0.267 (10, 1)											

Inning Stats	R: 0 E: 0 K: 0 S: 2	H: 1 LOB: 2 BB: 3 P: 14	R: 0 E: 0 K: 0 S: 3	H: 0 LOB: 0 BB: 0 P: 3	R: 0 E: 0 K: 0 S: 4	H: 1 LOB: 2 BB: 1 P: 8	R: 0 E: 0 K: 0 S: 3	H: 0 LOB: 0 BB: 0 P: 3	R: 2 E: 0 K: 0 S: 5	H: 2 LOB: 0 BB: 0 P: 5	R: 0 E: 0 K: 1 S: 5	H: 0 LOB: 1 BB: 1 P: 9	R: 0 E: 0 K: 1 S: 5	H: 0 LOB: 0 BB: 0 P: 5	R: 0 E: 0 K: 1 S: 4	H: 1 LOB: 1 BB: 1 P: 8	R: 1 E: 0 K: 1 S: 7	H: 2 LOB: 2 BB: 1 P: 11	R: 0 E: 0 K: 0 S: 3	H: 0 LOB: 1 BB: 1 P: 7	1B: 2 2B: 2 3B: 0 HR: 3	SF: 0 SAC: 0 DP: 0 HBP: 0	WP: 1 PB: 0 SB: 0 CS: 4	PA: 42
--------------	------------------------------	----------------------------------	------------------------------	---------------------------------	------------------------------	---------------------------------	------------------------------	---------------------------------	------------------------------	---------------------------------	------------------------------	---------------------------------	------------------------------	---------------------------------	------------------------------	---------------------------------	------------------------------	----------------------------------	------------------------------	---------------------------------	----------------------------------	------------------------------------	----------------------------------	--------

PITCHER	IP	WLS	BF	H	R	ER	SO	BB	IBB	HBP	BLK	WP	HR	S	P	ERA	WHIP
John Denny, R ERA: 3.61 (1, 1)	2.2		11	2	0	0	0	3	0	0	0	0	0	8	20	0.00	1.875
Butch Metzger, R ERA: 4.78 (3, 1)	2.0		9	2	2	2	0	1	0	0	0	0	2	8	12	9.00	1.500
Rawly Eastwick, R ERA: 2.68 (5, 1)	4.0		16	3	1	1	4	2	1	0	0	0	1	21	33	2.25	1.250
Al Hrabosky, L ERA: 3.4 (9, 1)	1.1	W	5	0	0	0	0	1	0	0	0	1	0	4	8	0.00	0.750

BOTTOM

St. Louis Cardinals @ Los Angeles Dodgers
 Dodger Stadium, Los Angeles, CA
 Tue Jun 21 1977, 7:05 PM PDT
 Att: 37,668 - Unknown

livebaseballscorecards.com

AB	33
R	3
H	7
RBI	3
BB	8
SO	4
LOB	10



Batter	1	2	3	4	5	6	7	8	9	AB R H RBI BB SO LOB	TOP		
Garry Templeton, S (1, 6) OBP: 0.325, SLG: 0.418 John Urrea, R (5, 1) OBP: 0.375, SLG: 0.167 Butch Metzger, R (5, 1)	0-0 4-3		0-0 1-3		0-0 G3			0-0 G6-4-3		3 0 0 0 0 0 0 0 0 0 0 0 0 0 1 0 0 0 0 0 1	St. Louis Cardinals @ Los Angeles Dodgers Dodger Stadium, Los Angeles, CA Wed Jun 22 1977, 7:05 PM PDT Att: 39,247 - Unknown		
Jerry Mumphrey, S (1, 9) OBP: 0.428, SLG: 0.520	0-0 4-3			0-0 E6 B1-3 1B		0-0 5-3		0-0 G4-6-3 1B	4 1 1 0 0 0 0				
Tony Scott, S (1, 8) OBP: 0.389, SLG: 0.459	0-0 5-3			0-0 B1-3 1-2		0-0 4-3		0-0 F7	4 0 0 0 0 0 2				
Keith Hernandez, L (1, 3) OBP: 0.400, SLG: 0.482		0-0 F7		4-0 1B BB		0-0 F8		0-0 G4-6-3 1-2f	3 0 0 0 1 0 1				
Ted Simmons, S (1, 2) OBP: 0.417, SLG: 0.525		0-0 1B CS 1B		0-0 1-3 2-H 1B		0-0 F9			3 0 2 1 0 0 0				
Lou Brock, L (1, 7) OBP: 0.335, SLG: 0.411		0-0 1-3 S 1B		0-3 K		0-0 F7			3 0 1 0 0 1 2				
Ken Reitz, R (1, 5) OBP: 0.323, SLG: 0.488		0-3 K2-3 1-2 3-H		0-0 L4		0-0 F9			3 0 0 0 0 1 4				
Mike Tyson, R (1, 4) OBP: 0.301, SLG: 0.278			0-0 4-3		0-0 4-3		0-0 F9		3 0 0 0 0 0 0				
Tom Underwood, R (1, 1) Clay Carroll, R (4, 1) Don Kessinger, S (5, PH) OBP: 0.320, SLG: 0.267			0-3 K		0-3 K		0-0 G6-4-3 1B		1 0 0 0 0 1 0 0 0 0 0 0 0 0 2 0 1 0 0 1 0				
Inning Stats	R: 0 H: 0 E: 0 LOB: 0 K: 0 BB: 0 S: 3 P: 3	R: 0 H: 2 E: 0 LOB: 1 K: 1 BB: 0 S: 6 P: 6	R: 0 H: 0 E: 0 LOB: 0 K: 1 BB: 0 S: 5 P: 5	R: 1 H: 1 E: 1 LOB: 2 K: 1 BB: 1 S: 7 P: 11	R: 0 H: 0 E: 0 LOB: 0 K: 1 BB: 0 S: 5 P: 5	R: 0 H: 0 E: 0 LOB: 0 K: 0 BB: 0 S: 3 P: 3	R: 0 H: 0 E: 0 LOB: 0 K: 0 BB: 0 S: 3 P: 3	R: 0 H: 1 E: 0 LOB: 0 K: 0 BB: 0 S: 3 P: 3	R: 0 H: 1 E: 0 LOB: 0 K: 0 BB: 0 S: 3 P: 3	1B: 5 SF: 0 2B: 0 SAC: 0 3B: 0 DP: 2 HR: 0 HBP: 0		WP: 0 PA: 31 PB: 0 SB: 1 CS: 1	
PITCHER	IP WLS BF H R ER SO BB IBB HBP BLK WP HR S P ERA WHIP											PITCHER	IP WLS BF H R ER SO BB IBB HBP BLK WP HR S P ERA WHIP
Burt Hooton, R (1, 1) ERA: 2.86 Mike Garman, R (9, 1) ERA: 2.81	8.0 W 28 4 1 0 4 1 0 0 0 0 0 0 35 39 0.00 0.625												

livebaseballscorecards.com

AB	30
R	1
H	5
RBI	1
BB	1
SO	4
LOB	10



Batter	1	2	3	4	5	6	7	8	9
Davey Lopes, R (1, 4) <small>OBP: 0.369, SLG: 0.395</small> Ted Martinez, R (7, 4) <small>OBP: 0.308, SLG: 0.392</small>	0-0 1B 4-3 SF9 1B	0-0 S 2-H 1B		4-0 E 1B BB	0-0 F9 2-3	0-0 FC4-6 1-2f		0-0 P4	
Bill Russell, R (1, 6) <small>OBP: 0.307, SLG: 0.360</small>	0-0 4-3 1-2	4-0 1-2 BB		0-0 BB E HR 1B	0-0 1B 3B 1B	0-0 F9		0-0 WP 1B	
Reggie Smith, S (1, 9) <small>OBP: 0.430, SLG: 0.584</small>	0-0 1B 2-3	0-3 K		0-0 E3 HR BB	0-0 3B 1B	0-3 K		4-0 1-2 2-3 BB	
Ron Cey, R (1, 5) <small>OBP: 0.409, SLG: 0.550</small>	0-0 SF9 3-H		0-0 1B 1B	4-0 HR BB	0-0 1B 3B		4-0 BB	0-0 F7	
Steve Garvey, R (1, 3) <small>OBP: 0.345, SLG: 0.535</small> Ed Goodson, L (8, 3) <small>OBP: 0.160, SLG: 0.167</small>	0-0 1-3 1B		0-0 G6-3 1B	0-0 HR	0-0 BB BB 1B		0-0 L7		
Dusty Baker Jr., R (1, 7) <small>OBP: 0.363, SLG: 0.513</small> John Hale, L (9, 7) <small>OBP: 0.364, SLG: 0.340</small>	0-0 L6		0-3 K	0-3 K	4-0 BB BB		0-0 P4		
Rick Monday, L (1, 8) <small>OBP: 0.361, SLG: 0.450</small> Glenn Burke, R (5, PR) <small>OBP: 0.235, SLG: 0.219</small>		4-0 SH5-4 1B BB	0-0 G6-3	0-0 4-3	4-0 FC6-4 BB		0-0 P6		
Steve Yeager, R (1, 2) <small>OBP: 0.364, SLG: 0.462</small>		0-3 K		4-0 1B SH2-4 E BB			0-0 F8		
Burt Hooton, R (1, 1) <small>OBP: 0.207, SLG: 0.241</small> Boog Powell, L (8, PH) <small>OBP: 0.417, SLG: 0.263</small> Mike Garman, R (9, 1)		0-0 SH5-4 1-2		0-0 SH2-4	0-0 SH1-4	0-0 FC4-6 1B		4-0 WP 1B BB	

Inning Stats	R: 1	H: 3	E: 0	K: 0	S: 6	LOB: 2	BB: 0	P: 6	R: 1	H: 1	E: 0	K: 2	S: 8	LOB: 2	BB: 2	P: 16	R: 0	H: 2	E: 0	K: 1	S: 6	LOB: 1	BB: 0	P: 6	R: 6	H: 2	E: 1	K: 1	S: 8	LOB: 0	BB: 3	P: 20	R: 4	H: 5	E: 0	K: 0	S: 8	LOB: 3	BB: 2	P: 16	R: 0	H: 1	E: 0	K: 1	S: 6	LOB: 1	BB: 0	P: 6	R: 0	H: 0	E: 0	K: 0	S: 3	LOB: 1	BB: 1	P: 7	R: 0	H: 1	E: 0	K: 0	S: 4	LOB: 3	BB: 2	P: 12
--------------	------	------	------	------	------	--------	-------	------	------	------	------	------	------	--------	-------	-------	------	------	------	------	------	--------	-------	------	------	------	------	------	------	--------	-------	-------	------	------	------	------	------	--------	-------	-------	------	------	------	------	------	--------	-------	------	------	------	------	------	------	--------	-------	------	------	------	------	------	------	--------	-------	-------

AB	R	H	RBI	BB	SO	LOB	
4	2	2	1	1	0	2	
1	0	0	0	0	0	1	
5	2	3	1	1	0	2	
5	2	2	1	1	2	5	
3	2	2	4	2	0	3	
5	1	4	5	0	0	1	
0	0	0	0	0	0	0	
4	0	0	0	1	2	5	
0	0	0	0	0	0	0	
2	1	0	0	2	0	2	
1	0	0	0	0	0	1	
4	2	1	0	1	1	4	
1	0	1	0	0	0	0	
0	0	0	0	1	0	0	
0	0	0	0	0	0	0	
1B: 13	SF: 1	2B: 0	SAC: 3	3B: 1	DP: 1	HR: 1	HBP: 0

BOTTOM

St. Louis Cardinals @ Los Angeles Dodgers
Dodger Stadium, Los Angeles, CA

Wed Jun 22 1977, 7:05 PM PDT
Att. 39,247 - Unknown


livebaseballscorecards.com

AB	35
R	12
H	15
RBI	12
BB	10
SO	5
LOB	26



WP: 1	PA: 49
PB: 0	
SB: 1	
CS: 0	

PITCHER	IP	WLS	BF	H	R	ER	SO	BB	IBB	HBP	BLK	WP	HR	S	P	ERA	WHIP
Tom Underwood, L (1, 1) <small>ERA: 5.89</small>	3.1	L	20	7	5	5	3	4	0	0	0	0	0	22	38	13.50	3.300
Clay Carroll, R (4, 1) <small>ERA: 2.31</small>	0.2		5	1	3	2	1	1	0	0	0	0	1	6	10	27.00	3.000
John Urrea, R (5, 1) <small>ERA: 3.77</small>	0.2		9	5	4	4	0	2	0	0	0	0	0	7	15	54.00	10.500
Butch Metzger, R (5, 1) <small>ERA: 4.47</small>	3.1		15	2	0	0	1	3	0	0	0	1	0	14	26	0.00	1.500

Batter	1	2	3	4	5	6	7	8	9	AB R H RBI BB SO LOB	TOP	
Garry Maddox, R (1, 8) OBP: 0.318, SLG: 0.424	0-0 4-3			0-0 P4		0-0 F7		0-0 F5		4 0 0 0 0 0 2	Philadelphia Phillies @ St. Louis Cardinals Busch Stadium, St. Louis, MO Fri Jun 24 1977, 7:05 PM CDT Att. 17,885 - Unknown livebaseballscorecards.com AB 30 R 1 H 5 RBI 1 BB 1 SO 5 LOB 10 	
Bake McBride, L (1, 9) OBP: 0.311, SLG: 0.432	0-0 6-3 1B			4-0 S BB		0-0 P6		0-0 6-3	3 0 1 0 1 0 1			
Mike Schmidt, R (1, 5) OBP: 0.363, SLG: 0.558	0-0 6-3 1-2			0-3 K 1-2		0-0 5-3		0-0 E5 SF8 1B	4 1 1 0 0 1 3			
Greg Luzinski, R (1, 7) OBP: 0.377, SLG: 0.638		0-0 P4		0-3 K		0-0 6-3		0-0 SF8 3-H	3 0 0 1 0 1 1			
Richie Hebner, L (1, 3) OBP: 0.418, SLG: 0.548		0-0 F5		0-3 K	0-3 K	0-0 4-3		0-0 F2	4 0 0 0 0 1 0			
Bob Boone, R (1, 2) OBP: 0.321, SLG: 0.390		0-0 6-3		0-3 K	0-3 K	0-0 P4			3 0 0 0 0 1 0			
Ted Sizemore, R (1, 4) OBP: 0.335, SLG: 0.349			0-0 6-3		0-0 1B		0-0 6-3		3 0 2 0 0 0 0			
Larry Bowa, S (1, 6) OBP: 0.314, SLG: 0.376			0-0 4-3		0-0 4-3		0-3 K 1-2		3 0 0 0 0 1 2			
Jim Lonborg, R (1, 1) Tom Hutton, L (8, PH) Dan Warthen, S (6, 1) Warren Brusstar, R (6, 1) Tim McCarver, L (8, PH) Gene Garber, R (8, 1)			0-0 6-3		0-0 2B		0-0 F9		1 0 0 0 0 0 0 1 0 1 0 0 0 0 0 0 0 0 0 0 0 0 0 0 0 0 0 0 1 0 0 0 0 0 1 0 0 0 0 0 0 0			
Inning Stats	R: 0 H: 1 E: 0 LOB: 0 K: 0 BB: 0 S: 3 P: 3	R: 0 H: 0 E: 0 LOB: 0 K: 0 BB: 0 S: 3 P: 3	R: 0 H: 0 E: 0 LOB: 0 K: 0 BB: 0 S: 3 P: 3	R: 0 H: 0 E: 0 LOB: 1 K: 2 BB: 1 S: 7 P: 11	R: 0 H: 1 E: 0 LOB: 1 K: 2 BB: 0 S: 8 P: 8	R: 0 H: 1 E: 0 LOB: 1 K: 0 BB: 0 S: 4 P: 4	R: 0 H: 0 E: 0 LOB: 0 K: 0 BB: 0 S: 3 P: 3	R: 0 H: 1 E: 0 LOB: 1 K: 1 BB: 0 S: 6 P: 6	R: 1 H: 1 E: 1 LOB: 0 K: 0 BB: 0 S: 4 P: 4	1B: 4 SF: 1 2B: 1 SAC: 0 3B: 0 DP: 0 HR: 0 HBP: 0	WP: 0 PA: 32 PB: 0 SB: 2 CS: 0	
PITCHER Eric Rasmussen, R (1, 1) ERA: 3.28	IP WLS BF H R ER SO BB IBB HBP BLK WP HR S P ERA WHIP											PITCHER IP WLS BF H R ER SO BB IBB HBP BLK WP HR S P ERA WHIP
	9.0 W 32 5 1 0 5 1 0 0 0 0 0 0 0 41 45 0.00 0.667											

Batter	1	2	3	4	5	6	7	8	9
Lou Brock, L OBP: 0.342, SLG: 0.417 Mike Anderson, R OBP: 0.241, SLG: 0.360									
Garry Templeton, S OBP: 0.327, SLG: 0.420									
Tony Scott, S OBP: 0.397, SLG: 0.463									
Hector Cruz, R OBP: 0.387, SLG: 0.426									
Ted Simmons, S OBP: 0.415, SLG: 0.518									
Keith Hernandez, L OBP: 0.401, SLG: 0.482									
Ken Reitz, R OBP: 0.322, SLG: 0.484									
Mike Tyson, R OBP: 0.300, SLG: 0.277									
Eric Rasmussen, R OBP: 0.200, SLG: 0.212									

Inning Stats	R: 5 E: 0 K: 1 S: 10	H: 5 LOB: 2 BB: 2 P: 18	R: 1 E: 0 K: 0 S: 5	H: 2 LOB: 1 BB: 0 P: 5	R: 0 E: 0 K: 0 S: 3	H: 0 LOB: 0 BB: 0 P: 3	R: 1 E: 1 K: 0 S: 4	H: 2 LOB: 0 BB: 0 P: 4	R: 0 E: 0 K: 0 S: 3	H: 0 LOB: 0 BB: 0 P: 3	R: 0 E: 0 K: 0 S: 3	H: 0 LOB: 3 BB: 3 P: 15	R: 0 E: 0 K: 0 S: 3	H: 1 LOB: 0 BB: 0 P: 3	R: 0 E: 0 K: 1 S: 5	H: 0 LOB: 0 BB: 0 P: 5
--------------	-------------------------------	----------------------------------	------------------------------	---------------------------------	------------------------------	---------------------------------	------------------------------	---------------------------------	------------------------------	---------------------------------	------------------------------	----------------------------------	------------------------------	---------------------------------	------------------------------	---------------------------------

PITCHER	IP	WLS	BF	H	R	ER	SO	BB	IBB	HBP	BLK	WP	HR	S	P	ERA	WHIP
Jim Lonborg, R ERA: 4.73	(1, 1)	5.0	L	25	9	7	1	1	1	0	1	0	0	25	33	12.60	2.000
Dan Warthen, L ERA: 7.82	(6, 1)	0.2		5	0	0	0	3	0	0	0	1	0	2	14	0.00	4.500
Warren Brusstar, R ERA: 2.51	(6, 1)	1.1		4	1	0	0	0	0	0	0	0	0	4	4	0.00	0.750
Gene Garber, R ERA: 2.76	(8, 1)	1.0		3	0	0	1	0	0	0	0	0	0	5	5	0.00	0.000

BOTTOM

AB	R	H	RBI	BB	SO	LOB
2	2	1	0	2	0	2
1	0	0	0	0	1	0

3	2	2	2	0	0	2
---	---	---	---	---	---	---

3	1	2	0	1	0	1
---	---	---	---	---	---	---

4	0	1	1	0	1	6
---	---	---	---	---	---	---

3	1	0	0	1	0	1
---	---	---	---	---	---	---

4	1	2	2	0	0	1
---	---	---	---	---	---	---

4	0	1	0	0	0	1
---	---	---	---	---	---	---

4	0	1	2	0	0	0
---	---	---	---	---	---	---

3	0	0	0	1	0	2
---	---	---	---	---	---	---

1B	2B	3B	HR	SF	SAC	DP	HBP	WP	PA	ERA	WHIP
9	1	0	0	1	0	2	0	1	37		

Philadelphia Phillies @ St. Louis Cardinals
 Busch Stadium, St. Louis, MO
 Fri Jun 24 1977, 7:05 PM CDT
 Att. 17,885 - Unknown

livebaseballscorecards.com

AB	31
R	7
H	10
RBI	7
BB	5
SO	2
LOB	16



Batter	1	2	3	4	5	6	7	8	9	AB R H RBI BB SO LOB	TOP											
Garry Maddox, R OBP: 0.313, SLG: 0.418 (1, 8) X	0-0 5-3	0-0 SF9		0-0 P4			0-0 4-3		0-3 K	4 0 0 1 0 1 1	Philadelphia Phillies @ St. Louis Cardinals Busch Stadium, St. Louis, MO Sat Jun 25 1977, 7:05 PM CDT Att. 33,244 - Unknown livebaseballscorecards.com											
Bake McBride, L OBP: 0.303, SLG: 0.420 (1, 9) X	0-0 4-3	0-0 F7		0-0 F7			0-0 4-3			4 0 0 0 0 0 3												
Mike Schmidt, R OBP: 0.365, SLG: 0.570 (1, 5) X	0-0 WP 1B		0-0 HR				0-0 F7			4 1 2 1 0 0 0												
Greg Luzinski, R OBP: 0.379, SLG: 0.634 (1, 7) B B B	4-0 1-2 BB		0-0 G4-6-3 1B				0-0 F8	0-3 K		3 0 1 0 1 1 0												
Richie Hebner, L OBP: 0.415, SLG: 0.541 Terry Harmon, R OBP: 0.281, SLG: 0.321 (1, 3) S S S (8, PR) (8, 6)	0-3 K		0-0 G4-6-3 1-2f				0-0 G3	0-0 1B		4 0 1 0 0 1 3 0 0 0 0 0 0 0												
Tim McCarver, L OBP: 0.410, SLG: 0.478 (1, 2)		0-0 1B SF9 1B	0-0 1B				0-0 F8	0-0 F9		4 1 2 0 0 0 1												
Larry Bowa, S OBP: 0.310, SLG: 0.371 Jay Johnstone, L OBP: 0.318, SLG: 0.369 Tom Hutton, L OBP: 0.278, SLG: 0.344 (1, 6) (8, PH) (8, 3)		0-0 P6	0-0 F7				0-0 G3	0-0 1-3		3 0 0 0 0 0 2 1 0 0 0 0 0 1 0 0 0 0 0 0 0												
Ted Sizemore, R OBP: 0.333, SLG: 0.347 (1, 4)		0-0 1B 1-2 1B		0-0 E6 FC5-6			0-0 E4		0-0 6-3	4 0 1 0 0 0 0												
Steve Carlton, L OBP: 0.273, SLG: 0.317 Jerry Martin, R OBP: 0.363, SLG: 0.490 (1, 1) (9, PH)		0-0 1-2 2-3 1B		0-0 FC5-6 1-2f			0-0 G3		0-0 6-3	3 0 1 0 0 0 2 1 0 0 0 0 0 0												
Inning Stats	R: 0 E: 0 K: 1 S: 6	H: 1 LOB: 2 BB: 1 P: 10	R: 1 E: 0 K: 0 S: 6	H: 3 LOB: 2 BB: 0 P: 6	R: 1 E: 0 K: 0 S: 5	H: 3 LOB: 1 BB: 0 P: 5	R: 0 E: 1 K: 0 S: 4	H: 0 LOB: 1 BB: 0 P: 4	R: 0 E: 0 K: 0 S: 3	H: 0 LOB: 0 BB: 0 P: 3		R: 0 E: 1 K: 0 S: 4	H: 0 LOB: 1 BB: 0 P: 4	R: 0 E: 0 K: 0 S: 3	H: 0 LOB: 0 BB: 0 P: 3	R: 0 E: 0 K: 1 S: 6	H: 1 LOB: 1 BB: 0 P: 6	R: 0 E: 0 K: 1 S: 5	H: 0 LOB: 0 BB: 0 P: 5	1B: 7 2B: 0 3B: 0 HR: 1	SF: 1 SAC: 0 DP: 1 HBP: 0	WP: 1 PB: 0 SB: 0 CS: 0
PITCHER Bob Forsch, R ERA: 4.56 Rawly Eastwick, R ERA: 2.63 (1, 1) (9, 1)	IP 8.0 1.0	WLS W S	BF 34 3	H 8 0	R 2 0	ER 2 0	SO 2 1	BB 1 0	IBB 0 0	HBP 0 0	BLK 0 0	WP 1 0	HR 1 0	S 37 5	P 41 5	ERA 2.25 0.00	WHIP 1.125 0.000					



Batter	1	2	3	4	5	6	7	8	9	AB	R	H	RBI	BB	SO	LOB	TOP								
Bake McBride, L (1, 9) OBP: 0.302, SLG: 0.415	0-0 6-3			0-0 4-3	0-0 FC6			0-0 E BB 1B		4	0	1	0	0	0	2									
Larry Bowa, S (1, 6) OBP: 0.309, SLG: 0.367	0-0 P6			0-0 4-3		0-0 F7		4-0 E BB		3	0	0	0	1	0	0									
Mike Schmidt, R (1, 5) OBP: 0.363, SLG: 0.577	0-0 F7			0-0 HR		0-3 K		0-0 E5		4	1	1	1	0	1	2									
Greg Luzinski, R (1, 7) Jerry Martin, R (8, 7) OBP: 0.377, SLG: 0.626 OBP: 0.363, SLG: 0.490		1-0 P6-4 WP HBP		0-0 L5		0-0 G3		0-3 K		3	0	0	0	0	1	3									
Richie Hebner, L (1, 3) Gene Garber, R (9, 1) OBP: 0.406, SLG: 0.528		0-0 P4			0-0 G3		0-0 P5		0-0 F5	4	0	0	0	0	0	1									
Garry Maddox, R (1, 8) OBP: 0.315, SLG: 0.428		0-0 P6-4			0-0 HR		4-0 BB G4-6-3		0-0 G3	3	1	1	1	1	0	1									
Ted Sizemore, R (1, 4) OBP: 0.332, SLG: 0.346			0-0 5-3		0-0 CS 1B		0-0 G4-6-3		0-0 F9	4	0	1	0	0	0	1									
Bob Boone, R (1, 2) OBP: 0.321, SLG: 0.389			0-0 5-3		0-0 1B 1-2				0-0 F3	3	0	1	0	0	0	0									
Jim Kaat, L (1, 1) Tom Hutton, L (9, 3) OBP: 0.095, SLG: 0.095 OBP: 0.278, SLG: 0.344			0-0 3-1		0-0 FC6 1B 1-2				0-0 2-3	3	0	1	0	0	0	0									
Inning Stats	R: 0 E: 0 K: 0 S: 3	H: 0 LOB: 0 BB: 0 P: 3	R: 0 E: 0 K: 0 S: 2	H: 0 LOB: 0 BB: 0 P: 3	R: 0 E: 0 K: 0 S: 3	H: 0 LOB: 0 BB: 0 P: 3	R: 1 E: 0 K: 0 S: 4	H: 1 LOB: 0 BB: 0 P: 4	R: 1 E: 0 K: 0 S: 6	H: 4 LOB: 2 BB: 0 P: 6	R: 0 E: 0 K: 1 S: 5	H: 0 LOB: 0 BB: 0 P: 5	R: 0 E: 0 K: 0 S: 2	H: 0 LOB: 0 BB: 1 P: 6	R: 0 E: 1 K: 1 S: 7	H: 1 LOB: 3 BB: 1 P: 11	R: 0 E: 0 K: 0 S: 3	H: 0 LOB: 0 BB: 0 P: 3	1B: 4 2B: 1 3B: 0 HR: 2	SF: 0 SAC: 0 DP: 2 HBP: 1	WP: 1 PB: 0 SB: 0 CS: 1	PA: 34			
PITCHER	IP	WLS	BF	H	R	ER	SO	BB	IBB	HBP	BLK	WP	HR	S	P	ERA	WHIP								
Larry Dierker, R (1, 1) ERA: 5.47	4.1	L	16	3	2	2	0	0	0	1	0	1	2	15	16	4.15	0.692								
Clay Carroll, R (5, 1) ERA: 2.28	0.2		3	2	0	0	0	0	0	0	0	0	0	3	3	0.00	3.000								
Al Hrabosky, L (6, 1) ERA: 3.24	2.0		6	0	0	0	1	1	0	0	0	0	0	7	11	0.00	0.500								
Butch Metzger, R (8, 1) ERA: 4.31	2.0		9	1	0	0	1	1	0	0	0	0	0	10	14	0.00	1.000								

Philadelphia Phillies @ St. Louis Cardinals
 Busch Stadium, St. Louis, MO
 Sun Jun 26 1977, 3:33 AM CDT
 Att: 31,167 - Unknown

livebaseballscorecards.com

AB	31
R	2
H	6
RBI	2
BB	2
SO	2
LOB	10



Batter	1	2	3	4	5	6	7	8	9
Lou Brock, L OBP: 0.336, SLG: 0.409 (1, 7)	0-0 4-3		0-0 F7			0-3 K		0-3 K	
Garry Templeton, S OBP: 0.329, SLG: 0.419 (1, 6)	0-0 6-3-5 1B			0-0 6-3		0-0 G6-4-3 1B		0-0 FC6-4 1B	
Tony Scott, S OBP: 0.396, SLG: 0.455 (1, 8)	0-0 6-3-5 1-2f			0-0 1B		0-0 G6-4-3 1-2f		0-0 FC6-4 1-2f	
Hector Cruz, R OBP: 0.389, SLG: 0.432 (1, 9)		0-0 L9-3 1B		0-0 F8		0-0 5-3		0-0 P6	
Ted Simmons, S OBP: 0.415, SLG: 0.526 (1, 2)		0-0 L9-3 1-2		0-3 K		0-0 1B		0-0 6-3	
Roger Freed, R OBP: 0.500, SLG: 0.583 (1, 3) Butch Metzger, R (8, 1) Dave Rader, L (9, PH) OBP: 0.417, SLG: 0.531		0-0 5-3		0-0 1B		0-0 L6		0-0 1B	
Ken Reitz, R OBP: 0.317, SLG: 0.475 (1, 5)			0-0 P6		0-0 F3		0-0 F8		0-3 K
Mike Tyson, R OBP: 0.301, SLG: 0.279 (1, 4)			0-0 SH2-3 1B		0-0 F8		0-0 F7		
Larry Dierker, R (1, 1) Clay Carroll, R (5, 1) Mike Anderson, R (5, PH) OBP: 0.236, SLG: 0.353 Al Hrabosky, R (6, 1) Keith Hernandez, L (8, 3) OBP: 0.399, SLG: 0.478			0-0 SH2-3		0-3 K		0-0 1B		


Inning Stats	R: 0	H: 1	E: 0	LOB: 0	K: 0	S: 3	P: 3	R: 0	H: 1	E: 0	LOB: 0	K: 0	S: 3	P: 3	R: 0	H: 1	E: 0	LOB: 1	K: 0	S: 4	P: 4	R: 0	H: 1	E: 0	LOB: 1	K: 1	S: 6	P: 6	R: 0	H: 1	E: 0	LOB: 0	K: 1	S: 5	P: 5	R: 0	H: 1	E: 0	LOB: 1	K: 0	S: 4	P: 4	R: 0	H: 2	E: 0	LOB: 2	K: 1	S: 7	P: 7	R: 0	H: 1	E: 0	LOB: 1	K: 1	S: 6	P: 6
	0	1	0	0	0	3	3	0	1	0	0	0	3	3	0	1	0	1	0	4	4	0	1	0	1	0	1	6	6	0	1	0	0	5	5	0	1	0	4	4	0	2	7	7	0	1	0	1	6	6						

PITCHER	IP	WLS	BF	H	R	ER	SO	BB	IBB	HBP	BLK	WP	HR	S	P	ERA	WHIP
Jim Kaat, L ERA: 5.4 (1, 1)	8.0	W	30	9	0	0	4	0	0	0	0	0	0	38	38	0.00	1.125
Gene Garber, R ERA: 2.7 (9, 1)	1.0	S	4	1	0	0	1	0	0	0	0	0	0	6	6	0.00	1.000

BOTTOM

Philadelphia Phillies @ St. Louis Cardinals
 Busch Stadium, St. Louis, MO
 Sun Jun 26 1977, 3:33 AM CDT
 Att. 31,167 - Unknown

AB	33
R	0
H	10
RBI	0
BB	0
SO	5
LOB	15



WP: 0	PA: 34
PB: 0	
SB: 0	
CS: 0	

Batter	1	2	3	4	5	6	7	8	9	AB R H RBI BB SO LOB	TOP									
Rennie Stennett, R (1, 4) OBP: 0.359, SLG: 0.414	0-0 1B 3B		0-0 G6-3 1-2f			0-0 6-3			0-0 F9	4 1 1 0 0 0 1										
Phil Garner, R (1, 5) OBP: 0.302, SLG: 0.383	0-0 1B 1B		0-0 4-3			0-3 K			0-0 L8	4 0 1 1 0 1 0										
Dave Parker, L (1, 9) OBP: 0.396, SLG: 0.557	0-0 1B 1-3 1B			0-0 6-3				0-0 L7	4-0 BB BB	3 0 1 0 1 0 0										
Bill Robinson, R (1, 7) OBP: 0.330, SLG: 0.503	0-0 G4-6-3 2-3 1B			0-0 6-3				0-0 G3	4-0 1-2 BB	3 0 1 0 1 0 0										
Al Oliver, L (1, 8) OBP: 0.326, SLG: 0.466	0-0 G4-6-3 1-2f			0-3 K				0-0 F7	0-3 K	4 0 0 0 0 2 4										
Willie Stargell, L (1, 3) OBP: 0.382, SLG: 0.564		0-0 G3			0-0 P5			0-0 4-3		3 0 0 0 0 0 0										
Frank Taveras, R (1, 6) OBP: 0.302, SLG: 0.285		0-0 4-3			0-0 4-3			0-0 6-3		3 0 0 0 0 0 0										
Duffy Dyer, R (1, 2) OBP: 0.404, SLG: 0.341		0-0 F9			0-0 5-3			0-0 2B		2 0 0 0 0 0 0										
Fernando Gonzalez, R (8, PH) OBP: 0.302, SLG: 0.436								0-0 K		1 0 1 0 0 0 0										
Ed Ott, L (8, 2) OBP: 0.393, SLG: 0.429								0-3 K		1 0 0 0 0 0 0										
Terry Forster, L (1, 1) OBP: 0.400, SLG: 0.600			0-0 G6-3 1B					0-0 F8		0 0 0 0 0 0 0										
Jerry Hairston, S (6, PH) OBP: 0.385, SLG: 0.333										1 0 0 0 0 0 0										
Larry Demery, R (6, 1) OBP: 0.214, SLG: 0.357										0 0 0 0 0 0 0										
Jim Fregosi, R (8, PH) OBP: 0.279, SLG: 0.316										1 0 0 0 0 1 1										
Odell Jones, R (8, 1) OBP: 0.200, SLG: 0.200										0 0 0 0 0 0 0										
Inning Stats	R: 1 E: 0 K: 0 S: 5	H: 4 LOB: 1 BB: 0 P: 5	R: 0 E: 0 K: 0 S: 3	H: 0 LOB: 0 BB: 0 P: 3	R: 0 E: 0 K: 0 S: 3	H: 1 LOB: 0 BB: 0 P: 3	R: 0 E: 0 K: 1 S: 5	H: 0 LOB: 0 BB: 0 P: 5	R: 0 E: 0 K: 0 S: 3	H: 0 LOB: 0 BB: 0 P: 3	R: 0 E: 0 K: 1 S: 6	H: 1 LOB: 1 BB: 0 P: 6	R: 0 E: 0 K: 1 S: 5	H: 0 LOB: 2 BB: 2 P: 13	1B: 4 2B: 1 3B: 1 HR: 0	SF: 0 SAC: 0 DP: 2 HBP: 0	WP: 0 PB: 0 SB: 0 CS: 0	PA: 32		
PITCHER Buddy Schultz, L (1, 1) ERA: 1.37	IP: 7.1 WLS: W BF: 24 H: 5 R: 1 ER: 1 SO: 2 BB: 0 IBB: 0 HBP: 0 BLK: 0 WP: 0 HR: 0 S: 28 P: 28 ERA: 1.23 WHIP: 0.682																			
Al Hrabosky, L (8, 1) ERA: 3.12	IP: 1.2 WLS: BF: 8 H: 1 R: 0 ER: 0 SO: 2 BB: 2 IBB: 0 HBP: 0 BLK: 0 WP: 0 HR: 0 S: 10 P: 18 ERA: 0.00 WHIP: 1.800																			

Pittsburgh Pirates @ St. Louis Cardinals
 Busch Stadium, St. Louis, MO
 Tue Jun 28 1977, 7:05 PM CDT
 Unknown

livebaseballscorecards.com

AB	30
R	1
H	6
RBI	1
BB	2
SO	4
LOB	6




Batter	1	2	3	4	5	6	7	8	9
Tony Scott, S OBP: 0.388, SLG: 0.443 (1, 8)	0-3 K		0-0 4-3		0-0 3B 1B	0-0 F8			
Jerry Mumphrey, S OBP: 0.420, SLG: 0.519 (1, 7)	0-0 1-3			0-0 1B 1B	0-0 1H SF8 3B		0-0 F7		
Hector Cruz, R OBP: 0.373, SLG: 0.415 (1, 9)	0-0 6-3			0-0 1-2 6-3	0-0 3H SF8		0-3 K		
Ted Simmons, S OBP: 0.421, SLG: 0.526 (1, 2)		0-0 6-3		1-0 1B SF8 HBP	0-0 6-3		0-0 WP 1B		
Keith Hernandez, L OBP: 0.406, SLG: 0.481 (1, 3)		0-0 1B BLK 1B		0-0 SF8 1B	0-3 K		0-0 WP 1B		
Ken Reitz, R OBP: 0.319, SLG: 0.476 (1, 5)		0-0 P4		0-0 1-2 2-3 1B		0-0 F9	0-0 6-3		
Mike Tyson, R OBP: 0.299, SLG: 0.296 (1, 4)		0-0 CS 1B		0-0 SF8		0-0 4-3		0-0 6-3	
Don Kessinger, S OBP: 0.324, SLG: 0.275 (1, 6)		0-0 CS	0-0 L9	0-0 FC4-6 1B		0-0 1B WP 1B	0-0 F8		
Buddy Schultz, R OBP: 0.333, SLG: 0.250 Al Hrabosky, R (8, 1)			0-3 K	0-0 FC4-6		0-0 WP 1B	0-0 6-3		

AB	R	H	RBI	BB	SO	LOB
4	1	1	0	0	1	1
4	2	2	1	0	0	0
3	0	0	1	0	1	1
3	1	1	0	0	0	0
4	1	3	1	0	1	0
4	0	1	0	0	0	3
3	0	1	2	0	0	0
4	1	2	0	0	0	0
3	0	1	0	0	1	3
1	0	0	0	0	0	0

BOTTOM

Pittsburgh Pirates @ St. Louis Cardinals
 Busch Stadium, St. Louis, MO
 Tue Jun 28 1977, 7:05 PM CDT
 Unknown

AB	33
R	6
H	12
RBI	5
BB	0
SO	4
LOB	8



Inning Stats	R	H	E	K	S	R	H	E	K	S	R	H	E	K	S	R	H	E	K	S	R	H	E	K	S
	0	0	0	1	5	1	2	0	0	4	2	2	0	0	7	0	2	0	1	5	0	2	0	0	7

PITCHER	IP	WLS	BF	H	R	ER	SO	BB	IBB	HBP	BLK	WP	HR	S	P	ERA	WHIP
Terry Forster, L (1, 1) ERA: 5.97	5.0	L	23	8	5	5	3	0	0	1	1	0	0	28	29	9.00	1.600
Larry Demery, R (6, 1) ERA: 5.71	2.0		10	4	1	1	1	0	0	0	0	2	0	12	12	4.50	2.000
Odell Jones, R (8, 1) ERA: 5.01	1.0		3	0	0	0	0	0	0	0	0	0	0	3	3	0.00	0.000

WP	PA	ERA	WHIP
2	37		

Batter	1	2	3	4	5	6	7	8	9	AB R H RBI BB SO LOB	TOP											
Rennie Stennett, R (1, 4) OBP: 0.362, SLG: 0.414 Fernando Gonzalez, R (5, 4) OBP: 0.295, SLG: 0.425	4-0 S 1B BB	0-0 FC5-4 1B			0-0 F9		0-0 G4-6-3 1-2f			2 1 1 1 1 0 0 1 0 0 0 0 0 1												
Phil Garner, R (1, 5) OBP: 0.301, SLG: 0.381	0-0 S 1B 1-H	0-3 K			0-0 6-3			0-0 P4		4 0 1 1 0 1 3												
Dave Parker, L (1, 9) OBP: 0.392, SLG: 0.551 Jerry Hairston, S (5, 9) OBP: 0.375, SLG: 0.324	0-3 K	0-0 FC5-4			0-0 1-3			0-0 F2		3 0 0 0 0 1 4 1 0 0 0 0 0 0												
Bill Robinson, R (1, 7) OBP: 0.327, SLG: 0.497 Bobby Tolan, L (5, 7) OBP: 0.270, SLG: 0.182	0-0 L7				0-0 F3			0-0 5-3		2 0 0 0 0 0 1 2 0 0 0 0 0 0												
Al Oliver, L (1, 8) OBP: 0.327, SLG: 0.465 Omar Moreno, L (5, 8) OBP: 0.292, SLG: 0.311	0-3 K				4-0 G5-4-3 BB			0-3 K		1 0 0 0 0 1 1 1 1 0 0 0 0 1 1 0												
Jim Fregosi, R (1, 3) OBP: 0.319, SLG: 0.415		0-0 E 1B 1B			0-0 G5-4-3			4-0 BB BB		3 2 2 1 1 0 1												
Frank Taveras, R (1, 6) OBP: 0.301, SLG: 0.282		4-0 1B FC BB			0-0 P3			0-0 F7		3 0 0 0 0 1 0 2												
Ed Ott, L (1, 2) OBP: 0.378, SLG: 0.411		0-0 P6			0-0 4-3			0-0 F8		4 0 0 0 0 0 4												
Grant Jackson, S (1, 1) OBP: 0.400, SLG: 0.600 Mario Mendoza, R (7, 1) OBP: 0.158, SLG: 0.211 Willie Stargell, L (9, PH) OBP: 0.380, SLG: 0.560		0-0 FC 1B			0-0 5-3			0-0 K		3 0 1 0 0 0 2 0 0 0 0 0 0 0 1 0 0 0 0 0 1 2												
Inning Stats	R: 1 E: 0 K: 2 S: 8	H: 1 LOB: 1 BB: 1 P: 12	R: 1 E: 1 K: 1 S: 8	H: 2 LOB: 3 BB: 1 P: 12	R: 0 E: 0 K: 0 S: 2	H: 0 LOB: 0 BB: 1 P: 6	R: 0 E: 0 K: 0 S: 3	H: 0 LOB: 0 BB: 0 P: 3	R: 0 E: 0 K: 0 S: 3	H: 0 LOB: 0 BB: 0 P: 3	R: 1 E: 0 K: 1 S: 6	H: 1 LOB: 0 BB: 0 P: 6	R: 0 E: 0 K: 0 S: 3	H: 1 LOB: 0 BB: 0 P: 3	R: 0 E: 0 K: 0 S: 3	H: 0 LOB: 0 BB: 0 P: 3	R: 0 E: 0 K: 1 S: 5	H: 0 LOB: 2 BB: 2 P: 13	1B: 4 2B: 0 3B: 0 HR: 1	SF: 0 SAC: 0 DP: 2 HBP: 0	WP: 0 PB: 0 SB: 2 CS: 0	PA: 36
PITCHER	IP WLS BF H R ER SO BB IBB HBP BLK WP HR S P ERA WHIP																					
Tom Underwood, L (1, 1) ERA: 5.36	7.0 W 28 5 3 2 4 3 0 0 0 0 0 1 33 45 2.57 1.143																					
Clay Carroll, R (8, 1) ERA: 2.24	1.0 3 0 0 0 0 0 0 0 0 0 0 0 3 3 0.00 0.000																					
Butch Metzger, R (9, 1) ERA: 4.23	1.0 5 0 0 0 0 1 2 0 0 0 0 0 5 13 0.00 2.000																					

Pittsburgh Pirates @ St. Louis Cardinals
 Busch Stadium, St. Louis, MO
 Tue Jun 28 1977, 7:05 PM CDT
 Att: 33,997 - Unknown

livebaseballscorecards.com

AB 31
 R 3
 H 5
 RBI 3
 BB 5
 SO 5
 LOB 21



Batter	1	2	3	4	5	6	7	8	9
Lou Brock, L (1, 7) Tony Scott, S (7, 8) OBP: 0.344, SLG: 0.425 OBP: 0.391, SLG: 0.446	0-0 1B 4-3 2B		0-0 1B 1B	0-0 E3 1-2 HR BB	0-0 2B			0-0 WP HR BB 1B	
Jerry Mumphrey, S (1, 8) OBP: 0.419, SLG: 0.515 (7, 7)	0-0 4-3 FC5-2 1B		0-0 1B 1B	0-0 F9	0-0 G3			0-0 F7	
Garry Templeton, S (1, 6) OBP: 0.330, SLG: 0.416	0-0 4-3 2-3 3-H		0-0 1B 1B	0-0 L9				0-0 P4	
Roger Freed, R (1, 3) OBP: 0.514, SLG: 0.556	0-0 FC5-2 3-H		0-0 FC5 1B 1B	4-0 HR BB			0-0 F8 BB BB BB	4-0 WP HR BB	
Ken Reitz, R (1, 5) OBP: 0.324, SLG: 0.500	0-0 5-3		0-0 FC5 3B 1B	0-0 HR			0-0 F7 1-H 2-H	0-0 HR	
Mike Anderson, R (1, 9) OBP: 0.250, SLG: 0.328		0-0 L5	0-0 FC5 3B	4-0 BB			4-0 1B BB	0-0 1-3	
Mike Tyson, R (1, 4) Mike Phillips, L (7, 4) OBP: 0.300, SLG: 0.307 OBP: 0.242, SLG: 0.278		0-0 5-3	0-0 3B	0-3 K			0-0 F2		
Dave Rader, L (1, 2) OBP: 0.400, SLG: 0.500		0-0 4-3	0-0 F7				0-0 P4		
Tom Underwood, R (1, 1) Keith Hernandez, L (7, PH) Clay Carroll, R (8, 1) Butch Metzger, R (9, 1)			0-0 6-3	4-0 BB E HR BB			0-0 F9		

AB	R	H	RBI	BB	SO	LOB
4	3	3	0	0	0	1
1	1	1	0	0	0	0
5	1	2	0	0	0	4
5	1	1	2	0	0	4
3	2	1	1	2	0	1
5	3	3	8	0	0	1
3	1	0	0	2	0	2
3	0	1	2	0	1	1
1	0	0	0	0	0	1
4	0	1	0	0	0	1
2	1	0	0	1	0	0
1	0	0	0	0	0	2
0	0	0	0	0	0	0
0	0	0	0	0	0	0


Inning	1	2	3	4	5	6	7	8	9								
R: 1 E: 0 K: 0 S: 5	H: 2 LOB: 1 BB: 0 P: 5	R: 0 E: 0 K: 0 S: 3	H: 0 LOB: 0 BB: 0 P: 3	R: 5 E: 0 K: 0 S: 9	H: 6 LOB: 1 BB: 0 P: 9	R: 4 E: 1 K: 1 S: 7	H: 1 LOB: 1 BB: 3 P: 19	R: 0 E: 0 K: 0 S: 4	H: 1 LOB: 1 BB: 0 P: 4	R: 0 E: 0 K: 0 S: 3	H: 0 LOB: 0 BB: 0 P: 3	R: 0 E: 0 K: 0 S: 3	H: 1 LOB: 1 BB: 1 P: 7	R: 3 E: 0 K: 0 S: 5	H: 2 LOB: 0 BB: 1 P: 9		
PITCHER	IP	WLS	BF	H	R	ER	SO	BB	IBB	HBP	BLK	WP	HR	S	P	ERA	WHIP
Grant Jackson, L (1, 1) ERA: 4.68	6.0	L	32	10	10	6	1	3	0	0	0	0	1	31	43	9.00	2.167
Mario Mendoza, R (7, 1) ERA: 13.5	2.0		10	3	3	3	0	2	0	0	0	1	1	8	16	13.50	2.500

BOTTOM

Pittsburgh Pirates @ St. Louis Cardinals
 Busch Stadium, St. Louis, MO
 Tue Jun 28 1977, 7:05 PM CDT
 Att. 33,997 - Unknown

livebaseballscorecards.com

AB	37
R	13
H	13
RBI	13
BB	5
SO	1
LOB	18



WP	PA
1	42
PB: 0	
SB: 0	
CS: 0	

Batter	1	2	3	4	5	6	7	8	9	AB R H RBI BB SO LOB	TOP	
Rennie Stennett, R (1, 4) OBP: 0.366, SLG: 0.418	0-0 S HR 1B	0-0 1B 1B		0-0 FC6-4 1B		0-0 L4		0-0 5-3		5 1 3 1 0 0 0		
Phil Garner, R (1, 5) OBP: 0.307, SLG: 0.394	0-3 K 1-2	0-0 1B		0-0 FC6-4 1-2f		4-0 BB		0-0 HR		4 1 2 1 1 1 2		
Dave Parker, L (1, 9) OBP: 0.389, SLG: 0.548	0-0 L9	0-0 L3			0-0 6-3	0-0 F8		0-0 2B 2B		5 1 1 0 0 0 4		
Bill Robinson, R (1, 7) OBP: 0.340, SLG: 0.524 Omar Moreno, L (7, PR) OBP: 0.291, SLG: 0.309	0-0 HR 2-H		1-0 S HBP		0-0 G3 HR 2B	4-0 CS BB		0-0 P3		2 2 2 2 1 0 0 1 0 0 0 0 0 1		
Al Oliver, L (1, 8) OBP: 0.329, SLG: 0.465	4-0 BB		0-0 F9 1-2		0-0 G3 2-3	0-0 6-3 1-2		0-0 G3 1B 2B 2-H		4 1 1 1 1 0 3		
Willie Stargell, L (1, 3) OBP: 0.380, SLG: 0.574	0-0 F8		0-0 F8		0-0 HR	0-0 FC6 1B		0-0 G3 2-3		5 1 2 2 0 0 3		
Ed Ott, L (1, 2) OBP: 0.379, SLG: 0.410		0-3 K2-3	0-0 F7		0-0 FC6-4 1B	0-0 FC6 1-2f		0-0 WP 2B 1B 3-H		5 1 2 1 0 1 2		
Frank Taveras, R (1, 6) OBP: 0.303, SLG: 0.288		0-0 S 1B 1B		0-0 F2	0-0 FC6-4 1-2f		0-3 K	0-0 2B 1-H		5 1 2 1 0 1 1		
Bruce Kison, R (1, 1) OBP: 0.265, SLG: 0.364 Fernando Gonzalez, R (8, PH) OBP: 0.289, SLG: 0.415 Rich Gossage, R (8, 1) OBP: 0.300, SLG: 0.400		0-3 K 1-3		0-3 K		0-0 5-3		0-3 K	0-3 K	3 0 0 0 0 2 1 1 0 0 0 0 1 0 1 0 0 0 0 1 1		
Inning Stats	R: 2 H: 2 E: 0 LOB: 1 K: 1 BB: 1 S: 7 P: 11	R: 1 H: 3 E: 0 LOB: 2 K: 2 BB: 0 S: 10 P: 10	R: 0 H: 0 E: 0 LOB: 1 K: 0 BB: 0 S: 3 P: 4	R: 0 H: 1 E: 0 LOB: 1 K: 1 BB: 0 S: 6 P: 6	R: 2 H: 3 E: 0 LOB: 1 K: 0 BB: 0 S: 6 P: 6	R: 0 H: 0 E: 0 LOB: 1 K: 0 BB: 1 S: 3 P: 7	R: 0 H: 1 E: 0 LOB: 1 K: 0 BB: 1 S: 3 P: 7	R: 0 H: 0 E: 0 LOB: 0 K: 1 BB: 0 S: 10 P: 10	R: 4 H: 5 E: 0 LOB: 1 K: 1 BB: 0 S: 10 P: 10	1B: 8 SF: 0 2B: 4 SAC: 0 3B: 0 DP: 0 HR: 3 HBP: 1	WP: 1 PA: 45 PB: 0 SB: 4 CS: 1	
PITCHER	IP WLS BF H R ER SO BB IBB HBP BLK WP HR S P ERA WHIP											
Eric Rasmussen, R (1, 1) ERA: 3.55	4.2 L 25 9 5 5 4 1 0 1 0 0 2 31 36 9.64 2.143											
Butch Metzger, R (5, 1) ERA: 4.2	0.1 1 0 0 0 0 0 0 0 0 0 0 0 1 1 0.00 0.000											
Clay Carroll, R (6, 1) ERA: 2.15	2.0 8 1 0 0 0 2 0 0 0 0 0 0 6 14 0.00 1.500											
Al Hrabosky, L (8, 1) ERA: 3.77	2.0 11 5 4 4 3 0 0 0 0 1 1 17 17 18.00 2.500											

Pittsburgh Pirates @ St. Louis Cardinals
 Busch Stadium, St. Louis, MO
 Wed Jun 29 1977, 7:05 PM CDT
 Att. 15,248 - Unknown

livebaseballscorecards.com

AB 41
 R 9
 H 15
 RBI 9
 BB 3
 SO 7
 LOB 18



BOTTOM

Chicago Cubs @ St. Louis Cardinals
 Busch Stadium, St. Louis, MO
 Thu Jun 30 1977, 7:05 PM CDT
 Att: 29,493 - Unknown - 77 F

livebaseballscorecards.com

AB	31
R	2
H	8
RBI	2
BB	2
SO	8
LOB	9



WP: 0	PA: 35
PB: 0	
SB: 0	
CS: 2	

AB	R	H	RBI	BB	SO	LOB
4	0	1	1	0	1	0
0	0	0	0	0	0	0
0	0	0	0	0	0	0

AB	R	H	RBI	BB	SO	LOB
4	0	1	0	0	1	0

AB	R	H	RBI	BB	SO	LOB
3	1	1	0	1	0	1

AB	R	H	RBI	BB	SO	LOB
4	0	2	0	0	0	1

AB	R	H	RBI	BB	SO	LOB
3	0	2	0	1	1	0

AB	R	H	RBI	BB	SO	LOB
4	0	0	1	0	2	5

AB	R	H	RBI	BB	SO	LOB
3	0	0	0	0	0	1

AB	R	H	RBI	BB	SO	LOB
2	0	0	0	0	1	0
1	0	1	0	0	0	0
0	1	0	0	0	0	0


AB	R	H	RBI	BB	SO	LOB
2	0	0	0	0	1	0
1	0	0	0	0	1	1

1B	7	SF	0
2B	0	SAC	0
3B	1	DP	0
HR	0	HBP	0

Batter	1	2	3	4	5	6	7	8	9
Lou Brock, L OBP: 0.340, SLG: 0.427 Al Hrabosky, R Rawly Eastwick, R OBP: 0.333, SLG: 0.250	0-3 K			0-0 5-3		0-0 L8		0-0 3B	
Garry Templeton, S OBP: 0.324, SLG: 0.408	0-3 K			0-0 FC3-6 1B		0-0 P8		0-0 6-3	
Tony Scott, S OBP: 0.390, SLG: 0.451	4-0 CS BB			0-0 FC3-6 1-2f		0-0 F5		0-0 1B FC4 1B	
Ted Simmons, S OBP: 0.421, SLG: 0.523	0-0 CS 1-2		0-0 F9	0-0 F7		0-0 1B 1B		0-0 FC4 IBB 1B 1-3	
Keith Hernandez, L OBP: 0.410, SLG: 0.482		0-3 K			0-0 CS 1B		0-0 1-3 1B	4-0 FC4 IBB 1-2	
Ken Reitz, R OBP: 0.319, SLG: 0.493		0-0 F8			0-3 K		0-3 K	0-0 FC4 1-2f 2-3 3-H	
Hector Cruz, R OBP: 0.366, SLG: 0.406			0-0 F7		0-0 F9		0-0 F7		
Mike Tyson, R OBP: 0.297, SLG: 0.304 Dave Rader, L OBP: 0.378, SLG: 0.463 Mike Phillips, L OBP: 0.232, SLG: 0.266			0-3 K		0-0 CS 1-2	0-0 6-3		0-0 3B 1B	
Bob Forsch, R OBP: 0.263, SLG: 0.306 Jerry Mumphrey, S OBP: 0.414, SLG: 0.506			0-3 K			0-0 F5		0-3 K	

Inning	R	H	E	K	S	BB	LOB
1	0	0	0	2	6	1	0
2	0	0	0	1	5	0	0
3	0	0	0	2	7	0	0
4	1	1	1	0	4	0	1
5	0	1	0	1	5	0	0
6	0	0	0	3	3	0	0
7	0	2	0	1	7	0	2
8	1	2	0	1	6	0	2
9	1	2	0	4	8	0	3

PITCHER	IP	WLS	BF	H	R	ER	SO	BB	IBB	HBP	BLK	WP	HR	S	P	ERA	WHIP
Steve Renko, R ERA: 1.15	6.2		22	3	0	0	6	1	0	0	0	0	0	33	37	0.00	0.600
Bruce Sutter, R ERA: 0.79	1.1		6	3	1	1	2	0	0	0	0	0	0	10	10	6.75	2.250
Willie Hernandez, L ERA: 2.19	0.1	L	4	2	1	1	0	0	1	0	0	0	0	3	7	27.00	6.000
Paul Reuschel, R ERA: 1.22	0.1		1	0	0	0	0	0	0	0	0	0	0	1	1	0.00	0.000

Batter	1	2	3	4	5	6	7	8	9	AB R H RBI BB SO LOB	TOP									
Ivan De Jesus, R (1, 6) OBP: 0.319, SLG: 0.341	0-0 6-3		0-0 6-3		0-0 F2			0-0 B1		4 0 0 0 0 0 1	Chicago Cubs @ St. Louis Cardinals Busch Stadium, St. Louis, MO Fri Jul 01 1977, 7:05 PM CDT Att. 33,593 - Unknown - 79 F livebaseballscorecards.com AB 30 R 1 H 5 RBI 1 BB 1 SO 2 LOB 9 									
Larry Bittner, L (1, 7) OBP: 0.320, SLG: 0.385	0-0 F8		0-0 G3			0-0 L9		0-0 G4-6-3		4 0 0 0 0 0 1										
Bill Buckner, L (1, 3) OBP: 0.286, SLG: 0.355	0-0 3-1			0-0 1B		0-0 L7		0-0 3-1		4 0 1 0 0 0 0										
Bobby Murcer, L (1, 9) OBP: 0.370, SLG: 0.464		0-0 SF8		0-0 F8		0-0 F8		0-0 L9		4 1 1 0 0 0 1										
Jerry Morales, R (1, 8) OBP: 0.371, SLG: 0.478		0-0 SF8		0-0 1-2			0-0 1-3	0-0 F8		3 0 1 1 0 0 0										
Manny Trillo, R (1, 4) OBP: 0.386, SLG: 0.486		0-0 L7		0-0 L9			0-0 5-3			3 0 0 0 0 0 2										
Steve Ontiveros, S (1, 5) OBP: 0.382, SLG: 0.405		0-0 FC6-4		0-0 F9			0-0 BLK			3 0 2 0 0 0 2										
Steve Swisher, R (1, 2) OBP: 0.232, SLG: 0.325		0-0 FC6-4		0-0 K	0-3		0-0 6-3			3 0 0 0 0 1 2										
Mike Krukow, R (1, 1) OBP: 0.214, SLG: 0.250 Greg Gross, L (8, PH) OBP: 0.318, SLG: 0.288 Paul Reuschel, R (8, 1)			0-3 K		0-0 5-3			4-0 G4-6-3		2 0 0 0 0 1 0 0 0 0 0 1 0 0 0 0 0 0 0 0 0										
Inning Stats	R: 0 E: 0 K: 0 S: 3	H: 0 LOB: 0 BB: 0 P: 3	R: 1 E: 0 K: 0 S: 5	H: 2 LOB: 1 BB: 0 P: 5	R: 0 E: 0 K: 1 S: 5	H: 0 LOB: 0 BB: 0 P: 5	R: 0 E: 0 K: 1 S: 5	H: 2 LOB: 2 BB: 0 P: 5	R: 0 E: 0 K: 0 S: 3	H: 0 LOB: 0 BB: 0 P: 3	R: 0 E: 0 K: 0 S: 4	H: 1 LOB: 1 BB: 0 P: 4	R: 0 E: 0 K: 0 S: 2	H: 0 LOB: 0 BB: 1 P: 6	R: 0 E: 0 K: 0 S: 3	H: 0 LOB: 0 BB: 0 P: 3	1B: 4 2B: 0 3B: 1 HR: 0	SF: 1 SAC: 0 DP: 1 HBP: 0	WP: 0 PB: 0 SB: 0 CS: 0	PA: 32
PITCHER	IP WLS BF H R ER SO BB IBB HBP BLK WP HR S P ERA WHIP																			
Larry Dierker, R (1, 1) ERA: 4.55	7.0 W 26 5 1 1 2 0 0 0 0 0 0 0 30 30 1.29 0.714																			
Rawly Eastwick, R (8, 1) ERA: 2.43	2.0 S 6 0 0 0 0 1 0 0 0 0 0 0 5 9 0.00 0.500																			

Batter	1	2	3	4	5	6	7	8	9
Lou Brock, L OBP: 0.339, SLG: 0.424 Rawly Eastwick, R OBP: 0.300, SLG: 0.222	0-0 4-3	0-0 4-3			0-0 FC4-2 1B		0-0 E3 1B	0-3 K	
Garry Templeton, S OBP: 0.326, SLG: 0.408	0-0 2B 1B	0-3 K2-3			1-3 K 1-2		0-0 1-2 1B	0-0 4-3	
Tony Scott, S OBP: 0.388, SLG: 0.452	0-0 1B 2B		0-0 F7		0-0 FC4-2 2-H		0-0 P6		
Ted Simmons, S OBP: 0.426, SLG: 0.525	0-0 1B 1B		0-0 S 1B		4-2 1-2 BB		0-0 G3		
Keith Hernandez, L OBP: 0.408, SLG: 0.478	0-0 3-1 1-2		0-3 K 1-2		0-3 K			0-0 SH3 1B	
Ken Reitz, R OBP: 0.320, SLG: 0.491	0-0 FC6-4 2-3 1B		0-0 5-3			0-0 5-3		0-0 SH3 1-2	
Hector Cruz, R OBP: 0.361, SLG: 0.399 Mike Anderson, R OBP: 0.262, SLG: 0.339	0-0 FC6-4 1-2f			0-0 L8		0-0 6-3		0-0 E 2-H 1B	
Mike Tyson, R OBP: 0.291, SLG: 0.297		0-0 6-3		0-0 4-3		0-0 5-3		0-0 E6 1-3	
Larry Dierker, R Jerry Mumphrey, S OBP: 0.415, SLG: 0.503		0-0 E4 4-3		0-0 6-3			0-0 3-1	4-0 1-2 IBB	

Inning Stats	R: 2	H: 4	E: 0	LOB: 2	K: 0	BB: 0	S: 7	P: 7
	R: 0	H: 0	E: 1	LOB: 1	K: 1	BB: 0	S: 6	P: 6
	R: 0	H: 1	E: 0	LOB: 1	K: 1	BB: 0	S: 6	P: 6
	R: 0	H: 0	E: 0	LOB: 0	K: 0	BB: 0	S: 3	P: 3
	R: 0	H: 1	E: 0	LOB: 2	K: 2	BB: 1	S: 13	P: 18
	R: 0	H: 0	E: 0	LOB: 0	K: 0	BB: 0	S: 3	P: 3
	R: 0	H: 1	E: 1	LOB: 2	K: 0	BB: 0	S: 5	P: 5
	R: 1	H: 2	E: 1	LOB: 3	K: 1	BB: 1	S: 8	P: 12

PITCHER	IP	WLS	BF	H	R	ER	SO	BB	IBB	HBP	BLK	WP	HR	S	P	ERA	WHIP
Mike Krukow, R ERA: 4.57	(1, 1)	7.0	L	31	7	2	2	4	1	0	2	0	0	43	48	2.57	1.143
Paul Reuschel, R ERA: 1.39	(8, 1)	1.0		7	2	1	1	1	0	1	0	0	0	8	12	9.00	2.000


BOTTOM

AB	R	H	RBI	BB	SO	LOB
4	0	1	0	0	0	1
1	0	0	0	0	1	3
5	1	2	0	0	2	5
4	1	1	1	0	0	3
3	0	2	1	1	0	2
4	1	1	0	0	2	4
3	0	1	0	0	0	1
3	0	0	0	0	0	2
1	0	1	1	0	0	0
4	0	0	0	0	0	1
2	0	0	0	0	0	0
1	0	0	0	1	0	0

AB 35
R 3
H 9
RBI 3
BB 2
SO 5
LOB 22

WP: 0 **PA: 38**
PB: 0
SB: 5
CS: 0

Chicago Cubs @ St. Louis Cardinals
Busch Stadium, St. Louis, MO
Fri Jul 01 1977, 7:05 PM CDT
Att: 33,593 - Unknown - 79 F



1B	2B	3B	HR	SF	SAC	DP	HBP
8	1	0	0	0	1	0	0

Batter	1	2	3	4	5	6	7	8	9	AB R H RBI BB SO LOB	TOP		
Ivan De Jesus, R (1, 6) OBP: 0.315, SLG: 0.337 Jim Todd, L (7, 1) Greg Gross, L (9, PH) OBP: 0.326, SLG: 0.297	0-0 P9		0-0 F8		0-0 P4		0-3 K		0-0 1B 1-2 1B	4 0 0 0 0 1 2 0 0 0 0 0 0 0 1 1 1 0 0 0 0	Chicago Cubs @ St. Louis Cardinals Busch Stadium, St. Louis, MO Sat Jul 02 1977, 7:05 PM CDT Att. 50,340 - Cloudy - 75 F		
Gene Clines, R (1, 7) OBP: 0.413, SLG: 0.472	0-0 L6-3		4-0 G5-3 BB		0-0 L6-3			3-3 K	0-0 1B 1-2 2-H 1B	4 0 1 1 1 1 0			
Bobby Murcer, L (1, 9) OBP: 0.377, SLG: 0.471	4-0		4-0		0-0 P5			0-0 1B SF8	0-0 1-3 2-H 1B	3 1 2 1 2 0 0			
Jerry Morales, R (1, 8) OBP: 0.368, SLG: 0.473	3-3 K		0-0 G5-3		0-0 5-3			0-0 2-3 1B	0-3 K	5 0 1 0 0 2 5			
Manny Trillo, R (1, 4) OBP: 0.380, SLG: 0.480		0-0 F8		0-0 P3		0-0 6-3		0-0 SF8		3 0 0 1 0 0 0			
Bill Buckner, L (1, 3) Larry Bittner, L (7, PR) OBP: 0.319, SLG: 0.383 (7, 3)		0-0 BB 1B		0-0 L7			0-0 F9 BB 1B	0-0 G3		3 0 2 0 0 0 0 1 0 0 0 0 0 1			
Steve Ontiveros, S (1, 5) OBP: 0.384, SLG: 0.404		0-0 L4		0-0 E6 1B			4-0 BB 1-2 BB	0-0 6-3		3 0 1 0 1 0 1			
Steve Swisher, R (1, 2) OBP: 0.233, SLG: 0.313		4-0 1-2 BB		0-0 5-3			0-0 F9 2-3	0-0 5-3		3 0 0 0 1 0 3			
Bill Bonham, R (1, 1) Joe Wallis, S (5, PH) Donnie Moore, L (5, 1) Bobby Darwin, R (7, PH) Dave Rosello, R (7, 6) OBP: 0.273, SLG: 0.308		2-2 F9		0-0 P9			0-3 K	3-2 1B 1B		1 0 0 0 0 0 2 1 0 0 0 0 0 0 0 0 0 0 0 0 0 1 0 0 0 0 1 2 1 1 1 0 0 0 0			
Inning Stats	R: 0 H: 0 E: 0 LOB: 1 K: 1 BB: 1 S: 6 P: 13	R: 0 H: 1 E: 0 LOB: 2 K: 0 BB: 1 S: 7 P: 13	R: 0 H: 0 E: 0 LOB: 1 K: 0 BB: 2 S: 2 P: 10	R: 0 H: 1 E: 1 LOB: 1 K: 0 BB: 0 S: 4 P: 4	R: 0 H: 0 E: 0 LOB: 0 K: 0 BB: 0 S: 3 P: 3	R: 0 H: 0 E: 0 LOB: 0 K: 0 BB: 0 S: 3 P: 3	R: 0 H: 1 E: 0 LOB: 2 K: 2 BB: 1 S: 8 P: 12	R: 1 H: 2 E: 0 LOB: 1 K: 1 BB: 0 S: 9 P: 12	R: 2 H: 4 E: 0 LOB: 2 K: 1 BB: 0 S: 12 P: 15	1B: 8 SF: 1 2B: 1 SAC: 0 3B: 0 DP: 1 HR: 0 HBP: 0		WP: 0 PA: 40 PB: 0 SB: 0 CS: 0	
PITCHER	IP WLS BF H R ER SO BB IBB HBP BLK WP HR S P ERA WHIP											PITCHER	IP WLS BF H R ER SO BB IBB HBP BLK WP HR S P ERA WHIP
Pete Falcone, L (1, 1) ERA: 4.66 Clay Carroll, R (9, 1) ERA: 2.44	8.0 W 33 5 1 1 4 5 0 0 0 0 0 0 42 70 1.12 1.250												1.0 7 4 2 2 1 0 0 0 0 0 0 0 12 15 18.00 4.000

livebaseballscorecards.com

AB	34
R	3
H	9
RBI	3
BB	5
SO	5
LOB	16



BOTTOM

Chicago Cubs @ St. Louis Cardinals
Busch Stadium, St. Louis, MO
Sat Jul 02 1977, 7:05 PM CDT
Att: 50,340 - Cloudy - 75 F

livebaseballscores.com

AB	40
R	10
H	13
RBI	7
BB	2
SO	5
LOB	19



WP:	0	PA:	42
PB:	0	SB:	0
CS:	0		

AB	R	H	RBI	BB	SO	LOB	
4	2	1	0	0	0	3	
1	0	1	0	0	0	0	
4	2	1	0	0	0	2	
1	0	0	0	0	1	2	
5	2	3	3	0	0	2	
3	0	1	1	1	0	1	
1	0	0	0	0	0	0	
5	1	0	0	0	2	3	
5	0	1	0	0	1	1	
3	1	1	0	1	1	2	
3	1	1	2	0	0	3	
1	0	0	0	0	0	0	
4	1	3	1	0	0	0	
0	0	0	0	0	0	0	
1B:	11	SF:	0	WP:	0	PA:	42
2B:	1	SAC:	0	PB:	0		
3B:	0	DP:	0	SB:	0		
HR:	1	HBP:	0	CS:	0		

Batter	1	2	3	4	5	6	7	8	9
Lou Brock, L OBP: 0.337, SLG: 0.421 Jerry Mumphrey, S OBP: 0.418, SLG: 0.506	E4 1B		4-3			1-2 1B	1-2 1B		
Garry Templeton, S OBP: 0.325, SLG: 0.405 Don Kessinger, S OBP: 0.336, SLG: 0.284	E 1B	6-3		L8		E4 1B	K		
Tony Scott, S OBP: 0.393, SLG: 0.461	E7 1B			F8		E2 1B	4-3		
Ted Simmons, S OBP: 0.427, SLG: 0.522 Dave Rader, L OBP: 0.370, SLG: 0.452	FC6-4 BB	L9		P3		1B 1B		6-3	
Keith Hernandez, L OBP: 0.401, SLG: 0.469	FC6-4 1B	K			1-6-3	K		6-3	
Ken Reitz, R OBP: 0.318, SLG: 0.486	E1 1B		K		L9	1-2 1B		L7	
Mike Anderson, R OBP: 0.275, SLG: 0.339	1-2 2-3 1B		HR BB		P5	K			
Mike Tyson, R OBP: 0.292, SLG: 0.313 Mike Phillips, L OBP: 0.230, SLG: 0.263	F3		HR			F3	5-3		
Pete Falcone, L OBP: 0.294, SLG: 0.313 Clay Carroll, R	FC6-4 1B		4-3			E 1B	1B		

Inning	R	H	E	K	S	WLS	BF	H	R	ER	SO	BB	IBB	HBP	BLK	WP	HR	S	P	ERA	WHIP
1	4	5	0	0	9		4	6	0	0	0	0	0	0	0	0	1	24	32	6.75	2.000
2	0	0	0	0	6		0	1	0	0	0	0	0	0	0	0	0	20	24	9.00	2.500
3	0	0	0	0	6		0	0	0	0	0	0	0	0	0	0	0	18	22	0.00	1.000
4	0	0	0	0	6		0	0	0	0	0	0	0	0	0	0	0	0	0		
5	0	0	0	0	6		0	0	0	0	0	0	0	0	0	0	0	0	0		
6	4	2	0	0	14		5	0	0	0	0	0	0	0	0	0	0	16	16		
7	0	0	0	0	15		2	0	0	0	0	0	0	0	0	0	0	19	19		
8	0	0	0	0	3		0	0	0	0	0	0	0	0	0	0	0	0	0		
9	0	0	0	0	3		0	0	0	0	0	0	0	0	0	0	0	0	0		

PITCHER	IP	WLS	BF	H	R	ER	SO	BB	IBB	HBP	BLK	WP	HR	S	P	ERA	WHIP
Bill Bonham, R ERA: 3.78	4.0	L	22	6	6	3	2	2	0	0	0	0	0	24	32	6.75	2.000
Donnie Moore, R ERA: 3.57	2.0		12	5	4	2	2	0	0	0	0	0	0	20	24	9.00	2.500
Jim Todd, R ERA: 8.51	2.0		8	2	0	0	1	0	0	0	0	0	0	18	22	0.00	1.000


Batter	1	2	3	4	5	6	7	8	9	AB	R	H	RBI	BB	SO	LOB
Lou Brock, L OBP: 0.332, SLG: 0.414 (1, 7)	2-3 K		0-0 L8			0-0 5-3		1-3 K		4	0	0	0	0	2	0
Garry Templeton, S OBP: 0.320, SLG: 0.400 (1, 6)	0-0 1-3			0-0 L6			1-2 F8		0-3 K	4	0	0	0	0	1	0
Tony Scott, S OBP: 0.390, SLG: 0.457 (1, 8)	0-0 1B			0-0 4-3			0-0 4-3		0-3 K	4	0	1	0	0	1	0
Ted Simmons, S OBP: 0.424, SLG: 0.518 (1, 2)	0-0 4-3			3-2 6-3			0-0 1B		2-2 4-3	4	0	1	0	0	0	1
Keith Hernandez, L OBP: 0.401, SLG: 0.467 (1, 3)		0-0 4-3			0-0 G3		0-0 1B			3	0	1	0	0	0	0
Ken Reitz, R OBP: 0.321, SLG: 0.486 (1, 5)		0-0 1B		0-0 6-3		0-0 6-3		4-0 BB		2	0	1	0	1	0	0
Jerry Mumphrey, S OBP: 0.411, SLG: 0.497 (1, 9)		0-0 G4-6-3		0-3 K		0-3 K		2-3 K		3	0	0	0	0	2	4
Mike Tyson, R OBP: 0.288, SLG: 0.308 (1, 4)			0-0 F7			0-0 4-3		1-2 5-3		3	0	0	0	0	0	0
Eric Rasmussen, R OBP: 0.184, SLG: 0.194 (1, 1)			0-2 P6			0-3 K		0-0 4-3		2	0	0	0	0	1	0
Al Hrabosky, R (8, 1)										0	0	0	0	0	0	0
Mike Anderson, R OBP: 0.271, SLG: 0.333 (8, 9)										1	0	0	0	0	0	0
Rawly Eastwick, R OBP: 0.300, SLG: 0.222 (8, 1)										0	0	0	0	0	0	0
Butch Metzger, R (9, 1)										0	0	0	0	0	0	0

Inning Stats	R: 0	H: 1	R: 0	H: 1	R: 0	H: 0	R: 0	H: 0	R: 0	H: 0	R: 0	H: 2	R: 0	H: 0	R: 0	H: 0	1B: 4	SF: 0
	E: 0	LOB: 1	E: 0	LOB: 0	E: 0	LOB: 0	E: 0	LOB: 0	E: 0	LOB: 0	E: 0	LOB: 3	E: 0	LOB: 0	E: 0	LOB: 0	2B: 0	SAC: 0
	K: 1	BB: 0	K: 0	BB: 0	K: 0	BB: 0	K: 1	BB: 0	K: 1	BB: 0	K: 1	BB: 1	K: 1	BB: 0	K: 2	BB: 0	3B: 0	DP: 1
	S: 8	P: 10	S: 3	P: 3	S: 6	P: 6	S: 6	P: 9	S: 5	P: 5	S: 5	P: 5	S: 11	P: 18	S: 9	P: 11	HR: 0	HBP: 0

PITCHER	IP	WLS	BF	H	R	ER	SO	BB	IBB	HBP	BLK	WP	HR	S	P	ERA	WHIP
Rick Reuschel, R (1, 1)	6.2		23	4	0	0	3	0	0	0	0	0	0	40	46	0.00	0.600
Bruce Sutter, R (7, 1)	2.1	W	8	0	0	0	4	1	0	0	0	0	0	26	36	0.00	0.429

Chicago Cubs @ St. Louis Cardinals
 Busch Stadium, St. Louis, MO
 Sun Jul 03 1977, 3:33 AM CDT
 Att. 42,885 - Sunny - 97 F

AB	30
R	0
H	4
RBI	0
BB	1
SO	7
LOB	5



WP: 0	PA: 31
PB: 0	
SB: 0	
CS: 0	

livebaseballscorecards.com

Batter	1	2	3	4	5	6	7	8	9	AB R H RBI BB SO LOB	TOP		
Jerry Mumphrey, S (1, 8) OBP: 0.408, SLG: 0.492 Butch Metzger, R (7, 1) Al Hrabosky, R (7, 1)	0-0 1B		0-3 3B		0-0 F7		0-3 K			4 1 1 0 0 2 1 0 0 0 0 0 0 0 0 0 0 0 0 0 0			
Garry Templeton, S (1, 6) OBP: 0.326, SLG: 0.413	0-3 K		0-0 3B		0-0 2B			4-0 BB		3 1 2 1 1 1 1			
Hector Cruz, R (1, 7) OBP: 0.355, SLG: 0.395 Keith Hernandez, L (8, PH) OBP: 0.399, SLG: 0.465	0-0 P6		0-0 SF8		0-0 F8			0-3 K		2 0 0 1 0 0 2 1 0 0 0 0 1 1			
Ted Simmons, S (1, 2) OBP: 0.422, SLG: 0.512	4-0 BB		0-0 F2		0-0 6-3			0-0 F7		3 0 0 0 1 0 1			
Roger Freed, R (1, 3) OBP: 0.487, SLG: 0.500 Lou Brock, L (8, PH) OBP: 0.331, SLG: 0.412	0-3 K			0-0 P5		0-0 F9		0-3 K		3 0 0 0 0 1 2 1 0 0 0 0 1 1			
Ken Reitz, R (1, 5) OBP: 0.317, SLG: 0.479		0-3 K		0-0 6-3		0-0 P3			0-3 K	4 0 0 0 0 2 0			
Mike Anderson, R (1, 9) OBP: 0.288, SLG: 0.348 Dave Rader, L (9, PH) OBP: 0.382, SLG: 0.442		0-3 K		0-0 1B			0-0 SH1-4 1B		0-0 F8	3 0 2 0 0 1 0 1 0 0 0 0 0 0			
Mike Tyson, R (1, 4) OBP: 0.285, SLG: 0.305 Don Kessinger, S (9, PH) OBP: 0.343, SLG: 0.284		0-0 L8		0-0 P4			0-0 SH1-4		4-0 BB	2 0 0 0 0 0 1 0 0 0 0 1 0 0			
Tom Underwood, R (1, 1) Tony Scott, S (7, PH) OBP: 0.387, SLG: 0.452			0-0 G3		0-0 F9		0-3 K		0-3 K	2 0 0 0 0 0 0 2 0 0 0 0 2 2			
Inning Stats	R: 0 H: 1 E: 0 LOB: 2 K: 2 BB: 1 S: 8 P: 12	R: 0 H: 0 E: 0 LOB: 0 K: 2 BB: 0 S: 7 P: 7	R: 2 H: 1 E: 0 LOB: 0 K: 1 BB: 0 S: 7 P: 7	R: 0 H: 1 E: 0 LOB: 1 K: 0 BB: 0 S: 4 P: 4	R: 0 H: 1 E: 0 LOB: 1 K: 0 BB: 0 S: 4 P: 4	R: 0 H: 0 E: 0 LOB: 0 K: 0 BB: 0 S: 3 P: 3	R: 0 H: 1 E: 0 LOB: 1 K: 2 BB: 0 S: 8 P: 8	R: 0 H: 0 E: 0 LOB: 1 K: 2 BB: 1 S: 7 P: 11	R: 0 H: 0 E: 0 LOB: 1 K: 2 BB: 1 S: 7 P: 11	1B: 3 SF: 1 2B: 1 SAC: 1 3B: 1 DP: 0 HR: 0 HBP: 0	WP: 0 PA: 36 PB: 1 SB: 2 CS: 0		
PITCHER	IP WLS BF H R ER SO BB IBB HBP BLK WP HR S P ERA WHIP											PITCHER	IP WLS BF H R ER SO BB IBB HBP BLK WP HR S P ERA WHIP
Jim Rooker, L (1, 1) ERA: 3.46 Rich Gossage, R (7, 1) ERA: 1.39	6.1 W 26 5 2 0 5 1 0 0 0 0 0 0 35 39 0.00 0.947												2.2 S 10 0 0 0 6 2 0 0 0 0 0 0 20 28 0.00 0.750

St. Louis Cardinals @ Pittsburgh Pirates
 Three Rivers Stadium, Pittsburgh, PA
 Mon Jul 04 1977, 3:33 AM EDT
 Overcast

livebaseballscores.com

AB	31
R	2
H	5
RBI	2
BB	3
SO	11
LOB	12



Batter	1	2	3	4	5	6	7	8	9	AB	R	H	RBI	BB	SO	LOB
Frank Taveras, R OBP: 0.297, SLG: 0.284 (1, 6)	4-0 1B BB	0-0 FC4-6 CS		0-0 4-3			0-0 F7	0-0 F8		4	1	0	0	1	0	4
Phil Garner, R OBP: 0.308, SLG: 0.409 (1, 4)	0-0 1B	0-0 CS	0-3 K	0-0 5-3			4-0 BB BB			3	0	1	0	1	1	2
Dave Parker, L OBP: 0.379, SLG: 0.535 (1, 9)	0-0 3B		1-0 HBP		0-0 4-3 2B		0-0 F5			3	1	2	0	0	0	1
Jim Fregosi, R OBP: 0.339, SLG: 0.453 (1, 3)	0-0 E4 1B		0-0 F8		0-0 6-3		4-0 1-2 BB			3	0	0	1	1	0	2
Al Oliver, L OBP: 0.327, SLG: 0.456 (1, 7)	0-0 1B		0-0 5-3		0-0 4-3		0-0 P6			4	0	1	0	0	0	4
Fernando Gonzalez, R OBP: 0.291, SLG: 0.431 Mario Mendoza, R OBP: 0.150, SLG: 0.200 (1, 5) (8, PR) (9, 5)	0-3 K			0-0 PB 1B 2B	0-0 P6			0-0 6-3 HR 1B		4	1	2	0	0	1	3
Duffy Dyer, R OBP: 0.399, SLG: 0.344 (1, 2)	0-3 K2-3			0-0 SH3-4 1B 2-3		0-3 K		0-0 6-3		4	0	1	0	0	2	3
Omar Moreno, L OBP: 0.300, SLG: 0.340 (1, 8)		0-3 K		0-0 SH3-4 1B		0-0 G3		0-0 HR		4	1	2	3	0	1	0
Jim Rooker, R OBP: 0.250, SLG: 0.172 Rich Gossage, R OBP: 0.250, SLG: 0.333 (1, 1) (7, 1)		4-0 FC4-6 BB		0-0 SH3-4		0-0 5-3		0-0 F9		1	0	0	0	1	0	0
				1-2 2-3						1	0	0	0	0	0	1


Inning Stats	R: 2	H: 3	E: 1	K: 2	S: 10	LOB: 2	BB: 1	P: 14	R: 0	H: 0	E: 0	K: 1	S: 4	LOB: 0	BB: 1	P: 8	R: 0	H: 0	E: 0	K: 1	S: 5	LOB: 1	BB: 0	P: 6	R: 1	H: 3	E: 0	K: 0	S: 6	LOB: 2	BB: 0	P: 6	R: 0	H: 1	E: 0	K: 0	S: 4	LOB: 0	BB: 0	P: 4	R: 0	H: 0	E: 0	K: 1	S: 5	LOB: 0	BB: 0	P: 5	R: 0	H: 0	E: 0	K: 0	S: 3	LOB: 2	BB: 2	P: 11	R: 2	H: 2	E: 0	K: 0	S: 5	LOB: 1	BB: 0	P: 5
--------------	------	------	------	------	-------	--------	-------	-------	------	------	------	------	------	--------	-------	------	------	------	------	------	------	--------	-------	------	------	------	------	------	------	--------	-------	------	------	------	------	------	------	--------	-------	------	------	------	------	------	------	--------	-------	------	------	------	------	------	------	--------	-------	-------	------	------	------	------	------	--------	-------	------

PITCHER	IP	WLS	BF	H	R	ER	SO	BB	IBB	HBP	BLK	WP	HR	S	P	ERA	WHIP
Tom Underwood, L ERA: 5.26 (1, 1)	6.0	L	27	7	3	3	5	2	0	1	0	0	0	34	43	4.50	1.500
Butch Metzger, R ERA: 4.08 (7, 1)	0.2		4	0	0	0	0	2	0	0	0	0	0	2	10	0.00	3.000
Al Hrabosky, L ERA: 4.18 (7, 1)	1.1		6	2	2	2	0	0	0	0	0	0	1	6	6	13.50	1.500

BOTTOM

St. Louis Cardinals @ Pittsburgh Pirates
Three Rivers Stadium, Pittsburgh, PA
 Mon Jul 04 1977, 3:33 AM EDT
 Overcast

AB	31
R	5
H	9
RBI	4
BB	4
SO	5
LOB	20



WP	PA	ERA	WHIP
0	38		

BOTTOM

St. Louis Cardinals @ Pittsburgh Pirates
Three Rivers Stadium, Pittsburgh, PA

Mon Jul 04 1977, 3:38 AM EDT
Att. 22,810 - Unknown

livebaseballscorecards.com

AB	28
R	4
H	6
RBI	4
BB	2
SO	3
LOB	7



WP:	0	PA:	31
PB:	1	SB:	0
CS:	2		

AB	R	H	RBI	BB	SO	LOB
4	0	0	0	0	0	0
4	0	1	0	0	1	1
3	1	1	1	1	0	0
3	1	1	1	0	0	1
2	1	0	0	1	0	0
3	0	2	0	0	0	1
3	1	1	2	0	0	2
3	0	0	0	0	2	1
2	0	0	0	0	0	1
0	0	0	0	0	0	0
1	0	0	0	0	0	0
0	0	0	0	0	0	0

Batter	1	2	3	4	5	6	7	8	9
Frank Taveras, R OBP: 0.294, SLG: 0.280 (1, 6)	P4		E1			4-3		1-3	
Phil Garner, R OBP: 0.307, SLG: 0.406 (1, 5)	P6		F2			K		CS 1B	
Dave Parker, L OBP: 0.361, SLG: 0.543 (1, 9)	G3					5-3		CS 1-2	HR
Rennie Stennett, R OBP: 0.370, SLG: 0.433 (1, 4)						F8		G3	
Al Oliver, L OBP: 0.327, SLG: 0.452 (1, 7)						1-3		HR BB	
Jim Fregosi, R OBP: 0.354, SLG: 0.464 (1, 3)								F8	
Ed Ott, L OBP: 0.371, SLG: 0.421 (1, 2)						FC3-6 G3 PB		HR	
Omar Moreno, L OBP: 0.296, SLG: 0.335 (1, 8)						G3		K	
Terry Forster, L OBP: 0.333, SLG: 0.500 (1, 1)									G3
Larry Demery, R OBP: 0.200, SLG: 0.333 (8, 1)									
Jerry Hairston, S OBP: 0.372, SLG: 0.405 (8, PH)									
Kent Tekulve, R OBP: 0.400, SLG: 0.400 (9, 1)									

Inning	R	H	E	K	S	P	BB	SO
1	0	0	0	3	0	0	0	0
2	1	2	0	4	0	0	0	0
3	0	0	1	1	0	0	0	0
4	0	0	0	2	0	0	0	0
5	0	1	0	4	0	0	0	0
6	0	0	0	5	0	0	0	0
7	2	1	0	6	0	0	0	0
8	0	1	0	3	0	0	0	0
9	1	1	0	1	0	0	0	0

PITCHER	IP	WLS	BF	H	R	ER	SO	BB	IBB	HBP	BLK	WP	HR	S	P	ERA	WHIP
Buddy Schultztz, L ERA: 1.37 (1, 1)	0.0		0	0	0	0	0	0	0	0	0	0	0	0	0	∞	∞
Clay Carroll, R ERA: 2.39 (1, 1)	5.0		18	3	1	1	1	1	0	0	0	0	1	19	23	1.80	0.800
John Urrea, R ERA: 3.99 (6, 1)	2.0		8	1	2	2	2	1	0	0	0	0	1	11	15	9.00	1.000
Rawly Eastwick, R ERA: 2.68 (8, 1)	1.0	L	4	2	1	1	0	0	0	0	0	0	1	4	4	9.00	2.000

Batter	1	2	3	4	5	6	7	8	9	AB R H RBI BB SO LOB	TOP	
Tony Scott, S OBP: 0.382, SLG: 0.444 (1, 8) X	0-0 1-4-3 1B		0-0 F7	0-0 1-4-3			0-0 4-3			4 0 1 0 0 0 1		
Garry Templeton, S OBP: 0.328, SLG: 0.420 (1, 6) X	0-0 1-4-3 1-2		0-0 2-H 3B			0-0 G5-4-3 1B		0-0 6-3		4 0 2 1 0 0 1		
Hector Cruz, R OBP: 0.352, SLG: 0.391 (1, 7) S S S	0-3 K		0-3 K			0-0 G5-4-3 1-2f		4-0 HR BB		3 1 0 0 1 2 3		
Ted Simmons, S OBP: 0.425, SLG: 0.522 (1, 2) S S S	0-3 K			4-0 1B HR BB		0-0 L7		0-0 1-H HR		3 2 1 2 1 1 1		
Keith Hernandez, L OBP: 0.392, SLG: 0.455 (1, 3) X		0-0 G3		0-0 1-2 HR 1B		0-0 4-3		0-0 F8		4 1 1 0 0 0 0		
Ken Reitz, R OBP: 0.315, SLG: 0.473 (1, 5) X		0-0 F7		0-0 1-2 HR 1B		0-0 5-3		0-0 L9		4 1 1 0 0 0 0		
Mike Anderson, R OBP: 0.296, SLG: 0.392 (1, 9) S S S		0-3 K		0-0 F9		0-0 5-3			0-0 1-3	4 0 0 0 0 1 3		
Mike Tyson, R OBP: 0.285, SLG: 0.319 (1, 4) X			0-0 SH3-4 3B 1B	0-0 1-H 2-H 3-H HR			0-0 F3		0-3 K	4 2 2 4 0 1 0		
Bob Forsch, R OBP: 0.244, SLG: 0.282 (1, 1) X			0-0 SH3-4 1-2	0-3 K			0-0 F9		0-3 K	3 0 0 0 0 2 0		
Inning Stats	R: 0 E: 0 K: 2 S: 8 H: 1 LOB: 1 BB: 0 P: 8	R: 0 E: 0 K: 1 S: 5 H: 0 LOB: 0 BB: 0 P: 5	R: 1 E: 0 K: 1 S: 7 H: 2 LOB: 1 BB: 0 P: 7	R: 4 E: 0 K: 1 S: 8 H: 3 LOB: 0 BB: 1 P: 12	R: 0 E: 0 K: 0 S: 3 H: 1 LOB: 0 BB: 0 P: 3	R: 0 E: 0 K: 0 S: 3 H: 0 LOB: 0 BB: 0 P: 3	R: 0 E: 0 K: 0 S: 3 H: 0 LOB: 0 BB: 0 P: 3	R: 2 E: 0 K: 0 S: 4 H: 1 LOB: 0 BB: 1 P: 8	R: 0 E: 0 K: 2 S: 7 H: 0 LOB: 0 BB: 0 P: 7	1B: 5 2B: 0 3B: 1 HR: 2 SF: 0 SAC: 1 DP: 1 HBP: 0	WP: 0 PB: 0 SB: 0 CS: 0 PA: 36	
PITCHER	IP WLS BF H R ER SO BB IBB HBP BLK WP HR S P ERA WHIP											
John Candelaria, L ERA: 2.56 (1, 1)	5.0 L 22 7 5 5 5 1 0 0 0 0 1 31 35 9.00 1.600											
Odell Jones, R ERA: 5.65 (6, 1)	2.0 6 0 0 0 0 0 0 0 0 0 0 6 6 0.00 0.000											
Grant Jackson, L ERA: 5.5 (8, 1)	2.0 8 1 2 2 2 1 0 0 0 0 1 11 15 9.00 1.000											

St. Louis Cardinals @ Pittsburgh Pirates
 Three Rivers Stadium, Pittsburgh, PA
 Tue Jul 05 1977, 7:05 PM EDT
 Att: 10,837 - Unknown

livebaseballscorecards.com

AB	33
R	7
H	8
RBI	7
BB	2
SO	7
LOB	9



Batter	1	2	3	4	5	6	7	8	9	AB R H RBI BB SO LOB
Rennie Stennett, R (1, 4) OBP: 0.364, SLG: 0.426	0-0 6-3		0-0 G3		0-0 E4 1B HR		0-0 F9		0-0 5-3	5 1 0 0 0 0 3
Phil Garner, R (1, 5) OBP: 0.302, SLG: 0.399	0-0 6-3		0-0 4-3		0-3 K		0-0 G3		0-0 6-3	5 0 0 0 0 1 4
Dave Parker, L (1, 9) OBP: 0.379, SLG: 0.539	0-0 4-3			0-0 1-3	0-0 HR 1B			0-0 4-3		4 1 1 0 0 0 0
Al Oliver, L (1, 7) OBP: 0.332, SLG: 0.470		0-0 4-3 2B		0-0 1B 1B 1B	0-0 HR 1-H			0-0 P7		4 1 3 3 0 0 0
Jim Fregosi, R (1, 3) OBP: 0.348, SLG: 0.450		0-3 K		0-0 1B 1-2	0-0 4-3			0-0 E3		4 0 1 0 0 1 1
Ed Ott, L (1, 2) OBP: 0.359, SLG: 0.405		0-0 4-3 2-3		0-0 F7		0-0 F8		0-0 6-3		4 0 0 0 0 0 4
Omar Moreno, L (1, 8) OBP: 0.295, SLG: 0.333		0-0 P5		0-0 1B 1-2 2-3		0-0 G3			0-0 4-3	4 0 1 0 0 0 1
Frank Taveras, R (1, 6) OBP: 0.293, SLG: 0.280			0-0 4-3	0-0 F8		0-0 F8			0-0 5-3 1B 1B	4 0 1 0 0 0 3
John Candelaria, L (1, 1) OBP: 0.205, SLG: 0.189			0-0 G3 2B		0-0 P6		0-0 5-3		0-0 5-3 1B	1 0 1 0 0 0 0
Terry Foster, L (5, PH) OBP: 0.308, SLG: 0.462										1 0 0 0 0 0 0
Odele Jones, R (6, 1) OBP: 0.214, SLG: 0.214										0 0 0 0 0 0 0
Fernando Gonzalez, R (7, PH) OBP: 0.286, SLG: 0.423										1 0 0 0 0 0 0
Grant Jackson, S (8, 1) OBP: 0.490, SLG: 0.600										0 0 0 0 0 0 0
Jerry Hairston, S (9, PH) OBP: 0.386, SLG: 0.421										1 0 1 0 0 0 0

Inning Stats	R: 0	H: 0	E: 0	K: 0	S: 3	R: 0	H: 1	E: 0	K: 1	S: 6	R: 0	H: 1	E: 0	K: 0	S: 4	R: 0	H: 3	E: 0	K: 0	S: 6	R: 3	H: 2	E: 1	K: 1	S: 8	R: 0	H: 0	E: 0	K: 0	S: 3	R: 0	H: 0	E: 1	K: 0	S: 4	R: 0	H: 2	E: 0	K: 0	S: 5	1B: 6	SF: 0	2B: 2	SAC: 0	3B: 0	DP: 0	HR: 1	HBP: 0	WP: 0	PA: 38
--------------	------	------	------	------	------	------	------	------	------	------	------	------	------	------	------	------	------	------	------	------	------	------	------	------	------	------	------	------	------	------	------	------	------	------	------	------	------	------	------	------	-------	-------	-------	--------	-------	-------	-------	--------	-------	--------


PITCHER	IP	WLS	BF	H	R	ER	SO	BB	IBB	HBP	BLK	WP	HR	S	P	ERA	WHIP	PITCHER	IP	WLS	BF	H	R	ER	SO	BB	IBB	HBP	BLK	WP	HR	S	P	ERA	WHIP										
Bob Forsch, R (1, 1) ERA: 3.97	9.0	W	38	9	3	0	2	0	0	0	0	0	1	42	42	0.00	1.000																												

BOTTOM


St. Louis Cardinals @ Pittsburgh Pirates
 Three Rivers Stadium, Pittsburgh, PA

Tue Jul 05 1977, 7:05 PM EDT
 Att. 10,837 - Unknown

AB	38
R	3
H	9
RBI	3
BB	0
SO	2
LOB	16



WP	HR	S	P	ERA	WHIP
0	1	4	4	0.00	1.000

Batter	1	2	3	4	5	6	7	8	9	AB R H RBI BB SO LOB	TOP																
Lou Brock, L (1, 7) OBP: 0.332, SLG: 0.412	0-3 K		0-0 2B 1-2 FC5-2-4 1B			0-0 L7	0-0 1B 1-2 2-H 3-H HR 1B	0-0 F7		5 1 2 2 0 1 1																	
Garry Templeton, S (1, 6) OBP: 0.326, SLG: 0.420	0-0 5-3		0-0 FC5-2-4 1-3 2-H 2B			0-0 F3	0-3 K		0-0 4-3	5 0 1 1 0 1 2																	
Tony Scott, S (1, 8) John Urrisa, R (6, 1) Dave Rader, L (7, PH) Al Hrabosky, R (7, 1) Rawly Eastwick, R (7, 1) Don Kessinger, S (9, PH)	0-0 4-3		0-0 FC5-2-4 2-3 3-H 2B			0-0 1B	0-0 1B 1-2 2-H HR 1B		0-0 F7	3 0 1 0 0 0 2 0 0 0 0 0 0 0 1 1 1 1 0 0 0 0 0 0 0 0 0 0 0 0 0 0 0 0 0 1 0 0 0 0 0 0																	
Ted Simmons, S (1, 2) OBP: 0.424, SLG: 0.531		0-0 G6-3 1B		0-0 L8		0-0 P6	0-0 HR 1-H 2-H		0-0 F7	5 1 2 3 0 0 1																	
Keith Hernandez, L (1, 3) OBP: 0.394, SLG: 0.456		0-0 G6-3 1-2f		0-0 G6-4-3 1B			0-0 2-3 1B			4 0 2 0 0 0 1																	
Ken Reitz, R (1, 5) OBP: 0.317, SLG: 0.474		0-0 1B		0-0 G6-4-3 1-2f			0-0 BB 1B			4 1 2 0 0 0 2																	
Jerry Mumphrey, S (1, 9) OBP: 0.405, SLG: 0.483	0-0 4-3				0-0 5-3		4-0 BB 1B 1-2 BB	0-0 6-3		3 1 0 0 1 0 1	AB 38 R 8 H 14 RBI 8 BB 2 SO 4 LOB 12																
Mike Tyson, R (1, 4) OBP: 0.293, SLG: 0.332			0-0 2B 1B		0-0 F8		0-0 1B 1-2 2-3 BB 1B	0-0 2B		4 2 3 0 0 0 0																	
Pete Falcone, L (1, 1) Butch Metzger, R (1, 1) Hector Cruz, R (6, 9)	0-3 K		0-3 K		0-3 K		4-0 BB 1B 1-2 2-3 3-H BB 1B	0-0 L3		0 0 0 0 0 0 0 2 0 0 0 0 2 1 1 1 0 1 1 0 1																	
Inning Stats	R: 0 E: 0 K: 1 S: 5	H: 0 LOB: 0 BB: 0 P: 5	R: 0 E: 0 K: 0 S: 4	H: 2 LOB: 1 BB: 0 P: 4	R: 1 E: 0 K: 1 S: 7	H: 3 LOB: 1 BB: 0 P: 7	R: 0 E: 0 K: 0 S: 3	H: 1 LOB: 0 BB: 0 P: 3	R: 0 E: 0 K: 1 S: 5	H: 0 LOB: 0 BB: 0 P: 5	R: 0 E: 0 K: 0 S: 4	H: 1 LOB: 1 BB: 0 P: 4	R: 7 E: 0 K: 1 S: 11	H: 6 LOB: 1 BB: 2 P: 19	R: 0 E: 0 K: 0 S: 4	H: 1 LOB: 1 BB: 0 P: 4	R: 0 E: 0 K: 0 S: 3	H: 0 LOB: 0 BB: 0 P: 3	1B: 11 2B: 3 3B: 0 HR: 1	SF: 0 SAC: 0 DP: 3 HBP: 0	WP: 0 PB: 0 SB: 0 CS: 0	PA: 40					
PITCHER	IP	WLS	BF	H	R	ER	SO	BB	IBB	HBP	BLK	WP	HR	S	P	ERA	WHIP										
Jerry Reuss, L (1, 1) ERA: 4.3	6.1		27	9	5	5	3	2	0	0	0	0	0	31	39	7.11	1.737										
Rich Gossage, R (7, 1) ERA: 1.76	0.2		6	4	3	3	1	0	0	0	0	0	1	8	8	40.50	6.000										
Kent Tekulve, R (8, 1) ERA: 2.36	2.0	W	7	1	0	0	0	0	0	0	0	0	0	7	7	0.00	0.500										

St. Louis Cardinals @ Pittsburgh Pirates
 Three Rivers Stadium, Pittsburgh, PA
 Wed Jul 06 1977, 7:05 PM EDT
 Att: 13,137 - Unknown

livebaseballscorecards.com

Batter	1	2	3	4	5	6	7	8	9	AB	R	H	RBI	BB	SO	LOB
Frank Taveras, R OBP: 0.295, SLG: 0.279 (1, 6)	4-0 S 2B BB	0-0 5-3	0-0 F9		0-0 F8		0-0 CS 1B			4	1	1	0	1	0	3
Phil Garner, R OBP: 0.304, SLG: 0.408 (1, 5)	4-0 2B 1-2 BB	0-0 6-3	0-3 K			0-0 4-3	0-0 CS	0-0 HR		4	2	1	1	1	1	2
Dave Parker, L OBP: 0.360, SLG: 0.549 (1, 9)	0-0 2B 1-3 2-H	0-0 HR		0-0 4-3		0-0 G3		0-3 K		5	2	2	2	0	1	0
Bill Robinson, R OBP: 0.349, SLG: 0.526 Omar Moreno, L OBP: 0.297, SLG: 0.335 (1, 7) (5, 8)	4-0 2B BB	0-0 2B		0-0 5-3		0-0 6-3		0-0 2B 1B		2	0	1	0	1	0	0
Al Oliver, L OBP: 0.333, SLG: 0.476 (1, 8) (5, 7)	0-0 2B 1-3 2-H 3-H	0-0 3-1		0-0 4-3			0-0 6-3	0-0 CS 1-H 2B		5	0	2	3	0	0	1
Rennie Stennett, R OBP: 0.362, SLG: 0.422 (1, 4)	0-0 F9		0-0 F8		0-0 F8		0-0 1B	0-0 6-3 2-3		5	0	1	0	0	0	3
Jim Fregosi, R OBP: 0.384, SLG: 0.459 (1, 3)	4-0 BB		0-0 S 1B		4-0 FC5-4 BB		4-0 1B HR BB			1	2	1	0	3	0	0
Ed Ott, L OBP: 0.364, SLG: 0.409 (1, 2)	0-0 F2		0-0 F9 1-H BB 1B		0-0 FC5-4 E 1-2		0-0 HR 1B			4	2	2	1	0	0	4
Jerry Reuss, L OBP: 0.317, SLG: 0.297 Rich Gossage, R OBP: 0.260, SLG: 0.333 Fernando Gonzalez, R OBP: 0.298, SLG: 0.491 Kent Tekulve, R OBP: 0.400, SLG: 0.400 (1, 1) (7, 1) (7, PH) (8, 1)	0-3 K		4-0 BB		0-0 E6 1-H 2B		0-0 HR			2	0	1	1	1	1	3

Inning Stats	R: 3	H: 2	E: 0	LOB: 3	K: 1	BB: 4	S: 7	P: 23	R: 1	H: 2	E: 0	LOB: 1	K: 0	BB: 0	S: 5	P: 5	R: 1	H: 2	E: 0	LOB: 2	K: 1	BB: 1	S: 7	P: 11	R: 0	H: 0	E: 0	LOB: 0	K: 0	BB: 0	S: 3	P: 3	R: 1	H: 1	E: 1	LOB: 1	K: 0	BB: 1	S: 4	P: 8	R: 0	H: 0	E: 0	LOB: 0	K: 0	BB: 0	S: 3	P: 3	R: 3	H: 4	E: 0	LOB: 0	K: 0	BB: 1	S: 5	P: 9	R: 2	H: 3	E: 0	LOB: 0	K: 1	BB: 0	S: 7	P: 7
--------------	------	------	------	--------	------	-------	------	-------	------	------	------	--------	------	-------	------	------	------	------	------	--------	------	-------	------	-------	------	------	------	--------	------	-------	------	------	------	------	------	--------	------	-------	------	------	------	------	------	--------	------	-------	------	------	------	------	------	--------	------	-------	------	------	------	------	------	--------	------	-------	------	------

PITCHER	IP	WLS	BF	H	R	ER	SO	BB	IBB	HBP	BLK	WP	HR	S	P	ERA	WHIP
Pete Falcone, L ERA: 4.94 (1, 1)	0.0		5	2	3	3	0	3	0	0	0	0	0	2	14	∞	∞
Butch Metzger, R ERA: 4.19 (1, 1)	5.0		23	5	3	3	2	3	0	0	0	0	1	24	36	5.40	1.600
John Urrea, R ERA: 3.91 (6, 1)	1.0		3	0	0	0	0	0	0	0	0	0	0	3	3	0.00	0.000
Al Hrabosky, L ERA: 4.69 (7, 1)	0.2	L	5	3	3	3	0	1	0	0	0	0	1	4	8	40.50	6.000
Rawly Eastwick, R ERA: 2.93 (7, 1)	1.1		6	4	2	2	1	0	0	0	0	0	1	8	8	13.50	3.000

BOTTOM

St. Louis Cardinals @ Pittsburgh Pirates
 Three Rivers Stadium, Pittsburgh, PA
 Wed Jul 06 1977, 7:05 PM EDT
 Att. 13,137 - Unknown

AB	35
R	11
H	14
RBI	11
BB	7
SO	3
LOB	16



WP	HR	S	P	ERA	WHIP
0	0	0	0	0	0
0	0	0	0	0	0
0	0	0	0	0	0
0	0	0	0	0	0

Batter	1	2	3	4	5	6	7	8	9	AB R H RBI BB SO LOB	TOP
Lou Brock, L (1, 7) OBP: 0.331, SLG: 0.409	0-0 4-3	0-0 1-3		0-0 G3			0-0 1B			4 0 1 0 0 0 4	
Garry Templeton, S (1, 6) OBP: 0.325, SLG: 0.418	0-0 3-1		0-0 1-3		0-0 4-3		0-0 1B			4 0 1 0 0 0 0	
Ted Simmons, S (1, 2) OBP: 0.425, SLG: 0.530	0-0 1B		0-0 F7		3-2 1B		0-0 G4-6-3			4 0 2 0 0 0 2	
Keith Hernandez, L (1, 3) OBP: 0.395, SLG: 0.455	4-0 1-2 BB		0-0 1B		0-0 5-3		0-0 6-3			3 0 1 0 1 0 1	
Ken Reitz, R (1, 5) OBP: 0.313, SLG: 0.467	1-2 F5		0-0 F8		0-0 F7		1-3 K			4 0 0 0 0 1 4	
Tony Scott, S (1, 8) OBP: 0.383, SLG: 0.444		0-0 CS		0-0 1-3 1B		0-0 L8		0-0 G3		4 0 2 0 0 0 0	
Jerry Mumphrey, S (1, 9) OBP: 0.407, SLG: 0.481		4-0 2B		0-0 1-3 1B		0-0 6-3		0-0 4-3		3 0 1 0 1 0 0	
Mike Tyson, R (1, 4) OBP: 0.298, SLG: 0.338		0-0 BB		0-0 1-3 1B		4-2 CS		0-0 P4		2 0 1 0 1 0 2	
Dave Rader, L (9, PH) OBP: 0.358, SLG: 0.417		1-3 2B		1-2 2-3		BB		0-0 K		1 0 0 0 0 0 0	
Larry Dierker, R (1, 1) Mike Phillips, L (7, PH) Rawly Eastwick, R (7, 1) Dane Iorg, L (9, PH)		0-3 K		0-3 K		0-0 CS	0-0 4-3	0-3 K		2 0 0 0 0 2 4	
Inning Stats	R: 0 H: 1 E: 0 LOB: 2 K: 0 BB: 1 S: 9 P: 14	R: 0 H: 2 E: 0 LOB: 2 K: 1 BB: 1 S: 6 P: 10	R: 0 H: 1 E: 0 LOB: 1 K: 0 BB: 0 S: 4 P: 4	R: 0 H: 2 E: 0 LOB: 2 K: 1 BB: 0 S: 7 P: 7	R: 0 H: 1 E: 0 LOB: 1 K: 0 BB: 0 S: 8 P: 11	R: 0 H: 0 E: 0 LOB: 0 K: 0 BB: 1 S: 6 P: 10	R: 0 H: 2 E: 0 LOB: 1 K: 0 BB: 0 S: 4 P: 4	R: 0 H: 0 E: 0 LOB: 0 K: 1 BB: 0 S: 7 P: 8	R: 0 H: 0 E: 0 LOB: 0 K: 1 BB: 0 S: 5 P: 5	1B: 8 SF: 0 2B: 1 SAC: 0 3B: 0 DP: 1 HR: 0 HBP: 0	WP: 0 PA: 37 PB: 0 SB: 0 CS: 2
PITCHER Rick Reuschel, R (1, 1) ERA: 2.08	IP WLS BF H R ER SO BB IBB HBP BLK WP HR S P ERA WHIP										

St. Louis Cardinals @ Chicago Cubs
Wrigley Field, Chicago, IL
Thu Jul 07 1977, 3:33 AM CDT
Att. 27,864 - Overcast - 87 F

livebaseballscorecards.com

AB	33
R	0
H	9
RBI	0
BB	3
SO	4
LOB	17



Batter	1	2	3	4	5	6	7	8	9	AB R H RBI BB SO LOB	TOP						
Lou Brock, L (1, 7) OBP: 0.326, SLG: 0.402 Jerry Mumphrey, S (8, 7) OBP: 0.405, SLG: 0.478	0-0 L6	0-0 4-3		0-0 G3		0-0 L7			0-0 FC4 1B	4 0 0 0 0 0 2 1 1 0 0 0 0 1							
Garry Templeton, S (1, 6) OBP: 0.329, SLG: 0.428	4-0 FC6-4 BB	0-0 CS 1B			0-0 HR		0-0 F9		1-3 K	4 1 2 1 1 1 1							
Keith Hernandez, L (1, 3) OBP: 0.398, SLG: 0.455	0-0 FC6-4 BB 1-2f 1B	0-0 CS 1-2	0-0 4-1		4-0 WP 1-3 2B BB		0-0 G5-4-3 1B		3-2 1B	4 2 2 1 1 0 1							
Hector Cruz, R (1, 9) OBP: 0.350, SLG: 0.381	4-0 1B 1-2 BB		0-3 K		0-0 1-3		0-0 G5-4-3 1-2f		0-3 K	4 1 0 0 1 2 3							
Ted Simmons, S (1, 2) OBP: 0.426, SLG: 0.534	0-0 1B 1-2 2-H 1B		0-0 G3		0-0 2B			0-3 K		4 0 2 2 0 1 0							
Tony Scott, S (1, 8) OBP: 0.385, SLG: 0.445	3-2 1B			0-0 F9		0-3 K		0-0 4-3 1B		4 0 2 1 0 1 1							
Ken Reitz, R (1, 5) OBP: 0.313, SLG: 0.465	0-0 4-3			0-2 WP 1B		0-0 5-3		0-0 4-3 1-2		4 0 1 0 0 0 4							
Mike Tyson, R (1, 4) OBP: 0.301, SLG: 0.352				4-0 1B BB		0-0 F8		0-0 F9		3 1 1 1 1 0 1							
Eric Rasmussen, R (1, 1) OBP: 0.171, SLG: 0.179 Rawly Eastwick, R (8, 1) OBP: 0.300, SLG: 0.222 Clay Carroll, R (8, 1) OBP: 0.125, SLG: 0.125 Dave Rader, L (9, PH) OBP: 0.370, SLG: 0.429				0-3 K		1-3 K		0-0 FC4 1B		3 0 0 0 0 3 2 0 0 0 0 0 0 0 0 0 0 0 0 0 0 1 0 1 0 0 0 0							
Inning Stats	R: 2 H: 2 E: 0 LOB: 2 K: 0 BB: 2 S: 9 P: 20	R: 1 H: 2 E: 0 LOB: 0 K: 1 BB: 0 S: 6 P: 6	R: 0 H: 0 E: 0 LOB: 0 K: 1 BB: 0 S: 5 P: 5	R: 0 H: 1 E: 0 LOB: 2 K: 1 BB: 1 S: 9 P: 13	R: 2 H: 2 E: 0 LOB: 1 K: 1 BB: 1 S: 7 P: 11	R: 0 H: 0 E: 0 LOB: 0 K: 1 BB: 0 S: 6 P: 7	R: 0 H: 1 E: 0 LOB: 0 K: 0 BB: 0 S: 3 P: 3	R: 0 H: 1 E: 0 LOB: 1 K: 1 BB: 0 S: 6 P: 6	R: 1 H: 2 E: 0 LOB: 1 K: 2 BB: 0 S: 14 P: 18	1B: 8 SF: 0 2B: 1 SAC: 0 3B: 0 DP: 1 HR: 2 HBP: 0	WP: 3 PA: 41 PB: 0 SB: 0 CS: 1						
PITCHER	IP WLS BF H R ER SO BB IBB HBP BLK WP HR S P ERA WHIP																
Ray Burris, R (1, 1) ERA: 4.94	4.1		22	6	5	5	3	4	0	0	0	1	2	31	50	10.38	2.308
Willie Hernandez, L (5, 1) ERA: 1.98	2.2		9	2	0	0	2	0	0	0	0	1	0	14	15	0.00	0.750
Paul Reuschel, R (8, 1) ERA: 1.88	1.0	W	4	1	0	0	1	0	0	0	0	0	0	6	6	0.00	1.000
Bruce Sutter, R (9, 1) ERA: 1.08	1.0	S	5	2	1	1	2	0	0	0	0	0	0	14	18	9.00	2.000

St. Louis Cardinals @ Chicago Cubs
Wrigley Field, Chicago, IL
Fri Jul 08 1977, 3:33 AM CDT
Att. 27,088 - Unknown - 83 F

livebaseballscorecards.com

AB	36
R	6
H	11
RBI	6
BB	4
SO	8
LOB	16



Batter	1	2	3	4	5	6	7	8	9
Ivan De Jesus, R OBP: 0.326, SLG: 0.348 (1, 6)	0-0 F8		0-0 HR	0-0 1-3			1-2 P6	0-0 6-3	
Greg Gross, L OBP: 0.350, SLG: 0.379 (1, 7)	0-0 F7		0-0 3-1		0-0 G3		0-0 4-3	1-2 4-3	
Larry Bittner, L OBP: 0.327, SLG: 0.406 (1, 3)	0-0 G3		0-0 P6		0-0 L4		2-2 1B		
Bobby Murcer, L OBP: 0.369, SLG: 0.467 (1, 9)		0-0 4-3	4-0 2B BB		3-2 1-3		0-0 F8		
Jerry Morales, R OBP: 0.376, SLG: 0.488 (1, 8)		0-3 K	0-0 1-H 2B			0-0 L9		0-0 4-3	
Steve Ontiveros, S OBP: 0.394, SLG: 0.422 (1, 5)		2-2 2B 1B	0-0 G3			0-0 1B		4-2 1B BB BLK BB	
Mick Kelleher, R OBP: 0.319, SLG: 0.391 (8, PH)		0-0 1-3 2B		3-2 1-3		0-3 K		4-0 BLK 1B BB	
Gene Clines, R OBP: 0.409, SLG: 0.459 (9, 1)		1-3 2B				3-2 4-3		0-0 BLK E 1B	
Steve Swisher, R OBP: 0.229, SLG: 0.287 (8, PH)		1-3 K						1-2 2-3 E 1B	
Bill Buckner, L OBP: 0.304, SLG: 0.380 (8, PR)									
Rick Reuschel, R OBP: 0.190, SLG: 0.244 (9, 2)									
George Mitterwald, R OBP: 0.321, SLG: 0.396 (8, PH)									
Ray Burris, R OBP: 0.220, SLG: 0.282 (5, 1)			0-0 HR		0-0 B3		4-0 1B BB	0-0 E4	
Willie Hernandez, L OBP: 0.362, SLG: 0.388 (8, 1)									
Joe Wallis, S OBP: 0.362, SLG: 0.388 (8, 1)									
Paul Reuschel, R OBP: 0.365, SLG: 0.457 (8, PH)									
Manny Trillo, R OBP: 0.365, SLG: 0.457 (9, 4)									

Inning Stats	R: 0 E: 0 K: 0 S: 3	H: 0 LOB: 0 BB: 0 P: 3	R: 0 E: 0 K: 2 S: 13	H: 2 LOB: 2 BB: 0 P: 16	R: 3 E: 0 K: 0 S: 6	H: 3 LOB: 1 BB: 1 P: 10	R: 0 E: 0 K: 0 S: 7	H: 1 LOB: 1 BB: 0 P: 10	R: 0 E: 0 K: 0 S: 9	H: 0 LOB: 0 BB: 0 P: 12	R: 0 E: 0 K: 1 S: 12	H: 1 LOB: 1 BB: 0 P: 15	R: 1 E: 0 K: 0 S: 11	H: 1 LOB: 1 BB: 1 P: 18	R: 3 E: 1 K: 0 S: 13	H: 2 LOB: 2 BB: 2 P: 22
--------------	------------------------------	---------------------------------	-------------------------------	----------------------------------	------------------------------	----------------------------------	------------------------------	----------------------------------	------------------------------	----------------------------------	-------------------------------	----------------------------------	-------------------------------	----------------------------------	-------------------------------	----------------------------------

PITCHER	IP	WLS	BF	H	R	ER	SO	BB	IBB	HBP	BLK	WP	HR	S	P	ERA	WHIP
Eric Rasmussen, R ERA: 3.57 (1, 1)	7.0		31	8	4	4	3	2	0	0	0	0	1	61	84	5.14	1.429
Rawly Eastwick, R ERA: 3.12 (8, 1)	0.1	L	4	1	3	2	0	2	0	0	0	0	0	6	14	54.00	9.000
Clay Carroll, R ERA: 2.36 (8, 1)	0.2		3	1	0	0	0	0	0	0	1	0	0	7	8	0.00	1.500


BOTTOM

St. Louis Cardinals @ Chicago Cubs
Wrigley Field, Chicago, IL
Fri Jul 08 1977, 3:33 AM CDT
Att: 27,088 - Unknown - 83 F

AB	R	H	RBI	BB	SO	LOB
5	1	1	2	0	0	4
5	0	0	0	0	0	3
4	0	1	1	0	0	0
3	1	0	0	1	0	1
4	0	1	1	0	1	0
3	1	2	0	1	0	1
3	0	1	0	0	1	1
0	1	0	0	1	0	0
0	0	0	0	0	0	0
3	0	1	0	0	1	3
1	0	1	0	0	0	0
0	1	0	0	0	0	0
0	0	0	0	0	0	0
0	0	0	0	0	0	0
1	0	1	1	0	0	0

AB	34
R	7
H	10
RBI	5
BB	4
SO	3
LOB	14

WP: 0 PA: 38
PB: 0
SB: 0
CS: 0



1B	2B	3B	HR	SF	SAC	DP	HBP
6	3	0	1	0	0	0	0

Batter	1	2	3	4	5	6	7	8	9	AB	R	H	RBI	BB	SO	LOB	TOP										
Lou Brock, L (1, 7) OBP: 0.321, SLG: 0.396 Jerry Mumphrey, S (9, 7) OBP: 0.405, SLG: 0.478	0-3 K	0-0 F8		0-0 4-3			0-3 K			4	0	0	0	0	2	1											
Garry Templeton, S (1, 6) OBP: 0.325, SLG: 0.423	0-0 4-3	0-0 4-3		0-3 K			0-0 6-3			4	0	0	0	0	1	1											
Keith Hernandez, L (1, 3) OBP: 0.402, SLG: 0.463	0-0 WP 1B		0-0 4-3 1B		0-0 G4-6-3 1B		3-3 K			4	2	3	0	0	1	0											
Hector Cruz, R (1, 9) OBP: 0.357, SLG: 0.379	4-0 BB 1B		4-0 1B 4-3 1-2 BB		0-0 L7		4-0 G6-4-3 BB			1	1	0	0	3	0	1											
Ted Simmons, S (1, 2) OBP: 0.424, SLG: 0.528	4-0 1B E BB		0-0 4-3		0-0 G4-6-3		0-0 G6-4-3			3	1	0	0	1	0	4											
Tony Scott, S (1, 8) OBP: 0.387, SLG: 0.443	0-0 E S 1B		4-0 1B IBB		0-0 4-3		0-0 5-3			3	0	1	2	1	0	0											
Ken Reitz, R (1, 5) OBP: 0.315, SLG: 0.465	1-3 K		0-0 G6-4-3 1B		0-0 FC6-4 1B		0-0 P6			4	0	2	1	0	1	1											
Mike Tyson, R (1, 4) OBP: 0.296, SLG: 0.345		0-0 6-3		0-0 G6-4-3		0-0 FC6-4		0-0 5-3		4	0	0	0	0	0	4											
Tom Underwood, R (1, 1) Clay Carroll, R (6, 1) OBP: 0.111, SLG: 0.111		4-0 BB		0-3 K		0-3 K		0-0 6-3		2	0	0	0	1	2	1											
Inning Stats	R: 3 E: 0 K: 2 S: 10	H: 2 LOB: 1 BB: 2 P: 19	R: 0 E: 0 K: 0 S: 3	H: 0 LOB: 1 BB: 1 P: 7	R: 1 E: 0 K: 0 S: 4	H: 2 LOB: 2 BB: 2 P: 12	R: 0 E: 0 K: 2 S: 7	H: 0 LOB: 0 BB: 0 P: 7	R: 0 E: 0 K: 0 S: 3	H: 1 LOB: 0 BB: 0 P: 3	R: 0 E: 0 K: 1 S: 6	H: 1 LOB: 1 BB: 0 P: 6	R: 0 E: 0 K: 2 S: 8	H: 0 LOB: 0 BB: 0 P: 11	R: 0 E: 0 K: 0 S: 2	H: 0 LOB: 0 BB: 1 P: 6	R: 0 E: 0 K: 0 S: 6	H: 0 LOB: 0 BB: 0 P: 8	1B: 5 2B: 1 3B: 0 HR: 0	SF: 0 SAC: 0 DP: 3 HBP: 0	WP: 1 PB: 0 SB: 1 CS: 0	PA: 36					
PITCHER	IP	WLS	BF	H	R	ER	SO	BB	IBB	HBP	BLK	WP	HR	S	P	ERA	WHIP										
Steve Renko, R (1, 1) ERA: 3.74	2.0	L	13	3	4	3	2	4	0	0	0	1	0	14	31	13.50	3.500										
Donnie Moore, R (3, 1) ERA: 3.94	3.0		10	2	0	0	2	0	1	0	0	0	0	13	17	0.00	0.667										
Paul Reuschel, R (6, 1) ERA: 1.84	1.0		4	1	0	0	1	0	0	0	0	0	0	6	6	0.00	1.000										
Willie Hernandez, L (7, 1) ERA: 1.87	3.0		9	0	0	0	2	1	0	0	0	0	0	16	25	0.00	0.333										

St. Louis Cardinals @ Chicago Cubs
Wrigley Field, Chicago, IL
Sat Jul 09 1977, 3:33 AM CDT
Att. 33,424 - Sunny - 67 F

livebaseballscorecards.com

AB	30
R	4
H	6
RBI	3
BB	6
SO	7
LOB	13



BOTTOM

St. Louis Cardinals @ Chicago Cubs
Wrigley Field, Chicago, IL
Sat Jul 09 1977, 3:33 AM CDT
Att. 33,424 - Sunny - 67 F

livebaseballscorecards.com

AB	32
R	3
H	9
RBI	2
BB	3
SO	3
LOB	12



WP:	0	PA:	36
PB:	0	SB:	0
CS:	0		

AB R H RBI BB SO LOB

4 0 1 0 0 1 1

4 0 0 0 0 1 2

4 1 2 0 0 0 1

3 1 0 0 1 0 1

4 1 3 0 0 0 0

3 0 1 0 1 0 3

2 0 1 1 0 0 1

0 0 0 1 0 0 0

0 0 0 0 0 0 0

1 0 0 0 0 1 0

0 0 0 0 1 0 0

0 0 0 0 0 0 0

1 0 0 0 0 0 0

3 0 0 0 0 0 2

1 0 1 0 0 0 0

0 0 0 0 0 0 0

0 0 0 0 0 0 0

0 0 0 0 0 0 0

2 0 0 0 0 0 1

1 0 0 0 0 1 0

0 0 0 0 1 0 0

0 0 0 0 0 0 0

2 0 0 0 0 0 1

1B: 8 SF: 1

2B: 2 SAC: 0

3B: 0 DP: 3

HR: 0 HBP: 0

1B: 8 SF: 1

2B: 2 SAC: 0

3B: 0 DP: 3

HR: 0 HBP: 0

1B: 8 SF: 1

2B: 2 SAC: 0

3B: 0 DP: 3

HR: 0 HBP: 0

1B: 8 SF: 1

2B: 2 SAC: 0

3B: 0 DP: 3

HR: 0 HBP: 0

1B: 8 SF: 1

2B: 2 SAC: 0

3B: 0 DP: 3

HR: 0 HBP: 0

1B: 8 SF: 1

2B: 2 SAC: 0

3B: 0 DP: 3

HR: 0 HBP: 0

1B: 8 SF: 1

2B: 2 SAC: 0

3B: 0 DP: 3

HR: 0 HBP: 0

1B: 8 SF: 1

2B: 2 SAC: 0

3B: 0 DP: 3

HR: 0 HBP: 0

1B: 8 SF: 1

2B: 2 SAC: 0

3B: 0 DP: 3

HR: 0 HBP: 0

1B: 8 SF: 1

2B: 2 SAC: 0

3B: 0 DP: 3

HR: 0 HBP: 0

1B: 8 SF: 1

2B: 2 SAC: 0

3B: 0 DP: 3

HR: 0 HBP: 0

1B: 8 SF: 1

2B: 2 SAC: 0

3B: 0 DP: 3

HR: 0 HBP: 0

1B: 8 SF: 1

2B: 2 SAC: 0

3B: 0 DP: 3

HR: 0 HBP: 0

1B: 8 SF: 1

2B: 2 SAC: 0

3B: 0 DP: 3

HR: 0 HBP: 0

1B: 8 SF: 1

2B: 2 SAC: 0

3B: 0 DP: 3

HR: 0 HBP: 0

1B: 8 SF: 1

2B: 2 SAC: 0

3B: 0 DP: 3

HR: 0 HBP: 0

1B: 8 SF: 1

2B: 2 SAC: 0

3B: 0 DP: 3

HR: 0 HBP: 0

1B: 8 SF: 1

2B: 2 SAC: 0

3B: 0 DP: 3

HR: 0 HBP: 0

1B: 8 SF: 1

2B: 2 SAC: 0

3B: 0 DP: 3

HR: 0 HBP: 0

1B: 8 SF: 1

2B: 2 SAC: 0

3B: 0 DP: 3

HR: 0 HBP: 0

1B: 8 SF: 1

2B: 2 SAC: 0

3B: 0 DP: 3

HR: 0 HBP: 0

1B: 8 SF: 1

2B: 2 SAC: 0

3B: 0 DP: 3

HR: 0 HBP: 0

1B: 8 SF: 1

2B: 2 SAC: 0

3B: 0 DP: 3

HR: 0 HBP: 0

1B: 8 SF: 1

2B: 2 SAC: 0

3B: 0 DP: 3

HR: 0 HBP: 0

1B: 8 SF: 1

2B: 2 SAC: 0

3B: 0 DP: 3

HR: 0 HBP: 0

1B: 8 SF: 1

2B: 2 SAC: 0

3B: 0 DP: 3

HR: 0 HBP: 0

1B: 8 SF: 1

2B: 2 SAC: 0

3B: 0 DP: 3

HR: 0 HBP: 0

1B: 8 SF: 1

2B: 2 SAC: 0

3B: 0 DP: 3

HR: 0 HBP: 0

1B: 8 SF: 1

2B: 2 SAC: 0

3B: 0 DP: 3

HR: 0 HBP: 0

1B: 8 SF: 1

2B: 2 SAC: 0

3B: 0 DP: 3

HR: 0 HBP: 0

1B: 8 SF: 1

2B: 2 SAC: 0

3B: 0 DP: 3

HR: 0 HBP: 0

1B: 8 SF: 1

2B: 2 SAC: 0

3B: 0 DP: 3

HR: 0 HBP: 0

1B: 8 SF: 1

2B: 2 SAC: 0

3B: 0 DP: 3

HR: 0 HBP: 0

1B: 8 SF: 1

2B: 2 SAC: 0

3B: 0 DP: 3

HR: 0 HBP: 0

1B: 8 SF: 1

2B: 2 SAC: 0

3B: 0 DP: 3

HR: 0 HBP: 0

1B: 8 SF: 1

2B: 2 SAC: 0

3B: 0 DP: 3

HR: 0 HBP: 0

1B: 8 SF: 1

2B: 2 SAC: 0

3B: 0 DP: 3

HR: 0 HBP: 0

1B: 8 SF: 1

2B: 2 SAC: 0

3B: 0 DP: 3

HR: 0 HBP: 0

1B: 8 SF: 1

2B: 2 SAC: 0

3B: 0 DP: 3

HR: 0 HBP: 0

1B: 8 SF: 1

2B: 2 SAC: 0

3B: 0 DP: 3

HR: 0 HBP: 0

1B: 8 SF: 1

2B: 2 SAC: 0

3B: 0 DP: 3

HR: 0 HBP: 0

1B: 8 SF: 1

2B: 2 SAC: 0

3B: 0 DP: 3

HR: 0 HBP: 0

1B: 8 SF: 1

2B: 2 SAC: 0

3B: 0 DP: 3

HR: 0 HBP: 0

1B: 8 SF: 1

2B: 2 SAC: 0

3B: 0 DP: 3

HR: 0 HBP: 0

1B: 8 SF: 1

2B: 2 SAC: 0

3B: 0 DP: 3

HR: 0 HBP: 0

1B: 8 SF: 1

2B: 2 SAC: 0

3B: 0 DP: 3

HR: 0 HBP: 0

1B: 8 SF: 1

2B: 2 SAC: 0

3B: 0 DP: 3

HR: 0 HBP: 0

1B: 8 SF: 1

2B: 2 SAC: 0

3B: 0 DP: 3

HR: 0 HBP: 0

1B: 8 SF: 1

2B: 2 SAC: 0

3B: 0 DP: 3

HR: 0 HBP: 0

1B: 8 SF: 1

2B: 2 SAC: 0

3B: 0 DP: 3

HR: 0 HBP: 0

1B: 8 SF: 1

2B: 2 SAC: 0

3B: 0 DP: 3

HR: 0 HBP: 0

1B: 8 SF: 1

2B: 2 SAC: 0

3B: 0 DP: 3

HR: 0 HBP: 0

1B: 8 SF: 1

2B: 2 SAC: 0

3B: 0 DP: 3

HR: 0 HBP: 0

1B: 8 SF: 1

2B: 2 SAC: 0

3B: 0 DP: 3

HR: 0 HBP: 0

1B: 8 SF: 1

2B: 2 SAC: 0

3B: 0 DP: 3

HR: 0 HBP: 0

1B: 8 SF: 1

2B: 2 SAC: 0

3B: 0 DP: 3

HR: 0 HBP: 0

1B: 8 SF: 1

2B: 2 SAC: 0

3B: 0 DP: 3

HR: 0 HBP: 0

1B: 8 SF: 1

2B: 2 SAC: 0

3B: 0 DP: 3

HR: 0 HBP: 0

1B: 8 SF: 1

Batter	1	2	3	4	5	6	7	8	9	AB R H RBI BB SO LOB	TOP	
Jerry Mumphrey, S OBP: 0.400, SLG: 0.469 (1, 9) (8, 7)	0-0 E6 6-3 1B	0-0 6-3			0-0 4-3		0-3 K			4 1 0 0 0 1 2		
Garry Templeton, S OBP: 0.324, SLG: 0.419 (1, 6)	0-0 6-3		0-0 5-3			0-0 1B FC4 1B		1-2 G3		4 1 1 0 0 0 1		
Keith Hernandez, L OBP: 0.411, SLG: 0.469 (1, 3)	0-0 1B SF7 1B		0-3 K			0-0 1-3 FC4 1B		0-3 K		4 1 2 1 0 2 0		
Lou Brock, L OBP: 0.320, SLG: 0.394 Al Hrabosky, R Rawly Eastwick, R OBP: 0.300, SLG: 0.222 (1, 7) (8, 1) (8, 1)	1-2 SF7 1-3 1B		0-0 4-1			0-0 1-2f 3-H FC4 CS 1B		0-3 K		4 0 1 1 0 1 1 0 0 0 0 0 0 0 0 0 0 0 0 0 0		
Tony Scott, S OBP: 0.389, SLG: 0.439 (1, 8)	4-0 SF7 1-2 IBB			0-0 P6		0-0 1-2 L9		2-2 SH1-4 1B		3 0 1 0 1 0 1		
Dave Rader, L OBP: 0.351, SLG: 0.412 (1, 2)	0-0 SF7			0-0 F8			0-0 L8		0-0 SH1-4	2 0 0 1 0 0 0		
Ken Reitz, R OBP: 0.322, SLG: 0.467 Ted Simmons, S OBP: 0.422, SLG: 0.533 (1, 5) (9, PH)	0-0 F9			0-0 CS 1B			4-0 SH1-3 1B BB		0-0 P3	2 0 1 0 1 0 2 1 0 0 0 0 0 1		
Mike Phillips, L OBP: 0.229, SLG: 0.260 (1, 4)		0-0 3-1		2-2 CS	0-0 F8		0-0 1-2 SH1-3 1B		0-3 K	4 0 1 0 0 1 1		
Pete Falcone, L OBP: 0.278, SLG: 0.294 Clay Carroll, R OBP: 0.111, SLG: 0.111 Hector Cruz, R OBP: 0.356, SLG: 0.374 (1, 1) (7, 1) (8, 9)		0-0 6-3			3-2 L8		0-0 1-2 2-3 SH1-3			2 0		
Inning Stats	R: 2 H: 2 E: 1 LOB: 2 K: 0 BB: 1 S: 9 P: 14	R: 0 H: 0 E: 0 LOB: 0 K: 0 BB: 0 S: 3 P: 3	R: 0 H: 0 E: 0 LOB: 0 K: 1 BB: 0 S: 5 P: 5	R: 0 H: 1 E: 0 LOB: 0 K: 0 BB: 0 S: 7 P: 9	R: 0 H: 0 E: 0 LOB: 0 K: 0 BB: 0 S: 7 P: 10	R: 1 H: 2 E: 0 LOB: 0 K: 0 BB: 0 S: 4 P: 4	R: 0 H: 1 E: 0 LOB: 2 K: 1 BB: 1 S: 6 P: 10	R: 0 H: 0 E: 0 LOB: 0 K: 2 BB: 0 S: 11 P: 12	R: 0 H: 1 E: 0 LOB: 1 K: 1 BB: 0 S: 10 P: 12	1B: 7 SF: 1 2B: 0 SAC: 2 3B: 0 DP: 0 HR: 0 HBP: 0	WP: 0 PA: 36 PB: 0 SB: 2 CS: 2	
PITCHER Mike Krukow, R ERA: 4.48 Bruce Sutter, R ERA: 1.05 (1, 1) (8, 1)	IP WLS BF H R ER SO BB IBB HBP BLK WP HR S P ERA WHIP	7.0 28 6 3 1 2 1 1 0 0 0 0 0 41 55 1.29 1.000	2.0 7 1 0 0 3 0 0 0 0 0 0 0 21 24 0.00 0.500	PITCHER IP WLS BF H R ER SO BB IBB HBP BLK WP HR S P ERA WHIP								

St. Louis Cardinals @ Chicago Cubs
Wrigley Field, Chicago, IL
Sun Jul 10 1977, 3:38 AM CDT
Att. 40,038 - Sunny - 71 F

livebaseballscorecards.com

AB 30
R 3
H 7
RBI 3
BB 2
SO 5
LOB 9



BOTTOM

St. Louis Cardinals @ Chicago Cubs
Wrigley Field, Chicago, IL
Sun Jul 10 1977, 3:38 AM CDT
Att. 40,038 - Sunny - 71 F

livebaseballscorecards.com

AB 28
R 4
H 9
RBI 4
BB 5
SO 4
LOB 15




WP: 0 PA: 37
PB: 0
SB: 0
CS: 3

AB	R	H	RBI	BB	SO	LOB	
2	1	1	0	1	0	0	
4	0	2	1	0	1	3	
4	1	1	0	0	1	2	
2	0	0	0	1	0	1	
3	2	2	1	1	0	1	
3	0	1	1	1	0	1	
4	0	1	1	0	1	3	
4	0	1	0	0	1	3	
2	0	0	0	0	0	1	
0	0	0	0	1	0	0	
0	0	0	0	0	0	0	
1B: 5	SF: 0	2B: 5	SAC: 1	3B: 0	DP: 2	HR: 1	HBP: 1

Batter	1	2	3	4	5	6	7	8	9
Ivan De Jesus, R OBP: 0.327, SLG: 0.344 (1, 6)	0-0 5-3 1B		0-0 CS 1B			4-2 2B BB	1-0 HBP		
Jose Cardenal, R OBP: 0.327, SLG: 0.295 (1, 7)	0-0 CS 1B		0-0 CS 1-2	0-0 F2		0-0 G3 1-H 2B	0-3 K		
Larry Bittner, L OBP: 0.328, SLG: 0.410 (1, 3)	0-3 K 1-2			0-0 F5		0-0 G3 2-3		0-0 SH5-3 1B 2B	
Bobby Murcer, L OBP: 0.363, SLG: 0.453 (1, 9)		0-0 L7		4-0 BB		0-0 L9		0-0 SH5-3 2-3	
Jerry Morales, R OBP: 0.386, SLG: 0.505 (1, 8)		2-2 4-3 1B 2B		0-0 L8			0-0 HR	4-0 1B IBB	
Steve Ontiveros, S OBP: 0.398, SLG: 0.421 (1, 5)		3-2 4-3 2-3			0-0 P4		4-2 HBP 5-3 BB	0-0 1-2 3-H 1B	
Manny Trillo, R OBP: 0.363, SLG: 0.453 (1, 4)		0-0 CS 1B			0-0 F8		0-0 F9	0-3 K	
George Mitterwald, R OBP: 0.319, SLG: 0.393 (1, 2)		0-0 CS 1-2	0-0 B1-4 1B		0-3 K		3-2 5-3 1-2	0-0 F8	
Mike Krukow, R OBP: 0.194, SLG: 0.226 Greg Gross, L OBP: 0.357, SLG: 0.371 Bruce Sutter, R OBP: 0.167, SLG: 0.063 (1, 1) (7, PH) (8, 1)			0-0 B1-4 1-2			0-0 6-3	4-0 HBP IBB		

Inning	R	H	E	K	S	P	W	HR	S	P	ERA	WHIP
1	0	1	0	1	5							
2	1	2	0	0	10							
3	0	2	0	0	3							
4	0	0	0	0	3							
5	0	0	0	0	5							
6	1	1	0	1	7							
7	1	1	0	1	11							
8	1	2	0	1	7							
9	0	0	0	0	0							

PITCHER	IP	WLS	BF	H	R	ER	SO	BB	IBB	HBP	BLK	WP	HR	S	P	ERA	WHIP
Pete Falcone, L ERA: 4.92 (1, 1)	6.0		24	7	3	3	2	3	0	0	0	0	1	38	55	4.50	1.667
Clay Carroll, R ERA: 2.19 (7, 1)	1.0		5	0	0	0	1	0	1	1	0	0	0	9	17	0.00	0.000
Al Hrabosky, L ERA: 4.84 (8, 1)	0.1	L	4	2	1	1	0	0	1	0	0	0	0	3	7	27.00	6.000
Rawly Eastwick, R ERA: 3.08 (8, 1)	0.2		2	0	0	0	1	0	0	0	0	0	0	4	4	0.00	0.000

Batter	1	2	3	4	5	6	7	8	9	AB R H RBI BB SO LOB	TOP
Lou Brock, L (1, 7) OBP: 0.325, SLG: 0.393 Rawly Eastwick, R (9, 1) OBP: 0.300, SLG: 0.222	4-0 CS S BB		4-0 CS BB		0-0 1-2 G4-6-3 1B		0-0 6-3		0-3 K	3 0 1 0 2 1 0 0 0 0 0 0 0 0	
Garry Templeton, S (1, 6) OBP: 0.325, SLG: 0.418	0-0 F7 1-2		0-0 1-2 1B		0-0 1-2f G4-6-3			0-0 3-1 BB 1B	0-0 4-3	5 0 2 0 0 0 3	
Keith Hernandez, L (1, 3) OBP: 0.412, SLG: 0.471	0-3 K 2-3		0-0 F2			0-0 F9 1B 2B		4-0 3-1 BB 1-2		3 1 1 0 0 1 1 2	
Ted Simmons, S (1, 2) OBP: 0.420, SLG: 0.536		0-0 G3		0-0 SF8 3B		0-0 F9 2-3		0-3 K		4 1 1 0 0 1 3	
Roger Freed, R (1, 9) OBP: 0.488, SLG: 0.515		0-0 BB 1B		0-0 SF8		0-0 3-H 1B		0-0 3-1		3 0 2 2 0 0 2	
Jerry Mumphrey, S (1, 8) OBP: 0.393, SLG: 0.459		0-0 F9		0-0 6-3		0-0 3-H P6		0-0 5-3		4 0 0 0 0 0 4	
Ken Reitz, R (1, 5) OBP: 0.324, SLG: 0.466		4-0 FC4-6 BB 1-2		0-0 6-3		0-0 4-3			0-0 HR 1B	3 1 1 0 0 1 0 1	AB 31 R 4 H 9 RBI 4 BB 6 SO 4 LOB 19
Mike Tyson, R (1, 4) OBP: 0.310, SLG: 0.365		0-0 FC4-6 1-2f			4-0 FC2-6 BB		4-0 G1-6-3 BB		0-0 1-H HR	2 1 1 2 2 0 2	
Eric Rasmussen, R (1, 1) OBP: 0.163, SLG: 0.171 Mike Anderson, R (7, PH) OBP: 0.293, SLG: 0.387 Butch Metzger, R (7, 1) Hector Cruz, R (9, PH) OBP: 0.354, SLG: 0.373			0-3 K		0-0 1-2f FC2-6 1B		0-0 1-2f G1-6-3		0-0 4-3	2 0 0 0 0 0 1 1 1 0 0 0 0 0 0 1 0 0 0 0 0 0 0 0 1 0 0 0 0 0 0 0	
Inning Stats	R: 0 H: 0 E: 0 LOB: 0 K: 1 BB: 1 S: 4 P: 8	R: 0 H: 1 E: 0 LOB: 2 K: 0 BB: 1 S: 4 P: 8	R: 0 H: 1 E: 0 LOB: 1 K: 1 BB: 1 S: 5 P: 9	R: 1 H: 1 E: 0 LOB: 0 K: 0 BB: 0 S: 4 P: 4	R: 0 H: 1 E: 0 LOB: 1 K: 0 BB: 1 S: 3 P: 7	R: 1 H: 2 E: 0 LOB: 1 K: 0 BB: 0 S: 5 P: 5	R: 0 H: 0 E: 0 LOB: 0 K: 0 BB: 1 S: 2 P: 6	R: 0 H: 1 E: 0 LOB: 2 K: 1 BB: 1 S: 6 P: 10	R: 2 H: 2 E: 0 LOB: 0 K: 1 BB: 0 S: 7 P: 7	1B: 6 SF: 1 2B: 1 SAC: 0 3B: 1 DP: 2 HR: 1 HBP: 0	WP: 0 PA: 38 PB: 0 SB: 1 CS: 2
PITCHER Randy Lerch, L (1, 1) ERA: 4.77	IP WLS BF H R ER SO BB IBB HBP BLK WP HR S P ERA WHIP										

St. Louis Cardinals @ Philadelphia Phillies
Veterans Stadium, Philadelphia, PA
Tue Jul 12 1977, 7:05 PM EDT
Att. 32,618 - Unknown

livebaseballscorecards.com

Batter	1	2	3	4	5	6	7	8	9	AB R H RBI BB SO LOB
Bake McBride, L OBP: 0.326, SLG: 0.459 (1, 9)	0-0 SH5-3 2B		0-0 F5		0-0 FC4-6 S 4-3 1-2f 3-H			0-0 CS 1B		4 0 2 1 0 0 1
Larry Bowa, S OBP: 0.319, SLG: 0.365 (1, 6)	0-0 SH5-3 2-3			0-0 HR 1B	0-0 4-3 1-2			0-0 6-3 1-2		3 1 1 0 0 0 2
Mike Schmidt, R OBP: 0.399, SLG: 0.633 (1, 5)	0-3 K			0-0 HR 1-H	0-0 P6 2-3			0-0 F9		4 1 1 2 0 1 2
Greg Luzinski, R OBP: 0.372, SLG: 0.577 (1, 7)	0-3 K			0-0 F8		0-0 5-3		0-3 K		4 0 0 0 0 2 1
Richie Hebner, L OBP: 0.410, SLG: 0.509 (1, 3)		4-0 BB BB BB BB	4-0 G5-4-3 BB		0-0 G3		0-0 G3	4-0 1B E BB		2 1 0 0 2 0 0
Garry Maddox, R OBP: 0.314, SLG: 0.434 (1, 8)		0-0 G5-4-3 1-2f		0-3 K		0-0 F7		0-0 F8		4 0 0 0 0 1 2
Bob Boone, R OBP: 0.327, SLG: 0.397 (1, 2)		0-0 CS 1B			0-0 1B 1B 1B		0-3 K	0-0 E 1-3 1B		4 1 3 0 0 1 0
Ted Sizemore, R OBP: 0.324, SLG: 0.342 (1, 4)		0-0 CS 1-2	0-0 6-3		0-0 1B S FC4-6 1B		0-0 F8	0-0 E9 2-3 3-H		4 1 1 0 0 0 1
Randy Lerch, L OBP: 0.189, SLG: 0.171 (1, 1)			0-3 K		0-0 1-3 3-H FC4-6 1B		0-3 K			3 0 1 1 0 2 0

Inning Stats	R: 0 E: 0 K: 2 S: 8	H: 1 LOB: 1 BB: 0 P: 8	R: 0 E: 0 K: 0 S: 2	H: 1 LOB: 0 BB: 1 P: 6	R: 0 E: 0 K: 1 S: 5	H: 0 LOB: 0 BB: 0 P: 5	R: 2 E: 0 K: 1 S: 7	H: 2 LOB: 0 BB: 0 P: 7	R: 2 E: 0 K: 0 S: 6	H: 3 LOB: 1 BB: 0 P: 6	R: 0 E: 0 K: 0 S: 3	H: 0 LOB: 0 BB: 0 P: 3	R: 0 E: 0 K: 2 S: 7	H: 0 LOB: 0 BB: 0 P: 7	R: 0 E: 0 K: 0 S: 3	H: 1 LOB: 0 BB: 0 P: 3	R: 1 E: 1 K: 1 S: 6	H: 1 LOB: 2 BB: 1 P: 10	1B: 7 2B: 1 3B: 0 HR: 1	SF: 0 SAC: 1 DP: 1 HBP: 0	WP: 0 PB: 0 SB: 2 CS: 2	PA: 36
--------------	------------------------------	---------------------------------	------------------------------	---------------------------------	------------------------------	---------------------------------	------------------------------	---------------------------------	------------------------------	---------------------------------	------------------------------	---------------------------------	------------------------------	---------------------------------	------------------------------	---------------------------------	------------------------------	----------------------------------	----------------------------------	------------------------------------	----------------------------------	--------

PITCHER	IP	WLS	BF	H	R	ER	SO	BB	IBB	HBP	BLK	WP	HR	S	P	ERA	WHIP
Eric Rasmussen, R ERA: 3.69 (1, 1)	6.0		24	7	4	4	4	1	0	0	0	0	1	31	35	6.00	1.333
Butch Metzger, R ERA: 4.06 (7, 1)	2.0		6	1	0	0	2	0	0	0	0	0	0	10	10	0.00	0.500
Rawly Eastwick, R ERA: 3.05 (9, 1)	0.2	L	5	1	1	0	1	1	0	0	0	0	0	6	10	0.00	3.000


BOTTOM

St. Louis Cardinals @ Philadelphia Phillies
Veterans Stadium, Philadelphia, PA

Tue Jul 12 1977, 7:05 PM EDT
Att. 32,618 - Unknown

livebaseballscorecards.com

AB	32
R	5
H	9
RBI	4
BB	2
SO	7
LOB	9



Batter	1	2	3	4	5	6	7	8	9	AB R H RBI BB SO LOB	TOP									
Lou Brock, L (1, 7) OBP: 0.319, SLG: 0.385	0-3 K		0-3 K		0-0 FC5-4		0-3 K		0-0 4-3	5 0 0 0 0 3 4										
Garry Templeton, S (1, 6) OBP: 0.322, SLG: 0.415 Don Kessinger, S (6, 6) OBP: 0.328, SLG: 0.282	0-0 E5		0-0 F2			0-3 K	0-0 FC6-4			3 0 0 0 0 1 0 1 0 0 0 0 0 2										
Keith Hernandez, L (1, 3) OBP: 0.413, SLG: 0.470 Al Hrabosky, R (7, 1) BB	4-0 G5-4-3 1-2 BB			0-3 K		0-0 1B	0-3 K			3 0 1 0 1 2 2 0 0 0 0 0 0 0										
Ted Simmons, S (1, 2) OBP: 0.415, SLG: 0.528	0-0 G5-4-3			0-0 P6		0-3 K		0-3 K		4 0 0 0 0 2 3										
Roger Freed, R (1, 9) OBP: 0.489, SLG: 0.500 (7, 3) BB		4-0 BB		0-0 1B		0-0 6-3		0-0 4-3		3 0 1 0 1 0 1										
Tony Scott, S (1, 8) OBP: 0.387, SLG: 0.435		0-3 K		0-0 F3			0-0 1B E 1B	0-3 K		4 1 1 0 0 2 2										
Ken Reitz, R (1, 5) OBP: 0.329, SLG: 0.473		0-0 P6			0-0 FC5-4 1B		0-0 1B E 1B		0-0 2B	4 1 3 0 0 0 1										
Mike Tyson, R (1, 4) OBP: 0.309, SLG: 0.363		0-3 K			0-3 K		0-0 FC6-4 E 1B		0-0 5-3	4 0 1 0 0 2 3										
Tom Underwood, R (1, 1) Mike Anderson, R (5, PH) OBP: 0.289, SLG: 0.382 John Urrea, R (5, 1) OBP: 0.333, SLG: 0.143 Hector Cruz, R (7, PH) OBP: 0.351, SLG: 0.369 (7, 9)			0-0 6-3		0-3 K		0-0 E5 FC6-4		0-0 5-3	0 0 0 0 0 0 0 1 0 0 0 0 1 1 0 0 0 0 0 0 0 2 0 0 1 0 0 2										
Inning Stats	R: 0 E: 1 K: 1 S: 5	H: 0 LOB: 1 BB: 1 P: 9	R: 0 E: 0 K: 2 S: 7	H: 0 LOB: 1 BB: 1 P: 11	R: 0 E: 0 K: 1 S: 5	H: 0 LOB: 0 BB: 0 P: 5	R: 0 E: 0 K: 1 S: 6	H: 1 LOB: 1 BB: 0 P: 6	R: 0 E: 0 K: 2 S: 8	H: 1 LOB: 1 BB: 0 P: 8	R: 2 E: 1 K: 2 S: 11	H: 3 LOB: 2 BB: 0 P: 11	R: 0 E: 0 K: 2 S: 7	H: 0 LOB: 0 BB: 0 P: 7	R: 0 E: 0 K: 0 S: 4	H: 1 LOB: 1 BB: 0 P: 4	1B: 6 2B: 1 3B: 0 HR: 0	SF: 0 SAC: 0 DP: 1 HBP: 0	WP: 0 PB: 0 SB: 1 CS: 0	PA: 37
PITCHER	IP WLS BF H R ER SO BB IBB HBP BLK WP HR S P ERA WHIP																			
Steve Carlton, L (1, 1) ERA: 3.0	7.0 W 30 6 2 1 11 2 0 0 0 0 0 0 50 58 1.29 1.143																			
Tug McGraw, L (8, 1) ERA: 2.33	2.0 S 7 1 0 0 2 0 0 0 0 0 0 0 11 11 0.00 0.500																			

St. Louis Cardinals @ Philadelphia Phillies
Veterans Stadium, Philadelphia, PA
Wed Jul 13 1977, 7:05 PM EDT
Att: 36,828 - Unknown

livebaseballscorecards.com

AB	34
R	2
H	7
RBI	1
BB	2
SO	13
LOB	21



Batter	1	2	3	4	5	6	7	8	9	AB	R	H	RBI	BB	SO	LOB
Jerry Martin, R OBP: 0.342, SLG: 0.449 (1, 9) (9, 7)	0-0 L7 ①		0-0 1B 1B	0-3 K ③			0-0 1B			4	0	2	0	0	1	1
Larry Bowa, S OBP: 0.318, SLG: 0.364 (1, 6) (9, 7)	0-0 F9 ②		0-0 1B 1B HR			0-0 P4 ①	0-0 L5 ③			4	1	1	0	0	0	1
Garry Maddox, R OBP: 0.316, SLG: 0.434 (1, 8) (9, 7)	0-0 HR 1B		0-0 1B 1B HR			0-0 4-3		0-0 F8 ①		4	2	2	0	0	0	0
Greg Luzinski, R OBP: 0.377, SLG: 0.599 (1, 7) Bake McBride, L OBP: 0.326, SLG: 0.459 (8, PR) (9, 9)	0-0 HR 1B 1-H		0-0 HR 1B 1-H 2-H			0-3 K ③		4-0 CS BB		3	2	2	5	1	1	0
Davey Johnson, R OBP: 0.396, SLG: 0.602 (1, 3) Tom Hutton, L OBP: 0.275, SLG: 0.314 (9, 3)	0-3 K ③		0-0 1B			0-0 6-3 ①		4-0 WP BB		3	0	1	0	1	1	0
Richie Hebner, L OBP: 0.404, SLG: 0.500 (1, 5) (9, 7)		0-0 G3 ①	0-3 K ③			0-0 P6 ②		0-0 F5 ③		4	0	0	0	0	1	2
Tim McCarver, L OBP: 0.410, SLG: 0.494 (1, 2) Bob Boone, R OBP: 0.327, SLG: 0.397 (8, 2)		0-3 K ②		0-0 WP 2B		0-0 4-3 ③				3	0	1	0	0	1	0
Ted Sizemore, R OBP: 0.321, SLG: 0.338 (1, 4) (9, 7)		0-0 1-3 ③		0-0 5-3 ①			0-3 K ①			3	0	0	0	0	1	1
Steve Carlton, L OBP: 0.228, SLG: 0.259 (1, 1) Ollie Brown, R OBP: 0.267, SLG: 0.397 (7, PH) Tug McGraw, R OBP: 0.333, SLG: 0.333 (8, 1)			0-0 6-3 ①	0-0 6-3 ②			0-3 K ②			2	0	0	0	0	0	1

Inning Stats	R: 2	H: 2	E: 0	K: 1	S: 7	LOB: 0	BB: 0	P: 7	R: 0	H: 0	E: 0	K: 1	S: 5	LOB: 0	BB: 0	P: 5	R: 3	H: 5	E: 0	K: 1	S: 9	LOB: 1	BB: 0	P: 9	R: 0	H: 1	E: 0	K: 1	S: 6	LOB: 1	BB: 0	P: 6	R: 0	H: 0	E: 0	K: 1	S: 5	LOB: 0	BB: 0	P: 5	R: 0	H: 0	E: 0	K: 2	S: 8	LOB: 1	BB: 0	P: 8	R: 0	H: 0	E: 0	K: 0	S: 2	LOB: 2	BB: 2	P: 10
--------------	------	------	------	------	------	--------	-------	------	------	------	------	------	------	--------	-------	------	------	------	------	------	------	--------	-------	------	------	------	------	------	------	--------	-------	------	------	------	------	------	------	--------	-------	------	------	------	------	------	------	--------	-------	------	------	------	------	------	------	--------	-------	-------

PITCHER																	1B: 6	SF: 0	WP: 2	PA: 33	
Tom Underwood, L	(1, 1)	IP	WLS	BF	H	R	ER	SO	BB	IBB	HBP	BLK	WP	HR	S	P	ERA	WHIP	2B: 1	SAC: 0	PB: 0
John Urrea, R	(5, 1)	2.0		6	0	0	0	1	0	0	0	0	0	0	8	8	0.00	0.000	3B: 0	DP: 0	SB: 0
Al Hrabosky, L	(7, 1)	2.0		8	1	0	0	2	2	0	0	0	1	0	10	18	0.00	1.500	HR: 2	HBP: 0	CS: 1

BOTTOM

St. Louis Cardinals @ Philadelphia Phillies
Veterans Stadium, Philadelphia, PA
 Wed Jul 13 1977, 7:05 PM EDT
 Att. 36,828 - Unknown

livebaseballscorecards.com

AB	31
R	5
H	9
RBI	5
BB	2
SO	7
LOB	6



Batter	1	2	3	4	5	6	7	8	9	10	11	AB	R	H	RBI	BB	SO	LOB	TOP								
Jerry Mumphrey, S OBP: 0.396, SLG: 0.458 (1, 7) (9, 9)	F8	G4-6-3 BB						K			6-3	5	0	2	1	1	1	0									
Gary Templeton, S OBP: 0.319, SLG: 0.410 (1, 6) (9, 9)	1-3	G4-6-3			F8			3-1	CS		5-3	6	0	1	0	0	0	4									
Keith Hernandez, L OBP: 0.411, SLG: 0.470 (1, 3) (9, 7)	HR 2B		5-3		F7			5-3		SH3-4 1B		4	1	1	0	0	0	1									
Roger Freed, R OBP: 0.500, SLG: 0.590 Lou Brock, L OBP: 0.320, SLG: 0.386 (1, 9) (9, PH) (9, 7)	HR				CS 1B		F9		HR 1B	P6		3	1	2	2	0	0	0									
Ted Simmons, S OBP: 0.418, SLG: 0.538 (1, 2) (9, 7)	1B				F8			6-3				4	1	2	2	1	0	1									
Tony Scott, S OBP: 0.383, SLG: 0.430 (1, 8) (9, 7)	K				FC5-4 1B			6-3		HR 1B	K	5	1	1	0	0	2	4									
Ken Reitz, R OBP: 0.325, SLG: 0.465 (1, 5) (9, 7)			F3		F7			F8			F9	5	0	0	0	0	0	1									
Mike Tyson, R OBP: 0.309, SLG: 0.363 Dave Rader, L OBP: 0.345, SLG: 0.404 Mike Phillips, L OBP: 0.236, SLG: 0.260 (1, 4) (9, PH) (9, 4)		BB E 1B			4-3			F8		K	E BB	3	0	1	0	0	0	0									
Bob Forsch, R OBP: 0.288, SLG: 0.239 Clay Carroll, R OBP: 0.111, SLG: 0.111 Mike Anderson, R OBP: 0.288, SLG: 0.377 Butch Metzger, R OBP: 0.219, SLG: 0.219 Dane Iorg, L OBP: 0.300, SLG: 0.222 Rawly Eastwick, R OBP: 0.354, SLG: 0.377 Hector Cruz, R OBP: 0.354, SLG: 0.377 Al Hrabosky, R OBP: 0.354, SLG: 0.377 (1, 1) (6, 1) (7, PH) (7, 1) (9, PH) (9, 1) (11, PH) (11, 1)		E1 BB			F3			F8		1B CS 1B	E6 6-3 2B	2	0	0	0	0	0	0									
Inning Stats	R: 2 E: 0 K: 1 S: 8	H: 3 LOB: 1 BB: 0 P: 8	R: 0 E: 1 K: 0 S: 4	H: 1 LOB: 2 BB: 1 P: 8	R: 0 E: 0 K: 0 S: 4	H: 1 LOB: 1 BB: 0 P: 4	R: 0 E: 0 K: 0 S: 3	H: 0 LOB: 0 BB: 0 P: 3	R: 0 E: 0 K: 0 S: 3	H: 1 LOB: 0 BB: 0 P: 3	R: 0 E: 0 K: 1 S: 5	H: 0 LOB: 0 BB: 0 P: 5	R: 3 E: 0 K: 1 S: 9	H: 5 LOB: 1 BB: 0 P: 9	R: 0 E: 0 K: 1 S: 6	H: 1 LOB: 2 BB: 1 P: 10	R: 2 E: 1 K: 0 S: 4	H: 1 LOB: 0 BB: 1 P: 8	1B: 9 2B: 2 3B: 0 HR: 2	SF: 0 SAC: 1 DP: 1 HBP: 0	WP: 0 PB: 0 SB: 1 CS: 2	PA: 49					
PITCHER	IP	WLS	BF	H	R	ER	SO	BB	IBB	HBP	BLK	WP	HR	S	P	ERA	WHIP										
Jim Kaat, L ERA: 5.53 (1, 1)	7.0		27	6	2	2	1	1	0	0	0	0	1	28	32	2.57	1.000										
Gene Garber, R ERA: 3.54 (8, 1)	1.1		7	3	3	3	1	0	0	0	0	0	1	9	9	20.25	2.250										
Ron Reed, R ERA: 2.58 (9, 1)	0.2		3	2	0	0	1	0	0	0	0	0	0	5	5	0.00	3.000										
Tug McGraw, L ERA: 2.48 (10, 1)	2.0	L	10	2	2	1	1	1	1	0	0	0	0	10	18	4.50	1.500										

St. Louis Cardinals @ Philadelphia Phillies
Veterans Stadium, Philadelphia, PA
Thu Jul 14 1977, 7:05 PM EDT
Att. 33,601 - Unknown

livebaseballscorecards.com

AB	43
R	7
H	13
RBI	7
BB	3
SO	4
LOB	14



Batter	1	2	3	4	5	6	7	8	9	10	11	AB R H RBI BB SO LOB	BOTTOM				
Bake McBride, L (1, 9) OBP: 0.332, SLG: 0.458	0-0 1B		0-0 F9		0-0 F7	0-0 F7		4-0 BB			0-3 K	5 1 2 0 1 1 2	St. Louis Cardinals @ Philadelphia Phillies Veterans Stadium, Philadelphia, PA Thu Jul 14 1977, 7:05 PM EDT Att. 33,601 - Unknown				
Larry Bowa, S (1, 6) OBP: 0.319, SLG: 0.363	0-0 1B		0-0 F9		0-0 1B		0-0 4-3	0-0 G3			0-0 F9	6 1 2 0 0 0 3					
Jay Johnstone, L (1, 3) OBP: 0.340, SLG: 0.434 Gene Garber, R (8, 1) Ron Reed, R (9, 1) Tim McCarver, L (9, PH) Tug McGraw, R (10, 1) Jerry Martin, R (11, PH) OBP: 0.333, SLG: 0.453	0-0 1B		4-0 BB		0-0 4-3		0-0 F8		0-0 F3		0-0 2B	3 0 1 2 1 0 2 0 0 0 0 0 0 0 0 0 0 0 0 0 0 1 0 0 0 0 0 0 0 0 0 0 0 0 0 1 1 1 0 0 0 0					
Greg Luzinski, R (1, 7) OBP: 0.379, SLG: 0.609 Mike Schmidt, R (11, PR) OBP: 0.399, SLG: 0.633	0-0 G6-3		0-0 G4-6-3			0-0 HR	4-0 1B		0-0 F7		0-0 2B	5 1 2 2 1 0 3 0 0 0 0 0 0 0					
Richie Hebner, L (1, 5) OBP: 0.408, SLG: 0.516 Davey Johnson, R (11, PH) OBP: 0.392, SLG: 0.596	0-0 G3			0-0 3-1		0-0 HR	0-0 1B		0-0 1B		0-0 F9	5 1 3 1 0 0 0 1 0 0 0 0 0 1					
Garry Maddox, R (1, 8) OBP: 0.312, SLG: 0.428		0-0 6-3		0-0 6-3		0-0 6-3	0-3 K		0-0 F9			5 0 0 0 0 1 3					
Bob Boone, R (1, 2) OBP: 0.336, SLG: 0.418		0-0 1B		0-0 1B		0-0 HR		0-0 SH1-3		0-0 F8		5 1 4 1 0 0 0					
Ted Sizemore, R (1, 4) OBP: 0.324, SLG: 0.344		0-0 1B			0-0 L6	0-0 5-3		0-0 SH1-3		0-0 P6		4 0 2 0 0 0 0					
Jim Kaat, L (1, 1) OBP: 0.143, SLG: 0.143 Tom Hutton, L (8, 3) OBP: 0.286, SLG: 0.324		0-0 6-3			0-3 K	0-0 5-3		0-0 1B		0-0 1-3		3 0 0 0 0 1 2 2 0 1 0 0 0 0					
Inning Stats	R: 2 H: 3 E: 0 LOB: 0 K: 0 BB: 0 S: 5 P: 5	R: 0 H: 2 E: 0 LOB: 1 K: 0 BB: 0 S: 4 P: 4	R: 0 H: 1 E: 0 LOB: 1 K: 0 BB: 1 S: 3 P: 7	R: 0 H: 1 E: 0 LOB: 1 K: 0 BB: 0 S: 3 P: 3	R: 0 H: 1 E: 0 LOB: 2 K: 1 BB: 0 S: 7 P: 7	R: 3 H: 4 E: 0 LOB: 1 K: 0 BB: 0 S: 7 P: 7	R: 0 H: 1 E: 0 LOB: 2 K: 1 BB: 1 S: 6 P: 10	R: 0 H: 2 E: 0 LOB: 2 K: 0 BB: 1 S: 4 P: 8	R: 0 H: 1 E: 0 LOB: 1 K: 0 BB: 0 S: 4 P: 4	R: 0 H: 0 E: 0 LOB: 0 K: 0 BB: 0 S: 3 P: 3	R: 1 H: 2 E: 0 LOB: 1 K: 1 BB: 0 S: 7 P: 7	1B: 13 SF: 0 2B: 2 SAC: 1 3B: 0 DP: 2 HR: 3 HBP: 0		WP: 1 PA: 50 PB: 0 SB: 0 CS: 0			
PITCHER	IP WLS BF H R ER SO BB IBB HBP BLK WP HR S P ERA WHIP																
Bob Forsch, R (1, 1) ERA: 4.02	5.1	25	11	5	5	1	1	0	0	0	0	1	3	26	30	8.44	2.250
Clay Carroll, R (6, 1) ERA: 2.17	0.2	3	1	0	0	0	0	0	0	0	0	0	0	3	3	0.00	1.500
Butch Metzger, R (7, 1) ERA: 3.93	2.0	10	3	0	0	1	2	0	0	0	0	0	0	10	18	0.00	2.500
Rawly Eastwick, R (9, 1) ERA: 2.95	2.0	W	7	1	0	0	0	0	0	0	0	0	0	7	7	0.00	0.500
Al Hrabosky, L (11, 1) ERA: 4.73	1.0	S	5	2	1	1	1	0	0	0	0	0	0	7	7	9.00	2.000

livebaseballscores.com

AB 46
R 6
H 18
RBI 6
BB 3
SO 3
LOB 16



Batter	1	2	3	4	5	6	7	8	9	10	11	12	13	14	AB	R	H	RBI	BB	SO	LOB	TOP
Lou Brock, L (1, 7) OBP: 0.316, SLG: 0.381 Rawly Eastwick, R (8, 1) OBP: 0.300, SLG: 0.222 Dave Fisher, L (10, PH) OBP: 0.236, SLG: 0.396 Butch Metzger, R (10, 1) OBP: 0.330, SLG: 0.143 AJ Hrabosky, R (10, 1) OBP: 0.226, SLG: 0.242 Don Kessinger, S (12, PH) OBP: 0.326, SLG: 0.279 Tom Underwood, R (12, 1)	0-0 4-3	0-0 G1-6-3			4-0 2B	0-0 G5-4-3		0-0 FC6-4		0-3 K		0-0 F7			4	1	0	0	1	0	4	
Garry Templeton, S (1, 6) OBP: 0.321, SLG: 0.414	0-0 3B		0-0 F7		0-0 1B		0-0 CS	0-0 F8		0-0 4-3			0-0 E6		7	2	3	1	0	0	2	
Keith Hernandez, L (1, 3) OBP: 0.406, SLG: 0.469	0-0 3B		0-0 4-3		0-3 K		0-0 F8		0-0 F8		0-0 F7		0-0 4-3		7	0	1	1	0	1	3	
Roger Freed, R (1, 9) OBP: 0.509, SLG: 0.595 Hector Cruz, R (5, PR) OBP: 0.352, SLG: 0.371	0-3 K		0-0 E5		0-0 1B		4-0 1B		0-0 5-3		0-0 F8		0-0 6-3		3	0	2	0	0	1	1	
Ted Simmons, S (1, 2) OBP: 0.421, SLG: 0.541	0-0 F9		0-0 F9		0-0 1B		0-0 BB		4-0 BB		0-0 2B		0-0 6-3		6	0	3	1	1	0	3	
Tony Scott, S (1, 8) OBP: 0.385, SLG: 0.430		0-0 2B		0-0 F5		0-0 F8		4-0 BB		0-0 P6		4-0 IBB		0-0 4-3	5	1	1	0	2	0	3	
Ken Reitz, R (1, 5) OBP: 0.324, SLG: 0.465		0-0 1B		0-0 5-3			0-0 BB		0-0 F9		0-0 5-3		0-0 F8		7	1	2	1	0	0	5	
Mike Tyson, R (1, 4) OBP: 0.308, SLG: 0.355		0-0 5-3		0-0 5-3		4-0 BB		0-0 F9		4-0 2B		0-0 4-3		0-0 5-3	5	1	0	0	2	0	1	
Pete Falcone, L (1, 1) OBP: 0.287, SLG: 0.314 Clay Carroll, R (3, 1) OBP: 0.100, SLG: 0.100 Mike Phillips, L (8, PH) OBP: 0.254, SLG: 0.257 John Ureola, R (8, 1) OBP: 0.333, SLG: 0.143 Dane Iorg, L (8, PH) OBP: 0.226, SLG: 0.242 Jerry Mumphrey, S (8, PH) OBP: 0.397, SLG: 0.463		0-0 1B			0-0 1-3		0-0 F8		0-0 FC6-4		0-0 2B		0-3 K		1	0	1	1	0	0	0	
Inning Stats	R: 1 H: 2 E: 0 LOB: 1 K: 1 BB: 0 S: 7 P: 7	R: 2 H: 3 E: 0 LOB: 0 K: 0 BB: 5 S: 5 P: 5	R: 0 H: 1 E: 1 LOB: 1 K: 0 BB: 0 S: 4 P: 4	R: 0 H: 0 E: 0 LOB: 0 K: 0 BB: 0 S: 3 P: 3	R: 2 H: 3 E: 0 LOB: 2 K: 1 BB: 1 S: 8 P: 12	R: 0 H: 1 E: 0 LOB: 1 K: 0 BB: 1 S: 3 P: 7	R: 0 H: 2 E: 0 LOB: 3 K: 0 BB: 2 S: 4 P: 12	R: 0 H: 1 E: 0 LOB: 1 K: 0 BB: 0 S: 4 P: 4	R: 0 H: 0 E: 0 LOB: 1 K: 0 BB: 1 S: 3 P: 7	R: 1 H: 1 E: 0 LOB: 1 K: 1 BB: 1 S: 6 P: 10	R: 0 H: 1 E: 0 LOB: 2 K: 0 BB: 1 S: 4 P: 8	R: 0 H: 0 E: 1 LOB: 1 K: 0 BB: 0 S: 5 P: 5	R: 0 H: 0 E: 0 LOB: 0 K: 0 BB: 0 S: 4 P: 4	R: 0 H: 0 E: 0 LOB: 0 K: 0 BB: 0 S: 3 P: 3	1B: 9 SF: 0 2B: 5 SAC: 0 3B: 1 DP: 2 HR: 0 HBP: 0	WP: 0 PA: 62 PB: 0 SB: 2 CS: 1						
PITCHER	IP WLS BF H R ER SO BB IBB HBP BLK WP HR S P ERA WHIP																					
Jackie Brown, R (1, 1) ERA: 3.59	5.0	24	9	5	5	2	1	0	0	0	0	0	0	0	0	0	27	31	9.00	2.000		
Don Stanhouse, R (6, 1) ERA: 4.49	4.0	18	4	0	0	0	4	0	0	0	0	0	0	0	0	0	14	30	0.00	2.000		
Santo Alcala, R (10, 1) ERA: 6.29	2.0	10	2	1	1	1	1	1	0	0	0	0	0	0	0	0	10	18	4.50	1.500		
Joe Kerrigan, R (12, 1) ERA: 2.58	2.0	7	0	0	0	1	0	0	0	0	0	0	0	0	0	0	9	9	0.00	0.000		
Bill Atkinson, R (14, 1) ERA: 3.48	1.0	3	0	0	0	0	0	0	0	0	0	0	0	0	0	0	3	3	0.00	0.000		

St. Louis Cardinals @ Montreal Expos
 Olympic Stadium, Montreal, QB
 Fri Jul 15 1977, 7:05 PM EDT
 Att. 16,146 - Unknown

livebaseballscores.com

AB	55
R	6
H	15
RBI	6
BB	7
SO	4
LOB	26



Batter	1	2	3	4	5	6	7	8	9	10	11	12	13	14	AB	R	H	RBI	BB	SO	LOB
Dave Cash, R (1, 4) OBP: 0.343, SLG: 0.355	0-0 CS 1B		0-0 SH5-4 HR 1B	0-0 4-3		0-0 F8			0-0 SH3-4		0-0 F9		4-0 IBB		5	1	2	1	1	0	1
Chris Speier, R (1, 6) OBP: 0.332, SLG: 0.323	0-0 1-3		0-0 SH5-4		0-0 5-3		0-0 6-3		4-0 BB		0-0 1B		0-0 F8		5	0	1	0	1	0	3
Ellis Valentine, R (1, 9) Santo Alcala, R (10, 1) Jose Morales, R (11, PH) Joe Kerrigan, R (12, 1) Tim Blackwell, S (13, PH) Bill Atkinson, L (14, 1) OBP: 0.224, SLG: 0.083 OBP: 0.290, SLG: 0.250	0-0 F3		0-0 FC HR		0-0 1B 1B		0-0 1-3		0-0 L5-4		0-0 P4		0-3 K		5	1	1	1	0	0	3
Tony Perez, R (1, 3) OBP: 0.326, SLG: 0.425		0-3 K	0-0 F7		0-0 FC4-6 1B		0-0 F9			0-0 F9				0-3 K	7	0	2	0	0	2	2
Gary Carter, R (1, 2) OBP: 0.350, SLG: 0.509		0-0 F9	0-0 HR		0-3 K		0-3 K			0-0 2B 2B		0-0 FC3-6 1B		4-0 FC4 BB	6	2	3	3	1	2	2
Warren Cromartie, L (1, 7) OBP: 0.344, SLG: 0.427		4-0 BB	0-0 2B		0-0 FC4-6		0-0 F5			0-3 K		0-0 FC3-6		0-0 FC4 1B	6	1	1	0	1	1	5
Andre Dawson, R (1, 8) OBP: 0.336, SLG: 0.498		0-0 F7	0-0 4-3			0-0 5-3 1B		0-0 S 1B		0-0 2B 2B		0-3 K		4-0 1B IBB	6	0	3	1	1	1	3
Larry Parrish, R (1, 5) Wayne Garrett, L (8, PH) OBP: 0.313, SLG: 0.387 OBP: 0.367, SLG: 0.353			4-0 1B BB		0-0 1-3		0-0 P5		0-3 K		0-0 L5			0-0 SH3 1B	2	1	0	0	1	0	1
Sam Mejias, R (10, PH) Pepe Frias, R (11, 5) OBP: 0.317, SLG: 0.590 OBP: 0.194, SLG: 0.226			0-0 1B BB		0-0 1-3		0-0 K		1-2 K					1-2 2-H 1B	1	0	0	0	0	0	1
Jackie Brown, R (1, 1) Don Stanhouse, R (6, 1) Del Unser, L (9, PH) OBP: 0.143, SLG: 0.118 OBP: 0.257, SLG: 0.324 OBP: 0.337, SLG: 0.459			0-0 SH5-4 FC 1B		0-3 K		0-0 5-3		4-0 L5-4 SH3-4 BB		0-0 P3		0-0 SH3		2	1	1	0	0	1	0
			1-3 1B			1-2 K						1-2 1B			1	0	0	0	0	0	1
															1	0	0	0	1	0	0

Inning Stats	R: 0	H: 1	E: 0	K: 0	S: 3	R: 0	H: 0	E: 0	K: 1	S: 5	R: 5	H: 4	E: 0	K: 0	S: 8	R: 0	H: 0	E: 0	K: 1	S: 5	R: 0	H: 2	E: 0	K: 1	S: 7	R: 0	H: 1	E: 0	K: 0	S: 4	R: 0	H: 0	E: 0	K: 2	S: 8	R: 0	H: 1	E: 0	K: 0	S: 3	R: 0	H: 0	E: 0	K: 0	S: 3	R: 1	H: 2	E: 0	K: 1	S: 7	R: 0	H: 1	E: 0	K: 0	S: 4	R: 0	H: 2	E: 0	K: 1	S: 6	R: 0	H: 1	E: 0	K: 1	S: 6	R: 1	H: 1	E: 0	K: 1	S: 5	R: 1	H: 1	E: 0	K: 1	S: 5	1B: 12	SF: 0	2B: 4	SAC: 3	3B: 0	DP: 1	HR: 1	HBP: 0	WP: 0	PA: 62
PITCHER	IP	WLS	BF	H	R	ER	SO	BB	IBB	HBP	BLK	WP	HR	S	P	ERA	WHIP													PITCHER	IP	WLS	BF	H	R	ER	SO	BB	IBB	HBP	BLK	WP	HR	S	P	ERA	WHIP																																						
Pete Falcone, L (1, 1) ERA: 5.23	2.2		15	5	5	5	1	2	0	0	0	0	0	13	23	16.88	2.625													Al Hrabosky, L (10, 1) ERA: 4.58	1.2		7	2	0	0	1	0	0	0	0	0	9	9	0.00	1.200																																							
Clay Carroll, R (3, 1) ERA: 2.1	2.1		9	2	0	0	2	0	0	0	0	0	0	13	13	0.00	0.857													Tom Underwood, L (12, 1) ERA: 5.4	2.2	L	14	4	1	0	3	1	2	0	0	0	0	17	29	0.00	1.875																																						
John Urea, R (6, 1) ERA: 3.61	2.0		7	1	0	0	0	0	0	0	0	0	0	7	7	0.00	0.500																																																																				
Rawly Eastwick, R (8, 1) ERA: 2.86	2.0		8	1	0	0	2	2	0	0	0	0	0	10	18	0.00	1.500																																																																				
Butch Metzger, R (10, 1) ERA: 4.05	0.1		2	1	1	1	0	0	0	0	0	0	0	2	2	27.00	3.000																																																																				


BOTTOM

St. Louis Cardinals @ Montreal Expos
Olympic Stadium, Montreal, QB

Fri Jul 15 1977, 7:05 PM EDT
Att. 16,146 - Unknown

livebaseballscorecards.com

AB 52
R 7
H 16
RBI 7
BB 7
SO 9
LOB 26



Batter	1	2	3	4	5	6	7	8	9	AB R H RBI BB SO LOB	TOP									
Lou Brock, L (1, 7) OBP: 0.317, SLG: 0.382	0-3 K			0-0 4-3		0-0 F7			0-0 2B	4 0 1 0 0 1 0	St. Louis Cardinals @ Montreal Expos Olympic Stadium, Montreal, QB Sat Jul 16 1977, 7:05 PM EDT Att: 30,102 - Unknown livebaseballscorecards.com									
Jerry Mumphrey, S (1, 9) OBP: 0.394, SLG: 0.456	0-0 4-3			0-0 1-3			0-0 4-3	4-0 BB	3 0 0 0 1 0 0											
Keith Hernandez, L (1, 3) OBP: 0.404, SLG: 0.466	0-3 K			0-0 1B			0-0 4-3	0-0 P4	4 0 1 0 0 1 2											
Ted Simmons, S (1, 2) OBP: 0.416, SLG: 0.534		0-0 3-1		0-0 F7			0-0 6-3	0-0 F8	4 0 0 0 0 0 3											
Tony Scott, S (1, 8) OBP: 0.380, SLG: 0.424		0-3 K			0-0 5-3			0-3 K	3 0 0 0 0 2 0											
Ken Reitz, R (1, 5) OBP: 0.324, SLG: 0.464		0-3 K			0-0 F9			0-0 1B	3 0 1 0 0 1 0											
Mike Phillips, L (1, 4) OBP: 0.227, SLG: 0.250			0-0 G3		0-0 P6			0-0 F9	3 0 0 0 0 0 1											
Don Kessinger, S (1, 6) OBP: 0.317, SLG: 0.271			0-0 L6		0-0 F8			0-0 F8	3 0 0 0 0 0 1											
Larry Dierker, R (1, 1) John Urrea, R (1, 1) Dane Iorg, L (6, PH) Butch Metzger, R (6, 1) Garry Templeton, S (9, PH) OBP: 0.321, SLG: 0.412			0-3 K		0-0 F7			0-0 4-3	0 0 0 0 0 0 0 1 0 0 0 0 1 0 1 0 0 0 0 0 0 0 0 0 0 0 0 0 1 0 0 0 0 0 0											
Inning Stats	R: 0 E: 0 K: 2 S: 7	H: 0 LOB: 0 BB: 0 P: 7	R: 0 E: 0 K: 2 S: 7	H: 0 LOB: 0 BB: 0 P: 7	R: 0 E: 0 K: 1 S: 5	H: 0 LOB: 0 BB: 0 P: 5	R: 0 E: 0 K: 0 S: 4	H: 1 LOB: 1 BB: 0 P: 4	R: 0 E: 0 K: 0 S: 3	H: 0 LOB: 0 BB: 0 P: 3	R: 0 E: 0 K: 0 S: 3	H: 0 LOB: 0 BB: 0 P: 3	R: 0 E: 0 K: 0 S: 6	H: 1 LOB: 1 BB: 0 P: 6	R: 0 E: 0 K: 0 S: 4	H: 1 LOB: 2 BB: 1 P: 8	1B: 2 2B: 1 3B: 0 HR: 0	SF: 0 SAC: 0 DP: 0 HBP: 0	WP: 0 PB: 0 SB: 0 CS: 0	PA: 31
PITCHER Stan Bahnsen, R (1, 1) ERA: 5.16	IP: 9.0 WLS: W BF: 31 H: 3 R: 0 ER: 0 SO: 6 BB: 1 IBB: 0 HBP: 0 BLK: 0 WP: 0 HR: 0 S: 42 P: 46 ERA: 0.00 WHIP: 0.444											PITCHER	IP: WLS: BF: H: R: ER: SO: BB: IBB: HBP: BLK: WP: HR: S: P: ERA: WHIP:							



Batter	1	2	3	4	5	6	7	8	9	AB	R	H	RBI	BB	SO	LOB
Dave Cash, R OBP: 0.339, SLG: 0.351 (1, 4) X	0-0 2-3 ① X	0-0 6-3 ②			X 0-0 4-3 ①			X 0-0 6-3 ①		4	0	0	0	0	0	0
Chris Speier, R OBP: 0.331, SLG: 0.332 (1, 6) X	0-0 HR	0-3 K ③			X 0-0 F8 ②			X 0-0 F8 ②		4	1	1	1	0	1	0
Ellis Valentine, R OBP: 0.358, SLG: 0.550 (1, 9) X	0-0 5-3 ②		X 0-0 4-3 ①		X 0-0 F8 ③			X 0-0 6-3 ③		4	0	0	0	0	0	0
Tony Perez, R OBP: 0.326, SLG: 0.422 (1, 3) B B B B	4-0 1B BB		S S 0-3 K ②		X 0-0 F8 ①					2	1	0	0	1	1	0
Gary Carter, R OBP: 0.350, SLG: 0.505 (1, 2) B B B B	4-0 1B 1-2 BB		S S 0-3 K ③		X 0-0 L3 ③					2	1	0	0	1	2	0
Warren Cromartie, L OBP: 0.344, SLG: 0.426 (1, 7) X	0-0 1B 1-3 2-H 1B		X 0-0 F7 ①		X 0-0 F9 ②			X 0-0 F7 ①		3	0	1	1	0	0	0
Andre Dawson, R OBP: 0.336, SLG: 0.496 (1, 8) X	0-0 1B 1-3 3-H 1B		X 0-0 F9 ②		X 0-0 L3 ③			X 0-0 F7 ①		3	0	1	1	0	0	0
Wayne Garrett, L OBP: 0.366, SLG: 0.362 (1, 5) X	0-0 G3		X 0-0 2B		X 0-0 F7 ①			X 0-3 K ②		3	0	1	0	0	1	2
Stan Bahnsen, R OBP: 0.111, SLG: 0.118 (1, 1)		S S 0-3 K ①		X 0-0 5-3 ③				X 0-0 F8 ③		3	0	0	0	0	1	1

Inning Stats	R: 3	H: 3	LOB: 2	K: 0	S: 6	P: 14	R: 0	H: 0	LOB: 0	K: 2	S: 7	R: 0	H: 0	LOB: 0	K: 2	S: 7	R: 0	H: 1	LOB: 1	K: 0	S: 4	R: 0	H: 0	LOB: 0	K: 0	S: 3	R: 0	H: 0	LOB: 0	K: 1	S: 5	R: 0	H: 0	LOB: 0	K: 0	S: 3	R: 0	H: 0	LOB: 0	K: 0	S: 5	R: 0	H: 0	LOB: 0	K: 0	S: 3
PITCHER	IP	WLS	BF	H	R	ER	SO	BB	IBB	HBP	BLK	WP	HR	S	P	ERA	WHIP																													
Larry Dierker, R ERA: 4.7 (1, 1)	0.2	L	7	3	3	3	0	2	0	0	0	0	1	5	13	40.50	7.500																													
John Urrea, R ERA: 3.34 (1, 1)	4.1		14	1	0	0	4	0	0	0	0	0	0	22	22	0.00	0.231																													
Butch Metzger, R ERA: 3.88 (6, 1)	3.0		9	0	0	0	2	0	0	0	0	0	0	13	13	0.00	0.000																													


BOTTOM

St. Louis Cardinals @ Montreal Expos
Olympic Stadium, Montreal, QB

Sat Jul 16 1977, 7:05 PM EDT
Att. 30,102 - Unknown

livebaseballscorecards.com

AB	28
R	3
H	4
RBI	3
BB	2
SO	6
LOB	3



WP: 0	PA: 30
PB: 0	SB: 0
CS: 0	

BOTTOM

St. Louis Cardinals @ Montreal Expos
Olympic Stadium, Montreal, QB

Sun Jul 17 1977, 7:05 PM EDT
Att. 30,521 - Unknown

livebaseballscorecards.com

AB	35
R	8
H	12
RBI	8
BB	4
SO	8
LOB	11



WP:	0	PA:	41
PB:	0		
SB:	1		
CS:	0		

AB R H RBI BB SO LOB

5	1	4	0	0	0	1
5	1	1	2	0	1	4
4	0	0	0	1	2	1
3	0	0	1	2	1	0
0	0	0	0	0	0	0
4	0	0	1	0	0	3
4	2	2	1	0	0	1
4	2	2	1	0	2	0
2	1	1	2	1	0	0
0	0	0	0	0	0	0
0	0	0	0	0	0	0
1	0	0	0	0	1	1
0	0	0	0	0	0	0
1	0	0	0	0	0	0
0	0	0	0	0	0	0
0	0	0	0	0	0	0
0	0	0	0	0	0	0
0	0	0	0	0	0	0
1	1	1	0	0	0	0

Batter	1	2	3	4	5	6	7	8	9
Dave Cash, R OBP: 0.345, SLG: 0.360 (1, 4)	0-0 1B	0-0 1B		0-0 2B			0-0 G5-4-3		0-0 2B 1B
Chris Speier, R OBP: 0.329, SLG: 0.333 (1, 6)	0-3 K	0-0 1-3		0-0 F9			0-0 L1		0-0 BB SF8 2B
Ellis Valentine, R OBP: 0.355, SLG: 0.543 (1, 9)	0-0 F3		0-3 K		0-0 F8			0-3 K	4-0 BB IBB
Tony Perez, R OBP: 0.328, SLG: 0.418 (1, 3)	4-0 BB		0-3 K		0-0 F5			0-0 E6	4-0 BB
Pepe Frias, R OBP: 0.194, SLG: 0.226 (9, PR)									1-2 2-3 3-H BB
Gary Carter, R OBP: 0.344, SLG: 0.498 (1, 2)	0-0 F9		0-0 5-3		0-0 P6			0-0 F8	0-0 SF8
Warren Cromartie, L OBP: 0.346, SLG: 0.435 (1, 7)		0-0 HR		0-0 3B 1B		0-0 F8		0-0 F7	
Andre Dawson, R OBP: 0.338, SLG: 0.511 (1, 8)		0-3 K		0-0 SF7 3B		0-3 K			0-0 1B 3B
Wayne Garrett, L OBP: 0.370, SLG: 0.364 (1, 5)		4-0 1B BB		0-0 SF7		0-0 L4			0-0 1B 1B 2B 1B
Wayne Twitchell, R OBP: 0.288, SLG: 0.348 (1, 1)		0-3 K		0-3 K			0-0 G5-4-3 1B		0-0 1B 1B

Inning Stats	R: 0 E: 0 K: 1 S: 6	H: 1 LOB: 2 BB: 1 P: 10	R: 1 E: 0 K: 2 S: 9	H: 2 LOB: 2 BB: 1 P: 13	R: 0 E: 0 K: 2 S: 7	H: 0 LOB: 0 BB: 0 P: 7	R: 2 E: 0 K: 1 S: 8	H: 3 LOB: 1 BB: 1 P: 8	R: 0 E: 0 K: 0 S: 3	H: 0 LOB: 0 BB: 0 P: 3	R: 0 E: 0 K: 1 S: 5	H: 0 LOB: 0 BB: 0 P: 5	R: 0 E: 0 K: 0 S: 3	H: 1 LOB: 0 BB: 0 P: 3	R: 0 E: 1 K: 1 S: 6	H: 0 LOB: 1 BB: 0 P: 6	R: 5 E: 0 K: 0 S: 6	H: 5 LOB: 2 BB: 2 P: 14	1B: 7 2B: 2 3B: 2 HR: 1	SF: 2 SAC: 0 DP: 1 HBP: 0
--------------	------------------------------	----------------------------------	------------------------------	----------------------------------	------------------------------	---------------------------------	------------------------------	---------------------------------	------------------------------	---------------------------------	------------------------------	---------------------------------	------------------------------	---------------------------------	------------------------------	---------------------------------	------------------------------	----------------------------------	----------------------------------	------------------------------------

PITCHER	IP	WLS	BF	H	R	ER	SO	BB	IBB	HBP	BLK	WP	HR	S	P	ERA	WHIP
Eric Rasmussen, R ERA: 3.87 (1, 1)	8.0		36	10	6	6	8	2	0	0	0	0	1	50	58	6.75	1.500
Rawly Eastwick, R ERA: 3.14 (9, 1)	0.0	L	3	2	0	0	0	0	1	0	0	0	0	2	6	∞	∞
Clay Carroll, R ERA: 2.09 (9, 1)	0.1		2	0	2	2	0	1	0	0	0	0	0	1	5	54.00	3.000

Batter	1	2	3	4	5	6	7	8	9	AB R H RBI BB SO LOB	TOP
Terry Puhl, L (1, 7) x OBP: 0.231, SLG: 0.208	0-0 4-3 ①		4-0 BB S BB		4-0 BB			0-0 F8 ①		2 0 0 0 2 0 0	
Enos Cabell, R (1, 5) x OBP: 0.313, SLG: 0.421	0-0 F7 ②		0-0 5-3 ③		0-0 4-3 ③			0-0 FC4-6 1B		4 0 1 0 0 0 2	
Cesar Cedeno, R (1, 8) x OBP: 0.318, SLG: 0.295	0-0 F8 ③			0-0 L4 ①		0-0 F7 ①		0-0 FC4-6 S 1-2f ②		4 0 0 0 0 0 1	
Bob Watson, R (1, 3) OBP: 0.345, SLG: 0.476		0-3 K ①		0-0 5-3 ②		0-0 4-3 ②		0-0 4-3 ③		4 0 0 0 0 1 1	
Jose Cruz, L (1, 9) OBP: 0.366, SLG: 0.487		4-0 5-3 BB ①		0-0 2B		0-0 1B		0-0 4-3 ①		3 0 2 0 1 0 0	
Joe Ferguson, R (1, 2) OBP: 0.379, SLG: 0.455		0-0 5-3 ②		4-0 BB ③		0-0 6-3 ③		4-0 G4-6-3 BB ③		2 0 0 0 2 0 2	
Julio Gonzalez, R (1, 4) OBP: 0.299, SLG: 0.341		0-0 G3 ③		0-0 1-3 ③			0-0 4-3 ①	0-0 G4-6-3 ② ③		4 0 0 0 0 0 4	
Roger Metzger, S (1, 6) OBP: 0.248, SLG: 0.269			0-0 F7 ①		0-0 4-3 ①		0-0 6-3 ②			3 0 0 0 0 0 0	
J.R. Richard, R (1, 1) OBP: 0.208, SLG: 0.327			0-0 F8 ②		0-3 K ②		0-0 4-3 ③			2 0 0 0 0 1 0	
Art Gardner, L (7, PH) OBP: 0.179, SLG: 0.148										1 0 0 0 0 0 0	
Joe Sambito, L (7, 1) OBP: 0.143, SLG: 0.143										0 0 0 0 0 0 0	
Inning Stats	R: 0 H: 0 E: 0 K: 0 S: 3 LOB: 0 BB: 0 P: 3	R: 0 H: 0 E: 0 K: 1 S: 5 LOB: 1 BB: 1 P: 9	R: 0 H: 0 E: 0 K: 0 S: 3 LOB: 1 BB: 1 P: 7	R: 0 H: 1 E: 0 K: 0 S: 4 LOB: 2 BB: 1 P: 8	R: 0 H: 0 E: 0 K: 1 S: 5 LOB: 1 BB: 1 P: 9	R: 0 H: 1 E: 0 K: 0 S: 4 LOB: 1 BB: 0 P: 4	R: 0 H: 0 E: 0 K: 0 S: 3 LOB: 0 BB: 0 P: 3	R: 0 H: 1 E: 0 K: 0 S: 4 LOB: 1 BB: 0 P: 4	R: 0 H: 0 E: 0 K: 0 S: 2 LOB: 0 BB: 1 P: 6	1B: 2 SF: 0 2B: 1 SAC: 0 3B: 0 DP: 1 HR: 0 HBP: 0	WP: 0 PA: 34 PB: 0 SB: 2 CS: 0
PITCHER Bob Forsch, R (1, 1) ERA: 3.76	IP WLS BF H R ER SO BB IBB HBP BLK WP HR S P ERA WHIP										
	9.0 W 34 3 0 0 2 5 0 0 0 0 0 0 33 53 0.00 0.889										

Houston Astros @ St. Louis Cardinals
 Busch Stadium, St. Louis, MO
 Thu Jul 21 1977, 7:05 PM CDT
 Att. 15,743 - Unknown

livebaseballscorecards.com

AB 29
 R 0
 H 3
 RBI 0
 BB 5
 SO 2
 LOB 10



Batter	1	2	3	4	5	6	7	8	9	AB	R	H	RBI	BB	SO	LOB
Jerry Mumphrey, S OBP: 0.396, SLG: 0.460 (1, 9)	0-3 K		0-0 4-3			0-0 3B 1B		4-0 BB		3	1	1	0	1	1	0
Garry Templeton, S OBP: 0.326, SLG: 0.430 (1, 6)	0-3 K			0-0 4-3 S 3-4-3 1B		0-0 1-H G3 3B		0-0 F9		4	2	2	1	0	1	1
Tony Scott, S OBP: 0.375, SLG: 0.419 (1, 8)	0-0 4-3			0-0 4-3 1-3		4-0 G3 BB		0-0 F8		3	0	0	0	1	0	2
Ted Simmons, S OBP: 0.413, SLG: 0.528 (1, 2)		0-0 G3		0-0 3-4-3		0-0 G3 1-2		0-0 F9		3	0	0	2	0	0	1
Lou Brock, L OBP: 0.314, SLG: 0.378 (1, 7)		0-0 4-3		0-0 4-3 3-H		0-0 L7				3	0	0	0	0	0	1
Keith Hernandez, L OBP: 0.404, SLG: 0.470 (1, 3)		0-0 HR			0-3 K			0-0 F9		3	1	1	1	0	1	0
Ken Reitz, R OBP: 0.320, SLG: 0.459 (1, 5)		0-0 4-3			0-0 5-3			0-3 K		3	0	0	0	0	1	0
Mike Tyson, R OBP: 0.304, SLG: 0.353 (1, 4)			0-3 K			0-0 F8		0-0 1-6-3		3	0	0	0	0	1	0
Bob Forsch, R OBP: 0.196, SLG: 0.224 (1, 1)			0-3 K			0-3 K		0-0 6-3		3	0	0	0	0	2	0

Inning Stats		R: 0	H: 0	R: 1	H: 1	R: 0	H: 0	R: 1	H: 1	R: 0	H: 0	R: 2	H: 2	R: 0	H: 0	R: 0	H: 0		
E: 0		LOB: 0		E: 0		LOB: 0		E: 0		LOB: 0		E: 0		LOB: 0		E: 0		LOB: 1	
K: 2		BB: 0		K: 0		BB: 0		K: 0		BB: 0		K: 1		BB: 0		K: 1		BB: 0	
S: 7		P: 7		S: 4		P: 4		S: 7		P: 7		S: 7		P: 11		S: 5		P: 5	


PITCHER		IP	WLS	BF	H	R	ER	SO	BB	IBB	HBP	BLK	WP	HR	S	P	ERA	WHIP
J.R. Richard, R ERA: 2.81 (1, 1)		6.0	L	23	4	4	4	6	1	0	0	0	0	1	34	38	6.00	0.833
Joe Sambito, L ERA: 2.14 (7, 1)		2.0		7	0	0	0	1	1	0	0	0	0	0	8	12	0.00	0.500

BOTTOM

Houston Astros @ St. Louis Cardinals
 Busch Stadium, St. Louis, MO
 Thu Jul 21 1977, 7:05 PM CDT
 Att. 15,743 - Unknown

livebaseballscorecards.com

AB	28
R	4
H	4
RBI	4
BB	2
SO	7
LOB	5



1B: 2	SF: 0	WP: 0	PA: 30
2B: 0	SAC: 0	PB: 0	
3B: 1	DP: 0	SB: 2	
HR: 1	HBP: 0	CS: 0	

Batter	1	2	3	4	5	6	7	8	9	AB	R	H	RBI	BB	SO	LOB
--------	---	---	---	---	---	---	---	---	---	----	---	---	-----	----	----	-----

Jerry Mumphrey, S (1, 9) <small>OBP: 0.396, SLG: 0.459</small>	0-0 6-3		0-0 F8 FC6-5 1-2 1B		0-0 E1 1B 1B		0-0 P4		0-0 6-3	5	1	2	0	0	0	0
Garry Templeton, S (1, 6) <small>OBP: 0.325, SLG: 0.428</small>	0-3 K		0-0 FC6-5 1-2 2-3f		0-0 1B 1B		0-0 G3			4	0	1	1	0	1	2
Tony Scott, S (1, 8) <small>OBP: 0.377, SLG: 0.418</small>	0-0 L9		0-0 F8 2-3		0-0 1B 1B		4-0 BB			3	0	1	1	1	0	2
Ted Simmons, S (1, 2) <small>OBP: 0.411, SLG: 0.525</small>		0-0 FC1-6 1B	0-0 F7		0-0 F8 1-2		0-0 4-3			4	0	1	0	0	0	4
Lou Brock, L (1, 7) <small>OBP: 0.310, SLG: 0.373</small> Hector Cruz, R (9, 7) <small>OBP: 0.355, SLG: 0.371</small>		0-0 FC1-6 1-2f		0-0 4-3	0-0 L7			0-3 K		4	0	0	0	0	1	2
Keith Hernandez, L (1, 3) <small>OBP: 0.402, SLG: 0.466</small>		4-0 BB	0-3 K		0-0 4-3			0-0 4-3		3	0	0	0	1	1	0
Ken Reitz, R (1, 5) <small>OBP: 0.319, SLG: 0.456</small>		0-0 F9		0-0 1B		0-0 5-3		0-0 F8		4	0	1	0	0	0	2
Mike Tyson, R (1, 4) <small>OBP: 0.304, SLG: 0.353</small> Dave Rader, L (9, PH) <small>OBP: 0.338, SLG: 0.441</small>		0-0 4-3		0-0 F3		0-0 1B			0-0 G3	3	0	1	0	0	0	3
Tom Underwood, R (1, 1) <small>OBP: 0.278, SLG: 0.143</small> Rawly Eastwick, R (8, 1) <small>OBP: 0.300, SLG: 0.222</small> Clay Carroll, R (8, 1) <small>OBP: 0.100, SLG: 0.100</small> Dane Iorg, L (9, PH) <small>OBP: 0.231, SLG: 0.237</small>			0-0 FC6-5 1B 1B		0-0 E1 1B 1B		0-3 K		0-0 6-3	1	0	0	0	0	0	0

Inning Stats	R: 0	H: 0	E: 0	K: 1	S: 5	R: 0	H: 1	E: 0	K: 0	S: 4	R: 0	H: 2	E: 0	K: 0	S: 5	R: 0	H: 1	E: 0	K: 1	S: 6	R: 2	H: 4	E: 1	K: 0	S: 6	R: 0	H: 1	E: 0	K: 1	S: 6	R: 0	H: 0	E: 0	K: 0	S: 3	R: 0	H: 0	E: 0	K: 1	S: 5	R: 0	H: 0	E: 0	K: 0	S: 3	1B: 9	2B: 0	3B: 0	HR: 0	SF: 0	SAC: 0	DP: 0	HBP: 0	WP: 0	PB: 0	SB: 2	CS: 0	PA: 37
--------------	------	------	------	------	------	------	------	------	------	------	------	------	------	------	------	------	------	------	------	------	------	------	------	------	------	------	------	------	------	------	------	------	------	------	------	------	------	------	------	------	------	------	------	------	------	-------	-------	-------	-------	-------	--------	-------	--------	-------	-------	-------	-------	--------

PITCHER	IP	WLS	BF	H	R	ER	SO	BB	IBB	HBP	BLK	WP	HR	S	P	ERA	WHIP
Mark Lemongello, R (1, 1) <small>ERA: 3.99</small>	9.0	W	37	9	2	2	4	2	0	0	0	0	0	43	51	2.00	1.222

BOTTOM

Houston Astros @ St. Louis Cardinals
 Busch Stadium, St. Louis, MO
 Fri Jul 22 1977, 7:05 PM CDT
 Att. 20,744 - Unknown

livebaseballscorecards.com

AB	35
R	2
H	9
RBI	2
BB	2
SO	4
LOB	16



Batter	1	2	3	4	5	6	7	8	9	10	11	AB R H RBI BB SO LOB	TOP				
Terry Puhl, L (1, 7) OBP: 0.286, SLG: 0.200	4-0 BB		X 0-0 L8			X 0-0 G6-4-3 1B	X 0-0 6-3			BBB 4-0 SH1-4 BB	SS 0-3 K	4 0 1 0 2 1 1					
Enos Cabell, R (1, 5) OBP: 0.311, SLG: 0.415	0-0 E5		X 0-0 G4-3 1B			X 0-0 G6-4-3 1-2f		X 0-0 F8		X 0-0 SH1-4 1-2		4 0 1 0 0 0 2					
Cesar Cedeno, R (1, 8) OBP: 0.318, SLG: 0.294	0-0 F7		X 0-0 G4-3 1-2f			X 0-0 1B 2B		X 0-0 F5		X 0-0 F7		5 1 1 0 0 0 4					
Bob Watson, R (1, 3) OBP: 0.355, SLG: 0.486	0-0 F8			X 0-0 FC4 1B		BBB 4-0 1B BB		X 0-0 2B		X 4-0 IBB		3 1 2 0 2 0 2					
Jose Cruz, L (1, 9) OBP: 0.366, SLG: 0.481	0-0 P4		X 0-0 FC4 CS 1-2f			X 0-0 1B 1-3 2-H		X 0-0 F7		X 0-0 F9		5 0 1 1 0 0 6					
Ed Herrmann, L (1, 2) OBP: 0.250, SLG: 0.235		X 0-0 4-3		X 0-0 F5 1-2f		X 0-0 1B 1-3 3-H		X 0-0 F8			X 0-0 E SF9 1B	5 0 2 1 0 0 1 0 1 0 0 0 0 0 0 0 0 0 0 0 0					
Art Gardner, L (11, PR) OBP: 0.179, SLG: 0.148																	
Bo McLaughlin, R (11, 1)																	
Julio Gonzalez, R (1, 4) OBP: 0.294, SLG: 0.334		X 0-0 FC4-6 1B			X 0-0 1-3	X 0-0 F5		X 0-0 4-3		X 0-0 E3 FC3-6 1-3		5 0 1 0 0 0 3					
Roger Metzger, S (1, 6) OBP: 0.254, SLG: 0.268		X 0-0 FC4-6 1-2f			0.00 0-3 K		X 0-0 F2		BBB 4-0 BB	X 0-0 FC3-6 1-2f		4 0 0 0 1 1 3					
Dan Larson, R (1, 1) OBP: 0.357, SLG: 0.308		X 0-0 1-3			0.00 0-3 K		0.00 0-3 K		X 0-0 F3	X 0-0 SF9 3-H		4 0 0 0 0 2 2 0 0 0 1 0 0 0					
Joe Ferguson, R (11, PH) OBP: 0.379, SLG: 0.456																	
Inning Stats	R: 0 H: 0 E: 1 LOB: 2 K: 0 BB: 1 S: 4 P: 8	R: 0 H: 1 E: 0 LOB: 1 K: 0 BB: 0 S: 4 P: 4	R: 0 H: 1 E: 0 LOB: 0 K: 0 BB: 0 S: 3 P: 3	R: 0 H: 1 E: 0 LOB: 0 K: 0 BB: 0 S: 3 P: 3	R: 0 H: 0 E: 0 LOB: 0 K: 2 BB: 0 S: 7 P: 7	R: 2 H: 4 E: 0 LOB: 2 K: 0 BB: 1 S: 6 P: 10	R: 0 H: 0 E: 0 LOB: 0 K: 1 BB: 0 S: 5 P: 5	R: 0 H: 1 E: 0 LOB: 1 K: 0 BB: 0 S: 4 P: 4	R: 0 H: 0 E: 0 LOB: 1 K: 0 BB: 1 S: 3 P: 7	R: 0 H: 0 E: 0 LOB: 2 K: 0 BB: 2 S: 3 P: 11	R: 1 H: 1 E: 1 LOB: 1 K: 1 BB: 0 S: 7 P: 7	1B: 7 SF: 1 2B: 2 SAC: 1 3B: 0 DP: 2 HR: 0 HBP: 0	WP: 0 PA: 46 PB: 0 SB: 0 CS: 1				
PITCHER	IP WLS BF H R ER SO BB IBB HBP BLK WP HR S P ERA WHIP																
John Urra, R (1, 1) ERA: 3.22	7.2	31	8	2	2	3	2	0	0	0	0	0	0	35	43	2.35	1.304
Al Hrabosky, L (8, 1) ERA: 4.39	2.1	10	0	0	0	0	2	1	0	0	0	0	0	7	19	0.00	0.857
Rawly Eastwick, R (11, 1) ERA: 3.19	1.0	5	1	1	0	1	0	0	0	0	0	0	0	7	7	0.00	1.000

Houston Astros @ St. Louis Cardinals
 Busch Stadium, St. Louis, MO
 Sat Jul 23 1977, 7:05 PM CDT
 Att. 29,444 - Unknown

livebaseballscorecards.com

AB	39
R	3
H	9
RBI	3
BB	5
SO	4
LOB	24



Batter	1	2	3	4	5	6	7	8	9	10	11	AB R H RBI BB SO LOB
Jerry Mumphy, S (1, 9) OBP: 0.392, SLG: 0.453	0-0 G3			0-0 4-3		0-0 F8			0-0 F7		0-0 2-H 1B	5 0 1 1 0 0 0
Garry Templeton, S (1, 6) OBP: 0.322, SLG: 0.423	0-0 4-3			0-0 5-3		0-0 4-3			0-0 4-3			4 0 0 0 0 0 0
Tony Scott, S (1, 8) OBP: 0.375, SLG: 0.415	0-0 G3			0-0 HR 1B		0-0 L7			0-0 L7			4 1 1 0 0 0 0
Ted Simmons, S (1, 2) OBP: 0.409, SLG: 0.531		0-0 G3		0-0 HR		0-0 L3			0-0 F3			4 1 1 2 0 0 0
Lou Brock, L (1, 7) OBP: 0.307, SLG: 0.369		0-0 4-3		0-0 4-3		0-0 F7			0-0 F7			3 0 0 0 0 0 0
Al Hrabosky, R (8, 1)												0 0 0 0 0 0 0
Roger Freed, R (10, PH) OBP: 0.500, SLG: 0.581												1 0 0 0 0 0 0
Rawly Eastwick, R (11, 1) OBP: 0.300, SLG: 0.222												0 0 0 0 0 0 0
Keith Hernandez, L (1, 3) OBP: 0.401, SLG: 0.466		0-3 K				0-0 4-3 2B			0-0 3-1			4 0 1 0 0 1 0
Ken Reitz, R (1, 5) OBP: 0.318, SLG: 0.457			0-0 5-3			0-0 F7			0-0 6-3			4 0 1 0 0 0 1
Mike Phillips, L (11, PR) OBP: 0.227, SLG: 0.250												0 1 0 0 0 0 0
Mike Tyson, R (1, 4) OBP: 0.301, SLG: 0.349			0-3 K			0-0 4-3			0-3 K			3 0 0 0 0 2 1
Dave Rader, L (11, PH) OBP: 0.338, SLG: 0.441						2-3						0 0 0 0 0 0 0
John Urrea, R (1, 1) OBP: 0.250, SLG: 0.100			0-0 3-1			0-0 6-3			0-0 F8			2 0 0 0 0 0 1
Hector Cruz, R (8, 7) OBP: 0.356, SLG: 0.377												2 1 1 1 0 0 0

Inning Stats	R: 0	H: 0	R: 0	H: 0	R: 0	H: 0	R: 2	H: 2	R: 0	H: 1	R: 0	H: 0	R: 0	H: 0	R: 0	H: 0	R: 0	H: 0	R: 2	H: 3	1B: 2	SF: 0	WP: 0	PA: 37
E: 0	LOB: 0	E: 0	LOB: 0	E: 0	LOB: 0	E: 0	LOB: 0	E: 0	LOB: 1	E: 0	LOB: 0	E: 0	LOB: 0	E: 0	LOB: 0	E: 0	LOB: 0	E: 0	LOB: 2	E: 0	LOB: 2	2B: 3	SAC: 1	PB: 0
K: 0	BB: 0	K: 1	BB: 0	K: 0	BB: 0	K: 0	BB: 0	K: 0	BB: 0	K: 0	BB: 0	K: 0	BB: 0	K: 1	BB: 0	K: 0	BB: 0	K: 0	BB: 0	K: 0	BB: 0	3B: 0	DP: 0	SB: 0
S: 3	P: 3	S: 5	P: 5	S: 5	P: 5	S: 5	P: 5	S: 4	P: 4	S: 3	P: 3	S: 5	P: 5	S: 3	P: 3	S: 3	P: 3	S: 3	P: 3	S: 4	P: 4	HR: 1	HBP: 0	CS: 0

PITCHER	IP	WLS	BF	H	R	ER	SO	BB	IBB	HBP	BLK	WP	HR	S	P	ERA	WHIP
Dan Larson, R (1, 1) ERA: 5.12	10.0		33	3	2	2	3	0	0	0	0	0	1	39	39	1.80	0.300
Bo McLaughlin, R (11, 1) ERA: 4.35	0.1	L	4	3	2	2	0	0	0	0	0	0	0	4	4	54.00	9.000

BOTTOM

Houston Astros @ St. Louis Cardinals
 Busch Stadium, St. Louis, MO
 Sat Jul 23 1977, 7:05 PM CDT
 Att. 29,444 - Unknown

livebaseballscores.com

AB	36
R	4
H	6
RBI	4
BB	0
SO	3
LOB	3



Batter	1	2	3	4	5	6	7	8	9	AB R H RBI BB SO LOB	TOP																			
Pete Rose, S (1, 5) OBP: 0.393, SLG: 0.451	0-0 4-3		0-0 FC3-6			0-0 F7		0-0 G3		4 0 0 0 0 0 2																				
Ken Griffey, L (1, 9) OBP: 0.381, SLG: 0.479	0-0 4-3		0-0 L8			0-0 F8		0-0 F7		4 0 0 0 0 0 2																				
Joe Morgan, L (1, 4) OBP: 0.430, SLG: 0.494	0-3 K				0-3 K		0-0 F8		0-0 1B	4 0 1 0 0 2 0																				
Dan Driessen, L (1, 3) OBP: 0.398, SLG: 0.494		0-0 G6-4-3 1B		0-0 6-3 1B			0-0 1-3		0-3 K	4 0 2 0 0 1 1																				
George Foster, R (1, 7) OBP: 0.368, SLG: 0.607		0-0 G6-4-3		0-0 6-3			0-0 6-3		0-0 F2	4 0 0 0 0 0 3																				
Johnny Bench, R (1, 2) OBP: 0.346, SLG: 0.573		0-0 6-3		0-3 K			4-0 BB			2 0 0 0 1 1 1																				
Dave Concepcion, R (1, 6) OBP: 0.340, SLG: 0.412			0-0 F8		0-0 5-3		0-3 K			3 0 0 0 0 1 1																				
Cesar Geronimo, L (1, 8) OBP: 0.334, SLG: 0.390			0-0 FC3-6 BB 1B		0-0 1-3			0-0 G3		3 0 1 0 0 0 0																				
Paul Moskau, R (1, 1) OBP: 0.364, SLG: 0.556			4-0 BB		0-0 F8			0-0 F9		1 0 0 0 1 0 0																				
Pedro Borbon, R (6, 1) OBP: 0.308, SLG: 0.385										0 0 0 0 0 0 0																				
Mike Lum, L (8, PH) OBP: 0.194, SLG: 0.224										1 0 0 0 0 0 0																				
Dale Murray, R (8, 1)			1-2 BB							0 0 0 0 0 0 0																				
Inning Stats	R: 0 E: 0 K: 1 S: 5	H: 0 LOB: 0 BB: 0 P: 5	R: 0 E: 0 K: 0 S: 3	H: 1 LOB: 0 BB: 0 P: 3	R: 0 E: 0 K: 0 S: 4	H: 1 LOB: 2 BB: 1 P: 8	R: 0 E: 0 K: 2 S: 8	H: 1 LOB: 1 BB: 0 P: 8	R: 0 E: 0 K: 0 S: 3	H: 0 LOB: 0 BB: 0 P: 3	R: 0 E: 0 K: 1 S: 5	H: 0 LOB: 1 BB: 1 P: 9	R: 0 E: 0 K: 0 S: 3	H: 0 LOB: 0 BB: 0 P: 3	R: 0 E: 0 K: 1 S: 6	H: 1 LOB: 1 BB: 0 P: 6	1B: 4 2B: 0 3B: 0 HR: 0	SF: 0 SAC: 0 DP: 1 HBP: 0	WP: 0 PB: 0 SB: 0 CS: 0	PA: 32										
PITCHER Eric Rasmussen, R (1, 1) ERA: 3.63	IP 9.0	WLS W	BF 32	H 4	R 0	ER 0	SO 5	BB 2	IBB 0	HBP 0	BLK 0	WP 0	HR 0	S 40	P 48	ERA 0.00	WHIP 0.667													
											PITCHER	IP	WLS	BF	H	R	ER	SO	BB	IBB	HBP	BLK	WP	HR	S	P	ERA	WHIP		

Cincinnati Reds @ St. Louis Cardinals
 Busch Stadium, St. Louis, MO
 Sun Jul 24 1977, 3:33 AM CDT
 Att: 45,881 - Unknown

livebaseballscorecards.com

AB	30
R	0
H	4
RBI	0
BB	2
SO	5
LOB	10



Batter	1	2	3	4	5	6	7	8	9
Lou Brock, L (1, 7) OBP: 0.308, SLG: 0.370 Hector Cruz, R (5, 7) OBP: 0.357, SLG: 0.383	0-0 1B 1B		0-0 F7			0-0 F8 1B 2B	0-0 5-3		
Garry Templeton, S (1, 6) OBP: 0.326, SLG: 0.429	0-0 1-2 1B		0-0 L4-6 2B			0-3 K2-3		0-0 PB 1B 1B	
Tony Scott, S (1, 8) OBP: 0.377, SLG: 0.414	0-0 F7		0-0 L4-6 2-3			4-0 1B BB		0-0 1-2 PB 1B	
Ted Simmons, S (1, 2) OBP: 0.407, SLG: 0.527	0-0 F7			0-0 F8		0-0 F8		0-0 1-H 2-H FC5-4 1B	
Keith Hernandez, L (1, 3) OBP: 0.402, SLG: 0.467	0-0 1-6-3			0-0 CS 1B		0-0 1-3 3-H 4-0 1B		0-0 L6	
Jerry Mumphrey, S (1, 9) OBP: 0.394, SLG: 0.451		0-0 BLK 1B		0-3 K 1-2		0-0 IBB		0-0 1-2f FC5-4 FC4-6	
Ken Reitz, R (1, 5) OBP: 0.315, SLG: 0.452		0-0 F7 1-2			0-3 K	0-0 F8		0-0 1-2f FC4-6	
Mike Tyson, R (1, 4) OBP: 0.298, SLG: 0.345		0-3 K			0-0 6-3		0-0 F8		
Eric Rasmussen, R (1, 1) OBP: 0.180, SLG: 0.229		0-3 K			0-3 K		0-0 6-3		

Inning Stats	R: 0	H: 2	E: 0	K: 5	S: 5	LOB: 2	BB: 0	P: 5
	R: 0	H: 1	E: 0	K: 2	S: 8	LOB: 1	BB: 1	P: 8
	R: 0	H: 1	E: 0	K: 1	S: 3	LOB: 0	BB: 0	P: 3
	R: 0	H: 1	E: 0	K: 1	S: 5	LOB: 1	BB: 0	P: 5
	R: 0	H: 0	E: 0	K: 2	S: 7	LOB: 0	BB: 0	P: 7
	R: 1	H: 2	E: 0	K: 1	S: 7	LOB: 3	BB: 2	P: 15
	R: 0	H: 0	E: 0	K: 0	S: 3	LOB: 0	BB: 0	P: 3
	R: 2	H: 3	E: 0	K: 0	S: 6	LOB: 1	BB: 0	P: 6

PITCHER	IP	WLS	BF	H	R	ER	SO	BB	IBB	HBP	BLK	WP	HR	S	P	ERA	WHIP
Paul Moskau, R (1, 1) ERA: 5.0	5.2	L	23	7	1	1	6	1	0	0	1	0	0	34	38	1.59	1.412
Pedro Borbon, R (6, 1) ERA: 2.99	1.1		5	0	0	0	0	0	1	0	0	0	0	4	8	0.00	0.000
Dale Murray, R (8, 1) ERA: 4.68	1.0		6	3	2	1	0	0	0	0	0	0	0	6	6	9.00	3.000

BOTTOM

AB	R	H	RBI	BB	SO	LOB
2	0	1	0	0	0	0
2	1	1	0	0	0	0
4	1	3	0	0	1	1
3	1	1	0	1	0	3
4	0	1	2	0	0	4
4	0	2	1	0	0	3
3	0	1	0	1	1	2
4	0	0	0	0	1	5
3	0	0	0	0	1	1
3	0	0	0	0	2	1

AB	32
R	3
H	10
RBI	3
BB	2
SO	6
LOB	20



WP	PA	ERA	WHIP
0	34		
1			
0			
1			

Cincinnati Reds @ St. Louis Cardinals
 Busch Stadium, St. Louis, MO
 Sun Jul 24 1977, 3:33 AM CDT
 Att. 45,881 - Unknown

livebaseballscorecards.com

Batter	1	2	3	4	5	6	7	8	9	AB R H RBI BB SO LOB	TOP														
Pete Rose, S OBP: 0.393, SLG: 0.450 (1, 5) X	0-0 6-3		0-0 5-3	0-0 E8 1-H 1B		0-0 F9		0-0 FC4-6 1B		5 0 2 0 0 0 1															
Ken Griffey, L OBP: 0.381, SLG: 0.477 (1, 9) B B B	4-0 BB BB		0-3 K	0-0 F7			0-0 G6-3 BB 1B	0-0 FC4-6 1-2f		4 0 1 0 1 1 2															
Joe Morgan, L OBP: 0.433, SLG: 0.490 (1, 4) B B B	4-0 1-2 BB		4-0 HR BB	0-0 F7			4-0 G6-3 BB 1-2	0-0 F5		2 1 0 0 3 0 1															
George Foster, R OBP: 0.368, SLG: 0.621 (1, 7) S S S (8, 8)	0-3 K		0-0 1-H HR		0-3 K		0-0 G6-3 1-2f 2-3	0-0 HR		5 2 2 3 0 2 4															
Johnny Bench, R OBP: 0.350, SLG: 0.583 (1, 2) X	0-0 F8		0-0 HR		4-0 CS BB		0-0 5-3	0-0 2B E 1B		4 2 2 1 1 0 3															
Dave Concepcion, R OBP: 0.341, SLG: 0.408 (1, 6)		0-0 L3	4-0 BB	0-0 6-3 1-2			4-0 FC3-6 BB	0-0 P4		3 0 0 0 2 0 2															
Dan Driessen, L OBP: 0.398, SLG: 0.494 (1, 3)		4-0 FC6-4 BB	0-0 F8		0-3 K		0-0 FC3-6 1-2f HR	0-0 E9 1-H 2B		4 1 1 0 1 1 2															
Cesar Geronimo, L OBP: 0.334, SLG: 0.390 (8, PH)		0-3 K		0-0 1B E 1B		0-3 K		0-0 6-3		3 1 1 0 0 2 1															
Ray Knight, R OBP: 0.364, SLG: 0.500 (8, 7)										1 0 0 0 0 1 1															
Mike Lum, L OBP: 0.190, SLG: 0.220 (9, PH)										1 0 0 0 0 0 1															
Jack Billingham, R OBP: 0.192, SLG: 0.196 (1, 1)		0-0 FC6-4	0-0 B3		4-0 BB		0-0 1-H HR			2 0 0 0 1 0 2															
Joe Hoerner, R (6, 1)										0 0 0 0 0 0 0															
Manny Sarmiento, R (7, 1)										0 0 0 0 0 0 0															
Bob Bailey, R OBP: 0.373, SLG: 0.451 (8, PH)										1 1 1 2 0 0 0															
Pedro Borbon, R OBP: 0.308, SLG: 0.385 (8, 1)										0 0 0 0 0 0 0															
Inning Stats	R: 0 E: 0 K: 1 S: 5	H: 0 LOB: 2 BB: 2 P: 13	R: 0 E: 0 K: 1 S: 5	H: 0 LOB: 1 BB: 1 P: 9	R: 3 E: 0 K: 1 S: 7	H: 2 LOB: 1 BB: 2 P: 15	R: 1 E: 1 K: 0 S: 5	H: 2 LOB: 1 BB: 0 P: 5	R: 0 E: 0 K: 1 S: 4	H: 0 LOB: 0 BB: 1 P: 8	R: 0 E: 0 K: 2 S: 7	H: 0 LOB: 1 BB: 1 P: 11	R: 0 E: 0 K: 0 S: 3	H: 1 LOB: 1 BB: 1 P: 7	R: 2 E: 0 K: 1 S: 7	H: 2 LOB: 1 BB: 1 P: 11	R: 2 E: 1 K: 0 S: 6	H: 3 LOB: 1 BB: 0 P: 6	1B: 5 2B: 1 3B: 0 HR: 4	SF: 0 SAC: 0 DP: 1 HBP: 0	WP: 0 PB: 0 SB: 0 CS: 1	PA: 44			
PITCHER	IP WLS BF H R ER SO BB IBB HBP BLK WP HR S P ERA WHIP																								
Pete Falcone, L ERA: 5.4 (1, 1)	3.1		19	4	4	4	3	5	0	0	0	0	2	20	40	10.80	2.700								
Buddy Schultz, L ERA: 1.29 (4, 1)	2.2	W	9	0	0	0	3	2	0	0	0	0	0	13	21	0.00	0.750								
Al Hrabosky, L ERA: 4.55 (7, 1)	2.0		10	3	2	2	1	2	0	0	0	0	1	10	18	9.00	2.500								
Rawly Eastwick, R ERA: 3.31 (9, 1)	0.1		3	2	2	1	0	0	0	0	0	0	1	3	3	27.00	6.000								
Butch Metzger, R ERA: 3.84 (9, 1)	0.2	S	3	1	0	0	0	0	0	0	0	0	0	3	3	0.00	1.500								

Cincinnati Reds @ St. Louis Cardinals
 Busch Stadium, St. Louis, MO
 Mon Jul 25 1977, 7:05 PM CDT
 Att: 37,022 - Unknown

livebaseballscorecards.com

AB	35
R	8
H	10
RBI	6
BB	9
SO	7
LOB	20



Batter	1	2	3	4	5	6	7	8	9	AB	R	H	RBI	BB	SO	LOB
Jerry Mumphy, S (1, 9) OBP: 0.398, SLG: 0.459	0-0 4-3 1B	0-0 6-3		0-0 G3		0-0 BLK E 1B		0-0 1B 2B		5	2	3	1	0	0	1
Garry Templeton, S (1, 6) OBP: 0.330, SLG: 0.430	0-0 4-3 1-2		4-0 S 2B BB	0-0 6-3		0-0 3-H E8 1-H 1B		0-0 2-H 1B		4	1	2	2	1	0	1
Tony Scott, S (1, 8) OBP: 0.374, SLG: 0.408	0-3 K2-3		1-0 2B HBP	0-0 5-3		0-0 4-3		0-0 F7		4	1	0	0	0	1	3
Ted Simmons, S (1, 2) OBP: 0.410, SLG: 0.541	0-3 K		0-0 1B 2B		0-0 G6-4-3 1B		0-0 HR	0-0 P6		5	1	3	3	0	1	2
Keith Hernandez, L (1, 3) OBP: 0.396, SLG: 0.460		0-3 K	0-0 F7		0-0 G6-4-3 1-2f 1B		0-0 F8	0-0 G3		5	0	0	0	0	1	3
Hector Cruz, R (1, 7) OBP: 0.360, SLG: 0.390		0-0 F8	0-0 FC3-5-2-6 2-3 1B		0-0 5-3		0-0 1B 2B			4	1	2	0	0	0	0
Ken Reitz, R (1, 5) OBP: 0.316, SLG: 0.451		1-0 HR HBP	0-0 FC3-5-2-6 1-3 3-H 1B			0-0 3-1 SH1-4 1B		0-0 2-H 1B		1	1	0	0	0	0	2
Mike Phillips, L (5, 5) OBP: 0.241, SLG: 0.264										2	1	2	1	0	0	0
Mike Tyson, R (1, 4) OBP: 0.302, SLG: 0.358		0-0 1-H HR	0-0 4-0 IBB			0-0 SH1-4 1-2		0-3 K		2	1	1	2	1	1	1
Pete Falcone, L (1, 1) OBP: 0.306, SLG: 0.324		0-0 1B	0-0 F5			0-0 3-1		0-0 6-3		2	0	1	0	0	0	3
Buddy Schultz, R (4, 1) OBP: 0.333, SLG: 0.250										0	0	0	0	0	0	0
Dane Long, L (6, PH) OBP: 0.225, SLG: 0.231										1	0	0	0	0	0	1
Al Hrabosky, R (7, 1) OBP: 0.225, SLG: 0.231										1	0	0	0	0	0	1
Rawly Eastwick, R (9, 1) OBP: 0.300, SLG: 0.222										0	0	0	0	0	0	0
Butch Metzger, R (9, 1) OBP: 0.300, SLG: 0.222										0	0	0	0	0	0	0

Inning Stats	R: 0	H: 1	E: 0	K: 2	S: 8	LOB: 1	BB: 0	P: 8	R: 2	H: 2	E: 0	K: 1	S: 7	LOB: 1	BB: 0	P: 8	R: 2	H: 2	E: 0	K: 0	S: 5	LOB: 3	BB: 2	P: 14	R: 0	H: 0	E: 0	K: 0	S: 3	LOB: 0	BB: 0	P: 3	R: 0	H: 1	E: 0	K: 0	S: 3	LOB: 0	BB: 0	P: 3	R: 2	H: 3	E: 1	K: 0	S: 6	LOB: 1	BB: 0	P: 6	R: 2	H: 3	E: 0	K: 1	S: 8	LOB: 1	BB: 0	P: 8	R: 1	H: 2	E: 0	K: 0	S: 5	LOB: 1	BB: 0	P: 5
PITCHER	IP	WLS	BF	H	R	ER	SO	BB	IBB	HBP	BLK	WP	HR	S	P	ERA	WHIP																																															
Jack Billingham, R (1, 1) ERA: 5.0	5.2	L	28	8	6	6	3	1	1	2	0	0	1	30	40	9.53	1.588																																															
Joe Hoerner, L (6, 1) ERA: 15.75	0.2		6	4	2	2	0	0	0	0	1	0	1	6	6	27.00	6.000																																															
Manny Sarmiento, R (7, 1) ERA:	0.2		2	0	0	0	1	0	0	0	0	0	0	4	4	0.00	0.000																																															
Pedro Borbon, R (8, 1) ERA: 3.07	1.0		5	2	1	1	0	0	0	0	0	0	0	5	5	9.00	2.000																																															

BOTTOM


Cincinnati Reds @ St. Louis Cardinals
 Busch Stadium, St. Louis, MO
 Mon Jul 25 1977, 7:05 PM CDT
 Att. 37,022 - Unknown

AB	36
R	9
H	14
RBI	9
BB	2
SO	4
LOB	18

livebaseballscorecards.com



WP	HR	S	P	ERA	WHIP
0	0	0	0	0	0
1	0	0	0	0	1
1	0	0	0	0	1
0	0	0	0	0	0
0	0	0	0	0	0
0	0	0	0	0	0

Batter	1	2	3	4	5	6	7	8	9	AB R H RBI BB SO LOB	TOP														
Rowland Office, L (1, 8) OBP: 0.291, SLG: 0.304 Barry Bonnell, R (7, PH) OBP: 0.381, SLG: 0.360 (7, 8)	0-0 F8		0-3 K		0-0 F5		0-0 G6-4-3		0-0 1B	3 0 0 0 0 1 1 2 0 1 0 0 0 2	<p>Atlanta Braves @ St. Louis Cardinals Busch Stadium, St. Louis, MO Tue Jul 26 1977, 7:05 PM CDT Att. 18,730 - Unknown</p> <p>livebaseballscorecards.com</p> <table> <tr><td>AB</td><td>37</td></tr> <tr><td>R</td><td>2</td></tr> <tr><td>H</td><td>9</td></tr> <tr><td>RBI</td><td>2</td></tr> <tr><td>BB</td><td>1</td></tr> <tr><td>SO</td><td>7</td></tr> <tr><td>LOB</td><td>16</td></tr> </table> 	AB	37	R	2	H	9	RBI	2	BB	1	SO	7	LOB	16
AB	37																								
R	2																								
H	9																								
RBI	2																								
BB	1																								
SO	7																								
LOB	16																								
Rod Gilbreath, R (1, 4) OBP: 0.317, SLG: 0.315	0-0 F8		0-3 K		0-0 5-3			0-3 K	0-3 K	5 0 0 0 0 3 1															
Willie Montanez, L (1, 3) OBP: 0.359, SLG: 0.520	0-0 F7			0-0 G3		0-0 HR		0-0 1B		4 1 2 1 0 0 0															
Jeff Burroughs, R (1, 9) OBP: 0.363, SLG: 0.475		0-3 K		0-0 5-3		0-0 6-3		0-0 1B		4 0 1 0 0 1 0															
Gary Matthews, R (1, 7) OBP: 0.355, SLG: 0.442		0-0 5-3		0-0 2B		0-0 4-3		0-0 E4		4 0 1 0 0 0 2															
Joe Nolan, L (1, 2) OBP: 0.436, SLG: 0.514 Vic Correll, R (8, PH) OBP: 0.328, SLG: 0.442 (8, 2)		0-0 1B		0-0 4-3			0-0 F8	0-0 P4		3 0 1 0 0 0 1 1 0 0 0 0 0 3															
Junior Moore, R (1, 5) OBP: 0.320, SLG: 0.324		0-0 E5			0-0 6-3		0-0 1B	0-0 6-3		4 1 1 0 0 0 4															
Darrel Chaney, S (1, 6) OBP: 0.265, SLG: 0.308 Tom Paciorek, R (9, PH) OBP: 0.268, SLG: 0.361		0-0 FC3-6			0-0 F8		0-0 1B		0-3 K	3 0 1 0 0 0 2 1 0 0 0 0 1 0															
Dick Ruthven, R (1, 1) OBP: 0.238, SLG: 0.250 Brian Asselstine, L (7, PH) OBP: 0.258, SLG: 0.311 Dave Campbell, R (7, 1) Don Collins, R (8, 1) Cito Gaston, R (9, PH) OBP: 0.262, SLG: 0.368			0-3 K		4-0 BB		0-0 G6-4-3		0-0 G1	1 0 0 0 0 1 1 0 1 0 1 1 0 0 0 0 0 0 0 0 0 0 0 0 0 0 0 0 0 1 0 0 0 0 0 0															
Inning Stats	R: 0 H: 0 E: 0 LOB: 0 K: 0 BB: 0 S: 3 P: 3	R: 0 H: 1 E: 1 LOB: 2 K: 1 BB: 0 S: 7 P: 7	R: 0 H: 0 E: 0 LOB: 0 K: 3 BB: 0 S: 9 P: 9	R: 0 H: 1 E: 0 LOB: 1 K: 0 BB: 0 S: 4 P: 4	R: 0 H: 0 E: 0 LOB: 1 K: 0 BB: 1 S: 3 P: 7	R: 1 H: 1 E: 0 LOB: 0 K: 0 BB: 0 S: 4 P: 4	R: 1 H: 3 E: 0 LOB: 1 K: 0 BB: 0 S: 5 P: 5	R: 0 H: 2 E: 1 LOB: 3 K: 1 BB: 0 S: 8 P: 8	R: 0 H: 1 E: 0 LOB: 1 K: 2 BB: 0 S: 8 P: 8	1B: 6 SF: 0 2B: 2 SAC: 0 3B: 0 DP: 1 HR: 1 HBP: 0	WP: 0 PA: 38 PB: 0 SB: 0 CS: 0														
PITCHER	IP WLS BF H R ER SO BB IBB HBP BLK WP HR S P ERA WHIP																								
Bob Forsch, R (1, 1) ERA: 3.63	5.0 W 19 2 0 0 4 1 0 0 0 0 0 0 26 30 0.00 0.600																								
Clay Carroll, R (6, 1) ERA: 2.51	1.1 8 4 2 2 0 0 0 0 0 0 0 1 8 8 13.50 3.000																								
Buddy Schultz, L (7, 1) ERA: 1.21	2.2 S 11 3 0 0 3 0 0 0 0 0 0 0 17 17 0.00 1.125																								

Batter	1	2	3	4	5	6	7	8	9
Lou Brock, L OBP: 0.307, SLG: 0.368 (1, 7)	0-0 1B S		0-0 G3		0-0 F8			0-0 1-3	
Garry Templeton, S OBP: 0.329, SLG: 0.428 (1, 6)	0-3 K 1-2		0-0 6-3		0-0 6-3			0-0 1B S	
Jerry Mumphrey, S OBP: 0.392, SLG: 0.451 (1, 8)	0-0 5-3		0-3 K			0-3 K		0-0 5-3 1-2	
Ted Simmons, S OBP: 0.409, SLG: 0.539 (1, 2)	0-0 IHR WP 1B 2-H		0-3 K			0-0 F7			
Keith Hernandez, L OBP: 0.396, SLG: 0.467 (1, 3)	0-0 IHR 1-H		0-0 L4			0-0 G3			
Hector Cruz, R OBP: 0.359, SLG: 0.386 (1, 9)	0-0 P4		4-0 2B BB			0-0 P6			
Mike Phillips, L OBP: 0.243, SLG: 0.275 (1, 5)		0-0 4-3	0-0 2B 1-H			0-0 F8			
Mike Tyson, R OBP: 0.299, SLG: 0.354 (1, 4)		0-0 P4	0-0 4-3			0-0 1-3			
Bob Forsch, R OBP: 0.192, SLG: 0.220 (1, 1)		0-0 3-1			0-0 6-3			0-0 F3	
Mike Anderson, R OBP: 0.282, SLG: 0.372 (5, PH)									
Clay Carroll, R OBP: 0.100, SLG: 0.100 (6, 1)									
Buddy Schultz, R OBP: 0.300, SLG: 0.222 (7, 1)									

Inning Stats	R: 3	H: 3	E: 0	K: 1	S: 8	LOB: 0	BB: 0	P: 8
	R: 0	H: 0	E: 0	K: 0	S: 3	LOB: 0	BB: 0	P: 3
	R: 0	H: 0	E: 0	K: 1	S: 5	LOB: 0	BB: 0	P: 5
	R: 1	H: 1	E: 0	K: 1	S: 6	LOB: 1	BB: 1	P: 10
	R: 0	H: 0	E: 0	K: 0	S: 3	LOB: 0	BB: 0	P: 3
	R: 0	H: 0	E: 0	K: 1	S: 5	LOB: 0	BB: 0	P: 5
	R: 0	H: 0	E: 0	K: 0	S: 3	LOB: 0	BB: 0	P: 3
	R: 0	H: 1	E: 0	K: 0	S: 4	LOB: 1	BB: 0	P: 4

PITCHER	IP	WLS	BF	H	R	ER	SO	BB	IBB	HBP	BLK	WP	HR	S	P	ERA	WHIP
Dick Ruthven, R ERA: 3.74 (1, 1)	6.0	L	23	4	4	4	4	1	0	0	0	1	0	30	34	6.00	0.833
Dave Campbell, R ERA: 3.92 (7, 1)	1.1		4	0	0	0	0	0	0	0	0	0	0	4	4	0.00	0.000
Don Collins, L ERA: 5.44 (8, 1)	0.2		3	1	0	0	0	0	0	0	0	0	0	3	3	0.00	1.500

BOTTOM

Atlanta Braves @ St. Louis Cardinals
 Busch Stadium, St. Louis, MO
 Tue Jul 26 1977, 7:05 PM CDT
 Att. 18,730 - Unknown

AB	R	H	RBI	BB	SO	LOB
4	1	1	0	0	0	0
4	0	1	0	0	1	1
4	0	0	0	0	2	2
3	1	1	1	0	1	0
3	1	1	2	0	0	0
2	1	0	0	1	0	0
3	0	1	1	0	0	0
3	0	0	0	0	0	1
1	0	0	0	0	0	0
1	0	0	0	0	0	0
0	0	0	0	0	0	0
1	0	0	0	0	0	0

1B: 3	SF: 0	WP: 1	PA: 30
2B: 1	SAC: 0	PB: 0	
3B: 0	DP: 0	SB: 2	
HR: 1	HBP: 0	CS: 0	

livebaseballscorecards.com

AB 29
R 4
H 5
RBI 4
BB 1
SO 4
LOB 4




Batter	1	2	3	4	5	6	7	8	9	AB R H RBI BB SO LOB	TOP																
Barry Bonnell, R (1, 8) OBP: 0.372, SLG: 0.350	0-0 4-3		0-0 P4			0-0 4-3	0-0 FC6-4 BB		0-0 P4	5 0 0 1 0 0 2	<p>Atlanta Braves @ St. Louis Cardinals</p> <p>Busch Stadium, St. Louis, MO</p> <p>Wed Jul 27 1977, 7:05 PM CDT</p> <p>Att. 15,248 - Unknown</p>																
Jerry Royster, R (1, 6) OBP: 0.283, SLG: 0.257	0-0 L3			0-0 E7 G3 SF9		0-0 E S 1B	4-0 FC4-6 BB			3 1 1 0 1 0 0																	
Willie Montanez, L (1, 3) OBP: 0.358, SLG: 0.515	4-0 BB			0-0 G3		0-3 K	0-0 FC4-6			3 0 0 0 1 1 5																	
Jeff Burroughs, R (1, 9) OBP: 0.362, SLG: 0.474	0-3 K			0-0 SF9		0-3 K		0-0 1B		3 0 1 1 0 2 2																	
Gary Matthews, R (1, 7) OBP: 0.354, SLG: 0.438		0-0 4-3		0-0 1-3			4-0 SH2-4 BB 1B	0-0 F8		3 1 0 0 1 0 1																	
Vic Correll, R (1, 2) OBP: 0.343, SLG: 0.447		4-0 BB			4-0 BB		0-0 BB SH2-4 FC6-4 1B	0-0 P4		1 1 1 0 2 0 0																	
Joe Nolan, L (8, PH) OBP: 0.425, SLG: 0.500										1 0 0 0 0 0 1																	
Junior Moore, R (1, 5) OBP: 0.317, SLG: 0.321		0-3 K			0-0 G4-6-3		0-0 SH2-4	0-0 F7		3 0 0 0 0 1 3																	
Rod Gilbreath, R (1, 4) OBP: 0.321, SLG: 0.314		0-0 CS	0-0 L5		4-0 FC4-6 BB		4-0 FC6-4 BB IBB			1 0 0 0 2 0 0																	
Rowland Office, L (9, PH) OBP: 0.290, SLG: 0.303			0-0 4-3		0-0 FC4-6			0-0 F8		1 0 0 0 0 1 0																	
Eddie Solomon, R (1, 1) OBP: 0.200, SLG: 0.200					0-0 FC4-6		4-0 FC6-4 BB			2 0 0 0 0 0 1																	
Cito Gaston, R (7, PH) OBP: 0.274, SLG: 0.368										0 0 0 1 1 0 0																	
Rick Camp, R (7, 1)										0 0 0 0 0 0 0																	
Don Collins, R (7, 1)										0 0 0 0 0 0 0																	
Dave Campbell, R (8, 1)										0 0 0 0 0 0 0																	
Brian Asselstine, L (9, PH) OBP: 0.294, SLG: 0.306										1 0 0 0 0 0 0																	
Inning Stats	R: 0 E: 0 K: 1 S: 5	H: 0 LOB: 1 BB: 1 P: 9	R: 0 E: 0 K: 1 S: 4	H: 0 LOB: 0 BB: 1 P: 8	R: 0 E: 0 K: 0 S: 3	H: 0 LOB: 0 BB: 0 P: 3	R: 1 E: 1 K: 0 S: 4	H: 0 LOB: 0 BB: 0 P: 4	R: 0 E: 0 K: 0 S: 2	H: 0 LOB: 1 BB: 2 P: 10	R: 0 E: 0 K: 2 S: 8	H: 1 LOB: 1 BB: 0 P: 8	R: 2 E: 0 K: 0 S: 4	H: 1 LOB: 3 BB: 4 P: 20	R: 0 E: 0 K: 0 S: 4	H: 1 LOB: 1 BB: 0 P: 4	R: 0 E: 0 K: 1 S: 5	H: 0 LOB: 0 BB: 0 P: 5	1B: 3 2B: 0 3B: 0 HR: 0	SF: 1 SAC: 1 DP: 1 HBP: 0	WP: 0 PB: 0 SB: 1 CS: 1	PA: 38					
PITCHER	IP WLS BF H R ER SO BB IBB HBP BLK WP HR S P ERA WHIP																										
Tom Underwood, L (1, 1) ERA: 4.78	6.2		29	2	3	2	4	7	1	0	0	0	0	29	61	2.70	1.350										
Al Hrabosky, L (7, 1) ERA: 4.53	0.1	W	1	0	0	0	0	0	0	0	0	0	1	1	0.00	0.000											
Butch Metzger, R (8, 1) ERA: 3.73	2.0	S	7	1	0	0	1	0	0	0	0	0	9	9	0.00	0.500											

livebaseballscores.com

AB	27
R	3
H	3
RBI	3
BB	8
SO	5
LOB	15



Batter	1	2	3	4	5	6	7	8	9	AB R H RBI BB SO LOB	TOP														
Rowland Office, L (1, 8) OBP: 0.290, SLG: 0.302	0-0 4-3			0-0 6-3			0-0 1B		0-0 G4-6-3	4 0 1 0 0 0 1	<p>Atlanta Braves @ St. Louis Cardinals Busch Stadium, St. Louis, MO Thu Jul 28 1977, 7:05 PM CDT Att. 16,979 - Unknown</p> <p>livebaseballscorecards.com</p> <table> <tr><td>AB</td><td>29</td></tr> <tr><td>R</td><td>0</td></tr> <tr><td>H</td><td>5</td></tr> <tr><td>RBI</td><td>0</td></tr> <tr><td>BB</td><td>0</td></tr> <tr><td>SO</td><td>6</td></tr> <tr><td>LOB</td><td>10</td></tr> </table> 	AB	29	R	0	H	5	RBI	0	BB	0	SO	6	LOB	10
AB	29																								
R	0																								
H	5																								
RBI	0																								
BB	0																								
SO	6																								
LOB	10																								
Rod Gilbreath, R (1, 4) OBP: 0.320, SLG: 0.313	0-0 6-3			0-0 F7			0-0 1B		0-0 F7	4 0 1 0 0 0 0															
Willie Montanez, L (1, 3) OBP: 0.355, SLG: 0.510	0-3 K			0-0 F8			0-3 K			3 0 0 0 0 2 2															
Jeff Burroughs, R (1, 9) OBP: 0.362, SLG: 0.473		0-0 4-3			0-0 G3-6-3 1B		0-3 K			3 0 1 0 0 1 2															
Gary Matthews, R (1, 7) OBP: 0.351, SLG: 0.434		0-3 K			0-0 F9		0-0 L9			3 0 0 0 0 1 3															
Joe Nolan, L (1, 2) OBP: 0.395, SLG: 0.462		0-0 4-3			0-0 G3-6-3			0-0 P6		3 0 0 0 0 0 1															
Junior Moore, R (1, 5) OBP: 0.317, SLG: 0.321			0-0 F8			0-0 1-3		0-0 G6-4-3 1B		3 0 1 0 0 0 0															
Darrel Chaney, S (1, 6) OBP: 0.261, SLG: 0.303			0-0 1-3			0-3 K		0-0 G6-4-3		3 0 0 0 0 1 1															
Buzz Capra, R (1, 1) OBP: 0.182, SLG: 0.100			0-0 F9			0-3 K		0-0 G4-6-3 1B		1 0 0 0 0 0 0															
Tom Paciorek, R (6, PH) OBP: 0.266, SLG: 0.358										1 0 0 0 0 1 0															
Preston Hanna, R (6, 1)										0 0 0 0 0 0 0															
Brian Asselstine, L (9, PH) OBP: 0.265, SLG: 0.317										1 0 1 0 0 0 0															
Inning Stats	R: 0 E: 0 K: 1 S: 5	H: 0 LOB: 0 BB: 0 P: 5	R: 0 E: 0 K: 1 S: 5	H: 0 LOB: 0 BB: 0 P: 5	R: 0 E: 0 K: 0 S: 3	H: 0 LOB: 0 BB: 0 P: 3	R: 0 E: 0 K: 0 S: 3	H: 1 LOB: 0 BB: 0 P: 3	R: 0 E: 0 K: 2 S: 7	H: 0 LOB: 0 BB: 0 P: 7	R: 0 E: 0 K: 2 S: 9	H: 2 LOB: 2 BB: 0 P: 9	R: 0 E: 0 K: 0 S: 3	H: 1 LOB: 0 BB: 0 P: 3	R: 0 E: 0 K: 0 S: 3	H: 1 LOB: 0 BB: 0 P: 3	1B: 5 2B: 0 3B: 0 HR: 0	SF: 0 SAC: 0 DP: 3 HBP: 0	WP: 0 PB: 0 SB: 0 CS: 0	PA: 29					
PITCHER John Urrea, R (1, 1) ERA: 2.82	IP: 9.0 WLS: W BF: 29 H: 5 R: 0 ER: 0 SO: 6 BB: 0 IBB: 0 HBP: 0 BLK: 0 WP: 0 HR: 0 S: 41 P: 41 ERA: 0.00 WHIP: 0.556																								

Batter	1	2	3	4	5	6	7	8	9	AB R H RBI BB SO LOB	TOP									
Jerry Mumphrey, S OBP: 0.393, SLG: 0.456 (1, 7) (7, 8)	0-0 3-1 2B		0-0 F7		0-3 K		0-0 1B 1-2 2-H			4 0 2 1 0 1 1										
Garry Templeton, S OBP: 0.324, SLG: 0.426 (1, 6)	0-0 6-3		0-0 F8			0-0 1-3	0-0 L6			4 0 0 0 0 0 4										
Tony Scott, S OBP: 0.376, SLG: 0.409 Clay Carroll, R OBP: 0.100, SLG: 0.100 (1, 8) (7, 1)	0-0 3-1 2-3		0-0 G3			0-0 4-3	0-0 1B 1-3 2-H			4 0 1 1 0 0 2 0 0 0 0 0 0 0										
Dave Rader, L OBP: 0.329, SLG: 0.409 Don Kessinger, S OBP: 0.314, SLG: 0.269 (1, 2) (7, 4)	0-0 P6			0-0 F9		0-0 F7		0-3 K		3 0 0 0 0 0 1 1 0 0 0 0 1 0										
Keith Hernandez, L OBP: 0.394, SLG: 0.460 (1, 3)		0-0 4-3		0-0 FC4-6 1B			4-0 2B BB	0-3 K		3 1 1 0 1 1 0										
Mike Anderson, R OBP: 0.281, SLG: 0.378 (1, 9)		0-0 3-1		0-0 FC4-6 1-2f			0-0 1B 2B	0-0 6-3		4 1 1 1 0 0 1										
Ken Reitz, R OBP: 0.309, SLG: 0.447 (1, 5)		0-0 HR		0-0 F8			0-3 K		0-0 F8	4 1 1 1 0 1 2										
Mike Tyson, R OBP: 0.296, SLG: 0.350 Lou Brock, L OBP: 0.310, SLG: 0.367 (1, 4) (7, PH) (7, 7)		0-0 F9			0-0 1-3		0-0 BB 1B 2-H		0-0 4-3	2 0 0 0 0 0 0 2 1 1 1 0 0 0										
Rawly Eastwick, R OBP: 0.384, SLG: 0.300 Buddy Schultz, R OBP: 0.300, SLG: 0.222 Mike Phillips, L OBP: 0.238, SLG: 0.261 Pete Falcone, L OBP: 0.308, SLG: 0.324 Ted Simmons, S OBP: 0.411, SLG: 0.535 (1, 1) (3, 1) (5, PH) (5, 1) (7, PH) (7, 2)			0-0 1B		0-0 F9		4-0 1B BB		0-3 K	1 0 1 0 0 0 0 0 0 0 0 0 0 0 1 0 0 0 0 0 0 0 0 0 0 0 0 0 1 1 0 0 1 1 0										
Inning Stats	R: 0 E: 0 K: 0 S: 4	H: 1 LOB: 1 BB: 0 P: 4	R: 1 E: 0 K: 0 S: 4	H: 1 LOB: 0 BB: 0 P: 4	R: 0 E: 0 K: 0 S: 4	H: 1 LOB: 1 BB: 0 P: 4	R: 0 E: 0 K: 1 S: 5	H: 0 LOB: 0 BB: 0 P: 5	R: 0 E: 0 K: 0 S: 3	H: 0 LOB: 0 BB: 0 P: 3	R: 4 E: 0 K: 1 S: 8	H: 4 LOB: 2 BB: 2 P: 16	R: 0 E: 0 K: 2 S: 7	H: 0 LOB: 0 BB: 0 P: 7	R: 0 E: 0 K: 1 S: 5	H: 0 LOB: 0 BB: 0 P: 5	1B: 5 2B: 2 3B: 0 HR: 1	SF: 0 SAC: 0 DP: 0 HBP: 0	WP: 0 PB: 0 SB: 0 CS: 0	PA: 36
PITCHER	IP WLS BF H R ER SO BB IBB HBP BLK WP HR S P ERA WHIP	IP WLS BF H R ER SO BB IBB HBP BLK WP HR S P ERA WHIP											IP WLS BF H R ER SO BB IBB HBP BLK WP HR S P ERA WHIP							
Paul Moskau, R ERA: 5.4 (1, 1)	6.1 W 28 7 5 5 2 2 0 0 0 0 1 30 38 7.11 1.421	Pedro Borbon, R ERA: 3.07 (7, 1)	2.2 S 8 1 0 0 3 0 0 0 0 0 0 14 14 0.00 0.375																	

St. Louis Cardinals @ Cincinnati Reds
Riverfront Stadium, Cincinnati, OH
Fri Jul 29 1977, 7:05 PM EDT
Unknown

livebaseballscorecards.com

AB 34
R 5
H 8
RBI 5
BB 2
SO 5
LOB 11



St. Louis Cardinals @ Cincinnati Reds
Riverfront Stadium, Cincinnati, OH

Fri Jul 29 1977, 7:05 PM EDT
Att: 50,366 - Unknown

livebaseballscorecards.com



AB	38
R	10
H	14
RBI	10
BB	4
SO	3
LOB	10

WP:	0	PA:	45
PB:	0		
SB:	0		
CS:	1		

AB R H RBI BB SO LOB

4	1	2	1	0	0	1
1	0	0	0	0	1	0

3	1	1	1	0	0	2
2	0	1	0	0	0	0

5	1	3	0	0	0	2
---	---	---	---	---	---	---

4	2	1	1	1	0	1
---	---	---	---	---	---	---

4	2	2	4	0	1	1
1	0	0	0	0	0	0

3	1	2	1	1	0	0
---	---	---	---	---	---	---


4	1	0	0	1	0	3
---	---	---	---	---	---	---

5	1	1	2	0	1	0
---	---	---	---	---	---	---

2	0	1	0	1	0	0
---	---	---	---	---	---	---

1B:	12	SF:	0
2B:	0	SAC:	2
3B:	0	DP:	0
HR:	2	HBP:	0

Batter	1	2	3	4	5	6	7	8	9										
Lou Brock, L (1, 7) OBP: 0.313, SLG: 0.369 Mike Anderson, R (5, 9) OBP: 0.278, SLG: 0.373	0-0 6-3	0-0 1B BB 1B	0-0 1-2 1B		0-0 F7		0-3 K												
Garry Templeton, S (1, 6) OBP: 0.324, SLG: 0.426 Don Kessinger, S (3, 6) OBP: 0.317, SLG: 0.273	0-0 F8	0-0 1B BB 1B	0-0 4-3		0-0 1-2 1B			0-0 P6											
Jerry Mumphrey, S (1, 8) OBP: 0.397, SLG: 0.459	0-0 CS	0-0 1B BB 1B		0-0 FC4-6 1B	0-0 P6			0-0 F7											
Ted Simmons, S (1, 2) OBP: 0.411, SLG: 0.532	0-0 CS	SH3 1B 1B		0-0 FC4-6 BB	0-0 P5			0-0 F9											
Keith Hernandez, L (1, 3) OBP: 0.395, SLG: 0.469 Roger Freed, R (7, 3) OBP: 0.491, SLG: 0.568		SH3 1B 1B		0-3 K	0-0 6-3			0-0 5-3											
Hector Cruz, R (1, 9) OBP: 0.366, SLG: 0.400		SH3		4-0 1-2 BB	0-0 1B			0-0 HR											
Ken Reitz, R (1, 5) OBP: 0.307, SLG: 0.442		SH3-4 1B 1B	0-0 4-3	0-0 5-3	0-0 F2			0-0 6-3											
Mike Tyson, R (1, 4) OBP: 0.294, SLG: 0.347		1B SH3-4 1B	0-3 K		0-0 3-1		0-0 5-3	0-0 F7											
Eric Rasmussen, R (1, 1) OBP: 0.208, SLG: 0.240		SH3-4	4-0 1B		0-0 1B		0-0 6-3												
Inning Stats	R: 0 H: 1 E: 0 LOB: 0 K: 0 BB: 0 S: 3 P: 3	R: 9 H: 7 E: 0 LOB: 0 K: 0 BB: 2 S: 10 P: 18	R: 0 H: 1 E: 0 LOB: 2 K: 1 BB: 1 S: 6 P: 10	R: 0 H: 1 E: 0 LOB: 2 K: 1 BB: 1 S: 6 P: 10	R: 0 H: 2 E: 0 LOB: 2 K: 0 BB: 0 S: 5 P: 5	R: 0 H: 1 E: 0 LOB: 1 K: 0 BB: 0 S: 4 P: 4	R: 0 H: 0 E: 0 LOB: 0 K: 1 BB: 0 S: 5 P: 5	R: 0 H: 0 E: 0 LOB: 0 K: 0 BB: 0 S: 3 P: 3	R: 1 H: 1 E: 0 LOB: 0 K: 0 BB: 0 S: 4 P: 4										
PITCHER	IP WLS BF H R ER SO BB IBB HBP BLK WP HR S P ERA WHIP																		
Jack Billingham, R (1, 1) ERA: 5.6	1.2 L 14 8 9 9 0 1 1 0 0 0 1 12 20 48.60 5.400																		
Dale Murray, R (2, 1) ERA: 5.02	5.1 23 5 0 0 3 2 0 0 0 0 0 27 35 0.00 1.312																		
Manny Sarmiento, R (8, 1) ERA: 4.7	2.0 7 1 1 1 0 0 0 0 0 0 0 1 7 7 4.50 0.500																		

Batter	1	2	3	4	5	6	7	8	9	AB R H RBI BB SO LOB	TOP											
Jerry Mumphrey, S (1, 8) OBP: 0.397, SLG: 0.462	0-0 CS 1B		0-0 6-3		0-0 L4		0-0 G3		0-0 2B	5 0 2 2 0 0 1												
Garry Templeton, S (1, 6) OBP: 0.325, SLG: 0.425	0-0 E 1B		0-0 1B		0-3 K			0-0 6-3	0-0 F8	5 0 2 0 0 1 1												
Hector Cruz, R (1, 7) OBP: 0.364, SLG: 0.395	0-0 E6 1-2		0-0 L8		0-0 P6			4-0 BB		3 0 0 0 1 0 2												
Ted Simmons, S (1, 2) OBP: 0.406, SLG: 0.526	0-0 F6		0-0 P4		0-0 F9			0-0 G6-4-3		4 0 0 0 0 0 4												
Keith Hernandez, L (1, 3) OBP: 0.399, SLG: 0.477	0-3 K			4-0 BB	0-0 FC6-4 BB		0-0 HR		4-0 FC4-6 SH1-4 2B BB	2 2 1 1 2 1 2												
Mike Anderson, R (1, 9) OBP: 0.269, SLG: 0.360		0-0 L5		0-0 F8		0-3 K			0-0 SH1-4	3 0 0 0 0 1 1												
Ken Reitz, R (1, 5) OBP: 0.312, SLG: 0.442		4-0 BB		0-0 F5			0-0 SH1-4 1B		4-0 FC4-6 IBB	2 0 1 0 2 0 1	AB 31 R 4 H 7 RBI 4 BB 5 SO 4 LOB 18											
Mike Tyson, R (1, 4) OBP: 0.291, SLG: 0.343		0-0 P6		0-0 FC6-4			0-0 SH1-4		0-0 FC4-6 2B	3 1 0 0 0 0 4												
John Denny, R (1, 1) OBP: 0.152, SLG: 0.125 Don Kessinger, S (5, PH) OBP: 0.315, SLG: 0.270 Buddy Schultz, R (5, 1) OBP: 0.350, SLG: 0.222 Roger Freed, R (7, PH) OBP: 0.482, SLG: 0.556 Butch Metzger, R (7, 1) Tony Scott, S (9, PH) OBP: 0.378, SLG: 0.414 Al Hrabosky, R (9, 1)		0-0 1-3			0-0 6-3		0-3 K		0-0 2B	1 0 0 0 0 0 1 1 0 0 0 0 0 0 0 0 0 0 0 0 0 1 0 0 0 0 0 1 0 0 0 0 0 0 0 1 1 1 1 0 0 0 0 0 0 0 0 0 0												
Inning Stats	R: 0 E: 1 K: 1 S: 7	H: 2 LOB: 2 BB: 0 P: 7	R: 0 E: 0 K: 0 S: 3	H: 0 LOB: 1 BB: 1 P: 7	R: 0 E: 0 K: 0 S: 4	H: 1 LOB: 1 BB: 1 P: 4	R: 0 E: 0 K: 0 S: 3	H: 0 LOB: 1 BB: 1 P: 7	R: 0 E: 0 K: 1 S: 5	H: 0 LOB: 0 BB: 0 P: 5	R: 1 E: 0 K: 1 S: 6	H: 1 LOB: 0 BB: 0 P: 6	R: 0 E: 0 K: 1 S: 6	H: 1 LOB: 1 BB: 0 P: 6	R: 0 E: 0 K: 0 S: 2	H: 0 LOB: 0 BB: 1 P: 6	R: 3 E: 0 K: 0 S: 5	H: 2 LOB: 1 BB: 2 P: 13	1B: 4 2B: 2 3B: 0 HR: 1	SF: 0 SAC: 2 DP: 1 HBP: 0	WP: 0 PB: 0 SB: 0 CS: 1	PA: 38
PITCHER Fred Norman, L (1, 1) ERA: 3.25	IP 9.0 WLS L BF 38 H 7 R 4 ER 4 SO 4 BB 4 IBB 1 HBP 0 BLK 0 WP 0 HR 1 S 41 P 61 ERA 4.00 WHIP 1.222											PITCHER	IP WLS BF H R ER SO BB IBB HBP BLK WP HR S P ERA WHIP									

St. Louis Cardinals @ Cincinnati Reds
Riverfront Stadium, Cincinnati, OH
Sat Jul 30 1977, 7:05 PM EDT
Att: 50,023 - Unknown

livebaseballscorecards.com

Batter	1	2	3	4	5	6	7	8	9	AB	R	H	RBI	BB	SO	LOB
Pete Rose, S OBP: 0.390, SLG: 0.450 (1, 5)	0-3 K	0-0 4-3			0-0 FC4-6 1B			0-0 FC5-6 1B		4	0	2	0	0	1	1
Ken Griffey, L OBP: 0.381, SLG: 0.482 (1, 9)	0-3 K		0-0 F7		0-0 FC4-6 1-2f			0-0 FC5-6 1-2f		4	0	0	0	0	1	2
Joe Morgan, L OBP: 0.422, SLG: 0.474 (1, 4)	0-0 PB 2B		4-0 6-3 BB			0-0 6-3		0-0 F7		3	0	1	0	1	0	1
George Foster, R OBP: 0.375, SLG: 0.621 (1, 7)	4-0 FC6-4 2-3 BB		0-0 6-3 1-2			0-3 K		0-3 K		3	0	0	0	1	2	2
Dan Driessen, L OBP: 0.385, SLG: 0.479 (1, 3)	0-0 FC6-4 1-2f			0-0 F8		0-3 K			0-0 4-3 2B	4	0	1	0	0	1	2
Johnny Bench, R OBP: 0.354, SLG: 0.578 (1, 2)		0-0 2B 2B		0-0 8-4 2B			0-3 K		0-0 4-3	4	1	2	0	0	1	1
Cesar Geronimo, L OBP: 0.335, SLG: 0.410 (1, 8)		0-0 F8 2-H 2B		0-0 8-4 2-3f			0-0 1B		0-3 K	3	0	2	1	0	0	1
Ray Knight, R OBP: 0.367, SLG: 0.511 (9, PH)									0-3 K	1	0	0	0	0	1	1
Dave Concepcion, R OBP: 0.328, SLG: 0.388 (1, 6)		0-0 F8 2-3			0-0 F9		0-3 K		0-0 F8	4	0	0	0	0	1	3
Fred Norman, S OBP: 0.118, SLG: 0.100 (1, 1)		0-3 K			0-3 K		0-0 F3			3	0	0	0	0	2	2

Inning Stats	R: 0	H: 1	E: 0	LOB: 2	K: 2	BB: 1	S: 8	P: 12	R: 1	H: 2	E: 0	LOB: 1	K: 1	BB: 0	S: 7	P: 7	R: 0	H: 0	E: 0	LOB: 0	K: 0	BB: 1	S: 2	P: 6	R: 0	H: 1	E: 0	LOB: 0	K: 0	BB: 0	S: 3	P: 3	R: 0	H: 1	E: 0	LOB: 1	K: 1	BB: 0	S: 6	P: 6	R: 0	H: 0	E: 0	LOB: 0	K: 2	BB: 0	S: 7	P: 7	R: 0	H: 1	E: 0	LOB: 1	K: 2	BB: 0	S: 8	P: 8	R: 0	H: 1	E: 0	LOB: 1	K: 1	BB: 0	S: 6	P: 6	R: 0	H: 1	E: 0	LOB: 1	K: 1	BB: 0	S: 6	P: 6	1B: 3	SF: 0	2B: 6	SAC: 0	3B: 0	DP: 1	HR: 0	HBP: 0	WP: 0	PA: 35
--------------	------	------	------	--------	------	-------	------	-------	------	------	------	--------	------	-------	------	------	------	------	------	--------	------	-------	------	------	------	------	------	--------	------	-------	------	------	------	------	------	--------	------	-------	------	------	------	------	------	--------	------	-------	------	------	------	------	------	--------	------	-------	------	------	------	------	------	--------	------	-------	------	------	------	------	------	--------	------	-------	------	------	-------	-------	-------	--------	-------	-------	-------	--------	-------	--------

PITCHER	IP	WLS	BF	H	R	ER	SO	BB	IBB	HBP	BLK	WP	HR	S	P	ERA	WHIP
John Denny, R ERA: 3.55 (1, 1)	4.0		16	4	1	1	3	2	0	0	0	0	0	20	28	2.25	1.500
Buddy Schultz, L ERA: 1.3 (5, 1)	2.0		7	1	0	0	3	0	0	0	0	0	0	13	13	0.00	0.500
Butch Metzger, R ERA: 3.63 (7, 1)	2.0	W	8	2	0	0	3	0	0	0	0	0	0	14	14	0.00	1.000
Al Hrabosky, L ERA: 4.45 (9, 1)	1.0	S	4	1	0	0	1	0	0	0	0	0	0	6	6	0.00	1.000

BOTTOM

St. Louis Cardinals @ Cincinnati Reds
Riverfront Stadium, Cincinnati, OH
Sat Jul 30 1977, 7:05 PM EDT
Att. 50,023 - Unknown

livebaseballscorecards.com

AB	33
R	1
H	8
RBI	1
BB	2
SO	10
LOB	16



Batter	1	2	3	4	5	6	7	8	9	AB	R	H	RBI	BB	SO	LOB
Pete Rose, S OBP: 0.388, SLG: 0.449 (1, 5)	F7	F7		2B		F8		F7		5	0	1	0	0	0	2
Ken Griffey, L OBP: 0.386, SLG: 0.486 (1, 9)	G3		1B		HR	BB		FC6-4		5	2	4	0	0	0	0
Joe Morgan, L OBP: 0.426, SLG: 0.487 (1, 4)	CS		1B		HR	BB		F8		5	1	4	2	0	0	1
George Foster, R OBP: 0.376, SLG: 0.617 (1, 7)	CS	6-3	FC1-6		F3	BB		FC6-4		4	0	1	1	1	0	1
Dan Driessen, L OBP: 0.384, SLG: 0.476 (1, 3)		G3	FC1-6			P6				4	0	1	0	0	0	5
Johnny Bench, R OBP: 0.353, SLG: 0.574 (1, 2)		2B	G1-4-3		K			P4		4	1	1	0	0	1	3
Cesar Geronimo, L OBP: 0.334, SLG: 0.412 (1, 8)		1B			K	G3		F5		4	1	1	1	0	1	1
Dave Concepcion, R OBP: 0.335, SLG: 0.398 (1, 6)		1B	IBB		FC5-6	HR		BB		1	1	1	1	3	0	0
Doug Capilla, L OBP: 0.063, SLG: 0.063 (1, 1)					FC5-6			F7		3	0	1	1	0	0	1
Pedro Borbon, R OBP: 0.235, SLG: 0.294 (7, 1)					2B			6-3		1	0	0	0	0	0	1

Inning Stats	R: 0	H: 1	E: 0	K: 0	S: 3	LOB: 0	BB: 0	P: 3	R: 2	H: 3	E: 0	K: 0	S: 6	LOB: 2	BB: 1	P: 10	R: 1	H: 3	E: 0	K: 0	S: 5	LOB: 2	BB: 1	P: 9	R: 2	H: 3	E: 0	K: 1	S: 8	LOB: 1	BB: 0	P: 8	R: 1	H: 3	E: 0	K: 0	S: 6	LOB: 3	BB: 1	P: 10	R: 0	H: 0	E: 0	K: 0	S: 3	LOB: 1	BB: 1	P: 7	R: 0	H: 1	E: 0	K: 0	S: 4	LOB: 1	BB: 0	P: 4
--------------	------	------	------	------	------	--------	-------	------	------	------	------	------	------	--------	-------	-------	------	------	------	------	------	--------	-------	------	------	------	------	------	------	--------	-------	------	------	------	------	------	------	--------	-------	-------	------	------	------	------	------	--------	-------	------	------	------	------	------	------	--------	-------	------


PITCHER	IP	WLS	BF	H	R	ER	SO	BB	IBB	HBP	BLK	WP	HR	S	P	ERA	WHIP
Bob Forsch, R ERA: 3.76 (1, 1)	2.0	L	13	7	3	3	0	0	1	0	0	0	0	12	16	13.50	3.500
Clay Carroll, R ERA: 2.38 (3, 1)	2.0		6	1	0	0	1	1	0	0	0	0	0	7	11	0.00	1.000
Rawly Eastwick, R ERA: 3.75 (5, 1)	1.2		11	6	3	3	1	0	0	0	1	0	2	13	13	16.20	3.600
Al Hrabosky, L ERA: 4.35 (6, 1)	1.1		6	0	0	0	0	2	0	0	0	0	0	4	12	0.00	1.500
Butch Metzger, R ERA: 3.58 (8, 1)	1.0		4	1	0	0	0	0	0	0	0	0	0	4	4	0.00	1.000

BOTTOM

St. Louis Cardinals @ Cincinnati Reds
Riverfront Stadium, Cincinnati, OH

Sun Jul 31 1977, 3:33 AM EDT
Att. 40,561 - Unknown

AB	36
R	6
H	15
RBI	6
BB	4
SO	2
LOB	15



WP	PA	ERA	WHIP
0	41		

Batter	1	2	3	4	5	6	7	8	9	AB	R	H	RBI	BB	SO	LOB
Jerry Royster, R (1, 5) OBP: 0.286, SLG: 0.274 Brian Asselstine, L (9, PH) OBP: 0.261, SLG: 0.313	0-3 K		0-0 L8		0-0 6-3		0-0 1B CS 1B		0-0 F5	4	0	1	0	0	1	0
Barry Bonnell, R (1, 8) OBP: 0.380, SLG: 0.344	0-0 6-3		4-0 FC6-4 BB		0-0 BB 1B		0-0 B2			3	1	1	0	1	0	1
Gary Matthews, R (1, 7) OBP: 0.356, SLG: 0.429	4-0 HR BB		0-0 F8		4-0 1-2 HR BB		0-0 1-3 1B			2	2	1	0	2	0	1
Jeff Burroughs, R (1, 9) OBP: 0.365, SLG: 0.510	0-0 1-H HR		0-0 FC6-4 1-2f		0-3 K		0-3 K 3-H			4	1	1	2	0	2	5
Cito Gaston, R (1, 3) OBP: 0.311, SLG: 0.441	0-0 L8				0-0 FC5 1B 1B		0-0 1-H 2-H HR		0-0 F7	4	1	2	3	0	0	0
Vic Correll, R (1, 2) OBP: 0.343, SLG: 0.459 Joe Nolan, L (8, PH) OBP: 0.378, SLG: 0.439 (9, 2)					0-0 F8		0-0 F2		0-0 4-1	3	0	0	0	0	0	1
Rod Gilbreath, R (1, 4) OBP: 0.320, SLG: 0.328					0-0 1-2 1B				0-0 F8	4	0	1	0	0	1	0
Darrel Chaney, S (1, 6) OBP: 0.257, SLG: 0.288 Willie Montanez, L (9, PH) OBP: 0.352, SLG: 0.503					0-3 K		0-0 L8		0-3 K	2	0	0	0	1	1	2
Buzz Capra, R (1, 1) OBP: 0.174, SLG: 0.095 Don Collins, R (3, 1)					0-0 FC5 2-3f		0-0 1-3		0-0 4-3	1	0	0	0	0	0	1
Tom Paciorek, R (4, PH) OBP: 0.264, SLG: 0.356 Max Leon, R (5, 1) OBP: 0.333, SLG: 0.353 Rowland Office, L (9, PH) OBP: 0.292, SLG: 0.301										1	0	0	0	0	0	0

Inning Stats	R: 2	H: 1	E: 0	K: 1	S: 6	H: 1	LOB: 0	BB: 1	P: 10	R: 0	H: 0	E: 0	K: 1	S: 5	R: 0	H: 0	E: 0	K: 0	S: 3	R: 0	H: 0	E: 0	K: 1	S: 7	R: 3	H: 2	E: 0	K: 1	S: 7	R: 0	H: 0	E: 0	K: 0	S: 3	R: 0	H: 2	E: 0	K: 1	S: 6	R: 0	H: 0	E: 0	K: 0	S: 3	R: 0	H: 0	E: 0	K: 1	S: 5	R: 0	H: 0	E: 0	K: 1	S: 5	1B: 5	SF: 0	2B: 1	SAC: 0	3B: 0	DP: 1	HR: 2	HBP: 0	WP: 0	PA: 37
--------------	------	------	------	------	------	------	--------	-------	-------	------	------	------	------	------	------	------	------	------	------	------	------	------	------	------	------	------	------	------	------	------	------	------	------	------	------	------	------	------	------	------	------	------	------	------	------	------	------	------	------	------	------	------	------	------	-------	-------	-------	--------	-------	-------	-------	--------	-------	--------

PITCHER	IP	WLS	BF	H	R	ER	SO	BB	IBB	HBP	BLK	WP	HR	S	P	ERA	WHIP
Tom Underwood, L (1, 1) ERA: 5.04	5.0		24	5	5	5	4	4	0	0	0	0	2	28	44	9.00	1.800
Clay Carroll, R (6, 1) ERA: 2.32	2.0		7	2	0	0	1	0	0	0	0	0	0	9	9	0.00	1.000
Butch Metzger, R (8, 1) ERA: 3.49	2.0	S	6	0	0	0	1	0	0	0	0	0	0	8	8	0.00	0.000

BOTTOM


St. Louis Cardinals @ Atlanta Braves
Atlanta-Fulton County Stadium, Atlanta, GA

Mon Aug 01 1977, 7:05 PM EDT
Att. 6,933 - Unknown

livebaseballscores.com

AB	33
R	5
H	7
RBI	5
BB	4
SO	6
LOB	13



Batter	1	2	3	4	5	6	7	8	9	AB R H RBI BB SO LOB	TOP									
Lou Brock, L (1, 7) OBP: 0.308, SLG: 0.360 Al Hrabosky, R (9, 1) Clay Carroll, R (9, 1) OBP: 0.100, SLG: 0.100	0-0 CS 1B		0-0 4-3		0-0 4-3			0-3 K	0-0 F7	5 0 1 0 0 1 2 0 0 0 0 0 0 0 0 0 0 0 0 0 0										
Don Kessinger, S (1, 6) OBP: 0.325, SLG: 0.284 Garry Templeton, S (8, PR) OBP: 0.333, SLG: 0.443	0-3 K 1-2			0-0 1B 2B	0-0 F9			0-0 CS 1B		4 1 2 0 0 1 1 0 0 0 0 0 0 0										
Jerry Mumphrey, S (1, 8) OBP: 0.393, SLG: 0.460	0-0 4-3			4-0 1B FC4-6 BB	0-0 1-3			0-0 6-3 1-2		3 1 0 0 1 0 1										
Ted Simmons, S (1, 2) OBP: 0.408, SLG: 0.522		0-3 K G4-6-3		0-0 FC4-6 1B 1-3 2-H		0-0 6-3		4-0 SH3-4 E SF9 BB		3 2 1 1 1 1 0										
Keith Hernandez, L (1, 3) OBP: 0.396, SLG: 0.467		0-0 G4-6-3 1-2f		4-0 FC4-6 1B 1-2 BB		0-0 G3		0-0 SF9 SH3-4 1B		3 1 0 0 1 0 2										
Ken Reitz, R (1, 5) OBP: 0.303, SLG: 0.430		0-0 6-3		0-3 K		0-0 F7		0-0 SH3-4 1-2 2-3		3 0 0 0 0 1 3										
Mike Anderson, R (1, 9) OBP: 0.280, SLG: 0.376 Tony Scott, S (7, PH) OBP: 0.379, SLG: 0.413			0-0 6-3	0-0 FC4-6 1B 1-2f 2-3 3-H		0-0 4-3		4-0 SF9 1B IBB		2 0 0 1 0 0 2 1 1 0 0 1 0 0	AB 31 R 6 H 7 RBI 6 BB 4 SO 5 LOB 13									
Mike Tyson, R (1, 4) OBP: 0.287, SLG: 0.336			0-0 F7	0-0 1B 1-2 3-H		0-0 L8		0-0 SF9 1-2 2-3 3-H		3 0 1 2 0 0 0										
John Urea, R (1, 1) OBP: 0.353, SLG: 0.154 Mike Phillips, L (7, PH) OBP: 0.234, SLG: 0.256 Buddy Schultz, R (7, 1) OBP: 0.350, SLG: 0.222 Butch Metzger, R (8, 1) Dave Rader, L (9, PH) OBP: 0.353, SLG: 0.412 Hector Cruz, R (9, 7) OBP: 0.361, SLG: 0.391			0-0 1B	0-3 K		0-0 4-3		0-0 2-H 3-H 1B		2 0 1 0 0 1 2 1 0 1 0 1 2 0 0 0 0 0 0 0 0 0 0										
Inning Stats	R: 0 E: 0 K: 1 S: 5	H: 1 LOB: 0 BB: 0 P: 5	R: 0 E: 0 K: 1 S: 5	H: 0 LOB: 0 BB: 0 P: 5	R: 0 E: 0 K: 0 S: 4	H: 1 LOB: 1 BB: 0 P: 4	R: 3 E: 0 K: 2 S: 10	H: 3 LOB: 2 BB: 2 P: 18	R: 0 E: 0 K: 0 S: 3	H: 0 LOB: 0 BB: 0 P: 3	R: 0 E: 0 K: 0 S: 3	H: 0 LOB: 0 BB: 0 P: 3	R: 0 E: 0 K: 1 S: 5	H: 1 LOB: 1 BB: 0 P: 5	R: 3 E: 1 K: 0 S: 5	H: 1 LOB: 1 BB: 2 P: 13	1B: 6 2B: 1 3B: 0 HR: 0	SF: 1 SAC: 1 DP: 1 HBP: 0	WP: 0 PB: 1 SB: 0 CS: 2	PA: 37
PITCHER Phil Niekro, R (1, 1) ERA: 4.21	IP 9.0 WLS L BF 37 H 7 R 6 ER 3 SO 5 BB 3 IBB 1 HBP 0 BLK 0 WP 0 HR 0 S 43 P 59 ERA 3.00 WHIP 1.111											PITCHER	IP WLS BF H R ER SO BB IBB HBP BLK WP HR S P ERA WHIP							

St. Louis Cardinals @ Atlanta Braves
Atlanta-Fulton County Stadium, Atlanta, GA

Tue Aug 02 1977, 7:05 PM EDT
Att. 6,378 - Unknown

livebaseballscorecards.com

Batter	1	2	3	4	5	6	7	8	9	AB R H RBI BB SO LOB
Rowland Office, L (1, 8) Barry Bonnell, R (8, PH) OBP: 0.296, SLG: 0.317 OBP: 0.381, SLG: 0.346	0-0 4-3		0-0 1B		0-0 HR			0-0 SH3-4 1B	0-3 K	3 1 2 2 0 0 0 2 0 1 0 0 1 2
Jerry Royster, R (1, 5) Joe Nolan, L (9, PH) OBP: 0.283, SLG: 0.272 OBP: 0.370, SLG: 0.429	0-3 K		0-0 L8		0-0 F7			0-0 SH3-4 1-2	0-0 1-3	3 0 0 0 0 1 1 1 0 0 0 0 0 2
Willie Montanez, L (1, 3) OBP: 0.348, SLG: 0.497	0-0 F9		0-0 F7		0-0 4-3			0-0 P6		4 0 0 0 0 0 2
Jeff Burroughs, R (1, 9) OBP: 0.368, SLG: 0.519		0-3 K		0-0 HR		0-0 G4-6-3 1B		0-0 BB		3 1 2 1 1 1 0
Gary Matthews, R (1, 7) OBP: 0.355, SLG: 0.430		0-0 2B		0-0 1-3		0-0 G4-6-3 1-2		0-0 F8		4 0 1 0 0 0 3
Vic Correll, R (1, 2) OBP: 0.333, SLG: 0.444		0-0 P6		0-3 K		0-0 F8			0-3 K	4 0 0 0 0 2 1
Darrel Chaney, S (1, 6) Junior Moore, R (9, PH) OBP: 0.258, SLG: 0.285 OBP: 0.320, SLG: 0.321		4-0 BB		0-0 4-3			0-0 P3		4-0 BB 1B	2 0 0 0 1 0 0 0 1 0 0 1 0 0
Rod Gilbreath, R (1, 4) OBP: 0.323, SLG: 0.335		0-0 F9			0-0 HR 2B		0-0 6-3		0-0 BB 1B 1B	4 1 2 0 0 0 2
Phil Niekro, R (1, 1) Cito Gaston, R (9, PH) Brian Asselstine, L (9, PR) OBP: 0.158, SLG: 0.149 OBP: 0.320, SLG: 0.449 OBP: 0.261, SLG: 0.313			0-0 P6		0-0 6-3		0-0 6-3		0-0 BB 1B 1-2 2-H	3 0 0 0 0 0 1 1 0 1 1 0 0 0 0 0 0 0 0 0 0

Inning Stats	R: 0 E: 0 K: 5	H: 0 LOB: 0 BB: 0 P: 5	R: 0 E: 0 K: 1 S: 6	H: 1 LOB: 2 BB: 1 P: 10	R: 0 E: 0 K: 0 S: 4	H: 1 LOB: 1 BB: 0 P: 4	R: 1 E: 0 K: 1 S: 6	H: 1 LOB: 0 BB: 0 P: 6	R: 2 E: 0 K: 0 S: 5	H: 2 LOB: 0 BB: 0 P: 5	R: 0 E: 0 K: 0 S: 3	H: 1 LOB: 0 BB: 0 P: 3	R: 0 E: 0 K: 0 S: 3	H: 0 LOB: 0 BB: 0 P: 3	R: 0 E: 0 K: 0 S: 4	H: 1 LOB: 2 BB: 1 P: 8	R: 1 E: 0 K: 2 S: 9	H: 2 LOB: 2 BB: 1 P: 13	1B: 5 2B: 2 3B: 0 HR: 2	SF: 0 SAC: 1 DP: 1 HBP: 0
--------------	----------------------	---------------------------------	------------------------------	----------------------------------	------------------------------	---------------------------------	------------------------------	---------------------------------	------------------------------	---------------------------------	------------------------------	---------------------------------	------------------------------	---------------------------------	------------------------------	---------------------------------	------------------------------	----------------------------------	----------------------------------	------------------------------------

BOTTOM

St. Louis Cardinals @ Atlanta Braves
Atlanta-Fulton County Stadium, Atlanta, GA

Tue Aug 02 1977, 7:05 PM EDT
Att. 6,378 - Unknown

livebaseballscorecards.com

AB	34
R	4
H	9
RBI	4
BB	3
SO	5
LOB	14

Braves

WP: 0	PA: 38
PB: 0	
SB: 0	
CS: 0	

PITCHER	IP	WLS	BF	H	R	ER	SO	BB	IBB	HBP	BLK	WP	HR	S	P	ERA	WHIP
John Urrea, R (1, 1) ERA: 2.95	6.0		24	6	3	3	3	1	0	0	0	0	2	29	33	4.50	1.167
Buddy Schultz, L (7, 1) ERA: 1.26	1.2		6	1	0	0	0	0	0	0	0	0	0	6	6	0.00	0.600
Butch Metzger, R (8, 1) ERA: 3.48	0.1	W	2	0	0	0	0	1	0	0	0	0	0	1	5	0.00	3.000
Al Hrabosky, L (9, 1) ERA: 4.48	0.1		4	2	1	1	1	1	0	0	0	0	0	5	9	27.00	9.000
Clay Carroll, R (9, 1) ERA: 2.3	0.2	S	2	0	0	0	1	0	0	0	0	0	0	4	4	0.00	0.000

Batter	1	2	3	4	5	6	7	8	9	AB R H RBI BB SO LOB	TOP
Lou Brock, L (1, 7) OBP: 0.310, SLG: 0.358 Hector Cruz, R (8, 7) OBP: 0.361, SLG: 0.391	0-0 F7		0-0 S E 1B	0-3 K		1-0 CS HBP		0-3 K		4 1 1 0 0 2 0 0 0 0 0 0 0 0	
Garry Templeton, S (1, 6) OBP: 0.334, SLG: 0.446 Ken Reitz, R (7, 5) OBP: 0.303, SLG: 0.429	0-3 K		0-0 F9 1-H		0-0 1B 2B	0-0 CS 1-2	0-0 CS 1B	0-0 F7		4 1 2 0 0 1 0 1 0 0 0 0 0 0	
Jerry Mumphrey, S (1, 8) OBP: 0.400, SLG: 0.470	0-0 BLK 1B		0-0 1B 2B		0-0 BLK 2B 1B		0-0 1B 1B		0-0 6-3	5 3 4 1 0 0 0	
Ted Simmons, S (1, 2) OBP: 0.410, SLG: 0.524	0-0 F9 1-2		4-0 1B IBB		0-0 4-3 1-H 2B		0-0 BB 1B		0-0 F9	4 0 2 1 1 0 1	
Keith Hernandez, L (1, 3) OBP: 0.396, SLG: 0.469		0-0 FC6-4 2B	0-0 F8		0-0 4-3 2-3		0-0 BB 1B		0-0 F9	5 0 2 1 0 0 3	
Mike Anderson, R (1, 9) OBP: 0.288, SLG: 0.375		0-0 6-3	0-0 1-3 2-H 1B		0-3 K		1-2 2-3 BB			3 0 1 1 1 1 2	
Don Kessinger, S (1, 5) OBP: 0.321, SLG: 0.277		4-0 FC6-4 BB	0-3 K		0-3 K		0-3 K			3 0 0 0 1 3 6	
Mike Tyson, R (1, 4) OBP: 0.283, SLG: 0.331		0-0 FC6-4 1-2f 2-3		0-3 K		0-0 F5		0-0 4-3		4 0 0 0 0 1 5	
Eric Rasmussen, R (1, 1) OBP: 0.193, SLG: 0.222		0-0 F5		0-3 K		0-0 6-3		0-0 5-3		4 0 0 0 0 1 2	

St. Louis Cardinals @ Atlanta Braves
Atlanta-Fulton County Stadium, Atlanta, GA

Wed Aug 03 1977, 7:05 PM EDT
Att. 5,954 - Unknown

livebaseballscorecards.com

AB	37
R	5
H	12
RBI	4
BB	3
SO	9
LOB	19



Inning Stats	R: 0 E: 0 K: 1 S: 6	H: 1 LOB: 1 BB: 0 P: 6	R: 0 E: 0 K: 0 S: 4	H: 1 LOB: 2 BB: 1 P: 8	R: 2 E: 1 K: 1 S: 8	H: 3 LOB: 2 BB: 1 P: 12	R: 0 E: 0 K: 3 S: 9	H: 0 LOB: 0 BB: 0 P: 9	R: 2 E: 0 K: 2 S: 10	H: 3 LOB: 1 BB: 0 P: 10	R: 0 E: 0 K: 0 S: 2	H: 0 LOB: 0 BB: 0 P: 3	R: 1 E: 0 K: 1 S: 8	H: 4 LOB: 3 BB: 1 P: 12	R: 0 E: 0 K: 1 S: 5	H: 0 LOB: 0 BB: 0 P: 5	R: 0 E: 0 K: 0 S: 3	H: 0 LOB: 0 BB: 0 P: 3	1B: 8 2B: 4 3B: 0 HR: 0	SF: 0 SAC: 0 DP: 0 HBP: 1	WP: 0 PB: 0 SB: 1 CS: 2	PA: 42
--------------	------------------------------	---------------------------------	------------------------------	---------------------------------	------------------------------	----------------------------------	------------------------------	---------------------------------	-------------------------------	----------------------------------	------------------------------	---------------------------------	------------------------------	----------------------------------	------------------------------	---------------------------------	------------------------------	---------------------------------	----------------------------------	------------------------------------	----------------------------------	--------

PITCHER	IP	WLS	BF	H	R	ER	SO	BB	IBB	HBP	BLK	WP	HR	S	P	ERA	WHIP
Dick Ruthven, R (1, 1) ERA: 4.34	5.0	L	25	8	4	4	7	1	1	0	2	0	0	37	45	7.20	1.800
Don Collins, L (6, 1) ERA: 5.2	1.1		7	4	1	1	0	0	0	1	0	0	0	6	7	6.75	3.000
Dave Campbell, R (7, 1) ERA: 4.05	1.2		6	0	0	0	2	1	0	0	0	0	0	9	13	0.00	0.600
Steve Hargan, R (9, 1) ERA: 6.62	1.0		3	0	0	0	0	0	0	0	0	0	0	3	3	0.00	0.000

PITCHER	IP	WLS	BF	H	R	ER	SO	BB	IBB	HBP	BLK	WP	HR	S	P	ERA	WHIP
---------	----	-----	----	---	---	----	----	----	-----	-----	-----	----	----	---	---	-----	------

Batter	1	2	3	4	5	6	7	8	9	AB R H RBI BB SO LOB
Rowland Office, L OBP: 0.295, SLG: 0.316 (1, 8)	0-0 4-3 ①		0-0 F7 ③			0-0 G4-6-3 1B			0-0 F7 ①	4 0 1 0 0 0 0
Jerry Royster, R OBP: 0.280, SLG: 0.268 (1, 5)	0-0 F2			0-3 K ①		0-0 G4-6-3 ① ②			0-0 4-3 ②	4 0 0 0 0 1 1
Willie Montanez, L OBP: 0.347, SLG: 0.494 (1, 3)	0-0 4-3 ③			0-0 4-3 ②		0-3 K ③			0-0 BB 1B	4 0 1 0 0 1 0
Jeff Burroughs, R OBP: 0.367, SLG: 0.515 (1, 9)		0-0 5-3 ①		0-0 5-3 ③			0-0 4-3 ①		4-0 BB 1-2 FC4-6 BB	3 0 0 0 1 0 0
Gary Matthews, R OBP: 0.357, SLG: 0.438 (1, 7)					4-0 BB BB BB BB	0-0 G4-6-3 BB		0-0 L8 ②	0-0 FC4-6 ③	3 1 1 1 1 0 2
Biff Pocaroba, S OBP: 0.374, SLG: 0.423 (1, 2)						0-0 G4-6-3 ① ② 1-2f		0-0 F9 ③		3 0 0 0 0 0 1
Darrel Chaney, S OBP: 0.259, SLG: 0.282 (1, 6)						4-0 BB BB BB BB			0-0 F8 ①	2 0 0 0 1 0 0
Rod Gilbreath, R OBP: 0.323, SLG: 0.335 (1, 4)						0-0 K ①		0-0 F8 ②		3 0 1 0 0 1 0
Dick Ruthven, R OBP: 0.250, SLG: 0.281 (5, PH)						0-3 K ②		0-0 F8 ③		1 0 0 0 0 0 1 0
Brian Aselstine, L OBP: 0.287, SLG: 0.308 (6, 1)						0-0 F2 ③		0-0 6-3 ③		1 0 0 0 0 0 0 2
Don Collins, R (6, 1)										0 0 0 0 0 0 0 0
Dave Campbell, R (7, 1)										0 0 0 0 0 0 0 0
Barry Bonnell, R OBP: 0.360, SLG: 0.344 (8, PH)										1 0 0 0 0 0 0 0
Steve Hargan, R (9, 1)										0 0 0 0 0 0 0 0

Inning Stats	R: 0	H: 0	E: 0	K: 0	S: 3	R: 1	H: 1	E: 0	K: 0	S: 4	R: 0	H: 0	E: 0	K: 2	S: 7	R: 0	H: 0	E: 0	K: 1	S: 5	R: 0	H: 1	E: 0	K: 0	S: 3	R: 0	H: 0	E: 0	K: 0	S: 3	R: 0	H: 0	E: 0	K: 0	S: 3	R: 0	H: 1	E: 0	K: 0	S: 4	1B: 3	2B: 0	3B: 0	HR: 1	SF: 0	SAC: 0	DP: 2	HBP: 0	WP: 0	PA: 32
PITCHER Eric Rasmussen, R ERA: 3.44 (1, 1)	IP	WLS	BF	H	R	ER	SO	BB	IBB	HBP	BLK	WP	HR	S	P	ERA	WHIP													IP	WLS	BF	H	R	ER	SO	BB	IBB	HBP	BLK	WP	HR	S	P	ERA	WHIP				


BOTTOM

St. Louis Cardinals @ Atlanta Braves
Atlanta-Fulton County Stadium, Atlanta, GA

Wed Aug 03 1977, 7:05 PM EDT
Att. 5,954 - Unknown

livebaseballscorecards.com

AB	29
R	1
H	4
RBI	1
BB	3
SO	4
LOB	6



Batter	1	2	3	4	5	6	7	8	9	AB R H RBI BB SO LOB	TOP											
Lou Brock, L (1, 7) OBP: 0.316, SLG: 0.362	0-0 3-1		0-0 F7		0-0 1-2 3-H 1B			0-0 F9		4 0 1 1 0 0 1	St. Louis Cardinals @ Houston Astros Astrodome, Houston, TX Sat Aug 06 1977, 8:05 PM EDT Att. 34,521 - Dome											
Garry Templeton, S (1, 6) OBP: 0.332, SLG: 0.443	0-0 E6		0-0 F8		0-0 1-3			0-0 F7		4 0 0 0 0 0 3												
Hector Cruz, R (1, 9) OBP: 0.354, SLG: 0.382	0-0 P4			0-0 F3				0-0 L7		4 0 0 0 0 0 2												
Ted Simmons, S (1, 2) OBP: 0.411, SLG: 0.527	0-0 5-3			0-0 G3				0-0 F7		4 0 1 0 0 0 1												
Keith Hernandez, L (1, 3) OBP: 0.396, SLG: 0.464		0-0 3-1 G3 1B		0-3 K				0-0 F7		4 0 1 0 0 1 1												
Jerry Mumphrey, S (1, 8) OBP: 0.397, SLG: 0.458		0-0 G3			4-0 FC5-4 1B BB			0-0 F7		3 1 0 0 1 0 1												
Ken Reitz, R (1, 5) OBP: 0.298, SLG: 0.421		0-0 3-1			0-0 FC5-4 1-2 1B			0-0 E5		3 0 1 0 0 0 1												
Mike Tyson, R (1, 4) OBP: 0.280, SLG: 0.326		0-0 4-3			0-0 FC5-4 1-2f 2-3 1B			0-0 G4-6-3		3 0 0 0 0 0 4												
Al Hrabosky, R (7, 1)								0-0 G4-6-3		0 0 0 0 0 0 0												
Tom Underwood, R (1, 1) OBP: 0.261, SLG: 0.211			0-0 F9		0-3 K			0-0 1B		1 0 0 0 0 0 0												
Mike Phillips, L (5, PH) OBP: 0.238, SLG: 0.254										1 0 0 0 0 1 2												
Clay Carroll, R (5, 1) OBP: 0.100, SLG: 0.100										0 0 0 0 0 0 0												
Don Kessinger, S (7, 4) OBP: 0.326, SLG: 0.283										1 0 1 0 0 0 0												
Inning Stats	R: 0 E: 1 K: 0 S: 4	H: 0 LOB: 1 BB: 0 P: 4	R: 0 E: 0 K: 0 S: 4	H: 1 LOB: 1 BB: 0 P: 4	R: 0 E: 0 K: 0 S: 3	H: 0 LOB: 0 BB: 0 P: 3	R: 0 E: 0 K: 1 S: 5	H: 0 LOB: 0 BB: 0 P: 5	R: 1 E: 0 K: 1 S: 7	H: 2 LOB: 2 BB: 1 P: 11	R: 0 E: 0 K: 0 S: 3	H: 0 LOB: 0 BB: 0 P: 3	R: 0 E: 1 K: 0 S: 3	H: 0 LOB: 0 BB: 0 P: 3	R: 0 E: 0 K: 0 S: 4	H: 1 LOB: 1 BB: 0 P: 4	R: 0 E: 0 K: 0 S: 3	H: 1 LOB: 0 BB: 0 P: 3	1B: 5 2B: 1 3B: 0 HR: 0	SF: 0 SAC: 0 DP: 2 HBP: 0	WP: 0 PB: 0 SB: 0 CS: 0	PA: 33
PITCHER Tom Dixon, R (1, 1) ERA: 1.93	IP 9.0	WLS W	BF 33	H 5	R 1	ER 1	SO 2	BB 1	IBB 0	HBP 0	BLK 0	WP 0	HR 0	S 36	P 40	ERA 1.00	WHIP 0.667					

livebaseballscorecards.com

AB	32
R	1
H	5
RBI	1
BB	1
SO	2
LOB	16



Batter	1	2	3	4	5	6	7	8	9	AB	R	H	RBI	BB	SO	LOB
Wilbur Howard, S OBP: 0.262, SLG: 0.308 (1, 7) X	0-0 5-3 ①		0-3 K ① X	0-0 P6 ③			0-0 5-3 ②			4	0	0	0	0	1	2
Enos Cabell, R OBP: 0.306, SLG: 0.430 (1, 5) X	0-0 FC 3B		0-0 HR 1B		0-3 K ①		0-0 F8 ③			4	2	2	0	0	1	0
Cesar Cedeno, R OBP: 0.327, SLG: 0.366 (1, 8) X	0-0 FC L8 S 3-H		0-0 HR 1-H		0-0 F7 ②		0-0 HR ①			4	2	2	4	0	0	0
Bob Watson, R OBP: 0.357, SLG: 0.486 (1, 3) B B B B	4-0 1-2 BB		0-0 P4 ②		0-0 2B ③		0-0 F8 ①			3	0	1	0	1	0	0
Joe Ferguson, R OBP: 0.362, SLG: 0.434 (1, 2) X	0-0 L8 ②		0-0 P6 ③		0-0 5-3 ③		0-0 F7 ②			4	0	0	0	0	0	3
Art Howe, R OBP: 0.335, SLG: 0.427 (1, 4) X	0-0 4-3 ③		0-0 SH1-4 PB 1B		0-0 P4 ①		0-3 K ③			4	0	1	0	0	1	2
Jose Cruz, L OBP: 0.363, SLG: 0.472 (1, 9) X		0-0 2-3 ①	0-0 SH1-4 BB		4-0 1-2 BB		0-0 F6 ②			2	0	0	0	1	0	0
Julio Gonzalez, R OBP: 0.291, SLG: 0.330 (1, 6) S S S S		0-3 K ②	0-3 K ①		0-0 F9 ③					3	0	0	0	0	2	2
Tom Dixon, R (1, 1) X		0-0 G3 ③	0-0 SH1-4 ②		0-0 F3 ①					2	0	0	0	0	0	0

Inning Stats	R: 1	H: 1	E: 0	K: 0	S: 5	R: 0	H: 0	E: 0	K: 1	S: 5	R: 2	H: 2	E: 0	K: 1	S: 7	R: 0	H: 1	E: 0	K: 1	S: 6	R: 0	H: 1	E: 0	K: 1	S: 6	R: 0	H: 0	E: 0	K: 0	S: 3	R: 0	H: 0	E: 0	K: 0	S: 3	R: 1	H: 1	E: 0	K: 1	S: 6
	LOB: 2	BB: 1	P: 9	LOB: 0	BB: 0	P: 5	LOB: 0	BB: 0	P: 7	LOB: 2	BB: 1	P: 10	LOB: 0	BB: 0	P: 6	LOB: 0	BB: 0	P: 3	LOB: 0	BB: 0	P: 6	LOB: 0	BB: 0	P: 6	LOB: 0	BB: 0	P: 6	LOB: 0	BB: 0	P: 6	LOB: 0	BB: 0	P: 6	LOB: 0	BB: 0	P: 6	LOB: 0	BB: 0	P: 6	

PITCHER	IP	WLS	BF	H	R	ER	SO	BB	IBB	HBP	BLK	WP	HR	S	P	ERA	WHIP
Tom Underwood, L ERA: 5.12 (1, 1)	4.0	L	19	4	3	3	3	2	0	0	0	0	1	23	31	6.75	1.500
Clay Carroll, R ERA: 2.24 (5, 1)	2.0		7	1	0	0	1	0	0	0	0	0	0	9	9	0.00	0.500
Al Hrabosky, L ERA: 4.48 (7, 1)	2.0		7	1	1	1	1	0	0	0	0	0	1	9	9	4.50	0.500


BOTTOM

St. Louis Cardinals @ Houston Astros
Astrodome, Houston, TX

Sat Aug 06 1977, 8:05 PM EDT
Att. 34,521 - Dome

livebaseballscorecards.com

AB	30
R	4
H	6
RBI	4
BB	2
SO	5
LOB	9



WP: 0	PA: 33
PB: 1	CS: 0
SB: 1	
CS: 0	

Batter	1	2	3	4	5	6	7	8	9	AB R H RBI BB SO LOB	TOP		
Lou Brock, L (1, 7) OBP: 0.317, SLG: 0.360 Mike Anderson, R (8, 9) OBP: 0.286, SLG: 0.371	0-3 K		0-0 P6		4-0 CS 2B BB		0-0 FC 1B BB	0-0 F8		4 2 1 0 1 1 2 0 0 0 0 0 0 0			
Garry Templeton, S (1, 6) OBP: 0.335, SLG: 0.443	0-0 S 1B		0-0 4-3		0-0 CS 1B		4-0 FC 1B BB		0-0 F8	4 1 2 0 1 0 0			
Hector Cruz, R (1, 9) OBP: 0.355, SLG: 0.384 (8, 7)	0-0 F8		4-0 E S BB		0-0 2B		0-0 FC 1B		0-0 F7	4 0 1 1 1 0 3			
Dave Rader, L (1, 2) OBP: 0.321, SLG: 0.394 Ted Simmons, S (7, PH) OBP: 0.411, SLG: 0.526 (7, 2)	0-0 1-3		0-0 4-3		0-0 F8		0-0 G5-4-3 1B		0-0 6-3	3 0 0 0 0 0 3 2 0 1 2 0 0 0			
Keith Hernandez, L (1, 3) OBP: 0.393, SLG: 0.460		0-0 F9		0-3 K		0-0 3-1	0-0 G5-4-3			4 0 0 0 0 1 2			
Jerry Mumphrey, S (1, 8) OBP: 0.399, SLG: 0.459		0-0 S HR 1B		0-0 CS 1B		0-3 K		0-0 5-3		4 1 2 0 0 1 0			
Ken Reitz, R (1, 5) OBP: 0.304, SLG: 0.434		0-0 1-H HR		0-0 1-2 1B		0-0 1B		0-0 1B		4 1 4 2 0 0 0			
Don Kessinger, S (1, 4) OBP: 0.324, SLG: 0.282 Mike Tyson, R (8, 4) OBP: 0.280, SLG: 0.326		0-0 P6		0-0 F9		0-0 F8		0-0 1-2 1B		4 0 1 0 0 0 2 0 0 0 0 0 0 0			
John Urrea, R (1, 1) OBP: 0.300, SLG: 0.125 Tony Scott, S (8, PH) OBP: 0.373, SLG: 0.406 Butch Metzger, R (8, 1)		0-0 P6		0-0 4-3		0-0 G3		0-0 L8		3 0 0 0 0 0 0 1 0 0 0 0 0 2 0 0 0 0 0 0 0			
Inning Stats	R: 0 H: 1 E: 0 LOB: 1 K: 1 BB: 0 S: 6 P: 6	R: 2 H: 2 E: 0 LOB: 0 K: 0 BB: 0 S: 5 P: 5	R: 0 H: 0 E: 0 LOB: 1 K: 0 BB: 1 S: 3 P: 7	R: 0 H: 2 E: 0 LOB: 1 K: 1 BB: 0 S: 6 P: 6	R: 1 H: 2 E: 0 LOB: 1 K: 0 BB: 1 S: 4 P: 8	R: 0 H: 1 E: 0 LOB: 1 K: 1 BB: 0 S: 6 P: 6	R: 2 H: 2 E: 0 LOB: 1 K: 0 BB: 1 S: 5 P: 9	R: 0 H: 2 E: 0 LOB: 2 K: 0 BB: 0 S: 5 P: 5	R: 0 H: 0 E: 0 LOB: 0 K: 0 BB: 0 S: 3 P: 3	1B: 10 SF: 0 2B: 1 SAC: 0 3B: 0 DP: 1 HR: 1 HBP: 0	WP: 0 PA: 40 PB: 0 SB: 3 CS: 3		
PITCHER	IP WLS BF H R ER SO BB IBB HBP BLK WP HR S P ERA WHIP											PITCHER	IP WLS BF H R ER SO BB IBB HBP BLK WP HR S P ERA WHIP
Dan Larson, R (1, 1) ERA: 6.01	6.1 L 30 9 5 5 3 3 0 0 0 0 0 1 33 45 7.11 1.895												
Joe Sambito, L (7, 1) ERA: 1.96	0.2 2 1 0 0 0 0 0 0 0 0 0 0 2 2 0.00 1.500												
Ken Forsch, R (8, 1) ERA: 2.7	2.0 8 2 0 0 0 0 0 0 0 0 0 0 8 8 0.00 1.000												

St. Louis Cardinals @ Houston Astros
Astrodome, Houston, TX
Sun Aug 07 1977, 4:33 AM EDT
Att: 19,901 - Unknown

livebaseballscorecards.com

AB	37
R	5
H	12
RBI	5
BB	3
SO	3
LOB	14



Batter	1	2	3	4	5	6	7	8	9	AB	R	H	RBI	BB	SO	LOB
Terry Puhl, L OBP: 0.315, SLG: 0.300 (1, 7)	0-3 K		0-0 5-3		0-0 F7			0-0 F8		4	0	0	0	0	1	0
Enos Cabell, R OBP: 0.303, SLG: 0.426 (1, 5)	0-0 5-3		0-0 F8		0-0 3-1			0-0 6-3		4	0	0	0	0	0	0
Cesar Cedeno, R OBP: 0.328, SLG: 0.370 (1, 8)	0-0 1B			0-0 5-3		0-0 5-3		0-0 2B		4	0	2	0	0	0	0
Bob Watson, R OBP: 0.356, SLG: 0.483 (1, 3)	0-3 K			0-0 2B 1B 1B		0-0 6-3		0-0 4-3		4	1	1	0	0	1	2
Jose Cruz, L OBP: 0.364, SLG: 0.475 (1, 9)		0-0 1B		0-0 1B 2B		0-0 L6		0-3 K		4	1	2	0	0	1	0
Joe Ferguson, R OBP: 0.363, SLG: 0.438 (1, 2)	0-3 K		0-0 4-3 1B		0-0 2B		0-0 2B	0-3 K		4	0	2	2	0	2	1
Art Howe, R OBP: 0.333, SLG: 0.421 (1, 4)		0-0 P6		0-0 4-3 1B		0-0 L7		4-0 1B BB		3	0	0	0	1	0	3
Julio Gonzalez, R OBP: 0.291, SLG: 0.329 (1, 6)		0-0 5-3		0-0 L3		0-0 F7		0-0 1B		4	0	1	0	0	0	3
Dan Larson, R OBP: 0.318, SLG: 0.286 (1, 1)			0-0 G3		0-3 K		0-0 6-3	0-3 K		2	0	0	0	0	1	0
Joe Sambito, L OBP: 0.182, SLG: 0.182 (7, 1)										0	0	0	0	0	0	0
Ken Boswell, L OBP: 0.287, SLG: 0.256 (7, PH)										1	0	0	0	0	0	1
Ken Forsch, R OBP: 0.143, SLG: 0.077 (8, 1)										0	0	0	0	0	0	0
Wilbur Howard, S OBP: 0.260, SLG: 0.305 (9, PH)										1	0	0	0	0	1	2

Inning Stats	R: 0	H: 1	E: 0	K: 2	S: 8	LOB: 1	BB: 0	P: 8	R: 0	H: 1	E: 0	K: 1	S: 6	LOB: 1	BB: 0	P: 6	R: 0	H: 0	E: 0	K: 0	S: 3	LOB: 0	BB: 0	P: 3	R: 2	H: 3	E: 0	K: 0	S: 6	LOB: 1	BB: 0	P: 6	R: 0	H: 0	E: 0	K: 1	S: 5	LOB: 0	BB: 0	P: 5	R: 0	H: 0	E: 0	K: 0	S: 3	LOB: 0	BB: 0	P: 3	R: 0	H: 1	E: 0	K: 0	S: 4	LOB: 1	BB: 0	P: 4	R: 0	H: 1	E: 0	K: 0	S: 4	LOB: 1	BB: 0	P: 4	R: 0	H: 1	E: 0	K: 3	S: 10	LOB: 2	BB: 1	P: 14	1B: 5	SF: 0	2B: 3	SAC: 0	3B: 0	DP: 0	HR: 0	HBP: 0	WP: 0	PA: 36
--------------	------	------	------	------	------	--------	-------	------	------	------	------	------	------	--------	-------	------	------	------	------	------	------	--------	-------	------	------	------	------	------	------	--------	-------	------	------	------	------	------	------	--------	-------	------	------	------	------	------	------	--------	-------	------	------	------	------	------	------	--------	-------	------	------	------	------	------	------	--------	-------	------	------	------	------	------	-------	--------	-------	-------	-------	-------	-------	--------	-------	-------	-------	--------	-------	--------

PITCHER	IP	WLS	BF	H	R	ER	SO	BB	IBB	HBP	BLK	WP	HR	S	P	ERA	WHIP
John Urrea, R ERA: 2.92 (1, 1)	7.0	W	27	6	2	2	4	0	0	0	0	0	0	35	35	2.57	0.857
Butch Metzger, R ERA: 3.35 (8, 1)	2.0	S	9	2	0	0	3	1	0	0	0	0	0	14	18	0.00	1.500


BOTTOM

St. Louis Cardinals @ Houston Astros
Astrodome, Houston, TX

Sun Aug 07 1977, 4:33 AM EDT
Att. 19,901 - Unknown

livebaseballscorecards.com

AB	35
R	2
H	8
RBI	2
BB	1
SO	7
LOB	12



Batter	1	2	3	4	5	6	7	8	9	AB R H RBI BB SO LOB	TOP
Rick Bosetti, R (1, 9) Roger Freed, R (8, PH) OBP: 0.466, SLG: 0.532 Al Hrabosky, R (8, 1)	0-0 F9		0-0 5-3			0-0 5-3		0-0 F6-4-3		3 0 0 0 0 0 0	
Garry Templeton, S (1, 6) OBP: 0.336, SLG: 0.444	0-0 1B		0-0 F2			0-0 F7			0-0 HR	4 2 2 0 0 0 0	
Hector Cruz, R (1, 7) OBP: 0.358, SLG: 0.385	0-0 1B			4-0 BB		0-3 K			0-0 SH1-4	2 0 1 1 1 1 0	
Ted Simmons, S (1, 2) OBP: 0.412, SLG: 0.525	0-0 L8			0-0 1B			0-0 F6-3		4-0 HR	3 1 1 0 1 0 1	
Keith Hernandez, L (1, 3) OBP: 0.389, SLG: 0.455	0-0 G3			0-0 F4-6-3			0-3 K		0-0 G3	4 0 0 0 0 1 5	
Ken Reitz, R (1, 5) OBP: 0.304, SLG: 0.439		0-0 F6-3		0-0 5-3			0-0 5-3		0-0 HR	4 1 1 3 0 0 1	
Jerry Mumphrey, S (1, 8) OBP: 0.400, SLG: 0.459		0-0 F6-3			0-0 CS			0-0 SH1-4	0-0 F8	4 0 2 0 0 0 0	
Mike Tyson, R (1, 4) OBP: 0.278, SLG: 0.323		0-3 K			0-0 1B		0-0 F6-3		0-0 SH1-4	2 0 0 0 0 1 1	
Eric Rasmussen, R (1, 1) Mike Anderson, R (8, PH) OBP: 0.292, SLG: 0.371			0-0 4-3		0-3 K			4-0 BB		2 0 0 0 0 1 0	
										0 0 0 0 0 1 0 0	
Inning Stats	R: 1 H: 2 E: 0 LOB: 1 K: 0 BB: 0 S: 5 P: 5	R: 0 H: 0 E: 0 LOB: 0 K: 1 BB: 0 S: 5 P: 5	R: 0 H: 0 E: 0 LOB: 0 K: 0 BB: 0 S: 3 P: 3	R: 0 H: 1 E: 0 LOB: 1 K: 0 BB: 1 S: 3 P: 7	R: 0 H: 1 E: 0 LOB: 0 K: 1 BB: 0 S: 5 P: 5	R: 0 H: 0 E: 0 LOB: 0 K: 1 BB: 0 S: 5 P: 5	R: 0 H: 0 E: 0 LOB: 0 K: 1 BB: 0 S: 5 P: 5	R: 0 H: 1 E: 0 LOB: 1 K: 0 BB: 1 S: 3 P: 7	R: 3 H: 2 E: 0 LOB: 0 K: 0 BB: 1 S: 5 P: 9	1B: 6 SF: 0 2B: 0 SAC: 2 3B: 0 DP: 2 HR: 1 HBP: 0	WP: 0 PA: 34 PB: 0 SB: 1 CS: 1
PITCHER Jerry Koosman, L (1, 1) ERA: 3.28	IP WLS BF H R ER SO BB IBB HBP BLK WP HR S P ERA WHIP										
	9.0 L 34 7 4 4 4 2 1 0 0 0 1 39 51 4.00 1.000										

St. Louis Cardinals @ New York Mets
 Shea Stadium, Flushing, NY
 Mon Aug 08 1977, 7:05 PM EDT
 Att: 12,519 - Unknown

livebaseballscorecards.com

AB	29
R	4
H	7
RBI	4
BB	3
SO	4
LOB	10



Batter	1	2	3	4	5	6	7	8	9	AB R H RBI BB SO LOB
Lenny Randle, S OBP: 0.392, SLG: 0.426 (1, 5)	0-0 CS 1B		0-3 K			0-3 K		0-3 K		4 0 1 0 0 3 2
Felix Millan, R OBP: 0.290, SLG: 0.314 (1, 4)	4-0 G1-6-3 1-2 BB			4-0 G6-3 BB		0-0 F7		0-0 F8		2 0 0 0 2 0 2
Steve Henderson, R OBP: 0.350, SLG: 0.531 (1, 7)	0-0 G1-6-3 1-2f			0-0 G6-3 1-2f			0-0 4-3		0-0 HR	4 1 1 1 0 0 2
John Milner, L OBP: 0.368, SLG: 0.429 (1, 3)		0-0 F8		4-0 BB		4-0 BB		0-3 K		2 0 0 0 2 1 0
Mike Vail, R OBP: 0.329, SLG: 0.429 (1, 9)		0-3 K		0-0 F2		0-0 B2		0-3 K		4 0 0 0 0 2 2
John Stearns, R OBP: 0.387, SLG: 0.463 (1, 2)		0-0 HR			0-0 L3 1B		0-0 6-3		0-3 K	4 1 2 1 0 1 1
Lee Mazzilli, S OBP: 0.326, SLG: 0.304 (1, 8)		0-0 F8			0-0 L3 1-2		4-0 HBP BB			2 0 0 0 1 0 1
Doug Flynn, R OBP: 0.241, SLG: 0.266 (1, 6)			0-0 F3		0-3 K		0-0 F9			3 0 0 0 0 1 1
Jerry Koosman, R OBP: 0.136, SLG: 0.175 (1, 1)			0-3 K			0-0 6-3		1-0 HBP		2 0 0 0 0 1 0

Inning Stats	R: 0 E: 0 K: 0 S: 2	H: 1 LOB: 0 BB: 1 P: 6	R: 1 E: 0 K: 1 S: 6	H: 1 LOB: 0 BB: 0 P: 6	R: 0 E: 0 K: 2 S: 7	H: 0 LOB: 0 BB: 0 P: 7	R: 0 E: 0 K: 0 S: 2	H: 0 LOB: 1 BB: 2 P: 10	R: 0 E: 0 K: 1 S: 5	H: 1 LOB: 0 BB: 0 P: 5	R: 0 E: 0 K: 1 S: 5	H: 0 LOB: 0 BB: 0 P: 5	R: 0 E: 0 K: 0 S: 3	H: 0 LOB: 1 BB: 1 P: 7	R: 0 E: 0 K: 1 S: 5	H: 0 LOB: 2 BB: 1 P: 10	R: 1 E: 0 K: 3 S: 10	H: 1 LOB: 0 BB: 0 P: 10	1B: 2 2B: 1 3B: 0 HR: 2	SF: 0 SAC: 0 DP: 3 HBP: 1	WP: 0 PB: 0 SB: 0 CS: 1	PA: 33
PITCHER	IP	WLS	BF	H	R	ER	SO	BB	IBB	HBP	BLK	WP	HR	S	P	ERA	WHIP					
Eric Rasmussen, R ERA: 3.36 (1, 1)	7.0		24	3	1	1	5	4	0	0	0	0	1	30	46	1.29	1.000					
Al Hrabosky, L ERA: 4.48 (8, 1)	2.0	W	9	1	1	1	4	1	0	1	0	0	1	15	20	4.50	1.000					

BOTTOM

St. Louis Cardinals @ New York Mets
Shea Stadium, Flushing, NY
Mon Aug 08 1977, 7:05 PM EDT
Att. 12,519 - Unknown

livebaseballscores.com

AB	27
R	2
H	4
RBI	2
BB	5
SO	9
LOB	11



BOTTOM

St. Louis Cardinals @ New York Mets
Shea Stadium, Flushing, NY
Tue Aug 09 1977, 7:05 PM EDT
Att. 15,351 - Unknown

livebaseballscores.com

AB 32
R 4
H 10
RBI 3
BB 2
SO 5
LOB 13



WP: 0 PA: 35
PB: 0
SB: 0
CS: 1

AB R H RBI BB SO LOB

4 1 1 0 0 0 1

4 1 2 0 0 0 2

4 2 2 1 0 0 1

4 0 2 2 0 2 1

2 0 0 0 1 0 1

4 0 0 0 0 1 3

4 0 0 0 0 2 2

4 0 3 0 0 0 0

2 0 0 0 1 0 2

1B: 9 SF: 0
2B: 1 SAC: 0
3B: 0 DP: 1
HR: 0 HBP: 1

Batter	1	2	3	4	5	6	7	8	9
Lenny Randle, S OBP: 0.390, SLG: 0.424 (1, 5) X	0-0 E6 1B 1B	0-0 FC4-6 1-2f			0-0 L7		0-0 CS 1B		
Felix Millan, R OBP: 0.292, SLG: 0.317 (1, 4) X	0-0 1B 1B	0-0 5-3			0-0 FC4 1B		0-0 F9 1-2		
Steve Henderson, R OBP: 0.353, SLG: 0.530 (1, 7) X	0-0 1B G6-4-3 1B		0-0 4-3		0-0 FC4 2B 1-2f		0-0 1B		
John Milner, L OBP: 0.370, SLG: 0.433 (1, 3) X	0-0 G6-4-3 HBP 1B 1-3 2-H		0-3 K		0-0 2B 1-H		0-3 K		
John Stearns, R OBP: 0.389, SLG: 0.460 (1, 2) H	1-0 G6-4-3 HBP 1B 1-2		0-0 5-3		0-0 P3		4-0 1B BB		
Mike Vail, R OBP: 0.323, SLG: 0.421 (1, 9) X	0-0 G6-4-3 1-2f 2-3 3-H		0-3 K		0-0 6-3		0-0 F8		
Lee Mazzilli, S OBP: 0.323, SLG: 0.300 (1, 8) X	0-0 4-3		0-3 K		0-3 K		0-0 4-3 1-2		
Doug Flynn, R OBP: 0.253, SLG: 0.278 (1, 6)		0-0 F8		0-0 FC6-4 1B		0-0 E1 1B	0-0 2-H 1B		
Nino Espinosa, R OBP: 0.158, SLG: 0.114 (1, 1)		4-0 FC4-6 BB		0-0 FC6-4 1-2f		0-0 F9			

Inning Stats	R: 3	H: 3	E: 1	K: 0	S: 6	LOB: 1	BB: 0	P: 7	R: 0	H: 0	E: 0	K: 0	S: 3	LOB: 1	BB: 1	P: 7	R: 0	H: 0	E: 0	K: 1	S: 5	LOB: 0	BB: 0	P: 5	R: 1	H: 2	E: 0	K: 0	S: 5	LOB: 1	BB: 0	P: 5	R: 0	H: 1	E: 1	K: 1	S: 6	LOB: 1	BB: 0	P: 6	R: 0	H: 2	E: 0	K: 1	S: 6	LOB: 1	BB: 0	P: 6	R: 0	H: 1	E: 0	K: 0	S: 3	LOB: 2	BB: 1	P: 7
--------------	------	------	------	------	------	--------	-------	------	------	------	------	------	------	--------	-------	------	------	------	------	------	------	--------	-------	------	------	------	------	------	------	--------	-------	------	------	------	------	------	------	--------	-------	------	------	------	------	------	------	--------	-------	------	------	------	------	------	------	--------	-------	------

PITCHER	IP	WLS	BF	H	R	ER	SO	BB	IBB	HBP	BLK	WP	HR	S	P	ERA	WHIP
John Denny, R ERA: 3.61 (1, 1)	5.0	L	23	6	4	2	3	1	0	1	0	0	0	27	32	3.60	1.400
Buddy Schultz, L ERA: 1.24 (6, 1)	1.0		4	1	0	0	1	0	0	0	0	0	0	6	6	0.00	1.000
Rawly Eastwick, R ERA: 3.55 (7, 1)	2.0		8	3	0	0	1	1	0	0	0	0	0	9	13	0.00	2.000

PITCHER	IP	WLS	BF	H	R	ER	SO	BB	IBB	HBP	BLK	WP	HR	S	P	ERA	WHIP
---------	----	-----	----	---	---	----	----	----	-----	-----	-----	----	----	---	---	-----	------

Batter	1	2	3	4	5	6	7	8	9	AB R H RBI BB SO LOB	TOP
Lou Brock, L (1, 7) OBP: 0.316, SLG: 0.361 Keith Hernandez, L (9, 3) OBP: 0.386, SLG: 0.450	0-0 5-3		0-3 K		0-3 K			0-0 F2		4 0 0 0 0 2 0 0 0 0 0 0 0 0	St. Louis Cardinals @ New York Mets Shea Stadium, Flushing, NY Wed Aug 10 1977, 3:33 AM EDT Att: 16,463 - Unknown AB 33 R 3 H 6 RBI 3 BB 0 SO 7 LOB 7
Garry Templeton, S (1, 6) OBP: 0.333, SLG: 0.440	0-0 5-3		0-0 P4		0-0 G3			0-0 4-3		4 0 0 0 0 0 0	
Hector Cruz, R (1, 9) OBP: 0.359, SLG: 0.380 (9, 7)	0-3 K			0-0 1B 1B			0-0 F8	0-0 F9		4 1 1 0 0 1 0	
Ted Simmons, S (1, 2) OBP: 0.411, SLG: 0.522		0-0 HR 1B		0-0 1-2 1B 1B			0-0 1-3	0-0 F2		4 1 2 0 0 0 0	
Roger Freed, R (1, 3) OBP: 0.452, SLG: 0.569 Butch Metzger, R (9, 1)		0-0 HR		0-0 L8		0-3 K		0-0 5-3		4 1 1 2 0 1 2 0 0 0 0 0 0 0	
Jerry Mumphrey, S (1, 8) OBP: 0.396, SLG: 0.454		0-0 L5		0-0 1-2 2-H 1B			0-0 4-3	0-3 K		4 0 1 1 0 1 0	
Ken Reitz, R (1, 5) OBP: 0.301, SLG: 0.434		0-0 F7		0-3 K			0-0 F6-3			3 0 0 0 0 1 2	
Mike Tyson, R (1, 4) OBP: 0.281, SLG: 0.326		0-0 F6-3		0-0 F7			0-0 1B			3 0 1 0 0 0 2	
Tom Underwood, R (1, 1) OBP: 0.231, SLG: 0.182 Mike Anderson, R (9, 9) OBP: 0.292, SLG: 0.371			0-3 K		0-0 F6		0-0 5-3			3 0 0 0 0 1 1 0 0 0 0 0 0 0	
Inning Stats	R: 0 H: 0 E: 0 LOB: 0 K: 1 BB: 0 S: 5 P: 5	R: 2 H: 2 E: 0 LOB: 0 K: 0 BB: 0 S: 5 P: 5	R: 0 H: 0 E: 0 LOB: 0 K: 2 BB: 0 S: 7 P: 7	R: 1 H: 3 E: 0 LOB: 2 K: 1 BB: 0 S: 8 P: 8	R: 0 H: 0 E: 0 LOB: 0 K: 1 BB: 0 S: 5 P: 5	R: 0 H: 0 E: 0 LOB: 0 K: 1 BB: 0 S: 5 P: 5	R: 0 H: 1 E: 0 LOB: 1 K: 0 BB: 0 S: 4 P: 4	R: 0 H: 0 E: 0 LOB: 0 K: 1 BB: 0 S: 3 P: 3	R: 0 H: 0 E: 0 LOB: 0 K: 1 BB: 0 S: 5 P: 5	1B: 5 SF: 0 2B: 0 SAC: 0 3B: 0 DP: 0 HR: 1 HBP: 0	WP: 0 PA: 33 PB: 0 SB: 0 CS: 0
PITCHER	IP WLS BF H R ER SO BB IBB HBP BLK WP HR S P ERA WHIP										
Craig Swan, R (1, 1) ERA: 3.78	8.0 L 30 6 3 3 6 0 0 0 0 0 0 1 42 42 3.38 0.750										
Skip Lockwood, R (9, 1) ERA: 3.18	1.0 3 0 0 0 1 0 0 0 0 0 0 0 5 5 0.00 0.000										

St. Louis Cardinals @ New York Mets
 Shea Stadium, Flushing, NY
 Wed Aug 10 1977, 3:33 AM EDT
 Att: 16,463 - Unknown

livebaseballscorecards.com



BOTTOM

St. Louis Cardinals @ New York Mets
 Shea Stadium, Flushing, NY
 Wed Aug 10 1977, 3:33 AM EDT
 Att. 16,463 - Unknown

livebaseballscorecards.com

AB	28
R	1
H	5
RBI	1
BB	3
SO	3
LOB	10



WP: 1	PA: 31
PB: 0	
SB: 0	
CS: 0	

AB R H RBI BB SO LOB

4	0	1	1	0	0	0
3	0	1	0	1	0	0
3	0	1	0	1	1	1
4	0	0	0	0	0	3
2	0	1	0	1	0	2
3	0	0	0	0	1	2
3	0	1	0	0	0	0
3	1	0	0	0	0	1
2	0	0	0	0	1	1
1	0	0	0	0	0	0
0	0	0	0	0	0	0

Batter	1	2	3	4	5	6	7	8	9
Lenny Randle, S OBP: 0.389, SLG: 0.425 (1, 5)	0-0 F9		0-0 F8		0-0 2B			0-0 F8	
Felix Millan, R OBP: 0.295, SLG: 0.317 (1, 4)	4-0 1B BB		0-0 1B			0-0 F8		0-0 6-3	
Steve Henderson, R OBP: 0.356, SLG: 0.527 (1, 7)	0-0 1-2 1B		0-0 F9			4-0 G6-4-3 BB		0-3 K	
Mike Vail, R OBP: 0.318, SLG: 0.414 (1, 9)	0-0 F9			0-0 4-3		0-0 G6-4-3 1-2f		0-0 G1	
John Stearns, R OBP: 0.391, SLG: 0.460 (1, 2)	0-0 P4			4-0 G5-4-3 BB			0-0 G6-4-3 1B		
Lee Mazzilli, S OBP: 0.320, SLG: 0.298 (1, 8)		0-3 K		0-0 G5-4-3 1-2f			0-0 G6-4-3 1-2f		
Bobby Valentine, R OBP: 0.231, SLG: 0.233 (1, 3)		0-0 1-3			0-0 FC6-4 1B		0-0 F9		
Doug Flynn, R OBP: 0.249, SLG: 0.273 (1, 6)		0-0 F6-3			0-0 FC6-4 WP 2B			0-0 F6	
Craig Swan, R OBP: 0.139, SLG: 0.139 (1, 1)			0-0 F9		0-3 K			0-0 G3	
Joel Youngblood, R OBP: 0.340, SLG: 0.301 (8, PH)					1-2				
Skip Lockwood, R OBP: 0.154, SLG: 0.154 (9, 1)									

Inning Stats	R: 0	H: 1	E: 0	K: 0	S: 4	LOB: 2	BB: 1	P: 8	R: 0	H: 0	E: 0	K: 1	S: 5	LOB: 0	BB: 0	P: 5	R: 0	H: 1	E: 0	K: 0	S: 4	LOB: 1	BB: 0	P: 4	R: 0	H: 0	E: 0	K: 0	S: 2	LOB: 0	BB: 1	P: 6	R: 1	H: 2	E: 0	K: 1	S: 6	LOB: 1	BB: 0	P: 6	R: 0	H: 0	E: 0	K: 0	S: 2	LOB: 0	BB: 1	P: 6	R: 0	H: 1	E: 0	K: 0	S: 3	LOB: 0	BB: 0	P: 3	R: 0	H: 0	E: 0	K: 0	S: 3	LOB: 0	BB: 0	P: 3	R: 0	H: 0	E: 0	K: 1	S: 5	LOB: 0	BB: 0	P: 5
--------------	------	------	------	------	------	--------	-------	------	------	------	------	------	------	--------	-------	------	------	------	------	------	------	--------	-------	------	------	------	------	------	------	--------	-------	------	------	------	------	------	------	--------	-------	------	------	------	------	------	------	--------	-------	------	------	------	------	------	------	--------	-------	------	------	------	------	------	------	--------	-------	------	------	------	------	------	------	--------	-------	------

PITCHER	IP	WLS	BF	H	R	ER	SO	BB	IBB	HBP	BLK	WP	HR	S	P	ERA	WHIP
Tom Underwood, L ERA: 4.78 (1, 1)	8.0	W	28	5	1	1	2	3	0	0	0	1	0	29	41	1.12	1.000
Butch Metzger, R ERA: 3.31 (9, 1)	1.0	S	3	0	0	0	1	0	0	0	0	0	0	5	5	0.00	0.000

Batter	1	2	3	4	5	6	7	8	9	10	AB R H RBI BB SO LOB	TOP										
Chris Speier, R (1, 6) OBP: 0.316, SLG: 0.332	F8		K		F8			L7		G3	5 0 0 0 0 1 1	Montreal Expos @ St. Louis Cardinals Busch Stadium, St. Louis, MO Sat Aug 13 1977, 7:05 PM CDT Att: 34,218 - Cloudy										
Warren Cromartie, L (1, 7) OBP: 0.319, SLG: 0.400	F8			L6		F9		1B			4 0 1 0 0 0 0											
Andre Dawson, R (1, 8) OBP: 0.330, SLG: 0.473	F7			WP FC1-5-2-6 2B		S 1B		F9			4 0 2 0 0 0 1											
Tony Perez, R (1, 3) OBP: 0.351, SLG: 0.426		E4 FC4-6		FC1-5-2-6 E 2-H		K 1-2		F7			4 0 0 0 0 1 3											
Del Unser, L (1, 9) OBP: 0.347, SLG: 0.454		FC4-6 1B 1-2f		E6 2-3		IBB		F8			3 0 0 0 1 0 2											
Gary Carter, R (1, 2) OBP: 0.334, SLG: 0.480		G4-6-3 1B 1-2		K		F8		L7			4 0 1 0 0 1 4											
Larry Parrish, R (1, 5) OBP: 0.314, SLG: 0.388		G4-6-3 1-2f		F7		1-3		6-3			4 0 0 0 0 0 2											
Pete Mackanin, R (1, 4) OBP: 0.271, SLG: 0.318		K		SH3-4 1B		L9		P4			4 0 1 0 0 1 0											
Wayne Twitchell, R (1, 1) OBP: 0.212, SLG: 0.167		K		SH3-4		K		P4			2 0 0 0 0 2 0											
Sam Mejias, R (10, PH) OBP: 0.309, SLG: 0.509											1 0 0 0 0 0 0											
Don Stanhouse, R (10, 1) OBP: 0.225, SLG: 0.282											0 0 0 0 0 0 0											
Inning Stats	R: 0 E: 0 K: 0 S: 3	H: 0 LOB: 0 BB: 0 P: 3	R: 0 E: 1 K: 0 S: 4	H: 1 LOB: 1 BB: 0 P: 4	R: 0 E: 0 K: 3 S: 9	H: 0 LOB: 0 BB: 0 P: 9	R: 0 E: 1 K: 1 S: 7	H: 1 LOB: 2 BB: 0 P: 7	R: 0 E: 0 K: 0 S: 4	H: 1 LOB: 1 BB: 0 P: 4	R: 0 E: 0 K: 1 S: 6	H: 0 LOB: 0 BB: 0 P: 5	R: 0 E: 0 K: 0 S: 4	H: 1 LOB: 1 BB: 0 P: 4	R: 0 E: 0 K: 0 S: 3	H: 0 LOB: 0 BB: 0 P: 3	R: 0 E: 0 K: 0 S: 3	H: 0 LOB: 0 BB: 0 P: 3	1B: 4 2B: 1 3B: 0 HR: 0	SF: 0 SAC: 1 DP: 1 HBP: 0	WP: 1 PB: 0 SB: 1 CS: 0	PA: 37
PITCHER	IP WLS BF H R ER SO BB IBB HBP BLK WP HR S P ERA WHIP																					
John Urrea, R (1, 1) ERA: 2.7	7.0	27	4	0	0	6	0	1	0	0	0	1	0	38	42	0.00	0.571					
Butch Metzger, R (8, 1) ERA: 3.19	3.0	10	1	0	0	0	0	0	0	0	0	0	0	10	10	0.00	0.333					

livebaseballscorecards.com

AB	35
R	0
H	5
RBI	0
BB	1
SO	6
LOB	13



BOTTOM

Montreal Expos @ St. Louis Cardinals
Busch Stadium, St. Louis, MO
Sat Aug 13 1977, 7:05 PM CDT
Att. 34,218 - Cloudy

livebaseballscores.com

AB 33
R 1
H 8
RBI 1
BB 6
SO 4
LOB 15



WP: 0 PA: 40
PB: 0
SB: 1
CS: 2

AB R H RBI BB SO LOB

4 0 1 0 1 0 3

3 0 0 0 2 0 2

1 0 0 0 0 1 0
4 0 2 1 0 0 2

4 0 1 0 0 1 1

4 0 0 0 0 0 1

3 0 1 0 1 0 0

3 0 0 0 1 1 2

4 0 2 0 0 0 2

1 0 0 0 1 1 1
1 0 0 0 0 0 1
0 0 0 0 0 0 0
1 0 1 0 0 0 0
0 1 0 0 0 0 0

1B: 6 SF: 0
2B: 3 SAC: 0
3B: 0 DP: 1
HR: 0 HBP: 0

Batter	1	2	3	4	5	6	7	8	9	10
Lou Brock, L (1, 7) OBP: 0.319, SLG: 0.361	4-0 CS BB		x 0-0 FC6-4 L6-3 1-2f		x 0-0 5-3		x 0-0 F8			x 0-0 1B 1B
Garry Templeton, S (1, 6) OBP: 0.335, SLG: 0.438	0-0 4-3 1-2		x 0-0 L6-3 1-2		4-0 IBB			x 0-0 F8		4-0 1B 1B
Hector Cruz, R (1, 9) OBP: 0.353, SLG: 0.373 Mike Anderson, R (2, 9) OBP: 0.306, SLG: 0.376	0-3 K			x 0-0 L9	x 0-0 P3			x 0-0 CS 1B		x 0-0 1B 1B 1-2 2-3 3-H
Ted Simmons, S (1, 2) OBP: 0.413, SLG: 0.523		0-3 K		x 0-0 1-3 1B		x 0-0 F2		x 0-0 F8		
Keith Hernandez, L (1, 3) OBP: 0.382, SLG: 0.444		0-0 6-3		x 0-0 1-3		x 0-0 4-3		0-0 CS	0-0 L6	
Jerry Mumphrey, S (1, 8) OBP: 0.396, SLG: 0.453		0-0 S 1B		4-0 IBB		x 0-0 4-3			x 0-0 6-3	
Ken Reitz, R (1, 5) OBP: 0.301, SLG: 0.433		4-0 BB BB BB		x 0-0 F7		x 0-0 5-3		0-3 K		
Mike Tyson, R (1, 4) OBP: 0.284, SLG: 0.334		0-0 F7			x 0-0 2B		x 0-0 2B			x 0-0 L9
John Urrea, R (1, 1) OBP: 0.318, SLG: 0.118 Tony Scott, S (7, PH) OBP: 0.372, SLG: 0.404 Butch Metzger, R (8, 1) Roger Freed, R (10, PH) OBP: 0.439, SLG: 0.545 Rick Bosetti, R (10, PR)			4-0 FC6-4 BB		0-3 K		x 0-0 L9			x 0-0 1B 1B

Inning Stats	R: 0	H: 0	E: 0	K: 1	S: 4	H: 0	LOB: 0	BB: 1	P: 8	R: 0	H: 1	E: 0	K: 0	S: 6	H: 0	LOB: 0	BB: 1	P: 6	R: 0	H: 1	E: 0	K: 0	S: 4	H: 2	LOB: 2	BB: 1	P: 8	R: 0	H: 1	E: 0	K: 1	S: 6	H: 0	LOB: 0	BB: 0	P: 3	R: 0	H: 1	E: 0	K: 0	S: 4	H: 1	LOB: 1	BB: 0	P: 4	R: 0	H: 1	E: 0	K: 0	S: 3	H: 1	LOB: 0	BB: 0	P: 3	R: 0	H: 1	E: 0	K: 0	S: 5	H: 0	LOB: 0	BB: 0	P: 5	R: 1	H: 3	E: 0	K: 0	S: 4	H: 3	LOB: 3	BB: 1	P: 8	1B: 6	SF: 0	2B: 3	SAC: 0	3B: 0	DP: 1	HR: 0	HBP: 0	WP: 0	PA: 40
--------------	------	------	------	------	------	------	--------	-------	------	------	------	------	------	------	------	--------	-------	------	------	------	------	------	------	------	--------	-------	------	------	------	------	------	------	------	--------	-------	------	------	------	------	------	------	------	--------	-------	------	------	------	------	------	------	------	--------	-------	------	------	------	------	------	------	------	--------	-------	------	------	------	------	------	------	------	--------	-------	------	-------	-------	-------	--------	-------	-------	-------	--------	-------	--------

PITCHER	IP	WLS	BF	H	R	ER	SO	BB	IBB	HBP	BLK	WP	HR	S	P	ERA	WHIP
Wayne Twitchell, R (1, 1) ERA: 4.7	9.0		34	5	0	0	4	3	2	0	0	0	0	37	57	0.00	0.889
Don Stanhouse, R (10, 1) ERA: 4.19	0.1	L	5	3	1	1	0	0	1	0	0	0	0	4	8	27.00	9.000

Batter	1	2	3	4	5	6	7	8	9	AB	R	H	RBI	BB	SO	LOB
Lou Brock, L OBP: 0.318, SLG: 0.360 (1, 7)	0-0 CS 1B		0-0 3-1		0-0 F7			0-0 F8		4	0	1	0	0	0	0
Garry Templeton, S OBP: 0.333, SLG: 0.435 (1, 6) Don Kessinger, S OBP: 0.319, SLG: 0.278 (7, 6)	0-3 K		0-0 2-3		0-0 G3			0-3 K		3	0	0	0	0	1	1
Mike Anderson, R OBP: 0.304, SLG: 0.371 (1, 9)	0-0 BB 1-2 1B		0-3 K		0-0 F7			0-0 5-3		4	0	1	0	0	1	0
Ted Simmons, S OBP: 0.411, SLG: 0.518 (1, 2)	4-0 BB 1-2 BB			0-0 P4		0-0 4-3		0-0 6-3		3	0	0	0	1	0	0
Keith Hernandez, L OBP: 0.378, SLG: 0.440 (1, 3)	0-3 K			0-0 L6		0-0 L3		0-0 4-3		4	0	0	0	0	1	2
Jerry Mumphrey, S OBP: 0.394, SLG: 0.449 (1, 8)		0-0 G3		4-0 S HR BB		0-0 F7		0-0 F7		3	1	0	0	1	0	0
Ken Reitz, R OBP: 0.301, SLG: 0.439 (1, 5)		0-0 6-3		0-0 1-H HR				0-0 5-3		3	1	1	2	0	0	0
Mike Tyson, R OBP: 0.288, SLG: 0.338 (1, 4)		0-0 1B		0-0 1B				0-0 6-3		3	0	2	0	0	0	0
Eric Rasmussen, R OBP: 0.180, SLG: 0.207 (1, 1) Rawly Eastwick, R OBP: 0.364, SLG: 0.300 (6, 1) Buddy Schultz, R OBP: 0.273, SLG: 0.200 (7, 1)		0-0 P4		0-3 K				0-0 F3		2	0	0	0	0	1	2
										0	0	0	0	0	0	0
										1	0	0	0	0	0	0

Inning Stats	R: 0	H: 2	E: 0	K: 2	S: 8	R: 0	H: 1	E: 0	K: 0	S: 4	R: 0	H: 0	E: 0	K: 1	S: 5	R: 2	H: 2	E: 0	K: 1	S: 7	R: 0	H: 0	E: 0	K: 0	S: 3	R: 0	H: 0	E: 0	K: 0	S: 3	R: 0	H: 0	E: 0	K: 1	S: 5	R: 0	H: 0	E: 0	K: 0	S: 3	R: 0	H: 0	E: 0	K: 0	S: 5	R: 0	H: 0	E: 0	K: 0	S: 3	
	LOB: 2	BB: 1	P: 12			LOB: 1	BB: 0	P: 4			LOB: 1	BB: 1	P: 11			LOB: 0	BB: 0	P: 3			LOB: 0	BB: 0	P: 3			LOB: 0	BB: 0	P: 3			LOB: 0	BB: 0	P: 5			LOB: 0	BB: 0	P: 3			LOB: 0	BB: 0	P: 5			LOB: 0	BB: 0	P: 3			
	1B: 4	2B: 0	3B: 0	HR: 1	SF: 0	SAC: 0	DP: 0	HBP: 0	WP: 0	HR: 1	S: 3	P: 46	ERA: 2.25	WHIP: 0.875																																					
Steve Rogers, R ERA: 2.82 (1, 1)	8.0	WLS	BF	H	R	ER	SO	BB	IBB	HBP	BLK	WP	HR	S	P	ERA	WHIP																																		
Joe Kerrigan, R ERA: 2.97 (9, 1)	1.0	W	30	5	2	2	5	2	0	0	0	0	0	0	0	0.00	0.000																																		

BOTTOM

Montreal Expos @ St. Louis Cardinals
 Busch Stadium, St. Louis, MO
 Sun Aug 14 1977, 3:33 AM CDT
 Att. 24,303 - Unknown

livebaseballscores.com

AB	31
R	2
H	5
RBI	2
BB	2
SO	5
LOB	5



WP: 0	PA: 33
PB: 0	
SB: 1	
CS: 1	

New York Mets @ St. Louis Cardinals
 Busch Stadium, St. Louis, MO
 Mon Aug 15 1977, 7:05 PM CDT
 Att: 18,818 - Unknown

livebaseballscorecards.com

AB	37
R	7
H	11
RBI	7
BB	6
SO	5
LOB	18



WP:	1	PA:	44
PB:	0		
SB:	0		
CS:	0		

AB R H RBI BB SO LOB

3	2	2	0	2	0	0
4	1	1	0	0	0	2
3	1	1	0	2	0	1
5	2	1	2	0	2	5
5	1	2	4	0	0	2
4	0	0	0	1	1	1
4	0	2	0	1	0	0
5	0	2	1	0	0	2
4	0	0	0	0	2	5
0	0	0	0	0	0	0

1B:	9	SF:	0
2B:	2	SAC:	1
3B:	0	DP:	0
HR:	0	HBP:	0

Batter	1	2	3	4	5	6	7	8	9
Lenny Randle, S OBP: 0.385, SLG: 0.421 (1, 5)	4-0 SH2-3 1B BB	0-0 6-3			4-0 BB FC1-4 1B BB	0-0 6-3 4-3 1B		0-0 1B 1B	
Bud Harrelson, S OBP: 0.250, SLG: 0.223 (1, 6)	0-0 SH2-3 1-2	0-0 F5			0-0 FC1-4 BB 1-2 2B 1B	0-0 4-3		0-0 F9	
Bruce Boisclair, L OBP: 0.336, SLG: 0.380 (1, 9)	4-0 1B 2B BB		0-0 3-1		4-0 BB FC1-4 BB 1-2 2-3	0-0 6-3		0-0 1-2 1B	
Steve Henderson, R OBP: 0.376, SLG: 0.526 (1, 7)	0-0 1-3 2-H 2B 1B		0-0 5-3		0-0 FC1-4 BB 1-2 2-3 3-H 2B	0-3 K		0-3 K	
John Milner, L OBP: 0.371, SLG: 0.438 (1, 3)	0-0 WP 1-H FC4-5-2 3-H 2B		0-0 P5		0-0 1B 1B 1-H 2B 3-H		0-0 P6	0-0 F9	
Ron Hodges, L OBP: 0.349, SLG: 0.373 (1, 2)	0-0 FC4-5-2 2-H		0-0 1-3		0-0 1B 1B BB		0-0 4-3	0-3 K	
Lee Mazzilli, S OBP: 0.332, SLG: 0.313 (1, 8)	4-0 FC6-4 BB		0-0 F9		0-0 1-2 2-3 1B 1B		0-0 1B 1B	0-0 F8	
Doug Flynn, R OBP: 0.249, SLG: 0.276 (1, 4)	0-0 FC6-4 1-2f		0-0 F3		0-0 1-2 2-3 3-H 1B		0-0 1-2 1B	0-0 F9	
Craig Swan, R OBP: 0.125, SLG: 0.125 (1, 1)		0-3 K			6-3				
Bob Apodaca, R OBP: 0.250, SLG: 0.250 (8, 1)									

Inning Stats	R: 3	H: 2	R: 0	H: 0	R: 0	H: 0	R: 0	H: 0	R: 4	H: 4	R: 0	H: 1	R: 0	H: 2	R: 0	H: 2	R: 0	H: 0
	E: 0	LOB: 2	E: 0	LOB: 0	E: 0	LOB: 0	E: 0	LOB: 0	E: 0	LOB: 3	E: 0	LOB: 1	E: 0	LOB: 2	E: 0	LOB: 0	E: 0	LOB: 0
	K: 0	BB: 3	K: 1	BB: 0	K: 0	BB: 0	K: 0	BB: 0	K: 1	BB: 3	K: 0	BB: 0	K: 0	BB: 0	K: 1	BB: 0	K: 1	BB: 0
	S: 5	P: 17	S: 5	P: 5	S: 3	P: 3	S: 3	P: 3	S: 9	P: 21	S: 6	P: 6	S: 5	P: 5	S: 7	P: 7	S: 5	P: 5

PITCHER	IP	WLS	BF	H	R	ER	SO	BB	IBB	HBP	BLK	WP	HR	S	P	ERA	WHIP
John Denny, R ERA: 4.05 (1, 1)	4.2	L	23	4	7	7	1	5	0	0	0	1	0	20	40	13.50	1.929
Buddy Schult, L ERA: 1.17 (5, 1)	0.1		4	2	0	0	1	1	0	0	0	0	0	5	9	0.00	9.000
Rawly Eastwick, R ERA: 3.65 (6, 1)	2.0		9	3	0	0	1	0	0	0	0	0	0	11	11	0.00	1.500
Clay Carroll, R ERA: 2.29 (8, 1)	1.0		5	2	0	0	1	0	0	0	0	0	0	7	7	0.00	2.000
Al Hrabosky, L ERA: 4.3 (9, 1)	1.0		3	0	0	0	1	0	0	0	0	0	0	5	5	0.00	0.000

BOTTOM

New York Mets @ St. Louis Cardinals
Busch Stadium, St. Louis, MO
Mon Aug 15 1977, 7:05 PM CDT
Att. 18,818 - Unknown

livebaseballscorecards.com

AB 37
R 4
H 10
RBI 4
BB 3
SO 7
LOB 17



WP: 0 PA: 41
PB: 0
SB: 0
CS: 0

AB R H RBI BB SO LOB
3 0 0 0 0 0 0
2 0 1 0 0 0 0

4 1 0 0 1 2 1

4 1 2 0 1 1 1

3 0 2 0 0 0 1
2 1 2 1 0 0 0

4 0 1 0 1 1 4

3 1 0 0 0 1 5

4 0 1 1 0 1 3

2 0 0 0 0 0 0
0 0 0 0 0 0 0
1 0 0 0 0 0 0
0 0 0 0 0 0 0
1 0 1 2 0 0 0
0 0 0 0 0 0 0

1 0 0 0 0 1 0
0 0 0 0 0 0 0
3 0 0 0 0 0 2

1B: 9 SF: 0
2B: 1 SAC: 0
3B: 0 DP: 0
HR: 0 HBP: 1

WP HR S P ERA WHIP

0 0 0 0 0 0 0
0 0 0 0 0 0 0
0 0 0 0 0 0 0

0 0 0 0 0 0 0

Batter	1	2	3	4	5	6	7	8	9
Lou Brock, L (1, 7) Rick Bosetti, R (7, 7) OBP: 0.316, SLG: 0.357 OBP: 0.200, SLG: 0.200	0-0 6-3		0-0 L1		0-0 F8			0-0 F8	0-0 1B
Tony Scott, S (1, 9) OBP: 0.369, SLG: 0.399	0-0 5-3			0-3 K		0-0 F4-3		4-0 BB 1B BB	0-3 K
Keith Hernandez, L (1, 3) OBP: 0.381, SLG: 0.443	0-0 2B			0-0 BB 1B 1B		0-0 F7		4-0 3-1 1B BB	0-3 K
Ted Simmons, S (1, 2) Dave Rader, L (7, 2) OBP: 0.413, SLG: 0.520 OBP: 0.333, SLG: 0.405	0-0 F4-3			0-0 BB 1B		0-0 1B 1B		0-0 1B 3-1 1B	0-0 1B
Jerry Mumphrey, S (1, 8) OBP: 0.394, SLG: 0.446		0-0 5-3		4-0 1-2 2-3 BB		0-0 1-2 1B		0-0 3-1	0-3 K
Ken Reitz, R (1, 5) OBP: 0.301, SLG: 0.436		0-0 F9		0-3 K		0-0 F4-3		1-0 1B HBP	
Don Kessinger, S (1, 6) OBP: 0.317, SLG: 0.277		0-3 K		0-0 F7			0-0 F7	0-0 1B 1-2 2-3 3-H	
Mike Tyson, R (1, 4) Rawly Eastwick, R (6, 1) Hector Cruz, R (7, PH) Clay Carroll, R (8, 1) Roger Freed, R (8, PH) Al Hrabosky, R (9, 1) OBP: 0.286, SLG: 0.335 OBP: 0.364, SLG: 0.300 OBP: 0.352, SLG: 0.371 OBP: 0.100, SLG: 0.100 OBP: 0.448, SLG: 0.554			0-0 F4		0-0 6-3		0-0 F4-3	0-0 1-3 2-H 3-H 1B	
John Denny, R (1, 1) Buddy Schultz, R (5, 1) Mike Phillips, L (5, PH) OBP: 0.135, SLG: 0.111 OBP: 0.273, SLG: 0.200 OBP: 0.233, SLG: 0.248			0-3 K		0-0 F8		0-0 3-1	0-0 F7	

Inning Stats	R: 0	H: 1	E: 0	LOB: 1	K: 0	S: 4	P: 4	R: 0	H: 0	E: 0	LOB: 0	K: 1	S: 5	R: 0	H: 0	E: 0	LOB: 0	K: 1	S: 5	R: 0	H: 2	E: 0	LOB: 3	K: 2	S: 9	R: 0	H: 0	E: 0	LOB: 0	K: 0	S: 3	R: 0	H: 2	E: 0	LOB: 2	K: 0	S: 5	R: 0	H: 0	E: 0	LOB: 0	K: 0	S: 3	R: 4	H: 3	E: 0	LOB: 2	K: 0	S: 6	R: 0	H: 2	E: 0	LOB: 2	K: 3	S: 11	1B: 9	SF: 0	2B: 1	SAC: 0	3B: 0	DP: 0	HR: 0	HBP: 1	WP: 0	PA: 41
--------------	------	------	------	--------	------	------	------	------	------	------	--------	------	------	------	------	------	--------	------	------	------	------	------	--------	------	------	------	------	------	--------	------	------	------	------	------	--------	------	------	------	------	------	--------	------	------	------	------	------	--------	------	------	------	------	------	--------	------	-------	-------	-------	-------	--------	-------	-------	-------	--------	-------	--------

PITCHER	IP	WLS	BF	H	R	ER	SO	BB	IBB	HBP	BLK	WP	HR	S	P	ERA	WHIP
Craig Swan, R (1, 1) ERA: 3.84	7.2	W	34	7	4	4	4	3	0	1	0	0	0	38	51	4.70	1.304
Bob Apodaca, R (8, 1) ERA: 3.13	1.1	S	7	3	0	0	3	0	0	0	0	0	0	13	13	0.00	2.250

PITCHER	IP	WLS	BF	H	R	ER	SO	BB	IBB	HBP	BLK	WP	HR	S	P	ERA	WHIP
---------	----	-----	----	---	---	----	----	----	-----	-----	-----	----	----	---	---	-----	------

PITCHER	IP	WLS	BF	H	R	ER	SO	BB	IBB	HBP	BLK	WP	HR	S	P	ERA	WHIP
---------	----	-----	----	---	---	----	----	----	-----	-----	-----	----	----	---	---	-----	------

Batter	1	2	3	4	5	6	7	8	9	AB R H RBI BB SO LOB	TOP	
Lenny Randle, S (1, 5) OBP: 0.383, SLG: 0.416	0-0 F8		0-0 6-3		0-3 K		0-3 K	4-0 S BB		4 0 0 0 1 2 0		
Bud Harrelson, S (1, 6) OBP: 0.257, SLG: 0.233	0-0 4-3 2B			4-0 4-3 1B L1-5 BB		0-0 E6 1B 1B	0-0 F7	0-0 P4 1-2 3-H		4 1 2 0 1 0 1		
Steve Henderson, R (1, 7) OBP: 0.381, SLG: 0.533	0-0 4-3 2-3			0-0 4-3 1B		0-0 1B 1B 1B	0-0 2B 2B			5 2 3 0 0 1 1		
John Milner, L (1, 3) OBP: 0.372, SLG: 0.436	0-3 K			0-0 4-3 1-2 2-3		0-0 1B 1B 1B	4-0 2B BB			4 0 1 1 1 2 3		
John Stearns, R (1, 2) OBP: 0.384, SLG: 0.447		0-0 5-3		4-0 IBB		0-0 F7	0-0 2B		0-3 K	4 0 1 1 1 0 2		
Joel Youngblood, R (1, 9) OBP: 0.342, SLG: 0.308		0-3 K		0-0 L1-5 3-H		0-0 1B 1B	0-0 5-3		0-0 F2	4 0 1 0 0 1 5		
Lee Mazzilli, S (1, 8) OBP: 0.331, SLG: 0.311			0-0 F8			4-0 1B S G6-4-3 BB		0-0 P4		3 1 0 0 1 1 3		
Doug Flynn, R (1, 4) OBP: 0.259, SLG: 0.291			0-0 F9			0-0 1B G6-4-3	0-0 1B 1-2 2-3 3-H		0-0 G3 S 2B	4 1 3 1 0 0 0		
Pat Zachry, R (1, 1) OBP: 0.146, SLG: 0.128			0-0 F8			0-0 G6-4-3 1-2f 3-H	0-3 K		0-0 G3	4 0 0 0 0 1 5		
Inning Stats	R: 0 E: 0 K: 1 S: 6 H: 1 LOB: 1 BB: 0 P: 6	R: 0 E: 0 K: 1 S: 5 H: 0 LOB: 0 BB: 0 P: 5	R: 0 E: 0 K: 0 S: 3 H: 0 LOB: 0 BB: 0 P: 3	R: 0 E: 0 K: 0 S: 3 H: 1 LOB: 2 BB: 2 P: 11	R: 1 E: 0 K: 1 S: 5 H: 1 LOB: 0 BB: 1 P: 9	R: 2 E: 1 K: 2 S: 12 H: 5 LOB: 3 BB: 0 P: 12	R: 1 E: 0 K: 1 S: 7 H: 2 LOB: 1 BB: 1 P: 11	R: 1 E: 0 K: 0 S: 4 H: 1 LOB: 1 BB: 1 P: 8	R: 0 E: 0 K: 2 S: 7 H: 0 LOB: 0 BB: 0 P: 7	1B: 7 2B: 5 3B: 0 HR: 0 SF: 0 SAC: 0 DP: 2 HBP: 0	WP: 0 PB: 0 SB: 3 CS: 0 PA: 41	
PITCHER	IP WLS BF H R ER SO BB IBB HBP BLK WP HR S P ERA WHIP											
Tom Underwood, L (1, 1) ERA: 4.78	5.2 L 26 8 3 3 4 2 1 0 0 0 0 0 31 43 4.76 1.765											
Butch Metzger, R (6, 1) ERA: 3.24	1.1 7 2 1 1 2 1 0 0 0 0 0 0 10 14 6.75 2.250											
Al Hrabosky, L (8, 1) ERA: 4.3	2.0 8 1 1 1 2 1 0 0 0 0 0 0 11 15 4.50 1.000											

New York Mets @ St. Louis Cardinals
 Busch Stadium, St. Louis, MO
 Tue Aug 16 1977, 7:05 PM CDT
 Att: 21,277 - Unknown

livebaseballscorecards.com

AB	36
R	5
H	11
RBI	3
BB	5
SO	8
LOB	20



BOTTOM

New York Mets @ St. Louis Cardinals
 Busch Stadium, St. Louis, MO
 Tue Aug 16 1977, 7:05 PM CDT
 Att. 21,277 - Unknown

AB	31
R	1
H	7
RBI	1
BB	4
SO	4
LOB	15



WP: 0	PA: 36
PB: 0	
SB: 0	
CS: 0	

AB R H RBI BB SO LOB

4	0	0	0	0	0	1
3	0	0	0	1	1	1
4	1	1	0	0	0	1
4	0	2	0	0	0	1
2	0	2	0	2	0	0
4	0	1	1	0	2	3
4	0	0	0	0	0	6
3	0	1	0	0	0	0
0	0	0	0	1	0	0
1	0	0	0	0	1	0
0	0	0	0	0	0	0
1	0	0	0	0	0	2

Batter	1	2	3	4	5	6	7	8	9
Lou Brock, L OBP: 0.313, SLG: 0.353 (1, 7)	0-0 P6	0-0 F8			0-0 F8		0-0 F4-3		
Jerry Mumphrey, S OBP: 0.393, SLG: 0.442 (1, 8)	0-0 F4		0-0 F4-3		0-3 K			4-0 F4-6-3 BB	
Hector Cruz, R OBP: 0.350, SLG: 0.369 (1, 9)	0-0 1B		0-0 5-3			0-0 6-3		0-0 L8	
Ted Simmons, S OBP: 0.414, SLG: 0.519 (1, 2)	0-0 1B		0-0 L8			0-0 BB		0-0 F4-6-3	
Keith Hernandez, L OBP: 0.386, SLG: 0.448 (1, 3)	4-0 1B			0-0 BB		4-0 BB			0-0 FC6-4 1B
Ken Reitz, R OBP: 0.300, SLG: 0.434 (1, 5)	0-0 1B		0-3 K		0-3 K			0-0 FC6-4	0-0 FC3-6
Don Kessinger, S OBP: 0.309, SLG: 0.269 (1, 6)	0-0 F8		0-0 F8		0-0 P6			0-0 FC3-6	0-0 BB
Mike Tyson, R OBP: 0.287, SLG: 0.335 (1, 4)		0-0 F7			0-0 SH2-4 1B		0-0 F8		4-0 BB
Dave Rader, L OBP: 0.341, SLG: 0.405 (9, PH)									1-2 BB
Tom Underwood, R OBP: 0.222, SLG: 0.174 (1, 1)		0-0 F7			0-0 SH2-4		0-3 K		0-0 F9
Butch Metzger, R (6, 1)									
Tony Scott, S OBP: 0.368, SLG: 0.397 (7, PH)									
Al Hrabosky, R (8, 1)									
Roger Freed, R OBP: 0.441, SLG: 0.544 (9, PH)									

Inning Stats	R: 1	H: 3	E: 0	K: 0	S: 6	LOB: 3	BB: 1	P: 10
Inning Stats	R: 0	H: 0	E: 0	K: 0	S: 3	LOB: 0	BB: 0	P: 3
Inning Stats	R: 0	H: 0	E: 0	K: 0	S: 3	LOB: 0	BB: 0	P: 3
Inning Stats	R: 0	H: 1	E: 0	K: 1	S: 5	LOB: 0	BB: 0	P: 5
Inning Stats	R: 0	H: 1	E: 0	K: 1	S: 6	LOB: 1	BB: 0	P: 6
Inning Stats	R: 0	H: 1	E: 0	K: 1	S: 6	LOB: 2	BB: 1	P: 10
Inning Stats	R: 0	H: 0	E: 0	K: 1	S: 5	LOB: 0	BB: 0	P: 5
Inning Stats	R: 0	H: 0	E: 0	K: 0	S: 2	LOB: 0	BB: 1	P: 6
Inning Stats	R: 0	H: 1	E: 0	K: 0	S: 4	LOB: 2	BB: 1	P: 8

PITCHER	IP	WLS	BF	H	R	ER	SO	BB	IBB	HBP	BLK	WP	HR	S	P	ERA	WHIP
Pat Zachry, R ERA: 4.68 (1, 1)	9.0	W	36	7	1	1	4	4	0	0	0	0	0	40	56	1.00	1.222

PITCHER	IP	WLS	BF	H	R	ER	SO	BB	IBB	HBP	BLK	WP	HR	S	P	ERA	WHIP
---------	----	-----	----	---	---	----	----	----	-----	-----	-----	----	----	---	---	-----	------

Batter	1	2	3	4	5	6	7	8	9	AB R H RBI BB SO LOB	TOP	
Lenny Randle, S (1, 5) OBP: 0.384, SLG: 0.416	4-0 1B SH3-4 BB		0-3 K			0-0 S 1B			0-0 4-3	3 0 1 0 1 1 0		
Bud Harrelson, S (1, 6) Ed Kranepool, L (9, PH) OBP: 0.255, SLG: 0.231 OBP: 0.321, SLG: 0.462	0-0 SH3-4 1-2		0-3 K			0-0 3-1 1-2			0-0 F7	2 0 0 0 0 1 1 1 0 0 0 0 0 0		
Bruce Boisclair, L (1, 9) OBP: 0.335, SLG: 0.378	0-0 G6-3 2-3 1B		0-3 K			0-0 4-1			0-0 4-3	4 0 1 0 0 1 0		
Steve Henderson, R (1, 7) OBP: 0.376, SLG: 0.525	0-0 G6-3 1-2f		0-0 5-3			0-0 6-3			0-0	3 0 0 0 0 0 2		
John Milner, L (1, 3) OBP: 0.371, SLG: 0.433		0-0 4-3			0-3 K	4-0 BB			0-0	2 0 0 0 1 1 0		
Ron Hodges, L (1, 2) OBP: 0.333, SLG: 0.355		0-0 L8			0-0 3-1	0-0 F7			0-0	3 0 0 0 0 0 1		
Lee Mazzilli, S (1, 8) OBP: 0.329, SLG: 0.308		0-0 4-3			0-0 F8			0-0 L6		3 0 0 0 0 0 0		
Doug Flynn, R (1, 4) OBP: 0.255, SLG: 0.286			0-0 F6-3			0-0 F1-3			0-0 F6-3	3 0 0 0 0 0 0		
Jerry Koosman, R (1, 1) Mike Vail, R (8, PH) Bob Apodaca, R (8, 1) OBP: 0.141, SLG: 0.177 OBP: 0.309, SLG: 0.400 OBP: 0.250, SLG: 0.250			0-0 5-3		0-3 K			0-0 6-3		2 0 0 0 0 1 0 1 0 0 0 0 0 0 0 0 0 0 0 0 0		
Inning Stats	R: 0 H: 1 E: 0 LOB: 1 K: 0 BB: 1 S: 3 P: 7	R: 0 H: 0 E: 0 LOB: 0 K: 0 BB: 0 S: 3 P: 3	R: 0 H: 0 E: 0 LOB: 0 K: 1 BB: 0 S: 5 P: 5	R: 0 H: 0 E: 0 LOB: 0 K: 2 BB: 0 S: 7 P: 7	R: 0 H: 0 E: 0 LOB: 0 K: 1 BB: 0 S: 5 P: 5	R: 0 H: 1 E: 0 LOB: 1 K: 1 BB: 0 S: 6 P: 6	R: 0 H: 0 E: 0 LOB: 1 K: 0 BB: 1 S: 3 P: 7	R: 0 H: 0 E: 0 LOB: 0 K: 0 BB: 0 S: 3 P: 3	R: 0 H: 0 E: 0 LOB: 0 K: 0 BB: 0 S: 3 P: 3	1B: 2 SF: 0 2B: 0 SAC: 1 3B: 0 DP: 1 HR: 0 HBP: 0	WP: 0 PA: 30 PB: 0 SB: 1 CS: 0	
PITCHER Bob Forsch, R (1, 1) ERA: 3.3	IP WLS BF H R ER SO BB IBB HBP BLK WP HR S P ERA WHIP											PITCHER IP WLS BF H R ER SO BB IBB HBP BLK WP HR S P ERA WHIP
	9.0 W 30 2 0 0 5 2 0 0 0 0 0 0 0 38 46 0.00 0.444											

New York Mets @ St. Louis Cardinals
 Busch Stadium, St. Louis, MO
 Wed Aug 17 1977, 7:05 PM CDT
 Att: 16,727 - Unknown

livebaseballscorecards.com

AB	27
R	0
H	2
RBI	0
BB	2
SO	5
LOB	4



Batter	1	2	3	4	5	6	7	8	9	AB	R	H	RBI	BB	SO	LOB
Rick Bosetti, R OBP: 0.333, SLG: 0.333 (1, 7)	0-0 BB S 1B	0-0 F9			0-0 1B		0-0 F8			4	0	2	0	0	0	1
Garry Templeton, S OBP: 0.332, SLG: 0.433 (1, 6)	0-3 K 1-2		0-0 CS 1B		0-0 6-3		0-0 F9			4	0	1	0	0	1	2
Keith Hernandez, L OBP: 0.385, SLG: 0.445 (1, 3)	0-0 5-3		0-0 F4-3 1-2			4-0 1B BB	0-0 G3			3	1	0	0	1	0	2
Ted Simmons, S OBP: 0.415, SLG: 0.518 (1, 2)	4-0 FC5 BB IBB		0-0 L6			0-0 SH1-4 1B FC4-6 1B		0-3 K		3	1	1	0	1	1	0
Hector Cruz, R OBP: 0.352, SLG: 0.369 (1, 9)	4-0 1-2 2-3 BB		0-0 P3			0-0 FC4-6 SH1-4 1-2 3-H 1B		0-0 5-3		3	0	1	1	1	0	0
Ken Reitz, R OBP: 0.301, SLG: 0.432 (1, 5)	0-0 FC5 2-3f		0-0 F9			0-0 SH1-4 1-2 2-3		4-0 BB		2	0	0	0	1	0	3
Jerry Mumphrey, S OBP: 0.391, SLG: 0.437 (1, 8)		0-0 1-3			0-0 F9		4-0 FC4-6 IBB		0-0 1-3	3	0	0	0	1	0	1
Mike Tyson, R OBP: 0.284, SLG: 0.332 (1, 4)		0-0 5-3			0-0 F3		0-0 FC4-6 1-2f 2-3 3-H			3	0	0	1	0	0	2
Bob Forsch, R OBP: 0.183, SLG: 0.207 (1, 1)		0-0 1B			0-3 K		0-3 K			3	0	1	0	0	2	2

Inning Stats	R: 0	H: 1	E: 0	LOB: 3	K: 1	P: 14	R: 0	H: 1	E: 0	LOB: 1	K: 0	P: 4	R: 0	H: 1	E: 0	LOB: 0	K: 0	P: 3	R: 0	H: 0	E: 0	LOB: 0	K: 0	P: 3	R: 0	H: 1	E: 0	LOB: 1	K: 1	P: 6	R: 2	H: 2	E: 0	LOB: 2	K: 1	P: 15	R: 0	H: 0	E: 0	LOB: 0	K: 0	P: 3	R: 0	H: 0	E: 0	LOB: 1	K: 1	P: 9
	1B: 6	SF: 0	2B: 0	SAC: 1	3B: 0	DP: 0	HR: 0	HBP: 0	WP: 0	PA: 34																																						

PITCHER	IP	WLS	BF	H	R	ER	SO	BB	IBB	HBP	BLK	WP	HR	S	P	ERA	WHIP
Jerry Koosman, L ERA: 3.26 (1, 1)	7.0	L	30	6	2	2	3	2	2	0	0	0	0	32	48	2.57	1.143
Bob Apodaca, R ERA: 3.08 (8, 1)	1.0		4	0	0	0	1	1	0	0	0	0	0	5	9	0.00	1.000

BOTTOM

New York Mets @ St. Louis Cardinals
Busch Stadium, St. Louis, MO

Wed Aug 17 1977, 7:05 PM CDT
Att. 16,727 - Unknown

AB	28
R	2
H	6
RBI	2
BB	5
SO	4
LOB	13



Batter	1	2	3	4	5	6	7	8	9	AB R H RBI BB SO LOB	TOP
Gene Richards, L OBP: 0.363, SLG: 0.362 (1, 3) BB (7, 8)	4-0 FC1-2 1B BB		0-0 L8		0-0 PB 1B		0-0 F6		4-0 1B BB	3 1 1 0 2 0 0	
Gene Tenace, R OBP: 0.421, SLG: 0.416 Dave Roberts, R OBP: 0.264, SLG: 0.330 (1, 2) (6, 2)	0-0 FC1-2 1B		0-0		0-0 F7		0-0 BLK HR 1B		0-3 K	3 0 2 0 0 0 1 2 1 1 0 0 1 2	
Mike Ivie, R OBP: 0.341, SLG: 0.413 (1, 5)	0-0 FC1-2 1B		0-0 F9		0-0 PB 4-1 1B		0-0 HR		0-3 K	5 1 3 2 0 1 3	
Dave Winfield, R OBP: 0.348, SLG: 0.496 Gary Sutherland, R OBP: 0.337, SLG: 0.354 (1, 9) (7, 3)	0-0 FC1-2 G6-4-3 1B		0-3 K		0-0 4-1		0-0 4-3		0-0 1B	4 0 0 0 0 1 6 1 0 1 1 0 0 0	
George Hendrick, R OBP: 0.370, SLG: 0.476 Mike Champion, R OBP: 0.261, SLG: 0.275 (1, 8) (6, 4)	0-0 G6-4-3 1-2f				0-0 1B BB 1B		0-0 6-3		0-3 K	3 0 1 0 0 0 4 2 0 0 0 0 2 2	
Jerry Turner, L OBP: 0.313, SLG: 0.405 (1, 7) (6, 8) (7, 9)			0-0 P4		0-3 K		0-0 4-3		0-0 F8	4 0 0 0 0 1 1	
Pat Scanlon, L OBP: 0.303, SLG: 0.211 (1, 4) (6, 7)			0-0 4-3		4-0 1B BB		0-0 F7		0-3 K	3 0 0 0 1 1 0	
Bill Almon, R OBP: 0.299, SLG: 0.326 Tucker Ashford, R OBP: 0.274, SLG: 0.327 (1, 6) (6, 6)			0-0 FC4-6 1B		0-0 G5-4-3 1B		0-0 1B		0-0 F9	3 0 3 0 0 0 0 1 0 0 0 0 0 0	
Dave Freisleben, R OBP: 0.207, SLG: 0.214 Rick Sawyer, R OBP: 0.320, SLG: 0.150 Merv Rettenmund, R OBP: 0.436, SLG: 0.500 Dave Tomlin, L OBP: 0.333, SLG: 0.333 Dave Kingman, R OBP: 0.275, SLG: 0.414 Dave Westminster, R OBP: 0.167, SLG: 0.250 Dan Spillner, R OBP: 0.333, SLG: 0.143 Bob Davis, R OBP: 0.242, SLG: 0.242 (1, 1) (1, 1) (2, PH) (2, 1) (4, PH) (4, 1) (8, 1) (9, PH)			0-0 FC4-6 1-2f		0-0 G5-4-3 1-2f		0-0 L7		0-0 BB 1B	0 0 0 0 0 0 0 0 0 0 0 0 0 0 1 0 0 0 0 0 1 0 0 0 0 0 0 0 1 0 0 0 0 0 3 1 0 0 0 0 0 1 0 0 0 0 0 0 0 1 1 1 0 0 0 0	
Inning Stats	R: 0 H: 2 E: 0 LOB: 2 K: 0 BB: 1 S: 4 P: 8	R: 0 H: 1 E: 0 LOB: 1 K: 0 BB: 0 S: 4 P: 4	R: 0 H: 1 E: 0 LOB: 1 K: 1 BB: 0 S: 6 P: 6	R: 0 H: 2 E: 0 LOB: 2 K: 1 BB: 1 S: 6 P: 10	R: 1 H: 2 E: 0 LOB: 1 K: 0 BB: 0 S: 5 P: 5	R: 0 H: 1 E: 0 LOB: 1 K: 0 BB: 0 S: 4 P: 4	R: 2 H: 2 E: 0 LOB: 0 K: 1 BB: 0 S: 7 P: 7	R: 0 H: 0 E: 0 LOB: 0 K: 1 BB: 0 S: 5 P: 5	R: 1 H: 2 E: 0 LOB: 2 K: 3 BB: 1 S: 11 P: 15	1B: 12 SF: 0 2B: 0 SAC: 0 3B: 0 DP: 2 HR: 1 HBP: 0	WP: 0 PA: 41 PB: 1 SB: 0 CS: 0
PITCHER John Ureia, R ERA: 2.69 Buddy Schultz, L ERA: 1.29 (1, 1) (8, 1)	IP WLS BF H R ER SO BB IBB HBP BLK WP HR S P ERA WHIP	7.0 W 32 11 3 2 3 2 0 0 1 0 1 36 44 2.57 1.857	2.0 9 2 1 1 4 1 0 0 0 0 0 16 20 4.50 1.500								

San Diego Padres @ St. Louis Cardinals
 Busch Stadium, St. Louis, MO
 Fri Aug 19 1977, 7:05 PM CDT
 Att: 21,529 - Unknown

livebaseballscorecards.com

AB	38
R	4
H	13
RBI	3
BB	3
SO	7
LOB	24



Batter	1	2	3	4	5	6	7	8	9	AB R H RBI BB SO LOB	TOP											
Gene Richards, L (1, 8) OBP: 0.362, SLG: 0.358	0-0 4-3		0-0 F7		4-0 IBB		0-0 F9		0-0 G4-6-3 1-2f	4 0 0 0 1 0 3												
Gene Tenace, R (1, 2) OBP: 0.421, SLG: 0.415	0-0 L7			4-0 BB	0-0 P6			0-0 BB 1B 1B		3 0 1 0 1 0 3												
Mike Ivie, R (1, 5) OBP: 0.338, SLG: 0.409	0-0 F7			0-0 F8	0-0 F8			0-0 L6		4 0 0 0 0 0 5												
Dave Kingman, R (1, 3) OBP: 0.275, SLG: 0.412		0-3 K		0-3 K		0-0 5-3		0-0 BB 1B		4 0 1 0 0 2 1												
George Hendrick, R (1, 9) OBP: 0.367, SLG: 0.471		0-0 4-3		0-0 L6		0-0 6-3		0-3 K		4 0 0 0 0 1 3												
Jerry Turner, L (1, 7) OBP: 0.316, SLG: 0.401		0-0 F5			4-0 1B BLK BB	0-0 F8		4-0 1-2 2-3 BB		2 1 0 0 2 0 0												
Bill Almon, R (1, 6) OBP: 0.299, SLG: 0.325			0-0 F7		0-0 BLK 1B 1-2 1B		0-0 E5 1-3	0-3 K		4 0 1 0 0 1 3												
Mike Champion, R (1, 4) OBP: 0.265, SLG: 0.278			0-0 S 1B		0-0 BLK 1-2 2-3 1B		0-0 1-3		4-0 G4-6-3 BB	3 0 2 0 1 0 1												
Randy Jones, R (1, 1) OBP: 0.212, SLG: 0.194 Dave Freisleben, R (6, 1) OBP: 0.207, SLG: 0.214 Merv Rettenmund, R (7, PH) OBP: 0.452, SLG: 0.466 Dave Tomlin, L (7, 1) OBP: 0.332, SLG: 0.333 Rick Sawyer, R (8, 1) OBP: 0.320, SLG: 0.150 Pat Scanlon, L (9, PH) OBP: 0.299, SLG: 0.207			0-3 K		0-0 F8 1-2 2-3 3-H		0-0 5-3		0-0 F7	2 0 0 0 0 1 3 0 0 0 0 0 0 0 1 0 0 0 0 0 1 0 0 0 0 0 0 0 0 0 0 0 0 0 0 1 0 0 0 0 0 1												
Inning Stats	R: 0 E: 0 K: 0 S: 3	H: 0 LOB: 0 BB: 0 P: 3	R: 0 E: 0 K: 1 S: 5	H: 0 LOB: 0 BB: 0 P: 5	R: 0 E: 0 K: 1 S: 6	H: 1 LOB: 1 BB: 0 P: 6	R: 0 E: 0 K: 1 S: 5	H: 0 LOB: 1 BB: 1 P: 9	R: 1 E: 0 K: 0 S: 5	H: 2 LOB: 3 BB: 2 P: 13	R: 0 E: 0 K: 0 S: 3	H: 0 LOB: 0 BB: 0 P: 3	R: 0 E: 1 K: 0 S: 4	H: 0 LOB: 1 BB: 0 P: 4	R: 0 E: 0 K: 2 S: 9	H: 2 LOB: 3 BB: 1 P: 13	R: 0 E: 0 K: 0 S: 2	H: 0 LOB: 0 BB: 1 P: 6	1B: 5 2B: 0 3B: 0 HR: 0	SF: 0 SAC: 0 DP: 1 HBP: 0	WP: 0 PB: 0 SB: 1 CS: 0	PA: 37
PITCHER Eric Rasmussen, R (1, 1) ERA: 3.34	IP: 9.0 WLS: W BF: 37 H: 5 R: 1 ER: 1 SO: 5 BB: 4 IBB: 1 HBP: 0 BLK: 1 WP: 0 HR: 0 S: 42 P: 62 ERA: 1.00 WHIP: 1.000											PITCHER	IP: 9.0 WLS: W BF: 37 H: 5 R: 1 ER: 1 SO: 5 BB: 4 IBB: 1 HBP: 0 BLK: 1 WP: 0 HR: 0 S: 42 P: 62 ERA: 1.00 WHIP: 1.000									

San Diego Padres @ St. Louis Cardinals
 Busch Stadium, St. Louis, MO
 Sat Aug 20 1977, 7:05 PM CDT
 Att. 35,982 - Cloudy

livebaseballscorecards.com

AB	32
R	1
H	5
RBI	0
BB	5
SO	5
LOB	24



Batter	1	2	3	4	5	6	7	8	9
Lou Brock, L (1, 7) OBP: 0.309, SLG: 0.346 Rick Bosetti, R (9, 7) OBP: 0.400, SLG: 0.400	0-0 F8		0-0 4-3		0-0 3-1	0-0 F7			
Jerry Mumphrey, S (1, 8) OBP: 0.390, SLG: 0.434	0-3 K		0-0 FC5-4 1B			0-0 6-3	0-0 4-3		
Garry Templeton, S (1, 6) OBP: 0.335, SLG: 0.434	0-0 FC5-4 1B		0-0 FC5-4 1-2f			0-0 E6 HR 1B	0-0 5-3		
Ted Simmons, S (1, 2) OBP: 0.417, SLG: 0.524	0-0 FC5-4 1-2f			0-0 L7		4-0 HR IBB	0-0 F2		
Keith Hernandez, L (1, 3) OBP: 0.384, SLG: 0.452		0-0 3-4-1		0-0 4-3		0-0 HR 1-H 2-H	0-0 F7		
Mike Anderson, R (1, 9) OBP: 0.319, SLG: 0.413		0-0 E 1-3 1B		0-0 HR		0-0 1B 2B 1B	0-0 F2		
Ken Reitz, R (1, 5) OBP: 0.308, SLG: 0.436		0-0 1-3 1-H		0-0 6-3		0-0 1B 1-2 2B 1B	0-0 1B		
Mike Tyson, R (1, 4) OBP: 0.286, SLG: 0.345		0-0 F8			0-0 F9	0-0 F7	0-0 1-3		
Eric Rasmussen, R (1, 1) OBP: 0.188, SLG: 0.230			0-0 1-3		0-0 6-3	0-0 2B 1-H 2-H			

Inning Stats	R: 0 E: 0 K: 1 S: 6	H: 1 LOB: 1 BB: 0 P: 6	R: 1 E: 1 K: 0 S: 4	H: 1 LOB: 0 BB: 0 P: 4	R: 0 E: 0 K: 0 S: 4	H: 1 LOB: 1 BB: 0 P: 4	R: 1 E: 0 K: 0 S: 4	H: 1 LOB: 0 BB: 0 P: 4	R: 0 E: 0 K: 0 S: 3	H: 0 LOB: 0 BB: 0 P: 3	R: 5 E: 1 K: 0 S: 8	H: 5 LOB: 1 BB: 1 P: 12	R: 0 E: 0 K: 0 S: 3	H: 0 LOB: 0 BB: 0 P: 3	R: 0 E: 0 K: 0 S: 4	H: 1 LOB: 1 BB: 0 P: 4
--------------	------------------------------	---------------------------------	------------------------------	---------------------------------	------------------------------	---------------------------------	------------------------------	---------------------------------	------------------------------	---------------------------------	------------------------------	----------------------------------	------------------------------	---------------------------------	------------------------------	---------------------------------

PITCHER	IP	WLS	BF	H	R	ER	SO	BB	IBB	HBP	BLK	WP	HR	S	P	ERA	WHIP
Randy Jones, L (1, 1) ERA: 5.55	5.1	L	25	8	7	6	1	0	0	0	0	0	2	26	30	10.12	1.500
Dave Freisleben, R (6, 1) ERA: 4.86	0.2		3	1	0	0	0	0	0	0	0	0	0	3	3	0.00	1.500
Dave Tomlin, L (7, 1) ERA: 3.42	1.0		3	0	0	0	0	0	0	0	0	0	0	3	3	0.00	0.000
Rick Sawyer, R (8, 1) ERA: 5.56	1.0		4	1	0	0	0	0	0	0	0	0	0	4	4	0.00	1.000

BOTTOM


San Diego Padres @ St. Louis Cardinals
 Busch Stadium, St. Louis, MO
 Sat Aug 20 1977, 7:05 PM CDT
 Att: 35,982 - Cloudy

AB	R	H	RBI	BB	SO	LOB
4	0	0	0	0	0	1
0	0	0	0	0	0	0
4	0	1	0	0	1	0
4	1	2	0	0	0	1
3	1	0	0	1	0	1
4	1	1	3	0	0	0
4	3	3	1	0	0	0
4	1	2	1	0	0	0
4	0	0	0	0	0	3
3	0	1	2	0	0	0

AB	34
R	7
H	10
RBI	7
BB	1
SO	1
LOB	6

livebaseballscorecards.com

1B:	7	SF:	0	WP:	0	PA:	35
2B:	1	SAC:	0	PB:	0		
3B:	0	DP:	0	SB:	0		
HR:	2	HBP:	0	CS:	0		



Batter	1	2	3	4	5	6	7	8	9	AB R H RBI BB SO LOB	TOP									
Bill Almon, R (1, 6) OBP: 0.300, SLG: 0.326	0-0 S BB E 1B	0-0 FC2-6 WP S 1-2f		0-0 F7			0-0 CS 1B		0-3 K	5 1 2 0 0 1 1										
Gene Tenace, R (1, 3) OBP: 0.421, SLG: 0.412	4-0 E S HR BB	0-0 6-3		0-0 5-3			4-0 1B SF7 BB		0-0 F9	3 2 0 0 2 0 1										
Mike Ivie, R (1, 5) OBP: 0.339, SLG: 0.408	0-3 K	0-0 L8				0-0 1B 1B	0-0 1B 1B		0-0 F3	5 0 2 0 0 1 3 0 0 0 0 0 0 0										
Tucker Ashford, R (9, 5) OBP: 0.274, SLG: 0.327	1-2 2-3	2-3																		
George Hendrick, R (1, 8) OBP: 0.366, SLG: 0.470	0-0 E6 HR 1B		0-0 1B 4-3 1B			0-0 L7	0-0 SF7		0-0 L7	3 2 1 2 0 0 2										
Dave Winfield, R (1, 9) OBP: 0.351, SLG: 0.498	0-0 HR 1B		0-0 4-3 1B			0-0 G6-4-3 1B	0-0 L7			4 1 3 0 0 0 1										
Dave Kingman, R (1, 7) OBP: 0.277, SLG: 0.424	0-0 HR		0-0 F8			0-0 G6-4-3			0-0 2B	4 1 2 4 0 0 4 0 0 0 0 0 0 0										
Gene Richards, L (8, PR) OBP: 0.362, SLG: 0.358	1-H 2-H 3-H HR		0-0 4-3			0-0 P4			0-0 6-3	4 0 0 1 0 0 2										
Mike Champion, R (1, 4) OBP: 0.263, SLG: 0.276	0-0 5-3		0-0 4-3			0-0 F8			0-0 P4	4 0 0 0 0 1 2										
Dave Roberts, R (1, 2) OBP: 0.255, SLG: 0.317	0-3 K		0-0 6-3			0-0 P6			0-0 6-3	4 0 1 0 0 0 1										
Bob Owchinko, L (1, 1) OBP: 0.211, SLG: 0.118		0-0 FC2-6 1B		0-0 6-3																
Inning Stats	R: 5 E: 1 K: 2 S: 11	H: 3 LOB: 0 BB: 1 P: 15	R: 0 E: 0 K: 0 S: 4	H: 1 LOB: 1 BB: 0 P: 4	R: 1 E: 0 K: 0 S: 5	H: 2 LOB: 1 BB: 0 P: 5	R: 0 E: 0 K: 0 S: 3	H: 0 LOB: 0 BB: 0 P: 3	R: 0 E: 0 K: 0 S: 3	H: 0 LOB: 0 BB: 0 P: 3	R: 1 E: 0 K: 0 S: 4	H: 2 LOB: 1 BB: 1 P: 8	R: 0 E: 0 K: 0 S: 4	H: 1 LOB: 1 BB: 0 P: 4	R: 0 E: 0 K: 1 S: 5	H: 0 LOB: 0 BB: 0 P: 5	1B: 9 2B: 1 3B: 0 HR: 1	SF: 1 SAC: 0 DP: 1 HBP: 0	WP: 1 PB: 0 SB: 3 CS: 1	PA: 39
PITCHER	IP WLS BF H R ER SO BB IBB HBP BLK WP HR S P ERA WHIP																			
Tom Underwood, L (1, 1) ERA: 5.13	2.0 L 13 5 6 5 2 1 0 0 0 1 1 16 20 22.50 3.000																			
Clay Carroll, R (3, 1) ERA: 2.23	2.0 7 1 0 0 0 0 0 0 0 0 0 7 7 0.00 0.500																			
Rawly Eastwick, R (5, 1) ERA: 3.62	3.0 12 4 1 1 0 1 0 0 0 0 0 11 15 3.00 1.667																			
Butch Metzger, R (8, 1) ERA: 3.21	0.0 0 0 0 0 0 0 0 0 0 0 0 0 0 ∞ ∞																			
Al Hrabosky, L (9, 1) ERA: 4.24	1.0 3 0 0 0 0 1 0 0 0 0 0 5 5 0.00 0.000																			

San Diego Padres @ St. Louis Cardinals
 Busch Stadium, St. Louis, MO
 Sun Aug 21 1977, 3:33 AM CDT
 Att: 30,343 - Unknown

AB	36
R	7
H	11
RBI	7
BB	2
SO	3
LOB	17



WP: 1	PA: 39
-------	--------

BOTTOM

San Diego Padres @ St. Louis Cardinals
 Busch Stadium, St. Louis, MO
 Sun Aug 21 1977, 3:33 AM CDT
 Att. 30,343 - Unknown

livebaseballscorecards.com

AB	36
R	0
H	8
RBI	0
BB	2
SO	4
LOB	20



WP: 0	PA: 38
PB: 0	
SB: 1	
CS: 0	

AB	R	H	RBI	BB	SO	LOB
5	0	0	0	0	1	1
5	0	2	0	0	1	0
4	0	1	0	0	0	3
4	0	1	0	0	0	3
0	0	0	0	0	0	0
2	0	0	0	2	1	1
0	0	0	0	0	0	0
4	0	1	0	0	1	2
4	0	2	0	0	0	3
4	0	1	0	0	0	5
0	0	0	0	0	0	0
1	0	0	0	0	0	0
1	0	0	0	0	0	2
0	0	0	0	0	0	0
1	0	0	0	0	0	0
0	0	0	0	0	0	0
1	0	0	0	0	0	0
1	0	0	0	0	0	0

Batter	1	2	3	4	5	6	7	8	9
Lou Brock, L (1, 7) OBP: 0.305, SLG: 0.341	0-0 F8		0-0 FC6-4 1B S		0-0 F7		0-3 K		0-0 1-3
Rick Bosetti, R (1, 8) OBP: 0.400, SLG: 0.400	0-3 K		0-0 1-3 1B		0-0 6-3		0-0 1B		0-0 5-3
Garry Templeton, S (1, 6) OBP: 0.334, SLG: 0.433	0-0 1B		0-0 L9		0-0 5-3		0-0 F9		
Ted Simmons, S (1, 2) OBP: 0.416, SLG: 0.521	0-0 L6		0-0 6-3		0-0 6-3		0-0 1B		0-0 1B
Dave Rader, L (9, 2) OBP: 0.333, SLG: 0.395									
Keith Hernandez, L (1, 3) OBP: 0.385, SLG: 0.450		4-0 BB		0-3 K		4-0 FC3-6 1B BB		0-0 F8	
Al Hrabosky, R (9, 1)									
Mike Anderson, R (1, 9) OBP: 0.317, SLG: 0.407		0-3 K		0-0 F3		0-0 1-2 FC3-6 1B		0-0 F7	
Ken Reitz, R (1, 5) OBP: 0.309, SLG: 0.437		0-0 4-3		0-0 1-2 1B		0-0 1-2 FC3-6 1B		0-0 1-2 1B	
Mike Tyson, R (1, 4) OBP: 0.286, SLG: 0.344		0-0 F3		0-0 1-2 1B		0-0 F8		0-0 P5	
Tom Underwood, R (1, 1) OBP: 0.222, SLG: 0.174			0-0 E6		0-0 F9		0-0 6-3		0-0 5-3
Clay Carroll, R (3, 1) OBP: 0.091, SLG: 0.091									
Hector Cruz, R (4, PH) OBP: 0.349, SLG: 0.362									
Rawly Eastwick, R (5, 1) OBP: 0.354, SLG: 0.300									
Jerry Mumphrey, S (7, PH) OBP: 0.286, SLG: 0.433									
Butch Metzger, R (8, 1)									
Roger Freed, R (9, 3) OBP: 0.435, SLG: 0.534									

Inning Stats	R	H	E	K	S	H	LOB	BB	P	R	H	E	K	S	H	LOB	BB	P
	0	1	0	1	6	0	1	0	6	0	0	0	0	7	2	2	0	3
	0	0	0	0	5	0	0	1	9	0	0	0	0	7	0	0	0	3
	0	1	1	0	5	1	2	0	5	0	0	0	0	7	0	0	0	3
	0	0	0	0	3	0	0	0	3	0	0	0	0	3	0	0	0	3
	0	0	0	0	6	0	0	0	6	0	0	0	0	6	1	1	0	6
	0	0	0	0	5	0	0	0	5	0	0	0	0	5	2	2	0	5
	0	0	0	0	3	0	0	0	3	0	0	0	0	3	0	0	0	3
	0	0	0	0	3	0	0	0	3	0	0	0	0	3	0	0	0	3

PITCHER	IP	WLS	BF	H	R	ER	SO	BB	IBB	HBP	BLK	WP	HR	S	P	ERA	WHIP
Bob Owchinko, L (1, 1) ERA: 4.14	9.0	W	38	8	0	0	4	2	0	0	0	0	0	44	52	0.00	1.111

Batter	1	2	3	4	5	6	7	8	9	AB R H RBI BB SO LOB	TOP																
Ted Martinez, R (1, 4) OBP: 0.311, SLG: 0.376	0-0 1-4-3	0-3 K		0-0 6-3		0-0 5-3 1B		0-0 F8		5 0 1 0 0 1 2																	
Bill Russell, R (1, 6) OBP: 0.304, SLG: 0.369	0-0 FC1-4 1B		0-0 1B 1B	0-0 4-3		0-0 5-3		0-0 L6		5 1 2 0 0 0 1																	
Reggie Smith, S (1, 9) OBP: 0.430, SLG: 0.554	4-0 FC1-4 1-2 BB		0-0 HBP 1-3 HR 1B	0-0 G3		0-0 4-3		0-3 K		4 1 1 0 0 1 1																	
Ron Cey, R (1, 5) OBP: 0.368, SLG: 0.476	0-0 FC1-4 FC4-6 1-2f 2-3		0-0 HBP 1-2 HR 1B		4-0 FC4-6 BB		0-0 F8		0-0 6-3 1B 2B	4 2 2 1 1 0 2																	
Steve Garvey, R (1, 3) OBP: 0.320, SLG: 0.484	0-0 FC4-6 1-2f		0-0 F8		0-0 FC4-6 BB 1-2f		0-0 1B		0-3 K	5 0 1 0 0 1 6																	
Rick Monday, L (1, 8) OBP: 0.349, SLG: 0.413		0-0 1B 1B	0-3 K		4-0 FC6-4 BB 1-2		0-3 K		0-0 6-3 2-3	4 0 1 0 0 1 2 4																	
Dusty Baker Jr., R (1, 7) OBP: 0.349, SLG: 0.474		0-0 SH1-4 1-3 1B	1-0 HR HBP		0-0 F8		0-0 BB 1-3 1B		0-0 1B	2 1 1 0 0 0 2																	
Vic Davalillo, L (7, PH) OBP: 1.000, SLG: 1.000										2 0 2 1 0 0 0																	
Steve Yeager, R (1, 2) OBP: 0.336, SLG: 0.441		0-0 P5	0-0 HR		0-0 FC6-4 1-2f		4-0 BB 1-2 BB		0-0 P4	4 1 1 4 1 0 5																	
Burt Hooton, R (1, 1) OBP: 0.164, SLG: 0.167		0-0 SH1-4	0-0 5-3				0-0 F8			3 0 0 0 0 0 3																	
Lance Rautzhan, R (9, 1)										0 0 0 0 0 0 0																	
Charlie Hough, R (9, 1) OBP: 0.105, SLG: 0.222										0 0 0 0 0 0 0																	
Inning Stats	R: 0 E: 0 K: 0 S: 4	H: 1 LOB: 2 BB: 1 P: 8	R: 0 E: 0 K: 1 S: 7	H: 2 LOB: 2 BB: 0 P: 7	R: 5 E: 0 K: 1 S: 9	H: 4 LOB: 0 BB: 0 P: 10	R: 0 E: 0 K: 0 S: 3	H: 0 LOB: 0 BB: 0 P: 3	R: 0 E: 1 K: 0 S: 3	H: 0 LOB: 2 BB: 2 P: 11	R: 0 E: 0 K: 0 S: 4	H: 1 LOB: 1 BB: 0 P: 4	R: 0 E: 0 K: 1 S: 7	H: 2 LOB: 3 BB: 1 P: 11	R: 0 E: 0 K: 1 S: 5	H: 0 LOB: 0 BB: 0 P: 5	R: 1 E: 0 K: 1 S: 7	H: 2 LOB: 1 BB: 0 P: 7	1B: 10 2B: 1 3B: 0 HR: 1	SF: 0 SAC: 1 DP: 0 HBP: 1	WP: 0 PB: 0 SB: 1 CS: 0	PA: 44					
PITCHER	IP WLS BF H R ER SO BB IBB HBP BLK WP HR S P ERA WHIP																										
John Denny, R (1, 1) ERA: 4.36	3.0		18	7	5	5	2	1	0	1	0	0	1	20	25	15.00	2.667										
Clay Carroll, R (4, 1) ERA: 2.16	3.0		12	1	0	0	0	2	0	0	0	0	0	10	18	0.00	1.000										
Butch Metzger, R (7, 1) ERA: 3.13	2.0		9	2	0	0	2	1	0	0	0	0	0	12	16	0.00	1.500										
Al Hrabosky, L (9, 1) ERA: 4.31	1.0	W	5	2	1	1	1	0	0	0	0	0	0	7	7	9.00	2.000										

Los Angeles Dodgers @ St. Louis Cardinals
 Busch Stadium, St. Louis, MO
 Mon Aug 22 1977, 7:05 PM CDT
 Att: 28,222 - Unknown

AB	38
R	6
H	12
RBI	6
BB	4
SO	5
LOB	26



Batter	1	2	3	4	5	6	7	8	9	AB	R	H	RBI	BB	SO	LOB
Lou Brock, L (1, 7) OBP: 0.304, SLG: 0.340	0-3 K		0-0 6-3			0-0 G4-3 1-2 1B		0-0 L8		4	0	1	0	0	1	1
Jerry Mumphrey, S (1, 8) OBP: 0.387, SLG: 0.431	0-0 P5			0-3 K		0-0 G4-3 1-2f			0-0 3B 1B	4	1	1	0	0	1	2
Garry Templeton, S (1, 6) OBP: 0.335, SLG: 0.438	0-3 K			0-0 7-6-3 1B			0-3 K		0-0 1B 3B	4	1	2	1	0	2	0
Ted Simmons, S (1, 2) OBP: 0.416, SLG: 0.521		0-0 1-3		0-0 7-6-3 1-2f			0-0 FC5-4 1B		0-0 2B E 1B	4	1	2	1	0	0	1
Keith Hernandez, L (1, 3) OBP: 0.388, SLG: 0.459		0-0 1B 3B			4-0 G5-4-3 BB		0-0 F7		0-0 E6 PB 2B	3	2	2	0	1	0	1
Mike Anderson, R (1, 9) OBP: 0.315, SLG: 0.402		0-0 CS 1B		0-3 K		0-0 FC5-4 1-2f		0-3 K	0-3 K	4	0	1	1	0	2	2
Ken Reitz, R (1, 5) OBP: 0.309, SLG: 0.435		0-0 5-3			0-0 G5-4-3 1-2f			0-0 F8	0-0 1B HR	4	0	1	0	0	0	2
Rick Bosetti, R (9, PR) OBP: 0.400, SLG: 0.400										0	1	0	0	0	0	0
Mike Tyson, R (1, 4) OBP: 0.288, SLG: 0.344			0-0 4-3			0-0 6-3		4-0 FC6-4 BB	0-0 1-2 HR 1B	3	1	1	0	1	0	0
John Denny, R (1, 1) OBP: 0.136, SLG: 0.111			0-0 F8			4-0 1B BB		0-0 FC6-4 1-2f	0-0 1-H 2-H HR	0	0	0	0	0	0	0
Ken Oberkfell, L (3, PH)										1	0	0	0	0	0	0
Clay Carroll, R (4, 1) OBP: 0.091, SLG: 0.091										0	0	0	0	0	0	0
Dane Long, L (6, PH) OBP: 0.238, SLG: 0.225										0	0	0	0	0	1	0
Butch Metzger, R (7, 1)										0	0	0	0	0	0	0
Dave Rader, L (8, PH) OBP: 0.329, SLG: 0.390										1	0	0	0	0	0	1
Al Hrabosky, R (9, 1)										0	0	0	0	0	0	0
Roger Freed, R (9, PH) OBP: 0.443, SLG: 0.593										1	1	1	3	0	0	0


Inning Stats	R: 0	H: 0	E: 0	K: 2	S: 7	H: 0	LOB: 0	BB: 0	P: 7	R: 1	H: 2	E: 0	K: 0	S: 4	H: 0	LOB: 0	BB: 0	P: 4	R: 0	H: 1	E: 0	K: 1	S: 5	H: 0	LOB: 0	BB: 0	P: 3	R: 0	H: 0	E: 0	K: 0	S: 3	R: 0	H: 1	E: 0	K: 1	S: 4	R: 0	H: 0	E: 0	K: 1	S: 4	R: 0	H: 1	E: 0	K: 0	S: 3	R: 0	H: 1	E: 0	K: 1	S: 6	R: 0	H: 0	E: 0	K: 0	S: 3	R: 7	H: 7	E: 1	K: 1	S: 10	1B: 8	SF: 0	3B: 2	DP: 3	HR: 1	HBP: 0	WP: 0	PA: 36
--------------	------	------	------	------	------	------	--------	-------	------	------	------	------	------	------	------	--------	-------	------	------	------	------	------	------	------	--------	-------	------	------	------	------	------	------	------	------	------	------	------	------	------	------	------	------	------	------	------	------	------	------	------	------	------	------	------	------	------	------	------	------	------	------	------	-------	-------	-------	-------	-------	-------	--------	-------	--------

PITCHER	IP	WLS	BF	H	R	ER	SO	BB	IBB	HBP	BLK	WP	HR	S	P	ERA	WHIP
Burt Hooton, R (1, 1) ERA: 2.67	8.0		30	7	3	3	5	3	0	0	0	0	0	37	49	3.38	1.250
Lance Rautzhan, L (9, 1) ERA: 4.82	0.0		2	2	1	1	0	0	0	0	0	0	0	2	2	∞	∞
Charlie Hough, R (9, 1) ERA: 3.6	0.1	L	4	3	4	4	1	0	0	0	0	0	1	6	6	108.00	9.000

BOTTOM

Los Angeles Dodgers @ St. Louis Cardinals
 Busch Stadium, St. Louis, MO
 Mon Aug 22 1977, 7:05 PM CDT
 Att. 28,222 - Unknown

AB	33
R	8
H	12
RBI	6
BB	3
SO	6
LOB	10



Batter	1	2	3	4	5	6	7	8	9	AB R H RBI BB SO LOB	TOP
Ted Martinez, R (1, 4) <small>OBP: 0.304, SLG: 0.368</small> Manny Mota, R (8, PH) <small>OBP: 0.515, SLG: 0.423</small> Elias Sosa, R (8, 1) <small>OBP: 0.333, SLG: 0.333</small>	0-3 K		0-0 6-3			0-0 5-3		0-0 4-3		3 0 0 0 0 1 0 1 0 0 0 0 0 1 0 0 0 0 0 0 0	Los Angeles Dodgers @ St. Louis Cardinals Busch Stadium, St. Louis, MO Tue Aug 23 1977, 7:05 PM CDT Att: 26,491 - Unknown
Bill Russell, R (1, 6) <small>OBP: 0.304, SLG: 0.369</small>	0-3 K		0-0 L9			0-0 F8 1B		0-0 F8		4 0 1 0 0 1 2	
Reggie Smith, S (1, 9) <small>OBP: 0.428, SLG: 0.549</small>	0-0 4-3				0-0 G3	0-0 F8		4-0 BB		3 0 0 0 1 0 1	
Ron Cey, R (1, 5) <small>OBP: 0.365, SLG: 0.472</small>		0-0 1-3			0-0 6-3	0-0 F3		0-0 F8		4 0 0 0 0 0 3	
Steve Garvey, R (1, 3) <small>OBP: 0.317, SLG: 0.480</small>		0-0 P6			0-3 K		0-0 5-3		0-0 F8	4 0 0 0 0 1 0	
Rick Monday, L (1, 8) <small>OBP: 0.350, SLG: 0.413</small>		4-0 2B BB			0-0 E6		0-0 4-3 1B		0-0 4-3	3 1 1 0 1 0 0	
Vic Davalillo, L (1, 7) <small>OBP: 0.500, SLG: 0.667</small>		0-0 1-H 2B			0-0 P6		0-0 4-3		0-0 5-3	4 0 1 1 0 0 2	
Steve Yeager, R (1, 2) <small>OBP: 0.333, SLG: 0.437</small>		0-3 K			0-3 K		0-3 K			3 0 0 0 0 3 3	
Don Sutton, R (1, 1) <small>OBP: 0.250, SLG: 0.218</small> Ed Goodson, L (8, PH) <small>OBP: 0.209, SLG: 0.286</small> Davey Lopes, R (8, PR) <small>OBP: 0.365, SLG: 0.407</small> (8, 4)		0-3 K			0-3 K			0-0 E3 WP 4-3		2 0 0 0 0 2 1 1 0 0 0 0 0 0 0 0 0 0 0 0 0	
Inning Stats	R: 0 H: 0 E: 0 LOB: 0 K: 2 BB: 0 S: 7 P: 7	R: 1 H: 1 E: 0 LOB: 1 K: 1 BB: 1 S: 6 P: 10	R: 0 H: 0 E: 0 LOB: 0 K: 1 BB: 0 S: 5 P: 5	R: 0 H: 0 E: 0 LOB: 0 K: 1 BB: 0 S: 5 P: 5	R: 0 H: 0 E: 1 LOB: 1 K: 2 BB: 0 S: 8 P: 8	R: 0 H: 1 E: 0 LOB: 1 K: 0 BB: 0 S: 4 P: 4	R: 0 H: 1 E: 0 LOB: 1 K: 1 BB: 0 S: 6 P: 6	R: 0 H: 0 E: 1 LOB: 2 K: 0 BB: 1 S: 4 P: 8	R: 0 H: 0 E: 0 LOB: 0 K: 0 BB: 0 S: 3 P: 3	1B: 2 SF: 0 2B: 1 SAC: 0 3B: 0 DP: 0 HR: 0 HBP: 0	WP: 1 PA: 34 PB: 0 SB: 0 CS: 0
PITCHER Bob Forsch, R (1, 1) <small>ERA: 3.19</small>	IP WLS BF H R ER SO BB IBB HBP BLK WP HR S P ERA WHIP 9.0 W 34 3 1 1 8 2 0 0 0 1 0 48 56 1.00 0.556										

livebaseballscores.com

AB	32
R	1
H	3
RBI	1
BB	2
SO	8
LOB	13



Batter	1	2	3	4	5	6	7	8	9
Lou Brock, L OBP: 0.306, SLG: 0.342 Rick Bosetti, R OBP: 0.400, SLG: 0.400	0-0 1B E	0-0 1B S			0-0 F8			0-3 K	
Jerry Mumphrey, S OBP: 0.383, SLG: 0.426	0-0 F7	0-0 F8 1-2			0-0 L5			0-0 3-1	
Garry Templeton, S OBP: 0.333, SLG: 0.435	0-0 E4 1B 1-2		0-0 L4			0-0 4-3			
Ted Simmons, S OBP: 0.418, SLG: 0.522	0-0 1B 1-3 2-H		0-0 4-3			0-0 G4-6-3 1B			
Keith Hernandez, L OBP: 0.385, SLG: 0.455	0-3 K		0-0 6-3			0-0 G4-6-3 1-2f			
Mike Anderson, R OBP: 0.315, SLG: 0.400	0-3 K			0-0 5-3			0-0 G6-4-3 1B		
Ken Reitz, R OBP: 0.309, SLG: 0.433		1-0 SH2-4 1B HBP		0-0 5-3			0-0 F9		
Mike Tyson, R OBP: 0.286, SLG: 0.341		0-0 L7		0-3 K			0-0 G6-4-3 1-2f		
Bob Forsch, R OBP: 0.177, SLG: 0.200		0-0 SH2-4 1-2			0-0 5-3			0-3 K	


Inning Stats		R: 1	H: 2	E: 1	LOB: 2	K: 2	P: 10	R: 1	H: 1	E: 0	LOB: 1	K: 0	P: 5	R: 0	H: 0	E: 0	LOB: 0	K: 0	P: 3	R: 0	H: 0	E: 0	LOB: 0	K: 0	P: 3	R: 0	H: 1	E: 0	LOB: 0	K: 0	P: 3	R: 0	H: 0	E: 0	LOB: 0	K: 2	P: 7
PITCHER	IP	WLS	BF	H	R	ER	SO	BB	IBB	HBP	BLK	WP	HR	S	P	ERA	WHIP																				
Don Sutton, R ERA: 3.17	(1, 1)	7.0	L	26	5	2	1	3	0	0	0	0	0	31	32	1.29	0.714																				
Elias Sosa, R ERA: 2.54	(8, 1)	1.0		3	0	0	2	0	0	0	0	0	0	7	7	0.00	0.000																				

BOTTOM

Los Angeles Dodgers @ St. Louis Cardinals
 Busch Stadium, St. Louis, MO
 Tue Aug 23 1977, 7:05 PM CDT
 Att. 26,491 - Unknown

AB	R	H	RBI	BB	SO	LOB
4	1	2	1	0	1	0
0	0	0	0	0	0	0
4	0	0	0	0	0	2
3	0	0	0	0	0	1
3	0	2	1	0	0	0
3	0	0	0	0	1	3
3	0	1	0	0	1	2
2	1	0	0	0	0	1
3	0	0	0	0	1	2
2	0	0	0	0	1	0

AB	27
R	2
H	5
RBI	2
BB	0
SO	5
LOB	11



WP: 0	PA: 29
PB: 0	
SB: 1	
CS: 0	

Batter	1	2	3	4	5	6	7	8	9	AB R H RBI BB SO LOB	TOP		
Derrel Thomas, S (1, 8) OBP: 0.313, SLG: 0.362	0-0 HR		0-0 4-3		0-0 1-H 3B			0-3 K		4 1 2 2 0 1 0	San Francisco Giants @ St. Louis Cardinals Busch Stadium, St. Louis, MO Wed Aug 24 1977, 7:05 PM CDT Att: 15,764 - Unknown		
Vic Harris, S (1, 4) OBP: 0.328, SLG: 0.358	0-3 K			0-0 F8	0-3 K			4-0 BB		3 0 0 0 1 2 1			
Bill Madlock, R (1, 5) OBP: 0.361, SLG: 0.420	0-0 P4			0-0 2B		0-0 F7		0-0 F9		4 0 1 0 0 0 1			
Willie McCovey, L (1, 3) OBP: 0.370, SLG: 0.483	0-3 K			0-0 6-3		4-0 FC4-6 BB		0-0 1-3		3 0 0 0 1 1 2			
Gary Thomasson, L (1, 7) Randy Elliott, R (9, PH) OBP: 0.352, SLG: 0.444 OBP: 0.281, SLG: 0.395		0-0 3-1		4-0 FC3-6 BB		0-0 FC4-6 1-2f		0-0 F8		2 0 0 0 1 0 1 1 0 0 0 0 0 0			
Terry Whitfield, L (1, 9) Jack Clark, R (9, PH) OBP: 0.318, SLG: 0.432 OBP: 0.341, SLG: 0.414		0-0 1-3		0-0 FC3-6 1-2f		0-0 G3		0-0 F8		3 0 0 0 0 0 3 1 0 0 0 0 0 0			
Tim Foli, R (1, 6) OBP: 0.243, SLG: 0.341		0-0 4-3			0-0 4-3		0-0 F7		0-0 F7	4 0 0 0 0 0 0			
Marc Hill, R (1, 2) OBP: 0.314, SLG: 0.361			0-0 F8		0-0 3B 1B		0-0 F9			3 1 1 0 0 0 0			
Ed Halicki, R (1, 1) Gary Lavelle, S (8, 1) OBP: 0.188, SLG: 0.197			0-0 5-3		0-0 F9		0-0 F7			3 0 0 0 0 0 1 0 0 0 0 0 0 0			
Inning Stats	R: 1 H: 1 E: 0 LOB: 0 K: 2 BB: 0 S: 8 P: 8	R: 0 H: 0 E: 0 LOB: 0 K: 0 BB: 0 S: 3 P: 3	R: 0 H: 0 E: 0 LOB: 0 K: 0 BB: 0 S: 3 P: 3	R: 0 H: 1 E: 0 LOB: 2 K: 0 BB: 1 S: 4 P: 8	R: 1 H: 2 E: 0 LOB: 1 K: 1 BB: 0 S: 7 P: 7	R: 0 H: 0 E: 0 LOB: 1 K: 0 BB: 1 S: 3 P: 7	R: 0 H: 0 E: 0 LOB: 0 K: 0 BB: 0 S: 3 P: 3	R: 0 H: 0 E: 0 LOB: 1 K: 1 BB: 1 S: 5 P: 9	R: 0 H: 0 E: 0 LOB: 0 K: 0 BB: 0 S: 3 P: 3	1B: 1 SF: 0 2B: 1 SAC: 0 3B: 1 DP: 0 HR: 1 HBP: 0		WP: 0 PA: 34 PB: 0 SB: 0 CS: 0	
PITCHER	IP WLS BF H R ER SO BB IBB HBP BLK WP HR S P ERA WHIP											PITCHER	IP WLS BF H R ER SO BB IBB HBP BLK WP HR S P ERA WHIP
John Urea, R (1, 1) ERA: 2.67	7.2 W 30 4 2 2 4 3 0 0 0 0 0 1 35 47 2.35 0.913												
Al Hrabosky, L (8, 1) ERA: 4.23	1.1 S 4 0 0 0 0 0 0 0 0 0 0 0 4 4 0.00 0.000												

livebaseballscorecards.com

AB	31
R	2
H	4
RBI	2
BB	3
SO	4
LOB	9



Batter	1	2	3	4	5	6	7	8	9	AB	R	H	RBI	BB	SO	LOB
Lou Brock, L OBP: 0.303, SLG: 0.339 Rick Bosetti, R OBP: 0.400, SLG: 0.400	0-3 K	0-0 L6		0-0 4-3			0-0 3-1			4	0	0	0	0	1	2
Jerry Mumphrey, S OBP: 0.381, SLG: 0.429	0-0 3B		0-0 4-3	0-0 P6			0-0 1-6-3			4	1	1	0	0	0	2
Garry Templeton, S OBP: 0.333, SLG: 0.438	0-0 1B		0-0 4-3		0-3 K		0-0 F9			4	1	1	1	0	1	0
Ted Simmons, S OBP: 0.421, SLG: 0.522	0-0 1B		4-0 FC4-6		4-0 BB		0-0 F8			2	0	1	1	2	0	0
Keith Hernandez, L OBP: 0.384, SLG: 0.452	4-0 BB		0-0 FC4-6		0-0 F7		0-0 4-3			3	0	0	0	1	0	2
Mike Anderson, R OBP: 0.313, SLG: 0.390	0-3 K			4-0 WP	0-0 P6		0-0 1-3			3	1	0	0	1	1	3
Ken Reitz, R OBP: 0.307, SLG: 0.430	0-3 K			0-0 6-3		0-0 F7				3	0	0	0	0	1	3
Mike Tyson, R OBP: 0.286, SLG: 0.339		0-0 P6		4-0 WP	0-0 F7		0-0 F7			2	0	0	0	1	0	0
John Urrea, R OBP: 0.357, SLG: 0.143 Al Hrabosky, R		0-0 G3		4-0 BB	4-0 4-3		0-0 6-3			2	0	0	0	1	0	0
				1-2 BB						0	0	0	0	0	0	0
Inning Stats	R: 2 E: 0 K: 3 S: 12	H: 3 LOB: 2 BB: 1 P: 16	R: 0 E: 0 K: 0 S: 3	H: 0 LOB: 0 BB: 0 P: 3	R: 0 E: 0 K: 0 S: 3	H: 0 LOB: 1 BB: 1 P: 7	R: 1 E: 0 K: 0 S: 3	H: 0 LOB: 2 BB: 3 P: 15	R: 0 E: 0 K: 1 S: 5	H: 0 LOB: 1 BB: 1 P: 9	R: 0 E: 0 K: 0 S: 3	H: 0 LOB: 0 BB: 0 P: 3	R: 0 E: 0 K: 0 S: 3	H: 0 LOB: 0 BB: 0 P: 3	R: 0 E: 0 K: 0 S: 3	H: 0 LOB: 0 BB: 0 P: 3
PITCHER	IP WLS BF H R ER SO	IP WLS BF H R ER SO	IP WLS BF H R ER SO	IP WLS BF H R ER SO	IP WLS BF H R ER SO	IP WLS BF H R ER SO	IP WLS BF H R ER SO	IP WLS BF H R ER SO	IP WLS BF H R ER SO	IP WLS BF H R ER SO	IP WLS BF H R ER SO	IP WLS BF H R ER SO	IP WLS BF H R ER SO	IP WLS BF H R ER SO	IP WLS BF H R ER SO	IP WLS BF H R ER SO
Ed Halicki, R ERA: 3.47 Gary Lavelle, L ERA: 1.82	(1, 1) 7.0 L 30 3 3 3 4	(8, 1) 1.0 3 0 0 0 0 0														

BOTTOM

San Francisco Giants @ St. Louis Cardinals
Busch Stadium, St. Louis, MO
 Wed Aug 24 1977, 7:05 PM CDT
 Att. 15,764 - Unknown

livebaseballscores.com

AB	27
R	3
H	3
RBI	2
BB	6
SO	4
LOB	12



WP: 1	PA: 33
PB: 0	
SB: 1	
CS: 0	

Batter	1	2	3	4	5	6	7	8	9	AB R H RBI BB SO LOB	TOP														
Derrel Thomas, S (1, 8) OBP: 0.311, SLG: 0.360	0-3 K		0-0 F9		0-3 K		0-0 G5-4-3 1B		0-0 G1-6-3	5 0 1 1 0 2 4	San Francisco Giants @ St. Louis Cardinals Busch Stadium, St. Louis, MO Thu Aug 25 1977, 7:05 PM CDT Att: 15,841 - Unknown														
Tim Foli, R (1, 6) OBP: 0.241, SLG: 0.337	0-0 F7		0-0 L4		0-0 FC6-4		0-0 G5-4-3			4 0 0 0 0 0 4															
Bill Madlock, R (1, 5) OBP: 0.360, SLG: 0.419	0-3 K			0-0 F8		0-0 F7		0-0 L6-4 SH5-4 1B		4 0 1 0 0 1 0															
Jack Clark, R (1, 9) OBP: 0.341, SLG: 0.422		0-0 F8		0-0 HR		0-0 6-3		0-0 SH5-4		3 1 1 1 0 0 0															
Willie McCovey, L (1, 3) OBP: 0.369, SLG: 0.479 Gary Thomasson, L (8, PR) OBP: 0.352, SLG: 0.444 (8, 3)	0-3 K		0-0 F7		0-3 K			4-0 IBB		3 0 0 0 1 2 0 0 0 0 0 0 0 0															
Randy Elliott, R (1, 7) OBP: 0.287, SLG: 0.421	0-0 1B		0-0 HR		0-0 6-3		0-0 L6-4			4 1 2 1 0 0 2															
Vic Harris, S (1, 4) OBP: 0.326, SLG: 0.354	0-3 K		0-3 K		0-0 1B 1B			0-0 1-3		4 1 1 0 0 2 1															
Gary Alexander, R (1, 2) OBP: 0.418, SLG: 0.543		4-0 F9 SH3-4 BB		0-3 K		0-0 1B 1B		0-0 BB 1B		3 1 2 0 1 1 0															
John Montefusco, R (1, 1) OBP: 0.205, SLG: 0.220 Gary Lavelle, S (7, 1) Darrell Evans, L (9, PH) OBP: 0.351, SLG: 0.416 Randy Moffitt, R (9, 1)		0-0 SH3-4		0-0 FC6-4 1B		0-0 1B 1B		4-0 G1-6-3 BB		2 0 2 1 0 0 0 0 0 0 0 0 0 0 0 0 0 0 1 0 0 0 0 0 0 0 0 0															
Inning Stats	R: 0 E: 0 K: 2 S: 7	H: 0 LOB: 0 BB: 0 P: 7	R: 0 E: 0 K: 2 S: 8	H: 1 LOB: 1 BB: 0 P: 8	R: 0 E: 0 K: 0 S: 3	H: 0 LOB: 1 BB: 1 P: 7	R: 2 E: 0 K: 1 S: 7	H: 2 LOB: 0 BB: 0 P: 7	R: 0 E: 0 K: 2 S: 8	H: 1 LOB: 1 BB: 0 P: 8		R: 0 E: 0 K: 1 S: 5	H: 0 LOB: 0 BB: 0 P: 5	R: 2 E: 0 K: 0 S: 6	H: 4 LOB: 1 BB: 0 P: 6	R: 0 E: 0 K: 0 S: 3	H: 1 LOB: 1 BB: 1 P: 7	R: 0 E: 0 K: 0 S: 3	H: 1 LOB: 1 BB: 1 P: 7	1B: 8 2B: 1 3B: 0 HR: 2	SF: 0 SAC: 2 DP: 3 HBP: 0	WP: 0 PB: 0 SB: 0 CS: 0	PA: 37		
PITCHER	IP WLS BF H R ER SO BB IBB HBP BLK WP HR S P ERA WHIP																								
Buddy Schultz, L (1, 1) ERA: 1.48	5.0		20	4	2	2	7	1	0	0	0	0	2	33	37	3.60	1.000								
Butch Metzger, R (6, 1) ERA: 3.26	2.0	L	9	4	2	2	1	0	0	0	0	0	0	11	11	9.00	2.000								
Clay Carroll, R (8, 1) ERA: 2.11	2.0		8	2	0	0	0	1	1	0	0	0	0	6	14	0.00	1.500								

livebaseballscorecards.com

AB	32
R	4
H	10
RBI	4
BB	3
SO	8
LOB	11



Batter	1	2	3	4	5	6	7	8	9
Lee Lacy, R OBP: 0.293, SLG: 0.418 (1, 4)	0-0 F3		0-0 6-3		0-0 E6 SF8 1B		0-3 K		
Bill Russell, R OBP: 0.306, SLG: 0.370 (1, 6)	0-0 6-3		0-0 6-3		0-3 K 2-3		0-0 F5		
Reggie Smith, S OBP: 0.431, SLG: 0.562 (1, 9)	0-3 K			4-0 HR BB	0-0 SF8		0-0 P5		
Ron Cey, R OBP: 0.363, SLG: 0.471 (1, 5)		0-0 CS 1B 1B		0-0 HR 1-H	0-0 F8		0-3 K		
Steve Garvey, R OBP: 0.318, SLG: 0.477 (1, 3)		0-0 1-2 1B		0-0 HR 1B FC6-4		0-0 P4		0-0 1-3	
Rick Monday, L OBP: 0.346, SLG: 0.403 (1, 8)		0-0 F2		0-0 FC6-4 1B 1-3		0-0 P6		0-0 G3	
Dusty Baker Jr., R OBP: 0.347, SLG: 0.470 (1, 7)		0-3 K 2-3		0-0 FC6-4 1-2f 3-H		0-0 F9			
Johnny Oates, L OBP: 0.315, SLG: 0.370 (1, 2)			0-0 HR	0-0 P5			0-0 1B 1B		
Rick Rhoden, R OBP: 0.239, SLG: 0.418 (1, 1)			0-3 K	0-0 F7			0-0 1-2 1B		
Lance Rautzhan, R (6, 1)									
Davey Lopes, R (7, PH)									
Mike Garman, R (8, 1)									

Inning Stats	R: 0	H: 0	E: 0	K: 1	S: 5	LOB: 0	BB: 0	P: 5	R: 0	H: 2	E: 0	K: 1	S: 6	LOB: 2	BB: 0	P: 6	R: 1	H: 1	E: 0	K: 1	S: 6	LOB: 0	BB: 0	P: 6	R: 3	H: 3	E: 0	K: 0	S: 6	LOB: 1	BB: 1	P: 10	R: 1	H: 1	E: 1	K: 1	S: 6	LOB: 0	BB: 0	P: 6	R: 0	H: 0	E: 0	K: 0	S: 3	LOB: 0	BB: 0	P: 3	R: 0	H: 2	E: 0	K: 1	S: 7	LOB: 2	BB: 0	P: 7	R: 0	H: 0	E: 0	K: 1	S: 5	LOB: 0	BB: 0	P: 5
--------------	------	------	------	------	------	--------	-------	------	------	------	------	------	------	--------	-------	------	------	------	------	------	------	--------	-------	------	------	------	------	------	------	--------	-------	-------	------	------	------	------	------	--------	-------	------	------	------	------	------	------	--------	-------	------	------	------	------	------	------	--------	-------	------	------	------	------	------	------	--------	-------	------

PITCHER	IP	WLS	BF	H	R	ER	SO	BB	IBB	HBP	BLK	WP	HR	S	P	ERA	WHIP
Eric Rasmussen, R (1, 1)	5.0	L	22	7	5	4	4	1	0	0	0	0	2	29	33	7.20	1.600
Rawly Eastwick, R (6, 1)	2.0		8	2	0	0	1	0	0	0	0	0	0	10	10	0.00	1.000
Al Hrabosky, L (8, 1)	1.0		3	0	0	0	1	0	0	0	0	0	0	5	5	0.00	0.000

BOTTOM

St. Louis Cardinals @ Los Angeles Dodgers
Dodger Stadium, Los Angeles, CA

Fri Aug 26 1977, 7:05 PM PDT
 Att. 37,826 - Unknown

AB	R	H	RBI	BB	SO	LOB
4	1	1	0	0	1	2
4	0	0	0	0	1	3
2	1	0	1	1	1	2
4	1	2	2	0	1	0
4	1	2	0	0	0	0
4	0	1	0	0	0	2
3	0	0	1	0	1	3
3	1	2	1	0	0	1
2	0	0	0	0	1	1
0	0	0	0	0	0	0
1	0	1	0	0	0	0
0	0	0	0	0	0	0

AB 31
 R 5
 H 9
 RBI 5
 BB 1
 SO 6
 LOB 14



WP	HR	S	P	ERA	WHIP
0	0	1	33	7.20	1.600
0	0	0	10	0.00	1.000
0	0	0	5	0.00	0.000

Batter	1	2	3	4	5	6	7	8	9	AB R H RBI BB SO LOB	TOP																
Garry Templeton, S (1, 6) OBP: 0.330, SLG: 0.432	0-0 6-3		0-3 K			0-3 K		0-0 G3		4 0 0 0 0 2 1																	
Lou Brock, L (1, 7) OBP: 0.301, SLG: 0.333	0-3 K			0-0 B3		0-0 L3		0-0 4-3		4 0 0 0 0 1 0																	
Butch Metzger, R (8, 1)										0 0 0 0 0 0 0																	
Rawly Eastwick, R (9, 1) OBP: 0.364, SLG: 0.300										0 0 0 0 0 0 0																	
Jerry Mumphrey, S (1, 8) OBP: 0.376, SLG: 0.422	0-3 K			0-3 K		0-3 K		0-0 F9		4 0 0 0 0 3 0																	
Ted Simmons, S (1, 2) OBP: 0.424, SLG: 0.518		0-3 K		0-0 F9			0-0 2B 1B		0-0 SH1-4 1B	4 1 2 0 0 1 0																	
Keith Hernandez, L (1, 3) OBP: 0.389, SLG: 0.460			0-0 F9		4-0 1B 1B BB		0-0 1-H 2B		0-0 SH1-4 1-2	2 1 1 1 1 0 0																	
Hector Cruz, R (1, 9) OBP: 0.348, SLG: 0.361									0-3 K	3 1 1 0 0 0 1																	
Dane Iorg, L (9, PH) OBP: 0.222, SLG: 0.214		0-0 5-3			0-0 1B 1B BB		0-0 F7		0-3 K	1 0 0 0 0 1 1																	
Mike Anderson, R (9, 9) OBP: 0.307, SLG: 0.381					1-2 1B 1B				0-3 K	0 0 0 0 0 0 0																	
Ken Reitz, R (1, 5) OBP: 0.306, SLG: 0.426				0-0 5-3		0-0 1-3 2-H 1B		0-0 F8		4 0 1 1 0 1 2																	
Mike Tyson, R (1, 4) OBP: 0.291, SLG: 0.341					0-0 K		0-0 G6-3		0-3 K	2 0 0 0 1 1 1																	
John Denny, R (1, 1) OBP: 0.150, SLG: 0.128					1-2f 3-H		4-0 IBB																				
Al Hrabosky, R (7, 1)					0-3 K					3 0 1 0 0 2 2																	
Rick Bosetti, R (8, 7) OBP: 0.400, SLG: 0.400					0-0 1B					0 0 0 0 0 0 0																	
										0 0 0 0 0 0 0																	
Inning Stats	R: 0 E: 0 K: 2 S: 7	H: 0 LOB: 0 BB: 0 P: 7	R: 0 E: 0 K: 1 S: 5	H: 0 LOB: 0 BB: 0 P: 5	R: 0 E: 0 K: 2 S: 8	H: 1 LOB: 1 BB: 0 P: 8	R: 0 E: 0 K: 1 S: 5	H: 0 LOB: 0 BB: 0 P: 5	R: 2 E: 0 K: 1 S: 6	H: 2 LOB: 0 BB: 1 P: 10	R: 0 E: 0 K: 2 S: 7	H: 0 LOB: 0 BB: 0 P: 7	R: 1 E: 0 K: 1 S: 7	H: 2 LOB: 2 BB: 1 P: 11	R: 0 E: 0 K: 0 S: 3	H: 0 LOB: 0 BB: 0 P: 3	R: 0 E: 0 K: 2 S: 8	H: 1 LOB: 1 BB: 0 P: 8	1B: 5 2B: 1 3B: 0 HR: 0	SF: 0 SAC: 1 DP: 1 HBP: 0	WP: 0 PB: 0 SB: 0 CS: 0	PA: 34					
PITCHER	IP WLS BF H R ER SO BB IBB HBP BLK WP HR S P ERA WHIP																										
Burt Hooton, R (1, 1) ERA: 2.71	7.0		27	5	3	3	10	1	1	0	0	0	0	45	53	3.86	0.857										
Lance Rautzhan, L (8, 1) ERA: 3.75	1.1		5	1	0	0	0	0	0	0	0	0	0	5	5	0.00	0.750										
Elias Sosa, R (9, 1) ERA: 2.4	0.2	W	2	0	0	0	2	0	0	0	0	0	0	6	6	0.00	0.000										

St. Louis Cardinals @ Los Angeles Dodgers
Dodger Stadium, Los Angeles, CA
Sat Aug 27 1977, 7:05 PM PDT
Att: 51,550 - Unknown

AB	31
R	3
H	6
RBI	2
BB	2
SO	12
LOB	8



Batter	1	2	3	4	5	6	7	8	9	AB R H RBI BB SO LOB	TOP																								
Garry Templeton, S OBP: 0.329, SLG: 0.431 (1, 6)	0-0 F2		0-0 4-3			0-0 P4		0-0 1B 1B		4 0 1 0 0 0 0	St. Louis Cardinals @ Los Angeles Dodgers Dodger Stadium, Los Angeles, CA Sun Aug 28 1977, 3:33 AM PDT Att: 34,648 - Unknown livebaseballscores.com																								
Lou Brock, L OBP: 0.299, SLG: 0.331 Rick Bosetti, R OBP: 0.375, SLG: 0.375 (8, PH) (8, 9)	0-0 F8		0-0 4-3			0-0 F5		0-3 K		3 0 0 0 0 0 0 1 0 0 0 0 1 1																									
Jerry Mumphrey, S OBP: 0.380, SLG: 0.426 (1, 8)	0-0 S 1B		0-0 4-3			0-0 S 1B		0-0 1-3 1B		4 0 3 0 0 0 0																									
Keith Hernandez, L OBP: 0.386, SLG: 0.456 Roger Freed, R OBP: 0.446, SLG: 0.587 (1, 3) (8, 3)	0-0 G3 1-2				0-0 F8		0-0 F7 1-2		0-0 F7	4 0 0 0 0 0 4 0 0 0 0 0 0 0																									
Hector Cruz, R OBP: 0.343, SLG: 0.356 (1, 9) (8, 5)		0-0 6-3			0-0 6-3		0-0 4-3		0-0 4-3	4 0 0 0 0 0 0																									
Dave Rader, L OBP: 0.319, SLG: 0.386 (1, 2)		0-0 WP 2B			0-0 P6		0-0 F9		0-0 6-3	4 0 1 0 0 0 0																									
Ken Reitz, R OBP: 0.306, SLG: 0.428 Dane Iorg, L OBP: 0.217, SLG: 0.209 (1, 5) (8, 7)		0-3 K			0-0 6-3		0-0 2B		0-3 K	3 0 1 0 0 1 1 1 0 0 0 0 1 0																									
Mike Tyson, R OBP: 0.292, SLG: 0.340 Mike Phillips, L OBP: 0.237, SLG: 0.246 (7, PH) (7, 4)		1-0 WP HBP			0-0 F9		0-3 K			1 0 0 0 0 0 0 1 0 0 0 0 1 1 0 0 0 0 0 0 0																									
Tom Underwood, R OBP: 0.222, SLG: 0.174 (7, 1)		0-0 F7 1-2 2-3			0-3 K				0-0 F9	2 0 0 0 0 1 2 0 0 0 0 0 0 0 1 0 0 0 0 0 0																									
Bob Forsch, R OBP: 0.172, SLG: 0.194 Clay Carroll, R OBP: 0.091, SLG: 0.091 Ken Oberkfell, L (7, 4)																																			
Inning Stats	R: 0 E: 0 K: 0 S: 4	H: 1 LOB: 1 BB: 0 P: 4	R: 0 E: 0 K: 1 S: 6	H: 1 LOB: 2 BB: 0 P: 7	R: 0 E: 0 K: 0 S: 3	H: 0 LOB: 0 BB: 0 P: 3	R: 0 E: 0 K: 0 S: 3	H: 0 LOB: 0 BB: 0 P: 3	R: 0 E: 0 K: 1 S: 5	H: 0 LOB: 0 BB: 0 P: 5	R: 0 E: 0 K: 0 S: 4	H: 1 LOB: 1 BB: 0 P: 4	R: 0 E: 0 K: 1 S: 6	H: 1 LOB: 1 BB: 0 P: 6	R: 0 E: 0 K: 1 S: 7	H: 2 LOB: 2 BB: 0 P: 7	R: 0 E: 0 K: 1 S: 5	H: 0 LOB: 0 BB: 0 P: 5	1B: 4 2B: 2 3B: 0 HR: 0	SF: 0 SAC: 0 DP: 0 HBP: 1	WP: 1 PB: 0 SB: 2 CS: 0	PA: 34													
PITCHER Don Sutton, R ERA: 3.03 (1, 1)	IP 9.0	WLS W	BF 34	H 6	R 0	ER 0	SO 5	BB 0	IBB 0	HBP 1	BLK 0	WP 1	HR 0	S 43	P 44	ERA 0.00	WHIP 0.667	PITCHER	IP	WLS	BF	H	R	ER	SO	BB	IBB	HBP	BLK	WP	HR	S	P	ERA	WHIP



Batter	1	2	3	4	5	6	7	8	9	AB	R	H	RBI	BB	SO	LOB
Davey Lopes, R (1, 4) Rafael Landestoy, S (9, 4)	0-0 E6 4-3 S	0-0 F8		0-0 1B		0-0 F8	0-0 E6 2-H 3-H 3B			5	1	2	3	0	0	3
Bill Russell, R (1, 6)	0-0 4-3 1-3		0-0 6-3	0-0 F7			SH 1B HR BB			4	1	1	0	1	0	4
Reggie Smith, S (1, 9)	0-0 1-3		0-0 6-4 WP 1B		0-0 F8		SH 1B HR			5	1	3	0	0	0	1
Ron Cey, R (1, 5)	0-0 F9		0-0 6-4 1-3f		0-0 1-4-3		SH 1B HR			4	1	0	0	0	1	4
Steve Garvey, R (1, 3)		0-0 E 2B		0-0 PB 1B 2B			1-H 2-H 3-H HR 1B			5	5	5	5	0	0	0
Rick Monday, L (1, 8) Glenn Burke, R (8, 8)		0-0 E3 4-3 2-H 1B		0-0 P6 2-3		0-3 K	0-3 K			4	0	1	0	0	2	1
Dusty Baker Jr., R (1, 7) Lee Lacy, R (8, 7)		0-3 K		0-3 K		0-0 1B 1B	0-0 G4 E 1B			4	1	2	0	0	2	2
Johnny Oates, L (1, 2)		0-0 4-3 2-3		4-0 1B BB BB		0-0 1B 1B	0-0 G4 E 1B			4	1	2	0	1	0	3
Don Sutton, R (1, 1)		4-0 BB		4-0 1B BB		0-0 4-3	0-0 G4 1-2 2-3			3	0	0	0	2	0	4

Inning Stats	R: 0	H: 0	E: 1	K: 0	S: 4	LOB: 1	BB: 0	P: 4	R: 1	H: 2	E: 1	K: 1	S: 7	LOB: 2	BB: 1	P: 11	R: 0	H: 1	E: 0	K: 0	S: 3	LOB: 0	BB: 0	P: 3	R: 1	H: 2	E: 0	K: 1	S: 7	LOB: 3	BB: 2	P: 15	R: 1	H: 1	E: 0	K: 1	S: 6	LOB: 0	BB: 0	P: 6	R: 0	H: 2	E: 0	K: 0	S: 4	LOB: 1	BB: 0	P: 4	R: 7	H: 7	E: 1	K: 2	S: 15	LOB: 2	BB: 1	P: 19	R: 1	H: 2	E: 0	K: 0	S: 4	LOB: 1	BB: 1	P: 8
--------------	------	------	------	------	------	--------	-------	------	------	------	------	------	------	--------	-------	-------	------	------	------	------	------	--------	-------	------	------	------	------	------	------	--------	-------	-------	------	------	------	------	------	--------	-------	------	------	------	------	------	------	--------	-------	------	------	------	------	------	-------	--------	-------	-------	------	------	------	------	------	--------	-------	------

PITCHER	IP	WLS	BF	H	R	ER	SO	BB	IBB	HBP	BLK	WP	HR	S	P	ERA	WHIP
Bob Forsch, R (1, 1) ERA: 3.28	6.0	L	29	8	4	4	3	4	0	0	0	1	1	31	47	6.00	2.000
Clay Carroll, R (7, 1) ERA: 2.5	0.1		5	3	3	3	1	0	0	0	0	0	1	7	7	81.00	9.000
Tom Underwood, L (7, 1) ERA: 5.31	1.2		11	6	4	4	1	1	0	0	0	0	0	12	16	21.60	4.200

BOTTOM

St. Louis Cardinals @ Los Angeles Dodgers
Dodger Stadium, Los Angeles, CA
 Sun Aug 28 1977, 3:33 AM PDT
 Att. 34,648 - Unknown

AB	39
R	11
H	17
RBI	9
BB	5
SO	5
LOB	22

livebaseballscores.com



1B:	11	SF:	0	WP:	1	PA:	45
2B:	4	SAC:	1	PB:	1		
3B:	1	DP:	2	SB:	1		
HR:	2	HBP:	0	CS:	0		

Batter	1	2	3	4	5	6	7	8	9	AB R H RBI BB SO LOB	TOP											
Lou Brock, L (1, 7) <small>OBP: 0.301, SLG: 0.333</small> Rick Bosetti, R (7, 7) <small>OBP: 0.375, SLG: 0.375</small> Dane Iorg, L (9, PH) <small>OBP: 0.234, SLG: 0.209</small>	4-0 BB	0-0 2B		0-0 4-3			0-0 FC1-4		4-0 BB	3 1 1 0 1 0 1 0 0 0 0 0 0 0 0 0 0 0 1 0 0												
Jerry Mumphrey, S (1, 8) <small>OBP: 0.380, SLG: 0.425</small>	0-0 1B	0-0 1B			0-0 6-3		0-0 3-1		0-0 F8	5 1 2 1 0 0 2												
Keith Hernandez, L (1, 3) <small>OBP: 0.387, SLG: 0.454</small>	0-0 F7	0-3 K			4-0 BB		4-0 BB			2 0 0 0 2 1 3												
Ted Simmons, S (1, 2) <small>OBP: 0.422, SLG: 0.515</small>	0-0 1B	0-0 P4			0-0 F8		0-0 4-3			4 1 1 1 0 0 4												
Ken Reitz, R (1, 5) <small>OBP: 0.304, SLG: 0.424</small>	0-0 2B		0-0 6-3		0-0 F9		0-0 6-3			4 0 0 0 0 0 2												
Hector Cruz, R (1, 9) <small>OBP: 0.339, SLG: 0.351</small>	0-3 K		0-0 P3		0-0 L5		0-3 K			4 0 0 0 0 2 2												
Mike Phillips, L (1, 6) <small>OBP: 0.237, SLG: 0.254</small>	0-0 2B		0-0 F7		0-0 G3		0-0 4-3			4 0 1 1 0 0 0												
Mike Tyson, R (1, 4) <small>OBP: 0.292, SLG: 0.338</small> Garry Templeton, S (9, PH) <small>OBP: 0.329, SLG: 0.430</small>	4-0 IBB			0-0 6-3		0-0 6-3			0-0 6-3	2 0 0 0 1 0 0 1 0 0 0 0 0 0												
John Urra, R (1, 1) <small>OBP: 0.355, SLG: 0.167</small> Mike Anderson, R (8, 9) <small>OBP: 0.304, SLG: 0.378</small> Al Hrabosky, R (8, 1)	0-3 K		0-0 6-3		0-0 6-3		0-0 FC1-4 1B		0-0 F9	3 0 1 0 0 1 3 1 0 0 0 0 0 0 0 0 0 0 0 0 0												
Inning Stats	R: 3 E: 1 K: 2 S: 11	H: 3 LOB: 3 BB: 2 P: 19	R: 0 E: 0 K: 1 S: 6	H: 2 LOB: 1 BB: 0 P: 6	R: 0 E: 0 K: 0 S: 3	H: 0 LOB: 0 BB: 0 P: 3	R: 0 E: 0 K: 0 S: 3	H: 0 LOB: 0 BB: 0 P: 3	R: 0 E: 0 K: 0 S: 3	H: 0 LOB: 1 BB: 1 P: 7	R: 0 E: 0 K: 0 S: 3	H: 0 LOB: 0 BB: 0 P: 3	R: 0 E: 0 K: 0 S: 4	H: 1 LOB: 2 BB: 1 P: 8	R: 0 E: 0 K: 1 S: 5	H: 0 LOB: 0 BB: 0 P: 5	R: 0 E: 0 K: 0 S: 3	H: 0 LOB: 1 BB: 1 P: 7	1B: 4 2B: 2 3B: 0 HR: 0	SF: 0 SAC: 0 DP: 0 HBP: 0	WP: 0 PB: 0 SB: 3 CS: 1	PA: 38
PITCHER	IP WLS BF H R ER SO BB IBB HBP BLK WP HR S P ERA WHIP																					
Dave Freisleben, R (1, 1) <small>ERA: 4.77</small> Rollie Fingers, R (9, 1) <small>ERA: 2.8</small>	8.0 W 34 6 3 2 4 3 1 0 0 0 0 38 54 2.25 1.125																					
	1.0 S 4 0 0 0 0 1 0 0 0 0 0 3 7 0.00 1.000																					

St. Louis Cardinals @ San Diego Padres
 San Diego Stadium, San Diego, CA
 Mon Aug 29 1977, 10:05 PM EDT
 Att: 19,656 - Unknown

livebaseballscorecards.com

AB	33
R	3
H	6
RBI	3
BB	5
SO	4
LOB	17



Batter	1	2	3	4	5	6	7	8	9
Gene Richards, L OBP: 0.357, SLG: 0.358 (1, 3) (9, 7)	0-0 4-3 ①		0-0 6-3 1-H 3B			0-3 K ①		0-0 F9 ①	
Bill Almon, R OBP: 0.298, SLG: 0.327 (1, 6) SS	0-3 K ②		0-0 6-3 3-H ②			0-0 1-3 ②		0-0 F8 ②	
Mike Ivie, R OBP: 0.340, SLG: 0.420 (1, 5) (9, 3)	0-0 1B		0-0 5-3 ③			0-0 1B 1B		0-0 1-H HR	
George Hendrick, R OBP: 0.368, SLG: 0.468 (1, 8) X	0-0 4-3 ③			0-0 G4-6-3 1B		0-0 FC6-4 1B		0-3 K ③	
Dave Winfield, R OBP: 0.347, SLG: 0.487 (1, 9)		0-0 4-3 ①		0-0 G4-6-3 1-2f ①		0-0 FC6-4 1-2f ③			
Jerry Turner, L OBP: 0.314, SLG: 0.396 (1, 7)		0-0 1-3 ②		0-0 G3 ③			0-0 4-3 ①		
Tucker Ashford, R OBP: 0.265, SLG: 0.315 (9, 5)									
Mike Champion, R OBP: 0.264, SLG: 0.273 (1, 4)		0-0 6-3 ③			0-0 G3 ①		4-0 CS BB		
Dave Roberts, R OBP: 0.246, SLG: 0.288 (1, 2)			0-0 3B 1B			0-0 F8 ②		0-0 F9 1-2 ② ③	
Dave Freisleben, R OBP: 0.212, SLG: 0.194 (1, 1)			0-3 K ①			0-3 K ③		4-0 HR BB	
Gene Tenace, R OBP: 0.416, SLG: 0.418 (8, PH)									
Rollie Fingers, R (9, 1)									

Inning Stats	R: 0	H: 1	E: 0	LOB: 1	K: 1	S: 6	P: 6	R: 0	H: 0	E: 0	LOB: 0	K: 0	S: 3	P: 3	R: 2	H: 2	E: 0	LOB: 0	K: 1	S: 7	P: 7	R: 0	H: 1	E: 0	LOB: 0	K: 0	S: 3	P: 3	R: 0	H: 0	E: 0	LOB: 0	K: 1	S: 5	P: 5	R: 0	H: 2	E: 0	LOB: 2	K: 1	S: 7	P: 7	R: 0	H: 0	E: 0	LOB: 0	K: 0	S: 2	P: 6	R: 2	H: 1	E: 0	LOB: 0	K: 1	S: 6	P: 10
--------------	------	------	------	--------	------	------	------	------	------	------	--------	------	------	------	------	------	------	--------	------	------	------	------	------	------	--------	------	------	------	------	------	------	--------	------	------	------	------	------	------	--------	------	------	------	------	------	------	--------	------	------	------	------	------	------	--------	------	------	-------


PITCHER	IP	WLS	BF	H	R	ER	SO	BB	IBB	HBP	BLK	WP	HR	S	P	ERA	WHIP
John Urrea, R ERA: 2.74 (1, 1)	7.0		27	6	3	3	4	2	0	0	0	0	0	33	41	3.86	1.143
Al Hrabosky, L ERA: 4.18 (8, 1)	1.0	L	4	1	1	1	1	0	0	0	0	0	1	6	6	9.00	1.000

BOTTOM

St. Louis Cardinals @ San Diego Padres
San Diego Stadium, San Diego, CA
Mon Aug 29 1977, 10:05 PM EDT
Att. 19,656 - Unknown

AB	R	H	RBI	BB	SO	LOB
4	1	1	1	0	1	1
4	0	0	1	0	1	1
4	1	3	2	0	0	0
4	0	2	0	0	1	1
3	0	0	0	0	0	3
3	0	0	0	0	0	0
0	0	0	0	0	0	0
2	0	0	0	1	0	0
3	1	1	0	0	0	1
2	0	0	0	0	2	1
0	1	0	0	1	0	0
0	0	0	0	0	0	0

AB	29
R	4
H	7
RBI	4
BB	2
SO	5
LOB	8



WP: 0	PA: 31
PB: 0	
SB: 0	
CS: 1	

livebaseballscorecards.com

Batter	1	2	3	4	5	6	7	8	9	AB R H RBI BB SO LOB	TOP									
Rick Bosetti, R (1, 8) OBP: 0.429, SLG: 0.368	4-0 BLK HR BB	0-0 2-H CS 1B			0-0 4-3		0-0 FC4-6 1-2f 2-3		1-0 FC4-6 HBP	3 1 1 1 1 0 2										
Garry Templeton, S (1, 6) OBP: 0.328, SLG: 0.433	0-0 1-H HR	0-0 1-2 CS	0-0 6-3			0-0 6-3	0-3 K		0-0 FC4-6 1-2f	5 1 1 2 0 1 3										
Mike Anderson, R (1, 9) OBP: 0.305, SLG: 0.377	0-0 F3		0-3 K			0-0 1B	0-3 K			3 0 1 0 0 1 0										
Jerry Mumphy, S (7, PH) OBP: 0.379, SLG: 0.424										1 0 0 0 0 1 2										
Rawly Eastwick, R (7, 1) OBP: 0.364, SLG: 0.300										0 0 0 0 0 0 0										
Ted Simmons, S (1, 2) OBP: 0.421, SLG: 0.513	0-0 P4		0-0 P6			0-0 1-3 1B		0-0 F7		4 0 1 0 0 0 0										
Roger Freed, R (1, 3) OBP: 0.442, SLG: 0.576	0-0 1B			0-0 F9		0-3 K		0-0 F8		3 0 1 0 0 1 2										
Dane Iorg, L (7, 9) OBP: 0.229, SLG: 0.205										1 0 0 0 0 0 0										
Ken Reitz, R (1, 5) OBP: 0.304, SLG: 0.423	0-0 P4		0-3 K		0-0 F9			0-0 1B		4 0 1 0 0 1 3										
Hector Cruz, R (1, 7) OBP: 0.339, SLG: 0.354		0-0 6-3		0-0 6-3			0-0 1B 1B 2B	0-0 F8		3 1 1 0 0 0 0										
Lou Brock, L (8, PH) OBP: 0.300, SLG: 0.333										1 0 0 0 0 0 1	AB 35									
Mike Tyson, R (1, 4) OBP: 0.294, SLG: 0.340		0-0 SH3-4 1B 1B			0-0 6-3		0-0 FC4-6 1B 2-3 1B		0-0 6-3	4 1 2 0 0 0 0	R 4									
Eric Rasmussen, R (1, 1) OBP: 0.185, SLG: 0.226		0-0 SH3-4			0-3 K		0-0 FC4-6 1B 1-2 3-H	0-0 F8		0 0 0 0 0 0 0	H 10									
Ken Oberkfell, L (5, PH)										1 0 0 0 0 1 0	RBI 4									
Buddy Schultz, R (5, 1)										0 0 0 0 0 0 0	BB 1									
Keith Hernandez, L (7, PH) OBP: 0.387, SLG: 0.454		1-2								2 0 1 1 0 0 0	SO 6									
Inning Stats	R: 2 E: 0 K: 0 S: 5	H: 2 LOB: 1 BB: 1 P: 9	R: 1 E: 0 K: 0 S: 4	H: 2 LOB: 0 BB: 0 P: 4	R: 0 E: 0 K: 1 S: 5	H: 0 LOB: 0 BB: 0 P: 5	R: 0 E: 0 K: 1 S: 5	H: 0 LOB: 0 BB: 0 P: 5	R: 0 E: 0 K: 1 S: 7	H: 2 LOB: 2 BB: 0 P: 7	R: 1 E: 0 K: 2 S: 10	H: 3 LOB: 2 BB: 0 P: 10	R: 0 E: 0 K: 0 S: 4	H: 1 LOB: 1 BB: 0 P: 4	R: 0 E: 0 K: 0 S: 3	H: 0 LOB: 1 BB: 0 P: 4	1B: 8 2B: 1 3B: 0 HR: 1	SF: 0 SAC: 1 DP: 0 HBP: 1	WP: 0 PB: 0 SB: 0 CS: 1	PA: 39
PITCHER	IP WLS BF H R ER SO BB IBB HBP BLK WP HR S P ERA WHIP																			
Bob Owchinko, L (1, 1) ERA: 4.24	6.0 W 27 9 4 4 4 1 0 0 1 0 0 1 34 38 6.00 1.667																			
Dave Tomlin, L (7, 1) ERA: 3.39	0.1 1 0 0 0 0 0 0 0 0 0 0 1 1 0.00 0.000																			
Dan Spillner, R (7, 1) ERA: 3.43	2.2 S 10 1 0 0 2 0 0 1 0 0 0 0 13 14 0.00 0.375																			

St. Louis Cardinals @ San Diego Padres
San Diego Stadium, San Diego, CA
 Tue Aug 30 1977, 10:05 PM EDT
 Att. 9,432 - Unknown

AB	35
R	4
H	10
RBI	4
BB	1
SO	6
LOB	13



WP: 0	PA: 39
PB: 0	
SB: 0	
CS: 1	

ERA	WHIP
6.00	1.667
0.00	0.000
0.00	0.375

Batter	1	2	3	4	5	6	7	8	9
Gene Richards, L OBP: 0.358, SLG: 0.361 (1, 3) (8, 7)	0-0 S E 1B	0-0 L9		0-0 SH G3 2B	0-0 F9			0-0 F8	
Bill Almon, R OBP: 0.298, SLG: 0.325 (1, 6) (8, 7)	0-0 E4 S 1B	4-0 BB		0-0 SH G3 S 2-3		0-3 K		0-0 5-3	
Mike Ivie, R OBP: 0.339, SLG: 0.417 (1, 5) (8, 3)	4-0 1B 1-2 2-3 BB	0-0 5-3		0-3 K 1-2		0-0 5-3			
George Hendrick, R OBP: 0.371, SLG: 0.473 (1, 8) (8, 7)	0-0 1B 1-2 2-H 3-H 1B		0-0 6-3 FC 2B	0-0 G3 2-3 3-H		0-0 1B			
Dave Winfield, R OBP: 0.345, SLG: 0.483 (1, 9) (8, 7)	0-0 F8		0-0 6-3 2-3	0-0 4-3		0-3 K			
Jerry Turner, L OBP: 0.317, SLG: 0.403 Tucker Ashford, R OBP: 0.265, SLG: 0.315 (1, 7) (8, 5)	0-0 7-4 1B 1-2 2-H 1B		0-0 FC 1B 3-H		0-0 4-3 1B 2B		0-3 K		
Dave Roberts, R OBP: 0.246, SLG: 0.287 (1, 2) (8, 7)	0-0 1B 1-2 2-H 1B		0-0 F3		0-0 4-3		0-3 K		
Mike Champion, R OBP: 0.266, SLG: 0.275 (1, 4) (8, 7)	0-0 7-4 2-3f 1B		0-0 1B 1-2		0-0 SH5-3 1B 3-H		0-0 6-3		
Bob Owchinko, L OBP: 0.195, SLG: 0.108 Dave Tomlin, L OBP: 0.333, SLG: 0.333 Dan Spillner, R OBP: 0.316, SLG: 0.133 (1, 1) (7, 1) (7, 1)		0-0 F7	0-0 F7		0-0 SH5-3 1B 1-2		0-0 4-3		

Inning Stats	R: 4	H: 4	E: 1	LOB: 1	K: 0	BB: 1	S: 7	P: 11
	R: 0	H: 0	E: 0	LOB: 1	K: 0	BB: 1	S: 3	P: 7
	R: 1	H: 2	E: 0	LOB: 2	K: 0	BB: 0	S: 6	P: 6
	R: 1	H: 1	E: 0	LOB: 1	K: 1	BB: 0	S: 7	P: 7
	R: 1	H: 2	E: 0	LOB: 1	K: 0	BB: 0	S: 5	P: 5
	R: 0	H: 1	E: 0	LOB: 1	K: 2	BB: 0	S: 8	P: 8
	R: 0	H: 0	E: 0	LOB: 0	K: 2	BB: 0	S: 7	P: 7
	R: 0	H: 0	E: 0	LOB: 0	K: 0	BB: 0	S: 3	P: 3

PITCHER	IP	WLS	BF	H	R	ER	SO	BB	IBB	HBP	BLK	WP	HR	S	P	ERA	WHIP
Eric Rasmussen, R ERA: 3.6 (1, 1)	4.0	L	23	7	6	5	1	2	0	0	0	0	0	23	31	11.25	2.250
Buddy Schultz, L ERA: 1.57 (5, 1)	2.0		9	3	1	1	2	0	0	0	0	0	0	13	13	4.50	1.500
Rawly Eastwick, R ERA: 3.44 (7, 1)	2.0		6	0	0	0	2	0	0	0	0	0	0	10	10	0.00	0.000

AB R H RBI BB SO LOB

5	2	2	0	0	0	1
3	1	0	0	1	1	1
3	1	0	0	1	1	3
4	2	3	3	0	0	1
4	0	0	0	0	1	5
4	1	2	2	0	1	0
0	0	0	0	0	0	0
4	0	1	1	0	1	2
4	0	2	1	0	0	2
2	0	0	0	0	0	2
0	0	0	0	0	0	0
1	0	0	0	0	0	0

1B: 7	SF: 0	WP: 0	PA: 38
2B: 4	SAC: 2	PB: 0	
3B: 0	DP: 1	SB: 3	
HR: 0	HBP: 0	CS: 0	

St. Louis Cardinals @ San Diego Padres
San Diego Stadium, San Diego, CA
Tue Aug 30 1977, 10:05 PM EDT
Att. 9,432 - Unknown

AB	34
R	7
H	10
RBI	7
BB	2
SO	5
LOB	17



PITCHER	IP	WLS	BF	H	R	ER	SO	BB	IBB	HBP	BLK	WP	HR	S	P	ERA	WHIP
---------	----	-----	----	---	---	----	----	----	-----	-----	-----	----	----	---	---	-----	------

Batter	1	2	3	4	5	6	7	8	9	AB R H RBI BB SO LOB	TOP											
Rick Bosetti, R (1, 7) OBP: 0.385, SLG: 0.333 (8, 9)	0-0 L4		0-0 BLK 1B		0-0 5-3		0-0 E6 3B		0-0 6-3	5 1 1 0 0 0 0												
Garry Templeton, S (1, 6) OBP: 0.329, SLG: 0.438	0-0 1B 1B		0-0 F9 1-2		0-0 L7		0-0 2-H 3B			4 0 2 1 0 0 1												
Jerry Mumphrey, S (1, 8) OBP: 0.381, SLG: 0.425	0-0 1-2 1B		0-3 K		0-0 1B		0-3 K			4 0 2 0 0 2 2												
Ted Simmons, S (1, 2) OBP: 0.420, SLG: 0.509	0-0 6-3		4-0 BB		0-0 F8 1-2		0-0 F7			3 0 0 0 1 0 2												
Keith Hernandez, L (1, 3) OBP: 0.384, SLG: 0.450		0-3 K	0-0 P6		0-0 F8		0-0 F9			4 0 0 0 0 1 3												
Mike Anderson, R (1, 9) OBP: 0.306, SLG: 0.371 Lou Brock, L (8, PH) OBP: 0.302, SLG: 0.334 (8, 7)		0-0 P6		0-3 K		4-0 BB		0-0 1B		2 0 0 0 1 1 0 1 0 1 0 0 0 0												
Ken Reitz, R (1, 5) OBP: 0.303, SLG: 0.421		0-0 1B 1B		0-0 L3		0-0 4-3		0-0 F7 1-2		4 0 1 0 0 0 3												
Mike Tyson, R (1, 4) OBP: 0.295, SLG: 0.340 Dave Rader, L (9, PH) OBP: 0.315, SLG: 0.381		0-0 1-3 1B		0-0 4-3		0-0 L6		0-0 6-3		3 0 1 0 0 0 0 1 0 0 0 0 0 0												
Tom Underwood, R (1, 1) OBP: 0.207, SLG: 0.160 Hector Cruz, R (7, PH) OBP: 0.338, SLG: 0.353 Butch Metzger, R (7, 1) Dane Iorg, L (9, PH) OBP: 0.224, SLG: 0.200		0-0 G3		0-0 F9		0-3 K		0-0 6-3		2 0 0 0 0 0 2 1 0 0 0 0 1 0 0 0 0 0 0 0 0 1 0 0 0 0 0 0												
Inning Stats	R: 0 E: 0 K: 0 S: 4	H: 2 LOB: 1 BB: 0 P: 4	R: 0 E: 0 K: 1 S: 7	H: 2 LOB: 2 BB: 0 P: 7	R: 0 E: 0 K: 1 S: 6	H: 1 LOB: 2 BB: 1 P: 10	R: 0 E: 0 K: 1 S: 5	H: 0 LOB: 0 BB: 0 P: 5	R: 0 E: 0 K: 0 S: 3	H: 0 LOB: 0 BB: 0 P: 3	R: 0 E: 0 K: 0 S: 4	H: 1 LOB: 2 BB: 1 P: 8	R: 1 E: 1 K: 2 S: 9	H: 1 LOB: 1 BB: 0 P: 9	R: 0 E: 0 K: 0 S: 4	H: 1 LOB: 1 BB: 0 P: 4	R: 0 E: 0 K: 0 S: 3	H: 0 LOB: 0 BB: 0 P: 3	1B: 7 2B: 0 3B: 1 HR: 0	SF: 0 SAC: 0 DP: 0 HBP: 0	WP: 0 PB: 0 SB: 2 CS: 0	PA: 37
PITCHER	IP WLS BF H R ER SO BB IBB HBP BLK WP HR S P ERA WHIP																					
Bob Shirley, L (1, 1) ERA: 3.91 Rollie Fingers, R (8, 1) ERA: 2.76	7.0 W 30 7 1 0 5 2 0 0 0 0 0 0 38 46 0.00 1.286																					

St. Louis Cardinals @ San Diego Padres
San Diego Stadium, San Diego, CA
Wed Aug 31 1977, 10:05 PM EDT
Att. 8,269 - Unknown

livebaseballscorecards.com

AB	35
R	1
H	8
RBI	1
BB	2
SO	5
LOB	13



Batter	1	2	3	4	5	6	7	8	9
Gene Richards, L (1, 7) OBP: 0.357, SLG: 0.365	0-0 F9		0-0 2-H 3B		0-0 4-3		0-0 CS 1-2	0-0 F5	
Bill Almon, R (1, 6) OBP: 0.298, SLG: 0.324	0-0 G4-6-3 1B		0-0 F8			0-0 F9		0-3 K	
Dave Winfield, R (1, 9) OBP: 0.346, SLG: 0.483	0-0 G4-6-3 1-2f			0-0 F8		0-0 2B 1B		0-0 FC6-4 1B	
George Hendrick, R (1, 8) OBP: 0.372, SLG: 0.475		0-0 F9		0-0 BB 1B		0-0 1-H 2B		0-0 FC6-4 1-2f	
Gene Tenace, R (1, 3) OBP: 0.417, SLG: 0.417		4-0 BB		4-0 BB		0-3 K			
Dave Roberts, R (1, 2) OBP: 0.241, SLG: 0.280		0-0 G5-4-3 1-2f		0-0 F9		0-0 5-3			
Gary Sutherland, R (1, 4) OBP: 0.313, SLG: 0.326			0-0 6-3		0-0 F9		0-0 F9		
Jerry Turner, L (7, PH) OBP: 0.316, SLG: 0.401									
Pat Scanlon, L (8, 4) OBP: 0.290, SLG: 0.200									
Tucker Ashford, R (1, 5) OBP: 0.266, SLG: 0.316			0-0 S 3B 1B		0-0 F8		0-0 6-3		
Bob Shirley, R (1, 1) OBP: 0.117, SLG: 0.103			0-0 F3 1-2			0-0 5-3		4-0 CS BB	
Merv Rettenmund, R (7, PH) OBP: 0.433, SLG: 0.482									
Rollie Fingers, R (8, 1)									

AB	R	H	RBI	BB	SO	LOB
4	0	1	1	0	0	0
4	0	1	0	0	1	1
4	1	2	0	0	0	1
4	0	2	1	0	0	1
1	0	0	0	2	1	1
3	0	0	0	0	0	4
2	0	0	0	0	0	2
1	0	0	0	0	0	0
0	0	0	0	0	0	0
3	1	1	0	0	0	0
2	0	0	0	0	0	1
0	0	0	0	1	0	0
0	0	0	0	0	0	0

St. Louis Cardinals @ San Diego Padres
San Diego Stadium, San Diego, CA
Wed Aug 31 1977, 10:05 PM EDT
Att. 8,269 - Unknown

AB	28
R	2
H	7
RBI	2
BB	3
SO	2
LOB	11



1B: 5	SF: 0
2B: 1	SAC: 0
3B: 1	DP: 2
HR: 0	HBP: 0

WP: 0	PA: 32
PB: 0	
SB: 1	
CS: 1	

Inning Stats		Pitcher										Pitcher																																		
R	H	R	H	R	H	R	H	R	H	R	H	IP	WLS	BF	H	R	ER	SO	BB	IBB	HBP	BLK	WP	HR	S	P	ERA	WHIP	IP	WLS	BF	H	R	ER	SO	BB	IBB	HBP	BLK	WP	HR	S	P	ERA	WHIP	
0	1	0	0	0	0	0	0	0	0	0	0	6.0	L	24	6	2	2	1	2	0	0	0	0	0	0	24	32	3.00	1.333																	
0	0	0	0	0	0	0	0	0	0	0	0	2.0		7	1	0	0	1	1	0	0	0	0	0	0	8	12	0.00	1.000																	

WP: 0	PA: 32
PB: 0	
SB: 1	
CS: 1	

Batter	1	2	3	4	5	6	7	8	9	AB R H RBI BB SO LOB	TOP	
Rick Bosetti, R (1, 7) OBP: 0.333, SLG: 0.286 Dane Iorg, L (9, PH) OBP: 0.240, SLG: 0.239 Mike Phillips, L (9, PR) OBP: 0.237, SLG: 0.254 (9, 4)	0-0 F8		0-3 K		0-0 F9		0-0 P4		0-0 E 1-H 2B	4 0 0 0 0 1 0 1 0 1 1 0 0 0 0 1 0 0 0 0 0	St. Louis Cardinals @ San Francisco Giants Candlestick Park, San Francisco, CA Fri Sep 02 1977, 10:05 PM EDT Att. 3,329 - Unknown livebaseballscorecards.com	
Garry Templeton, S (1, 6) OBP: 0.330, SLG: 0.438	0-0 5-3		0-0 1B WP 1B		0-0 6-3		0-0 G3		0-0 E8 1B 2B	5 1 2 1 0 0 0		
Keith Hernandez, L (1, 3) OBP: 0.386, SLG: 0.454	0-0 FC6-4 1B		0-0 1-3 1B		0-3 K			0-0 4-3 SF8 2B	0-0 F7	5 1 3 0 0 1 2		
Ted Simmons, S (1, 2) OBP: 0.417, SLG: 0.506 Butch Metzger, R (9, 1)	0-0 FC6-4 1-2f		0-3 K			0-3 K		0-0 4-3 2-3 2B	0-0 1B	5 0 1 1 0 2 4 0 0 0 0 0 0 0		
Ken Reitz, R (1, 5) OBP: 0.302, SLG: 0.420		0-0 5-3		0-0 P6		0-0 BB 1B		0-0 SF8 3-H	0-3 K	4 0 1 1 0 1 2		
Jerry Mumphrey, S (1, 8) OBP: 0.362, SLG: 0.431		0-0 S 1B		0-0 E6 HR		0-0 F8		0-0 3B		4 1 2 0 0 0 1		
Hector Cruz, R (1, 9) OBP: 0.340, SLG: 0.363		0-3 K 1-2		0-0 1-H HR		4-0 FC6-4 BB		0-3 K		3 1 1 2 1 2 2		
Mike Tyson, R (1, 4) OBP: 0.293, SLG: 0.337 Lou Brock, L (9, PH) OBP: 0.301, SLG: 0.333 (9, 7)		0-3 K		0-0 6-3		0-0 FC6-4 1-2f			0-0 F5	3 0 0 0 0 1 3 1 0 0 0 0 0 0		
John Denny, R (1, 1) OBP: 0.143, SLG: 0.122 Mike Anderson, R (7, PH) OBP: 0.303, SLG: 0.368 Buddy Schultz, R (7, 1) OBP: 0.250, SLG: 0.182 Dave Rader, L (9, PH) OBP: 0.323, SLG: 0.388 (9, 2)			0-0 G3		0-0 F9		0-0 6-3		0-0 2B 1B	2 0 0 0 0 0 0 1 0 0 0 0 0 0 0 0 0 0 0 0 0 1 1 1 0 0 0 0		
Inning Stats	R: 0 H: 1 E: 0 LOB: 1 K: 0 BB: 0 S: 4 P: 4	R: 0 H: 1 E: 0 LOB: 1 K: 2 BB: 0 S: 8 P: 8	R: 0 H: 2 E: 0 LOB: 2 K: 2 BB: 0 S: 9 P: 9	R: 2 H: 1 E: 1 LOB: 0 K: 0 BB: 0 S: 5 P: 5	R: 0 H: 0 E: 0 LOB: 0 K: 1 BB: 0 S: 5 P: 5	R: 0 H: 1 E: 0 LOB: 2 K: 1 BB: 1 S: 6 P: 10	R: 0 H: 0 E: 0 LOB: 0 K: 0 BB: 0 S: 3 P: 3	R: 1 H: 2 E: 0 LOB: 1 K: 1 BB: 0 S: 7 P: 7	R: 3 H: 4 E: 1 LOB: 2 K: 1 BB: 0 S: 9 P: 9	1B: 8 SF: 1 2B: 2 SAC: 0 3B: 1 DP: 0 HR: 1 HBP: 0		WP: 1 PA: 41 PB: 0 SB: 1 CS: 0
PITCHER Bob Knepper, L (1, 1) ERA: 3.23 Randy Moffitt, R (8, 1) ERA: 3.69 Gary Lavelle, L (9, 1) ERA: 1.87	IP WLS BF H R ER SO BB IBB HBP BLK WP HR S P ERA WHIP											
	7.1 0 31 7 3 2 6 1 0 0 0 1 1 42 46 2.46 1.091											
	1.0 L 6 3 2 2 1 0 0 0 0 0 0 0 8 8 18.00 3.000											
	0.2 4 2 1 1 1 0 0 0 0 0 0 0 6 6 13.50 3.000											

St. Louis Cardinals @ San Francisco Giants
Candlestick Park, San Francisco, CA
 Fri Sep 02 1977, 10:05 PM EDT
 Att. 3,329 - Unknown

AB	39
R	6
H	12
RBI	6
BB	1
SO	8
LOB	14



Batter	1	2	3	4	5	6	7	8	9	AB R H RBI BB SO LOB
Derrel Thomas, S (1, 8) OBP: 0.316, SLG: 0.372	0-0 6-3 5-3 1B		0-0 F7		0-0 1B		0-0 F3		0-0 G3	5 0 2 1 0 0 2
Tim Foli, R (1, 6) OBP: 0.239, SLG: 0.332	0-0 5-3 1-2			0-0 1B	0-3 K		0-0 F8			4 0 1 0 0 1 3
Bill Madlock, R (1, 5) OBP: 0.363, SLG: 0.422	0-0 6-3 2-3			0-0 1B		0-0 HR 2B		0-3 K		4 1 1 0 0 1 1
Willie McCovey, L (1, 3) OBP: 0.364, SLG: 0.474	0-0 P5			0-0 1B		0-0 F7		0-3 K		4 0 1 0 0 1 2
Darrell Evans, L (1, 7) OBP: 0.356, SLG: 0.424		0-0 4-3		4-0 1-2 BB		4-0 HR BB		0-0 F7		2 1 0 0 2 0 0
Gary Thomasson, L (1, 9) OBP: 0.356, SLG: 0.457		0-3 K		0-3 K		0-0 HR		0-0 BB 1B		4 1 2 3 0 2 2
Vic Harris, S (1, 4) OBP: 0.329, SLG: 0.357 Rob Andrews, R (5, PR) OBP: 0.343, SLG: 0.300 (6, 4)		0-0 F8			0-0 G3 1B 2B	0-0 6-3		0-0 F2		2 0 1 0 0 0 0 2 1 0 0 0 0 1
Mike Sadek, R (1, 2) OBP: 0.298, SLG: 0.324 Terry Whitfield, L (9, PH) OBP: 0.317, SLG: 0.427			0-0 5-3		0-0 G3	0-0 F8		4-0 BB 1-2 BB		3 0 0 0 0 0 1 0 0 0 0 1 0 0
Bob Knepper, L (1, 1) OBP: 0.205, SLG: 0.186 Randy Moffitt, R (8, 1) Gary Lavelle, S (9, 1) Jack Clark, R (9, PH) OBP: 0.339, SLG: 0.421			0-0 4-3		0-0 F8		0-3 K	0-0 F8		3 0 0 0 0 1 1 0 0 0 0 0 0 0 0 0 0 0 0 0 0 1 0 0 0 0 0 2

Inning Stats	R: 0 E: 0 K: 0 S: 4	H: 1 LOB: 1 BB: 0 P: 4	R: 0 E: 0 K: 1 S: 5	H: 0 LOB: 0 BB: 0 P: 5	R: 0 E: 0 K: 0 S: 3	H: 0 LOB: 0 BB: 0 P: 3	R: 0 E: 0 K: 1 S: 6	H: 2 LOB: 2 BB: 1 P: 10	R: 1 E: 0 K: 1 S: 7	H: 2 LOB: 2 BB: 0 P: 7	R: 3 E: 0 K: 0 S: 5	H: 2 LOB: 0 BB: 1 P: 9	R: 0 E: 0 K: 1 S: 5	H: 0 LOB: 0 BB: 0 P: 5	R: 0 E: 0 K: 2 S: 7	H: 0 LOB: 0 BB: 0 P: 7	R: 0 E: 0 K: 0 S: 4	H: 1 LOB: 2 BB: 1 P: 8	1B: 5 2B: 2 3B: 0 HR: 1	SF: 0 SAC: 0 DP: 0 HBP: 0	WP: 0 PB: 0 SB: 0 CS: 0	PA: 37
--------------	------------------------------	---------------------------------	------------------------------	---------------------------------	------------------------------	---------------------------------	------------------------------	----------------------------------	------------------------------	---------------------------------	------------------------------	---------------------------------	------------------------------	---------------------------------	------------------------------	---------------------------------	------------------------------	---------------------------------	----------------------------------	------------------------------------	----------------------------------	--------


PITCHER	IP	WLS	BF	H	R	ER	SO	BB	IBB	HBP	BLK	WP	HR	S	P	ERA	WHIP
John Denny, R (1, 1) ERA: 4.37	6.0		26	7	4	4	3	2	0	0	0	0	1	30	38	6.00	1.500
Buddy Schultz, L (7, 1) ERA: 1.52	2.0	W	6	0	0	0	3	0	0	0	0	0	0	12	12	0.00	0.000
Butch Metzger, R (9, 1) ERA: 3.3	1.0	S	5	1	0	0	0	1	0	0	0	0	0	4	8	0.00	2.000

BOTTOM

St. Louis Cardinals @ San Francisco Giants
Candlestick Park, San Francisco, CA

Fri Sep 02 1977, 10:05 PM EDT
Att. 3,329 - Unknown

AB	34
R	4
H	8
RBI	4
BB	3
SO	6
LOB	15



WP	HR	S	P	ERA	WHIP
0	1	8	37		

Batter	1	2	3	4	5	6	7	8	9	10	11	12	13	14	AB R H RBI BB SO LOB	TOP															
Lou Brock, L OBP: 0.303, SLG: 0.335 Butch Metzger, R (8, 1) Buddy Schultz, R OBP: 0.250, SLG: 0.182 Mike Tyson, R OBP: 0.294, SLG: 0.338 Roger Freed, R (12, PH) OBP: 0.436, SLG: 0.567	0-0 6-3			0-0 6-3		0-0 CS 1B		0-0 1B HR 1B		0-0 1B FC4-6 1B			0-0 F9		4 1 2 0 0 0 0 0 0 0 0 0 0 0 0 0 0 0 0 0 0 2 0 1 0 0 0 0 1 0 0 0 0 0 0	St. Louis Cardinals @ San Francisco Giants Candlestick Park, San Francisco, CA Sat Sep 03 1977, 10:05 PM EDT Att: 5,606 - Unknown livebaseballscorecards.com															
Garry Templeton, S OBP: 0.330, SLG: 0.436	0-0 4-3			0-3 K		0-0 CS	0-0 1B 4-3 1B	0-0 HR 1B		0-0 FC4-6 CS			0-0 6-3		6 2 2 0 0 1 1																
Keith Hernandez, L OBP: 0.386, SLG: 0.461	0-0 G3			0-0 2B			0-0 F5	0-0 HR		0-0 CS			0-3 K		6 1 2 4 0 1 1																
Ted Simmons, S OBP: 0.417, SLG: 0.506		0-0 F4		0-0 3-1			0-0 4-3	0-0 2B					0-0 F7		6 0 2 0 0 0 2																
Dane Iorg, L OBP: 0.245, SLG: 0.245 Hector Cruz, R (8, PH) OBP: 0.337, SLG: 0.359	0-0 6-3					0-0 F9	0-0 1B	0-3 K		0-0 FC5-4 FC4-6 1B			0-0 1-3		3 0 1 1 0 0 0 3 0 0 0 0 1 2																
Jerry Mumphrey, S OBP: 0.376, SLG: 0.424	0-0 3-1					0-0 F8	0-3 K	0-0 1-3		0-0 FC4-6			0-0 4-3		6 0 0 0 0 1 2																
Ken Reitz, R OBP: 0.301, SLG: 0.420				0-0 6-3 CS 2B		0-0 5-3		0-0 F9	0-0 P6				0-0 6-3		5 0 1 0 0 0 0																
Mike Phillips, L OBP: 0.237, SLG: 0.248 Pete Falcone, L (12, 1) OBP: 0.308, SLG: 0.324				0-0 6-3				0-0 F9	0-0 1B HR 1B BB	0-0 4-3			0-0 1-3		3 1 0 0 1 0 1 0 0 0 0 0 0 0																
Bob Forsch, R OBP: 0.199, SLG: 0.190 Rawly Eastwick, R (4, 1) OBP: 0.384, SLG: 0.300 John Tamarco, S (8, PH) John Sutton, R (8, 1) Al Hrabosky, R (8, 1) Dave Rader, L OBP: 0.319, SLG: 0.384 Rick Bosetti, R (8, 7) OBP: 0.313, SLG: 0.267				0-3 K				0-0 4-3		0-0 P6			0-3 K		1 0 0 0 0 0 1 1 0 1 0 0 0 0 0 0 1 2 0 0 0 0 0 1 0																
Inning Stats	R: 0 E: 0 K: 3 S: 3	H: 0 LOB: 0 BB: 3 P: 3	R: 0 E: 0 K: 3 S: 3	H: 0 LOB: 0 BB: 0 P: 3	R: 0 E: 0 K: 1 S: 5	H: 1 LOB: 0 BB: 5 P: 5	R: 0 E: 0 K: 1 S: 6	H: 1 LOB: 1 BB: 0 P: 6	R: 0 E: 0 K: 0 S: 3	H: 0 LOB: 0 BB: 0 P: 3	R: 0 E: 0 K: 1 S: 3	H: 0 LOB: 0 BB: 0 P: 3	R: 0 E: 0 K: 0 S: 3	H: 0 LOB: 0 BB: 0 P: 3	R: 0 E: 0 K: 1 S: 5		H: 0 LOB: 0 BB: 5 P: 5	R: 0 E: 0 K: 1 S: 5	H: 0 LOB: 0 BB: 0 P: 5	R: 0 E: 0 K: 0 S: 5	H: 0 LOB: 0 BB: 0 P: 5	R: 0 E: 0 K: 0 S: 3	H: 0 LOB: 0 BB: 0 P: 3	R: 0 E: 0 K: 0 S: 3	H: 0 LOB: 0 BB: 0 P: 3	R: 0 E: 0 K: 0 S: 3	H: 0 LOB: 0 BB: 0 P: 3	1B: 7 2B: 3 3B: 0 HR: 1	SF: 0 SAC: 0 DP: 0 HBP: 0	WP: 0 PB: 0 SB: 0 CS: 3	PA: 53
PITCHER	IP WLS BF H R ER SO BB IBB HBP BLK WP HR S P ERA WHIP																														
Ed Hickey, R ERA: 3.36	(1, 1) 7.2 0 28 6 3 3 3 3 1 0 0 0 0 0 33 37 3.52 0.913																														
Gary Lavelle, L ERA: 2.04	(8, 1) 0.1 4 3 2 2 1 0 0 0 0 0 0 1 6 6 54.00 9.000																														
Randy Moffitt, R ERA: 3.6	(9, 1) 2.0 6 1 0 0 0 0 0 0 0 0 0 6 6 0.00 0.500																														
Charlie Williams, R ERA: 3.91	(11, 1) 3.0 10 1 0 0 2 0 0 0 0 0 0 14 14 0.00 0.333																														
Dave Heaverlo, R ERA: 2.58	(14, 1) 1.0 W 3 0 0 0 0 0 0 0 0 0 3 3 0.00 0.000																														



Batter	1	2	3	4	5	6	7	8	9	10	11	12	13	14
Derrel Thomas, S (1, 8) OBP: 0.315, SLG: 0.373	F7		K		E 1B	3-H 2B		6-3			6-3		F8	
Rob Andrews, R (1, 4) OBP: 0.345, SLG: 0.301	G3			5-3	E7 1B	BB		1B			4-3		P4	
Bill Madlock, R (1, 5) OBP: 0.364, SLG: 0.435	F7			HR	FC	4-3			HR		BB 1B		F8	
Darrell Evans, L (1, 3) OBP: 0.357, SLG: 0.429		3-1		HR	K				P5		BB			S 1B BB
Jack Clark, R (1, 9) OBP: 0.338, SLG: 0.422	K			E 1B	K				K		F3			K
Gary Thomasson, L (1, 7) OBP: 0.352, SLG: 0.453	F7			E7 1B		L1-3 1B			SF8		F5			P4
Marc Hill, R (1, 2) OBP: 0.311, SLG: 0.357			K	F8		L1-3 1B					K			K
Johnnie LeMaster, R (1, 6) OBP: 0.252, SLG: 0.255				F8		1B 2B 1B			P6		CS BB			5-3
Tim Foli, R (14, PH) OBP: 0.241, SLG: 0.333			S BB	S BB										
Ed Halicki, R (11, PH) OBP: 0.266, SLG: 0.214														
Gary Lavelle, S (8, PH)														
Terry Whitfield, L (8, PH) OBP: 0.316, SLG: 0.425														
Randy Moffitt, R (9, PH)														
Randy Elliott, R (10, PH) OBP: 0.294, SLG: 0.413														
Charlie Williams, R (11, PH) OBP: 0.250, SLG: 0.250														
Gary Alexander, R (13, PH) OBP: 0.412, SLG: 0.515														
Dave Heaverlo, R (14, PH)														

AB	R	H	RBI	BB	SO	LOB
7	0	2	1	0	1	2
6	0	2	0	1	0	1
7	2	3	2	0	0	6
5	2	1	1	2	2	3
7	1	2	0	0	4	6
6	0	1	1	0	1	2
6	0	1	0	1	3	3
4	1	1	0	2	0	3
1	0	1	1	0	0	0
3	0	1	0	0	1	1
0	0	0	0	0	0	0
1	0	0	0	0	0	0
1	0	0	0	0	0	1
0	0	0	0	0	0	0
0	0	0	0	1	0	0
0	0	0	0	0	0	0

WP	PA
0	62
0	0
3	3
1	0

Inning Stats	R	H	E	K	S	H	LOB	BB	P	R	H	E	K	S	H	LOB	BB	P	1B	2B	3B	HR	SF	SAC	DP	HBP
	0	0	0	0	3	0	0	0	3	0	0	0	0	5	0	0	0	5	9	4	0	3	1	0	0	
	0	0	0	1	5	0	0	0	5	0	0	0	0	5	0	0	0	5	9	4	0	3	1	0	0	
	0	0	0	3	9	0	0	0	9	0	0	0	0	9	0	0	0	9	9	4	0	3	1	0	0	
	0	0	0	3	13	0	0	0	13	0	0	0	0	13	0	0	0	13	9	4	0	3	1	0	0	
	0	0	0	3	10	0	0	0	10	0	0	0	0	10	0	0	0	10	9	4	0	3	1	0	0	
	0	0	0	6	10	0	0	0	10	0	0	0	0	10	0	0	0	10	9	4	0	3	1	0	0	
	0	0	0	6	6	0	0	0	6	0	0	0	0	6	0	0	0	6	9	4	0	3	1	0	0	
	0	0	0	4	8	0	0	0	8	0	0	0	0	8	0	0	0	8	9	4	0	3	1	0	0	
	0	0	0	7	7	0	0	0	7	0	0	0	0	7	0	0	0	7	9	4	0	3	1	0	0	
	0	0	0	7	10	0	0	0	10	0	0	0	0	10	0	0	0	10	9	4	0	3	1	0	0	
	0	0	0	3	3	0	0	0	3	0	0	0	0	3	0	0	0	3	9	4	0	3	1	0	0	
	0	0	0	3	3	0	0	0	3	0	0	0	0	3	0	0	0	3	9	4	0	3	1	0	0	
	0	0	0	3	3	0	0	0	3	0	0	0	0	3	0	0	0	3	9	4	0	3	1	0	0	
	0	0	0	3	3	0	0	0	3	0	0	0	0	3	0	0	0	3	9	4	0	3	1	0	0	
	0	0	0	3	3	0	0	0	3	0	0	0	0	3	0	0	0	3	9	4	0	3	1	0	0	
	0	0	0	3	3	0	0	0	3	0	0	0	0	3	0	0	0	3	9	4	0	3	1	0	0	
	0	0	0	3	3	0	0	0	3	0	0	0	0	3	0	0	0	3	9	4	0	3	1	0	0	
	0	0	0	3	3	0	0	0	3	0	0	0	0	3	0	0	0	3	9	4	0	3	1	0	0	
	0	0	0	3	3	0	0	0	3	0	0	0	0	3	0	0	0	3	9	4	0	3	1	0	0	
	0	0	0	3	3	0	0	0	3	0	0	0	0	3	0	0	0	3	9	4	0	3	1	0	0	
	0	0	0	3	3	0	0	0	3	0	0	0	0	3	0	0	0	3	9	4	0	3	1	0	0	
	0	0	0	3	3	0	0	0	3	0	0	0	0	3	0	0	0	3	9	4	0	3	1	0	0	
	0	0	0	3	3	0	0	0	3	0	0	0	0	3	0	0	0	3	9	4	0	3	1	0	0	
	0	0	0	3	3	0	0	0	3	0	0	0	0	3	0	0	0	3	9	4	0	3	1	0	0	
	0	0	0	3	3	0	0	0	3	0	0	0	0	3	0	0	0	3	9	4	0	3	1	0	0	
	0	0	0	3	3	0	0	0	3	0	0	0	0	3	0	0	0	3	9	4	0	3	1	0	0	
	0	0	0	3	3	0	0	0	3	0	0	0	0	3	0	0	0	3	9	4	0	3	1	0	0	
	0	0	0	3	3	0	0	0	3	0	0	0	0	3	0	0	0	3	9	4	0	3	1	0	0	
	0	0	0	3	3	0	0	0	3	0	0	0	0	3	0	0	0	3	9	4	0	3	1	0	0	
	0	0	0	3	3	0	0	0	3	0	0	0	0	3	0	0	0	3	9	4	0	3	1	0	0	
	0	0	0	3	3	0	0	0	3	0	0	0	0	3	0	0	0	3	9	4	0	3	1	0	0	
	0	0	0	3	3	0	0	0	3	0	0	0	0	3	0	0	0	3	9	4	0	3	1	0	0	
	0	0	0	3	3	0	0	0	3	0	0	0	0	3	0	0	0	3	9	4	0	3	1	0	0	
	0	0	0	3	3	0	0	0	3	0	0	0	0	3	0	0	0	3	9	4	0	3	1	0	0	
	0	0	0	3	3	0	0	0	3	0	0	0	0	3	0	0	0	3	9	4	0	3	1	0	0	
	0	0	0	3	3	0	0	0	3	0	0	0	0	3	0	0	0	3	9	4	0	3	1	0	0	
	0	0	0	3	3	0	0	0	3	0	0	0	0	3	0	0	0	3	9	4	0	3	1	0	0	
	0	0	0	3	3	0	0	0	3	0	0	0	0	3	0	0	0	3	9	4	0	3	1	0	0	
	0	0	0	3	3	0	0	0	3	0	0	0	0	3	0	0	0	3	9	4	0	3	1	0	0	
	0	0	0	3	3	0	0	0	3	0	0	0	0	3	0	0	0	3	9	4	0	3	1	0	0	
	0	0	0	3	3	0	0	0	3	0	0	0	0	3	0	0	0	3	9	4	0	3	1	0	0	
	0	0	0	3	3	0	0	0	3	0	0	0	0	3	0	0	0	3	9	4	0	3	1	0	0	
	0	0	0	3	3	0	0	0	3	0	0	0	0	3	0	0	0	3	9	4	0	3	1	0	0	
	0	0	0	3	3	0	0	0	3	0	0	0	0	3	0	0	0	3	9	4	0	3	1	0	0	
	0	0	0	3	3	0	0	0	3	0	0	0	0	3	0	0	0	3	9	4	0	3	1	0	0	
	0	0	0	3	3	0	0	0	3	0	0	0	0	3	0	0	0	3	9	4	0	3	1	0	0	
	0	0	0	3	3	0	0	0	3	0	0	0	0	3	0	0	0	3	9	4	0	3	1			

Batter	1	2	3	4	5	6	7	8	9	AB R H RBI BB SO LOB	TOP											
Lou Brock, L (1, 7) OBP: 0.302, SLG: 0.337 Rick Bosetti, R (7, 7) OBP: 0.303, SLG: 0.258	0-0 6-3		0-0 2-H 2B		0-0 G3		0-3 K		0-0 FC1-5 1B 2B	4 0 1 1 0 1 0 1 1 0 0 0 0 1	St. Louis Cardinals @ San Francisco Giants Candlestick Park, San Francisco, CA Sun Sep 04 1977, 6:33 AM EDT Att. 8,228 - Unknown livebaseballscorecards.com											
Jerry Mumphrey, S (1, 8) OBP: 0.374, SLG: 0.421	0-0 F9		0-0 1-3		0-3 K		0-0 1-3		0-0 2B 1B	5 1 1 0 0 1 1												
Keith Hernandez, L (1, 3) OBP: 0.388, SLG: 0.466	0-0 G3			4-0 PB FC BB		0-0 FC1-6-5 2B		0-0 4-3	0-0 1-H 3-H 2B	4 1 2 2 1 0 0												
Ted Simmons, S (1, 9) OBP: 0.414, SLG: 0.502 Mike Anderson, R (6, PR) OBP: 0.299, SLG: 0.363 (6, 9)		0-0 3-1		0-0 4-3		0-0 FC1-6-5 1B 2B		0-3 K	0-0 5-3	3 0 0 0 0 0 2 2 1 0 0 0 1 1												
Dave Rader, L (1, 2) OBP: 0.327, SLG: 0.389		0-0 P3		0-0 FC 2B		0-0 2B 1B		0-0 E S 2B 1B		4 3 2 1 0 0 0												
Ken Reitz, R (1, 5) OBP: 0.305, SLG: 0.429		0-3 K		0-0 FC6-5 1-H 2B		0-0 1-H 2-H 2B		0-0 1-H 2B		4 0 3 4 0 1 0												
Mike Phillips, L (1, 6) OBP: 0.238, SLG: 0.242			0-0 F7		0-0 FC6-5 S		1-0 G6-4-3 HBP		0-0 P5	3 0 0 0 0 0 2												
Mike Tyson, R (1, 4) OBP: 0.296, SLG: 0.338			4-0 SH1-4 2B BB		0-3 K		0-0 G6-4-3		0-0 FC1-5 SH1-4 1B	3 1 1 0 1 1 3												
John Urrea, R (1, 1) OBP: 0.333, SLG: 0.154			0-0 SH1-4		0-0 6-3		0-0 3-1		0-0 SH1-4	2 0 0 0 0 0 0												
Inning Stats	R: 0 E: 0 K: 0 S: 3	H: 0 LOB: 0 BB: 0 P: 3	R: 0 E: 0 K: 1 S: 5	H: 0 LOB: 0 BB: 0 P: 5	R: 1 E: 0 K: 0 S: 4	H: 1 LOB: 1 BB: 1 P: 8	R: 2 E: 0 K: 1 S: 7	H: 1 LOB: 1 BB: 1 P: 11	R: 0 E: 0 K: 1 S: 5	H: 0 LOB: 0 BB: 0 P: 5	R: 2 E: 0 K: 0 S: 5	H: 3 LOB: 2 BB: 0 P: 6	R: 0 E: 0 K: 1 S: 5	H: 0 LOB: 0 BB: 0 P: 5	R: 1 E: 0 K: 1 S: 7	H: 2 LOB: 1 BB: 0 P: 7	R: 2 E: 0 K: 0 S: 6	H: 3 LOB: 1 BB: 0 P: 6	1B: 4 2B: 6 3B: 0 HR: 0	SF: 0 SAC: 2 DP: 1 HBP: 1	WP: 0 PB: 1 SB: 2 CS: 0	PA: 40
PITCHER	IP WLS BF H R ER SO BB IBB HBP BLK WP HR S P ERA WHIP																				PITCHER	IP WLS BF H R ER SO BB IBB HBP BLK WP HR S P ERA WHIP
John Montefusco, R (1, 1) ERA: 3.64	6.0 L 26 5 5 4 3 2 0 1 0 0 0 29 38 6.00 1.167																					
John Curtis, L (7, 1) ERA: 5.72	1.0 3 0 0 0 1 0 0 0 0 0 0 5 5 0.00 0.000																					
Dave Heaverlo, R (8, 1) ERA: 2.86	2.0 11 5 3 3 1 0 0 0 0 0 0 13 13 13.50 2.500																					



Batter	1	2	3	4	5	6	7	8	9	AB R H RBI BB SO LOB
Gary Thomasson, L (1, 8) OBP: 0.354, SLG: 0.453	0-0 BB 1B		0-0 6-3 S 1B		0-0 F8			0-0 G3		4 1 2 0 0 0 0
Rob Andrews, R (1, 4) OBP: 0.344, SLG: 0.298	4-0 1B 1-2 BB		0-0 6-3 1-3		0-0 G3			0-0 4-3		3 0 0 0 1 0 1
Bill Madlock, R (1, 5) OBP: 0.365, SLG: 0.434	0-0 1-3 2-H 1B		4-0 G3-6-3 BB		0-0 F8			0-0 F8		3 0 1 1 1 0 0
Willie McCovey, L (1, 3) OBP: 0.366, SLG: 0.481	0-3 K		0-0 G3-6-3 1-2f		0-0 G3 1B			0-0 HR		4 1 2 1 0 1 3
Darrell Evans, L (1, 7) OBP: 0.354, SLG: 0.425	0-0 F7			0-3 K		0-0 G3 1-2		0-0 G3		4 0 0 0 0 1 2
Jack Clark, R (1, 9) OBP: 0.335, SLG: 0.417		0-0 P5		0-0 P4		0-0 F8		0-0 F8		4 0 0 0 0 0 1
Gary Alexander, R (1, 2) OBP: 0.415, SLG: 0.510		0-0 1B		4-0 BB			0-3 K	0-0 4-3		3 0 1 0 1 1 0
Johnnie LeMaster, R (1, 6) OBP: 0.245, SLG: 0.247		0-0 F8		0-0 F5			0-3 K			3 0 0 0 0 1 2
John Montefusco, R (1, 1) OBP: 0.191, SLG: 0.205		0-3 K			0-3 K		0-0 P6			2 0 0 0 0 2 1
John Curtis, L (7, 1) OBP: 0.308, SLG: 0.417										0 0 0 0 0 0 0
Terry Whitfield, L (7, PH) OBP: 0.315, SLG: 0.424										1 0 0 0 0 0 0
Dave Heaverlo, R (8, 1)										0 0 0 0 0 0 0

Inning Stats	R: 1	H: 2	E: 0	K: 1	S: 6	LOB: 1	BB: 1	P: 10	R: 0	H: 1	E: 0	K: 1	S: 6	LOB: 1	BB: 0	P: 6	R: 0	H: 1	E: 0	K: 0	S: 3	LOB: 1	BB: 1	P: 7	R: 0	H: 0	E: 0	K: 1	S: 5	LOB: 0	BB: 0	P: 5	R: 0	H: 1	E: 0	K: 0	S: 4	LOB: 1	BB: 0	P: 4	R: 0	H: 0	E: 0	K: 2	S: 7	LOB: 0	BB: 0	P: 7	R: 0	H: 0	E: 0	K: 0	S: 3	LOB: 0	BB: 0	P: 3	R: 1	H: 1	E: 0	K: 0	S: 4	LOB: 0	BB: 0	P: 4	1B: 5	2B: 0	3B: 0	HR: 1	SF: 0	SAC: 0	DP: 1	HBP: 0	WP: 0	PB: 0	SB: 1	CS: 0	PA: 34
PITCHER John Ureña, R (1, 1) ERA: 2.69	IP	WLS	BF	H	R	ER	SO	BB	IBB	HBP	BLK	WP	HR	S	P	ERA	WHIP																																																												
	9.0	W	34	6	2	2	6	3	0	0	0	0	1	43	55	2.00	1.000	IP	WLS	BF	H	R	ER	SO	BB	IBB	HBP	BLK	WP	HR	S	P	ERA	WHIP																																											


BOTTOM

St. Louis Cardinals @ San Francisco Giants
Candlestick Park, San Francisco, CA

Sun Sep 04 1977, 6:33 AM EDT
Att. 8,228 - Unknown

livebaseballscorecards.com

AB	31
R	2
H	6
RBI	2
BB	3
SO	6
LOB	10



Batter	1	2	3	4	5	6	7	8	9
Ivan De Jesus, R OBP: 0.321, SLG: 0.332 (1, 6)	0-0 F8		0-0 6-3		0-0 1B SF8		0-3 K		
Larry Bittner, L OBP: 0.339, SLG: 0.416 (1, 7)	3-2 HR		0-0 HR 1B		0-0 1B G6-4-3			0-3 K	
Bill Buckner, L OBP: 0.330, SLG: 0.463 (1, 3)	0-3 K		0-0 HR		0-0 SF8			1-2 4-3	
Jerry Morales, R OBP: 0.357, SLG: 0.457 (1, 8)	0-3 K		0-0 E6 FC3-6		0-0 G6-4-3			0-0 L8	
Bobby Murcer, L OBP: 0.370, SLG: 0.475 (1, 9)		4-0 BB CS	0-0 FC3-6				0-0 L8		
Steve Ontiveros, S OBP: 0.390, SLG: 0.440 (1, 5)		4-0 1B BB		0-0 2B		2-2 G3			
Manny Trillo, R OBP: 0.341, SLG: 0.388 (1, 4)		0-0 1B G6-4-3		0-0 2B		0-0 P3			
Steve Swisher, R OBP: 0.230, SLG: 0.296 (1, 2)		0-0 G6-4-3		0-0 F9			0-3 K		
Dave Roberts, L OBP: 0.091, SLG: 0.091 (1, 1)			0-0 5-3		0-0 4-3		0-3 K		

Inning Stats	R: 1	H: 1	R: 0	H: 1	R: 2	H: 2	R: 0	H: 0	R: 0	H: 0	R: 0	H: 0	R: 0	H: 0	R: 0	H: 0
	E: 0	LOB: 0	E: 0	LOB: 1	E: 1	LOB: 1	E: 0	LOB: 0	E: 0	LOB: 0	E: 0	LOB: 0	E: 0	LOB: 0	E: 0	LOB: 0
	K: 2	BB: 0	K: 0	BB: 2	K: 0	BB: 0	K: 0	BB: 0	K: 3	BB: 0	K: 1	BB: 0	K: 3	BB: 0	K: 1	BB: 0
	S: 11	P: 14	S: 2	P: 10	S: 6	P: 6	S: 4	P: 4	S: 4	P: 9	S: 7	P: 9	S: 9	P: 9	S: 8	P: 9

PITCHER	IP	WLS	BF	H	R	ER	SO	BB	IBB	HBP	BLK	WP	HR	S	P	ERA	WHIP
Eric Rasmussen, R ERA: 3.66 (1, 1)	7.0	L	28	7	4	4	5	2	0	0	0	0	2	43	56	5.14	1.286
Al Hrabosky, L ERA: 4.17 (8, 1)	1.0		3	0	0	0	1	0	0	0	0	0	0	8	9	0.00	0.000

AB R H RBI BB SO LOB

4	1	1	0	0	1	0
4	2	3	1	0	1	0
3	1	1	3	0	1	0
4	0	0	0	0	1	1
2	0	0	0	1	0	1
2	0	1	0	1	0	0
3	0	1	0	0	0	1
3	0	0	0	0	1	3
3	0	0	0	0	1	1

WP	HR	S	P	ERA	WHIP
0	0	0	31	0	0

St. Louis Cardinals @ Chicago Cubs
 Wrigley Field, Chicago, IL
 Mon Sep 05 1977, 3:33 AM CDT
 Att: 33,982 - Unknown - 67 F

livebaseballscorecards.com

AB	28
R	4
H	7
RBI	4
BB	2
SO	6
LOB	7



Batter	1	2	3	4	5	6	7	8	9	AB R H RBI BB SO LOB	TOP											
Lou Brock, L (1, 7) OBP: 0.306, SLG: 0.342	0-0 WP S 1B		0-0 1B		0-0 1-3		0-0 1B			4 1 3 0 0 0 0												
Garry Templeton, S (1, 6) OBP: 0.331, SLG: 0.437	0-0 CS 1B		0-0 E5 5-3 1B		0-0 3-1		0-0 6-3			4 1 2 1 0 0 1												
Keith Hernandez, L (1, 3) OBP: 0.384, SLG: 0.460	0-0 L9		0-0 5-3			0-0 L9		0-0 4-3		4 0 0 0 0 0 2												
Ted Simmons, S (1, 2) OBP: 0.417, SLG: 0.510	2-2 1-2 HR		0-0 3-H 1B			4-0 1B BB		0-0 4-3		3 1 2 2 1 0 0												
Ken Reitz, R (1, 5) OBP: 0.301, SLG: 0.423	0-3 K		0-0 P6			0-0 F8		0-0 5-3		4 0 0 0 0 1 2												
Jerry Mumphrey, S (1, 8)		0-0 4-3		0-0 4-3		0-0 1-3 1B		0-0 4-3		4 0 1 0 0 0 0												
Hector Cruz, R (1, 9) OBP: 0.330, SLG: 0.352		0-0 6-3		0-0 6-3		0-0 P4		0-0 1-3		4 0 0 0 0 0 2												
Mike Tyson, R (1, 4) OBP: 0.298, SLG: 0.339		0-0 1B		0-0 3-1			0-0 6-3		0-0 1B	4 0 2 0 0 0 0												
Tom Underwood, R (1, 1) OBP: 0.182, SLG: 0.138		0-0 1-3			0-0 5-3		0-0 F8		0-0 L7	4 0 0 0 0 0 2												
Inning Stats	R: 2 E: 0 K: 1 S: 11	H: 3 LOB: 0 BB: 0 P: 13	R: 0 E: 0 K: 0 S: 4	H: 1 LOB: 1 BB: 0 P: 4	R: 1 E: 1 K: 0 S: 5	H: 3 LOB: 1 BB: 0 P: 5	R: 0 E: 0 K: 0 S: 3	H: 0 LOB: 0 BB: 0 P: 3	R: 0 E: 0 K: 0 S: 3	H: 0 LOB: 0 BB: 0 P: 3	R: 0 E: 0 K: 0 S: 4	H: 1 LOB: 2 BB: 1 P: 8	R: 0 E: 0 K: 0 S: 4	H: 1 LOB: 1 BB: 0 P: 4	R: 0 E: 0 K: 0 S: 3	H: 0 LOB: 0 BB: 0 P: 3	R: 0 E: 0 K: 0 S: 4	H: 1 LOB: 1 BB: 0 P: 4	1B: 8 2B: 1 3B: 0 HR: 1	SF: 0 SAC: 0 DP: 0 HBP: 0	WP: 1 PB: 0 SB: 2 CS: 1	PA: 36
PITCHER	IP WLS BF H R ER SO BB IBB HBP BLK WP HR S P ERA WHIP																					
Willie Hernandez, L (1, 1) ERA: 3.01	7.0 L 29 9 3 3 1 1 0 0 0 1 1 34 40 3.86 1.429																					
Paul Reuschel, R (8, 1) ERA: 3.97	2.0 7 1 0 0 0 0 0 0 0 0 0 7 7 0.00 0.500																					

St. Louis Cardinals @ Chicago Cubs
Wrigley Field, Chicago, IL
Tue Sep 06 1977, 3:33 AM CDT
Att: 9,600 - Unknown - 69 F

livebaseballscorecards.com

AB	35
R	3
H	10
RBI	3
BB	1
SO	1
LOB	9



Batter	1	2	3	4	5	6	7	8	9	AB R H RBI BB SO LOB
Ivan De Jesus, R OBP: 0.324, SLG: 0.334 (1, 6)	0-3 K		0-0 FC3-6 1B		0-0 K			4-0 E BB		3 0 2 0 1 1 0
Jose Cardenal, R OBP: 0.342, SLG: 0.364 (1, 7)	0-0 1B		0-0 FC3-6 1B		0-3 K			2-2 P6		4 1 2 0 0 1 2
Bill Buckner, L OBP: 0.330, SLG: 0.461 (1, 3)	0-0 FC4-6 1B		1-2 FC3-6				0-0 L4	0-0 F7		4 0 1 1 0 0 3
Jerry Morales, R OBP: 0.354, SLG: 0.453 (1, 8)	0-0 FC4-6		0-0 L9				0-0 L8	0-0 E6		4 0 0 0 0 0 4
Bobby Murcer, L OBP: 0.368, SLG: 0.471 (1, 9)	2-3 K			0-0 F7			0-0 F9	0-0 FC4-6		4 0 0 0 0 1 3
Steve Ontiveros, S OBP: 0.389, SLG: 0.438 (1, 5)		0-0 G5-4-3 1B		0-0 5-3			0-0 5-3	0-0 L8		4 0 1 0 0 0 0
Manny Trillo, R OBP: 0.340, SLG: 0.385 (1, 4)		0-0 G5-4-3		0-0 4-3			4-0 BB	0-0 6-3		3 0 0 0 1 0 1
Steve Swisher, R OBP: 0.227, SLG: 0.293 Gene Clines, R OBP: 0.363, SLG: 0.401 Randy Hundley, R (8, 2)		0-0 1-3			0-0 F3		0-3 K	0-3 K		2 0 0 0 0 0 0 1 0 0 0 0 1 1 1 0 0 0 0 1 0
Willie Hernandez, L OBP: 0.067, SLG: 0.067 Mike Sember, R OBP: 0.250, SLG: 0.250 Paul Reuschel, R (8, 1)			3-3 K		0-3 K					2 0 0 0 0 2 0 1 0 0 0 0 1 1 0 0 0 0 0 0 0


Inning Stats	R: 1 H: 2 E: 0 LOB: 1 K: 2 BB: 0 S: 11 P: 13	R: 0 H: 1 E: 0 LOB: 0 K: 0 BB: 0 S: 3 P: 3	R: 0 H: 2 E: 0 LOB: 2 K: 1 BB: 0 S: 11 P: 15	R: 0 H: 0 E: 0 LOB: 0 K: 0 BB: 0 S: 3 P: 3	R: 0 H: 1 E: 0 LOB: 1 K: 2 BB: 0 S: 8 P: 8	R: 0 H: 0 E: 0 LOB: 0 K: 0 BB: 0 S: 3 P: 3	R: 0 H: 0 E: 0 LOB: 1 K: 2 BB: 1 S: 7 P: 11	R: 0 H: 0 E: 1 LOB: 2 K: 0 BB: 1 S: 9 P: 15	R: 0 H: 0 E: 0 LOB: 0 K: 1 BB: 0 S: 5 P: 5	1B: 5 SF: 0 2B: 1 SAC: 0 3B: 0 DP: 1 HR: 0 HBP: 0
PITCHER Tom Underwood, L ERA: 4.86 (1, 1)	IP 9.0 WLS W BF 35 H 6 R 1 ER 1 SO 8 BB 2 IBB 0 HBP 0 BLK 0 WP 0 HR 0 S 60 P 76 ERA 1.00 WHIP 0.889						PITCHER	IP WLS BF H R ER SO BB IBB HBP BLK WP HR S P ERA WHIP		

BOTTOM


St. Louis Cardinals @ Chicago Cubs
Wrigley Field, Chicago, IL
Tue Sep 06 1977, 3:33 AM CDT
Att. 9,600 - Unknown - 69 F

livebaseballscorecards.com

AB	33
R	1
H	6
RBI	1
BB	2
SO	8
LOB	15



WP: 0 PA: 35
PB: 0
SB: 0
CS: 0

Batter	1	2	3	4	5	6	7	8	9	AB R H RBI BB SO LOB	TOP									
Lou Brock, L (1, 7) OBP: 0.307, SLG: 0.342	0-0 S 1B		0-0 F8		4-0 1B BB			0-0 F8		3 0 1 0 1 0 0										
Jerry Mumphrey, S (1, 8) OBP: 0.368, SLG: 0.413	0-3 K 1-2		0-0 P4		0-0 1B			0-0 5-3		4 0 1 1 0 1 1										
Garry Templeton, S (1, 6) OBP: 0.330, SLG: 0.434	4-0 G4-6-3 BB			0-0 6-3	0-0 P3			0-0 F7		3 0 0 0 1 0 2										
Ted Simmons, S (1, 2) OBP: 0.416, SLG: 0.514	0-0 G4-6-3 1-2f			0-0 6-3		0-0 F5			0-0 HR	4 1 1 1 0 0 2										
Keith Hernandez, L (1, 3) OBP: 0.385, SLG: 0.465		4-0 BB		0-0 6-3		0-0 3-1			0-0 HR	3 1 1 1 1 0 0										
Ken Reitz, R (1, 5) OBP: 0.300, SLG: 0.423		0-0 P1			0-0 F9 4-3 2B	0-0 P5			0-3 K	4 1 1 0 0 1 1										
Mike Anderson, R (1, 9) OBP: 0.291, SLG: 0.353 Dave Rader, L (9, PH) OBP: 0.323, SLG: 0.385		0-0 F7			0-0 F9 2-3		0-0 P4		0-0 6-3	3 0 0 0 0 0 2 1 0 0 0 0 0 0	AB 31 R 4 H 5 RBI 4 BB 4 SO 2 LOB 9									
Mike Tyson, R (1, 4) OBP: 0.296, SLG: 0.337 Dane Iorg, L (9, PH) OBP: 0.241, SLG: 0.240		0-0 P6			0-0 4-3 3-H		0-0 P4		0-0 6-3	3 0 0 1 0 0 1 1 0 0 0 0 0 0										
John Denny, R (1, 1) OBP: 0.159, SLG: 0.119 Rick Bosetti, R (7, PH) OBP: 0.289, SLG: 0.250 Buddy Schultz, R (7, 1) OBP: 0.250, SLG: 0.182			0-0 F8		4-0 S 1B BB		0-0 6-3			1 1 0 0 1 0 0 1 0 0 0 0 0 0 0 0 0 0 0 0 0										
Inning Stats	R: 0 E: 0 K: 1 S: 5	H: 1 LOB: 1 BB: 1 P: 9	R: 0 E: 0 K: 0 S: 3	H: 0 LOB: 1 BB: 1 P: 7	R: 0 E: 0 K: 0 S: 3	H: 0 LOB: 0 BB: 0 P: 3	R: 0 E: 0 K: 0 S: 3	H: 0 LOB: 0 BB: 0 P: 3	R: 2 E: 0 K: 0 S: 3	H: 2 LOB: 2 BB: 2 P: 13	R: 0 E: 0 K: 0 S: 3	H: 0 LOB: 0 BB: 0 P: 3	R: 0 E: 0 K: 0 S: 3	H: 0 LOB: 0 BB: 0 P: 3	R: 2 E: 0 K: 1 S: 7	H: 2 LOB: 0 BB: 0 P: 7	1B: 2 2B: 1 3B: 0 HR: 2	SF: 0 SAC: 0 DP: 1 HBP: 0	WP: 0 PB: 0 SB: 2 CS: 0	PA: 35
PITCHER	IP WLS BF H R ER SO BB IBB HBP BLK WP HR S P ERA WHIP																			
Terry Forster, L (1, 1) ERA: 4.96	5.0 W 21 3 2 2 1 4 0 0 0 0 0 0 19 35 3.60 1.400																			
Grant Jackson, L (6, 1) ERA: 3.91	3.0 11 2 2 2 0 0 0 0 0 0 0 2 11 6.00 0.667																			
Kent Tekulve, R (9, 1) ERA: 3.0	1.0 S 3 0 0 0 1 0 0 0 0 0 0 0 5 5 0.00 0.000																			

St. Louis Cardinals @ Pittsburgh Pirates
 Three Rivers Stadium, Pittsburgh, PA
 Wed Sep 07 1977, 7:05 PM EDT
 Att. 7,219 - Unknown

livebaseballscorecards.com

Batter	1	2	3	4	5	6	7	8	9
Frank Taveras, R OBP: 0.301, SLG: 0.316 (1, 6)	0-0 F9 1-2	0-0 2-3		0-0 6-3			0-0 S 1B		
Phil Garner, R OBP: 0.322, SLG: 0.435 (1, 4)	0-0 E6 WP S 2B	0-0		0-0 4-3			0-0 G4-6-3 1-H 1B		
Dave Parker, L OBP: 0.403, SLG: 0.537 (1, 9)	4-0 1-3 2B BB	0-0 4-3		0-0 4-3			0-0 G4-6-3 1-2f		
Bill Robinson, R OBP: 0.341, SLG: 0.537 (1, 3)	0-0 F9 1-H 3-H WP 2B		0-0 1B 2B	0-0 5-3			0-0 L1		
Al Oliver, L OBP: 0.338, SLG: 0.467 (1, 7)	0-0 F9 2-3		0-0 P6	0-0 WP 1B			4-0 S BB		
Ed Ott, L OBP: 0.337, SLG: 0.386 (1, 2)	4-0 3-H BB		0-0 FC6-4 2-H 1B	0-3 1-2 K			0-0 P6 1-2		
Dale Berra, R OBP: 0.167, SLG: 0.130 (1, 5)	0-3 K		0-0 FC6-4 1-2f	0-0 F7			0-3 K		
Omar Moreno, L OBP: 0.298, SLG: 0.371 (1, 8)		0-0 4-3	0-0 F8	0-0 P6			0-0 4-3		
Terry Forster, L OBP: 0.238, SLG: 0.333 (1, 1)		0-0		0-0 4-3			0-3 K		
Grant Jackson, S OBP: 0.286, SLG: 0.357 (6, 1)									
Kent Tekulve, R OBP: 0.273, SLG: 0.273 (9, 1)		1B 2-3 1B							

Inning Stats	R: 3	H: 1	E: 1	K: 1	S: 7	LOB: 1	BB: 2	P: 15
	R: 0	H: 2	E: 0	K: 0	S: 5	LOB: 2	BB: 0	P: 5
	R: 1	H: 2	E: 0	K: 0	S: 5	LOB: 1	BB: 0	P: 5
	R: 0	H: 0	E: 0	K: 0	S: 3	LOB: 0	BB: 0	P: 3
	R: 0	H: 1	E: 0	K: 1	S: 6	LOB: 1	BB: 0	P: 6
	R: 0	H: 0	E: 0	K: 1	S: 5	LOB: 0	BB: 0	P: 5
	R: 1	H: 2	E: 0	K: 0	S: 4	LOB: 0	BB: 0	P: 4
	R: 0	H: 0	E: 0	K: 1	S: 5	LOB: 1	BB: 1	P: 9

PITCHER	IP	WLS	BF	H	R	ER	SO	BB	IBB	HBP	BLK	WP	HR	S	P	ERA	WHIP
John Denny, R ERA: 4.31 (1, 1)	6.0	L	27	6	4	2	3	2	0	0	0	3	0	31	39	3.00	1.333
Buddy Schultz, L ERA: 1.54 (7, 1)	2.0		8	2	1	1	1	1	0	0	0	0	0	9	13	4.50	1.500

AB R H RBI BB SO LOB

4	1	1	0	0	0	1
4	1	2	1	0	0	0
3	1	0	0	1	0	3
4	2	2	2	0	0	0
3	0	1	0	1	0	2
3	0	1	1	1	1	2
4	0	0	0	0	2	3
4	0	0	0	0	0	2
2	0	1	0	0	0	0
1	0	0	0	0	1	0
0	0	0	0	0	0	0

AB	32
R	5
H	8
RBI	4
BB	3
SO	4
LOB	13



WP	PA	ERA	WHIP
3	35		
0			
3			
0			

St. Louis Cardinals @ Pittsburgh Pirates
 Three Rivers Stadium, Pittsburgh, PA
 Wed Sep 07 1977, 7:05 PM EDT
 Att. 7,219 - Unknown

livebaseballscorecards.com

Batter	1	2	3	4	5	6	7	8	9	AB R H RBI BB SO LOB	TOP																
Rick Bosetti, R (1, 7) OBP: 0.286, SLG: 0.250 Dane Iorg, L (9, PH) OBP: 0.255, SLG: 0.240	0-0 S 1B	0-0 1-4-3 2-3			0-0 E6 S 1B	0-0 6-3			4-0 BB 1-2	4 2 1 0 0 0 1 0 0 0 0 1 0 0																	
Jerry Mumphrey, S (1, 8) OBP: 0.364, SLG: 0.408	0-0 F8 1-2		0-0 6-3		0-0 F9 1-2		0-0 6-3	0-3 K	5 0 0 0 0 1 4																		
Garry Templeton, S (1, 6) OBP: 0.331, SLG: 0.434	0-0 1-3 2-H 1B		0-0 4-3		0-0 BB 1B		0-0 F7	0-0 F7	5 2 2 2 0 0 2																		
Ted Simmons, S (1, 2) OBP: 0.415, SLG: 0.511	0-0 1-3 1-2		0-0 6-3		4-0 BB 1B IBB		0-0 4-3		3 1 0 0 1 0 1																		
Keith Hernandez, L (1, 3) OBP: 0.386, SLG: 0.465	0-0 E S 2-H 1B			0-0 G3	4-0 1B 1-2 2-3 BB		0-0 L9		3 0 1 1 1 0 0																		
Ken Reitz, R (1, 5) OBP: 0.302, SLG: 0.424	0-3 K 1-3			0-0 1B	0-0 1-3 2-H 3-H 1B		0-0 F8		4 0 2 2 0 1 1																		
Mike Anderson, R (1, 9) OBP: 0.286, SLG: 0.345 Lou Brock, L (8, PH) OBP: 0.307, SLG: 0.341 Hector Cruz, R (8, 9) OBP: 0.330, SLG: 0.352		0-0 F9		0-0 F8	0-0 6-3		0-3 K		3 0 0 0 0 0 3 1 0 0 0 0 1 0 0 0 0 0 0 0 0																		
Mike Tyson, R (1, 4) OBP: 0.298, SLG: 0.339		0-0 WP SH3-4 1B		0-0 L8		0-0 6-3		0-0 BB 1B	4 0 2 0 0 0 1																		
Bob Forsch, R (1, 1) OBP: 0.167, SLG: 0.188 John Tamargo, S (8, PH) OBP: 0.250, SLG: 0.192 Buddy Schultz, R (7, 1) OBP: 0.394, SLG: 0.300 Al Hrabosky, R (7, 1) OBP: 0.308, SLG: 0.324 Pete Falcone, L (9, PH) OBP: 0.320, SLG: 0.380		0-0 SH3-4 1-2		0-3 K	0-3 K		0-3 K	0-3 K	1 0 0 0 0 0 1 0 1 0 0 0 0 0 1 0 1 0 0 0 0 0 1 1																		
Inning Stats	R: 2 E: 0 K: 1 S: 8	H: 3 LOB: 1 BB: 0 P: 8	R: 0 E: 0 K: 0 S: 4	H: 1 LOB: 1 BB: 0 P: 4	R: 0 E: 0 K: 0 S: 3	H: 0 LOB: 0 BB: 0 P: 3	R: 0 E: 0 K: 0 S: 4	H: 1 LOB: 1 BB: 0 P: 4	R: 3 E: 1 K: 1 S: 8	H: 2 LOB: 2 BB: 2 P: 16	R: 0 E: 0 K: 1 S: 5	H: 0 LOB: 0 BB: 0 P: 5	R: 0 E: 0 K: 0 S: 3	H: 0 LOB: 0 BB: 0 P: 3	R: 0 E: 0 K: 1 S: 5	H: 0 LOB: 0 BB: 0 P: 5	R: 0 E: 0 K: 2 S: 8	H: 1 LOB: 2 BB: 1 P: 12	1B: 8 2B: 0 3B: 0 HR: 0	SF: 0 SAC: 1 DP: 0 HBP: 0	WP: 1 PB: 0 SB: 3 CS: 0	PA: 39					
PITCHER	IP	WLS	BF	H	R	ER	SO	BB	IBB	HBP	BLK	WP	HR	S	P	ERA	WHIP										
Jim Rooker, L (1, 1) ERA: 3.33	5.0		25	7	5	2	2	1	1	0	0	1	0	27	35	3.60	1.600										
Larry Demery, R (6, 1) ERA: 4.94	2.0	W	6	0	0	0	1	0	0	0	0	0	0	8	8	0.00	0.000										
Rich Gossage, R (8, 1) ERA: 1.85	2.0	S	8	1	0	0	3	1	0	0	0	0	0	13	17	0.00	1.000										

St. Louis Cardinals @ Pittsburgh Pirates
 Three Rivers Stadium, Pittsburgh, PA
 Thu Sep 08 1977, 7:05 PM EDT
 Att. 4,848 - Unknown

livebaseballscorecards.com

AB 35
 R 5
 H 8
 RBI 5
 BB 3
 SO 6
 LOB 14



BOTTOM

St. Louis Cardinals @ Pittsburgh Pirates
Three Rivers Stadium, Pittsburgh, PA
Thu Sep 08 1977, 7:05 PM EDT
Att. 4,848 - Unknown

livebaseballscorecards.com

AB 33
R 9
H 12
RBI 8
BB 5
SO 3
LOB 14



WP: 0 PA: 38
PB: 0
SB: 4
CS: 1

AB R H RBI BB SO LOB

5 0 2 1 0 0 1

5 2 2 2 0 0 2

4 3 3 2 0 1 0

3 1 1 1 1 0 1

3 0 2 2 1 0 0

3 0 0 0 1 0 2

1 0 0 0 0 1 1

1 0 0 0 0 0 3

1 0 0 0 1 0 0

4 2 2 0 0 0 1


1B: 10 SF: 0
2B: 1 SAC: 0
3B: 0 DP: 2
HR: 1 HBP: 0

Batter	1	2	3	4	5	6	7	8	9
Frank Taveras, R OBP: 0.302, SLG: 0.317 (1, 6)	0-0 6-3 ①		0-0 5-3 ③		0-0 1B 1B 2-3		0-0 L7 1-2	0-0 G6-3 1B 1-2	
Phil Garner, R OBP: 0.322, SLG: 0.436 (1, 4)	0-0 F8 ②			0-0 F7 ①	0-0 1B 1B 1-H		0-0 HR 2B 2-H	0-0 G6-3 1B 1-2 3-H	
Dave Parker, L OBP: 0.405, SLG: 0.544 (1, 9)	0-3 K ③			0-0 1B 1B E 1-H	0-0 1B 1B E9 1-H		0-0 HR 2-H		
Bill Robinson, R OBP: 0.342, SLG: 0.536 (1, 3)		0-0 F9 ①		0-0 E5 1B 1B BB 1-2	0-0 1B 1B E 3-H		4-0 E BB S		
Al Oliver, L OBP: 0.341, SLG: 0.468 (1, 7)		4-0 BB 3-4-1		0-0 1B 1B BB 1-2 2-H		0-0 6-3 ①	0-0 E2 1B 1-H		
Ed Ott, L OBP: 0.336, SLG: 0.382 (1, 2)		0-0 3-4-1 ②		4-0 BB 1B 1-2 2-3		0-0 6-3 ②	0-0 3-1 ③		
Dale Berra, R OBP: 0.160, SLG: 0.125 Bobby Tolan, L OBP: 0.242, SLG: 0.314 Mario Mendoza, R OBP: 0.238, SLG: 0.247 (1, 5)		0-3 K ③		0-0 G4-6-3 BB 1-2 2-3		0-0 F7 ③		4-0 E BB FC5-2	
Omar Moreno, L OBP: 0.300, SLG: 0.372 (1, 8)			0-0 4-3 ①		0-0 1B 1B S		0-0 CS 1B 1-2	0-0 E3 1B FC5-2 1-3	
Jim Rooker, R OBP: 0.254, SLG: 0.220 Jerry Hairston, S OBP: 0.316, SLG: 0.333 Larry Demery, R OBP: 0.158, SLG: 0.263 Miguel Dilone, S OBP: 0.150, SLG: 0.105 Rich Gossage, R OBP: 0.238, SLG: 0.286 (1, 1)			0-0 F8 ②		0-3 K 1-2		4-0 S 2B BB 1-2	0-0 FC5-2 1B 2-3 3-H	

Inning Stats	R: 0 E: 0 K: 1 S: 5	H: 0 LOB: 0 BB: 0 P: 5	R: 0 E: 0 K: 1 S: 5	H: 0 LOB: 1 BB: 1 P: 9	R: 0 E: 0 K: 0 S: 3	H: 0 LOB: 0 BB: 0 P: 3	R: 1 E: 1 K: 0 S: 5	H: 2 LOB: 2 BB: 1 P: 9	R: 3 E: 1 K: 1 S: 8	H: 5 LOB: 1 BB: 0 P: 8	R: 0 E: 0 K: 0 S: 3	H: 0 LOB: 0 BB: 0 P: 3	R: 4 E: 1 K: 0 S: 6	H: 4 LOB: 1 BB: 2 P: 14	R: 1 E: 1 K: 0 S: 4	H: 1 LOB: 1 BB: 1 P: 8
--------------	------------------------------	---------------------------------	------------------------------	---------------------------------	------------------------------	---------------------------------	------------------------------	---------------------------------	------------------------------	---------------------------------	------------------------------	---------------------------------	------------------------------	----------------------------------	------------------------------	---------------------------------

PITCHER	IP	WLS	BF	H	R	ER	SO	BB	IBB	HBP	BLK	WP	HR	S	P	ERA	WHIP
Bob Forsch, R ERA: 3.32 (1, 1)	5.0		22	7	4	2	3	2	0	0	0	0	0	26	34	3.60	1.800
Buddy Schultz, L ERA: 1.63 (6, 1)	1.2		6	1	1	1	0	1	0	0	0	0	0	5	9	5.40	1.200
Rawly Eastwick, R ERA: 3.48 (7, 1)	0.0	L	1	1	0	0	0	0	0	0	0	0	0	1	1	∞	∞
Al Hrabosky, L ERA: 4.4 (7, 1)	0.0		3	2	3	3	0	1	0	0	0	0	1	2	6	∞	∞
Pete Falcone, L ERA: 5.35 (7, 1)	1.1		6	1	1	1	0	1	0	0	0	0	0	5	9	6.75	1.500

PITCHER	IP	WLS	BF	H	R	ER	SO	BB	IBB	HBP	BLK	WP	HR	S	P	ERA	WHIP
---------	----	-----	----	---	---	----	----	----	-----	-----	-----	----	----	---	---	-----	------

Batter	1	2	3	4	5	6	7	8	9	AB R H RBI BB SO LOB	TOP									
Rick Bosetti, R (1, 7) OBP: 0.261, SLG: 0.227	0-3 K		0-3 K		0-0 6-3			0-3 K		4 0 0 0 0 3 1	St. Louis Cardinals @ Philadelphia Phillies Veterans Stadium, Philadelphia, PA Fri Sep 09 1977, 7:05 PM EDT Att. 32,168 - Unknown									
Jerry Mumphrey, S (1, 8) OBP: 0.361, SLG: 0.404	0-3 K		0-3 K		0-0 5-3			0-3 K		4 0 0 0 0 3 1										
Garry Templeton, S (1, 6) OBP: 0.330, SLG: 0.438	0-0 HR			0-0 F8	0-0 5-3			0-3 K		4 1 1 1 0 1 0										
Ted Simmons, S (1, 2) OBP: 0.417, SLG: 0.517	4-0 CS BB			0-0 HR		4-0 G5-4-3 BB		0-0 6-3		2 1 1 1 2 0 0										
Keith Hernandez, L (1, 3) OBP: 0.385, SLG: 0.465	0-0 CS 1-2	0-3 K		0-0 HR 2B		0-0 F8		0-0 4-3		4 1 1 0 0 1 1										
Ken Reitz, R (1, 5) OBP: 0.301, SLG: 0.428		0-0 F8		0-0 HR 2-H		0-0 G5-4-3 1-2f		0-0 5-3		4 1 1 2 0 0 1										
Benny Ayala, R (1, 9) OBP: 0.333, SLG: 0.333		0-0 5-3		0-0 1B			0-3 K			3 0 1 0 0 1 0										
Mike Tyson, R (1, 4) OBP: 0.299, SLG: 0.342			0-0 2B		0-3 K		0-3 K			2 0 1 0 0 1 1										
Mike Phillips, L (5, 4) OBP: 0.241, SLG: 0.246										0 0 0 0 0 0 0										
Mike Potter, R (7, PH)										1 0 0 0 0 1 0										
Ken Oberkfell, L (7, 4)										0 0 0 0 0 0 0										
John Urrea, R (1, 1) OBP: 0.333, SLG: 0.154			0-3 K		0-3 K					0 0 0 0 0 0 0										
Butch Metzger, R (1, 1)										1 0 0 0 0 1 1										
Mike Anderson, R (4, PH) OBP: 0.294, SLG: 0.343										1 0 0 0 0 1 1										
John Sutton, R (4, 1)										0 0 0 0 0 0 0										
Hector Cruz, R (7, PH) OBP: 0.330, SLG: 0.351										1 0 0 0 0 1 0										
Rawly Eastwick, R (7, 1) OBP: 0.364, SLG: 0.300										0 0 0 0 0 0 0										
Al Hirabosky, R (8, 1)										0 0 0 0 0 0 0										
Inning Stats	R: 1 E: 0 K: 2 S: 7	H: 1 LOB: 0 BB: 1 P: 11	R: 0 E: 0 K: 1 S: 5	H: 0 LOB: 0 BB: 0 P: 5	R: 0 E: 0 K: 3 S: 10	H: 1 LOB: 1 BB: 0 P: 10	R: 3 E: 0 K: 2 S: 11	H: 4 LOB: 1 BB: 0 P: 11	R: 0 E: 0 K: 0 S: 3	H: 0 LOB: 0 BB: 0 P: 3	R: 0 E: 0 K: 3 S: 9	H: 0 LOB: 0 BB: 0 P: 9	R: 0 E: 0 K: 3 S: 9	H: 0 LOB: 0 BB: 0 P: 9	R: 0 E: 0 K: 0 S: 3	H: 0 LOB: 0 BB: 0 P: 3	1B: 1 2B: 2 3B: 0 HR: 3	SF: 0 SAC: 0 DP: 1 HBP: 0	WP: 0 PB: 0 SB: 0 CS: 1	PA: 34
PITCHER Steve Carlton, L (1, 1) ERA: 2.78	IP: 9.0 WLS: W BF: 33 H: 6 R: 4 ER: 4 SO: 14 BB: 2 IBB: 0 HBP: 0 BLK: 0 WP: 0 HR: 3 S: 59 P: 67 ERA: 4.00 WHIP: 0.889																			

livebaseballscorecards.com

AB	31
R	4
H	6
RBI	4
BB	2
SO	14
LOB	7

Batter	1	2	3	4	5	6	7	8	9	AB R H RBI BB SO LOB	TOP	
Rick Bosetti, R OBP: 0.280, SLG: 0.234 (1, 7) BB (8, 8) BB	4-0 CS BB		x 0-0 4-3		x 0-0 G3			x 0-0 1B 1B		3 0 1 0 1 0 2		
Jerry Mumphrey, S OBP: 0.358, SLG: 0.401 (1, 8) X Roger Freed, R OBP: 0.443, SLG: 0.574 (8, PH) Mike Anderson, R OBP: 0.284, SLG: 0.343 (8, 9)	0-0 1-6-3 1-2		x 0-0 4-3		x 0-0 3-1		x 0-0 FC6 1-3 1B		3 0 0 0 0 0 1 1 0 1 0 0 0 0 0 0 0 0 0 0 0			
Garry Templeton, S OBP: 0.330, SLG: 0.439 (1, 6) X	0-0 F8		x 0-0 1B 2B		x 0-0 6-3		x 0-0 FC6 1-2f		4 1 1 0 0 0 2			
Ted Simmons, S OBP: 0.414, SLG: 0.513 (1, 2) X		x 0-0 P4		x 0-0 P4		x 0-0 F8		x 0-0 F7		4 0 0 0 0 0 1		
Keith Hernandez, L OBP: 0.385, SLG: 0.465 (1, 3) SSS		0-3 K		x 0-0 1B		x 0-0 G6-4-3 1B		SSS 0-3 K		4 0 2 1 0 2 0		
Ken Reitz, R OBP: 0.299, SLG: 0.425 (1, 5) X		0-0 P5		x 0-0 F7		x 0-0 F9		x 0-0 6-3		4 0 0 0 0 0 2		
Hector Cruz, R OBP: 0.330, SLG: 0.351 (1, 9) SSS (8, 7)		0-3 K		x 0-0 SH3-4 1B		x 0-0 G6-4-3 1-2f				3 0 1 0 0 1 1		
Mike Tyson, R OBP: 0.296, SLG: 0.339 (1, 4) X		0-0 P4		x 0-0 F9		x 0-0 6-3				3 0 0 0 0 0 1		
Eric Rasmussen, R OBP: 0.191, SLG: 0.219 (1, 1) BB Mike Potter, R (8, PH) BB Buddy Schultz, R OBP: 0.250, SLG: 0.182 (8, 1) BB		4-0 BB		x 0-0 SH3-4 1-2		x 0-0 F7				0 0 0 0 1 0 0 1 0 0 0 0 0 0 0 0 0 0 0 0 0		
Inning Stats	R: 0 H: 0 E: 0 LOB: 0 K: 0 BB: 1 S: 2 P: 6	R: 0 H: 0 E: 0 LOB: 0 K: 1 BB: 0 S: 5 P: 5	R: 0 H: 0 E: 0 LOB: 1 K: 1 BB: 1 S: 5 P: 9	R: 1 H: 2 E: 0 LOB: 1 K: 0 BB: 0 S: 5 P: 5	R: 0 H: 1 E: 0 LOB: 1 K: 0 BB: 0 S: 4 P: 4	R: 0 H: 0 E: 0 LOB: 0 K: 0 BB: 0 S: 3 P: 3	R: 0 H: 1 E: 0 LOB: 0 K: 0 BB: 0 S: 3 P: 3	R: 0 H: 2 E: 0 LOB: 2 K: 0 BB: 0 S: 5 P: 5	R: 0 H: 0 E: 0 LOB: 0 K: 1 BB: 0 S: 5 P: 5	1B: 5 SF: 0 2B: 1 SAC: 1 3B: 0 DP: 1 HR: 0 HBP: 0	WP: 0 PA: 33 PB: 0 SB: 0 CS: 1	
PITCHER Randy Lerch, L ERA: 5.34 (1, 1)	IP WLS BF H R ER SO BB IBB HBP BLK WP HR S P ERA WHIP	9.0 W 33 6 1 1 3 2 0 0 0 0 0 0 37 45 1.00 0.889										

St. Louis Cardinals @ Philadelphia Phillies
Veterans Stadium, Philadelphia, PA

Sat Sep 10 1977, 7:05 PM EDT
Att: 43,112 - Unknown

livebaseballscorecards.com

AB	30
R	1
H	6
RBI	1
BB	2
SO	3
LOB	10



Batter	1	2	3	4	5	6	7	8	9	AB	R	H	RBI	BB	SO	LOB
Bake McBride, L (1, 9) OBP: 0.362, SLG: 0.536	4-0 BB G4-6-3		0-0 E6 1B		4-0 S 2B BB		0-0 5-3			2	1	1	0	2	0	1
Larry Bowa, S (1, 6) OBP: 0.305, SLG: 0.332	0-0 G4-6-3 1-2f		0-0 F7		0-0 1-H 2B		0-0 F9			4	0	1	1	0	0	3
Mike Schmidt, R (1, 5) OBP: 0.396, SLG: 0.580	0-0 F9		0-0 E6 1-H		0-0 F3		4-0 BB			3	0	0	0	1	0	2
Greg Luzinski, R (1, 7) OBP: 0.387, SLG: 0.598		0-3 K		0-0 6-3	0-3 K		0-0 P4			4	0	0	0	0	2	3
Jay Johnstone, L (1, 3) OBP: 0.358, SLG: 0.489		0-0 L4		4-0 1B 2B BB	0-0 L4		4-0 G4-6-3 BB			2	1	0	0	2	0	1
Tom Hutton, L (9, 3) OBP: 0.347, SLG: 0.361										0	0	0	0	0	0	0
Garry Maddox, R (1, 8) OBP: 0.313, SLG: 0.425		0-0 1B 1B		0-0 1-3 S 2B 1B		0-0 5-3		0-0 G4-6-3 1-2f		4	1	2	0	0	0	1
Bob Boone, R (1, 2) OBP: 0.341, SLG: 0.434		0-0 1-2 1B		0-0 1-H 3-H 2B		0-0 F9		0-3 K		4	0	2	2	0	1	0
Ted Sizemore, R (1, 4) OBP: 0.357, SLG: 0.377		0-0 F8		0-0 P3		0-0 P5				3	0	0	0	0	0	3
Randy Lerch, L (1, 1) OBP: 0.192, SLG: 0.200			0-0 F9	0-3 K			0-0 2B			3	0	1	0	0	1	1

Inning Stats	R: 0	H: 0	R: 0	H: 2	R: 0	H: 1	R: 2	H: 2	R: 1	H: 1	R: 0	H: 0	R: 0	H: 1	R: 0	H: 0
	E: 0	LOB: 0	E: 0	LOB: 2	E: 1	LOB: 2	E: 0	LOB: 1	E: 0	LOB: 1	E: 0	LOB: 0	E: 0	LOB: 2	E: 0	LOB: 0
	K: 0	BB: 1	K: 1	BB: 0	K: 0	BB: 0	K: 1	BB: 1	K: 1	BB: 1	K: 0	BB: 0	K: 0	BB: 1	K: 1	BB: 1
	S: 2	P: 6	S: 7	P: 7	S: 4	P: 4	S: 7	P: 11	S: 6	P: 10	S: 3	P: 3	S: 4	P: 8	S: 4	P: 8

PITCHER	IP	WLS	BF	H	R	ER	SO	BB	IBB	HBP	BLK	WP	HR	S	P	ERA	WHIP
Eric Rasmussen, R (1, 1) ERA: 3.66	7.0	L	31	7	3	3	3	4	0	0	0	0	0	33	49	3.86	1.571
Buddy Schultz, L (8, 1) ERA: 1.61	1.0		3	0	0	0	1	1	0	0	0	0	0	4	8	0.00	1.000

BOTTOM

St. Louis Cardinals @ Philadelphia Phillies
Veterans Stadium, Philadelphia, PA

Sat Sep 10 1977, 7:05 PM EDT
Att. 43,112 - Unknown

AB	29
R	3
H	7
RBI	3
BB	5
SO	4
LOB	15

livebaseballscorecards.com

1B:	4	SF:	0	WP:	0	PA:	34
2B:	3	SAC:	0	PB:	0		
3B:	0	DP:	2	SB:	2		
HR:	0	HBP:	0	CS:	0		



Batter	1	2	3	4	5	6	7	8	9	AB R H RBI BB SO LOB	TOP																
Lou Brock, L (1, 7) OBP: 0.306, SLG: 0.343	0-0 G3 3B 2B		0-0 4-3		0-0 4-3		0-0 G3			4 1 1 0 0 0 0																	
Jerry Mumphrey, S (1, 8) OBP: 0.360, SLG: 0.402	0-0 G3 2-3		0-0 4-3		0-0 1B 1B		0-0 CS 1B			4 0 2 0 0 0 1																	
Garry Templeton, S (1, 6) OBP: 0.331, SLG: 0.443	0-0 G4 3B			0-0 4-3	0-0 1-2 1B		0-0 CS 1-2	0-3 K		4 1 2 1 0 1 0																	
Keith Hernandez, L (1, 3) OBP: 0.383, SLG: 0.461	0-0 G4 3-H			0-0 F8	0-3 K		0-0 G3			4 0 0 1 0 1 2																	
Dave Rader, L (1, 2) OBP: 0.317, SLG: 0.375	0-0 F7			0-0 1B 1B 1B	0-0 F7		0-3 K			4 1 1 0 0 1 2																	
Ken Reitz, R (1, 5) OBP: 0.299, SLG: 0.424		0-3 K		0-0 1-3 1B 1B		0-0 L4		0-3 K		4 1 1 0 0 2 0																	
Hector Cruz, R (1, 9) OBP: 0.330, SLG: 0.350		0-0 E7		0-0 E 1B		0-0 5-3		0-0 1-3		3 1 1 2 0 0 0 1 0 0 0 0 0 0																	
Dane Iorg, L (9, PH) OBP: 0.250, SLG: 0.235				2-H 3-H 0-0 E4		0-3 K		0-0 G3		3 0 0 0 0 0 1 0 0 0 0 0 0 0 0 0 1 0 0 0 0 0 0 0	AB 35 R 5 H 8 RBI 4 BB 0 SO 7 LOB 6																
Ken Oberkfell, L (1, 4) Butch Metzger, R (6, 1) Ted Simmons, S (9, PH) OBP: 0.413, SLG: 0.512		0-0 6-3		0-0 2-H 0-0 K		0-0 3-1				2 0 0 0 0 0 1 1 0 0 0 0 0 0 0 0 1 0 0 0 0 0 0 0																	
John Denny, R (1, 1) OBP: 0.152, SLG: 0.114			0-0 1-3		0-3 K																						
John Sutton, R (4, 1) Mike Phillips, L (6, 4) OBP: 0.240, SLG: 0.244																											
Inning Stats	R: 2 E: 0 K: 0 S: 5	H: 2 LOB: 0 BB: 0 P: 5	R: 0 E: 1 K: 1 S: 5	H: 0 LOB: 0 BB: 0 P: 5	R: 0 E: 0 K: 0 S: 3	H: 0 LOB: 0 BB: 0 P: 3	R: 3 E: 1 K: 1 S: 9	H: 3 LOB: 1 BB: 0 P: 9	R: 0 E: 0 K: 1 S: 5	H: 0 LOB: 0 BB: 0 P: 5	R: 0 E: 0 K: 0 S: 3	H: 1 LOB: 0 BB: 0 P: 3	R: 0 E: 0 K: 2 S: 7	H: 0 LOB: 0 BB: 0 P: 7	R: 0 E: 0 K: 1 S: 5	H: 0 LOB: 0 BB: 0 P: 5	R: 0 E: 0 K: 1 S: 5	H: 0 LOB: 0 BB: 0 P: 5	1B: 6 2B: 1 3B: 1 HR: 0	SF: 0 SAC: 0 DP: 0 HBP: 0	WP: 0 PB: 0 SB: 0 CS: 1	PA: 36					
PITCHER	IP WLS BF H R ER SO BB IBB HBP BLK WP HR S P ERA WHIP																										
Jim Lonborg, R (1, 1) ERA: 3.58	4.0		18	5	5	4	2	0	0	0	0	0	0	22	22	9.00	1.250										
Warren Brusstar, R (5, 1) ERA: 2.76	3.0	W	11	3	0	0	2	0	0	0	0	0	0	15	15	0.00	1.000										
Gene Garber, R (8, 1) ERA: 2.55	2.0	S	6	0	0	0	3	0	0	0	0	0	0	12	12	0.00	0.000										

St. Louis Cardinals @ Philadelphia Phillies
Veterans Stadium, Philadelphia, PA
Sun Sep 11 1977, 3:33 AM EDT
Att: 49,108 - Unknown

livebaseballscorecards.com



Batter	1	2	3	4	5	6	7	8	9
Bake McBride, L (1, 9) OBP: 0.366, SLG: 0.542	0-0 1B 2B	0-3 K		0-0 HR 1B		0-0 G3-6-3 1B			
Larry Bowa, S (1, 6) OBP: 0.307, SLG: 0.332	0-0 BLK BB 1B		4-0 BB SF9 BB	0-0 P6		0-0 G3-6-3			
Mike Schmidt, R (1, 5) OBP: 0.397, SLG: 0.578	4-0 BLK 1-2 BB		4-0 BB 1-2 2B BB	0-3 K		0-0 6-3			
Greg Luzinski, R (1, 7) OBP: 0.388, SLG: 0.603	0-0 F5		4-0 2B 1-2 SF8 BB	0-0 HR		0-3 K			
Jay Johnstone, L (1, 3) OBP: 0.357, SLG: 0.488 Warren Brusstar, R (5, 1) Tim McCarver, L (7, PH) OBP: 0.429, SLG: 0.530 Gene Garber, R (8, 1)	4-0 1-2 2-3 BB		0-0 SF9	0-0 F7		0-3 K			
Garry Maddox, R (1, 8) OBP: 0.313, SLG: 0.426	0-0 F8		0-0 SF8 1-3 2-H 2B		0-0 6-3		0-0 P3		
Bob Boone, R (1, 2) OBP: 0.340, SLG: 0.436		0-0 CS 2B	0-0 SF8		0-0 5-3		0-3 K		
Ted Sizemore, R (1, 4) OBP: 0.355, SLG: 0.373		0-0 5-3	0-0 L6		0-0 F8		0-3 K		
Jim Lonborg, R (1, 1) OBP: 0.119, SLG: 0.075 Tom Hutton, L (4, PH) OBP: 0.351, SLG: 0.365 (5, 3)		4-0 BB		0-0 1B HR 1B		0-0 6-3			


AB	R	H	RBI	BB	SO	LOB
4	1	3	0	0	1	2
3	1	1	0	1	0	3
2	1	0	0	2	1	2
3	2	1	3	1	1	2
1	0	0	1	1	0	0
0	0	0	0	0	0	0
1	0	0	0	0	1	0
0	0	0	0	0	0	0
4	0	1	1	0	0	3
3	0	1	1	0	1	0
4	0	0	0	0	1	2
0	0	0	0	1	0	0
2	1	1	0	0	0	0

AB	R	H	RBI	BB	SO	LOB
27	6	8	6	6	6	14

Inning Stats	R: 0	H: 2	E: 0	K: 0	S: 4	P: 12	R: 0	H: 1	E: 0	K: 1	S: 5	R: 3	H: 1	E: 0	K: 0	S: 4	R: 0	H: 0	E: 0	K: 0	S: 3	R: 0	H: 1	E: 0	K: 2	S: 7	R: 0	H: 0	E: 0	K: 2	S: 7	R: 0	H: 0	E: 0	K: 2	S: 7
John Denny, R (1, 1) ERA: 4.56	IP	WLS	BF	H	R	ER	SO	BB	IBB	HBP	BLK	WP	HR	S	P	ERA	WHIP																			
John Sutton, R (4, 1) ERA: 3.77	2.0	L	7	1	1	1	1	0	0	0	0	0	1	9	9	4.50	0.500																			
Butch Metzger, R (6, 1) ERA: 3.36	3.0		9	1	0	0	4	0	0	0	0	0	0	17	17	0.00	0.333																			

St. Louis Cardinals @ Philadelphia Phillies
Veterans Stadium, Philadelphia, PA
 Sun Sep 11 1977, 3:33 AM EDT
 Att. 49,108 - Unknown

livebaseballscorecards.com



Batter	1	2	3	4	5	6	7	8	9	AB	R	H	RBI	BB	SO	LOB
Lou Brock, L (1, 7) OBP: 0.310, SLG: 0.347 Rick Bosetti, R (8, 7) OBP: 0.294, SLG: 0.250	0-0 1B		2-2 1B		0-0 1B		2-3 K	0-0 1B		4	1	3	0	0	1	0
Jerry Mumphrey, S (1, 8) OBP: 0.358, SLG: 0.400	0-0 P8		0-0 CS	0-0 6-3	0-0 1B		0-3 K	2-2 4-3		5	1	1	0	0	1	2
Garry Templeton, S (1, 6) OBP: 0.332, SLG: 0.442	0-3 K			0-0 1B	0-0 1B		0-0 1B		0-3 K	5	0	2	1	0	2	3
Ted Simmons, S (1, 2) OBP: 0.411, SLG: 0.507	0-0 L8			0-0 L8	4-0 1B		0-0 L9		0-0 G3	4	1	0	0	1	0	3
Keith Hernandez, L (1, 3) OBP: 0.385, SLG: 0.467		0-0 F7		0-0 F7	1-3 2B			0-0 HR	0-0 HR	5	2	3	3	0	0	1
Ken Reitz, R (1, 5) OBP: 0.298, SLG: 0.427		0-0 F7		0-0 F7				0-0 HR	0-0 HR	5	1	1	2	0	0	2
Hector Cruz, R (1, 9) OBP: 0.331, SLG: 0.362		0-0 6-3				0-0 1B	0-0 5-3			4	2	2	2	0	0	0
Mike Tyson, R (1, 4) OBP: 0.298, SLG: 0.341			0-0 F7		0-0 1B	0-0 6-3		0-0 1B		4	2	2	0	0	0	0
Tom Underwood, R (1, 1) Rawly Estwick, R (7, 1) Buddy Schultz, R (7, 1) Butch Metzger, R (8, 1) Al Hrabosky, R (9, 1) John Sutton, R (9, 1)			0-3 K		0-0 1B	0-0 1B	0-0 4-3		0-0 SH1-4	3	1	1	1	0	1	0

Inning Stats	R: 0	H: 1	E: 0	LOB: 1	K: 1	S: 6	R: 0	H: 0	E: 0	LOB: 0	K: 0	S: 3	R: 0	H: 1	E: 0	LOB: 1	K: 0	S: 4	R: 6	H: 6	E: 1	LOB: 1	K: 0	S: 9	R: 0	H: 0	E: 0	LOB: 0	K: 0	S: 3	R: 0	H: 1	E: 0	LOB: 1	K: 2	S: 9	R: 3	H: 4	E: 0	LOB: 1	K: 0	S: 10	R: 2	H: 2	E: 0	LOB: 0	K: 1	S: 6	1B: 12	SF: 0	2B: 2	SAC: 1	3B: 0	DP: 0	HR: 2	HBP: 0	WP: 2	PA: 43
--------------	------	------	------	--------	------	------	------	------	------	--------	------	------	------	------	------	--------	------	------	------	------	------	--------	------	------	------	------	------	--------	------	------	------	------	------	--------	------	------	------	------	------	--------	------	-------	------	------	------	--------	------	------	--------	-------	-------	--------	-------	-------	-------	--------	-------	--------


PITCHER	IP	WLS	BF	H	R	ER	SO	BB	IBB	HBP	BLK	WP	HR	S	P	ERA	WHIP
Dave Roberts, L (1, 1) ERA: 4.78	4.2		23	9	6	6	2	0	0	0	0	0	0	29	35	11.57	1.929
Paul Reuschel, R (5, 1) ERA: 3.82	1.1		4	0	0	0	0	0	0	0	0	0	0	4	4	0.00	0.000
Willie Hernandez, L (7, 1) ERA: 3.26	1.1		8	4	3	3	2	0	0	0	0	0	1	13	15	20.25	3.000
Donnie Moore, R (8, 1) ERA: 4.71	0.2		3	1	0	0	0	0	0	0	0	1	0	6	8	0.00	1.500
Bruce Sutter, R (9, 1) ERA: 1.32	0.2	L	4	2	2	2	1	0	0	0	0	0	1	6	6	27.00	3.000

BOTTOM

Chicago Cubs @ St. Louis Cardinals
 Busch Stadium, St. Louis, MO
 Mon Sep 12 1977, 7:05 PM CDT
 Att: 22,976 - Unknown - 64 F

livebaseballscorecards.com

AB	40
R	11
H	16
RBI	10
BB	1
SO	5
LOB	11




Batter	1	2	3	4	5	6	7	8	9	AB R H RBI BB SO LOB	TOP	
Ivan De Jesus, R (1, 6) OBP: 0.325, SLG: 0.342	0-0 F3		0-0 F7		0-0 4-3			0-0 L8		4 0 0 0 0 0 1		
Greg Gross, L (1, 8) OBP: 0.386, SLG: 0.444 Jerry Morales, R (8, PH) OBP: 0.348, SLG: 0.442 (8, 8)	0-0 F7			0-0 4-3		4-0 1B E BB		0-0 P4		2 1 0 0 1 0 0 1 0 0 0 0 0 0		
Bill Buckner, L (1, 3) OBP: 0.333, SLG: 0.456	0-0 4-3			0-0 F8		0-0 E8 1-H 1B		0-0 L8		4 0 1 0 0 0 0		
Larry Bittner, L (1, 7) OBP: 0.340, SLG: 0.417		0-0 1B		0-0 2B		0-3 K			0-0 6-3	4 0 2 0 0 1 1		
Steve Ontiveros, S (1, 5) OBP: 0.388, SLG: 0.429		0-0 F7		4-0 BB		0-0 5-3			1-3 K	3 0 0 0 1 1 2		
Bobby Murcer, L (1, 9) OBP: 0.364, SLG: 0.462		0-0 F8		0-0 L8		0-0 G3			0-0 F8	4 0 0 0 0 0 4		
Manny Trillo, R (1, 4) OBP: 0.337, SLG: 0.383		0-0 F9			0-0 6-3			0-0 F9		3 0 0 0 0 0 1		
Steve Swisher, R (1, 2) OBP: 0.240, SLG: 0.304			0-3 K		0-0 SH3-4 1B			0-0 F9		3 0 1 0 0 1 0		
Ray Burris, R (1, 1) OBP: 0.243, SLG: 0.292 Gene Clines, R (7, PH) OBP: 0.373, SLG: 0.423 Dennis Lamp, R (7, 1) OBP: 0.500, SLG: 0.500			0-0 L9		0-0 SH3-4 1-2			0-0 L5-3		1 0 0 0 0 0 0 1 0 0 0 0 0 0 0 0 0 0 0 0 0		
Inning Stats	R: 0 E: 0 K: 0 S: 3 H: 0 LOB: 0 BB: 0 P: 3	R: 0 E: 0 K: 0 S: 4 H: 1 LOB: 1 BB: 0 P: 4	R: 0 E: 0 K: 1 S: 5 H: 0 LOB: 0 BB: 0 P: 5	R: 0 E: 0 K: 0 S: 4 H: 1 LOB: 2 BB: 1 P: 8	R: 0 E: 0 K: 0 S: 4 H: 1 LOB: 1 BB: 0 P: 4	R: 1 E: 1 K: 1 S: 6 H: 1 LOB: 1 BB: 1 P: 10	R: 0 E: 0 K: 0 S: 3 H: 0 LOB: 0 BB: 0 P: 3	R: 0 E: 0 K: 1 S: 7 H: 0 LOB: 0 BB: 0 P: 8	R: 0 E: 0 K: 1 S: 7 H: 0 LOB: 0 BB: 0 P: 8	1B: 3 2B: 1 3B: 0 HR: 0 SF: 0 SAC: 1 DP: 0 HBP: 0	WP: 0 PB: 0 SB: 0 CS: 0 PA: 33	
PITCHER Bob Forsch, R (1, 1) ERA: 3.24 Pete Falcone, L (6, 1) ERA: 5.17	IP WLS BF H R ER SO BB IBB HBP BLK WP HR S P ERA WHIP	5.0 W 21 4 1 0 1 2 0 0 0 0 0 0 21 29 0.00 1.200	4.0 S 12 0 0 0 2 0 0 0 0 0 0 0 18 19 0.00 0.000									

Chicago Cubs @ St. Louis Cardinals
 Busch Stadium, St. Louis, MO
 Tue Sep 13 1977, 7:05 PM CDT
 Att: 10,353 - Unknown

livebaseballscorecards.com

AB	30
R	1
H	4
RBI	0
BB	2
SO	3
LOB	9



Batter	1	2	3	4	5	6	7	8	9	AB R H RBI BB SO LOB	TOP
Frank Taveras, R (1, 6) OBP: 0.310, SLG: 0.331	0-0 6-3 1B		0-0 F7		0-0 F8		0-0 F8		0-0 3B	5 0 2 0 0 0 1	
Phil Garner, R (1, 4) OBP: 0.321, SLG: 0.430	0-0 6-3 1-2		0-0 4-3		0-0 4-3		0-0 F8 2-3		4-0 BB	4 0 0 0 1 0 2	
Dave Parker, L (1, 9) OBP: 0.399, SLG: 0.540	1-0 HBP		0-0 G3		0-0 3-1		0-0 F8		0-0 3-1	4 0 0 0 0 0 2	
Bill Robinson, R (1, 3) OBP: 0.335, SLG: 0.530	0-0 P6			0-0 4-3 SF8 2B		0-0 F6		0-3 K		4 1 1 0 0 1 1	
Al Oliver, L (1, 7) OBP: 0.344, SLG: 0.465		0-0 F2		0-0 4-3 2-3		0-3 K		4-0 PB BLK BB		3 0 0 0 1 1 1	
Miguel Dilone, S (8, PR) OBP: 0.167, SLG: 0.125										0 0 0 0 0 0 0	
Ed Ott, L (1, 2) OBP: 0.341, SLG: 0.390		0-0 FC3-6 1B 1B		0-0 SF8 3-H		0-0 1B E 2B		1-0 PB HBP		2 1 2 1 0 0 0	
Ken Macha, R (1, 5) OBP: 0.306, SLG: 0.304		0-0 FC3-6 1-2 1B		0-0 1B		0-0 E 2B 1B		0-0 6-3		4 1 3 0 0 0 2	
Mario Mendoza, R (9, 5) OBP: 0.238, SLG: 0.247								1-2 2-3		0 0 0 0 0 0 0	AB 34 R 4 H 10 RBI 4 BB 2 SO 3 LOB 14
Omar Moreno, L (1, 8) OBP: 0.300, SLG: 0.376		0-0 FC3-6 1-2 2-3		0-0 F8		0-0 E6 2B 1B			0-0 F7	4 1 1 1 0 0 3	
John Candelaria, L (1, 1) OBP: 0.243, SLG: 0.319		0-0 6-3				0-0 F9		0-0 CS 2B	0-3 K	4 0 1 2 0 1 2	
Rich Gossage, R (9, 1) OBP: 0.238, SLG: 0.286								2-H 3-H		0 0 0 0 0 0 0	
Inning Stats	R: 0 H: 1 E: 0 LOB: 1 K: 0 BB: 0 S: 3 P: 4	R: 0 H: 2 E: 0 LOB: 2 K: 0 BB: 0 S: 5 P: 5	R: 0 H: 0 E: 0 LOB: 0 K: 0 BB: 0 S: 3 P: 3	R: 1 H: 2 E: 0 LOB: 1 K: 0 BB: 0 S: 5 P: 5	R: 0 H: 0 E: 0 LOB: 0 K: 0 BB: 0 S: 3 P: 3	R: 0 H: 0 E: 0 LOB: 0 K: 1 BB: 0 S: 5 P: 5	R: 3 H: 4 E: 1 LOB: 0 K: 0 BB: 0 S: 6 P: 6	R: 0 H: 0 E: 0 LOB: 3 K: 1 BB: 1 S: 5 P: 10	R: 0 H: 1 E: 0 LOB: 2 K: 1 BB: 1 S: 6 P: 10	1B: 6 SF: 1 2B: 3 SAC: 0 3B: 1 DP: 0 HR: 0 HBP: 2	WP: 0 PA: 39 PB: 1 SB: 0 CS: 1
PITCHER Eric Rasmussen, R (1, 1) ERA: 3.65	IP 8.0 WLS L BF 34 H 9 R 4 ER 3 SO 2 BB 1 IBB 0 HBP 2 BLK 1 WP 0 HR 0 S 35 P 41 ERA 3.38 WHIP 1.250										
Rawly Eastwick, R (9, 1) ERA: 3.5	IP 1.0 WLS L BF 5 H 1 R 0 ER 0 SO 1 BB 1 IBB 0 HBP 0 BLK 0 WP 0 HR 0 S 6 P 10 ERA 0.00 WHIP 2.000										

Pittsburgh Pirates @ St. Louis Cardinals
 Busch Stadium, St. Louis, MO
 Thu Sep 15 1977, 7:05 PM CDT
 Unknown

livebaseballscorecards.com

Batter	1	2	3	4	5	6	7	8	9	AB	R	H	RBI	BB	SO	LOB
Rick Bosetti, R (1, 7) OBP: 0.309, SLG: 0.240 Dave Rader, L (9, PH) OBP: 0.314, SLG: 0.371	0-0 F7		0-0 E4		0-0 CS	4-0 BLK 1B BB		4-0 1-3 BB	0-0 F5	2	1	0	0	2	0	1
Garry Templeton, S (1, 6) OBP: 0.330, SLG: 0.440	0-0 F8		0-0 F9			0-0 F9		0-0 1-3		4	0	0	0	0	0	4
Keith Hernandez, L (1, 3) OBP: 0.383, SLG: 0.463	0-0 1-3				0-0 F7	0-3 K		0-3 K		4	0	0	0	0	2	2
Ted Simmons, S (1, 2) OBP: 0.413, SLG: 0.506		0-0 F7		0-0 1B		0-0 1B			0-0 P5	4	0	2	1	0	0	0
Ken Reitz, R (1, 5) OBP: 0.295, SLG: 0.422		0-0 F8		0-0 F8		0-0 P1			1-0 1B 1B HBP	3	1	0	0	0	0	2
Hector Cruz, R (1, 9) OBP: 0.325, SLG: 0.354		0-0 F9		0-0 F8			0-0 6-3		0-0 F9	4	0	0	0	0	0	2
Jerry Mumphrey, S (1, 8) OBP: 0.358, SLG: 0.399			0-0 L6-3 1B		0-0 5-3		0-0 4-3		0-0 1B 1B	4	1	2	0	0	0	0
Mike Tyson, R (1, 4) OBP: 0.299, SLG: 0.339 Roger Freed, R (9, PH) OBP: 0.443, SLG: 0.574 Dane Iorg, L (9, PH) OBP: 0.263, SLG: 0.250 Mike Phillips, L (9, PR) OBP: 0.248, SLG: 0.254			0-0 L6-3		0-0 CS BB	4-0 CS BB		0-0 5-3	0-0 1B 1B	2	0	0	0	1	0	1
Eric Rasmussen, R (1, 1) OBP: 0.200, SLG: 0.227 Mike Potter, R (8, PH) Rawly Eastwick, R (9, 1) OBP: 0.364, SLG: 0.300 Lou Brock, L (9, PH) OBP: 0.313, SLG: 0.348			0-0 E 1B		0-3 K			0-3 K	0-0 1B 1B	0	0	0	0	0	0	0


Inning Stats	R: 0	H: 0	R: 0	H: 0	R: 0	H: 2	R: 0	H: 0	R: 1	H: 1	R: 0	H: 0	R: 0	H: 0	R: 2	H: 3	1B: 7	SF: 0
	E: 0	LOB: 0	E: 0	LOB: 0	E: 0	LOB: 2	E: 0	LOB: 0	E: 0	LOB: 1	E: 0	LOB: 0	E: 0	LOB: 1	E: 0	LOB: 2	2B: 1	SAC: 0
	K: 0	BB: 0	K: 0	BB: 0	K: 0	BB: 0	K: 1	BB: 1	K: 1	BB: 1	K: 0	BB: 0	K: 2	BB: 1	K: 0	BB: 0	3B: 0	DP: 1
	S: 3	P: 3	S: 3	P: 3	S: 5	P: 5	S: 4	P: 4	S: 6	P: 10	S: 3	P: 3	S: 7	P: 11	S: 6	P: 7	HR: 0	HBP: 1

PITCHER	IP	WLS	BF	H	R	ER	SO	BB	IBB	HBP	BLK	WP	HR	S	P	ERA	WHIP
John Candelaria, L (1, 1) ERA: 2.54	8.2	W	34	5	3	3	4	3	0	0	1	0	0	38	51	3.12	0.923
Rich Gossage, R (9, 1) ERA: 1.81	0.1	S	3	2	0	0	0	0	0	0	0	0	0	3	3	0.00	6.000

BOTTOM

Pittsburgh Pirates @ St. Louis Cardinals
 Busch Stadium, St. Louis, MO
 Thu Sep 15 1977, 7:05 PM CDT
 Unknown

AB	33
R	3
H	7
RBI	3
BB	3
SO	4
LOB	15



WP: 0	PA: 38
PB: 0	ERA
SB: 0	WHIP
CS: 1	

Batter	1	2	3	4	5	6	7	8	9	AB R H RBI BB SO LOB	TOP																									
Frank Taveras, R (1, 6) OBP: 0.313, SLG: 0.334	0-3 K		4-0 S HR BB	0-3 K		0-0 G6-3 1-2 1B		0-0 2-H 2B		4 1 2 1 1 2 2																										
Phil Garner, R (1, 4) OBP: 0.322, SLG: 0.438	0-0 F5		0-0 1-H HR	0-0 2-H 3-H 2B		0-0 G6-3 1-2f 2-3		0-0 F8		5 1 2 4 0 0 3																										
Dave Parker, L (1, 9) OBP: 0.398, SLG: 0.538	0-0 1-3		0-0 BB 1B	0-0 3-1		0-3 K		0-0 F2		4 0 1 0 0 1 2																										
Mario Mendoza, R (6, 5) OBP: 0.236, SLG: 0.247			1B							0 0 0 0 0 0 0																										
Bobby Tolan, L (9, PH) OBP: 0.237, SLG: 0.307			1B							1 0 0 0 0 0 0																										
Bill Robinson, R (1, 3) OBP: 0.338, SLG: 0.532		0-0 1B G4-6-3 1B	0-0 1-2 BB 1B		0-0 F8 1B 2B		0-3 K		0-0 F7	5 2 3 0 0 1 0																										
Al Oliver, L (1, 7) OBP: 0.346, SLG: 0.465		0-0 1-3 G4-6-3 1B	4-0 1-2 2-3 BB		0-0 F8 2-3		0-0 F2		0-0 L4	2 0 1 0 1 0 1																										
Miguel Dilone, S (5, 7) OBP: 0.159, SLG: 0.119										2 0 0 0 0 0 0																										
Ken Macha, R (1, 5) OBP: 0.302, SLG: 0.300		0-0 G4-6-3 1-2f 3-H	0-0 F9		0-0 E S 1B		0-0 6-3			4 0 1 1 0 0 4																										
Duffy Dyer, R (1, 2) OBP: 0.368, SLG: 0.323	0-3 K			4-0 1B 2B BB		0-0 P6		0-0 F9		3 1 0 0 1 1 1																										
Omar Moreno, L (1, 8) OBP: 0.302, SLG: 0.378			0-3 K	0-0 1-3 2B S 1B		0-3 K2-3		0-0 WP 2B 1B		4 2 2 0 0 2 1																										
Grant Jackson, S (1, 1) OBP: 0.333, SLG: 0.389			0-3 K	0-3 K				0-3 K		3 0 1 0 0 2 2																										
Larry Demery, R (6, 1) OBP: 0.158, SLG: 0.263						0-0 G6-3 1B 1B				0 0 0 0 0 0 0																										
Al Holland, R (6, 1)										0 0 0 0 0 0 0																										
Jerry Hairston, S (8, PH) OBP: 0.309, SLG: 0.324										1 0 0 0 0 1 1																										
Kent Tekulve, R (8, 1) OBP: 0.273, SLG: 0.273										0 0 0 0 0 0 0																										
Inning Stats	R: 0 E: 0 K: 1 S: 5	H: 0 LOB: 0 BB: 0 P: 5	R: 1 E: 0 K: 1 S: 6	H: 2 LOB: 0 BB: 0 P: 6	R: 2 E: 0 K: 2 S: 10	H: 3 LOB: 3 BB: 2 P: 18	R: 2 E: 0 K: 2 S: 9	H: 2 LOB: 1 BB: 1 P: 13	R: 1 E: 0 K: 1 S: 7	H: 2 LOB: 1 BB: 0 P: 7	R: 0 E: 0 K: 1 S: 6	H: 2 LOB: 1 BB: 0 P: 6	R: 0 E: 0 K: 1 S: 5	H: 0 LOB: 0 BB: 0 P: 5	R: 1 E: 0 K: 1 S: 7	H: 2 LOB: 1 BB: 0 P: 7	R: 0 E: 0 K: 0 S: 3	H: 0 LOB: 0 BB: 0 P: 3	1B: 9 2B: 3 3B: 0 HR: 1	SF: 0 SAC: 0 DP: 2 HBP: 0	WP: 1 PB: 0 SB: 3 CS: 0	PA: 41														
PITCHER	IP WLS BF H R ER SO BB IBB HBP BLK WP HR S P ERA WHIP																																			
Buddy Schultz, L (1, 1) ERA: 1.89	3.0		15	5	3	3	4	2	0	0	0	0	1	21	29	9.00	2.333																			
Butch Metzger, R (4, 1) ERA: 3.72	1.1		9	4	3	3	2	1	0	0	0	0	0	12	16	20.25	3.750																			
John Sutton, R (5, 1) ERA: 3.24	1.2	W	6	2	0	0	2	0	0	0	0	0	0	10	10	0.00	1.200																			
Rawly Eastwick, R (7, 1) ERA: 3.48	3.0	S	11	2	1	1	2	0	0	0	0	1	0	15	15	3.00	0.667																			

Pittsburgh Pirates @ St. Louis Cardinals
 Busch Stadium, St. Louis, MO
 Thu Sep 15 1977, 7:05 PM CDT
 Att. 9,081 - Unknown

livebaseballscorecards.com

AB	38
R	7
H	13
RBI	6
BB	3
SO	10
LOB	17



BOTTOM

Pittsburgh Pirates @ St. Louis Cardinals
Busch Stadium, St. Louis, MO
Thu Sep 15 1977, 7:05 PM CDT
Att. 9,081 - Unknown

livebaseballscorecards.com

AB 39
R 10
H 16
RBI 10
BB 4
SO 2
LOB 21



WP: 0 PA: 44
PB: 0
SB: 2
CS: 1

AB R H RBI BB SO LOB

5 1 2 2 0 0 0
0 0 0 0 0 0 0

4 2 3 0 1 0 1

4 1 1 2 1 0 3

4 1 4 3 0 0 0
1 0 0 0 0 0 1

4 1 2 0 1 0 2

3 0 0 0 0 0 4
1 0 0 0 1 0 2

5 2 2 3 0 1 4

2 0 0 0 0 0 2
1 0 1 0 0 0 0
1 0 0 0 0 1 1

0 0 0 0 0 0 0
1 0 0 0 0 0 0
0 0 0 0 0 0 0
1 0 0 0 0 0 0
1 1 0 0 0 0 1
1 1 1 0 0 0 0

1B: 12 SF: 0
2B: 1 SAC: 0
3B: 2 DP: 0
HR: 1 HBP: 0

Batter	1	2	3	4	5	6	7	8	9
Lou Brock, L (1, 7) Rick Bosetti, R (8, 7) OBP: 0.314, SLG: 0.349 OBP: 0.309, SLG: 0.240	0-0 6-3 1B		0-0 4-3 1B		0-0 F8 1B	0-0 BB 1B	0-0 FC6-4 1B		
Jerry Mumphrey, S (1, 8) OBP: 0.363, SLG: 0.407	0-0 1B 3B		0-0 FC6-4 1B		0-0 FC6-4 1B	4-0 BB 1B	0-0 FC6-4 CS		
Garry Templeton, S (1, 6) OBP: 0.331, SLG: 0.438	0-0 F2		0-0 FC6-4 1-2f		0-0 FC6-4 1-2f	0-0 BB 3B	0-0 CS 1-2	4-0 BLK S BB	
Roger Freed, R (1, 3) Rawly Eastwick, R (7, 1) OBP: 0.470, SLG: 0.625 OBP: 0.333, SLG: 0.273	0-0 1B 3-H			0-0 2B 1B		0-0 1B HR		0-0 P3 1-3	
Ken Reitz, R (1, 5) OBP: 0.298, SLG: 0.424	0-0 L9			0-0 1-3 2B		0-0 HR 1B		0-0 P6	
Dave Rader, L (1, 2) Ted Simmons, S (6, PH) (7, 2) OBP: 0.306, SLG: 0.360 OBP: 0.413, SLG: 0.505		0-0 4-3		0-0 F3		0-0 F2		4-0 IBB	
Hector Cruz, R (1, 9) OBP: 0.326, SLG: 0.364		0-0 6-3		0-0 F8		0-0 HR 1-2H 2-H	0-0 1B S 1B	0-3 K	
Mike Tyson, R (1, 4) Jim Dwyer, L (6, PH) Mike Phillips, L (7, 4) OBP: 0.297, SLG: 0.338 OBP: 1.000, SLG: 1.000 OBP: 0.247, SLG: 0.252		0-0 F2		0-0 L9		0-0 FC5-4 1B	0-3 K		
Buddy Schultz, R (1, 1) Taylor Duncan, R (3, PH) Butch Metzger, R (4, 1) John Sutton, R (5, 1) Dane Iorg, L (6, PH) Keith Hernandez, L (7, 3) OBP: 0.250, SLG: 0.182 OBP: 0.250, SLG: 0.245 OBP: 0.384, SLG: 0.464			0-0 P4		0-0 F8	0-0 FC5-4 1B	0-0 1B 1B		

Inning Stats	R: 1	H: 2	E: 0	K: 0	S: 5	LOB: 1	BB: 0	P: 5	R: 0	H: 0	E: 0	K: 0	S: 3	LOB: 0	BB: 0	P: 3	R: 0	H: 1	E: 0	K: 0	S: 4	LOB: 1	BB: 0	P: 4	R: 0	H: 2	E: 0	K: 0	S: 5	LOB: 2	BB: 0	P: 5	R: 0	H: 1	E: 0	K: 0	S: 4	LOB: 1	BB: 0	P: 4	R: 7	H: 7	E: 0	K: 0	S: 10	LOB: 2	BB: 2	P: 18	R: 2	H: 3	E: 0	K: 1	S: 7	LOB: 0	BB: 0	P: 7	R: 0	H: 0	E: 0	K: 1	S: 5	LOB: 2	BB: 2	P: 13
--------------	------	------	------	------	------	--------	-------	------	------	------	------	------	------	--------	-------	------	------	------	------	------	------	--------	-------	------	------	------	------	------	------	--------	-------	------	------	------	------	------	------	--------	-------	------	------	------	------	------	-------	--------	-------	-------	------	------	------	------	------	--------	-------	------	------	------	------	------	------	--------	-------	-------

PITCHER	IP	WLS	BF	H	R	ER	SO	BB	IBB	HBP	BLK	WP	HR	S	P	ERA	WHIP
Grant Jackson, L (1, 1) ERA: 3.92	5.1		25	9	4	4	0	0	0	0	0	0	1	25	25	6.75	1.688
Larry Demery, R (6, 1) ERA: 5.24	0.1	L	7	4	4	4	0	2	0	0	0	0	0	5	13	108.00	18.000
Al Holland, L (6, 1) ERA: 7.71	1.1		6	3	2	2	1	0	0	0	0	0	0	8	8	13.50	2.250
Kent Tekulve, R (8, 1) ERA: 3.03	1.0		5	0	0	0	1	1	1	0	1	0	0	5	13	0.00	1.000

PITCHER	IP	WLS	BF	H	R	ER	SO	BB	IBB	HBP	BLK	WP	HR	S	P	ERA	WHIP
---------	----	-----	----	---	---	----	----	----	-----	-----	-----	----	----	---	---	-----	------

Batter	1	2	3	4	5	6	7	8	9	AB R H RBI BB SO LOB	TOP	
Bake McBride, L (1, 9) OBP: 0.368, SLG: 0.538	0-0 1B 2B 1B		0-0 FC6-4-3 2B	0-0 G3-6-3 1-2f		0-0 F8		0-0 HR 1B	0-0 F7	6 2 3 0 0 0 4	Philadelphia Phillies @ St. Louis Cardinals Busch Stadium, St. Louis, MO Fri Sep 16 1977, 7:05 PM CDT Att: 19,702 - Unknown	
Larry Bowa, S (1, 6) OBP: 0.307, SLG: 0.334 Mike Buskey, R (9, 6)	0-0 1-2 2B 1B		0-0 6-3		0-0 F8	0-0 F8		0-0 F8		5 1 1 0 0 0 3 0 0 0 0 0 0 0		
Mike Schmidt, R (1, 5) OBP: 0.394, SLG: 0.577	0-0 F8		0-0 FC6-4-5 BB 2B 2-3		0-0 F8		0-3 K	0-0 HR		5 2 1 2 0 1 3		
Greg Luzinski, R (1, 7) OBP: 0.392, SLG: 0.598 Tom Hutton, L (8, 3) OBP: 0.347, SLG: 0.359	0-0 1-H 2-H 2B		0-0 BB 2B 1B 1-2		0-0 5-3		0-0 2B	0-0 P6		5 2 3 2 0 0 0 0 0 0 0 0 0 0		
Jay Johnstone, L (1, 3) OBP: 0.359, SLG: 0.491 (8, 7)	0-0 F9		4-0 BB BB BB 2B BB 1-2 2-3		0-0 1B 2B	0-0 2B	0-0 2B		0-0 E5 BB E	4 3 2 1 1 0 1		
Garry Maddox, R (1, 8) OBP: 0.312, SLG: 0.429	0-0 F8		0-0 1-3 2-H 3-H 2B		0-0 4-3	0-3 K		0-0 P6		5 0 1 2 0 1 4		
Bob Boone, R (1, 2) OBP: 0.339, SLG: 0.433		0-0 1-3	0-0 P6		0-0 2B E 1B	0-0 2B		4-0 BB BB BB E BB 1-2		4 1 2 1 1 0 2		
Ted Sizemore, R (1, 4) OBP: 0.350, SLG: 0.366		0-0 6-3		0-0 G3-6-3 1B		0-0 E9 1B 2B	0-0 F7	0-0 E7		5 1 2 1 0 0 2		
Jim Lonborg, R (1, 1) OBP: 0.114, SLG: 0.071 Warren Brusstar, R (5, 1) Davey Johnson, R (6, PH) OBP: 0.400, SLG: 0.558 Fred Andrews, R (6, PR) OBP: 0.176, SLG: 0.250 Gene Garber, R (6, 1)		0-0 F8		0-3 K		0-0 1B		0-0 F8	0-3 K	2 0 0 0 0 1 1 0 0 0 0 0 0 0 1 0 1 1 0 0 0 0 0 0 0 0 0 0 2 0 0 0 0 1 2		
Inning Stats	R: 2 H: 3 E: 0 LOB: 1 K: 0 BB: 0 S: 6 P: 6	R: 0 H: 0 E: 0 LOB: 0 K: 0 BB: 0 S: 3 P: 3	R: 2 H: 3 E: 0 LOB: 2 K: 0 BB: 1 S: 6 P: 10	R: 0 H: 1 E: 0 LOB: 0 K: 1 BB: 0 S: 5 P: 5	R: 0 H: 0 E: 0 LOB: 0 K: 0 BB: 0 S: 3 P: 3	R: 3 H: 4 E: 1 LOB: 1 K: 0 BB: 0 S: 7 P: 7	R: 2 H: 3 E: 0 LOB: 1 K: 2 BB: 0 S: 10 P: 10	R: 2 H: 2 E: 0 LOB: 0 K: 0 BB: 0 S: 5 P: 5	R: 1 H: 0 E: 2 LOB: 2 K: 1 BB: 1 S: 7 P: 11	1B: 7 SF: 0 2B: 8 SAC: 0 3B: 0 DP: 1 HR: 1 HBP: 0	WP: 0 PA: 46 PB: 0 SB: 0 CS: 0	
PITCHER	IP WLS BF H R ER SO BB IBB HBP BLK WP HR S P ERA WHIP											
John Denny, R (1, 1) ERA: 4.85	5.1 L 27 11 7 7 1 1 0 0 0 0 0 0 28 32 11.81 2.250											
Pete Falcone, L (6, 1) ERA: 5.37	2.1 12 5 4 4 2 0 0 0 0 0 0 1 16 16 15.43 2.143											
Butch Metzger, R (8, 1) ERA: 3.67	1.1 7 0 1 0 1 1 0 0 0 0 0 0 8 12 0.00 0.750											

livebaseballscorecards.com

AB	44
R	12
H	16
RBI	10
BB	2
SO	4
LOB	22



BOTTOM

Philadelphia Phillies @ St. Louis Cardinals
 Busch Stadium, St. Louis, MO
 Fri Sep 16 1977, 7:05 PM CDT
 Att. 19,702 - Unknown

livebaseballscorecards.com

AB	33
R	6
H	9
RBI	4
BB	5
SO	5
LOB	14



WP: 2	PA: 39
PB: 0	
SB: 0	
CS: 0	

AB	R	H	RBI	BB	SO	LOB
4	1	1	0	1	0	0
1	1	1	0	0	0	0
2	2	1	0	2	0	1
4	1	2	0	1	0	2
4	1	1	2	0	1	4
3	0	2	2	0	0	0
3	0	0	0	1	0	1
3	0	1	0	0	1	2
1	0	0	0	0	0	1
3	0	0	0	0	1	1
1	0	0	0	0	1	1
2	0	0	0	0	1	0
1	0	0	0	0	0	1
0	0	0	0	0	0	0
1	0	0	0	0	0	0

Batter	1	2	3	4	5	6	7	8	9
Lou Brock, L (1, 7) OBP: 0.315, SLG: 0.348	4-0 1B WP BB	0-0 1-3		0-0 4-3			0-0 F8		0-0 FC4-6 1B
Jerry Mumphrey, S (1, 8) OBP: 0.364, SLG: 0.409	0-0 G6-4-3 WP 1-3 1B		0-0 1B 3B 1B		4-0 1B G6-4-3 BB		4-0 FC1-6 BB		0-0 FC4-6 1-2f 1B
Rick Bosetti, R (2, 8) OBP: 0.339, SLG: 0.250									
Garry Templeton, S (1, 6) OBP: 0.333, SLG: 0.439	4-0 G6-4-3 1-2 BB		0-0 1-3 3B 1B		0-0 G6-4-3 1-3 1B		0-0 FC1-6 1-2f		0-0 3-1
Ted Simmons, S (1, 2) OBP: 0.412, SLG: 0.507	0-0 G6-4-3 1-2f 2-3		0-0 1-H SF8 3B		0-0 G6-4-3 1-2f		0-3 K		
Keith Hernandez, L (1, 3) OBP: 0.385, SLG: 0.468	0-0 WP 1B		0-0 SF8		0-0 4-3			0-0 2B	
Ken Reitz, R (1, 5) OBP: 0.298, SLG: 0.422	4-0 1-2 BB		0-0 F7			0-0 5-3		0-0 F7	
Hector Cruz, R (1, 9) OBP: 0.326, SLG: 0.364	0-0 G3		0-3 K					0-0 L6	
Jim Dwyer, L (8, PH) OBP: 0.500, SLG: 0.500									
Mike Tyson, R (1, 4) OBP: 0.295, SLG: 0.335			0-0 F8		0-0 F8		0-3 K		0-3 K
Mike Phillips, L (8, PH) OBP: 0.245, SLG: 0.250									
John Denny, R (1, 1) OBP: 0.146, SLG: 0.109			0-0 F2		0-3 K		0-0 FC4-6		0-0 F8
Pete Falcone, L (6, 1) OBP: 0.293, SLG: 0.308									
Butch Metzger, R (8, 1)									
Dane Iorg, L (9, PH) OBP: 0.254, SLG: 0.241									

Inning Stats	R	H	E	K	S	H	LOB	BB	P	R	H	E	K	S	H	LOB	BB	P	1B	2B	3B	HR	SF	SAC	DP	HBP
	2	2	0	4	3	0	2	3	16	0	0	0	3	3	0	0	3	4	7	1	0	0	0	0	0	0
	0	2	0	0	0	3	0	0	0	0	0	0	0	0	0	0	0	0	1	1	0	0	0	0	0	0
	0	0	0	1	8	0	0	0	0	0	0	0	0	0	0	0	0	0	0	0	0	0	0	0	0	0
	0	0	0	0	0	0	0	0	0	0	0	0	0	0	0	0	0	0	0	0	0	0	0	0	0	0
	0	0	0	0	0	0	0	0	0	0	0	0	0	0	0	0	0	0	0	0	0	0	0	0	0	0
	0	0	0	0	0	0	0	0	0	0	0	0	0	0	0	0	0	0	0	0	0	0	0	0	0	0
	0	0	0	0	0	0	0	0	0	0	0	0	0	0	0	0	0	0	0	0	0	0	0	0	0	0
	0	0	0	0	0	0	0	0	0	0	0	0	0	0	0	0	0	0	0	0	0	0	0	0	0	0
	0	0	0	0	0	0	0	0	0	0	0	0	0	0	0	0	0	0	0	0	0	0	0	0	0	0
	0	0	0	0	0	0	0	0	0	0	0	0	0	0	0	0	0	0	0	0	0	0	0	0	0	0
	0	0	0	0	0	0	0	0	0	0	0	0	0	0	0	0	0	0	0	0	0	0	0	0	0	0

PITCHER	IP	WLS	BF	H	R	ER	SO	BB	IBB	HBP	BLK	WP	HR	S	P	ERA	WHIP
Jim Lonborg, R (1, 1) ERA: 3.86	4.0		21	6	6	6	2	4	0	0	0	2	0	21	37	13.50	2.500
Warren Brusstar, R (5, 1) ERA: 2.71	1.0	W	2	0	0	0	0	0	0	0	0	0	0	2	2	0.00	0.000
Gene Garber, R (6, 1) ERA: 2.43	4.0	S	16	3	0	0	3	1	0	0	0	0	0	21	25	0.00	1.000

Batter	1	2	3	4	5	6	7	8	9	AB	R	H	RBI	BB	SO	LOB	TOP								
Bake McBride, L (1, 9) OBP: 0.363, SLG: 0.532	0-0 G3	0-3 K		0-0 SF7		0-0 F7		0-0 F8		4	0	0	1	0	1	2									
Larry Bowa, S (1, 6) OBP: 0.310, SLG: 0.337	0-0 BB BB SF8	0-0 FC5-4		0-0		0-0		0-0 F8	0-0 F8	4	1	3	0	0	0	1									
Terry Harmon, R (6, 6) OBP: 0.304, SLG: 0.367	1B	1-2f		1B		1B				1	0	0	0	0	0	0									
Mike Schmidt, R (1, 5) OBP: 0.394, SLG: 0.573	4-0 BB BB 1-2 1B BB		4-0 BB BB 1B BB FC6-4	0-0 F8		0-0 F8		0-0 F8	0-0 F8	3	2	0	0	2	0	2									
Greg Luzinski, R (1, 7) OBP: 0.396, SLG: 0.597	4-0 BB BB 1-2 2-3 1B BB		4-0 BB BB FC6-4 1-2 5-3-6 1B BB	0-0 F8		4-0 BB BB 2B 1B BB		0-3 K	4-0 BB BB BB	1	3	0	0	4	1	0									
Jerry Martin, R (9, PR) OBP: 0.324, SLG: 0.445										0	0	0	0	0	0	0									
Davey Johnson, R (1, 3) OBP: 0.396, SLG: 0.553	0-0 SF8		0-0 FC6-4 1-2 2-3 1B	0-0 F8		0-0 F8		0-0 P4	0-0 F8	3	0	1	1	0	0	1									
Ron Reed, R (7, 1) OBP: 0.125, SLG: 0.188	3-H		1-2 2-3 1B	1-2 2-3 1B		1-3 2B				1	0	0	0	0	0	1									
Garry Maddox, R (1, 8) OBP: 0.314, SLG: 0.432	0-0 1-2 2-H 1B		0-0 FC6-4 5-3-6 1-2f 2-3 3-H 1B	0-0 5-3-6		0-0 1-3 2B		0-3 K		4	1	2	2	0	1	2									
Bob Boone, R (1, 2) OBP: 0.341, SLG: 0.434	0-0 E6 1-2 2-H 1B		0-0 5-3-6	0-0 5-3-6		0-0 G4-6-3 1B		0-0 F7	0-0 F7	4	0	2	3	0	0	1									
Ted Sizemore, R (1, 4) OBP: 0.349, SLG: 0.366		0-0 FC5-4 1B		0-0 E6 SH1-3 SF7		0-0 G4-6-3		0-0 F8	0-0 F8	4	1	1	0	0	0	2									
Larry Christenson, R (1, 1) OBP: 0.183, SLG: 0.224		0-3 K		0-0 SH1-3		0-0 6-3		0-0 1B		2	0	0	0	0	1	1									
Tom Hutton, L (7, 3) OBP: 0.355, SLG: 0.369				2-3						1	0	1	0	0	0	0									
Inning Stats	R: 4 E: 1 K: 0 S: 5	H: 3 LOB: 1 BB: 2 P: 13	R: 0 E: 0 K: 2 S: 8	H: 1 LOB: 1 BB: 0 P: 8	R: 2 E: 0 K: 0 S: 3	H: 1 LOB: 0 BB: 2 P: 11	R: 1 E: 1 K: 0 S: 5	H: 1 LOB: 1 BB: 0 P: 5	R: 1 E: 0 K: 0 S: 4	H: 2 LOB: 1 BB: 1 P: 8	R: 0 E: 0 K: 0 S: 4	H: 1 LOB: 1 BB: 0 P: 4	R: 0 E: 0 K: 2 S: 7	H: 0 LOB: 0 BB: 0 P: 7	R: 0 E: 0 K: 0 S: 4	H: 1 LOB: 1 BB: 0 P: 4	R: 0 E: 0 K: 0 S: 3	H: 0 LOB: 1 BB: 1 P: 7	1B: 9 2B: 2 3B: 0 HR: 0	SF: 2 SAC: 1 DP: 2 HBP: 0	WP: 0 PB: 0 SB: 0 CS: 0	PA: 41			
PITCHER	IP	WLS	BF	H	R	ER	SO	BB	IBB	HBP	BLK	WP	HR	S	P	ERA	WHIP								
Tom Underwood, L (1, 1) ERA: 5.18	0.0	L	0	0	0	0	0	0	0	0	0	0	0	0	0	∞	∞								
John Sutton, R (3, 1) ERA: 3.2	3.0		13	4	2	1	0	1	0	0	0	0	0	12	16	3.00	1.667								
Butch Metzger, R (6, 1) ERA: 3.61	2.0		7	1	0	0	2	0	0	0	0	0	0	11	11	0.00	0.500								
Al Hrabosky, L (8, 1) ERA: 4.67	2.0		8	1	0	0	0	1	0	0	0	0	0	7	11	0.00	1.000								

Philadelphia Phillies @ St. Louis Cardinals
 Busch Stadium, St. Louis, MO
 Sat Sep 17 1977, 3:33 AM CDT
 Att: 22,574 - Unknown

livebaseballscorecards.com

AB	32
R	8
H	10
RBI	7
BB	6
SO	4
LOB	13



BOTTOM

Philadelphia Phillies @ St. Louis Cardinals
 Busch Stadium, St. Louis, MO
 Sat Sep 17 1977, 3:33 AM CDT
 Att. 22,574 - Unknown

livebaseballscorecards.com

AB	33
R	4
H	7
RBI	4
BB	1
SO	2
LOB	10



WP: 0	PA: 35
PB: 0	
SB: 0	
CS: 0	

AB R H RBI BB SO LOB

4	0	1	0	0	0	1
3	0	0	0	0	0	1
1	0	1	0	0	0	0
4	1	0	0	0	0	1
4	1	1	0	0	0	0
2	0	1	0	0	0	1
1	0	0	1	0	0	0
4	1	0	0	0	0	3
4	1	2	2	0	1	1
4	0	1	1	0	0	1
1	0	0	0	0	0	1
0	0	0	0	0	0	0
1	0	0	0	0	1	0
0	0	0	0	0	0	0
0	0	0	0	0	0	0

Batter	1	2	3	4	5	6	7	8	9
Rick Bosetti, R (1, 8) OBP: 0.333, SLG: 0.250	0-0 G4-6-3 1B		0-0 F9		0-0 6-3		0-0 F8		
Lou Brock, L (1, 7) OBP: 0.313, SLG: 0.345	0-0 G4-6-3		0-0 5-3			0-0 F7		0-0 G4-3 1B	
Dane Iorg, L (7, 7) OBP: 0.267, SLG: 0.255	1-2f							0-0 G4-3 1B	
Garry Templeton, S (1, 6) OBP: 0.331, SLG: 0.436	0-0 4-3		0-0 F7			0-0 E6 1B SF7		0-0 G4-3 1-2f	
Keith Hernandez, L (1, 3) OBP: 0.384, SLG: 0.466		0-0 E1 2B		0-0 F8		0-0 SF7 1B		0-0 P4	
Ken Reitz, R (1, 5) OBP: 0.298, SLG: 0.424		0-0 F7		0-0 2B		0-0 SF7 1-2 3-H		0-0 F9	
Taylor Duncan, R (6, 5)									0-0 F9
Dave Rader, L (1, 2) OBP: 0.295, SLG: 0.346		0-0 E1 2B		0-0 F7		0-0 F8		0-0 6-3	
Jim Dwyer, L (1, 9) OBP: 0.500, SLG: 0.667		0-0 1B 2B		0-3 K			0-0 3-1		0-0 1B
Mike Tyson, R (1, 4) OBP: 0.295, SLG: 0.334		0-0 G6-4-3 1B			0-0 F9		0-0 4-3		0-0 F7
Tom Underwood, R (1, 1) OBP: 0.180, SLG: 0.152		0-0 G6-4-3 1B			0-3 K		4-0 BB		
John Sutton, K (3, 1)									
John Tamargo, S (5, PH)									
Butch Metzger, R (6, 1)									
Jerry Mumphrey, S (7, PH)									
Al Hrabosky, R (8, 1)									

Inning Stats	R: 0 E: 0 K: 0 S: 3	H: 1 LOB: 0 BB: 0 P: 3	R: 3 E: 2 K: 0 S: 6	H: 2 LOB: 0 BB: 0 P: 6	R: 0 E: 0 K: 0 S: 3	H: 0 LOB: 0 BB: 0 P: 3	R: 0 E: 0 K: 1 S: 6	H: 1 LOB: 1 BB: 0 P: 6	R: 0 E: 0 K: 1 S: 5	H: 0 LOB: 0 BB: 0 P: 5	R: 1 E: 1 K: 0 S: 5	H: 1 LOB: 1 BB: 0 P: 5	R: 0 E: 0 K: 0 S: 3	H: 0 LOB: 1 BB: 1 P: 7	R: 0 E: 0 K: 0 S: 3	H: 1 LOB: 0 BB: 0 P: 3	R: 0 E: 0 K: 0 S: 4	H: 1 LOB: 1 BB: 0 P: 4	1B: 5 2B: 2 3B: 0 HR: 0	SF: 1 SAC: 0 DP: 3 HBP: 0	WP: 0 PB: 0 SB: 0 CS: 0	PA: 35
--------------	------------------------------	---------------------------------	------------------------------	---------------------------------	------------------------------	---------------------------------	------------------------------	---------------------------------	------------------------------	---------------------------------	------------------------------	---------------------------------	------------------------------	---------------------------------	------------------------------	---------------------------------	------------------------------	---------------------------------	----------------------------------	------------------------------------	----------------------------------	--------

PITCHER	IP	WLS	BF	H	R	ER	SO	BB	IBB	HBP	BLK	WP	HR	S	P	ERA	WHIP
Larry Christenson, R (1, 1) ERA: 4.11	6.0	W	24	5	4	0	2	0	0	0	0	0	0	28	28	0.00	0.833
Ron Reed, R (7, 1) ERA: 2.51	3.0	S	11	2	0	0	0	1	0	0	0	0	0	10	14	0.00	1.000

Batter	1	2	3	4	5	6	7	8	9	AB R H RBI BB SO LOB	TOP												
Bake McBride, L (1, 9) OBP: 0.363, SLG: 0.531 Ollie Brown, R (6, 7) OBP: 0.284, SLG: 0.362	0-0 L9		0-0 G6-3		0-0 FC6-4 1B			0-0 F8	0-0 P6	3 0 1 0 0 0 2 2 0 0 0 0 0 2	Philadelphia Phillies @ St. Louis Cardinals Busch Stadium, St. Louis, MO Sun Sep 18 1977, 3:33 AM CDT Att. 23,169 - Overcast AB 36 R 5 H 12 RBI 5 BB 2 SO 5 LOB 14												
Ted Sizemore, R (1, 4) OBP: 0.349, SLG: 0.365 Mike Buskey, R (6, 6) OBP: 0.500, SLG: 0.500	0-0 G6-4-3 1B			0-0 P4	0-0 FC6-4			0-0 1B 2B 1B	0-3 K	3 0 1 0 0 0 2 2 1 1 0 0 0 1													
Mike Schmidt, R (1, 5) OBP: 0.392, SLG: 0.570 Jim Morrison, R (6, 5) OBP: 1.000, SLG: 1.000	0-0 G6-4-3			0-0 F9		0-3 K		0-0 1B 2B 1B		3 0 0 0 0 0 1 1 1 1 1 1 0 0 0													
Greg Luzinski, R (1, 7) OBP: 0.394, SLG: 0.594 Dan Warthen, S (6, 1) OBP: 0.200, SLG: 0.111 Fred Andrews, R (8, PH) OBP: 0.222, SLG: 0.294 Tug McGraw, R (8, 1) OBP: 0.400, SLG: 0.333		0-0 F7		0-3 K		0-0 F9		0-0 1B 2B 1B		3 0 0 0 0 0 1 0 0 0 0 0 0 0 0 0 1 0 1 0 0 0 0 0 0 0 0 0 0 0 0 0													
Jay Johnstone, L (1, 3) OBP: 0.355, SLG: 0.485		0-0 F7			0-0 G3	0-3 K		0-0 P3		4 0 0 0 0 0 1 3													
Garry Maddox, R (1, 8) OBP: 0.316, SLG: 0.434 Jerry Martin, R (6, 8) OBP: 0.326, SLG: 0.450		0-0 PO PB 1B			0-0 HR 1B		0-0 P4	0-0 1B 2B		2 1 2 0 0 0 0 0 2 0 1 2 0 0 0 0													
Bob Boone, R (1, 2) OBP: 0.344, SLG: 0.444 Barry Foote, R (6, 2) OBP: 0.295, SLG: 0.437		0-0 PO	0-0 1B 1B		0-0 HR		0-0 L7	0-0 F7		2 1 2 2 0 0 0 0 2 0 0 0 0 0 0 2													
Terry Harmon, R (1, 6) OBP: 0.283, SLG: 0.340			0-0 F9		0-0 5-3		0-3 K		0-0 P4	4 0 0 0 0 0 1 1													
Jim Kaat, L (1, 1) OBP: 0.222, SLG: 0.250 Warren Brusstar, R (2, 1) OBP: 0.382, SLG: 0.478 Manny Seoane, R (3, 1) OBP: 1.000, SLG: 1.000 Davey Johnson, R (6, 3) OBP: 0.404, SLG: 0.553			0-0 G6-3 1B		0-0 1B			4-0 1B BB	4-0 BB	0 0 0 0 0 0 0 0 0 0 0 0 0 0 0 0 1 0 1 0 0 0 0 0 1 0 1 0 0 0 0 0 0 1 0 0 2 0 0 0													
Inning Stats	R: 0 E: 0 K: 0 S: 3	H: 1 LOB: 0 BB: 0 P: 3	R: 0 E: 0 K: 0 S: 3	H: 1 LOB: 0 BB: 0 P: 3	R: 0 E: 0 K: 0 S: 4	H: 2 LOB: 1 BB: 0 P: 4	R: 0 E: 0 K: 1 S: 5	H: 0 LOB: 0 BB: 0 P: 5	R: 2 E: 0 K: 0 S: 7	H: 4 LOB: 2 BB: 0 P: 7		R: 0 E: 0 K: 2 S: 7	H: 0 LOB: 0 BB: 0 P: 7	R: 0 E: 0 K: 1 S: 5	H: 0 LOB: 0 BB: 0 P: 5	R: 3 E: 0 K: 0 S: 7	H: 4 LOB: 2 BB: 1 P: 11	R: 0 E: 0 K: 1 S: 5	H: 0 LOB: 1 BB: 1 P: 9	1B: 10 2B: 1 3B: 0 HR: 1	SF: 0 SAC: 0 DP: 2 HBP: 0	WP: 0 PB: 1 SB: 0 CS: 0	PA: 39
PITCHER	IP WLS BF H R ER SO BB IBB HBP BLK WP HR S P ERA WHIP																						
Bob Forsch, R (1, 1) ERA: 3.25	5.0 W 20 8 2 2 1 0 0 0 0 0 0 1 22 22 3.60 1.600																						
Buddy Schult, L (6, 1) ERA: 2.16	3.0 14 4 3 3 3 1 0 0 0 0 0 0 19 23 9.00 1.667																						
Rawly Eastwick, R (9, 1) ERA: 3.45	1.0 4 0 0 0 0 1 1 0 0 0 0 0 5 9 0.00 1.000																						

Philadelphia Phillies @ St. Louis Cardinals
 Busch Stadium, St. Louis, MO
 Sun Sep 18 1977, 3:33 AM CDT
 Att. 23,169 - Overcast

livebaseballscorecards.com



Batter	1	2	3	4	5	6	7	8	9
Lou Brock, L (1, 7) Mike Anderson, R (8, 9) OBP: 0.320, SLG: 0.355 OBP: 0.284, SLG: 0.343	0-0 CS 1B	0-0 1B E 1B 1-2 2-3 3-H	0-0 2B 1B		0-0 1B 2B 1-3		0-0 FC4-6 1B		
Rick Bosetti, R (1, 8) OBP: 0.324, SLG: 0.246	0-0 5-3 1-2	0-0 E 1B HR 1B 1-2 2-3 3-H	0-0 F7		0-3 K 2		0-0 FC4-6 6-3 1-2f		
Garry Templeton, S (1, 6) OBP: 0.335, SLG: 0.444	0-0 3B	0-0 E HR 1B 1-2 2-3 3-H	0-0 2B 3-H		0-0 1B 1B 2-H 3-H		0-0 6-3 1-2		
Ted Simmons, S (1, 2) OBP: 0.410, SLG: 0.504	0-0 P3	0-0 E5 HR 1-2 2-3 3-H	0-0 F8		0-0 1B 1-3		0-0 5-3		
Keith Hernandez, L (1, 3) OBP: 0.384, SLG: 0.471		0-0 1B 1B HR		0-0 6-3	0-0 F7		0-0 F8		
Roger Freed, R (1, 9) Jim Dwyer, L (2, PR) (3, 9) (8, 7) OBP: 0.482, SLG: 0.630 OBP: 0.556, SLG: 0.625		0-0 1B 1B 1B HR		0-0 G6-4-3 1B		4-0 BB BB BB	0-3 K		
Ken Reitz, R (1, 5) OBP: 0.296, SLG: 0.420		0-0 F9 G4-3		0-0 G6-4-3 1-2f		0-0 P4	0-0 F8		
Mike Phillips, L (1, 4) OBP: 0.258, SLG: 0.259		0-0 1B 1B 1B 1-2 2-H	4-0 1B WP 2B BB		0-0 2B 1B 1B	0-3 K			
Bob Forsch, R (1, 1) Ken Oberkfell, L (5, PH) Buddy Schultz, R (6, 1) Rawly Eastwick, R (9, 1) OBP: 0.176, SLG: 0.197 OBP: 0.231, SLG: 0.167 OBP: 0.333, SLG: 0.273		0-0 1B 1B 1-2 2-3	0-3 K		0-3 K	0-0 4-3			

Inning Stats	R: 0	H: 2	E: 0	LOB: 1	K: 0	BB: 0	S: 4	P: 4
	R: 9	H: 8	E: 1	LOB: 1	K: 0	BB: 1	S: 11	P: 15
	R: 1	H: 2	E: 0	LOB: 2	K: 1	BB: 1	S: 7	P: 11
	R: 0	H: 1	E: 0	LOB: 0	K: 0	BB: 0	S: 3	P: 3
	R: 2	H: 4	E: 0	LOB: 2	K: 2	BB: 0	S: 11	P: 11
	R: 0	H: 0	E: 0	LOB: 1	K: 1	BB: 1	S: 5	P: 9
	R: 0	H: 1	E: 0	LOB: 1	K: 0	BB: 0	S: 4	P: 4
	R: 0	H: 0	E: 0	LOB: 0	K: 1	BB: 0	S: 5	P: 5

PITCHER	IP	WLS	BF	H	R	ER	SO	BB	IBB	HBP	BLK	WP	HR	S	P	ERA	WHIP
Jim Kaat, L (1, 1) ERA: 5.37	1.1	L	12	9	7	7	0	0	0	0	0	0	0	12	12	47.25	6.750
Warren Brusstar, R (2, 1) ERA: 2.83	0.2		4	1	2	1	0	1	0	0	0	0	1	3	7	13.50	3.000
Manny Seoane, R (3, 1) ERA: 9.0	3.0		16	7	3	3	3	1	0	0	0	1	0	21	25	9.00	2.667
Dan Warthen, L (6, 1) ERA: 7.41	2.0		8	1	0	0	1	1	0	0	0	0	0	9	13	0.00	1.000
Tug McGraw, L (8, 1) ERA: 2.35	1.0		3	0	0	0	1	0	0	0	0	0	0	5	5	0.00	0.000

BOTTOM


Philadelphia Phillies @ St. Louis Cardinals
 Busch Stadium, St. Louis, MO
 Sun Sep 18 1977, 3:33 AM CDT
 Att. 23,169 - Overcast

AB	R	H	RBI	BB	SO	LOB
5	2	5	1	0	0	0
0	0	0	0	0	0	0
5	1	1	1	0	1	6
5	1	4	4	0	0	1
5	1	1	1	0	0	6
5	2	2	4	0	0	2
1	1	1	0	1	0	0
2	0	1	0	1	1	0
5	0	0	0	0	0	5
3	3	2	1	1	1	1
2	1	1	0	0	1	1
1	0	0	0	0	1	1
0	0	0	0	0	0	0

AB	40
R	12
H	18
RBI	12
BB	3
SO	5
LOB	24

1B: 14	SF: 0	WP: 1	PA: 43
2B: 2	SAC: 0	PB: 0	
3B: 1	DP: 2	SB: 0	
HR: 1	HBP: 0	CS: 1	

livebaseballscorecards.com



Batter	1	2	3	4	5	6	7	8	9	AB R H RBI BB SO LOB	TOP											
Lou Brock, L (1, 7) OBP: 0.318, SLG: 0.352	0-0 F7		0-3 K			0-0 4-3	0-0 FC6-4			4 0 0 0 0 1 1												
Jerry Mumphrey, S (1, 8) OBP: 0.365, SLG: 0.406	0-3 K		0-0 5-3			4-0 WP S BB		0-0 3-1		3 0 0 0 1 1 0												
Garry Templeton, S (1, 6) OBP: 0.333, SLG: 0.441	0-0 P6			0-0 4-3		0-3 K		0-0 P5		4 0 0 0 0 1 1												
Keith Hernandez, L (1, 3) OBP: 0.385, SLG: 0.470		0-0 CS 1B		0-0 4-3		4-0 BB BB		0-0 F7		3 0 1 0 1 0 0												
Jim Dwyer, L (1, 9) OBP: 0.538, SLG: 0.545		0-0 E 1B SF7 1B		0-3 K		4-0 CS-6-4 BB		0-3 K		3 1 1 0 1 2 0												
Ken Reitz, R (1, 5) OBP: 0.296, SLG: 0.419		0-0 E9 1B		0-0 F5		0-0 FC5-6-4		0-0 P4		4 0 1 0 0 0 3												
Dave Rader, L (1, 2) OBP: 0.283, SLG: 0.374		0-0 SF7		0-0 HR		0-0 6-3		0-0 5-3		3 1 1 2 0 0 0												
Mike Phillips, L (1, 4) OBP: 0.253, SLG: 0.253		0-3 K		0-3 K		0-0 4-3				3 0 0 0 0 2 1												
John Urrea, R (1, 1) OBP: 0.314, SLG: 0.143			0-0 G3		0-3 K		4-0 FC6-4 BB			2 0 0 0 0 1 0												
Rawly Eastwick, R (6, 1) OBP: 0.333, SLG: 0.273										0 0 0 0 0 0 0												
Dane Iorg, L (7, PH) OBP: 0.279, SLG: 0.255										0 0 0 0 1 0 0												
Butch Metzger, R (7, 1)										0 0 0 0 0 0 0												
Inning Stats	R: 0 E: 0 K: 1 S: 5	H: 0 LOB: 0 BB: 0 P: 5	R: 1 E: 1 K: 1 S: 7	H: 3 LOB: 1 BB: 0 P: 7	R: 0 E: 0 K: 1 S: 5	H: 0 LOB: 0 BB: 0 P: 5	R: 0 E: 0 K: 1 S: 5	H: 0 LOB: 0 BB: 0 P: 5	R: 1 E: 0 K: 2 S: 8	H: 1 LOB: 0 BB: 0 P: 8	R: 0 E: 0 K: 1 S: 5	H: 0 LOB: 3 BB: 3 P: 17	R: 0 E: 0 K: 0 S: 3	H: 0 LOB: 1 BB: 1 P: 7	R: 0 E: 0 K: 0 S: 3	H: 0 LOB: 0 BB: 0 P: 3	R: 0 E: 0 K: 1 S: 5	H: 0 LOB: 0 BB: 0 P: 5	1B: 3 2B: 0 3B: 0 HR: 1	SF: 1 SAC: 0 DP: 0 HBP: 0	WP: 1 PB: 0 SB: 1 CS: 1	PA: 34
PITCHER Wayne Twitchell, R (1, 1) ERA: 4.29	IP: 9.0 WLS: W BF: 34 H: 4 R: 2 ER: 1 SO: 8 BB: 4 IBB: 0 HBP: 0 BLK: 0 WP: 1 HR: 1 S: 46 P: 62 ERA: 1.00 WHIP: 0.889											PITCHER	IP: 9.0 WLS: W BF: 34 H: 4 R: 2 ER: 1 SO: 8 BB: 4 IBB: 0 HBP: 0 BLK: 0 WP: 1 HR: 1 S: 46 P: 62 ERA: 1.00 WHIP: 0.889									

St. Louis Cardinals @ Montreal Expos
Olympic Stadium, Montreal, QB
Wed Sep 21 1977, 7:05 PM EDT
Unknown

livebaseballscorecards.com

AB 29
R 2
H 4
RBI 2
BB 4
SO 8
LOB 6



St. Louis Cardinals @ Montreal Expos
 Olympic Stadium, Montreal, QB
 Wed Sep 21 1977, 7:05 PM EDT
 Att. 5,658 - Unknown

livebaseballscorecards.com



WP: 0 PA: 39
 PB: 1
 SB: 0
 CS: 1

AB 38
 R 8
 H 12
 RBI 6
 BB 1
 SO 6
 LOB 13

AB R H RBI BB SO LOB

4 1 1 2 0 1 2
 1 0 0 0 0 0 0

5 2 3 0 0 0 0

5 1 1 1 0 1 3

4 1 2 2 0 1 1

3 0 1 0 1 0 1
 0 0 0 0 0 0 0

4 1 0 0 0 2 2

4 0 2 0 0 0 0

2 1 2 1 0 0 0
 2 0 0 0 0 0 1

4 1 0 0 0 1 3

1B: 9 SF: 0
 2B: 0 SAC: 0
 3B: 1 DP: 2
 HR: 2 HBP: 0

Batter	1	2	3	4	5	6	7	8	9
Lou Brock, L (1, 7) OBP: 0.317, SLG: 0.357 Mike Anderson, R (7, 9) OBP: 0.282, SLG: 0.340	0-0 G3	0-0 3-1		0-0 IHR			0-3 K		0-0 6-3
Garry Templeton, S (1, 6) OBP: 0.335, SLG: 0.446	0-0 BLK 1B		0-0 1B 3B	0-0 CS 1B			0-0 E4 HR		0-0 3-1
Keith Hernandez, L (1, 3) OBP: 0.383, SLG: 0.468	0-0 P6 1-2		0-0 1B G6-4-3 1B	0-0 F7 1-2			0-0 F8		0-3 K
Ted Simmons, S (1, 2) OBP: 0.411, SLG: 0.510	0-3 K		0-0 1B G6-4-3 1B		0-0 P5		0-0 HR		
Dane Iorg, L (1, 9) OBP: 0.292, SLG: 0.259 Rick Bosetti, R (7, PR) OBP: 0.324, SLG: 0.246		0-0 FC6-4 1B	0-0 G6-4-3 1-2f		0-0 F7		4-0 BB		
Jerry Mumphrey, S (1, 8) OBP: 0.362, SLG: 0.402		0-0 FC6-4 1B 1-2f	0-0 6-3		0-3 K		0-3 K		
Taylor Duncan, R (1, 5) OBP: 0.286, SLG: 0.333		0-0 1B 1-3		0-0 F3		0-0 G1-6-3 1B		0-0 4-3	
Mike Tyson, R (1, 4) OBP: 0.298, SLG: 0.337 Mike Phillips, L (4, 4) OBP: 0.250, SLG: 0.250		0-0 1B 1-2		0-0 E FC2 PB 1B		0-0 G1-6-3 1-2f		0-0 F8	
Eric Rasmussen, R (1, 1) OBP: 0.189, SLG: 0.214		0-0 B3		0-0 FC2 PB 1-3 IHR		0-0 6-3		0-3 K	

Inning Stats	R: 0	H: 1	E: 0	K: 1	S: 6	P: 6	R: 1	H: 3	E: 0	K: 0	S: 6	P: 6	R: 2	H: 3	E: 0	K: 0	S: 5	P: 5	R: 3	H: 3	E: 1	K: 0	S: 6	P: 6	R: 0	H: 0	E: 0	K: 1	S: 5	P: 5	R: 0	H: 1	E: 0	K: 0	S: 3	P: 3	R: 2	H: 1	E: 1	K: 2	S: 9	P: 13	R: 0	H: 0	E: 0	K: 1	S: 5	P: 5	R: 0	H: 0	E: 0	K: 1	S: 5	P: 5
--------------	------	------	------	------	------	------	------	------	------	------	------	------	------	------	------	------	------	------	------	------	------	------	------	------	------	------	------	------	------	------	------	------	------	------	------	------	------	------	------	------	------	-------	------	------	------	------	------	------	------	------	------	------	------	------

PITCHER	IP	WLS	BF	H	R	ER	SO	BB	IBB	HBP	BLK	WP	HR	S	P	ERA	WHIP
Hal Dues, R (1, 1) ERA: 4.6	3.1	L	19	9	6	5	1	0	0	0	1	0	0	21	21	13.50	2.700
Santo Alcala, R (4, 1) ERA: 4.87	1.2		5	1	0	0	1	0	0	0	0	0	0	7	7	0.00	0.600
Fred Holdsworth, R (6, 1) ERA: 4.71	2.0		9	2	2	0	2	1	0	0	0	0	1	12	16	0.00	1.500
Bill Atkinson, R (8, 1) ERA: 3.5	2.0		6	0	0	0	2	0	0	0	0	0	0	10	10	0.00	0.000

PITCHER	IP	WLS	BF	H	R	ER	SO	BB	IBB	HBP	BLK	WP	HR	S	P	ERA	WHIP
---------	----	-----	----	---	---	----	----	----	-----	-----	-----	----	----	---	---	-----	------

Batter	1	2	3	4	5	6	7	8	9
Dave Cash, R (1, 4) <small>OBP: 0.345, SLG: 0.380</small> Pepe Frias, R (8, 4) <small>OBP: 0.246, SLG: 0.262</small>	0-0 		0-0 			0-0 		0-0 	
Chris Speier, R (1, 6) <small>OBP: 0.316, SLG: 0.335</small> Stan Papi, R (9, 6) <small>OBP: 0.222, SLG: 0.333</small>	0-0 		0-0 			0-0 		0-0 	
Andre Dawson, R (1, 8) <small>OBP: 0.323, SLG: 0.464</small>	0-3 			0-0 		0-0 		0-0 	
Tony Perez, R (1, 3) <small>OBP: 0.363, SLG: 0.481</small> Sam Mejias, R (7, 9) <small>OBP: 0.247, SLG: 0.389</small>	0-0 			0-3 		0-0 		0-0 	
Del Unser, L (1, 9) <small>OBP: 0.333, SLG: 0.452</small>		0-0 		0-0 		0-0 		0-0 	
Gary Carter, R (1, 2) <small>OBP: 0.344, SLG: 0.513</small> Tim Blackwell, S (8, 2) <small>OBP: 0.190, SLG: 0.158</small>		0-0 		0-0 		0-0 		0-0 	
Warren Cromartie, L (1, 7) <small>OBP: 0.317, SLG: 0.395</small> Bill Atkinson, L (8, 1) <small>OBP: 0.200, SLG: 0.200</small> Jose Morales, R (9, PH) <small>OBP: 0.240, SLG: 0.333</small>		0-0 			0-3 	0-0 		0-0 	
Larry Parrish, R (1, 5) <small>OBP: 0.313, SLG: 0.384</small>			0-0 		0-3 	0-0 		0-0 	
Hal Dues, R (1, 1) Santo Alcalá, R (4, 1) <small>OBP: 0.071, SLG: 0.179</small> Pete Mackanin, R (5, PH) <small>OBP: 0.259, SLG: 0.299</small> Fred Holdsworth, R (8, 1) <small>OBP: 0.333, SLG: 0.333</small> Jerry White, S (7, PH) <small>OBP: 0.333, SLG: 0.333</small>			0-3 		0-0 	0-0 			

AB	R	H	RBI	BB	SO	LOB
3	0	0	0	0	0	1
1	0	0	0	0	0	0
4	1	1	0	0	0	1
0	0	0	0	0	0	0
4	0	2	0	0	1	0
3	0	0	0	0	1	1
1	0	0	0	0	0	1
4	0	2	0	0	0	0
3	1	0	0	0	0	1
1	0	0	0	0	0	1
3	0	1	0	0	1	0
0	0	0	0	0	0	0
1	0	1	0	0	0	0
3	0	1	1	0	1	1
1	0	0	0	0	1	1
0	0	0	0	0	0	0
1	0	0	0	0	0	0
1	0	0	0	0	0	1

BOTTOM	
AB	34
R	2
H	8
RBI	1
BB	0
SO	5
LOB	9

Inning Stats	
R: 1	H: 1
E: 1	LOB: 0
K: 1	BB: 0
S: 6	P: 6
R: 0	H: 0
E: 0	LOB: 0
K: 0	BB: 0
S: 3	P: 3
R: 0	H: 1
E: 0	LOB: 1
K: 1	BB: 0
S: 6	P: 6
R: 0	H: 1
E: 0	LOB: 1
K: 1	BB: 0
S: 6	P: 6
R: 0	H: 0
E: 0	LOB: 0
K: 2	BB: 0
S: 7	P: 7
R: 0	H: 1
E: 0	LOB: 1
K: 0	BB: 0
S: 4	P: 4
R: 1	H: 1
E: 1	LOB: 1
K: 0	BB: 0
S: 5	P: 5
R: 0	H: 1
E: 0	LOB: 1
K: 0	BB: 0
S: 4	P: 4
R: 0	H: 2
E: 0	LOB: 1
K: 0	BB: 0
S: 4	P: 4
1B: 4	SF: 1
2B: 2	SAC: 0
3B: 2	DP: 1
HR: 0	HBP: 0
WP: 0	PA: 35
PB: 0	
SB: 0	
CS: 0	

PITCHER																	
Eric Rasmussen, R (1, 1) <small>ERA: 3.51</small>	IP	WLS	BF	H	R	ER	SO	BB	IBB	HBP	BLK	WP	HR	S	P	ERA	WHIP
	9.0	W	35	8	2	0	5	0	0	0	0	0	0	45	45	0.00	0.889

St. Louis Cardinals @ Montreal Expos
 Olympic Stadium, Montreal, QB
 Wed Sep 21 1977, 7:05 PM EDT
 Att. 5,658 - Unknown

livebaseballscorecards.com



Batter	1	2	3	4	5	6	7	8	9	AB R H RBI BB SO LOB	TOP									
Lou Brock, L (1, 7) OBP: 0.316, SLG: 0.356 Butch Metzger, R (8, 1) Al Hrabosky, R (8, 1)	0-0 4-3		0-0 6-3		0-0 4-3			0-0 S 1B		4 0 1 0 0 0 2 0 0 0 0 0 0 0 0 0 0 0 0 0 0	St. Louis Cardinals @ Montreal Expos Olympic Stadium, Montreal, QB Thu Sep 22 1977, 7:05 PM EDT Att. 5,233 - Unknown livebaseballscorecards.com									
Jerry Mumphrey, S (1, 8) OBP: 0.358, SLG: 0.398	0-0 5-3		0-0 4-3		0-0 5-3		0-0 P4 1-2		4 0 0 0 0 0 1											
Garry Templeton, S (1, 6) OBP: 0.333, SLG: 0.443	0-0 6-3			0-0 5-3		0-3 K	0-3 K		4 0 0 0 0 2 1											
Ted Simmons, S (1, 2) OBP: 0.413, SLG: 0.512		0-0 FC6-4-5 2B		0-0 5-3		4-0 BB		4-0 BB	2 0 1 0 2 0 0											
Keith Hernandez, L (1, 3) OBP: 0.381, SLG: 0.464		0-0 P6		0-0 5-3		0-3 K		0-0 F8	4 0 0 0 0 1 3											
Roger Freed, R (1, 9) OBP: 0.489, SLG: 0.632 Mike Anderson, R (7, PR) OBP: 0.280, SLG: 0.338 (7, 9)		0-0 FC6-4-5 1B 2-3		0-0 2B 1B			0-0 G5-4-3 1B	0-0 F9	3 0 2 0 0 0 1 1 0 0 0 0 0 1											
Ken Reitz, R (1, 5) OBP: 0.295, SLG: 0.418		0-0 1-2 1B		0-0 P3		0-0 P4	0-0 P4	0-0 P4	4 0 1 0 0 0 3											
Mike Tyson, R (1, 4) OBP: 0.298, SLG: 0.340		0-3 K		0-0 1-3 2B		0-0 G5-4-3 1-2f			3 0 1 0 0 1 3											
John Denny, R (1, 1) OBP: 0.140, SLG: 0.104 Taylor Duncan, R (8, PH) OBP: 0.250, SLG: 0.286 Rick Bosetti, R (8, 7) OBP: 0.324, SLG: 0.246			0-0 P5		0-0 B1-3		0-0 F9		2 0 0 0 0 0 2 1 0 0 0 0 0 0 0 0 0 0 0 0 0											
Inning Stats	R: 0 E: 0 K: 0 S: 3	H: 0 LOB: 0 BB: 0 P: 3	R: 0 E: 0 K: 1 S: 7	H: 2 LOB: 2 BB: 0 P: 7	R: 0 E: 0 K: 0 S: 3	H: 0 LOB: 0 BB: 0 P: 3	R: 0 E: 0 K: 0 S: 5	H: 2 LOB: 2 BB: 0 P: 5	R: 0 E: 0 K: 2 S: 7	H: 0 LOB: 1 BB: 1 P: 11	R: 0 E: 0 K: 0 S: 3	H: 1 LOB: 1 BB: 0 P: 3	R: 0 E: 0 K: 1 S: 6	H: 1 LOB: 1 BB: 0 P: 6	R: 0 E: 0 K: 0 S: 3	H: 0 LOB: 1 BB: 1 P: 7	1B: 4 2B: 2 3B: 0 HR: 0	SF: 0 SAC: 0 DP: 1 HBP: 0	WP: 0 PB: 0 SB: 1 CS: 0	PA: 34
PITCHER Dan Schatzeder, L (1, 1) ERA: 0.92	IP: 9.0 WLS: W BF: 34 H: 6 R: 0 ER: 0 SO: 4 BB: 2 IBB: 0 HBP: 0 BLK: 0 WP: 0 HR: 0 S: 40 P: 48 ERA: 0.00 WHIP: 0.889																			



Batter	1	2	3	4	5	6	7	8	9	AB	R	H	RBI	BB	SO	LOB
Dave Cash, R OBP: 0.345, SLG: 0.379 (1, 4)	0-0 5-3		0-0 1B		0-0 6-3		0-0 FC6-4			4	0	1	0	0	0	1
Chris Speier, R OBP: 0.318, SLG: 0.338 (1, 6) Pepe Frias, R OBP: 0.246, SLG: 0.262 (8, PR) (9, 6)	0-0 1B		0-0 G5-4-3		0-0 4-3			0-0 2B		4	0	2	0	0	0	1
Andre Dawson, R OBP: 0.322, SLG: 0.461 (1, 8)	4-0 1-2 BB		0-0 G3			0-0 5-3		0-0 P4		3	0	0	0	1	0	1
Tony Perez, R OBP: 0.362, SLG: 0.483 (1, 3) Sam Mejias, R OBP: 0.247, SLG: 0.389 (8, PR) (9, 9)	0-3 K			0-0 6-3		0-0 6-3		0-0 3B		4	0	1	1	0	1	2
Del Unser, L OBP: 0.339, SLG: 0.459 (1, 9) (9, 3)	4-0 1-2 2-3 BB				0-0 2B		0-0 CS 1B	0-0 FC3-2-5 BB		3	0	2	0	1	0	2
Gary Carter, R OBP: 0.347, SLG: 0.513 (1, 2)	0-3 K			1-0 FC4-6 HBP		0-0 CS 1B	0-0 SH5-3 1B	4-0 1-2 BB		2	1	1	0	1	1	3
Warren Cromartie, L OBP: 0.316, SLG: 0.393 (1, 7)		0-3 K		0-0 F7		0-0 F7	0-0 SH5-3	0-0 F7		3	0	0	0	0	1	5
Larry Parrish, R OBP: 0.311, SLG: 0.381 (1, 5)		0-0 5-3		0-0 FC4-6		0-0 5-3				3	0	0	0	0	0	3
Dan Schatzeder, L OBP: 0.333, SLG: 0.333 (1, 1)		0-0 F8			0-3 K		0-0 FC6-4 1B			3	0	1	1	0	1	0

Inning Stats	R: 0	H: 1	E: 1	K: 2	S: 8	LOB: 3	BB: 2	P: 16	R: 0	H: 0	E: 0	K: 1	S: 5	LOB: 0	BB: 0	P: 5	R: 0	H: 1	E: 0	K: 0	S: 4	LOB: 2	BB: 0	P: 5	R: 0	H: 0	E: 0	K: 1	S: 5	LOB: 0	BB: 0	P: 5	R: 0	H: 1	E: 0	K: 0	S: 3	LOB: 0	BB: 0	P: 3	R: 1	H: 2	E: 0	K: 0	S: 5	LOB: 1	BB: 0	P: 5	R: 1	H: 2	E: 0	K: 0	S: 5	LOB: 3	BB: 1	P: 9
John Denny, R ERA: 4.67 (1, 1)	IP	WLS	BF	H	R	ER	SO	BB	IBB	HBP	BLK	WP	HR	S	P	ERA	WHIP																																							
Butch Metzger, R ERA: 3.61 (8, 1)	0.1		3	2	1	1	0	0	0	0	0	0	0	3	3	27.00	6.000																																							
Al Hrabosky, L ERA: 4.63 (8, 1)	0.2		3	0	0	0	0	1	0	0	0	0	0	2	6	0.00	1.500																																							


BOTTOM

St. Louis Cardinals @ Montreal Expos
Olympic Stadium, Montreal, QB

Thu Sep 22 1977, 7:05 PM EDT
Att. 5,233 - Unknown

AB	29
R	2
H	8
RBI	2
BB	3
SO	4
LOB	18

WP: 0 PA: 35
PB: 0 SB: 0
CS: 1



Batter	1	2	3	4	5	6	7	8	9	AB	R	H	RBI	BB	SO	LOB	TOP										
Lou Brock, L (1, 7) OBP: 0.316, SLG: 0.355 Rick Bosetti, R (6, 7) OBP: 0.314, SLG: 0.238	0-0 F6-3		0-0 B2		0-0 4-3	0-0 FC5-2 1B	0-0 FC5-2 1B	0-3 K		4	0	1	1	0	0	0											
Jim Dwyer, L (1, 9) OBP: 0.500, SLG: 0.462 Mike Anderson, R (6, PH) OBP: 0.281, SLG: 0.338	0-0 G3		4-0 1B BB		0-0 F9	0-0 FC5-2 1B 1B	0-3 K		0-3 K	2	0	0	0	1	0	0											
Garry Templeton, S (1, 6) OBP: 0.334, SLG: 0.445	0-0 CS 1B		0-0 1-2 1B		0-0 2B	0-0 FC5-2 1B		0-0 4-3	0-0 6-3	6	0	3	0	0	0	2											
Ted Simmons, S (1, 2) OBP: 0.412, SLG: 0.509	0-0 F 1-2	0-0 F6	0-0 F7		0-0 F2	0-0 1-3 3-H 1B		4-0 BB 1B BB	0-0 F7	6	1	1	1	1	0	4											
Keith Hernandez, L (1, 3) OBP: 0.381, SLG: 0.463		0-0 3-1	0-0 G3			0-0 1B BB 1B		4-0 E 1B BB BB		4	2	1	0	1	0	4											
Taylor Duncan, R (1, 5) OBP: 0.385, SLG: 0.636		0-0 BB 1B 1B		0-0 HR		0-3 K	4-0 BB FC5-2 BB	0-0 F9		4	2	2	1	1	1	3											
Jerry Mumphy, S (1, 8) OBP: 0.361, SLG: 0.398		4-0 1B WP BB		0-0 F7		4-0 1-2 1B BB	0-0 F7	0-0 E4 BB 1B		3	2	1	1	2	0	1											
Mike Phillips, L (1, 4) OBP: 0.267, SLG: 0.258		0-0 WP 1B		0-3 K		0-0 1-2 2-3 1B 1B	4-0 FC5-2 BB	4-0 BB IBB		3	1	2	1	2	1	0											
Bob Forsch, R (1, 1) OBP: 0.183, SLG: 0.203 Buddy Schultz, R (6, 1) OBP: 0.286, SLG: 0.167 Rawly Eastwick, R (7, 1) OBP: 0.385, SLG: 0.273		0-3 K		0-0 5-3		0-0 1-3 2-H 3-H 1B 1B	4-0 FC5-2 BB	4-0 1-2 2-3 3-H BB		3	1	1	2	0	1	1											
Inning Stats	R: 0 E: 0 K: 0 S: 3	H: 1 LOB: 0 BB: 0 P: 3	R: 2 E: 0 K: 1 S: 7	H: 2 LOB: 1 BB: 1 P: 11	R: 0 E: 0 K: 0 S: 4	H: 1 LOB: 2 BB: 1 P: 8	R: 1 E: 0 K: 1 S: 6	H: 1 LOB: 0 BB: 0 P: 6	R: 0 E: 0 K: 0 S: 4	H: 1 LOB: 1 BB: 0 P: 4	R: 5 E: 0 K: 1 S: 11	H: 6 LOB: 2 BB: 1 P: 15	R: 0 E: 0 K: 1 S: 5	H: 0 LOB: 3 BB: 3 P: 17	R: 2 E: 1 K: 1 S: 6	H: 1 LOB: 3 BB: 4 P: 22	R: 0 E: 0 K: 1 S: 5	H: 0 LOB: 0 BB: 0 P: 5	1B: 11 2B: 1 3B: 0 HR: 1	SF: 0 SAC: 0 DP: 0 HBP: 0	WP: 1 PB: 0 SB: 0 CS: 1	PA: 50					
PITCHER	IP	WLS	BF	H	R	ER	SO	BB	IBB	HBP	BLK	WP	HR	S	P	ERA	WHIP										
Roy Lee Jackson, R (1, 1) ERA: 6.35	5.1	L	28	9	7	7	3	3	0	0	0	1	1	30	42	11.81	2.250										
Bob Myrick, L (6, 1) ERA: 3.95	0.2		5	3	1	1	0	0	0	0	0	0	0	5	5	13.50	4.500										
Rick Baldwin, R (7, 1) ERA: 4.5	1.2		13	1	2	2	1	6	1	0	0	0	0	8	36	10.80	4.200										
Paul Siebert, L (8, 1) ERA: 2.97	0.1		1	0	0	0	1	0	0	0	0	0	0	3	3	0.00	0.000										
John Pacella, R (9, 1) ERA:	1.0		3	0	0	0	1	0	0	0	0	0	0	5	5	0.00	0.000										

St. Louis Cardinals @ New York Mets
Shea Stadium, Flushing, NY
Fri Sep 23 1977, 7:05 PM EDT
Att. 4,288 - Unknown

livebaseballscorecards.com

AB	40
R	10
H	13
RBI	9
BB	10
SO	6
LOB	24



BOTTOM

St. Louis Cardinals @ New York Mets
Shea Stadium, Flushing, NY
Fri Sep 23 1977, 7:05 PM EDT
Att. 4,288 - Unknown

livebaseballscorecards.com

AB 34
R 6
H 7
RBI 4
BB 5
SO 6
LOB 10



WP: 0 PA: 39
PB: 0
SB: 0
CS: 1

AB R H RBI BB SO LOB

4	2	1	0	1	1	0
4	1	2	1	1	1	0
3	1	1	1	0	0	0
2	0	0	0	0	0	2
4	1	1	0	0	2	3
4	0	1	1	0	0	1
2	1	0	0	2	0	0
2	0	1	1	0	0	0
1	0	0	0	0	0	2
0	0	0	0	0	0	0
0	0	0	0	1	0	0
0	0	0	0	0	0	0
2	0	0	0	0	0	1
0	0	0	0	0	0	0
2	0	0	0	0	0	1
1	0	0	0	0	0	0
3	0	0	0	0	2	0

Batter	1	2	3	4	5	6	7	8	9
Lenny Randle, S (1, 5) OBP: 0.380, SLG: 0.396	0-0 6-3		0-0 F7			0-0 2B 1B	4-0 E BB		0-3 K
Lee Mazzilli, S (1, 8) OBP: 0.332, SLG: 0.323	0-0 4-3		0-3 K			0-0 2B 2B	4-0 E BB		0-0 1B
Bruce Boisclair, L (1, 9) OBP: 0.362, SLG: 0.408 Mike Vail, R (7, PH) OBP: 0.310, SLG: 0.398 (8, 9)	0-0 4-3			0-0 4-3		0-0 1B 2B	0-0 E4		0-0 F9
Steve Henderson, R (1, 7) OBP: 0.369, SLG: 0.478		0-0 1B 2B		0-0 G3		0-3 K	0-3 K		
Ed Kranepool, L (1, 3) OBP: 0.329, SLG: 0.450		0-0 F7		0-0 4-3		0-0 BB 1B		0-0 2-3	
John Stearns, R (1, 2) OBP: 0.367, SLG: 0.404		4-0 1B E BB			0-0 5-3	4-0 1-2 BB		0-0 6-3	
Leo Foster, R (1, 4) OBP: 0.279, SLG: 0.254 John Milner, L (8, PH) OBP: 0.357, SLG: 0.425 Rick Baldwin, L (7, 1) OBP: 0.500, SLG: 0.500 Paul Siebert, L (8, 1) OBP: 0.310, SLG: 0.315 John Pacella, R (8, 1)		0-0 E8 CS 1B			0-0 4-3	0-0 F9		4-0 FC5-4 BB	
Doug Flynn, R (1, 6) OBP: 0.225, SLG: 0.235 Bob Myrick, R (6, 1) OBP: 0.200, SLG: 0.200 Joel Youngblood, R (7, 4) OBP: 0.291, SLG: 0.304		0-0 F1			0-0 F6-3		0-0 F8	0-0 FC5-4	
Roy Lee Jackson, R (1, 1) OBP: 0.254, SLG: 0.231			0-0 4-3			0-0 4-3	0-3 K2-3		0-3 K

Inning Stats	R: 0	H: 0	R: 2	H: 2	R: 0	H: 0	R: 0	H: 0	R: 3	H: 4	R: 1	H: 0	R: 0	H: 0	R: 0	H: 1	R: 0	H: 1	1B: 4	SF: 0	
E: 0	LOB: 0	E: 1	LOB: 0	E: 0	LOB: 0	E: 0	LOB: 2	E: 0	LOB: 2	E: 1	LOB: 2	E: 0	LOB: 1	E: 0	LOB: 1	E: 0	LOB: 1	E: 0	LOB: 1	2B: 3	SAC: 0
K: 0	BB: 0	K: 0	BB: 1	K: 1	BB: 0	K: 0	BB: 1	K: 1	BB: 2	K: 2	BB: 2	K: 0	BB: 1	K: 2	BB: 0	K: 2	BB: 0	K: 2	BB: 0	3B: 0	DP: 0
S: 3	P: 3	S: 4	P: 8	S: 5	P: 5	S: 3	P: 3	S: 9	P: 13	S: 8	P: 16	S: 3	P: 7	S: 8	P: 8	S: 8	P: 8	S: 8	P: 8	HR: 0	HBP: 0

PITCHER	IP	WLS	BF	H	R	ER	SO	BB	IBB	HBP	BLK	WP	HR	S	P	ERA	WHIP
Bob Forsch, R (1, 1) ERA: 3.33	5.2	W	24	6	5	4	2	2	0	0	0	0	0	26	34	6.35	1.412
Buddy Schultz, L (6, 1) ERA: 2.13	1.0		5	0	1	0	1	2	0	0	0	0	0	5	13	0.00	2.000
Rawly Eastwick, R (7, 1) ERA: 3.35	2.1	S	10	1	0	0	3	1	0	0	0	0	0	15	19	0.00	0.857

Batter	1	2	3	4	5	6	7	8	9	AB	R	H	RBI	BB	SO	LOB	TOP										
Dave Cash, R OBP: 0.345, SLG: 0.375 (1, 4) BB	4-0 BB	0-0 FC6-4 1B		0-0 L9		0-0 1B		0-0 F9	0-0 F9	5	0	2	0	1	0	3											
Chris Speier, R OBP: 0.318, SLG: 0.338 (1, 6) Pepe Frias, R OBP: 0.246, SLG: 0.262 (9, PR) (9, 6)	0-0 F9	0-0 FC6-4 1-2f		0-0 2B			0-0 E4 FC5 5-3		0-0 1B 1B 1B	5	0	2	1	0	0	4											
Andre Dawson, R OBP: 0.327, SLG: 0.470 (1, 8) BB	4-0 1-2 BB		0-0 F9 SF7 2B	0-0 P4			0-0 5-3		0-0 1B 1B 1B	4	2	2	0	1	0	2											
Tony Perez, R OBP: 0.359, SLG: 0.475 (1, 3) Sam Mejias, R OBP: 0.247, SLG: 0.389 (9, PR) (9, 9)	0-0 F7		0-0 F9		0-0 P6		4-0 FC5 HR IBB		0-0 1B 1B 1B	4	1	1	0	1	0	3											
Ellis Valentine, R OBP: 0.339, SLG: 0.521 (1, 9) Del Unser, L OBP: 0.343, SLG: 0.459 (9, PR) (9, 3)	0-0 F7		0-0 SF7		0-0 F8		0-0 FC5 HR		0-0 HBP FC1-2 1B	4	1	1	2	0	0	4											
Gary Carter, R OBP: 0.352, SLG: 0.519 (1, 2)		0-0 F8	4-0 S BB		0-0 2B		0-0 HR		0-0 FC1-2 HBP SF7 1B	4	2	3	5	1	0	0											
Warren Cromartie, L OBP: 0.321, SLG: 0.395 (1, 7) Jerry White, S OBP: 0.300, SLG: 0.300 (9, PR) (9, 7)		0-0 1B 1B 1B	0-0 F8		0-0 G3		0-0 6-3		1-0 SF7 FC1-2 HBP	4	0	1	0	0	0	2											
Larry Parrish, R OBP: 0.310, SLG: 0.384 (1, 5)		0-0 1B 1B		1-0 L9 SH3 2B HBP		0-3 K		0-0 P3	0-0 FC1-2	4	1	1	0	0	1	3											
Wayne Twitchell, R OBP: 0.245, SLG: 0.170 (1, 1) Will McEnaney, L (8, 1) Don Stanhouse, R OBP: 0.229, SLG: 0.267 (8, 1)		0-3 K		0-0 SH3		0-3 K		0-3 K	0-0 SF7	3	0	0	0	0	3	2											
Inning Stats	R: 0 E: 0 K: 0 S: 3	H: 0 LOB: 2 BB: 2 P: 11	R: 0 E: 0 K: 1 S: 8	H: 3 LOB: 3 BB: 0 P: 8	R: 1 E: 0 K: 0 S: 4	H: 1 LOB: 1 BB: 1 P: 8	R: 1 E: 0 K: 0 S: 4	H: 1 LOB: 1 BB: 0 P: 5	R: 0 E: 0 K: 0 S: 4	H: 1 LOB: 1 BB: 0 P: 4	R: 0 E: 0 K: 2 S: 7	H: 1 LOB: 1 BB: 0 P: 7	R: 3 E: 1 K: 0 S: 5	H: 1 LOB: 0 BB: 1 P: 9	R: 0 E: 0 K: 1 S: 5	H: 0 LOB: 0 BB: 0 P: 5	R: 4 E: 0 K: 0 S: 8	H: 5 LOB: 2 BB: 0 P: 9	1B: 9 2B: 3 3B: 0 HR: 1	SF: 2 SAC: 1 DP: 0 HBP: 2	WP: 0 PB: 0 SB: 1 CS: 0	PA: 46					
PITCHER	IP	WLS	BF	H	R	ER	SO	BB	IBB	HBP	BLK	WP	HR	S	P	ERA	WHIP										
Eric Rasmussen, R ERA: 3.48 (1, 1)	7.0		34	8	5	2	3	3	1	1	0	0	1	35	52	2.57	1.571										
Butch Metzger, R ERA: 3.58 (8, 1)	1.0		3	0	0	0	1	0	0	0	0	0	0	5	5	0.00	0.000										
Rawly Eastwick, R ERA: 3.72 (9, 1)	0.0	L	4	4	4	4	0	0	0	0	0	0	0	4	4	∞	∞										
Al Hrabosky, L ERA: 4.57 (9, 1)	1.0		5	1	0	0	0	0	0	1	0	0	0	4	5	0.00	1.000										

Montreal Expos @ St. Louis Cardinals
Busch Stadium, St. Louis, MO
 Mon Sep 26 1977, 7:05 PM CDT
 Att. 4,397 - Unknown

livebaseballscorecards.com

AB	37
R	9
H	13
RBI	9
BB	4
SO	4
LOB	23



BOTTOM

Montreal Expos @ St. Louis Cardinals
 Busch Stadium, St. Louis, MO
 Mon Sep 26 1977, 7:05 PM CDT
 Att. 4,397 - Unknown

livebaseballscorecards.com

AB	37
R	5
H	10
RBI	5
BB	3
SO	4
LOB	19



WP: 0	PA: 41
PB: 0	
SB: 0	
CS: 0	

AB R H RBI BB SO LOB

4	0	1	1	1	0	1
5	1	0	0	0	1	5
4	1	2	2	1	0	0
5	1	0	0	0	0	3
5	1	1	0	0	2	2
4	1	3	1	0	0	0
0	0	0	0	0	0	0
0	0	0	0	0	0	0
3	0	1	0	0	0	2
3	0	0	0	0	0	4
1	0	1	1	0	0	0
0	0	0	0	0	0	0
1	0	0	0	0	0	2
0	0	0	0	0	0	0
0	0	0	0	0	0	0
0	0	0	0	0	0	0

1B: 9	SF: 0
2B: 0	SAC: 0
3B: 0	DP: 0
HR: 1	HBP: 1

WP: 0	PA: 41
ERA	WHIP

Batter	1	2	3	4	5	6	7	8	9
Lou Brock, L (1, 7) OBP: 0.317, SLG: 0.355	0-0 F7			0-0 F6		0-0 FC1-5-4 FC4	0-0 1B		4-0 1B BB
Jerry Mumphrey, S (1, 8) OBP: 0.357, SLG: 0.393	0-0 F8			0-0 6-3		0-0 FC4 IHR	0-0 4-3		0-3 K
Garry Templeton, S (1, 6) OBP: 0.337, SLG: 0.450	0-0 G3			0-0 4-3		0-0 IHR		4-0 FC6-4 BB	0-0 1B
Ted Simmons, S (1, 2) OBP: 0.409, SLG: 0.504		0-0 P6		0-0 4-3		0-0 P6		0-0 FC6-4 1B	0-0 F8
Keith Hernandez, L (1, 3) OBP: 0.379, SLG: 0.460		0-3 K		0-0 L5			0-0 1-3	0-0 1B 1B	0-3 K
Ken Reitz, R (1, 5) OBP: 0.298, SLG: 0.420		0-0 5-3		0-0 1B 1B			0-0 1B HBP 1B	0-0 1B 1B	
Rick Bosetti, R (8, PR) OBP: 0.314, SLG: 0.238								1-2 2-H	
Taylor Duncan, R (9, 5) OBP: 0.385, SLG: 0.636									
Jim Dwyer, L (1, 9) OBP: 0.500, SLG: 0.438			0-0 F5		0-0 1B 1B		1-0 1B HBP	0-0 F8	
Mike Tyson, R (1, 4) OBP: 0.296, SLG: 0.337			0-0 6-3		0-0 F7		0-0 F9	0-0 1B	
Dave Rader, L (8, PH) OBP: 0.299, SLG: 0.380								1-3 2-H	
Mike Phillips, L (9, 4) OBP: 0.267, SLG: 0.258									
Eric Rasmussen, R (1, 1) OBP: 0.197, SLG: 0.211			0-3 K			4-0 FC1-5-4 BB	0-0 1B	0-0 F3	
Dane Iorg, L (7, PH) OBP: 0.303, SLG: 0.271							1-2 2-3		
Butch Metzger, R (8, 1) OBP: 0.483, SLG: 0.623									
Roger Freed, R (8, PH) OBP: 0.483, SLG: 0.623									
Rawly Eastwick, R (9, 1) OBP: 0.285, SLG: 0.273									
Al Hrabosky, R (9, 1) OBP: 0.285, SLG: 0.273									

Inning Stats	R: 0	H: 0	E: 0	K: 0	S: 3	R: 0	H: 0	E: 0	K: 1	S: 5	R: 0	H: 0	E: 0	K: 1	S: 5	R: 0	H: 0	E: 0	K: 0	S: 3	R: 0	H: 2	E: 0	K: 0	S: 5	R: 2	H: 1	E: 0	K: 0	S: 4	R: 1	H: 3	E: 0	K: 0	S: 6	R: 2	H: 3	E: 0	K: 0	S: 6	R: 0	H: 1	E: 0	K: 2	S: 8										
	LOB: 0	BB: 0				LOB: 0	BB: 0				LOB: 0	BB: 0				LOB: 2	BB: 0				LOB: 0	BB: 1				LOB: 3	BB: 0				LOB: 2	BB: 1				LOB: 2	BB: 1				LOB: 2	BB: 1				LOB: 2	BB: 1				LOB: 2	BB: 1			

PITCHER	IP	WLS	BF	H	R	ER	SO	BB	IBB	HBP	BLK	WP	HR	S	P	ERA	WHIP
Wayne Twitchell, R (1, 1) ERA: 4.32	7.0		30	6	4	4	2	2	0	1	0	0	0	31	40	5.14	1.143
Will McEnaney, L (8, 1) ERA: 3.99	0.1		2	1	0	0	0	0	0	0	0	0	0	2	2	0.00	3.000
Don Stanhouse, R (8, 1) ERA: 3.49	1.2	W	9	3	1	1	2	1	0	0	0	0	0	12	16	5.40	2.400

Batter	1	2	3	4	5	6	7	8	9
Lou Brock, L OBP: 0.315, SLG: 0.352 Jim Dwyer, L OBP: 0.476, SLG: 0.412	0-3 K	0-3 K		0-0 G3		0-0 G3			
Jerry Mumphrey, S OBP: 0.354, SLG: 0.390	0-0 4-3	0-0 F7			0-0 G3		0-0 6-3		
Garry Templeton, S OBP: 0.334, SLG: 0.447	0-0 5-3		0-0 5-3		0-0 F8		0-0 F8		
Ted Simmons, S OBP: 0.409, SLG: 0.505		4-0 BB 1B BB	0-0 F8		0-0 1B 2B		0-0 L8		
Keith Hernandez, L OBP: 0.382, SLG: 0.462		4-0 BB 1B BB	0-0 3-1		4-0 1B IBB		0-0 1-3 2B		
Ken Reitz, R OBP: 0.298, SLG: 0.419		0-3 K		0-0 L7		0-0 1-3 2-H 1B		0-0 1-3	
Hector Cruz, R OBP: 0.331, SLG: 0.364		4-0 1B 2B BB		0-0 SH5-4 1B		0-3 K		1-0 HBP	
Mike Tyson, R OBP: 0.298, SLG: 0.339 Mike Phillips, L OBP: 0.269, SLG: 0.261 Roger Freed, R OBP: 0.478, SLG: 0.615 Ken Oberkfell, L		0-0 2B 1B		0-0 SH5-4 1B		0-0 F8		0-0 P6	
Bob Forsch, R OBP: 0.189, SLG: 0.222		0-0 2B		0-0 SH5-4		0-0 F7		0-0 1-3	

AB	R	H	RBI	BB	SO	LOB
3	0	0	0	0	2	3
1	0	0	0	0	0	0
4	0	0	0	0	0	1
4	0	0	0	0	0	0
3	2	1	0	1	0	0
2	1	1	0	2	0	0
4	0	1	1	0	1	3
2	1	1	0	1	1	2
1	1	1	2	0	0	0
2	0	1	0	0	0	0
1	0	0	0	0	0	2
0	0	0	0	0	0	0
3	0	1	2	0	0	2

BOTTOM

Montreal Expos @ St. Louis Cardinals
 Busch Stadium, St. Louis, MO
 Tue Sep 27 1977, 7:05 PM CDT
 Att. 6,883 - Unknown

livebaseballscorecards.com

AB	30
R	5
H	7
RBI	5
BB	4
SO	4
LOB	13



1B: 4	SF: 0
2B: 3	SAC: 1
3B: 0	DP: 0
HR: 0	HBP: 1

WP: 0	PA: 36
PB: 0	
SB: 0	
CS: 0	

Inning Stats		R: 0	H: 0	E: 0	K: 1	S: 5	H: 0	LOB: 0	BB: 0	P: 5	R: 4	H: 2	E: 0	K: 2	S: 9	H: 2	LOB: 1	BB: 3	P: 21	R: 0	H: 0	E: 0	K: 0	S: 3	R: 0	H: 2	E: 0	K: 0	S: 5	R: 1	H: 2	E: 0	K: 1	S: 7	R: 0	H: 0	E: 0	K: 0	S: 3	R: 0	H: 1	E: 0	K: 0	S: 4
PITCHER	IP	WLS	BF	H	R	ER	SO	BB	IBB	HBP	BLK	WP	HR	S	P	ERA	WHIP																											
Dan Schatzeder, L ERA: 2.49	(1, 1)	2.0	11	2	4	4	3	3	0	0	0	0	0	14	26	18.00	2.500																											
Jackie Brown, R ERA: 4.51	(3, 1)	3.0	14	4	1	1	1	0	1	0	0	0	0	15	19	3.00	1.333																											
Bill Atkinson, R ERA: 3.46	(6, 1)	1.0	3	0	0	0	0	0	0	0	0	0	0	3	3	0.00	0.000																											
Joe Kerrigan, R ERA: 3.06	(7, 1)	1.1	6	1	0	0	0	0	0	1	0	0	0	5	6	0.00	0.750																											
Will McEnaney, L ERA: 3.96	(8, 1)	0.2	2	0	0	0	0	0	0	0	0	0	0	2	2	0.00	0.000																											

WP	HR	S	P	ERA	WHIP
0	0	0	0	0.00	0.000

Batter	1	2	3	4	5	6	7	8	9	AB R H RBI BB SO LOB	TOP											
Dave Cash, R (1, 4) OBP: 0.345, SLG: 0.376	0-3 K		0-0 G5-4-3		0-0 5-3			0-0 2B 1B		4 1 1 0 0 1 2												
Chris Speier, R (1, 6) OBP: 0.318, SLG: 0.340	0-0 FC6 1B			0-0 1B 1B		0-3 K		0-0 1B 2B		4 1 3 2 0 1 0												
Andre Dawson, R (1, 8) OBP: 0.328, SLG: 0.475	0-3 K			0-0 G6-4-3 1B		0-0 6-3		0-0 G5-4-3 1B		4 0 2 1 0 1 1												
Tony Perez, R (1, 3) OBP: 0.356, SLG: 0.470 Jerry White, S (8, 7) OBP: 0.273, SLG: 0.273	0-0 FC6			0-3 K		0-3 K		0-0 G5-4-3		4 0 0 0 0 2 4 0 0 0 0 0 0 0												
Ellis Valentine, R (1, 9) OBP: 0.336, SLG: 0.514 Sam Mejias, R (9, 9) OBP: 0.247, SLG: 0.389		0-0 5-3		0-0 G6-4-3			0-0 F8		0-0 6-3	4 0 0 0 0 0 2 0 0 0 0 0 0 0												
Gary Carter, R (1, 2) OBP: 0.351, SLG: 0.514		0-3 K			0-0 1-3		0-0 F8		0-0 1-4-3 1B	4 0 1 0 0 1 0												
Del Unser, L (1, 7) OBP: 0.344, SLG: 0.460		0-0 F8			0-0 E 2B		0-0 F8		0-0 1-4-3	4 1 1 0 0 0 1												
Larry Parrish, R (1, 5) OBP: 0.312, SLG: 0.385 Stan Papi, R (8, PR) OBP: 0.225, SLG: 0.308			0-0 6-3		0-0 E6 1B			0-0 1B 2B 1B	0-0 6-3	3 0 2 0 0 0 0 1 1 0 0 0 0 1												
Steve Rogers, R (1, 1) OBP: 0.143, SLG: 0.106			0-0 G5-4-3 1B		0-3 K			0-0 SH3-4		2 0 1 0 0 1 1												
Inning Stats	R: 0 E: 0 K: 2 S: 8	H: 1 LOB: 1 BB: 0 P: 8	R: 0 E: 0 K: 1 S: 5	H: 0 LOB: 0 BB: 0 P: 5	R: 0 E: 0 K: 0 S: 3	H: 1 LOB: 0 BB: 0 P: 3	R: 0 E: 0 K: 1 S: 6	H: 2 LOB: 1 BB: 0 P: 6	R: 1 E: 1 K: 1 S: 7	H: 2 LOB: 1 BB: 0 P: 7	R: 0 E: 0 K: 2 S: 7	H: 0 LOB: 0 BB: 0 P: 7	R: 0 E: 0 K: 0 S: 3	H: 0 LOB: 0 BB: 0 P: 3	R: 3 E: 0 K: 0 S: 6	H: 4 LOB: 1 BB: 0 P: 6	R: 0 E: 0 K: 0 S: 4	H: 1 LOB: 1 BB: 0 P: 4	1B: 9 2B: 2 3B: 0 HR: 0	SF: 0 SAC: 1 DP: 3 HBP: 0	WP: 0 PB: 0 SB: 0 CS: 0	PA: 35
PITCHER	IP WLS BF H R ER SO BB IBB HBP BLK WP HR S P ERA WHIP																					
John Ureca, R (1, 1) ERA: 3.14	7.1 L 30 10 4 3 7 0 0 0 0 0 0 0 44 44 3.68 1.364																					
Butch Metzger, R (8, 1) ERA: 3.53	1.2 5 1 0 0 0 0 0 0 0 0 0 0 5 5 0.00 0.600																					

Montreal Expos @ St. Louis Cardinals
Busch Stadium, St. Louis, MO
 Wed Sep 28 1977, 7:05 PM CDT
 Att. 5,032 - Unknown

livebaseballscorecards.com

AB	34
R	4
H	11
RBI	3
BB	0
SO	7
LOB	12



Batter	1	2	3	4	5	6	7	8	9	AB	R	H	RBI	BB	SO	LOB
--------	---	---	---	---	---	---	---	---	---	----	---	---	-----	----	----	-----

Jim Dwyer, L (1, 7) <small>OBP: 0.440, SLG: 0.381</small> Rick Bosetti, R (8, 7) <small>OBP: 0.314, SLG: 0.238</small>										4	0	1	0	0	0	2
Jerry Mumphrey, S (1, 8) <small>OBP: 0.356, SLG: 0.391</small>										4	1	2	0	0	1	2
Garry Templeton, S (1, 6) <small>OBP: 0.335, SLG: 0.449</small>										4	1	2	0	0	0	3
Ted Simmons, S (1, 2) <small>OBP: 0.408, SLG: 0.503</small>										4	0	1	2	0	0	2
Keith Hernandez, L (1, 3) <small>OBP: 0.381, SLG: 0.462</small>										4	0	1	0	0	1	3
Ken Reitz, R (1, 5) <small>OBP: 0.296, SLG: 0.416</small>										4	0	0	0	0	1	2
Hector Cruz, R (1, 9) <small>OBP: 0.328, SLG: 0.361</small> Lou Brock, L (9, PH) <small>OBP: 0.314, SLG: 0.352</small>										3	0	0	0	0	1	1
Mike Phillips, L (1, 4) <small>OBP: 0.263, SLG: 0.255</small>										4	0	0	0	0	1	0
John Urrea, R (1, 1) <small>OBP: 0.342, SLG: 0.138</small> Butch Metzger, R (8, 1) <small>OBP: 0.297, SLG: 0.376</small> Dave Rader, L (9, PH)										1	0	0	0	2	0	0

Inning Stats	R: 2	H: 3	E: 0	LOB: 1	K: 1	BB: 0	S: 8	P: 8	R: 0	H: 0	E: 0	LOB: 0	K: 1	BB: 0	S: 5	P: 5	R: 0	H: 2	E: 0	LOB: 2	K: 1	BB: 0	S: 7	P: 7	R: 0	H: 0	E: 0	LOB: 0	K: 1	BB: 0	S: 5	P: 5	R: 0	H: 0	E: 0	LOB: 1	K: 0	BB: 1	S: 3	P: 7	R: 0	H: 1	E: 0	LOB: 1	K: 1	BB: 0	S: 6	P: 6	R: 0	H: 1	E: 0	LOB: 2	K: 0	BB: 1	S: 4	P: 8	R: 0	H: 0	E: 0	LOB: 0	K: 0	BB: 0	S: 3	P: 3	R: 0	H: 0	E: 0	LOB: 0	K: 0	BB: 0	S: 3	P: 3	R: 0	H: 0	E: 0	LOB: 0	K: 0	BB: 0	S: 3	P: 3	1B: 5	SF: 0	2B: 2	SAC: 0	3B: 0	DP: 0	HR: 0	HBP: 0	WP: 0	PA: 36
--------------	------	------	------	--------	------	-------	------	------	------	------	------	--------	------	-------	------	------	------	------	------	--------	------	-------	------	------	------	------	------	--------	------	-------	------	------	------	------	------	--------	------	-------	------	------	------	------	------	--------	------	-------	------	------	------	------	------	--------	------	-------	------	------	------	------	------	--------	------	-------	------	------	------	------	------	--------	------	-------	------	------	------	------	------	--------	------	-------	------	------	-------	-------	-------	--------	-------	-------	-------	--------	-------	--------

PITCHER	IP	WLS	BF	H	R	ER	SO	BB	IBB	HBP	BLK	WP	HR	S	P	ERA	WHIP
Steve Rogers, R (1, 1) <small>ERA: 3.04</small>	9.0	W	36	7	2	2	5	2	0	0	0	0	0	44	52	2.00	1.000


BOTTOM

Montreal Expos @ St. Louis Cardinals
 Busch Stadium, St. Louis, MO
 Wed Sep 28 1977, 7:05 PM CDT
 Att. 5,032 - Unknown

livebaseballscorecards.com

AB	34
R	2
H	7
RBI	2
BB	2
SO	5
LOB	15



Batter	1	2	3	4	5	6	7	8	9	AB R H RBI BB SO LOB	TOP														
Lenny Randle, S (1, 5) OBP: 0.381, SLG: 0.398	0-0 4-3		0-0 6-3			0-0 G3	0-0 F7			4 0 0 0 0 0 2	<p>New York Mets @ St. Louis Cardinals Busch Stadium, St. Louis, MO Fri Sep 30 1977, 7:05 PM CDT Unknown</p> <p>livebaseballscorecards.com</p> <table border="1"> <tr><td>AB</td><td>33</td></tr> <tr><td>R</td><td>2</td></tr> <tr><td>H</td><td>8</td></tr> <tr><td>RBI</td><td>2</td></tr> <tr><td>BB</td><td>3</td></tr> <tr><td>SO</td><td>2</td></tr> <tr><td>LOB</td><td>14</td></tr> </table> 	AB	33	R	2	H	8	RBI	2	BB	3	SO	2	LOB	14
AB	33																								
R	2																								
H	8																								
RBI	2																								
BB	3																								
SO	2																								
LOB	14																								
Lee Mazzilli, S (1, 8) OBP: 0.338, SLG: 0.333	0-0 1-3		0-0 E4			0-0 1B	4-0 BB			3 0 1 0 1 0 0															
Bruce Boisclair, L (1, 9) OBP: 0.357, SLG: 0.404	0-0 WP 2B		0-0 L6			0-0 F7	0-0 F8			4 0 1 0 0 0 5															
Steve Henderson, R (1, 7) OBP: 0.366, SLG: 0.478	4-0 2-3 BB			0-0 6-3		0-0 G3		0-0 F7		3 0 0 0 1 0 1															
John Milner, L (1, 3) OBP: 0.355, SLG: 0.418	0-0 F7			0-0 3-1			0-0 3-1	0-0 L3		4 0 0 0 0 0 2															
Ron Hodges, L (1, 2) OBP: 0.306, SLG: 0.319		0-3 K		0-3 K			0-0 1B 2B	0-0 G3		4 1 1 0 0 2 0															
Joel Youngblood, R (1, 4) OBP: 0.285, SLG: 0.293					0-0 5-3		4-0 1B BB	0-0 FC6-4 1B		3 1 2 0 1 0 0															
Bud Harrelson, S (1, 6) OBP: 0.256, SLG: 0.233							0-0 BB 1B	0-0 FC6-4 G5-4-3		2 0 1 0 0 0 1															
Ed Kranepool, L (7, PH) OBP: 0.332, SLG: 0.452							1-2 2-H 1B	1-2f		1 0 1 1 0 0 0															
Doug Flynn, R (7, PR) OBP: 0.226, SLG: 0.236							1-2 2-H 1B			1 0 0 0 0 0 1															
Jackson Todd, R (1, 1) OBP: 0.111, SLG: 0.059								0-0 G5-4-3		2 0 0 0 0 0 0 1															
Bob Myrick, R (5, 1) OBP: 0.200, SLG: 0.200										0 0 0 0 0 0 0 0															
John Stearns, R (7, PH) OBP: 0.397, SLG: 0.397										1 0 1 1 0 0 0 0															
Skip Lockwood, R (7, 1) OBP: 0.200, SLG: 0.200										0 0 0 0 0 0 0 0															
Paul Siebert, L (8, 1)										0 0 0 0 0 0 0 0															
Dan Norman, R (9, PH) OBP: 0.500, SLG: 0.556										1 0 0 0 0 0 0 1															
Inning Stats	R: 0 E: 0 K: 0 S: 4	H: 1 LOB: 2 BB: 1 P: 8	R: 0 E: 0 K: 1 S: 5	H: 1 LOB: 0 BB: 0 P: 5	R: 0 E: 1 K: 0 S: 4	H: 0 LOB: 1 BB: 0 P: 4	R: 0 E: 0 K: 1 S: 5	H: 0 LOB: 0 BB: 0 P: 5	R: 0 E: 0 K: 0 S: 3	H: 1 LOB: 0 BB: 0 P: 3	R: 0 E: 0 K: 0 S: 4	H: 1 LOB: 1 BB: 0 P: 4	R: 2 E: 0 K: 0 S: 6	H: 3 LOB: 3 BB: 2 P: 14	R: 0 E: 0 K: 0 S: 3	H: 0 LOB: 0 BB: 0 P: 3	R: 0 E: 0 K: 0 S: 3	H: 1 LOB: 0 BB: 0 P: 3	1B: 6 2B: 3 3B: 0 HR: 0	SF: 0 SAC: 0 DP: 3 HBP: 0	WP: 1 PB: 0 SB: 0 CS: 0	PA: 36			
PITCHER John Denny, R (1, 1) ERA: 4.51	IP: 9.0 WLS: W BF: 36 H: 8 R: 2 ER: 2 SO: 2 BB: 3 IBB: 0 HBP: 0 BLK: 0 WP: 1 HR: 0 S: 37 P: 49 ERA: 2.00 WHIP: 1.222											PITCHER	IP: WLS: BF: H: R: ER: SO: BB: IBB: HBP: BLK: WP: HR: S: P: ERA: WHIP												

Batter	1	2	3	4	5	6	7	8	9	AB R H RBI BB SO LOB	TOP											
Lee Mazzilli, S (1, 8) OBP: 0.340, SLG: 0.334	0-0 S E 1B		4-0 G5-4-3 BB		0-0 CS 1B		0-0 F7		0-3 K	4 1 2 0 1 1 0												
Leo Foster, R (1, 4) OBP: 0.292, SLG: 0.258 Bud Harrelson, S (9, 6) OBP: 0.256, SLG: 0.233	0-0 F9 1-2		0-0 G5-4-3 1-2		0-0 CS 1-2	0-0 BB BB 1B	0-0 S BB			3 1 1 0 1 0 2 0 0 0 0 0 0 0												
Steve Henderson, R (1, 7) OBP: 0.367, SLG: 0.476	0-0 E9 SF7 2-H 1B		0-0 4-3			4-0 BB BB 1B BB	0-0 F8 1-2			3 2 1 1 1 0 1												
John Stearns, R (1, 2) OBP: 0.368, SLG: 0.396	0-0 SF7 3-H			4-0 6-3 BB		4-0 BB BB 1B BB	0-3 K			1 1 0 1 2 1 1												
Dan Norman, R (1, 9) OBP: 0.417, SLG: 0.455 Ed Kranepool, L (6, PH) OBP: 0.330, SLG: 0.448	0-0 F9			0-0 F9		0-0 P6		0-0 F7		2 0 0 0 0 0 1 2 0 0 0 0 0 3												
Luis Rosado, R (1, 3) OBP: 0.250, SLG: 0.250 Bruce Boisclair, L (6, PH) OBP: 0.358, SLG: 0.403		0-0 5-3		0-0 6-3 1-2		4-0 BB BB 1B F6-3 BB		0-0 4-3		2 0 0 0 0 0 1 1 1 0 1 1 0 0												
Roy Staiger, R (1, 5) OBP: 0.270, SLG: 0.369				0-0 5-3		0-0 1B		0-3 K		4 0 2 2 0 1 1												
Doug Flynn, R (1, 6) OBP: 0.223, SLG: 0.233		0-3 K			0-0 F4-3	0-0 F6-3			0-0 F8	4 0 0 1 0 1 2												
Jon Matlack, L (1, 1) OBP: 0.175, SLG: 0.080 Bob Myrick, R (6, 1) OBP: 0.182, SLG: 0.182		0-3 K			0-3 K	0-3 K			0-3 K	3 0 0 0 0 3 2 1 0 0 0 0 1 0												
Inning Stats	R: 2 E: 1 K: 0 S: 5	H: 2 LOB: 0 BB: 0 P: 5	R: 0 E: 0 K: 2 S: 8	H: 1 LOB: 1 BB: 0 P: 8	R: 0 E: 0 K: 0 S: 2	H: 0 LOB: 0 BB: 1 P: 6	R: 0 E: 0 K: 0 S: 3	H: 0 LOB: 1 BB: 1 P: 7	R: 0 E: 0 K: 1 S: 5	H: 1 LOB: 0 BB: 0 P: 5	R: 4 E: 0 K: 1 S: 7	H: 2 LOB: 1 BB: 3 P: 19	R: 0 E: 0 K: 1 S: 5	H: 0 LOB: 1 BB: 1 P: 9	R: 0 E: 0 K: 1 S: 5	H: 0 LOB: 0 BB: 0 P: 5	R: 0 E: 0 K: 2 S: 7	H: 0 LOB: 0 BB: 0 P: 7	1B: 5 2B: 1 3B: 0 HR: 0	SF: 1 SAC: 0 DP: 1 HBP: 0	WP: 0 PB: 0 SB: 2 CS: 1	PA: 38
PITCHER	IP WLS BF H R ER SO BB IBB HBP BLK WP HR S P ERA WHIP																					
Pete Falcone, L (1, 1) ERA: 5.44	5.0 L 22 5 5 4 3 4 0 0 0 0 0 0 24 40 7.20 1.800																					
Butch Metzger, R (6, 1) ERA: 3.54	2.0 9 1 1 1 2 2 0 0 0 0 0 0 11 19 4.50 1.500																					
Al Hrabosky, L (8, 1) ERA: 4.46	2.0 6 0 0 0 3 0 0 0 0 0 0 0 12 12 0.00 0.000																					

New York Mets @ St. Louis Cardinals
 Busch Stadium, St. Louis, MO
 Fri Sep 30 1977, 7:05 PM CDT
 Att. 7,959 - Unknown

livebaseballscorecards.com

AB	30
R	6
H	6
RBI	6
BB	6
SO	8
LOB	14



BOTTOM

New York Mets @ St. Louis Cardinals
Busch Stadium, St. Louis, MO
Fri Sep 30 1977, 7:05 PM CDT
Att. 7,959 - Unknown

livebaseballscorecards.com

AB	32
R	3
H	5
RBI	2
BB	4
SO	6
LOB	11



WP:	0	PA:	37
PB:	0		
SB:	0		
CS:	1		

AB R H RBI BB SO LOB

4 0 1 0 0 1 1

4 0 1 0 0 0 1

3 2 0 0 1 0 2

4 1 1 2 0 1 1

4 0 1 0 0 1 1

3 0 0 0 1 0 3

1 0 1 0 1 0 0

2 0 0 0 0 1 1

2 0 0 0 0 2 1

1B: 4 SF: 0
2B: 0 SAC: 0
3B: 0 DP: 0
HR: 1 HBP: 0

Batter	1	2	3	4	5	6	7	8	9
Rick Bosetti, R (1, 8) OBP: 0.311, SLG: 0.239	0-0 F6-3		0-0 CS 1B		0-3 K		0-0 FC6-4		
Garry Templeton, S (1, 6) OBP: 0.337, SLG: 0.449	0-0 F3		0-0 F9			0-0 1B 1B		0-0 F9	
Hector Cruz, R (1, 7) OBP: 0.327, SLG: 0.358	4-0 HR BB		0-0 F8 1-2			0-0 F8		0-0 E5 E	
Roger Freed, R (1, 3) OBP: 0.468, SLG: 0.634	0-0 HR			0-3 K		0-0 L8		0-0 E5	
Ken Reitz, R (1, 5) OBP: 0.295, SLG: 0.419	0-3 K			0-0 4-3		0-0 1B		0-0 F3	
Mike Anderson, R (1, 9) OBP: 0.277, SLG: 0.327		0-0 F6-3		4-0 1B BB		0-0 F9		0-0 F9	
Dave Rader, L (1, 2) OBP: 0.308, SLG: 0.382			4-0 BB	0-0 PO 1B			0-0 4-3		0-0 1-3
Ted Simmons, S (5, 2) OBP: 0.408, SLG: 0.499				0-0 PO 1B	0-3 K		0-0 F6-3		0-0 6-3
Mike Phillips, L (1, 4) OBP: 0.260, SLG: 0.252		0-0 F5		0-0 PO 1-2	0-3 K		0-0 F6-3		0-0 1-3
Mike Potter, R (7, PH)									
Al Hrabosky, R (8, 1)									
Keith Hernandez, L (9, PH) OBP: 0.381, SLG: 0.461									
Pete Falcone, L (1, 1) OBP: 0.279, SLG: 0.293		0-3 K			0-3 K		4-0 FC6-4 BB		
Butch Metzger, R (6, 1)									
Taylor Duncan, R (7, PH) OBP: 0.429, SLG: 0.636									
Ken Oberkfell, L (8, 4)									
Jerry Mumphrey, S (9, PH) OBP: 0.355, SLG: 0.390									

Inning Stats	R: 2	H: 1	E: 0	K: 1	S: 6	LOB: 0	BB: 1	P: 10	R: 0	H: 0	E: 0	K: 1	S: 5	LOB: 1	BB: 1	P: 9	R: 0	H: 1	E: 0	K: 0	S: 3	LOB: 0	BB: 0	P: 3	R: 0	H: 1	E: 0	K: 1	S: 5	LOB: 1	BB: 1	P: 9	R: 0	H: 0	E: 0	K: 3	S: 9	LOB: 0	BB: 0	P: 9	R: 0	H: 2	E: 0	K: 0	S: 5	LOB: 2	BB: 0	P: 5	R: 0	H: 0	E: 0	K: 0	S: 3	LOB: 1	BB: 1	P: 7	R: 1	H: 0	E: 2	K: 0	S: 5	LOB: 1	BB: 0	P: 5	R: 0	H: 0	E: 0	K: 0	S: 3	LOB: 0	BB: 0	P: 3	1B: 4	SF: 0	2B: 0	SAC: 0	3B: 0	DP: 0	HR: 1	HBP: 0	WP: 0	PA: 37
--------------	------	------	------	------	------	--------	-------	-------	------	------	------	------	------	--------	-------	------	------	------	------	------	------	--------	-------	------	------	------	------	------	------	--------	-------	------	------	------	------	------	------	--------	-------	------	------	------	------	------	------	--------	-------	------	------	------	------	------	------	--------	-------	------	------	------	------	------	------	--------	-------	------	------	------	------	------	------	--------	-------	------	-------	-------	-------	--------	-------	-------	-------	--------	-------	--------

PITCHER	IP	WLS	BF	H	R	ER	SO	BB	IBB	HBP	BLK	WP	HR	S	P	ERA	WHIP
Jon Mattack, L (1, 1) ERA: 4.21	5.2	W	22	4	2	2	6	3	0	0	0	0	0	31	43	3.18	1.235
Bob Myrick, L (6, 1) ERA: 3.61	3.1	S	14	1	1	0	0	1	0	0	0	0	0	13	17	0.00	0.600

Batter	1	2	3	4	5	6	7	8	9	AB R H RBI BB SO LOB	TOP																										
Lenny Randle, S (1, 5) OBP: 0.383, SLG: 0.404 Mike Vail, R (6, PR) OBP: 0.310, SLG: 0.398 Roy Staiger, R (6, 5) OBP: 0.276, SLG: 0.374	4-0 S BB		0-0 F7	0-0 2B 1B		0-0 1B 3B		0-0 2B 1B		3 1 2 1 1 0 0 0 1 0 0 0 0 0 1 1 1 0 0 0 0																											
Lee Mazzilli, S (1, 8) OBP: 0.342, SLG: 0.339	0-0 P3		4-0 2B BB	0-0 1B 2B		0-0 G3		0-0 2B		4 2 2 1 1 0 2																											
Bruce Boisclair, L (1, 9) OBP: 0.361, SLG: 0.407	0-0 4-3		0-0 E 2B	0-0 1B		4-0 1B BB		0-0 F7		4 1 2 3 1 0 2																											
Steve Henderson, R (1, 7) OBP: 0.368, SLG: 0.474	0-3 K		4-0 E 1B BB	0-3 K		0-0 1B		0-0 F8		4 1 1 1 1 2 3																											
John Milner, L (1, 3) OBP: 0.353, SLG: 0.415		0-0 3-1	0-0 E4 1B		0-0 FC6-4 1B	0-0 F8		0-0 P6		5 0 1 0 0 0 5																											
Ron Hodges, L (1, 2) OBP: 0.317, SLG: 0.325		0-0 1B	0-0 1B		0-0 FC6-4 WP	0-0 6-3		4-0 F5-4-3 BB		4 0 2 1 1 0 4																											
Joel Youngblood, R (1, 4) OBP: 0.284, SLG: 0.297 Doug Flynn, R (8, 4) OBP: 0.222, SLG: 0.232		0-0 F7	0-0 F9		0-3 K		0-0 FC3-5 2B	0-0 F5-4-3		4 0 1 0 0 1 4 1 0 0 0 0 0 1	AB 39 R 8 H 13 RBI 7 BB 5 SO 4 LOB 25																										
Bud Harrelson, S (1, 6) OBP: 0.252, SLG: 0.228		0-0 4-3		0-0 F9	0-0 F7		0-0 FC3-5 G6-4-3	0-0 1-3		5 0 0 0 0 0 3																											
Nino Espinosa, R (1, 1) OBP: 0.169, SLG: 0.145			0-3 K	0-0 6-3		0-0 3B 1B	0-0 G6-4-3			4 1 1 0 0 1 1																											
Inning Stats	R: 0 E: 0 K: 1 S: 5	H: 0 LOB: 1 BB: 1 P: 9	R: 0 E: 0 K: 0 S: 4	H: 1 LOB: 1 BB: 0 P: 4	R: 3 E: 1 K: 1 S: 8	H: 2 LOB: 2 BB: 2 P: 16	R: 2 E: 0 K: 1 S: 8	H: 3 LOB: 1 BB: 0 P: 8	R: 0 E: 0 K: 1 S: 6	H: 1 LOB: 1 BB: 0 P: 6	R: 2 E: 0 K: 0 S: 6	H: 3 LOB: 3 BB: 1 P: 10	R: 0 E: 0 K: 0 S: 3	H: 1 LOB: 0 BB: 0 P: 3	R: 1 E: 0 K: 0 S: 5	H: 2 LOB: 1 BB: 0 P: 5	R: 0 E: 0 K: 0 S: 2	H: 0 LOB: 0 BB: 1 P: 6	1B: 8 2B: 4 3B: 1 HR: 0	SF: 0 SAC: 0 DP: 2 HBP: 0	WP: 1 PB: 0 SB: 1 CS: 0	PA: 44															
PITCHER	IP	WLS	BF	H	R	ER	SO	BB	IBB	HBP	BLK	WP	HR	S	P	ERA	WHIP	PITCHER	IP	WLS	BF	H	R	ER	SO	BB	IBB	HBP	BLK	WP	HR	S	P	ERA	WHIP		
Eric Rasmussen, R (1, 1) ERA: 3.48	2.2	L	15	3	3	1	2	3	0	0	0	0	0	16	28	3.38	2.250	Larry Dierker, R (9, 1) ERA: 4.58	1.0		3	0	0	0	0	1	0	0	0	0	0	2	6	0.00	1.000		
Buddy Schultz, L (3, 1) ERA: 2.29	2.1		11	4	2	2	2	0	0	0	0	1	0	15	15	7.71	1.714																				
Rawly Eastwick, R (6, 1) ERA: 3.9	0.1		5	3	2	2	0	1	0	0	0	0	0	4	8	54.00	12.000																				
John Sutton, R (6, 1) ERA: 2.95	1.2		5	1	0	0	0	0	0	0	0	0	0	5	5	0.00	0.600																				
Butch Metzger, R (8, 1) ERA: 3.59	1.0		5	2	1	1	0	0	0	0	0	0	0	5	5	9.00	2.000																				

New York Mets @ St. Louis Cardinals
 Busch Stadium, St. Louis, MO
 Sat Oct 01 1977, 3:33 AM CDT
 Unknown

livebaseballscorecards.com



Batter	1	2	3	4	5	6	7	8	9	AB	R	H	RBI	BB	SO	LOB
Lou Brock, L (1, 7) OBP: 0.317, SLG: 0.352	0-0 L6		0-0 G3		0-0 G4-6-3			0-0 FC5-4 1B		4	0	1	0	0	0	2
Jerry Mumphrey, S (1, 8) OBP: 0.352, SLG: 0.386	0-0 L8		0-0 L7		0-0 F8			0-0 FC5-4 F4-3		4	0	0	0	0	0	2
Garry Templeton, S (1, 6) OBP: 0.338, SLG: 0.453	0-0 6-3		0-0 E5 1B			0-0 SF8 3B		0-0 F4-3		4	1	2	0	0	0	1
Ted Simmons, S (1, 2) OBP: 0.407, SLG: 0.500		0-0 2B 2B	0-0 P6			0-0 SF8			0-0 F7	3	1	1	1	0	0	1
Keith Hernandez, L (1, 3) OBP: 0.382, SLG: 0.465		0-0 3B 2B		0-0 P6		0-0 4-3			0-0 E9 6-3 2B	4	2	2	1	0	0	0
Ken Reitz, R (1, 5) OBP: 0.293, SLG: 0.416		0-0 L6		0-0 P6		0-0 F9			0-0 6-3	4	0	0	1	0	0	1
Jim Dwyer, L (1, 9) OBP: 0.387, SLG: 0.308		0-0 F8		0-0 4-3			0-0 F9		0-0 F8	4	0	0	0	0	0	1
Mike Phillips, L (1, 4) OBP: 0.267, SLG: 0.271		0-0 3B			0-0 G4-6-3 1B 1B		0-0 F7			3	0	2	1	0	0	0
Eric Rasmussen, R (1, 1) Buddy Schultz, R (3, 1) Dane Long, L (5, PH) Rawly Eastwick, R (6, 1) John Sutton, R (6, 1) Dave Rader, L (7, PH) Butch Metzger, R (8, 1) Larry Dierker, R (9, 1)		0-3 K			0-0 G4-6-3 1B		0-0 F8			1	0	0	0	0	1	1

Inning Stats	R: 0	H: 0	E: 0	K: 0	S: 3	R: 2	H: 3	E: 0	K: 1	S: 8	R: 0	H: 1	E: 1	K: 0	S: 4	R: 0	H: 0	E: 0	K: 0	S: 3	R: 0	H: 2	E: 0	K: 0	S: 4	R: 1	H: 1	E: 0	K: 0	S: 4	R: 0	H: 0	E: 0	K: 0	S: 3	R: 0	H: 1	E: 1	K: 0	S: 4	R: 1	H: 1	E: 1	K: 0	S: 4	1B: 4	SF: 1	2B: 3	SAC: 0	3B: 2	DP: 1	HR: 0	HBP: 0	WP: 0	PA: 34
--------------	------	------	------	------	------	------	------	------	------	------	------	------	------	------	------	------	------	------	------	------	------	------	------	------	------	------	------	------	------	------	------	------	------	------	------	------	------	------	------	------	------	------	------	------	------	-------	-------	-------	--------	-------	-------	-------	--------	-------	--------

PITCHER	IP	WLS	BF	H	R	ER	SO	BB	IBB	HBP	BLK	WP	HR	S	P	ERA	WHIP
Nino Espinosa, R (1, 1) ERA: 3.42	9.0	W	34	9	4	3	1	0	0	0	0	0	0	36	36	3.00	1.000

BOTTOM

New York Mets @ St. Louis Cardinals
 Busch Stadium, St. Louis, MO
 Sat Oct 01 1977, 3:33 AM CDT
 Unknown

AB	33
R	4
H	9
RBI	4
BB	0
SO	1
LOB	9

Batter	1	2	3	4	5	6	7	8	9	AB R H RBI BB SO LOB	TOP									
Lee Mazzilli, S OBP: 0.339, SLG: 0.336 (1, 8) X	0-0 F9		0-0 6-3			0-0 5-3		0-0 F8	0-0 F2	5 0 0 0 0 0 3										
Leo Foster, R OBP: 0.276, SLG: 0.243 (1, 4) X	0-0 6-3			0-0 5-3		0-0 6-3		0-3 K		4 0 0 0 0 1 1										
Steve Henderson, R OBP: 0.369, SLG: 0.480 John Pacella, R (8, 1)	0-0 1B			0-3 K		0-0 6-3		0-0 3B		4 0 2 1 0 1 0 0 0 0 0 0 0 0										
John Milner, L OBP: 0.354, SLG: 0.417 (1, 3) X	0-0 L5			4-0 BB			0-0 2B	0-0 F5		3 0 1 0 1 0 2										
John Stearns, R OBP: 0.369, SLG: 0.396 (1, 2) X		0-0 CS		4-0 FC6-4			0-0 F8		0-0 6-3	3 0 1 0 1 0 1										
Dan Norman, R OBP: 0.438, SLG: 0.385 (1, 9)		0-3 K		0-0 FC6-4			4-0 BB		4-0 WP	2 1 0 0 2 1 3										
Joel Youngblood, R OBP: 0.288, SLG: 0.298 (1, 5) X		0-0 6-3		0-0 1-2		4-0 BB	0-3 K		0-0 1B	3 0 1 0 1 1 3										
Doug Flynn, R OBP: 0.223, SLG: 0.232 (1, 6)			0-3 K		0-0 F5-4-3		0-3 K		0-0 1B	4 0 1 1 0 2 3										
Roy Lee Jackson, R Pepe Mangual, R OBP: 0.280, SLG: 0.143 (8, PH) (8, 7)			0-0 6-3		0-0 4-3			4-0 3B	0-3 K	2 0 0 0 0 0 0 1 1 0 0 1 1 2										
Inning Stats	R: 0 E: 0 K: 0 S: 4	H: 1 LOB: 1 BB: 0 P: 4	R: 0 E: 0 K: 1 S: 5	H: 1 LOB: 0 BB: 0 P: 5	R: 0 E: 0 K: 1 S: 5	H: 0 LOB: 0 BB: 0 P: 5	R: 0 E: 0 K: 1 S: 5	H: 0 LOB: 2 BB: 2 P: 13	R: 0 E: 0 K: 0 S: 2	H: 0 LOB: 0 BB: 1 P: 6	R: 0 E: 0 K: 2 S: 8	H: 1 LOB: 2 BB: 1 P: 12	R: 1 E: 0 K: 1 S: 6	H: 1 LOB: 1 BB: 1 P: 10	R: 1 E: 0 K: 1 S: 7	H: 2 LOB: 2 BB: 1 P: 11	1B: 4 2B: 1 3B: 1 HR: 0	SF: 0 SAC: 0 DP: 1 HBP: 0	WP: 1 PB: 0 SB: 0 CS: 1	PA: 37
PITCHER	IP WLS BF H R ER SO BB IBB HBP BLK WP HR S P ERA WHIP																			
Tom Underwood, L ERA: 5.0 (1, 1)	8.1 W 34 5 2 2 6 6 0 0 0 0 0 0 40 64 2.16 1.320																			
Al Hrabosky, L ERA: 4.43 (9, 1)	0.2 S 3 1 0 0 1 0 0 0 0 0 1 0 5 5 0.00 1.500																			

New York Mets @ St. Louis Cardinals
 Busch Stadium, St. Louis, MO
 Sat Oct 01 1977, 3:38 AM CDT
 Att. 5,841 - Unknown

livebaseballscorecards.com

AB	31
R	2
H	6
RBI	2
BB	6
SO	7
LOB	18



Batter	1	2	3	4	5	6	7	8	9
Lou Brock, L (1, 7) Mike Anderson, R (7, 9) OBP: 0.316, SLG: 0.351 OBP: 0.277, SLG: 0.327	0-0 4-3		0-0 1B E 1B	0-0 F8		0-0 G3			
Jerry Mumphrey, S (1, 8) OBP: 0.354, SLG: 0.386	4-0 CS BB		0-0 1-3 1B	0-0 G3			0-0 4-3		
Garry Templeton, S (1, 6) OBP: 0.338, SLG: 0.451	0-0 L7 1-2		0-0 F6 1-2 3-H		4-0 E S BB		0-0 G3		
Keith Hernandez, L (1, 3) OBP: 0.379, SLG: 0.461		0-0 L8	0-0 F8		0-0 F9 1-3		0-0 F6-3		
Ken Reitz, R (1, 5) OBP: 0.292, SLG: 0.413		0-3 K	0-3 K		0-3 K		0-0 F6 CS		
Dave Rader, L (1, 2) OBP: 0.312, SLG: 0.372		4-0 BB		4-0 HBP 1B BB	0-0 L9		0-0 F6 1-2		
Jim Dwyer, L (1, 9) OBP: 0.371, SLG: 0.276 (7, 7)		0-0 F8		1-0 1B SF7 HBP		0-0 F9		0-0 F7	
Mike Phillips, L (1, 4) OBP: 0.273, SLG: 0.278			0-0 SH5-4 1B WP	0-0 1-3 2-H 1B		0-0 G3			
Tom Underwood, R (1, 1) Al Hrabosky, R (9, 1) OBP: 0.205, SLG: 0.152			0-0 SH5-4	0-0 SF7		4-0 BB			

AB	R	H	RBI	BB	SO	LOB
4	1	1	1	0	0	2
0	0	0	0	0	0	0
3	0	1	0	1	0	1
3	0	0	1	1	0	2
4	0	0	0	0	0	3
4	0	0	0	0	3	3
2	1	0	0	2	0	2
3	1	0	0	0	0	1
3	1	2	1	0	0	0
0	0	0	1	1	0	0
0	0	0	0	0	0	0
1B: 4	SF: 1	2B: 0	SAC: 1	3B: 0	DP: 0	HR: 0
	HBP: 1					

BOTTOM

New York Mets @ St. Louis Cardinals
 Busch Stadium, St. Louis, MO
 Sat Oct 01 1977, 3:38 AM CDT
 Att. 5,841 - Unknown

livebaseballscorecards.com

AB	26
R	4
H	4
RBI	4
BB	5
SO	3
LOB	14



Inning Stats	R	H	E	K	S	IP	WLS	BF	H	R	ER	SO	BB	IBB	HBP	BLK	WP	HR	S	P	ERA	WHIP
Roy Lee Jackson, R (1, 1) ERA: 6.0	0	0	0	0	2	7.0	L	31	4	4	4	3	5	0	1	0	1	0	31	52	5.14	1.286
John Pacella, R (8, 1) ERA:	0	0	0	0	0	1.0		3	0	0	0	0	0	0	0	0	0	0	3	3	0.00	0.000

WP	PA	ERA	WHIP
1	34		
0			
1			
2			

Batter	1	2	3	4	5	6	7	8	9	AB R H RBI BB SO LOB	TOP		
Lee Mazzilli, S (1, 8) OBP: 0.340, SLG: 0.339 Dan Norman, R (1, 8) OBP: 0.400, SLG: 0.313 (7, 9)	0-0 2B	0-0 F8		4-0 G1-4-3 BB		0-0 P3		0-0 5-3		1 1 1 0 0 0 0 3 0 0 0 1 0 0			
Leo Foster, R (1, 4) OBP: 0.284, SLG: 0.267	0-0 2B	0-0 P4		0-0 G1-4-3		0-0 1B			0-3 K	5 1 2 1 0 1 2			
Bruce Boisclair, L (1, 9) OBP: 0.359, SLG: 0.407 (7, 3)	0-0 1B	0-0 F7		0-0 F8		0-0 G4-6-3			0-0 F8	5 1 1 1 0 0 2			
Steve Henderson, R (1, 7) OBP: 0.372, SLG: 0.480	0-0 1B		0-0 3B		4-0 1B				0-0 1-3	4 3 2 1 1 1 0			
John Milner, L (1, 3) OBP: 0.353, SLG: 0.415 Pepe Manguai, R (7, 8) OBP: 0.250, SLG: 0.143	0-0 1-3		0-0 P4		0-0 1B				0-0 P5	4 0 1 0 0 0 2 0 0 0 0 0 0 0			
John Stearns, R (1, 2) OBP: 0.370, SLG: 0.397	0-0 1B		0-0 F7		0-3 K				0-0 1B	4 0 2 1 0 1 3			
Joel Youngblood, R (1, 5) OBP: 0.296, SLG: 0.316	0-0 1B		0-0 3B		0-0 1B				0-0 F7	4 0 3 2 0 0 1			
Bud Harrelson, S (1, 6) OBP: 0.255, SLG: 0.227	4-0 BB		0-0 L9		0-0 G3				4-0 BB	2 0 0 0 2 0 3			
Pat Zachry, R (1, 1) OBP: 0.154, SLG: 0.141 Paul Siebert, L (8, 1) Rick Baldwin, L (9, 1) OBP: 0.500, SLG: 0.500	0-0 G1-2-3			0-0 1B		0-0 4-3			0-0 G1-6-3	4 0 1 0 0 0 6 0 0 0 0 0 0 0 0 0 0 0 0 0 0			
Inning Stats	R: 4 H: 6 E: 1 LOB: 2 K: 0 BB: 1 S: 8 P: 12	R: 0 H: 0 E: 0 LOB: 0 K: 0 BB: 0 S: 3 P: 3	R: 1 H: 2 E: 0 LOB: 1 K: 0 BB: 1 S: 5 P: 5	R: 0 H: 1 E: 0 LOB: 1 K: 0 BB: 1 S: 3 P: 7	R: 1 H: 2 E: 0 LOB: 2 K: 1 BB: 1 S: 7 P: 11	R: 0 H: 1 E: 0 LOB: 0 K: 0 BB: 0 S: 3 P: 3	R: 0 H: 1 E: 0 LOB: 1 K: 1 BB: 0 S: 6 P: 6	R: 0 H: 0 E: 0 LOB: 0 K: 0 BB: 1 S: 2 P: 6	R: 0 H: 0 E: 0 LOB: 0 K: 1 BB: 0 S: 5 P: 5	1B: 9 SF: 0 2B: 3 SAC: 0 3B: 1 DP: 4 HR: 0 HBP: 0	WP: 0 PA: 40 PB: 0 SB: 0 CS: 0		
PITCHER	IP WLS BF H R ER SO BB IBB HBP BLK WP HR S P ERA WHIP											PITCHER	IP WLS BF H R ER SO BB IBB HBP BLK WP HR S P ERA WHIP
Bob Forsch, R (1, 1) ERA: 3.48	0.1 L 7 6 4 4 0 0 0 0 0 0 0 0 7 7 108.00 18.000												
Buddy Schult, L (1, 1) ERA: 2.32	2.2 10 2 1 1 0 1 0 0 0 0 0 0 9 13 3.38 1.125												
John Urea, R (4, 1) ERA: 3.16	2.0 10 3 1 1 1 2 0 0 0 0 0 0 10 18 4.50 2.500												
John Sutton, R (6, 1) ERA: 2.59	3.0 10 2 0 0 1 1 0 0 0 0 0 0 11 15 0.00 1.000												
Al Hrabosky, L (9, 1) ERA: 4.38	1.0 3 0 0 0 1 0 0 0 0 0 0 0 5 5 0.00 0.000												

New York Mets @ St. Louis Cardinals
 Busch Stadium, St. Louis, MO
 Sun Oct 02 1977, 3:33 AM CDT
 Att. 7,365 - Unknown

livebaseballscorecards.com

AB 36
R 6
H 13
RBI 6
BB 4
SO 3
LOB 19



