

# St. Louis Cardinals - 1977






Batter	1	2	3	4	5	6	7	8	9	AB	R	H	RBI	BB	SO	LOB	TOP				
Lou Brock, L OBP: 0.500, SLG: 0.857 Jerry Mumphy, S OBP: 0.333, SLG: 0.333	FC4-6 3B	4-3				1B IBB		FC3-6 1B		3	1	2	0	1	0	0					
Gary Templeton, S OBP: 0.364, SLG: 0.300	FC4-6 BB	6-3				1B		K		4	0	1	1	1	1	3					
Bake McBride, L OBP: 0.250, SLG: 0.750 Tony Scott, S OBP: 1.000, SLG: 1.000	FC4-6 2B				F7	L8				4	2	1	2	0	0	3					
Ted Simmons, S OBP: 0.600, SLG: 0.667	WP E 2B	P5					5-3			5	1	3	1	0	0	0					
Keith Hernandez, L OBP: 0.300, SLG: 1.000	E6 1B			4-3		FC4-6 FC5-4		FC3-6 FC6-4		5	2	1	1	0	0	2					
Hector Cruz, R Mike Anderson, R	6-3			F9		FC5-4		FC6-4		4	0	0	0	0	1	2					
Ken Reitz, R OBP: 0.300, SLG: 0.333				6-3				4-3		5	0	1	1	0	0	1					
Don Kessinger, S OBP: 0.600, SLG: 0.333					P6			FC3-6 1B		3	2	1	0	1	0	0					
Bob Forsch, R	K			2-3		SH1-4		FC3-6 BB		2	0	0	0	1	1	2					
<b>Inning Stats</b>	R: 4 E: 1 K: 1 S: 10	H: 4 LOB: 2 BB: 1 P: 14	R: 1 E: 0 K: 0 S: 4	H: 1 LOB: 0 BB: 0 P: 4	R: 0 E: 0 K: 0 S: 3	H: 0 LOB: 0 BB: 0 P: 3	R: 0 E: 0 K: 0 S: 4	H: 1 LOB: 1 BB: 0 P: 4	R: 0 E: 0 K: 0 S: 5	H: 1 LOB: 2 BB: 1 P: 9	R: 1 E: 0 K: 1 S: 6	H: 1 LOB: 0 BB: 0 P: 6	R: 1 E: 0 K: 1 S: 5	H: 1 LOB: 2 BB: 2 P: 13	R: 0 E: 0 K: 0 S: 4	H: 1 LOB: 1 BB: 0 P: 4	1B: 6 2B: 2 3B: 1 HR: 2	SF: 0 SAC: 1 DP: 0 HBP: 0	WP: 1 PB: 0 SB: 1 CS: 0	PA: 43	
<b>PITCHER</b>	IP	WLS	BF	H	R	ER	SO	BB	IBB	HBP	BLK	WP	HR	S	P	ERA	WHIP				
Bruce Kison, R ERA: 4.76	5.2	L	29	8	6	3	1	1	1	0	0	1	1	29	37	4.76	1.588				
Grant Jackson, L ERA: 6.75	1.1		5	1	1	1	1	0	0	0	0	0	1	7	7	6.75	0.750				
Larry Demery, R ERA: 11.57	1.0		5	1	1	1	1	2	0	0	0	0	0	5	13	9.00	3.000				
Odell Jones, R ERA:	1.0		4	1	0	0	0	0	0	0	0	0	0	4	4	0.00	1.000				

St. Louis Cardinals @ Pittsburgh Pirates  
Three Rivers Stadium, Pittsburgh, PA  
Sat Apr 09 1977, 3:33 AM EST  
Att: 6,719 - Sunny - 40 F

livebaseballscorecards.com

AB 38  
R 8  
H 11  
RBI 7  
BB 4  
SO 3  
LOB 16



Batter	1	2	3	4	5	6	7	8	9	AB	R	H	RBI	BB	SO	LOB	BOTTOM		
Omar Moreno, L	F2		L7		F7		FC4-6		4-3	5	0	0	0	0	0	4			
Frank Taveras, R OBP: 0.222, SLG: 0.250	4-3 1B		4-3		G3			F9		4	1	1	0	0	0	1			
Dave Parker, L OBP: 0.444, SLG: 0.444	4-3		F9				4-3			4	0	1	0	0	0	1			
Bill Robinson, R OBP: 0.286, SLG: 0.200	E 1B				K		6-3		F7	4	0	1	1	0	1	1			
Willie Stargell, L OBP: 0.444, SLG: 0.500	E4 1B				P6			4-3		3	0	1	0	1	0	1			
Rennie Stennett, R OBP: 0.444, SLG: 0.500	4-3		E4		E4		4-3		F9	4	0	0	0	0	0	3			
Phil Garner, R OBP: 0.444, SLG: 0.750			5-3		G4-6-3					4	1	2	1	0	0	2			
Duffy Dyer, R OBP: 0.125, SLG: 0.500					4-3		F2		E5	4	0	0	0	0	0	1			
Bruce Kison, R ERA: 4.76 Grant Jackson, L ERA: 6.75 Ed Kirkpatrick, L Larry Demery, R Odell Jones, R Miguel Dilone, S	1-3						FC4-6 BB		FC4-6	2	0	1	0	0	0	0			
<b>Inning Stats</b>	R: 1 E: 1 K: 0 S: 6	H: 3 LOB: 2 BB: 0 P: 6	R: 0 E: 0 K: 0 S: 3	H: 0 LOB: 0 BB: 0 P: 3	R: 0 E: 0 K: 0 S: 3	H: 0 LOB: 0 BB: 0 P: 3	R: 0 E: 0 K: 1 S: 5	H: 0 LOB: 1 BB: 1 P: 9	R: 0 E: 0 K: 0 S: 4	H: 1 LOB: 2 BB: 1 P: 8	R: 0 E: 0 K: 0 S: 4	H: 1 LOB: 1 BB: 0 P: 4	R: 1 E: 1 K: 0 S: 5	H: 1 LOB: 1 BB: 0 P: 5	1B: 5 2B: 1 3B: 0 HR: 1	SF: 0 SAC: 0 DP: 1 HBP: 0	WP: 0 PB: 0 SB: 0 CS: 0	PA: 37	
<b>PITCHER</b>	IP	WLS	BF	H	R	ER	SO	BB	IBB	HBP	BLK	WP	HR	S	P	ERA	WHIP		
Bob Forsch, R ERA: 2.0	9.0	W	37	7	2	2	1	2	0	0	0	0	1	37	45	2.00	1.000		

St. Louis Cardinals @ Pittsburgh Pirates  
Three Rivers Stadium, Pittsburgh, PA  
Sat Apr 09 1977, 3:33 AM EST  
Att: 6,719 - Sunny - 40 F

livebaseballscorecards.com

AB 35  
R 2  
H 7  
RBI 2  
BB 2  
SO 1  
LOB 15





Batter	1	2	3	4	5	6	7	8	9	AB	R	H	RBI	BB	SO	LOB	TOP										
Lou Brock, L OBP: 0.417, SLG: 0.727 Buddy Schultz, R John Urrea, R	L7	1B 2B		F8		L8			FC5-6 BB	4	1	1	0	0	0	0											
Gary Templeton, S OBP: 0.438, SLG: 0.533	1-3 BLK 2B	HR 1B		1B		6-3			FC5-6 CS	5	3	3	1	0	0	1											
Bake McBride, L OBP: 0.333, SLG: 0.917 Tony Scott, S OBP: 0.667, SLG: 0.667	1-3	HR		1B		F8			K	4	1	2	3	0	0	1											
Hector Cruz, R OBP: 0.231, SLG: 0.182	1B E	4-3		F9		6-3				4	1	1	1	0	0	1											
Ted Simmons, S OBP: 0.643, SLG: 0.769	E 2-3			1-3						4	1	3	0	0	0	1											
Keith Hernandez, L OBP: 0.357, SLG: 0.929	E7 1-3			1B		K			F8	4	1	2	1	0	1	1											
Ken Reitz, R OBP: 0.286, SLG: 0.308	F7			CS 1B		5-3			K	4	0	1	2	0	1	2											
Jerry Davanon, R		1-3		F9		F2			K	4	0	0	0	0	1	1											
Pete Falcone, L Clay Carroll, R Jerry Mumphy, S OBP: 0.200, SLG: 0.200	K	L1		L9					6-3	1	0	0	0	0	1	0											
<b>Inning Stats</b>	R: 2 E: 1 K: 0 S: 7	H: 4 LOB: 2 BB: 0 P: 7	R: 3 E: 0 K: 1 S: 8	H: 3 LOB: 0 BB: 0 P: 8	R: 2 E: 0 K: 0 S: 5	H: 3 LOB: 0 BB: 0 P: 5	R: 1 E: 0 K: 0 S: 5	H: 2 LOB: 1 BB: 0 P: 5	R: 0 E: 0 K: 1 S: 5	H: 0 LOB: 0 BB: 0 P: 5	R: 0 E: 0 K: 0 S: 4	H: 1 LOB: 1 BB: 0 P: 4	R: 0 E: 0 K: 2 S: 7	H: 0 LOB: 0 BB: 0 P: 7	R: 0 E: 0 K: 1 S: 4	H: 0 LOB: 0 BB: 1 P: 8	1B: 7 2B: 4 3B: 1 HR: 1	SF: 0 SAC: 0 DP: 0 HBP: 0	WP: 0 PB: 0 SB: 0 CS: 2	PA: 39							
<b>PITCHER</b>	IP	WLS	BF	H	R	ER	SO	BB	IBB	HBP	BLK	WP	HR	S	P	ERA	WHIP										
Jim Rooker, L ERA: 31.5	2.0	L	15	9	7	7	1	0	0	0	0	0	0	8	17	31.50	4.500										
Larry Demery, R ERA: 8.31	2.0		8	3	1	1	0	0	0	0	0	0	0	8	8	4.50	1.500										
Grant Jackson, L ERA: 2.08	3.0		10	1	0	0	1	0	0	0	0	0	0	12	12	0.00	0.333										
Rich Gossage, R ERA:	2.0		6	0	0	0	3	1	0	0	0	0	0	11	15	0.00	0.500										

St. Louis Cardinals @ Pittsburgh Pirates  
Three Rivers Stadium, Pittsburgh, PA  
Sun Apr 10 1977, 3:33 AM EST  
Att: 5,223 - Cloudy - 60 F

AB 38  
R 8  
H 13  
RBI 8  
BB 1  
SO 5  
LOB 9



Batter	1	2	3	4	5	6	7	8	9	AB	R	H	RBI	BB	SO	LOB	BOTTOM										
Frank Taveras, R OBP: 0.286, SLG: 0.182	2B 1B	FC6 S		1-3				K		3	1	0	0	2	1	1											
Phil Garner, R OBP: 0.428, SLG: 0.667	1B					F2			F9	4	1	1	0	1	0	2											
Dave Parker, L OBP: 0.571, SLG: 0.714	1B	F9				E9 HR		1B		5	3	4	2	0	0	2											
Bill Robinson, R OBP: 0.417, SLG: 0.700	S SF9	1B		K		HR		1B	F8	5	2	3	4	0	1	1											
Willie Stargell, L OBP: 0.333, SLG: 0.364 Ed Kirkpatrick, L	K			L7		5-3		SH5-3	4-3	3	0	0	0	0	1	1											
Rennie Stennett, R OBP: 0.385, SLG: 0.455	SF9					1-3			4-3	3	0	1	1	0	0	1											
Miguel Dilone, S Al Oliver, L Rich Gossage, R	P3			FC6-4				K	1-3	3	0	0	0	0	1	1											
Duffy Dyer, R OBP: 0.200, SLG: 0.444 Grant Jackson, S Omar Moreno, L						6-3			F9	1	0	0	0	1	0	0											
Jim Rooker, R Larry Demery, R Ed Ott, L OBP: 0.333, SLG: 0.333	K					F5			BB 1B	1	0	0	0	0	0	0											
<b>Inning Stats</b>	R: 4 E: 0 K: 1 S: 8	H: 3 LOB: 1 BB: 1 P: 12	R: 0 E: 0 K: 1 S: 5	H: 0 LOB: 2 BB: 2 P: 13	R: 0 E: 0 K: 1 S: 6	H: 1 LOB: 1 BB: 0 P: 6	R: 0 E: 0 K: 0 S: 3	H: 0 LOB: 0 BB: 0 P: 3	R: 2 E: 0 K: 1 S: 5	H: 2 LOB: 0 BB: 0 P: 5	R: 0 E: 0 K: 1 S: 6	H: 1 LOB: 2 BB: 1 P: 10	R: 1 E: 0 K: 0 S: 5	H: 2 LOB: 1 BB: 0 P: 5	R: 0 E: 0 K: 2 S: 7	H: 0 LOB: 0 BB: 0 P: 7	R: 0 E: 0 K: 0 S: 4	H: 1 LOB: 1 BB: 0 P: 4	1B: 6 2B: 3 3B: 0 HR: 1	SF: 1 SAC: 1 DP: 0 HBP: 0	WP: 0 PB: 0 SB: 4 CS: 0	PA: 41					
<b>PITCHER</b>	IP	WLS	BF	H	R	ER	SO	BB	IBB	HBP	BLK	WP	HR	S	P	ERA	WHIP										
Pete Falcone, L ERA: 36.0	1.0		3	4	4	4	1	2	0	0	0	0	1	19	23	36.00	5.000										
Clay Carroll, R ERA: 4.5	4.0	W	16	3	2	2	2	1	0	0	0	0	0	9	13	4.50	1.000										
Buddy Schultz, L ERA: 6.75	1.1		8	3	1	1	1	1	0	0	0	0	0	9	13	6.75	3.000										
John Urrea, R ERA:	2.2	S	9	1	0	0	2	0	0	0	0	0	0	13	13	0.00	0.375										

St. Louis Cardinals @ Pittsburgh Pirates  
Three Rivers Stadium, Pittsburgh, PA  
Sun Apr 10 1977, 3:33 AM EST  
Att: 5,223 - Cloudy - 60 F

AB 35  
R 7  
H 10  
RBI 7  
BB 4  
SO 6  
LOB 12





Batter	1	2	3	4	5	6	7	8	9	AB	R	H	RBI	BB	SO	LOB	TOP			
Lou Brock, L OBP: 0.375, SLG: 0.600 Joel Youngblood, R (8, 7)	K		FC6-4 1B		1-3			F7		4	0	1	0	0	1	1				
Garry Templeton, S OBP: 0.400, SLG: 0.474	G3 1B		FC6-4 1-2			2-3		P6		4	0	1	0	0	0	1				
Bake McBride, L OBP: 0.250, SLG: 0.688	G3 1-2			F8		4-3		P6		4	0	0	0	0	0	1				
Ted Simmons, S OBP: 0.556, SLG: 0.647	F8			E4				F7		4	0	1	0	0	0	1				
Keith Hernandez, L OBP: 0.278, SLG: 0.722		F7		F8		4-3		P6		4	0	0	0	0	0	2				
Hector Cruz, R OBP: 0.235, SLG: 0.200	F8			5-3				5-3		4	0	1	0	0	0	1				
Ken Reitz, R OBP: 0.235, SLG: 0.250	F9				3-1		F2			3	0	0	0	0	0	1				
Don Kessinger, S OBP: 0.375, SLG: 0.167			K		F8		K			3	0	0	0	0	2	1				
Eric Rasmussen, R OBP: 0.500, SLG: 1.000 Tony Scott, S OBP: 0.500, SLG: 0.500 John Sutton, R (7, 1)			K				K			2	0	1	0	0	1	0				
										1	0	0	0	0	1	1				
										0	0	0	0	0	0	0				
<b>Inning Stats</b>	R: 0 E: 0 K: 1 S: 6	H: 1 LOB: 1 BB: 0 P: 6	R: 0 E: 0 K: 0 S: 3	H: 0 LOB: 2 BB: 0 P: 3	R: 0 E: 0 K: 2 S: 8	H: 1 LOB: 1 BB: 0 P: 8	R: 0 E: 1 K: 0 S: 4	H: 0 LOB: 1 BB: 0 P: 4	R: 0 E: 0 K: 0 S: 4	H: 1 LOB: 1 BB: 0 P: 4	R: 0 E: 0 K: 2 S: 8	H: 1 LOB: 1 BB: 0 P: 8	R: 0 E: 0 K: 0 S: 3	H: 0 LOB: 0 BB: 0 P: 3	R: 0 E: 0 K: 0 S: 3	H: 0 LOB: 0 BB: 0 P: 3	1B: 4 2B: 1 3B: 0 HR: 0	SF: 0 SAC: 0 DP: 0 HBP: 0	WP: 0 PB: 0 SB: 0 CS: 0	PA: 33
<b>PITCHER</b> Tom Seaver, R ERA: 1.69	IP: 9.0 WLS: W BF: 33 H: 5 R: 0 ER: 0 SO: 5 BB: 0 IBB: 0 HBP: 0 BLK: 0 WP: 0 HR: 0 S: 43 P: 43 ERA: 0.00 WHIP: 0.556															<b>PITCHER</b>				

St. Louis Cardinals @ New York Mets  
Shea Stadium, Flushing, NY  
Tue Apr 12 1977, 3:33 AM EST  
Att: 23,907 - Sunny - 87 F

AB 33  
R 0  
H 5  
RBI 0  
BB 0  
SO 5  
LOB 10



Batter	1	2	3	4	5	6	7	8	9	AB	R	H	RBI	BB	SO	LOB	BOTTOM			
Lee Mazzilli, S OBP: 0.176, SLG: 0.125	F5	L5		4-3			F7			4	0	0	0	0	0	4				
Felix Milan, R OBP: 0.313, SLG: 0.375	1-3	FC6 1-2				G1-6-3 1B	F8			4	0	1	0	0	0	2				
John Milner, L OBP: 0.500 Bruce Boisclair, L OBP: 0.667, SLG: 1.000	HR		F8		G1-6-3 1-2			5-3 2B		3	1	1	1	0	0	1				
										1	0	1	0	0	0	0				
Dave Kingman, R OBP: 0.353, SLG: 0.563	5-3		F2		6-3			L9		4	0	0	0	0	0	1				
Ed Kranepool, L OBP: 0.438, SLG: 0.938		4-3 1B 2B	F9			F5		5-3 2-3		4	1	1	0	0	0	1				
John Stearns, R OBP: 0.235, SLG: 0.412		4-3		FC1-5 E 1B			HR	K		4	1	2	1	0	1	2				
Roy Staiger, R OBP: 0.533, SLG: 0.571 Mike Phillips, L (6, 5)		HBP 1B BB		E4 FC1-5 1-2			P6			1	1	0	0	1	0	1				
										1	0	0	0	0	0	0				
Bud Harrelson, S OBP: 0.286, SLG: 0.167		1B 1-2 HBP		P6		6-3				2	0	0	0	0	0	2				
Tom Seaver, R OBP: 0.400, SLG: 0.250			FC6 1-3 2-4 3-H 1B		FC1-5 1-2 2-3		K			3	0	1	2	0	1	2				
<b>Inning Stats</b>	R: 1 E: 0 K: 0 S: 4	H: 1 LOB: 0 BB: 0 P: 4	R: 2 E: 0 K: 0 S: 5	H: 2 LOB: 2 BB: 1 P: 10	R: 0 E: 0 K: 0 S: 3	H: 0 LOB: 0 BB: 0 P: 3	R: 0 E: 1 K: 0 S: 5	H: 1 LOB: 2 BB: 0 P: 5	R: 0 E: 0 K: 0 S: 3	H: 1 LOB: 0 BB: 0 P: 3	R: 1 E: 0 K: 0 S: 4	H: 1 LOB: 0 BB: 0 P: 4	R: 0 E: 0 K: 1 S: 5	H: 0 LOB: 0 BB: 0 P: 5	R: 0 E: 0 K: 1 S: 6	H: 1 LOB: 1 BB: 0 P: 6	1B: 3 2B: 2 3B: 0 HR: 2	SF: 0 SAC: 0 DP: 1 HBP: 1	WP: 0 PB: 0 SB: 0 CS: 0	PA: 33
<b>PITCHER</b> Eric Rasmussen, R ERA: 6.0 John Sutton, R ERA: 6.0	IP: 6.0 WLS: L BF: 26 H: 6 R: 4 ER: 4 SO: 4 BB: 1 IBB: 0 HBP: 0 BLK: 0 WP: 0 HR: 2 S: 24 P: 29 ERA: 6.00 WHIP: 1.167															<b>PITCHER</b>				

St. Louis Cardinals @ New York Mets  
Shea Stadium, Flushing, NY  
Tue Apr 12 1977, 3:33 AM EST  
Att: 23,907 - Sunny - 87 F

AB 31  
R 4  
H 7  
RBI 4  
BB 1  
SO 2  
LOB 16









Batter	1	2	3	4	5	6	7	8	9	AB	R	H	RBI	BB	SO	LOB	TOP									
Lou Brock, L OBP: 0.348, SLG: 0.591 Joel Youngblood, R OBP: 0.667, SLG: 0.500	0-3 K		0-0 F7		0-0 6-3		0-3 K		0-0 CS	3	0	0	0	0	1	2										
Gary Templeton, S OBP: 0.357, SLG: 0.407	0-0 4-3		0-0 3B		0-0 CS		0-0 6-3		0-0 CS	4	1	2	1	0	0	0										
Tony Scott, S OBP: 0.356, SLG: 0.750	0-3 K		0-0 FC5-2		0-0 CS		0-0 6-3		0-0 G3	4	0	2	2	0	1	0										
Hector Cruz, R OBP: 0.269, SLG: 0.261		0-0 4-3	0-0 FC5-2		0-0 1B		0-0 G3		0-0 L3	4	1	1	0	0	0	2										
Ted Simmons, S OBP: 0.500, SLG: 0.667		0-0 4-3	0-0 F9		0-0 1B		0-0 L3		0-0 L3	4	0	1	0	0	0	2										
Keith Hernandez, L OBP: 0.385, SLG: 0.833	4-0 S				0-0 3-1		0-0 FC6-4		0-0 IBB	2	0	1	1	2	0	0										
Ken Reitz, R OBP: 0.160, SLG: 0.167	0-3 K		0-0 F7		0-0 K		0-0 FC6-4		0-0 F7	4	0	0	0	0	2	5										
Don Kessinger, S OBP: 0.375, SLG: 0.231			0-0 F7		0-0 F9		0-3 K		0-0 F7	4	1	1	0	0	1	2										
Bob Forsch, R OBP: 0.333, SLG: 0.200 John Urrea, R (7, 1)			0-0 3B		0-3 K		0-3 K		0-0 4-3	3	1	1	0	0	2	0										
<b>Inning Stats</b>	R: 0 E: 0 K: 2 S: 7	H: 0 LOB: 0 BB: 7	R: 0 E: 0 K: 1 S: 5	H: 0 LOB: 1 BB: 1 P: 9	R: 3 E: 0 K: 0 S: 7	H: 4 LOB: 1 BB: 0 P: 7	R: 0 E: 0 K: 0 S: 3	H: 0 LOB: 0 BB: 0 P: 3	R: 0 E: 0 K: 1 S: 5	H: 1 LOB: 0 BB: 0 P: 5	R: 1 E: 0 K: 2 S: 10	H: 3 LOB: 2 BB: 0 P: 10	R: 0 E: 0 K: 0 S: 4	H: 0 LOB: 0 BB: 0 P: 7	R: 0 E: 0 K: 0 S: 4	H: 1 LOB: 2 BB: 1 P: 8	R: 0 E: 0 K: 0 S: 3	H: 1 LOB: 0 BB: 0 P: 3	1B: 8 2B: 1 3B: 1 HR: 0	SF: 0 SAC: 0 DP: 0 HBP: 0	WP: 0 PB: 0 SB: 1 CS: 2	PA: 39				
<b>PITCHER</b>	IP	WLS	BF	H	R	ER	SO	BB	IBB	HBP	BLK	WP	HR	S	P	ERA	WHIP									
Jerry Koosman, L ERA: 4.5	(1, 1)	7.0	L	29	8	4	4	8	1	0	0	0	0	0	44	48	5.14	1.286								
Bob Apodaca, R ERA: 9.0	(8, 1)	1.0		5	1	0	0	0	0	1	0	0	0	0	4	8	0.00	1.000								
Skip Lockwood, R ERA:	(9, 1)	1.0		3	1	0	0	0	0	0	0	0	0	0	3	3	0.00	1.000								

St. Louis Cardinals @ New York Mets  
Shea Stadium, Flushing, NY  
Thu Apr 14 1977, 3:33 AM EST  
Att: 8,030 - Sunny

AB 35  
R 4  
H 10  
RBI 4  
BB 2  
SO 8  
LOB 13



Batter	1	2	3	4	5	6	7	8	9	AB	R	H	RBI	BB	SO	LOB	BOTTOM									
Lee Mazzilli, S OBP: 0.269, SLG: 0.174	0-0 F8		4-0 1B		0-0 4-3		0-0 1B		0-0 1B	3	0	1	1	1	0	0										
Felix Milan, R OBP: 0.304, SLG: 0.348	0-0 P3		0-0 1B		0-0 K		0-0 K		0-0 K	4	0	2	0	0	1	2										
Ed Kranepool, L OBP: 0.360, SLG: 0.760	0-0 F9		0-0 P6		0-0 F8		0-0 4-3		0-0 4-3	4	0	0	0	0	0	3										
Dave Kingman, R OBP: 0.385, SLG: 0.500		0-0 F7	0-3 K		0-0 K		0-0 K		0-3 K	4	0	1	0	0	2	2										
Joe Torre, R OBP: 0.500, SLG: 1.167		0-0 F9			0-3 K		0-0 K		0-0 K	4	0	1	0	0	1	2										
Mike Veit, R OBP: 0.600, SLG: 0.333 Bob Apodaca, R	(1, 9) (8, 1)	4-0 S			0-0 F7		4-0 FC6		0-0 4-3	1	0	0	0	2	0	0										
John Milner, L OBP: 0.250, SLG: 0.467 Skip Lockwood, R	(8, PH) (9, 1)	0-0 1B			0-0 F7		0-0 BB		0-0 4-3	0	0	0	0	0	0	0										
Jerry Grote, R OBP: 0.250, SLG: 0.250	(1, 2)	0-0 1B			0-0 L5		0-0 FC6		0-0 F7	4	1	1	0	0	0	1										
Bud Harrelson, S OBP: 0.250, SLG: 0.167 Mike Phillips, L	(1, 6) (7, PH) (8, 6)	0-0 4-3			0-0 1-6-3		0-0 F9		0-0 1-3	2	0	0	0	0	0	2										
Jerry Koosman, R Bruce Boisclair, L (7, PH)	(1, 1) (7, PH) (8, 9)				0-0 6-3		0-0 5-3		0-0 L5	2	0	1	0	0	0	0										
<b>Inning Stats</b>	R: 0 E: 0 K: 0 S: 3	H: 1 LOB: 2 BB: 1 P: 8	R: 0 E: 0 K: 1 S: 6	H: 1 LOB: 2 BB: 1 P: 10	R: 0 E: 0 K: 1 S: 5	H: 0 LOB: 0 BB: 0 P: 5	R: 0 E: 0 K: 0 S: 3	H: 0 LOB: 0 BB: 0 P: 3	R: 0 E: 0 K: 0 S: 4	H: 2 LOB: 1 BB: 0 P: 4	R: 1 E: 0 K: 1 S: 7	H: 2 LOB: 2 BB: 1 P: 11	R: 0 E: 0 K: 1 S: 6	H: 1 LOB: 1 BB: 0 P: 6	R: 0 E: 0 K: 0 S: 3	H: 0 LOB: 0 BB: 0 P: 3	1B: 7 2B: 0 3B: 0 HR: 0	SF: 0 SAC: 0 DP: 1 HBP: 0	WP: 0 PB: 0 SB: 0 CS: 0	PA: 36						
<b>PITCHER</b>	IP	WLS	BF	H	R	ER	SO	BB	IBB	HBP	BLK	WP	HR	S	P	ERA	WHIP									
Bob Forsch, R ERA: 1.72	(1, 1)	6.2	W	28	6	1	1	2	3	0	0	0	0	0	29	41	1.35	1.350								
John Urrea, R ERA:	(7, 1)	2.1	S	8	1	0	0	2	0	0	0	0	0	12	12	0.00	0.429									

St. Louis Cardinals @ New York Mets  
Shea Stadium, Flushing, NY  
Thu Apr 14 1977, 3:33 AM EST  
Att: 8,030 - Sunny

AB 33  
R 1  
H 7  
RBI 1  
BB 3  
SO 4  
LOB 14










Batter	1	2	3	4	5	6	7	8	9	AB	R	H	RBI	BB	SO	LOB	TOP				
Frank Taveras, R (1,6) OBP: 0.333, SLG: 0.269	F3		F9			4-3		6-3		4	0	0	0	0	0	1					
Omar Moreno, L (1,8) OBP: 0.100, SLG: 0.105	5-3		4-3			K		K		4	0	0	0	0	2	1					
Dave Parker, L (1,9) OBP: 0.467, SLG: 0.679	4-3			4-3			4-3 2B		CS 1B	4	1	2	0	0	0	0					
Al Oliver, L (1,7) OBP: 0.200, SLG: 0.267		CS 1B		6-3			4-3		E3 2B	4	1	1	0	0	0	2					
Bill Robinson, R (1,3) OBP: 0.385, SLG: 0.565		6-3		P4			1B 2B			3	1	1	1	0	0	1					
Rich Gossage, R (7,1) OBP: 1.000, SLG: 2.000		1-2					3H 2B		2H 2B	1	0	1	1	0	0	0					
Rennie Stennett, R (1,4) OBP: 0.414, SLG: 0.560		BB			F9		1-4-3 1B		F8	3	0	1	1	1	0	1					
Phil Garner, R (1,5) OBP: 0.367, SLG: 0.440		F7			F9		1-4-3 1-2		IBB	3	0	0	0	1	0	2					
Ed Ott, L (1,2) OBP: 0.400, SLG: 0.250			FC3-6 1B		F9			CS IBB	F8	3	0	1	0	1	0	2					
John Candelaria, L (1,1)			FC3-6			1-3		CS	F9	2	0	0	0	0	0	1					
Tommy Helms, R (7,PH)										0	0	0	0	0	0	0					
Ed Kirkpatrick, L (7,3)			1-2					1-2		1	0	0	0	0	0	0					
<b>Inning Stats</b>	R: 0 E: 0 K: 0 S: 3	H: 0 LOB: 0 BB: 0 P: 3	R: 0 E: 0 K: 0 S: 3	H: 1 LOB: 1 BB: 1 P: 7	R: 0 E: 0 K: 0 S: 4	H: 1 LOB: 1 BB: 0 P: 4	R: 0 E: 0 K: 0 S: 3	H: 0 LOB: 0 BB: 0 P: 3	R: 0 E: 0 K: 1 S: 5	H: 0 LOB: 0 BB: 0 P: 5	R: 2 E: 0 K: 0 S: 5	H: 3 LOB: 1 BB: 1 P: 9	R: 0 E: 0 K: 1 S: 5	H: 0 LOB: 0 BB: 0 P: 5	R: 1 E: 1 K: 0 S: 5	H: 2 LOB: 2 BB: 1 P: 9	1B: 5 2B: 2 3B: 0 HR: 0	SF: 0 SAC: 0 DP: 0 HBP: 0	WP: 0 PB: 0 SB: 1 CS: 3	PA: 36	
<b>PITCHER</b>	IP	WLS	BF	H	R	ER	SO	BB	IBB	HBP	BLK	WP	HR	S	P	ERA	WHIP				
Eric Rasmussen, R (1,1) ERA: 3.86	8.0	L	29	5	2	2	2	1	1	0	0	0	0	31	39	2.25	0.750				
Al Hrabosky, L (9,1) ERA: 4.15	1.0		6	2	1	0	0	0	1	0	0	0	0	5	9	0.00	2.000				

**Pittsburgh Pirates @ St. Louis Cardinals**  
 Busch Stadium, St. Louis, MO  
 Sat Apr 16 1977, 3:33 AM CST  
 Att: 12,513 - Unknown


AB 32  
 R 3  
 H 7  
 RBI 3  
 BB 3  
 SO 2  
 LOB 11



Batter	1	2	3	4	5	6	7	8	9	AB	R	H	RBI	BB	SO	LOB	BOTTOM				
Joel Youngblood, R (1,7) OBP: 0.286, SLG: 0.167	P4			F8		F7		K		4	0	0	0	0	1	1					
Gary Templeton, S (1,6) OBP: 0.278, SLG: 0.314	K			E8 5-3 1B		F8		4-3		4	1	0	0	0	1	1					
Tony Scott, S (1,8) OBP: 0.662, SLG: 0.667	F9			5-3				F8		4	0	1	0	0	0	2					
Al Hrabosky, R (9,1)				2-3		FC5 2B				0	0	0	0	0	0	0					
Mike Anderson, R (1,9) OBP: 0.400, SLG: 0.400		E3				FC5				3	0	1	1	0	0	1					
Jerry Mumphrey, S (9,PH) OBP: 0.333, SLG: 0.200		G5-4-3		FC6-4 1B				G4-6-3 BB		0	0	0	0	1	0	0					
Ted Simmons, S (1,2) OBP: 0.394, SLG: 0.516		G5-4-3		FC6-4				G4-6-3		4	0	0	0	0	0	3					
Keith Hernandez, L (1,3) OBP: 0.394, SLG: 0.724		F7				4-3				3	0	1	0	1	0	0					
Ken Reitz, R (1,5) OBP: 0.167, SLG: 0.207				P4						3	0	1	0	1	0	0					
Lou Brock, L (7,PH) OBP: 0.310, SLG: 0.500				FC5-4 BB		F7				2	0	1	0	0	0	0					
Don Kessinger, S (1,4) OBP: 0.318, SLG: 0.211				2B						2	0	0	0	0	1	2					
Eric Rasmussen, R (1,1) OBP: 0.250, SLG: 0.500				F7						3	0	0	0	0	0	2					
Bake McBride, L (8,PH) OBP: 0.280, SLG: 0.640				F8		F2				2	0	0	0	0	1	1					
				F8		FC5-4				1	0	1	0	0	0	0					
				K		F9				2	0	0	0	0	1	1					
								4-3 2B		1	0	1	0	0	0	0					
<b>Inning Stats</b>	R: 0 E: 0 K: 1 S: 5	H: 0 LOB: 0 BB: 0 P: 5	R: 0 E: 1 K: 0 S: 3	H: 0 LOB: 0 BB: 0 P: 3	R: 0 E: 0 K: 1 S: 5	H: 0 LOB: 0 BB: 0 P: 5	R: 1 E: 1 K: 0 S: 5	H: 1 LOB: 1 BB: 0 P: 5	R: 0 E: 0 K: 0 S: 4	H: 1 LOB: 1 BB: 0 P: 4	R: 0 E: 0 K: 0 S: 4	H: 1 LOB: 1 BB: 1 P: 7	R: 0 E: 0 K: 1 S: 6	H: 1 LOB: 1 BB: 0 P: 6	R: 0 E: 0 K: 1 S: 5	H: 1 LOB: 1 BB: 1 P: 9	1B: 2 2B: 3 3B: 0 HR: 0	SF: 0 SAC: 0 DP: 2 HBP: 0	WP: 0 PB: 0 SB: 0 CS: 0	PA: 34	
<b>PITCHER</b>	IP	WLS	BF	H	R	ER	SO	BB	IBB	HBP	BLK	WP	HR	S	P	ERA	WHIP				
John Candelaria, L (1,1) ERA:	6.0	W	22	3	1	0	2	2	0	0	0	0	0	26	26	0.00	0.500				
Rich Gossage, R (7,1) ERA:	3.0	S	12	2	0	0	2	2	0	0	0	0	0	14	22	0.00	1.333				

**Pittsburgh Pirates @ St. Louis Cardinals**  
 Busch Stadium, St. Louis, MO  
 Sat Apr 16 1977, 3:33 AM CST  
 Att: 12,513 - Unknown

AB 32  
 R 1  
 H 5  
 RBI 1  
 BB 2  
 SO 4  
 LOB 13





Batter	1	2	3	4	5	6	7	8	9	AB	R	H	RBI	BB	SO	LOB	TOP										
Frank Taveras, R (1, 6) OBP: 0.382, SLG: 0.333										4	2	3	0	0	0	1	<b>Pittsburgh Pirates @ St. Louis Cardinals</b> Busch Stadium, St. Louis, MO Sun Apr 17 1977, 3:33 AM CST Att: 28,574 - Sunny										
Omar Moreno, L (1, 8) OBP: 0.167, SLG: 0.217										4	0	2	2	0	1												
Dave Parker, L (1, 9) OBP: 0.441, SLG: 0.625										4	0	1	1	0	0	3											
Al Oliver, L (1, 7) OBP: 0.176, SLG: 0.235										2	0	0	0	0	0	1											
Miguel Dilone, S (4, 7) OBP: 0.125, SLG: 0.125										2	0	1	0	0	0	0											
Ed Kirkpatrick, L (1, 3) Fernando Gonzalez, R (8, PH) Ken Macha, R (8, 3)										3	0	0	0	0	0	0											
Rennie Stennett, R (1, 4) OBP: 0.384, SLG: 0.483										4	0	0	0	0	0	0											
Phil Garner, R (1, 5) OBP: 0.353, SLG: 0.448										4	0	1	0	0	1	0											
Duffy Dyer, R (1, 2) OBP: 0.286, SLG: 0.579										4	0	1	0	0	0	1											
Larry Demery, R (9, PR)										0	0	0	0	0	0	0											
Jerry Reuss, L (1, 1) OBP: 0.400, SLG: 0.400										2	1	1	0	0	0	0											
Grant Jackson, S (5, 1)										0	0	0	0	0	0	0											
Tommy Helms, R (7, PH) Terry Forster, L (7, 1)										1	0	0	0	0	0	1											
Bill Robinson, R (9, PH) OBP: 0.370, SLG: 0.542										1	0	0	0	0	0	1											
<b>Inning Stats</b>	R: 1 E: 0 K: 1 S: 6	H: 2 LOB: 0 BB: 0 P: 6	R: 0 E: 1 K: 1 S: 5	H: 0 LOB: 0 BB: 0 P: 5	R: 1 E: 0 K: 0 S: 5	H: 2 LOB: 1 BB: 0 P: 5	R: 0 E: 0 K: 0 S: 3	H: 0 LOB: 0 BB: 0 P: 3	R: 1 E: 0 K: 0 S: 6	H: 3 LOB: 2 BB: 0 P: 6	R: 0 E: 0 K: 0 S: 3	H: 0 LOB: 0 BB: 0 P: 3	R: 0 E: 0 K: 0 S: 4	H: 1 LOB: 1 BB: 0 P: 4	R: 0 E: 0 K: 0 S: 4	H: 1 LOB: 1 BB: 0 P: 4		R: 0 E: 0 K: 0 S: 4	H: 1 LOB: 1 BB: 0 P: 4	1B: 8 2B: 2 3B: 0 HR: 0	SF: 0 SAC: 0 DP: 0 HBP: 0	WP: 0 PB: 0 SB: 4 CS: 1	PA: 37				
<b>PITCHER</b>	IP	WLS	BF	H	R	ER	SO	BB	IBB	HBP	BLK	WP	HR	S	P	ERA	WHIP										
John Denny, R (1, 1) ERA: 3.57	5.0	W	21	7	3	3	2	0	0	0	0	0	0	25	25	5.40	1.400										
Buddy Schultz, L (6, 1) ERA: 1.5	3.2	L	14	3	0	0	0	0	0	0	0	0	0	14	14	0.00	0.818										
John Urrea, R (9, 1) ERA:	0.1	S	1	0	0	0	0	0	0	0	0	0	0	1	1	0.00	0.000										

Batter	1	2	3	4	5	6	7	8	9	AB	R	H	RBI	BB	SO	LOB	BOTTOM										
Lou Brock, L (1, 7) OBP: 0.333, SLG: 0.484										3	0	1	0	1	0	0	<b>Pittsburgh Pirates @ St. Louis Cardinals</b> Busch Stadium, St. Louis, MO Sun Apr 17 1977, 3:33 AM CST Att: 28,574 - Sunny										
Joel Youngblood, R (8, 7) OBP: 0.286, SLG: 0.167										0	0	0	0	0	0	0											
Garry Templeton, S (1, 6) OBP: 0.275, SLG: 0.316										3	0	1	1	0	0	1											
Bake McBride, L (1, 8) OBP: 0.321, SLG: 0.630										2	0	1	1	1	0	0											
Tony Scott, S (8, 8) OBP: 0.500, SLG: 0.692										1	0	1	0	0	0	0											
Mike Anderson, R (1, 9) OBP: 0.333, SLG: 0.250										3	0	0	0	0	1	0											
Jerry Mumphrey, S (8, PR) OBP: 0.333, SLG: 0.200										0	0	0	0	0	0	0											
Ted Simmons, S (1, 2) OBP: 0.378, SLG: 0.571										4	1	1	1	0	0	2											
Keith Hernandez, L (1, 3) OBP: 0.389, SLG: 0.688										3	0	1	0	0	0	0											
Ken Reitz, R (1, 5) OBP: 0.182, SLG: 0.219										3	1	1	0	0	0	1											
Mike Tyson, R (1, 4) OBP: 0.429, SLG: 0.571										3	1	1	0	0	1	0											
John Denny, R (1, 1) OBP: 0.143, SLG: 0.143										1	0	0	0	0	0	0											
Roger Freed, R (5, PH) OBP: 1.000, SLG: 1.000										1	0	1	1	0	0	0											
Jerry Davanon, R (5, PR) Buddy Schultz, R (6, 1) John Urrea, R (9, 1)										0	1	0	0	0	0	0											
<b>Inning Stats</b>	R: 0 E: 0 K: 0 S: 2	H: 1 LOB: 0 BB: 1 P: 6	R: 1 E: 0 K: 0 S: 4	H: 2 LOB: 0 BB: 0 P: 4	R: 0 E: 0 K: 0 S: 4	H: 1 LOB: 1 BB: 0 P: 4	R: 0 E: 0 K: 0 S: 3	H: 0 LOB: 0 BB: 0 P: 3	R: 3 E: 0 K: 0 S: 7	H: 4 LOB: 2 BB: 1 P: 11	R: 0 E: 0 K: 0 S: 3	H: 0 LOB: 0 BB: 0 P: 3	R: 0 E: 0 K: 2 S: 7	H: 0 LOB: 0 BB: 0 P: 7	R: 0 E: 0 K: 0 S: 3	H: 1 LOB: 2 BB: 1 P: 7		R: 0 E: 0 K: 0 S: 3	H: 1 LOB: 2 BB: 1 P: 7	1B: 8 2B: 0 3B: 0 HR: 1	SF: 1 SAC: 0 DP: 2 HBP: 0	WP: 0 PB: 0 SB: 3 CS: 2	PA: 33				
<b>PITCHER</b>	IP	WLS	BF	H	R	ER	SO	BB	IBB	HBP	BLK	WP	HR	S	P	ERA	WHIP										
Jerry Reuss, L (1, 1) ERA: 3.94	4.1	L	18	7	4	4	0	1	0	0	0	0	0	17	21	8.31	1.846										
Grant Jackson, L (5, 1) ERA: 1.5	1.2	L	7	1	0	0	0	1	0	0	0	0	0	6	10	0.00	1.200										
Terry Forster, L (7, 1) ERA: 12.0	2.0	L	7	1	0	0	2	1	0	0	0	0	0	10	14	0.00	1.000										



Batter	1	2	3	4	5	6	7	8	9	AB	R	H	RBI	BB	SO	LOB	TOP					
Lee Mazzilli, S (1,8) OBP: 0.286, SLG: 0.189	1-3		3-1			F8		6-3		4	0	0	0	0	0	0	<b>New York Mets @ St. Louis Cardinals</b> Busch Stadium, St. Louis, MO Mon Apr 18 1977, 6:05 PM CST Att: 8,855 - Unknown					
Felix Milten, R (1,4) OBP: 0.231, SLG: 0.237	F8		F8			E6		G4-6-3 BB		3	1	0	0	1	0							
Bruce Boisclair, L (1,7) OBP: 0.429, SLG: 0.444 Joe Torre, R (8,PH) OBP: 0.429, SLG: 1.000	4-3			G3		F8		G4-6-3 1-2		3	0	0	0	0	1							
Dave Kingman, R (1,3) OBP: 0.305, SLG: 0.718		K		K					HR	4	1	2	2	0	2							
Ed Kranepool, L (1,9) OBP: 0.385, SLG: 0.622		F7							K	3	0	1	0	1	1							
John Stearns, R (1,2) OBP: 0.212, SLG: 0.281				1B					K	3	0	0	0	1	2							
Roy Staiger, R (1,5) OBP: 0.308, SLG: 0.417						6-3			K	4	0	1	0	0	2							
Bud Harrelson, S (1,6) OBP: 0.188, SLG: 0.133 Mike Phillips, L (7,PH) (7,6)		FC3-6				F7			K	2	0	0	0	0	2							
Craig Swan, R (1,1) Mike Vail, R (7,PH) OBP: 0.429, SLG: 0.200 Bob Myrick, R (7,1)						F7			K	1	0	0	0	0	1							
						F7			K	0	0	0	0	0	0							
<b>Inning Stats</b>	R: 0 E: 0 K: 0 S: 3	H: 0 LOB: 0 BB: 0 P: 3	R: 0 E: 0 K: 1 S: 6	H: 1 LOB: 2 BB: 1 P: 10	R: 0 E: 0 K: 0 S: 3	H: 0 LOB: 0 BB: 0 P: 3	R: 0 E: 0 K: 1 S: 6	H: 1 LOB: 1 BB: 0 P: 6	R: 0 E: 0 K: 0 S: 3	H: 0 LOB: 0 BB: 0 P: 3	R: 1 E: 1 K: 1 S: 7	H: 1 LOB: 2 BB: 1 P: 11	R: 0 E: 0 K: 3 S: 9	H: 0 LOB: 0 BB: 0 P: 9	R: 0 E: 0 K: 0 S: 2	H: 0 LOB: 0 BB: 1 P: 6	R: 1 E: 0 K: 3 S: 10	H: 1 LOB: 0 BB: 0 P: 10	1B: 2 2B: 1 3B: 0 HR: 1	SF: 0 SAC: 0 DP: 1 HBP: 0	WP: 0 PB: 0 SB: 0 CS: 0	PA: 34
<b>PITCHER</b>	IP WLS BF H R ER SO BB IBB HBP BLK WP HR S P ERA WHIP																					
Bob Forsch, R (1,1) ERA: 1.17	7.1 W 29 3 1 0 6 2 1 0 0 0 0 38 50 0.00 0.682																					
Al Hrabosky, L (8,1) ERA: 4.5	1.2 S 5 1 1 1 3 0 0 0 0 0 1 11 11 5.40 0.600																					


Batter	1	2	3	4	5	6	7	8	9	AB	R	H	RBI	BB	SO	LOB	BOTTOM			
Lou Brock, L (1,7) OBP: 0.333, SLG: 0.455 Joel Youngblood, R (7,PH) OBP: 0.250, SLG: 0.143	L6		4-3					6-3		2	0	0	0	1	0	0	<b>New York Mets @ St. Louis Cardinals</b> Busch Stadium, St. Louis, MO Mon Apr 18 1977, 6:05 PM CST Att: 8,855 - Unknown			
Gary Templeton, S (1,6) OBP: 0.273, SLG: 0.310	K		6-3					F9		4	0	1	1	0	1					
Bake McBride, L (1,8) OBP: 0.290, SLG: 0.567 Mike Anderson, R (8,9) OBP: 0.300, SLG: 0.222	K			3-1		L5		K		3	0	0	0	0	1					
Ted Simmons, S (1,2) OBP: 0.390, SLG: 0.564		F9						F8		4	1	2	0	0	0					
Keith Hernandez, L (1,3) OBP: 0.375, SLG: 0.629		F9		F5		P6		6-3		3	0	0	0	1	0					
Tony Scott, S (1,9) OBP: 0.471, SLG: 0.600						G3				2	0	0	0	1	2					
Ken Reitz, R (1,5) OBP: 0.222, SLG: 0.343		F9								3	2	2	2	0	2					
Mike Tyson, R (1,4) OBP: 0.400, SLG: 0.500						SH2-4 1B		HR		3	0	1	0	0	2					
Bob Forsch, R (1,1) OBP: 0.250, SLG: 0.143 Al Hrabosky, R (8,1) ERA: 1.08			5-3			SH2-4 1B		F8		2	0	0	0	0	0					
										0	0	0	0	0	0					
<b>Inning Stats</b>	R: 0 E: 0 K: 2 S: 7	H: 0 LOB: 0 BB: 0 P: 7	R: 0 E: 0 K: 0 S: 3	H: 0 LOB: 2 BB: 2 P: 11	R: 0 E: 0 K: 1 S: 6	H: 1 LOB: 1 BB: 0 P: 6	R: 0 E: 0 K: 0 S: 5	H: 3 LOB: 2 BB: 1 P: 9	R: 2 E: 0 K: 0 S: 5	H: 2 LOB: 0 BB: 0 P: 5	R: 0 E: 0 K: 0 S: 3	H: 0 LOB: 0 BB: 0 P: 3	R: 0 E: 0 K: 1 S: 5	H: 0 LOB: 0 BB: 0 P: 5	R: 0 E: 0 K: 0 S: 5	H: 0 LOB: 0 BB: 0 P: 5	1B: 5 2B: 1 3B: 0 HR: 1	SF: 0 SAC: 1 DP: 1 HBP: 0	WP: 0 PB: 0 SB: 1 CS: 0	PA: 32
<b>PITCHER</b>	IP WLS BF H R ER SO BB IBB HBP BLK WP HR S P ERA WHIP																			
Craig Swan, R (1,1) ERA: 9.0	6.0 L 26 6 3 3 3 2 1 0 0 0 0 29 41 4.50 1.333																			
Bob Myrick, L (7,1) ERA: 1.08	2.0 6 0 0 0 1 0 0 0 0 0 0 8 8 0.00 0.000																			




Batter	1	2	3	4	5	6	7	8	9	AB	R	H	RBI	BB	SO	LOB	TOP					
Lee Mazzilli, S OBP: 0.298, SLG: 0.195 (1, 8)										4	1	1	0	1	0	2	<b>New York Mets @ St. Louis Cardinals</b> Busch Stadium, St. Louis, MO Tue Apr 19 1977, 6:05 PM CST Att: 8,689 - Unknown					
Felix Milten, R OBP: 0.227, SLG: 0.256 (1, 4)										5	2	1	1	0	0	4						
Mike Vail, R OBP: 0.500, SLG: 0.250 (1, 9)										3	0	1	1	2	1	2						
Dave Kingman, R OBP: 0.304, SLG: 0.674 (6, 3)										4	0	1	0	1	1	6						
Joe Torre, R OBP: 0.400, SLG: 0.778 John Milner, L OBP: 0.227, SLG: 0.400 (6, PR)										2	0	0	0	1	1	1						
Roy Staiger, R OBP: 0.287, SLG: 0.357 (1, 5)										4	0	0	0	0	0	4						
John Stearns, R OBP: 0.243, SLG: 0.306 (1, 2)										4	1	2	0	0	0	1						
Bud Harrelson, S OBP: 0.206, SLG: 0.129 Ed Kranevool, L OBP: 0.375, SLG: 0.622 Mike Phillips, L OBP: 0.143, SLG: 0.154 (6, PH)										1	0	0	0	1	0	0						
Jerry Koosman, R OBP: 0.111, SLG: 0.125 Skip Lockwood, R (8, 1)										3	0	1	1	0	1	2						
<b>Inning Stats</b>	R: 0 E: 0 K: 1 S: 5	H: 0 LOB: 0 BB: 0 P: 5	R: 0 E: 0 K: 0 S: 3	H: 0 LOB: 1 BB: 1 P: 7	R: 0 E: 0 K: 0 S: 4	H: 1 LOB: 3 BB: 2 P: 12	R: 0 E: 0 K: 1 S: 5	H: 0 LOB: 0 BB: 0 P: 5	R: 2 E: 0 K: 0 S: 6	H: 3 LOB: 1 BB: 0 P: 6	R: 1 E: 0 K: 1 S: 6	H: 1 LOB: 2 BB: 1 P: 10	R: 1 E: 1 K: 1 S: 7	H: 1 LOB: 2 BB: 1 P: 11	R: 1 E: 0 K: 0 S: 5	H: 2 LOB: 2 BB: 1 P: 9		R: 0 E: 0 K: 0 S: 3	H: 1 LOB: 0 BB: 0 P: 3	1B: 7 2B: 2 3B: 0 HR: 0	SF: 2 SAC: 1 DP: 1 HBP: 0	WP: 1 PB: 0 SB: 1 CS: 0
<b>PITCHER</b>	IP WLS BF H R ER SO BB IBB HBP BLK WP HR S P ERA WHIP																					
Pete Falcone, L ERA: 8.76 Clay Carroll, R ERA: 3.98 Buddy Schultz, L ERA: 1.69 John Sutton, R ERA: 6.75 John Ureia, R ERA:	5.1 1.1 0.1 0.1 1.2	L 6 2 4 5	25 0 1 2 1	5 0 1 2 0	3 1 0 1 0	3 0 0 1 0	2 2 0 0 0	4 1 0 1 0	0 0 0 0 0	0 0 0 0 0	1 0 0 0 0	0 9 2 3 5	25 13 2 7 5	41 0 2 7 5	5.06 0.00 0.00 27.00 0.00	1.688 0.750 3.000 9.000 0.600						

Batter	1	2	3	4	5	6	7	8	9	AB	R	H	RBI	BB	SO	LOB	BOTTOM					
Joel Youngblood, R OBP: 0.417, SLG: 0.222 Lou Brock, L OBP: 0.324, SLG: 0.441 (9, PH)										2	0	1	0	2	0	0	<b>New York Mets @ St. Louis Cardinals</b> Busch Stadium, St. Louis, MO Tue Apr 19 1977, 6:05 PM CST Att: 8,689 - Unknown					
Gary Templeton, S OBP: 0.250, SLG: 0.283 (1, 6)										4	0	0	0	0	1	4						
Tony Scott, S OBP: 0.476, SLG: 0.611 (1, 8)										3	0	1	0	1	0	2						
Ted Simmons, S OBP: 0.400, SLG: 0.548 (1, 2)										3	1	1	0	0	0	2						
Roger Freed, R OBP: 0.600, SLG: 0.333 Jerry Davanov, R (8, PR)										2	0	0	0	2	0	2						
Hector Cruz, R OBP: 0.242, SLG: 0.333 Keith Hernandez, L OBP: 0.366, SLG: 0.611 (8, PH)										3	1	1	2	0	1	2						
Ken Reitz, R OBP: 0.250, SLG: 0.385 (1, 5)										4	0	2	0	0	0	0						
Mike Tyson, R OBP: 0.286, SLG: 0.357 (1, 4)										4	0	0	0	0	3	2						
Pete Falcone, L Clay Carroll, R Buddy Schultz, R Mike Anderson, R John Sutton, R John Ureia, R Bake McBride, L OBP: 0.281, SLG: 0.548 (9, PH)										2	0	0	0	0	0	1						
<b>Inning Stats</b>	R: 0 E: 0 K: 0 S: 2	H: 0 LOB: 0 BB: 1 P: 6	R: 2 E: 0 K: 1 S: 7	H: 2 LOB: 0 BB: 0 P: 7	R: 0 E: 0 K: 0 S: 3	H: 0 LOB: 0 BB: 0 P: 3	R: 0 E: 0 K: 0 S: 2	H: 0 LOB: 1 BB: 2 P: 10	R: 0 E: 0 K: 1 S: 6	H: 1 LOB: 2 BB: 1 P: 10	R: 0 E: 0 K: 1 S: 6	H: 1 LOB: 1 BB: 0 P: 6	R: 0 E: 0 K: 0 S: 3	H: 0 LOB: 0 BB: 0 P: 3	R: 0 E: 0 K: 1 S: 6	H: 1 LOB: 3 BB: 1 P: 11		R: 0 E: 0 K: 2 S: 8	H: 1 LOB: 1 BB: 0 P: 8	1B: 3 2B: 2 3B: 0 HR: 1	SF: 0 SAC: 0 DP: 1 HBP: 1	WP: 0 PB: 0 SB: 0 CS: 1
<b>PITCHER</b>	IP WLS BF H R ER SO BB IBB HBP BLK WP HR S P ERA WHIP																					
Jerry Koosman, L ERA: 3.74 Skip Lockwood, R ERA: 9.64 (8, 1)	7.2 1.1	W S	32 5	5 1	2 0	2 0	4 2	5 0	0 0	0 0	0 0	0 9	34 9	55	2.35 0.00	1.304 0.750						



Batter	1	2	3	4	5	6	7	8	9	AB	R	H	RBI	BB	SO	LOB	TOP			
Lee Mazzilli, S OBP: 0.294, SLG: 0.200 (1, 8)	F7		F9			L9			FC6-4 1B	4	0	1	0	0	0	2	<b>New York Mets @ St. Louis Cardinals</b> Busch Stadium, St. Louis, MO Wed Apr 20 1977, 3:33 AM CST Att: 11,207 - Cloudy			
Felix Milten, R OBP: 0.208, SLG: 0.234 (1, 4)	F7			G3		1-4-3			FC6-4 HR	4	1	0	0	0	0	2				
John Milner, L OBP: 0.208, SLG: 0.364 Bruce Boisclair, L OBP: 0.435, SLG: 0.600 (1, 7) (4, 7)	4-3			L4			F8		HR	2	0	0	0	0	0	0				
Dave Kingman, R OBP: 0.392, SLG: 0.638 (1, 3)		G3-6-3 1B		K			L7		L7	4	0	1	0	0	1	0				
Ed Kranepool, L OBP: 0.349, SLG: 0.575 (1, 9)		G3-6-3 1-2			F8		L8			3	0	0	0	0	0	1				
Mike Phillips, L OBP: 0.176, SLG: 0.188 (1, 6)			K		F9			G6-4-3 1B		3	0	1	0	0	1	0				
John Stearns, R OBP: 0.250, SLG: 0.333 (1, 2)					F7			G6-4-3 1-2		3	0	1	0	0	0	1				
Roy Staiger, R OBP: 0.242, SLG: 0.323 (1, 5)			6-3			K		6-3		3	0	0	0	0	1	1				
Jon Matlack, L OBP: 0.333, SLG: 0.200 Ray Sadecki, L (8, 1) Ron Hodges, L OBP: 0.200, SLG: 0.200 (9, PH)			K						K	2	0	1	0	0	1	1				
<b>Inning Stats</b>	R: 0 E: 0 K: 0 S: 3	H: 0 LOB: 0 BB: 0 P: 3	R: 0 E: 0 K: 1 S: 5	H: 1 LOB: 0 BB: 0 P: 5	R: 0 E: 0 K: 1 S: 6	H: 1 LOB: 1 BB: 0 P: 6	R: 0 E: 0 K: 0 S: 5	H: 0 LOB: 0 BB: 0 P: 5	R: 0 E: 0 K: 1 S: 6	H: 1 LOB: 1 BB: 0 P: 6	R: 0 E: 0 K: 0 S: 3	H: 0 LOB: 0 BB: 0 P: 3	R: 0 E: 0 K: 0 S: 3	H: 1 LOB: 0 BB: 0 P: 3	R: 2 E: 0 K: 1 S: 7	H: 2 LOB: 0 BB: 0 P: 7		1B: 4 2B: 1 3B: 0 HR: 1	SF: 0 SAC: 0 DP: 2 HBP: 0	WP: 0 PB: 0 SB: 0 CS: 0
<b>PITCHER</b> Eric Rasmussen, R ERA: 3.13 (1, 1)	IP: 9.0 WLS: W BF: 31 H: 6 R: 2 ER: 2 SO: 5 BB: 0 IBB: 0 HBP: 0 BLK: 0 WP: 0 HR: 1 S: 41 P: 41 ERA: 2.00 WHIP: 0.667															<b>PITCHER</b>				

Batter	1	2	3	4	5	6	7	8	9	AB	R	H	RBI	BB	SO	LOB	BOTTOM			
Lou Brock, L OBP: 0.317, SLG: 0.421 Tony Scott, S OBP: 0.476, SLG: 0.611 (1, 7) (8, 8)	G3		F8			CS 1B		F7		4	0	1	0	0	0	0	<b>New York Mets @ St. Louis Cardinals</b> Busch Stadium, St. Louis, MO Wed Apr 20 1977, 3:33 AM CST Att: 11,207 - Cloudy			
Don Kessinger, S OBP: 0.305, SLG: 0.217 (1, 6)	6-3		L4		CS 1-2	1B HR		K		4	1	1	0	0	1	0				
Bake McBride, L OBP: 0.257, SLG: 0.590 Jerry Humphrey, S OBP: 0.428, SLG: 0.333 (1, 8) (8, 7)	K		4-3			K		1B 1B		3	0	0	0	0	2	1				
Hector Cruz, R OBP: 0.297, SLG: 0.364 (1, 9)		1B BB FC3-2-5		L7		1B HR		4-3 1B		3	1	2	0	1	0	0				
Ted Simmons, S OBP: 0.429, SLG: 0.630 (1, 2)		FC3-2-5 1B		5-3		1B HR		4-3 1B		4	1	3	4	0	0	0				
Keith Hernandez, L OBP: 0.356, SLG: 0.575 (1, 3)		FC3-2-5 1-3 3-H		F7		G4-3 1B		4-3		4	0	1	0	0	0	4				
Ken Reitz, R OBP: 0.273, SLG: 0.405 (1, 5)						FC1-6-5 2B		G4-3 1-2		3	0	1	0	1	0	3				
Mike Tyson, R OBP: 0.235, SLG: 0.294 (1, 4)		K			FC1-6-5 1B		F5			3	0	0	0	0	1	4				
Eric Rasmussen, R OBP: 0.143, SLG: 0.286 (1, 1)		K			K		L6			3	0	0	0	0	2	4				
<b>Inning Stats</b>	R: 0 E: 0 K: 1 S: 5	H: 0 LOB: 0 BB: 0 P: 5	R: 0 E: 0 K: 2 S: 8	H: 1 LOB: 3 BB: 2 P: 16	R: 0 E: 0 K: 0 S: 3	H: 0 LOB: 0 BB: 0 P: 3	R: 0 E: 0 K: 0 S: 3	H: 0 LOB: 0 BB: 0 P: 3	R: 0 E: 0 K: 1 S: 6	H: 2 LOB: 1 BB: 0 P: 6	R: 3 E: 0 K: 1 S: 8	H: 4 LOB: 0 BB: 0 P: 8	R: 0 E: 0 K: 0 S: 3	H: 0 LOB: 0 BB: 0 P: 3	R: 1 E: 0 K: 1 S: 8	H: 3 LOB: 2 BB: 0 P: 8		1B: 8 2B: 1 3B: 0 HR: 1	SF: 0 SAC: 0 DP: 1 HBP: 0	WP: 0 PB: 0 SB: 0 CS: 1
<b>PITCHER</b> Jon Matlack, L ERA: 4.79 Ray Sadecki, L ERA: 4.5 (8, 1)	IP: 7.1 WLS: L BF: 32 H: 10 R: 4 ER: 4 SO: 6 BB: 1 IBB: 0 HBP: 0 BLK: 0 WP: 0 HR: 1 S: 42 P: 50 ERA: 4.91 WHIP: 1.500															<b>PITCHER</b>				








Batter	1	2	3	4	5	6	7	8	9	AB	R	H	RBI	BB	SO	LOB	TOP			
Lou Brock, L OBP: 0.286, SLG: 0.370 John Sutton, R (7, 1)	0-0 3-1		0-3 K		0-3 K		0-0 F8			4	0	0	0	0	2	3				
Gary Templeton, S OBP: 0.250, SLG: 0.280 (1, 6)	0-0 L4		0-0 1B		0-0 F9		0-0 6-3			4	0	1	0	0	0	1				
Bake McBride, L OBP: 0.279, SLG: 0.463 Tony Scott, S OBP: 0.478, SLG: 0.579 (1, 8) (8, 8)	0-0 4-3		0-0 F8		0-0 1-3		0-0 F9			4	0	0	0	0	0	2				
Hector Cruz, R OBP: 0.348, SLG: 0.425 Mike Anderson, R OBP: 0.273, SLG: 0.200 (1, 9) (8, 9)		0-0 F3		0-0 SH5-3 1B		0-0 3B		0-0 F7		4	0	2	0	0	0	0				
Ted Simmons, S OBP: 0.439, SLG: 0.611 Dave Rader, L (1, 2) (6, 2)		0-0 L7		0-0 SH5-3 1B		0-3 K		0-0 4-3		3	0	1	0	0	1	1				
Keith Hernandez, L OBP: 0.385, SLG: 0.674 Roger Freed, R OBP: 0.667, SLG: 1.250 (1, 3) (6, 3)		4-0 BB		0-0 SH5-3		0-3 K		0-0 HR		1	0	0	0	1	1					
Ken Reitz, R OBP: 0.264, SLG: 0.392 (1, 5)		0-0 F9		0-0 9-2		0-0 5-3		0-0 FC6-4 1B		4	0	1	0	0	0	3				
Mike Tyson, R OBP: 0.280, SLG: 0.292 Jerry Davanon, R (1, 4) (7, 4)			0-0 1-3		0-0 SH1-4 1B		0-0 F8		0-0 F7	3	0	1	0	0	0	0				
Bob Forsch, R OBP: 0.333, SLG: 0.143 Buddy Schultz, R (5, 1) Clay Carroll, R Jerry Mumphy, S OBP: 0.455, SLG: 0.444 (7, 7) (7, 7)			4-0 BB		0-0 SH1-4		4-0 BB		0-0 FC6-4	0	0	0	0	1	0	0				
<b>Inning Stats</b>	R: 0 E: 0 K: 0 S: 3	H: 0 LOB: 0 BB: 0 P: 3	R: 0 E: 0 K: 0 S: 3	H: 0 LOB: 1 BB: 1 P: 7	R: 0 E: 0 K: 1 S: 6	H: 1 LOB: 2 BB: 1 P: 10	R: 0 E: 0 K: 0 S: 4	H: 2 LOB: 1 BB: 0 P: 4	R: 0 E: 0 K: 2 S: 8	H: 1 LOB: 1 BB: 0 P: 8	R: 0 E: 0 K: 0 S: 3	H: 0 LOB: 1 BB: 1 P: 7	R: 0 E: 0 K: 0 S: 3	H: 0 LOB: 0 BB: 0 P: 3	R: 1 E: 0 K: 0 S: 5	H: 2 LOB: 1 BB: 0 P: 5	1B: 5 2B: 1 3B: 1 HR: 1	SF: 0 SAC: 2 DP: 1 HBP: 0	WP: 0 PB: 0 SB: 0 CS: 0	PA: 36
<b>PITCHER</b> Randy Lerch, L ERA: 1.57 (1, 1)	IP: 9.0 WLS: W BF: 36 H: 7 R: 1 ER: 1 SO: 4 BB: 3 IBB: 0 HBP: 0 BLK: 0 WP: 0 HR: 1 S: 41 P: 53 ERA: 1.00 WHIP: 1.111																			

St. Louis Cardinals @ Philadelphia Phillies  
Veterans Stadium, Philadelphia, PA  
Sat Apr 23 1977, 6:05 PM EST  
Att: 27,642 - Unknown


AB 31  
R 1  
H 7  
RBI 1  
BB 3  
SO 4  
LOB 13



Batter	1	2	3	4	5	6	7	8	9	AB	R	H	RBI	BB	SO	LOB	BOTTOM	
Garry Maddox, R OBP: 0.220, SLG: 0.388 Terry Harmon, R (1, 8) (8, 4)	0-0 HR			0-0 F9	0-0 2B		0-0 E 1B			5	2	4	2	0	0	1		
Larry Bowa, S OBP: 0.333, SLG: 0.372 (1, 6)	0-0 P4			0-0 1-3	0-0 3-1		0-0 E 1B			5	1	1	0	0	0	5		
Mike Schmidt, R OBP: 0.298, SLG: 0.436 (1, 5)	0-3 K				4-0 2B BB	4-0 2B BB	0-0 E6			3	2	0	0	2	1	2		
Greg Luzinski, R OBP: 0.222, SLG: 0.683 Jerry Martin, R OBP: 0.417, SLG: 0.222 (1, 7) (6, PR) (7, 7) (8, 8)	0-0 HR			0-0 F8	0-0 1B 2B	0-0 3-1 SF8 2B	0-0 P4			4	2	3	4	0	0	0		
Jay Johnstone, L OBP: 0.359, SLG: 0.368 (1, 9)	0-0 BB 1B			0-0 S 1B	0-0 HBP 1B 1B	0-0 3-1				5	1	3	0	0	0	1		
Bob Boone, R OBP: 0.343, SLG: 0.323 (1, 2)	0-0 BB 1B			0-3 K	1-0 SH1-4 2B HBP	0-0 SF8				3	1	1	1	0	1	1		
Dane Iorg, L OBP: 0.222, SLG: 0.231 Davey Johnson, R OBP: 0.286, SLG: 0.286 Bobby Tolan, L (1, 3) (5, PH) (5, PR) (6, 3)	4-0 BB			0-0 G3	0-0 SH1-4 2B 1B	0-0 1-3				1	0	0	0	1	0	1		
Fred Andrews, R OBP: 0.143, SLG: 0.143 Ollie Brown, R (1, 4) (8, 7)	0-0 F8			0-0 6-3	0-0 K		0-0 4-3			4	0	0	0	0	1	5		
Randy Lerch, L OBP: 0.286, SLG: 0.429 (1, 1)		0-0 5-3		0-0 1B	0-0 SH1-4		0-0 F7			3	0	1	0	0	0	0		
<b>Inning Stats</b>	R: 2 E: 0 K: 1 S: 9	H: 4 LOB: 3 BB: 1 P: 13	R: 0 E: 0 K: 0 S: 4	H: 1 LOB: 0 BB: 0 P: 4	R: 0 E: 0 K: 1 S: 6	H: 1 LOB: 1 BB: 0 P: 6	R: 0 E: 0 K: 0 S: 4	H: 1 LOB: 1 BB: 0 P: 4	R: 2 E: 0 K: 0 S: 4	H: 1 LOB: 1 BB: 1 P: 8	R: 2 E: 1 K: 0 S: 6	H: 2 LOB: 1 BB: 0 P: 6	R: 0 E: 0 K: 0 S: 3	H: 0 LOB: 0 BB: 0 P: 3	1B: 9 2B: 4 3B: 0 HR: 1	SF: 1 SAC: 1 DP: 0 HBP: 1	WP: 0 PB: 0 SB: 1 CS: 0	PA: 43
<b>PITCHER</b> Bob Forsch, R ERA: 3.0 Buddy Schultz, L ERA: 3.0 Clay Carroll, R ERA: 5.19 John Sutton, R ERA: 4.91 (1, 1) (5, 1) (5, 1) (7, 1)	IP: 4.0 WLS: L BF: 24 H: 9 R: 6 ER: 6 SO: 2 BB: 0 IBB: 0 HBP: 1 BLK: 0 WP: 0 HR: 1 S: 25 P: 34 ERA: 13.50 WHIP: 2.750																	

St. Louis Cardinals @ Philadelphia Phillies  
Veterans Stadium, Philadelphia, PA  
Sat Apr 23 1977, 6:05 PM EST  
Att: 27,642 - Unknown

AB 37  
R 11  
H 14  
RBI 9  
BB 3  
SO 3  
LOB 18





Batter	1	2	3	4	5	6	7	8	9	AB	R	H	RBI	BB	SO	LOB	TOP
<b>Joel Youngblood, R</b> (1, 7) <small>OBP: 0.313, SLG: 0.154</small> <b>Clay Carroll, R</b> (7, 1) <b>John Sutton, R</b> (7, 1) <b>Jerry Davanon, R</b> (9, PH)	 <small>0-3</small>		 <small>0-0</small>		 <small>0-3</small>		 <small>0-0</small>		 <small>0-3</small>	4	0	0	0	0	2	1	<b>St. Louis Cardinals @ Philadelphia Phillies</b> Veterans Stadium, Philadelphia, PA Sun Apr 24 1977, 3:33 AM EDT Att: 40,186 - Unknown
<b>Gary Templeton, S</b> (1, 6) <small>OBP: 0.263, SLG: 0.291</small>	 <small>0-0</small>		 <small>0-0</small>		 <small>0-0</small>		 <small>0-3</small>		 <small>0-0</small>	5	1	2	0	0	1	2	
<b>Tony Scott, S</b> (1, 8) <small>OBP: 0.519, SLG: 0.636</small>	 <small>0-0</small>		 <small>0-0</small>		 <small>0-0</small>			 <small>4-0</small>		3	1	2	0	1	0	0	
<b>Hector Cruz, R</b> (1, 9) <small>OBP: 0.340, SLG: 0.395</small>	 <small>0-0</small>		 <small>4-0</small>			 <small>0-0</small>		 <small>0-0</small>		3	0	0	0	1	0	3	
<b>Ted Simmons, S</b> (1, 2) <small>OBP: 0.443, SLG: 0.649</small>	 <small>1-H 3-H</small>		 <small>4-0</small>			 <small>0-0</small>		 <small>0-0</small>		3	1	1	3	1	0	1	
<b>Keith Hernandez, L</b> (1, 3) <small>OBP: 0.393, SLG: 0.653</small>	 <small>0-0</small>		 <small>4-0</small>			 <small>4-0</small>		 <small>0-0</small>		3	0	1	0	1	0	3	
<b>Ken Reitz, R</b> (1, 5) <small>OBP: 0.246, SLG: 0.364</small>		 <small>0-0</small>		 <small>0-0</small>		 <small>0-0</small>		 <small>0-0</small>		4	0	0	0	0	0	4	
<b>Mike Tyson, R</b> (1, 4) <small>OBP: 0.241, SLG: 0.250</small>		 <small>0-0</small>		 <small>0-3</small>			 <small>0-0</small>		 <small>0-3</small>	4	0	0	0	0	2	0	
<b>Pete Falcone, L</b> (1, 1) <b>John Urrea, R</b> (6, 1) <b>Jerry Mumphy, S</b> (7, PH) <small>OBP: 0.538, SLG: 0.636</small>	 <small>0-3</small>		 <small>0-3</small>			 <small>0-0</small>		 <small>0-0</small>		2	0	0	0	0	2	0	
<b>Inning Stats</b>	R: 3 H: 3 E: 0 LOB: 0 K: 1 BB: 0 S: 8 P: 8	R: 0 H: 0 E: 0 LOB: 0 K: 1 BB: 0 S: 5 P: 5	R: 0 H: 1 E: 0 LOB: 3 K: 0 BB: 2 S: 4 P: 12	R: 0 H: 0 E: 0 LOB: 0 K: 2 BB: 0 S: 7 P: 7	R: 0 H: 1 E: 0 LOB: 1 K: 1 BB: 0 S: 5 P: 5	R: 0 H: 0 E: 1 LOB: 1 K: 0 BB: 1 S: 3 P: 7	R: 0 H: 1 E: 0 LOB: 1 K: 1 BB: 0 S: 6 P: 6	R: 0 H: 1 E: 0 LOB: 2 K: 0 BB: 0 S: 4 P: 8	R: 0 H: 1 E: 0 LOB: 1 K: 2 BB: 0 S: 8 P: 8	1B: 5 SF: 0 2B: 2 SAC: 0 3B: 0 DP: 1 HR: 1 HBP: 0	WP: 0 PA: 38 PB: 0 SB: 0 CS: 0						
<b>PITCHER</b> <b>Steve Carlton, L</b> (1, 1) <small>ERA: 3.24</small>	IP: 9.0 WLS: W BF: 38 H: 8 R: 3 ER: 3 SO: 8 BB: 4 IBB: 0 HBP: 0 BLK: 1 WP: 0 HR: 1 S: 50 P: 66 ERA: 3.00 WHIP: 1.333																

Batter	1	2	3	4	5	6	7	8	9	AB	R	H	RBI	BB	SO	LOB	BOTTOM
<b>Garry Maddox, R</b> (1, 8) <small>OBP: 0.255, SLG: 0.472</small>	 <small>0-3</small>		 <small>4-0</small>		 <small>0-0</small>	 <small>0-0</small>		 <small>0-0</small>		4	1	2	2	1	1	0	<b>St. Louis Cardinals @ Philadelphia Phillies</b> Veterans Stadium, Philadelphia, PA Sun Apr 24 1977, 3:33 AM EDT Att: 40,186 - Unknown
<b>Larry Bowa, S</b> (1, 6) <small>OBP: 0.340, SLG: 0.426</small>	 <small>0-0</small>		 <small>0-0</small>		 <small>0-0</small>	 <small>0-0</small>		 <small>4-0</small>		4	1	1	1	1	0	3	
<b>Mike Schmidt, R</b> (1, 5) <small>OBP: 0.308, SLG: 0.432</small>	 <small>0-3</small>		 <small>0-0</small>		 <small>0-0</small>		 <small>0-0</small>	 <small>0-3</small>		5	2	2	0	0	2	3	
<b>Greg Luzinski, R</b> (1, 7) <small>OBP: 0.400, SLG: 0.689</small>		 <small>0-3</small>		 <small>0-3</small>	 <small>1-H</small>		 <small>1-2</small>		 <small>0-0</small>	4	0	2	1	0	2	0	
<b>Jerry Martin, R</b> (1, 9) <small>OBP: 0.313, SLG: 0.154</small>		 <small>0-3</small>		 <small>0-0</small>	 <small>0-0</small>		 <small>0-0</small>	 <small>1-2</small>		4	0	0	0	0	1	3	
<b>Davey Johnson, R</b> (1, 3) <small>OBP: 0.400, SLG: 0.444</small> <b>Bobby Tolan, L</b> (7, 3) <small>OBP: 0.250, SLG: 0.143</small>		 <small>0-0</small>		 <small>4-0</small>		 <small>0-0</small>	 <small>0-0</small>	 <small>0-0</small>		2	0	1	0	1	0	0	
<b>Tim McCarver, L</b> (1, 2) <small>OBP: 0.417, SLG: 0.490</small>	 <small>0-3</small>		 <small>0-0</small>	 <small>1-2</small>		 <small>4-0</small>	 <small>3-H</small>	 <small>0-0</small>		3	1	1	0	1	1	2	
<b>Fred Andrews, R</b> (1, 4) <small>OBP: 0.182, SLG: 0.364</small>			 <small>0-0</small>		 <small>0-3</small>	 <small>1-H</small>	 <small>0-0</small>	 <small>1-2</small>		4	1	1	1	0	1	2	
<b>Steve Carlton, L</b> (1, 1) <small>OBP: 0.444, SLG: 0.500</small>			 <small>0-0</small>		 <small>0-0</small>	 <small>0-0</small>		 <small>0-3</small>		4	0	1	0	0	1	1	
<b>Inning Stats</b>	R: 0 H: 0 E: 0 LOB: 0 K: 2 BB: 0 S: 7 P: 7	R: 0 H: 1 E: 0 LOB: 1 K: 3 BB: 0 S: 10 P: 10	R: 0 H: 1 E: 0 LOB: 2 K: 0 BB: 1 S: 4 P: 8	R: 0 H: 0 E: 0 LOB: 1 K: 1 BB: 1 S: 5 P: 9	R: 3 H: 4 E: 0 LOB: 1 K: 1 BB: 0 S: 9 P: 9	R: 2 H: 2 E: 0 LOB: 1 K: 0 BB: 1 S: 5 P: 9	R: 1 H: 4 E: 0 LOB: 2 K: 0 BB: 0 S: 6 P: 6	R: 0 H: 0 E: 0 LOB: 1 K: 2 BB: 1 S: 7 P: 11	1B: 5 SF: 0 2B: 4 SAC: 0 3B: 1 DP: 1 HR: 2 HBP: 0	WP: 0 PA: 39 PB: 0 SB: 0 CS: 0							
<b>PITCHER</b> <b>Pete Falcone, L</b> (1, 1) <small>ERA: 8.5</small> <b>John Urrea, R</b> (6, 1) <small>ERA: 5.79</small> <b>Clay Carroll, R</b> (7, 1) <small>ERA: 5.79</small> <b>John Sutton, R</b> (7, 1) <small>ERA: 4.15</small>	IP: 5.2 WLS: L BF: 27 H: 7 R: 5 ER: 5 SO: 7 BB: 3 IBB: 0 HBP: 0 BLK: 0 WP: 0 HR: 2 S: 38 P: 50 ERA: 7.94 WHIP: 1.765																

**AB** 34  
**R** 3  
**H** 8  
**RBI** 3  
**BB** 4  
**SO** 8  
**LOB** 15



**AB** 35  
**R** 6  
**H** 12  
**RBI** 6  
**BB** 4  
**SO** 9  
**LOB** 14


















Batter	1	2	3	4	5	6	7	8	9	AB	R	H	RBI	BB	SO	LOB	TOP								
Rowland Office, L OBP: 0.326, SLG: 0.356	1-3		P6			E6	FC3-6			3	0	0	0	1	0	1	<b>Atlanta Braves @ St. Louis Cardinals</b> Busch Stadium, St. Louis, MO Sat Apr 30 1977, 7:05 PM CDT Att: 16,883 - Unknown								
Jerry Royster, R OBP: 0.297, SLG: 0.300	K		P6			FC6-4	FC3-6			4	1	0	0	0	1	3									
Willie Montanez, L OBP: 0.274, SLG: 0.400 Cito Gaston, R OBP: 0.333, SLG: 0.200	6-3			K		1B	CS	6-3		1	0	0	0	0	0	0									
Jeff Burroughs, R OBP: 0.395, SLG: 0.579		5-3				FC4-6				4	1	3	1	0	0	0									
Tom Paciorek, R OBP: 0.176, SLG: 0.412		6-3				FC4-6				4	1	2	2	0	0	1									
Vic Correll, R OBP: 0.379, SLG: 0.500 Biff Pocoroba, S OBP: 0.314, SLG: 0.391	6-3					FC4-6				2	0	0	0	0	0	0									
Rod Gilbreath, R OBP: 0.291, SLG: 0.264			K							3	0	0	0	0	2	2									
Pat Rockett, R OBP: 0.343, SLG: 0.302 Joe Nolan, L OBP: 0.400, SLG: 0.600				L8			FC3-6	L6		2	0	1	0	1	0	0									
Andy Messersmith, R OBP: 0.273, SLG: 0.300 Buzz Capra, R										0	0	0	0	0	0	0									
Junior Moore, R OBP: 0.625, SLG: 0.500 Rick Camp, R OBP: 0.333, SLG: 0.273										1	0	0	0	0	1	1									
<b>Inning Stats</b>	R: 0 E: 0 K: 1 S: 5	H: 0 LOB: 0 BB: 0 P: 5	R: 0 E: 0 K: 0 S: 3	H: 0 LOB: 0 BB: 0 P: 3	R: 0 E: 0 K: 1 S: 6	H: 1 LOB: 1 BB: 0 P: 6	R: 2 E: 0 K: 1 S: 7	H: 2 LOB: 0 BB: 0 P: 7	R: 0 E: 0 K: 0 S: 5	H: 0 LOB: 0 BB: 0 P: 5	R: 2 E: 1 K: 0 S: 7	H: 3 LOB: 2 BB: 0 P: 7	R: 0 E: 0 K: 1 S: 4	H: 0 LOB: 1 BB: 2 P: 12	R: 0 E: 0 K: 0 S: 3	H: 1 LOB: 0 BB: 0 P: 3	R: 0 E: 0 K: 1 S: 5	H: 0 LOB: 0 BB: 0 P: 5	1B: 6 2B: 0 3B: 0 HR: 1	SF: 0 SAC: 1 DP: 1 HBP: 0	WP: 0 PB: 0 SB: 0 CS: 1	PA: 36			
<b>PITCHER</b>	IP	WLS	BF	H	R	ER	SO	BB	IBB	HBP	BLK	WP	HR	S	P	ERA	WHIP								
Pete Falcone, L ERA: 7.33	5.1		23	6	4	2	4	0	0	0	0	0	1	31	31	3.38	1.125								
Clay Carroll, R ERA: 4.91	0.2		2	0	0	0	0	0	0	0	0	0	0	2	2	0.00	0.000								
John Urrea, R ERA:	3.0	W	10	1	0	0	2	2	0	0	0	0	0	12	20	0.00	1.000								

Batter	1	2	3	4	5	6	7	8	9	AB	R	H	RBI	BB	SO	LOB	BOTTOM								
Lou Brock, L OBP: 0.323, SLG: 0.426 John Urrea, R	SF8		K			G1-6-3		3-1		3	1	1	0	1	1	2	<b>Atlanta Braves @ St. Louis Cardinals</b> Busch Stadium, St. Louis, MO Sat Apr 30 1977, 7:05 PM CDT Att: 16,883 - Unknown								
Gary Templeton, S OBP: 0.307, SLG: 0.352	SF8		F7			SH1-3				2	1	1	1	0	0	0									
Bake McBride, L OBP: 0.259, SLG: 0.370	4-3		E3			FC4-2				3	0	0	0	0	0	2									
Hector Cruz, R OBP: 0.413, SLG: 0.463			F3			F2				4	0	2	1	0	0	3									
Ted Simmons, S OBP: 0.468, SLG: 0.681	P6									4	1	1	1	0	0	2									
Keith Hernandez, L OBP: 0.425, SLG: 0.613										2	2	1	0	2	0	0									
Ken Reitz, R OBP: 0.230, SLG: 0.352										4	0	1	0	0	1	3									
Mike Tyson, R OBP: 0.222, SLG: 0.190										4	0	0	0	0	1	4									
Pete Falcone, L OBP: 0.125, SLG: 0.125 Clay Carroll, R OBP: 0.556, SLG: 0.667										2	0	1	0	0	0	1									
Jerry Mumphrey, S OBP: 0.556, SLG: 0.667										1	0	0	0	1	0	0									
<b>Inning Stats</b>	R: 1 E: 0 K: 0 S: 5	H: 2 LOB: 1 BB: 0 P: 5	R: 0 E: 1 K: 0 S: 4	H: 0 LOB: 1 BB: 0 P: 4	R: 0 E: 2 K: 1 S: 6	H: 0 LOB: 1 BB: 0 P: 6	R: 0 E: 0 K: 0 S: 3	H: 0 LOB: 1 BB: 1 P: 7	R: 0 E: 0 K: 0 S: 4	H: 1 LOB: 2 BB: 1 P: 8	R: 2 E: 1 K: 1 S: 6	H: 2 LOB: 1 BB: 2 P: 14	R: 1 E: 0 K: 0 S: 4	H: 2 LOB: 0 BB: 0 P: 4	R: 1 E: 1 K: 1 S: 7	H: 1 LOB: 1 BB: 0 P: 7	1B: 5 2B: 2 3B: 1 HR: 1	SF: 1 SAC: 2 DP: 2 HBP: 0	WP: 0 PB: 0 SB: 0 CS: 0	PA: 37					
<b>PITCHER</b>	IP	WLS	BF	H	R	ER	SO	BB	IBB	HBP	BLK	WP	HR	S	P	ERA	WHIP								
Andy Messersmith, R ERA: 4.18	3.0		13	2	1	1	1	0	0	0	0	0	0	15	15	3.00	0.667								
Buzz Capra, R ERA: 4.5	2.0		12	3	2	1	0	3	0	0	0	0	1	9	21	4.50	3.000								
Rick Camp, R ERA: 3.29	3.0	L	12	3	2	1	2	1	0	0	0	0	0	15	19	3.00	1.333								




Batter	1	2	3	4	5	6	7	8	9	AB	R	H	RBI	BB	SO	LOB	TOP					
Jerry Royster, R OBP: 0.296, SLG: 0.286 (1,4)	F4		L6		4-3			F8		4	0	0	0	0	0	1	<b>Atlanta Braves @ St. Louis Cardinals</b> Busch Stadium, St. Louis, MO Sun May 01 1977, 3:33 AM CDT Att. 12,781 - Cloudy					
Rowland Office, L OBP: 0.313, SLG: 0.341 (1,8)	4-3			F7		4-3		F8		4	0	0	0	0	0	0						
Junior Moore, R OBP: 0.583, SLG: 0.600 (1,5)	K			BB 1B		F8		F8 2B		4	0	2	0	0	1	0						
Jeff Burroughs, R OBP: 0.400, SLG: 0.570 (1,9)		5-3		4-0 BB 1-2		4-0 BB 1B		F8 2-3		3	0	1	0	1	0	1						
Tom Paciorek, R OBP: 0.190, SLG: 0.381 (1,3)		S 1B		0-3 BB K		0-3 BB K		K		4	0	1	0	0	3	4						
Biff Pocoroba, S OBP: 0.309, SLG: 0.367 (1,2)		F7 1-2		0-0 G3			0-3 K		4-0 BB	3	0	0	0	1	1	3						
Brian Asselstine, L OBP: 0.250, SLG: 0.200 (1,7)		F8			0-0 G3		0-0 P6		0-0 F7	4	0	0	0	0	0	3						
Pat Rockett, R OBP: 0.329, SLG: 0.288 (1,6)			0-0 6-3		0-3 K		0-0 F7			3	0	0	0	0	1	0						
Dick Ruthven, R OBP: 0.286, SLG: 0.357 (1,1)									0-0 F3	1	0	0	0	0	0	0						
Jamie Easterly, L OBP: 0.867, SLG: 1.000 (3,1)			4-3							1	0	1	0	0	0	0						
Bob Johnson, L (6,1)										0	0	0	0	0	0	0						
Joe Nolan, L OBP: 0.333, SLG: 0.500 (8,PH)										1	0	0	0	0	0	0						
Max Leon, R (8,1)										0	0	0	0	0	0	0						
<b>Inning Stats</b>	R: 0 E: 0 K: 1 S: 5	H: 0 LOB: 0 BB: 0 P: 5	R: 0 E: 0 K: 0 S: 4	H: 1 LOB: 1 BB: 0 P: 4	R: 0 E: 0 K: 0 S: 3	H: 0 LOB: 0 BB: 0 P: 3	R: 0 E: 0 K: 1 S: 6	H: 1 LOB: 1 BB: 0 P: 10	R: 0 E: 0 K: 1 S: 6	H: 1 LOB: 1 BB: 0 P: 6	R: 0 E: 0 K: 1 S: 5	H: 0 LOB: 0 BB: 0 P: 5	R: 0 E: 0 K: 0 S: 3	H: 0 LOB: 2 BB: 1 P: 10	R: 0 E: 0 K: 1 S: 6	H: 0 LOB: 0 BB: 0 P: 3	R: 0 E: 0 K: 1 S: 6	H: 1 LOB: 2 BB: 1 P: 10	1B: 3 2B: 2 3B: 0 HR: 0	SF: 0 SAC: 0 DP: 0 HBP: 0	WP: 0 PB: 0 SB: 1 CS: 0	PA: 34
<b>PITCHER</b> Eric Rasmussen, R ERA: 2.95 (1,1)	IP: 9.0 WLS: W BF: 34 H: 5 R: 0 ER: 0 SO: 6 BB: 2 IBB: 0 HBP: 0 BLK: 0 WP: 0 HR: 0 S: 44 P: 52 ERA: 0.00 WHIP: 0.778															<b>PITCHER</b> Eric Rasmussen, R ERA: 2.95 (1,1)	IP: 9.0 WLS: W BF: 34 H: 5 R: 0 ER: 0 SO: 6 BB: 2 IBB: 0 HBP: 0 BLK: 0 WP: 0 HR: 0 S: 44 P: 52 ERA: 0.00 WHIP: 0.778					

AB 32  
R 0  
H 5  
RBI 0  
BB 2  
SO 6  
LOB 12



Batter	1	2	3	4	5	6	7	8	9	AB	R	H	RBI	BB	SO	LOB	BOTTOM					
Lou Brock, L OBP: 0.348, SLG: 0.438 (1,7)	P6			G6-4-3 BB		1B 1B		1-3		3	1	2	1	1	0	0	<b>Atlanta Braves @ St. Louis Cardinals</b> Busch Stadium, St. Louis, MO Sun May 01 1977, 3:33 AM CDT Att. 12,781 - Cloudy					
Jerry Mumphy, S OBP: 0.526, SLG: 0.625 (7,7)		2H 1B				1B 1B				1	0	0	0	0	0	0						
Gary Templeton, S OBP: 0.304, SLG: 0.347 (1,6)						BB 1B				4	1	1	1	0	0	3						
Don Kessinger, S OBP: 0.294, SLG: 0.172 (8,6)	4-3		G3		L5	BB 1B		G3		1	0	0	0	0	0	0						
Tony Scott, S OBP: 0.500, SLG: 0.548 (1,8)	4-0 1B 3B				G6-4-3 1-2	SF9 BB 1B				3	2	2	1	2	0	2						
Hector Cruz, R OBP: 0.418, SLG: 0.456 (1,9)						SF9 BB 1B				3	1	1	0	1	0	1						
Mike Anderson, R OBP: 0.308, SLG: 0.500 (7,9)	1-3 3B 1B		G3		1-3	SF9 BB		F7		1	0	0	0	0	0	1						
Ted Simmons, S OBP: 0.469, SLG: 0.704 (1,2)						SF9				2	0	1	3	1	0	0						
Dave Rader, L (7,2)	1-H 3-H 3B				1B IBB	1-2 2-3 3-H		4-3		1	0	0	0	0	0	1						
Keith Hernandez, L OBP: 0.428, SLG: 0.600 (1,3)	K				1-3 2-H 1B	P6				3	1	1	1	1	1	3						
Ken Reitz, R OBP: 0.231, SLG: 0.360 (1,5)						BB 2B				4	0	1	1	0	1	4						
Mike Tyson, R OBP: 0.224, SLG: 0.178 (1,4)						1-H 2B				3	1	0	0	1	0	3						
Eric Rasmussen, R OBP: 0.273, SLG: 0.455 (1,1)						BB 1B				3	1	2	0	0	0	0						
<b>Inning Stats</b>	R: 2 E: 0 K: 1 S: 7	H: 2 LOB: 1 BB: 1 P: 11	R: 1 E: 0 K: 0 S: 4	H: 1 LOB: 1 BB: 1 P: 8	R: 1 E: 0 K: 1 S: 7	H: 2 LOB: 2 BB: 1 P: 11	R: 0 E: 0 K: 0 S: 3	H: 1 LOB: 1 BB: 1 P: 7	R: 1 E: 0 K: 0 S: 4	H: 1 LOB: 1 BB: 1 P: 8	R: 3 E: 0 K: 0 S: 7	H: 4 LOB: 2 BB: 1 P: 11	R: 0 E: 0 K: 0 S: 3	H: 0 LOB: 0 BB: 0 P: 3	R: 0 E: 0 K: 0 S: 3	H: 0 LOB: 1 BB: 1 P: 7	R: 0 E: 0 K: 0 S: 3	H: 0 LOB: 1 BB: 1 P: 7	1B: 8 2B: 2 3B: 1 HR: 0	SF: 1 SAC: 1 DP: 1 HBP: 0	WP: 0 PB: 0 SB: 0 CS: 0	PA: 41
<b>PITCHER</b> Dick Ruthven, R ERA: 3.21 (1,1)	IP: 2.0 WLS: L BF: 11 H: 3 R: 3 ER: 3 SO: 3 BB: 2 IBB: 0 HBP: 0 BLK: 0 WP: 0 HR: 0 S: 11 P: 19 ERA: 13.50 WHIP: 2.500															<b>PITCHER</b> Dick Ruthven, R ERA: 3.21 (1,1)	IP: 2.0 WLS: L BF: 11 H: 3 R: 3 ER: 3 SO: 3 BB: 2 IBB: 0 HBP: 0 BLK: 0 WP: 0 HR: 0 S: 11 P: 19 ERA: 13.50 WHIP: 2.500					
Jamie Easterly, L ERA: 11.91 (3,1)	3.0	18	7	5	5	1	2	1	0	0	0	0	17	29	15.00	3.000						
Bob Johnson, R ERA: 9.31 (6,1)	2.0	8	1	0	0	0	1	0	0	0	0	0	7	11	0.00	1.000						
Max Leon, R ERA: (8,1)	1.0	4	0	0	0	0	1	0	0	0	0	0	3	7	0.00	1.000						

AB 32  
R 8  
H 11  
RBI 8  
BB 7  
SO 2  
LOB 18













Batter	1	2	3	4	5	6	7	8	9	AB	R	H	RBI	BB	SO	LOB	TOP
<b>Julio Gonzalez, R</b> OBP: 0.352, SLG: 0.412 (1, 6)	F8		1-3		FC6 1B			3-1		4	0	1	0	0	0	0	<b>Houston Astros @ St. Louis Cardinals</b> Busch Stadium, St. Louis, MO Fri May 06 1977, 7:05 PM CDT Att: 10,737 - Unknown
<b>Jose Cruz, L</b> OBP: 0.273, SLG: 0.320 (1, 9)	4-3		4-3		FC6 1-2			5-3		4	0	0	0	0	0	1	
<b>Cesar Cedeno, R</b> OBP: 0.296, SLG: 0.188 (1, 8)	BB		BB		F7			G5-3 HBP		1	0	0	0	2	0	0	
<b>Bob Watson, R</b> OBP: 0.336, SLG: 0.404 (1, 3)	P4		F8		P4			G5-3 2B		3	1	0	0	1	0	2	
<b>Joe Ferguson, R</b> OBP: 0.402, SLG: 0.558 (1, 2)		K		F8				G5-3		4	0	0	0	0	1	2	
<b>Cliff Johnson, R</b> OBP: 0.429, SLG: 0.688 (1, 7)		F7		P4				G6-4-3 HBP		3	0	1	1	0	0	0	
<b>Art Howe, R</b> OBP: 0.368, SLG: 0.419 (1, 5)				F8				G6-4-3 1-2		3	0	1	0	1	0	1	
<b>Rob Sperring, R</b> OBP: 0.236, SLG: 0.196 (1, 4)								L6		1	0	0	0	1	1	0	
<b>Leon Roberts, R</b> OBP: 0.192, SLG: 0.100 (7, PH)										1	0	0	0	0	1	0	
<b>Ken Forsch, R</b> OBP: 0.337, SLG: 0.438 (9, PH)										1	0	0	0	0	0	2	
<b>Enos Cabell, R</b> OBP: 0.337, SLG: 0.438 (9, PH)										1	0	0	0	0	0	2	
<b>Bo McLaughlin, R</b> OBP: 0.333, SLG: 0.333 (1, 1)								L8		2	0	0	0	0	2	2	
<b>Wilbur Howard, S</b> OBP: 0.333, SLG: 0.333 (7, 4)										1	0	0	0	0	0	0	
<b>Inning Stats</b>	R: 0 E: 0 K: 0 S: 3	H: 0 LOB: 1 BB: 1 P: 7	R: 0 E: 0 K: 2 S: 8	H: 1 LOB: 2 BB: 1 P: 12	R: 0 E: 0 K: 0 S: 3	H: 0 LOB: 0 BB: 0 P: 7	R: 0 E: 0 K: 2 S: 8	H: 0 LOB: 0 BB: 0 P: 3	R: 0 E: 0 K: 1 S: 4	H: 0 LOB: 0 BB: 0 P: 5	R: 0 E: 0 K: 0 S: 3	H: 0 LOB: 2 BB: 2 P: 12	R: 1 E: 0 K: 0 S: 3	H: 1 LOB: 2 BB: 2 P: 12	1B: 1 2B: 1 3B: 1 HR: 0	SF: 0 SAC: 0 DP: 2 HBP: 2	WP: 0 PA: 35 PB: 0 SB: 2 CS: 0
<b>PITCHER</b>	IP WLS BF H R ER SO BB IBB HBP BLK WP HR S P ERA WHIP																
<b>Pete Falcone, L</b> ERA: 5.64 (1, 1)	7.0 W 26 2 0 0 5 3 0 0 0 0 0 32 45 0.00 0.714																
<b>Al Hrabosky, L</b> ERA: 2.64 (8, 1)	2.0 S 9 1 1 1 0 2 0 0 1 0 0 0 6 15 4.50 1.500																

AB	28
R	1
H	3
RBI	1
BB	5
SO	5
LOB	10



Batter	1	2	3	4	5	6	7	8	9	AB	R	H	RBI	BB	SO	LOB	BOTTOM
<b>Lou Brock, L</b> OBP: 0.346, SLG: 0.474 (1, 7)	6-3		4-3					F7		4	0	0	0	0	0	1	<b>Houston Astros @ St. Louis Cardinals</b> Busch Stadium, St. Louis, MO Fri May 06 1977, 7:05 PM CDT Att: 10,737 - Unknown
<b>Mike Anderson, R</b> OBP: 0.333, SLG: 0.462 (9, 7)								F7		0	0	0	0	0	0	0	
<b>Garry Templeton, S</b> OBP: 0.315, SLG: 0.398 (1, 6)	G3				K			E8 WP 1B		4	2	2	0	0	1	0	
<b>Tony Scott, S</b> OBP: 0.510, SLG: 0.585 (1, 8)	1-3				HBP			K 3-H		3	1	1	0	0	1	0	
<b>Hector Cruz, R</b> OBP: 0.392, SLG: 0.435 (1, 9)		5-3			F9			F7		4	0	1	1	0	0	1	
<b>Ted Simmons, S</b> OBP: 0.462, SLG: 0.650 (1, 2)		3-1			CS			G3		4	1	1	0	0	0	1	
<b>Keith Hernandez, L</b> OBP: 0.404, SLG: 0.547 (1, 3)					K			F9		2	0	0	0	2	1	1	
<b>Ken Reitz, R</b> OBP: 0.264, SLG: 0.386 (1, 5)					K			3-1		3	0	1	0	0	1	2	
<b>Mike Tyson, R</b> OBP: 0.237, SLG: 0.185 (1, 4)					SH3-4 BB			P4		2	0	1	1	1	0	2	
<b>Pete Falcone, L</b> OBP: 0.111, SLG: 0.111 (1, 1)					SH3-4 BB			5-3		1	0	0	0	0	0	1	
<b>Jerry Mumphrey, S</b> OBP: 0.476, SLG: 0.556 (7, PH)					SH3-4					1	0	0	0	0	0	2	
<b>Al Hrabosky, R</b> ERA: 3.63 (8, 1)					1-2					0	0	0	0	0	0	0	
<b>Inning Stats</b>	R: 0 E: 0 K: 0 S: 3	H: 0 LOB: 0 BB: 0 P: 3	R: 0 E: 0 K: 1 S: 5	H: 0 LOB: 0 BB: 0 P: 5	R: 0 E: 0 K: 1 S: 4	H: 0 LOB: 0 BB: 0 P: 5	R: 1 E: 0 K: 0 S: 6	H: 2 LOB: 1 BB: 1 P: 6	R: 1 E: 1 K: 1 S: 6	H: 1 LOB: 0 BB: 0 P: 6	R: 0 E: 0 K: 0 S: 4	H: 1 LOB: 2 BB: 1 P: 8	R: 2 E: 1 K: 0 S: 6	H: 3 LOB: 1 BB: 0 P: 6	1B: 5 2B: 2 3B: 0 HR: 0	SF: 0 SAC: 1 DP: 0 HBP: 1	WP: 1 PA: 34 PB: 0 SB: 1 CS: 1
<b>PITCHER</b>	IP WLS BF H R ER SO BB IBB HBP BLK WP HR S P ERA WHIP																
<b>Bo McLaughlin, R</b> ERA: 2.92 (1, 1)	6.0 L 22 3 2 1 4 2 0 0 0 0 0 0 27 36 1.50 0.833																
<b>Ken Forsch, R</b> ERA: 3.63 (7, 1)	2.0 11 4 2 2 0 1 0 0 0 0 0 0 10 14 9.00 2.500																

AB	28
R	4
H	7
RBI	2
BB	3
SO	4
LOB	11





Batter	1	2	3	4	5	6	7	8	9	10	11	AB	R	H	RBI	BB	SO	LOB	TOP							
Julio Gonzalez, R OBP: 0.344, SLG: 0.400	3-1		F8		K			SH5-4 1B		1-3		5	0	1	1	0	1	1								
Jose Cruz, L OBP: 0.281, SLG: 0.321	G3 BB		1B			6-3		SH5-4 1-2		F9		3	0	1	0	1	0	0								
Cesar Cedeno, R OBP: 0.291, SLG: 0.176	G3		K			P3		IBB			F7	4	0	0	0	1	1	3								
Willie Crawford, L OBP: 0.339, SLG: 0.333	G3					F8		F7			HR	5	1	2	0	0	0	3								
Bob Watson, R OBP: 0.330, SLG: 0.394		G5-4-3 1B				G6-4-3 1-2f		F8	1-3		F9	5	0	1	0	0	0	4								
Joe Ferguson, R OBP: 0.282, SLG: 0.585		G5-4-3 1-2f				1B		P4		L4	HR	5	1	2	2	0	0	1								
Ken Boswell, L OBP: 0.388, SLG: 0.412		F8				F7		1B		L3	FC6-4 1B	5	0	2	0	0	0	1								
Art Howe, R OBP: 0.349, SLG: 0.389			1B			F8		1-3		K	FC6-4 1-2f	5	0	1	0	0	1	2								
J.R. Richard, R OBP: 0.350, SLG: 0.330			K			L6		BB		F9		2	0	0	0	0	1	1								
<b>Inning Stats</b>	R: 0 E: 0 K: 0 S: 3	H: 0 LOB: 1 BB: 1 P: 7	R: 0 E: 0 K: 0 S: 3	H: 1 LOB: 0 BB: 0 P: 3	R: 0 E: 0 K: 2 S: 9	H: 2 LOB: 2 BB: 0 P: 9	R: 0 E: 0 K: 0 S: 4	H: 2 LOB: 1 BB: 0 P: 4	R: 0 E: 0 K: 1 S: 5	H: 0 LOB: 0 BB: 0 P: 5	R: 0 E: 0 K: 2 S: 3	H: 0 LOB: 0 BB: 0 P: 3	R: 1 E: 0 K: 0 S: 4	H: 1 LOB: 2 BB: 2 P: 12	R: 0 E: 0 K: 1 S: 5	H: 0 LOB: 0 BB: 0 P: 5	R: 0 E: 0 K: 0 S: 3	H: 0 LOB: 0 BB: 0 P: 3	R: 2 E: 0 K: 0 S: 6	H: 3 LOB: 1 BB: 0 P: 6	1B: 9 2B: 0 3B: 0 HR: 1	SF: 0 SAC: 1 DP: 2 HBP: 0	WP: 0 PB: 0 SB: 2 CS: 0	PA: 44		
<b>PITCHER</b>	IP 7.1	WLS 0.2	BF 30	H 7	R 1	ER 1	SO 3	BB 2	IBB 0	HBP 0	BLK 0	WP 0	HR 0	S 33	P 45	ERA 1.23	WHIP 1.227									
Eric Rasmussen, R ERA: 2.66																										
Al Hrabosky, L ERA: 2.7																										
John Urrea, R ERA: 1.62		3.0 L	12	3	2	2	1	0	0	0	0	0	1	14	14	6.00	1.000									

Houston Astros @ St. Louis Cardinals  
 Busch Stadium, St. Louis, MO  
 Sat May 07 1977, 7:05 PM CDT  
 Att: 21,147 - Unknown

AB 40  
 R 3  
 H 10  
 RBI 3  
 BB 3  
 SO 4  
 LOB 16



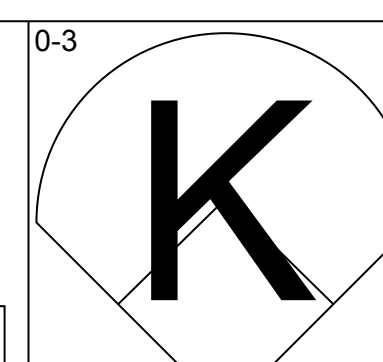
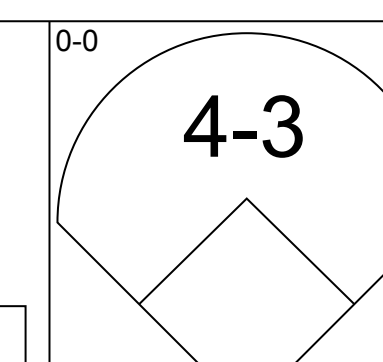
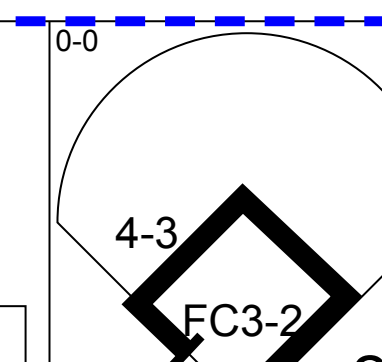
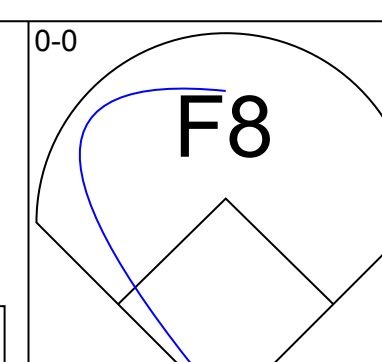
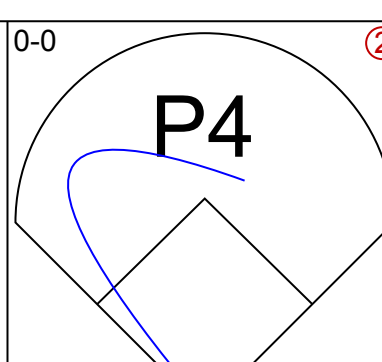
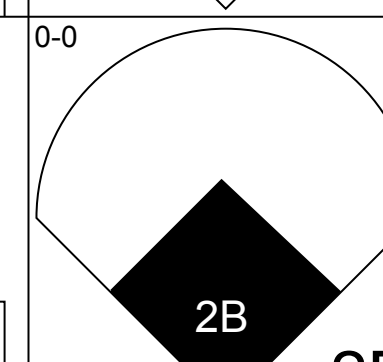
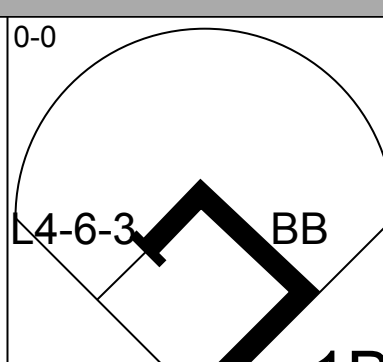
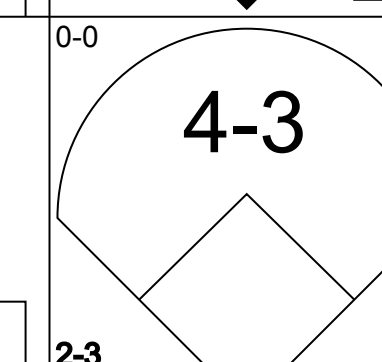
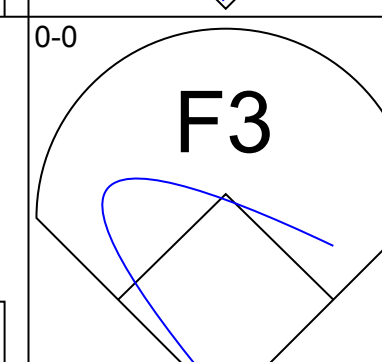
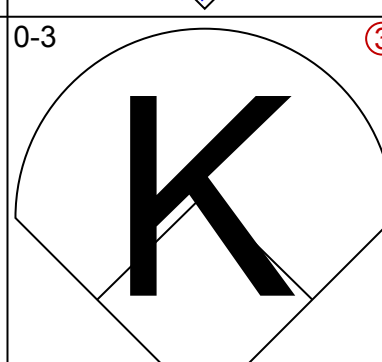
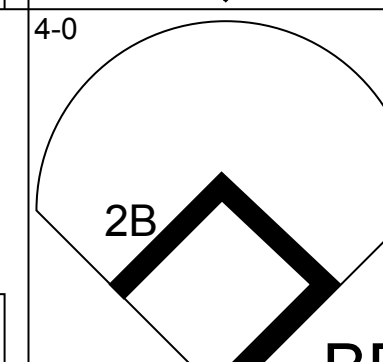
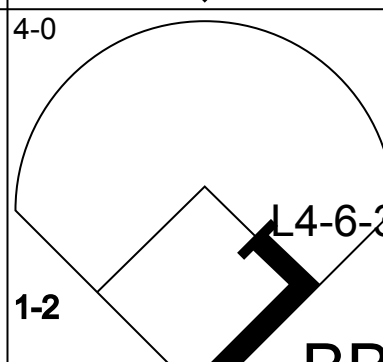
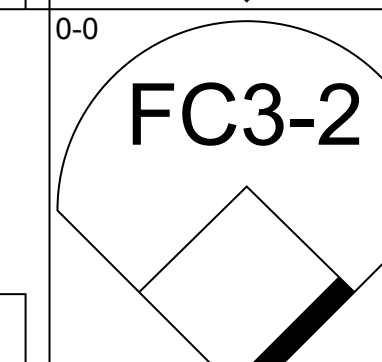
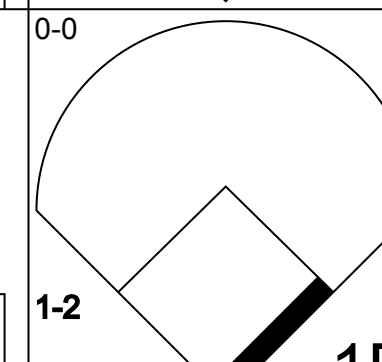
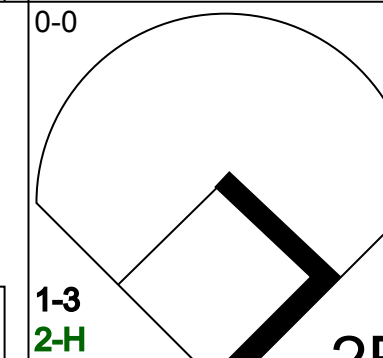
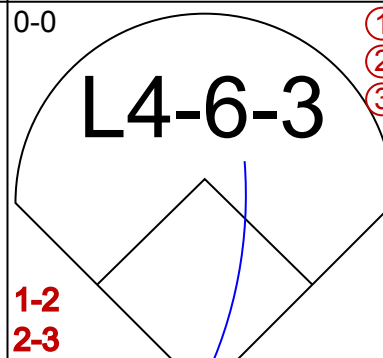
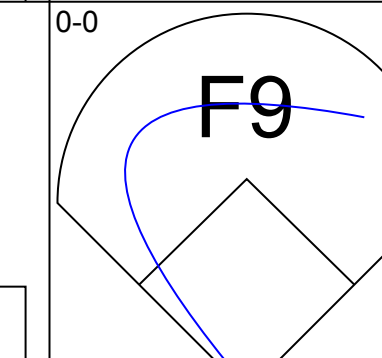
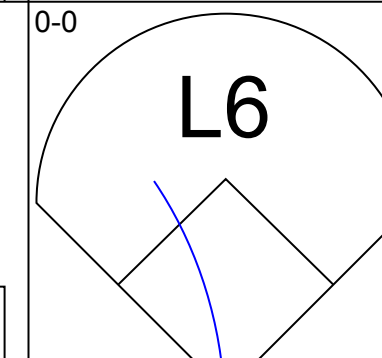
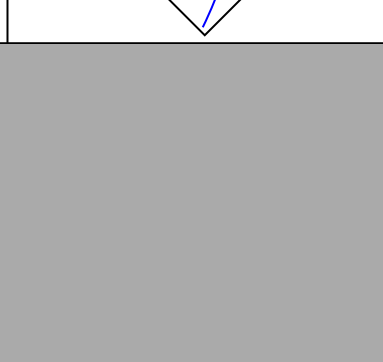
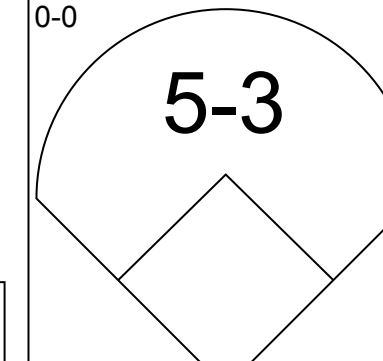
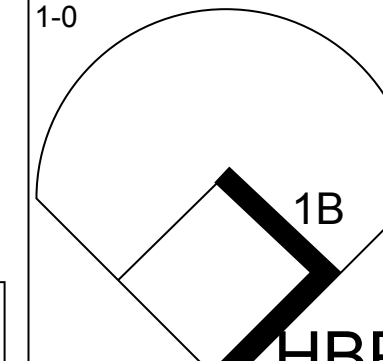
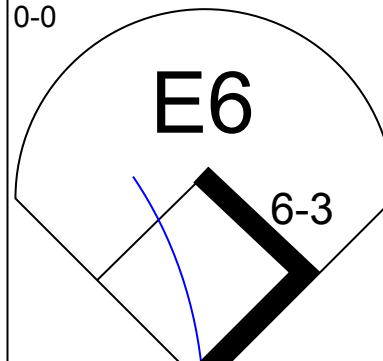
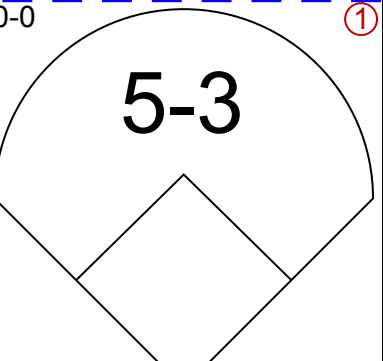
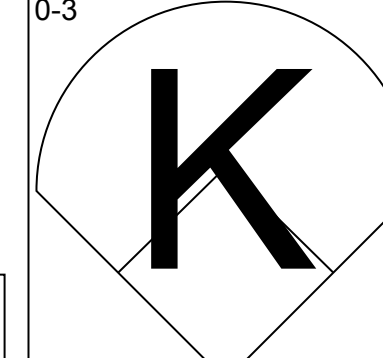
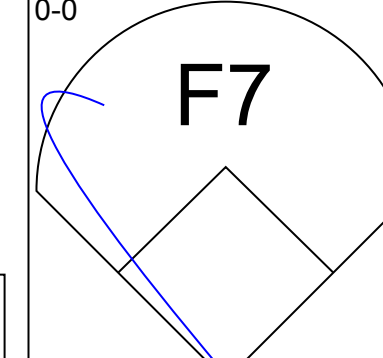
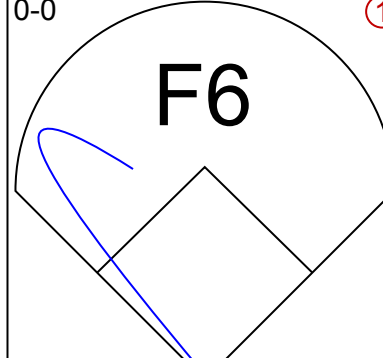
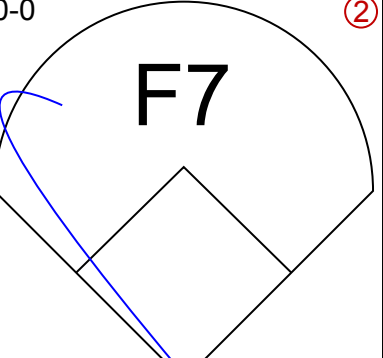
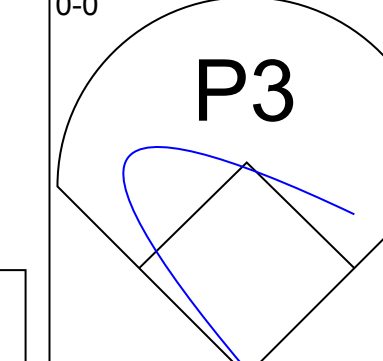
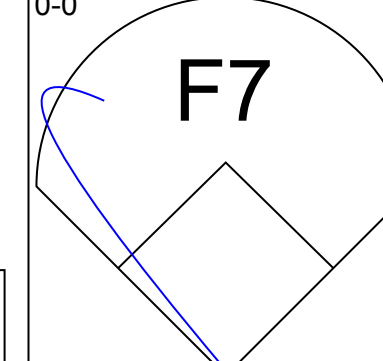
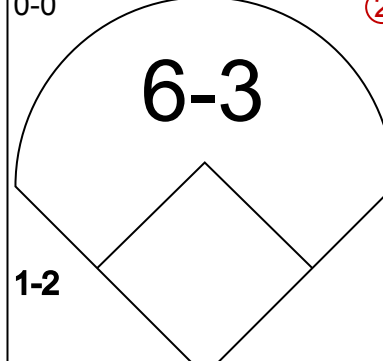
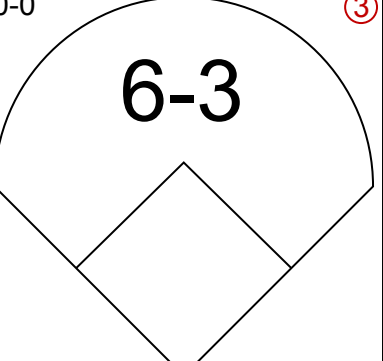
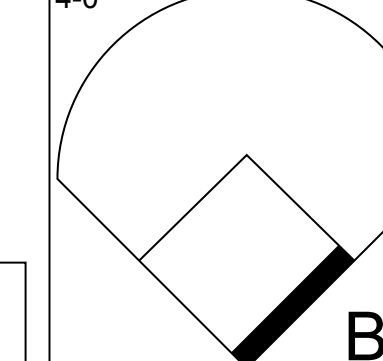
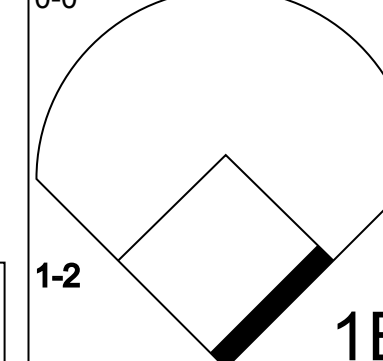
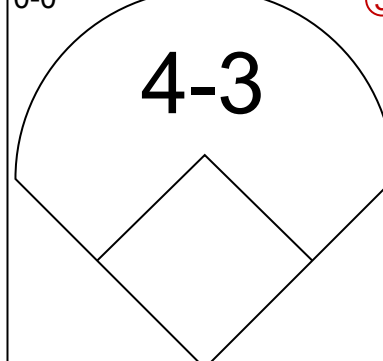
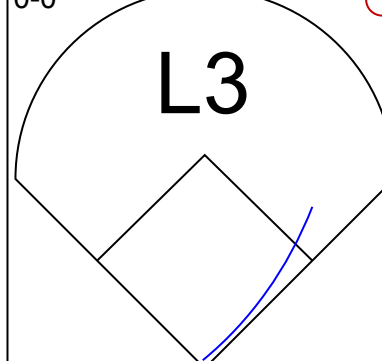
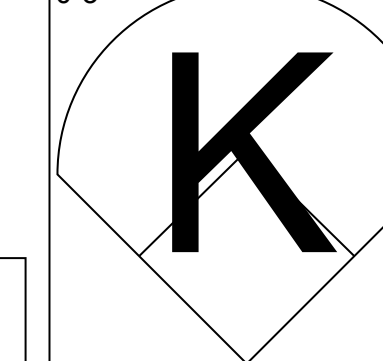
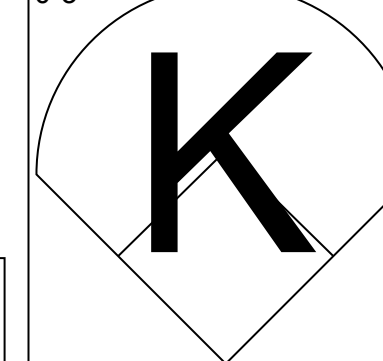
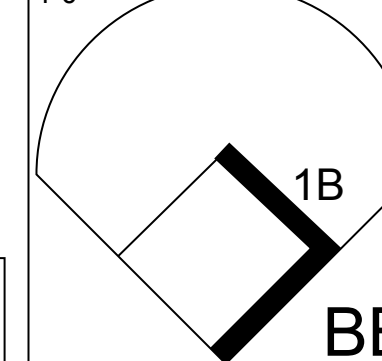
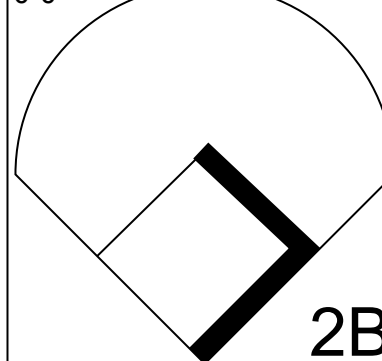
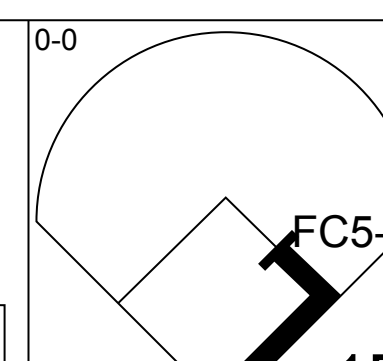
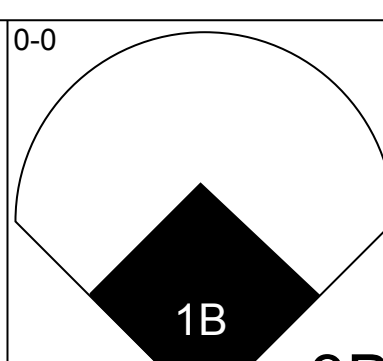
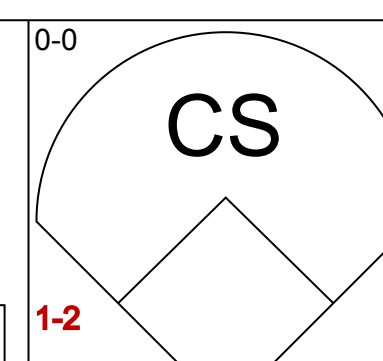
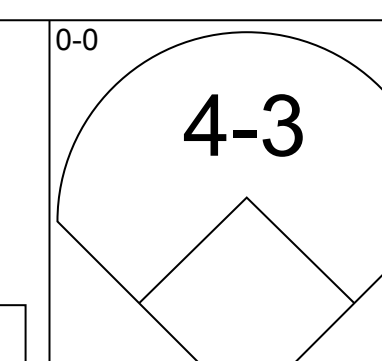
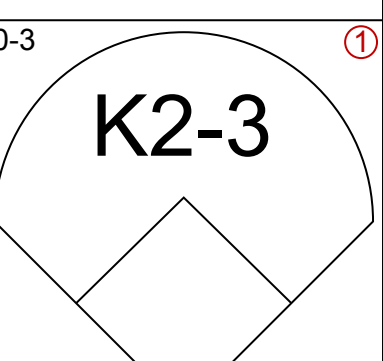
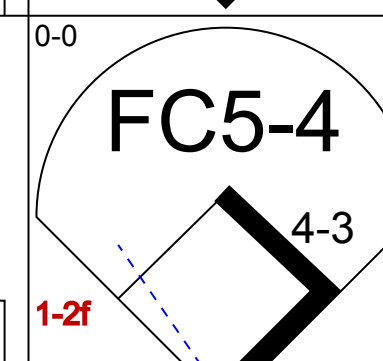
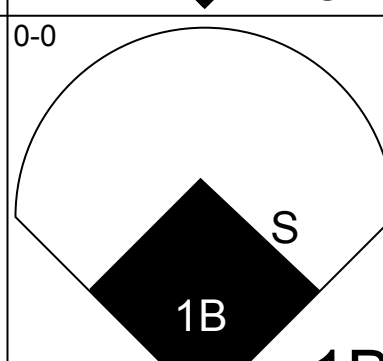
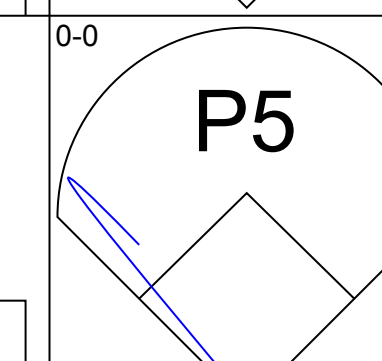
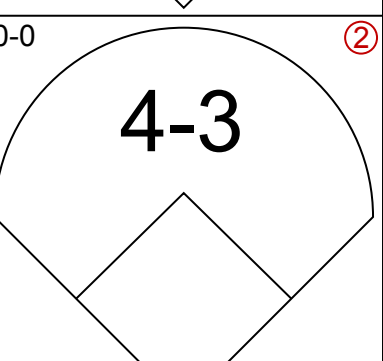
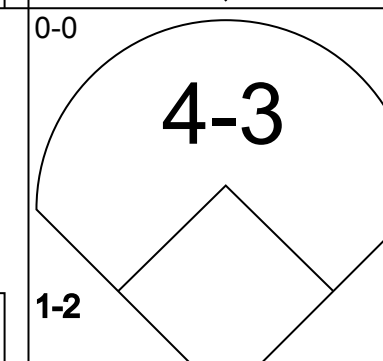
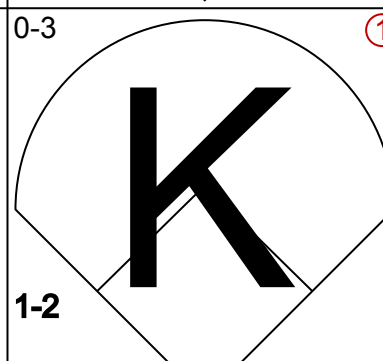
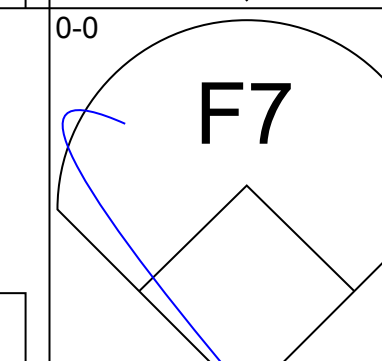
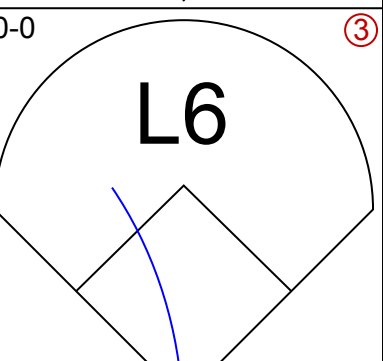
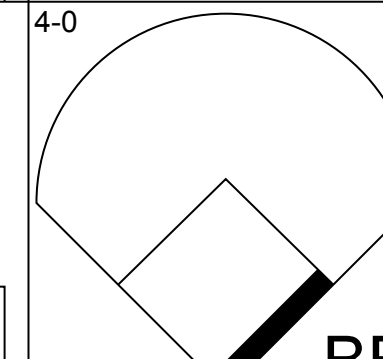
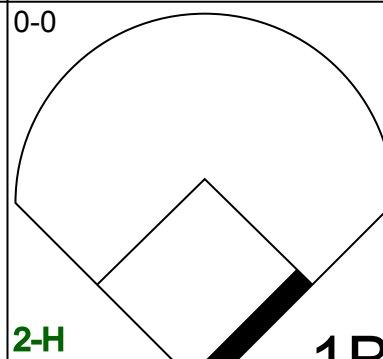
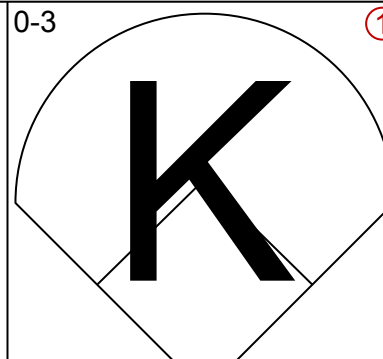
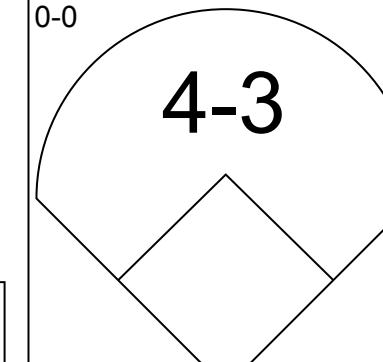
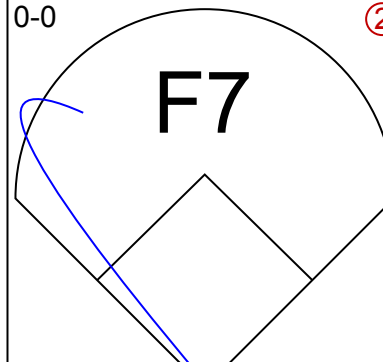
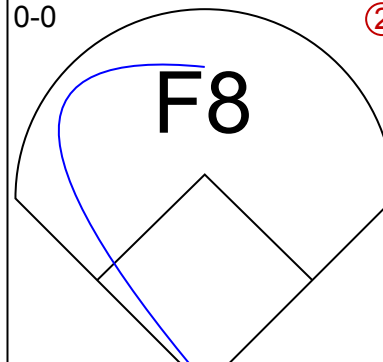
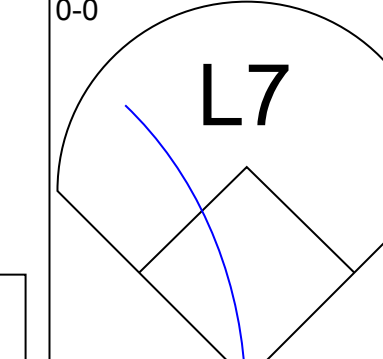
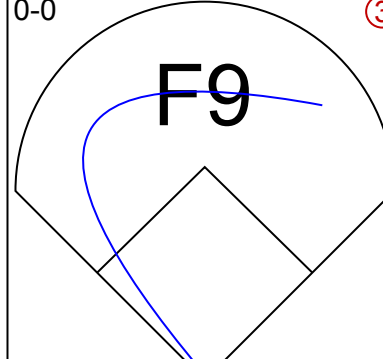
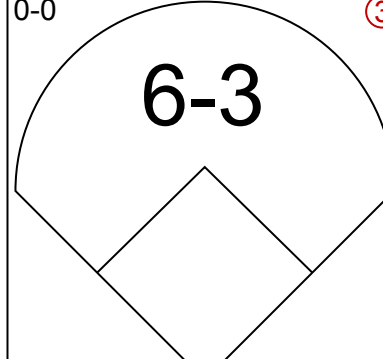
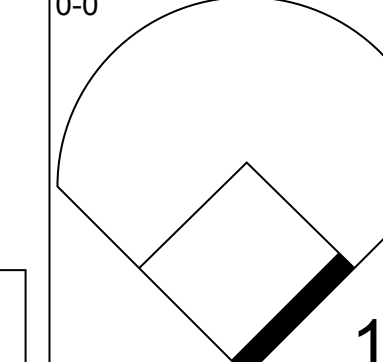
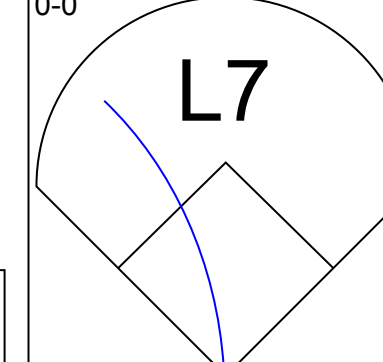
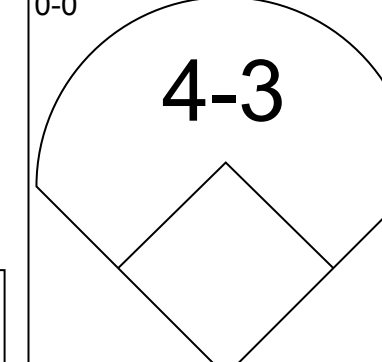
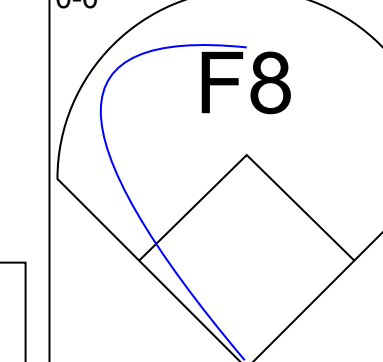
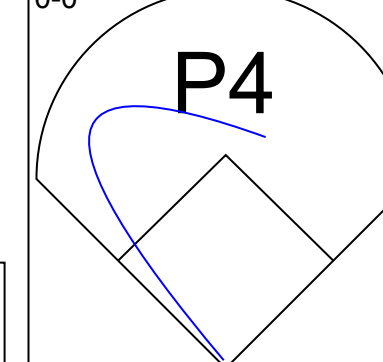
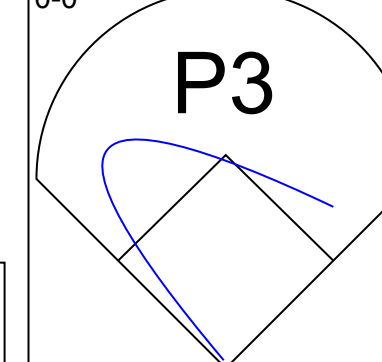
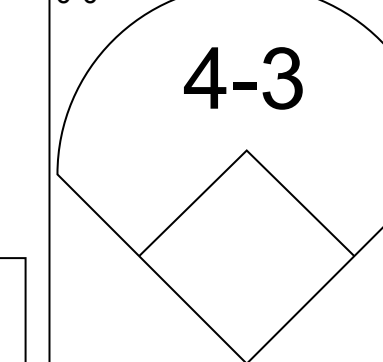
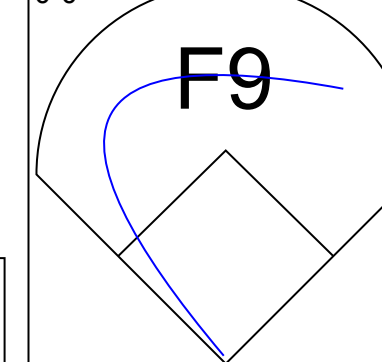
Batter	1	2	3	4	5	6	7	8	9	10	11	AB	R	H	RBI	BB	SO	LOB	BOTTOM							
Lou Brock, L OBP: 0.337, SLG: 0.457	1-3			1-3			SH5-3 1B		F7		3-1	5	1	1	0	0	0	0								
Garry Templeton, S OBP: 0.302, SLG: 0.380	K			K			SH5-3 1-2		G3		4-3	4	0	0	0	0	2	0								
Tony Scott, S OBP: 0.491, SLG: 0.556	4-3			K			1-3 2-H 1B		5-3			4	0	1	1	0	1	0								
Hector Cruz, R OBP: 0.378, SLG: 0.417			K				1-3				K	3	0	0	0	0	2	1								
Mike Anderson, R OBP: 0.313, SLG: 0.429							1-2					1	0	0	0	0	1	0								
Ted Simmons, S OBP: 0.464, SLG: 0.651		4-3					6-3					3	0	1	0	1	0	0								
Joel Youngblood, R OBP: 0.353, SLG: 0.286							IBB				2B	0	0	0	0	0	0	0								
Dave Rader, L OBP: 0.387, SLG: 0.519		P4					E6 CS				F5	4	0	0	0	0	1	3								
Ken Reitz, R OBP: 0.264, SLG: 0.372				6-3			CS	5-3			6-3	3	0	0	0	1	0	0								
Mike Tyson, R OBP: 0.222, SLG: 0.172				F7			K	1-3			6-3	4	0	0	0	0	1	2								
Eric Rasmussen, R ERA: 3.1				K			K				4-3	2	0	0	0	0	2	0								
Al Hrabosky, R ERA: 2.7												0	0	0	0	0	0	0								
Bake McBride, L OBP: 0.254, SLG: 0.364												1	0	0	0	0	1	0								
John Urrea, R ERA: 1.62												0	0	0	0	0	0	0								
Jerry Mumphrey, S OBP: 0.455, SLG: 0.526												1	0	0	0	0	0	0								
<b>Inning Stats</b>	R: 0 E: 0 K: 1 S: 5	H: 0 LOB: 0 BB: 0 P: 5	R: 0 E: 0 K: 1 S: 5	H: 0 LOB: 0 BB: 0 P: 5	R: 0 E: 0 K: 1 S: 5	H: 0 LOB: 0 BB: 0 P: 5	R: 0 E: 0 K: 2 S: 7	H: 0 LOB: 0 BB: 0 P: 7	R: 0 E: 0 K: 1 S: 5	H: 0 LOB: 0 BB: 0 P: 5	R: 1 E: 0 K: 1 S: 7	H: 2 LOB: 2 BB: 1 P: 11	R: 0 E: 0 K: 0 S: 5	H: 0 LOB: 0 BB: 0 P: 5	R: 0 E: 0 K: 0 S: 3	H: 0 LOB: 0 BB: 0 P: 3	R: 0 E: 0 K: 1 S: 6	H: 1 LOB: 2 BB: 1 P: 10	R: 0 E: 0 K: 0 S: 3	H: 0 LOB: 0 BB: 0 P: 3	1B: 2 2B: 1 3B: 0 HR: 0	SF: 0 SAC: 1 DP: 0 HBP: 0	WP: 0 PB: 0 SB: 0 CS: 1	PA: 39		
<b>PITCHER</b>	IP 7.0	WLS 2.0	BF 24	H 2	R 0	ER 0	SO 9	BB 0	IBB 1	HBP 0	BLK 0	WP 0	HR 0	S 41	P 45	ERA 1.29	WHIP 0.286									
J.R. Richard, R ERA: 3.1																										
Ken Forsch, R ERA: 3.33																										
Joe Sambito, L ERA: 2.14		2.0 W	8	1	0	0	1	0	1	0	0	0	0	9	13	0.00	0.500									

Houston Astros @ St. Louis Cardinals  
 Busch Stadium, St. Louis, MO  
 Sat May 07 1977, 7:05 PM CDT  
 Att: 21,147 - Unknown

AB 35  
 R 1  
 H 3  
 RBI 1  
 BB 2  
 SO 11  
 LOB 6



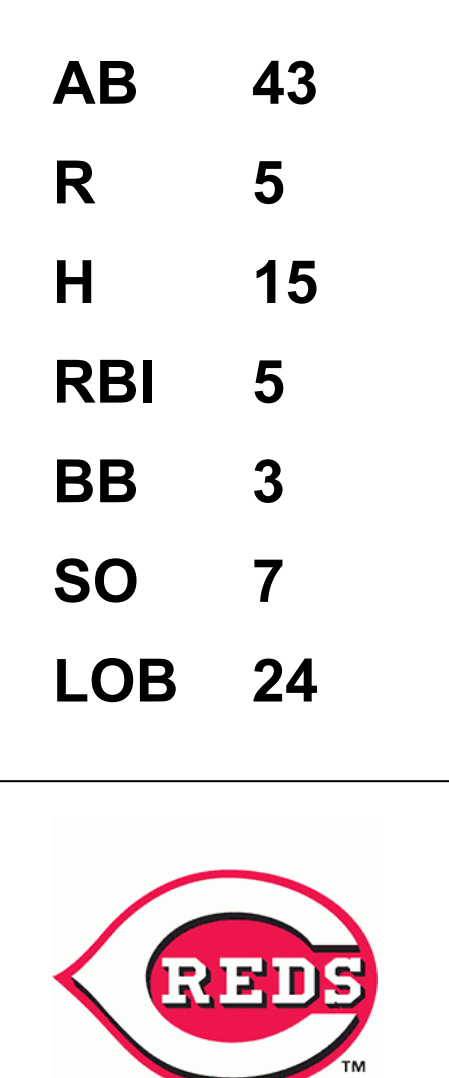


Batter	1	2	3	4	5	6	7	8	9	AB	R	H	RBI	BB	SO	LOB	TOP					
<b>Julio Gonzalez, R</b> OBP: 0.337, SLG: 0.400 (1, 6)										5	0	1	0	0	1	3	<b>Houston Astros @ St. Louis Cardinals</b> Busch Stadium, St. Louis, MO Sun May 08 1977, 3:33 AM CDT Att. 14,205 - Sunny - 70 F					
<b>Enos Cabell, R</b> OBP: 0.337, SLG: 0.442 (1, 5)										5	1	2	0	0	1	3						
<b>Cesar Cedeno, R</b> OBP: 0.311, SLG: 0.186 (1, 8)										2	0	1	0	2	0	1						
<b>Willie Crawford, L</b> OBP: 0.333, SLG: 0.345 (1, 7)										4	0	1	1	0	0	5						
<b>Joe Niegro, R</b> (7, 1)										0	0	0	0	0	0	0						
<b>Bob Watson, R</b> OBP: 0.328, SLG: 0.382 (1, 3)											3	0	0	0	0	2						
<b>Jose Cruz, L</b> OBP: 0.271, SLG: 0.309 (1, 9)										4	0	0	0	0	1	4						
<b>Joe Ferguson, R</b> OBP: 0.386, SLG: 0.558 (1, 2)										4	0	0	0	0	0	2						
<b>Ken Boswell, L</b> OBP: 0.391, SLG: 0.400 (1, 4)										3	0	1	0	1	0	1						
<b>Mark Lemongello, R</b> (1, 1)										2	0	0	0	0	2	3						
<b>Art Howe, R</b> OBP: 0.364, SLG: 0.389 (7, PH)										0	0	0	0	1	0	0						
<b>Art Gardner, L</b> OBP: 0.179, SLG: 0.148 (7, PR)										0	0	0	0	0	0	0						
<b>Cliff Johnson, R</b> OBP: 0.448, SLG: 0.714 (9, PH)										1	0	1	0	0	0	0						
<b>Inning Stats</b>	R: 1 E: 0 K: 2 S: 9	H: 2 LOB: 2 BB: 1 P: 13	R: 0 E: 0 K: 1 S: 5	H: 0 LOB: 1 BB: 1 P: 9	R: 0 E: 0 K: 0 S: 2	H: 1 LOB: 0 BB: 1 P: 6	R: 0 E: 0 K: 1 S: 6	H: 1 LOB: 2 BB: 0 P: 7	R: 0 E: 0 K: 0 S: 4	H: 0 LOB: 1 BB: 0 P: 4	R: 0 E: 1 K: 0 S: 4	H: 0 LOB: 1 BB: 0 P: 4	R: 0 E: 0 K: 0 S: 4	H: 1 LOB: 2 BB: 1 P: 8	R: 0 E: 0 K: 0 S: 3	H: 0 LOB: 0 BB: 0 P: 3	R: 0 E: 0 K: 1 S: 6	H: 1 LOB: 0 BB: 0 P: 6	1B: 3 2B: 4 3B: 1 HR: 0	SF: 0 SAC: 0 DP: 0 HBP: 1	WP: 0 PB: 0 SB: 0 CS: 0	PA: 38
<b>PITCHER</b>	IP	WLS	BF	H	R	ER	SO	BB	IBB	HBP	BLK	WP	HR	S	P	ERA	WHIP					
<b>John D'Acquisto, R</b> ERA: 2.25 (1, 1)	4.0		18	4	1	1	4	3	0	1	0	0	0	22	35	2.25	1.750					
<b>Buddy Schultz, L</b> ERA: 1.33 (5, 1)	3.0	W	13	2	0	0	0	1	0	0	0	0	0	12	16	0.00	1.000					
<b>Clay Carroll, R</b> ERA: 4.15 (8, 1)	2.0	S	7	1	0	0	1	0	0	0	0	0	0	9	9	0.00	0.500					
Batter	1	2	3	4	5	6	7	8	9	AB	R	H	RBI	BB	SO	LOB	BOTTOM					
<b>Jerry Mumphrey, S</b> OBP: 0.462, SLG: 0.609 (1, 7)										4	1	2	0	0	1	0	<b>Houston Astros @ St. Louis Cardinals</b> Busch Stadium, St. Louis, MO Sun May 08 1977, 3:33 AM CDT Att. 14,205 - Sunny - 70 F					
<b>Bake McBride, L</b> OBP: 0.254, SLG: 0.356 (1, 8)										4	1	1	1	0	0	1						
<b>Tony Scott, S</b> OBP: 0.458, SLG: 0.510 (1, 9)										4	0	0	0	0	1	2						
<b>Keith Hernandez, L</b> OBP: 0.396, SLG: 0.519 (1, 3)										2	0	1	1	1	1	0						
<b>Dave Rader, L</b> (1, 2)										3	0	0	0	0	0	3						
<b>Ken Reitz, R</b> OBP: 0.255, SLG: 0.360 (1, 5)										3	0	0	0	0	0	1						
<b>Don Kessinger, S</b> OBP: 0.297, SLG: 0.188 (1, 6)										3	0	1	0	0	0	0						
<b>Mike Tyson, R</b> OBP: 0.212, SLG: 0.164 (1, 4)										3	0	0	0	0	0	1						
<b>John D'Acquisto, R</b> (1, 1)										1	0	0	0	0	0	1						
<b>Joel Youngblood, R</b> OBP: 0.389, SLG: 0.333 (4, PH)										1	0	1	0	0	0	0						
<b>Buddy Schultz, R</b> (5, 1)										0	0	0	0	0	0	0						
<b>Lou Brock, L</b> OBP: 0.333, SLG: 0.451 (7, PH)										1	0	0	0	0	0	0						
<b>Clay Carroll, R</b> (8, 1)										0	0	0	0	0	0	0						
<b>Inning Stats</b>	R: 0 E: 0 K: 0 S: 4	H: 1 LOB: 2 BB: 1 P: 8	R: 0 E: 0 K: 0 S: 4	H: 1 LOB: 1 BB: 0 P: 4	R: 2 E: 0 K: 1 S: 8	H: 3 LOB: 1 BB: 0 P: 8	R: 0 E: 0 K: 0 S: 3	H: 1 LOB: 0 BB: 0 P: 3	R: 0 E: 0 K: 0 S: 3	H: 0 LOB: 0 BB: 0 P: 3	R: 0 E: 0 K: 1 S: 5	H: 0 LOB: 0 BB: 0 P: 5	R: 0 E: 0 K: 0 S: 3	H: 0 LOB: 0 BB: 0 P: 3	R: 0 E: 0 K: 1 S: 5	H: 0 LOB: 0 BB: 0 P: 5	1B: 5 2B: 0 3B: 1 HR: 0	SF: 0 SAC: 0 DP: 0 HBP: 0	WP: 0 PB: 0 SB: 1 CS: 1	PA: 31		
<b>PITCHER</b>	IP	WLS	BF	H	R	ER	SO	BB	IBB	HBP	BLK	WP	HR	S	P	ERA	WHIP					
<b>Mark Lemongello, R</b> ERA: 4.29 (1, 1)	6.0	L	24	6	2	2	2	1	0	0	0	0	0	27	31	3.00	1.167					
<b>Joe Niegro, R</b> ERA: 3.95 (7, 1)	2.0		6	0	0	0	1	0	0	0	0	0	0	8	8	0.00	0.000					



Batter	1	2	3	4	5	6	7	8	9	10	AB	R	H	RBI	BB	SO	LOB	TOP						
Pete Rose, S OBP: 0.421, SLG: 0.480 Rawly Eastwick, R OBP: 1.000, SLG: 1.000 Ray Knight, R OBP: 0.500, SLG: 0.750 Dale Murray, R OBP: 0.500, SLG: 0.750	4-3		K		F7	1B 2B		6-3		2B 1B	5	1	1	1	0	1	3							
Ken Griffey, L OBP: 0.374, SLG: 0.467	6-3				F7				1B BB	1B	6	0	4	2	0	0	1							
Joe Morgan, L OBP: 0.423, SLG: 0.471	G3		P3			P5			1B BB		3	0	0	0	2	0	3							
Dan Driessen, L OBP: 0.323, SLG: 0.453		F8	P4		1-3			4-3			5	0	1	0	0	0	4							
George Foster, R OBP: 0.354, SLG: 0.495				6-3		K	K		K		5	0	1	0	0	3	3							
Johnny Bench, R OBP: 0.302, SLG: 0.511		F7		F5		HR			K		5	1	2	1	0	1	4							
Cesar Geronimo, L OBP: 0.260, SLG: 0.367 Bob Bailey, R OBP: 0.354, SLG: 0.300 Ed Armbrister, R OBP: 0.417, SLG: 0.500		5-3		BLK 1B		1B 3B		L6		K	4	1	2	0	0	0	2	AB 43 R 5 H 15 RBI 5 BB 3 SO 7 LOB 24						
Dave Concepcion, R OBP: 0.272, SLG: 0.273			1B BB	F8		SH1-3 2B 1B		6-3		L4	4	2	1	1	1	0	1							
Woodie Fryman, R OBP: 0.250, SLG: 0.250 Pedro Borbon, R OBP: 1.000, SLG: 1.500 Champ Summers, L OBP: 0.091, SLG: 0.091 Doug Flynn, R OBP: 0.111, SLG: 0.111						SH1-3 1B		4-3		K	2	0	2	0	0	0	0							
<b>Inning Stats</b>	R: 0 E: 0 K: 0 S: 3	H: 0 LOB: 0 BB: 0 P: 3	R: 0 E: 0 K: 0 S: 4	H: 1 LOB: 1 BB: 0 P: 4	R: 1 E: 0 K: 1 S: 7	H: 2 LOB: 2 BB: 1 P: 11	R: 0 E: 0 K: 0 S: 4	H: 1 LOB: 2 BB: 0 P: 4	R: 0 E: 0 K: 0 S: 4	H: 1 LOB: 1 BB: 1 P: 8	R: 4 E: 0 K: 1 S: 10	H: 5 LOB: 1 BB: 0 P: 10	R: 0 E: 0 K: 1 S: 6	H: 1 LOB: 1 BB: 0 P: 6	R: 0 E: 0 K: 3 S: 11	H: 2 LOB: 3 BB: 1 P: 15	R: 0 E: 0 K: 1 S: 6	H: 2 LOB: 2 BB: 0 P: 6	1B: 10 2B: 3 3B: 1 HR: 1	SF: 0 SAC: 1 DP: 0 HBP: 0	WP: 0 PB: 0 SB: 0 CS: 0	PA: 47		
<b>PITCHER</b>	IP 5.2	WLS 28	BF 9	H 5	R 5	ER 5	SO 2	BB 2	IBB 0	HBP 0	BLK 1	WP 0	HR 1	S 30	P 38	ERA 7.94	WHIP 1.941							
Bob Forsch, R ERA: 2.98 Buddy Schultz, L ERA: 1.86 Clay Carroll, R ERA: 3.6 Al Hrabosky, L ERA: 2.35	(1.1)	(6.1)	(7.1)	(9.1)	(1.1)	(6.1)	(7.1)	(9.1)	(1.1)	(6.1)	(7.1)	(9.1)	(1.1)	(6.1)	(7.1)	(9.1)	(1.1)	(6.1)	(7.1)	(9.1)				

Cincinnati Reds @ St. Louis Cardinals  
Busch Stadium, St. Louis, MO  
Mon May 09 1977, 7:05 PM CDT  
Att. 17,586 - Unknown



Batter	1	2	3	4	5	6	7	8	9	10	AB	R	H	RBI	BB	SO	LOB	BOTTOM						
Lou Brock, L OBP: 0.326, SLG: 0.448 Al Hrabosky, R	5-3	K		E4 G5-4-3			F9 1B 2B	K			5	1	1	0	0	2	3							
Garry Templeton, S OBP: 0.307, SLG: 0.381	E S 1B		CS 1B	G5-4-3 1-2			F9 2-3		F8		5	1	2	0	0	0	3							
Tony Scott, S OBP: 0.453, SLG: 0.500	F9		FC6-4 1B		P4			1B	4-3		5	0	2	1	0	0	1							
Hector Cruz, R OBP: 0.379, SLG: 0.416 Mike Anderson, R OBP: 0.313, SLG: 0.429		BB 1B	FC6-4 2B				F2		K		5	1	2	1	0	1	2							
Ted Simmons, S OBP: 0.471, SLG: 0.690		1-2 BB	1B 2B		P6		F8			HR	4	2	2	2	1	0	2							
Keith Hernandez, L OBP: 0.400, SLG: 0.553	K				1-3			HR			4	1	2	2	0	1	3							
Ken Reitz, R OBP: 0.245, SLG: 0.344			1-3	5-3		5-3		G3			4	0	0	0	0	0	1	AB 39 R 6 H 14 RBI 6 BB 1 SO 5 LOB 16						
Don Kessinger, S OBP: 0.317, SLG: 0.222			SH1-4 1B		FC1-6 1B		F7		K		4	0	2	0	0	1	0							
Bob Forsch, R ERA: 2.98 Buddy Schultz, L ERA: 1.86 Jerry Humphrey, S ERA: 1.37 Clay Carroll, R ERA: 3.6 Bake McBride, L ERA: 2.35	(1.1)	(6.1)	(7.1)	(9.1)	(1.1)	(6.1)	(7.1)	(9.1)	(1.1)	(6.1)	(7.1)	(9.1)	(1.1)	(6.1)	(7.1)	(9.1)	(1.1)	(6.1)	(7.1)	(9.1)				
<b>Inning Stats</b>	R: 1 E: 0 K: 1 S: 7	H: 2 LOB: 2 BB: 1 P: 11	R: 0 E: 0 K: 1 S: 6	H: 1 LOB: 1 BB: 0 P: 6	R: 2 E: 0 K: 0 S: 6	H: 4 LOB: 1 BB: 0 P: 6	R: 0 E: 1 K: 0 S: 4	H: 1 LOB: 1 BB: 0 P: 4	R: 0 E: 0 K: 0 S: 4	H: 1 LOB: 1 BB: 0 P: 4	R: 0 E: 0 K: 0 S: 3	H: 0 LOB: 0 BB: 0 P: 3	R: 1 E: 0 K: 2 S: 5	H: 2 LOB: 1 BB: 0 P: 5	R: 1 E: 0 K: 2 S: 9	H: 2 LOB: 1 BB: 0 P: 9	R: 0 E: 0 K: 1 S: 5	H: 0 LOB: 0 BB: 0 P: 5	R: 1 E: 0 K: 0 S: 1	H: 1 LOB: 0 BB: 0 P: 1	1B: 10 2B: 2 3B: 0 HR: 2	SF: 0 SAC: 1 DP: 1 HBP: 0	WP: 0 PB: 0 SB: 1 CS: 1	PA: 41
<b>PITCHER</b>	IP 4.1	WLS 22	BF 9	H 3	R 3	ER 3	SO 2	BB 1	IBB 0	HBP 0	BLK 0	WP 0	HR 0	S 25	P 29	ERA 6.23	WHIP 2.308							
Woodie Fryman, L ERA: 6.31 Pedro Borbon, R ERA: 1.37 Rawly Eastwick, R ERA: 2.11 Dale Murray, R ERA: 8.25	(1.1)	(5.1)	(8.1)	(10.1)	(1.1)	(5.1)	(8.1)	(10.1)	(1.1)	(5.1)	(8.1)	(10.1)	(1.1)	(5.1)	(8.1)	(10.1)	(1.1)	(5.1)	(8.1)	(10.1)				

Cincinnati Reds @ St. Louis Cardinals  
Busch Stadium, St. Louis, MO  
Mon May 09 1977, 7:05 PM CDT  
Att. 17,586 - Unknown





Batter	1	2	3	4	5	6	7	8	9	AB	R	H	RBI	BB	SO	LOB	TOP										
Pete Rose, S OBP: 0.412, SLG: 0.466 Doug Flynn, R OBP: 0.111, SLG: 0.111	4-3	2H 1B		F9		FC6-4		L8		5	0	1	1	0	0	3											
Ken Griffey, L OBP: 0.367, SLG: 0.455	K	L6						F8	6-3	5	0	1	0	0	1	1											
Joe Morgan, L OBP: 0.422, SLG: 0.461	1B		5-3		F6		F8		WP S BB	4	0	1	0	1	0	1											
George Foster, R OBP: 0.374, SLG: 0.510	1B		K		BB		1B		K	5	0	3	0	0	2	1											
Johnny Bench, R OBP: 0.310, SLG: 0.505	CI		P6		BB				K	3	0	1	0	1	1	1											
Bob Bailey, R OBP: 0.333, SLG: 0.286 Dan Driessen, L OBP: 0.323, SLG: 0.453	F8			1B SF8	F2				K	4	1	1	0	0	1	7											
Dave Concepcion, R OBP: 0.271, SLG: 0.272		6-3		SH3		5-3		F9		4	0	1	0	0	0	0											
Ed Armbrister, R OBP: 0.436, SLG: 0.538 Cesar Geronimo, L OBP: 0.260, SLG: 0.367		SH2-4		SF8		K			FC1-8	3	1	2	1	0	1	0											
Gary Nolan, R OBP: 1.000, SLG: 1.000 Pedro Borbon, R OBP: 0.697, SLG: 1.000 Rawly Eastwick, R OBP: 1.000, SLG: 1.000	SH2-4		SH3					FC1-6		1	0	1	0	0	0	0											
<b>Inning Stats</b>	R: 0 E: 1 K: 1 S: 8	H: 2 LOB: 3 BB: 0 P: 8	R: 1 E: 0 K: 0 S: 5	H: 2 LOB: 1 BB: 0 P: 5	R: 0 E: 0 K: 1 S: 5	H: 0 LOB: 0 BB: 0 P: 5	R: 1 E: 0 K: 0 S: 5	H: 2 LOB: 1 BB: 0 P: 5	R: 0 E: 0 K: 0 S: 4	H: 2 LOB: 2 BB: 1 P: 8	R: 0 E: 0 K: 1 S: 7	H: 2 LOB: 2 BB: 0 P: 7	R: 0 E: 0 K: 0 S: 4	H: 1 LOB: 1 BB: 0 P: 4	R: 0 E: 0 K: 2 S: 7	H: 0 LOB: 1 BB: 1 P: 11	1B: 11 2B: 1 3B: 0 HR: 0	SF: 1 SAC: 2 DP: 0 HBP: 0	WP: 1 PB: 0 SB: 1 CS: 1	PA: 41							
<b>PITCHER</b>	IP	WLS	BF	H	R	ER	SO	BB	IBB	HBP	BLK	WP	HR	S	P	ERA	WHIP										
Pete Falcone, L ERA: 4.93 John Ureia, R ERA: 1.53	8.0	L	37	12	2	2	4	1	0	0	0	0	0	44	48	2.25	1.625										

Cincinnati Reds @ St. Louis Cardinals  
 Busch Stadium, St. Louis, MO  
 Tue May 10 1977, 7:05 PM CDT  
 Att: 15,421 - Unknown



AB	35
R	2
H	12
RBI	2
BB	2
SO	6
LOB	15

Batter	1	2	3	4	5	6	7	8	9	AB	R	H	RBI	BB	SO	LOB	BOTTOM										
Lou Brock, L OBP: 0.313, SLG: 0.429	K		5-3			L8		6-3		4	0	0	0	0	1	0											
Gary Templeton, S OBP: 0.295, SLG: 0.366	K		1-4-3			4-3		6-3		4	0	0	0	0	1	0											
Tony Scott, S OBP: 0.456, SLG: 0.500					E3	F7				4	0	2	0	0	0	0											
Hector Cruz, R OBP: 0.374, SLG: 0.400	1-3				P4		F5		BB	3	0	0	0	1	0	2											
Ted Simmons, S OBP: 0.453, SLG: 0.659			L9		6-3		K		G4-6-3	4	0	0	0	0	1	2											
Keith Hernandez, L OBP: 0.398, SLG: 0.557			F9		K		1B		G4-6-3	3	1	1	0	0	1	1											
Ken Reitz, R OBP: 0.257, SLG: 0.354 Joel Youngblood, R OBP: 0.389, SLG: 0.333 Mike Tyson, R OBP: 0.212, SLG: 0.164					CS	F7		2B		3	0	2	1	0	0	0											
Don Kessinger, S OBP: 0.318, SLG: 0.231					1B		2H	1B		0	0	0	0	0	0	0											
Don Kessinger, S OBP: 0.318, SLG: 0.231					P6		F7			3	0	1	0	0	0	1											
Pete Falcone, L OBP: 0.091, SLG: 0.091 Bake McBride, L OBP: 0.262, SLG: 0.361 John Ureia, R ERA: 2.05			CS		F5			4-3		2	0	0	0	0	1	0											
<b>Inning Stats</b>	R: 0 E: 0 K: 2 S: 8	H: 1 LOB: 1 BB: 0 P: 8	R: 0 E: 0 K: 0 S: 4	H: 2 LOB: 1 BB: 0 P: 4	R: 0 E: 0 K: 0 S: 3	H: 0 LOB: 0 BB: 0 P: 3	R: 0 E: 1 K: 1 S: 6	H: 0 LOB: 1 BB: 0 P: 6	R: 0 E: 0 K: 1 S: 5	H: 0 LOB: 0 BB: 0 P: 5	R: 0 E: 0 K: 0 S: 3	H: 0 LOB: 0 BB: 0 P: 3	R: 1 E: 0 K: 1 S: 7	H: 2 LOB: 1 BB: 0 P: 7	R: 0 E: 0 K: 0 S: 3	H: 0 LOB: 0 BB: 0 P: 3	R: 0 E: 0 K: 0 S: 2	H: 1 LOB: 0 BB: 1 P: 6	1B: 5 2B: 1 3B: 0 HR: 0	SF: 0 SAC: 0 DP: 1 HBP: 0	WP: 0 PB: 0 SB: 0 CS: 1	PA: 33					
<b>PITCHER</b>	IP	WLS	BF	H	R	ER	SO	BB	IBB	HBP	BLK	WP	HR	S	P	ERA	WHIP										
Gary Nolan, R ERA: 1.57 Pedro Borbon, R ERA: 1.57 Rawly Eastwick, R ERA: 2.05	5.0	W	18	3	1	1	1	1	0	0	0	0	0	14	18	2.70	1.200										
Rawly Eastwick, R ERA: 2.05	0.2	S	1	0	0	0	0	0	0	0	0	0	0	1	1	0.00	0.000										

Cincinnati Reds @ St. Louis Cardinals  
 Busch Stadium, St. Louis, MO  
 Tue May 10 1977, 7:05 PM CDT  
 Att: 15,421 - Unknown





AB	31
R	1
H	6
RBI	1
BB	1
SO	5
LOB	6



Batter	1	2	3	4	5	6	7	8	9	AB	R	H	RBI	BB	SO	LOB	TOP					
<b>Pete Rose, S</b> OBP: 0.419, SLG: 0.467 <b>Doug Flynn, R</b> OBP: 0.111, SLG: 0.111										4	1	2	1	1	0	1	<b>Cincinnati Reds @ St. Louis Cardinals</b> Busch Stadium, St. Louis, MO Wed May 11 1977, 7:05 PM CDT Att: 15,290 - Unknown					
<b>Ken Griffey, L</b> OBP: 0.360, SLG: 0.444										5	1	1	0	0	1	5						
<b>Joe Morgan, L</b> OBP: 0.425, SLG: 0.462										4	0	2	1	0	0	1						
<b>Dan Driessen, L</b> OBP: 0.320, SLG: 0.444										4	0	1	1	0	0	2						
<b>George Foster, R</b> OBP: 0.378, SLG: 0.509										4	1	2	0	0	0	1						
<b>Johnny Bench, R</b> OBP: 0.308, SLG: 0.505										4	1	1	1	0	0	2						
<b>Cesar Geronimo, L</b> OBP: 0.260, SLG: 0.362										4	0	1	0	0	2	0						
<b>Dave Concepcion, R</b> OBP: 0.279, SLG: 0.280										4	1	2	1	0	0	0						
<b>Jack Billingham, R</b> OBP: 0.200, SLG: 0.200 <b>Mike Caldwell, R</b> OBP: 1.000, SLG: 2.000										3	0	0	0	0	2	2						
<b>Inning Stats</b>	R: 1 E: 0 K: 0 S: 5	H: 2 LOB: 1 BB: 0 P: 5	R: 0 E: 0 K: 0 S: 3	H: 0 LOB: 0 BB: 0 P: 3	R: 1 E: 0 K: 1 S: 7	H: 3 LOB: 1 BB: 0 P: 7	R: 2 E: 0 K: 1 S: 8	H: 4 LOB: 2 BB: 1 P: 12	R: 0 E: 0 K: 0 S: 4	H: 2 LOB: 1 BB: 0 P: 4	R: 0 E: 0 K: 1 S: 5	H: 0 LOB: 0 BB: 0 P: 5	R: 0 E: 0 K: 0 S: 5	H: 0 LOB: 0 BB: 0 P: 5	R: 0 E: 0 K: 0 S: 3	H: 0 LOB: 0 BB: 0 P: 3		R: 1 E: 0 K: 1 S: 6	H: 1 LOB: 1 BB: 1 P: 10	1B: 11 2B: 1 3B: 0 HR: 0	SF: 0 SAC: 0 DP: 2 HBP: 0	WP: 0 PB: 0 SB: 5 CS: 0
<b>PITCHER</b>	IP WLS BF H R ER SO BB IBB HBP BLK WP HR S P ERA WHIP																					
<b>Eric Rasmussen, R</b> ERA: 3.26	(1, 1) 3.0 L 17 9 4 4 1 0 0 0 0 0 0 0 0 0 19 19 12.00 3.000																					
<b>Buddy Schultz, L</b> ERA: 1.59	(4, 1) 1.0 3 0 0 0 0 1 1 0 0 0 0 0 0 0 4 8 0.00 1.000																					
<b>Clay Carroll, R</b> ERA: 3.18	(5, 1) 2.0 7 2 0 0 1 0 0 0 0 0 0 0 0 0 9 9 0.00 1.000																					
<b>Doug Capilla, L</b> ERA: 1.93	(7, 1) 2.0 6 0 0 0 1 0 0 0 0 0 0 0 0 0 8 8 0.00 0.000																					
<b>John Urrea, R</b> ERA: 1.93	(9, 1) 1.0 5 1 1 1 1 1 0 0 0 0 0 0 0 6 10 9.00 2.000																					
<b>Batter</b>	<b>1</b>	<b>2</b>	<b>3</b>	<b>4</b>	<b>5</b>	<b>6</b>	<b>7</b>	<b>8</b>	<b>9</b>	<b>AB</b>	<b>R</b>	<b>H</b>	<b>RBI</b>	<b>BB</b>	<b>SO</b>	<b>LOB</b>	<b>BOTTOM</b>					
<b>Jerry Mumphrey, S</b> OBP: 0.469, SLG: 0.607										4	1	2	0	1	1	3	<b>Cincinnati Reds @ St. Louis Cardinals</b> Busch Stadium, St. Louis, MO Wed May 11 1977, 7:05 PM CDT Att: 15,290 - Unknown					
<b>Bake McBride, L</b> OBP: 0.243, SLG: 0.333										5	0	0	0	0	1	7						
<b>Tony Scott, S</b> OBP: 0.452, SLG: 0.492										5	0	2	1	0	0	0						
<b>Ted Simmons, S</b> OBP: 0.459, SLG: 0.663										4	0	2	0	1	1	0						
<b>Keith Hernandez, L</b> OBP: 0.417, SLG: 0.556										2	0	1	0	3	1	1						
<b>Garry Templeton, S</b> OBP: 0.287, SLG: 0.356 <b>Lou Brock, L</b> OBP: 0.313, SLG: 0.429 <b>Mike Anderson, R</b> OBP: 0.294, SLG: 0.400 <b>Mike Tyson, R</b> OBP: 0.209, SLG: 0.161										3	0	0	0	0	1	4						
<b>Ken Reitz, R</b> OBP: 0.267, SLG: 0.360										4	0	2	0	0	0	0						
<b>Don Kessinger, S</b> OBP: 0.333, SLG: 0.256										4	0	2	0	0	0	2						
<b>Eric Rasmussen, R</b> ERA: 3.26 <b>Buddy Schultz, L</b> ERA: 1.59 <b>Roger Freed, R</b> ERA: 1.167 <b>Clay Carroll, R</b> ERA: 3.18 <b>Joel Youngblood, R</b> OBP: 0.370, SLG: 0.533 <b>Doug Capilla, L</b> ERA: 1.93 <b>Hector Cruz, R</b> ERA: 3.95 <b>John Urrea, R</b> ERA: 1.93										1	0	0	0	0	0	1						
<b>Inning Stats</b>	R: 1 E: 0 K: 0 S: 4	H: 2 LOB: 2 BB: 2 P: 12	R: 0 E: 0 K: 0 S: 5	H: 2 LOB: 0 BB: 0 P: 5	R: 0 E: 0 K: 1 S: 6	H: 1 LOB: 1 BB: 0 P: 6	R: 0 E: 0 K: 1 S: 6	H: 1 LOB: 2 BB: 1 P: 10	R: 0 E: 0 K: 0 S: 4	H: 0 LOB: 1 BB: 1 P: 9	R: 0 E: 0 K: 1 S: 6	H: 1 LOB: 0 BB: 0 P: 6	R: 0 E: 0 K: 0 S: 4	H: 2 LOB: 2 BB: 1 P: 8	R: 0 E: 0 K: 1 S: 6	H: 1 LOB: 1 BB: 1 P: 10		R: 0 E: 0 K: 1 S: 6	H: 1 LOB: 1 BB: 0 P: 6	1B: 9 2B: 2 3B: 0 HR: 0	SF: 0 SAC: 0 DP: 1 HBP: 0	WP: 0 PB: 0 SB: 1 CS: 1
<b>PITCHER</b>	IP WLS BF H R ER SO BB IBB HBP BLK WP HR S P ERA WHIP																					
<b>Jack Billingham, R</b> ERA: 4.79	(1, 1) 6.1 W 32 9 1 1 4 5 0 0 0 0 0 0 0 35 55 1.42 2.211																					
<b>Mike Caldwell, L</b> ERA: 3.09	(7, 1) 2.2 S 10 2 0 0 2 1 0 0 0 0 0 0 0 13 17 0.00 1.125																					



Batter	1	2	3	4	5	6	7	8	9	AB	R	H	RBI	BB	SO	LOB	TOP										
<b>Pete Rose, S</b> OBP: 0.414, SLG: 0.455 (1, 5)	4-0 6-3 WP SF8 BB		0-3 K		0-0 6-3			0-0 6-3		3	1	0	0	1	1	1	<b>Cincinnati Reds @ St. Louis Cardinals</b> Busch Stadium, St. Louis, MO Thu May 12 1977, 3:33 AM CDT Att: 23,812 - Sunny										
<b>Doug Flynn, R</b> OBP: 0.111, SLG: 0.111 (8, 4)										0	0	0	0	0	0	0											
<b>Ken Griffey, L</b> OBP: 0.384, SLG: 0.450 (1, 9)	0-0 6-3		4-0 BB BB		0-0 4-3			0-0 BB 2B		3	0	1	0	1	0	1											
<b>Joe Morgan, L</b> OBP: 0.419, SLG: 0.448 <b>Pedro Borbon, R</b> OBP: 0.667, SLG: 1.000 (8, 1)	4-0 SF8 BB		0-0 P5		0-0 1-3			0-3 K		3	0	0	0	1	1	3											
<b>Dan Driessen, L</b> OBP: 0.317, SLG: 0.435 (1, 3)	0-0 SF8		4-0 BB BB		0-0 F9			0-3 K		2	0	0	1	1	1	0											
<b>George Foster, R</b> OBP: 0.366, SLG: 0.491 (1, 7)	0-3 K		0-0 F2		0-0 P3			0-0 6-3		4	0	0	0	0	1	4											
<b>Cesar Geronimo, L</b> OBP: 0.250, SLG: 0.347 (1, 8)		0-0 F8		0-0 F8				0-0 4-3		4	0	0	0	0	0	0											
<b>Dave Concepcion, R</b> OBP: 0.272, SLG: 0.273 (1, 6)		0-0 4-3		0-3 K				0-3 K		3	0	0	0	0	2	0											
<b>Bill Plummer, R</b> OBP: 0.200, SLG: 0.174 (1, 2)		0-3 K		0-3 K				0-0 F2		3	0	0	0	0	2	0											
<b>Pat Zachry, R</b> OBP: 0.267, SLG: 0.214 <b>Dale Murray, R</b> (6, PH) <b>Ray Knight, R</b> OBP: 0.400, SLG: 0.600 (8, 5)			4-0 BB BB BB		0-3 K			0-3 K		1	0	0	0	1	1	0											
<b>Inning Stats</b>	R: 1 E: 0 K: 1 S: 5	H: 0 LOB: 1 BB: 2 P: 13	R: 0 E: 0 K: 1 S: 5	H: 0 LOB: 0 BB: 0 P: 5	R: 0 E: 0 K: 1 S: 5	H: 0 LOB: 3 BB: 3 P: 17	R: 0 E: 0 K: 2 S: 7	H: 0 LOB: 0 BB: 0 P: 7	R: 0 E: 0 K: 1 S: 5	H: 0 LOB: 0 BB: 0 P: 5	R: 0 E: 0 K: 1 S: 3	H: 0 LOB: 0 BB: 0 P: 3	R: 0 E: 0 K: 1 S: 5	H: 1 LOB: 1 BB: 0 P: 8	R: 0 E: 0 K: 1 S: 5	H: 0 LOB: 0 BB: 0 P: 5	1B: 0 2B: 1 3B: 0 HR: 0	SF: 1 SAC: 0 DP: 0 HBP: 0	WP: 1 PB: 0 SB: 0 CS: 0	PA: 33							
<b>PITCHER</b>	IP	WLS	BF	H	R	ER	SO	BB	IBB	HBP	BLK	WP	HR	S	P	ERA	WHIP										
<b>John D'Acquisto, R</b> ERA: 2.25 (1, 1)	4.0		17	0	1	1	5	5	0	0	0	1	0	22	42	2.25	1.250										
<b>Buddy Schultz, L</b> ERA: 1.23 (5, 1)	4.0	W	13	1	0	0	4	0	0	0	0	0	0	21	21	0.00	0.250										
<b>Al Hrabosky, L</b> ERA: 2.2 (9, 1)	1.0		3	0	0	0	1	0	0	0	0	0	0	5	5	0.00	0.000										
Batter	1	2	3	4	5	6	7	8	9	AB	R	H	RBI	BB	SO	LOB	BOTTOM										
<b>Lou Brock, L</b> OBP: 0.316, SLG: 0.430 (1, 7)	0-0 P4		0-0 CS 1B		0-0 F9			0-3 K		2	0	1	0	0	0	0	<b>Cincinnati Reds @ St. Louis Cardinals</b> Busch Stadium, St. Louis, MO Thu May 12 1977, 3:33 AM CDT Att: 23,812 - Sunny										
<b>Hector Cruz, R</b> OBP: 0.358, SLG: 0.381 (4, 9)										3	0	0	0	0	1	5											
<b>Don Kessinger, S</b> OBP: 0.355, SLG: 0.319 (1, 6)	0-0 1B 2B		0-0 F5 1-2		0-0 F8		0-0 1-3 2-H 3-H	4-0 2B BB		4	2	2	2	1	0	1											
<b>Tony Scott, S</b> OBP: 0.462, SLG: 0.500 (1, 8)	0-0 G6-4-3 1B		0-3 K		0-0 S 1B		0-0 2-H 3-H	0-0 1B 2B		5	1	3	2	0	1	1											
<b>Ted Simmons, S</b> OBP: 0.466, SLG: 0.677 <b>Al Hrabosky, R</b> (9, 1)	0-0 G6-4-3			4-0 BB 1B BB	0-0 F7		0-0 1-H	0-0 1B 2B		4	3	2	1	1	0	3											
<b>Keith Hernandez, L</b> OBP: 0.425, SLG: 0.559 (1, 3)		4-0 F9 HBP BB		0-0 L8		0-3 K		4-0 1B BB		3	0	1	2	2	1	2											
<b>Jerry Mumphrey, S</b> OBP: 0.514, SLG: 0.613 (1, 9)		1-0 HBP		0-0 1B BB SF8 1B		0-0 1B BB		0-0 F7		3	2	2	1	1	0	0											
<b>Ken Reitz, R</b> OBP: 0.275, SLG: 0.359 (1, 5)		0-0 F9		4-0 SF8 1B BB		0-0 F6				3	1	1	0	1	0	4											
<b>Mike Tyson, R</b> OBP: 0.211, SLG: 0.167 (1, 4)		0-0 P4		0-0 SF8 1B		0-0 F5		0-0 G3		4	0	1	1	0	0	4											
<b>John D'Acquisto, R</b> (1, 1) <b>Bake McBride, L</b> OBP: 0.239, SLG: 0.333 <b>Buddy Schultz, R</b> (5, 1) <b>Dave Rader, L</b> (9, 2)		0-3 K		0-0 SF8		0-0 2B 1B BB		0-0 4-3		1	0	0	0	0	1	2											
<b>Inning Stats</b>	R: 0 E: 0 K: 0 S: 4	H: 2 LOB: 1 BB: 0 P: 4	R: 0 E: 0 K: 1 S: 5	H: 0 LOB: 2 BB: 1 P: 10	R: 0 E: 0 K: 1 S: 5	H: 1 LOB: 0 BB: 0 P: 5	R: 2 E: 0 K: 0 S: 5	H: 2 LOB: 2 BB: 2 P: 13	R: 0 E: 0 K: 1 S: 6	H: 1 LOB: 1 BB: 0 P: 6	R: 6 E: 0 K: 1 S: 10	H: 5 LOB: 3 BB: 3 P: 22	R: 0 E: 0 K: 0 S: 3	H: 0 LOB: 0 BB: 0 P: 3	R: 2 E: 0 K: 0 S: 4	H: 2 LOB: 0 BB: 1 P: 8	1B: 8 2B: 5 3B: 0 HR: 0	SF: 1 SAC: 0 DP: 1 HBP: 1	WP: 0 PB: 0 SB: 1 CS: 1	PA: 42							
<b>PITCHER</b>	IP	WLS	BF	H	R	ER	SO	BB	IBB	HBP	BLK	WP	HR	S	P	ERA	WHIP										
<b>Pat Zachry, R</b> ERA: 4.84 (1, 1)	5.2	L	30	9	7	7	4	5	0	1	0	0	0	32	53	11.12	2.471										
<b>Dale Murray, R</b> ERA: 8.1 (6, 1)	1.1		7	2	1	1	0	1	0	0	0	0	0	6	10	6.75	2.250										
<b>Pedro Borbon, R</b> ERA: 2.25 (8, 1)	1.0		5	2	2	2	0	1	0	0	0	0	0	4	8	18.00	3.000										
<b>AB</b>											27																
<b>R</b>											1																
<b>H</b>											1																
<b>RBI</b>											1																
<b>BB</b>											5																
<b>SO</b>											10																
<b>LOB</b>											9																
<b>REDS</b>																											
<b>AB</b>											33																
<b>R</b>											10																
<b>H</b>											13																
<b>RBI</b>											10																
<b>BB</b>											7																
<b>SO</b>											4																
<b>LOB</b>											22																
<b>Cardinals</b>																											



Batter	1	2	3	4	5	6	7	8	9	AB	R	H	RBI	BB	SO	LOB	TOP								
Jerry Mumphrey, S OBP: 0.500, SLG: 0.600 (1, 7) (9, 9)	0-0 4-3 2B		0-3 K			0-0 4-3		0-0 4-3	4-0 FC4-6 BB	4	0	1	0	1	1	1									
Don Kessinger, S OBP: 0.335, SLG: 0.300 Mike Anderson, R OBP: 0.278, SLG: 0.375 Garry Templeton, S OBP: 0.284, SLG: 0.352 (1, 6) (8, PH) (8, 6)	0-0 4-3		0-0 4-3			0-0 P6		0-0 4-3	0-0 FC4-6	3	0	0	0	0	0	1									
Tony Scott, S OBP: 0.451, SLG: 0.479 (1, 8)	0-3 K		0-0 6-3			4-0 CS BB		0-0 F8		3	0	0	0	1	1	2									
Hector Cruz, R OBP: 0.364, SLG: 0.379 Lou Brock, L OBP: 0.316, SLG: 0.430 (1, 9) (9, PR) (9, 7)	0-0 F7			0-3 K		0-0 CS		0-0 G4-6-3 1B	4-0 FC1-5 S BB	3	0	1	0	1	1	1									
Ted Simmons, S OBP: 0.475, SLG: 0.673 (1, 2)		4-0 1B BB		0-0 G4-6-3 1B		0-0 G4-6-3		4-0 G4-6-3	4-0 FC1-5 HR IBB	2	1	1	0	2	0	1									
Roger Freed, R OBP: 0.687, SLG: 1.000 Joel Youngblood, R OBP: 0.368, SLG: 0.313 Keith Hernandez, L OBP: 0.421, SLG: 0.553 (1, 3) (7, PR) (7, 3)		0-0 1B		0-0 G4-6-3		0-0 1B BB		4-0 1B BB	0-0 FC1-5 HR	2	0	1	0	1	0	1									
Ken Reitz, R OBP: 0.283, SLG: 0.393 (1, 5)		0-0 F7				0-0 F8		0-0 1B	0-0 HR	4	1	2	3	0	0	2									
Mike Tyson, R OBP: 0.200, SLG: 0.157 (1, 4)		0-0 F8				0-0 5-3		0-0 F9	0-0 F8	4	0	0	0	0	0	5									
Bob Forsch, R OBP: 0.250, SLG: 0.167 Al Hrabosky, R (9, PH) (9, 1)		0-0 F8				0-0 4-3			0-0 E6 BB	3	0	1	0	0	0	2									
<b>Inning Stats</b>	R: 0 E: 0 K: 1 S: 6	H: 1 LOB: 1 BB: 0 P: 6	R: 0 E: 0 K: 0 S: 4	H: 1 LOB: 2 BB: 1 P: 8	R: 0 E: 0 K: 1 S: 5	H: 0 LOB: 0 BB: 0 P: 5	R: 0 E: 0 K: 1 S: 5	H: 1 LOB: 0 BB: 0 P: 5	R: 0 E: 0 K: 0 S: 3	H: 0 LOB: 0 BB: 0 P: 3	R: 0 E: 0 K: 0 S: 2	H: 0 LOB: 0 BB: 1 P: 6	R: 0 E: 0 K: 0 S: 4	H: 2 LOB: 2 BB: 1 P: 8	R: 0 E: 0 K: 0 S: 4	H: 1 LOB: 1 BB: 0 P: 4	R: 3 E: 1 K: 0 S: 5	H: 1 LOB: 2 BB: 3 P: 17	1B: 5 2B: 1 3B: 0 HR: 1	SF: 0 SAC: 0 DP: 2 HBP: 0	WP: 0 PB: 0 SB: 1 CS: 1	PA: 39			
<b>PITCHER</b>	IP WLS BF H R ER SO BB IBB HBP BLK WP HR S P ERA WHIP	8.0 L 8 1 3 3 0 2 1 0 0 0 1 5 17 27.00 3.000																							

St. Louis Cardinals @ Atlanta Braves  
Atlanta-Fulton County Stadium, Atlanta, GA  
Fri May 13 1977, 7:05 PM EDT  
Att: 19,866 - Unknown

AB 32  
R 3  
H 7  
RBI 3  
BB 6  
SO 3  
LOB 22



Batter	1	2	3	4	5	6	7	8	9	AB	R	H	RBI	BB	SO	LOB	BOTTOM								
Jerry Royster, R OBP: 0.252, SLG: 0.236 (1, 6)	0-3 K		0-0 F7			0-0 5-3			4-0 BB	3	0	0	0	1	1	1									
Junior Moore, R OBP: 0.395, SLG: 0.364 (1, 5)	0-0 CS 1B			0-0 FC6-4 1B		4-0 WP SH1-4 BB		0-0 SH1-4	0-3 K	3	0	2	0	1	1	1									
Rowland Office, L OBP: 0.292, SLG: 0.313 (1, 8)	0-0 G3			0-0 FC6-4 G6-4-3		0-0 SH1-4		0-0 F2	0-0 F2	3	0	0	0	0	0	3									
Jeff Burroughs, R OBP: 0.387, SLG: 0.504 (1, 9)		0-3 K		0-0 G6-4-3		4-0 G3-6-1 BB		0-0 F7	0-0 F7	3	0	0	0	1	1	2									
Biff Pocoroba, S OBP: 0.302, SLG: 0.351 (1, 2)		0-0 4-3				0-0 F8		0-0 G3-6-1		3	0	0	0	0	0	2									
Tom Paciorek, R OBP: 0.218, SLG: 0.371 (1, 3)		0-0 P5				0-0 F8		0-0 F9		3	0	0	0	0	0	0									
Brian Asselstine, L OBP: 0.300, SLG: 0.351 (1, 7)			0-0 4-3			0-0 L4		0-3 K		3	0	0	0	0	1	0									
Darrel Chaney, S OBP: 0.304, SLG: 0.478 (1, 4)				0-0 FC4-6 1B		0-0 P6		0-0 K		3	0	2	0	0	0	0									
Jamie Easterly, L OBP: 0.400, SLG: 0.600 Gary Matthews, R OBP: 0.434, SLG: 0.507 Don Collins, R (1, 1) (8, PH) (9, 1)				0-0 FC4-6		0-3 K		0-3 K		2	0	0	0	0	1	1									
<b>Inning Stats</b>	R: 0 E: 0 K: 1 S: 5	H: 1 LOB: 0 BB: 0 P: 5	R: 0 E: 0 K: 1 S: 5	H: 0 LOB: 0 BB: 0 P: 5	R: 0 E: 0 K: 0 S: 4	H: 1 LOB: 1 BB: 0 P: 4	R: 0 E: 0 K: 0 S: 3	H: 1 LOB: 0 BB: 0 P: 3	R: 0 E: 0 K: 0 S: 3	H: 0 LOB: 0 BB: 0 P: 3	R: 0 E: 0 K: 1 S: 5	H: 0 LOB: 0 BB: 0 P: 5	R: 0 E: 0 K: 0 S: 2	H: 0 LOB: 1 BB: 2 P: 10	R: 0 E: 0 K: 2 S: 8	H: 1 LOB: 1 BB: 0 P: 8	R: 0 E: 0 K: 1 S: 5	H: 0 LOB: 1 BB: 1 P: 9	1B: 4 2B: 0 3B: 0 HR: 0	SF: 0 SAC: 1 DP: 2 HBP: 0	WP: 1 PB: 0 SB: 0 CS: 1	PA: 31			
<b>PITCHER</b>	IP WLS BF H R ER SO BB IBB HBP BLK WP HR S P ERA WHIP	8.0 W 27 4 0 0 0 1 1 0 0 0 0 0 5 9 0.00 1.000																							

St. Louis Cardinals @ Atlanta Braves  
Atlanta-Fulton County Stadium, Atlanta, GA  
Fri May 13 1977, 7:05 PM EDT  
Att: 19,866 - Unknown

AB 27  
R 0  
H 4  
RBI 0  
BB 3  
SO 6  
LOB 11





Batter	1	2	3	4	5	6	7	8	9	AB	R	H	RBI	BB	SO	LOB	TOP					
Lou Brock, L OBP: 0.320, SLG: 0.459 (1, 7)										5	1	2	1	0	0	1						
Gary Templeton, S OBP: 0.298, SLG: 0.391 (1, 6)										5	1	3	1	0	0	1						
Bake McBride, L OBP: 0.224, SLG: 0.310 (1, 8)										5	0	0	1	0	0	3						
Ted Simmons, S OBP: 0.472, SLG: 0.657 (1, 2)										4	0	1	0	1	2	0						
Keith Hernandez, L OBP: 0.429, SLG: 0.592 (1, 3)										4	2	2	1	1	0	1						
Jerry Mumphy, S OBP: 0.511, SLG: 0.667 (1, 9)										4	1	2	1	1	1	2						
Ken Reitz, R OBP: 0.297, SLG: 0.432 (1, 5)										4	1	2	2	1	1	0						
Mike Tyson, R OBP: 0.228, SLG: 0.178 (1, 4)										3	1	2	0	1	0	1						
Pete Falcone, L OBP: 0.083, SLG: 0.083 (3, 1)										1	0	0	0	0	0	3						
Clay Carroll, R (6, 1)										1	0	0	0	0	1	1						
John Urrea, R (6, 1)										0	0	0	0	0	0	0						
<b>Inning Stats</b>	R: 1 E: 0 K: 0 S: 5	H: 2 LOB: 2 BB: 1 P: 9	R: 0 E: 0 K: 0 S: 3	H: 0 LOB: 1 BB: 1 P: 7	R: 2 E: 0 K: 1 S: 8	H: 3 LOB: 3 BB: 2 P: 16	R: 0 E: 0 K: 0 S: 3	H: 1 LOB: 0 BB: 0 P: 3	R: 2 E: 0 K: 1 S: 8	H: 3 LOB: 1 BB: 0 P: 8	R: 0 E: 0 K: 0 S: 3	H: 0 LOB: 0 BB: 0 P: 3	R: 0 E: 0 K: 0 S: 2	H: 1 LOB: 0 BB: 1 P: 6	R: 1 E: 0 K: 0 S: 6	H: 3 LOB: 2 BB: 0 P: 6	R: 1 E: 0 K: 3 S: 10	H: 1 LOB: 0 BB: 0 P: 10	1B: 6 2B: 3 3B: 1 HR: 4	SF: 0 SAC: 2 DP: 0 HBP: 0	WP: 0 PB: 0 SB: 1 CS: 2	PA: 44
<b>PITCHER</b>	IP WLS BF H R ER SO BB IBB HBP BLK WP HR S P ERA WHIP	5.0 L 27 9 5 5 2 2 2 2 0 0 0 3 27 43 9.00 2.200	2.0 6 1 0 0 0 1 0 0 0 0 0 5 9 0.00 1.000	2.0 10 4 2 2 3 0 0 0 0 0 1 16 16 9.00 2.000											IP WLS BF H R ER SO BB IBB HBP BLK WP HR S P ERA WHIP							

St. Louis Cardinals @ Atlanta Braves  
Atlanta-Fulton County Stadium, Atlanta, GA  
Sat May 14 1977, 7:05 PM EDT  
Att: 10,479 - Unknown

AB 36  
R 7  
H 14  
RBI 7  
BB 5  
SO 5  
LOB 13



Batter	1	2	3	4	5	6	7	8	9	AB	R	H	RBI	BB	SO	LOB	BOTTOM					
Jerry Royster, R OBP: 0.297, SLG: 0.242 (1, 6)										5	2	2	0	0	0	3						
Rowland Office, L OBP: 0.288, SLG: 0.308 (1, 8)										5	0	1	1	0	0	2						
Junior Moore, R OBP: 0.396, SLG: 0.367 (1, 5)										5	1	2	1	0	1	0						
Jeff Burroughs, R OBP: 0.380, SLG: 0.488 (1, 9)										4	0	0	0	1	1	2						
Gary Matthews, R OBP: 0.425, SLG: 0.507 (1, 7)										4	0	1	0	0	0	2						
Vic Correll, R OBP: 0.372, SLG: 0.500 (7, PH)										3	1	2	2	0	0	0						
Biff Pocoroba, S OBP: 0.299, SLG: 0.347 (9, 2)										4	1	2	0	0	1	2						
Tom Paciorek, R OBP: 0.235, SLG: 0.379 (1, 3)										3	1	1	0	1	0	1						
Rod Gilbreath, R OBP: 0.270, SLG: 0.231 (1, 4)										2	0	0	0	0	0	1						
Buzz Capra, R (1, 1)										0	0	0	0	0	0	0						
Don Collins, R (6, 1)										0	0	0	0	0	0	0						
Darrel Chaney, S OBP: 0.394, SLG: 0.478 (7, PH)										1	0	0	0	0	0	2						
Rick Camp, R (8, 1)										0	0	0	0	0	0	0						
Brian Asselstine, L OBP: 0.293, SLG: 0.342 (9, PH)										1	0	0	0	0	0	2						
<b>Inning Stats</b>	R: 1 E: 0 K: 1 S: 6	H: 1 LOB: 0 BB: 0 P: 6	R: 1 E: 0 K: 0 S: 5	H: 2 LOB: 0 BB: 0 P: 5	R: 2 E: 1 K: 1 S: 8	H: 3 LOB: 2 BB: 1 P: 12	R: 0 E: 0 K: 0 S: 3	H: 0 LOB: 0 BB: 0 P: 3	R: 0 E: 0 K: 0 S: 5	H: 0 LOB: 0 BB: 0 P: 5	R: 0 E: 0 K: 0 S: 3	H: 0 LOB: 0 BB: 0 P: 3	R: 0 E: 0 K: 0 S: 4	H: 1 LOB: 1 BB: 0 P: 4	R: 0 E: 0 K: 0 S: 4	H: 1 LOB: 1 BB: 0 P: 4	R: 2 E: 1 K: 0 S: 6	H: 3 LOB: 2 BB: 1 P: 10	1B: 9 2B: 1 3B: 0 HR: 1	SF: 0 SAC: 1 DP: 0 HBP: 0	WP: 0 PB: 0 SB: 2 CS: 0	PA: 40
<b>PITCHER</b>	IP WLS BF H R ER SO BB IBB HBP BLK WP HR S P ERA WHIP	2.2 7 0 0 0 2 0 0 0 0 0 0 11 11 0.00 0.000	2.1 W 7 0 0 0 2 0 0 0 0 0 0 11 11 0.00 0.000	4.0 S 18 5 2 2 0 1 0 0 0 0 0 0 17 21 4.50 1.500											IP WLS BF H R ER SO BB IBB HBP BLK WP HR S P ERA WHIP							

St. Louis Cardinals @ Atlanta Braves  
Atlanta-Fulton County Stadium, Atlanta, GA  
Sat May 14 1977, 7:05 PM EDT  
Att: 10,479 - Unknown

AB 37  
R 6  
H 11  
RBI 4  
BB 2  
SO 3  
LOB 16






Batter	1	2	3	4	5	6	7	8	9	AB	R	H	RBI	BB	SO	LOB	TOP																			
Lou Brock, L OBP: 0.321, SLG: 0.455 Hector Cruz, R OBP: 0.363, SLG: 0.371	F7		FC4-6 1B	E6 2B	F8		BB		K	3	1	1	1	0	0	1																				
Gary Templeton, S OBP: 0.300, SLG: 0.388	4-3		FC4-6 1-2	2B 1B	F7		F8		1B	6	1	2	0	0	0	4																				
Bake McBride, L OBP: 0.244, SLG: 0.377	F7		4-3	1B 2B	FC6-4 1-2				1B	6	2	3	4	0	0	2																				
Keith Hernandez, L OBP: 0.435, SLG: 0.584 Ted Simmons, S OBP: 0.498, SLG: 0.651	F7			BB		F8 1B			4-3 F8	3	2	1	0	2	0	0																				
Jerry Mumphrey, S OBP: 0.528, SLG: 0.773				BB		K			FC6-4	5	2	3	2	1	1	3																				
Ken Reitz, R OBP: 0.293, SLG: 0.422	FC5-2-5 2B			1B		F8 1-2			K	5	2	1	0	0	1	4																				
Dave Rader, L OBP: 0.462, SLG: 0.667				E8 1B					2B	5	1	5	3	0	0	0																				
Mike Tyson, R OBP: 0.238, SLG: 0.182	G3			1B					F9	4	1	1	1	1	0	4																				
John Denny, R OBP: 0.143, SLG: 0.100 Doug Capilla, L Buddy Schultz, R Al Hrabosky, R John D'Acquisto, R			K	K					F3 F7	3	0	1	0	0	2	2																				
<b>Inning Stats</b>	R: 0 E: 0 K: 0 S: 3	H: 0 LOB: 0 BB: 0 P: 3	R: 1 E: 0 K: 0 S: 5	H: 2 LOB: 1 BB: 0 P: 5	R: 0 E: 0 K: 1 S: 6	H: 1 LOB: 1 BB: 0 P: 6	R: 9 E: 2 K: 1 S: 13	H: 7 LOB: 2 BB: 3 P: 25	R: 0 E: 0 K: 0 S: 4	H: 1 LOB: 1 BB: 0 P: 4	R: 0 E: 0 K: 1 S: 5	H: 1 LOB: 1 BB: 0 P: 5	R: 0 E: 0 K: 0 S: 4	H: 1 LOB: 2 BB: 1 P: 8	R: 2 E: 0 K: 1 S: 8	H: 3 LOB: 2 BB: 1 P: 12	R: 0 E: 0 K: 1 S: 7	H: 2 LOB: 0 BB: 0 P: 7	1B: 11 2B: 4 3B: 1 HR: 2	SF: 0 SAC: 0 DP: 0 HBP: 0	WP: 1 PB: 0 SB: 0 CS: 0	PA: 50														
<b>PITCHER</b>	IP	WLS	BF	H	R	ER	SO	BB	IBB	HBP	BLK	WP	HR	S	P	ERA	WHIP	<b>PITCHER</b>		IP	WLS	BF	H	R	ER	SO	BB	IBB	HBP	BLK	WP	HR	S	P	ERA	WHIP
Phil Niekro, R ERA: 6.79	3.0		17	6	6	6	1	2	0	0	0	1	0	17	25	18.00	2.667	Don Collins, L ERA: 3.14		9.1	1.0	5	2	0	0	1	0	0	0	0	0	7	7	0.00	2.000	
Frank LaCorte, R ERA: 13.5	0.1		6	3	3	2	1	1	0	0	0	0	0	7	11	54.00	12.000																			
Dave Campbell, R ERA: 1.69	1.2		7	2	1	0	0	0	0	0	0	0	0	7	7	0.00	1.200																			
Bob Johnson, R ERA: 7.2	1.0		3	1	0	0	1	0	0	0	0	0	0	5	5	0.00	1.000																			
Rick Camp, R ERA: 3.51	2.0	W	12	4	2	2	1	1	1	0	0	0	2	12	20	9.00	2.500																			

St. Louis Cardinals @ Atlanta Braves  
Atlanta-Fulton County Stadium, Atlanta, GA  
Sun May 15 1977, 3:33 AM EDT  
Att: 36,693 - Unknown


AB 45  
R 12  
H 18  
RBI 11  
BB 5  
SO 5  
LOB 26



Batter	1	2	3	4	5	6	7	8	9	AB	R	H	RBI	BB	SO	LOB	BOTTOM																			
Jerry Royster, R OBP: 0.276, SLG: 0.260	G4-6-3 BB		5-3		2B	BB F8 HR 1B	SH1-4	BB 1B BB		3	3	2	0	2	0	1																				
Junior Moore, R OBP: 0.390, SLG: 0.370	G4-6-3 1-2				1-3	F8	F8	1B BB		5	1	1	1	1	0	5																				
Rowland Office, L OBP: 0.317 Barry Bonnell, R OBP: 0.409, SLG: 0.368	4-3		K		HR 2B	HR BB	K	1B		3	1	1	1	0	1	1																				
Jeff Burroughs, R OBP: 0.385, SLG: 0.504 Don Collins, R	6-3			1B BB	HR 2B	HR BB	F9			4	2	1	3	2	0	1																				
Gary Matthews, R OBP: 0.447, SLG: 0.566	4-3 BB			K	1B 2B	HR BB	K	2B 1B BB		3	2	2	4	2	1	1																				
Biff Pocoreba, S OBP: 0.326, SLG: 0.372	4-3			1B	BB	BB	S BB	1B SF9 2B		3	1	2	0	2	0	1																				
Tom Paciorek, R OBP: 0.260, SLG: 0.386	F9			F9	1B	BB	G6-4-3 BB	E 1B 1B		4	1	2	1	1	0	3																				
Darrel Chaney, S OBP: 0.326, SLG: 0.482 Bob Johnson, L Cito Gaston, R OBP: 0.312, SLG: 0.133 Rick Camp, R Vic Correll, R OBP: 0.326, SLG: 0.500 Brian Asselstine, R OBP: 0.320, SLG: 0.342			SH3-4 2B 1B	1-3	G3	G6-4-3	SF9			3	1	1	0	0	0	5																				
Phil Niekro, R OBP: 0.222, SLG: 0.222 Frank LaCorte, R OBP: 0.200, SLG: 0.200 Dave Campbell, R Pat Rockett, R OBP: 0.316, SLG: 0.276	SH3-4			5-3		F8 1B BB 1B	SH1-4	BB WP 1B 1B		0	0	0	0	0	0	0																				
<b>Inning Stats</b>	R: 0 E: 0 K: 0 S: 2	H: 0 LOB: 1 BB: 1 P: 6	R: 0 E: 0 K: 0 S: 3	H: 0 LOB: 1 BB: 1 P: 7	R: 1 E: 0 K: 1 S: 7	H: 2 LOB: 1 BB: 0 P: 7	R: 0 E: 0 K: 1 S: 6	H: 1 LOB: 1 BB: 1 P: 10	R: 3 E: 0 K: 0 S: 8	H: 5 LOB: 3 BB: 1 P: 12	R: 5 E: 0 K: 0 S: 5	H: 3 LOB: 1 BB: 4 P: 21	R: 0 E: 0 K: 1 S: 6	H: 1 LOB: 1 BB: 0 P: 6	R: 6 E: 1 K: 0 S: 7	H: 4 LOB: 1 BB: 3 P: 19	1B: 9 2B: 5 3B: 0 HR: 2	SF: 1 SAC: 2 DP: 2 HBP: 0	WP: 1 PB: 0 SB: 1 CS: 0	PA: 49																
<b>PITCHER</b>	IP	WLS	BF	H	R	ER	SO	BB	IBB	HBP	BLK	WP	HR	S	P	ERA	WHIP	<b>PITCHER</b>		IP	WLS	BF	H	R	ER	SO	BB	IBB	HBP	BLK	WP	HR	S	P	ERA	WHIP
John Denny, R ERA: 3.18	5.0		26	8	4	4	2	4	0	0	0	0	0	26	42	7.20	2.400	Don Collins, L ERA: 3.14		9.1	1.0	5	2	0	0	1	0	0	0	7	7	0.00	2.000			
Doug Capilla, L ERA: 15.43	0.1		5	2	4	4	0	2	0	0	0	0	0	3	11	108.00	12.000																			
Buddy Schultz, L ERA: 1.84	0.0		3	1	1	1	0	2	0	0	0	0	1	1	9	∞	∞																			
Al Hrabosky, L ERA: 3.66	2.1	L	11	4	4	4	1	1	0	0	0	0	0	12	16	15.43	2.143																			
John D'Acquisto, R ERA: 4.32	0.1		4	1	2	2	0	2	0	0	0	1	0	2	10	54.00	9.000																			

St. Louis Cardinals @ Atlanta Braves  
Atlanta-Fulton County Stadium, Atlanta, GA  
Sun May 15 1977, 3:33 AM EDT  
Att: 36,693 - Unknown

AB 35  
R 15  
H 16  
RBI 15  
BB 11  
SO 3  
LOB 21



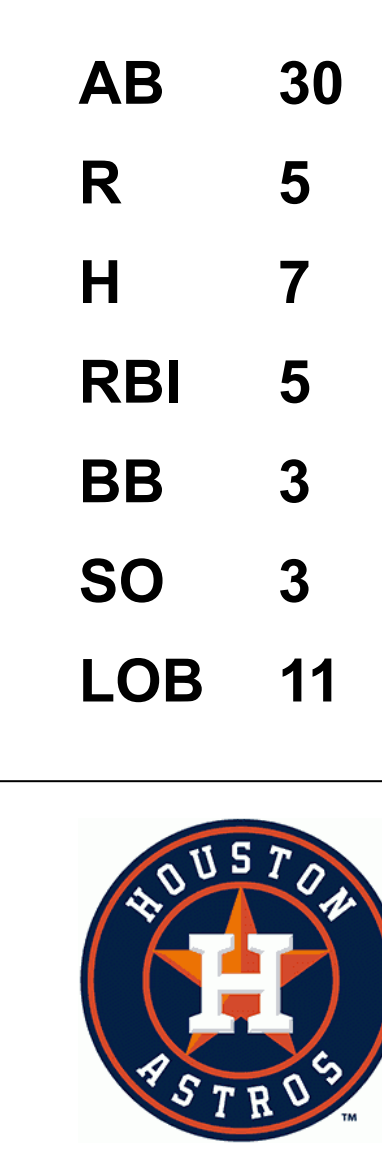


Batter	1	2	3	4	5	6	7	8	9	AB	R	H	RBI	BB	SO	LOB	TOP		
Jerry Mumphrey, S (1, 7) OBP: 0.517, SLG: 0.729										4	1	1	0	1	0	1	<b>St. Louis Cardinals @ Houston Astros</b> Astrodome, Houston, TX Tue May 17 1977, 8:05 PM EDT Att: 7,443 - Dome		
Gary Templeton, S (1, 6) OBP: 0.296, SLG: 0.380										5	0	1	0	0	1	3			
Tony Scott, S (1, 8) OBP: 0.437, SLG: 0.461										5	0	1	1	0	0	5			
Hector Cruz, R (1, 9) OBP: 0.358, SLG: 0.359										3	0	0	0	1	1	2			
Ted Simmons, S (1, 2) OBP: 0.454, SLG: 0.627										4	0	0	0	0	1	1			
Keith Hernandez, L (1, 3) OBP: 0.453, SLG: 0.602										2	0	2	0	2	0	0			
Ken Reitz, R (1, 5) OBP: 0.283, SLG: 0.408										4	1	0	0	0	1	5			
Mike Tyson, R (1, 4) OBP: 0.241, SLG: 0.188										3	0	1	1	0	0	2			
Bake McBride, L (9, PH) OBP: 0.253, SLG: 0.385										1	0	1	0	0	0	0			
Eric Rasmussen, R (1, 1) OBP: 0.176, SLG: 0.294										3	0	0	0	0	0	1			
John Ureia, R (8, 1)										0	0	0	0	0	0	0			
Lou Brock, L (9, PH) OBP: 0.318, SLG: 0.451										1	0	0	0	0	1	1			
<b>Inning Stats</b>	R: 0 E: 0 K: 1 S: 6	H: 1 LOB: 1 BB: 0 P: 6	R: 0 E: 0 K: 1 S: 5	H: 1 LOB: 0 BB: 0 P: 5	R: 0 E: 1 K: 0 S: 5	H: 0 LOB: 2 BB: 2 P: 13	R: 1 E: 0 K: 1 S: 6	H: 1 LOB: 1 BB: 1 P: 10	R: 0 E: 0 K: 0 S: 3	H: 0 LOB: 0 BB: 0 P: 3	R: 0 E: 0 K: 0 S: 4	H: 1 LOB: 1 BB: 0 P: 4	R: 0 E: 1 K: 1 S: 7	H: 1 LOB: 2 BB: 0 P: 7	1B: 6 2B: 1 3B: 0 HR: 0	SF: 0 SAC: 0 DP: 1 HBP: 0	WP: 0 PB: 0 SB: 3 CS: 0	PA: 39	
<b>PITCHER</b>	IP WLS BF H R ER SO BB IBB HBP BLK WP HR S P ERA WHIP																		
Floyd Bannister, L (1, 1) ERA: 7.09	7.0	30	5	2	2	4	4	0	0	0	0	0	0	34	50	2.57	1.286		
Ken Forsch, R (8, 1) ERA: 2.96	2.0	9	2	0	0	1	0	0	0	0	0	0	11	11	0.00	1.000			

AB 35  
R 2  
H 7  
RBI 2  
BB 4  
SO 5  
LOB 21



Batter	1	2	3	4	5	6	7	8	9	AB	R	H	RBI	BB	SO	LOB	BOTTOM		
Julio Gonzalez, R (1, 6) OBP: 0.317, SLG: 0.369										4	0	0	0	0	0	3	<b>St. Louis Cardinals @ Houston Astros</b> Astrodome, Houston, TX Tue May 17 1977, 8:05 PM EDT Att: 7,443 - Dome		
Enos Cabell, R (1, 5) OBP: 0.292, SLG: 0.419										4	1	1	1	0	0	1			
Cesar Cedeno, R (1, 8) OBP: 0.345, SLG: 0.272										2	0	0	0	0	1	0			
Willie Crawford, L (6, PH) OBP: 0.342, SLG: 0.358										2	1	1	0	0	0	0			
Art Gardner, L (9, 7) OBP: 0.167, SLG: 0.138										0	0	0	0	0	0	0			
Cliff Johnson, R (1, 7) OBP: 0.459, SLG: 0.740										4	2	3	3	0	0	0			
Jose Cruz, L (1, 9) OBP: 0.296, SLG: 0.349										2	0	0	0	2	0	1			
Bob Watson, R (1, 3) OBP: 0.321, SLG: 0.356										3	0	0	0	0	0	2			
Wilbur Howard, S (7, FR) OBP: 0.294, SLG: 0.471										0	1	0	0	0	0	0			
Joe Ferguson, R (1, 2) OBP: 0.422, SLG: 0.533										4	0	1	1	0	2	2			
Art Howe, R (1, 4) OBP: 0.344, SLG: 0.345										4	0	1	0	0	0	2			
Floyd Bannister, L (1, 1) OBP: 0.125, SLG: 0.125										1	0	0	0	0	0	0			
Ken Boswell, L (7, PH) OBP: 0.400, SLG: 0.333										0	0	0	0	1	0	0			
Ken Forsch, R (8, 1) ERA: 2.96										0	0	0	0	0	0	0			
<b>Inning Stats</b>	R: 0 E: 0 K: 1 S: 5	H: 0 LOB: 0 BB: 0 P: 5	R: 0 E: 0 K: 1 S: 6	H: 1 LOB: 1 BB: 0 P: 6	R: 0 E: 0 K: 0 S: 4	H: 1 LOB: 1 BB: 0 P: 4	R: 0 E: 0 K: 0 S: 3	H: 0 LOB: 0 BB: 1 P: 7	R: 0 E: 0 K: 0 S: 3	H: 0 LOB: 0 BB: 0 P: 3	R: 2 E: 1 K: 0 S: 6	H: 2 LOB: 2 BB: 1 P: 10	R: 3 E: 0 K: 1 S: 8	H: 3 LOB: 1 BB: 1 P: 12	1B: 4 2B: 0 3B: 0 HR: 3	SF: 0 SAC: 2 DP: 0 HBP: 0	WP: 0 PB: 0 SB: 3 CS: 0	PA: 35	
<b>PITCHER</b>	IP WLS BF H R ER SO BB IBB HBP BLK WP HR S P ERA WHIP																		
Eric Rasmussen, R (1, 1) ERA: 3.33	7.0	30	6	4	3	2	1	1	0	0	0	0	0	32	40	3.86	1.000		
John Ureia, R (8, 1) ERA: 2.96	1.0	5	1	1	1	1	1	0	0	0	0	1	6	10	9.00	2.000			













Batter	1	2	3	4	5	6	7	8	9	AB	R	H	RBI	BB	SO	LOB	TOP																			
<b>Derrel Thomas, S</b> (1,4) OBP: 0.254, SLG: 0.234 (5,6)										5	0	2	0	0	1	2	<b>San Francisco Giants @ St. Louis Cardinals</b> Busch Stadium, St. Louis, MO Sat May 21 1977, 3:33 AM CDT Att: 15,546 - Unknown																			
<b>Bill Madlock, R</b> (1,5) OBP: 0.350, SLG: 0.433										5	1	3	0	0	0	1																				
<b>Darrell Evans, L</b> (1,7) OBP: 0.388, SLG: 0.394										3	0	0	0	0	0	4																				
<b>Terry Whitfield, L</b> (1,9) OBP: 0.338, SLG: 0.550										4	1	2	1	0	1	1																				
<b>Willie McCovey, L</b> (1,3) OBP: 0.389, SLG: 0.484										3	1	0	0	1	1	3																				
<b>Gary Thomasson, L</b> (1,8) OBP: 0.295, SLG: 0.353										4	1	1	1	0	0	2																				
<b>Johnnie LetMaster, R</b> (1,6) OBP: 0.143, SLG: 0.100 <b>Terry Cornutt, R</b> (8,1)										3	0	0	0	0	2	4																				
<b>Mike Sadek, R</b> (1,2) OBP: 0.250, SLG: 0.243										4	0	2	2	0	0	0																				
<b>John Montefusco, R</b> (1,1) OBP: 0.182, SLG: 0.286 <b>John Curtis, L</b> (4,1) OBP: 0.750, SLG: 1.250 <b>Rob Andrews, R</b> (5,4) OBP: 0.301, SLG: 0.247 <b>Dave Heaverlo, R</b> (5,1) <b>Jack Clark, R</b> (8,PH) OBP: 0.257, SLG: 0.260										2	1	1	1	0	0	1																				
<b>Inning Stats</b>	R: 0 E: 0 K: 1 S: 6	H: 2 LOB: 1 BB: 0 P: 6	R: 2 E: 0 K: 2 S: 9	H: 2 LOB: 1 BB: 1 P: 13	R: 1 E: 0 K: 2 S: 9	H: 2 LOB: 2 BB: 0 P: 10	R: 1 E: 0 K: 0 S: 5	H: 3 LOB: 1 BB: 0 P: 5	R: 1 E: 0 K: 0 S: 4	H: 1 LOB: 2 BB: 0 P: 4	R: 0 E: 0 K: 0 S: 3	H: 0 LOB: 0 BB: 0 P: 3	R: 0 E: 0 K: 0 S: 3	H: 0 LOB: 0 BB: 0 P: 3	R: 0 E: 0 K: 0 S: 3	H: 1 LOB: 1 BB: 0 P: 4		1B: 6 2B: 3 3B: 0 HR: 2	SF: 0 SAC: 0 DP: 1 HBP: 1	WP: 0 PA: 38 PB: 0 SB: 0 CS: 0																
<b>PITCHER</b>	IP	WLS	BF	H	R	ER	SO	BB	IBB	HBP	BLK	WP	HR	S	P	ERA	WHIP	<b>PITCHER</b>		IP	WLS	BF	H	R	ER	SO	BB	IBB	HBP	BLK	WP	HR	S	P	ERA	WHIP
<b>John Denny, R</b> (1,1) ERA: 3.75 <b>Clay Carroll, R</b> (6,1) ERA: 2.19	5.0	W	25	10	5	5	5	1	0	1	0	0	2	33	38	9.00	2.200			4.0	S	13	1	0	0	0	0	0	0	0	0	13	13	0.00	0.250	

AB 36  
R 5  
H 11  
RBI 5  
BB 1  
SO 5  
LOB 19



Batter	1	2	3	4	5	6	7	8	9	AB	R	H	RBI	BB	SO	LOB	BOTTOM																			
<b>Lou Brock, L</b> (1,7) OBP: 0.342, SLG: 0.465 <b>Clay Carroll, R</b> (6,1)										4	1	2	0	0	1	0	<b>San Francisco Giants @ St. Louis Cardinals</b> Busch Stadium, St. Louis, MO Sat May 21 1977, 3:33 AM CDT Att: 15,546 - Unknown																			
<b>Gary Templeton, S</b> (1,6) OBP: 0.300, SLG: 0.382										5	1	1	0	0	1	5																				
<b>Bake McBride, L</b> (1,8) OBP: 0.274, SLG: 0.456 <b>Mike Anderson, R</b> (7,9) OBP: 0.278, SLG: 0.375										4	1	2	2	0	1	3																				
<b>Keith Hernandez, L</b> (1,3) OBP: 0.451, SLG: 0.595										4	0	1	1	0	2	3																				
<b>Jerry Mumphrey, S</b> (1,9) OBP: 0.472, SLG: 0.623 (7,7)										4	1	1	0	0	0	2																				
<b>Dave Rader, L</b> (1,2) OBP: 0.471, SLG: 0.667										3	2	1	1	1	0	0																				
<b>Ken Reitz, R</b> (1,5) OBP: 0.291, SLG: 0.425										4	1	1	0	0	1	1																				
<b>Don Kessinger, S</b> (1,4) OBP: 0.344, SLG: 0.283										2	1	0	1	2	0	2																				
<b>John Denny, R</b> (1,1) OBP: 0.174, SLG: 0.136 <b>Tony Scott, S</b> (5,PH) OBP: 0.440, SLG: 0.468 (6,7) (7,8)										2	0	1	2	0	0	1																				
<b>Inning Stats</b>	R: 2 E: 0 K: 2 S: 9	H: 2 LOB: 0 BB: 0 P: 9	R: 0 E: 0 K: 1 S: 5	H: 0 LOB: 1 BB: 1 P: 9	R: 1 E: 1 K: 1 S: 7	H: 1 LOB: 1 BB: 0 P: 7	R: 3 E: 1 K: 1 S: 9	H: 3 LOB: 2 BB: 1 P: 13	R: 2 E: 0 K: 0 S: 6	H: 3 LOB: 2 BB: 1 P: 10	R: 0 E: 0 K: 0 S: 3	H: 1 LOB: 0 BB: 0 P: 3	R: 0 E: 1 K: 0 S: 3	H: 0 LOB: 0 BB: 0 P: 3	R: 0 E: 0 K: 1 S: 5	H: 0 LOB: 0 BB: 0 P: 5		1B: 5 2B: 4 3B: 0 HR: 1	SF: 1 SAC: 0 DP: 2 HBP: 0	WP: 0 PA: 38 PB: 0 SB: 0 CS: 0																
<b>PITCHER</b>	IP	WLS	BF	H	R	ER	SO	BB	IBB	HBP	BLK	WP	HR	S	P	ERA	WHIP	<b>PITCHER</b>		IP	WLS	BF	H	R	ER	SO	BB	IBB	HBP	BLK	WP	HR	S	P	ERA	WHIP
<b>John Montefusco, R</b> (1,1) ERA: 3.75 <b>John Curtis, L</b> (4,1) ERA: 2.31 <b>Dave Heaverlo, R</b> (5,1) ERA: 1.76 <b>Terry Cornutt, R</b> (8,1) ERA: 3.0	3.0	L	19	6	6	5	4	0	0	0	0	0	0	7	7	18.00	2.000			1.0		5	2	2	2	1	0	0	0	0	0	7	7	18.00	2.000	

AB 34  
R 8  
H 10  
RBI 8  
BB 3  
SO 6  
LOB 17









Batter	1	2	3	4	5	6	7	8	9	AB	R	H	RBI	BB	SO	LOB	TOP										
<b>Derrel Thomas, S</b> (1, 4) OBP: 0.260, SLG: 0.229	4-3			F3		F3		F2		5	0	1	0	0	0	4	<b>San Francisco Giants @ St. Louis Cardinals</b> Busch Stadium, St. Louis, MO Mon May 23 1977, 7:05 PM CDT Att: 9,800 - Unknown										
<b>Bill Madlock, R</b> (1, 5) OBP: 0.349, SLG: 0.424	WP 1B	6-3		4-3		F9		BB 1B		5	1	2	0	0	0	2											
<b>Darrell Evans, L</b> (1, 7) OBP: 0.377, SLG: 0.371	1B 1-2 1B	F8				G3		G3		3	1	0	0	2	0	0											
<b>Terry Whitfield, L</b> (1, 9) OBP: 0.351, SLG: 0.536	1B 1-3 2H 1B	4-3				F7		F8		5	2	2	1	0	0	3											
<b>Willie McCovey, L</b> (1, 3) OBP: 0.401, SLG: 0.500	1B 1-3 3H 1B			K		1B		CS 2B		4	1	3	2	0	1	0											
<b>Larry Herndon, R</b> (7, PR) OBP: 0.254, SLG: 0.362						1B				1	1	1	0	0	0	0											
<b>Gary Thomasson, L</b> (1, 8) OBP: 0.317, SLG: 0.398	1B 1-3 3H 1B			E1		WP 1B				5	1	3	1	0	0	1											
<b>Tim Foli, R</b> (1, 6) OBP: 0.250, SLG: 0.367	6-3 1-3 3H 1B			K		P4		F2		4	0	1	2	0	1	5											
<b>Marc Hill, R</b> (1, 2) OBP: 0.264, SLG: 0.310	6-3 1-2 3H					6-3		F9		5	0	1	1	0	0	1											
<b>Ed Halicki, R</b> (1, 1) OBP: 0.235, SLG: 0.250	4-0 BB			B3-4						3	0	1	0	1	1	1											
<b>Gary Lavelle, S</b> (8, 1)						K		1B 2B		0	0	0	0	0	0	0											
<b>Inning Stats</b>	R: 5 E: 0 K: 0 S: 8	H: 5 LOB: 2 BB: 2 P: 16	R: 0 E: 0 K: 0 S: 3	H: 0 LOB: 0 BB: 0 P: 3	R: 0 E: 1 K: 2 S: 7	H: 0 LOB: 1 BB: 0 P: 7	R: 0 E: 0 K: 0 S: 4	H: 1 LOB: 1 BB: 0 P: 4	R: 0 E: 0 K: 1 S: 6	H: 2 LOB: 2 BB: 0 P: 5	R: 0 E: 0 K: 1 S: 6	H: 1 LOB: 1 BB: 0 P: 6	R: 1 E: 0 K: 0 S: 5	H: 3 LOB: 2 BB: 0 P: 5	R: 0 E: 0 K: 0 S: 5	H: 2 LOB: 3 BB: 1 P: 9	R: 1 E: 0 K: 0 S: 4	H: 1 LOB: 0 BB: 0 P: 4	1B: 11 2B: 5 3B: 0 HR: 0	SF: 1 SAC: 0 DP: 1 HBP: 0	WP: 2 PB: 0 SB: 1 CS: 2	PA: 44					
<b>PITCHER</b>	IP	WLS	BF	H	R	ER	SO	BB	IBB	HBP	BLK	WP	HR	S	P	ERA	WHIP										
<b>Eric Rasmussen, R</b> (1, 1) ERA: 4.14	0.1	L	6	4	5	5	0	1	0	0	0	1	0	5	9	135.00	15.000										
<b>John Ureña, R</b> (1, 1) ERA: 2.2	4.2		19	4	0	0	2	1	0	0	0	1	0	22	26	0.00	1.071										
<b>Clay Carroll, R</b> (6, 1) ERA: 2.36	2.0		9	4	1	1	1	0	0	0	0	0	0	11	11	4.50	2.000										
<b>Butch Metzger, R</b> (8, 1) ERA: 5.06	2.0		10	3	1	1	0	1	0	0	0	0	0	9	13	4.50	2.000										

Batter	1	2	3	4	5	6	7	8	9	AB	R	H	RBI	BB	SO	LOB	BOTTOM										
<b>Lou Brock, L</b> (1, 7) OBP: 0.326, SLG: 0.439	F7		L7		L9		K		K	5	0	0	0	0	2	5	<b>San Francisco Giants @ St. Louis Cardinals</b> Busch Stadium, St. Louis, MO Mon May 23 1977, 7:05 PM CDT Att: 9,800 - Unknown										
<b>Gary Templeton, S</b> (1, 6) OBP: 0.255, SLG: 0.386	F8			5-3 3B	4-3		4-3		FC6-4 1-2	5	1	1	0	0	0	5											
<b>Bake McBride, L</b> (1, 8) OBP: 0.270, SLG: 0.442	F5			5-3		K		1B 1B		4	1	1	1	0	1	0											
<b>Hector Cruz, R</b> (1, 9) OBP: 0.384, SLG: 0.396		K						1B 1B		4	0	3	0	0	1	0											
<b>Ted Simmons, S</b> (1, 2) OBP: 0.426, SLG: 0.575		P6			F7		K		FC1-6 1B	4	0	1	1	0	1	2											
<b>Keith Hernandez, L</b> (1, 3) OBP: 0.433, SLG: 0.561					K		4-3		FC1-6 G4-6-3 1-2	3	0	0	0	1	1	4											
<b>Ken Reitz, R</b> (1, 5) OBP: 0.302, SLG: 0.426									G4-6-3 1-2	3	0	1	0	0	0	3											
<b>Don Kessinger, S</b> (1, 4) OBP: 0.353, SLG: 0.288									6-3	3	0	0	0	1	2	1											
<b>Eric Rasmussen, R</b> (1, 1) ERA: 4.14										0	0	0	0	0	0	0											
<b>Jerry Mumphrey, S</b> (5, PH) ERA: 2.57										1	0	0	0	0	0	0											
<b>Jerry Mumphrey, S</b> (5, PH) ERA: 2.57										1	0	0	0	0	0	0											
<b>Clay Carroll, R</b> (6, 1) ERA: 2.36										0	0	0	0	0	0	0											
<b>Dave Rader, L</b> (7, PH) ERA: 5.06										1	0	1	0	0	0	0											
<b>Butch Metzger, R</b> (8, 1) ERA: 5.06										0	0	0	0	0	0	0											
<b>Roger Freed, R</b> (9, PH) ERA: 1.000										1	0	1	0	0	0	0											
<b>Inning Stats</b>	R: 0 E: 0 K: 0 S: 3	H: 0 LOB: 0 BB: 0 P: 3	R: 0 E: 0 K: 1 S: 5	H: 0 LOB: 0 BB: 1 P: 9	R: 0 E: 0 K: 1 S: 5	H: 0 LOB: 0 BB: 0 P: 5	R: 1 E: 0 K: 1 S: 7	H: 2 LOB: 1 BB: 0 P: 7	R: 0 E: 0 K: 1 S: 6	H: 1 LOB: 2 BB: 1 P: 10	R: 0 E: 0 K: 2 S: 8	H: 1 LOB: 1 BB: 0 P: 8	R: 0 E: 0 K: 0 S: 8	H: 1 LOB: 2 BB: 0 P: 9	R: 1 E: 0 K: 0 S: 5	H: 3 LOB: 1 BB: 0 P: 5	R: 0 E: 0 K: 1 S: 6	H: 1 LOB: 1 BB: 0 P: 6	1B: 6 2B: 2 3B: 1 HR: 0	SF: 0 SAC: 0 DP: 1 HBP: 1	WP: 0 PB: 0 SB: 0 CS: 0	PA: 38					
<b>PITCHER</b>	IP	WLS	BF	H	R	ER	SO	BB	IBB	HBP	BLK	WP	HR	S	P	ERA	WHIP										
<b>Ed Halicki, R</b> (1, 1) ERA: 3.98	7.0		32	8	2	2	8	2	0	1	0	0	0	8	8	0.00	0.500										
<b>Gary Lavelle, L</b> (8, 1) ERA: 0.61	2.0	S	6	1	0	0	1	0	0	0	0	0	0	8	8	0.00	0.500										



Batter	1	2	3	4	5	6	7	8	9	AB	R	H	RBI	BB	SO	LOB	TOP			
Garry Maddox, R OBP: 0.310, SLG: 0.435 (1, 8)										4	0	1	0	0	0	0	Philadelphia Phillies @ St. Louis Cardinals Busch Stadium, St. Louis, MO Tue May 24 1977, 7:05 PM CDT Att: 11,415 - Unknown			
Jay Johnstone, L OBP: 0.355, SLG: 0.394 (1, 9)										4	3	1	0	0	0	1				
Mike Schmidt, R OBP: 0.354, SLG: 0.451 (1, 5)										4	0	0	0	0	0	3				
Greg Luzinski, R OBP: 0.351, SLG: 0.611 (1, 7)										4	2	3	5	0	1	0				
Richie Hebner, L OBP: 0.359, SLG: 0.437 (1, 3)										4	0	1	0	0	0	1				
Bob Boone, R OBP: 0.350, SLG: 0.381 (1, 2)										4	0	0	0	0	1	1				
Larry Bowa, S OBP: 0.305, SLG: 0.372 (1, 6)										4	0	1	0	0	0	0				
Ted Sizemore, R OBP: 0.366, SLG: 0.370 (1, 4)										4	0	0	0	0	1	2				
Jim Kaat, L OBP: 0.143, SLG: 0.143 Warren Brusstar, R (5, 1)										2	0	0	0	0	0	1				
Tom Hutton, L OBP: 0.263, SLG: 0.176 Wayne Twitchell, R OBP: 0.182, SLG: 0.100 (7, PH)										0	0	0	0	0	0	0				
<b>Inning Stats</b>	R: 1 E: 0 K: 0 S: 5	H: 2 LOB: 1 BB: 0 P: 5	R: 0 E: 1 K: 1 S: 6	H: 0 LOB: 1 BB: 0 P: 6	R: 0 E: 0 K: 1 S: 3	H: 0 LOB: 0 BB: 0 P: 3	R: 0 E: 0 K: 1 S: 5	H: 0 LOB: 0 BB: 0 P: 5	R: 2 E: 1 K: 0 S: 6	H: 2 LOB: 1 BB: 0 P: 6	R: 0 E: 0 K: 0 S: 3	H: 0 LOB: 0 BB: 0 P: 3	R: 2 E: 0 K: 0 S: 5	H: 2 LOB: 0 BB: 0 P: 5	R: 0 E: 0 K: 0 S: 3	H: 1 LOB: 0 BB: 0 P: 3	1B: 4 2B: 1 3B: 0 HR: 2	SF: 0 SAC: 0 DP: 1 HBP: 0	WP: 1 PB: 0 SB: 0 CS: 0	PA: 35
<b>PITCHER</b>	IP WLS BF H R ER SO BB IBB HBP BLK WP HR S P ERA WHIP	8.0 W 32 6 5 3 3 0 0 0 0 1 2 38 38 3.38 0.750	1.0 S 3 1 0 0 0 0 0 0 0 0 0 0 3 3 0.00 1.000																	

AB	35
R	5
H	7
RBI	5
BB	0
SO	3
LOB	9



Batter	1	2	3	4	5	6	7	8	9	AB	R	H	RBI	BB	SO	LOB	BOTTOM			
Tony Scott, S OBP: 0.440, SLG: 0.465 (1, 8)										4	1	1	1	0	1	1	Philadelphia Phillies @ St. Louis Cardinals Busch Stadium, St. Louis, MO Tue May 24 1977, 7:05 PM CDT Att: 11,415 - Unknown			
Garry Templeton, S OBP: 0.305, SLG: 0.389 (1, 6)										4	1	2	1	1	0	1				
Hector Cruz, R OBP: 0.385, SLG: 0.416 (1, 9)										5	1	2	2	0	1	4				
Ted Simmons, S OBP: 0.421, SLG: 0.562 (1, 2)										3	1	0	0	1	0	1				
Keith Hernandez, L OBP: 0.429, SLG: 0.551 (1, 3)										4	0	1	1	0	0	0				
Ken Reitz, R OBP: 0.307, SLG: 0.434 (1, 5)										4	1	2	1	0	0	0				
Jerry Mumphrey, S OBP: 0.444, SLG: 0.629 (1, 7)										4	1	2	1	0	0	0				
Mike Tyson, R OBP: 0.273, SLG: 0.239 (1, 4)										4	1	2	1	0	0	1				
Bob Forsch, R OBP: 0.250, SLG: 0.227 Don Kessinger, S OBP: 0.346, SLG: 0.283 Al Hrabosky, R (8, PH)										2	1	1	0	0	1	1				
										1	0	0	0	0	0	0				
<b>Inning Stats</b>	R: 0 E: 0 K: 0 S: 4	H: 1 LOB: 1 BB: 0 P: 4	R: 0 E: 0 K: 0 S: 3	H: 0 LOB: 0 BB: 0 P: 3	R: 1 E: 0 K: 0 S: 5	H: 2 LOB: 1 BB: 0 P: 5	R: 0 E: 0 K: 0 S: 3	H: 0 LOB: 0 BB: 0 P: 3	R: 5 E: 0 K: 0 S: 7	H: 5 LOB: 2 BB: 1 P: 12	R: 1 E: 0 K: 1 S: 8	H: 3 LOB: 2 BB: 0 P: 8	R: 1 E: 0 K: 0 S: 5	H: 2 LOB: 1 BB: 0 P: 5	R: 0 E: 0 K: 2 S: 7	H: 0 LOB: 1 BB: 1 P: 11	1B: 7 2B: 3 3B: 3 HR: 0	SF: 0 SAC: 1 DP: 0 HBP: 1	WP: 1 PB: 0 SB: 1 CS: 0	PA: 39
<b>PITCHER</b>	IP WLS BF H R ER SO BB IBB HBP BLK WP HR S P ERA WHIP	4.2 L 23 7 6 6 0 0 0 0 0 0 0 9 9 6.75 3.000	1.1 7 4 1 1 1 0 0 0 0 0 0 9 9 6.75 3.000	2.0 9 2 1 1 2 1 0 0 0 1 0 12 16 4.50 1.500																

AB	35
R	8
H	13
RBI	8
BB	2
SO	3
LOB	9





Batter	1	2	3	4	5	6	7	8	9	AB	R	H	RBI	BB	SO	LOB	TOP											
Garry Maddox, R OBP: 0.302, SLG: 0.424 (1, 8)	F7		F9			6-3	5-3			4	0	0	0	0	0	1	Philadelphia Phillies @ St. Louis Cardinals Busch Stadium, St. Louis, MO Wed May 25 1977, 7:05 PM CDT Att: 12,401 - Unknown											
Ted Sizemore, R OBP: 0.362, SLG: 0.366 (1, 4)	6-3			L9		2B SF7		4-3		4	1	1	0	0	0	0												
Mike Schmidt, R OBP: 0.352, SLG: 0.453 (1, 5)	K			P4		BB		5-3		4	0	1	0	0	1	0												
Davey Johnson, R OBP: 0.413, SLG: 0.667 Tom Hutton, L OBP: 0.263, SLG: 0.176 (8, 3)		G6-4-3 BB		6-3		BB		L8		2	0	0	0	2	0	0												
Ollie Brown, R OBP: 0.100, SLG: 0.105 (1, 9)		G6-4-3			L4	SF7		F8		3	0	0	1	0	0	1												
Jerry Martin, R OBP: 0.344, SLG: 0.396 (1, 7)		K			1B SF9			E6		3	1	1	0	1	1	0												
Tim McCarver, L OBP: 0.409, SLG: 0.526 (1, 2)						F3		G1-6-3		3	0	1	0	0	0	4												
Larry Bowa, S OBP: 0.299, SLG: 0.366 (1, 6)				F8		SF9		5-3		2	0	0	1	0	0	1												
Steve Carlton, L OBP: 0.320, SLG: 0.391 Gene Garber, R (9, 1)				K		3-1		F8		3	0	0	0	0	1	2												
Tom Underwood, R OBP: 0.350, SLG: 0.381 Bob Boone, R OBP: 0.350, SLG: 0.381 (9, 2)										0	0	0	0	0	0	0												
<b>Inning Stats</b>	R: 0 E: 0 K: 1 S: 5	H: 0 LOB: 0 BB: 0 P: 5	R: 0 E: 0 K: 1 S: 4	H: 0 LOB: 0 BB: 1 P: 8	R: 0 E: 0 K: 1 S: 5	H: 0 LOB: 1 BB: 0 P: 6	R: 0 E: 0 K: 0 S: 3	H: 0 LOB: 0 BB: 0 P: 3	R: 1 E: 0 K: 0 S: 5	H: 2 LOB: 1 BB: 0 P: 5	R: 1 E: 0 K: 0 S: 5	H: 2 LOB: 3 BB: 2 P: 13	R: 0 E: 0 K: 0 S: 3	H: 0 LOB: 0 BB: 0 P: 3	R: 0 E: 1 K: 0 S: 3	H: 0 LOB: 0 BB: 0 P: 3	1B: 3 2B: 1 3B: 0 HR: 0	SF: 2 SAC: 0 DP: 2 HBP: 1	WP: 0 PB: 0 SB: 0 CS: 0	PA: 34								
<b>PITCHER</b>	IP	WLS	BF	H	R	ER	SO	BB	IBB	HBP	BLK	WP	HR	S	P	ERA	WHIP											
Pete Falcone, L ERA: 4.83 Butch Metzger, R ERA: 4.71	(1, 1)	7.0	L	28	4	2	2	3	2	1	1	0	0	0	30	43	2.57	0.857										

Batter	1	2	3	4	5	6	7	8	9	AB	R	H	RBI	BB	SO	LOB	BOTTOM											
Tony Scott, S OBP: 0.419, SLG: 0.440 (1, 8)	P6			5-3		F7		G3	L4	5	0	0	0	0	0	3	Philadelphia Phillies @ St. Louis Cardinals Busch Stadium, St. Louis, MO Wed May 25 1977, 7:05 PM CDT Att: 12,401 - Unknown											
Garry Templeton, S OBP: 0.297, SLG: 0.379 (1, 6)	F9			6-3		L6		K		4	0	0	0	0	1	0												
Hector Cruz, R OBP: 0.397, SLG: 0.442 (1, 9)	K					1B BB				3	1	2	0	1	1	0												
Ted Simmons, S OBP: 0.423, SLG: 0.556 (1, 2)		CS BB		P3		1B BB		4-3		3	0	1	0	1	0	2												
Keith Hernandez, L OBP: 0.430, SLG: 0.550 (1, 3)		L8				F8			SH1-4 1B	4	0	2	1	0	0	1												
Ken Reitz, R OBP: 0.306, SLG: 0.430 Joel Youngblood, R OBP: 0.350, SLG: 0.294 (9, FR)		P4				5-3		1-3		4	0	1	0	0	0	3												
Jerry Mumphrey, S OBP: 0.440, SLG: 0.616 (1, 7)		CS		4-3		BLK 1B		6-3		3	0	1	0	0	0	0												
Mike Tyson, R OBP: 0.275, SLG: 0.234 Bake McBride, L OBP: 0.277, SLG: 0.442 (9, PH)				5-3				5-3		2	0	0	0	1	0	0												
Pete Falcone, L OBP: 0.063, SLG: 0.063 Roger Freed, R OBP: 0.643, SLG: 0.900 Butch Metzger, R (8, 1)				4-3		5-3				2	0	0	0	0	0	2												
Lou Brock, L OBP: 0.323, SLG: 0.435 (9, PH)						5-3		K		1	0	0	0	0	0	3												
<b>Inning Stats</b>	R: 0 E: 0 K: 1 S: 5	H: 0 LOB: 0 BB: 0 P: 5	R: 0 E: 0 K: 0 S: 2	H: 0 LOB: 0 BB: 1 P: 6	R: 0 E: 0 K: 0 S: 3	H: 0 LOB: 0 BB: 0 P: 3	R: 0 E: 0 K: 0 S: 4	H: 1 LOB: 1 BB: 0 P: 4	R: 0 E: 0 K: 0 S: 4	H: 1 LOB: 2 BB: 1 P: 8	R: 1 E: 0 K: 0 S: 5	H: 2 LOB: 2 BB: 1 P: 9	R: 0 E: 0 K: 1 S: 5	H: 0 LOB: 0 BB: 0 P: 5	R: 0 E: 0 K: 1 S: 6	H: 1 LOB: 1 BB: 0 P: 6	R: 0 E: 0 K: 0 S: 5	H: 2 LOB: 3 BB: 1 P: 9	1B: 5 2B: 2 3B: 0 HR: 0	SF: 0 SAC: 1 DP: 0 HBP: 0	WP: 0 PB: 0 SB: 0 CS: 1	PA: 38						
<b>PITCHER</b>	IP	WLS	BF	H	R	ER	SO	BB	IBB	HBP	BLK	WP	HR	S	P	ERA	WHIP											
Steve Carlton, L ERA: 2.89 Gene Garber, R ERA: 3.0 Tom Underwood, L ERA: 5.66	(1, 1)	8.1	W	34	7	1	1	3	2	1	0	0	0	0	4	4	1.08	1.080										





Batter	1	2	3	4	5	6	7	8	9	10	AB	R	H	RBI	BB	SO	LOB	TOP			
Gary Maddox, R (1.8) OBP: 0.299, SLG: 0.418	5-3		6-3			F8	FC4-6			2B 1B	5	0	1	0	0	0	1	<b>Philadelphia Phillies @ St. Louis Cardinals</b> Busch Stadium, St. Louis, MO Thu May 26 1977, 3:33 AM CDT Att. 16,450 - Unknown			
Ted Sizemore, R (1.4) OBP: 0.356, SLG: 0.353	1-3		4-3			5-3		G4-6-3 BB		P6	4	0	0	0	1	0	1				
Mike Schmidt, R (1.5) OBP: 0.353, SLG: 0.447	3B BB				F8	FC6-4 1B		G4-6-3 1-2r		F8	4	1	1	0	1	0	2				
Jay Johnstone, L (1.9) OBP: 0.363, SLG: 0.422											3	0	2	1	0	0	1				
Ollie Brown, R (8.9) OBP: 0.182, SLG: 0.238	1H 3B					FC6-4 1-2r					2	0	2	0	0	0	0				
Richie Hebner, L (1.3) OBP: 0.300, SLG: 0.176	3-1				F7			5-3 1B FC		F8	4	1	1	0	0	0	3				
Tom Hutton, L (8.3) OBP: 0.300, SLG: 0.176										FC5-4 IBB	4	1	1	0	1	0	0				
Bob Boone, R (1.2) OBP: 0.352, SLG: 0.376		F3			L7			FC 5-3 SF8 1B		FC5-4 1-2r	4	1	1	0	1	0	4				
Jerry Martin, R (1.7) OBP: 0.323, SLG: 0.368		K				L9		5-3		F9	4	0	0	0	0	1	3				
Larry Bowa, S (1.6) OBP: 0.291, SLG: 0.356		4-3				4-3		FC FC4-6		E4 G1-6-3	4	0	0	1	0	0	2				
Randy Lerch, L (1.1) OBP: 0.238, SLG: 0.211								SF8		G1-6-3	2	0	0	0	0	0	0				
Tim McCarver, L (7. PH) OBP: 0.400, SLG: 0.526											0	0	0	1	0	0	0				
Ron Reed, R (7.1) OBP: 0.300, SLG: 0.176											1	0	0	0	0	0	2				
Gene Garber, R (10.1) OBP: 0.300, SLG: 0.176											0	0	0	0	0	0	0				
<b>Inning Stats</b>	R: 1 E: 0 K: 0 S: 4	H: 1 LOB: 1 BB: 1 P: 8	R: 0 E: 0 K: 1 S: 5	H: 0 LOB: 0 BB: 0 P: 5	R: 0 E: 0 K: 0 S: 3	H: 0 LOB: 0 BB: 0 P: 3	R: 0 E: 0 K: 0 S: 4	H: 1 LOB: 1 BB: 0 P: 4	R: 0 E: 0 K: 0 S: 3	H: 0 LOB: 0 BB: 0 P: 3	R: 0 E: 0 K: 0 S: 4	H: 1 LOB: 1 BB: 0 P: 4	R: 0 E: 0 K: 0 S: 3	H: 0 LOB: 1 BB: 1 P: 7	R: 0 E: 1 K: 0 S: 3	H: 0 LOB: 1 BB: 1 P: 7	R: 0 E: 0 K: 0 S: 5	H: 2 LOB: 3 BB: 1 P: 9	1B: 6 2B: 1 3B: 1 HR: 0	SF: 1 SAC: 0 DP: 2 HBP: 0	WP: 0 PA: 42
<b>PITCHER</b>	IP WLS BF H R ER SO	IP WLS BF H R ER SO	IP WLS BF H R ER SO	IP WLS BF H R ER SO	IP WLS BF H R ER SO	IP WLS BF H R ER SO	IP WLS BF H R ER SO	IP WLS BF H R ER SO	IP WLS BF H R ER SO	IP WLS BF H R ER SO	IP WLS BF H R ER SO	IP WLS BF H R ER SO	IP WLS BF H R ER SO	IP WLS BF H R ER SO	IP WLS BF H R ER SO	IP WLS BF H R ER SO	IP WLS BF H R ER SO	ERA WHIP	ERA WHIP		
John Denny, R (1.1) ERA: 3.77	7.0	2.0	1.0	2.0	1.0	2.0	1.0	2.0	1.0	2.0	3.86	0.857									
Al Hrabosky, L (8.1) ERA: 4.5	2.0	1.0	1.0	1.0	1.0	1.0	1.0	1.0	1.0	1.0	0.00	1.500									
Butch Metzger, R (10.1) ERA: 4.55	1.0	1.0	1.0	1.0	1.0	1.0	1.0	1.0	1.0	1.0	0.00	2.000									

AB	37
R	3
H	8
RBI	3
BB	4
SO	1
LOB	19



Batter	1	2	3	4	5	6	7	8	9	10	AB	R	H	RBI	BB	SO	LOB	BOTTOM			
Tony Scott, S (1.8) OBP: 0.418, SLG: 0.458	BB G6-4-3 2B		F9			F8		4-3		IBB 1B 2B	5	2	2	0	0	0	0	<b>Philadelphia Phillies @ St. Louis Cardinals</b> Busch Stadium, St. Louis, MO Thu May 26 1977, 3:33 AM CDT Att. 16,450 - Unknown			
Jerry Mumphrey, S (1.7) OBP: 0.449, SLG: 0.605	S6-4-3 BB BB		F9 S			4-3		K		1B IBB IBB	3	0	1	0	2	1	0				
Hector Cruz, R (1.9) OBP: 0.405, SLG: 0.444	G6-4-3 1-2 2-3 BB		F9			CS 1B		1B		K	4	0	2	0	1	1	3				
Ted Simmons, S (1.2) OBP: 0.416, SLG: 0.543	G6-4-3 1-2r 2-3 3-4		F7			CS 1B		4-3		K	5	0	1	0	0	1	6				
Keith Hernandez, L (1.3) OBP: 0.436, SLG: 0.546	L8					PB SF8 1B		G5-4-3 1-2r		FC3-6 1B 1-2-3	4	1	2	0	1	0	2				
Ken Reitz, R (1.5) OBP: 0.298, SLG: 0.418								4-3		FC3-6 1B 1-2r	4	0	0	0	0	0	2				
Gary Templeton, S (9. PR) OBP: 0.302, SLG: 0.383								4-3		FC3-6 1B 1-2 2-3 3-4	1	0	1	1	0	0	0				
Don Kessinger, S (1.6) OBP: 0.342, SLG: 0.286						SF8		F7		FC3-6 1B 1-2r	3	1	1	1	0	0	1				
Mike Tyson, R (1.4) OBP: 0.276, SLG: 0.237								F3		1B 1B 1-3	3	0	1	0	0	0	1				
Lou Brock, L (9. PH) OBP: 0.328, SLG: 0.440								F8		1B 1B 1-3	1	0	1	0	0	0	0				
Joel Youngblood, R (10.5) OBP: 0.350, SLG: 0.294								FC6-4 1B		1B 1B 1-3	0	0	0	0	0	0	0				
John Denny, R (1.1) OBP: 0.160, SLG: 0.125								K		1B 1-3 3-4	2	0	0	0	0	0	2				
Bake McBride, L (7. PH) OBP: 0.275, SLG: 0.438								FC6-4			1	0	0	0	0	0	1				
Al Hrabosky, R (8.1) OBP: 0.300, SLG: 0.176								FC6-4			0	0	0	0	0	0	0				
Dave Rader, L (9. PH) OBP: 0.526, SLG: 0.706								1-2r			1	0	1	1	0	0	0				
Butch Metzger, R (10.1) OBP: 0.300, SLG: 0.176								1-2r			0	0	0	0	0	0	0				
<b>Inning Stats</b>	R: 1 E: 0 K: 0 S: 3	H: 1 LOB: 1 BB: 2 P: 11	R: 0 E: 0 K: 0 S: 4	H: 1 LOB: 1 BB: 0 P: 4	R: 0 E: 0 K: 0 S: 4	H: 1 LOB: 1 BB: 0 P: 4	R: 1 E: 0 K: 0 S: 5	H: 2 LOB: 1 BB: 0 P: 5	R: 0 E: 0 K: 0 S: 3	H: 0 LOB: 0 BB: 0 P: 3	R: 0 E: 0 K: 1 S: 5	H: 0 LOB: 0 BB: 0 P: 5	R: 0 E: 0 K: 1 S: 6	H: 1 LOB: 1 BB: 0 P: 6	R: 1 E: 0 K: 0 S: 5	H: 3 LOB: 2 BB: 2 P: 5	R: 1 E: 0 K: 2 S: 8	H: 2 LOB: 3 BB: 2 P: 16	1B: 11 2B: 2 3B: 0 HR: 0	SF: 1 SAC: 0 DP: 2 HBP: 0	WP: 0 PA: 43
<b>PITCHER</b>	IP WLS BF H R ER SO	IP WLS BF H R ER SO	IP WLS BF H R ER SO	IP WLS BF H R ER SO	IP WLS BF H R ER SO	IP WLS BF H R ER SO	IP WLS BF H R ER SO	IP WLS BF H R ER SO	IP WLS BF H R ER SO	IP WLS BF H R ER SO	IP WLS BF H R ER SO	IP WLS BF H R ER SO	IP WLS BF H R ER SO	IP WLS BF H R ER SO	IP WLS BF H R ER SO	IP WLS BF H R ER SO	IP WLS BF H R ER SO	ERA WHIP	ERA WHIP		
Randy Lerch, L (1.1) ERA: 3.41	6.0	3.0	0.2	3.0	1.0	3.0	1.0	3.0	1.0	3.0	3.00	1.500									
Ron Reed, R (7.1) ERA: 2.61	3.0	0.2	0.2	0.2	0.2	0.2	0.2	0.2	0.2	0.2	6.00	1.667									
Gene Garber, R (10.1) ERA: 2.92	0.2	0.2	0.2	0.2	0.2	0.2	0.2	0.2	0.2	0.2	0.00	1.500									

AB	37
R	4
H	13
RBI	3
BB	4
SO	4
LOB	17





Batter	1	2	3	4	5	6	7	8	9	AB	R	H	RBI	BB	SO	LOB	TOP								
Dave Cash, R OBP: 0.324, SLG: 0.353 (1, 4)	5-3		F8		4-3		F9			4	0	0	0	0	0	1	<b>Montreal Expos @ St. Louis Cardinals</b> Busch Stadium, St. Louis, MO Fri May 27 1977, 7:05 PM CDT Att: 11,964 - Unknown								
Warren Cromartie, L OBP: 0.331, SLG: 0.432 (1, 7)	4-3		P5				FC6			4	0	1	0	0	0	1									
Wayne Garrett, L OBP: 0.241, SLG: 0.333 (1, 5)			F5							3	0	1	0	1	1										
Tony Perez, R OBP: 0.313, SLG: 0.405 (1, 3)										4	1	1	0	0	1	2									
Ellis Valentine, R OBP: 0.367, SLG: 0.541 (1, 9)			F3		F9					3	0	0	0	1	0	2									
Del Unser, L OBP: 0.388, SLG: 0.538 (1, 8)			4-3				FC4-6			4	0	1	1	0	0	2									
Chris Speier, R OBP: 0.248, SLG: 0.287 (1, 6)					F8		4-3			4	1	1	0	0	0	2									
Barry Foote, R OBP: 0.341, SLG: 0.550 (1, 2)					6-3					4	0	1	1	0	0	1									
Santo Alcala, R OBP: 0.285, SLG: 1.000 (5, PH)										1	1	1	1	0	0	0									
Pete Tripps, R OBP: 0.111, SLG: 0.111 (5, 1)										1	0	0	0	0	0	0									
Pete Mackanin, R OBP: 0.333, SLG: 0.435 (7, PH)										0	0	0	0	0	0	0									
Will McEnaney, L OBP: 0.378, SLG: 0.557 (5, PH)										0	0	0	0	0	0	0									
Gary Carter, R OBP: 0.378, SLG: 0.557 (5, PH)										1	0	0	0	0	0	0									
<b>Inning Stats</b>	R: 0 E: 0 K: 1 S: 5	H: 0 LOB: 1 BB: 1 P: 9	R: 1 E: 0 K: 0 S: 4	H: 2 LOB: 1 BB: 0 P: 4	R: 1 E: 0 K: 0 S: 4	H: 1 LOB: 0 BB: 0 P: 4	R: 1 E: 0 K: 0 S: 5	H: 2 LOB: 1 BB: 0 P: 5	R: 0 E: 0 K: 1 S: 6	H: 1 LOB: 1 BB: 0 P: 6	R: 0 E: 0 K: 0 S: 3	H: 0 LOB: 1 BB: 1 P: 7	R: 0 E: 0 K: 0 S: 4	H: 1 LOB: 1 BB: 0 P: 4	R: 0 E: 0 K: 0 S: 3	H: 0 LOB: 0 BB: 0 P: 3	1B: 2 2B: 3 3B: 2 HR: 1	SF: 0 SAC: 0 DP: 0 HBP: 0	WP: 0 PB: 0 SB: 0 CS: 0	PA: 36					
<b>PITCHER</b>	IP WLS BF H R ER SO BB IBB HBP BLK WP HR S P ERA WHIP	7.0 W 29 7 3 3 2 2 0 0 0 0 1 31 39 3.86 1.286	2.0 L 7 1 0 0 0 0 0 0 0 0 0 0 7 7 0.00 0.500	<b>PITCHER</b>												IP WLS BF H R ER SO BB IBB HBP BLK WP HR S P ERA WHIP									
Larry Dierker, R ERA: 3.75 (1, 1)													7.0 W 29 7 3 3 2 2 0 0 0 0 1 31 39 3.86 1.286												
Clay Carroll, R ERA: 2.2 (8, 1)													2.0 L 7 1 0 0 0 0 0 0 0 0 0 0 7 7 0.00 0.500												

AB 34  
R 3  
H 8  
RBI 3  
BB 2  
SO 2  
LOB 12



Batter	1	2	3	4	5	6	7	8	9	AB	R	H	RBI	BB	SO	LOB	BOTTOM								
Lou Brock, L OBP: 0.326, SLG: 0.434 (1, 7)	P3						F9			4	0	1	0	0	0	1	<b>Montreal Expos @ St. Louis Cardinals</b> Busch Stadium, St. Louis, MO Fri May 27 1977, 7:05 PM CDT Att: 11,964 - Unknown								
Clay Carroll, R (8, 1)										0	0	0	0	0	0	0									
Gary Templeton, S OBP: 0.313, SLG: 0.405 (1, 6)	1-3		CS							4	1	3	1	0	0	0									
Tony Scott, S OBP: 0.421, SLG: 0.455 (1, 8)										3	1	1	1	1	1	1									
Keith Hernandez, L OBP: 0.431, SLG: 0.547 (1, 3)										4	1	1	0	0	1	3									
Hector Cruz, R OBP: 0.403, SLG: 0.441 (1, 9)										3	1	1	1	0	2	1									
Jerry Mumphrey, S OBP: 0.444, SLG: 0.597 (6, 9)										1	0	0	0	0	0	0									
Jerry Mumphrey, S OBP: 0.444, SLG: 0.597 (8, 7)										1	0	0	0	0	0	0									
Dave Rader, L OBP: 0.522, SLG: 0.714 (1, 2)										4	1	2	0	0	0	0									
Ken Reitz, R OBP: 0.297, SLG: 0.433 (1, 5)										4	1	1	4	0	1	1									
Mike Tyson, R OBP: 0.269, SLG: 0.230 (1, 4)										3	0	0	0	0	1	0									
Larry Dierker, R (1, 1)													2	0	0	0	1	0							
Mike Anderson, R OBP: 0.316, SLG: 0.471 (7, PH)													1	1	1	0	0	0	0						
<b>Inning Stats</b>	R: 0 E: 0 K: 1 S: 5	H: 0 LOB: 0 BB: 0 P: 5	R: 0 E: 0 K: 2 S: 8	H: 1 LOB: 1 BB: 0 P: 8	R: 0 E: 0 K: 0 S: 3	H: 1 LOB: 0 BB: 0 P: 3	R: 6 E: 0 K: 2 S: 13	H: 6 LOB: 0 BB: 0 P: 13	R: 0 E: 0 K: 2 S: 8	H: 1 LOB: 1 BB: 0 P: 8	R: 0 E: 0 K: 0 S: 3	H: 0 LOB: 0 BB: 0 P: 3	R: 1 E: 0 K: 0 S: 4	H: 2 LOB: 1 BB: 1 P: 8	R: 0 E: 0 K: 0 S: 3	H: 0 LOB: 0 BB: 0 P: 3	1B: 6 2B: 3 3B: 1 HR: 1	SF: 0 SAC: 0 DP: 1 HBP: 0	WP: 0 PB: 0 SB: 1 CS: 1	PA: 35					
<b>PITCHER</b>	IP WLS BF H R ER SO BB IBB HBP BLK WP HR S P ERA WHIP	4.0 L 19 8 6 6 5 0 0 0 0 0 0 11 29 13.50 2.000	2.0 L 7 1 0 0 2 0 0 0 0 0 0 11 11 0.00 0.500	2.0 L 8 2 1 1 0 1 0 0 0 0 0 7 11 4.50 1.500	<b>PITCHER</b>												IP WLS BF H R ER SO BB IBB HBP BLK WP HR S P ERA WHIP								
Santo Alcala, R ERA: 6.97 (5, 1)													4.0 L 19 8 6 6 5 0 0 0 0 0 0 11 29 13.50 2.000												
Jackie Brown, R ERA: 3.43 (7, 1)													2.0 L 7 1 0 0 2 0 0 0 0 0 0 11 11 0.00 0.500												
Will McEnaney, L ERA: 3.86 (7, 1)													2.0 L 8 2 1 1 0 1 0 0 0 0 0 7 11 4.50 1.500												

AB 33  
R 7  
H 11  
RBI 7  
BB 1  
SO 7  
LOB 7





Batter	1	2	3	4	5	6	7	8	9	AB	R	H	RBI	BB	SO	LOB	TOP			
Dave Cash, R OBP: 0.328, SLG: 0.356 (1, 4)										4	1	2	0	0	0	0				
Chris Speier, R OBP: 0.248, SLG: 0.286 (1, 6)										4	1	1	0	0	0	1				
Ellis Valentine, R OBP: 0.370, SLG: 0.547 (1, 9)										4	0	2	1	0	0	0				
Tony Perez, R OBP: 0.312, SLG: 0.401 (1, 3)										4	0	1	0	0	1	3				
Warren Cromartie, L OBP: 0.329, SLG: 0.434 (1, 7)										4	1	1	1	0	0	3				
Gary Carter, R OBP: 0.396, SLG: 0.536 (1, 2)										4	0	0	0	0	1	3				
Del Unser, L OBP: 0.382, SLG: 0.560 (1, 8)										4	1	1	2	0	0	1				
Larry Parrish, R OBP: 0.295, SLG: 0.311 (1, 5)										3	0	0	0	1	0	0				
Don Stanhouse, R OBP: 0.320, SLG: 0.292 (3, 1)										1	0	0	0	0	0	0				
Bill Atkinson, L OBP: 1.000, SLG: 3.000 (3, 1)										0	0	0	0	0	0	0				
Pete Mackanin, R OBP: 0.320, SLG: 0.417 (5, PH)										0	0	0	0	0	0	0				
Jackie Brown, R (5, PH)										0	0	0	0	0	0	0				
Andre Dawson, R OBP: 0.328, SLG: 0.333 (8, PH)										1	1	0	0	0	0	0				
Joe Kerrigan, R (8, PH)										0	0	0	0	0	0	0				
Wayne Garrett, L OBP: 0.233, SLG: 0.321 (9, PH)										1	0	0	0	0	0	1				
										1	0	0	0	0	0	1				
<b>Inning Stats</b>	R: 2 E: 0 K: 0 S: 6	H: 3 LOB: 1 BB: 0 P: 6	R: 0 E: 0 K: 0 S: 3	H: 0 LOB: 0 BB: 0 P: 3	R: 0 E: 0 K: 0 S: 3	H: 0 LOB: 0 BB: 0 P: 3	R: 0 E: 0 K: 0 S: 4	H: 1 LOB: 1 BB: 0 P: 4	R: 0 E: 0 K: 1 S: 6	H: 0 LOB: 0 BB: 0 P: 3	R: 0 E: 0 K: 1 S: 5	H: 0 LOB: 0 BB: 0 P: 5	R: 1 E: 1 K: 0 S: 4	H: 1 LOB: 0 BB: 0 P: 4	R: 2 E: 0 K: 0 S: 5	H: 2 LOB: 1 BB: 1 P: 9	1B: 5 2B: 2 3B: 0 HR: 1	SF: 0 SAC: 0 DP: 1 HBP: 0	WP: 0 PB: 0 SB: 0 CS: 0	PA: 36
<b>PITCHER</b> Eric Rasmussen, R ERA: 4.12 (1, 1)	IP: 9.0 WLS: W BF: 36 H: 8 R: 5 ER: 4 SO: 2 BB: 1 IBB: 0 HBP: 0 BLK: 0 WP: 0 HR: 1 S: 39 P: 43 ERA: 4.00 WHIP: 1.000															<b>PITCHER</b>				

Montreal Expos @ St. Louis Cardinals  
Busch Stadium, St. Louis, MO  
Sat May 28 1977, 7:05 PM CDT  
Att: 20,518 - Unknown

AB 35  
R 5  
H 8  
RBI 4  
BB 1  
SO 2  
LOB 12



Batter	1	2	3	4	5	6	7	8	9	AB	R	H	RBI	BB	SO	LOB	BOTTOM			
Bake McBride, L OBP: 0.290, SLG: 0.446 (1, 8)										5	1	3	0	0	0	1				
Tony Scott, S OBP: 0.421, SLG: 0.455 (9, 8)										0	0	0	0	0	0	0				
Gary Templeton, S OBP: 0.310, SLG: 0.399 (1, 6)										5	1	1	1	0	1	5				
Lou Brock, L OBP: 0.350, SLG: 0.459 (1, 7)										4	1	4	0	1	0	0				
Jerry Mumphy, S OBP: 0.444, SLG: 0.597 (9, 7)										0	0	0	0	0	0	0				
Hector Cruz, R OBP: 0.396, SLG: 0.426 (1, 9)										4	1	0	1	1	1	6				
Mike Anderson, R OBP: 0.316, SLG: 0.471 (9, 9)										0	0	0	0	0	0	0				
Keith Hernandez, L OBP: 0.424, SLG: 0.542 (1, 3)										5	2	1	0	0	1	5				
Ken Reitz, R OBP: 0.308, SLG: 0.460 (1, 5)										4	1	3	3	0	1	0				
Dave Rader, L OBP: 0.444, SLG: 0.625 (1, 2)										3	0	0	1	0	1	1				
Mike Tyson, R OBP: 0.259, SLG: 0.221 (1, 4)										4	0	0	0	0	1	2				
Eric Rasmussen, R OBP: 0.286, SLG: 0.350 (1, 1)										3	0	2	0	1	0	0				
<b>Inning Stats</b>	R: 0 E: 0 K: 0 S: 4	H: 1 LOB: 1 BB: 0 P: 4	R: 1 E: 0 K: 0 S: 6	H: 3 LOB: 3 BB: 1 P: 10	R: 4 E: 1 K: 2 S: 11	H: 3 LOB: 1 BB: 1 P: 15	R: 0 E: 0 K: 0 S: 3	H: 1 LOB: 0 BB: 0 P: 3	R: 0 E: 0 K: 1 S: 6	H: 1 LOB: 1 BB: 0 P: 6	R: 0 E: 0 K: 2 S: 9	H: 2 LOB: 3 BB: 1 P: 13	R: 0 E: 0 K: 1 S: 5	H: 0 LOB: 0 BB: 0 P: 5	R: 2 E: 0 K: 0 S: 6	H: 3 LOB: 1 BB: 0 P: 6	1B: 11 2B: 2 3B: 0 HR: 1	SF: 1 SAC: 0 DP: 0 HBP: 0	WP: 0 PB: 0 SB: 0 CS: 1	PA: 41
<b>PITCHER</b> Don Stanhouse, R ERA: 4.79 (1, 1)	IP: 2.0 WLS: L BF: 15 H: 6 R: 5 ER: 4 SO: 0 BB: 2 IBB: 0 HBP: 0 BLK: 0 WP: 0 HR: 1 S: 13 P: 21 ERA: 18.00 WHIP: 4.000															<b>PITCHER</b>				
Bill Atkinson, R ERA: 2.25 (3, 1)	IP: 2.0 WLS: L BF: 7 H: 2 R: 0 ER: 0 SO: 2 BB: 0 IBB: 0 HBP: 0 BLK: 0 WP: 0 HR: 0 S: 11 P: 11 ERA: 0.00 WHIP: 1.000															<b>PITCHER</b>				
Jackie Brown, R ERA: 3.19 (5, 1)	IP: 3.0 WLS: L BF: 13 H: 3 R: 0 ER: 0 SO: 4 BB: 1 IBB: 0 HBP: 0 BLK: 0 WP: 0 HR: 0 S: 20 P: 24 ERA: 0.00 WHIP: 1.333															<b>PITCHER</b>				
Joe Kerrigan, R ERA: 3.41 (8, 1)	IP: 1.0 WLS: L BF: 6 H: 3 R: 2 ER: 2 SO: 0 BB: 0 IBB: 0 HBP: 0 BLK: 0 WP: 0 HR: 0 S: 6 P: 6 ERA: 18.00 WHIP: 3.000															<b>PITCHER</b>				

Montreal Expos @ St. Louis Cardinals  
Busch Stadium, St. Louis, MO  
Sat May 28 1977, 7:05 PM CDT  
Att: 20,518 - Unknown

AB 37  
R 7  
H 14  
RBI 6  
BB 3  
SO 6  
LOB 20





Batter	1	2	3	4	5	6	7	8	9	AB	R	H	RBI	BB	SO	LOB	TOP					
Dave Cash, R OBP: 0.326, SLG: 0.354 Pepe Frias, R OBP: 0.100, SLG: 0.100	(1,4) (7,PH) (7,4)	4-3	E9	4-3	4-3	4-3	4-3	4-3		4	1	1	1	0	0	0						
Chris Speier, R OBP: 0.282, SLG: 0.287	(1,6)	E9	F8	F8	G6-4-3	G6-4-3	F9	F9		3	1	1	1	2	0	1						
Ellis Valentine, R OBP: 0.371, SLG: 0.542	(1,9)	F3	1B	1B	G6-4-3	G6-4-3	F8	F8		5	1	2	0	0	0	2						
Gary Carter, R OBP: 0.367, SLG: 0.548	(1,2)	F9	F9	F9	F9	K	K	2B		5	1	2	1	0	1	1						
Warren Cromartie, L OBP: 0.331, SLG: 0.433	(1,7)	6-3	6-3	F8	F8	HR	HR	L4		5	2	2	1	0	0	2						
Del Unser, L OBP: 0.383, SLG: 0.580	(1,3)	F7	F7	F7	F7	HR	HR	F8		4	2	1	2	1	0	1						
Andre Dawson, R OBP: 0.282, SLG: 0.319	(1,8)	F9	F9	F9	1-3	1-3	4-3	6-3		4	1	0	1	1	0	0						
Larry Parrish, R OBP: 0.318, SLG: 0.400	(1,5)	HR	HR	HR	HR	HR	HR	HR		5	5	5	5	0	0	0						
Dan Warthen, S OBP: 0.222, SLG: 0.125	(1,1)	F9	SH1-4	SH1-4	6-3	6-3	K	4-3		4	0	0	0	0	1	2						
<b>Inning Stats</b>	R: 8 E: 1 K: 0 S: 9	H: 6 LOB: 1 BB: 3 P: 21	R: 0 E: 0 K: 0 S: 3	H: 0 LOB: 0 BB: 0 P: 3	R: 1 E: 1 K: 0 S: 5	H: 1 LOB: 1 BB: 0 P: 5	R: 0 E: 0 K: 0 S: 4	H: 1 LOB: 1 BB: 0 P: 4	R: 1 E: 0 K: 0 S: 4	H: 1 LOB: 0 BB: 0 P: 4	R: 0 E: 0 K: 1 S: 4	H: 0 LOB: 0 BB: 1 P: 8	R: 3 E: 0 K: 1 S: 8	H: 3 LOB: 0 BB: 0 P: 8	R: 0 E: 0 K: 0 S: 4	H: 1 LOB: 1 BB: 0 P: 4	R: 1 E: 0 K: 0 S: 4	H: 1 LOB: 0 BB: 0 P: 4	1B: 8 2B: 2 3B: 0 HR: 4	SF: 0 SAC: 1 DP: 1 HBP: 0	WP: 0 PB: 0 SB: 0 CS: 0	PA: 45
<b>PITCHER</b>	IP WLS BF H R ER SO BB IBB HBP BLK WP HR S P ERA WHIP																					
Bob Forsch, R ERA: 3.75	(1,1)	0.1 L 8 4 7 7 0 3 0 0 0 0 0 0 5 17 189.00 21.000																				
Buddy Schultz, L ERA: 1.11	(1,1)	3.2 16 4 2 0 0 0 0 0 0 0 0 0 16 16 0.00 1.091																				
John Urrea, R ERA: 3.13	(5,1)	3.0 13 4 4 4 2 1 0 0 0 0 0 3 16 20 12.00 1.667																				
Butch Metzger, R ERA: 4.85	(8,1)	2.0 8 2 1 1 0 0 0 0 0 0 0 1 8 8 4.50 1.000																				

**Montreal Expos @ St. Louis Cardinals**  
 Busch Stadium, St. Louis, MO  
 Sun May 29 1977, 3:33 AM CDT  
 Att: 15,219 - Unknown

AB	40
R	14
H	14
RBI	12
BB	4
SO	2
LOB	9



Batter	1	2	3	4	5	6	7	8	9	AB	R	H	RBI	BB	SO	LOB	BOTTOM					
Jerry Mumphrey, S OBP: 0.453, SLG: 0.600	(1,9) (5,7)	2B	5-3	5-3	BB	BB	BB	L4		3	2	1	0	2	0	0						
Gary Templeton, S OBP: 0.306, SLG: 0.393	(1,6)	K	6-3	6-3	G6-4-3	G6-4-3	F8	4-3		5	0	1	0	0	1	2						
Tony Scott, S OBP: 0.437, SLG: 0.505	(1,8)	F8	HR	HR	G6-4-3	G6-4-3	K	1B		4	1	3	2	1	1	1						
Ted Simmons, S OBP: 0.412, SLG: 0.535 Butch Metzger, R	(1,2) (8,1)	F8	F8	F8	G6-4-3	G6-4-3	F8	F9		4	0	1	0	0	0	4						
Hector Cruz, R OBP: 0.393, SLG: 0.422	(9,PH)	2-3	1B	1B	1-2	1-2	F8	F9		0	0	0	0	0	0	0						
Roger Freed, R OBP: 0.556, SLG: 0.692	(1,3)	BB	F8	F8	5-3	5-3	L7	L7		3	0	0	0	1	0	2						
Ken Reitz, R OBP: 0.304, SLG: 0.454 John Urrea, R	(1,5) (5,1)	L6	L6	L7	L7	BB	L9	L9		2	0	0	0	0	0	2						
Dave Rader, L OBP: 0.429, SLG: 0.600	(8,2)	L6	L6	L7	L7	BB	L9	L9		0	0	0	0	1	0	0						
Joel Youngblood, R OBP: 0.333, SLG: 0.333	(1,7) (5,5)	5-3	5-3	F9	F9	F9	2B	2B		4	0	1	0	0	0	1						
Mike Tyson, R OBP: 0.259, SLG: 0.215	(1,4)	F8	F8	F8	BB	K	F8	F8		3	0	0	0	1	1	2						
Bob Forsch, R OBP: 0.250, SLG: 0.227 Buddy Schultz, R	(1,1) (1,1)	K	K	K	K	F7	F7	HR		0	0	0	0	0	0	0						
Mike Anderson, R OBP: 0.318, SLG: 0.600	(4,PH) (5,9)	K	K	K	K	F7	F7	HR		3	1	1	1	0	1	2						
<b>Inning Stats</b>	R: 1 E: 0 K: 1 S: 7	H: 2 LOB: 2 BB: 1 P: 11	R: 0 E: 0 K: 1 S: 5	H: 0 LOB: 0 BB: 0 P: 5	R: 1 E: 0 K: 0 S: 5	H: 2 LOB: 1 BB: 0 P: 5	R: 0 E: 0 K: 1 S: 5	H: 0 LOB: 1 BB: 1 P: 9	R: 1 E: 0 K: 0 S: 3	H: 1 LOB: 1 BB: 2 P: 11	R: 0 E: 0 K: 1 S: 5	H: 0 LOB: 1 BB: 1 P: 9	R: 0 E: 0 K: 1 S: 4	H: 0 LOB: 1 BB: 1 P: 9	R: 0 E: 0 K: 0 S: 4	H: 1 LOB: 1 BB: 0 P: 4	R: 1 E: 0 K: 0 S: 5	H: 2 LOB: 1 BB: 0 P: 5	1B: 3 2B: 3 3B: 0 HR: 2	SF: 0 SAC: 0 DP: 1 HBP: 0	WP: 0 PB: 0 SB: 0 CS: 0	PA: 40
<b>PITCHER</b>	IP WLS BF H R ER SO BB IBB HBP BLK WP HR S P ERA WHIP																					
Dan Warthen, L ERA: 6.67	(1,1)	9.0 W 40 8 4 4 5 6 0 0 0 0 0 2 44 68 4.00 1.556																				

**Montreal Expos @ St. Louis Cardinals**  
 Busch Stadium, St. Louis, MO  
 Sun May 29 1977, 3:33 AM CDT  
 Att: 15,219 - Unknown

AB	34
R	4
H	8
RBI	3
BB	6
SO	5
LOB	17





Batter	1	2	3	4	5	6	7	8	9	AB	R	H	RBI	BB	SO	LOB	TOP						
Ivan De Jesus, R OBP: 0.337, SLG: 0.360 (1, 6)	0-0 6-3		0-0 F9		0-0 6-3			0-0 G6-4-3 1B		4	0	1	0	0	0	0	<b>Chicago Cubs @ St. Louis Cardinals</b> Busch Stadium, St. Louis, MO Mon May 30 1977, 3:33 AM CDT Att: 25,241 - Sunny - 87 F						
Jose Cardenal, R OBP: 0.301, SLG: 0.246 (1, 7)	0-0 4-3		0-0 L3			4-0 FC3-6 BB		0-0 G6-4-3 1-2		3	0	0	0	1	0	1							
Larry Bittner, L OBP: 0.327, SLG: 0.384 (1, 3)	0-0 P6			0-0 F7		0-0 FC3-6 G4-6-3 1-2			0-0 P5	4	0	0	0	0	0	1							
Bobby Murcer, L OBP: 0.371, SLG: 0.476 Gene Clines, R OBP: 0.470, SLG: 0.519 (1, 9) (8, 9)		0-0 L9		0-0 1-3		0-0 G4-6-3 1-2			0-0 L9	3	0	0	0	0	0	1							
Jerry Morales, R OBP: 0.368, SLG: 0.476 Joe Wallis, S OBP: 0.300, SLG: 0.417 (1, 8) (8, 8)		0-0 1B 2B		0-0 1B					0-0 F8	3	0	3	0	0	0	0							
Manny Trillo, R OBP: 0.422, SLG: 0.563 Mick Kelleher, R OBP: 0.176, SLG: 0.176 (1, 4) (7, 4)		0-0 F9		0-0 1B					0-0 P4	3	0	1	0	0	0	2							
Steve Ontiveros, S OBP: 0.444, SLG: 0.424 Dave Rosello, R OBP: 0.250, SLG: 0.333 (1, 5) (8, 5)		0-0 FC6-4 1B 2-3		0-0 4-3					0-0 1-3	3	0	1	0	0	0	3							
George Mitterwald, R OBP: 0.348, SLG: 0.431 Willie Hernandez, L OBP: 0.285, SLG: 0.375 (1, 2) (7, 1) (8, 1)		0-0 FC6-4 1-2		0-0 F8 3-2					0-0 P4	3	0	0	0	0	0	3							
Mike Krukow, R OBP: 0.200, SLG: 0.267 Bobby Darwin, R OBP: 0.200, SLG: 0.300 Donnie Moore, L OBP: 0.176, SLG: 0.176 (1, 1) (5, PH) (6, 1) (7, 2)			0-0 5-3		0-0 P4				0-0 L7	1	0	0	0	0	0	0							
<b>Inning Stats</b>	R: 0 E: 0 K: 0 S: 3	H: 0 LOB: 0 BB: 0 P: 3	R: 0 E: 0 K: 0 S: 5	H: 2 LOB: 2 BB: 0 P: 5	R: 0 E: 0 K: 0 S: 3	H: 0 LOB: 0 BB: 0 P: 3	R: 0 E: 0 K: 0 S: 5	H: 2 LOB: 0 BB: 0 P: 5	R: 0 E: 0 K: 0 S: 7	H: 0 LOB: 0 BB: 0 P: 10	R: 0 E: 0 K: 0 S: 2	H: 0 LOB: 1 BB: 0 P: 6	R: 0 E: 0 K: 0 S: 4	H: 1 LOB: 1 BB: 0 P: 4	R: 0 E: 0 K: 0 S: 3	H: 1 LOB: 0 BB: 0 P: 3		R: 0 E: 0 K: 0 S: 3	H: 0 LOB: 0 BB: 0 P: 3	1B: 4 2B: 2 3B: 0 HR: 0	SF: 0 SAC: 0 DP: 2 HBP: 0	WP: 0 PB: 0 SB: 0 CS: 0	PA: 32
<b>PITCHER</b> Pete Falcone, L ERA: 4.14 (1, 1)	IP: 9.0 WLS: W BF: 32 H: 6 R: 0 ER: 0 SO: 0 BB: 1 IBB: 0 HBP: 0 BLK: 0 WP: 0 HR: 0 S: 35 P: 42 ERA: 0.00 WHIP: 0.778																						

**Chicago Cubs @ St. Louis Cardinals**  
 Busch Stadium, St. Louis, MO  
 Mon May 30 1977, 3:33 AM CDT  
 Att: 25,241 - Sunny - 87 F

AB 31  
 R 0  
 H 6  
 RBI 0  
 BB 1  
 SO 0  
 LOB 11




Batter	1	2	3	4	5	6	7	8	9	AB	R	H	RBI	BB	SO	LOB	BOTTOM				
Bake McBride, L OBP: 0.301, SLG: 0.453 (1, 8)	0-0 L8		0-0 1-3 4-3 1B	0-0 SF8				0-0 G4-6-3 1-2		5	3	3	2	0	0	1	<b>Chicago Cubs @ St. Louis Cardinals</b> Busch Stadium, St. Louis, MO Mon May 30 1977, 3:33 AM CDT Att: 25,241 - Sunny - 87 F				
Tony Scott, S OBP: 0.438, SLG: 0.500 Jerry Mumphy, S OBP: 0.465, SLG: 0.631 (1, 9) (4, PH) (5, 9) (7, 7)	4-0 CS BB		0-0 1-3 1-3	0-0 1B WP				0-0 4-3		1	0	0	0	1	0	1					
Lou Brock, L OBP: 0.366, SLG: 0.486 Mike Anderson, R OBP: 0.318, SLG: 0.600 (1, 7) (7, 9)	0-0 WP 1-2 1B		0-0 4-3 3-H	0-0 WP 1-3 2-H 1B				0-0 E4 1B		5	1	4	4	0	0	0					
Ted Simmons, S OBP: 0.406, SLG: 0.531 (1, 2)	0-0 F7 1-2		0-0 2B	0-0 6-3 1-2 3-H				0-0 L8		5	0	1	0	0	0	4					
Keith Hernandez, L OBP: 0.429, SLG: 0.541 (1, 3)		0-0 1B FC4-2-5 1B	4-0 IBB		0-0 4-3	0-0 WP HR 1B	0-0 P4		4	1	2	1	1	0	0	0					
Ken Reitz, R OBP: 0.318, SLG: 0.494 (1, 5)		0-0 1B	0-2 1-3 1B		2-2 2B	0-0 1B HR	0-0 WP 4-3 2B		5	2	4	2	0	0	2	0					
Garry Templeton, S OBP: 0.311, SLG: 0.395 Don Kessinger, S OBP: 0.338, SLG: 0.281 (1, 6) (7, PH) (8, 6)		0-0 FC4-2-5 3-H		0-0 1B SF8 1B	0-0 P3	0-0 1B 6-3 1B	0-0 4-3		4	2	2	0	0	0	2	0					
Mike Tyson, R OBP: 0.273, SLG: 0.218 (1, 4)		0-0 IBB		0-0 1B 1B	4-0 1B 1B	0-0 6-3 1B	0-0 P4		3	1	1	0	2	0	1	0					
Pete Falcone, L OBP: 0.143, SLG: 0.100 (1, 1)		0-0 4-3		0-3 K	0-0 4-3	4-0 1B 2B BB		0-0 G4-6-3 1B		4	1	1	0	1	1	6					
<b>Inning Stats</b>	R: 0 E: 0 K: 0 S: 3	H: 1 LOB: 1 BB: 1 P: 7	R: 0 E: 0 K: 0 S: 4	H: 2 LOB: 2 BB: 1 P: 8	R: 1 E: 0 K: 0 S: 8	H: 2 LOB: 2 BB: 1 P: 12	R: 3 E: 0 K: 1 S: 9	H: 4 LOB: 1 BB: 0 P: 9	R: 0 E: 0 K: 0 S: 8	H: 1 LOB: 2 BB: 1 P: 14	R: 9 E: 1 K: 0 S: 12	H: 9 LOB: 1 BB: 1 P: 16	R: 1 E: 0 K: 0 S: 4	H: 1 LOB: 0 BB: 0 P: 4	R: 0 E: 0 K: 0 S: 3	H: 1 LOB: 0 BB: 0 P: 3		1B: 14 2B: 5 3B: 1 HR: 1	SF: 1 SAC: 0 DP: 1 HBP: 0	WP: 4 PB: 0 SB: 1 CS: 1	PA: 47
<b>PITCHER</b> Mike Krukow, R ERA: 5.48 Donnie Moore, R ERA: 6.14 Jim Todd, R ERA: 11.12 Willie Hernandez, L ERA: 2.05 Paul Reuschel, R ERA: 1.01 (1, 1) (5, 1) (6, 1) (7, 1) (8, 1)	IP: 4.0 WLS: L BF: 22 H: 9 R: 4 ER: 4 SO: 4 BB: 1 IBB: 0 HBP: 0 BLK: 0 WP: 2 HR: 0 S: 24 P: 36 ERA: 9.00 WHIP: 2.500																				


**Chicago Cubs @ St. Louis Cardinals**  
 Busch Stadium, St. Louis, MO  
 Mon May 30 1977, 3:33 AM CDT  
 Att: 25,241 - Sunny - 87 F

AB 41  
 R 14  
 H 21  
 RBI 12  
 BB 5  
 SO 1  
 LOB 17





Batter	1	2	3	4	5	6	7	8	9	AB	R	H	RBI	BB	SO	LOB	TOP
Ivan De Jesus, R OBP: 0.340, SLG: 0.364 (1, 6)	0-0 5-3 1B		0-0 6-3			0-0 1B		0-0 5-3		4	0	2	0	0	0	1	<b>Chicago Cubs @ St. Louis Cardinals</b> Busch Stadium, St. Louis, MO Tue May 31 1977, 7:05 PM CDT Att: 17,036 - Unknown - 73 F  livebaseballscores.com  <b>AB 29</b> <b>R 0</b> <b>H 5</b> <b>RBI 0</b> <b>BB 0</b> <b>SO 3</b> <b>LOB 6</b> 
Jose Cardenal, R OBP: 0.231, SLG: 0.236 Willie Hernandez, L (6, 1) Bill Buckner, L OBP: 0.396, SLG: 0.465 (9, PH)	1-2 5-3		0-0 G3			0-0 4-3		0-0 4-3		3	0	0	0	0	0	2	
Larry Bittner, L OBP: 0.320, SLG: 0.374 (1, 3)	0-0 4-3		0-0 F7			0-0 1-3		0-0 G3		4	0	0	0	0	0	0	
Bobby Murcer, L OBP: 0.365, SLG: 0.467 (1, 9)		0-0 4-3		0-0 L7		0-0 6-3		0-0 6-3		3	0	0	0	0	0	0	
Jerry Morales, R OBP: 0.367, SLG: 0.473 (1, 8)		0-0 6-3		0-3 K		2-2 1B		2-2 1B		3	0	1	0	0	1	0	
Manny Trillo, R OBP: 0.414, SLG: 0.552 Mick Kelleher, R OBP: 0.176, SLG: 0.176 (7, 4)		0-2 F9		0-3 K		0-3 K		0-3 K		3	0	0	0	0	2	1	
Steve Ontiveros, S OBP: 0.442, SLG: 0.422 (1, 5)			0-0 6-3			0-0 L8		0-0 G1-6-3 1B		3	0	1	0	0	0	0	
George Mitterwald, R OBP: 0.348, SLG: 0.429 (1, 2)			0-0 SH1-3 1B			0-0 L9		0-0 F8		3	0	1	0	0	0	1	
Bill Bonham, R OBP: 0.182, SLG: 0.227 Greg Gross, L OBP: 0.329, SLG: 0.322 (6, PH) (6, 7)			0-0 SH1-3			0-0 6-3		0-0 G1-6-3		0	0	0	0	0	0	0	
<b>Inning Stats</b>	R: 0 E: 0 K: 0 S: 6	H: 1 LOB: 0 BB: 0 P: 7	R: 0 E: 0 K: 0 S: 7	H: 0 LOB: 1 BB: 0 P: 7	R: 0 E: 0 K: 0 S: 4	H: 0 LOB: 0 BB: 0 P: 3	R: 0 E: 0 K: 2 S: 7	H: 0 LOB: 0 BB: 0 P: 7	R: 0 E: 0 K: 1 S: 9	H: 1 LOB: 1 BB: 0 P: 11	R: 0 E: 0 K: 0 S: 3	H: 1 LOB: 0 BB: 0 P: 3	R: 0 E: 0 K: 0 S: 3	H: 0 LOB: 0 BB: 0 P: 3	1B: 5 2B: 0 3B: 0 HR: 0	SF: 0 SAC: 1 DP: 1 HBP: 0	
<b>PITCHER</b> John Denny, R ERA: 3.26 (1, 1)	IP: 9.0 WLS: W BF: 30 H: 5 R: 0 ER: 0 SO: 3 BB: 0 IBB: 0 HBP: 0 BLK: 0 WP: 0 HR: 0 S: 46 P: 49 ERA: 0.00 WHIP: 0.556															<b>PITCHER</b> IP: WLS: BF: H: R: ER: SO: BB: IBB: HBP: BLK: WP: HR: S: P: ERA: WHIP	

Batter	1	2	3	4	5	6	7	8	9	AB	R	H	RBI	BB	SO	LOB	BOTTOM		
Bake McBride, L OBP: 0.316, SLG: 0.459 (1, 8)	0-0 BB F7 WP 1B		4-0 F9 S BB			0-0 L9		0-0 6-3 1B		3	1	2	0	1	0	1	<b>Chicago Cubs @ St. Louis Cardinals</b> Busch Stadium, St. Louis, MO Tue May 31 1977, 7:05 PM CDT Att: 17,036 - Unknown - 73 F  livebaseballscores.com  <b>AB 30</b> <b>R 6</b> <b>H 8</b> <b>RBI 5</b> <b>BB 4</b> <b>SO 4</b> <b>LOB 12</b> 		
Jerry Mumphrey, S OBP: 0.456, SLG: 0.614 (8, 7)	2-2 F7		0-0 F9			0-0 1B		0-0 6-3		4	0	1	1	0	0	3			
Lou Brock, L OBP: 0.362, SLG: 0.475 Mike Anderson, R OBP: 0.318, SLG: 0.600 (8, 9)	0-0 L7		0-0 6-3			4-2 G3 4-3 BB		0-0 L7		3	1	0	0	1	0	3			
Ted Simmons, S OBP: 0.402, SLG: 0.520 (1, 2)	4-0 WP BB 1B BB		0-0 G3			0-0 G3		2-2 F9		3	1	0	0	1	0	2			
Keith Hernandez, L OBP: 0.425, SLG: 0.530 (1, 3)	4-2 WP 1B BB		0-0 F8			0-0 4-3		0-3 K		3	1	0	1	1	1	0			
Ken Reitz, R OBP: 0.328, SLG: 0.517 (1, 5)	0-0 1B		0-0 1B			0-3 K		0-0 HR		4	1	3	3	0	1	0			
Garry Templeton, S OBP: 0.309, SLG: 0.392 (1, 6)	0-0 1B		0-0 4-3			0-0 4-3		0-0 6-3		4	0	1	0	0	0	1			
Mike Tyson, R OBP: 0.272, SLG: 0.219 (1, 4)	0-3 K		0-0 SH3-4 1B 1B			0-0 5-3		0-0 L8		4	1	1	0	0	1	2			
John Denny, R OBP: 0.148, SLG: 0.115 (1, 1)		0-0 F7		0-0 SH3-4		0-3 K		0-3 K		2	0	0	0	0	1	0			
<b>Inning Stats</b>	R: 3 E: 0 K: 1 S: 14	H: 3 LOB: 2 BB: 2 P: 24	R: 0 E: 0 K: 0 S: 3	H: 0 LOB: 1 BB: 1 P: 7	R: 0 E: 0 K: 0 S: 4	H: 1 LOB: 1 BB: 0 P: 4	R: 1 E: 0 K: 0 S: 4	H: 2 LOB: 1 BB: 0 P: 4	R: 1 E: 0 K: 1 S: 8	H: 0 LOB: 0 BB: 1 P: 12	R: 0 E: 0 K: 1 S: 5	H: 0 LOB: 0 BB: 0 P: 5	R: 0 E: 0 K: 0 S: 8	H: 1 LOB: 1 BB: 0 P: 10	R: 1 E: 0 K: 1 S: 6	H: 1 LOB: 0 BB: 0 P: 6		1B: 7 2B: 0 3B: 0 HR: 1	SF: 0 SAC: 1 DP: 0 HBP: 0
<b>PITCHER</b> Bill Bonham, R ERA: 3.79 Willie Hernandez, L ERA: 2.15 (1, 1) (6, 1)	IP: 5.0 WLS: L BF: 24 H: 6 R: 5 ER: 5 SO: 2 BB: 5 IBB: 5 HBP: 2 BLK: 2 WP: 1 HR: 0 S: 33 P: 51 ERA: 9.00 WHIP: 2.000															<b>PITCHER</b> IP: WLS: BF: H: R: ER: SO: BB: IBB: HBP: BLK: WP: HR: S: P: ERA: WHIP			



Batter	1	2	3	4	5	6	7	8	9	10	11	12	13	AB	R	H	RBI	BB	SO	LOB	TOP	
Ivan De Jesus, R (1, 6) OBP: 0.335, SLG: 0.363	5-3	F9			1-3 2B		5-3		6-3		L9			6	0	1	0	0	0	2		
Joe Cardenal, R (1, 7) OBP: 0.285, SLG: 0.227			5-3		1-3		P4		F9			4-3		3	0	0	0	1	0	1		
Bruce Sutter, R (7, 1)	FC1-6 BB													1	0	0	0	0	0	0		
Joe Wallis, S (12, PH) OBP: 0.263, SLG: 0.405														1	0	0	0	0	0	0		
Willie Hernandez, L (12, 1)														0	0	0	0	0	0	0		
Larry Bittner, L (1, 3) OBP: 0.320, SLG: 0.379	FC1-6 1-2				L6				6-3			6-3		6	1	2	0	0	0	2		
Bobby Murcer, L (1, 8) OBP: 0.359, SLG: 0.474	3-4-3				F9				HR					6	1	1	2	0	0	3		
Jerry Morales, R (1, 8) OBP: 0.360, SLG: 0.461			5-3		P6				HR					6	1	1	0	0	2	1		
Manny Trillo, R (1, 4) OBP: 0.415, SLG: 0.551			5-3		P6				P6					6	1	1	0	0	2	1		
Mick Kelleher, R (4, 4) OBP: 0.250, SLG: 0.300					4-3									2	0	1	0	0	0	0		
Steve Ontiveros, S (1, 5) OBP: 0.450, SLG: 0.436					2B									3	0	2	0	0	0	0		
George Mitterwald, R (1, 2) OBP: 0.347, SLG: 0.415					1B									5	1	3	1	1	0	2		
Rick Reuschel, R (7, PH) OBP: 0.284, SLG: 0.304					F8									5	1	3	1	1	0	2		
Greg Gurnea, L (7, 7) OBP: 0.324, SLG: 0.317					BB									1	0	0	0	0	0	0		
Bobby Darwin, R (8, PH) OBP: 0.281, SLG: 0.300					1B									4	0	0	0	2	0	4		
Clay Carroll, R (8, PH) OBP: 0.281, SLG: 0.455					F9									2	0	0	0	0	0	0		
Gene Garmon, R (8, 7) OBP: 0.458, SLG: 0.500					1B									2	0	0	0	0	1	1		
<b>Inning Stats</b>	R: 0 E: 0 K: 0 S: 3	H: 0 LOB: 1 BB: 1 P: 7	R: 1 E: 0 K: 0 S: 5	H: 2 LOB: 2 BB: 1 P: 9	R: 0 E: 0 K: 1 S: 9	H: 1 LOB: 1 BB: 0 P: 12	R: 0 E: 0 K: 0 S: 7	H: 1 LOB: 1 BB: 0 P: 7	R: 0 E: 0 K: 0 S: 3	H: 0 LOB: 0 BB: 0 P: 3	R: 2 E: 0 K: 0 S: 9	H: 3 LOB: 2 BB: 1 P: 15	R: 0 E: 0 K: 0 S: 11	H: 0 LOB: 0 BB: 0 P: 3	R: 0 E: 0 K: 0 S: 6	H: 0 LOB: 0 BB: 0 P: 8	R: 1 E: 0 K: 1 S: 10	H: 2 LOB: 1 BB: 0 P: 12	1B: 7 2B: 4 3B: 0 HR: 1	SF: 0 SAC: 1 DP: 1 HBP: 0	WIP: 0 PB: 0 SB: 0 CS: 0	PA: 54
<b>PITCHER</b>	IP	WLS	BF	H	R	ER	SO	BB	IBB	HBP	BLK	WP	HR	S	P	ERA	WHIP					
Larry Dierker, R (1, 1) ERA: 2.84	7.0		29	6	1	1	1	3	0	0	0	0	0	34	49	1.29	1.286					
Al Hrabosky, L (8, 1) ERA: 5.11	0.2		6	3	2	2	0	0	1	0	0	0	1	8	14	27.00	4.500					
Butch Metzger, R (8, 1) ERA: 4.3	0.1		1	0	0	0	0	0	0	0	0	0	0	1	1	0.00	0.000					
Clay Carroll, R (8, 1) ERA: 1.93	4.0		13	1	0	0	1	0	0	0	0	0	0	23	27	0.00	0.250					
Buddy Schultz, L (13, 1) ERA: 1.46	0.1	L	3	2	1	1	0	0	0	0	0	0	0	6	8	27.00	6.000					

Chicago Cubs @ St. Louis Cardinals  
Busch Stadium, St. Louis, MO  
Wed Jun 01 1977, 7:05 PM CDT  
Att. 21,383 - Unknown - 71 F

AB 49  
R 4  
H 12  
RBI 4  
BB 4  
SO 3  
LOB 19



Batter	1	2	3	4	5	6	7	8	9	10	11	12	13	AB	R	H	RBI	BB	SO	LOB	BOTTOM					
Bake McBride, L (1, 8) OBP: 0.309, SLG: 0.443	CS 1B		6-3		F5			K		K			K	6	0	1	0	0	3	1						
Jerry Mumphy, S (1, 9) OBP: 0.440, SLG: 0.585	FC3-6 1B		6-3						K		4-3		K	6	0	1	0	0	2	0						
Lou Brock, L (1, 7) OBP: 0.355, SLG: 0.469	FC3-6 CS		L4						1B 2B		K		K	6	1	1	0	0	2	1						
Ted Simmons, S (1, 2) OBP: 0.413, SLG: 0.535	CS	FC4-6 BB 1B			4-3 3-1 WP 1B			1-3			WP 2B			5	2	4	1	0	0	0						
Keith Hernandez, L (1, 3) OBP: 0.425, SLG: 0.519					3-1			K			FC6-4 1B			3	0	0	0	2	2	2						
Ken Reitz, R (1, 5) OBP: 0.319, SLG: 0.503					4-3					L4			FC6-4 1B	5	0	0	0	0	0	6						
Garry Templeton, S (1, 6) OBP: 0.306, SLG: 0.387					F7									5	0	1	1	0	3	0						
Mike Tyson, R (1, 4) OBP: 0.268, SLG: 0.216														2	0	0	0	0	1	2						
Don Kessinger, S (8, PH) OBP: 0.336, SLG: 0.284									G3		SH2-4 1B			3	0	1	0	0	1	0						
Larry Dierker, R (1, 1) ERA: 2.84														2	0	0	0	0	1	2						
Al Hrabosky, R (8, 1) ERA: 5.11														0	0	0	0	0	0	0						
Butch Metzger, R (8, 1) ERA: 4.3														1	0	0	0	0	0	0						
Tony Scott, S (8, PH) OBP: 0.281, SLG: 0.455														0	0	0	0	0	0	0						
Clay Carroll, R (8, PH) ERA: 1.93														1	0	0	0	0	0	0						
Roger Ernest, R (12, PH) OBP: 0.281, SLG: 0.455														1	0	0	0	0	0	0						
Buddy Schultz, L (13, 1) ERA: 1.46														0	0	0	0	0	0	0						
John Ureia, R (13, 1) ERA: 3.06														2	0	0	0	0	0	0						
<b>Inning Stats</b>	R: 0 E: 0 K: 0 S: 3	H: 2 LOB: 0 BB: 0 P: 3	R: 1 E: 0 K: 2 S: 10	H: 2 LOB: 2 BB: 1 P: 15	R: 0 E: 0 K: 0 S: 3	H: 0 LOB: 0 BB: 0 P: 3	R: 1 E: 0 K: 0 S: 4	H: 1 LOB: 0 BB: 0 P: 4	R: 0 E: 0 K: 2 S: 7	H: 0 LOB: 0 BB: 0 P: 7	R: 0 E: 0 K: 2 S: 13	H: 0 LOB: 0 BB: 0 P: 15	R: 1 E: 0 K: 2 S: 10	H: 2 LOB: 1 BB: 0 P: 12	R: 0 E: 0 K: 2 S: 9	H: 1 LOB: 1 BB: 0 P: 11	R: 0 E: 0 K: 1 S: 6	H: 1 LOB: 2 BB: 1 P: 10	R: 0 E: 0 K: 2 S: 7	H: 0 LOB: 0 BB: 0 P: 7	R: 0 E: 0 K: 3 S: 12	H: 0 LOB: 0 BB: 0 P: 14	1B: 7 2B: 2 3B: 0 HR: 0	SF: 0 SAC: 1 DP: 0 HBP: 0	WIP: 2 PB: 0 SB: 0 CS: 2	PA: 49
<b>PITCHER</b>	IP	WLS	BF	H	R	ER	SO	BB	IBB	HBP	BLK	WP	HR	S	P	ERA	WHIP									
Rick Reuschel, R (1, 1) ERA: 3.41	6.0		22	5	2	2	2	1	0	0	0	1	0	26	31	3.00	1.000									
Bruce Sutter, R (7, 1) ERA: 0.97	5.0		20	4	1	1	9	0	1	0	0	1	0	45	55	1.80	0.800									
Willie Hernandez, L (12, 1) ERA: 2.01	2.0	W	6	0	0	0	5	0	0	0	0	0	0	19	21	0.00	0.000									

Chicago Cubs @ St. Louis Cardinals  
Busch Stadium, St. Louis, MO  
Wed Jun 01 1977, 7:05 PM CDT  
Att. 21,383 - Unknown - 71 F

AB 45  
R 3  
H 9  
RBI 2  
BB 2  
SO 16  
LOB 14













Batter	1	2	3	4	5	6	7	8	9	AB	R	H	RBI	BB	SO	LOB	TOP			
Jerry Mumphrey, S (1.7)	0-0 4-3		0-0 HR 1B		0-0 CS 1B		0-0 4-3	0-0 4-3		4	1	2	1	0	0	0				
Gary Templeton, S (1.6)	0-0 CS 1B		0-0 HR 1B		0-0 3-1		0-0 3-1	0-0 FC4-6 1B		4	1	3	0	0	0	1				
Tony Scott, S (1.8)	0-0 3-1		0-0 HR		0-0 E7 4-3 E		0-0 E7	0-3 K		4	2	1	3	0	1	2				
Ted Simmons, S (1.2)		0-0 6-3	0-0 1B		0-0 4-3		0-0 4-3	0-0 FC4-6		4	0	1	0	0	0	2				
Keith Hernandez, L (1.3)		0-0 F5	0-0 F8		0-0 E6		0-0 E6	0-0 F5		4	0	0	0	0	0	1				
Ken Reitz, R (1.5)		0-0 5-3		0-0 6-3		0-0 4-3		0-0 6-3		4	0	0	0	0	0	0				
Mike Anderson, R (1.9)			0-0 4-3	0-3 K		0-0 G2-6-4 1B		0-0 6-3		4	0	1	0	0	1	0				
Don Kessinger, S (1.4)			0-0 4-3	0-0 F7		0-3 K		0-0 6-3		3	0	0	0	0	1	1				
Pete Falcone, L (1.1)					0-0 6-3		0-0 G2-6-4			2	1	1	0	0	0	0				
Clay Carroll, R (6.1)							0-0 G2-6-4			1	0	0	0	0	0	1				
Butch Metzger, R (7.1)			1B 3B				1-2			0	0	0	0	0	0	0				
<b>Inning Stats</b>	R: 0 E: 0 K: 0 S: 3	H: 1 LOB: 0 BB: 0 P: 3	R: 0 E: 0 K: 0 S: 3	H: 0 LOB: 0 BB: 0 P: 3	R: 4 E: 0 K: 0 S: 8	H: 5 LOB: 1 BB: 0 P: 8	R: 0 E: 0 K: 1 S: 5	H: 0 LOB: 0 BB: 0 P: 5	R: 0 E: 0 K: 1 S: 5	H: 1 LOB: 0 BB: 0 P: 3	R: 1 E: 2 K: 0 S: 4	H: 0 LOB: 0 BB: 0 P: 4	R: 0 E: 0 K: 1 S: 6	H: 1 LOB: 1 BB: 0 P: 6	R: 0 E: 0 K: 0 S: 3	H: 0 LOB: 0 BB: 0 P: 3	1B: 7 2B: 0 3B: 1 HR: 1	SF: 0 SAC: 0 DP: 1 HBP: 0	WP: 0 PB: 0 SB: 0 CS: 2	PA: 34
<b>PITCHER</b>	IP WLS BF H R ER SO BB IBB HBP BLK WP HR S P ERA WHIP																			
Santo Alcala, R (1.1)	2.2	13	6	4	4	0	0	0	0	0	0	1	13	13	13.50	2.250				
Don Stanhouse, R (3.1)	4.1	W	14	2	1	0	2	0	0	0	0	0	18	18	0.00	0.462				
Joe Kerrigan, R (8.1)	2.0	S	7	1	0	0	1	0	0	0	0	0	9	9	0.00	0.500				

St. Louis Cardinals @ Montreal Expos  
Olympic Stadium, Montreal, QB  
Sun Jun 05 1977, 3:33 AM EDT  
Att: 20,318 - Unknown

AB	34
R	5
H	9
RBI	4
BB	0
SO	3
LOB	8



Batter	1	2	3	4	5	6	7	8	9	AB	R	H	RBI	BB	SO	LOB	BOTTOM			
Dave Cash, R (1.4)	0-0 F9		4-0 BB		0-0 4-3		0-0 SH1-4 2B 1B	0-0 4-3		4	1	1	0	1	0	2				
Chris Speier, R (1.6)	0-0 F9		0-0 F5		4-0 BB		0-0 SH1-4			2	0	0	0	1	0	1				
Ellis Valentine, R (1.9)	0-0 F8		0-3 K		0-3 K		0-0 2B			4	0	1	1	0	2	2				
Tony Perez, R (1.3)		4-0 1B 2B BB	0-0 L6		0-0 HR		4-0 CS IBB			2	2	1	1	2	0	1				
Gary Carter, R (1.2)		0-0 2B 1B		0-3 K		0-0 HR		0-0 F7		4	2	2	1	0	1	2				
Larry Parrish, R (1.5)		0-0 5-3 2B		0-0 5-3		0-0 FC5-4 1B		0-0 F9		4	0	2	2	0	0	0				
Warren Cromartie, L (1.7)		0-0 P6		0-0 F9		0-0 FC5-4		0-0 FC1-5 2B		4	0	1	0	0	0	2				
Del Unser, L (9.8)						1-2 G5-4-3		0-0 FC1-5		0	0	0	0	0	0	0				
Andre Dawson, R (1.8)		0-0 5-3			0-0 HR		0-0 G5-4-3	4-0 FC1-5 BB		3	1	1	1	1	0	2				
Santo Alcala, R (1.1)		0-3 K		0-0 F9		0-0 HR		0-0 FC1-5		1	0	0	0	0	1	1				
Don Stanhouse, R (3.1)								1-2 2-3		1	0	0	0	0	0	0				
Sam Mejias, R (7. PH)								1-2 2-3		1	1	1	1	0	0	0				
Joe Kerrigan, R (8.1)								1-2 2-3		1	0	0	0	0	0	2				
<b>Inning Stats</b>	R: 0 E: 0 K: 0 S: 3	H: 0 LOB: 0 BB: 0 P: 3	R: 2 E: 0 K: 1 S: 7	H: 2 LOB: 1 BB: 1 P: 11	R: 0 E: 0 K: 1 S: 5	H: 0 LOB: 1 BB: 1 P: 9	R: 0 E: 0 K: 1 S: 5	H: 0 LOB: 0 BB: 0 P: 5	R: 1 E: 0 K: 1 S: 6	H: 1 LOB: 1 BB: 1 P: 10	R: 2 E: 0 K: 0 S: 5	H: 3 LOB: 0 BB: 0 P: 5	R: 2 E: 0 K: 0 S: 5	H: 3 LOB: 1 BB: 1 P: 9	R: 0 E: 0 K: 0 S: 4	H: 1 LOB: 2 BB: 1 P: 8	1B: 3 2B: 3 3B: 0 HR: 4	SF: 0 SAC: 1 DP: 1 HBP: 0	WP: 0 PB: 0 SB: 0 CS: 1	PA: 37
<b>PITCHER</b>	IP WLS BF H R ER SO BB IBB HBP BLK WP HR S P ERA WHIP																			
Pete Falcone, L (1.1)	5.0	23	5	5	5	4	0	0	0	0	0	3	28	40	9.00	1.600				
Clay Carroll, R (6.1)	1.0	L	5	3	2	2	0	0	0	0	0	1	5	5	18.00	3.000				
Butch Metzger, R (7.1)	2.0		9	2	0	0	0	1	1	0	0	0	7	15	0.00	1.500				

St. Louis Cardinals @ Montreal Expos  
Olympic Stadium, Montreal, QB  
Sun Jun 05 1977, 3:33 AM EDT  
Att: 20,318 - Unknown

AB	31
R	7
H	10
RBI	7
BB	5
SO	4
LOB	15









Batter	1	2	3	4	5	6	7	8	9	AB	R	H	RBI	BB	SO	LOB	TOP					
Gene Richards, L OBP: 0.336, SLG: 0.337	0-0 2B 3B	0-0 4-3				0-0 E 1B	0-0 G3		0-0 3-1	5	2	2	0	0	0	0						
Bill Almon, R OBP: 0.265, SLG: 0.286	0-0 HR 2B		0-3 K			0-0 E4 1B	0-0 F9		0-0 1B E	5	3	2	1	0	1	1						
Mike Ivie, R OBP: 0.355, SLG: 0.503	0-0 5-3		0-0 1-3			0-0 E 1B			0-0 P4	5	2	2	1	0	0	1						
Dave Winfield, R OBP: 0.363, SLG: 0.542	0-0 HR		0-0 6-3			0-0 E1 2B			0-0 5-3	5	2	2	3	0	0	0						
George Hendrick, R OBP: 0.380, SLG: 0.457	0-0 1B			0-0 5-3		0-0 2B IBB			0-0 4-3	4	0	1	0	1	0	1						
Bobby Valentine, R OBP: 0.300, SLG: 0.308	0-0 P3			0-0 5-3		0-0 SF8			0-0 5-3	3	0	0	1	0	0	1						
Mike Champion, R OBP: 0.287, SLG: 0.313	0-0 4-3			0-0 1B		0-0 2B			0-0 4-3	4	0	2	1	0	0	1						
Bob Davis, R OBP: 0.215, SLG: 0.250		0-0 F2		0-3 K		0-0 P6			0-0 1-3	4	0	0	0	0	1	3						
John D'Acquisto, R Paul Siebert, L Tom Griffin, R Bob Owchinko, L Dave Tomlin, L Rollie Fingers, R		0-3 K		0-0 6-3		0-3 K2-3			0-3 K	0	0	0	0	0	0	0						
<b>Inning Stats</b>	R: 3 E: 0 K: 0 S: 7	H: 4 LOB: 1 BB: 0 P: 7	R: 0 E: 0 K: 1 S: 5	H: 0 LOB: 0 BB: 0 P: 5	R: 0 E: 0 K: 1 S: 5	H: 0 LOB: 0 BB: 0 P: 5	R: 0 E: 0 K: 1 S: 6	H: 1 LOB: 1 BB: 0 P: 6	R: 4 E: 2 K: 0 S: 8	H: 4 LOB: 2 BB: 1 P: 12	R: 0 E: 0 K: 1 S: 5	H: 0 LOB: 0 BB: 0 P: 5	R: 0 E: 0 K: 0 S: 3	H: 0 LOB: 0 BB: 0 P: 3	R: 0 E: 0 K: 0 S: 3	H: 0 LOB: 0 BB: 0 P: 3	R: 2 E: 1 K: 1 S: 8	H: 2 LOB: 1 BB: 0 P: 8	1B: 7 2B: 2 3B: 1 HR: 1	SF: 1 SAC: 0 DP: 0 HBP: 0	WP: 0 PB: 0 SB: 1 CS: 0	PA: 41
<b>PITCHER</b>	IP WLS BF H R ER SO BB IBB HBP BLK WP HR S P ERA WHIP	IP WLS BF H R ER SO BB IBB HBP BLK WP HR S P ERA WHIP																				
Larry Dierker, R ERA: 3.79	(1, 1) 0.0 L 2 2 2 0 0 0 0 0 0 0 0 2 21 ∞ ∞	(1, 1) 4.0 15 3 1 1 3 0 0 0 0 0 0 1 21 2.25 0.750	(5, 1) 0.2 8 4 4 1 3 0 0 0 0 0 0 0 7 11 13.50 6.000	(5, 1) 2.1 7 0 0 0 1 0 0 0 0 0 0 0 9 9 0.00 0.000	(8, 1) 0.0 0 0 0 0 0 0 0 0 0 0 0 0 0 0 ∞ ∞																	

San Diego Padres @ St. Louis Cardinals  
 Busch Stadium, St. Louis, MO  
 Tue Jun 07 1977, 7:05 PM CDT  
 Att: 14,238 - Unknown

AB	39
R	9
H	11
RBI	7
BB	1
SO	5
LOB	8



Batter	1	2	3	4	5	6	7	8	9	AB	R	H	RBI	BB	SO	LOB	BOTTOM				
Lou Brock, L OBP: 0.356, SLG: 0.454	4-0 1B BLK BB	0-3 K		0-0 2B		0-0 1B 2B		0-0 G3		4	2	2	0	1	1	1					
Gary Templeton, S OBP: 0.322, SLG: 0.413	0-0 BB SF8	0-0 F9		0-0 F8		0-0 2B E		0-3 K		5	2	2	0	0	1	2					
Tony Scott, S OBP: 0.424, SLG: 0.488	4-0 FC5-4 1-2 BB	0-0 1B		0-0 1B		0-0 5-3		0-0 E7		4	0	2	1	1	1	0					
Ted Simmons, S OBP: 0.406, SLG: 0.506	4-0 FC5-4 1-2 2-3 3-H BB	0-0 F8		0-0 1-3		0-0 K		0-0 F7		4	0	1	1	1	1	3					
Keith Hernandez, L OBP: 0.421, SLG: 0.506	0-0 SF8		0-0 G3		0-0 1-3		0-0 1B 1B		0-0 L6	4	1	1	1	0	0	1					
Ken Reitz, R OBP: 0.319, SLG: 0.480	0-0 FC5-4		0-0 CS		4-0 BB		0-0 F8 1B		4-0 BB	3	0	2	0	1	0	2					
Don Kessinger, S OBP: 0.333, SLG: 0.271	0-0 1-2 2-3 BB		0-0 1B		0-0 BB		0-0 1B		0-0 BB	0	0	0	0	1	0	0					
Jerry Mumphrey, S OBP: 0.413, SLG: 0.527	4-0 FC6-4 1-2 BB		0-0 F8		0-0 F9		0-0 FC5-4		0-3 K	4	0	1	1	1	1	4					
Mike Tyson, R OBP: 0.271, SLG: 0.220	0-0 FC6-4		0-0 CS		0-0 1-3		0-3 K		0-0 F8	4	0	0	0	0	1	5					
Larry Dierker, R Buddy Schultz, R Joel Youngblood, R John Urresa, R Clay Carroll, R Mike Anderson, R Butch Metzger, R		0-0 1B		0-0 F8		0-0 F3		0-0 FC5-4		0	0	0	0	0	0	0					
<b>Inning Stats</b>	R: 2 E: 0 K: 0 S: 4	H: 1 LOB: 3 BB: 4 P: 20	R: 0 E: 0 K: 1 S: 7	H: 2 LOB: 2 BB: 0 P: 7	R: 0 E: 0 K: 0 S: 3	H: 1 LOB: 0 BB: 0 P: 3	R: 0 E: 0 K: 0 S: 4	H: 1 LOB: 1 BB: 0 P: 4	R: 0 E: 1 K: 2 S: 10	H: 3 LOB: 1 BB: 0 P: 10	R: 1 E: 0 K: 0 S: 5	H: 3 LOB: 1 BB: 0 P: 5	R: 0 E: 0 K: 2 S: 7	H: 0 LOB: 0 BB: 0 P: 7	R: 0 E: 0 K: 1 S: 5	H: 0 LOB: 1 BB: 1 P: 9	1B: 10 2B: 2 3B: 0 HR: 0	SF: 1 SAC: 0 DP: 0 HBP: 0	WP: 0 PB: 0 SB: 0 CS: 1	PA: 44	
<b>PITCHER</b>	IP WLS BF H R ER SO BB IBB HBP BLK WP HR S P ERA WHIP	IP WLS BF H R ER SO BB IBB HBP BLK WP HR S P ERA WHIP																			
John D'Acquisto, R ERA: 5.68	(1, 1) 0.0 4 1 2 2 0 0 1 0 0 0 0 0 3 7 0.00 1.000	(1, 1) 1.0 4 0 0 0 0 1 0 0 0 0 0 0 3 7 0.00 1.000	(2, 1) 4.2 W 22 8 2 1 2 1 0 0 0 0 0 25 29 1.93 1.929	(6, 1) 0.1 4 3 1 1 1 0 0 0 0 0 0 0 6 6 27.00 9.000	(7, 1) 3.0 S 9 0 0 0 3 1 0 0 0 0 0 0 14 18 0.00 0.333																

San Diego Padres @ St. Louis Cardinals  
 Busch Stadium, St. Louis, MO  
 Tue Jun 07 1977, 7:05 PM CDT  
 Att: 14,238 - Unknown

AB	36
R	5
H	12
RBI	4
BB	6
SO	6
LOB	19





Batter	1	2	3	4	5	6	7	8	9	AB	R	H	RBI	BB	SO	LOB	TOP			
Gene Richards, L (1, 7) OBP: 0.344, SLG: 0.345	G3			G5-4-3 1B		S 1B			1B	4	0	3	0	0	0	0	<b>San Diego Padres @ St. Louis Cardinals</b> Busch Stadium, St. Louis, MO Wed Jun 08 1977, 7:05 PM CDT Att: 8,611 - Unknown			
Bill Almon, R (1, 6) OBP: 0.262, SLG: 0.282 Pat Scanlon, L (9, PH)	5-3			G5-4-3 1-2		F8			F8	3	0	0	0	0	0	2				
Mike Ivie, R (1, 3) OBP: 0.358, SLG: 0.503	1B			F2			0-3 K		FC6-4 1B	4	0	2	0	0	1	0				
Dave Winfield, R (1, 9) OBP: 0.361, SLG: 0.538		5-3			5-3 1B				FC6-4	4	0	1	0	0	0	2				
George Hendrick, R (1, 8) OBP: 0.375, SLG: 0.449		P3			5-3				F9	3	0	0	0	0	0	1				
Gene Tenace, R (1, 2) OBP: 0.384, SLG: 0.389		L7			5-3				4-3	3	0	0	0	0	0	1				
Bobby Valentine, R (1, 5) OBP: 0.286, SLG: 0.291			0-3 K		5-3				L7	3	0	0	0	0	1	1				
Mike Champion, R (1, 4) OBP: 0.288, SLG: 0.313			5-3						1-3	3	0	1	0	0	0	0				
Randy Jones, R (1, 1) OBP: 0.250, SLG: 0.227 Jerry Turner, L (6, PH) Dave Wehmeister, R (6, 1) Gary Sutherland, R (9, PH) OBP: 0.452, SLG: 0.553				P6					G1-6-3 1B	1	0	0	0	0	0	0				
									F9	1	0	0	0	0	0	0				
<b>Inning Stats</b>	R: 0 E: 0 K: 0 S: 3	H: 1 LOB: 1 BB: 0 P: 3	R: 0 E: 0 K: 0 S: 3	H: 0 LOB: 0 BB: 0 P: 3	R: 0 E: 0 K: 1 S: 5	H: 0 LOB: 0 BB: 0 P: 5	R: 0 E: 0 K: 0 S: 3	H: 1 LOB: 0 BB: 0 P: 3	R: 0 E: 0 K: 0 S: 4	H: 1 LOB: 1 BB: 0 P: 4	R: 0 E: 0 K: 1 S: 5	H: 2 LOB: 1 BB: 0 P: 4	R: 0 E: 0 K: 0 S: 3	H: 0 LOB: 0 BB: 0 P: 3	R: 0 E: 0 K: 0 S: 5	H: 2 LOB: 2 BB: 0 P: 5	1B: 7 2B: 0 3B: 0 HR: 0	SF: 0 SAC: 0 DP: 2 HBP: 0	WP: 0 PB: 0 SB: 1 CS: 0	PA: 31
<b>PITCHER</b> Eric Rasmussen, R (1, 1) ERA: 3.52	IP: 9.0 WLS: W BF: 31 H: 7 R: 0 ER: 0 SO: 2 BB: 0 IBB: 0 HBP: 0 BLK: 0 WP: 0 HR: 0 S: 35 P: 35 ERA: 0.00 WHIP: 0.778															<b>PITCHER</b>				

Batter	1	2	3	4	5	6	7	8	9	AB	R	H	RBI	BB	SO	LOB	BOTTOM			
Lou Brock, L (1, 7) OBP: 0.348, SLG: 0.443	6-3		1-3	K					3-1	4	0	0	0	0	1	2	<b>San Diego Padres @ St. Louis Cardinals</b> Busch Stadium, St. Louis, MO Wed Jun 08 1977, 7:05 PM CDT Att: 8,611 - Unknown			
Gary Templeton, S (1, 6) OBP: 0.321, SLG: 0.410	6-3		CS 1B						P6	4	0	1	0	0	0	0				
Tony Scott, S (1, 8) OBP: 0.419, SLG: 0.476	FC6-4 BB		1-3						G3	3	0	0	0	1	0	1				
Mike Anderson, R (1, 9) OBP: 0.243, SLG: 0.457	FC6-4 1-2			F7	F8				6-3	4	0	0	0	0	0	1				
Ted Simmons, S (1, 2) OBP: 0.410, SLG: 0.508		6-3		E7 3B 1B					CS 1B	3	1	2	0	0	0	0				
Keith Hernandez, L (1, 3) OBP: 0.425, SLG: 0.520		2B 1B		3B 2H					K 1-2	3	2	2	1	0	1	1				
Ken Reitz, R (1, 5) OBP: 0.324, SLG: 0.497		FC6-2 1H		3B 3H					F7	3	0	2	2	0	0	0				
Mike Tyson, R (1, 4) OBP: 0.272, SLG: 0.216		FC6-2		BB					P6	2	0	0	0	1	0	1				
Eric Rasmussen, R (1, 1) ERA: 4.14		F9 3H		K					F7	3	0	0	0	0	1	3				
<b>Inning Stats</b>	R: 0 E: 0 K: 0 S: 3	H: 0 LOB: 1 BB: 1 P: 7	R: 1 E: 0 K: 0 S: 5	H: 2 LOB: 1 BB: 0 P: 5	R: 0 E: 0 K: 2 S: 10	H: 1 LOB: 2 BB: 1 P: 14	R: 0 E: 0 K: 0 S: 3	H: 0 LOB: 0 BB: 0 P: 3	R: 0 E: 0 K: 1 S: 5	H: 1 LOB: 0 BB: 0 P: 5	R: 0 E: 0 K: 0 S: 3	H: 0 LOB: 0 BB: 0 P: 3	R: 0 E: 0 K: 0 S: 3	H: 0 LOB: 0 BB: 0 P: 3	R: 0 E: 0 K: 0 S: 3	H: 0 LOB: 0 BB: 0 P: 3	1B: 4 2B: 2 3B: 2 HR: 0	SF: 0 SAC: 0 DP: 1 HBP: 0	WP: 0 PB: 0 SB: 0 CS: 2	PA: 31
<b>PITCHER</b> Randy Jones, L (1, 1) ERA: 4.14 Dave Wehmeister, R (6, 1) ERA: 4.2	IP: 5.0 WLS: L BF: 22 H: 6 R: 3 ER: 3 SO: 2 BB: 3 IBB: 0 HBP: 0 BLK: 0 WP: 0 HR: 0 S: 24 P: 32 ERA: 5.40 WHIP: 1.600															<b>PITCHER</b>				





Batter	1	2	3	4	5	6	7	8	9	AB	R	H	RBI	BB	SO	LOB	TOP					
Davey Lopes, R (1,4) OBP: 0.370, SLG: 0.404 Ted Martinez, R (9, PH) OBP: 0.314, SLG: 0.429	4-0 E S BB		0-0 P4			0-0 4-3 S WP 1B	0-3 K		0-0 5-3	3	1	1	0	1	1	3	<b>Los Angeles Dodgers @ St. Louis Cardinals</b> Busch Stadium, St. Louis, MO Thu Jun 09 1977, 7:05 PM CDT Att: 20,410 - Unknown <a href="http://livebaseballscorecards.com">livebaseballscorecards.com</a>					
Bill Russell, R (1,6) OBP: 0.266, SLG: 0.288	0-3 K		0-0 5-3			0-0 5-3	0-0 F7			4	0	0	0	0	1	5						
Reggie Smith, S (1,9) OBP: 0.430, SLG: 0.627	0-0 1-3		0-0 F8			0-0 4-3				4	0	1	0	0	0	3						
Ron Cey, R (1,5) OBP: 0.436, SLG: 0.595	0-3 K			0-0 6-3		0-3 K				4	0	0	0	0	3	2						
Steve Garvey, R (1,3) OBP: 0.333, SLG: 0.480		0-0 5-3		0-0 1-3			0-0 4-3	0-0 F7		4	0	0	0	0	0	1						
Rick Monday, L (1,8) OBP: 0.366, SLG: 0.444 Lee Lacy, R (8, PH) OBP: 0.339, SLG: 0.500		0-0 1B		0-3 K			0-0 HR 1B	0-0 F8		3	1	2	0	0	1	0						
Dusty Baker Jr., R (1,7) OBP: 0.376, SLG: 0.523	4-0 BB			0-0 G6-4-3 1B		0-0 HR		0-0 F7		3	1	2	2	1	0	0						
Steve Yeager, R (1,2) OBP: 0.374, SLG: 0.465		0-0 5-3		0-0 G6-4-3 1B		0-0 BB 1B		0-0 1B		4	0	2	0	0	0	2						
Rick Rhoden, R (1,1) Elias Sosa, R (5,1) Ed Goodson, L (7, PH) Manly Mota, R (7, PH) Mike Garman, R (7,1) Glenn Burke, R (8, PH)			0-0 2B		0-0 L6		4-0 1-2 BB	0-3 K		2	0	1	0	0	0	0						
<b>Inning Stats</b>	R: 0 E: 0 K: 2 S: 7	H: 0 LOB: 1 BB: 1 P: 11	R: 0 E: 0 K: 0 S: 3	H: 1 LOB: 1 BB: 1 P: 7	R: 0 E: 0 K: 0 S: 4	H: 1 LOB: 1 BB: 0 P: 4	R: 0 E: 0 K: 1 S: 5	H: 0 LOB: 0 BB: 0 P: 5	R: 0 E: 0 K: 1 S: 3	H: 1 LOB: 0 BB: 0 P: 3	R: 1 E: 0 K: 1 S: 6	H: 1 LOB: 0 BB: 0 P: 6	R: 2 E: 0 K: 1 S: 8	H: 3 LOB: 2 BB: 1 P: 12	R: 0 E: 0 K: 1 S: 6	H: 1 LOB: 1 BB: 0 P: 6		R: 0 E: 0 K: 1 S: 6	H: 1 LOB: 1 BB: 0 P: 6	1B: 6 2B: 2 3B: 0 HR: 1	SF: 0 SAC: 0 DP: 1 HBP: 0	WP: 1 PB: 0 SB: 2 CS: 0
<b>PITCHER</b>	IP WLS BF H R ER SO BB IBB HBP BLK WP HR S P ERA WHIP																					
Bob Forsch, R (1,1) ERA: 3.94	6.1 W 26 7 3 3 4 2 0 0 0 1 1 32 40 4.26 1.421																					
Al Hrabosky, L (7,1) ERA: 3.9	2.2 S 11 2 0 0 3 1 0 0 0 0 0 0 16 20 0.00 1.125																					

Batter	1	2	3	4	5	6	7	8	9	AB	R	H	RBI	BB	SO	LOB	BOTTOM			
Jerry Mumphrey, S (1,7) OBP: 0.415, SLG: 0.544	0-3 K		0-0 SF8 3B			0-3 K			0-0 FC1-5 1B	4	1	2	1	0	2	1	<b>Los Angeles Dodgers @ St. Louis Cardinals</b> Busch Stadium, St. Louis, MO Thu Jun 09 1977, 7:05 PM CDT Att: 20,410 - Unknown <a href="http://livebaseballscorecards.com">livebaseballscorecards.com</a>			
Gary Templeton, S (1,6) OBP: 0.324, SLG: 0.418	0-0 F8		0-0 SF8			0-0 2B			0-0 FC1-5 1B	3	1	2	1	0	0	0				
Tony Scott, S (1,8) OBP: 0.421, SLG: 0.500	0-0 3B		0-0 4-3			0-0 2B			0-0 FC1-5 G6-4-3 1B	4	0	2	2	0	0	2				
Hector Cruz, R (1,9) OBP: 0.382, SLG: 0.403	0-0 1-3		0-0 F2			0-0 F8			0-0 G6-4-3	4	0	0	0	0	0	4				
Ted Simmons, S (1,2) OBP: 0.411, SLG: 0.506		4-0 F9 FC6-4 1B BB		0-3 K		0-0 F7			0-0 E 1B	3	1	1	0	1	1	1				
Keith Hernandez, L (1,3) OBP: 0.426, SLG: 0.525		0-0 FC6-4 1B		0-0 1B		0-0 2B			0-3 K	4	0	2	0	0	1	1				
Ken Reitz, R (1,5) OBP: 0.327, SLG: 0.512		0-0 F9		0-0 G5-4-3 1B		0-0 HR			0-3 K	4	1	2	1	0	1	3				
Mike Tyson, R (1,4) OBP: 0.272, SLG: 0.212		0-0 FC6-4 PO		0-0 G5-4-3		0-0 P4			4-0 IBB	3	0	0	1	1	0	3				
Bob Forsch, R (1,1) OBP: 0.290, SLG: 0.310		0-0 PO		0-0 2B		0-0 6-3			0-3 K	3	2	2	0	0	0	0				
Al Hrabosky, R (7,1) ERA: 2.21		0-0 3B 2B		0-0 2B 1B						1	0	0	0	0	1	2				
<b>Inning Stats</b>	R: 0 E: 0 K: 1 S: 6	H: 1 LOB: 1 BB: 0 P: 6	R: 1 E: 0 K: 0 S: 3	H: 1 LOB: 0 BB: 1 P: 7	R: 2 E: 0 K: 0 S: 5	H: 2 LOB: 0 BB: 0 P: 5	R: 0 E: 0 K: 1 S: 6	H: 2 LOB: 1 BB: 0 P: 6	R: 2 E: 0 K: 1 S: 8	H: 3 LOB: 1 BB: 0 P: 8	R: 1 E: 0 K: 0 S: 4	H: 1 LOB: 0 BB: 0 P: 4	R: 0 E: 0 K: 0 S: 4	H: 2 LOB: 1 BB: 0 P: 4	R: 0 E: 1 K: 3 S: 10	H: 1 LOB: 2 BB: 1 P: 14	1B: 6 2B: 4 3B: 2 HR: 1	SF: 1 SAC: 0 DP: 2 HBP: 0	WP: 0 PB: 0 SB: 0 CS: 0	PA: 37
<b>PITCHER</b>	IP WLS BF H R ER SO BB IBB HBP BLK WP HR S P ERA WHIP																			
Rick Rhoden, R (1,1) ERA: 4.68	4.1 L 21 9 5 5 3 0 0 0 0 0 0 1 6 6 5.40 0.600																			
Elias Sosa, R (5,1) ERA: 4.15	1.2 6 1 1 1 0 0 0 0 0 0 0 1 6 6 5.40 0.600																			
Mike Garman, R (7,1) ERA: 2.21	2.0 9 3 0 0 0 3 0 1 0 0 0 0 0 14 18 0.00 1.500																			







Batter	1	2	3	4	5	6	7	8	9	AB	R	H	RBI	BB	SO	LOB	TOP											
<b>Ted Martinez, R</b> OBP: 0.350, SLG: 0.436 (1, 4)										4	2	2	2	1	0	1	<b>Los Angeles Dodgers @ St. Louis Cardinals</b> Busch Stadium, St. Louis, MO Sat Jun 11 1977, 7:05 PM CDT Att: 44,063 - Unknown <a href="http://livebaseballscorecards.com">livebaseballscorecards.com</a>											
<b>Bill Russell, R</b> OBP: 0.266, SLG: 0.304 (1, 6)										5	1	1	1	0	0	2												
<b>Reggie Smith, S</b> OBP: 0.431, SLG: 0.617 (1, 9)										2	2	1	1	2	0	0												
<b>Ron Cey, R</b> OBP: 0.425, SLG: 0.571 (1, 5)										4	0	0	0	1	1	4												
<b>Steve Garvey, R</b> OBP: 0.339, SLG: 0.487 (1, 3)										4	1	2	4	1	0	3												
<b>Rick Monday, L</b> OBP: 0.367, SLG: 0.459 <b>Glenn Burke, R</b> OBP: 0.276, SLG: 0.259 (2, PH) (2, 8)										1	1	1	0	0	0	0												
<b>Lee Lacy, R</b> OBP: 0.333, SLG: 0.492 (1, 7)										4	1	2	0	0	0	1												
<b>Steve Yeager, R</b> OBP: 0.366, SLG: 0.469 (1, 2)										3	1	0	0	0	2	2												
<b>Burt Hooton, R</b> OBP: 0.185, SLG: 0.222 <b>Mike Garman, R</b> (2, 1) <b>Stan Wall, L</b> (6, 1) <b>Charlie Hough, R</b> OBP: 0.133, SLG: 0.286 (8, 1)										0	0	0	0	0	0	0												
<b>Inning Stats</b>	R: 1 E: 0 K: 0 S: 4	H: 1 LOB: 1 BB: 1 P: 8	R: 6 E: 1 K: 1 S: 11	H: 5 LOB: 1 BB: 0 P: 12	R: 0 E: 0 K: 1 S: 6	H: 2 LOB: 2 BB: 0 P: 6	R: 2 E: 0 K: 1 S: 6	H: 1 LOB: 0 BB: 1 P: 10	R: 0 E: 0 K: 0 S: 5	H: 0 LOB: 0 BB: 0 P: 5	R: 0 E: 0 K: 0 S: 3	H: 0 LOB: 1 BB: 1 P: 7	R: 0 E: 0 K: 0 S: 3	H: 0 LOB: 1 BB: 2 P: 4	R: 0 E: 0 K: 0 S: 2	H: 0 LOB: 1 BB: 2 P: 10		1B: 5 2B: 2 3B: 1 HR: 1	SF: 0 SAC: 2 DP: 1 HBP: 2	WP: 1 PB: 0 SB: 1 CS: 0	PA: 42							
<b>PITCHER</b>	IP	WLS	BF	H	R	ER	SO	BB	IBB	HBP	BLK	WP	HR	S	P	ERA	WHIP											
<b>John Denny, R</b> ERA: 3.65 (1, 1)	1.1	L	12	5	7	4	0	1	0	0	0	0	0	10	15	27.00	4.500											
<b>Buddy Schultz, L</b> ERA: 1.53 (2, 1)	0.2		3	1	0	0	1	0	0	0	0	0	0	5	5	0.00	1.500											
<b>John Urrea, R</b> ERA: 3.49 (3, 1)	4.0		15	3	2	2	3	1	0	0	0	0	1	1	20	24	4.50	1.000										
<b>Butch Metzger, R</b> ERA: 4.5 (7, 1)	2.0		8	0	0	0	0	1	0	1	0	0	0	6	11	0.00	0.500											
<b>Clay Carroll, R</b> ERA: 2.21 (9, 1)	1.0		4	0	0	0	0	2	0	0	0	0	0	2	10	0.00	2.000											

Batter	1	2	3	4	5	6	7	8	9	AB	R	H	RBI	BB	SO	LOB	BOTTOM										
<b>Jerry Mumphrey, S</b> OBP: 0.417, SLG: 0.537 (1, 8)										5	1	3	2	0	0	0	<b>Los Angeles Dodgers @ St. Louis Cardinals</b> Busch Stadium, St. Louis, MO Sat Jun 11 1977, 7:05 PM CDT Att: 44,063 - Unknown <a href="http://livebaseballscorecards.com">livebaseballscorecards.com</a>										
<b>Garry Templeton, S</b> OBP: 0.326, SLG: 0.433 (1, 6)										5	1	1	3	0	0	5											
<b>Lou Brock, L</b> OBP: 0.349, SLG: 0.435 (1, 7)										5	0	1	0	0	2	0											
<b>Hector Cruz, R</b> OBP: 0.389, SLG: 0.406 (1, 9)										4	1	2	0	1	0	0											
<b>Ted Simmons, S</b> OBP: 0.409, SLG: 0.516 (1, 2)										4	2	1	0	1	0	3											
<b>Keith Hernandez, L</b> OBP: 0.423, SLG: 0.511 <b>Bake McBride, L</b> OBP: 0.306, SLG: 0.440 (8, PR) (1, 3)										4	2	2	2	1	1	2											
<b>Ken Reitz, R</b> OBP: 0.330, SLG: 0.512 <b>Mike Tyson, R</b> OBP: 0.279, SLG: 0.236 (9, PR) (1, 5)										5	0	1	0	0	1	3											
<b>Don Kessinger, S</b> OBP: 0.330, SLG: 0.273 (1, 4)										5	0	2	0	0	0	3											
<b>John Denny, R</b> ERA: 3.65 (2, 1) <b>Buddy Schultz, L</b> ERA: 1.53 (2, PH) <b>Joel Youngblood, R</b> ERA: 3.04 (3, 1) <b>John Urrea, R</b> ERA: 3.49 (5, PH) <b>Mike Anderson, R</b> ERA: 3.00 (7, 1) <b>Butch Metzger, R</b> ERA: 4.5 (8, PH) <b>Roger Freed, R</b> ERA: 2.21 (9, 1)										0	0	0	0	0	0	0											
<b>Inning Stats</b>	R: 0 E: 0 K: 0 S: 3	H: 0 LOB: 0 BB: 0 P: 3	R: 2 E: 1 K: 0 S: 7	H: 3 LOB: 3 BB: 1 P: 11	R: 0 E: 0 K: 1 S: 6	H: 2 LOB: 1 BB: 0 P: 6	R: 3 E: 0 K: 0 S: 6	H: 3 LOB: 0 BB: 0 P: 6	R: 0 E: 0 K: 0 S: 4	H: 1 LOB: 2 BB: 1 P: 8	R: 0 E: 0 K: 0 S: 3	H: 0 LOB: 0 BB: 0 P: 5	R: 0 E: 0 K: 1 S: 5	H: 0 LOB: 0 BB: 0 P: 5	R: 1 E: 0 K: 1 S: 8	H: 3 LOB: 2 BB: 0 P: 8		R: 2 E: 0 K: 1 S: 7	H: 2 LOB: 1 BB: 1 P: 11	1B: 12 2B: 2 3B: 0 HR: 1	SF: 0 SAC: 0 DP: 1 HBP: 0	WP: 1 PB: 0 SB: 0 CS: 0	PA: 44				
<b>PITCHER</b>	IP	WLS	BF	H	R	ER	SO	BB	IBB	HBP	BLK	WP	HR	S	P	ERA	WHIP										
<b>Burt Hooton, R</b> ERA: 3.02 (1, 1)	1.2		10	3	2	1	0	1	0	0	0	0	0	9	13	5.40	2.400										
<b>Mike Garman, R</b> ERA: 3.04 (2, 1)	3.1	W	16	6	3	3	1	1	0	0	0	0	1	17	21	8.10	2.100										
<b>Stan Wall, L</b> ERA: 5.09 (6, 1)	2.2		11	3	1	1	2	0	0	0	0	0	0	15	15	3.38	1.125										
<b>Charlie Hough, R</b> ERA: 2.41 (8, 1)	1.1	S	7	2	2	2	1	1	0	0	0	1	0	8	12	13.50	2.250										



Batter	1	2	3	4	5	6	7	8	9	AB	R	H	RBI	BB	SO	LOB	TOP					
Ted Martinez, R OBP: 0.349, SLG: 0.429			SH3-4		P3			K		3	1	1	0	0	1	1	<b>Los Angeles Dodgers @ St. Louis Cardinals</b> Busch Stadium, St. Louis, MO Sun Jun 12 1977, 3:33 AM CDT Att: 43,846 - Unknown <a href="http://livebaseballscorecards.com">livebaseballscorecards.com</a>					
Bill Russell, R OBP: 0.278, SLG: 0.313			3-1		CS			1B		3	0	3	0	1	0	0						
Reggie Smith, S OBP: 0.424, SLG: 0.607			3-1		P6			L9		3	0	0	1	0	0	5						
Ron Cey, R OBP: 0.419, SLG: 0.560			1-3		P6			1-3		4	0	0	0	0	0	6						
Steve Garvey, R OBP: 0.341, SLG: 0.500				G4-3				HR		4	1	2	1	0	0	1						
Lee Lacy, R OBP: 0.329, SLG: 0.478		6-3		G4-3				5-3		4	0	1	0	0	0	1						
Glenn Burke, R Dusty Baker Jr., R OBP: 0.259, SLG: 0.241 OBP: 0.373, SLG: 0.520	K			P2				K		2	0	0	0	0	1	0						
Steve Yeager, R Boog Powell, L OBP: 0.363, SLG: 0.461 OBP: 0.381, SLG: 0.235	K			L7				G6-4-3		3	0	0	0	0	1	1						
Tommy John, R Elias Sosa, R Ed Goodson, L Stan Wall, L OBP: 0.200, SLG: 0.200 OBP: 0.182, SLG: 0.190			3-1	SH3-4				K		2	0	1	0	0	1	0						
				1B				2B		0	0	0	0	0	0	0						
<b>Inning Stats</b>	R: 1 E: 0 K: 0 S: 5	H: 2 LOB: 1 BB: 0 P: 5	R: 0 E: 0 K: 2 S: 7	H: 0 LOB: 0 BB: 0 P: 7	R: 0 E: 0 K: 0 S: 4	H: 1 LOB: 2 BB: 1 P: 8	R: 0 E: 0 K: 0 S: 3	H: 1 LOB: 0 BB: 0 P: 3	R: 0 E: 0 K: 1 S: 5	H: 0 LOB: 0 BB: 0 P: 5	R: 0 E: 0 K: 0 S: 3	H: 1 LOB: 0 BB: 0 P: 3	R: 1 E: 0 K: 1 S: 6	H: 2 LOB: 0 BB: 0 P: 6	R: 0 E: 0 K: 1 S: 7	H: 2 LOB: 2 BB: 0 P: 7	R: 0 E: 0 K: 0 S: 4	H: 1 LOB: 1 BB: 0 P: 4	1B: 7 2B: 2 3B: 0 HR: 1	SF: 1 SAC: 1 DP: 2 HBP: 0	WP: 0 PB: 0 SB: 1 CS: 1	PA: 35
<b>PITCHER</b> Eric Rasmussen, R ERA: 3.36	IP: 9.0 WLS: W BF: 35 H: 10 R: 2 ER: 2 SO: 5 BB: 1 IBB: 0 HBP: 0 BLK: 0 WP: 0 HR: 1 S: 44 P: 48 ERA: 2.00 WHIP: 1.222											<b>PITCHER</b>	IP: 9.0 WLS: W BF: 35 H: 10 R: 2 ER: 2 SO: 5 BB: 1 IBB: 0 HBP: 0 BLK: 0 WP: 0 HR: 1 S: 44 P: 48 ERA: 2.00 WHIP: 1.222									

Batter	1	2	3	4	5	6	7	8	9	AB	R	H	RBI	BB	SO	LOB	BOTTOM			
Jerry Mumphrey, S OBP: 0.420, SLG: 0.532			5-3		K			CS		3	0	1	0	1	1	2	<b>Los Angeles Dodgers @ St. Louis Cardinals</b> Busch Stadium, St. Louis, MO Sun Jun 12 1977, 3:33 AM CDT Att: 43,846 - Unknown <a href="http://livebaseballscorecards.com">livebaseballscorecards.com</a>			
Don Kessinger, S			F8		6-3			K		4	0	1	0	0	1	3				
Hector Cruz, R Bake McBride, L OBP: 0.392, SLG: 0.427 OBP: 0.306, SLG: 0.440			F8		G5-4-3			HR		3	1	1	1	1	0	2				
Ted Simmons, S			5-3		G5-4-3			F8		3	0	0	0	1	0	2				
Keith Hernandez, L				4-3				F7		4	1	1	0	0	0	2				
Ken Reitz, R OBP: 0.333, SLG: 0.516		L7		2B				5-3		4	2	2	0	0	0	0				
Mike Anderson, R OBP: 0.250, SLG: 0.429		L8		2B				5-3		4	1	2	1	0	0	0				
Mike Tyson, R OBP: 0.291, SLG: 0.264				1B				1-3		4	0	3	3	0	0	0				
Eric Rasmussen, R OBP: 0.207, SLG: 0.250		6-3		2B				SH5-4		3	0	0	0	0	1	3				
				K				6-3		1B: 6 2B: 4 3B: 0 HR: 1	SF: 0 SAC: 1 DP: 1 HBP: 0	WP: 1 PB: 0 SB: 0 CS: 1	PA: 36							
<b>Inning Stats</b>	R: 0 E: 0 K: 0 S: 4	H: 1 LOB: 2 BB: 1 P: 8	R: 0 E: 0 K: 0 S: 4	H: 1 LOB: 1 BB: 0 P: 4	R: 0 E: 0 K: 0 S: 4	H: 1 LOB: 1 BB: 0 P: 4	R: 1 E: 0 K: 2 S: 10	H: 3 LOB: 2 BB: 0 P: 10	R: 0 E: 0 K: 0 S: 2	H: 0 LOB: 0 BB: 1 P: 6	R: 3 E: 0 K: 1 S: 8	H: 4 LOB: 1 BB: 1 P: 12	R: 1 E: 0 K: 0 S: 4	H: 1 LOB: 0 BB: 0 P: 4	R: 0 E: 0 K: 0 S: 3	H: 0 LOB: 0 BB: 0 P: 3	1B: 6 2B: 4 3B: 0 HR: 1	SF: 0 SAC: 1 DP: 1 HBP: 0	WP: 1 PB: 0 SB: 0 CS: 1	PA: 36
<b>PITCHER</b> Tommy John, L ERA: 4.08 Elias Sosa, R ERA: 3.98 Stan Wall, L ERA: 4.88	IP: 5.0 WLS: L BF: 26 H: 10 R: 4 ER: 4 SO: 2 BB: 2 IBB: 0 HBP: 0 BLK: 0 WP: 0 HR: 1 S: 28 P: 36 ERA: 7.20 WHIP: 2.400											<b>PITCHER</b>	IP: 2.0 WLS: L BF: 7 H: 1 R: 1 ER: 1 SO: 1 BB: 1 IBB: 0 HBP: 0 BLK: 0 WP: 0 HR: 0 S: 8 P: 12 ERA: 4.50 WHIP: 1.000							



Batter	1	2	3	4	5	6	7	8	9	AB	R	H	RBI	BB	SO	LOB	TOP			
<b>Bake McBride, L</b> OBP: 0.297, SLG: 0.425 (1, 8)	0-0 6-3			0-0 F9		0-3 K		0-0 P6		4	0	0	0	0	1	2	<b>St. Louis Cardinals @ San Francisco Giants</b> Candlestick Park, San Francisco, CA Tue Jun 14 1977, 10:05 PM EDT Att: 9,407 - Unknown			
<b>Garry Templeton, S</b> OBP: 0.329, SLG: 0.439 (1, 6)	0-0 P4			0-0 1B		0-0 2B			0-0 6-3	4	0	2	1	0	0	0				
<b>Lou Brock, L</b> OBP: 0.342, SLG: 0.425 (1, 7)	0-0 4-3			0-0 F7		0-0 P6			0-3 K	4	0	0	0	0	1	2				
<b>Hector Cruz, R</b> OBP: 0.382, SLG: 0.415 (1, 9)		0-0 5-3		0-3 K			0-3 K		0-0 L6	4	0	0	0	0	2	1				
<b>Keith Hernandez, L</b> OBP: 0.419, SLG: 0.505 (1, 3)		4-0 BB			0-0 P5		0-0 G3			2	0	0	0	1	0	0				
<b>Dave Rader, L</b> OBP: 0.387, SLG: 0.536 (1, 2)		0-0 8-3			0-0 F8		0-0 4-3			3	0	0	0	0	0	1				
<b>Joel Youngblood, R</b> OBP: 0.287, SLG: 0.259 (1, 5)			0-0 F9		0-0 P4			0-0 4-3		3	0	0	0	0	0	0				
<b>Mike Tyson, R</b> OBP: 0.298, SLG: 0.274 (1, 4)			0-0 F7		4-0 SH1-4 2B BB			0-0 2B		2	1	1	0	1	0	0				
<b>Bob Forsch, R</b> OBP: 0.281, SLG: 0.300 <b>Buddy Schultz, R</b> OBP: 0.333, SLG: 0.200 <b>Jerry Mumphrey, S</b> OBP: 0.417, SLG: 0.528 <b>Al Hrabosky, R</b> (8, 1)			0-3 K		0-0 SH1-4 1-2		0-3 K			1	0	0	0	0	1	0				
<b>Inning Stats</b>	R: 0 E: 0 K: 0 S: 3	H: 0 LOB: 0 BB: 0 P: 3	R: 0 E: 0 K: 0 S: 2	H: 0 LOB: 0 BB: 1 P: 6	R: 0 E: 0 K: 1 S: 5	H: 0 LOB: 0 BB: 0 P: 5	R: 0 E: 0 K: 1 S: 6	H: 1 LOB: 1 BB: 0 P: 6	R: 0 E: 0 K: 0 S: 3	H: 0 LOB: 0 BB: 0 P: 3	R: 1 E: 0 K: 1 S: 6	H: 1 LOB: 1 BB: 1 P: 10	R: 0 E: 0 K: 1 S: 5	H: 0 LOB: 0 BB: 0 P: 5	R: 0 E: 0 K: 1 S: 5	H: 0 LOB: 0 BB: 0 P: 5		1B: 1 2B: 3 3B: 0 HR: 0	SF: 0 SAC: 1 DP: 1 HBP: 0	WP: 0 PB: 0 SB: 0 CS: 0
<b>PITCHER</b> <b>Ed Halicki, R</b> ERA: 2.84 (1, 1)	IP: 9.0 WLS: W BF: 31 H: 3 R: 1 ER: 1 SO: 6 BB: 2 IBB: 0 HBP: 0 BLK: 0 WP: 0 HR: 0 S: 41 P: 49 ERA: 1.00 WHIP: 0.556															<b>PITCHER</b>				

Batter	1	2	3	4	5	6	7	8	9	AB	R	H	RBI	BB	SO	LOB	BOTTOM			
<b>Derrel Thomas, S</b> OBP: 0.324, SLG: 0.286 (1, 4)	4-0 1B SF9 BB		0-0 HBP 2B	0-0 E S 1B		0-0 F9		0-0 5-3		4	2	2	1	1	0	1	<b>St. Louis Cardinals @ San Francisco Giants</b> Candlestick Park, San Francisco, CA Tue Jun 14 1977, 10:05 PM EDT Att: 9,407 - Unknown			
<b>Bill Madlock, R</b> OBP: 0.395, SLG: 0.415 <b>Vic Harris, S</b> OBP: 0.333, SLG: 0.300 (6, PH)	0-0 L1-3 1B		1-0 2B HBP	0-0 5-3		0-3 K		0-3 K		2	1	1	0	0	0	1				
<b>Darrell Evans, L</b> OBP: 0.359, SLG: 0.397 (1, 7)	0-0 SF9		0-0 F7		0-3 K		0-3 K			3	0	0	1	0	2	2				
<b>Gary Thomasson, L</b> OBP: 0.376, SLG: 0.497 (8, 3)	0-0 L1-3		0-0 2B		4-0 1B BB		0-0 F5			3	1	1	2	1	0	1				
<b>Willie McCovey, L</b> OBP: 0.387, SLG: 0.511 <b>Larry Hemdon, R</b> OBP: 0.259, SLG: 0.327 (7, PR)		0-0 F8	0-0 L9		0-0 1B BB E 1B		0-0 1B		0-0 0	4	1	2	0	0	0	1				
<b>Terry Whitfield, L</b> OBP: 0.336, SLG: 0.445 <b>Jack Clark, R</b> OBP: 0.295, SLG: 0.368 (5, PH)		0-0 4-3 1B	0-0 4-3		4-0 E BB		0-0 P4			2	1	1	0	0	0	1				
<b>Tim Foli, R</b> OBP: 0.219, SLG: 0.321 (1, 6)		0-0 4-3		0-0 6-3		0-0 E7 1B		0-0 F8		4	0	1	1	0	0	2				
<b>Marc Hill, R</b> OBP: 0.277, SLG: 0.302 (1, 2)		0-0 1B		0-0 P3		0-3 K		0-0 5-3 1B		4	0	2	1	0	1	2				
<b>Ed Halicki, R</b> OBP: 0.188, SLG: 0.226 (1, 1)		0-0 5-3		0-0 1B 2B		0-3 K		0-3 K		4	1	1	0	0	2	4				
<b>Inning Stats</b>	R: 1 E: 0 K: 0 S: 3	H: 1 LOB: 0 BB: 1 P: 7	R: 1 E: 0 K: 0 S: 5	H: 2 LOB: 1 BB: 0 P: 5	R: 2 E: 0 K: 0 S: 5	H: 2 LOB: 1 BB: 0 P: 6	R: 1 E: 0 K: 0 S: 5	H: 2 LOB: 2 BB: 2 P: 19	R: 0 E: 0 K: 2 S: 7	H: 0 LOB: 0 BB: 0 P: 7	R: 0 E: 0 K: 0 S: 4	H: 1 LOB: 1 BB: 0 P: 4	R: 0 E: 0 K: 2 S: 8	H: 1 LOB: 1 BB: 0 P: 8	R: 0 E: 0 K: 2 S: 8	H: 1 LOB: 1 BB: 0 P: 8		1B: 9 2B: 3 3B: 0 HR: 0	SF: 1 SAC: 0 DP: 1 HBP: 1	WP: 0 PB: 0 SB: 1 CS: 0
<b>PITCHER</b> <b>Bob Forsch, R</b> ERA: 4.36 <b>Buddy Schultz, L</b> ERA: 1.41 <b>Al Hrabosky, L</b> ERA: 3.57 (8, 1)	IP: 4.1 WLS: L BF: 23 H: 8 R: 7 ER: 6 SO: 1 BB: 2 IBB: 0 HBP: 1 BLK: 0 WP: 0 HR: 0 S: 22 P: 31 ERA: 12.46 WHIP: 2.308															<b>PITCHER</b>				

AB	28
R	1
H	3
RBI	1
BB	2
SO	6
LOB	7





Batter	1	2	3	4	5	6	7	8	9	AB	R	H	RBI	BB	SO	LOB	TOP																			
Jerry Mumphrey, S OBP: 0.430, SLG: 0.550 (1, 8)	G1			1B	1-3 2H 3H		E7 1B			4	1	3	2	1	0	0	<b>St. Louis Cardinals @ San Francisco Giants</b> Candlestick Park, San Francisco, CA Wed Jun 15 1977, 10:05 PM EDT Att: 3,204 - Unknown																			
Gary Templeton, S OBP: 0.335, SLG: 0.440 (1, 6)	5-3		K				1B			4	1	2	2	1	1	2																				
Hector Cruz, R Butch Metzger, R John Urrea, R OBP: 0.375, SLG: 0.167 (1, 7) (4, 1) (5, 1)	F9						K			3	1	1	0	0	0	2																				
Ted Simmons, S OBP: 0.410, SLG: 0.526 (1, 2)		F8								5	2	3	2	0	0	0																				
Keith Hernandez, L OBP: 0.418, SLG: 0.507 (1, 3)		K								5	1	2	2	0	2	1																				
Ken Reitz, R OBP: 0.335, SLG: 0.518 (1, 5)										5	0	2	1	0	1	1																				
Mike Anderson, R OBP: 0.245, SLG: 0.391 (1, 9)			K							4	1	0	0	1	1	2																				
Mike Tyson, R OBP: 0.295, SLG: 0.272 (1, 4)										5	1	1	0	0	1	4																				
Pete Falcone, L OBP: 0.192, SLG: 0.240 Clay Carroll, R Bake McBride, L OBP: 0.298, SLG: 0.418 (1, 1) (3, 1) (4, PH) (4, 8)										0	0	0	0	0	0	0																				
Inning Stats	R: 0 E: 0 K: 0 S: 3	H: 0 LOB: 0 BB: 0 P: 3	R: 0 E: 0 K: 1 S: 5	H: 0 LOB: 0 BB: 0 P: 5	R: 0 E: 0 K: 2 S: 8	H: 1 LOB: 2 BB: 1 P: 12	R: 6 E: 0 K: 0 S: 8	H: 6 LOB: 1 BB: 2 P: 16	R: 0 E: 0 K: 1 S: 5	H: 0 LOB: 0 BB: 0 P: 5	R: 3 E: 1 K: 2 S: 11	H: 4 LOB: 1 BB: 0 P: 11	R: 0 E: 0 K: 0 S: 4	H: 1 LOB: 2 BB: 1 P: 8	R: 0 E: 1 K: 0 S: 5	H: 2 LOB: 2 BB: 0 P: 5		1B: 8 2B: 6 3B: 0 HR: 1	SF: 0 SAC: 1 DP: 1 HBP: 0	WP: 1 PB: 0 SB: 2 CS: 0	PA: 44															
PITCHER	IP	WLS	BF	H	R	ER	SO	BB	IBB	HBP	BLK	WP	HR	S	P	ERA	WHIP	PITCHER		IP	WLS	BF	H	R	ER	SO	BB	IBB	HBP	BLK	WP	HR	S	P	ERA	WHIP
Bob Knepper, L ERA: 5.25 Charlie Williams, R ERA: 3.86 Dave Heaverlo, R ERA: 1.84 Randy Moffitt, R ERA: 2.86 Terry Cornutt, R ERA: 2.94 (1, 1) (4, 1) (5, 1) (6, 1) (9, 1)	3.0	15	5	4	4	3	1	0	0	0	0	0	1	20	24	12.00	2.000			3.0	15	5	4	4	3	1	0	0	0	0	0	1	20	24	12.00	2.000
Rob Andrews, R OBP: 0.364, SLG: 0.301 (1, 4)	5-3																			4	1	1	0	1	1	0										
Derrel Thomas, S OBP: 0.337, SLG: 0.312 (1, 7) (4, 8)																				5	1	4	0	0	0	0										
Bill Madlock, R OBP: 0.352, SLG: 0.410 (1, 5)	P3																			5	0	1	1	0	0	4										
Jack Clark, R OBP: 0.292, SLG: 0.362 (1, 9)	L9																			5	1	1	0	0	0	4										
Willie McCovey, L OBP: 0.389, SLG: 0.508 (1, 3)																				3	1	1	0	1	0	0										
Larry Hemdon, R OBP: 0.285, SLG: 0.327 Darrell Evans, L OBP: 0.358, SLG: 0.392 (1, 8) (3, PH) (4, 7)																				0	1	0	0	1	0	0										
Tim Foli, R OBP: 0.216, SLG: 0.316 Terry Cornutt, R (1, 6) (9, 1)																				4	0	0	1	0	0	5										
Marc Hill, R OBP: 0.277, SLG: 0.326 (1, 2)																				3	1	1	3	0	1	1										
Bob Knepper, L Charlie Williams, R Terry Whitfield, L Dave Heaverlo, R Gary Thomasson, L Randy Moffitt, R Vic Harris, S (1, 1) (4, PH) (5, PH) (6, PH) (8, 1) (8, 6)																				1	0	0	0	0	1	0										
Inning Stats	R: 0 E: 0 K: 0 S: 4	H: 1 LOB: 1 BB: 0 P: 4	R: 2 E: 0 K: 1 S: 6	H: 1 LOB: 1 BB: 1 P: 10	R: 2 E: 1 K: 0 S: 6	H: 3 LOB: 2 BB: 1 P: 10	R: 0 E: 0 K: 2 S: 8	H: 1 LOB: 2 BB: 1 P: 12	R: 2 E: 1 K: 1 S: 7	H: 2 LOB: 2 BB: 1 P: 11	R: 0 E: 0 K: 1 S: 5	H: 0 LOB: 0 BB: 0 P: 5	R: 0 E: 0 K: 0 S: 3	H: 0 LOB: 0 BB: 0 P: 3	R: 0 E: 1 K: 0 S: 3	H: 0 LOB: 1 BB: 0 P: 4	R: 0 E: 0 K: 0 S: 4	H: 1 LOB: 1 BB: 0 P: 4	1B: 7 2B: 1 3B: 1 HR: 1	SF: 1 SAC: 0 DP: 2 HBP: 0	WP: 1 PB: 0 SB: 0 CS: 1	PA: 40														
PITCHER	IP	WLS	BF	H	R	ER	SO	BB	IBB	HBP	BLK	WP	HR	S	P	ERA	WHIP	PITCHER		IP	WLS	BF	H	R	ER	SO	BB	IBB	HBP	BLK	WP	HR	S	P	ERA	WHIP
Pete Falcone, L ERA: 4.93 Clay Carroll, R ERA: 2.16 Butch Metzger, R ERA: 4.81 John Urrea, R ERA: 3.09 (1, 1) (3, 1) (4, 1) (5, 1)	2.0	12	4	0	0	0	0	1	0	0	0	0	1	13	17	18.00	3.000			2.0	12	4	0	0	0	0	1	0	0	0	0	1	13	17	18.00	3.000
AB	R	H	RBI	BB	SO	LOB	AB		R	H	RBI	BB	SO	LOB	AB		R	H	RBI	BB	SO	LOB														
39	9	14	9	4	7	15	39	9	14	9	4	7	15	39	6	9	6	4	5	18	35	6	9	6	4	5	18	35	6	9	6	4	5	18		







Batter	1	2	3	4	5	6	7	8	9	AB	R	H	RBI	BB	SO	LOB	TOP								
<b>Lou Brock, L</b> OBP: 0.332, SLG: 0.407 (1, 7)	F7	4-3		FC4			4-3		5-3	5	0	0	0	0	0	5	<b>St. Louis Cardinals @ San Diego Padres</b> San Diego Stadium, San Diego, CA Fri Jun 17 1977, 10:05 PM EDT Att: 19,518 - Unknown								
<b>Gary Templeton, S</b> OBP: 0.332, SLG: 0.433 (1, 6)	6-3	4-3			G3	S		CS	1-3	5	0	2	0	0	0	1									
<b>Hector Cruz, R</b> OBP: 0.393, SLG: 0.434 (1, 9)	2B	1B		CS	BB			1B		3	1	2	0	1	1										
<b>Ted Simmons, S</b> OBP: 0.414, SLG: 0.532 (1, 2)	1B	2B		P4	G3			1B		4	0	2	1	0	0	2									
<b>Keith Hernandez, L</b> OBP: 0.409, SLG: 0.493 (1, 3)	4-3			K	P6			K		4	0	0	0	0	2	4									
<b>Ken Reitz, R</b> OBP: 0.333, SLG: 0.511 (1, 5)				CS	6-3			6-3		4	1	2	0	0	0	0									
<b>Don Kessinger, S</b> OBP: 0.323, SLG: 0.268 (8, 4)		BB	2B	1B				FC1-5	BB	0	0	0	0	0	0	0									
<b>Jerry Mumphrey, S</b> OBP: 0.433, SLG: 0.537 (1, 8)		BB	BB	BB	BB			FC2-5	FC1-5	1	1	0	0	3	0	0									
<b>Mike Tyson, R</b> OBP: 0.308, SLG: 0.288 (8, PH)								FC1-5	FC2-5	2	0	1	2	1	0	2									
<b>Mike Phillips, L</b> OBP: 0.292, SLG: 0.287 (8, 5)		FC2-5	2B		FC4			FC1-5	FC2-5	1	0	0	0	0	1	0									
<b>John Denny, R</b> OBP: 0.129, SLG: 0.100 (1, 1)								FC2-5	4-3	3	0	0	0	0	1	5									
<b>Tony Scott, S</b> OBP: 0.415, SLG: 0.496 (9, PH)		FC2-5	4-3		K			FC2-5		1	0	0	0	0	1	0									
<b>Inning Stats</b>	R: 1 E: 0 K: 0 S: 5	H: 2 LOB: 1 BB: 0 P: 5	R: 2 E: 0 K: 0 S: 5	H: 2 LOB: 1 BB: 1 P: 9	R: 0 E: 0 K: 1 S: 4	H: 0 LOB: 0 BB: 1 P: 8	R: 0 E: 1 K: 1 S: 5	H: 0 LOB: 2 BB: 2 P: 13	R: 0 E: 0 K: 0 S: 6	H: 1 LOB: 1 BB: 1 P: 6	R: 0 E: 0 K: 1 S: 6	H: 3 LOB: 1 BB: 0 P: 6	R: 0 E: 0 K: 1 S: 5	H: 0 LOB: 0 BB: 0 P: 5	R: 0 E: 0 K: 1 S: 5	H: 0 LOB: 0 BB: 0 P: 5	1B: 7 2B: 2 3B: 0 HR: 0	SF: 0 SAC: 0 DP: 0 HBP: 0	WP: 0 PB: 0 SB: 1 CS: 2	PA: 39					
<b>PITCHER</b>	IP	WLS	BF	H	R	ER	SO	BB	IBB	HBP	BLK	WP	HR	S	P	ERA	WHIP								
<b>Randy Jones, L</b> ERA: 4.95 (1, 1)	2.0		11	4	3	3	0	1	0	0	0	0	0	10	14	13.50	2.500								
<b>John D'Acquisto, R</b> ERA: 4.7 (3, 1)	2.0	W	8	0	0	0	2	3	0	0	0	0	0	9	21	0.00	1.500								
<b>Dave Wehrmeister, R</b> ERA: 4.5 (5, 1)	2.0		9	2	0	0	1	1	0	0	0	0	0	10	14	0.00	1.500								
<b>Rollie Fingers, R</b> ERA: 2.53 (7, 1)	3.0	S	10	3	0	0	3	0	0	0	0	0	0	16	16	0.00	1.000								

Batter	1	2	3	4	5	6	7	8	9	AB	R	H	RBI	BB	SO	LOB	BOTTOM								
<b>Gene Richards, L</b> OBP: 0.343, SLG: 0.344 (1, 7)	6-3		P6				G3			4	0	1	0	0	0	0	<b>St. Louis Cardinals @ San Diego Padres</b> San Diego Stadium, San Diego, CA Fri Jun 17 1977, 10:05 PM EDT Att: 19,518 - Unknown								
<b>Gene Tenace, R</b> OBP: 0.403, SLG: 0.430 (1, 5)	L7		L7							3	0	0	0	1	1	1									
<b>Gary Sutherland, R</b> OBP: 0.408, SLG: 0.489 (8, 5)				K			FC6-4	BB		0	0	0	0	0	0	0									
<b>Mike Ivie, R</b> OBP: 0.347, SLG: 0.480 (1, 3)	1B	BB	6-3			K	F8			3	0	0	0	1	1	1									
<b>Dave Winfield, R</b> OBP: 0.355, SLG: 0.524 (1, 9)				P3	5-3		FC6-4			4	0	1	0	0	0	1									
<b>George Hendrick, R</b> OBP: 0.360, SLG: 0.449 (1, 8)	P6			E	1B	FC4-6	1B		1-3	4	1	1	0	0	0	2									
<b>Bill Almon, R</b> OBP: 0.267, SLG: 0.283 (1, 6)		4-3		E8	1B	FC4-6	1B	SH3-4	BB	3	0	1	0	1	0	0									
<b>Mike Champion, R</b> OBP: 0.278, SLG: 0.300 (1, 4)				FC4-6	BB	HR		SH3-4		3	1	1	1	0	0	1									
<b>Bob Davis, R</b> OBP: 0.222, SLG: 0.230 (1, 2)			K		HR	BB		K		2	1	0	0	1	2	2									
<b>Randy Jones, R</b> OBP: 0.240, SLG: 0.217 (1, 1)										0	0	0	0	0	0	0									
<b>Dave Kingman, R</b> OBP: 0.262, SLG: 0.290 (2, PH)										1	0	0	0	0	0	0									
<b>John D'Acquisto, R</b> OBP: 0.336, SLG: 0.433 (3, 1)										0	0	0	0	0	0	0									
<b>Jerry Turner, L</b> OBP: 0.306, SLG: 0.433 (4, PH)										1	1	1	3	0	0	0									
<b>Dave Wehrmeister, R</b> OBP: 0.192, SLG: 0.200 (5, PH)										0	0	0	0	0	0	0									
<b>Pat Scanlon, L</b> OBP: 0.192, SLG: 0.200 (6, PH)										1	0	0	0	0	0	1									
<b>Rollie Fingers, R</b> ERA: 2.53 (7, 1)										0	0	0	0	0	0	0									
<b>Inning Stats</b>	R: 0 E: 0 K: 0 S: 4	H: 1 LOB: 2 BB: 1 P: 8	R: 0 E: 0 K: 1 S: 6	H: 1 LOB: 1 BB: 0 P: 6	R: 0 E: 0 K: 0 S: 3	H: 0 LOB: 0 BB: 0 P: 3	R: 4 E: 1 K: 1 S: 9	H: 4 LOB: 1 BB: 1 P: 13	R: 0 E: 0 K: 1 S: 5	H: 0 LOB: 0 BB: 0 P: 5	R: 0 E: 0 K: 1 S: 5	H: 0 LOB: 1 BB: 1 P: 9	R: 0 E: 0 K: 0 S: 3	H: 0 LOB: 1 BB: 1 P: 7	R: 0 E: 0 K: 0 S: 3	H: 0 LOB: 0 BB: 0 P: 3	1B: 4 2B: 1 3B: 0 HR: 1	SF: 0 SAC: 1 DP: 0 HBP: 0	WP: 0 PB: 0 SB: 0 CS: 0	PA: 34					
<b>PITCHER</b>	IP	WLS	BF	H	R	ER	SO	BB	IBB	HBP	BLK	WP	HR	S	P	ERA	WHIP								
<b>John Denny, R</b> ERA: 3.73 (1, 1)	8.0	L	34	6	4	4	4	4	0	0	0	0	1	38	54	4.50	1.250								

AB 33  
R 3  
H 9  
RBI 3  
BB 5  
SO 6  
LOB 20



AB 29  
R 4  
H 6  
RBI 4  
BB 4  
SO 4  
LOB 10









Batter	1	2	3	4	5	6	7	8	9	AB	R	H	RBI	BB	SO	LOB	TOP								
Tony Scott, S OBP: 0.407, SLG: 0.479 Al Hrabosky, R (8, 1)										3	0	0	0	1	1	4	<b>St. Louis Cardinals @ San Diego Padres</b> San Diego Stadium, San Diego, CA Sun Jun 19 1977, 6:33 AM EDT Att: 17,682 - Sunny								
Gary Templeton, S OBP: 0.337, SLG: 0.435 (1, 6)										4	0	2	1	0	0	3									
Hector Cruz, R OBP: 0.387, SLG: 0.423 (1, 7)										4	0	0	0	0	0	2									
Ted Simmons, S OBP: 0.408, SLG: 0.519 (1, 2)										4	1	1	0	0	1	1									
Roger Freed, R OBP: 0.519, SLG: 0.619 (1, 3)										3	0	1	0	1	1	0									
Ken Reitz, R OBP: 0.331, SLG: 0.506 (1, 5)										4	0	0	0	0	0	3									
Mike Anderson, R OBP: 0.245, SLG: 0.367 Lou Brock, L OBP: 0.333, SLG: 0.412 (9, PH)										2	0	0	0	1	0	0									
Mike Tyson, R OBP: 0.307, SLG: 0.283 Keith Hernandez, L OBP: 0.401, SLG: 0.481 (9, PH)										2	1	0	0	1	1	1									
Bob Forsch, R OBP: 0.273, SLG: 0.290 Don Kessinger, S OBP: 0.319, SLG: 0.265 Butch Metzger, R (5, PH) Jerry Mumphrey, S OBP: 0.323, SLG: 0.525 (8, PH)										1	0	0	0	0	0	1									
<b>Inning Stats</b>	R: 0 E: 0 K: 2 S: 8	H: 1 LOB: 1 BB: 0 P: 8	R: 0 E: 0 K: 1 S: 5	H: 0 LOB: 0 BB: 0 P: 5	R: 1 E: 1 K: 0 S: 4	H: 1 LOB: 1 BB: 1 P: 8	R: 0 E: 0 K: 0 S: 3	H: 0 LOB: 0 BB: 0 P: 3	R: 0 E: 0 K: 1 S: 5	H: 0 LOB: 0 BB: 0 P: 5	R: 0 E: 0 K: 0 S: 2	H: 0 LOB: 0 BB: 1 P: 6	R: 0 E: 0 K: 0 S: 3	H: 1 LOB: 0 BB: 0 P: 3	R: 0 E: 0 K: 1 S: 5	H: 0 LOB: 2 BB: 2 P: 13		R: 1 E: 0 K: 1 S: 7	H: 2 LOB: 2 BB: 1 P: 11	1B: 5 2B: 0 3B: 0 HR: 0	SF: 0 SAC: 0 DP: 3 HBP: 0	WP: 0 PB: 0 SB: 1 CS: 1	PA: 35		
<b>PITCHER</b>	IP WLS BF H R ER SO BB IBB HBP BLK WP HR S P ERA WHIP	8.1 W 32 4 2 2 5 5 0 0 0 0 0 0 37 57 2.16 1.080	0.2 3 1 0 0 1 0 0 0 0 0 0 0 0 5 5 0.00 1.500																						

Batter	1	2	3	4	5	6	7	8	9	AB	R	H	RBI	BB	SO	LOB	BOTTOM							
Gene Richards, L OBP: 0.346, SLG: 0.361 (1, 7)										4	1	1	0	0	0	1	<b>St. Louis Cardinals @ San Diego Padres</b> San Diego Stadium, San Diego, CA Sun Jun 19 1977, 6:33 AM EDT Att: 17,682 - Sunny							
Gene Tenace, R OBP: 0.401, SLG: 0.418 Gary Sutherland, R OBP: 0.408, SLG: 0.489 (8, 5)										2	1	0	0	2	0	0								
Mike Ivie, R OBP: 0.352, SLG: 0.476 (1, 3)										4	0	1	1	0	1	2								
Dave Winfield, R OBP: 0.362, SLG: 0.534 (1, 9)										3	2	2	2	1	0	0								
George Hendrick, R OBP: 0.361, SLG: 0.457 (1, 8)										3	0	0	0	1	2	3								
Bill Almon, R OBP: 0.267, SLG: 0.283 (1, 6)										3	1	0	0	1	1	2								
Mike Champion, R OBP: 0.282, SLG: 0.312 (1, 4)										4	1	2	2	0	0	0								
Bob Davis, R OBP: 0.225, SLG: 0.232 (1, 2)										4	0	1	1	0	1	2								
Bob Owchinko, L OBP: 0.231, SLG: 0.091 Dan Spillner, R (9, 1)										2	0	0	0	1	0	1								
<b>Inning Stats</b>	R: 5 E: 0 K: 1 S: 9	H: 5 LOB: 1 BB: 2 P: 17	R: 0 E: 0 K: 1 S: 5	H: 0 LOB: 0 BB: 0 P: 5	R: 1 E: 0 K: 1 S: 6	H: 1 LOB: 0 BB: 0 P: 6	R: 0 E: 0 K: 0 S: 3	H: 0 LOB: 2 BB: 2 P: 11	R: 0 E: 0 K: 0 S: 2	H: 0 LOB: 0 BB: 1 P: 6	R: 0 E: 0 K: 0 S: 3	H: 0 LOB: 0 BB: 0 P: 3	R: 0 E: 0 K: 2 S: 8	H: 1 LOB: 2 BB: 1 P: 12	R: 0 E: 0 K: 2 S: 8	H: 1 LOB: 1 BB: 1 P: 12		1B: 5 2B: 1 3B: 1 HR: 1	SF: 0 SAC: 0 DP: 1 HBP: 0	WP: 0 PB: 0 SB: 2 CS: 2	PA: 35			
<b>PITCHER</b>	IP WLS BF H R ER SO BB IBB HBP BLK WP HR S P ERA WHIP	4.0 L 21 6 6 6 3 4 0 0 0 0 0 0 8 12 0.00 0.333	3.0 9 0 0 0 0 1 0 0 0 0 0 0 0 8 12 0.00 0.333	1.0 5 1 0 0 2 1 0 0 0 0 0 0 8 12 0.00 2.000																				

AB 30  
R 2  
H 5  
RBI 2  
BB 5  
SO 6  
LOB 17



AB 29  
R 6  
H 7  
RBI 6  
BB 6  
SO 5  
LOB 11





Batter	1	2	3	4	5	6	7	8	9	AB	R	H	RBI	BB	SO	LOB	TOP					
<b>Garry Templeton, S</b> OBP: 0.332, SLG: 0.429 (1, 6)	4-3		F7			K		G3		4	0	0	0	0	1	2	<b>St. Louis Cardinals @ Los Angeles Dodgers</b> Dodger Stadium, Los Angeles, CA Mon Jun 20 1977, 7:05 PM PDT Att: 39,614 - Unknown <a href="http://livebaseballscorecards.com">livebaseballscorecards.com</a>					
<b>Lou Brock, L</b> OBP: 0.332, SLG: 0.409 (1, 7)				K		4-3		K		4	0	1	0	0	2	2						
<b>Rawly Eastwick, R</b> OBP: 0.167, SLG: 0.167 (8, 1)	1B									0	0	0	0	0	0	0						
<b>Tony Scott, S</b> OBP: 0.404, SLG: 0.473 (1, 8)	F7			6-3		1-3				4	1	1	0	0	0	1						
<b>Hector Cruz, R</b> OBP: 0.390, SLG: 0.425 (1, 9)	6-3			BB		1B		E5		4	1	2	0	0	0	1						
<b>Keith Hernandez, L</b> OBP: 0.402, SLG: 0.479 (1, 3)		G3				6-3				3	1	1	0	1	0	0						
<b>Ken Reitz, R</b> OBP: 0.325, SLG: 0.498 (1, 5)		6-3				1-3				4	0	0	1	0	0	4						
<b>Dave Rader, L</b> OBP: 0.400, SLG: 0.516 (1, 2)		6-3								3	0	1	0	1	0	2						
<b>Mike Tyson, R</b> OBP: 0.302, SLG: 0.278 (1, 4)						FC5-4				3	0	0	0	0	0	2						
<b>Ted Simmons, S</b> OBP: 0.411, SLG: 0.521 (9, PH)			G3			FC5-4		FC6		1	0	1	2	0	0	0						
<b>Pete Falcone, L</b> OBP: 0.185, SLG: 0.231 (1, 1)										1	0	0	0	0	0	1						
<b>John Urrica, R</b> OBP: 0.375, SLG: 0.167 (4, 1)										0	0	0	0	0	0	0						
<b>Don Kessinger, S</b> OBP: 0.342, SLG: 0.282 (5, PH)										0	0	0	0	0	0	1						
<b>Larry Dierker, R</b> OBP: 0.167, SLG: 0.167 (5, 1)										0	0	0	0	0	0	0						
<b>Clay Carroll, R</b> OBP: 0.167, SLG: 0.167 (5, 1)										0	0	0	0	0	0	0						
<b>Jerry Mumphrey, S</b> OBP: 0.433, SLG: 0.532 (8, 7)										2	0	1	0	0	0	1						
<b>Inning Stats</b>	R: 0 E: 0 K: 0 S: 4	H: 1 LOB: 1 BB: 0 P: 4	R: 0 E: 0 K: 0 S: 3	H: 0 LOB: 0 BB: 0 P: 3	R: 0 E: 0 K: 1 S: 5	H: 0 LOB: 0 BB: 0 P: 5	R: 0 E: 0 K: 1 S: 6	H: 1 LOB: 2 BB: 1 P: 10	R: 0 E: 0 K: 0 S: 2	H: 0 LOB: 0 BB: 1 P: 6	R: 0 E: 1 K: 0 S: 5	H: 0 LOB: 0 BB: 0 P: 5	R: 0 E: 1 K: 0 S: 3	H: 0 LOB: 0 BB: 0 P: 3	R: 0 E: 0 K: 1 S: 7	H: 2 LOB: 2 BB: 0 P: 7	R: 3 E: 0 K: 0 S: 7	H: 4 LOB: 1 BB: 0 P: 7	1B: 7 2B: 1 3B: 0 HR: 0	SF: 0 SAC: 0 DP: 1 HBP: 0	WP: 0 PB: 0 SB: 0 CS: 0	PA: 36
<b>PITCHER</b> <b>Rick Rhoden, R</b> ERA: 4.21 (1, 1)	IP: 9.0 WLS: W BF: 36 H: 8 R: 3 ER: 3 SO: 4 BB: 2 IBB: 0 HBP: 0 BLK: 0 WP: 0 HR: 0 S: 42 P: 50 ERA: 3.00 WHIP: 1.111															<b>PITCHER</b>						

Batter	1	2	3	4	5	6	7	8	9	AB	R	H	RBI	BB	SO	LOB	BOTTOM			
<b>Ted Martinez, R</b> OBP: 0.320, SLG: 0.408 (1, 4)	F2			4-3		K		F8		5	0	1	1	0	1	1	<b>St. Louis Cardinals @ Los Angeles Dodgers</b> Dodger Stadium, Los Angeles, CA Mon Jun 20 1977, 7:05 PM PDT Att: 39,614 - Unknown <a href="http://livebaseballscorecards.com">livebaseballscorecards.com</a>			
<b>Bill Russell, R</b> OBP: 0.291, SLG: 0.335 (1, 6)				6-3				5-3		5	0	1	0	0	2	3				
<b>Reggie Smith, S</b> OBP: 0.425, SLG: 0.592 (1, 9)										2	1	0	0	1	1	0				
<b>John Hale, L</b> OBP: 0.364, SLG: 0.340 (6, 9)				6-3		L8				1	0	0	0	0	0	1				
<b>Ron Cey, R</b> OBP: 0.402, SLG: 0.545 (1, 5)										4	0	0	0	0	1	2				
<b>Steve Garvey, R</b> OBP: 0.343, SLG: 0.528 (1, 3)										4	2	2	2	0	1	0				
<b>Ed Goodson, L</b> OBP: 0.167, SLG: 0.174 (8, 3)										0	0	0	0	0	0	0				
<b>Dusty Baker Jr., R</b> OBP: 0.388, SLG: 0.513 (1, 7)										2	3	2	2	2	0	0				
<b>Rick Monday, L</b> OBP: 0.360, SLG: 0.461 (1, 8)										4	2	3	3	0	0	1				
<b>Glenn Burke, R</b> OBP: 0.242, SLG: 0.226 (7, PR) (8, 8)										0	0	0	0	0	0	0				
<b>Steve Yeager, R</b> OBP: 0.361, SLG: 0.444 (1, 2)										4	1	2	1	0	0	1				
<b>Rick Rhoden, R</b> OBP: 0.206, SLG: 0.265 (1, 1)										3	0	0	0	0	0	2				
<b>Inning Stats</b>	R: 0 E: 0 K: 2 S: 7	H: 0 LOB: 0 BB: 0 P: 7	R: 3 E: 0 K: 2 S: 11	H: 4 LOB: 2 BB: 1 P: 15	R: 0 E: 0 K: 1 S: 5	H: 0 LOB: 0 BB: 0 P: 5	R: 2 E: 0 K: 0 S: 6	H: 3 LOB: 1 BB: 0 P: 6	R: 4 E: 0 K: 0 S: 6	H: 3 LOB: 0 BB: 1 P: 10	R: 0 E: 0 K: 1 S: 6	H: 1 LOB: 1 BB: 0 P: 6	R: 0 E: 0 K: 0 S: 3	H: 0 LOB: 0 BB: 1 P: 7	R: 0 E: 0 K: 0 S: 3	H: 0 LOB: 0 BB: 0 P: 3	1B: 5 2B: 2 3B: 0 HR: 4	SF: 0 SAC: 1 DP: 0 HBP: 0	WP: 1 PB: 0 SB: 0 CS: 0	PA: 38
<b>PITCHER</b> <b>Pete Falcone, L</b> ERA: 5.31 (1, 1)	IP: 3.0 WLS: L BF: 17 H: 7 R: 5 ER: 5 SO: 5 BB: 1 IBB: 0 HBP: 0 BLK: 0 WP: 0 HR: 2 S: 26 P: 30 ERA: 15.00 WHIP: 2.667															<b>PITCHER</b>				
<b>John Urrica, R</b> ERA: 3.02 (4, 1)	IP: 1.0 WLS: L BF: 3 H: 0 R: 0 ER: 0 SO: 0 BB: 0 IBB: 0 HBP: 0 BLK: 0 WP: 0 HR: 0 S: 3 P: 3 ERA: 0.00 WHIP: 0.000																			
<b>Larry Dierker, R</b> ERA: 5.75 (5, 1)	IP: 0.1 WLS: L BF: 4 H: 2 R: 3 ER: 3 SO: 0 BB: 1 IBB: 0 HBP: 0 BLK: 0 WP: 1 HR: 1 S: 3 P: 7 ERA: 81.00 WHIP: 9.000																			
<b>Clay Carroll, R</b> ERA: 1.98 (5, 1)	IP: 2.2 WLS: L BF: 11 H: 2 R: 1 ER: 1 SO: 1 BB: 1 IBB: 0 HBP: 0 BLK: 0 WP: 0 HR: 1 S: 12 P: 16 ERA: 3.38 WHIP: 1.125																			
<b>Rawly Eastwick, R</b> ERA: 2.72 (8, 1)	IP: 1.0 WLS: L BF: 3 H: 0 R: 0 ER: 0 SO: 0 BB: 0 IBB: 0 HBP: 0 BLK: 0 WP: 0 HR: 0 S: 3 P: 3 ERA: 0.00 WHIP: 0.000																			







Batter	1	2	3	4	5	6	7	8	9	AB	R	H	RBI	BB	SO	LOB	TOP										
Garry Templeton, S OBP: 0.325, SLG: 0.418 John Urrea, R OBP: 0.375, SLG: 0.167 Butch Metzger, R (5, 1)	4-3		1-3		G3			G6-4-3		3	0	0	0	0	0	0	0										
Jerry Mumphrey, S OBP: 0.426, SLG: 0.520 (1, 9)	4-3			E6		5-3				4	1	1	0	0	0	0	0										
Tony Scott, S OBP: 0.389, SLG: 0.459 (1, 8)	5-3			B1-3		4-3				4	0	0	0	0	0	2	0										
Keith Hernandez, L OBP: 0.400, SLG: 0.482 (1, 3)										3	0	0	0	1	0	1	0										
Ted Simmons, S OBP: 0.417, SLG: 0.525 (1, 2)										3	0	2	1	0	0	0	0										
Lou Brock, L OBP: 0.335, SLG: 0.411 (1, 7)										3	0	1	0	0	1	2	0										
Ken Reitz, R OBP: 0.323, SLG: 0.488 (1, 5)										3	0	0	0	0	1	4	0										
Mike Tyson, R OBP: 0.301, SLG: 0.278 (1, 4)										3	0	0	0	0	0	0	0										
Tom Underwood, R Clay Carroll, R Don Kessinger, S OBP: 0.320, SLG: 0.267 (5, PH) (5, 6)										1	0	0	0	0	1	0	0										
										0	0	0	0	0	0	0	0										
										2	0	1	0	0	1	0	0										
<b>Inning Stats</b>	R: 0 E: 0 K: 0 S: 3	H: 0 LOB: 0 BB: 0 P: 3	R: 0 E: 0 K: 1 S: 6	H: 2 LOB: 1 BB: 0 P: 6	R: 0 E: 0 K: 1 S: 5	H: 0 LOB: 0 BB: 0 P: 5	R: 1 E: 1 K: 1 S: 7	H: 1 LOB: 2 BB: 1 P: 11	R: 0 E: 0 K: 1 S: 5	H: 0 LOB: 0 BB: 0 P: 5	R: 0 E: 0 K: 0 S: 3	H: 0 LOB: 0 BB: 0 P: 3	R: 0 E: 0 K: 0 S: 3	H: 0 LOB: 0 BB: 0 P: 3	R: 0 E: 0 K: 0 S: 3	H: 1 LOB: 0 BB: 0 P: 3	1B: 5 2B: 0 3B: 0 HR: 0	SF: 0 SAC: 0 DP: 2 HBP: 0	WP: 0 PB: 0 SB: 1 CS: 1	PA: 31							
<b>PITCHER</b>	IP	WLS	BF	H	R	ER	SO	BB	IBB	HBP	BLK	WP	HR	S	P	ERA	WHIP										
Burt Hooton, R ERA: 2.86 Mike Garman, R ERA: 2.61	(1, 1)	8.0	W	28	4	1	0	4	1	0	0	0	0	35	39	0.00	0.625										
(9, 1)	1.0		3	1	0	0	0	0	0	0	0	0	0	3	3	0.00	1.000										

St. Louis Cardinals @ Los Angeles Dodgers  
Dodger Stadium, Los Angeles, CA  
Wed Jun 22 1977, 7:05 PM PDT  
Att: 39,247 - Unknown


AB 30  
R 1  
H 5  
RBI 1  
BB 1  
SO 4  
LOB 10



Batter	1	2	3	4	5	6	7	8	9	AB	R	H	RBI	BB	SO	LOB	BOTTOM										
Davey Lopes, R OBP: 0.369, SLG: 0.395 Ted Martinez, R OBP: 0.308, SLG: 0.392 (7, 4)	1B SF9			E BB	F9	FC4-6		P4		4	2	2	1	1	0	2	0										
Bill Russell, R OBP: 0.307, SLG: 0.360 (1, 6)	4-3			BB E		F9				5	2	3	1	1	0	2	0										
Reggie Smith, S OBP: 0.430, SLG: 0.584 (1, 9)	1B			HR 1B	E3					5	2	2	1	1	2	5	0										
Ron Cey, R OBP: 0.409, SLG: 0.550 (1, 5)	SF9			HR BB				F7		3	2	2	4	2	0	3	0										
Steve Garvey, R OBP: 0.345, SLG: 0.535 Ed Goodson, L OBP: 0.160, SLG: 0.167 (8, 3)				HR BB						5	1	4	5	0	0	1	0										
Dusty Baker Jr., R OBP: 0.383, SLG: 0.513 John Hale, L OBP: 0.364, SLG: 0.340 (9, 7)	L6			HR BB						4	0	0	0	1	2	5	0										
Rick Monday, L OBP: 0.351, SLG: 0.450 Glenn Burke, R OBP: 0.235, SLG: 0.219 (6, 8)				HR BB						2	1	0	0	2	0	2	0										
Steve Yeager, R OBP: 0.364, SLG: 0.462 (1, 2)				HR BB						1	0	0	0	0	0	1	0										
Burt Hooton, R OBP: 0.207, SLG: 0.241 Boog Powell, L OBP: 0.417, SLG: 0.263 Mike Garman, R (8, PH) (9, 1)				HR BB						4	2	1	0	1	1	4	0										
				HR BB						1	0	1	0	0	0	0	0										
				HR BB						0	0	0	0	0	0	0	0										
<b>Inning Stats</b>	R: 1 E: 0 K: 0 S: 6	H: 3 LOB: 2 BB: 0 P: 6	R: 1 E: 0 K: 2 S: 8	H: 1 LOB: 2 BB: 2 P: 16	R: 0 E: 0 K: 1 S: 6	H: 2 LOB: 1 BB: 0 P: 6	R: 6 E: 1 K: 1 S: 8	H: 2 LOB: 0 BB: 3 P: 20	R: 4 E: 0 K: 0 S: 8	H: 5 LOB: 3 BB: 2 P: 16	R: 0 E: 0 K: 1 S: 6	H: 1 LOB: 1 BB: 0 P: 6	R: 0 E: 0 K: 0 S: 3	H: 0 LOB: 1 BB: 1 P: 7	R: 0 E: 0 K: 0 S: 4	H: 1 LOB: 3 BB: 2 P: 12	1B: 13 2B: 0 3B: 1 HR: 1	SF: 1 SAC: 3 DP: 1 HBP: 0	WP: 1 PB: 0 SB: 1 CS: 0	PA: 49							
<b>PITCHER</b>	IP	WLS	BF	H	R	ER	SO	BB	IBB	HBP	BLK	WP	HR	S	P	ERA	WHIP										
Tom Underwood, L ERA: 5.89 Clay Carroll, R ERA: 2.31 John Urrea, R ERA: 3.77 Butch Metzger, R ERA: 4.47	(1, 1)	3.1	L	20	7	5	5	3	4	0	0	0	0	22	38	13.50	3.300										
(4, 1)	0.2		5	1	3	2	1	1	0	0	0	0	1	6	10	27.00	3.000										
(5, 1)	0.2		9	5	4	4	0	2	0	0	0	0	0	7	15	54.00	10.500										
(5, 1)	3.1		15	2	0	0	1	3	0	0	0	1	0	14	26	0.00	1.500										

St. Louis Cardinals @ Los Angeles Dodgers  
Dodger Stadium, Los Angeles, CA  
Wed Jun 22 1977, 7:05 PM PDT  
Att: 39,247 - Unknown

AB 35  
R 12  
H 15  
RBI 12  
BB 10  
SO 5  
LOB 26





Batter	1	2	3	4	5	6	7	8	9	AB	R	H	RBI	BB	SO	LOB	TOP			
Garry Maddox, R OBP: 0.318, SLG: 0.424	0-0 4-3			0-0 P4		0-0 F7		0-0 F5		4	0	0	0	0	0	2	Philadelphia Phillies @ St. Louis Cardinals Busch Stadium, St. Louis, MO Fri Jun 24 1977, 7:05 PM CDT Att: 17,885 - Unknown			
Bake McBride, L OBP: 0.311, SLG: 0.432	0-0 6-3 1B			4-0 S BB		0-0 P6			0-0 6-3	3	0	1	0	1	0	1				
Mike Schmidt, R OBP: 0.363, SLG: 0.558	0-0 6-3 1-2			0-3 K		0-0 5-3			0-0 E5 SF8 1B	4	1	1	0	0	1	3				
Greg Luzinski, R OBP: 0.377, SLG: 0.638				0-3 K					0-0 6-3	3	0	0	1	0	1	1				
Richie Hebner, L OBP: 0.418, SLG: 0.548					0-3 K				0-0 4-3	4	0	0	0	0	1	0				
Bob Boone, R OBP: 0.321, SLG: 0.390					0-3 K				0-0 P4	3	0	0	0	0	1	0				
Ted Sizemore, R OBP: 0.335, SLG: 0.349				0-0 6-3					0-0 S 1B	3	0	2	0	0	0	0				
Larry Bowa, S OBP: 0.314, SLG: 0.376				0-0 4-3		0-0 4-3			0-3 K	3	0	0	0	0	1	2				
Jim Lonborg, R Tom Hutton, L Dan Warthen, L Warren Brusstar, R Tim McCarver, L Gene Garber, R	0-0 6-3			0-0 6-3		0-0 2B		0-0 F9		1	0	0	0	0	0	0				
<b>Inning Stats</b>	R: 0 E: 0 K: 0 S: 3	H: 1 LOB: 0 BB: 0 P: 3	R: 0 E: 0 K: 0 S: 3	H: 0 LOB: 0 BB: 0 P: 3	R: 0 E: 0 K: 0 S: 3	H: 0 LOB: 0 BB: 0 P: 3	R: 0 E: 0 K: 2 S: 7	H: 0 LOB: 1 BB: 1 P: 11	R: 0 E: 0 K: 2 S: 8	H: 1 LOB: 1 BB: 0 P: 8	R: 0 E: 0 K: 0 S: 3	H: 0 LOB: 0 BB: 0 P: 3	R: 0 E: 0 K: 1 S: 6	H: 1 LOB: 1 BB: 0 P: 6	R: 1 E: 1 K: 0 S: 4	H: 1 LOB: 0 BB: 0 P: 4		1B: 4 2B: 1 3B: 0 HR: 0	SF: 1 SAC: 0 DP: 0 HBP: 0	WP: 0 PB: 0 SB: 2 CS: 0
<b>PITCHER</b> Eric Rasmussen, R ERA: 3.28	IP: 9.0 WLS: W BF: 32 H: 5 R: 1 ER: 0 SO: 5 BB: 1 IBB: 0 HBP: 0 BLK: 0 WP: 0 HR: 0 S: 41 P: 45 ERA: 0.00 WHIP: 0.667											<b>PITCHER</b>	IP: 9.0 WLS: W BF: 32 H: 5 R: 1 ER: 0 SO: 5 BB: 1 IBB: 0 HBP: 0 BLK: 0 WP: 0 HR: 0 S: 41 P: 45 ERA: 0.00 WHIP: 0.667							

Batter	1	2	3	4	5	6	7	8	9	AB	R	H	RBI	BB	SO	LOB	BOTTOM			
Lou Brock, L OBP: 0.342, SLG: 0.417	0-0 S 1B			0-0 E8 SF8 2B		4-0 BB BB		0-3 K		2	2	1	0	2	0	2	Philadelphia Phillies @ St. Louis Cardinals Busch Stadium, St. Louis, MO Fri Jun 24 1977, 7:05 PM CDT Att: 17,885 - Unknown			
Mike Anderson, R OBP: 0.241, SLG: 0.360										1	0	0	0	0	1	0				
Gary Templeton, S OBP: 0.327, SLG: 0.420	0-0 S 1B	0-0 4-3 BLK 1B		0-0 SF8		0-0 F8				3	2	2	2	0	0	2				
Tony Scott, S OBP: 0.397, SLG: 0.463	0-0 S 1B	0-0 4-3		0-0 S 1B		4-0 S 1B				3	1	2	0	1	0	1				
Hector Cruz, R OBP: 0.387, SLG: 0.426	0-3 K	0-0 1B		0-0 G4-3-6 1B		0-0 F8				4	0	1	1	0	1	6				
Ted Simmons, S OBP: 0.415, SLG: 0.518	4-0 1B 1B IBB	0-0 F9			0-0 G3			0-0 P5		3	1	0	0	1	0	1				
Keith Hernandez, L OBP: 0.401, SLG: 0.482	0-0 S 1B	0-0 P6			0-0 L9			0-0 S 1B		4	1	2	2	0	0	1				
Ken Reitz, R OBP: 0.322, SLG: 0.484	0-0 FC1-5 1B			0-0 F9		0-0 6-3			0-0 G4-6-3	4	0	1	0	0	0	1				
Mike Tyson, R OBP: 0.300, SLG: 0.277	0-0 FC1-5 1B			0-0 F5				0-0 F9		4	0	1	2	0	0	0				
Eric Rasmussen, R OBP: 0.200, SLG: 0.212	0-0 FC1-5			0-0 6-3		4-0 BB WP BB		0-0 6-3		3	0	0	0	1	0	2				
<b>Inning Stats</b>	R: 5 E: 0 K: 1 S: 10	H: 5 LOB: 2 BB: 2 P: 18	R: 1 E: 0 K: 0 S: 5	H: 2 LOB: 1 BB: 0 P: 5	R: 0 E: 0 K: 0 S: 3	H: 0 LOB: 0 BB: 0 P: 3	R: 1 E: 1 K: 0 S: 4	H: 2 LOB: 0 BB: 0 P: 4	R: 0 E: 0 K: 0 S: 3	H: 0 LOB: 0 BB: 0 P: 3	R: 0 E: 0 K: 0 S: 3	H: 1 LOB: 0 BB: 0 P: 3	R: 0 E: 0 K: 1 S: 5	H: 0 LOB: 0 BB: 0 P: 5	R: 0 E: 0 K: 1 S: 5	H: 0 LOB: 0 BB: 0 P: 5	1B: 9 2B: 1 3B: 0 HR: 0	SF: 1 SAC: 0 DP: 2 HBP: 0	WP: 1 PB: 0 SB: 3 CS: 0	PA: 37
<b>PITCHER</b> Jim Lonborg, R ERA: 4.73 Dan Warthen, L ERA: 7.52 Warren Brusstar, R ERA: 2.51 Gene Garber, R ERA: 2.76	IP: 5.0 WLS: L BF: 25 H: 9 R: 7 ER: 7 SO: 7 BB: 1 IBB: 1 HBP: 0 BLK: 0 WP: 1 HR: 0 S: 25 P: 33 ERA: 12.60 WHIP: 2.000											<b>PITCHER</b>	IP: 5.0 WLS: L BF: 25 H: 9 R: 7 ER: 7 SO: 7 BB: 1 IBB: 1 HBP: 0 BLK: 0 WP: 1 HR: 0 S: 25 P: 33 ERA: 12.60 WHIP: 2.000							



Batter	1	2	3	4	5	6	7	8	9	AB	R	H	RBI	BB	SO	LOB	TOP								
Gary Maddox, R OBP: 0.313, SLG: 0.418 (1, 8)	5-3	SF9		P4			4-3		K	4	0	0	1	0	1	1	Philadelphia Phillies @ St. Louis Cardinals Busch Stadium, St. Louis, MO Sat Jun 25 1977, 7:05 PM CDT Att: 33,244 - Unknown								
Bake McBride, L OBP: 0.303, SLG: 0.420 (1, 9)	4-3	F7		F7			4-3			4	0	0	0	0	0	3									
Mike Schmidt, R OBP: 0.365, SLG: 0.570 (1, 5)	WP 1B			HR			F7			4	1	2	1	0	0	0									
Greg Luzinski, R OBP: 0.379, SLG: 0.634 (1, 7)	1-2 BB			G4-6-3 1B			F8		K	3	0	1	0	1	1	0									
Richie Hebner, L OBP: 0.415, SLG: 0.541 Terry Harmon, R OBP: 0.281, SLG: 0.321 (8, PR) (8, 6)	K			G4-6-3 1-2 1B			G3			4	0	1	0	0	1	3									
0 0 0 0 0 0 0										0	0	0	0	0	0	0									
Tim McCarver, L OBP: 0.410, SLG: 0.478 (1, 2)							F8			4	1	2	0	0	0	1									
Larry Bowa, S OBP: 0.310, SLG: 0.371 Jay Johnstone, L OBP: 0.318, SLG: 0.369 Tom Hutton, L OBP: 0.278, SLG: 0.344 (8, PH) (8, 3)				1B SF9 1B			F9			3	0	0	0	0	0	2									
1 0 0 0 0 0 1				P6			G3		1-3	1	0	0	0	0	1	0									
0 0 0 0 0 0 0				F7						0	0	0	0	0	0	0									
Ted Sizemore, R OBP: 0.333, SLG: 0.347 (1, 4)							E6			4	0	1	0	0	0	0									
1 0 0 0 0 0 0				FC5-6 1B			E4			3	0	0	0	0	0	2									
Steve Carlton, L OBP: 0.273, SLG: 0.317 Jerry Martin, R OBP: 0.363, SLG: 0.490 (9, PH) (1, 1)							FC5-6			1	0	0	0	0	0	0									
1 0 0 0 0 0 0				1-2 1B			G3			3	0	1	0	0	0	2									
1 0 0 0 0 0 0										6-3															
6-3										6-3															
Inning Stats	R: 0 E: 0 K: 1 S: 6	H: 1 LOB: 2 BB: 1 P: 10	R: 1 E: 0 K: 0 S: 6	H: 3 LOB: 2 BB: 0 P: 6	R: 1 E: 0 K: 0 S: 5	H: 3 LOB: 1 BB: 0 P: 5	R: 0 E: 1 K: 0 S: 4	H: 0 LOB: 1 BB: 0 P: 4	R: 0 E: 0 K: 0 S: 3	H: 0 LOB: 0 BB: 0 P: 3	R: 0 E: 1 K: 0 S: 4	H: 0 LOB: 1 BB: 0 P: 4	R: 0 E: 0 K: 0 S: 3	H: 0 LOB: 0 BB: 0 P: 3	R: 0 E: 0 K: 1 S: 6	H: 1 LOB: 1 BB: 0 P: 6	R: 0 E: 0 K: 1 S: 5	H: 0 LOB: 0 BB: 0 P: 5	1B: 7 2B: 0 3B: 0 HR: 1	SF: 1 SAC: 0 DP: 1 HBP: 0	WP: 1 PB: 0 SB: 0 CS: 0	PA: 37			
PITCHER	IP	WLS	BF	H	R	ER	SO	BB	IBB	HBP	BLK	WP	HR	S	P	ERA	WHIP								
Bob Forsch, R ERA: 4.56 (1, 1)	8.0	W	34	8	2	2	2	1	0	0	0	1	1	37	41	2.25	1.125								
Rawly Eastwick, R ERA: 2.83 (9, 1)	1.0	S	3	0	0	0	1	0	0	0	0	0	0	5	5	0.00	0.000								

Batter	1	2	3	4	5	6	7	8	9	AB	R	H	RBI	BB	SO	LOB	BOTTOM								
Jerry Mumphrey, S OBP: 0.418, SLG: 0.506 (1, 7)	5-3		F9			4-3		6-3		4	0	0	0	0	0	1	Philadelphia Phillies @ St. Louis Cardinals Busch Stadium, St. Louis, MO Sat Jun 25 1977, 7:05 PM CDT Att: 33,244 - Unknown								
Gary Templeton, S OBP: 0.322, SLG: 0.414 (1, 6)	F9		F9			4-3		6-3		4	0	0	0	0	0	1									
Tony Scott, S OBP: 0.399, SLG: 0.460 (1, 8)						L9		5-3		3	0	1	0	1	0	0									
Hector Cruz, R OBP: 0.392, SLG: 0.436 Mike Anderson, R OBP: 0.241, SLG: 0.360 (8, 9)						G5-4-3 BB				3	2	2	0	0	0	1									
0 0 0 0 0 0 0										0	0	0	0	0	0	0									
Ted Simmons, S OBP: 0.418, SLG: 0.531 (1, 2)										2	1	1	2	1	0	1									
Keith Hernandez, L OBP: 0.397, SLG: 0.476 (1, 3)										3	0	0	1	0	0	1									
Ken Reitz, R OBP: 0.322, SLG: 0.482 (1, 5)										3	0	1	0	0	1	0									
Mike Tyson, R OBP: 0.301, SLG: 0.278 (1, 4)										3	0	1	0	0	0	0									
Bob Forsch, R OBP: 0.278, SLG: 0.324 Rawly Eastwick, R OBP: 0.250, SLG: 0.143 (9, 1)										3	0	1	0	0	2	1									
0 0 0 0 0 0 0										0	0	0	0	0	0	0									
Inning Stats	R: 0 E: 0 K: 0 S: 3	H: 1 LOB: 0 BB: 0 P: 3	R: 1 E: 0 K: 1 S: 6	H: 1 LOB: 0 BB: 0 P: 6	R: 0 E: 0 K: 0 S: 4	H: 1 LOB: 1 BB: 0 P: 4	R: 0 E: 0 K: 0 S: 2	H: 0 LOB: 1 BB: 2 P: 10	R: 0 E: 0 K: 1 S: 5	H: 0 LOB: 0 BB: 0 P: 5	R: 0 E: 0 K: 0 S: 3	H: 0 LOB: 0 BB: 0 P: 3	R: 2 E: 1 K: 1 S: 8	H: 4 LOB: 1 BB: 0 P: 8	R: 0 E: 0 K: 0 S: 3	H: 0 LOB: 0 BB: 0 P: 3	1B: 4 2B: 2 3B: 0 HR: 1	SF: 0 SAC: 0 DP: 1 HBP: 0	WP: 0 PB: 0 SB: 0 CS: 1	PA: 31					
PITCHER	IP	WLS	BF	H	R	ER	SO	BB	IBB	HBP	BLK	WP	HR	S	P	ERA	WHIP								
Steve Carlton, L ERA: 3.02 (1, 1)	8.0	L	30	7	3	3	3	2	0	0	0	0	1	34	42	3.38	1.125								



Batter	1	2	3	4	5	6	7	8	9	AB	R	H	RBI	BB	SO	LOB	TOP																			
<b>Bake McBride, L</b> (1, 9) OBP: 0.302, SLG: 0.415	6-3			4-3	FC6			E BB 1B		4	0	1	0	0	0	2	Philadelphia Phillies @ St. Louis Cardinals Busch Stadium, St. Louis, MO Sun Jun 26 1977, 3:33 AM CDT Att: 31,167 - Unknown																			
<b>Larry Bowa, S</b> (1, 6) OBP: 0.399, SLG: 0.367	P6			4-3		F7		E BB 1-2		3	0	0	0	1	0	0																				
<b>Mike Schmidt, R</b> (1, 5) OBP: 0.363, SLG: 0.577	F7			HR		K		E5 1-2 2-3		4	1	1	1	0	1	2																				
<b>Greg Luzinski, R</b> (1, 7) OBP: 0.377, SLG: 0.626 <b>Jerry Martin, R</b> (8, 7) OBP: 0.393, SLG: 0.490		P6-4 WP HBP		L5		G3		K		3	0	0	0	0	1	3																				
<b>Richie Hebner, L</b> (1, 3) OBP: 0.406, SLG: 0.528 <b>Gene Garber, R</b> (9, 1)		P4 1-2				G3		P5		4	0	0	0	0	0	1																				
<b>Gary Maddox, R</b> (1, 8) OBP: 0.315, SLG: 0.428		P6-4 2-3f			HR			G4-6-3 BB		3	1	1	1	1	0	1																				
<b>Ted Sizemore, R</b> (1, 4) OBP: 0.332, SLG: 0.346			5-3			CS 1B		G4-6-3 1-2f		4	0	1	0	0	0	1																				
<b>Bob Boone, R</b> (1, 2) OBP: 0.321, SLG: 0.389			5-3			1B		F3		3	0	1	0	0	0	0																				
<b>Jim Kaat, L</b> (1, 1) OBP: 0.095, SLG: 0.095 <b>Tom Hutton, L</b> (9, 3) OBP: 0.278, SLG: 0.344			3-1			1B		2-3		3	0	1	0	0	0	0																				
<b>Inning Stats</b>	R: 0 E: 0 K: 0 S: 3	H: 0 LOB: 0 BB: 0 P: 3	R: 0 E: 0 K: 0 S: 2	H: 0 LOB: 0 BB: 0 P: 3	R: 0 E: 0 K: 0 S: 3	H: 0 LOB: 0 BB: 0 P: 3	R: 1 E: 0 K: 0 S: 4	H: 1 LOB: 0 BB: 0 P: 4	R: 1 E: 0 K: 0 S: 6	H: 4 LOB: 2 BB: 0 P: 6	R: 0 E: 0 K: 0 S: 5	H: 0 LOB: 0 BB: 0 P: 5	R: 0 E: 0 K: 0 S: 2	H: 0 LOB: 0 BB: 1 P: 6	R: 0 E: 1 K: 1 S: 7	H: 1 LOB: 3 BB: 1 P: 11		R: 0 E: 0 K: 0 S: 3	H: 0 LOB: 0 BB: 0 P: 3	1B: 4 2B: 1 3B: 0 HR: 2	SF: 0 SAC: 0 DP: 2 HBP: 1	WP: 1 PB: 0 SB: 0 CS: 1	PA: 34													
<b>PITCHER</b>	IP	WLS	BF	H	R	ER	SO	BB	IBB	HBP	BLK	WP	HR	S	P	ERA	WHIP	<b>PITCHER</b>		IP	WLS	BF	H	R	ER	SO	BB	IBB	HBP	BLK	WP	HR	S	P	ERA	WHIP
<b>Larry Dierker, R</b> (1, 1) ERA: 5.47	4.1	L	16	3	2	2	0	0	0	0	0	1	2	15	16	4.15	0.692																			
<b>Clay Carroll, R</b> (5, 1) ERA: 2.29	0.2		3	2	0	0	0	0	0	0	0	0	0	3	3	0.00	3.000																			
<b>Al Hrabosky, L</b> (6, 1) ERA: 3.24	2.0		6	0	0	0	1	1	0	0	0	0	0	7	11	0.00	0.500																			
<b>Butch Metzger, R</b> (8, 1) ERA: 4.31	2.0		9	1	0	0	1	1	0	0	0	0	0	10	14	0.00	1.000																			

Batter	1	2	3	4	5	6	7	8	9	AB	R	H	RBI	BB	SO	LOB	BOTTOM																			
<b>Lou Brock, L</b> (1, 7) OBP: 0.336, SLG: 0.409	4-3		F7			K		K		4	0	0	0	0	2	2	Philadelphia Phillies @ St. Louis Cardinals Busch Stadium, St. Louis, MO Sun Jun 26 1977, 3:33 AM CDT Att: 31,167 - Unknown																			
<b>Gary Templeton, S</b> (1, 6) OBP: 0.329, SLG: 0.419				6-3		G6-4-3 1B		FC6-4 1B		4	0	3	0	0	0	0																				
<b>Tony Scott, S</b> (1, 8) OBP: 0.396, SLG: 0.455	6-3-5					G6-4-3 1B		FC6-4		4	0	1	0	0	0	4																				
<b>Hector Cruz, R</b> (1, 9) OBP: 0.389, SLG: 0.432		L9-3 1B		F8				P6		4	0	1	0	0	0	1																				
<b>Ted Simmons, S</b> (1, 2) OBP: 0.415, SLG: 0.526		L9-3 1-2		K				6-3		4	0	1	0	0	1	2																				
<b>Roger Freed, R</b> (1, 3) OBP: 0.500, SLG: 0.583 <b>Butch Metzger, R</b> (8, 1)				5-3				L6		3	0	1	0	0	0	1																				
<b>Dave Rader, L</b> (9, PH) OBP: 0.417, SLG: 0.531						1B		1B		1	0	1	0	0	0	0																				
<b>Ken Reitz, R</b> (1, 5) OBP: 0.317, SLG: 0.475			P6			F3		F8		4	0	0	0	0	1	3																				
<b>Mike Tyson, R</b> (1, 4) OBP: 0.301, SLG: 0.279								F7		3	0	1	0	0	0	1																				
<b>Larry Dierker, R</b> (1, 1) ERA: 5.4 <b>Clay Carroll, R</b> (5, 1) ERA: 2.29 <b>Mike Anderson, R</b> (5, PH) OBP: 0.236, SLG: 0.353 <b>Al Hrabosky, R</b> (6, 1) ERA: 3.24 <b>Keith Hernandez, L</b> (8, 3) OBP: 0.399, SLG: 0.478				SH2-3 1B				1B		1	0	0	0	0	0	0																				
<b>Inning Stats</b>	R: 0 E: 0 K: 0 S: 3	H: 1 LOB: 0 BB: 0 P: 3	R: 0 E: 0 K: 0 S: 3	H: 1 LOB: 0 BB: 0 P: 3	R: 0 E: 0 K: 0 S: 4	H: 1 LOB: 1 BB: 0 P: 4	R: 0 E: 0 K: 1 S: 6	H: 1 LOB: 1 BB: 0 P: 6	R: 0 E: 0 K: 1 S: 5	H: 1 LOB: 0 BB: 0 P: 5	R: 0 E: 0 K: 0 S: 4	H: 1 LOB: 1 BB: 0 P: 4	R: 0 E: 0 K: 1 S: 7	H: 2 LOB: 2 BB: 0 P: 7	R: 0 E: 0 K: 1 S: 6	H: 1 LOB: 1 BB: 0 P: 6	1B: 10 2B: 2 3B: 0 HR: 0	SF: 0 SAC: 1 DP: 3 HBP: 0	WP: 0 PB: 0 SB: 0 CS: 0	PA: 34																
<b>PITCHER</b>	IP	WLS	BF	H	R	ER	SO	BB	IBB	HBP	BLK	WP	HR	S	P	ERA	WHIP	<b>PITCHER</b>		IP	WLS	BF	H	R	ER	SO	BB	IBB	HBP	BLK	WP	HR	S	P	ERA	WHIP
<b>Jim Kaat, L</b> (1, 1) ERA: 5.4	1.0	S	4	1	0	0	1	0	0	0	0	0	0	6	6	0.00	1.125																			
<b>Gene Garber, R</b> (9, 1) ERA: 2.7																																				





Batter	1	2	3	4	5	6	7	8	9	AB	R	H	RBI	BB	SO	LOB	TOP																
Rennie Stennett, R (1,4) OBP: 0.361, SLG: 0.409	F9		WP 1B		F9			1B 1B		4	0	2	0	0	0	0																	
Phil Garner, R (1,5) OBP: 0.303, SLG: 0.385	WP 1B 2B		6-3 1-2		L8			1-2 1B		4	1	2	0	0	0	1																	
Dave Parker, L (1,9) OBP: 0.395, SLG: 0.559	F8		P6		F8			F7		4	0	0	0	0	0	4																	
Bill Robinson, R (1,7) OBP: 0.326, SLG: 0.506	WP 1B BB			K		F7		F3		3	0	0	0	1	1	2																	
Al Oliver, L (1,8) OBP: 0.331, SLG: 0.474								P6		3	0	2	1	1	0	2																	
Willie Stargell, L (1,3) OBP: 0.385, SLG: 0.575										3	0	1	0	0	0	1																	
Frank Taveras, R (1,6) OBP: 0.305, SLG: 0.289 Jerry Hairston, S (9, PH) OBP: 0.395, SLG: 0.344		G5-4-3 HBP			F8			F9		3	0	0	0	0	0	4	AB 32																
Duffy Dyer, R (1,2) OBP: 0.408, SLG: 0.346 Ed Ott, L (9, PH) OBP: 0.393, SLG: 0.429					F7			P6		1	0	0	0	0	0	0	R 1																
Jerry Reuss, L (1,1) OBP: 0.286, SLG: 0.273 Jim Fregosi, R (7, PH) OBP: 0.286, SLG: 0.324 Larry Demery, R (7, 1) OBP: 0.214, SLG: 0.357				K		K2-3		L4		3	0	0	0	0	0	2	H 7																
										1	0	0	0	0	0	0	RBI 1																
										0	0	0	0	0	0	0	BB 2																
										2	0	0	0	0	2	0	SO 3																
										1	0	0	0	0	0	0	LOB 18																
										0	0	0	0	0	0	0																	
<b>Inning Stats</b>	R: 1 E: 0 K: 0 S: 4	H: 2 LOB: 2 BB: 1 P: 8	R: 0 E: 0 K: 0 S: 2	H: 0 LOB: 0 BB: 0 P: 3	R: 0 E: 0 K: 1 S: 6	H: 1 LOB: 1 BB: 0 P: 6	R: 0 E: 0 K: 1 S: 5	H: 0 LOB: 0 BB: 0 P: 9	R: 0 E: 0 K: 1 S: 5	H: 0 LOB: 0 BB: 0 P: 5	R: 0 E: 0 K: 0 S: 3	H: 2 LOB: 2 BB: 0 P: 3	R: 0 E: 0 K: 0 S: 5	H: 2 LOB: 2 BB: 0 P: 5	R: 0 E: 0 K: 0 S: 3	H: 0 LOB: 0 BB: 0 P: 3	1B: 6 2B: 1 3B: 0 HR: 0	SF: 0 SAC: 0 DP: 1 HBP: 1	WP: 2 PB: 0 SB: 0 CS: 0	PA: 35													
<b>PITCHER</b>	IP WLS BF H R ER SO BB IBB HBP BLK WP HR S P ERA WHIP	IP WLS BF H R ER SO BB IBB HBP BLK WP HR S P ERA WHIP																															
Pete Falcone, L (1,1) ERA: 4.98	7.0	W	27	5	1	1	3	2	0	1	0	2	0	30	39	1.29	1.000																
Rawly Eastwick, R (8,1) ERA: 2.53	2.0		8	2	0	0	0	0	0	0	0	0	0	8	8	0.00	1.000																

Pittsburgh Pirates @ St. Louis Cardinals  
 Busch Stadium, St. Louis, MO  
 Mon Jun 27 1977, 7:05 PM CDT  
 Att: 18,239 - Unknown

AB 32  
 R 1  
 H 7  
 RBI 1  
 BB 2  
 SO 3  
 LOB 18



Batter	1	2	3	4	5	6	7	8	9	AB	R	H	RBI	BB	SO	LOB	BOTTOM																
Tony Scott, S (1,8) OBP: 0.391, SLG: 0.448	1B 5-3 1B	F9		6-3		FC5-4 1-2		F7		5	1	1	0	0	0	3																	
Gary Templeton, S (1,6) OBP: 0.332, SLG: 0.420 Don Kessinger, S (6, PH) OBP: 0.316, SLG: 0.264	1B 1-3 1B			K		F7				2	1	1	0	0	1	0																	
Hector Cruz, R (1,7) OBP: 0.381, SLG: 0.422	5-3 1-2 3H	F9				F8		L8		4	0	0	1	0	0	3																	
Ted Simmons, S (1,2) OBP: 0.420, SLG: 0.528	5-3			1-4-3 1B 1B		BB 1B BB		FC6-4 1B		3	2	2	0	1	0	1																	
Keith Hernandez, L (1,3) OBP: 0.401, SLG: 0.477				G1 1-2		1B BB		K		3	0	1	1	1	1	2																	
Ken Reitz, R (1,5) OBP: 0.320, SLG: 0.479	CS 2H 1B			1-4-3		G6-4-3 1-3 2H 1B		FC6-4 1-2		4	1	2	1	0	0	2																	
Mike Anderson, R (1,9) OBP: 0.237, SLG: 0.345				6-3		G6-4-3 1-2		F3		4	0	1	1	0	0	3	AB 33																
Mike Tyson, R (1,4) OBP: 0.300, SLG: 0.295				4-3				F8		4	1	1	2	0	0	1	R 6																
Pete Falcone, L (1,1) OBP: 0.233, SLG: 0.250 Rawly Eastwick, R (8,1) OBP: 0.333, SLG: 0.250								6-3		1	0	1	0	1	1	0	H 11																
										1	0	1	0	0	0	0	RBI 6																
										2	0	1	0	1	1	0	BB 3																
										1	0	1	0	0	0	0	SO 3																
										1B: 9 2B: 1 3B: 0 HR: 1	SF: 0 SAC: 0 DP: 1 HBP: 1	WP: 0 PB: 0 SB: 0 CS: 1	PA: 38																				
<b>Inning Stats</b>	R: 2 E: 0 K: 0 S: 5	H: 3 LOB: 0 BB: 0 P: 5	R: 2 E: 0 K: 0 S: 6	H: 3 LOB: 2 BB: 0 P: 7	R: 1 E: 0 K: 0 S: 5	H: 2 LOB: 1 BB: 0 P: 5	R: 0 E: 0 K: 2 S: 7	H: 0 LOB: 0 BB: 0 P: 7	R: 1 E: 0 K: 0 S: 3	H: 1 LOB: 1 BB: 2 P: 11	R: 0 E: 0 K: 0 S: 3	H: 0 LOB: 1 BB: 1 P: 7	R: 0 E: 0 K: 1 S: 6	H: 1 LOB: 1 BB: 0 P: 6	R: 0 E: 0 K: 0 S: 4	H: 1 LOB: 1 BB: 0 P: 4	1B: 9 2B: 1 3B: 0 HR: 1	SF: 0 SAC: 0 DP: 1 HBP: 1	WP: 0 PB: 0 SB: 0 CS: 1	PA: 38													
<b>PITCHER</b>	IP WLS BF H R ER SO BB IBB HBP BLK WP HR S P ERA WHIP	IP WLS BF H R ER SO BB IBB HBP BLK WP HR S P ERA WHIP																															
Jerry Reuss, L (1,1) ERA: 4.13	6.0	L	29	9	6	6	2	3	0	1	0	0	1	29	42	9.00	2.000																
Larry Demery, R (7,1) ERA: 5.76	2.0		8	2	0	0	1	0	0	0	0	0	0	10	10	0.00	1.000																

Pittsburgh Pirates @ St. Louis Cardinals  
 Busch Stadium, St. Louis, MO  
 Mon Jun 27 1977, 7:05 PM CDT  
 Att: 18,239 - Unknown

AB 33  
 R 6  
 H 11  
 RBI 6  
 BB 3  
 SO 3  
 LOB 16





Batter	1	2	3	4	5	6	7	8	9	AB	R	H	RBI	BB	SO	LOB	TOP					
Rennie Stennett, R (1.4) OBP: 0.359, SLG: 0.414										4	1	1	0	0	0	1	Pittsburgh Pirates @ St. Louis Cardinals Busch Stadium, St. Louis, MO Tue Jun 28 1977, 7:05 PM CDT Unknown <a href="http://livebaseballscorecards.com">livebaseballscorecards.com</a>					
Phil Garner, R (1.5) OBP: 0.302, SLG: 0.383										4	0	1	1	0	1	0						
Dave Parker, L (1.9) OBP: 0.396, SLG: 0.557										3	0	1	0	1	0	0						
Bill Robinson, R (1.7) OBP: 0.330, SLG: 0.503										3	0	1	0	1	0	0						
Al Oliver, L (1.8) OBP: 0.326, SLG: 0.466										4	0	0	0	0	2	4						
Willie Stargell, L (1.3) OBP: 0.382, SLG: 0.564										3	0	0	0	0	0	0						
Frank Taveras, R (1.6) OBP: 0.302, SLG: 0.285										3	0	0	0	0	0	0						
Duffy Dyer, R (1.2) OBP: 0.404, SLG: 0.341 (6, PH)										2	0	0	0	0	0	0						
Fernando Gonzalez, R (8. PH) OBP: 0.302, SLG: 0.436										1	0	1	0	0	0	0						
Ed Ott, L (8.2) OBP: 0.393, SLG: 0.429										0	0	0	0	0	0	0						
Terry Forster, L (1.1) OBP: 0.400, SLG: 0.600 (6, PH)										1	0	1	0	0	0	0						
Jerry Hairston, S (6, PH) OBP: 0.305, SLG: 0.333										1	0	0	0	0	0	0						
Larry Demery, R (6.1) OBP: 0.214, SLG: 0.357 (8, PH)										0	0	0	0	0	0	0						
Jim Fregosi, R (8, PH) OBP: 0.279, SLG: 0.316										1	0	0	0	0	1	1						
Odell Jones, R (8.1) OBP: 0.200, SLG: 0.200										0	0	0	0	0	0	0						
<b>Inning Stats</b>	R: 1 E: 0 K: 0 S: 5	H: 4 LOB: 1 BB: 0 P: 5	R: 0 E: 0 K: 0 S: 3	H: 0 LOB: 0 BB: 0 P: 3	R: 0 E: 0 K: 1 S: 3	H: 1 LOB: 0 BB: 0 P: 3	R: 0 E: 0 K: 1 S: 5	H: 0 LOB: 0 BB: 0 P: 5	R: 0 E: 0 K: 0 S: 3	H: 0 LOB: 0 BB: 0 P: 3	R: 0 E: 0 K: 1 S: 5	H: 0 LOB: 0 BB: 0 P: 5	R: 0 E: 0 K: 0 S: 3	H: 0 LOB: 0 BB: 0 P: 3	R: 0 E: 0 K: 1 S: 6	H: 1 LOB: 1 BB: 0 P: 6	R: 0 E: 0 K: 1 S: 5	H: 0 LOB: 2 BB: 2 P: 13	1B: 4 2B: 1 3B: 1 HR: 0	SF: 0 SAC: 0 DP: 2 HBP: 0	WP: 0 PB: 0 SB: 0 CS: 0	PA: 32
<b>PITCHER</b>	IP WLS BF H R ER SO BB IBB HBP BLK WP HR S P ERA WHIP																					
Buddy Schultz, L (1.1) ERA: 1.37	7.1 W 24 5 1 1 2 0 0 0 0 0 0 28 28 1.23 0.682																					
Al Hrabosky, L (8.1) ERA: 3.12	1.2 8 1 0 0 2 2 0 0 0 0 0 0 10 18 0.00 1.800																					

Batter	1	2	3	4	5	6	7	8	9	AB	R	H	RBI	BB	SO	LOB	BOTTOM			
Tony Scott, S (1.8) OBP: 0.388, SLG: 0.443										4	1	1	0	0	1	1	Pittsburgh Pirates @ St. Louis Cardinals Busch Stadium, St. Louis, MO Tue Jun 28 1977, 7:05 PM CDT Unknown <a href="http://livebaseballscorecards.com">livebaseballscorecards.com</a>			
Jerry Mumphy, S (1.7) OBP: 0.420, SLG: 0.519										4	2	2	1	0	0	0				
Hector Cruz, R (1.9) OBP: 0.373, SLG: 0.415										3	0	0	1	0	1	1				
Ted Simmons, S (1.2) OBP: 0.421, SLG: 0.526										3	1	1	0	0	0	0				
Keith Hernandez, L (1.3) OBP: 0.406, SLG: 0.481										4	1	3	1	0	1	0				
Ken Reitz, R (1.5) OBP: 0.319, SLG: 0.476										4	0	1	0	0	0	3				
Mike Tyson, R (1.4) OBP: 0.299, SLG: 0.296										3	0	1	2	0	0	0				
Don Kessinger, S (1.6) OBP: 0.324, SLG: 0.275										4	1	2	0	0	0	0				
Buddy Schultz, R (1.1) OBP: 0.333, SLG: 0.250										3	0	1	0	0	1	3				
Al Hrabosky, R (8.1) ERA: 5.01										1	0	0	0	0	0	0				
<b>Inning Stats</b>	R: 0 E: 0 K: 1 S: 5	H: 0 LOB: 0 BB: 0 P: 5	R: 1 E: 0 K: 0 S: 4	H: 2 LOB: 0 BB: 0 P: 4	R: 0 E: 0 K: 1 S: 5	H: 0 LOB: 0 BB: 0 P: 5	R: 2 E: 0 K: 0 S: 7	H: 4 LOB: 3 BB: 0 P: 8	R: 2 E: 0 K: 1 S: 7	H: 2 LOB: 0 BB: 0 P: 7	R: 1 E: 0 K: 0 S: 5	H: 2 LOB: 1 BB: 0 P: 5	R: 0 E: 0 K: 1 S: 7	H: 2 LOB: 2 BB: 0 P: 7	R: 0 E: 0 K: 0 S: 3	H: 0 LOB: 0 BB: 0 P: 3	1B: 11 2B: 0 3B: 1 HR: 0	SF: 2 SAC: 0 DP: 0 HBP: 1	WP: 2 PB: 0 SB: 0 CS: 1	PA: 37
<b>PITCHER</b>	IP WLS BF H R ER SO BB IBB HBP BLK WP HR S P ERA WHIP																			
Terry Forster, L (1.1) ERA: 5.97	5.0 L 23 8 5 3 3 0 0 0 0 0 2 0 28 29 9.00 1.600																			
Larry Demery, R (6.1) ERA: 5.71	2.0 10 4 1 1 1 0 0 0 0 0 2 0 12 12 4.50 2.000																			
Odell Jones, R (8.1) ERA: 5.01	1.0 3 0 0 0 0 0 0 0 0 0 0 0 3 3 0.00 0.000																			



Batter	1	2	3	4	5	6	7	8	9	AB	R	H	RBI	BB	SO	LOB	TOP										
Rennie Stennett, R OBP: 0.362, SLG: 0.414 Fernando Gonzalez, R OBP: 0.255, SLG: 0.422	4-0 S 1B BB	0-0 FC5-4 1B			0-0 F9		0-0 G4-6-3			2	1	1	1	1	0	0											
Phil Garner, R OBP: 0.301, SLG: 0.381	0-0 S 1B	0-3 K			0-0 6-3			0-0 P4		4	0	1	1	0	1	3											
Dave Parker, L OBP: 0.327, SLG: 0.551 Jerry Hairston, S OBP: 0.375, SLG: 0.324	0-3 K	0-0 FC5-4			0-0 1-3			0-0 F2		3	0	0	0	0	1	4											
Bill Robinson, R OBP: 0.327, SLG: 0.497 Bobby Tolan, L OBP: 0.270, SLG: 0.182	0-0 L7		0-0 F3		0-0 4-3			0-0 5-3		2	0	0	0	0	0	1											
Al Oliver, L OBP: 0.327, SLG: 0.465 Omar Moreno, L OBP: 0.292, SLG: 0.311	0-3 K		4-0 G5-4-3 BB		0-3 K			4-0 BB BB		1	0	0	0	1	1												
Jim Fregosi, R OBP: 0.319, SLG: 0.415		0-0 E 1B	0-0 G5-4-3		0-0 HR			4-0 1-2 BB		3	2	2	1	1	0	1											
Frank Taveras, R OBP: 0.301, SLG: 0.282		4-0 1B FC BB		0-0 P3		0-0 4-3		0-0 F7		3	0	0	0	1	0	2											
Ed Ott, L OBP: 0.378, SLG: 0.411		0-0 P6		0-0 4-3			0-0 P6	0-0 F8		4	0	0	0	0	0	4											
Grant Jackson, S OBP: 0.400, SLG: 0.600 Mario Mendoza, R OBP: 0.158, SLG: 0.211 Willie Stargell, L OBP: 0.380, SLG: 0.560		0-0 FC 1B		0-0 5-3			0-0 G4-6-3 1B	0-3 K		3	0	1	0	0	0	2											
<b>Inning Stats</b>	R: 1 E: 0 K: 2 S: 8	H: 1 LOB: 1 BB: 1 P: 12	R: 1 E: 1 K: 1 S: 8	H: 2 LOB: 3 BB: 1 P: 12	R: 0 E: 0 K: 0 S: 2	H: 0 LOB: 0 BB: 1 P: 6	R: 0 E: 0 K: 0 S: 3	H: 0 LOB: 0 BB: 0 P: 3	R: 0 E: 0 K: 1 S: 6	H: 1 LOB: 0 BB: 0 P: 6	R: 0 E: 0 K: 0 S: 3	H: 1 LOB: 0 BB: 0 P: 3	R: 0 E: 0 K: 0 S: 3	H: 0 LOB: 0 BB: 2 P: 13	R: 0 E: 0 K: 1 S: 5	H: 0 LOB: 2 BB: 2 P: 13	1B: 4 2B: 0 3B: 0 HR: 1	SF: 0 SAC: 0 DP: 2 HBP: 0	WP: 0 PB: 0 SB: 2 CS: 0	PA: 36							
<b>PITCHER</b>	IP	WLS	BF	H	R	ER	SO	BB	IBB	HBP	BLK	WP	HR	S	P	ERA	WHIP										
Tom Underwood, L ERA: 5.36	7.0	W	28	5	3	2	4	3	0	0	0	0	1	33	45	2.57	1.143										
Clay Carroll, R ERA: 2.24	1.0		3	0	0	0	0	0	0	0	0	0	0	3	3	0.00	0.000										
Butch Metzger, R ERA: 4.23	1.0		5	0	0	0	1	2	0	0	0	0	0	5	13	0.00	2.000										

Pittsburgh Pirates @ St. Louis Cardinals  
 Busch Stadium, St. Louis, MO  
 Tue Jun 28 1977, 7:05 PM CDT  
 Att: 33,997 - Unknown

AB	31
R	3
H	5
RBI	3
BB	5
SO	5
LOB	21



Batter	1	2	3	4	5	6	7	8	9	AB	R	H	RBI	BB	SO	LOB	BOTTOM										
Lou Brock, L OBP: 0.344, SLG: 0.425 Tony Scott, S OBP: 0.391, SLG: 0.446	0-0 1B 4-3 2B		0-0 1B 1B	0-0 E3 BB HR	0-0 2B			0-0 WP BB HR 1B		4	3	3	0	0	0	1											
Jerry Mumphrey, S OBP: 0.419, SLG: 0.515	0-0 4-3 FC5-2 1B		0-0 1B 1B	0-0 F9	0-0 G3			0-0 F7		5	1	2	0	0	0	4											
Garry Templeton, S OBP: 0.330, SLG: 0.416	0-0 4-3		0-0 1B 1B	0-0 L9		0-0 6-3		0-0 P4		5	1	1	2	0	0	4											
Roger Freed, R OBP: 0.514, SLG: 0.556	0-0 FC5-2		0-0 FC5 1B	4-0 HR BB		0-0 F8		4-0 WP HR BB		3	2	1	1	2	0	1											
Ken Reitz, R OBP: 0.324, SLG: 0.500	0-0 5-3		0-0 FC5 3B 1B	0-0 HR		0-0 F7		0-0 1H 2H HR		5	3	3	8	0	0	1											
Mike Anderson, R OBP: 0.250, SLG: 0.328		0-0 L5	0-0 FC5 3B	4-0 BB			4-0 1B BB	0-0 1-3		3	1	0	0	2	0	2											
Mike Tyson, R OBP: 0.300, SLG: 0.307 Mike Phillips, L OBP: 0.242, SLG: 0.278		0-0 5-3	0-0 3B	0-3 K			0-0 F2			3	0	1	2	0	1	1											
Dave Rader, L OBP: 0.400, SLG: 0.500		0-0 4-3	0-0 F7		0-0 P4			0-0 L5-3 1B		4	0	1	0	0	0	1											
Tom Underwood, R OBP: 0.400, SLG: 0.500			0-0 6-3	4-0 BB E HR BB			0-0 L5-3			2	1	0	0	1	0	0											
Keith Hernandez, L OBP: 0.404, SLG: 0.479 Clay Carroll, R OBP: 0.391, SLG: 0.446					0-0 F9			0-0 1-2		1	0	0	0	0	0	2											
<b>Inning Stats</b>	R: 1 E: 0 K: 0 S: 5	H: 2 LOB: 1 BB: 0 P: 5	R: 0 E: 0 K: 0 S: 3	H: 0 LOB: 0 BB: 0 P: 3	R: 5 E: 0 K: 0 S: 9	H: 6 LOB: 1 BB: 0 P: 9	R: 4 E: 1 K: 1 S: 7	H: 1 LOB: 1 BB: 3 P: 19	R: 0 E: 0 K: 0 S: 4	H: 1 LOB: 1 BB: 0 P: 4	R: 0 E: 0 K: 0 S: 3	H: 0 LOB: 0 BB: 0 P: 3	R: 0 E: 0 K: 0 S: 3	H: 1 LOB: 1 BB: 1 P: 7	R: 3 E: 0 K: 0 S: 5	H: 2 LOB: 0 BB: 1 P: 9	1B: 8 2B: 3 3B: 1 HR: 2	SF: 0 SAC: 0 DP: 1 HBP: 0	WP: 1 PB: 0 SB: 0 CS: 0	PA: 42							
<b>PITCHER</b>	IP	WLS	BF	H	R	ER	SO	BB	IBB	HBP	BLK	WP	HR	S	P	ERA	WHIP										
Grant Jackson, L ERA: 4.68	6.0	L	32	10	10	6	1	3	0	0	0	0	1	31	43	9.00	2.167										
Mario Mendoza, R ERA: 13.5	2.0		10	3	3	3	0	2	0	0	0	1	1	8	16	13.50	2.500										

Pittsburgh Pirates @ St. Louis Cardinals  
 Busch Stadium, St. Louis, MO  
 Tue Jun 28 1977, 7:05 PM CDT  
 Att: 33,997 - Unknown


AB	37
R	13
H	13
RBI	13
BB	5
SO	1
LOB	18










Batter	1	2	3	4	5	6	7	8	9	AB	R	H	RBI	BB	SO	LOB	TOP										
Ivan De Jesus, R OBP: 0.324, SLG: 0.346 (1, 6)	0-0 4-1 1B		0-0 6-3			2-2 5-3		4-0 BB		3	0	1	0	1	0	0	Chicago Cubs @ St. Louis Cardinals Busch Stadium, St. Louis, MO Thu Jun 30 1977, 7:05 PM CDT Att: 29,493 - Unknown - 77 F  livebaseballscores.com  AB 31 R 1 H 3 RBI 1 BB 3 SO 4 LOB 9  										
Larry Blittner, L OBP: 0.325, SLG: 0.391 (1, 7)	0-0 4-1 1-2		0-0 G3			0-0 6-3		0-0 4-3		4	0	0	0	0	0	2											
Bill Buckner, L OBP: 0.287, SLG: 0.358 (1, 3)	0-0 L7			0-0 G3		0-0 L8			0-0 4-3	4	0	0	0	0	0	1											
Bobby Murcer, L OBP: 0.372, SLG: 0.460 (1, 9)	0-0 4-3			0-0 F7			0-0 F8		4-0 1B BB	3	0	0	0	1	0	1											
Jerry Morales, R OBP: 0.373, SLG: 0.480 (1, 8)		0-0 F8		0-0 L8			0-0 6-3		0-0 P3	4	0	0	0	0	0	1											
Manny Trillo, R OBP: 0.390, SLG: 0.492 (1, 4)		0-0 5-3			0-0 1-6-3		0-0 E6		0-0 1-3 1B	4	0	1	0	0	0	0											
Steve Ontiveros, S OBP: 0.379, SLG: 0.452 (7, 1) Bruce Sutter, R (6, PH) Gene Clines, R OBP: 0.343, SLG: 0.480 (6, PH) Willie Hernandez, L OBP: 0.316, SLG: 0.288 (6, 1) Paul Reuschel, R (6, 1)		4-0 BB					0-0 L8 HR		0-0 F8	2	1	1	1	1	0	1											
Steve Swisher, R OBP: 0.241, SLG: 0.338 (1, 2)	0-0 4-3				0-3 K			0-0 6-3		3	0	0	0	0	1	1											
Steve Renko, R (1, 1) Dave Rosello, R OBP: 0.256, SLG: 0.289 (7, 5)			0-3 K		0-3 K			0-3 K		2	0	0	0	0	2	0											
										1	0	0	0	0	1	0											
<b>Inning Stats</b>	R: 0 E: 0 K: 0 S: 4	H: 1 LOB: 1 BB: 0 P: 4	R: 0 E: 0 K: 0 S: 3	H: 0 LOB: 1 BB: 1 P: 7	R: 0 E: 0 K: 1 S: 5	H: 0 LOB: 0 BB: 0 P: 5	R: 0 E: 0 K: 0 S: 3	H: 0 LOB: 0 BB: 0 P: 3	R: 1 E: 0 K: 2 S: 8	H: 1 LOB: 0 BB: 0 P: 8	R: 0 E: 0 K: 0 S: 6	H: 0 LOB: 0 BB: 0 P: 8	R: 0 E: 1 K: 0 S: 7	H: 0 LOB: 1 BB: 0 P: 10	R: 0 E: 0 K: 1 S: 5	H: 0 LOB: 1 BB: 1 P: 9		R: 0 E: 0 K: 0 S: 4	H: 1 LOB: 2 BB: 1 P: 8	1B: 2 2B: 0 3B: 0 HR: 1	SF: 0 SAC: 0 DP: 0 HBP: 0	WP: 0 PB: 0 SB: 0 CS: 0	PA: 34				
<b>PITCHER</b>	IP	WLS	BF	H	R	ER	SO	BB	IBB	HBP	BLK	WP	HR	S	P	ERA		WHIP									
Bob Forsch, R ERA: 4.3 (1, 1)	8.0		29	2	1	1	4	2	0	0	0	0	1	41	54	1.12	0.500										
Al Hrabosky, L ERA: 3.72 (9, 1)	0.2		4	1	0	0	0	1	0	0	0	0	0	3	7	0.00	3.000										
Rawly Eastwick, R ERA: 2.52 (9, 1)	0.1	W	1	0	0	0	0	0	0	0	0	0	0	1	1	0.00	0.000										

Batter	1	2	3	4	5	6	7	8	9	AB	R	H	RBI	BB	SO	LOB	BOTTOM										
Lou Brock, L OBP: 0.340, SLG: 0.427 (1, 7) Al Hrabosky, R (9, 1) Rawly Eastwick, R OBP: 0.333, SLG: 0.250 (9, 1)	0-3 K			0-0 5-3		0-0 L8		0-0 1-H 3B		4	0	1	1	0	1	0	Chicago Cubs @ St. Louis Cardinals Busch Stadium, St. Louis, MO Thu Jun 30 1977, 7:05 PM CDT Att: 29,493 - Unknown - 77 F  livebaseballscores.com  AB 31 R 2 H 8 RBI 2 BB 2 SO 8 LOB 9  										
Garry Templeton, S OBP: 0.324, SLG: 0.408 (1, 6)	0-3 K			0-0 FC3-6 1B		0-0 P8			0-0 6-3	4	0	1	0	0	1	0											
Tony Scott, S OBP: 0.390, SLG: 0.451 (1, 8)	4-0 CS BB			0-0 FC3-6 1-2		0-0 F5			0-0 1B FC4 1B	3	1	1	0	1	0	1											
Ted Simmons, S OBP: 0.421, SLG: 0.523 (1, 2)	0-0 CS 1-2	0-0 F9		0-0 F7		0-0 1B 1B			0-0 FC4 1B	4	0	2	0	0	0	1											
Keith Hernandez, L OBP: 0.410, SLG: 0.482 (1, 3)		0-3 K			0-0 CS 1B		0-0 1B 1B		4-0 FC4 1B	3	0	2	0	1	1	0											
Ken Reitz, R OBP: 0.319, SLG: 0.493 (1, 5)		0-0 F8			0-3 K		0-3 K		0-0 FC4	4	0	0	1	0	2	5											
Hector Cruz, R OBP: 0.366, SLG: 0.496 (1, 9)			0-0 F7		0-0 F9			0-0 F7		3	0	0	0	0	0	1											
Mike Tyson, R OBP: 0.297, SLG: 0.304 (1, 4) Dave Rader, L OBP: 0.378, SLG: 0.463 (8, PH) Mike Phillips, L OBP: 0.232, SLG: 0.266 (9, 4)			0-3 K		0-0 CS	0-0 6-3		0-0 3B 1B		2	0	0	0	0	1	0											
Bob Forsch, R OBP: 0.263, SLG: 0.306 (1, 1) Jerry Mumphrey, S OBP: 0.414, SLG: 0.506 (8, PH) (9, 7)			0-3 K		0-0 CS	0-0 F5		0-3 K		2	0	0	0	0	1	0											
										1	0	0	0	0	1	1											
<b>Inning Stats</b>	R: 0 E: 0 K: 2 S: 6	H: 0 LOB: 0 BB: 1 P: 10	R: 0 E: 0 K: 1 S: 5	H: 0 LOB: 0 BB: 0 P: 5	R: 0 E: 0 K: 2 S: 7	H: 0 LOB: 0 BB: 0 P: 7	R: 0 E: 1 K: 0 S: 4	H: 1 LOB: 1 BB: 0 P: 4	R: 0 E: 0 K: 1 S: 5	H: 1 LOB: 0 BB: 0 P: 5	R: 0 E: 0 K: 0 S: 3	H: 0 LOB: 0 BB: 0 P: 3	R: 0 E: 0 K: 1 S: 7	H: 2 LOB: 2 BB: 0 P: 7	R: 1 E: 0 K: 1 S: 6	H: 2 LOB: 3 BB: 0 P: 6		R: 1 E: 0 K: 0 S: 4	H: 2 LOB: 1 BB: 1 P: 8	1B: 7 2B: 0 3B: 1 HR: 0	SF: 0 SAC: 0 DP: 0 HBP: 0	WP: 0 PB: 0 SB: 0 CS: 2	PA: 35				
<b>PITCHER</b>	IP	WLS	BF	H	R	ER	SO	BB	IBB	HBP	BLK	WP	HR	S	P	ERA		WHIP									
Steve Renko, R ERA: 1.15 (7, 1)	6.2		6	3	1	1	2	0	0	0	0	0	0	10	10	6.75	2.250										
Bruce Sutter, R ERA: 0.79 (9, 1)	1.1		6	3	1	1	2	0	0	0	0	0	0	10	10	6.75	2.250										
Willie Hernandez, L ERA: 2.15 (9, 1)	0.1	L	4	2	1	1	0	0	1	0	0	0	0	3	7	27.00	6.000										
Paul Reuschel, R ERA: 1.22 (9, 1)	0.1		1	0	0	0	0	0	0	0	0	0	0	1	1	0.00	0.000										



Batter	1	2	3	4	5	6	7	8	9	AB	R	H	RBI	BB	SO	LOB	TOP
Ivan De Jesus, R OBP: 0.319, SLG: 0.341 (1, 6)	6-3		6-3		F2			B1		4	0	0	0	0	0	1	<b>Chicago Cubs @ St. Louis Cardinals</b> Busch Stadium, St. Louis, MO Fri Jul 01 1977, 7:05 PM CDT Att: 33,593 - Unknown - 79 F
Larry Blittner, L OBP: 0.320, SLG: 0.385 (1, 7)	F8		G3				L9	G4-6-3		4	0	0	0	0	0	1	
Bill Buckner, L OBP: 0.286, SLG: 0.355 (1, 3)	3-1				1B		L7			4	0	1	0	0	0	0	
Bobby Murcer, L OBP: 0.370, SLG: 0.464 (1, 9)		SF8		F8			F8			4	1	1	0	0	0	1	
Jerry Morales, R OBP: 0.371, SLG: 0.478 (1, 8)	SF8			1-2			1-3			3	0	1	1	0	0	0	
Manny Trillo, R OBP: 0.386, SLG: 0.486 (1, 4)	L7			L9			5-3			3	0	0	0	0	0	2	
Steve Ontiveros, S OBP: 0.382, SLG: 0.405 (1, 5)		FC6-4		F9			BLK			3	0	2	0	0	0	2	
Steve Swisher, R OBP: 0.232, SLG: 0.325 (1, 2)	FC6-4				K		6-3			3	0	0	0	0	1	2	
Mike Krukow, R OBP: 0.214, SLG: 0.250 (1, 1)					5-3					2	0	0	0	0	1	0	
Greg Gross, L OBP: 0.318, SLG: 0.288 (8, PH)			K					G4-6-3		0	0	0	0	1	0	0	
Paul Reuschel, R (8, 1)								BB		0	0	0	0	0	0	0	
<b>Inning Stats</b>	R: 0 E: 0 K: 0 S: 3	H: 0 LOB: 0 BB: 0 P: 3	R: 1 E: 0 K: 0 S: 5	H: 2 LOB: 1 BB: 0 P: 5	R: 0 E: 0 K: 1 S: 5	H: 0 LOB: 0 BB: 0 P: 5	R: 0 E: 0 K: 0 S: 5	H: 2 LOB: 2 BB: 0 P: 5	R: 0 E: 0 K: 1 S: 4	H: 1 LOB: 1 BB: 0 P: 4	R: 0 E: 0 K: 0 S: 2	H: 0 LOB: 0 BB: 1 P: 6	R: 0 E: 0 K: 0 S: 3	H: 0 LOB: 0 BB: 0 P: 3	1B: 4 2B: 0 3B: 1 HR: 0	SF: 1 SAC: 0 DP: 1 HBP: 0	WP: 0 PA: 32 PB: 0 SB: 0 CS: 0
<b>PITCHER</b>	IP WLS BF H R ER SO BB IBB HBP BLK WP HR S P ERA WHIP																
Larry Dierker, R ERA: 4.55 (1, 1)	7.0 W 26 5 1 1 2 0 0 0 0 1 0 0 30 30 1.29 0.714																
Rawly Eastwick, R ERA: 2.43 (8, 1)	2.0 S 6 0 0 0 0 1 0 0 0 0 0 0 5 9 0.00 0.500																

AB	30
R	1
H	5
RBI	1
BB	1
SO	2
LOB	9



Batter	1	2	3	4	5	6	7	8	9	AB	R	H	RBI	BB	SO	LOB	BOTTOM
Lou Brock, L OBP: 0.339, SLG: 0.424 (1, 7)	4-3				BLK		E3	K		4	0	1	0	0	0	1	<b>Chicago Cubs @ St. Louis Cardinals</b> Busch Stadium, St. Louis, MO Fri Jul 01 1977, 7:05 PM CDT Att: 33,593 - Unknown - 79 F
Rawly Eastwick, R OBP: 0.300, SLG: 0.222 (8, 1)		4-3			FC4-2					1	0	0	0	0	1	3	
Gary Templeton, S OBP: 0.326, SLG: 0.408 (1, 6)			K2-3		K			4-3		5	1	2	0	0	2	5	
Tony Scott, S OBP: 0.388, SLG: 0.452 (1, 8)					F7		FC4-2			4	1	1	1	0	0	3	
Ted Simmons, S OBP: 0.426, SLG: 0.525 (1, 2)							G3			3	0	2	1	1	0	2	
Keith Hernandez, L OBP: 0.408, SLG: 0.478 (1, 3)					K					4	1	1	0	0	2	4	
Ken Reitz, R OBP: 0.320, SLG: 0.491 (1, 5)					5-3			SH3		3	0	1	0	0	0	1	
Hector Cruz, R OBP: 0.361, SLG: 0.399 (1, 9)					L8					3	0	0	0	0	0	2	
Mike Anderson, R OBP: 0.262, SLG: 0.339 (8, 9)	FC6-4						6-3	E		1	0	1	1	0	0	0	
Mike Tyson, R OBP: 0.291, SLG: 0.297 (1, 4)					6-3		5-3	E6		4	0	0	0	0	0	1	
Larry Dierker, R (1, 1)										2	0	0	0	0	0	0	
Jerry Mumphrey, S OBP: 0.415, SLG: 0.503 (8, 7)					6-3			3-1		1	0	0	0	1	0	0	
<b>Inning Stats</b>	R: 2 E: 0 K: 0 S: 7	H: 4 LOB: 2 BB: 0 P: 7	R: 0 E: 1 K: 1 S: 6	H: 0 LOB: 1 BB: 0 P: 6	R: 0 E: 0 K: 1 S: 6	H: 1 LOB: 1 BB: 0 P: 6	R: 0 E: 0 K: 0 S: 3	H: 0 LOB: 0 BB: 0 P: 3	R: 0 E: 0 K: 2 S: 13	H: 1 LOB: 2 BB: 1 P: 18	R: 0 E: 0 K: 0 S: 5	H: 0 LOB: 0 BB: 0 P: 5	R: 0 E: 1 K: 1 S: 8	H: 2 LOB: 3 BB: 1 P: 12	1B: 8 2B: 1 3B: 0 HR: 0	SF: 0 SAC: 1 DP: 0 HBP: 0	WP: 0 PA: 38 PB: 0 SB: 5 CS: 0
<b>PITCHER</b>	IP WLS BF H R ER SO BB IBB HBP BLK WP HR S P ERA WHIP																
Mike Krukow, R ERA: 4.57 (1, 1)	7.0 L 31 7 2 2 4 1 0 0 2 0 0 0 43 48 2.57 1.143																
Paul Reuschel, R ERA: 1.39 (8, 1)	1.0 7 2 1 1 1 0 1 0 0 0 0 0 8 12 9.00 2.000																

AB	35
R	3
H	9
RBI	3
BB	2
SO	5
LOB	22













Batter	1	2	3	4	5	6	7	8	9	AB	R	H	RBI	BB	SO	LOB	TOP					
Jerry Mumphrey, S (1, 8) OBP: 0.408, SLG: 0.492 Butch Metzger, R (7, 1) Al Hrabosky, R (7, 1)	0-0 S 1B		0-3 K 3B		0-0 F7		0-3 K			4	1	1	0	0	2	1	<b>St. Louis Cardinals @ Pittsburgh Pirates</b> Three Rivers Stadium, Pittsburgh, PA Mon Jul 04 1977, 3:33 AM EDT Overcast <a href="#">livebaseballscorecards.com</a>					
Gary Templeton, S (1, 6) OBP: 0.326, SLG: 0.413	0-3 K 1-2		0-0 SF8 3B		0-0 2B			4-0 S BB		3	1	2	1	1	1	1						
Hector Cruz, R (1, 7) Keith Hernandez, L (8, PH) OBP: 0.399, SLG: 0.465	0-0 P6		0-0 SF8		0-0 F8			0-3 K 1-2		2	0	0	1	0	0	2						
Ted Simmons, S (1, 2) OBP: 0.422, SLG: 0.512	4-0 BB		0-0 F2			0-0 6-3		0-0 F7		3	0	0	0	1	0	1						
Roger Freed, R (1, 3) Lou Brock, L (8, PH) OBP: 0.331, SLG: 0.412	0-3 K			0-0 P5		0-0 F9		0-3 K		3	0	0	0	0	1	2						
Ken Reitz, R (1, 5) OBP: 0.317, SLG: 0.479		0-3 K		0-0 6-3		0-0 P3			0-3 K	4	0	0	0	0	2	0						
Mike Anderson, R (1, 9) Dave Rader, L (9, PH) OBP: 0.362, SLG: 0.442		0-3 K			0-0 1B		0-0 SH1-4 1B		0-0 F8	3	0	2	0	0	1	0						
Mike Tyson, R (1, 4) Don Kessinger, S (9, PH) OBP: 0.345, SLG: 0.284		0-0 L8		0-0 P4			0-0 SH1-4 1-2		4-0 BB	2	0	0	0	0	0	1						
Tom Underwood, R (1, 1) Tony Scott, S (7, PH) OBP: 0.387, SLG: 0.452			0-0 G3		0-0 F9		0-3 K		0-3 K	2	0	0	0	0	0	0						
										2	0	0	0	0	2	2						
<b>Inning Stats</b>	R: 0 E: 0 K: 2 S: 8	H: 1 LOB: 2 BB: 1 P: 12	R: 0 E: 0 K: 2 S: 7	H: 0 LOB: 0 BB: 0 P: 7	R: 2 E: 0 K: 1 S: 7	H: 1 LOB: 0 BB: 0 P: 7	R: 0 E: 0 K: 0 S: 4	H: 1 LOB: 1 BB: 0 P: 4	R: 0 E: 0 K: 0 S: 3	H: 0 LOB: 0 BB: 0 P: 3	R: 0 E: 0 K: 2 S: 8	H: 1 LOB: 1 BB: 0 P: 8	R: 0 E: 0 K: 2 S: 7	H: 0 LOB: 1 BB: 1 P: 11	R: 0 E: 0 K: 2 S: 7	H: 0 LOB: 1 BB: 1 P: 11	1B: 3 2B: 1 3B: 1 HR: 0	SF: 1 SAC: 1 DP: 0 HBP: 0	WP: 0 PB: 1 SB: 2 CS: 0	PA: 36		
<b>PITCHER</b>	IP WLS BF H R ER SO BB IBB HBP BLK WP HR S P ERA WHIP		IP WLS BF H R ER SO BB IBB HBP BLK WP HR S P ERA WHIP		IP WLS BF H R ER SO BB IBB HBP BLK WP HR S P ERA WHIP		IP WLS BF H R ER SO BB IBB HBP BLK WP HR S P ERA WHIP		IP WLS BF H R ER SO BB IBB HBP BLK WP HR S P ERA WHIP		IP WLS BF H R ER SO BB IBB HBP BLK WP HR S P ERA WHIP		IP WLS BF H R ER SO BB IBB HBP BLK WP HR S P ERA WHIP		IP WLS BF H R ER SO BB IBB HBP BLK WP HR S P ERA WHIP		IP WLS BF H R ER SO BB IBB HBP BLK WP HR S P ERA WHIP					
Jim Rooker, L (1, 1) ERA: 3.46	6.1	W	26	5	2	0	5	1	0	0	0	0	0	0	0	0	0.00	0.947				
Rich Gossage, R (7, 1) ERA: 1.39	2.2	S	10	0	0	0	6	2	0	0	0	0	0	0	0	0	0.00	0.750				

Batter	1	2	3	4	5	6	7	8	9	AB	R	H	RBI	BB	SO	LOB	BOTTOM					
Frank Taveras, R (1, 6) OBP: 0.297, SLG: 0.284	4-0 1B BB	0-0 FC4-6 CS		0-0 4-3			0-0 F7	0-0 F8		4	1	0	0	1	0	4	<b>St. Louis Cardinals @ Pittsburgh Pirates</b> Three Rivers Stadium, Pittsburgh, PA Mon Jul 04 1977, 3:33 AM EDT Overcast <a href="#">livebaseballscorecards.com</a>					
Phil Garner, R (1, 4) OBP: 0.308, SLG: 0.409	0-0 1B	0-0 CS	0-3 K	0-0 5-3			4-0 BB BB			3	0	1	0	1	1	2						
Dave Parker, L (1, 9) OBP: 0.379, SLG: 0.535	0-0 E 3B		1-0 HBP		0-0 4-3 2B		0-0 F5			3	1	2	0	0	0	1						
Jim Fregosi, R (1, 3) OBP: 0.339, SLG: 0.453	0-0 E4 1B		0-0 F8		0-0 6-3		4-0 BB BB			3	0	0	1	1	0	2						
Al Oliver, L (1, 7) OBP: 0.327, SLG: 0.456	0-0 1B		0-0 5-3		0-0 4-3		0-0 P6			4	0	1	0	0	0	4						
Fernando Gonzalez, R (1, 5) Mario Mendoza, R (8, PR) OBP: 0.150, SLG: 0.200	0-3 K			0-0 PB 1B	0-0 P6			0-0 6-3 HR 1B		4	1	2	0	0	1	3						
Duffy Dyer, R (1, 2) OBP: 0.399, SLG: 0.344	0-3 K2-3			0-0 SH3-4 1B		0-3 K		0-0 6-3		4	0	1	0	0	2	3						
Omar Moreno, L (1, 8) OBP: 0.300, SLG: 0.340		0-3 K		0-0 SH3-4 1B		0-0 G3		0-0 HR		4	1	2	3	0	1	0						
Jim Rooker, R (1, 1) Rich Gossage, R (7, 1) OBP: 0.250, SLG: 0.333		4-0 BB		0-0 SH3-4 1B		0-0 5-3		0-0 F9		1	0	0	0	1	0	0						
				0-0 SH3-4 1B						1	0	0	0	0	0	1						
<b>Inning Stats</b>	R: 2 E: 1 K: 2 S: 10	H: 3 LOB: 2 BB: 1 P: 14	R: 0 E: 0 K: 1 S: 4	H: 0 LOB: 1 BB: 1 P: 8	R: 0 E: 0 K: 1 S: 5	H: 0 LOB: 0 BB: 0 P: 6	R: 1 E: 0 K: 0 S: 6	H: 3 LOB: 2 BB: 0 P: 6	R: 0 E: 0 K: 0 S: 4	H: 1 LOB: 1 BB: 0 P: 4	R: 0 E: 0 K: 1 S: 5	H: 0 LOB: 0 BB: 0 P: 5	R: 0 E: 0 K: 0 S: 3	H: 0 LOB: 2 BB: 2 P: 11	R: 2 E: 0 K: 0 S: 5	H: 2 LOB: 1 BB: 0 P: 5	1B: 5 2B: 2 3B: 1 HR: 1	SF: 0 SAC: 1 DP: 0 HBP: 1	WP: 0 PB: 1 SB: 0 CS: 1	PA: 38		
<b>PITCHER</b>	IP WLS BF H R ER SO BB IBB HBP BLK WP HR S P ERA WHIP		IP WLS BF H R ER SO BB IBB HBP BLK WP HR S P ERA WHIP		IP WLS BF H R ER SO BB IBB HBP BLK WP HR S P ERA WHIP		IP WLS BF H R ER SO BB IBB HBP BLK WP HR S P ERA WHIP		IP WLS BF H R ER SO BB IBB HBP BLK WP HR S P ERA WHIP		IP WLS BF H R ER SO BB IBB HBP BLK WP HR S P ERA WHIP		IP WLS BF H R ER SO BB IBB HBP BLK WP HR S P ERA WHIP		IP WLS BF H R ER SO BB IBB HBP BLK WP HR S P ERA WHIP		IP WLS BF H R ER SO BB IBB HBP BLK WP HR S P ERA WHIP					
Tom Underwood, L (1, 1) ERA: 5.26	6.0	L	27	7	3	3	5	2	0	1	0	0	0	0	0	0	4.50	1.500				
Butch Metzger, R (7, 1) ERA: 4.08	0.2		4	0	0	0	0	2	0	0	0	0	0	0	0	0	0.00	3.000				
Al Hrabosky, L (7, 1) ERA: 4.18	1.1		6	2	2	2	0	0	0	0	0	0	0	0	0	0	13.50	1.500				



Batter	1	2	3	4	5	6	7	8	9	AB	R	H	RBI	BB	SO	LOB	TOP										
Tony Scott, S (1, 8) OBP: 0.384, SLG: 0.448										4	0	1	0	0	0	2											
Don Kessinger, S (1, 6) OBP: 0.335, SLG: 0.293										4	1	1	0	0	0	2											
Hector Cruz, R (1, 7) Rawly Eastwick, R (8, 1) OBP: 0.300, SLG: 0.222										4	0	1	1	0	0	0											
Keith Hernandez, L (1, 3) OBP: 0.394, SLG: 0.458										4	0	0	0	0	1	1											
Ken Reitz, R (1, 5) OBP: 0.316, SLG: 0.476										4	1	1	0	0	1	0											
Mike Anderson, R (1, 9) OBP: 0.312, SLG: 0.414										4	1	3	2	0	0	0											
Dave Rader, L (1, 2) OBP: 0.353, SLG: 0.413										3	0	0	0	1	1	1											
Mike Tyson, R (1, 4) Ted Simmons, S (9, PH) Garry Templeton, S (9, PR) OBP: 0.326, SLG: 0.413										3	0	0	0	0	0	3											
Buddy Schultz, R (1, 1) Clay Carroll, R (1, 1) John Ureña, R (6, 1) Jerry Mumphrey, S (8, 7) OBP: 0.408, SLG: 0.492										0	0	0	0	0	0	0											
<b>Inning Stats</b>	R: 0 E: 0 K: 0 S: 3	H: 1 LOB: 0 BB: 0 P: 3	R: 0 E: 0 K: 2 S: 8	H: 1 LOB: 2 BB: 1 P: 12	R: 1 E: 0 K: 1 S: 7	H: 2 LOB: 1 BB: 0 P: 7	R: 2 E: 0 K: 0 S: 6	H: 3 LOB: 1 BB: 0 P: 6	R: 0 E: 0 K: 1 S: 6	H: 1 LOB: 0 BB: 0 P: 6	R: 0 E: 1 K: 0 S: 3	H: 0 LOB: 0 BB: 0 P: 3	R: 0 E: 0 K: 0 S: 3	H: 0 LOB: 0 BB: 0 P: 3	R: 0 E: 0 K: 0 S: 2	H: 0 LOB: 1 BB: 1 P: 6	1B: 5 2B: 3 3B: 0 HR: 1	SF: 0 SAC: 0 DP: 1 HBP: 0	WP: 1 PB: 0 SB: 0 CS: 2	PA: 36							
<b>PITCHER</b>	IP	WLS	BF	H	R	ER	SO	BB	IBB	HBP	BLK	WP	HR	S	P	ERA	WHIP										
Terry Forster, L (1, 1) ERA: 5.64	7.0		29	8	3	3	4	1	0	0	0	1	1	36	40	3.86	1.286										
Larry Demery, R (8, 1) ERA: 5.59	1.0		3	0	0	0	0	0	0	0	0	0	0	3	3	0.00	0.000										
Kent Tekulve, R (9, 1) ERA: 2.45	1.0	W	3	0	0	0	0	1	0	0	0	0	0	2	6	0.00	1.000										

St. Louis Cardinals @ Pittsburgh Pirates  
Three Rivers Stadium, Pittsburgh, PA  
Mon Jul 04 1977, 3:38 AM EDT  
Att: 22,810 - Unknown

AB 33  
R 3  
H 8  
RBI 3  
BB 2  
SO 4  
LOB 9



Batter	1	2	3	4	5	6	7	8	9	AB	R	H	RBI	BB	SO	LOB	BOTTOM										
Frank Taveras, R (1, 6) OBP: 0.294, SLG: 0.280										4	0	0	0	0	0	0											
Phil Garner, R (1, 5) OBP: 0.307, SLG: 0.406										4	0	1	0	0	1	1											
Dave Parker, L (1, 9) OBP: 0.381, SLG: 0.543										3	1	1	1	1	0	0											
Rennie Stennett, R (1, 4) OBP: 0.370, SLG: 0.433										3	1	1	1	0	0	1											
Al Oliver, L (1, 7) OBP: 0.327, SLG: 0.452										2	1	0	0	1	0	0											
Jim Fregosi, R (1, 3) OBP: 0.354, SLG: 0.464										3	0	2	0	0	0	1											
Ed Ott, L (1, 2) OBP: 0.371, SLG: 0.421										3	1	1	2	0	0	2											
Omar Moreno, L (1, 8) OBP: 0.296, SLG: 0.335										3	0	0	0	0	2	1											
Terry Forster, L (1, 1) Larry Demery, R (8, 1) Jerry Hairston, S (6, PH) Kent Tekulve, R (9, 1) OBP: 0.400, SLG: 0.400										2	0	0	0	0	0	1											
<b>Inning Stats</b>	R: 0 E: 0 K: 0 S: 3	H: 0 LOB: 0 BB: 0 P: 3	R: 1 E: 0 K: 0 S: 4	H: 2 LOB: 0 BB: 0 P: 4	R: 0 E: 1 K: 1 S: 6	H: 0 LOB: 1 BB: 0 P: 6	R: 0 E: 0 K: 0 S: 2	H: 0 LOB: 0 BB: 1 P: 6	R: 0 E: 0 K: 1 S: 5	H: 1 LOB: 0 BB: 0 P: 5	R: 2 E: 0 K: 1 S: 6	H: 1 LOB: 0 BB: 1 P: 10	R: 0 E: 0 K: 0 S: 3	H: 1 LOB: 0 BB: 0 P: 3	R: 1 E: 0 K: 0 S: 1	H: 1 LOB: 0 BB: 0 P: 1	1B: 3 2B: 1 3B: 0 HR: 3	SF: 0 SAC: 0 DP: 1 HBP: 0	WP: 0 PB: 1 SB: 0 CS: 2	PA: 31							
<b>PITCHER</b>	IP	WLS	BF	H	R	ER	SO	BB	IBB	HBP	BLK	WP	HR	S	P	ERA	WHIP										
Buddy Schultz, L (1, 1) ERA: 1.37	0.0		0	0	0	0	0	0	0	0	0	0	0	0	0	∞	∞										
Clay Carroll, R (1, 1) ERA: 2.39	5.0		18	3	1	1	1	1	0	0	0	0	1	19	23	1.80	0.800										
John Ureña, R (6, 1) ERA: 3.99	2.0		8	1	2	2	2	1	0	0	0	0	1	11	15	9.00	1.000										
Rawly Eastwick, R (8, 1) ERA: 2.88	1.0	L	4	2	1	1	0	0	0	0	0	0	1	4	4	9.00	2.000										

St. Louis Cardinals @ Pittsburgh Pirates  
Three Rivers Stadium, Pittsburgh, PA  
Mon Jul 04 1977, 3:38 AM EDT  
Att: 22,810 - Unknown

AB 28  
R 4  
H 6  
RBI 4  
BB 2  
SO 3  
LOB 7





Batter	1	2	3	4	5	6	7	8	9	AB	R	H	RBI	BB	SO	LOB	TOP										
Tony Scott, S OBP: 0.382, SLG: 0.444 (1, 8)	0-0 1-4-3 1B		0-0 F7	0-0 1-4-3			0-0 4-3			4	0	1	0	0	0	1											
Gary Templeton, S OBP: 0.328, SLG: 0.420 (1, 6)	0-0 1-4-3		0-0 2H 3B				0-0 G5-4-3 1B	0-0 6-3		4	0	2	1	0	0	1											
Hector Cruz, R OBP: 0.352, SLG: 0.391 (1, 7)	0-3 K		0-3 K				0-0 G5-4-3 1-2	4-0 HR BB		3	1	0	0	1	2	3											
Ted Simmons, S OBP: 0.425, SLG: 0.522 (1, 2)	0-3 K			4-0 1B HR BB			0-0 L7	0-0 HR		3	2	1	2	1	1	1											
Keith Hernandez, L OBP: 0.392, SLG: 0.455 (1, 3)		0-0 G3		0-0 1-2 HR 1B			0-0 4-3	0-0 F8		4	1	1	0	0	0	0											
Ken Reitz, R OBP: 0.315, SLG: 0.473 (1, 5)		0-0 F7		0-0 1-2 HR 1B			0-0 5-3	0-0 L9		4	1	1	0	0	0	0											
Mike Anderson, R OBP: 0.296, SLG: 0.392 (1, 9)	0-3 K		0-0 F9				0-0 5-3		0-0 1-3	4	0	0	0	0	1	3											
Mike Tyson, R OBP: 0.285, SLG: 0.319 (1, 4)			0-0 SH3-4 3B 1B	0-0 HR			0-0 F3		0-3 K	4	2	2	4	0	1	0											
Bob Forsch, R OBP: 0.244, SLG: 0.282 (1, 1)			0-0 SH3-4 1-2 K	0-3 K			0-0 F9		0-3 K	3	0	0	0	0	2	0											
<b>Inning Stats</b>	R: 0 E: 0 K: 2 S: 8	H: 1 LOB: 1 BB: 0 P: 8	R: 0 E: 0 K: 1 S: 5	H: 0 LOB: 0 BB: 0 P: 5	R: 1 E: 0 K: 1 S: 7	H: 2 LOB: 1 BB: 0 P: 7	R: 4 E: 0 K: 1 S: 8	H: 3 LOB: 0 BB: 1 P: 12	R: 0 E: 0 K: 0 S: 3	H: 0 LOB: 0 BB: 0 P: 3	R: 0 E: 0 K: 0 S: 3	H: 0 LOB: 0 BB: 0 P: 3	R: 0 E: 0 K: 0 S: 4	H: 1 LOB: 0 BB: 1 P: 8	R: 0 E: 0 K: 2 S: 7	H: 0 LOB: 0 BB: 0 P: 7	1B: 5 2B: 0 3B: 1 HR: 2	SF: 0 SAC: 1 DP: 1 HBP: 0	WP: 0 PB: 0 SB: 0 CS: 0	PA: 36							
<b>PITCHER</b>	IP	WLS	BF	H	R	ER	SO	BB	IBB	HBP	BLK	WP	HR	S	P	ERA	WHIP										
John Candelaria, L ERA: 2.56 (1, 1)	5.0	L	22	7	5	5	5	1	0	0	0	0	1	31	35	9.00	1.600										
Odell Jones, R ERA: 5.65 (6, 1)	2.0		6	0	0	0	0	0	0	0	0	0	0	6	6	0.00	0.000										
Grant Jackson, L ERA: 5.5 (8, 1)	2.0		8	1	2	2	2	1	0	0	0	0	1	11	15	9.00	1.000										

St. Louis Cardinals @ Pittsburgh Pirates  
Three Rivers Stadium, Pittsburgh, PA  
Tue Jul 05 1977, 7:05 PM EDT  
Att: 10,837 - Unknown

AB	33
R	7
H	8
RBI	7
BB	2
SO	7
LOB	9



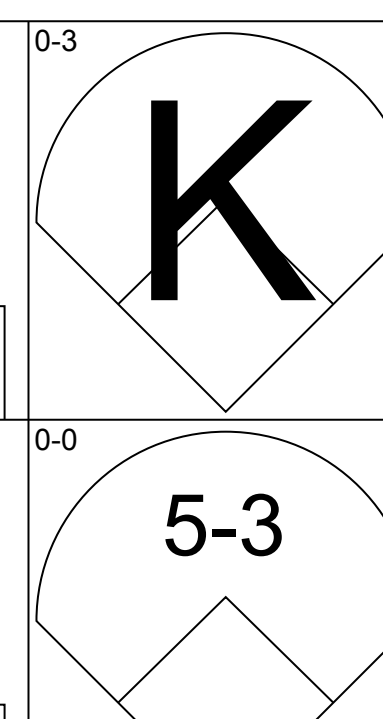
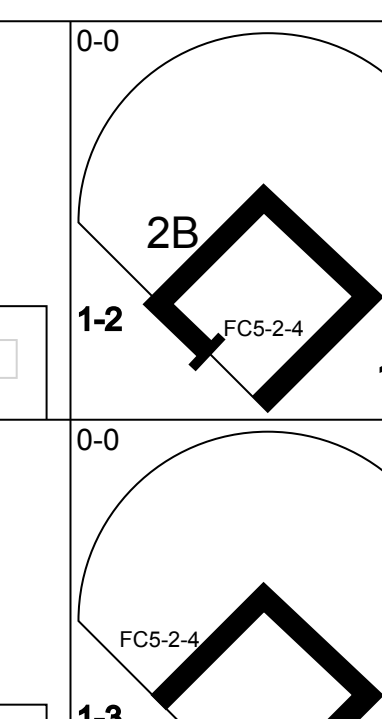
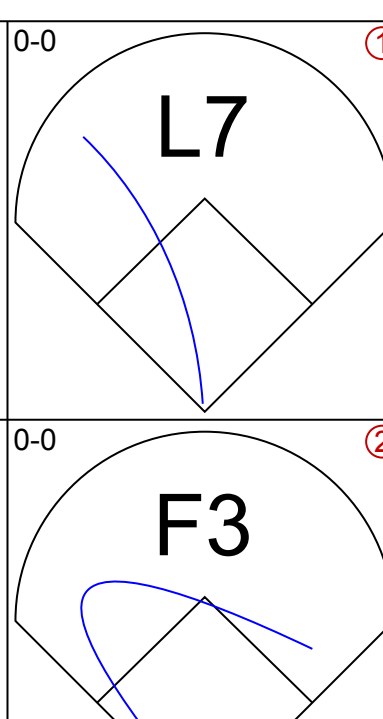
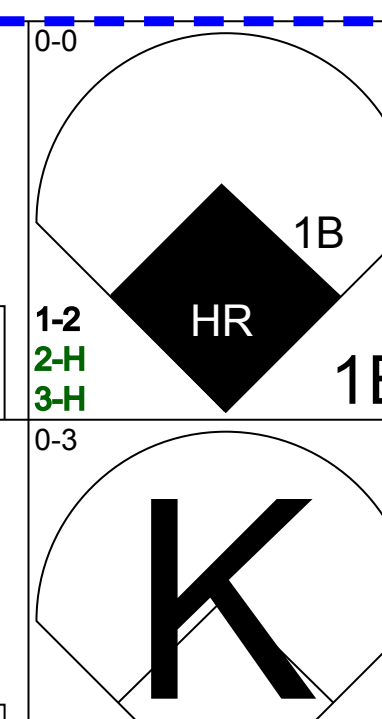
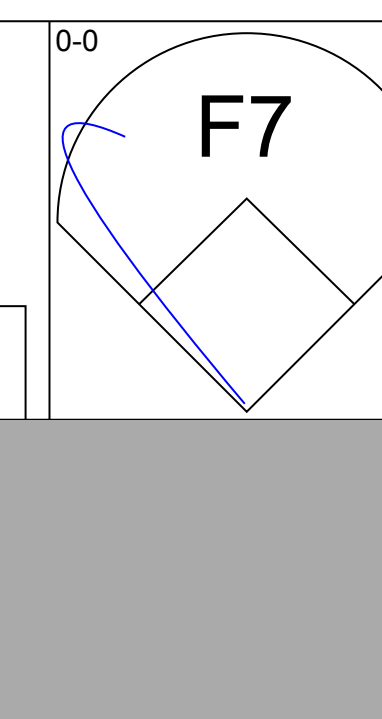
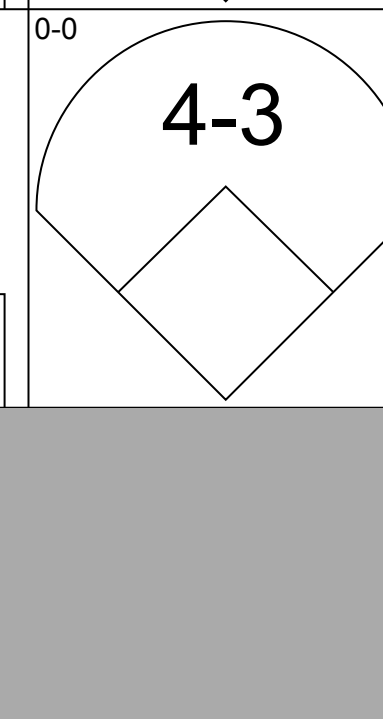
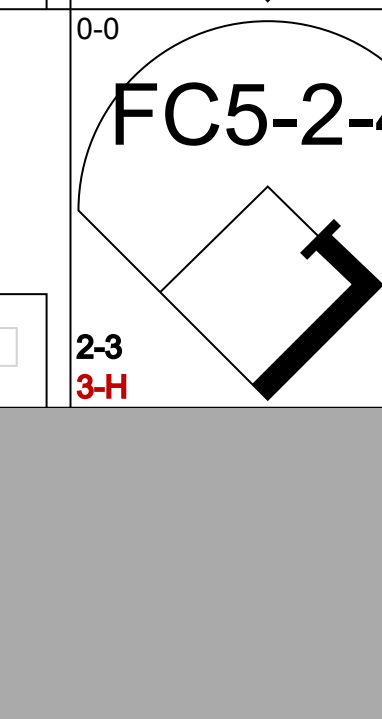
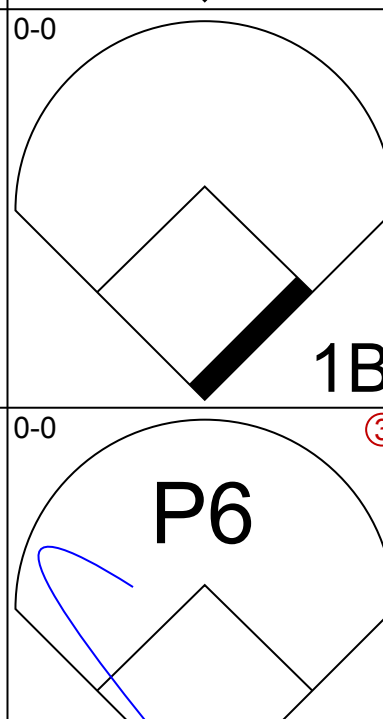
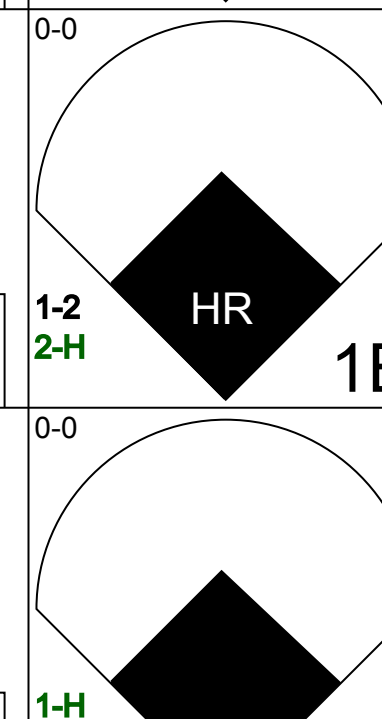
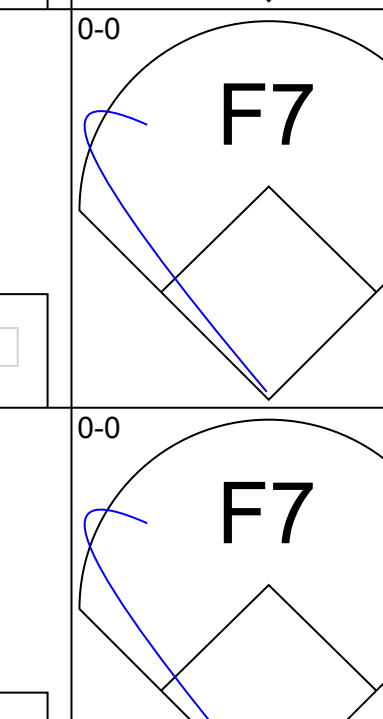



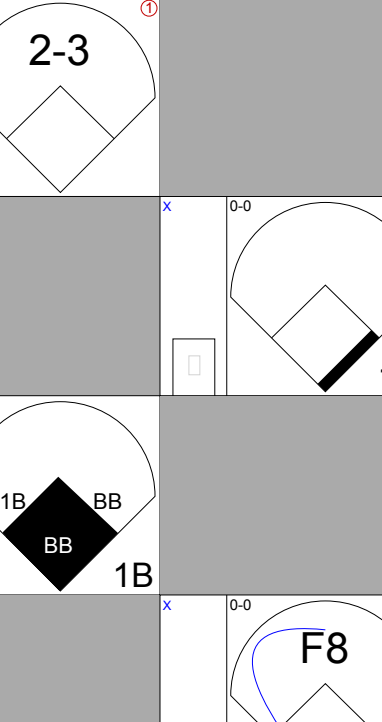

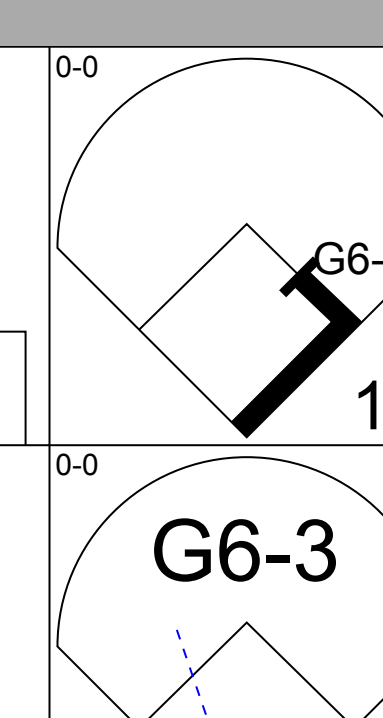
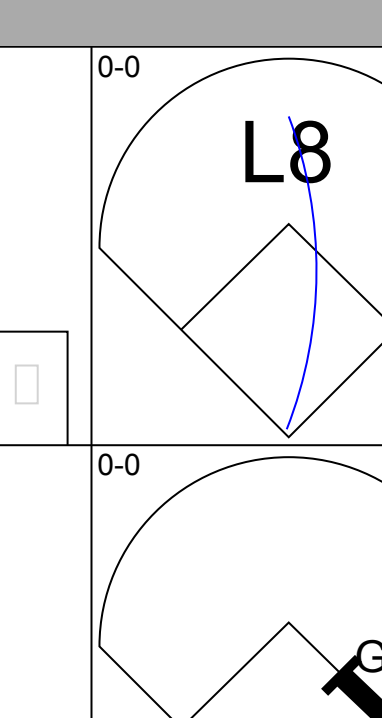
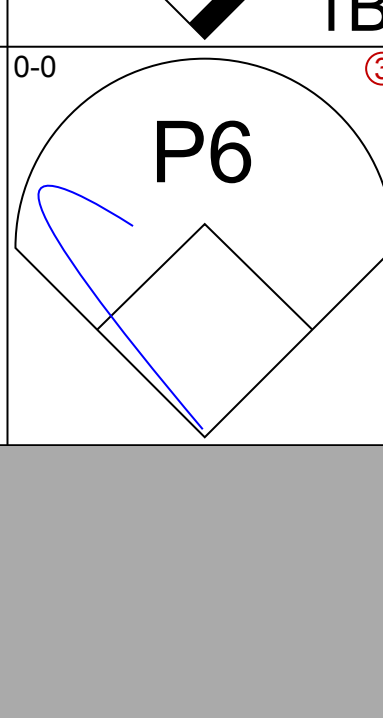
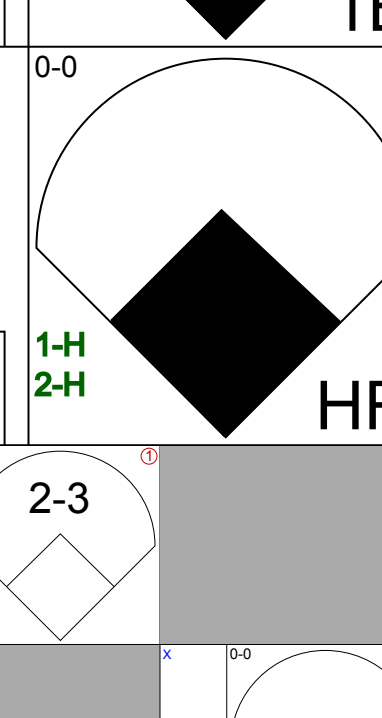
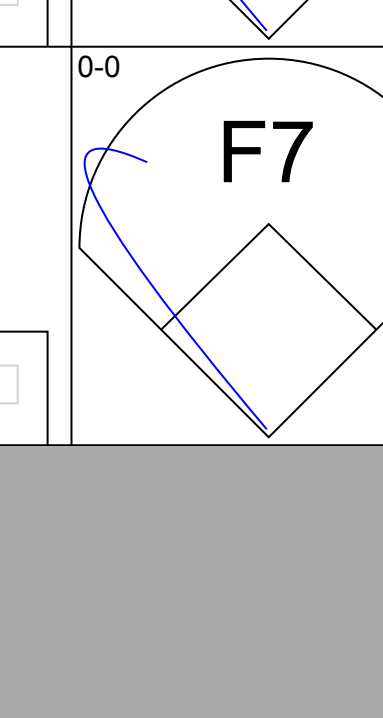
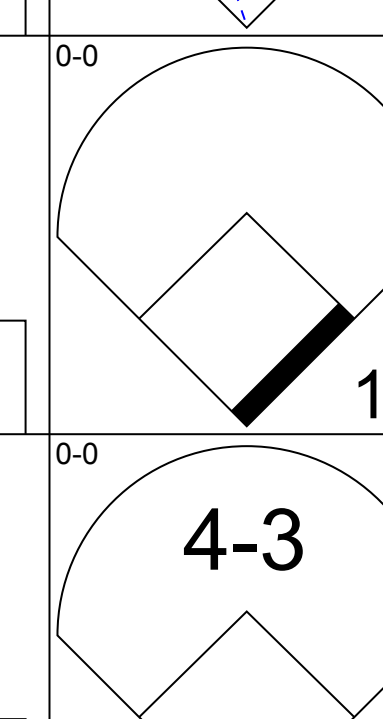
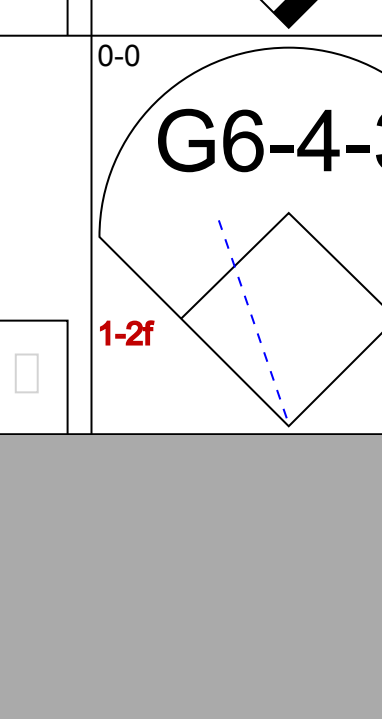
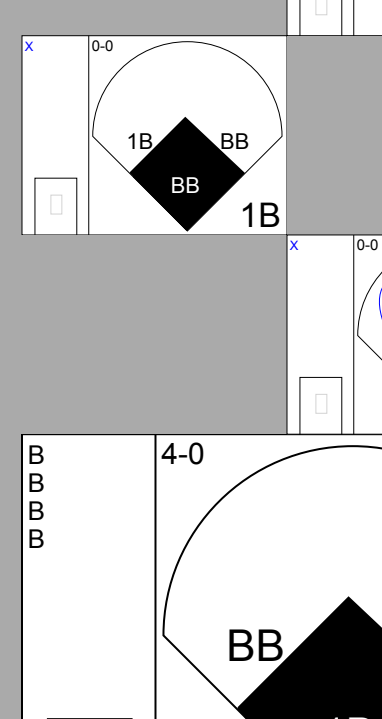


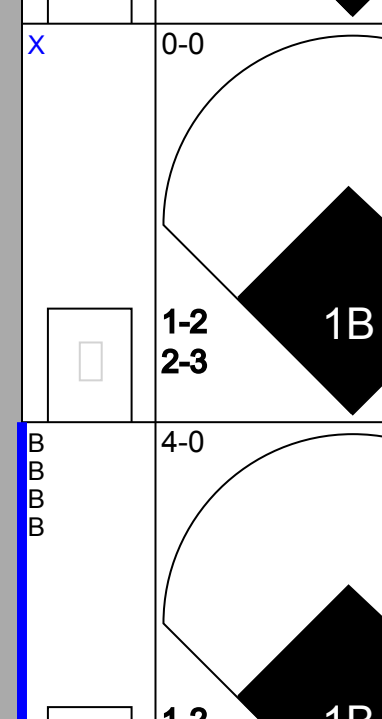
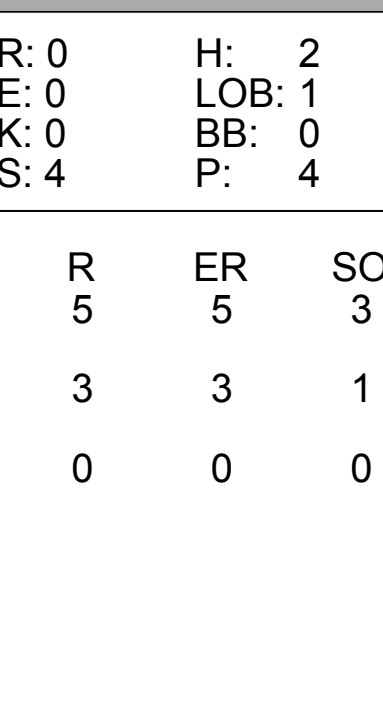
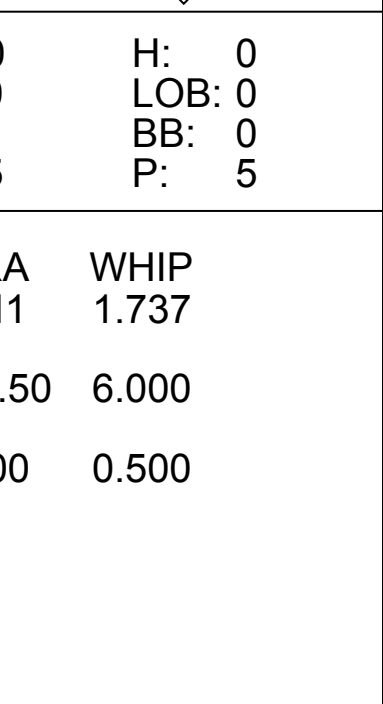
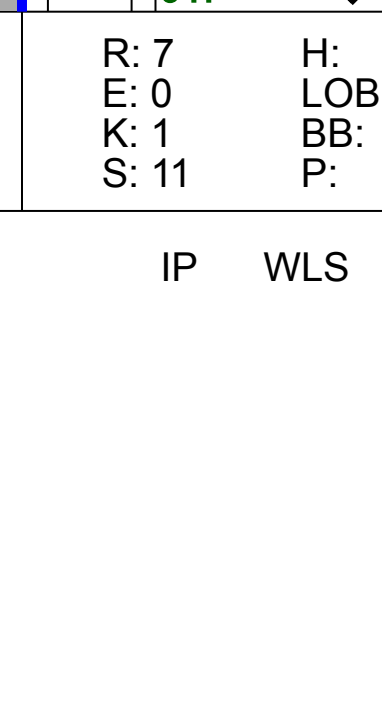
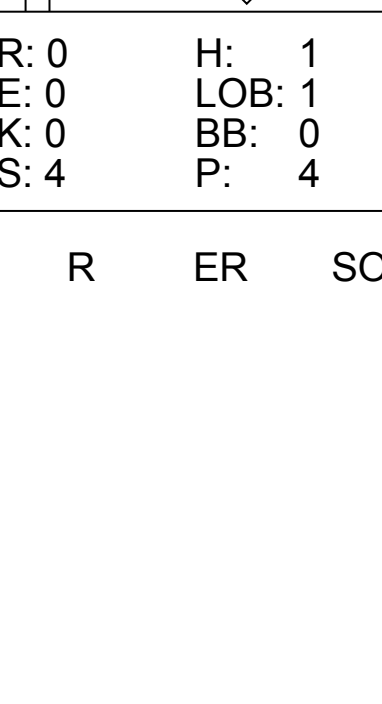
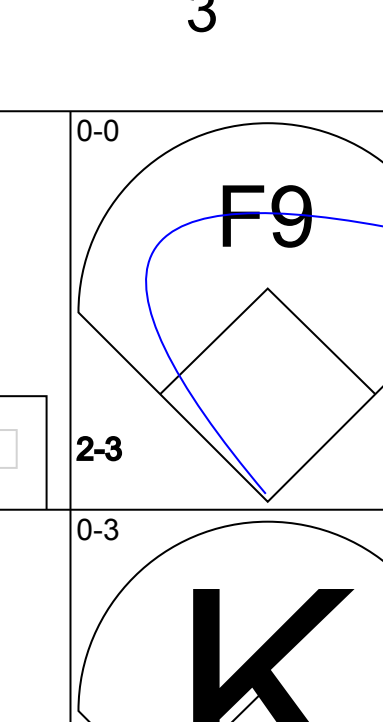
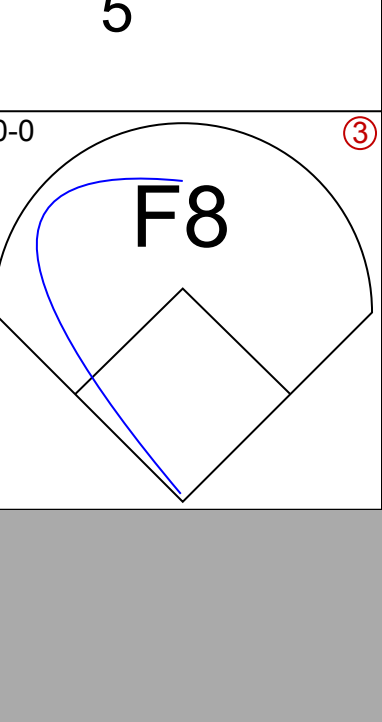
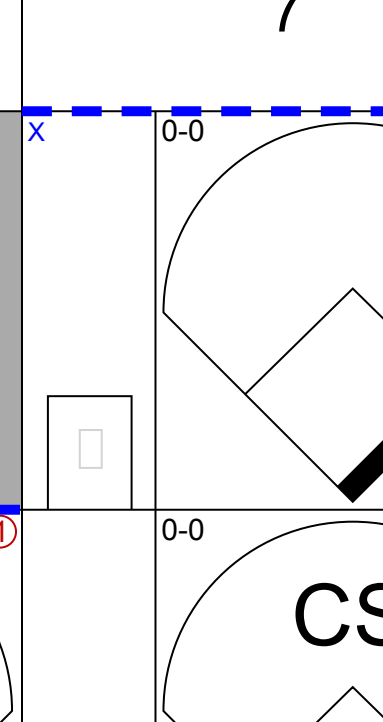



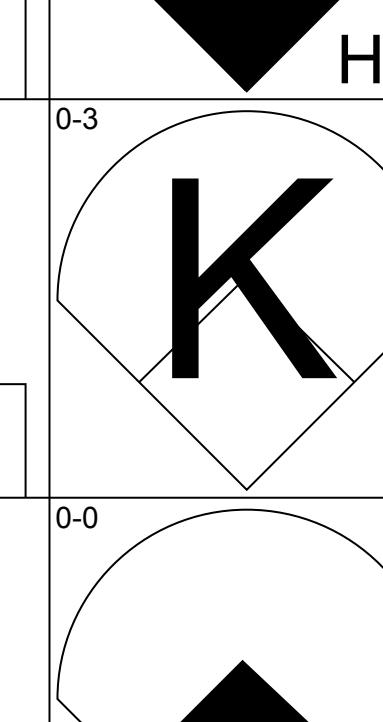
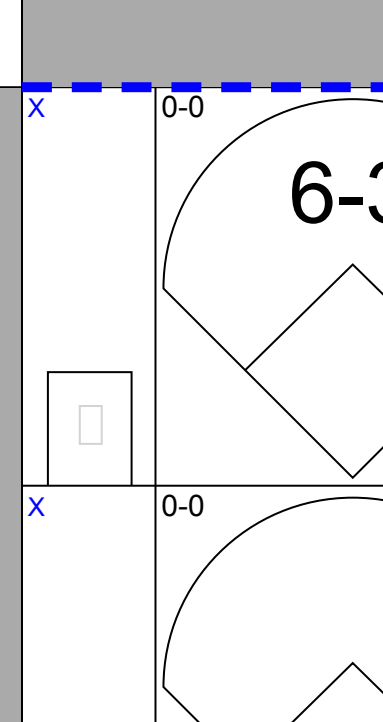
Batter	1	2	3	4	5	6	7	8	9	AB	R	H	RBI	BB	SO	LOB	BOTTOM										
Rennie Stennett, R OBP: 0.364, SLG: 0.426 (1, 4)	0-0 6-3		0-0 G3		0-0 E4 1B HR		0-0 F9		0-0 5-3	5	1	0	0	0	0	3											
Phil Garner, R OBP: 0.302, SLG: 0.399 (1, 5)	0-0 6-3		0-0 2-3 4-3		0-3 K		0-0 G3		0-0 6-3	5	0	0	0	0	1	4											
Dave Parker, L OBP: 0.379, SLG: 0.539 (1, 9)	0-0 4-3			0-0 1-3 1B			0-0 4-3			4	1	1	0	0	0	0											
Al Oliver, L OBP: 0.332, SLG: 0.470 (1, 7)		0-0 4-3 2B		0-0 1B 1B	0-0 HR		0-0 P7			4	1	3	3	0	0	0											
Jim Fregosi, R OBP: 0.348, SLG: 0.450 (1, 3)		0-3 K		0-0 1-2 1B	0-0 4-3		0-0 E3			4	0	1	0	0	1	1											
Ed Ott, L OBP: 0.359, SLG: 0.405 (1, 2)		0-0 4-3		0-0 F7			0-0 F8		0-0 6-3	4	0	0	0	0	0	4											
Omar Moreno, L OBP: 0.295, SLG: 0.333 (1, 8)		0-0 P5		0-0 1-2 2-3 1B			0-0 G3		0-0 4-3	4	0	1	0	0	0	1											
Frank Taveras, R OBP: 0.293, SLG: 0.280 (1, 6)			0-0 4-3	0-0 F8			0-0 F8		0-0 5-3 1B	4	0	1	0	0	0	3											
John Candelaria, L OBP: 0.295, SLG: 0.189 (5, PH)					0-0 P6				0-0 5-3	1	0	1	0	0	0	0											
Terry Forster, L OBP: 0.208, SLG: 0.482 (6, PH)									0-0 5-3	1	0	0	0	0	0	0											
Odell Jones, R OBP: 0.274, SLG: 0.274 (7, PH)									0-0 5-3	1	0	0	0	0	0	0											
Fernando Gonzalez, R OBP: 0.302, SLG: 0.423 (8, PH)									0-0 5-3	1	0	0	0	0	0	0											
Grant Jackson, S OBP: 0.400, SLG: 0.423 (9, PH)									0-0 5-3	1	0	1	0	0	0	0											
<b>Inning Stats</b>	R: 0 E: 0 K: 0 S: 3	H: 0 LOB: 0 BB: 0 P: 3	R: 0 E: 0 K: 1 S: 6	H: 1 LOB: 1 BB: 0 P: 6	R: 0 E: 0 K: 0 S: 4	H: 1 LOB: 1 BB: 0 P: 4	R: 0 E: 0 K: 0 S: 6	H: 3 LOB: 3 BB: 0 P: 6	R: 3 E: 1 K: 1 S: 8	H: 2 LOB: 0 BB: 0 P: 8	R: 0 E: 0 K: 0 S: 3	H: 0 LOB: 0 BB: 0 P: 3	R: 0 E: 0 K: 0 S: 3	H: 0 LOB: 0 BB: 0 P: 3	R: 0 E: 1 K: 0 S: 4	H: 0 LOB: 1 BB: 0 P: 4	R: 0 E: 0 K: 0 S: 5	H: 2 LOB: 2 BB: 0 P: 5	1B: 6 2B: 2 3B: 0 HR: 1	SF: 0 SAC: 0 DP: 0 HBP: 0	WP: 0 PB: 0 SB: 0 CS: 0	PA: 38					
<b>PITCHER</b>	IP	WLS	BF	H	R	ER	SO	BB	IBB	HBP	BLK	WP	HR	S	P	ERA	WHIP										
Bob Forsch, R ERA: 3.97 (1, 1)	9.0	W	38	9	3	0	2	0	0	0	0	0	1	42	42	0.00	1.000										

St. Louis Cardinals @ Pittsburgh Pirates  
Three Rivers Stadium, Pittsburgh, PA  
Tue Jul 05 1977, 7:05 PM EDT  
Att: 10,837 - Unknown

AB	38
R	3
H	9
RBI	3
BB	0
SO	2
LOB	16



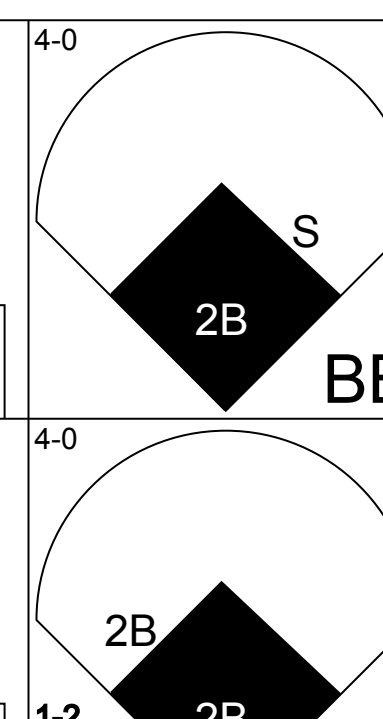
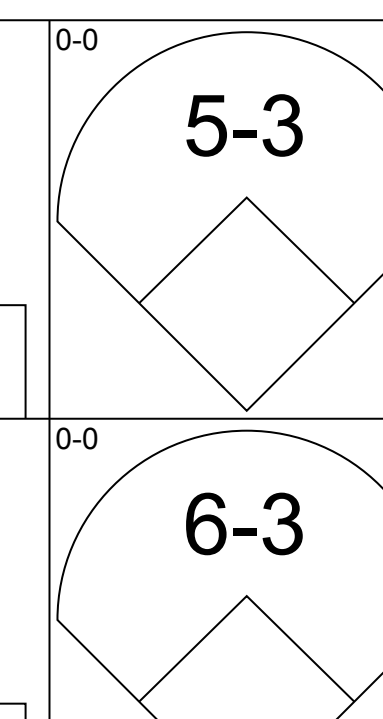
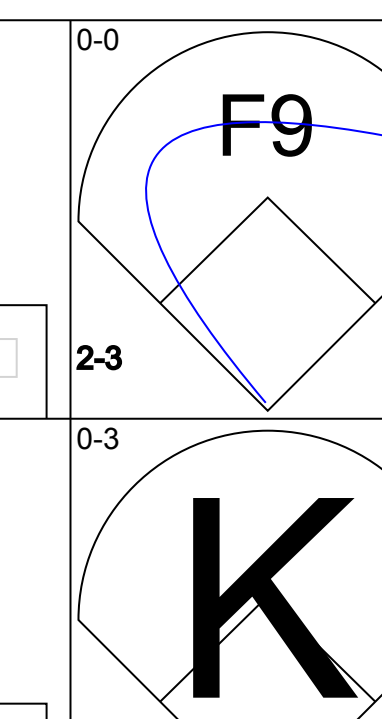
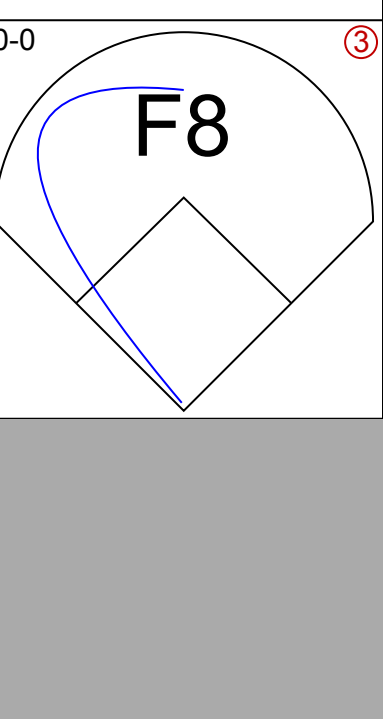
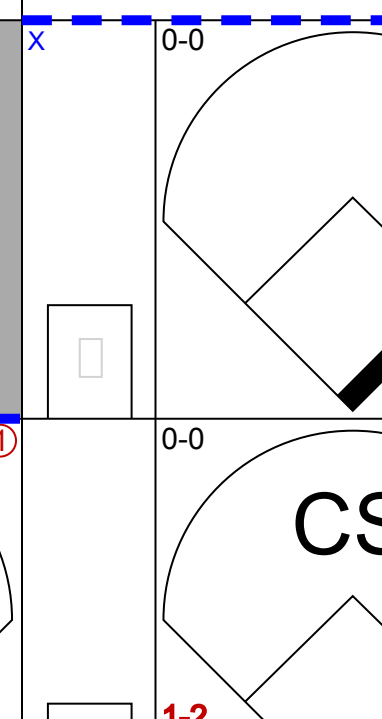
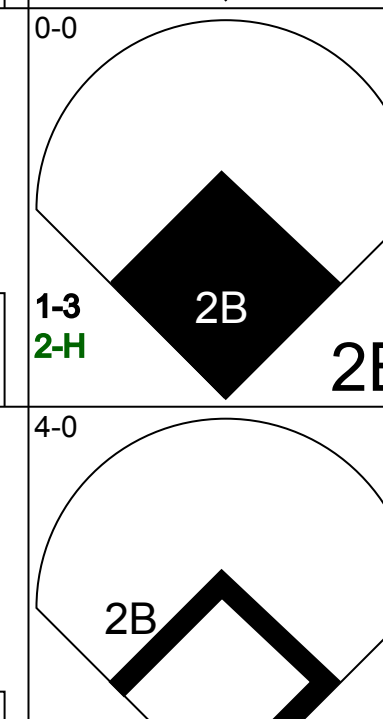
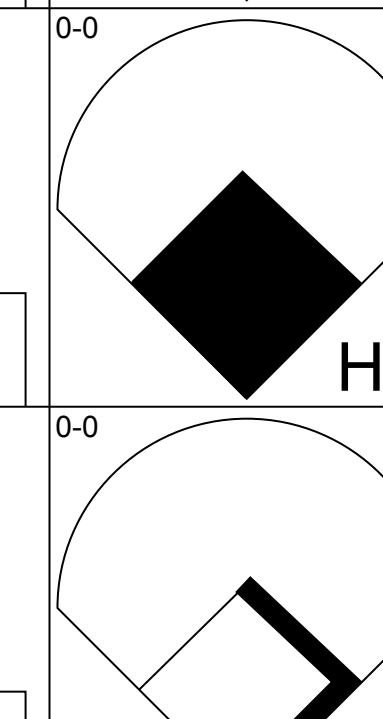

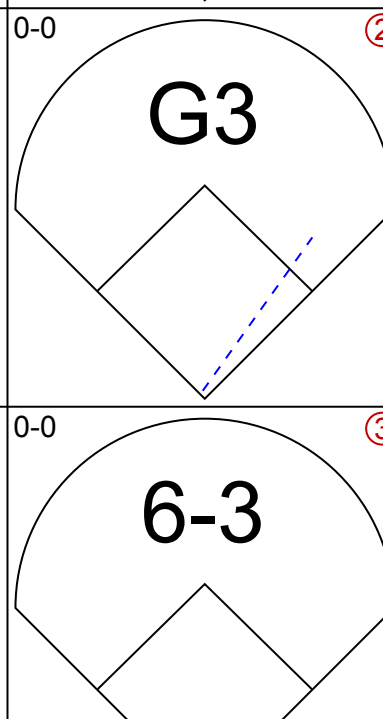

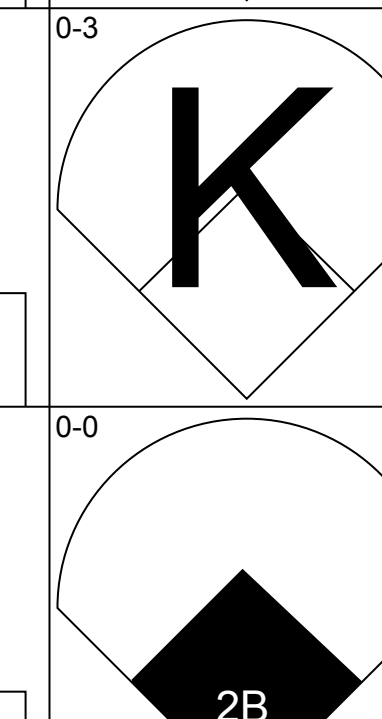
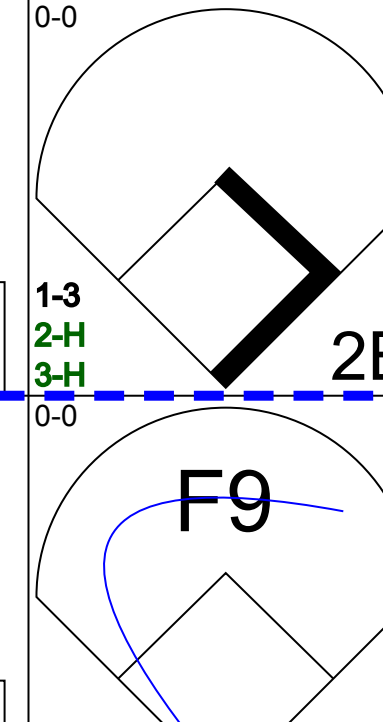
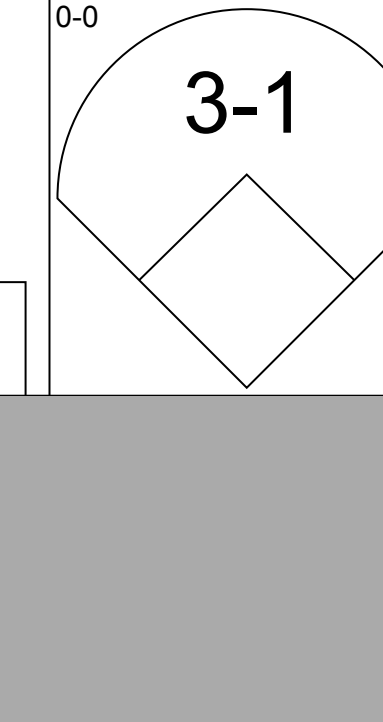
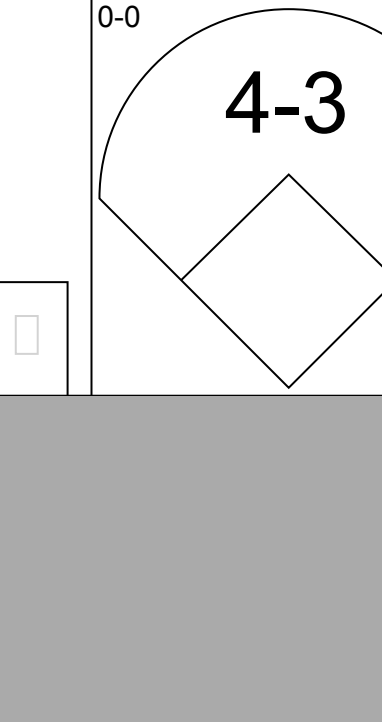

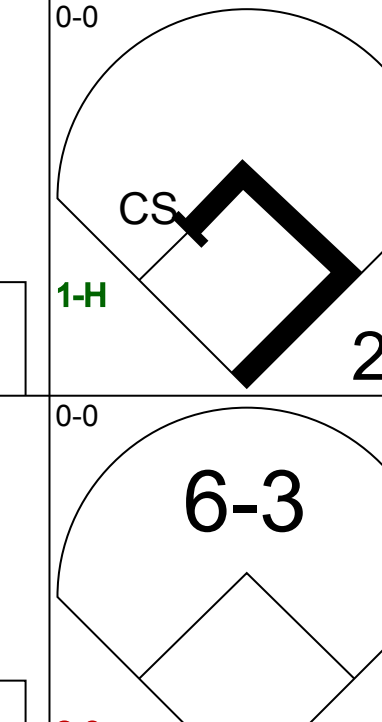
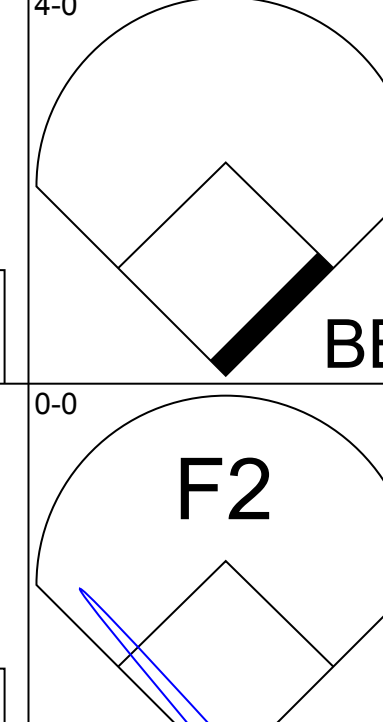


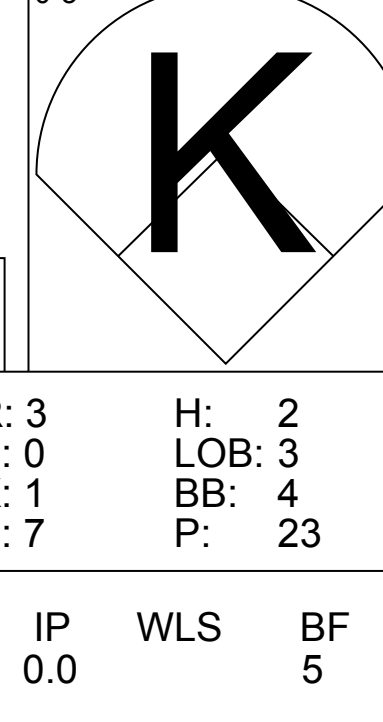
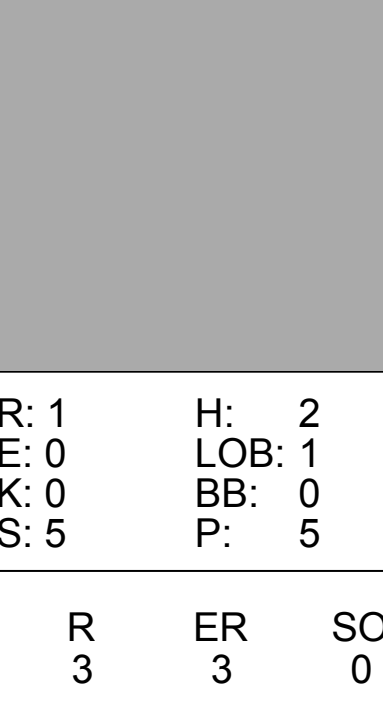
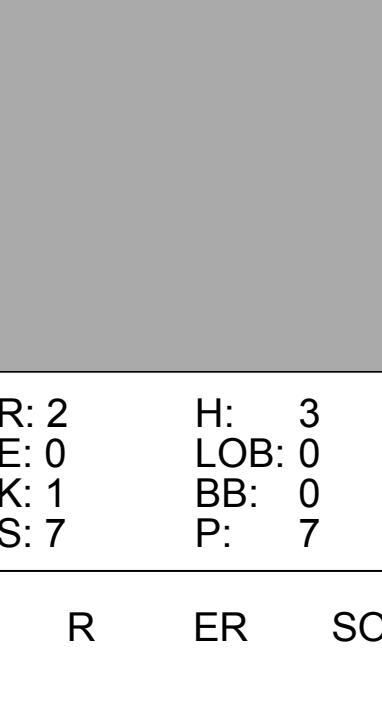
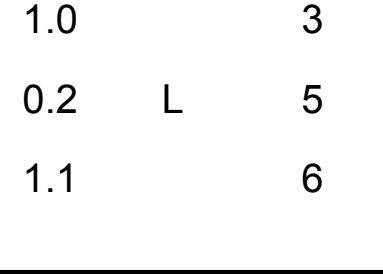






Batter	1	2	3	4	5	6	7	8	9	AB	R	H	RBI	BB	SO	LOB	TOP					
<b>Lou Brock, L</b> OBP: 0.332, SLG: 0.412 (1, 7)										5	1	2	2	0	1	1						
<b>Gary Templeton, S</b> OBP: 0.326, SLG: 0.420 (1, 6)										5	0	1	1	0	1	2						
<b>Tony Scott, S</b> OBP: 0.365, SLG: 0.443 (8, 1)										3	0	1	0	0	0	2						
<b>Ted Simmons, S</b> OBP: 0.424, SLG: 0.531 (1, 2)										5	1	2	3	0	0	1						
<b>Keith Hernandez, L</b> OBP: 0.394, SLG: 0.456 (1, 3)										4	0	2	0	0	0	1						
<b>Ken Reitz, R</b> OBP: 0.317, SLG: 0.474 (1, 5)										4	1	2	0	0	0	2						
<b>Jerry Mumphrey, S</b> OBP: 0.405, SLG: 0.483 (6, 8)										3	1	0	0	1	0	1						
<b>Mike Tyson, R</b> OBP: 0.293, SLG: 0.332 (1, 4)										4	2	3	0	0	0	0						
<b>Pete Falcone, L</b> OBP: 0.294, SLG: 0.313 (1, 1)										0	0	0	0	0	0	0						
<b>Butch Metzger, R</b> OBP: 0.353, SLG: 0.389 (6, 9)										2	0	0	0	0	2	1						
<b>Inning Stats</b>	R: 0 E: 0 K: 1 S: 5	H: 0 LOB: 0 BB: 0 P: 5	R: 0 E: 0 K: 0 S: 4	H: 2 LOB: 1 BB: 0 P: 4	R: 1 E: 0 K: 1 S: 7	H: 3 LOB: 1 BB: 0 P: 7	R: 0 E: 0 K: 0 S: 3	H: 1 LOB: 0 BB: 0 P: 3	R: 0 E: 0 K: 1 S: 5	H: 0 LOB: 0 BB: 0 P: 5	R: 0 E: 0 K: 0 S: 4	H: 1 LOB: 1 BB: 0 P: 4	R: 7 E: 0 K: 1 S: 11	H: 6 LOB: 1 BB: 2 P: 19	R: 0 E: 0 K: 0 S: 4	H: 1 LOB: 1 BB: 0 P: 4	R: 0 E: 0 K: 0 S: 3	H: 0 LOB: 0 BB: 0 P: 3	1B: 11 2B: 3 3B: 0 HR: 1	SF: 0 SAC: 0 DP: 3 HBP: 0	WP: 0 PB: 0 SB: 0 CS: 0	PA: 40
<b>PITCHER</b>	IP	WLS	BF	H	R	ER	SO	BB	IBB	HBP	BLK	WP	HR	S	P	ERA	WHIP					
<b>Jerry Reuss, L</b> ERA: 4.3 (1, 1)	6.1		27	9	5	5	3	2	0	0	0	0	0	31	39	7.11	1.737					
<b>Rich Gossage, R</b> ERA: 1.75 (7, 1)	0.2		6	4	3	3	1	0	0	0	0	0	1	8	8	40.50	6.000					
<b>Kent Tekulve, R</b> ERA: 2.36 (8, 1)	2.0	W	7	1	0	0	0	0	0	0	0	0	0	7	7	0.00	0.500					

St. Louis Cardinals @ Pittsburgh Pirates  
Three Rivers Stadium, Pittsburgh, PA  
Wed Jul 06 1977, 7:05 PM EDT  
Att: 13,137 - Unknown

AB 38  
R 8  
H 14  
RBI 8  
BB 2  
SO 4  
LOB 12



Batter	1	2	3	4	5	6	7	8	9	AB	R	H	RBI	BB	SO	LOB	BOTTOM					
<b>Frank Taveras, R</b> OBP: 0.295, SLG: 0.279 (1, 6)										4	1	1	0	1	0	3						
<b>Phil Garner, R</b> OBP: 0.304, SLG: 0.408 (1, 5)										4	2	1	1	1	1	2						
<b>Dave Parker, L</b> OBP: 0.380, SLG: 0.549 (1, 9)										5	2	2	2	0	1	0						
<b>Bill Robinson, R</b> OBP: 0.349, SLG: 0.526 (1, 7)										2	0	1	0	1	0	0						
<b>Omar Moreno, L</b> OBP: 0.297, SLG: 0.335 (5, 8)										2	1	1	0	0	0	0						
<b>Al Oliver, L</b> OBP: 0.333, SLG: 0.476 (1, 8)										5	0	2	3	0	0	1						
<b>Rennie Stennett, R</b> OBP: 0.382, SLG: 0.422 (1, 4)										5	0	1	0	0	0	3						
<b>Jim Fregosi, R</b> OBP: 0.384, SLG: 0.459 (1, 3)										1	2	1	0	3	0	0						
<b>Ed Ott, L</b> OBP: 0.364, SLG: 0.409 (1, 2)										4	2	2	1	0	0	4						
<b>Jerry Reuss, L</b> OBP: 0.317, SLG: 0.297 (1, 1)										2	0	1	1	1	1	3						
<b>Rich Gossage, R</b> OBP: 0.252, SLG: 0.333 (7, 1)										0	0	0	0	0	0	0						
<b>Fernando Gonzalez, R</b> OBP: 0.298, SLG: 0.491 (7, PH)										1	1	1	3	0	0	0						
<b>Kent Tekulve, R</b> OBP: 0.400, SLG: 0.400 (8, 1)										0	0	0	0	0	0	0						
<b>Inning Stats</b>	R: 3 E: 0 K: 1 S: 7	H: 2 LOB: 3 BB: 4 P: 23	R: 1 E: 0 K: 0 S: 5	H: 2 LOB: 1 BB: 0 P: 5	R: 1 E: 0 K: 1 S: 7	H: 2 LOB: 2 BB: 1 P: 11	R: 0 E: 0 K: 0 S: 3	H: 0 LOB: 0 BB: 0 P: 3	R: 1 E: 0 K: 0 S: 4	H: 1 LOB: 1 BB: 1 P: 8	R: 0 E: 0 K: 0 S: 3	H: 0 LOB: 0 BB: 0 P: 3	R: 3 E: 0 K: 0 S: 5	H: 4 LOB: 1 BB: 1 P: 9	R: 2 E: 0 K: 1 S: 7	H: 3 LOB: 0 BB: 0 P: 7	R: 0 E: 0 K: 0 S: 3	H: 0 LOB: 0 BB: 0 P: 3	1B: 6 2B: 5 3B: 0 HR: 3	SF: 0 SAC: 0 DP: 0 HBP: 0	WP: 0 PB: 0 SB: 0 CS: 2	PA: 43
<b>PITCHER</b>	IP	WLS	BF	H	R	ER	SO	BB	IBB	HBP	BLK	WP	HR	S	P	ERA	WHIP					
<b>Pete Falcone, L</b> ERA: 4.94 (1, 1)	0.0		23	5	3	3	2	3	0	0	0	0	1	24	36	5.40	1.600					
<b>Butch Metzger, R</b> ERA: 4.19 (1, 1)	5.0		23	5	3	3	2	3	0	0	0	0	1	24	36	5.40	1.600					
<b>John Urea, R</b> ERA: 3.91 (6, 1)	1.0		3	0	0	0	0	0	0	0	0	0	0	3	3	0.00	0.000					
<b>Al Hrabosky, L</b> ERA: 4.69 (7, 1)	0.2	L	5	3	3	3	0	1	0	0	0	0	1	4	8	40.50	6.000					
<b>Rawly Eastwick, R</b> ERA: 2.93 (7, 1)	1.1		6	4	2	2	1	0	0	0	0	0	1	8	8	13.50	3.000					

St. Louis Cardinals @ Pittsburgh Pirates  
Three Rivers Stadium, Pittsburgh, PA  
Wed Jul 06 1977, 7:05 PM EDT  
Att: 13,137 - Unknown

AB 35  
R 11  
H 14  
RBI 11  
BB 7  
SO 3  
LOB 16





Batter	1	2	3	4	5	6	7	8	9	AB	R	H	RBI	BB	SO	LOB	TOP					
<b>Lou Brock, L</b> OBP: 0.331, SLG: 0.409 (1, 7)	0-0 4-3	0-0 1-3		0-0 G3			0-0 1B			4	0	1	0	0	0	4	<b>St. Louis Cardinals @ Chicago Cubs</b> Wrigley Field, Chicago, IL Thu Jul 07 1977, 3:33 AM CDT Att: 27,864 - Overcast - 87 F					
<b>Garry Templeton, S</b> OBP: 0.325, SLG: 0.418 (1, 6)	0-0 3-1		0-0 1-3		0-0 4-3		0-0 1B			4	0	1	0	0	0	0						
<b>Ted Simmons, S</b> OBP: 0.425, SLG: 0.530 (1, 2)	0-0 1B		0-0 F7		3-2 1B		0-0 G4-6-3			4	0	2	0	0	0	2						
<b>Keith Hernandez, L</b> OBP: 0.395, SLG: 0.455 (1, 3)	4-0 1B		0-0 1B		0-0 5-3			0-0 6-3		3	0	1	0	1	0	1						
<b>Ken Reitz, R</b> OBP: 0.313, SLG: 0.467 (1, 5)	1-2 1B		0-0 F8		0-0 F7			1-3 K		4	0	0	0	0	1	4						
<b>Tony Scott, S</b> OBP: 0.383, SLG: 0.444 (1, 8)		0-0 1B		0-0 1B		0-0 L8		0-0 G3		4	0	2	0	0	0	0						
<b>Jerry Mumphrey, S</b> OBP: 0.407, SLG: 0.481 (1, 9)		4-0 2B		0-0 1B		0-0 6-3		0-0 4-3		3	0	1	0	1	0	0						
<b>Mike Tyson, R</b> OBP: 0.298, SLG: 0.338 (9, PH)		0-0 BB		0-0 1B		4-2 CS		0-0 P4		2	0	1	0	1	0	2						
<b>Dave Rader, L</b> OBP: 0.356, SLG: 0.417 (9, PH)		1-3 2B		0-0 1-3		0-0 CS		0-0 K		1	0	0	0	0	0	0						
<b>Larry Dierker, R</b> OBP: 0.228, SLG: 0.260 (7, PH)		0-3 K		0-3 K		0-0 CS		0-3 K		2	0	0	0	0	2	4						
<b>Mike Phillips, L</b> OBP: 0.300, SLG: 0.222 (7, 1)										1	0	0	0	0	0	0						
<b>Rawly Eastwick, R</b> OBP: 0.188, SLG: 0.194 (9, PH)										0	0	0	0	0	0	0						
<b>Dane Iorg, L</b> OBP: 0.188, SLG: 0.194 (9, PH)										1	0	0	0	0	1	0						
<b>Inning Stats</b>	R: 0 E: 0 K: 0 S: 9	H: 1 LOB: 2 BB: 1 P: 14	R: 0 E: 0 K: 1 S: 6	H: 2 LOB: 2 BB: 1 P: 10	R: 0 E: 0 K: 0 S: 4	H: 1 LOB: 1 BB: 0 P: 4	R: 0 E: 0 K: 1 S: 7	H: 2 LOB: 2 BB: 0 P: 7	R: 0 E: 0 K: 0 S: 8	H: 1 LOB: 1 BB: 1 P: 11	R: 0 E: 0 K: 0 S: 6	H: 0 LOB: 0 BB: 1 P: 10	R: 0 E: 0 K: 0 S: 4	H: 2 LOB: 1 BB: 0 P: 4	R: 0 E: 0 K: 1 S: 7	H: 0 LOB: 0 BB: 0 P: 8	R: 0 E: 0 K: 1 S: 5	H: 0 LOB: 0 BB: 0 P: 5	1B: 8 2B: 1 3B: 0 HR: 0	SF: 0 SAC: 0 DP: 1 HBP: 0	WP: 0 PB: 0 SB: 0 CS: 2	PA: 37
<b>PITCHER</b> <b>Rick Reuschel, R</b> ERA: 2.08 (1, 1)	IP: 9.0 WLS: W BF: 36 H: 9 R: 0 ER: 0 SO: 4 BB: 3 IBB: 0 HBP: 0 BLK: 0 WP: 0 HR: 0 S: 56 P: 73 ERA: 0.00 WHIP: 1.333																					

Batter	1	2	3	4	5	6	7	8	9	AB	R	H	RBI	BB	SO	LOB	BOTTOM	
<b>Ivan De Jesus, R</b> OBP: 0.328, SLG: 0.341 (1, 6)	4-0 F8	0-0 F7			0-0 CS		0-0 F3			3	1	1	0	1	0	2	<b>St. Louis Cardinals @ Chicago Cubs</b> Wrigley Field, Chicago, IL Thu Jul 07 1977, 3:33 AM CDT Att: 27,864 - Overcast - 87 F	
<b>Greg Gross, L</b> OBP: 0.365, SLG: 0.398 (1, 7)	0-0 1B		0-0 CS		0-0 4-3			0-0 1B		4	0	3	0	0	0	1		
<b>Larry Bittner, L</b> OBP: 0.328, SLG: 0.409 (1, 3)	0-0 F8		0-0 F7			0-0 HR		0-0 1B		4	1	2	1	0	0	3		
<b>Bobby Murcer, L</b> OBP: 0.370, SLG: 0.473 (1, 9)	0-0 P4		0-0 F7			0-0 F5		0-0 F2		4	0	0	0	0	0	4		
<b>Jerry Morales, R</b> OBP: 0.378, SLG: 0.487 (1, 8)	0-0 E4			0-0 4-3		0-0 F8		4-0 G4-6-3		3	0	1	0	1	0	1		
<b>Steve Ontiveros, S</b> OBP: 0.386, SLG: 0.419 (1, 5)	0-0 F7			0-0 4-3		0-0 4-3		0-0 G4-6-3		4	0	0	0	0	0	6		
<b>Mick Kelleher, R</b> OBP: 0.318, SLG: 0.372 (1, 4)			0-0 1-3		0-0 4-3		0-0 1B			3	0	1	0	0	0	1		
<b>Steve Swisher, R</b> OBP: 0.226, SLG: 0.286 (1, 2)				0-0 L9			1-2 1B			2	0	1	0	0	0	1		
<b>Rick Reuschel, R</b> OBP: 0.190, SLG: 0.244 (1, 1)			0-3 K			0-0 F2		2-2 FC6-5-6		3	0	0	0	0	1	2		
<b>Inning Stats</b>	R: 1 E: 1 K: 0 S: 5	H: 1 LOB: 2 BB: 1 P: 9	R: 0 E: 0 K: 1 S: 5	H: 0 LOB: 0 BB: 0 P: 6	R: 0 E: 0 K: 0 S: 3	H: 1 LOB: 0 BB: 0 P: 3	R: 0 E: 0 K: 0 S: 4	H: 1 LOB: 0 BB: 0 P: 4	R: 1 E: 0 K: 0 S: 4	H: 1 LOB: 0 BB: 0 P: 4	R: 0 E: 0 K: 0 S: 13	H: 2 LOB: 1 BB: 0 P: 16	R: 0 E: 0 K: 0 S: 4	H: 2 LOB: 2 BB: 1 P: 8	1B: 7 2B: 1 3B: 0 HR: 1	SF: 0 SAC: 0 DP: 1 HBP: 1		WP: 0 PB: 0 SB: 0 CS: 2
<b>PITCHER</b> <b>Larry Dierker, R</b> ERA: 4.06 (1, 1)	IP: 6.0 WLS: L BF: 24 H: 5 R: 2 ER: 1 SO: 1 BB: 1 IBB: 0 HBP: 1 BLK: 0 WP: 0 HR: 1 S: 24 P: 29 ERA: 1.50 WHIP: 1.000																	
<b>Rawly Eastwick, R</b> ERA: 2.83 (7, 1)	IP: 2.0 WLS: L BF: 9 H: 4 R: 0 ER: 0 SO: 0 BB: 1 IBB: 0 HBP: 0 BLK: 0 WP: 0 HR: 0 S: 17 P: 24 ERA: 0.00 WHIP: 2.500																	



Batter	1	2	3	4	5	6	7	8	9	AB	R	H	RBI	BB	SO	LOB	TOP										
<b>Lou Brock, L</b> OBP: 0.326, SLG: 0.402 <b>Jerry Mumphrey, S</b> OBP: 0.405, SLG: 0.478	0-0 L6	0-0 4-3		0-0 G3		0-0 L7			0-0 FC4 1B	4	0	0	0	0	0	2											
<b>Gary Templeton, S</b> OBP: 0.329, SLG: 0.428	4-0 FC6-4 BB	0-0 CS 1B			0-0 HR		0-0 F9		1-3 K	4	1	2	1	1	1	1											
<b>Keith Hernandez, L</b> OBP: 0.398, SLG: 0.455	0-0 FC6-4 BB 1-2	0-0 CS 1-2	0-0 4-1		4-0 WP 2B 1-3		0-0 G5-4-3 1B		3-2 K 2H	4	2	2	1	1	0	1											
<b>Hector Cruz, R</b> OBP: 0.350, SLG: 0.381	4-0 1B 1-2		0-3 K		0-0 1-3		0-0 G5-4-3 1-2		0-3 K	4	1	0	0	1	2	3											
<b>Ted Simmons, S</b> OBP: 0.426, SLG: 0.534	0-0 1B 1-2 2H		0-0 G3		0-0 2B 2H				0-3 K	4	0	2	2	0	1	0											
<b>Tony Scott, S</b> OBP: 0.385, SLG: 0.445	3-2 1B 1-3 2H			0-0 F9	0-3 K				0-0 4-3 1B	4	0	2	1	0	1	1											
<b>Ken Reitz, R</b> OBP: 0.313, SLG: 0.465	0-0 4-3			0-2 WP 1B	0-0 5-3				0-0 4-3 1-2	4	0	1	0	0	0	4											
<b>Mike Tyson, R</b> OBP: 0.301, SLG: 0.352		0-0 HR		4-0 1-3 BB		0-0 F8		0-0 F9		3	1	1	1	1	0	1											
<b>Eric Rasmussen, R</b> OBP: 0.171, SLG: 0.179 <b>Rawly Eastwick, R</b> OBP: 0.300, SLG: 0.222 <b>Clay Carroll, R</b> OBP: 0.125, SLG: 0.125 <b>Dave Rader, L</b> OBP: 0.370, SLG: 0.429		0-3 K		0-3 K		1-3 K		0-0 FC4 1B		3	0	0	0	0	3	2											
<b>Inning Stats</b>	R: 2 E: 0 K: 0 S: 9	H: 2 LOB: 2 BB: 2 P: 20	R: 1 E: 0 K: 1 S: 6	H: 2 LOB: 0 BB: 0 P: 6	R: 0 E: 0 K: 1 S: 5	H: 0 LOB: 0 BB: 0 P: 5	R: 0 E: 0 K: 1 S: 9	H: 1 LOB: 2 BB: 1 P: 13	R: 2 E: 0 K: 1 S: 7	H: 2 LOB: 1 BB: 0 P: 11	R: 0 E: 0 K: 0 S: 3	H: 1 LOB: 0 BB: 0 P: 3	R: 0 E: 0 K: 1 S: 6	H: 1 LOB: 1 BB: 0 P: 6	R: 1 E: 0 K: 2 S: 14	H: 2 LOB: 1 BB: 0 P: 18	1B: 8 2B: 1 3B: 0 HR: 2	SF: 0 SAC: 0 DP: 1 HBP: 0	WP: 3 PB: 0 SB: 0 CS: 1	PA: 41							
<b>PITCHER</b>	IP	WLS	BF	H	R	ER	SO	BB	IBB	HBP	BLK	WP	HR	S	P	ERA	WHIP										
<b>Ray Burris, R</b> ERA: 4.94	4.1	2.2	22	6	5	5	3	4	0	0	0	1	2	31	50	10.38	2.308										
<b>Willie Hernandez, L</b> ERA: 1.98	2.2	9	2	0	0	2	0	0	0	0	0	1	0	14	15	0.00	0.750										
<b>Paul Reuschel, R</b> ERA: 1.88	1.0	W	4	1	0	0	1	0	0	0	0	0	0	6	6	0.00	1.000										
<b>Bruce Sutter, R</b> ERA: 1.08	1.0	S	5	2	1	1	2	0	0	0	0	0	0	14	18	9.00	2.000										

St. Louis Cardinals @ Chicago Cubs  
Wrigley Field, Chicago, IL  
Fri Jul 08 1977, 3:33 AM CDT  
Att: 27,088 - Unknown - 83 F

AB 36  
R 6  
H 11  
RBI 6  
BB 4  
SO 8  
LOB 16



Batter	1	2	3	4	5	6	7	8	9	AB	R	H	RBI	BB	SO	LOB	BOTTOM										
<b>Ivan De Jesus, R</b> OBP: 0.326, SLG: 0.348	0-0 F8		0-0 HR 2H	0-0 1-3			1-2 P6	0-0 6-3		5	1	1	2	0	0	4											
<b>Greg Gross, L</b> OBP: 0.350, SLG: 0.379	0-0 F7		0-0 3-1		0-0 G3		0-0 4-3 1-2	1-2 4-3		5	0	0	0	0	0	3											
<b>Larry Bittner, L</b> OBP: 0.327, SLG: 0.406	0-0 G3		0-0 P6		0-0 L4		2-2 1B 2H			4	0	1	1	0	0	0											
<b>Bobby Murcer, L</b> OBP: 0.369, SLG: 0.467		0-0 4-3	4-0 2B BB	0-0 1-3		0-0 F8				3	1	0	0	1	0	1											
<b>Jerry Morales, R</b> OBP: 0.376, SLG: 0.488		0-3 K	0-0 1H 2B			0-0 L9		0-0 4-3		4	0	1	1	0	1	0											
<b>Steve Ontiveros, S</b> OBP: 0.394, SLG: 0.422		2-2 2B 1B	0-0 G3			0-0 1B		4-2 1B BB BLK		3	1	2	0	1	0	1											
<b>Mick Kelleher, R</b> OBP: 0.229, SLG: 0.391 <b>Gene Clines, R</b> OBP: 0.409, SLG: 0.459 <b>Bruce Sutter, R</b> OBP: 0.167, SLG: 0.063		0-0 1-3 2B		0-0 1-3		0-3 K		4-0 1B BB BLK		3	0	1	0	0	1	1											
<b>Steve Swisher, R</b> OBP: 0.226, SLG: 0.287 <b>Bill Buckner, L</b> OBP: 0.304, SLG: 0.380 <b>Rick Reuschel, R</b> OBP: 0.150, SLG: 0.244 <b>George Mitterwald, R</b> OBP: 0.321, SLG: 0.396		1-3 K		0-0 1B		3-2 4-3		0-0 1B E		3	0	1	0	0	1	3											
<b>Ray Burris, R</b> ERA: 3.57 <b>Willie Hernandez, L</b> ERA: 1.98 <b>Joe Wallis, S</b> ERA: 3.12 <b>Paul Reuschel, R</b> ERA: 1.88 <b>Manny Trillo, R</b> OBP: 0.395, SLG: 0.457		0-0 HR 2B		0-0 B3			4-0 1B BB	0-0 E4 1H 2H		2	1	1	0	0	0	1											
<b>Inning Stats</b>	R: 0 E: 0 K: 0 S: 3	H: 0 LOB: 0 BB: 0 P: 3	R: 0 E: 0 K: 2 S: 13	H: 2 LOB: 2 BB: 0 P: 16	R: 3 E: 0 K: 0 S: 6	H: 3 LOB: 1 BB: 1 P: 10	R: 0 E: 0 K: 0 S: 7	H: 1 LOB: 1 BB: 0 P: 10	R: 0 E: 0 K: 1 S: 12	H: 1 LOB: 0 BB: 0 P: 15	R: 1 E: 0 K: 0 S: 11	H: 1 LOB: 1 BB: 1 P: 18	R: 3 E: 1 K: 0 S: 13	H: 2 LOB: 2 BB: 2 P: 22	1B: 6 2B: 3 3B: 0 HR: 1	SF: 0 SAC: 0 DP: 0 HBP: 0	WP: 0 PB: 0 SB: 0 CS: 0	PA: 38									
<b>PITCHER</b>	IP	WLS	BF	H	R	ER	SO	BB	IBB	HBP	BLK	WP	HR	S	P	ERA	WHIP										
<b>Eric Rasmussen, R</b> ERA: 3.57	7.0	L	31	8	4	4	3	2	0	0	0	0	0	61	84	5.14	1.429										
<b>Rawly Eastwick, R</b> ERA: 3.12	0.1	L	4	1	3	2	0	2	0	0	0	0	0	6	14	54.00	9.000										
<b>Clay Carroll, R</b> ERA: 2.36	0.2		3	1	0	0	0	0	0	0	1	0	0	7	8	0.00	1.500										

St. Louis Cardinals @ Chicago Cubs  
Wrigley Field, Chicago, IL  
Fri Jul 08 1977, 3:33 AM CDT  
Att: 27,088 - Unknown - 83 F

AB 34  
R 7  
H 10  
RBI 5  
BB 4  
SO 3  
LOB 14









Batter	1	2	3	4	5	6	7	8	9	AB	R	H	RBI	BB	SO	LOB	TOP					
Jerry Mumphrey, S (1, 7) OBP: 0.407, SLG: 0.479	5-3		4-3 1B	S E BB	6-3		4-0 1-2 BB		F8	4	2	1	0	2	0	0						
Garry Templeton, S (1, 6) OBP: 0.324, SLG: 0.421	1-3		4-3	K		0-0 FC6-4 1B	1-3 K		F7	4	0	1	0	0	1	2						
Don Kessinger, S (6, 6) OBP: 0.330, SLG: 0.284										2	0	0	0	0	1	3						
Keith Hernandez, L (1, 3) OBP: 0.410, SLG: 0.469	1B		HR 1B	E E IBB		L7		3-1 WP 1B	1B	5	3	4	1	1	0	1						
Hector Cruz, R (1, 9) OBP: 0.356, SLG: 0.374	BB 1B		3-H K	E E BB		2-2 FC6-4 1-2		F7	6-3	5	0	1	0	1	1	4						
Ted Simmons, S (1, 2) OBP: 0.424, SLG: 0.535	FC6-4 BB		1-H HR	E4		0-0 P4		3-1		4	1	1	3	1	0	3						
Tony Scott, S (1, 8) OBP: 0.387, SLG: 0.440	FC6-4		4-2 1B	L7						4	2	1	1	1	0	5						
Ken Reitz, R (1, 5) OBP: 0.319, SLG: 0.467		0-3 K2-3	1-3 1B	F9						5	0	3	0	0	1	2						
Mike Tyson, R (1, 4) OBP: 0.302, SLG: 0.351		1-2 4-3	0-0 1B			0-0 P7				5	0	3	2	0	0	0						
Mike Phillips, L (8, 4) OBP: 0.226, SLG: 0.260			1-3 3-H 1B				1-3 BB 1B	1-2 2-H 1B		0	0	0	0	0	0	0						
Bob Forsch, R (1, 1) OBP: 0.217, SLG: 0.250		0-3 K	0-3 K			0-0 5-3	2-3 K	0-0 4-3		5	0	0	0	0	3	6						
<b>Inning Stats</b>	R: 0 E: 0 K: 0 S: 15	H: 2 LOB: 3 BB: 1 P: 21	R: 0 E: 0 K: 2 S: 10	H: 0 LOB: 0 BB: 0 P: 11	R: 4 E: 0 K: 2 S: 16	H: 5 LOB: 2 BB: 1 P: 20	R: 2 E: 2 K: 1 S: 14	H: 0 LOB: 2 BB: 3 P: 30	R: 0 E: 0 K: 0 S: 7	H: 1 LOB: 1 BB: 0 P: 9	R: 0 E: 0 K: 2 S: 11	H: 2 LOB: 3 BB: 1 P: 18	R: 2 E: 0 K: 0 S: 7	H: 4 LOB: 2 BB: 0 P: 7	R: 0 E: 0 K: 0 S: 4	H: 1 LOB: 1 BB: 0 P: 4	1B: 13 2B: 1 3B: 0 HR: 1	SF: 0 SAC: 0 DP: 0 HBP: 0	WP: 1 PB: 0 SB: 2 CS: 0	PA: 49		
<b>PITCHER</b>	IP WLS BF H R ER SO BB IBB HBP BLK WP HR S P ERA WHIP	IP WLS BF H R ER SO BB IBB HBP BLK WP HR S P ERA WHIP	IP WLS BF H R ER SO BB IBB HBP BLK WP HR S P ERA WHIP	IP WLS BF H R ER SO BB IBB HBP BLK WP HR S P ERA WHIP	IP WLS BF H R ER SO BB IBB HBP BLK WP HR S P ERA WHIP	IP WLS BF H R ER SO BB IBB HBP BLK WP HR S P ERA WHIP	IP WLS BF H R ER SO BB IBB HBP BLK WP HR S P ERA WHIP	IP WLS BF H R ER SO BB IBB HBP BLK WP HR S P ERA WHIP	IP WLS BF H R ER SO BB IBB HBP BLK WP HR S P ERA WHIP	IP WLS BF H R ER SO BB IBB HBP BLK WP HR S P ERA WHIP	IP WLS BF H R ER SO BB IBB HBP BLK WP HR S P ERA WHIP	IP WLS BF H R ER SO BB IBB HBP BLK WP HR S P ERA WHIP	IP WLS BF H R ER SO BB IBB HBP BLK WP HR S P ERA WHIP	IP WLS BF H R ER SO BB IBB HBP BLK WP HR S P ERA WHIP	IP WLS BF H R ER SO BB IBB HBP BLK WP HR S P ERA WHIP	IP WLS BF H R ER SO BB IBB HBP BLK WP HR S P ERA WHIP	IP WLS BF H R ER SO BB IBB HBP BLK WP HR S P ERA WHIP	IP WLS BF H R ER SO BB IBB HBP BLK WP HR S P ERA WHIP	IP WLS BF H R ER SO BB IBB HBP BLK WP HR S P ERA WHIP	IP WLS BF H R ER SO BB IBB HBP BLK WP HR S P ERA WHIP	IP WLS BF H R ER SO BB IBB HBP BLK WP HR S P ERA WHIP	IP WLS BF H R ER SO BB IBB HBP BLK WP HR S P ERA WHIP

St. Louis Cardinals @ Chicago Cubs  
Wrigley Field, Chicago, IL  
Sun Jul 10 1977, 3:33 AM CDT  
Sunny - 71 F

AB 43  
R 8  
H 15  
RBI 7  
BB 6  
SO 7  
LOB 26



Batter	1	2	3	4	5	6	7	8	9	AB	R	H	RBI	BB	SO	LOB	BOTTOM					
Ivan De Jesus, R (1, 6) OBP: 0.322, SLG: 0.343	6-3		K			K		4-3		3	0	0	0	0	2	0						
Jim Todd, L (7, 1) OBP: 0.306, SLG: 0.381										0	0	0	0	0	0	0						
Donnie Moore, L (9, 1) OBP: 0.286, SLG: 0.167										1	0	0	0	0	0	1						
Greg Gross, L (1, 7) OBP: 0.352, SLG: 0.371	G3			4-3			1B BB		FC3-6 1B BB	2	2	0	0	2	0	0						
Larry Bittner, L (1, 3) OBP: 0.329, SLG: 0.409	G3			4-3			P8		FC3-6 1B	4	0	1	0	0	0	1						
Bobby Murcer, L (1, 9) OBP: 0.363, SLG: 0.456		4-3		K			F8		FC3-6 1B E	4	1	0	0	0	1	3						
Jerry Morales, R (1, 8) OBP: 0.382, SLG: 0.490		4-0 1B BB			2-3 K		1B		E1 1B 1B	1	0	0	0	1	1	0						
Joe Wallis, S (6, 8) OBP: 0.377, SLG: 0.392							1-3 1B		1-2 3-H 1B	2	0	1	1	0	0	1						
Steve Ontiveros, S (1, 5) OBP: 0.397, SLG: 0.422					F7				F8	4	0	2	1	0	0	2						
Mick Kelleher, R (1, 4) OBP: 0.308, SLG: 0.373						6-3				3	0	0	0	0	0	2						
Jose Cardenal, R (9, PH) OBP: 0.320, SLG: 0.274									FC5 1B	1	0	1	1	0	0	0						
Steve Swisher, R (1, 2) OBP: 0.217, SLG: 0.271									1-2 2-H 1B	3	0	0	0	0	0	0						
Manny Trillo, R (9, PH) OBP: 0.365, SLG: 0.456					F7		P9			1	0	1	0	0	0	0						
Bill Bonham, R (1, 1) OBP: 0.179, SLG: 0.205										1	0	0	0	0	0	0						
Pete Broberg, R (4, 1) OBP: 0.377, SLG: 0.392										0	0	0	0	0	0	0						
Dave Rosello, R (6, PH) OBP: 0.286, SLG: 0.302									FC5 1B	2	0	0	0	1	1	3						
<b>Inning Stats</b>	R: 0 E: 0 K: 0 S: 3	H: 0 LOB: 0 BB: 0 P: 3	R: 0 E: 0 K: 0 S: 3	H: 1 LOB: 1 BB: 1 P: 7	R: 0 E: 0 K: 1 S: 8	H: 0 LOB: 0 BB: 0 P: 10	R: 0 E: 0 K: 1 S: 5	H: 0 LOB: 0 BB: 0 P: 5	R: 0 E: 0 K: 1 S: 9	H: 0 LOB: 0 BB: 0 P: 13	R: 0 E: 0 K: 2 S: 10	H: 0 LOB: 0 BB: 0 P: 12	R: 1 E: 0 K: 0 S: 4	H: 2 LOB: 2 BB: 1 P: 8	R: 0 E: 0 K: 0 S: 3	H: 0 LOB: 1 BB: 1 P: 7	R: 2 E: 1 K: 0 S: 10	H: 3 LOB: 3 BB: 1 P: 17	1B: 6 2B: 0 3B: 0 HR: 0	SF: 0 SAC: 0 DP: 1 HBP: 0	WP: 0 PB: 0 SB: 0 CS: 0	PA: 36
<b>PITCHER</b>	IP WLS BF H R ER SO BB IBB HBP BLK WP HR S P ERA WHIP	IP WLS BF H R ER SO BB IBB HBP BLK WP HR S P ERA WHIP	IP WLS BF H R ER SO BB IBB HBP BLK WP HR S P ERA WHIP	IP WLS BF H R ER SO BB IBB HBP BLK WP HR S P ERA WHIP	IP WLS BF H R ER SO BB IBB HBP BLK WP HR S P ERA WHIP	IP WLS BF H R ER SO BB IBB HBP BLK WP HR S P ERA WHIP	IP WLS BF H R ER SO BB IBB HBP BLK WP HR S P ERA WHIP	IP WLS BF H R ER SO BB IBB HBP BLK WP HR S P ERA WHIP	IP WLS BF H R ER SO BB IBB HBP BLK WP HR S P ERA WHIP	IP WLS BF H R ER SO BB IBB HBP BLK WP HR S P ERA WHIP	IP WLS BF H R ER SO BB IBB HBP BLK WP HR S P ERA WHIP	IP WLS BF H R ER SO BB IBB HBP BLK WP HR S P ERA WHIP	IP WLS BF H R ER SO BB IBB HBP BLK WP HR S P ERA WHIP	IP WLS BF H R ER SO BB IBB HBP BLK WP HR S P ERA WHIP	IP WLS BF H R ER SO BB IBB HBP BLK WP HR S P ERA WHIP	IP WLS BF H R ER SO BB IBB HBP BLK WP HR S P ERA WHIP	IP WLS BF H R ER SO BB IBB HBP BLK WP HR S P ERA WHIP	IP WLS BF H R ER SO BB IBB HBP BLK WP HR S P ERA WHIP	IP WLS BF H R ER SO BB IBB HBP BLK WP HR S P ERA WHIP	IP WLS BF H R ER SO BB IBB HBP BLK WP HR S P ERA WHIP	IP WLS BF H R ER SO BB IBB HBP BLK WP HR S P ERA WHIP	IP WLS BF H R ER SO BB IBB HBP BLK WP HR S P ERA WHIP

St. Louis Cardinals @ Chicago Cubs  
Wrigley Field, Chicago, IL  
Sun Jul 10 1977, 3:33 AM CDT  
Sunny - 71 F

AB 32  
R 3  
H 6  
RBI 3  
BB 4  
SO 5  
LOB 13





Batter	1	2	3	4	5	6	7	8	9	AB	R	H	RBI	BB	SO	LOB	TOP																			
Jerry Mumphrey, S (1, 9) OBP: 0.400, SLG: 0.469	E6 6-3 1B	6-3			4-3		K			4	1	0	0	0	1	2																				
Gary Templeton, S (1, 6) OBP: 0.324, SLG: 0.419	6-3		5-3			1B FC4 1B		G3		4	1	1	0	0	0	1																				
Keith Hernandez, L (1, 3) OBP: 0.411, SLG: 0.469	1B SF7 1B		K			1B FC4 1B		K		4	1	2	1	0	2	0																				
Lou Brock, L (1, 7) OBP: 0.320, SLG: 0.394	1B SF7 1B		4-1			1B FC4 CS		K		4	0	1	1	0	1	1																				
Al Hrabosky, R (8, 1)						1-2 3-H				0	0	0	0	0	0	0																				
Rawly Eastwick, R (8, 1) OBP: 0.300, SLG: 0.222						1-2 3-H				0	0	0	0	0	0	0																				
Tony Scott, S (1, 8) OBP: 0.389, SLG: 0.439	1B SF7 IBB				P6			L9		3	0	1	0	1	0	1																				
Dave Radler, L (1, 2) OBP: 0.351, SLG: 0.412	1B SF7				F8			L8		2	0	0	1	0	0	0																				
Ken Reitz, R (1, 5) OBP: 0.322, SLG: 0.467	F9									2	0	1	0	1	0	2																				
Ted Simmons, S (9, PH) OBP: 0.422, SLG: 0.533										1	0	0	0	0	0	1																				
Mike Phillips, L (1, 4) OBP: 0.229, SLG: 0.260		3-1			CS			F8		4	0	1	0	0	1	1																				
Pete Falcone, L (1, 1) OBP: 0.278, SLG: 0.294		6-3								2	0	0	0	0	0	0																				
Clay Carroll, R (7, 1) OBP: 0.111, SLG: 0.111										0	0	0	0	0	0	0																				
Hector Cruz, R (8, 9) OBP: 0.356, SLG: 0.374										0	0	0	0	0	0	0																				
<b>Inning Stats</b>	R: 2 E: 1 K: 0 S: 9	H: 2 LOB: 2 BB: 1 P: 14	R: 0 E: 0 K: 0 S: 3	H: 0 LOB: 0 BB: 0 P: 3	R: 0 E: 0 K: 1 S: 5	H: 0 LOB: 0 BB: 0 P: 5	R: 0 E: 0 K: 0 S: 7	H: 1 LOB: 0 BB: 0 P: 9	R: 0 E: 0 K: 0 S: 7	H: 0 LOB: 0 BB: 0 P: 10	R: 1 E: 0 K: 0 S: 4	H: 2 LOB: 0 BB: 0 P: 4	R: 0 E: 0 K: 1 S: 6	H: 1 LOB: 2 BB: 1 P: 10	R: 0 E: 0 K: 2 S: 11	H: 0 LOB: 0 BB: 0 P: 12	R: 0 E: 0 K: 1 S: 10	H: 1 LOB: 1 BB: 0 P: 12	1B: 7 2B: 0 3B: 0 HR: 0	SF: 1 SAC: 2 DP: 0 HBP: 0	WP: 0 PB: 0 SB: 2 CS: 2	PA: 36														
<b>PITCHER</b>	IP WLS BF H R ER SO BB IBB HBP BLK WP HR S P ERA WHIP	IP WLS BF H R ER SO BB IBB HBP BLK WP HR S P ERA WHIP																																		
Mike Krukow, R (1, 1) ERA: 4.48	7.0	28	6	3	1	2	1	1	0	0	0	0	0	0	41	55	1.29	1.000																		
Bruce Sutter, R (8, 1) ERA: 1.05	2.0	7	1	0	0	3	0	0	0	0	0	0	0	0	21	24	0.00	0.500																		

St. Louis Cardinals @ Chicago Cubs  
Wrigley Field, Chicago, IL  
Sun Jul 10 1977, 3:38 AM CDT  
Att: 40,038 - Sunny - 71 F

AB 30  
R 3  
H 7  
RBI 3  
BB 2  
SO 5  
LOB 9



Batter	1	2	3	4	5	6	7	8	9	AB	R	H	RBI	BB	SO	LOB	BOTTOM																			
Ivan De Jesus, R (1, 6) OBP: 0.327, SLG: 0.344	5-3					2B BB				2	1	1	0	1	0	0																				
Jose Cardenal, R (1, 7) OBP: 0.327, SLG: 0.295	CS 1B		CS		F2			K		4	0	2	1	0	1	3																				
Larry Bittner, L (1, 3) OBP: 0.328, SLG: 0.410	K				F5			G3		4	1	1	0	0	1	2																				
Bobby Murcer, L (1, 9) OBP: 0.363, SLG: 0.453		L7				L9				2	0	0	0	1	0	1																				
Jerry Morales, R (1, 8) OBP: 0.386, SLG: 0.505		4-3 1B 2B			L8					3	2	2	1	1	0	1																				
Steve Ontiveros, S (1, 5) OBP: 0.396, SLG: 0.421		4-3				P4				3	0	1	1	1	0	1																				
Manny Trillo, R (1, 4) OBP: 0.363, SLG: 0.453						F8				4	0	1	1	0	1	3																				
George Mitterwald, R (1, 2) OBP: 0.319, SLG: 0.393		CS				K				4	0	1	0	0	1	3																				
Mike Krukow, R (1, 1) OBP: 0.194, SLG: 0.226										2	0	0	0	0	0	1																				
Greg Gross, L (7, PH) OBP: 0.357, SLG: 0.371					B1-4					0	0	0	0	1	0	0																				
Bruce Sutter, R (8, 1) OBP: 0.167, SLG: 0.063						6-3				0	0	0	0	0	0	0																				
<b>Inning Stats</b>	R: 0 E: 0 K: 1 S: 5	H: 1 LOB: 1 BB: 0 P: 5	R: 1 E: 0 K: 0 S: 10	H: 2 LOB: 0 BB: 0 P: 15	R: 0 E: 0 K: 0 S: 3	H: 2 LOB: 0 BB: 0 P: 3	R: 0 E: 0 K: 0 S: 3	H: 0 LOB: 1 BB: 1 P: 7	R: 0 E: 0 K: 1 S: 5	H: 0 LOB: 0 BB: 0 P: 5	R: 1 E: 0 K: 0 S: 7	H: 1 LOB: 1 BB: 1 P: 11	R: 1 E: 0 K: 1 S: 14	H: 1 LOB: 3 BB: 2 P: 26	R: 1 E: 0 K: 1 S: 7	H: 2 LOB: 2 BB: 1 P: 11	1B: 5 2B: 5 3B: 0 HR: 1	SF: 0 SAC: 1 DP: 2 HBP: 1	WP: 0 PB: 0 SB: 0 CS: 3	PA: 37																
<b>PITCHER</b>	IP WLS BF H R ER SO BB IBB HBP BLK WP HR S P ERA WHIP	IP WLS BF H R ER SO BB IBB HBP BLK WP HR S P ERA WHIP																																		
Pete Falcone, L (1, 1) ERA: 4.92	6.0	24	7	3	3	2	3	0	0	0	0	0	0	0	9	17	0.00	0.000																		
Clay Carroll, R (7, 1) ERA: 2.19	1.0	5	0	0	0	1	0	1	1	0	0	0	0	3	7	27.00	6.000																			
Al Hrabosky, L (8, 1) ERA: 4.84	0.1	L 4	2	1	1	0	0	1	0	0	0	0	0	4	4	0.00	0.000																			
Rawly Eastwick, R (8, 1) ERA: 3.08	0.2	2	0	0	0	1	0	0	0	0	0	0	0	4	4	0.00	0.000																			

St. Louis Cardinals @ Chicago Cubs  
Wrigley Field, Chicago, IL  
Sun Jul 10 1977, 3:38 AM CDT  
Att: 40,038 - Sunny - 71 F

AB 28  
R 4  
H 9  
RBI 4  
BB 5  
SO 4  
LOB 15





Batter	1	2	3	4	5	6	7	8	9	AB	R	H	RBI	BB	SO	LOB	TOP					
Lou Brock, L OBP: 0.325, SLG: 0.393 Rawly Eastwick, R OBP: 0.300, SLG: 0.222	4-0 CS S BB		4-0 CS BB		0-0 1-2 1B		0-0 6-3		0-3 K	3	0	1	0	2	1	0						
Gary Templeton, S OBP: 0.325, SLG: 0.418	0-0 F7		0-0 1B		0-0 G4-6-3 1-2			0-0 3-1 BB 1B	0-0 4-3	5	0	2	0	0	0	3						
Keith Hernandez, L OBP: 0.412, SLG: 0.471	0-3 K		0-0 F2		0-0 F9 1B 2B			4-0 3-1 BB		3	1	1	0	1	1	2						
Ted Simmons, S OBP: 0.420, SLG: 0.536		0-0 G3		0-0 SF8 3B		0-0 F9		0-3 K		4	1	1	0	0	1	3						
Roger Freed, R OBP: 0.488, SLG: 0.515		0-0 BB 1B		0-0 SF8		0-0 1B		0-0 3-1		3	0	2	2	0	0	2						
Jerry Mumphrey, S OBP: 0.393, SLG: 0.459		0-0 F9		0-0 6-3		0-0 P6		0-0 5-3		4	0	0	0	0	0	4						
Ken Reitz, R OBP: 0.324, SLG: 0.466		4-0 FC4-6 BB		0-0 6-3		0-0 4-3			0-0 HR 1B	3	1	1	0	1	0	1						
Mike Tyson, R OBP: 0.310, SLG: 0.365		0-0 FC4-6		4-0 FC2-6 BB		4-0 G1-6-3 BB		0-0 1-H HR		2	1	1	2	2	0	2						
Eric Rasmussen, R OBP: 0.163, SLG: 0.171 Mike Anderson, R OBP: 0.293, SLG: 0.387 Butch Metzger, R OBP: 0.354, SLG: 0.373 Hector Cruz, R OBP: 0.354, SLG: 0.373			0-3 K		0-0 FC2-6 1B		0-0 G1-6-3		0-0 4-3	2	0	0	0	0	1	1						
<b>Inning Stats</b>	R: 0 E: 0 K: 1 S: 4	H: 0 LOB: 0 BB: 1 P: 8	R: 0 E: 0 K: 0 S: 4	H: 1 LOB: 2 BB: 1 P: 8	R: 0 E: 0 K: 1 S: 5	H: 1 LOB: 1 BB: 1 P: 9	R: 1 E: 0 K: 0 S: 4	H: 1 LOB: 0 BB: 0 P: 4	R: 0 E: 0 K: 0 S: 3	H: 1 LOB: 1 BB: 1 P: 7	R: 1 E: 0 K: 0 S: 5	H: 2 LOB: 1 BB: 0 P: 5	R: 0 E: 0 K: 0 S: 2	H: 0 LOB: 0 BB: 1 P: 6	R: 0 E: 0 K: 1 S: 6	H: 1 LOB: 2 BB: 1 P: 10	R: 2 E: 0 K: 1 S: 7	H: 2 LOB: 0 BB: 0 P: 7	1B: 6 2B: 1 3B: 1 HR: 1	SF: 1 SAC: 0 DP: 2 HBP: 0	WP: 0 PB: 0 SB: 1 CS: 2	PA: 38
<b>PITCHER</b> Randy Lerch, L ERA: 4.77	IP: 9.0 WLS: W BF: 38 H: 9 R: 4 ER: 4 SO: 4 BB: 6 IBB: 0 HBP: 0 BLK: 0 WP: 0 HR: 1 S: 40 P: 64 ERA: 4.00 WHIP: 1.667															<b>PITCHER</b>	IP: 9.0 WLS: W BF: 38 H: 9 R: 4 ER: 4 SO: 4 BB: 6 IBB: 0 HBP: 0 BLK: 0 WP: 0 HR: 1 S: 40 P: 64 ERA: 4.00 WHIP: 1.667					

St. Louis Cardinals @ Philadelphia Phillies  
Veterans Stadium, Philadelphia, PA  
Tue Jul 12 1977, 7:05 PM EDT  
Att: 32,618 - Unknown

AB	31
R	4
H	9
RBI	4
BB	6
SO	4
LOB	19



Batter	1	2	3	4	5	6	7	8	9	AB	R	H	RBI	BB	SO	LOB	BOTTOM					
Bake McBride, L OBP: 0.326, SLG: 0.459	0-0 SH5-3 2B		0-0 F5		0-0 FC4-6 S 4-3			0-0 CS 1B		4	0	2	1	0	0	1						
Larry Bowa, S OBP: 0.319, SLG: 0.365	0-0 SH5-3			0-0 HR 1B		0-0 4-3		0-0 6-3		3	1	1	0	0	0	2						
Mike Schmidt, R OBP: 0.399, SLG: 0.633	0-3 K			0-0 HR		0-0 P6		0-0 F9		4	1	1	2	0	1	2						
Greg Luzinski, R OBP: 0.372, SLG: 0.577	0-3 K			0-0 F8		0-0 5-3			0-3 K	4	0	0	0	0	2	1						
Richie Hebner, L OBP: 0.410, SLG: 0.509		4-0 G5-4-3 BB		0-0 G3		0-0 G3		4-0 1B E BB		2	1	0	0	2	0	0						
Gary Maddox, R OBP: 0.314, SLG: 0.434		0-0 G5-4-3		0-3 K		0-0 F7			0-0 F8	4	0	0	0	0	1	2						
Bob Boone, R OBP: 0.327, SLG: 0.397		0-0 CS 1B			0-0 1B 1B		0-3 K		0-0 E 1B	4	1	3	0	0	1	0						
Ted Sizemore, R OBP: 0.324, SLG: 0.342		0-0 CS		0-0 6-3		0-0 1B S FC4-6 1B		0-0 F8		4	1	1	0	0	0	1						
Randy Lerch, L OBP: 0.189, SLG: 0.171			0-3 K		0-0 FC4-6 1B		0-3 K			3	0	1	1	0	2	0						
<b>Inning Stats</b>	R: 0 E: 0 K: 2 S: 8	H: 1 LOB: 1 BB: 0 P: 8	R: 0 E: 0 K: 0 S: 2	H: 1 LOB: 0 BB: 1 P: 6	R: 0 E: 0 K: 1 S: 5	H: 0 LOB: 0 BB: 0 P: 5	R: 2 E: 0 K: 1 S: 7	H: 2 LOB: 0 BB: 0 P: 7	R: 2 E: 0 K: 0 S: 6	H: 3 LOB: 1 BB: 0 P: 6	R: 0 E: 0 K: 0 S: 3	H: 0 LOB: 0 BB: 0 P: 3	R: 0 E: 0 K: 2 S: 7	H: 0 LOB: 0 BB: 0 P: 7	R: 0 E: 0 K: 0 S: 3	H: 1 LOB: 0 BB: 0 P: 3	R: 1 E: 1 K: 1 S: 6	H: 1 LOB: 2 BB: 1 P: 10	1B: 7 2B: 1 3B: 0 HR: 1	SF: 0 SAC: 1 DP: 1 HBP: 0	WP: 0 PB: 0 SB: 2 CS: 2	PA: 36
<b>PITCHER</b> Eric Rasmussen, R ERA: 3.69 Butch Metzger, R ERA: 4.09 Rawly Eastwick, R ERA: 3.05	IP: 6.0 WLS: L BF: 24 H: 7 R: 4 ER: 4 SO: 4 BB: 1 IBB: 0 HBP: 0 BLK: 0 WP: 0 HR: 1 S: 31 P: 35 ERA: 6.00 WHIP: 1.333															<b>PITCHER</b>	IP: 6.0 WLS: L BF: 24 H: 7 R: 4 ER: 4 SO: 4 BB: 1 IBB: 0 HBP: 0 BLK: 0 WP: 0 HR: 1 S: 31 P: 35 ERA: 6.00 WHIP: 1.333					

St. Louis Cardinals @ Philadelphia Phillies  
Veterans Stadium, Philadelphia, PA  
Tue Jul 12 1977, 7:05 PM EDT  
Att: 32,618 - Unknown

AB	32
R	5
H	9
RBI	4
BB	2
SO	7
LOB	9





Batter	1	2	3	4	5	6	7	8	9	AB	R	H	RBI	BB	SO	LOB	TOP										
Lou Brock, L OBP: 0.319, SLG: 0.385 (1, 7)										5	0	0	0	0	0	3	4										
Gary Templeton, S OBP: 0.322, SLG: 0.415 Don Kessinger, S OBP: 0.328, SLG: 0.282 (1, 6) (6, 6)										3	0	0	0	0	0	1	0										
Keith Hernandez, L Al Hrabosky, R (1, 3) (7, 1)										3	0	1	0	1	2	2	0										
Ted Simmons, S OBP: 0.415, SLG: 0.528 (1, 2)										4	0	0	0	0	2	3											
Roger Freed, R OBP: 0.489, SLG: 0.500 (1, 9) (7, 3)										3	0	1	0	1	0	1											
Tony Scott, S OBP: 0.387, SLG: 0.435 (1, 8)										4	1	1	0	0	2	2											
Ken Reitz, R OBP: 0.329, SLG: 0.473 (1, 5)										4	1	3	0	0	0	1											
Mike Tyson, R OBP: 0.309, SLG: 0.363 (1, 4)										4	0	1	0	0	2	3											
Tom Underwood, R Mike Anderson, R John Urrea, R Hector Cruz, R (1, 1) (5, PH) (5, 1) (7, PH) (7, 9)										0	0	0	0	0	0	0	0										
<b>Inning Stats</b>	R: 0 E: 1 K: 1 S: 5	H: 0 LOB: 1 BB: 1 P: 9	R: 0 E: 0 K: 2 S: 7	H: 0 LOB: 1 BB: 1 P: 11	R: 0 E: 0 K: 1 S: 5	H: 0 LOB: 0 BB: 0 P: 5	R: 0 E: 0 K: 1 S: 6	H: 1 LOB: 1 BB: 0 P: 6	R: 0 E: 0 K: 2 S: 8	H: 1 LOB: 1 BB: 0 P: 8	R: 0 E: 0 K: 2 S: 11	H: 3 LOB: 2 BB: 0 P: 11	R: 0 E: 0 K: 0 S: 7	H: 0 LOB: 0 BB: 0 P: 7	R: 0 E: 0 K: 0 S: 4	H: 1 LOB: 1 BB: 0 P: 4	1B: 6 2B: 1 3B: 0 HR: 0	SF: 0 SAC: 0 DP: 1 HBP: 0	WP: 0 PA: 37 PB: 0 SB: 1 CS: 0								
<b>PITCHER</b>	IP	WLS	BF	H	R	ER	SO	BB	IBB	HBP	BLK	WP	HR	S	P	ERA	WHIP										
Steve Carlton, L ERA: 3.0 Tug McGraw, L ERA: 2.33 (1, 1) (8, 1)	7.0	W	30	6	2	1	11	2	0	0	0	0	0	50	58	1.29	1.143										

St. Louis Cardinals @ Philadelphia Phillies  
Veterans Stadium, Philadelphia, PA  
Wed Jul 13 1977, 7:05 PM EDT  
Att: 36,828 - Unknown

AB 34  
R 2  
H 7  
RBI 1  
BB 2  
SO 13  
LOB 21

Batter	1	2	3	4	5	6	7	8	9	AB	R	H	RBI	BB	SO	LOB	BOTTOM										
Jerry Martin, R OBP: 0.342, SLG: 0.449 (1, 9) (9, 7)										4	0	2	0	0	1	1											
Larry Bowa, S OBP: 0.318, SLG: 0.364 (1, 6)										4	1	1	0	0	0	1											
Garry Maddox, R OBP: 0.316, SLG: 0.434 (1, 8)										4	2	2	0	0	0	0											
Greg Luzinski, R Bake McBride, L (1, 7) (8, PR) (9, 9)										3	2	2	5	1	1	0											
Davey Johnson, R Tom Hutton, L (1, 3) (9, 3)										3	0	1	0	1	1	0											
Richie Hebner, L OBP: 0.404, SLG: 0.500 (1, 5)										4	0	0	0	0	1	2											
Tim McCarver, L Bob Boone, R (1, 2) (8, 2)										3	0	1	0	0	1	0											
Ted Sizemore, R OBP: 0.321, SLG: 0.338 (1, 4)										3	0	0	0	0	1	1											
Steve Carlton, L Ollie Brown, R Tug McGraw, R (1, 1) (7, PH) (8, 1)										2	0	0	0	0	0	1											
<b>Inning Stats</b>	R: 2 E: 0 K: 1 S: 7	H: 2 LOB: 0 BB: 0 P: 7	R: 0 E: 0 K: 1 S: 5	H: 0 LOB: 0 BB: 0 P: 5	R: 3 E: 0 K: 1 S: 9	H: 5 LOB: 1 BB: 0 P: 9	R: 0 E: 0 K: 1 S: 6	H: 1 LOB: 1 BB: 0 P: 6	R: 0 E: 0 K: 0 S: 5	H: 0 LOB: 0 BB: 0 P: 5	R: 0 E: 0 K: 0 S: 3	H: 0 LOB: 0 BB: 0 P: 3	R: 0 E: 0 K: 2 S: 8	H: 1 LOB: 1 BB: 0 P: 8	R: 0 E: 0 K: 0 S: 2	H: 0 LOB: 2 BB: 2 P: 10	1B: 6 2B: 1 3B: 0 HR: 2	SF: 0 SAC: 0 DP: 0 HBP: 0	WP: 2 PA: 33 PB: 0 SB: 0 CS: 1								
<b>PITCHER</b>	IP	WLS	BF	H	R	ER	SO	BB	IBB	HBP	BLK	WP	HR	S	P	ERA	WHIP										
Tom Underwood, L ERA: 5.64 John Urrea, R ERA: 3.75 Al Hrabosky, L ERA: 4.65 (1, 1) (5, 1) (7, 1)	4.0	L	19	8	5	5	4	0	0	0	0	0	0	8	8	0.00	0.000										

St. Louis Cardinals @ Philadelphia Phillies  
Veterans Stadium, Philadelphia, PA  
Wed Jul 13 1977, 7:05 PM EDT  
Att: 36,828 - Unknown

AB 31  
R 5  
H 9  
RBI 5  
BB 2  
SO 7  
LOB 6



Batter	1	2	3	4	5	6	7	8	9	10	11	AB	R	H	RBI	BB	SO	LOB	TOP	
Jerry Mumphrey, S OBP: 0.396, SLG: 0.458 (1.7)	F8	G4-6-3 BB			CS 1B			K	1B		6-3	5	0	2	1	1	1	0		
Gary Templeton, S OBP: 0.319, SLG: 0.410 (1.6)	1-3	G4-6-3 1-2 2-3 BB			F8			3-1	CS 1B	SH3-4 1B	5-3	6	0	1	0	0	0	4		
Keith Hernandez, L OBP: 0.411, SLG: 0.470 (1.3)	HR 2B		5-3		F7			5-3		SH3-4 1-2		4	1	1	0	0	0	1		
Roger Freed, R OBP: 0.500, SLG: 0.590 (9. PH) Lou Brock, L OBP: 0.320, SLG: 0.386 (9.7)	HR			FC5-4 1B	CS 1-2	F9			HR 1B	P6		3	1	2	2	0	0	0		
Ted Simmons, S OBP: 0.418, SLG: 0.538 (1.2)	1B			F8		6-3			HR 1B	IBB		4	1	2	2	1	0	1		
Tony Scott, S OBP: 0.383, SLG: 0.430 (1.8)	K			FC5-4 1-2		6-3			HR 1B	K		5	1	1	0	0	2	4		
Ken Reitz, R OBP: 0.325, SLG: 0.465 (1.5)			F3		F7				F8 1-2		F9	5	0	0	0	0	0	1		
Mike Tyson, R OBP: 0.309, SLG: 0.363 (1.4) Dave Rader, L OBP: 0.345, SLG: 0.404 (9. PH) Mike Phillips, L OBP: 0.236, SLG: 0.260 (9.4)	BB E 1B			4-3					F8		K BB	3	0	1	0	0	0	0		
Bob Forsch, R OBP: 0.229 (6.1) Clay Carroll, R OBP: 0.511 (7. PH) Butch Metzger, R OBP: 0.298, SLG: 0.377 (7.1) Dane Long, L OBP: 0.120, SLG: 0.120 (8. PH) Rawly Eastwick, R OBP: 0.100, SLG: 0.100 (11. PH) Hector Cruz, R OBP: 0.337 (11. PH) Al Hrabosky, R OBP: 0.337 (11.1)	E1 BB			F3					F8		E6 BB	2	0	0	0	0	0	0		
<b>Inning Stats</b>	R: 2 E: 0 K: 1 S: 8	H: 3 LOB: 1 BB: 0 P: 8	R: 0 E: 1 K: 0 S: 4	H: 1 LOB: 2 BB: 1 P: 8	R: 0 E: 0 K: 0 S: 4	H: 1 LOB: 1 BB: 0 P: 4	R: 0 E: 0 K: 0 S: 3	H: 0 LOB: 0 BB: 0 P: 3	R: 0 E: 0 K: 0 S: 3	H: 0 LOB: 0 BB: 0 P: 3	R: 0 E: 0 K: 1 S: 5	H: 5 LOB: 1 BB: 0 P: 9	R: 0 E: 0 K: 1 S: 6	H: 1 LOB: 2 BB: 1 P: 10	R: 2 E: 1 K: 0 S: 4	H: 1 LOB: 0 BB: 1 P: 8	1B: 9 2B: 2 3B: 0 HR: 2	SF: 0 SAC: 1 DP: 1 HBP: 0	WP: 0 PB: 0 SB: 1 CS: 2	PA: 49
<b>PITCHER</b>	IP ERA: 5.53	WLS 7.0	BF 27	H 6	R 2	ER 2	SO 1	BB 0	IBB 0	HBP 0	BLK 0	WP 0	HR 1	S 28	P 32	ERA 2.57	WHIP 1.000			
Gene Garber, R ERA: 3.54 (8.1)	1.1	7	3	3	3	1	0	0	0	0	0	0	1	9	9	20.25	2.250			
Ron Reed, R ERA: 2.95 (9.1)	0.2	3	2	0	0	1	0	0	0	0	0	0	0	5	5	0.00	3.000			
Tug McGraw, L ERA: 2.48 (10.1)	2.0	L	10	2	2	1	1	1	1	0	0	0	0	10	18	4.50	1.500			

St. Louis Cardinals @ Philadelphia Phillies  
Veterans Stadium, Philadelphia, PA  
Thu Jul 14 1977, 7:05 PM EDT  
Att: 33,601 - Unknown

livebaseballscores.com

AB 43  
R 7  
H 13  
RBI 7  
BB 3  
SO 4  
LOB 14



Batter	1	2	3	4	5	6	7	8	9	10	11	AB	R	H	RBI	BB	SO	LOB	BOTTOM			
Bake McBride, L OBP: 0.332, SLG: 0.458 (1.9)	1B 1B				F7	F7					K	5	1	2	0	1	1	2				
Larry Bowa, S OBP: 0.319, SLG: 0.363 (1.6)	1B				F9			4-3	G3		F9	6	1	2	0	0	0	3				
Jay Johnstone, L OBP: 0.345, SLG: 0.434 (8.1) Gene Garber, R OBP: 0.345, SLG: 0.404 (9. PH) Ron Reed, R OBP: 0.345, SLG: 0.404 (9. PH) Tim Lincecum, R OBP: 0.288, SLG: 0.377 (7.1) Tug McGraw, L OBP: 0.337, SLG: 0.430 (10.1) Jerry Martin, R OBP: 0.337, SLG: 0.430 (11. PH)	1B 1B				4-3				F8		F3	3	0	0	1	2	1	0				
Greg Luzinski, R OBP: 0.379, SLG: 0.609 (1.7) Mike Schmidt, R OBP: 0.399, SLG: 0.633 (11. PR)	G6-3 1B				G4-6-3 BB				F7		2B 1B	5	1	2	2	1	0	3				
Richie Hebner, L OBP: 0.408, SLG: 0.516 (1.5) Davey Johnson, R OBP: 0.392, SLG: 0.596 (11. PH)	G3				3-1				HR		F9	5	1	3	1	0	0	0				
Gary Maddox, R OBP: 0.312, SLG: 0.428 (1.8)					6-3				HR		F9	5	0	0	0	0	1	3				
Bob Boone, R OBP: 0.336, SLG: 0.418 (1.2)	1B 1B				1B				SH1-3 1B		F8	5	1	4	1	0	0	0				
Ted Sizemore, R OBP: 0.324, SLG: 0.344 (1.4)	1B				L6				SH1-3		P6	4	0	2	0	0	0	0				
Jim Kaat, L OBP: 0.443, SLG: 0.143 (1.1) Tom Hutton, L OBP: 0.286, SLG: 0.324 (8.3)	6-3				K 1B				2-3 1B		1-3	3	0	0	0	0	1	2				
<b>Inning Stats</b>	R: 2 E: 0 K: 0 S: 5	H: 3 LOB: 0 BB: 0 P: 5	R: 0 E: 0 K: 0 S: 4	H: 2 LOB: 1 BB: 0 P: 4	R: 0 E: 0 K: 0 S: 3	H: 1 LOB: 1 BB: 0 P: 7	R: 0 E: 0 K: 0 S: 3	H: 1 LOB: 1 BB: 0 P: 3	R: 3 E: 0 K: 0 S: 7	H: 4 LOB: 2 BB: 1 P: 7	R: 0 E: 0 K: 1 S: 6	H: 1 LOB: 2 BB: 1 P: 10	R: 0 E: 0 K: 0 S: 4	H: 1 LOB: 1 BB: 0 P: 4	R: 0 E: 0 K: 0 S: 3	H: 0 LOB: 0 BB: 0 P: 3	R: 1 E: 0 K: 1 S: 7	H: 2 LOB: 1 BB: 0 P: 7	1B: 13 2B: 2 3B: 0 HR: 3	SF: 0 SAC: 1 DP: 2 HBP: 0	WP: 1 PB: 0 SB: 0 CS: 0	PA: 50
<b>PITCHER</b>	IP ERA: 4.02	WLS 5.1	BF 25	H 11	R 5	ER 5	SO 0	BB 1	IBB 0	HBP 0	BLK 0	WP 1	HR 3	S 26	P 30	ERA 8.44	WHIP 2.250					
Clay Carroll, R ERA: 2.17 (6.1)	0.2	3	1	0	0	0	0	0	0	0	0	0	0	3	3	0.00	1.500					
Butch Metzger, R ERA: 3.93 (7.1)	2.0	10	3	0	0	1	2	0	0	0	0	0	0	10	18	0.00	2.500					
Rawly Eastwick, R ERA: 2.95 (9.1)	2.0	W	7	1	0	0	0	0	0	0	0	0	0	7	7	0.00	0.500					
Al Hrabosky, L ERA: 4.73 (11.1)	1.0	S	5	2	1	1	1	0	0	0	0	0	0	7	7	9.00	2.000					

St. Louis Cardinals @ Philadelphia Phillies  
Veterans Stadium, Philadelphia, PA  
Thu Jul 14 1977, 7:05 PM EDT  
Att: 33,601 - Unknown

livebaseballscores.com

AB 46  
R 6  
H 18  
RBI 6  
BB 3  
SO 3  
LOB 16






Batter	1	2	3	4	5	6	7	8	9	10	11	12	13	14	AB	R	H	RBI	BB	SO	LOB	TOP						
<b>Lou Brock</b> , L ERA: 3.15, SLG: 0.381 <b>Randy Gary</b> , R ERA: 4.00, SLG: 0.222 <b>Dave Stenhouse</b> , R ERA: 3.15, SLG: 0.222 <b>Butch Metzger</b> , R ERA: 4.00, SLG: 0.222 <b>Al Hrabosky</b> , L ERA: 4.58 <b>Don Kessinger</b> , S ERA: 2.52, SLG: 0.279 <b>Tom Underwood</b> , L ERA: 5.41	0-0 4-3	0-0 G1-6-3			0-0 2B BB	0-0 G5-4-3		0-0 FC6-4		0-0 K		0-0 F7			4	1	0	0	1	0	4							
<b>Gary Templeton</b> , S OBP: 0.321, SLG: 0.414	0-0 3B		0-0 F7		0-0 1B 2B		0-0 CS 1B	0-0 F8		0-0 4-3			0-0 E6		7	2	3	1	0	0	2							
<b>Keith Hernandez</b> , L OBP: 0.406, SLG: 0.469	0-0 3B		0-0 4-3		0-0 K		0-0 F8		0-0 F8		0-0 F7		0-0 4-3		7	0	1	1	0	1	3							
<b>Roger Freed</b> , R OBP: 0.509, SLG: 0.595 <b>Hector Cruz</b> , R OBP: 0.352, SLG: 0.371	0-0 K		0-0 E5		0-0 1B		0-0 1B	0-0 5-3		0-0 F8		0-0 F8		0-0 6-3	3	0	2	0	0	1	1							
<b>Ted Simmons</b> , S OBP: 0.421, SLG: 0.541	0-0 F9		0-0 F9		0-0 1B		0-0 1B	0-0 BB		0-0 BB		0-0 2B		0-0 6-3	3	0	0	0	1	0	1							
<b>Tony Scott</b> , S OBP: 0.385, SLG: 0.430	0-0 2B		0-0 F5		0-0 F8		0-0 BB	0-0 BB		0-0 P6				0-0 4-3	5	1	1	0	2	0	3							
<b>Ken Reitz</b> , R OBP: 0.324, SLG: 0.485	0-0 2B		0-0 5-3		0-0 1B		0-0 1B	0-0 F9		0-0 5-3		0-0 F8		0-0 4-3	7	1	2	1	0	0	5							
<b>Mike Tyson</b> , R OBP: 0.308, SLG: 0.355	0-0 5-3		0-0 5-3		0-0 1B		0-0 BB	0-0 F9		0-0 2B		0-0 4-3		0-0 5-3	5	1	0	0	2	0	1							
<b>Pete Falcone</b> , L ERA: 5.23 <b>Clay Carroll</b> , R ERA: 3.61 <b>John Urrea</b> , R ERA: 3.61 <b>Randy Eastwick</b> , R ERA: 2.86 <b>Butch Metzger</b> , R ERA: 4.05	0-0 1B		0-0 1-3		0-0 F8		0-0 BB	0-0 FC6-4		0-0 BB		0-0 K			1	0	1	1	0	0	0							
<b>Inning Stats</b>	R: 1 E: 0 K: 1 S: 7	H: 2 LOB: 1 BB: 0 P: 7	R: 2 E: 0 K: 0 S: 5	H: 3 LOB: 0 BB: 0 P: 5	R: 0 E: 1 K: 0 S: 4	H: 1 LOB: 1 BB: 0 P: 4	R: 0 E: 0 K: 0 S: 3	H: 0 LOB: 0 BB: 0 P: 3	R: 2 E: 0 K: 1 S: 8	H: 3 LOB: 2 BB: 1 P: 12	R: 0 E: 0 K: 0 S: 3	H: 1 LOB: 3 BB: 2 P: 7	R: 0 E: 0 K: 0 S: 4	H: 0 LOB: 0 BB: 0 P: 7	R: 1 E: 0 K: 1 S: 6	H: 1 LOB: 1 BB: 1 P: 10	R: 0 E: 0 K: 0 S: 4	H: 1 LOB: 2 BB: 1 P: 8	R: 0 E: 0 K: 1 S: 5	H: 0 LOB: 0 BB: 0 P: 5	R: 0 E: 1 K: 0 S: 4	H: 0 LOB: 1 BB: 0 P: 4	R: 0 E: 0 K: 0 S: 3	H: 0 LOB: 0 BB: 0 P: 3	1B: 9 2B: 5 3B: 1 HR: 0	SF: 0 SAC: 0 DP: 2 HBP: 0	WP: 0 PB: 0 SB: 2 CS: 1	PA: 62
<b>PITCHER</b>	IP	WLS	BF	H	R	ER	SO	BB	IBB	HBP	BLK	WP	HR	S	P	ERA	WHIP											
<b>Jackie Brown</b> , R ERA: 3.59	5.0		24	9	5	5	2	0	0	0	0	0	0	14	30	0.00	2.000											
<b>Don Stanhouse</b> , R ERA: 4.49	4.0		18	4	0	0	0	4	0	0	0	0	0	10	18	4.50	1.500											
<b>Santo Alcala</b> , R ERA: 6.29	2.0		10	2	1	1	1	1	1	0	0	0	0	9	9	0.00	0.000											
<b>Joe Kerrigan</b> , R ERA: 2.86	2.0		7	0	0	0	1	0	0	0	0	0	0	9	9	0.00	0.000											
<b>Bill Atkinson</b> , R ERA: 3.48	1.0		3	0	0	0	0	0	0	0	0	0	0	3	3	0.00	0.000											

St. Louis Cardinals @ Montreal Expos  
Olympic Stadium, Montreal, QB  
Fri Jul 15 1977, 7:05 PM EDT  
Att: 16,146 - Unknown


AB: 55  
R: 6  
H: 15  
RBI: 6  
BB: 7  
SO: 4  
LOB: 26




Batter	1	2	3	4	5	6	7	8	9	10	11	12	13	14	AB	R	H	RBI	BB	SO	LOB	BOTTOM						
<b>Dave Cash</b> , R OBP: 0.343, SLG: 0.355	0-0 1B		0-0 SH5-4	0-0 4-3		0-0 F8			0-0 SH3-4		0-0 F9		0-0 IBB		5	1	2	1	1	0	1							
<b>Chris Speier</b> , R OBP: 0.332, SLG: 0.323	0-0 1-3		0-0 SH5-4		0-0 5-3		0-0 6-3		0-0 BB		0-0 1B		0-0 F8		5	0	1	0	1	0	3							
<b>Ellis Valentine</b> , R ERA: 4.59 <b>Santo Alcala</b> , R ERA: 6.29 <b>Joe Kerrigan</b> , R ERA: 2.86 <b>Bill Atkinson</b> , R ERA: 3.48	0-0 F3		0-0 FC		0-0 1B		0-0 1-3		0-0 L5-4		0-0 P4		0-0 K		5	1	1	1	0	0	3							
<b>Tony Perez</b> , R OBP: 0.326, SLG: 0.425		0-0 K	0-0 F7		0-0 FC4-6		0-0 F9		0-0 F9					0-0 K	7	0	2	0	0	2	2							
<b>Gary Carter</b> , R OBP: 0.350, SLG: 0.509	0-0 F9		0-0 HR		0-0 K			0-0 K		0-0 2B		0-0 1B		0-0 FC3-6	6	2	3	3	1	2	2							
<b>Warren Cromartie</b> , L OBP: 0.344, SLG: 0.427	0-0 BB		0-0 FC4-6		0-0 F5		0-0 K		0-0 K		0-0 FC3-6		0-0 FC4		6	1	1	0	1	1	5							
<b>Andre Dawson</b> , R OBP: 0.336, SLG: 0.498	0-0 F7		0-0 4-3		0-0 1B		0-0 1B		0-0 K		0-0 2B		0-0 K		6	0	3	1	1	1	3							
<b>Larry Parrish</b> , R OBP: 0.313, SLG: 0.387 <b>Wayne Garrett</b> , L OBP: 0.367, SLG: 0.353		0-0 1B	0-0 1-3		0-0 P5		0-0 K		0-0 L5				0-0 SH3		2	1	0	0	1	0	1							
<b>Sam Mejias</b> , R OBP: 0.317, SLG: 0.590 <b>Pepe Frias</b> , R OBP: 0.194, SLG: 0.226		0-0 1B	0-0 1-3		0-0 K		0-0 5-3		0-0 L5-4		0-0 P3		0-0 SH3		1	0	0	0	0	0	1							
<b>Jackie Brown</b> , R OBP: 0.143, SLG: 0.118 <b>Don Stanhouse</b> , R OBP: 0.257, SLG: 0.324 <b>Del Unser</b> , L OBP: 0.337, SLG: 0.459		0-0 FC	0-0 1B		0-0 K		0-0 5-3		0-0 L5-4		0-0 SH3-4		0-0 1B		2	1	1	0	0	1	0							
<b>Inning Stats</b>	R: 0 E: 0 K: 0 S: 3	H: 1 LOB: 0 BB: 0 P: 3	R: 0 E: 0 K: 1 S: 5	H: 0 LOB: 1 BB: 1 P: 9	R: 5 E: 0 K: 0 S: 8	H: 4 LOB: 1 BB: 1 P: 12	R: 0 E: 0 K: 1 S: 5	H: 0 LOB: 0 BB: 0 P: 5	R: 0 E: 0 K: 1 S: 7	H: 2 LOB: 2 BB: 0 P: 7	R: 0 E: 0 K: 0 S: 4	H: 0 LOB: 0 BB: 0 P: 4	R: 0 E: 0 K: 0 S: 3	H: 0 LOB: 0 BB: 0 P: 3	R: 0 E: 0 K: 0 S: 2	H: 0 LOB: 1 BB: 0 P: 10	R: 0 E: 0 K: 0 S: 4	H: 1 LOB: 1 BB: 0 P: 4	R: 0 E: 0 K: 1 S: 6	H: 2 LOB: 0 BB: 0 P: 6	R: 0 E: 0 K: 1 S: 6	H: 1 LOB: 2 BB: 1 P: 10	R: 0 E: 0 K: 0 S: 5	H: 1 LOB: 2 BB: 2 P: 13	1B: 12 2B: 4 3B: 0 HR: 1	SF: 0 SAC: 3 DP: 1 HBP: 0	WP: 0 PB: 0 SB: 1 CS: 1	PA: 62
<b>PITCHER</b>	IP	WLS	BF	H	R	ER	SO	BB	IBB	HBP	BLK	WP	HR	S	P	ERA	WHIP											
<b>Pete Falcone</b> , L ERA: 5.23	2.2		15	5	5	5	1	0	0	0	0	0	0	13	23	16.88	2.625											
<b>Al Hrabosky</b> , L ERA: 4.58	1.2		7	2	0	0	0	1	0	0	0	0	0	7	7	0.00	0.857											
<b>Tom Underwood</b> , L ERA: 5.41	2.2		14	4	1	0	3	1	2	0	0	0	0	17	29	0.00	1.875											


St. Louis Cardinals @ Montreal Expos  
Olympic Stadium, Montreal, QB  
Fri Jul 15 1977, 7:05 PM EDT  
Att: 16,146 - Unknown

AB: 52  
R: 7  
H: 16  
RBI: 7  
BB: 7  
SO: 9  
LOB: 26





Batter	1	2	3	4	5	6	7	8	9	AB	R	H	RBI	BB	SO	LOB	TOP		
<b>Lou Brock, L</b> (1, 7) OBP: 0.317, SLG: 0.382	0-3 <b>K</b>			0-0 4-3		0-0 F7			0-0 2B	4	0	1	0	0	1	0	<b>St. Louis Cardinals @ Montreal Expos</b> Olympic Stadium, Montreal, QB Sat Jul 16 1977, 7:05 PM EDT Att: 30,102 - Unknown  <b>livebaseballscores.com</b> AB 30 R 0 H 3 RBI 0 BB 1 SO 6 LOB 7 		
<b>Jerry Mumphy, S</b> (1, 9) OBP: 0.394, SLG: 0.456	0-0 4-3			0-0 1-3			0-0 4-3		4-0 BB	3	0	0	0	1	0	0			
<b>Keith Hernandez, L</b> (1, 3) OBP: 0.404, SLG: 0.466	0-3 <b>K</b>			0-0 1B			0-0 4-3		0-0 P4	4	0	1	0	0	1	2			
<b>Ted Simmons, S</b> (1, 2) OBP: 0.416, SLG: 0.534		0-0 3-1		0-0 F7			0-0 6-3		0-0 F8	4	0	0	0	0	0	3			
<b>Tony Scott, S</b> (1, 8) OBP: 0.380, SLG: 0.424	0-3 <b>K</b>				0-0 5-3				0-3 <b>K</b>	3	0	0	0	0	2	0			
<b>Ken Reitz, R</b> (1, 5) OBP: 0.324, SLG: 0.464	0-3 <b>K</b>				0-0 F9				0-0 1B	3	0	1	0	0	1	0			
<b>Mike Phillips, L</b> (1, 4) OBP: 0.227, SLG: 0.250			0-0 G3		0-0 P6				0-0 F9	3	0	0	0	0	0	1			
<b>Don Kessinger, S</b> (1, 6) OBP: 0.317, SLG: 0.271			0-0 L6			0-0 F8			0-0 F8	3	0	0	0	0	0	1			
<b>Larry Dierker, R</b> (1, 1) OBP: 0.300, SLG: 0.125			0-3 <b>K</b>			0-0 F7			0-0 4-3	0	0	0	0	0	0	0			
<b>Dane Iorg, L</b> (6, PH) OBP: 0.229, SLG: 0.235										1	0	0	0	0	1	0			
<b>Butch Metzger, R</b> (6, 1) OBP: 0.321, SLG: 0.412										1	0	0	0	0	0	0			
<b>Gary Templeton, S</b> (9, PH) OBP: 0.321, SLG: 0.412										1	0	0	0	0	0	0			
<b>Inning Stats</b>	R: 0 H: 0 E: 0 K: 2 S: 7	H: 0 LOB: 0 BB: 0 P: 7	R: 0 H: 0 E: 0 K: 2 S: 7	H: 0 LOB: 0 BB: 0 P: 7	R: 0 H: 0 E: 0 K: 1 S: 5	H: 0 LOB: 0 BB: 0 P: 5	R: 0 H: 1 E: 0 K: 0 S: 4	H: 1 LOB: 1 BB: 0 P: 4	R: 0 H: 0 E: 0 K: 0 S: 3	H: 0 LOB: 0 BB: 0 P: 3	R: 0 H: 0 E: 0 K: 0 S: 3	H: 0 LOB: 0 BB: 0 P: 3	R: 0 H: 0 E: 0 K: 1 S: 6	H: 1 LOB: 1 BB: 0 P: 6	R: 0 H: 1 E: 0 K: 0 S: 4	H: 1 LOB: 2 BB: 1 P: 8	1B: 2 2B: 1 3B: 0 HR: 0	SF: 0 SAC: 0 DP: 0 HBP: 0	WP: 0 PA: 31 PB: 0 SB: 0 CS: 0
<b>PITCHER</b> <b>Stan Bahnsen, R</b> (1, 1) ERA: 5.16	IP: 9.0 WLS: W BF: 31 H: 3 R: 0 ER: 0 SO: 6 BB: 1 IBB: 0 HBP: 0 BLK: 0 WP: 0 HR: 0 S: 42 P: 46 ERA: 0.00 WHIP: 0.444															<b>PITCHER</b>			

Batter	1	2	3	4	5	6	7	8	9	AB	R	H	RBI	BB	SO	LOB	BOTTOM		
<b>Dave Cash, R</b> (1, 4) OBP: 0.339, SLG: 0.351	0-0 2-3	0-0 6-3			0-0 4-3			0-0 6-3		4	0	0	0	0	0	0	<b>St. Louis Cardinals @ Montreal Expos</b> Olympic Stadium, Montreal, QB Sat Jul 16 1977, 7:05 PM EDT Att: 30,102 - Unknown  <b>livebaseballscores.com</b> AB 28 R 3 H 4 RBI 3 BB 2 SO 6 LOB 3 		
<b>Chris Speier, R</b> (1, 6) OBP: 0.331, SLG: 0.332	0-0 HR	0-3 <b>K</b>			0-0 F8			0-0 F8		4	1	1	1	0	1	0			
<b>Ellis Valentine, R</b> (1, 9) OBP: 0.358, SLG: 0.550	0-0 5-3		0-0 4-3		0-0 F8			0-0 6-3		4	0	0	0	0	0	0			
<b>Tony Perez, R</b> (1, 3) OBP: 0.326, SLG: 0.422	4-0 BB 1B		0-3 <b>K</b>		0-0 F8					2	1	0	0	1	1	0			
<b>Gary Carter, R</b> (1, 2) OBP: 0.350, SLG: 0.505	4-0 BB 1B		0-3 <b>K</b>		0-0 F8					2	1	0	0	1	2	0			
<b>Warren Cromartie, L</b> (1, 7) OBP: 0.344, SLG: 0.426	0-0 1B 1-3 2H			0-0 F7		0-0 L3				3	0	1	1	0	0	0			
<b>Andre Dawson, R</b> (1, 8) OBP: 0.336, SLG: 0.496	0-0 1B			0-0 F9			0-0 F7			3	0	1	1	0	0	0			
<b>Wayne Garrett, L</b> (1, 5) OBP: 0.366, SLG: 0.362	0-0 G3			0-0 2B			0-3 <b>K</b>			3	0	1	0	0	1	2			
<b>Stan Bahnsen, R</b> (1, 1) OBP: 0.111, SLG: 0.118		0-3 <b>K</b>		0-0 5-3			0-0 F8			3	0	0	0	0	1	1			
<b>Inning Stats</b>	R: 3 H: 3 E: 0 K: 0 S: 6	H: 3 LOB: 2 BB: 2 P: 14	R: 0 H: 0 E: 0 K: 2 S: 7	H: 0 LOB: 0 BB: 0 P: 7	R: 0 H: 0 E: 0 K: 2 S: 7	H: 0 LOB: 0 BB: 0 P: 7	R: 0 H: 1 E: 0 K: 0 S: 4	H: 1 LOB: 1 BB: 0 P: 4	R: 0 H: 0 E: 0 K: 1 S: 5	H: 0 LOB: 0 BB: 0 P: 5	R: 0 H: 0 E: 0 K: 1 S: 5	H: 0 LOB: 0 BB: 0 P: 5	R: 0 H: 0 E: 0 K: 0 S: 3	H: 0 LOB: 0 BB: 0 P: 3	R: 0 H: 0 E: 0 K: 0 S: 3	H: 0 LOB: 0 BB: 0 P: 3		1B: 2 2B: 1 3B: 0 HR: 1	SF: 0 SAC: 0 DP: 0 HBP: 0
<b>PITCHER</b> <b>Larry Dierker, R</b> (1, 1) ERA: 4.7	IP: 0.2 WLS: L BF: 7 H: 3 R: 3 ER: 3 SO: 3 BB: 2 IBB: 0 HBP: 0 BLK: 0 WP: 0 HR: 1 S: 5 P: 13 ERA: 40.50 WHIP: 7.500															<b>PITCHER</b>			
<b>John Urrea, R</b> (1, 1) ERA: 3.34	4.1 WLS: L BF: 14 H: 1 R: 0 ER: 0 SO: 4 BB: 0 IBB: 0 HBP: 0 BLK: 0 WP: 0 HR: 0 S: 22 P: 22 ERA: 0.00 WHIP: 0.231															<b>PITCHER</b>			
<b>Butch Metzger, R</b> (6, 1) ERA: 3.88	3.0 WLS: L BF: 9 H: 0 R: 0 ER: 0 SO: 2 BB: 0 IBB: 0 HBP: 0 BLK: 0 WP: 0 HR: 0 S: 13 P: 13 ERA: 0.00 WHIP: 0.000															<b>PITCHER</b>			







Batter	1	2	3	4	5	6	7	8	9	AB	R	H	RBI	BB	SO	LOB	TOP			
Terry Puhl, L OBP: 0.231, SLG: 0.208 (1, 7)	0-0 4-3		4-0 BB		4-0 BB			0-0 F8		2	0	0	0	2	0	0	<b>Houston Astros @ St. Louis Cardinals</b> Busch Stadium, St. Louis, MO Thu Jul 21 1977, 7:05 PM CDT Att: 15,743 - Unknown			
Enos Cabell, R OBP: 0.313, SLG: 0.421 (1, 5)	0-0 F7		0-0 5-3		0-0 4-3			0-0 FC4-6 1B		4	0	1	0	0	0	2				
Cesar Cedeno, R OBP: 0.318, SLG: 0.295 (1, 8)	0-0 F8			0-0 L4		0-0 F7		0-0 FC4-6 1-2		4	0	0	0	0	0	1				
Bob Watson, R OBP: 0.345, SLG: 0.476 (1, 3)		0-3 K		0-0 5-3		0-0 4-3		0-0 4-3		4	0	0	0	0	1	1				
Jose Cruz, L OBP: 0.366, SLG: 0.487 (1, 9)		4-0 5-3 BB		0-0 2B		0-0 1B		0-0 4-3		3	0	2	0	1	0	0				
Joe Ferguson, R OBP: 0.379, SLG: 0.455 (1, 2)		0-0 5-3 1-3		4-0 BB		0-0 6-3		4-0 G4-6-3 BB		2	0	0	0	2	0	2				
Julio Gonzalez, R OBP: 0.299, SLG: 0.341 (1, 4)		0-0 G3		0-0 1-3			0-0 4-3	0-0 G4-6-3 1-2		4	0	0	0	0	0	4				
Roger Metzger, S OBP: 0.248, SLG: 0.269 (1, 6)			0-0 F7		0-0 4-3		0-0 6-3			3	0	0	0	0	0	0				
J.R. Richard, R OBP: 0.208, SLG: 0.327 (7, PH)			0-0 F8		0-3 K		0-0 4-3			2	0	0	0	0	1	0				
Art Gardner, L OBP: 0.179, SLG: 0.148 (7, PH)										1	0	0	0	0	0	0				
Joe Sambito, L OBP: 0.143, SLG: 0.143 (7, 1)										0	0	0	0	0	0	0				
<b>Inning Stats</b>	R: 0 E: 0 K: 0 S: 3	H: 0 LOB: 0 BB: 0 P: 3	R: 0 E: 0 K: 1 S: 5	H: 0 LOB: 1 BB: 1 P: 9	R: 0 E: 0 K: 0 S: 3	H: 0 LOB: 1 BB: 1 P: 7	R: 0 E: 0 K: 0 S: 4	H: 1 LOB: 2 BB: 1 P: 8	R: 0 E: 0 K: 1 S: 5	H: 0 LOB: 1 BB: 1 P: 9	R: 0 E: 0 K: 0 S: 4	H: 0 LOB: 0 BB: 0 P: 3	R: 0 E: 0 K: 0 S: 4	H: 1 LOB: 1 BB: 1 P: 4	R: 0 E: 0 K: 0 S: 2	H: 0 LOB: 0 BB: 1 P: 6	1B: 2 2B: 1 3B: 0 HR: 0	SF: 0 SAC: 0 DP: 1 HBP: 0	WP: 0 PB: 0 SB: 2 CS: 0	PA: 34
<b>PITCHER</b> Bob Forsch, R ERA: 3.76 (1, 1)	IP: 9.0 WLS: W BF: 34 H: 3 R: 0 ER: 0 SO: 2 BB: 5 IBB: 0 HBP: 0 BLK: 0 WP: 0 HR: 0 S: 33 P: 53 ERA: 0.00 WHIP: 0.889																			

Batter	1	2	3	4	5	6	7	8	9	AB	R	H	RBI	BB	SO	LOB	BOTTOM			
Jerry Mumphrey, S OBP: 0.396, SLG: 0.460 (1, 9)	0-3 K		0-0 4-3			0-0 3B 1B		4-0 BB		3	1	1	0	1	1	0	<b>Houston Astros @ St. Louis Cardinals</b> Busch Stadium, St. Louis, MO Thu Jul 21 1977, 7:05 PM CDT Att: 15,743 - Unknown			
Gary Templeton, S OBP: 0.326, SLG: 0.430 (1, 6)	0-3 K			0-0 4-3 S 3-4-3 1B		0-0 G3 3B		0-0 F9		4	2	2	1	0	1	1				
Tony Scott, S OBP: 0.375, SLG: 0.419 (1, 8)	0-0 4-3			0-0 4-3 1-3		4-0 G3 BB		0-0 F8		3	0	0	0	1	0	2				
Ted Simmons, S OBP: 0.413, SLG: 0.528 (1, 2)		0-0 G3		0-0 3-4-3		0-0 G3		1-2 3-H		3	0	0	2	0	0	1				
Lou Brock, L OBP: 0.314, SLG: 0.378 (1, 7)		0-0 4-3		0-0 4-3		0-0 L7				3	0	0	0	0	0	1				
Keith Hernandez, L OBP: 0.404, SLG: 0.470 (1, 3)		0-0 HR			0-3 K		0-0 F9			3	1	1	1	0	1	0				
Ken Reitz, R OBP: 0.320, SLG: 0.459 (1, 5)		0-0 4-3			0-0 5-3		0-3 K			3	0	0	0	0	1	0				
Mike Tyson, R OBP: 0.304, SLG: 0.353 (1, 4)			0-3 K		0-0 F8		0-0 1-6-3			3	0	0	0	0	1	0				
Bob Forsch, R OBP: 0.196, SLG: 0.224 (1, 1)			0-3 K			0-3 K		0-0 6-3		3	0	0	0	0	2	0				
<b>Inning Stats</b>	R: 0 E: 0 K: 2 S: 7	H: 0 LOB: 0 BB: 0 P: 7	R: 1 E: 0 K: 0 S: 4	H: 1 LOB: 0 BB: 0 P: 4	R: 0 E: 0 K: 2 S: 7	H: 0 LOB: 0 BB: 0 P: 7	R: 1 E: 0 K: 0 S: 4	H: 1 LOB: 0 BB: 0 P: 4	R: 0 E: 0 K: 1 S: 5	H: 0 LOB: 0 BB: 0 P: 5	R: 2 E: 0 K: 1 S: 7	H: 2 LOB: 1 BB: 1 P: 11	R: 0 E: 0 K: 1 S: 5	H: 0 LOB: 0 BB: 0 P: 5	R: 0 E: 0 K: 0 S: 3	H: 0 LOB: 1 BB: 1 P: 7		1B: 2 2B: 0 3B: 1 HR: 1	SF: 0 SAC: 0 DP: 0 HBP: 0	WP: 0 PB: 0 SB: 2 CS: 0
<b>PITCHER</b> J.R. Richard, R ERA: 2.81 (1, 1)	IP: 6.0 WLS: L BF: 23 H: 4 R: 4 ER: 4 SO: 6 BB: 1 IBB: 0 HBP: 0 BLK: 0 WP: 0 HR: 1 S: 34 P: 38 ERA: 6.00 WHIP: 0.833																			
<b>PITCHER</b> Joe Sambito, L ERA: 2.14 (7, 1)	IP: 2.0 WLS: 7 BF: 7 H: 0 R: 0 ER: 0 SO: 1 BB: 1 IBB: 0 HBP: 0 BLK: 0 WP: 0 HR: 0 S: 8 P: 12 ERA: 0.00 WHIP: 0.500																			



Batter	1	2	3	4	5	6	7	8	9	AB	R	H	RBI	BB	SO	LOB	TOP					
Terry Puhl, L (1,7) Wilbur Howard, S (7,PH) OBP: 0.241, SLG: 0.192 OBP: 0.262, SLG: 0.286	4-3		K			1B	F9		5-3	2	1	0	0	1	1	0						
Enos Cabell, R (1,5) OBP: 0.312, SLG: 0.416	FC1-5			4-3		F7		K	5-3	4	0	0	0	1	1	3						
Cesar Cedeno, R (1,8) OBP: 0.319, SLG: 0.292	FC1-5			FC6		L7		F5	1B	3	0	0	0	2	0	2						
Bob Watson, R (1,3) OBP: 0.348, SLG: 0.481	F9			FC6		1B		E7	1B	5	1	3	2	0	0	2						
Joe Ferguson, R (1,2) OBP: 0.381, SLG: 0.456		F8		F5		1B		1B		4	0	2	2	0	0	1						
Jose Cruz, L (1,9) OBP: 0.366, SLG: 0.485					K	P6		1B		3	0	1	0	1	1	2						
Julio Gonzalez, R (1,4) OBP: 0.295, SLG: 0.336	4-3				5-3			K	F9	4	0	0	0	0	1	3						
Roger Metzger, S (1,6) OBP: 0.256, SLG: 0.276			6-3					E6	1B	4	1	2	0	0	0	0						
Mark Lemongello, R (1,1) OBP: 0.027, SLG: 0.027			K		K			SH3-4	SH3-4	2	0	0	0	0	2	1						
<b>Inning Stats</b>	R: 0 E: 0 K: 0 S: 3	H: 0 LOB: 1 BB: 1 P: 7	R: 0 E: 0 K: 0 S: 2	H: 0 LOB: 0 BB: 1 P: 6	R: 0 E: 0 K: 2 S: 7	H: 0 LOB: 0 BB: 0 P: 7	R: 0 E: 0 K: 0 S: 3	H: 0 LOB: 1 BB: 1 P: 7	R: 0 E: 0 K: 2 S: 8	H: 1 LOB: 1 BB: 0 P: 8	R: 1 E: 0 K: 0 S: 5	H: 2 LOB: 2 BB: 1 P: 9	R: 0 E: 1 K: 1 S: 6	H: 0 LOB: 1 BB: 0 P: 6	R: 1 E: 1 K: 1 S: 8	H: 3 LOB: 2 BB: 0 P: 8	R: 2 E: 0 K: 0 S: 4	H: 2 LOB: 2 BB: 2 P: 12	1B: 7 2B: 1 3B: 0 HR: 0	SF: 0 SAC: 2 DP: 0 HBP: 0	WP: 0 PB: 0 SB: 1 CS: 1	PA: 40
<b>PITCHER</b>	IP	WLS	BF	H	R	ER	SO	BB	IBB	HBP	BLK	WP	HR	S	P	ERA	WHIP					
Tom Underwood, L (1,1) ERA: 4.98	7.0		28	3	1	1	5	4	0	0	0	0	0	34	50	1.29	1.000					
Rawly Eastwick, R (8,1) ERA: 3.24	0.2		5	3	1	1	1	0	0	0	0	0	0	7	7	13.50	4.500					
Clay Carroll, R (8,1) ERA: 2.3	1.1	L	7	2	2	2	0	0	2	0	0	0	0	5	13	13.50	1.500					
<b>Batter</b>	1	2	3	4	5	6	7	8	9	AB	R	H	RBI	BB	SO	LOB	BOTTOM					
Jerry Mumphrey, S (1,9) OBP: 0.396, SLG: 0.459	6-3		F8		E1		P4		6-3	5	1	2	0	0	0	0						
Gary Templeton, S (1,6) OBP: 0.325, SLG: 0.428	K		FC6-5		1B		G3			4	0	1	1	0	1	2						
Tony Scott, S (1,8) OBP: 0.377, SLG: 0.418	L9		F8		1B					3	0	1	1	1	0	2						
Ted Simmons, S (1,2) OBP: 0.411, SLG: 0.525		FC1-6	F7		F8		4-3			4	0	1	0	0	0	4						
Lou Brock, L (1,7) OBP: 0.310, SLG: 0.373	FC1-6			4-3		L7				4	0	0	0	0	1	2						
Hector Cruz, R (9,7) OBP: 0.355, SLG: 0.371								K		0	0	0	0	0	0	0						
Keith Hernandez, L (1,3) OBP: 0.402, SLG: 0.466				K				4-3	4-3	3	0	0	0	1	1	0						
Ken Reitz, R (1,5) OBP: 0.319, SLG: 0.456									F8	4	0	1	0	0	0	2						
Mike Tyson, R (1,4) OBP: 0.304, SLG: 0.353										3	0	1	0	0	0	3						
Dave Rader, L (9,PH) OBP: 0.336, SLG: 0.441	4-3				F3				G3	1	0	0	0	0	0	0						
Tom Underwood, R (1,1) OBP: 0.278, SLG: 0.143										3	1	2	0	0	1	1						
Rawly Eastwick, R (8,1) OBP: 0.300, SLG: 0.222										0	0	0	0	0	0	0						
Clay Carroll, R (8,1) OBP: 0.100, SLG: 0.100										0	0	0	0	0	0	0						
Dane Iorg, L (9,PH) OBP: 0.231, SLG: 0.237			FC6-5		E				6-3	1	0	0	0	0	0	0						
<b>Inning Stats</b>	R: 0 E: 0 K: 1 S: 5	H: 0 LOB: 0 BB: 0 P: 5	R: 0 E: 0 K: 0 S: 4	H: 1 LOB: 2 BB: 1 P: 8	R: 0 E: 0 K: 0 S: 5	H: 2 LOB: 2 BB: 0 P: 5	R: 0 E: 0 K: 1 S: 6	H: 1 LOB: 1 BB: 0 P: 6	R: 2 E: 1 K: 0 S: 6	H: 4 LOB: 1 BB: 0 P: 6	R: 0 E: 0 K: 1 S: 6	H: 1 LOB: 1 BB: 0 P: 6	R: 0 E: 0 K: 0 S: 3	H: 0 LOB: 1 BB: 1 P: 7	R: 0 E: 0 K: 1 S: 5	H: 0 LOB: 0 BB: 0 P: 5	R: 0 E: 0 K: 0 S: 3	H: 0 LOB: 0 BB: 0 P: 3	1B: 9 2B: 0 3B: 0 HR: 0	SF: 0 SAC: 0 DP: 0 HBP: 0	WP: 0 PB: 0 SB: 2 CS: 0	PA: 37
<b>PITCHER</b>	IP	WLS	BF	H	R	ER	SO	BB	IBB	HBP	BLK	WP	HR	S	P	ERA	WHIP					
Mark Lemongello, R (1,1) ERA: 3.99	9.0	W	37	9	2	2	4	2	0	0	0	0	0	43	51	2.00	1.222					

Houston Astros @ St. Louis Cardinals  
 Busch Stadium, St. Louis, MO  
 Fri Jul 22, 1977, 7:05 PM CDT  
 Att: 20,744 - Unknown

AB 32  
 R 4  
 H 8  
 RBI 4  
 BB 6  
 SO 6  
 LOB 15



Houston Astros @ St. Louis Cardinals  
 Busch Stadium, St. Louis, MO  
 Fri Jul 22, 1977, 7:05 PM CDT  
 Att: 20,744 - Unknown

AB 35  
 R 2  
 H 9  
 RBI 2  
 BB 2  
 SO 4  
 LOB 16





Batter	1	2	3	4	5	6	7	8	9	10	11	AB	R	H	RBI	BB	SO	LOB	TOP					
Terry Puhl, L OBP: 0.286, SLG: 0.200 (1, 7)	4-0 BB E		0-0 L8			0-0 G6-4-3 1B	0-0 6-3			4-0 SH1-4 BB	0-3 K	4	0	1	0	2	1	1						
Enos Cabell, R OBP: 0.311, SLG: 0.415 (1, 5)	0-0 E5 1-2		0-0 G4-3 1B			0-0 G6-4-3 1-2f				0-0 SH1-4 1-2		4	0	1	0	0	0	2						
Cesar Cedeno, R OBP: 0.318, SLG: 0.294 (1, 8)	0-0 F7		0-0 G4-3 1-2f			0-0 1B 2B				0-0 F5		5	1	1	0	0	0	4						
Bob Watson, R OBP: 0.355, SLG: 0.486 (1, 3)	0-0 F8					4-0 1B BB				0-0 2B		3	1	2	0	2	0	2						
Jose Cruz, L OBP: 0.366, SLG: 0.481 (1, 9)	0-0 P4					0-0 FC4 1B CS				0-0 F7		5	0	1	1	0	0	6						
Ed Herrmann, L OBP: 0.250, SLG: 0.235 Art Gardner, L OBP: 0.179, SLG: 0.148 Bo McLaughlin, R (11, 1)		0-0 4-3				0-0 F5 1-2f				0-0 F8		5	0	2	1	0	0	1						
Julio Gonzalez, R OBP: 0.294, SLG: 0.334 (1, 4)		0-0 FC4-6 1B				0-0 1-3 F5				0-0 4-3		5	0	1	0	0	0	3						
Roger Metzger, S OBP: 0.254, SLG: 0.268 (1, 6)		0-0 FC4-6 1-2f				0-3 K				0-0 F2		4	0	0	0	1	1	3						
Dan Larson, R OBP: 0.307, SLG: 0.308 Joe Ferguson, R OBP: 0.379, SLG: 0.456 (11, 2)		0-0 1-3				0-3 K				0-0 F3		4	0	0	0	0	2	2						
<b>Inning Stats</b>	R: 0 E: 1 K: 0 S: 4	H: 0 LOB: 2 BB: 1 P: 8	R: 0 E: 0 K: 0 S: 4	H: 1 LOB: 1 BB: 0 P: 4	R: 0 E: 0 K: 0 S: 3	H: 1 LOB: 0 BB: 0 P: 3	R: 0 E: 0 K: 2 S: 7	H: 0 LOB: 0 BB: 0 P: 7	R: 2 E: 0 K: 1 S: 6	H: 4 LOB: 2 BB: 1 P: 10	R: 0 E: 0 K: 1 S: 5	H: 0 LOB: 0 BB: 0 P: 5	R: 0 E: 0 K: 0 S: 4	H: 1 LOB: 1 BB: 0 P: 4	R: 0 E: 0 K: 0 S: 3	H: 0 LOB: 2 BB: 2 P: 11	R: 0 E: 1 K: 1 S: 7	H: 1 LOB: 1 BB: 0 P: 7	1B: 7 2B: 2 3B: 0 HR: 0	SF: 1 SAC: 1 DP: 2 HBP: 0	WP: 0 PB: 0 SB: 0 CS: 1	PA: 46		
<b>PITCHER</b>	IP 7.2	WLS 2.1	BF 31	H 0	R 0	ER 0	SO 3	BB 2	IBB 1	HBP 0	BLK 0	WP 0	HR 0	S 35	P 43	ERA 2.35	WHIP 1.304							
John Urea, R ERA: 3.22 Al Hrabosky, L ERA: 4.39 Rawly Eastwick, R ERA: 3.19	(1, 1)	(8, 1)	(11, 1)																					

Houston Astros @ St. Louis Cardinals  
 Busch Stadium, St. Louis, MO  
 Sat Jul 23 1977, 7:05 PM CDT  
 Att: 29,444 - Unknown

AB 39  
 R 3  
 H 9  
 RBI 3  
 BB 5  
 SO 4  
 LOB 24




Batter	1	2	3	4	5	6	7	8	9	10	11	AB	R	H	RBI	BB	SO	LOB	BOTTOM				
Jerry Mumphrey, S OBP: 0.392, SLG: 0.453 (1, 9)	0-0 G3			0-0 4-3		0-0 F8				0-0 F7	0-0 1B 2-H	5	0	1	1	0	0	0					
Garry Templeton, S OBP: 0.322, SLG: 0.423 (1, 6)	0-0 4-3			0-0 5-3		0-0 4-3				0-0 4-3		4	0	0	0	0	0	0					
Tony Scott, S OBP: 0.375, SLG: 0.415 (1, 8)	0-0 G3			0-0 HR 1B		0-0 L7				0-0 L7		4	1	1	0	0	0	0					
Ted Simmons, S OBP: 0.409, SLG: 0.531 (1, 2)		0-0 G3		0-0 HR 1H		0-0 L3				0-0 F3		4	1	1	2	0	0	0					
Lou Brock, L OBP: 0.307, SLG: 0.369 Al Hrabosky, R (8, 1) Roger Freed, R OBP: 0.500, SLG: 0.581 Rawly Eastwick, R OBP: 0.300, SLG: 0.222 (11, 1)		0-0 4-3		0-0 4-3		0-0 F7				0-0 F7		3	0	0	0	0	0	0					
Keith Hernandez, L OBP: 0.401, SLG: 0.466 (1, 3)		0-3 K				0-0 4-3 2B				0-0 3-1		4	0	1	0	0	1	0					
Ken Reitz, R OBP: 0.318, SLG: 0.457 Mike Phillips, L OBP: 0.227, SLG: 0.250 (11, PR)				0-0 5-3		0-0 F7				0-0 6-3		4	0	1	0	0	0	1					
Mike Tyson, R OBP: 0.301, SLG: 0.349 Dave Rader, L OBP: 0.338, SLG: 0.441 (11, PH)				0-3 K		0-0 4-3 2-3				0-3 K		3	0	0	0	0	2	1					
John Urea, R OBP: 0.100 Hector Cruz, R OBP: 0.356, SLG: 0.377 (8, 7)				0-0 3-1		0-0 6-3				0-0 F8		2	0	0	0	0	0	1					
<b>Inning Stats</b>	R: 0 E: 0 K: 0 S: 3	H: 0 LOB: 0 BB: 0 P: 3	R: 0 E: 0 K: 1 S: 5	H: 0 LOB: 0 BB: 0 P: 5	R: 0 E: 0 K: 1 S: 5	H: 0 LOB: 0 BB: 0 P: 5	R: 2 E: 0 K: 0 S: 5	H: 2 LOB: 0 BB: 0 P: 5	R: 0 E: 0 K: 0 S: 3	H: 0 LOB: 0 BB: 0 P: 3	R: 0 E: 0 K: 1 S: 5	H: 0 LOB: 0 BB: 0 P: 5	R: 0 E: 0 K: 0 S: 3	H: 0 LOB: 0 BB: 0 P: 3	R: 0 E: 0 K: 0 S: 3	H: 0 LOB: 2 BB: 2 P: 4	R: 2 E: 0 K: 0 S: 4	H: 3 LOB: 2 BB: 0 P: 4	1B: 2 2B: 3 3B: 0 HR: 1	SF: 0 SAC: 1 DP: 0 HBP: 0	WP: 0 PB: 0 SB: 0 CS: 0	PA: 37	
<b>PITCHER</b>	IP 10.0	WLS 0.1	BF 33	H 3	R 2	ER 2	SO 3	BB 0	IBB 0	HBP 0	BLK 0	WP 0	HR 1	S 39	P 39	ERA 1.80	WHIP 0.300						
Dan Larson, R ERA: 5.12 Bo McLaughlin, R ERA: 4.35	(1, 1)	(11, 1)																					


Houston Astros @ St. Louis Cardinals  
 Busch Stadium, St. Louis, MO  
 Sat Jul 23 1977, 7:05 PM CDT  
 Att: 29,444 - Unknown

AB 36  
 R 4  
 H 6  
 RBI 4  
 BB 0  
 SO 3  
 LOB 3





Batter	1	2	3	4	5	6	7	8	9	AB	R	H	RBI	BB	SO	LOB	TOP		
<b>Pete Rose, S</b> OBP: 0.393, SLG: 0.451 (1, 5)	0-0 4-3		0-0 FC3-6			0-0 F7		0-0 G3		4	0	0	0	0	0	2	<b>Cincinnati Reds @ St. Louis Cardinals</b> Busch Stadium, St. Louis, MO Sun Jul 24 1977, 3:33 AM CDT Att: 45,881 - Unknown  <b>AB 30</b> <b>R 0</b> <b>H 4</b> <b>RBI 0</b> <b>BB 2</b> <b>SO 5</b> <b>LOB 10</b> 		
<b>Ken Griffey, L</b> OBP: 0.381, SLG: 0.479 (1, 9)	0-0 4-3		0-0 L8			0-0 F8			0-0 F7	4	0	0	0	0	0	2			
<b>Joe Morgan, L</b> OBP: 0.430, SLG: 0.494 (1, 4)	0-3 K			0-3 K		0-0 F8			0-0 1B	4	0	1	0	0	2	0			
<b>Dan Driessen, L</b> OBP: 0.398, SLG: 0.494 (1, 3)		0-0 G6-4-3 1B		0-0 6-3 1B			0-0 1-3		0-3 K	4	0	2	0	0	1	1			
<b>George Foster, R</b> OBP: 0.368, SLG: 0.607 (1, 7)		0-0 G6-4-3 1-2		0-0 6-3 1-2			0-0 6-3		0-0 F2	4	0	0	0	0	0	3			
<b>Johnny Bench, R</b> OBP: 0.346, SLG: 0.573 (1, 2)		0-0 6-3		0-3 K			4-0 BB			2	0	0	0	1	1	1			
<b>Dave Concepcion, R</b> OBP: 0.340, SLG: 0.412 (1, 6)			0-0 F8		0-0 5-3		0-3 K			3	0	0	0	0	1	1			
<b>Cesar Geronimo, L</b> OBP: 0.334, SLG: 0.390 (1, 8)			0-0 FC3-6 1B		0-0 1-3			0-0 G3		3	0	1	0	0	0	0			
<b>Paul Moskau, R</b> OBP: 0.364, SLG: 0.556 <b>Pedro Borbon, R</b> OBP: 0.308, SLG: 0.385 <b>Mike Lum, L</b> OBP: 0.194, SLG: 0.224 <b>Dale Murray, R</b> (8, 1)			4-0 FC3-6 1-2 BB		0-0 F8			0-0 F9		1	0	0	0	1	0	0			
<b>Inning Stats</b>	R: 0 E: 0 K: 1 S: 5	H: 0 LOB: 0 BB: 0 P: 5	R: 0 E: 0 K: 0 S: 3	H: 1 LOB: 0 BB: 0 P: 3	R: 0 E: 0 K: 0 S: 4	H: 1 LOB: 2 BB: 1 P: 8	R: 0 E: 0 K: 2 S: 8	H: 1 LOB: 1 BB: 0 P: 8	R: 0 E: 0 K: 0 S: 3	H: 0 LOB: 0 BB: 0 P: 3	R: 0 E: 0 K: 1 S: 5	H: 0 LOB: 1 BB: 1 P: 9	R: 0 E: 0 K: 0 S: 3	H: 0 LOB: 0 BB: 0 P: 3	R: 0 E: 0 K: 1 S: 6	H: 1 LOB: 1 BB: 0 P: 6		1B: 4 2B: 0 3B: 0 HR: 0	SF: 0 SAC: 0 DP: 1 HBP: 0
<b>PITCHER</b> <b>Eric Rasmussen, R</b> ERA: 3.63 (1, 1)	IP: 9.0 WLS: W BF: 32 H: 4 R: 0 ER: 0 SO: 5 BB: 2 IBB: 0 HBP: 0 BLK: 0 WP: 0 HR: 0 S: 40 P: 48 ERA: 0.00 WHIP: 0.667															<b>PITCHER</b> <b>Eric Rasmussen, R</b> ERA: 3.63 (1, 1)	IP: 9.0 WLS: W BF: 32 H: 4 R: 0 ER: 0 SO: 5 BB: 2 IBB: 0 HBP: 0 BLK: 0 WP: 0 HR: 0 S: 40 P: 48 ERA: 0.00 WHIP: 0.667		

Batter	1	2	3	4	5	6	7	8	9	AB	R	H	RBI	BB	SO	LOB	BOTTOM
<b>Lou Brock, L</b> OBP: 0.308, SLG: 0.370 <b>Hector Cruz, R</b> OBP: 0.357, SLG: 0.383 (5, 7)	0-0 1B		0-0 F7			0-0 F8 1B	0-0 5-3			2	0	1	0	0	0	0	<b>Cincinnati Reds @ St. Louis Cardinals</b> Busch Stadium, St. Louis, MO Sun Jul 24 1977, 3:33 AM CDT Att: 45,881 - Unknown  <b>AB 32</b> <b>R 3</b> <b>H 10</b> <b>RBI 3</b> <b>BB 2</b> <b>SO 6</b> <b>LOB 20</b> 
<b>Gary Templeton, S</b> OBP: 0.326, SLG: 0.429 (1, 6)	0-0 1B		0-0 L4-6 2B			0-3 K2-3		0-0 PB 1B		4	1	3	0	0	1	1	
<b>Tony Scott, S</b> OBP: 0.377, SLG: 0.414 (1, 8)	0-0 F7		0-0 L4-6 2-3			4-0 1B BB		0-0 PB 1B		3	1	1	0	1	0	3	
<b>Ted Simmons, S</b> OBP: 0.407, SLG: 0.527 (1, 2)	0-0 F7			0-0 F8		0-0 F8		0-0 FC5-4 1B		4	0	1	2	0	0	4	
<b>Keith Hernandez, L</b> OBP: 0.402, SLG: 0.467 (1, 3)	0-0 1-6-3			0-0 CS 1B		0-0 1-3 3H 1B		0-0 L6		4	0	2	1	0	0	3	
<b>Jerry Mumphrey, S</b> OBP: 0.394, SLG: 0.451 (1, 9)		0-0 BLK 1B		0-3 K		4-0 IBB		0-0 FC5-4 FC4-6 1-2		3	0	1	0	1	2		
<b>Ken Reitz, R</b> OBP: 0.315, SLG: 0.452 (1, 5)	0-0 F7				0-3 K	0-0 F8		0-0 FC4-6 1-2		4	0	0	0	0	1	5	
<b>Mike Tyson, R</b> OBP: 0.298, SLG: 0.345 (1, 4)		0-3 K			0-0 6-3			0-0 F8		3	0	0	0	0	1	1	
<b>Eric Rasmussen, R</b> OBP: 0.180, SLG: 0.229 (1, 1)		0-3 K			0-3 K			0-0 6-3		3	0	0	0	0	2	1	
<b>Inning Stats</b>	R: 0 E: 0 K: 0 S: 5	H: 2 LOB: 2 BB: 0 P: 5	R: 0 E: 0 K: 2 S: 8	H: 1 LOB: 1 BB: 0 P: 8	R: 0 E: 0 K: 1 S: 5	H: 1 LOB: 0 BB: 0 P: 5	R: 0 E: 0 K: 2 S: 7	H: 0 LOB: 0 BB: 0 P: 7	R: 1 E: 0 K: 1 S: 7	H: 2 LOB: 3 BB: 2 P: 15	R: 0 E: 0 K: 0 S: 3	H: 0 LOB: 0 BB: 0 P: 3	R: 2 E: 0 K: 0 S: 6	H: 3 LOB: 1 BB: 0 P: 6	1B: 8 2B: 4 3B: 0 HR: 0	SF: 0 SAC: 0 DP: 2 HBP: 0	
<b>PITCHER</b> <b>Paul Moskau, R</b> ERA: 5.0 <b>Pedro Borbon, R</b> ERA: 2.99 <b>Dale Murray, R</b> ERA: 4.68 (8, 1)	IP: 5.2 WLS: L BF: 23 H: 7 R: 1 ER: 1 SO: 6 BB: 1 IBB: 0 HBP: 0 BLK: 1 WP: 0 HR: 0 S: 34 P: 38 ERA: 1.59 WHIP: 1.412															<b>PITCHER</b> <b>Paul Moskau, R</b> ERA: 5.0 <b>Pedro Borbon, R</b> ERA: 2.99 <b>Dale Murray, R</b> ERA: 4.68 (8, 1)	IP: 1.1 WLS: 5 BF: 5 H: 0 R: 0 ER: 0 SO: 0 BB: 1 IBB: 0 HBP: 0 BLK: 0 WP: 0 HR: 4 S: 8 P: 8 ERA: 0.00 WHIP: 0.000



Batter	1	2	3	4	5	6	7	8	9	AB	R	H	RBI	BB	SO	LOB	TOP			
<b>Pete Rose, S</b> OBP: 0.393, SLG: 0.450 (1.5)	0-0 6-3		0-0 5-3	0-0 E8		0-0 F9		0-0 FC4-6		5	0	2	0	0	0	1	<b>Cincinnati Reds @ St. Louis Cardinals</b> Busch Stadium, St. Louis, MO Mon Jul 25 1977, 7:05 PM CDT Att: 37,022 - Unknown			
<b>Ken Griffey, L</b> OBP: 0.381, SLG: 0.477 (1.9)	4-0 BB		0-3 K	0-0 F7			0-0 G6-3	0-0 FC4-6		4	0	1	0	1	1	2				
<b>Joe Morgan, L</b> OBP: 0.433, SLG: 0.490 (1.4)	4-0 1-2		4-0 HR	0-0 F7			4-0 G6-3		0-0 F5	2	1	0	0	3	0	1				
<b>George Foster, R</b> OBP: 0.368, SLG: 0.621 (8.8)	0-3 K		0-0 HR		0-3 K		0-0 G6-3		0-0 HR	5	2	2	3	0	2	4				
<b>Johnny Bench, R</b> OBP: 0.350, SLG: 0.583 (1.2)	0-0 F8		0-0 HR		4-0 CS		0-0 5-3		0-0 2B	4	2	2	1	1	0	3				
<b>Dave Concepcion, R</b> OBP: 0.341, SLG: 0.408 (1.6)		0-0 L3	4-0 BB		0-0 6-3			4-0 FC3-6	0-0 P4	3	0	0	0	2	0	2				
<b>Dan Driessen, L</b> OBP: 0.398, SLG: 0.494 (1.3)	4-0 FC6-4		0-0 F8			0-3 K		0-0 FC3-6	0-0 E9	4	1	1	0	1	1	2				
<b>Cesar Geronimo, L</b> OBP: 0.334, SLG: 0.390 (8. PH)	0-3 K		0-0 1B			0-3 K		0-3 K	0-0 6-3	3	1	1	0	0	2	1				
<b>Ray Knight, R</b> OBP: 0.364, SLG: 0.500 (8.7)										1	0	0	0	0	1	1				
<b>Mike Lum, L</b> OBP: 0.190, SLG: 0.220 (9. PH)										1	0	0	0	0	0	1				
<b>Jack Billingham, R</b> OBP: 0.192, SLG: 0.196 (1.1)	0-0 FC6-4									2	0	0	0	1	0	2				
<b>Joe Hoerner, R</b> (6.1)										0	0	0	0	0	0	0				
<b>Manny Sarmiento, R</b> (7.1)										0	0	0	0	0	0	0				
<b>Bob Bailey, R</b> OBP: 0.373, SLG: 0.451 (8. PH)	1-2									1	1	1	2	0	0	0				
<b>Pedro Borbon, R</b> OBP: 0.308, SLG: 0.385 (8.1)										0	0	0	0	0	0	0				
<b>Inning Stats</b>	R: 0 E: 0 K: 1 S: 5	H: 0 LOB: 2 BB: 2 P: 13	R: 0 E: 0 K: 1 S: 5	H: 0 LOB: 1 BB: 1 P: 9	R: 3 E: 0 K: 1 S: 7	H: 2 LOB: 1 BB: 2 P: 15	R: 1 E: 1 K: 0 S: 5	H: 2 LOB: 0 BB: 0 P: 5	R: 0 E: 0 K: 1 S: 4	H: 0 LOB: 0 BB: 1 P: 8	R: 0 E: 0 K: 0 S: 3	H: 1 LOB: 1 BB: 1 P: 7	R: 2 E: 0 K: 1 S: 7	H: 2 LOB: 1 BB: 1 P: 11	R: 2 E: 1 K: 0 S: 6	H: 3 LOB: 1 BB: 0 P: 6	1B: 5 2B: 1 3B: 0 HR: 4	SF: 0 SAC: 0 DP: 1 HBP: 0	WP: 0 PB: 0 SB: 0 CS: 1	PA: 44
<b>PITCHER</b>	IP WLS BF H R ER SO BB IBB HBP BLK WP HR S P ERA WHIP																			
<b>Pete Falcone, L</b> ERA: 5.4 (1.1)	3.1	19	4	4	4	3	5	0	0	0	0	0	2	20	40	10.80	2.700			
<b>Buddy Schultz, L</b> ERA: 1.29 (4.1)	2.2	W 9	0	0	0	3	2	0	0	0	0	0	0	13	21	0.00	0.750			
<b>Al Hrabosky, L</b> ERA: 4.55 (7.1)	2.0	10	3	2	2	1	2	0	0	0	0	1	1	10	18	9.00	2.500			
<b>Rawly Eastwick, R</b> ERA: 3.31 (9.1)	0.1	3	2	2	1	0	0	0	0	0	0	1	3	3	27.00	6.000				
<b>Butch Metzger, R</b> ERA: 3.84 (9.1)	0.2	S 3	1	0	0	0	0	0	0	0	0	0	3	3	0.00	1.500				

Batter	1	2	3	4	5	6	7	8	9	AB	R	H	RBI	BB	SO	LOB	BOTTOM			
<b>Jerry Mumphrey, S</b> OBP: 0.398, SLG: 0.459 (1.9)	0-0 4-3	0-0 6-3		0-0 G3		0-0 BLK		0-0 1B		5	2	3	1	0	0	1	<b>Cincinnati Reds @ St. Louis Cardinals</b> Busch Stadium, St. Louis, MO Mon Jul 25 1977, 7:05 PM CDT Att: 37,022 - Unknown			
<b>Garry Templeton, S</b> OBP: 0.330, SLG: 0.430 (1.6)	0-0 4-3		4-0 S	0-0 6-3		0-0 E8		0-0 1B		4	1	2	2	1	0	1				
<b>Tony Scott, S</b> OBP: 0.374, SLG: 0.408 (1.8)	0-3 K2-3		1-0 2B	0-0 5-3		0-0 4-3		0-0 F7		4	1	0	0	0	1	3				
<b>Ted Simmons, S</b> OBP: 0.410, SLG: 0.541 (1.2)	0-3 K		0-0 1B		0-0 G6-4-3		0-0 HR	0-0 P6		5	1	3	3	0	1	2				
<b>Keith Hernandez, L</b> OBP: 0.396, SLG: 0.460 (1.3)		0-3 K	0-0 F7		0-0 G6-4-3		0-0 F8	0-0 G3		5	0	0	0	0	1	3				
<b>Hector Cruz, R</b> OBP: 0.360, SLG: 0.390 (1.7)	0-0 F8		0-0 FC3-5-2-6		0-0 5-3		0-0 1B	0-0 2B		4	1	2	0	0	0	0				
<b>Ken Reitz, R</b> OBP: 0.316, SLG: 0.451 (1.5)	1-0 HR		0-0 FC3-5-2-6			0-0 SH1-4		0-0 1B		1	1	0	0	0	0	2				
<b>Mike Phillips, L</b> OBP: 0.241, SLG: 0.264 (5.5)			0-0 HR			0-0 SH1-4		0-0 K		2	1	2	1	1	1	1				
<b>Mike Tyson, R</b> OBP: 0.302, SLG: 0.358 (1.4)	0-0 1-2		0-0 HR			0-0 SH1-4		0-0 K		2	1	1	2	1	1	1				
<b>Pete Falcone, L</b> ERA: 5.4 (1.1)	3.1	19	4	4	4	3	5	0	0	0	0	0	2	20	40	10.80		2.700		
<b>Buddy Schultz, L</b> ERA: 1.29 (4.1)	2.2	W 9	0	0	0	3	2	0	0	0	0	0	0	13	21	0.00		0.750		
<b>Al Hrabosky, L</b> ERA: 4.55 (7.1)	2.0	10	3	2	2	1	2	0	0	0	0	1	1	10	18	9.00		2.500		
<b>Rawly Eastwick, R</b> ERA: 3.31 (9.1)	0.1	3	2	2	1	0	0	0	0	0	0	1	3	3	27.00	6.000				
<b>Butch Metzger, R</b> ERA: 3.84 (9.1)	0.2	S 3	1	0	0	0	0	0	0	0	0	0	3	3	0.00	1.500				
<b>Inning Stats</b>	R: 0 E: 0 K: 2 S: 8	H: 1 LOB: 1 BB: 0 P: 8	R: 2 E: 0 K: 1 S: 7	H: 2 LOB: 0 BB: 0 P: 8	R: 2 E: 0 K: 0 S: 5	H: 2 LOB: 3 BB: 2 P: 14	R: 0 E: 0 K: 0 S: 3	H: 0 LOB: 0 BB: 0 P: 3	R: 2 E: 1 K: 0 S: 6	H: 3 LOB: 1 BB: 0 P: 6	R: 2 E: 0 K: 1 S: 8	H: 3 LOB: 1 BB: 0 P: 8	R: 1 E: 0 K: 0 S: 5	H: 2 LOB: 1 BB: 0 P: 5	1B: 9 2B: 3 3B: 0 HR: 2	SF: 0 SAC: 1 DP: 1 HBP: 2	WP: 0 PB: 0 SB: 1 CS: 0	PA: 41		
<b>PITCHER</b>	IP WLS BF H R ER SO BB IBB HBP BLK WP HR S P ERA WHIP																			
<b>Jack Billingham, R</b> ERA: 5.0 (1.1)	5.2	L 28	8	4	2	2	0	0	0	0	1	6	6	27.00	6.000					
<b>Joe Hoerner, L</b> ERA: 15.75 (6.1)	0.2	6	4	2	2	0	0	0	0	0	1	6	6	27.00	6.000					
<b>Manny Sarmiento, R</b> ERA: (7.1)	0.2	2	0	0	0	1	0	0	0	0	0	4	4	0.00	0.000					
<b>Pedro Borbon, R</b> ERA: 3.07 (8.1)	1.0	5	2	1	1	0	0	0	0	0	0	5	5	9.00	2.000					



Batter	1	2	3	4	5	6	7	8	9	AB	R	H	RBI	BB	SO	LOB	TOP								
Rowland Office, L (1, 8) Barry Bonnell, R (7, PH) OBP: 0.381, SLG: 0.360 (7, 8)	F8		K		F5		G6-4-3		1B	3	0	0	0	0	1	1									
Rod Gilbreath, R (1, 4) OBP: 0.317, SLG: 0.315	F8		K			5-3		K	K	5	0	0	0	0	3	1									
Willie Montanez, L (1, 3) OBP: 0.359, SLG: 0.520	F7			G3		HR		E 1B 1B		4	1	2	1	0	0	0									
Jeff Burroughs, R (1, 9) OBP: 0.363, SLG: 0.475		K		5-3		6-3		E 1B 1B		4	0	1	0	0	1	0									
Gary Matthews, R (1, 7) OBP: 0.355, SLG: 0.442		5-3				4-3		E 1B 1B		4	0	1	0	0	0	2									
Joe Nolan, L (1, 2) Vic Correll, R (8, PH) OBP: 0.328, SLG: 0.442 (8, 2)				4-3			F8	P4		3	0	1	0	0	0	1									
Junior Moore, R (1, 5) OBP: 0.320, SLG: 0.324		E5 FC3-6		4-3		6-3		1B 2B		1	0	0	0	0	0	3									
Darrel Chaney, S (1, 6) Tom Paciorek, R (9, PH) OBP: 0.265, SLG: 0.308 (9, PH)		FC3-6			F8			1B 1B	K	3	0	1	0	0	0	2									
Dick Ruthven, R (1, 1) Brian Asseltine, L (7, PH) Dave Campbell, R (7, 1) Don Collins, R (8, 1) Cito Gaston, R (9, PH) OBP: 0.267, SLG: 0.368 (9, PH)			K					1B 1B	G1	1	0	0	0	1	1	0									
<b>Inning Stats</b>	R: 0 E: 0 K: 0 S: 3	H: 0 LOB: 0 BB: 0 P: 3	R: 0 E: 1 K: 1 S: 7	H: 1 LOB: 2 BB: 0 P: 7	R: 0 E: 0 K: 3 S: 9	H: 0 LOB: 0 BB: 0 P: 9	R: 0 E: 0 K: 0 S: 4	H: 1 LOB: 1 BB: 0 P: 4	R: 0 E: 0 K: 0 S: 3	H: 0 LOB: 1 BB: 1 P: 7	R: 1 E: 0 K: 0 S: 4	H: 1 LOB: 0 BB: 0 P: 4	R: 1 E: 0 K: 0 S: 5	H: 3 LOB: 1 BB: 0 P: 5	R: 0 E: 1 K: 1 S: 8	H: 2 LOB: 3 BB: 0 P: 8	R: 0 E: 0 K: 2 S: 8	H: 1 LOB: 1 BB: 0 P: 8	1B: 6 2B: 2 3B: 0 HR: 1	SF: 0 SAC: 0 DP: 1 HBP: 0	WP: 0 PB: 0 SB: 0 CS: 0	PA: 38			
<b>PITCHER</b>	IP	WLS	BF	H	R	ER	SO	BB	IBB	HBP	BLK	WP	HR	S	P	ERA	WHIP								
Bob Forsch, R (1, 1) ERA: 3.63	5.0	W	19	2	0	0	4	1	0	0	0	0	0	26	30	0.00	0.600								
Clay Carroll, R (6, 1) ERA: 2.51	1.1		8	4	2	2	0	0	0	0	0	0	1	8	8	13.50	3.000								
Buddy Schultz, L (7, 1) ERA: 1.21	2.2	S	11	3	0	0	3	0	0	0	0	0	0	17	17	0.00	1.125								

Atlanta Braves @ St. Louis Cardinals  
 Busch Stadium, St. Louis, MO  
 Tue Jul 26 1977, 7:05 PM CDT  
 Att: 18,730 - Unknown

AB 37  
 R 2  
 H 9  
 RBI 2  
 BB 1  
 SO 7  
 LOB 16



Batter	1	2	3	4	5	6	7	8	9	AB	R	H	RBI	BB	SO	LOB	BOTTOM								
Lou Brock, L (1, 7) OBP: 0.307, SLG: 0.368	S 1B 1B		G3		F8			1-3		4	1	1	0	0	0	0									
Gary Templeton, S (1, 6) OBP: 0.329, SLG: 0.428	K 1-2		6-3		6-3			S 1B		4	0	1	0	0	1	1									
Jerry Mumphrey, S (1, 8) OBP: 0.392, SLG: 0.451	5-3		K			K		5-3		4	0	0	0	0	2	2									
Ted Simmons, S (1, 2) OBP: 0.409, SLG: 0.539	WP IHR 1B			K		F7				3	1	1	1	0	1	0									
Keith Hernandez, L (1, 3) OBP: 0.396, SLG: 0.467	L4 IHR			L4		G3				3	1	1	2	0	0	0									
Hector Cruz, R (1, 9) OBP: 0.359, SLG: 0.386	P4			2B BB			P6			2	1	0	0	1	0	0									
Mike Phillips, L (1, 5) OBP: 0.243, SLG: 0.275		4-3		1-H 2B			F8			3	0	1	1	0	0	0									
Mike Tyson, R (1, 4) OBP: 0.299, SLG: 0.354		P4		4-3			1-3			3	0	0	0	0	0	1									
Bob Forsch, R (1, 1) ERA: 3.74 Mike Anderson, R (5, PH) Clay Carroll, R (6, 1) Buddy Schultz, R (7, 1) OBP: 0.300, SLG: 0.222 (7, 1)		3-1			6-3			F3		1	0	0	0	0	0	0									
<b>Inning Stats</b>	R: 3 E: 0 K: 1 S: 8	H: 3 LOB: 0 BB: 0 P: 8	R: 0 E: 0 K: 0 S: 3	H: 0 LOB: 0 BB: 0 P: 3	R: 0 E: 0 K: 1 S: 5	H: 0 LOB: 0 BB: 0 P: 5	R: 1 E: 0 K: 1 S: 6	H: 1 LOB: 1 BB: 1 P: 10	R: 0 E: 0 K: 0 S: 3	H: 0 LOB: 0 BB: 0 P: 3	R: 0 E: 0 K: 1 S: 5	H: 0 LOB: 0 BB: 0 P: 5	R: 0 E: 0 K: 0 S: 3	H: 0 LOB: 0 BB: 0 P: 3	R: 0 E: 0 K: 0 S: 4	H: 1 LOB: 1 BB: 0 P: 4	1B: 3 2B: 1 3B: 0 HR: 1	SF: 0 SAC: 0 DP: 0 HBP: 0	WP: 1 PB: 0 SB: 0 CS: 0	PA: 30					
<b>PITCHER</b>	IP	WLS	BF	H	R	ER	SO	BB	IBB	HBP	BLK	WP	HR	S	P	ERA	WHIP								
Dick Ruthven, R (1, 1) ERA: 3.74	6.0	L	23	4	4	4	4	1	0	0	0	0	0	30	34	6.00	0.833								
Dave Campbell, R (7, 1) ERA: 3.92	1.1		4	0	0	0	0	0	0	0	0	0	0	4	4	0.00	0.000								
Don Collins, L (8, 1) ERA: 5.44	0.2		3	1	0	0	0	0	0	0	0	0	0	3	3	0.00	1.500								

Atlanta Braves @ St. Louis Cardinals  
 Busch Stadium, St. Louis, MO  
 Tue Jul 26 1977, 7:05 PM CDT  
 Att: 18,730 - Unknown

AB 29  
 R 4  
 H 5  
 RBI 4  
 BB 1  
 SO 4  
 LOB 4









Batter	1	2	3	4	5	6	7	8	9	AB	R	H	RBI	BB	SO	LOB	TOP		
Rowland Office, L OBP: 0.290, SLG: 0.302 (1, 8)	4-3			6-3			1B		G4-6-3	4	0	1	0	0	0	1			
Rod Gilbreath, R OBP: 0.320, SLG: 0.313 (1, 4)	6-3			F7			1B		F7	4	0	1	0	0	0	0			
Willie Montanez, L OBP: 0.355, SLG: 0.510 (1, 3)	K			F8			K			3	0	0	0	0	2	2			
Jeff Burroughs, R OBP: 0.362, SLG: 0.473 (1, 9)		4-3			G3-6-3		K			3	0	1	0	0	1	2			
Gary Matthews, R OBP: 0.351, SLG: 0.434 (1, 7)		K			F9		L9			3	0	0	0	0	1	3			
Joe Nolan, L OBP: 0.395, SLG: 0.462 (1, 2)		4-3			G3-6-3				P6	3	0	0	0	0	0	1			
Junior Moore, R OBP: 0.317, SLG: 0.321 (1, 5)				F8			1-3		G6-4-3	3	0	1	0	0	0	0			
Darrel Chaney, S OBP: 0.261, SLG: 0.303 (1, 6)				1-3			K		G6-4-3	3	0	0	0	0	1	1			
Buzz Capra, R OBP: 0.182, SLG: 0.100 (1, 1)				F9			K			1	0	0	0	0	0	0			
Tom Paciorek, R OBP: 0.256, SLG: 0.358 (6, PH)										1	0	0	0	0	1	0			
Preston Hanna, R OBP: 0.265, SLG: 0.317 (6, PH)										0	0	0	0	0	0	0			
Brian Asselstine, L OBP: 0.265, SLG: 0.317 (9, PH)									G4-6-3	1	0	1	0	0	0	0			
<b>Inning Stats</b>	R: 0 E: 0 K: 1 S: 5	H: 0 LOB: 0 BB: 0 P: 5	R: 0 E: 0 K: 1 S: 5	H: 0 LOB: 0 BB: 0 P: 5	R: 0 E: 0 K: 0 S: 3	H: 0 LOB: 0 BB: 0 P: 3	R: 0 E: 0 K: 0 S: 3	H: 1 LOB: 0 BB: 0 P: 3	R: 0 E: 0 K: 2 S: 7	H: 0 LOB: 0 BB: 0 P: 7	R: 0 E: 0 K: 2 S: 9	H: 2 LOB: 2 BB: 0 P: 9	R: 0 E: 0 K: 0 S: 3	H: 1 LOB: 0 BB: 0 P: 3	R: 0 E: 0 K: 0 S: 3	H: 1 LOB: 0 BB: 0 P: 3	1B: 5 2B: 0 3B: 0 HR: 0	SF: 0 SAC: 0 DP: 3 HBP: 0	WP: 0 PA: 29 CS: 0
<b>PITCHER</b> John Ureia, R ERA: 2.82 (1, 1)	IP: 9.0 WLS: W BF: 29 H: 5 R: 0 ER: 0 SO: 6 BB: 0 IBB: 0 HBP: 0 BLK: 0 WP: 0 HR: 0 S: 41 P: 41 ERA: 0.00 WHIP: 0.556															<b>PITCHER</b>			

Atlanta Braves @ St. Louis Cardinals  
Busch Stadium, St. Louis, MO  
Thu Jul 28 1977, 7:05 PM CDT  
Att: 16,979 - Unknown

AB 29  
R 0  
H 5  
RBI 0  
BB 0  
SO 6  
LOB 10



Batter	1	2	3	4	5	6	7	8	9	AB	R	H	RBI	BB	SO	LOB	BOTTOM		
Lou Brock, L OBP: 0.309, SLG: 0.366 (1, 7)	P6						G1			4	1	1	0	0	0	1			
Mike Anderson, R OBP: 0.282, SLG: 0.372 (8, 9)			6-3							0	0	0	0	0	0	0			
Gary Templeton, S OBP: 0.328, SLG: 0.431 (1, 6)	F9			4-3			2-3			4	1	2	2	0	0	0			
Tony Scott, S OBP: 0.377, SLG: 0.411 (1, 8)	F9								6-3	4	0	1	0	0	1	2			
Dave Rader, L OBP: 0.343, SLG: 0.429 (1, 2)	4-3			L9						3	0	1	0	1	0	1			
Keith Hernandez, L OBP: 0.393, SLG: 0.461 (1, 3)		5-3					F7			3	0	1	0	1	0	1			
Hector Cruz, R OBP: 0.360, SLG: 0.383 (1, 9)		K							FC5	3	0	0	0	1	2	4			
Ken Reitz, R OBP: 0.309, SLG: 0.441 (1, 5)		K							FC5	4	0	0	0	0	1	4			
Mike Phillips, L OBP: 0.240, SLG: 0.263 (1, 4)				F9						3	0	0	0	0	0	2			
Mike Tyson, R OBP: 0.236, SLG: 0.352 (8, 4)							FC6			0	0	0	0	0	0	0			
John Ureia, R OBP: 0.333, SLG: 0.091 (1, 1)									4-3	1	1	0	0	2	0	0			
<b>Inning Stats</b>	R: 1 E: 0 K: 0 S: 4	H: 1 LOB: 0 BB: 0 P: 4	R: 0 E: 0 K: 2 S: 7	H: 0 LOB: 0 BB: 0 P: 7	R: 0 E: 0 K: 0 S: 2	H: 0 LOB: 0 BB: 1 P: 6	R: 0 E: 0 K: 1 S: 6	H: 1 LOB: 2 BB: 1 P: 10	R: 2 E: 0 K: 1 S: 7	H: 2 LOB: 1 BB: 1 P: 11	R: 0 E: 0 K: 0 S: 4	H: 1 LOB: 2 BB: 1 P: 8	R: 0 E: 0 K: 0 S: 3	H: 0 LOB: 0 BB: 0 P: 3	R: 0 E: 0 K: 0 S: 4	H: 1 LOB: 2 BB: 1 P: 8	1B: 5 2B: 1 3B: 1 HR: 0	SF: 0 SAC: 0 DP: 1 HBP: 0	WP: 1 PA: 34 CS: 0
<b>PITCHER</b> Buzz Capra, R ERA: 5.29 (1, 1)	IP: 5.0 WLS: L BF: 21 H: 4 R: 3 ER: 3 SO: 4 BB: 2 IBB: 1 HBP: 0 BLK: 0 WP: 1 HR: 0 S: 26 P: 38 ERA: 5.40 WHIP: 1.200															<b>PITCHER</b>			
<b>PITCHER</b> Preston Hanna, R ERA: (6, 1)	IP: 3.0 WLS: L BF: 13 H: 2 R: 0 ER: 0 SO: 0 BB: 2 IBB: 0 HBP: 0 BLK: 0 WP: 0 HR: 0 S: 11 P: 19 ERA: 0.00 WHIP: 1.333															<b>PITCHER</b>			

Atlanta Braves @ St. Louis Cardinals  
Busch Stadium, St. Louis, MO  
Thu Jul 28 1977, 7:05 PM CDT  
Att: 16,979 - Unknown

AB 29  
R 3  
H 6  
RBI 2  
BB 5  
SO 4  
LOB 15









Batter	1	2	3	4	5	6	7	8	9	AB	R	H	RBI	BB	SO	LOB	TOP		
Lou Brock, L OBP: 0.313, SLG: 0.369 Mike Anderson, R OBP: 0.278, SLG: 0.373	6-3	1B BB 1B	1-2 1B		F7		K			4	1	2	1	0	0	1			
Garry Templeton, S OBP: 0.324, SLG: 0.426 Don Kessinger, S OBP: 0.317, SLG: 0.273	F8	BB 1B HR 1B	4-3					P6		3	1	1	1	0	0	2			
Jerry Mumphrey, S OBP: 0.397, SLG: 0.459		CS 1B						F7		5	1	3	0	0	0	2			
Ted Simmons, S OBP: 0.411, SLG: 0.532	CS	1B			FC4-6 1B			F9		4	2	1	1	1	0	1			
Keith Hernandez, L OBP: 0.395, SLG: 0.469 Roger Freed, R OBP: 0.491, SLG: 0.568					K				5-3	4	2	2	4	0	1	1			
Hector Cruz, R OBP: 0.366, SLG: 0.400		SH3								3	1	2	1	1	0	0			
Ken Reitz, R OBP: 0.307, SLG: 0.442		SH3-4 1B IBB	4-3		5-3			F2		4	1	0	0	1	0	3			
Mike Tyson, R OBP: 0.294, SLG: 0.347		1B SH3-4 1B			K				F7	5	1	1	2	0	1	0			
Eric Rasmussen, R OBP: 0.208, SLG: 0.240		SH3-4								2	0	1	0	1	0	0			
<b>Inning Stats</b>	R: 0 E: 0 K: 0 S: 3	H: 1 LOB: 0 BB: 0 P: 3	R: 9 E: 0 K: 0 S: 10	H: 7 LOB: 0 BB: 2 P: 18	R: 0 E: 0 K: 1 S: 6	H: 1 LOB: 2 BB: 1 P: 10	R: 0 E: 0 K: 1 S: 6	H: 1 LOB: 2 BB: 0 P: 10	R: 0 E: 0 K: 0 S: 5	H: 2 LOB: 2 BB: 0 P: 5	R: 0 E: 0 K: 1 S: 4	H: 0 LOB: 0 BB: 0 P: 4	R: 0 E: 0 K: 0 S: 3	H: 0 LOB: 0 BB: 0 P: 3	R: 1 E: 0 K: 0 S: 4	H: 1 LOB: 0 BB: 0 P: 4	1B: 12 2B: 0 3B: 0 HR: 2	SF: 0 SAC: 2 DP: 0 HBP: 0	WP: 0 PA: 45 PB: 0 SB: 0 CS: 1
<b>PITCHER</b>	IP WLS BF H R ER SO BB IBB HBP BLK WP HR S P ERA WHIP																		
Jack Billingham, R ERA: 5.6	(1, 1) 1.2 L 14 8 9 9 0 1 1 0 0 0 0 1 12 20 48.60 5.400																		
Dale Murray, R ERA: 5.02	(2, 1) 5.1 23 5 0 0 3 2 0 0 0 0 0 0 27 35 0.00 1.312																		
Manny Sarmiento, R ERA: 4.7	(8, 1) 2.0 7 1 1 1 0 0 0 0 0 0 0 1 7 7 4.50 0.500																		

St. Louis Cardinals @ Cincinnati Reds  
Riverfront Stadium, Cincinnati, OH  
Fri Jul 29 1977, 7:05 PM EDT  
Att: 50,366 - Unknown

AB 38  
R 10  
H 14  
RBI 10  
BB 4  
SO 3  
LOB 10



Batter	1	2	3	4	5	6	7	8	9	AB	R	H	RBI	BB	SO	LOB	BOTTOM				
Pete Rose, S OBP: 0.389, SLG: 0.449 Rick Auerbach, R OBP: 0.222, SLG: 0.143	L6-4 1B BB		F7				P3			2	0	1	0	1	0	0					
Cesar Geronimo, L OBP: 0.332, SLG: 0.405					4-3					4	0	2	0	0	0	1					
Dan Driessen, L OBP: 0.387, SLG: 0.478	L6-4				F8		F8		F9	4	0	0	0	0	0	4					
George Foster, R OBP: 0.376, SLG: 0.625	P6						K		G3	3	0	0	0	1	1	3					
Mike Lum, L OBP: 0.256, SLG: 0.293			1-3						F9	4	0	2	0	0	0	1					
Dave Concepcion, R OBP: 0.332, SLG: 0.393			6-3		5-3		FC5-4 2B HR			4	1	1	0	0	0	3					
Ray Knight, R OBP: 0.375, SLG: 0.523			5-3						F9	4	1	2	0	0	0	1					
Bill Plummer, R OBP: 0.281, SLG: 0.268					K				K	4	1	1	3	0	3	2					
Jack Billingham, R OBP: 0.192, SLG: 0.196 Dale Murray, R					K					0	0	0	0	0	0	0					
Champ Summers, L OBP: 0.250, SLG: 0.455 Manny Sarmiento, R Ken Griffey, L OBP: 0.385, SLG: 0.487					K				F8	1	0	0	0	0	0	0					
<b>Inning Stats</b>	R: 0 E: 0 K: 0 S: 3	H: 1 LOB: 1 BB: 1 P: 7	R: 0 E: 0 K: 0 S: 3	H: 0 LOB: 0 BB: 0 P: 3	R: 0 E: 0 K: 2 S: 7	H: 0 LOB: 0 BB: 0 P: 7	R: 0 E: 0 K: 0 S: 4	H: 1 LOB: 2 BB: 1 P: 8	R: 0 E: 0 K: 1 S: 5	H: 1 LOB: 0 BB: 0 P: 5	R: 0 E: 0 K: 1 S: 6	H: 1 LOB: 1 BB: 0 P: 6	R: 3 E: 0 K: 0 S: 6	H: 3 LOB: 0 BB: 0 P: 6	R: 0 E: 0 K: 0 S: 4	H: 1 LOB: 1 BB: 0 P: 4	R: 0 E: 0 K: 1 S: 6	H: 1 LOB: 1 BB: 0 P: 6	1B: 6 2B: 3 3B: 0 HR: 1	SF: 0 SAC: 0 DP: 2 HBP: 0	WP: 0 PA: 36 PB: 0 SB: 0 CS: 0
<b>PITCHER</b>	IP WLS BF H R ER SO BB IBB HBP BLK WP HR S P ERA WHIP																				
Eric Rasmussen, R ERA: 3.59	(1, 1) 9.0 W 36 9 3 3 5 2 0 0 0 0 0 1 44 52 3.00 1.222																				

St. Louis Cardinals @ Cincinnati Reds  
Riverfront Stadium, Cincinnati, OH  
Fri Jul 29 1977, 7:05 PM EDT  
Att: 50,366 - Unknown

AB 34  
R 3  
H 9  
RBI 3  
BB 2  
SO 5  
LOB 17





Batter	1	2	3	4	5	6	7	8	9	AB	R	H	RBI	BB	SO	LOB	TOP				
Jerry Mumphrey, S (1, 8) OBP: 0.397, SLG: 0.462	0-0 CS 1B		0-0 6-3		0-0 L4		0-0 G3		0-0 2B	5	0	2	2	0	0	1					
Gary Templeton, S (1, 6) OBP: 0.325, SLG: 0.425	0-0 E 1B		0-0 1B		0-3 K			0-0 6-3	0-0 F8	5	0	2	0	0	1	1					
Hector Cruz, R (1, 7) OBP: 0.364, SLG: 0.395	0-0 E6 1-2		0-0 L8		0-0 P6			4-0 G6-4-3 BB		3	0	0	0	1	0	2					
Ted Simmons, S (1, 2) OBP: 0.406, SLG: 0.526	0-0 F6		0-0 P4		0-0 F9			0-0 G6-4-3		4	0	0	0	0	0	4					
Keith Hernandez, L (1, 3) OBP: 0.399, SLG: 0.477	0-3 K			4-0 FC6-4 BB		0-0 HR		4-0 FC4-6 SH1-4 2B		2	2	1	1	2	1	2					
Mike Anderson, R (1, 9) OBP: 0.269, SLG: 0.360		0-0 L5		0-0 F8		0-3 K		0-0 SH1-4	0-0 SH1-4	3	0	0	0	0	1	1					
Ken Reitz, R (1, 5) OBP: 0.312, SLG: 0.442		4-0 BB		0-0 F5				0-0 SH1-4 1B	4-0 FC4-6 IBB	2	0	1	0	2	0	1					
Mike Tyson, R (1, 4) OBP: 0.291, SLG: 0.343		0-0 P6		0-0 FC6-4				0-0 SH1-4	0-0 FC4-6 2B	3	1	0	0	0	0	4					
John Denny, R (1, 1) Don Messinger, S (5, PH) Buddy Schultz, L (5, PH) Roger Freed, R (7, PH) Butch Metzger, R (7, PH) Tony Scott, S (9, PH) Al Hrabosky, R (9, PH)		0-0 1-3		0-0 6-3				0-3 K	0-0 2B	1	0	0	0	0	0	1					
<b>Inning Stats</b>	R: 0 E: 1 K: 1 S: 7	H: 2 LOB: 2 BB: 0 P: 7	R: 0 E: 0 K: 0 S: 3	H: 0 LOB: 1 BB: 1 P: 7	R: 0 E: 0 K: 0 S: 4	H: 1 LOB: 1 BB: 0 P: 4	R: 0 E: 0 K: 0 S: 3	H: 0 LOB: 1 BB: 1 P: 7	R: 0 E: 0 K: 1 S: 5	H: 0 LOB: 0 BB: 0 P: 5	R: 1 E: 0 K: 1 S: 6	H: 1 LOB: 0 BB: 0 P: 6	R: 0 E: 0 K: 0 S: 2	H: 0 LOB: 1 BB: 1 P: 6	R: 0 E: 0 K: 0 S: 2	H: 0 LOB: 1 BB: 1 P: 6	R: 3 E: 0 K: 0 S: 5	H: 2 LOB: 1 BB: 2 P: 13	1B: 4 2B: 2 3B: 0 HR: 1	SF: 0 SAC: 2 DP: 1 HBP: 0	WP: 0 PA: 38 PB: 0 SB: 0 CS: 1
<b>PITCHER</b> Fred Norman, L (1, 1) ERA: 3.25	IP: 9.0 WLS: L BF: 38 H: 7 R: 4 ER: 4 SO: 4	BB: 4 IBB: 1 HBP: 0 BLK: 0	WP: 0 HR: 1 S: 41 P: 61	ERA: 4.00 WHIP: 1.222	<b>PITCHER</b>	IP: 9.0 WLS: L BF: 38 H: 7 R: 4 ER: 4 SO: 4	BB: 4 IBB: 1 HBP: 0 BLK: 0	WP: 0 HR: 1 S: 41 P: 61	ERA: 4.00 WHIP: 1.222												

St. Louis Cardinals @ Cincinnati Reds  
Riverfront Stadium, Cincinnati, OH  
Sat Jul 30 1977, 7:05 PM EDT  
Att: 50,023 - Unknown

AB 31  
R 4  
H 7  
RBI 4  
BB 5  
SO 4  
LOB 18



Batter	1	2	3	4	5	6	7	8	9	AB	R	H	RBI	BB	SO	LOB	BOTTOM				
Pete Rose, S (1, 5) OBP: 0.390, SLG: 0.450	0-3 K	0-0 4-3			0-0 FC4-6 1B			0-0 FC5-6 1B		4	0	2	0	0	1	1					
Ken Griffey, L (1, 9) OBP: 0.381, SLG: 0.482	0-3 K		0-0 F7		0-0 FC4-6			0-0 FC5-6		4	0	0	0	0	1	2					
Joe Morgan, L (1, 4) OBP: 0.422, SLG: 0.474	0-0 PB 2B		4-0 6-3 BB		0-0 6-3			0-0 F7		3	0	1	0	1	0	1					
George Foster, R (1, 7) OBP: 0.375, SLG: 0.621	4-0 FC6-4 BB		0-0 6-3		0-3 K			0-3 K		3	0	0	0	1	2	2					
Dan Driessen, L (1, 3) OBP: 0.385, SLG: 0.479	0-0 FC6-4			0-0 F8		0-3 K			0-0 4-3 2B	4	0	1	0	0	1	2					
Johnny Bench, R (1, 2) OBP: 0.354, SLG: 0.578		0-0 2B		0-0 8-4 2B		0-3 K			0-0 4-3	4	1	2	0	0	1	1					
Cesar Geronimo, L (1, 8) OBP: 0.335, SLG: 0.410		0-0 F8 2B		0-0 8-4					0-3 K	3	0	2	1	0	0	1					
Ray Knight, R (9, PH) OBP: 0.367, SLG: 0.511		2-H 2B		2-3F						1	0	0	0	0	1	1					
Dave Concepcion, R (1, 6) OBP: 0.328, SLG: 0.388		0-0 F8			0-0 F9			0-3 K		4	0	0	0	0	1	3					
Fred Norman, S (1, 1) OBP: 0.118, SLG: 0.100		0-3 K			0-3 K				0-0 F3	3	0	0	0	0	2	2					
<b>Inning Stats</b>	R: 0 E: 0 K: 2 S: 8	H: 1 LOB: 2 BB: 1 P: 12	R: 1 E: 0 K: 1 S: 7	H: 2 LOB: 0 BB: 0 P: 7	R: 0 E: 0 K: 0 S: 2	H: 0 LOB: 0 BB: 1 P: 6	R: 0 E: 0 K: 0 S: 3	H: 1 LOB: 0 BB: 0 P: 3	R: 0 E: 0 K: 1 S: 6	H: 1 LOB: 1 BB: 0 P: 6	R: 0 E: 0 K: 2 S: 7	H: 0 LOB: 0 BB: 0 P: 7	R: 0 E: 0 K: 2 S: 8	H: 1 LOB: 1 BB: 0 P: 8	R: 0 E: 0 K: 1 S: 6	H: 1 LOB: 1 BB: 0 P: 6	R: 0 E: 0 K: 1 S: 6	H: 1 LOB: 1 BB: 0 P: 6	1B: 3 2B: 6 3B: 0 HR: 0	SF: 0 SAC: 0 DP: 1 HBP: 0	WP: 0 PA: 35 PB: 1 SB: 0 CS: 0
<b>PITCHER</b> John Denny, R (1, 1) ERA: 3.55 Buddy Schultz, L (5, 1) ERA: 1.3 Butch Metzger, R (7, 1) ERA: 3.63 Al Hrabosky, L (9, 1) ERA: 4.45	IP: 4.0 WLS: 7 BF: 16 H: 4 R: 1 ER: 1 SO: 3	BB: 2 IBB: 0 HBP: 0 BLK: 0	WP: 0 HR: 0 S: 13 P: 20	ERA: 0.00 WHIP: 0.500	<b>PITCHER</b>	IP: 4.0 WLS: 7 BF: 16 H: 4 R: 1 ER: 1 SO: 3	BB: 2 IBB: 0 HBP: 0 BLK: 0	WP: 0 HR: 0 S: 13 P: 20	ERA: 0.00 WHIP: 0.500												

St. Louis Cardinals @ Cincinnati Reds  
Riverfront Stadium, Cincinnati, OH  
Sat Jul 30 1977, 7:05 PM EDT  
Att: 50,023 - Unknown

AB 33  
R 1  
H 8  
RBI 1  
BB 2  
SO 10  
LOB 16





Batter	1	2	3	4	5	6	7	8	9	AB	R	H	RBI	BB	SO	LOB	TOP			
Lou Brock, L OBP: 0.309, SLG: 0.364 (1, 7)										4	0	0	0	0	1	1				
Gary Templeton, S OBP: 0.327, SLG: 0.426 (1, 6)										4	1	2	1	0	0	0				
Jerry Mumphrey, S OBP: 0.395, SLG: 0.458 (1, 8)										4	0	1	0	0	2	1				
Ted Simmons, S OBP: 0.407, SLG: 0.527 Butch Metzger, R (8, 1)										3	0	1	0	1	0	1				
Keith Hernandez, L OBP: 0.400, SLG: 0.476 (1, 3)										3	0	1	0	1	0	2				
Hector Cruz, R OBP: 0.362, SLG: 0.392 (1, 9)										4	0	1	0	0	0	3				
Ken Reitz, R OBP: 0.439, SLG: 0.439 Al Hrabosky, R Dave Rader, L OBP: 0.324, SLG: 0.403 (8, 2)										3	0	0	0	0	0	5				
Mike Tyson, R OBP: 0.288, SLG: 0.339 Mike Phillips, L OBP: 0.236, SLG: 0.259 (7, 5)										3	0	0	0	1	0	0				
Bob Forsch, R OBP: 0.189, SLG: 0.216 Clay Carroll, R OBP: 0.106, SLG: 0.100 Mike Anderson, R OBP: 0.227, SLG: 0.276 Rawly Eastwick, R OBP: 0.340, SLG: 0.336 Don Kessinger, S OBP: 0.312, SLG: 0.288 (7, 4)										1	0	0	0	0	0	0				
<b>Inning Stats</b>	R: 0 E: 0 K: 1 S: 5	H: 0 LOB: 0 BB: 0 P: 5	R: 0 E: 0 K: 0 S: 4	H: 2 LOB: 1 BB: 0 P: 4	R: 0 E: 0 K: 1 S: 5	H: 0 LOB: 0 BB: 0 P: 5	R: 1 E: 1 K: 0 S: 5	H: 2 LOB: 2 BB: 0 P: 9	R: 1 E: 0 K: 2 S: 9	H: 2 LOB: 1 BB: 0 P: 9	R: 0 E: 0 K: 0 S: 3	H: 0 LOB: 0 BB: 0 P: 7	R: 0 E: 0 K: 0 S: 4	H: 1 LOB: 1 BB: 0 P: 4	R: 0 E: 0 K: 0 S: 3	H: 0 LOB: 0 BB: 0 P: 3	1B: 5 2B: 2 3B: 0 HR: 0	SF: 0 SAC: 0 DP: 1 HBP: 0	WP: 1 PB: 0 SB: 1 CS: 0	PA: 35
<b>PITCHER</b>	IP WLS BF H R ER SO BB IBB HBP BLK WP HR S P ERA WHIP																			
Doug Capilla, L ERA: 4.85 Pedro Borbon, R ERA: 2.97	(1, 1) (7, 1)	6.0 W 25 6 2 2 4 2 0 0 0 1 0 31 39 3.00 1.333																		

St. Louis Cardinals @ Cincinnati Reds  
Riverfront Stadium, Cincinnati, OH  
Sun Jul 31 1977, 3:33 AM EDT  
Att: 40,561 - Unknown

AB 33  
R 2  
H 7  
RBI 1  
BB 2  
SO 4  
LOB 13



Batter	1	2	3	4	5	6	7	8	9	AB	R	H	RBI	BB	SO	LOB	BOTTOM			
Pete Rose, S OBP: 0.388, SLG: 0.449 (1, 5)										5	0	1	0	0	0	2				
Ken Griffey, L OBP: 0.386, SLG: 0.486 (1, 9)										5	2	4	0	0	0	0				
Joe Morgan, L OBP: 0.426, SLG: 0.487 (1, 4)										5	1	4	2	0	0	1				
George Foster, R OBP: 0.376, SLG: 0.617 (1, 7)										4	0	1	1	1	0	1				
Dan Driessen, L OBP: 0.384, SLG: 0.476 (1, 3)										4	0	1	0	0	0	5				
Johnny Bench, R OBP: 0.353, SLG: 0.574 (1, 2)										4	1	1	0	0	1	3				
Cesar Geronimo, L OBP: 0.334, SLG: 0.412 (1, 8)										4	1	1	1	0	1	1				
Dave Concepcion, R OBP: 0.335, SLG: 0.398 (1, 6)										1	1	1	1	3	0	0				
Doug Capilla, L OBP: 0.063, SLG: 0.063 Pedro Borbon, R OBP: 0.235, SLG: 0.294 (7, 1)										3	0	1	1	0	0	1				
<b>Inning Stats</b>	R: 0 E: 0 K: 0 S: 3	H: 1 LOB: 0 BB: 0 P: 3	R: 2 E: 0 K: 0 S: 6	H: 3 LOB: 2 BB: 1 P: 10	R: 1 E: 0 K: 0 S: 5	H: 3 LOB: 1 BB: 0 P: 5	R: 0 E: 0 K: 1 S: 5	H: 1 LOB: 2 BB: 1 P: 9	R: 2 E: 0 K: 1 S: 8	H: 3 LOB: 1 BB: 0 P: 8	R: 1 E: 0 K: 0 S: 6	H: 3 LOB: 3 BB: 1 P: 10	R: 0 E: 0 K: 0 S: 3	H: 0 LOB: 1 BB: 1 P: 7	R: 0 E: 0 K: 0 S: 4	H: 1 LOB: 1 BB: 0 P: 4	1B: 11 2B: 2 3B: 0 HR: 2	SF: 0 SAC: 0 DP: 1 HBP: 0	WP: 0 PB: 0 SB: 0 CS: 1	PA: 41
<b>PITCHER</b>	IP WLS BF H R ER SO BB IBB HBP BLK WP HR S P ERA WHIP																			
Bob Forsch, R ERA: 3.76 Clay Carroll, R ERA: 2.38 Rawly Eastwick, R ERA: 3.75 Al Hrabosky, L ERA: 4.35 Butch Metzger, R ERA: 3.59	(1, 1) (3, 1) (5, 1) (6, 1) (8, 1)	2.0 L 13 7 3 0 0 1 1 0 0 0 0 0 7 11 0.00 1.000																		

St. Louis Cardinals @ Cincinnati Reds  
Riverfront Stadium, Cincinnati, OH  
Sun Jul 31 1977, 3:33 AM EDT  
Att: 40,561 - Unknown

AB 36  
R 6  
H 15  
RBI 6  
BB 4  
SO 2  
LOB 15





Batter	1	2	3	4	5	6	7	8	9	AB	R	H	RBI	BB	SO	LOB	TOP																
<b>Lou Brock, L</b> OBP: 0.310, SLG: 0.362 (1, 7)										4	2	1	0	1	2	2	<b>St. Louis Cardinals @ Atlanta Braves</b> Atlanta-Fulton County Stadium, Atlanta, GA Mon Aug 01 1977, 7:05 PM EDT Att: 6,933 - Unknown																
<b>Gary Templeton, S</b> OBP: 0.333, SLG: 0.443 (1, 6)										5	2	4	2	0	0	1																	
<b>Jerry Mumphrey, S</b> OBP: 0.395, SLG: 0.465 (1, 8)										5	1	2	2	0	1	2																	
<b>Ted Simmons, S</b> OBP: 0.407, SLG: 0.524 (1, 2)										4	1	1	0	1	0	2																	
<b>Keith Hernandez, L</b> OBP: 0.397, SLG: 0.471 (1, 3)										4	0	0	1	1	0	3																	
<b>Ken Reitz, R</b> OBP: 0.306, SLG: 0.433 (1, 5)										5	0	0	0	0	0	5																	
<b>Mike Anderson, R</b> OBP: 0.286, SLG: 0.385 (1, 9)										4	0	2	1	0	0	1																	
<b>Mike Tyson, R</b> OBP: 0.288, SLG: 0.336 (1, 4)										3	0	0	0	1	1	2																	
<b>Tom Underwood, R</b> Hedof, C. 0.272, SLG: 0.222 (5, PH) Clay Carroll, R OBP: 0.307, SLG: 0.391 (6, 1) Don Kessinger, S OBP: 0.100, SLG: 0.100 (8, PH) Rick Bossett, R OBP: 0.299, SLG: 0.288 (8, PH) Butch Metzger, R OBP: 0.288, SLG: 0.336 (8, 1)										2	0	0	0	0	1	3																	
<b>Inning Stats</b>	R: 2 E: 0 K: 0 S: 5	H: 2 LOB: 1 BB: 1 P: 9	R: 0 E: 0 K: 1 S: 6	H: 1 LOB: 1 BB: 0 P: 6	R: 3 E: 1 K: 1 S: 9	H: 3 LOB: 2 BB: 1 P: 13	R: 0 E: 0 K: 0 S: 4	H: 1 LOB: 1 BB: 0 P: 4	R: 0 E: 0 K: 1 S: 6	H: 1 LOB: 1 BB: 0 P: 6	R: 1 E: 0 K: 0 S: 4	H: 1 LOB: 1 BB: 1 P: 8	R: 0 E: 0 K: 0 S: 3	H: 0 LOB: 0 BB: 0 P: 3	R: 0 E: 0 K: 1 S: 4	H: 0 LOB: 1 BB: 1 P: 8	R: 0 E: 0 K: 1 S: 6	H: 1 LOB: 2 BB: 1 P: 10	1B: 6 2B: 2 3B: 1 HR: 1	SF: 0 SAC: 0 DP: 0 HBP: 0	WP: 1 PB: 0 SB: 3 CS: 1	PA: 42											
<b>PITCHER</b>	IP WLS BF H R ER SO BB IBB HBP BLK WP HR S P ERA WHIP																																
<b>Buzz Capra, R</b> ERA: 5.59 (1, 1)	2.0	12	5	4	4	1	1	0	0	0	0	1	13	17	18.00	3.000																	
<b>Don Collins, L</b> ERA: 5.17 (3, 1)	2.0	10	2	1	0	1	0	1	0	0	1	0	11	15	0.00	1.000																	
<b>Max Leon, R</b> ERA: 4.37 (5, 1)	5.0	L	20	3	1	1	3	2	1	0	0	0	0	23	35	1.80	1.000																

Batter	1	2	3	4	5	6	7	8	9	AB	R	H	RBI	BB	SO	LOB	BOTTOM																
<b>Jerry Royster, R</b> OBP: 0.286, SLG: 0.274 (1, 5)										4	0	1	0	0	1	0	<b>St. Louis Cardinals @ Atlanta Braves</b> Atlanta-Fulton County Stadium, Atlanta, GA Mon Aug 01 1977, 7:05 PM EDT Att: 6,933 - Unknown																
<b>Brian Asselstine, L</b> OBP: 0.281, SLG: 0.313 (8, PH)										1	0	0	0	0	0	0																	
<b>Barry Bonnell, R</b> OBP: 0.380, SLG: 0.344 (1, 8)										3	1	1	0	1	0	1																	
<b>Gary Matthews, R</b> OBP: 0.356, SLG: 0.429 (1, 7)										2	2	1	0	2	0	1																	
<b>Jeff Burroughs, R</b> OBP: 0.365, SLG: 0.510 (1, 9)										4	1	1	2	0	2	5																	
<b>Cito Gaston, R</b> OBP: 0.311, SLG: 0.441 (1, 3)										4	1	2	3	0	0	0																	
<b>Vic Correll, R</b> OBP: 0.343, SLG: 0.459 (1, 2)										3	0	0	0	0	0	1																	
<b>Joe Nolan, L</b> OBP: 0.378, SLG: 0.439 (8, PH) (9, 2)										1	0	0	0	0	0	0																	
<b>Rod Gilbreath, R</b> OBP: 0.320, SLG: 0.328 (1, 4)										4	0	1	0	0	1	0																	
<b>Darrel Chaney, S</b> OBP: 0.257, SLG: 0.288 (1, 6)										2	0	0	0	1	1	2																	
<b>Willie Montanez, L</b> OBP: 0.332, SLG: 0.503 (9, PH)										1	0	0	0	0	1	0																	
<b>Buzz Capra, R</b> OBP: 0.174, SLG: 0.095 (1, 1)										1	0	0	0	0	0	1																	
<b>Don Collins, R</b> OBP: 0.284, SLG: 0.356 (3, 1)										0	0	0	0	0	0	0																	
<b>Tom Paciorek, R</b> OBP: 0.244, SLG: 0.356 (4, PH)										1	0	0	0	0	0	2																	
<b>Max Leon, R</b> OBP: 0.333, SLG: 0.353 (5, 1)										1	0	0	0	0	0	0																	
<b>Rowland Office, L</b> OBP: 0.292, SLG: 0.301 (9, PH)										1	0	0	0	0	0	0																	
<b>Inning Stats</b>	R: 2 E: 0 K: 1 S: 6	H: 1 LOB: 0 BB: 1 P: 10	R: 0 E: 0 K: 1 S: 5	H: 0 LOB: 1 BB: 1 P: 9	R: 0 E: 0 K: 0 S: 3	H: 0 LOB: 1 BB: 1 P: 7	R: 0 E: 0 K: 1 S: 7	H: 2 LOB: 2 BB: 0 P: 7	R: 3 E: 0 K: 1 S: 7	H: 2 LOB: 0 BB: 1 P: 11	R: 0 E: 0 K: 0 S: 3	H: 0 LOB: 0 BB: 0 P: 3	R: 0 E: 0 K: 1 S: 6	H: 2 LOB: 2 BB: 0 P: 6	R: 0 E: 0 K: 0 S: 3	H: 0 LOB: 0 BB: 0 P: 3	R: 0 E: 0 K: 1 S: 5	H: 0 LOB: 0 BB: 0 P: 5	1B: 5 2B: 1 3B: 0 HR: 2	SF: 0 SAC: 0 DP: 1 HBP: 0	WP: 0 PB: 0 SB: 0 CS: 1	PA: 37											
<b>PITCHER</b>	IP WLS BF H R ER SO BB IBB HBP BLK WP HR S P ERA WHIP																																
<b>Tom Underwood, L</b> ERA: 5.04 (1, 1)	5.0	W	24	5	5	4	4	0	0	0	0	0	0	9	9	0.00	1.000																
<b>Clay Carroll, R</b> ERA: 2.32 (6, 1)	2.0	7	2	0	0	1	0	0	0	0	0	0	9	9	0.00	1.000																	
<b>Butch Metzger, R</b> ERA: 3.49 (8, 1)	2.0	S	6	0	0	0	1	0	0	0	0	0	8	8	0.00	0.000																	

AB 37  
R 6  
H 10  
RBI 6  
BB 5  
SO 5  
LOB 21

AB 33  
R 5  
H 7  
RBI 5  
BB 4  
SO 6  
LOB 13





Batter	1	2	3	4	5	6	7	8	9	AB	R	H	RBI	BB	SO	LOB	TOP			
Lou Brock, L OBP: 0.308, SLG: 0.360 Al Hrabosky, R (9, 1)	0-0 CS 1B		0-0 4-3		0-0 4-3			0-3 K	0-0 F7	5	0	1	0	0	1	2				
Don Kessinger, S OBP: 0.325, SLG: 0.284 Garry Templeton, S (8, PR) (8, 6)	0-3 K 1-2			0-0 1B 2B	0-0 F9			0-0 CS 1B		4	1	2	0	0	1	1				
Jerry Mumphy, S OBP: 0.393, SLG: 0.460 (7, 9)	0-0 4-3			4-0 1B FC4-6 BB	0-0 1-3			0-0 6-3		3	1	0	0	1	0	1				
Ted Simmons, S OBP: 0.408, SLG: 0.522 (1, 2)		0-3 K G4-6-3		0-0 FC4-6 BB 1-3 2H 1B	0-0 6-3			4-0 SH3-4 E SF9 BB		3	2	1	1	1	1	0				
Keith Hernandez, L OBP: 0.396, SLG: 0.467 (1, 3)	0-0 G4-6-3 1-2			4-0 FC4-6 BB 1-2	0-0 G3			0-0 SF9 SH3-4 1B		3	1	0	0	1	0	2				
Ken Reitz, R OBP: 0.303, SLG: 0.430 (1, 5)	0-0 6-3			0-3 K	0-0 F7			0-0 SH3-4		3	0	0	0	0	1	3				
Mike Anderson, R OBP: 0.376 Tony Scott, S (7, PH) (7, 8)			0-0 6-3	0-0 FC4-6 1B 1-2 2-3 3-H	0-0 4-3			4-0 SF9 1B IBB		2	0	0	1	0	0	2				
Mike Tyson, R OBP: 0.287, SLG: 0.336 (1, 4)			0-0 F7	0-0 1B	0-0 L8			0-0 SF9		3	0	1	2	0	0	0				
John Urrea, R OBP: 0.353, SLG: 0.154 Mike Phillips, L (7, PH) Buddy Schultz, L OBP: 0.274, SLG: 0.286 Butch Metzger, R (8, 1) Butch Metzger, R (8, 1) Dave Rader, L OBP: 0.303, SLG: 0.412 Hector Cruz, R (9, 7)			0-0 1B	0-0 K	0-0 4-3			0-0 1B		2	0	1	0	0	1	2				
<b>Inning Stats</b>	R: 0 E: 0 K: 1 S: 5	H: 1 LOB: 0 BB: 0 P: 5	R: 0 E: 0 K: 1 S: 5	H: 0 LOB: 0 BB: 0 P: 5	R: 0 E: 0 K: 0 S: 4	H: 1 LOB: 1 BB: 0 P: 4	R: 3 E: 0 K: 2 S: 10	H: 3 LOB: 2 BB: 2 P: 18	R: 0 E: 0 K: 0 S: 3	H: 0 LOB: 0 BB: 0 P: 3	R: 0 E: 0 K: 0 S: 3	H: 0 LOB: 0 BB: 0 P: 3	R: 0 E: 0 K: 1 S: 5	H: 1 LOB: 1 BB: 0 P: 5	R: 3 E: 1 K: 0 S: 5	H: 1 LOB: 2 BB: 2 P: 13	1B: 6 2B: 1 3B: 0 HR: 0	SF: 1 SAC: 1 DP: 1 HBP: 0	WP: 0 PB: 1 SB: 0 CS: 2	PA: 37
<b>PITCHER</b> Phil Niekro, R ERA: 4.21 (1, 1)	IP: 9.0 WLS: L BF: 37 H: 7 R: 6 ER: 3 SO: 5 BB: 3 IBB: 1 HBP: 0 BLK: 0 WP: 0 HR: 0 S: 43 P: 59 ERA: 3.00 WHIP: 1.111																			

St. Louis Cardinals @ Atlanta Braves  
Atlanta-Fulton County Stadium, Atlanta, GA  
Tue Aug 02 1977, 7:05 PM EDT  
Att: 6,378 - Unknown

AB 31  
R 6  
H 7  
RBI 6  
BB 4  
SO 5  
LOB 13



Batter	1	2	3	4	5	6	7	8	9	AB	R	H	RBI	BB	SO	LOB	BOTTOM			
Rowland Office, L OBP: 0.296, SLG: 0.317 Barry Bonnell, R (8, PH) (8, 8)	0-0 4-3		0-0 1B		0-0 2H HR			0-0 SH3-4 1B	0-3 K	3	1	2	2	0	0	0				
Jerry Royster, R OBP: 0.283, SLG: 0.272 Joe Nolan, L (9, PH) (9, PH)	0-3 K		0-0 L8		0-0 F7			0-0 SH3-4	0-0 1-3	3	0	0	0	0	1	1				
Willie Montanez, L OBP: 0.348, SLG: 0.497 (1, 3)	0-0 F9		0-0 F7		0-0 4-3			0-0 P6		4	0	0	0	0	0	2				
Jeff Burroughs, R OBP: 0.368, SLG: 0.519 (1, 9)		0-3 K		0-0 HR	0-0 G4-6-3 1B			4-0 BB		3	1	2	1	1	1	0				
Gary Matthews, R OBP: 0.355, SLG: 0.430 (1, 7)		0-0 2B		0-0 1-3	0-0 G4-6-3			0-0 F8		4	0	1	0	0	0	3				
Vic Cornell, R OBP: 0.333, SLG: 0.444 (1, 2)		0-0 P6		0-3 K	0-0 F8			0-3 K		4	0	0	0	0	2	1				
Darrel Chaney, S OBP: 0.258, SLG: 0.285 Junior Moore, R (9, PH) (9, PH)		4-0 BB		0-0 4-3	0-0 P3			4-0 1B BB		2	0	0	0	1	0	0				
Rod Gilbreath, R OBP: 0.323, SLG: 0.335 (1, 4)		0-0 F9		0-0 HR 2B	0-0 6-3			0-0 1B 1B		4	1	2	0	0	0	2				
Phil Niekro, R OBP: 0.158, SLG: 0.149 Cito Gaston, R OBP: 0.330, SLG: 0.449 Brian Asselstine, L (9, PR) (9, PR)			0-0 P6		0-0 6-3			0-0 1-2 1B		3	0	0	0	0	0	1				
<b>Inning Stats</b>	R: 0 E: 0 K: 1 S: 5	H: 0 LOB: 0 BB: 0 P: 5	R: 0 E: 0 K: 1 S: 6	H: 1 LOB: 1 BB: 1 P: 10	R: 0 E: 0 K: 0 S: 4	H: 1 LOB: 1 BB: 0 P: 4	R: 1 E: 0 K: 1 S: 6	H: 1 LOB: 0 BB: 0 P: 6	R: 2 E: 0 K: 0 S: 5	H: 2 LOB: 0 BB: 0 P: 5	R: 0 E: 0 K: 0 S: 3	H: 1 LOB: 0 BB: 0 P: 3	R: 0 E: 0 K: 0 S: 4	H: 1 LOB: 2 BB: 1 P: 8	R: 1 E: 0 K: 2 S: 9	H: 2 LOB: 2 BB: 1 P: 13	1B: 5 2B: 2 3B: 0 HR: 2	SF: 0 SAC: 1 DP: 1 HBP: 0	WP: 0 PB: 0 SB: 0 CS: 0	PA: 38
<b>PITCHER</b> John Urrea, R ERA: 2.95 Buddy Schultz, L ERA: 1.25 Butch Metzger, R ERA: 3.48 Al Hrabosky, L ERA: 4.48 Clay Carroll, R ERA: 2.3	IP: 6.0 WLS: 24 BF: 24 H: 6 R: 3 ER: 3 SO: 3 BB: 0 IBB: 0 HBP: 0 BLK: 0 WP: 0 HR: 2 S: 29 P: 33 ERA: 4.50 WHIP: 1.167																			

St. Louis Cardinals @ Atlanta Braves  
Atlanta-Fulton County Stadium, Atlanta, GA  
Tue Aug 02 1977, 7:05 PM EDT  
Att: 6,378 - Unknown

AB 34  
R 4  
H 9  
RBI 4  
BB 3  
SO 5  
LOB 14





Batter	1	2	3	4	5	6	7	8	9	AB	R	H	RBI	BB	SO	LOB	TOP					
Lou Brock, L OBP: 0.310, SLG: 0.358 Hector Cruz, R OBP: 0.361, SLG: 0.391	F7		E	K				K		4	1	1	0	0	2	0	<b>St. Louis Cardinals @ Atlanta Braves</b> Atlanta-Fulton County Stadium, Atlanta, GA Wed Aug 03 1977, 7:05 PM EDT Att: 5,954 - Unknown					
Gary Templeton, S OBP: 0.334, SLG: 0.446 Ken Reitz, R OBP: 0.303, SLG: 0.429	K		F9				CS	F7		4	1	2	0	0	1	0						
Jerry Mumphy, S OBP: 0.400, SLG: 0.470	BLK							6-3		5	3	4	1	0	0	0						
Ted Simmons, S OBP: 0.410, SLG: 0.524	F9							F9		4	0	2	1	1	0	1						
Keith Hernandez, L OBP: 0.396, SLG: 0.469								F9		5	0	2	1	0	0	3						
Mike Anderson, R OBP: 0.288, SLG: 0.375	6-3									3	0	1	1	1	1	2						
Don Kessinger, S OBP: 0.321, SLG: 0.277										3	0	0	0	1	3	6						
Mike Tyson, R OBP: 0.283, SLG: 0.331	FC6-4									4	0	0	0	0	1	5						
Eric Rasmussen, R OBP: 0.193, SLG: 0.222	F5									4	0	0	0	0	1	2						
<b>Inning Stats</b>	R: 0 E: 0 K: 1 S: 6	H: 1 LOB: 1 BB: 0 P: 6	R: 0 E: 0 K: 0 S: 4	H: 1 LOB: 2 BB: 1 P: 8	R: 2 E: 1 K: 1 S: 8	H: 3 LOB: 2 BB: 1 P: 12	R: 0 E: 0 K: 3 S: 9	H: 0 LOB: 0 BB: 0 P: 9	R: 2 E: 0 K: 2 S: 10	H: 3 LOB: 1 BB: 0 P: 10	R: 0 E: 0 K: 0 S: 2	H: 0 LOB: 0 BB: 0 P: 3	R: 1 E: 0 K: 1 S: 8	H: 4 LOB: 3 BB: 1 P: 12	R: 0 E: 0 K: 1 S: 5	H: 0 LOB: 0 BB: 0 P: 5		R: 0 E: 0 K: 0 S: 3	H: 0 LOB: 0 BB: 0 P: 3	1B: 8 2B: 4 3B: 0 HR: 0	SF: 0 SAC: 0 DP: 0 HBP: 1	WP: 0 PB: 0 SB: 1 CS: 2
<b>PITCHER</b>	IP	WLS	BF	H	R	ER	SO	BB	IBB	HBP	BLK	WP	HR	S	P	ERA	WHIP					
Dick Ruthven, R ERA: 4.34	(1, 1)	5.0	L	25	8	4	4	7	1	1	0	2	0	0	37	45	7.20	1.800				
Don Collins, L ERA: 5.2	(6, 1)	1.1		7	4	1	1	0	0	0	1	0	0	0	6	7	6.75	3.000				
Dave Campbell, R ERA: 4.05	(7, 1)	1.2		6	0	0	0	2	1	0	0	0	0	0	9	13	0.00	0.600				
Steve Hargan, R ERA: 6.62	(9, 1)	1.0		3	0	0	0	0	0	0	0	0	0	0	3	3	0.00	0.000				

Batter	1	2	3	4	5	6	7	8	9	AB	R	H	RBI	BB	SO	LOB	BOTTOM						
Rowland Office, L OBP: 0.295, SLG: 0.316	4-3		F7						F7	4	0	1	0	0	0	0	<b>St. Louis Cardinals @ Atlanta Braves</b> Atlanta-Fulton County Stadium, Atlanta, GA Wed Aug 03 1977, 7:05 PM EDT Att: 5,954 - Unknown						
Jerry Royster, R OBP: 0.280, SLG: 0.268	F2								4-3	4	0	0	0	0	1	1							
Willie Montanez, L OBP: 0.347, SLG: 0.494	4-3									4	0	1	0	0	1	0							
Jeff Burroughs, R OBP: 0.367, SLG: 0.515										3	0	0	0	1	0	0							
Gary Matthews, R OBP: 0.357, SLG: 0.438										3	1	1	1	1	0	2							
Biff Pocoroba, S OBP: 0.374, SLG: 0.423										3	0	0	0	0	0	1							
Darrel Chaney, S OBP: 0.259, SLG: 0.282										2	0	0	0	1	0	0							
Rod Gilbreath, R OBP: 0.323, SLG: 0.335										3	0	1	0	0	1	0							
Dick Ruthven, R OBP: 0.280, SLG: 0.281	(1, 1)	9.0	W	32	4	1	1	4	3	0	0	0	0	0	0	0		<b>St. Louis Cardinals @ Atlanta Braves</b> Atlanta-Fulton County Stadium, Atlanta, GA Wed Aug 03 1977, 7:05 PM EDT Att: 5,954 - Unknown					
Brian Asselstine, L OBP: 0.287, SLG: 0.308	(5, PH)									1	0	0	0	0	0	2							
Don Collins, R OBP: 0.300, SLG: 0.300	(6, 1)									0	0	0	0	0	0	0							
Dave Campbell, R OBP: 0.300, SLG: 0.344	(7, 1)									0	0	0	0	0	0	0							
Barry Bonnell, R OBP: 0.300, SLG: 0.344	(8, PH)									1	0	0	0	0	0	0							
Steve Hargan, R OBP: 0.300, SLG: 0.344	(9, 1)									0	0	0	0	0	0	0							
<b>Inning Stats</b>	R: 0 E: 0 K: 0 S: 3	H: 0 LOB: 0 BB: 0 P: 3	R: 1 E: 0 K: 0 S: 4	H: 1 LOB: 0 BB: 0 P: 4	R: 0 E: 0 K: 2 S: 7	H: 0 LOB: 0 BB: 0 P: 7	R: 0 E: 0 K: 1 S: 5	H: 0 LOB: 0 BB: 0 P: 5	R: 0 E: 0 K: 1 S: 5	H: 1 LOB: 2 BB: 2 P: 11	R: 0 E: 0 K: 1 S: 3	H: 0 LOB: 0 BB: 0 P: 3	R: 0 E: 0 K: 0 S: 3	H: 0 LOB: 2 BB: 0 P: 3	R: 0 E: 0 K: 0 S: 3	H: 0 LOB: 0 BB: 0 P: 3	R: 0 E: 0 K: 0 S: 4		H: 1 LOB: 1 BB: 1 P: 8	1B: 3 2B: 0 3B: 0 HR: 1	SF: 0 SAC: 0 DP: 2 HBP: 0	WP: 0 PB: 0 SB: 0 CS: 0	PA: 32
<b>PITCHER</b>	IP	WLS	BF	H	R	ER	SO	BB	IBB	HBP	BLK	WP	HR	S	P	ERA	WHIP						
Eric Rasmussen, R ERA: 3.44	(1, 1)	9.0	W	32	4	1	1	4	3	0	0	0	0	1	37	49	1.00		0.778				



Batter	1	2	3	4	5	6	7	8	9	AB	R	H	RBI	BB	SO	LOB	TOP										
Lou Brock, L OBP: 0.312, SLG: 0.360 (1,7)										4	1	2	2	0	1	0	<b>St. Louis Cardinals @ Houston Astros</b> Astrodome, Houston, TX Fri Aug 05 1977, 8:05 PM EDT Att: 23,949 - Dome										
Gary Templeton, S OBP: 0.333, SLG: 0.444 (1,6)										4	0	1	1	0	1	0											
Jerry Mumphrey, S OBP: 0.401, SLG: 0.466 (1,9)										2	0	0	0	2	1	0											
Ted Simmons, S OBP: 0.411, SLG: 0.531 (1,2)										3	1	1	1	1	0	1											
Keith Hernandez, L OBP: 0.399, SLG: 0.469 (1,3)										2	0	1	0	2	1	0											
Tony Scott, S OBP: 0.374, SLG: 0.407 (1,8)										4	0	0	0	0	0	6											
Ken Reitz, R OBP: 0.300, SLG: 0.426 (7, PH) Roger Freed, R OBP: 0.474, SLG: 0.543 (9, PH)										3	0	0	0	0	2	4											
Mike Tyson, R OBP: 0.283, SLG: 0.330 (1,4)										4	1	1	0	0	1	3											
John Denny, R OBP: 0.143, SLG: 0.118 (1,1) Mike Phillips, L OBP: 0.240, SLG: 0.256 (7, PH) Rawly Eastwick, R OBP: 0.364, SLG: 0.300 (7,1) Mike Anderson, R OBP: 0.286, SLG: 0.371 (9, PH)										2	0	0	0	0	1	0											
										0	1	0	0	1	0	0											
										1	0	0	0	0	1	0											
<b>Inning Stats</b>	R: 0 E: 0 K: 0 S: 3	H: 0 LOB: 0 BB: 0 P: 3	R: 1 E: 0 K: 1 S: 6	H: 2 LOB: 0 BB: 0 P: 6	R: 1 E: 0 K: 2 S: 8	H: 2 LOB: 0 BB: 0 P: 8	R: 0 E: 0 K: 1 S: 5	H: 0 LOB: 3 BB: 3 P: 17	R: 0 E: 0 K: 2 S: 7	H: 0 LOB: 0 BB: 0 P: 7	R: 0 E: 0 K: 2 S: 7	H: 0 LOB: 0 BB: 0 P: 7	R: 2 E: 0 K: 0 S: 4	H: 2 LOB: 0 BB: 1 P: 8	R: 0 E: 0 K: 0 S: 3	H: 0 LOB: 2 BB: 2 P: 11	R: 0 E: 0 K: 2 S: 7	H: 0 LOB: 0 BB: 0 P: 7	1B: 5 2B: 0 3B: 0 HR: 1	SF: 0 SAC: 0 DP: 0 HBP: 0	WP: 1 PB: 0 SB: 2 CS: 3	PA: 38					
<b>PITCHER</b>	IP	WLS	BF	H	R	ER	SO	BB	IBB	HBP	BLK	WP	HR	S	P	ERA	WHIP										
J.R. Richard, R ERA: 3.05 (1,1)	6.2	W	28	6	4	4	8	4	0	0	0	1	1	40	56	5.40	1.500										
Joe Sambito, L ERA: 1.99 (7,1)	2.1	S	8	0	0	0	2	2	0	0	1	0	0	10	18	0.00	0.857										

AB	30
R	4
H	6
RBI	4
BB	6
SO	10
LOB	14



Batter	1	2	3	4	5	6	7	8	9	AB	R	H	RBI	BB	SO	LOB	BOTTOM										
Terry Puhl, L OBP: 0.333, SLG: 0.306 (1,7)										4	1	1	0	0	0	0	<b>St. Louis Cardinals @ Houston Astros</b> Astrodome, Houston, TX Fri Aug 05 1977, 8:05 PM EDT Att: 23,949 - Dome										
Ken Boswell, L OBP: 0.305, SLG: 0.274 (1,4)										3	1	0	0	1	0	2											
Cesar Cedeno, R OBP: 0.326, SLG: 0.348 (1,8)										4	2	2	0	0	1	0											
Bob Watson, R OBP: 0.356, SLG: 0.488 (1,3)										4	0	2	4	0	0	0											
Jose Cruz, L OBP: 0.363, SLG: 0.476 (1,9)										4	0	1	0	0	0	2											
Joe Ferguson, R OBP: 0.387, SLG: 0.441 (1,2)										3	1	0	0	0	1	1											
Art Howe, R OBP: 0.336, SLG: 0.431 (1,5)										3	0	1	1	0	0	0											
Roger Metzger, S OBP: 0.263, SLG: 0.257 (1,6)										3	0	0	0	0	1	1											
J.R. Richard, R OBP: 0.220, SLG: 0.328 (1,1) Joe Sambito, L OBP: 0.182, SLG: 0.182 (7,1)										2	0	0	0	0	1	0											
										1	0	0	0	0	1	0											
<b>Inning Stats</b>	R: 0 E: 0 K: 0 S: 3	H: 0 LOB: 0 BB: 0 P: 3	R: 1 E: 0 K: 0 S: 5	H: 2 LOB: 1 BB: 0 P: 5	R: 2 E: 1 K: 1 S: 8	H: 2 LOB: 1 BB: 0 P: 8	R: 0 E: 0 K: 2 S: 7	H: 0 LOB: 0 BB: 0 P: 7	R: 2 E: 0 K: 0 S: 5	H: 2 LOB: 1 BB: 1 P: 9	R: 0 E: 0 K: 0 S: 3	H: 0 LOB: 0 BB: 0 P: 3	R: 0 E: 0 K: 1 S: 5	H: 1 LOB: 0 BB: 0 P: 5	R: 0 E: 0 K: 1 S: 5	H: 0 LOB: 0 BB: 0 P: 5	R: 0 E: 0 K: 1 S: 5	H: 0 LOB: 0 BB: 0 P: 5	1B: 4 2B: 3 3B: 0 HR: 0	SF: 0 SAC: 0 DP: 1 HBP: 0	WP: 0 PB: 0 SB: 0 CS: 0	PA: 32					
<b>PITCHER</b>	IP	WLS	BF	H	R	ER	SO	BB	IBB	HBP	BLK	WP	HR	S	P	ERA	WHIP										
John Denny, R ERA: 3.61 (1,1)	6.0	L	26	6	5	3	3	1	0	0	0	0	0	31	35	4.50	1.167										
Rawly Eastwick, R ERA: 3.65 (7,1)	2.0		6	1	0	0	2	0	0	0	0	0	0	10	10	0.00	0.500										





Batter	1	2	3	4	5	6	7	8	9	AB	R	H	RBI	BB	SO	LOB	TOP					
Lou Brock, L OBP: 0.317, SLG: 0.363 Mike Anderson, R OBP: 0.286, SLG: 0.371	5-3																3 1 2 1 0 0 0 0 0 0 0 0 0 0					
Gary Templeton, S OBP: 0.335, SLG: 0.447	6-3																4 0 2 1 0 0 1					
Hector Cruz, R OBP: 0.359, SLG: 0.388	F8																4 0 1 0 0 0 2					
Ted Simmons, S OBP: 0.412, SLG: 0.530		3-1															3 1 1 0 1 0 0					
Keith Hernandez, L OBP: 0.398, SLG: 0.467	4-3																4 0 1 0 0 0 4					
Jerry Mumphrey, S OBP: 0.399, SLG: 0.463	L5																4 0 1 1 0 0 1					
Ken Reitz, R OBP: 0.298, SLG: 0.421			F8														4 0 0 0 0 2 1					
Mike Tyson, R OBP: 0.283, SLG: 0.329	6-3																4 1 1 0 0 0 0					
Bob Forsch, R OBP: 0.179, SLG: 0.204 Butch Metzger, R (9, 1)																	3 0 0 0 0 2 1 0 0 0 0 0 0 0					
<b>Inning Stats</b>	R: 0 E: 0 K: 0 S: 3	H: 0 LOB: 0 BB: 0 P: 3	R: 0 E: 0 K: 0 S: 3	H: 0 LOB: 0 BB: 0 P: 3	R: 0 E: 0 K: 1 S: 5	H: 0 LOB: 0 BB: 0 P: 5	R: 0 E: 0 K: 0 S: 3	H: 1 LOB: 0 BB: 0 P: 3	R: 0 E: 1 K: 0 S: 3	H: 0 LOB: 0 BB: 0 P: 3	R: 1 E: 0 K: 2 S: 10	H: 3 LOB: 2 BB: 0 P: 10	R: 1 E: 0 K: 1 S: 6	H: 3 LOB: 0 BB: 0 P: 6	R: 1 E: 0 K: 0 S: 5	H: 2 LOB: 3 BB: 1 P: 10	R: 0 E: 0 K: 0 S: 3	H: 0 LOB: 0 BB: 0 P: 3	1B: 8 2B: 1 3B: 0 HR: 0	SF: 0 SAC: 0 DP: 1 HBP: 1	WP: 0 PB: 0 SB: 1 CS: 2	PA: 35
<b>PITCHER</b>	IP	WLS	BF	H	R	ER	SO	BB	IBB	HBP	BLK	WP	HR	S	P	ERA	WHIP					
Mark Lemongello, R ERA: 3.74 Ken Forsch, R ERA: 2.77	8.0	L	32	9	3	3	4	0	1	1	0	0	0	38	43	3.38	1.125					

St. Louis Cardinals @ Houston Astros  
Astrodome, Houston, TX  
Sat Aug 06 1977, 8:05 PM EDT  
Dome

AB 33  
R 3  
H 9  
RBI 3  
BB 1  
SO 4  
LOB 10



Batter	1	2	3	4	5	6	7	8	9	AB	R	H	RBI	BB	SO	LOB	BOTTOM					
Terry Puhl, L OBP: 0.329, SLG: 0.316 Ken Forsch, R OBP: 0.143, SLG: 0.077	4-3																4 0 1 0 0 1 2 0 0 0 0 0 0 0					
Ken Boswell, L OBP: 0.291, SLG: 0.260	K																4 0 0 0 0 1 2					
Cesar Cedeno, R OBP: 0.325, SLG: 0.347	4-3																4 1 1 0 0 0 1					
Bob Watson, R OBP: 0.355, SLG: 0.484																	3 0 0 0 1 0 1					
Jose Cruz, L OBP: 0.363, SLG: 0.475	L9																1 0 0 1 1 0 2					
Art Howe, R OBP: 0.336, SLG: 0.430	5-3																3 0 1 0 0 0 0					
Ed Herrmann, L OBP: 0.287, SLG: 0.284 Julio Gonzalez, R OBP: 0.294, SLG: 0.333																	3 0 0 0 0 1 1 0 0 0 0 0 0 0					
Roger Metzger, S OBP: 0.261, SLG: 0.254 Wilbur Howard, S OBP: 0.271, SLG: 0.319	2-3																2 0 0 0 0 0 0 1 0 1 0 0 0 0					
Mark Lemongello, R OBP: 0.064, SLG: 0.064 Joe Ferguson, R OBP: 0.366, SLG: 0.439																	2 0 1 0 0 0 0 1 0 0 0 0 0 1					
<b>Inning Stats</b>	R: 0 E: 0 K: 1 S: 6	H: 1 LOB: 2 BB: 1 P: 10	R: 0 E: 0 K: 1 S: 5	H: 0 LOB: 0 BB: 0 P: 5	R: 0 E: 0 K: 1 S: 5	H: 1 LOB: 0 BB: 0 P: 5	R: 0 E: 0 K: 0 S: 2	H: 0 LOB: 0 BB: 1 P: 6	R: 0 E: 0 K: 0 S: 3	H: 1 LOB: 0 BB: 0 P: 3	R: 0 E: 0 K: 0 S: 3	H: 0 LOB: 0 BB: 0 P: 3	R: 1 E: 0 K: 0 S: 4	H: 1 LOB: 0 BB: 0 P: 4	R: 0 E: 0 K: 0 S: 4	H: 1 LOB: 1 BB: 0 P: 4	R: 0 E: 0 K: 0 S: 3	H: 0 LOB: 0 BB: 0 P: 3	1B: 3 2B: 2 3B: 0 HR: 0	SF: 1 SAC: 0 DP: 2 HBP: 0	WP: 0 PB: 0 SB: 1 CS: 0	PA: 32
<b>PITCHER</b>	IP	WLS	BF	H	R	ER	SO	BB	IBB	HBP	BLK	WP	HR	S	P	ERA	WHIP					
Bob Forsch, R ERA: 3.62 Butch Metzger, R ERA: 3.43	8.0	W	28	5	1	1	3	2	0	0	0	0	0	32	40	1.12	0.875					

St. Louis Cardinals @ Houston Astros  
Astrodome, Houston, TX  
Sat Aug 06 1977, 8:05 PM EDT  
Dome

AB 28  
R 1  
H 5  
RBI 1  
BB 2  
SO 3  
LOB 10





Batter	1	2	3	4	5	6	7	8	9	AB	R	H	RBI	BB	SO	LOB	TOP					
<b>Lou Brock, L</b> OBP: 0.316, SLG: 0.362 (1,7)	3-1		F7					F9		4	0	1	1	0	0	1	<b>St. Louis Cardinals @ Houston Astros</b> Astrodome, Houston, TX Sat Aug 06 1977, 8:05 PM EDT Att: 34,521 - Dome					
<b>Gary Templeton, S</b> OBP: 0.332, SLG: 0.443 (1,6)	E6		F8		1-3			F7		4	0	0	0	0	0	3						
<b>Hector Cruz, R</b> OBP: 0.354, SLG: 0.382 (1,9)	P4			F3			L7	5-3		4	0	0	0	0	0	2						
<b>Ted Simmons, S</b> OBP: 0.411, SLG: 0.527 (1,2)	5-3			G3			F7		L4-3 1B	4	0	1	0	0	0	1						
<b>Keith Hernandez, L</b> OBP: 0.396, SLG: 0.464 (1,3)		3-1 G3 1B		K			F7		L4-3 1B	4	0	1	0	0	1	1						
<b>Jerry Mumphrey, S</b> OBP: 0.397, SLG: 0.458 (1,8)		G3			FC5-4 1B BB		F7		F7	3	1	0	0	1	0	1						
<b>Ken Reitz, R</b> OBP: 0.298, SLG: 0.421 (1,5)		3-1			FC5-4 1B		E5	G4-6-3		3	0	1	0	0	0	1						
<b>Mike Tyson, R</b> OBP: 0.280, SLG: 0.326 (1,4)		4-3			FC5-4 1B		G4-6-3			3	0	0	0	0	0	4						
<b>Al Hrabosky, R</b> (7,1)					FC5-4 1B		G4-6-3			0	0	0	0	0	0	0						
<b>Tom Underwood, R</b> OBP: 0.261, SLG: 0.211 (5, PH)			F9		K					1	0	0	0	0	0	0						
<b>Mike Phillips, L</b> OBP: 0.238, SLG: 0.254 (5, PH)										1	0	0	0	0	1	2						
<b>Clay Carroll, R</b> OBP: 0.100, SLG: 0.100 (7,4)										0	0	0	0	0	0	0						
<b>Don Kessinger, S</b> OBP: 0.326, SLG: 0.283 (7,4)										1	0	1	0	0	0	0						
<b>Inning Stats</b>	R: 0 E: 1 K: 0 S: 4	H: 0 LOB: 1 BB: 0 P: 4	R: 0 E: 0 K: 0 S: 4	H: 1 LOB: 1 BB: 0 P: 4	R: 0 E: 0 K: 0 S: 3	H: 0 LOB: 0 BB: 0 P: 3	R: 0 E: 0 K: 1 S: 5	H: 0 LOB: 0 BB: 0 P: 5	R: 1 E: 0 K: 1 S: 7	H: 2 LOB: 2 BB: 1 P: 11	R: 0 E: 0 K: 0 S: 3	H: 0 LOB: 0 BB: 0 P: 3	R: 0 E: 1 K: 0 S: 3	H: 0 LOB: 0 BB: 0 P: 3	R: 0 E: 0 K: 0 S: 4	H: 1 LOB: 1 BB: 0 P: 4	R: 0 E: 0 K: 0 S: 3	H: 1 LOB: 0 BB: 0 P: 3	1B: 5 2B: 1 3B: 0 HR: 0	SF: 0 SAC: 0 DP: 2 HBP: 0	WP: 0 PB: 0 SB: 0 CS: 0	PA: 33
<b>PITCHER</b> <b>Tom Dixon, R</b> ERA: 1.93 (1,1)	IP: 9.0 WLS: W BF: 33 H: 5 R: 1 ER: 1 SO: 2 BB: 1 IBB: 0 HBP: 0 BLK: 0 WP: 0 HR: 0 S: 36 P: 40 ERA: 1.00 WHIP: 0.667															<b>PITCHER</b>						

Batter	1	2	3	4	5	6	7	8	9	AB	R	H	RBI	BB	SO	LOB	BOTTOM			
<b>Wilbur Howard, S</b> OBP: 0.262, SLG: 0.308 (1,7)	5-3		K	P6				5-3		4	0	0	0	0	1	2	<b>St. Louis Cardinals @ Houston Astros</b> Astrodome, Houston, TX Sat Aug 06 1977, 8:05 PM EDT Att: 34,521 - Dome			
<b>Enos Cabell, R</b> OBP: 0.306, SLG: 0.430 (1,5)	FC 3B		HR 1B		K			F8		4	2	2	0	0	1	0				
<b>Cesar Cedeno, R</b> OBP: 0.327, SLG: 0.366 (1,8)	FC L8 S		HR 1B		F7			HR		4	2	2	4	0	0	0				
<b>Bob Watson, R</b> OBP: 0.357, SLG: 0.486 (1,3)	3H 4-0		P4					F8		3	0	1	0	1	0	0				
<b>Joe Ferguson, R</b> OBP: 0.362, SLG: 0.434 (1,2)	1-2 BB				2B					4	0	0	0	0	0	3				
<b>Art Howe, R</b> OBP: 0.335, SLG: 0.427 (1,4)	L8 2-3		P6		5-3			F7		4	0	1	0	0	1	2				
<b>Jose Cruz, L</b> OBP: 0.383, SLG: 0.472 (1,9)	4-3			SH1-4 PB 1B				K		4	0	1	0	0	1	2				
<b>Julio Gonzalez, R</b> OBP: 0.291, SLG: 0.330 (1,6)		2-3		SH1-4 BB				F6		2	0	0	0	1	0	0				
<b>Tom Dixon, R</b> (1,1)		K		K				F9		3	0	0	0	0	2	2				
<b>Tom Dixon, R</b> (1,1)		G3		SH1-4				F3		2	0	0	0	0	0	0				
<b>Inning Stats</b>	R: 1 E: 0 K: 0 S: 5	H: 1 LOB: 2 BB: 1 P: 9	R: 0 E: 0 K: 1 S: 5	H: 0 LOB: 0 BB: 0 P: 5	R: 2 E: 0 K: 1 S: 7	H: 2 LOB: 0 BB: 0 P: 7	R: 0 E: 0 K: 1 S: 6	H: 1 LOB: 1 BB: 1 P: 10	R: 0 E: 0 K: 0 S: 3	H: 0 LOB: 0 BB: 0 P: 3	R: 0 E: 0 K: 0 S: 3	H: 0 LOB: 0 BB: 0 P: 3	R: 0 E: 0 K: 1 S: 6	H: 1 LOB: 0 BB: 0 P: 6	R: 1 E: 0 K: 1 S: 6	H: 1 LOB: 0 BB: 0 P: 6	1B: 2 2B: 1 3B: 1 HR: 2	SF: 0 SAC: 1 DP: 0 HBP: 0	WP: 0 PB: 1 SB: 1 CS: 0	PA: 33
<b>PITCHER</b> <b>Tom Underwood, L</b> ERA: 5.12 (1,1)	IP: 4.0 WLS: L BF: 19 H: 4 R: 3 ER: 3 SO: 3 BB: 2 IBB: 0 HBP: 0 BLK: 0 WP: 0 HR: 1 S: 23 P: 31 ERA: 6.75 WHIP: 1.500															<b>PITCHER</b>				
<b>Clay Carroll, R</b> ERA: 2.24 (5,1)	IP: 2.0 WLS: 7 BF: 7 H: 1 R: 0 ER: 0 SO: 1 BB: 0 IBB: 0 HBP: 0 BLK: 0 WP: 0 HR: 0 S: 9 P: 9 ERA: 0.00 WHIP: 0.500																			
<b>Al Hrabosky, L</b> ERA: 4.48 (7,1)	IP: 2.0 WLS: 7 BF: 7 H: 1 R: 1 ER: 1 SO: 1 BB: 0 IBB: 0 HBP: 0 BLK: 0 WP: 0 HR: 1 S: 9 P: 9 ERA: 4.50 WHIP: 0.500																			

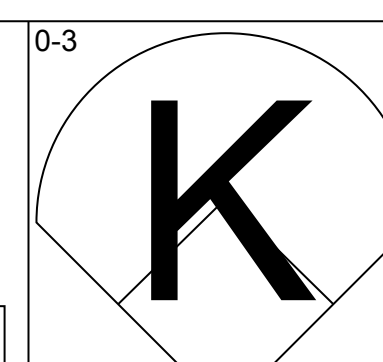
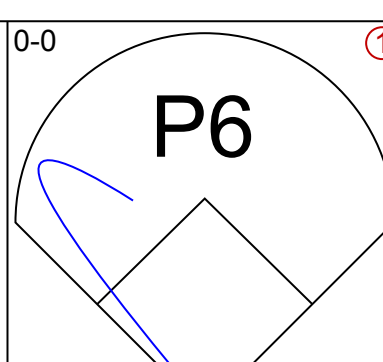
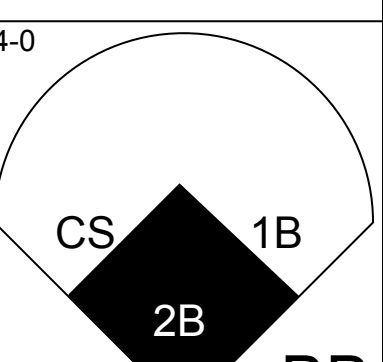
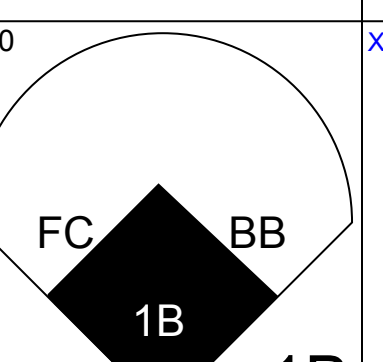
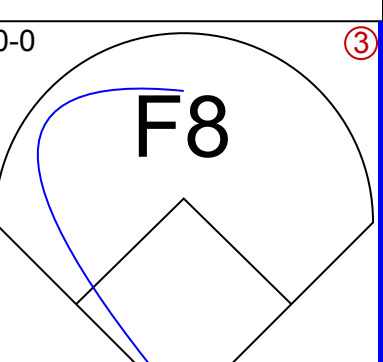
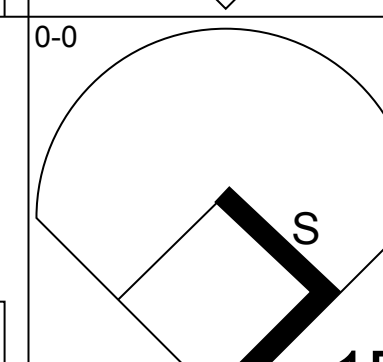
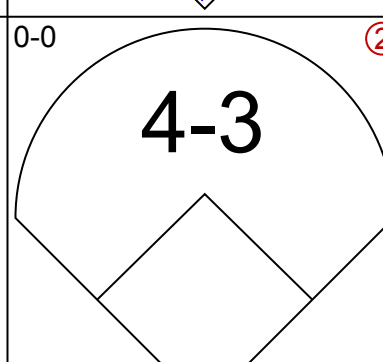
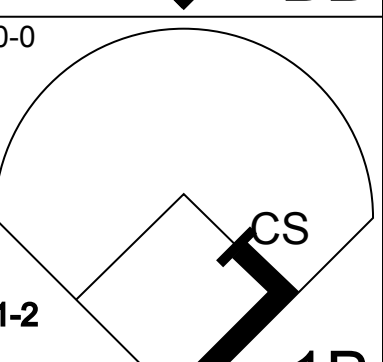
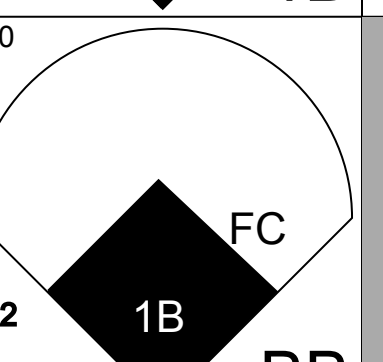

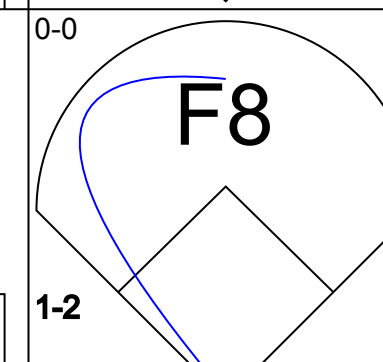
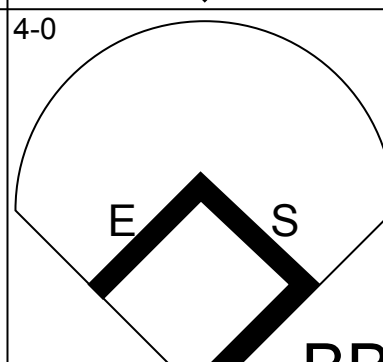
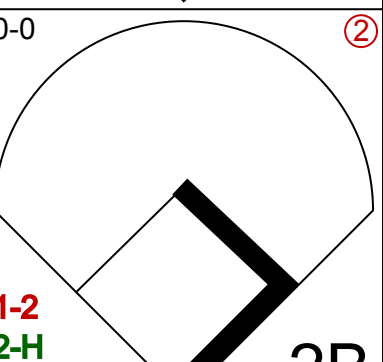
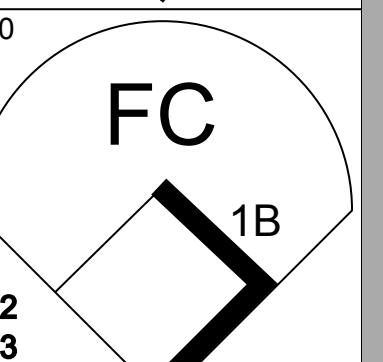

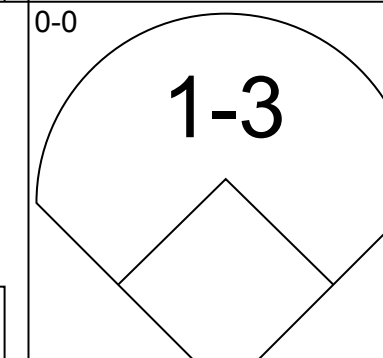
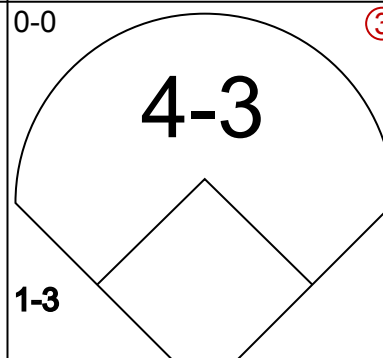
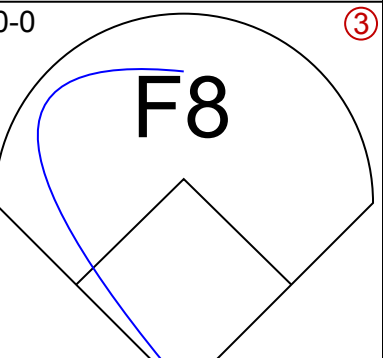
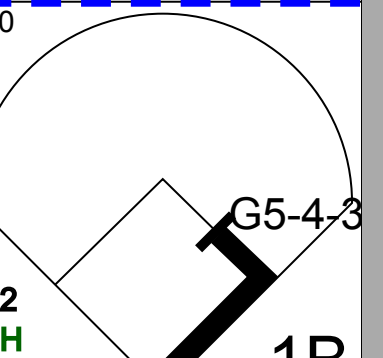

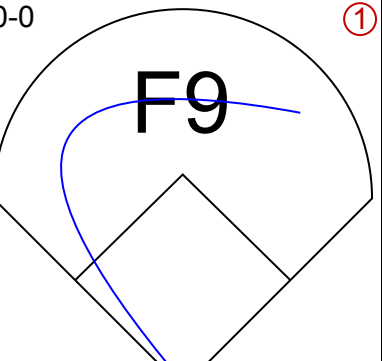

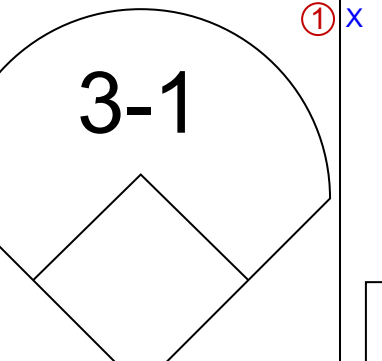
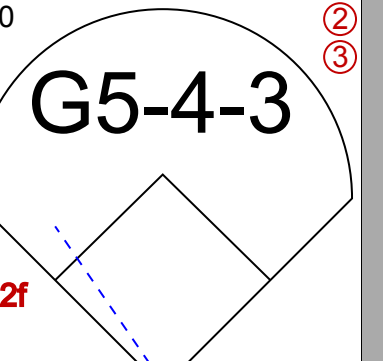
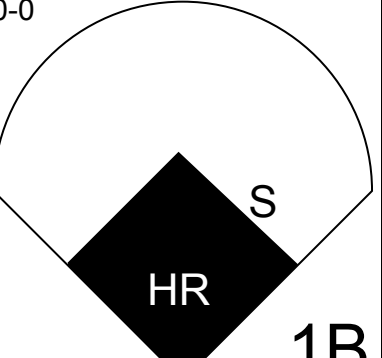
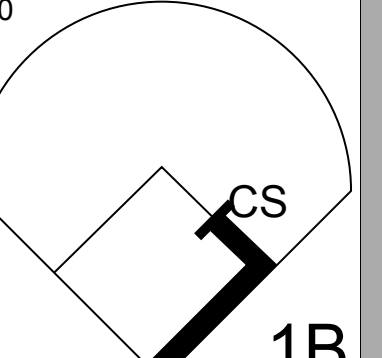
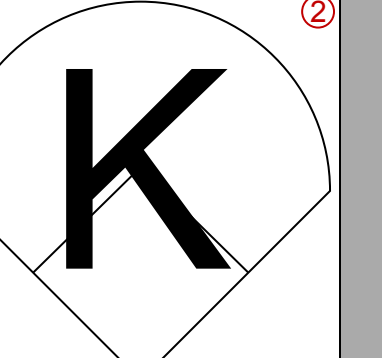
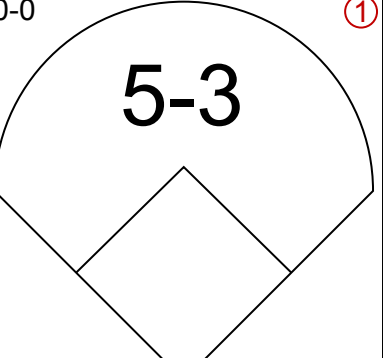
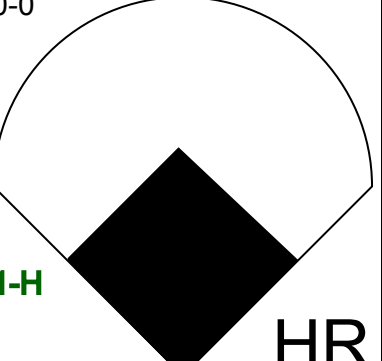

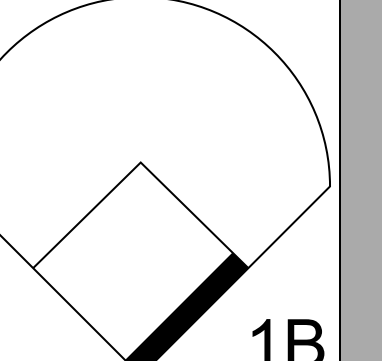
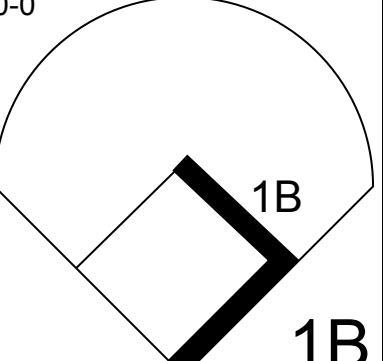




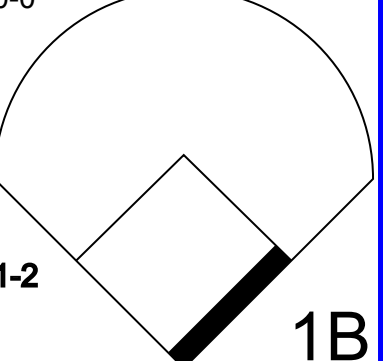

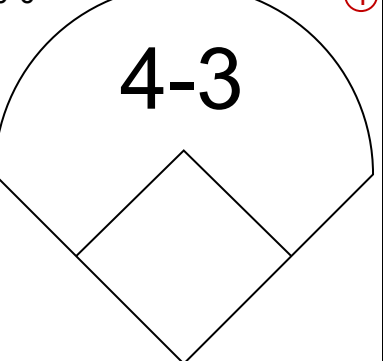
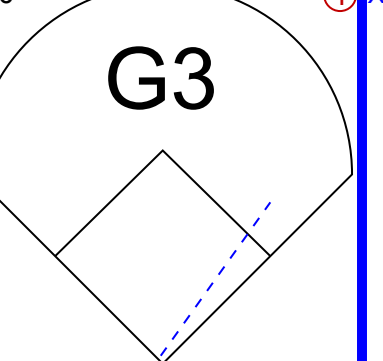
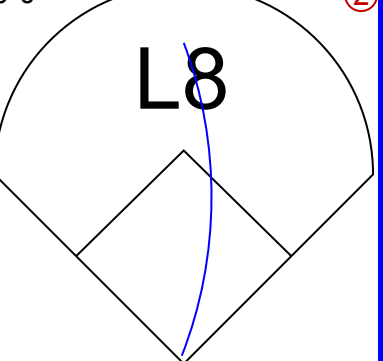
AB 32  
R 1  
H 5  
RBI 1  
BB 1  
SO 2  
LOB 16



AB 30  
R 4  
H 6  
RBI 4  
BB 2  
SO 5  
LOB 9



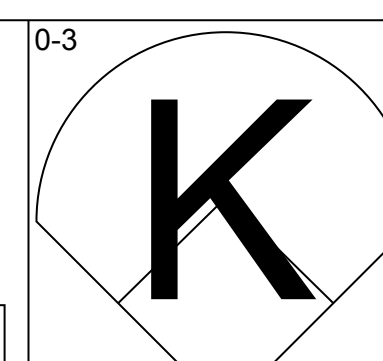
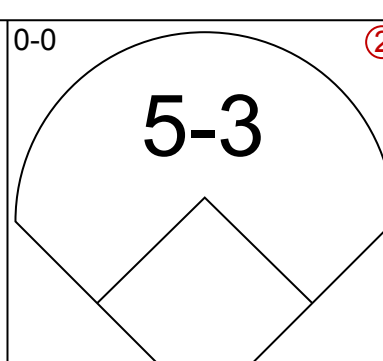
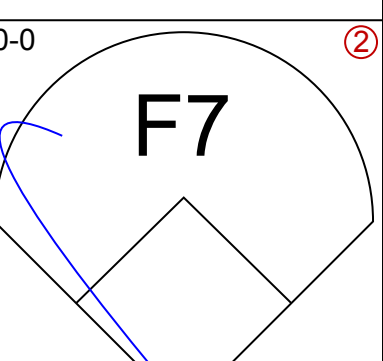
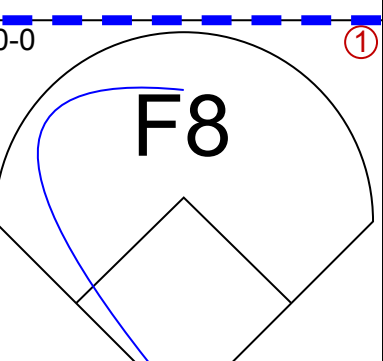
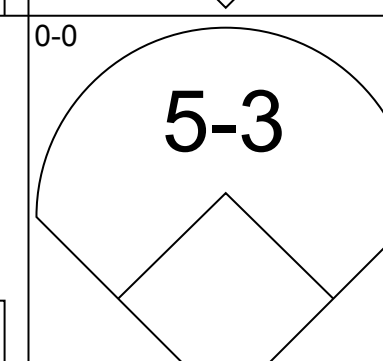
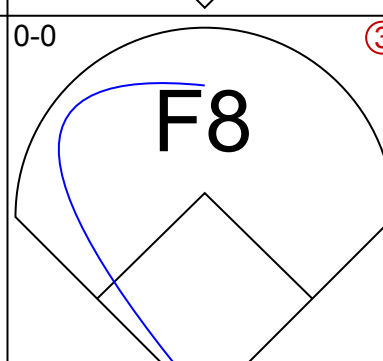
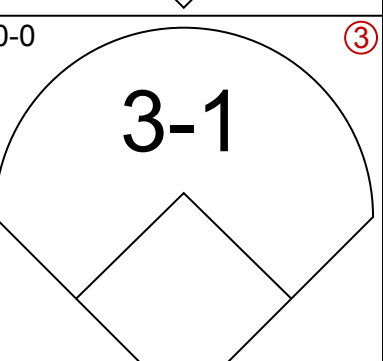
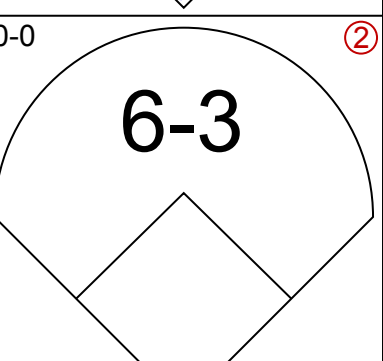
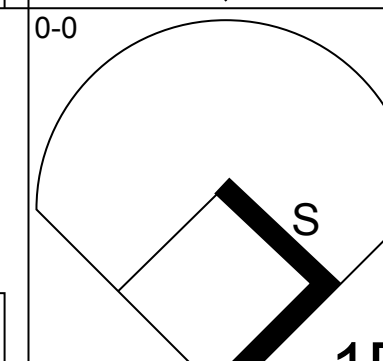
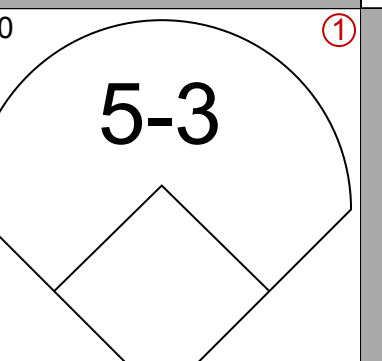
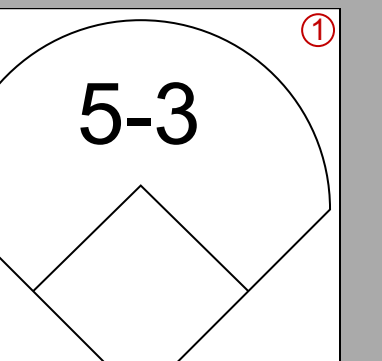
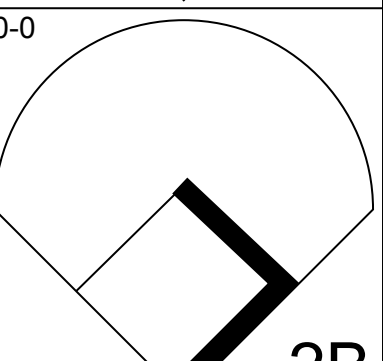
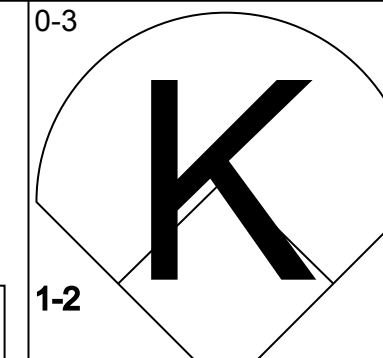
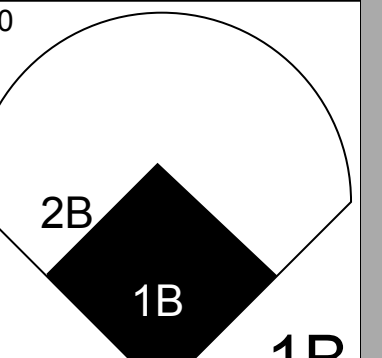
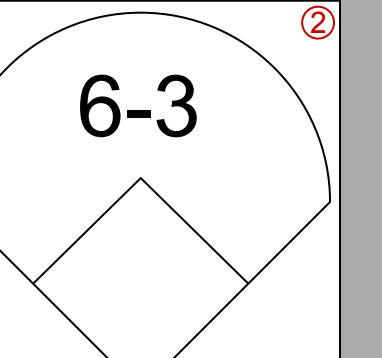
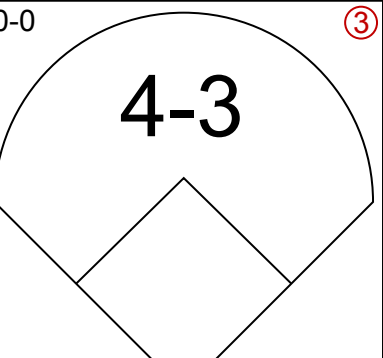
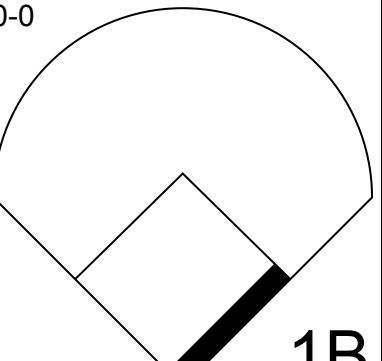
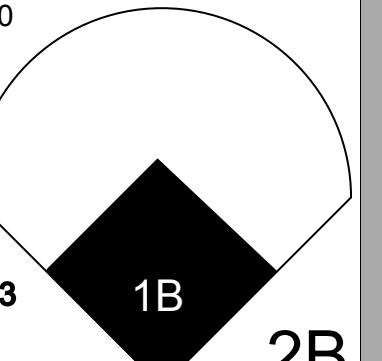
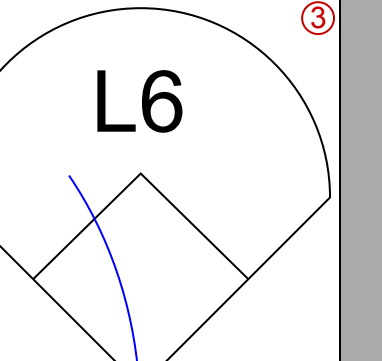


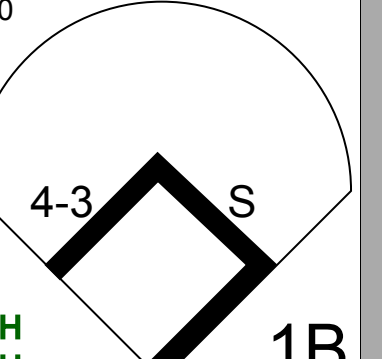
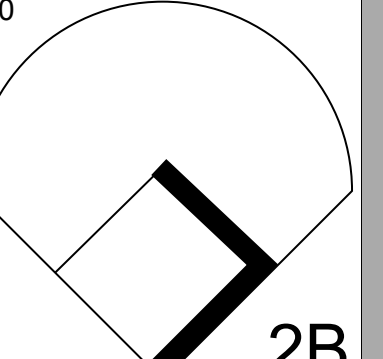


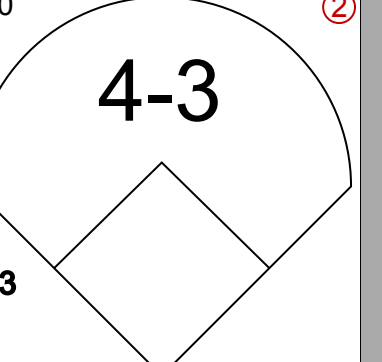
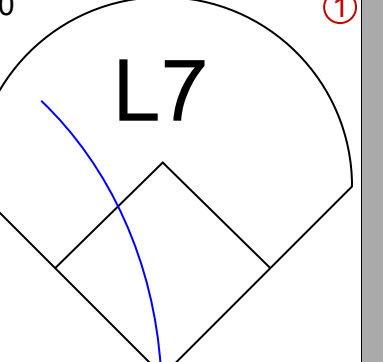


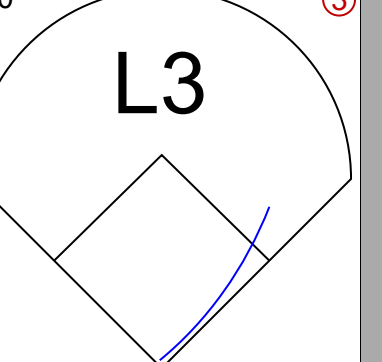
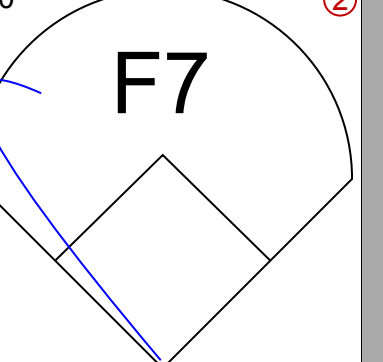

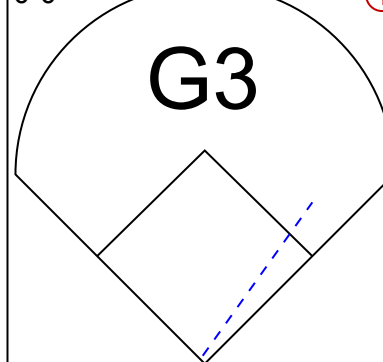
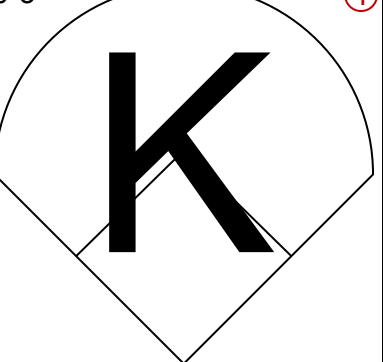
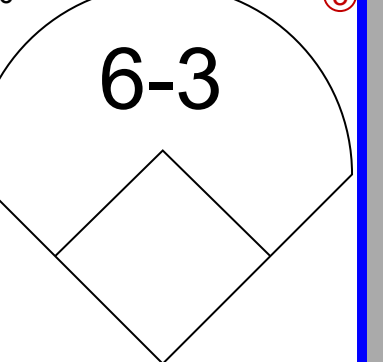



Batter	1	2	3	4	5	6	7	8	9	AB	R	H	RBI	BB	SO	LOB	TOP						
Lou Brock, L OBP: 0.317, SLG: 0.360 Mike Anderson, R OBP: 0.286, SLG: 0.371										4	2	1	0	1	1	2							
Gary Templeton, S OBP: 0.335, SLG: 0.443										4	1	2	0	1	0	0							
Hector Cruz, R OBP: 0.355, SLG: 0.384										4	0	1	1	1	0	3							
Dave Rader, L OBP: 0.324, SLG: 0.394 Ted Simmons, S OBP: 0.411, SLG: 0.526										3	0	0	0	0	0	3							
Keith Hernandez, L OBP: 0.393, SLG: 0.460										4	0	0	0	0	1	2							
Jerry Mumphrey, S OBP: 0.399, SLG: 0.459										4	1	2	0	0	1	0							
Ken Reitz, R OBP: 0.304, SLG: 0.434										4	1	4	2	0	0	0							
Don Kessinger, S OBP: 0.324, SLG: 0.282 Mike Tyson, R OBP: 0.290, SLG: 0.326										4	0	1	0	0	0	2							
John Urea, R OBP: 0.300, SLG: 0.125 Tony Scott, S OBP: 0.373, SLG: 0.406 Butch Metzger, R OBP: 0.300, SLG: 0.326										3	0	0	0	0	0	0							
<b>Inning Stats</b>	R: 0 E: 0 K: 1 S: 6	H: 1 LOB: 1 BB: 0 P: 6	R: 2 E: 0 K: 0 S: 5	H: 2 LOB: 0 BB: 0 P: 5	R: 0 E: 0 K: 0 S: 3	H: 0 LOB: 1 BB: 1 P: 7	R: 0 E: 0 K: 1 S: 6	H: 2 LOB: 1 BB: 0 P: 6	R: 1 E: 0 K: 0 S: 4	H: 2 LOB: 1 BB: 1 P: 8	R: 0 E: 0 K: 1 S: 6	H: 1 LOB: 1 BB: 0 P: 6	R: 2 E: 0 K: 0 S: 5	H: 2 LOB: 1 BB: 1 P: 9	R: 0 E: 0 K: 0 S: 5	H: 2 LOB: 2 BB: 0 P: 5	R: 0 E: 0 K: 0 S: 3	H: 0 LOB: 0 BB: 0 P: 3	1B: 10 2B: 1 3B: 0 HR: 1	SF: 0 SAC: 0 DP: 1 HBP: 0	WP: 0 PB: 0 SB: 3 CS: 3	PA: 40	
<b>PITCHER</b>	IP WLS BF H R ER SO BB IBB HBP BLK WP HR S P ERA WHIP	IP WLS BF H R ER SO BB IBB HBP BLK WP HR S P ERA WHIP	IP WLS BF H R ER SO BB IBB HBP BLK WP HR S P ERA WHIP	IP WLS BF H R ER SO BB IBB HBP BLK WP HR S P ERA WHIP	IP WLS BF H R ER SO BB IBB HBP BLK WP HR S P ERA WHIP	IP WLS BF H R ER SO BB IBB HBP BLK WP HR S P ERA WHIP	IP WLS BF H R ER SO BB IBB HBP BLK WP HR S P ERA WHIP	IP WLS BF H R ER SO BB IBB HBP BLK WP HR S P ERA WHIP	IP WLS BF H R ER SO BB IBB HBP BLK WP HR S P ERA WHIP	IP WLS BF H R ER SO BB IBB HBP BLK WP HR S P ERA WHIP	IP WLS BF H R ER SO BB IBB HBP BLK WP HR S P ERA WHIP	IP WLS BF H R ER SO BB IBB HBP BLK WP HR S P ERA WHIP	IP WLS BF H R ER SO BB IBB HBP BLK WP HR S P ERA WHIP	IP WLS BF H R ER SO BB IBB HBP BLK WP HR S P ERA WHIP	IP WLS BF H R ER SO BB IBB HBP BLK WP HR S P ERA WHIP	IP WLS BF H R ER SO BB IBB HBP BLK WP HR S P ERA WHIP	IP WLS BF H R ER SO BB IBB HBP BLK WP HR S P ERA WHIP	IP WLS BF H R ER SO BB IBB HBP BLK WP HR S P ERA WHIP	IP WLS BF H R ER SO BB IBB HBP BLK WP HR S P ERA WHIP	IP WLS BF H R ER SO BB IBB HBP BLK WP HR S P ERA WHIP	IP WLS BF H R ER SO BB IBB HBP BLK WP HR S P ERA WHIP	IP WLS BF H R ER SO BB IBB HBP BLK WP HR S P ERA WHIP	IP WLS BF H R ER SO BB IBB HBP BLK WP HR S P ERA WHIP

St. Louis Cardinals @ Houston Astros  
Astrodome, Houston, TX  
Sun Aug 07 1977, 4:33 AM EDT  
Att: 19,901 - Unknown

AB 37  
R 5  
H 12  
RBI 5  
BB 3  
SO 3  
LOB 14



Batter	1	2	3	4	5	6	7	8	9	AB	R	H	RBI	BB	SO	LOB	BOTTOM						
Terry Puhl, L OBP: 0.315, SLG: 0.300										4	0	0	0	0	1	0							
Enos Cabell, R OBP: 0.303, SLG: 0.426										4	0	0	0	0	0	0							
Cesar Cedeno, R OBP: 0.328, SLG: 0.370										4	0	2	0	0	0	0							
Bob Watson, R OBP: 0.356, SLG: 0.483										4	1	1	0	0	1	2							
Jose Cruz, L OBP: 0.364, SLG: 0.475										4	1	2	0	0	1	0							
Joe Ferguson, R OBP: 0.383, SLG: 0.438										4	0	2	2	0	2	1							
Art Howe, R OBP: 0.333, SLG: 0.421										3	0	0	0	1	0	3							
Julio Gonzalez, R OBP: 0.291, SLG: 0.329										4	0	1	0	0	0	3							
Dan Larson, R OBP: 0.318, SLG: 0.286 Joe Sambito, L OBP: 0.162, SLG: 0.182 Ken Boswell, L OBP: 0.287, SLG: 0.256 Ken Forsch, R OBP: 0.143, SLG: 0.077 Wilbur Howard, S OBP: 0.290, SLG: 0.305										2	0	0	0	0	1	0							
<b>Inning Stats</b>	R: 0 E: 0 K: 2 S: 8	H: 1 LOB: 1 BB: 0 P: 8	R: 0 E: 0 K: 1 S: 6	H: 1 LOB: 0 BB: 0 P: 6	R: 0 E: 0 K: 0 S: 3	H: 0 LOB: 0 BB: 0 P: 3	R: 2 E: 0 K: 0 S: 6	H: 3 LOB: 1 BB: 0 P: 6	R: 0 E: 0 K: 1 S: 5	H: 0 LOB: 0 BB: 0 P: 5	R: 0 E: 0 K: 0 S: 3	H: 0 LOB: 0 BB: 0 P: 3	R: 0 E: 0 K: 0 S: 4	H: 1 LOB: 1 BB: 0 P: 4	R: 0 E: 0 K: 0 S: 4	H: 1 LOB: 1 BB: 0 P: 4	R: 0 E: 0 K: 3 S: 10	H: 1 LOB: 2 BB: 1 P: 14	1B: 5 2B: 3 3B: 0 HR: 0	SF: 0 SAC: 0 DP: 0 HBP: 0	WP: 0 PB: 0 SB: 2 CS: 0	PA: 36	
<b>PITCHER</b>	IP WLS BF H R ER SO BB IBB HBP BLK WP HR S P ERA WHIP	IP WLS BF H R ER SO BB IBB HBP BLK WP HR S P ERA WHIP	IP WLS BF H R ER SO BB IBB HBP BLK WP HR S P ERA WHIP	IP WLS BF H R ER SO BB IBB HBP BLK WP HR S P ERA WHIP	IP WLS BF H R ER SO BB IBB HBP BLK WP HR S P ERA WHIP	IP WLS BF H R ER SO BB IBB HBP BLK WP HR S P ERA WHIP	IP WLS BF H R ER SO BB IBB HBP BLK WP HR S P ERA WHIP	IP WLS BF H R ER SO BB IBB HBP BLK WP HR S P ERA WHIP	IP WLS BF H R ER SO BB IBB HBP BLK WP HR S P ERA WHIP	IP WLS BF H R ER SO BB IBB HBP BLK WP HR S P ERA WHIP	IP WLS BF H R ER SO BB IBB HBP BLK WP HR S P ERA WHIP	IP WLS BF H R ER SO BB IBB HBP BLK WP HR S P ERA WHIP	IP WLS BF H R ER SO BB IBB HBP BLK WP HR S P ERA WHIP	IP WLS BF H R ER SO BB IBB HBP BLK WP HR S P ERA WHIP	IP WLS BF H R ER SO BB IBB HBP BLK WP HR S P ERA WHIP	IP WLS BF H R ER SO BB IBB HBP BLK WP HR S P ERA WHIP	IP WLS BF H R ER SO BB IBB HBP BLK WP HR S P ERA WHIP	IP WLS BF H R ER SO BB IBB HBP BLK WP HR S P ERA WHIP	IP WLS BF H R ER SO BB IBB HBP BLK WP HR S P ERA WHIP	IP WLS BF H R ER SO BB IBB HBP BLK WP HR S P ERA WHIP	IP WLS BF H R ER SO BB IBB HBP BLK WP HR S P ERA WHIP	IP WLS BF H R ER SO BB IBB HBP BLK WP HR S P ERA WHIP	IP WLS BF H R ER SO BB IBB HBP BLK WP HR S P ERA WHIP

St. Louis Cardinals @ Houston Astros  
Astrodome, Houston, TX  
Sun Aug 07 1977, 4:33 AM EDT  
Att: 19,901 - Unknown

AB 35  
R 2  
H 8  
RBI 2  
BB 1  
SO 7  
LOB 12





Batter	1	2	3	4	5	6	7	8	9	AB	R	H	RBI	BB	SO	LOB	TOP			
Rick Bosetti, R (1, 9) Roger Freed, R (8, PH) OBP: 0.466, SLG: 0.532 Al Hrabosky, R (8, 1)	F9		5-3			5-3		F6-4-3		3	0	0	0	0	0	0				
Gary Templeton, S (1, 6) OBP: 0.336, SLG: 0.444	F		F2			F7			G3 SH1-4 HR	4	2	2	0	0	0	0				
Hector Cruz, R (1, 7) OBP: 0.358, SLG: 0.385				F4-6-3 1B		K			SH1-4	2	0	1	1	1	1	0				
Ted Simmons, S (1, 2) OBP: 0.412, SLG: 0.525	L8			F4-6-3 1B				F6-3	G3 HR	3	1	1	0	1	0	1				
Keith Hernandez, L (1, 3) OBP: 0.389, SLG: 0.455	G3			F4-6-3 1B		K			G3	4	0	0	0	0	1	5				
Ken Reitz, R (1, 5) OBP: 0.304, SLG: 0.439		F6-3		5-3						4	1	1	3	0	0	1				
Jerry Mumphrey, S (1, 8) OBP: 0.400, SLG: 0.459	F6-3								SH1-4 1B	4	0	2	0	0	0	0				
Mike Tyson, R (1, 4) OBP: 0.278, SLG: 0.323						F6-3			SH1-4	2	0	0	0	0	1	1				
Eric Rasmussen, R (1, 1) OBP: 0.186, SLG: 0.214 Mike Anderson, R (8, PH) OBP: 0.292, SLG: 0.371			4-3			K				2	0	0	0	0	1	0				
									F6-4-3 BB	0	0	0	0	1	0	0				
<b>Inning Stats</b>	R: 1 E: 0 K: 0 S: 5	H: 2 LOB: 1 BB: 0 P: 5	R: 0 E: 0 K: 1 S: 5	H: 0 LOB: 0 BB: 0 P: 5	R: 0 E: 0 K: 0 S: 3	H: 0 LOB: 0 BB: 0 P: 3	R: 0 E: 0 K: 0 S: 3	H: 1 LOB: 1 BB: 1 P: 7	R: 0 E: 0 K: 1 S: 5	H: 0 LOB: 0 BB: 0 P: 5	R: 0 E: 0 K: 1 S: 5	H: 0 LOB: 0 BB: 0 P: 5	R: 0 E: 0 K: 1 S: 5	H: 1 LOB: 1 BB: 1 P: 7	R: 3 E: 0 K: 0 S: 5	H: 2 LOB: 0 BB: 1 P: 9	1B: 6 2B: 0 3B: 0 HR: 1	SF: 0 SAC: 2 DP: 2 HBP: 0	WP: 0 PB: 0 SB: 1 CS: 1	PA: 34
<b>PITCHER</b> Jerry Koosman, L (1, 1) ERA: 3.28	IP: 9.0 WLS: L BF: 34 H: 7 R: 4 ER: 4 SO: 4	BB: 2 IBB: 1 HBP: 0 BLK: 0	WP: 0 HR: 1 S: 39 P: 51	ERA: 4.00 WHIP: 1.000											<b>PITCHER</b>	IP: 9.0 WLS: L BF: 34 H: 7 R: 4 ER: 4 SO: 4	BB: 2 IBB: 1 HBP: 0 BLK: 0	WP: 0 HR: 1 S: 39 P: 51	ERA: 4.00 WHIP: 1.000	

St. Louis Cardinals @ New York Mets  
Shea Stadium, Flushing, NY  
Mon Aug 08 1977, 7:05 PM EDT  
Att: 12,519 - Unknown

AB 29  
R 4  
H 7  
RBI 4  
BB 3  
SO 4  
LOB 10



Batter	1	2	3	4	5	6	7	8	9	AB	R	H	RBI	BB	SO	LOB	BOTTOM			
Lenny Randle, S (1, 5) OBP: 0.392, SLG: 0.426			K			K		K		4	0	1	0	0	3	2				
Felix Milan, R (1, 4) OBP: 0.290, SLG: 0.314						F7		F8		2	0	0	0	2	0	2				
Steve Henderson, R (1, 7) OBP: 0.350, SLG: 0.531									HR	4	1	1	1	0	0	2				
John Milner, L (1, 3) OBP: 0.368, SLG: 0.429										2	0	0	0	2	1	0				
Mike Vail, R (1, 9) OBP: 0.329, SLG: 0.429										4	0	0	0	0	2	2				
John Stearns, R (1, 2) OBP: 0.387, SLG: 0.463										4	1	2	1	0	1	1				
Lee Mazzilli, S (1, 8) OBP: 0.326, SLG: 0.304										2	0	0	0	1	0	1				
Doug Flynn, R (1, 6) OBP: 0.241, SLG: 0.266										3	0	0	0	0	1	1				
Jerry Koosman, R (1, 1) OBP: 0.136, SLG: 0.175										2	0	0	0	0	1	0				
<b>Inning Stats</b>	R: 0 E: 0 K: 0 S: 2	H: 1 LOB: 0 BB: 1 P: 6	R: 1 E: 0 K: 1 S: 6	H: 1 LOB: 0 BB: 0 P: 6	R: 0 E: 0 K: 2 S: 7	H: 0 LOB: 0 BB: 0 P: 7	R: 0 E: 0 K: 0 S: 2	H: 0 LOB: 1 BB: 2 P: 10	R: 0 E: 0 K: 1 S: 5	H: 1 LOB: 0 BB: 0 P: 5	R: 0 E: 0 K: 1 S: 5	H: 0 LOB: 1 BB: 1 P: 7	R: 0 E: 0 K: 1 S: 5	H: 0 LOB: 2 BB: 1 P: 10	R: 1 E: 0 K: 3 S: 10	H: 1 LOB: 0 BB: 0 P: 10	1B: 2 2B: 1 3B: 0 HR: 2	SF: 0 SAC: 0 DP: 3 HBP: 1	WP: 0 PB: 0 SB: 0 CS: 1	PA: 33
<b>PITCHER</b> Eric Rasmussen, R (1, 1) ERA: 3.36 Al Hrabosky, L (8, 1) ERA: 4.45	IP: 7.0 WLS: W BF: 24 H: 3 R: 1 ER: 1 SO: 4	BB: 4 IBB: 0 HBP: 0 BLK: 0	WP: 0 HR: 1 S: 30 P: 46	ERA: 1.29 WHIP: 1.000											<b>PITCHER</b>	IP: 2.0 WLS: W BF: 9 H: 1 R: 1 ER: 1 SO: 4	BB: 1 IBB: 0 HBP: 1 BLK: 0	WP: 0 HR: 1 S: 15 P: 20	ERA: 4.50 WHIP: 1.000	

St. Louis Cardinals @ New York Mets  
Shea Stadium, Flushing, NY  
Mon Aug 08 1977, 7:05 PM EDT  
Att: 12,519 - Unknown

AB 27  
R 2  
H 4  
RBI 2  
BB 5  
SO 9  
LOB 11









Batter	1	2	3	4	5	6	7	8	9	AB	R	H	RBI	BB	SO	LOB	TOP				
Lou Brock, L OBP: 0.316, SLG: 0.361 Keith Hernandez, L OBP: 0.386, SLG: 0.450	5-3		K		K			F2		4	0	0	0	0	2	0					
Gary Templeton, S OBP: 0.333, SLG: 0.440	5-3		P4		G3			4-3		4	0	0	0	0	0	0					
Hector Cruz, R OBP: 0.359, SLG: 0.380	K			1B		F8		F9		4	1	1	0	0	1	0					
Ted Simmons, S OBP: 0.411, SLG: 0.522		HR		1B		1-3		F2		4	1	2	0	0	0	0					
Roger Freed, R OBP: 0.452, SLG: 0.569 Butch Metzger, R		HR		1B	L8	K		5-3		4	1	1	2	0	1	2					
Jerry Mumphrey, S OBP: 0.396, SLG: 0.454		HR		1B				K		4	0	1	1	0	1	0					
Ken Reitz, R OBP: 0.301, SLG: 0.434				1B				F6-3		3	0	0	0	0	1	2					
Mike Tyson, R OBP: 0.281, SLG: 0.326										3	0	1	0	0	0	2					
Tom Underwood, R OBP: 0.231, SLG: 0.182 Mike Anderson, R OBP: 0.292, SLG: 0.371			K			F6		5-3		3	0	0	0	0	1	1					
<b>Inning Stats</b>	R: 0 E: 0 K: 1 S: 5	H: 0 LOB: 0 BB: 0 P: 5	R: 2 E: 0 K: 0 S: 5	H: 2 LOB: 0 BB: 0 P: 5	R: 0 E: 0 K: 2 S: 7	H: 0 LOB: 0 BB: 0 P: 7	R: 1 E: 0 K: 1 S: 8	H: 3 LOB: 2 BB: 0 P: 8	R: 0 E: 0 K: 1 S: 5	H: 0 LOB: 0 BB: 0 P: 5	R: 0 E: 0 K: 0 S: 4	H: 1 LOB: 1 BB: 0 P: 4	R: 0 E: 0 K: 0 S: 3	H: 0 LOB: 0 BB: 0 P: 3	R: 0 E: 0 K: 1 S: 5	H: 0 LOB: 0 BB: 0 P: 5	1B: 5 2B: 0 3B: 0 HR: 1	SF: 0 SAC: 0 DP: 0 HBP: 0	WP: 0 PB: 0 SB: 0 CS: 0	PA: 33	
<b>PITCHER</b>	IP	WLS	BF	H	R	ER	SO	BB	IBB	HBP	BLK	WP	HR	S	P	ERA	WHIP				
Craig Swan, R ERA: 3.78 Skip Lockwood, R ERA: 3.18	8.0	L	30	6	3	3	6	0	0	0	0	0	1	42	42	3.38	0.750				
	1.0	S	3	0	0	0	1	0	0	0	0	0	0	5	5	0.00	0.000				

St. Louis Cardinals @ New York Mets  
Shea Stadium, Flushing, NY  
Wed Aug 10 1977, 3:33 AM EDT  
Att: 16,463 - Unknown

AB 33  
R 3  
H 6  
RBI 3  
BB 0  
SO 7  
LOB 7



Batter	1	2	3	4	5	6	7	8	9	AB	R	H	RBI	BB	SO	LOB	BOTTOM					
Lenny Randle, S OBP: 0.389, SLG: 0.425	F9		F8		2B			F8		4	0	1	1	0	0	0						
Felix Milan, R OBP: 0.295, SLG: 0.317	1B					F8		6-3		3	0	1	0	1	0	0						
Steve Henderson, R OBP: 0.356, SLG: 0.527	1B		F9			G6-4-3		K		3	0	1	0	1	1	1						
Mike Vail, R OBP: 0.318, SLG: 0.414	F9				4-3	G6-4-3		G1		4	0	0	0	0	3							
John Stearns, R OBP: 0.391, SLG: 0.460	P4					G5-4-3		G6-4-3		2	0	1	0	1	0	2						
Lee Mazzilli, S OBP: 0.320, SLG: 0.298	K				G5-4-3			G6-4-3		3	0	0	0	0	1	2						
Bobby Valentine, R OBP: 0.231, SLG: 0.233	1-3					FC6-4		F9		3	0	1	0	0	0	0						
Doug Flynn, R OBP: 0.249, SLG: 0.273	F6-3					FC6-4		F6		3	1	0	0	0	0	1						
Craig Swan, R OBP: 0.139, SLG: 0.139 Joel Youngblood, R OBP: 0.340, SLG: 0.301 Skip Lockwood, R OBP: 0.154, SLG: 0.154	F9					K		G3		2	0	0	0	0	1	1						
										1	0	0	0	0	0	0						
										0	0	0	0	0	0	0						
<b>Inning Stats</b>	R: 0 E: 0 K: 0 S: 4	H: 1 LOB: 2 BB: 1 P: 8	R: 0 E: 0 K: 1 S: 5	H: 0 LOB: 0 BB: 0 P: 5	R: 0 E: 0 K: 0 S: 4	H: 1 LOB: 1 BB: 0 P: 4	R: 0 E: 0 K: 0 S: 2	H: 0 LOB: 0 BB: 1 P: 6	R: 1 E: 0 K: 1 S: 6	H: 2 LOB: 1 BB: 0 P: 6	R: 0 E: 0 K: 0 S: 2	H: 0 LOB: 0 BB: 1 P: 6	R: 0 E: 0 K: 0 S: 3	H: 1 LOB: 0 BB: 0 P: 3	R: 0 E: 0 K: 0 S: 3	H: 0 LOB: 0 BB: 0 P: 3	R: 0 E: 0 K: 1 S: 5	H: 0 LOB: 0 BB: 0 P: 5	1B: 4 2B: 1 3B: 0 HR: 0	SF: 0 SAC: 0 DP: 3 HBP: 0	WP: 1 PB: 0 SB: 0 CS: 0	PA: 31
<b>PITCHER</b>	IP	WLS	BF	H	R	ER	SO	BB	IBB	HBP	BLK	WP	HR	S	P	ERA	WHIP					
Tom Underwood, L ERA: 4.78 Butch Metzger, R ERA: 3.31	8.0	W	28	5	1	1	2	3	0	0	0	0	0	29	41	1.12	1.000					
	1.0	S	3	0	0	0	1	0	0	0	0	0	0	5	5	0.00	0.000					

St. Louis Cardinals @ New York Mets  
Shea Stadium, Flushing, NY  
Wed Aug 10 1977, 3:33 AM EDT  
Att: 16,463 - Unknown

AB 28  
R 1  
H 5  
RBI 1  
BB 3  
SO 3  
LOB 10





Batter	1	2	3	4	5	6	7	8	9	AB	R	H	RBI	BB	SO	LOB	TOP										
<b>Pepe Frias, R</b> OBP: 0.224, SLG: 0.245 (1, 4)	1-3	FC6-4			6-3		4-3	P4		5	0	0	0	0	0	3	<b>Montreal Expos @ St. Louis Cardinals</b> Busch Stadium, St. Louis, MO Fri Aug 12 1977, 7:05 PM CDT Att: 27,394 - Unknown										
<b>Warren Cromartie, L</b> OBP: 0.320, SLG: 0.451 (1, 7)	BB 1B		4-3		S BB		6-3	K		4	0	1	0	1	1	2											
<b>Andre Dawson, R</b> OBP: 0.328, SLG: 0.470 (1, 8)	F7		K		BB		2B 1B		F9	4	1	1	0	1	1	1											
<b>Tony Perez, R</b> OBP: 0.354, SLG: 0.431 (1, 3)	BB 1B		FC5 1B		L3		1B		F8	5	0	3	1	0	0	2											
<b>Del Unser, L</b> OBP: 0.349, SLG: 0.461 (1, 9)	FC5-4 BB		1B		F8		2B		CS BB	2	0	1	0	3	0	2											
<b>Gary Carter, R</b> OBP: 0.335, SLG: 0.482 (1, 2)	FC5-4		FC5		6-3		F8		CS	4	0	0	0	0	0	7											
<b>Larry Parrish, R</b> OBP: 0.318, SLG: 0.394 (1, 5)		4-3		5-3		5-3 BB		CS 1B		3	0	1	0	1	0	0											
<b>Chris Speier, R</b> OBP: 0.320, SLG: 0.337 (1, 6)		K		5-3		1-2		1-2 2B		4	0	1	0	0	1	1											
<b>Stan Bahnsen, R</b> OBP: 0.171, SLG: 0.156 (8, PH)				4-3			P5			2	0	0	0	1	0	1											
<b>Jose Morales, R</b> OBP: 0.250, SLG: 0.315 (8, PH)										0	0	0	0	1	0	0											
<b>Will McEnaney, L</b> (8, 1)										0	0	0	0	0	0	0											
<b>Inning Stats</b>	R: 0 E: 0 K: 0 S: 5	H: 2 LOB: 3 BB: 1 P: 9	R: 0 E: 0 K: 1 S: 5	H: 0 LOB: 1 BB: 1 P: 9	R: 0 E: 0 K: 1 S: 7	H: 2 LOB: 2 BB: 0 P: 7	R: 0 E: 0 K: 0 S: 3	H: 0 LOB: 0 BB: 2 P: 3	R: 0 E: 0 K: 0 S: 3	H: 0 LOB: 1 BB: 1 P: 7	R: 1 E: 0 K: 0 S: 5	H: 2 LOB: 2 BB: 1 P: 9	R: 0 E: 0 K: 1 S: 6	H: 2 LOB: 2 BB: 1 P: 10	R: 0 E: 0 K: 0 S: 2	H: 0 LOB: 0 BB: 1 P: 6	1B: 6 2B: 2 3B: 0 HR: 0	SF: 0 SAC: 0 DP: 0 HBP: 0	WP: 0 PB: 0 SB: 1 CS: 2	PA: 42							
<b>PITCHER</b>	IP	WLS	BF	H	R	ER	SO	BB	IBB	HBP	BLK	WP	HR	S	P	ERA	WHIP										
<b>Bob Forsch, R</b> ERA: 3.49 (1, 1)	6.0		27	4	0	0	2	5	0	0	0	0	0	26	46	0.00	1.500										
<b>Clay Carroll, R</b> ERA: 2.31 (7, 1)	1.1		8	4	1	1	0	0	1	0	0	0	0	7	11	6.75	3.000										
<b>Al Hrabosky, L</b> ERA: 4.36 (8, 1)	1.2	W	6	0	0	0	1	1	1	0	0	0	0	6	14	0.00	0.600										

AB	33
R	1
H	8
RBI	1
BB	8
SO	3
LOB	19



Batter	1	2	3	4	5	6	7	8	9	AB	R	H	RBI	BB	SO	LOB	BOTTOM										
<b>Lou Brock, L</b> OBP: 0.318, SLG: 0.362 (1, 7)	1B S G6-4-3		K		3-1			CS 1B		4	1	2	0	0	1	1	<b>Montreal Expos @ St. Louis Cardinals</b> Busch Stadium, St. Louis, MO Fri Aug 12 1977, 7:05 PM CDT Att: 27,394 - Unknown										
<b>Gary Templeton, S</b> OBP: 0.334, SLG: 0.441 (1, 6)	G6-4-3		CS 1B		K			1-2		4	0	2	0	0	1	2											
<b>Hector Cruz, R</b> OBP: 0.354, SLG: 0.374 (1, 9)	G6-4-3		F9		P5			1-4-3		4	0	0	0	0	0	2											
<b>Ted Simmons, S</b> OBP: 0.414, SLG: 0.525 (9, PR)					F7			BB 2B BB		3	0	2	0	1	0	0											
<b>Rick Bosetti, R</b> (9, PR)					2B					0	1	0	0	0	0	0											
<b>Roger Freed, R</b> OBP: 0.431, SLG: 0.537 (1, 3)					5-3					3	0	0	0	0	0	2											
<b>Clay Carroll, R</b> OBP: 0.100, SLG: 0.100 (7, 1)	1-3				F7			2B BB		0	0	0	0	0	0	0											
<b>Al Hrabosky, R</b> (8, PH)										0	0	0	0	0	0	0											
<b>Mike Anderson, R</b> OBP: 0.299, SLG: 0.371 (8, PH)								1-2 BB		0	0	0	0	1	0	0											
<b>Jerry Mumphrey, S</b> OBP: 0.395, SLG: 0.454 (1, 8)		5-3			F7					4	0	1	1	0	0	1											
<b>Ken Reitz, R</b> OBP: 0.302, SLG: 0.436 (1, 5)					F8					3	0	1	0	0	1	1											
<b>Mike Tyson, R</b> OBP: 0.282, SLG: 0.326 (1, 4)					F7					3	0	1	0	0	0	1											
<b>Bob Forsch, R</b> OBP: 0.175, SLG: 0.200 (1, 1)					3-1 SH3-4					1	0	0	0	0	1	1											
<b>Keith Hernandez, L</b> OBP: 0.385, SLG: 0.449 (7, 3)					SH3-4					1	0	0	0	0	0	0											
<b>Inning Stats</b>	R: 1 E: 0 K: 0 S: 5	H: 3 LOB: 1 BB: 0 P: 5	R: 0 E: 0 K: 1 S: 6	H: 1 LOB: 1 BB: 0 P: 6	R: 0 E: 0 K: 1 S: 5	H: 1 LOB: 0 BB: 0 P: 5	R: 0 E: 0 K: 0 S: 4	H: 1 LOB: 1 BB: 0 P: 4	R: 0 E: 0 K: 1 S: 6	H: 1 LOB: 1 BB: 0 P: 6	R: 0 E: 0 K: 0 S: 3	H: 0 LOB: 0 BB: 0 P: 3	R: 0 E: 0 K: 1 S: 5	H: 0 LOB: 0 BB: 0 P: 5	R: 0 E: 0 K: 0 S: 3	H: 1 LOB: 0 BB: 0 P: 3	R: 1 E: 0 K: 0 S: 2	H: 1 LOB: 3 BB: 2 P: 10	1B: 6 2B: 3 3B: 0 HR: 0	SF: 0 SAC: 1 DP: 1 HBP: 0	WP: 0 PB: 0 SB: 1 CS: 2	PA: 33					
<b>PITCHER</b>	IP	WLS	BF	H	R	ER	SO	BB	IBB	HBP	BLK	WP	HR	S	P	ERA	WHIP										
<b>Stan Bahnsen, R</b> ERA: 5.14 (1, 1)	7.0		26	7	1	1	4	0	0	0	0	0	0	34	34	1.29	1.000										
<b>Will McEnaney, L</b> ERA: 4.03 (8, 1)	1.1	L	7	2	1	1	0	2	0	0	0	0	0	5	13	6.75	3.000										





Batter	1	2	3	4	5	6	7	8	9	10	AB	R	H	RBI	BB	SO	LOB	TOP			
Chris Speier, R OBP: 0.316, SLG: 0.332 (1, 6)	F8		K		F8			L7		G3	5	0	0	0	0	1	1				
Warren Cromartie, L OBP: 0.319, SLG: 0.400 (1, 7)	F8			L6		F9		1B			4	0	1	0	0	0	0				
Andre Dawson, R OBP: 0.330, SLG: 0.473 (1, 8)	F7			WP FC1-5-2-6 2B		S 1B		F9			4	0	2	0	0	0	1				
Tony Perez, R OBP: 0.351, SLG: 0.426 (1, 3)		E4 FC4-6		FC1-5-2-6 E 2-H		K 1-2		F7			4	0	0	0	0	1	3				
Del Unser, L OBP: 0.347, SLG: 0.454 (1, 9)		FC4-6 1B		E6 2-3		IBB			F8		3	0	0	0	1	0	2				
Gary Carter, R OBP: 0.334, SLG: 0.480 (1, 2)		G4-6-3 1B		K		F8			L7		4	0	1	0	0	1	4				
Larry Parrish, R OBP: 0.314, SLG: 0.388 (1, 5)		G4-6-3 1-2			F7		1-3			6-3	4	0	0	0	0	0	2				
Pete Mackanin, R OBP: 0.271, SLG: 0.318 (1, 4)			K		SH3-4 1B		L9			P4	4	0	1	0	0	1	0				
Wayne Twitchell, R OBP: 0.212, SLG: 0.167 (1, 1)											2	0	0	0	0	2	0				
Sam Mejias, R OBP: 0.309, SLG: 0.509 (10, PH)			K							P4	1	0	0	0	0	0	0				
Don Stanhouse, R OBP: 0.225, SLG: 0.282 (10, 1)					SH3-4 1-2		K				0	0	0	0	0	0	0				
<b>Inning Stats</b>	R: 0 E: 0 K: 0 S: 3	H: 0 LOB: 0 BB: 0 P: 3	R: 0 E: 1 K: 0 S: 4	H: 1 LOB: 1 BB: 0 P: 4	R: 0 E: 0 K: 3 S: 9	H: 0 LOB: 0 BB: 0 P: 9	R: 0 E: 1 K: 1 S: 7	H: 1 LOB: 2 BB: 1 P: 7	R: 0 E: 0 K: 0 S: 4	H: 0 LOB: 0 BB: 0 P: 5	R: 0 E: 0 K: 0 S: 4	H: 1 LOB: 1 BB: 0 P: 4	R: 0 E: 0 K: 0 S: 3	H: 0 LOB: 0 BB: 0 P: 3	R: 0 E: 0 K: 0 S: 3	H: 0 LOB: 0 BB: 0 P: 3	1B: 4 2B: 1 3B: 0 HR: 0	SF: 0 SAC: 1 DP: 1 HBP: 0	WP: 1 PB: 0 SB: 1 CS: 0	PA: 37	
<b>PITCHER</b>	IP 7.0	WLS 3	BF 27	H 4	R 0	ER 0	SO 6	BB 0	IBB 0	HBP 0	BLK 0	WP 1	HR 0	S 38	P 42	ERA 0.00	WHIP 0.571				
John Urra, R ERA: 2.7																					
Butch Metzger, R ERA: 3.19																					

**Montreal Expos @ St. Louis Cardinals**  
 Busch Stadium, St. Louis, MO  
 Sat Aug 13 1977, 7:05 PM CDT  
 Att. 34,218 - Cloudy

AB	35
R	0
H	5
RBI	0
BB	1
SO	6
LOB	13



Batter	1	2	3	4	5	6	7	8	9	10	AB	R	H	RBI	BB	SO	LOB	BOTTOM				
Lou Brock, L OBP: 0.319, SLG: 0.361 (1, 7)	CS BB		FC6-4 L6-3 1-2		5-3		F8			1B IBB 1B	4	0	1	0	1	0	3					
Garry Templeton, S OBP: 0.335, SLG: 0.438 (1, 6)	4-3 1-2		L6-3 1-2					F8		1B IBB 1B	3	0	0	0	2	0	2					
Hector Cruz, R OBP: 0.353, SLG: 0.373 (1, 9)				L9						CS 1B	1	0	0	0	0	1	0					
Mike Anderson, R OBP: 0.306, SLG: 0.376 (2, 9)					P3					CS 1B 1-2 2-3 3-H	4	0	2	1	0	0	2					
Ted Simmons, S OBP: 0.413, SLG: 0.523 (1, 2)		K				F2		F8			4	0	1	0	0	1	1					
Keith Hernandez, L OBP: 0.382, SLG: 0.444 (1, 3)		6-3		1-3 1B		4-3		CS	L6		4	0	0	0	0	0	1					
Jerry Mumphrey, S OBP: 0.396, SLG: 0.453 (1, 8)				1-2 IBB		4-3			6-3		3	0	1	0	1	0	0					
Ken Reitz, R OBP: 0.301, SLG: 0.433 (1, 5)					F7		5-3			K	3	0	0	0	1	1	2					
Mike Tyson, R OBP: 0.284, SLG: 0.334 (1, 4)		F7								L9	4	0	2	0	0	0	2					
John Urra, R OBP: 0.318, SLG: 0.118 (1, 1)										L9	1	0	0	0	1	1	1					
Tony Scott, S OBP: 0.372, SLG: 0.404 (7, PH)										1B IBB 1B	1	0	0	0	0	0	1					
Butch Metzger, R (8, 1)											0	0	0	0	0	0	0					
Roger Freed, R OBP: 0.459, SLG: 0.545 (10, PH)										1B 1B 1B	1	0	1	0	0	0	0					
Rick Bosetti, R (10, PR)											0	1	0	0	0	0	0					
<b>Inning Stats</b>	R: 0 E: 0 K: 1 S: 4	H: 0 LOB: 0 BB: 1 P: 8	R: 0 E: 0 K: 1 S: 6	H: 1 LOB: 2 BB: 1 P: 10	R: 0 E: 0 K: 0 S: 2	H: 0 LOB: 0 BB: 1 P: 6	R: 0 E: 0 K: 0 S: 4	H: 1 LOB: 2 BB: 1 P: 8	R: 0 E: 0 K: 1 S: 6	H: 0 LOB: 0 BB: 0 P: 3	R: 0 E: 0 K: 0 S: 3	H: 1 LOB: 1 BB: 0 P: 4	R: 0 E: 0 K: 0 S: 3	H: 1 LOB: 0 BB: 0 P: 3	R: 0 E: 0 K: 1 S: 5	H: 0 LOB: 0 BB: 0 P: 5	R: 1 E: 0 K: 0 S: 4	H: 3 LOB: 3 BB: 1 P: 8	1B: 6 2B: 3 3B: 0 HR: 0	SF: 0 SAC: 0 DP: 1 HBP: 0	WP: 0 PB: 0 SB: 1 CS: 2	PA: 40
<b>PITCHER</b>	IP 9.0	WLS 5	BF 34	H 5	R 0	ER 0	SO 4	BB 3	IBB 2	HBP 0	BLK 0	WP 0	HR 0	S 37	P 57	ERA 0.00	WHIP 0.889					
Wayne Twitchell, R ERA: 4.7																						
Don Stanhouse, R ERA: 4.19																						

**Montreal Expos @ St. Louis Cardinals**  
 Busch Stadium, St. Louis, MO  
 Sat Aug 13 1977, 7:05 PM CDT  
 Att. 34,218 - Cloudy

AB	33
R	1
H	8
RBI	1
BB	6
SO	4
LOB	15





Batter	1	2	3	4	5	6	7	8	9	AB	R	H	RBI	BB	SO	LOB	TOP										
Chris Speier, R OBP: 0.319, SLG: 0.339	0-0 WP 1B 2B		0-0 6-3		0-0 1B 2B		0-0 F3		4-0 1B BB	4	2	2	0	1	0	0	<b>Montreal Expos @ St. Louis Cardinals</b> Busch Stadium, St. Louis, MO Sun Aug 14 1977, 3:33 AM CDT Att: 24,303 - Unknown <a href="http://livebaseballscorecards.com">livebaseballscorecards.com</a>										
Warren Cromartie, L OBP: 0.300, SLG: 0.400	0-3 K		0-0 F7		0-0 2H 1B		0-0 WP 3B 1B		0-0 F7	5	1	2	1	0	1	2											
Andre Dawson, R OBP: 0.333, SLG: 0.480	0-3 K			0-0 4-3 S 1B	0-0 4-3		0-0 1B 3B		0-0 G4-6-3 1B	5	2	3	1	0	1	2											
Tony Perez, R OBP: 0.352, SLG: 0.427	0-0 2H 1B			0-0 F8		0-0 F7		0-0 1B	0-0 G4-6-3	4	0	2	2	0	0	1											
Sam Mejias, R OBP: 0.304, SLG: 0.500				0-0 F8		0-0 F7		0-0 1B	1-2	1	0	0	0	0	0	2											
Del Unser, L OBP: 0.345, SLG: 0.465	0-0 G3			0-0 4-3		0-0 HR		0-0 F8		4	1	1	1	0	0	3											
Gary Carter, R OBP: 0.336, SLG: 0.478		0-3 K		0-0 1B		0-0 FC5-4 BB		0-0 F9		3	0	1	0	1	1	1											
Larry Parrish, R OBP: 0.313, SLG: 0.384		0-0 L7		0-0 L8		0-0 FC5-4 BB		0-3 K		3	0	0	0	1	1	1											
Pete Mackanin, R OBP: 0.257, SLG: 0.300		0-0 F7			0-0 G3	0-0 FC5-4		0-0 4-3		4	0	0	0	0	0	2											
Steve Rogers, R OBP: 0.145, SLG: 0.097			0-0 F9		0-0 F8	0-0 4-3		0-0 4-3		4	0	0	0	0	0	2											
Joe Kerrigan, R ERA: 1.17					0-0 F8	0-0 4-3		0-0 4-3		0	0	0	0	0	0	0											
<b>Inning Stats</b>	R: 1 E: 0 K: 2 S: 9	H: 2 LOB: 1 BB: 0 P: 9	R: 0 E: 0 K: 1 S: 5	H: 0 LOB: 0 BB: 0 P: 5	R: 0 E: 0 K: 0 S: 3	H: 0 LOB: 0 BB: 0 P: 3	R: 1 E: 0 K: 0 S: 5	H: 2 LOB: 1 BB: 0 P: 5	R: 1 E: 0 K: 0 S: 5	H: 2 LOB: 1 BB: 0 P: 5	R: 1 E: 0 K: 0 S: 4	H: 1 LOB: 2 BB: 0 P: 12	R: 2 E: 0 K: 0 S: 6	H: 3 LOB: 1 BB: 0 P: 6	R: 0 E: 0 K: 1 S: 5	H: 0 LOB: 0 BB: 0 P: 5	R: 0 E: 0 K: 0 S: 3	H: 1 LOB: 1 BB: 1 P: 7	1B: 7 2B: 2 3B: 1 HR: 1	SF: 0 SAC: 0 DP: 1 HBP: 0	WP: 2 PB: 0 SB: 4 CS: 0	PA: 40					
<b>PITCHER</b>	IP	WLS	BF	H	R	ER	SO	BB	IBB	HBP	BLK	WP	HR	S	P	ERA	WHIP	<b>PITCHER</b>									
Eric Rasmussen, R ERA: 3.46	5.1	L	24	7	4	4	3	1	0	0	0	1	1	29	33	6.75	1.500										
Rawly Eastwick, R ERA: 3.74	1.0		7	3	2	2	0	1	0	0	0	1	0	6	10	18.00	4.000										
Buddy Schultz, L ERA: 1.17	2.2		9	1	0	0	1	1	0	0	0	0	0	10	14	0.00	0.750										
<b>Batter</b>	<b>1</b>	<b>2</b>	<b>3</b>	<b>4</b>	<b>5</b>	<b>6</b>	<b>7</b>	<b>8</b>	<b>9</b>	<b>AB</b>	<b>R</b>	<b>H</b>	<b>RBI</b>	<b>BB</b>	<b>SO</b>	<b>LOB</b>	<b>BOTTOM</b>										
Lou Brock, L OBP: 0.318, SLG: 0.360	0-0 CS 1B		0-0 3-1		0-0 F7			0-0 F8		4	0	1	0	0	0	0	<b>Montreal Expos @ St. Louis Cardinals</b> Busch Stadium, St. Louis, MO Sun Aug 14 1977, 3:33 AM CDT Att: 24,303 - Unknown <a href="http://livebaseballscorecards.com">livebaseballscorecards.com</a>										
Garry Templeton, S OBP: 0.333, SLG: 0.435	0-3 K		0-0 2-3		0-0 G3			0-3 K		3	0	0	0	0	1	1											
Don Kessinger, S OBP: 0.319, SLG: 0.278					0-0 G3			0-0 K		1	0	0	0	0	1	0											
Mike Anderson, R OBP: 0.304, SLG: 0.371	0-0 1-2 1B		0-3 K		0-0 F7			0-0 5-3		4	0	1	0	0	1	0											
Ted Simmons, S OBP: 0.411, SLG: 0.518	4-0 1-2 BB			0-0 P4		0-0 4-3		0-0 6-3		3	0	0	0	1	0	0											
Keith Hernandez, L OBP: 0.378, SLG: 0.440	0-3 K			0-0 L6		0-0 L3		0-0 4-3		4	0	0	0	0	1	2											
Jerry Mumphrey, S OBP: 0.394, SLG: 0.449		0-0 G3		0-0 HR BB		0-0 F7		0-0 F7		3	1	0	0	1	0	0											
Ken Reitz, R OBP: 0.301, SLG: 0.439		0-0 6-3		0-0 HR			0-0 5-3			3	1	1	2	0	0	0											
Mike Tyson, R OBP: 0.288, SLG: 0.338		0-0 1B		0-0 1B			0-0 6-3			3	0	2	0	0	0	0											
Eric Rasmussen, R OBP: 0.180, SLG: 0.207		0-0 P4		0-3 K			0-0 F3			2	0	0	0	0	1	2											
Rawly Eastwick, R OBP: 0.364, SLG: 0.300										0	0	0	0	0	0	0											
Buddy Schultz, R OBP: 0.273, SLG: 0.200										1	0	0	0	0	0	0											
<b>Inning Stats</b>	R: 0 E: 0 K: 2 S: 8	H: 2 LOB: 2 BB: 1 P: 12	R: 0 E: 0 K: 0 S: 4	H: 1 LOB: 1 BB: 0 P: 4	R: 0 E: 0 K: 1 S: 5	H: 0 LOB: 0 BB: 0 P: 5	R: 2 E: 0 K: 1 S: 7	H: 2 LOB: 1 BB: 1 P: 11	R: 0 E: 0 K: 0 S: 3	H: 0 LOB: 0 BB: 0 P: 3	R: 0 E: 0 K: 0 S: 3	H: 0 LOB: 0 BB: 0 P: 3	R: 0 E: 0 K: 1 S: 5	H: 0 LOB: 0 BB: 0 P: 5	R: 0 E: 0 K: 0 S: 3	H: 0 LOB: 0 BB: 0 P: 3	R: 0 E: 0 K: 0 S: 3	H: 0 LOB: 0 BB: 0 P: 3	1B: 4 2B: 0 3B: 0 HR: 1	SF: 0 SAC: 0 DP: 0 HBP: 0	WP: 0 PB: 0 SB: 1 CS: 1	PA: 33					
<b>PITCHER</b>	IP	WLS	BF	H	R	ER	SO	BB	IBB	HBP	BLK	WP	HR	S	P	ERA	WHIP	<b>PITCHER</b>									
Steve Rogers, R ERA: 2.82	8.0	W	30	5	2	2	5	2	0	0	0	0	0	38	46	2.25	0.875										
Joe Kerrigan, R ERA: 2.97	1.0		3	0	0	0	0	0	0	0	0	0	0	3	3	0.00	0.000										

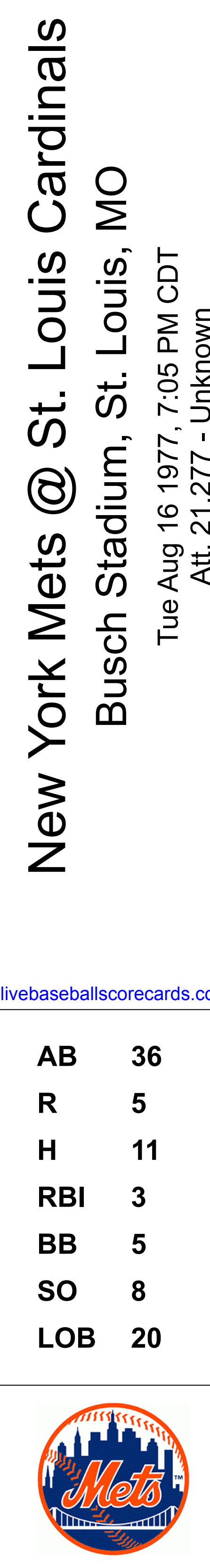






Batter	1	2	3	4	5	6	7	8	9	AB	R	H	RBI	BB	SO	LOB	TOP								
Lenny Randle, S OBP: 0.383, SLG: 0.416	F8		6-3		K		K	S BB		4	0	0	0	1	2	0	<b>New York Mets @ St. Louis Cardinals</b> Busch Stadium, St. Louis, MO Tue Aug 16 1977, 7:05 PM CDT Att: 21,277 - Unknown <a href="http://livebaseballscores.com">livebaseballscores.com</a>								
Bud Harrelson, S OBP: 0.257, SLG: 0.233	4-3 2B			4-3 1B BB		E6 1B 1B	F7	P4 1-2 3-H		4	1	2	0	1	0	1									
Steve Henderson, R OBP: 0.381, SLG: 0.533	4-3 2-3			4-3 1B		1B 1B 1B			K	5	2	3	0	0	1	1									
John Milner, L OBP: 0.372, SLG: 0.436	K			4-3 1-2 2-3		1B 1B 1B	2B		K	4	0	1	1	1	2	3									
John Stearns, R OBP: 0.384, SLG: 0.447		5-3				F7 3-H			F2	4	0	1	1	1	0	2									
Joel Youngblood, R OBP: 0.342, SLG: 0.308	K			L1-5 3-H		1B 1B	5-3			4	0	1	0	0	1	5									
Lee Mazzilli, S OBP: 0.331, SLG: 0.311	F8					1B S G6-4-3 BB	K	P4		3	1	0	0	1	1	3									
Doug Flynn, R OBP: 0.259, SLG: 0.291			F9			1-3 1B	1-2 2-3 3-H 1B	G3 S 2B		4	1	3	1	0	0	0									
Pat Zachry, R OBP: 0.146, SLG: 0.128	F8			G6-4-3 1-2 3-H		K		G3 2-3		4	0	0	0	0	1	5									
<b>Inning Stats</b>	R: 0 E: 0 K: 1 S: 6	H: 1 LOB: 1 BB: 0 P: 6	R: 0 E: 0 K: 1 S: 5	H: 0 LOB: 0 BB: 0 P: 5	R: 0 E: 0 K: 0 S: 3	H: 0 LOB: 0 BB: 0 P: 3	R: 0 E: 0 K: 0 S: 3	H: 1 LOB: 2 BB: 2 P: 11	R: 1 E: 0 K: 1 S: 5	H: 1 LOB: 0 BB: 1 P: 9	R: 2 E: 1 K: 2 S: 12	H: 5 LOB: 3 BB: 0 P: 12	R: 1 E: 0 K: 1 S: 7	H: 2 LOB: 2 BB: 1 P: 11	R: 1 E: 0 K: 0 S: 4	H: 1 LOB: 1 BB: 1 P: 8	R: 0 E: 0 K: 2 S: 7	H: 0 LOB: 0 BB: 0 P: 7	1B: 7 2B: 5 3B: 0 HR: 0	SF: 0 SAC: 0 DP: 2 HBP: 0	WP: 0 PB: 0 SB: 3 CS: 0	PA: 41			
<b>PITCHER</b>	IP WLS BF H R ER SO BB IBB HBP BLK WP HR S P ERA WHIP	5.2 L 26 8 3 3 4 2 1 0 0 0 0 0 31 43 4.76 1.765	6.1 7 2 1 1 2 1 0 0 0 0 0 0 10 14 6.75 2.250	8.1 8 1 1 1 2 1 0 0 0 0 0 0 11 15 4.50 1.000																					

Batter	1	2	3	4	5	6	7	8	9	AB	R	H	RBI	BB	SO	LOB	BOTTOM								
Lou Brock, L OBP: 0.313, SLG: 0.353	P6	F8			F8		F4-3			4	0	0	0	0	0	1	<b>New York Mets @ St. Louis Cardinals</b> Busch Stadium, St. Louis, MO Tue Aug 16 1977, 7:05 PM CDT Att: 21,277 - Unknown <a href="http://livebaseballscores.com">livebaseballscores.com</a>								
Jerry Mumphrey, S OBP: 0.393, SLG: 0.442	F4		F4-3		K			F4-6-3 BB		3	0	0	0	1	1	1									
Hector Cruz, R OBP: 0.350, SLG: 0.369	1B 1B		5-3			6-3		L8		4	1	1	0	0	0	1									
Ted Simmons, S OBP: 0.414, SLG: 0.519	1B BB 1B		L8				BB 1B	F4-6-3 1-2		4	0	2	0	0	0	1									
Keith Hernandez, L OBP: 0.386, SLG: 0.448	1B BB							FC6-4 1B		2	0	2	0	2	0	0									
Ken Reitz, R OBP: 0.300, SLG: 0.434	1-2 2-3 3-H 1B				K		K	FC6-4 FC3-6		4	0	1	1	1	0	2									
Don Kessinger, S OBP: 0.309, SLG: 0.269	F8				F8		P6	FC3-6 BB 1-2		4	0	0	0	0	0	6									
Mike Tyson, R OBP: 0.287, SLG: 0.335		F7								3	0	1	0	0	0	0									
Dave Rader, L OBP: 0.341, SLG: 0.405					SH2-4 1B					0	0	0	0	1	0	0									
Tom Underwood, R OBP: 0.222, SLG: 0.174		F7								1	0	0	0	0	0	0									
Butch Metzger, R					SH2-4					0	0	0	0	0	0	0									
Tony Scott, S OBP: 0.368, SLG: 0.397										1	0	0	0	0	1	0									
Al Hrabosky, R										0	0	0	0	0	0	0									
Roger Freed, R OBP: 0.441, SLG: 0.544										1	0	0	0	0	0	2									
<b>Inning Stats</b>	R: 1 E: 0 K: 0 S: 6	H: 3 LOB: 3 BB: 1 P: 10	R: 0 E: 0 K: 0 S: 3	H: 0 LOB: 0 BB: 0 P: 3	R: 0 E: 0 K: 1 S: 5	H: 1 LOB: 0 BB: 0 P: 5	R: 0 E: 0 K: 1 S: 6	H: 1 LOB: 1 BB: 1 P: 10	R: 0 E: 0 K: 1 S: 5	H: 0 LOB: 0 BB: 0 P: 5	R: 0 E: 0 K: 0 S: 2	H: 0 LOB: 0 BB: 1 P: 6	R: 0 E: 0 K: 0 S: 4	H: 1 LOB: 2 BB: 1 P: 8	R: 0 E: 0 K: 0 S: 6	H: 1 LOB: 2 BB: 1 P: 8	1B: 6 2B: 1 3B: 0 HR: 0	SF: 0 SAC: 1 DP: 1 HBP: 0	WP: 0 PB: 0 SB: 0 CS: 0	PA: 36					
<b>PITCHER</b>	IP WLS BF H R ER SO BB IBB HBP BLK WP HR S P ERA WHIP	9.0 W 36 7 1 1 4 4 0 0 0 0 0 40 56 1.00 1.222																							





Batter	1	2	3	4	5	6	7	8	9	AB	R	H	RBI	BB	SO	LOB	TOP								
Lenny Randle, S (1, 5) OBP: 0.384, SLG: 0.416	4-0 SH3-4 BB		0-3 K			0-0 S 1B			0-0 4-3	3	0	1	0	1	1	0									
Bud Harrelson, S (1, 6) OBP: 0.285, SLG: 0.231	0-0 SH3-4			0-3 K		0-0 3-1			0-0 F7	2	0	0	0	0	1	1									
Ed Kranepool, L (9, PH) OBP: 0.321, SLG: 0.462	1-2					1-2				1	0	0	0	0	0	0									
Bruce Boisclair, L (1, 9) OBP: 0.335, SLG: 0.378	0-0 G6-3 1B			0-3 K					0-0 4-1	4	0	1	0	0	1	0									
Steve Henderson, R (1, 7) OBP: 0.376, SLG: 0.525	0-0 G6-3			0-0 5-3					0-0 6-3	3	0	0	0	0	0	2									
John Milner, L (1, 3) OBP: 0.371, SLG: 0.433		0-0 4-3			0-3 K			4-0 BB		2	0	0	0	1	1	0									
Ron Hodges, L (1, 2) OBP: 0.333, SLG: 0.355		0-0 L8			0-0 3-1			0-0 F7		3	0	0	0	0	0	1									
Lee Mazzilli, S (1, 8) OBP: 0.329, SLG: 0.308		0-0 4-3			0-0 F8				0-0 L6	3	0	0	0	0	0	0									
Doug Flynn, R (1, 4) OBP: 0.255, SLG: 0.286			0-0 F6-3			0-0 F1-3			0-0 F6-3	3	0	0	0	0	0	0									
Jerry Koosman, R (1, 1) OBP: 0.141, SLG: 0.177				0-0 5-3		0-3 K			0-0 6-3	2	0	0	0	0	1	0									
Mike Vail, R (8, PH) OBP: 0.309, SLG: 0.400										1	0	0	0	0	0	0									
Bob Apodaca, R (8, 1) OBP: 0.250, SLG: 0.250										0	0	0	0	0	0	0									
<b>Inning Stats</b>	R: 0 E: 0 K: 0 S: 3	H: 1 LOB: 1 BB: 1 P: 7	R: 0 E: 0 K: 0 S: 3	H: 0 LOB: 0 BB: 0 P: 3	R: 0 E: 0 K: 1 S: 5	H: 0 LOB: 0 BB: 0 P: 5	R: 0 E: 0 K: 2 S: 7	H: 0 LOB: 0 BB: 0 P: 7	R: 0 E: 0 K: 1 S: 5	H: 0 LOB: 1 BB: 0 P: 5	R: 0 E: 0 K: 1 S: 6	H: 1 LOB: 1 BB: 0 P: 6	R: 0 E: 0 K: 0 S: 3	H: 0 LOB: 1 BB: 1 P: 7	R: 0 E: 0 K: 0 S: 3	H: 0 LOB: 0 BB: 0 P: 3	R: 0 E: 0 K: 0 S: 3	H: 0 LOB: 0 BB: 0 P: 3	1B: 2 2B: 0 3B: 0 HR: 0	SF: 0 SAC: 1 DP: 1 HBP: 0	WP: 0 PB: 0 SB: 1 CS: 0	PA: 30			
<b>PITCHER</b> Bob Forsch, R (1, 1) ERA: 3.3	IP: 9.0 WLS: W BF: 30	H: 2 R: 0 ER: 0 SO: 5	BB: 2 IBB: 0 HBP: 0 BLK: 0	WP: 0 HR: 0 S: 38 P: 46	ERA: 0.00 WHIP: 0.444																				

New York Mets @ St. Louis Cardinals  
 Busch Stadium, St. Louis, MO  
 Wed Aug 17 1977, 7:05 PM CDT  
 Att: 16,727 - Unknown

AB	27
R	0
H	2
RBI	0
BB	2
SO	5
LOB	4



Batter	1	2	3	4	5	6	7	8	9	AB	R	H	RBI	BB	SO	LOB	BOTTOM								
Rick Bosetti, R (1, 7) OBP: 0.333, SLG: 0.333	0-0 BB S 1B	0-0 F9			0-0 1B		0-0 F8			4	0	2	0	0	0	1									
Gary Templeton, S (1, 6) OBP: 0.332, SLG: 0.433	0-3 K		0-0 CS 1B		0-0 6-3		0-0 F9			4	0	1	0	0	1	2									
Keith Hernandez, L (1, 3) OBP: 0.385, SLG: 0.445	0-0 5-3		0-0 F4-3			4-0 1B BB	0-0 G3			3	1	0	0	1	0	2									
Ted Simmons, S (1, 2) OBP: 0.415, SLG: 0.518	4-0 FC5 BB IBB		0-0 L6			0-0 SH1-4 FC4-6 1B		0-3 K		3	1	1	0	1	1	0									
Hector Cruz, R (1, 9) OBP: 0.352, SLG: 0.369	4-0 1-2 2-3 BB			0-0 P3		0-0 FC4-6 SH1-4 1B		0-0 5-3		3	0	1	1	1	0	0									
Ken Reitz, R (1, 5) OBP: 0.301, SLG: 0.432	0-0 FC5			0-0 F9		0-0 SH1-4		4-0 BB		2	0	0	0	1	0	3									
Jerry Mumphrey, S (1, 8) OBP: 0.391, SLG: 0.437		0-0 1-3			0-0 F9		4-0 FC4-6 IBB		0-0 1-3	3	0	0	0	1	0	1									
Mike Tyson, R (1, 4) OBP: 0.284, SLG: 0.332		0-0 5-3			0-0 F3		0-0 FC4-6			3	0	0	1	0	0	2									
Bob Forsch, R (1, 1) OBP: 0.183, SLG: 0.207			0-0 1B		0-3 K		0-3 K			3	0	1	0	0	2	2									
<b>Inning Stats</b>	R: 0 E: 0 K: 1 S: 6	H: 1 LOB: 3 BB: 2 P: 14	R: 0 E: 0 K: 0 S: 4	H: 1 LOB: 1 BB: 0 P: 4	R: 0 E: 0 K: 0 S: 3	H: 1 LOB: 0 BB: 0 P: 3	R: 0 E: 0 K: 0 S: 3	H: 0 LOB: 0 BB: 0 P: 3	R: 0 E: 0 K: 1 S: 6	H: 1 LOB: 1 BB: 0 P: 6	R: 2 E: 0 K: 1 S: 7	H: 2 LOB: 2 BB: 2 P: 15	R: 0 E: 0 K: 0 S: 3	H: 0 LOB: 0 BB: 0 P: 3	R: 0 E: 0 K: 1 S: 5	H: 0 LOB: 1 BB: 1 P: 9	1B: 6 2B: 0 3B: 0 HR: 0	SF: 0 SAC: 1 DP: 0 HBP: 0	WP: 0 PB: 0 SB: 1 CS: 1	PA: 34					
<b>PITCHER</b> Jerry Koosman, L (1, 1) ERA: 3.26	IP: 7.0 WLS: L BF: 30	H: 6 R: 2 ER: 2 SO: 3	BB: 2 IBB: 2 HBP: 0 BLK: 0	WP: 0 HR: 0 S: 32 P: 48	ERA: 2.57 WHIP: 1.143																				
<b>PITCHER</b> Bob Apodaca, R (8, 1) ERA: 3.09	IP: 1.0 WLS: L BF: 4	H: 0 R: 0 ER: 0 SO: 1	BB: 1 IBB: 0 HBP: 0 BLK: 0	WP: 0 HR: 0 S: 5 P: 9	ERA: 0.00 WHIP: 1.000																				

New York Mets @ St. Louis Cardinals  
 Busch Stadium, St. Louis, MO  
 Wed Aug 17 1977, 7:05 PM CDT  
 Att: 16,727 - Unknown

AB	28
R	2
H	6
RBI	2
BB	5
SO	4
LOB	13





Batter	1	2	3	4	5	6	7	8	9	AB	R	H	RBI	BB	SO	LOB	TOP					
Gene Richards, L OBP: 0.363, SLG: 0.362 (1, 3)										3	1	1	0	2	0	0	<b>San Diego Padres @ St. Louis Cardinals</b> Busch Stadium, St. Louis, MO Fri Aug 19 1977, 7:05 PM CDT Att: 21,529 - Unknown					
Gene Tenace, R OBP: 0.421, SLG: 0.416 Dave Roberts, R OBP: 0.264, SLG: 0.330 (1, 2)										3	0	2	0	0	0	1						
Mike Ivie, R OBP: 0.341, SLG: 0.413 (1, 5)										5	1	3	2	0	1	3						
Dave Winfield, R OBP: 0.348, SLG: 0.496 Gary Sutherland, R OBP: 0.337, SLG: 0.354 (1, 9)										4	0	0	0	0	1	6						
George Hendrick, R OBP: 0.370, SLG: 0.476 Mike Champion, R OBP: 0.261, SLG: 0.275 (1, 8)										3	0	1	0	0	0	4						
Jerry Turner, L OBP: 0.313, SLG: 0.405 (1, 7)										4	0	0	0	0	1	1						
Pat Scanlon, L OBP: 0.303, SLG: 0.211 (1, 4)										3	0	0	0	1	1	0						
Bill Almon, R OBP: 0.299, SLG: 0.326 Tucker Ashford, R OBP: 0.274, SLG: 0.327 (1, 6)										3	0	3	0	0	0	0						
Dave Freisleben, R OBP: 0.267, SLG: 0.214 Rick Sawyer, R OBP: 0.320, SLG: 0.192 Merv Senftenhuth, R OBP: 0.445, SLG: 0.550 Dave Tomlin, L OBP: 0.333, SLG: 0.333 Dave Kingman, R OBP: 0.167, SLG: 0.250 Dave Wehrmeister, R OBP: 0.333, SLG: 0.143 Dan Spillner, R OBP: 0.333, SLG: 0.143 Bob Davis, R OBP: 0.333, SLG: 0.242 (1, 1)										0	0	0	0	0	0	0						
<b>Inning Stats</b>	R: 0 E: 0 K: 0 S: 4	H: 2 LOB: 2 BB: 1 P: 8	R: 0 E: 0 K: 0 S: 4	H: 1 LOB: 1 BB: 0 P: 4	R: 0 E: 0 K: 1 S: 6	H: 1 LOB: 1 BB: 0 P: 6	R: 0 E: 0 K: 1 S: 6	H: 2 LOB: 2 BB: 1 P: 10	R: 1 E: 0 K: 0 S: 5	H: 2 LOB: 1 BB: 0 P: 5	R: 0 E: 0 K: 0 S: 4	H: 1 LOB: 1 BB: 0 P: 4	R: 2 E: 0 K: 1 S: 7	H: 2 LOB: 0 BB: 0 P: 7	R: 0 E: 0 K: 1 S: 5	H: 0 LOB: 0 BB: 0 P: 5		R: 1 E: 0 K: 3 S: 11	H: 2 LOB: 2 BB: 1 P: 15	1B: 12 2B: 0 3B: 0 HR: 1	SF: 0 SAC: 0 DP: 2 HBP: 0	WP: 0 PB: 1 SB: 0 CS: 0
<b>PITCHER</b>	IP WLS BF H R ER SO BB IBB HBP BLK WP HR S P ERA WHIP	7.0 W 32 11 3 2 3 2 0 0 0 1 0 1 36 44 2.57 1.857	2.0 9 2 1 1 4 1 0 0 0 0 0 0 16 20 4.50 1.500														ERA WHIP					


AB	38
R	4
H	13
RBI	3
BB	3
SO	7
LOB	24



Batter	1	2	3	4	5	6	7	8	9	AB	R	H	RBI	BB	SO	LOB	BOTTOM			
Lou Brock, L OBP: 0.312, SLG: 0.350 Rick Bosetti, R OBP: 0.400, SLG: 0.400 (1, 7)										3	1	0	1	1	1	2	<b>San Diego Padres @ St. Louis Cardinals</b> Busch Stadium, St. Louis, MO Fri Aug 19 1977, 7:05 PM CDT Att: 21,529 - Unknown			
Gary Templeton, S OBP: 0.333, SLG: 0.434 Mike Phillips, L OBP: 0.238, SLG: 0.248 (1, 6)										4	1	2	0	0	0	1				
Jerry Mumphrey, S OBP: 0.391, SLG: 0.437 (1, 8)										5	1	2	1	0	0	5				
Ted Simmons, S OBP: 0.419, SLG: 0.528 Dave Rader, L OBP: 0.333, SLG: 0.395 (1, 2)										2	2	2	1	1	0	0				
Keith Hernandez, L OBP: 0.385, SLG: 0.447 (1, 3)										5	1	2	0	0	1	4				
Hector Cruz, R OBP: 0.350, SLG: 0.364 (1, 9)										4	1	0	0	1	2	4				
Ken Reitz, R OBP: 0.306, SLG: 0.435 (1, 5)										4	3	3	2	1	1	1				
Mike Tyson, R OBP: 0.289, SLG: 0.350 (1, 4)										4	2	3	6	0	0	1				
John Ureia, R OBP: 0.360, SLG: 0.158 Dane Iorg, L OBP: 0.220, SLG: 0.225 Buddy Schultz, R OBP: 0.273, SLG: 0.200 (1, 1)										2	0	1	1	1	0	1				
<b>Inning Stats</b>	R: 5 E: 0 K: 2 S: 10	H: 3 LOB: 1 BB: 3 P: 22	R: 0 E: 0 K: 1 S: 5	H: 1 LOB: 0 BB: 0 P: 5	R: 0 E: 0 K: 0 S: 3	H: 1 LOB: 0 BB: 0 P: 3	R: 2 E: 0 K: 0 S: 4	H: 2 LOB: 0 BB: 1 P: 8	R: 5 E: 2 K: 0 S: 9	H: 6 LOB: 2 BB: 1 P: 13	R: 0 E: 0 K: 0 S: 3	H: 0 LOB: 0 BB: 0 P: 3	R: 0 E: 0 K: 0 S: 5	H: 2 LOB: 3 BB: 1 P: 9	R: 0 E: 0 K: 2 S: 8	H: 1 LOB: 1 BB: 0 P: 8		1B: 12 2B: 3 3B: 0 HR: 2	SF: 0 SAC: 0 DP: 2 HBP: 0	WP: 0 PB: 0 SB: 0 CS: 1
<b>PITCHER</b>	IP WLS BF H R ER SO BB IBB HBP BLK WP HR S P ERA WHIP	0.2 L 8 3 5 5 2 3 0 0 0 0 0 0 0 1 1 0.00 0.000	0.1 1 0 0 0 0 0 0 0 0 0 0 0 0 1 1 0.00 0.000	2.0 6 2 0 0 1 0 0 0 0 0 0 0 8 8 0.00 1.000	4.0 24 10 7 7 0 3 0 0 0 0 0 2 21 33 15.75 3.250	1.0 4 1 0 0 2 0 0 0 0 0 0 0 8 8 0.00 1.000														ERA WHIP





Batter	1	2	3	4	5	6	7	8	9	AB	R	H	RBI	BB	SO	LOB	TOP					
Gene Richards, L (1, 8) OBP: 0.362, SLG: 0.358	0-0 4-3		0-0 F7		4-0 IBB		0-0 F9		0-0 G4-6-3	4	0	0	0	1	0	3	<b>San Diego Padres @ St. Louis Cardinals</b> Busch Stadium, St. Louis, MO Sat Aug 20 1977, 7:05 PM CDT Att. 35,982 - Cloudy					
Gene Tenace, R (1, 2) OBP: 0.421, SLG: 0.415	0-0 L7			4-0 BB	0-0 P6			0-0 BB 1B		3	0	1	0	1	0	3						
Mike Ivie, R (1, 5) OBP: 0.338, SLG: 0.409	0-0 F7			0-0 F8	0-0 F8			0-0 L6		4	0	0	0	0	0	5						
Dave Kingman, R (1, 3) OBP: 0.275, SLG: 0.412		0-3 K		0-3 K		0-0 5-3		0-0 BB 1B		4	0	1	0	0	2	1						
George Hendrick, R (1, 9) OBP: 0.367, SLG: 0.471	0-0 4-3		0-0 L6		0-0 6-3			0-3 K		4	0	0	0	0	1	3						
Jerry Turner, L (1, 7) OBP: 0.316, SLG: 0.401	0-0 F5				4-0 1B BLK BB	0-0 F8		4-0 1-2 2-3 BB		2	1	0	0	2	0	0						
Bill Almon, R (1, 6) OBP: 0.299, SLG: 0.325			0-0 F7		0-0 BLK 1-2 1B		0-0 E5 1-3	0-3 K		4	0	1	0	0	1	3						
Mike Champion, R (1, 4) OBP: 0.265, SLG: 0.278			0-0 S 1B		0-0 BLK 1-2 2-3 1B		0-0 1-3	4-0 G4-6-3 BB		3	0	2	0	1	0	1						
Randy Jones, R (1, 1) OBP: 0.212, SLG: 0.294			0-3 K		0-0 F8		0-0 5-3		0-0 F7	2	0	0	0	0	0	1						
Dave Freisleben, R (6, 1) OBP: 0.207, SLG: 0.214					1-2 2-3 3-H				0	0	0	0	0	0	0	1						
Merv Senftenberg, R (7, PH) OBP: 0.432, SLG: 0.495										0	0	0	0	0	0	0	1					
Dave Tomlin, L (7, 1) OBP: 0.333, SLG: 0.333										0	0	0	0	0	0	0	1					
Rick Sawyer, R (8, 1) OBP: 0.265, SLG: 0.150										0	0	0	0	0	0	0	1					
Pat Scanlon, L (8, PH) OBP: 0.296, SLG: 0.207										1	0	0	0	0	0	0	1					
<b>Inning Stats</b>	R: 0 E: 0 K: 0 S: 3	H: 0 LOB: 0 BB: 0 P: 3	R: 0 E: 0 K: 1 S: 5	H: 0 LOB: 0 BB: 0 P: 5	R: 0 E: 0 K: 1 S: 6	H: 1 LOB: 1 BB: 0 P: 6	R: 0 E: 0 K: 1 S: 5	H: 0 LOB: 1 BB: 1 P: 9	R: 0 E: 0 K: 0 S: 5	H: 0 LOB: 0 BB: 0 P: 3	R: 0 E: 1 K: 0 S: 4	H: 0 LOB: 1 BB: 0 P: 4	R: 0 E: 0 K: 2 S: 9	H: 2 LOB: 3 BB: 1 P: 13	R: 0 E: 0 K: 2 S: 9	H: 2 LOB: 3 BB: 1 P: 13	R: 0 E: 0 K: 0 S: 2	H: 0 LOB: 0 BB: 1 P: 6	1B: 5 2B: 0 3B: 0 HR: 0	SF: 0 SAC: 0 DP: 1 HBP: 0	WP: 0 PB: 0 SB: 1 CS: 0	PA: 37
<b>PITCHER</b> Eric Rasmussen, R (1, 1) ERA: 3.34	IP: 9.0 WLS: W BF: 37 H: 5 R: 1 ER: 1 SO: 5 BB: 4 IBB: 1 HBP: 0 BLK: 1 WP: 0 HR: 0 S: 42 P: 62 ERA: 1.00 WHIP: 1.000															<b>PITCHER</b>						

Batter	1	2	3	4	5	6	7	8	9	AB	R	H	RBI	BB	SO	LOB	BOTTOM			
Lou Brock, L (1, 7) OBP: 0.309, SLG: 0.346	0-0 F8		0-0 4-3		0-0 3-1	0-0 F7				4	0	0	0	0	0	1	<b>San Diego Padres @ St. Louis Cardinals</b> Busch Stadium, St. Louis, MO Sat Aug 20 1977, 7:05 PM CDT Att. 35,982 - Cloudy			
Rick Bosetti, R (9, 7) OBP: 0.400, SLG: 0.400										0	0	0	0	0	0	0				
Jerry Mumphrey, S (1, 8) OBP: 0.390, SLG: 0.434	0-3 K		0-0 FC5-4 1B		0-0 6-3	0-0 4-3				4	0	1	0	0	1	0				
Garry Templeton, S (1, 6) OBP: 0.335, SLG: 0.434	0-0 FC5-4 1B		0-0 FC5-4 1-2		0-0 E6 HR 1B	0-0 5-3				4	1	2	0	0	0	1				
Ted Simmons, S (1, 2) OBP: 0.417, SLG: 0.524	0-0 FC5-4 1-2			0-0 L7		4-0 HR IBB	0-0 F2			3	1	0	0	1	0	1				
Keith Hernandez, L (1, 3) OBP: 0.384, SLG: 0.452		0-0 3-4-1		0-0 4-3		0-0 HR		0-0 F7		4	1	1	3	0	0	0				
Mike Anderson, R (1, 9) OBP: 0.318, SLG: 0.413		0-0 E 1-3 1B		0-0 HR		0-0 1B 2B 1B		0-0 F2		4	3	3	1	0	0	0				
Ken Reitz, R (1, 5) OBP: 0.308, SLG: 0.436		0-0 1-3 1-H		0-0 6-3		0-0 1-2 2B 1B		0-0 1B		4	1	2	1	0	0	0				
Mike Tyson, R (1, 4) OBP: 0.286, SLG: 0.345	0-0 F8				0-0 F9	0-0 F7		0-0 1-3		4	0	0	0	0	0	3				
Eric Rasmussen, R (1, 1) OBP: 0.188, SLG: 0.230			0-0 1-3		0-0 6-3	0-0 2B				3	0	1	2	0	0	0				
<b>Inning Stats</b>	R: 0 E: 0 K: 1 S: 6	H: 1 LOB: 1 BB: 0 P: 6	R: 1 E: 1 K: 0 S: 4	H: 1 LOB: 0 BB: 0 P: 4	R: 0 E: 0 K: 0 S: 4	H: 1 LOB: 1 BB: 0 P: 4	R: 1 E: 0 K: 0 S: 4	H: 1 LOB: 0 BB: 0 P: 4	R: 0 E: 0 K: 0 S: 3	H: 0 LOB: 0 BB: 0 P: 3	R: 5 E: 1 K: 0 S: 8	H: 5 LOB: 1 BB: 1 P: 12	R: 0 E: 0 K: 0 S: 3	H: 0 LOB: 0 BB: 0 P: 3	R: 0 E: 0 K: 0 S: 4	H: 1 LOB: 1 BB: 0 P: 4	1B: 7 2B: 1 3B: 0 HR: 2	SF: 0 SAC: 0 DP: 0 HBP: 0	WP: 0 PB: 0 SB: 0 CS: 0	PA: 35
<b>PITCHER</b> Randy Jones, L (1, 1) ERA: 5.55	IP: 5.1 WLS: L BF: 25 H: 8 R: 7 ER: 6 SO: 1 BB: 0 IBB: 0 HBP: 0 BLK: 0 WP: 0 HR: 2 S: 26 P: 30 ERA: 10.12 WHIP: 1.500															<b>PITCHER</b>				
Dave Freisleben, R (6, 1) ERA: 4.86	0.2 3 1 0 0 0 0 0 0 0 0 0 3 3 0.00 1.500																			
Dave Tomlin, L (7, 1) ERA: 3.42	1.0 3 0 0 0 0 0 0 0 0 0 3 3 0.00 0.000																			
Rick Sawyer, R (8, 1) ERA: 5.56	1.0 4 1 0 0 0 0 0 0 0 0 4 4 0.00 1.000																			



Batter	1	2	3	4	5	6	7	8	9	AB	R	H	RBI	BB	SO	LOB	TOP												
Bill Almon, R OBP: 0.300, SLG: 0.326 (1, 6)	0-0 S BB E 1B	0-0 FC2-6 WP S 1-2		0-0 F7			0-0 CS 1B		0-3 K	5	1	2	0	0	1	1	<b>San Diego Padres @ St. Louis Cardinals</b> Busch Stadium, St. Louis, MO Sun Aug 21 1977, 3:33 AM CDT Att: 30,343 - Unknown <a href="http://livebaseballscorecards.com">livebaseballscorecards.com</a>												
Gene Tenace, R OBP: 0.421, SLG: 0.412 (1, 3)	4-0 F S HR 1-2 BB	0-0 6-3		0-0 5-3			4-0 1B SF7 1-2 BB		0-0 F9	3	2	0	0	2	0	1													
Mike Ivie, R OBP: 0.339, SLG: 0.408 Tucker Ashford, R OBP: 0.274, SLG: 0.327 (1, 5)	0-3 K 1-2 2-3	0-0 L8				0-0 1B 1B			0-0 F3	5	0	2	0	0	1	3													
George Hendrick, R OBP: 0.366, SLG: 0.470 (1, 8)	0-0 E6 HR 1B 2-3 3-H		0-0 1B 4-3 1B			0-0 L7			0-0 SF7	3	2	1	2	0	0	2													
Dave Winfield, R OBP: 0.351, SLG: 0.498 (1, 9)	0-0 HR 1B 1-2		0-0 4-3 1B			0-0 L7			0-0 L7	4	1	3	0	0	0	1													
Dave Kingman, R OBP: 0.277, SLG: 0.424 Gene Richards, L OBP: 0.362, SLG: 0.358 (1, 7)	0-0 HR 1-2 1-H 2-H 3-H		0-0 F8			0-0 G6-4-3 1B			0-0 2B	4	1	2	4	0	0	4													
Mike Champion, R OBP: 0.283, SLG: 0.276 (1, 4)	0-0 5-3		0-0 4-3			0-0 P4			0-0 6-3	4	0	0	1	0	0	2													
Dave Roberts, R OBP: 0.255, SLG: 0.317 (1, 2)	0-3 K		0-0 6-3			0-0 F8			0-0 P4	4	0	0	0	0	1	2													
Bob Ovwchinko, L OBP: 0.211, SLG: 0.118 (1, 1)			0-0 FC2-6 1B			0-0 6-3			0-0 6-3	4	0	1	0	0	0	1													
<b>Inning Stats</b>	R: 5 E: 1 K: 2 S: 11	H: 3 LOB: 0 BB: 1 P: 15	R: 0 E: 0 K: 0 S: 4	H: 1 LOB: 1 BB: 0 P: 4	R: 1 E: 0 K: 0 S: 5	H: 2 LOB: 1 BB: 0 P: 5	R: 0 E: 0 K: 0 S: 3	H: 0 LOB: 0 BB: 0 P: 3	R: 0 E: 0 K: 0 S: 4	H: 2 LOB: 1 BB: 1 P: 8	R: 0 E: 0 K: 0 S: 4	H: 1 LOB: 1 BB: 0 P: 4	R: 0 E: 0 K: 1 S: 5	H: 0 LOB: 0 BB: 0 P: 5	1B: 9 2B: 1 3B: 0 HR: 1	SF: 1 SAC: 0 DP: 1 HBP: 0		WP: 1 PA: 39 PB: 0 SB: 3 CS: 1											
<b>PITCHER</b>	IP WLS BF H R ER SO BB IBB HBP BLK WP HR S P ERA WHIP																												
Tom Underwood, L ERA: 5.13 (1, 1)	2.0 L	13 5	6 6	5 5	2 2	1 0	0 0	0 0	0 0	1 1	16 20	7 7	22.50 3.000																
Clay Carroll, R ERA: 2.23 (3, 1)	2.0 7	1 4	0 0	0 0	0 0	0 0	0 0	0 0	0 0	0 0	7 7	0 0	0.00 0.500																
Rawly Eastwick, R ERA: 3.62 (5, 1)	3.0 12	4 1	1 1	0 0	1 0	1 0	0 0	0 0	0 0	0 0	11 15	3.00 1.667																	
Butch Metzger, R ERA: 3.21 (8, 1)	0.0 0	0 0	0 0	0 0	0 0	0 0	0 0	0 0	0 0	0 0	0 0	∞ ∞																	
Al Hrabosky, L ERA: 4.24 (9, 1)	1.0 3	0 0	0 0	0 0	1 1	0 0	0 0	0 0	0 0	0 0	5 5	0.00 0.000																	
<b>Batter</b>	<b>1</b>	<b>2</b>	<b>3</b>	<b>4</b>	<b>5</b>	<b>6</b>	<b>7</b>	<b>8</b>	<b>9</b>	<b>AB</b>	<b>R</b>	<b>H</b>	<b>RBI</b>	<b>BB</b>	<b>SO</b>	<b>LOB</b>	<b>BOTTOM</b>												
Lou Brock, L OBP: 0.305, SLG: 0.341 (1, 7)	0-0 F8		0-0 FC6-4 1B S 1-2				0-0 F7		0-3 K				0-0 1-3	5	0	0	0	0	1	1									
Rick Bosetti, R OBP: 0.400, SLG: 0.400 (1, 8)	0-3 K		0-0 1-3 1B				0-0 6-3		0-0 1B				0-0 5-3	5	0	2	0	0	1	0									
Garry Templeton, S OBP: 0.334, SLG: 0.433 (1, 6)	0-0 1B		0-0 L9				0-0 5-3		0-0 F9					4	0	1	0	0	0	3									
Ted Simmons, S OBP: 0.416, SLG: 0.521 Dave Rader, L OBP: 0.333, SLG: 0.395 (1, 2)	0-0 L6		0-0 6-3				0-0 6-3		0-0 1B 1B					4	0	1	0	0	0	3									
Keith Hernandez, L OBP: 0.385, SLG: 0.450 Al Hrabosky, R (1, 3)		4-0 4-3 BB		0-3 K			4-0 FC3-6 1B BB		0-0 F8					2	0	0	0	2	1	1									
Mike Anderson, R OBP: 0.317, SLG: 0.407 (1, 9)	0-3 K		0-0 F3				0-0 FC3-6 1B		0-0 F7					4	0	1	0	0	1	2									
Ken Reitz, R OBP: 0.309, SLG: 0.437 (1, 5)	0-0 4-3		0-0 1B 1B				0-0 FC3-6 1-2 2-3		0-0 1B					4	0	2	0	0	0	3									
Mike Tyson, R OBP: 0.286, SLG: 0.344 (1, 4)	0-0 F3		0-0 1B				0-0 F8		0-0 P5					4	0	1	0	0	0	5									
Tom Underwood, R OBP: 0.222, SLG: 0.174 Clay Carroll, R OBP: 0.291, SLG: 0.291 Hector Cruz, R OBP: 0.346, SLG: 0.356 Rawly Eastwick, R OBP: 0.336, SLG: 0.423 Jerry Mumphrey, S OBP: 0.302, SLG: 0.423 Butch Metzger, R OBP: 0.425, SLG: 0.534 (1, 1)	0-0 E6 FC6-4		0-0 F9				0-0 6-3		0-0 5-3	0	0	0	0	0	0	0	0	0	0	0									
<b>Inning Stats</b>	R: 0 E: 0 K: 1 S: 6	H: 1 LOB: 1 BB: 0 P: 6	R: 0 E: 0 K: 1 S: 5	H: 0 LOB: 1 BB: 1 P: 9	R: 0 E: 1 K: 0 S: 5	H: 1 LOB: 2 BB: 0 P: 5	R: 0 E: 0 K: 1 S: 7	H: 2 LOB: 2 BB: 0 P: 7	R: 0 E: 0 K: 0 S: 3	H: 0 LOB: 0 BB: 0 P: 3	R: 0 E: 0 K: 0 S: 4	H: 1 LOB: 2 BB: 1 P: 8	R: 0 E: 0 K: 1 S: 6	H: 1 LOB: 1 BB: 0 P: 6	R: 0 E: 0 K: 0 S: 5	H: 2 LOB: 2 BB: 0 P: 5	R: 0 E: 0 K: 0 S: 3	H: 0 LOB: 0 BB: 0 P: 3	1B: 8 2B: 0 3B: 0 HR: 0	SF: 0 SAC: 0 DP: 0 HBP: 0	WP: 0 PA: 38 PB: 0 SB: 1 CS: 0								
<b>PITCHER</b>	IP WLS BF H R ER SO BB IBB HBP BLK WP HR S P ERA WHIP																												
Bob Ovwchinko, L ERA: 4.14 (1, 1)	9.0 W	38 8	0 0	0 0	4 4	2 0	0 0	0 0	0 0	0 0	44 52	0.00 1.111																	



Batter	1	2	3	4	5	6	7	8	9	AB	R	H	RBI	BB	SO	LOB	TOP				
<b>Ted Martinez, R</b> OBP: 0.311, SLG: 0.376 (1,4)	1-4-3	K		6-3		5-3 1B		F8		5	0	1	0	0	1	2	<b>Los Angeles Dodgers @ St. Louis Cardinals</b> Busch Stadium, St. Louis, MO Mon Aug 22 1977, 7:05 PM CDT Att: 28,222 - Unknown <a href="http://livebaseballscorecards.com">livebaseballscorecards.com</a>				
<b>Bill Russell, R</b> OBP: 0.304, SLG: 0.369 (1,6)	FC1-4 1B		1B	4-3		5-3 1-2		L6		5	1	2	0	0	0	1					
<b>Reggie Smith, S</b> OBP: 0.430, SLG: 0.554 (1,9)	FC1-4 1-2 BB		HBP 1B HR	G3		4-3		K		4	1	1	0	1	1	1					
<b>Ron Cey, R</b> OBP: 0.368, SLG: 0.476 (1,5)	FC1-4 1-2 FC4-6		HBP HR 1B		4-0	FC4-6 BB		F8		4	2	2	1	1	0	2					
<b>Steve Garvey, R</b> OBP: 0.320, SLG: 0.484 (1,3)	FC4-6 1-2		F8		4-0	FC4-6 BB		1B		5	0	1	0	0	1	6					
<b>Rick Monday, L</b> OBP: 0.348, SLG: 0.413 (1,8)		1B	K		4-0	FC6-4 BB		K		4	0	1	0	1	2	4					
<b>Dusty Baker Jr., R</b> OBP: 0.349, SLG: 0.474 (7, PH)										2	1	1	0	0	0	2					
<b>Vic Davalillo, L</b> OBP: 1.000, SLG: 1.000 (7,7)	SH1-4 1B		HR HBP		4-0	F8		BB 1B		2	0	2	1	0	0	0					
<b>Steve Yeager, R</b> OBP: 0.336, SLG: 0.441 (1,2)	P5		HR		4-0	FC6-4 1-2		P4		4	1	1	4	1	0	5					
<b>Burt Hooton, R</b> OBP: 0.164, SLG: 0.167 (1,1)	SH1-4 1-2		5-3		4-0	F8		F7		3	0	0	0	0	0	3					
<b>Lance Rautzhan, R</b> OBP: 0.105, SLG: 0.222 (9,1)										0	0	0	0	0	0	0					
<b>Inning Stats</b>	R: 0 E: 0 K: 0 S: 4	H: 1 LOB: 2 BB: 1 P: 8	R: 0 E: 0 K: 1 S: 7	H: 2 LOB: 2 BB: 0 P: 7	R: 5 E: 0 K: 1 S: 9	H: 4 LOB: 0 BB: 0 P: 10	R: 0 E: 0 K: 0 S: 3	H: 0 LOB: 0 BB: 0 P: 3	R: 0 E: 1 K: 0 S: 3	H: 0 LOB: 2 BB: 2 P: 11	R: 0 E: 0 K: 1 S: 4	H: 2 LOB: 3 BB: 1 P: 11	R: 0 E: 0 K: 1 S: 5	H: 0 LOB: 0 BB: 0 P: 5	R: 1 E: 0 K: 1 S: 7	H: 2 LOB: 1 BB: 0 P: 7	1B: 10 2B: 1 3B: 0 HR: 1	SF: 0 SAC: 1 DP: 0 HBP: 1	WP: 0 PB: 0 SB: 1 CS: 0	PA: 44	
<b>PITCHER</b>	IP	WLS	BF	H	R	ER	SO	BB	IBB	HBP	BLK	WP	HR	S	P	ERA	WHIP				
<b>John Denny, R</b> ERA: 4.36 (1,1)	3.0		18	7	5	5	2	1	0	1	0	0	1	20	25	15.00	2.667				
<b>Clay Carroll, R</b> ERA: 2.16 (4,1)	3.0		12	1	0	0	0	2	0	0	0	0	0	10	18	0.00	1.000				
<b>Butch Metzger, R</b> ERA: 3.13 (7,1)	2.0		9	2	0	0	2	1	0	0	0	0	0	12	16	0.00	1.500				
<b>Al Hrabosky, L</b> ERA: 4.31 (9,1)	1.0	W	5	2	1	1	1	0	0	0	0	0	0	7	7	9.00	2.000				

Batter	1	2	3	4	5	6	7	8	9	AB	R	H	RBI	BB	SO	LOB	BOTTOM							
<b>Lou Brock, L</b> OBP: 0.304, SLG: 0.340 (1,7)	K		6-3			G4-3 1B		L8		4	0	1	0	0	1	1	<b>Los Angeles Dodgers @ St. Louis Cardinals</b> Busch Stadium, St. Louis, MO Mon Aug 22 1977, 7:05 PM CDT Att: 28,222 - Unknown <a href="http://livebaseballscorecards.com">livebaseballscorecards.com</a>							
<b>Jerry Mumphrey, S</b> OBP: 0.387, SLG: 0.431 (1,8)	P5		K		G4-3 1-2			3B 1B		4	1	1	0	0	1	2								
<b>Garry Templeton, S</b> OBP: 0.335, SLG: 0.438 (1,6)	K		7-6-3 1B			K		1B 3B		4	1	2	1	0	2	0								
<b>Ted Simmons, S</b> OBP: 0.416, SLG: 0.521 (1,2)	1-3		7-6-3 1-2			FC5-4 1B		2B E 1B		4	1	2	1	0	0	1								
<b>Keith Hernandez, L</b> OBP: 0.388, SLG: 0.459 (1,3)	1B 3B		G5-4-3 BB			F7		E6 PB 2B		3	2	2	0	1	0	1								
<b>Mike Anderson, R</b> OBP: 0.315, SLG: 0.402 (1,9)	CS 1B		K			FC5-4 1-2		K		4	0	1	1	0	2	2								
<b>Ken Reitz, R</b> OBP: 0.309, SLG: 0.435 (1,5)	5-3		G5-4-3 1-2			F8		1B HR 1B		4	0	1	0	0	0	2								
<b>Rick Bosetti, R</b> OBP: 0.400, SLG: 0.400 (9, PR)										0	1	0	0	0	0	0								
<b>Mike Tyson, R</b> OBP: 0.288, SLG: 0.344 (1,4)			4-3			6-3		FC6-4 BB 1B		3	1	1	0	1	0	0								
<b>John Denny, R</b> OBP: 0.164, SLG: 0.167 (1,1)										0	0	0	0	0	0	0								
<b>Ken Oberkump, L</b> OBP: 0.105, SLG: 0.222 (9,1)										1	0	0	0	0	0	0								
<b>Clay Carroll, R</b> OBP: 0.349, SLG: 0.474 (7, PH)										0	0	0	0	0	0	0								
<b>Daneborg, L</b> OBP: 0.325, SLG: 0.390 (9,1)										0	0	0	0	0	0	0								
<b>Butch Metzger, R</b> OBP: 0.105, SLG: 0.222 (9,1)										0	0	0	0	0	0	0								
<b>Dave Rader, L</b> OBP: 0.325, SLG: 0.390 (9,1)										1	0	0	0	0	0	0								
<b>Al Hrabosky, R</b> OBP: 0.335, SLG: 0.438 (1,6)										1	1	1	3	0	0	0								
<b>Roger Freed, R</b> OBP: 0.443, SLG: 0.593 (9, PH)										1	1	1	3	0	0	0								
<b>Inning Stats</b>	R: 0 E: 0 K: 2 S: 7	H: 0 LOB: 0 BB: 0 P: 7	R: 1 E: 0 K: 0 S: 4	H: 2 LOB: 0 BB: 0 P: 4	R: 0 E: 0 K: 0 S: 3	H: 0 LOB: 0 BB: 0 P: 3	R: 0 E: 0 K: 1 S: 5	H: 1 LOB: 0 BB: 0 P: 5	R: 0 E: 0 K: 0 S: 4	H: 0 LOB: 0 BB: 1 P: 8	R: 0 E: 0 K: 0 S: 3	H: 1 LOB: 1 BB: 1 P: 7	R: 0 E: 0 K: 0 S: 3	H: 0 LOB: 1 BB: 1 P: 7	R: 0 E: 0 K: 1 S: 6	H: 1 LOB: 1 BB: 0 P: 6	R: 0 E: 0 K: 0 S: 3	H: 0 LOB: 1 BB: 1 P: 7	R: 7 E: 1 K: 1 S: 10	H: 7 LOB: 1 BB: 0 P: 10	1B: 8 2B: 2 3B: 2 HR: 1	SF: 0 SAC: 0 DP: 3 HBP: 0	WP: 0 PB: 1 SB: 0 CS: 1	PA: 36
<b>PITCHER</b>	IP	WLS	BF	H	R	ER	SO	BB	IBB	HBP	BLK	WP	HR	S	P	ERA	WHIP							
<b>Burt Hooton, R</b> ERA: 2.67 (1,1)	8.0		30	7	3	3	5	3	0	0	0	0	0	37	49	3.38	1.250							
<b>Lance Rautzhan, L</b> ERA: 4.82 (9,1)	0.0		2	2	1	1	0	0	0	0	0	0	0	2	2	∞	∞							
<b>Charlie Hough, R</b> ERA: 3.6 (9,1)	0.1	L	4	3	4	4	1	0	0	0	0	0	1	6	6	108.00	9.000							



Batter	1	2	3	4	5	6	7	8	9	AB	R	H	RBI	BB	SO	LOB	TOP					
Ted Martinez, R OBP: 0.304, SLG: 0.368 Manny Mota, R OBP: 0.515, SLG: 0.423 Elias Sosa, R OBP: 0.333, SLG: 0.333	0-3 K		0-0 6-3		0-0 5-3			0-0 4-3		3	0	0	0	0	1	0	<b>Los Angeles Dodgers @ St. Louis Cardinals</b> Busch Stadium, St. Louis, MO Tue Aug 23 1977, 7:05 PM CDT Att: 26,491 - Unknown <a href="http://livebaseballscorecards.com">livebaseballscorecards.com</a>					
Bill Russell, R OBP: 0.304, SLG: 0.369	0-3 K		0-0 L9		0-0 F8 1B			0-0 F8 1-2		4	0	1	0	0	1	2						
Reggie Smith, S OBP: 0.428, SLG: 0.549	0-0 4-3			0-0 G3		0-0 F8 1-2		0-0 BB		3	0	0	0	1	0	1						
Ron Cey, R OBP: 0.365, SLG: 0.472		0-0 1-3		0-0 6-3		0-0 F3		0-0 F8		4	0	0	0	0	0	3						
Steve Garvey, R OBP: 0.317, SLG: 0.480		0-0 P6		0-3 K			0-0 5-3		0-0 F8		4	0	0	0	0	1		0				
Rick Monday, L OBP: 0.350, SLG: 0.413		4-0 2B BB			0-0 E6		0-0 4-3 1B		0-0 4-3		3	1	1	0	1	0		0				
Vic Davalillo, L OBP: 0.500, SLG: 0.667		0-0 1-H 2B			0-0 P6		0-0 4-3		0-0 5-3		4	0	1	1	0	0		2				
Steve Yeager, R OBP: 0.333, SLG: 0.437		0-3 K			0-3 K		0-3 K			3	0	0	0	0	3	3						
Don Sutton, R OBP: 0.250, SLG: 0.218 Ed Goodson, L OBP: 0.209, SLG: 0.286 Davey Lopes, R OBP: 0.365, SLG: 0.407			0-3 K		0-3 K			0-0 E3 WP 4-3		2	0	0	0	0	2	1						
<b>Inning Stats</b>	R: 0 E: 0 K: 2 S: 7	H: 0 LOB: 0 BB: 0 P: 7	R: 1 E: 0 K: 1 S: 6	H: 1 LOB: 1 BB: 1 P: 10	R: 0 E: 0 K: 1 S: 5	H: 0 LOB: 0 BB: 0 P: 5	R: 0 E: 0 K: 1 S: 5	H: 0 LOB: 0 BB: 0 P: 5	R: 0 E: 1 K: 2 S: 8	H: 0 LOB: 1 BB: 0 P: 8	R: 0 E: 0 K: 1 S: 4	H: 1 LOB: 1 BB: 0 P: 4	R: 0 E: 0 K: 1 S: 6	H: 1 LOB: 1 BB: 0 P: 6	R: 0 E: 1 K: 0 S: 4	H: 0 LOB: 2 BB: 1 P: 8		R: 0 E: 0 K: 0 S: 3	H: 0 LOB: 0 BB: 0 P: 3	1B: 2 2B: 1 3B: 0 HR: 0	SF: 0 SAC: 0 DP: 0 HBP: 0	WP: 1 PB: 0 SB: 0 CS: 0
<b>PITCHER</b> Bob Forsch, R ERA: 3.19	IP: 9.0 WLS: W BF: 34 H: 3 R: 1 ER: 1 SO: 8 BB: 2 IBB: 0 HBP: 0 BLK: 0 WP: 1 HR: 0 S: 48 P: 56 ERA: 1.00 WHIP: 0.556															<b>PITCHER</b>						

Batter	1	2	3	4	5	6	7	8	9	AB	R	H	RBI	BB	SO	LOB	BOTTOM					
Lou Brock, L OBP: 0.306, SLG: 0.342 Rick Bosetti, R OBP: 0.400, SLG: 0.400	0-0 E 1B				0-0 F8			0-3 K		4	1	2	1	0	1	0	<b>Los Angeles Dodgers @ St. Louis Cardinals</b> Busch Stadium, St. Louis, MO Tue Aug 23 1977, 7:05 PM CDT Att: 26,491 - Unknown <a href="http://livebaseballscorecards.com">livebaseballscorecards.com</a>					
Jerry Mumphrey, S OBP: 0.383, SLG: 0.426	0-0 F7	0-0 2-H F8			0-0 L5			0-0 3-1		4	0	0	0	0	0	2						
Garry Templeton, S OBP: 0.333, SLG: 0.435	0-0 E4 1B		0-0 L4		0-0 4-3					3	0	0	0	0	0	1						
Ted Simmons, S OBP: 0.418, SLG: 0.522	0-0 1-3 2-H 1B		0-0 4-3		0-0 G4-6-3 1B					3	0	2	1	0	0	0						
Keith Hernandez, L OBP: 0.385, SLG: 0.455	0-3 K		0-0 6-3		0-0 G4-6-3					3	0	0	0	0	1	3						
Mike Anderson, R OBP: 0.315, SLG: 0.400	0-3 K			0-0 5-3		0-0 G6-4-3 1B				3	0	1	0	0	1	2						
Ken Reitz, R OBP: 0.309, SLG: 0.433		1-0 SH2-4 1B HBP		0-0 5-3		0-0 F9				2	1	0	0	0	0	1						
Mike Tyson, R OBP: 0.286, SLG: 0.341		0-0 L7		0-3 K		0-0 G6-4-3				3	0	0	0	0	1	2						
Bob Forsch, R OBP: 0.177, SLG: 0.200		0-0 SH2-4			0-0 5-3			0-3 K		2	0	0	0	0	1	0						
<b>Inning Stats</b>	R: 1 E: 1 K: 2 S: 10	H: 2 LOB: 2 BB: 0 P: 10	R: 1 E: 0 K: 0 S: 4	H: 1 LOB: 1 BB: 0 P: 5	R: 0 E: 0 K: 1 S: 5	H: 0 LOB: 0 BB: 0 P: 5	R: 0 E: 0 K: 1 S: 5	H: 0 LOB: 0 BB: 0 P: 5	R: 0 E: 0 K: 0 S: 3	H: 1 LOB: 0 BB: 0 P: 3	R: 0 E: 0 K: 0 S: 3	H: 1 LOB: 0 BB: 0 P: 3	R: 0 E: 0 K: 0 S: 3	H: 1 LOB: 0 BB: 0 P: 3	R: 0 E: 0 K: 2 S: 7	H: 0 LOB: 0 BB: 0 P: 7		R: 0 E: 0 K: 0 S: 3	H: 0 LOB: 0 BB: 0 P: 3	1B: 5 2B: 0 3B: 0 HR: 0	SF: 0 SAC: 1 DP: 2 HBP: 1	WP: 0 PB: 0 SB: 1 CS: 0
<b>PITCHER</b> Don Sutton, R ERA: 3.17 Elias Sosa, R ERA: 2.54	IP: 7.0 WLS: L BF: 26 H: 5 R: 2 ER: 1 SO: 3 BB: 0 IBB: 0 HBP: 0 BLK: 0 WP: 0 HR: 0 S: 31 P: 32 ERA: 1.29 WHIP: 0.714															<b>PITCHER</b>						



Batter	1	2	3	4	5	6	7	8	9	AB	R	H	RBI	BB	SO	LOB	TOP								
<b>Derrel Thomas, S</b> (1, 8) OBP: 0.313, SLG: 0.362	0-0 HR		0-0 4-3		0-0 1-H 3B			0-3 K		4	1	2	2	0	1	0	<b>San Francisco Giants @ St. Louis Cardinals</b> Busch Stadium, St. Louis, MO Wed Aug 24 1977, 7:05 PM CDT Att: 15,764 - Unknown								
<b>Vic Harris, S</b> (1, 4) OBP: 0.328, SLG: 0.358	0-3 K			0-0 F8	0-3 K			4-0 BB		3	0	0	0	1	2	1									
<b>Bill Madlock, R</b> (1, 5) OBP: 0.361, SLG: 0.420	0-0 P4			0-0 2B				0-0 F9		4	0	1	0	0	0	1									
<b>Willie McCovey, L</b> (1, 3) OBP: 0.370, SLG: 0.483	0-3 K			0-0 6-3				0-0 1-3		3	0	0	0	1	1	2									
<b>Gary Thomasson, L</b> (1, 7) OBP: 0.352, SLG: 0.444 <b>Randy Elliott, R</b> (9, PH) OBP: 0.281, SLG: 0.395		0-0 3-1		4-0 FC3-6 BB				0-0 FC4-6 BB		2	0	0	0	1	0	1									
<b>Terry Whitfield, L</b> (1, 9) OBP: 0.318, SLG: 0.432 <b>Jack Clark, R</b> (9, PH) OBP: 0.341, SLG: 0.414		0-0 1-3		0-0 FC3-6 1-2f				0-0 G3		3	0	0	0	0	0	3									
<b>Tim Foli, R</b> (1, 6) OBP: 0.243, SLG: 0.341		0-0 4-3						0-0 F7		4	0	0	0	0	0	0									
<b>Marc Hill, R</b> (1, 2) OBP: 0.314, SLG: 0.361			0-0 F8		0-0 3B 1B			0-0 F9		3	1	1	0	0	0	0									
<b>Ed Halicki, R</b> (1, 1) OBP: 0.188, SLG: 0.197 <b>Gary Lavelle, S</b> (8, 1)			0-0 5-3		0-0 F9			0-0 F7		3	0	0	0	0	0	1									
<b>Inning Stats</b>	R: 1 E: 0 K: 2 S: 8	H: 1 LOB: 0 BB: 0 P: 8	R: 0 E: 0 K: 0 S: 3	H: 0 LOB: 0 BB: 0 P: 3	R: 0 E: 0 K: 0 S: 3	H: 0 LOB: 0 BB: 0 P: 3	R: 0 E: 0 K: 0 S: 4	H: 1 LOB: 2 BB: 1 P: 8	R: 1 E: 0 K: 1 S: 7	H: 2 LOB: 1 BB: 0 P: 7	R: 0 E: 0 K: 0 S: 3	H: 0 LOB: 1 BB: 1 P: 7	R: 0 E: 0 K: 0 S: 3	H: 0 LOB: 0 BB: 0 P: 3	R: 0 E: 0 K: 1 S: 5	H: 0 LOB: 1 BB: 1 P: 9		R: 0 E: 0 K: 0 S: 3	H: 0 LOB: 0 BB: 0 P: 3	1B: 1 2B: 1 3B: 1 HR: 1	SF: 0 SAC: 0 DP: 0 HBP: 0	WP: 0 PB: 0 SB: 0 CS: 0	PA: 34		
<b>PITCHER</b>	IP	WLS	BF	H	R	ER	SO	BB	IBB	HBP	BLK	WP	HR	S	P	ERA	WHIP								
<b>John Urrea, R</b> (1, 1) ERA: 2.67 <b>Al Hrabosky, L</b> (8, 1) ERA: 4.23	7.2	W	30	4	2	2	4	3	0	0	0	0	1	35	47	2.35	0.913								

Batter	1	2	3	4	5	6	7	8	9	AB	R	H	RBI	BB	SO	LOB	BOTTOM								
<b>Lou Brock, L</b> (1, 7) OBP: 0.303, SLG: 0.339 <b>Rick Bosetti, R</b> (9, 7) OBP: 0.400, SLG: 0.400	0-3 K	0-0 L6		0-0 4-3 1-2 2-3				0-0 3-1		4	0	0	0	0	1	2	<b>San Francisco Giants @ St. Louis Cardinals</b> Busch Stadium, St. Louis, MO Wed Aug 24 1977, 7:05 PM CDT Att: 15,764 - Unknown								
<b>Jerry Mumphrey, S</b> (1, 8) OBP: 0.381, SLG: 0.429	0-0 3B		0-0 4-3	0-0 P6			0-0 1-6-3			4	1	1	0	0	0	2									
<b>Garry Templeton, S</b> (1, 6) OBP: 0.333, SLG: 0.438	0-0 1B 3B		0-0 4-3		0-3 K		0-0 F9			4	1	1	1	0	1	0									
<b>Ted Simmons, S</b> (1, 2) OBP: 0.421, SLG: 0.522	0-0 BB 1B		4-0 FC4-6 BB		4-0 BB			0-0 F8		2	0	1	1	2	0	0									
<b>Keith Hernandez, L</b> (1, 3) OBP: 0.384, SLG: 0.452	4-0 1-2 BB		0-0 FC4-6 1-2f		0-0 F7			0-0 4-3		3	0	0	0	1	0	2									
<b>Mike Anderson, R</b> (1, 9) OBP: 0.313, SLG: 0.390	0-3 K			4-0 6-3 WP BB	0-0 P6			0-0 1-3		3	1	0	0	1	1	3									
<b>Ken Reitz, R</b> (1, 5) OBP: 0.307, SLG: 0.430	0-3 K			0-0 6-3 1-3				0-0 F7		3	0	0	0	0	1	3									
<b>Mike Tyson, R</b> (1, 4) OBP: 0.286, SLG: 0.339		0-0 P6		4-0 4-3 WP BB				0-0 F7		2	0	0	0	1	0	0									
<b>John Urrea, R</b> (1, 1) OBP: 0.357, SLG: 0.143 <b>Al Hrabosky, R</b> (8, 1) ERA: 1.82		0-0 G3		4-0 1-2 3H BB				0-0 6-3		2	0	0	0	1	0	0									
<b>Inning Stats</b>	R: 2 E: 0 K: 3 S: 12	H: 3 LOB: 2 BB: 1 P: 16	R: 0 E: 0 K: 0 S: 3	H: 0 LOB: 0 BB: 0 P: 3	R: 0 E: 0 K: 0 S: 3	H: 0 LOB: 1 BB: 1 P: 7	R: 1 E: 0 K: 0 S: 3	H: 0 LOB: 2 BB: 3 P: 15	R: 0 E: 0 K: 1 S: 5	H: 0 LOB: 1 BB: 1 P: 9	R: 0 E: 0 K: 0 S: 3	H: 0 LOB: 0 BB: 0 P: 3	R: 0 E: 0 K: 0 S: 3	H: 0 LOB: 0 BB: 0 P: 3	R: 0 E: 0 K: 0 S: 3	H: 0 LOB: 0 BB: 0 P: 3		1B: 1 2B: 0 3B: 2 HR: 0	SF: 0 SAC: 0 DP: 0 HBP: 0	WP: 1 PB: 0 SB: 1 CS: 0	PA: 33				
<b>PITCHER</b>	IP	WLS	BF	H	R	ER	SO	BB	IBB	HBP	BLK	WP	HR	S	P	ERA	WHIP								
<b>Ed Halicki, R</b> (1, 1) ERA: 3.47 <b>Gary Lavelle, L</b> (8, 1) ERA: 1.82	7.0	L	30	3	3	3	4	6	0	0	0	0	0	3	3	3.86	1.286								



Batter	1	2	3	4	5	6	7	8	9	AB	R	H	RBI	BB	SO	LOB	TOP				
<b>Derrel Thomas, S</b> (1, 8) OBP: 0.311, SLG: 0.360	0-3 K		0-0 F9		0-3 K		0-0 G5-4-3 1B		0-0 G1-6-3	5	0	1	1	0	2	4	<b>San Francisco Giants @ St. Louis Cardinals</b> Busch Stadium, St. Louis, MO Thu Aug 25 1977, 7:05 PM CDT Att: 15,841 - Unknown				
<b>Tim Foli, R</b> (1, 6) OBP: 0.241, SLG: 0.337	0-0 F7		0-0 L4		0-0 FC6-4		0-0 G5-4-3			4	0	0	0	0	0	4					
<b>Bill Madlock, R</b> (1, 5) OBP: 0.360, SLG: 0.419	0-3 K			0-0 F8		0-0 F7		0-0 L6-4 SH5-4 1B		4	0	1	0	0	1	0					
<b>Jack Clark, R</b> (1, 9) OBP: 0.341, SLG: 0.422		0-0 F8		0-0 HR		0-0 6-3		0-0 SH5-4		3	1	1	1	0	0	0					
<b>Willie McCovey, L</b> (1, 3) OBP: 0.369, SLG: 0.479		0-3 K		0-0 F7		0-3 K		4-0 IBB		3	0	0	0	1	2	0					
<b>Gary Thomasson, L</b> (8, PR) OBP: 0.352, SLG: 0.444										0	0	0	0	0	0	0					
<b>Randy Elliott, R</b> (1, 7) OBP: 0.287, SLG: 0.421		0-0 1B		0-0 HR			0-0 6-3	0-0 L6-4		4	1	2	1	0	0	2					
<b>Vic Harris, S</b> (1, 4) OBP: 0.326, SLG: 0.354		0-3 K		0-3 K			0-0 1B 1B		0-0 1-3	4	1	1	0	0	2	1					
<b>Gary Alexander, R</b> (1, 2) OBP: 0.418, SLG: 0.543			4-0 F9 SH3-4 BB		0-3 K		0-0 1B 1B		0-0 BB 1B	3	1	2	0	1	1	0					
<b>John Montefusco, R</b> (1, 1) OBP: 0.205, SLG: 0.220			0-0 SH3-4		0-0 FC6-4 1B		0-0 1B		4-0 G1-6-3 BB	2	0	2	1	0	0	0					
<b>Gary Lavelle, S</b> (7, 1)										0	0	0	0	0	0	0					
<b>Darrell Evans, L</b> (9, PH) OBP: 0.351, SLG: 0.416										0	0	0	0	1	0	0					
<b>Randy Moffitt, R</b> (9, 1)										0	0	0	0	0	0	0					
<b>Inning Stats</b>	R: 0 E: 0 K: 2 S: 7	H: 0 LOB: 0 BB: 0 P: 7	R: 0 E: 0 K: 2 S: 8	H: 1 LOB: 1 BB: 0 P: 8	R: 0 E: 0 K: 0 S: 3	H: 0 LOB: 1 BB: 1 P: 7	R: 2 E: 0 K: 1 S: 7	H: 2 LOB: 0 BB: 0 P: 7	R: 0 E: 0 K: 2 S: 8	H: 1 LOB: 1 BB: 0 P: 8	R: 0 E: 0 K: 1 S: 5	H: 0 LOB: 0 BB: 0 P: 5	R: 2 E: 0 K: 0 S: 6	H: 4 LOB: 1 BB: 0 P: 6	R: 0 E: 0 K: 0 S: 3	H: 1 LOB: 1 BB: 1 P: 7	R: 0 E: 0 K: 0 S: 3	H: 1 LOB: 1 BB: 1 P: 7	1B: 8 2B: 1 3B: 0 HR: 2	SF: 0 SAC: 2 DP: 3 HBP: 0	WP: 0 PA: 37 PB: 0 SB: 0 CS: 0
<b>PITCHER</b>	IP	WLS	BF	H	R	ER	SO	BB	IBB	HBP	BLK	WP	HR	S	P	ERA	WHIP				
<b>Buddy Schultz, L</b> (1, 1) ERA: 1.48	5.0		20	4	2	2	7	1	0	0	0	0	2	33	37	3.60	1.000				
<b>Butch Metzger, R</b> (6, 1) ERA: 3.25	2.0	L	9	4	2	2	1	0	0	0	0	0	0	11	11	9.00	2.000				
<b>Clay Carroll, R</b> (8, 1) ERA: 2.11	2.0		8	2	0	0	0	1	1	0	0	0	0	6	14	0.00	1.500				

Batter	1	2	3	4	5	6	7	8	9	AB	R	H	RBI	BB	SO	LOB	BOTTOM				
<b>Lou Brock, L</b> (1, 7) OBP: 0.305, SLG: 0.340	0-0 S 2B 1B		0-0 F8 S 1B	0-0 G3			0-0 G1-6-3			4	2	2	0	0	0	2	<b>San Francisco Giants @ St. Louis Cardinals</b> Busch Stadium, St. Louis, MO Thu Aug 25 1977, 7:05 PM CDT Att: 15,841 - Unknown				
<b>Jerry Mumphrey, S</b> (1, 8) OBP: 0.380, SLG: 0.427	0-0 6-3		0-0 F8		0-0 FC6-4 1B		0-0 4-3			4	0	1	0	0	0	2					
<b>Garry Templeton, S</b> (1, 6) OBP: 0.334, SLG: 0.438	0-0 6-3		0-0 S 1B		0-0 FC6-4 CS		0-0 1B			4	0	2	1	0	0	2					
<b>Ted Simmons, S</b> (1, 2) OBP: 0.419, SLG: 0.518	4-0 2B BB		0-0 F9		0-0 F8		0-0 F7			3	0	0	0	1	0	3					
<b>Keith Hernandez, L</b> (1, 3) OBP: 0.385, SLG: 0.454	0-0 1-3 2-H 2B		4-0 IBB		0-0 F8		0-3 K			3	0	1	1	1	1	1					
<b>Mike Anderson, R</b> (1, 9) OBP: 0.307, SLG: 0.381	0-3 K		0-3 K			0-0 L9		0-0 4-3		3	0	0	0	0	2	4					
<b>Dave Rader, L</b> (9, PH) OBP: 0.326, SLG: 0.385										1	0	0	0	0	0	0					
<b>Ken Reitz, R</b> (1, 5) OBP: 0.307, SLG: 0.429		0-0 F7		0-0 SH2-4 1B		0-0 F9		0-3 K		4	0	1	0	0	1	0					
<b>Mike Tyson, R</b> (1, 4) OBP: 0.288, SLG: 0.341		0-0 CS 1B		0-0 P5			0-0 G1-6-3 1B		0-3 K	4	0	2	0	0	1	1					
<b>Buddy Schultz, R</b> (1, 1) OBP: 0.250, SLG: 0.182		0-3 K		0-0 SH2-4			0-3 K			1	0	0	0	0	1	1					
<b>Butch Metzger, R</b> (6, 1)										0	0	0	0	0	0	0					
<b>Dane Iorg, L</b> (7, PH) OBP: 0.233, SLG: 0.220										1	0	0	0	0	1	1					
<b>Clay Carroll, R</b> (8, 1) OBP: 0.091, SLG: 0.091										0	0	0	0	0	0	0					
<b>Inning Stats</b>	R: 1 E: 0 K: 1 S: 7	H: 2 LOB: 2 BB: 1 P: 11	R: 0 E: 0 K: 1 S: 5	H: 1 LOB: 0 BB: 0 P: 5	R: 1 E: 0 K: 1 S: 7	H: 2 LOB: 2 BB: 1 P: 11	R: 0 E: 0 K: 0 S: 4	H: 1 LOB: 1 BB: 0 P: 4	R: 0 E: 0 K: 0 S: 3	H: 1 LOB: 0 BB: 0 P: 3	R: 0 E: 0 K: 0 S: 3	H: 0 LOB: 0 BB: 0 P: 3	R: 0 E: 0 K: 1 S: 5	H: 1 LOB: 1 BB: 0 P: 5	R: 0 E: 0 K: 1 S: 6	H: 1 LOB: 1 BB: 0 P: 6	R: 0 E: 0 K: 2 S: 7	H: 0 LOB: 0 BB: 0 P: 7	1B: 8 2B: 1 3B: 0 HR: 0	SF: 0 SAC: 1 DP: 1 HBP: 0	WP: 0 PA: 35 PB: 0 SB: 3 CS: 2
<b>PITCHER</b>	IP	WLS	BF	H	R	ER	SO	BB	IBB	HBP	BLK	WP	HR	S	P	ERA	WHIP				
<b>John Montefusco, R</b> (1, 1) ERA: 3.49	6.0	W	26	8	2	2	3	1	1	0	0	0	0	30	38	3.00	1.500				
<b>Gary Lavelle, L</b> (7, 1) ERA: 1.79	2.0		6	1	0	0	2	0	0	0	0	0	0	10	10	0.00	0.500				
<b>Randy Moffitt, R</b> (9, 1) ERA: 3.55	1.0	S	3	0	0	0	2	0	0	0	0	0	0	7	7	0.00	0.000				













Batter	1	2	3	4	5	6	7	8	9	AB	R	H	RBI	BB	SO	LOB	TOP			
Garry Templeton, S OBP: 0.329, SLG: 0.431	F2		4-3			P4		1B		4	0	1	0	0	0	0	<b>St. Louis Cardinals @ Los Angeles Dodgers</b> Dodger Stadium, Los Angeles, CA Sun Aug 28 1977, 3:33 AM PDT Att: 34,648 - Unknown			
Lou Brock, L OBP: 0.299, SLG: 0.331	F8		4-3			F5		K		3	0	0	0	0	0	0				
Rick Bosetti, R OBP: 0.375, SLG: 0.375	F8		4-3					K		1	0	0	0	0	1	1				
Jerry Mumphrey, S OBP: 0.380, SLG: 0.426	1B		4-3					1B		4	0	3	0	0	0	0				
Keith Hernandez, L OBP: 0.386, SLG: 0.456	G3					F7		F7		4	0	0	0	0	0	4				
Roger Freed, R OBP: 0.446, SLG: 0.587						F7				0	0	0	0	0	0	0				
Hector Cruz, R OBP: 0.343, SLG: 0.356		6-3		6-3						4	0	0	0	0	0	0				
Dave Radler, L OBP: 0.319, SLG: 0.386		WP		P6						4	0	1	0	0	0	0				
Ken Reitz, R OBP: 0.306, SLG: 0.428										3	0	1	0	0	1	1				
Dane Iorg, L OBP: 0.217, SLG: 0.209	K							K		1	0	0	0	0	1	0				
Mike Tyson, R OBP: 0.292, SLG: 0.340										1	0	0	0	0	0	0				
Mike Phillips, L OBP: 0.237, SLG: 0.246										1	0	0	0	0	1	1				
Tom Underwood, R OBP: 0.222, SLG: 0.174										0	0	0	0	0	0	0				
Bob Forsch, R OBP: 0.172, SLG: 0.194										2	0	0	0	0	1	2				
Clay Carroll, R OBP: 0.091, SLG: 0.091	F7									0	0	0	0	0	0	0				
Ken Oberkfell, L OBP: 0.091, SLG: 0.091										1	0	0	0	0	0	0				
<b>Inning Stats</b>	R: 0 E: 0 K: 0 S: 4	H: 1 LOB: 1 BB: 0 P: 4	R: 0 E: 0 K: 1 S: 6	H: 1 LOB: 2 BB: 0 P: 7	R: 0 E: 0 K: 0 S: 3	H: 0 LOB: 0 BB: 0 P: 3	R: 0 E: 0 K: 0 S: 3	H: 0 LOB: 0 BB: 0 P: 3	R: 0 E: 0 K: 1 S: 5	H: 1 LOB: 1 BB: 0 P: 4	R: 0 E: 0 K: 1 S: 6	H: 1 LOB: 1 BB: 0 P: 6	R: 0 E: 0 K: 1 S: 7	H: 2 LOB: 2 BB: 0 P: 7	R: 0 E: 0 K: 1 S: 5	H: 0 LOB: 0 BB: 0 P: 5	1B: 4 2B: 2 3B: 0 HR: 0	SF: 0 SAC: 0 DP: 0 HBP: 1	WP: 1 PB: 0 SB: 2 CS: 0	PA: 34
<b>PITCHER</b> Don Sutton, R ERA: 3.03	IP: 9.0 WLS: W BF: 34	H: 6 R: 0 ER: 0 SO: 5	BB: 0 IBB: 0 HBP: 1 BLK: 0	WP: 1 HR: 0 S: 43 P: 44	ERA: 0.00 WHIP: 0.667	<b>PITCHER</b>										IP: 9.0 WLS: W BF: 34	H: 6 R: 0 ER: 0 SO: 5	BB: 0 IBB: 0 HBP: 1 BLK: 0	WP: 1 HR: 0 S: 43 P: 44	ERA: 0.00 WHIP: 0.667

Batter	1	2	3	4	5	6	7	8	9	AB	R	H	RBI	BB	SO	LOB	BOTTOM			
Davey Lopes, R OBP: 0.366, SLG: 0.413	E6					F8				5	1	2	3	0	0	3	<b>St. Louis Cardinals @ Los Angeles Dodgers</b> Dodger Stadium, Los Angeles, CA Sun Aug 28 1977, 3:33 AM PDT Att: 34,648 - Unknown			
Rafael Landestoy, S OBP: 0.366, SLG: 0.413	4-3									0	0	0	0	0	0	0				
Bill Russell, R OBP: 0.308, SLG: 0.369	4-3		6-3							4	1	1	0	1	0	4				
Reggie Smith, S OBP: 0.435, SLG: 0.562	1-3									5	1	3	0	0	0	1				
Ron Cey, R OBP: 0.361, SLG: 0.466	F9		6-4							4	1	0	0	0	1	4				
Steve Garvey, R OBP: 0.323, SLG: 0.497										5	5	5	5	0	0	0				
Rick Monday, L OBP: 0.341, SLG: 0.396										4	0	1	0	0	2	1				
Glenn Burke, R OBP: 0.277, SLG: 0.290	E3									1	0	1	1	0	0	0				
Dusty Baker Jr., R OBP: 0.351, SLG: 0.473										4	1	2	0	0	2	2				
Lee Lacy, R OBP: 0.298, SLG: 0.418	K									0	0	0	0	1	0	0				
Johnny Oates, L OBP: 0.324, SLG: 0.370										4	1	2	0	1	0	3				
Don Sutton, R OBP: 0.262, SLG: 0.207										3	0	0	0	2	0	4				
<b>Inning Stats</b>	R: 0 E: 1 K: 0 S: 4	H: 0 LOB: 1 BB: 0 P: 4	R: 1 E: 1 K: 1 S: 7	H: 2 LOB: 2 BB: 1 P: 11	R: 0 E: 0 K: 0 S: 3	H: 1 LOB: 0 BB: 0 P: 3	R: 1 E: 0 K: 1 S: 7	H: 2 LOB: 3 BB: 2 P: 15	R: 1 E: 0 K: 1 S: 6	H: 1 LOB: 0 BB: 0 P: 6	R: 0 E: 0 K: 0 S: 4	H: 2 LOB: 1 BB: 0 P: 4	R: 7 E: 1 K: 2 S: 15	H: 7 LOB: 2 BB: 1 P: 19	R: 1 E: 0 K: 0 S: 4	H: 2 LOB: 1 BB: 1 P: 8	1B: 11 2B: 4 3B: 1 HR: 2	SF: 0 SAC: 1 DP: 2 HBP: 0	WP: 1 PB: 1 SB: 1 CS: 0	PA: 45
<b>PITCHER</b> Bob Forsch, R ERA: 3.28	IP: 6.0 WLS: L	H: 8 R: 4 ER: 4 SO: 29	BB: 4 IBB: 0 HBP: 0 BLK: 0	WP: 1 HR: 1 S: 31 P: 47	ERA: 6.00 WHIP: 2.000	<b>PITCHER</b>										IP: 6.0 WLS: L	H: 8 R: 4 ER: 4 SO: 29	BB: 4 IBB: 0 HBP: 0 BLK: 0	WP: 1 HR: 1 S: 31 P: 47	ERA: 6.00 WHIP: 2.000
Clay Carroll, R ERA: 2.5	0.1	5	3	3	3	1	0	0	0	0	0	0	0	0	0	0	81.00	9.000		
Tom Underwood, L ERA: 5.31	1.2	11	6	4	4	1	1	0	0	0	0	0	0	0	0	21.60	4.200			



Batter	1	2	3	4	5	6	7	8	9	AB	R	H	RBI	BB	SO	LOB	TOP
Lou Brock, L OBP: 0.301, SLG: 0.333 Rick Bosetti, R OBP: 0.375, SLG: 0.375 Dane Iorg, L OBP: 0.234, SLG: 0.209	4-0 E 1B BB	0-0 1B 2B		0-0 4-3			0-0 FC1-4 3-1 1-2		4-0 BB	3	1	1	0	1	0	1	
Jerry Mumfrey, S OBP: 0.380, SLG: 0.425	0-0 1B 1B	0-0 CS 1B			0-0 6-3		0-0 3-1		0-0 F8	5	1	2	1	0	0	2	
Keith Hernandez, L OBP: 0.387, SLG: 0.454	0-0 F7 1-2	0-3 K			4-0 BB		4-0 BB		4-0 BB	2	0	0	0	2	1	3	
Ted Simmons, S OBP: 0.422, SLG: 0.515	0-0 2B 1B	0-0 P4			0-0 F8		0-0 4-3			4	1	1	1	0	0	4	
Ken Reitz, R OBP: 0.304, SLG: 0.424	0-0 2B 1-2		0-0 6-3		0-0 F9			0-0 6-3		4	0	0	0	0	0	2	
Hector Cruz, R OBP: 0.339, SLG: 0.351	0-3 K		0-0 P3		0-0 L5			0-3 K		4	0	0	0	0	2	2	
Mike Phillips, L OBP: 0.237, SLG: 0.254	0-0 1-3 2H 2B		0-0 F7		0-0 G3			0-0 4-3		4	0	1	1	0	0	0	
Mike Tyson, R OBP: 0.292, SLG: 0.338 Gary Templeton, S OBP: 0.329, SLG: 0.430	4-0 IBB		0-0 6-3		0-0 6-3			0-0 6-3		2	0	0	0	1	0	0	
John Urea, R OBP: 0.355, SLG: 0.167 Mike Anderson, R OBP: 0.304, SLG: 0.378 Al Hrabosky, R	0-3 K		0-0 6-3		0-0 6-3			0-0 FC1-4 1B		3	0	1	0	0	1	3	
<b>Inning Stats</b>	R: 3 E: 1 K: 2 S: 11	H: 3 LOB: 3 BB: 2 P: 19	R: 0 E: 0 K: 1 S: 6	H: 2 LOB: 1 BB: 0 P: 6	R: 0 E: 0 K: 0 S: 3	H: 0 LOB: 0 BB: 0 P: 3	R: 0 E: 0 K: 0 S: 3	H: 0 LOB: 1 BB: 0 P: 3	R: 0 E: 0 K: 0 S: 3	H: 0 LOB: 2 BB: 1 P: 8	R: 0 E: 0 K: 1 S: 5	H: 0 LOB: 0 BB: 0 P: 5	R: 0 E: 0 K: 0 S: 3	H: 0 LOB: 1 BB: 1 P: 7	1B: 4 2B: 2 3B: 0 HR: 0	SF: 0 SAC: 0 DP: 0 HBP: 0	WP: 0 PA: 38 PB: 0 SB: 3 CS: 1
<b>PITCHER</b>	IP WLS BF H R ER SO BB IBB HBP BLK WP HR S P ERA WHIP	IP WLS BF H R ER SO BB IBB HBP BLK WP HR S P ERA WHIP	IP WLS BF H R ER SO BB IBB HBP BLK WP HR S P ERA WHIP	IP WLS BF H R ER SO BB IBB HBP BLK WP HR S P ERA WHIP	IP WLS BF H R ER SO BB IBB HBP BLK WP HR S P ERA WHIP	IP WLS BF H R ER SO BB IBB HBP BLK WP HR S P ERA WHIP	IP WLS BF H R ER SO BB IBB HBP BLK WP HR S P ERA WHIP	IP WLS BF H R ER SO BB IBB HBP BLK WP HR S P ERA WHIP	IP WLS BF H R ER SO BB IBB HBP BLK WP HR S P ERA WHIP	IP WLS BF H R ER SO BB IBB HBP BLK WP HR S P ERA WHIP	IP WLS BF H R ER SO BB IBB HBP BLK WP HR S P ERA WHIP	IP WLS BF H R ER SO BB IBB HBP BLK WP HR S P ERA WHIP	IP WLS BF H R ER SO BB IBB HBP BLK WP HR S P ERA WHIP	IP WLS BF H R ER SO BB IBB HBP BLK WP HR S P ERA WHIP	IP WLS BF H R ER SO BB IBB HBP BLK WP HR S P ERA WHIP	IP WLS BF H R ER SO BB IBB HBP BLK WP HR S P ERA WHIP	IP WLS BF H R ER SO BB IBB HBP BLK WP HR S P ERA WHIP
Dave Freisleben, R ERA: 4.77 Rollie Fingers, R ERA: 2.6	8.0 W 34 6 3 2 4 3 1 0 0 0 0 3 54 2.25 1.125	1.0 S 4 0 0 0 0 1 0 0 0 0 0 3 7 0.00 1.000															

St. Louis Cardinals @ San Diego Padres  
San Diego Stadium, San Diego, CA  
Mon Aug 29 1977, 10:05 PM EDT  
Att: 19,656 - Unknown

AB 33  
R 3  
H 6  
RBI 3  
BB 5  
SO 4  
LOB 17



Batter	1	2	3	4	5	6	7	8	9	AB	R	H	RBI	BB	SO	LOB	BOTTOM
Gene Richards, L OBP: 0.357, SLG: 0.358	0-0 4-3		0-0 6-3 3B			0-3 K		0-0 F9		4	1	1	1	0	1	1	
Bill Almon, R OBP: 0.298, SLG: 0.327	0-3 K		0-0 6-3			0-0 1-3		0-0 F8		4	0	0	1	0	1	1	
Mike Ivie, R OBP: 0.340, SLG: 0.420	0-0 1B		0-0 5-3			0-0 1B 1B		0-0 1H HR		4	1	3	2	0	0	0	
George Hendrick, R OBP: 0.368, SLG: 0.468	0-0 4-3			0-0 G4-6-3 1B		0-0 FC6-4 1B		0-3 K		4	0	2	0	0	1	1	
Dave Winfield, R OBP: 0.347, SLG: 0.487		0-0 4-3		0-0 G4-6-3 1-2		0-0 FC6-4 1-2				3	0	0	0	0	0	3	
Jerry Turner, L OBP: 0.314, SLG: 0.396 Tucker Ashford, R OBP: 0.265, SLG: 0.315		0-0 1-3		0-0 G3			0-0 4-3			3	0	0	0	0	0	0	
Mike Champion, R OBP: 0.284, SLG: 0.273		0-0 6-3			0-0 G3		4-0 CS BB			2	0	0	0	1	0	0	
Dave Roberts, R OBP: 0.246, SLG: 0.288			0-0 3B 1B		0-0 F8		0-0 F9			3	1	1	0	0	0	1	
Dave Freisleben, R OBP: 0.212, SLG: 0.194 Gene Tenace, R OBP: 0.416, SLG: 0.418 Rollie Fingers, R			0-3 K		0-3 K			4-0 HR BB		2	0	0	0	0	2	1	
<b>Inning Stats</b>	R: 0 E: 0 K: 1 S: 6	H: 1 LOB: 1 BB: 0 P: 6	R: 0 E: 0 K: 0 S: 3	H: 0 LOB: 0 BB: 0 P: 3	R: 2 E: 0 K: 1 S: 7	H: 2 LOB: 0 BB: 0 P: 7	R: 0 E: 0 K: 0 S: 3	H: 1 LOB: 0 BB: 0 P: 3	R: 0 E: 0 K: 1 S: 5	H: 0 LOB: 2 BB: 0 P: 7	R: 0 E: 0 K: 0 S: 2	H: 0 LOB: 2 BB: 1 P: 6	R: 2 E: 0 K: 1 S: 6	H: 1 LOB: 1 BB: 1 P: 10	1B: 5 2B: 0 3B: 1 HR: 1	SF: 0 SAC: 0 DP: 1 HBP: 0	WP: 0 PA: 31 PB: 0 SB: 0 CS: 1
<b>PITCHER</b>	IP WLS BF H R ER SO BB IBB HBP BLK WP HR S P ERA WHIP	IP WLS BF H R ER SO BB IBB HBP BLK WP HR S P ERA WHIP	IP WLS BF H R ER SO BB IBB HBP BLK WP HR S P ERA WHIP	IP WLS BF H R ER SO BB IBB HBP BLK WP HR S P ERA WHIP	IP WLS BF H R ER SO BB IBB HBP BLK WP HR S P ERA WHIP	IP WLS BF H R ER SO BB IBB HBP BLK WP HR S P ERA WHIP	IP WLS BF H R ER SO BB IBB HBP BLK WP HR S P ERA WHIP	IP WLS BF H R ER SO BB IBB HBP BLK WP HR S P ERA WHIP	IP WLS BF H R ER SO BB IBB HBP BLK WP HR S P ERA WHIP	IP WLS BF H R ER SO BB IBB HBP BLK WP HR S P ERA WHIP	IP WLS BF H R ER SO BB IBB HBP BLK WP HR S P ERA WHIP	IP WLS BF H R ER SO BB IBB HBP BLK WP HR S P ERA WHIP	IP WLS BF H R ER SO BB IBB HBP BLK WP HR S P ERA WHIP	IP WLS BF H R ER SO BB IBB HBP BLK WP HR S P ERA WHIP	IP WLS BF H R ER SO BB IBB HBP BLK WP HR S P ERA WHIP	IP WLS BF H R ER SO BB IBB HBP BLK WP HR S P ERA WHIP	IP WLS BF H R ER SO BB IBB HBP BLK WP HR S P ERA WHIP
John Urea, R ERA: 2.74 Al Hrabosky, L ERA: 4.15	7.0 L 27 6 3 3 4 2 0 0 0 0 1 6 3.86 1.143	1.0 L 4 1 1 1 1 0 0 0 0 0 1 6 9.00 1.000															

St. Louis Cardinals @ San Diego Padres  
San Diego Stadium, San Diego, CA  
Mon Aug 29 1977, 10:05 PM EDT  
Att: 19,656 - Unknown

AB 29  
R 4  
H 7  
RBI 4  
BB 2  
SO 5  
LOB 8





Batter	1	2	3	4	5	6	7	8	9	AB	R	H	RBI	BB	SO	LOB	TOP											
<b>Rick Rosetti, R</b> OBP: 0.429, SLG: 0.368 (1, 8)										3	1	1	1	1	0	2	<b>St. Louis Cardinals @ San Diego Padres</b> San Diego Stadium, San Diego, CA Tue Aug 30 1977, 10:05 PM EDT Att: 9,432 - Unknown											
<b>Gary Tompton, S</b> OBP: 0.328, SLG: 0.433 (1, 6)										5	1	1	2	0	1	3												
<b>Mike Anderson, R</b> OBP: 0.305, SLG: 0.377 <b>Jerry Mumphy, S</b> OBP: 0.376, SLG: 0.424 <b>Rawly Eastwick, R</b> OBP: 0.364, SLG: 0.300 (1, 9)										3	0	1	0	0	1	0												
<b>Ted Simmons, S</b> OBP: 0.421, SLG: 0.513 (1, 2)										4	0	1	0	0	0	0												
<b>Roger Freed, R</b> OBP: 0.442, SLG: 0.576 <b>Dane Iorg, L</b> OBP: 0.229, SLG: 0.205 (1, 3)										3	0	1	0	0	1	2												
<b>Ken Reitz, R</b> OBP: 0.304, SLG: 0.423 (1, 5)										4	0	1	0	0	1	3												
<b>Hector Cruz, R</b> OBP: 0.354 <b>Lou Brock, L</b> OBP: 0.300, SLG: 0.333 (8, 7)										3	1	1	0	0	0	0												
<b>Mike Tyson, R</b> OBP: 0.294, SLG: 0.340 (1, 4)										4	1	2	0	0	0	0												
<b>Eric Rasmussen, R</b> OBP: 0.185, SLG: 0.226 <b>Ken Oberkfell, L</b> (5, PH)										0	0	0	0	0	0	0												
<b>Buddy Schultz, R</b> OBP: 0.250, SLG: 0.182 <b>Keith Hernandez, L</b> OBP: 0.387, SLG: 0.454 (7, 3)										1	0	0	0	0	1	0												
<b>Inning Stats</b>	R: 2 E: 0 K: 0 S: 5	H: 2 LOB: 1 BB: 1 P: 9	R: 1 E: 0 K: 0 S: 4	H: 2 LOB: 0 BB: 0 P: 4	R: 0 E: 0 K: 1 S: 5	H: 0 LOB: 0 BB: 0 P: 5	R: 0 E: 0 K: 1 S: 5	H: 0 LOB: 0 BB: 0 P: 5	R: 0 E: 0 K: 1 S: 7	H: 2 LOB: 2 BB: 0 P: 7	R: 1 E: 0 K: 2 S: 10	H: 3 LOB: 2 BB: 0 P: 10	R: 0 E: 0 K: 0 S: 4	H: 1 LOB: 1 BB: 0 P: 4	R: 0 E: 0 K: 0 S: 3	H: 0 LOB: 1 BB: 0 P: 4		1B: 8 2B: 1 3B: 0 HR: 1	SF: 0 SAC: 1 DP: 0 HBP: 1	WP: 0 PB: 0 SB: 0 CS: 1	PA: 39							
<b>PITCHER</b>	IP	WLS	BF	H	R	ER	SO	BB	IBB	HBP	BLK	WP	HR	S	P	ERA		WHIP										
<b>Bob Ovchinko, L</b> ERA: 4.24	6.0	W	27	9	4	4	4	1	0	0	1	0	1	34	38	6.00		1.667										
<b>Dave Tomlin, L</b> ERA: 3.39	0.1		1	0	0	0	0	0	0	0	0	0	0	1	1	0.00	0.000											
<b>Dan Spillner, R</b> ERA: 3.43	2.2	S	10	1	0	0	2	0	0	1	0	0	0	13	14	0.00	0.375											

AB 35  
R 4  
H 10  
RBI 4  
BB 1  
SO 6  
LOB 13



Batter	1	2	3	4	5	6	7	8	9	AB	R	H	RBI	BB	SO	LOB	BOTTOM											
<b>Gene Richards, L</b> OBP: 0.358, SLG: 0.361 (1, 3)										5	2	2	0	0	0	1	<b>St. Louis Cardinals @ San Diego Padres</b> San Diego Stadium, San Diego, CA Tue Aug 30 1977, 10:05 PM EDT Att: 9,432 - Unknown											
<b>Bill Almon, R</b> OBP: 0.298, SLG: 0.325 (1, 6)										3	1	0	0	1	1	1												
<b>Mike Ivie, R</b> OBP: 0.339, SLG: 0.417 (1, 5)										3	1	0	0	1	1	3												
<b>George Hendrick, R</b> OBP: 0.371, SLG: 0.473 (1, 8)										4	2	3	3	0	0	1												
<b>Dave Winfield, R</b> OBP: 0.345, SLG: 0.483 (1, 9)										4	0	0	0	0	1	5												
<b>Jerry Turner, L</b> OBP: 0.317, SLG: 0.403 <b>Tucker Ashford, R</b> OBP: 0.265, SLG: 0.315 (1, 7)										4	1	2	2	0	1	0												
<b>Dave Roberts, R</b> OBP: 0.246, SLG: 0.287 (1, 2)										4	0	1	1	0	1	2												
<b>Mike Champion, R</b> OBP: 0.266, SLG: 0.275 (1, 4)										4	0	2	1	0	0	2												
<b>Bob Ovchinko, L</b> OBP: 0.195, SLG: 0.108 <b>Dave Tomlin, L</b> OBP: 0.333, SLG: 0.333 <b>Dan Spillner, R</b> OBP: 0.316, SLG: 0.133 (1, 1)										2	0	0	0	0	0	2												
<b>Inning Stats</b>	R: 4 E: 1 K: 0 S: 7	H: 4 LOB: 1 BB: 1 P: 11	R: 0 E: 0 K: 0 S: 3	H: 0 LOB: 1 BB: 1 P: 7	R: 1 E: 0 K: 0 S: 6	H: 2 LOB: 2 BB: 0 P: 6	R: 1 E: 0 K: 1 S: 7	H: 1 LOB: 1 BB: 0 P: 7	R: 1 E: 0 K: 0 S: 5	H: 2 LOB: 1 BB: 0 P: 5	R: 0 E: 0 K: 2 S: 8	H: 1 LOB: 1 BB: 0 P: 8	R: 0 E: 0 K: 0 S: 3	H: 0 LOB: 0 BB: 0 P: 3	R: 0 E: 0 K: 0 S: 3	H: 0 LOB: 0 BB: 0 P: 3		1B: 7 2B: 4 3B: 0 HR: 0	SF: 0 SAC: 2 DP: 1 HBP: 0	WP: 0 PB: 0 SB: 3 CS: 0	PA: 38							
<b>PITCHER</b>	IP	WLS	BF	H	R	ER	SO	BB	IBB	HBP	BLK	WP	HR	S	P	ERA		WHIP										
<b>Eric Rasmussen, R</b> ERA: 3.6	4.0	L	23	7	6	5	1	2	0	0	0	0	0	23	31	11.25		2.250										
<b>Buddy Schultz, L</b> ERA: 1.57	2.0		9	3	1	1	2	0	0	0	0	0	0	13	13	4.50		1.500										
<b>Rawly Eastwick, R</b> ERA: 3.44	2.0		6	0	0	0	2	0	0	0	0	0	0	10	10	0.00	0.000											

AB 34  
R 7  
H 10  
RBI 7  
BB 2  
SO 5  
LOB 17





Batter	1	2	3	4	5	6	7	8	9	AB	R	H	RBI	BB	SO	LOB	TOP							
<b>Rick Bosetti, R</b> OBP: 0.385, SLG: 0.333 (1, 7)	L4		BLK 1B		5-3		E6 3B		6-3	5	1	1	0	0	0	0								
<b>Gary Templeton, S</b> OBP: 0.329, SLG: 0.438 (1, 6)	1B		F9 1-2		L7		2H 3B			4	0	2	1	0	0	1								
<b>Jerry Mumphy, S</b> OBP: 0.381, SLG: 0.425 (1, 8)	1-2 1B		K			S 1B	K			4	0	2	0	0	2	2								
<b>Ted Simmons, S</b> OBP: 0.420, SLG: 0.509 (1, 2)	6-3		BB			F8 1-2		F7		3	0	0	0	1	0	2								
<b>Keith Hernandez, L</b> OBP: 0.384, SLG: 0.450 (1, 3)		K	P6			F8		F9		4	0	0	0	0	1	3								
<b>Mike Anderson, R</b> OBP: 0.306, SLG: 0.371 (8, PH)		P6		K		BB		S 1B		2	0	0	0	1	1	0								
<b>Lou Brock, L</b> OBP: 0.302, SLG: 0.334 (8, 7)										1	0	1	0	0	0	0								
<b>Ken Reitz, R</b> OBP: 0.303, SLG: 0.421 (1, 5)	1B		L3			4-3		F7 1-2		4	0	1	0	0	0	3								
<b>Mike Tyson, R</b> OBP: 0.295, SLG: 0.340 (9, PH)			4-3				L6		6-3	3	0	1	0	0	0	0								
<b>Dave Rader, L</b> OBP: 0.315, SLG: 0.381 (9, PH)	1-3 1B									1	0	0	0	0	0	0								
<b>Tom Underwood, R</b> OBP: 0.207, SLG: 0.160 (7, PH)		G3				F9			6-3	2	0	0	0	0	0	2								
<b>Hector Cruz, R</b> OBP: 0.338, SLG: 0.353 (7, 1)							K		6-3	1	0	0	0	0	1	0								
<b>Butch Metzger, R</b> OBP: 0.224, SLG: 0.200 (9, PH)										0	0	0	0	0	0	0								
<b>Dane Iorg, L</b> OBP: 0.224, SLG: 0.200 (9, PH)										1	0	0	0	0	0	0								
<b>Inning Stats</b>	R: 0 E: 0 K: 0 S: 4	H: 2 LOB: 1 BB: 0 P: 4	R: 0 E: 0 K: 1 S: 7	H: 2 LOB: 2 BB: 0 P: 7	R: 0 E: 0 K: 1 S: 6	H: 1 LOB: 2 BB: 1 P: 10	R: 0 E: 0 K: 1 S: 5	H: 0 LOB: 0 BB: 0 P: 5	R: 0 E: 0 K: 0 S: 3	H: 0 LOB: 0 BB: 0 P: 3	R: 0 E: 0 K: 0 S: 4	H: 1 LOB: 2 BB: 1 P: 8	R: 1 E: 1 K: 2 S: 9	H: 1 LOB: 1 BB: 0 P: 9	R: 0 E: 0 K: 0 S: 4	H: 1 LOB: 1 BB: 0 P: 4	R: 0 E: 0 K: 0 S: 3	H: 0 LOB: 0 BB: 0 P: 3	1B: 7 2B: 0 3B: 1 HR: 0	SF: 0 SAC: 0 DP: 0 HBP: 0	WP: 0 PB: 0 SB: 2 CS: 0	PA: 37		
<b>PITCHER</b>	IP	WLS	BF	H	R	ER	SO	BB	IBB	HBP	BLK	WP	HR	S	P	ERA	WHIP					ERA	WHIP	
<b>Bob Shirley, L</b> ERA: 3.91	(1, 1)	7.0	W	30	7	1	0	5	2	0	0	1	0	0	38	46	0.00	1.286						
<b>Rollie Fingers, R</b> ERA: 2.76	(8, 1)	2.0	S	7	1	0	0	0	0	0	0	0	0	7	7	0.00	0.500							

**St. Louis Cardinals @ San Diego Padres**  
San Diego Stadium, San Diego, CA  
Wed Aug 31 1977, 10:05 PM EDT  
Att: 8,269 - Unknown

**AB 35**  
**R 1**  
**H 8**  
**RBI 1**  
**BB 2**  
**SO 5**  
**LOB 13**



Batter	1	2	3	4	5	6	7	8	9	AB	R	H	RBI	BB	SO	LOB	BOTTOM						
<b>Gene Richards, L</b> OBP: 0.357, SLG: 0.365 (1, 7)	F9		2H 3B		4-3		CS	F5		4	0	1	1	0	0	0							
<b>Bill Almon, R</b> OBP: 0.298, SLG: 0.324 (1, 6)	G4-6-3 1B		F8			F9		K		4	0	1	0	0	1	1							
<b>Dave Winfield, R</b> OBP: 0.346, SLG: 0.483 (1, 9)	G4-6-3 1-2				F8	2B 1B		FC6-4 1B		4	1	2	0	0	0	1							
<b>George Hendrick, R</b> OBP: 0.372, SLG: 0.475 (1, 8)		F9				BB 1B		FC6-4 1B		4	0	2	1	0	0	1							
<b>Gene Tenace, R</b> OBP: 0.417, SLG: 0.417 (1, 3)		G5-4-3 BB				1-2 BB		K		1	0	0	0	2	1	1							
<b>Dave Roberts, R</b> OBP: 0.241, SLG: 0.280 (1, 2)	G5-4-3 1-2				F9			5-3		3	0	0	0	0	0	4							
<b>Gary Sutherland, R</b> OBP: 0.313, SLG: 0.326 (7, PH)			6-3		F9			F9		2	0	0	0	0	0	2							
<b>Jerry Turner, L</b> OBP: 0.316, SLG: 0.401 (8, 4)										1	0	0	0	0	0	0							
<b>Pat Scanlon, L</b> OBP: 0.290, SLG: 0.200 (8, 4)										0	0	0	0	0	0	0							
<b>Tucker Ashford, R</b> OBP: 0.266, SLG: 0.316 (1, 5)						S 3B 1B		F8		3	1	1	0	0	0	0							
<b>Bob Shirley, R</b> OBP: 0.117, SLG: 0.103 (7, PH)			F3					5-3		2	0	0	0	0	0	1							
<b>Merv Rettenmund, R</b> OBP: 0.433, SLG: 0.482 (8, 1)								CS BB		0	0	0	0	0	0	0							
<b>Rollie Fingers, R</b> ERA: 2.76										0	0	0	0	0	0	0							
<b>Inning Stats</b>	R: 0 E: 0 K: 0 S: 3	H: 1 LOB: 0 BB: 0 P: 3	R: 0 E: 0 K: 0 S: 2	H: 0 LOB: 0 BB: 1 P: 6	R: 1 E: 0 K: 0 S: 5	H: 2 LOB: 1 BB: 0 P: 5	R: 0 E: 0 K: 0 S: 4	H: 1 LOB: 2 BB: 1 P: 8	R: 0 E: 0 K: 1 S: 7	H: 2 LOB: 1 BB: 0 P: 7	R: 0 E: 0 K: 0 S: 2	H: 0 LOB: 0 BB: 1 P: 6	R: 0 E: 0 K: 1 S: 6	H: 1 LOB: 1 BB: 0 P: 6	R: 0 E: 0 K: 0 S: 3	H: 1 LOB: 1 BB: 0 P: 6	1B: 5 2B: 1 3B: 1 HR: 0	SF: 0 SAC: 0 DP: 2 HBP: 0	WP: 0 PB: 0 SB: 1 CS: 1	PA: 32			
<b>PITCHER</b>	IP	WLS	BF	H	R	ER	SO	BB	IBB	HBP	BLK	WP	HR	S	P	ERA	WHIP					ERA	WHIP
<b>Tom Underwood, L</b> ERA: 5.18	(1, 1)	6.0	L	24	6	2	2	1	2	0	0	0	0	24	32	3.00	1.333						
<b>Butch Metzger, R</b> ERA: 3.34	(7, 1)	2.0		7	1	0	0	1	1	0	0	0	0	8	12	0.00	1.000						

**St. Louis Cardinals @ San Diego Padres**  
San Diego Stadium, San Diego, CA  
Wed Aug 31 1977, 10:05 PM EDT  
Att: 8,269 - Unknown

**AB 28**  
**R 2**  
**H 7**  
**RBI 2**  
**BB 3**  
**SO 2**  
**LOB 11**





Batter	1	2	3	4	5	6	7	8	9	AB	R	H	RBI	BB	SO	LOB	TOP							
<b>Rick Rosetti, R</b> OBP: 0.333, SLG: 0.286 (1, 7)										4	0	0	0	0	1	0	<b>St. Louis Cardinals @ San Francisco Giants</b> <b>Candlestick Park, San Francisco, CA</b> Fri Sep 02 1977, 10:05 PM EDT Att: 3,329 - Unknown							
<b>Dane Iorg, L</b> OBP: 0.240, SLG: 0.239 (9, PH)										1	0	1	1	0	0	0								
<b>Mike Phillips, L</b> OBP: 0.237, SLG: 0.254 (9, PR)										0	1	0	0	0	0	0								
<b>Gary Templeton, S</b> OBP: 0.330, SLG: 0.438 (1, 6)										5	1	2	1	0	0	0								
<b>Keith Hernandez, L</b> OBP: 0.386, SLG: 0.454 (1, 3)										5	1	3	0	0	1	2								
<b>Ted Simmons, S</b> OBP: 0.417, SLG: 0.506 <b>Butch Metzger, R</b> (9, 1)										5	0	1	1	0	2	4								
<b>Ken Reitz, R</b> OBP: 0.302, SLG: 0.420 (1, 5)										4	0	1	1	0	1	2								
<b>Jerry Mumphrey, S</b> OBP: 0.382, SLG: 0.431 (1, 8)										4	1	2	0	0	0	1								
<b>Hector Cruz, R</b> OBP: 0.340, SLG: 0.363 (1, 9)										3	1	1	2	1	2	2								
<b>Mike Tyson, R</b> OBP: 0.293, SLG: 0.337 <b>Lou Brock, L</b> OBP: 0.301, SLG: 0.333 (9, PH)										3	0	0	0	0	1	3								
<b>John Denny, R</b> OBP: 0.143, SLG: 0.122 <b>Mike Anderson, R</b> OBP: 0.303, SLG: 0.368 <b>Buddy Schultz, R</b> OBP: 0.250, SLG: 0.182 <b>Dave Rader, L</b> OBP: 0.323, SLG: 0.388 (9, 2)										2	0	0	0	0	0	0								
<b>Inning Stats</b>	R: 0 E: 0 K: 0 S: 4	H: 1 LOB: 1 BB: 0 P: 4	R: 0 E: 0 K: 2 S: 8	H: 1 LOB: 1 BB: 0 P: 8	R: 0 E: 0 K: 2 S: 9	H: 2 LOB: 2 BB: 0 P: 9	R: 2 E: 1 K: 0 S: 5	H: 1 LOB: 0 BB: 0 P: 5	R: 0 E: 0 K: 1 S: 5	H: 0 LOB: 0 BB: 0 P: 5	R: 0 E: 0 K: 1 S: 6	H: 1 LOB: 2 BB: 1 P: 10	R: 0 E: 0 K: 0 S: 3	H: 0 LOB: 0 BB: 0 P: 3	R: 1 E: 0 K: 1 S: 7	H: 2 LOB: 1 BB: 0 P: 7	R: 3 E: 1 K: 1 S: 9	H: 4 LOB: 2 BB: 0 P: 9	1B: 8 2B: 2 3B: 1 HR: 1	SF: 1 SAC: 0 DP: 0 HBP: 0	WP: 1 PB: 0 SB: 1 CS: 0	PA: 41		
<b>PITCHER</b>	IP	WLS	BF	H	R	ER	SO	BB	IBB	HBP	BLK	WP	HR	S	P	ERA	WHIP					ERA	WHIP	
<b>Bob Knepper, L</b> ERA: 3.23	(1, 1)	7.1		31	7	3	2	6	1	0	0	0	1	1	42	46	2.46	1.091						
<b>Randy Moffitt, R</b> ERA: 3.69	(8, 1)	1.0	L	6	3	2	2	1	0	0	0	0	0	0	8	8	18.00	3.000						
<b>Gary Lavelle, L</b> ERA: 1.87	(9, 1)	0.2		4	2	1	1	1	0	0	0	0	0	0	6	6	13.50	3.000						

Batter	1	2	3	4	5	6	7	8	9	AB	R	H	RBI	BB	SO	LOB	BOTTOM							
<b>Derrel Thomas, S</b> OBP: 0.316, SLG: 0.372 (1, 8)										5	0	2	1	0	0	2	<b>St. Louis Cardinals @ San Francisco Giants</b> <b>Candlestick Park, San Francisco, CA</b> Fri Sep 02 1977, 10:05 PM EDT Att: 3,329 - Unknown							
<b>Tim Foli, R</b> OBP: 0.239, SLG: 0.332 (1, 6)										4	0	1	0	0	1	3								
<b>Bill Madlock, R</b> OBP: 0.363, SLG: 0.422 (1, 5)										4	1	1	0	0	1	1								
<b>Willie McCovey, L</b> OBP: 0.364, SLG: 0.474 (1, 3)										4	0	1	0	0	1	2								
<b>Darrell Evans, L</b> OBP: 0.356, SLG: 0.424 (1, 7)										2	1	0	0	2	0	0								
<b>Gary Thomason, L</b> OBP: 0.356, SLG: 0.457 (1, 9)										4	1	2	3	0	2	2								
<b>Vic Harris, S</b> OBP: 0.329, SLG: 0.357 <b>Rob Andrews, R</b> OBP: 0.343, SLG: 0.300 (6, 4)										2	0	1	0	0	0	0								
<b>Mike Sadek, R</b> OBP: 0.298, SLG: 0.324 <b>Terry Whitfield, L</b> OBP: 0.317, SLG: 0.427 (9, PH)										3	0	0	0	0	0	1								
<b>Bob Knepper, L</b> OBP: 0.205, SLG: 0.186 <b>Randy Moffitt, R</b> <b>Gary Lavelle, S</b> <b>Jack Clark, R</b> OBP: 0.339, SLG: 0.421 (9, PH)										3	0	0	0	0	1	1								
<b>Inning Stats</b>	R: 0 E: 0 K: 0 S: 4	H: 1 LOB: 1 BB: 0 P: 4	R: 0 E: 0 K: 1 S: 5	H: 0 LOB: 0 BB: 0 P: 5	R: 0 E: 0 K: 1 S: 3	H: 0 LOB: 0 BB: 0 P: 3	R: 0 E: 0 K: 1 S: 6	H: 2 LOB: 2 BB: 1 P: 10	R: 1 E: 0 K: 1 S: 7	H: 2 LOB: 2 BB: 0 P: 7	R: 3 E: 0 K: 0 S: 5	H: 2 LOB: 0 BB: 1 P: 9	R: 0 E: 0 K: 1 S: 5	H: 0 LOB: 0 BB: 0 P: 5	R: 0 E: 0 K: 2 S: 7	H: 0 LOB: 0 BB: 0 P: 7		R: 0 E: 0 K: 0 S: 4	H: 1 LOB: 2 BB: 1 P: 8	1B: 5 2B: 2 3B: 0 HR: 1	SF: 0 SAC: 0 DP: 0 HBP: 0	WP: 0 PB: 0 SB: 0 CS: 0	PA: 37	
<b>PITCHER</b>	IP	WLS	BF	H	R	ER	SO	BB	IBB	HBP	BLK	WP	HR	S	P	ERA	WHIP					ERA	WHIP	
<b>John Denny, R</b> ERA: 4.37	(1, 1)	6.0		26	7	4	4	3	2	0	0	0	0	1	30	38	6.00	1.500						
<b>Buddy Schultz, L</b> ERA: 1.52	(7, 1)	2.0	W	6	0	0	0	3	0	0	0	0	0	0	12	12	0.00	0.000						
<b>Butch Metzger, R</b> ERA: 3.3	(9, 1)	1.0	S	5	1	0	0	0	1	0	0	0	0	0	4	8	0.00	2.000						













Batter	1	2	3	4	5	6	7	8	9	AB	R	H	RBI	BB	SO	LOB	TOP					
<b>Rick Bosetti, R</b> OBP: 0.297, SLG: 0.257 (1, 7)	0-0 4-3		0-0 B1-3 1B		0-0 FC6-4 E S 1-2			0-3 K		4	0	1	0	0	1	1	<b>St. Louis Cardinals @ Chicago Cubs</b> Wrigley Field, Chicago, IL Mon Sep 05 1977, 3:33 AM CDT Att: 33,982 - Unknown - 67 F  livebaseballscores.com  <b>AB</b> 30 <b>R</b> 2 <b>H</b> 6 <b>RBI</b> 2 <b>BB</b> 0 <b>SO</b> 3 <b>LOB</b> 8 					
<b>Jerry Mumphy, S</b> OBP: 0.371, SLG: 0.417 (1, 8)	3-2 P3		0-0 B1-3 1-2		0-0 4-3			0-0 1-3		4	0	0	0	0	0	2						
<b>Keith Hernandez, L</b> OBP: 0.387, SLG: 0.464 (1, 3)	0-0 3-1			0-0 SH1-3 SF8 1B				0-0 1-3		4	1	1	0	0	0	0						
<b>Ted Simmons, S</b> OBP: 0.415, SLG: 0.502 (1, 2)		0-0 FC6-4 1B		0-0 SH1-3 1-2 1B				0-0 6-3		4	0	2	0	0	0	0						
<b>Ken Reitz, R</b> OBP: 0.303, SLG: 0.426 (1, 5)		3-2 FC6-4 5-3 1B 1-2		0-0 SH1-3 1-2 2-3				0-0 F8		3	1	0	0	0	0	1						
<b>Hector Cruz, R</b> OBP: 0.334, SLG: 0.357 (1, 9)		0-0 5-3 1-2		0-0 SF8 3-H 6-0				0-3 K		2	0	0	1	0	1	1						
<b>Mike Tyson, R</b> OBP: 0.296, SLG: 0.338 (1, 4)		0-0 2-H 1B		0-0 L7				0-0 L7		3	0	1	1	0	0	1						
<b>Mike Phillips, L</b> OBP: 0.241, SLG: 0.246 (7, PH)		0-0 F7						0-3 K		2	0	1	0	0	0	1						
<b>Mike Anderson, R</b> OBP: 0.297, SLG: 0.360 (7, PH)								0-0 FC1-6 1B		1	0	0	0	0	1	0						
<b>Garry Templeton, S</b> OBP: 0.330, SLG: 0.436 (7, 6)								0-0 FC6-4 1-2		0	0	0	0	0	0	0						
<b>Eric Rasmussen, R</b> OBP: 0.179, SLG: 0.219 (1, 1)			0-0 6-3					0-0 1-4-3		2	0	0	0	0	0	1						
<b>Lou Brock, L</b> OBP: 0.302, SLG: 0.336 (8, PH)										1	0	0	0	0	0	0						
<b>Al Hrabosky, R</b> (8, 1)										0	0	0	0	0	0	0						
<b>Inning Stats</b>	R: 0 E: 0 K: 0 S: 6	H: 0 LOB: 0 BB: 0 P: 9	R: 1 E: 0 K: 0 S: 9	H: 2 LOB: 1 BB: 0 P: 12	R: 0 E: 0 K: 0 S: 3	H: 1 LOB: 0 BB: 0 P: 3	R: 1 E: 0 K: 0 S: 5	H: 2 LOB: 1 BB: 0 P: 5	R: 0 E: 0 K: 0 S: 4	H: 1 LOB: 1 BB: 0 P: 4	R: 0 E: 0 K: 0 S: 6	H: 0 LOB: 0 BB: 0 P: 8	R: 0 E: 0 K: 2 S: 7	H: 0 LOB: 0 BB: 0 P: 7	R: 0 E: 0 K: 1 S: 5	H: 0 LOB: 0 BB: 0 P: 5	R: 0 E: 0 K: 0 S: 3	H: 0 LOB: 0 BB: 0 P: 3	1B: 6 2B: 1 3B: 0 HR: 0	SF: 1 SAC: 1 DP: 1 HBP: 0	WP: 0 PB: 0 SB: 1 CS: 0	PA: 32
<b>PITCHER</b> <b>Dave Roberts, L</b> ERA: 4.88 (1, 1)	IP: 9.0 WLS: W BF: 32 H: 6 R: 2 ER: 2 SO: 3 BB: 0 IBB: 0 HBP: 0 BLK: 0 WP: 0 HR: 0 S: 48 P: 56 ERA: 2.00 WHIP: 0.667																					


Batter	1	2	3	4	5	6	7	8	9	AB	R	H	RBI	BB	SO	LOB	BOTTOM			
<b>Ivan De Jesus, R</b> OBP: 0.321, SLG: 0.332 (1, 6)	0-0 F8		0-0 6-3		0-0 1B SF8 1B			0-3 K		4	1	1	0	0	1	0	<b>St. Louis Cardinals @ Chicago Cubs</b> Wrigley Field, Chicago, IL Mon Sep 05 1977, 3:33 AM CDT Att: 33,982 - Unknown - 67 F  livebaseballscores.com  <b>AB</b> 28 <b>R</b> 4 <b>H</b> 7 <b>RBI</b> 4 <b>BB</b> 2 <b>SO</b> 6 <b>LOB</b> 7 			
<b>Larry Bittner, L</b> OBP: 0.338, SLG: 0.416 (1, 7)	3-2 HR		0-0 HR 1B		0-0 G6-4-3 1-3 1B			0-3 K		4	2	3	1	0	1	0				
<b>Bill Buckner, L</b> OBP: 0.330, SLG: 0.463 (1, 3)	0-3 K		0-0 1-H HR		0-0 3-H G6-4-3 1-2			1-2 4-3		3	1	1	3	0	1	0				
<b>Jerry Morales, R</b> OBP: 0.357, SLG: 0.457 (1, 8)	0-3 K		0-0 E6 FC3-6		0-0 1-2			0-0 L8		4	0	0	0	0	1	1				
<b>Bobby Murcer, L</b> OBP: 0.370, SLG: 0.475 (1, 9)		4-0 CS BB	0-0 1-2		0-0 L8			0-0 G3		2	0	0	0	1	0	1				
<b>Steve Ontiveros, S</b> OBP: 0.390, SLG: 0.440 (1, 5)		4-0 1-2 1B BB		0-0 2B				0-0 P3		2	0	1	0	1	0	0				
<b>Manny Trillo, R</b> OBP: 0.341, SLG: 0.388 (1, 4)		0-0 G6-4-3 1-2 1B		0-0 6-3				0-0 F9		3	0	1	0	0	0	1				
<b>Steve Swisher, R</b> OBP: 0.230, SLG: 0.296 (1, 2)		0-0 1-2 G6-4-3		0-0 F9				0-3 K		3	0	0	0	0	1	3				
<b>Dave Roberts, L</b> OBP: 0.091, SLG: 0.091 (1, 1)			0-0 5-3		0-0 4-3			0-3 K		3	0	0	0	0	1	1				
<b>Inning Stats</b>	R: 1 E: 0 K: 2 S: 11	H: 1 LOB: 0 BB: 0 P: 14	R: 0 E: 0 K: 0 S: 2	H: 1 LOB: 2 BB: 2 P: 10	R: 2 E: 1 K: 0 S: 6	H: 2 LOB: 1 BB: 0 P: 6	R: 0 E: 0 K: 0 S: 4	H: 1 LOB: 0 BB: 0 P: 4	R: 1 E: 0 K: 0 S: 4	H: 2 LOB: 0 BB: 0 P: 4	R: 0 E: 0 K: 0 S: 7	H: 0 LOB: 0 BB: 0 P: 9	R: 0 E: 0 K: 3 S: 9	H: 0 LOB: 0 BB: 0 P: 9	R: 0 E: 0 K: 1 S: 8	H: 0 LOB: 0 BB: 0 P: 9		1B: 4 2B: 1 3B: 0 HR: 2	SF: 1 SAC: 0 DP: 2 HBP: 0	WP: 0 PB: 0 SB: 0 CS: 1
<b>PITCHER</b> <b>Eric Rasmussen, R</b> ERA: 3.66 (1, 1)	IP: 7.0 WLS: L BF: 28 H: 7 R: 4 ER: 4 SO: 5 BB: 2 IBB: 0 HBP: 0 BLK: 0 WP: 0 HR: 2 S: 43 P: 56 ERA: 5.14 WHIP: 1.286																			
<b>Al Hrabosky, L</b> ERA: 4.17 (8, 1)	IP: 1.0 WLS: 3 BF: 0 H: 0 R: 0 ER: 0 SO: 1 BB: 0 IBB: 0 HBP: 0 BLK: 0 WP: 0 HR: 0 S: 8 P: 9 ERA: 0.00 WHIP: 0.000																			



Batter	1	2	3	4	5	6	7	8	9	AB	R	H	RBI	BB	SO	LOB	TOP										
<b>Lou Brock, L</b> OBP: 0.306, SLG: 0.342 (1, 7)										4	1	3	0	0	0	0	<b>St. Louis Cardinals @ Chicago Cubs</b> Wrigley Field, Chicago, IL Tue Sep 06 1977, 3:33 AM CDT Alt. 9,600 - Unknown - 69 F										
<b>Gary Templeton, S</b> OBP: 0.331, SLG: 0.437 (1, 6)										4	1	2	1	0	0	1											
<b>Keith Hernandez, L</b> OBP: 0.384, SLG: 0.460 (1, 3)										4	0	0	0	0	2												
<b>Ted Simmons, S</b> OBP: 0.417, SLG: 0.510 (1, 2)										3	1	2	2	1	0	0											
<b>Ken Reitz, R</b> OBP: 0.301, SLG: 0.423 (1, 5)										4	0	0	0	0	1	2											
<b>Jerry Mumphrey, S</b> OBP: 0.369, SLG: 0.415 (1, 8)										4	0	1	0	0	0	0											
<b>Hector Cruz, R</b> OBP: 0.330, SLG: 0.352 (1, 9)										4	0	0	0	0	2												
<b>Mike Tyson, R</b> OBP: 0.298, SLG: 0.339 (1, 4)										4	0	2	0	0	0	0											
<b>Tom Underwood, R</b> OBP: 0.182, SLG: 0.138 (1, 1)										4	0	0	0	0	2												
<b>Inning Stats</b>	R: 2 E: 0 K: 1 S: 11	H: 3 LOB: 0 BB: 0 P: 13	R: 0 E: 0 K: 0 S: 4	H: 1 LOB: 1 BB: 0 P: 4	R: 1 E: 1 K: 0 S: 5	H: 3 LOB: 1 BB: 0 P: 5	R: 0 E: 0 K: 0 S: 3	H: 0 LOB: 0 BB: 0 P: 3	R: 0 E: 0 K: 0 S: 3	H: 1 LOB: 2 BB: 0 P: 8	R: 0 E: 0 K: 0 S: 4	H: 1 LOB: 1 BB: 0 P: 4	R: 0 E: 0 K: 0 S: 3	H: 1 LOB: 1 BB: 0 P: 4	R: 0 E: 0 K: 0 S: 4	H: 1 LOB: 1 BB: 0 P: 4	1B: 8 2B: 1 3B: 0 HR: 1	SF: 0 SAC: 0 DP: 0 HBP: 0	WP: 1 PB: 0 SB: 2 CS: 1	PA: 36							
<b>PITCHER</b>	IP	WLS	BF	H	R	ER	SO	BB	IBB	HBP	BLK	WP	HR	S	P	ERA	WHIP										
<b>Willie Hernandez, L</b> ERA: 3.01 (1, 1)	7.0	L	29	9	3	3	1	1	0	0	0	1	1	34	40	3.86	1.429										
<b>Paul Reuschel, R</b> ERA: 3.97 (8, 1)	2.0		7	1	0	0	0	0	0	0	0	0	0	7	7	0.00	0.500										

Batter	1	2	3	4	5	6	7	8	9	AB	R	H	RBI	BB	SO	LOB	BOTTOM										
<b>Ivan De Jesus, R</b> OBP: 0.324, SLG: 0.334 (1, 6)										3	0	2	0	1	1	0	<b>St. Louis Cardinals @ Chicago Cubs</b> Wrigley Field, Chicago, IL Tue Sep 06 1977, 3:33 AM CDT Alt. 9,600 - Unknown - 69 F										
<b>Jose Cardenal, R</b> OBP: 0.342, SLG: 0.364 (1, 7)										4	1	2	0	0	1	2											
<b>Bill Buckner, L</b> OBP: 0.330, SLG: 0.461 (1, 3)										4	0	1	1	0	0	3											
<b>Jerry Morales, R</b> OBP: 0.354, SLG: 0.453 (1, 8)										4	0	0	0	0	0	4											
<b>Bobby Murcer, L</b> OBP: 0.368, SLG: 0.471 (1, 9)										4	0	0	0	0	1	3											
<b>Steve Ontiveros, S</b> OBP: 0.389, SLG: 0.438 (1, 5)										4	0	1	0	0	0	0											
<b>Manny Trillo, R</b> OBP: 0.340, SLG: 0.385 (1, 4)										3	0	0	0	1	0	1											
<b>Steve Swisher, R</b> OBP: 0.227, SLG: 0.293 (1, 2)										2	0	0	0	0	0	0											
<b>Gene Clines, R</b> OBP: 0.383, SLG: 0.401 (7, PH)										1	0	0	0	0	1	1											
<b>Randy Hundley, R</b> (8, 2)										1	0	0	0	0	1	0											
<b>Willie Hernandez, L</b> OBP: 0.067, SLG: 0.067 (1, 1)										2	0	0	0	0	2	0											
<b>Mike Sember, R</b> OBP: 0.250, SLG: 0.250 (7, PH)										1	0	0	0	0	1	1											
<b>Paul Reuschel, R</b> (8, 1)										0	0	0	0	0	0	0											
<b>Inning Stats</b>	R: 1 E: 0 K: 2 S: 11	H: 2 LOB: 1 BB: 0 P: 13	R: 0 E: 0 K: 0 S: 3	H: 1 LOB: 0 BB: 0 P: 3	R: 0 E: 0 K: 1 S: 11	H: 2 LOB: 2 BB: 0 P: 15	R: 0 E: 0 K: 0 S: 3	H: 0 LOB: 0 BB: 0 P: 3	R: 0 E: 0 K: 2 S: 8	H: 1 LOB: 1 BB: 0 P: 8	R: 0 E: 0 K: 0 S: 3	H: 0 LOB: 0 BB: 0 P: 3	R: 0 E: 1 K: 0 S: 9	H: 0 LOB: 2 BB: 1 P: 15	R: 0 E: 0 K: 1 S: 5	H: 0 LOB: 0 BB: 0 P: 5	1B: 5 2B: 1 3B: 0 HR: 0	SF: 0 SAC: 0 DP: 1 HBP: 0	WP: 0 PB: 0 SB: 0 CS: 0	PA: 35							
<b>PITCHER</b>	IP	WLS	BF	H	R	ER	SO	BB	IBB	HBP	BLK	WP	HR	S	P	ERA	WHIP										
<b>Tom Underwood, L</b> ERA: 4.86 (1, 1)	9.0	W	35	6	1	1	8	2	0	0	0	0	0	60	76	1.00	0.889										

AB	35
R	3
H	10
RBI	3
BB	1
SO	1
LOB	9






Batter	1	2	3	4	5	6	7	8	9	AB	R	H	RBI	BB	SO	LOB	TOP			
Lou Brock, L OBP: 0.307, SLG: 0.342 (1, 7)	0-0 S 1B		0-0 F8		4-0 1B BB			0-0 F8		3	0	1	0	1	0	0				
Jerry Mumphrey, S OBP: 0.366, SLG: 0.413 (1, 8)	0-3 K		0-0 P4		0-0 1B			0-0 5-3		4	0	1	1	0	1	1				
Garry Templeton, S OBP: 0.330, SLG: 0.434 (1, 6)	4-0 G4-6-3 BB			0-0 6-3	0-0 P3			0-0 F7		3	0	0	0	1	0	2				
Ted Simmons, S OBP: 0.416, SLG: 0.514 (1, 2)	0-0 G4-6-3			0-0 6-3		0-0 F5			0-0 HR	4	1	1	1	0	0	2				
Keith Hernandez, L OBP: 0.385, SLG: 0.465 (1, 3)		4-0 BB		0-0 6-3		0-0 3-1			0-0 HR	3	1	1	1	1	0	0				
Ken Reitz, R OBP: 0.300, SLG: 0.423 (1, 5)	0-0 P1				0-0 F9 4-3 2B			0-0 P5	0-3 K	4	1	1	0	0	1	1				
Mike Anderson, R OBP: 0.291, SLG: 0.353 (1, 9)					0-0 F7			0-0 P4	0-0 6-3	3	0	0	0	0	0	2	AB 31			
Dave Rader, L OBP: 0.323, SLG: 0.385 (9, PH)					0-0 P6			0-0 P4	0-0 6-3	1	0	0	0	0	0	0	R 4			
Mike Tyson, R OBP: 0.296, SLG: 0.337 (1, 4)					0-0 P6			0-0 P4	0-0 6-3	3	0	0	1	0	0	1	H 5			
Dane Iorg, L OBP: 0.241, SLG: 0.240 (9, PH)					0-0 F8			0-0 6-3		1	0	0	0	1	0	0	RBI 4			
John Denny, R OBP: 0.199, SLG: 0.119 (1, 1)					0-0 F8			0-0 6-3		1	0	0	0	1	0	0	BB 4			
Rick Bosetti, R OBP: 0.289, SLG: 0.250 (7, PH)					0-0 F8			0-0 6-3		1	0	0	0	0	0	0	SO 2			
Buddy Schultz, R OBP: 0.250, SLG: 0.182 (7, 1)					0-0 F8			0-0 6-3		0	0	0	0	0	0	0	LOB 9			
					0-0 F8			0-0 6-3		1	1	0	0	1	0	0				
					0-0 F8			0-0 6-3		1	0	0	0	0	0	0				
					0-0 F8			0-0 6-3		0	0	0	0	0	0	0				
					0-0 F8			0-0 6-3		0	0	0	0	0	0	0				
<b>Inning Stats</b>	R: 0 E: 0 K: 1 S: 5	H: 1 LOB: 1 BB: 1 P: 9	R: 0 E: 0 K: 0 S: 3	H: 0 LOB: 1 BB: 1 P: 7	R: 0 E: 0 K: 0 S: 3	H: 0 LOB: 0 BB: 0 P: 3	R: 0 E: 0 K: 0 S: 3	H: 0 LOB: 0 BB: 0 P: 3	R: 2 E: 0 K: 0 S: 5	H: 2 LOB: 2 BB: 2 P: 13	R: 0 E: 0 K: 0 S: 3	H: 0 LOB: 0 BB: 0 P: 3	R: 0 E: 0 K: 0 S: 3	H: 0 LOB: 0 BB: 0 P: 3	R: 2 E: 0 K: 1 S: 7	H: 2 LOB: 2 BB: 0 P: 7	1B: 2 2B: 1 3B: 0 HR: 2	SF: 0 SAC: 0 DP: 1 HBP: 0	WP: 0 PB: 0 SB: 2 CS: 0	PA: 35
<b>PITCHER</b>	IP	WLS	BF	H	R	ER	SO	BB	IBB	HBP	BLK	WP	HR	S	P	ERA	WHIP			
Terry Forster, L ERA: 4.96 (1, 1)	5.0	W	21	3	2	2	1	4	0	0	0	0	0	19	35	3.60	1.400			
Grant Jackson, L ERA: 3.91 (6, 1)	3.0		11	2	2	2	0	0	0	0	0	0	2	11	11	6.00	0.667			
Kent Tekulve, R ERA: 3.0 (9, 1)	1.0	S	3	0	0	0	1	0	0	0	0	0	0	5	5	0.00	0.000			

St. Louis Cardinals @ Pittsburgh Pirates  
Three Rivers Stadium, Pittsburgh, PA  
Wed Sep 07 1977, 7:05 PM EDT  
Att: 7,219 - Unknown

AB 31  
R 4  
H 5  
RBI 4  
BB 4  
SO 2  
LOB 9



Batter	1	2	3	4	5	6	7	8	9	AB	R	H	RBI	BB	SO	LOB	BOTTOM			
Frank Taveras, R OBP: 0.301, SLG: 0.316 (1, 6)	0-0 F9	0-0 2-3		0-0 6-3			0-0 S 1B			4	1	1	0	0	0	1				
Phil Garner, R OBP: 0.322, SLG: 0.435 (1, 4)	0-0 E6 WP S 2B	0-0 1B		0-0 4-3			0-0 G4-6-3 1B			4	1	2	1	0	0	0				
Dave Parker, L OBP: 0.403, SLG: 0.537 (1, 9)	4-0 2B BB	0-0 4-3			0-0 4-3		0-0 G4-6-3 1-2			3	1	0	0	1	0	3				
Bill Robinson, R OBP: 0.341, SLG: 0.537 (1, 3)	0-0 F9 1-H 3-H WP 2B		0-0 1B 2B		0-0 5-3		0-0 L1			4	2	2	2	0	0	0				
Al Oliver, L OBP: 0.338, SLG: 0.467 (1, 7)	0-0 F9		0-0 P6		0-0 WP 1B			4-0 S BB		3	0	1	0	1	0	2				
Ed Ott, L OBP: 0.337, SLG: 0.386 (1, 2)	4-0 BB		0-0 FC6-4 1B		0-0 K			0-0 P6		3	0	1	1	1	1	2				
Dale Berra, R OBP: 0.167, SLG: 0.130 (1, 5)	0-3 K		0-0 FC6-4 1-2			0-0 F7		0-3 K		4	0	0	0	0	2	3	AB 32			
Omar Moreno, L OBP: 0.298, SLG: 0.371 (1, 8)		0-0 4-3	0-0 F8			0-0 P6		0-0 4-3		4	0	0	0	0	2		R 5			
Terry Forster, L OBP: 0.238, SLG: 0.333 (1, 1)		0-0 1B 2-3 1B		0-0 4-3		0-0 K				2	0	1	0	0	0	0	H 8			
Grant Jackson, S OBP: 0.286, SLG: 0.357 (6, 1)										1	0	0	0	0	1	0	RBI 4			
Kent Tekulve, R OBP: 0.273, SLG: 0.273 (9, 1)										0	0	0	0	0	0	0	BB 3			
										0	0	0	0	0	0	0	SO 4			
										0	0	0	0	0	0	0	LOB 13			
<b>Inning Stats</b>	R: 3 E: 1 K: 1 S: 7	H: 1 LOB: 1 BB: 2 P: 15	R: 0 E: 0 K: 0 S: 5	H: 2 LOB: 1 BB: 0 P: 5	R: 1 E: 0 K: 0 S: 5	H: 2 LOB: 1 BB: 0 P: 5	R: 0 E: 0 K: 0 S: 3	H: 0 LOB: 0 BB: 0 P: 3	R: 0 E: 0 K: 1 S: 6	H: 1 LOB: 1 BB: 0 P: 6	R: 0 E: 0 K: 1 S: 5	H: 0 LOB: 0 BB: 0 P: 5	R: 1 E: 0 K: 0 S: 4	H: 2 LOB: 0 BB: 0 P: 4	R: 0 E: 0 K: 1 S: 5	H: 0 LOB: 1 BB: 1 P: 9	1B: 6 2B: 2 3B: 0 HR: 0	SF: 0 SAC: 0 DP: 1 HBP: 0	WP: 3 PB: 0 SB: 3 CS: 0	PA: 35
<b>PITCHER</b>	IP	WLS	BF	H	R	ER	SO	BB	IBB	HBP	BLK	WP	HR	S	P	ERA	WHIP			
John Denny, R ERA: 4.31 (1, 1)	6.0	L	27	6	4	2	3	2	0	0	0	3	0	31	39	3.00	1.333			
Buddy Schultz, L ERA: 1.54 (7, 1)	2.0		8	2	1	1	1	1	0	0	0	0	0	9	13	4.50	1.500			

St. Louis Cardinals @ Pittsburgh Pirates  
Three Rivers Stadium, Pittsburgh, PA  
Wed Sep 07 1977, 7:05 PM EDT  
Att: 7,219 - Unknown

AB 32  
R 5  
H 8  
RBI 4  
BB 3  
SO 4  
LOB 13





Batter	1	2	3	4	5	6	7	8	9	AB	R	H	RBI	BB	SO	LOB	TOP										
<b>Rick Rosetti, R</b> OBP: 0.286, SLG: 0.250 <b>Dane Iorg, L</b> OBP: 0.255, SLG: 0.240										4	2	1	0	0	0	1	<b>St. Louis Cardinals @ Pittsburgh Pirates</b> Three Rivers Stadium, Pittsburgh, PA Thu Sep 08 1977, 7:05 PM EDT Att: 4,848 - Unknown <a href="http://livebaseballscorecards.com">livebaseballscorecards.com</a>										
<b>Jerry Mumphrey, S</b> OBP: 0.286, SLG: 0.408										5	0	0	0	0	1	4											
<b>Garry Templeton, S</b> OBP: 0.331, SLG: 0.434										5	2	2	2	0	0	2											
<b>Ted Simmons, S</b> OBP: 0.415, SLG: 0.511										3	1	0	0	1	0	1											
<b>Keith Hernandez, L</b> OBP: 0.386, SLG: 0.465										3	0	1	1	1	0	0											
<b>Ken Reitz, R</b> OBP: 0.302, SLG: 0.424										4	0	2	2	0	1	1											
<b>Mike Anderson, R</b> OBP: 0.286, SLG: 0.345 <b>Lou Brock, L</b> OBP: 0.307, SLG: 0.341 <b>Hector Cruz, R</b> OBP: 0.330, SLG: 0.352										3	0	0	0	0	0	3											
<b>Mike Tyson, R</b> OBP: 0.296, SLG: 0.339										4	0	2	0	0	0	1											
<b>Bob Forsch, R</b> OBP: 0.167, SLG: 0.188 <b>John Amargo, S</b> OBP: 0.226, SLG: 0.152 <b>Buddy Schultz, R</b> OBP: 0.153, SLG: 0.130 <b>Rawly Eastwick, R</b> OBP: 0.150, SLG: 0.130 <b>Al Hrabosky, R</b> OBP: 0.206, SLG: 0.320 <b>Pete Falcone, L</b> OBP: 0.206, SLG: 0.320 <b>Dave Rader, R</b> OBP: 0.206, SLG: 0.320										1	0	0	0	0	1	0											
<b>Inning Stats</b>	R: 2 E: 0 K: 1 S: 8	H: 3 LOB: 1 BB: 0 P: 8	R: 0 E: 0 K: 0 S: 4	H: 1 LOB: 1 BB: 0 P: 4	R: 0 E: 0 K: 0 S: 3	H: 0 LOB: 0 BB: 0 P: 3	R: 0 E: 0 K: 0 S: 4	H: 1 LOB: 2 BB: 0 P: 4	R: 3 E: 1 K: 1 S: 8	H: 2 LOB: 2 BB: 2 P: 16	R: 0 E: 0 K: 0 S: 5	H: 0 LOB: 0 BB: 0 P: 5	R: 0 E: 0 K: 0 S: 3	H: 0 LOB: 0 BB: 0 P: 3	R: 0 E: 0 K: 2 S: 5	H: 0 LOB: 2 BB: 1 P: 5		R: 0 E: 0 K: 2 S: 8	H: 1 LOB: 2 BB: 1 P: 12	1B: 8 2B: 0 3B: 0 HR: 0	SF: 0 SAC: 1 DP: 0 HBP: 0	WP: 1 PB: 0 SB: 3 CS: 0	PA: 39				
<b>PITCHER</b>	IP	WLS	BF	H	R	ER	SO	BB	IBB	HBP	BLK	WP	HR	S	P	ERA	WHIP										
<b>Jim Rooker, L</b> ERA: 3.33	5.0		25	7	5	2	2	1	1	0	0	1	0	27	35	3.60	1.600										
<b>Larry Demery, R</b> ERA: 4.94	2.0	W	6	0	0	0	1	0	0	0	0	0	0	8	8	0.00	0.000										
<b>Rich Gossage, R</b> ERA: 1.85	2.0	S	8	1	0	0	3	1	0	0	0	0	0	13	17	0.00	1.000										

Batter	1	2	3	4	5	6	7	8	9	AB	R	H	RBI	BB	SO	LOB	BOTTOM										
<b>Frank Taveras, R</b> OBP: 0.302, SLG: 0.317										5	0	2	1	0	0	1	<b>St. Louis Cardinals @ Pittsburgh Pirates</b> Three Rivers Stadium, Pittsburgh, PA Thu Sep 08 1977, 7:05 PM EDT Att: 4,848 - Unknown <a href="http://livebaseballscorecards.com">livebaseballscorecards.com</a>										
<b>Phil Garner, R</b> OBP: 0.322, SLG: 0.436										5	2	2	2	0	0	2											
<b>Dave Parker, L</b> OBP: 0.405, SLG: 0.544										4	3	3	2	0	1	0											
<b>Bill Robinson, R</b> OBP: 0.342, SLG: 0.536										3	1	1	1	1	0	1											
<b>Al Oliver, L</b> OBP: 0.341, SLG: 0.468										3	0	2	2	1	0	0											
<b>Ed Ott, L</b> OBP: 0.336, SLG: 0.382										3	0	0	0	1	0	2											
<b>Dale Berra, R</b> OBP: 0.160, SLG: 0.125 <b>Bobby Tolan, L</b> OBP: 0.242, SLG: 0.314 <b>Mario Mendoza, R</b> OBP: 0.238, SLG: 0.247										1	0	0	0	0	1	1											
<b>Omar Moreno, L</b> OBP: 0.300, SLG: 0.372										4	2	2	0	0	0	1											
<b>Jim Rooker, R</b> OBP: 0.254, SLG: 0.220 <b>Jerry Hairston, S</b> OBP: 0.316, SLG: 0.333 <b>Larry Demery, R</b> OBP: 0.158, SLG: 0.263 <b>Miguel Dilone, S</b> OBP: 0.150, SLG: 0.105 <b>Rich Gossage, R</b> OBP: 0.238, SLG: 0.286										1	0	0	0	0	0	0											
<b>Inning Stats</b>	R: 0 E: 0 K: 1 S: 5	H: 0 LOB: 0 BB: 0 P: 5	R: 0 E: 0 K: 1 S: 5	H: 0 LOB: 1 BB: 1 P: 9	R: 0 E: 0 K: 0 S: 3	H: 0 LOB: 0 BB: 0 P: 3	R: 1 E: 1 K: 0 S: 5	H: 2 LOB: 2 BB: 1 P: 9	R: 3 E: 1 K: 1 S: 8	H: 5 LOB: 1 BB: 0 P: 8	R: 0 E: 0 K: 0 S: 3	H: 0 LOB: 0 BB: 0 P: 3	R: 4 E: 1 K: 0 S: 6	H: 4 LOB: 1 BB: 2 P: 14	R: 1 E: 1 K: 0 S: 4	H: 1 LOB: 1 BB: 1 P: 8		1B: 10 2B: 1 3B: 0 HR: 1	SF: 0 SAC: 0 DP: 2 HBP: 0	WP: 0 PB: 0 SB: 4 CS: 1	PA: 38						
<b>PITCHER</b>	IP	WLS	BF	H	R	ER	SO	BB	IBB	HBP	BLK	WP	HR	S	P	ERA	WHIP										
<b>Bob Forsch, R</b> ERA: 3.32	5.0		22	7	4	2	3	2	0	0	0	0	0	26	34	3.60	1.800										
<b>Buddy Schultz, L</b> ERA: 1.63	1.2		6	1	1	1	0	1	0	0	0	0	0	5	9	5.40	1.200										
<b>Rawly Eastwick, R</b> ERA: 3.48	0.0	L	1	1	0	0	0	0	0	0	0	0	0	1	1	∞	∞										
<b>Al Hrabosky, L</b> ERA: 4.4	0.0		3	2	3	3	0	1	0	0	0	0	1	2	6	∞	∞										
<b>Pete Falcone, L</b> ERA: 5.35	1.1		6	1	1	1	0	1	0	0	0	0	0	5	9	6.75	1.500										



Batter	1	2	3	4	5	6	7	8	9	AB	R	H	RBI	BB	SO	LOB	TOP			
<b>Rick Rosetti, R</b> OBP: 0.261, SLG: 0.227 (1, 7)	0-3 K		0-3 K		0-0 6-3			0-3 K		4	0	0	0	0	3	1	<b>St. Louis Cardinals @ Philadelphia Phillies</b> <b>Veterans Stadium, Philadelphia, PA</b> Fri Sep 09 1977, 7:05 PM EDT Att: 32,168 - Unknown			
<b>Jerry Mumphrey, S</b> OBP: 0.361, SLG: 0.404 (1, 8)	0-3 K		0-3 K		0-0 5-3			0-3 K		4	0	0	0	0	3	1				
<b>Garry Templeton, S</b> OBP: 0.330, SLG: 0.438 (1, 6)	0-0 HR			0-0 F8	0-0 5-3			0-3 K		4	1	1	1	0	1	0				
<b>Ted Simmons, S</b> OBP: 0.417, SLG: 0.517 (1, 2)	4-0 CS BB			0-0 HR		4-0 G5-4-3 BB		0-0 6-3		2	1	1	1	2	0	0				
<b>Keith Hernandez, L</b> OBP: 0.385, SLG: 0.465 (1, 3)	0-0 CS	0-3 K		0-0 HR 2B		0-0 F8		0-0 4-3		4	1	1	0	0	1	1				
<b>Ken Reitz, R</b> OBP: 0.301, SLG: 0.428 (1, 5)		0-0 F8		0-0 HR		0-0 G5-4-3		0-0 5-3		4	1	1	2	0	0	1				
<b>Benny Ayala, R</b> OBP: 0.333, SLG: 0.333 (1, 9)		0-0 5-3					0-3 K			3	0	1	0	0	1	0				
<b>Mike Tyson, R</b> OBP: 0.299, SLG: 0.342 (1, 4)			0-0 2B				0-3 K			2	0	1	0	0	1	1				
<b>Mike Phillips, L</b> OBP: 0.241, SLG: 0.246 (5, 4)							0-3 K			0	0	0	0	0	0	0				
<b>Mike Potter, R</b> (7, PH)							0-3 K			1	0	0	0	0	1	0				
<b>Ken Oberkfell, L</b> (7, 4)							0-3 K			0	0	0	0	0	0	0				
<b>John Urrea, R</b> OBP: 0.333, SLG: 0.154 (1, 1)							0-3 K			0	0	0	0	0	0	0				
<b>Butch Metzger, R</b> (1, 1)							0-3 K			1	0	0	0	0	1	1				
<b>Mike Anderson, R</b> OBP: 0.246, SLG: 0.343 (4, 1)							0-3 K			1	0	0	0	0	1	1				
<b>John Sutton, R</b> (4, 1)							0-3 K			0	0	0	0	0	0	0				
<b>Hector Cruz, R</b> OBP: 0.326, SLG: 0.351 (7, PH)							0-3 K			1	0	0	0	0	1	0				
<b>Rawly Eastwick, R</b> OBP: 0.346, SLG: 0.330 (7, 1)							0-3 K			0	0	0	0	0	0	0				
<b>Al Hrabosky, R</b> (8, 1)							0-3 K			0	0	0	0	0	0	0				
<b>Inning Stats</b>	R: 1 E: 0 K: 2 S: 7	H: 1 LOB: 1 BB: 1 P: 11	R: 0 E: 0 K: 1 S: 5	H: 0 LOB: 0 BB: 0 P: 5	R: 0 E: 0 K: 3 S: 10	H: 1 LOB: 1 BB: 0 P: 10	R: 3 E: 0 K: 2 S: 11	H: 4 LOB: 1 BB: 0 P: 11	R: 0 E: 0 K: 0 S: 2	H: 0 LOB: 0 BB: 1 P: 6	R: 0 E: 0 K: 3 S: 9	H: 0 LOB: 0 BB: 0 P: 9	R: 0 E: 0 K: 3 S: 9	H: 0 LOB: 0 BB: 0 P: 9	R: 0 E: 0 K: 0 S: 3	H: 0 LOB: 0 BB: 0 P: 3	1B: 1 2B: 2 3B: 0 HR: 3	SF: 0 SAC: 0 DP: 1 HBP: 0	WP: 0 PB: 0 SB: 0 CS: 1	PA: 34
<b>PITCHER</b> <b>Steve Carlton, L</b> ERA: 2.78 (1, 1)	IP: 9.0 WLS: W BF: 33 H: 6 R: 4 ER: 4 SO: 14 BB: 2 IBB: 0 HBP: 0 BLK: 0 WP: 0 HR: 3 S: 59 P: 67 ERA: 4.00 WHIP: 0.889																			

Batter	1	2	3	4	5	6	7	8	9	AB	R	H	RBI	BB	SO	LOB	BOTTOM			
<b>Bake McBride, L</b> OBP: 0.357, SLG: 0.537 (1, 9)	0-0 3B		0-0 F9		0-0 FC3-6			0-0 HR 1B		5	2	2	0	0	0	4	<b>St. Louis Cardinals @ Philadelphia Phillies</b> <b>Veterans Stadium, Philadelphia, PA</b> Fri Sep 09 1977, 7:05 PM EDT Att: 32,168 - Unknown			
<b>Larry Bowa, S</b> OBP: 0.306, SLG: 0.330 (1, 6)	0-0 G3	0-0 2B 1B		0-0 G5-3 BB 1B		0-0 F9		0-0 F9 1B		5	1	2	0	0	0	2				
<b>Mike Schmidt, R</b> OBP: 0.397, SLG: 0.584 (1, 5)	0-0 HR	0-0 FC3-5 1H 2B		4-0 G5-3 BB		0-0 F9		4-0 HR BB		3	2	2	2	2	0	0				
<b>Greg Luzinski, R</b> OBP: 0.390, SLG: 0.603 (1, 7)	0-0 HR	0-0 FC3-5 9-3		0-0 G5-3		4-0 BB		0-0 HR		4	2	2	5	1	0	3				
<b>Jay Johnstone, L</b> OBP: 0.356, SLG: 0.492 (1, 3)	0-0 3-1	0-0 9-3		0-0 P4		4-0 BB		0-0 F3		4	0	0	0	1	0	2				
<b>Tom Hutton, L</b> OBP: 0.347, SLG: 0.361 (9, 3)						1-2 BB				0	0	0	0	0	0	0				
<b>Garry Maddox, R</b> OBP: 0.312, SLG: 0.425 (1, 8)	0-0 2B 1B		0-0 E6 1B SF7		0-0 1-3		0-0 F8		0-3 K	5	2	1	0	0	1	2				
<b>Tim McCarver, L</b> OBP: 0.432, SLG: 0.533 (1, 2)	0-0 2B 2B		0-0 1-6-3 1B		0-0 3-1		0-0 F9			4	1	2	1	0	0	0				
<b>Ted Sizemore, R</b> OBP: 0.360, SLG: 0.379 (1, 4)	0-0 1B 2B		0-0 SF7		0-0 1B 1B		0-0 5-3			3	1	2	2	0	0	0				
<b>Steve Carlton, L</b> OBP: 0.293, SLG: 0.419 (1, 1)	0-0 1B		0-0 1-6-3		0-0 FC3-6 1B		0-0 6-3			4	0	2	1	0	0	1				
<b>Inning Stats</b>	R: 6 E: 0 K: 0 S: 10	H: 7 LOB: 1 BB: 0 P: 10	R: 1 E: 0 K: 0 S: 4	H: 2 LOB: 0 BB: 0 P: 4	R: 1 E: 1 K: 0 S: 5	H: 1 LOB: 1 BB: 0 P: 5	R: 0 E: 0 K: 0 S: 3	H: 1 LOB: 1 BB: 1 P: 7	R: 0 E: 0 K: 0 S: 5	H: 2 LOB: 2 BB: 0 P: 5	R: 0 E: 0 K: 0 S: 3	H: 0 LOB: 2 BB: 2 P: 11	R: 0 E: 0 K: 1 S: 7	H: 0 LOB: 0 BB: 1 P: 11	R: 3 E: 0 K: 1 S: 7	H: 2 LOB: 1 BB: 1 P: 11	1B: 8 2B: 5 3B: 1 HR: 2	SF: 1 SAC: 0 DP: 2 HBP: 0	WP: 0 PB: 0 SB: 3 CS: 0	PA: 42
<b>PITCHER</b> <b>John Urrea, R</b> ERA: 3.03 (1, 1)	IP: 0.2 WLS: L BF: 7 H: 5 R: 5 ER: 5 SO: 0 BB: 0 IBB: 0 HBP: 0 BLK: 0 WP: 0 HR: 1 S: 7 P: 7 ERA: 67.50 WHIP: 7.500																			
<b>Butch Metzger, R</b> ERA: 3.47 (1, 1)	IP: 2.1 WLS: L BF: 12 H: 5 R: 3 ER: 2 SO: 0 BB: 0 IBB: 0 HBP: 0 BLK: 0 WP: 0 HR: 0 S: 12 P: 12 ERA: 7.71 WHIP: 2.143																			
<b>John Sutton, R</b> ERA: 3.65 (4, 1)	IP: 3.0 WLS: L BF: 14 H: 3 R: 0 ER: 0 SO: 0 BB: 3 IBB: 0 HBP: 0 BLK: 0 WP: 0 HR: 0 S: 11 P: 23 ERA: 0.00 WHIP: 2.000																			
<b>Rawly Eastwick, R</b> ERA: 3.54 (7, 1)	IP: 1.0 WLS: L BF: 4 H: 1 R: 1 ER: 1 SO: 0 BB: 0 IBB: 0 HBP: 0 BLK: 0 WP: 0 HR: 0 S: 4 P: 4 ERA: 9.00 WHIP: 1.000																			
<b>Al Hrabosky, L</b> ERA: 4.59 (8, 1)	IP: 1.0 WLS: L BF: 5 H: 1 R: 2 ER: 2 SO: 1 BB: 1 IBB: 0 HBP: 0 BLK: 0 WP: 1 HR: 0 S: 6 P: 10 ERA: 18.00 WHIP: 2.000																			

AB	31
R	4
H	6
RBI	4
BB	2
SO	14
LOB	7



AB	37
R	11
H	15
RBI	11
BB	4
SO	1
LOB	14





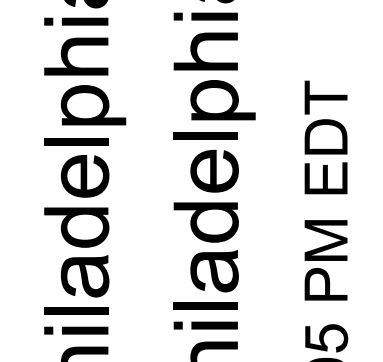
Batter	1	2	3	4	5	6	7	8	9	AB	R	H	RBI	BB	SO	LOB	TOP					
<b>Rick Bosetti, R</b> OBP: 0.280, SLG: 0.234 (1, 7)	4-0 CS BB		0-0 4-3		0-0 G3			0-0 1B		3	0	1	0	1	0	2	<b>St. Louis Cardinals @ Philadelphia Phillies</b> <b>Veterans Stadium, Philadelphia, PA</b> Sat Sep 10 1977, 7:05 PM EDT Att: 43,112 - Unknown					
<b>Jerry Mumphrey, S</b> OBP: 0.358, SLG: 0.401 (1, 8)	0-0 1-6-3			0-0 4-3		0-0 3-1		0-0 1B		3	0	0	0	0	0	1						
<b>Roger Freed, R</b> OBP: 0.443, SLG: 0.574 (8, PH)								1-3 FC6 1B		1	0	1	0	0	0	0						
<b>Mike Anderson, R</b> OBP: 0.284, SLG: 0.343 (8, 9)	1-2									0	0	0	0	0	0	0						
<b>Garry Templeton, S</b> OBP: 0.330, SLG: 0.439 (1, 6)	0-0 F8			0-0 1B 2B		0-0 6-3		0-0 FC6		4	1	1	0	0	0	2						
<b>Ted Simmons, S</b> OBP: 0.414, SLG: 0.513 (1, 2)		0-0 P4		0-0 P4		0-0 F8			0-0 F7	4	0	0	0	0	0	1						
<b>Keith Hernandez, L</b> OBP: 0.385, SLG: 0.465 (1, 3)		0-3 K		0-0 1B			0-0 G6-4-3 1B		0-3 K	4	0	2	1	0	2	0						
<b>Ken Reitz, R</b> OBP: 0.299, SLG: 0.425 (1, 5)	0-0 P5			0-0 F7			0-0 F9		0-0 6-3	4	0	0	0	0	0	2						
<b>Hector Cruz, R</b> OBP: 0.330, SLG: 0.351 (8, 7)			0-3 K		0-0 SH3-4 1B		0-0 G6-4-3			3	0	1	0	0	1	1						
<b>Mike Tyson, R</b> OBP: 0.296, SLG: 0.339 (1, 4)			0-0 P4		0-0 F9			0-0 6-3		3	0	0	0	0	0	1						
<b>Eric Rasmussen, R</b> OBP: 0.191, SLG: 0.219 (1, 1)			4-0 BB		0-0 SH3-4			0-0 F7		0	0	0	0	1	0	0						
<b>Mike Potter, R</b> (8, PH)										1	0	0	0	0	0	0						
<b>Buddy Schultz, R</b> OBP: 0.250, SLG: 0.182 (8, 1)					1-2					0	0	0	0	0	0	0						
<b>Inning Stats</b>	R: 0 E: 0 K: 0 S: 2	H: 0 LOB: 0 BB: 1 P: 6	R: 0 E: 0 K: 1 S: 5	H: 0 LOB: 0 BB: 0 P: 5	R: 0 E: 0 K: 1 S: 5	H: 0 LOB: 1 BB: 1 P: 9	R: 1 E: 0 K: 0 S: 5	H: 2 LOB: 1 BB: 0 P: 5	R: 0 E: 0 K: 0 S: 4	H: 1 LOB: 1 BB: 0 P: 4	R: 0 E: 0 K: 0 S: 3	H: 0 LOB: 0 BB: 0 P: 3	R: 0 E: 0 K: 0 S: 3	H: 1 LOB: 0 BB: 0 P: 3	R: 0 E: 0 K: 0 S: 5	H: 2 LOB: 2 BB: 0 P: 5	R: 0 E: 0 K: 1 S: 5	H: 0 LOB: 0 BB: 0 P: 5	1B: 5 2B: 1 3B: 0 HR: 0	SF: 0 SAC: 1 DP: 1 HBP: 0	WP: 0 PB: 0 SB: 0 CS: 1	PA: 33
<b>PITCHER</b> <b>Randy Lerch, L</b> ERA: 5.34 (1, 1)	IP: 9.0 WLS: W BF: 33 H: 6 R: 1 ER: 1 SO: 3 BB: 2 IBB: 0 HBP: 0 BLK: 0 WP: 0 HR: 0 S: 37 P: 45 ERA: 1.00 WHIP: 0.889															<b>PITCHER</b> <b>Randy Lerch, L</b> ERA: 5.34 (1, 1)	IP: 9.0 WLS: W BF: 33 H: 6 R: 1 ER: 1 SO: 3 BB: 2 IBB: 0 HBP: 0 BLK: 0 WP: 0 HR: 0 S: 37 P: 45 ERA: 1.00 WHIP: 0.889					

Batter	1	2	3	4	5	6	7	8	9	AB	R	H	RBI	BB	SO	LOB	BOTTOM			
<b>Bake McBride, L</b> OBP: 0.362, SLG: 0.536 (1, 9)	4-0 G4-6-3 BB		0-0 E6 1B		4-0 S 2B BB			0-0 5-3		2	1	1	0	2	0	1	<b>St. Louis Cardinals @ Philadelphia Phillies</b> <b>Veterans Stadium, Philadelphia, PA</b> Sat Sep 10 1977, 7:05 PM EDT Att: 43,112 - Unknown			
<b>Larry Bowa, S</b> OBP: 0.305, SLG: 0.332 (1, 6)	0-0 G4-6-3 1-2		0-0 F7		0-0 1H 2B		0-0 F9		0-0 F9	4	0	1	1	0	0	3				
<b>Mike Schmidt, R</b> OBP: 0.396, SLG: 0.580 (1, 5)	0-0 F9		0-0 E6 1H		0-0 F3		4-0 BB		0-0 BB	3	0	0	0	1	0	2				
<b>Greg Luzinski, R</b> OBP: 0.387, SLG: 0.598 (1, 7)		0-3 K		0-0 6-3		0-3 K		0-0 P4		4	0	0	0	0	2	3				
<b>Jay Johnstone, L</b> OBP: 0.358, SLG: 0.489 (1, 3)		0-0 L4		4-0 1B 2B BB		0-0 L4		4-0 G4-6-3 BB		2	1	0	0	2	0	1				
<b>Tom Hutton, L</b> OBP: 0.347, SLG: 0.361 (9, 3)										0	0	0	0	0	0	0				
<b>Garry Maddox, R</b> OBP: 0.313, SLG: 0.425 (1, 8)		0-0 1B 1B		0-0 S 2B 1B		0-0 5-3		0-0 G4-6-3		4	1	2	0	0	0	1				
<b>Bob Boone, R</b> OBP: 0.341, SLG: 0.434 (1, 2)	0-0 1-2 1B		0-0 1H 3H 2B		0-0 F9		0-0 F9		0-3 K	4	0	2	2	0	1	0				
<b>Ted Sizemore, R</b> OBP: 0.357, SLG: 0.377 (1, 4)	0-0 F8		0-0 P3		0-0 P5		0-0 P5			3	0	0	0	0	0	3				
<b>Randy Lerch, L</b> OBP: 0.192, SLG: 0.200 (1, 1)			0-0 F9		0-3 K					3	0	1	0	0	1	1				
<b>Inning Stats</b>	R: 0 E: 0 K: 0 S: 2	H: 0 LOB: 0 BB: 1 P: 6	R: 0 E: 0 K: 1 S: 7	H: 2 LOB: 2 BB: 0 P: 7	R: 0 E: 1 K: 0 S: 4	H: 1 LOB: 2 BB: 0 P: 4	R: 2 E: 0 K: 1 S: 7	H: 2 LOB: 1 BB: 1 P: 11	R: 1 E: 0 K: 1 S: 6	H: 1 LOB: 1 BB: 1 P: 10	R: 0 E: 0 K: 0 S: 3	H: 0 LOB: 0 BB: 0 P: 3	R: 0 E: 0 K: 0 S: 4	H: 1 LOB: 2 BB: 1 P: 8	R: 0 E: 0 K: 1 S: 4	H: 0 LOB: 0 BB: 1 P: 8	1B: 4 2B: 3 3B: 0 HR: 0	SF: 0 SAC: 0 DP: 2 HBP: 0	WP: 0 PB: 0 SB: 2 CS: 0	PA: 34
<b>PITCHER</b> <b>Eric Rasmussen, R</b> ERA: 3.66 <b>Buddy Schultz, L</b> ERA: 1.61 (8, 1)	IP: 7.0 WLS: L BF: 31 H: 7 R: 3 ER: 3 SO: 3 BB: 4 IBB: 0 HBP: 0 BLK: 0 WP: 0 HR: 0 S: 33 P: 49 ERA: 3.86 WHIP: 1.571															<b>PITCHER</b> <b>Eric Rasmussen, R</b> ERA: 3.66 <b>Buddy Schultz, L</b> ERA: 1.61 (8, 1)	IP: 1.0 WLS: 3 BF: 0 H: 0 R: 0 ER: 0 SO: 1 BB: 1 IBB: 0 HBP: 0 BLK: 0 WP: 0 HR: 0 S: 4 P: 8 ERA: 0.00 WHIP: 1.000			

AB 30  
R 1  
H 6  
RBI 1  
BB 2  
SO 3  
LOB 10



AB 29  
R 3  
H 7  
RBI 3  
BB 5  
SO 4  
LOB 15






Batter	1	2	3	4	5	6	7	8	9	AB	R	H	RBI	BB	SO	LOB	TOP								
<b>Lou Brock, L</b> OBP: 0.306, SLG: 0.343 (1, 7)										4	1	1	0	0	0	0	<b>St. Louis Cardinals @ Philadelphia Phillies</b> <b>Veterans Stadium, Philadelphia, PA</b> Sun Sep 11 1977, 3:33 AM EDT Att: 49,108 - Unknown								
<b>Jerry Mumphy, S</b> OBP: 0.360, SLG: 0.402 (1, 8)										4	0	2	0	0	0	1									
<b>Garry Templeton, S</b> OBP: 0.331, SLG: 0.443 (1, 6)										4	1	2	1	0	1	0									
<b>Keith Hernandez, L</b> OBP: 0.383, SLG: 0.461 (1, 3)										4	0	0	1	0	1	2									
<b>Dave Rader, L</b> OBP: 0.317, SLG: 0.375 (1, 2)										4	1	1	0	0	1	2									
<b>Ken Reitz, R</b> OBP: 0.299, SLG: 0.424 (1, 5)										4	1	1	0	0	2	0									
<b>Hector Cruz, R</b> OBP: 0.330, SLG: 0.350 <b>Dane Iorg, L</b> OBP: 0.250, SLG: 0.235 (9, PH)										3	1	1	2	0	0	0									
<b>Ken Oberkfell, L</b> (1, 4)										3	0	0	0	0	1	0									
<b>Butch Metzger, R</b> (6, 1)										0	0	0	0	0	0	0									
<b>Ted Simmons, S</b> OBP: 0.413, SLG: 0.512 (9, PH)										1	0	0	0	0	0	0									
<b>John Denny, R</b> OBP: 0.152, SLG: 0.114 <b>John Sutton, R</b> (4, 1)										2	0	0	0	0	1	1									
<b>Mike Phillips, L</b> OBP: 0.240, SLG: 0.244 (6, 4)										0	0	0	0	0	0	0									
<b>Inning Stats</b>	R: 2 E: 0 K: 0 S: 5	H: 2 LOB: 0 BB: 0 P: 5	R: 0 E: 1 K: 1 S: 5	H: 0 LOB: 0 BB: 0 P: 5	R: 0 E: 0 K: 0 S: 3	H: 0 LOB: 0 BB: 0 P: 3	R: 3 E: 1 K: 1 S: 9	H: 3 LOB: 1 BB: 0 P: 9	R: 0 E: 0 K: 1 S: 7	H: 2 LOB: 2 BB: 0 P: 7	R: 0 E: 0 K: 0 S: 5	H: 1 LOB: 0 BB: 0 P: 3	R: 0 E: 0 K: 2 S: 7	H: 0 LOB: 0 BB: 0 P: 7	R: 0 E: 0 K: 1 S: 5	H: 0 LOB: 0 BB: 0 P: 5	1B: 6 2B: 1 3B: 1 HR: 0	SF: 0 SAC: 0 DP: 0 HBP: 0	WP: 0 PB: 0 SB: 0 CS: 1	PA: 36					
<b>PITCHER</b>	IP	WLS	BF	H	R	ER	SO	BB	IBB	HBP	BLK	WP	HR	S	P	ERA	WHIP								
<b>Jim Lonborg, R</b> ERA: 3.58	(1, 1)	4.0	18	5	5	4	2	0	0	0	0	0	0	22	22	9.00	1.250								
<b>Warren Brusstar, R</b> ERA: 2.75	(5, 1)	3.0	W	11	3	0	2	0	0	0	0	0	0	15	15	0.00	1.000								
<b>Gene Garber, R</b> ERA: 2.55	(8, 1)	2.0	S	6	0	0	3	0	0	0	0	0	0	12	12	0.00	0.000								

Batter	1	2	3	4	5	6	7	8	9	AB	R	H	RBI	BB	SO	LOB	BOTTOM								
<b>Bake McBride, L</b> OBP: 0.366, SLG: 0.542 (1, 9)										4	1	3	0	0	1	2	<b>St. Louis Cardinals @ Philadelphia Phillies</b> <b>Veterans Stadium, Philadelphia, PA</b> Sun Sep 11 1977, 3:33 AM EDT Att: 49,108 - Unknown								
<b>Larry Bowa, S</b> OBP: 0.307, SLG: 0.332 (1, 6)										3	1	1	0	1	0	3									
<b>Mike Schmidt, R</b> OBP: 0.397, SLG: 0.578 (1, 5)										2	1	0	0	2	1	2									
<b>Greg Luzinski, R</b> OBP: 0.388, SLG: 0.603 (1, 7)										3	2	1	3	1	1	2									
<b>Jay Johnstone, L</b> OBP: 0.357, SLG: 0.488 <b>Warren Brusstar, R</b> (5, 1)										1	0	0	1	1	0	0									
<b>Tim McCarver, L</b> OBP: 0.428, SLG: 0.530 <b>Gene Garber, R</b> (8, 1)										0	0	0	0	0	0	0									
<b>Gary Maddox, R</b> OBP: 0.313, SLG: 0.426 (1, 8)										4	0	1	1	0	0	3									
<b>Bob Boone, R</b> OBP: 0.340, SLG: 0.436 (1, 2)										3	0	1	1	0	1	0									
<b>Ted Sizemore, R</b> OBP: 0.355, SLG: 0.373 (1, 4)										4	0	0	0	0	1	2									
<b>Jim Lonborg, R</b> OBP: 0.119, SLG: 0.075 <b>Tom Hutton, L</b> OBP: 0.351, SLG: 0.365 (5, 3)										0	0	0	0	1	0	0									
<b>Inning Stats</b>	R: 0 E: 0 K: 0 S: 4	H: 2 LOB: 3 BB: 2 P: 12	R: 0 E: 0 K: 1 S: 5	H: 1 LOB: 2 BB: 1 P: 9	R: 3 E: 0 K: 0 S: 4	H: 1 LOB: 1 BB: 3 P: 16	R: 3 E: 0 K: 1 S: 8	H: 3 LOB: 0 BB: 0 P: 8	R: 0 E: 0 K: 0 S: 3	H: 1 LOB: 0 BB: 0 P: 3	R: 0 E: 0 K: 2 S: 7	H: 0 LOB: 0 BB: 0 P: 7	R: 0 E: 0 K: 2 S: 7	H: 0 LOB: 0 BB: 0 P: 7	R: 0 E: 0 K: 1 S: 5	H: 0 LOB: 0 BB: 0 P: 5	1B: 4 2B: 4 3B: 0 HR: 1	SF: 2 SAC: 0 DP: 2 HBP: 0	WP: 0 PB: 0 SB: 0 CS: 1	PA: 35					
<b>PITCHER</b>	IP	WLS	BF	H	R	ER	SO	BB	IBB	HBP	BLK	WP	HR	S	P	ERA	WHIP								
<b>John Denny, R</b> ERA: 4.56	(1, 1)	3.0	L	7	1	1	1	0	0	0	0	0	1	9	9	4.50	0.500								
<b>John Sutton, R</b> ERA: 3.77	(4, 1)	2.0	L	7	1	1	1	0	0	0	0	0	1	9	9	4.50	0.500								
<b>Butch Metzger, R</b> ERA: 3.36	(6, 1)	3.0		9	1	0	4	0	0	0	0	0	0	17	17	0.00	0.333								

AB	35
R	5
H	8
RBI	4
BB	0
SO	7
LOB	6



AB	27
R	6
H	8
RBI	6
BB	6
SO	6
LOB	14





Batter	1	2	3	4	5	6	7	8	9	AB	R	H	RBI	BB	SO	LOB	TOP				
Ivan De Jesus, R OBP: 0.327, SLG: 0.345										5	1	3	2	0	0	0	<b>Chicago Cubs @ St. Louis Cardinals</b> Busch Stadium, St. Louis, MO Mon Sep 12 1977, 7:05 PM CDT Att: 22,976 - Unknown - 64 F				
Jose Cardenal, R OBP: 0.335, SLG: 0.354										3	0	1	0	0	1	1					
Larry Bittner, L OBP: 0.338, SLG: 0.414										2	1	2	3	0	0	0					
Bill Buckner, L OBP: 0.334, SLG: 0.458										5	0	1	0	0	0	3					
Joe Wallis, S OBP: 0.400, SLG: 0.418										0	1	0	0	0	0	0					
Bruce Sutter, R OBP: 0.200, SLG: 0.111										0	0	0	0	0	0	0					
Jerry Morales, R OBP: 0.349, SLG: 0.443										5	0	2	0	0	0	3					
Steve Ontiveros, S OBP: 0.389, SLG: 0.432										4	1	2	1	1	0	1					
Gene Clines, R OBP: 0.374, SLG: 0.425										4	1	2	0	1	0	2					
Manny Trillo, R OBP: 0.339, SLG: 0.386										5	0	1	1	0	1	5					
Steve Swisher, R OBP: 0.239, SLG: 0.304										3	2	3	0	0	0	0					
Bobby Murcer, L OBP: 0.367, SLG: 0.465										1	0	0	0	0	1	2					
George Mitterwald, R OBP: 0.235, SLG: 0.372										1	0	0	0	0	0	3					
Dave Roberts, L OBP: 0.077, SLG: 0.083										1	0	0	0	0	0	0					
Paul Reuschel, R OBP: 0.222, SLG: 0.378										0	0	0	0	0	0	0					
Dave Rosello, R OBP: 0.222, SLG: 0.378										0	0	0	0	0	0	0					
Willie Hernandez, L OBP: 0.226, SLG: 0.359										0	0	0	0	0	0	0					
Donnie Moore, R OBP: 0.226, SLG: 0.359										0	0	0	0	0	0	0					
Greg Gross, R OBP: 0.226, SLG: 0.359										0	0	0	0	0	0	0					
Inning Stats	R: 0 E: 0 K: 0 S: 6	H: 1 LOB: 0 BB: 0 P: 7	R: 0 E: 0 K: 0 S: 4	H: 1 LOB: 1 BB: 0 P: 4	R: 1 E: 1 K: 1 S: 8	H: 1 LOB: 0 BB: 0 P: 11	R: 0 E: 0 K: 0 S: 3	H: 1 LOB: 0 BB: 0 P: 3	R: 0 E: 0 K: 0 S: 6	H: 1 LOB: 1 BB: 0 P: 6	R: 0 E: 0 K: 0 S: 4	H: 1 LOB: 1 BB: 0 P: 4	R: 4 E: 0 K: 1 S: 8	H: 4 LOB: 1 BB: 2 P: 16	R: 0 E: 0 K: 1 S: 7	H: 2 LOB: 2 BB: 0 P: 7	R: 4 E: 0 K: 0 S: 12	H: 6 LOB: 3 BB: 1 P: 19	1B: 17 2B: 1 3B: 0 HR: 0	SF: 1 SAC: 0 DP: 3 HBP: 0	WP: 2 PA: 44
PITCHER	IP: 6.1 ERA: 4.9	WLS: 1 BF: 27	H: 8 R: 5 ER: 4 SO: 3	R: 5 LOB: 1 BB: 0 P: 4	BB: 2 IBB: 0 HBP: 0 BLK: 0	WP: 0 HR: 0 S: 36 P: 48	ERA: 5.68 WHIP: 1.579	PITCHER	IP: 0.2 ERA: 3.6	WLS: 0 BF: 3	H: 1 R: 1 ER: 1 SO: 0	R: 1 LOB: 1 BB: 0 P: 4	BB: 0 IBB: 1 HBP: 0 BLK: 0	WP: 1 HR: 0 S: 2 P: 6	ERA: 13.50 WHIP: 1.500						
Tom Underwood, L	IP: 6.1 ERA: 4.9	WLS: 1 BF: 27	H: 8 R: 5 ER: 4 SO: 3	R: 5 LOB: 1 BB: 0 P: 4	BB: 2 IBB: 0 HBP: 0 BLK: 0	WP: 0 HR: 0 S: 36 P: 48	ERA: 5.68 WHIP: 1.579	John Sutton, R	IP: 0.2 ERA: 3.6	WLS: 0 BF: 3	H: 1 R: 1 ER: 1 SO: 0	R: 1 LOB: 1 BB: 0 P: 4	BB: 0 IBB: 1 HBP: 0 BLK: 0	WP: 1 HR: 0 S: 2 P: 6	ERA: 13.50 WHIP: 1.500						
Rawly Eastwick, R	IP: 7.1 ERA: 3.54	WLS: 1 BF: 31	H: 1 R: 0 ER: 0 SO: 0	R: 0 LOB: 0 BB: 0 P: 0	BB: 0 IBB: 0 HBP: 0 BLK: 0	WP: 0 HR: 0 S: 1 P: 1	ERA: 3.54														
Buddy Schultz, L	IP: 7.1 ERA: 1.6	WLS: 0 BF: 4	H: 3 R: 0 ER: 0 SO: 0	R: 0 LOB: 0 BB: 0 P: 0	BB: 0 IBB: 0 HBP: 0 BLK: 0	WP: 0 HR: 0 S: 4 P: 4	ERA: 1.6														
Butch Metzger, R	IP: 8.1 ERA: 3.51	WLS: 1 BF: 5	H: 2 R: 2 ER: 2 SO: 1	R: 2 LOB: 2 BB: 0 P: 1	BB: 0 IBB: 0 HBP: 0 BLK: 0	WP: 1 HR: 0 S: 11 P: 14	ERA: 3.51														
Al Hrabosky, L	IP: 9.1 ERA: 4.79	WLS: 0 BF: 4	H: 3 R: 1 ER: 1 SO: 0	R: 1 LOB: 1 BB: 0 P: 0	BB: 0 IBB: 0 HBP: 0 BLK: 0	WP: 0 HR: 0 S: 4 P: 4	ERA: 4.79														

**Chicago Cubs @ St. Louis Cardinals**  
 Busch Stadium, St. Louis, MO  
 Mon Sep 12 1977, 7:05 PM CDT  
 Att: 22,976 - Unknown - 64 F

AB 40  
 R 9  
 H 18  
 RBI 9  
 BB 3  
 SO 4  
 LOB 21



Batter	1	2	3	4	5	6	7	8	9	AB	R	H	RBI	BB	SO	LOB	BOTTOM		
Lou Brock, L OBP: 0.310, SLG: 0.347										4	1	3	0	0	1	0	<b>Chicago Cubs @ St. Louis Cardinals</b> Busch Stadium, St. Louis, MO Mon Sep 12 1977, 7:05 PM CDT Att: 22,976 - Unknown - 64 F		
Rick Bosetti, R OBP: 0.294, SLG: 0.250										1	0	1	1	0	0	0			
Jerry Mumphrey, S OBP: 0.356, SLG: 0.400										5	1	1	0	0	1	2			
Garry Templeton, S OBP: 0.332, SLG: 0.442										5	0	2	1	0	2	3			
Ted Simmons, S OBP: 0.411, SLG: 0.507										4	1	0	0	1	0	3			
Keith Hernandez, L OBP: 0.385, SLG: 0.467										5	2	3	3	0	0	1			
Ken Reitz, R OBP: 0.298, SLG: 0.427										5	1	1	2	0	0	2			
Hector Cruz, R OBP: 0.331, SLG: 0.362										4	2	2	2	0	0	0			
Mike Tyson, R OBP: 0.298, SLG: 0.341										4	2	2	0	0	0	0			
Tom Underwood, R OBP: 0.194, SLG: 0.156										3	1	1	1	0	1	0			
Rawly Eastwick, R OBP: 0.298, SLG: 0.300										0	0	0	0	0	0	0			
Buddy Schultz, L OBP: 0.298, SLG: 0.300										0	0	0	0	0	0	0			
Butch Metzger, R OBP: 0.298, SLG: 0.300										0	0	0	0	0	0	0			
Al Hrabosky, R OBP: 0.298, SLG: 0.300										0	0	0	0	0	0	0			
John Sutton, R OBP: 0.298, SLG: 0.300										0	0	0	0	0	0	0			
Inning Stats	R: 0 E: 0 K: 1 S: 6	H: 1 LOB: 0 BB: 0 P: 6	R: 0 E: 0 K: 0 S: 3	H: 0 LOB: 0 BB: 0 P: 3	R: 0 E: 0 K: 1 S: 8	H: 1 LOB: 0 BB: 0 P: 10	R: 0 E: 0 K: 0 S: 4	H: 1 LOB: 1 BB: 0 P: 4	R: 0 E: 0 K: 0 S: 9	H: 0 LOB: 1 BB: 1 P: 13	R: 0 E: 0 K: 2 S: 9	H: 1 LOB: 1 BB: 0 P: 11	R: 3 E: 0 K: 0 S: 10	H: 4 LOB: 1 BB: 0 P: 12	R: 2 E: 0 K: 1 S: 6	H: 2 LOB: 0 BB: 0 P: 6	1B: 12 2B: 2 3B: 0 HR: 2	SF: 0 SAC: 1 DP: 0 HBP: 0	WP: 2 PA: 43
PITCHER	IP: 4.2 ERA: 4.78	WLS: 0 BF: 4	H: 0 R: 0 ER: 0 SO: 0	R: 0 LOB: 0 BB: 0 P: 3	BB: 0 IBB: 0 HBP: 0 BLK: 0	WP: 0 HR: 0 S: 29 P: 35	ERA: 4.78	PITCHER	IP: 1.1 ERA: 3.82	WLS: 0 BF: 4	H: 1 R: 0 ER: 0 SO: 0	R: 0 LOB: 1 BB: 0 P: 4	BB: 0 IBB: 0 HBP: 0 BLK: 0	WP: 0 HR: 0 S: 13 P: 15	ERA: 20.25 WHIP: 3.000				
Dave Roberts, L	IP: 4.2 ERA: 4.78	WLS: 0 BF: 4	H: 0 R: 0 ER: 0 SO: 0	R: 0 LOB: 0 BB: 0 P: 3	BB: 0 IBB: 0 HBP: 0 BLK: 0	WP: 0 HR: 0 S: 29 P: 35	ERA: 4.78	Paul Reuschel, R	IP: 1.1 ERA: 3.82	WLS: 0 BF: 4	H: 1 R: 0 ER: 0 SO: 0	R: 0 LOB: 1 BB: 0 P: 4	BB: 0 IBB: 0 HBP: 0 BLK: 0	WP: 0 HR: 0 S: 13 P: 15	ERA: 20.25 WHIP: 3.000				
Willie Hernandez, L	IP: 7.1 ERA: 3.26	WLS: 1 BF: 8	H: 4 R: 3 ER: 3 SO: 2	R: 3 LOB: 3 BB: 0 P: 2	BB: 0 IBB: 0 HBP: 0 BLK: 0	WP: 0 HR: 1 S: 6 P: 8	ERA: 3.26	Donnie Moore, R	IP: 8.1 ERA: 4.71	WLS: 1 BF: 4	H: 2 R: 2 ER: 2 SO: 1	R: 2 LOB: 2 BB: 0 P: 1	BB: 0 IBB: 0 HBP: 0 BLK: 0	WP: 0 HR: 1 S: 6 P: 6	ERA: 27.00 WHIP: 3.000				
Donnie Moore, R	IP: 8.1 ERA: 4.71	WLS: 1 BF: 4	H: 2 R: 2 ER: 2 SO: 1	R: 2 LOB: 2 BB: 0 P: 1	BB: 0 IBB: 0 HBP: 0 BLK: 0	WP: 0 HR: 1 S: 6 P: 6	ERA: 4.71	Bruce Sutter, R	IP: 0.2 ERA: 1.32	WLS: 0 BF: 4	H: 0 R: 0 ER: 0 SO: 0	R: 0 LOB: 0 BB: 0 P: 0	BB: 0 IBB: 0 HBP: 0 BLK: 0	WP: 0 HR: 0 S: 6 P: 6	ERA: 27.00 WHIP: 3.000				

**Chicago Cubs @ St. Louis Cardinals**  
 Busch Stadium, St. Louis, MO  
 Mon Sep 12 1977, 7:05 PM CDT  
 Att: 22,976 - Unknown - 64 F

AB 40  
 R 11  
 H 16  
 RBI 10  
 BB 1  
 SO 5  
 LOB 11





Batter	1	2	3	4	5	6	7	8	9	AB	R	H	RBI	BB	SO	LOB	TOP		
Ivan De Jesus, R OBP: 0.325, SLG: 0.342 (1,6)	F3		F7		4-3			L8		4	0	0	0	0	0	1	<b>Chicago Cubs @ St. Louis Cardinals</b> Busch Stadium, St. Louis, MO Tue Sep 13 1977, 7:05 PM CDT Att: 10,353 - Unknown		
Greg Gross, L OBP: 0.386, SLG: 0.444 (1,8) Jerry Morales, R OBP: 0.348, SLG: 0.442 (8, PH) (8,8)	F7			4-3		1B E BB		P4		2	1	0	0	1	0	0			
Bill Buckner, L OBP: 0.333, SLG: 0.456 (1,3)	4-3			F8		E8 1-H 1B		L8		4	0	1	0	0	0	0			
Larry Bittner, L OBP: 0.340, SLG: 0.417 (1,7)		1B				K			6-3	4	0	2	0	0	1	1			
Steve Ontiveros, S OBP: 0.388, SLG: 0.429 (1,5)	F7				2B				K	3	0	0	0	1	1	2			
Bobby Murcer, L OBP: 0.364, SLG: 0.462 (1,9)	F8				BB					4	0	0	0	0	0	4			
Manny Trillo, R OBP: 0.337, SLG: 0.383 (1,4)	F9									3	0	0	0	0	0	1			
Steve Swisher, R OBP: 0.240, SLG: 0.304 (1,2)			K			SH3-4 1B		F9		3	0	1	0	0	1	0			
Ray Burris, R OBP: 0.243, SLG: 0.292 (1,1) Gene Clines, R OBP: 0.373, SLG: 0.423 (7, PH) Dennis Lamp, R OBP: 0.500, SLG: 0.500 (7,1)	L9				SH3-4			L5-3		1	0	0	0	0	0	0			
					1-2					1	0	0	0	0	0	0			
<b>Inning Stats</b>	R: 0 E: 0 K: 0 S: 3	H: 0 LOB: 0 BB: 0 P: 3	R: 0 E: 0 K: 0 S: 4	H: 1 LOB: 1 BB: 0 P: 4	R: 0 E: 0 K: 1 S: 5	H: 0 LOB: 0 BB: 0 P: 5	R: 0 E: 0 K: 0 S: 4	H: 1 LOB: 2 BB: 1 P: 8	R: 0 E: 0 K: 0 S: 4	H: 1 LOB: 0 BB: 0 P: 4	R: 1 E: 1 K: 1 S: 6	H: 1 LOB: 1 BB: 1 P: 10	R: 0 E: 0 K: 0 S: 3	H: 0 LOB: 0 BB: 0 P: 3	R: 0 E: 0 K: 0 S: 7	H: 0 LOB: 0 BB: 0 P: 8	1B: 3 2B: 1 3B: 0 HR: 0	SF: 0 SAC: 1 DP: 0 HBP: 0	WP: 0 PA: 33 PB: 0 SB: 0 CS: 0
<b>PITCHER</b>	IP WLS BF H R ER SO BB IBB HBP BLK WP HR S P ERA WHIP																		
Bob Forsch, R ERA: 3.24 (1,1)	5.0 W 21 4 1 0 1 2 0 0 0 0 0 0 21 29 0.00 1.200																		
Pete Falcone, L ERA: 5.17 (6,1)	4.0 S 12 0 0 0 2 0 0 0 0 0 0 0 18 19 0.00 0.000																		

Batter	1	2	3	4	5	6	7	8	9	AB	R	H	RBI	BB	SO	LOB	BOTTOM
Lou Brock, L OBP: 0.312, SLG: 0.346 (1,7) Rick Bosetti, R OBP: 0.294, SLG: 0.250 (8,7)	FC6-4 1B		L9		1B BB			5-3		3	1	1	0	1	0	1	<b>Chicago Cubs @ St. Louis Cardinals</b> Busch Stadium, St. Louis, MO Tue Sep 13 1977, 7:05 PM CDT Att: 10,353 - Unknown
Jerry Mumphrey, S OBP: 0.357, SLG: 0.398 (1,8)	FC6-4 1-2 FC4-6		F8		1B S		4-3			4	1	1	1	0	0	2	
Garry Templeton, S OBP: 0.333, SLG: 0.443 (1,6)	FC4-6 1-2 WP			F5	1B					4	0	2	2	0	0	1	
Ted Simmons, S OBP: 0.412, SLG: 0.506 (1,2)	4-3				1B BB			G4-6-3 1B		3	0	1	0	1	0	2	
Keith Hernandez, L OBP: 0.385, SLG: 0.467 (1,3)		CS 1B		K	K					4	0	2	0	0	2	3	
Ken Reitz, R OBP: 0.296, SLG: 0.424 (1,5)	F9 1-2			K				5-3		4	0	0	0	0	1	3	
Hector Cruz, R OBP: 0.329, SLG: 0.358 (1,9)	F9									3	0	0	0	0	0	0	
Mike Phillips, L OBP: 0.248, SLG: 0.254 (1,4)			L9 SH1-4 1B		1B BB			K		3	1	2	0	0	1	0	
Bob Forsch, R OBP: 0.167, SLG: 0.188 (1,1) Pete Falcone, L OBP: 0.300, SLG: 0.316 (6,1)	SH1-4 1-2				SH3-4 1B					0	0	0	0	0	0	0	
					1-2					1	0	0	0	0	1	0	
<b>Inning Stats</b>	R: 0 E: 0 K: 0 S: 4	H: 1 LOB: 0 BB: 0 P: 4	R: 0 E: 0 K: 0 S: 3	H: 1 LOB: 0 BB: 0 P: 3	R: 0 E: 0 K: 2 S: 9	H: 1 LOB: 0 BB: 0 P: 11	R: 3 E: 0 K: 1 S: 8	H: 3 LOB: 2 BB: 2 P: 16	R: 0 E: 0 K: 1 S: 5	H: 0 LOB: 0 BB: 0 P: 5	R: 0 E: 0 K: 1 S: 8	H: 0 LOB: 0 BB: 0 P: 10	R: 0 E: 0 K: 0 S: 4	H: 2 LOB: 1 BB: 0 P: 4	1B: 9 2B: 0 3B: 0 HR: 0	SF: 0 SAC: 2 DP: 1 HBP: 0	WP: 1 PA: 33 PB: 0 SB: 1 CS: 1
<b>PITCHER</b>	IP WLS BF H R ER SO BB IBB HBP BLK WP HR S P ERA WHIP																
Ray Burris, R ERA: 4.7 (1,1)	6.0 L 26 7 3 3 4 2 0 0 0 0 0 0 33 43 4.50 1.500																
Dennis Lamp, R ERA: 5.4 (7,1)	2.0 7 2 0 0 1 0 0 0 0 0 0 0 12 14 0.00 1.000																



Batter	1	2	3	4	5	6	7	8	9	AB	R	H	RBI	BB	SO	LOB	TOP			
Frank Taveras, R (1,6) OBP: 0.310, SLG: 0.331	0-0 6-3 1B		0-0 F7		0-0 F8		0-0 F8		0-0 3B	5	0	2	0	0	0	1	<b>Pittsburgh Pirates @ St. Louis Cardinals</b> Busch Stadium, St. Louis, MO Thu Sep 15 1977, 7:05 PM CDT Unknown <a href="http://livebaseballscores.com">livebaseballscores.com</a>			
Phil Garner, R (1,4) OBP: 0.321, SLG: 0.430	0-0 6-3 1-2		0-0 4-3		0-0 4-3		0-0 4-3 2-3		0-0 BB	4	0	0	0	1	0	2				
Dave Parker, L (1,9) OBP: 0.399, SLG: 0.540	1-0 HBP		0-0 G3		0-0 3-1			0-0 F8	0-0 3-1	4	0	0	0	0	0	2				
Bill Robinson, R (1,3) OBP: 0.335, SLG: 0.530	0-0 P6			0-0 4-3 SF8 2B		0-0 F6		0-3 K		4	1	1	0	0	1	1				
Al Oliver, L (1,7) OBP: 0.344, SLG: 0.465 Miguel Dilone, S (8, PR) OBP: 0.167, SLG: 0.125		0-0 F2		0-0 4-3		0-3 K		4-0 PB BLK BB		3	0	0	0	1	1	1				
Ed Ott, L (1,2) OBP: 0.341, SLG: 0.390		0-0 FC3-6 1B		0-0 2-3				1-0 PB HBP		2	1	2	1	0	0	0				
Ken Macha, R (1,5) Mario Mendoza, R (9,5) OBP: 0.238, SLG: 0.247		0-0 FC3-6 1B		0-0 3-H 0-0				0-0 E 2B	0-0 6-3	4	1	3	0	0	0	2				
Omar Moreno, L (1,8) OBP: 0.300, SLG: 0.376		0-0 FC3-6 1B		0-0 F8				0-0 E6 2B 1B	0-0 F7	4	1	1	1	0	0	3				
John Candelaria, L (1,1) OBP: 0.243, SLG: 0.319 Rich Gossage, R (9,1) OBP: 0.238, SLG: 0.286		0-0 6-3			0-0 F9			0-0 2-H 3-H 2B	0-3 K	4	0	1	2	0	1	2				
<b>Inning Stats</b>	R: 0 E: 0 K: 0 S: 3	H: 1 LOB: 1 BB: 0 P: 4	R: 0 E: 0 K: 0 S: 5	H: 2 LOB: 2 BB: 0 P: 5	R: 0 E: 0 K: 0 S: 3	H: 0 LOB: 1 BB: 0 P: 3	R: 1 E: 0 K: 0 S: 5	H: 2 LOB: 1 BB: 0 P: 5	R: 0 E: 0 K: 1 S: 5	H: 0 LOB: 0 BB: 0 P: 5	R: 3 E: 1 K: 0 S: 6	H: 4 LOB: 0 BB: 0 P: 6	R: 0 E: 0 K: 1 S: 5	H: 0 LOB: 1 BB: 1 P: 10	R: 0 E: 0 K: 1 S: 6	H: 1 LOB: 2 BB: 1 P: 10		1B: 6 2B: 3 3B: 1 HR: 0	SF: 1 SAC: 0 DP: 0 HBP: 2	WP: 0 PB: 1 SB: 0 CS: 1
<b>PITCHER</b>	IP WLS BF H R ER SO BB IBB HBP BLK WP HR S P ERA WHIP																			
Eric Rasmussen, R (1,1) ERA: 3.65	8.0 L 34 9 4 3 2 1 0 2 1 0 0 35 41 3.38 1.250																			
Rawly Eastwick, R (9,1) ERA: 3.5	1.0 5 1 0 0 1 1 0 0 0 0 0 6 10 0.00 2.000																			

Batter	1	2	3	4	5	6	7	8	9	AB	R	H	RBI	BB	SO	LOB	BOTTOM					
Rick Bosetti, R (1,7) OBP: 0.309, SLG: 0.240 Dave Rader, L (9, PH) OBP: 0.314, SLG: 0.371	0-0 F7		0-0 E4 1-2		0-0 CS 1-2		4-0 BLK 1B BB		4-0 1-3 BB	2	1	0	0	2	0	1	<b>Pittsburgh Pirates @ St. Louis Cardinals</b> Busch Stadium, St. Louis, MO Thu Sep 15 1977, 7:05 PM CDT Unknown <a href="http://livebaseballscores.com">livebaseballscores.com</a>					
Garry Templeton, S (1,6) OBP: 0.330, SLG: 0.440	0-0 F8		0-0 F9		0-0 F9 1-2		0-0 F9		0-0 1-3	4	0	0	0	0	0	4						
Keith Hernandez, L (1,3) OBP: 0.383, SLG: 0.463	0-0 1-3			0-0 F7		0-3 K		0-3 K		4	0	0	0	0	2	2						
Ted Simmons, S (1,2) OBP: 0.413, SLG: 0.506		0-0 F7		0-0 1B		0-0 2-H 1B		0-0 P5		4	0	2	1	0	0	0						
Ken Reitz, R (1,5) OBP: 0.295, SLG: 0.422		0-0 F8		0-0 F8		0-0 P1		1-0 1B 1B HBP		3	1	0	0	0	0	2						
Hector Cruz, R (1,9) OBP: 0.325, SLG: 0.354		0-0 F9		0-0 F8				0-0 F9		4	0	0	0	0	0	2						
Jerry Mumphrey, S (1,8) OBP: 0.356, SLG: 0.399			0-0 L6-3 1B		0-0 5-3		0-0 4-3		0-0 1B 1B	4	1	2	0	0	0	0						
Mike Tyson, R (1,4) OBP: 0.299, SLG: 0.339 Roger Freed, R (9, PH) OBP: 0.443, SLG: 0.574 Dane Iorg, L (9, PH) OBP: 0.263, SLG: 0.250 Mike Phillips, L (9, PR) OBP: 0.246, SLG: 0.254			0-0 L6-3 1B		0-0 CS BB		0-0 5-3		0-0 1B 1B	2	0	0	0	1	0	1						
Eric Rasmussen, R (1,1) OBP: 0.200, SLG: 0.227 Mike Potter, R (8, PH) Rawly Eastwick, R (9,1) OBP: 0.364, SLG: 0.300 Lou Brock, L (9, PH) OBP: 0.313, SLG: 0.348			0-0 E 1B		0-3 K		0-3 K		0-0 1-2 2-H 1B	2	0	1	0	0	1	1						
<b>Inning Stats</b>	R: 0 E: 0 K: 0 S: 3	H: 0 LOB: 0 BB: 0 P: 3	R: 0 E: 0 K: 0 S: 3	H: 0 LOB: 0 BB: 0 P: 3	R: 0 E: 1 K: 0 S: 5	H: 2 LOB: 2 BB: 0 P: 5	R: 0 E: 0 K: 0 S: 4	H: 1 LOB: 1 BB: 0 P: 4	R: 0 E: 0 K: 1 S: 4	H: 0 LOB: 0 BB: 1 P: 8	R: 1 E: 0 K: 1 S: 6	H: 1 LOB: 1 BB: 1 P: 10	R: 0 E: 0 K: 0 S: 3	H: 0 LOB: 0 BB: 0 P: 3	R: 0 E: 0 K: 2 S: 7	H: 0 LOB: 1 BB: 1 P: 11		R: 2 E: 0 K: 0 S: 6	H: 3 LOB: 2 BB: 0 P: 7	1B: 7 2B: 1 3B: 0 HR: 0	SF: 0 SAC: 0 DP: 1 HBP: 1	WP: 0 PB: 0 SB: 0 CS: 1
<b>PITCHER</b>	IP WLS BF H R ER SO BB IBB HBP BLK WP HR S P ERA WHIP																					
John Candelaria, L (1,1) ERA: 2.54	0.1 S 3 2 0 0 0 0 0 0 0 0 0 3 3 0.00 6.000																					
Rich Gossage, R (9,1) ERA: 1.61																						



Batter	1	2	3	4	5	6	7	8	9	AB	R	H	RBI	BB	SO	LOB	TOP			
Frank Taveras, R (1, 6) OBP: 0.313, SLG: 0.334	K		HR	K		G6-3		2B		4	1	2	1	1	2	2	<b>Pittsburgh Pirates @ St. Louis Cardinals</b> Busch Stadium, St. Louis, MO Thu Sep 15 1977, 7:05 PM CDT Att: 9,081 - Unknown			
Phil Garner, R (1, 4) OBP: 0.322, SLG: 0.438	F5		HR			G6-3		F8		5	1	2	4	0	0	3				
Dave Parker, L (1, 9) OBP: 0.399, SLG: 0.538	1-3								F2	4	0	1	0	0	1	2				
Mario Mendoza, R (6, 5) OBP: 0.238, SLG: 0.247										0	0	0	0	0	0	0				
Bobby Tolan, L (8, FH) OBP: 0.237, SLG: 0.307			1B							1	0	0	0	0	0	0				
Bill Robinson, R (1, 3) OBP: 0.338, SLG: 0.532		1B							F7	5	2	3	0	0	1	0				
Al Oliver, L (1, 7) OBP: 0.346, SLG: 0.465										2	0	1	0	1	0	1				
Miguel Dilone, S (5, 7) OBP: 0.159, SLG: 0.119									L4	2	0	0	0	0	0	0				
Ken Macha, R (1, 5) OBP: 0.302, SLG: 0.300										4	0	1	1	0	0	4				
Duffy Dyer, R (1, 2) OBP: 0.368, SLG: 0.323	K								F9	3	1	0	0	1	1	1				
Omar Moreno, L (1, 8) OBP: 0.302, SLG: 0.378			K							4	2	2	0	0	2	1				
Grant Jackson, S (1, 1) OBP: 0.333, SLG: 0.389										3	0	1	0	0	2	2				
Larry Demery, R (6, 1) OBP: 0.150, SLG: 0.263										0	0	0	0	0	0	0				
Al Holland, R (6, 1) OBP: 0.309, SLG: 0.324										0	0	0	0	0	0	0				
Jerry Hairston, S (8, FH) OBP: 0.309, SLG: 0.324										1	0	0	0	0	1	1				
Kent Tekulve, R (8, 1) OBP: 0.273, SLG: 0.273										0	0	0	0	0	0	0				
<b>Inning Stats</b>	R: 0 E: 0 K: 1 S: 5	H: 0 LOB: 0 BB: 0 P: 5	R: 1 E: 0 K: 1 S: 6	H: 2 LOB: 0 BB: 0 P: 6	R: 2 E: 0 K: 2 S: 10	H: 3 LOB: 3 BB: 2 P: 18	R: 2 E: 0 K: 2 S: 9	H: 2 LOB: 1 BB: 1 P: 13	R: 1 E: 0 K: 1 S: 7	H: 2 LOB: 1 BB: 0 P: 7	R: 0 E: 0 K: 1 S: 6	H: 2 LOB: 0 BB: 0 P: 5	R: 1 E: 0 K: 1 S: 7	H: 2 LOB: 1 BB: 0 P: 7	R: 0 E: 0 K: 0 S: 3	H: 0 LOB: 0 BB: 0 P: 3	1B: 9 2B: 3 3B: 0 HR: 1	SF: 0 SAC: 0 DP: 2 HBP: 0	WP: 1 PB: 0 SB: 3 CS: 0	PA: 41
<b>PITCHER</b>	IP WLS BF H R ER SO BB IBB HBP BLK WP HR S P ERA WHIP																			
Buddy Schultz, L (1, 1) ERA: 1.89	3.0	15	5	3	3	4	2	0	0	0	0	0	0	1	21	29	9.00	2.333		
Butch Metzger, R (4, 1) ERA: 3.72	1.1	9	4	3	3	2	1	0	0	0	0	0	0	0	12	16	20.25	3.750		
John Sutton, R (5, 1) ERA: 3.24	1.2	W	6	2	0	0	2	0	0	0	0	0	0	0	10	10	0.00	1.200		
Rawly Eastwick, R (7, 1) ERA: 3.48	3.0	S	11	2	1	1	2	0	0	0	0	1	0	15	15	3.00	0.667			

Batter	1	2	3	4	5	6	7	8	9	AB	R	H	RBI	BB	SO	LOB	BOTTOM			
Lou Brock, L (1, 7) OBP: 0.314, SLG: 0.349	6-3									5	1	2	2	0	0	0	<b>Pittsburgh Pirates @ St. Louis Cardinals</b> Busch Stadium, St. Louis, MO Thu Sep 15 1977, 7:05 PM CDT Att: 9,081 - Unknown			
Rick Bosetti, R (8, 7) OBP: 0.309, SLG: 0.240			4-3							0	0	0	0	0	0	0				
Jerry Mumphrey, S (1, 8) OBP: 0.363, SLG: 0.407										4	2	3	0	1	0	1				
Garry Templeton, S (1, 6) OBP: 0.331, SLG: 0.438										4	1	1	2	1	0	3				
Roger Freed, R (1, 3) OBP: 0.470, SLG: 0.625										4	1	4	3	0	0	0				
Rawly Eastwick, R (7, 1) OBP: 0.333, SLG: 0.273										1	0	0	0	0	0	1				
Ken Reitz, R (1, 5) OBP: 0.298, SLG: 0.424										4	1	2	0	1	0	2				
Dave Radler, L (1, 2) OBP: 0.306, SLG: 0.360										3	0	0	0	0	0	4				
Ted Simmons, S (6, FH) OBP: 0.413, SLG: 0.505										1	0	0	0	1	0	2				
Hector Cruz, R (1, 9) OBP: 0.326, SLG: 0.364										5	2	2	3	0	1	4				
Mike Tyson, R (1, 4) OBP: 0.297, SLG: 0.338										2	0	0	0	0	0	2				
Jim Dwyer, L (6, FH) OBP: 1.000, SLG: 1.000										1	0	1	0	0	0	0				
Mike Phillips, L (7, 4) OBP: 0.247, SLG: 0.252										1	0	0	0	0	1	1				
Buddy Schultz, R (1, 1) Taylor Duncanson, R (3, PH) Butch Metzger, R (4, 1) John Sutton, R (5, 1) Dane Iorg, L (6, PH) Keith Hernandez, L (7, 3) OBP: 0.308, SLG: 0.464										0	0	0	0	0	0	0				
<b>Inning Stats</b>	R: 1 E: 0 K: 0 S: 5	H: 2 LOB: 1 BB: 0 P: 5	R: 0 E: 0 K: 0 S: 3	H: 0 LOB: 0 BB: 0 P: 3	R: 0 E: 0 K: 0 S: 4	H: 1 LOB: 1 BB: 0 P: 4	R: 0 E: 0 K: 0 S: 5	H: 2 LOB: 2 BB: 0 P: 5	R: 0 E: 0 K: 0 S: 4	H: 1 LOB: 1 BB: 0 P: 4	R: 7 E: 0 K: 0 S: 10	H: 7 LOB: 2 BB: 2 P: 18	R: 2 E: 0 K: 1 S: 7	H: 3 LOB: 0 BB: 0 P: 7	R: 0 E: 0 K: 1 S: 5	H: 0 LOB: 2 BB: 2 P: 13	1B: 12 2B: 1 3B: 2 HR: 1	SF: 0 SAC: 0 DP: 0 HBP: 0	WP: 0 PB: 0 SB: 2 CS: 1	PA: 44
<b>PITCHER</b>	IP WLS BF H R ER SO BB IBB HBP BLK WP HR S P ERA WHIP																			
Grant Jackson, L (1, 1) ERA: 3.92	5.1	25	9	4	4	0	0	0	0	0	0	0	0	0	25	25	6.75	1.688		
Larry Demery, R (6, 1) ERA: 5.24	0.1	L	7	4	4	4	0	2	0	0	0	0	0	5	13	108.00	18.000			
Al Holland, L (6, 1) ERA: 7.71	1.1	6	3	2	2	1	0	0	0	0	0	0	0	8	8	13.50	2.250			
Kent Tekulve, R (8, 1) ERA: 3.03	1.0	5	0	0	0	0	1	1	1	0	1	0	0	5	13	0.00	1.000			



Batter	1	2	3	4	5	6	7	8	9	AB	R	H	RBI	BB	SO	LOB	TOP								
<b>Bake McBride, L</b> OBP: 0.368, SLG: 0.538 (1, 9)										6	2	3	0	0	0	4									
<b>Larry Bowa, S</b> OBP: 0.307, SLG: 0.334 <b>Mike Buskey, R</b> (9, 6)										5	1	1	0	0	0	3									
<b>Mike Schmidt, R</b> OBP: 0.394, SLG: 0.577 (1, 5)										5	2	1	2	0	1	3									
<b>Greg Luzinski, R</b> OBP: 0.392, SLG: 0.598 <b>Tom Hutton, L</b> OBP: 0.347, SLG: 0.359 (8, 3)										5	2	3	2	0	0	0									
<b>Jay Johnstone, L</b> OBP: 0.359, SLG: 0.491 (1, 3)										4	3	2	1	1	0	1									
<b>Garry Maddox, R</b> OBP: 0.312, SLG: 0.429 (1, 8)										5	0	1	2	0	1	4									
<b>Bob Boone, R</b> OBP: 0.339, SLG: 0.433 (1, 2)										4	1	2	1	1	0	2	<b>AB 44</b>								
<b>Ted Sizemore, R</b> OBP: 0.350, SLG: 0.366 (1, 4)										5	1	2	1	0	0	2	<b>R 12</b>								
<b>Jim Lonborg, R</b> OBP: 0.114, SLG: 0.071 <b>Warren Brusstar, R</b> (5, 1)										2	0	0	0	0	1	1	<b>H 16</b>								
<b>Davey Johnson, R</b> OBP: 0.400, SLG: 0.558 <b>Fred Andrews, R</b> OBP: 0.176, SLG: 0.250 <b>Gene Garber, R</b> (6, 1)										0	0	0	0	0	0	0	<b>RBI 10</b>								
<b>Inning Stats</b>	R: 2 E: 0 K: 0 S: 6	H: 3 LOB: 1 BB: 0 P: 6	R: 0 E: 0 K: 0 S: 3	H: 0 LOB: 0 BB: 0 P: 3	R: 2 E: 0 K: 0 S: 6	H: 3 LOB: 2 BB: 1 P: 10	R: 0 E: 0 K: 1 S: 5	H: 1 LOB: 0 BB: 0 P: 5	R: 0 E: 0 K: 0 S: 3	H: 0 LOB: 0 BB: 0 P: 3	R: 3 E: 1 K: 0 S: 7	H: 4 LOB: 1 BB: 0 P: 7	R: 2 E: 0 K: 2 S: 10	H: 3 LOB: 1 BB: 0 P: 10	R: 2 E: 0 K: 0 S: 5	H: 2 LOB: 0 BB: 0 P: 5	R: 1 E: 2 K: 1 S: 7	H: 0 LOB: 2 BB: 1 P: 11	1B: 7 2B: 8 3B: 0 HR: 1	SF: 0 SAC: 0 DP: 1 HBP: 0	WP: 0 PB: 0 SB: 0 CS: 0	PA: 46			
<b>PITCHER</b>	IP	WLS	BF	H	R	ER	SO	BB	IBB	HBP	BLK	WP	HR	S	P	ERA	WHIP								
<b>John Denny, R</b> ERA: 4.85 (1, 1)	5.1	L	27	11	7	7	1	1	0	0	0	0	0	28	32	11.81	2.250								
<b>Pete Falcone, L</b> ERA: 5.37 (6, 1)	2.1		12	5	4	4	2	0	0	0	0	0	1	16	16	15.43	2.143								
<b>Butch Metzger, R</b> ERA: 3.67 (8, 1)	1.1		7	0	1	0	1	1	0	0	0	0	0	8	12	0.00	0.750								

Philadelphia Phillies @ St. Louis Cardinals  
Busch Stadium, St. Louis, MO  
Fri Sep 16 1977, 7:05 PM CDT  
Att: 19,702 - Unknown

**AB 44**  
**R 12**  
**H 16**  
**RBI 10**  
**BB 2**  
**SO 4**  
**LOB 22**



Batter	1	2	3	4	5	6	7	8	9	AB	R	H	RBI	BB	SO	LOB	BOTTOM								
<b>Lou Brock, L</b> OBP: 0.315, SLG: 0.348 (1, 7)										4	1	1	0	1	0	0									
<b>Jerry Mumphrey, S</b> OBP: 0.364, SLG: 0.409 <b>Rick Bosetti, R</b> OBP: 0.339, SLG: 0.250 (2, 8)										1	1	1	0	0	0	0									
<b>Garry Templeton, S</b> OBP: 0.333, SLG: 0.439 (1, 6)										4	1	2	0	1	0	2									
<b>Ted Simmons, S</b> OBP: 0.412, SLG: 0.507 (1, 2)										4	1	1	2	0	1	4									
<b>Keith Hernandez, L</b> OBP: 0.385, SLG: 0.468 (1, 3)										3	0	2	2	0	0	0									
<b>Ken Reitz, R</b> OBP: 0.298, SLG: 0.422 (1, 5)										3	0	0	0	1	0	1									
<b>Hector Cruz, R</b> OBP: 0.326, SLG: 0.364 <b>Jim Dwyer, L</b> OBP: 0.500, SLG: 0.500 (9, 9)										3	0	1	0	0	1	2	<b>AB 33</b>								
<b>Mike Tyson, R</b> OBP: 0.295, SLG: 0.335 <b>Mike Phillips, L</b> OBP: 0.245, SLG: 0.250 (9, 4)										3	0	0	0	0	1	1	<b>R 6</b>								
<b>John Denny, R</b> OBP: 0.146, SLG: 0.109 <b>Pete Falcone, L</b> OBP: 0.293, SLG: 0.308 <b>Butch Metzger, R</b> (8, 1)										1	0	0	0	0	0	1	<b>H 9</b>								
<b>Dane Iorg, L</b> OBP: 0.264, SLG: 0.241 (9, PH)										0	0	0	0	0	0	0	<b>RBI 4</b>								
<b>Inning Stats</b>	R: 2 E: 0 K: 0 S: 4	H: 2 LOB: 2 BB: 3 P: 16	R: 0 E: 0 K: 0 S: 3	H: 0 LOB: 0 BB: 0 P: 3	R: 3 E: 0 K: 1 S: 8	H: 3 LOB: 0 BB: 0 P: 8	R: 0 E: 0 K: 1 S: 5	H: 0 LOB: 0 BB: 0 P: 5	R: 1 E: 0 K: 0 S: 3	H: 1 LOB: 0 BB: 1 P: 7	R: 0 E: 0 K: 1 S: 6	H: 1 LOB: 1 BB: 0 P: 6	R: 0 E: 0 K: 1 S: 6	H: 0 LOB: 1 BB: 1 P: 9	R: 0 E: 0 K: 1 S: 6	H: 1 LOB: 1 BB: 0 P: 6	R: 0 E: 0 K: 0 S: 4	H: 1 LOB: 1 BB: 0 P: 4	1B: 7 2B: 1 3B: 1 HR: 0	SF: 1 SAC: 0 DP: 2 HBP: 0	WP: 2 PB: 0 SB: 0 CS: 0	PA: 39			
<b>PITCHER</b>	IP	WLS	BF	H	R	ER	SO	BB	IBB	HBP	BLK	WP	HR	S	P	ERA	WHIP								
<b>Jim Lonborg, R</b> ERA: 3.86 (1, 1)	4.0		21	6	6	6	2	4	0	0	0	0	0	21	37	13.50	2.500								
<b>Warren Brusstar, R</b> ERA: 2.71 (5, 1)	1.0	W	2	0	0	0	0	0	0	0	0	0	0	2	2	0.00	0.000								
<b>Gene Garber, R</b> ERA: 2.43 (6, 1)	4.0	S	16	3	0	0	3	1	0	0	0	0	0	21	25	0.00	1.000								

Philadelphia Phillies @ St. Louis Cardinals  
Busch Stadium, St. Louis, MO  
Fri Sep 16 1977, 7:05 PM CDT  
Att: 19,702 - Unknown

**AB 33**  
**R 6**  
**H 9**  
**RBI 4**  
**BB 5**  
**SO 5**  
**LOB 14**






Batter	1	2	3	4	5	6	7	8	9	AB	R	H	RBI	BB	SO	LOB	TOP		
<b>Bake McBride, L</b> OBP: 0.363, SLG: 0.532 (1, 9)	G3	K		SF7		F7		F8		4	0	0	1	0	1	2			
<b>Larry Bowa, S</b> OBP: 0.310, SLG: 0.337 <b>Terry Harmon, R</b> OBP: 0.304, SLG: 0.367 (1, 6) (6, 6)	BB SF8 1B	FC5-4							F8	4	1	3	0	0	0	1			
<b>Mike Schmidt, R</b> OBP: 0.394, SLG: 0.573 (1, 5)	BB 1B BB			F8		F8			F8	3	2	0	0	2	0	2			
<b>Greg Luzinski, R</b> OBP: 0.396, SLG: 0.597 <b>Jerry Martin, R</b> OBP: 0.324, SLG: 0.445 (1, 7) (9, PR) (9, 7)	BB 1B BB			FC6-4 1B 5-3-6 BB		2B 1B BB			K	1	3	0	0	4	1	0			
<b>Davey Johnson, R</b> OBP: 0.396, SLG: 0.553 <b>Ron Reed, R</b> OBP: 0.125, SLG: 0.188 (1, 3) (7, 1)	SF8			FC6-4 1B 1-2 2-3		F8			P4	3	0	1	1	0	0	1			
<b>Gary Maddox, R</b> OBP: 0.314, SLG: 0.432 (1, 8)	BB 1B E			FC6-4 5-3-6 1B		1B			K	4	1	2	2	0	1	2			
<b>Bob Boone, R</b> OBP: 0.341, SLG: 0.434 (1, 2)	E6			5-3-6		G4-6-3 1B			F7	4	0	2	3	0	0	1			
<b>Ted Sizemore, R</b> OBP: 0.349, SLG: 0.366 (1, 4)				E6 SH1-3 SF7		G4-6-3			F8	4	1	1	0	0	0	2			
<b>Larry Christenson, R</b> OBP: 0.183, SLG: 0.224 <b>Tom Hutton, L</b> OBP: 0.355, SLG: 0.399 (1, 1) (7, 3)		K		SH1-3		6-3				2	0	0	0	0	1	1			
<b>Inning Stats</b>	R: 4 E: 1 K: 0 S: 5	H: 3 LOB: 1 BB: 2 P: 13	R: 0 E: 0 K: 2 S: 8	H: 1 LOB: 1 BB: 0 P: 8	R: 2 E: 0 K: 0 S: 3	H: 1 LOB: 0 BB: 2 P: 11	R: 1 E: 1 K: 0 S: 4	H: 1 LOB: 1 BB: 0 P: 5	R: 1 E: 0 K: 0 S: 4	H: 2 LOB: 1 BB: 1 P: 8	R: 0 E: 0 K: 2 S: 7	H: 0 LOB: 0 BB: 0 P: 7	R: 0 E: 0 K: 0 S: 4	H: 1 LOB: 1 BB: 0 P: 4	R: 0 E: 0 K: 0 S: 3	H: 0 LOB: 1 BB: 1 P: 7	1B: 9 2B: 2 3B: 0 HR: 0	SF: 2 SAC: 1 DP: 2 HBP: 0	WP: 0 PA: 41 PB: 0 SB: 0 CS: 0
<b>PITCHER</b>	IP	WLS	BF	H	R	ER	SO	BB	IBB	HBP	BLK	WP	HR	S	P	ERA	WHIP		
<b>Tom Underwood, L</b> ERA: 5.18 (1, 1)	0.0	L	0	0	0	0	0	0	0	0	0	0	0	0	0	∞	∞		
<b>John Sutton, R</b> ERA: 3.2 (3, 1)	3.0		13	4	2	1	0	1	0	0	0	0	0	12	16	3.00	1.667		
<b>Butch Metzger, R</b> ERA: 3.61 (6, 1)	2.0		7	1	0	0	2	0	0	0	0	0	0	11	11	0.00	0.500		
<b>Al Hrabosky, L</b> ERA: 4.67 (8, 1)	2.0		8	1	0	0	0	1	0	0	0	0	0	7	11	0.00	1.000		

Philadelphia Phillies @ St. Louis Cardinals  
Busch Stadium, St. Louis, MO  
Sat Sep 17 1977, 3:33 AM CDT  
Att: 22,574 - Unknown


AB 32  
R 8  
H 10  
RBI 7  
BB 6  
SO 4  
LOB 13



Batter	1	2	3	4	5	6	7	8	9	AB	R	H	RBI	BB	SO	LOB	BOTTOM				
<b>Rick Bosetti, R</b> OBP: 0.333, SLG: 0.250 (1, 8)	G4-6-3 1B		F9		6-3		F8			4	0	1	0	0	0	1					
<b>Lou Brock, L</b> OBP: 0.313, SLG: 0.345 <b>Dane Iorg, L</b> OBP: 0.267, SLG: 0.255 (1, 7) (7, 7)	G4-6-3		5-3			F7		G4-3 1B		3	0	0	0	0	0	1					
<b>Garry Templeton, S</b> OBP: 0.331, SLG: 0.436 (1, 6)	4-3		F7			E6 1B SF7		G4-3		4	1	0	0	0	0	1					
<b>Keith Hernandez, L</b> OBP: 0.384, SLG: 0.466 (1, 3)		E1 2B		F8		SF7 1B		P4		4	1	1	0	0	0	0					
<b>Ken Reitz, R</b> OBP: 0.298, SLG: 0.424 <b>Taylor Duncan, R</b> (1, 5) (6, 5)		F7				SF7		F9		2	0	1	0	0	0	1					
<b>Dave Radler, L</b> OBP: 0.285, SLG: 0.346 (1, 2)		E1 2B		F7		F8		6-3		4	1	0	0	0	0	3					
<b>Jim Dwyer, L</b> OBP: 0.500, SLG: 0.667 (1, 9)		1B 2B		K				3-1		4	1	2	2	0	1	1					
<b>Mike Tyson, R</b> OBP: 0.295, SLG: 0.334 (1, 4)		G6-4-3 1B		F9		4-3		F7		4	0	1	1	0	0	1					
<b>Tom Underwood, R</b> ERA: 4.11 <b>John Sutton, R</b> <b>John Tamargo, S</b> <b>Butch Metzger, R</b> <b>Jerry Mumphy, S</b> <b>Al Hrabosky, R</b> (1, 1) (3, 1) (5, PR) (8, 1) (7, PR) (8, 1)		G6-4-3		K						1	0	0	0	0	0	1					
<b>Inning Stats</b>	R: 0 E: 0 K: 0 S: 3	H: 1 LOB: 0 BB: 0 P: 3	R: 3 E: 2 K: 0 S: 6	H: 2 LOB: 0 BB: 0 P: 6	R: 0 E: 0 K: 1 S: 3	H: 0 LOB: 0 BB: 0 P: 3	R: 0 E: 0 K: 1 S: 6	H: 1 LOB: 1 BB: 0 P: 6	R: 0 E: 0 K: 0 S: 5	H: 0 LOB: 0 BB: 0 P: 5	R: 1 E: 1 K: 0 S: 5	H: 1 LOB: 1 BB: 0 P: 5	R: 0 E: 0 K: 0 S: 3	H: 0 LOB: 1 BB: 1 P: 7	R: 0 E: 0 K: 0 S: 3	H: 1 LOB: 0 BB: 0 P: 3	R: 0 E: 0 K: 0 S: 4	H: 1 LOB: 1 BB: 0 P: 4	1B: 5 2B: 2 3B: 0 HR: 0	SF: 1 SAC: 0 DP: 3 HBP: 0	WP: 0 PA: 35 PB: 0 SB: 0 CS: 0
<b>PITCHER</b>	IP	WLS	BF	H	R	ER	SO	BB	IBB	HBP	BLK	WP	HR	S	P	ERA	WHIP				
<b>Larry Christenson, R</b> ERA: 4.11 (1, 1)	6.0		24	5	4	0	2	0	0	0	0	0	0	28	28	0.00	0.833				
<b>Ron Reed, R</b> ERA: 2.51 (7, 1)	3.0	S	11	2	0	0	0	1	0	0	0	0	0	10	14	0.00	1.000				

Philadelphia Phillies @ St. Louis Cardinals  
Busch Stadium, St. Louis, MO  
Sat Sep 17 1977, 3:33 AM CDT  
Att: 22,574 - Unknown

AB 33  
R 4  
H 7  
RBI 4  
BB 1  
SO 2  
LOB 10





Batter	1	2	3	4	5	6	7	8	9	AB	R	H	RBI	BB	SO	LOB	TOP					
Bake McBride, L (1,9) OBP: 0.363, SLG: 0.531	L9		G6-3					F8	P6	3	0	1	0	0	0	2	Philadelphia Phillies @ St. Louis Cardinals Busch Stadium, St. Louis, MO Sun Sep 18 1977, 3:33 AM CDT Att: 23,169 - Overcast					
Ollie Brown, R (6,7) OBP: 0.284, SLG: 0.362										2	0	0	0	0	0	2						
Ted Sizemore, R (1,4) OBP: 0.349, SLG: 0.365										3	0	1	0	0	0	2						
Mike Buskey, R (6,6) OBP: 0.500, SLG: 0.500										2	1	1	0	0	1	1						
Mike Schmidt, R (1,5) OBP: 0.392, SLG: 0.570										3	0	0	0	0	1	1						
Jim Morrison, R (6,5) OBP: 1.000, SLG: 1.000										1	1	1	1	0	0	0						
Greg Luzinski, R (1,7) OBP: 0.394, SLG: 0.594										3	0	0	0	0	1	0						
Dan Warthen, S (6,1) OBP: 0.200, SLG: 0.111										0	0	0	0	0	0	0						
Fred Andrews, R (8,PH) OBP: 0.222, SLG: 0.294										1	0	1	0	0	0	0						
Tug McGraw, R (8,1) OBP: 0.400, SLG: 0.333										0	0	0	0	0	0	0						
Jay Johnstone, L (1,3) OBP: 0.355, SLG: 0.485										4	0	0	0	0	1	3						
Gary Maddox, R (1,8) OBP: 0.316, SLG: 0.434										2	1	2	0	0	0	0						
Jerry Martin, R (6,8) OBP: 0.326, SLG: 0.450										2	0	1	2	0	0	0						
Bob Boone, R (1,2) OBP: 0.444, SLG: 0.444										2	1	2	2	0	0	0						
Barry Foote, R (6,2) OBP: 0.295, SLG: 0.437										2	0	0	0	0	0	2						
Terry Harmon, R (1,6) OBP: 0.283, SLG: 0.340										4	0	0	0	0	1	1						
Jim Kaat, L (1,1) OBP: 0.222, SLG: 0.250										0	0	0	0	0	0	0						
Warren Brusstar, R (2,1) OBP: 0.382, SLG: 0.478										0	0	0	0	0	0	0						
Richie Hebner, L (3,PH) OBP: 1.000, SLG: 1.000										1	0	1	0	0	0	0						
Manny Seoane, R (3,1) OBP: 1.000, SLG: 1.000										1	0	1	0	0	0	0						
Davey Johnson, R (6,3) OBP: 0.404, SLG: 0.553										0	1	0	0	2	0	0						
<b>Inning Stats</b>	R: 0 E: 0 K: 0 S: 3	H: 1 LOB: 0 BB: 0 P: 3	R: 0 E: 0 K: 0 S: 3	H: 1 LOB: 0 BB: 0 P: 3	R: 0 E: 0 K: 0 S: 4	H: 2 LOB: 1 BB: 0 P: 4	R: 0 E: 0 K: 1 S: 5	H: 0 LOB: 0 BB: 0 P: 5	R: 2 E: 0 K: 0 S: 7	H: 4 LOB: 2 BB: 0 P: 7	R: 0 E: 0 K: 2 S: 7	H: 0 LOB: 0 BB: 0 P: 7	R: 0 E: 0 K: 1 S: 5	H: 0 LOB: 0 BB: 0 P: 5	R: 3 E: 0 K: 0 S: 7	H: 4 LOB: 2 BB: 1 P: 11	R: 0 E: 0 K: 1 S: 5	H: 0 LOB: 1 BB: 1 P: 9	1B: 10 2B: 1 3B: 0 HR: 1	SF: 0 SAC: 0 DP: 2 HBP: 0	WP: 0 PB: 1 SB: 0 CS: 0	PA: 39
<b>PITCHER</b>	IP WLS BF H R ER SO BB IBB HBP BLK WP HR S P ERA WHIP																					
Bob Forsch, R (1,1) ERA: 3.25	5.0 W 20 8 2 2 1 0 0 0 0 0 1 22 22 3.60 1.600																					
Buddy Schultz, L (6,1) ERA: 2.16	3.0 14 4 3 3 3 1 0 0 0 0 0 19 23 9.00 1.667																					
Rawly Eastwick, R (9,1) ERA: 3.45	1.0 4 0 0 0 0 1 1 0 0 0 0 5 9 0.00 1.000																					

Batter	1	2	3	4	5	6	7	8	9	AB	R	H	RBI	BB	SO	LOB	BOTTOM			
Lou Brock, L (1,7) OBP: 0.320, SLG: 0.355										5	2	5	1	0	0	0	Philadelphia Phillies @ St. Louis Cardinals Busch Stadium, St. Louis, MO Sun Sep 18 1977, 3:33 AM CDT Att: 23,169 - Overcast			
Mike Anderson, R (8,9) OBP: 0.284, SLG: 0.343										0	0	0	0	0	0	0				
Rick Bosetti, R (1,8) OBP: 0.324, SLG: 0.246										5	1	1	1	0	1	6				
Garry Templeton, S (1,6) OBP: 0.335, SLG: 0.444										5	1	4	4	0	0	1				
Ted Simmons, S (1,2) OBP: 0.410, SLG: 0.504										5	1	1	1	0	0	6				
Keith Hernandez, L (1,3) OBP: 0.384, SLG: 0.471										5	2	2	4	0	0	2				
Roger Freed, R (1,9) OBP: 0.482, SLG: 0.630										1	1	1	0	1	0	0				
Jim Dwyer, L (2,FR) OBP: 0.556, SLG: 0.625										2	0	1	0	1	1	0				
Ken Reitz, R (1,5) OBP: 0.296, SLG: 0.420										5	0	0	0	0	0	5				
Mike Phillips, L (1,4) OBP: 0.258, SLG: 0.259										3	3	2	1	1	1	1				
Bob Forsch, R (1,1) OBP: 0.176, SLG: 0.197										2	1	1	0	0	1	1				
Ken Oberkfell, L (5,PH) ERA: 2.53										1	0	0	0	0	1	1				
Buddy Schultz, R (6,1) OBP: 0.231, SLG: 0.167										1	0	0	0	0	0	1				
Rawly Eastwick, R (9,1) OBP: 0.333, SLG: 0.273										0	0	0	0	0	0	0				
<b>Inning Stats</b>	R: 0 E: 0 K: 0 S: 4	H: 2 LOB: 1 BB: 0 P: 4	R: 9 E: 1 K: 0 S: 11	H: 8 LOB: 1 BB: 1 P: 15	R: 1 E: 0 K: 1 S: 7	H: 2 LOB: 2 BB: 1 P: 11	R: 0 E: 0 K: 0 S: 3	H: 1 LOB: 0 BB: 0 P: 3	R: 2 E: 0 K: 2 S: 11	H: 4 LOB: 2 BB: 0 P: 11	R: 0 E: 0 K: 1 S: 5	H: 0 LOB: 1 BB: 1 P: 9	R: 0 E: 0 K: 0 S: 4	H: 1 LOB: 1 BB: 0 P: 4	R: 0 E: 0 K: 1 S: 5	H: 0 LOB: 0 BB: 0 P: 5	1B: 14 2B: 2 3B: 1 HR: 1	SF: 0 SAC: 0 DP: 2 HBP: 0	WP: 1 PB: 0 SB: 0 CS: 1	PA: 43
<b>PITCHER</b>	IP WLS BF H R ER SO BB IBB HBP BLK WP HR S P ERA WHIP																			
Jim Kaat, L (1,1) ERA: 5.37	1.1 L 12 9 7 7 0 0 0 0 0 1 3 7 13.50 3.000																			
Warren Brusstar, R (2,1) ERA: 2.53	0.2 4 1 2 1 0 1 0 0 0 0 0 1 3 7 13.50 3.000																			
Manny Seoane, R (3,1) ERA: 9.0	3.0 16 7 3 3 3 1 0 0 0 0 1 0 21 25 9.00 2.667																			
Dan Warthen, L (6,1) ERA: 7.41	2.0 8 1 0 0 0 1 1 0 0 0 0 0 9 13 0.00 1.000																			
Tug McGraw, L (8,1) ERA: 2.35	1.0 3 0 0 0 0 1 0 0 0 0 0 0 5 5 0.00 0.000																			



Batter	1	2	3	4	5	6	7	8	9	AB	R	H	RBI	BB	SO	LOB	TOP			
Lou Brock, L OBP: 0.318, SLG: 0.352 (1, 7)	F7		K			4-3	FC6-4			4	0	0	0	0	1	1				
Jerry Mumphy, S OBP: 0.365, SLG: 0.406 (1, 8)	K		5-3			WP S BB		3-1		3	0	0	0	1	1	0				
Garry Templeton, S OBP: 0.333, SLG: 0.441 (1, 6)	P6			4-3		K		P5		4	0	0	0	0	1	1				
Keith Hernandez, L OBP: 0.385, SLG: 0.470 (1, 3)		CS 1B		4-3		BB BB		F7		3	0	1	0	1	0	0				
Jim Dwyer, L OBP: 0.538, SLG: 0.545 (1, 9)		E 1B SF7 1B		K		CS-6-4 BB			K	3	1	1	0	1	2	0				
Ken Reitz, R OBP: 0.296, SLG: 0.419 (1, 5)	E9					F5	FC5-6-4	P4		4	0	1	0	0	0	3				
Dave Rader, L OBP: 0.293, SLG: 0.374 (1, 2)	SF7					HR		5-3		3	1	1	2	0	0	0				
Mike Phillips, L OBP: 0.253, SLG: 0.253 (1, 4)	K					K		4-3		3	0	0	0	0	2	1				
John Urrea, R OBP: 0.314, SLG: 0.143 Rawly Eastwick, R OBP: 0.333, SLG: 0.273 Dane Long, L OBP: 0.279, SLG: 0.255 Butch Metzger, R OBP: 0.279, SLG: 0.255 (1, 1) (6, 1) (7, PH) (7, 1)			G3			K		FC6-4 BB		2	0	0	0	0	1	0				
<b>Inning Stats</b>	R: 0 E: 0 K: 1 S: 5	H: 0 LOB: 0 BB: 0 P: 5	R: 1 E: 1 K: 1 S: 7	H: 3 LOB: 1 BB: 0 P: 7	R: 0 E: 0 K: 1 S: 5	H: 0 LOB: 0 BB: 0 P: 5	R: 0 E: 0 K: 1 S: 5	H: 0 LOB: 0 BB: 0 P: 5	R: 1 E: 0 K: 2 S: 8	H: 1 LOB: 0 BB: 0 P: 8	R: 0 E: 0 K: 1 S: 5	H: 0 LOB: 3 BB: 3 P: 17	R: 0 E: 0 K: 0 S: 3	H: 0 LOB: 1 BB: 1 P: 7	R: 0 E: 0 K: 0 S: 5	H: 0 LOB: 0 BB: 0 P: 5	1B: 3 2B: 0 3B: 0 HR: 1	SF: 1 SAC: 0 DP: 0 HBP: 0	WP: 1 PB: 0 SB: 1 CS: 1	PA: 34
<b>PITCHER</b> Wayne Twitchell, R ERA: 4.29 (1, 1)	IP: 9.0 WLS: W BF: 34 H: 4 R: 2 ER: 1 SO: 8 BB: 4 IBB: 0 HBP: 0 BLK: 0 WP: 1 HR: 1 S: 46 P: 62 ERA: 1.00 WHIP: 0.889																			

St. Louis Cardinals @ Montreal Expos  
Olympic Stadium, Montreal, QB  
Wed Sep 21 1977, 7:05 PM EDT  
Unknown

AB 29  
R 2  
H 4  
RBI 2  
BB 4  
SO 8  
LOB 6



Batter	1	2	3	4	5	6	7	8	9	AB	R	H	RBI	BB	SO	LOB	BOTTOM			
Dave Cash, R OBP: 0.347, SLG: 0.382 (1, 4)	4-3 E 2B		F9			F8				4	1	2	1	0	0	3				
Chris Speier, R OBP: 0.317, SLG: 0.331 (1, 6)	4-3		5-3		2H 2B		1-3			4	0	0	0	0	0	2				
Andre Dawson, R OBP: 0.322, SLG: 0.459 (1, 8)	2-3 E S 1B		6-3			E S FC1-4 1B	K			4	1	2	0	0	1	0				
Tony Perez, R OBP: 0.365, SLG: 0.484 (1, 3)	K			5-3		F8	K			4	0	0	0	0	2	2				
Del Unser, L OBP: 0.331, SLG: 0.452 (1, 9)	3-1			F8		FC1-4 BB		F7		3	0	0	0	1	0	1				
Gary Carter, R OBP: 0.346, SLG: 0.516 (1, 2)		6-3		F8		FC1-4 2B		P6		4	1	0	1	0	0	1				
Warren Cromartie, L OBP: 0.317, SLG: 0.395 (1, 7)		4-3			DI 2B 1B	WP 1H 2B		F9		4	1	2	1	0	0	0				
Larry Parrish, R OBP: 0.314, SLG: 0.385 (1, 5)					K	WP IBB				1	0	0	0	2	1	1				
Wayne Twitchell, R OBP: 0.260, SLG: 0.182 (1, 1)		K			K	1-2 2-3 BB				2	0	0	0	1	2	2				
<b>Inning Stats</b>	R: 1 E: 0 K: 1 S: 7	H: 2 LOB: 1 BB: 0 P: 7	R: 0 E: 0 K: 1 S: 5	H: 0 LOB: 1 BB: 1 P: 9	R: 0 E: 0 K: 0 S: 3	H: 0 LOB: 0 BB: 0 P: 3	R: 0 E: 0 K: 0 S: 3	H: 0 LOB: 0 BB: 0 P: 3	R: 1 E: 0 K: 2 S: 9	H: 2 LOB: 1 BB: 0 P: 9	R: 2 E: 0 K: 0 S: 5	H: 2 LOB: 3 BB: 3 P: 17	R: 0 E: 0 K: 2 S: 7	H: 0 LOB: 0 BB: 0 P: 7	R: 0 E: 0 K: 0 S: 3	H: 0 LOB: 0 BB: 0 P: 3	1B: 3 2B: 3 3B: 0 HR: 0	SF: 0 SAC: 0 DP: 0 HBP: 0	WP: 1 PB: 0 SB: 2 CS: 0	PA: 34
<b>PITCHER</b> John Urrea, R ERA: 3.11 Rawly Eastwick, R ERA: 3.43 Butch Metzger, R ERA: 3.54 (1, 1) (6, 1) (7, 1)	IP: 5.2 WLS: L BF: 27 H: 6 R: 4 ER: 3 SO: 4 BB: 3 IBB: 1 HBP: 0 BLK: 0 WP: 1 HR: 0 S: 31 P: 47 ERA: 4.76 WHIP: 1.588																			

St. Louis Cardinals @ Montreal Expos  
Olympic Stadium, Montreal, QB  
Wed Sep 21 1977, 7:05 PM EDT  
Unknown

AB 30  
R 4  
H 6  
RBI 3  
BB 4  
SO 6  
LOB 12









Batter	1	2	3	4	5	6	7	8	9	AB	R	H	RBI	BB	SO	LOB	TOP			
Lou Brock, L OBP: 0.316, SLG: 0.356 Butch Metzger, R (8, 1) Al Hrabosky, R (8, 1)	0-0 4-3		0-0 6-3		0-0 4-3			0-0 1B		4	0	1	0	0	0	2	<b>St. Louis Cardinals @ Montreal Expos</b> Olympic Stadium, Montreal, QB Thu Sep 22 1977, 7:05 PM EDT Att: 5,233 - Unknown  <b>AB 32</b> <b>R 0</b> <b>H 6</b> <b>RBI 0</b> <b>BB 2</b> <b>SO 4</b> <b>LOB 17</b>			
Jerry Mumphrey, S OBP: 0.356, SLG: 0.398	0-0 5-3		0-0 4-3		0-0 5-3		0-0 P4	0-0 1-2	4	0	0	0	0	0	1					
Garry Templeton, S OBP: 0.333, SLG: 0.443	0-0 6-3			0-0 5-3		0-3 K	0-3 K	0-3 K	4	0	0	0	0	2	1					
Ted Simmons, S OBP: 0.413, SLG: 0.512		0-0 2B		0-0 5-3		4-0 BB		4-0 BB	2	0	1	0	2	0	0					
Keith Hernandez, L OBP: 0.381, SLG: 0.464		0-0 P6		0-0 5-3		0-3 K		0-0 F8	4	0	0	0	0	1	3					
Roger Freed, R OBP: 0.489, SLG: 0.632 Mike Anderson, R (7, PR) (7, 9)		0-0 FC6-4-5 1B			0-0 2B		0-0 1B	0-0 G5-4-3 1B	0-0 F9	3	0	2	0	0	0	1				
Ken Reitz, R OBP: 0.295, SLG: 0.418		0-0 1-2 1B			0-0 P3		0-0 P4	0-0 P4	4	0	1	0	0	0	3					
Mike Tyson, R OBP: 0.298, SLG: 0.340		0-3 K			0-0 1-3 2B		0-0 G5-4-3 1-2		3	0	1	0	0	1	3					
John Denny, R OBP: 0.140, SLG: 0.104 Taylor Duncan, R (8, PH) Rick Bosetti, R OBP: 0.324, SLG: 0.246			0-0 P5		0-0 B1-3			0-0 F9	2	0	0	0	0	0	2					
<b>Inning Stats</b>	R: 0 E: 0 K: 0 S: 3	H: 0 LOB: 0 BB: 0 P: 3	R: 0 E: 0 K: 1 S: 7	H: 2 LOB: 2 BB: 0 P: 7	R: 0 E: 0 K: 0 S: 3	H: 0 LOB: 0 BB: 0 P: 3	R: 0 E: 0 K: 0 S: 5	H: 2 LOB: 2 BB: 0 P: 5	R: 0 E: 0 K: 2 S: 7	H: 1 LOB: 1 BB: 1 P: 11	R: 0 E: 0 K: 0 S: 3	H: 1 LOB: 1 BB: 0 P: 3	R: 0 E: 1 K: 1 S: 6	H: 1 LOB: 1 BB: 0 P: 6	R: 0 E: 0 K: 0 S: 3	H: 0 LOB: 1 BB: 1 P: 7		1B: 4 2B: 2 3B: 0 HR: 0	SF: 0 SAC: 0 DP: 1 HBP: 0	WP: 0 PB: 0 SB: 1 CS: 0
<b>PITCHER</b> Dan Schatzeder, L ERA: 0.92	IP: 9.0 WLS: W BF: 34 H: 6 R: 0 ER: 0 SO: 4 BB: 2 IBB: 0 HBP: 0 BLK: 0 WP: 0 HR: 0 S: 40 P: 48 ERA: 0.00 WHIP: 0.889															<b>PITCHER</b>				

Batter	1	2	3	4	5	6	7	8	9	AB	R	H	RBI	BB	SO	LOB	BOTTOM			
Dave Cash, R OBP: 0.345, SLG: 0.379	0-0 5-3		0-0 G5-4-3 1B		0-0 6-3		0-0 FC6-4 1-2			4	0	1	0	0	0	1	<b>St. Louis Cardinals @ Montreal Expos</b> Olympic Stadium, Montreal, QB Thu Sep 22 1977, 7:05 PM EDT Att: 5,233 - Unknown  <b>AB 29</b> <b>R 2</b> <b>H 8</b> <b>RBI 2</b> <b>BB 3</b> <b>SO 4</b> <b>LOB 18</b>			
Chris Speier, R OBP: 0.318, SLG: 0.338 Pepe Frias, R OBP: 0.246, SLG: 0.262	0-0 BB E 1B		0-0 G5-4-3 1-2		0-0 4-3			0-0 3B 2B	4	0	2	0	0	0	1					
Andre Dawson, R OBP: 0.322, SLG: 0.461	4-0 1-2 BB BB		0-0 G3		0-0 5-3		0-0 P4	0-0 P4	3	0	0	0	1	0	1					
Tony Perez, R OBP: 0.362, SLG: 0.483 Sam Mejias, R OBP: 0.247, SLG: 0.389	0-3 K			0-0 6-3		0-0 6-3		0-0 2H FC3-2-5 3B	4	0	1	1	0	1	2					
Del Unser, L OBP: 0.339, SLG: 0.459	4-0 1-2 2-3 BB			0-0 2B		0-0 CS 1B		0-0 FC3-2-5 BB	3	0	2	0	1	0	2					
Gary Carter, R OBP: 0.347, SLG: 0.513	0-3 K			1-0 FC4-6 HBP		0-0 CS	0-0 SH5-3 1B	4-0 1-2 BB	2	1	1	0	1	1	3					
Warren Cromartie, L OBP: 0.316, SLG: 0.393		0-3 K		0-0 F7		0-0 SH5-3 1-2	0-0 F7	0-0 F7	3	0	0	0	0	1	5					
Larry Parrish, R OBP: 0.311, SLG: 0.381		0-0 5-3		0-0 FC4-6 1-2			0-0 5-3		3	0	0	0	0	0	3					
Dan Schatzeder, L OBP: 0.333, SLG: 0.333		0-0 F8			0-3 K		0-0 FC6-4 2H 1B		3	0	1	1	0	1	0					
<b>Inning Stats</b>	R: 0 E: 1 K: 2 S: 8	H: 1 LOB: 3 BB: 2 P: 16	R: 0 E: 0 K: 1 S: 5	H: 0 LOB: 0 BB: 0 P: 5	R: 0 E: 0 K: 0 S: 4	H: 1 LOB: 2 BB: 0 P: 5	R: 0 E: 0 K: 0 S: 5	H: 0 LOB: 0 BB: 0 P: 5	R: 1 E: 0 K: 0 S: 5	H: 2 LOB: 1 BB: 0 P: 5	R: 0 E: 0 K: 0 S: 3	H: 1 LOB: 1 BB: 0 P: 3	R: 1 E: 0 K: 0 S: 5	H: 2 LOB: 3 BB: 1 P: 9	R: 0 E: 0 K: 0 S: 3	H: 0 LOB: 1 BB: 1 P: 7		1B: 5 2B: 2 3B: 1 HR: 0	SF: 0 SAC: 1 DP: 1 HBP: 1	WP: 0 PB: 0 SB: 0 CS: 1
<b>PITCHER</b> John Denny, R ERA: 4.67 Butch Metzger, R ERA: 3.91 Al Hrabosky, L ERA: 4.63	IP: 7.0 WLS: L BF: 28 H: 6 R: 1 ER: 1 SO: 4 BB: 2 IBB: 0 HBP: 0 BLK: 0 WP: 0 HR: 0 S: 33 P: 42 ERA: 1.29 WHIP: 1.143															<b>PITCHER</b>				




Batter	1	2	3	4	5	6	7	8	9	AB	R	H	RBI	BB	SO	LOB	TOP										
Lou Brock, L OBP: 0.316, SLG: 0.355 Rick Bosetti, R OBP: 0.314, SLG: 0.238	F6-3		B2		4-3	FC5-2 1B	FC5-2	K		4	0	1	1	0	0	0											
Jim Dwyer, L OBP: 0.500, SLG: 0.462 Mike Anderson, R OBP: 0.281, SLG: 0.338	G3		1B BB		F9	FC5-2 1B	K			2	0	0	0	1	0	0											
Garry Templeton, S OBP: 0.334, SLG: 0.445	1B CS		1-2 1B		2B	FC5-2 1B		4-3	6-3	6	0	3	0	0	0	2											
Ted Simmons, S OBP: 0.412, SLG: 0.509	F	F6	F7		F2	1-3 3-H 1B		BB 1B BB	F7	6	1	1	1	1	0	4											
Keith Hernandez, L OBP: 0.381, SLG: 0.463		3-1	G3			1B BB 1B		E 1B BB BB		4	2	1	0	1	0	4											
Taylor Duncan, R OBP: 0.385, SLG: 0.636		BB 1B			HR		K	BB FC5-2 BB	F9	4	2	2	1	1	1	3											
Jerry Mumphrey, S OBP: 0.361, SLG: 0.398		1B WP BB			F7	1-2 1B BB		BB 1B 1-3 2-H 1B	E4	3	2	1	1	2	0	1											
Mike Phillips, L OBP: 0.267, SLG: 0.258		WP 1B			K	1-2 2-3 1B 1B		FC5-2 BB	BB	3	1	2	1	2	1	0											
Bob Forsch, R OBP: 0.183, SLG: 0.203 Buddy Schultz, R OBP: 0.286, SLG: 0.167 Rawly Eastwick, R OBP: 0.385, SLG: 0.273		1-3 2-H 1B			5-3	1-3 2-H 3-H 1B 1B		FC5-2 BB	1-2 2-3 BB	3	1	1	2	0	1	1											
<b>Inning Stats</b>	R: 0 E: 0 K: 0 S: 3	H: 1 LOB: 0 BB: 0 P: 3	R: 2 E: 0 K: 1 S: 7	H: 2 LOB: 1 BB: 1 P: 11	R: 0 E: 0 K: 0 S: 4	H: 1 LOB: 0 BB: 0 P: 8	R: 1 E: 0 K: 1 S: 6	H: 1 LOB: 0 BB: 0 P: 6	R: 0 E: 0 K: 0 S: 4	H: 0 LOB: 1 BB: 0 P: 4	R: 5 E: 0 K: 1 S: 11	H: 6 LOB: 2 BB: 1 P: 15	R: 0 E: 0 K: 1 S: 5	H: 0 LOB: 3 BB: 3 P: 17	R: 2 E: 1 K: 1 S: 6	H: 1 LOB: 3 BB: 4 P: 22	R: 0 E: 0 K: 1 S: 5	H: 0 LOB: 0 BB: 5 P: 5	1B: 11 2B: 1 3B: 0 HR: 1	SF: 0 SAC: 0 DP: 0 HBP: 0	WP: 1 PB: 0 SB: 0 CS: 1	PA: 50					
<b>PITCHER</b>	IP	WLS	BF	H	R	ER	SO	BB	IBB	HBP	BLK	WP	HR	S	P	ERA	WHIP										
Roy Lee Jackson, R ERA: 6.35	5.1	L	28	9	7	7	3	3	0	0	0	1	1	30	42	11.81	2.250										
Bob Myrick, L ERA: 3.95	0.2		5	3	1	1	0	0	0	0	0	0	0	5	5	13.50	4.500										
Rick Baldwin, R ERA: 4.5	1.2		13	1	2	2	1	6	1	0	0	0	0	8	36	10.80	4.200										
Paul Siebert, L ERA: 2.97	0.1		1	0	0	0	1	0	0	0	0	0	0	3	3	0.00	0.000										
John Pacella, R ERA:	1.0		3	0	0	0	1	0	0	0	0	0	0	5	5	0.00	0.000										

St. Louis Cardinals @ New York Mets  
Shea Stadium, Flushing, NY  
Fri Sep 23 1977, 7:05 PM EDT  
Att: 4,288 - Unknown

livebaseballscorecards.com

AB 40  
R 10  
H 13  
RBI 9  
BB 10  
SO 6  
LOB 24




Batter	1	2	3	4	5	6	7	8	9	AB	R	H	RBI	BB	SO	LOB	BOTTOM										
Lenny Randle, S OBP: 0.380, SLG: 0.396	6-3		F7			2B 1B	BB E BB		K	4	2	1	0	1	1	0											
Lee Mazzilli, S OBP: 0.332, SLG: 0.323	4-3		K			1-H 2B	E BB		1B	4	1	2	1	1	1	0											
Bruce Boisclair, L OBP: 0.362, SLG: 0.408 Mike Vail, R OBP: 0.310, SLG: 0.398	4-3				4-3	2-H 1B 2B	E4		F9	3	1	1	1	0	0	0											
Steve Henderson, R OBP: 0.369, SLG: 0.478		1B 2B			G3				K	4	1	1	0	0	2	3											
Ed Kranepool, L OBP: 0.329, SLG: 0.450		F7			4-3	2-H 1B			2-3	4	0	1	1	0	0	1											
John Stearns, R OBP: 0.367, SLG: 0.404		1B E BB			5-3	1-2 BB			6-3	2	1	0	0	2	0	0											
Leo Foster, R OBP: 0.276, SLG: 0.254 John Milner, R OBP: 0.305, SLG: 0.425 Rick Baldwin, R OBP: 0.390, SLG: 0.500 Paul Siebert, L OBP: 0.210, SLG: 0.315 John Pacella, R ERA: 2.13		E8 CS 1B			4-3	F9			FC5-4 BB	2	0	1	1	0	0	0											
Doug Flynn, R OBP: 0.225, SLG: 0.235 Bob Myrick, R OBP: 0.200, SLG: 0.200 Joel Youngblood, R OBP: 0.291, SLG: 0.304		F1			F6-3				F8	2	0	0	0	0	0	1											
Roy Lee Jackson, R OBP: 0.254, SLG: 0.231					4-3	4-3	K2-3		K	1	0	0	0	0	0	0											
<b>Inning Stats</b>	R: 0 E: 0 K: 0 S: 3	H: 0 LOB: 0 BB: 0 P: 3	R: 2 E: 1 K: 0 S: 4	H: 2 LOB: 0 BB: 1 P: 8	R: 0 E: 0 K: 0 S: 3	H: 0 LOB: 0 BB: 0 P: 3	R: 0 E: 0 K: 0 S: 3	H: 0 LOB: 0 BB: 0 P: 3	R: 3 E: 1 K: 2 S: 8	H: 4 LOB: 2 BB: 2 P: 16	R: 0 E: 0 K: 0 S: 3	H: 0 LOB: 1 BB: 1 P: 7	R: 0 E: 0 K: 2 S: 8	H: 1 LOB: 1 BB: 0 P: 8	1B: 4 2B: 3 3B: 0 HR: 0	SF: 0 SAC: 0 DP: 0 HBP: 0	WP: 0 PB: 0 SB: 0 CS: 1	PA: 39									
<b>PITCHER</b>	IP	WLS	BF	H	R	ER	SO	BB	IBB	HBP	BLK	WP	HR	S	P	ERA	WHIP										
Bob Forsch, R ERA: 3.33	5.2	W	24	6	5	4	2	2	0	0	0	0	0	26	34	6.35	1.412										
Buddy Schultz, L ERA: 2.13	1.0		5	0	1	0	1	2	0	0	0	0	0	5	13	0.00	2.000										
Rawly Eastwick, R ERA: 3.35	2.1	S	10	1	0	0	3	1	0	0	0	0	0	15	19	0.00	0.857										

St. Louis Cardinals @ New York Mets  
Shea Stadium, Flushing, NY  
Fri Sep 23 1977, 7:05 PM EDT  
Att: 4,288 - Unknown

livebaseballscorecards.com

AB 34  
R 6  
H 7  
RBI 4  
BB 5  
SO 6  
LOB 10





Batter	1	2	3	4	5	6	7	8	9	AB	R	H	RBI	BB	SO	LOB	TOP								
<b>Dave Cash, R</b> OBP: 0.345, SLG: 0.375 (1, 4)										5	0	2	0	1	0	3									
<b>Chris Spier, R</b> OBP: 0.318, SLG: 0.338 (9, PR)										5	0	2	1	0	0	4									
<b>Pepe Frias, R</b> OBP: 0.246, SLG: 0.262 (9, 6)										4	2	2	0	1	0	2									
<b>Andre Dawson, R</b> OBP: 0.327, SLG: 0.470 (1, 8)										4	1	1	0	1	0	3									
<b>Tony Perez, R</b> OBP: 0.359, SLG: 0.475 (9, PR)										4	1	1	0	1	0	3									
<b>Sam Mejias, R</b> OBP: 0.247, SLG: 0.389 (9, 9)										0	1	0	0	0	0	0									
<b>Ellis Valentine, R</b> OBP: 0.339, SLG: 0.521 (9, PR)										4	1	1	2	0	0	4									
<b>Del Unser, L</b> OBP: 0.343, SLG: 0.459 (9, 3)										0	0	0	0	0	0	0									
<b>Gary Carter, R</b> OBP: 0.352, SLG: 0.519 (1, 2)										4	2	3	5	1	0	0									
<b>Warren Cromartie, L</b> OBP: 0.321, SLG: 0.395 (9, PR)										4	0	1	0	0	0	2									
<b>Jerry White, S</b> OBP: 0.300, SLG: 0.300 (9, 7)										0	0	0	0	0	0	0									
<b>Larry Parrish, R</b> OBP: 0.310, SLG: 0.384 (1, 5)										4	1	1	0	0	1	3									
<b>Wayne Twitchell, R</b> OBP: 0.245, SLG: 0.170 (8, 1)										3	0	0	0	0	3	2									
<b>Will McEnaney, L</b> OBP: 0.229, SLG: 0.267 (8, 1)										0	0	0	0	0	0	0									
<b>Don Stanhouse, R</b> OBP: 0.229, SLG: 0.267 (8, 1)										0	0	0	1	0	0	0									
<b>Inning Stats</b>	R: 0 E: 0 K: 0 S: 3	H: 0 LOB: 2 BB: 2 P: 11	R: 0 E: 0 K: 1 S: 8	H: 3 LOB: 3 BB: 0 P: 8	R: 1 E: 0 K: 0 S: 4	H: 1 LOB: 1 BB: 1 P: 8	R: 1 E: 0 K: 0 S: 4	H: 1 LOB: 1 BB: 0 P: 5	R: 0 E: 0 K: 0 S: 4	H: 1 LOB: 1 BB: 0 P: 4	R: 0 E: 0 K: 2 S: 7	H: 1 LOB: 1 BB: 0 P: 7	R: 3 E: 1 K: 0 S: 5	H: 1 LOB: 0 BB: 1 P: 9	R: 0 E: 0 K: 1 S: 5	H: 0 LOB: 0 BB: 0 P: 5	R: 4 E: 0 K: 0 S: 8	H: 5 LOB: 2 BB: 0 P: 9	1B: 9 2B: 3 3B: 0 HR: 1	SF: 2 SAC: 1 DP: 0 HBP: 2	WP: 0 PB: 0 SB: 1 CS: 0	PA: 46			
<b>PITCHER</b>	IP	WLS	BF	H	R	ER	SO	BB	IBB	HBP	BLK	WP	HR	S	P	ERA	WHIP								
<b>Eric Rasmussen, R</b> ERA: 3.48 (1, 1)	7.0		34	8	5	2	3	3	1	1	0	0	1	35	52	2.57	1.571								
<b>Butch Metzger, R</b> ERA: 3.59 (8, 1)	1.0		3	0	0	0	1	0	0	0	0	0	0	5	5	0.00	0.000								
<b>Rawly Eastwick, R</b> ERA: 3.72 (9, 1)	0.0	L	4	4	4	0	0	0	0	0	0	0	0	4	4	∞	∞								
<b>Al Hrabosky, L</b> ERA: 4.57 (9, 1)	1.0		5	1	0	0	0	0	0	1	0	0	0	4	5	0.00	1.000								

**Montreal Expos @ St. Louis Cardinals**  
 Busch Stadium, St. Louis, MO  
 Mon Sep 26 1977, 7:05 PM CDT  
 Att: 4,397 - Unknown

AB	37
R	9
H	13
RBI	9
BB	4
SO	4
LOB	23



Batter	1	2	3	4	5	6	7	8	9	AB	R	H	RBI	BB	SO	LOB	BOTTOM								
<b>Lou Brock, L</b> OBP: 0.317, SLG: 0.355 (1, 7)										4	0	1	1	1	0	1									
<b>Jerry Mumphrey, S</b> OBP: 0.357, SLG: 0.393 (1, 8)										5	1	0	0	0	1	5									
<b>Garry Templeton, S</b> OBP: 0.337, SLG: 0.450 (1, 6)										4	1	2	2	1	0	0									
<b>Ted Simmons, S</b> OBP: 0.409, SLG: 0.504 (1, 2)										5	1	0	0	0	0	3									
<b>Keith Hernandez, L</b> OBP: 0.379, SLG: 0.460 (1, 3)										5	1	1	0	0	2	2									
<b>Ken Reitz, R</b> OBP: 0.298, SLG: 0.420 (1, 5)										4	1	3	1	0	0	0									
<b>Rick Bosetti, R</b> OBP: 0.314, SLG: 0.238 (8, PR)										0	0	0	0	0	0	0									
<b>Taylor Duncan, R</b> OBP: 0.365, SLG: 0.636 (9, 5)										0	0	0	0	0	0	0									
<b>Jim Dwyer, L</b> OBP: 0.500, SLG: 0.438 (1, 9)										3	0	1	0	0	0	2									
<b>Mike Tyson, R</b> OBP: 0.296, SLG: 0.337 (8, PH)										3	0	0	0	0	0	4									
<b>Dave Rader, L</b> OBP: 0.299, SLG: 0.380 (9, 4)										1	0	1	1	0	0	0									
<b>Mike Phillips, L</b> OBP: 0.267, SLG: 0.258 (9, 4)										0	0	0	0	0	0	0									
<b>Eric Rasmussen, R</b> OBP: 0.197, SLG: 0.211 (7, PH)										1	0	0	0	1	1	0									
<b>Dane Long, L</b> OBP: 0.203, SLG: 0.271 (8, 1)										1	0	0	0	0	0	0									
<b>Butch Metzger, R</b> OBP: 0.203, SLG: 0.271 (8, 1)										0	0	0	0	0	0	0									
<b>Roger Freed, R</b> OBP: 0.243, SLG: 0.623 (8, PH)										1	0	0	0	0	0	2									
<b>Rawly Eastwick, R</b> OBP: 0.346, SLG: 0.523 (9, 1)										0	0	0	0	0	0	0									
<b>Al Hrabosky, R</b> OBP: 0.346, SLG: 0.523 (9, 1)										0	0	0	0	0	0	0									
<b>Inning Stats</b>	R: 0 E: 0 K: 0 S: 3	H: 0 LOB: 0 BB: 0 P: 3	R: 0 E: 0 K: 1 S: 5	H: 0 LOB: 0 BB: 0 P: 5	R: 0 E: 0 K: 1 S: 5	H: 0 LOB: 0 BB: 0 P: 5	R: 0 E: 0 K: 0 S: 3	H: 0 LOB: 0 BB: 0 P: 3	R: 0 E: 0 K: 0 S: 4	H: 2 LOB: 2 BB: 0 P: 5	R: 2 E: 0 K: 0 S: 6	H: 1 LOB: 1 BB: 1 P: 8	R: 1 E: 0 K: 0 S: 6	H: 3 LOB: 3 BB: 0 P: 7	R: 2 E: 0 K: 0 S: 6	H: 3 LOB: 2 BB: 1 P: 10	R: 0 E: 0 K: 2 S: 8	H: 1 LOB: 2 BB: 1 P: 12	1B: 9 2B: 0 3B: 0 HR: 1	SF: 0 SAC: 0 DP: 0 HBP: 1	WP: 0 PB: 0 SB: 0 CS: 0	PA: 41			
<b>PITCHER</b>	IP	WLS	BF	H	R	ER	SO	BB	IBB	HBP	BLK	WP	HR	S	P	ERA	WHIP								
<b>Wayne Twitchell, R</b> ERA: 4.32 (1, 1)	7.0		30	6	4	4	2	2	0	1	0	0	0	31	40	5.14	1.143								
<b>Will McEnaney, L</b> ERA: 3.59 (8, 1)	0.1		2	1	0	0	0	0	0	0	0	0	0	2	2	0.00	3.000								
<b>Don Stanhouse, R</b> ERA: 3.49 (8, 1)	1.2	W	9	3	1	1	2	1	0	0	0	0	0	12	16	5.40	2.400								

**Montreal Expos @ St. Louis Cardinals**  
 Busch Stadium, St. Louis, MO  
 Mon Sep 26 1977, 7:05 PM CDT  
 Att: 4,397 - Unknown

AB	37
R	5
H	10
RBI	5
BB	3
SO	4
LOB	19







Batter	1	2	3	4	5	6	7	8	9	AB	R	H	RBI	BB	SO	LOB	TOP			
Dave Cash, R OBP: 0.345, SLG: 0.377 (1, 4)	5-3			FC SF8 2B		FC4-6 1B		F8		4	1	2	0	0	0	0	<b>Montreal Expos @ St. Louis Cardinals</b> Busch Stadium, St. Louis, MO Tue Sep 27 1977, 7:05 PM CDT Att: 6,883 - Unknown			
Chris Speier, R OBP: 0.316, SLG: 0.335 (1, 6)	5-3			FC L6-3 2-3		K		K		4	0	0	0	0	2	2				
Andre Dawson, R OBP: 0.327, SLG: 0.475 (1, 8)	5-3			SF8		FC4-6 1-2		HR		3	1	1	2	0	0	1				
Tony Perez, R OBP: 0.358, SLG: 0.473 (1, 3)		6-3		L6-3 1-2			1B 1B	6-3		4	1	1	0	0	0	1				
Ellis Valentine, R OBP: 0.338, SLG: 0.518 (1, 9)		6-3			E6 G5-3 1B		1B 1-2		5-3	4	0	1	0	0	0	0				
Gary Carter, R OBP: 0.351, SLG: 0.516 (1, 2)		CS BB			P4		P4		K	3	0	0	0	1	1	3				
Del Unser, L OBP: 0.345, SLG: 0.460 (1, 7)	CS 1-2		4-3			1-2		K		4	0	2	0	0	1	2				
Larry Parrish, R OBP: 0.309, SLG: 0.382 (1, 5)			F8		G5-3 2-3				K	4	0	1	1	0	1	3				
Dan Schatzeder, L Pepe Fris, R Jackie Brown, R Pete Mackanin, R Bill Atkinson, R Jerry White, S Joe Kerrigan, R Will McEnaney, L (1, 1) (3, PH) (3, 1) (6, PH) (8, 1) (7, PH) (7, 1) (8, 1)			K			5-3		G3		0	0	0	0	0	0	0				
<b>Inning Stats</b>	R: 0 E: 0 K: 0 S: 3	H: 0 LOB: 0 BB: 0 P: 3	R: 0 E: 0 K: 0 S: 2	H: 0 LOB: 0 BB: 1 P: 6	R: 0 E: 0 K: 1 S: 5	H: 0 LOB: 0 BB: 0 P: 5	R: 1 E: 0 K: 0 S: 4	H: 1 LOB: 0 BB: 0 P: 4	R: 0 E: 0 K: 1 S: 6	H: 1 LOB: 1 BB: 0 P: 6	R: 1 E: 0 K: 1 S: 8	H: 3 LOB: 2 BB: 0 P: 8	R: 1 E: 0 K: 1 S: 6	H: 1 LOB: 0 BB: 0 P: 6	R: 0 E: 0 K: 2 S: 8	H: 1 LOB: 1 BB: 0 P: 8		1B: 6 2B: 2 3B: 0 HR: 1	SF: 1 SAC: 0 DP: 2 HBP: 0	WP: 0 PB: 0 SB: 0 CS: 1
<b>PITCHER</b> Bob Forsch, R ERA: 3.32 (1, 1)	IP: 9.0 WLS: W BF: 35 H: 8 R: 3 ER: 3 SO: 6 BB: 1 IBB: 0 HBP: 0 BLK: 0 WP: 0 HR: 1 S: 46 P: 50 ERA: 3.00 WHIP: 1.000															<b>PITCHER</b> IP: 9.0 WLS: W BF: 35 H: 8 R: 3 ER: 3 SO: 6 BB: 1 IBB: 0 HBP: 0 BLK: 0 WP: 0 HR: 1 S: 46 P: 50 ERA: 3.00 WHIP: 1.000				

Batter	1	2	3	4	5	6	7	8	9	AB	R	H	RBI	BB	SO	LOB	BOTTOM			
Lou Brock, L OBP: 0.315, SLG: 0.352 Jim Dwyer, L OBP: 0.476, SLG: 0.412 (1, 7) (5, 7)	K	K		G3		G3				3	0	0	0	0	2	3	<b>Montreal Expos @ St. Louis Cardinals</b> Busch Stadium, St. Louis, MO Tue Sep 27 1977, 7:05 PM CDT Att: 6,883 - Unknown			
Jerry Mumphrey, S OBP: 0.354, SLG: 0.390 (1, 8)	4-3	F7			G3		6-3			4	0	0	0	0	0	1				
Garry Templeton, S OBP: 0.334, SLG: 0.447 (1, 6)	5-3		5-3		F8		F8			4	0	0	0	0	0	0				
Ted Simmons, S OBP: 0.409, SLG: 0.505 (1, 2)		BB 1B BB	F8		1B 2B		L8			3	2	1	0	1	0	0				
Keith Hernandez, L OBP: 0.382, SLG: 0.462 (1, 3)		BB 1B BB	3-1		1B IBB		1-3 2B			2	1	1	0	2	0	0				
Ken Reitz, R OBP: 0.298, SLG: 0.419 (1, 5)	K			L7		1-3 2H 1B		1-3 1B		4	0	1	1	0	1	3				
Hector Cruz, R OBP: 0.331, SLG: 0.364 (1, 9)		1B 2B BB		SH5-4 1B		K				2	1	1	0	1	1	2				
Mike Tyson, R OBP: 0.298, SLG: 0.339 Mike Phillips, L OBP: 0.269, SLG: 0.261 Roger Freed, R OBP: 0.478, SLG: 0.615 Ken Oberkell, L (1, 4) (4, 4) (8, PH) (9, 4)							F8		P6	1	1	1	2	0	0	0				
Bob Forsch, R OBP: 0.189, SLG: 0.222 (1, 1)		1-3 2H 3H 2B		SH5-4 1B		F7		1-3		3	0	1	2	0	0	2				
<b>Inning Stats</b>	R: 0 E: 0 K: 1 S: 5	H: 2 LOB: 1 BB: 3 P: 21	R: 0 E: 0 K: 0 S: 3	H: 0 LOB: 0 BB: 0 P: 3	R: 0 E: 0 K: 0 S: 5	H: 2 LOB: 2 BB: 0 P: 5	R: 1 E: 0 K: 1 S: 7	H: 2 LOB: 2 BB: 1 P: 11	R: 0 E: 0 K: 0 S: 3	H: 0 LOB: 0 BB: 0 P: 3	R: 0 E: 0 K: 0 S: 3	H: 0 LOB: 0 BB: 0 P: 3	R: 0 E: 0 K: 0 S: 4	H: 1 LOB: 2 BB: 0 P: 5	R: 0 E: 0 K: 2 S: 8	H: 0 LOB: 0 BB: 0 P: 8		1B: 4 2B: 3 3B: 0 HR: 0	SF: 0 SAC: 1 DP: 0 HBP: 1	WP: 0 PB: 0 SB: 0 CS: 0
<b>PITCHER</b> Dan Schatzeder, L ERA: 2.49 Jackie Brown, R ERA: 4.51 Bill Atkinson, R ERA: 3.46 Joe Kerrigan, R ERA: 3.06 Will McEnaney, L ERA: 3.99 (1, 1) (3, 1) (6, 1) (7, 1) (8, 1)	IP: 2.0 WLS: L BF: 11 H: 2 R: 4 ER: 4 SO: 3 BB: 3 IBB: 0 HBP: 0 BLK: 0 WP: 0 HR: 0 S: 14 P: 26 ERA: 18.00 WHIP: 2.500															<b>PITCHER</b> IP: 2.0 WLS: L BF: 11 H: 2 R: 4 ER: 4 SO: 3 BB: 3 IBB: 0 HBP: 0 BLK: 0 WP: 0 HR: 0 S: 14 P: 26 ERA: 18.00 WHIP: 2.500				

AB 33  
R 3  
H 8  
RBI 3  
BB 1  
SO 6  
LOB 14



AB 30  
R 5  
H 7  
RBI 5  
BB 4  
SO 4  
LOB 13





Batter	1	2	3	4	5	6	7	8	9	AB	R	H	RBI	BB	SO	LOB	TOP								
Dave Cash, R OBP: 0.345, SLG: 0.376 (1, 4)										4	1	1	0	0	1	2									
Chris Speier, R OBP: 0.318, SLG: 0.340 (1, 6)										4	1	3	2	0	1	0									
Andre Dawson, R OBP: 0.328, SLG: 0.475 (1, 8)										4	0	2	1	0	1	1									
Tony Perez, R OBP: 0.356, SLG: 0.470 Jerry White, S OBP: 0.273, SLG: 0.273 (1, 3) (8, 7)										4	0	0	0	0	2	4									
Ellis Valentine, R OBP: 0.336, SLG: 0.514 Sam Mejias, R OBP: 0.247, SLG: 0.389 (1, 9) (9, 9)										4	0	0	0	0	0	2									
Gary Carter, R OBP: 0.351, SLG: 0.514 (1, 2)										4	0	1	0	0	1	0									
Del Unser, L OBP: 0.344, SLG: 0.460 (1, 7) (8, 3)										4	1	1	0	0	0	1									
Larry Parrish, R OBP: 0.312, SLG: 0.385 Stan Papi, R OBP: 0.225, SLG: 0.308 (1, 5) (8, PR) (8, 5)										3	0	2	0	0	0	0									
Steve Rogers, R OBP: 0.143, SLG: 0.106 (1, 1)										2	0	1	0	0	1	1									
<b>Inning Stats</b>	R: 0 E: 0 K: 2 S: 8	H: 1 LOB: 1 BB: 0 P: 8	R: 0 E: 0 K: 1 S: 5	H: 0 LOB: 0 BB: 0 P: 5	R: 0 E: 0 K: 0 S: 3	H: 1 LOB: 0 BB: 0 P: 3	R: 0 E: 0 K: 1 S: 6	H: 2 LOB: 1 BB: 0 P: 6	R: 1 E: 1 K: 1 S: 7	H: 2 LOB: 1 BB: 0 P: 7	R: 0 E: 0 K: 2 S: 7	H: 0 LOB: 0 BB: 0 P: 7	R: 0 E: 0 K: 0 S: 3	H: 0 LOB: 0 BB: 0 P: 3	R: 3 E: 0 K: 0 S: 6	H: 4 LOB: 1 BB: 0 P: 6	R: 0 E: 0 K: 0 S: 4	H: 1 LOB: 1 BB: 0 P: 4	1B: 9 2B: 2 3B: 0 HR: 0	SF: 0 SAC: 1 DP: 3 HBP: 0	WP: 0 PB: 0 SB: 0 CS: 0	PA: 35			
<b>PITCHER</b>	IP	WLS	BF	H	R	ER	SO	BB	IBB	HBP	BLK	WP	HR	S	P	ERA	WHIP								
John Ureia, R ERA: 3.14 (1, 1)	7.1	L	30	10	4	3	7	0	0	0	0	0	0	44	44	3.68	1.364								
Butch Metzger, R ERA: 3.53 (8, 1)	1.2		5	1	0	0	0	0	0	0	0	0	0	5	5	0.00	0.600								

**Montreal Expos @ St. Louis Cardinals**  
 Busch Stadium, St. Louis, MO  
 Wed Sep 28 1977, 7:05 PM CDT  
 Att: 5,032 - Unknown

AB	34
R	4
H	11
RBI	3
BB	0
SO	7
LOB	12



Batter	1	2	3	4	5	6	7	8	9	AB	R	H	RBI	BB	SO	LOB	BOTTOM								
Jim Dwyer, L OBP: 0.440, SLG: 0.381 Rick Bosetti, R OBP: 0.314, SLG: 0.238 (1, 7) (8, 7)										4	0	1	0	0	0	2									
Jerry Mumphrey, S OBP: 0.356, SLG: 0.391 (1, 8)										4	1	2	0	0	1	2									
Garry Templeton, S OBP: 0.335, SLG: 0.449 (1, 6)										4	1	2	0	0	0	3									
Ted Simmons, S OBP: 0.408, SLG: 0.503 (1, 2)										4	0	1	2	0	0	2									
Keith Hernandez, L OBP: 0.381, SLG: 0.462 (1, 3)										4	0	1	0	0	1	3									
Ken Reitz, R OBP: 0.296, SLG: 0.416 (1, 5)										4	0	0	0	0	1	2									
Hector Cruz, R OBP: 0.328, SLG: 0.361 Lou Brock, L OBP: 0.314, SLG: 0.352 (1, 9) (9, PH)										3	0	0	0	0	1	1									
Mike Phillips, L OBP: 0.263, SLG: 0.255 (1, 4)										4	0	0	0	0	1	0									
John Ureia, R OBP: 0.342, SLG: 0.138 Butch Metzger, R (8, 1) Dave Rader, L OBP: 0.297, SLG: 0.376 (9, PH)										1	0	0	0	2	0	0									
<b>Inning Stats</b>	R: 2 E: 0 K: 1 S: 8	H: 3 LOB: 1 BB: 0 P: 8	R: 0 E: 0 K: 1 S: 5	H: 0 LOB: 0 BB: 0 P: 5	R: 0 E: 0 K: 1 S: 7	H: 2 LOB: 2 BB: 0 P: 7	R: 0 E: 0 K: 0 S: 3	H: 0 LOB: 1 BB: 1 P: 7	R: 0 E: 0 K: 1 S: 6	H: 1 LOB: 1 BB: 0 P: 6	R: 0 E: 0 K: 0 S: 4	H: 1 LOB: 2 BB: 1 P: 8	R: 0 E: 0 K: 0 S: 3	H: 0 LOB: 0 BB: 0 P: 3	R: 0 E: 0 K: 0 S: 3	H: 0 LOB: 0 BB: 0 P: 3	1B: 5 2B: 2 3B: 0 HR: 0	SF: 0 SAC: 0 DP: 0 HBP: 0	WP: 0 PB: 0 SB: 0 CS: 0	PA: 36					
<b>PITCHER</b>	IP	WLS	BF	H	R	ER	SO	BB	IBB	HBP	BLK	WP	HR	S	P	ERA	WHIP								
Steve Rogers, R ERA: 3.04 (1, 1)	9.0	W	36	7	2	2	5	2	0	0	0	0	0	44	52	2.00	1.000								

**Montreal Expos @ St. Louis Cardinals**  
 Busch Stadium, St. Louis, MO  
 Wed Sep 28 1977, 7:05 PM CDT  
 Att: 5,032 - Unknown

AB	34
R	2
H	7
RBI	2
BB	2
SO	5
LOB	15





Batter	1	2	3	4	5	6	7	8	9	AB	R	H	RBI	BB	SO	LOB	TOP					
Lenny Randle, S (1, 5) OBP: 0.381, SLG: 0.398	0-0 4-3		0-0 6-3			0-0 G3	0-0 F7			4	0	0	0	0	0	2	<b>New York Mets @ St. Louis Cardinals</b> Busch Stadium, St. Louis, MO Fri Sep 30 1977, 7:05 PM CDT Unknown <a href="http://livebaseballscorecards.com">livebaseballscorecards.com</a>					
Lee Mazzilli, S (1, 8) OBP: 0.336, SLG: 0.333	0-0 1-3		0-0 E4			0-0 1B	4-0 BB			3	0	1	0	1	0	0						
Bruce Boisclair, L (1, 9) OBP: 0.357, SLG: 0.404	0-0 WP 2B		0-0 L6			0-0 F7	0-0 F8			4	0	1	0	0	0	5						
Steve Henderson, R (1, 7) OBP: 0.366, SLG: 0.478	4-0 2-3 BB			0-0 6-3		0-0 G3		0-0 F7		3	0	0	0	1	0	1						
John Milner, L (1, 3) OBP: 0.355, SLG: 0.418	0-0 F7			0-0 3-1			0-0 3-1	0-0 L3		4	0	0	0	0	0	2						
Ron Hodges, L (1, 2) OBP: 0.306, SLG: 0.319		0-3 K		0-3 K			0-0 1B 2B	0-0 G3		4	1	1	0	0	2	0						
Joel Youngblood, R (1, 4) OBP: 0.285, SLG: 0.293	0-0 L1-3 1B				0-0 5-3		4-0 1B BB	0-0 FC6-4 1B		3	1	2	0	1	0	0						
Bud Harrelson, S (1, 6) OBP: 0.256, SLG: 0.233		0-0 L1-3			0-0		0-0 BB 1B	0-0 FC6-4		2	0	1	0	0	0	1						
Ed Kranevool, L (7, PH) OBP: 0.332, SLG: 0.452								0-0 G5-4-3		1	0	1	1	0	0	0						
Doug Flynn, R (7, PR) OBP: 0.226, SLG: 0.236							0-0 1-2 2-H 1B	0-0 G5-4-3		1	0	0	0	0	0	1						
Jackson Todd, R (1, 1) OBP: 0.111, SLG: 0.059			0-0 F9					0-0 G5-4-3		2	0	0	0	0	0	0						
Bob Myrick, L (5, 1) OBP: 0.200, SLG: 0.200								0-0 1-2 2-H 1B		1	0	0	0	0	0	0						
John Siebert, L (7, PH) OBP: 0.200, SLG: 0.200								0-0 1-2 2-H 1B		0	0	0	0	0	0	0						
Skip Lockwood, R (7, PH) OBP: 0.200, SLG: 0.200								0-0 1-2 2-H 1B		0	0	0	0	0	0	0						
Paul Siebert, L (8, 1) OBP: 0.200, SLG: 0.200								0-0 1-2 2-H 1B		1	0	0	0	0	0	1						
Dan Norman, R (8, PH) OBP: 0.200, SLG: 0.200								0-0 1-2 2-H 1B		0	0	0	0	0	0	1						
<b>Inning Stats</b>	R: 0 E: 0 K: 0 S: 4	H: 1 LOB: 2 BB: 1 P: 8	R: 0 E: 0 K: 1 S: 5	H: 1 LOB: 0 BB: 0 P: 5	R: 0 E: 1 K: 0 S: 4	H: 0 LOB: 1 BB: 0 P: 4	R: 0 E: 0 K: 1 S: 5	H: 0 LOB: 0 BB: 0 P: 5	R: 0 E: 0 K: 1 S: 5	H: 1 LOB: 0 BB: 0 P: 3	R: 0 E: 0 K: 0 S: 4	H: 1 LOB: 1 BB: 0 P: 4	R: 2 E: 0 K: 0 S: 6	H: 3 LOB: 3 BB: 2 P: 14	R: 0 E: 0 K: 0 S: 3	H: 0 LOB: 0 BB: 0 P: 3	R: 0 E: 0 K: 0 S: 3	H: 1 LOB: 0 BB: 0 P: 3	1B: 6 2B: 3 3B: 0 HR: 0	SF: 0 SAC: 0 DP: 3 HBP: 0	WP: 1 PB: 0 SB: 0 CS: 0	PA: 36
<b>PITCHER</b> John Denny, R (1, 1) ERA: 4.51	IP: 9.0 WLS: W BF: 36 H: 8 R: 2 ER: 2 SO: 2 BB: 3 IBB: 0 HBP: 0 BLK: 0 WP: 1 HR: 0 S: 37 P: 49 ERA: 2.00 WHIP: 1.222																	<b>PITCHER</b>				

Batter	1	2	3	4	5	6	7	8	9	AB	R	H	RBI	BB	SO	LOB	BOTTOM			
Lou Brock, L (1, 7) OBP: 0.317, SLG: 0.353	0-0 F7		0-0 P6		4-0 1B S 1B BB		0-0 F6-3 1B	0-0 S 1B		4	3	2	1	1	0	0	<b>New York Mets @ St. Louis Cardinals</b> Busch Stadium, St. Louis, MO Fri Sep 30 1977, 7:05 PM CDT Unknown <a href="http://livebaseballscorecards.com">livebaseballscorecards.com</a>			
Rick Bosetti, R (9, 7) OBP: 0.314, SLG: 0.238								2-H 1B		0	0	0	0	0	0	0				
Jerry Mumphrey, S (1, 8) OBP: 0.356, SLG: 0.391	0-0 1-3		0-0 F7		0-0 S 1B		0-0 F6-3	0-0 1-H 1B		5	2	2	1	0	0	1				
Garry Templeton, S (1, 6) OBP: 0.338, SLG: 0.451	0-0 S 1B		0-0 6-3		0-0 1-H 3-H 1B		0-0 F6-3	0-0 2-H 1B		5	0	3	3	0	0	1				
Ted Simmons, S (1, 2) OBP: 0.410, SLG: 0.501	4-0 1-2 IBB			0-0 F3	4-0 1-2 IBB		4-0 1B IBB	0-0 F8		2	0	0	0	3	0	1				
Keith Hernandez, L (1, 3) OBP: 0.382, SLG: 0.462	0-0 5-3			4-0 S BB	0-0 F7		0-0 1-2 2-H 1B			3	0	1	1	1	0	4				
Ken Reitz, R (1, 5) OBP: 0.296, SLG: 0.420		0-0 HR		0-0 F8	0-0 4-3		0-0 L8			4	1	1	1	0	0	5				
Jim Dwyer, L (1, 9) OBP: 0.444, SLG: 0.364								0-0 F6-3		1	0	0	0	1	0	0				
Mike Anderson, R (6, 9) OBP: 0.278, SLG: 0.333		4-3			4-0 BB		0-0 E6 CS	0-0 F6-3		2	0	0	0	0	0	0				
Mike Phillips, L (1, 4) OBP: 0.263, SLG: 0.255	0-0 1-3				0-0 G3		0-0 F7	0-0 SH1-4 1B		4	1	1	0	0	0	3				
John Denny, R (1, 1) OBP: 0.132, SLG: 0.098	0-0 F7				0-3 K		0-0 F8	0-0 SH1-4		3	0	0	0	0	1	0				
<b>Inning Stats</b>	R: 0 E: 0 K: 0 S: 4	H: 1 LOB: 2 BB: 1 P: 8	R: 1 E: 0 K: 0 S: 4	H: 1 LOB: 0 BB: 0 P: 4	R: 0 E: 0 K: 0 S: 3	H: 0 LOB: 0 BB: 0 P: 3	R: 0 E: 0 K: 0 S: 3	H: 0 LOB: 2 BB: 2 P: 11	R: 2 E: 0 K: 1 S: 7	H: 2 LOB: 2 BB: 2 P: 15	R: 0 E: 1 K: 0 S: 3	H: 0 LOB: 0 BB: 0 P: 3	R: 1 E: 0 K: 0 S: 5	H: 2 LOB: 2 BB: 1 P: 9	R: 3 E: 0 K: 0 S: 7	H: 4 LOB: 1 BB: 0 P: 7	1B: 9 2B: 0 3B: 0 HR: 1	SF: 0 SAC: 1 DP: 0 HBP: 0	WP: 0 PB: 0 SB: 6 CS: 1	PA: 40
<b>PITCHER</b> Jackson Todd, R (1, 1) ERA: 4.77	IP: 4.1 WLS: L BF: 21 H: 4 R: 3 ER: 3 SO: 1 BB: 3 IBB: 1 HBP: 0 BLK: 0 WP: 0 HR: 1 S: 19 P: 35 ERA: 6.23 WHIP: 1.615																	<b>PITCHER</b>		
Bob Myrick, L (5, 1) ERA: 3.75	1.2 6 0 0 0 0 0 0 0 0 0 0 0 0 0 0 0 0 0 0 0																			
Skip Lockwood, R (7, 1) ERA: 3.38	1.1 8 3 2 2 0 0 0 0 0 0 0 0 0 0 0 0 0 0 0 0																			
Paul Siebert, L (8, 1) ERA: 3.48	0.2 5 3 2 2 0 0 0 0 0 0 0 0 0 0 0 0 0 0 0 0																			



Batter	1	2	3	4	5	6	7	8	9	AB	R	H	RBI	BB	SO	LOB	TOP										
Lee Mazzilli, S OBP: 0.340, SLG: 0.334 (1, 8)										4	1	2	0	1	1	0	<b>New York Mets @ St. Louis Cardinals</b> Busch Stadium, St. Louis, MO Fri Sep 30 1977, 7:05 PM CDT Att: 7,959 - Unknown										
Leo Foster, R OBP: 0.292, SLG: 0.258 Bud Harrelson, S OBP: 0.256, SLG: 0.233 (1, 4) (9, 6)										3	1	1	0	1	0	2											
Steve Henderson, R OBP: 0.367, SLG: 0.476 (1, 7)										3	2	1	1	1	0	1											
John Stearns, R OBP: 0.368, SLG: 0.396 (1, 2)										1	1	0	1	2	1	1											
Dan Norman, R OBP: 0.417, SLG: 0.455 Ed KranePOOL, L OBP: 0.330, SLG: 0.448 (1, 9) (6, PH) (6, 3)										2	0	0	0	0	0	1											
Luis Rosado, R OBP: 0.250, SLG: 0.250 Bruce Boisclair, L OBP: 0.358, SLG: 0.403 (1, 3) (6, PH) (6, 9)										2	0	0	0	0	0	1											
Roy Staiger, R OBP: 0.270, SLG: 0.369 (1, 5)										4	0	2	2	0	1	1											
Doug Flynn, R OBP: 0.223, SLG: 0.233 (1, 6) (9, 4)										4	0	0	1	0	1	2											
Jon Matlack, L OBP: 0.175, SLG: 0.080 Bob Myrick, R OBP: 0.182, SLG: 0.182 (1, 1) (6, 1)										3	0	0	0	0	3	2											
										1	0	0	0	0	1	0											
<b>Inning Stats</b>	R: 2 E: 1 K: 0 S: 5	H: 2 LOB: 0 BB: 0 P: 5	R: 0 E: 0 K: 2 S: 8	H: 1 LOB: 1 BB: 0 P: 8	R: 0 E: 0 K: 0 S: 2	H: 0 LOB: 0 BB: 1 P: 6	R: 0 E: 0 K: 0 S: 3	H: 0 LOB: 1 BB: 1 P: 7	R: 0 E: 0 K: 1 S: 5	H: 1 LOB: 0 BB: 0 P: 5	R: 4 E: 0 K: 1 S: 7	H: 2 LOB: 1 BB: 3 P: 19	R: 0 E: 0 K: 1 S: 5	H: 0 LOB: 1 BB: 1 P: 9	R: 0 E: 0 K: 1 S: 5	H: 0 LOB: 0 BB: 0 P: 5	R: 0 E: 0 K: 2 S: 7	H: 0 LOB: 0 BB: 0 P: 7	1B: 5 2B: 1 3B: 0 HR: 0	SF: 1 SAC: 0 DP: 1 HBP: 0	WP: 0 PB: 0 SB: 2 CS: 1	PA: 38					
<b>PITCHER</b>	IP	WLS	BF	H	R	ER	SO	BB	IBB	HBP	BLK	WP	HR	S	P	ERA	WHIP										
Pete Falcone, L ERA: 5.44 (1, 1)	5.0	L	22	5	5	4	3	4	0	0	0	0	0	24	40	7.20	1.800										
Butch Metzger, R ERA: 3.54 (6, 1)	2.0		9	1	1	1	2	2	0	0	0	0	0	11	19	4.50	1.500										
Al Hrabosky, L ERA: 4.46 (8, 1)	2.0		6	0	0	0	3	0	0	0	0	0	0	12	12	0.00	0.000										

AB	30
R	6
H	6
RBI	6
BB	6
SO	8
LOB	14



Batter	1	2	3	4	5	6	7	8	9	AB	R	H	RBI	BB	SO	LOB	BOTTOM										
Rick Bosetti, R OBP: 0.311, SLG: 0.239 (1, 8)										4	0	1	0	0	1	1	<b>New York Mets @ St. Louis Cardinals</b> Busch Stadium, St. Louis, MO Fri Sep 30 1977, 7:05 PM CDT Att: 7,959 - Unknown										
Gary Templeton, S OBP: 0.337, SLG: 0.449 (1, 6)										4	0	1	0	0	0	1											
Hector Cruz, R OBP: 0.327, SLG: 0.358 (1, 7)										3	2	0	0	1	0	2											
Roger Freed, R OBP: 0.468, SLG: 0.634 (1, 3)										4	1	1	2	0	1	1											
Ken Reitz, R OBP: 0.295, SLG: 0.419 (1, 5)										4	0	1	0	0	1	1											
Mike Anderson, R OBP: 0.277, SLG: 0.327 (1, 9)										3	0	0	0	1	0	3											
Dave Rader, L OBP: 0.308, SLG: 0.382 Ted Simmons, S OBP: 0.408, SLG: 0.499 (1, 2) (5, 2)										1	0	1	0	1	0	0											
Mike Phillips, L OBP: 0.260, SLG: 0.252 Mike Potter, R (7, PH) Al Hrabosky, R (8, 1) Keith Hernandez, L OBP: 0.381, SLG: 0.461 (9, PH)										2	0	0	0	0	1	1											
Pete Falcone, L OBP: 0.279, SLG: 0.293 Butch Metzger, R (6, 1) Taylor Duncan, R OBP: 0.428, SLG: 0.636 Ken Oberkfell, L (8, 4) Jerry Mumphrey, S OBP: 0.355, SLG: 0.390 (9, PH)										2	0	0	0	0	2	1											
										0	0	0	0	0	0	0											
<b>Inning Stats</b>	R: 2 E: 0 K: 1 S: 6	H: 1 LOB: 1 BB: 1 P: 10	R: 0 E: 0 K: 1 S: 5	H: 0 LOB: 1 BB: 1 P: 9	R: 0 E: 0 K: 1 S: 3	H: 1 LOB: 0 BB: 0 P: 3	R: 0 E: 0 K: 1 S: 5	H: 1 LOB: 1 BB: 1 P: 9	R: 0 E: 0 K: 0 S: 3	H: 2 LOB: 2 BB: 0 P: 5	R: 0 E: 0 K: 0 S: 3	H: 0 LOB: 1 BB: 1 P: 7	R: 1 E: 2 K: 0 S: 5	H: 0 LOB: 0 BB: 0 P: 5	R: 0 E: 0 K: 0 S: 3	H: 0 LOB: 0 BB: 0 P: 3	1B: 4 2B: 0 3B: 0 HR: 1	SF: 0 SAC: 0 DP: 0 HBP: 0	WP: 0 PB: 0 SB: 0 CS: 1	PA: 37							
<b>PITCHER</b>	IP	WLS	BF	H	R	ER	SO	BB	IBB	HBP	BLK	WP	HR	S	P	ERA	WHIP										
Jon Matlack, L ERA: 4.21 (1, 1)	5.2	W	22	4	2	2	6	3	0	0	0	0	0	31	43	3.18	1.235										
Bob Myrick, L ERA: 3.61 (6, 1)	3.1	S	14	1	1	0	0	1	0	0	0	0	0	13	17	0.00	0.600										

AB	32
R	3
H	5
RBI	2
BB	4
SO	6
LOB	11





Batter	1	2	3	4	5	6	7	8	9	AB	R	H	RBI	BB	SO	LOB	TOP				
Lenny Randle, S (1.5) OBP: 0.383, SLG: 0.404 Mike Vail, R (6, FR) OBP: 0.310, SLG: 0.398 Roy Staiger, R (6.5) OBP: 0.276, SLG: 0.374	4-0 S BB		F7	2B 1B		1-H 1B 3B		2B 1B		3	1	2	1	1	0	0	<b>New York Mets @ St. Louis Cardinals</b> Busch Stadium, St. Louis, MO Sat Oct 01 1977, 3:33 AM CDT Unknown				
Lee Mazzilli, S (1.8) OBP: 0.342, SLG: 0.339	P3 1-2		2B BB	1-3 1B 2B		G3		1-H 2B		4	2	2	1	1	0	2					
Bruce Boisclair, L (1.9) OBP: 0.361, SLG: 0.407	4-3 2-3		1-H E 2B	2-H 3-H 1B		1B BB		F7		4	1	2	3	1	0	2					
Steve Henderson, R (1.7) OBP: 0.368, SLG: 0.474	K		E 1B BB	K		1-2 1B		F8		4	1	1	1	1	2	3					
John Milner, L (1.3) OBP: 0.353, SLG: 0.415		3-1	E4 1B			FC6-4 1B		F8		5	0	1	0	0	0	5					
Ron Hodges, L (1.2) OBP: 0.317, SLG: 0.325			1-3 2-H 1B			FC6-4 WP 1-2		6-3		4	0	2	1	1	0	4					
Joel Youngblood, R (1.4) Doug Flynn, R (8.4) OBP: 0.222, SLG: 0.232	F7		F9			K		FC3-5 2B		4	0	1	0	0	1	4					
Bud Harrelson, S (1.6) OBP: 0.252, SLG: 0.228	4-3					F7		FC3-5 S6-4-3		5	0	0	0	0	0	3					
Nino Espinosa, R (1.1) OBP: 0.169, SLG: 0.145			K			6-3		G6-4-3		4	1	1	0	0	1	1					
<b>Inning Stats</b>	R: 0 E: 0 K: 1 S: 5	H: 0 LOB: 1 BB: 1 P: 9	R: 0 E: 0 K: 0 S: 4	H: 1 LOB: 1 BB: 0 P: 4	R: 3 E: 1 K: 1 S: 8	H: 2 LOB: 2 BB: 2 P: 16	R: 2 E: 0 K: 1 S: 8	H: 3 LOB: 1 BB: 0 P: 8	R: 0 E: 0 K: 1 S: 6	H: 1 LOB: 3 BB: 1 P: 6	R: 0 E: 0 K: 0 S: 3	H: 1 LOB: 0 BB: 0 P: 3	R: 1 E: 0 K: 0 S: 5	H: 2 LOB: 1 BB: 0 P: 5	R: 0 E: 0 K: 0 S: 2	H: 0 LOB: 0 BB: 1 P: 6		1B: 8 2B: 4 3B: 1 HR: 0	SF: 0 SAC: 0 DP: 2 HBP: 0	WP: 1 PB: 0 SB: 1 CS: 0	PA: 44
<b>PITCHER</b>	IP WLS BF H R ER SO BB IBB HBP BLK WP HR S P ERA WHIP	IP WLS BF H R ER SO BB IBB HBP BLK WP HR S P ERA WHIP	IP WLS BF H R ER SO BB IBB HBP BLK WP HR S P ERA WHIP	IP WLS BF H R ER SO BB IBB HBP BLK WP HR S P ERA WHIP	IP WLS BF H R ER SO BB IBB HBP BLK WP HR S P ERA WHIP	IP WLS BF H R ER SO BB IBB HBP BLK WP HR S P ERA WHIP	IP WLS BF H R ER SO BB IBB HBP BLK WP HR S P ERA WHIP	IP WLS BF H R ER SO BB IBB HBP BLK WP HR S P ERA WHIP	IP WLS BF H R ER SO BB IBB HBP BLK WP HR S P ERA WHIP	IP WLS BF H R ER SO BB IBB HBP BLK WP HR S P ERA WHIP	IP WLS BF H R ER SO BB IBB HBP BLK WP HR S P ERA WHIP	IP WLS BF H R ER SO BB IBB HBP BLK WP HR S P ERA WHIP	IP WLS BF H R ER SO BB IBB HBP BLK WP HR S P ERA WHIP	IP WLS BF H R ER SO BB IBB HBP BLK WP HR S P ERA WHIP	IP WLS BF H R ER SO BB IBB HBP BLK WP HR S P ERA WHIP	IP WLS BF H R ER SO BB IBB HBP BLK WP HR S P ERA WHIP	IP WLS BF H R ER SO BB IBB HBP BLK WP HR S P ERA WHIP	IP WLS BF H R ER SO BB IBB HBP BLK WP HR S P ERA WHIP	IP WLS BF H R ER SO BB IBB HBP BLK WP HR S P ERA WHIP	IP WLS BF H R ER SO BB IBB HBP BLK WP HR S P ERA WHIP	IP WLS BF H R ER SO BB IBB HBP BLK WP HR S P ERA WHIP

AB	39
R	8
H	13
RBI	7
BB	5
SO	4
LOB	25



Batter	1	2	3	4	5	6	7	8	9	AB	R	H	RBI	BB	SO	LOB	BOTTOM				
Lou Brock, L (1.7) OBP: 0.317, SLG: 0.352	L6		G3			G4-6-3 1-2 2-3		FC5-4 1B		4	0	1	0	0	0	2	<b>New York Mets @ St. Louis Cardinals</b> Busch Stadium, St. Louis, MO Sat Oct 01 1977, 3:33 AM CDT Unknown				
Jerry Mumphrey, S (1.8) OBP: 0.352, SLG: 0.386	L8		L7			F8		FC5-4 F4-3		4	0	0	0	0	0	2					
Garry Templeton, S (1.6) OBP: 0.338, SLG: 0.453	6-3		E5 1B			SF8 3B		F4-3		4	1	2	0	0	0	1					
Ted Simmons, S (1.2) OBP: 0.407, SLG: 0.500		2B 2B	P6			SF8		F7		3	1	1	1	0	0	1					
Keith Hernandez, L (1.3) OBP: 0.382, SLG: 0.465		3B 2B				P6		4-3		4	2	2	1	0	0	0					
Ken Reitz, R (1.5) OBP: 0.293, SLG: 0.416		L6				P6		F9		4	0	0	1	0	0	1					
Jim Dwyer, L (1.9) OBP: 0.387, SLG: 0.308		F8				4-3		F9		4	0	0	0	0	0	1					
Mike Phillips, L (1.4) OBP: 0.267, SLG: 0.271						G4-6-3 1B		F7		3	0	2	1	0	0	0					
Eric Rasmussen, R (1.1) Buddy Schultz, L (3.1) Dane Berg, R (5. PR) Rawly Eastwick, R (8.1) John Sutton, R (8.1) Dave Rader, L (7. PR) Butch Metzger, R (8.1) Larry Dierker, R (9.1)						G4-6-3 1B		F8		1	0	0	0	0	0	1					
<b>Inning Stats</b>	R: 0 E: 0 K: 0 S: 3	H: 0 LOB: 0 BB: 0 P: 3	R: 2 E: 0 K: 1 S: 8	H: 3 LOB: 1 BB: 0 P: 8	R: 0 E: 0 K: 0 S: 3	H: 0 LOB: 0 BB: 0 P: 3	R: 0 E: 0 K: 0 S: 4	H: 2 LOB: 1 BB: 0 P: 4	R: 1 E: 0 K: 0 S: 4	H: 1 LOB: 0 BB: 0 P: 4	R: 0 E: 0 K: 0 S: 3	H: 0 LOB: 0 BB: 0 P: 3	R: 0 E: 0 K: 0 S: 3	H: 1 LOB: 1 BB: 0 P: 3	R: 1 E: 1 K: 0 S: 4	H: 1 LOB: 0 BB: 0 P: 4		1B: 4 2B: 3 3B: 2 HR: 0	SF: 1 SAC: 0 DP: 1 HBP: 0	WP: 0 PB: 0 SB: 0 CS: 0	PA: 34
<b>PITCHER</b>	IP WLS BF H R ER SO BB IBB HBP BLK WP HR S P ERA WHIP	IP WLS BF H R ER SO BB IBB HBP BLK WP HR S P ERA WHIP	IP WLS BF H R ER SO BB IBB HBP BLK WP HR S P ERA WHIP	IP WLS BF H R ER SO BB IBB HBP BLK WP HR S P ERA WHIP	IP WLS BF H R ER SO BB IBB HBP BLK WP HR S P ERA WHIP	IP WLS BF H R ER SO BB IBB HBP BLK WP HR S P ERA WHIP	IP WLS BF H R ER SO BB IBB HBP BLK WP HR S P ERA WHIP	IP WLS BF H R ER SO BB IBB HBP BLK WP HR S P ERA WHIP	IP WLS BF H R ER SO BB IBB HBP BLK WP HR S P ERA WHIP	IP WLS BF H R ER SO BB IBB HBP BLK WP HR S P ERA WHIP	IP WLS BF H R ER SO BB IBB HBP BLK WP HR S P ERA WHIP	IP WLS BF H R ER SO BB IBB HBP BLK WP HR S P ERA WHIP	IP WLS BF H R ER SO BB IBB HBP BLK WP HR S P ERA WHIP	IP WLS BF H R ER SO BB IBB HBP BLK WP HR S P ERA WHIP	IP WLS BF H R ER SO BB IBB HBP BLK WP HR S P ERA WHIP	IP WLS BF H R ER SO BB IBB HBP BLK WP HR S P ERA WHIP	IP WLS BF H R ER SO BB IBB HBP BLK WP HR S P ERA WHIP	IP WLS BF H R ER SO BB IBB HBP BLK WP HR S P ERA WHIP	IP WLS BF H R ER SO BB IBB HBP BLK WP HR S P ERA WHIP	IP WLS BF H R ER SO BB IBB HBP BLK WP HR S P ERA WHIP	IP WLS BF H R ER SO BB IBB HBP BLK WP HR S P ERA WHIP

AB	33
R	4
H	9
RBI	4
BB	0
SO	1
LOB	9





Batter	1	2	3	4	5	6	7	8	9	AB	R	H	RBI	BB	SO	LOB	TOP	
Lee Mazzilli, S (1, 8) OBP: 0.339, SLG: 0.336	F9		6-3			5-3		F8	F2	5	0	0	0	0	0	3		
Leo Foster, R (1, 4) OBP: 0.276, SLG: 0.243	6-3			5-3		6-3		K		4	0	0	0	0	1	1		
Steve Henderson, R (1, 7) John Pacella, R (8, 1)				K		6-3			3B	4	0	2	1	0	1	0		
John Milner, L (1, 3) OBP: 0.354, SLG: 0.417	L5			BB					F5	3	0	1	0	1	0	2		
John Stearns, R (1, 2) OBP: 0.369, SLG: 0.396				BB					6-3	3	0	1	0	1	0	1		
Dan Norman, R (1, 9) OBP: 0.438, SLG: 0.385				BB					1B	2	1	0	0	2	1	3		
Joel Youngblood, R (1, 5) OBP: 0.288, SLG: 0.298				BB					1B	3	0	1	0	1	1	3		
Doug Flynn, R (1, 6) OBP: 0.223, SLG: 0.232									1B	4	0	1	1	0	2	3		
Roy Lee Jackson, R (1, 1) Pepe Mangual, R (8, PH) (8, 7)									K	2	0	0	0	0	0	0		
<b>Inning Stats</b>	R: 0 E: 0 K: 0 S: 4	H: 1 LOB: 1 BB: 0 P: 4	R: 0 E: 0 K: 1 S: 5	H: 1 LOB: 0 BB: 0 P: 5	R: 0 E: 0 K: 1 S: 5	H: 0 LOB: 0 BB: 2 P: 13	R: 0 E: 0 K: 0 S: 2	H: 0 LOB: 0 BB: 1 P: 6	R: 0 E: 0 K: 2 S: 8	H: 1 LOB: 2 BB: 1 P: 12	R: 1 E: 0 K: 1 S: 6	H: 1 LOB: 1 BB: 1 P: 10	R: 1 E: 0 K: 1 S: 7	H: 2 LOB: 2 BB: 1 P: 11	1B: 4 2B: 1 3B: 1 HR: 0	SF: 0 SAC: 0 DP: 1 HBP: 0	WP: 1 PB: 0 SB: 0 CS: 1	PA: 37
<b>PITCHER</b>	IP WLS BF H R ER SO BB IBB HBP BLK WP HR S P ERA WHIP																	
Tom Underwood, L (1, 1) ERA: 5.0	8.1 W 34 5 2 2 6 6 0 0 0 0 0 0 40 64 2.16 1.320																	
Al Hrabosky, L (9, 1) ERA: 4.43	0.2 S 3 1 0 0 1 0 0 0 0 1 0 5 5 0.00 1.500																	

New York Mets @ St. Louis Cardinals  
Busch Stadium, St. Louis, MO

AB 31  
R 2  
H 6  
RBI 2  
BB 6  
SO 7  
LOB 18



Sat Oct 01 1977, 3:38 AM CDT  
Att: 5,841 - Unknown

Batter	1	2	3	4	5	6	7	8	9	AB	R	H	RBI	BB	SO	LOB	BOTTOM	
Lou Brock, L (1, 7) Mike Anderson, R (7, 9)	4-3		1B	F8		G3				4	1	1	1	0	0	2		
Jerry Mumphrey, S (1, 8)			1B	G3						3	0	1	0	1	0	1		
Garry Templeton, S (1, 6)			1B	G3						3	0	0	1	1	0	2		
Keith Hernandez, L (1, 3)				F8		F9				4	0	0	0	0	0	3		
Ken Reitz, R (1, 5)				K		K				4	0	0	0	0	3	3		
Dave Rader, L (1, 2)				HBP		L9				2	1	0	0	2	0	2		
Jim Dwyer, L (1, 9) (7, 7)				1B		F9				3	1	0	0	0	0	1		
Mike Phillips, L (1, 4)				1B		G3				3	1	2	1	0	0	0		
Tom Underwood, R (1, 1) Al Hrabosky, R (9, 1)				1B		BB				0	0	0	1	1	0	0		
<b>Inning Stats</b>	R: 0 E: 0 K: 0 S: 2	H: 0 LOB: 1 BB: 1 P: 6	R: 2 E: 1 K: 1 S: 9	H: 3 LOB: 0 BB: 0 P: 9	R: 2 E: 0 K: 0 S: 4	H: 1 LOB: 1 BB: 1 P: 9	R: 0 E: 0 K: 0 S: 3	H: 0 LOB: 1 BB: 1 P: 7	R: 0 E: 0 K: 0 S: 3	H: 0 LOB: 0 BB: 0 P: 3	R: 0 E: 1 K: 0 S: 3	H: 0 LOB: 0 BB: 0 P: 3	R: 0 E: 1 K: 0 S: 3	H: 0 LOB: 0 BB: 0 P: 3	1B: 4 2B: 0 3B: 0 HR: 0	SF: 1 SAC: 1 DP: 0 HBP: 1	WP: 1 PB: 0 SB: 1 CS: 2	PA: 34
<b>PITCHER</b>	IP WLS BF H R ER SO BB IBB HBP BLK WP HR S P ERA WHIP																	
Roy Lee Jackson, R (1, 1) ERA: 6.0	7.0 L 31 4 4 4 3 5 0 0 1 0 0 0 31 52 5.14 1.286																	
John Pacella, R (8, 1) ERA:	1.0 3 0 0 0 0 0 0 0 0 0 0 3 3 0.00 0.000																	

New York Mets @ St. Louis Cardinals  
Busch Stadium, St. Louis, MO

AB 26  
R 4  
H 4  
RBI 4  
BB 5  
SO 3  
LOB 14



Sat Oct 01 1977, 3:38 AM CDT  
Att: 5,841 - Unknown



