

St. Louis Cardinals - 1978

Batter	1	2	3	4	5	6	7	8	9	AB	R	H	RBI	BB	SO	LOB	TOP					
Lou Brock, L OBP: 0.500, SLG: 0.333 Jim Dwyer, L (6, 7)	0-3 K	0-0 5-3		0-0 FC6-4 2H 1B	0-0 FC6-4	4-0 S BB		0-0 2-3		3	0	1	1	1	1	2						
Garry Templeton, S (1, 6)	0-0 1-3		0-0 F9	0-0 FC6-4 1-2f		0-0 4-3 1-2		0-0 6-3		5	0	0	0	0	0	4						
Jerry Morales, R OBP: 0.600, SLG: 0.600 (1, 9)	0-0 1B		0-0 FC5-4 1B		0-0 2B 1B		0-3 K		0-3 K	5	1	3	0	0	2	0						
Ted Simmons, S OBP: 0.200, SLG: 0.400 (1, 2)	0-3 K		0-0 FC5-4 1-2f 2B		0-0 1B 1H 2B		0-0 G3		0-0 F9	5	0	1	1	0	1	2						
Keith Hernandez, L OBP: 0.400, SLG: 0.600 (1, 3)		0-0 E6 5-3 1B	0-0 1-1H 2B		0-0 G6-4-3 2-3 1B		0-0 F7		0-0 P4	5	1	2	0	0	0	0						
Ken Reitz, R OBP: 0.250, SLG: 1.000 (1, 5)		0-0 5-3 1-2		0-0 HR	0-0 L6				0-0 5-3	4	1	1	1	0	0	3						
Tony Scott, S OBP: 0.250, SLG: 0.250 (1, 8)		0-0 5-3		0-0 6-3	0-0 G6-4-3 1-2f				0-0 1B 1B	4	1	1	0	0	0	3						
Mike Tyson, R OBP: 0.500, SLG: 0.500 (1, 4)		0-0 1B 2H 1B		0-3 K SH2-3 1B		0-0 4-3		0-0 2-3 1B 1B		4	1	2	1	0	1	0						
Bob Forsch, R OBP: 0.667, SLG: 0.667 Pete Vuckovich, R (8, 1)		0-0 1-2 1B		0-0 SH2-3		0-3 K		0-0 2-3 1B		3	0	2	1	0	1	0						
		0-0 1-2 1B		0-0 1-2 1B		0-0 1-2 1B		0-0 1-2 2H 1B		0	0	0	0	0	0	0						
Inning Stats	R: 0 E: 0 K: 2 S: 8	H: 1 LOB: 1 BB: 0 P: 8	R: 1 E: 1 K: 0 S: 6	H: 2 LOB: 2 BB: 0 P: 6	R: 0 E: 0 K: 0 S: 4	H: 2 LOB: 1 BB: 0 P: 8	R: 2 E: 0 K: 1 S: 8	H: 2 LOB: 1 BB: 0 P: 5	R: 0 E: 0 K: 1 S: 5	H: 0 LOB: 1 BB: 1 P: 9	R: 0 E: 0 K: 1 S: 5	H: 0 LOB: 0 BB: 0 P: 5	R: 1 E: 0 K: 0 S: 6	H: 3 LOB: 2 BB: 0 P: 6	R: 0 E: 0 K: 1 S: 5	H: 0 LOB: 0 BB: 0 P: 5	1B: 10 2B: 2 3B: 0 HR: 1	SF: 0 SAC: 1 DP: 1 HBP: 0	WP: 1 PB: 0 SB: 1 CS: 0	PA: 41		
PITCHER	IP WLS BF H R ER SO BB IBB HBP BLK WP HR S P ERA WHIP	IP WLS BF H R ER SO BB IBB HBP BLK WP HR S P ERA WHIP	IP WLS BF H R ER SO BB IBB HBP BLK WP HR S P ERA WHIP	IP WLS BF H R ER SO BB IBB HBP BLK WP HR S P ERA WHIP	IP WLS BF H R ER SO BB IBB HBP BLK WP HR S P ERA WHIP	IP WLS BF H R ER SO BB IBB HBP BLK WP HR S P ERA WHIP	IP WLS BF H R ER SO BB IBB HBP BLK WP HR S P ERA WHIP	IP WLS BF H R ER SO BB IBB HBP BLK WP HR S P ERA WHIP	IP WLS BF H R ER SO BB IBB HBP BLK WP HR S P ERA WHIP	IP WLS BF H R ER SO BB IBB HBP BLK WP HR S P ERA WHIP	IP WLS BF H R ER SO BB IBB HBP BLK WP HR S P ERA WHIP	IP WLS BF H R ER SO BB IBB HBP BLK WP HR S P ERA WHIP	IP WLS BF H R ER SO BB IBB HBP BLK WP HR S P ERA WHIP	IP WLS BF H R ER SO BB IBB HBP BLK WP HR S P ERA WHIP	IP WLS BF H R ER SO BB IBB HBP BLK WP HR S P ERA WHIP	IP WLS BF H R ER SO BB IBB HBP BLK WP HR S P ERA WHIP	IP WLS BF H R ER SO BB IBB HBP BLK WP HR S P ERA WHIP	IP WLS BF H R ER SO BB IBB HBP BLK WP HR S P ERA WHIP	IP WLS BF H R ER SO BB IBB HBP BLK WP HR S P ERA WHIP	IP WLS BF H R ER SO BB IBB HBP BLK WP HR S P ERA WHIP	IP WLS BF H R ER SO BB IBB HBP BLK WP HR S P ERA WHIP	
Steve Carlton, L ERA: 6.75	4.0	23	10	4	3	3	0	0	0	0	0	0	0	0	0	0	1	1	29	29	6.75	2.500
Warren Brusstar, R ERA:	1.0	2	0	0	0	0	0	0	0	0	0	0	0	0	0	0	0	0	2	2	0.00	0.000
Ron Reed, R ERA:	2.0	7	0	0	0	2	1	0	0	0	0	0	0	0	0	0	0	0	10	14	0.00	0.500
Tug McGraw, L ERA: 4.5	2.0	9	3	1	1	1	0	0	0	0	0	0	0	0	0	0	0	0	11	11	4.50	1.500

St. Louis Cardinals @ Philadelphia Phillies
Veterans Stadium, Philadelphia, PA
Fri Apr 07 1978, 6:05 PM EST
Att: 47,791 - Unknown

AB 39
R 5
H 13
RBI 5
BB 1
SO 6
LOB 16



Batter	1	2	3	4	5	6	7	8	9	AB	R	H	RBI	BB	SO	LOB	BOTTOM					
Bake McBride, L OBP: 0.500, SLG: 0.500 (1, 9)	0-0 F4		0-0 1B		0-0 5-3			0-0 BB 1-2 1B		4	0	2	0	0	0	1						
Larry Bowa, S (1, 6)	0-0 F7		0-0 G3			0-0 G3		4-0 BB 1-2 2-3 BB		3	0	0	0	1	0	1						
Mike Schmidt, R OBP: 0.250, SLG: 0.250 (1, 5)	0-3 K			0-0 P1		0-0 G4-3 1B		0-3 K		4	0	1	0	0	2	3						
Greg Luzinski, R (1, 7)		0-0 F7		0-0 6-3		0-0 G4-3 1-2f		4-0 1-2 2-3 3H BB		3	0	0	1	1	0	1						
Richie Hebner, L OBP: 0.750, SLG: 1.000 (1, 3)		0-0 1B		0-0 2B		1-0 G6-3 HBP		0-0 P6		3	0	2	0	0	0	3						
Garry Maddox, R OBP: 0.500, SLG: 0.750 (1, 8)		0-0 2B		0-0 L4		0-0 G6-3 1-2f		0-0 G1-6-3 1B		4	0	2	0	0	0	2						
Tim McCarver, L Ron Reed, R Bud Harrelson, S Tug McGraw, R Jay Johnstone, L (7, PH) (8, PH) (9, PH)		0-0 4-3			4-0 2-3 BB		0-0 4-3		0-3 K	1	0	0	0	1	0	1						
Ted Sizemore, R (1, 4)			0-3 K		0-0 F8		0-0 2-3		0-0 G1-6-3 1-2f	4	0	0	0	0	1	2						
Steve Carlton, L Warren Brusstar, R Bob Boone, R (1, 1) (5, 1) (5, PH) (6, 2)			0-0 4-3		0-0 2-3		4-0 BB 1B BB			1	0	0	0	0	0	0						
		0-0 1-2 1B		0-0 1-2 1B		0-0 1-2 1B		0-0 1-2 2H 1B		0	0	0	0	0	0	0						
Inning Stats	R: 0 E: 0 K: 1 S: 5	H: 0 LOB: 0 BB: 0 P: 5	R: 0 E: 0 K: 0 S: 4	H: 2 LOB: 1 BB: 0 P: 4	R: 0 E: 0 K: 1 S: 6	H: 1 LOB: 1 BB: 0 P: 6	R: 0 E: 0 K: 0 S: 4	H: 1 LOB: 1 BB: 0 P: 4	R: 0 E: 0 K: 0 S: 3	H: 0 LOB: 0 BB: 1 P: 7	R: 0 E: 0 K: 0 S: 3	H: 1 LOB: 0 BB: 0 P: 3	R: 0 E: 0 K: 0 S: 2	H: 0 LOB: 0 BB: 0 P: 3	R: 1 E: 0 K: 1 S: 6	H: 1 LOB: 3 BB: 3 P: 18	R: 0 E: 0 K: 1 S: 5	H: 1 LOB: 0 BB: 0 P: 5	1B: 5 2B: 2 3B: 0 HR: 0	SF: 0 SAC: 0 DP: 3 HBP: 1	WP: 0 PB: 0 SB: 0 CS: 0	PA: 35
PITCHER	IP WLS BF H R ER SO BB IBB HBP BLK WP HR S P ERA WHIP	IP WLS BF H R ER SO BB IBB HBP BLK WP HR S P ERA WHIP	IP WLS BF H R ER SO BB IBB HBP BLK WP HR S P ERA WHIP	IP WLS BF H R ER SO BB IBB HBP BLK WP HR S P ERA WHIP	IP WLS BF H R ER SO BB IBB HBP BLK WP HR S P ERA WHIP	IP WLS BF H R ER SO BB IBB HBP BLK WP HR S P ERA WHIP	IP WLS BF H R ER SO BB IBB HBP BLK WP HR S P ERA WHIP	IP WLS BF H R ER SO BB IBB HBP BLK WP HR S P ERA WHIP	IP WLS BF H R ER SO BB IBB HBP BLK WP HR S P ERA WHIP	IP WLS BF H R ER SO BB IBB HBP BLK WP HR S P ERA WHIP	IP WLS BF H R ER SO BB IBB HBP BLK WP HR S P ERA WHIP	IP WLS BF H R ER SO BB IBB HBP BLK WP HR S P ERA WHIP	IP WLS BF H R ER SO BB IBB HBP BLK WP HR S P ERA WHIP	IP WLS BF H R ER SO BB IBB HBP BLK WP HR S P ERA WHIP	IP WLS BF H R ER SO BB IBB HBP BLK WP HR S P ERA WHIP	IP WLS BF H R ER SO BB IBB HBP BLK WP HR S P ERA WHIP	IP WLS BF H R ER SO BB IBB HBP BLK WP HR S P ERA WHIP	IP WLS BF H R ER SO BB IBB HBP BLK WP HR S P ERA WHIP	IP WLS BF H R ER SO BB IBB HBP BLK WP HR S P ERA WHIP	IP WLS BF H R ER SO BB IBB HBP BLK WP HR S P ERA WHIP	IP WLS BF H R ER SO BB IBB HBP BLK WP HR S P ERA WHIP	IP WLS BF H R ER SO BB IBB HBP BLK WP HR S P ERA WHIP
Bob Forsch, R ERA: 1.23	7.1	27	5	1	1	2	2	0	0	2	2	0	0	0	0	0	0	0	10	18	0.00	2.400
Pete Vuckovich, R ERA:	1.2	8	2	0	0	2	2	0	0	0	0	0	0	0	0	0	0	0	10	18	0.00	2.400

St. Louis Cardinals @ Philadelphia Phillies
Veterans Stadium, Philadelphia, PA
Fri Apr 07 1978, 6:05 PM EST
Att: 47,791 - Unknown

AB 30
R 1
H 7
RBI 1
BB 4
SO 4
LOB 16



Batter	1	2	3	4	5	6	7	8	9	AB	R	H	RBI	BB	SO	LOB	TOP			
Lou Brock, L (1, 7) OBP: 0.500, SLG: 0.429 Dave Hamilton, L (8, 1)										4	0	2	0	0	1	1	St. Louis Cardinals @ Philadelphia Phillies Veterans Stadium, Philadelphia, PA Sat Apr 08 1978, 6:05 PM EST Att: 24,441 - Unknown			
Garry Templeton, S (1, 6) OBP: 0.222, SLG: 0.222										4	0	2	0	0	0	1				
Jerry Morales, R (1, 9) OBP: 0.444, SLG: 0.444										4	0	1	0	0	0	4				
Ted Simmons, S (1, 2) OBP: 0.111, SLG: 0.222										4	0	0	0	0	0	2				
Keith Hernandez, L (1, 3) OBP: 0.444, SLG: 0.500										3	0	1	0	1	0	0				
Ken Reitz, R (1, 5) OBP: 0.125, SLG: 0.500										4	0	0	0	0	1	3				
Tony Scott, S (1, 8) OBP: 0.250, SLG: 0.500										4	0	1	0	0	1	1				
Mike Tyson, R (1, 4) OBP: 0.429, SLG: 0.429										3	0	1	0	0	0	1				
Eric Rasmussen, R (1, 1) Jim Dwyer, L (5, PH) Pete Falcone, L (5, 1) Mark Littell, L (7, 1) Dane Iorg, L (8, PH) (8, 7)										1	0	0	0	0	0	0				
Inning Stats	R: 0 E: 0 K: 0 S: 4	H: 2 LOB: 1 BB: 0 P: 4	R: 0 E: 0 K: 2 S: 7	H: 0 LOB: 0 BB: 0 P: 7	R: 0 E: 0 K: 1 S: 5	H: 0 LOB: 0 BB: 0 P: 5	R: 0 E: 0 K: 0 S: 5	H: 2 LOB: 2 BB: 0 P: 5	R: 0 E: 0 K: 0 S: 3	H: 1 LOB: 1 BB: 0 P: 3	R: 0 E: 0 K: 0 S: 4	H: 1 LOB: 1 BB: 0 P: 4	R: 0 E: 0 K: 1 S: 6	H: 1 LOB: 1 BB: 0 P: 6	R: 0 E: 0 K: 0 S: 3	H: 0 LOB: 1 BB: 1 P: 7		1B: 7 2B: 1 3B: 1 HR: 0	SF: 0 SAC: 0 DP: 2 HBP: 0	WP: 1 PB: 1 SB: 0 CS: 0
PITCHER Larry Christenson, R (1, 1) ERA:	IP: 9.0 WLS: W BF: 34 H: 8 R: 0 ER: 0 SO: 4 BB: 1 IBB: 0 HBP: 0 BLK: 0 WP: 1 HR: 0 S: 41 P: 45 ERA: 0.00 WHIP: 1.000																			

Batter	1	2	3	4	5	6	7	8	9	AB	R	H	RBI	BB	SO	LOB	BOTTOM	
Bake McBride, L (1, 9) OBP: 0.333, SLG: 0.333										5	0	1	0	0	0	4	St. Louis Cardinals @ Philadelphia Phillies Veterans Stadium, Philadelphia, PA Sat Apr 08 1978, 6:05 PM EST Att: 24,441 - Unknown	
Larry Bowa, S (1, 6) OBP: 0.333, SLG: 0.375										5	1	2	0	0	0	2		
Mike Schmidt, R (1, 5) OBP: 0.222, SLG: 0.333										5	1	1	1	0	1	1		
Greg Luzinski, R (1, 7) OBP: 0.500, SLG: 0.333 Jerry Martin, R (7, PR) (8, 7)										3	0	2	1	1	0	1		
Richie Hebner, L (1, 3) OBP: 0.714, SLG: 1.333										3	1	2	1	0	0	1		
Gary Maddox, R (1, 8) OBP: 0.375, SLG: 0.429										3	0	0	0	1	1	2		
Bob Boone, R (1, 2) OBP: 0.125, SLG: 0.250										3	1	0	0	1	1	3		
Ted Sizemore, R (1, 4) OBP: 0.125, SLG: 0.250										4	1	1	0	0	1	4		
Larry Christenson, R (1, 1) OBP: 0.750, SLG: 1.667										3	1	2	4	1	0	1		
Inning Stats	R: 0 E: 0 K: 0 S: 4	H: 1 LOB: 1 BB: 0 P: 4	R: 2 E: 0 K: 0 S: 7	H: 4 LOB: 2 BB: 0 P: 7	R: 0 E: 0 K: 0 S: 3	H: 1 LOB: 0 BB: 0 P: 3	R: 2 E: 0 K: 2 S: 8	H: 1 LOB: 1 BB: 1 P: 12	R: 0 E: 0 K: 0 S: 4	H: 0 LOB: 1 BB: 0 P: 4	R: 3 E: 2 K: 1 S: 9	H: 3 LOB: 3 BB: 2 P: 17	R: 0 E: 0 K: 1 S: 5	H: 0 LOB: 0 BB: 0 P: 5	1B: 6 2B: 3 3B: 0 HR: 2	SF: 0 SAC: 1 DP: 0 HBP: 0		WP: 1 PB: 0 SB: 0 CS: 1
PITCHER Eric Rasmussen, R (1, 1) ERA: 9.0 Pete Falcone, L (5, 1) ERA: 9.0 Mark Littell, R (7, 1) ERA: Dave Hamilton, L (8, 1) ERA:	IP: 4.0 WLS: L BF: 19 H: 4 R: 3 ER: 2 SO: 0 BB: 2 IBB: 0 HBP: 0 BLK: 0 WP: 0 HR: 0 S: 12 P: 20 ERA: 9.00 WHIP: 3.000																	

Batter	1	2	3	4	5	6	7	8	9	AB	R	H	RBI	BB	SO	LOB	TOP			
Frank Taveras, R OBP: 0.176, SLG: 0.250 Mario Mendoza, R (7, 6)	0-3 K		0-0 5-3		0-0 FC1-6 1B		0-0 5-3			4	0	1	0	0	1	0				
Omar Moreno, L OBP: 0.214, SLG: 0.083 (1, 8)	0-0 4-3		4-0 1B 2B BB		0-0 FC1-6 1-2		0-0 4-3			3	1	0	0	1	0	1				
Dave Parker, L OBP: 0.313, SLG: 0.533 Kent Tekulve, R (6, 1) John Milner, L (8, FH) OBP: 0.333, SLG: 0.200 (8, 3)	0-0 4-3		0-0 2B 1-3 1B		0-0 P6			0-0 4-3		3	0	1	0	0	0	1				
Bill Robinson, R OBP: 0.545, SLG: 0.625 (1, 7)		0-0 F8 1B 2B	0-0 1-3 2B		0-0 4-3			0-0 1-3		4	1	2	1	0	0	1				
Willie Stargell, L OBP: 0.482, SLG: 0.125 Jim Bibby, R (8, 1)		0-0 F8 2-3	0-0 G3		0-0 1B			0-0 4-3		4	0	1	0	0	0	3				
Phil Garner, R OBP: 0.286, SLG: 0.167 Jim Fregosi, R (8, 5)		0-0 1B		0-0 6-3		0-3 K		4-0 1-3 BB		3	0	1	1	0	1	1				
Ed Ott, L OBP: 0.231, SLG: 0.091 (1, 2)	0-3 K		0-0 FC5-4 1B		0-3 K			0-0 1-3		4	0	1	0	0	2	3				
Fernando Gonzalez, R OBP: 0.167, SLG: 0.091 (1, 4)	0-0 1-3		0-0 FC5-4 1-2		0-0 F9			0-0 L4		4	0	0	0	0	0	4				
Jim Rooker, R (1, 1) Don Robinson, R (1, 1) Steve Bnye, R OBP: 0.667, SLG: 1.000 (6, 9)			0-0 1-3	0-0 1-3			0-0 4-3		0-0 6-3	0	0	0	0	0	0	0				
Inning Stats	R: 0 E: 0 K: 1 S: 5	H: 0 LOB: 0 BB: 0 P: 5	R: 1 E: 0 K: 1 S: 7	H: 2 LOB: 1 BB: 0 P: 7	R: 1 E: 0 K: 0 S: 5	H: 2 LOB: 2 BB: 1 P: 9	R: 0 E: 0 K: 0 S: 4	H: 1 LOB: 1 BB: 0 P: 4	R: 0 E: 0 K: 2 S: 8	H: 1 LOB: 1 BB: 0 P: 8	R: 0 E: 0 K: 0 S: 3	H: 0 LOB: 0 BB: 0 P: 3	R: 0 E: 0 K: 0 S: 3	H: 0 LOB: 0 BB: 0 P: 3	R: 0 E: 0 K: 0 S: 3	H: 0 LOB: 1 BB: 1 P: 7	1B: 5 2B: 2 3B: 0 HR: 0	SF: 0 SAC: 0 DP: 0 HBP: 0	WP: 0 PB: 0 SB: 0 CS: 0	PA: 36
PITCHER John Denny, R ERA: 2.0 (1, 1)	IP: 9.0 WLS: W BF: 36 H: 7 R: 2 ER: 2 SO: 4 BB: 2 IBB: 0 HBP: 0 BLK: 0 WP: 0 HR: 0 S: 42 P: 50 ERA: 2.00 WHIP: 1.000																			

Pittsburgh Pirates @ St. Louis Cardinals
Busch Stadium, St. Louis, MO
Mon Apr 10 1978, 6:05 PM CST
Att: 19,241 - Unknown

AB	34
R	2
H	7
RBI	2
BB	2
SO	4
LOB	16



Batter	1	2	3	4	5	6	7	8	9	AB	R	H	RBI	BB	SO	LOB	BOTTOM			
Lou Brock, L OBP: 0.500, SLG: 0.333 Jim Dwyer, L (6, 7)	4-0 F9 1B SF9 BB	0-0 P6		4-0 1B 2B BB	0-3 K		0-0 1-3			2	2	0	0	2	1	0				
Garry Templeton, S OBP: 0.222, SLG: 0.222 (1, 6)	0-0 E S 1B	0-0 3-1		0-0 2B SF7 1B		0-0 5-3		0-3 K		5	2	2	0	0	1	0				
Jerry Morales, R OBP: 0.333, SLG: 0.353 (1, 9)	0-0 F9 2-3	4-0 S BB		0-0 SF7 1B 2B		0-0 5-3		0-0 5-3		4	1	1	2	1	0	2				
Ted Simmons, S OBP: 0.278, SLG: 0.357 (1, 2)	0-0 SF9	0-3 K		0-0 SF7		0-0 1-3		0-0 1B		3	0	1	2	0	1	1				
Keith Hernandez, L OBP: 0.556, SLG: 0.813 (1, 3)	0-0 E S 1B		0-0 2B	0-0 3H 1B		0-0 F8 1B 1B		0-0 F7		5	2	4	2	0	0	1				
Ken Reitz, R OBP: 0.333, SLG: 0.533 (1, 5)	0-0 HR 1B		0-0 F8	0-3 K		0-0 1B 1B				4	1	2	1	0	1	2				
Tony Scott, S OBP: 0.250, SLG: 0.333 (1, 8)	0-0 HR 1B		0-3 K	0-0 4-3		0-0 F8				4	1	1	0	0	1	4				
Mike Tyson, R OBP: 0.385, SLG: 0.615 Mike Phillips, L (8, 4)	0-0 HR		0-0 4-3		0-3 K		0-0 1B			4	1	2	4	0	1	1				
John Denny, R OBP: 0.250, SLG: 0.250 (1, 1)	0-0 P4		0-0 1B 2B 1B	0-3 K		0-0 K		0-3 K		4	1	1	0	0	2	2				
Inning Stats	R: 6 E: 0 K: 0 S: 8	H: 5 LOB: 0 BB: 1 P: 12	R: 0 E: 0 K: 1 S: 5	H: 0 LOB: 1 BB: 1 P: 9	R: 0 E: 0 K: 1 S: 6	H: 1 LOB: 0 BB: 0 P: 6	R: 4 E: 0 K: 1 S: 9	H: 4 LOB: 1 BB: 1 P: 13	R: 0 E: 0 K: 3 S: 9	H: 0 LOB: 0 BB: 0 P: 9	R: 0 E: 0 K: 0 S: 3	H: 0 LOB: 0 BB: 0 P: 3	R: 1 E: 0 K: 1 S: 8	H: 3 LOB: 2 BB: 0 P: 8	R: 0 E: 0 K: 1 S: 6	H: 1 LOB: 1 BB: 0 P: 6	1B: 11 2B: 2 3B: 0 HR: 1	SF: 2 SAC: 0 DP: 0 HBP: 0	WP: 0 PB: 0 SB: 3 CS: 0	PA: 41
PITCHER Jim Rooker, L ERA: 81.0 Don Robinson, R ERA: 8.31 Kent Tekulve, R ERA: 3.86 Jim Bibby, R ERA: (1, 1) (1, 1) (6, 1) (8, 1)	IP: 0.2 WLS: L BF: 5 H: 5 R: 6 ER: 6 SO: 0 BB: 1 IBB: 0 HBP: 0 BLK: 0 WP: 0 HR: 0 S: 30 P: 38 ERA: 81.00 WHIP: 9.000																			

Pittsburgh Pirates @ St. Louis Cardinals
Busch Stadium, St. Louis, MO
Mon Apr 10 1978, 6:05 PM CST
Att: 19,241 - Unknown

AB	36
R	11
H	14
RBI	11
BB	3
SO	8
LOB	15



Batter	1	2	3	4	5	6	7	8	9	AB	R	H	RBI	BB	SO	LOB	TOP					
Frank Taveras, R (1,6) OBP: 0.190, SLG: 0.250	0-0 6-3		0-0 6-3			0-0 F9		0-0 1B		4	0	1	0	0	0	0	Pittsburgh Pirates @ St. Louis Cardinals Busch Stadium, St. Louis, MO Wed Apr 12 1978, 6:05 PM CST Att: 12,294 - Unknown livebaseballscorecards.com					
Ed Ott, L (1,2) OBP: 0.176, SLG: 0.067	0-3 K			0-0 F7		0-0 4-1		0-0 G3		4	0	0	0	0	1	1						
Dave Parker, L (1,9)	0-0 1-3			0-0 6-3		0-0 E3			0-0 3-1	4	0	0	0	0	0	0						
Bill Robinson, R (1,7)		0-3 K		4-0 CS BB		0-0 F9			0-0 F7	3	0	0	0	1	1	1						
Willie Stargell, L (1,3) OBP: 0.412, SLG: 0.167		0-3 K		0-0 CS	0-0 G3		0-0 G3		0-0 E 1B	4	0	1	0	0	1	0						
Rennie Stennett, R (1,4) OBP: 0.143, SLG: 0.077		0-0 1-3			4-0 1B BB		0-3 K		0-0 E6	3	0	0	0	1	1	1						
Phil Garner, R (1,5) OBP: 0.273, SLG: 0.111			4-0 BLK 1B BB		0-3 K		0-3 K		0-3 K	3	1	0	0	1	3	3						
Omar Moreno, L (1,8) OBP: 0.294, SLG: 0.200			0-0 CS 1B		0-0 1B			0-0 F8		3	0	2	1	0	0	0						
John Candelaria, L (1,1) Steve Brye, R (8,PH) Kent Tekulve, R (8,1)			0-0 F7		0-3 K			0-3 K		2	0	0	0	0	1	3						
Inning Stats	R: 0 E: 0 K: 1 S: 5	H: 0 LOB: 0 BB: 0 P: 5	R: 0 E: 0 K: 2 S: 7	H: 0 LOB: 0 BB: 0 P: 7	R: 1 E: 0 K: 0 S: 3	H: 1 LOB: 0 BB: 1 P: 7	R: 0 E: 0 K: 0 S: 2	H: 0 LOB: 0 BB: 1 P: 6	R: 0 E: 0 K: 2 S: 8	H: 1 LOB: 2 BB: 1 P: 12	R: 0 E: 1 K: 0 S: 4	H: 0 LOB: 1 BB: 0 P: 4	R: 0 E: 0 K: 2 S: 7	H: 0 LOB: 0 BB: 0 P: 7	R: 0 E: 0 K: 1 S: 6	H: 1 LOB: 1 BB: 0 P: 6	R: 0 E: 1 K: 1 S: 7	H: 1 LOB: 2 BB: 0 P: 7	1B: 4 2B: 0 3B: 0 HR: 0	SF: 0 SAC: 0 DP: 0 HBP: 0	WP: 0 PB: 0 SB: 0 CS: 2	PA: 35
PITCHER Bob Forsch, R (1,1) ERA: 1.1	IP: 9.0 WLS: W BF: 34 H: 4 R: 1 ER: 1 SO: 9 BB: 3 IBB: 0 HBP: 0 BLK: 1 WP: 0 HR: 0 S: 49 P: 61 ERA: 1.00 WHIP: 0.778															PITCHER						

Batter	1	2	3	4	5	6	7	8	9	AB	R	H	RBI	BB	SO	LOB	BOTTOM					
Tony Scott, S (1,8) OBP: 0.286, SLG: 0.278	0-0 F9		4-0 F9 S BB		0-0 4-3		1-0 2B E HBP	0-3 K		3	1	0	0	1	1	1	Pittsburgh Pirates @ St. Louis Cardinals Busch Stadium, St. Louis, MO Wed Apr 12 1978, 6:05 PM CST Att: 12,294 - Unknown livebaseballscorecards.com					
Gary Templeton, S (1,6) OBP: 0.261, SLG: 0.348	0-0 2B		0-0 F9	1-2	0-0 6-3		0-0 E8 1B 2B	0-0 F8		5	1	2	0	0	0	2						
Jerry Morales, R (1,9) OBP: 0.273, SLG: 0.286	0-3 K		0-0 F9	2-3	0-0 L4		0-0 1-3			4	0	0	0	0	1	2						
Ted Simmons, S (1,2) OBP: 0.318, SLG: 0.389		0-0 6-3	0-0 F3			0-0 1B WP	0-0 HBP 1B			4	1	2	1	0	0	1						
Keith Hernandez, L (1,3) OBP: 0.591, SLG: 0.842		0-0 4-3 1B 2B		0-0 P5		0-0 1B S	1-0 HBP 1B			3	1	2	1	0	0	0						
Roger Freed, R (1,7) Jim Dwyer, L (7,7)		0-0 4-3		0-0 F8		0-0 F9	0-0 F5			3	0	0	0	0	0	2						
Ken Reitz, R (1,5) OBP: 0.316, SLG: 0.474		0-0 1B BLK 1B		0-0 E6		0-3 K	0-0 5-3			4	1	1	1	0	1	3						
Mike Tyson, R (1,4) OBP: 0.471, SLG: 0.688		0-0 3-H 1B		0-0 1B		4-0 IBB		0-3 K		3	0	2	1	1	1	0						
Bob Forsch, R (1,1) OBP: 0.429, SLG: 0.429		0-0 F7		0-3 K		0-0 F8		0-0 1B		4	0	1	0	0	1	5						
Inning Stats	R: 0 E: 0 K: 1 S: 5	H: 1 LOB: 0 BB: 0 P: 5	R: 1 E: 0 K: 0 S: 6	H: 3 LOB: 2 BB: 0 P: 6	R: 0 E: 0 K: 0 S: 3	H: 0 LOB: 1 BB: 1 P: 7	R: 1 E: 1 K: 1 S: 7	H: 1 LOB: 1 BB: 0 P: 7	R: 0 E: 0 K: 0 S: 3	H: 0 LOB: 0 BB: 0 P: 3	R: 1 E: 0 K: 1 S: 7	H: 2 LOB: 2 BB: 1 P: 11	R: 2 E: 1 K: 0 S: 5	H: 2 LOB: 2 BB: 0 P: 7	R: 0 E: 0 K: 2 S: 8	H: 1 LOB: 1 BB: 0 P: 8	R: 0 E: 0 K: 2 S: 8	H: 1 LOB: 1 BB: 0 P: 8	1B: 6 2B: 4 3B: 0 HR: 0	SF: 0 SAC: 0 DP: 0 HBP: 2	WP: 1 PB: 0 SB: 2 CS: 0	PA: 38
PITCHER John Candelaria, L (1,1) ERA: 2.25 Kent Tekulve, R (8,1) ERA: 2.7	IP: 7.0 WLS: L BF: 34 H: 9 R: 5 ER: 4 SO: 3 BB: 1 IBB: 1 HBP: 2 BLK: 1 WP: 1 HR: 0 S: 36 P: 46 ERA: 5.14 WHIP: 1.429															PITCHER						

Batter	1	2	3	4	5	6	7	8	9	AB	R	H	RBI	BB	SO	LOB	TOP					
Frank Taveras, R (1, 6) OBP: 0.240, SLG: 0.375	5-3		2H 3B			G1-6-3 1B	F8			4	0	2	1	0	0	1						
Phil Garner, R (1, 5) OBP: 0.200, SLG: 0.077	6-3		F8			G1-6-3 1-2		5-3		4	0	0	0	0	0	2						
Dave Parker, L (1, 9) OBP: 0.208, SLG: 0.348	G3			4-3		K		4-3		4	0	0	0	0	1	0						
Bill Robinson, R (1, 7) OBP: 0.474, SLG: 0.667		K		HR				F5		4	2	2	1	0	1	0						
John Milner, L (1, 3) OBP: 0.300, SLG: 0.125	4-3			F8			K		G4-6-3 BB	3	0	0	0	1	1	1						
Rennie Stennett, R (1, 4) OBP: 0.167, SLG: 0.118	L5			F3			1B E		G4-6-3 1-2	4	1	1	0	0	0	1						
Ed Ott, L (1, 2) OBP: 0.190, SLG: 0.105			P6		G3		E8 1-2 2H		F8	4	1	1	1	0	0	0						
Omar Moreno, L (1, 8) OBP: 0.300, SLG: 0.176			4-0 3B BB		B1-3		4-3 3-H			2	1	0	1	1	0	0						
Bert Blyleven, R (1, 1) Jim Fregosi, R (7, PH) Jim Bibby, R (7, 1)			0-3 K		1-3					2	0	0	0	0	1	1						
Inning Stats	R: 0 E: 0 K: 0 S: 3	H: 0 LOB: 0 BB: 0 P: 3	R: 0 E: 0 K: 1 S: 5	H: 0 LOB: 0 BB: 0 P: 5	R: 1 E: 0 K: 1 S: 6	H: 1 LOB: 1 BB: 1 P: 10	R: 1 E: 0 K: 0 S: 4	H: 1 LOB: 0 BB: 0 P: 4	R: 0 E: 0 K: 1 S: 3	H: 0 LOB: 0 BB: 0 P: 3	R: 0 E: 0 K: 1 S: 5	H: 1 LOB: 0 BB: 0 P: 5	R: 3 E: 1 K: 1 S: 9	H: 4 LOB: 1 BB: 0 P: 9	R: 0 E: 0 K: 0 S: 3	H: 0 LOB: 0 BB: 0 P: 3	R: 0 E: 0 K: 0 S: 2	H: 0 LOB: 0 BB: 1 P: 6	1B: 5 2B: 0 3B: 1 HR: 1	SF: 0 SAC: 0 DP: 2 HBP: 0	WP: 0 PB: 0 SB: 2 CS: 0	PA: 34
PITCHER Eric Rasmussen, R (1, 1) ERA: 4.85	IP: 9.0 WLS: W BF: 34 H: 7 R: 5 ER: 3 SO: 4 BB: 2 IBB: 0 HBP: 0 BLK: 0 WP: 0 HR: 1 S: 40 P: 48 ERA: 3.00 WHIP: 1.000															PITCHER						

Pittsburgh Pirates @ St. Louis Cardinals
 Busch Stadium, St. Louis, MO
 Thu Apr 13 1978, 3:33 AM CST
 Att: 12,351 - Unknown

AB	32
R	5
H	7
RBI	4
BB	2
SO	4
LOB	6



Batter	1	2	3	4	5	6	7	8	9	AB	R	H	RBI	BB	SO	LOB	BOTTOM			
Lou Brock, L (1, 7) Jim Dwyer, L (7, 7) OBP: 0.438, SLG: 0.308 OBP: 0.200, SLG: 0.200	G3			F7		5-3		FC3-6 1B		4	0	1	0	0	0	1				
Gary Templeton, S (1, 6) OBP: 0.250, SLG: 0.321	E 1B			K			B5-3	FC3-6 1-2		5	1	1	0	0	2	3				
Jerry Morales, R (1, 9) OBP: 0.269, SLG: 0.280	1-H 2B			1-3 F8			2-3			4	1	1	1	0	0	0				
Ted Simmons, S (1, 2) OBP: 0.385, SLG: 0.545	1-H 2B			BB 1B		F9		2B		4	2	3	1	0	0	0				
Keith Hernandez, L (1, 3) OBP: 0.577, SLG: 0.818	2H 2B			L8		4-3		FC6-4 IBB		3	0	1	1	1	0	1				
Ken Reitz, R (1, 5) OBP: 0.304, SLG: 0.409	K			1B 3B BB		K		FC6-4 1-2		3	1	0	0	1	2	3				
Jerry Mumphrey, S (1, 8) OBP: 0.500, SLG: 0.333	1-3			1-3 2H 3B 1B		SH3 BB		K		3	1	1	1	1	1	1				
Mike Phillips, L (1, 4) OBP: 0.400, SLG: 0.800				1-H 3B		F7		1B 1B		4	0	2	2	0	1	1				
Eric Rasmussen, R (1, 1)	K			1-3		SH3 1-2		K		3	0	0	0	0	2	2				
Inning Stats	R: 3 E: 0 K: 1 S: 9	H: 4 LOB: 1 BB: 0 P: 9	R: 0 E: 0 K: 3 S: 10	H: 1 LOB: 1 BB: 0 P: 10	R: 3 E: 0 K: 0 S: 6	H: 3 LOB: 1 BB: 1 P: 10	R: 0 E: 0 K: 1 S: 5	H: 0 LOB: 0 BB: 0 P: 5	R: 0 E: 0 K: 1 S: 5	H: 0 LOB: 0 BB: 0 P: 5	R: 0 E: 0 K: 0 S: 3	H: 0 LOB: 1 BB: 1 P: 7	R: 0 E: 0 K: 0 S: 4	H: 1 LOB: 2 BB: 1 P: 8	R: 0 E: 0 K: 2 S: 9	H: 2 LOB: 2 BB: 0 P: 9	1B: 7 2B: 3 3B: 1 HR: 0	SF: 0 SAC: 1 DP: 0 HBP: 0	WP: 0 PB: 0 SB: 2 CS: 0	PA: 38
PITCHER Bert Blyleven, R (1, 1) ERA: 5.54 Jim Bibby, R (7, 1) ERA:	IP: 6.0 WLS: L BF: 28 H: 8 R: 6 ER: 6 SO: 6 BB: 2 IBB: 0 HBP: 0 BLK: 0 WP: 0 HR: 0 S: 38 P: 46 ERA: 9.00 WHIP: 1.667															PITCHER				

Pittsburgh Pirates @ St. Louis Cardinals
 Busch Stadium, St. Louis, MO
 Thu Apr 13 1978, 3:33 AM CST
 Att: 12,351 - Unknown

AB	34
R	6
H	11
RBI	6
BB	3
SO	8
LOB	12



Batter	1	2	3	4	5	6	7	8	9	10	AB	R	H	RBI	BB	SO	LOB	TOP	
Bake McBride, L OBP: 0.345, SLG: 0.320 (1, 9)	F9		P3		FC3-6 1B 1-2		F9		F7		5	1	0	0	0	0	5	Philadelphia Phillies @ St. Louis Cardinals Busch Stadium, St. Louis, MO Sat Apr 15 1978, 3:33 AM CST Att: 13,844 - Unknown AB 39 R 3 H 12 RBI 3 BB 1 SO 7 LOB 18	
Larry Bowa, S OBP: 0.429, SLG: 0.462 (1, 6)	4-3						F7			2B	5	1	3	0	0	0	1		
Mike Schmidt, R OBP: 0.345, SLG: 0.519 (1, 5)	F9									K	5	0	2	2	0	2	1		
Greg Luzinski, R OBP: 0.429, SLG: 0.455 (1, 7)											5	0	1	1	0	3	4		
Jerry Martin, R (10, 7)			6-3								0	0	0	0	0	0	0		
Richie Hebner, L OBP: 0.400, SLG: 0.545 (1, 3)											5	0	0	0	0	0	1		
Garry Maddox, R OBP: 0.500, SLG: 0.500 (1, 8)											4	0	2	0	0	0	1		
Bob Boone, R OBP: 0.389, SLG: 0.417 (1, 2)											3	0	1	0	0	0	2		
Ted Sizemore, R OBP: 0.217, SLG: 0.227 (1, 4)											4	1	2	0	0	0	0		
Larry Christenson, R OBP: 0.714, SLG: 1.200 (9, PH)											2	0	1	0	1	1	1		
Jay Johnstone, L (9, PH)											1	0	0	0	0	1	2		
Tug McGraw, R (9, 1)											0	0	0	0	0	0	0		
Inning Stats	R: 0 E: 0 K: 0 S: 3	H: 0 LOB: 0 BB: 0 P: 3	R: 0 E: 0 K: 1 S: 5	H: 0 LOB: 1 BB: 0 P: 6	R: 1 E: 0 K: 1 S: 8	H: 3 LOB: 2 BB: 0 P: 8	R: 0 E: 0 K: 0 S: 3	H: 1 LOB: 0 BB: 0 P: 3	R: 0 E: 0 K: 0 S: 4	H: 1 LOB: 1 BB: 0 P: 4	R: 0 E: 0 K: 2 S: 7	H: 0 LOB: 0 BB: 0 P: 7	R: 0 E: 0 K: 1 S: 7	H: 2 LOB: 2 BB: 0 P: 7	R: 1 E: 0 K: 1 S: 7	H: 2 LOB: 1 BB: 0 P: 7	1B: 11 2B: 1 3B: 0 HR: 0	SF: 0 SAC: 1 DP: 1 HBP: 1	WP: 0 PA: 43
PITCHER	IP 9.0	WLS 37	H 10	R 2	ER 2	SO 6	BB 1	IBB 0	HBP 1	BLK 0	WP 0	HR 0	S 47	P 52	ERA 2.00	WHIP 1.222			
John Denny, R ERA: 2.0 (1, 1)																			
Pete Vuckovich, R ERA: 4.15 (10, 1)	1.0	L	5	2	1	1	1	0	0	0	0	0	0	7	7	9.00	2.000		

Batter	1	2	3	4	5	6	7	8	9	10	AB	R	H	RBI	BB	SO	LOB	BOTTOM	
Jim Dwyer, L OBP: 0.444, SLG: 0.429 (1, 7)											2	0	1	1	2	1	0	Philadelphia Phillies @ St. Louis Cardinals Busch Stadium, St. Louis, MO Sat Apr 15 1978, 3:33 AM CST Att: 13,844 - Unknown AB 35 R 2 H 7 RBI 2 BB 4 SO 6 LOB 13	
Gary Sutherland, R (10, PH)											1	0	0	0	0	0	0		
Garry Templeton, S OBP: 0.216, SLG: 0.270 (1, 6)	G3-6										5	0	0	0	0	1	3		
Jerry Morales, R OBP: 0.343, SLG: 0.438 (1, 9)	5-3										4	0	2	0	1	0	0		
Ted Simmons, S OBP: 0.353, SLG: 0.483 (1, 2)											4	0	0	0	0	0	3		
Keith Hernandez, L OBP: 0.559, SLG: 0.862 (1, 3)											3	1	1	1	1	1	1		
Ken Reitz, R OBP: 0.355, SLG: 0.414 (1, 5)											4	0	2	0	0	0	2		
Jerry Mumphrey, S OBP: 0.200, SLG: 0.111 (1, 8)											4	0	0	0	0	1	3		
Mike Phillips, L OBP: 0.375, SLG: 0.625 (1, 4)											3	1	1	0	0	0	0		
Tony Scott, S OBP: 0.259, SLG: 0.261 (9, PH)											1	0	0	0	0	1	0		
Mike Tyson, R OBP: 0.429, SLG: 0.600 (10, 4)											0	0	0	0	0	0	0		
John Denny, R OBP: 0.143, SLG: 0.143 (1, 1)											3	0	0	0	0	1	1		
Roger Freed, R (9, PH)											1	0	0	0	0	0	0		
Pete Vuckovich, R (10, 1)											0	0	0	0	0	0	0		
Inning Stats	R: 0 E: 0 K: 0 S: 2	H: 0 LOB: 0 BB: 1 P: 6	R: 0 E: 0 K: 1 S: 5	H: 0 LOB: 0 BB: 0 P: 5	R: 1 E: 0 K: 1 S: 7	H: 2 LOB: 1 BB: 0 P: 7	R: 0 E: 0 K: 0 S: 5	H: 2 LOB: 2 BB: 0 P: 5	R: 0 E: 0 K: 0 S: 3	H: 1 LOB: 2 BB: 1 P: 8	R: 0 E: 0 K: 0 S: 4	H: 0 LOB: 0 BB: 0 P: 7	R: 0 E: 0 K: 1 S: 5	H: 0 LOB: 0 BB: 0 P: 5	R: 0 E: 0 K: 0 S: 3	H: 0 LOB: 0 BB: 0 P: 3	1B: 4 2B: 1 3B: 1 HR: 1	SF: 0 SAC: 0 DP: 2 HBP: 0	WP: 0 PA: 39
PITCHER	IP 8.0	WLS 33	H 7	R 2	ER 2	SO 5	BB 3	IBB 1	HBP 0	BLK 0	WP 0	HR 1	S 39	P 55	ERA 2.25	WHIP 1.250			
Larry Christenson, R ERA: 1.06 (1, 1)																			
Tug McGraw, L ERA: 1.8 (9, 1)	2.0	W	6	0	0	1	0	0	0	0	0	0	8	8	0.00	0.000			

Batter	1	2	3	4	5	6	7	8	9	AB	R	H	RBI	BB	SO	LOB	TOP		
Bake McBride, L (1, 9) OBP: 0.303, SLG: 0.276	F8			F8		6-3			4-3	4	0	0	0	0	0	0	Philadelphia Phillies @ St. Louis Cardinals Busch Stadium, St. Louis, MO Sun Apr 16 1978, 3:33 AM CST Att: 11,495 - Unknown		
Larry Bowa, S (1, 6) OBP: 0.375, SLG: 0.400	4-3			3-1			1-3		5-3	4	0	0	0	0	0				
Mike Schmidt, R (1, 5) OBP: 0.313, SLG: 0.467	F8			F8			F8			3	0	0	0	0	0				
Greg Luzinski, R (1, 7) OBP: 0.419, SLG: 0.417		F9			G3					2	0	0	0	1	0				
Richie Hebner, L (1, 3) OBP: 0.393, SLG: 0.500		F7						BB		2	0	0	0	1	0	1			
Gary Maddox, R (1, 8) OBP: 0.452, SLG: 0.444		2-3								3	0	0	0	0	1	1			
Bob Boone, R (1, 2) OBP: 0.333, SLG: 0.333			F8							3	0	0	0	0	1	2			
Ted Sizemore, R (1, 4) OBP: 0.192, SLG: 0.200			4-3							3	0	0	0	0	0	0			
Randy Lerch, L (1, 1) OBP: 0.167, SLG: 0.167										2	0	0	0	0	1	0			
Gene Garber, R (8, 1)										0	0	0	0	0	0	0			
Jay Johnstone, L (9, PH)										1	0	0	0	0	0	0			
Inning Stats	R: 0 E: 0 K: 0 S: 3	H: 0 LOB: 0 BB: 0 P: 3	R: 0 E: 0 K: 0 S: 3	H: 0 LOB: 0 BB: 0 P: 3	R: 0 E: 0 K: 0 S: 3	H: 0 LOB: 0 BB: 0 P: 3	R: 0 E: 0 K: 2 S: 7	H: 0 LOB: 1 BB: 1 P: 11	R: 0 E: 0 K: 0 S: 3	H: 0 LOB: 1 BB: 1 P: 7	R: 0 E: 1 K: 0 S: 3	H: 0 LOB: 0 BB: 0 P: 3	R: 0 E: 0 K: 0 S: 3	H: 0 LOB: 0 BB: 0 P: 3	1B: 0 2B: 0 3B: 0 HR: 0	SF: 0 SAC: 0 DP: 1 HBP: 0	WP: 0 PA: 29 PB: 0 SB: 1 CS: 0		
PITCHER	IP	WLS	BF	H	R	ER	SO	BB	IBB	HBP	BLK	WP	HR	S	P	ERA	WHIP		
Bob Forsch, R (1, 1) ERA: 0.71	9.0	W	29	0	0	0	3	2	0	0	0	0	0	33	41	0.00	0.222		

Batter	1	2	3	4	5	6	7	8	9	AB	R	H	RBI	BB	SO	LOB	BOTTOM		
Lou Brock, L (1, 7) OBP: 0.417, SLG: 0.300										3	0	0	0	1	1	0	Philadelphia Phillies @ St. Louis Cardinals Busch Stadium, St. Louis, MO Sun Apr 16 1978, 3:33 AM CST Att: 11,495 - Unknown		
Gary Templeton, S (1, 6) OBP: 0.220, SLG: 0.293	F8									4	1	1	0	0	0	1			
Jerry Morales, R (1, 9) OBP: 0.359, SLG: 0.429										3	1	1	0	1	0	1			
Ted Simmons, S (1, 2) OBP: 0.368, SLG: 0.515	P6									4	1	2	0	0	0	3			
Keith Hernandez, L (1, 3) OBP: 0.526, SLG: 0.781	P4									3	1	0	0	1	0	4			
Ken Reitz, R (1, 5) OBP: 0.371, SLG: 0.406		6-3								3	1	1	1	0	1	3			
Tony Scott, S (1, 8) OBP: 0.250, SLG: 0.240										2	0	0	0	0	0	1			
Roger Freed, R (6, PH) OBP: 0.100, SLG: 0.200		4-3								1	0	1	3	0	0	0			
Jerry Mumphrey, S (6, FR) OBP: 0.182, SLG: 0.100										1	0	0	0	0	0	3			
Mike Tyson, R (1, 4) OBP: 0.375, SLG: 0.522										3	0	0	0	0	1	1			
Dane Iorg, L (8, PH)		1-3								0	0	0	1	1	0	0			
Mike Phillips, L (9, 4)										0	0	0	0	0	0	0			
Bob Forsch, R (1, 1) OBP: 0.273, SLG: 0.273										4	0	0	0	0	2	3			
Inning Stats	R: 0 E: 0 K: 0 S: 3	H: 0 LOB: 2 BB: 2 P: 11	R: 0 E: 0 K: 0 S: 3	H: 0 LOB: 0 BB: 0 P: 3	R: 0 E: 0 K: 1 S: 5	H: 0 LOB: 0 BB: 0 P: 5	R: 1 E: 0 K: 0 S: 5	H: 2 LOB: 1 BB: 0 P: 5	R: 0 E: 0 K: 2 S: 7	H: 0 LOB: 0 BB: 0 P: 7	R: 3 E: 1 K: 1 S: 8	H: 2 LOB: 1 BB: 0 P: 9	R: 0 E: 0 K: 0 S: 3	H: 0 LOB: 0 BB: 0 P: 3	R: 1 E: 1 K: 1 S: 7	H: 2 LOB: 3 BB: 2 P: 15	1B: 3 2B: 3 3B: 0 HR: 0	SF: 0 SAC: 0 DP: 0 HBP: 1	WP: 0 PA: 36 PB: 0 SB: 0 CS: 0
PITCHER	IP	WLS	BF	H	R	ER	SO	BB	IBB	HBP	BLK	WP	HR	S	P	ERA	WHIP		
Randy Lerch, L (1, 1) ERA: 3.0	7.0	L	31	6	5	2	4	2	0	1	0	0	0	36	45	2.57	1.143		
Gene Garber, R (8, 1) ERA: 3.0	1.0		5	0	0	0	1	1	1	0	0	0	0	5	13	0.00	1.000		

Batter	1	2	3	4	5	6	7	8	9	AB	R	H	RBI	BB	SO	LOB	TOP					
Lee Mazzilli, S (1, 8) OBP: 0.302, SLG: 0.462										4	0	0	0	1	1	1						
Tim Foli, R (1, 6) OBP: 0.208, SLG: 0.217										5	0	1	0	0	0	1						
Steve Henderson, R (1, 7) OBP: 0.295, SLG: 0.525										5	0	0	0	0	1	3						
Tom Grieve, R (1, 9) OBP: 0.417, SLG: 0.636 Bruce Boisclair, L (6, PH) OBP: 0.500, SLG: 0.615										2	1	1	0	0	0	0						
Willie Montanez, L (1, 3) OBP: 0.216, SLG: 0.281										3	1	0	0	1	1	1						
John Stearns, R (1, 2) OBP: 0.283, SLG: 0.212										2	2	1	0	1	0	1						
Lenny Randle, S (1, 5) OBP: 0.340, SLG: 0.194										2	0	2	2	2	0	0						
Doug Flynn, R (1, 4) OBP: 0.410, SLG: 0.343										4	1	3	2	0	0	2						
Nino Espinosa, R (1, 1) OBP: 0.167, SLG: 0.167 Skip Lockwood, R (8, 1)										3	0	0	0	0	1	5						
										0	0	0	0	0	0	0						
Inning Stats	R: 0 E: 0 K: 2 S: 7	H: 1 LOB: 0 BB: 0 P: 7	R: 2 E: 0 K: 0 S: 3	H: 1 LOB: 1 BB: 2 P: 12	R: 0 E: 0 K: 0 S: 3	H: 0 LOB: 0 BB: 0 P: 3	R: 1 E: 0 K: 1 S: 8	H: 3 LOB: 2 BB: 0 P: 8	R: 0 E: 0 K: 0 S: 2	H: 0 LOB: 0 BB: 1 P: 6	R: 1 E: 0 K: 2 S: 8	H: 1 LOB: 2 BB: 2 P: 16	R: 0 E: 0 K: 0 S: 3	H: 0 LOB: 0 BB: 0 P: 3	R: 1 E: 0 K: 0 S: 4	H: 2 LOB: 1 BB: 0 P: 4	R: 1 E: 1 K: 0 S: 5	H: 1 LOB: 1 BB: 0 P: 5	1B: 9 2B: 0 3B: 0 HR: 0	SF: 0 SAC: 1 DP: 2 HBP: 1	WP: 0 PB: 0 SB: 0 CS: 1	PA: 39
PITCHER	IP	WLS	BF	H	R	ER	SO	BB	IBB	HBP	BLK	WP	HR	S	P	ERA	WHIP					
Pete Falcone, L (1, 1) ERA: 6.43	5.0	L	21	5	3	3	3	3	0	1	0	0	0	23	36	5.40	1.600					
John Urrea, R (6, 1) ERA: 11.05	3.0		13	3	2	2	2	2	0	0	0	0	0	15	23	6.00	1.667					
Pete Vuckovich, R (9, 1) ERA: 3.38	1.0		5	1	1	0	0	0	0	0	0	0	0	5	5	0.00	1.000					
Batter	1	2	3	4	5	6	7	8	9	AB	R	H	RBI	BB	SO	LOB	BOTTOM					
Lou Brock, L (1, 7) OBP: 0.393, SLG: 0.292 Pete Vuckovich, R (9, 1)										4	1	1	0	0	0	0						
Garry Templeton, S (1, 6) OBP: 0.222, SLG: 0.333										4	1	1	1	0	0	0						
Jerry Morales, R (1, 9) OBP: 0.349, SLG: 0.410										4	0	1	1	0	1	0						
Ted Simmons, S (1, 2) OBP: 0.357, SLG: 0.486										4	0	1	0	0	0	1						
Keith Hernandez, L (1, 3) OBP: 0.500, SLG: 0.722											4	0	1	0	0	1						
Ken Reitz, R (1, 5) OBP: 0.368, SLG: 0.400										3	0	1	0	0	0	1						
Jerry Mumphrey, S (1, 8) OBP: 0.143, SLG: 0.077										3	0	0	0	0	0	2						
Mike Phillips, L (1, 4) OBP: 0.364, SLG: 0.636										3	0	1	0	0	0	2						
Pete Falcone, L (1, 1) Jim Dwyer, L (5, PH) OBP: 0.400, SLG: 0.375 John Urrea, R (6, 1) Tony Scott, S (8, PH) OBP: 0.241, SLG: 0.231										1	0	0	0	0	0	1						
										1	0	0	0	0	0	0						
										0	0	0	0	0	0	0						
										1	0	0	0	1	0							
Inning Stats	R: 2 E: 1 K: 0 S: 5	H: 2 LOB: 0 BB: 0 P: 5	R: 0 E: 0 K: 0 S: 4	H: 1 LOB: 1 BB: 0 P: 4	R: 0 E: 0 K: 0 S: 3	H: 0 LOB: 0 BB: 0 P: 3	R: 0 E: 0 K: 0 S: 3	H: 1 LOB: 0 BB: 0 P: 3	R: 0 E: 0 K: 0 S: 4	H: 1 LOB: 1 BB: 0 P: 4	R: 0 E: 0 K: 0 S: 4	H: 2 LOB: 1 BB: 0 P: 4	R: 0 E: 0 K: 1 S: 5	H: 0 LOB: 0 BB: 0 P: 5	R: 0 E: 0 K: 1 S: 5	H: 0 LOB: 0 BB: 0 P: 5	1B: 5 2B: 2 3B: 1 HR: 0	SF: 0 SAC: 0 DP: 2 HBP: 0	WP: 0 PB: 0 SB: 0 CS: 0	PA: 32		
PITCHER	IP	WLS	BF	H	R	ER	SO	BB	IBB	HBP	BLK	WP	HR	S	P	ERA	WHIP					
Nino Espinosa, R (1, 1) ERA: 3.2	7.0	W	26	7	2	2	0	0	0	0	0	0	0	26	26	2.57	1.000					
Skip Lockwood, R (8, 1) ERA: 7.27	2.0	S	6	0	0	0	2	0	0	0	0	0	0	10	10	0.00	0.000					

New York Mets @ St. Louis Cardinals
 Busch Stadium, St. Louis, MO
 Mon Apr 17 1978, 6:05 PM CST
 Att: 6,371 - Unknown

AB 32
 R 6
 H 9
 RBI 4
 BB 5
 SO 5
 LOB 14



New York Mets @ St. Louis Cardinals
 Busch Stadium, St. Louis, MO
 Mon Apr 17 1978, 6:05 PM CST
 Att: 6,371 - Unknown

AB 32
 R 2
 H 7
 RBI 2
 BB 0
 SO 2
 LOB 8



Batter	1	2	3	4	5	6	7	8	9	AB	R	H	RBI	BB	SO	LOB	TOP									
Lenny Randle, S (1,5) OBP: 0.314, SLG: 0.175	0-0 4-3			0-0 F7		0-0 F7		0-0 5-3		4	0	0	0	0	0	0										
Doug Flynn, R (1,4) OBP: 0.419, SLG: 0.359 (7,6)	0-0 F6-3			0-0 E 1B		0-0 F5-3		0-0 FC4-6 1B		4	0	2	0	0	0	0										
Bruce Boisclair, L (1,9) OBP: 0.400, SLG: 0.471	0-0 F5			0-0 6-3		0-0 F8		0-0 F8		4	0	0	0	0	0	2										
Steve Henderson, R (1,7) OBP: 0.271, SLG: 0.477		0-3 K		0-0 5-3				0-0 F8	0-0 FC4-6	4	0	0	0	0	1	2										
Willie Montanez, L (1,3) OBP: 0.244, SLG: 0.333		0-3 K			0-0 2B 6-3 1B			0-0 IBB 2B	0-3 K	4	2	2	0	0	2	0										
Lee Mazzilli, S (1,8) OBP: 0.340, SLG: 0.500		0-0 P3			0-0 1-3 2B			4-0 IBB 2B BB	0-0 E S 1B	3	1	2	0	1	0	0										
John Stearns, R (1,2) OBP: 0.238, SLG: 0.189			0-0 1-3		0-0 P6			0-3 K	0-0 F7	4	0	0	0	0	1	5										
Tim Foli, R (1,6) OBP: 0.200, SLG: 0.208 Ed Kranevool, L (7, PH) OBP: 0.400, SLG: 0.625 Bob Myrick, R (7,1) Skip Lockwood, R (8,1)			0-0 L8		0-0 6-3			4-0 2B IBB	0-3 K	2	0	0	1	0	0	1										
Mike Bruhert, R (1,1) Bobby Valentine, R (7, PH) OBP: 0.500, SLG: 1.000 (7,4)			0-3 K		0-3 3-H K			0-0 1-H 2-H 3-H 2B		2	0	0	0	0	2	1										
Inning Stats	R: 0 E: 0 K: 0 S: 3	H: 0 LOB: 0 BB: 0 P: 3	R: 0 E: 0 K: 2 S: 7	H: 0 LOB: 0 BB: 0 P: 7	R: 0 E: 0 K: 1 S: 5	H: 0 LOB: 0 BB: 0 P: 5	R: 0 E: 1 K: 0 S: 4	H: 1 LOB: 1 BB: 0 P: 4	R: 1 E: 0 K: 1 S: 7	H: 2 LOB: 1 BB: 0 P: 7	R: 0 E: 0 K: 0 S: 3	H: 0 LOB: 0 BB: 0 P: 3	R: 2 E: 0 K: 1 S: 6	H: 2 LOB: 2 BB: 2 P: 14	R: 0 E: 0 K: 2 S: 4	H: 1 LOB: 1 BB: 0 P: 4	R: 0 E: 0 K: 2 S: 8	H: 1 LOB: 1 BB: 0 P: 8	1B: 4 2B: 3 3B: 0 HR: 0	SF: 0 SAC: 0 DP: 0 HBP: 0	WP: 0 PB: 0 SB: 1 CS: 0	PA: 35				
PITCHER	IP WLS BF H R ER SO BB IBB HBP BLK WP HR S P ERA WHIP	8.0 L 31 6 3 3 5 1 1 0 0 0 0 0 39 47 3.38 0.875	1.0 4 1 0 0 2 0 0 0 0 0 0 0 8 8 0.00 1.000																							

New York Mets @ St. Louis Cardinals
 Busch Stadium, St. Louis, MO
 Tue Apr 18 1978, 6:05 PM CST
 Att: 5,728 - Unknown

AB 33
 R 3
 H 7
 RBI 3
 BB 2
 SO 7
 LOB 12



Batter	1	2	3	4	5	6	7	8	9	AB	R	H	RBI	BB	SO	LOB	BOTTOM								
Jim Dwyer, L (1,9) OBP: 0.385, SLG: 0.364 Tony Scott, S (8, PH) OBP: 0.267, SLG: 0.259 (9,8)	0-0 F4-3		0-0 2B 1-2 FC1-2-5-1 1B		0-3 K			0-0 BB 1B 1B		3	0	1	0	0	1	0									
Gary Templeton, S (1,6) OBP: 0.245, SLG: 0.367	0-0 6-3		0-0 FC1-2-5-1 1-3 2-H 2B			0-0 3-1		0-0 1B BB 1B		4	0	2	1	0	0	0									
Jerry Morales, R (1,8) OBP: 0.340, SLG: 0.381 (9,9)	0-0 1-3		0-0 FC1-2-5-1			0-0 L7		4-0 1-2 2-3 BB 1B		3	0	0	0	1	0	2									
Ted Simmons, S (1,2) OBP: 0.370, SLG: 0.475		4-0 FC1-8 BB	0-0 6-3			0-0 F4-3		0-0 1-2 2-3 3-H 1B		3	0	1	1	1	0	2									
Keith Hernandez, L (1,3) OBP: 0.478, SLG: 0.667		0-0 L9		0-3 K			4-0 F6-4-3 BB	0-0 4-3		3	0	0	0	1	1	4									
Ken Reitz, R (1,5) OBP: 0.333, SLG: 0.359		0-0 F9		0-0 6-3			0-0 F6-4-3 1-2	0-0 F9		4	0	0	0	0	0	2									
Dane Iorg, L (1,7) OBP: 0.375, SLG: 0.280		0-0 FC1-6 1-2		0-0 6-3			0-3 K	0-0 G3		4	0	0	0	0	1	1									
Mike Tyson, R (1,4) OBP: 0.333, SLG: 0.462 Lou Brock, L (9, PH) OBP: 0.375, SLG: 0.280			0-0 F8		0-0 5-3			0-0 F8	0-0 F7	3	0	0	0	0	0	0									
Eric Rasmussen, R (1,1) OBP: 0.167, SLG: 0.167 Gary Sutherland, R (8, PH) Buddy Schultz, R (9,1)			0-0 1B 2B 1B		0-3 K			0-0 4-3		2	1	1	0	0	1	0									
Inning Stats	R: 0 E: 0 K: 0 S: 3	H: 0 LOB: 0 BB: 0 P: 3	R: 0 E: 0 K: 0 S: 3	H: 0 LOB: 1 BB: 1 P: 7	R: 1 E: 0 K: 0 S: 6	H: 3 LOB: 2 BB: 0 P: 6	R: 0 E: 0 K: 1 S: 5	H: 0 LOB: 0 BB: 0 P: 5	R: 0 E: 0 K: 2 S: 7	H: 0 LOB: 0 BB: 0 P: 7	R: 0 E: 0 K: 0 S: 3	H: 0 LOB: 0 BB: 0 P: 3	R: 0 E: 0 K: 1 S: 4	H: 0 LOB: 0 BB: 1 P: 8	R: 1 E: 0 K: 0 S: 6	H: 3 LOB: 3 BB: 1 P: 10	R: 0 E: 0 K: 0 S: 3	H: 0 LOB: 0 BB: 0 P: 3	1B: 5 2B: 1 3B: 0 HR: 0	SF: 0 SAC: 0 DP: 1 HBP: 0	WP: 0 PB: 0 SB: 0 CS: 0	PA: 35			
PITCHER	IP WLS BF H R ER SO BB IBB HBP BLK WP HR S P ERA WHIP	6.0 W 22 3 1 1 3 1 0 0 0 0 0 8 12 1.50 0.667	1.2 7 2 1 1 1 1 0 0 0 0 0 0 8 12 5.40 1.800	1.1 S 6 1 0 0 0 1 0 0 0 0 0 5 9 0.00 1.500																					

New York Mets @ St. Louis Cardinals
 Busch Stadium, St. Louis, MO
 Tue Apr 18 1978, 6:05 PM CST
 Att: 5,728 - Unknown

AB 32
 R 2
 H 6
 RBI 2
 BB 3
 SO 4
 LOB 11



Batter	1	2	3	4	5	6	7	8	9	AB	R	H	RBI	BB	SO	LOB	TOP			
Lenny Randle, S (1.5)	0-0 SH2-4 SF8 1B		4-0 1B 1-2 BB		4-0 CS BB			0-0 6-3		2	1	1	0	2	0	0	New York Mets @ St. Louis Cardinals Busch Stadium, St. Louis, MO Wed Apr 19 1978, 3:33 AM CST Att. 6,958 - Unknown - 47 F			
Doug Flynn, R (1.4)	0-0 SH2-4		0-3 K		0-0 F5-3			0-3 K		3	0	0	0	0	2	3				
Bruce Boisclair, L (1.9)	0-0 SF8		0-0 1B		4-0 CS BB			4-0 BLK BB		1	0	1	2	2	0	0				
Steve Henderson, R (1.7)	0-3 K		0-3 K		0-0 CS	0-0 5-3		0-3 K2-3		4	0	0	0	0	3	3				
Willie Montanez, L (1.3)		0-0 F3		0-0 F8		0-3 K		0-0 G3		4	0	0	0	0	1	0				
Lee Mazzilli, S (1.8)	0-0 F8		4-0 BLK BB		0-0 F7			0-0 F9		3	0	0	0	1	0	0				
John Stearns, R (1.2)	0-0 P4		0-0 5-3		0-0 5-3			0-0 5-3		4	0	0	0	0	0	1				
Tim Foli, R (1.6)		0-3 K	4-0 BB		0-0 6-3					2	0	0	0	1	1	0				
Pat Zachry, R (1.1)		4-0 WP 1B BB	0-3 K		0-3 K					2	1	0	0	1	2	2				
Inning Stats	R: 1 E: 0 K: 1 S: 6	H: 1 LOB: 0 BB: 0 P: 6	R: 0 E: 0 K: 0 S: 3	H: 0 LOB: 0 BB: 0 P: 3	R: 1 E: 0 K: 3 S: 10	H: 1 LOB: 2 BB: 2 P: 18	R: 0 E: 0 K: 1 S: 5	H: 0 LOB: 2 BB: 2 P: 13	R: 0 E: 0 K: 0 S: 1	H: 0 LOB: 0 BB: 0 P: 9	R: 0 E: 0 K: 1 S: 5	H: 0 LOB: 0 BB: 0 P: 5	R: 0 E: 0 K: 0 S: 5	H: 0 LOB: 1 BB: 0 P: 11	R: 0 E: 0 K: 2 S: 7	H: 0 LOB: 0 BB: 1 P: 3	1B: 2 2B: 0 3B: 0 HR: 0	SF: 1 SAC: 1 DP: 0 HBP: 0	WP: 1 PB: 0 SB: 1 CS: 2	PA: 35
PITCHER	IP WLS BF H R ER SO BB IBB HBP BLK WP HR S P ERA WHIP																			
Mark Littell, R (1.1)	5.0 L 21 2 2 2 5 6 0 0 1 1 0 25 49 3.60 1.600																			
Pete Vuckovich, R (6.1)	4.0 13 0 0 0 4 1 0 0 1 0 0 20 24 0.00 0.250																			

Batter	1	2	3	4	5	6	7	8	9	AB	R	H	RBI	BB	SO	LOB	BOTTOM			
Lou Brock, L (1.7)	0-0 F9		0-0 G3-6		4-0 G3 WP BB			0-0 F4-3		3	0	0	0	1	0	1	New York Mets @ St. Louis Cardinals Busch Stadium, St. Louis, MO Wed Apr 19 1978, 3:33 AM CST Att. 6,958 - Unknown - 47 F			
Jim Dwyer, L (1.9)	0-0 G3		0-0 F7		0-0 F2			0-0 F9		4	0	0	0	0	0	1				
Garry Templeton, S (1.6)	0-0 F4		0-3 K		4-0 G3 BB			0-0 G3		3	0	0	0	1	1	0				
Ted Simmons, S (1.2)		0-0 F1-4-3		0-3 K		0-0 G3		0-0 F9		4	0	0	0	0	1	2				
Keith Hernandez, L (1.3)		0-0 1B 1B		4-0 BB		4-0 FC5-4 IBB		0-0 F7		2	0	1	0	2	0	0				
Jerry Morales, R (1.8)		0-0 S 1B		0-0 F8		0-0 FC5-4		0-3 K		4	0	1	0	0	1	4				
Ken Reitz, R (1.5)		0-3 K		0-0 5-3		0-0 K				3	0	0	0	0	2	2				
Mike Tyson, R (1.4)		0-0 5-3		0-0 F4-3		0-0 5-3				3	0	0	0	0	0	2				
Mark Littell, L (1.1)			4-0 G3-6 BB		0-0 F7			0-0 P2		0	0	0	0	1	0	0				
Inning Stats	R: 0 E: 0 K: 0 S: 3	H: 0 LOB: 0 BB: 0 P: 3	R: 0 E: 0 K: 1 S: 7	H: 2 LOB: 2 BB: 0 P: 7	R: 0 E: 0 K: 0 S: 2	H: 0 LOB: 0 BB: 1 P: 6	R: 0 E: 0 K: 2 S: 7	H: 0 LOB: 1 BB: 1 P: 11	R: 0 E: 0 K: 0 S: 3	H: 0 LOB: 0 BB: 0 P: 3	R: 0 E: 0 K: 0 S: 3	H: 0 LOB: 3 BB: 3 P: 15	R: 0 E: 0 K: 1 S: 5	H: 0 LOB: 0 BB: 0 P: 5	R: 0 E: 0 K: 0 S: 3	H: 0 LOB: 0 BB: 0 P: 3	1B: 2 2B: 0 3B: 0 HR: 0	SF: 0 SAC: 0 DP: 1 HBP: 0	WP: 1 PB: 0 SB: 1 CS: 0	PA: 33
PITCHER	IP WLS BF H R ER SO BB IBB HBP BLK WP HR S P ERA WHIP																			
Pat Zachry, R (1.1)	9.0 W 33 2 0 0 5 4 1 0 0 1 0 38 58 0.00 0.667																			

Batter	1	2	3	4	5	6	7	8	9	AB	R	H	RBI	BB	SO	LOB	TOP																			
Jerry Mumphrey, S (1,8) OBP: 0.150, SLG: 0.056	4-3		4-0 BB		0-3 K		0-0 E1 HR	4-3		4	1	0	1	1	1	3																				
Gary Templeton, S (1,6) OBP: 0.224, SLG: 0.316	K		1-2 BB		0-0 F9		0-3 K		4-3	5	0	0	0	0	2	4																				
Jerry Morales, R (1,9) OBP: 0.339, SLG: 0.420	F8		P4		0-0 5-3		0-0 HR		4-0 BB	4	1	1	2	1	0	2																				
Ted Simmons, S (1,2)		0-0 P5		0-0 HR		0-0 F8	3-1		0-0 P5	5	1	1	1	0	0	1																				
Keith Hernandez, L (1,3) OBP: 0.473, SLG: 0.600	F9		F8		0-0 G3		4-0 1B SH3-4 2B BB		F7	4	1	0	0	1	0	1																				
Lou Brock, L (1,7) OBP: 0.389, SLG: 0.290				4-3			1B S 1B		SH3-4	3	1	2	0	0	0	0																				
Gary Sutherland, R (8,4)		1B					1B			0	0	0	0	0	0	0																				
Ken Reitz, R (1,5) OBP: 0.327, SLG: 0.333		5-3			0-0 F9		1-2 1B HBP		2B 1B	3	1	1	0	0	0	1																				
Mike Tyson, R (1,4) OBP: 0.281, SLG: 0.387			6-3		0-0 F9		0-3 K			2	0	0	0	0	0	0																				
Mike Phillips, L (7, PH) OBP: 0.333, SLG: 0.583							1-2 1B			1	0	0	0	0	1	2																				
Roger Freed, R (8, PH)							1-3 3-H		2B	1	0	1	1	0	0	0																				
John Urra, R (8, 1)							1-2 2-3		K	0	0	0	0	0	0	0																				
John Denny, R (1, 1) OBP: 0.333, SLG: 0.250			4-0 BB		0-0		1-2 2-3		1B	1	0	1	0	1	0	0																				
Dave Long, L (7, PH) OBP: 0.228, SLG: 0.167										1	1	1	0	0	0	0																				
Dave Hamilton, L (7, 1)										0	0	0	0	0	0	0																				
Pete Vuckovich, R (7, 1)										0	0	0	0	0	0	0																				
Buddy Schultz, R (7, 1)										0	0	0	0	0	0	0																				
Tony Scott, S (8, PH) OBP: 0.228, SLG: 0.220										1	0	0	0	0	1	2																				
Inning Stats	R: 0 E: 0 K: 1 S: 5	H: 0 LOB: 0 BB: 0 P: 5	R: 0 E: 0 K: 0 S: 4	H: 1 LOB: 1 BB: 0 P: 4	R: 0 E: 0 K: 0 S: 3	H: 0 LOB: 2 BB: 2 P: 11	R: 1 E: 0 K: 0 S: 4	H: 1 LOB: 0 BB: 0 P: 4	R: 0 E: 0 K: 1 S: 6	H: 1 LOB: 1 BB: 0 P: 6	R: 0 E: 0 K: 0 S: 3	H: 0 LOB: 0 BB: 0 P: 3	R: 5 E: 1 K: 2 S: 11	H: 3 LOB: 2 BB: 0 P: 12	R: 1 E: 0 K: 1 S: 7	H: 2 LOB: 2 BB: 1 P: 11	R: 0 E: 0 K: 0 S: 3	H: 0 LOB: 1 BB: 1 P: 7	1B: 5 2B: 1 3B: 0 HR: 2	SF: 0 SAC: 1 DP: 0 HBP: 1	WP: 0 PB: 0 SB: 1 CS: 0	PA: 41														
PITCHER	IP WLS BF H R ER SO BB IBB HBP BLK WP HR S P ERA WHIP																																			
Bert Blyleven, R (1, 1) ERA: 4.5	7.0	31	6	6	2	4	2	0	1	0	0	0	2	36	45	2.57	1.143																			
Grant Jackson, L (8, 1) ERA: 5.79	1.0	6	2	1	1	1	1	0	0	0	0	0	0	7	11	9.00	3.000																			
Kent Tekulve, R (9, 1) ERA: 1.17	1.0	W	4	0	0	0	1	0	0	0	0	0	0	3	7	0.00	1.000																			

St. Louis Cardinals @ Pittsburgh Pirates
Three Rivers Stadium, Pittsburgh, PA
Sat Apr 22 1978, 3:33 AM EST
Att: 5,173 - Sunny

AB	35
R	7
H	8
RBI	5
BB	4
SO	5
LOB	16



Batter	1	2	3	4	5	6	7	8	9	AB	R	H	RBI	BB	SO	LOB	BOTTOM																				
Frank Taveras, R (1,6) OBP: 0.196, SLG: 0.267	F7				0-3 K		0-0 F4	0-3 K		3	0	1	0	0	1	1																					
John Milner, L (7, PH) OBP: 0.250, SLG: 0.100										1	0	0	0	0	0	1																					
Grant Jackson, S (8, 1)										0	0	0	0	0	0	0																					
Jim Fregosi, R (8, PH) OBP: 0.444, SLG: 0.167										1	0	0	0	0	1	1																					
Omar Moreno, L (1,8) OBP: 0.385, SLG: 0.281										3	0	1	0	2	1	2																					
Dave Parker, L (1,9) OBP: 0.370, SLG: 0.500										4	1	2	0	1	1	2																					
Bill Robinson, R (1,7) OBP: 0.415, SLG: 0.676										5	2	2	1	0	1	6																					
Willie Stargell, L (1,3) OBP: 0.457, SLG: 0.538										4	1	1	1	1	1	0																					
Rennie Stennett, R (1,4) OBP: 0.285, SLG: 0.273										5	1	3	2	0	0	0																					
Ed Ott, L (1,2) OBP: 0.289, SLG: 0.294										5	1	2	0	0	0	3																					
Phil Garner, R (1,5) OBP: 0.200, SLG: 0.194										3	1	1	1	1	1	1																					
Bert Blyleven, R (1, 1) ERA: 2.63	6.0	26	8	3	3	5	1	0	0	0	0	0	0	4	3	39	4.50	1.500																			
Dave Hamilton, L (7, 1) ERA: 2.16	0.0	1	0	1	1	0	1	0	0	0	0	0	0	4	0	0	0	0																			
Pete Vuckovich, R (7, 1) ERA: 3.6	0.2	6	3	2	2	1	1	0	0	0	0	0	7	11	27.00	6.000																					
Buddy Schultz, L (7, 1) ERA: 1.17	0.1	1	0	0	0	0	0	0	0	0	0	1	1	0.00	0.000																						
John Urra, R (8, 1) ERA: 11.0	1.2	L	11	3	2	2	2	1	0	0	0	12	24	10.80	3.000																						
Inning Stats	R: 0 E: 0 K: 0 S: 3	H: 1 LOB: 0 BB: 0 P: 3	R: 2 E: 1 K: 0 S: 6	H: 3 LOB: 1 BB: 0 P: 6	R: 0 E: 0 K: 1 S: 5	H: 1 LOB: 1 BB: 1 P: 9	R: 0 E: 0 K: 1 S: 6	H: 1 LOB: 1 BB: 0 P: 6	R: 0 E: 1 K: 2 S: 9	H: 1 LOB: 2 BB: 0 P: 9	R: 1 E: 0 K: 1 S: 6	H: 1 LOB: 0 BB: 0 P: 6	R: 3 E: 0 K: 1 S: 8	H: 3 LOB: 2 BB: 2 P: 16	R: 0 E: 0 K: 2 S: 8	H: 1 LOB: 3 BB: 2 P: 16	R: 2 E: 0 K: 0 S: 4	H: 2 LOB: 1 BB: 1 P: 8	1B: 9 2B: 3 3B: 1 HR: 1	SF: 1 SAC: 0 DP: 1 HBP: 0	WP: 4 PB: 0 SB: 2 CS: 1	PA: 45															
PITCHER	IP WLS BF H R ER SO BB IBB HBP BLK WP HR S P ERA WHIP																																				

St. Louis Cardinals @ Pittsburgh Pirates
Three Rivers Stadium, Pittsburgh, PA
Sat Apr 22 1978, 3:33 AM EST
Att: 5,173 - Sunny

AB	38
R	8
H	14
RBI	7
BB	6
SO	8
LOB	19



Batter	1	2	3	4	5	6	7	8	9	AB	R	H	RBI	BB	SO	LOB	TOP			
Tony Scott, S (1, 8) OBP: 0.306, SLG: 0.281	K		E	1B	1B	L4		FC4-6 BB		4	2	2	1	1	1	0	St. Louis Cardinals @ Pittsburgh Pirates Three Rivers Stadium, Pittsburgh, PA Sun Apr 23 1978, 3:33 AM EST Cloudy			
Gary Templeton, S (1, 6) OBP: 0.238, SLG: 0.311	5-3		F8	1B	1B	K		FC4-6 BB		4	1	1	0	1	1	1				
Jerry Morales, R (1, 9) OBP: 0.344, SLG: 0.407	BLK HBP		E	1B	F9	6-3		FC4-6		4	0	1	0	0	0	5				
Ted Simmons, S (1, 2) OBP: 0.350, SLG: 0.462	1-2 BB		F9	1B	2B	BB		L4		3	1	1	1	2	0	4				
Keith Hernandez, L (1, 3) OBP: 0.467, SLG: 0.580	F7		E9	1B	2B	F7		F9		5	1	2	3	0	0	3				
Ken Reitz, R (1, 5) OBP: 0.352, SLG: 0.354		BB	5-3	BB	2B	5-3		6-3 BB		3	0	1	2	2	0	2				
Jerry Mumphrey, S (1, 7) OBP: 0.160, SLG: 0.130	F3			2B	L4	6-3		6-3		5	1	1	0	0	0	3				
Mike Tyson, R (1, 4) OBP: 0.257, SLG: 0.353	F9					F7		F8		3	0	0	0	0	0	2				
Jim Dwyer, L (7, PH) OBP: 0.276, SLG: 0.250	F9		6-3		4-3					1	0	0	0	0	0	0				
Buddy Schultz, R (7, 1)										0	0	0	0	0	0	0				
Mark Littell, L (7, 1)										0	0	0	0	0	0	0				
Dane Iorg, L (9, PH) OBP: 0.250, SLG: 0.143										1	0	0	0	0	0	1				
Bob Forsch, R (1, 1) OBP: 0.250, SLG: 0.250	K2-3									1	0	0	0	0	1	1				
Pete Vuckovich, R (2, 1)										0	0	0	0	0	0	0				
Gary Sutherland, R (4, PH) OBP: 0.333, SLG: 0.333				1B	1B	K				1	1	1	0	0	0	0				
Dave Hamilton, L (4, 1)				1B	1B					1	0	0	0	0	1	0				
Mike Phillips, L (7, 4) OBP: 0.308, SLG: 0.538				2-3	1B					1	0	0	0	0	0	0				
Inning Stats	R: 0 E: 0 K: 1 S: 5	H: 0 LOB: 2 BB: 1 P: 10	R: 0 E: 0 K: 1 S: 5	H: 0 LOB: 1 BB: 1 P: 9	R: 1 E: 1 K: 0 S: 6	H: 3 LOB: 2 BB: 0 P: 6	R: 6 E: 0 K: 0 S: 10	H: 7 LOB: 1 BB: 0 P: 10	R: 0 E: 0 K: 1 S: 5	H: 0 LOB: 0 BB: 1 P: 9	R: 0 E: 0 K: 0 S: 3	H: 0 LOB: 0 BB: 0 P: 3	R: 0 E: 0 K: 0 S: 3	H: 0 LOB: 2 BB: 2 P: 11	R: 0 E: 0 K: 0 S: 3	H: 0 LOB: 1 BB: 1 P: 7	1B: 8 2B: 2 3B: 0 HR: 0	SF: 0 SAC: 0 DP: 0 HBP: 1	WP: 0 PB: 0 SB: 0 CS: 0	PA: 44
PITCHER	IP WLS BF H R ER SO BB IBB HBP BLK WP HR S P ERA WHIP																			
John Candelaria, L (1, 1) ERA: 5.06	3.2	23	9	7	7	2	2	0	0	1	1	0	0	24	33	17.18	3.000			
Bruce Kison, R (4, 1) ERA: 3.95	4.1	W 17	1	0	0	2	3	0	0	0	0	0	0	18	30	0.00	0.923			
Jim Bibby, R (9, 1) ERA: 2.45	1.0	4	0	0	0	0	1	0	0	0	0	0	0	3	7	0.00	1.000			

Batter	1	2	3	4	5	6	7	8	9	AB	R	H	RBI	BB	SO	LOB	BOTTOM	
Frank Taveras, R (1, 6) OBP: 0.235, SLG: 0.320	6-3	E3		F8		CS				5	1	3	1	0	0	0	St. Louis Cardinals @ Pittsburgh Pirates Three Rivers Stadium, Pittsburgh, PA Sun Apr 23 1978, 3:33 AM EST Cloudy	
Omar Moreno, L (1, 8) OBP: 0.432, SLG: 0.343	S	HR		K		CS	E8			3	3	2	2	2	1	0		
Dave Parker, L (1, 9) OBP: 0.392, SLG: 0.596	1B	HR					F5			5	2	3	3	0	0	3		
Bill Robinson, R (1, 7) OBP: 0.413, SLG: 0.632	S	1B		6-3			1B	BB		4	2	1	1	1	2	1		
Willie Stargell, L (1, 3) OBP: 0.450, SLG: 0.500	1B	S		4-1			1B	BB		4	2	1	0	1	2	0		
Rennie Stennett, R (1, 4) OBP: 0.289, SLG: 0.297	1B	1B		L6			1B	BB		4	1	2	3	0	0	0		
Mario Mendoza, R (8, 4)	1B	F8					2B	1B		1	0	0	0	0	0	0		
Ed Ott, L (1, 2) OBP: 0.310, SLG: 0.316	G4-3			4-3			2B	1B		4	1	2	2	0	0	0		
Phil Garner, R (1, 5) OBP: 0.205, SLG: 0.229	G4-3			K			F8	2B		4	1	1	2	0	1	2		
John Candelaria, L (1, 1)		E		K			F7	F3		1	1	0	0	0	1	0		
Bruce Kison, R (4, 1)		1B								2	0	0	0	0	0	1		
Jim Bibby, R (9, 1)		2B								0	0	0	0	0	0	0		
Inning Stats	R: 4 E: 0 K: 0 S: 7	H: 5 LOB: 1 BB: 1 P: 11	R: 4 E: 1 K: 2 S: 10	H: 3 LOB: 0 BB: 0 P: 11	R: 0 E: 0 K: 2 S: 7	H: 0 LOB: 0 BB: 0 P: 7	R: 0 E: 0 K: 1 S: 6	H: 1 LOB: 1 BB: 0 P: 6	R: 0 E: 0 K: 0 S: 3	H: 0 LOB: 0 BB: 0 P: 3	R: 6 E: 1 K: 0 S: 8	H: 5 LOB: 2 BB: 3 P: 20	R: 0 E: 0 K: 2 S: 7	H: 0 LOB: 0 BB: 0 P: 7	1B: 10 2B: 4 3B: 0 HR: 1	SF: 0 SAC: 0 DP: 1 HBP: 1	WP: 0 PB: 0 SB: 5 CS: 1	PA: 43
PITCHER	IP WLS BF H R ER SO BB IBB HBP BLK WP HR S P ERA WHIP																	
Bob Forsch, R (1, 1) ERA: 3.08	1.0	L 11	7	7	7	0	1	0	0	0	9	14	63.00	8.000				
Pete Vuckovich, R (2, 1) ERA: 3.75	2.0	7	1	1	1	4	0	0	0	0	1	15	4.50	0.500				
Dave Hamilton, L (4, 1) ERA: 7.71	3.0	10	2	0	0	1	0	0	0	0	0	12	0.00	0.667				
Buddy Schultz, L (7, 1) ERA: 7.56	0.2	9	5	6	6	0	2	0	0	0	0	7	81.00	10.500				
Mark Littell, R (7, 1) ERA: 2.38	1.1	5	0	0	0	2	1	0	0	0	0	8	0.00	0.750				

Batter	1	2	3	4	5	6	7	8	9	AB	R	H	RBI	BB	SO	LOB	TOP					
Garry Templeton, S OBP: 0.222, SLG: 0.286	F9		FC6-4 1B		F9		F4			4	0	1	0	0	0	0	St. Louis Cardinals @ Montreal Expos Olympic Stadium, Montreal, QB Mon Apr 24 1978, 3:33 AM EST Att: 11,448 - Sunny					
Jerry Mumphrey, S OBP: 0.197, SLG: 0.143	K		FC6-4 1-2		F8			G6-3 1B		4	0	1	0	0	1	1						
Keith Hernandez, L OBP: 0.456, SLG: 0.527	K			BB BB	4-3			F8		3	0	0	0	1	1	1						
Ted Simmons, S OBP: 0.354, SLG: 0.491		2B		F4		5-3		G6-3 1-2		4	0	1	0	0	0	2						
Jerry Morales, R OBP: 0.343, SLG: 0.419	F7			G2		HR 2B			P3	4	1	1	0	0	0	2						
Roger Freed, R OBP: 0.316, SLG: 0.722	6-3			1-2 BB		HR				3	1	2	2	1	0	1						
Mike Phillips, L OBP: 0.308, SLG: 0.538				BB		HR 2H				0	0	0	0	0	0	0						
Ken Reitz, R OBP: 0.339, SLG: 0.327	F8			F8		K			F9	4	0	0	0	0	1	4						
Mike Tyson, R OBP: 0.262, SLG: 0.350			K		1B 2B				6-3	3	1	1	0	0	1	0						
Dane Iorg, L OBP: 0.200, SLG: 0.111			K							1	0	0	0	0	0	1						
Eric Rasmussen, R OBP: 0.250, SLG: 0.250			K							2	0	1	1	0	1	0						
Steve Swisher, R OBP: 0.250, SLG: 0.250										1	0	0	0	0	0	0						
Mark Littell, L OBP: 0.250, SLG: 0.250					2H 1B					0	0	0	0	0	0	0						
Inning Stats	R: 0 E: 0 K: 2 S: 7	H: 0 LOB: 0 BB: 0 P: 7	R: 0 E: 0 K: 0 S: 4	H: 1 LOB: 1 BB: 0 P: 4	R: 0 E: 0 K: 2 S: 8	H: 1 LOB: 1 BB: 0 P: 8	R: 0 E: 0 K: 0 S: 3	H: 0 LOB: 2 BB: 2 P: 11	R: 1 E: 0 K: 0 S: 4	H: 2 LOB: 0 BB: 0 P: 4	R: 2 E: 0 K: 1 S: 7	H: 2 LOB: 0 BB: 0 P: 7	R: 0 E: 0 K: 0 S: 3	H: 0 LOB: 0 BB: 0 P: 3	R: 0 E: 0 K: 0 S: 3	H: 1 LOB: 0 BB: 0 P: 3	R: 0 E: 0 K: 0 S: 4	H: 1 LOB: 1 BB: 0 P: 4	1B: 4 2B: 3 3B: 0 HR: 1	SF: 0 SAC: 0 DP: 1 HBP: 0	WP: 0 PB: 0 SB: 0 CS: 0	PA: 35
PITCHER	IP WLS BF H R ER SO BB IBB HBP BLK WP HR S P ERA WHIP																					
Rudy May, L ERA: 3.3	(1, 1)	7.1 W 30 7 3 3 5 2 0 0 0 0 1 38 46 3.68 1.227																				
Stan Bahnsen, R ERA: 3.97	(8, 1)	1.2 S 5 1 0 0 0 0 0 0 0 0 0 0 5 5 0.00 0.600																				

Batter	1	2	3	4	5	6	7	8	9	AB	R	H	RBI	BB	SO	LOB	BOTTOM			
Warren Cromartie, L OBP: 0.227, SLG: 0.231	4-3		G3		4-3		1B 1B IBB			3	1	0	0	1	0	1	St. Louis Cardinals @ Montreal Expos Olympic Stadium, Montreal, QB Mon Apr 24 1978, 3:33 AM EST Att: 11,448 - Sunny			
Sam Mejias, R OBP: 0.227, SLG: 0.231										0	0	0	0	0	0	0				
Dave Cash, R OBP: 0.371, SLG: 0.518			L4		F7		1B 1B 2H			4	0	2	1	0	0	1				
Pepe Frias, R OBP: 1.000, SLG: 2.000	2B									0	0	0	0	0	0	0				
Andre Dawson, R OBP: 0.365, SLG: 0.473	K		3-1			SF7 3B	CS 1B			4	1	2	1	0	1	1				
Gary Carter, R OBP: 0.355, SLG: 0.444	F3				F4	SF7 3H	CS 1B			3	0	1	1	0	0	1				
Tony Perez, R OBP: 0.288, SLG: 0.278			F9		F8					4	0	0	0	0	1	1				
Del Unser, L OBP: 0.375, SLG: 0.321										0	0	0	0	0	0	0				
Ellis Valentine, R OBP: 0.381, SLG: 0.488		BB 2B			F7					3	1	0	0	1	1	1				
Larry Parrish, R OBP: 0.367, SLG: 0.521		K				SH1-4 WP 2B	SH5-4 1B BB			3	2	1	0	1	1	2				
Chris Speier, R OBP: 0.377, SLG: 0.532						WP SH1-4 BB				2	0	1	1	1	1	1				
Rudy May, L OBP: 0.333, SLG: 0.375			F6		SH1-4		SH5-4			1	0	0	0	0	0	1				
Stan Bahnsen, R ERA: 3.07	(8, 1)					1-2 2-3				0	0	0	0	0	0	0				
Inning Stats	R: 0 E: 0 K: 1 S: 6	H: 1 LOB: 1 BB: 0 P: 6	R: 1 E: 0 K: 1 S: 6	H: 1 LOB: 1 BB: 1 P: 10	R: 0 E: 0 K: 0 S: 3	H: 0 LOB: 0 BB: 0 P: 3	R: 0 E: 0 K: 0 S: 3	H: 0 LOB: 0 BB: 0 P: 3	R: 1 E: 0 K: 0 S: 4	H: 1 LOB: 1 BB: 1 P: 8	R: 1 E: 0 K: 1 S: 6	H: 1 LOB: 0 BB: 0 P: 6	R: 2 E: 0 K: 1 S: 6	H: 2 LOB: 1 BB: 2 P: 14	R: 0 E: 0 K: 1 S: 6	H: 1 LOB: 1 BB: 0 P: 6	1B: 3 2B: 3 3B: 1 HR: 0	SF: 1 SAC: 2 DP: 0 HBP: 0	WP: 1 PB: 0 SB: 1 CS: 1	PA: 35
PITCHER	IP WLS BF H R ER SO BB IBB HBP BLK WP HR S P ERA WHIP																			
Eric Rasmussen, R ERA: 4.33	(1, 1)	6.0 L 24 4 3 3 3 2 0 0 0 0 0 0 28 36 4.50 1.000																		
Mark Littell, R ERA: 3.07	(7, 1)	2.0 L 10 3 2 2 2 1 1 0 0 0 0 0 12 20 9.00 2.000																		

AB 33
R 3
H 8
RBI 3
BB 2
SO 5
LOB 12



AB 27
R 5
H 7
RBI 4
BB 4
SO 5
LOB 10



Batter	1	2	3	4	5	6	7	8	9	AB	R	H	RBI	BB	SO	LOB	TOP					
Lou Brock, L OBP: 0.408, SLG: 0.326 Jim Dwyer, L OBP: 0.300, SLG: 0.444										5	1	3	0	0	0	3						
Gary Templeton, S OBP: 0.205, SLG: 0.259										6	1	1	0	0	0	4						
Keith Hernandez, L OBP: 0.456, SLG: 0.545										6	3	4	2	0	0	2						
Ted Simmons, S OBP: 0.365, SLG: 0.484 Steve Swisher, R OBP: 0.333, SLG: 0.200										3	1	1	2	1	1	3						
Jerry Morales, R OBP: 0.367, SLG: 0.443										4	1	2	2	1	1	3						
Ken Reitz, R OBP: 0.366, SLG: 0.422										5	1	2	3	0	1	4						
Jerry Mumphy, S OBP: 0.225, SLG: 0.189										5	0	1	0	0	1	0						
Mike Tyson, R OBP: 0.314, SLG: 0.383										4	1	1	0	1	0	0						
John Denny, R OBP: 0.357, SLG: 0.462										5	2	2	1	0	2	3						
Inning Stats	R: 2 E: 0 K: 1 S: 8	H: 3 LOB: 1 BB: 0 P: 8	R: 0 E: 0 K: 0 S: 3	H: 0 LOB: 0 BB: 0 P: 3	R: 0 E: 1 K: 2 S: 9	H: 1 LOB: 3 BB: 1 P: 13	R: 2 E: 0 K: 0 S: 5	H: 2 LOB: 0 BB: 0 P: 5	R: 2 E: 0 K: 1 S: 8	H: 4 LOB: 3 BB: 2 P: 16	R: 4 E: 0 K: 1 S: 9	H: 4 LOB: 0 BB: 0 P: 9	R: 1 E: 0 K: 0 S: 6	H: 3 LOB: 2 BB: 0 P: 6	R: 0 E: 0 K: 0 S: 3	H: 0 LOB: 0 BB: 0 P: 3	R: 1 E: 0 K: 1 S: 7	H: 2 LOB: 1 BB: 0 P: 7	1B: 12 2B: 4 3B: 1 HR: 2	SF: 0 SAC: 0 DP: 0 HBP: 0	WP: 2 PB: 0 SB: 1 CS: 0	PA: 49
PITCHER	IP WLS BF H R ER SO BB IBB HBP BLK WP HR S P ERA WHIP																	PITCHER	IP WLS BF H R ER SO BB IBB HBP BLK WP HR S P ERA WHIP			
Wayne Twitchell, R ERA: 5.31	(1, 1) 4.0 L 22 7 6 6 3 2 0 0 0 0 2 0 26 34 13.50 2.250																					
Bill Atkinson, R ERA: 1.29	(5, 1) 1.0 6 3 0 0 1 0 1 0 0 0 0 0 7 11 0.00 3.000																					
Fred Holdsworth, R ERA: 9.0	(6, 1) 1.0 7 4 4 4 1 0 0 0 0 0 0 1 9 9 36.00 4.000																					
Darold Knowles, L ERA: 3.52	(7, 1) 2.0 9 3 1 1 0 0 0 0 0 0 0 0 9 9 4.50 1.500																					
Stan Bahnsen, R ERA: 4.39	(9, 1) 1.0 5 2 1 1 1 0 0 0 0 0 0 1 7 7 9.00 2.000																					
Batter	1	2	3	4	5	6	7	8	9	AB	R	H	RBI	BB	SO	LOB	BOTTOM					
Warren Cromartie, L OBP: 0.284, SLG: 0.333										5	1	3	0	0	0	2						
Dave Cash, R OBP: 0.371, SLG: 0.500										4	1	1	1	0	1	2						
Andre Dawson, R OBP: 0.352, SLG: 0.435										3	0	1	0	1	2	1						
Gary Carter, R OBP: 0.348, SLG: 0.443 Stan Papi, R										3	0	0	0	0	0	3						
Tony Perez, R OBP: 0.273, SLG: 0.250 Darold Knowles, L OBP: 1.000, SLG: 1.000 Wayne Garrett, L OBP: 0.214, SLG: 0.154 Stan Bahnsen, R										2	0	0	0	1	0	2						
Ellis Valentine, R OBP: 0.340, SLG: 0.429										4	0	1	0	0	0	3						
Larry Parrish, R OBP: 0.333, SLG: 0.464										4	0	1	0	0	0	3						
Chris Speier, R OBP: 0.367, SLG: 0.500 Bob Reece, R										3	0	0	0	0	0	0						
Wayne Twitchell, R Bill Atkinson, L Jerry White, S Fred Holdsworth, R Del Unser, L OBP: 0.371, SLG: 0.323										1	0	0	0	0	1	0						
Inning Stats	R: 0 E: 0 K: 1 S: 6	H: 1 LOB: 2 BB: 1 P: 10	R: 0 E: 0 K: 0 S: 3	H: 1 LOB: 0 BB: 0 P: 3	R: 0 E: 0 K: 1 S: 5	H: 0 LOB: 0 BB: 0 P: 5	R: 0 E: 0 K: 0 S: 4	H: 1 LOB: 2 BB: 1 P: 8	R: 0 E: 0 K: 0 S: 4	H: 1 LOB: 1 BB: 0 P: 4	R: 0 E: 0 K: 1 S: 5	H: 0 LOB: 0 BB: 0 P: 5	R: 0 E: 1 K: 1 S: 6	H: 0 LOB: 1 BB: 0 P: 6	R: 2 E: 0 K: 1 S: 8	H: 3 LOB: 1 BB: 0 P: 8	R: 0 E: 0 K: 0 S: 4	H: 2 LOB: 1 BB: 0 P: 4	1B: 7 2B: 1 3B: 1 HR: 0	SF: 0 SAC: 0 DP: 2 HBP: 0	WP: 1 PB: 0 SB: 0 CS: 0	PA: 37
PITCHER	IP WLS BF H R ER SO BB IBB HBP BLK WP HR S P ERA WHIP																	PITCHER	IP WLS BF H R ER SO BB IBB HBP BLK WP HR S P ERA WHIP			
John Denny, R ERA: 2.45	(1, 1) 9.0 W 37 9 2 2 5 2 0 0 0 0 1 0 45 53 2.00 1.222																					

St. Louis Cardinals @ Montreal Expos
Olympic Stadium, Montreal, QB
Wed Apr 26 1978, 3:33 AM EST
Att: 10,999 - Sunny

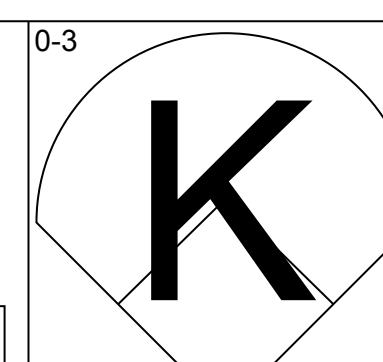
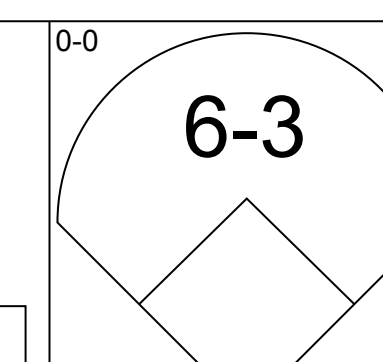
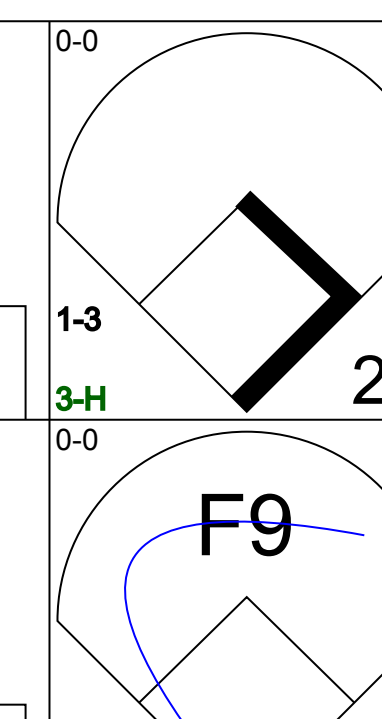
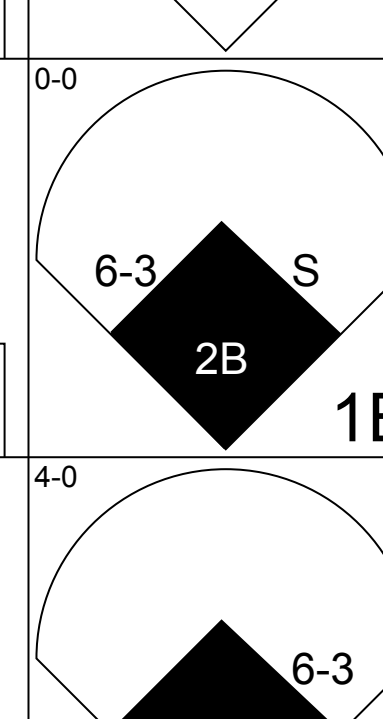
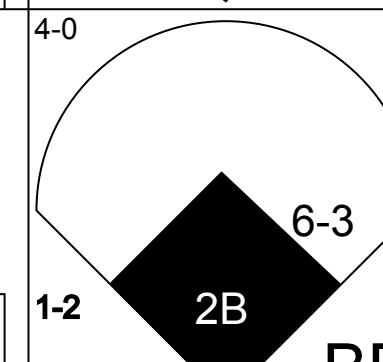
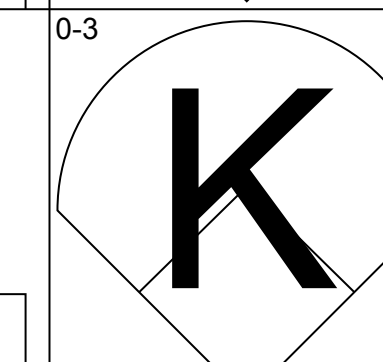

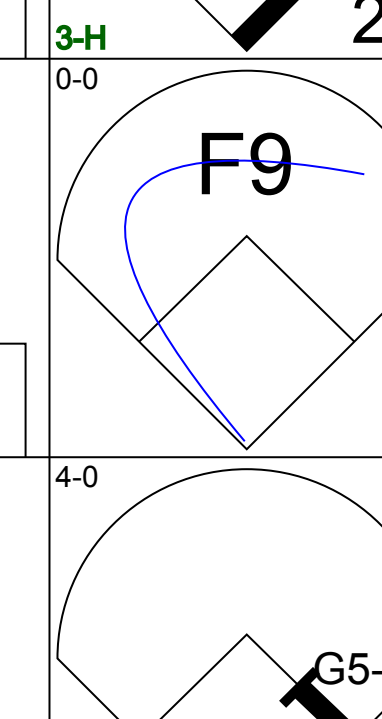
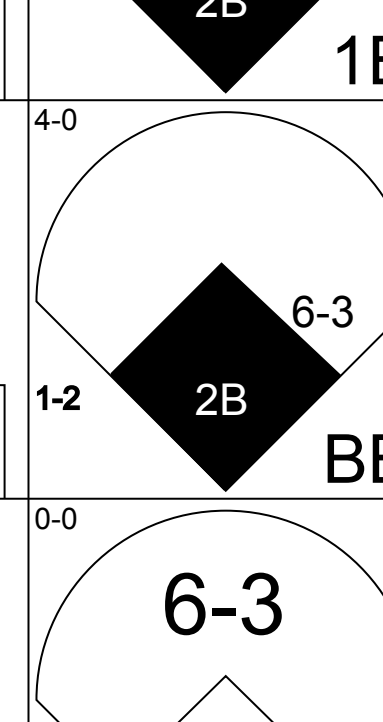
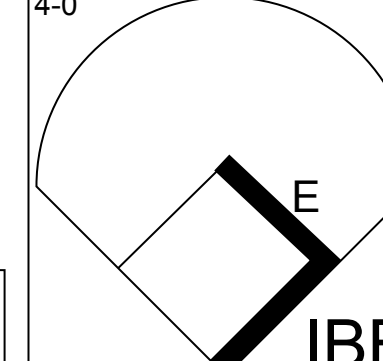
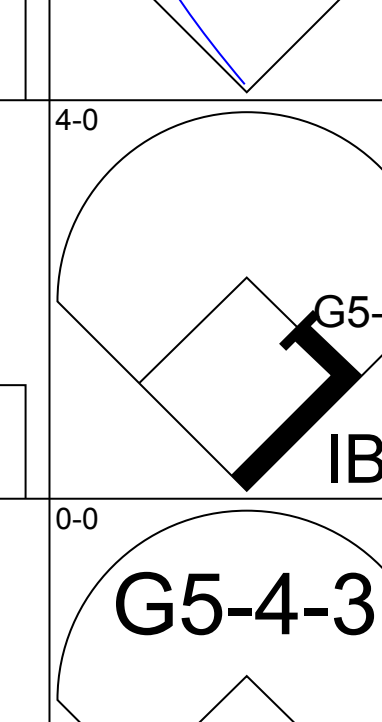
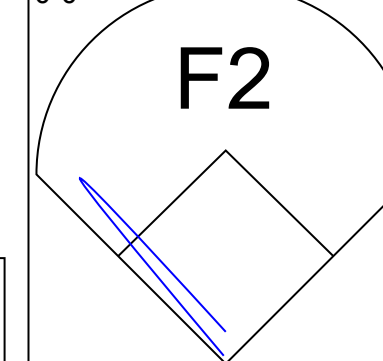
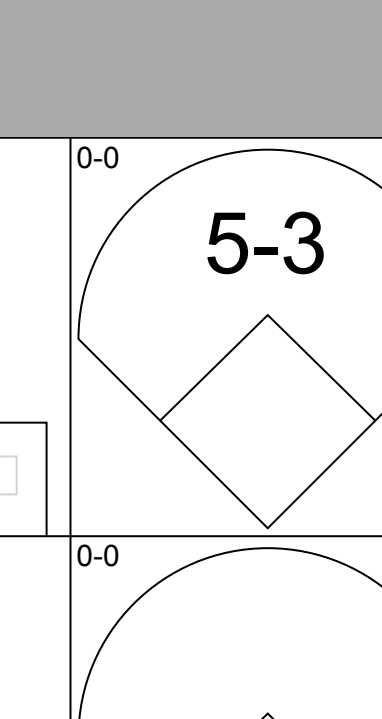
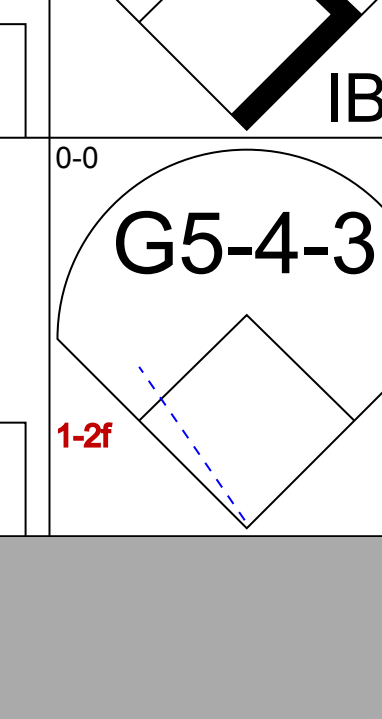
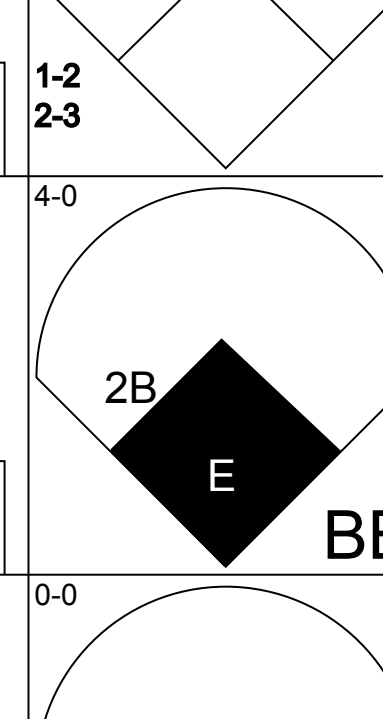
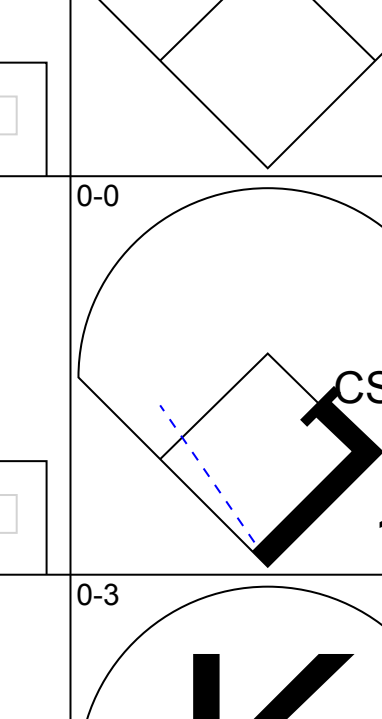

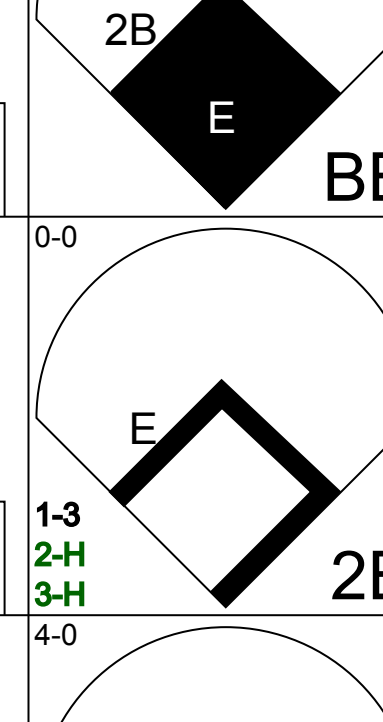
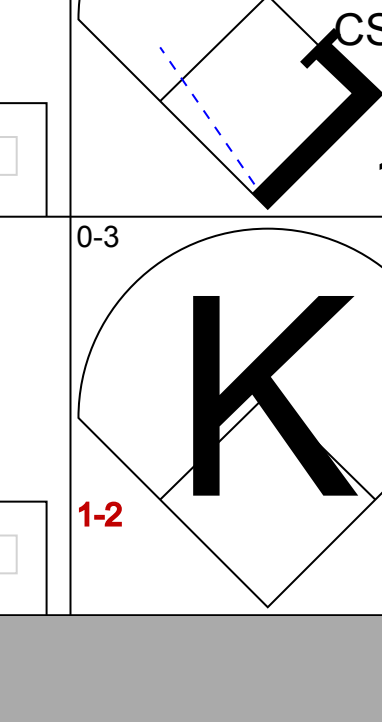

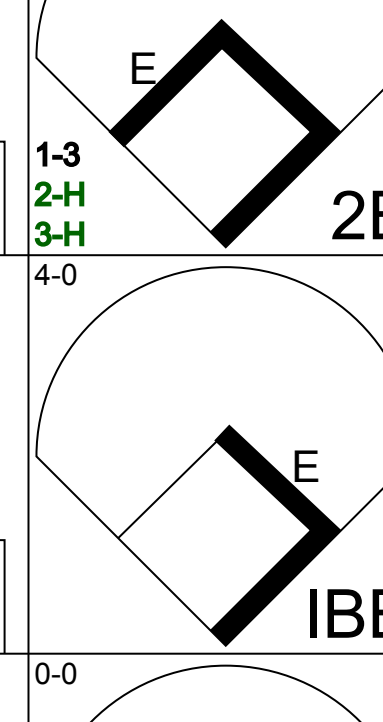
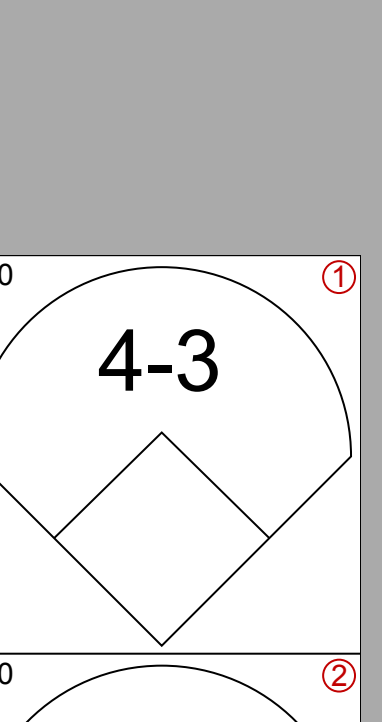

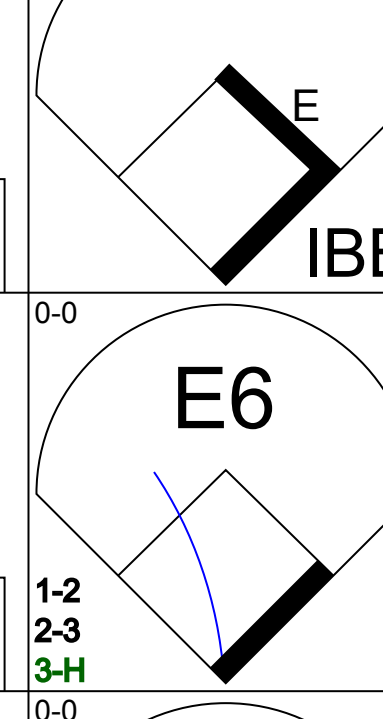
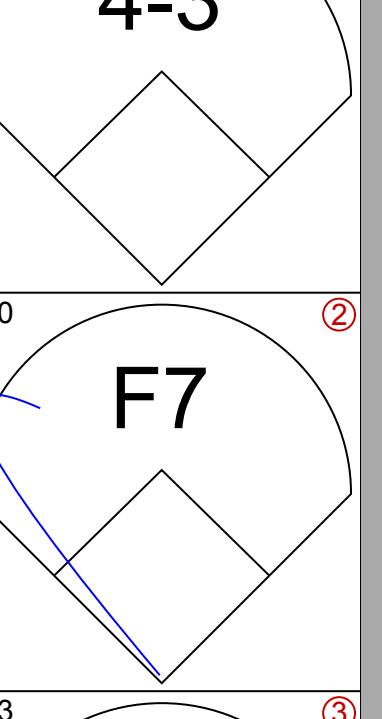
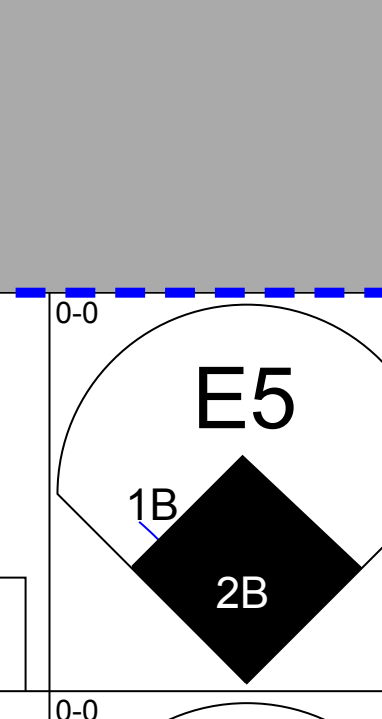
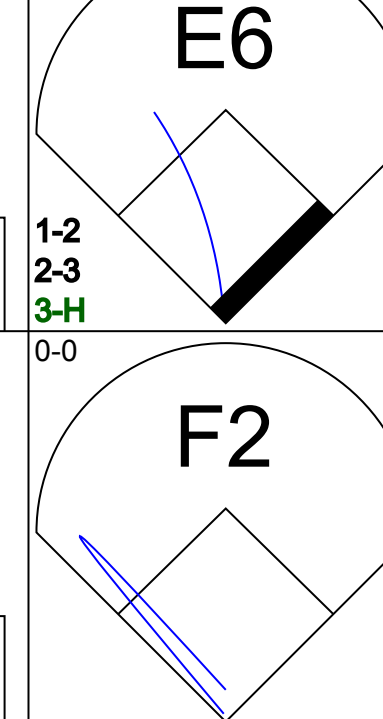
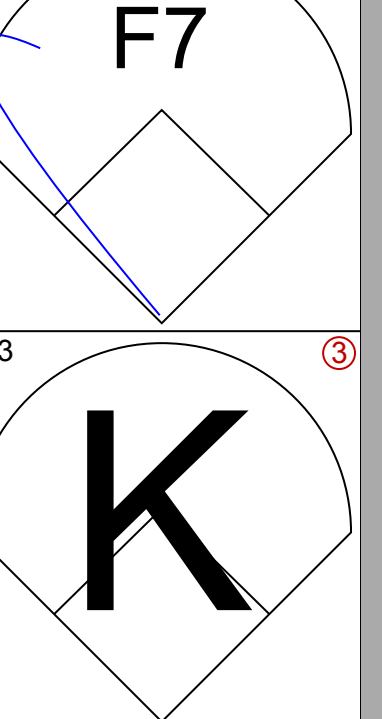
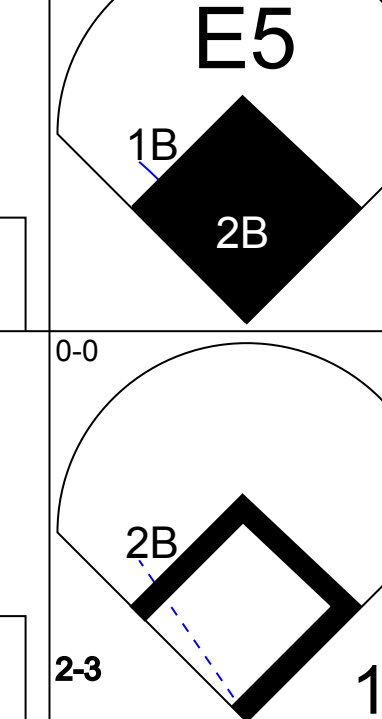
AB 46
R 12
H 19
RBI 11
BB 3
SO 6
LOB 23

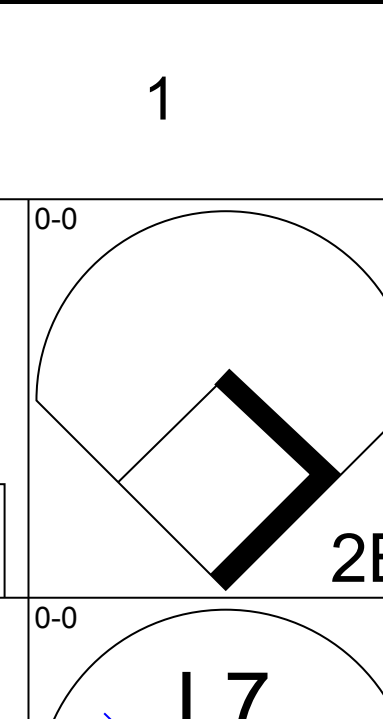
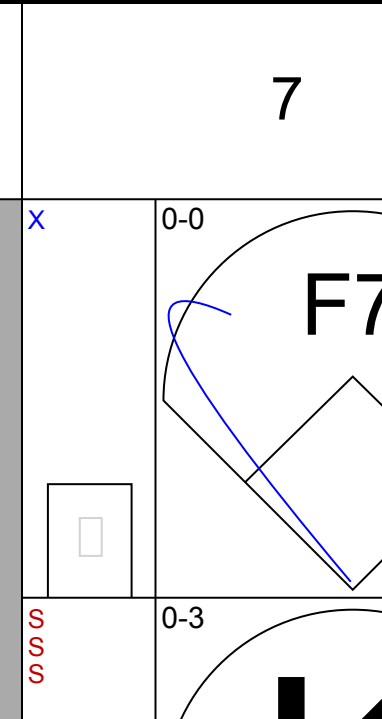
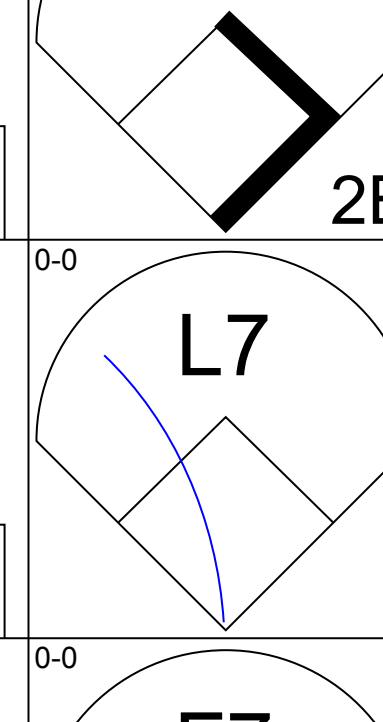
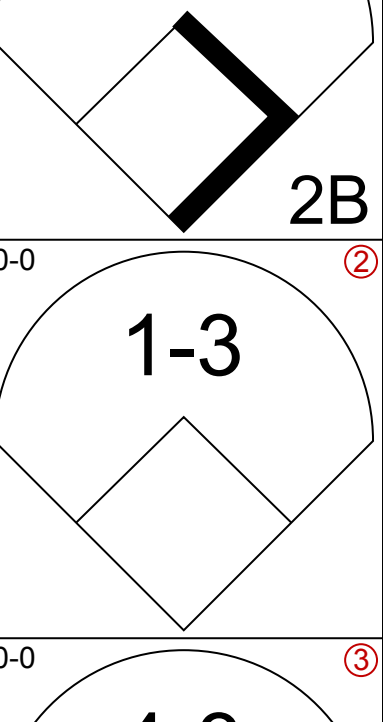
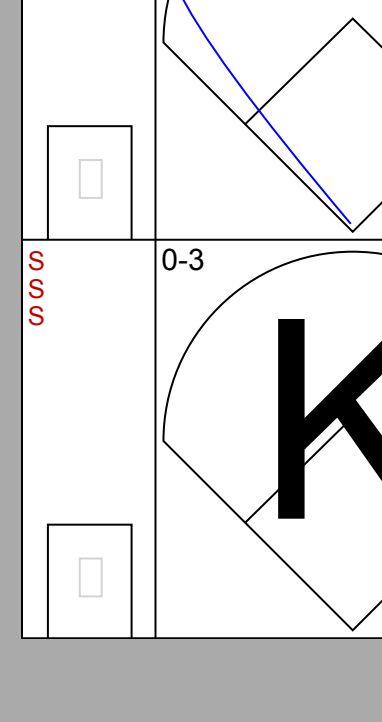
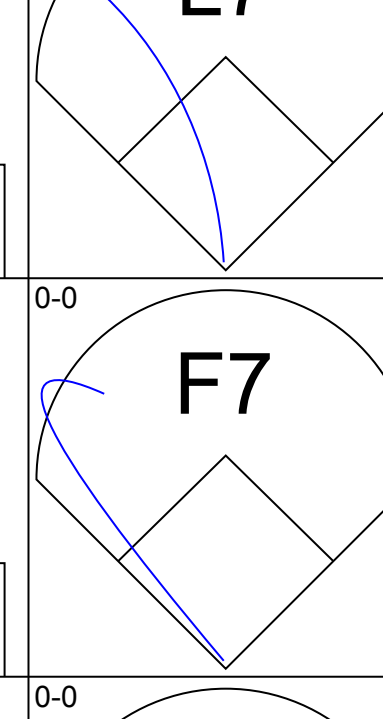
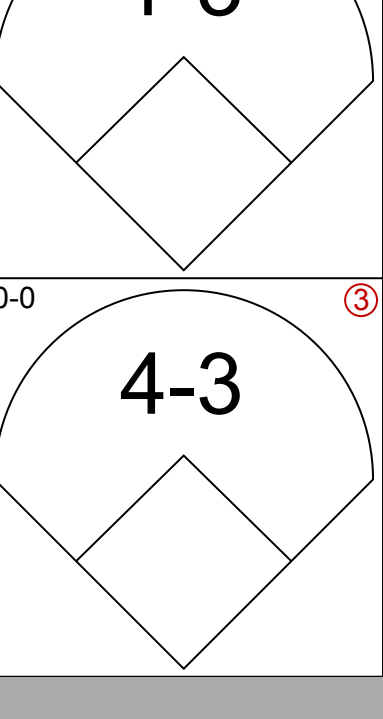
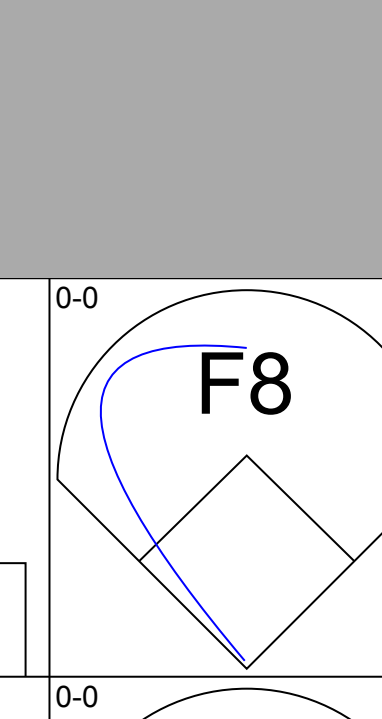
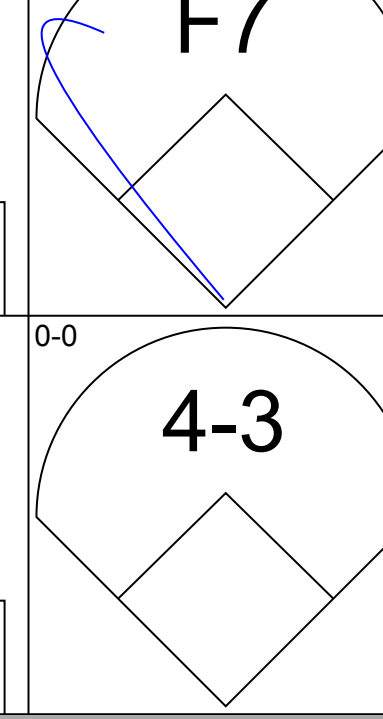
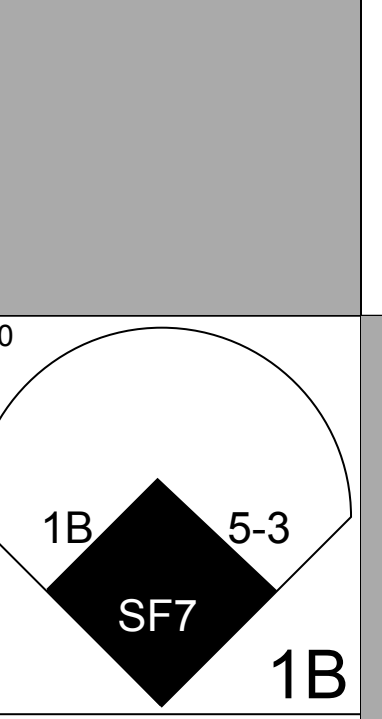
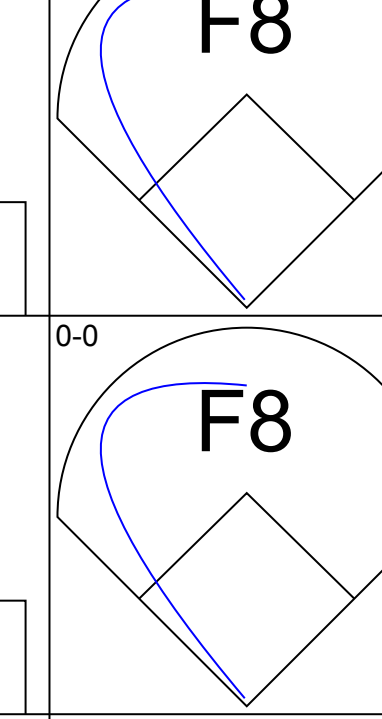
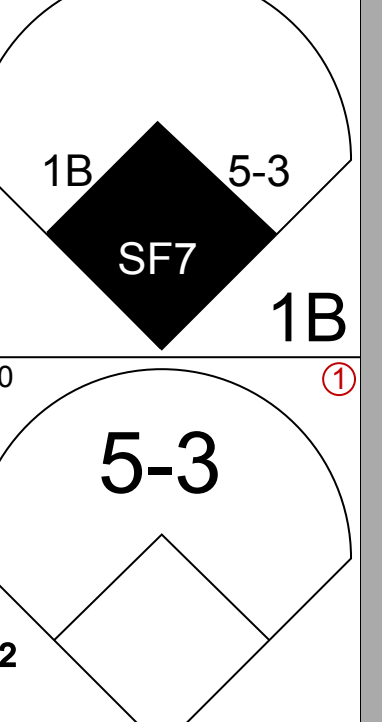
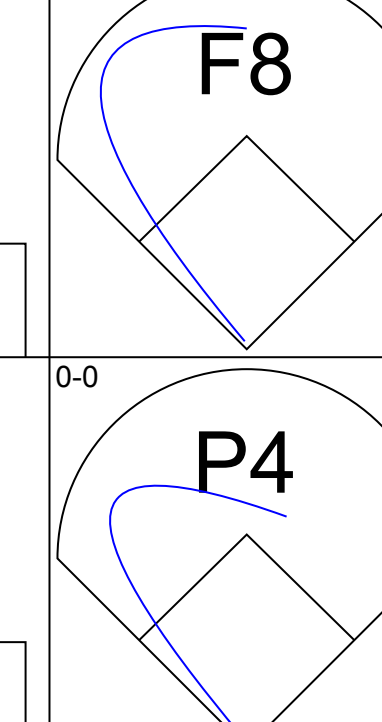
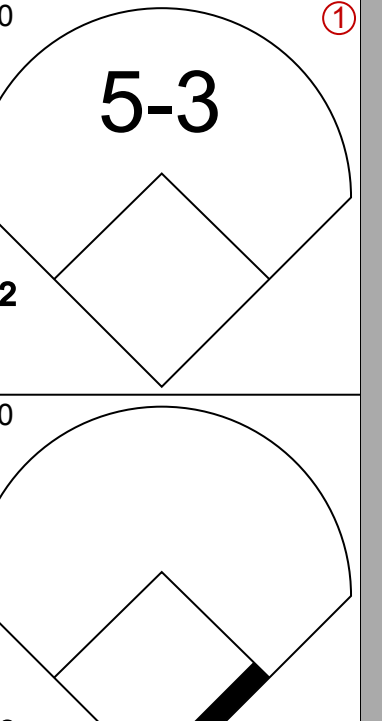
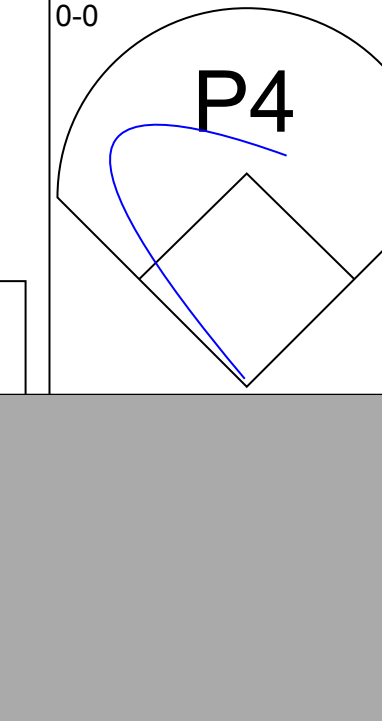
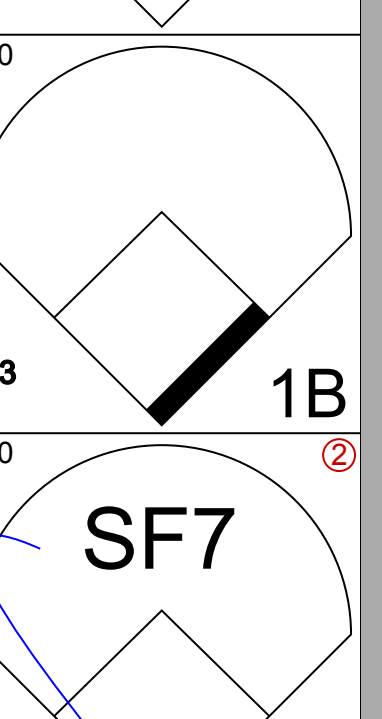

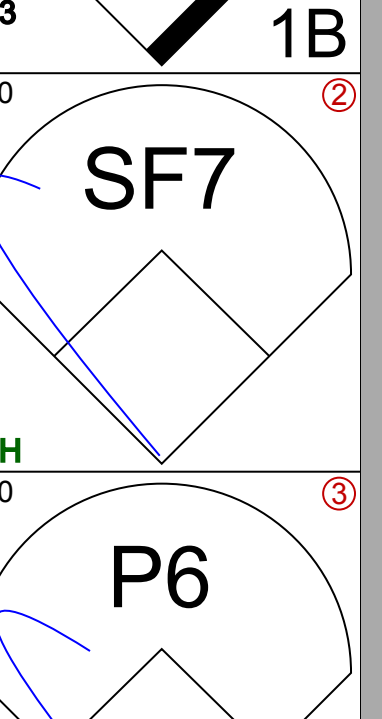

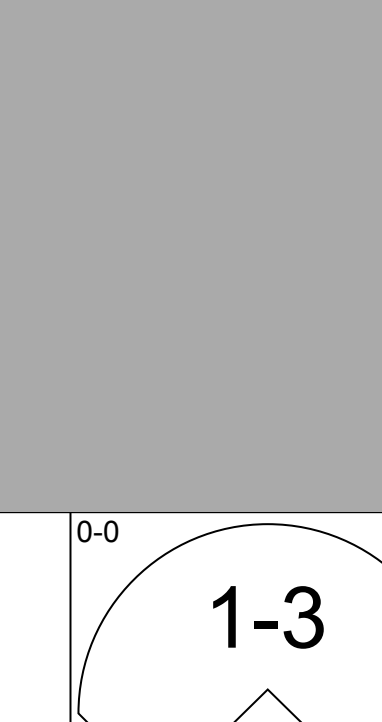

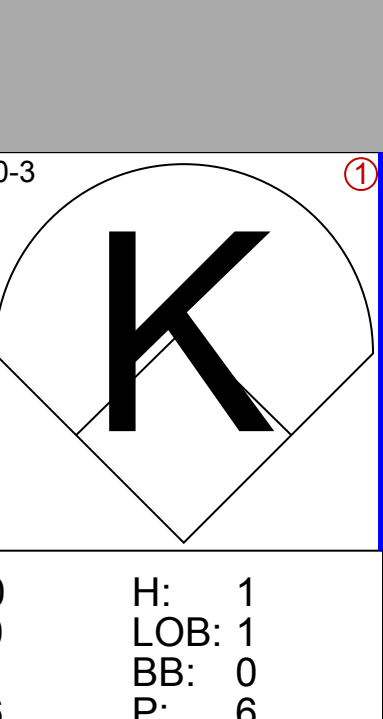



St. Louis Cardinals @ Montreal Expos
Olympic Stadium, Montreal, QB
Wed Apr 26 1978, 3:33 AM EST
Att: 10,999 - Sunny

AB 35
R 2
H 9
RBI 2
BB 2
SO 5
LOB 19



Batter	1	2	3	4	5	6	7	8	9	AB	R	H	RBI	BB	SO	LOB	TOP					
Davey Lopes, R OBP: 0.430, SLG: 0.507 (1, 4)										5	0	2	2	0	1	0	Los Angeles Dodgers @ St. Louis Cardinals Busch Stadium, St. Louis, MO Fri Apr 28 1978, 6:05 PM CST Att: 23,823 - Unknown					
Bill Russell, R OBP: 0.268, SLG: 0.325 (1, 6)										5	1	1	0	0	0	4						
Reggie Smith, S OBP: 0.372, SLG: 0.522 (1, 9)										3	1	2	0	2	1	0						
Ron Cey, R OBP: 0.446, SLG: 0.471 (1, 5)										4	0	0	0	1	0	6						
Steve Garvey, R OBP: 0.363, SLG: 0.519 (1, 3)										4	1	1	0	1	2	2						
Dusty Baker Jr., R OBP: 0.421, SLG: 0.493 Glenn Burke, R OBP: 0.300, SLG: 0.300 (1, 7)										4	1	2	3	0	1	3						
Rick Monday, L OBP: 0.466, SLG: 0.820 (1, 8)										4	0	2	1	1	1	2						
Steve Yeager, R OBP: 0.328, SLG: 0.286 (1, 2)										5	2	1	0	0	1	3						
Rick Rhoden, R OBP: 0.308, SLG: 0.273 (1, 1)										5	0	1	0	0	1	6						
Inning Stats	R: 3 E: 1 K: 1 S: 8	H: 2 LOB: 3 BB: 3 P: 20	R: 0 E: 0 K: 1 S: 5	H: 0 LOB: 0 BB: 0 P: 5	R: 0 E: 0 K: 1 S: 5	H: 1 LOB: 0 BB: 0 P: 5	R: 0 E: 0 K: 1 S: 5	H: 0 LOB: 0 BB: 0 P: 5	R: 0 E: 0 K: 0 S: 4	H: 1 LOB: 1 BB: 0 P: 4	R: 2 E: 0 K: 0 S: 7	H: 4 LOB: 2 BB: 0 P: 7	R: 0 E: 0 K: 2 S: 8	H: 1 LOB: 2 BB: 1 P: 12	R: 1 E: 1 K: 0 S: 5	H: 2 LOB: 2 BB: 1 P: 9	R: 1 E: 1 K: 2 S: 9	H: 2 LOB: 1 BB: 0 P: 9	1B: 9 2B: 3 3B: 0 HR: 1	SF: 0 SAC: 0 DP: 1 HBP: 0	WP: 0 PB: 0 SB: 1 CS: 1	PA: 45
PITCHER	IP WLS BF H R ER SO BB IBB HBP BLK WP HR S P ERA WHIP																					
Bob Forsch, R ERA: 3.66 (1, 1)	5.2 L 28 8 5 4 4 2 1 0 0 0 0 1 33 45 6.35 1.765																					
Pete Vuckovich, R ERA: 3.77 (6, 1)	1.1 6 1 0 0 2 1 0 0 0 0 0 0 9 13 0.00 1.500																					
Mark Littell, R ERA: 2.7 (8, 1)	2.0 11 4 2 0 2 0 1 0 0 0 0 0 14 18 0.00 2.000																					

Batter	1	2	3	4	5	6	7	8	9	AB	R	H	RBI	BB	SO	LOB	BOTTOM					
Lou Brock, L OBP: 0.434, SLG: 0.391 (1, 7)										3	0	2	0	1	0	2	Los Angeles Dodgers @ St. Louis Cardinals Busch Stadium, St. Louis, MO Fri Apr 28 1978, 6:05 PM CST Att: 23,823 - Unknown					
Garry Templeton, S OBP: 0.195, SLG: 0.247 (1, 6)										4	0	0	0	0	2	5						
Keith Hernandez, L OBP: 0.434, SLG: 0.514 (1, 3)										4	0	0	0	0	1	3						
Ted Simmons, S OBP: 0.372, SLG: 0.478 (1, 2)										3	1	1	0	1	0	1						
Jerry Morales, R OBP: 0.349, SLG: 0.419 (1, 8)										4	0	0	0	0	0	2						
Ken Reitz, R OBP: 0.373, SLG: 0.426 (1, 5)										4	0	2	0	0	0	0						
Jerry Mumphrey, S OBP: 0.205, SLG: 0.175 (1, 9)										3	0	0	1	0	1	1						
Mike Tyson, R OBP: 0.302, SLG: 0.367 Mike Phillips, L OBP: 0.333, SLG: 0.500 (1, 4)										2	0	0	0	0	0	2						
Bob Forsch, R OBP: 0.214, SLG: 0.214 Pete Vuckovich, R (6, 1)										2	0	0	0	0	1	0						
Dane Iorg, L OBP: 0.273, SLG: 0.200 Mark Littell, L (8, 1)										1	0	1	0	0	0	0						
Inning Stats	R: 0 E: 0 K: 0 S: 4	H: 1 LOB: 1 BB: 0 P: 4	R: 0 E: 0 K: 0 S: 4	H: 1 LOB: 0 BB: 0 P: 4	R: 0 E: 0 K: 2 S: 7	H: 0 LOB: 1 BB: 1 P: 11	R: 1 E: 0 K: 0 S: 5	H: 2 LOB: 1 BB: 0 P: 5	R: 0 E: 0 K: 1 S: 6	H: 1 LOB: 1 BB: 0 P: 6	R: 0 E: 0 K: 0 S: 2	H: 0 LOB: 0 BB: 1 P: 6	R: 0 E: 0 K: 1 S: 6	H: 1 LOB: 2 BB: 1 P: 10	R: 0 E: 0 K: 0 S: 3	H: 0 LOB: 0 BB: 0 P: 3	R: 0 E: 0 K: 1 S: 5	H: 0 LOB: 0 BB: 0 P: 5	1B: 4 2B: 2 3B: 0 HR: 0	SF: 1 SAC: 0 DP: 1 HBP: 0	WP: 0 PB: 0 SB: 1 CS: 0	PA: 35
PITCHER	IP WLS BF H R ER SO BB IBB HBP BLK WP HR S P ERA WHIP																					
Rick Rhoden, R ERA: 2.3 (1, 1)	9.0 W 35 6 1 1 5 3 0 0 0 0 0 0 42 54 1.00 1.000																					

Batter	1	2	3	4	5	6	7	8	9	AB	R	H	RBI	BB	SO	LOB	TOP			
Davey Lopes, R OBP: 0.422, SLG: 0.493	G3			L7		F8				4	0	1	0	0	0	0	Los Angeles Dodgers @ St. Louis Cardinals Busch Stadium, St. Louis, MO Sat Apr 29 1978, 6:05 PM CST Att: 20,596 - Unknown livebaseballscorecards.com			
Bill Russell, R OBP: 0.267, SLG: 0.321	5-3					F9				4	0	1	0	0	0	1				
Reggie Smith, S OBP: 0.378, SLG: 0.514 Glenn Burke, R OBP: 0.300, SLG: 0.300	F7			F8						3	0	1	0	1	0	1				
Ron Cey, R OBP: 0.425, SLG: 0.446		K		F9						4	0	0	0	0	1	3				
Steve Garvey, R OBP: 0.357, SLG: 0.506		1-3								4	0	1	0	0	0	2				
Dusty Baker Jr., R OBP: 0.418, SLG: 0.479										2	0	0	0	1	0	1				
Rick Monday, L OBP: 0.447, SLG: 0.781				F8						3	0	0	0	0	1	3				
Steve Yeager, R OBP: 0.313, SLG: 0.271				F7		F3				3	0	0	0	0	0	1				
Burt Hooton, R Vic Davaillo, L Mike Garman, R				5-3		5-3				2	0	0	0	0	0	0	Dodgers			
Inning Stats	R: 0 E: 0 K: 0 S: 3	H: 0 LOB: 0 BB: 0 P: 3	R: 0 E: 0 K: 1 S: 5	H: 0 LOB: 0 BB: 0 P: 5	R: 0 E: 0 K: 0 S: 3	H: 0 LOB: 0 BB: 0 P: 3	R: 0 E: 0 K: 0 S: 4	H: 1 LOB: 1 BB: 0 P: 4	R: 0 E: 0 K: 1 S: 6	H: 1 LOB: 1 BB: 0 P: 6	R: 0 E: 0 K: 0 S: 3	H: 0 LOB: 2 BB: 2 P: 11	R: 0 E: 0 K: 0 S: 4	H: 1 LOB: 1 BB: 0 P: 4	R: 0 E: 0 K: 0 S: 3	H: 1 LOB: 1 BB: 0 P: 3		1B: 4 2B: 0 3B: 0 HR: 0	SF: 0 SAC: 0 DP: 1 HBP: 0	WP: 0 PB: 0 SB: 0 CS: 0
PITCHER Eric Rasmussen, R ERA: 3.25	IP: 9.0 WLS: W BF: 32 H: 4 R: 0 ER: 0 SO: 2 BB: 2 IBB: 0 HBP: 0 BLK: 0 WP: 0 HR: 0 S: 34 P: 42 ERA: 0.00 WHIP: 0.667															PITCHER				

Batter	1	2	3	4	5	6	7	8	9	AB	R	H	RBI	BB	SO	LOB	BOTTOM			
Lou Brock, L OBP: 0.404, SLG: 0.360	L7			G3		4-3				4	0	0	0	0	0	0	Los Angeles Dodgers @ St. Louis Cardinals Busch Stadium, St. Louis, MO Sat Apr 29 1978, 6:05 PM CST Att: 20,596 - Unknown livebaseballscorecards.com			
Gary Templeton, S OBP: 0.189, SLG: 0.239	6-3			F8						3	0	0	0	0	1	0				
Keith Hernandez, L OBP: 0.430, SLG: 0.507	G3			G3						3	1	1	0	0	0	0				
Ted Simmons, S OBP: 0.370, SLG: 0.486		G3								3	0	1	0	0	0	1				
Jerry Morales, R OBP: 0.349, SLG: 0.408		5-3								2	0	0	0	1	0	1				
Ken Reitz, R OBP: 0.359, SLG: 0.414		5-3								2	0	0	1	0	0	1				
Jerry Mumphrey, S OBP: 0.213, SLG: 0.167				K						2	0	0	0	1	1	1				
Mike Tyson, R OBP: 0.286, SLG: 0.346				F8						3	0	0	0	0	0	2				
Eric Rasmussen, R OBP: 0.182, SLG: 0.182				K						3	0	0	0	0	1	0	Cardinals			
Inning Stats	R: 0 E: 0 K: 0 S: 3	H: 0 LOB: 0 BB: 0 P: 3	R: 0 E: 0 K: 0 S: 3	H: 0 LOB: 0 BB: 0 P: 3	R: 0 E: 0 K: 2 S: 7	H: 0 LOB: 0 BB: 0 P: 7	R: 0 E: 0 K: 0 S: 3	H: 0 LOB: 0 BB: 0 P: 3	R: 0 E: 0 K: 0 S: 4	H: 1 LOB: 2 BB: 1 P: 8	R: 0 E: 0 K: 1 S: 5	H: 0 LOB: 0 BB: 0 P: 5	R: 1 E: 0 K: 0 S: 4	H: 1 LOB: 1 BB: 1 P: 8	R: 0 E: 0 K: 0 S: 3	H: 0 LOB: 0 BB: 0 P: 3		1B: 1 2B: 1 3B: 0 HR: 0	SF: 1 SAC: 0 DP: 0 HBP: 0	WP: 1 PB: 0 SB: 0 CS: 0
PITCHER Burt Hooton, R Mike Garman, R	IP: 7.0 WLS: L BF: 25 H: 2 R: 1 ER: 1 SO: 3 BB: 1 IBB: 1 HBP: 0 BLK: 0 WP: 1 HR: 0 S: 29 P: 37 ERA: 1.29 WHIP: 0.429															PITCHER				

Batter	1	2	3	4	5	6	7	8	9	AB	R	H	RBI	BB	SO	LOB	TOP								
Bill Madlock, R OBP: 0.300, SLG: 0.353 Rob Andrews, R OBP: 0.353, SLG: 0.400	0-3 K		4-0 F9 S BB		0-3 K		0-0 6-3		0-3 K	4	0	0	0	1	3	1									
Terry Whitfield, L OBP: 0.295, SLG: 0.411	0-0 3-1		0-0 F7		0-0 3-1			0-0 SH1-4 WP 1B		4	1	1	0	0	0	1									
Darrell Evans, L OBP: 0.333, SLG: 0.293	0-0 S 1B		0-0 F9		0-0 G3			0-0 SH1-4		3	0	1	0	0	0	1									
Willie McCovey, L OBP: 0.324, SLG: 0.485 Skip James, L OBP: 0.154, SLG: 0.167	0-3 K		0-0 3-1		0-0 4-3			4-0 WP BB		3	0	0	0	1	1	2									
Jack Clark, R OBP: 0.330, SLG: 0.410		0-0 5-3		0-0 F9 2B		0-0 1B 2B		0-3 K		4	1	2	0	0	1	1									
Larry Hemdon, R OBP: 0.304, SLG: 0.286		0-0 6-3		0-0 F3		0-0 BLK 1B		0-0 6-3		4	0	1	1	0	0	3									
Marc Hill, R OBP: 0.302, SLG: 0.291		4-0 1B BB		0-0 F9		0-3 K			0-0 6-3	3	0	0	0	1	1	2									
Johnnie LeMaster, R OBP: 0.232, SLG: 0.242		0-0 1B		0-3 K			0-0 5-3		0-0 F9	4	0	1	0	0	1	1									
Vida Blue, S OBP: 0.357, SLG: 0.455 Randy Moffitt, R OBP: 0.500, SLG: 0.500		0-0 G3			0-0 3-1		0-0 4-3		4-0 BB	3	0	0	0	1	0	2									
Inning Stats	R: 0 E: 0 K: 2 S: 8	H: 1 LOB: 1 BB: 0 P: 8	R: 0 E: 0 K: 0 S: 4	H: 1 LOB: 2 BB: 1 P: 8	R: 0 E: 0 K: 0 S: 3	H: 0 LOB: 1 BB: 1 P: 7	R: 0 E: 0 K: 1 S: 6	H: 1 LOB: 1 BB: 0 P: 6	R: 0 E: 0 K: 1 S: 5	H: 0 LOB: 0 BB: 0 P: 5	R: 1 E: 0 K: 1 S: 7	H: 2 LOB: 1 BB: 0 P: 7	R: 0 E: 0 K: 0 S: 3	H: 0 LOB: 0 BB: 0 P: 3	R: 1 E: 0 K: 1 S: 6	H: 1 LOB: 2 BB: 1 P: 10	R: 0 E: 0 K: 1 S: 5	H: 0 LOB: 1 BB: 1 P: 9	1B: 4 2B: 2 3B: 0 HR: 0	SF: 0 SAC: 1 DP: 0 HBP: 0	WP: 3 PB: 0 SB: 2 CS: 0	PA: 37			
PITCHER	IP	WLS	BF	H	R	ER	SO	BB	IBB	HBP	BLK	WP	HR	S	P	ERA	WHIP								
John Denny, R ERA: 2.45	7.1	L	30	6	2	2	5	2	0	0	1	0	0	38	46	2.46	1.091								
Dave Hamilton, L ERA: 7.71	0.0		1	0	0	0	0	1	0	0	0	0	0	0	4	∞	∞								
Mark Littell, R ERA: 2.6	0.2	2	0	0	0	1	0	0	0	0	0	1	0	4	4	0.00	0.000								
Pete Vuckovich, R ERA: 3.12	1.0	4	0	0	0	1	1	0	0	0	0	0	0	5	9	0.00	1.000								

San Francisco Giants @ St. Louis Cardinals
Busch Stadium, St. Louis, MO
Mon May 01 1978, 7:05 PM CDT
Att: 9,085 - Unknown

AB 32
R 2
H 6
RBI 1
BB 4
SO 7
LOB 14



Batter	1	2	3	4	5	6	7	8	9	AB	R	H	RBI	BB	SO	LOB	BOTTOM								
Lou Brock, L OBP: 0.377, SLG: 0.333	0-0 4-3		0-0 4-3			0-0 4-3		0-0 6-3		4	0	0	1	0	0	1									
Gary Templeton, S OBP: 0.194, SLG: 0.240	0-0 F8			0-3 K		0-0 6-3		0-3 K		4	0	0	0	0	2	1									
Keith Hernandez, L OBP: 0.426, SLG: 0.513	0-0 2B			0-0 3-1		0-0 F7			4-0 FC6-4 1B BB	3	0	1	0	1	0	0									
Ted Simmons, S OBP: 0.382, SLG: 0.481 Tony Scott, S OBP: 0.306, SLG: 0.281	0-0 5-3			0-0 FC5-4 1B			0-0 FC6-4 1B		0-0 FC6-4	4	0	3	0	0	0	1									
Jerry Morales, R OBP: 0.319, SLG: 0.373		0-0 F9		0-0 FC5-4			0-0 FC6-4 G5-4-3		0-0 F8	4	0	0	0	0	0	4									
Ken Reitz, R OBP: 0.360, SLG: 0.442		0-0 F8			0-0 1-3		0-0 G5-4-3		0-0 FC6-4	4	0	0	0	0	0	3									
Jerry Mumphrey, S OBP: 0.216, SLG: 0.163		0-0 4-3			0-0 FC4-6 1B			4-0 SH3-4 1B BB	0-0 4-3	3	1	1	0	1	0	2									
Mike Tyson, R OBP: 0.290, SLG: 0.345			0-0 F9		0-0 F9			0-0 SH3-4 1B		3	0	1	0	0	0	1									
John Denny, R OBP: 0.313, SLG: 0.400 Dave Hamilton, L Mark Littell, L Gary Sutherland, R OBP: 0.333, SLG: 0.333 Pete Vuckovich, R			0-0 5-3		0-0 FC4-6			0-0 SH3-4		2	0	0	0	0	0	1									
Inning Stats	R: 0 E: 0 K: 0 S: 4	H: 1 LOB: 0 BB: 0 P: 4	R: 0 E: 0 K: 0 S: 3	H: 0 LOB: 0 BB: 0 P: 3	R: 0 E: 0 K: 0 S: 3	H: 0 LOB: 0 BB: 0 P: 3	R: 0 E: 0 K: 1 S: 6	H: 1 LOB: 1 BB: 0 P: 6	R: 0 E: 0 K: 0 S: 4	H: 1 LOB: 1 BB: 0 P: 4	R: 0 E: 0 K: 0 S: 3	H: 0 LOB: 0 BB: 0 P: 3	R: 0 E: 0 K: 0 S: 3	H: 1 LOB: 1 BB: 0 P: 3	R: 1 E: 0 K: 1 S: 6	H: 1 LOB: 1 BB: 1 P: 10	R: 0 E: 0 K: 0 S: 4	H: 1 LOB: 2 BB: 1 P: 8	1B: 5 2B: 1 3B: 0 HR: 0	SF: 0 SAC: 1 DP: 1 HBP: 0	WP: 0 PB: 0 SB: 0 CS: 0	PA: 34			
PITCHER	IP	WLS	BF	H	R	ER	SO	BB	IBB	HBP	BLK	WP	HR	S	P	ERA	WHIP								
Vida Blue, L ERA: 3.08 Randy Moffitt, R ERA: 4.15	8.0	W	31	6	1	1	2	2	0	0	0	0	0	33	41	1.12	1.000								
	1.0	S	3	0	0	0	0	0	0	0	0	0	0	3	3	0.00	0.000								

San Francisco Giants @ St. Louis Cardinals
Busch Stadium, St. Louis, MO
Mon May 01 1978, 7:05 PM CDT
Att: 9,085 - Unknown

AB 31
R 1
H 6
RBI 1
BB 2
SO 2
LOB 14



Batter	1	2	3	4	5	6	7	8	9	AB	R	H	RBI	BB	SO	LOB	TOP		
Terry Whitfield, L (1.7) OBP: 0.280, SLG: 0.390	0-0 1-3		0-3 K			0-0 G3		0-0 F3		4	0	0	0	0	1	1	San Francisco Giants @ St. Louis Cardinals Busch Stadium, St. Louis, MO Tue May 02 1978, 3:33 AM CDT Att: 6,039 - Unknown		
Rob Andrews, R (1.4) OBP: 0.316, SLG: 0.353	0-3 K			0-0 F7		0-0 5-3		0-0 6-3		4	0	0	0	0	1	0			
Darrell Evans, L (1.5) OBP: 0.330, SLG: 0.304	0-0 F8			0-0 2B		0-0 F7		0-0 F9		4	0	1	0	0	0	0			
Willie McCovey, L (1.3) OBP: 0.308, SLG: 0.457		0-0 L3		0-0 P4		0-0 G3		0-0 F9		4	0	0	0	0	0	1			
Jack Clark, R (1.9) OBP: 0.326, SLG: 0.415	0-0 1-3			0-0 P6		0-0 F8		0-0 2B		4	0	1	0	0	0	1			
Larry Hemdon, R (1.8) OBP: 0.313, SLG: 0.288	0-0 5-3				0-0 4-3	0-0 1B		0-0 1B		3	0	1	0	1	0	0			
Marc Hill, R (1.2) OBP: 0.313, SLG: 0.293			0-0 5-3		4-0 BB	0-0 1B		0-0 F8		3	0	1	0	1	0	2			
Johnnie LeMaster, R (1.6) OBP: 0.236, SLG: 0.261			0-0 2B		0-0 4-3	0-0 1B				3	0	1	0	0	0	3			
Charlie Williams, R (7.1)					0-0 4-3	0-0 1B				0	0	0	0	0	0	0			
John Montefusco, R (1.1) OBP: 0.308, SLG: 0.273			0-3 K		0-0 F8			0-0 F8		2	0	0	0	0	1	2			
John Curtis, L (7.1)										0	0	0	0	0	0	0			
Vic Harris, S (7.6)										1	0	0	0	0	0	0			
Inning Stats	R: 0 E: 0 K: 1 S: 5	H: 0 LOB: 0 BB: 0 P: 5	R: 0 E: 0 K: 0 S: 3	H: 0 LOB: 0 BB: 0 P: 3	R: 0 E: 0 K: 2 S: 8	H: 1 LOB: 1 BB: 0 P: 8	R: 0 E: 0 K: 0 S: 4	H: 1 LOB: 1 BB: 0 P: 4	R: 0 E: 0 K: 0 S: 3	H: 0 LOB: 1 BB: 1 P: 7	R: 0 E: 0 K: 0 S: 3	H: 2 LOB: 2 BB: 0 P: 5	R: 0 E: 0 K: 0 S: 3	H: 0 LOB: 0 BB: 1 P: 3	R: 0 E: 0 K: 0 S: 4	H: 1 LOB: 2 BB: 1 P: 8	1B: 2 2B: 3 3B: 0 HR: 0	SF: 0 SAC: 0 DP: 0 HBP: 0	WP: 1 PA: 34 PB: 0 SB: 1 CS: 0
PITCHER Bob Forsch, R (1.1) ERA: 2.85	IP: 9.0 WLS: W BF: 34 H: 5 R: 0 ER: 0 SO: 3 BB: 2 IBB: 0 HBP: 0 BLK: 0 WP: 1 HR: 0 S: 38 P: 46 ERA: 0.00 WHIP: 0.778																		

Batter	1	2	3	4	5	6	7	8	9	AB	R	H	RBI	BB	SO	LOB	BOTTOM		
Lou Brock, L (1.7) OBP: 0.385, SLG: 0.345	0-0 1B		0-0 4-3		0-0 4-3		0-0 2B	0-0 4-3		4	2	2	0	0	0	0	San Francisco Giants @ St. Louis Cardinals Busch Stadium, St. Louis, MO Tue May 02 1978, 3:33 AM CDT Att: 6,039 - Unknown		
Jerry Mumphrey, S (8.9) OBP: 0.232, SLG: 0.200							0-0 1B	2-H 2B		1	1	1	1	0	0	0			
Garry Templeton, S (1.6) OBP: 0.204, SLG: 0.257	0-0 1B		0-0 2B		0-0 P6		0-0 G3	0-0 4-3		5	1	2	1	0	0	2			
Keith Hernandez, L (1.3) OBP: 0.434, SLG: 0.518	0-3 K		0-0 1B		0-0 2B		0-0 5-3	0-0 1B		5	0	3	1	0	1	2			
Ted Simmons, S (1.2) OBP: 0.372, SLG: 0.463	0-0 4-3		0-0 SF7		0-0 P6		4-0 2B	0-0 4-3		3	1	0	1	1	0	3			
Jerry Morales, R (1.8) OBP: 0.327, SLG: 0.384	0-3 K		0-0 F8		0-0 F8		4-0 2B	0-0 2B		3	1	1	2	1	1	2			
Ken Reitz, R (1.5) OBP: 0.356, SLG: 0.444		0-0 6-3		0-0 F8		0-0 2B	0-0 K			4	1	1	1	0	1	1			
Jim Dwyer, L (1.9) OBP: 0.357, SLG: 0.480		0-0 F5		0-0 F9		4-0 1B		0-0 2B		3	1	1	0	1	0	0			
Mike Tyson, R (1.4) OBP: 0.303, SLG: 0.355		0-0 1B		0-3 K		0-0 1B		0-0 F8		4	0	2	1	0	1	1			
Bob Forsch, R (1.1) OBP: 0.222, SLG: 0.278		0-0 1-3			0-0 1-3		0-3 K	2-H 2B		4	1	1	1	0	1	3			
Inning Stats	R: 1 E: 1 K: 2 S: 9	H: 2 LOB: 1 BB: 0 P: 9	R: 0 E: 0 K: 0 S: 4	H: 1 LOB: 1 BB: 0 P: 4	R: 1 E: 0 K: 0 S: 5	H: 2 LOB: 1 BB: 0 P: 5	R: 0 E: 0 K: 1 S: 5	H: 0 LOB: 0 BB: 0 P: 5	R: 0 E: 0 K: 1 S: 7	H: 0 LOB: 0 BB: 0 P: 3	R: 2 E: 0 K: 1 S: 7	H: 3 LOB: 2 BB: 2 P: 15	R: 2 E: 0 K: 1 S: 7	H: 2 LOB: 1 BB: 1 P: 11	R: 3 E: 0 K: 0 S: 7	H: 4 LOB: 1 BB: 0 P: 7	1B: 8 2B: 6 3B: 0 HR: 0	SF: 1 SAC: 0 DP: 0 HBP: 0	WP: 0 PA: 40 PB: 0 SB: 2 CS: 1
PITCHER John Montefusco, R (1.1) ERA: 2.45	IP: 6.0 WLS: L BF: 28 H: 6 R: 5 ER: 4 SO: 4 BB: 1 IBB: 0 HBP: 0 BLK: 0 WP: 0 HR: 0 S: 34 P: 42 ERA: 6.00 WHIP: 1.667																		
John Curtis, L (7.1) ERA: 5.23	0.2	3	0	0	0	0	0	1	0	0	0	2	6	0.00	0.000				
Charlie Williams, R (7.1) ERA: 6.0	1.1	9	5	4	4	1	0	0	0	0	0	11	11	27.00	3.750				

Batter	1	2	3	4	5	6	7	8	9	AB	R	H	RBI	BB	SO	LOB	TOP					
Terry Whitfield, L OBP: 0.299, SLG: 0.395 (1, 7)										4	1	2	0	1	2	2	San Francisco Giants @ St. Louis Cardinals Busch Stadium, St. Louis, MO Wed May 03 1978, 7:05 PM CDT Att: 6,583 - Unknown					
Rob Andrews, R OBP: 0.292, SLG: 0.333 (1, 4)										5	1	1	0	0	0	4						
Darrell Evans, L OBP: 0.327, SLG: 0.305 (1, 5)										3	0	1	1	0	0	0						
Willie McCovey, L OBP: 0.296, SLG: 0.438 Skip James, L OBP: 0.143, SLG: 0.154 (1, 3) (6, 3)										3	0	0	0	0	2	2						
Jack Clark, R OBP: 0.323, SLG: 0.407 (1, 9)										4	1	1	0	0	1	1						
Larry Hemdon, R OBP: 0.345, SLG: 0.342 (1, 8)										3	1	3	2	1	0	0						
Marc Hill, R OBP: 0.310, SLG: 0.279 (1, 2)										3	0	0	0	1	0	3						
Johnnie LeMaster, R OBP: 0.240, SLG: 0.264 (1, 6)										3	0	1	0	0	0	1						
Jim Barr, R OBP: 0.214, SLG: 0.214 (1, 1)										3	0	1	1	0	0	1						
Inning Stats	R: 3 E: 0 K: 0 S: 7	H: 4 LOB: 1 BB: 0 P: 7	R: 0 E: 0 K: 0 S: 3	H: 1 LOB: 0 BB: 0 P: 3	R: 0 E: 0 K: 2 S: 8	H: 1 LOB: 1 BB: 0 P: 8	R: 1 E: 0 K: 1 S: 7	H: 2 LOB: 2 BB: 1 P: 11	R: 0 E: 0 K: 1 S: 5	H: 0 LOB: 0 BB: 0 P: 5	R: 0 E: 0 K: 0 S: 3	H: 0 LOB: 1 BB: 1 P: 7	R: 0 E: 0 K: 1 S: 5	H: 0 LOB: 0 BB: 0 P: 5	R: 0 E: 0 K: 0 S: 4	H: 1 LOB: 1 BB: 0 P: 4		R: 0 E: 0 K: 0 S: 3	H: 1 LOB: 1 BB: 1 P: 7	1B: 9 2B: 0 3B: 1 HR: 0	SF: 1 SAC: 2 DP: 1 HBP: 0	WP: 0 PB: 0 SB: 2 CS: 1
PITCHER	IP WLS BF	H R ER SO	BB IBB HBP BLK	WP HR S P	ERA WHIP	PITCHER	IP WLS BF	H R ER SO	BB IBB HBP BLK	WP HR S P	ERA WHIP											
Eric Rasmussen, R ERA: 3.89 (1, 1)	3.1 L	18 8	4 4	2 2	1 0	0 0	0 0	0 0	0 0	0 0	9 9	0.00 0.000										
Pete Falcone, L ERA: 6.57 (4, 1)	1.2	5	0	0	2	0	0	0	0	0	9	0.00										
Buddy Schultz, L ERA: 5.56 (6, 1)	3.0	11	1	0	1	1	0	0	0	0	12	0.00										
Mark Littell, R ERA: 2.45 (9, 1)	1.0	4	1	0	0	1	0	0	0	0	3	0.00										

Batter	1	2	3	4	5	6	7	8	9	AB	R	H	RBI	BB	SO	LOB	BOTTOM					
Lou Brock, L OBP: 0.391, SLG: 0.355 (1, 7)										4	0	2	0	0	1	0	San Francisco Giants @ St. Louis Cardinals Busch Stadium, St. Louis, MO Wed May 03 1978, 7:05 PM CDT Att: 6,583 - Unknown					
Gary Templeton, S OBP: 0.206, SLG: 0.257 (1, 6)										4	0	1	0	0	0	3						
Keith Hernandez, L OBP: 0.427, SLG: 0.500 (1, 3)										3	0	0	0	1	0	1						
Ted Simmons, S OBP: 0.357, SLG: 0.440 (1, 2)										4	0	0	0	0	0	3						
Jerry Morales, R OBP: 0.314, SLG: 0.367 (1, 8)										4	0	0	0	0	0	2						
Ken Reitz, R OBP: 0.344, SLG: 0.429 (1, 5)										3	0	0	0	1	0							
Jim Dwyer, L OBP: 0.323, SLG: 0.429 (1, 9)										3	0	0	0	0	0	0						
Mike Tyson, R OBP: 0.319, SLG: 0.369 (1, 4)										3	0	2	0	0	0	0						
Eric Rasmussen, R ERA: 3.89 (1, 1)	9.0 W	32 5	0 0	2 2	1 0	0 0	0 0	0 0	0 0	0 0	35 39	0.00 0.667										
PITCHER	IP WLS BF	H R ER SO	BB IBB HBP BLK	WP HR S P	ERA WHIP	PITCHER	IP WLS BF	H R ER SO	BB IBB HBP BLK	WP HR S P	ERA WHIP											
Eric Rasmussen, R ERA: 3.89 (1, 1)	9.0 W	32 5	0 0	2 2	1 0	0 0	0 0	0 0	0 0	0 0	35 39	0.00 0.667										
Pete Falcone, L ERA: 6.57 (4, 1)	1.2	5	0	0	2	0	0	0	0	0	9	0.00										
Buddy Schultz, L ERA: 5.56 (6, 1)	3.0	11	1	0	1	1	0	0	0	0	12	0.00										
Mark Littell, R ERA: 2.45 (9, 1)	1.0	4	1	0	0	1	0	0	0	0	3	0.00										
Inning Stats	R: 0 E: 0 K: 0 S: 4	H: 1 LOB: 2 BB: 1 P: 8	R: 0 E: 0 K: 0 S: 4	H: 1 LOB: 0 BB: 0 P: 4	R: 0 E: 0 K: 0 S: 4	H: 1 LOB: 1 BB: 0 P: 4	R: 0 E: 0 K: 0 S: 3	H: 0 LOB: 0 BB: 0 P: 3	R: 0 E: 0 K: 1 S: 5	H: 0 LOB: 0 BB: 0 P: 5	R: 0 E: 0 K: 1 S: 5	H: 0 LOB: 0 BB: 0 P: 5	R: 0 E: 0 K: 1 S: 3	H: 0 LOB: 0 BB: 0 P: 3	R: 0 E: 0 K: 0 S: 5	H: 0 LOB: 0 BB: 0 P: 5	R: 0 E: 0 K: 0 S: 3	H: 0 LOB: 0 BB: 0 P: 3	1B: 5 2B: 0 3B: 0 HR: 0	SF: 0 SAC: 0 DP: 1 HBP: 0	WP: 0 PB: 0 SB: 0 CS: 0	PA: 32

Batter	1	2	3	4	5	6	7	8	9	AB	R	H	RBI	BB	SO	LOB	TOP			
Gene Richards, L (1, 7) OBP: 0.341, SLG: 0.276	G3		3B		F8			4-3		4	1	1	0	0	0	0	San Diego Padres @ St. Louis Cardinals Busch Stadium, St. Louis, MO Fri May 05 1978, 7:05 PM CDT Att: 7,831 - Unknown			
Ozzie Smith, S (1, 6) OBP: 0.338, SLG: 0.397	1B		5-3		3B			FC4-2 3B		4	0	3	0	0	0	1				
Oscar Gamble, L (1, 9) Derrel Thomas, S (8, PR) OBP: 0.316, SLG: 0.296	1-2 K		3B		F7			FC4-2		4	0	1	1	0	1	3				
Dave Winfield, R (1, 8) OBP: 0.315, SLG: 0.540	K		1-3		1-3			L1		4	0	0	0	0	1	3				
Gene Tenace, R (1, 3) OBP: 0.391, SLG: 0.313		K	K		6-3			K		4	0	0	0	0	3	1				
Rick Sweet, S (1, 2) OBP: 0.295, SLG: 0.189	G3				CS 1B			K		4	0	2	0	0	1	0				
Bill Almon, R (1, 5) OBP: 0.370, SLG: 0.384					F8		CS	F3		4	1	1	0	0	1	1				
Mike Champion, R (1, 4) OBP: 0.435, SLG: 0.389					6-3			F8		3	0	1	1	0	0	0				
Randy Jones, R (1, 1) Rollie Fingers, R (9, 1) OBP: 0.167, SLG: 0.167					K			K		3	0	0	0	0	3	1				
										0	0	0	0	0	0	0				
Inning Stats	R: 0 E: 0 K: 2 S: 8	H: 1 LOB: 1 BB: 0 P: 8	R: 1 E: 0 K: 2 S: 9	H: 2 LOB: 1 BB: 0 P: 9	R: 1 E: 0 K: 1 S: 7	H: 2 LOB: 1 BB: 0 P: 7	R: 0 E: 0 K: 0 S: 3	H: 1 LOB: 0 BB: 0 P: 3	R: 0 E: 0 K: 1 S: 6	H: 1 LOB: 1 BB: 0 P: 6	R: 0 E: 0 K: 0 S: 3	H: 0 LOB: 0 BB: 0 P: 5	R: 0 E: 0 K: 1 S: 5	H: 1 LOB: 1 BB: 0 P: 4	R: 0 E: 0 K: 3 S: 9	H: 0 LOB: 0 BB: 0 P: 9	1B: 5 2B: 0 3B: 4 HR: 0	SF: 0 SAC: 0 DP: 0 HBP: 0	WP: 0 PB: 0 SB: 2 CS: 2	PA: 35
PITCHER	IP WLS BF H R ER SO BB IBB HBP BLK WP HR S P ERA WHIP																			
John Ureia, L (1, 1) ERA: 3.41	7.1 L 29 9 2 2 7 0 0 0 0 0 0 43 43 2.46 1.227																			
Dave Hamilton, L (8, 1) ERA: 7.2	0.1 1 0 0 0 0 0 0 0 0 0 0 1 1 0.00 0.000																			
Pete Vuckovich, R (8, 1) ERA: 2.89	1.1 4 0 0 0 3 0 0 0 0 0 0 10 10 0.00 0.000																			

Batter	1	2	3	4	5	6	7	8	9	AB	R	H	RBI	BB	SO	LOB	BOTTOM			
Lou Brock, L (1, 7) OBP: 0.370, SLG: 0.333	1-3		E4		E4			K		4	0	0	0	0	1	2	San Diego Padres @ St. Louis Cardinals Busch Stadium, St. Louis, MO Fri May 05 1978, 7:05 PM CDT Att: 7,831 - Unknown			
Garry Templeton, S (1, 6) OBP: 0.207, SLG: 0.257	1-3		K		1-3			1B		4	0	1	0	0	1	3				
Keith Hernandez, L (1, 3) OBP: 0.430, SLG: 0.505	4-3				G5-4-3 BB			2-3		3	0	1	0	1	0	1				
Ted Simmons, S (1, 2) OBP: 0.363, SLG: 0.455					G5-4-3			F7		4	1	2	0	0	0	2				
Jerry Morales, R (1, 8) OBP: 0.311, SLG: 0.355					F9			4-3		3	0	0	0	1	1	2				
Roger Freed, R (1, 9) OBP: 0.281, SLG: 0.591					G6-4-3			4-3		4	0	0	1	0	1	2				
Ken Reitz, R (1, 5) OBP: 0.333, SLG: 0.414					L7			5-3		3	0	0	0	0	0	0				
Mike Tyson, R (1, 4) OBP: 0.319, SLG: 0.368					6-3			F9		3	0	1	0	0	0	0				
John Ureia, R (1, 1) Dave Hamilton, L (8, 1) Pete Vuckovich, R (8, 1) OBP: 0.125, SLG: 0.125					1B			1-3		2	0	1	0	0	0	0				
										0	0	0	0	0	0	0				
										1	0	0	0	0	1	1				
Inning Stats	R: 0 E: 0 K: 0 S: 3	H: 0 LOB: 0 BB: 0 P: 3	R: 0 E: 0 K: 0 S: 2	H: 1 LOB: 0 BB: 1 P: 6	R: 0 E: 1 K: 1 S: 7	H: 1 LOB: 2 BB: 0 P: 7	R: 0 E: 0 K: 0 S: 2	H: 0 LOB: 0 BB: 1 P: 6	R: 0 E: 1 K: 0 S: 4	H: 0 LOB: 1 BB: 0 P: 4	R: 1 E: 0 K: 0 S: 4	H: 1 LOB: 0 BB: 0 P: 4	R: 0 E: 0 K: 2 S: 8	H: 2 LOB: 2 BB: 0 P: 8	R: 0 E: 0 K: 2 S: 8	H: 1 LOB: 1 BB: 0 P: 8	1B: 4 2B: 2 3B: 0 HR: 0	SF: 0 SAC: 0 DP: 2 HBP: 0	WP: 0 PB: 0 SB: 1 CS: 0	PA: 33
PITCHER	IP WLS BF H R ER SO BB IBB HBP BLK WP HR S P ERA WHIP																			
Randy Jones, L (1, 1) ERA: 3.75	8.0 W 30 6 1 1 3 2 0 0 0 0 0 0 34 42 1.12 1.000																			
Rollie Fingers, R (9, 1) ERA: 3.93	1.0 S 3 0 0 0 2 0 0 0 0 0 0 7 7 0.00 0.000																			



Batter	1	2	3	4	5	6	7	8	9	AB	R	H	RBI	BB	SO	LOB	TOP			
Gene Richards, L (1, 7) OBP: 0.326, SLG: 0.263	0-3 K		0-0 6-3			0-0 4-3		0-0 1-6-3		4	0	0	0	0	1	1	San Diego Padres @ St. Louis Cardinals Busch Stadium, St. Louis, MO Sat May 06 1978, 7:05 PM CDT Att: 13,534 - Unknown livebaseballscorecards.com			
Ozzie Smith, S (1, 6) OBP: 0.321, SLG: 0.378	0-0 G3			0-0 6-3		0-0 1-3			0-0 1-3	4	0	0	0	0	0	1				
Oscar Gamble, L (1, 9) OBP: 0.337, SLG: 0.373	0-0 3-1			0-0 P6			0-0 6-3		0-0 F8	4	0	0	0	0	0	0				
Dave Winfield, R (1, 8) OBP: 0.313, SLG: 0.538		0-0 F8 CS 2B		0-0 6-3			0-0 1-6-3		0-3 K	4	0	1	0	0	1	0				
Gene Tenace, R (1, 3) OBP: 0.373, SLG: 0.294		0-0 F8			0-3 K		0-0 E5 E S			3	0	0	0	0	1	1				
Rick Sweet, S (1, 2) OBP: 0.298, SLG: 0.179		0-3 K			0-0 G3		4-0 BB			2	0	0	0	1	1	1				
Bill Almon, R (1, 5) OBP: 0.368, SLG: 0.375		4-0 CS BB		0-3 K			0-3 K			2	0	0	0	1	2	2				
Derrel Thomas, S (1, 4) OBP: 0.321, SLG: 0.301		0-0 CS	0-0 F7			0-0 4-3 1B		0-0 3-1		2	0	1	0	0	0	0				
Mike Champion, R (7, 4) OBP: 0.417, SLG: 0.368		1-2 3-H								1	0	0	0	0	0	0				
Gaylord Perry, R (1, 1) OBP: 0.231, SLG: 0.385						0-0 F3		0-0 4-3		2	0	0	0	0	0	1				
Jerry Turner, L (8, PH) OBP: 0.250, SLG: 0.500										1	0	0	0	0	0	0				
Mark Lee, R (8, 1)										0	0	0	0	0	0	0				
Inning Stats	R: 0 E: 0 K: 1 S: 5	H: 0 LOB: 0 BB: 0 P: 5	R: 0 E: 0 K: 1 S: 5	H: 1 LOB: 1 BB: 1 P: 9	R: 0 E: 0 K: 0 S: 3	H: 0 LOB: 0 BB: 0 P: 3	R: 0 E: 0 K: 0 S: 3	H: 0 LOB: 0 BB: 0 P: 3	R: 0 E: 0 K: 2 S: 7	H: 0 LOB: 0 BB: 0 P: 7	R: 0 E: 0 K: 0 S: 4	H: 1 LOB: 1 BB: 0 P: 4	R: 0 E: 1 K: 1 S: 6	H: 0 LOB: 0 BB: 1 P: 10	R: 0 E: 0 K: 0 S: 3	H: 0 LOB: 0 BB: 0 P: 3	1B: 1 2B: 1 3B: 0 HR: 0	SF: 0 SAC: 0 DP: 0 HBP: 0	WP: 0 PB: 0 SB: 1 CS: 2	PA: 32
PITCHER John Denny, R (1, 1) ERA: 2.01	IP: 9.0 WLS: W BF: 31 H: 2 R: 0 ER: 0 SO: 6 BB: 2 IBB: 0 HBP: 0 BLK: 0 WP: 0 HR: 0 S: 41 P: 49 ERA: 0.00 WHIP: 0.444															PITCHER				

Batter	1	2	3	4	5	6	7	8	9	AB	R	H	RBI	BB	SO	LOB	BOTTOM			
Lou Brock, L (1, 7) OBP: 0.364, SLG: 0.319	0-0 3-1		0-3 K		0-0 FC3-6 1-3		4-0 1B IBB			3	0	0	0	1	1	1	San Diego Padres @ St. Louis Cardinals Busch Stadium, St. Louis, MO Sat May 06 1978, 7:05 PM CDT Att: 13,534 - Unknown livebaseballscorecards.com			
Gary Templeton, S (1, 6) OBP: 0.217, SLG: 0.265	0-0 5-3		0-0 2B 1B		0-0 1-3		1-2 2-H 1B			4	0	2	1	0	0	1				
Keith Hernandez, L (1, 3) OBP: 0.432, SLG: 0.516	0-0 BB 1B		0-0 1-3 2B		0-0 F8		0-0 G3			4	0	2	0	0	0	3				
Ted Simmons, S (1, 2) OBP: 0.368, SLG: 0.444	4-0 1-2 BB		4-0 G6-4-3 IBB		0-0 F7		0-0 5-3			2	0	0	0	2	0	0				
Jerry Morales, R (1, 8) OBP: 0.300, SLG: 0.340	0-3 K		0-0 G6-4-3		0-0 P1		0-0 P6			4	0	0	0	0	1	5				
Ken Reitz, R (1, 5) OBP: 0.330, SLG: 0.407		0-0 G4-6-3 1B		0-0 6-3		0-3 K		0-0 L6		4	0	1	0	0	1	0				
Jerry Mumphrey, S (1, 9) OBP: 0.217, SLG: 0.185		0-0 G4-6-3		0-0 G3		0-0 4-3				3	0	0	0	0	0	1				
Mike Tyson, R (1, 4) OBP: 0.320, SLG: 0.366		0-0 E4		0-0 F3		0-0 SH2-4 1B				3	1	1	0	0	0	0				
John Denny, R (1, 1) OBP: 0.333, SLG: 0.412		0-0 P4			0-0 FC3-6 1B		0-0 SH2-4			2	0	1	0	0	0	1				
Inning Stats	R: 0 E: 0 K: 1 S: 6	H: 1 LOB: 2 BB: 1 P: 10	R: 0 E: 1 K: 0 S: 4	H: 1 LOB: 1 BB: 0 P: 4	R: 0 E: 0 K: 1 S: 6	H: 2 LOB: 2 BB: 1 P: 10	R: 0 E: 0 K: 0 S: 3	H: 0 LOB: 0 BB: 0 P: 3	R: 0 E: 0 K: 0 S: 4	H: 1 LOB: 1 BB: 0 P: 4	R: 0 E: 0 K: 1 S: 5	H: 0 LOB: 0 BB: 0 P: 5	R: 1 E: 0 K: 0 S: 5	H: 2 LOB: 2 BB: 1 P: 9	R: 0 E: 0 K: 0 S: 3	H: 0 LOB: 0 BB: 0 P: 3		1B: 6 2B: 1 3B: 0 HR: 0	SF: 0 SAC: 1 DP: 2 HBP: 0	WP: 0 PB: 0 SB: 0 CS: 0
PITCHER Gaylord Perry, R (1, 1) ERA: 2.17	IP: 7.0 WLS: L BF: 30 H: 7 R: 1 ER: 1 SO: 3 BB: 1 IBB: 2 HBP: 0 BLK: 0 WP: 0 HR: 0 S: 33 P: 45 ERA: 1.29 WHIP: 1.143															PITCHER				
Mark Lee, R (8, 1) ERA: 2.0	IP: 1.0 WLS: L BF: 3 H: 0 R: 0 ER: 0 SO: 0 BB: 0 IBB: 0 HBP: 0 BLK: 0 WP: 0 HR: 0 S: 3 P: 3 ERA: 0.00 WHIP: 0.000															PITCHER				



Batter	1	2	3	4	5	6	7	8	9	AB	R	H	RBI	BB	SO	LOB	TOP					
Gene Richards, L OBP: 0.340, SLG: 0.329										5	1	3	1	0	0	1	San Diego Padres @ St. Louis Cardinals Busch Stadium, St. Louis, MO Sun May 07 1978, 3:33 AM CDT Att: 19,629 - Unknown					
Ozzie Smith, S OBP: 0.315, SLG: 0.368										5	1	1	1	0	0	2						
Oscar Gamble, L OBP: 0.341, SLG: 0.388										5	1	2	1	0	0	1						
Dave Winfield, R OBP: 0.310, SLG: 0.526										4	0	1	0	0	1	2						
Jerry Turner, L OBP: 0.250, SLG: 0.471										4	0	1	0	0	0	1						
Bill Almon, R OBP: 0.364, SLG: 0.363										3	0	0	0	1	1	3						
Rick Sweet, S OBP: 0.314, SLG: 0.171										2	0	0	0	2	0	1						
Mike Champion, R OBP: 0.370, SLG: 0.318										3	0	0	0	0	2	4						
Derrel Thomas, S OBP: 0.317, SLG: 0.297										1	0	0	0	0	1	0						
Bob Ovwchinko, L OBP: 0.071, SLG: 0.040										2	0	0	0	0	0	0						
Dave Freisleben, R OBP: 0.275, SLG: 0.314										0	0	0	0	0	0	0						
Mark Lee, R OBP: 0.275, SLG: 0.314										0	0	0	0	0	0	0						
George Hendrick, R OBP: 0.275, SLG: 0.314										0	0	0	0	0	0	0						
Dan Spillner, R OBP: 0.275, SLG: 0.314										0	0	0	0	0	0	0						
John D'Acquisto, R OBP: 0.275, SLG: 0.314										0	0	0	0	0	0	0						
Gene Tenace, R OBP: 0.275, SLG: 0.314										0	1	0	0	1	0	0						
Inning Stats	R: 3 E: 0 K: 0 S: 6	H: 3 LOB: 1 BB: 1 P: 10	R: 0 E: 0 K: 0 S: 4	H: 1 LOB: 1 BB: 0 P: 4	R: 0 E: 0 K: 2 S: 9	H: 2 LOB: 3 BB: 1 P: 13	R: 0 E: 0 K: 1 S: 5	H: 0 LOB: 0 BB: 0 P: 5	R: 0 E: 1 K: 1 S: 6	H: 1 LOB: 1 BB: 0 P: 6	R: 0 E: 0 K: 2 S: 7	H: 0 LOB: 1 BB: 1 P: 11	R: 0 E: 0 K: 0 S: 3	H: 0 LOB: 0 BB: 0 P: 3	R: 0 E: 0 K: 0 S: 3	H: 0 LOB: 0 BB: 0 P: 3	R: 1 E: 0 K: 1 S: 6	H: 1 LOB: 1 BB: 1 P: 10	1B: 5 2B: 2 3B: 0 HR: 1	SF: 0 SAC: 0 DP: 0 HBP: 0	WP: 0 PB: 1 SB: 1 CS: 0	PA: 39
PITCHER Bob Forsch, R ERA: 3.06	IP: 9.0 WLS: W BF: 39 H: 8 R: 4 ER: 4 SO: 7 BB: 3 IBB: 1 HBP: 0 BLK: 0 WP: 0 HR: 1 S: 49 P: 65 ERA: 4.00 WHIP: 1.222															PITCHER						

AB	34
R	4
H	8
RBI	3
BB	4
SO	6
LOB	15

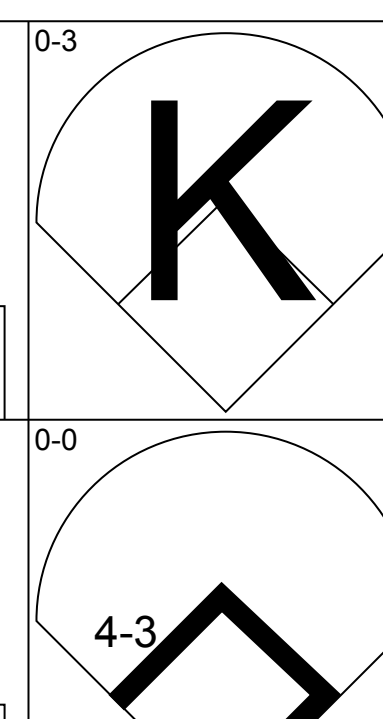
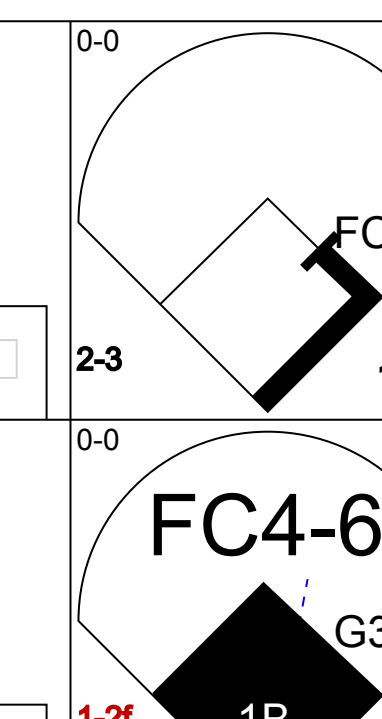
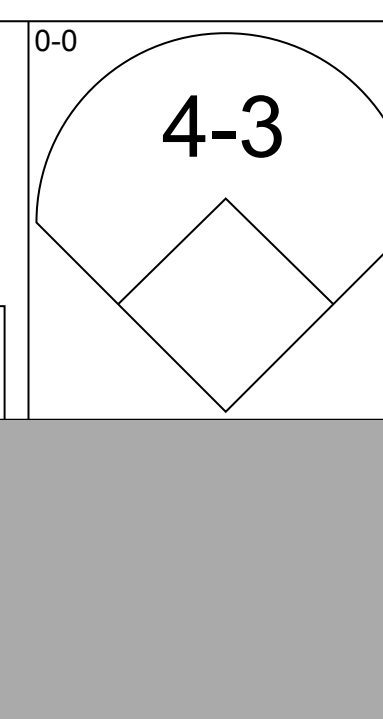
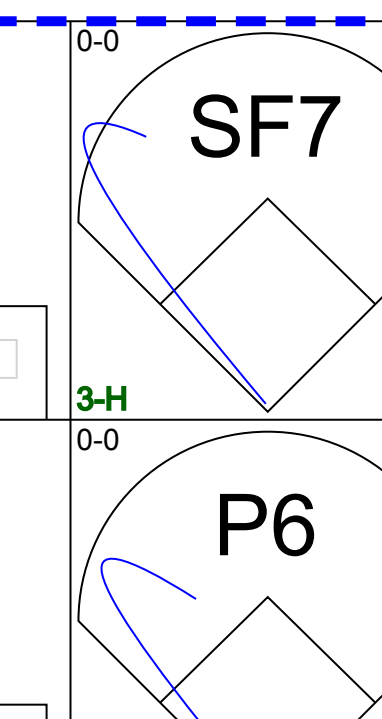
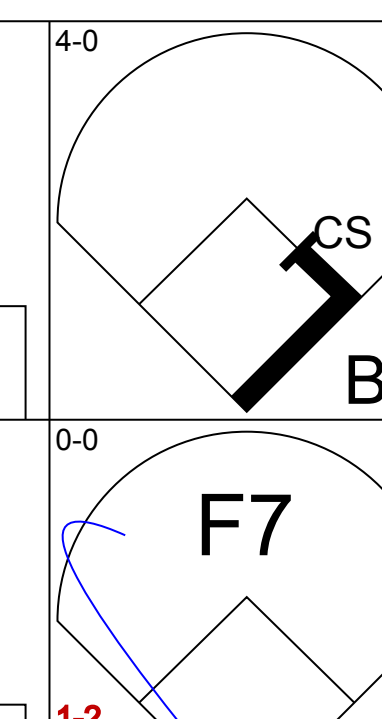
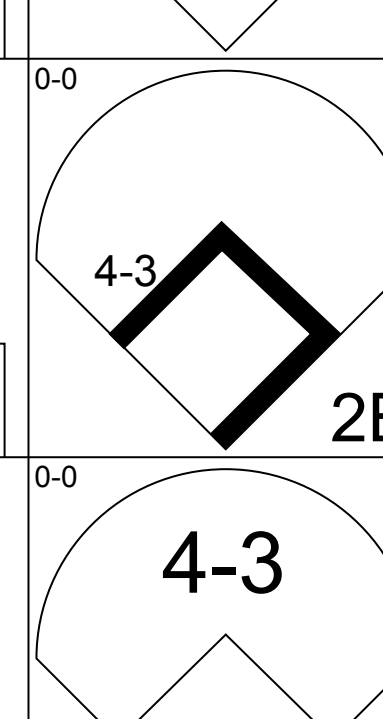
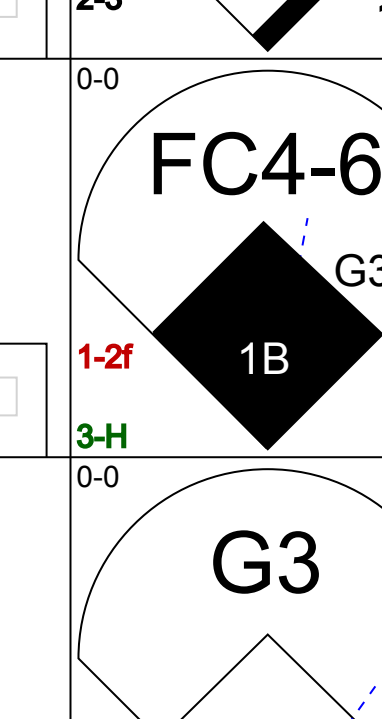
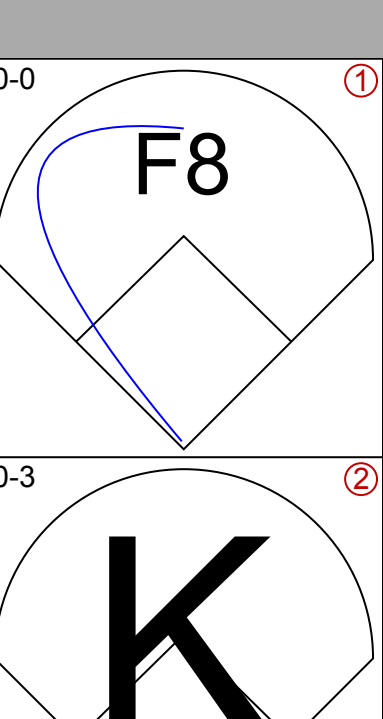
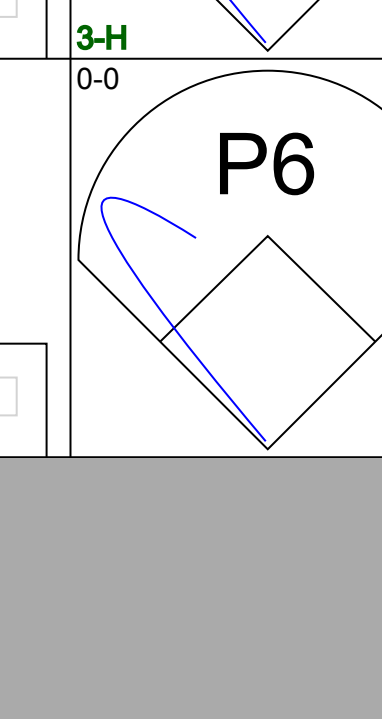
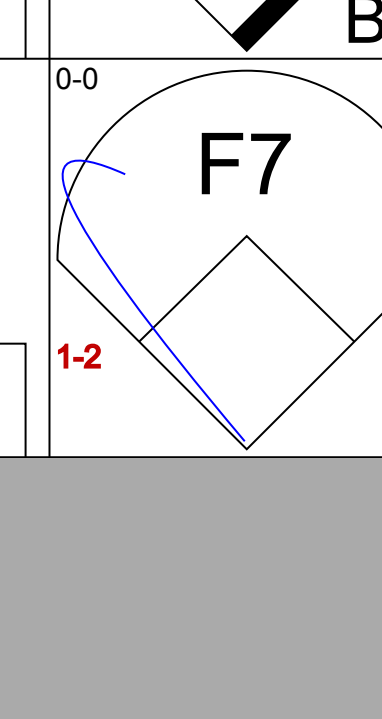
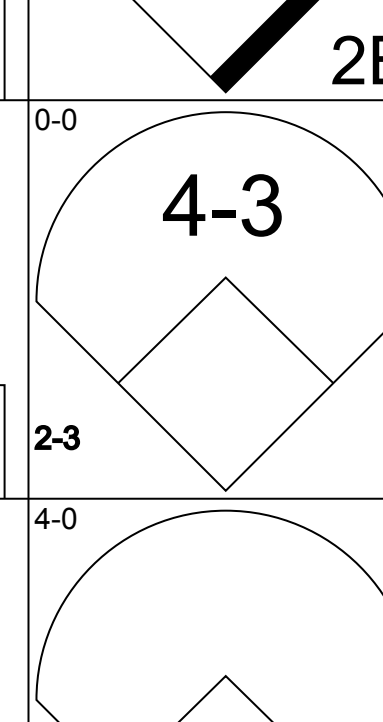
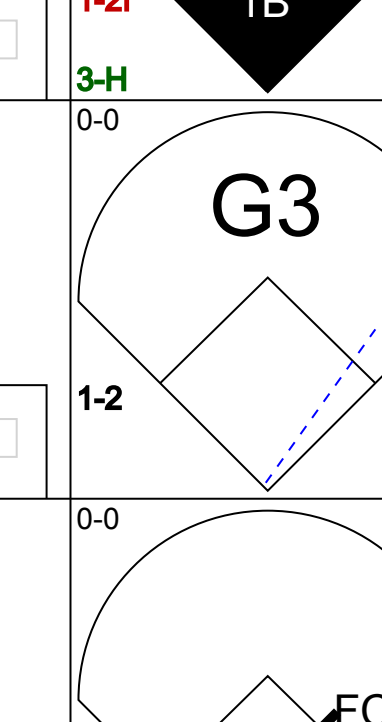
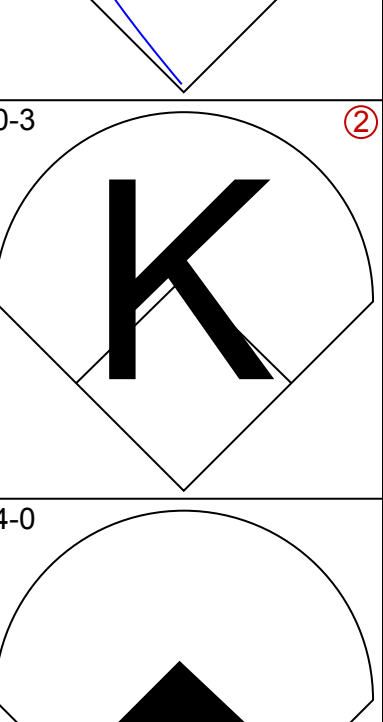
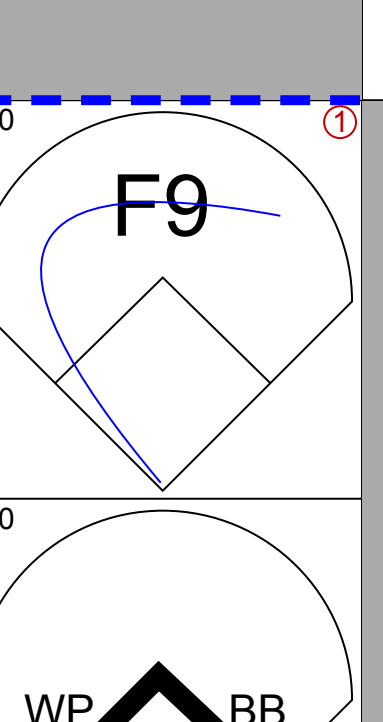
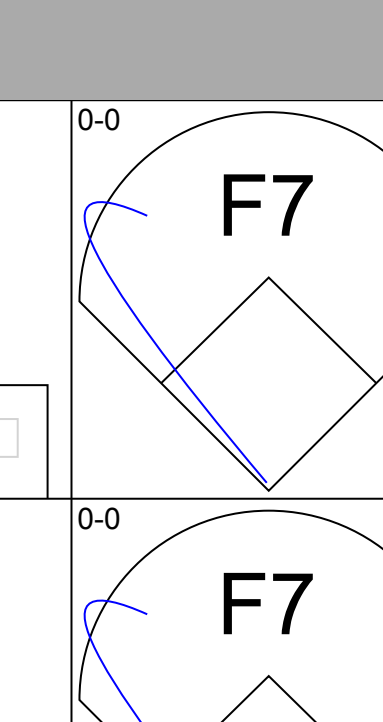
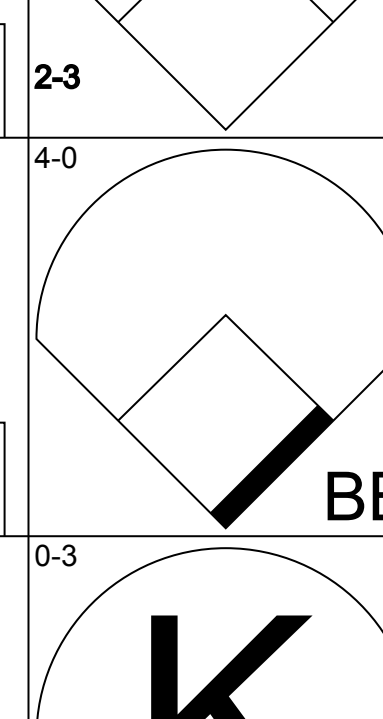
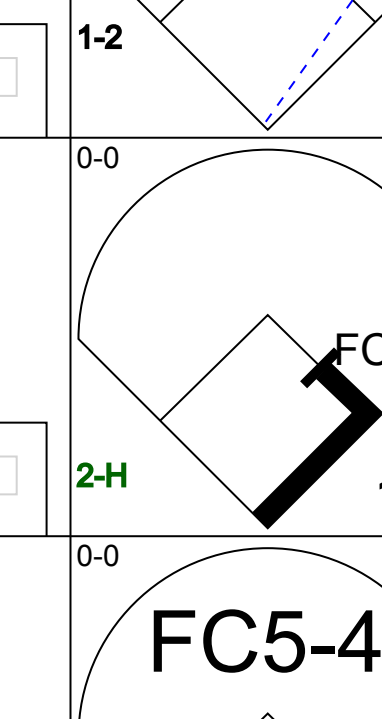
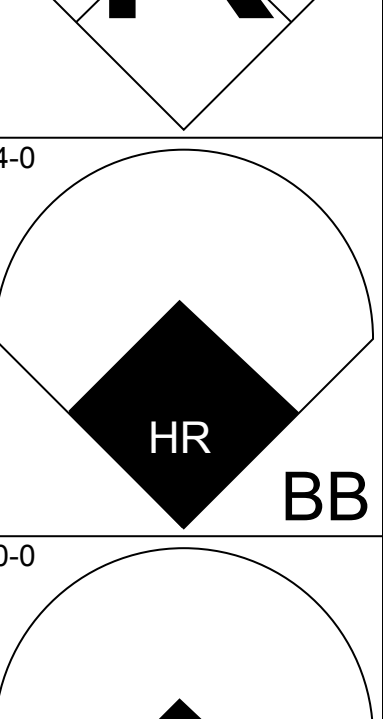
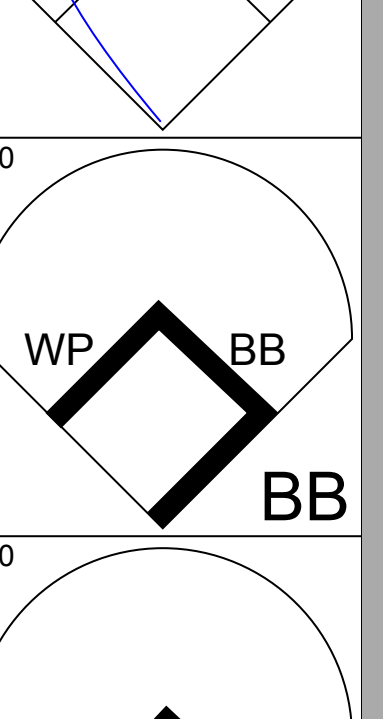
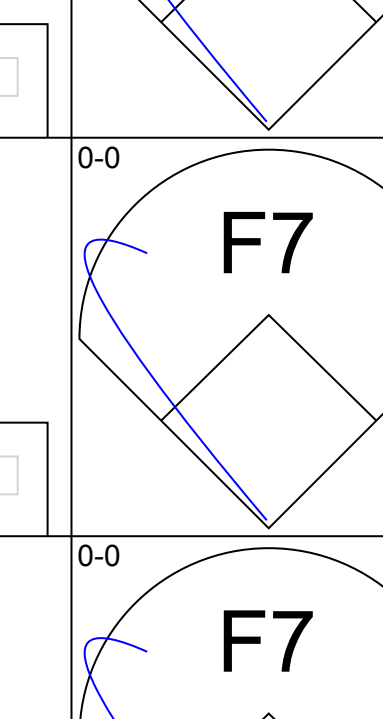
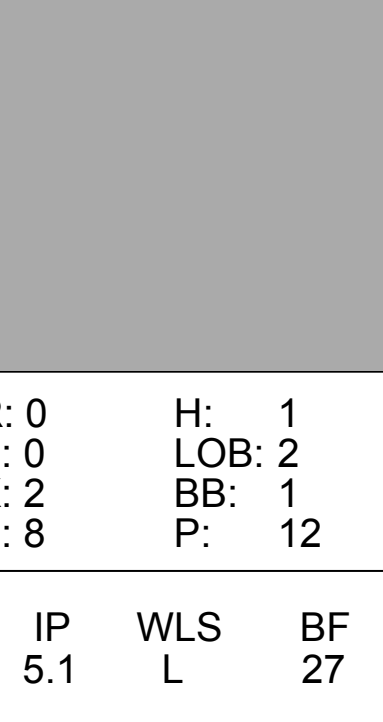
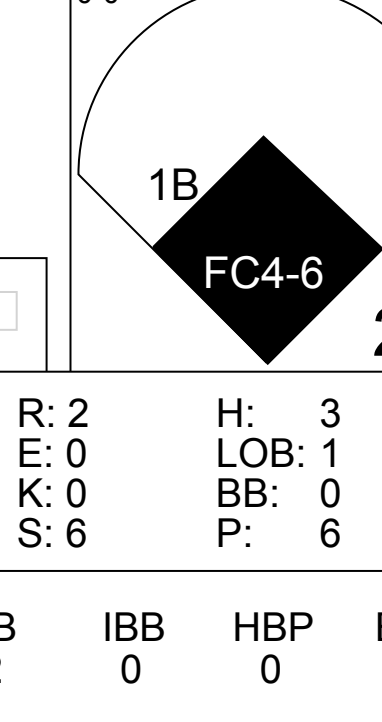
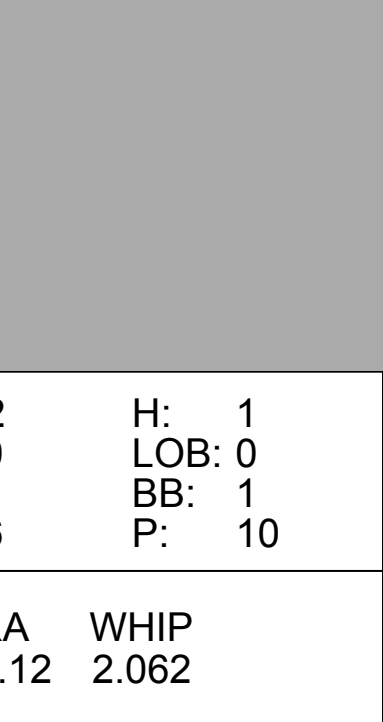
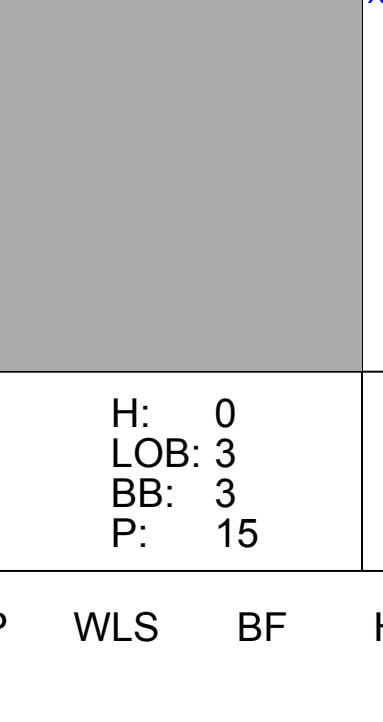
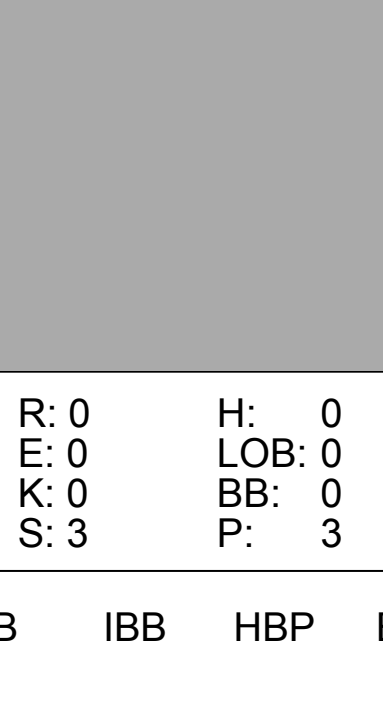
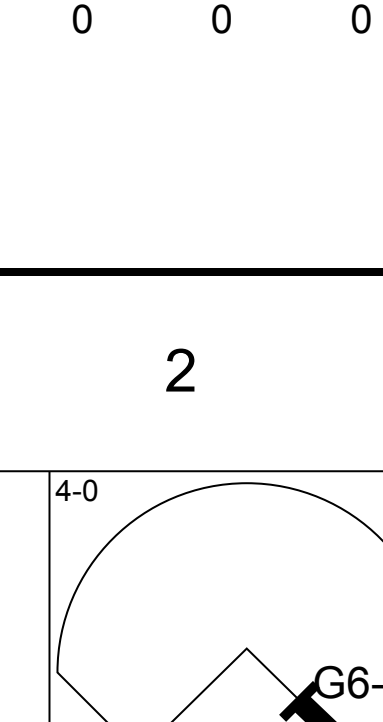
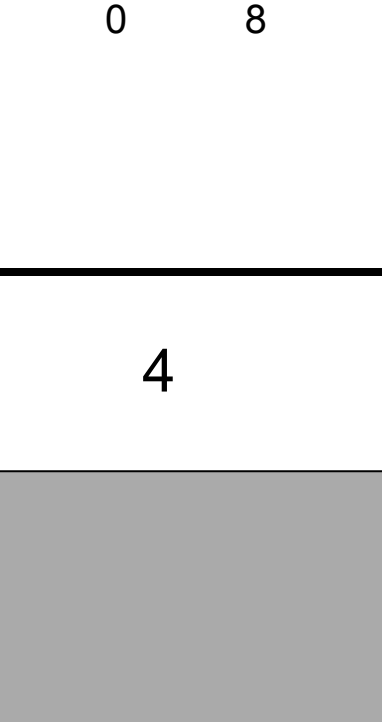
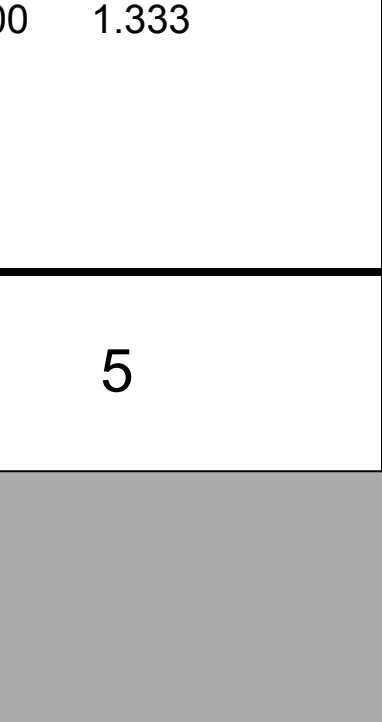
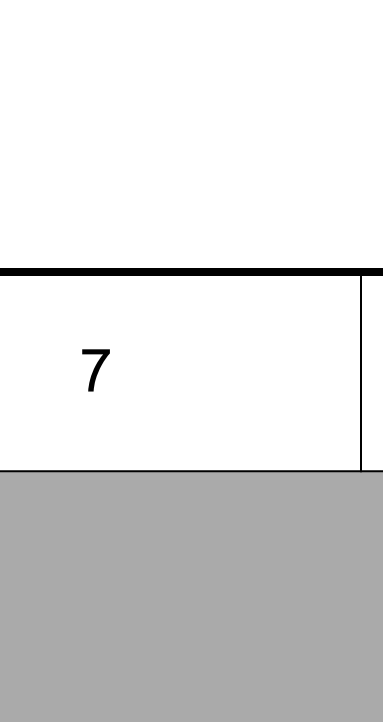
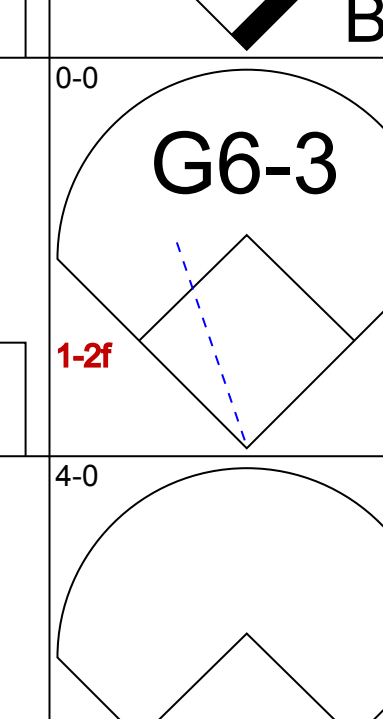
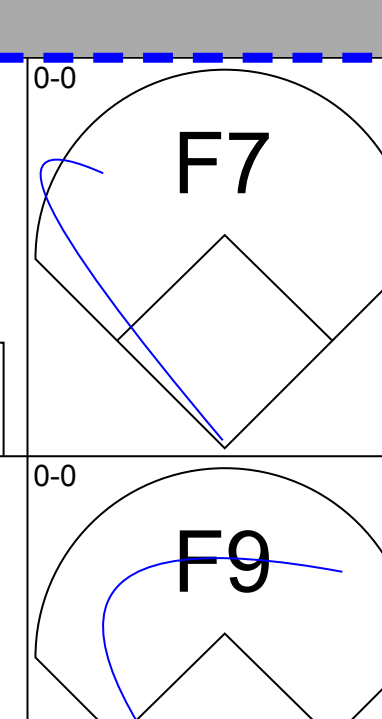


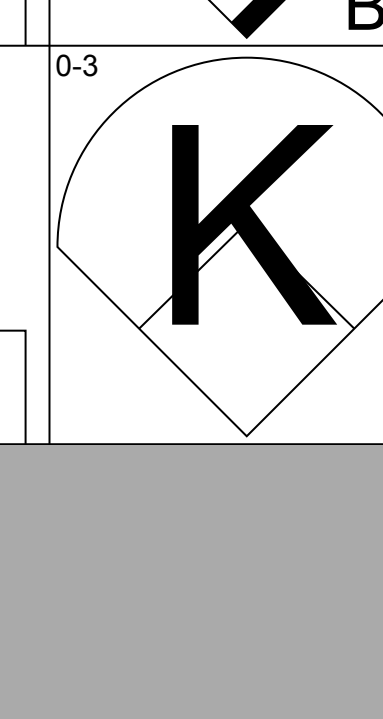


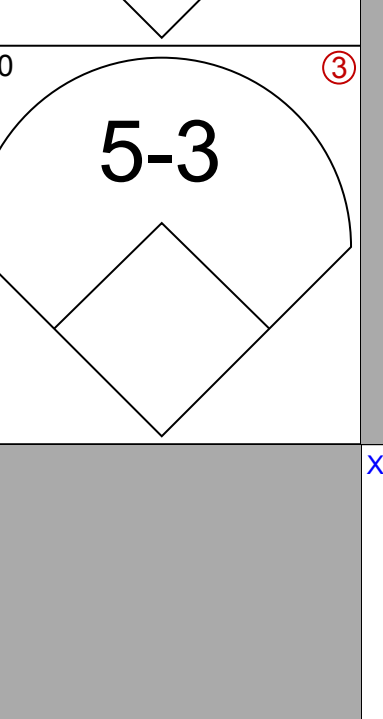
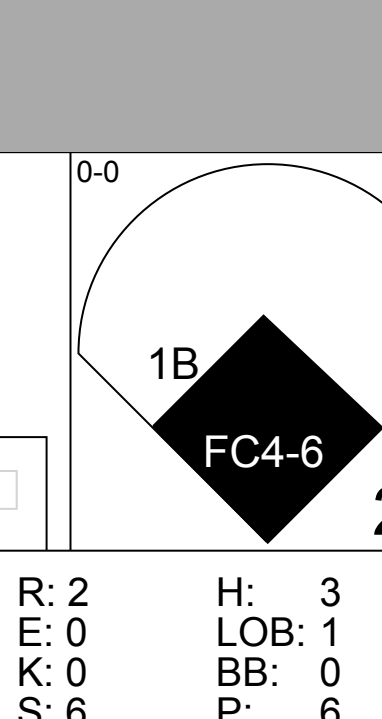
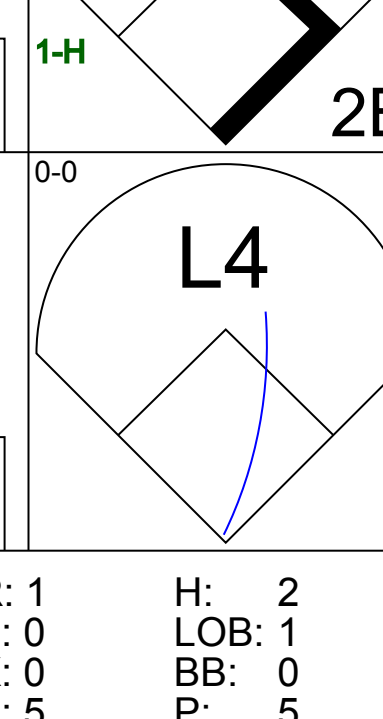
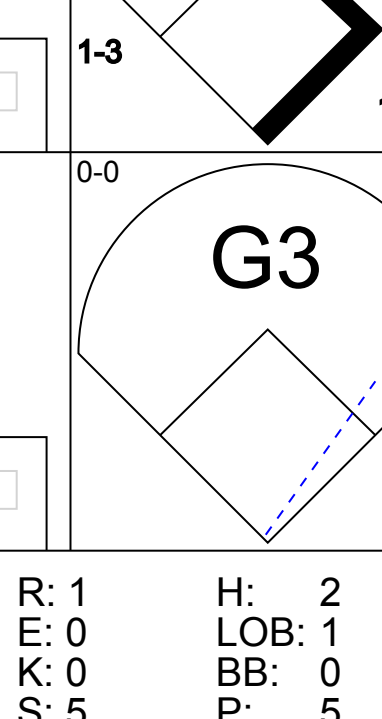
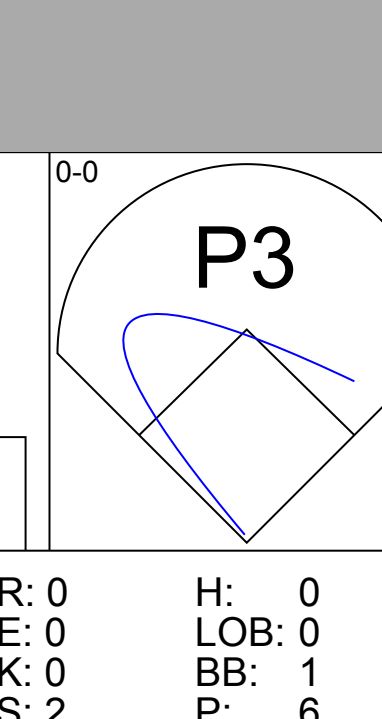



Batter	1	2	3	4	5	6	7	8	9	AB	R	H	RBI	BB	SO	LOB	BOTTOM			
Garry Templeton, S OBP: 0.233, SLG: 0.288										5	1	3	2	0	1	2	San Diego Padres @ St. Louis Cardinals Busch Stadium, St. Louis, MO Sun May 07 1978, 3:33 AM CDT Att: 19,629 - Unknown			
Mike Tyson, R OBP: 0.300, SLG: 0.342										5	0	0	0	0	1	6				
Keith Hernandez, L OBP: 0.431, SLG: 0.540										5	1	2	2	0	0	1				
Ted Simmons, S OBP: 0.378, SLG: 0.468										4	1	2	0	1	0	1				
Jerry Morales, R OBP: 0.313, SLG: 0.347										4	2	2	0	1	1	2				
Ken Reitz, R OBP: 0.346, SLG: 0.432										4	1	3	2	0	0	3				
Tony Scott, S OBP: 0.341, SLG: 0.324										4	1	3	0	0	1	0				
Jerry Mumphrey, S OBP: 0.203, SLG: 0.172										4	1	0	0	0	0	5				
Bob Forsch, R OBP: 0.227, SLG: 0.318										4	0	1	1	0	1	3				
Inning Stats	R: 0 E: 0 K: 0 S: 4	H: 1 LOB: 3 BB: 2 P: 12	R: 0 E: 0 K: 1 S: 5	H: 1 LOB: 0 BB: 0 P: 5	R: 1 E: 0 K: 0 S: 5	H: 2 LOB: 1 BB: 0 P: 5	R: 0 E: 0 K: 1 S: 8	H: 3 LOB: 2 BB: 0 P: 8	R: 4 E: 1 K: 0 S: 9	H: 5 LOB: 2 BB: 0 P: 9	R: 1 E: 0 K: 0 S: 4	H: 2 LOB: 1 BB: 0 P: 4	R: 0 E: 0 K: 1 S: 5	H: 0 LOB: 0 BB: 0 P: 5	R: 1 E: 0 K: 2 S: 9	H: 2 LOB: 1 BB: 0 P: 9		1B: 10 2B: 5 3B: 0 HR: 1	SF: 0 SAC: 0 DP: 1 HBP: 0	WP: 0 PB: 0 SB: 0 CS: 0
PITCHER Bob Ovwchinko, L ERA: 2.45	IP: 3.1 WLS: L BF: 7 H: 4 R: 4 ER: 1 SO: 1 BB: 0 IBB: 0 HBP: 0 BLK: 0 WP: 0 HR: 0 S: 9 P: 9 ERA: 9.00 WHIP: 4.000															PITCHER				
Dave Freisleben, R ERA: 6.65	IP: 1.0 WLS: L BF: 4 H: 4 R: 4 ER: 1 SO: 1 BB: 0 IBB: 0 HBP: 0 BLK: 0 WP: 0 HR: 0 S: 9 P: 9 ERA: 0.00 WHIP: 1.500															PITCHER				
Mark Lee, R ERA: 1.86	IP: 0.2 WLS: L BF: 1 H: 0 R: 0 ER: 0 SO: 0 BB: 0 IBB: 0 HBP: 0 BLK: 0 WP: 0 HR: 0 S: 4 P: 4 ERA: 0.00 WHIP: 1.500															PITCHER				
Dan Spillner, R ERA: 3.14	IP: 2.0 WLS: L BF: 7 H: 2 R: 1 ER: 1 SO: 1 BB: 0 IBB: 0 HBP: 0 BLK: 0 WP: 0 HR: 0 S: 9 P: 9 ERA: 4.50 WHIP: 1.000															PITCHER				
John D'Acquisto, R ERA: 1.23	IP: 1.0 WLS: L BF: 5 H: 2 R: 1 ER: 1 SO: 2 BB: 0 IBB: 0 HBP: 0 BLK: 1 WP: 0 HR: 0 S: 9 P: 9 ERA: 9.00 WHIP: 2.000															PITCHER				



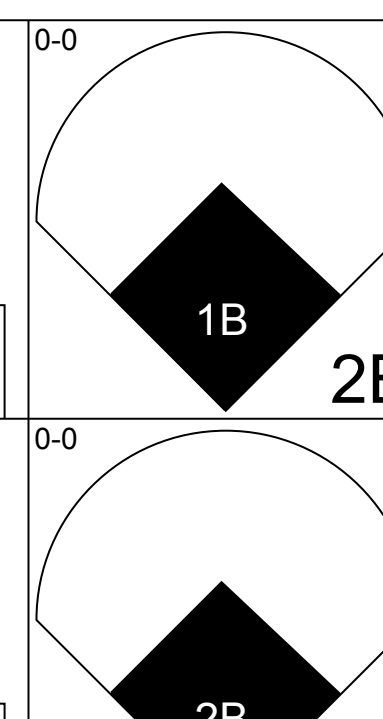
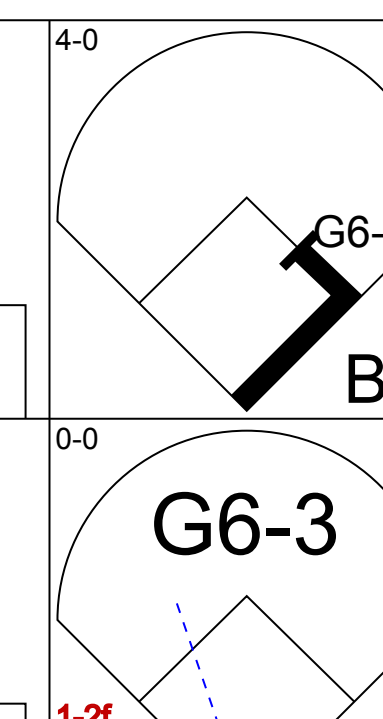
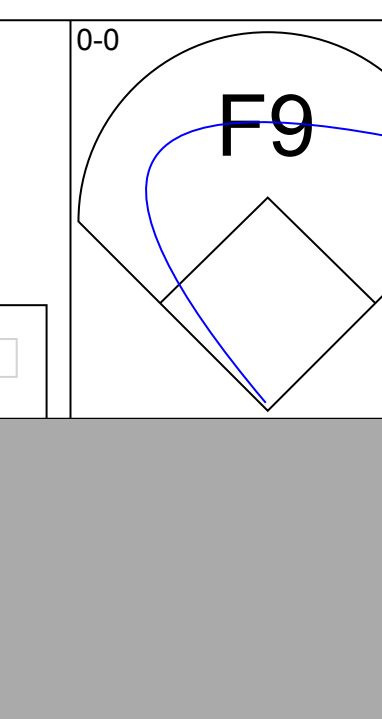
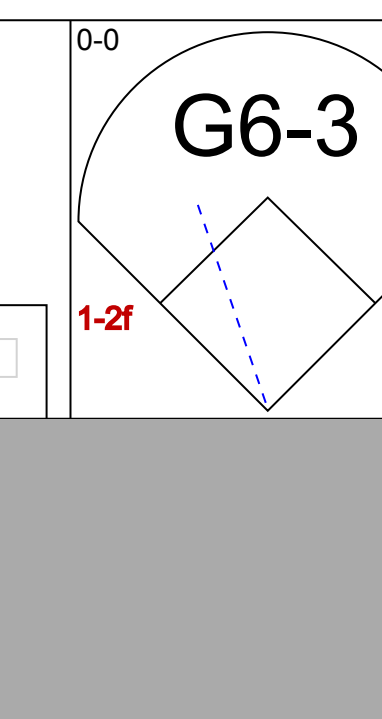
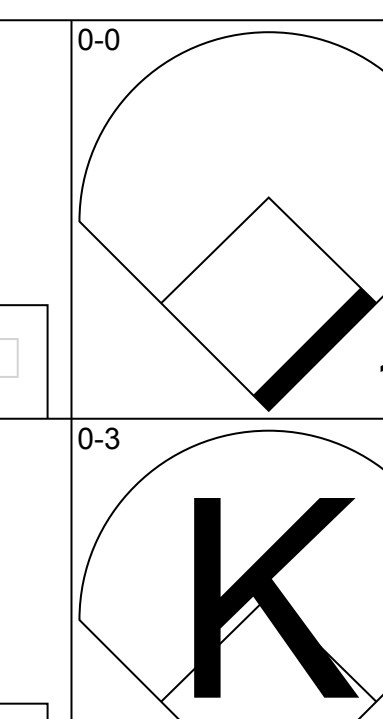
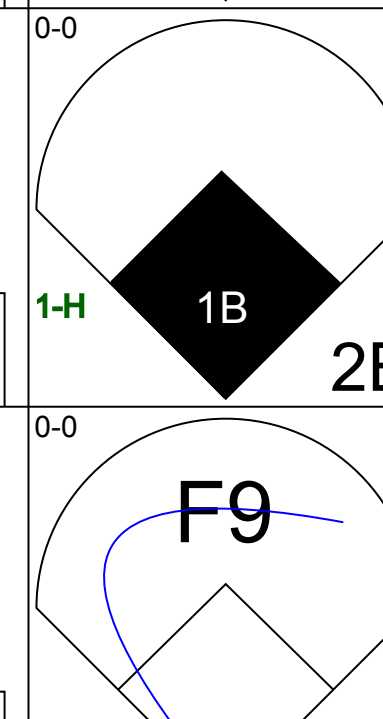
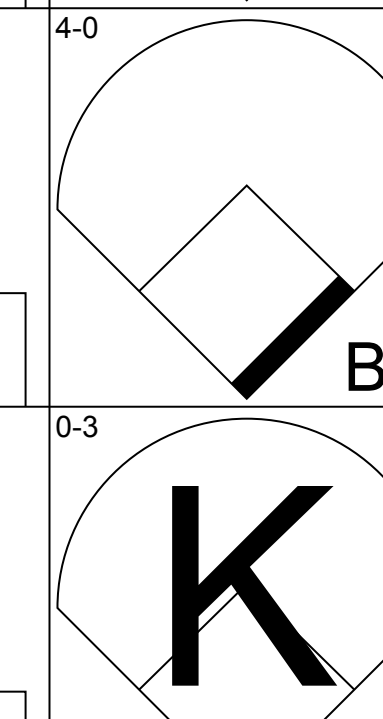
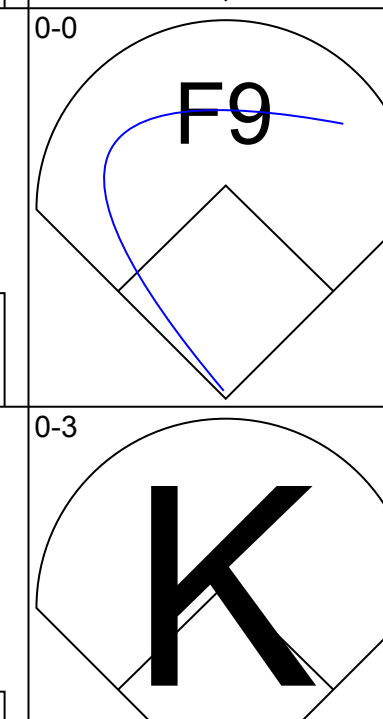
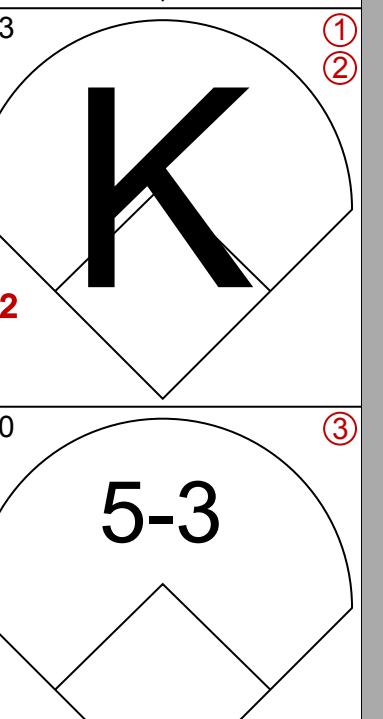

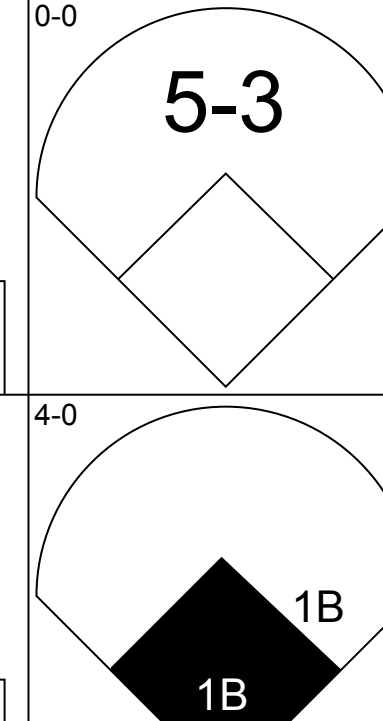


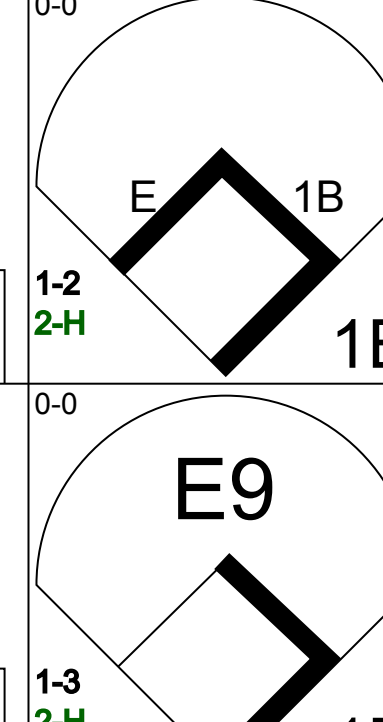



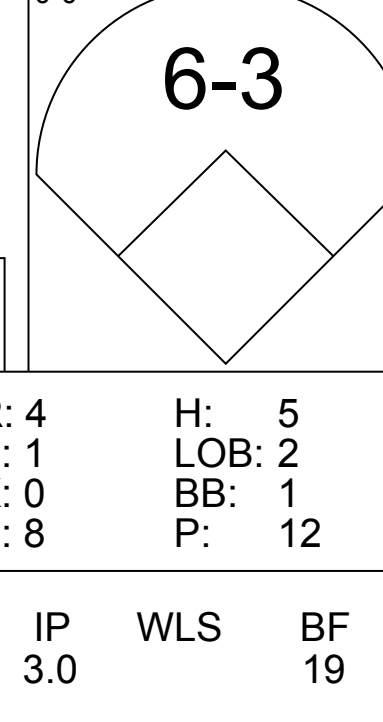
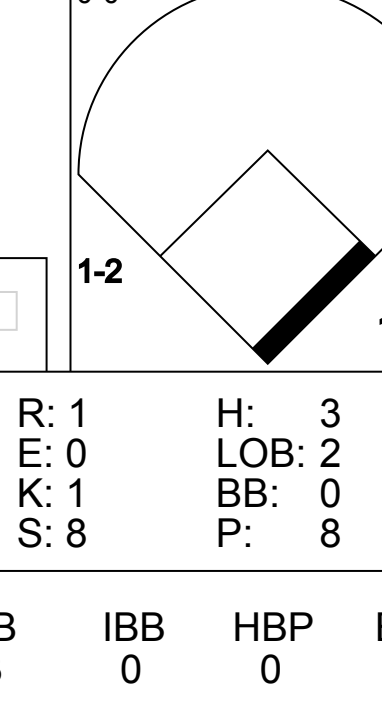
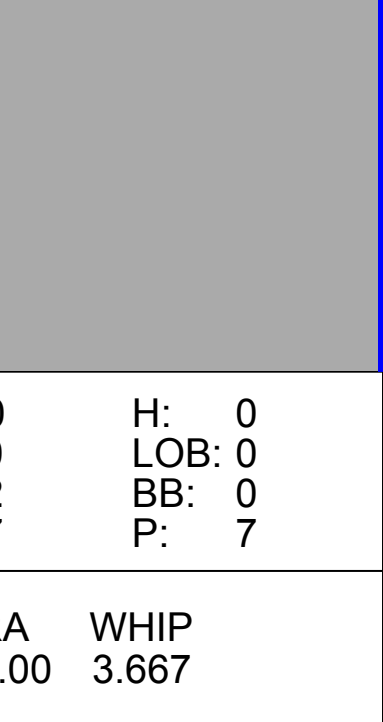





Batter	1	2	3	4	5	6	7	8	9	AB	R	H	RBI	BB	SO	LOB	TOP								
Lou Brock, L OBP: 0.358, SLG: 0.329 (1, 7)	4-3		6-3		3-1			2B		4	0	1	0	0	0	3	St. Louis Cardinals @ Los Angeles Dodgers Dodger Stadium, Los Angeles, CA Tue May 09 1978, 7:05 PM PDT Att: 33,262 - Unknown								
Gary Templeton, S OBP: 0.234, SLG: 0.295 (1, 6)	K			4-3		F7		FC5		4	0	1	0	0	1	0									
Keith Hernandez, L OBP: 0.417, SLG: 0.519 (1, 3)	F7			F9		F8		K		4	0	0	0	0	1	2									
Ted Simmons, S OBP: 0.383, SLG: 0.464 (1, 2)		F7		6-3		FC6-4		BB		3	0	1	0	1	0	0									
Jerry Morales, R OBP: 0.311, SLG: 0.343 (1, 8)		F9				FC6-4		FC5		4	0	1	0	0	0	4									
Ken Reitz, R OBP: 0.352, SLG: 0.465 (1, 5)						FC5-4		BB																	
Tony Scott, S OBP: 0.311, SLG: 0.293 (1, 9)						1B		1-4-3		4	1	2	1	0	0	1									
Mike Tyson, R OBP: 0.298, SLG: 0.338 (1, 4)						1B		1B		4	0	0	0	0	2	2									
Eric Rasmussen, R OBP: 0.154, SLG: 0.154 (5, PH) Rogio Frisco, R OBP: 0.287, SLG: 0.808 (5, 1) John Litell, L OBP: 0.125, SLG: 0.125 (6, PH) Gary Sulistrenski, R OBP: 0.250, SLG: 0.250 (6, 1) Mark Littell, L OBP: 0.296, SLG: 0.187 (6, PH)						1-2		P3		1	0	0	0	0	1	0									
Inning Stats	R: 0 E: 0 K: 1 S: 5	H: 0 LOB: 0 BB: 0 P: 5	R: 1 E: 0 K: 0 S: 4	H: 1 LOB: 0 BB: 0 P: 4	R: 0 E: 0 K: 1 S: 5	H: 0 LOB: 0 BB: 0 P: 5	R: 0 E: 0 K: 0 S: 3	H: 0 LOB: 0 BB: 0 P: 3	R: 0 E: 0 K: 1 S: 8	H: 3 LOB: 3 BB: 0 P: 8	R: 0 E: 0 K: 0 S: 4	H: 1 LOB: 1 BB: 0 P: 4	R: 0 E: 0 K: 1 S: 5	H: 0 LOB: 0 BB: 0 P: 5	R: 0 E: 0 K: 1 S: 7	H: 2 LOB: 3 BB: 1 P: 11	R: 0 E: 0 K: 1 S: 6	H: 1 LOB: 1 BB: 0 P: 6	1B: 5 2B: 2 3B: 0 HR: 1	SF: 0 SAC: 0 DP: 0 HBP: 0	WP: 0 PB: 0 SB: 0 CS: 0	PA: 36			
PITCHER	IP	WLS	BF	H	R	ER	SO	BB	IBB	HBP	BLK	WP	HR	S	P	ERA	WHIP								
Doug Rau, L ERA: 2.72 (1, 1)	7.1	W	29	7	1	1	4	0	0	0	0	0	1	37	37	1.23	0.955								
Terry Forster, L ERA: 2.19 (8, 1)	1.2	S	7	1	0	0	2	1	0	0	0	0	0	10	14	0.00	1.200								

Batter	1	2	3	4	5	6	7	8	9	AB	R	H	RBI	BB	SO	LOB	BOTTOM								
Davey Lopes, R OBP: 0.429, SLG: 0.471 (1, 4)	L1			G6-4-3				SH1-4		3	1	1	0	0	0	2	St. Louis Cardinals @ Los Angeles Dodgers Dodger Stadium, Los Angeles, CA Tue May 09 1978, 7:05 PM PDT Att: 33,262 - Unknown								
Bill Russell, R OBP: 0.293, SLG: 0.348 (1, 6)	F7		5-3		5-3		5-3			4	0	0	0	0	0	2									
Reggie Smith, S OBP: 0.381, SLG: 0.614 (1, 9)							K		G3	3	1	1	1	1	1	1									
Ron Cey, R OBP: 0.404, SLG: 0.406 (1, 5)	P4			SF9			1B		K	3	0	1	1	0	1	0									
Steve Garvey, R OBP: 0.306, SLG: 0.407 (1, 3)		F2		K			K		1B	4	0	1	0	0	2	2									
Dusty Baker Jr., R OBP: 0.389, SLG: 0.446 (1, 7) Glenn Burke, R OBP: 0.333, SLG: 0.333 (7, 7)		2B			1B		K		L4	2	1	1	0	1	1	0									
Rick Monday, L OBP: 0.459, SLG: 0.742 (1, 8)							K		F8	4	0	1	0	0	1	2									
Steve Yeager, R OBP: 0.287, SLG: 0.234 (1, 2)										3	0	1	0	0	1	2									
Doug Rau, L OBP: 0.200, SLG: 0.200 (1, 1) Terry Forster, L ERA: 2.19 (8, 1)										2	0	1	1	0	0	2									
Inning Stats	R: 1 E: 0 K: 0 S: 4	H: 1 LOB: 2 BB: 1 P: 4	R: 0 E: 0 K: 1 S: 6	H: 1 LOB: 1 BB: 1 P: 10	R: 1 E: 0 K: 1 S: 6	H: 1 LOB: 1 BB: 1 P: 10	R: 0 E: 0 K: 1 S: 7	H: 2 LOB: 1 BB: 0 P: 7	R: 0 E: 0 K: 2 S: 8	H: 1 LOB: 1 BB: 0 P: 8	R: 0 E: 0 K: 1 S: 5	H: 0 LOB: 0 BB: 0 P: 5	R: 0 E: 0 K: 0 S: 4	H: 1 LOB: 1 BB: 0 P: 4	R: 0 E: 0 K: 1 S: 6	H: 1 LOB: 1 BB: 0 P: 6	1B: 5 2B: 2 3B: 0 HR: 1	SF: 1 SAC: 2 DP: 1 HBP: 0	WP: 0 PB: 0 SB: 0 CS: 0	PA: 34					
PITCHER	IP	WLS	BF	H	R	ER	SO	BB	IBB	HBP	BLK	WP	HR	S	P	ERA	WHIP								
Eric Rasmussen, R ERA: 4.15 (1, 1)	4.0	L	19	5	3	3	3	2	0	0	1	0	0	17	17	6.75	1.750								
John Ujrea, R ERA: 3.13 (5, 1)	3.0		11	2	0	0	3	0	0	0	0	0	0	17	17	0.00	0.667								
Mark Littell, R ERA: 2.33 (8, 1)	1.0		4	1	0	0	1	0	0	0	0	0	0	6	6	0.00	1.000								

Batter	1	2	3	4	5	6	7	8	9	AB	R	H	RBI	BB	SO	LOB	TOP					
Lou Brock, L OBP: 0.360, SLG: 0.329 (1, 7)										3	0	1	1	1	1	1						
Gary Templeton, S OBP: 0.233, SLG: 0.299 (1, 6)										5	1	1	1	0	0	3						
Keith Hernandez, L OBP: 0.400, SLG: 0.495 (1, 3)										5	0	0	0	0	1	2						
Ted Simmons, S OBP: 0.400, SLG: 0.465 (1, 2)										2	1	1	1	3	0	0						
Jerry Morales, R OBP: 0.315, SLG: 0.367 (1, 8)										4	1	1	2	1	1	3						
Ken Reitz, R OBP: 0.339, SLG: 0.447 (1, 5)										4	0	0	0	0	0	2						
Tony Scott, S OBP: 0.347, SLG: 0.318 (1, 9)										3	2	2	0	1	0	0						
Mike Tyson, R OBP: 0.307, SLG: 0.357 (1, 4)										4	0	2	1	0	0	3						
John Denny, R OBP: 0.368, SLG: 0.500 (1, 1)										1	1	1	0	0	0	0						
Jim Dwyer, L OBP: 0.313, SLG: 0.414 (4, PH)										1	0	0	0	0	0	1						
Mark Littell, L (4, 1)										2	0	0	0	0	0	2						
Inning Stats	R: 0 E: 0 K: 2 S: 8	H: 1 LOB: 2 BB: 1 P: 12	R: 0 E: 0 K: 0 S: 3	H: 0 LOB: 0 BB: 0 P: 3	R: 2 E: 0 K: 0 S: 6	H: 3 LOB: 1 BB: 0 P: 6	R: 1 E: 0 K: 0 S: 5	H: 2 LOB: 1 BB: 0 P: 5	R: 2 E: 0 K: 1 S: 6	H: 1 LOB: 0 BB: 1 P: 10	R: 1 E: 0 K: 0 S: 5	H: 2 LOB: 1 BB: 0 P: 5	R: 0 E: 0 K: 0 S: 3	H: 0 LOB: 0 BB: 3 P: 15	R: 0 E: 0 K: 0 S: 2	H: 0 LOB: 0 BB: 1 P: 6	R: 0 E: 0 K: 0 S: 3	H: 0 LOB: 0 BB: 0 P: 3	1B: 5 2B: 3 3B: 0 HR: 1	SF: 1 SAC: 0 DP: 0 HBP: 0	WP: 1 PB: 0 CS: 0 SB: 1	PA: 41
PITCHER	IP	WLS	BF	H	R	ER	SO	BB	IBB	HBP	BLK	WP	HR	S	P	ERA	WHIP					
Rick Rhoden, R ERA: 2.76 (1, 1)	5.1	L	27	9	6	6	3	2	0	0	0	0	1	31	39	10.12	2.062					
Bobby Castillo, R ERA: 3.27 (6, 1)	0.2		2	0	0	0	0	0	0	0	0	0	0	2	2	0.00	0.000					
Charlie Hough, R ERA: 4.91 (7, 1)	3.0		12	0	0	0	0	4	0	0	0	1	0	8	24	0.00	1.333					

St. Louis Cardinals @ Los Angeles Dodgers
Dodger Stadium, Los Angeles, CA
 Wed May 10 1978, 7:05 PM PDT
 Att: 34,851 - Unknown

AB	34
R	6
H	9
RBI	6
BB	6
SO	3
LOB	17

Batter	1	2	3	4	5	6	7	8	9	AB	R	H	RBI	BB	SO	LOB	BOTTOM					
Davey Lopes, R OBP: 0.435, SLG: 0.481 (1, 4)										4	1	2	0	1	0	3						
Bill Russell, R OBP: 0.297, SLG: 0.350 (1, 6)										5	1	2	1	0	1	2						
Reggie Smith, S OBP: 0.385, SLG: 0.615 (1, 9)										3	1	1	1	1	1	1						
Ron Cey, R OBP: 0.390, SLG: 0.390 (1, 5)										4	0	0	0	0	2	2						
Steve Garvey, R OBP: 0.296, SLG: 0.393 (1, 3)										4	0	0	0	0	1	1						
Rick Monday, L OBP: 0.451, SLG: 0.719 (1, 8)										3	1	0	0	1	2	0						
Lee Lacy, R OBP: 0.474, SLG: 0.824 (1, 7)										4	1	2	1	0	0	0						
Steve Yeager, R OBP: 0.300, SLG: 0.250 (1, 2)										3	0	2	2	0	1	0						
Vic Davallo, L OBP: 0.250, SLG: 0.182 (9, PH)										1	0	0	0	0	1	0						
Rick Rhoden, R OBP: 0.278, SLG: 0.250 (1, 1)										2	0	1	0	0	0	2						
Bobby Castillo, R (6, 1)										0	0	0	0	0	0	0						
Johnny Oates, L OBP: 0.667, SLG: 0.500 (6, PH)										0	0	0	0	1	0	0						
Charlie Hough, R OBP: 0.500, SLG: 0.800 (7, 1)										0	0	0	0	0	0	0						
Dusty Baker Jr., R OBP: 0.386, SLG: 0.441 (9, PH)										1	0	0	0	0	1	0						
Inning Stats	R: 4 E: 1 K: 0 S: 8	H: 5 LOB: 2 BB: 1 P: 12	R: 0 E: 0 K: 1 S: 4	H: 0 LOB: 2 BB: 2 P: 12	R: 1 E: 0 K: 1 S: 8	H: 3 LOB: 2 BB: 0 P: 8	R: 0 E: 0 K: 1 S: 5	H: 0 LOB: 0 BB: 0 P: 5	R: 0 E: 0 K: 2 S: 7	H: 0 LOB: 0 BB: 0 P: 7	R: 0 E: 0 K: 1 S: 4	H: 0 LOB: 0 BB: 1 P: 8	R: 0 E: 0 K: 1 S: 5	H: 1 LOB: 0 BB: 0 P: 5	R: 0 E: 0 K: 0 S: 3	H: 0 LOB: 0 BB: 0 P: 3	R: 0 E: 0 K: 3 S: 10	H: 1 LOB: 1 BB: 0 P: 10	1B: 7 2B: 3 3B: 0 HR: 0	SF: 0 SAC: 0 DP: 2 HBP: 0	WP: 0 PB: 0 CS: 0 SB: 0	PA: 38
PITCHER	IP	WLS	BF	H	R	ER	SO	BB	IBB	HBP	BLK	WP	HR	S	P	ERA	WHIP					
John Denny, R ERA: 2.75 (1, 1)	3.0		19	8	5	5	2	3	0	0	0	0	0	20	32	15.00	3.667					
Mark Littell, R ERA: 1.79 (4, 1)	6.0	W	19	2	0	0	8	1	0	0	0	0	0	34	38	0.00	0.500					

St. Louis Cardinals @ Los Angeles Dodgers
Dodger Stadium, Los Angeles, CA
 Wed May 10 1978, 7:05 PM PDT
 Att: 34,851 - Unknown

AB	34
R	5
H	10
RBI	5
BB	4
SO	10
LOB	11



Batter	1	2	3	4	5	6	7	8	9	AB	R	H	RBI	BB	SO	LOB	TOP					
Lou Brock, L OBP: 0.356, SLG: 0.316 (1, 7)	G3			4-3		F8		FC4-2 IBB		3	0	0	0	1	0	0						
Garry Templeton, S OBP: 0.233, SLG: 0.298 (1, 6)	3-1			5-3 1B			4-3	FC4-2		4	0	1	0	0	0	3						
Keith Hernandez, L OBP: 0.388, SLG: 0.478 (1, 3)	K			5-3			E3	L9		4	0	0	0	0	1	4						
Ted Simmons, S OBP: 0.403, SLG: 0.490 (1, 2)		4-3		F8			HR		G5-4-3 BB	3	1	1	1	1	0	1						
Jerry Morales, R OBP: 0.305, SLG: 0.354 (1, 8)	F8				5-3		F7		K	4	0	0	0	0	1	1						
Ken Reitz, R OBP: 0.336, SLG: 0.439 (1, 5)	P5				5-3				G5-4-3	4	1	1	0	0	0	1						
Tony Scott, S OBP: 0.346, SLG: 0.319 (1, 9)			L8							3	0	1	0	0	1	0						
Mike Tyson, R OBP: 0.308, SLG: 0.356 (1, 4)			6-3			4-3				3	0	1	1	0	0	0						
Bob Forsch, R OBP: 0.208, SLG: 0.292 (1, 1)			K2-3			1-3				2	0	0	0	0	1	0						
Inning Stats	R: 0 E: 0 K: 1 S: 5	H: 0 LOB: 0 BB: 0 P: 5	R: 0 E: 0 K: 0 S: 3	H: 0 LOB: 0 BB: 0 P: 3	R: 0 E: 0 K: 1 S: 5	H: 0 LOB: 0 BB: 0 P: 5	R: 0 E: 0 K: 0 S: 4	H: 1 LOB: 1 BB: 0 P: 4	R: 0 E: 0 K: 1 S: 5	H: 0 LOB: 0 BB: 0 P: 5	R: 0 E: 0 K: 0 S: 3	H: 0 LOB: 0 BB: 0 P: 3	R: 1 E: 1 K: 0 S: 4	H: 1 LOB: 0 BB: 0 P: 4	R: 1 E: 0 K: 0 S: 6	H: 3 LOB: 3 BB: 1 P: 10	R: 0 E: 0 K: 1 S: 4	H: 0 LOB: 0 BB: 1 P: 8	1B: 4 2B: 0 3B: 0 HR: 1	SF: 0 SAC: 1 DP: 1 HBP: 0	WP: 0 PB: 0 SB: 0 CS: 1	PA: 33
PITCHER	IP	WLS	BF	H	R	ER	SO	BB	IBB	HBP	BLK	WP	HR	S	P	ERA	WHIP					
Burt Hooton, R ERA: 2.88 (1, 1)	7.0	L	26	5	2	2	3	0	0	0	0	0	1	32	32	2.57	0.714					
Bobby Castillo, R ERA: 3.0 (8, 1)	1.0		4	0	0	0	0	0	1	0	0	0	0	3	7	0.00	0.000					
Mike Garman, R ERA: 3.0 (9, 1)	1.0		3	0	0	0	1	1	0	0	0	0	0	4	8	0.00	1.000					

St. Louis Cardinals @ Los Angeles Dodgers
 Dodger Stadium, Los Angeles, CA
 Thu May 11 1978, 7:05 PM PDT
 Att: 30,007 - Unknown

AB	30
R	2
H	5
RBI	2
BB	2
SO	4
LOB	10



Batter	1	2	3	4	5	6	7	8	9	AB	R	H	RBI	BB	SO	LOB	BOTTOM					
Davey Lopes, R OBP: 0.422, SLG: 0.464 (1, 4)	F8		F3			F7		F7		4	0	0	0	0	0	1						
Bill Russell, R OBP: 0.288, SLG: 0.339 (1, 6)	K		5-3			6-3		5-3		4	0	0	0	0	1	1						
Vic Davallilo, L OBP: 0.250, SLG: 0.200 (1, 9)	6-3			4-3		G3			G6-4-3 1B	4	0	1	0	0	0	0						
Ron Cey, R OBP: 0.385, SLG: 0.379 (1, 5)		5-3		P6		6-3 SH2-3 BB			G6-4-3	3	0	0	0	1	0	1						
Steve Garvey, R OBP: 0.297, SLG: 0.392 (1, 3)		F8				SH2-3			K	3	0	1	0	0	1	0						
Rick Monday, L OBP: 0.457, SLG: 0.724 (1, 8)					L8		6-3 BB			2	0	1	0	1	0	1						
Lee Lacy, R OBP: 0.409, SLG: 0.700 (1, 7)					K		6-3			3	0	0	0	0	1	3						
Steve Yeager, R OBP: 0.304, SLG: 0.247 (1, 2)										1	0	0	0	1	0	0						
Manny Mota, R (7, PH)										1	0	0	0	0	1	2						
Jerry Grote, R OBP: 0.500, SLG: 0.357 (8, 2)				WP SH3-4 BB						0	0	0	0	0	0	0						
Burt Hooton, R (1, 1)										1	0	0	0	0	0	0						
Bobby Castillo, R (8, 1)										0	0	0	0	0	0	0						
Johnny Oates, L OBP: 0.500, SLG: 0.333 (8, PH)										1	0	0	0	0	0	0						
Mike Garman, R (9, 1)									G3	0	0	0	0	0	0	0						
Inning Stats	R: 0 E: 0 K: 1 S: 5	H: 0 LOB: 0 BB: 0 P: 5	R: 0 E: 0 K: 0 S: 4	H: 1 LOB: 1 BB: 0 P: 4	R: 0 E: 0 K: 0 S: 3	H: 0 LOB: 1 BB: 1 P: 7	R: 0 E: 0 K: 0 S: 4	H: 1 LOB: 1 BB: 0 P: 4	R: 0 E: 0 K: 0 S: 5	H: 0 LOB: 0 BB: 0 P: 5	R: 0 E: 0 K: 0 S: 3	H: 0 LOB: 0 BB: 0 P: 3	R: 0 E: 0 K: 1 S: 5	H: 0 LOB: 2 BB: 2 P: 13	R: 0 E: 0 K: 0 S: 3	H: 0 LOB: 0 BB: 0 P: 3	R: 0 E: 0 K: 1 S: 5	H: 1 LOB: 0 BB: 0 P: 5	1B: 2 2B: 1 3B: 0 HR: 0	SF: 0 SAC: 2 DP: 1 HBP: 0	WP: 1 PB: 0 SB: 0 CS: 0	PA: 32
PITCHER	IP	WLS	BF	H	R	ER	SO	BB	IBB	HBP	BLK	WP	HR	S	P	ERA	WHIP					
Bob Forsch, R ERA: 2.59 (1, 1)	9.0	W	32	3	0	0	4	3	0	0	0	1	0	37	49	0.00	0.667					

St. Louis Cardinals @ Los Angeles Dodgers
 Dodger Stadium, Los Angeles, CA
 Thu May 11 1978, 7:05 PM PDT
 Att: 30,007 - Unknown

AB	27
R	0
H	3
RBI	0
BB	3
SO	4
LOB	9



Batter	1	2	3	4	5	6	7	8	9	AB	R	H	RBI	BB	SO	LOB	TOP		
Garry Templeton, S (1,6) OBP: 0.237, SLG: 0.301 Mike Phillips, L (5,6) OBP: 0.389, SLG: 0.529										2	1	1	0	0	1	0	St. Louis Cardinals @ San Francisco Giants Candlestick Park, San Francisco, CA Fri May 12, 1978, 10:05 PM EDT Att: 16,788 - Unknown		
Tony Scott, S (1,9) OBP: 0.339, SLG: 0.314										4	0	1	0	0	0	3			
Keith Hernandez, L (1,3) OBP: 0.391, SLG: 0.479										4	0	2	1	0	1	0			
Ted Simmons, S (1,2) OBP: 0.406, SLG: 0.519 Pete Vuckovich, R (8,1)										4	1	2	1	0	0	2			
Jerry Morales, R (1,8) OBP: 0.295, SLG: 0.345										3	0	0	1	0	0	1			
Ken Reitz, R (1,5) OBP: 0.325, SLG: 0.423										4	0	0	0	0	2	2			
Mike Tyson, R (1,4) OBP: 0.305, SLG: 0.352										4	0	1	0	0	1	0			
Jerry Mumphy, S (1,7) OBP: 0.206, SLG: 0.177										4	0	1	0	0	0	1			
John Urea, R (1,1) OBP: 0.111, SLG: 0.111 Dave Hamilton, L (4,1) Gary Sutherland, R (5, PH) OBP: 0.200, SLG: 0.200 Buddy Schultz, R (5,1) Steve Swisher, R (8,2) OBP: 0.250, SLG: 0.143										1	0	0	0	0	0	0			
Inning Stats	R: 1 E: 0 K: 0 S: 5	H: 3 LOB: 1 BB: 0 P: 5	R: 0 E: 0 K: 2 S: 7	H: 0 LOB: 0 BB: 0 P: 7	R: 0 E: 0 K: 1 S: 5	H: 0 LOB: 0 BB: 0 P: 5	R: 0 E: 0 K: 0 S: 3	H: 0 LOB: 1 BB: 0 P: 3	R: 0 E: 0 K: 1 S: 6	H: 1 LOB: 1 BB: 0 P: 6	R: 1 E: 0 K: 0 S: 4	H: 2 LOB: 2 BB: 1 P: 8	R: 0 E: 0 K: 1 S: 6	H: 1 LOB: 0 BB: 0 P: 6	R: 0 E: 0 K: 0 S: 3	H: 0 LOB: 0 BB: 0 P: 3		1B: 9 2B: 0 3B: 0 HR: 1	SF: 1 SAC: 0 DP: 2 HBP: 0
PITCHER Vida Blue, L (1,1) ERA: 2.77	IP: 9.0 WLS: W BF: 36 H: 10 R: 3 ER: 3 SO: 5 BB: 1 IBB: 0 HBP: 0 BLK: 0 WP: 0 HR: 1 S: 45 P: 49 ERA: 3.00 WHIP: 1.222											PITCHER	IP: 9.0 WLS: W BF: 36 H: 10 R: 3 ER: 3 SO: 5 BB: 1 IBB: 0 HBP: 0 BLK: 0 WP: 0 HR: 1 S: 45 P: 49 ERA: 3.00 WHIP: 1.222						

Batter	1	2	3	4	5	6	7	8	9	AB	R	H	RBI	BB	SO	LOB	BOTTOM
Bill Madlock, R (1,4) OBP: 0.337, SLG: 0.405										4	1	2	2	0	0	1	St. Louis Cardinals @ San Francisco Giants Candlestick Park, San Francisco, CA Fri May 12, 1978, 10:05 PM EDT Att: 16,788 - Unknown
Terry Whitfield, L (1,7) OBP: 0.312, SLG: 0.406										4	3	3	1	0	0	1	
Darrell Evans, L (1,5) OBP: 0.363, SLG: 0.337 Tom Heintzelman, R (6,5) OBP: 0.250, SLG: 0.750										3	1	2	1	0	0	0	
Willie McCovey, L (1,3) OBP: 0.298, SLG: 0.415 Skip James, L (8,3) OBP: 0.133, SLG: 0.143										4	1	1	1	0	0	1	
Jack Clark, R (1,9) OBP: 0.325, SLG: 0.405										4	1	1	1	0	0	1	
Larry Hemdon, R (1,8) OBP: 0.339, SLG: 0.323										4	0	1	2	0	1	0	
Marc Hill, R (1,2) OBP: 0.300, SLG: 0.256										4	0	0	0	0	1	1	
Johnnie LeMaster, R (1,6) OBP: 0.253, SLG: 0.247										4	0	0	0	0	1	0	
Vida Blue, S (1,1) OBP: 0.364, SLG: 0.389										3	1	1	0	1	1	0	
Inning Stats	R: 1 E: 0 K: 0 S: 5	H: 2 LOB: 1 BB: 0 P: 5	R: 0 E: 0 K: 0 S: 3	H: 0 LOB: 0 BB: 0 P: 3	R: 4 E: 1 K: 0 S: 7	H: 5 LOB: 1 BB: 1 P: 11	R: 3 E: 0 K: 0 S: 6	H: 3 LOB: 0 BB: 0 P: 6	R: 0 E: 0 K: 1 S: 6	H: 1 LOB: 1 BB: 0 P: 6	R: 1 E: 0 K: 1 S: 6	H: 1 LOB: 0 BB: 0 P: 6	R: 0 E: 0 K: 2 S: 7	H: 0 LOB: 0 BB: 0 P: 7	1B: 8 2B: 1 3B: 0 HR: 3	SF: 0 SAC: 0 DP: 1 HBP: 0	
PITCHER John Urea, R (1,1) ERA: 4.43 Dave Hamilton, L (4,1) ERA: 7.94 Buddy Schultz, L (5,1) ERA: 5.02 Pete Vuckovich, R (8,1) ERA: 2.75	IP: 3.1 WLS: L BF: 19 H: 9 R: 7 ER: 7 SO: 0 BB: 0 IBB: 0 HBP: 0 BLK: 0 WP: 0 HR: 1 S: 18 P: 22 ERA: 18.90 WHIP: 3.000											PITCHER	IP: 3.1 WLS: L BF: 19 H: 9 R: 7 ER: 7 SO: 0 BB: 0 IBB: 0 HBP: 0 BLK: 0 WP: 0 HR: 1 S: 18 P: 22 ERA: 18.90 WHIP: 3.000				

Batter	1	2	3	4	5	6	7	8	9	AB	R	H	RBI	BB	SO	LOB	TOP		
Lou Brock, L OBP: 0.347, SLG: 0.310 (1, 7)	0-0 BLK 2B 1B	0-0 4-3			0-0 4-3		0-0 4-3		0-0 4-3	5	1	1	0	0	0	0			
Tony Scott, S OBP: 0.328, SLG: 0.304 (1, 9)	0-0 2B 1-2 1B		0-0 L3		0-0 4-3		0-0 F9		0-0 F8	5	1	1	0	0	0	0			
Keith Hernandez, L OBP: 0.399, SLG: 0.492 (1, 3)	0-0 1-3 2-H 1B		0-0 F5		0-0 L6			0-0 BLK 2B 1B	0-0 2B 1B	5	2	3	1	0	0	0			
Ted Simmons, S OBP: 0.421, SLG: 0.536 (1, 2)	0-0 P6		4-0 E BB		0-0 FC6-4 1B			0-0 2B 1-2 SF8 1B	0-0 1-H 2B	4	1	3	0	1	0	2			
Jerry Morales, R OBP: 0.294, SLG: 0.350 (1, 8)	0-0 L6		0-0 E4		0-0 FC6-4 BLK 1B			0-0 E 2B		4	1	1	1	0	0	4			
Ken Reitz, R OBP: 0.323, SLG: 0.417 (1, 5)	0-0 2-H 3-H 1B		0-0 6-3		0-0 F2			0-0 P5		4	0	1	2	0	0	5			
Mike Phillips, L OBP: 0.381, SLG: 0.500 (1, 6)	0-0 F9		0-0 F9		0-0 1B			0-0 SF8		3	0	1	1	0	0	1			
Roger Freed, R OBP: 0.280, SLG: 0.609 (8, PH)										0	0	0	1	0	0	0			
Pete Vuckovich, R OBP: 0.285, SLG: 0.299 (8, 1)										0	0	0	0	0	0	0			
Mike Tyson, R OBP: 0.293, SLG: 0.337 (1, 4)		0-0 F7		0-0 6-3		0-0 F7		0-0 E3	0-0 FC6-4	4	0	0	0	0	0	2			
Eric Rasmussen, R OBP: 0.133, SLG: 0.133 (1, 1)		0-3 K		0-3 K				0-0 L7	0-0 FC6-4	2	0	0	0	0	0	2			
Jim Dwyer, L OBP: 0.303, SLG: 0.400 (7, PH)										1	0	0	0	0	0	0			
Mark Littell, L OBP: 0.235, SLG: 0.299 (8, 6)										0	0	0	0	0	0	0			
Garry Templeton, S OBP: 0.235, SLG: 0.299 (8, 6)										1	0	0	0	0	0	2			
Inning Stats	R: 3 E: 0 K: 0 S: 7	H: 4 LOB: 1 BB: 0 P: 7	R: 0 E: 0 K: 1 S: 5	H: 0 LOB: 0 BB: 0 P: 5	R: 0 E: 1 K: 0 S: 4	H: 0 LOB: 2 BB: 1 P: 8	R: 0 E: 0 K: 1 S: 5	H: 0 LOB: 0 BB: 0 P: 5	R: 0 E: 0 K: 0 S: 3	H: 2 LOB: 1 BB: 0 P: 5	R: 0 E: 0 K: 0 S: 3	H: 0 LOB: 0 BB: 0 P: 3	R: 2 E: 1 K: 0 S: 7	H: 3 LOB: 2 BB: 0 P: 7	R: 0 E: 0 K: 0 S: 4	H: 2 LOB: 2 BB: 0 P: 4	1B: 8 2B: 3 3B: 0 HR: 0	SF: 1 SAC: 0 DP: 0 HBP: 0	WP: 0 PA: 40 PB: 0 SB: 0 CS: 0
PITCHER	IP	WLS	BF	H	R	ER	SO	BB	IBB	HBP	BLK	WP	HR	S	P	ERA	WHIP		
John Montefusco, R ERA: 2.75 (1, 1)	7.0	W	29	6	4	4	2	1	0	0	2	0	0	32	36	5.14	1.000		
Gary Lavelle, L ERA: 3.94 (8, 1)	2.0	S	11	5	2	2	0	0	0	0	1	0	0	11	11	9.00	2.500		

St. Louis Cardinals @ San Francisco Giants
Candlestick Park, San Francisco, CA
Sat May 13 1978, 6:33 AM EDT
Att: 12,367 - Sunny

AB	38
R	6
H	11
RBI	6
BB	1
SO	2
LOB	16



Batter	1	2	3	4	5	6	7	8	9	AB	R	H	RBI	BB	SO	LOB	BOTTOM		
Bill Madlock, R OBP: 0.356, SLG: 0.436 (1, 4)	0-0 F7		0-0 BLK 1B		0-0 F8 SF7 2B		0-0 S 2B 1B			4	2	3	0	0	0	0			
Terry Whitfield, L OBP: 0.319, SLG: 0.404 (1, 7)	0-0 BB 1B		0-0 F8		4-0 SF7 F8 1B BB		0-3 K			3	1	1	0	1	1	2			
Darrell Evans, L OBP: 0.367, SLG: 0.330 (1, 5)	4-0 1-2 BB		0-0 4-3		0-0 F8		4-0 2B IBB			2	1	0	0	2	0	3			
Willie McCovey, L OBP: 0.295, SLG: 0.411 (1, 3)	0-0 P5		0-3 K		0-0 SF7		0-0 3B 2B			1	0	0	0	0	0	2			
Mike Ivie, R OBP: 0.333, SLG: 0.472 (3, 3)					2-3 3-H K		1-H 2-H 3B 2B			2	1	1	3	0	1	0			
Jack Clark, R OBP: 0.338, SLG: 0.435 (1, 9)	0-0 G3		0-0 1B E 1B		0-0 CS 1B		0-0 2-H 3B			4	1	3	2	0	0	2			
Larry Hemdon, R OBP: 0.336, SLG: 0.320 (1, 8)		0-0 P4		0-0 S 1B	0-0 CS		0-3 K		0-0 F2	4	1	1	0	0	1	1			
Johnnie LetMaster, R OBP: 0.243, SLG: 0.237 (1, 6)		0-0 F7		0-0 P6		0-0 6-3		0-0 F7		4	0	0	0	0	0	0			
Mike Sadek, R OBP: 0.286, SLG: 0.259 (1, 2)		0-0 F5		0-0 1B		0-0 F5		0-0 6-3		4	0	1	0	0	0	0			
John Montefusco, R OBP: 0.222, SLG: 0.188 (1, 1)			0-3 K		0-3 K		0-3 K		0-3 K	2	0	0	0	0	2	1			
Vic Harris, S ERA: 2.73 (7, PH)										1	0	0	0	0	1	0			
Gary Lavelle, S ERA: 2.61 (8, 1)										1	0	0	0	0	1	0			
Inning Stats	R: 0 E: 0 K: 0 S: 4	H: 1 LOB: 2 BB: 1 P: 8	R: 0 E: 0 K: 0 S: 3	H: 0 LOB: 0 BB: 0 P: 3	R: 0 E: 0 K: 1 S: 6	H: 1 LOB: 1 BB: 0 P: 6	R: 2 E: 0 K: 2 S: 10	H: 3 LOB: 1 BB: 0 P: 10	R: 2 E: 0 K: 0 S: 4	H: 2 LOB: 0 BB: 1 P: 8	R: 0 E: 0 K: 1 S: 5	H: 0 LOB: 0 BB: 0 P: 5	R: 3 E: 0 K: 2 S: 10	H: 3 LOB: 1 BB: 1 P: 14	R: 0 E: 0 K: 1 S: 5	H: 0 LOB: 0 BB: 0 P: 5	1B: 7 2B: 2 3B: 1 HR: 0	SF: 1 SAC: 0 DP: 0 HBP: 0	WP: 0 PA: 37 PB: 0 SB: 3 CS: 1
PITCHER	IP	WLS	BF	H	R	ER	SO	BB	IBB	HBP	BLK	WP	HR	S	P	ERA	WHIP		
Eric Rasmussen, R ERA: 4.38 (1, 1)	6.0	L	26	7	4	4	4	2	0	0	1	0	0	10	14	27.00	3.000		
Mark Littell, R ERA: 2.73 (7, 1)	1.0	L	7	3	3	3	2	0	1	0	0	0	0	5	5	0.00	0.000		
Pete Vuckovich, R ERA: 2.61 (8, 1)	1.0	S	3	0	0	0	1	0	0	0	0	0	0	5	5	0.00	0.000		

St. Louis Cardinals @ San Francisco Giants
Candlestick Park, San Francisco, CA
Sat May 13 1978, 6:33 AM EDT
Att: 12,367 - Sunny

AB	32
R	7
H	10
RBI	5
BB	3
SO	7
LOB	11



Batter	1	2	3	4	5	6	7	8	9	10	11	12	13	14	AB	R	H	RBI	BB	SO	LOB	TOP			
Lou Brock, L OBP: 0.340, SLG: 0.316 (1, 7)															6	2	3	0	0	0	2				
Gary Templeton, S OBP: 0.242, SLG: 0.298 (1, 6)															6	0	0	0	0	1	4				
Keith Hernandez, L OBP: 0.413, SLG: 0.489 (1, 3)																5	1	2	0	1	0	2			
Ted Simmons, S OBP: 0.404, SLG: 0.496 (1, 2)																5	0	1	1	1	1	3			
Dane Long, L OBP: 0.225, SLG: 0.225 (8, 15)															3	0	1	0	0	0	1				
Roger Freed, R OBP: 0.290, SLG: 0.360 (8, 15)															0	0	0	0	0	0	0				
Buddy Schultz, R OBP: 0.290, SLG: 0.360 (8, 15)															1	0	0	0	0	1	1				
Jim Dwyer, L OBP: 0.290, SLG: 0.360 (14, 15)															1	0	0	0	0	0	0				
Pete Vukovich, R OBP: 0.290, SLG: 0.360 (14, 15)															0	0	0	0	0	0	0				
Jerry Morales, R OBP: 0.291, SLG: 0.341 (1, 8)																6	0	1	0	0	1	2			
Ken Reitz, R OBP: 0.305, SLG: 0.394 (1, 5)																6	0	0	0	0	0	1			
Mike Tyson, R OBP: 0.310, SLG: 0.349 (1, 4)																5	0	0	0	0	1	0			
Bob Forsch, R OBP: 0.192, SLG: 0.269 (1, 1)																2	0	0	0	0	0				
Jerry Mumphy, S OBP: 0.237, SLG: 0.203 (6, 9)															3	0	2	0	0	0	0				
Inning Stats	R: 0 E: 0 K: 1 S: 6	H: 1 LOB: 1 BB: 0 P: 6	R: 0 E: 0 K: 0 S: 3	H: 0 LOB: 0 BB: 0 P: 3	R: 0 E: 0 K: 0 S: 3	H: 0 LOB: 2 BB: 1 P: 3	R: 0 E: 0 K: 0 S: 4	H: 0 LOB: 0 BB: 0 P: 8	R: 0 E: 1 K: 0 S: 3	H: 0 LOB: 0 BB: 0 P: 3	R: 2 E: 1 K: 1 S: 7	H: 2 LOB: 1 BB: 1 P: 11	R: 0 E: 0 K: 1 S: 5	H: 0 LOB: 0 BB: 0 P: 5	R: 0 E: 0 K: 1 S: 5	H: 0 LOB: 0 BB: 0 P: 5	R: 0 E: 0 K: 1 S: 4	H: 1 LOB: 1 BB: 0 P: 4	R: 0 E: 0 K: 0 S: 4	H: 1 LOB: 1 BB: 0 P: 4	1B: 9 2B: 1 3B: 0 HR: 0	SF: 0 SAC: 0 DP: 2 HBP: 0	WP: 0 PB: 0 SB: 1 CS: 0	PA: 52	
PITCHER	IP WLS BF H R ER SO BB IBB HBP BLK WP HR S P ERA WHIP	10.0 3.0 1.0	WLS BF H R ER SO BB IBB HBP BLK WP HR S P ERA WHIP	18 38 8 3 0 4 0 0 0 0 0 0 44 52 1.99 1.000	3 10 4	0 0 0 0 0 0 0 0 0 0 0 14 14 0.00 0.333	4 2 0 0 0 0 0 0 0 0 0 4 4 0.00 1.000																		

St. Louis Cardinals @ San Diego Padres
San Diego Stadium, San Diego, CA
Mon May 15 1978, 10:05 PM EDT
Att: 17,199 - Unknown

AB	50
R	3
H	10
RBI	1
BB	2
SO	6
LOB	16



Batter	1	2	3	4	5	6	7	8	9	10	11	12	13	14	AB	R	H	RBI	BB	SO	LOB	BOTTOM				
Derrel Thomas, S OBP: 0.291, SLG: 0.260 (1, 4)															6	0	0	0	0	2	1					
Ozzie Smith, S OBP: 0.292, SLG: 0.357 (1, 6)															5	0	0	0	1	1	0					
Gene Richards, L OBP: 0.353, SLG: 0.365 (8, 7)																6	0	0	0	0	1	1				
Dave Winfield, R OBP: 0.328, SLG: 0.488 (1, 9)															5	1	2	0	1	0	0					
Oscar Gamble, L OBP: 0.306, SLG: 0.327 (8, 4)															3	0	0	0	0	0	3					
Chuck Baker, R OBP: 0.412, SLG: 0.375 (9, PH)															0	0	0	0	0	0	0					
George Hendrick, R OBP: 0.270, SLG: 0.319 (10, 7)															3	0	1	0	0	0	0					
Bill Almon, R OBP: 0.359, SLG: 0.370 (1, 5)																6	1	2	0	0	3					
Gene Tenace, R OBP: 0.407, SLG: 0.433 (1, 3)																4	1	1	2	2	1	1				
Rick Sweet, S OBP: 0.339, SLG: 0.280 (1, 2)																5	1	2	1	1	1	3				
Gaylord Perry, R OBP: 0.294, SLG: 0.294 (15, PH)															2	0	0	0	0	0	1					
Don Royce, R OBP: 0.294, SLG: 0.294 (15, PH)															0	0	0	0	0	0	0					
Randy Fingers, R OBP: 0.294, SLG: 0.294 (15, PH)															1	0	0	0	0	0	0					
Tucker Ashford, R OBP: 0.294, SLG: 0.294 (15, PH)															0	0	0	0	0	0	0					
Mark Lee, R OBP: 0.294, SLG: 0.294 (15, PH)															1	0	1	1	0	0	0					
Jerry Turney, R OBP: 0.294, SLG: 0.294 (15, PH)															0	0	0	0	0	0	0					
Inning Stats	R: 0 E: 0 K: 1 S: 5	H: 0 LOB: 0 BB: 0 P: 5	R: 0 E: 0 K: 0 S: 2	H: 0 LOB: 0 BB: 1 P: 6	R: 0 E: 0 K: 0 S: 4	H: 1 LOB: 1 BB: 0 P: 4	R: 0 E: 0 K: 0 S: 4	H: 1 LOB: 1 BB: 0 P: 4	R: 0 E: 0 K: 0 S: 3	H: 0 LOB: 0 BB: 0 P: 3	R: 3 E: 0 K: 0 S: 6	H: 3 LOB: 0 BB: 0 P: 6	R: 0 E: 0 K: 0 S: 4	H: 1 LOB: 2 BB: 1 P: 8	R: 0 E: 0 K: 2 S: 7	H: 0 LOB: 0 BB: 0 P: 7	R: 0 E: 0 K: 0 S: 3	H: 0 LOB: 0 BB: 0 P: 3	R: 0 E: 0 K: 2 S: 7	H: 0 LOB: 0 BB: 0 P: 7	R: 0 E: 0 K: 0 S: 3	H: 0 LOB: 3 BB: 2 P: 12	1B: 6 2B: 1 3B: 0 HR: 2	SF: 0 SAC: 1 DP: 1 HBP: 0	WP: 1 PB: 0 SB: 2 CS: 0	PA: 54
PITCHER	IP WLS BF H R ER SO BB IBB HBP BLK WP HR S P ERA WHIP	5.0 2.0 6.0 0.2	18 9 21 L	3 3 0 1	0 3 0 1	0 0 0 0	0 2 0 1	0 11 27 4	0 11 35 12	19 11 35 12	23 11 35 12	0.00 13.50 0.00 13.50	0.800 1.500 0.333 6.000													

St. Louis Cardinals @ San Diego Padres
San Diego Stadium, San Diego, CA
Mon May 15 1978, 10:05 PM EDT
Att: 17,199 - Unknown

AB	48
R	4
H	9
RBI	4
BB	5
SO	6
LOB	13



Batter	1	2	3	4	5	6	7	8	9	AB	R	H	RBI	BB	SO	LOB	TOP										
Garry Templeton, S OBP: 0.241, SLG: 0.294 (1, 6)	0-3 K ①		0-0 FC4-6 1B		0-3 K ②			0-0 F9 ①		4	0	1	0	0	2	0											
Tony Scott, S OBP: 0.269, SLG: 0.236 (1, 7)	0-0 4-3 ②		0-0 FC4-6 1-2		0-0 5-3 ③			0-0 F5 ②		4	0	0	0	0	0	1											
Keith Hernandez, L OBP: 0.409, SLG: 0.472 (1, 3)	0-0 4-3 ③		0-0 F8 ③					0-0 3-1 ③		4	0	1	0	0	0	1											
Ted Simmons, S OBP: 0.413, SLG: 0.535 (1, 2)		4-0 E SF8 BB		0-0 G3 2B				0-0 F8 ①		3	1	1	0	1	0	1											
Jerry Morales, R OBP: 0.282, SLG: 0.329 (1, 9)		0-0 F8 ①		0-0 G3 ①				0-0 P3 ②		4	0	0	0	0	0	3											
Ken Reitz, R OBP: 0.289, SLG: 0.374 (1, 5)		0-0 E6 1-3		0-3 K ②				0-0 P3 ③		4	0	0	0	0	1	3											
Jerry Mumphrey, S OBP: 0.253, SLG: 0.216 (1, 8)		0-0 SF8 ②		0-0 5-3 ③				0-0 G6-4-3 1B		2	0	1	1	0	0	1											
Mike Tyson, R OBP: 0.319, SLG: 0.384 (1, 4)		0-0 5-3 ③						0-0 L7 ①		3	1	1	1	0	0	2											
Eric Rasmussen, R OBP: 0.118, SLG: 0.118 (7, PH)			0-0 4-3 ①		0-0 4-3 ①			0-0 G6-4-3 ②		2	0	0	0	0	0	0											
Roger Freed, R OBP: 0.276, SLG: 0.593 (7, 1)								0-0 G6-4-3 1-2		1	0	0	0	0	0	1											
Pete Vuckovich, R (7, 1)										0	0	0	0	0	0	0											
Inning Stats	R: 0 E: 0 K: 1 S: 5	H: 0 LOB: 0 BB: 0 P: 5	R: 1 E: 1 K: 0 S: 4	H: 0 LOB: 1 BB: 1 P: 8	R: 0 E: 0 K: 0 S: 4	H: 1 LOB: 1 BB: 0 P: 4	R: 0 E: 0 K: 1 S: 6	H: 1 LOB: 1 BB: 0 P: 6	R: 1 E: 0 K: 1 S: 6	H: 1 LOB: 0 BB: 0 P: 6	R: 0 E: 0 K: 0 S: 4	H: 1 LOB: 0 BB: 0 P: 4	R: 0 E: 0 K: 0 S: 3	H: 1 LOB: 0 BB: 0 P: 3	R: 0 E: 0 K: 0 S: 3	H: 0 LOB: 0 BB: 0 P: 3	R: 0 E: 0 K: 0 S: 3	H: 0 LOB: 0 BB: 0 P: 3	1B: 3 2B: 1 3B: 0 HR: 1	SF: 1 SAC: 0 DP: 1 HBP: 0	WP: 0 PB: 0 SB: 0 CS: 0	PA: 33					
PITCHER	IP	WLS	BF	H	R	ER	SO	BB	IBB	HBP	BLK	WP	HR	S	P	ERA	WHIP										
Bob Shirley, L ERA: 5.79 (1, 1)	6.1	W	26	5	2	1	3	1	0	0	0	0	1	31	35	1.42	0.947										
Rollie Fingers, R ERA: 2.57 (7, 1)	2.2	S	7	0	0	0	0	0	0	0	0	0	0	7	7	0.00	0.000										

St. Louis Cardinals @ San Diego Padres
San Diego Stadium, San Diego, CA
Wed May 17 1978, 6:33 AM EDT
Att: 13,732 - Unknown

AB 31
R 2
H 5
RBI 2
BB 1
SO 3
LOB 13



Batter	1	2	3	4	5	6	7	8	9	AB	R	H	RBI	BB	SO	LOB	BOTTOM										
Gene Richards, L OBP: 0.366, SLG: 0.369 (7, 7)	0-3 K ①		0-0 SH3 2B 1B	4-0 BB		0-0 L7 ②		0-0 SH1-4 1B		4	1	2	3	1	1	1											
Ozzie Smith, S OBP: 0.283, SLG: 0.339 (1, 6)	0-0 F2 ②		0-0 SH3 1-2	0-0 P5 ③		0-0 5-3 ③		0-0 SH1-4 ①		3	0	0	0	0	0	3											
Bill Almon, R OBP: 0.380, SLG: 0.394 (1, 5)	0-0 F9 ③		0-0 2B 2-H		0-0 S 1B			0-0 F8 ②		5	0	3	1	0	0	2											
Dave Winfield, R OBP: 0.314, SLG: 0.458 (1, 9)		0-0 E6 CS	0-0 P6 ②		4-0 FC6-4 BB			0-0 P3 ①		4	0	0	0	1	0	4											
Oscar Gamble, L OBP: 0.314, SLG: 0.314 (1, 7)		4-0 CS 1-2	4-0 FC6-4 IBB		0-0 P5 ①			0-0 P6 ②		1	0	0	0	2	0	2											
Derrel Thomas, S OBP: 0.293, SLG: 0.257 (7, 8)		0-0 CS BB	0-0 FC6-4 IBB		0-0 P5 ①			0-0 P6 ②		1	0	0	0	0	0	1											
Gene Tenace, R OBP: 0.424, SLG: 0.458 (1, 3)	0-3 K 1-2		0-0 FC6-4 1-2		0-0 P6 ②			4-0 BB ③		3	0	0	0	1	1	5											
Rick Sweet, S OBP: 0.357, SLG: 0.293 (1, 2)			0-0 E 1B	0-0 6-3 1B		0-0 FC6-4 ③		0-0 G3 ③		4	1	2	0	0	0	4											
Chuck Baker, R OBP: 0.476, SLG: 0.500 (1, 4)			0-0 E 1B	0-0 6-3 1B				0-0 SH3-4 1B		4	2	3	0	0	0	1											
Bob Shirley, R (1, 1)			0-0 E1 1B		0-0 P4 ②			0-0 SH3-4 ①		2	1	0	0	0	0	2											
Rollie Fingers, R OBP: 0.500, SLG: 0.500 (7, 1)			1-3 2-H 1B		0-0 P4 ②			0-0 SH1-4 1B		1	0	1	0	0	0	0											
Inning Stats	R: 0 E: 0 K: 1 S: 5	H: 0 LOB: 0 BB: 0 P: 5	R: 0 E: 1 K: 1 S: 4	H: 0 LOB: 0 BB: 1 P: 8	R: 4 E: 1 K: 0 S: 8	H: 4 LOB: 2 BB: 1 P: 12	R: 0 E: 0 K: 0 S: 4	H: 1 LOB: 2 BB: 1 P: 8	R: 0 E: 0 K: 0 S: 4	H: 1 LOB: 1 BB: 0 P: 4	R: 0 E: 0 K: 0 S: 4	H: 1 LOB: 2 BB: 1 P: 8	R: 0 E: 0 K: 0 S: 4	H: 1 LOB: 2 BB: 1 P: 8	R: 1 E: 0 K: 0 S: 6	H: 3 LOB: 2 BB: 0 P: 6	R: 0 E: 0 K: 0 S: 6	H: 0 LOB: 0 BB: 0 P: 6	1B: 9 2B: 2 3B: 0 HR: 0	SF: 0 SAC: 3 DP: 0 HBP: 0	WP: 0 PB: 0 SB: 1 CS: 2	PA: 40					
PITCHER	IP	WLS	BF	H	R	ER	SO	BB	IBB	HBP	BLK	WP	HR	S	P	ERA	WHIP										
Eric Rasmussen, R ERA: 4.39 (1, 1)	6.0	L	29	7	4	3	2	3	0	0	0	0	0	29	45	4.50	1.667										
Pete Vuckovich, R ERA: 2.61 (7, 1)	2.0		11	4	1	1	0	1	0	0	0	0	0	10	14	4.50	2.500										

St. Louis Cardinals @ San Diego Padres
San Diego Stadium, San Diego, CA
Wed May 17 1978, 6:33 AM EDT
Att: 13,732 - Unknown

AB 32
R 5
H 11
RBI 4
BB 5
SO 2
LOB 25



Batter	1	2	3	4	5	6	7	8	9	AB	R	H	RBI	BB	SO	LOB	TOP					
Lou Brock, L OBP: 0.327, SLG: 0.304 (1, 7)	0-0 4-3		0-0 P6		0-0 1-3 2-H 1B		0-0 3-1			4	0	1	1	0	0	0	St. Louis Cardinals @ Chicago Cubs Wrigley Field, Chicago, IL Fri May 19 1978, 3:33 AM CDT Att: 15,389 - Unknown - 69 F					
Gary Templeton, S OBP: 0.235, SLG: 0.287 (1, 6)	0-0 4-3		0-0 4-3		0-0 F9			0-0 6-3		4	0	0	0	0	0	2						
Keith Hernandez, L OBP: 0.405, SLG: 0.462 (1, 3)	4-0 FC6-4 BB			2-2 F7	0-0 P4			0-0 4-3		3	0	0	0	1	0	2						
Ted Simmons, S OBP: 0.403, SLG: 0.519 (1, 2)	0-0 FC6-4 1-2			0-0 F9			0-0 6-3		0-0 F7	4	0	0	0	0	0	1						
Jerry Morales, R OBP: 0.288, SLG: 0.333 (1, 9)		0-0 6-3		0-0 6-3			0-0 FC6-4 1B		0-0 FC5-4 1B	4	0	2	0	0	0	0						
Ken Reitz, R OBP: 0.294, SLG: 0.385 (1, 5)		0-0 BB 1B			0-0 PB 4-3 2B		0-0 P9		0-0 FC5-4 G3 1-2	4	1	2	0	0	0	2						
Jerry Mumphrey, S OBP: 0.253, SLG: 0.208 (1, 8)		4-2 G5-4-3 BB			0-0 4-3		0-0 FC6-4		0-0 G3	3	0	0	1	1	0	2						
Mike Tyson, R OBP: 0.317, SLG: 0.379 (1, 4)		0-0 G5-4-3 1-2			0-0 1B 1B		0-0 F9		0-0 L5	4	1	1	0	0	0	3						
John Denny, R OBP: 0.304, SLG: 0.409 (5, PH)					2-2 1B		0-0 5-3			1	0	0	0	0	0	0						
Tony Scott, S OBP: 0.278, SLG: 0.247 (5, PH)					1-2 1B		0-0 5-3			1	0	1	0	0	0	0						
Buddy Schultz, R OBP: 0.167, SLG: 0.167 (7, PH)										0	0	0	0	0	0	0						
Mark Littell, L OBP: 0.167, SLG: 0.167 (7, 1)										0	0	0	0	0	0	0						
Inning Stats	R: 0 E: 0 K: 0 S: 3	H: 0 LOB: 1 BB: 1 P: 7	R: 0 E: 0 K: 0 S: 6	H: 1 LOB: 1 BB: 1 P: 10	R: 0 E: 0 K: 0 S: 3	H: 0 LOB: 0 BB: 0 P: 3	R: 0 E: 0 K: 0 S: 6	H: 0 LOB: 0 BB: 0 P: 8	R: 2 E: 0 K: 0 S: 10	H: 4 LOB: 2 BB: 0 P: 12	R: 0 E: 0 K: 0 S: 4	H: 1 LOB: 1 BB: 0 P: 4	R: 0 E: 0 K: 0 S: 3	H: 0 LOB: 0 BB: 0 P: 3	R: 0 E: 0 K: 0 S: 4	H: 1 LOB: 1 BB: 0 P: 4	1B: 6 2B: 1 3B: 0 HR: 0	SF: 0 SAC: 0 DP: 1 HBP: 0	WP: 0 PB: 1 SB: 0 CS: 0	PA: 35		
PITCHER	IP WLS BF H R ER SO BB IBB HBP BLK WP HR S P ERA WHIP	IP WLS BF H R ER SO BB IBB HBP BLK WP HR S P ERA WHIP	IP WLS BF H R ER SO BB IBB HBP BLK WP HR S P ERA WHIP	IP WLS BF H R ER SO BB IBB HBP BLK WP HR S P ERA WHIP	IP WLS BF H R ER SO BB IBB HBP BLK WP HR S P ERA WHIP	IP WLS BF H R ER SO BB IBB HBP BLK WP HR S P ERA WHIP	IP WLS BF H R ER SO BB IBB HBP BLK WP HR S P ERA WHIP	IP WLS BF H R ER SO BB IBB HBP BLK WP HR S P ERA WHIP	IP WLS BF H R ER SO BB IBB HBP BLK WP HR S P ERA WHIP	IP WLS BF H R ER SO BB IBB HBP BLK WP HR S P ERA WHIP	IP WLS BF H R ER SO BB IBB HBP BLK WP HR S P ERA WHIP	IP WLS BF H R ER SO BB IBB HBP BLK WP HR S P ERA WHIP	IP WLS BF H R ER SO BB IBB HBP BLK WP HR S P ERA WHIP	IP WLS BF H R ER SO BB IBB HBP BLK WP HR S P ERA WHIP	IP WLS BF H R ER SO BB IBB HBP BLK WP HR S P ERA WHIP	IP WLS BF H R ER SO BB IBB HBP BLK WP HR S P ERA WHIP	IP WLS BF H R ER SO BB IBB HBP BLK WP HR S P ERA WHIP	IP WLS BF H R ER SO BB IBB HBP BLK WP HR S P ERA WHIP	IP WLS BF H R ER SO BB IBB HBP BLK WP HR S P ERA WHIP	IP WLS BF H R ER SO BB IBB HBP BLK WP HR S P ERA WHIP	IP WLS BF H R ER SO BB IBB HBP BLK WP HR S P ERA WHIP	IP WLS BF H R ER SO BB IBB HBP BLK WP HR S P ERA WHIP

AB	33
R	2
H	7
RBI	2
BB	2
SO	0
LOB	12



Batter	1	2	3	4	5	6	7	8	9	AB	R	H	RBI	BB	SO	LOB	BOTTOM					
Ivan De Jesus, R OBP: 0.340, SLG: 0.324 (1, 6)	4-0 3B BB	0-0 FC6-4 1-2			0-0 F4		0-0 HR			3	2	1	1	1	0	1	St. Louis Cardinals @ Chicago Cubs Wrigley Field, Chicago, IL Fri May 19 1978, 3:33 AM CDT Att: 15,389 - Unknown - 69 F					
Greg Gross, L OBP: 0.348, SLG: 0.476 (1, 8)	0-0 SF9 3B		0-0 SF7 3B		0-0 L7		0-0 6-3			4	2	2	1	0	0	0						
Bill Buckner, L OBP: 0.380, SLG: 0.441 (1, 3)	0-0 SF9		0-0 P5		0-0 P6		0-0 1B			3	0	1	1	0	0	1						
Dave Kingman, R OBP: 0.301, SLG: 0.529 (1, 7)	0-0 3B 1B		0-0 SF7		4-2 1B BB	0-3 K				2	2	1	1	1	1	1						
Bobby Murcer, L OBP: 0.361, SLG: 0.422 (1, 9)	0-0 P6-2 3B		4-0 BB		0-0 L3		3-3 K			3	0	1	1	1	1	1						
Steve Ontiveros, S OBP: 0.224, SLG: 0.170 (1, 5)	0-0 P6-2 3-H		0-0 F8		0-0 F7		0-0 F8			4	0	0	0	0	0	3						
Manny Trillo, R OBP: 0.336, SLG: 0.342 (1, 4)		0-0 F8		0-0 L8		0-0 WP 1B		0-3 K		4	0	1	1	0	1	0						
Dave Rader, L OBP: 0.277, SLG: 0.273 (1, 2)		0-0 L8		0-0 5-3		0-0 4-3				3	0	0	0	0	0	1						
Dave Roberts, L OBP: 0.250, SLG: 0.250 (7, PH)		0-0 FC6-4 1B		0-0 2-3		0-3 K				2	0	1	0	0	0	0						
Rudy Meoli, L OBP: 0.273, SLG: 0.111 (8, 1)										1	0	0	0	0	1	0						
Inning Stats	R: 3 E: 0 K: 0 S: 5	H: 3 LOB: 0 BB: 1 P: 9	R: 0 E: 0 K: 0 S: 4	H: 1 LOB: 0 BB: 0 P: 4	R: 1 E: 0 K: 0 S: 4	H: 1 LOB: 1 BB: 1 P: 8	R: 0 E: 0 K: 0 S: 3	H: 0 LOB: 0 BB: 0 P: 3	R: 0 E: 0 K: 0 S: 3	H: 0 LOB: 0 BB: 0 P: 3	R: 1 E: 0 K: 0 S: 7	H: 1 LOB: 1 BB: 1 P: 11	R: 1 E: 0 K: 2 S: 9	H: 2 LOB: 1 BB: 0 P: 9	R: 0 E: 0 K: 2 S: 9	H: 0 LOB: 0 BB: 0 P: 12		1B: 4 2B: 1 3B: 3 HR: 1	SF: 2 SAC: 0 DP: 1 HBP: 0	WP: 1 PB: 0 SB: 1 CS: 0	PA: 34	
PITCHER	IP WLS BF H R ER SO BB IBB HBP BLK WP HR S P ERA WHIP	IP WLS BF H R ER SO BB IBB HBP BLK WP HR S P ERA WHIP	IP WLS BF H R ER SO BB IBB HBP BLK WP HR S P ERA WHIP	IP WLS BF H R ER SO BB IBB HBP BLK WP HR S P ERA WHIP	IP WLS BF H R ER SO BB IBB HBP BLK WP HR S P ERA WHIP	IP WLS BF H R ER SO BB IBB HBP BLK WP HR S P ERA WHIP	IP WLS BF H R ER SO BB IBB HBP BLK WP HR S P ERA WHIP	IP WLS BF H R ER SO BB IBB HBP BLK WP HR S P ERA WHIP	IP WLS BF H R ER SO BB IBB HBP BLK WP HR S P ERA WHIP	IP WLS BF H R ER SO BB IBB HBP BLK WP HR S P ERA WHIP	IP WLS BF H R ER SO BB IBB HBP BLK WP HR S P ERA WHIP	IP WLS BF H R ER SO BB IBB HBP BLK WP HR S P ERA WHIP	IP WLS BF H R ER SO BB IBB HBP BLK WP HR S P ERA WHIP	IP WLS BF H R ER SO BB IBB HBP BLK WP HR S P ERA WHIP	IP WLS BF H R ER SO BB IBB HBP BLK WP HR S P ERA WHIP	IP WLS BF H R ER SO BB IBB HBP BLK WP HR S P ERA WHIP		IP WLS BF H R ER SO BB IBB HBP BLK WP HR S P ERA WHIP	IP WLS BF H R ER SO BB IBB HBP BLK WP HR S P ERA WHIP	IP WLS BF H R ER SO BB IBB HBP BLK WP HR S P ERA WHIP	IP WLS BF H R ER SO BB IBB HBP BLK WP HR S P ERA WHIP	IP WLS BF H R ER SO BB IBB HBP BLK WP HR S P ERA WHIP



Batter	1	2	3	4	5	6	7	8	9	AB	R	H	RBI	BB	SO	LOB	TOP										
Lou Brock, L OBP: 0.325, SLG: 0.302 (1, 7)	1-3		FC3-6			F7				4	0	1	0	0	0	1											
Gary Templeton, S OBP: 0.235, SLG: 0.286 (1, 6)	F7		K					K		4	0	1	0	0	2	2											
Keith Hernandez, L OBP: 0.401, SLG: 0.456 (1, 3)				K		FC3-6		4-3		4	0	1	0	0	1	2											
Ted Simmons, S OBP: 0.393, SLG: 0.504 (1, 2)	G3			5-3		4-3				4	0	0	0	0	2												
Dane Iorg, L OBP: 0.333, SLG: 0.238 (1, 9)		3-1		K				G3		4	0	1	0	0	1	0											
Jerry Morales, R OBP: 0.287, SLG: 0.351 (1, 8)		6-3				HR		F9		4	1	1	1	0	0	1											
Ken Reitz, R OBP: 0.293, SLG: 0.381 (1, 5)				F2		5-3		F8		4	0	1	0	0	0	1											
Mike Tyson, R OBP: 0.317, SLG: 0.403 (1, 4)						1-3		G3		3	1	1	1	0	0	1											
Pete Falcone, L OBP: 0.286, SLG: 0.286 (5, PH) Tony Scotti, S OBP: 0.279, SLG: 0.243 (5, 1) John Litwala, L OBP: 0.291, SLG: 0.091 (5, 1) Dave Hamilton, L OBP: 0.291, SLG: 0.091 (5, 1) Jim Dwyer, L OBP: 0.279, SLG: 0.243 (5, 1) Pete Vuckovich, R OBP: 0.279, SLG: 0.243 (5, 1)						K		L8		1	0	1	0	0	0	0											
Inning Stats	R: 0 E: 0 K: 0 S: 4	H: 1 LOB: 1 BB: 0 P: 4	R: 0 E: 0 K: 0 S: 3	H: 0 LOB: 0 BB: 0 P: 3	R: 1 E: 0 K: 1 S: 8	H: 2 LOB: 0 BB: 0 P: 9	R: 0 E: 0 K: 2 S: 7	H: 0 LOB: 0 BB: 0 P: 7	R: 1 E: 0 K: 1 S: 6	H: 1 LOB: 0 BB: 0 P: 6	R: 0 E: 1 K: 0 S: 7	H: 1 LOB: 1 BB: 0 P: 9	R: 0 E: 0 K: 0 S: 4	H: 1 LOB: 1 BB: 0 P: 4	R: 0 E: 0 K: 1 S: 6	H: 1 LOB: 1 BB: 0 P: 6	R: 0 E: 1 K: 0 S: 4	H: 1 LOB: 1 BB: 0 P: 4	1B: 6 2B: 0 3B: 0 HR: 2	SF: 0 SAC: 0 DP: 0 HBP: 0	WP: 0 PB: 0 SB: 0 CS: 1	PA: 34					
PITCHER	IP	WLS	BF	H	R	ER	SO	BB	IBB	HBP	BLK	WP	HR	S	P	ERA	WHIP										
Dennis Lamp, R ERA: 4.17 (1, 1)	2.0		7	1	0	0	0	0	0	0	0	0	0	7	7	0.00	0.500										
Woodie Fryman, L ERA: 5.01 (3, 1)	3.0	W	11	3	2	2	4	0	0	0	0	0	2	21	22	6.00	1.000										
Paul Reuschel, R ERA: 5.06 (6, 1)	1.0		4	1	0	0	0	0	0	0	0	0	0	7	9	0.00	1.000										
Donnie Moore, R ERA: 4.39 (7, 1)	3.0	S	12	3	0	0	1	0	0	0	0	0	0	14	14	0.00	1.000										

St. Louis Cardinals @ Chicago Cubs
Wrigley Field, Chicago, IL
Sat May 20 1978, 3:33 AM CDT
Att: 27,300 - Sunny

AB 34
R 2
H 8
RBI 2
BB 0
SO 5
LOB 10



Batter	1	2	3	4	5	6	7	8	9	AB	R	H	RBI	BB	SO	LOB	BOTTOM										
Greg Gross, L OBP: 0.338, SLG: 0.485 (1, 8)	K	6-3		4-3				3-1		5	0	1	1	0	1	1											
Gene Clines, R OBP: 0.328, SLG: 0.291 (1, 9) Bobby Murcer, L OBP: 0.360, SLG: 0.415 (5, PH)				HR		F3		4-3		2	1	2	0	0	0	0											
Bill Buckner, L OBP: 0.362, SLG: 0.418 (1, 3)	FC6-4		L9		4-3	F7		3-1		5	1	0	0	0	0	4											
Dave Kingman, R OBP: 0.308, SLG: 0.552 (1, 7)	1B									3	1	1	2	1	1	1											
Manny Trillo, R OBP: 0.333, SLG: 0.339 (1, 4)	1B		F9		P9		K			4	0	1	1	0	1	1											
Steve Ontiveros, S OBP: 0.225, SLG: 0.172 (1, 5)	F8		F8			2B		E6		4	2	1	0	0	0	2											
Ivan De Jesus, R OBP: 0.350, SLG: 0.352 (1, 6)		B5-6-4		P9		2B		2B		3	2	2	1	1	0	0											
Dave Rader, L OBP: 0.299, SLG: 0.350 (1, 2)				SF8		G3		HR		3	2	2	2	1	0	2											
Dennis Lamp, R OBP: 0.200, SLG: 0.200 (1, 1) Woodie Fryman, R OBP: 0.077, SLG: 0.167 (3, 1) Paul Reuschel, R OBP: 0.333, SLG: 0.339 (6, 1) Larry Bittner, L OBP: 0.358, SLG: 0.478 (6, PH) Donnie Moore, L OBP: 0.500, SLG: 0.500 (7, 1)		B5-6-4		SF8		3B		4-3		1	0	0	0	0	0	2											
Inning Stats	R: 1 E: 1 K: 1 S: 7	H: 2 LOB: 2 BB: 1 P: 11	R: 0 E: 0 K: 0 S: 2	H: 0 LOB: 1 BB: 2 P: 10	R: 2 E: 0 K: 0 S: 5	H: 2 LOB: 0 BB: 0 P: 5	R: 1 E: 0 K: 0 S: 4	H: 1 LOB: 0 BB: 0 P: 4	R: 0 E: 0 K: 1 S: 5	H: 0 LOB: 1 BB: 1 P: 9	R: 3 E: 0 K: 0 S: 10	H: 4 LOB: 1 BB: 0 P: 10	R: 3 E: 1 K: 1 S: 9	H: 2 LOB: 0 BB: 0 P: 11	R: 0 E: 0 K: 0 S: 3	H: 0 LOB: 0 BB: 0 P: 3	1B: 4 2B: 2 3B: 3 HR: 2	SF: 1 SAC: 0 DP: 1 HBP: 0	WP: 1 PB: 0 SB: 0 CS: 0	PA: 39							
PITCHER	IP	WLS	BF	H	R	ER	SO	BB	IBB	HBP	BLK	WP	HR	S	P	ERA	WHIP										
Pete Falcone, L ERA: 6.26 (1, 1)	4.0	L	19	5	4	4	1	3	0	0	0	0	1	18	30	9.00	2.000										
John Ujrea, R ERA: 4.69 (5, 1)	1.1		8	3	3	3	1	1	0	0	0	0	0	12	16	20.25	3.000										
Dave Hamilton, L ERA: 6.97 (6, 1)	1.2		9	3	3	0	1	0	0	0	0	0	1	12	14	0.00	1.800										
Pete Vuckovich, R ERA: 2.7 (8, 1)	1.0		3	0	0	0	0	0	0	0	0	0	0	3	3	0.00	0.000										

St. Louis Cardinals @ Chicago Cubs
Wrigley Field, Chicago, IL
Sat May 20 1978, 3:33 AM CDT
Att: 27,300 - Sunny

AB 34
R 10
H 11
RBI 10
BB 4
SO 3
LOB 14



Batter	1	2	3	4	5	6	7	8	9	AB	R	H	RBI	BB	SO	LOB	TOP										
Garry Templeton, S OBP: 0.241, SLG: 0.291 (1, 6)	1-3		6-3														4 0 2 1 0 0 0										
Jim Dwyer, L OBP: 0.275, SLG: 0.351 Buddy Schultz, R (8, 1)	4-3																4 1 1 0 0 0 2 0 0 0 0 0 0 0										
Jerry Morales, R OBP: 0.280, SLG: 0.342 (1, 8)	1-3																4 0 0 0 0 1 2										
Ted Simmons, S OBP: 0.395, SLG: 0.511 (1, 2)																	4 0 2 1 0 0 0										
Keith Hernandez, L OBP: 0.392, SLG: 0.444 (1, 3)																	4 0 0 0 0 0 2										
Dane Iorg, L OBP: 0.286, SLG: 0.200 (8, 9)																	4 0 0 0 0 1 2										
Ken Reitz, R OBP: 0.288, SLG: 0.373 (1, 5)																	3 0 0 0 0 0 1										
Mike Tyson, R OBP: 0.318, SLG: 0.402 (1, 4)																	3 1 1 0 0 0 0										
Eric Rasmussen, R OBP: 0.111, SLG: 0.111 Mark Littell, L (6, 1)																	1 0 0 0 0 0 0										
Lou Brock, L OBP: 0.322, SLG: 0.299 (8, 7)																	0 0 0 0 0 0 0 1 0 0 0 0 0 0										
Inning Stats	R: 0 E: 0 K: 0 S: 3	H: 0 LOB: 0 BB: 0 P: 3	R: 0 E: 0 K: 0 S: 4	H: 1 LOB: 1 BB: 0 P: 4	R: 0 E: 0 K: 0 S: 3	H: 0 LOB: 0 BB: 0 P: 3	R: 1 E: 0 K: 0 S: 5	H: 2 LOB: 1 BB: 0 P: 5	R: 1 E: 0 K: 0 S: 5	H: 2 LOB: 1 BB: 0 P: 5	R: 0 E: 0 K: 1 S: 5	H: 0 LOB: 0 BB: 0 P: 5	R: 0 E: 0 K: 0 S: 3	H: 0 LOB: 0 BB: 0 P: 3	R: 0 E: 0 K: 0 S: 4	H: 1 LOB: 1 BB: 0 P: 4	R: 0 E: 0 K: 1 S: 5	H: 0 LOB: 0 BB: 0 P: 5	1B: 5 2B: 1 3B: 0 HR: 0	SF: 0 SAC: 1 DP: 0 HBP: 0	WP: 1 PB: 0 SB: 0 CS: 0	PA: 33					
PITCHER	IP	WLS	BF	H	R	ER	SO	BB	IBB	HBP	BLK	WP	HR	S	P	ERA	WHIP										
Rick Reuschel, R ERA: 2.12 (1, 1)	7.1	W	28	6	2	2	1	0	0	0	0	1	0	30	30	2.46	0.818										
Bruce Sutter, R ERA: 1.73 (8, 1)	1.2	S	5	0	0	0	1	0	0	0	0	0	0	7	7	0.00	0.000										

St. Louis Cardinals @ Chicago Cubs
Wrigley Field, Chicago, IL
Sun May 21 1978, 3:33 AM CDT
Att: 31,557 - Sunny - 46 F

AB 32
R 2
H 6
RBI 2
BB 0
SO 2
LOB 9



Batter	1	2	3	4	5	6	7	8	9	AB	R	H	RBI	BB	SO	LOB	BOTTOM										
Ivan De Jesus, R OBP: 0.348, SLG: 0.349 (1, 6)																	4 1 1 0 0 1 5										
Greg Gross, L OBP: 0.348, SLG: 0.500 (1, 8)																	4 0 2 0 0 1 1										
Bill Buckner, L OBP: 0.358, SLG: 0.412 (1, 3)																	4 1 1 0 0 0 2										
Dave Kingman, R OBP: 0.306, SLG: 0.541 (1, 7)																	4 0 1 1 0 1 3										
Bobby Murcer, L OBP: 0.357, SLG: 0.406 (1, 9)																	3 0 0 0 1 0 5										
Manny Trillo, R OBP: 0.338, SLG: 0.339 (1, 4)																	3 1 1 0 1 2 2										
Steve Ontiveros, S OBP: 0.233, SLG: 0.176 (1, 5)																	3 0 1 0 1 0 2										
Dave Rader, L OBP: 0.297, SLG: 0.357 (1, 2)																	4 0 1 1 0 0 4										
Rick Reuschel, R Bruce Sutter, R (8, 1)																	2 0 0 0 1 1 2 1 0 0 0 0 1 2										
Inning Stats	R: 2 E: 1 K: 2 S: 13	H: 3 LOB: 1 BB: 0 P: 15	R: 0 E: 0 K: 2 S: 10	H: 0 LOB: 1 BB: 1 P: 17	R: 0 E: 1 K: 1 S: 6	H: 1 LOB: 1 BB: 0 P: 6	R: 0 E: 0 K: 0 S: 4	H: 1 LOB: 2 BB: 1 P: 8	R: 0 E: 1 K: 0 S: 4	H: 1 LOB: 1 BB: 0 P: 4	R: 1 E: 1 K: 0 S: 4	H: 1 LOB: 1 BB: 1 P: 8	R: 0 E: 0 K: 0 S: 3	H: 0 LOB: 0 BB: 0 P: 3	R: 0 E: 0 K: 2 S: 9	H: 1 LOB: 2 BB: 1 P: 14	R: 0 E: 0 K: 2 S: 9	H: 1 LOB: 2 BB: 1 P: 14	1B: 6 2B: 4 3B: 0 HR: 0	SF: 0 SAC: 0 DP: 3 HBP: 0	WP: 0 PB: 0 SB: 1 CS: 0	PA: 36					
PITCHER	IP	WLS	BF	H	R	ER	SO	BB	IBB	HBP	BLK	WP	HR	S	P	ERA	WHIP										
Eric Rasmussen, R ERA: 4.18 (1, 1)	5.0	L	23	6	2	1	5	2	0	0	0	0	0	37	50	1.80	1.600										
Mark Littell, R ERA: 3.38 (6, 1)	2.0	L	8	1	1	1	0	1	0	0	0	0	0	7	11	4.50	1.000										
Buddy Schultz, L ERA: 3.28 (8, 1)	1.0		5	1	0	0	2	1	0	0	0	0	0	9	14	0.00	2.000										

St. Louis Cardinals @ Chicago Cubs
Wrigley Field, Chicago, IL
Sun May 21 1978, 3:33 AM CDT
Att: 31,557 - Sunny - 46 F

AB 32
R 3
H 8
RBI 2
BB 4
SO 7
LOB 28



Batter	1	2	3	4	5	6	7	8	9	AB	R	H	RBI	BB	SO	LOB	TOP				
Dave Cash, R (1,4) OBP: 0.361, SLG: 0.409 Del Unser, L (8,3) OBP: 0.364, SLG: 0.277	4-3		E4		5-3		G5-4-3			4	0	0	0	0	0	3					
Chris Speier, R (1,6) OBP: 0.391, SLG: 0.391	4-3		CS			1B		F8		4	0	2	0	0	0	0					
Gary Carter, R (1,2) OBP: 0.341, SLG: 0.401	F9				F2			5-3		4	1	1	0	0	0	1					
Tony Perez, R (1,3) OBP: 0.320, SLG: 0.350 Pepe Frias, R (8,4) OBP: 0.697, SLG: 1.667		L4-6			F8		FC5-2-5-2-6-3			4	1	1	0	0	1	3					
Ellis Valentine, R (1,9) OBP: 0.308, SLG: 0.409		6-3			F9		E6			4	0	0	1	0	0	3					
Warren Cromartie, L (1,7) OBP: 0.340, SLG: 0.360		L4-6					SF9			3	1	1	1	0	0	1					
Andre Dawson, R (1,8) OBP: 0.312, SLG: 0.426								2B		4	1	2	1	0	1	1					
Larry Parrish, R (1,5) OBP: 0.299, SLG: 0.409								2B		4	0	1	0	0	0	2					
Rudy May, L (1,1) OBP: 0.263, SLG: 0.235 Mike Garman, R (7,1)										2	0	1	0	1	1	1					
Inning Stats	R: 0 E: 0 K: 0 S: 3	H: 0 LOB: 0 BB: 0 P: 3	R: 0 E: 0 K: 0 S: 3	H: 1 LOB: 0 BB: 0 P: 3	R: 1 E: 1 K: 1 S: 6	H: 1 LOB: 0 BB: 0 P: 6	R: 0 E: 0 K: 0 S: 4	H: 1 LOB: 1 BB: 0 P: 4	R: 0 E: 0 K: 1 S: 7	H: 2 LOB: 2 BB: 0 P: 7	R: 2 E: 1 K: 0 S: 6	H: 2 LOB: 1 BB: 0 P: 6	R: 0 E: 0 K: 0 S: 2	H: 0 LOB: 0 BB: 1 P: 6	R: 0 E: 0 K: 1 S: 5	H: 0 LOB: 0 BB: 0 P: 5	R: 1 E: 0 K: 0 S: 5	H: 2 LOB: 1 BB: 0 P: 5	1B: 6 2B: 4 3B: 0 HR: 0	SF: 1 SAC: 0 DP: 2 HBP: 0	WP: 1 PA: 37 PB: 0 SB: 0 CS: 1
PITCHER	IP	WLS	BF	H	R	ER	SO	BB	IBB	HBP	BLK	WP	HR	S	P	ERA	WHIP				
Bob Forsch, R (1,1) ERA: 2.28	7.0	L	28	7	3	1	2	1	0	0	0	1	0	31	35	1.29	1.143				
Pete Vuckovich, R (8,1) ERA: 2.63	2.0		8	2	1	1	1	0	0	0	0	0	0	10	10	4.50	1.000				

Montreal Expos @ St. Louis Cardinals
 Busch Stadium, St. Louis, MO
 Tue May 23 1978, 7:05 PM CDT
 Att: 11,128 - Unknown

AB 34
 R 4
 H 9
 RBI 3
 BB 1
 SO 3
 LOB 16



Batter	1	2	3	4	5	6	7	8	9	AB	R	H	RBI	BB	SO	LOB	BOTTOM				
Lou Brock, L (1,7) OBP: 0.311, SLG: 0.288	4-3		F7		4-3		4-3			4	0	0	0	0	0	4					
Garry Templeton, S (1,6) OBP: 0.236, SLG: 0.284	5-3				6-3		K		K	4	0	0	0	0	2	0					
Keith Hernandez, L (1,3) OBP: 0.389, SLG: 0.439	G3						F5		3-1	4	0	1	0	0	0	0					
Ted Simmons, S (1,2) OBP: 0.404, SLG: 0.514					L7					3	0	2	0	1	0	1					
Jerry Morales, R (1,9) OBP: 0.273, SLG: 0.333					4-3		F8		1-3	4	0	0	0	0	1	4					
Ken Reitz, R (1,5) OBP: 0.293, SLG: 0.373										3	0	1	0	1	0	0					
Jerry Mumphrey, S (1,8) OBP: 0.253, SLG: 0.210					E4		FC6-4		G5-4-3	4	1	1	0	0	0	2					
Mike Tyson, R (1,4) OBP: 0.318, SLG: 0.400 Mike Phillips, L (9,PH) OBP: 0.346, SLG: 0.455					F3		F7		L9	3	0	1	0	0	0	2					
Bob Forsch, R (1,1) OBP: 0.250, SLG: 0.357 Roger Freed, R (7,PH) OBP: 0.267, SLG: 0.571 Pete Vuckovich, R (8,1)										2	0	2	1	0	0	0					
Inning Stats	R: 0 E: 0 K: 0 S: 3	H: 0 LOB: 0 BB: 0 P: 3	R: 0 E: 0 K: 1 S: 4	H: 0 LOB: 0 BB: 1 P: 8	R: 0 E: 1 K: 0 S: 4	H: 1 LOB: 1 BB: 0 P: 4	R: 0 E: 0 K: 0 S: 4	H: 1 LOB: 1 BB: 0 P: 4	R: 0 E: 0 K: 1 S: 6	H: 1 LOB: 1 BB: 0 P: 6	R: 0 E: 0 K: 0 S: 5	H: 2 LOB: 2 BB: 0 P: 5	R: 0 E: 0 K: 0 S: 6	H: 1 LOB: 1 BB: 0 P: 6	R: 0 E: 0 K: 1 S: 6	H: 0 LOB: 0 BB: 1 P: 6	R: 0 E: 0 K: 0 S: 2	H: 0 LOB: 0 BB: 1 P: 6	1B: 7 2B: 2 3B: 0 HR: 0	SF: 0 SAC: 0 DP: 2 HBP: 0	WP: 0 PA: 35 PB: 0 SB: 0 CS: 1
PITCHER	IP	WLS	BF	H	R	ER	SO	BB	IBB	HBP	BLK	WP	HR	S	P	ERA	WHIP				
Rudy May, L (1,1) ERA: 4.19	6.1	W	26	7	1	1	2	1	0	0	1	0	0	29	33	1.42	1.263				
Mike Garman, R (7,1) ERA: 3.79	2.2	S	9	1	0	0	1	1	0	0	0	0	0	10	14	0.00	0.750				

Montreal Expos @ St. Louis Cardinals
 Busch Stadium, St. Louis, MO
 Tue May 23 1978, 7:05 PM CDT
 Att: 11,128 - Unknown

AB 33
 R 1
 H 8
 RBI 1
 BB 2
 SO 3
 LOB 15



Batter	1	2	3	4	5	6	7	8	9	AB	R	H	RBI	BB	SO	LOB	TOP										
Dave Cash, R (1,4) OBP: 0.358, SLG: 0.401	0-0 4-3			4-0 CS BB			0-0 1-3		0-0 4-3	3	0	0	0	1	0	0	Montreal Expos @ St. Louis Cardinals Busch Stadium, St. Louis, MO Wed May 24, 1978, 7:05 PM CDT Att: 12,135 - Unknown livebaseballscorecards.com										
Chris Speier, R (1,6) OBP: 0.362, SLG: 0.382	0-0 6-3			0-0 5-3			0-0 G3			3	0	0	0	0	0	1											
Gary Carter, R (1,2) OBP: 0.341, SLG: 0.400	0-0 F8			0-0 L5			0-0 1B			3	0	1	0	0	0	0											
Tony Perez, R (1,3) OBP: 0.314, SLG: 0.343		0-3 K			0-0 1-3				0-0 F8	3	0	0	0	0	1	1											
Ellis Valentine, R (1,9) OBP: 0.308, SLG: 0.403		1-0 G1-6-3 HBP			0-0 5-3				0-0 4-3	2	0	0	0	0	0	0											
Warren Cromartie, L (1,7) OBP: 0.333, SLG: 0.371		0-0 G1-6-3			0-0 1-3				0-0 F7	3	0	0	0	0	0	1											
Andre Dawson, R (1,8) OBP: 0.312, SLG: 0.424				0-0 5-3			0-0 G1-6-3 1B		0-0 6-3	3	0	1	0	0	0	0											
Larry Parrish, R (1,5) OBP: 0.293, SLG: 0.400				0-0 4-3			0-0 G1-6-3		0-0 F9	3	0	0	0	0	0	1											
Hal Dues, R (1,1) OBP: 0.125, SLG: 0.125				0-3 K					0-0 1-3	1	0	0	0	0	1	0											
Wayne Garrett, L (6, PH) OBP: 0.219, SLG: 0.167										1	0	0	0	0	1	0											
Dan Schatzeder, L (6, 1) OBP: 0.357, SLG: 0.271										0	0	0	0	0	0	0											
Del Unser, L (9, PH)										1	0	0	0	0	0	0											
Inning Stats	R: 0 E: 0 K: 0 S: 3	H: 0 LOB: 0 BB: 0 P: 3	R: 0 E: 0 K: 1 S: 4	H: 0 LOB: 0 BB: 0 P: 5	R: 0 E: 0 K: 1 S: 5	H: 0 LOB: 0 BB: 1 P: 5	R: 0 E: 0 K: 0 S: 2	H: 0 LOB: 0 BB: 1 P: 6	R: 0 E: 0 K: 0 S: 3	H: 0 LOB: 0 BB: 0 P: 3	R: 0 E: 0 K: 1 S: 5	H: 1 LOB: 0 BB: 0 P: 5	R: 0 E: 0 K: 0 S: 4	H: 1 LOB: 1 BB: 0 P: 4	R: 0 E: 0 K: 0 S: 3	H: 0 LOB: 0 BB: 0 P: 3	R: 0 E: 0 K: 0 S: 3	H: 0 LOB: 0 BB: 0 P: 3	1B: 2 2B: 0 3B: 0 HR: 0	SF: 0 SAC: 0 DP: 2 HBP: 1	WP: 0 PB: 0 SB: 0 CS: 1	PA: 28					
PITCHER	IP	WLS	BF	H	R	ER	SO	BB	IBB	HBP	BLK	WP	HR	S	P	ERA	WHIP										
John Denny, R (1,1) ERA: 2.96	9.0	W	28	2	0	0	3	1	0	1	0	0	0	32	37	0.00	0.333										

Batter	1	2	3	4	5	6	7	8	9	AB	R	H	RBI	BB	SO	LOB	BOTTOM										
Garry Templeton, S (1,6) OBP: 0.231, SLG: 0.278	0-0 6-3		0-0 FC3-2-5 E 1B	0-0 F7			0-0 F3			4	1	0	0	0	0	2	Montreal Expos @ St. Louis Cardinals Busch Stadium, St. Louis, MO Wed May 24, 1978, 7:05 PM CDT Att: 12,135 - Unknown livebaseballscorecards.com										
Jim Dwyer, L (1,7) OBP: 0.318, SLG: 0.375	0-0 1B		1-0 E 1B HBP		0-0 1B		0-0 F9			3	1	2	0	0	0	0											
Ken Reitz, R (1,5) OBP: 0.286, SLG: 0.363	0-0 F9		0-0 E5 1B 1-2 2-3		0-0 F7		0-3 K			4	0	0	0	0	1	3											
Ted Simmons, S (1,2) OBP: 0.400, SLG: 0.507	0-0 4-3		0-0 1B 1-3 2H 3H		0-0 4-3		0-0 P5			4	0	1	2	0	0	1											
Keith Hernandez, L (1,3) OBP: 0.393, SLG: 0.437		4-0 G6-4-3 BB	4-0 1B			0-0 L7				1	0	0	0	2	0	0											
Dane Iorg, L (1,9) OBP: 0.267, SLG: 0.185		0-0 F7	0-0 4-3			0-3 K				2	0	0	0	0	0	4											
Jerry Morales, R (6, PH)										1	0	0	0	0	1	0											
Jerry Mumphrey, S (1,8) OBP: 0.245, SLG: 0.202		0-0 G6-4-3		0-0 6-3			0-0 F9			3	0	0	0	0	0	1											
Mike Phillips, L (1,4) OBP: 0.385, SLG: 0.520			0-0 E9 FC3-2-5 2B	0-0 SH2-4 1B			0-3 K			3	0	2	0	0	1	0											
John Denny, R (1,1) OBP: 0.280, SLG: 0.375			0-3 K	0-0 SH2-4			0-0 F3			2	0	0	0	0	1	1											
Inning Stats	R: 0 E: 0 K: 0 S: 4	H: 1 LOB: 1 BB: 0 P: 4	R: 0 E: 0 K: 0 S: 2	H: 0 LOB: 0 BB: 1 P: 6	R: 2 E: 2 K: 1 S: 8	H: 2 LOB: 3 BB: 1 P: 13	R: 0 E: 0 K: 0 S: 4	H: 1 LOB: 1 BB: 0 P: 4	R: 0 E: 0 K: 1 S: 5	H: 0 LOB: 0 BB: 0 P: 5	R: 0 E: 0 K: 1 S: 5	H: 0 LOB: 0 BB: 0 P: 5	R: 0 E: 0 K: 1 S: 5	H: 0 LOB: 0 BB: 0 P: 5	R: 0 E: 0 K: 1 S: 5	H: 0 LOB: 0 BB: 0 P: 5	1B: 4 2B: 1 3B: 0 HR: 0	SF: 0 SAC: 1 DP: 1 HBP: 1	WP: 0 PB: 0 SB: 0 CS: 0	PA: 31							
PITCHER	IP	WLS	BF	H	R	ER	SO	BB	IBB	HBP	BLK	WP	HR	S	P	ERA	WHIP										
Hal Dues, R (1,1) ERA: 2.67	5.0	L	22	5	2	0	1	1	1	0	0	0	0	21	30	0.00	1.200										
Dan Schatzeder, L (6, 1) ERA: 3.12	3.0		9	0	0	0	3	0	0	0	0	0	0	15	15	0.00	0.000										

Batter	1	2	3	4	5	6	7	8	9	AB R H RBI BB SO LOB	TOP									
Ivan De Jesus, R OBP: 0.331, SLG: 0.327 (1, 6)	P4		L7	F8					K	4 0 0 0 1 1 4	Chicago Cubs @ St. Louis Cardinals Busch Stadium, St. Louis, MO Fri May 26 1978, 7:05 PM CDT Att: 20,068 - Unknown - 80 F									
Gene Clines, R OBP: 0.333, SLG: 0.324 (1, 9) (7, 7)	K2-3		L4-3		L5-3	L9				4 0 0 0 1 1 2										
Bill Buckner, L OBP: 0.366, SLG: 0.426 (1, 3)				L8	6-3				F7	5 0 2 0 0 0 2										
Dave Kingman, R OBP: 0.321, SLG: 0.534 Joe Wallis, S OBP: 0.350, SLG: 0.474 (1, 7) (7, 8)	5-3			1B 2B	K				F9	4 1 1 0 0 2 2 1 0 0 0 0 0 2										
Manny Trillo, R OBP: 0.349, SLG: 0.385 (1, 4)		5-3		2B 1B		F8	L4-3			4 1 1 0 0 0 1										
Bobby Murcer, L OBP: 0.345, SLG: 0.396 (1, 8) (7, 9)	F8			1B 2B				K		4 2 2 1 0 1 0										
Steve Ontiveros, S OBP: 0.295, SLG: 0.211 (1, 5)	4-3			1B IBB				F9		2 1 0 0 2 0 0										
Dave Rader, L OBP: 0.301, SLG: 0.368 (1, 2)			F5	1B				6-3		4 1 2 4 0 0 0										
Dave Roberts, L OBP: 0.571, SLG: 0.667 (1, 1)				1B		SH1-3	3B			2 0 2 1 1 0 0										
				BB	1B	SH1-3			2B											
Inning Stats	R: 0 E: 0 K: 1 S: 9	H: 1 LOB: 1 BB: 0 P: 12	R: 0 E: 0 K: 0 S: 3	H: 0 LOB: 0 BB: 0 P: 3	R: 0 E: 0 K: 0 S: 3	H: 0 LOB: 1 BB: 1 P: 7	R: 3 E: 0 K: 0 S: 10	H: 5 LOB: 2 BB: 1 P: 15	R: 0 E: 0 K: 1 S: 6	H: 0 LOB: 0 BB: 0 P: 6	R: 0 E: 0 K: 1 S: 5	H: 1 LOB: 0 BB: 0 P: 5	R: 0 E: 0 K: 1 S: 5	H: 0 LOB: 0 BB: 0 P: 5	R: 0 E: 0 K: 1 S: 6	H: 1 LOB: 2 BB: 1 P: 10	1B: 7 2B: 3 3B: 1 HR: 0	SF: 0 SAC: 1 DP: 1 HBP: 0	WP: 0 PB: 0 SB: 0 CS: 0	PA: 40
PITCHER	IP WLS BF H R ER SO BB IBB HBP BLK WP HR S P ERA WHIP											PITCHER	IP WLS BF H R ER SO BB IBB HBP BLK WP HR S P ERA WHIP							
Pete Falcone, L ERA: 6.67 (1, 1)	5.1 L 25 7 5 5 2 2 1 0 0 0 0 0 33 49 8.44 1.688																			
Dave Hamilton, L ERA: 8.43 (6, 1)	1.2 7 2 1 1 1 1 0 0 0 0 0 8 12 5.40 1.800																			
Mark Littell, R ERA: 3.11 (8, 1)	2.0 8 1 0 0 2 1 0 0 0 0 0 11 15 0.00 1.000																			

AB	34
R	6
H	10
RBI	6
BB	5
SO	5
LOB	13



Batter	1	2	3	4	5	6	7	8	9	AB R H RBI BB SO LOB	BOTTOM									
Garry Templeton, S OBP: 0.226, SLG: 0.271 (1, 6)	6-3		6-3					FC4-6		4 0 1 0 0 0 2	Chicago Cubs @ St. Louis Cardinals Busch Stadium, St. Louis, MO Fri May 26 1978, 7:05 PM CDT Att: 20,068 - Unknown - 80 F									
Jim Dwyer, L OBP: 0.327, SLG: 0.362 (1, 7)				3-1		L7		G1-6-3		4 0 1 0 0 0 4										
Jerry Morales, R OBP: 0.271, SLG: 0.327 (1, 9)	G5-4-3			6-3		1-3			L7	4 0 0 0 0 0 3										
Ted Simmons, S OBP: 0.398, SLG: 0.500 (1, 2)		5-3		L8					F3	4 0 1 0 0 0 0										
Roger Freed, R OBP: 0.250, SLG: 0.529 (1, 3)		F7			F7	F8			5-3	4 0 0 0 0 0 1										
Ken Reitz, R OBP: 0.286, SLG: 0.360 (1, 5)				F3		P4				3 0 1 0 0 0 1										
Jerry Mumphy, S OBP: 0.250, SLG: 0.189 Dave Hamilton, L (1, 8) (6, 1)	FC6-4				6-3	4-3				2 0 0 0 0 0 1 0 0 0 0 0 0 0										
Dane Iorg, L OBP: 0.258, SLG: 0.179 Mark Littell, L (7, PH) (8, 1)										1 0 0 0 0 0 1 0 0 0 0 0 0 0										
Mike Tyson, R OBP: 0.317, SLG: 0.394 (1, 4)			5-3			F8		FC4-6	1B	3 0 1 0 0 0 0										
Pete Falcone, L OBP: 0.250, SLG: 0.250 Tony Scott, S OBP: 0.289, SLG: 0.260 (1, 1) (6, 8)			1-4-3			L7	1B	FC4-6	1B	1 0 0 0 0 0 0 2 0 2 0 0 0 0										
Inning Stats	R: 0 E: 0 K: 0 S: 3	H: 1 LOB: 1 BB: 0 P: 3	R: 0 E: 0 K: 0 S: 10	H: 1 LOB: 1 BB: 0 P: 14	R: 0 E: 0 K: 0 S: 3	H: 0 LOB: 0 BB: 0 P: 3	R: 0 E: 0 K: 0 S: 3	H: 0 LOB: 0 BB: 0 P: 3	R: 0 E: 0 K: 0 S: 8	H: 2 LOB: 2 BB: 0 P: 10	R: 0 E: 0 K: 0 S: 4	H: 1 LOB: 1 BB: 0 P: 4	R: 0 E: 0 K: 0 S: 4	H: 2 LOB: 1 BB: 0 P: 4	R: 0 E: 0 K: 0 S: 3	H: 0 LOB: 0 BB: 0 P: 3	1B: 7 2B: 0 3B: 0 HR: 0	SF: 0 SAC: 0 DP: 2 HBP: 0	WP: 0 PB: 0 SB: 0 CS: 0	PA: 32
PITCHER	IP WLS BF H R ER SO BB IBB HBP BLK WP HR S P ERA WHIP											PITCHER	IP WLS BF H R ER SO BB IBB HBP BLK WP HR S P ERA WHIP							
Dave Roberts, L ERA: 2.13 (1, 1)	9.0 W 32 7 0 0 0 0 0 0 0 0 0 41 47 0.00 0.778																			

AB	32
R	0
H	7
RBI	0
BB	0
SO	0
LOB	13



Batter	1	2	3	4	5	6	7	8	9	AB	R	H	RBI	BB	SO	LOB	TOP		
Ivan De Jesus, R OBP: 0.333, SLG: 0.337	F7	1-3															3 0 1 0 0 0 1		
Greg Gross, L OBP: 0.386, SLG: 0.538	F FC3 1B		G3														3 1 3 0 0 0 0		
Bill Buckner, L OBP: 0.351, SLG: 0.407	FC3 1B		G3														3 1 0 0 0 0 3		
Dave Kingman, R OBP: 0.314, SLG: 0.516	G3 2H 3H 1B		F7							K							3 0 1 2 0 1 1		
Bobby Murcer, L OBP: 0.335, SLG: 0.382	G3		4-3							E8 S 1B							3 0 1 0 0 0 2		
Manny Trillo, R OBP: 0.340, SLG: 0.369	F9																2 0 0 0 1 0 1		
Steve Ontiveros, S OBP: 0.258, SLG: 0.216																	2 0 1 0 0 0 0		
Dave Rader, L OBP: 0.303, SLG: 0.376																	2 0 0 0 0 0 1		
Ray Burris, R OBP: 0.143, SLG: 0.238																	2 0 0 0 0 1 1		
Inning Stats	R: 2 E: 1 K: 0 S: 6	H: 2 LOB: 1 BB: 0 P: 6	R: 0 E: 0 K: 0 S: 4	H: 1 LOB: 1 BB: 0 P: 4	R: 0 E: 0 K: 0 S: 4	H: 1 LOB: 1 BB: 0 P: 4	R: 0 E: 0 K: 0 S: 3	H: 0 LOB: 0 BB: 0 P: 3	R: 0 E: 0 K: 1 S: 6	H: 2 LOB: 1 BB: 0 P: 6	R: 0 E: 1 K: 1 S: 4	H: 1 LOB: 2 BB: 1 P: 8					1B: 7 2B: 0 3B: 0 HR: 0	SF: 0 SAC: 0 DP: 0 HBP: 0	WP: 0 PA: 24 PB: 0 SB: 1 CS: 0
PITCHER	IP WLS BF H R ER SO BB IBB HBP BLK WP HR S P ERA WHIP																PITCHER	IP WLS BF H R ER SO BB IBB HBP BLK WP HR S P ERA WHIP	
John Denny, R ERA: 2.88	(1, 1) 5.0 L 21 6 2 1 1 0 0 0 0 0 0 23 23 1.80 1.200																		
Mark Littell, R ERA: 3.08	(6, 1) 0.1 3 1 0 0 1 1 0 0 0 0 0 4 8 0.00 6.000																		
Batter	1	2	3	4	5	6	7	8	9	AB	R	H	RBI	BB	SO	LOB	BOTTOM		
Lou Brock, L OBP: 0.310, SLG: 0.287	L7		P6														2 0 0 0 0 0 0		
Gary Templeton, S OBP: 0.223, SLG: 0.267	6-3																2 0 0 0 0 0 0		
Ken Reitz, R OBP: 0.286, SLG: 0.357																	2 0 1 0 0 0 0		
Ted Simmons, S OBP: 0.401, SLG: 0.538	F9																2 0 0 0 0 1 1		
Keith Hernandez, L OBP: 0.383, SLG: 0.423																	2 0 1 0 0 0 0		
Dane Iorg, L OBP: 0.216, SLG: 0.147																	2 0 0 0 0 0 1		
Jerry Mumphrey, S OBP: 0.226, SLG: 0.188																	2 0 0 0 0 1 1		
Mark Littell, L	(6, 1) 0.1 3 1 0 0 1 1 0 0 0 0 0 4 8 0.00 6.000																0 0 0 0 0 0 0		
Mike Phillips, L OBP: 0.333, SLG: 0.448																	1 0 0 0 0 0 0		
John Denny, R OBP: 0.269, SLG: 0.360	(1, 1) 5.0 W 16 2 0 0 2 0 0 0 0 0 0 25 28 0.00 0.400																1 0 0 0 0 0 0		
Tony Scott, S OBP: 0.286, SLG: 0.256	(6, 8) 0.1 3 1 0 0 1 1 0 0 0 0 0 4 8 0.00 6.000																0 0 0 0 0 0 0		
Inning Stats	R: 0 E: 0 K: 0 S: 4	H: 1 LOB: 1 BB: 0 P: 4	R: 0 E: 0 K: 0 S: 3	H: 1 LOB: 0 BB: 0 P: 3	R: 0 E: 0 K: 0 S: 3	H: 0 LOB: 0 BB: 0 P: 3	R: 0 E: 0 K: 1 S: 10	H: 0 LOB: 0 BB: 0 P: 13	R: 0 E: 0 K: 1 S: 5	H: 0 LOB: 0 BB: 0 P: 5					1B: 2 2B: 0 3B: 0 HR: 0	SF: 0 SAC: 0 DP: 0 HBP: 0	WP: 0 PA: 17 PB: 0 SB: 0 CS: 1		
PITCHER	IP WLS BF H R ER SO BB IBB HBP BLK WP HR S P ERA WHIP																PITCHER	IP WLS BF H R ER SO BB IBB HBP BLK WP HR S P ERA WHIP	

Chicago Cubs @ St. Louis Cardinals
 Busch Stadium, St. Louis, MO
 Sun May 28 1978, 3:33 AM CDT
 Att: 29,704 - Overcast - 74 F

AB 23
 R 2
 H 7
 RBI 2
 BB 1
 SO 2
 LOB 10



Chicago Cubs @ St. Louis Cardinals
 Busch Stadium, St. Louis, MO
 Sun May 28 1978, 3:33 AM CDT
 Att: 29,704 - Overcast - 74 F

AB 16
 R 0
 H 2
 RBI 0
 BB 0
 SO 2
 LOB 3



Batter	1	2	3	4	5	6	7	8	9	AB	R	H	RBI	BB	SO	LOB	TOP			
Lou Brock, L OBP: 0.300, SLG: 0.277 Pete Vuckovich, R (8, 1)	F5		F7			F4-3		F8		4	0	0	0	0	0	0				
Gary Templeton, S OBP: 0.229, SLG: 0.268	PB 1B			F4-3 HR 5-3 BB		5-3			L5	3	1	1	0	1	0	0				
George Hendrick, R OBP: 0.307, SLG: 0.348	5-3			5-3		6-3			1-3	4	0	0	0	0	0	2				
Ted Simmons, S OBP: 0.398, SLG: 0.530	P5			F4-3					K	4	0	1	0	0	1	2				
Keith Hernandez, L OBP: 0.383, SLG: 0.439		F8						F5		3	1	1	2	0	0	1				
Jerry Morales, R OBP: 0.285, SLG: 0.320		K						F7		3	0	0	0	0	1	1				
Ken Reitz, R OBP: 0.281, SLG: 0.351						F4		F8		3	0	0	0	0	0	1				
Mike Tyson, R OBP: 0.310, SLG: 0.385 Mike Phillips, L OBP: 0.323, SLG: 0.433				F4		F3		P5		2	0	0	0	0	0	0				
John Urea, R OBP: 0.071, SLG: 0.071 Mark Littell, L George Frazier, R Jim Dwyer, L			K			F9		L3		2	0	0	0	0	1	0				
Inning Stats	R: 0 E: 0 K: 0 S: 4	H: 1 LOB: 1 BB: 0 P: 4	R: 0 E: 0 K: 1 S: 5	H: 0 LOB: 0 BB: 0 P: 5	R: 0 E: 0 K: 1 S: 5	H: 0 LOB: 0 BB: 0 P: 5	R: 2 E: 0 K: 0 S: 4	H: 1 LOB: 0 BB: 1 P: 8	R: 0 E: 0 K: 0 S: 3	H: 0 LOB: 0 BB: 0 P: 3	R: 0 E: 0 K: 0 S: 4	H: 1 LOB: 1 BB: 0 P: 4	R: 0 E: 0 K: 0 S: 3	H: 0 LOB: 0 BB: 0 P: 3	R: 0 E: 0 K: 1 S: 5	H: 0 LOB: 0 BB: 0 P: 5	1B: 2 2B: 0 3B: 0 HR: 1	SF: 0 SAC: 0 DP: 0 HBP: 0	WP: 0 PB: 1 SB: 0 CS: 0	PA: 31
PITCHER Pat Zachry, R ERA: 3.58	IP: 9.0 WLS: W BF: 31 H: 3 R: 2 ER: 2 SO: 3 BB: 1 IBB: 0 HBP: 0 BLK: 0 WP: 0 HR: 1 S: 36 P: 40 ERA: 2.00 WHIP: 0.444																			

St. Louis Cardinals @ New York Mets
Shea Stadium, Flushing, NY
Mon May 29 1978, 7:05 PM EDT
Sunny - 76 F

AB 30
R 2
H 3
RBI 2
BB 1
SO 3
LOB 7



Batter	1	2	3	4	5	6	7	8	9	AB	R	H	RBI	BB	SO	LOB	BOTTOM			
Lee Mazzilli, S OBP: 0.377, SLG: 0.455	F8					E4 SF7 BB		E1 L4-3		3	0	0	0	2	0	1				
Elliott Maddox, R OBP: 0.361, SLG: 0.325	5-3		F4		1B HR			L4-3		4	1	1	1	1	0	3				
Bruce Boisclair, L OBP: 0.327, SLG: 0.382	F8		1-3		1B HR	SF7				3	1	1	3	0	0	2				
Steve Henderson, R OBP: 0.333, SLG: 0.391		5-3		F8 1B	1B HR	F9				4	2	2	0	0	0	2				
Willie Montanez, L OBP: 0.320, SLG: 0.416		K		1B	1B HR			F7		4	1	2	2	0	1	0				
Ron Hodges, L OBP: 0.333, SLG: 0.314				F8		CS 1B		FC6-4 1B		3	0	2	0	1	0	2				
Tim Foli, R OBP: 0.224, SLG: 0.255					F6-4-3 1B	K		FC6-4		4	0	1	1	0	1	3				
Doug Flynn, R OBP: 0.279, SLG: 0.282					F6-4-3 1B			F4		4	1	2	0	0	0	3				
Pat Zachry, R OBP: 0.182, SLG: 0.053			K		WP BB 1B	K		K		4	1	1	0	0	3	2				
Inning Stats	R: 0 E: 0 K: 0 S: 3	H: 0 LOB: 0 BB: 0 P: 3	R: 0 E: 0 K: 1 S: 5	H: 0 LOB: 1 BB: 1 P: 9	R: 0 E: 0 K: 1 S: 6	H: 1 LOB: 2 BB: 1 P: 10	R: 1 E: 0 K: 0 S: 5	H: 3 LOB: 1 BB: 0 P: 5	R: 5 E: 0 K: 1 S: 9	H: 6 LOB: 0 BB: 1 P: 13	R: 1 E: 1 K: 0 S: 7	H: 1 LOB: 2 BB: 1 P: 11	R: 0 E: 0 K: 0 S: 4	H: 1 LOB: 0 BB: 0 P: 4	R: 0 E: 1 K: 1 S: 5	H: 0 LOB: 0 BB: 0 P: 5	1B: 10 2B: 1 3B: 0 HR: 2	SF: 1 SAC: 0 DP: 2 HBP: 0	WP: 1 PB: 0 SB: 0 CS: 1	PA: 38
PITCHER John Urea, R ERA: 5.27 Mark Littell, R ERA: 3.23 George Frazier, R Pete Vuckovich, R ERA: 2.73	IP: 1.0 WLS: L BF: 7 H: 3 R: 2 ER: 1 SO: 2 BB: 1 IBB: 0 HBP: 0 BLK: 0 WP: 0 HR: 1 S: 10 P: 14 ERA: 9.00 WHIP: 4.000																			

St. Louis Cardinals @ New York Mets
Shea Stadium, Flushing, NY
Mon May 29 1978, 7:05 PM EDT
Sunny - 76 F

AB 33
R 7
H 12
RBI 7
BB 4
SO 5
LOB 18



Batter	1	2	3	4	5	6	7	8	9	AB	R	H	RBI	BB	SO	LOB	TOP										
Jerry Mumphrey, S OBP: 0.225, SLG: 0.198 (1, 7)										5	1	1	0	0	2	3											
Gary Templeton, S OBP: 0.242, SLG: 0.279 (1, 6)										5	1	3	2	0	1	0											
Keith Hernandez, L OBP: 0.383, SLG: 0.433 (1, 3)										5	0	0	0	0	0	3											
Ted Simmons, S OBP: 0.404, SLG: 0.533 (1, 2)										4	2	1	0	1	1	1											
George Hendrick, R OBP: 0.324, SLG: 0.398 (1, 8)										3	1	1	3	1	0	1											
Jerry Morales, R OBP: 0.273, SLG: 0.337 (1, 9)										4	2	3	0	0	0	1											
Ken Reitz, R OBP: 0.294, SLG: 0.366 (1, 5)										4	0	3	2	0	0	1											
Mike Tyson, R OBP: 0.309, SLG: 0.376 (1, 4)										3	0	1	1	1	0	1											
Silvio Martinez, R OBP: 0.250, SLG: 0.500 (1, 1)										4	1	1	0	0	1	3											
Inning Stats	R: 0 E: 0 K: 1 S: 5	H: 0 LOB: 0 BB: 0 P: 5	R: 2 E: 0 K: 1 S: 8	H: 3 LOB: 1 BB: 0 P: 8	R: 1 E: 0 K: 1 S: 6	H: 2 LOB: 0 BB: 0 P: 6	R: 1 E: 0 K: 1 S: 8	H: 3 LOB: 2 BB: 0 P: 8	R: 0 E: 0 K: 0 S: 3	H: 1 LOB: 0 BB: 0 P: 3	R: 0 E: 0 K: 0 S: 2	H: 1 LOB: 1 BB: 2 P: 10	R: 4 E: 0 K: 0 S: 7	H: 4 LOB: 1 BB: 1 P: 11	R: 0 E: 0 K: 0 S: 3	H: 0 LOB: 0 BB: 0 P: 3	R: 0 E: 0 K: 1 S: 5	H: 0 LOB: 0 BB: 0 P: 5	1B: 9 2B: 5 3B: 0 HR: 1	SF: 0 SAC: 0 DP: 2 HBP: 0	WP: 0 PB: 0 SB: 0 CS: 1	PA: 41					
PITCHER	IP	WLS	BF	H	R	ER	SO	BB	IBB	HBP	BLK	WP	HR	S	P	ERA	WHIP										
Jerry Koosman, L ERA: 3.72 (1, 1)	6.0	L	26	10	4	4	4	2	0	0	0	0	0	32	40	6.00	2.000										
Butch Metzger, R ERA: 6.92 (7, 1)	2.0		11	4	4	4	0	0	1	0	0	0	1	10	14	18.00	2.000										
Paul Siebert, L ERA: 1.08 (9, 1)	1.0		3	0	0	0	1	0	0	0	0	0	0	5	5	0.00	0.000										

St. Louis Cardinals @ New York Mets
Shea Stadium, Flushing, NY
Tue May 30 1978, 7:05 PM EDT
Att: 13,412 - Unknown - 73 F

AB 37
R 8
H 14
RBI 8
BB 3
SO 5
LOB 14



Batter	1	2	3	4	5	6	7	8	9	AB	R	H	RBI	BB	SO	LOB	BOTTOM										
Lee Mazzilli, S OBP: 0.368, SLG: 0.447 Paul Siebert, L (9, 1)										4	0	0	0	0	2	1											
Elliott Maddox, R OBP: 0.382, SLG: 0.337 Bobby Valentine, R OBP: 0.349, SLG: 0.351 (1, 5) (8, 5)										1	0	0	0	1	0	0											
Bruce Boisclair, L OBP: 0.313, SLG: 0.362 (1, 9) (9, 8)										4	0	0	0	0	0	3											
Steve Henderson, R OBP: 0.330, SLG: 0.398 (1, 7)										3	2	1	1	1	0	0											
Willie Montanez, L OBP: 0.318, SLG: 0.405 (1, 3)										3	0	0	0	1	0	1											
John Stearns, R OBP: 0.358, SLG: 0.338 (1, 2)										2	0	0	0	2	0	1											
Tim Foli, R OBP: 0.226, SLG: 0.248 (1, 6)										4	0	0	0	0	0	3											
Doug Flynn, R OBP: 0.274, SLG: 0.272 (1, 4)										3	0	0	0	0	0	1											
Jerry Koosman, R OBP: 0.083, SLG: 0.167 Joel Youngblood, R OBP: 0.317, SLG: 0.407 Butch Metzger, R (6, PH) (7, 1) Ed Kranepool, L OBP: 0.263, SLG: 0.265 (8, PH) (9, 9)										1	0	0	0	0	0	0											
Inning Stats	R: 0 E: 0 K: 1 S: 5	H: 0 LOB: 0 BB: 0 P: 5	R: 0 E: 0 K: 0 S: 3	H: 0 LOB: 0 BB: 0 P: 3	R: 0 E: 0 K: 0 S: 3	H: 0 LOB: 0 BB: 0 P: 3	R: 0 E: 0 K: 1 S: 4	H: 0 LOB: 1 BB: 1 P: 8	R: 0 E: 0 K: 0 S: 3	H: 0 LOB: 1 BB: 1 P: 7	R: 0 E: 0 K: 0 S: 3	H: 0 LOB: 2 BB: 1 P: 8	R: 1 E: 0 K: 0 S: 4	H: 1 LOB: 1 BB: 1 P: 8	R: 0 E: 0 K: 0 S: 3	H: 0 LOB: 0 BB: 0 P: 3	R: 1 E: 0 K: 0 S: 3	H: 0 LOB: 1 BB: 2 P: 11	1B: 0 2B: 0 3B: 0 HR: 1	SF: 0 SAC: 0 DP: 1 HBP: 1	WP: 2 PB: 0 SB: 0 CS: 0	PA: 34					
PITCHER	IP	WLS	BF	H	R	ER	SO	BB	IBB	HBP	BLK	WP	HR	S	P	ERA	WHIP										
Silvio Martinez, R ERA: 2.0 (1, 1)	9.0	W	34	1	2	2	2	6	0	1	0	2	1	31	56	2.00	0.778										

St. Louis Cardinals @ New York Mets
Shea Stadium, Flushing, NY
Tue May 30 1978, 7:05 PM EDT
Att: 13,412 - Unknown - 73 F

AB 27
R 2
H 1
RBI 1
BB 6
SO 2
LOB 10



Batter	1	2	3	4	5	6	7	8	9	AB	R	H	RBI	BB	SO	LOB	TOP						
Lou Brock, L OBP: 0.296, SLG: 0.274 (1, 7)										5	0	1	1	0	1	3							
Gary Tompkins, S OBP: 0.236, SLG: 0.272 (1, 6)										5	0	0	0	0	3	2							
George Hendrick, R OBP: 0.312, SLG: 0.383 (1, 8)										5	0	0	0	0	0	0							
Ted Simmons, S OBP: 0.411, SLG: 0.543 (1, 2)										4	2	3	0	0	0	0							
Keith Hernandez, L OBP: 0.381, SLG: 0.429 (1, 3)										4	0	1	1	0	1	2							
Jerry Morales, R OBP: 0.273, SLG: 0.346 (1, 9)										4	2	1	0	0	0	2							
Ken Reitz, R OBP: 0.298, SLG: 0.366 (1, 5)										3	1	1	1	1	1	0							
Mike Tyson, R OBP: 0.314, SLG: 0.382 (1, 4)										3	0	2	1	0	0	0							
Bob Forsch, R OBP: 0.303, SLG: 0.424 (8, PH)										3	0	2	0	0	1	2							
Dane Iorg, L OBP: 0.211, SLG: 0.143 (8, PH)										1	0	0	0	0	0	1							
Buddy Schultz, R (8, 1)										0	0	0	0	0	0	0							
Inning Stats	R: 0 E: 0 K: 2 S: 7	H: 0 LOB: 0 BB: 0 P: 7	R: 2 E: 1 K: 2 S: 11	H: 3 LOB: 2 BB: 0 P: 11	R: 1 E: 0 K: 0 S: 5	H: 2 LOB: 1 BB: 0 P: 5	R: 0 E: 0 K: 0 S: 4	H: 1 LOB: 1 BB: 0 P: 4	R: 0 E: 0 K: 0 S: 3	H: 0 LOB: 0 BB: 0 P: 3	R: 2 E: 0 K: 1 S: 8	H: 3 LOB: 2 BB: 1 P: 12	R: 0 E: 0 K: 0 S: 3	H: 1 LOB: 0 BB: 0 P: 3	R: 0 E: 0 K: 1 S: 6	H: 1 LOB: 1 BB: 0 P: 6	R: 0 E: 0 K: 1 S: 5	H: 0 LOB: 0 BB: 0 P: 5	1B: 8 2B: 2 3B: 1 HR: 0	SF: 1 SAC: 0 DP: 1 HBP: 0	WP: 0 PB: 2 SB: 0 CS: 0	PA: 39	
PITCHER	IP	WLS	BF	H	R	ER	SO	BB	IBB	HBP	BLK	WP	HR	S	P	ERA	WHIP					ERA	WHIP
Mike Bruhart, R ERA: 4.65 (1, 1)	7.0	L	32	10	5	4	5	0	1	0	0	0	0	41	45	5.14	1.429						
Skip Lockwood, R ERA: 3.35 (8, 1)	2.0	S	7	1	0	0	2	0	0	0	0	0	0	11	11	0.00	0.500						

St. Louis Cardinals @ New York Mets
Shea Stadium, Flushing, NY
Wed May 31 1978, 7:05 PM EDT
Att: 3,933 - Unknown

AB	37
R	5
H	11
RBI	4
BB	1
SO	7
LOB	12



Batter	1	2	3	4	5	6	7	8	9	AB	R	H	RBI	BB	SO	LOB	BOTTOM						
Lee Mazzilli, S OBP: 0.371, SLG: 0.442 (1, 8)										2	1	0	0	2	0	2							
Tim Foli, R OBP: 0.227, SLG: 0.248 (1, 6)										4	0	1	0	0	0	0							
Steve Henderson, R OBP: 0.329, SLG: 0.392 (1, 7)										3	1	0	0	1	1	2							
Willie Montanez, L OBP: 0.321, SLG: 0.423 (1, 3)										4	1	2	2	0	1	1							
Ed Kranepool, L OBP: 0.244, SLG: 0.250 (1, 9)										2	0	0	1	0	0	0							
Lenny Randle, S OBP: 0.385, SLG: 0.336 (8, PH)										1	0	1	0	0	0	0							
John Stearns, R OBP: 0.355, SLG: 0.343 (1, 2)										4	1	1	0	0	0	2							
Joel Youngblood, R OBP: 0.313, SLG: 0.397 (1, 5)										4	0	1	1	0	1	0							
Doug Flynn, R OBP: 0.275, SLG: 0.273 (1, 4)										3	0	1	0	0	0	0							
Mike Bruhart, R OBP: 0.154, SLG: 0.154 (1, 1)										2	0	0	0	0	1	0							
Bruce Boisclair, L OBP: 0.310, SLG: 0.358 (7, PH)										1	0	0	0	0	1	2							
Skip Lockwood, R (8, 1)										0	0	0	0	0	0	0							
Inning Stats	R: 2 E: 0 K: 0 S: 5	H: 2 LOB: 1 BB: 1 P: 9	R: 0 E: 0 K: 0 S: 3	H: 0 LOB: 0 BB: 0 P: 3	R: 0 E: 0 K: 0 S: 3	H: 0 LOB: 0 BB: 0 P: 3	R: 1 E: 0 K: 1 S: 6	H: 1 LOB: 0 BB: 0 P: 6	R: 0 E: 0 K: 1 S: 4	H: 0 LOB: 0 BB: 1 P: 8	R: 0 E: 0 K: 0 S: 2	H: 0 LOB: 0 BB: 1 P: 6	R: 1 E: 0 K: 1 S: 8	H: 3 LOB: 2 BB: 0 P: 8	R: 0 E: 0 K: 2 S: 7	H: 0 LOB: 0 BB: 0 P: 7	R: 0 E: 0 K: 0 S: 3	H: 1 LOB: 0 BB: 0 P: 3	1B: 5 2B: 2 3B: 0 HR: 1	SF: 1 SAC: 0 DP: 2 HBP: 0	WP: 0 PB: 0 SB: 0 CS: 1	PA: 35	
PITCHER	IP	WLS	BF	H	R	ER	SO	BB	IBB	HBP	BLK	WP	HR	S	P	ERA	WHIP					ERA	WHIP
Bob Forsch, R ERA: 2.51 (1, 1)	7.0	W	28	6	4	4	3	3	0	0	0	0	0	31	43	5.14	1.286						
Buddy Schultz, L ERA: 3.03 (8, 1)	2.0	S	6	1	0	0	2	0	0	0	0	0	0	10	10	0.00	0.500						

St. Louis Cardinals @ New York Mets
Shea Stadium, Flushing, NY
Wed May 31 1978, 7:05 PM EDT
Att: 3,933 - Unknown

AB	30
R	4
H	7
RBI	4
BB	3
SO	5
LOB	9



Batter	1	2	3	4	5	6	7	8	9	AB	R	H	RBI	BB	SO	LOB	TOP										
Lou Brock, L OBP: 0.295, SLG: 0.273 (1, 7)										4	0	1	0	0	0	0	St. Louis Cardinals @ Houston Astros Astrodome, Houston, TX Fri Jun 02 1978, 8:05 PM EDT Att: 10,315 - Dome										
Gary Templeton, S OBP: 0.232, SLG: 0.267 (1, 6)										4	0	0	0	0	1	1											
George Hendrick, R OBP: 0.317, SLG: 0.382 (1, 8)										3	1	1	0	1	1	0											
Ted Simmons, S OBP: 0.417, SLG: 0.549 (1, 2)										2	0	1	1	2	0	0											
Keith Hernandez, L OBP: 0.379, SLG: 0.426 (1, 3)										4	0	1	0	0	0	4											
Jerry Morales, R OBP: 0.277, SLG: 0.346 (1, 9)										3	0	1	0	1	0	1											
Ken Reitz, R OBP: 0.292, SLG: 0.358 (1, 5)										4	0	0	0	0	0	3											
Mike Tyson, R OBP: 0.306, SLG: 0.372 (1, 4)										4	0	0	0	0	1	4											
John Denny, R OBP: 0.233, SLG: 0.310 (1, 1)										4	0	0	0	0	1	2											
Inning Stats	R: 0 E: 0 K: 1 S: 5	H: 1 LOB: 0 BB: 0 P: 5	R: 0 E: 0 K: 0 S: 4	H: 1 LOB: 2 BB: 1 P: 8	R: 0 E: 0 K: 1 S: 5	H: 0 LOB: 0 BB: 0 P: 5	R: 0 E: 0 K: 0 S: 3	H: 0 LOB: 1 BB: 1 P: 7	R: 0 E: 0 K: 0 S: 3	H: 0 LOB: 0 BB: 0 P: 3	R: 1 E: 0 K: 0 S: 4	H: 1 LOB: 1 BB: 1 P: 8	R: 0 E: 1 K: 0 S: 4	H: 0 LOB: 1 BB: 0 P: 4	R: 0 E: 0 K: 0 S: 4	H: 1 LOB: 2 BB: 1 P: 8	R: 0 E: 0 K: 2 S: 8	H: 1 LOB: 1 BB: 0 P: 8	R: 0 E: 0 K: 0 S: 8	H: 1 LOB: 2 BB: 1 P: 8	1B: 4 2B: 1 3B: 0 HR: 0	SF: 0 SAC: 0 DP: 1 HBP: 0	WP: 0 PB: 0 SB: 1 CS: 0	PA: 36			
PITCHER	IP	WLS	BF	H	R	ER	SO	BB	IBB	HBP	BLK	WP	HR	S	P	ERA	WHIP										
Joaquin Andujar, R ERA: 2.26 (1, 1)	8.0		32	4	1	1	2	4	0	0	0	0	0	32	48	1.12	1.000										
Joe Sambito, L ERA: 3.72 (9, 1)	1.0	W	4	1	0	0	2	0	0	0	0	0	0	8	8	0.00	1.000										



Batter	1	2	3	4	5	6	7	8	9	AB	R	H	RBI	BB	SO	LOB	BOTTOM										
Terry Puhl, L OBP: 0.364, SLG: 0.409 (1, 8)										4	0	1	0	0	0	1	St. Louis Cardinals @ Houston Astros Astrodome, Houston, TX Fri Jun 02 1978, 8:05 PM EDT Att: 10,315 - Dome										
Jimmy Sexton, R OBP: 0.242, SLG: 0.167 (1, 6)										3	0	0	0	0	0	1											
Jesus Alou, R OBP: 0.261, SLG: 0.381 (9, PH)										1	0	0	0	0	0	0											
Enos Cabell, R OBP: 0.327, SLG: 0.376 (1, 5)										4	1	2	0	0	1	0											
Jose Cruz, L OBP: 0.337, SLG: 0.394 (1, 9)										4	1	1	2	0	0	1											
Bob Watson, R OBP: 0.331, SLG: 0.427 (1, 3)										3	0	0	0	0	0	0											
Denny Walling, L OBP: 0.243, SLG: 0.294 (1, 7)										3	0	0	0	0	0	0											
Art Howe, R OBP: 0.335, SLG: 0.456 (1, 4)										3	0	1	0	0	0	0											
Ed Herrmann, L OBP: 0.167, SLG: 0.091 (1, 2)										2	0	0	0	1	0	0											
Joaquin Andujar, S OBP: 0.105, SLG: 0.056 (1, 1)										2	0	0	0	0	0	2											
Dave Bergman, L OBP: 0.273, SLG: 0.111 (8, PH)										0	0	0	0	1	0	0											
Joe Sambito, L (9, 1)										0	0	0	0	0	0	0											
Inning Stats	R: 0 E: 0 K: 0 S: 4	H: 1 LOB: 1 BB: 0 P: 4	R: 0 E: 0 K: 0 S: 3	H: 0 LOB: 0 BB: 0 P: 3	R: 0 E: 0 K: 1 S: 5	H: 0 LOB: 0 BB: 0 P: 5	R: 0 E: 0 K: 0 S: 4	H: 0 LOB: 2 BB: 1 P: 8	R: 0 E: 0 K: 0 S: 3	H: 1 LOB: 0 BB: 0 P: 3	R: 0 E: 0 K: 0 S: 3	H: 0 LOB: 0 BB: 0 P: 3	R: 0 E: 0 K: 0 S: 3	H: 0 LOB: 1 BB: 1 P: 7	R: 2 E: 0 K: 0 S: 3	H: 2 LOB: 0 BB: 0 P: 3	R: 0 E: 0 K: 0 S: 3	H: 2 LOB: 0 BB: 0 P: 3	1B: 3 2B: 2 3B: 0 HR: 1	SF: 0 SAC: 0 DP: 1 HBP: 0	WP: 0 PB: 0 SB: 0 CS: 0	PA: 31					
PITCHER	IP	WLS	BF	H	R	ER	SO	BB	IBB	HBP	BLK	WP	HR	S	P	ERA	WHIP										
John Denny, R ERA: 2.81 (1, 1)	8.1	L	31	5	2	2	1	1	1	0	0	0	1	31	39	2.16	0.720										

AB	32
R	1
H	5
RBI	1
BB	4
SO	4
LOB	15



AB	29
R	2
H	5
RBI	2
BB	2
SO	1
LOB	5



Batter	1	2	3	4	5	6	7	8	9	AB	R	H	RBI	BB	SO	LOB	TOP				
Jerry Mumphrey, S OBP: 0.224, SLG: 0.190 (1, 7)	0-0 5-3		0-0 FC6-4 1B		4-0 BB 2B BB	0-0 F8		0-0 F7	4 1 0 0 1 0 2								St. Louis Cardinals @ Houston Astros Astrodome, Houston, TX Sat Jun 03 1978, 8:05 PM EDT Dome 				
Gary Templeton, S OBP: 0.236, SLG: 0.270 (1, 6)	0-3 K		0-0 1-2 1B		0-0 F3		0-0 1B SF8 1B	0-0 5-3	5 1 2 0 0 1 1												
George Hendrick, R OBP: 0.313, SLG: 0.370 (1, 8)	4-0 FC5 BB BB		0-3 K		0-0 F3		0-0 F4	0-0 F7	4 0 0 0 1 1 4												
Roger Freed, R OBP: 0.293, SLG: 0.514 (1, 3)	4-0 1-2 BB		0-3 K		4-0 2B BB		0-0 1-3 1B		2 0 1 0 2 1 2												
Jerry Morales, R OBP: 0.282, SLG: 0.353 (1, 9)	0-0 FC5 2-3f			4-0 1B BB	0-0 1-3 2H 2B		0-0 SF8		2 0 1 2 1 0 2												
Ken Reitz, R OBP: 0.286, SLG: 0.351 (1, 5)		0-0 6-3		0-0 F5	0-0 F7		0-0 3H F8		4 0 0 0 0 0 4												
Mike Tyson, R OBP: 0.364, SLG: 0.364 (8, PH)	0-0 5-3		0-3 K		0-3 K		0-3 K		3 0 0 0 0 2 1									AB 32			
Mike Phillips, L OBP: 0.294, SLG: 0.406 (8, 4)	0-0 5-3		0-0 K		0-0 K		0-3 K		1 0 0 0 0 1 0									R 2			
Steve Swisher, R OBP: 0.316, SLG: 0.333 (8, PH)	0-0 F9		0-0 F9		0-0 1-2 1B		0-0 1B		3 0 2 0 0 0 0									H 6			
Keith Hernandez, L OBP: 0.377, SLG: 0.423 (8, 1)	0-0 F9		0-0 F9		1-2 1B		0-0 1B		1 0 0 0 0 1 0									RBI 2			
Buddy Schultz, R (8, 1)	0-0 F9		0-0 F9		1-2 1B		0-0 1B		0 0 0 0 0 0 0								BB 6				
Pete Falcone, L OBP: 0.300, SLG: 0.300 (3, PH)			4-0 FC6-4 BB		0-0 1-3		0-0 F4		0 0 0 0 0 0 0								SO 7				
Jim Dwyer, L OBP: 0.302, SLG: 0.304 (3, 1)			4-0 FC6-4 BB		0-0 1-3		0-0 F4		1 0 0 0 0 0 1								LOB 19				
John Litell, L OBP: 0.297, SLG: 0.297 (6, PH)			4-0 FC6-4 BB		0-0 1-3		0-0 F4		0 0 0 0 0 0 0												
Tony Scott, L OBP: 0.297, SLG: 0.297 (6, PH)			4-0 FC6-4 BB		0-0 1-3		0-0 F4		0 0 0 0 0 0 0												
Mark Littell, L OBP: 0.293, SLG: 0.293 (8, 1)			4-0 FC6-4 BB		0-0 1-3		0-0 F4		0 0 0 0 0 0 0												
Ted Simmons, S OBP: 0.410, SLG: 0.540 (8, 2)			4-0 FC6-4 BB		0-0 1-3		0-0 F4		1 0 0 0 0 0 0												
Inning Stats	R: 0 E: 0 K: 1 S: 5	H: 0 LOB: 2 BB: 2 P: 13	R: 0 E: 0 K: 0 S: 3	H: 0 LOB: 0 BB: 0 P: 3	R: 0 E: 0 K: 2 S: 8	H: 1 LOB: 2 BB: 1 P: 12	R: 0 E: 0 K: 1 S: 6	H: 1 LOB: 2 BB: 2 P: 10	R: 1 E: 0 K: 0 S: 4	H: 1 LOB: 2 BB: 2 P: 12	R: 0 E: 0 K: 1 S: 6	H: 1 LOB: 1 BB: 0 P: 6	R: 1 E: 0 K: 0 S: 5	H: 2 LOB: 1 BB: 0 P: 5	R: 0 E: 0 K: 2 S: 7	H: 0 LOB: 0 BB: 0 P: 7	R: 0 E: 0 K: 0 S: 3	H: 0 LOB: 0 BB: 0 P: 3	1B: 5 2B: 1 3B: 0 HR: 0	SF: 1 SAC: 0 DP: 0 HBP: 0	WP: 0 PA: 39 PB: 0 SB: 0 CS: 0
PITCHER	IP WLS BF H R ER SO BB IBB HBP BLK WP HR S P ERA WHIP																				
Floyd Bannister, L ERA: 2.7 (1, 1)	6.1 W 31 6 2 2 5 6 0 0 0 0 0 0 35 59 2.84 1.895																				
Ken Forsch, R ERA: 3.22 (7, 1)	2.2 S 8 0 0 0 2 0 0 0 0 0 0 0 12 12 0.00 0.000																				
Batter	1	2	3	4	5	6	7	8	9	AB	R	H	RBI	BB	SO	LOB	BOTTOM				
Terry Puhl, L OBP: 0.370, SLG: 0.413 (1, 8)	0-0 G3	1-0 1B HBP		0-0 1-3 2B	4-0 IBB			0-0 4-3	3 0 1 0 1 0 0								St. Louis Cardinals @ Houston Astros Astrodome, Houston, TX Sat Jun 03 1978, 8:05 PM EDT Dome 				
Jimmy Sexton, R OBP: 0.288, SLG: 0.206 (1, 6)	0-0 1B PB	0-0 1-2 2H 1B		4-0 BB	0-0 F9			0-3 K	4 1 2 0 1 1 2												
Enos Cabell, R OBP: 0.324, SLG: 0.371 (1, 5)	0-0 PB 1B	0-0 F8		0-0 F6				0-0 2-3	5 1 1 0 0 1 5												
Bob Watson, R OBP: 0.335, SLG: 0.428 (1, 3)	4-0 PB BB		0-0 SH3 WP 1B	0-0 SF8				0-3 K	2 1 1 1 1 1 0												
Dave Bergman, L OBP: 0.275, SLG: 0.111 (7, 3)	1-2 1B BB		0-0 SH3 WP 1B	0-0 SF8				0-3 K	0 0 0 0 0 0 0												
Jesus Alou, R OBP: 0.269, SLG: 0.375 (6, PR)	0-0 F8		0-0 SH3	0-0 F8				0-0 WP 1B	3 0 1 0 0 0 4												
Denny Walling, L OBP: 0.243, SLG: 0.294 (7, 7)	1-2 2-3 3H		0-0 SH3	0-0 F8				0-0 WP 1B	0 0 0 0 0 0 0												
Art Howe, R OBP: 0.333, SLG: 0.451 (1, 4)	0-0 2H 3H 1B		0-3 K		0-3 K			0-3 K	4 0 1 2 0 3 2												
Jose Cruz, L OBP: 0.340, SLG: 0.390 (1, 9)	0-3 K		4-0 IBB		4-0 WP 2B BB			0-3 K	2 1 0 0 2 2 1									AB 30			
Reggie Baldwin, R OBP: 0.167, SLG: 0.250 (1, 2)		0-0 SH5-4 1B	0-0 G3		0-0 1H 2B			0-0 F3	4 0 2 1 0 0 2									R 5			
Floyd Bannister, L OBP: 0.250, SLG: 0.182 (1, 1)		0-0 SH5-4		0-0 2B SF8 1B				0-3 K	2 1 1 0 0 0 1								H 10				
Ken Forsch, R OBP: 0.167, SLG: 0.167 (7, 1)		0-0 SH5-4		0-0 2B SF8 1B				0-3 K	1 0 0 0 0 1 0								RBI 4				
Inning Stats	R: 3 E: 0 K: 1 S: 8	H: 3 LOB: 1 BB: 1 P: 12	R: 0 E: 0 K: 0 S: 4	H: 2 LOB: 0 BB: 0 P: 5	R: 0 E: 0 K: 1 S: 6	H: 1 LOB: 2 BB: 1 P: 10	R: 1 E: 0 K: 0 S: 5	H: 2 LOB: 1 BB: 1 P: 9	R: 1 E: 0 K: 1 S: 6	H: 1 LOB: 2 BB: 2 P: 14	R: 0 E: 0 K: 3 S: 10	H: 1 LOB: 2 BB: 0 P: 10	R: 0 E: 0 K: 2 S: 7	H: 0 LOB: 0 BB: 0 P: 7	R: 0 E: 0 K: 1 S: 5	H: 0 LOB: 0 BB: 0 P: 5	R: 0 E: 0 K: 0 S: 3	H: 0 LOB: 0 BB: 0 P: 3	1B: 8 2B: 2 3B: 0 HR: 0	SF: 1 SAC: 2 DP: 0 HBP: 1	WP: 3 PA: 39 PB: 1 SB: 0 CS: 0
PITCHER	IP WLS BF H R ER SO BB IBB HBP BLK WP HR S P ERA WHIP																				
Pete Falcone, L ERA: 5.4 (1, 1)	2.0 L 12 4 2 2 2 2 2 0 0 0 2 0 17 33 6.00 2.000																				
John Ujrea, R ERA: 5.31 (3, 1)	3.0 17 4 2 2 2 2 2 0 0 0 2 0 17 33 6.00 2.000																				
Mark Littell, R ERA: 3.07 (6, 1)	2.0 7 1 0 0 5 0 0 0 0 0 1 0 17 17 0.00 0.500																				
Buddy Schultz, L ERA: 2.93 (8, 1)	1.0 3 0 0 0 1 0 0 0 0 0 0 0 5 5 0.00 0.000																				

Batter	1	2	3	4	5	6	7	8	9	AB	R	H	RBI	BB	SO	LOB	TOP				
Lou Brock, L OBP: 0.294, SLG: 0.273 (1, 7)										4	0	1	0	0	0	1					
Gary Templeton, S OBP: 0.236, SLG: 0.270 (1, 6)										4	0	1	0	0	0	1					
George Hendrick, R OBP: 0.305, SLG: 0.360 (1, 8)										4	0	0	0	0	1	2					
Ted Simmons, S OBP: 0.412, SLG: 0.556 (1, 2)										4	1	1	1	0	1	2					
Keith Hernandez, L OBP: 0.374, SLG: 0.420 (1, 3)										4	0	1	0	0	0	1					
Jerry Morales, R OBP: 0.282, SLG: 0.358 (1, 9)										3	1	1	0	0	1	0					
Ken Reitz, R OBP: 0.287, SLG: 0.350 (1, 5)										3	0	1	0	0	1	0					
Mike Phillips, L OBP: 0.270, SLG: 0.382 (1, 4)										2	0	0	1	0	0	0					
Pete Vuckovich, R (1, 1)										3	0	0	0	0	3	1					
Inning Stats	R: 0 E: 0 K: 0 S: 4	H: 1 LOB: 1 BB: 0 P: 4	R: 0 E: 0 K: 1 S: 5	H: 0 LOB: 0 BB: 0 P: 5	R: 0 E: 0 K: 1 S: 5	H: 0 LOB: 0 BB: 0 P: 5	R: 1 E: 0 K: 0 S: 4	H: 2 LOB: 0 BB: 0 P: 4	R: 1 E: 0 K: 1 S: 7	H: 2 LOB: 1 BB: 0 P: 7	R: 0 E: 0 K: 1 S: 6	H: 1 LOB: 1 BB: 0 P: 6	R: 0 E: 0 K: 1 S: 5	H: 0 LOB: 0 BB: 0 P: 5	R: 0 E: 0 K: 1 S: 5	H: 0 LOB: 0 BB: 0 P: 5	1B: 4 2B: 1 3B: 0 HR: 1	SF: 1 SAC: 0 DP: 0 HBP: 0	WP: 0 PB: 0 SB: 1 CS: 1	PA: 33	
PITCHER	IP	WLS	BF	H	R	ER	SO	BB	IBB	HBP	BLK	WP	HR	S	P	ERA	WHIP				
Tom Dixon, R ERA: 2.27 (1, 1)	8.0	L	29	6	2	2	6	0	0	0	0	0	1	41	41	2.25	0.750				
Joe Sambito, L ERA: 3.6 (9, 1)	1.0		3	0	0	0	1	0	0	0	0	0	0	5	5	0.00	0.000				

St. Louis Cardinals @ Houston Astros
Astrodome, Houston, TX
Sat Jun 03 1978, 8:05 PM EDT
Att: 27,822 - Dome

AB 31
R 2
H 6
RBI 2
BB 0
SO 7
LOB 8



Batter	1	2	3	4	5	6	7	8	9	AB	R	H	RBI	BB	SO	LOB	BOTTOM				
Terry Puhl, L OBP: 0.363, SLG: 0.406 (1, 8)										3	0	0	1	0	1	1					
Jimmy Sexton, R OBP: 0.282, SLG: 0.184 (1, 6)										4	0	0	0	0	0	0					
Enos Cabell, R OBP: 0.327, SLG: 0.374 (1, 5)										4	0	2	0	0	0	0					
Jose Cruz, L OBP: 0.339, SLG: 0.392 (1, 9)										4	0	1	0	0	0	2					
Denny Walling, L OBP: 0.244, SLG: 0.270 (1, 7)										3	0	0	0	1	1	1					
Dave Bergman, L OBP: 0.240, SLG: 0.095 (1, 3)										3	0	0	0	0	2	2					
Julio Gonzalez, R OBP: 0.259, SLG: 0.269 (1, 4)										2	0	0	0	0	0	0					
Bob Watson, R OBP: 0.333, SLG: 0.425 (7, PH)										1	0	0	0	0	0	2					
Roger Metzger, S OBP: 0.287, SLG: 0.274 (8, 4)										0	0	0	0	0	0	0					
Ed Herrmann, L OBP: 0.179, SLG: 0.139 (1, 2)										3	1	1	0	0	0	0					
Tom Dixon, R OBP: 0.111, SLG: 0.111 (1, 1)										2	0	0	0	0	0	1					
Jesus Alou, R OBP: 0.296, SLG: 0.400 (8, PH)										1	0	1	0	0	0	0					
Joaquin Andujar, S OBP: 0.105, SLG: 0.056 (8, PR)										0	0	0	0	0	0	0					
Joe Sambito, L (9, 1)										0	0	0	0	0	0	0					
Inning Stats	R: 0 E: 0 K: 0 S: 3	H: 0 LOB: 0 BB: 0 P: 3	R: 0 E: 0 K: 0 S: 3	H: 0 LOB: 0 BB: 0 P: 3	R: 0 E: 0 K: 0 S: 3	H: 0 LOB: 0 BB: 0 P: 3	R: 0 E: 0 K: 1 S: 6	H: 1 LOB: 1 BB: 0 P: 6	R: 0 E: 0 K: 0 S: 4	H: 1 LOB: 0 BB: 0 P: 4	R: 0 E: 0 K: 1 S: 6	H: 1 LOB: 2 BB: 1 P: 10	R: 0 E: 0 K: 0 S: 3	H: 1 LOB: 1 BB: 0 P: 3	R: 0 E: 0 K: 1 S: 6	H: 1 LOB: 1 BB: 0 P: 6	1B: 3 2B: 2 3B: 0 HR: 0	SF: 1 SAC: 0 DP: 1 HBP: 0	WP: 0 PB: 0 SB: 0 CS: 0	PA: 32	
PITCHER	IP	WLS	BF	H	R	ER	SO	BB	IBB	HBP	BLK	WP	HR	S	P	ERA	WHIP				
Pete Vuckovich, R ERA: 2.21 (1, 1)	9.0	W	32	5	1	1	4	1	0	0	0	0	0	39	43	1.00	0.667				

St. Louis Cardinals @ Houston Astros
Astrodome, Houston, TX
Sat Jun 03 1978, 8:05 PM EDT
Att: 27,822 - Dome

AB 30
R 1
H 5
RBI 1
BB 1
SO 4
LOB 9



Batter	1	2	3	4	5	6	7	8	9	AB	R	H	RBI	BB	SO	LOB	TOP			
Lou Brock, L OBP: 0.286, SLG: 0.265 (1, 7)										4	2	0	1	0	1	1	St. Louis Cardinals @ Houston Astros Astrodome, Houston, TX Sun Jun 04 1978, 4:33 AM EDT Att: 10,238 - Dome			
Gary Tompkins, S OBP: 0.232, SLG: 0.265 (1, 6)										4	0	0	1	0	2	2				
George Hendrick, R OBP: 0.304, SLG: 0.364 (1, 8)										4	0	1	1	0	1	1				
Ted Simmons, S OBP: 0.423, SLG: 0.560 (1, 2)										2	0	2	1	2	0	0				
Keith Hernandez, L OBP: 0.368, SLG: 0.411 (1, 3)										4	0	0	0	0	1	6				
Jerry Morales, R OBP: 0.277, SLG: 0.351 (1, 9)										4	0	0	0	0	2	2				
Ken Reitz, R OBP: 0.282, SLG: 0.343 (1, 5)										4	0	0	0	0	3	0				
Mike Phillips, L OBP: 0.268, SLG: 0.368 (1, 4)										4	1	1	0	0	1	0				
Silvio Martinez, R OBP: 0.286, SLG: 0.429 (1, 1)										3	1	1	0	0	1	0				
Buddy Schultz, R (7, 1)										1	0	0	0	0	1	0				
Inning Stats	R: 1 E: 0 K: 3 S: 11	H: 1 LOB: 1 BB: 0 P: 11	R: 0 E: 0 K: 2 S: 7	H: 0 LOB: 0 BB: 0 P: 7	R: 0 E: 0 K: 2 S: 7	H: 0 LOB: 0 BB: 0 P: 7	R: 0 E: 0 K: 0 S: 4	H: 1 LOB: 1 BB: 0 P: 4	R: 3 E: 1 K: 0 S: 7	H: 3 LOB: 2 BB: 1 P: 11	R: 0 E: 0 K: 2 S: 7	H: 0 LOB: 0 BB: 0 P: 7	R: 0 E: 0 K: 0 S: 3	H: 0 LOB: 0 BB: 0 P: 3	R: 0 E: 0 K: 2 S: 7	H: 0 LOB: 1 BB: 1 P: 11	1B: 4 2B: 1 3B: 0 HR: 0	SF: 0 SAC: 0 DP: 1 HBP: 0	WP: 2 PB: 0 SB: 1 CS: 0	PA: 36
PITCHER J.R. Richard, R ERA: 3.05 (1, 1)	IP: 9.0 WLS: L BF: 36	H: 5 R: 4 ER: 3 SO: 13	BB: 1 IBB: 1 HBP: 0 BLK: 0	WP: 2 HR: 0 S: 60 P: 68	ERA: 3.00 WHIP: 0.667	PITCHER														

AB	34
R	4
H	5
RBI	4
BB	2
SO	13
LOB	12



Batter	1	2	3	4	5	6	7	8	9	AB	R	H	RBI	BB	SO	LOB	BOTTOM					
Terry Puhl, L OBP: 0.359, SLG: 0.406 (1, 8)										5	0	1	0	0	0	1	St. Louis Cardinals @ Houston Astros Astrodome, Houston, TX Sun Jun 04 1978, 4:33 AM EDT Att: 10,238 - Dome					
Jimmy Sexton, R OBP: 0.244, SLG: 0.171 (1, 6)										3	0	0	0	0	0	1						
Dave Bergman, L OBP: 0.269, SLG: 0.095 (7, PH)										0	0	0	0	1	0	0						
Roger Metzger, S OBP: 0.287, SLG: 0.274 (8, PH)										0	0	0	0	0	0	0						
Jesus Alou, R OBP: 0.286, SLG: 0.385 (9, PH)										1	0	0	0	0	0	0						
Enos Cabell, R OBP: 0.321, SLG: 0.368 (1, 5)										3	0	0	1	0	1	2						
Jose Cruz, L OBP: 0.332, SLG: 0.383 (1, 9)										4	0	0	0	0	1	3						
Bob Watson, R OBP: 0.331, SLG: 0.420 (1, 3)										4	0	1	0	0	0	0						
Denny Walling, L OBP: 0.289, SLG: 0.325 (1, 7)										3	1	2	0	1	0	1						
Art Howe, R OBP: 0.331, SLG: 0.446 (1, 4)										4	0	1	0	0	1	3						
Reggie Baldwin, R OBP: 0.188, SLG: 0.250 (1, 2)										4	0	1	1	0	1	3						
J.R. Richard, R OBP: 0.156, SLG: 0.156 (1, 1)										3	1	2	0	0	0	1						
Julio Gonzalez, R OBP: 0.250, SLG: 0.259 (9, PH)										1	0	0	0	0	1	0						
Inning Stats	R: 0 E: 1 K: 1 S: 6	H: 0 LOB: 1 BB: 0 P: 6	R: 1 E: 0 K: 0 S: 5	H: 2 LOB: 1 BB: 0 P: 5	R: 0 E: 0 K: 0 S: 3	H: 0 LOB: 0 BB: 0 P: 3	R: 0 E: 0 K: 1 S: 6	H: 1 LOB: 2 BB: 1 P: 10	R: 0 E: 0 K: 0 S: 4	H: 1 LOB: 1 BB: 0 P: 4	R: 0 E: 0 K: 0 S: 4	H: 1 LOB: 1 BB: 0 P: 4	R: 1 E: 0 K: 1 S: 7	H: 2 LOB: 2 BB: 1 P: 11	R: 0 E: 0 K: 1 S: 6	H: 1 LOB: 1 BB: 0 P: 6	R: 0 E: 0 K: 1 S: 5	H: 0 LOB: 0 BB: 0 P: 5	1B: 6 2B: 2 3B: 0 HR: 0	SF: 1 SAC: 0 DP: 0 HBP: 0	WP: 0 PB: 0 SB: 1 CS: 0	PA: 38
PITCHER Silvio Martinez, R ERA: 2.3 (1, 1)	IP: 6.2 WLS: W BF: 30	H: 7 R: 2 ER: 2 SO: 2	BB: 2 IBB: 0 HBP: 0 BLK: 0	WP: 0 HR: 0 S: 32 P: 40	ERA: 2.70 WHIP: 1.350	PITCHER																
Buddy Schultz, L ERA: 2.73 (7, 1)	IP: 2.1 WLS: S BF: 8	H: 1 R: 0 ER: 0 SO: 3	BB: 0 IBB: 0 HBP: 0 BLK: 0	WP: 0 HR: 0 S: 14 P: 14	ERA: 0.00 WHIP: 0.429	PITCHER																

AB	35
R	2
H	8
RBI	2
BB	2
SO	5
LOB	15



Batter	1	2	3	4	5	6	7	8	9	AB	R	H	RBI	BB	SO	LOB	TOP					
Pete Rose, S OBP: 0.352, SLG: 0.434 Ray Knight, R OBP: 0.222, SLG: 0.320	G3		G1-6-3		K		G3		F9	5	0	0	0	0	1	1	Cincinnati Reds @ St. Louis Cardinals Busch Stadium, St. Louis, MO Mon Jun 05 1978, 7:05 PM CDT Att: 32,057 - Unknown					
Ken Griffey, L OBP: 0.380, SLG: 0.460	1B		4-3		1B		K		K	5	0	2	0	0	2	0						
Joe Morgan, L OBP: 0.363, SLG: 0.438	1B			1-3	1B				FC 1B BB	2	1	1	0	2	0	0						
George Foster, R OBP: 0.385, SLG: 0.547	F7			1B BB 1B	K				FC 1B BB	4	1	1	0	0	1	5						
Dan Driessen, L OBP: 0.412, SLG: 0.512	G3			BB S 1B	4-3				G6-4-3 1B	4	0	2	1	0	0	4						
Dave Concepcion, R OBP: 0.356, SLG: 0.425		P3		K					G6-4-3 1B	4	0	0	0	0	1	4						
Mike Lum, L OBP: 0.408, SLG: 0.550 Cesar Geronimo, L OBP: 0.351, SLG: 0.380	4-3			BB IBB	1-3				1B	2	0	0	0	2	0	0						
Don Werner, R OBP: 0.328, SLG: 0.278	6-3			1-2 2-3 3-H	BB				K	3	0	0	1	1	2	2						
Tom Seaver, R OBP: 0.276, SLG: 0.200			G1-6-3 1B	6-3			5-3		K	4	0	1	0	0	1	3						
Inning Stats	R: 0 E: 0 K: 0 S: 4	H: 1 LOB: 2 BB: 1 P: 8	R: 0 E: 0 K: 0 S: 3	H: 0 LOB: 0 BB: 0 P: 3	R: 0 E: 0 K: 0 S: 3	H: 1 LOB: 0 BB: 0 P: 3	R: 1 E: 0 K: 1 S: 7	H: 2 LOB: 3 BB: 2 P: 15	R: 0 E: 0 K: 2 S: 9	H: 2 LOB: 2 BB: 0 P: 9	R: 0 E: 0 K: 1 S: 5	H: 0 LOB: 0 BB: 0 P: 5	R: 0 E: 0 K: 0 S: 5	H: 0 LOB: 0 BB: 0 P: 5	R: 1 E: 0 K: 1 S: 6	H: 1 LOB: 2 BB: 2 P: 14		R: 0 E: 0 K: 2 S: 7	H: 0 LOB: 0 BB: 0 P: 7	1B: 7 2B: 0 3B: 0 HR: 0	SF: 0 SAC: 0 DP: 2 HBP: 0	WP: 0 PB: 0 SB: 3 CS: 0
PITCHER	IP	WLS	BF	H	R	ER	SO	BB	IBB	HBP	BLK	WP	HR	S	P	ERA	WHIP					
Bob Forsch, R ERA: 2.52 Mark Littell, R ERA: 2.93	7.0	L	32	7	2	2	5	3	1	0	0	0	0	38	54	2.57	1.429					

AB	33
R	2
H	7
RBI	2
BB	5
SO	8
LOB	19



Batter	1	2	3	4	5	6	7	8	9	AB	R	H	RBI	BB	SO	LOB	BOTTOM					
Lou Brock, L OBP: 0.278, SLG: 0.257	L7		K		L7		4-3			4	0	0	0	0	1	4	Cincinnati Reds @ St. Louis Cardinals Busch Stadium, St. Louis, MO Mon Jun 05 1978, 7:05 PM CDT Att: 32,057 - Unknown					
Garry Templeton, S OBP: 0.236, SLG: 0.266	K		E3 1B		BB		6-3			3	0	1	0	1	1	1						
George Hendrick, R OBP: 0.296, SLG: 0.354	K		L6		F8				K	4	0	0	0	0	2	4						
Ted Simmons, S OBP: 0.420, SLG: 0.551		F8		G3		FC1-4 BB			K	3	0	0	0	1	1	0						
Keith Hernandez, L OBP: 0.370, SLG: 0.410		1B		L3		P6			BB	3	0	1	0	1	0	1						
Jerry Morales, R OBP: 0.272, SLG: 0.343		F2		F8		FC1-4			F5	4	0	0	0	0	0	3						
Ken Reitz, R OBP: 0.282, SLG: 0.343 Jim Dwyer, L OBP: 0.297, SLG: 0.298	5-3				FC2-6 1B		F8		K	3	0	1	0	0	0	2						
Mike Phillips, L OBP: 0.289, SLG: 0.381			SH1 1B		BB FC2-6 1B				K	4	1	2	0	0	1	0						
Bob Forsch, R OBP: 0.314, SLG: 0.457 Mark Littell, L OBP: 0.286, SLG: 0.500	SH1			FC2-6 BB					K	2	0	1	0	0	0	2						
Roger Freed, R OBP: 0.286, SLG: 0.500				1-2	FC2-6 BB		4-3 2B		K	1	0	0	0	0	0	0						
Inning Stats	R: 0 E: 0 K: 2 S: 7	H: 0 LOB: 0 BB: 0 P: 7	R: 0 E: 0 K: 0 S: 4	H: 1 LOB: 1 BB: 0 P: 4	R: 1 E: 1 K: 1 S: 7	H: 2 LOB: 1 BB: 0 P: 7	R: 0 E: 0 K: 0 S: 3	H: 0 LOB: 0 BB: 0 P: 3	R: 0 E: 0 K: 0 S: 5	H: 2 LOB: 3 BB: 1 P: 9	R: 0 E: 0 K: 0 S: 3	H: 0 LOB: 1 BB: 1 P: 7	R: 0 E: 0 K: 0 S: 4	H: 1 LOB: 1 BB: 0 P: 4	R: 0 E: 0 K: 2 S: 7	H: 0 LOB: 0 BB: 1 P: 11	R: 0 E: 0 K: 3 S: 9	H: 0 LOB: 0 BB: 0 P: 9	1B: 5 2B: 1 3B: 0 HR: 0	SF: 0 SAC: 1 DP: 0 HBP: 0	WP: 0 PB: 0 SB: 0 CS: 0	PA: 36
PITCHER	IP	WLS	BF	H	R	ER	SO	BB	IBB	HBP	BLK	WP	HR	S	P	ERA	WHIP					
Tom Seaver, R ERA: 3.48	9.0	W	36	6	1	0	8	3	0	0	0	0	0	49	61	0.00	1.000					


AB	32
R	1
H	6
RBI	0
BB	3
SO	8
LOB	17



Batter	1	2	3	4	5	6	7	8	9	AB	R	H	RBI	BB	SO	LOB	TOP					
Pete Rose, S OBP: 0.347, SLG: 0.427 (1, 5)	F8		F7		4-3		F7			4	0	0	0	0	0	2	Cincinnati Reds @ St. Louis Cardinals Busch Stadium, St. Louis, MO Tue Jun 06 1978, 7:05 PM CDT Att: 17,274 - Unknown					
Ken Griffey, L OBP: 0.374, SLG: 0.452 (1, 9)	4-3		3-1			F8		4-3		4	0	0	0	0	0							
Joe Morgan, L OBP: 0.366, SLG: 0.436 (1, 4)				G3		6-3 1B		4-3		3	1	1	0	1	0							
George Foster, R OBP: 0.383, SLG: 0.539 (1, 7)	F8			FC4-6 HBP		6-3 1B		K		3	0	0	0	0	1	2						
Dan Driessen, L OBP: 0.414, SLG: 0.509 (1, 3)		FC6-4 BB		FC4-6 FC6-4				F9		3	0	1	1	1	0	1						
Dave Concepcion, R OBP: 0.354, SLG: 0.421 (1, 6)		FC6-4 1B		FC6-4		2H 1B				4	0	1	0	0	1	3						
Mike Lum, L OBP: 0.415, SLG: 0.535 (1, 8)		G6-4-3 1B				SH3-4 BB		L3		3	0	1	0	1	0	1						
Don Werner, R OBP: 0.314, SLG: 0.263 (1, 2)		G6-4-3				P4		K		3	0	0	0	0	1	3						
Tom Hume, R OBP: 0.365, SLG: 0.256 (7, PH)						SH3-4				1	0	0	0	0	1	0						
Pedro Borbon, R OBP: 0.250, SLG: 0.250 (7, 1)			K							1	0	1	0	0	0	0						
Inning Stats	R: 0 E: 0 K: 0 S: 3	H: 0 LOB: 1 BB: 1 P: 7	R: 0 E: 0 K: 0 S: 3	H: 1 LOB: 1 BB: 1 P: 7	R: 0 E: 0 K: 1 S: 5	H: 0 LOB: 0 BB: 0 P: 5	R: 0 E: 0 K: 0 S: 3	H: 0 LOB: 1 BB: 1 P: 4	R: 0 E: 0 K: 0 S: 3	H: 0 LOB: 1 BB: 1 P: 7	R: 1 E: 0 K: 1 S: 7	H: 2 LOB: 1 BB: 0 P: 7	R: 0 E: 0 K: 1 S: 6	H: 1 LOB: 1 BB: 0 P: 6	R: 0 E: 0 K: 0 S: 5	H: 0 LOB: 0 BB: 0 P: 5	R: 0 E: 0 K: 0 S: 3	H: 1 LOB: 0 BB: 0 P: 3	1B: 5 2B: 0 3B: 0 HR: 0	SF: 0 SAC: 1 DP: 2 HBP: 1	WP: 0 PB: 0 SB: 0 CS: 0	PA: 34
PITCHER John Denny, R ERA: 2.64 (1, 1)	IP: 9.0 WLS: W BF: 34 H: 5 R: 1 ER: 1 SO: 4 BB: 3 IBB: 0 HBP: 1 BLK: 0 WP: 0 HR: 0 S: 38 P: 51 ERA: 1.00 WHIP: 0.889																					

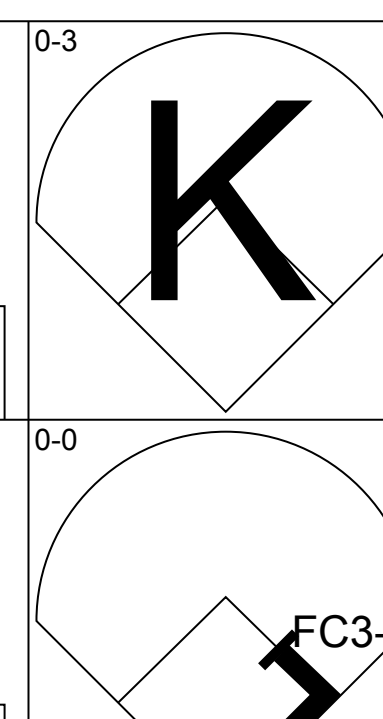
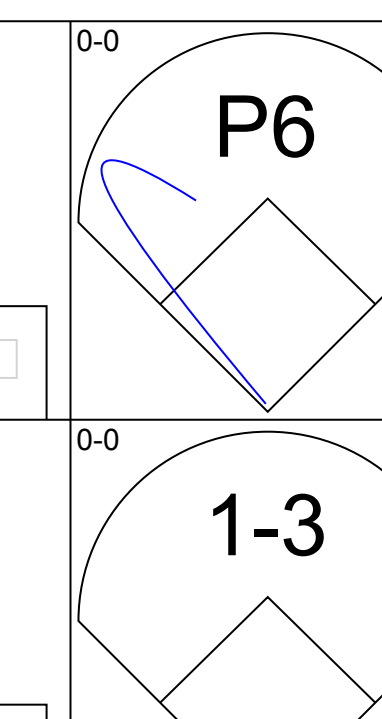
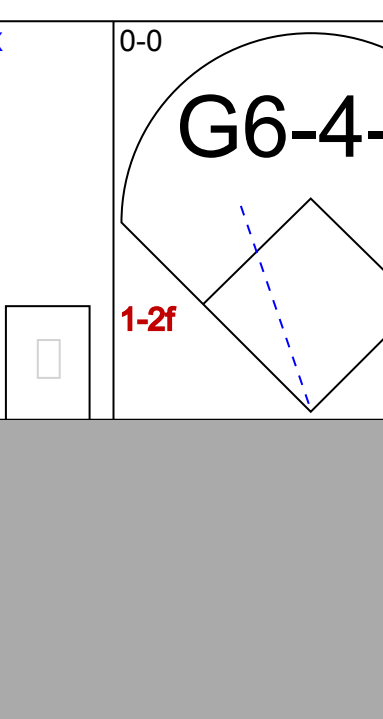
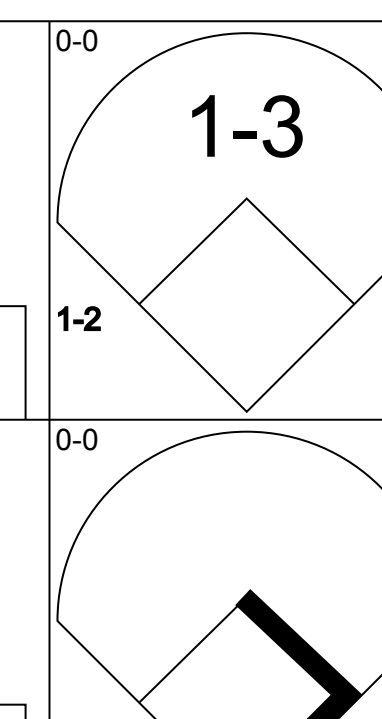
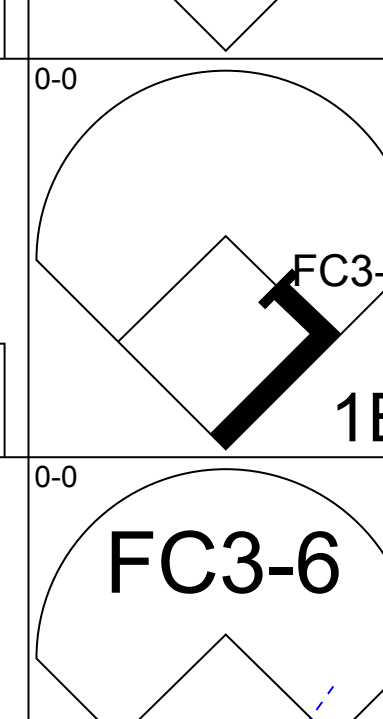
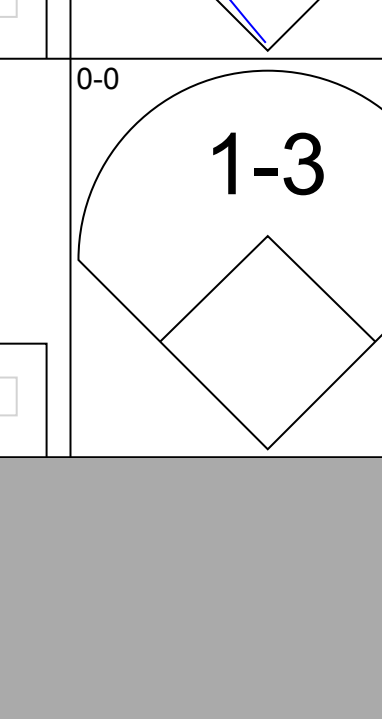
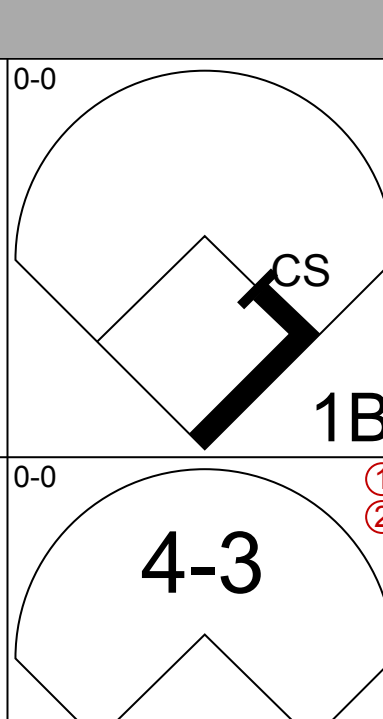
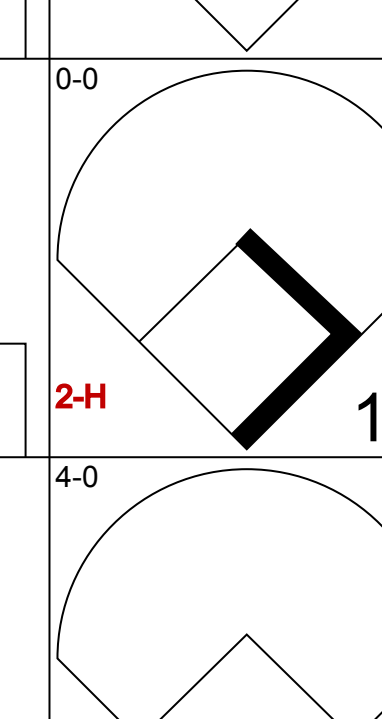
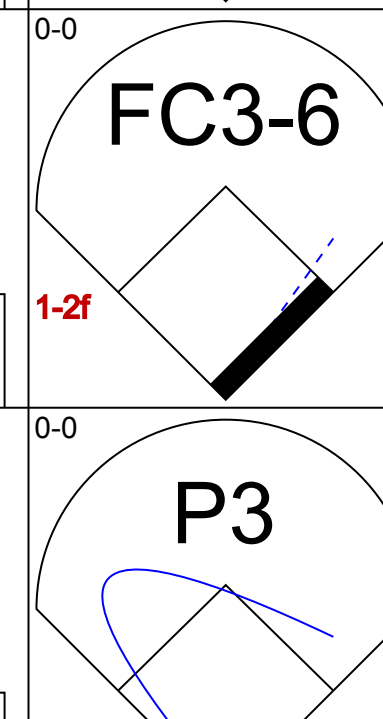
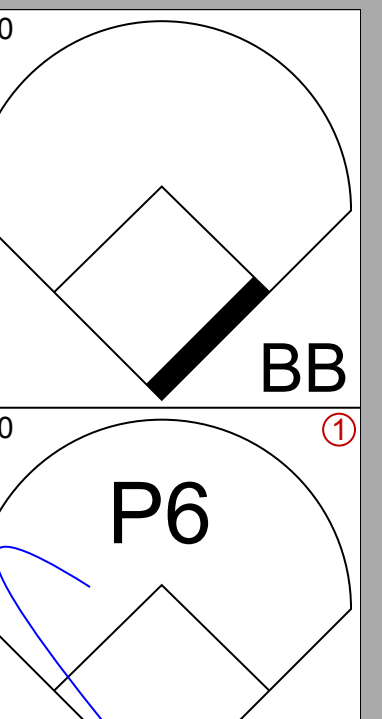
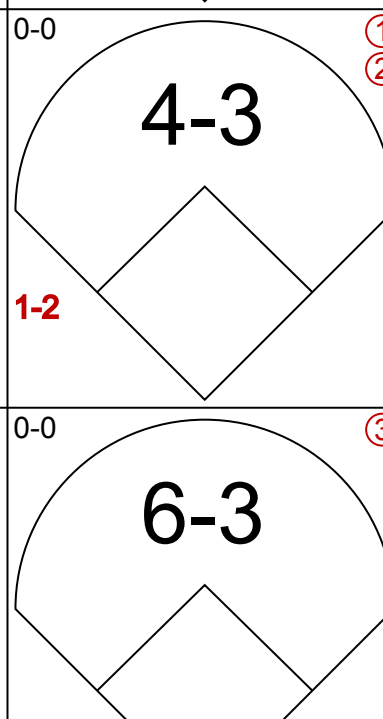
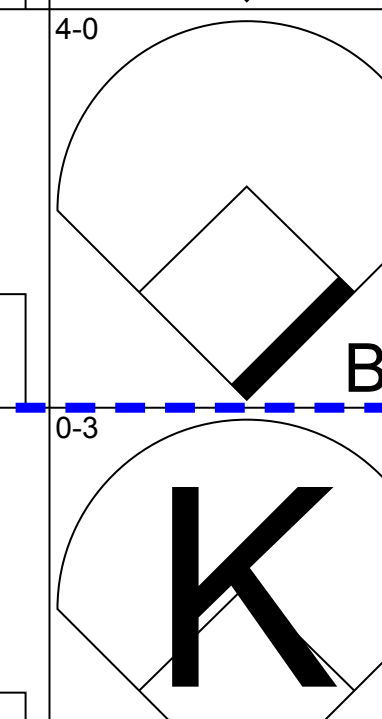
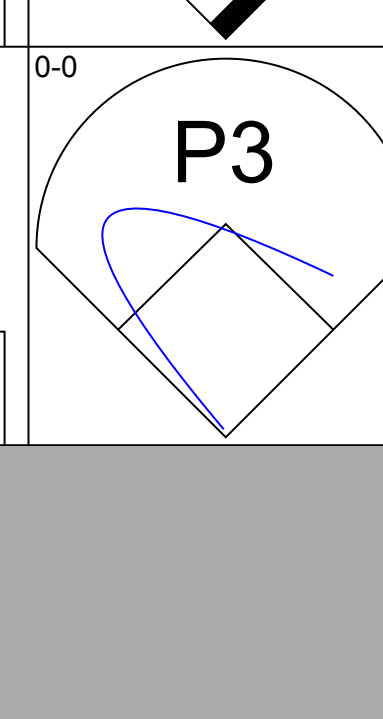
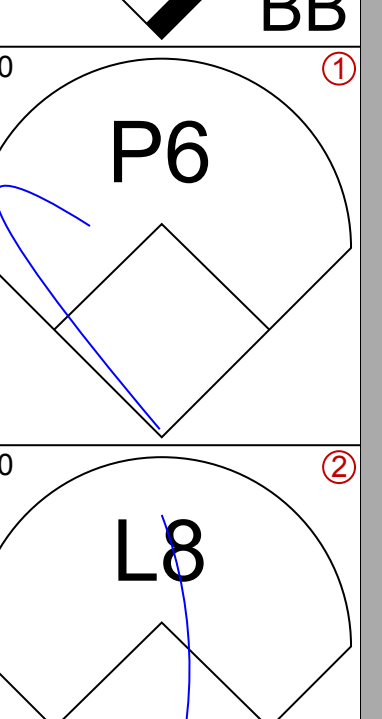
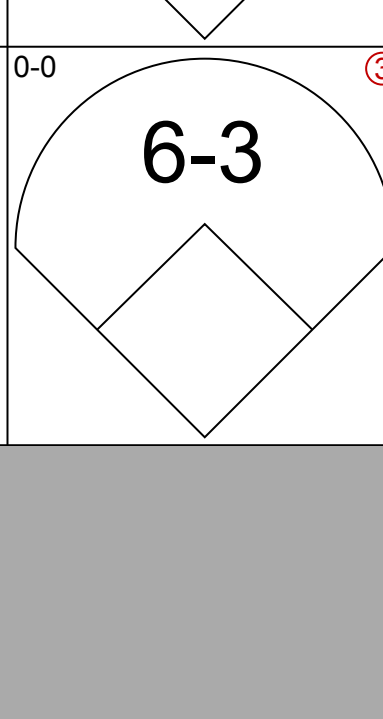
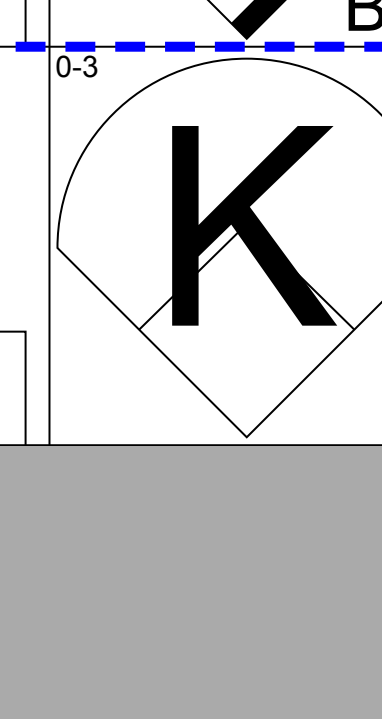
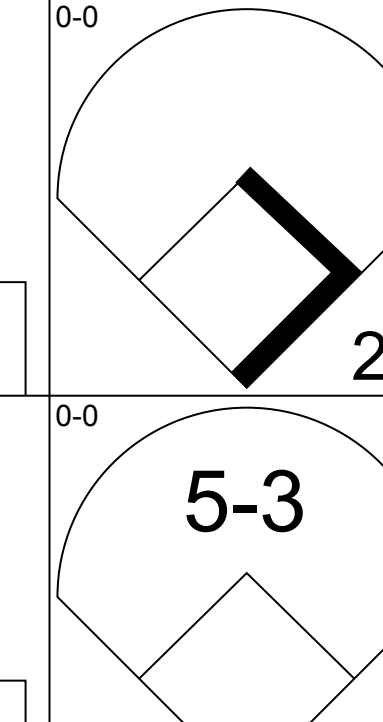
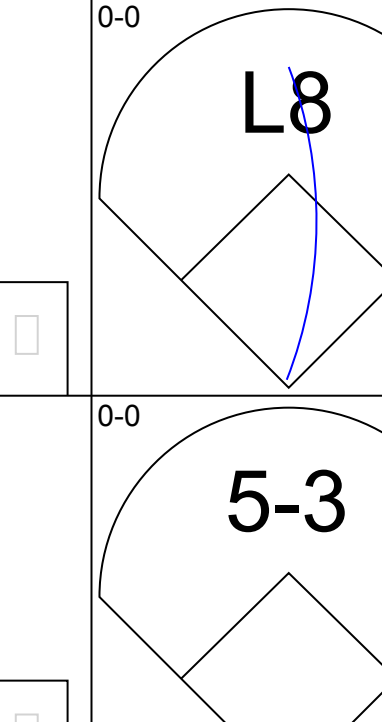
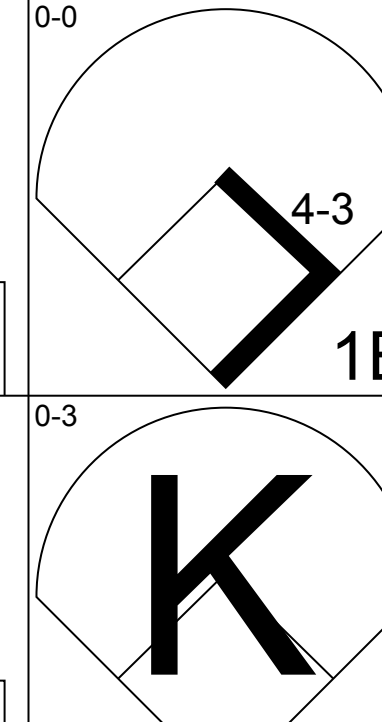
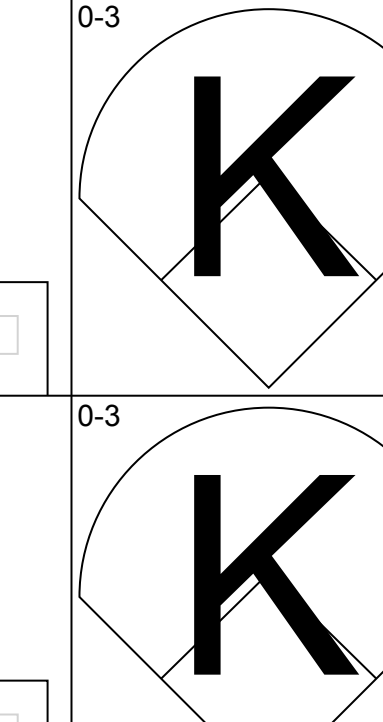
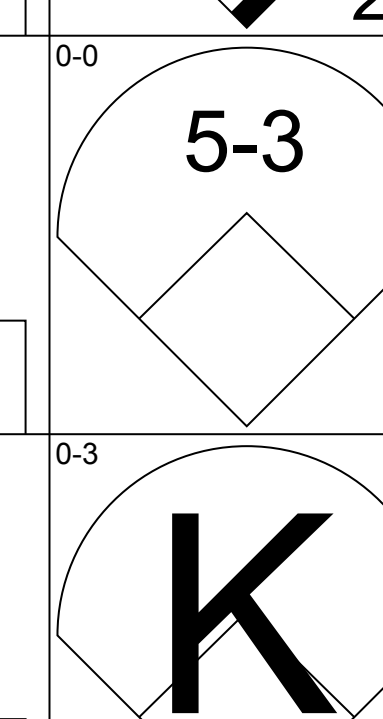
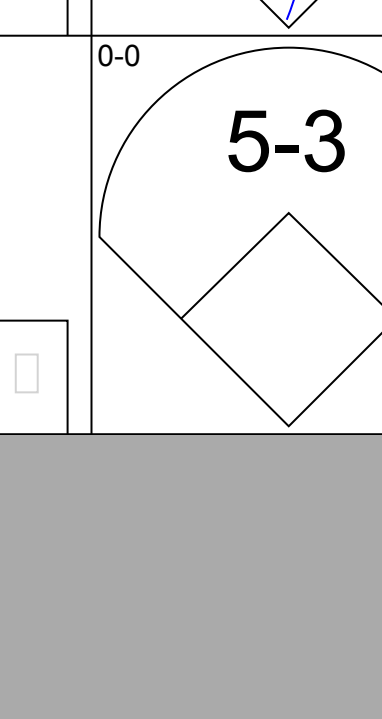
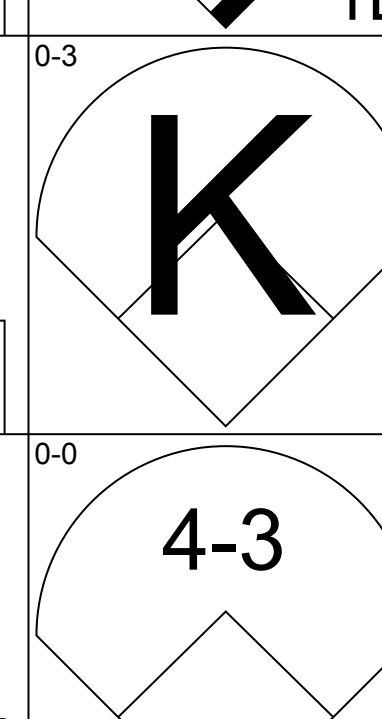
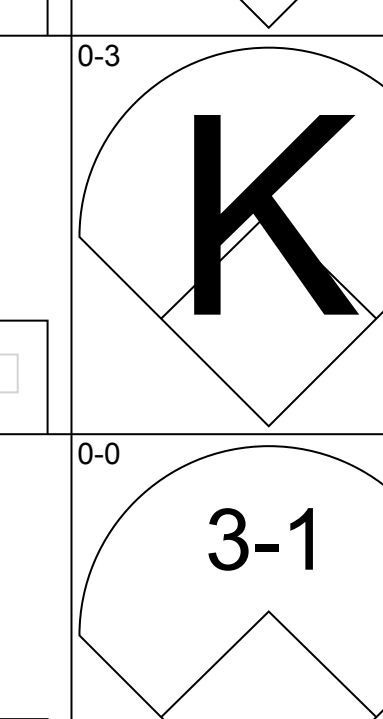
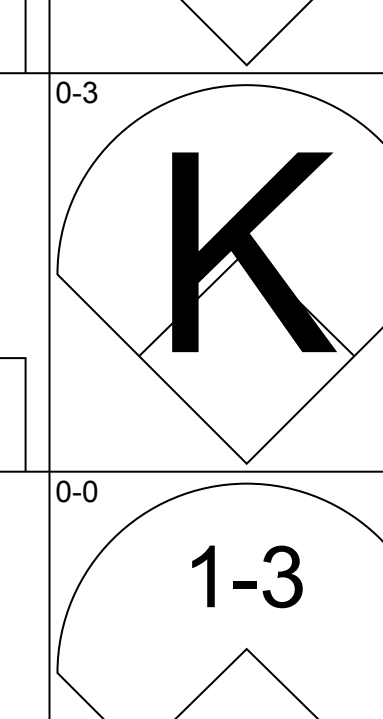
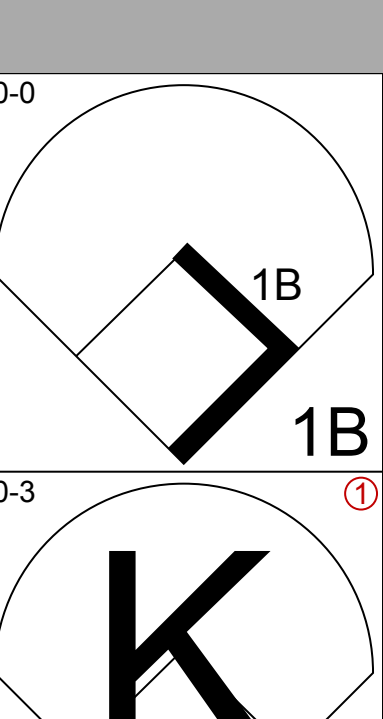
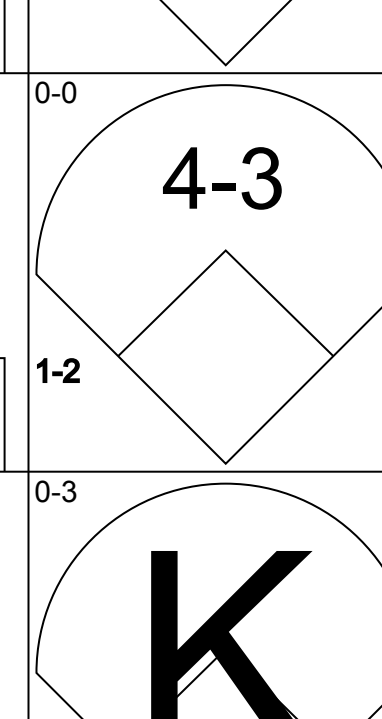
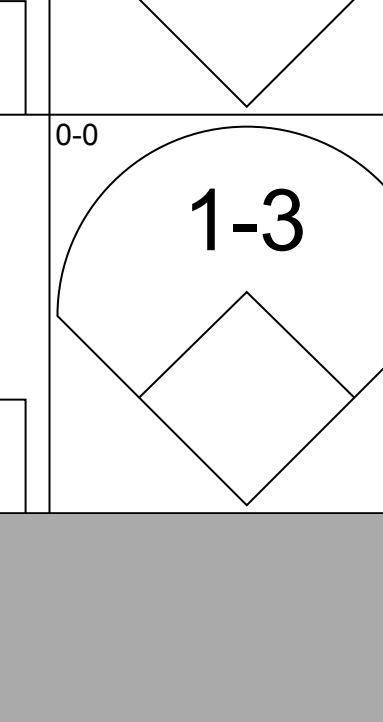
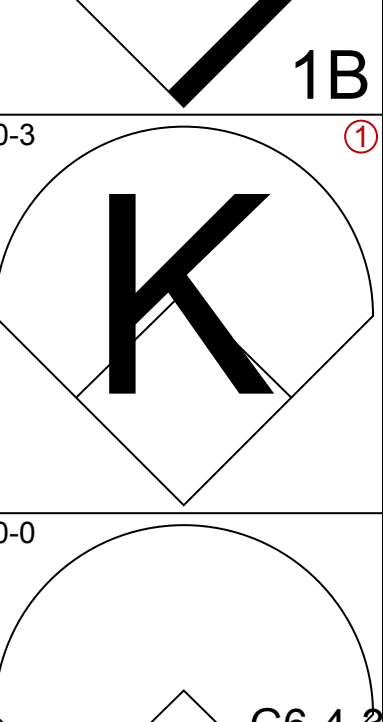
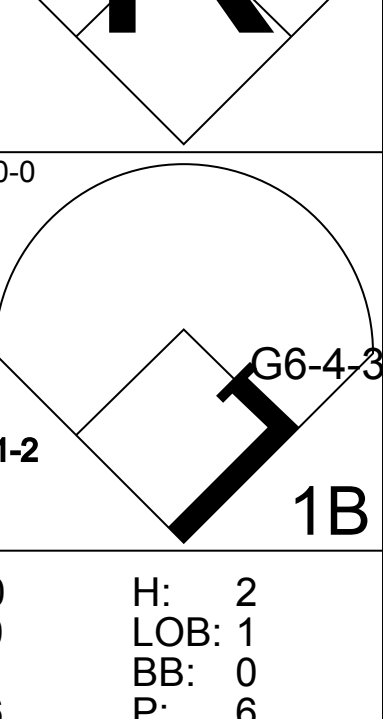

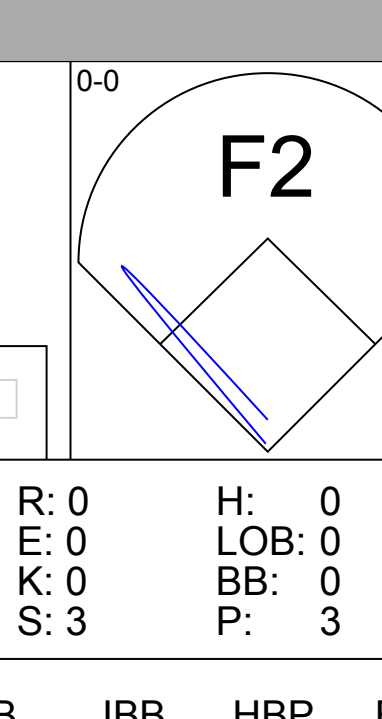
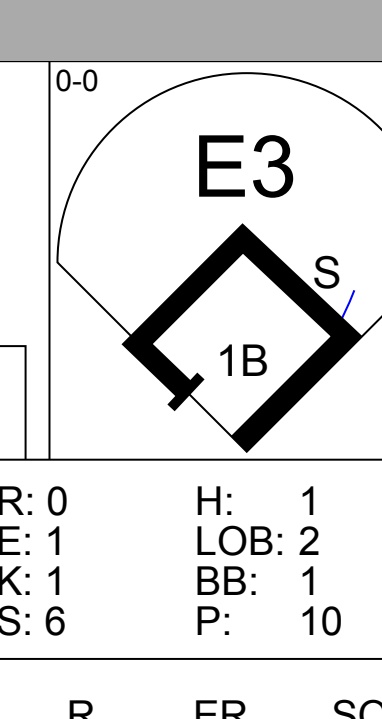
Batter	1	2	3	4	5	6	7	8	9	AB	R	H	RBI	BB	SO	LOB	BOTTOM			
Lou Brock, L OBP: 0.284, SLG: 0.259 (1, 7)	S 1B	6-3			P6			F9 5-3 1B		3	1	1	0	1	0	0	Cincinnati Reds @ St. Louis Cardinals Busch Stadium, St. Louis, MO Tue Jun 06 1978, 7:05 PM CDT Att: 17,274 - Unknown			
Mike Phillips, L OBP: 0.285, SLG: 0.348 (1, 5)	L7	G3			4-3			5-3		4	0	0	0	0	0	2				
George Hendrick, R OBP: 0.289, SLG: 0.344 (1, 8)	K	K			6-3			F9		4	0	0	0	0	2	2				
Ted Simmons, S OBP: 0.417, SLG: 0.543 (1, 2)	BB 1B			G3		G3		F7		3	1	0	0	1	0	1				
Keith Hernandez, L OBP: 0.370, SLG: 0.406 (1, 3)	1B 1B			K		4-3				2	1	0	0	1	1	0				
Jerry Morales, R OBP: 0.273, SLG: 0.343 (1, 9)	1B WP			6-3		6-3				3	1	1	2	0	0	0				
Garry Templeton, S OBP: 0.238, SLG: 0.267 (1, 6)	WP 1B				F5			4-3		3	0	1	1	0	0	0				
Mike Tyson, R OBP: 0.301, SLG: 0.359 (1, 4)					L9			F9		2	0	0	0	1	0	0				
John Denny, R OBP: 0.212, SLG: 0.281 (1, 1)	4-3				6-3			K		3	0	0	0	0	1	2				
Inning Stats	R: 4 E: 0 K: 1 S: 7	H: 2 LOB: 2 BB: 4 P: 23	R: 0 E: 0 K: 1 S: 5	H: 0 LOB: 0 BB: 0 P: 5	R: 0 E: 0 K: 1 S: 5	H: 0 LOB: 0 BB: 0 P: 5	R: 0 E: 0 K: 0 S: 3	H: 0 LOB: 0 BB: 0 P: 3	R: 0 E: 0 K: 0 S: 3	H: 0 LOB: 0 BB: 0 P: 3	R: 0 E: 0 K: 1 S: 5	H: 0 LOB: 0 BB: 0 P: 5	R: 0 E: 0 K: 0 S: 4	H: 1 LOB: 1 BB: 0 P: 4	R: 0 E: 0 K: 0 S: 4	H: 0 LOB: 0 BB: 0 P: 4	1B: 3 2B: 0 3B: 0 HR: 0	SF: 0 SAC: 0 DP: 0 HBP: 0	WP: 1 PB: 0 SB: 2 CS: 0	PA: 31
PITCHER Tom Hume, R ERA: 6.06 (1, 1)	IP: 6.0 WLS: L BF: 24 H: 2 R: 4 ER: 4 SO: 3 BB: 2 IBB: 2 HBP: 0 BLK: 0 WP: 1 HR: 0 S: 26 P: 42 ERA: 6.00 WHIP: 0.667																			
Pedro Borbon, R ERA: 5.34 (7, 1)	IP: 2.0 WLS: 7 BF: 1 H: 0 R: 0 ER: 0 SO: 1 BB: 0 IBB: 0 HBP: 0 BLK: 0 WP: 0 HR: 0 S: 9 P: 9 ERA: 0.00 WHIP: 0.500																			

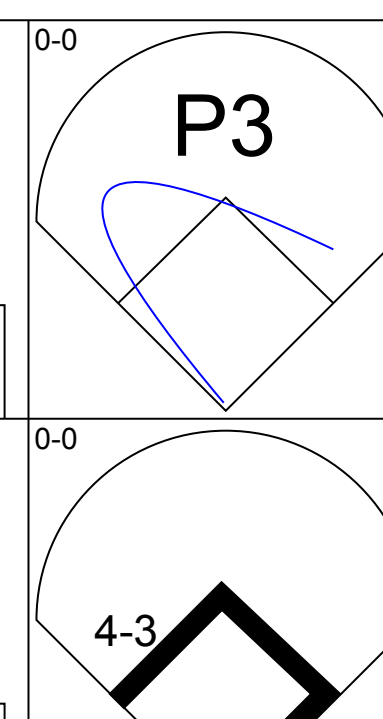
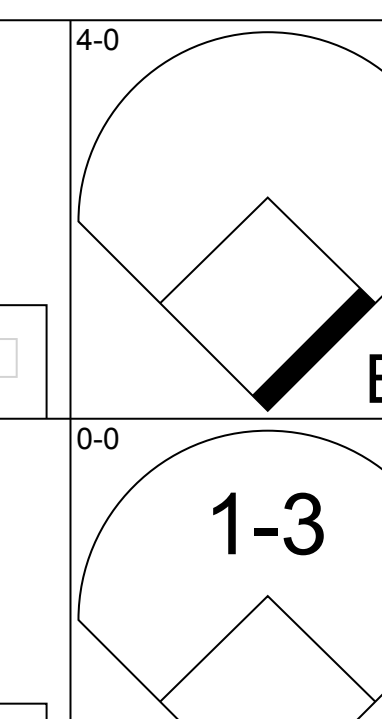
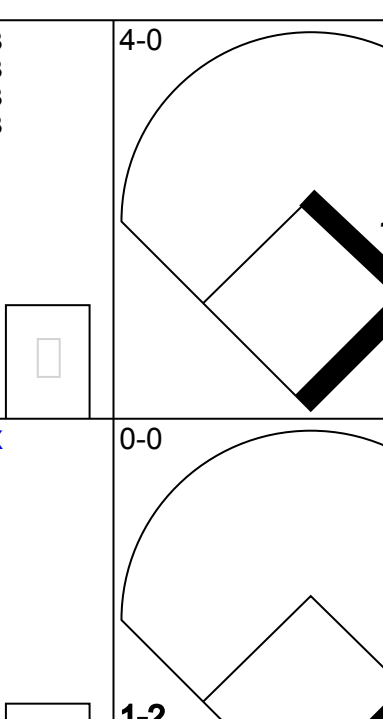
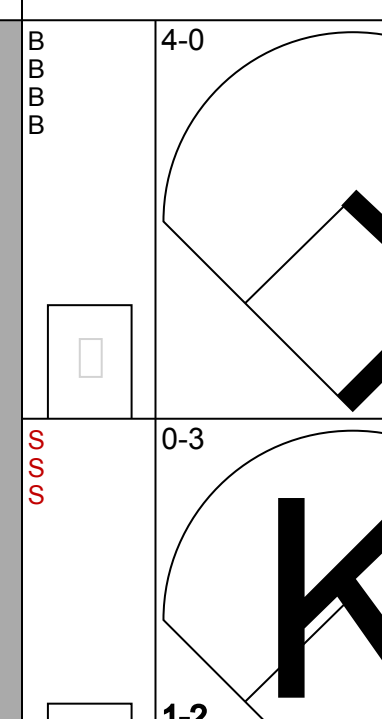
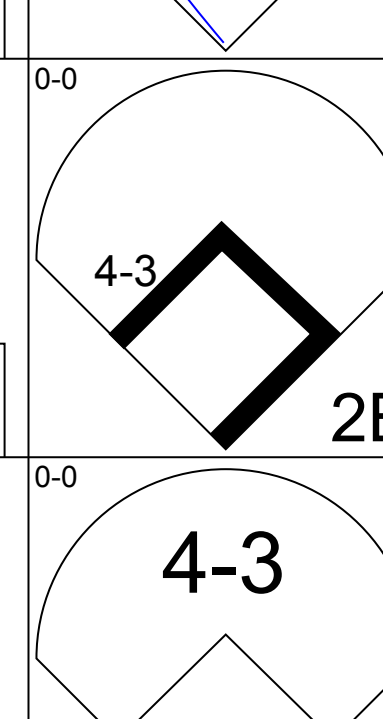
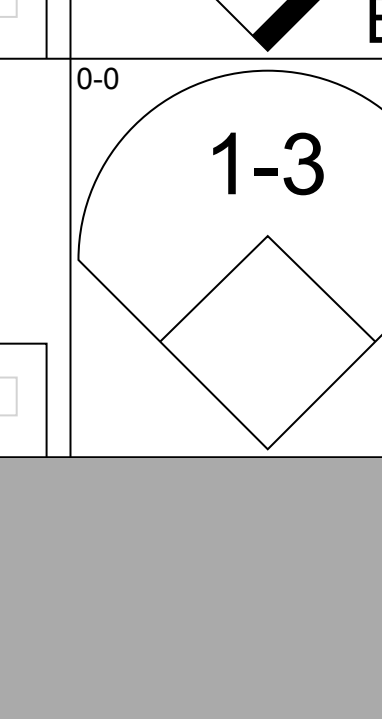
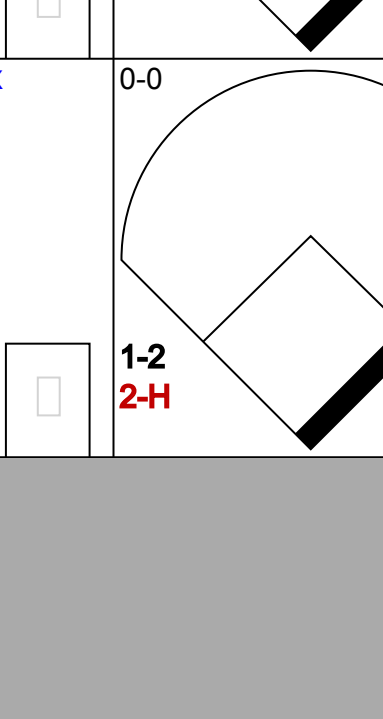
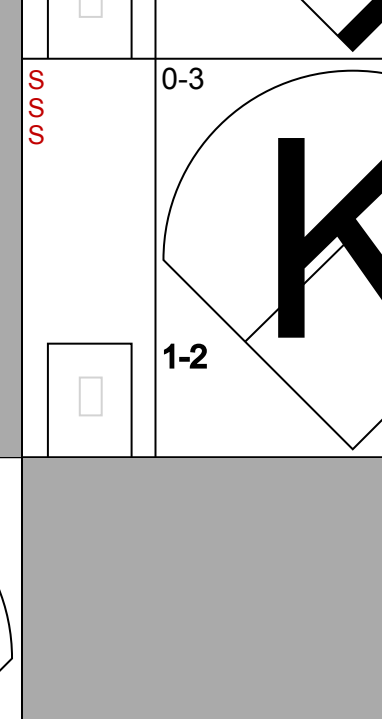
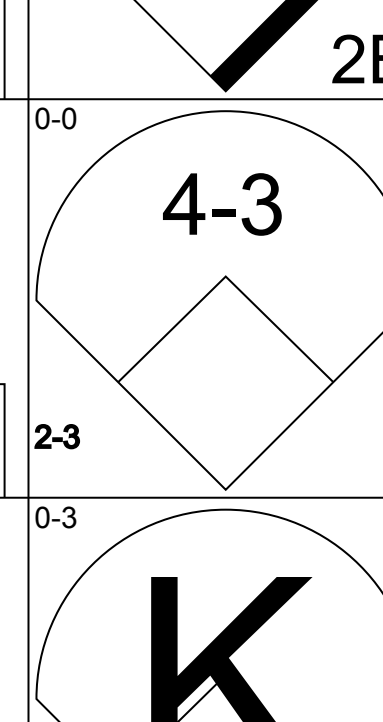
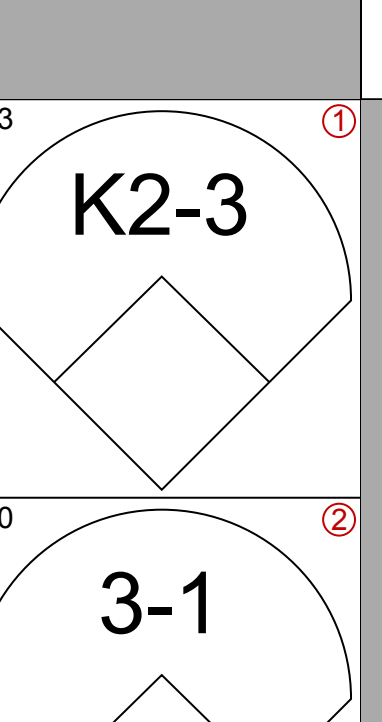
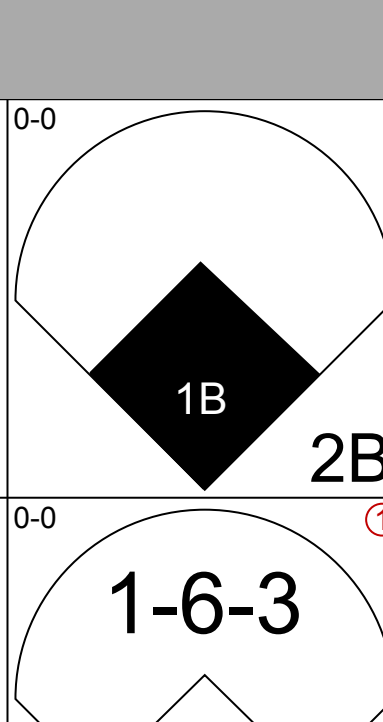
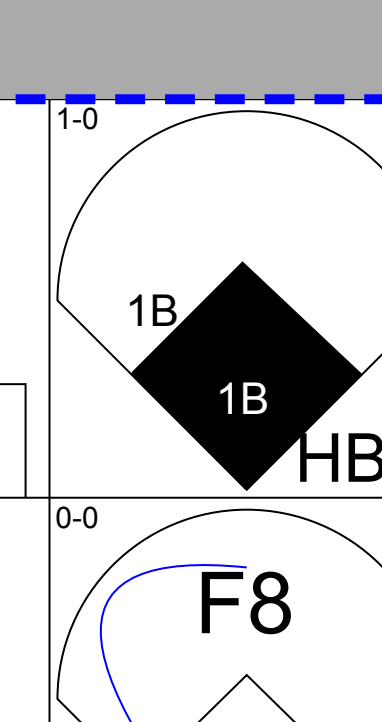
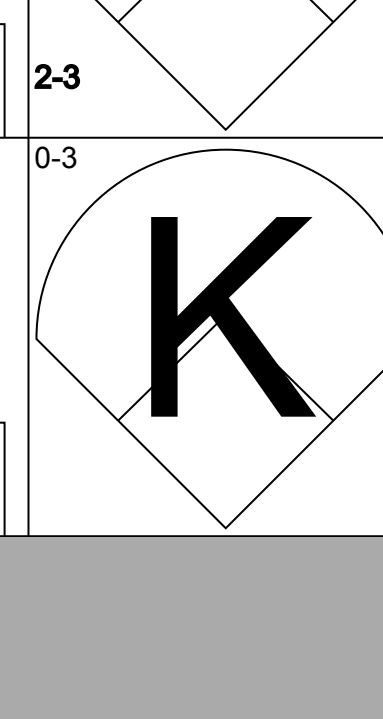
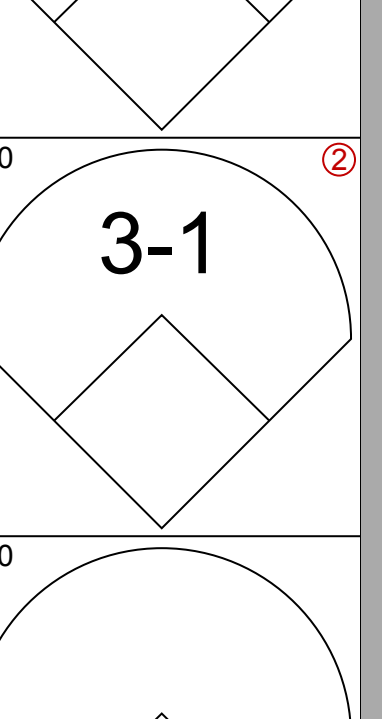
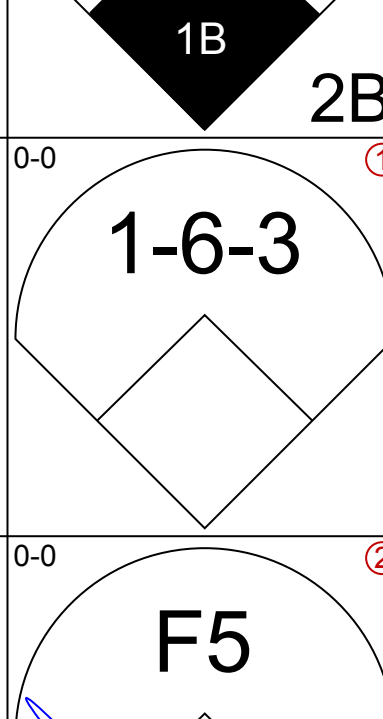
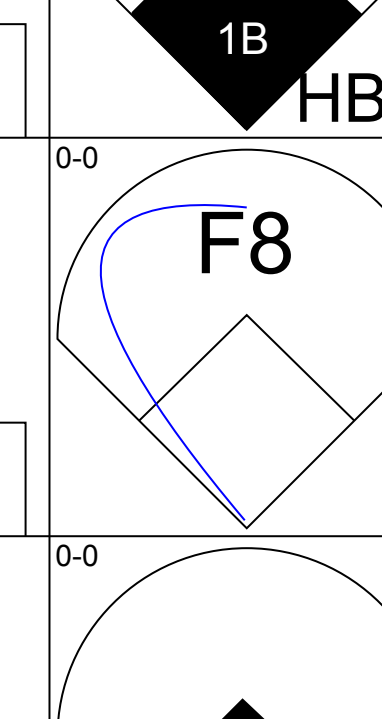
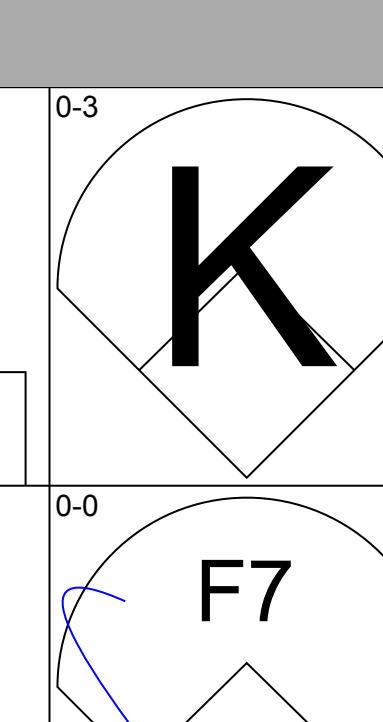
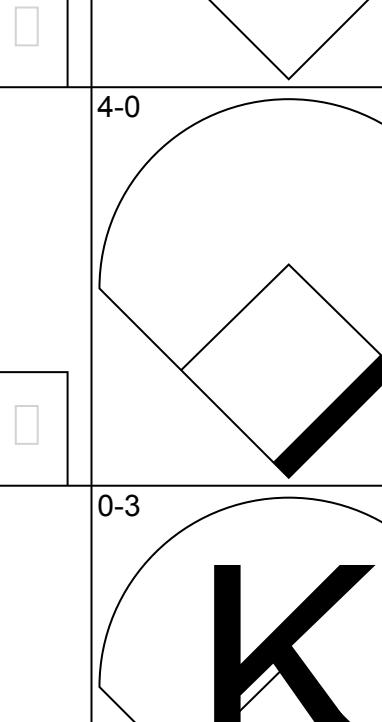
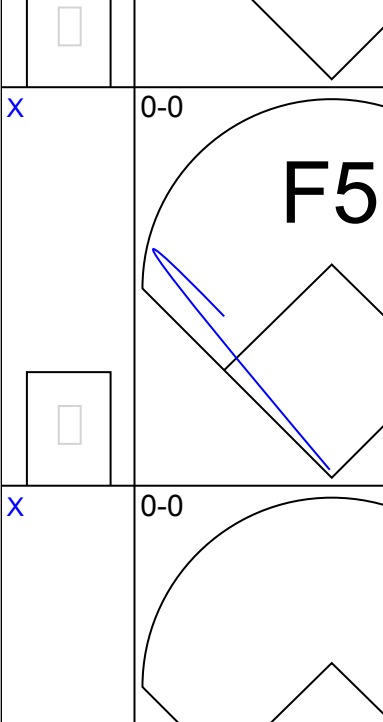
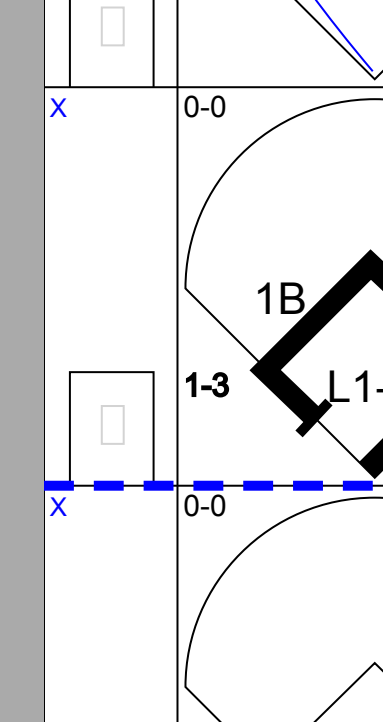

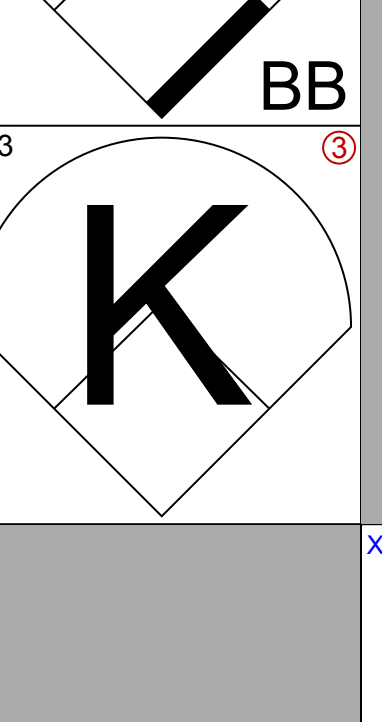
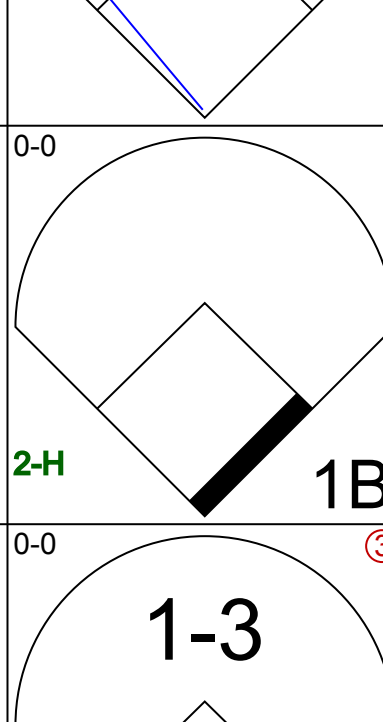
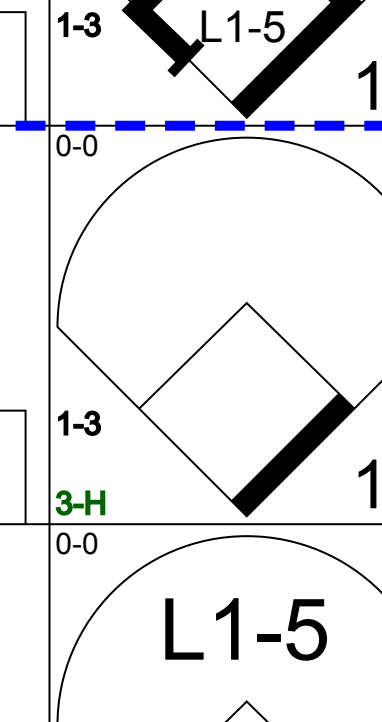

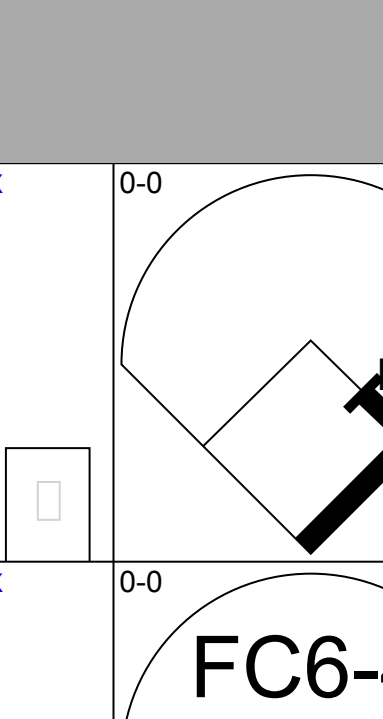

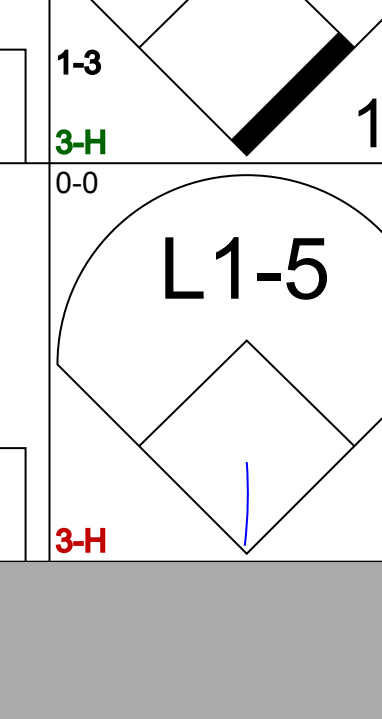
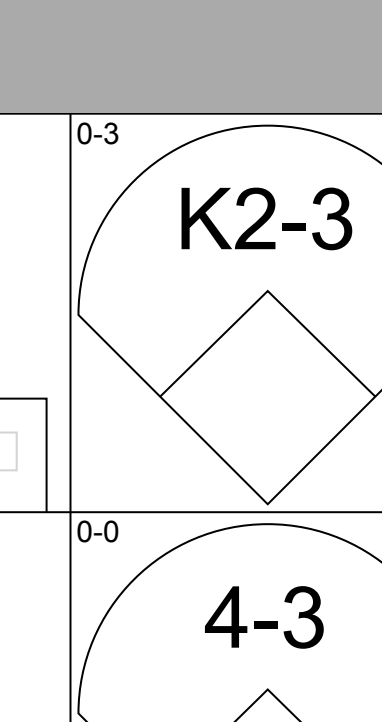
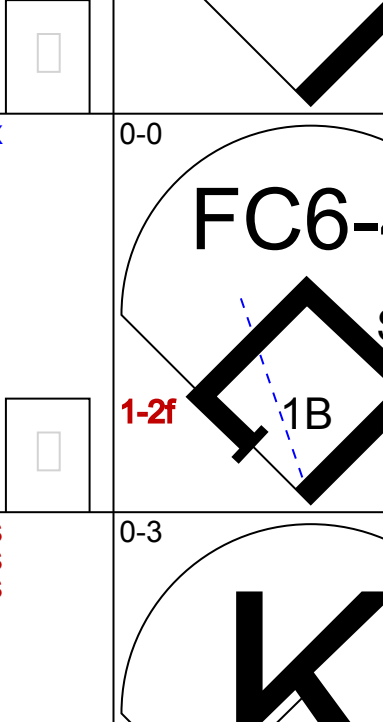
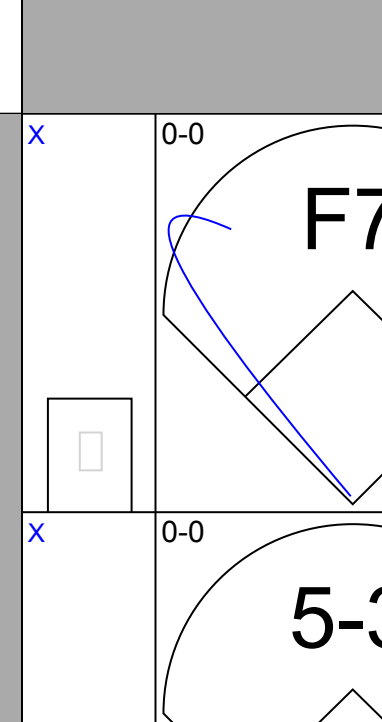
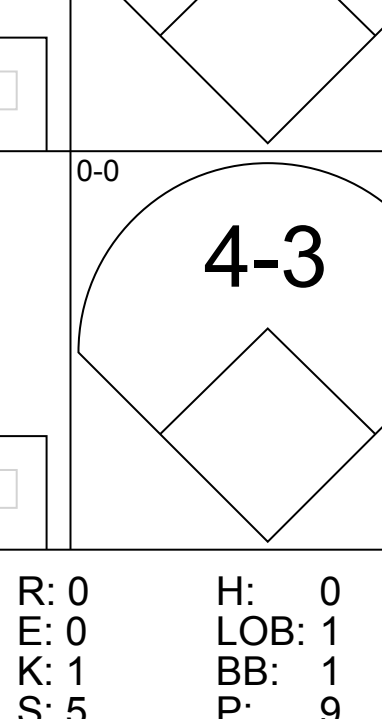
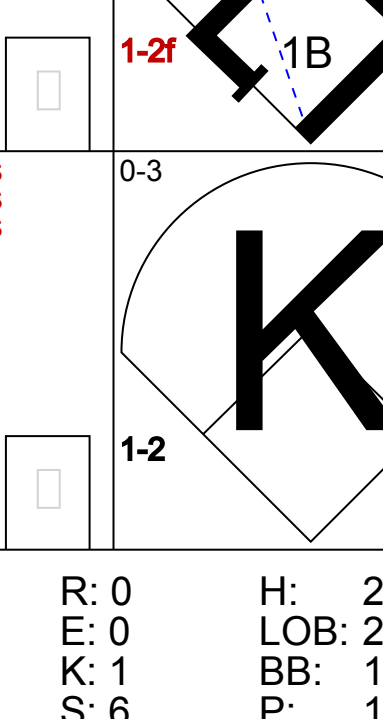
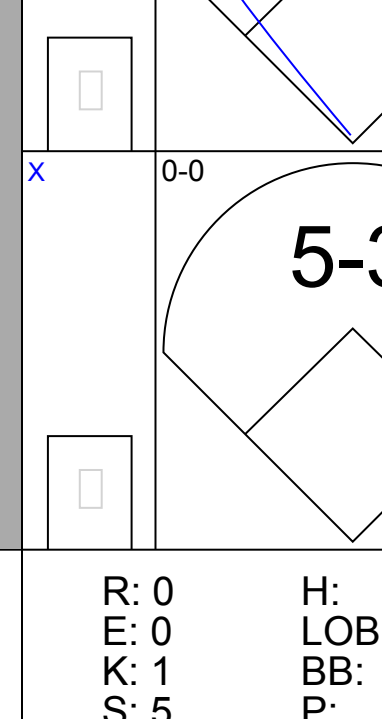


Batter	1	2	3	4	5	6	7	8	9	AB	R	H	RBI	BB	SO	LOB	TOP										
Barry Bonnell, R OBP: 0.274, SLG: 0.278 (1, 8)	5-3	L9		F7			G4-3		K	5	0	0	0	0	1	2	Atlanta Braves @ St. Louis Cardinals Busch Stadium, St. Louis, MO Wed Jun 07 1978, 7:05 PM CDT Att: 10,756 - Unknown livebaseballscorecards.com										
Rod Gilbreath, R OBP: 0.275, SLG: 0.306 (1, 4)	1B	BB		BB			K		5-3	3	1	0	0	2	1	1											
Jeff Burroughs, R OBP: 0.465, SLG: 0.506 Rowland Office, L OBP: 0.291, SLG: 0.324 (9, PR)	BB	1B		HR			5-3			5	2	4	1	0	0	0											
Gary Matthews, R OBP: 0.378, SLG: 0.578 (1, 9)	HR	1B		BB			F5		K	5	1	2	0	0	2	2											
Dale Murphy, R OBP: 0.287, SLG: 0.297 (1, 3)	HR	BB		F8			BB		K	2	1	0	0	2	1	2											
Biff Pocoreba, S OBP: 0.323, SLG: 0.340 (1, 2)	HR			BB			G3-6-3			3	1	1	4	1	0	3											
Jerry Maddox, R (1, 5)	F8			BB			F8		BB	3	0	0	0	1	0	1											
Pat Rockett, R OBP: 0.212, SLG: 0.157 (1, 6)	2B			4-3			G4-3		E5	3	0	1	0	1	0	2											
Phil Niekro, R OBP: 0.231, SLG: 0.263 (1, 1)	K2-3			5-3			G4-3		K	4	0	1	0	0	2	4											
Inning Stats	R: 5 E: 0 K: 1 S: 9	H: 4 LOB: 1 BB: 2 P: 17	R: 0 E: 0 K: 1 S: 5	H: 1 LOB: 1 BB: 1 P: 9	R: 0 E: 0 K: 0 S: 2	H: 0 LOB: 0 BB: 1 P: 6	R: 0 E: 0 K: 0 S: 3	H: 0 LOB: 0 BB: 0 P: 3	R: 0 E: 0 K: 0 S: 2	H: 0 LOB: 0 BB: 1 P: 6	R: 0 E: 0 K: 1 S: 5	H: 1 LOB: 1 BB: 1 P: 9	R: 1 E: 1 K: 2 S: 10	H: 2 LOB: 3 BB: 0 P: 14	R: 0 E: 0 K: 2 S: 8	H: 1 LOB: 1 BB: 0 P: 8		1B: 7 2B: 1 3B: 0 HR: 1	SF: 0 SAC: 0 DP: 3 HBP: 0	WP: 0 PB: 0 SB: 1 CS: 0	PA: 40						
PITCHER	IP	WLS	BF	H	R	ER	SO	BB	IBB	HBP	BLK	WP	HR	S	P	ERA	WHIP										
Pete Falcone, L ERA: 6.46 (1, 1)	0.2	L	8	4	5	5	0	2	0	0	0	0	1	6	14	67.50	9.000										
John Urrea, R ERA: 4.8 (1, 1)	6.1		21	2	0	0	3	4	0	0	0	0	0	23	39	0.00	0.947										
George Frazier, R ERA: (8, 1)	1.0		7	2	1	0	2	1	0	0	0	0	0	10	14	0.00	3.000										
Mark Littell, R ERA: 2.86 (9, 1)	1.0		4	1	0	0	2	0	0	0	0	0	0	8	8	0.00	1.000										

Batter	1	2	3	4	5	6	7	8	9	AB	R	H	RBI	BB	SO	LOB	BOTTOM										
Lou Brock, L OBP: 0.277, SLG: 0.252 (1, 7)	K			F8			F7		3-1	4	0	0	0	0	1	2	Atlanta Braves @ St. Louis Cardinals Busch Stadium, St. Louis, MO Wed Jun 07 1978, 7:05 PM CDT Att: 10,756 - Unknown livebaseballscorecards.com										
Mike Phillips, L OBP: 0.245, SLG: 0.320 (1, 6)	F7			L4			6-3		F8	4	0	0	0	0	0	1											
George Hendrick, R OBP: 0.288, SLG: 0.338 (1, 8)	BB			F8			5-3		5-3	3	0	0	0	1	0	0											
Ted Simmons, S OBP: 0.410, SLG: 0.531 (1, 2)	F8			4-3			G3		F8	4	0	0	0	0	0	1											
Keith Hernandez, L OBP: 0.368, SLG: 0.403 (1, 3)	K			FC6-4			F9		F9	4	0	1	0	0	1	0											
Jerry Morales, R OBP: 0.272, SLG: 0.341 (1, 9)	5-3			FC6-4			1B		L4	4	0	1	0	0	0	1											
Ken Reitz, R OBP: 0.279, SLG: 0.338 (1, 5)	F9			L7			F9			3	0	0	0	0	0	1											
Mike Tyson, R OBP: 0.307, SLG: 0.365 (1, 4)	SH1-4			F9			1B			3	0	2	0	0	0	0											
Pete Falcone, L OBP: 0.300, SLG: 0.300 (1, 1)	SH1-4			BB			F7			0	0	0	0	0	0	0											
John Urrea, R OBP: 0.125, SLG: 0.067 (1, 1)										0	0	0	0	1	0	0											
Roger Freed, R OBP: 0.279, SLG: 0.487 (7, PH)										1	0	0	0	0	0	2											
George Frazier, R (8, 1)										0	0	0	0	0	0	0											
Mark Littell, L (9, 1)										0	0	0	0	0	0	0											
Inning Stats	R: 0 E: 0 K: 1 S: 5	H: 0 LOB: 0 BB: 0 P: 9	R: 0 E: 0 K: 1 S: 5	H: 0 LOB: 0 BB: 0 P: 5	R: 0 E: 0 K: 0 S: 4	H: 1 LOB: 1 BB: 0 P: 4	R: 0 E: 0 K: 0 S: 4	H: 1 LOB: 1 BB: 0 P: 4	R: 0 E: 0 K: 0 S: 3	H: 0 LOB: 0 BB: 0 P: 3	R: 0 E: 0 K: 0 S: 5	H: 2 LOB: 2 BB: 0 P: 5	R: 0 E: 0 K: 0 S: 3	H: 0 LOB: 0 BB: 0 P: 3	R: 0 E: 0 K: 0 S: 3	H: 0 LOB: 0 BB: 0 P: 3	1B: 4 2B: 0 3B: 0 HR: 0	SF: 0 SAC: 1 DP: 0 HBP: 0	WP: 0 PB: 0 SB: 0 CS: 0	PA: 33							
PITCHER	IP	WLS	BF	H	R	ER	SO	BB	IBB	HBP	BLK	WP	HR	S	P	ERA	WHIP										
Phil Niekro, R ERA: 3.02 (1, 1)	9.0	W	33	4	0	0	2	2	0	0	0	0	0	35	43	0.00	0.667										



Batter	1	2	3	4	5	6	7	8	9	AB	R	H	RBI	BB	SO	LOB	TOP					
Rod Gilbreath, R OBP: 0.267, SLG: 0.296 (1, 4)										4	0	0	0	0	1	3	Atlanta Braves @ St. Louis Cardinals Busch Stadium, St. Louis, MO Thu Jun 08 1978, 3:33 AM CDT Att: 11,576 - Sunny					
Rowland Office, L OBP: 0.307, SLG: 0.340 (1, 8)										4	0	3	0	0	0	0						
Biff Pocaroba, S OBP: 0.327, SLG: 0.336 (1, 2)										2	0	0	0	2	0	2						
Jeff Burroughs, R OBP: 0.456, SLG: 0.494 (1, 7)										4	0	0	0	0	1	4						
Gary Matthews, R OBP: 0.382, SLG: 0.586 (1, 9)										4	0	2	0	0	1	1						
Dale Murphy, R OBP: 0.281, SLG: 0.290 (1, 3)										4	0	0	0	0	2	3						
Darrel Chaney, S OBP: 0.392, SLG: 0.379 (7, 5)										4	0	1	0	0	1	2						
Jerry Maddox, R (1, 5)										2	0	0	0	0	1	2						
Bob Beall, S OBP: 0.316, SLG: 0.224 (7, PH)										1	0	0	0	0	1	1						
Pat Rockett, R OBP: 0.212, SLG: 0.157 (7, 6)										0	0	0	0	0	0	0						
Preston Hanna, R OBP: 0.130, SLG: 0.091 (1, 1)										2	0	1	0	0	0	0						
Joe Nolan, L OBP: 0.282, SLG: 0.361 (8, PH)										1	0	0	0	0	0	0						
Barry Bonnell, R OBP: 0.274, SLG: 0.278 (8, PR)										0	0	0	0	0	0	0						
Jamie Easterly, L OBP: 0.286, SLG: 0.429 (8, 1)										0	0	0	0	0	0	0						
Dave Campbell, R (8, 1)										0	0	0	0	0	0	0						
Inning Stats	R: 0 E: 0 K: 1 S: 6	H: 1 LOB: 1 BB: 0 P: 6	R: 0 E: 0 K: 1 S: 6	H: 1 LOB: 1 BB: 0 P: 6	R: 0 E: 0 K: 0 S: 3	H: 0 LOB: 0 BB: 0 P: 3	R: 0 E: 0 K: 0 S: 3	H: 0 LOB: 1 BB: 1 P: 7	R: 0 E: 0 K: 1 S: 6	H: 2 LOB: 1 BB: 0 P: 6	R: 0 E: 0 K: 0 S: 3	H: 1 LOB: 0 BB: 0 P: 3	R: 0 E: 0 K: 2 S: 8	H: 1 LOB: 1 BB: 0 P: 8	R: 0 E: 1 K: 1 S: 6	H: 1 LOB: 2 BB: 1 P: 10	R: 0 E: 0 K: 2 S: 7	H: 0 LOB: 0 BB: 0 P: 7	1B: 6 2B: 1 3B: 0 HR: 0	SF: 0 SAC: 0 DP: 1 HBP: 0	WP: 0 PB: 0 SB: 1 CS: 1	PA: 34
PITCHER	IP WLS BF H R ER SO BB IBB HBP BLK WP HR S P ERA WHIP																					
Pete Vuckovich, R ERA: 1.86 (1, 1)	7.2 W 30 7 0 0 5 2 0 0 0 0 0 0 0 38 46 0.00 1.174																					
Mark Littell, R ERA: 2.78 (8, 1)	1.1 S 4 0 0 0 3 0 0 0 0 0 0 0 10 10 0.00 0.000																					

Batter	1	2	3	4	5	6	7	8	9	AB	R	H	RBI	BB	SO	LOB	BOTTOM	
Jim Dwyer, L OBP: 0.324, SLG: 0.293 (1, 7)										1	0	0	0	3	0	0	Atlanta Braves @ St. Louis Cardinals Busch Stadium, St. Louis, MO Thu Jun 08 1978, 3:33 AM CDT Att: 11,576 - Sunny	
Gary Templeton, S OBP: 0.242, SLG: 0.275 (1, 6)										4	0	2	0	0	1	2		
George Hendrick, R OBP: 0.293, SLG: 0.344 (1, 8)										3	2	1	0	0	1	1		
Keith Hernandez, L OBP: 0.361, SLG: 0.395 (1, 3)										4	0	0	0	0	1	3		
Jerry Morales, R OBP: 0.276, SLG: 0.341 (1, 9)										3	0	1	0	1	1	1		
Ken Reitz, R OBP: 0.283, SLG: 0.341 (1, 5)										4	0	2	2	0	1	1		
Mike Tyson, R OBP: 0.306, SLG: 0.363 (1, 4)										4	0	1	0	0	0	3		
Steve Swisher, R OBP: 0.273, SLG: 0.286 (1, 2)										3	0	0	0	0	1	1		
Pete Vuckovich, R ERA: 2.86 (1, 1)										3	0	0	0	0	1	1		
Mark Littell, L (8, 1)										0	0	0	0	0	0	0		
Inning Stats	R: 0 E: 0 K: 1 S: 6	H: 1 LOB: 1 BB: 0 P: 6	R: 0 E: 0 K: 1 S: 5	H: 0 LOB: 0 BB: 0 P: 5	R: 0 E: 0 K: 2 S: 7	H: 0 LOB: 1 BB: 1 P: 11	R: 0 E: 0 K: 0 S: 5	H: 2 LOB: 1 BB: 0 P: 5	R: 0 E: 0 K: 1 S: 5	H: 0 LOB: 1 BB: 1 P: 9	R: 0 E: 0 K: 0 S: 4	H: 2 LOB: 1 BB: 0 P: 5	R: 1 E: 0 K: 0 S: 4	H: 2 LOB: 1 BB: 0 P: 5	1B: 5 2B: 3 3B: 0 HR: 0	SF: 0 SAC: 0 DP: 1 HBP: 1	WP: 0 PB: 0 SB: 2 CS: 0	PA: 34
PITCHER	IP WLS BF H R ER SO BB IBB HBP BLK WP HR S P ERA WHIP																	
Preston Hanna, R ERA: 2.86 (1, 1)	7.0 L 29 5 1 1 7 4 0 0 0 0 0 0 2 39 55 1.29 1.286																	
Jamie Easterly, L ERA: 5.97 (8, 1)	0.1 3 1 1 1 0 0 0 0 1 0 0 0 2 3 27.00 3.000																	
Dave Campbell, R ERA: 4.84 (8, 1)	0.2 2 1 0 0 0 0 0 0 0 0 0 0 2 2 0.00 1.500																	

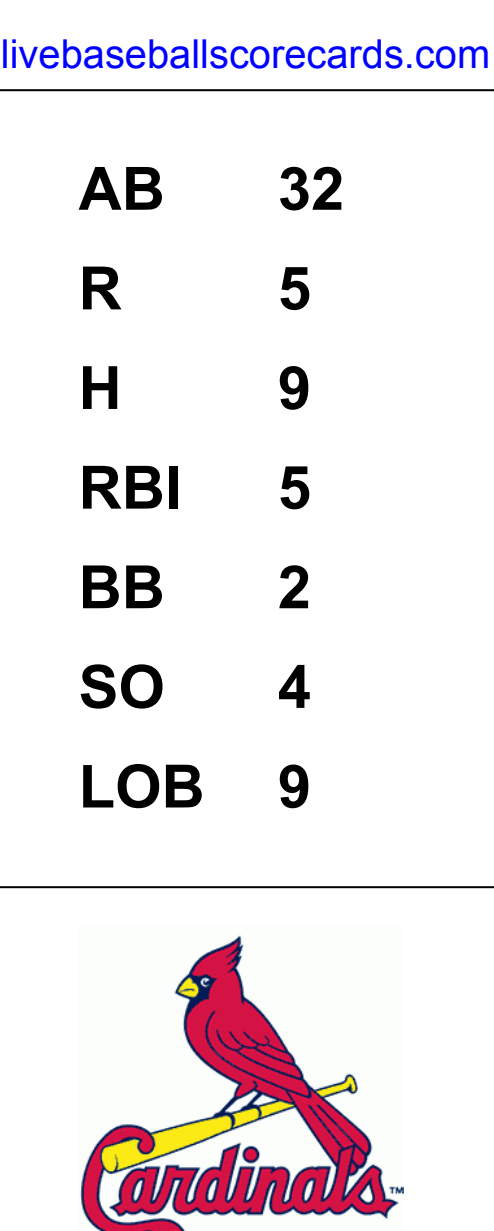
AB	32
R	0
H	7
RBI	0
BB	2
SO	8
LOB	18



Batter	1	2	3	4	5	6	7	8	9	AB	R	H	RBI	BB	SO	LOB	TOP			
Terry Puhl, L OBP: 0.357, SLG: 0.408 Denny Walling, L OBP: 0.321, SLG: 0.340	0-0 4-3		0-0 G3			0-0 FC2-6 1B	0-0 F8			2	0	0	0	0	0	1	Houston Astros @ St. Louis Cardinals Busch Stadium, St. Louis, MO Sun Jun 11 1978, 3:33 AM CDT Att: 17,298 - Sunny			
Enos Cabell, R OBP: 0.341, SLG: 0.378	0-0 6-3		0-0 G3			0-0 FC2-6 4-3 2B		0-0 5-3		4	1	0	0	0	2					
Cesar Cedeno, R OBP: 0.332, SLG: 0.444	0-0 F9			0-0 F9		0-0 4-3		0-0 5-3		4	0	0	0	0	1					
Jose Cruz, L OBP: 0.344, SLG: 0.412		0-0 4-3		0-0 F9		0-0 WP 2H 2B		0-0 F9		4	0	1	1	0	0					
Bob Watson, R OBP: 0.343, SLG: 0.462		0-0 5-3		0-0 HR		0-0 2-3 BB		0-0 F8		3	1	1	1	1	0					
Art Howe, R OBP: 0.347, SLG: 0.463		0-0 HR		0-0 F8		0-3 K		4-0 G4-6-3 BB		3	1	1	1	1	2					
Reggie Baldwin, R OBP: 0.211, SLG: 0.316		0-0 5-3			0-0 L7		0-0 5-3		0-0 G4-6-3 1-2	4	0	0	0	0	1					
Jimmy Sexton, R OBP: 0.217, SLG: 0.161			0-0 G3 SH3-4 1B		0-0 6-3		0-0 F4			3	0	1	0	0	0					
Joaquin Andujar, S OBP: 0.130, SLG: 0.091 Ken Forsch, R OBP: 0.143, SLG: 0.143			0-0 SH3-4 1-2		0-0 F8		0-0 1B			2	0	1	0	0	0					
										0	0	0	0	0	0					
Inning Stats	R: 0 E: 0 K: 0 S: 3	H: 0 LOB: 0 BB: 0 P: 3	R: 1 E: 0 K: 0 S: 4	H: 1 LOB: 0 BB: 0 P: 4	R: 0 E: 0 K: 0 S: 4	H: 1 LOB: 0 BB: 0 P: 4	R: 1 E: 0 K: 0 S: 4	H: 1 LOB: 0 BB: 0 P: 4	R: 0 E: 0 K: 0 S: 3	H: 0 LOB: 0 BB: 0 P: 3	R: 1 E: 0 K: 0 S: 7	H: 2 LOB: 2 BB: 1 P: 11	R: 0 E: 0 K: 0 S: 4	H: 1 LOB: 0 BB: 0 P: 4	R: 0 E: 0 K: 0 S: 3	H: 0 LOB: 0 BB: 1 P: 6	1B: 3 2B: 1 3B: 0 HR: 2	SF: 0 SAC: 1 DP: 1 HBP: 0	WP: 1 PB: 0 SB: 0 CS: 0	PA: 34
PITCHER John Denny, R ERA: 2.67	IP: 9.0 WLS: W BF: 34 H: 6 R: 3 ER: 3 SO: 1 BB: 2 IBB: 0 HBP: 0 BLK: 0 WP: 1 HR: 2 S: 34 P: 42 ERA: 3.00 WHIP: 0.889															PITCHER				

Batter	1	2	3	4	5	6	7	8	9	AB	R	H	RBI	BB	SO	LOB	BOTTOM
Lou Brock, L OBP: 0.271, SLG: 0.247	0-0 6-3		0-3 K		0-0 F7		0-0 BB 2B 1B			4	1	1	0	0	1	0	Houston Astros @ St. Louis Cardinals Busch Stadium, St. Louis, MO Sun Jun 11 1978, 3:33 AM CDT Att: 17,298 - Sunny
Gary Templeton, S OBP: 0.249, SLG: 0.287	0-0 4-3		0-0 S 1B		0-0 S 1B		0-0 2B BB			3	1	2	0	1	0	0	
George Hendrick, R OBP: 0.290, SLG: 0.345	0-0 F8		0-0 L8 1-2		0-3 K		0-0 2B			4	0	1	3	0	1	2	
Ted Simmons, S OBP: 0.410, SLG: 0.532		0-0 G3		0-0 2B SF8 1B		0-0 L8	0-0 4-3			4	1	1	0	0	1		
Keith Hernandez, L OBP: 0.363, SLG: 0.409		0-0 E8 1B 1B		0-0 F8		0-0 G3		0-3 K		4	1	1	0	0	1	1	
Jerry Morales, R OBP: 0.289, SLG: 0.355		0-0 F7		0-0 SF8 1-3 2B		0-0 1-3		0-0 1B		4	0	2	0	0	1		
Ken Reitz, R OBP: 0.288, SLG: 0.357		0-0 2H 1B		0-0 SF8		0-0 F8		0-0 F8		3	0	1	2	0	1		
Mike Tyson, R OBP: 0.294, SLG: 0.347		0-0 1-3		0-0 3H F9		0-0 5-3		0-0 L7		4	0	0	0	0	3		
John Denny, R OBP: 0.222, SLG: 0.265			0-3 K		0-0 6-3		4-0 BB 1B 2B BB			2	1	0	0	1	1	0	
										1B: 7 2B: 2 3B: 0 HR: 0	SF: 1 SAC: 0 DP: 0 HBP: 0	WP: 0 PB: 0 SB: 2 CS: 0	PA: 35				
PITCHER Joaquin Andujar, R ERA: 2.94 Ken Forsch, R ERA: 3.2	IP: 6.2 WLS: L BF: 28 H: 7 R: 4 ER: 3 SO: 3 BB: 1 IBB: 0 HBP: 0 BLK: 0 WP: 0 HR: 0 S: 33 P: 37 ERA: 4.05 WHIP: 1.200															PITCHER	
	IP: 1.1 WLS: 7 BF: 2 H: 1 R: 1 ER: 1 SO: 1 BB: 1 IBB: 0 HBP: 0 BLK: 0 WP: 0 HR: 0 S: 8 P: 12 ERA: 6.75 WHIP: 2.250															PITCHER	

livebaseballscores.com



Batter	1	2	3	4	5	6	7	8	9	AB	R	H	RBI	BB	SO	LOB	TOP					
Garry Templeton, S OBP: 0.249, SLG: 0.294	F2		3B		FC5-4		F7			4	0	1	0	0	0	3	St. Louis Cardinals @ Atlanta Braves Atlanta-Fulton County Stadium, Atlanta, GA Mon Jun 12 1978, 7:05 PM EDT Att: 7,970 - Unknown					
Tony Scott, S OBP: 0.275, SLG: 0.247	1B		K		FC5-4		L7			4	0	1	0	0	1	3						
Keith Hernandez, L OBP: 0.361, SLG: 0.420	K			HR			F9			4	1	1	1	0	1	1						
Ted Simmons, S OBP: 0.403, SLG: 0.522	5-3			1-3			6-3			4	0	0	0	0	1	1						
George Hendrick, R OBP: 0.294, SLG: 0.349		F7		5-3						4	0	2	0	0	0	0						
Jerry Morales, R OBP: 0.284, SLG: 0.348	K			L4			K			4	0	0	0	0	2	2						
Ken Reitz, R OBP: 0.292, SLG: 0.360		F8			FC5-4 SH			P6		4	0	2	0	0	0	1						
Mike Tyson, R OBP: 0.288, SLG: 0.339			K		F7		K	F9		4	0	0	0	0	2	3						
Pete Vuckovich, R (7, PH)			K		SH		K			1	0	0	0	0	1	0						
Roger Freed, R Mark Littell, L			K		FC5-4		K			1	0	0	0	0	1	1						
										0	0	0	0	0	0	0						
Inning Stats	R: 0 E: 0 K: 1 S: 6	H: 1 LOB: 1 BB: 0 P: 6	R: 0 E: 0 K: 1 S: 5	H: 0 LOB: 0 BB: 0 P: 5	R: 0 E: 0 K: 3 S: 10	H: 1 LOB: 0 BB: 0 P: 10	R: 1 E: 0 K: 0 S: 4	H: 1 LOB: 0 BB: 0 P: 4	R: 0 E: 1 K: 0 S: 5	H: 1 LOB: 2 BB: 0 P: 5	R: 0 E: 0 K: 1 S: 6	H: 1 LOB: 1 BB: 0 P: 6	R: 0 E: 0 K: 2 S: 8	H: 1 LOB: 0 BB: 0 P: 8	R: 0 E: 0 K: 1 S: 5	H: 0 LOB: 0 BB: 0 P: 5	R: 0 E: 0 K: 0 S: 4	H: 1 LOB: 1 BB: 0 P: 4	1B: 5 2B: 0 3B: 1 HR: 1	SF: 0 SAC: 1 DP: 0 HBP: 0	WP: 0 PB: 0 SB: 1 CS: 0	PA: 35
PITCHER Mickey Mahler, L ERA: 2.55	IP: 9.0 WLS: W BF: 35 H: 7 R: 1 ER: 1 SO: 9 BB: 0 IBB: 0 HBP: 0 BLK: 0 WP: 0 HR: 1 S: 53 P: 53 ERA: 1.00 WHIP: 0.778															PITCHER						


AB 34
R 1
H 7
RBI 1
BB 0
SO 9
LOB 15




Batter	1	2	3	4	5	6	7	8	9	AB	R	H	RBI	BB	SO	LOB	BOTTOM			
Jerry Royster, R OBP: 0.354, SLG: 0.362	F7		SH3-4 1B		F3		K			4	0	1	0	0	1	0	St. Louis Cardinals @ Atlanta Braves Atlanta-Fulton County Stadium, Atlanta, GA Mon Jun 12 1978, 7:05 PM EDT Att: 7,970 - Unknown			
Bob Beall, S OBP: 0.306, SLG: 0.241			SH3-4		1-3		E6 BB FC3-2			3	0	1	0	0	0	0				
Gary Matthews, R OBP: 0.361, SLG: 0.588	K		SF7		F8		FC3-2 BB			2	0	0	1	1	1	1				
Jeff Burroughs, R OBP: 0.444, SLG: 0.497	G3		K				FC3-2 BB			3	1	1	1	1	1	2				
Rowland Office, L OBP: 0.301, SLG: 0.319		4-3 S BB		G3		4-3	FC3-2			3	0	0	0	1	0	3				
Dale Murphy, R OBP: 0.274, SLG: 0.277		K		6-3			F8			4	0	1	0	0	1	4				
Darrel Chaney, S OBP: 0.360, SLG: 0.354		4-3		1B		6-3		K		4	0	1	0	0	1	2				
Rod Gilbreath, R OBP: 0.282, SLG: 0.321		F7						F7		3	0	1	0	1	0	1				
Mickey Mahler, S OBP: 0.083, SLG: 0.083			SH3-4 1B SF7 1B		4-3		L9			4	1	1	0	0	0	4				
Inning Stats	R: 0 E: 0 K: 1 S: 6	H: 1 LOB: 1 BB: 0 P: 6	R: 0 E: 0 K: 1 S: 5	H: 0 LOB: 1 BB: 1 P: 9	R: 1 E: 0 K: 1 S: 7	H: 2 LOB: 1 BB: 0 P: 7	R: 0 E: 0 K: 0 S: 5	H: 2 LOB: 2 BB: 0 P: 5	R: 0 E: 0 K: 0 S: 3	H: 0 LOB: 0 BB: 0 P: 3	R: 1 E: 0 K: 0 S: 5	H: 2 LOB: 1 BB: 1 P: 9	R: 0 E: 1 K: 1 S: 6	H: 0 LOB: 3 BB: 2 P: 14	R: 0 E: 0 K: 1 S: 5	H: 0 LOB: 0 BB: 0 P: 5		1B: 4 2B: 2 3B: 0 HR: 1	SF: 1 SAC: 1 DP: 0 HBP: 0	WP: 0 PB: 0 SB: 2 CS: 0
PITCHER Pete Vuckovich, R Mark Littell, R	IP: 6.0 WLS: L BF: 27 H: 7 R: 2 ER: 2 SO: 3 BB: 1 IBB: 1 HBP: 0 BLK: 0 WP: 0 HR: 1 S: 31 P: 39 ERA: 3.00 WHIP: 1.333															PITCHER				

AB 30
R 2
H 7
RBI 2
BB 4
SO 5
LOB 17



Batter	1	2	3	4	5	6	7	8	9	AB	R	H	RBI	BB	SO	LOB	TOP										
Lou Brock, L OBP: 0.271, SLG: 0.247 (1, 7)	L7		CS 1B		1-3		6-3			4	0	1	0	0	0	0	St. Louis Cardinals @ Atlanta Braves Atlanta-Fulton County Stadium, Atlanta, GA Tue Jun 13 1978, 7:05 PM EDT Att: 7,384 - Unknown										
Gary Templeton, S OBP: 0.249, SLG: 0.291 (1, 6)	1B BB		F2 1-2		4-3			G3		3	0	0	0	1	0	1											
George Hendrick, R OBP: 0.293, SLG: 0.343 (1, 8)	F7		K					F8		3	0	0	0	1	1	1											
Ted Simmons, S OBP: 0.405, SLG: 0.519 (1, 2)	1-2 1B				6-3		4-3		BB BB	3	0	1	0	1	0	1											
Keith Hernandez, L OBP: 0.367, SLG: 0.420 (1, 3)	K			1B BB			G6-4-3 1B		BB BB BB	2	1	1	0	2	1	2											
Jerry Morales, R OBP: 0.287, SLG: 0.351 (1, 9)		CS 1B		FC3-6 1B			F9		BB BB	4	0	2	0	0	0	3											
Ken Reitz, R OBP: 0.295, SLG: 0.360 (1, 5)	BB BB BB	1-2 BB		FC3-6 1B			G6-4-3 1-2			3	0	1	1	1	0	1											
Mike Tyson, R OBP: 0.282, SLG: 0.331 (1, 4)		F8		FC3-6 1-2 2-3			F7			4	0	0	0	0	0	3											
Silvio Martinez, R OBP: 0.291, SLG: 0.300 (7, PH) Jim Dwyer, L OBP: 0.311, SLG: 0.281 (7, 1) John Ureña, R OBP: 0.125, SLG: 0.067 (7, 1) Buddy Schultz, L OBP: 0.125, SLG: 0.067 (7, 1) George Frazier, R OBP: 0.208, SLG: 0.230 (8, PH)		0-3 K		0-3 K			F9			2	0	0	0	0	2	3											
Inning Stats	R: 0 E: 0 K: 1 S: 6	H: 1 LOB: 2 BB: 1 P: 10	R: 0 E: 0 K: 1 S: 5	H: 1 LOB: 1 BB: 1 P: 9	R: 0 E: 0 K: 1 S: 5	H: 1 LOB: 0 BB: 0 P: 5	R: 1 E: 0 K: 1 S: 7	H: 2 LOB: 2 BB: 1 P: 11	R: 0 E: 0 K: 0 S: 3	H: 0 LOB: 1 BB: 1 P: 7	R: 0 E: 0 K: 0 S: 3	H: 0 LOB: 0 BB: 0 P: 3	R: 0 E: 0 K: 0 S: 3	H: 0 LOB: 2 BB: 2 P: 11	R: 0 E: 0 K: 0 S: 3	H: 0 LOB: 0 BB: 0 P: 3		1B: 6 2B: 0 3B: 0 HR: 0	SF: 0 SAC: 0 DP: 1 HBP: 0	WP: 0 PB: 0 SB: 0 CS: 2	PA: 36						
PITCHER	IP	WLS	BF	H	R	ER	SO	BB	IBB	HBP	BLK	WP	HR	S	P	ERA	WHIP										
Preston Hanna, R ERA: 2.7 (1, 1)	7.0	W	28	6	1	1	4	4	0	0	0	0	0	32	48	1.29	1.429										
Jamie Easterly, L ERA: 5.89 (8, 1)	1.0		5	0	0	0	0	2	0	0	0	0	0	3	11	0.00	2.000										
Rick Camp, R ERA: 4.98 (9, 1)	1.0		3	0	0	0	0	0	0	0	0	0	0	3	3	0.00	0.000										

Batter	1	2	3	4	5	6	7	8	9	AB	R	H	RBI	BB	SO	LOB	BOTTOM										
Jerry Royster, R OBP: 0.350, SLG: 0.358 (1, 4)	P5		K	P5		6-3	E9 1B			5	0	1	2	0	1	0	St. Louis Cardinals @ Atlanta Braves Atlanta-Fulton County Stadium, Atlanta, GA Tue Jun 13 1978, 7:05 PM EDT Att: 7,384 - Unknown										
Bob Beall, S OBP: 0.328, SLG: 0.246 (1, 3)	F7		BB FC4-6 1B	2B E BB		L8	BB BB BB			3	3	1	0	2	0	0											
Gary Matthews, R OBP: 0.379, SLG: 0.600 (1, 9)	BB BB BB		FC4-6 2B 1B	E 2B			BB BB BB			3	3	2	0	2	1	0											
Joe Nolan, L OBP: 0.282, SLG: 0.361 (8, 2)	BB BB		FC4-6 2B 1B	E 2B		K	BB BB BB			0	0	0	0	0	0	0											
Jeff Burroughs, R OBP: 0.452, SLG: 0.497 (7, PR) Barry Bonnell, R OBP: 0.273, SLG: 0.286 (8, 7)	BB BB BB		FC4-6 BB 1B	E 2B			BB BB BB			2	1	1	0	3	0	0											
Rowland Office, L OBP: 0.297, SLG: 0.314 (1, 8)	L4		FC4-6 2B 1B	F9		FC BB BB	BB BB BB			5	1	1	3	0	0	6											
Dale Murphy, R OBP: 0.277, SLG: 0.286 (1, 2) Jamie Easterly, L OBP: 0.286, SLG: 0.429 (8, 1) Rick Camp, R (9, 1)		E6 CS		K			BB BB BB		P4	5	1	2	2	0	1	3											
Darrel Chaney, S OBP: 0.361, SLG: 0.343 (1, 6)	F7 1-2		IBB			F9	BB BB BB		4-3	3	1	0	0	2	0	1											
Rod Gilbreath, R OBP: 0.292, SLG: 0.333 (1, 5)		BB BB BB	L8				BB BB BB		6-3	4	1	2	2	1	0	3											
Preston Hanna, R OBP: 0.148, SLG: 0.231 (1, 1) Cito Gaston, R OBP: 0.217, SLG: 0.190 (8, 9)	F9			HR			BB BB BB		F9	4	1	1	1	0	1	4											
Inning Stats	R: 0 E: 0 K: 0 S: 3	H: 0 LOB: 2 BB: 2 P: 11	R: 0 E: 1 K: 0 S: 3	H: 0 LOB: 1 BB: 1 P: 7	R: 2 E: 0 K: 1 S: 8	H: 3 LOB: 3 BB: 2 P: 16	R: 3 E: 1 K: 1 S: 8	H: 2 LOB: 1 BB: 1 P: 12	R: 0 E: 0 K: 0 S: 3	H: 1 LOB: 0 BB: 0 P: 3	R: 0 E: 0 K: 1 S: 5	H: 0 LOB: 0 BB: 0 P: 5	R: 7 E: 1 K: 1 S: 10	H: 5 LOB: 2 BB: 4 P: 26	R: 0 E: 0 K: 0 S: 3	H: 0 LOB: 0 BB: 0 P: 3		1B: 7 2B: 3 3B: 0 HR: 1	SF: 0 SAC: 0 DP: 0 HBP: 0	WP: 0 PB: 0 SB: 0 CS: 2	PA: 45						
PITCHER	IP	WLS	BF	H	R	ER	SO	BB	IBB	HBP	BLK	WP	HR	S	P	ERA	WHIP										
Silvio Martinez, R ERA: 3.51 (7, 1)	6.0	L	30	6	5	3	3	5	1	0	0	0	0	4	8	4.50	1.833										
John Ureña, R ERA: 5.79 (7, 1)	0.0		5	3	5	5	0	1	0	0	0	0	0	4	8	∞	∞										
Buddy Schultz, L ERA: 4.11 (7, 1)	0.2		6	2	2	2	1	3	0	0	0	0	0	5	17	27.00	7.500										
George Frazier, R ERA: 2.79 (7, 1)	1.1		4	0	0	0	0	0	0	0	0	0	0	4	4	0.00	0.000										

Batter	1	2	3	4	5	6	7	8	9	AB	R	H	RBI	BB	SO	LOB	TOP										
Lou Brock, L OBP: 0.264, SLG: 0.241 (1, 7)	0-0 6-3		0-0 4-3			0-0 F9		0-0 L7		4	0	0	0	0	0	1											
Jerry Morales, R OBP: 0.297, SLG: 0.349 (1, 9)	0-0 G1-4-3 1B			0-0 4-3		0-0 P6		0-0 F5		4	0	1	0	0	0	1											
George Hendrick, R OBP: 0.297, SLG: 0.360 (1, 8)	0-0 G1-4-3 1-2			0-0 HR		0-0 F8		4-0 FC6-4 BB		3	1	1	1	1	0	1											
Ted Simmons, S OBP: 0.406, SLG: 0.521 (1, 2)		4-0 FC4-6 BB		0-0 1-3		0-0 4-3 FC4-2 2B		0-0 P6		3	0	1	0	1	0	1											
Keith Hernandez, L OBP: 0.361, SLG: 0.413 (1, 3)		0-3 K		0-0 G3		0-0 4-3		0-3 K		4	0	0	0	0	2	3											
Gary Templeton, S OBP: 0.248, SLG: 0.290 (1, 6)		0-0 FC4-6 FC5-4 1-2			0-0 1B		0-0 FC4-2 FC6-4		0-0 FC6-4 1-2		4	0	1	0	0	3											
Ken Reitz, R OBP: 0.291, SLG: 0.355 (1, 5)		0-0 FC5-4 1-2			0-0 F7		0-0 FC6-4 1-2				3	0	0	0	0	3											
Mike Tyson, R OBP: 0.282, SLG: 0.331 Mike Phillips, L OBP: 0.254, SLG: 0.309 (1, 4) (2, 4)			0-0 4-3		0-0 G5-4-3 1B			0-0 L8		0	0	0	0	0	0	0											
Bob Forsch, R OBP: 0.282, SLG: 0.410 John Urrea, R OBP: 0.125, SLG: 0.067 Jim Dwyer, L OBP: 0.320, SLG: 0.308 Mark Littell, L (8, PH) (8, 1)			0-0 F8		0-0 G5-4-3 1-2			0-0 2B		3	0	1	0	0	0	0											
Inning Stats	R: 0 E: 0 K: 0 S: 3	H: 1 LOB: 0 BB: 0 P: 3	R: 0 E: 0 K: 1 S: 5	H: 0 LOB: 1 BB: 1 P: 9	R: 0 E: 0 K: 0 S: 3	H: 0 LOB: 0 BB: 0 P: 3	R: 1 E: 0 K: 0 S: 4	H: 1 LOB: 0 BB: 0 P: 4	R: 0 E: 0 K: 0 S: 3	H: 2 LOB: 1 BB: 0 P: 4	R: 0 E: 0 K: 0 S: 4	H: 1 LOB: 1 BB: 0 P: 4	R: 0 E: 0 K: 0 S: 4	H: 1 LOB: 1 BB: 0 P: 4	R: 0 E: 0 K: 1 S: 5	H: 0 LOB: 1 BB: 1 P: 9	1B: 3 2B: 2 3B: 0 HR: 1	SF: 0 SAC: 0 DP: 2 HBP: 0	WP: 0 PB: 0 SB: 0 CS: 0	PA: 33							
PITCHER	IP	WLS	BF	H	R	ER	SO	BB	IBB	HBP	BLK	WP	HR	S	P	ERA	WHIP										
Adrian Devine, R ERA: 6.26 Rick Camp, R ERA: 4.75 Dave Campbell, R ERA: 4.62 (1, 1) (8, 1) (9, 1)	7.0	W	25	5	1	1	1	1	0	0	0	0	1	26	30	1.29	0.857										

St. Louis Cardinals @ Atlanta Braves
Atlanta-Fulton County Stadium, Atlanta, GA
Wed Jun 14 1978, 7:05 PM EDT
Att: 6,463 - Unknown

AB 31
R 1
H 6
RBI 1
BB 2
SO 2
LOB 15



Batter	1	2	3	4	5	6	7	8	9	AB	R	H	RBI	BB	SO	LOB	BOTTOM										
Jerry Royster, R OBP: 0.353, SLG: 0.358 (1, 4)	0-0 FC3-6 1B		0-0 5-3		4-0 2B BB	0-0 F8				3	1	1	0	1	0	1											
Bob Beall, S OBP: 0.338, SLG: 0.267 (1, 3)	0-0 FC3-6 1-2 2B BB		0-0 F8		0-0 BB FC4-6 2B	4-0 BB				3	2	1	1	1	0	1											
Gary Matthews, R OBP: 0.383, SLG: 0.589 (1, 9)	4-0 2B SF7 BB		0-3 K		4-0 FC4-6 BB	0-0 F8				2	1	0	0	2	1	2											
Jeff Burroughs, R OBP: 0.457, SLG: 0.521 Rick Camp, R Dave Campbell, R (1, 7) (8, 1) (9, 1)	0-0 2B			0-0 HR	4-0 FC4-6 BB		0-0 5-3			3	1	2	2	1	0	0											
Rowland Office, L OBP: 0.288, SLG: 0.306 (1, 8)	0-0 SF7			0-0 G3	0-0 FC4-6 1-2 2-3 3-H		0-0 5-3			3	0	0	2	0	0	2											
Dale Murphy, R OBP: 0.276, SLG: 0.301 (1, 2)	0-3 K			0-0 HR	0-3 K		0-3 K			4	1	1	1	0	3	3											
Darrel Chaney, S OBP: 0.358, SLG: 0.358 (1, 6)		0-0 4-3		0-0 L7		0-0 1B 3B		0-0 L8		4	1	1	0	0	0	0											
Rod Gilbreath, R OBP: 0.291, SLG: 0.331 (1, 5)		0-0 6-3		0-0 6-3		0-0 SH5-4 1B		0-3 K		4	0	1	1	0	1	0											
Adrian Devine, R Barry Bonnell, R (1, 1) (8, 7)		0-0 L8			0-0 1-3	0-0 SH5-4		0-3 K		2	0	0	0	0	0	0											
Inning Stats	R: 2 E: 0 K: 1 S: 7	H: 2 LOB: 1 BB: 1 P: 11	R: 0 E: 0 K: 0 S: 3	H: 0 LOB: 0 BB: 0 P: 3	R: 0 E: 0 K: 1 S: 5	H: 0 LOB: 0 BB: 0 P: 5	R: 2 E: 0 K: 0 S: 5	H: 2 LOB: 2 BB: 0 P: 5	R: 2 E: 0 K: 1 S: 6	H: 1 LOB: 3 BB: 3 P: 18	R: 1 E: 0 K: 0 S: 5	H: 2 LOB: 2 BB: 1 P: 9	R: 0 E: 0 K: 1 S: 5	H: 0 LOB: 0 BB: 0 P: 5	R: 0 E: 0 K: 2 S: 7	H: 0 LOB: 0 BB: 0 P: 7	1B: 2 2B: 2 3B: 1 HR: 2	SF: 1 SAC: 1 DP: 0 HBP: 0	WP: 0 PB: 0 SB: 0 CS: 0	PA: 36							
PITCHER	IP	WLS	BF	H	R	ER	SO	BB	IBB	HBP	BLK	WP	HR	S	P	ERA	WHIP										
Bob Forsch, R ERA: 3.47 John Urrea, R ERA: 5.61 Mark Littell, R ERA: 2.61 (1, 1) (6, 1) (8, 1)	5.1	L	27	7	7	7	3	4	0	0	0	0	0	7	11	0.00	0.600										

St. Louis Cardinals @ Atlanta Braves
Atlanta-Fulton County Stadium, Atlanta, GA
Wed Jun 14 1978, 7:05 PM EDT
Att: 6,463 - Unknown

AB 29
R 7
H 7
RBI 7
BB 5
SO 6
LOB 9



Batter	1	2	3	4	5	6	7	8	9	AB	R	H	RBI	BB	SO	LOB	TOP		
Lou Brock, L OBP: 0.258, SLG: 0.235 (1, 7)	G3		4-3			F7			F7	4	0	0	0	0	0	1			
Gary Templeton, S OBP: 0.245, SLG: 0.286 (1, 6)	6-3		F7			F2			FC6-4	4	0	0	0	0	0	1			
George Hendrick, R OBP: 0.291, SLG: 0.352 (1, 8)	4-3								G3	4	0	0	0	0	1	1			
Ted Simmons, S OBP: 0.402, SLG: 0.514 (1, 2)		6-3				4-3				3	0	0	0	0	0	0			
Keith Hernandez, L OBP: 0.361, SLG: 0.409 (1, 3)		E S BB				4-3			1-6-3	2	0	0	0	1	0	0			
Jerry Morales, R OBP: 0.283, SLG: 0.345 (1, 9)			K							3	0	0	0	0	1	1			
Ken Reitz, R OBP: 0.292, SLG: 0.352 (1, 5)						F8			5-3	2	0	0	0	1	0	0			
Mike Phillips, L OBP: 0.242, SLG: 0.293 (1, 4)						G3			F7	3	0	0	0	0	0	2			
John Denny, R OBP: 0.211, SLG: 0.250 (1, 1)										2	0	0	0	0	1	0			
Buddy Schultz, R (7, 1)										0	0	0	0	0	0	0			
Jerry Mumphrey, S OBP: 0.244, SLG: 0.200 (9, PH)			K			F9			FC6-4 BB	0	0	0	0	1	0	0			
Inning Stats	R: 0 E: 0 K: 0 S: 3	H: 0 LOB: 0 BB: 0 P: 3	R: 0 E: 0 K: 1 S: 5	H: 0 LOB: 2 BB: 2 P: 13	R: 0 E: 0 K: 1 S: 5	H: 0 LOB: 0 BB: 0 P: 5	R: 0 E: 0 K: 1 S: 5	H: 0 LOB: 0 BB: 0 P: 5	R: 0 E: 0 K: 0 S: 3	H: 0 LOB: 0 BB: 0 P: 3	R: 0 E: 0 K: 0 S: 3	H: 0 LOB: 0 BB: 0 P: 3	R: 0 E: 0 K: 0 S: 3	H: 0 LOB: 0 BB: 0 P: 3	R: 0 E: 0 K: 0 S: 3	H: 0 LOB: 1 BB: 1 P: 7	1B: 0 2B: 0 3B: 0 HR: 0	SF: 0 SAC: 0 DP: 0 HBP: 0	WP: 0 PA: 30 PB: 0 SB: 1 CS: 0
PITCHER Tom Seaver, R ERA: 3.22 (1, 1)	IP: 9.0 WLS: W BF: 30 H: 0 R: 0 ER: 0 SO: 3 BB: 3 IBB: 0 HBP: 0 BLK: 0 WP: 0 HR: 0 S: 33 P: 45 ERA: 0.00 WHIP: 0.333																		

St. Louis Cardinals @ Cincinnati Reds
Riverfront Stadium, Cincinnati, OH
Fri Jun 16 1978, 7:05 PM EDT
Att: 38,216 - Unknown

AB 27
R 0
H 0
RBI 0
BB 3
SO 3
LOB 6



Batter	1	2	3	4	5	6	7	8	9	AB	R	H	RBI	BB	SO	LOB	BOTTOM		
Pete Rose, S OBP: 0.334, SLG: 0.411 (1, 5)	G3		4-3							4	1	2	2	0	0	0			
Ray Knight, R OBP: 0.219, SLG: 0.333 (8, 5)										0	0	0	0	0	0	0			
Ken Griffey, L OBP: 0.372, SLG: 0.451 (1, 9)	1-3		6-3							4	0	0	0	0	1	3			
Joe Morgan, L OBP: 0.383, SLG: 0.464 (1, 4)										2	0	1	1	2	0	1			
George Foster, R OBP: 0.381, SLG: 0.550 (1, 7)	5-3									3	0	0	0	1	1	2			
Dan Driessen, L OBP: 0.396, SLG: 0.505 (1, 3)			4-3							4	1	1	1	0	1	2			
Dave Concepcion, R OBP: 0.355, SLG: 0.422 (1, 6)			4-3							4	0	1	0	0	0	1			
Cesar Geronimo, L OBP: 0.349, SLG: 0.387 (1, 8)										3	1	1	0	1	0	1			
Don Werner, R OBP: 0.252, SLG: 0.213 (1, 2)			5-3							3	1	1	0	0	0	1			
Tom Seaver, R OBP: 0.286, SLG: 0.200 (1, 1)			K							2	0	0	0	1	2	2			
Inning Stats	R: 0 E: 0 K: 0 S: 3	H: 0 LOB: 1 BB: 1 P: 7	R: 0 E: 1 K: 0 S: 3	H: 0 LOB: 1 BB: 1 P: 7	R: 0 E: 0 K: 1 S: 5	H: 0 LOB: 0 BB: 0 P: 5	R: 0 E: 0 K: 0 S: 2	H: 0 LOB: 1 BB: 2 P: 10	R: 3 E: 1 K: 2 S: 11	H: 4 LOB: 1 BB: 0 P: 11	R: 1 E: 0 K: 0 S: 4	H: 1 LOB: 0 BB: 0 P: 4	R: 0 E: 0 K: 0 S: 3	H: 1 LOB: 1 BB: 1 P: 7	R: 0 E: 0 K: 2 S: 8	H: 1 LOB: 1 BB: 0 P: 8	1B: 4 2B: 2 3B: 0 HR: 1	SF: 0 SAC: 0 DP: 2 HBP: 0	WP: 0 PA: 34 PB: 0 SB: 1 CS: 0
PITCHER John Denny, R ERA: 2.85 (1, 1)	IP: 6.0 WLS: L BF: 28 H: 6 R: 4 ER: 4 SO: 3 BB: 5 IBB: 0 HBP: 0 BLK: 0 WP: 0 HR: 1 S: 29 P: 49 ERA: 6.00 WHIP: 1.833																		
PITCHER Buddy Schultz, L ERA: 3.89 (7, 1)	IP: 2.0 WLS: L BF: 6 H: 1 R: 0 ER: 0 SO: 2 BB: 0 IBB: 0 HBP: 0 BLK: 0 WP: 0 HR: 0 S: 10 P: 10 ERA: 0.00 WHIP: 0.500																		

St. Louis Cardinals @ Cincinnati Reds
Riverfront Stadium, Cincinnati, OH
Fri Jun 16 1978, 7:05 PM EDT
Att: 38,216 - Unknown

AB 29
R 4
H 7
RBI 4
BB 5
SO 5
LOB 13



Batter	1	2	3	4	5	6	7	8	9	AB	R	H	RBI	BB	SO	LOB	TOP								
Garry Templeton, S OBP: 0.248, SLG: 0.288 (1, 6)	F8	F7		4-3			FC S 5-3 1B		1B	5	1	2	0	0	0	4	St. Louis Cardinals @ Cincinnati Reds Riverfront Stadium, Cincinnati, OH Sat Jun 17 1978, 3:33 AM EDT Att: 40,262 - Unknown								
Jerry Mumphrey, S OBP: 0.278, SLG: 0.338 Buddy Schultz, R (9, 1)	F9		F8 S HR BB		F7		FC 5-3 1-3 3-H		1B	4	1	1	1	1	0	1									
Ted Simmons, S OBP: 0.395, SLG: 0.505 (6, 2)		G3	F8		F7		6-3			4	0	0	0	0	0	2									
Keith Hernandez, L OBP: 0.363, SLG: 0.421 (1, 3)		1B BB				G3		L9		3	2	1	2	1	0	0									
Ken Reitz, R OBP: 0.291, SLG: 0.350 (1, 5)		1B 1B 1B	5-3			F2		F7		4	0	1	0	0	0	0									
Steve Swisher, R Tony Scott, S OBP: 0.283, SLG: 0.256 (6, 7) (9, 9)		1B 1B				6-3			CS 1B	3	0	2	1	0	0	0									
Mike Tyson, R OBP: 0.286, SLG: 0.335 (1, 4)		1B			5-3		1B FC SH3-4 1B	CS	F8	4	1	2	0	0	0	1									
Pete Vuckovich, R Mark Littell, L Lou Brock, L OBP: 0.257, SLG: 0.234 (9, PH) (9, 7)		K			K		SH3-4		F8	2	0	0	0	0	0	2									
										0	0	0	0	0	0	0									
										1	0	0	0	0	0	0									
Inning Stats	R: 0 E: 0 K: 0 S: 3	H: 0 LOB: 0 BB: 0 P: 3	R: 1 E: 0 K: 1 S: 8	H: 3 LOB: 3 BB: 1 P: 12	R: 2 E: 0 K: 0 S: 4	H: 1 LOB: 0 BB: 1 P: 8	R: 0 E: 0 K: 1 S: 6	H: 1 LOB: 1 BB: 0 P: 6	R: 0 E: 0 K: 0 S: 3	H: 0 LOB: 0 BB: 0 P: 3	R: 0 E: 0 K: 0 S: 3	H: 0 LOB: 0 BB: 0 P: 3	R: 2 E: 1 K: 0 S: 6	H: 2 LOB: 1 BB: 0 P: 6	R: 0 E: 0 K: 0 S: 3	H: 1 LOB: 0 BB: 0 P: 3	R: 0 E: 0 K: 0 S: 5	H: 2 LOB: 2 BB: 0 P: 5	1B: 8 2B: 1 3B: 0 HR: 1	SF: 0 SAC: 1 DP: 0 HBP: 0	WP: 0 PB: 0 SB: 2 CS: 1	PA: 40			
PITCHER	IP	WLS	BF	H	R	ER	SO	BB	IBB	HBP	BLK	WP	HR	S	P	ERA	WHIP								
Bill Bonham, R ERA: 2.76 (1, 1)	1.1		7	2	1	1	0	1	0	0	0	0	0	6	10	6.75	2.250								
Tom Hume, R ERA: 5.65 (2, 1)	5.2		24	5	4	4	2	1	0	0	0	0	1	27	31	6.35	1.059								
Pedro Borbon, R ERA: 5.65 (8, 1)	2.0	W	8	3	0	0	0	0	0	0	0	0	0	8	8	0.00	1.500								

AB	36
R	5
H	10
RBI	5
BB	2
SO	2
LOB	16



Batter	1	2	3	4	5	6	7	8	9	AB	R	H	RBI	BB	SO	LOB	BOTTOM								
Pete Rose, S OBP: 0.337, SLG: 0.412 (1, 5)	1B SH5-3 1B	3-1			CI		G3		S 1B	4	2	2	0	0	0	1	St. Louis Cardinals @ Cincinnati Reds Riverfront Stadium, Cincinnati, OH Sat Jun 17 1978, 3:33 AM EDT Att: 40,262 - Unknown								
Ken Griffey, L OBP: 0.370, SLG: 0.456 (1, 9)	SH5-3		L6		4-3			1B 3B	P4	4	1	1	0	0	0	2									
Joe Morgan, L OBP: 0.384, SLG: 0.462 (1, 4)	5-3		4-1			G3		S 1B		5	1	2	2	0	0	1									
George Foster, R OBP: 0.379, SLG: 0.544 (1, 7)	1B BB		F2			F7		K		3	1	0	0	1	1	1									
Mike Lum, L OBP: 0.425, SLG: 0.508 (1, 3)	1B				G4-6-3 1B					4	0	3	1	0	1	0									
Dave Concepcion, R OBP: 0.354, SLG: 0.419 (1, 6)	1B				G4-6-3		6-3		K	4	0	1	2	0	1	2									
Cesar Geronimo, L OBP: 0.353, SLG: 0.407 (1, 8)	4-3				K					3	1	1	1	1	1	2									
Don Werner, R OBP: 0.248, SLG: 0.209 Dave Collins, S Vic Correll, R (7, PH) (8, 2)		F7			K				FC6-4 1B	2	0	0	0	0	1	0									
Bill Bonham, R Tom Hume, R Ken Henderson, S Pedro Borbon, R Ray Knight, R OBP: 0.214, SLG: 0.200 OBP: 0.250, SLG: 0.250 OBP: 0.212, SLG: 0.323 (1, 1) (2, 1) (7, PH) (8, 1) (9, PH)		K			K				F7	0	0	0	0	0	0	0									
										2	0	0	0	0	2	0									
										1	0	0	0	0	0	1									
										0	0	0	0	0	0	0									
										1	0	0	0	0	0	0									
Inning Stats	R: 2 E: 0 K: 0 S: 6	H: 3 LOB: 2 BB: 1 P: 10	R: 0 E: 0 K: 1 S: 5	H: 0 LOB: 0 BB: 0 P: 5	R: 0 E: 0 K: 1 S: 3	H: 0 LOB: 0 BB: 0 P: 3	R: 0 E: 0 K: 2 S: 5	H: 1 LOB: 0 BB: 0 P: 5	R: 0 E: 0 K: 1 S: 5	H: 0 LOB: 0 BB: 0 P: 5	R: 0 E: 0 K: 1 S: 5	H: 0 LOB: 0 BB: 0 P: 5	R: 1 E: 0 K: 2 S: 10	H: 2 LOB: 1 BB: 0 P: 14	R: 2 E: 0 K: 2 S: 4	H: 3 LOB: 2 BB: 1 P: 4	R: 1 E: 0 K: 0 S: 4	H: 2 LOB: 1 BB: 0 P: 4	1B: 9 2B: 0 3B: 1 HR: 1	SF: 0 SAC: 1 DP: 1 HBP: 0	WP: 0 PB: 0 SB: 2 CS: 0	PA: 39			
PITCHER	IP	WLS	BF	H	R	ER	SO	BB	IBB	HBP	BLK	WP	HR	S	P	ERA	WHIP								
Pete Vuckovich, R ERA: 2.49 (1, 1)	7.0		30	8	5	5	5	1	0	0	0	0	1	39	43	6.43	1.286								
Mark Littell, R ERA: 2.55 (8, 1)	1.0		5	1	0	0	2	0	1	0	0	0	0	8	12	0.00	1.000								
Buddy Schultz, L ERA: 4.06 (9, 1)	0.2	L	4	2	1	1	0	0	0	0	0	0	0	4	4	13.50	3.000								



Batter	1	2	3	4	5	6	7	8	9	AB	R	H	RBI	BB	SO	LOB	TOP										
Garry Templeton, S (1, 6) OBP: 0.245, SLG: 0.284	F9	FC5-2			1-3		6-3			4	0	0	0	0	0	3	St. Louis Cardinals @ Cincinnati Reds Riverfront Stadium, Cincinnati, OH Sun Jun 18 1978, 3:33 AM EDT Att: 40,016 - Unknown										
Jerry Mumphrey, S (1, 7) OBP: 0.250, SLG: 0.203	5-3	F2			5-3		1B			4	0	1	0	0	0	3											
Keith Hernandez, L (1, 3) OBP: 0.361, SLG: 0.431	HR		G3		F2		F7			4	1	1	1	0	0	1											
Ted Simmons, S (1, 2) OBP: 0.393, SLG: 0.500	6-3		5-3			E 1B 1B		K		4	0	1	0	0	1	0											
George Hendrick, R (1, 8) OBP: 0.294, SLG: 0.354		1B 1B	4-3			E 1B		K		2	1	1	0	0	0	0											
Tony Scott, S (4, 8) OBP: 0.287, SLG: 0.261						1-2 1B				2	0	1	0	0	1	0											
Jerry Morales, R (1, 9) OBP: 0.281, SLG: 0.340		1B 1B FC5-2 1B			1B	E6 G4-3 1-2 2-3		F7		4	0	2	0	0	0	2											
Ken Reitz, R (1, 5) OBP: 0.287, SLG: 0.344					F7		K			4	0	0	0	0	1	6											
Mike Tyson, R (1, 4) OBP: 0.287, SLG: 0.335					F7			F5																			
Mike Phillips, L (9, PH) OBP: 0.236, SLG: 0.288		FC5-2 1B			F7		G4-3	F8		3	0	1	1	0	0	4											
Silvio Martinez, R (1, 1) OBP: 0.250, SLG: 0.333										1	0	0	0	0	0	0											
Lou Brock, L (7, PH) OBP: 0.256, SLG: 0.232										2	0	0	0	0	0	0											
John Urrea, R (7, 1) OBP: 0.125, SLG: 0.067		FC5-2 1B								0	0	0	0	0	0	0											
Roger Freed, R (9, PH) OBP: 0.283, SLG: 0.463		1-2 2-3 1B			K			L8		1	0	0	0	0	1	0											
Inning Stats	R: 1 E: 0 K: 0 S: 4	H: 1 LOB: 0 BB: 0 P: 4	R: 1 E: 0 K: 0 S: 7	H: 4 LOB: 3 BB: 0 P: 7	R: 0 E: 0 K: 0 S: 3	H: 0 LOB: 0 BB: 0 P: 3	R: 0 E: 0 K: 1 S: 6	H: 1 LOB: 1 BB: 0 P: 6	R: 0 E: 0 K: 0 S: 3	H: 0 LOB: 0 BB: 0 P: 3	R: 0 E: 1 K: 1 S: 7	H: 2 LOB: 2 BB: 0 P: 7	R: 0 E: 0 K: 0 S: 4	H: 1 LOB: 0 BB: 0 P: 4	R: 0 E: 0 K: 2 S: 7	H: 0 LOB: 0 BB: 0 P: 7	R: 0 E: 0 K: 1 S: 5	H: 0 LOB: 0 BB: 0 P: 5	1B: 8 2B: 0 3B: 0 HR: 1	SF: 0 SAC: 0 DP: 1 HBP: 0	WP: 0 PB: 0 SB: 0 CS: 0	PA: 36					
PITCHER	IP	WLS	BF	H	R	ER	SO	BB	IBB	HBP	BLK	WP	HR	S	P	ERA	WHIP										
Fred Norman, L (1, 1) ERA: 2.98	5.0	W	23	8	2	2	1	0	0	0	0	0	1	25	25	3.60	1.600										
Manny Sarmiento, R (6, 1) ERA: 2.07	4.0	S	13	1	0	0	4	0	0	0	0	0	0	21	21	0.00	0.250										

AB 36
R 2
H 9
RBI 2
BB 0
SO 5
LOB 20



Batter	1	2	3	4	5	6	7	8	9	AB	R	H	RBI	BB	SO	LOB	BOTTOM										
Pete Rose, S (1, 5) OBP: 0.336, SLG: 0.410	F7	F7			4-3 1B		E8 SF8			4	1	1	0	0	0	2	St. Louis Cardinals @ Cincinnati Reds Riverfront Stadium, Cincinnati, OH Sun Jun 18 1978, 3:33 AM EDT Att: 40,016 - Unknown										
Ray Knight, R (8, 5) OBP: 0.212, SLG: 0.323										0	0	0	0	0	0	0											
Ken Griffey, L (1, 9) OBP: 0.368, SLG: 0.458	F7		G3 SF8 2B		4-3 1-2		SF8 3-H 0-3			3	1	1	1	0	0	1											
Joe Morgan, L (1, 4) OBP: 0.378, SLG: 0.453	1-3		G3		4-3		K			4	0	0	0	0	1	2											
Dan Driessen, L (1, 3) OBP: 0.402, SLG: 0.510		S 1B 1B	SF8			FC1-4 S 1B		CS BB		2	1	2	1	1	0	0											
Mike Lum, L (1, 7) OBP: 0.416, SLG: 0.484		P4 1-2	L9			P6 1-2		1B BB		3	0	0	0	1	0	2											
Dave Concepcion, R (1, 6) OBP: 0.356, SLG: 0.421		1B SF8 1B			F9		FC1-4-5 2-3		G4-6-3 1-3 1B	4	1	2	0	0	0	1											
Cesar Geronimo, L (1, 8) OBP: 0.356, SLG: 0.405		SF8 1-3 2-H 1B			F8				G4-6-3 1-2 1B	3	0	1	1	1	0	2											
Don Werner, R (1, 2) OBP: 0.241, SLG: 0.204		SF8 2-3 3-H 4-0			F3		G3			2	0	0	1	0	0	2											
Fred Norman, S (1, 1) OBP: 0.235, SLG: 0.212										1	0	0	0	1	1	0											
Manny Sarmiento, R (6, 1) ERA: 2.07									6-3	1	0	0	0	0	0	0											
Inning Stats	R: 0 E: 0 K: 0 S: 3	H: 0 LOB: 0 BB: 0 P: 3	R: 2 E: 0 K: 0 S: 6	H: 3 LOB: 2 BB: 1 P: 10	R: 1 E: 0 K: 0 S: 4	H: 1 LOB: 0 BB: 0 P: 4	R: 0 E: 0 K: 0 S: 3	H: 0 LOB: 0 BB: 0 P: 3	R: 0 E: 0 K: 1 S: 6	H: 1 LOB: 1 BB: 0 P: 6	R: 0 E: 0 K: 0 S: 4	H: 1 LOB: 2 BB: 1 P: 8	R: 1 E: 1 K: 1 S: 6	H: 0 LOB: 0 BB: 0 P: 6	R: 0 E: 0 K: 0 S: 2	H: 1 LOB: 1 BB: 2 P: 10		1B: 6 2B: 1 3B: 0 HR: 0	SF: 3 SAC: 0 DP: 1 HBP: 0	WP: 0 PB: 0 SB: 2 CS: 1	PA: 34						
PITCHER	IP	WLS	BF	H	R	ER	SO	BB	IBB	HBP	BLK	WP	HR	S	P	ERA	WHIP										
Silvio Martinez, R (1, 1) ERA: 3.69	6.0	L	26	6	3	3	1	1	1	0	0	0	0	26	34	4.50	1.167										
John Urrea, R (7, 1) ERA: 5.45	2.0		8	1	1	0	1	2	0	0	0	0	0	8	16	0.00	1.500										

AB 27
R 4
H 7
RBI 4
BB 4
SO 2
LOB 12



Batter	1	2	3	4	5	6	7	8	9	AB	R	H	RBI	BB	SO	LOB	TOP			
Lou Brock, L (1, 7) OBP: 0.250, SLG: 0.227	3-1		6-3		F8		K			4	0	0	0	0	1	1	St. Louis Cardinals @ Philadelphia Phillies Veterans Stadium, Philadelphia, PA Tue Jun 20 1978, 7:05 PM EDT Att: 30,119 - Unknown			
Jerry Mumphrey, S (1, 8) OBP: 0.257, SLG: 0.207	K		4-3		E9		S			3	0	1	0	1	1					
Garry Templeton, S (1, 6) OBP: 0.245, SLG: 0.281	5-3				L7		4-3			3	1	0	0	1	0	2				
Ted Simmons, S (1, 2)		4-3			F9		L4			4	1	1	0	0	0	1				
Keith Hernandez, L (1, 3) OBP: 0.360, SLG: 0.428	4-3		6-3		E4		F8			4	2	1	1	0	0	1				
Jerry Morales, R (1, 9) OBP: 0.281, SLG: 0.340	SF8		6-3		1B		F7			3	0	1	1	0	0	1				
Ken Reitz, R (1, 5) OBP: 0.290, SLG: 0.351	6-3				1B		K			4	0	2	2	0	1	0				
Mike Tyson, R (1, 4) OBP: 0.286, SLG: 0.333					F8		K			4	0	1	0	0	1	3				
Bob Forsch, R (1, 1) OBP: 0.262, SLG: 0.381			SH1-3				F7			3	0	0	0	0	1	0				
Mark Littell, L (9, 1)			SH1-3		K					0	0	0	0	0	0	0				
Inning Stats	R: 0 E: 0 K: 1 S: 5	H: 0 LOB: 0 BB: 0 P: 5	R: 1 E: 0 K: 0 S: 4	H: 1 LOB: 0 BB: 0 P: 4	R: 0 E: 0 K: 0 S: 4	H: 1 LOB: 1 BB: 0 P: 4	R: 2 E: 0 K: 0 S: 5	H: 2 LOB: 1 BB: 1 P: 9	R: 0 E: 1 K: 1 S: 6	H: 1 LOB: 1 BB: 0 P: 6	R: 1 E: 1 K: 0 S: 5	H: 2 LOB: 1 BB: 0 P: 5	R: 0 E: 0 K: 1 S: 3	H: 0 LOB: 1 BB: 1 P: 9	R: 0 E: 0 K: 2 S: 7	H: 0 LOB: 0 BB: 0 P: 7	1B: 5 2B: 2 3B: 0 HR: 0	SF: 1 SAC: 1 DP: 1 HBP: 0	WP: 0 PB: 0 SB: 3 CS: 0	PA: 36
PITCHER	IP WLS BF H R ER SO BB IBB HBP BLK WP HR S P ERA WHIP																			
Larry Christenson, R (1, 1) ERA: 3.8	5.1 L 25 7 4 3 2 1 0 0 0 0 0 0 28 32 5.06 1.500																			
Warren Brusstar, R (6, 1) ERA: 2.15	0.2 1 0 0 0 0 0 0 0 0 0 0 0 0 1 1 0.00 0.000																			
Ron Reed, R (7, 1) ERA: 2.43	2.0 7 0 0 0 1 1 0 0 0 0 0 0 8 12 0.00 0.500																			
Tug McGraw, L (9, 1) ERA: 2.1	1.0 3 0 0 0 2 0 0 0 0 0 0 0 7 7 0.00 0.000																			

Batter	1	2	3	4	5	6	7	8	9	AB	R	H	RBI	BB	SO	LOB	BOTTOM	
Bake McBride, L (1, 8) OBP: 0.342, SLG: 0.362	4-3		4-3			G6-4-3		4-3		4	0	1	1	0	0	0	St. Louis Cardinals @ Philadelphia Phillies Veterans Stadium, Philadelphia, PA Tue Jun 20 1978, 7:05 PM EDT Att: 30,119 - Unknown	
Larry Bowa, S (1, 6) OBP: 0.336, SLG: 0.368	F7				P5		F9			4	1	1	0	0	0	2		
Mike Schmidt, R (1, 5) OBP: 0.364, SLG: 0.454	E				K		G6-4-3			2	0	0	0	2	1	2		
Greg Luzinski, R (1, 7) OBP: 0.351, SLG: 0.498	K				5-3		K			3	0	0	0	1	2	1		
Bud Harrelson, S (9, PR) OBP: 0.319, SLG: 0.244	K									0	0	0	0	0	0	0		
Richie Hebner, L (1, 3) OBP: 0.359, SLG: 0.429							K			4	0	2	0	0	2	3		
Jose Cardenal, R (1, 9) OBP: 0.361, SLG: 0.491	G6-3				F7					4	0	1	1	0	0	3		
Bob Boone, R (1, 2) OBP: 0.339, SLG: 0.427	L7				5-3					4	0	0	0	0	0	5		
Ted Sizemore, R (1, 4) OBP: 0.220, SLG: 0.225			6-3							3	1	1	0	0	0	0		
Larry Christenson, R (1, 1) ERA: 3.8										1	0	0	0	0	1	0		
Warren Brusstar, R (6, 1) ERA: 2.15										0	0	0	0	0	0	0		
Tim McCraw, L (6, PR) OBP: 0.346, SLG: 0.357										1	0	1	0	0	0	0		
Ron Reed, R (7, 1) ERA: 2.43										0	0	0	0	0	0	0		
Jerry Martin, R (8, PR) OBP: 0.346, SLG: 0.434										1	0	0	0	0	0	0		
Tug McGraw, L (9, 1) ERA: 2.1										0	0	0	0	0	0	0		
Inning Stats	R: 0 E: 0 K: 1 S: 5	H: 0 LOB: 1 BB: 1 P: 9	R: 0 E: 0 K: 0 S: 3	H: 1 LOB: 0 BB: 0 P: 3	R: 0 E: 0 K: 1 S: 5	H: 0 LOB: 0 BB: 0 P: 5	R: 0 E: 0 K: 1 S: 5	H: 0 LOB: 0 BB: 0 P: 5	R: 0 E: 0 K: 1 S: 6	H: 2 LOB: 1 BB: 0 P: 6	R: 0 E: 0 K: 0 S: 3	H: 0 LOB: 0 BB: 0 P: 3	R: 1 E: 0 K: 1 S: 6	H: 1 LOB: 3 BB: 2 P: 14	1B: 7 2B: 0 3B: 0 HR: 0	SF: 0 SAC: 0 DP: 3 HBP: 0	WP: 1 PB: 0 SB: 1 CS: 0	PA: 34
PITCHER	IP WLS BF H R ER SO BB IBB HBP BLK WP HR S P ERA WHIP																	
Bob Forsch, R (1, 1) ERA: 3.39	8.0 W 30 7 2 2 5 2 0 0 0 0 0 0 38 46 2.25 1.125																	
Mark Littell, R (9, 1) ERA: 2.5	1.0 S 4 0 0 0 1 1 0 0 0 0 0 0 5 9 0.00 1.000																	

Batter	1	2	3	4	5	6	7	8	9	AB	R	H	RBI	BB	SO	LOB	TOP			
Garry Templeton, S (1, 6) OBP: 0.241, SLG: 0.277										4	0	0	0	0	2	1	St. Louis Cardinals @ Philadelphia Phillies Veterans Stadium, Philadelphia, PA Thu Jun 22 1978, 7:05 PM EDT Att: 29,183 - Unknown			
Jerry Morales, R (1, 8) OBP: 0.294, SLG: 0.343										4	0	2	0	0	1	1				
Keith Hernandez, L (1, 3) OBP: 0.358, SLG: 0.437										4	1	1	1	0	0	2				
Ted Simmons, S (1, 7) Lou Brock, L (8, PR) OBP: 0.250, SLG: 0.227										3	0	1	0	1	0	1				
George Hendrick, R (1, 9) OBP: 0.298, SLG: 0.362										4	0	2	0	0	0	2				
Ken Reitz, R (1, 5) OBP: 0.286, SLG: 0.345										4	0	0	0	0	1	3				
Steve Swisher, R (1, 2) OBP: 0.300, SLG: 0.321										3	0	0	0	1	0	1				
Mike Tyson, R (1, 4) OBP: 0.286, SLG: 0.337										4	0	1	0	0	1	1				
John Denny, R (1, 1) OBP: 0.200, SLG: 0.237										2	0	0	0	0	1	0				
Inning Stats	R: 0 E: 0 K: 0 S: 4	H: 1 LOB: 1 BB: 0 P: 4	R: 0 E: 0 K: 0 S: 3	H: 1 LOB: 1 BB: 0 P: 7	R: 0 E: 0 K: 1 S: 6	H: 1 LOB: 1 BB: 0 P: 6	R: 0 E: 0 K: 0 S: 4	H: 1 LOB: 1 BB: 0 P: 4	R: 0 E: 0 K: 2 S: 8	H: 0 LOB: 0 BB: 0 P: 8	R: 0 E: 0 K: 0 S: 3	H: 0 LOB: 0 BB: 0 P: 7	R: 0 E: 0 K: 1 S: 5	H: 2 LOB: 2 BB: 0 P: 5	R: 0 E: 0 K: 1 S: 5	H: 0 LOB: 0 BB: 0 P: 5		1B: 4 2B: 2 3B: 0 HR: 1	SF: 0 SAC: 1 DP: 1 HBP: 0	WP: 0 PB: 0 SB: 1 CS: 0
PITCHER Steve Carlton, L (1, 1) ERA: 2.45	IP: 9.0 WLS: W BF: 35 H: 7 R: 1 ER: 1 SO: 6 BB: 2 IBB: 0 HBP: 0 BLK: 0 WP: 0 HR: 1 S: 45 P: 53 ERA: 1.00 WHIP: 1.000																			

Batter	1	2	3	4	5	6	7	8	9	AB	R	H	RBI	BB	SO	LOB	BOTTOM			
Bake McBride, L (1, 9) OBP: 0.338, SLG: 0.356										3	0	0	0	0	0	0	St. Louis Cardinals @ Philadelphia Phillies Veterans Stadium, Philadelphia, PA Thu Jun 22 1978, 7:05 PM EDT Att: 29,183 - Unknown			
Larry Bowa, S (1, 6) OBP: 0.336, SLG: 0.368										3	1	1	0	0	1	0				
Mike Schmidt, R (1, 5) OBP: 0.359, SLG: 0.447										3	0	0	0	0	1	1				
Greg Luzinski, R (1, 7) Jerry Martin, R (8, 7) OBP: 0.349, SLG: 0.434										3	1	1	0	0	1	0				
Richie Hebner, L (1, 3) OBP: 0.358, SLG: 0.427										3	0	1	1	0	0	1				
Garry Maddox, R (1, 8) OBP: 0.361, SLG: 0.399										3	0	0	0	0	0	0				
Tim McCarver, L (1, 2) OBP: 0.371, SLG: 0.339										3	0	0	0	0	0	0				
Ted Sizemore, R (1, 4) OBP: 0.205, SLG: 0.209										3	0	0	0	0	1	0				
Steve Carlton, L (1, 1) OBP: 0.300, SLG: 0.333										2	0	0	0	0	1	0				
Inning Stats	R: 0 E: 0 K: 1 S: 5	H: 0 LOB: 0 BB: 0 P: 5	R: 1 E: 0 K: 0 S: 4	H: 2 LOB: 0 BB: 0 P: 4	R: 0 E: 0 K: 0 S: 3	H: 0 LOB: 0 BB: 0 P: 3	R: 1 E: 1 K: 0 S: 4	H: 1 LOB: 0 BB: 0 P: 4	R: 0 E: 0 K: 0 S: 3	H: 0 LOB: 0 BB: 0 P: 3	R: 0 E: 0 K: 2 S: 7	H: 0 LOB: 0 BB: 0 P: 7	R: 0 E: 0 K: 1 S: 5	H: 0 LOB: 0 BB: 0 P: 5	R: 0 E: 0 K: 1 S: 5	H: 0 LOB: 0 BB: 0 P: 5		1B: 2 2B: 1 3B: 0 HR: 0	SF: 0 SAC: 0 DP: 1 HBP: 0	WP: 0 PB: 0 SB: 0 CS: 0
PITCHER John Denny, R (1, 1) ERA: 2.74	IP: 8.0 WLS: L BF: 26 H: 3 R: 2 ER: 1 SO: 5 BB: 0 IBB: 0 HBP: 0 BLK: 0 WP: 0 HR: 0 S: 36 P: 36 ERA: 1.12 WHIP: 0.375																			

Batter	1	2	3	4	5	6	7	8	9	AB	R	H	RBI	BB	SO	LOB	TOP										
Dave Cash, R OBP: 0.332, SLG: 0.354 (1, 4)										5	0	2	0	0	1	1	Montreal Expos @ St. Louis Cardinals Busch Stadium, St. Louis, MO Fri Jun 23 1978, 7:05 PM CDT Att: 13,732 - Unknown										
Chris Speier, R OBP: 0.366, SLG: 0.364 (1, 6)										4	0	1	0	1	2	2											
Warren Cromartie, L OBP: 0.314, SLG: 0.356 Bill Atkinson, L OBP: 0.500, SLG: 0.500 (1, 7) (7, 1)										4	0	0	0	0	1	4											
Tony Perez, R OBP: 0.328, SLG: 0.433 (1, 3)										4	1	1	0	0	2	0											
Ellis Valentine, R OBP: 0.323, SLG: 0.467 (1, 9)										4	1	2	2	0	1	0											
Andre Dawson, R OBP: 0.310, SLG: 0.418 (1, 8)										4	1	1	1	0	1	1											
Gary Carter, R OBP: 0.322, SLG: 0.343 (1, 2)										3	1	1	0	1	1	0											
Larry Parrish, R OBP: 0.316, SLG: 0.452 (1, 5)										4	0	2	0	0	1	1											
Rudy May, L OBP: 0.265, SLG: 0.259 Wayne Twitchell, R OBP: 0.211, SLG: 0.118 Sam Mize, S OBP: 0.272, SLG: 0.200 Dan Schatzeder, L OBP: 0.252, SLG: 0.150 Del Unser, L OBP: 0.301, SLG: 0.301 (1, 1) (2, 1) (3, PH) (3, 1) (7, PH) (7, 7)										0	0	0	0	0	0	0											
Inning Stats	R: 0 E: 0 K: 1 S: 5	H: 0 LOB: 0 BB: 0 P: 5	R: 1 E: 0 K: 2 S: 8	H: 1 LOB: 1 BB: 0 P: 12	R: 0 E: 0 K: 0 S: 4	H: 1 LOB: 1 BB: 0 P: 4	R: 1 E: 0 K: 0 S: 4	H: 2 LOB: 0 BB: 0 P: 4	R: 0 E: 0 K: 1 S: 6	H: 0 LOB: 0 BB: 0 P: 5	R: 1 E: 0 K: 3 S: 10	H: 3 LOB: 3 BB: 1 P: 12	R: 1 E: 0 K: 3 S: 10	H: 1 LOB: 0 BB: 0 P: 10	R: 0 E: 0 K: 1 S: 6	H: 1 LOB: 1 BB: 0 P: 6		1B: 7 2B: 1 3B: 0 HR: 2	SF: 1 SAC: 0 DP: 1 HBP: 0	WP: 1 PB: 0 SB: 1 CS: 0	PA: 38						
PITCHER	IP	WLS	BF	H	R	ER	SO	BB	IBB	HBP	BLK	WP	HR	S	P	ERA	WHIP										
Pete Vuckovich, R ERA: 2.65 Mark Littell, R ERA: 2.96 (1, 1) (7, 1)	6.2	W	28	8	3	3	5	1	0	0	0	1	1	37	41	4.05	1.350										

livebaseballscores.com

AB 35
R 4
H 10
RBI 4
BB 2
SO 10
LOB 10



Batter	1	2	3	4	5	6	7	8	9	AB	R	H	RBI	BB	SO	LOB	BOTTOM										
Garry Templeton, S OBP: 0.244, SLG: 0.280 (1, 6)										4	2	1	1	1	0	0	Montreal Expos @ St. Louis Cardinals Busch Stadium, St. Louis, MO Fri Jun 23 1978, 7:05 PM CDT Att: 13,732 - Unknown										
Jerry Morales, R OBP: 0.286, SLG: 0.341 (1, 8)										4	1	1	2	1	1	0											
Keith Hernandez, L OBP: 0.357, SLG: 0.434 (1, 3)										2	1	0	1	1	0	1											
Ted Simmons, S OBP: 0.394, SLG: 0.509 (1, 7)										3	1	1	2	1	1	2											
George Hendrick, R OBP: 0.311, SLG: 0.383 (1, 9)										3	0	3	2	1	0	0											
Ken Reitz, R OBP: 0.281, SLG: 0.340 (1, 5)										4	0	0	0	0	0	5											
Steve Swisher, R OBP: 0.324, SLG: 0.323 (1, 2)										3	1	1	0	0	0	1											
Mike Tyson, R OBP: 0.285, SLG: 0.332 (1, 4)										3	1	0	0	1	0	2											
Pete Vuckovich, R OBP: 0.067, SLG: 0.067 Mark Littell, L (1, 1) (7, 1)										3	1	1	0	0	2	0											
Inning Stats	R: 1 E: 0 K: 0 S: 5	H: 3 LOB: 2 BB: 1 P: 9	R: 5 E: 1 K: 1 S: 7	H: 2 LOB: 1 BB: 3 P: 20	R: 0 E: 0 K: 1 S: 5	H: 0 LOB: 0 BB: 0 P: 5	R: 0 E: 0 K: 1 S: 5	H: 0 LOB: 0 BB: 0 P: 5	R: 0 E: 0 K: 1 S: 5	H: 1 LOB: 1 BB: 0 P: 4	R: 2 E: 0 K: 0 S: 5	H: 2 LOB: 2 BB: 2 P: 13	R: 0 E: 0 K: 0 S: 3	H: 0 LOB: 0 BB: 0 P: 3	1B: 4 2B: 3 3B: 0 HR: 1	SF: 1 SAC: 0 DP: 1 HBP: 1		WP: 0 PB: 0 SB: 0 CS: 0	PA: 38								
PITCHER	IP	WLS	BF	H	R	ER	SO	BB	IBB	HBP	BLK	WP	HR	S	P	ERA	WHIP										
Rudy May, L ERA: 4.44 Wayne Twitchell, R ERA: 5.45 Dan Schatzeder, L ERA: 2.64 Bill Atkinson, R ERA: 3.89 (1, 1) (2, 1) (3, 1) (7, 1)	1.0	L	10	4	5	5	0	3	0	0	0	0	0	6	10	9.00	2.000										

livebaseballscores.com

AB 30
R 8
H 8
RBI 8
BB 6
SO 4
LOB 11



Batter	1	2	3	4	5	6	7	8	9	AB	R	H	RBI	BB	SO	LOB	TOP						
Dave Cash, R OBP: 0.328, SLG: 0.352 (1,4)										5	1	1	0	0	0	3	Montreal Expos @ St. Louis Cardinals Busch Stadium, St. Louis, MO Sun Jun 25 1978, 3:33 AM CDT Att: 22,671 - Unknown						
Chris Speier, R OBP: 0.355, SLG: 0.351 (1,6)										5	1	1	1	0	2	2							
Warren Cromartie, L OBP: 0.319, SLG: 0.356 (1,7)										4	1	1	0	0	0	2							
Ellis Valentine, R OBP: 0.328, SLG: 0.466 (1,9)										4	1	1	1	0	0	2							
Del Unser, L OBP: 0.299, SLG: 0.291 (1,3)										2	0	0	0	1	0	0							
Tony Perez, R OBP: 0.330, SLG: 0.434 (7,PH)										1	0	0	0	0	0	2							
Andre Dawson, R OBP: 0.368, SLG: 0.410 (1,8)										3	0	0	1	0	0	0							
Larry Parrish, R OBP: 0.322, SLG: 0.459 (1,5)										3	0	0	1	0	0	0							
Ed Herrmann, L OBP: 0.176, SLG: 0.146 (1,2)										3	1	2	0	0	0	2							
Gary Carter, R OBP: 0.316, SLG: 0.336 (8,PH)										1	0	0	0	0	1	0							
Ross Grimsley, L OBP: 0.178, SLG: 0.122 (1,1)										2	0	0	0	0	0	3							
Wayne Garrett, L OBP: 0.259, SLG: 0.245 (7,PH)										0	0	0	0	1	0	0							
Rudy May, L OBP: 0.265, SLG: 0.258 (7,1)										0	0	0	0	0	0	0							
Stan Papi, R OBP: 0.360, SLG: 0.373 (9,PH)										1	0	0	0	0	1	0							
Inning Stats	R: 0 E: 0 K: 0 S: 4	H: 1 LOB: 1 BB: 0 P: 4	R: 0 E: 0 K: 0 S: 3	H: 0 LOB: 0 BB: 0 P: 3	R: 0 E: 1 K: 1 S: 6	H: 1 LOB: 1 BB: 0 P: 6	R: 2 E: 1 K: 0 S: 5	H: 1 LOB: 2 BB: 1 P: 10	R: 0 E: 0 K: 0 S: 3	H: 0 LOB: 0 BB: 0 P: 3	R: 0 E: 0 K: 0 S: 3	H: 0 LOB: 0 BB: 0 P: 3	R: 3 E: 1 K: 0 S: 7	H: 3 LOB: 2 BB: 1 P: 11	R: 0 E: 0 K: 2 S: 5	H: 0 LOB: 0 BB: 0 P: 5		R: 0 E: 0 K: 2 S: 7	H: 0 LOB: 0 BB: 0 P: 7	1B: 5 2B: 1 3B: 0 HR: 0	SF: 1 SAC: 0 DP: 0 HBP: 1	WP: 0 PB: 0 SB: 0 CS: 0	PA: 38
PITCHER	IP WLS BF H R ER SO BB IBB HBP BLK WP HR S P ERA WHIP																						
Bob Forsch, R ERA: 3.35 (1,1)	6.2	31	6	5	2	1	2	0	0	0	0	0	0	0	30	39	2.70	1.200					
Buddy Schultz, L ERA: 3.83 (7,1)	2.1	W	7	0	0	0	3	0	0	0	0	0	0	13	13	0.00	0.000						
Batter	1	2	3	4	5	6	7	8	9	AB	R	H	RBI	BB	SO	LOB	BOTTOM						
Garry Templeton, S OBP: 0.251, SLG: 0.287 (1,6)										4	1	2	1	0	0	0	Montreal Expos @ St. Louis Cardinals Busch Stadium, St. Louis, MO Sun Jun 25 1978, 3:33 AM CDT Att: 22,671 - Unknown						
Jerry Morales, R OBP: 0.285, SLG: 0.346 (1,8)										4	0	0	0	0	0	1							
Keith Hernandez, L OBP: 0.354, SLG: 0.430 (1,3)										4	1	1	0	0	1	0							
Ted Simmons, S OBP: 0.397, SLG: 0.510 (1,7)										4	0	3	1	0	1	0							
Jerry Mumphrey, S OBP: 0.257, SLG: 0.207 (8,PR)										0	0	0	0	0	0	0							
George Hendrick, R OBP: 0.300, SLG: 0.367 (1,9)										4	0	0	0	0	0	3							
Ken Reitz, R OBP: 0.277, SLG: 0.337 (1,5)										4	1	1	0	0	1	3							
Steve Swisher, R OBP: 0.317, SLG: 0.395 (1,2)										3	2	2	2	0	0	0							
Mike Tyson, R OBP: 0.291, SLG: 0.337 (1,4)										3	1	1	0	0	0	1							
Bob Forsch, R OBP: 0.273, SLG: 0.455 (1,1)										2	1	1	2	0	0	0							
Buddy Schultz, R ERA: 4.44 (7,1)										0	0	0	0	0	0	0							
Inning Stats	R: 0 E: 0 K: 0 S: 3	H: 1 LOB: 0 BB: 0 P: 3	R: 0 E: 0 K: 1 S: 5	H: 0 LOB: 0 BB: 0 P: 5	R: 2 E: 0 K: 0 S: 5	H: 2 LOB: 0 BB: 0 P: 5	R: 3 E: 0 K: 0 S: 6	H: 4 LOB: 0 BB: 0 P: 6	R: 0 E: 0 K: 0 S: 3	H: 0 LOB: 0 BB: 0 P: 3	R: 0 E: 0 K: 0 S: 4	H: 1 LOB: 1 BB: 0 P: 4	R: 2 E: 0 K: 0 S: 5	H: 2 LOB: 0 BB: 0 P: 5	R: 0 E: 0 K: 2 S: 8	H: 1 LOB: 2 BB: 0 P: 8		1B: 5 2B: 4 3B: 0 HR: 2	SF: 0 SAC: 1 DP: 2 HBP: 0	WP: 0 PB: 0 SB: 1 CS: 0	PA: 33		
PITCHER	IP WLS BF H R ER SO BB IBB HBP BLK WP HR S P ERA WHIP																						
Ross Grimsley, L ERA: 2.95 (1,1)	6.0	L	9	3	2	1	2	0	0	0	0	0	0	13	13	4.50		1.500					
Rudy May, L ERA: 4.44 (7,1)	2.0	L	9	3	2	1	2	0	0	0	0	0	0	13	13	4.50		1.500					

Batter	1	2	3	4	5	6	7	8	9	AB	R	H	RBI	BB	SO	LOB	TOP										
Lou Brock, L OBP: 0.390, SLG: 0.306 (1, 7)										5	1	2	0	0	0	3	St. Louis Cardinals @ Pittsburgh Pirates Three Rivers Stadium, Pittsburgh, PA Mon Jun 26 1978, 3:33 AM EDT Att: 10,008 - Cloudy										
Gary Templeton, S OBP: 0.221, SLG: 0.288 (1, 6)										5	0	0	0	0	0	3											
Jerry Morales, R OBP: 0.348, SLG: 0.414 (1, 8)										4	1	1	2	1	0	0											
Roger Freed, R OBP: 0.200, SLG: 0.533 John Urrea, R (7, 1)										4	1	1	2	0	2	1											
Keith Hernandez, L OBP: 0.469, SLG: 0.558 (1, 3)										2	0	0	0	2	2	0											
Ken Reitz, R OBP: 0.362, SLG: 0.353 (1, 5)										3	0	1	0	1	0	1											
Steve Swisher, R (1, 2)										2	0	0	0	1	1	3											
Ted Simmons, S OBP: 0.361, SLG: 0.491 (8, PH) (8, 2)										1	0	1	0	0	0	0											
Mike Tyson, R OBP: 0.256, SLG: 0.324 (1, 4)										3	0	0	0	1	1	2											
Pete Falcone, L OBP: 0.331, SLG: 0.333 Mark Littell, L (4, 1) Gary Sutherland, R OBP: 0.208, SLG: 0.333 Daneborg, S (6, PH) Pete Vuckovich, R (8, 1) Jerry Mumphy, S OBP: 0.154, SLG: 0.125 (7, 9)										2	1	1	0	0	0	0											
Inning Stats	R: 2 E: 0 K: 1 S: 6	H: 2 LOB: 0 BB: 1 P: 10	R: 0 E: 0 K: 2 S: 7	H: 0 LOB: 0 BB: 0 P: 7	R: 2 E: 0 K: 1 S: 8	H: 3 LOB: 3 BB: 2 P: 16	R: 0 E: 0 K: 0 S: 3	H: 0 LOB: 0 BB: 0 P: 3	R: 0 E: 0 K: 2 S: 8	H: 1 LOB: 3 BB: 2 P: 16	R: 0 E: 0 K: 1 S: 5	H: 0 LOB: 0 BB: 0 P: 5	R: 0 E: 0 K: 0 S: 4	H: 1 LOB: 2 BB: 1 P: 8	R: 0 E: 0 K: 0 S: 3	H: 0 LOB: 0 BB: 0 P: 3	1B: 4 2B: 2 3B: 0 HR: 1	SF: 0 SAC: 0 DP: 1 HBP: 0	WP: 0 PB: 0 SB: 0 CS: 0	PA: 39							
PITCHER	IP	WLS	BF	H	R	ER	SO	BB	IBB	HBP	BLK	WP	HR	S	P	ERA	WHIP										
Jerry Reuss, L ERA: 6.57 (1, 1)	2.1		12	5	4	4	3	1	0	0	0	0	1	17	21	15.43	2.571										
Kent Tekulve, R ERA: 9.95 (3, 1)	1.2		7	0	0	0	1	1	1	0	0	0	0	7	15	0.00	0.600										
Grant Jackson, L ERA: 4.5 (5, 1)	1.1		7	1	0	0	1	2	0	0	0	0	0	7	15	0.00	2.250										
Jim Bibby, R ERA: 2.25 (6, 1)	0.2	W	2	0	0	0	1	0	0	0	0	0	0	4	4	0.00	0.000										
Don Robinson, R ERA: 3.14 (7, 1)	3.0	S	11	1	0	0	1	1	0	0	0	0	0	12	16	0.00	0.667										

AB 33
R 4
H 7
RBI 4
BB 6
SO 7
LOB 18



Batter	1	2	3	4	5	6	7	8	9	AB	R	H	RBI	BB	SO	LOB	BOTTOM											
Frank Taveras, R OBP: 0.226, SLG: 0.306 John Milner, L OBP: 0.208, SLG: 0.100 Grant Jackson, S (5, 1) Jim Bibby, R (6, 1) Willie Stargell, L OBP: 0.491, SLG: 0.654 Don Robinson, R (7, 1)										2	0	0	0	0	0	0	St. Louis Cardinals @ Pittsburgh Pirates Three Rivers Stadium, Pittsburgh, PA Mon Jun 26 1978, 3:33 AM EDT Att: 10,008 - Cloudy											
Omar Moreno, L OBP: 0.395, SLG: 0.308 (1, 8)										4	0	0	0	0	1	5												
Dave Parker, L OBP: 0.400, SLG: 0.647 (1, 9)										4	1	2	1	0	0	0												
Bill Robinson, R OBP: 0.400, SLG: 0.619 (1, 3)										4	0	1	0	0	0	1												
Rennie Stennett, R OBP: 0.310, SLG: 0.439 (1, 4)										4	2	2	1	0	0	1												
Phil Garner, R OBP: 0.186, SLG: 0.211 (1, 5)										3	0	0	1	0	0	1												
Steve Brye, R OBP: 0.529, SLG: 0.500 (1, 7)										3	2	1	0	1	1	0												
Duffy Dyer, R OBP: 0.600, SLG: 1.250 (1, 2)										3	0	1	1	1	0	0												
Jerry Reuss, L (1, 1)										0	0	0	0	0	0	0												
Kent Tekulve, R (3, 1)										1	0	0	0	0	1	0												
Jim Fregosi, R OBP: 0.500, SLG: 0.167 Mario Mendoza, R (5, 6)										0	0	0	0	1	0	0												
Mario Mendoza, R (5, 6)										1	0	0	0	0	0	0												
Inning Stats	R: 0 E: 0 K: 0 S: 4	H: 1 LOB: 1 BB: 0 P: 4	R: 1 E: 0 K: 1 S: 6	H: 1 LOB: 0 BB: 0 P: 6	R: 0 E: 0 K: 2 S: 7	H: 0 LOB: 0 BB: 0 P: 7	R: 3 E: 0 K: 0 S: 6	H: 3 LOB: 3 BB: 3 P: 18	R: 0 E: 0 K: 1 S: 3	H: 0 LOB: 0 BB: 0 P: 3	R: 1 E: 0 K: 0 S: 6	H: 1 LOB: 1 BB: 1 P: 11	R: 0 E: 0 K: 0 S: 4	H: 1 LOB: 1 BB: 0 P: 4	R: 0 E: 0 K: 0 S: 3	H: 0 LOB: 0 BB: 0 P: 3	1B: 2 2B: 1 3B: 2 HR: 2	SF: 1 SAC: 0 DP: 0 HBP: 1	WP: 0 PB: 0 SB: 1 CS: 0	PA: 36								
PITCHER	IP	WLS	BF	H	R	ER	SO	BB	IBB	HBP	BLK	WP	HR	S	P	ERA	WHIP											
Pete Falcone, L ERA: 7.59 (1, 1)	3.2		18	5	4	4	3	2	0	0	0	0	0	2	22	30	9.82	1.909										
Mark Littell, R ERA: 2.13 (4, 1)	1.1		5	0	0	0	0	1	0	0	0	0	0	4	8	0.00	0.750											
Pete Vuckovich, R ERA: 4.15 (6, 1)	1.0	L	6	1	1	1	1	1	0	1	0	0	0	6	11	9.00	2.000											
John Urrea, R ERA: 9.0 (7, 1)	2.0		7	1	0	0	0	0	0	0	0	0	0	7	7	0.00	0.500											

AB 30
R 5
H 7
RBI 5
BB 4
SO 4
LOB 10



Batter	1	2	3	4	5	6	7	8	9	AB	R	H	RBI	BB	SO	LOB	TOP										
Garry Templeton, S OBP: 0.263, SLG: 0.312 (1, 6)										4	1	3	1	0	0	0	St. Louis Cardinals @ Pittsburgh Pirates Three Rivers Stadium, Pittsburgh, PA Tue Jun 27 1978, 7:05 PM EDT Unknown										
Jerry Morales, R OBP: 0.291, SLG: 0.336 (1, 8)										3	0	0	0	0	0	1											
Keith Hernandez, L OBP: 0.356, SLG: 0.432 (1, 3)										4	1	1	0	0	0	1											
Ted Simmons, S OBP: 0.392, SLG: 0.510 (9, PR)										3	0	0	0	1	1	1											
Jerry Mumphrey, S OBP: 0.257, SLG: 0.207 (9, 7)											0	0	0	0	0	0		0									
George Hendrick, R OBP: 0.302, SLG: 0.366 (1, 9)										4	0	0	0	0	0	3											
Ken Reitz, R OBP: 0.281, SLG: 0.352 (1, 5)										2	0	1	1	1	1	0											
Steve Swisher, R OBP: 0.271, SLG: 0.333 (1, 2)										3	0	0	0	0	1	1											
Mike Tyson, R OBP: 0.295, SLG: 0.344 (1, 4)										3	0	0	0	0	0	1											
Pete Vuckovich, R OBP: 0.056, SLG: 0.056 (1, 1)										3	0	0	0	0	0	0											
Buddy Schultz, R (9, 1)										0	0	0	0	0	0	0											
Inning Stats	R: 1 E: 0 K: 1 S: 6	H: 1 LOB: 0 BB: 0 P: 6	R: 0 E: 0 K: 1 S: 5	H: 0 LOB: 1 BB: 1 P: 9	R: 0 E: 0 K: 0 S: 3	H: 0 LOB: 0 BB: 0 P: 3	R: 1 E: 0 K: 0 S: 4	H: 2 LOB: 1 BB: 0 P: 4	R: 0 E: 0 K: 0 S: 3	H: 0 LOB: 0 BB: 0 P: 3	R: 0 E: 0 K: 1 S: 5	H: 0 LOB: 0 BB: 0 P: 5	R: 0 E: 0 K: 0 S: 3	H: 0 LOB: 0 BB: 0 P: 3	R: 0 E: 0 K: 0 S: 4	H: 1 LOB: 2 BB: 1 P: 8	1B: 3 2B: 1 3B: 0 HR: 1	SF: 0 SAC: 1 DP: 0 HBP: 0	WP: 0 PB: 0 SB: 0 CS: 1	PA: 32							
PITCHER	IP	WLS	BF	H	R	ER	SO	BB	IBB	HBP	BLK	WP	HR	S	P	ERA	WHIP										
John Candelaria, L ERA: 3.08 (1, 1)	8.0	L	27	4	2	2	3	1	0	0	0	0	1	32	36	2.25	0.625										
Grant Jackson, L ERA: 2.4 (9, 1)	1.0	S	5	1	0	0	0	0	1	0	0	0	0	4	8	0.00	1.000										

AB 29
R 2
H 5
RBI 2
BB 2
SO 3
LOB 8



Batter	1	2	3	4	5	6	7	8	9	AB	R	H	RBI	BB	SO	LOB	BOTTOM										
Frank Taveras, R OBP: 0.321, SLG: 0.365 (1, 6)										4	0	1	0	0	0	0	St. Louis Cardinals @ Pittsburgh Pirates Three Rivers Stadium, Pittsburgh, PA Tue Jun 27 1978, 7:05 PM EDT Unknown										
Omar Moreno, L OBP: 0.322, SLG: 0.271 (1, 8)										4	0	0	0	0	1	1											
Dave Parker, L OBP: 0.370, SLG: 0.526 (1, 9)										4	0	2	0	0	0	1											
Bill Robinson, R OBP: 0.300, SLG: 0.383 (1, 7)										4	0	1	0	0	2	2											
John Milner, L OBP: 0.406, SLG: 0.459 (1, 3)										4	0	1	0	0	0	2											
Rennie Stennett, R OBP: 0.289, SLG: 0.330 (1, 4)										2	0	1	0	0	0	1											
Ken Macha, R OBP: 0.364, SLG: 0.222 (5, 5)										1	0	0	0	0	1	0											
Willie Stargell, L OBP: 0.357, SLG: 0.493 (9, PH)										1	0	0	0	0	0	1											
Ed Ott, L OBP: 0.299, SLG: 0.394 (1, 2)										3	0	0	0	0	1	2											
Phil Garner, R OBP: 0.316, SLG: 0.342 (5, 4)										3	0	1	0	0	1	1											
John Candelaria, L OBP: 0.270, SLG: 0.161 (1, 1)										2	0	0	0	0	0	1											
Manny Sanguillen, R OBP: 0.304, SLG: 0.075 (8, PH)										1	0	0	0	0	0	0											
Grant Jackson, S OBP: 0.167, SLG: 0.167 (9, 1)										0	0	0	0	0	0	0											
Inning Stats	R: 0 E: 0 K: 1 S: 6	H: 1 LOB: 1 BB: 0 P: 6	R: 0 E: 0 K: 1 S: 6	H: 1 LOB: 1 BB: 0 P: 6	R: 0 E: 0 K: 0 S: 4	H: 1 LOB: 1 BB: 0 P: 4	R: 0 E: 0 K: 0 S: 3	H: 1 LOB: 0 BB: 0 P: 3	R: 0 E: 0 K: 2 S: 7	H: 0 LOB: 0 BB: 0 P: 7	R: 0 E: 0 K: 0 S: 3	H: 0 LOB: 0 BB: 0 P: 3	R: 0 E: 0 K: 1 S: 6	H: 1 LOB: 1 BB: 0 P: 6	1B: 5 2B: 2 3B: 0 HR: 0	SF: 0 SAC: 0 DP: 1 HBP: 0	WP: 0 PB: 0 SB: 1 CS: 0	PA: 33									
PITCHER	IP	WLS	BF	H	R	ER	SO	BB	IBB	HBP	BLK	WP	HR	S	P	ERA	WHIP										
Pete Vuckovich, R ERA: 2.36 (1, 1)	8.1	W	31	7	0	0	6	7	0	0	0	0	0	43	43	0.00	0.840										
Buddy Schultz, L ERA: 3.67 (9, 1)	0.2	S	2	0	0	0	0	0	0	0	0	0	0	2	2	0.00	0.000										



Batter	1	2	3	4	5	6	7	8	9	AB	R	H	RBI	BB	SO	LOB	TOP			
Garry Templeton, S OBP: 0.262, SLG: 0.317 (1, 6)	0-0 1B 3B	0-0 5-3		0-0 F9		0-0 4-3			0-0 L3	5	1	1	0	0	0	1				
Jerry Mumphrey, S OBP: 0.270, SLG: 0.230 (1, 7)	0-0 1B 1B	0-0 F7		0-0 1B			0-0 F8		0-0 2B	5	1	3	2	0	0	0				
Keith Hernandez, L OBP: 0.360, SLG: 0.431 (1, 3)	0-0 1B 1B	4-0 S BB		0-0 F8			0-0 F7		4-0 BB	3	1	1	0	2	0	1				
Ted Simmons, S OBP: 0.389, SLG: 0.504 (1, 2)	0-0 1B SF8	0-0 F8			0-0 P1			0-0 6-3	0-0 P6	5	1	1	1	0	0	3				
George Hendrick, R OBP: 0.306, SLG: 0.383 (1, 9)	0-0 FC1-5 1B		0-0 L7		0-0 HR			0-0 6-3		4	1	2	2	0	0	0				
Jerry Morales, R OBP: 0.284, SLG: 0.342 Mark Littell, L (8, 1)	0-0 FC1-5 1B		0-0 F3		0-0 P6			0-0 2B		4	0	2	0	0	0	0				
Ken Reitz, R OBP: 0.277, SLG: 0.348 (1, 5)	0-0 SF8		0-0 6-3		0-0 6-3			0-0 P4		3	0	0	1	0	0	1				
Mike Tyson, R OBP: 0.295, SLG: 0.340 (1, 4)	0-0 FC1-5		4-0 1B BB		0-0 F9			0-0 5-3		3	1	0	0	1	0	3				
Pete Falcone, L OBP: 0.231, SLG: 0.231 Tony Scott, S OBP: 0.284, SLG: 0.258 (8, 8)	0-0 F7		0-0 3-1		0-0 5-3			0-3 K		3	0	0	0	0	0	3				
Inning Stats	R: 4 E: 0 K: 0 S: 9	H: 6 LOB: 2 BB: 0 P: 9	R: 0 E: 0 K: 0 S: 3	H: 0 LOB: 1 BB: 0 P: 7	R: 0 E: 0 K: 0 S: 3	H: 0 LOB: 0 BB: 0 P: 3	R: 1 E: 0 K: 0 S: 4	H: 1 LOB: 1 BB: 1 P: 8	R: 1 E: 0 K: 0 S: 4	H: 1 LOB: 0 BB: 0 P: 4	R: 0 E: 0 K: 0 S: 3	H: 0 LOB: 0 BB: 0 P: 3	R: 0 E: 0 K: 0 S: 4	H: 1 LOB: 1 BB: 0 P: 4	R: 0 E: 0 K: 1 S: 6	H: 1 LOB: 2 BB: 1 P: 10	1B: 6 2B: 2 3B: 1 HR: 1	SF: 1 SAC: 0 DP: 0 HBP: 0	WP: 0 PB: 0 SB: 1 CS: 0	PA: 40
PITCHER	IP WLS BF H R ER SO BB IBB HBP BLK WP HR S P ERA WHIP	IP WLS BF H R ER SO BB IBB HBP BLK WP HR S P ERA WHIP																		
Jerry Reuss, L ERA: 7.01 (1, 1)	0.0 L 6 6 4 4 0 0 0 0 0 0 0 6 6 ∞ ∞	4.0 15 1 1 1 1 0 2 0 0 0 0 0 13 21 2.25 0.750	3.0 10 1 1 1 0 0 0 0 0 0 0 1 10 10 3.00 0.333	2.0 9 2 0 0 1 1 0 0 0 0 0 0 10 14 0.00 1.500																

St. Louis Cardinals @ Pittsburgh Pirates
Three Rivers Stadium, Pittsburgh, PA
Tue Jun 27 1978, 7:05 PM EDT
Att: 9,229 - Unknown

AB	36
R	6
H	10
RBI	6
BB	3
SO	1
LOB	12



Batter	1	2	3	4	5	6	7	8	9	AB	R	H	RBI	BB	SO	LOB	BOTTOM	
Frank Taveras, R OBP: 0.322, SLG: 0.366 (1, 6)	0-0 L4-3 1B		0-0 G6-4-3		0-0 P4				0-0 6-3	5	0	2	0	0	0	2		
Phil Garner, R OBP: 0.312, SLG: 0.336 (1, 4)	0-0 L4-3		0-0 F3		0-0 4-3		0-0 F9			4	0	0	0	0	0	3		
Dave Parker, L OBP: 0.372, SLG: 0.530 (1, 9)	0-0 F8			0-0 FC5-4 1B	0-0 2B		0-0 F7			4	0	2	0	0	0	1		
Bill Robinson, R OBP: 0.295, SLG: 0.376 (1, 7)		0-0 6-3		0-0 FC5-4 1B	0-0 5-3			0-0 5-3		4	1	0	0	0	0	2		
Manny Sanguillen, R OBP: 0.326, SLG: 0.385 (1, 3)		0-0 FC5-4 1B		0-0 BB 1B		0-0 F9		4-0 6-3 WP BB		3	0	2	0	1	0	0		
Ken Macha, R OBP: 0.287, SLG: 0.167 (1, 5)		0-0 F8		0-0 SF9		0-0 4-3		0-0 6-3		3	0	0	1	0	0	2		
Duffy Dyer, R OBP: 0.365, SLG: 0.367 (1, 2)		0-0 FC5-4		0-0 BB 1B		0-0 E1 FC6-4		0-0 4-3		4	0	1	0	0	0	2		
Omar Moreno, L OBP: 0.324, SLG: 0.272 (1, 8)			0-0 G6-4-3 1B	0-0 1B	0-0 BB		0-0 FC6-4		0-0 4-3	3	0	1	0	1	0	1		
Jerry Reuss, L Ed Whitson, R Rennie Stennett, R Dave Hamilton, L Steve Brye, R Grant Jackson, S John Milner, S (1, 1) (1, 1) (4, PH) (8, 1) (7, PH) (8, 1) (9, PH)	0.0 W 30 9 1 1 0 1 1 0 0 0 0 8 12 0.00 0.500	7.0 W 30 9 1 1 0 1 1 0 0 0 1 8 12 0.00 0.500																
PITCHER	IP WLS BF H R ER SO BB IBB HBP BLK WP HR S P ERA WHIP	IP WLS BF H R ER SO BB IBB HBP BLK WP HR S P ERA WHIP																

St. Louis Cardinals @ Pittsburgh Pirates
Three Rivers Stadium, Pittsburgh, PA
Tue Jun 27 1978, 7:05 PM EDT
Att: 9,229 - Unknown


AB	34
R	1
H	9
RBI	1
BB	2
SO	1
LOB	16



Batter	1	2	3	4	5	6	7	8	9	10	AB	R	H	RBI	BB	SO	LOB	TOP	
Garry Templeton, S OBP: 0.262, SLG: 0.315	K		6-3			K		FC6-4		5-3	5	0	0	0	0	2	3		
Jerry Morales, R OBP: 0.280, SLG: 0.337	6-3			1-3			4-3	L6			4	0	0	0	0	0	1		
Keith Hernandez, L OBP: 0.368, SLG: 0.438	FC6-4 BB			4-3			2B SF8 BB		K		2	1	0	0	2	1	0		
Ted Simmons, S OBP: 0.369, SLG: 0.511	FC6-4			6-3			2B		P2		4	0	1	0	0	0	1		
George Hendrick, R OBP: 0.301, SLG: 0.372		1-3			P6		2B		6-3		3	0	0	0	1	0	0		
Ken Reitz, R OBP: 0.271, SLG: 0.344		F8			P5		SF8			F7	3	0	0	1	0	0	0		
Steve Swisher, R OBP: 0.269, SLG: 0.313					P3		F9				3	0	0	0	1	0	2		
Jerry Mumphrey, S OBP: 0.265, SLG: 0.235										2B BB	0	1	0	0	0	0	0		
Mike Tyson, R OBP: 0.298, SLG: 0.352			4-3			6-3					4	0	2	1	0	0	0		
Bob Forsch, R Roy Thomas, R				F9		L3		FC2-5 2B		6-3	4	0	0	0	0	0	3		
								FC2-5 FC6-4			0	0	0	0	0	0	0		
Inning Stats	R: 0 E: 0 K: 1 S: 5	H: 0 LOB: 1 BB: 1 P: 9	R: 0 E: 0 K: 0 S: 3	H: 0 LOB: 0 BB: 0 P: 3	R: 0 E: 0 K: 0 S: 3	H: 0 LOB: 0 BB: 0 P: 3	R: 0 E: 0 K: 1 S: 5	H: 0 LOB: 0 BB: 0 P: 5	R: 1 E: 0 K: 0 S: 4	H: 1 LOB: 2 BB: 0 P: 12	R: 0 E: 0 K: 0 S: 4	H: 1 LOB: 1 BB: 0 P: 4	R: 0 E: 0 K: 1 S: 5	H: 0 LOB: 0 BB: 0 P: 5	R: 1 E: 0 K: 0 S: 4	H: 1 LOB: 2 BB: 1 P: 8	1B: 0 2B: 3 3B: 0 HR: 0	SF: 1 SAC: 0 DP: 0 HBP: 0	WP: 0 PA: 37
PITCHER Ross Grimsley, L ERA: 2.87	IP: 10.0 WLS: 1 BF: 37 H: 3 R: 2 ER: 2 SO: 3 BB: 3 IBB: 1 HBP: 0 BLK: 0 WP: 0 HR: 0 S: 39 P: 55 ERA: 1.80 WHIP: 0.600																		

St. Louis Cardinals @ Montreal Expos
Olympic Stadium, Montreal, QB
Fri Jun 30 1978, 7:05 PM EDT
Att: 22,829 - Unknown


AB 32
R 2
H 3
RBI 2
BB 4
SO 3
LOB 10



Batter	1	2	3	4	5	6	7	8	9	10	AB	R	H	RBI	BB	SO	LOB	BOTTOM			
Dave Cash, R OBP: 0.322, SLG: 0.342	F9					F7		SH3		FC1-5 1B	3	0	1	0	1	0	0				
Chris Speier, R OBP: 0.337, SLG: 0.330	6-3		F8			5-3		F8		FC1-5	5	0	0	0	0	0	5				
Warren Cromartie, L OBP: 0.313, SLG: 0.350	6-3			1-3 BB		5-3			4-3	P6	4	0	0	0	1	0	2				
Tony Perez, R OBP: 0.320, SLG: 0.425		5-3			F8		L6		6-3	3-1	5	0	0	0	0	0	3				
Ellis Valentine, R OBP: 0.338, SLG: 0.485		F7			1-3			HR	1B BB		3	1	1	1	1	0	1				
Andre Dawson, R OBP: 0.308, SLG: 0.404		K			5-3			CS BB	1B BB		3	0	1	0	1	1	1				
Gary Carter, R OBP: 0.321, SLG: 0.345						5-3		CS 1B		1B	4	0	3	0	0	0	0				
Larry Parrish, R OBP: 0.328, SLG: 0.475						5-3		CS 1B	1B	1B	4	0	0	0	0	2	4				
Ross Grimsley, L Del Unser, L						5-3				P6	4	0	0	0	0	2	4				
										SH3 1B	2	0	1	0	0	0	0				
										FC1-5 1B BB	0	0	0	0	1	0	0				
Inning Stats	R: 0 E: 0 K: 0 S: 3	H: 0 LOB: 0 BB: 0 P: 3	R: 0 E: 0 K: 1 S: 5	H: 0 LOB: 0 BB: 0 P: 5	R: 0 E: 0 K: 1 S: 6	H: 1 LOB: 2 BB: 1 P: 10	R: 0 E: 0 K: 0 S: 3	H: 0 LOB: 0 BB: 0 P: 3	R: 0 E: 0 K: 0 S: 3	H: 0 LOB: 0 BB: 0 P: 7	R: 1 E: 0 K: 0 S: 3	H: 2 LOB: 0 BB: 1 P: 7	R: 0 E: 0 K: 1 S: 6	H: 1 LOB: 1 BB: 0 P: 6	R: 0 E: 0 K: 0 S: 5	H: 2 LOB: 3 BB: 1 P: 9	R: 0 E: 0 K: 0 S: 4	H: 1 LOB: 2 BB: 1 P: 8	1B: 6 2B: 0 3B: 0 HR: 1	SF: 0 SAC: 2 DP: 0 HBP: 0	WP: 0 PA: 41
PITCHER Bob Forsch, R Roy Thomas, R	IP: 9.0 WLS: 1 BF: 36 H: 6 R: 1 ER: 1 SO: 3 BB: 5 IBB: 0 HBP: 0 BLK: 0 WP: 0 HR: 1 S: 37 P: 57 ERA: 1.00 WHIP: 1.222																				

St. Louis Cardinals @ Montreal Expos
Olympic Stadium, Montreal, QB
Fri Jun 30 1978, 7:05 PM EDT
Att: 22,829 - Unknown

AB 33
R 1
H 7
RBI 1
BB 5
SO 3
LOB 16



Batter	1	2	3	4	5	6	7	8	9	AB	R	H	RBI	BB	SO	LOB	TOP					
Lou Brock, L OBP: 0.256, SLG: 0.231 (1, 7)	0-3 K			0-0 6-3		0-0 1B		0-0 F7		4	0	1	0	0	1	0						
Jerry Mumphy, S OBP: 0.272, SLG: 0.243 (1, 9)	0-0 5-3			0-0 F 1B		0-3 K			0-0 3B	4	2	2	0	0	1	1						
Garry Templeton, S OBP: 0.262, SLG: 0.315 (1, 6)	0-0 F8			0-0 1-H CS 1B			0-0 4-3		0-0 F9	4	0	1	1	0	0	1						
Ted Simmons, S OBP: 0.387, SLG: 0.508 (1, 2)		0-0 F7		0-0 6-3			0-0 1B		0-0 F6	4	0	1	0	0	0	2						
Keith Hernandez, L OBP: 0.373, SLG: 0.447 (1, 3)		0-0 4-3			4-0 BB G6-4-3		0-0 1B		0-0 3B	3	0	2	1	1	0	0						
Ken Reitz, R OBP: 0.267, SLG: 0.339 (1, 5)		0-0 5-3			0-0 G6-4-3 1-2		0-0 F9		0-0 5-3	4	0	0	0	0	0	4						
Tony Scott, S OBP: 0.290, SLG: 0.266 (1, 8)			0-0 6-3		0-3 K		0-0 F7			3	0	0	0	0	1	2						
Mike Phillips, L OBP: 0.288, SLG: 0.318 (1, 4)			0-0 F7			0-0 F9		0-0 P6		3	0	0	0	0	0	0						
John Denny, R OBP: 0.186, SLG: 0.220 (8, PH) John Tamargo, S Mark Littell, L (8, 1)			0-0 6-3			0-3 K		0-0 6-3		2	0	0	0	0	1	0						
										1	0	0	0	0	0	0						
										0	0	0	0	0	0	0						
Inning Stats	R: 0 E: 0 K: 1 S: 5	H: 0 LOB: 0 BB: 0 P: 5	R: 0 E: 0 K: 0 S: 3	H: 0 LOB: 0 BB: 0 P: 3	R: 0 E: 0 K: 0 S: 3	H: 0 LOB: 0 BB: 0 P: 3	R: 1 E: 1 K: 0 S: 4	H: 2 LOB: 0 BB: 0 P: 4	R: 0 E: 0 K: 1 S: 4	H: 0 LOB: 0 BB: 1 P: 8	R: 0 E: 0 K: 2 S: 8	H: 1 LOB: 1 BB: 0 P: 8	R: 0 E: 0 K: 0 S: 5	H: 2 LOB: 2 BB: 0 P: 5	R: 0 E: 0 K: 0 S: 3	H: 0 LOB: 0 BB: 0 P: 3	R: 1 E: 0 K: 0 S: 5	H: 2 LOB: 1 BB: 0 P: 5	1B: 6 2B: 0 3B: 1 HR: 0	SF: 0 SAC: 0 DP: 1 HBP: 0	WP: 0 PB: 0 SB: 0 CS: 1	PA: 33
PITCHER Steve Rogers, R ERA: 2.09 (1, 1)	IP: 9.0 WLS: W BF: 33 H: 7 R: 2 ER: 1 SO: 4 BB: 1 IBB: 0 HBP: 0 BLK: 0 WP: 0 HR: 0 S: 40 P: 44 ERA: 1.00 WHIP: 0.889															PITCHER						

St. Louis Cardinals @ Montreal Expos
Olympic Stadium, Montreal, QB
Sat Jul 01 1978, 3:33 AM EDT
Att: 17,906 - Unknown

AB	32
R	2
H	7
RBI	2
BB	1
SO	4
LOB	10



Batter	1	2	3	4	5	6	7	8	9	AB	R	H	RBI	BB	SO	LOB	BOTTOM			
Warren Cromartie, L OBP: 0.309, SLG: 0.346 (1, 7)	0-0 6-3		0-0 SF8			0-0 3-1		0-0 F7		3	0	0	1	0	0	0				
Dave Cash, R OBP: 0.318, SLG: 0.339 Pepe Frias, R OBP: 0.429, SLG: 1.000 (8, 4)	0-0 P4		0-0 P4			0-0 6-3			0-0 4-3	3	0	0	0	0	0	1				
Andre Dawson, R OBP: 0.307, SLG: 0.413 (1, 8)	0-0 1-3			0-3 K		0-0 HR			0-0 P3	4	1	1	1	0	1	0				
Tony Perez, R OBP: 0.317, SLG: 0.420 Del Unser, L OBP: 0.313, SLG: 0.333 (8, 3)		0-3 K		0-0 5-3		0-3 K			0-0 HR	3	0	0	0	0	2	0				
Ellis Valentine, R OBP: 0.341, SLG: 0.485 (1, 9)		4-0 BB		0-0 6-3			0-0 CS			2	0	1	0	1	0	0				
Larry Parrish, R OBP: 0.324, SLG: 0.469 (1, 5)		0-0 4-3			0-0 6-3		0-3 K			3	0	0	0	0	1	2				
Gary Carter, R OBP: 0.324, SLG: 0.346 (1, 2)			1-0 SH5-4 1B SF8 HBP		0-0 F2		0-0 CS			2	1	1	0	0	0	0				
Chris Speier, R OBP: 0.341, SLG: 0.335 (1, 6)			0-0 SH5-4 1B		0-0 FC4 1B		0-0 CS	0-3 K		3	0	2	0	0	1	0				
Steve Rogers, R OBP: 0.120, SLG: 0.102 (1, 1)			0-0 SH5-4		0-0 FC4			0-0 4-3		2	0	0	0	0	0	1				
Inning Stats	R: 0 E: 0 K: 0 S: 3	H: 0 LOB: 0 BB: 1 P: 3	R: 0 E: 0 K: 1 S: 4	H: 0 LOB: 1 BB: 1 P: 8	R: 1 E: 0 K: 0 S: 4	H: 1 LOB: 1 BB: 0 P: 5	R: 0 E: 0 K: 1 S: 5	H: 0 LOB: 0 BB: 0 P: 5	R: 0 E: 0 K: 1 S: 6	H: 1 LOB: 1 BB: 0 P: 6	R: 0 E: 0 K: 1 S: 5	H: 2 LOB: 0 BB: 0 P: 5	R: 0 E: 0 K: 1 S: 5	H: 0 LOB: 0 BB: 0 P: 5	R: 1 E: 0 K: 0 S: 3	H: 1 LOB: 0 BB: 0 P: 3	1B: 4 2B: 0 3B: 0 HR: 2	SF: 1 SAC: 1 DP: 0 HBP: 1	WP: 0 PB: 0 SB: 0 CS: 2	PA: 32
PITCHER John Denny, R ERA: 2.95 Mark Littell, R ERA: 2.7 (8, 1)	IP: 7.0 WLS: L BF: 25 H: 5 R: 2 ER: 2 SO: 4 BB: 1 IBB: 0 HBP: 0 BLK: 0 WP: 0 HR: 1 S: 31 P: 36 ERA: 2.57 WHIP: 0.857															PITCHER				

St. Louis Cardinals @ Montreal Expos
Olympic Stadium, Montreal, QB
Sat Jul 01 1978, 3:33 AM EDT
Att: 17,906 - Unknown

AB	27
R	3
H	6
RBI	3
BB	1
SO	5
LOB	4

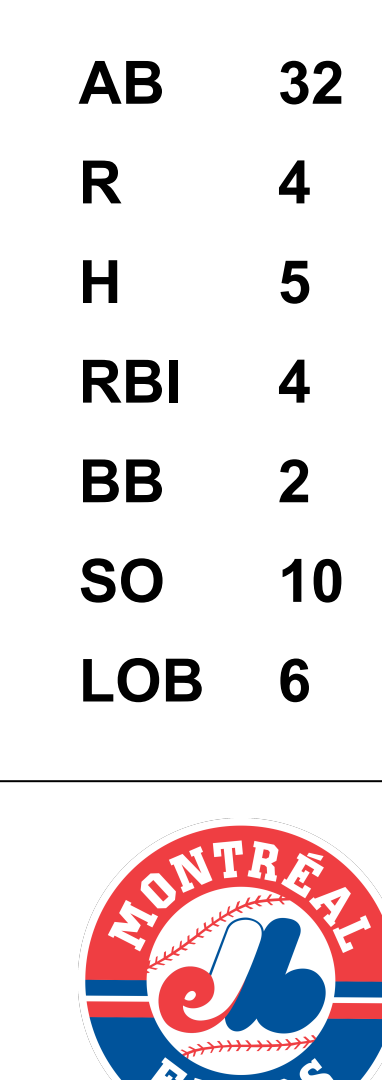


Batter	1	2	3	4	5	6	7	8	9	AB R H RBI BB SO LOB	TOP											
Garry Templeton, S OBP: 0.264, SLG: 0.317	4-0 CS BB		0-0 2B		0-0 1-3	0-0 F4			0-3 K	4 0 1 0 1 1 3	St. Louis Cardinals @ Montreal Expos Olympic Stadium, Montreal, QB Sun Jul 02 1978, 3:33 AM EDT Sunny											
Jerry Morales, R OBP: 0.295, SLG: 0.337	0-0 F7		4-0 BB			4-0 BB FC6-4 BB	0-0 5-3		0-0 1B	3 1 1 0 2 0 1												
Keith Hernandez, L OBP: 0.370, SLG: 0.443	0-0 F9		0-3 K			0-0 FC6-4 BB 1-2 2B 1B	0-3 K		0-0 P5	5 1 1 0 0 2 3												
Ted Simmons, S OBP: 0.392, SLG: 0.520		0-0 4-3		0-0 HR		4-0 FC6-4 BB 1-2 2-3 3H	0-0 FC6-4 1B			3 1 2 1 1 0 0												
George Hendrick, R OBP: 0.300, SLG: 0.367		4-0 BB		0-0 5-3		0-0 FC6-4 2B	0-0 FC6-4 1B			3 1 0 1 1 0 3												
Mark Littell, L						1-2 2-3 3H	1-2			0 0 0 0 0 0 0												
Buddy Schultz, R										0 0 0 0 0 0 0												
Ken Reitz, R OBP: 0.267, SLG: 0.341	0-0 F9		0-0 6-3			0-0 1B 1-H 2B		0-0 F7		4 1 1 2 0 0 1												
Steve Swisher, R OBP: 0.268, SLG: 0.308	0-0 1-3		0-0 P4			0-0 1B 2-3		0-3 K		4 0 1 0 0 1 1												
Mike Tyson, R OBP: 0.293, SLG: 0.345			0-0 F3		0-0 F9	0-3 K		0-0 F3		4 0 0 0 0 1 2												
Pete Vuckovich, R OBP: 0.095, SLG: 0.095			0-3 K		0-3 K	0-0 1B			0-0 CS 1B	3 0 1 1 0 2 0												
Jerry Mumphrey, S OBP: 0.276, SLG: 0.248						1-2 3H				1 0 1 0 0 0 0												
Inning Stats	R: 0 E: 0 K: 0 S: 2	H: 0 LOB: 0 BB: 1 P: 6	R: 0 E: 0 K: 0 S: 3	H: 0 LOB: 1 BB: 1 P: 7	R: 0 E: 0 K: 2 S: 8	H: 1 LOB: 2 BB: 1 P: 12	R: 1 E: 0 K: 0 S: 4	H: 1 LOB: 0 BB: 0 P: 4	R: 0 E: 0 K: 1 S: 5	H: 0 LOB: 0 BB: 0 P: 5	R: 4 E: 0 K: 1 S: 9	H: 4 LOB: 2 BB: 2 P: 17	R: 0 E: 0 K: 1 S: 6	H: 1 LOB: 0 BB: 0 P: 6	R: 0 E: 0 K: 1 S: 5	H: 0 LOB: 0 BB: 0 P: 5	R: 0 E: 0 K: 1 S: 6	H: 2 LOB: 1 BB: 0 P: 6	1B: 6 2B: 2 3B: 0 HR: 1	SF: 0 SAC: 0 DP: 0 HBP: 0	WP: 0 PB: 0 SB: 0 CS: 2	PA: 39
PITCHER	IP WLS BF H R ER SO BB IBB HBP BLK WP HR S P ERA WHIP											PITCHER	IP WLS BF H R ER SO BB IBB HBP BLK WP HR S P ERA WHIP									
Woodie Fryman, L ERA: 4.5	5.1 L 24 4 5 5 3 5 0 0 0 0 0 1 25 45 8.44 1.688																					
Mike Garman, R ERA: 5.8	1.2 8 3 0 0 2 0 0 0 0 0 0 0 12 12 0.00 1.800																					
Stan Bahnsen, R ERA: 3.86	2.0 7 2 0 0 2 0 0 0 0 0 0 0 11 11 0.00 1.000																					

AB 34
R 5
H 9
RBI 5
BB 5
SO 7
LOB 14



Batter	1	2	3	4	5	6	7	8	9	AB R H RBI BB SO LOB	BOTTOM									
Warren Cromartie, L OBP: 0.308, SLG: 0.345	0-0 E4 2B		0-0 F9		0-3 K		0-0 BB 1-2 2H 1B			4 1 1 1 0 1 0	St. Louis Cardinals @ Montreal Expos Olympic Stadium, Montreal, QB Sun Jul 02 1978, 3:33 AM EDT Sunny									
Dave Cash, R OBP: 0.324, SLG: 0.345	0-0 1-H SF7 2B		0-0 S 1B			0-0 5-3	4-0 BB			3 1 2 1 1 0 0										
Andre Dawson, R OBP: 0.307, SLG: 0.408	0-3 K		4-0 1-2 BB			0-3 K	0-3 K			3 0 0 0 1 3 4										
Tony Perez, R OBP: 0.313, SLG: 0.415	0-0 SF7		0-0 F9			0-0 1-3		0-0 6-3		3 0 0 1 0 0 2										
Ellis Valentine, R OBP: 0.337, SLG: 0.478	0-0 4-3			0-0 F9			0-3 K	0-3 K		4 0 0 0 0 2 0										
Larry Parrish, R OBP: 0.319, SLG: 0.461		0-0 5-3		0-0 P6			0-3 K	0-0 1-3		4 0 0 0 0 1 0										
Gary Carter, R OBP: 0.323, SLG: 0.349		0-0 F2		0-3 K			0-0 1B 2B		0-3 K	4 1 1 0 0 2 0										
Chris Speier, R OBP: 0.340, SLG: 0.333		0-0 6-3			0-0 F9		0-0 2H 1B HBP 1B		0-3 K	4 1 1 1 0 1 0										
Woodie Fryman, R ERA: 4.5			0-0 B1-3		0-0 1-3		1-0 BB 1B HBP		0-0 F8	2 0 0 0 0 0 0										
Del Unser, L OBP: 0.265, SLG: 0.333										0 0 0 0 0 0 0										
Stan Bahnsen, R ERA: 3.86										0 0 0 0 0 0 0										
Wayne Garrett, L OBP: 0.267, SLG: 0.236										0 0 0 0 0 0 0										
Stan Paet, R OBP: 0.301, SLG: 0.362										1 0 0 0 0 0 0										
Inning Stats	R: 2 E: 1 K: 1 S: 7	H: 1 LOB: 0 BB: 0 P: 7	R: 0 E: 0 K: 0 S: 3	H: 0 LOB: 0 BB: 0 P: 3	R: 0 E: 0 K: 0 S: 4	H: 1 LOB: 1 BB: 1 P: 8	R: 0 E: 0 K: 1 S: 5	H: 0 LOB: 0 BB: 0 P: 5	R: 0 E: 0 K: 1 S: 5	H: 0 LOB: 0 BB: 0 P: 5	R: 2 E: 0 K: 3 S: 12	H: 3 LOB: 3 BB: 1 P: 17	R: 0 E: 0 K: 1 S: 5	H: 0 LOB: 0 BB: 0 P: 5	R: 0 E: 0 K: 2 S: 7	H: 0 LOB: 0 BB: 0 P: 7	1B: 3 2B: 2 3B: 0 HR: 0	SF: 1 SAC: 0 DP: 0 HBP: 1	WP: 0 PB: 0 SB: 1 CS: 0	PA: 36
PITCHER	IP WLS BF H R ER SO BB IBB HBP BLK WP HR S P ERA WHIP											PITCHER	IP WLS BF H R ER SO BB IBB HBP BLK WP HR S P ERA WHIP							
Pete Vuckovich, R ERA: 2.39	6.2 W 28 5 4 2 6 1 0 1 0 0 0 0 38 43 2.70 0.900																			
Mark Littell, R ERA: 2.61	2.0 7 0 0 0 4 1 0 0 0 0 0 0 14 18 0.00 0.500																			
Buddy Schultz, L ERA: 4.0	0.1 S 1 0 0 0 0 0 0 0 0 0 0 0 1 1 0.00 0.000																			



Batter	1	2	3	4	5	6	7	8	9	AB	R	H	RBI	BB	SO	LOB	TOP	
Ivan De Jesus, R OBP: 0.346, SLG: 0.370 (1, 6)			6-3		F8	5-3		F9 1B	K	6	1	2	0	0	1	6	Chicago Cubs @ St. Louis Cardinals Busch Stadium, St. Louis, MO Mon Jul 03 1978, 7:05 PM CDT Att: 31,719 - Unknown - 78 F	
Gena Clines, R OBP: 0.362, SLG: 0.366 (1, 7)	L9		1B		L7		S 1B BB	1-2 1B		4	1	2	0	1	0	1		
Bobby Murcer, L OBP: 0.334, SLG: 0.356 (1, 8)	1-H 2B		1-3 1B		F8		F5	F9		5	0	2	1	0	0	3		
Mike Vail, R OBP: 0.304, SLG: 0.426 (1, 9)	K		G6-4-3			BB 1B	BLK 1B	1-3		5	2	2	1	0	1	5		
Manny Trillo, R OBP: 0.331, SLG: 0.363 (1, 4)	4-3				5-3	L9		5-3		5	1	1	1	0	0	2		
Larry Bittner, L OBP: 0.322, SLG: 0.361 (1, 3)		SH3 1B			6-3	1B BB	FC1	IBB E 1B		4	0	2	0	1	0	0		
Rodney Scott, S OBP: 0.381, SLG: 0.351 (1, 5)		SH3				WP 1B	G3	FC4 IBB		4	0	2	1	0	0	2		
Larry Cox, R OBP: 0.293, SLG: 0.318 (6, PH)					F3					2	0	0	0	0	0	2		
Greg Gross, L OBP: 0.330, SLG: 0.380 (6, 2)					F2		6-3			0	0	0	0	1	0	0		
Mike Gordon, S (6, 2)						1-2 IBB		1-2 2-3 IBB		1	0	0	0	1	0	1		
Dave Roberts, L OBP: 0.357, SLG: 0.500 (1, 1)					F8				K	3	1	1	1	0	0	4		
Donnie Moore, L OBP: 0.286, SLG: 0.286 (6, 1)							F5		K	1	0	0	0	0	1	0		
Bruce Sutter, R (8, 1)						HR			K	1	0	0	0	0	1	3		
Inning Stats	R: 1 E: 0 K: 1 S: 7	H: 2 LOB: 1 BB: 0 P: 7	R: 0 E: 0 K: 0 S: 4	H: 1 LOB: 1 BB: 0 P: 4	R: 0 E: 0 K: 0 S: 4	H: 2 LOB: 1 BB: 0 P: 4	R: 0 E: 0 K: 0 S: 4	H: 1 LOB: 0 BB: 0 P: 4	R: 1 E: 0 K: 0 S: 5	H: 2 LOB: 3 BB: 2 P: 13	R: 3 E: 1 K: 0 S: 9	H: 2 LOB: 1 BB: 1 P: 13	R: 0 E: 0 K: 1 S: 7	H: 2 LOB: 2 BB: 0 P: 7	R: 0 E: 1 K: 2 S: 9	H: 1 LOB: 3 BB: 1 P: 13	1B: 12 SF: 0 2B: 1 SAC: 1 3B: 0 DP: 1 HR: 1 HBP: 0	WP: 1 PA: 46 PB: 0 SB: 2 CS: 0
PITCHER	IP WLS BF H R ER SO BB IBB HBP BLK WP HR S P ERA WHIP																	
Pete Falcone, L ERA: 5.4 (1, 1)	5.1 L 25 9 3 3 1 1 0 0 0 0 1 26 30 5.06 1.875																	
Roy Thomas, R ERA: 2.7 (6, 1)	1.0 7 2 3 2 0 1 1 0 1 1 0 8 16 18.00 3.000																	
George Frazier, R ERA: 2.61 (7, 1)	0.2 3 0 0 0 0 0 0 0 0 0 0 3 3 0.00 0.000																	
Mark Littell, R ERA: 2.53 (8, 1)	2.0 11 3 0 0 3 0 1 0 0 0 0 16 20 0.00 1.500																	

Batter	1	2	3	4	5	6	7	8	9	AB	R	H	RBI	BB	SO	LOB	BOTTOM
Garry Templeton, S OBP: 0.262, SLG: 0.313 (1, 6)	G6-4-3 1B		F9		6-3		FC6-4		L5	5	0	1	0	0	0	1	Chicago Cubs @ St. Louis Cardinals Busch Stadium, St. Louis, MO Mon Jul 03 1978, 7:05 PM CDT Att: 31,719 - Unknown - 78 F
Jerry Mumphrey, S OBP: 0.286, SLG: 0.290 (1, 8)	G6-4-3 1-2		1B		1-3			K		4	1	1	0	0	1	1	
Keith Hernandez, L OBP: 0.373, SLG: 0.451 (1, 3)	2B		3B			L7		1B 1B		4	1	3	1	0	0	0	
Ted Simmons, S OBP: 0.394, SLG: 0.527 (8, 2)	5-3		5-3			3B		1B		4	0	2	0	0	0	2	
Ken Reitz, R OBP: 0.267, SLG: 0.342 (1, 5)		F8			F9		P4		1-2 1B	4	0	1	1	0	0	1	
Jerry Morales, R OBP: 0.276, SLG: 0.328 (1, 9)		F9			F8		6-3		F9	4	0	0	0	0	0	3	
Steve Swisher, R OBP: 0.293, SLG: 0.333 (7, PH)										2	0	2	0	0	0	0	
Lou Brock, L OBP: 0.254, SLG: 0.228 (8, 7)							4-3		4-3	2	0	0	0	0	0	2	
Mike Tyson, R OBP: 0.290, SLG: 0.341 (7, PH)										2	0	0	0	0	0	2	
Mike Phillips, L OBP: 0.235, SLG: 0.313 (8, 4)		5-3			P4		FC6-4 BB		4-3	1	0	0	0	1	0	0	
Pete Falcone, L OBP: 0.226, SLG: 0.200 (6, 1)										2	0	0	0	0	1	0	
Roy Thomas, R (6, 1)										0	0	0	0	0	0	0	
George Frazier, R (7, 1)										0	0	0	0	0	0	0	
Tony Scott, S OBP: 0.237, SLG: 0.263 (7, PH)										1	0	0	0	0	0	1	
Mark Littell, L (8, 1)										0	0	0	0	0	0	0	
John Tamargo, S (6, PH)										1	0	0	0	0	1	0	
Inning Stats	R: 0 E: 0 K: 0 S: 4	H: 2 LOB: 1 BB: 0 P: 4	R: 0 E: 0 K: 0 S: 10	H: 1 LOB: 1 BB: 0 P: 13	R: 1 E: 0 K: 0 S: 5	H: 2 LOB: 1 BB: 0 P: 5	R: 0 E: 0 K: 0 S: 4	H: 1 LOB: 1 BB: 0 P: 4	R: 0 E: 0 K: 0 S: 3	H: 0 LOB: 1 BB: 1 P: 7	R: 0 E: 0 K: 1 S: 8	H: 3 LOB: 2 BB: 0 P: 8	R: 0 E: 0 K: 1 S: 5	H: 0 LOB: 0 BB: 0 P: 5	1B: 7 SF: 0 2B: 1 SAC: 0 3B: 2 DP: 1 HR: 0 HBP: 0	WP: 0 PA: 37 PB: 0 SB: 0 CS: 0	
PITCHER	IP WLS BF H R ER SO BB IBB HBP BLK WP HR S P ERA WHIP																
Dave Roberts, L ERA: 3.77 (1, 1)	5.0 W 20 6 1 1 1 1 0 0 0 0 0 31 37 1.80 1.200																
Donnie Moore, R ERA: 4.23 (6, 1)	2.1 12 4 1 1 1 1 0 0 0 0 0 13 17 3.86 2.143																
Bruce Sutter, R ERA: 1.98 (8, 1)	1.2 S 5 0 0 0 1 0 0 0 0 0 0 7 7 0.00 0.000																

AB	41
R	6
H	14
RBI	5
BB	4
SO	4
LOB	29



AB	36
R	2
H	10
RBI	2
BB	1
SO	3
LOB	13



Batter	1	2	3	4	5	6	7	8	9	AB	R	H	RBI	BB	SO	LOB	TOP			
Frank Taveras, R (1.6) OBP: 0.314, SLG: 0.350	1-3		L6		5-3		1B			4	0	1	0	0	0	1	Pittsburgh Pirates @ St. Louis Cardinals Busch Stadium, St. Louis, MO Thu Jul 06 1978, 7:05 PM CDT Att: 14,832 - Unknown			
Omar Moreno, L (1.8) OBP: 0.321, SLG: 0.281	1B				FC6-4		6-3		1B	4	0	3	0	0	0	0				
Phil Garner, R (1.4) OBP: 0.318, SLG: 0.343	G3				FC6-4		HR		F8	4	1	1	0	0	0	4				
Bill Robinson, R (1.7) OBP: 0.298, SLG: 0.381					K		K		5-3	3	0	0	0	1	2	2				
Willie Stargell, L (1.3) OBP: 0.391, SLG: 0.576	G6-3						HR		G4-6-3	3	1	2	2	1	0	1				
Ed Ott, L (1.2) OBP: 0.299, SLG: 0.385					6-3				G4-6-3	4	0	2	0	0	0	3				
Steve Brye, R (1.9) OBP: 0.315, SLG: 0.349					FC6-4		G1-6-3		F8	4	0	1	0	0	0	2				
Ken Macha, R (1.5) OBP: 0.342, SLG: 0.344			L9		G1-6-3		6-3		G1-6-3	4	0	0	0	0	0	2				
Jim Rooker, R (1.1) OBP: 0.222, SLG: 0.370					K				4-3	2	0	1	0	0	1	0				
John Milner, L (7. PH) OBP: 0.359, SLG: 0.434							G3			1	0	0	0	0	0	0				
Jim Bibby, R (7.1) OBP: 0.211, SLG: 0.119										0	0	0	0	0	0	0				
Manny Sanguillen, R (9. PH) OBP: 0.320, SLG: 0.374										1	0	0	0	0	0	0				
Inning Stats	R: 0 E: 0 K: 0 S: 3	H: 1 LOB: 0 BB: 0 P: 3	R: 0 E: 0 K: 0 S: 3	H: 1 LOB: 1 BB: 1 P: 7	R: 0 E: 0 K: 1 S: 5	H: 0 LOB: 0 BB: 0 P: 5	R: 0 E: 0 K: 1 S: 7	H: 2 LOB: 2 BB: 0 P: 7	R: 0 E: 0 K: 0 S: 4	H: 2 LOB: 1 BB: 0 P: 4	R: 2 E: 0 K: 1 S: 8	H: 3 LOB: 1 BB: 0 P: 8	R: 0 E: 0 K: 0 S: 5	H: 0 LOB: 0 BB: 1 P: 6	R: 0 E: 0 K: 0 S: 3	H: 0 LOB: 0 BB: 0 P: 3	1B: 9 2B: 0 3B: 1 HR: 1	SF: 0 SAC: 0 DP: 4 HBP: 0	WP: 0 PB: 0 SB: 0 CS: 0	PA: 36
PITCHER John Denny, R (1.1) ERA: 2.88	IP: 9.0 WLS: W BF: 36 H: 11 R: 2 ER: 2 SO: 3 BB: 2 IBB: 0 HBP: 0 BLK: 0 WP: 0 HR: 1 S: 40 P: 48 ERA: 2.00 WHIP: 1.444																			

Batter	1	2	3	4	5	6	7	8	9	AB	R	H	RBI	BB	SO	LOB	BOTTOM			
Garry Templeton, S (1.6) OBP: 0.264, SLG: 0.313	F9		4-3					5-3		4	1	1	0	0	0	0	Pittsburgh Pirates @ St. Louis Cardinals Busch Stadium, St. Louis, MO Thu Jul 06 1978, 7:05 PM CDT Att: 14,832 - Unknown			
Jerry Mumphrey, S (1.7) OBP: 0.295, SLG: 0.299	1-3		K		E6		K		K	4	0	1	0	0	2	0				
Keith Hernandez, L (1.3) OBP: 0.372, SLG: 0.450					CS		K		G3	4	1	2	0	0	1	1				
Ted Simmons, S (1.2) OBP: 0.396, SLG: 0.531	F9				1-H		5-3			3	0	1	1	0	0	1				
George Hendrick, R (1.8) OBP: 0.298, SLG: 0.373			F9		F8		5-3		5-3	3	0	0	0	0	0	1				
Jerry Morales, R (1.9) OBP: 0.281, SLG: 0.343					K		6-3			3	1	1	0	0	1	0				
Ken Reitz, R (1.5) OBP: 0.276, SLG: 0.345					K					3	0	2	1	0	1	0				
Mike Tyson, R (1.4) OBP: 0.283, SLG: 0.332					K				F8	3	0	0	0	0	1	1				
John Denny, R (1.1) OBP: 0.174, SLG: 0.205					K				5-3	3	0	0	0	0	1	1				
Inning Stats	R: 0 E: 0 K: 0 S: 4	H: 1 LOB: 1 BB: 0 P: 4	R: 1 E: 0 K: 0 S: 5	H: 2 LOB: 1 BB: 0 P: 5	R: 1 E: 0 K: 1 S: 7	H: 2 LOB: 1 BB: 0 P: 7	R: 0 E: 0 K: 3 S: 9	H: 0 LOB: 0 BB: 0 P: 9	R: 1 E: 0 K: 2 S: 8	H: 2 LOB: 0 BB: 0 P: 8	R: 0 E: 0 K: 0 S: 3	H: 0 LOB: 0 BB: 0 P: 3	R: 0 E: 0 K: 1 S: 5	H: 0 LOB: 0 BB: 0 P: 5	R: 0 E: 0 K: 1 S: 5	H: 0 LOB: 0 BB: 0 P: 5		1B: 6 2B: 2 3B: 0 HR: 0	SF: 0 SAC: 0 DP: 0 HBP: 0	WP: 0 PB: 0 SB: 0 CS: 1
PITCHER Jim Rooker, L (1.1) ERA: 5.2	IP: 6.0 WLS: L BF: 24 H: 7 R: 3 ER: 3 SO: 6 BB: 7 IBB: 3 HBP: 0 BLK: 0 WP: 0 HR: 0 S: 36 P: 36 ERA: 3.00 WHIP: 1.167																			
Jim Bibby, R (7.1) ERA: 3.55	IP: 2.0 WLS: L BF: 6 H: 1 R: 0 ER: 0 SO: 1 BB: 0 IBB: 0 HBP: 0 BLK: 0 WP: 0 HR: 0 S: 8 P: 8 ERA: 0.00 WHIP: 0.500																			

Batter	1	2	3	4	5	6	7	8	9	AB	R	H	RBI	BB	SO	LOB	TOP										
Frank Taveras, R (1,6) OBP: 0.313, SLG: 0.347	0-3 K		0-0 F4		0-0 SH1-4		0-0 P6		4-0 CS BB	3	0	0	0	1	1	0	Pittsburgh Pirates @ St. Louis Cardinals Busch Stadium, St. Louis, MO Fri Jul 07 1978, 7:05 PM CDT Att: 13,813 - Unknown										
Omar Moreno, L (1,8) OBP: 0.322, SLG: 0.287	0-0 4-3 S 1B		0-0 1B 2B		0-0 K		0-3 K		0-3 K	5	1	2	0	0	3	2											
John Milner, L (1,7) OBP: 0.392, SLG: 0.436 Mario Mendoza, R (8,5) OBP: 0.317, SLG: 0.351	0-0 4-3		0-0 1B		0-0 4-3				0-0 1B SF7 1B	4	1	2	1	0	0	2											
Bill Robinson, R (1,9) OBP: 0.302, SLG: 0.388	0-0 5-3		0-3 K						0-0 1B SF7 1B	4	0	2	0	0	1	2											
Willie Stargell, L (1,3) OBP: 0.393, SLG: 0.577		0-0 G6-3 1B 1B	0-3 K						0-0 SF7 1B	3	0	2	1	0	1	1											
Ed Ott, L (1,2) OBP: 0.298, SLG: 0.382		0-0 G6-3 1B		0-0 4-3		0-0 L8		0-0 P4	0-0 3-H	4	0	1	0	0	0	2											
Phil Garner, R (1,4) OBP: 0.321, SLG: 0.343		0-0 G6-3		0-3 K		0-0 1B			0-0 HBP	3	0	1	0	0	1	2											
Ken Macha, R (1,5) OBP: 0.333, SLG: 0.314 Grant Jackson, S (8,1) OBP: 0.167, SLG: 0.167 Kent Tekulve, R (8,1) OBP: 0.182, SLG: 0.182		4-0 BB		0-0 2-3		0-0 1-3		0-0 F8		3	0	0	0	0	1	0		4									
John Candelaria, L (1,1) OBP: 0.286, SLG: 0.200 Steve Brye, R (8,9) OBP: 0.312, SLG: 0.345		0-0 4-3			0-0 SH1-4 2B		0-3 K		0-0 P4	3	0	1	0	0	1	2											
Inning Stats	R: 0 E: 0 K: 1 S: 6	H: 1 LOB: 1 BB: 0 P: 6	R: 0 E: 0 K: 0 S: 4	H: 2 LOB: 2 BB: 1 P: 8	R: 1 E: 0 K: 2 S: 9	H: 2 LOB: 1 BB: 0 P: 9	R: 0 E: 0 K: 1 S: 5	H: 0 LOB: 0 BB: 0 P: 5	R: 0 E: 0 K: 0 S: 6	H: 3 LOB: 2 BB: 0 P: 5	R: 0 E: 0 K: 2 S: 7	H: 0 LOB: 0 BB: 0 P: 7	R: 1 E: 0 K: 0 S: 5	H: 2 LOB: 2 BB: 0 P: 6	R: 0 E: 0 K: 1 S: 4	H: 0 LOB: 0 BB: 1 P: 8		1B: 8 2B: 3 3B: 0 HR: 0	SF: 1 SAC: 1 DP: 1 HBP: 1	WP: 0 PB: 0 SB: 1 CS: 1	PA: 38						
PITCHER	IP	WLS	BF	H	R	ER	SO	BB	IBB	HBP	BLK	WP	HR	S	P	ERA	WHIP										
Pete Vuckovich, R (1,1) ERA: 2.4	7.0	L	31	11	2	2	7	1	0	0	0	0	0	44	48	2.57	1.714										
Buddy Schultz, L (8,1) ERA: 3.72	0.2		2	0	0	0	0	0	0	0	0	0	0	2	2	0.00	0.000										
Mark Littell, R (8,1) ERA: 2.48	1.1	S	5	0	0	0	1	1	0	1	0	0	0	5	10	0.00	0.750										

Batter	1	2	3	4	5	6	7	8	9	AB	R	H	RBI	BB	SO	LOB	BOTTOM										
Garry Templeton, S (1,6) OBP: 0.266, SLG: 0.322	0-0 HR	0-0 4-3			4-0 SH1-3 BB			0-0 6-3		3	1	1	1	1	0	1	Pittsburgh Pirates @ St. Louis Cardinals Busch Stadium, St. Louis, MO Fri Jul 07 1978, 7:05 PM CDT Att: 13,813 - Unknown										
Jerry Mumphrey, S (1,7) OBP: 0.301, SLG: 0.313	0-0 CS 1B		0-0 L4		0-0 SH1-3		0-0 1B G5-2-3 2B			3	0	2	0	0	0	0											
Keith Hernandez, L (1,3) OBP: 0.370, SLG: 0.447	0-0 F9		0-0 3-1		0-0 4-3		0-0 1B			4	0	1	0	0	0	2											
Ted Simmons, S (1,2) OBP: 0.398, SLG: 0.529	0-0 1B		0-0 F9			0-0 F7		4-0 1B		3	0	1	0	1	0	0											
George Hendrick, R (1,8) OBP: 0.302, SLG: 0.376	0-0 1B			0-0 FC4-6 1B		0-0 L7		0-0 G5-2-3		4	0	2	0	0	0	3											
Jerry Morales, R (1,9) OBP: 0.277, SLG: 0.339	0-0 F9			0-0 F8		0-0 L9		3-H		4	0	0	0	0	0	3											
Ken Reitz, R (1,5) OBP: 0.273, SLG: 0.341		0-0 L7		0-0 FC4-6		0-0 6-3			0-0 P4	4	0	0	0	0	0	1											
Mike Tyson, R (1,4) OBP: 0.283, SLG: 0.329 Lou Brock, L (9, PH) OBP: 0.255, SLG: 0.228	4-0 SH5-4 BB			0-0 F7		0-0 6-3		4-0 FC4-6 BB		2	0	0	0	1	0	1											
Pete Vuckovich, R (1,1) OBP: 0.087, SLG: 0.087 Buddy Schultz, R (8,1) Mark Littell, L (8,1) John Tamargo, S (9, PH)	0-0 SH5-4			0-0 L1		0-0 F7		1-2	0-0 FC4-6	2	0	0	0	0	0	0											
Inning Stats	R: 1 E: 0 K: 0 S: 6	H: 4 LOB: 2 BB: 0 P: 6	R: 0 E: 0 K: 0 S: 3	H: 0 LOB: 1 BB: 1 P: 7	R: 0 E: 0 K: 0 S: 3	H: 0 LOB: 0 BB: 0 P: 3	R: 0 E: 0 K: 0 S: 4	H: 1 LOB: 1 BB: 0 P: 4	R: 0 E: 0 K: 0 S: 3	H: 0 LOB: 0 BB: 0 P: 3	R: 0 E: 0 K: 0 S: 3	H: 0 LOB: 0 BB: 0 P: 3	R: 0 E: 0 K: 0 S: 4	H: 2 LOB: 2 BB: 1 P: 8	R: 0 E: 0 K: 0 S: 3	H: 0 LOB: 1 BB: 1 P: 7		1B: 5 2B: 1 3B: 0 HR: 1	SF: 0 SAC: 2 DP: 1 HBP: 0	WP: 0 PB: 0 SB: 0 CS: 1	PA: 36						
PITCHER	IP	WLS	BF	H	R	ER	SO	BB	IBB	HBP	BLK	WP	HR	S	P	ERA	WHIP										
John Candelaria, L (1,1) ERA: 2.94	7.0	W	27	5	1	1	0	2	0	0	0	0	0	25	33	1.29	1.000										
Grant Jackson, L (8,1) ERA: 2.41	0.1		3	2	0	0	0	0	0	0	0	0	0	3	3	0.00	6.000										
Kent Tekulve, R (8,1) ERA: 2.38	1.2	S	6	0	0	0	0	1	1	0	0	0	0	4	12	0.00	0.600										

Batter	1	2	3	4	5	6	7	8	9	AB	R	H	RBI	BB	SO	LOB	TOP			
Frank Taveras, R (1, 6) OBP: 0.313, SLG: 0.344	1-3		CS BB		FC6-4			F5		3	0	0	0	1	0	1	Pittsburgh Pirates @ St. Louis Cardinals Busch Stadium, St. Louis, MO Sat Jul 08 1978, 7:05 PM CDT Att: 20,524 - Unknown			
Omar Moreno, L (1, 8) OBP: 0.326, SLG: 0.289	S 1B		1-2 BB			S BB		F5		2	0	1	0	2	0	0				
John Milner, L (1, 7) OBP: 0.389, SLG: 0.426	P4		4-3			F9				3	0	0	0	1	0	3				
Bill Robinson, R (1, 9) OBP: 0.297, SLG: 0.381	6-3			P4		5-3		F9		4	0	0	0	0	0	3				
Willie Stargell, L (1, 3)		F8		F2		4-3			F7	4	0	0	0	0	0	1				
Ed Ott, L (1, 2) OBP: 0.297, SLG: 0.376		E S BB		F7				F7		3	0	0	0	1	0	0				
Phil Garner, R (1, 4) OBP: 0.316, SLG: 0.338		P6			5-3			5-3		4	0	0	0	0	0	1				
Ken Macha, R (1, 5) OBP: 0.356, SLG: 0.306		F9			FC6-4 BB					1	0	0	0	2	0	1				
Don Robinson, R (1, 1) OBP: 0.150, SLG: 0.175					FC6-4			F9		2	0	0	0	0	1	1				
Ed Whitson, R (6, 1) OBP: 0.200, SLG: 0.200			K		FC6-4					0	0	0	0	0	0	0				
Steve Nicosia, R (7, PH)					FC6-4					1	0	0	0	0	0	1				
Bruce Kison, R (7, 1)					FC6-4					0	0	0	0	0	0	0				
Inning Stats	R: 0 E: 0 K: 0 S: 4	H: 1 LOB: 1 BB: 0 P: 4	R: 0 E: 1 K: 0 S: 3	H: 0 LOB: 1 BB: 1 P: 7	R: 0 E: 0 K: 1 S: 4	H: 0 LOB: 0 BB: 2 P: 12	R: 0 E: 0 K: 0 S: 3	H: 0 LOB: 0 BB: 0 P: 3	R: 0 E: 0 K: 0 S: 3	H: 0 LOB: 1 BB: 1 P: 7	R: 0 E: 0 K: 0 S: 3	H: 0 LOB: 1 BB: 1 P: 7	R: 0 E: 0 K: 0 S: 3	H: 0 LOB: 0 BB: 0 P: 3	R: 0 E: 0 K: 0 S: 3	H: 0 LOB: 0 BB: 0 P: 3	1B: 1 2B: 0 3B: 0 HR: 0	SF: 0 SAC: 0 DP: 0 HBP: 0	WP: 0 PB: 0 SB: 3 CS: 1	PA: 34
PITCHER Silvio Martinez, R (1, 1) ERA: 3.21	IP: 9.0 WLS: W BF: 34 H: 1 R: 0 ER: 0 SO: 1 BB: 7 IBB: 0 HBP: 0 BLK: 0 WP: 0 HR: 0 S: 29 P: 57 ERA: 0.00 WHIP: 0.889																			

AB	27
R	0
H	1
RBI	0
BB	7
SO	1
LOB	12



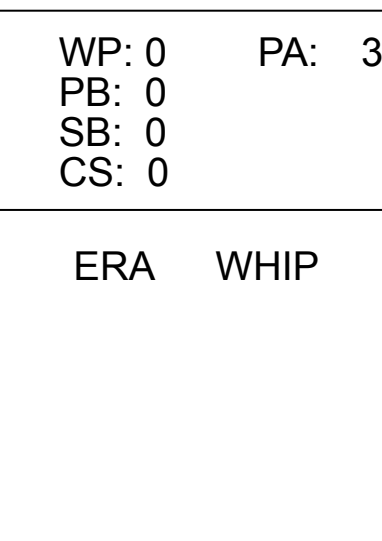
Batter	1	2	3	4	5	6	7	8	9	AB	R	H	RBI	BB	SO	LOB	BOTTOM			
Garry Templeton, S (1, 6) OBP: 0.266, SLG: 0.324	K		6-3			FC6				4	0	1	0	0	1	2	Pittsburgh Pirates @ St. Louis Cardinals Busch Stadium, St. Louis, MO Sat Jul 08 1978, 7:05 PM CDT Att: 20,524 - Unknown			
Jerry Mumphrey, S (1, 7) OBP: 0.306, SLG: 0.317	S 1B		1-4-3		FC1-6-5 HR			G1-4-3 1B		4	1	2	0	0	0	1				
George Hendrick, R (1, 8) OBP: 0.305, SLG: 0.388	FC6 BB		6-3		2-H HR			G1-4-3 1-2		3	1	1	2	1	0	1				
Ted Simmons, S (1, 2) OBP: 0.396, SLG: 0.536	P4			HR	3-1			3-1		4	1	1	1	0	0	2				
Keith Hernandez, L (1, 3) OBP: 0.369, SLG: 0.448	FC6			F8		1B 2B		3-1		4	1	1	0	0	0	2				
Jerry Morales, R (1, 9) OBP: 0.283, SLG: 0.342		G3 1B			FC6-4 1B	1B BB		1-3		3	0	2	0	1	0	0				
Ken Reitz, R (1, 5) OBP: 0.275, SLG: 0.341		F7		K		FC1-2-5 1B		1B BB		3	0	1	1	1	1	2				
Mike Tyson, R (1, 4) OBP: 0.283, SLG: 0.328		G3			FC6-4	FC1-2-5 FC6		1B		4	0	1	0	0	0	4				
Silvio Martinez, R (1, 1) OBP: 0.200, SLG: 0.300		3-1			K	P3		K		4	0	0	0	0	2	5				
Inning Stats	R: 0 E: 0 K: 1 S: 6	H: 1 LOB: 2 BB: 1 P: 10	R: 0 E: 0 K: 0 S: 4	H: 1 LOB: 1 BB: 0 P: 4	R: 0 E: 0 K: 0 S: 3	H: 0 LOB: 0 BB: 0 P: 3	R: 1 E: 0 K: 1 S: 7	H: 2 LOB: 1 BB: 0 P: 7	R: 2 E: 0 K: 1 S: 7	H: 2 LOB: 0 BB: 0 P: 7	R: 1 E: 0 K: 0 S: 5	H: 2 LOB: 2 BB: 1 P: 9	R: 0 E: 0 K: 0 S: 3	H: 1 LOB: 0 BB: 0 P: 3	R: 0 E: 0 K: 1 S: 6	H: 1 LOB: 2 BB: 1 P: 10		1B: 6 2B: 2 3B: 0 HR: 2	SF: 0 SAC: 0 DP: 1 HBP: 0	WP: 0 PB: 0 SB: 1 CS: 0
PITCHER Don Robinson, R (1, 1) ERA: 3.52	IP: 5.0 WLS: L BF: 24 H: 7 R: 4 ER: 4 SO: 3 BB: 2 IBB: 0 HBP: 0 BLK: 0 WP: 0 HR: 2 S: 28 P: 36 ERA: 7.20 WHIP: 1.800																			
Ed Whitson, R (6, 1) ERA: 2.18	1.0 4 1 0 0 0																			
Bruce Kison, R (7, 1) ERA: 3.18	2.0 8 2 0 0 1																			

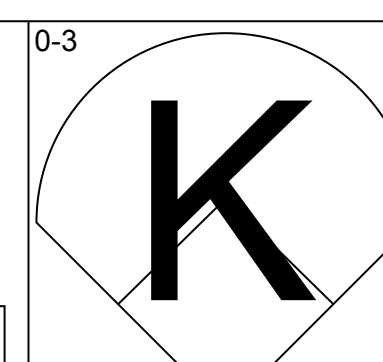
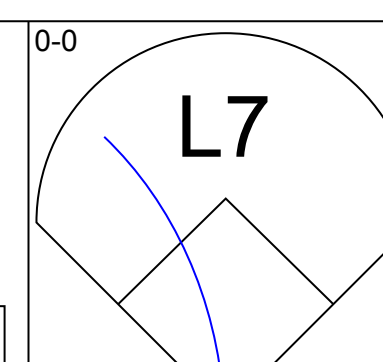
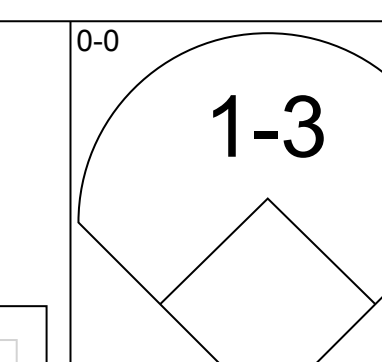
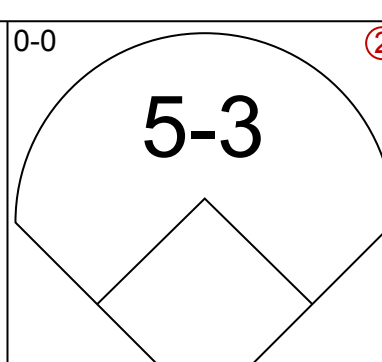
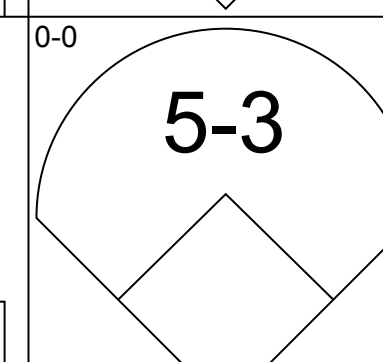
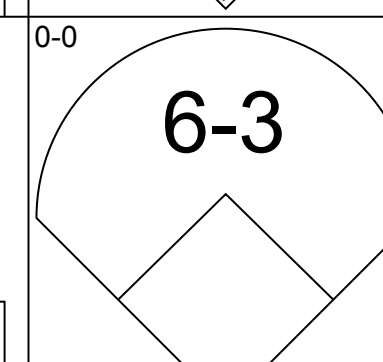
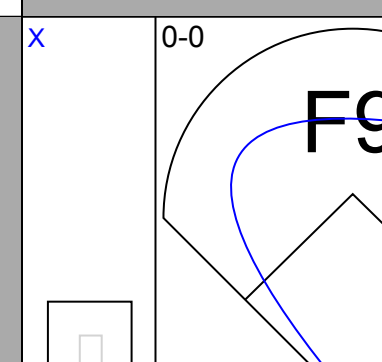
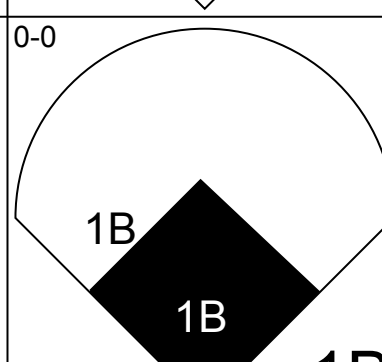
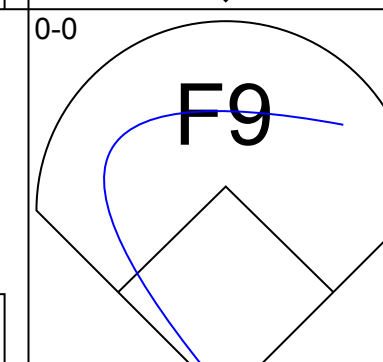
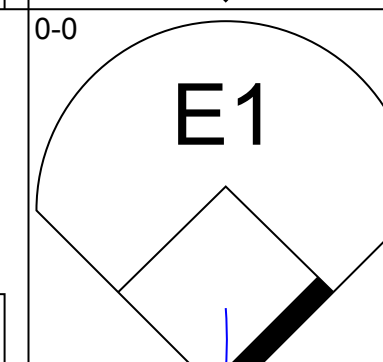
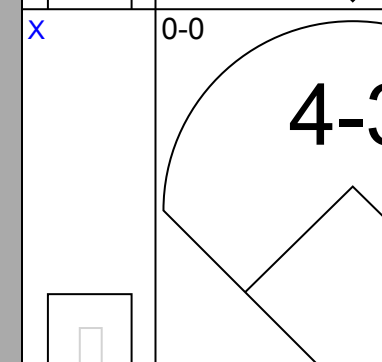
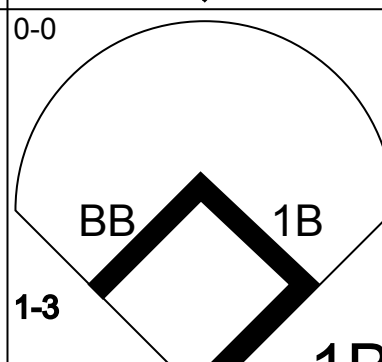
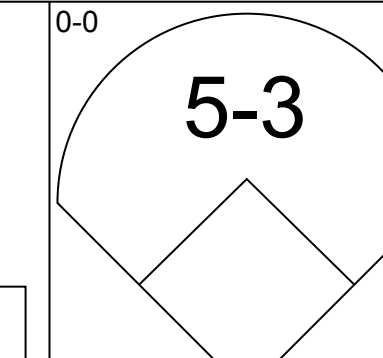
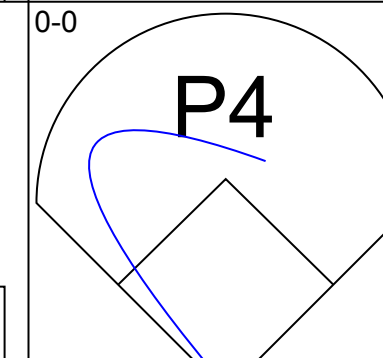
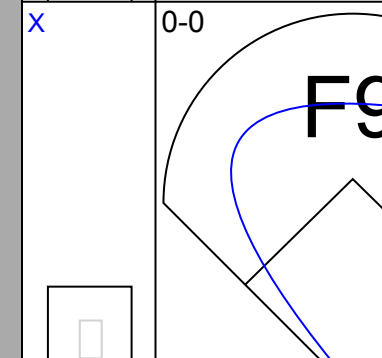
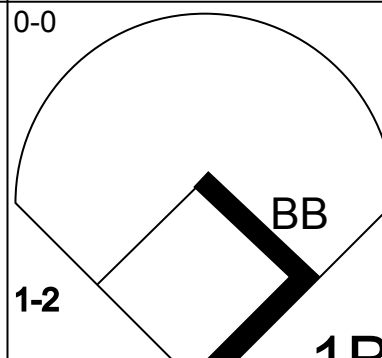
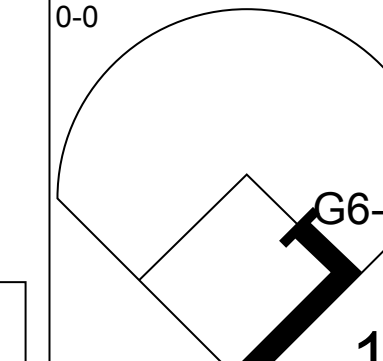
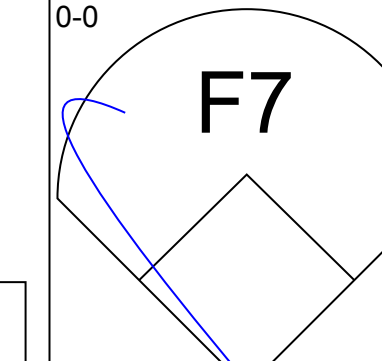
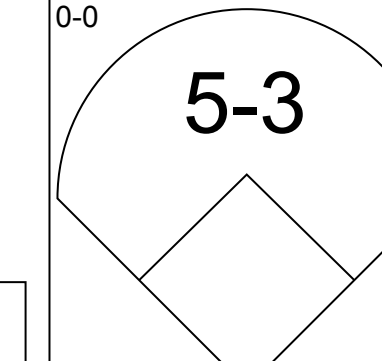
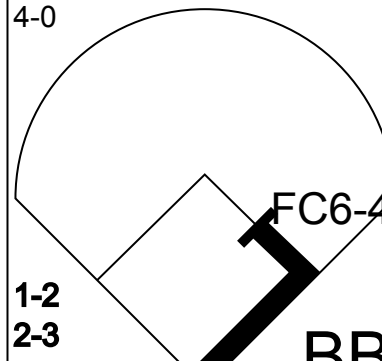
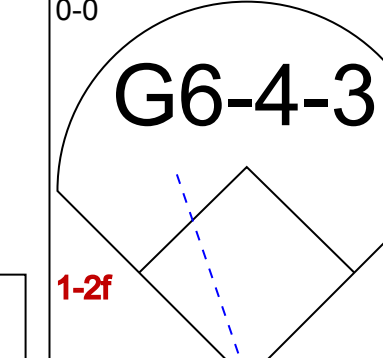
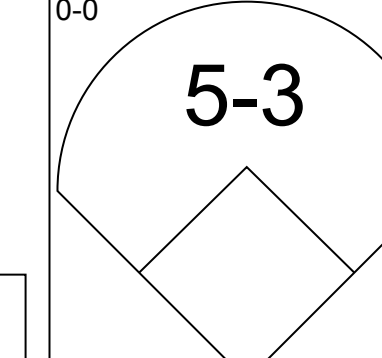
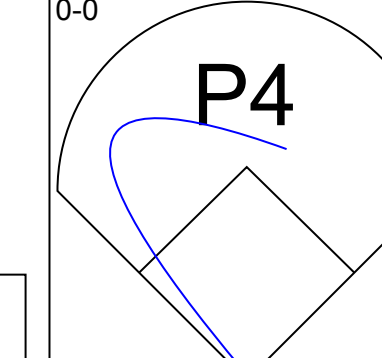
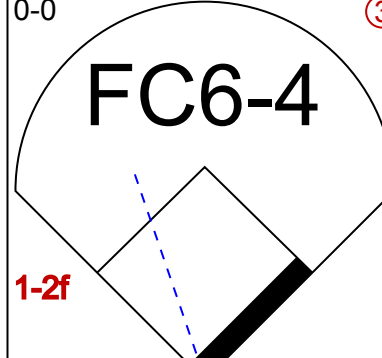
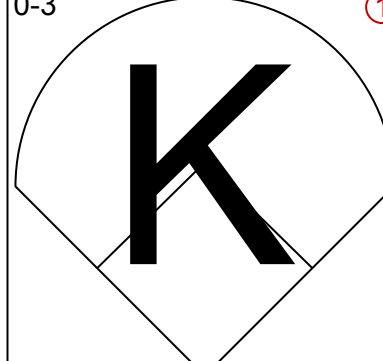
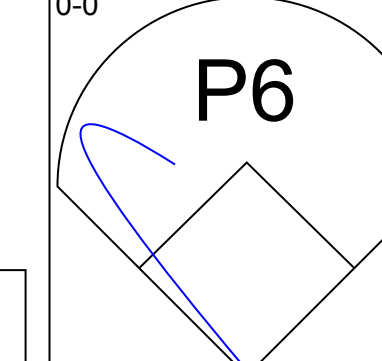
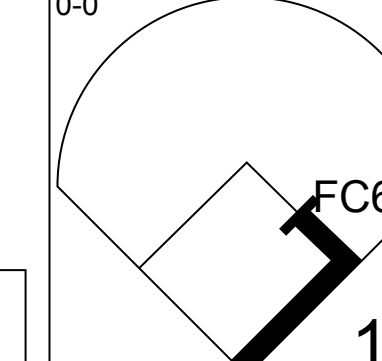
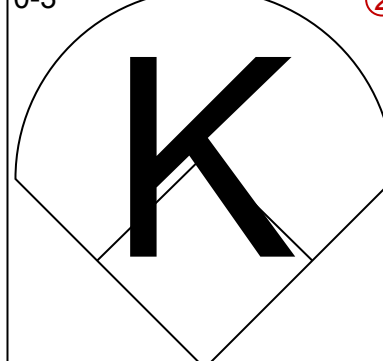
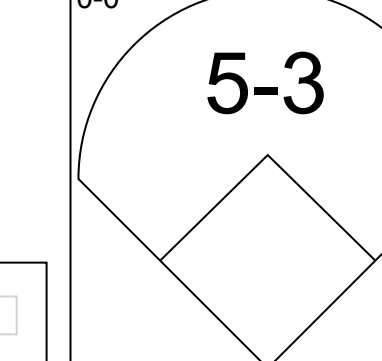
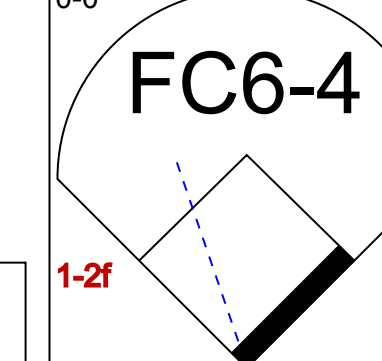

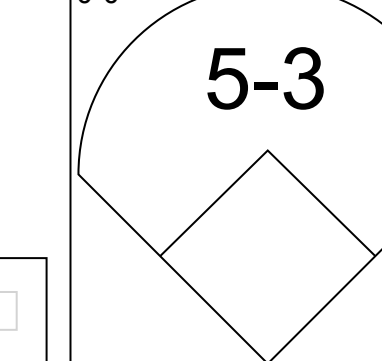
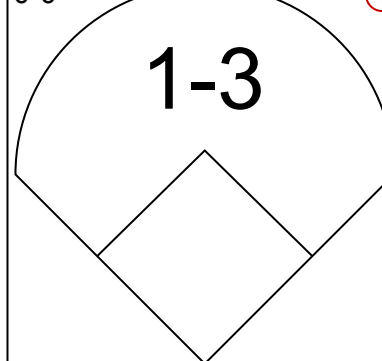
AB	33
R	4
H	10
RBI	4
BB	3
SO	4
LOB	19

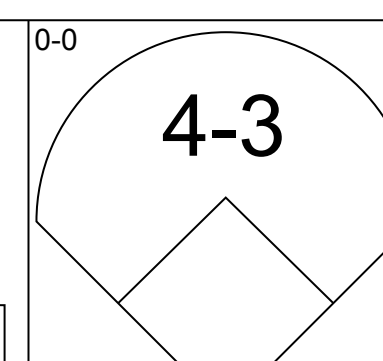
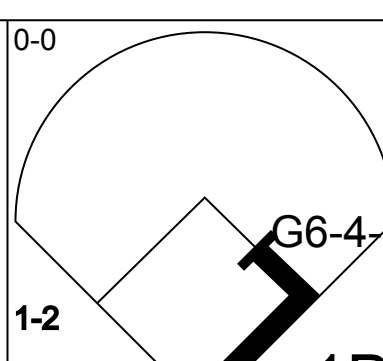
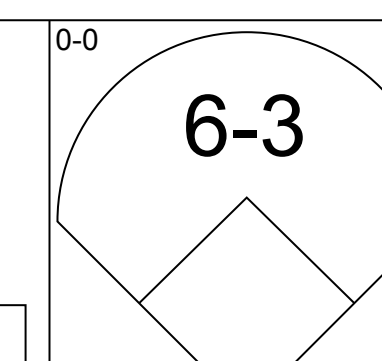
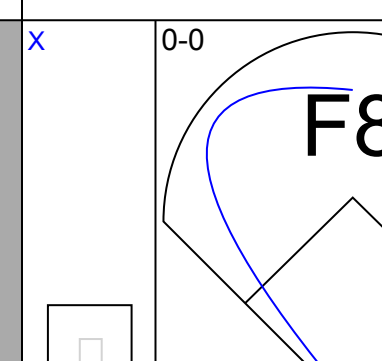
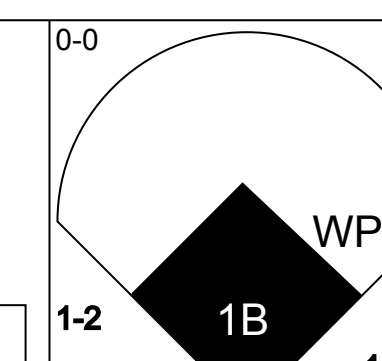
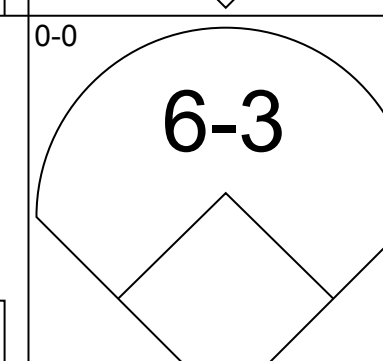
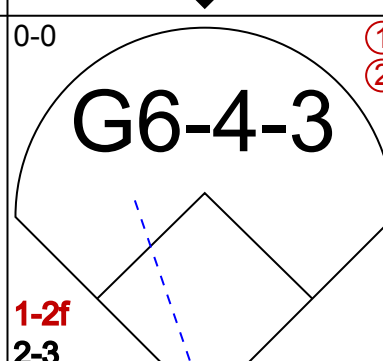
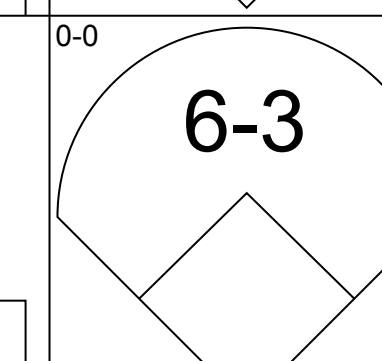
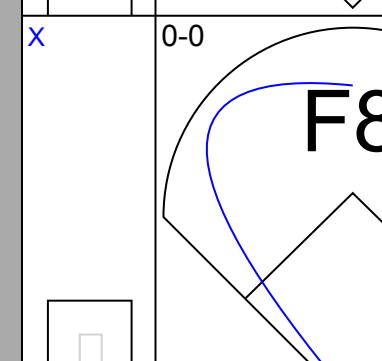
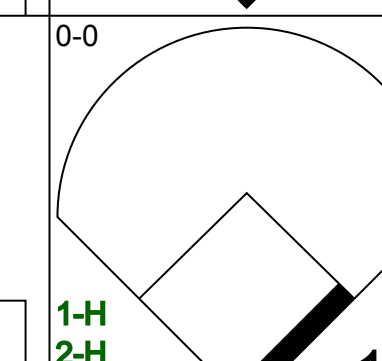
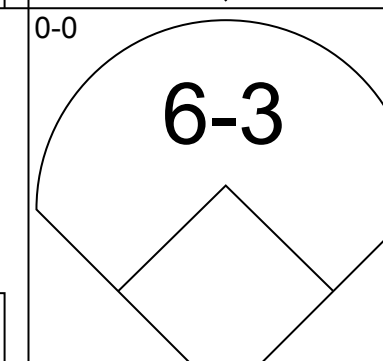
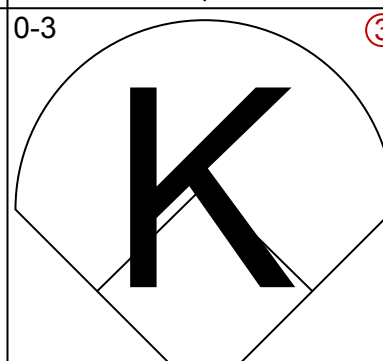
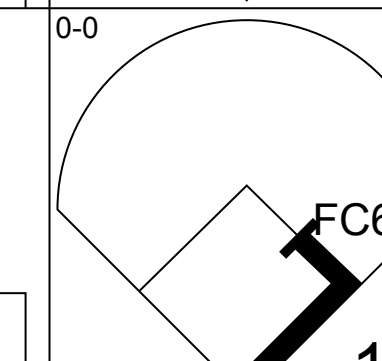
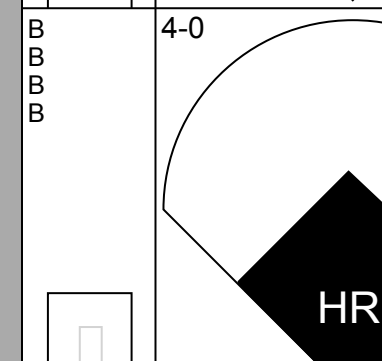
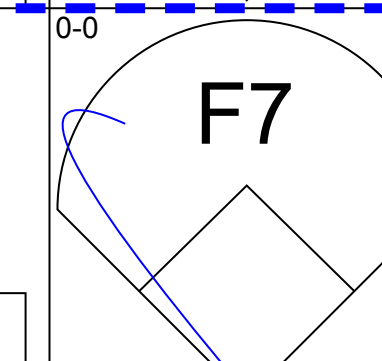
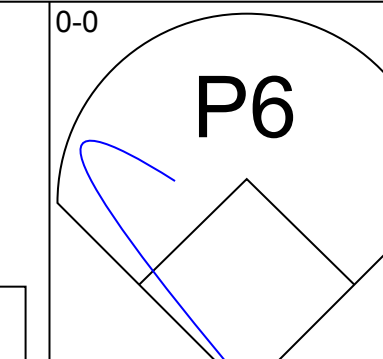
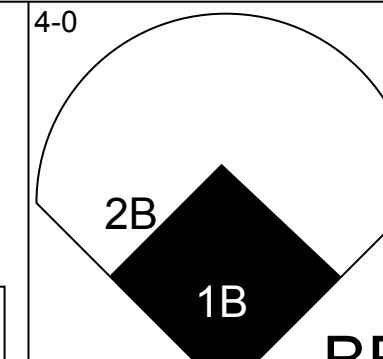
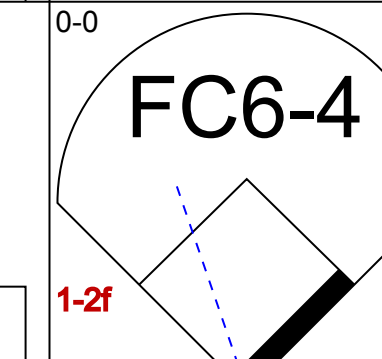
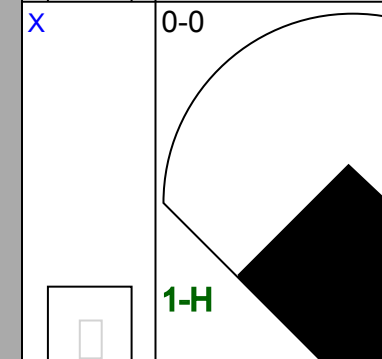
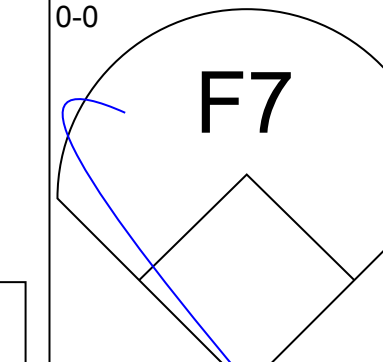
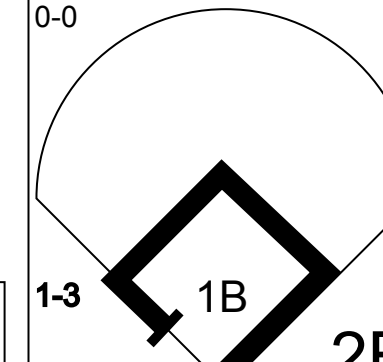
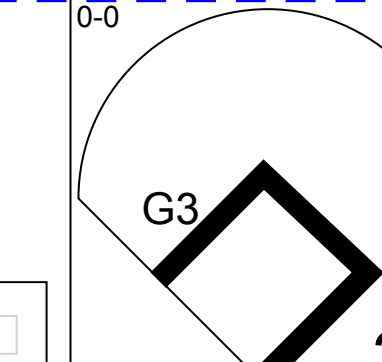

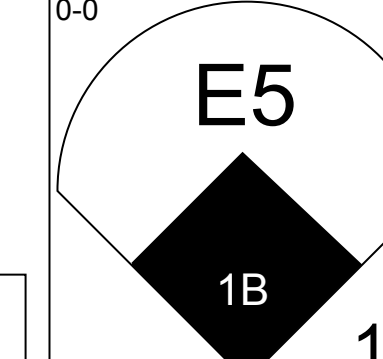
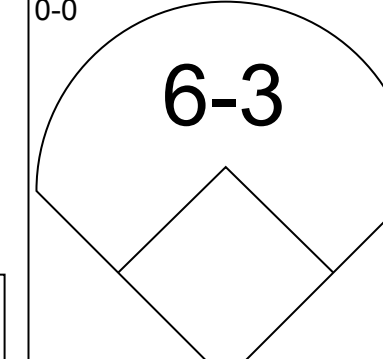
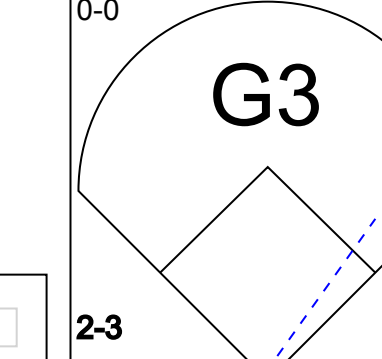

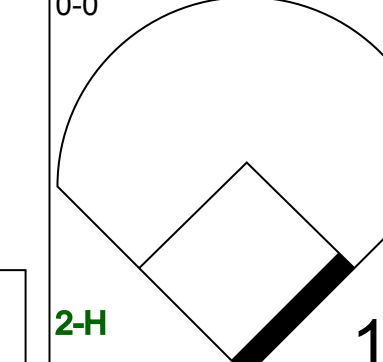
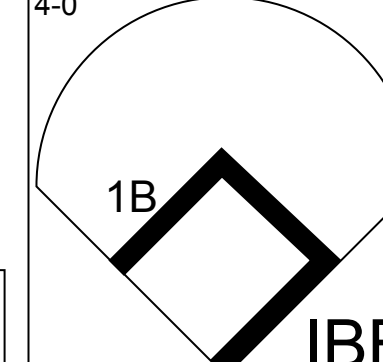
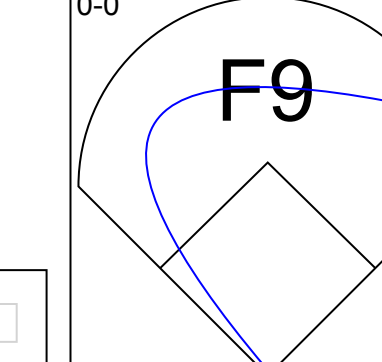
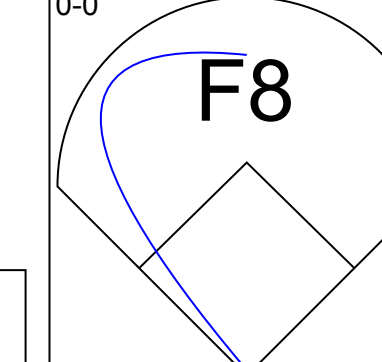
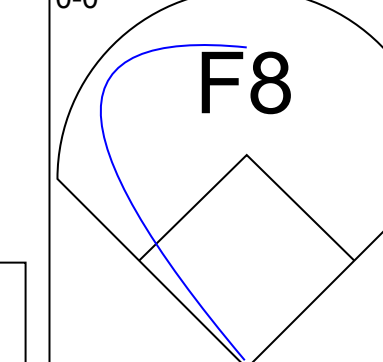
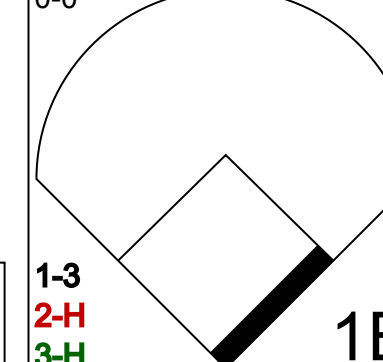
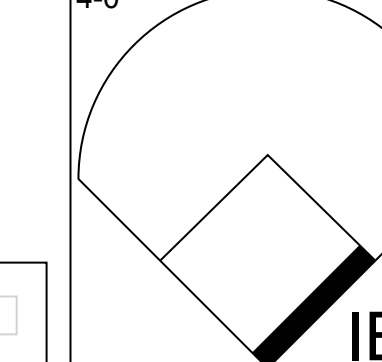
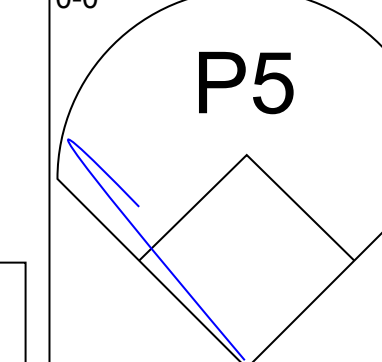
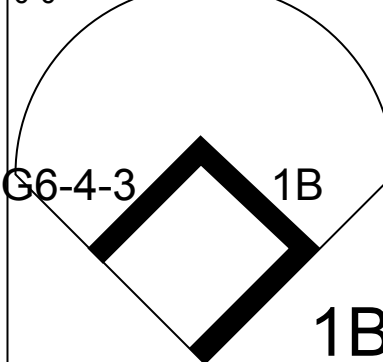
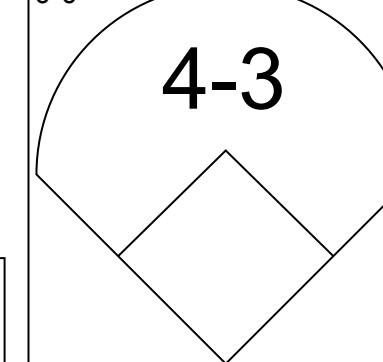
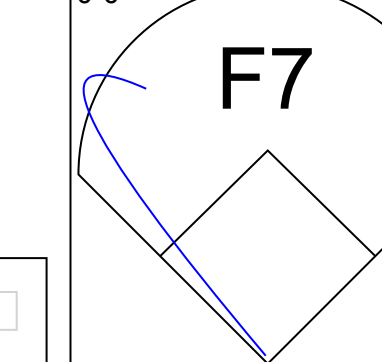
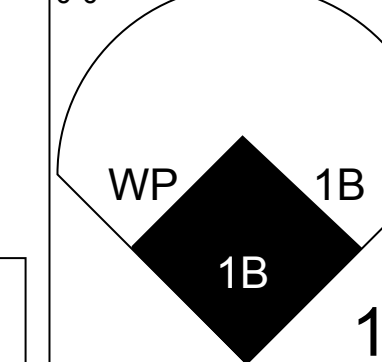


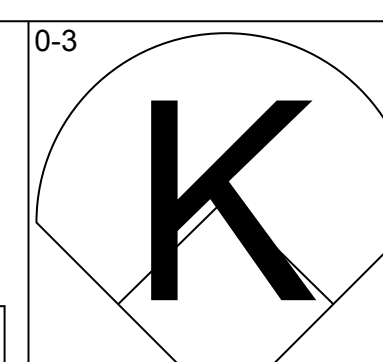
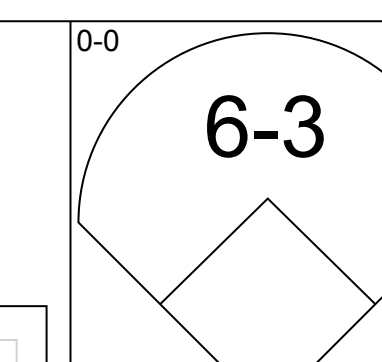
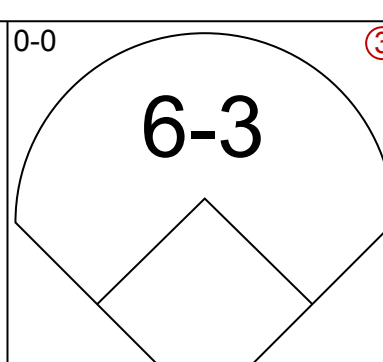
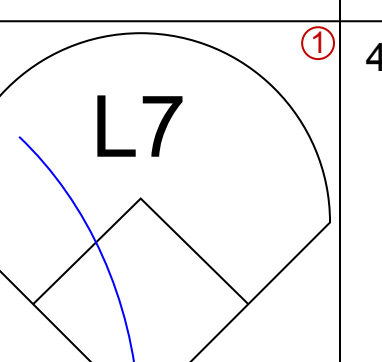
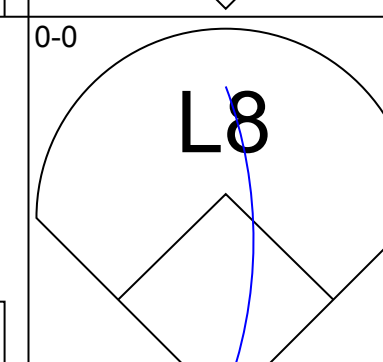
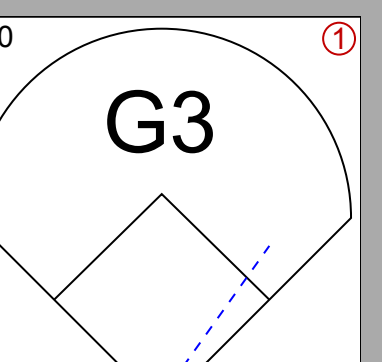
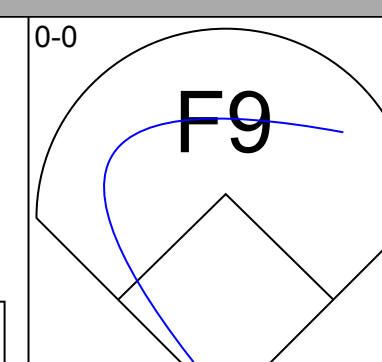

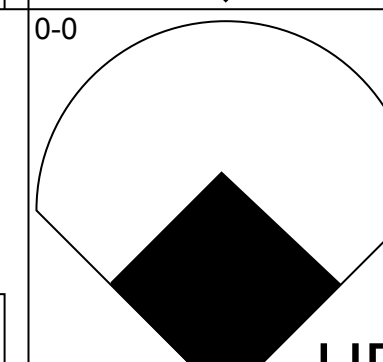
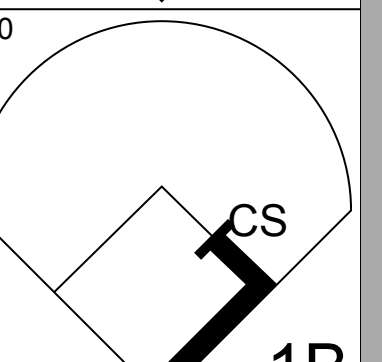
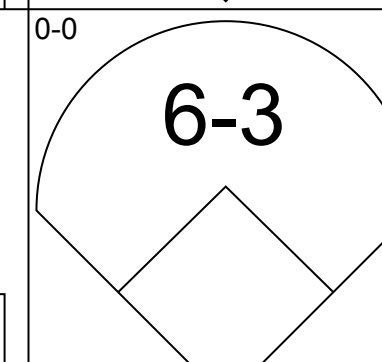
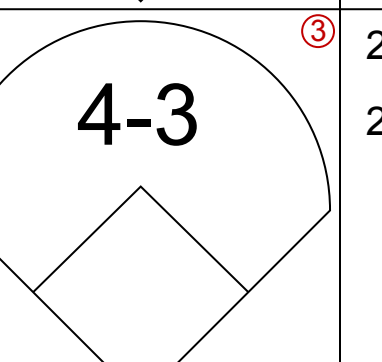
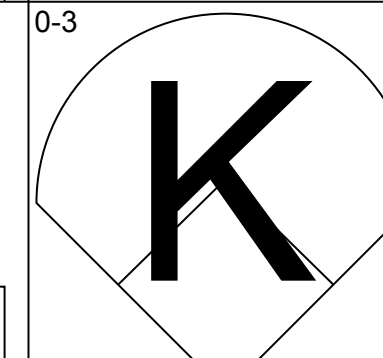

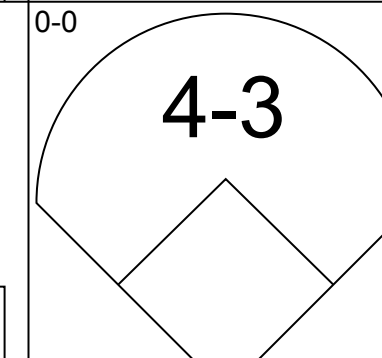
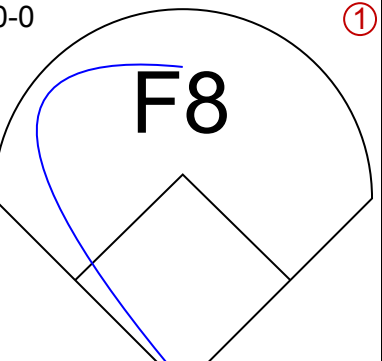
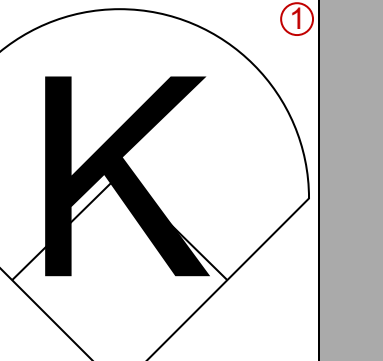
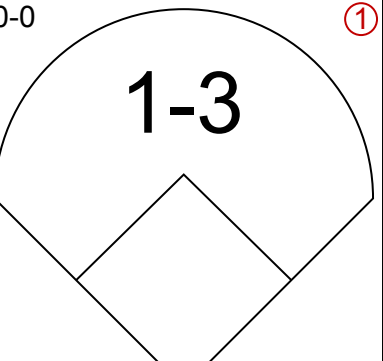
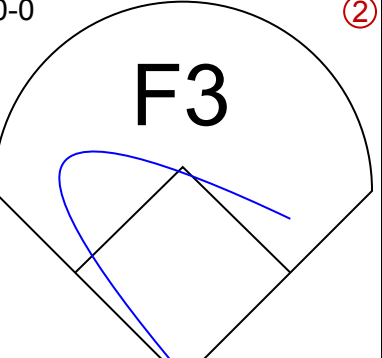
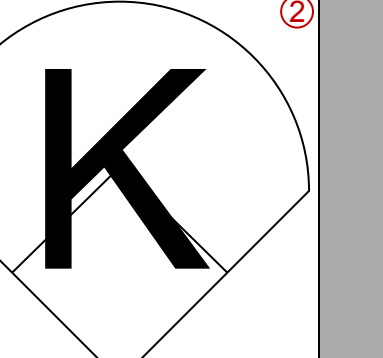
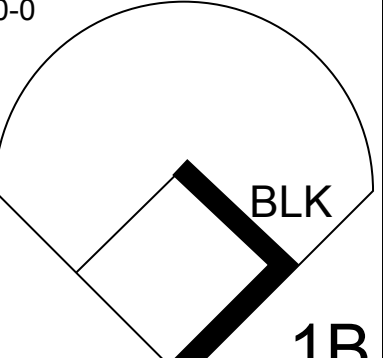
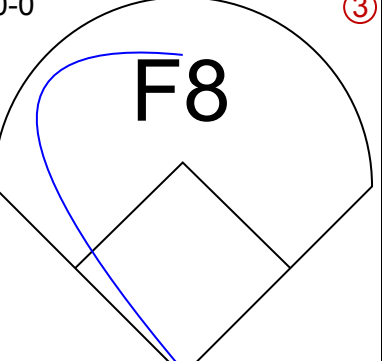

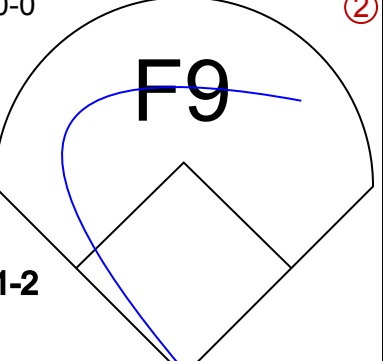
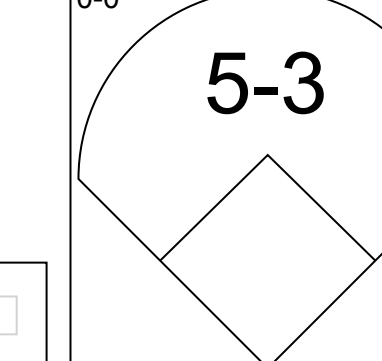
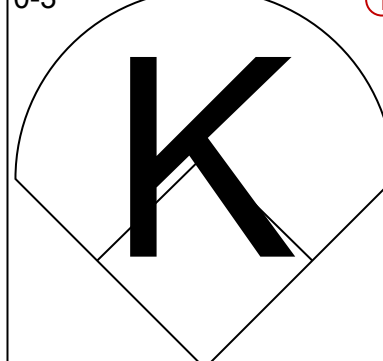
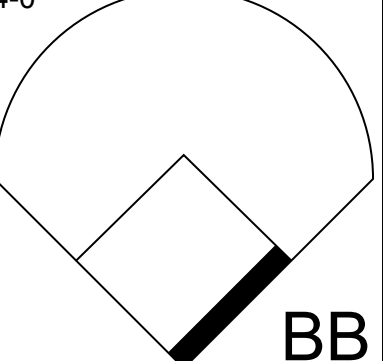
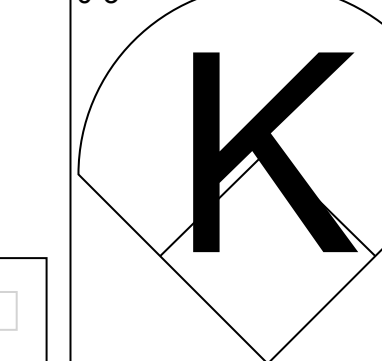
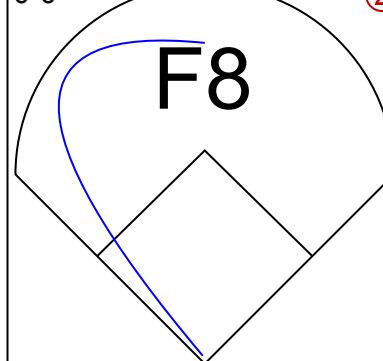
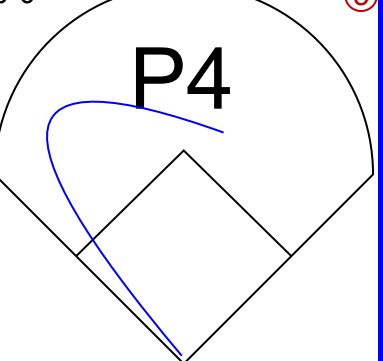
Batter	1	2	3	4	5	6	7	8	9	AB	R	H	RBI	BB	SO	LOB	TOP			
Frank Taveras, R (1, 6) OBP: 0.311, SLG: 0.342	5-3		FC1-6			5-3	1B		FC6-4	5	1	1	2	0	0	2	Pittsburgh Pirates @ St. Louis Cardinals Busch Stadium, St. Louis, MO Sun Jul 09 1978, 3:33 AM CDT Att: 22,101 - Unknown livebaseballscorecards.com			
Omar Moreno, L (1, 8) OBP: 0.326, SLG: 0.287	F7		CS	P6		F8	1B		4-3	5	1	1	0	0	0	1				
John Milner, L (1, 7) OBP: 0.391, SLG: 0.429 Kent Tekulve, R (7, 1) OBP: 0.182, SLG: 0.182	1B			F8		K	E8			4	0	2	1	0	1	0				
Bill Robinson, R (1, 9) OBP: 0.292, SLG: 0.374	L7			K			F5			4	0	0	0	0	2	2				
Willie Stargell, L (1, 3) OBP: 0.383, SLG: 0.557		4-3					BB	1B	K	4	1	1	0	0	1	0				
Ed Ott, L (1, 2) OBP: 0.300, SLG: 0.376		4-3				1-3	1B	BB	F2	3	1	1	0	1	0	0				
Phil Garner, R (1, 4) OBP: 0.319, SLG: 0.338							1-3	1B		3	1	1	0	1	2	0				
Ken Macha, R (1, 5) OBP: 0.354, SLG: 0.289 Steve Brye, R (7, 9) OBP: 0.309, SLG: 0.341			FC1-6	BB		1-3			E6	2	1	0	1	1	0	3				
Bert Blyleven, R (1, 1) OBP: 0.149, SLG: 0.152 Rennie Stennett, R (7, PH) OBP: 0.285, SLG: 0.333 Mario Mendoza, R (7, 5) OBP: 0.333, SLG: 0.368			K			6-3			6-3	2	0	0	0	0	1	3				
									FC6-4	1	0	0	0	0	0	2				
									1B	1	0	1	0	0	0	0				
Inning Stats	R: 0 E: 0 K: 0 S: 4	H: 1 LOB: 1 BB: 0 P: 4	R: 0 E: 0 K: 1 S: 5	H: 0 LOB: 0 BB: 0 P: 5	R: 0 E: 0 K: 1 S: 4	H: 0 LOB: 0 BB: 1 P: 8	R: 0 E: 0 K: 1 S: 5	H: 0 LOB: 0 BB: 0 P: 5	R: 0 E: 0 K: 0 S: 4	H: 1 LOB: 2 BB: 1 P: 8	R: 6 E: 2 K: 1 S: 11	H: 5 LOB: 1 BB: 1 P: 15	R: 0 E: 0 K: 2 S: 7	H: 0 LOB: 0 BB: 0 P: 7	R: 0 E: 0 K: 0 S: 4	H: 1 LOB: 1 BB: 0 P: 4	1B: 8 2B: 0 3B: 0 HR: 0	SF: 0 SAC: 0 DP: 0 HBP: 0	WP: 0 PB: 0 SB: 0 CS: 1	PA: 39
PITCHER	IP WLS BF H R ER SO BB IBB HBP BLK WP HR S P ERA WHIP																			
Bob Forsch, R (1, 1) ERA: 3.14	6.2 L 27 4 4 2 4 3 0 0 0 0 0 0 32 44 2.70 1.050																			
Roy Thomas, R (7, 1) ERA: 5.19	0.0 2 2 0 0 0 0 0 0 0 0 0 0 2 2 ∞ ∞																			
Buddy Schultz, L (7, 1) ERA: 3.62	1.1 5 1 2 0 3 0 0 0 0 0 0 0 11 11 0.00 0.750																			
Mark Littell, R (9, 1) ERA: 2.44	1.0 4 1 0 0 0 0 0 0 0 0 0 0 4 4 0.00 1.000																			

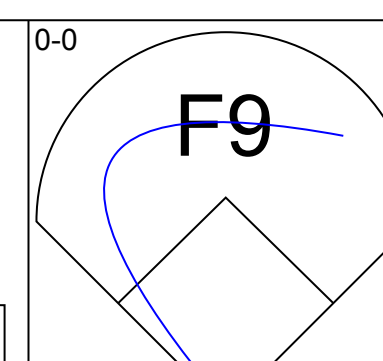
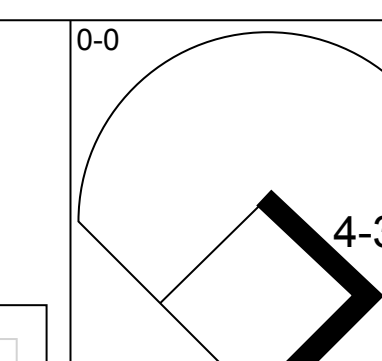
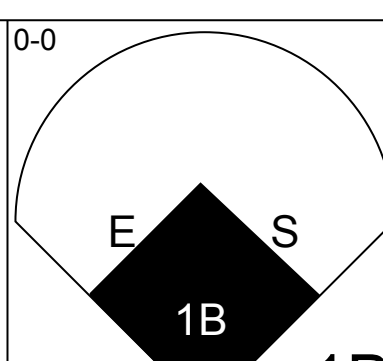
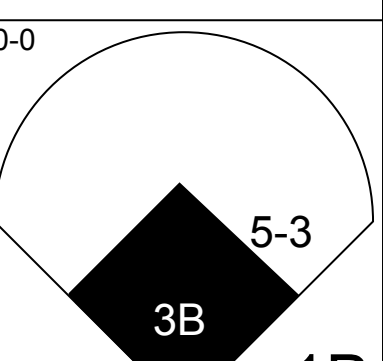
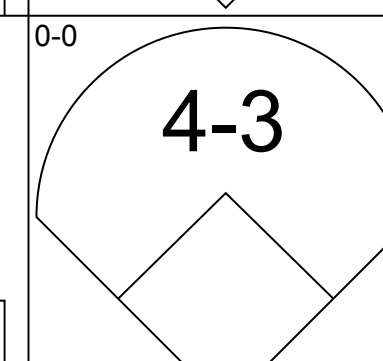
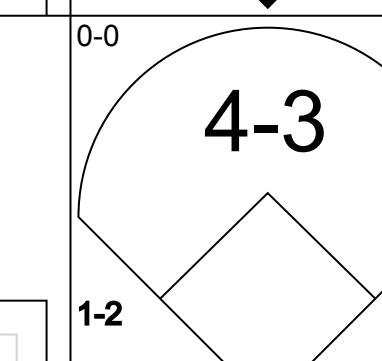
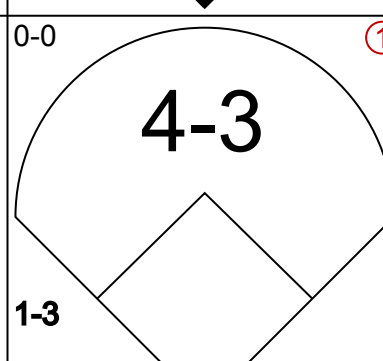
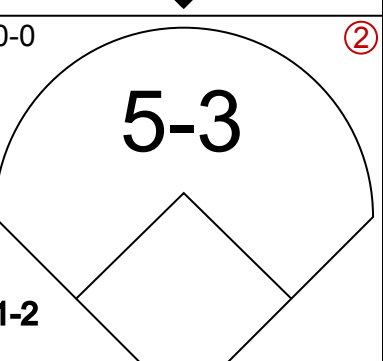
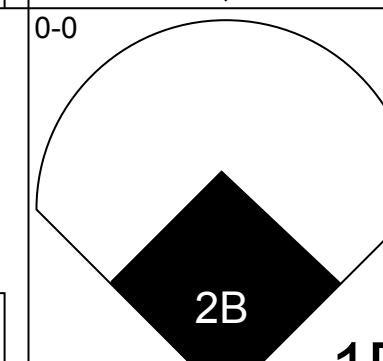
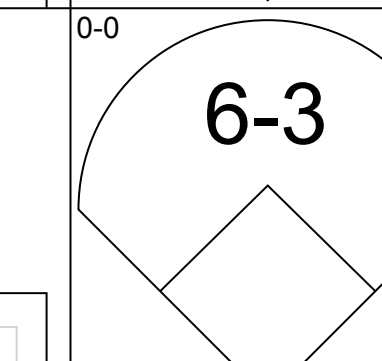
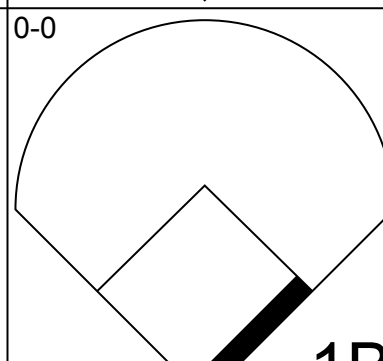
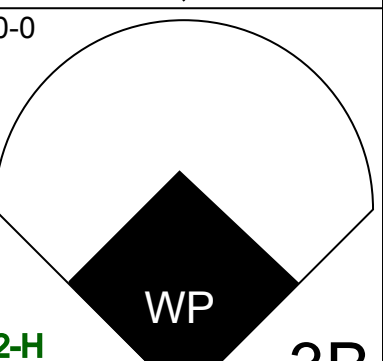
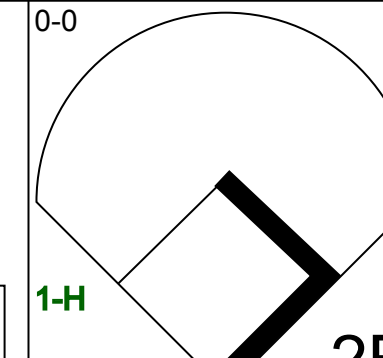
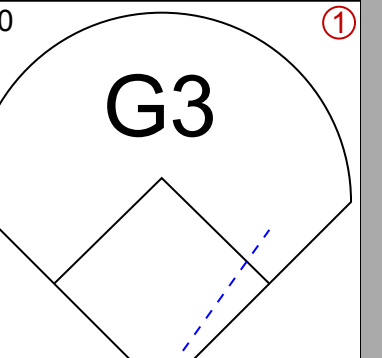
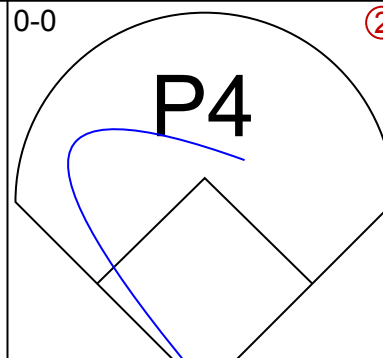
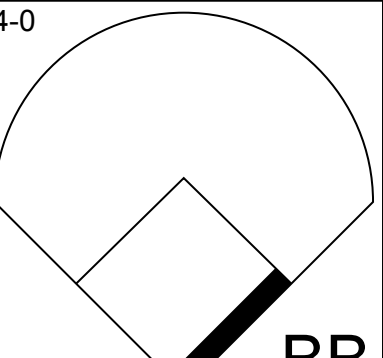
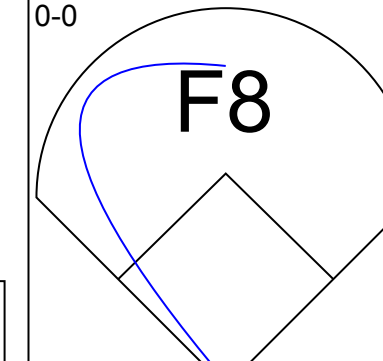
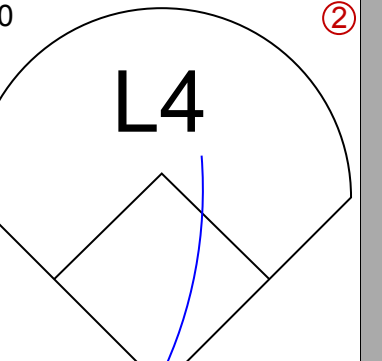
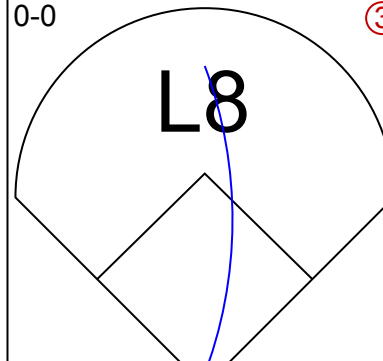
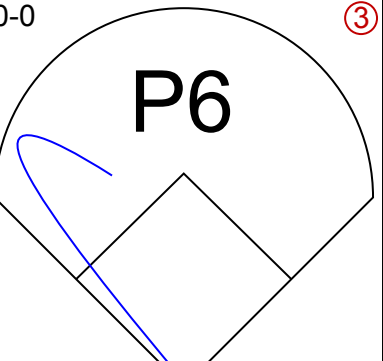
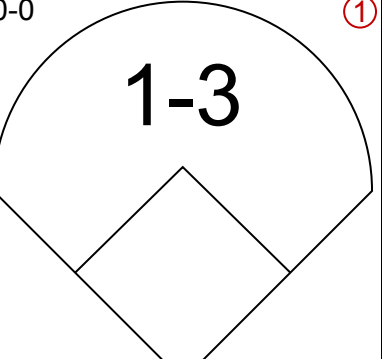
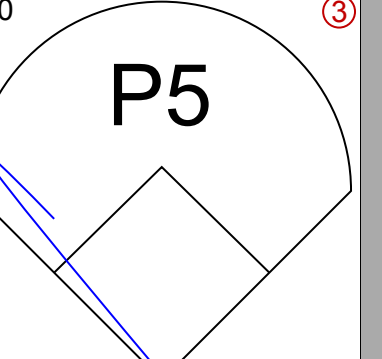
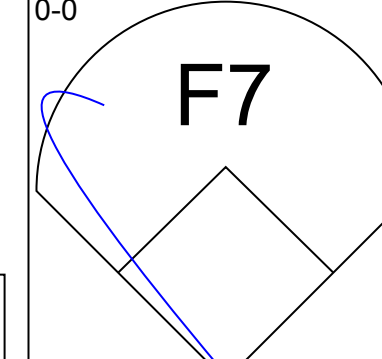
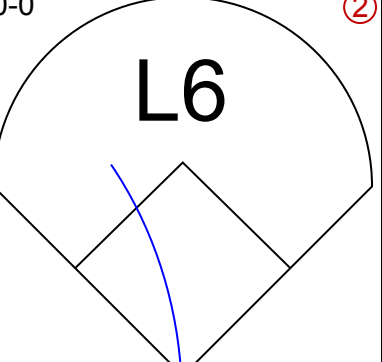
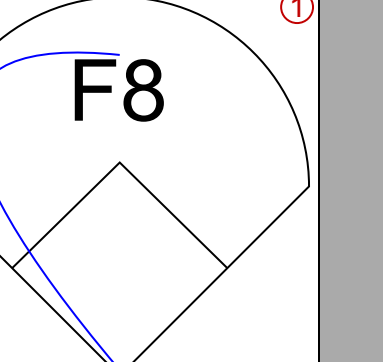
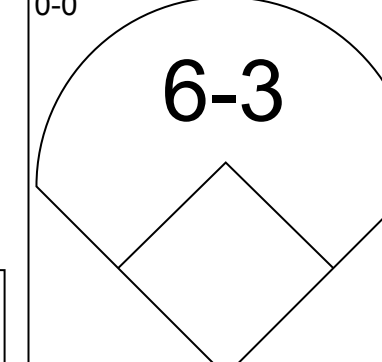
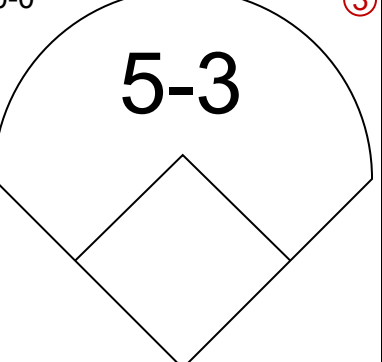
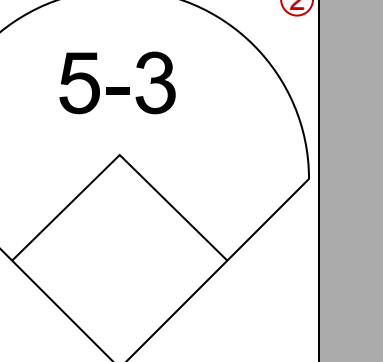
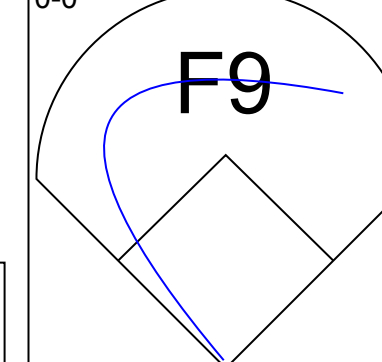
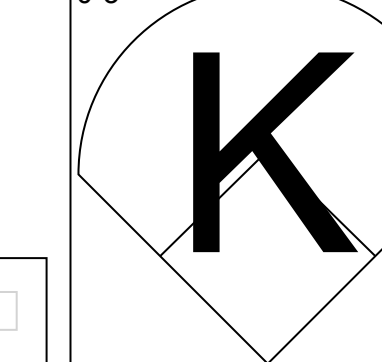
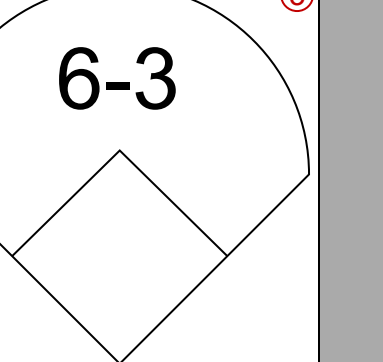
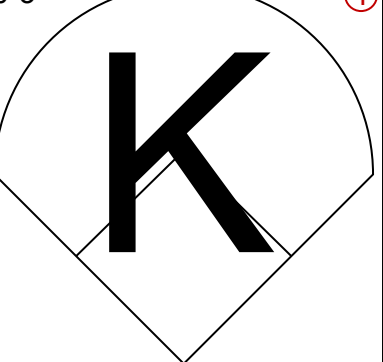
Batter	1	2	3	4	5	6	7	8	9	AB	R	H	RBI	BB	SO	LOB	BOTTOM			
Garry Templeton, S (1, 6) OBP: 0.263, SLG: 0.320	4-3		6-3		4-3				K	4	0	0	0	0	1	2	Pittsburgh Pirates @ St. Louis Cardinals Busch Stadium, St. Louis, MO Sun Jul 09 1978, 3:33 AM CDT Att: 22,101 - Unknown livebaseballscorecards.com			
Jerry Mumphrey, S (1, 7) OBP: 0.304, SLG: 0.315	4-3		L6		L8				1B	4	0	1	0	0	0	1				
George Hendrick, R (1, 8) OBP: 0.307, SLG: 0.406 Mark Littell, L (9, 1)				HR		K			P4	4	1	2	1	0	1	2				
Ted Simmons, S (1, 2) OBP: 0.394, SLG: 0.530				P6		F8			K	3	0	0	0	1	1	2				
Keith Hernandez, L (1, 3) OBP: 0.365, SLG: 0.442			G3		E4				4-3	4	0	0	0	0	0	2				
Jerry Morales, R (1, 9) OBP: 0.286, SLG: 0.342		6-3							K	3	0	1	0	1	1	0				
Ken Reitz, R (1, 5) OBP: 0.272, SLG: 0.337			F8		G6-4-3				F7	4	0	0	0	0	0	3				
Mike Tyson, R (1, 4) OBP: 0.281, SLG: 0.325 Lou Brock, L (7, PH) OBP: 0.256, SLG: 0.227 Mike Phillips, L (8, 4) OBP: 0.309, SLG: 0.300			G3						F8	2	0	0	0	0	0	0				
Bob Forsch, R (1, 1) OBP: 0.250, SLG: 0.423 Roy Thomas, R (7, 1) Buddy Schultz, R (7, 1) Tony Scott, S (8, PH) OBP: 0.286, SLG: 0.263									F7	1	0	0	0	0	0	0				
									1B	2	0	1	0	0	1	0				
									1B	2	0	1	0	0	1	2				
Inning Stats	R: 0 E: 0 K: 0 S: 4	H: 1 LOB: 2 BB: 1 P: 8	R: 0 E: 0 K: 0 S: 3	H: 0 LOB: 0 BB: 0 P: 3	R: 0 E: 0 K: 1 S: 5	H: 0 LOB: 0 BB: 0 P: 5	R: 1 E: 1 K: 0 S: 5	H: 2 LOB: 1 BB: 0 P: 5	R: 0 E: 0 K: 0 S: 4	H: 1 LOB: 1 BB: 0 P: 4	R: 0 E: 0 K: 1 S: 5	H: 0 LOB: 0 BB: 0 P: 5	R: 0 E: 0 K: 2 S: 9	H: 2 LOB: 2 BB: 0 P: 9	R: 0 E: 0 K: 1 S: 5	H: 0 LOB: 2 BB: 2 P: 13	1B: 3 2B: 2 3B: 0 HR: 1	SF: 0 SAC: 0 DP: 1 HBP: 0	WP: 0 PB: 0 SB: 0 CS: 0	PA: 36
PITCHER	IP WLS BF H R ER SO BB IBB HBP BLK WP HR S P ERA WHIP																			
Bert Blyleven, R (1, 1) ERA: 3.26	6.0 W 23 4 1 1 2 1 0 0 0 0 0 1 26 30 1.50 0.833																			
Kent Tekulve, R (7, 1) ERA: 2.27	3.0 S 13 2 0 0 4 2 0 0 0 0 0 0 19 27 0.00 1.333																			



Batter	1	2	3	4	5	6	7	8	9	AB	R	H	RBI	BB	SO	LOB	TOP		
Davey Lopes, R OBP: 0.396, SLG: 0.467										4	0	0	0	0	1	0	Los Angeles Dodgers @ St. Louis Cardinals Busch Stadium, St. Louis, MO Thu Jul 13 1978, 7:05 PM CDT Att: 16,819 - Unknown		
Bill Russell, R OBP: 0.299, SLG: 0.358										4	1	1	0	0	0	0			
Reggie Smith, S OBP: 0.374, SLG: 0.512										4	0	1	0	0	0	0			
Ron Cey, R OBP: 0.370, SLG: 0.437										4	0	1	1	0	0	1			
Steve Garvey, R OBP: 0.339, SLG: 0.463										3	0	1	0	1	0	0			
Dusty Baker Jr., R OBP: 0.333, SLG: 0.393										4	0	0	0	0	0	4			
Rick Monday, L OBP: 0.366, SLG: 0.539										3	0	1	0	0	1	0			
Joe Ferguson, R OBP: 0.364, SLG: 0.418										3	0	0	0	0	1	1			
Tommy John, R OBP: 0.162, SLG: 0.143										1	0	0	0	0	1	0			
Vic Davallillo, L OBP: 0.296, SLG: 0.314										1	0	0	0	0	0	0			
Charlie Hough, R OBP: 0.364, SLG: 0.455										0	0	0	0	0	0	0			
Lance Rautzhan, R OBP: 0.404, SLG: 0.326										1	0	0	0	0	0	0			
Inning Stats	R: 0 E: 0 K: 1 S: 5	H: 0 LOB: 0 BB: 0 P: 5	R: 0 E: 0 K: 0 S: 3	H: 1 LOB: 0 BB: 0 P: 3	R: 0 E: 0 K: 3 S: 9	H: 0 LOB: 1 BB: 0 P: 9	R: 0 E: 1 K: 0 S: 4	H: 0 LOB: 1 BB: 0 P: 4	R: 0 E: 0 K: 0 S: 3	H: 0 LOB: 0 BB: 0 P: 3	R: 0 E: 0 K: 0 S: 3	H: 0 LOB: 0 BB: 0 P: 3	R: 0 E: 0 K: 0 S: 4	H: 1 LOB: 1 BB: 0 P: 4	R: 1 E: 0 K: 0 S: 6	H: 3 LOB: 3 BB: 1 P: 10	1B: 5 2B: 0 3B: 0 HR: 0	SF: 0 SAC: 0 DP: 1 HBP: 0	WP: 0 PA: 33 PB: 0 SB: 0 CS: 0
PITCHER John Denny, R ERA: 2.77	IP: 9.0 WLS: W BF: 33 H: 5 R: 1 ER: 1 SO: 4 BB: 1 IBB: 0 HBP: 0 BLK: 0 WP: 0 HR: 0 S: 40 P: 44 ERA: 1.00 WHIP: 0.667															PITCHER			

Batter	1	2	3	4	5	6	7	8	9	AB	R	H	RBI	BB	SO	LOB	BOTTOM
Garry Templeton, S OBP: 0.265, SLG: 0.321										5	1	2	0	0	0	0	Los Angeles Dodgers @ St. Louis Cardinals Busch Stadium, St. Louis, MO Thu Jul 13 1978, 7:05 PM CDT Att: 16,819 - Unknown
Jerry Mumphrey, S OBP: 0.302, SLG: 0.312										5	0	1	2	0	0	2	
Keith Hernandez, L OBP: 0.365, SLG: 0.439										4	1	1	0	1	1	2	
Ted Simmons, S OBP: 0.395, SLG: 0.538										3	2	1	2	1	0	1	
George Hendrick, R OBP: 0.314, SLG: 0.417										3	0	2	0	1	0	0	
Jerry Morales, R OBP: 0.285, SLG: 0.341										4	1	1	0	0	0	4	
Ken Reitz, R OBP: 0.275, SLG: 0.336										3	0	1	1	1	0	1	
Mike Tyson, R OBP: 0.284, SLG: 0.325										3	0	1	1	1	0	1	
John Denny, R OBP: 0.200, SLG: 0.229										4	1	2	0	0	0	4	
Inning Stats	R: 0 E: 0 K: 0 S: 3	H: 0 LOB: 0 BB: 0 P: 3	R: 1 E: 1 K: 0 S: 5	H: 2 LOB: 1 BB: 0 P: 5	R: 0 E: 0 K: 1 S: 6	H: 2 LOB: 1 BB: 0 P: 6	R: 1 E: 0 K: 0 S: 4	H: 2 LOB: 2 BB: 2 P: 12	R: 0 E: 0 K: 0 S: 4	H: 1 LOB: 2 BB: 1 P: 8	R: 2 E: 0 K: 0 S: 4	H: 1 LOB: 1 BB: 2 P: 12	R: 2 E: 0 K: 0 S: 6	H: 3 LOB: 1 BB: 0 P: 6	1B: 9 2B: 2 3B: 0 HR: 1	SF: 0 SAC: 0 DP: 1 HBP: 0	
PITCHER Tommy John, L ERA: 3.73	IP: 5.0 WLS: L BF: 22 H: 7 R: 2 ER: 1 SO: 1 BB: 1 IBB: 1 HBP: 0 BLK: 0 WP: 1 HR: 0 S: 22 P: 30 ERA: 1.80 WHIP: 1.600															PITCHER	
Charlie Hough, R ERA: 2.53	2.2 16 5 4 4 0 2 1 0 0 1 1 13 25 13.50 2.625																
Lance Rautzhan, L ERA: 1.33	0.1 1 0 0 0 0 0 0 0 0 0 0 1 1 0.00 0.000																


Batter	1	2	3	4	5	6	7	8	9	AB	R	H	RBI	BB	SO	LOB	TOP			
Davey Lopes, R OBP: 0.391, SLG: 0.460 (1, 4)										4	0	0	0	0	1	0	Los Angeles Dodgers @ St. Louis Cardinals Busch Stadium, St. Louis, MO Fri Jul 14, 1978, 7:05 PM CDT Att: 23,694 - Unknown livebaseballscorecards.com			
Bill Russell, R OBP: 0.296, SLG: 0.354 (1, 6)										4	0	0	0	0	0	0				
Reggie Smith, S OBP: 0.378, SLG: 0.528 Bill North, S OBP: 0.401, SLG: 0.323 (1, 9) (5, 8)										2	1	2	1	0	0	0				
Ron Cey, R OBP: 0.367, SLG: 0.433 (1, 5)										3	0	0	0	0	2	1				
Steve Garvey, R OBP: 0.336, SLG: 0.459 (1, 3)										3	0	0	0	0	1	0				
Dusty Baker Jr., R OBP: 0.333, SLG: 0.392 (1, 7)										3	0	1	0	0	1	0				
Rick Monday, L OBP: 0.361, SLG: 0.531 (1, 8) (5, 9)										3	0	0	0	0	1	1				
Joe Ferguson, R OBP: 0.364, SLG: 0.413 (1, 2)										2	0	0	0	1	1	0				
Don Sutton, R OBP: 0.143, SLG: 0.077 Lance Rautzhan, R (7, 1) Vic Davalillo, L OBP: 0.291, SLG: 0.308 (8, PH) Bob Welch, R OBP: 0.500, SLG: 0.500 (8, 1)										2	0	0	0	0	1	0				
Inning Stats	R: 1 E: 0 K: 2 S: 8	H: 1 LOB: 0 BB: 0 P: 8	R: 0 E: 0 K: 0 S: 3	H: 0 LOB: 0 BB: 0 P: 3	R: 0 E: 0 K: 1 S: 5	H: 0 LOB: 0 BB: 0 P: 5	R: 0 E: 0 K: 1 S: 5	H: 1 LOB: 1 BB: 0 P: 5	R: 0 E: 0 K: 3 S: 9	H: 0 LOB: 0 BB: 0 P: 9	R: 0 E: 0 K: 0 S: 3	H: 0 LOB: 0 BB: 0 P: 3	R: 0 E: 0 K: 0 S: 4	H: 1 LOB: 2 BB: 1 P: 8	R: 0 E: 0 K: 0 S: 3	H: 0 LOB: 0 BB: 0 P: 3		1B: 2 2B: 1 3B: 0 HR: 1	SF: 0 SAC: 0 DP: 1 HBP: 0	WP: 0 PB: 0 SB: 0 CS: 1
PITCHER Pete Vuckovich, R ERA: 2.27 (1, 1)	IP: 9.0 WLS: W BF: 30 H: 3 R: 1 ER: 1 SO: 8 BB: 1 IBB: 0 HBP: 0 BLK: 1 WP: 0 HR: 1 S: 45 P: 49 ERA: 1.00 WHIP: 0.444																			

Batter	1	2	3	4	5	6	7	8	9	AB	R	H	RBI	BB	SO	LOB	BOTTOM			
Garry Templeton, S OBP: 0.270, SLG: 0.326 (1, 6)										4	2	3	0	0	0	0	Los Angeles Dodgers @ St. Louis Cardinals Busch Stadium, St. Louis, MO Fri Jul 14, 1978, 7:05 PM CDT Att: 23,694 - Unknown livebaseballscorecards.com			
Jerry Mumphrey, S OBP: 0.295, SLG: 0.305 (1, 7)										4	0	0	0	0	3					
George Hendrick, R OBP: 0.318, SLG: 0.420 Tony Scott, S OBP: 0.292, SLG: 0.290 (1, 8) (8, 8)										3	1	2	1	0	0	1				
Ted Simmons, S OBP: 0.397, SLG: 0.540 (1, 2)										3	0	1	1	1	0	1				
Keith Hernandez, L OBP: 0.361, SLG: 0.434 (1, 3)										4	0	0	0	0	3					
Jerry Morales, R OBP: 0.283, SLG: 0.338 (1, 9)										3	0	0	0	0	0					
Ken Reitz, R OBP: 0.272, SLG: 0.333 (1, 5)										3	0	0	0	0	0					
Mike Tyson, R OBP: 0.281, SLG: 0.321 (1, 4)										3	0	0	0	0	0					
Pete Vuckovich, R OBP: 0.077, SLG: 0.077 (1, 1)										3	0	0	0	0	2	0				
Inning Stats	R: 1 E: 0 K: 0 S: 5	H: 2 LOB: 1 BB: 0 P: 5	R: 0 E: 0 K: 0 S: 3	H: 0 LOB: 0 BB: 0 P: 3	R: 0 E: 0 K: 1 S: 6	H: 1 LOB: 1 BB: 0 P: 6	R: 0 E: 0 K: 0 S: 3	H: 0 LOB: 0 BB: 0 P: 3	R: 0 E: 0 K: 0 S: 5	H: 2 LOB: 1 BB: 0 P: 5	R: 0 E: 0 K: 0 S: 3	H: 0 LOB: 0 BB: 0 P: 3	R: 2 E: 0 K: 1 S: 7	H: 2 LOB: 1 BB: 1 P: 11	R: 0 E: 0 K: 1 S: 7	H: 2 LOB: 1 BB: 1 P: 11		1B: 5 2B: 1 3B: 1 HR: 0	SF: 0 SAC: 0 DP: 0 HBP: 0	WP: 1 PB: 0 SB: 1 CS: 0
PITCHER Don Sutton, R ERA: 3.87 Lance Rautzhan, L ERA: 1.32 Bob Welch, R ERA: 3.5 (1, 1) (7, 1) (8, 1)	IP: 6.2 WLS: L BF: 25 H: 5 R: 2 ER: 2 SO: 2 BB: 0 IBB: 0 HBP: 0 BLK: 0 WP: 0 HR: 0 S: 27 P: 27 ERA: 2.70 WHIP: 0.750																			

Batter	1	2	3	4	5	6	7	8	9	AB	R	H	RBI	BB	SO	LOB	TOP				
Davey Lopes, R OBP: 0.390, SLG: 0.458 (1, 4)	0-0 4-3 1			0-0 S 5-3 1B		0-3 K 1		0-0 F7 1		4	0	1	0	0	1	0					
Bill Russell, R OBP: 0.293, SLG: 0.350 (1, 6)	0-0 P4 2			0-0 5-3 1-2		0-0 L8 2		0-0 P6 2		4	0	0	0	0	0	1					
Steve Garvey, R OBP: 0.338, SLG: 0.461 (1, 3)	0-0 4-3 3			4-0 2-3 BB		0-0 1B 2B		0-0 6-3 3		3	1	1	0	1	0	0					
Ron Cey, R OBP: 0.365, SLG: 0.430 (1, 5)		0-3 K 1		0-3 K 2		0-0 1B 1B		0-0 6-3 1		4	1	1	1	0	2	2					
Dusty Baker Jr., R OBP: 0.332, SLG: 0.390 (1, 7)		0-0 F8 2		0-0 F9 3		0-0 S 1B 2H		0-3 K 2		4	0	1	1	0	1	2					
Joe Ferguson, R OBP: 0.382, SLG: 0.406 Steve Yeager, R OBP: 0.302, SLG: 0.250 (9, 2)		0-0 F7 3			4-0 BB	0-3 K 3		0-0 F5 3		3	0	0	0	1	1	1					
Rick Monday, L OBP: 0.357, SLG: 0.524 (1, 9)			0-0 G3 1		0-3 K 1		0-0 4-3 1			3	0	0	0	0	1	1					
Bill North, S OBP: 0.396, SLG: 0.317 (1, 8)			0-0 G3 2		0-0 F8 2		0-0 4-3 2			3	0	0	0	0	0	1					
Doug Rau, L OBP: 0.195, SLG: 0.220 Terry Forster, L OBP: 0.333, SLG: 0.333 (7, 1)			0-0 G3 3		0-0 G3 3		0-0 3-1 3			3	0	0	0	0	0	1					
Inning Stats	R: 0 E: 0 K: 0 S: 3	H: 0 LOB: 0 BB: 0 P: 3	R: 0 E: 0 K: 1 S: 5	H: 0 LOB: 0 BB: 0 P: 5	R: 0 E: 0 K: 0 S: 3	H: 0 LOB: 0 BB: 0 P: 3	R: 0 E: 0 K: 1 S: 6	H: 1 LOB: 2 BB: 1 P: 10	R: 0 E: 0 K: 1 S: 5	H: 0 LOB: 1 BB: 1 P: 9	R: 2 E: 0 K: 2 S: 10	H: 3 LOB: 1 BB: 0 P: 10	R: 0 E: 0 K: 0 S: 3	H: 0 LOB: 0 BB: 0 P: 3	R: 0 E: 0 K: 1 S: 5	H: 0 LOB: 0 BB: 0 P: 5	1B: 3 2B: 1 3B: 0 HR: 0	SF: 0 SAC: 0 DP: 0 HBP: 0	WP: 0 PB: 0 SB: 2 CS: 0	PA: 33	
PITCHER	IP WLS BF H R ER SO BB IBB HBP BLK WP HR S P ERA WHIP	7.0 L 27 4 2 2 5 2 0 0 0 0 0 0 35 43 2.57 0.857	2.0 S 6 0 0 0 1 0 0 0 0 0 0 0 8 8 0.00 0.000																		

Los Angeles Dodgers @ St. Louis Cardinals
 Busch Stadium, St. Louis, MO
 Sat Jul 15 1978, 7:05 PM CDT
 Att: 33,903 - Unknown


AB	31
R	2
H	4
RBI	2
BB	2
SO	6
LOB	9



Batter	1	2	3	4	5	6	7	8	9	AB	R	H	RBI	BB	SO	LOB	BOTTOM				
Garry Templeton, S OBP: 0.270, SLG: 0.325 (1, 6)	0-0 G4-6-3 E 1B		0-0 4-3 3			0-0 4-3 2	0-0 1-3 3			4	0	1	0	0	0	2					
Jerry Morales, R OBP: 0.282, SLG: 0.343 (1, 9)	0-0 E4 G4-6-3 1-2			0-0 F9 1		0-0 E 3B		0-0 5-3 1		4	1	1	0	0	0	1					
Keith Hernandez, L OBP: 0.360, SLG: 0.430 (1, 3)	0-0 G4-6-3 1-2 2-3			0-0 G3 2		4-0 E BB		0-3 K 2		3	0	0	0	1	1	2					
Ted Simmons, S OBP: 0.395, SLG: 0.539 (8, 2)	0-3 K 3			0-0 2B 3		0-0 E6 1-3 3H		0-3 K 3		4	0	1	0	0	2	2					
George Hendrick, R OBP: 0.313, SLG: 0.413 (1, 8)		0-0 6-3 1		0-3 K 3		0-0 F9 3		0-0 L9 1		4	0	0	0	0	1	3					
Ken Reitz, R OBP: 0.275, SLG: 0.333 (1, 5)		4-0 G4-6-3 BB			0-0 FC6-4 1B		0-0 1-3 1		0-0 6-3 2	3	0	1	0	1	0	0					
Steve Swisher, R OBP: 0.295, SLG: 0.333 Jerry Mumphrey, S OBP: 0.299, SLG: 0.305 (7, PR)		0-0 G4-6-3 1-2			0-0 FC6-4 G6-4-3 1-2		0-0 BB 1B		4-0 BB BB	3	0	1	0	0	0	2					
Mike Tyson, R OBP: 0.280, SLG: 0.320 (1, 4)			0-0 G6-4-3 1B		0-0 G6-4-3 1-2		0-0 L7 2		0-0 4-3 3	4	0	1	0	0	0	3					
Bob Forsch, R OBP: 0.241, SLG: 0.407 Roger Freed, R OBP: 0.286, SLG: 0.442 Bob Coluccio, R OBP: 0.299, SLG: 0.305 Mark Littell, L OBP: 0.333, SLG: 0.333 (8, 1)			0-0 G6-4-3 1-2		0-0 G6-4-3 1-2		0-0 F9 1-2 BB			2	0	0	0	0	0	1					
Inning Stats	R: 0 E: 1 K: 1 S: 6	H: 1 LOB: 1 BB: 0 P: 6	R: 0 E: 0 K: 0 S: 2	H: 0 LOB: 0 BB: 1 P: 6	R: 0 E: 0 K: 0 S: 3	H: 1 LOB: 0 BB: 0 P: 3	R: 0 E: 0 K: 1 S: 6	H: 1 LOB: 1 BB: 0 P: 6	R: 0 E: 0 K: 0 S: 3	H: 1 LOB: 2 BB: 1 P: 9	R: 1 E: 1 K: 0 S: 5	H: 1 LOB: 2 BB: 1 P: 9	R: 0 E: 0 K: 2 S: 7	H: 1 LOB: 0 BB: 0 P: 7	R: 0 E: 0 K: 0 S: 3	H: 0 LOB: 1 BB: 1 P: 7	1B: 4 2B: 1 3B: 1 HR: 0	SF: 0 SAC: 0 DP: 4 HBP: 0	WP: 0 PB: 0 SB: 0 CS: 0	PA: 35	
PITCHER	IP WLS BF H R ER SO BB IBB HBP BLK WP HR S P ERA WHIP	6.2 W 27 6 1 0 2 3 0 0 0 0 0 0 28 40 0.00 1.350	2.1 S 8 0 0 0 2 1 0 0 0 0 0 0 11 15 0.00 0.429																		

Los Angeles Dodgers @ St. Louis Cardinals
 Busch Stadium, St. Louis, MO
 Sat Jul 15 1978, 7:05 PM CDT
 Att: 33,903 - Unknown

AB	31
R	1
H	6
RBI	0
BB	4
SO	4
LOB	16



Batter	1	2	3	4	5	6	7	8	9	AB	R	H	RBI	BB	SO	LOB	TOP																			
Bill Madlock, R (1,4) OBP: 0.382, SLG: 0.480	5-3		6-3		HR	F8		F9		5	1	1	0	0	0	2	San Francisco Giants @ St. Louis Cardinals Busch Stadium, St. Louis, MO Sun Jul 16 1978, 3:33 AM CDT Unknown																			
Jim Dwyer, L (1,8) OBP: 0.320, SLG: 0.330 Larry Herndon, R (4,8) OBP: 0.354, SLG: 0.393	HR		4-3		HR		K	K		2	1	1	0	0	0	0																				
Jack Clark, R (1,9) OBP: 0.364, SLG: 0.556	HR		K		E6		L6	P4		5	1	2	2	0	1	1																				
Willie McCovey, L (1,3) OBP: 0.316, SLG: 0.434	6-3			2B	F8		K			3	0	0	0	1	1																					
Darrell Evans, L (1,5) OBP: 0.364, SLG: 0.403	F8			F8	G4-6-3			BB		2	0	0	0	2	0	1																				
Terry Whitfield, L (1,7) OBP: 0.350, SLG: 0.419 Hector Cruz, R (8, PH) OBP: 0.301, SLG: 0.364		FC6-4		2B	G4-6-3			F4		3	0	2	0	0	0	2																				
Roger Metzger, S (1,6) OBP: 0.328, SLG: 0.335		FC6-4		P4				K		4	0	1	0	0	1	4																				
Marc Hill, R (1,2) OBP: 0.325, SLG: 0.295	6-3				F8			F8		3	0	0	0	1	0	3																				
Jim Barr, R (1,1) OBP: 0.192, SLG: 0.192 Vic Harris, S (6, PH) OBP: 0.221, SLG: 0.234 John Curtis, L (6, PH) OBP: 0.365, SLG: 0.500		F5		F9				K		2	0	0	0	0	0	4																				
Inning Stats	R: 2 E: 0 K: 0 S: 5	H: 2 LOB: 0 BB: 0 P: 5	R: 0 E: 0 K: 0 S: 4	H: 1 LOB: 1 BB: 0 P: 4	R: 0 E: 0 K: 1 S: 5	H: 0 LOB: 0 BB: 2 P: 5	R: 0 E: 0 K: 0 S: 4	H: 1 LOB: 3 BB: 1 P: 12	R: 2 E: 0 K: 1 S: 6	H: 3 LOB: 1 BB: 0 P: 9	R: 0 E: 0 K: 2 S: 7	H: 0 LOB: 0 BB: 0 P: 7	R: 0 E: 0 K: 1 S: 5	H: 0 LOB: 1 BB: 1 P: 9	R: 0 E: 0 K: 1 S: 5	H: 0 LOB: 1 BB: 1 P: 9		1B: 5 2B: 1 3B: 0 HR: 2	SF: 0 SAC: 0 DP: 1 HBP: 0	WP: 0 PA: 39 PB: 0 SB: 1 CS: 0																
PITCHER	IP	WLS	BF	H	R	ER	SO	BB	IBB	HBP	BLK	WP	HR	S	P	ERA	WHIP	PITCHER		IP	WLS	BF	H	R	ER	SO	BB	IBB	HBP	BLK	WP	HR	S	P	ERA	WHIP
Silvio Martinez, R (1,1) ERA: 3.48	6.0	W	28	8	4	4	2	2	1	0	0	0	2	29	41	6.00	1.667																			
Buddy Schultz, L (7,1) ERA: 3.42	3.0	S	11	0	0	0	4	2	0	0	0	0	0	17	25	0.00	0.667																			

AB 34
R 4
H 8
RBI 4
BB 5
SO 6
LOB 21



Batter	1	2	3	4	5	6	7	8	9	AB	R	H	RBI	BB	SO	LOB	BOTTOM																			
Garry Templeton, S (1,6) OBP: 0.274, SLG: 0.335	4-3			E8	2B		SF8			4	2	3	2	0	0	0	San Francisco Giants @ St. Louis Cardinals Busch Stadium, St. Louis, MO Sun Jul 16 1978, 3:33 AM CDT Unknown																			
Jerry Mumphrey, S (1,7) OBP: 0.302, SLG: 0.313	5-3	G3		1B	3B		6-3			5	1	2	3	0	0	2																				
George Hendrick, R (1,8) OBP: 0.316, SLG: 0.412 Tony Scott, S (6,8) OBP: 0.299, SLG: 0.297				3B	2B		F2			3	1	1	0	1	0	2																				
Ted Simmons, S (1,2) OBP: 0.395, SLG: 0.543				1B			F9			5	1	2	1	0	1	2																				
Keith Hernandez, L (1,3) OBP: 0.363, SLG: 0.429	4-3			1B	IBB		S			3	0	1	0	2	0	3																				
Jerry Morales, R (1,9) OBP: 0.287, SLG: 0.344		6-3		FC5-4	1B		SF8			2	0	1	2	2	0	0																				
Ken Reitz, R (1,5) OBP: 0.274, SLG: 0.332		FC3-5		SF8	FC6-4		G1-4-3			4	0	1	1	0	0	5																				
Mike Tyson, R (1,4) OBP: 0.276, SLG: 0.315		E4		FC5-4			L8			4	1	0	0	0	2																					
Silvio Martinez, R (1,1) OBP: 0.217, SLG: 0.304 Buddy Schultz, R (7,1) OBP: 0.333, SLG: 0.600		FC3-5		E	1B		1-3			3	1	1	0	0	0	2																				
Inning Stats	R: 0 E: 0 K: 0 S: 4	H: 1 LOB: 2 BB: 1 P: 8	R: 1 E: 1 K: 0 S: 6	H: 2 LOB: 0 BB: 0 P: 6	R: 2 E: 0 K: 0 S: 5	H: 2 LOB: 1 BB: 1 P: 9	R: 3 E: 1 K: 1 S: 9	H: 4 LOB: 2 BB: 1 P: 13	R: 1 E: 0 K: 0 S: 5	H: 2 LOB: 1 BB: 0 P: 5	R: 0 E: 0 K: 0 S: 2	H: 0 LOB: 2 BB: 2 P: 10	R: 1 E: 0 K: 0 S: 4	H: 1 LOB: 0 BB: 0 P: 4	R: 1 E: 0 K: 0 S: 5	H: 2 LOB: 1 BB: 0 P: 5		1B: 10 2B: 1 3B: 3 HR: 0	SF: 3 SAC: 0 DP: 1 HBP: 0	WP: 0 PA: 43 PB: 0 SB: 1 CS: 0																
PITCHER	IP	WLS	BF	H	R	ER	SO	BB	IBB	HBP	BLK	WP	HR	S	P	ERA	WHIP	PITCHER		IP	WLS	BF	H	R	ER	SO	BB	IBB	HBP	BLK	WP	HR	S	P	ERA	WHIP
Jim Barr, R (1,1) ERA: 2.99	5.0	L	30	11	7	6	1	2	1	0	0	0	0	29	41	10.80	2.600																			
John Curtis, L (6,1) ERA: 3.63	3.0		13	3	2	2	0	2	0	0	0	0	0	11	19	6.00	1.667																			

AB 35
R 9
H 14
RBI 9
BB 5
SO 1
LOB 18



Batter	1	2	3	4	5	6	7	8	9	AB R H RBI BB SO LOB	TOP									
Vic Harris, S OBP: 0.239, SLG: 0.229 (1, 4)	4-0 BB G6-3		0-0 F8		4-0 SH1-3 1B BB		0-0 4-3		4-0 2B BB	2 1 0 0 3 0 0	San Francisco Giants @ St. Louis Cardinals Busch Stadium, St. Louis, MO Sun Jul 16 1978, 3:38 AM CDT Att: 31,771 - Unknown									
Terry Whitfield, L OBP: 0.345, SLG: 0.417 Jack Clark, R OBP: 0.366, SLG: 0.560 (9, PH) (9, 9)	0-0 G6-3		0-0 4-3		0-0 SH1-3 1B		0-0 F9		0-0 2B 1-H 2-H	4 0 1 0 0 0 1 1 0 1 2 0 0 0										
Mike Ivie, R OBP: 0.361, SLG: 0.494 Jim Dwyer, L OBP: 0.315, SLG: 0.324 (1, 3) (5, 3)	0-0 6-3		0-0 6-3		0-0 SH1-3		0-0 F9		0-0 L6	2 0 0 0 0 0 0 2 0 0 0 0 0 1										
Darrell Evans, L OBP: 0.366, SLG: 0.401 (1, 5)		0-0 F9		4-0 E BB	4-0 FC6-4 IBB		0-0 F8			2 1 0 0 2 0 0										
Hector Cruz, R OBP: 0.299, SLG: 0.368 (1, 9) (9, 7)		0-0 5-3		0-0 E1 1B	0-3 K		0-0 K			4 1 1 0 0 1 3										
Larry Hemdon, R OBP: 0.353, SLG: 0.390 (1, 8)		1-0 S 2B HBP		0-0 P6	0-0 FC6-4		0-3 K			3 1 0 0 0 1 5										
Johnnie LetMaster, R OBP: 0.291, SLG: 0.325 (1, 6)		4-0 2B BB		0-0 S 1B		0-0 F7			0-0 5-3 2B 1B	3 2 2 1 1 0 0										
Mike Sadek, R OBP: 0.320, SLG: 0.319 (1, 2)		0-0 2B		0-0 F7	0-0 B5-6-4 1B		0-0 K		0-0 5-3	4 0 2 2 0 0 2										
Ed Halicki, R OBP: 0.125, SLG: 0.097 (1, 1)		0-0 5-3		0-0 5-3	0-0 B5-6-4		0-0 P4			4 0 0 0 0 0 4										
Inning Stats	R: 0 E: 0 K: 0 S: 2	H: 0 LOB: 0 BB: 1 P: 6	R: 2 E: 0 K: 0 S: 4	H: 1 LOB: 1 BB: 1 P: 9	R: 0 E: 0 K: 0 S: 3	H: 0 LOB: 0 BB: 0 P: 3	R: 2 E: 1 K: 0 S: 5	H: 1 LOB: 1 BB: 1 P: 9	R: 0 E: 0 K: 1 S: 6	H: 1 LOB: 3 BB: 2 P: 14	R: 0 E: 0 K: 0 S: 3	H: 0 LOB: 0 BB: 0 P: 3	R: 0 E: 0 K: 1 S: 5	H: 1 LOB: 0 BB: 0 P: 5	R: 2 E: 0 K: 0 S: 5	H: 2 LOB: 1 BB: 1 P: 9	1B: 4 2B: 3 3B: 0 HR: 0	SF: 0 SAC: 1 DP: 2 HBP: 1	WP: 0 PB: 0 SB: 2 CS: 0	PA: 39
PITCHER	IP WLS BF H R ER SO BB IBB HBP BLK WP HR S P ERA WHIP											PITCHER	IP WLS BF H R ER SO BB IBB HBP BLK WP HR S P ERA WHIP							
John Urea, R ERA: 5.67 (1, 1)	4.0 L 20 3 4 3 0 4 0 0 0 0 0 0 15 32 6.75 1.750																			
Roy Thomas, R ERA: 3.55 (5, 1)	4.0 13 2 0 0 2 0 1 0 0 0 0 0 16 20 0.00 0.500																			
Pete Falcone, L ERA: 5.63 (9, 1)	1.0 6 2 2 2 0 1 0 0 0 0 0 0 5 9 18.00 3.000																			

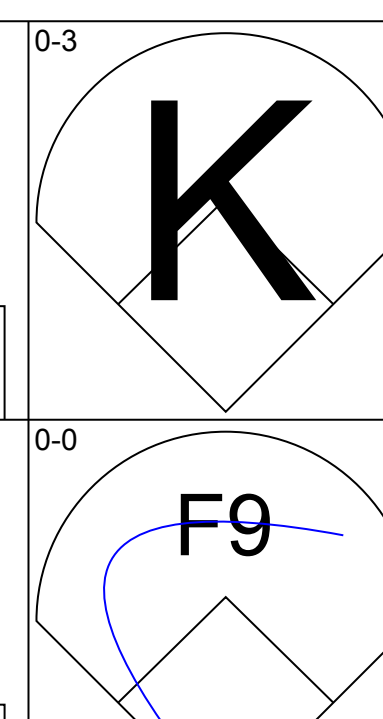
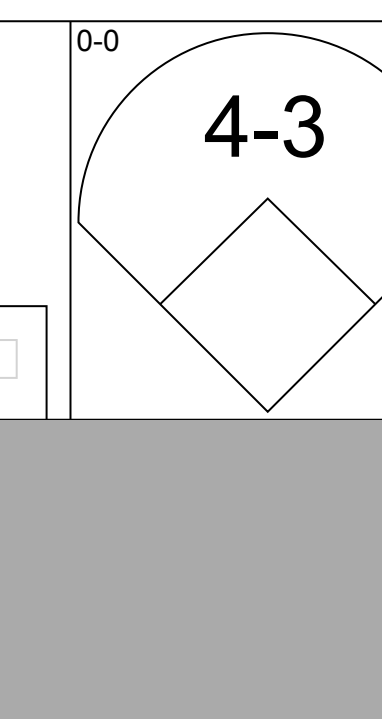
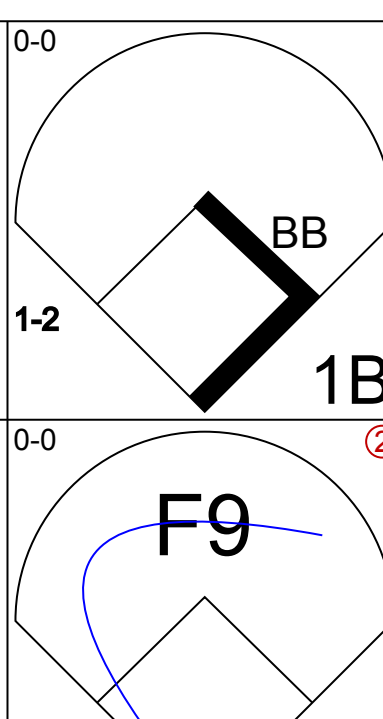
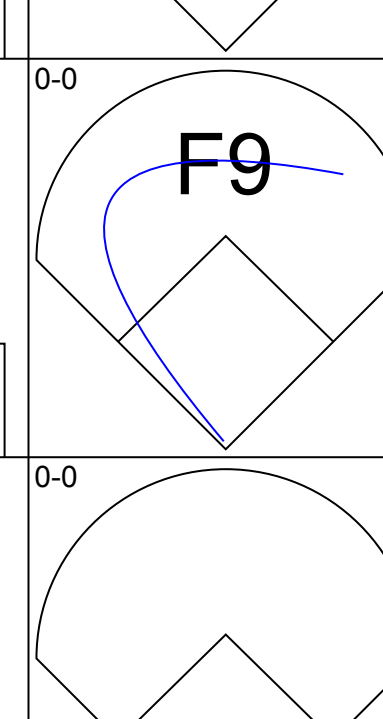
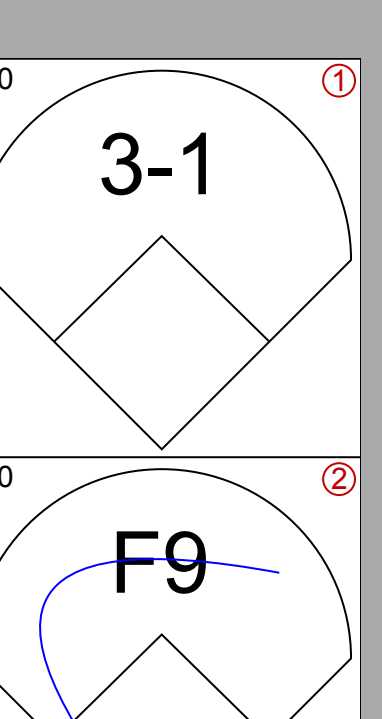
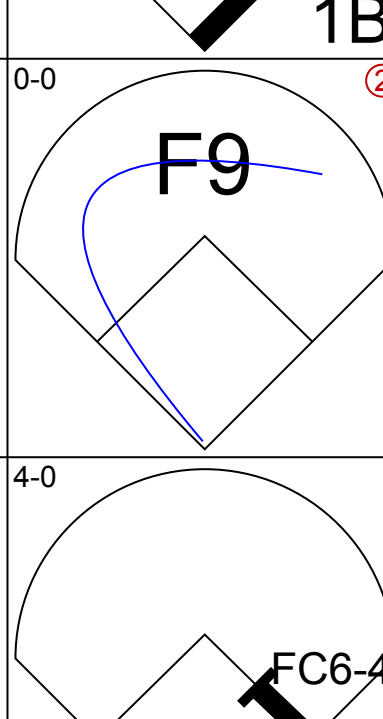
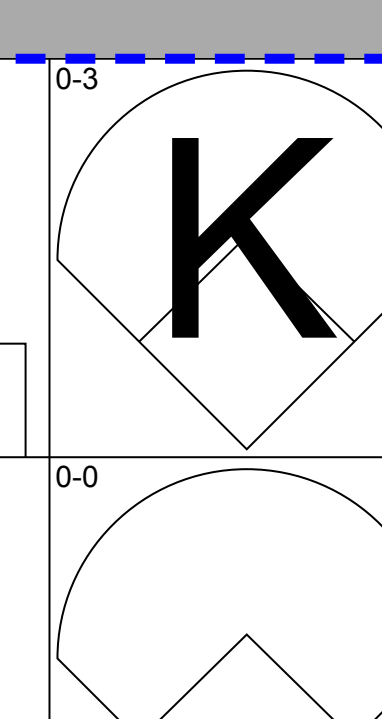
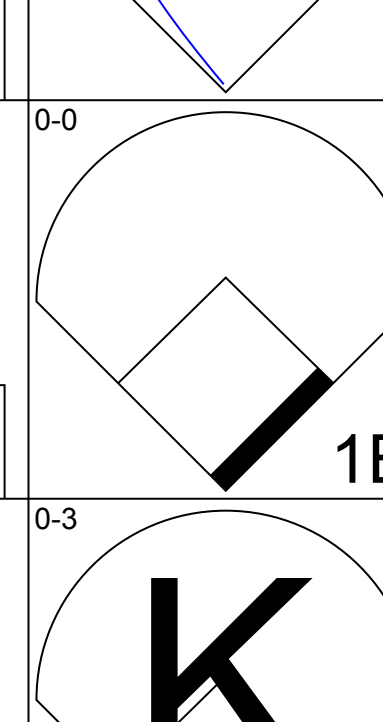
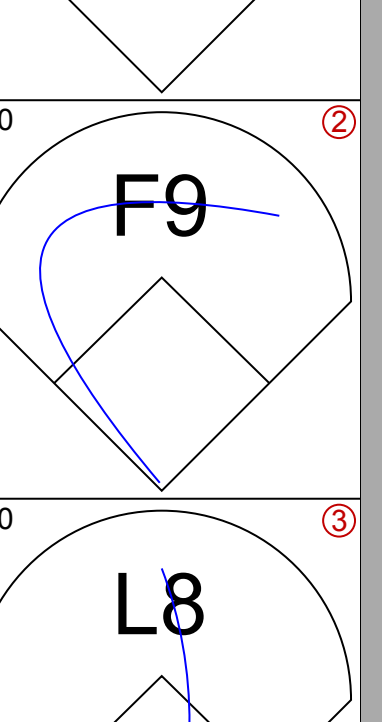
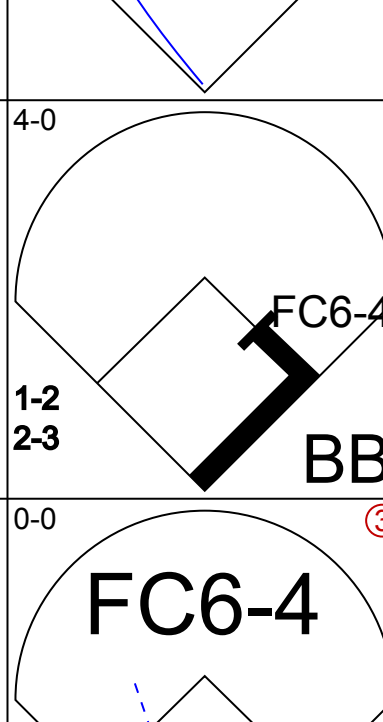
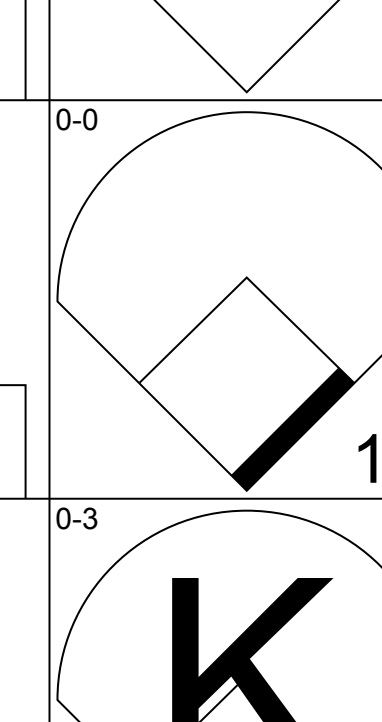
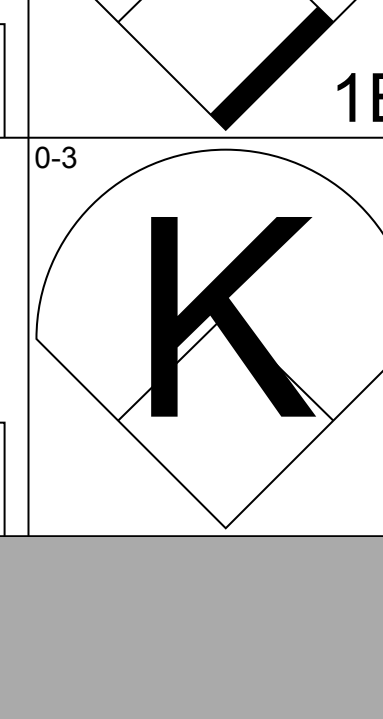
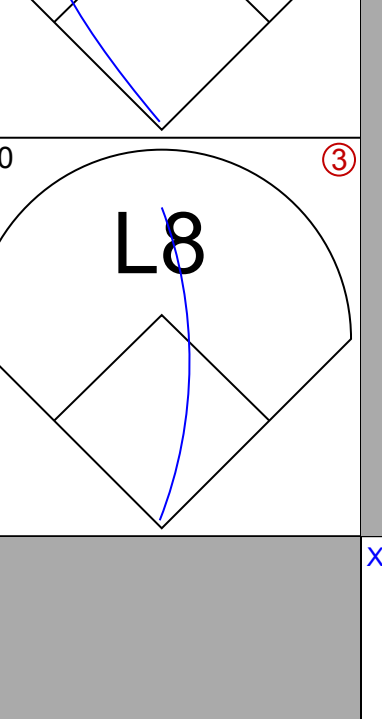
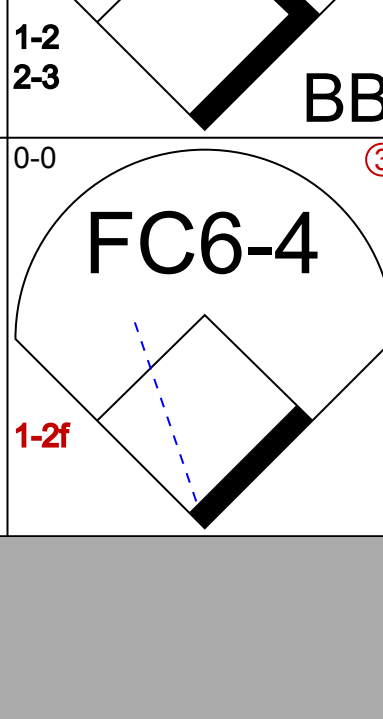
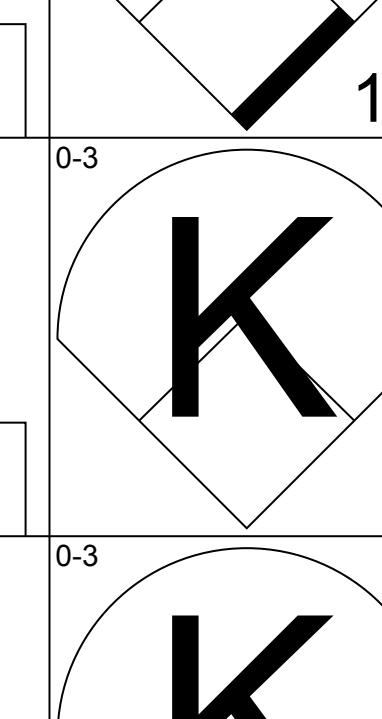
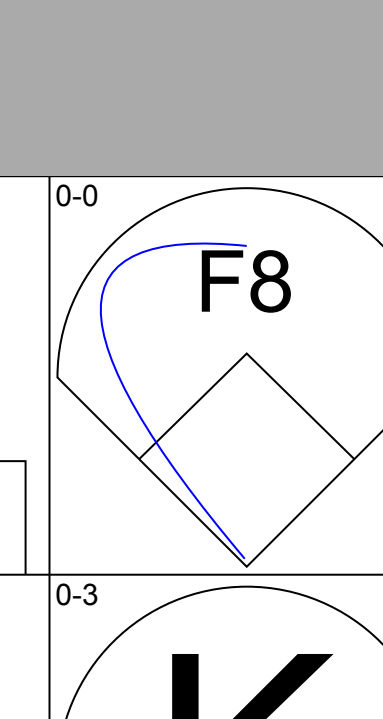
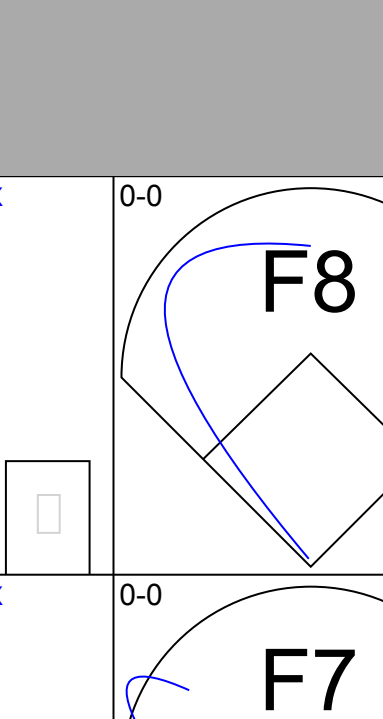
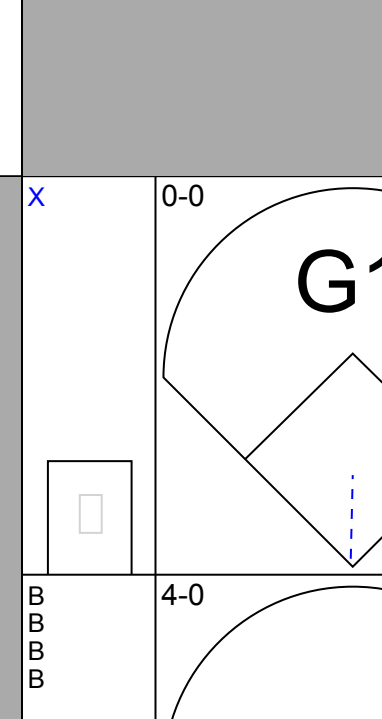
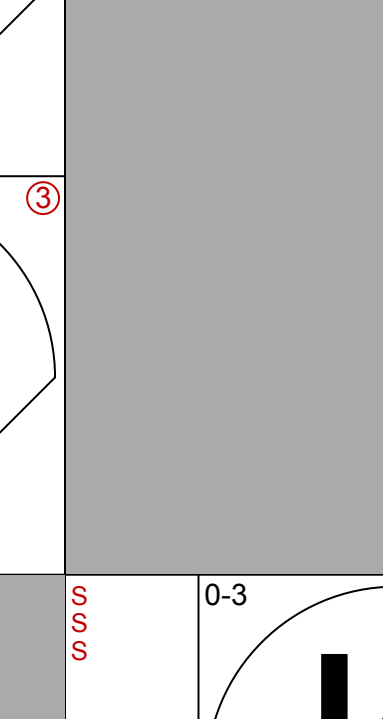



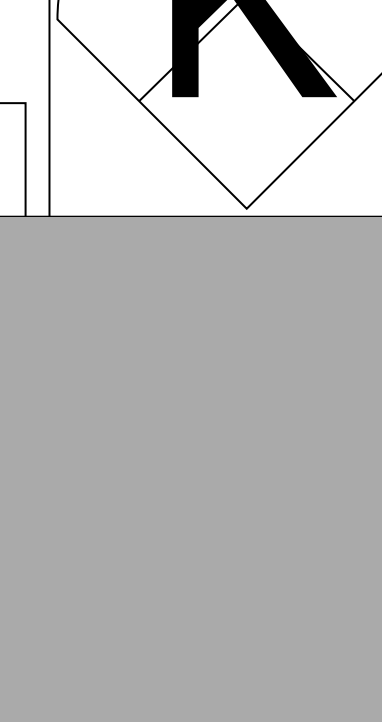




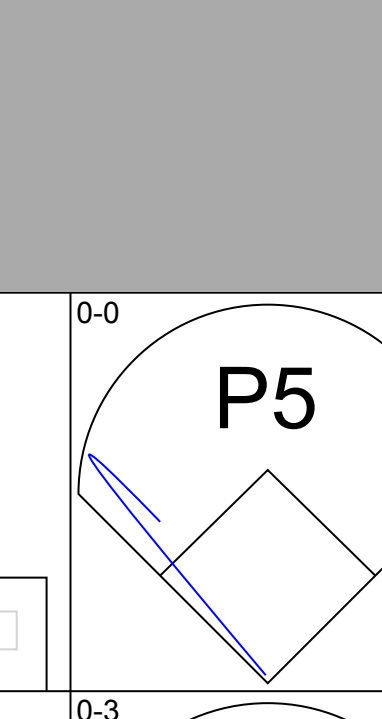
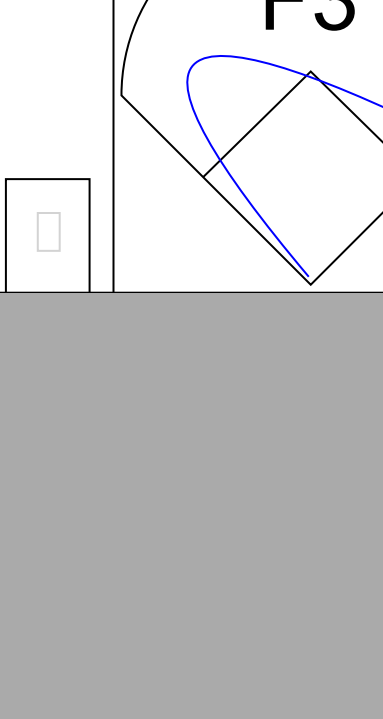
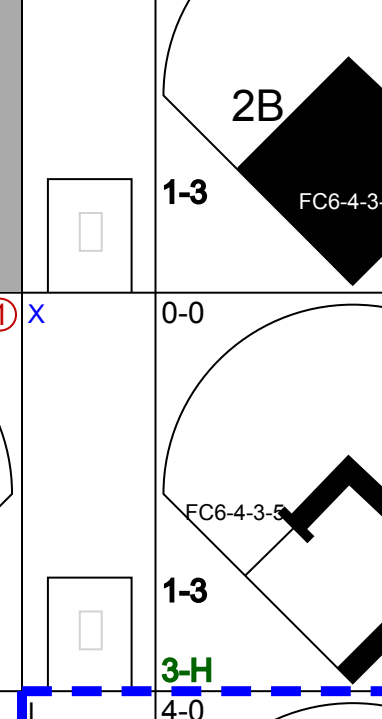
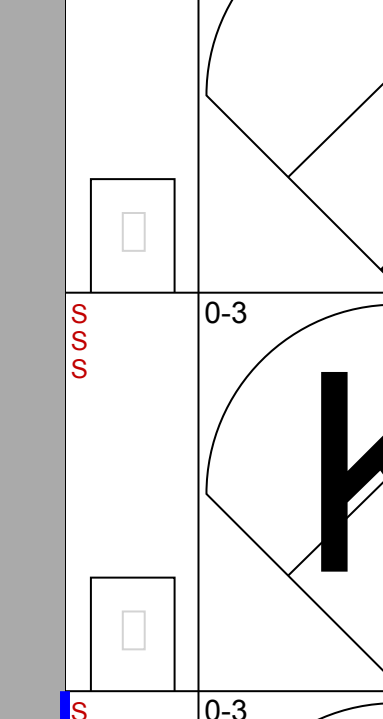

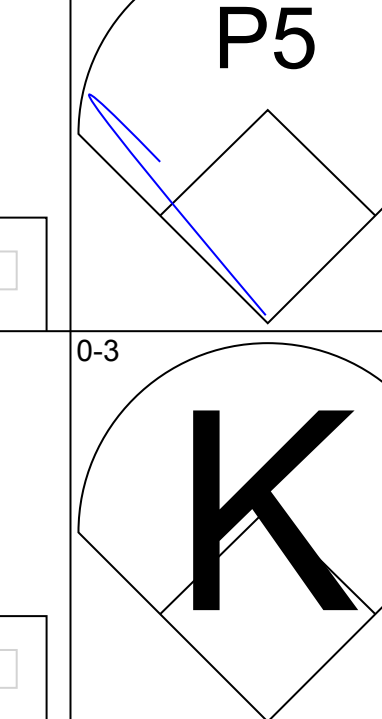

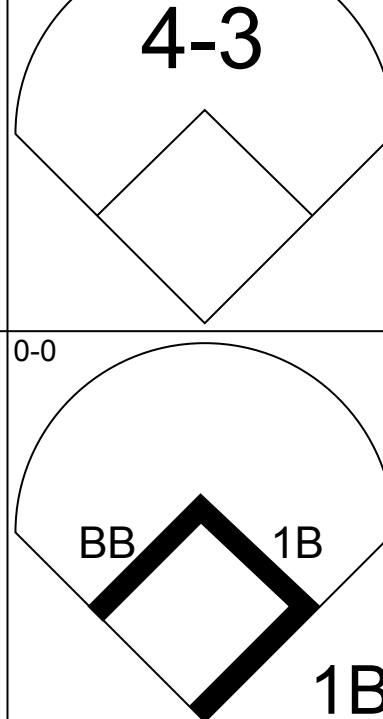

Batter	1	2	3	4	5	6	7	8	9	AB R H RBI BB SO LOB	BOTTOM							
Lou Brock, L OBP: 0.256, SLG: 0.228 (1, 7)	0-0 6-3		0-0 3-1			0-0 6-3			0-0 G3 1B 1B	4 0 1 0 0 0 0	San Francisco Giants @ St. Louis Cardinals Busch Stadium, St. Louis, MO Sun Jul 16 1978, 3:38 AM CDT Att: 31,771 - Unknown							
Garry Templeton, S OBP: 0.274, SLG: 0.334 (1, 6)	0-0 3-1			0-0 FC3-6 1B 1B		0-0 F7			0-0 F8	4 0 1 0 0 0 1								
Jerry Mumphrey, S OBP: 0.305, SLG: 0.317 (1, 9)	0-0 1-3			0-0 FC3-6 1B		0-0 4-3			0-0 G3 1B	4 0 2 0 0 0 0								
Keith Hernandez, L OBP: 0.360, SLG: 0.424 (1, 3)		0-0 P4		0-3 K		0-0 F9			0-0 G3	4 0 0 0 0 1 4								
Tony Scott, S OBP: 0.297, SLG: 0.288 (1, 8)		0-0 G3		0-0 FC3-6		0-3 K			4-0 BB	3 0 0 0 1 1 2								
Ken Reitz, R OBP: 0.274, SLG: 0.331 (1, 5)		0-0 1B		0-0 L7		0-0 F2			0-0 5-3	4 0 1 0 0 0 5								
Mike Phillips, L OBP: 0.309, SLG: 0.300 Mike Tyson, R OBP: 0.277, SLG: 0.315 (1, 4) (2, 4)		0-0 F8			0-0 L7				G4-6-3 1B	0 0 0 0 0 0 0 3 0 1 0 0 0 1								
Steve Swisher, R OBP: 0.286, SLG: 0.322 John Tamargo, S (8, PH) (9, 2)			0-0 1-3		0-0 F8				K	2 0 0 0 0 0 0 1 0 0 0 0 1 1								
John Urea, R OBP: 0.095, SLG: 0.050 Roy Thomas, R (5, 1) Ted Simmons, S OBP: 0.394, SLG: 0.542 Pete Falcone, L OBP: 0.200, SLG: 0.200 (9, 1)			0-0 4-3		0-0 F7				G4-6-3	1 0 0 0 0 0 0 1 0 0 0 0 0 0 1 0 0 0 0 0 1 0 0 0 0 0 0 0								
Inning Stats	R: 0 E: 0 K: 0 S: 3	H: 0 LOB: 0 BB: 0 P: 3	R: 0 E: 0 K: 0 S: 4	H: 1 LOB: 1 BB: 0 P: 4	R: 0 E: 0 K: 1 S: 7	H: 2 LOB: 2 BB: 0 P: 7	R: 0 E: 0 K: 0 S: 3	H: 0 LOB: 0 BB: 0 P: 3	R: 0 E: 0 K: 1 S: 5	H: 0 LOB: 0 BB: 0 P: 3	R: 0 E: 0 K: 1 S: 5	H: 1 LOB: 0 BB: 0 P: 5	R: 0 E: 0 K: 0 S: 5	H: 2 LOB: 3 BB: 1 P: 9	1B: 6 2B: 0 3B: 0 HR: 0	SF: 0 SAC: 0 DP: 1 HBP: 0	WP: 0 PB: 0 SB: 0 CS: 0	PA: 33
PITCHER	IP WLS BF H R ER SO BB IBB HBP BLK WP HR S P ERA WHIP											PITCHER	IP WLS BF H R ER SO BB IBB HBP BLK WP HR S P ERA WHIP					
Ed Halicki, R ERA: 2.76 (1, 1)	9.0 W 33 6 0 0 3 1 0 0 0 0 0 0 38 42 0.00 0.778																	

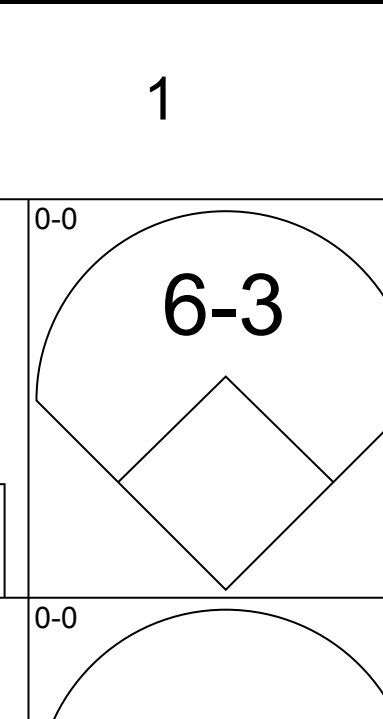
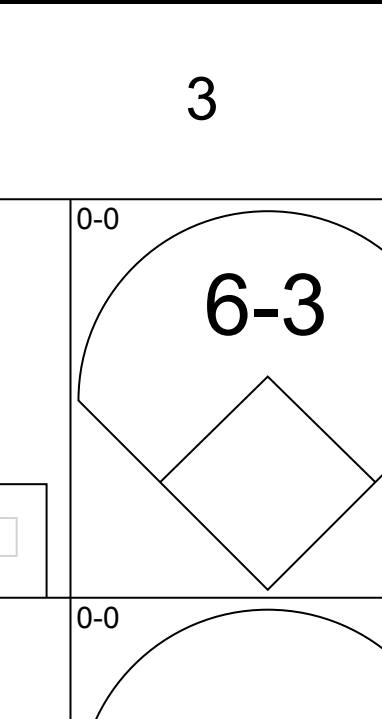
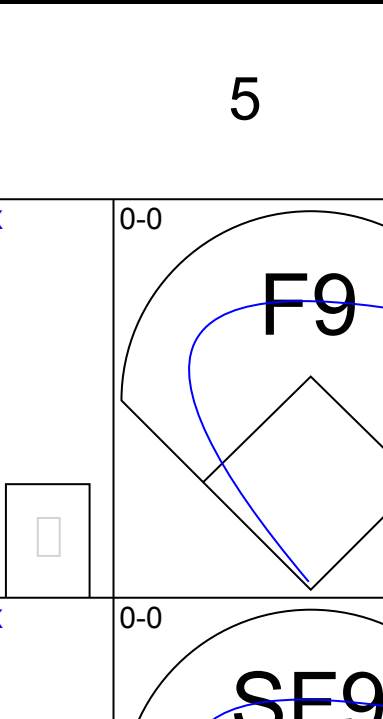
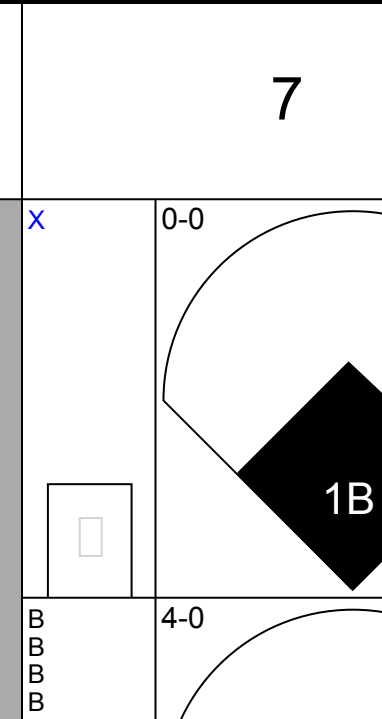
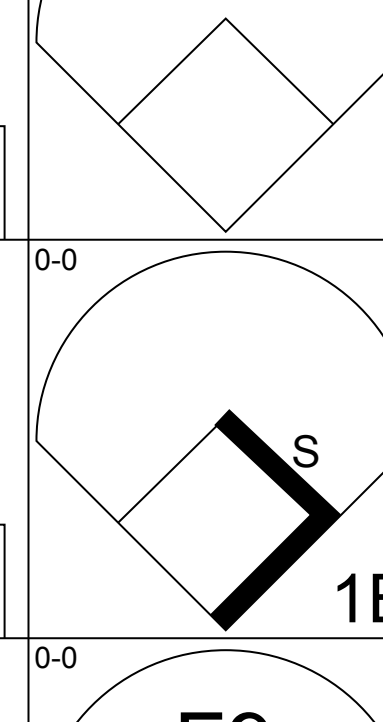
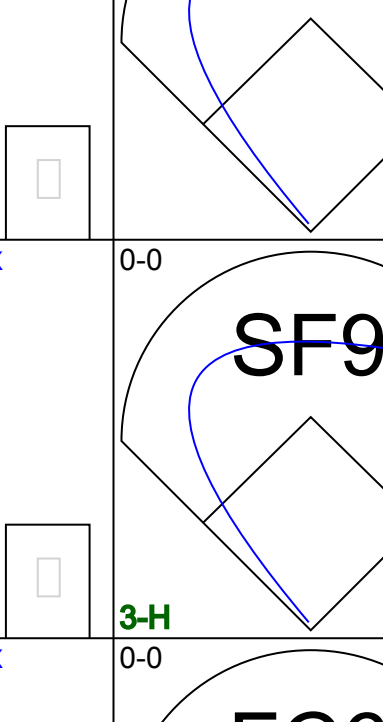
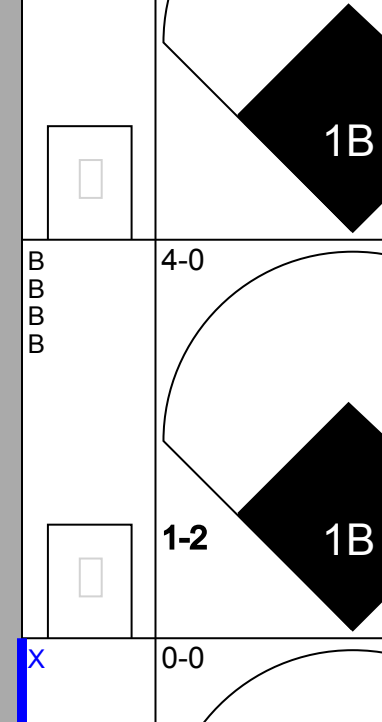
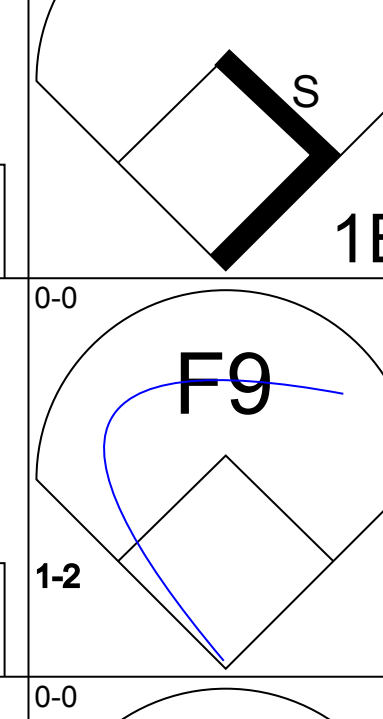
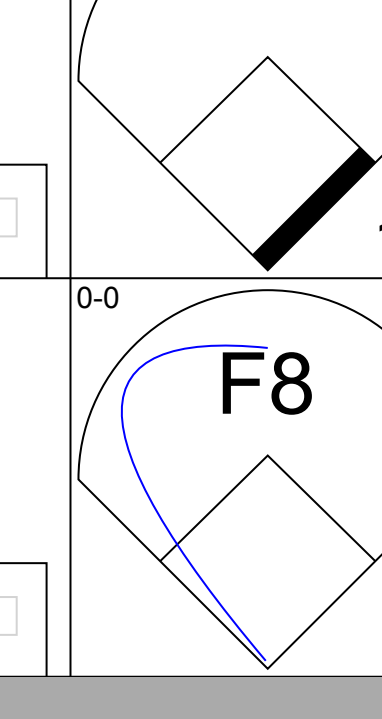
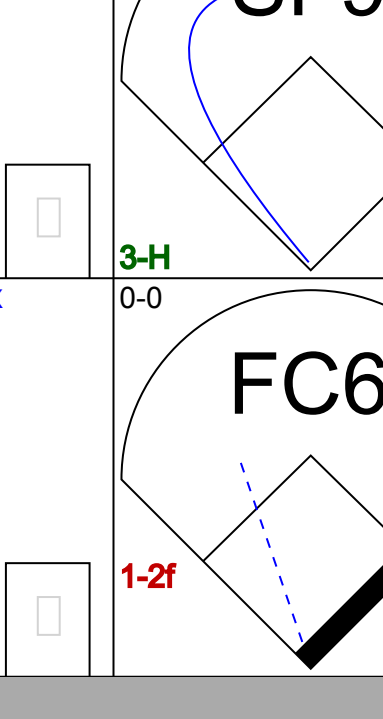
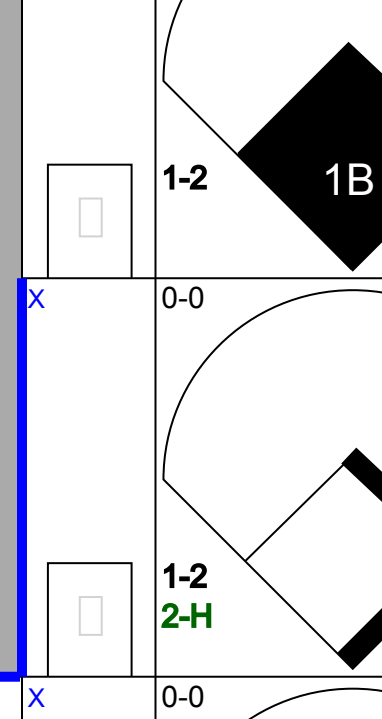
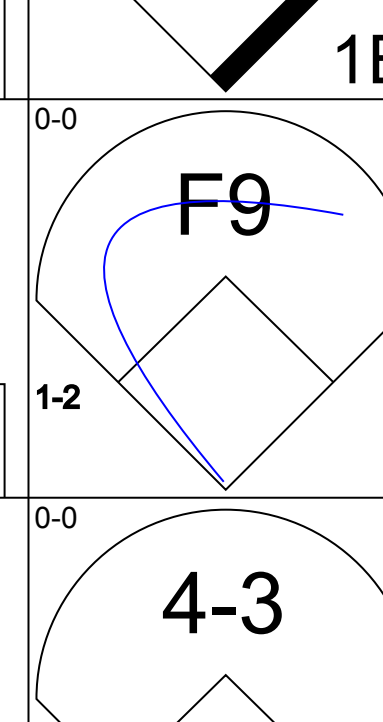
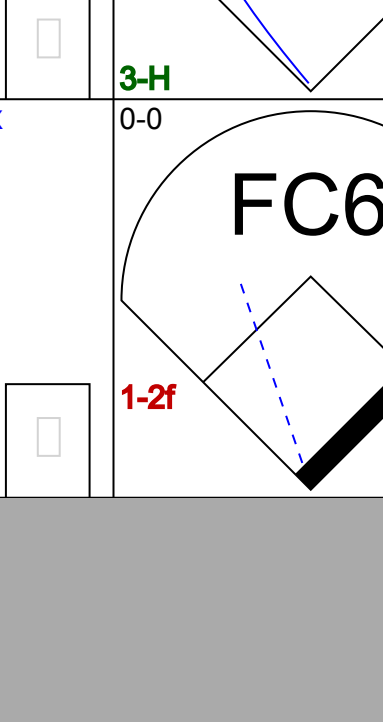
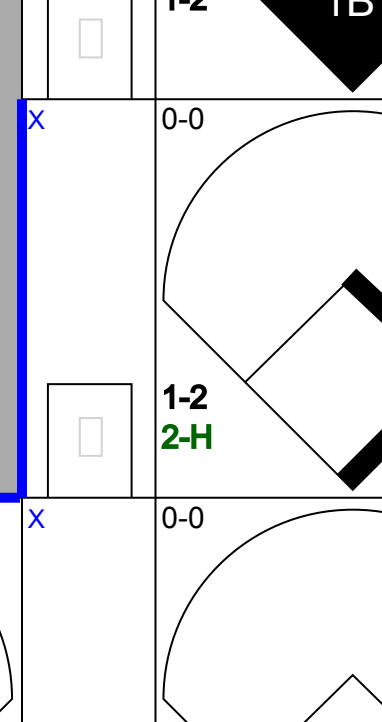
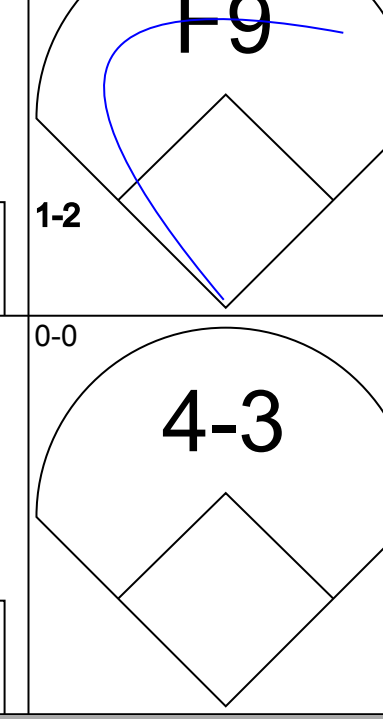
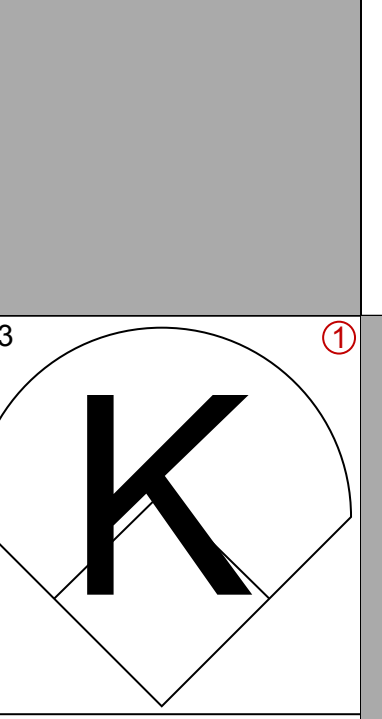
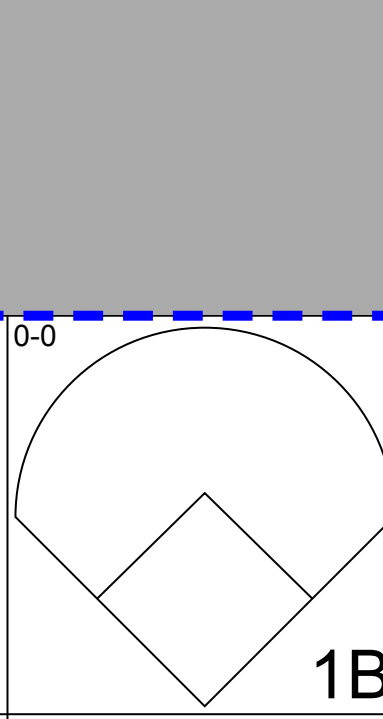

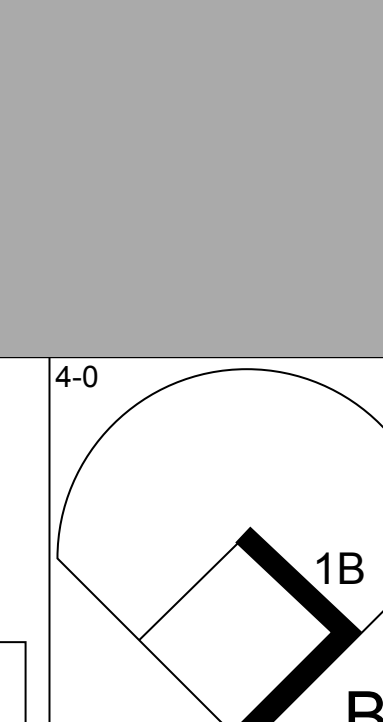
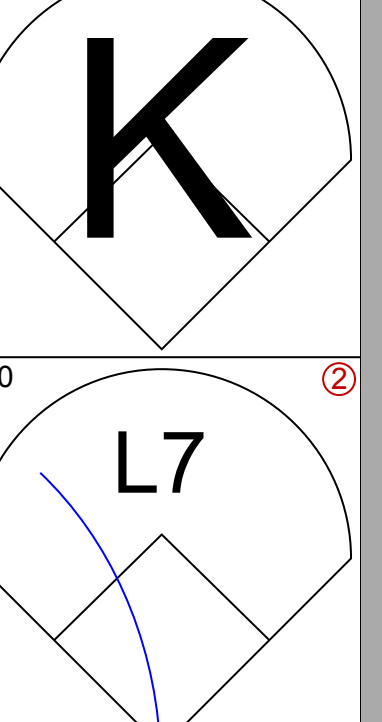
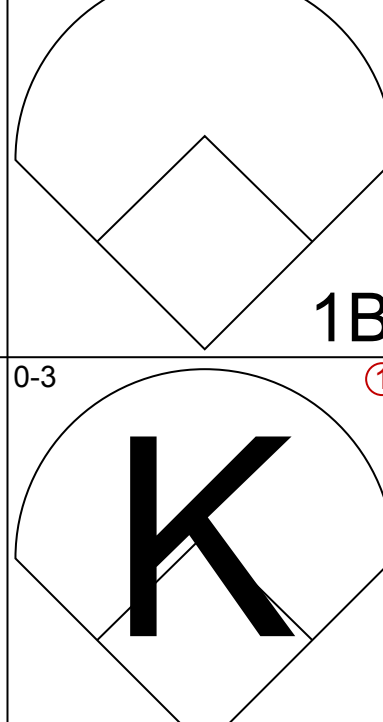

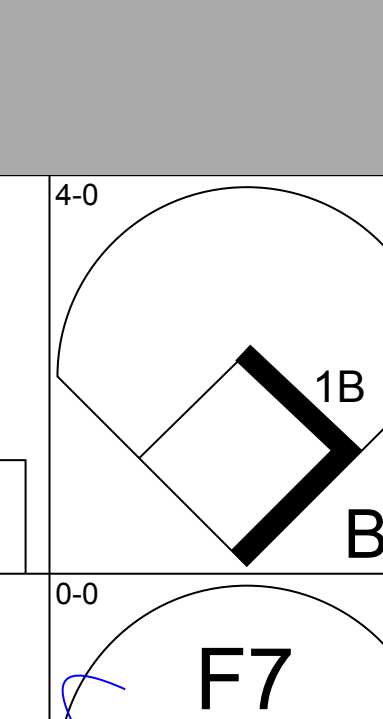
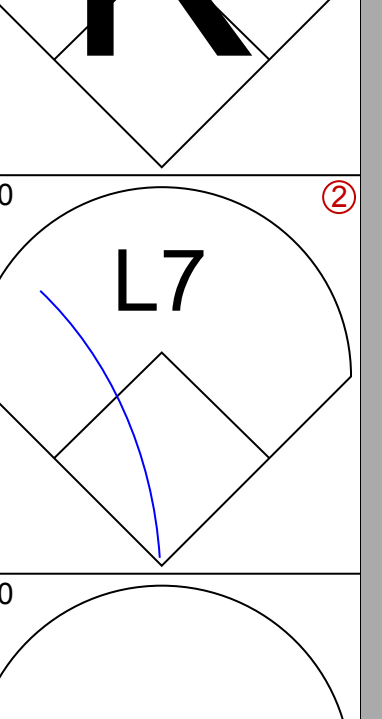
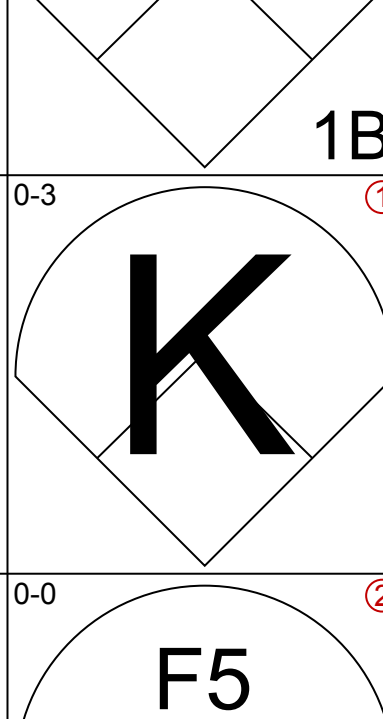

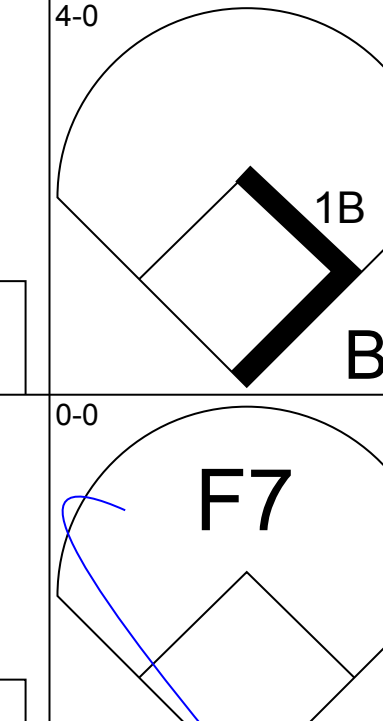
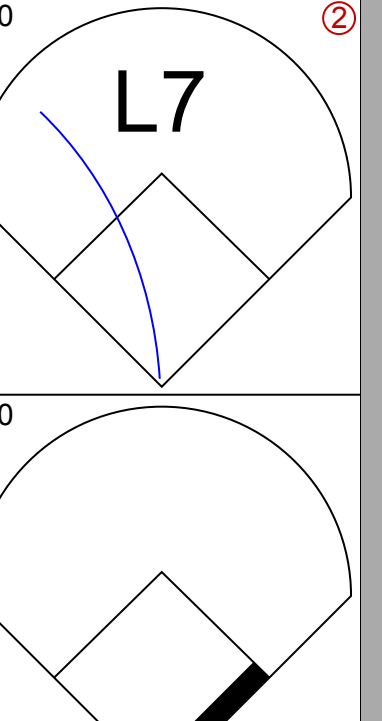
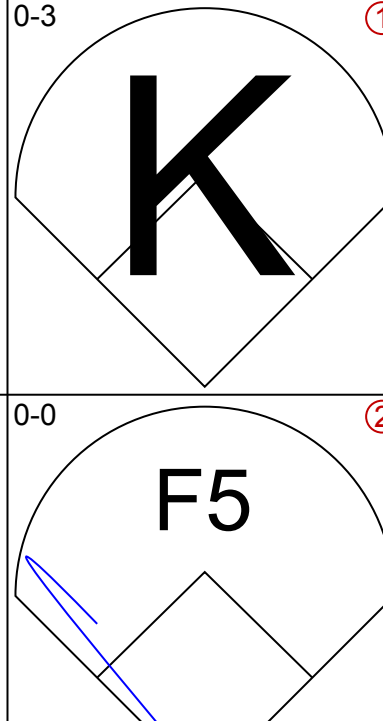

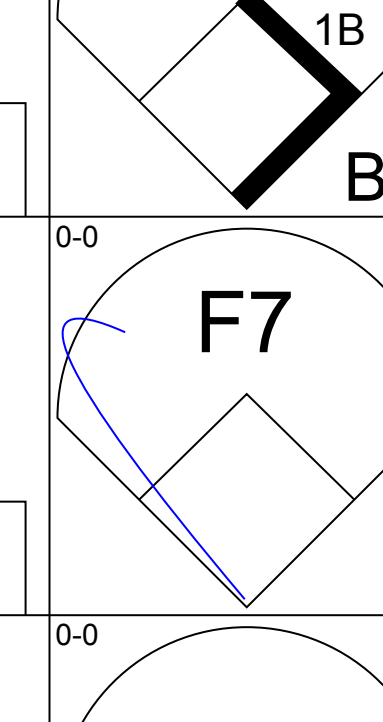

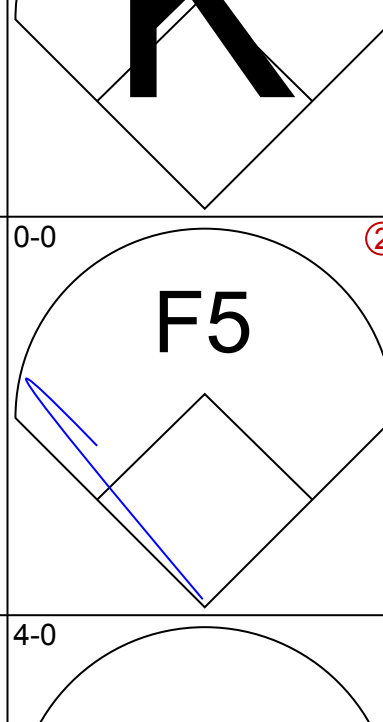


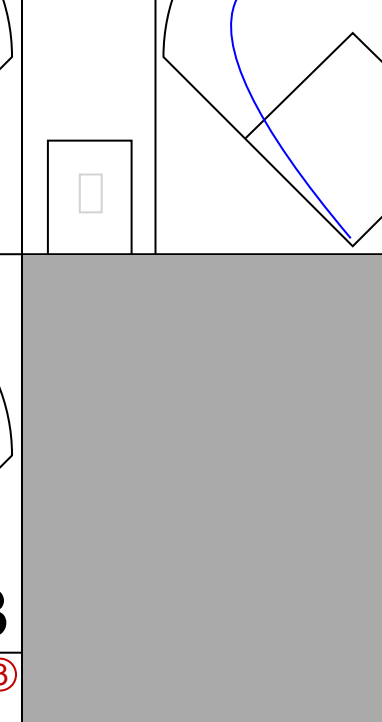
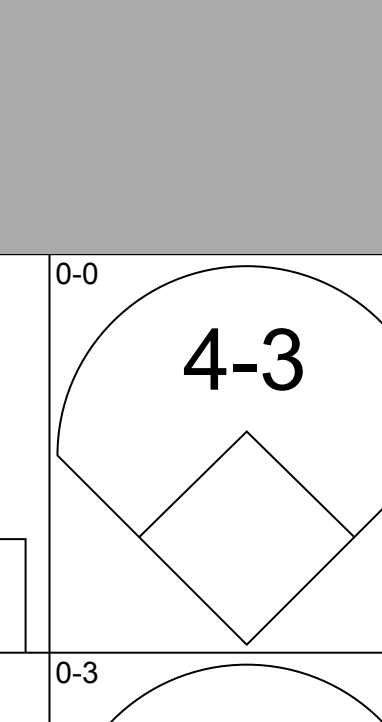


Batter	1	2	3	4	5	6	7	8	9	AB	R	H	RBI	BB	SO	LOB	TOP								
Gene Richards, L (1,7) OBP: 0.385, SLG: 0.414	SH1-3 2B		6-3		1B		F8			4	1	2	0	0	0	0	San Diego Padres @ St. Louis Cardinals Busch Stadium, St. Louis, MO Tue Jul 18 1978, 7:05 PM CDT Att: 13,271 - Unknown								
Ozzie Smith, S (1,6) OBP: 0.312, SLG: 0.320	SH1-3		F7		2H 1B		L4			3	0	1	1	0	0										
Broderick Perkins, L (1,3) OBP: 0.333, SLG: 0.465	K		1B		G3		F8			4	0	1	0	0	1	2									
Dave Winfield, R (1,8) OBP: 0.341, SLG: 0.479	K		P4							4	0	0	0	0	2	2									
Oscar Gamble, L (1,9) OBP: 0.375, SLG: 0.420		1B BB			K		1B WP 1B			3	1	1	0	1	1	0									
Gene Tenace, R (1,2) OBP: 0.407, SLG: 0.439		K			L6 2B		1B 1B			4	1	2	0	0	2	1									
Fernando Gonzalez, R (1,4) OBP: 0.234, SLG: 0.262		1-2 1B			L6 2-3		1B 1B			4	0	2	1	0	1	1									
Bill Almon, R (1,5) OBP: 0.312, SLG: 0.326		F9					5-3 1-2 2H 1B			4	0	1	1	0	1	2									
Eric Rasmussen, R (1,1) OBP: 0.150, SLG: 0.150		K					K B1-4 1-2			4	0	0	0	0	2	4									
Inning Stats	R: 0 E: 0 K: 2 S: 8	H: 1 LOB: 1 BB: 0 P: 8	R: 0 E: 0 K: 2 S: 8	H: 1 LOB: 2 BB: 1 P: 12	R: 0 E: 0 K: 1 S: 4	H: 1 LOB: 0 BB: 0 P: 4	R: 0 E: 0 K: 1 S: 5	H: 1 LOB: 0 BB: 0 P: 5	R: 1 E: 0 K: 1 S: 7	H: 2 LOB: 1 BB: 0 P: 7	R: 2 E: 0 K: 1 S: 8	H: 4 LOB: 1 BB: 0 P: 8	R: 0 E: 0 K: 0 S: 3	H: 0 LOB: 0 BB: 0 P: 3	R: 0 E: 0 K: 1 S: 5	H: 0 LOB: 0 BB: 0 P: 5		R: 0 E: 0 K: 2 S: 7	H: 0 LOB: 0 BB: 0 P: 7	1B: 7 2B: 5 3B: 0 HR: 0	SF: 0 SAC: 1 DP: 2 HBP: 0	WP: 1 PB: 0 SB: 0 CS: 0	PA: 36		
PITCHER	IP WLS BF H R ER SO BB IBB HBP BLK WP HR S P ERA WHIP	7.0 L 30 10 3 3 7 1 0 0 0 1 0 43 47 3.86 1.571	2.0 L 6 0 0 0 3 0 0 0 0 0 0 12 12 0.00 0.000																						

Batter	1	2	3	4	5	6	7	8	9	AB	R	H	RBI	BB	SO	LOB	BOTTOM								
Garry Templeton, S (1,6) OBP: 0.270, SLG: 0.329	4-3	K2-3			4-3			4-3		4	0	0	0	0	1	1	San Diego Padres @ St. Louis Cardinals Busch Stadium, St. Louis, MO Tue Jul 18 1978, 7:05 PM CDT Att: 13,271 - Unknown								
Jerry Mumphrey, S (1,7) OBP: 0.302, SLG: 0.309	S 1B		G3		1-3		L7			4	0	1	0	0	0	0									
George Hendrick, R (1,8) OBP: 0.314, SLG: 0.417	F9 1-2		P6		F3		5-3			4	0	0	0	0	0	1									
Ted Simmons, S (1,2) OBP: 0.390, SLG: 0.542	BB BB		3-1		6-3		L3			3	0	0	0	1	0	0									
Keith Hernandez, L (1,3) OBP: 0.356, SLG: 0.430	L9				F9		1-3			4	1	1	1	0	0	2									
Jerry Morales, R (1,9) OBP: 0.285, SLG: 0.343		6-3			1B BB		4-3			3	0	0	0	1	0	0									
Ken Reitz, R (1,5) OBP: 0.277, SLG: 0.345		1B 2B			1-2 1B					4	1	2	0	0	1	0									
Mike Tyson, R (1,4) OBP: 0.278, SLG: 0.313		P3			P3		K			2	0	0	0	0	0	3									
Lou Brock, L (7,PH) OBP: 0.254, SLG: 0.225		P3			P3		K			1	0	0	0	0	1	0									
Mike Phillips, L (8,4) OBP: 0.309, SLG: 0.300		P3			P3		K			0	0	0	0	0	0	0									
Pete Vuckovich, R (1,1) OBP: 0.107, SLG: 0.107					P6		3-1			2	0	1	1	0	0	2									
Tony Scott, S (7,PH) OBP: 0.295, SLG: 0.286										1	0	0	0	0	0	0									
Mark Littell, L (8,1) OBP: 0.295, SLG: 0.286		2H 1B								0	0	0	0	0	0	0									
Inning Stats	R: 0 E: 0 K: 0 S: 4	H: 1 LOB: 2 BB: 1 P: 8	R: 1 E: 0 K: 1 S: 7	H: 2 LOB: 1 BB: 0 P: 7	R: 0 E: 0 K: 0 S: 3	H: 0 LOB: 0 BB: 0 P: 3	R: 0 E: 0 K: 0 S: 4	H: 1 LOB: 2 BB: 1 P: 8	R: 0 E: 0 K: 0 S: 3	H: 0 LOB: 0 BB: 0 P: 3	R: 0 E: 0 K: 2 S: 7	H: 0 LOB: 0 BB: 0 P: 7	R: 0 E: 0 K: 0 S: 3	H: 0 LOB: 0 BB: 0 P: 3	R: 1 E: 0 K: 0 S: 4	H: 1 LOB: 0 BB: 0 P: 4	1B: 3 2B: 1 3B: 0 HR: 1	SF: 0 SAC: 0 DP: 0 HBP: 0	WP: 0 PB: 0 SB: 1 CS: 0	PA: 34					
PITCHER	IP WLS BF H R ER SO BB IBB HBP BLK WP HR S P ERA WHIP	9.0 W 34 5 2 2 3 2 0 0 0 0 1 38 46 2.00 0.778																							



Batter	1	2	3	4	5	6	7	8	9	AB	R	H	RBI	BB	SO	LOB	TOP					
Gene Richards, L (1, 7) OBP: 0.384, SLG: 0.413										4	0	1	1	0	1	2	San Diego Padres @ St. Louis Cardinals Busch Stadium, St. Louis, MO Thu Jul 20 1978, 3:33 AM CDT Att: 8,510 - Unknown					
Ozzie Smith, S (1, 6) OBP: 0.308, SLG: 0.315										4	0	0	0	0	1	2						
Broderick Perkins, L (1, 3) OBP: 0.359, SLG: 0.480										3	0	2	0	1	0	0						
Dave Winfield, R (1, 8) OBP: 0.337, SLG: 0.476										4	0	0	0	0	2	5						
Jerry Turner, L (1, 9) OBP: 0.290, SLG: 0.395										4	0	0	0	0	1	1						
Gene Tenace, R (1, 2) OBP: 0.405, SLG: 0.430										3	1	0	0	1	2	0						
Fernando Gonzalez, R (1, 4) OBP: 0.240, SLG: 0.299										4	1	2	0	0	0	0						
Tucker Ashford, R (1, 5) OBP: 0.298, SLG: 0.379										4	0	1	1	0	1	1						
Bob Ojchinko, L (1, 1) OBP: 0.178, SLG: 0.200 Oscar Gamble, L (5, PH) OBP: 0.172, SLG: 0.418 Bill Almon, R (5, PH) OBP: 0.211, SLG: 0.224 John D'Acquisto, R (5, PH) OBP: 0.206, SLG: 0.251 Rick Sweet, S (7, PH) OBP: 0.206, SLG: 0.282 Don Reynolds, R (7, PH) OBP: 0.206, SLG: 0.282 Rollie Fingers, R (7, 1) OBP: 0.206, SLG: 0.282 Dave Roberts, R (9, PH) OBP: 0.203, SLG: 0.299										1	0	0	0	0	1	0						
Inning Stats	R: 0 E: 0 K: 2 S: 8	H: 1 LOB: 1 BB: 0 P: 8	R: 0 E: 0 K: 1 S: 5	H: 0 LOB: 0 BB: 0 P: 5	R: 0 E: 0 K: 1 S: 5	H: 0 LOB: 0 BB: 0 P: 5	R: 0 E: 0 K: 0 S: 3	H: 0 LOB: 0 BB: 0 P: 3	R: 0 E: 0 K: 0 S: 3	H: 0 LOB: 0 BB: 0 P: 3	R: 0 E: 0 K: 0 S: 5	H: 2 LOB: 3 BB: 1 P: 9	R: 2 E: 0 K: 0 S: 4	H: 2 LOB: 1 BB: 2 P: 12	R: 0 E: 0 K: 3 S: 10	H: 1 LOB: 1 BB: 0 P: 10		R: 0 E: 0 K: 3 S: 10	H: 1 LOB: 1 BB: 0 P: 10	1B: 5 2B: 3 3B: 0 HR: 0	SF: 0 SAC: 0 DP: 1 HBP: 0	WP: 0 PB: 0 SB: 0 CS: 0
PITCHER	IP WLS BF H R ER SO BB IBB HBP BLK WP HR S P ERA WHIP																					
Bob Forsch, R (1, 1) ERA: 3.1	6.1	W	26	5	2	2	4	2	0	0	0	0	0	0	32	40	2.84	1.105				
Buddy Schultz, L (7, 1) ERA: 3.56	0.2	W	2	0	0	0	0	0	1	0	0	0	0	0	1	5	0.00	0.000				
Mark Littell, R (8, 1) ERA: 2.22	2.0	S	8	2	0	0	6	0	0	0	0	0	0	0	20	20	0.00	1.000				

Batter	1	2	3	4	5	6	7	8	9	AB	R	H	RBI	BB	SO	LOB	BOTTOM				
Garry Templeton, S (1, 6) OBP: 0.272, SLG: 0.332										4	1	1	0	0	0	2	San Diego Padres @ St. Louis Cardinals Busch Stadium, St. Louis, MO Thu Jul 20 1978, 3:33 AM CDT Att: 8,510 - Unknown				
Jerry Mumphrey, S (1, 7) OBP: 0.309, SLG: 0.315 (8, 9)										2	1	2	1	1	0	0					
Jerry Morales, R (1, 9) OBP: 0.289, SLG: 0.341 (7, PH)										3	0	0	0	0	0	3					
Tony Scott, S (7, 8) OBP: 0.296, SLG: 0.287 (8, 8)										1	0	1	1	0	0	0					
George Hendrick, R (1, 8) OBP: 0.316, SLG: 0.415 Mark Littell, L (8, 1)										4	0	2	1	0	1	1					
Roger Freed, R (1, 3) OBP: 0.288, SLG: 0.422 (7, PH)										2	0	0	0	1	1	1					
Keith Hernandez, L (7, 3) OBP: 0.352, SLG: 0.424 (8, 3)										1	0	0	0	0	1	2					
Ken Reitz, R (1, 5) OBP: 0.279, SLG: 0.344										4	0	1	0	0	0	4					
Steve Swisher, R (1, 2) OBP: 0.299, SLG: 0.323										3	0	1	0	1	0	1					
Mike Tyson, R (1, 4) OBP: 0.281, SLG: 0.316										4	1	1	0	0	1	4					
Bob Forsch, R (1, 1) OBP: 0.236, SLG: 0.400 Buddy Schultz, R (7, 1) OBP: 0.333, SLG: 0.600 Lou Brock, L (7, PH) OBP: 0.251, SLG: 0.223 (8, 7)										1	0	0	0	0	0	0					
Inning Stats	R: 0 E: 0 K: 0 S: 4	H: 1 LOB: 1 BB: 0 P: 4	R: 0 E: 0 K: 0 S: 3	H: 1 LOB: 1 BB: 1 P: 7	R: 0 E: 0 K: 0 S: 4	H: 1 LOB: 1 BB: 0 P: 4	R: 0 E: 0 K: 1 S: 6	H: 1 LOB: 1 BB: 0 P: 6	R: 1 E: 0 K: 0 S: 5	H: 1 LOB: 1 BB: 0 P: 5	R: 0 E: 0 K: 1 S: 6	H: 1 LOB: 2 BB: 1 P: 10	R: 2 E: 0 K: 1 S: 8	H: 3 LOB: 2 BB: 1 P: 12	R: 0 E: 0 K: 2 S: 7	H: 0 LOB: 0 BB: 0 P: 7	1B: 8 2B: 1 3B: 0 HR: 0	SF: 1 SAC: 1 DP: 1 HBP: 0	WP: 0 PB: 0 SB: 1 CS: 0	PA: 36	
PITCHER	IP WLS BF H R ER SO BB IBB HBP BLK WP HR S P ERA WHIP																				
Bob Ojchinko, L (1, 1) ERA: 3.13	5.0		21	5	1	1	1	1	0	0	0	0	0	22	26	1.80	1.200				
John D'Acquisto, R (6, 1) ERA: 2.14	1.0		5	1	0	0	1	1	0	0	0	0	0	6	10	0.00	2.000				
Rollie Fingers, R (7, 1) ERA: 3.6	2.0	L	10	3	2	2	3	1	0	0	0	0	0	15	19	9.00	2.000				



Batter	1	2	3	4	5	6	7	8	9	AB	R	H	RBI	BB	SO	LOB	TOP								
Lou Brock, L OBP: 0.246, SLG: 0.218 Roger Freed, R OBP: 0.302, SLG: 0.457 Bob Coluccio, R OBP: 0.302, SLG: 0.457	F9	F7			F8		F5		2B	4	0	0	0	0	0	2	St. Louis Cardinals @ Los Angeles Dodgers Dodger Stadium, Los Angeles, CA Fri Jul 21 1978, 7:05 PM PDT Att: 51,911 - Unknown								
Gary Tomperton, S OBP: 0.273, SLG: 0.333	1B		F9		1B		4-3		1-3	5	1	2	1	0	0	2									
Jerry Mumphrey, S OBP: 0.307, SLG: 0.309	K		4-3		4-3			F8	FC4-6	4	0	0	0	1	1	2									
Ted Simmons, S OBP: 0.386, SLG: 0.543	HR		F3					F5	FC4-6	5	1	2	2	0	0	3									
Keith Hernandez, L OBP: 0.351, SLG: 0.422	1B		F9					F8		4	0	1	0	0	1	1									
Tony Scott, S OBP: 0.303, SLG: 0.282	4-3		F5						2B	2	1	0	0	2	0	1									
Ken Reitz, R OBP: 0.276, SLG: 0.340			5-3		5-3			F8	F7	4	0	0	0	0	0	3									
Ken Oberkfell, L OBP: 0.750, SLG: 1.000					F8		4-3		1B	3	2	2	0	1	0	2									
Silvio Martinez, R OBP: 0.208, SLG: 0.292 Mike Phillips, L OBP: 0.305, SLG: 0.296 Aurelio Lopez, R OBP: 0.318, SLG: 0.418	K				SH3-4			F7	2B	1	0	0	0	0	1	1									
Inning Stats	R: 2 E: 0 K: 1 S: 8	H: 3 LOB: 1 BB: 0 P: 8	R: 0 E: 0 K: 1 S: 6	H: 1 LOB: 1 BB: 0 P: 6	R: 0 E: 0 K: 0 S: 3	H: 0 LOB: 0 BB: 0 P: 3	R: 0 E: 0 K: 0 S: 3	H: 0 LOB: 0 BB: 0 P: 3	R: 1 E: 0 K: 0 S: 4	H: 1 LOB: 1 BB: 1 P: 8	R: 0 E: 0 K: 1 S: 6	H: 1 LOB: 2 BB: 1 P: 10	R: 0 E: 0 K: 0 S: 3	H: 0 LOB: 0 BB: 0 P: 3	R: 0 E: 0 K: 0 S: 3	H: 0 LOB: 0 BB: 0 P: 3	R: 2 E: 0 K: 0 S: 6	H: 3 LOB: 3 BB: 2 P: 14	1B: 6 2B: 2 3B: 0 HR: 1	SF: 0 SAC: 1 DP: 0 HBP: 0	WP: 0 PB: 0 SB: 1 CS: 0	PA: 40			
PITCHER	IP	WLS	BF	H	R	ER	SO	BB	IBB	HBP	BLK	WP	HR	S	P	ERA	WHIP	PITCHER							
Burt Hooton, R ERA: 3.32	8.1	W	36	8	5	5	3	3	0	0	0	0	1	39	51	5.40	1.320								
Lance Rautzhan, L ERA: 1.45	0.1		3	1	0	0	0	1	0	0	0	0	0	2	6	0.00	6.000								
Terry Forster, L ERA: 2.41	0.1	S	1	0	0	0	0	0	0	0	0	0	0	1	1	0.00	0.000								

Batter	1	2	3	4	5	6	7	8	9	AB	R	H	RBI	BB	SO	LOB	BOTTOM								
Davey Lopes, R OBP: 0.391, SLG: 0.455	F7	FC6-4								4	0	2	0	0	0	2	St. Louis Cardinals @ Los Angeles Dodgers Dodger Stadium, Los Angeles, CA Fri Jul 21 1978, 7:05 PM PDT Att: 51,911 - Unknown								
Bill North, S OBP: 0.403, SLG: 0.327	3B		4-3		1B		FC6-4		1B	2	2	0	0	2	0	2									
Reggie Smith, S OBP: 0.373, SLG: 0.570	SF7		G3		CS			1B	HR	3	3	2	4	1	0	0									
Ron Cey, R OBP: 0.365, SLG: 0.434	SF7		F9						HR	3	0	2	1	0	0	0									
Steve Garvey, R OBP: 0.339, SLG: 0.456	5-3				L7		G6-4-3		4-3	4	0	0	0	0	0	2									
Dusty Baker Jr., R OBP: 0.337, SLG: 0.404		5-3			HR				5-3	3	1	1	1	1	0	0									
Joe Ferguson, R OBP: 0.359, SLG: 0.394		1B			5-3		FC5-4		K	3	0	0	0	1	1	1									
Bill Russell, R OBP: 0.289, SLG: 0.346		F8			1-3				6-3	4	0	0	0	0	0	1									
Burt Hooton, R OBP: 0.270, SLG: 0.156 Lance Rautzhan, R OBP: 0.333, SLG: 0.333					5-3				5-3	2	1	1	0	1	0	0									
Inning Stats	R: 2 E: 0 K: 0 S: 4	H: 1 LOB: 2 BB: 1 P: 8	R: 0 E: 0 K: 0 S: 4	H: 1 LOB: 1 BB: 1 P: 8	R: 0 E: 0 K: 0 S: 3	H: 0 LOB: 0 BB: 0 P: 3	R: 1 E: 0 K: 0 S: 4	H: 1 LOB: 0 BB: 0 P: 4	R: 0 E: 0 K: 0 S: 2	H: 1 LOB: 0 BB: 1 P: 6	R: 1 E: 0 K: 0 S: 3	H: 1 LOB: 1 BB: 2 P: 11	R: 3 E: 0 K: 0 S: 6	H: 3 LOB: 1 BB: 1 P: 10	R: 0 E: 0 K: 1 S: 5	H: 0 LOB: 0 BB: 0 P: 5	1B: 4 2B: 1 3B: 1 HR: 2	SF: 1 SAC: 0 DP: 1 HBP: 0	WP: 0 PB: 0 SB: 1 CS: 2	PA: 36					
PITCHER	IP	WLS	BF	H	R	ER	SO	BB	IBB	HBP	BLK	WP	HR	S	P	ERA	WHIP	PITCHER							
Silvio Martinez, R ERA: 3.71	6.0	L	25	5	4	4	4	5	0	0	0	0	1	20	40	6.00	1.667								
Aurelio Lopez, R ERA: 4.35	2.0		10	3	3	3	1	1	0	0	0	0	1	11	15	13.50	2.000								



Batter	1	2	3	4	5	6	7	8	9	AB	R	H	RBI	BB	SO	LOB	TOP			
Garry Templeton, S OBP: 0.277, SLG: 0.336										5	1	3	0	0	0	0				
Jerry Mumphy, S OBP: 0.300, SLG: 0.301										5	0	0	0	0	0	5				
Keith Hernandez, L OBP: 0.350, SLG: 0.420										4	1	1	1	0	0	0				
Ted Simmons, S OBP: 0.384, SLG: 0.548										4	1	1	1	0	1	1				
George Hendrick, R OBP: 0.317, SLG: 0.415										4	0	1	0	0	0	0				
Jerry Morales, R OBP: 0.291, SLG: 0.341										3	0	1	0	1	0	1				
Lou Brock, L OBP: 0.246, SLG: 0.218										0	0	0	0	0	0	0				
Ken Reitz, R OBP: 0.276, SLG: 0.342										4	0	1	0	0	0	3				
Mike Tyson, R OBP: 0.280, SLG: 0.315										4	0	1	0	0	0	2				
John Denny, R OBP: 0.189, SLG: 0.216										3	0	0	0	0	1	3				
Mark Littell, L										0	0	0	0	0	0	0				
Roger Freed, R OBP: 0.315, SLG: 0.468										1	0	1	0	0	0	0				
Tony Scott, S OBP: 0.303, SLG: 0.282										0	0	0	0	0	0	0				
Inning Stats	R: 2 E: 1 K: 1 S: 9	H: 3 LOB: 2 BB: 0 P: 9	R: 0 E: 0 K: 0 S: 3	H: 0 LOB: 0 BB: 0 P: 3	R: 0 E: 0 K: 0 S: 3	H: 0 LOB: 0 BB: 0 P: 3	R: 0 E: 0 K: 0 S: 5	H: 2 LOB: 2 BB: 0 P: 5	R: 0 E: 0 K: 0 S: 3	H: 0 LOB: 0 BB: 0 P: 3	R: 0 E: 0 K: 0 S: 7	H: 2 LOB: 2 BB: 0 P: 7	R: 1 E: 0 K: 0 S: 4	H: 1 LOB: 1 BB: 1 P: 8	R: 0 E: 0 K: 0 S: 4	H: 2 LOB: 2 BB: 0 P: 4	1B: 8 2B: 1 3B: 0 HR: 1	SF: 0 SAC: 0 DP: 1 HBP: 0	WP: 0 PB: 0 SB: 2 CS: 0	PA: 38
PITCHER	IP WLS BF H R ER SO BB IBB HBP BLK WP HR S P ERA WHIP																			
Tommy John, L ERA: 3.6	(1, 1) 8.1 W 36 9 3 2 2 1 0 0 0 0 0 1 39 43 2.16 1.200																			
Terry Forster, L ERA: 2.35	(9, 1) 0.2 S 2 1 0 0 0 0 0 0 0 0 0 0 2 2 0.00 1.500																			

St. Louis Cardinals @ Los Angeles Dodgers
Dodger Stadium, Los Angeles, CA
Sat Jul 22 1978, 7:05 PM PDT
Att: 42,165 - Unknown

AB 37
R 3
H 10
RBI 2
BB 1
SO 2
LOB 15

Batter	1	2	3	4	5	6	7	8	9	AB	R	H	RBI	BB	SO	LOB	BOTTOM			
Davey Lopes, R OBP: 0.388, SLG: 0.454										5	0	1	0	0	1	2				
Bill North, S OBP: 0.408, SLG: 0.332										3	1	2	0	1	1	0				
Reggie Smith, S OBP: 0.374, SLG: 0.577										5	2	2	1	0	1	3				
Ron Cey, R OBP: 0.366, SLG: 0.433										3	1	1	0	1	1	1				
Steve Garvey, R OBP: 0.343, SLG: 0.463										3	0	2	2	1	0	0				
Dusty Baker Jr., R OBP: 0.336, SLG: 0.402										4	0	1	1	0	1	3				
Johnny Oates, L OBP: 0.463, SLG: 0.432										3	0	1	0	1	0	3				
Bill Russell, R OBP: 0.293, SLG: 0.346										2	0	1	0	2	0	3				
Tommy John, R OBP: 0.140, SLG: 0.122										4	0	0	0	0	0	7				
Terry Forster, L OBP: 0.333, SLG: 0.333										0	0	0	0	0	0	0				
Inning Stats	R: 0 E: 0 K: 0 S: 2	H: 0 LOB: 1 BB: 1 P: 6	R: 0 E: 0 K: 1 S: 5	H: 0 LOB: 0 BB: 0 P: 5	R: 0 E: 0 K: 0 S: 4	H: 2 LOB: 1 BB: 0 P: 4	R: 2 E: 0 K: 1 S: 7	H: 2 LOB: 3 BB: 3 P: 19	R: 0 E: 0 K: 0 S: 4	H: 1 LOB: 1 BB: 0 P: 4	R: 0 E: 0 K: 0 S: 4	H: 1 LOB: 2 BB: 1 P: 8	R: 2 E: 0 K: 1 S: 9	H: 4 LOB: 3 BB: 1 P: 13	R: 0 E: 0 K: 2 S: 8	H: 1 LOB: 1 BB: 0 P: 8	1B: 7 2B: 3 3B: 0 HR: 1	SF: 0 SAC: 1 DP: 2 HBP: 0	WP: 0 PB: 0 SB: 0 CS: 0	PA: 39
PITCHER	IP WLS BF H R ER SO BB IBB HBP BLK WP HR S P ERA WHIP																			
John Denny, R ERA: 3.07	(1, 1) 6.1 L 32 10 4 4 2 4 1 0 0 0 0 0 1 31 51 5.68 2.211																			
Mark Littell, R ERA: 2.17	(7, 1) 1.2 7 1 0 0 3 0 1 0 0 0 0 0 12 16 0.00 0.600																			

St. Louis Cardinals @ Los Angeles Dodgers
Dodger Stadium, Los Angeles, CA
Sat Jul 22 1978, 7:05 PM PDT
Att: 42,165 - Unknown

AB 32
R 4
H 11
RBI 4
BB 6
SO 5
LOB 22

Batter	1	2	3	4	5	6	7	8	9	AB	R	H	RBI	BB	SO	LOB	TOP					
Garry Templeton, S (1.6) OBP: 0.279, SLG: 0.337	F7			K				1B		4	1	2	0	0	1	0	St. Louis Cardinals @ Los Angeles Dodgers Dodger Stadium, Los Angeles, CA Sun Jul 23 1978, 3:33 AM PDT Att: 48,184 - Unknown					
Jerry Mumphrey, S (1.7) OBP: 0.295, SLG: 0.300	L6			F8				F5		4	0	1	0	0	0	2						
George Hendrick, R (1.8) OBP: 0.316, SLG: 0.413	P4			4-3				P5		4	0	1	1	0	0	2						
Ted Simmons, S (1.2)		G6-3 BB			F8			WP BB		2	0	0	0	2	1	2						
Keith Hernandez, L (1.3) OBP: 0.349, SLG: 0.418		K			5-3			F8		4	1	1	0	0	1	2						
Jerry Morales, R (1.9) OBP: 0.293, SLG: 0.341		G6-3						F3		3	0	1	1	1	0	2						
Ken Reitz, R (1.5) OBP: 0.273, SLG: 0.338				6-3				F7		4	0	0	0	0	0	3						
Ken Oberkfell, L (1.4) OBP: 0.500, SLG: 0.571				F7				SH2-4 1B		4	0	1	0	0	0	0						
Pete Vuckovich, R (1.1) OBP: 0.100, SLG: 0.100				4-3				SH2-4		2	0	0	0	0	0	0						
Inning Stats	R: 0 E: 0 K: 0 S: 3	H: 0 LOB: 0 BB: 0 P: 3	R: 0 E: 0 K: 1 S: 4	H: 0 LOB: 0 BB: 1 P: 8	R: 0 E: 0 K: 0 S: 3	H: 0 LOB: 0 BB: 0 P: 3	R: 0 E: 0 K: 1 S: 5	H: 0 LOB: 0 BB: 0 P: 5	R: 0 E: 0 K: 0 S: 3	H: 2 LOB: 2 BB: 0 P: 5	R: 0 E: 0 K: 0 S: 3	H: 0 LOB: 1 BB: 1 P: 7	R: 0 E: 0 K: 0 S: 3	H: 0 LOB: 1 BB: 1 P: 7	R: 1 E: 0 K: 1 S: 8	H: 3 LOB: 2 BB: 0 P: 8	R: 1 E: 0 K: 0 S: 4	H: 2 LOB: 0 BB: 0 P: 4	1B: 7 2B: 0 3B: 0 HR: 0	SF: 0 SAC: 1 DP: 2 HBP: 0	WP: 1 PB: 0 SB: 1 CS: 0	PA: 35
PITCHER Don Sutton, R (1.1) ERA: 3.64	IP: 9.0 WLS: L BF: 35 H: 7 R: 2 ER: 2 SO: 3 BB: 3 IBB: 0 HBP: 0 BLK: 0 WP: 1 HR: 0 S: 38 P: 50 ERA: 2.00 WHIP: 1.111																					

Batter	1	2	3	4	5	6	7	8	9	AB	R	H	RBI	BB	SO	LOB	BOTTOM					
Davey Lopes, R (1.4) OBP: 0.393, SLG: 0.447	6-3		6-3		K				P2	5	0	0	0	0	1	3	St. Louis Cardinals @ Los Angeles Dodgers Dodger Stadium, Los Angeles, CA Sun Jul 23 1978, 3:33 AM PDT Att: 48,184 - Unknown					
Bill North, S (1.8) OBP: 0.413, SLG: 0.330	BB BB BB		S BB BB					4-3		1	0	0	0	3	0	2						
Reggie Smith, S (1.9) OBP: 0.378, SLG: 0.575	1-2 BB		S BB		K			SH1-3 BB		1	0	0	0	3	1	1						
Ron Cey, R (1.5) OBP: 0.366, SLG: 0.431	1-2 2-3 BB		K					F9		2	0	0	0	1	1	2						
Steve Garvey, R (1.3) OBP: 0.340, SLG: 0.458	K		6-3					F8		4	0	0	0	0	1	6						
Dusty Baker Jr., R (1.7) OBP: 0.336, SLG: 0.402	4-3							F8		0	0	0	0	0	0	0						
Rick Monday, L (1.7) OBP: 0.346, SLG: 0.498					K			F8		4	0	0	0	0	2	4						
Johnny Oates, L (1.2) OBP: 0.422, SLG: 0.390			P3		4-3					4	0	0	0	0	0	0						
Bill Russell, R (1.6) OBP: 0.293, SLG: 0.346					6-3					0	0	0	0	0	0	0						
Ted Martinez, R (1.6) OBP: 0.310, SLG: 0.296		E6								3	0	1	0	0	0	0						
Vic Davalillo, L (9, PH) OBP: 0.304, SLG: 0.321		CS						E 1B		1	0	1	0	0	0	0						
Don Sutton, R (1.1) OBP: 0.170, SLG: 0.114								E3 1B		3	0	1	0	0	0	1						
Lee Lacy, R (9, PH) OBP: 0.361, SLG: 0.553		F9			1-4-3					1	0	0	0	0	0	1						
Inning Stats	R: 0 E: 0 K: 1 S: 5	H: 0 LOB: 3 BB: 3 P: 17	R: 0 E: 1 K: 0 S: 3	H: 0 LOB: 0 BB: 0 P: 3	R: 0 E: 0 K: 1 S: 5	H: 0 LOB: 2 BB: 2 P: 13	R: 0 E: 0 K: 1 S: 5	H: 0 LOB: 0 BB: 0 P: 5	R: 0 E: 0 K: 2 S: 7	H: 0 LOB: 1 BB: 1 P: 11	R: 0 E: 0 K: 0 S: 3	H: 0 LOB: 0 BB: 0 P: 3	R: 0 E: 1 K: 0 S: 5	H: 2 LOB: 2 BB: 0 P: 5	R: 0 E: 0 K: 1 S: 5	H: 0 LOB: 1 BB: 1 P: 9	R: 0 E: 0 K: 0 S: 4	H: 1 LOB: 1 BB: 0 P: 4	1B: 3 2B: 0 3B: 0 HR: 0	SF: 0 SAC: 1 DP: 0 HBP: 0	WP: 0 PB: 0 SB: 2 CS: 1	PA: 37
PITCHER Pete Vuckovich, R (1.1) ERA: 2.19	IP: 9.0 WLS: W BF: 37 H: 3 R: 0 ER: 0 SO: 6 BB: 7 IBB: 0 HBP: 0 BLK: 0 WP: 0 HR: 0 S: 42 P: 70 ERA: 0.00 WHIP: 1.111																					



Batter	1	2	3	4	5	6	7	8	9	AB	R	H	RBI	BB	SO	LOB	TOP			
Garry Templeton, S OBP: 0.281, SLG: 0.337 (1, 6)	0-0 S 1B		0-0 4-3			0-0 L6		4-0 IBB		3	0	1	0	1	0	0	St. Louis Cardinals @ San Francisco Giants Candlestick Park, San Francisco, CA Tue Jul 25 1978, 10:05 PM EDT Att: 39,289 - Unknown livebaseballscorecards.com			
Tony Scott, S OBP: 0.293, SLG: 0.272 (1, 7)	0-0 F3 1-2		0-0 5-3			0-0 F9		0-0 F8		4	0	0	0	0	0	3				
Keith Hernandez, L OBP: 0.348, SLG: 0.416 (1, 3)	0-0 1-3			0-3 K		0-3 K			0-0 E 1B 1B	4	1	1	0	0	2	1				
Ted Simmons, S OBP: 0.382, SLG: 0.538 (1, 2)	0-3 K			0-3 K			0-0 5-3		0-0 F5	4	0	0	0	0	2	2				
George Hendrick, R OBP: 0.318, SLG: 0.418 (1, 8)		0-0 G6-4-3 1B		0-0 2B		0-0 4-3		0-0 F9		4	0	2	0	0	0	1				
Jerry Morales, R OBP: 0.293, SLG: 0.340 (1, 9)		0-0 G6-4-3 1-2		0-0 4-3		0-0 F9		0-0 E7 1B 1B		4	1	1	0	0	0	2				
Ken Reitz, R OBP: 0.276, SLG: 0.343 (8, PH) Ken Oberkfell, L OBP: 0.505, SLG: 0.571 (8, 5)		0-0 2B			0-0 F3			0-0 SH1-4 1B	0-0 1B 1B	3	0	2	0	0	0	0				
Roger Freed, R OBP: 0.327, SLG: 0.479 (8, PH) Wayne Garrett, L OBP: 0.260, SLG: 0.217 (8, 9)									1-3 3-H 1B 1B	1	0	1	1	0	0	0				
Mike Tyson, R OBP: 0.281, SLG: 0.315 (1, 4)		0-3 K2-3			0-3 K			0-0 SH1-4	0-0 1B 1B	3	0	1	1	0	2	1				
Bob Forsch, R OBP: 0.220, SLG: 0.373 (1, 1)			0-3 K		0-3 K			0-3 K	0-3 K	4	0	0	0	0	4	4				
Inning Stats	R: 0 E: 0 K: 1 S: 6	H: 1 LOB: 1 BB: 0 P: 6	R: 0 E: 0 K: 1 S: 6	H: 2 LOB: 1 BB: 0 P: 6	R: 0 E: 0 K: 1 S: 5	H: 0 LOB: 0 BB: 0 P: 5	R: 0 E: 0 K: 2 S: 8	H: 1 LOB: 1 BB: 0 P: 8	R: 0 E: 0 K: 2 S: 7	H: 0 LOB: 0 BB: 0 P: 7	R: 0 E: 0 K: 0 S: 3	H: 0 LOB: 0 BB: 0 P: 3	R: 0 E: 0 K: 1 S: 6	H: 1 LOB: 2 BB: 1 P: 10	R: 2 E: 1 K: 1 S: 9	H: 4 LOB: 2 BB: 0 P: 9	1B: 7 2B: 2 3B: 0 HR: 0	SF: 0 SAC: 1 DP: 1 HBP: 0	WP: 0 PB: 0 SB: 1 CS: 0	PA: 36
PITCHER Vida Blue, L ERA: 2.66 (1, 1)	IP: 9.0 WLS: W BF: 36 H: 9 R: 2 ER: 2 SO: 10 BB: 0 IBB: 1 HBP: 0 BLK: 0 WP: 0 HR: 0 S: 55 P: 59 ERA: 2.00 WHIP: 1.000															PITCHER				

Batter	1	2	3	4	5	6	7	8	9	AB	R	H	RBI	BB	SO	LOB	BOTTOM			
Bill Madlock, R OBP: 0.386, SLG: 0.480 (1, 4)	0-0 6-3		0-0 6-3			0-0 6-3		0-0 BB 1B		4	0	1	1	0	0	0	St. Louis Cardinals @ San Francisco Giants Candlestick Park, San Francisco, CA Tue Jul 25 1978, 10:05 PM EDT Att: 39,289 - Unknown livebaseballscorecards.com			
Terry Whitfield, L OBP: 0.355, SLG: 0.432 (1, 7)	0-0 4-3			0-0 F9		0-0 G3		0-3 K		4	0	0	0	0	1	2				
Jack Clark, R OBP: 0.382, SLG: 0.569 (1, 9)	4-0 BB			0-0 2B		0-3 K		4-0 G6-4-3 BB		2	0	1	0	2	1	0				
Willie McCovey, L OBP: 0.297, SLG: 0.400 (1, 3)	0-0 1-3			0-0 P4		0-3 K		0-0 G6-4-3 1-2 2-3		4	0	0	0	0	1	5				
Darrell Evans, L OBP: 0.368, SLG: 0.397 (1, 5)		0-0 4-3		4-0 IBB		0-0 P6		0-0 4-3		3	0	0	0	1	0	0				
Larry Hemdon, R OBP: 0.356, SLG: 0.396 (1, 8)		0-3 K		0-0 F3		0-0 1B 2B		0-0 HR 1B		4	1	2	0	0	1	2				
Roger Metzger, S OBP: 0.311, SLG: 0.313 (1, 6) Mike Ivie, R OBP: 0.363, SLG: 0.506 (8, PH)		0-0 1-3			0-0 4-3		0-0 1B 2B		0-0 HR 1B	3	0	1	0	0	0	0				
Marc Hill, R OBP: 0.336, SLG: 0.305 (8, PR) Rob Andrews, R OBP: 0.331, SLG: 0.336 (9, 2) John Tamargo, S OBP: 0.353, SLG: 0.375 (9, 2)			0-0 P5		0-0 P6		0-0 SH 1B 1B		0-0 SH 1B 1B	0	1	0	0	0	0	0				
Vida Blue, S OBP: 0.262, SLG: 0.185 (1, 1)			0-0 1-3		0-3 K		0-0 SH 1B 1B			2	0	0	0	0	1	0				
Inning Stats	R: 0 E: 0 K: 0 S: 3	H: 0 LOB: 1 BB: 1 P: 7	R: 0 E: 0 K: 1 S: 5	H: 0 LOB: 0 BB: 0 P: 5	R: 0 E: 0 K: 0 S: 3	H: 0 LOB: 0 BB: 0 P: 3	R: 0 E: 0 K: 0 S: 4	H: 1 LOB: 2 BB: 1 P: 8	R: 0 E: 0 K: 1 S: 5	H: 0 LOB: 0 BB: 0 P: 5	R: 0 E: 0 K: 1 S: 6	H: 2 LOB: 2 BB: 0 P: 6	R: 1 E: 1 K: 1 S: 7	H: 2 LOB: 3 BB: 1 P: 11	R: 2 E: 0 K: 0 S: 3	H: 2 LOB: 0 BB: 0 P: 3	1B: 4 2B: 2 3B: 0 HR: 1	SF: 0 SAC: 1 DP: 1 HBP: 0	WP: 0 PB: 0 SB: 0 CS: 0	PA: 34
PITCHER Bob Forsch, R ERA: 3.11 (1, 1)	IP: 8.1 WLS: L BF: 34 H: 7 R: 3 ER: 3 SO: 5 BB: 2 IBB: 1 HBP: 0 BLK: 0 WP: 0 HR: 1 S: 41 P: 53 ERA: 3.24 WHIP: 1.080															PITCHER				

Batter	1	2	3	4	5	6	7	8	9	AB	R	H	RBI	BB	SO	LOB	TOP				
Lou Brock, L OBP: 0.247, SLG: 0.219 (1, 7)	6-3		4-3			F8		2H 1B		4	0	1	1	0	0	0	St. Louis Cardinals @ San Francisco Giants Candlestick Park, San Francisco, CA Wed Jul 26 1978, 6:33 AM EDT Att: 18,769 - Unknown				
Gary Tompston, S OBP: 0.283, SLG: 0.341 (1, 6)	F9			4-3 FC 1B			2B	F9		4	1	2	0	0	0	1					
Jerry Mumphy, S OBP: 0.284, SLG: 0.295 (1, 9)	K			4-3 1-3		4-3		F7		4	0	0	0	0	1	3					
Ted Simmons, S OBP: 0.383, SLG: 0.537 (1, 2)		HBP		FC G4-6-3			FC3 1B	F9		3	0	1	1	0	0	0					
Keith Hernandez, L OBP: 0.347, SLG: 0.413 (1, 3)	P6			G4-6-3 1-2			K		3	0	0	0	1	1	3						
Tony Scott, S OBP: 0.283, SLG: 0.263 (1, 8)	L4				1-3		FC3 1-2	P4		4	0	0	0	0	0	3					
Ken Reitz, R OBP: 0.273, SLG: 0.340 (1, 5)	K				6-3		K 1-2	F5		4	0	0	0	0	2	3					
Ken Oberkfell, L OBP: 0.364, SLG: 0.400 (1, 4)			F8		6-3			E4 SH3-4 1B		3	1	0	0	0	0	0					
Silvio Martinez, R OBP: 0.192, SLG: 0.269 (1, 1)			L6			F2		SH3-4		2	0	0	0	0	0	0					
Inning Stats	R: 0 E: 0 K: 1 S: 5	H: 0 LOB: 0 BB: 0 P: 5	R: 0 E: 0 K: 1 S: 5	H: 0 LOB: 1 BB: 0 P: 6	R: 0 E: 0 K: 0 S: 3	H: 0 LOB: 0 BB: 0 P: 3	R: 1 E: 0 K: 0 S: 4	H: 1 LOB: 0 BB: 0 P: 4	R: 0 E: 0 K: 0 S: 3	H: 0 LOB: 0 BB: 0 P: 3	R: 0 E: 0 K: 2 S: 8	H: 1 LOB: 1 BB: 0 P: 8	R: 1 E: 0 K: 0 S: 5	H: 1 LOB: 1 BB: 1 P: 5	R: 0 E: 0 K: 0 S: 3	H: 0 LOB: 1 BB: 1 P: 7	1B: 3 2B: 1 3B: 0 HR: 0	SF: 0 SAC: 1 DP: 1 HBP: 1	WP: 0 PB: 0 SB: 3 CS: 0	PA: 34	
PITCHER	IP	WLS	BF	H	R	ER	SO	BB	IBB	HBP	BLK	WP	HR	S	P	ERA	WHIP				
Ed Halicki, R ERA: 2.97 (1, 1)	8.0	L	30	4	2	1	4	0	0	1	0	0	0	37	38	1.12	0.500				
Gary Lavelle, L ERA: 2.97 (9, 1)	1.0		4	0	0	0	0	1	0	0	0	0	0	3	7	0.00	1.000				

AB	31
R	2
H	4
RBI	2
BB	1
SO	4
LOB	13



Batter	1	2	3	4	5	6	7	8	9	AB	R	H	RBI	BB	SO	LOB	BOTTOM				
Bill Madlock, R OBP: 0.381, SLG: 0.473 (1, 4)	G3			5-3		F3		5-3		4	0	0	0	0	0	0	St. Louis Cardinals @ San Francisco Giants Candlestick Park, San Francisco, CA Wed Jul 26 1978, 6:33 AM EDT Att: 18,769 - Unknown				
Terry Whitfield, L OBP: 0.354, SLG: 0.433 (1, 7)	K			F7		6-3 2B		F7		4	1	1	0	0	1	0					
Jack Clark, R OBP: 0.378, SLG: 0.563 (1, 9)	F7			6-3		6-3		E6 SH1-4		4	0	0	0	0	0	1					
Darrell Evans, L OBP: 0.372, SLG: 0.402 (1, 5)		G6-4-3 BB			SH5-4 FC BB		3H 2B	SH1-4		1	0	1	1	2	0	0					
Mike Ivie, R OBP: 0.356, SLG: 0.494 (1, 3)		G6-4-3 1-2			FC SH5-4		F9	F8		4	0	0	0	0	0	4					
Larry Hemdon, R OBP: 0.354, SLG: 0.393 (1, 8)		6-3			SH5-4		5-3	6-3		3	0	0	0	0	0	1					
Roger Metzger, S OBP: 0.307, SLG: 0.308 (1, 6)			5-3			F8		F7		3	0	0	0	0	0	2					
John Tamargo, S OBP: 0.350, SLG: 0.333 (1, 2)			F2					G3		2	0	0	0	1	0	0					
Ed Halicki, R OBP: 0.114, SLG: 0.088 (1, 1)								F9		2	0	0	0	0	2	3					
Jim Dwyer, L OBP: 0.319, SLG: 0.316 (8, PH)										1	0	0	0	0	0	0					
Gary Lavelle, S OBP: 0.083, SLG: 0.083 (9, 1)										0	0	0	0	0	0	0					
Inning Stats	R: 0 E: 0 K: 1 S: 5	H: 0 LOB: 0 BB: 0 P: 5	R: 0 E: 0 K: 0 S: 2	H: 0 LOB: 0 BB: 1 P: 6	R: 0 E: 0 K: 1 S: 5	H: 0 LOB: 0 BB: 0 P: 5	R: 0 E: 0 K: 0 S: 3	H: 0 LOB: 0 BB: 0 P: 3	R: 1 E: 0 K: 0 S: 3	H: 2 LOB: 1 BB: 0 P: 5	R: 0 E: 0 K: 0 S: 3	H: 0 LOB: 0 BB: 0 P: 3	R: 0 E: 0 K: 0 S: 3	H: 0 LOB: 0 BB: 0 P: 3	R: 0 E: 1 K: 0 S: 4	H: 0 LOB: 1 BB: 0 P: 4	1B: 0 2B: 2 3B: 0 HR: 0	SF: 0 SAC: 2 DP: 1 HBP: 0	WP: 0 PB: 0 SB: 0 CS: 0	PA: 33	
PITCHER	IP	WLS	BF	H	R	ER	SO	BB	IBB	HBP	BLK	WP	HR	S	P	ERA	WHIP				
Silvio Martinez, R ERA: 3.39 (1, 1)	9.0	W	33	2	1	1	3	2	1	0	0	0	0	36	48	1.00	0.444				



Batter	1	2	3	4	5	6	7	8	9	AB	R	H	RBI	BB	SO	LOB	TOP					
Garry Templeton, S OBP: 0.290, SLG: 0.351	G3		1B		F9			P4		4	0	1	0	0	0	1						
Jerryumphrey, S OBP: 0.297, SLG: 0.295	G4-6-3 BB		F8			K			F8 1B 1B	3	1	1	0	1	1	1						
Keith Hernandez, L OBP: 0.343, SLG: 0.407	G4-6-3 1-2			F7		F8			F7	4	0	0	0	0	0	2						
Ted Simmons, S OBP: 0.383, SLG: 0.532		G3		4-0 1B E BB		4-3			3-1 1-2 1B 1B	3	1	1	0	1	0	0						
George Hendrick, R OBP: 0.317, SLG: 0.420				E9 1-H 1-3 1B			P3		F8	0	1	0	0	0	0	0						
Jerry Morales, R OBP: 0.290, SLG: 0.336		3B		2-3-4-2 1B			6-3		2-3	3	0	1	1	0	0	1						
Mark Littell, L										0	0	0	0	0	0	0						
Roger Freed, R OBP: 0.333, SLG: 0.480				CS 1B					1-2 3-H 1B	1	0	1	1	0	0	0						
Ken Reitz, R OBP: 0.271, SLG: 0.339				3-H K			P4		F9	4	0	0	0	0	2	3						
Mike Tyson, R OBP: 0.278, SLG: 0.311				5-3					6-3	3	0	1	0	0	0	0						
Pete Vuckovich, R OBP: 0.094, SLG: 0.094				4-3					5-3	2	0	0	0	0	1	1						
Buddy Schultz, R OBP: 0.333, SLG: 0.600										0	0	0	0	0	0	0						
Tony Scott, S OBP: 0.281, SLG: 0.261										1	0	0	0	0	0	0						
Inning Stats	R: 0 E: 0 K: 0 S: 2	H: 0 LOB: 0 BB: 1 P: 6	R: 1 E: 0 K: 1 S: 6	H: 2 LOB: 0 BB: 0 P: 6	R: 0 E: 0 K: 0 S: 4	H: 1 LOB: 1 BB: 0 P: 4	R: 1 E: 1 K: 0 S: 3	H: 1 LOB: 0 BB: 1 P: 7	R: 0 E: 0 K: 2 S: 8	H: 1 LOB: 0 BB: 0 P: 8	R: 0 E: 0 K: 1 S: 5	H: 0 LOB: 0 BB: 0 P: 5	R: 0 E: 0 K: 0 S: 3	H: 0 LOB: 0 BB: 0 P: 3	R: 0 E: 0 K: 0 S: 3	H: 0 LOB: 0 BB: 0 P: 3	R: 1 E: 0 K: 0 S: 6	H: 3 LOB: 2 BB: 0 P: 6	1B: 7 2B: 1 3B: 1 HR: 0	SF: 0 SAC: 0 DP: 2 HBP: 0	WP: 0 PB: 0 SB: 0 CS: 1	PA: 34
PITCHER Bob Ovwchinko, L ERA: 2.92	IP: 9.0 WLS: W BF: 34 H: 8 R: 3 ER: 2 SO: 4 BB: 2 IBB: 0 HBP: 0 BLK: 0 WP: 0 HR: 0 S: 40 P: 48 ERA: 2.00 WHIP: 1.111															PITCHER	IP: 9.0 WLS: W BF: 34 H: 8 R: 3 ER: 2 SO: 4 BB: 2 IBB: 0 HBP: 0 BLK: 0 WP: 0 HR: 0 S: 40 P: 48 ERA: 2.00 WHIP: 1.111					

St. Louis Cardinals @ San Diego Padres
San Diego Stadium, San Diego, CA
Sat Jul 29 1978, 10:05 PM EDT
Att: 18,696 - Unknown

AB 28
R 3
H 6
RBI 2
BB 2
SO 4
LOB 9



Batter	1	2	3	4	5	6	7	8	9	AB	R	H	RBI	BB	SO	LOB	BOTTOM			
Gene Richards, L OBP: 0.388, SLG: 0.426	SH1-3 BB		4-3		1-3	HR		G6-3 BB		3	1	1	2	2	0	1				
Ozzie Smith, S OBP: 0.315, SLG: 0.316	SH1-3 1-2		6-3		3B 1B	4-3		G6-3 1-2		4	1	1	1	0	0	1				
Broderick Perkins, L OBP: 0.299, SLG: 0.359	K		L8		2B 3B	4-3		1B 1B		4	2	2	1	0	1	1				
Dave Winfield, R OBP: 0.348, SLG: 0.480	K			1-3	2B	4-3		1B E 1B		4	1	2	1	0	1	1				
Oscar Gamble, L OBP: 0.391, SLG: 0.433				F8		P4				3	0	1	0	1	0	2				
Derrel Thomas, S OBP: 0.295, SLG: 0.290				1B		IBB				0	0	0	0	0	0	0				
Gene Tenace, R OBP: 0.408, SLG: 0.458				1B K		K		E9 1B		4	0	2	1	0	2	2				
Fernando Gonzalez, R OBP: 0.261, SLG: 0.299				1B		1-3 FC5-4 1B		1-3 FC5-4 1B		4	0	2	0	0	0	1				
Bill Almon, R OBP: 0.308, SLG: 0.316				K		6-3		K		4	0	0	0	0	2	4				
Bob Ovwchinko, L OBP: 0.191, SLG: 0.217				4-3 6-3 2B		4-3		4-3 HR BB		3	2	1	0	1	0	0				
Inning Stats	R: 0 E: 0 K: 2 S: 7	H: 0 LOB: 1 BB: 1 P: 11	R: 0 E: 0 K: 2 S: 8	H: 2 LOB: 1 BB: 0 P: 8	R: 1 E: 0 K: 0 S: 4	H: 1 LOB: 0 BB: 0 P: 4	R: 0 E: 0 K: 0 S: 5	H: 2 LOB: 2 BB: 0 P: 5	R: 2 E: 0 K: 1 S: 8	H: 3 LOB: 1 BB: 1 P: 12	R: 2 E: 0 K: 0 S: 4	H: 1 LOB: 0 BB: 1 P: 8	R: 2 E: 1 K: 1 S: 8	H: 3 LOB: 1 BB: 0 P: 8	R: 0 E: 0 K: 0 S: 2	H: 0 LOB: 0 BB: 1 P: 6	1B: 8 2B: 2 3B: 1 HR: 1	SF: 0 SAC: 1 DP: 1 HBP: 0	WP: 0 PB: 0 SB: 0 CS: 0	PA: 38
PITCHER Pete Vuckovich, R ERA: 2.53	IP: 6.0 WLS: L BF: 31 H: 11 R: 7 ER: 6 SO: 5 BB: 2 IBB: 1 HBP: 0 BLK: 0 WP: 1 HR: 1 S: 38 P: 50 ERA: 9.00 WHIP: 2.167															PITCHER	IP: 6.0 WLS: L BF: 31 H: 11 R: 7 ER: 6 SO: 5 BB: 2 IBB: 1 HBP: 0 BLK: 0 WP: 1 HR: 1 S: 38 P: 50 ERA: 9.00 WHIP: 2.167			
Buddy Schultz, L ERA: 4.13	0.1	1	0	0	0	0	0	0	0	0	0	1	1	0.00	0.000					
Mark Littell, R ERA: 2.12	1.2	6	1	0	0	1	1	0	0	0	7	11	0.00	1.200						

St. Louis Cardinals @ San Diego Padres
San Diego Stadium, San Diego, CA
Sat Jul 29 1978, 10:05 PM EDT
Att: 18,696 - Unknown

AB 33
R 7
H 12
RBI 6
BB 4
SO 6
LOB 13



Batter	1	2	3	4	5	6	7	8	9	AB	R	H	RBI	BB	SO	LOB	TOP										
Lou Brock, L OBP: 0.247, SLG: 0.224 (1,7)	4-3		F8				G3			4	0	1	1	0	0	0	St. Louis Cardinals @ San Diego Padres San Diego Stadium, San Diego, CA Sun Jul 30 1978, 6:33 AM EDT Att: 16,478 - Unknown livebaseballscorecards.com										
Gary Templeton, S OBP: 0.289, SLG: 0.350 (1,6)	4-3		G3			6-3	CS 1B			4	0	1	0	0	0	0											
Jerry Mumphrey, S OBP: 0.296, SLG: 0.294 (1,9)				F7		F8	CS 1-2	F9		4	0	1	0	0	0	0											
Ted Simmons, S OBP: 0.381, SLG: 0.528 (1,2)	1-3			5-3			1B 2B	P6		4	1	1	0	0	0	1											
Keith Hernandez, L OBP: 0.344, SLG: 0.408 (1,3)				5-3			2B 1-2	K		4	0	2	0	0	1	0											
Tony Scott, S OBP: 0.280, SLG: 0.268 (1,8)						E4 F8 2B		F7		4	1	1	1	0	1	1											
Wayne Garrett, L OBP: 0.284, SLG: 0.225 (1,5)							1-2 2B	L6		2	0	1	0	2	0	0											
Ken Oberkfell, L OBP: 0.267, SLG: 0.286 (1,4)						F8	1-2 BB	P5		4	0	0	0	0	0	6											
Bob Forsch, R OBP: 0.210, SLG: 0.355 (1,1)				F5						3	0	0	0	0	1	2											
Buddy Schultz, R OBP: 0.333, SLG: 0.600 (7,1)					F5			K		0	0	0	0	0	0	0											
Inning Stats	R: 0 E: 0 K: 0 S: 4	H: 1 LOB: 1 BB: 0 P: 4	R: 0 E: 0 K: 1 S: 6	H: 2 LOB: 1 BB: 0 P: 6	R: 0 E: 0 K: 0 S: 3	H: 0 LOB: 0 BB: 0 P: 3	R: 0 E: 0 K: 0 S: 3	H: 0 LOB: 0 BB: 0 P: 3	R: 1 E: 1 K: 0 S: 4	H: 1 LOB: 2 BB: 1 P: 8	R: 1 E: 0 K: 0 S: 6	H: 3 LOB: 3 BB: 1 P: 10	R: 0 E: 0 K: 1 S: 5	H: 1 LOB: 0 BB: 0 P: 5	R: 0 E: 0 K: 0 S: 3	H: 0 LOB: 0 BB: 0 P: 3	1B: 6 2B: 2 3B: 0 HR: 0	SF: 0 SAC: 0 DP: 0 HBP: 0	WP: 0 PB: 0 SB: 1 CS: 2	PA: 36							
PITCHER	IP	WLS	BF	H	R	ER	SO	BB	IBB	HBP	BLK	WP	HR	S	P	ERA	WHIP										
Gaylord Perry, R ERA: 3.19 (1,1)	7.0	W	29	8	2	1	2	1	1	0	0	0	0	31	39	1.29	1.286										
Rollie Fingers, R ERA: 3.3 (8,1)	2.0	S	6	0	0	0	1	0	0	0	0	0	0	8	8	0.00	0.000										

Batter	1	2	3	4	5	6	7	8	9	AB	R	H	RBI	BB	SO	LOB	BOTTOM										
Gene Richards, L OBP: 0.391, SLG: 0.430 (1,7)			1-4-3							3	0	2	1	1	0	0	St. Louis Cardinals @ San Diego Padres San Diego Stadium, San Diego, CA Sun Jul 30 1978, 6:33 AM EDT Att: 16,478 - Unknown livebaseballscorecards.com										
Ozzie Smith, S OBP: 0.312, SLG: 0.313 (1,6)			G3							4	0	0	0	0	1	4											
Broderick Perkins, L OBP: 0.259, SLG: 0.346 (1,3)										3	0	0	0	0	0	0											
Don Reynolds, R OBP: 0.342, SLG: 0.266 (7,PH)										1	0	0	0	0	0	2											
Rollie Fingers, R OBP: 0.286, SLG: 0.286 (8,1)										0	0	0	0	0	0	0											
Dave Winfield, R OBP: 0.350, SLG: 0.488 (1,8)										4	1	2	1	0	1	0											
Oscar Gamble, L OBP: 0.390, SLG: 0.441 (1,9)										4	1	1	1	0	1	1											
Bill Almon, R OBP: 0.308, SLG: 0.316 (9,5)										0	0	0	0	0	0	0											
Gene Tenace, R OBP: 0.409, SLG: 0.460 (1,2)										3	0	1	0	1	0	0											
Derrel Thomas, S OBP: 0.295, SLG: 0.288 (1,5)										2	1	0	0	1	0	3											
Fernando Gonzalez, R OBP: 0.258, SLG: 0.296 (1,4)										2	0	0	0	0	1	2											
Gaylord Perry, R OBP: 0.167, SLG: 0.173 (1,1)										2	0	0	0	0	1	0											
Rick Sweet, S OBP: 0.318, SLG: 0.259 (7,PH)										0	0	0	0	0	0	0											
Tucker Ashford, R OBP: 0.295, SLG: 0.354 (7,PH)										0	0	0	0	1	0	0											
Dave Roberts, R OBP: 0.323, SLG: 0.268 (8,2)										0	0	0	0	0	0	0											
Inning Stats	R: 0 E: 0 K: 0 S: 3	H: 1 LOB: 0 BB: 0 P: 3	R: 0 E: 0 K: 1 S: 6	H: 1 LOB: 2 BB: 1 P: 10	R: 0 E: 0 K: 0 S: 3	H: 0 LOB: 0 BB: 0 P: 3	R: 1 E: 0 K: 1 S: 7	H: 2 LOB: 1 BB: 0 P: 7	R: 0 E: 0 K: 1 S: 5	H: 0 LOB: 1 BB: 1 P: 9	R: 1 E: 0 K: 0 S: 4	H: 1 LOB: 0 BB: 0 P: 4	R: 1 E: 0 K: 1 S: 6	H: 1 LOB: 2 BB: 2 P: 14	R: 0 E: 0 K: 1 S: 5	H: 0 LOB: 0 BB: 0 P: 5	1B: 2 2B: 2 3B: 0 HR: 2	SF: 0 SAC: 1 DP: 0 HBP: 0	WP: 0 PB: 0 SB: 1 CS: 0	PA: 33							
PITCHER	IP	WLS	BF	H	R	ER	SO	BB	IBB	HBP	BLK	WP	HR	S	P	ERA	WHIP										
Bob Forsch, R ERA: 3.15 (1,1)	6.1	L	26	5	3	3	3	3	0	0	1	0	0	29	41	4.26	1.263										
Buddy Schultz, L ERA: 4.01 (7,1)	1.2		7	1	0	0	2	0	1	0	0	0	0	10	14	0.00	0.600										

Batter	1	2	3	4	5	6	7	8	9	AB	R	H	RBI	BB	SO	LOB	TOP								
Lou Brock, L OBP: 0.247, SLG: 0.230 (1, 7)	G3		4-3			1B	FC4-6			4	1	1	0	0	0	2	St. Louis Cardinals @ Chicago Cubs Wrigley Field, Chicago, IL Tue Aug 01 1978, 3:33 AM CDT Att: 22,242 - Sunny - 77 F								
Gary Tompkins, S OBP: 0.291, SLG: 0.354 (1, 6)	CS			FC1-6		6-3		6-3		4	0	2	0	0	0	1									
George Hendrick, R OBP: 0.316, SLG: 0.418 (1, 8)	K			FC1-6		1B		K		4	0	1	0	0	2	2									
Ted Simmons, S OBP: 0.383, SLG: 0.528 (1, 2)	CS	4-3		FC1-6		1B		K		4	0	2	1	0	1	0									
Keith Hernandez, L OBP: 0.341, SLG: 0.403 (1, 3)		4-3		G4-6-3		1B		K		4	0	0	0	0	0	4									
Jerry Mumphrey, S OBP: 0.291, SLG: 0.289 (1, 9)		6-3		G4-6-3		L8		F8		4	0	0	0	0	0	0									
Ken Reitz, R OBP: 0.276, SLG: 0.350 (7, PR)					4-3			4-3		4	0	0	0	0	0	0									
Mike Tyson, R OBP: 0.278, SLG: 0.311 (7, 4)								K		2	1	2	1	1	0	0									
Mike Phillips, L OBP: 0.301, SLG: 0.292 (9, PH)										0	0	0	0	0	0	0									
Ken Oberkfell, L OBP: 0.222, SLG: 0.235 (7, 5)										1	0	0	0	0	1	0									
Silvio Martinez, R OBP: 0.179, SLG: 0.250 (7, PH)										2	0	0	0	0	1	0									
Wayne Garrett, L OBP: 0.293, SLG: 0.236 (7, 1)										1	0	1	0	0	0	0									
Mark Littell, L OBP: 0.333, SLG: 0.600 (7, 1)										0	0	0	0	0	0	0									
Buddy Schultz, R OBP: 0.333, SLG: 0.600 (7, 1)										0	0	0	0	0	0	0									
Inning Stats	R: 0 E: 0 K: 1 S: 5	H: 1 LOB: 0 BB: 0 P: 5	R: 0 E: 0 K: 0 S: 3	H: 0 LOB: 0 BB: 0 P: 3	R: 1 E: 0 K: 0 S: 8	H: 1 LOB: 0 BB: 0 P: 9	R: 0 E: 0 K: 0 S: 4	H: 2 LOB: 1 BB: 0 P: 4	R: 0 E: 0 K: 0 S: 3	H: 1 LOB: 0 BB: 0 P: 3	R: 1 E: 0 K: 1 S: 8	H: 3 LOB: 2 BB: 0 P: 8	R: 0 E: 0 K: 0 S: 4	H: 1 LOB: 2 BB: 1 P: 8	R: 0 E: 0 K: 2 S: 11	H: 0 LOB: 0 BB: 0 P: 15	R: 0 E: 0 K: 1 S: 5	H: 0 LOB: 0 BB: 0 P: 5	1B: 6 2B: 2 3B: 0 HR: 1	SF: 0 SAC: 0 DP: 1 HBP: 0	WP: 0 PB: 0 SB: 0 CS: 1	PA: 35			
PITCHER	IP	WLS	BF	H	R	ER	SO	BB	IBB	HBP	BLK	WP	HR	S	P	ERA	WHIP								
Dennis Lamp, R ERA: 3.5 (1, 1)	7.0	W	28	9	2	2	2	1	0	0	0	0	1	35	40	2.57	1.429								
Bruce Sutter, R ERA: 1.74 (8, 1)	2.0	S	6	0	0	0	3	0	0	0	0	0	0	16	20	0.00	0.000								

Batter	1	2	3	4	5	6	7	8	9	AB	R	H	RBI	BB	SO	LOB	BOTTOM								
Ivan De Jesus, R OBP: 0.356, SLG: 0.368 (1, 6)	F8		1B							3	1	0	0	1	1	1	St. Louis Cardinals @ Chicago Cubs Wrigley Field, Chicago, IL Tue Aug 01 1978, 3:33 AM CDT Att: 22,242 - Sunny - 77 F								
Rodney Scott, S OBP: 0.402, SLG: 0.344 (7, PH)										3	1	2	0	0	0	0									
Larry Blittner, L OBP: 0.312, SLG: 0.357 (8, 3)	CS		1B							1	0	0	0	0	0	1									
Bill Buckner, L OBP: 0.340, SLG: 0.399 (7, PR)										4	1	2	2	0	0	1									
Mick Kelleher, R OBP: 0.353, SLG: 0.283 (8, 5)	F2		1B							0	0	0	0	0	0	0									
Bobby Murcer, L OBP: 0.358, SLG: 0.396 (9, 9)	E3		SF9							3	0	1	1	0	1	2									
Mike Vail, R OBP: 0.327, SLG: 0.438 (1, 9)										4	0	2	1	0	1	1									
Jerry White, S OBP: 0.316, SLG: 0.257 (9, 8)	CS	G3	1B							0	0	0	0	0	0	0									
Manny Trillo, R OBP: 0.325, SLG: 0.346 (1, 4)										4	0	2	0	0	0	0									
Dave Kingman, R OBP: 0.333, SLG: 0.500 (7, 7)										3	0	0	0	0	2	4									
Greg Gross, L OBP: 0.298, SLG: 0.339 (7, 7)										1	0	0	0	0	0	0									
Dave Rader, L OBP: 0.280, SLG: 0.300 (1, 2)										3	0	0	0	0	0	4									
Dennis Lamp, R OBP: 0.208, SLG: 0.250 (1, 1)										2	0	0	0	0	0	2									
Gene Clines, R OBP: 0.333, SLG: 0.335 (7, PH)										1	1	1	0	0	0	0									
Bruce Sutter, R OBP: 0.231, SLG: 0.091 (8, 1)										0	0	0	0	0	0	0									
Inning Stats	R: 0 E: 1 K: 0 S: 4	H: 1 LOB: 1 BB: 0 P: 4	R: 0 E: 0 K: 0 S: 5	H: 2 LOB: 2 BB: 0 P: 5	R: 3 E: 1 K: 0 S: 8	H: 3 LOB: 0 BB: 1 P: 14	R: 0 E: 0 K: 1 S: 6	H: 0 LOB: 0 BB: 0 P: 7	R: 0 E: 0 K: 0 S: 3	H: 0 LOB: 0 BB: 0 P: 3	R: 0 E: 0 K: 1 S: 7	H: 2 LOB: 2 BB: 0 P: 7	R: 1 E: 0 K: 2 S: 15	H: 2 LOB: 1 BB: 0 P: 18	R: 0 E: 0 K: 1 S: 5	H: 0 LOB: 0 BB: 0 P: 5	1B: 10 2B: 0 3B: 0 HR: 0	SF: 1 SAC: 0 DP: 0 HBP: 0	WP: 0 PB: 0 SB: 3 CS: 1	PA: 35					
PITCHER	IP	WLS	BF	H	R	ER	SO	BB	IBB	HBP	BLK	WP	HR	S	P	ERA	WHIP								
Silvio Martinez, R ERA: 3.36 (1, 1)	6.0	L	26	8	3	2	2	1	0	0	0	0	0	33	40	3.00	1.500								
Mark Littell, R ERA: 2.23 (7, 1)	0.1		2	1	1	1	1	0	0	0	0	0	0	4	4	27.00	3.000								
Buddy Schultz, L ERA: 3.9 (7, 1)	1.2		6	1	0	0	2	0	0	0	0	0	0	16	19	0.00	0.600								

AB 33
R 2
H 9
RBI 2
BB 1
SO 5
LOB 10



AB 32
R 4
H 10
RBI 4
BB 1
SO 5
LOB 16



Batter	1	2	3	4	5	6	7	8	9	AB	R	H	RBI	BB	SO	LOB	TOP			
Lou Brock, L OBP: 0.247, SLG: 0.230 Buddy Schultz, R OBP: 0.333, SLG: 0.600	0-0 6-3		0-0 L4			0-0 6-3		0-0 1B		4	0	1	0	0	0	0	0			
Gary Templeton, S OBP: 0.291, SLG: 0.358	1-2 G3		0-0 P7			0-0 3B		0-3 K		4	0	1	0	0	0	1	1			
George Hendrick, R OBP: 0.318, SLG: 0.422	0-0 1B			0-0 5-3		0-0 L4		0-0 HR		4	1	2	0	0	0	1	1			
Ted Simmons, S OBP: 0.381, SLG: 0.533	0-0 4-3			0-0 3-1		0-0 L6		0-0 HR		4	1	1	2	0	0	2	2			
Keith Hernandez, L OBP: 0.340, SLG: 0.402		0-0 F8		0-0 FC5-4 1B			0-0 3-1		0-0 F7		4	0	1	0	0	0	0			
Jerry Morales, R OBP: 0.287, SLG: 0.332		0-0 4-3		0-0 FC5-4 1-2			0-0 5-3		0-0 6-3		4	0	0	0	0	0	1			
Ken Reitz, R OBP: 0.276, SLG: 0.349		2-2 FC6-4 1B			0-0 6-3		2-3 K		2-2 5-3		4	0	1	0	0	1	0			
Ken Oberkfell, L OBP: 0.190, SLG: 0.200		0-0 FC6-4 1-2			0-0 4-3			0-0 F7		3	0	0	0	0	0	1	1			
Aurelio Lopez, R Jerry Mumphrey, S OBP: 0.298, SLG: 0.288			0-0 1-3		0-0 5-3			3-2 4-3		2	0	0	0	0	0	0	0			
										1	0	0	0	0	0	0	0			
Inning Stats	R: 0 E: 0 K: 0 S: 9	H: 1 LOB: 1 BB: 0 P: 10	R: 0 E: 0 K: 0 S: 8	H: 1 LOB: 1 BB: 0 P: 10	R: 0 E: 0 K: 0 S: 3	H: 0 LOB: 0 BB: 0 P: 3	R: 0 E: 0 K: 0 S: 4	H: 1 LOB: 1 BB: 0 P: 4	R: 0 E: 0 K: 0 S: 3	H: 0 LOB: 0 BB: 0 P: 3	R: 0 E: 0 K: 0 S: 4	H: 1 LOB: 1 BB: 0 P: 4	R: 0 E: 0 K: 1 S: 8	H: 0 LOB: 0 BB: 0 P: 10	R: 2 E: 0 K: 0 S: 9	H: 2 LOB: 0 BB: 0 P: 11	1B: 4 2B: 1 3B: 1 HR: 1	SF: 0 SAC: 0 DP: 0 HBP: 0	WP: 0 PB: 0 SB: 0 CS: 0	PA: 34
PITCHER	IP WLS BF H R ER SO BB IBB HBP BLK WP HR S P ERA WHIP																			
Mike Krukow, R ERA: 3.38	(1, 1) 8.0 W 31 7 2 2 2 2 0 0 0 0 0 0 1 50 58 2.25 0.875																			
Bruce Sutter, R ERA: 1.71	(9, 1) 1.0 S 3 0 0 0 0 0 0 0 0 0 0 0 0 7 9 0.00 0.000																			

St. Louis Cardinals @ Chicago Cubs
Wrigley Field, Chicago, IL
Wed Aug 02 1978, 3:33 AM CDT
Att: 14,610 - Overcast - 75 F

AB 34
R 2
H 7
RBI 2
BB 0
SO 2
LOB 6



Batter	1	2	3	4	5	6	7	8	9	AB	R	H	RBI	BB	SO	LOB	BOTTOM	
Ivan De Jesus, R OBP: 0.397, SLG: 0.370	0-0 P5		0-3 K			0-0 S 1B		0-0 E S 1B		4	0	2	1	0	1	0	0	
Rodney Scott, S OBP: 0.405, SLG: 0.343 Mick Kelleher, R OBP: 0.353, SLG: 0.283	0-0 WP 3B 1B		3-3 K		4-0 1-2 BB		0-0 6-3		0-0 1-3		3	1	1	0	1	1	1	
Bill Buckner, L OBP: 0.335, SLG: 0.392	0-0 4-3 1-2		0-0 F8		0-0 4-3			0-0 F8		4	0	0	0	0	0	3	3	
Bobby Murcer, L OBP: 0.362, SLG: 0.397	4-0 3B BB			4-2 1B BB		0-0 F5		0-0 S 1B		2	1	1	0	2	0	0	0	
Mike Vail, R OBP: 0.333, SLG: 0.460 Jerry White, S OBP: 0.316, SLG: 0.257	0-0 1-H 3-H 3B		0-0 L3 1B		0-0 1-3 1B		0-0 1-3		0-0 F8 1-2		4	0	2	2	0	0	1	
Larry Bittner, L OBP: 0.308, SLG: 0.351	0-0 4-3		0-0 L3 1-2		0-0 L3 1-2		0-0 G3		0-0 L7		4	0	0	0	0	4	0	
Manny Trillo, R OBP: 0.325, SLG: 0.344		0-0 P6		0-0 F9		4-0 WP 4-3 1B BB				2	1	0	0	1	0	1	1	
Dave Rader, L OBP: 0.277, SLG: 0.296		0-0 L8			0-0 4-3		0-0 4-3		0-0 1-2		3	0	0	0	0	1	1	
Mike Krukow, R OBP: 0.250, SLG: 0.222 Bruce Sutter, R OBP: 0.231, SLG: 0.091		0-3 K			3-3 K		0-0 4-3		0-0 2-3		3	0	0	0	0	2	1	
										0	0	0	0	0	0	0	0	
Inning Stats	R: 2 E: 0 K: 0 S: 5	H: 2 LOB: 1 BB: 1 P: 9	R: 0 E: 0 K: 1 S: 5	H: 0 LOB: 0 BB: 0 P: 5	R: 0 E: 0 K: 2 S: 8	H: 0 LOB: 0 BB: 0 P: 11	R: 0 E: 0 K: 0 S: 7	H: 1 LOB: 1 BB: 1 P: 11	R: 0 E: 0 K: 0 S: 3	H: 0 LOB: 0 BB: 0 P: 3	R: 1 E: 0 K: 0 S: 4	H: 1 LOB: 1 BB: 1 P: 8	R: 0 E: 0 K: 0 S: 4	H: 1 LOB: 1 BB: 0 P: 4	1B: 5 2B: 1 3B: 1 HR: 0	SF: 0 SAC: 0 DP: 1 HBP: 0	WP: 2 PB: 0 SB: 3 CS: 0	PA: 33
PITCHER	IP WLS BF H R ER SO BB IBB HBP BLK WP HR S P ERA WHIP																	
Aurelio Lopez, R ERA: 4.34	(1, 1) 7.0 L 29 4 0 0 0 0 4 0 0 0 0 0 0 39 61 3.86 1.286																	
Buddy Schultz, L ERA: 3.84	(8, 1) 1.0 4 1 0 0 0 0 0 0 0 0 0 0 0 4 4 0.00 1.000																	

St. Louis Cardinals @ Chicago Cubs
Wrigley Field, Chicago, IL
Wed Aug 02 1978, 3:33 AM CDT
Att: 14,610 - Overcast - 75 F

AB 29
R 3
H 6
RBI 3
BB 4
SO 4
LOB 12



Batter	1	2	3	4	5	6	7	8	9	AB	R	H	RBI	BB	SO	LOB	TOP				
Lenny Randle, S OBP: 0.332, SLG: 0.322	G3	F7				1-3			F5	6	0	1	0	0	0	3					
Tim Foli, R OBP: 0.288, SLG: 0.321	2B	BB		G3	F9		6-3		K	4	2	1	0	1	1	2					
Lee Mazzilli, S OBP: 0.349, SLG: 0.427	BB	SF6		F6	K		K		PB	5	2	2	0	0	2	3					
Willie Montanez, L OBP: 0.332, SLG: 0.424	SF6	IBB		G3					PB	3	2	2	0	2	0	1					
John Stearns, R OBP: 0.367, SLG: 0.431				1B	G6-4-3				IBB	2	1	1	3	3	0	1					
Joel Youngblood, R OBP: 0.310, SLG: 0.496	SF6								1B	3	1	3	3	1	0	0					
Elliott Maddox, R OBP: 0.376, SLG: 0.349	F8			6-3					E	4	0	0	0	1	2	5					
Doug Flynn, R OBP: 0.284, SLG: 0.288		F6-3		F4-3		F9			E5	5	0	1	1	0	1	0					
Craig Swan, R OBP: 0.191, SLG: 0.156										3	0	0	0	1	2	0					
Bruce Boicclair, L OBP: 0.310, SLG: 0.335	1-3									0	0	0	0	0	0	0					
Bobby Valentine, R OBP: 0.352, SLG: 0.330				F9	1B				FC6-4	0	0	0	0	1	0	0					
Skip Lockwood, R OBP: 0.222, SLG: 0.667					BB				BB	0	0	0	0	0	0	0					
Inning Stats	R: 2 E: 0 K: 0 S: 4	H: 1 LOB: 2 BB: 3 P: 16	R: 0 E: 0 K: 0 S: 3	H: 0 LOB: 0 BB: 0 P: 3	R: 1 E: 0 K: 0 S: 5	H: 2 LOB: 2 BB: 1 P: 9	R: 0 E: 0 K: 1 S: 6	H: 1 LOB: 1 BB: 1 P: 10	R: 0 E: 0 K: 1 S: 5	H: 0 LOB: 0 BB: 0 P: 5	R: 1 E: 0 K: 1 S: 6	H: 2 LOB: 2 BB: 1 P: 10	R: 0 E: 0 K: 3 S: 9	H: 0 LOB: 0 BB: 0 P: 9	R: 4 E: 1 K: 1 S: 9	H: 4 LOB: 3 BB: 3 P: 21	1B: 7 2B: 4 3B: 0 HR: 0	SF: 1 SAC: 0 DP: 1 HBP: 0	WP: 0 PB: 1 SB: 1 CS: 0	PA: 46	
PITCHER	IP	WLS	BF	H	R	ER	SO	BB	IBB	HBP	BLK	WP	HR	S	P	ERA	WHIP				
Bob Forsch, R ERA: 3.23	7.0	L	33	7	4	4	4	6	1	0	0	0	0	34	62	5.14	1.857				
Mark Littell, R ERA: 2.51	1.2		11	4	4	4	4	1	1	0	0	0	0	17	25	21.60	3.000				
Buddy Schultz, L ERA: 3.82	0.1		2	0	0	0	0	1	0	0	0	0	0	1	5	0.00	3.000				

New York Mets @ St. Louis Cardinals
Busch Stadium, St. Louis, MO
Fri Aug 04 1978, 7:05 PM CDT
Att: 15,153 - Unknown

AB 35
R 8
H 11
RBI 7
BB 10
SO 8
LOB 15



Batter	1	2	3	4	5	6	7	8	9	AB	R	H	RBI	BB	SO	LOB	BOTTOM					
Lou Brock, L OBP: 0.254, SLG: 0.239	L8							E5		5	2	3	0	0	0	0						
Gary Templeton, S OBP: 0.296, SLG: 0.362	S				F8			F7	F9	4	0	1	0	1	0	3						
George Hendrick, R OBP: 0.325, SLG: 0.434	K									4	0	3	2	0	1	1						
Ted Simmons, S OBP: 0.379, SLG: 0.527	G3				FC5			F8		4	0	1	0	0	0	3						
Keith Hernandez, L OBP: 0.341, SLG: 0.401								F4-3		4	0	2	0	0	0	1						
Jerry Mumphrey, S OBP: 0.285, SLG: 0.286	G3				K					4	1	1	0	0	1	3						
Ken Reitz, R OBP: 0.271, SLG: 0.343									1B	4	0	0	0	0	0	3						
Mike Tyson, R OBP: 0.283, SLG: 0.314					F7					2	0	0	0	0	0	2						
Mike Phillips, L OBP: 0.295, SLG: 0.297					FC5					2	0	1	1	0	1	0						
Bob Forsch, R OBP: 0.203, SLG: 0.344										2	0	0	0	0	1	0						
Tony Scott, S OBP: 0.276, SLG: 0.264										1	0	0	0	0	0	0						
Mark Littell, L OBP: 0.333, SLG: 0.600					K					0	0	0	0	0	0	0						
Buddy Schultz, R OBP: 0.333, SLG: 0.600										0	0	0	0	0	0	0						
Wayne Garrett, L OBP: 0.286, SLG: 0.230										1	0	0	0	0	1	1						
Inning Stats	R: 0 E: 0 K: 1 S: 6	H: 1 LOB: 1 BB: 0 P: 6	R: 0 E: 0 K: 0 S: 3	H: 0 LOB: 0 BB: 0 P: 3	R: 1 E: 0 K: 1 S: 6	H: 2 LOB: 2 BB: 1 P: 10	R: 0 E: 0 K: 1 S: 7	H: 2 LOB: 2 BB: 0 P: 7	R: 0 E: 0 K: 0 S: 3	H: 0 LOB: 0 BB: 0 P: 3	R: 0 E: 0 K: 0 S: 4	H: 2 LOB: 1 BB: 0 P: 4	R: 0 E: 0 K: 1 S: 5	H: 0 LOB: 0 BB: 0 P: 5	R: 1 E: 1 K: 0 S: 5	H: 2 LOB: 1 BB: 0 P: 5	R: 1 E: 0 K: 1 S: 8	H: 3 LOB: 2 BB: 0 P: 8	1B: 10 2B: 2 3B: 0 HR: 0	SF: 0 SAC: 0 DP: 1 HBP: 0	WP: 0 PB: 0 SB: 2 CS: 0	PA: 38
PITCHER	IP	WLS	BF	H	R	ER	SO	BB	IBB	HBP	BLK	WP	HR	S	P	ERA	WHIP					
Craig Swan, R ERA: 2.44	8.0	W	32	9	2	2	4	1	0	0	0	0	0	39	43	2.25	1.250					
Skip Lockwood, R ERA: 3.59	1.0		6	3	1	1	1	0	0	0	0	0	0	8	8	9.00	3.000					

New York Mets @ St. Louis Cardinals
Busch Stadium, St. Louis, MO
Fri Aug 04 1978, 7:05 PM CDT
Att: 15,153 - Unknown

AB 37
R 3
H 12
RBI 3
BB 1
SO 5
LOB 17



Batter	1	2	3	4	5	6	7	8	9	AB	R	H	RBI	BB	SO	LOB	TOP				
Lee Mazzilli, S OBP: 0.350, SLG: 0.425	4-0 CS BB	0-0 FC6-4 1B		0-0 P4		0-3 K		0-0 6-3		4	0	1	0	1	1	1	New York Mets @ St. Louis Cardinals Busch Stadium, St. Louis, MO Sat Aug 05 1978, 7:05 PM CDT Att: 19,689 - Unknown				
Tim Foli, R OBP: 0.286, SLG: 0.319	0-0 F2	0-0 FC6-4		0-0 F7		0-0 F8		0-0 1B		5	0	1	0	0	0	4					
Steve Henderson, R OBP: 0.336, SLG: 0.421	4-0 BB BB		0-0 1B 3B		0-0 BB FC6-4 1B		4-0 BB BB	0-0 1B		3	2	3	0	2	0	0					
John Stearns, R OBP: 0.367, SLG: 0.427	4-0 FC3-6 BB		0-0 5-3		4-0 FC6-4 BB 1B		0-0 5-3	0-0 F7		3	0	0	0	2	0	5					
Willie Montanez, L OBP: 0.335, SLG: 0.425	0-0 FC3-6		0-0 BB 1B		4-0 FC6-4 BB		0-0 1B 1B	0-0 F7		4	0	2	1	1	0	4					
Joel Youngblood, R OBP: 0.305, SLG: 0.493		0-0 F1-3 1B 2B	0-0 F8		0-0 F2		0-0 F7		0-0 6-3	5	1	1	0	0	0	5					
Elliott Maddox, R OBP: 0.377, SLG: 0.345		0-0 F8	4-0 FC6-4 BB		0-0 FC6-4		0-0 F8		4-0 G5-3 BB	3	0	0	1	2	0	4					
Doug Flynn, R OBP: 0.283, SLG: 0.286		0-0 F1-3	0-0 FC6-4		0-0 F6-3		0-0 1B		0-0 F4	5	0	1	0	0	0	6					
Nino Espinosa, R OBP: 0.208, SLG: 0.350		0-0 1B	0-0 F8		0-0 F8		0-0 F8		0-0 G5-3	1	0	1	1	0	0	0					
Bobby Valentine, R OBP: 0.339, SLG: 0.337										0	0	0	0	0	0	0					
Kevin Kobel, L OBP: 0.225, SLG: 0.182										0	0	0	0	0	0	0					
Bruce Bozzer, R OBP: 0.247, SLG: 0.346										0	0	0	0	0	0	0					
Dwight Bernard, R OBP: 0.210, SLG: 0.344										0	0	0	0	0	0	2					
Ed Kranepool, L OBP: 0.310, SLG: 0.344										0	0	0	0	0	0	0					
Dale Murray, R OBP: 0.260, SLG: 0.365										0	0	0	0	0	0	2					
Inning Stats	R: 0 E: 0 K: 0 S: 2	H: 0 LOB: 2 BB: 3 P: 14	R: 1 E: 0 K: 0 S: 6	H: 3 LOB: 2 BB: 0 P: 6	R: 1 E: 0 K: 0 S: 5	H: 2 LOB: 2 BB: 1 P: 9	R: 0 E: 0 K: 1 S: 3	H: 0 LOB: 0 BB: 0 P: 3	R: 1 E: 0 K: 0 S: 4	H: 1 LOB: 2 BB: 1 P: 12	R: 0 E: 0 K: 0 S: 6	H: 1 LOB: 2 BB: 1 P: 10	R: 0 E: 0 K: 0 S: 5	H: 2 LOB: 2 BB: 0 P: 5	R: 0 E: 0 K: 0 S: 5	H: 2 LOB: 2 BB: 0 P: 5	R: 0 E: 1 K: 0 S: 3	H: 0 LOB: 1 BB: 1 P: 7	1B: 8 2B: 2 3B: 1 HR: 0	SF: 0 SAC: 0 DP: 1 HBP: 0	WP: 0 PA: 45 PB: 0 SB: 0 CS: 1
PITCHER	IP WLS BF H R ER SO BB IBB HBP BLK WP HR S P ERA WHIP	4.0 L 23 6 3 3 0 6 0 0 0 0 0 17 41 6.75 3.000	3.2 W 17 5 0 0 1 1 0 0 0 0 0 18 22 0.00 1.636	0.2 L 4 0 0 0 0 1 0 0 0 0 0 3 7 0.00 1.500	0.2 S 1 0 0 0 0 0 0 0 0 0 1 1 0.00 0.000																

AB	37
R	3
H	11
RBI	3
BB	8
SO	1
LOB	33



Batter	1	2	3	4	5	6	7	8	9	AB	R	H	RBI	BB	SO	LOB	BOTTOM			
Lou Brock, L OBP: 0.250, SLG: 0.234	0-0 F8			0-0 F7		0-0 F4				4	0	0	0	0	0	3	New York Mets @ St. Louis Cardinals Busch Stadium, St. Louis, MO Sat Aug 05 1978, 7:05 PM CDT Att: 19,689 - Unknown			
Tony Scott, S OBP: 0.276, SLG: 0.264		0-0 F4-3								0	0	0	0	0	0	0				
Gary Templeton, S OBP: 0.293, SLG: 0.359	0-0 1-5-3	0-0 1-3		0-3 K				0-0 5-3		4	0	0	0	0	1	1				
George Hendrick, R OBP: 0.327, SLG: 0.435	0-0 1B HR		0-0 1B 1B		0-0 6-3		0-0 3-1			4	2	2	0	0	0	0				
Keith Hernandez, L OBP: 0.340, SLG: 0.399	0-0 1B HR		0-0 F8		0-0 P5		0-0 3-1			4	1	1	0	0	0	1				
Jerry Mumphrey, S OBP: 0.292, SLG: 0.306	0-0 1B HR		0-0 1B S		0-0 6-3			0-0 CS 1B		4	2	3	3	0	0	0				
Ken Reitz, R OBP: 0.275, SLG: 0.345	0-0 1B		4-0 1B 1B IBB			0-0 1B WP 1B		0-0 G3		3	0	2	0	1	0	1				
Ken Oberkfell, L OBP: 0.160, SLG: 0.167	0-0 F4-3		0-0 P3			0-0 F7		0-0 1-3		4	0	0	0	0	0	5				
Steve Swisher, R OBP: 0.314, SLG: 0.354		0-0 SH3-4 2B	0-0 1B		0-0 6-3					3	0	2	2	0	0	1				
Pete Falcone, L OBP: 0.188, SLG: 0.188		0-0 SH3-4		0-0 5-3						1	0	0	0	0	0	0				
Tom Bruno, R OBP: 1.000, SLG: 1.000										1	0	1	0	0	0	0				
Buddy Schultz, R OBP: 0.333, SLG: 0.600										0	0	0	0	0	0	0				
Mark Littell, L OBP: 0.275, SLG: 0.345										0	0	0	0	0	0	0				
Inning Stats	R: 3 E: 0 K: 0 S: 7	H: 4 LOB: 1 BB: 0 P: 7	R: 0 E: 0 K: 0 S: 4	H: 1 LOB: 1 BB: 0 P: 4	R: 2 E: 0 K: 0 S: 5	H: 3 LOB: 2 BB: 1 P: 9	R: 0 E: 0 K: 1 S: 5	H: 0 LOB: 0 BB: 0 P: 5	R: 0 E: 0 K: 0 S: 3	H: 0 LOB: 0 BB: 0 P: 3	R: 0 E: 0 K: 0 S: 5	H: 2 LOB: 2 BB: 0 P: 5	R: 0 E: 0 K: 0 S: 3	H: 0 LOB: 0 BB: 0 P: 3	R: 0 E: 0 K: 0 S: 3	H: 1 LOB: 0 BB: 0 P: 3	1B: 9 2B: 1 3B: 0 HR: 1	SF: 0 SAC: 1 DP: 0 HBP: 0	WP: 1 PA: 34 PB: 0 SB: 1 CS: 1	
PITCHER	IP WLS BF H R ER SO BB IBB HBP BLK WP HR S P ERA WHIP	3.0 L 17 8 5 5 0 8 5 0 0 0 0 16 20 15.00 2.667	2.0 L 6 0 0 0 1 0 0 0 0 0 0 8 8 0.00 0.000	1.0 L 5 2 0 0 0 0 0 0 0 1 0 5 5 0.00 2.000	2.0 L 6 1 0 0 0 0 0 0 0 0 0 6 6 0.00 0.500															

AB	32
R	5
H	11
RBI	5
BB	1
SO	1
LOB	12



Batter	1	2	3	4	5	6	7	8	9	AB	R	H	RBI	BB	SO	LOB	TOP			
Lenny Randle, S OBP: 0.333, SLG: 0.321	0-0 5-3 SH3-4 1B		4-0 2B BB		0-0 P5		0-0 F8		0-0 F8	4	1	1	0	1	0	4				
Tim Foli, R OBP: 0.290, SLG: 0.326	0-0 SH3-4 1-2		0-0 2B 1-H			0-0 P6				3	0	2	1	0	0	0				
Steve Henderson, R OBP: 0.335, SLG: 0.419	0-0 5-3 2-3		0-0 F9			0-0 FC6-4 1B		0-3 K		4	0	1	0	0	1	3				
Willie Montanez, L OBP: 0.332, SLG: 0.421	0-0 1-3			0-0 4-3		0-0 F7		0-0 F4		4	0	0	0	0	0	3				
John Stearns, R OBP: 0.366, SLG: 0.423		0-0 L5		0-0 P4		0-0 FC6-4 1-2		4-0 BB		3	0	0	0	1	0	1				
Joel Youngblood, R OBP: 0.300, SLG: 0.482		0-0 6-3		0-0 L6			0-0 F8	0-0 P5		3	0	0	0	0	0	0				
Ed Kranevool, L OBP: 0.306, SLG: 0.339										1	0	0	0	0	0	2				
Bruce Boisclair, L OBP: 0.317, SLG: 0.352		0-0 G3			4-0 PB BB				0-0 4-3	3	0	1	0	1	0	0				
Doug Flynn, R OBP: 0.280, SLG: 0.284			0-0 F6-3		0-0 F6 1-2		0-0 F9		0-0 F5-3	4	0	0	0	0	0	2				
Jerry Koosman, R OBP: 0.094, SLG: 0.151			0-0 P5		0-0 F7		4-0 BB		0-0 1B	2	0	0	0	0	0	1				
Lee Mazzilli, S OBP: 0.351, SLG: 0.425										0	0	0	0	1	0	0				
Kevin Kobel, R OBP: 0.250, SLG: 0.182										0	0	0	0	0	0	0				
Ron Hodges, L OBP: 0.330, SLG: 0.312										1	0	1	0	0	0	0				
Sergio Ferrer, S OBP: 0.167, SLG: 0.167										0	0	0	0	0	0	0				
Inning Stats	R: 0 E: 0 K: 0 S: 4	H: 1 LOB: 1 BB: 0 P: 4	R: 0 E: 0 K: 0 S: 3	H: 0 LOB: 0 BB: 0 P: 3	R: 1 E: 0 K: 0 S: 4	H: 1 LOB: 1 BB: 1 P: 8	R: 0 E: 0 K: 0 S: 3	H: 0 LOB: 0 BB: 0 P: 3	R: 0 E: 0 K: 0 S: 3	H: 1 LOB: 1 BB: 0 P: 4	R: 0 E: 0 K: 0 S: 4	H: 1 LOB: 2 BB: 1 P: 8	R: 0 E: 0 K: 1 S: 6	H: 1 LOB: 1 BB: 0 P: 10	R: 0 E: 0 K: 0 S: 4	H: 1 LOB: 1 BB: 0 P: 4	1B: 4 2B: 2 3B: 0 HR: 0	SF: 0 SAC: 1 DP: 0 HBP: 0	WP: 0 PB: 1 SB: 0 CS: 0	PA: 37
PITCHER	IP WLS BF H R ER SO BB IBB HBP BLK WP HR S P ERA WHIP																			
Silvio Martinez, R ERA: 3.18	(1, 1) 7.2 W 32 5 1 1 1 4 0 0 0 0 0 0 30 46 1.17 1.174																			
Roy Thomas, R ERA: 5.0	(8, 1) 1.1 S 5 1 0 0 0 0 0 0 0 0 0 0 5 5 0.00 0.750																			

New York Mets @ St. Louis Cardinals
 Busch Stadium, St. Louis, MO
 Sun Aug 06 1978, 3:33 AM CDT
 Att: 17,198 - Unknown

AB 32
 R 1
 H 6
 RBI 1
 BB 4
 SO 1
 LOB 16

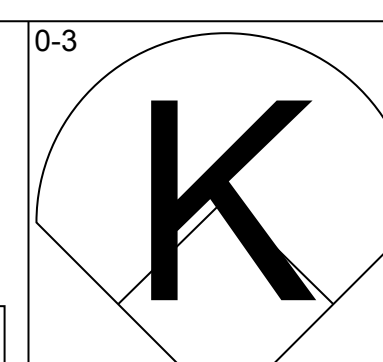
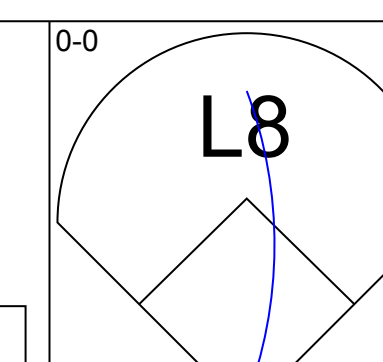
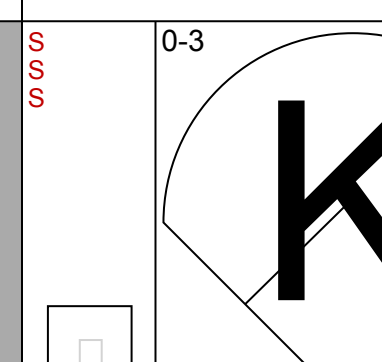
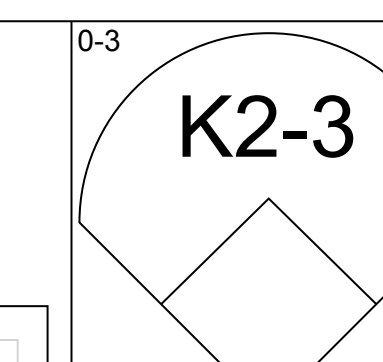
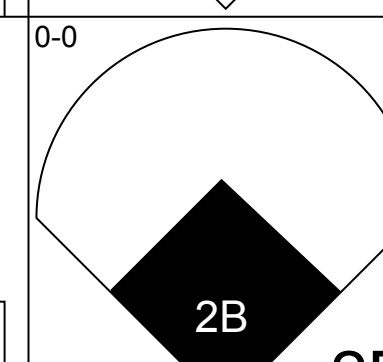
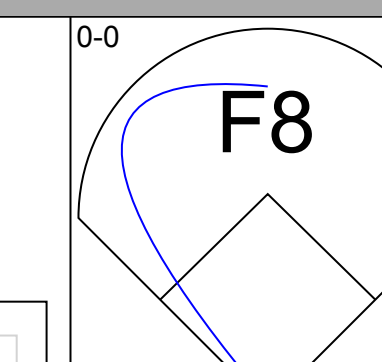
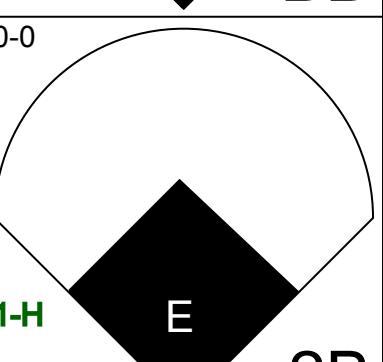
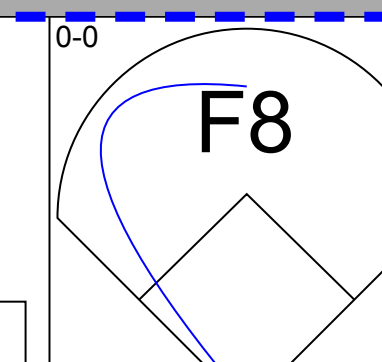
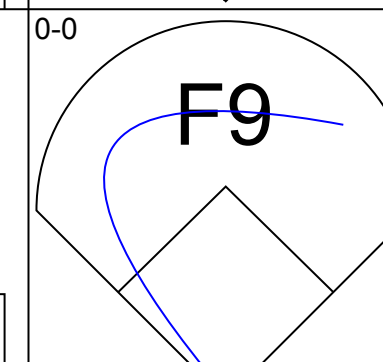
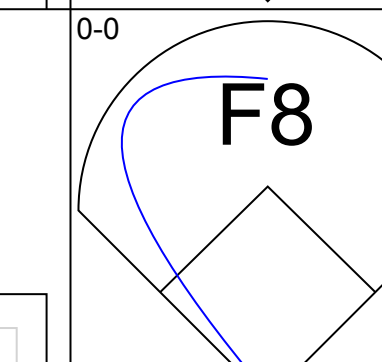
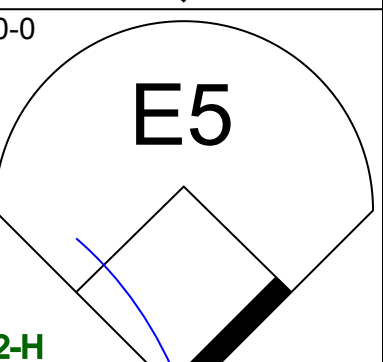
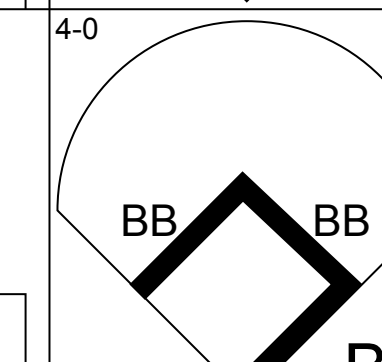
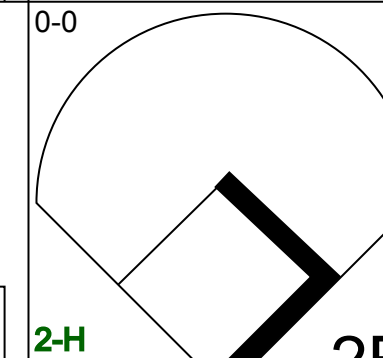
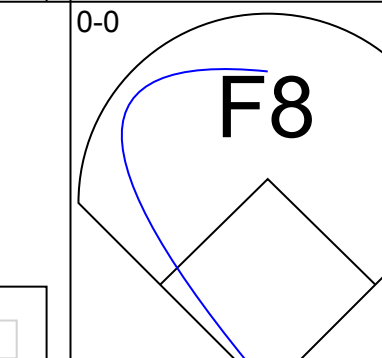
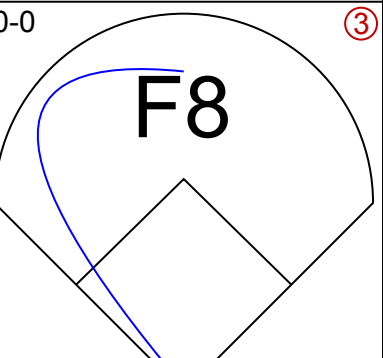
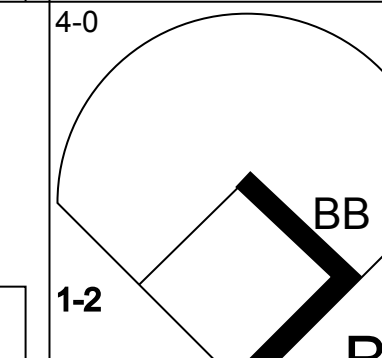
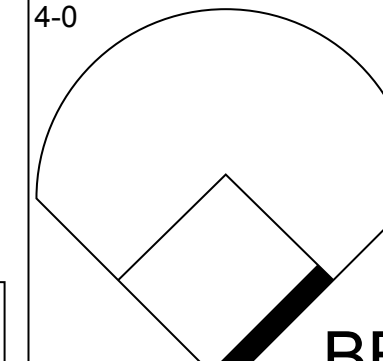
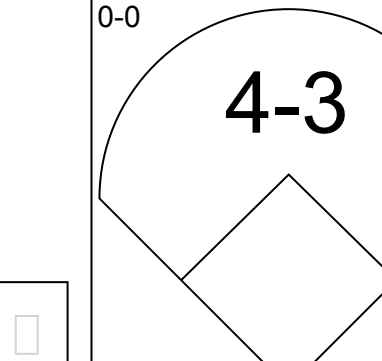
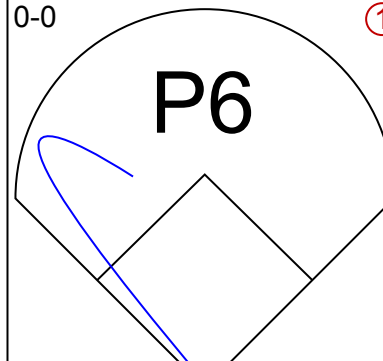
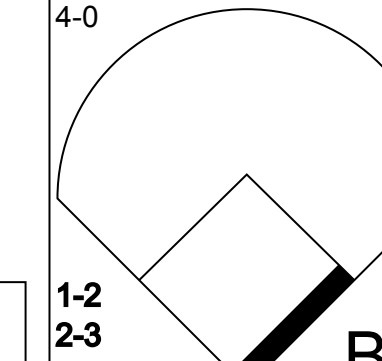
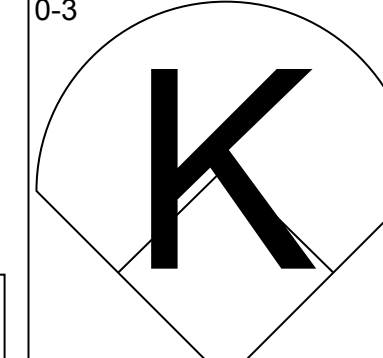
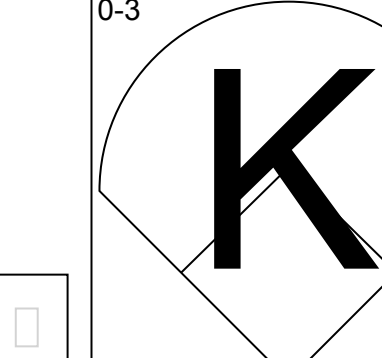
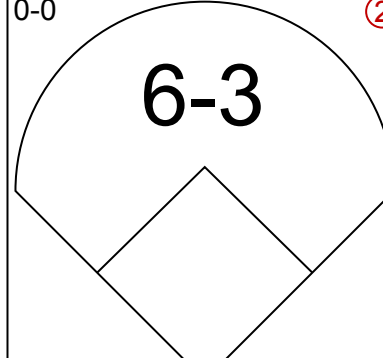
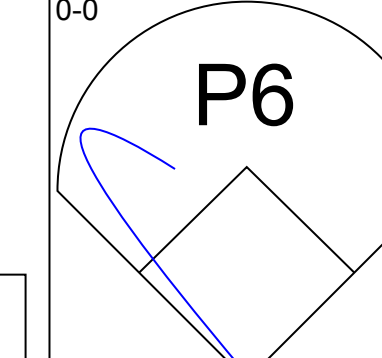
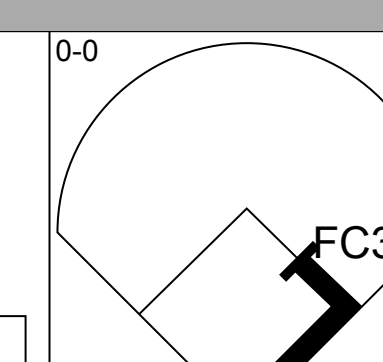
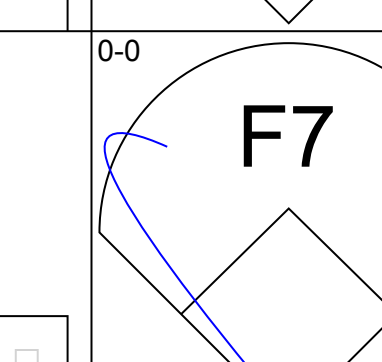
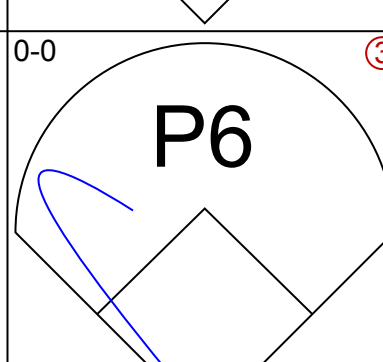
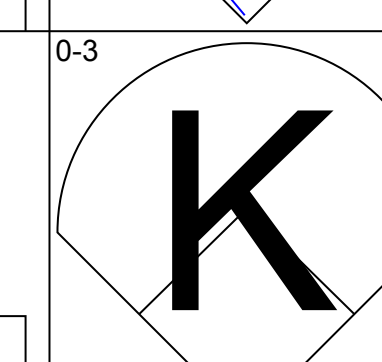
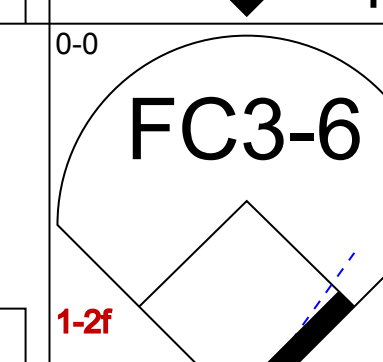
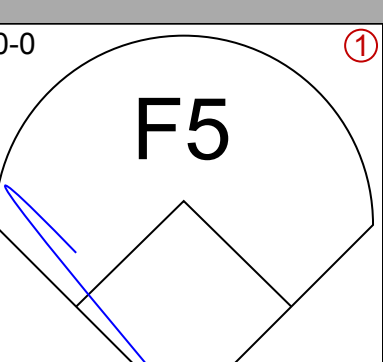
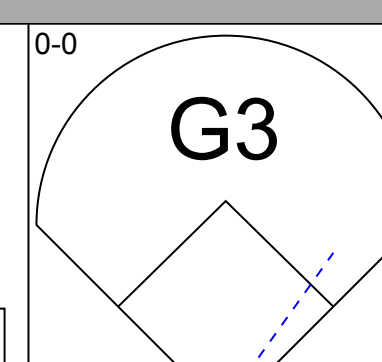
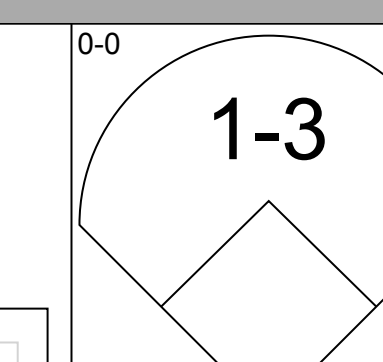
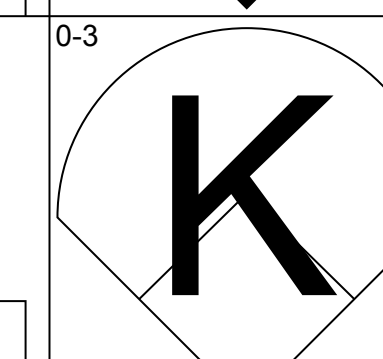
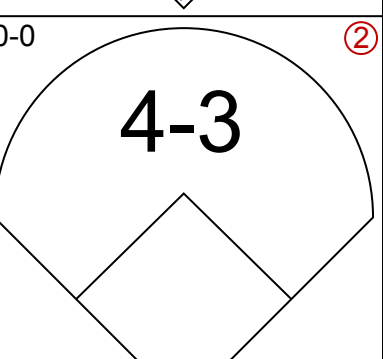


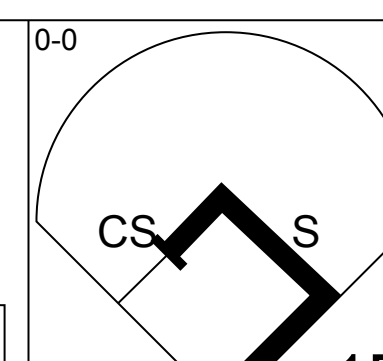
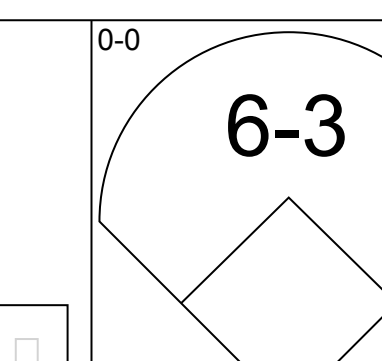
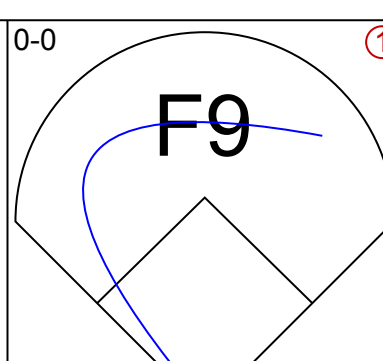
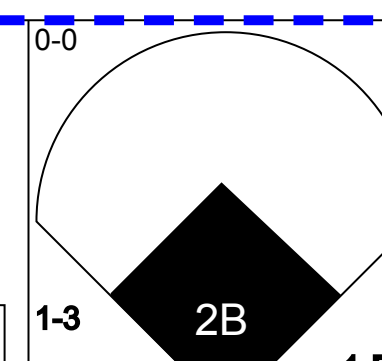
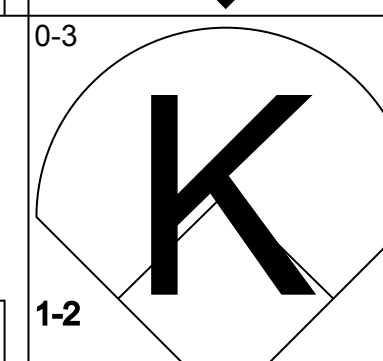
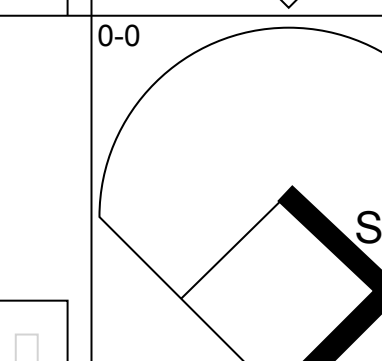
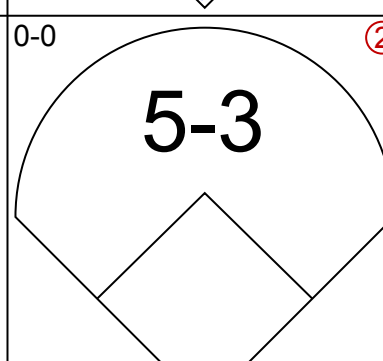
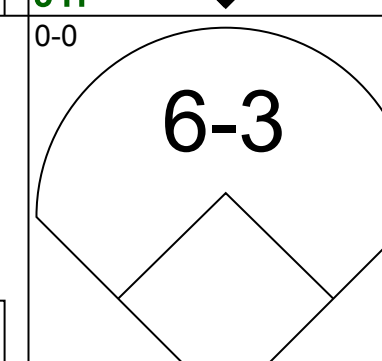
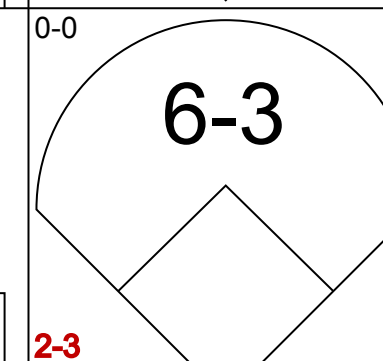
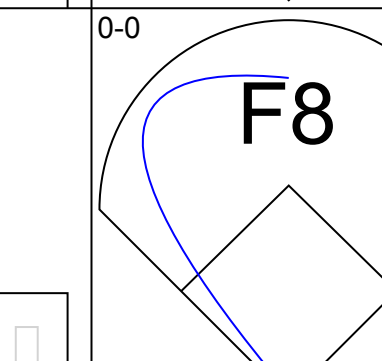

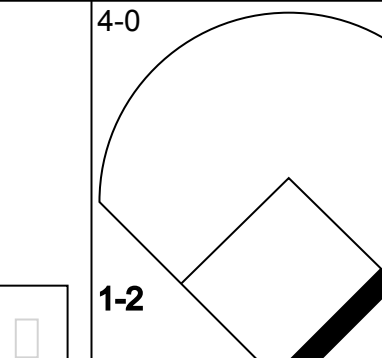

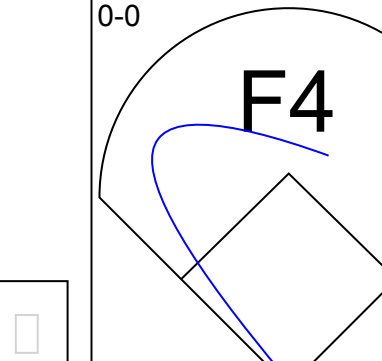

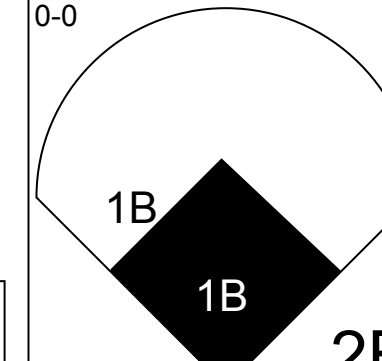
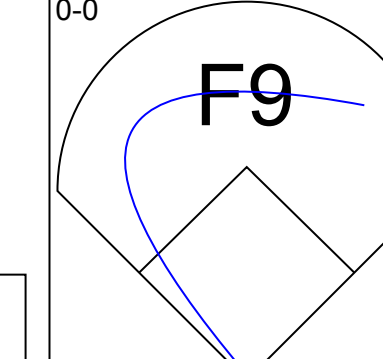


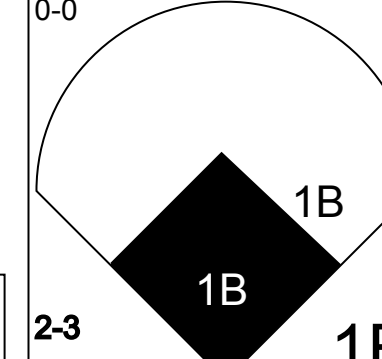


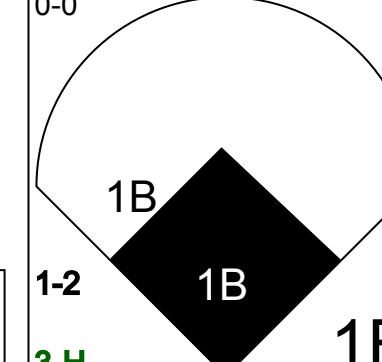
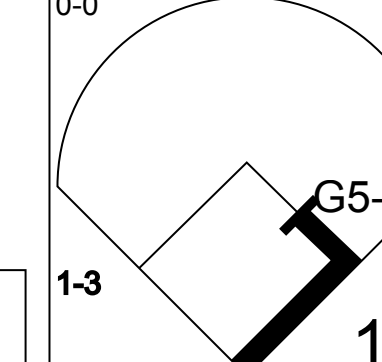

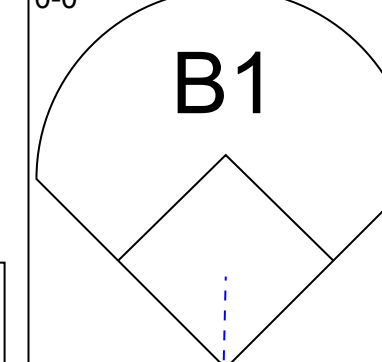
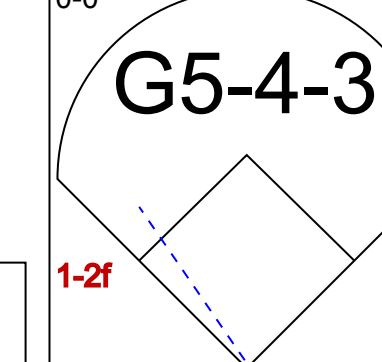
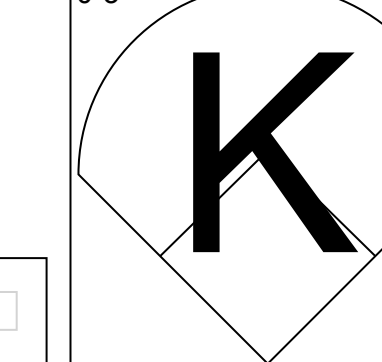
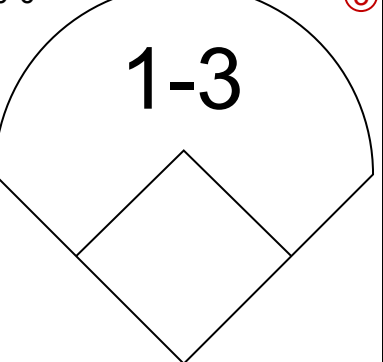
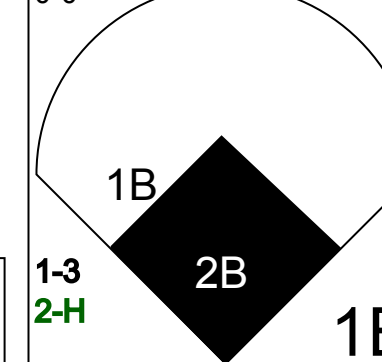

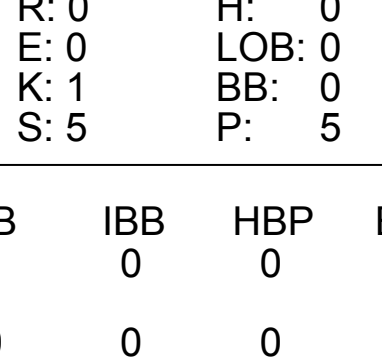
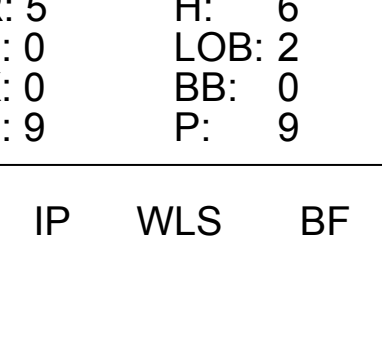
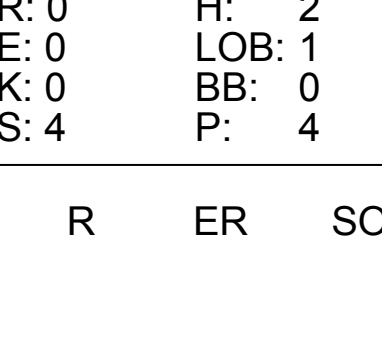





Batter	1	2	3	4	5	6	7	8	9	AB	R	H	RBI	BB	SO	LOB	BOTTOM			
Garry Templeton, S OBP: 0.293, SLG: 0.360	0-0 E 1B 2B		0-3 K		0-3 K			0-0 F4		4	1	1	0	0	2	1				
Tony Scott, S OBP: 0.268, SLG: 0.256	0-0 E3 1B 2-3		0-0 F8		0-0 L5			0-0 5-3		4	1	0	0	0	0	1				
George Hendrick, R OBP: 0.329, SLG: 0.445	0-0 G5-3 1-3 3-H 1B		0-0 HR		0-0 6-3			0-3 K		4	1	2	2	0	1	0				
Roger Freed, R OBP: 0.333, SLG: 0.472	0-0 G5-3 1-2 3-H 1B		0-0 F8		0-0 F9					3	0	1	1	0	0	0				
Keith Hernandez, L OBP: 0.340, SLG: 0.399										0	0	0	0	0	0	0				
Ken Reitz, R OBP: 0.276, SLG: 0.345	0-0 G5-3 1-2 2-3 1B		0-0 G3			0-0 F4-6-3 1B				3	0	1	0	0	0	2				
Jerry Morales, R OBP: 0.283, SLG: 0.327	0-0 F9			0-0 F7		0-0 F4-6-3 1-2				3	0	0	0	0	0	2				
Steve Swisher, R OBP: 0.315, SLG: 0.353		0-0 1-3		0-0 F9		0-0 F6-4-3 1B				3	0	1	0	0	0	0				
Mike Tyson, R OBP: 0.287, SLG: 0.317		0-0 SH3-4 1B		0-0 1B		0-0 F6-4-3 1-2				3	0	2	0	0	0	1				
Silvio Martinez, R OBP: 0.167, SLG: 0.233		0-0 SH3-4		0-3 K						2	0	0	0	0	1	1				
Roy Thomas, R OBP: 0.333, SLG: 0.333		1-2						0-0 5-3		0	0	0	0	0	0	0				
Inning Stats	R: 2 E: 1 K: 0 S: 6	H: 3 LOB: 1 BB: 0 P: 6	R: 0 E: 0 K: 1 S: 6	H: 1 LOB: 0 BB: 0 P: 6	R: 1 E: 0 K: 0 S: 4	H: 1 LOB: 0 BB: 0 P: 4	R: 0 E: 0 K: 1 S: 6	H: 1 LOB: 0 BB: 0 P: 6	R: 0 E: 0 K: 0 S: 3	H: 1 LOB: 0 BB: 0 P: 3	R: 0 E: 0 K: 0 S: 3	H: 1 LOB: 0 BB: 0 P: 3	R: 0 E: 0 K: 1 S: 5	H: 0 LOB: 0 BB: 0 P: 5	R: 0 E: 0 K: 1 S: 5	H: 0 LOB: 0 BB: 0 P: 5	1B: 6 2B: 1 3B: 0 HR: 1	SF: 0 SAC: 1 DP: 3 HBP: 0	WP: 0 PB: 0 SB: 0 CS: 0	PA: 30
PITCHER	IP WLS BF H R ER SO BB IBB HBP BLK WP HR S P ERA WHIP																			
Jerry Koosman, L ERA: 4.15	(1, 1) 6.0 L 24 7 3 2 3 0 0 0 0 0 0 0 30 30 3.00 1.167																			
Kevin Kobel, L ERA: 1.87	(7, 1) 2.0 6 1 0 0 1 0 0 0 0 0 0 0 8 8 0.00 0.500																			

New York Mets @ St. Louis Cardinals
 Busch Stadium, St. Louis, MO
 Sun Aug 06 1978, 3:33 AM CDT
 Att: 17,198 - Unknown

AB 29
 R 3
 H 8
 RBI 3
 BB 0
 SO 4
 LOB 8




Batter	1	2	3	4	5	6	7	8	9	AB	R	H	RBI	BB	SO	LOB	TOP											
Bake McBride, L OBP: 0.316, SLG: 0.353 (1, 9)										4	1	0	0	1	3	1	Philadelphia Phillies @ St. Louis Cardinals Busch Stadium, St. Louis, MO Mon Aug 07 1978, 7:05 PM CDT Att: 18,671 - Unknown livebaseballscorecards.com											
Larry Bowa, S OBP: 0.325, SLG: 0.381 (1, 6)										4	2	2	1	0	0	0												
Mike Schmidt, R OBP: 0.352, SLG: 0.423 (1, 5)										3	0	0	0	1	0	1												
Greg Luzinski, R OBP: 0.385, SLG: 0.539 (1, 7)										3	0	1	1	1	0	1												
Richie Hebner, L OBP: 0.380, SLG: 0.486 (1, 3)										2	0	0	0	2	0	0												
Gary Maddox, R OBP: 0.333, SLG: 0.418 (2, 8)										1	0	0	0	0	1	2												
Jerry Martin, R OBP: 0.358, SLG: 0.489 (8, PH)										2	0	0	0	0	1	0												
Tim McCarver, L OBP: 0.352, SLG: 0.308 (8, PH)										1	0	0	0	0	0	3												
Orlando Gonzalez, L OBP: 0.167, SLG: 0.051 (8, 9)										0	0	0	0	0	0	0												
Bob Boone, R OBP: 0.344, SLG: 0.442 (1, 2)										4	0	1	0	0	1	3												
Ted Sizemore, R OBP: 0.283, SLG: 0.260 (1, 4)										4	0	0	0	0	0	1												
Randy Lerch, L OBP: 0.220, SLG: 0.250 (7, 1)										3	0	0	0	0	1	1												
Tug McGraw, R OBP: 0.333, SLG: 0.333 (8, 1)										0	0	0	0	0	0	0												
Warren Brusstar, R OBP: 0.333, SLG: 0.667 (8, PH)										0	0	0	0	0	0	0												
Bud Harrelson, S OBP: 0.309, SLG: 0.191 (8, PH)										1	0	0	0	0	0	0												
Inning Stats	R: 1 E: 0 K: 2 S: 9	H: 2 LOB: 2 BB: 1 P: 13	R: 0 E: 0 K: 1 S: 6	H: 1 LOB: 1 BB: 0 P: 6	R: 0 E: 0 K: 0 S: 3	H: 0 LOB: 0 BB: 0 P: 3	R: 0 E: 0 K: 1 S: 5	H: 0 LOB: 0 BB: 0 P: 5	R: 2 E: 1 K: 0 S: 5	H: 1 LOB: 1 BB: 1 P: 9	R: 0 E: 0 K: 0 S: 3	H: 0 LOB: 0 BB: 0 P: 3	R: 0 E: 0 K: 1 S: 5	H: 0 LOB: 0 BB: 0 P: 5	R: 0 E: 0 K: 1 S: 5	H: 0 LOB: 3 BB: 3 P: 17	R: 0 E: 0 K: 1 S: 5	H: 0 LOB: 0 BB: 0 P: 5	R: 0 E: 0 K: 1 S: 5	H: 0 LOB: 0 BB: 0 P: 5	1B: 1 2B: 3 3B: 0 HR: 0	SF: 0 SAC: 0 DP: 0 HBP: 0	WP: 0 PB: 0 SB: 1 CS: 0	PA: 37				
PITCHER	IP	WLS	BF	H	R	ER	SO	BB	IBB	HBP	BLK	WP	HR	S	P	ERA	WHIP											
Aurelio Lopez, R ERA: 3.86	(1, 1)	7.0	W	28	4	3	2	5	2	0	0	0	0	0	36	44	2.57	0.857										
Roy Thomas, R ERA: 4.91	(8, 1)	0.1		4	0	0	0	0	3	0	0	0	0	0	1	13	0.00	9.000										
Mark Littell, R ERA: 2.53	(8, 1)	1.2	S	5	0	0	0	2	0	0	0	0	0	0	9	9	0.00	0.000										

Batter	1	2	3	4	5	6	7	8	9	AB	R	H	RBI	BB	SO	LOB	BOTTOM										
Garry Templeton, S OBP: 0.295, SLG: 0.362 (1, 6)										4	1	2	1	0	0	0	Philadelphia Phillies @ St. Louis Cardinals Busch Stadium, St. Louis, MO Mon Aug 07 1978, 7:05 PM CDT Att: 18,671 - Unknown livebaseballscorecards.com										
Tony Scott, S OBP: 0.288, SLG: 0.256 (1, 7)										4	0	1	0	0	1	4											
Roy Thomas, R OBP: 0.333, SLG: 0.333 (8, 1)										0	0	0	0	0	0	0											
Mark Littell, L (8, 1)										0	0	0	0	0	0	0											
George Hendrick, R OBP: 0.331, SLG: 0.458 (1, 8)										4	1	2	3	0	0	2											
Ted Simmons, S OBP: 0.378, SLG: 0.523 (1, 2)										3	0	0	0	1	0	2											
Roger Freed, R OBP: 0.328, SLG: 0.474 (1, 3)										4	1	1	0	0	0	2											
Keith Hernandez, L OBP: 0.340, SLG: 0.399 (9, 3)										0	0	0	0	0	0	0											
Ken Reitz, R OBP: 0.278, SLG: 0.347 (1, 5)										4	1	2	0	0	0	0											
Jerry Morales, R OBP: 0.285, SLG: 0.329 (1, 9)										4	1	2	1	0	0	0											
Mike Tyson, R OBP: 0.286, SLG: 0.320 (1, 4)										4	0	1	0	0	0	4											
Aurelio Lopez, R (1, 1)										2	0	0	0	0	1	1											
Steve Swisher, R OBP: 0.324, SLG: 0.362 (7, PH)										1	0	1	1	0	0	0											
Ken Oberkfell, L OBP: 0.160, SLG: 0.167 (7, PR)										0	1	0	0	0	0	0											
Jerry Mumphrey, S OBP: 0.292, SLG: 0.306 (8, 7)										0	0	0	0	0	0	0											
Inning Stats	R: 0 E: 0 K: 1 S: 5	H: 1 LOB: 0 BB: 0 P: 5	R: 0 E: 0 K: 0 S: 3	H: 0 LOB: 0 BB: 0 P: 3	R: 0 E: 0 K: 1 S: 5	H: 0 LOB: 0 BB: 0 P: 5	R: 0 E: 0 K: 0 S: 4	H: 1 LOB: 2 BB: 1 P: 8	R: 0 E: 0 K: 0 S: 4	H: 1 LOB: 1 BB: 0 P: 4	R: 1 E: 0 K: 0 S: 4	H: 1 LOB: 0 BB: 0 P: 4	R: 5 E: 0 K: 0 S: 9	H: 6 LOB: 2 BB: 0 P: 9	R: 0 E: 0 K: 0 S: 4	H: 2 LOB: 1 BB: 0 P: 4	1B: 8 2B: 3 3B: 0 HR: 1	SF: 0 SAC: 0 DP: 1 HBP: 0	WP: 1 PB: 0 SB: 2 CS: 1	PA: 35							
PITCHER	IP	WLS	BF	H	R	ER	SO	BB	IBB	HBP	BLK	WP	HR	S	P	ERA	WHIP										
Randy Lerch, L ERA: 4.47	(1, 1)	6.1	L	27	8	5	5	2	1	0	0	0	0	30	34	7.11	1.421										
Tug McGraw, L ERA: 2.51	(7, 1)	1.0		7	4	1	1	0	0	0	0	1	0	7	7	9.00	4.000										
Warren Brusstar, R ERA: 2.01	(8, 1)	0.2		1	0	0	0	0	0	0	0	0	0	1	1	0.00	0.000										

Batter	1	2	3	4	5	6	7	8	9	AB	R	H	RBI	BB	SO	LOB	TOP			
Bake McBride, L OBP: 0.312, SLG: 0.348 (1, 9)	L7		F7			4-3		F9		4	0	0	0	0	0	1	Philadelphia Phillies @ St. Louis Cardinals Busch Stadium, St. Louis, MO Tue Aug 08 1978, 7:05 PM CDT Unknown			
Larry Bowa, S OBP: 0.322, SLG: 0.378 (1, 6)	4-3		1-3			F5			4-3	4	0	0	0	0	0	0				
Mike Schmidt, R OBP: 0.354, SLG: 0.425 (1, 5)	WP BB			F9 2B				F8	6-3	3	0	1	0	1	0	0				
Greg Luzinski, R OBP: 0.389, SLG: 0.539 (1, 7)	WP BB			K			G6-4-3 1B			2	0	1	0	2	1	1				
Richie Hebner, L OBP: 0.375, SLG: 0.479 (1, 3)	F8			F9			F9		L3	4	0	0	0	0	5					
Gary Maddox, R OBP: 0.331, SLG: 0.415 (1, 8)		K		6-3			G6-4-3 1-2			3	0	0	0	0	1	2				
Barry Foote, R OBP: 0.195, SLG: 0.175 (1, 2)		G3					G4-6-3 1B		F8	3	0	1	0	0	0	0				
Ted Sizemore, R OBP: 0.278, SLG: 0.256 (1, 4)		F9					G4-6-3 1-2		F3	3	0	0	0	0	0	1				
Larry Christenson, R OBP: 0.120, SLG: 0.167 (8, PH)										2	0	0	0	0	2	0				
Orlando Gonzalez, L OBP: 0.231, SLG: 0.167 (8, PH)										1	0	1	0	0	0	0				
Warren Brusstar, R OBP: 0.333, SLG: 0.667 (8, 1)			K							0	0	0	0	0	0	0				
Inning Stats	R: 0 E: 0 K: 0 S: 3	H: 0 LOB: 2 BB: 2 P: 11	R: 0 E: 0 K: 1 S: 5	H: 0 LOB: 0 BB: 0 P: 5	R: 0 E: 0 K: 1 S: 5	H: 1 LOB: 1 BB: 0 P: 6	R: 0 E: 0 K: 1 S: 5	H: 1 LOB: 0 BB: 0 P: 5	R: 0 E: 0 K: 0 S: 3	H: 0 LOB: 0 BB: 0 P: 3	R: 0 E: 0 K: 0 S: 3	H: 1 LOB: 0 BB: 0 P: 3	R: 0 E: 0 K: 0 S: 4	H: 1 LOB: 1 BB: 1 P: 4	R: 0 E: 0 K: 0 S: 3	H: 0 LOB: 1 BB: 1 P: 7	1B: 3 2B: 1 3B: 0 HR: 0	SF: 0 SAC: 0 DP: 2 HBP: 0	WP: 2 PB: 0 SB: 0 CS: 0	PA: 32
PITCHER Pete Vuckovich, R ERA: 2.36 (1, 1)	IP: 9.0 WLS: W BF: 32 H: 4 R: 0 ER: 0 SO: 4 BB: 3 IBB: 0 HBP: 0 BLK: 0 WP: 2 HR: 0 S: 37 P: 49 ERA: 0.00 WHIP: 0.778															PITCHER Pete Vuckovich, R ERA: 2.36 (1, 1)	IP: 9.0 WLS: W BF: 32 H: 4 R: 0 ER: 0 SO: 4 BB: 3 IBB: 0 HBP: 0 BLK: 0 WP: 2 HR: 0 S: 37 P: 49 ERA: 0.00 WHIP: 0.778			

Batter	1	2	3	4	5	6	7	8	9	AB	R	H	RBI	BB	SO	LOB	BOTTOM			
Lou Brock, L OBP: 0.258, SLG: 0.243 (1, 7)	1B 2B		F9 WP 1B	L8						4	2	3	0	0	0	1	Philadelphia Phillies @ St. Louis Cardinals Busch Stadium, St. Louis, MO Tue Aug 08 1978, 7:05 PM CDT Unknown			
Jerry Morales, R OBP: 0.285, SLG: 0.329 (9, 9)										0	0	0	0	0	0	0				
Gary Templeton, S OBP: 0.294, SLG: 0.361 (1, 6)	1B 2B		F7			F5				4	0	1	0	0	1	2				
George Hendrick, R OBP: 0.328, SLG: 0.452 (1, 8)	K		F9			6-3			4-3	4	0	0	0	0	1	3				
Ted Simmons, S OBP: 0.379, SLG: 0.524 (1, 2)	1B 2B		F8			F8			G3	3	0	1	1	1	0	0				
Keith Hernandez, L OBP: 0.341, SLG: 0.403 (1, 3)	K									4	0	2	1	0	1	1				
Jerry Mumphrey, S OBP: 0.286, SLG: 0.301 (1, 9) (9, 7)		K	G3			P5			1-3	4	0	0	0	0	1	3				
Ken Reitz, R OBP: 0.278, SLG: 0.349 (1, 5)				1-3		6-3				3	0	1	0	0	0	0				
Ken Oberkfell, L OBP: 0.179, SLG: 0.185 (1, 4)		6-3					F8 SH1-4 1B			3	0	1	0	0	0	1				
Pete Vuckovich, R OBP: 0.083, SLG: 0.083 (1, 1)		4-3					L4			2	0	0	0	0	0	1				
Inning Stats	R: 1 E: 0 K: 2 S: 9	H: 3 LOB: 1 BB: 0 P: 9	R: 0 E: 0 K: 1 S: 6	H: 1 LOB: 1 BB: 0 P: 6	R: 1 E: 0 K: 0 S: 5	H: 2 LOB: 2 BB: 1 P: 9	R: 0 E: 0 K: 0 S: 4	H: 1 LOB: 1 BB: 0 P: 4	R: 0 E: 0 K: 0 S: 3	H: 0 LOB: 0 BB: 0 P: 3	R: 0 E: 0 K: 0 S: 3	H: 0 LOB: 0 BB: 0 P: 3	R: 0 E: 0 K: 1 S: 6	H: 1 LOB: 1 BB: 0 P: 6	R: 0 E: 0 K: 0 S: 4	H: 1 LOB: 1 BB: 0 P: 4	1B: 6 2B: 3 3B: 0 HR: 0	SF: 0 SAC: 1 DP: 0 HBP: 0	WP: 1 PB: 0 SB: 0 CS: 0	PA: 33
PITCHER Larry Christenson, R ERA: 3.22 (1, 1)	IP: 7.0 WLS: L BF: 29 H: 8 R: 2 ER: 2 SO: 4 BB: 1 IBB: 0 HBP: 0 BLK: 0 WP: 0 HR: 0 S: 36 P: 40 ERA: 2.57 WHIP: 1.286															PITCHER Larry Christenson, R ERA: 3.22 (1, 1)	IP: 7.0 WLS: L BF: 29 H: 8 R: 2 ER: 2 SO: 4 BB: 1 IBB: 0 HBP: 0 BLK: 0 WP: 0 HR: 0 S: 36 P: 40 ERA: 2.57 WHIP: 1.286			
PITCHER Warren Brusstar, R ERA: 1.98 (8, 1)	IP: 1.0 WLS: L BF: 4 H: 1 R: 0 ER: 0 SO: 0 BB: 0 IBB: 0 HBP: 0 BLK: 0 WP: 0 HR: 0 S: 4 P: 4 ERA: 0.00 WHIP: 1.000															PITCHER Warren Brusstar, R ERA: 1.98 (8, 1)	IP: 1.0 WLS: L BF: 4 H: 1 R: 0 ER: 0 SO: 0 BB: 0 IBB: 0 HBP: 0 BLK: 0 WP: 0 HR: 0 S: 4 P: 4 ERA: 0.00 WHIP: 1.000			

Batter	1	2	3	4	5	6	7	8	9	AB	R	H	RBI	BB	SO	LOB	TOP										
Bake McBride, L OBP: 0.313, SLG: 0.348 Jim Morrison, R OBP: 0.245, SLG: 0.281 Tug McGraw, R (8, 1)	F7							P6		3	0	1	1	0	0	0	Philadelphia Phillies @ St. Louis Cardinals Busch Stadium, St. Louis, MO Tue Aug 08 1978, 7:05 PM CDT Att: 26,880 - Unknown										
Larry Bowa, S OBP: 0.319, SLG: 0.374	L4		F9					6-3		4	0	0	0	0	0	1											
Richie Hebner, L OBP: 0.375, SLG: 0.478 Jose Cardenal, R OBP: 0.325, SLG: 0.413	F7				F9				K	3	0	1	0	0	0	0											
Greg Luzinski, R OBP: 0.385, SLG: 0.533		F7			4-3				K	4	0	0	0	0	1	1											
Mike Schmidt, R OBP: 0.355, SLG: 0.424									F9	3	0	1	0	1	0	0											
Gary Maddox, R OBP: 0.331, SLG: 0.413										2	0	0	0	1	0	0											
Bob Boone, R OBP: 0.341, SLG: 0.438										3	0	0	0	0	2	2											
Bud Harrelson, S OBP: 0.310, SLG: 0.197										3	1	1	0	0	0	0											
Jim Lonborg, R OBP: 0.285, SLG: 0.350 Warren Brusstar, R OBP: 0.333, SLG: 0.467 Oriundo Gonzalez, L OBP: 0.224, SLG: 0.284 Rawly Eastwick, R (5, 1) Jerry Martin, R OBP: 0.359, SLG: 0.457 (8, 9)										0	0	0	0	0	0	0											
Inning Stats	R: 0 E: 0 K: 0 S: 3	H: 0 LOB: 0 BB: 0 P: 3	R: 0 E: 0 K: 0 S: 3	H: 1 LOB: 0 BB: 0 P: 3	R: 1 E: 0 K: 1 S: 7	H: 2 LOB: 1 BB: 0 P: 7	R: 0 E: 0 K: 0 S: 3	H: 0 LOB: 2 BB: 2 P: 11	R: 0 E: 0 K: 0 S: 3	H: 1 LOB: 0 BB: 0 P: 3	R: 0 E: 0 K: 1 S: 5	H: 0 LOB: 0 BB: 0 P: 5	R: 1 E: 0 K: 0 S: 4	H: 1 LOB: 0 BB: 0 P: 4	R: 0 E: 0 K: 2 S: 7	H: 0 LOB: 0 BB: 0 P: 7		1B: 4 2B: 0 3B: 0 HR: 1	SF: 0 SAC: 1 DP: 1 HBP: 0	WP: 0 PB: 0 SB: 0 CS: 0	PA: 32						
PITCHER	IP	WLS	BF	H	R	ER	SO	BB	IBB	HBP	BLK	WP	HR	S	P	ERA	WHIP										
Tom Bruno, R ERA: 0.84	7.0	W	25	4	1	1	2	2	0	0	0	0	0	27	35	1.29	0.857										
Buddy Schultz, L ERA: 3.8	2.0		7	1	1	1	2	0	0	0	0	0	1	11	11	4.50	0.500										

Batter	1	2	3	4	5	6	7	8	9	AB	R	H	RBI	BB	SO	LOB	BOTTOM										
Jerry Mumphrey, S OBP: 0.290, SLG: 0.303 (8, 7)										5	1	2	0	0	1	0	Philadelphia Phillies @ St. Louis Cardinals Busch Stadium, St. Louis, MO Tue Aug 08 1978, 7:05 PM CDT Att: 26,880 - Unknown										
Ken Oberkfell, L OBP: 0.219, SLG: 0.200										3	1	1	0	1	0	1											
George Hendrick, R OBP: 0.327, SLG: 0.453										4	1	1	1	0	0	2											
Keith Hernandez, L OBP: 0.343, SLG: 0.401										2	1	0	0	2	0	1											
Wayne Garrett, L OBP: 0.295, SLG: 0.234										3	1	1	0	1	1	4											
Tony Scott, S OBP: 0.274, SLG: 0.257 Buddy Schultz, R OBP: 0.333, SLG: 0.600										3	1	1	1	1	0	3											
Steve Swisher, R OBP: 0.333, SLG: 0.361										0	0	0	0	0	0	0											
Steve Swisher, R OBP: 0.333, SLG: 0.361										3	0	1	1	1	0	4											
Mike Phillips, L OBP: 0.303, SLG: 0.299										3	0	1	2	0	0	1											
Tom Bruno, R OBP: 0.250, SLG: 0.250 Jerry Morales, R OBP: 0.284, SLG: 0.328										3	0	0	0	0	1	6											
Inning Stats	R: 0 E: 0 K: 0 S: 4	H: 1 LOB: 1 BB: 0 P: 4	R: 1 E: 1 K: 1 S: 6	H: 1 LOB: 1 BB: 1 P: 10	R: 4 E: 0 K: 1 S: 9	H: 4 LOB: 2 BB: 2 P: 17	R: 0 E: 0 K: 1 S: 5	H: 1 LOB: 0 BB: 0 P: 5	R: 1 E: 1 K: 0 S: 4	H: 0 LOB: 2 BB: 2 P: 12	R: 0 E: 0 K: 0 S: 3	H: 0 LOB: 0 BB: 0 P: 3	R: 0 E: 0 K: 0 S: 3	H: 1 LOB: 1 BB: 1 P: 7	R: 0 E: 0 K: 1 S: 5	H: 0 LOB: 0 BB: 0 P: 5	1B: 7 2B: 2 3B: 0 HR: 0	SF: 1 SAC: 0 DP: 2 HBP: 0	WP: 0 PB: 0 SB: 0 CS: 1	PA: 37							
PITCHER	IP	WLS	BF	H	R	ER	SO	BB	IBB	HBP	BLK	WP	HR	S	P	ERA	WHIP										
Jim Lonborg, R ERA: 5.08	2.0	L	13	4	5	4	1	3	0	0	0	0	0	12	24	18.00	3.500										
Warren Brusstar, R ERA: 1.91	2.0		8	3	0	0	2	0	0	0	0	0	0	12	12	0.00	1.500										
Rawly Eastwick, R ERA: 3.16	3.0		13	1	1	0	0	3	0	0	0	0	0	10	22	0.00	1.333										
Tug McGraw, L ERA: 2.47	1.0		3	0	0	0	1	0	0	0	0	0	0	5	5	0.00	0.000										

Batter	1	2	3	4	5	6	7	8	9	AB	R	H	RBI	BB	SO	LOB	TOP			
Garry Templeton, S (1, 6) OBP: 0.300, SLG: 0.372										4	1	2	2	1	0	0				
Tony Scott, S (1, 7) OBP: 0.272, SLG: 0.277										5	0	0	0	0	0	5				
George Hendrick, R (1, 8) OBP: 0.324, SLG: 0.444										4	0	1	1	0	0	0				
Roger Freed, R (1, 3) OBP: 0.296, SLG: 0.422										4	0	0	0	0	1	1				
Keith Hernandez, L (8, 3) OBP: 0.340, SLG: 0.397										0	0	0	0	0	0	0				
Ken Reitz, R (1, 5) OBP: 0.270, SLG: 0.339										4	1	0	0	0	0	1				
Jerry Morales, R (1, 9) OBP: 0.287, SLG: 0.330										4	1	3	0	0	1	0				
Steve Swisher, R (1, 2) OBP: 0.354, SLG: 0.382										4	1	3	1	0	0	1				
Mike Tyson, R (1, 4) OBP: 0.284, SLG: 0.315										2	1	0	0	1	0	3				
Mike Phillips, L (8, PH) OBP: 0.323, SLG: 0.313										0	0	0	0	1	0	0				
John Denny, R (1, 1) OBP: 0.193, SLG: 0.241										1	0	0	1	0	0	0				
Jerry Mumphrey, S (8, PH) OBP: 0.286, SLG: 0.301										1	0	0	0	0	1	3				
Roy Thomas, R (8, 1) OBP: 0.333, SLG: 0.333										0	0	0	0	0	0	0				
Inning Stats	R: 1 E: 0 K: 0 S: 4	H: 1 LOB: 0 BB: 0 P: 4	R: 3 E: 0 K: 0 S: 6	H: 3 LOB: 1 BB: 1 P: 10	R: 0 E: 0 K: 0 S: 3	H: 0 LOB: 0 BB: 0 P: 3	R: 0 E: 1 K: 0 S: 5	H: 1 LOB: 3 BB: 1 P: 9	R: 0 E: 0 K: 1 S: 5	H: 0 LOB: 0 BB: 0 P: 5	R: 0 E: 0 K: 0 S: 3	H: 0 LOB: 0 BB: 0 P: 3	R: 0 E: 0 K: 1 S: 8	H: 3 LOB: 3 BB: 1 P: 12	R: 0 E: 0 K: 0 S: 3	H: 0 LOB: 0 BB: 0 P: 3	1B: 7 2B: 2 3B: 0 HR: 0	SF: 2 SAC: 1 DP: 1 HBP: 0	WP: 0 PB: 0 SB: 0 CS: 0	PA: 39
PITCHER	IP	WLS	BF	H	R	ER	SO	BB	IBB	HBP	BLK	WP	HR	S	P	ERA	WHIP			
Kevin Kobel, L (1, 1) ERA: 2.37	7.2	L	34	9	5	5	2	1	1	0	0	0	0	36	44	5.87	1.304			
Skip Lockwood, R (8, 1) ERA: 3.31	1.1		5	0	0	0	1	0	1	0	0	0	0	6	10	0.00	0.000			

St. Louis Cardinals @ New York Mets
Shea Stadium, Flushing, NY
Sat Aug 12 1978, 3:33 AM EDT
Att: 8,623 - Unknown

AB 33
R 5
H 9
RBI 5
BB 3
SO 3
LOB 14




Batter	1	2	3	4	5	6	7	8	9	AB	R	H	RBI	BB	SO	LOB	BOTTOM			
Elliott Maddox, R (1, 5) OBP: 0.382, SLG: 0.344										3	0	0	0	1	0	1				
Tim Foli, R (1, 6) OBP: 0.283, SLG: 0.320										3	0	0	0	0	0	1				
Lenny Randle, S (8, PH) OBP: 0.333, SLG: 0.323										1	0	0	0	0	1	0				
Lee Mazzilli, S (1, 8) OBP: 0.357, SLG: 0.428										2	1	0	0	2	0	1				
Willie Montanez, L (1, 3) OBP: 0.328, SLG: 0.417										4	0	0	0	0	0	3				
John Stearns, R (1, 2) OBP: 0.374, SLG: 0.436										3	0	1	0	1	1	1				
Steve Henderson, R (1, 7) OBP: 0.340, SLG: 0.414										3	0	0	0	0	0	3				
Joel Youngblood, R (1, 9) OBP: 0.301, SLG: 0.490										3	0	0	0	0	2	0				
Skip Lockwood, R (8, 1) OBP: 0.200, SLG: 0.600										0	0	0	0	0	0	0				
Doug Flynn, R (1, 4) OBP: 0.277, SLG: 0.274										3	0	0	0	0	0	0				
Kevin Kobel, R (1, 1) OBP: 0.214, SLG: 0.154										2	0	0	0	0	2	1				
Bruce Boisclair, L (8, 9) OBP: 0.313, SLG: 0.345										1	0	0	0	0	0	0				
Inning Stats	R: 0 E: 0 K: 0 S: 3	H: 0 LOB: 0 BB: 0 P: 3	R: 0 E: 0 K: 0 S: 2	H: 0 LOB: 0 BB: 1 P: 6	R: 0 E: 1 K: 2 S: 8	H: 0 LOB: 1 BB: 0 P: 8	R: 1 E: 1 K: 0 S: 4	H: 0 LOB: 1 BB: 1 P: 8	R: 0 E: 0 K: 2 S: 7	H: 0 LOB: 0 BB: 0 P: 7	R: 0 E: 0 K: 0 S: 3	H: 1 LOB: 0 BB: 0 P: 3	R: 0 E: 0 K: 0 S: 3	H: 0 LOB: 0 BB: 0 P: 3	R: 0 E: 0 K: 2 S: 7	H: 0 LOB: 1 BB: 1 P: 11	1B: 1 2B: 0 3B: 0 HR: 0	SF: 0 SAC: 0 DP: 2 HBP: 0	WP: 0 PB: 0 SB: 0 CS: 0	PA: 32
PITCHER	IP	WLS	BF	H	R	ER	SO	BB	IBB	HBP	BLK	WP	HR	S	P	ERA	WHIP			
John Denny, R (1, 1) ERA: 2.99	7.0	W	25	1	1	0	4	3	0	0	0	0	0	30	42	0.00	0.571			
Roy Thomas, R (8, 1) ERA: 4.43	2.0		7	0	0	0	2	1	0	0	0	0	0	10	14	0.00	0.500			

St. Louis Cardinals @ New York Mets
Shea Stadium, Flushing, NY
Sat Aug 12 1978, 3:33 AM EDT
Att: 8,623 - Unknown

AB 28
R 1
H 1
RBI 0
BB 4
SO 6
LOB 11



Batter	1	2	3	4	5	6	7	8	9	AB	R	H	RBI	BB	SO	LOB	TOP								
Lou Brock, L OBP: 0.282, SLG: 0.242 (1, 7)	0-0 4-3		0-0 F7		0-0 4-3	0-0 1B		0-0 FC4-2 1B	0-0 4-3	5	0	1	1	1	0	5									
Gary Templeton, S OBP: 0.303, SLG: 0.373 (1, 6)	4-0 BB		0-3 K		0-0 4-3	0-0 1B		0-0 1B		4	0	2	2	1	1	3									
Jerry Mumphy, S OBP: 0.286, SLG: 0.299 (1, 9)	0-0 F8			0-0 4-3	0-0 4-3	0-0 F7		0-0 1B		5	0	1	0	0	0	6									
Ted Simmons, S OBP: 0.379, SLG: 0.513 (1, 2)	0-0 F7			0-0 3-1		0-0 F9	0-0 F8	0-0 F6		5	0	0	0	0	0	4									
Keith Hernandez, L OBP: 0.340, SLG: 0.401 (1, 3)		0-0 1-4-3		0-0 1B 2B		0-0 F5	0-0 F5		0-0 1B 2B	5	1	2	0	0	0	0									
Wayne Garrett, L OBP: 0.316, SLG: 0.253 (1, 5)		0-0 F3-6 1B		0-0 2H 1B		0-0 1B BB	0-3 K		0-0 2H 1B	4	1	3	1	1	1	0									
Tony Scott, S OBP: 0.282, SLG: 0.283 (1, 8)		0-0 F3-6			0-0 1B PB 1B	0-0 1B		0-0 F9	4-0 1B	4	2	2	0	1	0	1									
Mike Phillips, L OBP: 0.347, SLG: 0.341 (1, 4)			0-0 SH3-4 1B		0-0 4-3 1B	0-0 BB 1B		0-0 2B FC4-2 1B	0-0 F8	5	1	4	1	0	0	2									
Pete Vuckovich, R OBP: 0.125, SLG: 0.150 (1, 1)			0-0 SH3-4		0-0 F6	0-0 1B BB 1B		0-0 FC4-2 1B 2B	0-3 K	4	1	2	1	0	1	4									
Inning Stats	R: 0 E: 0 K: 0 S: 3	H: 0 LOB: 1 BB: 1 P: 7	R: 0 E: 0 K: 0 S: 3	H: 1 LOB: 0 BB: 0 P: 3	R: 0 E: 0 K: 1 S: 6	H: 1 LOB: 1 BB: 0 P: 6	R: 0 E: 0 K: 0 S: 4	H: 2 LOB: 2 BB: 0 P: 4	R: 1 E: 0 K: 0 S: 6	H: 3 LOB: 2 BB: 0 P: 6	R: 3 E: 0 K: 0 S: 7	H: 4 LOB: 3 BB: 2 P: 15	R: 0 E: 0 K: 1 S: 5	H: 0 LOB: 0 BB: 0 P: 5	R: 1 E: 0 K: 0 S: 7	H: 4 LOB: 2 BB: 1 P: 11	R: 1 E: 0 K: 1 S: 7	H: 2 LOB: 2 BB: 1 P: 11	1B: 14 2B: 3 3B: 0 HR: 0	SF: 0 SAC: 1 DP: 1 HBP: 0	WP: 0 PB: 1 SB: 0 CS: 0	PA: 46			
PITCHER	IP	WLS	BF	H	R	ER	SO	BB	IBB	HBP	BLK	WP	HR	S	P	ERA	WHIP								
Mike Bruhart, R ERA: 4.97 (1, 1)	5.2	L	27	10	4	4	1	2	0	0	0	0	0	27	35	6.35	2.118								
Dwight Bernard, R ERA: 2.99 (6, 1)	2.0		12	5	1	1	1	1	0	0	0	0	0	13	17	4.50	3.000								
Dale Murray, R ERA: 4.27 (8, 1)	1.1		7	2	1	1	1	1	0	0	0	0	0	8	12	6.75	2.250								

St. Louis Cardinals @ New York Mets
Shea Stadium, Flushing, NY
Sun Aug 13 1978, 3:33 AM EDT
Att: 11,088 - Unknown

AB 41
R 6
H 17
RBI 6
BB 4
SO 3
LOB 25



Batter	1	2	3	4	5	6	7	8	9	AB	R	H	RBI	BB	SO	LOB	BOTTOM								
Lenny Randle, S OBP: 0.335, SLG: 0.323 (1, 5)	0-3 K			4-0 CS 1B BB		0-0 G1		0-0 1B		3	0	1	0	1	1	0									
Bobby Valentine, R OBP: 0.352, SLG: 0.330 (1, 4)	0-0 5-3			0-0 1H 1B		0-0 FC6-4 1B		0-0 L6		4	0	2	0	0	0	1									
Bruce Boisclair, L OBP: 0.306, SLG: 0.337 (1, 7)	0-0 F7			0-0 F8		0-0 FC6-4 FC5-4		0-0 K		4	0	0	0	0	1	2									
Ed Kranepool, L OBP: 0.286, SLG: 0.313 (1, 3)		0-0 L4		0-0 F8		0-0 FC5-4		0-0 1-3		4	0	0	0	0	0	2									
Lee Mazzilli, S OBP: 0.354, SLG: 0.424 (1, 8)		0-0 F9			0-0 3-1		0-3 K		0-0 6-3	4	0	0	0	0	1	0									
Joel Youngblood, R OBP: 0.296, SLG: 0.481 (1, 9)		0-0 L7			0-0 E6 1B SF8		0-3 K			3	1	0	0	0	1	0									
Ron Hodges, L OBP: 0.330, SLG: 0.313 (1, 2)			0-0 F8		0-0 1-3 1B		0-0 P4			3	0	1	0	0	0	0									
Dale Murray, R (8, 1)										0	0	0	0	0	0	0									
Doug Flynn, R OBP: 0.275, SLG: 0.273 (1, 6)			0-3 K		0-0 SF8			0-0 F3		2	0	0	1	0	1	0									
Mike Bruhart, R OBP: 0.083, SLG: 0.083 (1, 1)			0-3 K		0-3 K			0-0 F2		2	0	0	0	0	2	1									
John Stearns, R OBP: 0.373, SLG: 0.435 (8, 2)										1	0	0	0	0	0	0									
Inning Stats	R: 0 E: 0 K: 1 S: 5	H: 0 LOB: 0 BB: 0 P: 5	R: 0 E: 0 K: 0 S: 3	H: 0 LOB: 0 BB: 0 P: 3	R: 0 E: 0 K: 2 S: 7	H: 0 LOB: 0 BB: 0 P: 7	R: 0 E: 0 K: 0 S: 3	H: 1 LOB: 1 BB: 1 P: 7	R: 1 E: 1 K: 1 S: 7	H: 1 LOB: 1 BB: 0 P: 7	R: 0 E: 0 K: 0 S: 4	H: 1 LOB: 1 BB: 0 P: 4	R: 0 E: 0 K: 2 S: 7	H: 0 LOB: 0 BB: 0 P: 7	R: 0 E: 0 K: 0 S: 4	H: 1 LOB: 1 BB: 0 P: 4	R: 0 E: 0 K: 1 S: 5	H: 0 LOB: 0 BB: 0 P: 5	1B: 4 2B: 0 3B: 0 HR: 0	SF: 1 SAC: 0 DP: 0 HBP: 0	WP: 0 PB: 0 SB: 0 CS: 1	PA: 32			
PITCHER	IP	WLS	BF	H	R	ER	SO	BB	IBB	HBP	BLK	WP	HR	S	P	ERA	WHIP								
Pete Vuckovich, R ERA: 2.22 (1, 1)	9.0	W	32	4	1	0	7	1	0	0	0	0	0	45	49	0.00	0.556								

St. Louis Cardinals @ New York Mets
Shea Stadium, Flushing, NY
Sun Aug 13 1978, 3:33 AM EDT
Att: 11,088 - Unknown

AB 30
R 1
H 4
RBI 1
BB 1
SO 7
LOB 6



Batter	1	2	3	4	5	6	7	8	9	AB	R	H	RBI	BB	SO	LOB	TOP					
Terry Puhl, L (1, 8) OBP: 0.338, SLG: 0.384 Jimmy Sexton, R (8, 5) OBP: 0.229, SLG: 0.208	F8		4-3		4-3			1B	F9	4	1	1	0	0	0	0						
Julio Gonzalez, R (1, 6) OBP: 0.274, SLG: 0.271	5-3			1-3	F9			WP 1B	F9	5	1	1	1	0	0	0						
Enos Cabell, R (1, 5) OBP: 0.316, SLG: 0.389 Denny Walling, L (8, 8) OBP: 0.304, SLG: 0.305	K			2B		G5-4-3		1B		3	2	2	0	1	1	0						
Jose Cruz, L (1, 9) OBP: 0.361, SLG: 0.440		CS		2B				F7		2	1	1	1	2	0	2						
Bob Watson, R (1, 3) OBP: 0.363, SLG: 0.479	K			F8		G5-4-3		1B		3	0	1	1	1	1	3						
Art Howe, R (1, 4) OBP: 0.341, SLG: 0.444				F8				1B		4	1	2	3	0	0	2						
Dave Bergman, L (1, 7) OBP: 0.363, SLG: 0.278	P5			FC6-4				1B		3	0	0	0	1	0	2						
Bruce Bochy, R (1, 2) OBP: 0.345, SLG: 0.388			K	FC6-4				1B		4	0	1	0	0	1	2						
Tom Dixon, R (1, 1) OBP: 0.139, SLG: 0.114			4-3		K			F8		4	0	0	0	0	1	0						
Inning Stats	R: 0 E: 0 K: 1 S: 5	H: 0 LOB: 0 BB: 0 P: 5	R: 1 E: 0 K: 1 S: 5	H: 1 LOB: 0 BB: 1 P: 9	R: 0 E: 0 K: 1 S: 5	H: 0 LOB: 0 BB: 0 P: 5	R: 2 E: 0 K: 0 S: 6	H: 3 LOB: 2 BB: 1 P: 10	R: 0 E: 0 K: 1 S: 5	H: 0 LOB: 0 BB: 0 P: 5	R: 0 E: 0 K: 0 S: 3	H: 1 LOB: 1 BB: 1 P: 7	R: 0 E: 0 K: 0 S: 3	H: 0 LOB: 0 BB: 0 P: 3	R: 3 E: 0 K: 0 S: 6	H: 4 LOB: 2 BB: 2 P: 14	R: 0 E: 0 K: 0 S: 3	H: 0 LOB: 0 BB: 0 P: 3	1B: 4 2B: 4 3B: 0 HR: 1	SF: 0 SAC: 0 DP: 1 HBP: 0	WP: 1 PB: 1 SB: 2 CS: 1	PA: 38
PITCHER	IP WLS BF H R ER SO BB IBB HBP BLK WP HR S P ERA WHIP																					
Bob Forsch, R (1, 1) ERA: 3.52	7.0 L 30 7 6 6 4 3 1 0 0 0 1 1 34 50 7.71 1.429																					
Buddy Schultz, L (8, 1) ERA: 3.98	0.1 1 0 0 0 0 0 0 0 0 0 0 1 1 0.00 0.000																					
Mark Littell, R (8, 1) ERA: 2.66	0.2 4 2 0 0 0 0 0 1 0 0 0 0 3 7 0.00 3.000																					
Tom Bruno, R (9, 1) ERA: 0.71	1.0 3 0 0 0 0 0 0 0 0 0 0 0 3 3 0.00 0.000																					

Houston Astros @ St. Louis Cardinals
 Busch Stadium, St. Louis, MO
 Mon Aug 14 1978, 7:05 PM CDT
 Att: 12,555 - Unknown

AB 33
 R 6
 H 9
 RBI 6
 BB 5
 SO 4
 LOB 11



Batter	1	2	3	4	5	6	7	8	9	AB	R	H	RBI	BB	SO	LOB	BOTTOM			
Lou Brock, L (1, 7) OBP: 0.266, SLG: 0.243	1-3		CS			4-3		4-3		3	0	1	0	1	0	1				
Tony Scott, S (1, 9) OBP: 0.287, SLG: 0.290	1-3		CS		4-3					3	0	1	0	1	0	1				
George Hendrick, R (1, 8) OBP: 0.324, SLG: 0.442	5-3				5-3			F9		4	0	1	0	0	0	2				
Ted Simmons, S (1, 2) OBP: 0.376, SLG: 0.508	3-1				L8			F9		4	0	0	0	0	0	3				
Keith Hernandez, L (1, 3) OBP: 0.338, SLG: 0.398		F8				G3		L9		4	0	0	0	0	1	2				
Wayne Garrett, L (1, 5) OBP: 0.323, SLG: 0.267		F8						K		3	0	1	0	1	1	0				
Mike Phillips, L (1, 6) OBP: 0.333, SLG: 0.326		K				F7				4	0	0	0	0	1	4				
Ken Oberkfell, L (1, 4) OBP: 0.206, SLG: 0.188 Mike Tyson, R (8, 4) OBP: 0.283, SLG: 0.314				3-1		4-1				2	0	0	0	0	0	1				
Bob Forsch, R (1, 1) OBP: 0.206, SLG: 0.353 Buddy Schultz, R (8, 1) OBP: 0.333, SLG: 0.600 Mark Littell, L (8, 1) OBP: 0.285, SLG: 0.298 Tom Bruno, R (9, 1) OBP: 0.250, SLG: 0.250				6-3				L7		2	0	0	0	0	0	0				
Inning Stats	R: 0 E: 0 K: 0 S: 3	H: 0 LOB: 1 BB: 1 P: 7	R: 0 E: 0 K: 1 S: 5	H: 0 LOB: 0 BB: 0 P: 5	R: 0 E: 0 K: 0 S: 3	H: 1 LOB: 0 BB: 0 P: 3	R: 0 E: 0 K: 0 S: 3	H: 0 LOB: 0 BB: 0 P: 3	R: 0 E: 0 K: 0 S: 4	H: 1 LOB: 1 BB: 0 P: 4	R: 0 E: 0 K: 0 S: 4	H: 0 LOB: 0 BB: 0 P: 4	R: 0 E: 1 K: 0 S: 4	H: 0 LOB: 1 BB: 0 P: 4	R: 0 E: 0 K: 0 S: 6	H: 1 LOB: 3 BB: 2 P: 14	1B: 2 2B: 2 3B: 0 HR: 0	SF: 0 SAC: 0 DP: 0 HBP: 0	WP: 0 PB: 0 SB: 0 CS: 1	PA: 35
PITCHER	IP WLS BF H R ER SO BB IBB HBP BLK WP HR S P ERA WHIP																			
Tom Dixon, R (1, 1) ERA: 3.57	9.0 W 34 4 0 0 3 3 0 0 0 0 0 0 37 49 0.00 0.778																			

Houston Astros @ St. Louis Cardinals
 Busch Stadium, St. Louis, MO
 Mon Aug 14 1978, 7:05 PM CDT
 Att: 12,555 - Unknown

AB 31
 R 0
 H 4
 RBI 0
 BB 3
 SO 3
 LOB 14



Batter	1	2	3	4	5	6	7	8	9	AB	R	H	RBI	BB	SO	LOB	TOP		
Terry Puhl, L (1, 8) OBP: 0.344, SLG: 0.392	0-0 1B 2B		0-0 S E 6-3 1B		0-0 4-3		0-0 4-3		4-0 FC6-4 BB	4	1	2	0	1	0	0	Houston Astros @ St. Louis Cardinals Busch Stadium, St. Louis, MO Wed Aug 16 1978, 3:33 AM CDT Att: 10,829 - Unknown		
Julio Gonzalez, R (1, 6) OBP: 0.279, SLG: 0.293	0-0 BB 2-3 1B		0-0 5-3		0-3 K		0-0 4-3		0-0 FC6-4 FC6-4 1-2	5	0	1	0	0	1	2			
Enos Cabell, R (1, 5) OBP: 0.313, SLG: 0.383	4-0 G6-4-3 1-2 BB		0-0 6-3		0-0 F9				0-0 P4 FC6-4 1-2	4	0	0	1	1	0	1			
Jose Cruz, L (1, 9) OBP: 0.359, SLG: 0.436	0-3 K		0-0 3-H 0-0 S 2B 1B		0-0 P5				0-0 S 1B	4	2	2	0	0	1	3			
Bob Watson, R (1, 3) OBP: 0.363, SLG: 0.478 Denny Walling, L (3, 7) OBP: 0.311, SLG: 0.315	0-0 G6-4-3 1-2		0-0 1B 2B		0-0 FC5 2B				4-0 FC4-6 1B 1-3 BB	2	1	1	1	0	0	3			
Art Howe, R (1, 4) OBP: 0.342, SLG: 0.443			0-0 P6 1B		0-0 6-3				0-0 FC4-6 1-2 3-H 1B	4	0	2	2	0	0	1			
Dave Bergman, L (1, 7) OBP: 0.369, SLG: 0.288 (3, 3)			4-0 BB BB		0-0 F7				4-0 FC4-6 1-2 2-3	2	0	0	0	2	0	2			
Luis Pujols, R (1, 2) OBP: 0.195, SLG: 0.213			4-0 BB 1-2 B3-6-4 BB		0-0 F3				0-0 FC5 2-3	3	0	0	0	1	0	4			
Joe Niekro, R (1, 1) OBP: 0.200, SLG: 0.244			0-0 B3-6-4 1-2		0-3 K				0-0 F9	4	0	0	0	0	1	2			
Inning Stats	R: 0 E: 0 K: 1 S: 6	H: 2 LOB: 2 BB: 1 P: 10	R: 0 E: 0 K: 0 S: 2	H: 0 LOB: 1 BB: 2 P: 10	R: 3 E: 1 K: 0 S: 6	H: 4 LOB: 1 BB: 0 P: 6	R: 0 E: 0 K: 1 S: 5	H: 0 LOB: 0 BB: 0 P: 5	R: 0 E: 0 K: 0 S: 4	H: 1 LOB: 2 BB: 1 P: 8	R: 0 E: 0 K: 0 S: 3	H: 0 LOB: 0 BB: 0 P: 3	R: 1 E: 0 K: 0 S: 5	H: 2 LOB: 2 BB: 1 P: 9	R: 0 E: 0 K: 0 S: 3	H: 0 LOB: 1 BB: 1 P: 7		1B: 6 2B: 3 3B: 0 HR: 0	SF: 0 SAC: 0 DP: 2 HBP: 0
PITCHER	IP WLS BF H R ER SO BB IBB HBP BLK WP HR S P ERA WHIP	5.0 L 21 6 3 3 3 3 0 0 0 0 0 24 36 5.40 1.800	2.1 12 3 1 1 0 1 1 0 0 0 0 10 18 3.86 1.714	1.2 6 0 0 0 0 1 0 0 0 0 0 5 9 0.00 0.600															

AB	33
R	4
H	9
RBI	4
BB	6
SO	3
LOB	18



Batter	1	2	3	4	5	6	7	8	9	AB	R	H	RBI	BB	SO	LOB	BOTTOM		
Lou Brock, L (1, 7) OBP: 0.265, SLG: 0.243	0-0 3-1		0-0 4-3			0-0 F8		0-0 PB HR 1B		4	1	1	0	0	0	0	Houston Astros @ St. Louis Cardinals Busch Stadium, St. Louis, MO Wed Aug 16 1978, 3:33 AM CDT Att: 10,829 - Unknown		
Garry Templeton, S (1, 6) OBP: 0.304, SLG: 0.376	0-0 6-3			0-3 K		0-0 3-4-1 BB 1B		0-3 K		4	0	1	0	0	2	1			
George Hendrick, R (1, 8) OBP: 0.329, SLG: 0.460	0-0 P5			0-3 K2-3		4-0 3-4-1 BB		0-0 2-H HR		3	1	1	2	1	1	0			
Ted Simmons, S (1, 2) OBP: 0.374, SLG: 0.504 Steve Swisher, R (8, 2) OBP: 0.345, SLG: 0.370			0-0 F8		0-0 F9		0-0 3-4-1		0-3 K	3	0	0	0	0	0	2			
Keith Hernandez, L (1, 3) OBP: 0.338, SLG: 0.395			0-0 3-1			0-0 4-3		0-0 1-3		4	0	0	0	0	0	2			
Jerry Mumphrey, S (1, 9) OBP: 0.287, SLG: 0.300			0-0 S 1B			0-0 4-3		0-0 L4		4	0	1	0	0	0	0			
Ken Reitz, R (1, 5) OBP: 0.268, SLG: 0.336			0-0 F7 1-2			0-0 1B 1B		0-0 F3		4	0	1	0	0	1	1			
Mike Phillips, L (1, 4) OBP: 0.333, SLG: 0.326 Buddy Schultz, R (8, 1) OBP: 0.335, SLG: 0.600			0-0 F9			0-0 1-2 1B		0-0 4-3		3	0	1	0	0	0	0			
Silvio Martinez, R (1, 1) OBP: 0.152, SLG: 0.212 Tony Scott, S (5, PH) OBP: 0.289, SLG: 0.292 Tom Bruno, R (6, 1) OBP: 0.250, SLG: 0.250 Mike Tyson, R (8, 4) OBP: 0.285, SLG: 0.313			0-0 L5			0-0 4-3		0-0 P5		1	0	0	0	0	0	0			
Inning Stats	R: 0 E: 0 K: 0 S: 3	H: 0 LOB: 0 BB: 0 P: 3	R: 0 E: 0 K: 0 S: 4	H: 1 LOB: 1 BB: 0 P: 4	R: 0 E: 0 K: 2 S: 7	H: 0 LOB: 0 BB: 0 P: 7	R: 0 E: 0 K: 0 S: 5	H: 2 LOB: 2 BB: 0 P: 5	R: 0 E: 0 K: 0 S: 4	H: 1 LOB: 1 BB: 1 P: 8	R: 0 E: 0 K: 0 S: 3	H: 0 LOB: 0 BB: 0 P: 3	R: 2 E: 0 K: 2 S: 9	H: 2 LOB: 0 BB: 0 P: 9	R: 0 E: 0 K: 1 S: 5	H: 0 LOB: 0 BB: 0 P: 5		1B: 5 2B: 0 3B: 0 HR: 1	SF: 0 SAC: 0 DP: 0 HBP: 0
PITCHER	IP WLS BF H R ER SO BB IBB HBP BLK WP HR S P ERA WHIP	9.0 W 34 6 2 2 5 1 0 0 0 0 1 43 47 2.00 0.778																	

AB	33
R	2
H	6
RBI	2
BB	1
SO	5
LOB	8



Batter	1	2	3	4	5	6	7	8	9	AB	R	H	RBI	BB	SO	LOB	TOP				
Jerry Royster, R OBP: 0.341, SLG: 0.336 (1, 6)										4	1	1	0	0	1	0	Atlanta Braves @ St. Louis Cardinals Busch Stadium, St. Louis, MO Thu Aug 17 1978, 7:05 PM CDT Att: 10,543 - Unknown				
Rowland Office, L OBP: 0.294, SLG: 0.354 (1, 8)										3	1	1	0	0	0	0					
Gary Matthews, R OBP: 0.375, SLG: 0.459 (1, 9)										4	1	1	3	0	0	0					
Jeff Burroughs, R OBP: 0.451, SLG: 0.565 Barry Bonnell, R OBP: 0.292, SLG: 0.295 (9, PR)										2	0	0	0	2	0	0					
Bob Horner, R OBP: 0.311, SLG: 0.534 (1, 5)										4	0	0	0	0	2	2					
Joe Nolan, L OBP: 0.355, SLG: 0.378 Rod Gilbreath, R OBP: 0.301, SLG: 0.332 (9, PR)										4	0	2	0	0	0	0					
Bob Beall, S OBP: 0.355, SLG: 0.265 (1, 3)										3	0	0	0	1	0	3					
Chico Ruiz, R OBP: 0.333, SLG: 0.393 (1, 4)										4	0	1	0	0	0	3					
Mickey Mahler, S OBP: 0.129, SLG: 0.100 Rick Camp, R (6, 1)										2	0	0	0	0	1	0					
Craig Skok, R OBP: 0.286, SLG: 0.429 Darrel Chaney, S OBP: 0.300, SLG: 0.316 Max Leon, R (8, 1)										0	0	0	0	0	0	0					
Inning Stats	R: 0 E: 0 K: 1 S: 5	H: 1 LOB: 0 BB: 0 P: 5	R: 0 E: 0 K: 1 S: 5	H: 0 LOB: 0 BB: 0 P: 5	R: 0 E: 0 K: 1 S: 4	H: 0 LOB: 0 BB: 1 P: 8	R: 0 E: 0 K: 0 S: 3	H: 0 LOB: 0 BB: 0 P: 3	R: 0 E: 0 K: 0 S: 6	H: 1 LOB: 1 BB: 0 P: 6	R: 0 E: 0 K: 0 S: 3	H: 0 LOB: 1 BB: 1 P: 7	R: 0 E: 0 K: 0 S: 4	H: 1 LOB: 1 BB: 0 P: 4	R: 3 E: 0 K: 0 S: 6	H: 3 LOB: 2 BB: 1 P: 11		1B: 4 2B: 1 3B: 0 HR: 1	SF: 0 SAC: 0 DP: 0 HBP: 1	WP: 0 PB: 0 SB: 0 CS: 1	PA: 35
PITCHER	IP WLS BF H R ER SO BB IBB HBP BLK WP HR S P ERA WHIP																				
John Denny, R ERA: 2.96 Mark Littell, R ERA: 2.67 (9, 1)	8.0 W 29 4 2 2 4 2 0 0 0 0 0 1 5 9 2.25 0.750																				

Atlanta Braves @ St. Louis Cardinals
 Busch Stadium, St. Louis, MO
 Thu Aug 17 1978, 7:05 PM CDT
 Att: 10,543 - Unknown

AB 31
 R 3
 H 6
 RBI 3
 BB 3
 SO 4
 LOB 9





Batter	1	2	3	4	5	6	7	8	9	AB	R	H	RBI	BB	SO	LOB	BOTTOM				
Garry Templeton, S OBP: 0.307, SLG: 0.381 (1, 6)										4	2	3	0	0	1	0	Atlanta Braves @ St. Louis Cardinals Busch Stadium, St. Louis, MO Thu Aug 17 1978, 7:05 PM CDT Att: 10,543 - Unknown				
Tony Scott, S OBP: 0.299, SLG: 0.294 (1, 7)										2	1	1	0	2	1	2					
George Hendrick, R OBP: 0.328, SLG: 0.458 (1, 8)										2	0	0	2	1	0	3					
Ted Simmons, S OBP: 0.377, SLG: 0.504 (1, 2)										2	0	1	1	2	0	2					
Roger Freed, R OBP: 0.297, SLG: 0.418 Keith Hernandez, L OBP: 0.337, SLG: 0.394 (7, PH)										3	0	1	1	0	1	2					
Jerry Morales, R OBP: 0.288, SLG: 0.332 (1, 9)										4	0	0	0	0	0	4					
Ken Reitz, R OBP: 0.266, SLG: 0.333 (1, 5)										4	0	0	0	0	1	3					
Mike Tyson, R OBP: 0.282, SLG: 0.309 (1, 4)										4	0	0	0	0	0	0					
John Denny, R OBP: 0.217, SLG: 0.250 Mark Littell, L (9, 1)										2	1	1	0	1	0	0					
Inning Stats	R: 0 E: 0 K: 1 S: 4	H: 0 LOB: 1 BB: 1 P: 8	R: 0 E: 0 K: 1 S: 6	H: 1 LOB: 0 BB: 0 P: 6	R: 0 E: 0 K: 1 S: 6	H: 1 LOB: 2 BB: 1 P: 10	R: 0 E: 0 K: 0 S: 2	H: 0 LOB: 0 BB: 1 P: 6	R: 0 E: 0 K: 0 S: 3	H: 0 LOB: 0 BB: 0 P: 3	R: 2 E: 0 K: 0 S: 6	H: 3 LOB: 2 BB: 1 P: 10	R: 2 E: 0 K: 1 S: 7	H: 2 LOB: 2 BB: 2 P: 15	R: 0 E: 0 K: 1 S: 5	H: 0 LOB: 0 BB: 0 P: 5		1B: 6 2B: 2 3B: 0 HR: 0	SF: 1 SAC: 0 DP: 2 HBP: 0	WP: 1 PB: 0 SB: 1 CS: 0	PA: 35
PITCHER	IP WLS BF H R ER SO BB IBB HBP BLK WP HR S P ERA WHIP																				
Mickey Mahler, L ERA: 4.41 Rick Camp, R ERA: 3.64 Craig Skok, L ERA: 4.36 Max Leon, R ERA: 2.25 (8, 1)	1.1 L 8 2 2 2 0 1 1 0 0 0 0 0 6 14 13.50 2.250																				

Atlanta Braves @ St. Louis Cardinals
 Busch Stadium, St. Louis, MO
 Thu Aug 17 1978, 7:05 PM CDT
 Att: 10,543 - Unknown

AB 28
 R 4
 H 7
 RBI 4
 BB 6
 SO 5
 LOB 18



Batter	1	2	3	4	5	6	7	8	9	AB	R	H	RBI	BB	SO	LOB	TOP					
Jerry Royster, R (1,6) OBP: 0.342, SLG: 0.342 Max Leon, R (7,1)	0-0 4-3		0-0 3B		0-0 1B		0-0 FC5-4 2B		0-0 1B	4	1	2	0	0	0	1	Atlanta Braves @ St. Louis Cardinals Busch Stadium, St. Louis, MO Fri Aug 18 1978, 7:05 PM CDT Att: 12,764 - Unknown livebaseballscorecards.com					
Bruce Benedict, R (8,2) OBP: 1.000, SLG: 1.000										0	0	0	0	0	0	0						
Rowland Office, L (1,8) OBP: 0.292, SLG: 0.355	0-0 1-3		0-0 L1		0-0 F6		0-0 2B		0-0 5-3	5	0	1	1	0	0	5						
Gary Matthews, R (1,9) OBP: 0.373, SLG: 0.456	0-0 1B		0-0 L9				0-0 5-3		0-0 F9	4	0	1	0	0	0	2						
Jeff Burroughs, R (1,7) OBP: 0.451, SLG: 0.563	0-3 K			4-0 K2-6 BB		0-0 BB 1B		0-0 F8	3	0	1	0	1	1	1							
Bob Horner, R (1,5) OBP: 0.310, SLG: 0.526		0-0 6-3		0-0 F8		4-0 BB 1B		0-0 6-3	3	0	0	0	1	0	1							
Joe Nolan, L (1,2) OBP: 0.345, SLG: 0.366 Gene Garber, R (8,1) OBP: 0.167, SLG: 0.091		0-0 F9		0-3 K2-6		0-0 F8		0-0 F9	4	0	0	0	0	1	3							
Bob Beall, S (1,3) OBP: 0.359, SLG: 0.267		0-0 FC6-4 1B		4-0 CS BB		0-3 K		0-0 4-3	3	0	1	0	1	1	2							
Chico Ruiz, R (1,4) OBP: 0.353, SLG: 0.406		0-0 FC6-4		0-0 1B 1B		0-0 1B 1B		0-0 2-3	4	0	2	0	0	0	1							
Preston Hanna, R (1,1) OBP: 0.191, SLG: 0.283 Jamie Easterly, L (6,1) OBP: 0.278, SLG: 0.294 Darrel Chaney, S (7,PH) OBP: 0.302, SLG: 0.317			0-3 K		0-3 K		0-0 F9		0-0 1B 1B	2	0	0	0	0	2	1						
Inning Stats	R: 0 E: 0 K: 1 S: 6	H: 1 LOB: 1 BB: 0 P: 6	R: 0 E: 0 K: 0 S: 4	H: 1 LOB: 1 BB: 0 P: 4	R: 0 E: 0 K: 1 S: 6	H: 1 LOB: 1 BB: 0 P: 6	R: 0 E: 0 K: 1 S: 4	H: 0 LOB: 1 BB: 1 P: 8	R: 0 E: 0 K: 1 S: 6	H: 1 LOB: 2 BB: 1 P: 10	R: 0 E: 0 K: 1 S: 6	H: 1 LOB: 2 BB: 1 P: 10	R: 1 E: 0 K: 0 S: 5	H: 2 LOB: 1 BB: 0 P: 5	R: 0 E: 0 K: 0 S: 3	H: 0 LOB: 0 BB: 0 P: 3	R: 0 E: 0 K: 0 S: 5	H: 2 LOB: 2 BB: 0 P: 5	1B: 8 2B: 2 3B: 1 HR: 0	SF: 0 SAC: 0 DP: 1 HBP: 0	WP: 0 PB: 0 SB: 0 CS: 1	PA: 38
PITCHER	IP WLS BF H R ER SO BB IBB HBP BLK WP HR S P ERA WHIP																					
Pete Vuckovich, R (1,1) ERA: 2.18 Tom Bruno, R (8,1) ERA: 1.06	7.0 W 30 8 1 1 5 3 0 0 0 0 0 0 0 0 0 0 1.29 1.571																					
2.0 8 2 0 0 0 0 0 0 0 0 0 0 0 0 0 0 0.00 1.000																						

Batter	1	2	3	4	5	6	7	8	9	AB	R	H	RBI	BB	SO	LOB	BOTTOM					
Lou Brock, L (1,7) OBP: 0.269, SLG: 0.244	0-0 F8		0-0 1B		4-0 2B 1B BB		0-0 F7			3	1	1	0	1	0	0	Atlanta Braves @ St. Louis Cardinals Busch Stadium, St. Louis, MO Fri Aug 18 1978, 7:05 PM CDT Att: 12,764 - Unknown livebaseballscorecards.com					
Gary Templeton, S (1,6) OBP: 0.307, SLG: 0.382	0-0 5-3		0-0 3-1		0-0 1B 2B		0-0 4-3			4	1	1	1	0	0	2						
George Hendrick, R (1,8) OBP: 0.327, SLG: 0.456	0-0 6-3			0-0 1-3		0-0 1B		0-0 E3	4	0	1	2	0	0	0							
Ted Simmons, S (1,2) OBP: 0.374, SLG: 0.499		0-0 F7		0-0 G3		0-0 1-6-3 1B		0-0 F7	4	0	0	0	0	0	2							
Keith Hernandez, L (1,3) OBP: 0.336, SLG: 0.391		0-3 K		0-0 G3		4-0 2B BB		0-0 6-3	3	1	0	0	1	1	0							
Wayne Garrett, L (1,5) OBP: 0.330, SLG: 0.289 Ken Reitz, R (6,PH) OBP: 0.267, SLG: 0.336		0-3 K			0-0 1B SF9 2B		0-0 4-3 2B		0-0 4-3	2	1	1	0	0	1	0						
Jerry Morales, R (1,9) OBP: 0.288, SLG: 0.332			0-0 F8		0-0 5-3 2B 1B		0-0 5-3		0-0 5-3	4	1	1	0	0	1							
Mike Phillips, L (1,4) OBP: 0.324, SLG: 0.319			0-0 F8		0-0 SF9		0-0 4-3			2	0	0	1	0	0	1						
Pete Vuckovich, R (1,1) OBP: 0.140, SLG: 0.143 Tom Bruno, R (8,1) OBP: 0.250, SLG: 0.250			4-0 1B BB		0-0 5-3		0-3 K			2	0	0	0	1	1	2						
Inning Stats	R: 0 E: 0 K: 0 S: 3	H: 0 LOB: 0 BB: 0 P: 3	R: 0 E: 0 K: 2 S: 7	H: 0 LOB: 0 BB: 0 P: 7	R: 0 E: 0 K: 0 S: 4	H: 1 LOB: 2 BB: 1 P: 8	R: 0 E: 0 K: 0 S: 3	H: 0 LOB: 0 BB: 0 P: 3	R: 4 E: 1 K: 0 S: 7	H: 4 LOB: 1 BB: 1 P: 11	R: 1 E: 0 K: 1 S: 6	H: 1 LOB: 1 BB: 1 P: 10	R: 0 E: 1 K: 0 S: 4	H: 0 LOB: 1 BB: 0 P: 4	R: 0 E: 0 K: 0 S: 3	H: 0 LOB: 0 BB: 0 P: 3		R: 0 E: 0 K: 0 S: 3	H: 0 LOB: 0 BB: 0 P: 3	1B: 3 2B: 3 3B: 0 HR: 0	SF: 1 SAC: 0 DP: 0 HBP: 0	WP: 0 PB: 0 SB: 0 CS: 0
PITCHER	IP WLS BF H R ER SO BB IBB HBP BLK WP HR S P ERA WHIP																					
Preston Hanna, R (1,1) ERA: 4.98 Jamie Easterly, L (6,1) ERA: 6.13 Max Leon, R (7,1) ERA: 1.8 Gene Garber, R (8,1) ERA: 1.9	5.0 L 23 5 5 5 2 3 0 0 0 0 0 0 0 0 0 0 9.00 1.600																					
1.0 4 1 0 0 1 0 0 0 0 0 0 0 6 6 0.00 1.000																						
1.0 4 0 0 0 0 0 0 0 0 0 0 4 4 0.00 0.000																						
1.0 3 0 0 0 0 0 0 0 0 0 0 3 3 0.00 0.000																						

Batter	1	2	3	4	5	6	7	8	9	AB	R	H	RBI	BB	SO	LOB	TOP					
Jerry Royster, R OBP: 0.343, SLG: 0.347 (1, 6)	5-3		G6-3 BB			SF8 3B		F7		3	1	1	0	1	0	0						
Rowland Office, L OBP: 0.292, SLG: 0.355 (1, 8)	S 1B		G6-3 1-2			SF8 3H		1-3		3	0	1	1	0	0	2						
Gary Matthews, R OBP: 0.370, SLG: 0.451 (1, 9)	K 1-2			6-3		6-3		K		4	0	0	0	0	2	1						
Jeff Burroughs, R OBP: 0.450, SLG: 0.562 Barry Bonnell, R OBP: 0.292, SLG: 0.295 (9, PR) (9, 7)	6-3			K		L9			WP E 2B	4	0	1	0	0	1	1						
Bob Horner, R OBP: 0.309, SLG: 0.521 (1, 5)		K 1-2		6-3					5-3	4	1	1	0	0	1	1						
Dale Murphy, R OBP: 0.295, SLG: 0.417 (1, 3)		5-3							WP E CS BB	3	0	0	0	1	0	1						
Chico Ruiz, R OBP: 0.342, SLG: 0.389 (1, 4)		6-3							E6 WP	4	0	1	1	0	0	2						
Bruce Benedict, R OBP: 0.600, SLG: 0.500 (1, 2)			SH3-4 BB						1-2 3H F7	3	0	1	0	1	0	3						
Larry McWilliams, L OBP: 0.071, SLG: 0.071 (1, 1)			SH3-4 1-2							2	0	0	0	0	2	2						
Inning Stats	R: 0 E: 0 K: 1 S: 6	H: 1 LOB: 1 BB: 0 P: 6	R: 0 E: 0 K: 1 S: 5	H: 0 LOB: 0 BB: 0 P: 5	R: 0 E: 0 K: 0 S: 2	H: 0 LOB: 1 BB: 2 P: 10	R: 0 E: 0 K: 1 S: 5	H: 0 LOB: 0 BB: 0 P: 5	R: 0 E: 0 K: 1 S: 6	H: 1 LOB: 1 BB: 0 P: 6	R: 1 E: 0 K: 0 S: 4	H: 1 LOB: 1 BB: 0 P: 4	R: 1 E: 0 K: 1 S: 7	H: 2 LOB: 1 BB: 0 P: 7	R: 0 E: 0 K: 1 S: 5	H: 0 LOB: 0 BB: 0 P: 5	R: 1 E: 1 K: 0 S: 4	H: 1 LOB: 1 BB: 1 P: 8	1B: 4 2B: 1 3B: 1 HR: 0	SF: 1 SAC: 1 DP: 1 HBP: 0	WP: 2 PA: 35 PB: 0 SB: 1 CS: 1	
PITCHER	IP WLS BF H R ER SO BB IBB HBP BLK WP HR S P ERA WHIP	7.0 L 27 5 2 2 5 2 0 0 0 1 0 0 35 43 2.57 1.000	2.0 8 1 1 1 1 1 0 0 0 2 0 9 13 4.50 1.000																			

Atlanta Braves @ St. Louis Cardinals
Busch Stadium, St. Louis, MO
Sat Aug 19 1978, 7:05 PM CDT
Att: 24,313 - Unknown

AB 30
R 3
H 6
RBI 2
BB 3
SO 6
LOB 13



Batter	1	2	3	4	5	6	7	8	9	AB	R	H	RBI	BB	SO	LOB	BOTTOM				
Garry Templeton, S OBP: 0.304, SLG: 0.379 (1, 6)	E3 FC6-4		4-3		K			F9		4	0	0	0	0	1	2					
Tony Scott, S OBP: 0.293, SLG: 0.287 (1, 7)	FC6-4 CS 1-2		F9			K		L5		4	0	0	0	0	1	2					
George Hendrick, R OBP: 0.329, SLG: 0.455 (1, 8)	F8 1-2			5-3 1B		5-3			4-0 G6-3 BB	3	0	1	0	1	0	1					
Roger Freed, R OBP: 0.282, SLG: 0.394 (1, 3)		K		5-3 1-2		5-3			F9	4	0	0	0	0	1	2					
Jerry Morales, R OBP: 0.286, SLG: 0.329 Mark Littell, L (8, 1)	F2			6-3				F9		3	0	0	0	0	0	1					
Ted Simmons, S OBP: 0.373, SLG: 0.497 (9, PH)								G6-3 1-2		0	0	0	0	0	0	0					
Ken Reitz, R OBP: 0.268, SLG: 0.338 (1, 5)				F8		5-3				3	0	1	0	0	0	1					
Steve Swisher, R OBP: 0.344, SLG: 0.361 (1, 2)		2B BB				6-3				2	0	0	0	1	0	0					
Mike Tyson, R OBP: 0.282, SLG: 0.312 (1, 4)									6-3	3	0	1	0	0	1	2					
Bob Forsch, R OBP: 0.200, SLG: 0.343 Jerry Mumphrey, S OBP: 0.290, SLG: 0.302 (8, 9)									F7	2	0	0	0	0	0	1					
Inning Stats	R: 0 E: 1 K: 0 S: 3	H: 0 LOB: 0 BB: 0 P: 3	R: 0 E: 0 K: 2 S: 8	H: 1 LOB: 2 BB: 1 P: 12	R: 0 E: 0 K: 0 S: 3	H: 0 LOB: 0 BB: 0 P: 3	R: 0 E: 0 K: 0 S: 4	H: 1 LOB: 1 BB: 0 P: 4	R: 0 E: 0 K: 1 S: 6	H: 1 LOB: 1 BB: 0 P: 6	R: 0 E: 0 K: 1 S: 5	H: 0 LOB: 0 BB: 0 P: 5	R: 0 E: 0 K: 0 S: 3	H: 0 LOB: 0 BB: 0 P: 3	R: 0 E: 0 K: 0 S: 4	H: 1 LOB: 1 BB: 0 P: 4	R: 0 E: 0 K: 0 S: 2	H: 0 LOB: 0 BB: 1 P: 6	1B: 2 2B: 2 3B: 0 HR: 0	SF: 0 SAC: 0 DP: 1 HBP: 0	WP: 0 PA: 32 PB: 0 SB: 0 CS: 1
PITCHER	IP WLS BF H R ER SO BB IBB HBP BLK WP HR S P ERA WHIP	9.0 W 32 4 0 0 4 2 0 0 0 0 0 38 46 0.00 0.667																			

Atlanta Braves @ St. Louis Cardinals
Busch Stadium, St. Louis, MO
Sat Aug 19 1978, 7:05 PM CDT
Att: 24,313 - Unknown

AB 30
R 0
H 4
RBI 0
BB 2
SO 4
LOB 13



Batter	1	2	3	4	5	6	7	8	9	AB	R	H	RBI	BB	SO	LOB	TOP										
Lou Brock, L OBP: 0.266, SLG: 0.246 Jerry Morales, R OBP: 0.285, SLG: 0.328	6-3		F7	4-3		F8			K	5	0	0	0	0	1	1											
Jerry Mumphrey, S OBP: 0.294, SLG: 0.301	F8		G3 2B BB	K			K		4-3	4	1	0	0	1	2	0											
George Hendrick, R OBP: 0.335, SLG: 0.461	HR		G3		6-3		BB BB		6-3	4	1	1	1	1	0	1											
Ted Simmons, S OBP: 0.377, SLG: 0.513	3-1		2B 1B IBB		F8		F2			3	1	0	0	1	0	1											
Keith Hernandez, L OBP: 0.345, SLG: 0.395		1-3 G1 1B	1-3 1B 2B		BB		BB			2	1	2	1	2	0	0											
Wayne Garrett, L OBP: 0.339, SLG: 0.307 Ken Reitz, R OBP: 0.270, SLG: 0.340	G1		1-2 1B IBB		5-3		F5			1	0	0	0	0	0	1											
Mike Phillips, L OBP: 0.325, SLG: 0.318	1-3		1-2 2H 3H 1B		6-3				G3	4	0	1	2	0	0	1											
Mike Tyson, R OBP: 0.287, SLG: 0.312		4-0 IBB	F2		BB		F9			2	0	0	0	2	0	2											
Pete Vuckovich, R OBP: 0.128, SLG: 0.130	4-3		5-3		1-2 K		6-3			4	0	0	0	0	1	3											
Inning Stats	R: 1 E: 0 K: 0 S: 4	H: 1 LOB: 0 BB: 0 P: 4	R: 0 E: 0 K: 0 S: 4	H: 1 LOB: 2 BB: 1 P: 8	R: 3 E: 0 K: 0 S: 5	H: 2 LOB: 3 BB: 3 P: 17	R: 0 E: 0 K: 1 S: 5	H: 0 LOB: 0 BB: 0 P: 5	R: 0 E: 0 K: 1 S: 3	H: 0 LOB: 1 BB: 1 P: 7	R: 0 E: 0 K: 1 S: 5	H: 0 LOB: 2 BB: 2 P: 13	R: 0 E: 0 K: 0 S: 3	H: 0 LOB: 0 BB: 0 P: 3	R: 0 E: 0 K: 1 S: 5	H: 0 LOB: 0 BB: 0 P: 5	1B: 2 2B: 1 3B: 0 HR: 1	SF: 0 SAC: 0 DP: 0 HBP: 0	WP: 0 PB: 0 SB: 2 CS: 0	PA: 39							
PITCHER	IP	WLS	BF	H	R	ER	SO	BB	IBB	HBP	BLK	WP	HR	S	P	ERA	WHIP										
Paul Moskau, R ERA: 4.31	1.0	L	4	1	1	1	0	0	0	0	0	0	1	4	4	9.00	1.000										
Dave Tomlin, L ERA: 5.45	3.0		16	3	3	3	1	1	3	0	0	0	0	14	30	9.00	1.333										
Fred Norman, L ERA: 3.75	3.0		13	0	0	0	2	4	0	0	0	0	0	13	29	0.00	1.333										
Doug Bair, R ERA: 1.36	2.0		6	0	0	0	1	0	0	0	0	0	0	8	8	0.00	0.000										

St. Louis Cardinals @ Cincinnati Reds
Riverfront Stadium, Cincinnati, OH
Thu Aug 24 1978, 7:05 PM EDT
Att: 30,054 - Unknown

AB 31
R 4
H 4
RBI 4
BB 8
SO 4
LOB 13



Batter	1	2	3	4	5	6	7	8	9	AB	R	H	RBI	BB	SO	LOB	BOTTOM										
Pete Rose, S OBP: 0.365, SLG: 0.431	F9 BB 1B		1B 2B	6-3			G4-6-3 1-2			4	1	2	0	0	0	1											
Joe Morgan, L OBP: 0.362, SLG: 0.384	S BB		HR 1B		P3		F7			3	1	1	1	1	0	0											
Ken Griffey, L OBP: 0.344, SLG: 0.418	F9		HR		F9		G5-4-3 BB			3	1	1	2	1	0	2											
George Foster, R OBP: 0.358, SLG: 0.539	K		5-3		K		G5-4-3 1-2			4	0	0	0	0	2	3											
Dan Driessen, L OBP: 0.360, SLG: 0.444	BB		2B		G3		K			3	0	1	0	1	1	0											
Johnny Bench, R OBP: 0.331, SLG: 0.485	K		K2-3		K		5-3			4	0	0	0	0	3	4											
Dave Concepcion, R OBP: 0.356, SLG: 0.421		4-3	5-3		4-3					4	0	1	0	0	0	1											
Mike Lum, L OBP: 0.370, SLG: 0.462 Doug Bair, R OBP: 0.182, SLG: 0.182 Ken Henderson, S OBP: 0.299, SLG: 0.322	F9				F7		F3		6-3	3	0	0	0	0	0	0											
Paul Moskau, R ERA: 4.31 Dave Tomlin, L ERA: 5.45 Fred Norman, L ERA: 3.75 Cesar Geronimo, L OBP: 0.331, SLG: 0.351	6-3				F8		G4-6-3 1B			0	0	0	0	0	0	0											
Inning Stats	R: 0 E: 0 K: 2 S: 8	H: 1 LOB: 3 BB: 2 P: 16	R: 0 E: 0 K: 0 S: 3	H: 0 LOB: 0 BB: 0 P: 3	R: 3 E: 0 K: 1 S: 9	H: 4 LOB: 1 BB: 0 P: 9	R: 0 E: 0 K: 0 S: 3	H: 0 LOB: 0 BB: 0 P: 3	R: 0 E: 0 K: 1 S: 5	H: 0 LOB: 0 BB: 0 P: 5	R: 0 E: 0 K: 1 S: 3	H: 1 LOB: 0 BB: 0 P: 3	R: 0 E: 0 K: 0 S: 2	H: 0 LOB: 0 BB: 1 P: 6	R: 0 E: 0 K: 1 S: 6	H: 1 LOB: 1 BB: 0 P: 6	1B: 3 2B: 3 3B: 0 HR: 1	SF: 0 SAC: 0 DP: 2 HBP: 0	WP: 0 PB: 0 SB: 1 CS: 0	PA: 35							
PITCHER	IP	WLS	BF	H	R	ER	SO	BB	IBB	HBP	BLK	WP	HR	S	P	ERA	WHIP										
Pete Vuckovich, R ERA: 2.22	9.0	W	35	7	3	3	6	3	0	0	0	0	1	44	56	3.00	1.111										

St. Louis Cardinals @ Cincinnati Reds
Riverfront Stadium, Cincinnati, OH
Thu Aug 24 1978, 7:05 PM EDT
Att: 30,054 - Unknown

AB 32
R 3
H 7
RBI 3
BB 3
SO 6
LOB 12



Batter	1	2	3	4	5	6	7	8	9	AB	R	H	RBI	BB	SO	LOB	TOP										
Garry Templeton, S OBP: 0.319, SLG: 0.391 (1, 6)										4	3	2	2	1	0	1											
Tony Scott, S OBP: 0.300, SLG: 0.310 (1, 7) (6, 8)										6	0	1	0	0	1	5											
Keith Hernandez, L OBP: 0.353, SLG: 0.397 (1, 3)										5	1	2	2	1	0	3											
George Hendrick, R OBP: 0.339, SLG: 0.483 (1, 8)										3	2	0	2	1	0	3											
Aurelio Lopez, R OBP: 0.303, SLG: 0.083 (6, 1)										1	0	0	0	0	0	0											
Roy Thomas, R OBP: 0.333, SLG: 0.333 (8, 1)										0	0	0	0	0	0	0											
Roger Freed, R OBP: 0.278, SLG: 0.389 (6, PH)										1	0	0	0	0	1	1											
Mark Littell, L OBP: 0.279, SLG: 0.362 (9, 1)										0	0	0	0	0	0	0											
Ken Reitz, R OBP: 0.279, SLG: 0.362 (1, 5)										6	2	3	3	0	0	5											
Jerry Morales, R OBP: 0.283, SLG: 0.323 (1, 9)										5	0	1	1	0	1	3											
Steve Swisher, R OBP: 0.347, SLG: 0.378 (1, 2)										5	3	2	0	0	2	3											
Mike Phillips, L OBP: 0.341, SLG: 0.347 (1, 4)										4	1	1	1	1	2	2											
John Denny, R OBP: 0.234, SLG: 0.254 (1, 1)										3	2	1	0	0	1	0											
Jerry Mumphrey, S OBP: 0.292, SLG: 0.300 (6, PH)										2	0	1	1	0	0	2											
Inning Stats	R: 1 E: 1 K: 1 S: 7	H: 1 LOB: 2 BB: 0 P: 8	R: 0 E: 0 K: 3 S: 9	H: 0 LOB: 0 BB: 0 P: 9	R: 3 E: 0 K: 0 S: 4	H: 2 LOB: 0 BB: 2 P: 12	R: 3 E: 2 K: 1 S: 10	H: 3 LOB: 2 BB: 0 P: 10	R: 3 E: 1 K: 0 S: 6	H: 3 LOB: 1 BB: 0 P: 7	R: 0 E: 0 K: 0 S: 3	H: 0 LOB: 0 BB: 0 P: 3	R: 0 E: 0 K: 2 S: 9	H: 2 LOB: 2 BB: 0 P: 9	R: 1 E: 0 K: 1 S: 6	H: 1 LOB: 1 BB: 1 P: 10	1B: 7 2B: 8 3B: 0 HR: 1	SF: 0 SAC: 0 DP: 0 HBP: 1	WP: 1 PB: 0 SB: 1 CS: 2	PA: 50							
PITCHER	IP	WLS	BF	H	R	ER	SO	BB	IBB	HBP	BLK	WP	HR	S	P	ERA	WHIP										
Mickey Mahler, L ERA: 4.57 (1, 1)	3.1	L	18	5	6	5	5	2	0	0	0	0	1	25	34	13.50	2.100										
Rick Camp, R ERA: 3.69 (4, 1)	1.2		12	3	4	1	0	1	0	0	0	0	0	11	15	5.40	2.400										
Craig Skok, L ERA: 3.93 (6, 1)	3.0		15	5	3	0	2	0	0	0	0	1	0	19	19	0.00	1.667										
Dave Campbell, R ERA: 4.96 (9, 1)	1.0		5	1	1	1	1	1	0	0	1	0	0	6	10	9.00	2.000										

St. Louis Cardinals @ Atlanta Braves
Atlanta-Fulton County Stadium, Atlanta, GA
Sun Aug 27 1978, 3:33 AM EDT
Att: 9,309 - Unknown

AB 45
R 14
H 14
RBI 12
BB 4
SO 8
LOB 28



Batter	1	2	3	4	5	6	7	8	9	AB	R	H	RBI	BB	SO	LOB	BOTTOM										
Glenn Hubbard, R OBP: 0.315, SLG: 0.280 (1, 4)										5	0	3	2	0	1	0											
Gary Matthews, R OBP: 0.370, SLG: 0.457 (1, 9)										3	0	1	1	0	0	4											
Barry Bonnell, R OBP: 0.277, SLG: 0.286 (6, 9)										2	0	0	0	0	1	2											
Jeff Burroughs, R OBP: 0.444, SLG: 0.541 (1, 7)										3	0	0	0	0	1	5											
Craig Skok, R OBP: 0.286, SLG: 0.429 (6, 1)										0	0	0	0	0	0	0											
Bob Beall, S OBP: 0.387, SLG: 0.313 (8, PH)										0	0	0	0	1	0	0											
Bob Horner, R OBP: 0.302, SLG: 0.527 (1, 5)										2	0	0	0	1	1	0											
Rod Gilbreath, R OBP: 0.299, SLG: 0.326 (7, 5)										0	0	0	0	1	0	0											
Dale Murphy, R OBP: 0.294, SLG: 0.406 (1, 3)										4	0	1	0	0	1	3											
Dave Campbell, R ERA: 4.96 (9, 1)										0	0	0	0	0	0	0											
Rowland Office, L OBP: 0.292, SLG: 0.346 (1, 8)										4	1	2	0	0	1	1											
Bruce Benedict, R OBP: 0.333, SLG: 0.273 (1, 2)										4	1	1	0	0	0	2											
Darrel Chaney, S OBP: 0.300, SLG: 0.307 (1, 6)										3	1	0	0	1	1	1											
Mickey Mahler, S OBP: 0.152, SLG: 0.125 (1, 1)										1	0	1	0	0	0	0											
Rick Camp, R ERA: 4.19 (4, 1)										0	0	0	0	0	0	0											
Joe Nolan, L OBP: 0.341, SLG: 0.382 (5, PH)										1	0	1	0	0	0	0											
Cito Gaston, R OBP: 0.238, SLG: 0.228 (6, 7)										2	0	1	0	0	1	0											
Inning Stats	R: 0 E: 0 K: 2 S: 7	H: 1 LOB: 0 BB: 0 P: 7	R: 0 E: 0 K: 1 S: 5	H: 1 LOB: 0 BB: 0 P: 5	R: 2 E: 0 K: 0 S: 5	H: 3 LOB: 1 BB: 1 P: 9	R: 0 E: 0 K: 0 S: 3	H: 1 LOB: 1 BB: 1 P: 7	R: 0 E: 0 K: 1 S: 5	H: 2 LOB: 2 BB: 0 P: 5	R: 0 E: 0 K: 1 S: 7	H: 0 LOB: 0 BB: 0 P: 7	R: 0 E: 0 K: 1 S: 5	H: 0 LOB: 2 BB: 2 P: 13	R: 1 E: 0 K: 1 S: 8	H: 3 LOB: 3 BB: 0 P: 8	1B: 11 2B: 0 3B: 0 HR: 0	SF: 0 SAC: 0 DP: 3 HBP: 0	WP: 1 PB: 0 SB: 0 CS: 1	PA: 38							
PITCHER	IP	WLS	BF	H	R	ER	SO	BB	IBB	HBP	BLK	WP	HR	S	P	ERA	WHIP										
John Denny, R ERA: 3.06 (1, 1)	5.0	W	21	8	2	2	3	2	0	0	0	0	0	25	33	3.60	2.000										
Aurelio Lopez, R ERA: 4.19 (6, 1)	2.0		6	0	0	0	3	0	0	0	0	0	0	12	12	0.00	0.000										
Roy Thomas, R ERA: 4.22 (8, 1)	1.0		5	0	0	0	1	2	0	0	0	0	0	5	13	0.00	2.000										
Mark Littell, R ERA: 2.74 (9, 1)	1.0		6	3	1	1	1	0	0	0	0	1	0	8	8	9.00	3.000										

St. Louis Cardinals @ Atlanta Braves
Atlanta-Fulton County Stadium, Atlanta, GA
Sun Aug 27 1978, 3:33 AM EDT
Att: 9,309 - Unknown

AB 34
R 3
H 11
RBI 3
BB 4
SO 8
LOB 18



Batter	1	2	3	4	5	6	7	8	9	AB	R	H	RBI	BB	SO	LOB	TOP					
Lou Brock, L OBP: 0.271, SLG: 0.256 (1, 7)	5-3		2B		F8		G3		L3	5	0	2	0	0	0	1						
Gary Templeton, S OBP: 0.316, SLG: 0.387 (1, 6)	P4		F8			1B	G3			4	1	1	0	0	0	2						
George Hendrick, R OBP: 0.338, SLG: 0.476 (1, 8)	1-3			F9		1B				2	1	0	0	2	0	0						
Ted Simmons, S OBP: 0.376, SLG: 0.512 (1, 2)		4-3		BB		F9	L9			3	0	0	0	1	0	4						
Keith Hernandez, L OBP: 0.348, SLG: 0.390 (1, 3)		6-3		F8		2-3			3-1	4	0	0	0	0	0	3						
Ken Reitz, R OBP: 0.281, SLG: 0.363 (1, 5)				F7		HR			5-3	4	1	2	2	0	0	1						
Jerry Mumphrey, S OBP: 0.298, SLG: 0.322 (1, 9)				G3		F8	HR		P6	4	1	1	2	0	0	1						
Mike Tyson, R OBP: 0.285, SLG: 0.307 (1, 4)				F8		F8	F9		5-3	4	0	0	0	0	0	0						
Bob Forsch, R OBP: 0.195, SLG: 0.325 (1, 1)			K			PB			5-3	4	0	1	0	0	2	0						
Inning Stats	R: 0 E: 0 K: 0 S: 3	H: 0 LOB: 0 BB: 0 P: 3	R: 0 E: 0 K: 0 S: 4	H: 1 LOB: 1 BB: 0 P: 4	R: 0 E: 0 K: 1 S: 6	H: 1 LOB: 1 BB: 0 P: 6	R: 0 E: 0 K: 0 S: 3	H: 0 LOB: 1 BB: 1 P: 7	R: 0 E: 0 K: 0 S: 4	H: 1 LOB: 1 BB: 0 P: 4	R: 4 E: 0 K: 0 S: 6	H: 3 LOB: 0 BB: 1 P: 10	R: 0 E: 0 K: 1 S: 6	H: 1 LOB: 2 BB: 1 P: 10	R: 0 E: 0 K: 0 S: 3	H: 0 LOB: 0 BB: 0 P: 3	R: 0 E: 0 K: 0 S: 3	H: 0 LOB: 0 BB: 0 P: 3	1B: 5 2B: 1 3B: 0 HR: 1	SF: 0 SAC: 0 DP: 0 HBP: 0	WP: 0 PB: 1 SB: 1 CS: 0	PA: 37
PITCHER	IP	WLS	BF	H	R	ER	SO	BB	IBB	HBP	BLK	WP	HR	S	P	ERA	WHIP					
Joe Niekro, R ERA: 4.28 (1, 1)	8.0	L	34	7	4	4	2	3	0	0	0	0	1	35	47	4.50	1.250					
Vern Ruhle, R ERA: 1.89 (9, 1)	1.0		3	0	0	0	0	0	0	0	0	0	0	3	3	0.00	0.000					

St. Louis Cardinals @ Houston Astros
Astrodome, Houston, TX
Wed Aug 30 1978, 8:05 PM EDT
Att: 6,480 - Dome

AB 34
R 4
H 7
RBI 4
BB 3
SO 2
LOB 12



Batter	1	2	3	4	5	6	7	8	9	AB	R	H	RBI	BB	SO	LOB	BOTTOM					
Rafael Landestoy, S OBP: 0.287, SLG: 0.294 (1, 6)	5-3		G3		6-3				6-3	4	0	0	0	0	0	0						
Terry Puhl, L OBP: 0.338, SLG: 0.374 (1, 8)	4-3		S			F8			F7	4	0	1	0	0	0	0						
Enos Cabell, R OBP: 0.321, SLG: 0.390 (1, 5)	F8		4-3			K			3-1	4	1	1	0	0	1	1						
Jose Cruz, L OBP: 0.357, SLG: 0.440 (1, 9)		BB		3-1		F9			3-1	4	1	1	1	0	0	0						
Denny Walling, L OBP: 0.309, SLG: 0.304 (1, 7)		G6-3		P1			4-3			3	0	1	0	1	0	0						
Dave Bergman, L OBP: 0.377, SLG: 0.293 (1, 3)		G6-3					4-3		F8	2	0	0	0	2	0	1						
Julio Gonzalez, R OBP: 0.259, SLG: 0.269 (1, 4)		G6-3		4-3			F8			3	0	0	0	0	0	3						
Luis Pujols, R OBP: 0.181, SLG: 0.189 (1, 2)										2	0	0	0	0	2	1						
Wilbur Howard, S OBP: 0.297, SLG: 0.314 (8, PH)										1	0	0	0	0	1	0						
Bruce Bochy, R OBP: 0.318, SLG: 0.342 (9, 2)										0	0	0	0	0	0	0						
Joe Niekro, R OBP: 0.176, SLG: 0.216 (1, 1)										2	0	0	0	0	1	0						
Jesus Alou, R OBP: 0.358, SLG: 0.412 (8, PH)										1	0	0	0	0	0	0						
Vern Ruhle, R OBP: 0.111, SLG: 0.111 (9, 1)										0	0	0	0	0	0	0						
Inning Stats	R: 0 E: 0 K: 0 S: 3	H: 0 LOB: 0 BB: 0 P: 3	R: 1 E: 0 K: 1 S: 5	H: 1 LOB: 2 BB: 1 P: 13	R: 0 E: 0 K: 1 S: 6	H: 1 LOB: 1 BB: 0 P: 6	R: 0 E: 0 K: 0 S: 3	H: 0 LOB: 1 BB: 1 P: 7	R: 0 E: 0 K: 1 S: 5	H: 0 LOB: 0 BB: 0 P: 5	R: 0 E: 0 K: 1 S: 5	H: 0 LOB: 0 BB: 0 P: 5	R: 0 E: 0 K: 1 S: 5	H: 0 LOB: 0 BB: 0 P: 3	R: 0 E: 0 K: 1 S: 5	H: 0 LOB: 0 BB: 0 P: 5	R: 1 E: 0 K: 0 S: 5	H: 2 LOB: 1 BB: 0 P: 5	1B: 2 2B: 1 3B: 1 HR: 0	SF: 0 SAC: 0 DP: 1 HBP: 0	WP: 0 PB: 0 SB: 1 CS: 0	PA: 33
PITCHER	IP	WLS	BF	H	R	ER	SO	BB	IBB	HBP	BLK	WP	HR	S	P	ERA	WHIP					
Bob Forsch, R ERA: 3.51 (1, 1)	9.0	W	33	4	2	2	5	3	0	0	0	0	0	40	52	2.00	0.778					

St. Louis Cardinals @ Houston Astros
Astrodome, Houston, TX
Wed Aug 30 1978, 8:05 PM EDT
Att: 6,480 - Dome

AB 30
R 2
H 4
RBI 1
BB 3
SO 5
LOB 6



Batter	1	2	3	4	5	6	7	8	9	AB	R	H	RBI	BB	SO	LOB	TOP					
Dave Concepcion, R (1,6) OBP: 0.353, SLG: 0.412 Rick Auerbach, R (6,6) OBP: 0.388, SLG: 0.548	K	HR 1B				BB 1B BB		F8 SF8 2B		3	2	2	1	1	1	0						
Joe Morgan, L (1,4) OBP: 0.358, SLG: 0.390 Tom Hume, R (8,1) OBP: 0.075, SLG: 0.051 Dave Collins, S (9,8) OBP: 0.296, SLG: 0.222	F9	HR		L7		BB 1B BB		F8		4	1	1	3	1	0	2						
Ken Griffey, L (1,9) OBP: 0.343, SLG: 0.420	G3	BLK 1B		1-3		BB 1B		SF8		4	1	2	3	0	0	1						
George Foster, R (1,7) OBP: 0.361, SLG: 0.546		HR			6-3			F3		4	1	2	2	1	0	0						
Dan Driessen, L (1,3) OBP: 0.353, SLG: 0.429		HR 1B			6-3			6-3		5	1	1	0	0	0	4						
Johnny Bench, R (1,2) OBP: 0.328, SLG: 0.476 Vic Correll, R (8,2) OBP: 0.272, SLG: 0.307	1B HBP 1B		G3		HR			BB		4	2	2	1	0	0	3						
Cesar Geronimo, L (1,8) OBP: 0.327, SLG: 0.337 Doug Bair, R (9,1) OBP: 0.182, SLG: 0.182	1B HBP		G1-6-3		4-3			BB		3	0	1	0	1	0	0						
Ray Knight, R (1,5) OBP: 0.234, SLG: 0.295	HR 1B		G1-6-3			BB SH3 1B		K		5	2	2	1	0	1	3						
Tom Seaver, R (1,1) OBP: 0.227, SLG: 0.138 Junior Kennedy, R (8,4) OBP: 0.353, SLG: 0.248	K				6-3			F9		3	0	0	0	0	2	3						
Inning Stats	R: 0 E: 0 K: 1 S: 5	H: 0 LOB: 0 BB: 0 P: 5	R: 7 E: 0 K: 1 S: 12	H: 8 LOB: 1 BB: 0 P: 13	R: 0 E: 0 K: 0 S: 3	H: 1 LOB: 0 BB: 0 P: 3	R: 0 E: 0 K: 0 S: 4	H: 1 LOB: 1 BB: 0 P: 4	R: 1 E: 0 K: 0 S: 4	H: 1 LOB: 0 BB: 0 P: 4	R: 2 E: 0 K: 0 S: 5	H: 2 LOB: 3 BB: 3 P: 17	R: 0 E: 0 K: 1 S: 5	H: 0 LOB: 0 BB: 0 P: 5	R: 1 E: 0 K: 0 S: 4	H: 1 LOB: 0 BB: 0 P: 4	R: 0 E: 0 K: 1 S: 5	H: 0 LOB: 2 BB: 2 P: 13	1B: 10 2B: 1 3B: 0 HR: 3	SF: 1 SAC: 1 DP: 1 HBP: 1	WP: 0 PB: 0 SB: 0 CS: 0	PA: 45
PITCHER	IP WLS BF H R ER SO BB IBB HBP BLK WP HR S P ERA WHIP																					
Silvio Martinez, R (1,1) ERA: 3.71	1.2 L 12 7 7 7 2 0 0 1 0 0 2 15 16 37.80 4.200																					
Tom Bruno, R (2,1) ERA: 1.79	1.1 5 2 0 0 0 0 0 0 0 1 0 0 5 5 0.00 1.500																					
Pete Falcone, L (4,1) ERA: 5.9	2.2 15 4 3 3 0 2 1 0 0 0 1 12 24 10.12 2.250																					
Roy Thomas, R (6,1) ERA: 4.18	2.1 8 1 1 1 1 0 0 0 0 0 0 10 10 3.86 0.429																					
Aurelio Lopez, R (9,1) ERA: 4.2	1.0 5 0 0 0 0 1 2 0 0 0 0 0 5 13 0.00 2.000																					
Batter	1	2	3	4	5	6	7	8	9	AB	R	H	RBI	BB	SO	LOB	BOTTOM					
Garry Templeton, S (1,6) OBP: 0.316, SLG: 0.391 Mike Phillips, L (7,6) OBP: 0.347, SLG: 0.349	F9		F6			WP 3B		1B		3	1	1	0	0	0	1						
Tony Scott, S (1,7) OBP: 0.295, SLG: 0.304			G3			K		F8		5	0	1	0	0	1	4						
George Hendrick, R (1,8) OBP: 0.341, SLG: 0.478	K				G4-6-3 1B			BB 1B		5	0	3	1	0	2	2						
Ted Simmons, S (1,2) OBP: 0.375, SLG: 0.508	F7		G4-6-3			FC6 BB		G4-6-3		3	0	0	0	1	0	4						
Keith Hernandez, L (1,3) OBP: 0.347, SLG: 0.387		F7			4-3			FC6		3	1	0	0	1	0	2						
Ken Reitz, R (1,5) OBP: 0.281, SLG: 0.362		6-3						1B		4	1	1	0	0	0	0						
Jerry Mumphrey, S (1,9) OBP: 0.294, SLG: 0.318		F7						P6		4	0	0	0	0	0	2						
Mike Tyson, R (1,4) OBP: 0.284, SLG: 0.307			E5					HR 1B		4	1	1	0	0	1	0						
Silvio Martinez, R (1,1) OBP: 0.171, SLG: 0.220 Tom Bruno, R (2,1) OBP: 0.197, SLG: 0.167 Ken Griffey, L (1,9) OBP: 0.343, SLG: 0.420 Pete Falcone, L (4,1) OBP: 0.295, SLG: 0.250 Roy Thomas, R (6,1) OBP: 0.292, SLG: 0.250 Lou Brock, L (8,PH) OBP: 0.365, SLG: 0.683 Aurelio Lopez, R (9,1) OBP: 0.350, SLG: 0.340			L4					E6 1B		0	0	0	0	0	0	0						
Inning Stats	R: 0 E: 0 K: 1 S: 6	H: 1 LOB: 1 BB: 0 P: 6	R: 0 E: 0 K: 0 S: 3	H: 0 LOB: 0 BB: 0 P: 3	R: 0 E: 1 K: 0 S: 4	H: 0 LOB: 1 BB: 0 P: 4	R: 0 E: 0 K: 0 S: 3	H: 1 LOB: 0 BB: 0 P: 3	R: 0 E: 0 K: 0 S: 3	H: 0 LOB: 0 BB: 0 P: 3	R: 1 E: 0 K: 2 S: 9	H: 2 LOB: 2 BB: 1 P: 13	R: 0 E: 0 K: 1 S: 5	H: 0 LOB: 0 BB: 0 P: 5	R: 1 E: 1 K: 0 S: 5	H: 2 LOB: 1 BB: 0 P: 5	R: 4 E: 0 K: 1 S: 8	H: 3 LOB: 1 BB: 2 P: 16	1B: 7 2B: 0 3B: 1 HR: 1	SF: 0 SAC: 0 DP: 2 HBP: 0	WP: 1 PB: 0 SB: 0 CS: 0	PA: 39
PITCHER	IP WLS BF H R ER SO BB IBB HBP BLK WP HR S P ERA WHIP																					
Tom Seaver, R (1,1) ERA: 3.02	7.0 W 26 4 1 1 4 1 0 0 0 0 0 33 37 1.29 0.714																					
Tom Hume, R (8,1) ERA: 4.69	1.0 5 2 1 0 0 0 0 0 0 0 0 5 5 0.00 2.000																					
Doug Bair, R (9,1) ERA: 2.04	1.0 8 3 4 4 1 2 0 0 0 0 1 8 16 36.00 5.000																					

Cincinnati Reds @ St. Louis Cardinals
 Busch Stadium, St. Louis, MO
 Thu Aug 31 1978, 7:05 PM CDT
 Att: 16,112 - Unknown

AB 37
 R 11
 H 14
 RBI 11
 BB 5
 SO 4
 LOB 18



Cincinnati Reds @ St. Louis Cardinals
 Busch Stadium, St. Louis, MO
 Thu Aug 31 1978, 7:05 PM CDT
 Att: 16,112 - Unknown

AB 36
 R 6
 H 9
 RBI 5
 BB 3
 SO 5
 LOB 16



Batter	1	2	3	4	5	6	7	8	9	AB	R	H	RBI	BB	SO	LOB	TOP								
Pete Rose, S OBP: 0.356, SLG: 0.418 (1, 5)										5	2	2	0	0	0	3	Cincinnati Reds @ St. Louis Cardinals Busch Stadium, St. Louis, MO Fri Sep 01 1978, 7:05 PM CDT Att: 17,257 - Unknown								
Joe Morgan, L OBP: 0.359, SLG: 0.388 (1, 4)										4	2	1	0	1	1	2									
Ken Griffey, L OBP: 0.345, SLG: 0.422 (1, 9)										4	0	2	2	1	0	1									
George Foster, R OBP: 0.361, SLG: 0.543 (1, 7)										3	0	0	0	2	0	2									
Dan Driessen, L OBP: 0.355, SLG: 0.432 (1, 3)										4	1	2	1	1	2	3									
Johnny Bench, R OBP: 0.330, SLG: 0.475 (1, 2)										3	0	1	1	1	1	2									
Dave Concepcion, R OBP: 0.350, SLG: 0.409 (1, 6)										4	0	0	0	0	1	4									
Cesar Geronimo, L OBP: 0.329, SLG: 0.340 (1, 8)										4	0	2	0	0	1	0									
Paul Moskau, R OBP: 0.238, SLG: 0.289 (1, 1)										3	0	0	0	0	2	2									
Doug Bair, R OBP: 0.182, SLG: 0.182 (9, 1)										0	0	0	0	0	0	0									
Inning Stats	R: 2 E: 0 K: 1 S: 7	H: 3 LOB: 2 BB: 2 P: 15	R: 0 E: 0 K: 0 S: 4	H: 1 LOB: 1 BB: 0 P: 4	R: 0 E: 0 K: 0 S: 2	H: 0 LOB: 0 BB: 1 P: 6	R: 0 E: 0 K: 2 S: 8	H: 1 LOB: 2 BB: 1 P: 12	R: 2 E: 0 K: 0 S: 6	H: 3 LOB: 1 BB: 0 P: 6	R: 0 E: 0 K: 0 S: 3	H: 0 LOB: 0 BB: 1 P: 3	R: 0 E: 0 K: 1 S: 5	H: 0 LOB: 1 BB: 1 P: 9	R: 0 E: 0 K: 1 S: 5	H: 0 LOB: 0 BB: 0 P: 5	R: 1 E: 0 K: 3 S: 11	H: 2 LOB: 2 BB: 1 P: 15	1B: 7 2B: 3 3B: 0 HR: 0	SF: 0 SAC: 1 DP: 0 HBP: 0	WP: 0 PB: 0 SB: 2 CS: 3	PA: 42			
PITCHER	IP	WLS	BF	H	R	ER	SO	BB	IBB	HBP	BLK	WP	HR	S	P	ERA	WHIP								
John Denny, R ERA: 3.12 (1, 1)	8.0	L	35	8	4	4	5	5	0	0	1	0	0	40	60	4.50	1.625								
Buddy Schultz, L ERA: 3.89 (9, 1)	1.0	S	6	2	1	1	3	0	1	0	0	0	0	11	15	9.00	2.000								

AB	34
R	5
H	10
RBI	4
BB	6
SO	8
LOB	19



Batter	1	2	3	4	5	6	7	8	9	AB	R	H	RBI	BB	SO	LOB	BOTTOM								
Lou Brock, L OBP: 0.270, SLG: 0.255 (1, 7)										4	1	1	0	0	0	0	Cincinnati Reds @ St. Louis Cardinals Busch Stadium, St. Louis, MO Fri Sep 01 1978, 7:05 PM CDT Att: 17,257 - Unknown								
Gary Templeton, S OBP: 0.316, SLG: 0.390 (1, 6)										4	0	1	0	0	0	1									
George Hendrick, R OBP: 0.338, SLG: 0.473 (1, 8)										4	0	0	0	0	0	2									
Ted Simmons, S OBP: 0.375, SLG: 0.515 (1, 2)										4	1	2	2	0	0	0									
Keith Hernandez, L OBP: 0.348, SLG: 0.391 (1, 3)										4	0	2	0	0	0	0									
Ken Reitz, R OBP: 0.279, SLG: 0.359 (1, 5)										4	0	0	0	0	1	3									
Jerry Mumphrey, S OBP: 0.296, SLG: 0.318 (1, 9)										3	0	1	0	1	0	1									
Mike Phillips, L OBP: 0.345, SLG: 0.341 (1, 4)										3	0	0	0	1	1	1									
John Denny, R OBP: 0.227, SLG: 0.246 (1, 1)										2	0	0	0	0	2	0									
Dane Iorg, L OBP: 0.205, SLG: 0.139 (8, PH)										1	0	0	0	0	0	0									
Buddy Schultz, R OBP: 0.333, SLG: 0.600 (9, 1)										0	0	0	0	0	0	0									
Wayne Garrett, L OBP: 0.350, SLG: 0.336 (9, PH)										1	0	0	0	0	1	2									
Inning Stats	R: 1 E: 0 K: 1 S: 8	H: 3 LOB: 2 BB: 0 P: 8	R: 0 E: 0 K: 1 S: 5	H: 0 LOB: 0 BB: 0 P: 5	R: 0 E: 0 K: 0 S: 3	H: 0 LOB: 0 BB: 0 P: 3	R: 0 E: 0 K: 0 S: 4	H: 1 LOB: 1 BB: 0 P: 4	R: 0 E: 0 K: 2 S: 7	H: 0 LOB: 0 BB: 0 P: 7	R: 0 E: 0 K: 0 S: 3	H: 0 LOB: 0 BB: 0 P: 3	R: 0 E: 0 K: 0 S: 4	H: 1 LOB: 1 BB: 0 P: 4	R: 0 E: 0 K: 0 S: 4	H: 1 LOB: 1 BB: 0 P: 4	R: 1 E: 0 K: 1 S: 6	H: 1 LOB: 2 BB: 2 P: 14	1B: 5 2B: 1 3B: 0 HR: 1	SF: 0 SAC: 0 DP: 0 HBP: 0	WP: 0 PB: 0 SB: 0 CS: 0	PA: 36			
PITCHER	IP	WLS	BF	H	R	ER	SO	BB	IBB	HBP	BLK	WP	HR	S	P	ERA	WHIP								
Paul Moskau, R ERA: 4.14 (1, 1)	8.2	W	35	7	2	2	4	2	0	0	0	0	0	41	49	2.08	1.038								
Doug Bair, R ERA: 2.04 (9, 1)	0.1	S	1	0	0	0	1	0	0	0	0	0	0	3	3	0.00	0.000								

AB	34
R	2
H	7
RBI	2
BB	2
SO	5
LOB	10




Batter	1	2	3	4	5	6	7	8	9	10	11	12	AB	R	H	RBI	BB	SO	LOB				
Pete Rose, S OBP: 0.397, SLG: 0.419 (1.5)	F7		E9 HR 2B			4-3		F7		FC4-2 1B BB		HR BB	4 2 1 0 2 0 0										
Joe Morgan, L OBP: 0.358, SLG: 0.395 (1.4)	P4					K		F9		FC4-2 1B		K	4 1 1 2 0 1 0										
Manny Sarmiento, R OBP: 0.392, SLG: 0.545 (8.1)			HR									K	0 0 0 0 0 0 0										
Rick Auerbach, R OBP: 0.392, SLG: 0.545 (10, PH)												K	2 0 1 0 0 1 1										
Ken Griffey, L OBP: 0.345, SLG: 0.420 (1.9)	L9		6-3							FC4-2 1B		HR IBB	5 1 1 0 1 1 3										
George Foster, R OBP: 0.360, SLG: 0.539 (1.7)												HR IBB	4 0 0 0 1 1 4										
Pedro Borbon, R OBP: 0.200, SLG: 0.200 (10, 1)	1-3					4-3				K		HR	0 0 0 0 0 0 0										
Ken Henderson, S OBP: 0.296, SLG: 0.341 (12, PH)												HR	1 1 1 3 0 0 0										
Doug Bair, R OBP: 0.182, SLG: 0.182 (12, 1)												HR	0 0 0 0 0 0 0										
Dan Driessen, L OBP: 0.351, SLG: 0.426 (1.3)	6-3											6-3	6 0 0 0 0 2 4										
Johnny Bench, R OBP: 0.329, SLG: 0.469 (1.2)	F2											6-3	4 0 0 0 1 0 0										
Dave Concepcion, R OBP: 0.350, SLG: 0.407 (1.6)												6-3	4 0 1 0 1 1 0										
Cesar Geronimo, L OBP: 0.327, SLG: 0.337 (1.8)												CS 1B	5 0 1 0 0 1 4										
Fred Norman, S OBP: 0.311, SLG: 0.231 (10, 7)												CS BB	1 1 0 0 0 1 1 0										
Inning Stats	R: 0 E: 0 K: 0 S: 3	H: 0 LOB: 0 BB: 0 P: 3	R: 0 E: 0 K: 0 S: 3	H: 0 LOB: 0 BB: 0 P: 3	R: 3 E: 1 K: 2 S: 9	H: 2 LOB: 0 BB: 1 P: 13	R: 0 E: 0 K: 0 S: 3	H: 0 LOB: 0 BB: 0 P: 3	R: 0 E: 0 K: 1 S: 5	H: 1 LOB: 1 BB: 0 P: 6	R: 0 E: 0 K: 2 S: 6	H: 0 LOB: 0 BB: 0 P: 5	R: 0 E: 0 K: 2 S: 7	H: 0 LOB: 3 BB: 3 P: 19	R: 0 E: 0 K: 0 S: 3	H: 1 LOB: 0 BB: 0 P: 3	R: 3 E: 0 K: 1 S: 5	H: 1 LOB: 0 BB: 3 P: 17	1B: 5 2B: 1 3B: 0 HR: 2	SF: 0 SAC: 0 DP: 0 HBP: 0	WP: 0 PB: 0 SB: 3 CS: 2	PA: 51	
PITCHER	IP WLS BF H R ER SO BB IBB HBP BLK WP HR S P ERA WHIP	IP WLS BF H R ER SO BB IBB HBP BLK WP HR S P ERA WHIP	IP WLS BF H R ER SO BB IBB HBP BLK WP HR S P ERA WHIP	IP WLS BF H R ER SO BB IBB HBP BLK WP HR S P ERA WHIP	IP WLS BF H R ER SO BB IBB HBP BLK WP HR S P ERA WHIP	IP WLS BF H R ER SO BB IBB HBP BLK WP HR S P ERA WHIP	IP WLS BF H R ER SO BB IBB HBP BLK WP HR S P ERA WHIP	IP WLS BF H R ER SO BB IBB HBP BLK WP HR S P ERA WHIP	IP WLS BF H R ER SO BB IBB HBP BLK WP HR S P ERA WHIP	IP WLS BF H R ER SO BB IBB HBP BLK WP HR S P ERA WHIP	IP WLS BF H R ER SO BB IBB HBP BLK WP HR S P ERA WHIP	IP WLS BF H R ER SO BB IBB HBP BLK WP HR S P ERA WHIP	IP WLS BF H R ER SO BB IBB HBP BLK WP HR S P ERA WHIP	IP WLS BF H R ER SO BB IBB HBP BLK WP HR S P ERA WHIP	IP WLS BF H R ER SO BB IBB HBP BLK WP HR S P ERA WHIP	IP WLS BF H R ER SO BB IBB HBP BLK WP HR S P ERA WHIP	IP WLS BF H R ER SO BB IBB HBP BLK WP HR S P ERA WHIP	IP WLS BF H R ER SO BB IBB HBP BLK WP HR S P ERA WHIP	IP WLS BF H R ER SO BB IBB HBP BLK WP HR S P ERA WHIP	IP WLS BF H R ER SO BB IBB HBP BLK WP HR S P ERA WHIP	IP WLS BF H R ER SO BB IBB HBP BLK WP HR S P ERA WHIP	IP WLS BF H R ER SO BB IBB HBP BLK WP HR S P ERA WHIP	IP WLS BF H R ER SO BB IBB HBP BLK WP HR S P ERA WHIP

TOP

Cincinnati Reds @ St. Louis Cardinals
Busch Stadium, St. Louis, MO
Sat Sep 02 1978, 3:33 AM CDT
Att. 20,336 - Unknown

AB 42
R 6
H 8
RBI 5
BB 8
SO 10
LOB 16



Batter	1	2	3	4	5	6	7	8	9	10	11	12	AB	R	H	RBI	BB	SO	LOB				
Gary Templeton, S OBP: 0.316, SLG: 0.390 (1.6)	S 1B		K			F7	S 1B			6-3			5 0 2 0 0 1 1										
Tony Scott, S OBP: 0.294, SLG: 0.299 (1.7)													3 1 0 0 1 2 2										
Aurelio Lopez, R OBP: 0.083, SLG: 0.083 (8.1)	K					WP 1B BB	F8			F7			0 0 0 0 0 0 0										
Buddy Schultz, L OBP: 0.333, SLG: 0.600 (10, 1)													0 0 0 0 0 0 0										
Mark Littell, L ERA: 2.95 (10, 1)	1-2												1 0 0 0 0 0 0										
Keith Hernandez, L OBP: 0.347, SLG: 0.391 (1.3)	1-3					SF8						6-3	4 0 1 1 0 1 1										
George Hendrick, R OBP: 0.336, SLG: 0.470 (1.8)	K					1B 1B						1-3	5 0 1 1 0 2 2										
Ken Reitz, R OBP: 0.280, SLG: 0.359 (1.5)						P4						4-3	5 0 2 0 0 0 1										
Jerry Morales, R OBP: 0.287, SLG: 0.328 (1.9)						FC6-4 1B							4 0 2 0 1 0 3										
Steve Swisher, R OBP: 0.340, SLG: 0.370 (1.2)						FC4 1B							2 0 0 0 0 0 2										
Jerry Mumphrey, S OBP: 0.297, SLG: 0.325 (7, PH)						G5-4-3 BB				G4-6-3 1B			3 1 1 0 0 1 2										
Mike Tyson, R OBP: 0.283, SLG: 0.305 (1.4)													2 0 0 0 0 0 0										
Mike Phillips, L OBP: 0.336, SLG: 0.336 (8.4)													2 0 0 1 0 1 1										
Pete Vuckovich, R OBP: 0.137, SLG: 0.140 (1.1)													2 1 1 0 0 0 0										
Ted Simmons, S OBP: 0.373, SLG: 0.511 (8.2)						WP BB SF8 1B	F2			4-3		F9	3 0 0 0 0 0 1										
Inning Stats	R: 0 E: 0 K: 2 S: 8	H: 1 LOB: 1 BB: 0 P: 3	R: 0 E: 0 K: 0 S: 3	H: 1 LOB: 0 BB: 0 P: 3	R: 0 E: 0 K: 1 S: 6	H: 0 LOB: 0 BB: 0 P: 5	R: 0 E: 0 K: 1 S: 6	H: 1 LOB: 1 BB: 0 P: 6	R: 0 E: 0 K: 0 S: 2	H: 0 LOB: 0 BB: 0 P: 6	R: 0 E: 0 K: 2 S: 7	H: 0 LOB: 0 BB: 0 P: 7	R: 0 E: 0 K: 0 S: 3	H: 0 LOB: 0 BB: 0 P: 3	R: 0 E: 0 K: 0 S: 3	H: 0 LOB: 0 BB: 0 P: 3	R: 0 E: 0 K: 1 S: 6	H: 1 LOB: 1 BB: 0 P: 6	1B: 7 2B: 2 3B: 1 HR: 0	SF: 2 SAC: 0 DP: 3 HBP: 0	WP: 1 PB: 0 SB: 0 CS: 0	PA: 45	
PITCHER	IP WLS BF H R ER SO BB IBB HBP BLK WP HR S P ERA WHIP	IP WLS BF H R ER SO BB IBB HBP BLK WP HR S P ERA WHIP	IP WLS BF H R ER SO BB IBB HBP BLK WP HR S P ERA WHIP	IP WLS BF H R ER SO BB IBB HBP BLK WP HR S P ERA WHIP	IP WLS BF H R ER SO BB IBB HBP BLK WP HR S P ERA WHIP	IP WLS BF H R ER SO BB IBB HBP BLK WP HR S P ERA WHIP	IP WLS BF H R ER SO BB IBB HBP BLK WP HR S P ERA WHIP	IP WLS BF H R ER SO BB IBB HBP BLK WP HR S P ERA WHIP	IP WLS BF H R ER SO BB IBB HBP BLK WP HR S P ERA WHIP	IP WLS BF H R ER SO BB IBB HBP BLK WP HR S P ERA WHIP	IP WLS BF H R ER SO BB IBB HBP BLK WP HR S P ERA WHIP	IP WLS BF H R ER SO BB IBB HBP BLK WP HR S P ERA WHIP	IP WLS BF H R ER SO BB IBB HBP BLK WP HR S P ERA WHIP	IP WLS BF H R ER SO BB IBB HBP BLK WP HR S P ERA WHIP	IP WLS BF H R ER SO BB IBB HBP BLK WP HR S P ERA WHIP	IP WLS BF H R ER SO BB IBB HBP BLK WP HR S P ERA WHIP	IP WLS BF H R ER SO BB IBB HBP BLK WP HR S P ERA WHIP	IP WLS BF H R ER SO BB IBB HBP BLK WP HR S P ERA WHIP	IP WLS BF H R ER SO BB IBB HBP BLK WP HR S P ERA WHIP	IP WLS BF H R ER SO BB IBB HBP BLK WP HR S P ERA WHIP	IP WLS BF H R ER SO BB IBB HBP BLK WP HR S P ERA WHIP	IP WLS BF H R ER SO BB IBB HBP BLK WP HR S P ERA WHIP	IP WLS BF H R ER SO BB IBB HBP BLK WP HR S P ERA WHIP

BOTTOM

Cincinnati Reds @ St. Louis Cardinals
Busch Stadium, St. Louis, MO
Sat Sep 02 1978, 3:33 AM CDT
Att. 20,336 - Unknown

AB 41
R 3
H 10
RBI 3
BB 2
SO 8
LOB 16



Batter	1	2	3	4	5	6	7	8	9	AB	R	H	RBI	BB	SO	LOB	TOP											
Pete Rose, S OBP: 0.358, SLG: 0.421 (1, 5)										4	0	2	0	0	0	1	Cincinnati Reds @ St. Louis Cardinals Busch Stadium, St. Louis, MO Sun Sep 03 1978, 3:33 AM CDT Att: 22,051 - Unknown AB 33 R 2 H 10 RBI 2 BB 2 SO 6 LOB 14											
Joe Morgan, L OBP: 0.361, SLG: 0.398 Junior Kennedy, R OBP: 0.353, SLG: 0.248 (1, 4) (8, 4)										4	0	3	0	0	0	1												
Ken Griffey, L OBP: 0.343, SLG: 0.417 Mike Lum, L OBP: 0.375, SLG: 0.488 (1, 9) (8, 9)										4	0	0	0	0	2	4												
George Foster, R OBP: 0.359, SLG: 0.536 Dave Collins, S OBP: 0.311, SLG: 0.231 (1, 7) (8, 7)										3	0	0	0	1	1	3												
Dave Concepcion, R OBP: 0.352, SLG: 0.408 Ray Knight, R OBP: 0.231, SLG: 0.290 (1, 6) (7, 3)										2	0	1	0	1	0	0												
Ken Henderson, S OBP: 0.295, SLG: 0.339 (1, 8)										4	1	1	0	0	1	2												
Vic Correll, R OBP: 0.271, SLG: 0.337 (1, 2)										4	1	1	2	0	1	0												
Dan Driessen, L OBP: 0.351, SLG: 0.425 Dave Tomlin, L OBP: 0.200, SLG: 0.200 Cesar Geronimo, L OBP: 0.326, SLG: 0.336 (1, 3) (7, 1) (9, PH)										3	0	1	0	0	0	0												
Michael LaCoss, R OBP: 0.100, SLG: 0.150 Pedro Borbon, R OBP: 0.162, SLG: 0.162 Rick Auerbach, R OBP: 0.404, SLG: 0.556 (1, 1) (4, 1) (7, PH) (7, 6)										1	0	0	0	0	1	1												
Inning Stats	R: 0 E: 0 K: 2 S: 8	H: 1 LOB: 1 BB: 0 P: 8	R: 0 E: 0 K: 0 S: 2	H: 0 LOB: 0 BB: 1 P: 6	R: 0 E: 0 K: 1 S: 6	H: 2 LOB: 1 BB: 0 P: 6	R: 0 E: 0 K: 1 S: 6	H: 1 LOB: 0 BB: 0 P: 6	R: 0 E: 0 K: 0 S: 3	H: 0 LOB: 0 BB: 0 P: 3	R: 0 E: 1 K: 0 S: 4	H: 2 LOB: 1 BB: 0 P: 4	R: 2 E: 0 K: 0 S: 6	H: 3 LOB: 1 BB: 0 P: 6	R: 0 E: 0 K: 2 S: 3	H: 1 LOB: 1 BB: 0 P: 7		R: 0 E: 0 K: 2 S: 7	H: 0 LOB: 0 BB: 0 P: 7	1B: 8 2B: 1 3B: 0 HR: 1	SF: 0 SAC: 0 DP: 3 HBP: 0	WP: 1 PB: 0 SB: 0 CS: 1	PA: 35					
PITCHER	IP	WLS	BF	H	R	ER	SO	BB	IBB	HBP	BLK	WP	HR	S	P	ERA		WHIP										
Pete Falcone, L ERA: 5.56 Tom Bruno, R ERA: 1.65 (1, 1) (8, 1)	7.0	W	28	9	2	2	4	1	0	0	0	1	1	35	39	2.57		1.429										

Batter	1	2	3	4	5	6	7	8	9	AB	R	H	RBI	BB	SO	LOB	BOTTOM											
Garry Templeton, S OBP: 0.315, SLG: 0.388 (1, 6)										5	1	1	0	0	1	2	Cincinnati Reds @ St. Louis Cardinals Busch Stadium, St. Louis, MO Sun Sep 03 1978, 3:33 AM CDT Att: 22,051 - Unknown AB 32 R 10 H 13 RBI 10 BB 5 SO 3 LOB 9											
Jerry Mumphrey, S OBP: 0.301, SLG: 0.327 (1, 7)										4	1	2	2	1	0	0												
George Hendrick, R OBP: 0.337, SLG: 0.471 (1, 8)										3	2	1	3	1	0	0												
Ted Simmons, S OBP: 0.374, SLG: 0.512 (1, 2)										3	1	1	1	1	0	1												
Keith Hernandez, L OBP: 0.350, SLG: 0.392 (1, 3)										2	0	1	0	2	0	0												
Wayne Garrett, L OBP: 0.354, SLG: 0.342 (1, 5)										4	1	2	2	0	2	2												
Jerry Morales, R OBP: 0.289, SLG: 0.337 (1, 9)										4	1	2	1	0	0	2												
Mike Phillips, L OBP: 0.335, SLG: 0.343 (1, 4)										3	1	1	1	0	0	1												
Pete Falcone, L OBP: 0.263, SLG: 0.316 Jim Lentine, R Tom Bruno, R OBP: 0.167, SLG: 0.167 (1, 1) (7, PH) (8, 1)										3	2	2	0	0	0	1												
Inning Stats	R: 2 E: 0 K: 0 S: 4	H: 1 LOB: 2 BB: 3 P: 16	R: 1 E: 0 K: 0 S: 4	H: 2 LOB: 0 BB: 0 P: 4	R: 0 E: 0 K: 0 S: 2	H: 0 LOB: 0 BB: 1 P: 6	R: 4 E: 0 K: 0 S: 8	H: 5 LOB: 1 BB: 0 P: 8	R: 0 E: 0 K: 1 S: 5	H: 0 LOB: 0 BB: 0 P: 5	R: 3 E: 0 K: 2 S: 11	H: 4 LOB: 2 BB: 1 P: 15	R: 0 E: 0 K: 0 S: 3	H: 1 LOB: 0 BB: 0 P: 3	R: 0 E: 0 K: 0 S: 3	H: 0 LOB: 0 BB: 0 P: 3		1B: 7 2B: 5 3B: 1 HR: 0	SF: 2 SAC: 0 DP: 0 HBP: 0	WP: 0 PB: 0 SB: 0 CS: 1	PA: 41							
PITCHER	IP	WLS	BF	H	R	ER	SO	BB	IBB	HBP	BLK	WP	HR	S	P	ERA		WHIP										
Michael LaCoss, R ERA: 4.93 Pedro Borbon, R ERA: 4.71 Dave Tomlin, L ERA: 5.55 (1, 1) (4, 1) (7, 1)	3.1	L	19	7	7	7	0	4	0	0	0	0	0	15	31	18.90		3.300										

Batter	1	2	3	4	5	6	7	8	9	AB	R	H	RBI	BB	SO	LOB	TOP				
Bake McBride, L OBP: 0.319, SLG: 0.373 (1, 9)	G3		3B 1B		4-3			G4-6-3		4	1	1	0	0	0	1	Philadelphia Phillies @ St. Louis Cardinals Busch Stadium, St. Louis, MO Mon Sep 04 1978, 3:33 AM CDT Unknown				
Larry Bowa, S OBP: 0.322, SLG: 0.379 (1, 6)	L5		P4					4-3		4	0	1	0	0	0	2					
Garry Maddox, R OBP: 0.326, SLG: 0.400 (1, 8)										3	0	2	2	1	0	1					
Greg Luzinski, R OBP: 0.395, SLG: 0.527 (1, 7)	F8		P5							4	0	0	0	0	1	3					
Bob Boone, R OBP: 0.355, SLG: 0.453 (1, 2)		F8			F2					4	0	0	0	0	0	1					
Mike Schmidt, R OBP: 0.357, SLG: 0.420 (1, 5)					5-3					3	0	1	0	1	0	1					
Tim McCarver, L OBP: 0.358, SLG: 0.331 (1, 3)										3	0	0	0	0	0	2					
Ted Sizemore, R OBP: 0.290, SLG: 0.278 (1, 4)			6-3					F7		3	0	0	0	0	0	1					
Randy Lerch, L OBP: 0.259, SLG: 0.286 Ron Reed, R (8, 1)					3-1					3	1	2	0	0	0	0					
Inning Stats	R: 0 E: 0 K: 0 S: 4	H: 1 LOB: 1 BB: 0 P: 4	R: 0 E: 0 K: 0 S: 3	H: 1 LOB: 0 BB: 0 P: 3	R: 2 E: 0 K: 0 S: 6	H: 3 LOB: 1 BB: 0 P: 6	R: 0 E: 0 K: 0 S: 3	H: 0 LOB: 0 BB: 0 P: 3	R: 0 E: 0 K: 0 S: 3	H: 1 LOB: 0 BB: 0 P: 3	R: 0 E: 0 K: 0 S: 3	H: 0 LOB: 1 BB: 1 P: 7	R: 0 E: 0 K: 0 S: 3	H: 1 LOB: 0 BB: 0 P: 3	R: 0 E: 0 K: 1 S: 5	H: 0 LOB: 1 BB: 1 P: 9		1B: 5 2B: 3 3B: 1 HR: 0	SF: 0 SAC: 0 DP: 3 HBP: 0	WP: 0 PB: 0 CS: 0	PA: 33
PITCHER	IP	WLS	BF	H	R	ER	SO	BB	IBB	HBP	BLK	WP	HR	S	P	ERA	WHIP				
Bob Forsch, R ERA: 3.46 Mark Littell, R ERA: 2.92	(1, 1)	8.0	W	29	7	2	2	0	1	0	0	0	0	28	32	2.25	1.000				
	(9, 1)	1.0	S	4	0	0	0	1	1	0	0	0	0	5	9	0.00	1.000				

Batter	1	2	3	4	5	6	7	8	9	AB	R	H	RBI	BB	SO	LOB	BOTTOM				
Garry Templeton, S OBP: 0.314, SLG: 0.386 (1, 6)	6-3		4-3			6-3		SH1-4		3	0	0	0	0	0	1	Philadelphia Phillies @ St. Louis Cardinals Busch Stadium, St. Louis, MO Mon Sep 04 1978, 3:33 AM CDT Unknown				
Tony Scott, S OBP: 0.293, SLG: 0.299 (1, 7)			4-3			6-3		SF7		3	0	1	1	0	0	1					
Jerry Morales, R OBP: 0.286, SLG: 0.333 Mark Littell, L (9, 1)						4-3		F2		4	0	0	0	0	1	2					
George Hendrick, R OBP: 0.335, SLG: 0.468 (1, 8)						P4				3	0	0	0	0	0	1					
Ken Reitz, R OBP: 0.280, SLG: 0.359 (1, 5)										3	0	1	0	0	0	0					
Roger Freed, R OBP: 0.288, SLG: 0.373 Keith Hernandez, L OBP: 0.350, SLG: 0.392 (9, 3)										3	0	0	0	0	0	1					
Steve Swisher, R OBP: 0.340, SLG: 0.368 Mike Ramsey, S (8, PR) Jerry Mumphrey, S OBP: 0.301, SLG: 0.327 (9, 9)										3	0	1	0	0	0	0					
Mike Tyson, R OBP: 0.286, SLG: 0.314 (1, 4)										3	1	2	0	0	0	0					
Bob Forsch, R OBP: 0.190, SLG: 0.316 Ted Simmons, S OBP: 0.375, SLG: 0.516 (8, PH) (9, 2)										2	0	0	0	0	1	1					
Inning Stats	R: 0 E: 0 K: 0 S: 4	H: 1 LOB: 1 BB: 0 P: 4	R: 0 E: 0 K: 0 S: 3	H: 0 LOB: 0 BB: 0 P: 3	R: 0 E: 0 K: 0 S: 4	H: 1 LOB: 1 BB: 0 P: 4	R: 0 E: 0 K: 1 S: 6	H: 1 LOB: 1 BB: 0 P: 6	R: 0 E: 0 K: 1 S: 5	H: 0 LOB: 0 BB: 0 P: 5	R: 0 E: 0 K: 0 S: 3	H: 0 LOB: 0 BB: 0 P: 3	R: 0 E: 0 K: 0 S: 3	H: 0 LOB: 0 BB: 0 P: 3	R: 3 E: 0 K: 0 S: 6	H: 3 LOB: 1 BB: 0 P: 6		1B: 3 2B: 3 3B: 0 HR: 0	SF: 1 SAC: 1 DP: 0 HBP: 0	WP: 0 PB: 0 CS: 0	PA: 30
PITCHER	IP	WLS	BF	H	R	ER	SO	BB	IBB	HBP	BLK	WP	HR	S	P	ERA	WHIP				
Randy Lerch, L ERA: 4.04 Ron Reed, R ERA: 2.45	(1, 1)	7.2	L	29	6	3	3	2	0	0	0	0	0	33	33	3.52	0.783				
	(8, 1)	0.1		1	0	0	0	0	0	0	0	0	0	1	1	0.00	0.000				

Batter	1	2	3	4	5	6	7	8	9	AB	R	H	RBI	BB	SO	LOB	TOP										
Bake McBride, L OBP: 0.320, SLG: 0.382 Lonnie Smith, R (9, PH)										5	2	2	1	0	0	1	Philadelphia Phillies @ St. Louis Cardinals Busch Stadium, St. Louis, MO Mon Sep 04 1978, 3:38 AM CDT Att: 19,015 - Unknown 										
Larry Bowa, S OBP: 0.320, SLG: 0.377 Todd Cruz, R (9, 6)										6	1	1	0	0	0	3											
Garry Maddox, R OBP: 0.326, SLG: 0.399										6	2	2	0	0	0	2											
Greg Luzinski, R OBP: 0.396, SLG: 0.526 Jerry Martin, R OBP: 0.346, SLG: 0.473										3	1	1	0	1	1	2											
Richie Hebner, L OBP: 0.365, SLG: 0.466										4	0	1	2	0	0	3											
Mike Schmidt, R OBP: 0.381, SLG: 0.429										3	1	2	2	2	0	0											
Bob Boone, R OBP: 0.355, SLG: 0.451										4	1	1	0	1	1	5											
Bud Harrelson, S OBP: 0.355, SLG: 0.247										3	1	1	2	2	0	1											
Jim Lonborg, R OBP: 0.250, SLG: 0.242 Warren Brusstar, R OBP: 0.167, SLG: 0.333 Tim McCarver, L OBP: 0.356, SLG: 0.328 Ron Reed, R (8, 1)										2	0	0	0	0	0	4											
Inning Stats	R: 2 E: 2 K: 0 S: 5	H: 1 LOB: 2 BB: 2 P: 13	R: 2 E: 1 K: 1 S: 8	H: 2 LOB: 2 BB: 1 P: 12	R: 2 E: 1 K: 0 S: 6	H: 2 LOB: 1 BB: 0 P: 6	R: 1 E: 0 K: 1 S: 7	H: 2 LOB: 3 BB: 2 P: 15	R: 0 E: 0 K: 0 S: 3	H: 0 LOB: 0 BB: 0 P: 3	R: 0 E: 0 K: 0 S: 3	H: 0 LOB: 0 BB: 0 P: 3	R: 0 E: 0 K: 1 S: 10	H: 5 LOB: 3 BB: 1 P: 14	R: 0 E: 0 K: 1 S: 5	H: 0 LOB: 1 BB: 1 P: 9		1B: 9 2B: 1 3B: 1 HR: 1	SF: 1 SAC: 1 DP: 0 HBP: 0	WP: 1 PB: 0 SB: 1 CS: 0	PA: 49						
PITCHER	IP	WLS	BF	H	R	ER	SO	BB	IBB	HBP	BLK	WP	HR	S	P	ERA	WHIP										
Silvio Martinez, R ERA: 3.74	1.1	L	10	2	4	1	0	3	0	0	0	0	0	7	19	6.75	3.750										
Aurelio Lopez, R ERA: 4.07	1.2		10	3	2	1	1	0	0	0	0	1	1	12	12	5.40	1.800										
Roy Thomas, R ERA: 4.21	2.0		10	2	1	1	1	2	0	0	0	0	0	10	18	4.50	2.000										
George Frazier, R ERA: 3.6	2.0		6	0	0	0	0	0	0	0	0	0	0	6	6	0.00	0.000										
Dan O'Brien, R ERA: 27.0	1.0		9	5	3	3	1	1	0	0	0	0	0	10	14	27.00	6.000										

Batter	1	2	3	4	5	6	7	8	9	AB	R	H	RBI	BB	SO	LOB	BOTTOM										
Lou Brock, L OBP: 0.266, SLG: 0.252 Dan O'Brien, R (8, 1)										4	0	0	0	0	0	2	Philadelphia Phillies @ St. Louis Cardinals Busch Stadium, St. Louis, MO Mon Sep 04 1978, 3:38 AM CDT Att: 19,015 - Unknown 										
Buddy Schultz, R OBP: 0.333, SLG: 0.600										3	0	0	0	0	1	0											
Gary Templeton, S OBP: 0.312, SLG: 0.384 Mike Ramsey, S (8, PH)										1	0	0	0	0	1	0											
George Hendrick, R OBP: 0.339, SLG: 0.472 Tony Scott, S OBP: 0.292, SLG: 0.298										3	1	3	0	0	0	0											
Ted Simmons, S OBP: 0.375, SLG: 0.521 Terry Kennedy, L (8, PH)										3	1	1	2	0	0	2											
Keith Hernandez, L OBP: 0.349, SLG: 0.389										3	0	0	0	1	0	1											
Wayne Garrett, L OBP: 0.359, SLG: 0.342										3	0	1	0	1	1	1											
Jerry Mumphrey, S OBP: 0.303, SLG: 0.332										4	0	2	0	0	0	3											
Mike Phillips, L OBP: 0.331, SLG: 0.338 George Frazier, R OBP: 0.500, SLG: 0.500 Dane Iorg, L OBP: 0.195, SLG: 0.132										2	0	0	0	0	0	1											
Silvio Martinez, R OBP: 0.171, SLG: 0.220 Aurelio Lopez, R OBP: 0.083, SLG: 0.083 Jim Lentine, R (3, PH) Roy Thomas, R OBP: 0.345, SLG: 0.250 Ken Oberkfell, L OBP: 0.164, SLG: 0.167										0	0	0	0	0	0	0											
Inning Stats	R: 0 E: 0 K: 0 S: 4	H: 1 LOB: 1 BB: 0 P: 4	R: 0 E: 0 K: 0 S: 4	H: 1 LOB: 0 BB: 0 P: 4	R: 0 E: 0 K: 1 S: 4	H: 0 LOB: 0 BB: 0 P: 5	R: 0 E: 0 K: 0 S: 4	H: 1 LOB: 2 BB: 1 P: 8	R: 0 E: 0 K: 0 S: 4	H: 2 LOB: 0 BB: 1 P: 8	R: 0 E: 0 K: 0 S: 4	H: 1 LOB: 1 BB: 0 P: 4	R: 0 E: 0 K: 1 S: 5	H: 0 LOB: 0 BB: 0 P: 5	R: 0 E: 0 K: 1 S: 6	H: 1 LOB: 0 BB: 0 P: 6	1B: 5 2B: 1 3B: 0 HR: 1	SF: 0 SAC: 0 DP: 2 HBP: 1	WP: 0 PB: 0 SB: 1 CS: 0	PA: 35							
PITCHER	IP	WLS	BF	H	R	ER	SO	BB	IBB	HBP	BLK	WP	HR	S	P	ERA	WHIP										
Jim Lonborg, R ERA: 5.0	5.1	W	23	5	2	2	1	2	0	1	0	0	1	22	31	3.38	1.312										
Warren Brusstar, R ERA: 2.32	1.2		5	1	0	0	0	0	0	0	0	0	0	5	5	0.00	0.600										
Ron Reed, R ERA: 2.39	2.0		7	1	0	0	2	0	0	0	0	0	0	11	11	0.00	0.500										

Batter	1	2	3	4	5	6	7	8	9	AB	R	H	RBI	BB	SO	LOB	TOP				
Frank Taveras, R (1,6) OBP: 0.310, SLG: 0.352	4-0 CS BB		0-0 P5		0-3 K		0-0 1-3		0-0 1B	4	0	1	0	1	1	1	Pittsburgh Pirates @ St. Louis Cardinals Busch Stadium, St. Louis, MO Thu Sep 07 1978, 7:05 PM CDT Att: 7,805 - Unknown				
Omar Moreno, L (1,8) OBP: 0.335, SLG: 0.305	0-0 1-3		0-3 K		0-0 1B		4-0 S WP BB		0-0 6-3 1B	4	0	1	1	1	1	2					
Dave Parker, L (1,9) OBP: 0.373, SLG: 0.547	0-0 4-3		0-0 HR		4-0 1B		4-0 S IBB		0-0 1B	3	1	2	2	2	0	0					
Bill Robinson, R (1,7) OBP: 0.295, SLG: 0.398		0-3 K	4-0 CS BB		0-0 1B		0-3 K		0-3 K	4	0	1	0	1	3	3					
Phil Garner, R (1,4) OBP: 0.352, SLG: 0.400	4-0 FC5-4 BB		0-0 CS	0-0 E5 1B	0-0 G6-4-3 1B		0-0 L5			3	0	0	0	1	0	5					
Manny Sanguillen, R (1,3) OBP: 0.255, SLG: 0.338	0-0 FC5-4 BB			0-0 1B		0-0 1-3 1B		0-0 6-3		4	0	2	0	0	0	1					
Dale Berra, R (1,5) Matt Alexander, S (8, PR)	4-0 FC5-4 BB		0-0 CS	0-0 1B	0-0 1-3 1B		0-0 1-3	4-0 CS BB		2	1	1	0	2	0	1					
Mario Mendoza, R (8,5) OBP: 0.286, SLG: 0.294	1-2 FC5-4 BB		1-3 1B	1-3 1B		0-3 K		0-3 K2-3		0	0	0	0	0	0	0					
Duffy Dyer, R (1,2) OBP: 0.303, SLG: 0.280	0-0 FC5-4		0-0 WP 1B	0-0 6-3		0-3 K		0-3 K2-3		3	0	1	1	0	1	3					
Ed Ott, L (8, PH) OBP: 0.322, SLG: 0.429	1-2 FC5-4		2-H WP 1B	0-0 6-3		0-3 K		0-3 K2-3		1	0	0	0	0	1	1					
Bruce Kison, R (1,1) OBP: 0.130, SLG: 0.261			0-0 HR	0-0 6-3		0-0 6-3			4-0 1B 6-3 BB	3	1	1	0	0	0	2					
Grant Jackson, S (7,1) OBP: 0.250, SLG: 0.417				2-3 6-3						0	0	0	0	0	0	0					
John Milner, L (9, PH) OBP: 0.349, SLG: 0.385										0	1	0	0	1	0	0					
Inning Stats	R: 0 E: 0 K: 0 S: 2	H: 0 LOB: 0 BB: 1 P: 6	R: 0 E: 0 K: 1 S: 5	H: 0 LOB: 2 BB: 2 P: 13	R: 2 E: 0 K: 1 S: 6	H: 2 LOB: 1 BB: 1 P: 10	R: 1 E: 1 K: 0 S: 5	H: 3 LOB: 1 BB: 0 P: 5	R: 0 E: 0 K: 1 S: 6	H: 1 LOB: 2 BB: 1 P: 6	R: 0 E: 0 K: 1 S: 5	H: 0 LOB: 2 BB: 2 P: 13	R: 0 E: 0 K: 1 S: 4	H: 0 LOB: 1 BB: 1 P: 8	R: 1 E: 0 K: 1 S: 6	H: 2 LOB: 1 BB: 1 P: 10		1B: 7 2B: 1 3B: 1 HR: 1	SF: 0 SAC: 0 DP: 1 HBP: 0	WP: 2 PB: 0 CS: 2 SB: 3	PA: 41
PITCHER	IP WLS BF H R ER SO BB IBB HBP BLK WP HR S P ERA WHIP																				
Pete Falcone, L (1,1) ERA: 5.6	4.1 21 6 3 3 3 5 0 0 0 1 1 22 42 6.23 2.538																				
George Frazier, R (5,1) ERA: 3.05	2.2 11 2 0 0 2 1 1 0 0 1 0 13 21 0.00 1.125																				
Aurelio Lopez, R (8,1) ERA: 4.15	1.1 W 5 1 1 1 2 0 0 0 0 0 0 5 13 6.75 2.250																				
Buddy Schultz, L (9,1) ERA: 3.75	0.1 2 1 0 0 0 0 0 0 0 0 0 2 2 0.00 3.000																				
Mark Littell, R (9,1) ERA: 2.91	0.1 S 1 0 0 0 1 0 0 0 0 0 0 3 3 0.00 0.000																				

Batter	1	2	3	4	5	6	7	8	9	AB	R	H	RBI	BB	SO	LOB	BOTTOM				
Garry Templeton, S (1,6) OBP: 0.310, SLG: 0.380	0-0 1B SF8 1B		0-0 F8		0-0 F9			0-0 5-3		4	1	1	0	0	0	0	Pittsburgh Pirates @ St. Louis Cardinals Busch Stadium, St. Louis, MO Thu Sep 07 1978, 7:05 PM CDT Att: 7,805 - Unknown				
Jerry Mumphrey, S (1,9) OBP: 0.303, SLG: 0.331	0-0 1B		0-0 1B		0-0 1B		0-0 4-3	0-0 F8		4	0	2	0	0	0	0					
George Hendrick, R (1,8) OBP: 0.342, SLG: 0.474	0-3 K		0-0 F8		0-0 5-3		0-0 5-3	0-0 HR 1B		4	1	1	0	0	1	3					
Ted Simmons, S (1,2) OBP: 0.374, SLG: 0.525	0-0 SF8		0-0 L3		0-0 4-3		0-0 4-3	0-0 HR		3	1	1	3	0	0	1					
Keith Hernandez, L (1,3) OBP: 0.350, SLG: 0.391	0-0 G3			0-0 G4-6-3 1B		4-0 3B BB		0-0 P6		3	1	1	0	1	0	1					
Wayne Garrett, L (1,5) OBP: 0.351, SLG: 0.333		0-0 6-3		0-0 G4-6-3		0-0 SF8 3B				2	0	0	0	0	0	1					
Ken Reitz, R (7, PH) OBP: 0.280, SLG: 0.362				1-2 G4-6-3		1-H SF8 3B				1	1	1	1	0	0	0					
Dane Iorg, L (1,7) OBP: 0.209, SLG: 0.150		0-0 5-3 1B		0-0 3-1		0-3 K		0-3 K		2	0	1	0	0	0	0					
Jerry Morales, R (7, PH) OBP: 0.286, SLG: 0.333						0-0 K		0-0 SF8		1	0	0	0	0	1	1					
Mike Tyson, R (1,4) OBP: 0.284, SLG: 0.312		0-0 5-3			0-3 K		0-0 SF8			2	0	0	1	0	1	1					
Pete Falcone, L (1,1) George Frazier, R (5,1) Rogey Frazier, R (8,1) Aurelio Lopez, R (8,1) Buddy Schultz, R (9,1) Mark Littell, L (9,1)		0-3 K			0-0 1-3		0-3 K			1	0	0	0	0	0	1					
Inning Stats	R: 1 E: 0 K: 1 S: 7	H: 2 LOB: 1 BB: 0 P: 7	R: 0 E: 0 K: 1 S: 6	H: 1 LOB: 1 BB: 0 P: 6	R: 0 E: 0 K: 0 S: 4	H: 1 LOB: 1 BB: 0 P: 4	R: 0 E: 0 K: 0 S: 3	H: 1 LOB: 0 BB: 0 P: 3	R: 0 E: 0 K: 1 S: 5	H: 0 LOB: 0 BB: 0 P: 5	R: 0 E: 0 K: 0 S: 3	H: 0 LOB: 0 BB: 0 P: 3	R: 2 E: 0 K: 2 S: 8	H: 1 LOB: 0 BB: 1 P: 12	R: 2 E: 0 K: 0 S: 5	H: 2 LOB: 0 BB: 0 P: 5		1B: 6 2B: 0 3B: 1 HR: 1	SF: 2 SAC: 0 DP: 1 HBP: 0	WP: 0 PB: 0 SB: 0 CS: 0	PA: 32
PITCHER	IP WLS BF H R ER SO BB IBB HBP BLK WP HR S P ERA WHIP																				
Bruce Kison, R (1,1) ERA: 3.36	6.0 23 5 2 2 3 1 0 0 0 0 0 1 13 13 3.00 1.000																				
Grant Jackson, L (7,1) ERA: 3.0	2.0 L 9 3 3 3 2 0 0 0 0 0 0 1 13 13.50 1.500																				

Batter	1	2	3	4	5	6	7	8	9	AB	R	H	RBI	BB	SO	LOB	TOP			
Garry Templeton, S (1, 6) OBP: 0.308, SLG: 0.378	F7		G3			P4		6-3		4	0	0	0	0	0	0				
Jerry Mumphrey, S (1, 9) OBP: 0.300, SLG: 0.327	2-3			6-3		F5			P6	4	0	0	0	0	0	0				
George Hendrick, R (1, 8) OBP: 0.339, SLG: 0.470	1-3			G3			5-3		F7	4	0	0	0	0	0	0				
Ted Simmons, S (1, 2) OBP: 0.375, SLG: 0.524		F7			BB				F8	3	0	1	0	1	0	0				
Keith Hernandez, L (1, 3) OBP: 0.352, SLG: 0.393			4-3	BB						2	0	1	0	1	1	1				
Wayne Garrett, L (1, 5) OBP: 0.343, SLG: 0.325										3	0	0	0	0	0	3				
Dane Iorg, L (1, 7) OBP: 0.217, SLG: 0.163										3	0	1	0	0	1	3				
Mike Phillips, L (1, 4) OBP: 0.319, SLG: 0.324										3	0	0	0	0	1	1				
Tom Bruno, R (1, 1) OBP: 0.125, SLG: 0.125										2	0	0	0	0	0	0				
Tony Scott, S (8, PH) OBP: 0.290, SLG: 0.296										1	0	0	0	0	1	0				
Mark Littell, L (8, 1)										0	0	0	0	0	0	0				
Inning Stats	R: 0 E: 0 K: 0 S: 3	H: 0 LOB: 0 BB: 0 P: 3	R: 0 E: 0 K: 0 S: 4	H: 1 LOB: 1 BB: 0 P: 4	R: 0 E: 0 K: 0 S: 3	H: 0 LOB: 0 BB: 0 P: 3	R: 0 E: 0 K: 1 S: 5	H: 0 LOB: 1 BB: 1 P: 9	R: 0 E: 0 K: 0 S: 3	H: 0 LOB: 0 BB: 0 P: 3	R: 0 E: 0 K: 1 S: 6	H: 1 LOB: 2 BB: 1 P: 10	R: 0 E: 0 K: 2 S: 7	H: 0 LOB: 0 BB: 0 P: 7	R: 0 E: 0 K: 0 S: 3	H: 0 LOB: 0 BB: 0 P: 3	1B: 2 2B: 1 3B: 0 HR: 0	SF: 0 SAC: 0 DP: 1 HBP: 0	WP: 0 PB: 0 SB: 0 CS: 0	PA: 31
PITCHER Dick Ruthven, R (1, 1) ERA: 3.32	IP: 9.0 WLS: W BF: 31 H: 3 R: 0 ER: 0 SO: 4 BB: 2 IBB: 0 HBP: 0 BLK: 0 WP: 0 HR: 0 S: 37 P: 45 ERA: 0.00 WHIP: 0.556															PITCHER				

St. Louis Cardinals @ Philadelphia Phillies
Veterans Stadium, Philadelphia, PA
Fri Sep 08 1978, 7:05 PM EDT
Cloudy

AB	29
R	0
H	3
RBI	0
BB	2
SO	4
LOB	8



Batter	1	2	3	4	5	6	7	8	9	AB	R	H	RBI	BB	SO	LOB	BOTTOM			
Bake McBride, L (1, 9) OBP: 0.318, SLG: 0.388	F2			F8	E4			FC6-4		4	0	0	0	0	0	2				
Larry Bowa, S (1, 6) OBP: 0.320, SLG: 0.375	F2			BB	P6				F2	3	0	0	0	1	0	2				
Garry Maddox, R (1, 8) OBP: 0.325, SLG: 0.399	P3			K					F8	4	1	1	0	0	1	1				
Richie Hebner, L (1, 3) OBP: 0.372, SLG: 0.467					BB					2	0	0	0	2	1	1				
Bob Boone, R (1, 2) OBP: 0.354, SLG: 0.447										1	0	0	1	1	0	0				
Mike Schmidt, R (1, 5) OBP: 0.386, SLG: 0.437										3	0	0	0	0	2	4				
Jerry Martin, R (1, 7) OBP: 0.338, SLG: 0.461										3	0	0	0	0	3	0				
Ted Sizemore, R (1, 4) OBP: 0.282, SLG: 0.270										3	0	0	0	0	1	0				
Dick Ruthven, R (1, 1) OBP: 0.224, SLG: 0.273										3	0	2	0	0	0	0				
Inning Stats	R: 0 E: 0 K: 0 S: 3	H: 0 LOB: 0 BB: 0 P: 3	R: 0 E: 0 K: 1 S: 5	H: 0 LOB: 0 BB: 0 P: 5	R: 0 E: 0 K: 2 S: 7	H: 0 LOB: 3 BB: 3 P: 19	R: 0 E: 1 K: 1 S: 6	H: 1 LOB: 2 BB: 0 P: 7	R: 1 E: 1 K: 1 S: 8	H: 1 LOB: 1 BB: 0 P: 8	R: 0 E: 0 K: 2 S: 8	H: 1 LOB: 1 BB: 0 P: 8	R: 0 E: 0 K: 0 S: 2	H: 0 LOB: 0 BB: 1 P: 6	R: 0 E: 0 K: 0 S: 3	H: 0 LOB: 0 BB: 0 P: 3	1B: 3 2B: 0 3B: 0 HR: 0	SF: 1 SAC: 0 DP: 0 HBP: 0	WP: 0 PB: 0 SB: 1 CS: 2	PA: 32
PITCHER Tom Bruno, R (1, 1) ERA: 1.31	IP: 7.0 WLS: L BF: 28 H: 3 R: 1 ER: 0 SO: 8 BB: 3 IBB: 0 HBP: 0 BLK: 0 WP: 0 HR: 0 S: 41 P: 53 ERA: 0.00 WHIP: 0.857															PITCHER				
Mark Littell, R (8, 1) ERA: 2.89	IP: 1.0 WLS: L BF: 3 H: 0 R: 0 ER: 0 SO: 0 BB: 1 IBB: 0 HBP: 0 BLK: 0 WP: 0 HR: 0 S: 2 P: 6 ERA: 0.00 WHIP: 1.000															PITCHER				

St. Louis Cardinals @ Philadelphia Phillies
Veterans Stadium, Philadelphia, PA
Fri Sep 08 1978, 7:05 PM EDT
Cloudy

AB	26
R	1
H	3
RBI	1
BB	4
SO	8
LOB	10



Batter	1	2	3	4	5	6	7	8	9	AB	R	H	RBI	BB	SO	LOB	TOP	
Garry Templeton, S OBP: 0.306, SLG: 0.375	4-3		F9			4-3		K		4	0	0	0	0	1	1	St. Louis Cardinals @ Philadelphia Phillies Veterans Stadium, Philadelphia, PA Fri Sep 08 1978, 7:05 PM EDT Att: 35,160 - Unknown	
Tony Scott, S OBP: 0.290, SLG: 0.296	L4			FC6-4 1B		F9		F8		4	0	1	0	0	0	1		
Jerry Morales, R OBP: 0.285, SLG: 0.339	F9			FC6-4 FC5-4 1-2			HR		5-3	4	1	1	1	0	0	1		
George Hendrick, R OBP: 0.336, SLG: 0.466		4-3		FC5-4 1-2			L4		F5	4	0	0	0	0	0	1		
Ken Reitz, R OBP: 0.278, SLG: 0.359		K		F9			4-3		K	4	0	0	0	0	2	1		
Roger Freed, R OBP: 0.279, SLG: 0.380					2B 9-2 1B		P4			3	0	2	0	0	0	0		
Keith Hernandez, L OBP: 0.352, SLG: 0.393										0	0	0	0	0	0	0		
Steve Swisher, R OBP: 0.330, SLG: 0.357		6-3			F8		F9			3	0	0	0	0	0	2		
Mike Tyson, R OBP: 0.287, SLG: 0.318			F9							3	0	2	0	0	0	0		
Dan O'Brien, R Buddy Schultz, R OBP: 0.333, SLG: 0.600			F9		9-2 3-H			SH1-4 1B 1-2		2	0	0	0	0	0	2		
Inning Stats	R: 0 E: 0 K: 0 S: 3	H: 0 LOB: 0 BB: 0 P: 3	R: 0 E: 0 K: 1 S: 6	H: 1 LOB: 1 BB: 0 P: 6	R: 0 E: 0 K: 0 S: 3	H: 0 LOB: 0 BB: 0 P: 3	R: 0 E: 0 K: 0 S: 4	H: 1 LOB: 1 BB: 0 P: 4	R: 0 E: 0 K: 0 S: 4	H: 0 LOB: 0 BB: 0 P: 3	R: 0 E: 0 K: 1 S: 6	H: 1 LOB: 0 BB: 0 P: 6	R: 0 E: 0 K: 1 S: 5	H: 0 LOB: 0 BB: 0 P: 5	1B: 4 2B: 2 3B: 0 HR: 1	SF: 0 SAC: 1 DP: 1 HBP: 0	WP: 0 PA: 32 PB: 0 SB: 0 CS: 0	
PITCHER	IP	WLS	BF	H	R	ER	SO	BB	IBB	HBP	BLK	WP	HR	S	P	ERA	WHIP	
Jim Kaat, L ERA: 4.16	(1, 1)	8.0	29	6	1	1	2	0	0	0	0	0	1	33	33	1.12	0.750	
Ron Reed, R ERA: 2.34	(9, 1)	1.0	W	3	0	0	0	1	0	0	0	0	0	5	5	0.00	0.000	

Batter	1	2	3	4	5	6	7	8	9	AB	R	H	RBI	BB	SO	LOB	BOTTOM	
Bake McBride, L OBP: 0.322, SLG: 0.389	HBP	F9						F8 SH2-4 1B		4	0	2	1	0	0	2	St. Louis Cardinals @ Philadelphia Phillies Veterans Stadium, Philadelphia, PA Fri Sep 08 1978, 7:05 PM EDT Att: 35,160 - Unknown	
Larry Bowa, S OBP: 0.318, SLG: 0.373	L6		F6		F8			SH2-4		3	0	0	0	0	0	1		
Garry Maddox, R OBP: 0.324, SLG: 0.398	3-1-3		BLK 1B			G3		F8		4	0	1	0	0	0	2		
Richie Hebner, L OBP: 0.371, SLG: 0.463	K		F8			F2		FC5-4 IBB		3	0	0	0	1	1	2		
Bob Boone, R OBP: 0.351, SLG: 0.442		5-3	5-3			6-3		FC5-4 1-2		4	0	0	0	0	0	3		
Mike Schmidt, R OBP: 0.365, SLG: 0.439		1B BB		5-3			S 1B	FC1-5 1B		3	1	2	0	1	0	0		
Jerry Martin, R OBP: 0.341, SLG: 0.462		SH3-4 1B		6-3			K	FC1-5 1B		4	1	2	0	0	1	1		
Ted Sizemore, R OBP: 0.282, SLG: 0.270		SH3-4 1B		4-3			F7	FC1-5 1B		4	0	1	1	0	0	3		
Jim Kaat, L OBP: 0.152, SLG: 0.156		SH3-4			P5					2	0	0	0	0	1	1		
Tim McCarver, L OBP: 0.355, SLG: 0.336							K			0	0	0	0	0	0	0		
Jose Cardenal, R OBP: 0.319, SLG: 0.380									P3	1	0	0	0	0	0	2		
Inning Stats	R: 0 E: 0 K: 1 S: 5	H: 0 LOB: 1 BB: 0 P: 6	R: 1 E: 0 K: 0 S: 5	H: 2 LOB: 2 BB: 1 P: 9	R: 0 E: 0 K: 0 S: 4	H: 1 LOB: 1 BB: 0 P: 4	R: 0 E: 0 K: 0 S: 3	H: 0 LOB: 0 BB: 0 P: 3	R: 0 E: 0 K: 2 S: 8	H: 1 LOB: 1 BB: 0 P: 8	R: 0 E: 0 K: 0 S: 4	H: 1 LOB: 2 BB: 1 P: 8	R: 1 E: 0 K: 0 S: 5	H: 3 LOB: 3 BB: 0 P: 5	1B: 8 2B: 0 3B: 0 HR: 0	SF: 0 SAC: 2 DP: 0 HBP: 1	WP: 0 PA: 37 PB: 0 SB: 1 CS: 0	
PITCHER	IP	WLS	BF	H	R	ER	SO	BB	IBB	HBP	BLK	WP	HR	S	P	ERA	WHIP	
Dan O'Brien, R ERA: 4.82	(1, 1)	8.1	L	35	7	2	2	3	1	1	1	1	1	38	47	2.16	0.960	
Buddy Schultz, L ERA: 3.74	(9, 1)	0.1	2	1	0	0	0	0	0	0	0	0	0	2	2	0.00	3.000	

Batter	1	2	3	4	5	6	7	8	9	AB	R	H	RBI	BB	SO	LOB	TOP					
Garry Templeton, S OBP: 0.305, SLG: 0.374	L7		FC6			G4-6-3 1B 2B		4-3		4	1	1	0	0	0	1	St. Louis Cardinals @ Philadelphia Phillies Veterans Stadium, Philadelphia, PA Sat Sep 09 1978, 7:05 PM EDT Att: 35,824 - Unknown					
Tony Scott, S OBP: 0.293, SLG: 0.300	K			5-3		G4-6-3 1B		WP E 1B		4	1	2	0	0	1	0						
Jerry Morales, R OBP: 0.287, SLG: 0.339	F3			FC6-4 BB		G4-6-3 1B		E6 G6-4-3 1B		3	0	1	0	1	0	2						
Ted Simmons, S OBP: 0.374, SLG: 0.524		5-3		K				G6-4-3 1B		4	0	1	1	0	1	2						
George Hendrick, R OBP: 0.335, SLG: 0.466		6-3		FC6-4 1-2f		5-3				4	1	1	0	0	0	2						
Ken Reitz, R OBP: 0.276, SLG: 0.358	K									4	0	1	0	0	1	1						
Keith Hernandez, L OBP: 0.349, SLG: 0.391			F8		1B			F8		3	0	0	1	0	1	1						
Mike Tyson, R OBP: 0.289, SLG: 0.317			FC6 BB		F9			K2-3		2	0	0	0	2	1	1						
Bob Forsch, R OBP: 0.185, SLG: 0.309			K		K					2	0	0	0	0	2	2						
Aurelio Lopez, R OBP: 0.083, SLG: 0.083										0	0	0	0	0	0	0						
Roger Freed, R OBP: 0.276, SLG: 0.375										1	0	0	0	0	0	1						
George Frazier, R OBP: 0.333, SLG: 0.333										0	0	0	0	0	0	0						
Inning Stats	R: 0 E: 0 K: 1 S: 5	H: 0 LOB: 0 BB: 0 P: 5	R: 0 E: 0 K: 1 S: 5	H: 0 LOB: 0 BB: 0 P: 5	R: 0 E: 0 K: 1 S: 5	H: 0 LOB: 1 BB: 1 P: 9	R: 0 E: 0 K: 1 S: 5	H: 0 LOB: 1 BB: 1 P: 9	R: 0 E: 0 K: 2 S: 8	H: 1 LOB: 1 BB: 0 P: 8	R: 1 E: 0 K: 0 S: 5	H: 3 LOB: 1 BB: 0 P: 5	R: 0 E: 0 K: 0 S: 3	H: 0 LOB: 1 BB: 1 P: 7	R: 1 E: 1 K: 0 S: 4	H: 2 LOB: 0 BB: 0 P: 4	R: 1 E: 0 K: 1 S: 6	H: 1 LOB: 0 BB: 0 P: 6	1B: 5 2B: 2 3B: 0 HR: 0	SF: 1 SAC: 0 DP: 2 HBP: 0	WP: 1 PB: 0 SB: 0 CS: 0	PA: 35
PITCHER Randy Lerch, L ERA: 3.93	IP: 9.0 WLS: W BF: 35 H: 7 R: 3 ER: 2 SO: 7 BB: 3 IBB: 0 HBP: 0 BLK: 0 WP: 1 HR: 0 S: 46 P: 58 ERA: 2.00 WHIP: 1.111															PITCHER						


Batter	1	2	3	4	5	6	7	8	9	AB	R	H	RBI	BB	SO	LOB	BOTTOM			
Bake McBride, L OBP: 0.323, SLG: 0.392	1B 2B	1B 2B		K		K		G3		5	1	2	1	0	2	1	St. Louis Cardinals @ Philadelphia Phillies Veterans Stadium, Philadelphia, PA Sat Sep 09 1978, 7:05 PM EDT Att: 35,824 - Unknown			
Larry Bowa, S OBP: 0.319, SLG: 0.374	2B 1B	S 1B		4-3		L6-4 2-3				4	0	2	0	0	0	1				
Garry Maddox, R OBP: 0.327, SLG: 0.408	FC5 1-3 3-H	F9		HR		2B 1B				4	2	3	2	0	0	2				
Greg Luzinski, R OBP: 0.393, SLG: 0.519	5-3			K		G3 SF7 2B				3	0	1	1	0	1	2				
Lonnie Smith, R (7, PR)										0	1	0	0	0	0	0				
Jerry Martin, R OBP: 0.341, SLG: 0.462		HBP								0	0	0	0	0	0	0				
Richie Hebner, L OBP: 0.372, SLG: 0.470	IBB	P4		HR		G3				3	1	1	1	1	0	4				
Mike Schmidt, R OBP: 0.386, SLG: 0.436	P6		6-3		5-3			SF7		3	0	0	1	0	0	3				
Bob Boone, R OBP: 0.350, SLG: 0.440	FC5 2-3f		6-3		G6-4-3 1B			5-3		4	0	1	0	0	0	4				
Ted Sizemore, R OBP: 0.281, SLG: 0.270		4-3			G6-4-3 1B			5-3		4	0	1	0	0	0	1				
Randy Lerch, L OBP: 0.276, SLG: 0.340		2B 2B		F8		L6-4 2B		4-3		4	1	2	0	0	0	1				
Inning Stats	R: 1 E: 0 K: 0 S: 6	H: 3 LOB: 3 BB: 1 P: 10	R: 1 E: 0 K: 0 S: 6	H: 3 LOB: 3 BB: 0 P: 7	R: 0 E: 0 K: 0 S: 4	H: 1 LOB: 1 BB: 0 P: 4	R: 1 E: 0 K: 2 S: 8	H: 1 LOB: 0 BB: 0 P: 8	R: 1 E: 0 K: 0 S: 4	H: 2 LOB: 0 BB: 0 P: 4	R: 0 E: 0 K: 1 S: 5	H: 1 LOB: 0 BB: 0 P: 5	R: 2 E: 0 K: 0 S: 5	H: 2 LOB: 1 BB: 0 P: 5	R: 0 E: 0 K: 0 S: 3	H: 0 LOB: 0 BB: 0 P: 3	1B: 6 2B: 6 3B: 0 HR: 2	SF: 1 SAC: 0 DP: 2 HBP: 1	WP: 0 PB: 0 SB: 1 CS: 0	PA: 37
PITCHER Bob Forsch, R ERA: 3.66	IP: 4.1 WLS: L BF: 25 H: 10 R: 4 ER: 4 SO: 2 BB: 0 IBB: 1 HBP: 0 BLK: 0 WP: 0 HR: 2 S: 27 P: 32 ERA: 8.31 WHIP: 2.308															PITCHER				
Aurelio Lopez, R ERA: 4.02	1.2	4	1	0	0	1	0	0	0	0	0	6	6	0.00	0.600					
George Frazier, R ERA: 3.66	2.0	8	2	2	2	0	0	0	0	0	0	8	8	9.00	1.000					

Batter	1	2	3	4	5	6	7	8	9	10	AB	R	H	RBI	BB	SO	LOB
Garry Templeton, S OBP: 0.304, SLG: 0.373	F4			K		F7			F8		5	0	1	1	0	1	1
Jerry Mumphrey, S OBP: 0.304, SLG: 0.330		K					4-3				3	0	1	0	2	1	1
George Hendrick, R OBP: 0.334, SLG: 0.470	L5					F8	1-3		F9		5	1	1	1	0	0	3
Ted Simmons, S OBP: 0.378, SLG: 0.530											4	1	3	0	1	1	0
Mike Ramsey, S OBP: 0.333, SLG: 0.333											0	1	0	0	0	0	0
Steve Swisher, R OBP: 0.333, SLG: 0.357				G3						6-3	0	0	0	0	0	0	0
Keith Hernandez, L OBP: 0.349, SLG: 0.389	K									SH1-3	3	1	0	0	1	1	4
Daneborg, L OBP: 0.240, SLG: 0.217											3	2	2	1	0	0	0
Mark Littell, L OBP: 0.341, SLG: 0.322											0	0	0	0	0	0	0
Wayne Garrett, L OBP: 0.333, SLG: 0.333											1	0	0	0	0	0	2
George Frazier, R OBP: 0.333, SLG: 0.600											0	0	0	0	0	0	0
Buddy Schultz, R OBP: 0.277, SLG: 0.361											5	1	1	2	0	1	2
Ken Reitz, R OBP: 0.288, SLG: 0.315											5	1	1	1	0	2	2
Mike Tyson, R OBP: 0.186, SLG: 0.233											2	0	1	1	0	0	0
Aurelio Lopez, R OBP: 0.083, SLG: 0.083											0	0	0	0	0	0	0
Tony Scott, S OBP: 0.291, SLG: 0.297											2	0	0	0	0	1	1
Inning Stats	R: 0 E: 0 K: 1 S: 6	H: 1 LOB: 2 BB: 1 P: 10	R: 2 E: 0 K: 2 S: 10	H: 3 LOB: 1 BB: 0 P: 10	R: 2 E: 0 K: 0 S: 5	H: 2 LOB: 0 BB: 0 P: 5	R: 0 E: 0 K: 1 S: 5	H: 0 LOB: 0 BB: 0 P: 5	R: 0 E: 0 K: 1 S: 4	H: 1 LOB: 0 BB: 0 P: 4	R: 0 E: 0 K: 1 S: 5	H: 0 LOB: 1 BB: 1 P: 9	R: 2 E: 1 K: 0 S: 6	H: 2 LOB: 1 BB: 0 P: 6	1B: 5 2B: 4 3B: 1 HR: 1	SF: 1 SAC: 2 DP: 0 HBP: 0	WP: 0 PA: 45
PITCHER	IP WLS BF H R ER SO ERA WHIP	IP WLS BF H R ER SO ERA WHIP	IP WLS BF H R ER SO ERA WHIP	IP WLS BF H R ER SO ERA WHIP	IP WLS BF H R ER SO ERA WHIP	IP WLS BF H R ER SO ERA WHIP	IP WLS BF H R ER SO ERA WHIP	IP WLS BF H R ER SO ERA WHIP	IP WLS BF H R ER SO ERA WHIP	IP WLS BF H R ER SO ERA WHIP	IP WLS BF H R ER SO ERA WHIP	IP WLS BF H R ER SO ERA WHIP	IP WLS BF H R ER SO ERA WHIP	IP WLS BF H R ER SO ERA WHIP	IP WLS BF H R ER SO ERA WHIP	IP WLS BF H R ER SO ERA WHIP	IP WLS BF H R ER SO ERA WHIP
Jim Lonborg, R ERA: 5.23	2.0	6	0	0	0	1	0	0	0	0	0	0	8	8	0.00	0.000	
Warren Brusstar, R ERA: 2.32	3.0	13	3	2	2	2	2	0	0	0	0	0	15	23	6.00	1.667	
Rawly Eastwick, R ERA: 3.71	2.0	7	0	0	0	2	1	0	0	0	0	0	10	14	0.00	0.500	
Tug McGraw, L ERA: 2.99	1.0	L	6	2	2	1	0	0	0	0	0	0	6	6	9.00	2.000	
Ron Reed, R ERA: 2.41																	

TOP

St. Louis Cardinals @ Philadelphia Phillies
Veterans Stadium, Philadelphia, PA
Sun Sep 10 1978, 3:33 AM EDT
Att. 33,106 - Cloudy

AB 38
R 8
H 11
RBI 7
BB 4
SO 8
LOB 16





Batter	1	2	3	4	5	6	7	8	9	10	AB	R	H	RBI	BB	SO	LOB						
Bake McBride, L OBP: 0.323, SLG: 0.389	F5										5	2	1	0	1	0	2						
Larry Bowa, S OBP: 0.324, SLG: 0.378											3	2	2	0	3	0	1						
Garry Maddox, R OBP: 0.326, SLG: 0.406											5	1	1	3	0	0	4						
Greg Luzinski, R OBP: 0.397, SLG: 0.527											3	1	2	2	1	0	1						
Jim Morrison, R OBP: 0.232, SLG: 0.265											0	0	0	0	0	0	0						
Jerry Martin, R OBP: 0.341, SLG: 0.462											0	0	0	0	0	0	0						
Richie Hebner, L OBP: 0.371, SLG: 0.468											4	0	1	0	0	0	4						
Lonnie Smith, R OBP: 0.353, SLG: 0.336											0	0	0	0	0	0	0						
Tug McGraw, R OBP: 0.353, SLG: 0.336											0	0	0	0	1	0	0						
Tim McCarver, L OBP: 0.353, SLG: 0.336											0	0	0	0	0	0	0						
Ron Reed, R OBP: 0.366, SLG: 0.434											4	0	1	0	1	2	3						
Bob Boone, R OBP: 0.351, SLG: 0.439											3	0	1	0	1	0	1						
Bud Harrelson, S OBP: 0.355, SLG: 0.247											0	0	0	0	0	0	0						
Barry Foote, R OBP: 0.196, SLG: 0.240											1	0	0	0	0	0	2						
Ted Sizemore, R OBP: 0.280, SLG: 0.269											5	0	1	0	0	1	3						
Jim Lonborg, R ERA: 3.9	6.2	7	5	2	0	1	0	0	0	0	1	0	0	0	0	0	1						
Aurelio Lopez, R ERA: 3.95	1.1	6	2	0	0	1	0	0	0	0	0	0	0	0	0	0	1						
Mark Littell, R ERA: 2.94	1.0	W	6	0	1	1	0	2	0	1	0	0	0	0	0	0	0						
George Frazier, R ERA: 3.6	0.1	2	1	0	0	0	0	0	0	0	0	0	0	0	0	0	0						
Buddy Schultz, L ERA: 3.7	0.2	S	2	0	0	0	0	0	0	0	0	0	0	0	0	0	0						
Inning Stats	R: 0 E: 0 K: 0 S: 4	H: 1 LOB: 2 BB: 1 P: 8	R: 0 E: 0 K: 0 S: 4	H: 1 LOB: 1 BB: 0 P: 4	R: 1 E: 0 K: 1 S: 6	H: 1 LOB: 2 BB: 2 P: 14	R: 0 E: 0 K: 0 S: 2	H: 0 LOB: 0 BB: 1 P: 6	R: 0 E: 0 K: 0 S: 3	H: 0 LOB: 1 BB: 1 P: 7	R: 0 E: 0 K: 1 S: 5	H: 0 LOB: 2 BB: 0 P: 5	R: 4 E: 0 K: 0 S: 8	H: 5 LOB: 2 BB: 0 P: 8	R: 0 E: 0 K: 1 S: 6	H: 1 LOB: 2 BB: 0 P: 6	R: 1 E: 0 K: 0 S: 3	H: 0 LOB: 2 BB: 2 P: 12	R: 0 E: 0 K: 0 S: 4	H: 1 LOB: 1 BB: 0 P: 4	1B: 8 2B: 1 3B: 0 HR: 1	SF: 1 SAC: 0 DP: 1 HBP: 1	WP: 0 PA: 47
PITCHER	IP WLS BF H R ER SO ERA WHIP	IP WLS BF H R ER SO ERA WHIP	IP WLS BF H R ER SO ERA WHIP	IP WLS BF H R ER SO ERA WHIP	IP WLS BF H R ER SO ERA WHIP	IP WLS BF H R ER SO ERA WHIP	IP WLS BF H R ER SO ERA WHIP	IP WLS BF H R ER SO ERA WHIP	IP WLS BF H R ER SO ERA WHIP	IP WLS BF H R ER SO ERA WHIP	IP WLS BF H R ER SO ERA WHIP	IP WLS BF H R ER SO ERA WHIP	IP WLS BF H R ER SO ERA WHIP	IP WLS BF H R ER SO ERA WHIP	IP WLS BF H R ER SO ERA WHIP	IP WLS BF H R ER SO ERA WHIP	IP WLS BF H R ER SO ERA WHIP						
Warren Brusstar, R ERA: 2.32	3.0	13	3	2	2	2	2	0	0	0	0	0	15	23	6.00	1.667							
Rawly Eastwick, R ERA: 3.71	2.0	7	0	0	0	2	1	0	0	0	0	0	10	14	0.00	0.500							
Tug McGraw, L ERA: 2.99	1.0	L	6	2	2	1	0	0	0	0	0	0	6	6	9.00	2.000							
Ron Reed, R ERA: 2.41																							


BOTTOM

St. Louis Cardinals @ Philadelphia Phillies
Veterans Stadium, Philadelphia, PA
Sun Sep 10 1978, 3:33 AM EDT
Att. 33,106 - Cloudy

AB 38
R 6
H 10
RBI 6
BB 7
SO 3
LOB 25



Batter	1	2	3	4	5	6	7	8	9	AB	R	H	RBI	BB	SO	LOB	TOP
Garry Templeton, S (1, 6) OBP: 0.302, SLG: 0.370	0-0 5-3			0-0 4-3			0-0 4-3		0-0 4-3	4	0	0	0	0	0	0	St. Louis Cardinals @ Montreal Expos Olympic Stadium, Montreal, QB Mon Sep 11 1978, 7:05 PM EDT Att: 4,949 - Unknown AB 29 R 1 H 3 RBI 1 BB 0 SO 1 LOB 2 
Jim Lentine, R (1, 7) Roger Freed, R (9, PH) OBP: 0.273, SLG: 0.370	0-0 F7			0-0 4-3			0-0 4-3		0-0 4-3	3	0	0	0	0	0	0	
Jerry Morales, R (1, 9) OBP: 0.285, SLG: 0.336	0-3 K			0-0 L6			0-0 F7			3	0	0	0	0	1	0	
Ted Simmons, S (1, 2) OBP: 0.376, SLG: 0.527		0-0 1-3			0-0 F9			0-0 6-3		3	0	0	0	0	0	0	
George Hendrick, R (1, 8) OBP: 0.334, SLG: 0.471		0-0 1-3			0-0 F2			0-0 1B 2B		3	1	1	0	0	0	0	
Ken Reitz, R (1, 5) OBP: 0.277, SLG: 0.361		0-0 F9			0-0 F7			0-0 1B 1B		3	0	1	0	0	0	0	
Keith Hernandez, L (1, 3) OBP: 0.349, SLG: 0.388			0-0 6-3		0-0 4-3			0-0 1B 1B G6-4-3		3	0	1	1	0	0	0	
Mike Tyson, R (1, 4) OBP: 0.286, SLG: 0.312			0-0 5-3		0-0 1-3			0-0 G6-4-3 1-2		3	0	0	0	0	0	2	
John Denny, R (1, 1) Tony Scott, S (9, PH) OBP: 0.289, SLG: 0.295			0-0 1-3		0-0 4-3			0-0 F9		2	0	0	0	0	0	0	
Inning Stats	R: 0 E: 0 K: 1 S: 5	H: 0 LOB: 0 BB: 0 P: 5	R: 0 E: 0 K: 0 S: 3	H: 0 LOB: 0 BB: 0 P: 3	R: 0 E: 0 K: 0 S: 3	H: 0 LOB: 0 BB: 0 P: 3	R: 0 E: 0 K: 0 S: 3	H: 0 LOB: 0 BB: 0 P: 3	R: 0 E: 0 K: 0 S: 3	H: 3 LOB: 1 BB: 0 P: 5	R: 0 E: 0 K: 0 S: 3	H: 0 LOB: 0 BB: 0 P: 3	1B: 2 2B: 1 3B: 0 HR: 0	SF: 0 SAC: 0 DP: 1 HBP: 0	WP: 0 PB: 0 SB: 0 CS: 0	PA: 29	
PITCHER Ross Grimsley, L (1, 1) ERA: 3.02	IP: 9.0 WLS: W BF: 29 H: 3 R: 1 ER: 1 SO: 1 BB: 0 IBB: 0 HBP: 0 BLK: 0 WP: 0 HR: 0 S: 31 P: 31 ERA: 1.00 WHIP: 0.333																

Batter	1	2	3	4	5	6	7	8	9	AB	R	H	RBI	BB	SO	LOB	BOTTOM	
Dave Cash, R (1, 4) OBP: 0.290, SLG: 0.310	0-0 5-3		0-0 2B 1B		0-0 FC4 1B			0-0 1-6-3		4	1	2	0	0	0	0	St. Louis Cardinals @ Montreal Expos Olympic Stadium, Montreal, QB Mon Sep 11 1978, 7:05 PM EDT Att: 4,949 - Unknown AB 30 R 3 H 9 RBI 3 BB 0 SO 3 LOB 7 	
Andra Dawson, R (1, 8) OBP: 0.302, SLG: 0.437	0-0 1-3		0-0 1H 2B		0-0 FC4 CS			0-0 L6-4 2B		4	0	2	1	0	0	1		
Ellis Valentine, R (1, 9) OBP: 0.330, SLG: 0.490	0-0 F9		0-3 K		0-0 CS	0-0 6-3		0-0 L6-4		4	0	0	0	0	1	2		
Tony Perez, R (1, 3) OBP: 0.335, SLG: 0.444		0-0 G4-6-3 1B		0-0 HR 1B		0-0 6-3		0-0 2-3		3	1	2	0	0	0	0		
Warren Cromartie, L (1, 7) OBP: 0.342, SLG: 0.410		0-0 G4-6-3 1-2		0-3 K		0-0 1B				3	0	1	0	0	1	2		
Gary Carter, R (1, 2) OBP: 0.335, SLG: 0.418		0-0 1B		0-0 2H HR		0-0 F7				3	1	2	2	0	0	1		
Larry Parrish, R (1, 5) OBP: 0.320, SLG: 0.454		0-0 F9		0-0 F9		0-0 6-3				3	0	0	0	0	0	1		
Chris Speier, R (1, 6) OBP: 0.333, SLG: 0.334			0-3 K2-3		0-0 F8		0-0 L5			3	0	0	0	0	1	0		
Ross Grimsley, L (1, 1) OBP: 0.176, SLG: 0.160			0-0 5-3		0-0 4-3		0-0 4-3			3	0	0	0	0	0	0		
Inning Stats	R: 0 E: 0 K: 0 S: 3	H: 2 LOB: 1 BB: 0 P: 4	R: 1 E: 0 K: 2 S: 9	H: 2 LOB: 1 BB: 0 P: 9	R: 2 E: 0 K: 1 S: 7	H: 2 LOB: 0 BB: 0 P: 7	R: 0 E: 0 K: 0 S: 3	H: 1 LOB: 1 BB: 0 P: 3	R: 0 E: 0 K: 0 S: 4	H: 1 LOB: 0 BB: 0 P: 4	R: 0 E: 0 K: 0 S: 3	H: 0 LOB: 0 BB: 0 P: 3	R: 0 E: 0 K: 0 S: 3	H: 1 LOB: 0 BB: 0 P: 3	1B: 6 2B: 3 3B: 0 HR: 1	SF: 0 SAC: 0 DP: 2 HBP: 0		WP: 0 PB: 0 SB: 1 CS: 1
PITCHER John Denny, R (1, 1) ERA: 3.17	IP: 8.0 WLS: L BF: 30 H: 9 R: 3 ER: 3 SO: 3 BB: 0 IBB: 0 HBP: 0 BLK: 0 WP: 0 HR: 1 S: 36 P: 36 ERA: 3.38 WHIP: 1.125																	

Batter	1	2	3	4	5	6	7	8	9	AB	R	H	RBI	BB	SO	LOB	TOP			
Tony Scott, S (1, 7) OBP: 0.284, SLG: 0.290	K			K	L5			F8		4	0	0	0	0	2	1	St. Louis Cardinals @ Montreal Expos Olympic Stadium, Montreal, QB Tue Sep 12 1978, 7:05 PM EDT Att: 8,672 - Unknown			
Jerry Morales, R (1, 9) OBP: 0.285, SLG: 0.334 Mark Littell, L (8, 1)	K			1B BB			F9	F7		3	1	0	0	1	1	1				
Keith Hernandez, L (1, 3) OBP: 0.348, SLG: 0.387	K			BB 1B			F8	6-3		4	0	1	0	0	1	1				
Ted Simmons, S (1, 2) OBP: 0.375, SLG: 0.524		G4-6-3 HBP		P4			F7		K	3	0	0	0	0	1	2				
George Hendrick, R (1, 8) OBP: 0.333, SLG: 0.469		G4-6-3		BB 1B			F8	5-3		4	0	1	1	0	0	1				
Ken Reitz, R (1, 5) OBP: 0.279, SLG: 0.361		F3		BB 1B				4-3		3	0	1	0	1	0	0				
Mike Tyson, R (1, 4) OBP: 0.283, SLG: 0.309			F9	F7			F8			3	0	0	0	0	0	4				
Mike Ramsey, S (1, 6) Gary Templeton, S (7, PH) OBP: 0.302, SLG: 0.359			F8	F3			K			2	0	0	0	0	0	0				
Pete Vuckovich, R (1, 1) OBP: 0.132, SLG: 0.135 Tom Bruno, R (5, 1) OBP: 0.125, SLG: 0.125 Jerry Mumphrey, S (8, PH) OBP: 0.306, SLG: 0.330		5-3		K				BB		0	0	0	0	0	0	0				
										0	0	0	0	1	0	0				
Inning Stats	R: 0 E: 0 K: 3 S: 9	H: 0 LOB: 0 BB: 0 P: 9	R: 0 E: 0 K: 0 S: 2	H: 0 LOB: 0 BB: 0 P: 3	R: 0 E: 0 K: 0 S: 3	H: 0 LOB: 0 BB: 0 P: 3	R: 1 E: 0 K: 1 S: 7	H: 2 LOB: 2 BB: 2 P: 15	R: 0 E: 0 K: 1 S: 5	H: 0 LOB: 0 BB: 0 P: 5	R: 0 E: 0 K: 0 S: 3	H: 1 LOB: 1 BB: 0 P: 6	R: 0 E: 0 K: 0 S: 3	H: 0 LOB: 1 BB: 1 P: 7	R: 0 E: 0 K: 1 S: 5	H: 0 LOB: 0 BB: 0 P: 5	1B: 3 2B: 0 3B: 0 HR: 0	SF: 0 SAC: 0 DP: 1 HBP: 1	WP: 0 PB: 0 SB: 0 CS: 0	PA: 33
PITCHER Rudy May, L (1, 1) ERA: 4.02	IP: 9.0 WLS: W BF: 33 H: 3 R: 1 ER: 1 SO: 7 BB: 3 IBB: 0 HBP: 1 BLK: 0 WP: 0 HR: 0 S: 43 P: 56 ERA: 1.00 WHIP: 0.667																			

Batter	1	2	3	4	5	6	7	8	9	AB	R	H	RBI	BB	SO	LOB	BOTTOM			
Dave Cash, R (1, 4) OBP: 0.290, SLG: 0.313 Pepe Frias, R (9, 4) OBP: 0.250, SLG: 0.533	L5		K		2B 3B		6-3			4	1	1	1	0	1	0	St. Louis Cardinals @ Montreal Expos Olympic Stadium, Montreal, QB Tue Sep 12 1978, 7:05 PM EDT Att: 8,672 - Unknown			
Andra Dawson, R (1, 8) OBP: 0.303, SLG: 0.441	5-3			F9	SF8 2B			2B		4	1	2	1	0	0	0				
Ellis Valentine, R (1, 9) OBP: 0.330, SLG: 0.489	K			1B 1B	SF8		F3			3	1	1	1	0	1	1				
Tony Perez, R (1, 3) OBP: 0.338, SLG: 0.446 Tom Hutton, L (9, 3) OBP: 0.326, SLG: 0.323		1B FC5-4 1B		1B 1B	1B		F9			4	1	3	0	0	0	0				
Warren Cromartie, L (1, 7) OBP: 0.341, SLG: 0.409		FC5-4 1B		K	F7		F7			4	0	1	0	0	1	3				
Gary Carter, R (1, 2) OBP: 0.335, SLG: 0.417		FC5-4 CS		1B	1B		K	K		4	0	1	2	0	2	1				
Larry Parrish, R (1, 5) OBP: 0.318, SLG: 0.451		5-3		F8			K	K		3	0	0	0	0	1	3				
Chris Speier, R (1, 6) OBP: 0.333, SLG: 0.334			K		SH5-4 3B 1B		4-3			3	1	1	0	0	1	0				
Rudy May, L (1, 1) OBP: 0.220, SLG: 0.211			K		SH5-4		G3			2	0	0	0	0	1	0				
										0	0	0	0	0	0	0				
Inning Stats	R: 0 E: 0 K: 1 S: 5	H: 0 LOB: 0 BB: 0 P: 5	R: 1 E: 0 K: 0 S: 4	H: 2 LOB: 0 BB: 0 P: 4	R: 0 E: 0 K: 3 S: 9	H: 0 LOB: 0 BB: 0 P: 9	R: 1 E: 0 K: 1 S: 8	H: 3 LOB: 2 BB: 0 P: 8	R: 3 E: 0 K: 0 S: 7	H: 4 LOB: 1 BB: 0 P: 7	R: 0 E: 0 K: 2 S: 7	H: 0 LOB: 0 BB: 0 P: 7	R: 0 E: 0 K: 0 S: 4	H: 1 LOB: 1 BB: 0 P: 4	R: 0 E: 0 K: 1 S: 5	H: 0 LOB: 0 BB: 0 P: 5	1B: 7 2B: 2 3B: 1 HR: 0	SF: 1 SAC: 1 DP: 0 HBP: 0	WP: 0 PB: 0 SB: 0 CS: 1	PA: 33
PITCHER Pete Vuckovich, R (1, 1) ERA: 2.54 Tom Bruno, R (5, 1) ERA: 1.23 Mark Littell, R (8, 1) ERA: 2.91	IP: 4.2 WLS: L BF: 22 H: 9 R: 5 ER: 5 SO: 2 BB: 0 IBB: 0 HBP: 0 BLK: 0 WP: 0 HR: 0 S: 12 P: 12 ERA: 0.00 WHIP: 0.429																			
	IP: 1.0 WLS: 3 BF: 0 H: 0 R: 0 ER: 0 SO: 1 BB: 0 IBB: 0 HBP: 0 BLK: 0 WP: 0 HR: 0 S: 5 P: 5 ERA: 0.00 WHIP: 0.000																			

Batter	1	2	3	4	5	6	7	8	9	AB	R	H	RBI	BB	SO	LOB	TOP			
Garry Templeton, S OBP: 0.300, SLG: 0.367	5-3		6-3		FC5-4			6-3		4	0	0	0	0	0	1	St. Louis Cardinals @ Pittsburgh Pirates Three Rivers Stadium, Pittsburgh, PA Wed Sep 13 1978, 7:05 PM EDT Att: 6,398 - Unknown livebaseballscorecards.com			
Jerry Mumphrey, S OBP: 0.308, SLG: 0.330	K					6-3				3	0	1	0	1	1	0				
Keith Hernandez, L OBP: 0.347, SLG: 0.385			F2			4-3		K		3	0	0	0	1	1	2				
Ted Simmons, S OBP: 0.376, SLG: 0.522						3-1				3	0	1	0	1	0	0				
Wayne Garrett, L OBP: 0.331, SLG: 0.312	3-1						4-3			4	0	0	0	0	0	3				
Dane Iorg, L OBP: 0.259, SLG: 0.260										4	1	2	0	0	1	1				
Terry Kennedy, L (1,2)										3	0	0	0	0	2	2				
Mike Phillips, L OBP: 0.313, SLG: 0.317										3	0	0	0	0	2	1				
Buddy Schultz, R OBP: 0.333, SLG: 0.600										0	0	0	0	0	0	0				
George Frazier, R OBP: 0.333, SLG: 0.333										0	0	0	0	0	0	0				
Pete Falcone, L OBP: 0.238, SLG: 0.286										1	0	0	0	0	0	0				
Aurelio Lopez, R OBP: 0.154, SLG: 0.154										1	0	1	0	0	0	0				
Ken Oberkfell, L OBP: 0.175, SLG: 0.158										1	0	0	0	0	0	0				
Inning Stats	R: 0 E: 0 K: 1 S: 5	H: 0 LOB: 2 BB: 2 P: 13	R: 1 E: 0 K: 1 S: 6	H: 1 LOB: 0 BB: 0 P: 6	R: 0 E: 0 K: 0 S: 2	H: 0 LOB: 0 BB: 1 P: 6	R: 0 E: 0 K: 0 S: 3	H: 1 LOB: 0 BB: 0 P: 3	R: 0 E: 0 K: 2 S: 8	H: 1 LOB: 1 BB: 0 P: 8	R: 0 E: 0 K: 1 S: 6	H: 1 LOB: 1 BB: 0 P: 6	R: 0 E: 0 K: 1 S: 6	H: 1 LOB: 1 BB: 0 P: 6	R: 0 E: 0 K: 1 S: 5	H: 0 LOB: 0 BB: 0 P: 5	1B: 4 2B: 1 3B: 0 HR: 0	SF: 0 SAC: 0 DP: 1 HBP: 0	WP: 1 PB: 0 SB: 0 CS: 1	PA: 33
PITCHER Bert Blyleven, R ERA: 3.01	IP: 9.0 WLS: W BF: 33 H: 5 R: 1 ER: 1 SO: 7 BB: 3 IBB: 0 HBP: 0 BLK: 0 WP: 1 HR: 0 S: 44 P: 56 ERA: 1.00 WHIP: 0.889																			

Batter	1	2	3	4	5	6	7	8	9	AB	R	H	RBI	BB	SO	LOB	BOTTOM			
Frank Taveras, R OBP: 0.315, SLG: 0.355										1	1	0	0	2	1	0	St. Louis Cardinals @ Pittsburgh Pirates Three Rivers Stadium, Pittsburgh, PA Wed Sep 13 1978, 7:05 PM EDT Att: 6,398 - Unknown livebaseballscorecards.com			
Omar Moreno, L OBP: 0.334, SLG: 0.294										1	1	0	0	3	0	0				
Dave Parker, L OBP: 0.373, SLG: 0.547										3	2	0	0	1	1	4				
Bill Robinson, R OBP: 0.294, SLG: 0.398										2	1	1	4	1	0	0				
Willie Stargell, L OBP: 0.377, SLG: 0.572										4	1	1	3	0	0	2				
Phil Garner, R OBP: 0.353, SLG: 0.397										2	0	0	0	2	1	0				
Dale Berra, R OBP: 0.276, SLG: 0.359										2	0	0	0	2	0	1				
Duffy Dyer, R OBP: 0.298, SLG: 0.272										4	0	0	0	0	2	3				
Bert Blyleven, R OBP: 0.154, SLG: 0.169										4	1	1	0	0	0	1				
Inning Stats	R: 0 E: 0 K: 0 S: 2	H: 0 LOB: 2 BB: 3 P: 14	R: 0 E: 0 K: 0 S: 2	H: 0 LOB: 2 BB: 2 P: 10	R: 3 E: 0 K: 0 S: 4	H: 1 LOB: 1 BB: 3 P: 16	R: 0 E: 0 K: 1 S: 5	H: 0 LOB: 0 BB: 0 P: 5	R: 0 E: 0 K: 2 S: 7	H: 0 LOB: 1 BB: 1 P: 11	R: 4 E: 0 K: 0 S: 5	H: 2 LOB: 0 BB: 2 P: 13	R: 0 E: 0 K: 1 S: 5	H: 0 LOB: 0 BB: 0 P: 5	R: 0 E: 0 K: 1 S: 5	H: 0 LOB: 0 BB: 0 P: 5		1B: 1 2B: 0 3B: 0 HR: 2	SF: 1 SAC: 1 DP: 1 HBP: 0	WP: 3 PB: 0 SB: 1 CS: 0
PITCHER Pete Falcone, L ERA: 5.76	IP: 2.2 WLS: L BF: 15 H: 1 R: 3 ER: 3 SO: 3 BB: 8 IBB: 0 HBP: 0 BLK: 0 WP: 1 HR: 1 S: 21 P: 39 ERA: 6.75 WHIP: 0.750																			
Aurelio Lopez, R ERA: 4.12	IP: 4.0 WLS: L BF: 16 H: 1 R: 3 ER: 3 SO: 4 BB: 2 IBB: 1 HBP: 0 BLK: 0 WP: 0 HR: 0 S: 21 P: 33 ERA: 6.75 WHIP: 0.750																			
Buddy Schultz, L ERA: 3.81	IP: 0.1 WLS: L BF: 2 H: 1 R: 1 ER: 1 SO: 0 BB: 0 IBB: 0 HBP: 0 BLK: 0 WP: 0 HR: 0 S: 2 P: 2 ERA: 27.00 WHIP: 3.000																			
George Frazier, R ERA: 3.43	IP: 1.0 WLS: L BF: 3 H: 0 R: 0 ER: 0 SO: 1 BB: 0 IBB: 0 HBP: 0 BLK: 0 WP: 0 HR: 0 S: 5 P: 5 ERA: 0.00 WHIP: 0.000																			

Batter	1	2	3	4	5	6	7	8	9	AB	R	H	RBI	BB	SO	LOB	TOP								
Garry Templeton, S OBP: 0.297, SLG: 0.364 (1, 6)	F8		G5-4-3			P6		K	FC4	5	1	0	0	0	1	3	St. Louis Cardinals @ Pittsburgh Pirates Three Rivers Stadium, Pittsburgh, PA Thu Sep 14 1978, 7:05 PM EDT Att: 5,294 - Unknown livebaseballscorecards.com								
Jerry Morales, R OBP: 0.288, SLG: 0.336 (1, 9)	F9			CS		1B		E8	G6-4-3	4	1	2	0	1	0	2									
Keith Hernandez, L OBP: 0.348, SLG: 0.384 (1, 3)				BB		1B		4-1		3	0	1	1	1	0	1									
Ted Simmons, S OBP: 0.377, SLG: 0.521 (1, 7)	F8			BB		K		2B		3	1	1	0	1	1	3									
George Hendrick, R OBP: 0.333, SLG: 0.469 (1, 8)		F8		4-3		P6		2B		4	1	1	0	0	0	3									
Ken Reitz, R OBP: 0.279, SLG: 0.362 (1, 5)		P6				5-3		F9		4	0	1	2	0	0	0									
Steve Swisher, R OBP: 0.281, SLG: 0.347 (8, PH)						E5		F8	L4	3	0	0	0	0	0	0									
Dane Iorg, L OBP: 0.255, SLG: 0.255 (8, PH)						F9		F9		1	0	0	0	0	0	1									
Roy Thomas, R OBP: 0.250, SLG: 0.250 (8, 1)						F9		F9	FC4	0	0	0	0	1	0	0									
Mike Tyson, R OBP: 0.281, SLG: 0.307 (9, PH)			2-3			F9		F9		3	0	0	0	0	0	1									
Wayne Garrett, L OBP: 0.336, SLG: 0.312 (9, PH)						F9		F9		0	0	0	0	1	0	0									
Ken Oberkfell, L OBP: 0.175, SLG: 0.158 (9, PH)						F9		F9	FC4	0	0	0	0	0	0	0									
Bob Forsch, R OBP: 0.193, SLG: 0.305 (7, 1)						F9		F9		1	0	0	0	1	0	1									
John Urrea, R OBP: 0.095, SLG: 0.050 (8, PH)						F9		F9		0	0	0	0	0	0	0									
Jerry Mumphy, S OBP: 0.309, SLG: 0.331 (8, 7)						F9		F9	FC4	2	0	1	0	0	1	0									
Inning Stats	R: 0 E: 0 K: 0 S: 3	H: 0 LOB: 1 BB: 1 P: 7	R: 0 E: 0 K: 0 S: 3	H: 0 LOB: 0 BB: 0 P: 3	R: 0 E: 0 K: 0 S: 2	H: 0 LOB: 0 BB: 0 P: 6	R: 0 E: 0 K: 0 S: 2	H: 0 LOB: 1 BB: 2 P: 10	R: 0 E: 1 K: 0 S: 4	H: 0 LOB: 1 BB: 0 P: 4	R: 0 E: 0 K: 1 S: 7	H: 2 LOB: 2 BB: 0 P: 7	R: 0 E: 0 K: 0 S: 3	H: 0 LOB: 0 BB: 0 P: 3	R: 4 E: 1 K: 2 S: 12	H: 4 LOB: 1 BB: 0 P: 12	R: 0 E: 0 K: 0 S: 3	H: 1 LOB: 2 BB: 1 P: 7	1B: 5 2B: 2 3B: 0 HR: 0	SF: 0 SAC: 0 DP: 2 HBP: 0	WP: 0 PB: 1 SB: 1 CS: 0	PA: 38			
PITCHER	IP	WLS	BF	H	R	ER	SO	BB	IBB	HBP	BLK	WP	HR	S	P	ERA	WHIP								
Jim Rooker, L ERA: 4.11 (1, 1)	7.2	W	31	4	3	1	3	4	0	0	0	0	0	33	49	1.17	1.043								
Kent Tekulve, R ERA: 1.86 (8, 1)	1.1		7	3	1	0	0	1	0	0	0	0	0	6	10	0.00	3.000								

Batter	1	2	3	4	5	6	7	8	9	AB	R	H	RBI	BB	SO	LOB	BOTTOM									
Frank Taveras, R OBP: 0.314, SLG: 0.352 (1, 6)	F9		5-3			F7		F9		4	0	0	0	1	0	0	St. Louis Cardinals @ Pittsburgh Pirates Three Rivers Stadium, Pittsburgh, PA Thu Sep 14 1978, 7:05 PM EDT Att: 5,294 - Unknown livebaseballscorecards.com									
Omar Moreno, L OBP: 0.335, SLG: 0.297 (1, 8)			L6			L6		K		5	1	2	0	0	1	2										
Dave Parker, L OBP: 0.373, SLG: 0.545 (1, 9)						L6		K		4	1	1	0	0	1	1										
Willie Stargell, L OBP: 0.380, SLG: 0.577 (1, 3)			4-3			L6		K		4	1	3	2	0	0	1										
Ed Ott, L OBP: 0.318, SLG: 0.419 (1, 2)						L6		K		3	1	0	0	1	1	2										
Bill Robinson, R OBP: 0.295, SLG: 0.401 (7, 7)						L6		K		4	1	2	1	0	0	1										
John Milner, L OBP: 0.353, SLG: 0.498 (7, 5)						L6		K		2	1	1	0	1	0	0										
Dale Berra, R OBP: 0.282, SLG: 0.359 (7, 5)						L6		K		0	0	0	0	0	0	0										
Phil Garner, R OBP: 0.355, SLG: 0.403 (1, 4)						L6		K		3	1	1	4	1	0	4										
Jim Rooker, R OBP: 0.158, SLG: 0.232 (1, 1)						L6		K		3	0	0	0	0	1	1										
Kent Tekulve, R OBP: 0.095, SLG: 0.095 (8, 1)						L6		K		1	0	0	0	0	1	0										
Inning Stats	R: 0 E: 0 K: 0 S: 4	H: 1 LOB: 1 BB: 0 P: 4	R: 0 E: 0 K: 1 S: 6	H: 1 LOB: 0 BB: 0 P: 6	R: 0 E: 0 K: 1 S: 6	H: 1 LOB: 1 BB: 0 P: 6	R: 0 E: 0 K: 1 S: 5	H: 0 LOB: 2 BB: 2 P: 13	R: 5 E: 0 K: 0 S: 6	H: 3 LOB: 0 BB: 2 P: 14	R: 2 E: 0 K: 0 S: 6	H: 4 LOB: 2 BB: 0 P: 7	R: 0 E: 0 K: 2 S: 7	H: 0 LOB: 0 BB: 0 P: 7	1B: 6 2B: 3 3B: 0 HR: 1	SF: 0 SAC: 0 DP: 1 HBP: 1		WP: 0 PB: 1 SB: 1 CS: 0	PA: 38							
PITCHER	IP	WLS	BF	H	R	ER	SO	BB	IBB	HBP	BLK	WP	HR	S	P	ERA		WHIP								
Bob Forsch, R ERA: 3.74 (7, 1)	1.0	L	5	2	0	0	0	0	0	1	0	0	0	4	5	0.00		2.000								
John Urrea, R ERA: 5.61 (8, 1)	1.0		3	0	0	0	2	0	0	0	0	0	0	7	7	0.00		0.000								

Batter	1	2	3	4	5	6	7	8	9	10	11	12	AB	R	H	RBI	BB	SO	LOB	TOP
Gary Templeton, S OBP: 0.296, SLG: 0.363 (1,6)	F7	K		K										5	0	1	0	1	3	4
Dane Iorg, L OBP: 0.254, SLG: 0.273 Jerry Humphrey, S OBP: 0.307, SLG: 0.329 (1,9)	4-3				K									4	0	1	0	0	1	1
George Hendrick, R OBP: 0.333, SLG: 0.470 (1,8)	1-3			K										6	1	2	0	0	3	2
Ted Simmons, S OBP: 0.378, SLG: 0.519 (1,7)		F2												4	1	1	0	2	0	1
Keith Hernandez, L OBP: 0.348, SLG: 0.381 (1,3)														4	2	0	0	2	1	4
Ken Reitz, R OBP: 0.281, SLG: 0.363 (1,5)														6	1	3	1	0	1	2
Terry Kennedy, L OBP: 0.375, SLG: 0.286 Tony Scott, S OBP: 0.282, SLG: 0.287 (1,2)														3	0	2	1	1	0	0
Mike Tyson, R OBP: 0.282, SLG: 0.307 Mike Phillips, L OBP: 0.314, SLG: 0.338 (1,4)														3	0	1	0	0	0	2
Rob Dressler, R Tom Bruno, R Buddy Schultz, L Wayne Starnes, L Jim Lentini, R Aurelio Lopez, R Lou Brock, S Mark Littell, L (1,1)														1	0	0	0	0	1	3
Inning Stats	R: 0 E: 0 K: 0 S: 3	H: 0 LOB: 0 BB: 0 P: 3	R: 1 E: 0 K: 2 S: 10	H: 3 LOB: 3 BB: 1 P: 14	R: 0 E: 0 K: 2 S: 8	H: 1 LOB: 2 BB: 1 P: 12	R: 0 E: 0 K: 1 S: 6	H: 1 LOB: 1 BB: 0 P: 6	R: 0 E: 0 K: 2 S: 8	H: 0 LOB: 0 BB: 1 P: 8	R: 0 E: 0 K: 1 S: 9	H: 0 LOB: 2 BB: 2 P: 17	R: 0 E: 0 K: 2 S: 7	H: 0 LOB: 0 BB: 0 P: 7	R: 5 E: 0 K: 1 S: 11	H: 3 LOB: 0 BB: 2 P: 20	1B: 9 2B: 2 3B: 0 HR: 1	SF: 0 SAC: 1 DP: 1 HBP: 0	WP: 1 PB: 0 SB: 2 CS: 0	PA: 54
PITCHER	IP WLS BF H R ER SO BB IBB HBP BLK WP HR S P ERA WHIP	IP WLS BF H R ER SO BB IBB HBP BLK WP HR S P ERA WHIP	IP WLS BF H R ER SO BB IBB HBP BLK WP HR S P ERA WHIP	IP WLS BF H R ER SO BB IBB HBP BLK WP HR S P ERA WHIP	IP WLS BF H R ER SO BB IBB HBP BLK WP HR S P ERA WHIP	IP WLS BF H R ER SO BB IBB HBP BLK WP HR S P ERA WHIP	IP WLS BF H R ER SO BB IBB HBP BLK WP HR S P ERA WHIP	IP WLS BF H R ER SO BB IBB HBP BLK WP HR S P ERA WHIP	IP WLS BF H R ER SO BB IBB HBP BLK WP HR S P ERA WHIP	IP WLS BF H R ER SO BB IBB HBP BLK WP HR S P ERA WHIP	IP WLS BF H R ER SO BB IBB HBP BLK WP HR S P ERA WHIP	IP WLS BF H R ER SO BB IBB HBP BLK WP HR S P ERA WHIP	IP WLS BF H R ER SO BB IBB HBP BLK WP HR S P ERA WHIP	IP WLS BF H R ER SO BB IBB HBP BLK WP HR S P ERA WHIP	IP WLS BF H R ER SO BB IBB HBP BLK WP HR S P ERA WHIP	IP WLS BF H R ER SO BB IBB HBP BLK WP HR S P ERA WHIP	IP WLS BF H R ER SO BB IBB HBP BLK WP HR S P ERA WHIP	IP WLS BF H R ER SO BB IBB HBP BLK WP HR S P ERA WHIP	IP WLS BF H R ER SO BB IBB HBP BLK WP HR S P ERA WHIP	IP WLS BF H R ER SO BB IBB HBP BLK WP HR S P ERA WHIP

St. Louis Cardinals @ Chicago Cubs
Wrigley Field, Chicago, IL
Fri Sep 15 1978, 3:33 AM CDT
Att: 5,097 - Sunny - 74 F

AB 46
R 6
H 12
RBI 5
BB 7
SO 15
LOB 26



Batter	1	2	3	4	5	6	7	8	9	10	11	12	AB	R	H	RBI	BB	SO	LOB	BOTTOM		
Greg Gross, L OBP: 0.326, SLG: 0.363 Jerry White, S OBP: 0.363, SLG: 0.281 (1,8)	F7													4	0	1	0	0	0	0		
Rodney Scott, S OBP: 0.406, SLG: 0.310 (1,5)	4-3													4	0	0	0	2	0	3		
Bill Buckner, L OBP: 0.334, SLG: 0.404 (1,3)														6	0	2	0	0	2	6		
Bobby Murcer, L OBP: 0.383, SLG: 0.419 (1,9)														4	0	1	0	1	1	1		
Dave Kingman, R OBP: 0.322, SLG: 0.532 (1,7)														5	1	2	1	0	0	1		
Manny Trillo, R OBP: 0.324, SLG: 0.338 (1,4)														4	0	0	0	1	2	2		
Ivan De Jesus, R OBP: 0.347, SLG: 0.348 (1,6)														5	1	1	0	0	0	3		
Tim Blackwell, S OBP: 0.358, SLG: 0.264 Larry Bittner, L OBP: 0.303, SLG: 0.345 Bruce Sutter, R OBP: 0.260, SLG: 0.077 Ken Holtzman, R OBP: 0.375, SLG: 0.429 Scot Thompson, L OBP: 0.444, SLG: 0.375 (1,2)														2	0	0	0	1	1	0		
Mike Krukow, R OBP: 0.275, SLG: 0.324 Larry Cox, R OBP: 0.354, SLG: 0.388 Mike Vail, R OBP: 0.311, SLG: 0.423 (1,1)														3	0	0	0	1	1	1		
Inning Stats	R: 0 E: 0 K: 0 S: 4	H: 1 LOB: 1 BB: 0 P: 4	R: 0 E: 0 K: 1 S: 5	H: 0 LOB: 0 BB: 0 P: 5	R: 0 E: 0 K: 1 S: 4	H: 2 LOB: 1 BB: 0 P: 4	R: 0 E: 0 K: 0 S: 3	H: 1 LOB: 0 BB: 0 P: 3	R: 1 E: 0 K: 1 S: 4	H: 1 LOB: 0 BB: 0 P: 4	R: 0 E: 1 K: 2 S: 13	H: 0 LOB: 2 BB: 1 P: 20	R: 0 E: 0 K: 1 S: 15	H: 1 LOB: 2 BB: 1 P: 20	R: 0 E: 0 K: 1 S: 5	H: 0 LOB: 1 BB: 1 P: 9	R: 0 E: 0 K: 2 S: 13	H: 3 LOB: 2 BB: 0 P: 14	1B: 7 2B: 2 3B: 0 HR: 1	SF: 0 SAC: 0 DP: 2 HBP: 0	WP: 0 PB: 0 SB: 1 CS: 0	PA: 48
PITCHER	IP WLS BF H R ER SO BB IBB HBP BLK WP HR S P ERA WHIP	IP WLS BF H R ER SO BB IBB HBP BLK WP HR S P ERA WHIP	IP WLS BF H R ER SO BB IBB HBP BLK WP HR S P ERA WHIP	IP WLS BF H R ER SO BB IBB HBP BLK WP HR S P ERA WHIP	IP WLS BF H R ER SO BB IBB HBP BLK WP HR S P ERA WHIP	IP WLS BF H R ER SO BB IBB HBP BLK WP HR S P ERA WHIP	IP WLS BF H R ER SO BB IBB HBP BLK WP HR S P ERA WHIP	IP WLS BF H R ER SO BB IBB HBP BLK WP HR S P ERA WHIP	IP WLS BF H R ER SO BB IBB HBP BLK WP HR S P ERA WHIP	IP WLS BF H R ER SO BB IBB HBP BLK WP HR S P ERA WHIP	IP WLS BF H R ER SO BB IBB HBP BLK WP HR S P ERA WHIP	IP WLS BF H R ER SO BB IBB HBP BLK WP HR S P ERA WHIP	IP WLS BF H R ER SO BB IBB HBP BLK WP HR S P ERA WHIP	IP WLS BF H R ER SO BB IBB HBP BLK WP HR S P ERA WHIP	IP WLS BF H R ER SO BB IBB HBP BLK WP HR S P ERA WHIP	IP WLS BF H R ER SO BB IBB HBP BLK WP HR S P ERA WHIP	IP WLS BF H R ER SO BB IBB HBP BLK WP HR S P ERA WHIP	IP WLS BF H R ER SO BB IBB HBP BLK WP HR S P ERA WHIP	IP WLS BF H R ER SO BB IBB HBP BLK WP HR S P ERA WHIP	IP WLS BF H R ER SO BB IBB HBP BLK WP HR S P ERA WHIP	IP WLS BF H R ER SO BB IBB HBP BLK WP HR S P ERA WHIP	


St. Louis Cardinals @ Chicago Cubs
Wrigley Field, Chicago, IL
Fri Sep 15 1978, 3:33 AM CDT
Att: 5,097 - Sunny - 74 F

AB 43
R 2
H 9
RBI 2
BB 5
SO 9
LOB 20



Batter	1	2	3	4	5	6	7	8	9	AB	R	H	RBI	BB	SO	LOB	TOP										
Garry Templeton, S OBP: 0.300, SLG: 0.368 (1, 6)	B1		1B			2B		2B		5	0	3	1	0	0	2	St. Louis Cardinals @ Chicago Cubs Wrigley Field, Chicago, IL Sat Sep 16 1978, 3:33 AM CDT Att: 18,738 - Sunny - 68 F										
Dane Iorg, L OBP: 0.286, SLG: 0.305 (1, 9)			L7					1-3		4	0	3	0	0	0	1											
Jerry Morales, R OBP: 0.288, SLG: 0.335 (8, PH) (8, 9)	1B					1B				1	0	0	0	0	0	1											
George Hendrick, R OBP: 0.334, SLG: 0.475 (1, 8)	CI		F8		L4-3					3	1	1	1	1	0	3											
Ted Simmons, S OBP: 0.378, SLG: 0.518 (1, 7) (8, 2)	1B		4-3			1B				5	1	2	0	0	0	3											
Keith Hernandez, L OBP: 0.347, SLG: 0.380 (1, 3)	4-3				3-1					5	1	1	0	0	1	4											
Ken Reitz, R OBP: 0.279, SLG: 0.360 (1, 5)					6-3					5	0	0	0	0	1	4											
Terry Kennedy, L OBP: 0.417, SLG: 0.222 Jerry Mumphy, S OBP: 0.307, SLG: 0.329 (8, 7)	6-3				BB			6-3		2	0	0	0	2	0	0											
Mike Phillips, L OBP: 0.324, SLG: 0.355 (1, 4)	1B		4-3					2B		4	1	3	2	0	0	1											
John Denny, R OBP: 0.205, SLG: 0.221 Buddy Schultz, R OBP: 0.333, SLG: 0.600 Mark Littell, L (9, 1)	4-3				1-3			6-3		4	0	0	0	0	0	4											
Inning Stats	R: 0 E: 1 K: 0 S: 5	H: 2 LOB: 2 BB: 0 P: 5	R: 0 E: 0 K: 0 S: 4	H: 1 LOB: 1 BB: 0 P: 4	R: 0 E: 0 K: 0 S: 4	H: 1 LOB: 1 BB: 0 P: 4	R: 0 E: 0 K: 0 S: 6	H: 0 LOB: 1 BB: 1 P: 11	R: 0 E: 0 K: 1 S: 9	H: 2 LOB: 1 BB: 1 P: 15	R: 0 E: 0 K: 0 S: 4	H: 1 LOB: 2 BB: 1 P: 8	R: 1 E: 0 K: 0 S: 5	H: 2 LOB: 1 BB: 0 P: 5	R: 1 E: 0 K: 1 S: 6	H: 1 LOB: 0 BB: 0 P: 6	1B: 9 2B: 4 3B: 0 HR: 1	SF: 0 SAC: 0 DP: 1 HBP: 0	WP: 0 PB: 0 SB: 3 CS: 0	PA: 42							
PITCHER	IP	WLS	BF	H	R	ER	SO	BB	IBB	HBP	BLK	WP	HR	S	P	ERA	WHIP										
Dennis Lamp, R ERA: 3.22 Willie Hernandez, L ERA: 3.77	(1, 1) (8, 1)	7.2 5	L 5	37 1	12 1	3 1	3 1	2 0	1 0	0 0	0 0	0 0	0 1	44 7	61 7	3.52 6.75	1.826 0.750										

AB	38
R	4
H	13
RBI	4
BB	3
SO	2
LOB	23



Batter	1	2	3	4	5	6	7	8	9	AB	R	H	RBI	BB	SO	LOB	BOTTOM										
Greg Gross, L OBP: 0.324, SLG: 0.358 (1, 8)	4-3		F8			G3		F9		4	0	0	0	0	0	0	St. Louis Cardinals @ Chicago Cubs Wrigley Field, Chicago, IL Sat Sep 16 1978, 3:33 AM CDT Att: 18,738 - Sunny - 68 F										
Rodney Scott, S OBP: 0.400, SLG: 0.306 Larry Blittner, L OBP: 0.302, SLG: 0.347 Mick Kelleher, R OBP: 0.333, SLG: 0.254 (8, PH) (8, PR) (9, 5)	B1-3		4-3					1B		3	0	0	0	0	0	0											
Bill Buckner, L OBP: 0.333, SLG: 0.402 Rudy Meoli, L OBP: 0.281, SLG: 0.192 Ed Putman, R OBP: 0.368, SLG: 0.294 (1, 3) (8, PR) (9, 3)	1-3		1-3					1B		4	0	1	0	0	0	0											
Bobby Murcer, L OBP: 0.382, SLG: 0.416 (1, 9)			G3		L8			F7		3	0	0	0	1	0	2											
Dave Kingman, R OBP: 0.324, SLG: 0.530 (1, 7)			BB		FC5-4			P6		3	1	1	0	0	0	1											
Manny Trillo, R OBP: 0.321, SLG: 0.335 (1, 4)			L8		FC5-4			K		4	0	0	0	0	1	2											
Ivan De Jesus, R OBP: 0.347, SLG: 0.346 (1, 6)			1B		4-3			5-3		3	0	0	0	1	0	1											
Tim Blackwell, S OBP: 0.358, SLG: 0.267 Willie Hernandez, L (8, 1)								F5		3	0	1	1	0	0	0											
Dennis Lamp, R OBP: 0.191, SLG: 0.221 Dave Rader, L OBP: 0.279, SLG: 0.290 (1, 1) (8, 2)			1B					F8		2	0	0	0	0	1	2											
Inning Stats	R: 0 E: 0 K: 0 S: 3	H: 0 LOB: 0 BB: 0 P: 3	R: 1 E: 0 K: 1 S: 6	H: 1 LOB: 2 BB: 1 P: 11	R: 0 E: 0 K: 0 S: 3	H: 0 LOB: 0 BB: 0 P: 3	R: 0 E: 1 K: 0 S: 4	H: 1 LOB: 1 BB: 0 P: 4	R: 0 E: 0 K: 0 S: 3	H: 0 LOB: 0 BB: 1 P: 7	R: 0 E: 0 K: 1 S: 5	H: 0 LOB: 0 BB: 0 P: 5	R: 0 E: 0 K: 0 S: 5	H: 2 LOB: 2 BB: 0 P: 5	R: 0 E: 0 K: 0 S: 3	H: 0 LOB: 0 BB: 0 P: 3		1B: 4 2B: 0 3B: 0 HR: 0	SF: 0 SAC: 0 DP: 0 HBP: 1	WP: 0 PB: 0 SB: 0 CS: 0	PA: 34						
PITCHER	IP	WLS	BF	H	R	ER	SO	BB	IBB	HBP	BLK	WP	HR	S	P	ERA	WHIP										
John Denny, R ERA: 3.1 Buddy Schultz, L ERA: 3.77 Mark Littell, R ERA: 2.91	(1, 1) (8, 1) (9, 1)	7.2 0.1 1.0	L S 3	30 0 3	4 0 0	1 0 0	2 0 0	2 0 0	0 0 0	0 0 0	0 0 0	0 0 0	0 0 3	31 1 3	40 1 3	1.17 0.00 0.00	0.783 0.000 0.000										



Batter	1	2	3	4	5	6	7	8	9	AB	R	H	RBI	BB	SO	LOB	TOP
Garry Templeton, S OBP: 0.301, SLG: 0.369	B2-3		1-6-3		FC6-4 1B 1-3		1B			4	0	2	0	0	0	0	St. Louis Cardinals @ Chicago Cubs Wrigley Field, Chicago, IL Sun Sep 17 1978, 3:33 AM CDT Att: 18,340 - Overcast - 65 F
Dane Iorg, L OBP: 0.284, SLG: 0.302 Dan O'Brien, R (7.1)	2-3		4-3		FC6-4 1B 1-2 3-H		P7			4	0	1	1	0	0	1	
George Hendrick, R OBP: 0.334, SLG: 0.474	1B			L8	FC6-4 1B 1-2 2-3					3	0	1	0	0	0	2	
Ted Simmons, S OBP: 0.376, SLG: 0.514	F2			L8	G3					3	0	0	0	0	0	3	
Keith Hernandez, L OBP: 0.347, SLG: 0.381		P6		2B	2B		P7			3	1	1	0	0	0	0	
Ken Reitz, R OBP: 0.279, SLG: 0.362	5-3			2B	2B		P4			3	0	1	1	0	0	0	
Terry Kennedy, L OBP: 0.400, SLG: 0.250	1B			P7	1-3					3	0	1	0	0	0	1	
Mike Phillips, L OBP: 0.318, SLG: 0.348	L7				G3		1-3			3	0	0	0	0	0	1	
Pete Vuckovich, R OBP: 0.145, SLG: 0.148 Aurelio Lopez, R OBP: 0.154, SLG: 0.154 Jerry Mumphrey, S OBP: 0.306, SLG: 0.328			K		1B 1B		4-3			2	1	1	0	0	1	0	
Inning Stats	R: 0 E: 0 K: 0 S: 4	H: 1 LOB: 1 BB: 0 P: 4	R: 0 E: 0 K: 0 S: 4	H: 1 LOB: 1 BB: 0 P: 4	R: 0 E: 0 K: 1 S: 5	H: 0 LOB: 0 BB: 0 P: 5	R: 1 E: 0 K: 0 S: 9	H: 2 LOB: 1 BB: 0 P: 11	R: 1 E: 0 K: 0 S: 6	H: 3 LOB: 2 BB: 0 P: 6	R: 0 E: 0 K: 0 S: 3	H: 0 LOB: 0 BB: 0 P: 3	R: 0 E: 0 K: 0 S: 4	H: 1 LOB: 1 BB: 0 P: 4			
PITCHER Ray Burris, R ERA: 4.61	IP: 7.0 WLS: W BF: 29	H: 8 R: 2 ER: 2 SO: 1	BB: 0 IBB: 0 HBP: 0 BLK: 0	WP: 0 HR: 0 S: 35 P: 37	ERA: 2.57 WHIP: 1.143												

AB	29
R	2
H	8
RBI	2
BB	0
SO	1
LOB	8



WP	0	PA	29
PB	0		
SB	0		
CS	0		

Batter	1	2	3	4	5	6	7	8	9	AB	R	H	RBI	BB	SO	LOB	BOTTOM
Ivan De Jesus, R OBP: 0.349, SLG: 0.349	CS 1B		P3	1B 1-H 3-H		S 1B				4	0	3	2	0	0	0	St. Louis Cardinals @ Chicago Cubs Wrigley Field, Chicago, IL Sun Sep 17 1978, 3:33 AM CDT Att: 18,340 - Overcast - 65 F
Jerry White, S OBP: 0.373, SLG: 0.296	BB 1-2 1B		1B	1B 1-3 1B		K				4	0	3	0	0	1	1	
Bill Buckner, L OBP: 0.333, SLG: 0.401	F9		1B	L9		P6				4	0	1	0	0	0	4	
Bobby Murcer, L OBP: 0.381, SLG: 0.413	BB 1-2 BB		4-3		G3		F7			3	0	0	0	1	0	2	
Dave Kingman, R OBP: 0.328, SLG: 0.532	F2			E7 SH3-4 FC6 1B	1B		1B			4	1	3	0	0	0	2	
Manny Trillo, R OBP: 0.320, SLG: 0.334		F8		SH3-4 2-3	P7					2	0	0	0	0	0	1	
Tim Blackwell, S OBP: 0.357, SLG: 0.261		F7		FC6 BB	6-3					2	0	0	0	1	0	1	
Mick Kelleher, R OBP: 0.319, SLG: 0.242		K		FC6 E 1-2 WP		5-3				3	1	0	1	0	1	1	
Ray Burris, R OBP: 0.153, SLG: 0.211				P4	E6 WP 1B 1-3		1B 3B			3	2	1	0	0	0	1	
Inning Stats	R: 0 E: 0 K: 0 S: 4	H: 2 LOB: 2 BB: 1 P: 8	R: 0 E: 0 K: 1 S: 6	H: 0 LOB: 0 BB: 0 P: 9	R: 0 E: 0 K: 0 S: 5	H: 2 LOB: 2 BB: 0 P: 5	R: 3 E: 2 K: 0 S: 7	H: 3 LOB: 2 BB: 1 P: 11	R: 0 E: 0 K: 0 S: 4	H: 1 LOB: 1 BB: 0 P: 4	R: 1 E: 0 K: 1 S: 8	H: 2 LOB: 1 BB: 0 P: 10	R: 0 E: 0 K: 0 S: 6	H: 1 LOB: 1 BB: 0 P: 9			
PITCHER Pete Vuckovich, R ERA: 2.51 Aurelio Lopez, R ERA: 3.99 Dan O'Brien, R ERA: 4.66	IP: 5.2 WLS: L BF: 29	H: 10 R: 4 ER: 1 SO: 2	BB: 0 IBB: 0 HBP: 0 BLK: 0	WP: 0 HR: 0 S: 33 P: 46	ERA: 1.59 WHIP: 2.118												

AB	29
R	4
H	11
RBI	3
BB	2
SO	2
LOB	13



WP	2	PA	32
PB	0		
SB	1		
CS	1		

Batter	1	2	3	4	5	6	7	8	9	AB	R	H	RBI	BB	SO	LOB	TOP								
Lee Mazzilli, S OBP: 0.391, SLG: 0.427	G1		F8		FC4-6		K			5	0	1	0	0	1	3									
Tim Foli, R OBP: 0.279, SLG: 0.319 Ed Kranepool, L OBP: 0.278, SLG: 0.333	L7		FC6-4			P5			L1	4	1	1	1	0	0	1									
Steve Henderson, R OBP: 0.332, SLG: 0.400	5-3			6-3		K		F8		4	0	0	0	0	1	0									
Willie Montanez, L OBP: 0.316, SLG: 0.396		1-3		F9		2B		4-3		3	1	0	0	1	0	0									
John Stearns, R OBP: 0.374, SLG: 0.429		S								2	1	2	1	2	0	0									
Dan Norman, R OBP: 0.226, SLG: 0.633 Ron Hodges, L OBP: 0.340, SLG: 0.333 Gil Flores, R OBP: 0.318, SLG: 0.250	F9			F9		F8				3	0	0	0	0	0	3									
Lenny Randle, S OBP: 0.334, SLG: 0.319	K				4-3		F7	F9		4	0	0	0	0	1	2									
Doug Flynn, R OBP: 0.281, SLG: 0.293					F7		F9		F6-3	4	0	1	0	0	0	0									
Nino Espinosa, R OBP: 0.234, SLG: 0.270 Bruce Boisclair, L OBP: 0.297, SLG: 0.328 Dale Murray, R OBP: 0.318, SLG: 0.250 Joel Youngblood, R OBP: 0.296, SLG: 0.452	K								K	2	0	1	0	0	1	1									
Inning Stats	R: 0 E: 0 K: 0 S: 3	H: 0 LOB: 0 BB: 0 P: 3	R: 0 E: 0 K: 1 S: 5	H: 0 LOB: 1 BB: 1 P: 9	R: 0 E: 0 K: 1 S: 6	H: 1 LOB: 1 BB: 0 P: 6	R: 0 E: 0 K: 0 S: 4	H: 1 LOB: 1 BB: 0 P: 4	R: 0 E: 0 K: 0 S: 4	H: 1 LOB: 1 BB: 0 P: 4	R: 1 E: 0 K: 1 S: 6	H: 1 LOB: 1 BB: 1 P: 10	R: 0 E: 0 K: 1 S: 6	H: 1 LOB: 1 BB: 0 P: 6	R: 2 E: 0 K: 0 S: 5	H: 2 LOB: 1 BB: 1 P: 9	R: 0 E: 0 K: 1 S: 6	H: 1 LOB: 1 BB: 0 P: 6	1B: 3 2B: 3 3B: 1 HR: 1	SF: 0 SAC: 0 DP: 0 HBP: 0	WP: 0 PB: 0 SB: 1 CS: 0	PA: 38			
PITCHER	IP	WLS	BF	H	R	ER	SO	BB	IBB	HBP	BLK	WP	HR	S	P	ERA	WHIP								
Tom Bruno, R ERA: 1.72 Mark Littell, R ERA: 2.67	7.2		32	6	3	3	4	3	0	0	0	0	1	37	49	3.52	1.174								

New York Mets @ St. Louis Cardinals
Busch Stadium, St. Louis, MO
Tue Sep 19 1978, 7:05 PM CDT
Att: 5,257 - Unknown

AB 35
R 3
H 8
RBI 3
BB 3
SO 5
LOB 11



Batter	1	2	3	4	5	6	7	8	9	AB	R	H	RBI	BB	SO	LOB	BOTTOM								
Garry Templeton, S OBP: 0.303, SLG: 0.370	G3			1B		3-1				4	1	2	0	0	0	0									
Dane Iorg, L OBP: 0.282, SLG: 0.299 Jerry Mumphrey, S OBP: 0.306, SLG: 0.328	F4-3			L6		1B			6-3	4	1	1	0	0	0	1									
George Hendrick, R OBP: 0.335, SLG: 0.475	1-3			1B		1B		K		4	1	2	0	0	1	0									
Ted Simmons, S OBP: 0.377, SLG: 0.515 Tony Scott, S OBP: 0.282, SLG: 0.287	F3			SF9		E2		WP	WP	3	0	2	2	0	0	0									
Keith Hernandez, L OBP: 0.349, SLG: 0.382	5-3					1B		WP		2	1	1	0	2	0	0									
Ken Reitz, R OBP: 0.280, SLG: 0.363	5-3			1B		1B		WP		3	0	1	2	1	1	2									
Terry Kennedy, L OBP: 0.421, SLG: 0.267				F7		F4-3				3	0	1	0	1	0	2									
Mike Tyson, R OBP: 0.279, SLG: 0.304				K		F6-4-3				4	0	0	0	0	1	3									
Tom Bruno, R OBP: 0.083, SLG: 0.083 Mark Littell, L	F4-3									3	0	0	0	0	1	0									
Inning Stats	R: 0 E: 0 K: 0 S: 3	H: 0 LOB: 0 BB: 0 P: 3	R: 0 E: 0 K: 0 S: 3	H: 0 LOB: 0 BB: 0 P: 3	R: 0 E: 0 K: 1 S: 5	H: 0 LOB: 0 BB: 0 P: 5	R: 1 E: 0 K: 1 S: 8	H: 3 LOB: 2 BB: 0 P: 8	R: 0 E: 0 K: 0 S: 5	H: 1 LOB: 0 BB: 0 P: 5	R: 2 E: 1 K: 0 S: 5	H: 3 LOB: 2 BB: 2 P: 13	R: 0 E: 0 K: 0 S: 3	H: 1 LOB: 1 BB: 0 P: 3	R: 2 E: 0 K: 1 S: 7	H: 2 LOB: 2 BB: 2 P: 15	1B: 9 2B: 1 3B: 0 HR: 0	SF: 1 SAC: 0 DP: 1 HBP: 0	WP: 2 PB: 1 SB: 0 CS: 0	PA: 35					
PITCHER	IP	WLS	BF	H	R	ER	SO	BB	IBB	HBP	BLK	WP	HR	S	P	ERA	WHIP								
Nino Espinosa, R ERA: 4.62 Dale Murray, R ERA: 3.95	6.0	L	10	3	2	2	1	0	2	0	0	2	0	10	18	9.00	1.500								

New York Mets @ St. Louis Cardinals
Busch Stadium, St. Louis, MO
Tue Sep 19 1978, 7:05 PM CDT
Att: 5,257 - Unknown

AB 30
R 5
H 10
RBI 4
BB 4
SO 4
LOB 8



Batter	1	2	3	4	5	6	7	8	9	AB	R	H	RBI	BB	SO	LOB	TOP																	
Lee Mazzilli, S (1, 8) OBP: 0.356, SLG: 0.437										2	2	2	2	3	0	0	New York Mets @ St. Louis Cardinals Busch Stadium, St. Louis, MO Wed Sep 20 1978, 7:05 PM CDT Att: 6,030 - Unknown																	
Tim Foli, R (1, 6) OBP: 0.275, SLG: 0.315										5	1	0	0	0	1	4																		
Steve Henderson, R (1, 7) OBP: 0.334, SLG: 0.399										3	1	1	0	1	1	1																		
Willie Montanez, L (1, 3) OBP: 0.318, SLG: 0.399										4	1	2	2	1	1	1																		
John Stearns, R (1, 2) OBP: 0.371, SLG: 0.425										4	0	0	1	0	1	4																		
Dan Norman, R (1, 9) OBP: 0.222, SLG: 0.571										5	0	1	0	0	1	1																		
Elliott Maddox, R (1, 5) Lenny Randle, S (9, 5) OBP: 0.334, SLG: 0.319										3	1	2	1	0	0	0																		
Doug Flynn, R (1, 4) OBP: 0.279, SLG: 0.291										4	0	0	0	0	0	3																		
Kevin Kobel, R (1, 1) Jerry Koosman, R (8, 1) OBP: 0.238, SLG: 0.250 OBP: 0.086, SLG: 0.129										4	1	1	1	0	1	0																		
										0	0	0	0	0	0	0																		
Inning Stats	R: 0 E: 0 K: 1 S: 5	H: 1 LOB: 1 BB: 1 P: 9	R: 0 E: 0 K: 0 S: 4	H: 1 LOB: 1 BB: 0 P: 4	R: 0 E: 0 K: 2 S: 7	H: 0 LOB: 3 BB: 2 P: 16	R: 3 E: 0 K: 0 S: 6	H: 3 LOB: 0 BB: 0 P: 6	R: 0 E: 0 K: 1 S: 6	H: 1 LOB: 1 BB: 0 P: 6	R: 0 E: 0 K: 0 S: 3	H: 0 LOB: 0 BB: 0 P: 3	R: 4 E: 1 K: 0 S: 6	H: 2 LOB: 1 BB: 2 P: 14	R: 0 E: 0 K: 1 S: 6	H: 1 LOB: 1 BB: 0 P: 6	R: 0 E: 0 K: 1 S: 5	H: 0 LOB: 0 BB: 0 P: 5	1B: 5 2B: 3 3B: 0 HR: 1	SF: 2 SAC: 0 DP: 0 HBP: 1	WP: 0 PB: 0 SB: 0 CS: 1	PA: 42												
PITCHER	IP WLS BF H R ER SO BB IBB HBP BLK WP HR S P ERA WHIP																																	
Dan O'Brien, R (1, 1) ERA: 4.91	5.0	L 6	6	3	3	4	3	0	1	0	0	0	0	0	4	12	5.40	1.800																
George Frazier, R (6, 1) ERA: 4.09	1.0	L 6	0	3	3	0	2	0	0	0	0	0	0	0	4	12	27.00	2.000																
Aurelio Lopez, R (7, 1) ERA: 4.09	0.1	L 3	2	0	0	0	0	0	0	0	0	0	0	3	3	0.00	6.000																	
Roy Thomas, R (7, 1) ERA: 3.81	1.2	L 6	1	1	0	1	0	0	0	0	0	0	0	8	8	0.00	0.600																	
Buddy Schultz, L (9, 1) ERA: 3.72	1.0	L 3	0	0	0	1	0	0	0	0	0	0	0	5	5	0.00	0.000																	

Batter	1	2	3	4	5	6	7	8	9	AB	R	H	RBI	BB	SO	LOB	BOTTOM																
Garry Templeton, S (1, 6) OBP: 0.302, SLG: 0.369										4	1	1	1	0	0	1	New York Mets @ St. Louis Cardinals Busch Stadium, St. Louis, MO Wed Sep 20 1978, 7:05 PM CDT Att: 6,030 - Unknown																
Jerry Morales, R (1, 9) OBP: 0.285, SLG: 0.338										5	1	2	1	0	0	3																	
Keith Hernandez, L (1, 3) OBP: 0.352, SLG: 0.393										3	2	2	3	1	1	0																	
Ted Simmons, S (1, 7) OBP: 0.376, SLG: 0.512										3	0	0	0	1	1	2																	
George Hendrick, R (1, 8) OBP: 0.335, SLG: 0.473										4	0	1	1	0	0	1																	
Ken Reitz, R (1, 5) OBP: 0.276, SLG: 0.361										4	0	0	0	0	0	2																	
Steve Swisher, R (1, 2) Jim Lentine, R (9, PR) OBP: 0.327, SLG: 0.352										4	0	2	0	0	0	0																	
Mike Tyson, R (1, 4) OBP: 0.281, SLG: 0.304										3	0	1	0	1	0	1																	
Dan O'Brien, R Tory Scott, S George Frazier, R Aurelio Lopez, R Roy Thomas, R Rogey Elwood, R Mike Ramsey, S Buddy Schultz, R Jerry Koosman, R										1	0	0	0	0	0	0																	
										0	0	0	0	0	0	0																	
Inning Stats	R: 1 E: 0 K: 0 S: 4	H: 2 LOB: 1 BB: 1 P: 8	R: 0 E: 0 K: 0 S: 3	H: 1 LOB: 0 BB: 0 P: 3	R: 0 E: 0 K: 1 S: 5	H: 0 LOB: 0 BB: 0 P: 5	R: 0 E: 0 K: 1 S: 4	H: 1 LOB: 1 BB: 0 P: 4	R: 2 E: 0 K: 1 S: 7	H: 2 LOB: 0 BB: 0 P: 7	R: 0 E: 0 K: 0 S: 3	H: 0 LOB: 0 BB: 0 P: 3	R: 2 E: 0 K: 0 S: 6	H: 3 LOB: 2 BB: 1 P: 10	R: 1 E: 0 K: 0 S: 4	H: 1 LOB: 2 BB: 1 P: 8	1B: 7 2B: 1 3B: 1 HR: 1	SF: 1 SAC: 1 DP: 2 HBP: 0	WP: 0 PB: 0 SB: 1 CS: 0	PA: 38													
PITCHER	IP WLS BF H R ER SO BB IBB HBP BLK WP HR S P ERA WHIP																																
Kevin Kobel, L (1, 1) ERA: 3.03	7.2	W 30	8	5	5	2	1	0	0	0	0	0	0	6	14	6.75	3.000																
Jerry Koosman, L (8, 1) ERA: 3.79	1.1	S 8	2	1	1	0	2	0	0	0	0	0	0	6	14	6.75	3.000																

Batter	1	2	3	4	5	6	7	8	9	AB	R	H	RBI	BB	SO	LOB	TOP
Lee Mazzilli, S OBP: 0.357, SLG: 0.440	4-0 E S 6-3 BB		0-0 P6			0-0 P1			0-0 1B 3B	3	2	1	0	1	0	0	
Tim Foli, R OBP: 0.275, SLG: 0.315	0-3 K		0-0 6-3			0-0 1-3			0-0 G1-6-3 1B 3H	4	0	1	1	0	1	1	
Steve Henderson, R OBP: 0.334, SLG: 0.398	0-0 6-3 1-H		0-3 K			0-0 F9			0-0 G1-6-3 1B 1-2	4	0	1	1	0	1	0	
Willie Montanez, L OBP: 0.318, SLG: 0.397	4-0 S BB		0-0 5-3			0-0 6-3			0-0 G1-6-3 1-2 2-3	3	0	0	0	1	0	2	
John Stearns, R OBP: 0.368, SLG: 0.421	0-0 L3 1-2		0-0 L8			0-0 6-3			0-3 K	4	0	0	0	0	1	2	
Dan Norman, R OBP: 0.205, SLG: 0.526		0-0 L4		0-3 K		0-0 5-3				3	0	0	0	0	1	0	
Elliott Maddox, R OBP: 0.378, SLG: 0.339		0-0 4-3		0-0 5-3		4-0 F6-4-3 BB				2	0	0	0	1	0	0	
Doug Flynn, R OBP: 0.281, SLG: 0.292		4-0 BB		0-0 CS 1B		0-0 F6-4-3 1-2				2	0	1	0	1	0	1	
Craig Swan, R OBP: 0.197, SLG: 0.159		0-0 G3		0-3 K		0-0 F3				2	0	0	0	0	1	2	
Tom Grieve, R OBP: 0.275, SLG: 0.300 (8, PH)										1	0	0	0	0	0	0	
Dwight Bernard, R OBP: 0.500, SLG: 0.333										0	0	0	0	0	0	0	
Inning Stats	R: 1 E: 0 K: 1 S: 5	H: 0 LOB: 1 BB: 2 P: 13	R: 0 E: 0 K: 0 S: 3	H: 0 LOB: 1 BB: 1 P: 7	R: 0 E: 0 K: 1 S: 5	H: 0 LOB: 0 BB: 0 P: 5	R: 0 E: 0 K: 1 S: 5	H: 1 LOB: 0 BB: 0 P: 5	R: 0 E: 0 K: 0 S: 3	H: 0 LOB: 0 BB: 0 P: 3	R: 0 E: 0 K: 0 S: 2	H: 0 LOB: 0 BB: 1 P: 6	R: 1 E: 0 K: 1 S: 7	H: 3 LOB: 1 BB: 0 P: 7	1B: 3 2B: 0 3B: 1 HR: 0	SF: 0 SAC: 0 DP: 2 HBP: 0	WP: 0 PA: 32 PB: 0 SB: 2 CS: 1
PITCHER	IP WLS BF H R ER SO BB IBB HBP BLK WP HR S P ERA WHIP																
John Urea, R ERA: 5.19	(1, 1) 7.0 W 24 1 1 0 4 3 0 0 0 0 0 29 41 0.00 0.571																
Buddy Schultz, L ERA: 3.74	(8, 1) 2.0 8 3 1 1 1 1 0 0 0 0 0 9 13 4.50 2.000																

New York Mets @ St. Louis Cardinals
Busch Stadium, St. Louis, MO
Thu Sep 21 1978, 7:05 PM CDT
Att: 3,912 - Unknown

AB 28
R 2
H 4
RBI 2
BB 4
SO 5
LOB 8



Batter	1	2	3	4	5	6	7	8	9	AB	R	H	RBI	BB	SO	LOB	BOTTOM		
Ken Oberkfell, L OBP: 0.182, SLG: 0.146	4-0 1B 3B BB		0-0 F9			0-0 F8			0-0 G3	3	1	0	0	1	0	2			
Dane Iorg, L OBP: 0.280, SLG: 0.296	0-0 3B 1B		0-3 K			0-0 F8			0-0 F5	4	1	1	0	0	1	1			
Tony Scott, S OBP: 0.281, SLG: 0.286	1-2 3B 1B		0-0 K			0-0 FC5-4 1-2			0-0 E6 G3-6-3	0	0	0	0	0	0	0			
George Hendrick, R OBP: 0.334, SLG: 0.471	0-3 K		0-0 1B			0-0 L3			0-0 G3-6-3 1-2	4	0	1	0	0	1	3			
Ted Simmons, S OBP: 0.375, SLG: 0.514	0-0 1B 3B		0-3 K			0-0 L3			0-0 G3-6-3 1-2	4	1	1	2	0	1	2			
Buddy Schultz, R OBP: 0.333, SLG: 0.600	1-H 2H 3H 1B		0-0 L8			4-0 E 1B BB			0-0 F7	3	1	1	1	1	0	1			
Keith Hernandez, L OBP: 0.353, SLG: 0.393	0-0 WP S 1B		0-0 L8			0-0 E6 1B E			0-0 F5-4-3 1B	4	1	1	0	0	1	2			
Ken Reitz, R OBP: 0.276, SLG: 0.360	0-3 K		0-0 5-3			0-0 E6 1B E			0-0 F5-4-3 1-2	4	1	1	0	0	1	2			
Terry Kennedy, L OBP: 0.348, SLG: 0.211	0-0 F4-1		0-0 F8			0-0 F5			0-0 F5-4-3 1-2	4	0	0	0	0	0	4			
Mike Phillips, L OBP: 0.318, SLG: 0.348		0-0 6-3		0-0 F8		0-0 E 1B				3	1	1	1	0	0	0			
John Urea, R OBP: 0.167, SLG: 0.130		0-0 6-3		0-0 F8		0-0 E8 FC5-4 1B				3	0	2	2	0	0	0			
Jerry Mumphrey, S OBP: 0.306, SLG: 0.328						1-3 2H 3H 1B				0	0	0	0	0	0	0			
Inning Stats	R: 3 E: 0 K: 2 S: 10	H: 3 LOB: 1 BB: 1 P: 14	R: 0 E: 0 K: 0 S: 3	H: 0 LOB: 0 BB: 0 P: 3	R: 0 E: 0 K: 2 S: 8	H: 1 LOB: 1 BB: 0 P: 8	R: 0 E: 0 K: 0 S: 3	H: 0 LOB: 0 BB: 0 P: 3	R: 0 E: 0 K: 0 S: 4	H: 1 LOB: 1 BB: 0 P: 4	R: 3 E: 2 K: 0 S: 6	H: 2 LOB: 1 BB: 1 P: 10	R: 0 E: 1 K: 0 S: 3	H: 0 LOB: 0 BB: 0 P: 3	R: 0 E: 0 K: 0 S: 3	H: 1 LOB: 0 BB: 0 P: 3	1B: 7 2B: 0 3B: 1 HR: 0	SF: 0 SAC: 0 DP: 2 HBP: 0	WP: 1 PA: 34 PB: 0 SB: 1 CS: 0
PITCHER	IP WLS BF H R ER SO BB IBB HBP BLK WP HR S P ERA WHIP																		
Craig Swan, R ERA: 2.47	(1, 1) 7.0 L 31 7 6 3 4 2 0 0 0 0 0 37 45 3.86 1.286																		
Dwight Bernard, R ERA: 3.67	(8, 1) 1.0 3 1 0 0 0 0 0 0 0 0 0 3 3 0.00 1.000																		

New York Mets @ St. Louis Cardinals
Busch Stadium, St. Louis, MO
Thu Sep 21 1978, 7:05 PM CDT
Att: 3,912 - Unknown

AB 32
R 6
H 8
RBI 6
BB 2
SO 4
LOB 15



Batter	1	2	3	4	5	6	7	8	9	AB	R	H	RBI	BB	SO	LOB	TOP																	
Ivan De Jesus, R (1, 6) OBP: 0.397, SLG: 0.355	5-3	L1					5-3		1B	4	1	1	0	1	0	1	Chicago Cubs @ St. Louis Cardinals Busch Stadium, St. Louis, MO Fri Sep 22, 1978, 7:05 PM CDT Att: 15,062 - Unknown - 65 F livebaseballscorecards.com																	
Greg Gross, L (1, 8) OBP: 0.324, SLG: 0.358	4-3						P6		F3	4	0	1	0	0	0	3																		
Mike Vail, R (9, PH) OBP: 0.323, SLG: 0.435										1	0	0	0	0	0	3																		
Dave Roberts, L (9, 1) OBP: 0.352, SLG: 0.500										0	0	0	0	0	0	0																		
Bill Buckner, L (1, 3) OBP: 0.343, SLG: 0.418	WP						F2		CS	5	0	2	2	0	0	1																		
Dave Kingman, R (1, 7) Rodney Scott, S (5, PR) OBP: 0.401, SLG: 0.309	F7						5-3			3	0	0	0	1	0	2																		
Dave Johnson, L (9, PH) Jerry White, S (9, PR) OBP: 0.320, SLG: 0.390										0	0	0	0	0	0	0																		
Dave Johnson, L (9, PH) Jerry White, S (9, PR) OBP: 0.320, SLG: 0.390										1	0	1	1	0	0	0																		
Dave Johnson, L (9, PH) Jerry White, S (9, PR) OBP: 0.320, SLG: 0.390										0	0	0	0	0	0	0																		
Bobby Murcer, L (1, 9) OBP: 0.376, SLG: 0.404		1B					F7		K	5	1	1	0	0	1	4																		
Manny Trillo, R (1, 4) OBP: 0.317, SLG: 0.332							F8			4	0	1	0	0	1	1																		
Tim Blackwell, S (1, 2) Larry Blittner, L (8, PH) OBP: 0.302, SLG: 0.346										0	1	0	0	3	0	0																		
Mick Kelleher, R (1, 5) OBP: 0.325, SLG: 0.260										1	0	0	0	0	0	2																		
Dave Rader, L (8, 2) OBP: 0.280, SLG: 0.285										3	0	2	1	0	0	1																		
Mike Sember, R (9, PR) OBP: 0.500, SLG: 0.500										0	0	0	0	1	0	0																		
Ray Burris, R (1, 1) OBP: 0.145, SLG: 0.200										0	1	0	0	0	0	0																		
Scot Thompson, L (9, PH) OBP: 0.500, SLG: 0.455										0	1	1	0	0	0	0																		
Larry Cox, R (9, 2) OBP: 0.354, SLG: 0.381										0	0	0	0	0	0	0																		
Inning Stats	R: 0 E: 0 K: 0 S: 4	H: 1 LOB: 1 BB: 0 P: 4	R: 2 E: 0 K: 0 S: 5	H: 3 LOB: 1 BB: 1 P: 9	R: 0 E: 0 K: 0 S: 4	H: 1 LOB: 1 BB: 0 P: 4	R: 0 E: 0 K: 1 S: 6	H: 1 LOB: 3 BB: 2 P: 14	R: 0 E: 0 K: 0 S: 3	H: 0 LOB: 0 BB: 0 P: 3	R: 0 E: 0 K: 0 S: 6	H: 0 LOB: 1 BB: 1 P: 10	R: 0 E: 0 K: 0 S: 6	H: 0 LOB: 0 BB: 0 P: 7	R: 0 E: 1 K: 1 S: 8	H: 0 LOB: 2 BB: 1 P: 14	R: 3 E: 0 K: 1 S: 8	H: 4 LOB: 2 BB: 1 P: 12	1B: 8 2B: 3 3B: 0 HR: 0	SF: 0 SAC: 0 DP: 2 HBP: 0	WP: 1 PB: 1 SB: 0 CS: 1	PA: 41												
PITCHER	IP WLS BF H R ER SO BB IBB HBP BLK WP HR S P ERA WHIP																																	
Bob Forsch, R (1, 1) ERA: 3.7	5.0		23	6	2	1	1	3	0	0	0	0	1	0	22	34	1.80	1.800																
Aurelio Lopez, R (6, 1) ERA: 4.31	3.0	L	14	2	3	3	1	3	0	0	0	0	0	0	22	37	9.00	1.667																
Buddy Schultz, L (9, 1) ERA: 3.73	0.1		2	1	0	0	0	0	0	0	0	0	0	2	2	0.00	3.000																	
Mark Littell, R (9, 1) ERA: 2.86	0.2		2	1	0	0	1	0	0	0	0	0	0	4	4	0.00	1.500																	

Batter	1	2	3	4	5	6	7	8	9	AB	R	H	RBI	BB	SO	LOB	BOTTOM																	
Garry Templeton, S (1, 6) OBP: 0.302, SLG: 0.371	K									4	1	1	0	0	1	2	Chicago Cubs @ St. Louis Cardinals Busch Stadium, St. Louis, MO Fri Sep 22, 1978, 7:05 PM CDT Att: 15,062 - Unknown - 65 F livebaseballscorecards.com																	
Jerry Mumphrey, S (1, 8) OBP: 0.306, SLG: 0.328	F8									4	0	1	1	0	0	0																		
Dane Iorg, L (1, 9) OBP: 0.291, SLG: 0.347										4	0	2	0	0	0	1																		
George Hendrick, R (9, 8) OBP: 0.334, SLG: 0.471	L7									0	0	0	0	0	0	0																		
Ted Simmons, S (1, 7) OBP: 0.373, SLG: 0.510										4	0	0	0	0	0	2																		
Keith Hernandez, L (1, 3) OBP: 0.354, SLG: 0.392										3	2	1	0	1	1	1																		
Ken Reitz, R (1, 5) OBP: 0.276, SLG: 0.358										2	0	0	0	1	0	0																		
Terry Kennedy, L (1, 2) OBP: 0.346, SLG: 0.227										3	0	1	1	0	1	2																		
Tony Scott, S (7, PR) OBP: 0.280, SLG: 0.284										1	0	0	0	0	1	0																		
Mike Phillips, L (1, 4) OBP: 0.324, SLG: 0.356										2	0	1	1	0	0	1																		
Jerry Morales, R (9, PH) OBP: 0.288, SLG: 0.337										1	0	0	0	0	0	0																		
Bob Forsch, R (1, 1) OBP: 0.190, SLG: 0.301										1	0	0	0	0	0	1																		
Wayne Garrett, L (5, PH) OBP: 0.338, SLG: 0.310										1	0	0	0	0	0	1																		
Aurelio Lopez, R (6, 1) OBP: 0.214, SLG: 0.214										1	0	1	0	0	0	0																		
Buddy Schultz, R (9, 1) OBP: 0.333, SLG: 0.600										0	0	0	0	0	0	0																		
Mark Littell, L (9, 1) ERA: 5.22										0	0	0	0	0	0	0																		
Inning Stats	R: 0 E: 0 K: 1 S: 8	H: 0 LOB: 0 BB: 0 P: 9	R: 0 E: 0 K: 1 S: 5	H: 0 LOB: 0 BB: 0 P: 5	R: 0 E: 0 K: 1 S: 4	H: 0 LOB: 0 BB: 0 P: 5	R: 0 E: 0 K: 0 S: 4	H: 1 LOB: 1 BB: 0 P: 4	R: 1 E: 0 K: 0 S: 4	H: 1 LOB: 1 BB: 2 P: 19	R: 1 E: 0 K: 0 S: 4	H: 2 LOB: 0 BB: 0 P: 4	R: 1 E: 0 K: 0 S: 6	H: 3 LOB: 2 BB: 0 P: 6	R: 0 E: 0 K: 0 S: 4	H: 1 LOB: 1 BB: 0 P: 4	R: 0 E: 0 K: 1 S: 5	H: 0 LOB: 0 BB: 0 P: 5	1B: 4 2B: 2 3B: 2 HR: 0	SF: 0 SAC: 1 DP: 3 HBP: 1	WP: 0 PB: 0 SB: 0 CS: 0	PA: 35												
PITCHER	IP WLS BF H R ER SO BB IBB HBP BLK WP HR S P ERA WHIP																																	
Ray Burris, R (1, 1) ERA: 4.55	8.0	W	32	8	3	3	3	2	0	0	0	0	0	0	45	56	3.38	1.250																
Dave Roberts, L (9, 1) ERA: 5.22	1.0	S	3	0	0	0	1	0	0	0	0	0	0	5	5	0.00	0.000																	

Chicago Cubs @ St. Louis Cardinals
 Busch Stadium, St. Louis, MO
 Fri Sep 22, 1978, 7:05 PM CDT
 Att: 15,062 - Unknown - 65 F

AB 35
R 5
H 10
RBI 4
BB 6
SO 3
LOB 24



Chicago Cubs @ St. Louis Cardinals
 Busch Stadium, St. Louis, MO
 Fri Sep 22, 1978, 7:05 PM CDT
 Att: 15,062 - Unknown - 65 F

AB 31
R 3
H 8
RBI 3
BB 2
SO 4
LOB 11



Batter	1	2	3	4	5	6	7	8	9	AB	R	H	RBI	BB	SO	LOB	TOP										
Ivan De Jesus, R OBP: 0.354, SLG: 0.353	4-3		K		4-3			K		4	0	0	0	0	2	4	Chicago Cubs @ St. Louis Cardinals Busch Stadium, St. Louis, MO Sat Sep 23 1978, 3:33 AM CDT Att: 16,790 - Sunny - 71 F										
Greg Gross, L OBP: 0.326, SLG: 0.357	F6			G1-6-3 1B			1-3 BB	K		3	0	1	0	1	1												
Bill Buckner, L OBP: 0.339, SLG: 0.414	1-3			G1-6-3 1-2			1-3 1-2	G3-6-3 1-2		4	0	0	0	0	4												
Larry Bittner, L OBP: 0.299, SLG: 0.342		4-3		G3			F9		4-3	4	0	0	0	0	1												
Scot Thompson, L OBP: 0.438, SLG: 0.400		G3			1B SF8		1-6-3		F2	4	1	1	0	0	1												
Manny Trillo, R OBP: 0.319, SLG: 0.333			K					P4		4	0	2	0	0	1												
Dave Rader, L OBP: 0.276, SLG: 0.282				1-3			SF8		4-3	3	0	0	1	0	1												
Mick Kelleher, R OBP: 0.325, SLG: 0.276					5-3 2B					3	0	1	0	0	1												
Rick Reuschel, R OBP: 0.184, SLG: 0.169					1-3					2	0	1	0	1	0												
Lynn McGlothen, L OBP: 0.154, SLG: 0.167										0	0	0	0	0	0												
Dave Roberts, L OBP: 0.352, SLG: 0.500										0	0	0	0	0	0												
Donnie Moore, L OBP: 0.353, SLG: 0.333								WP S		0	0	0	0	0	0												
Inning Stats	R: 0 E: 0 K: 0 S: 3	H: 0 LOB: 0 BB: 0 P: 3	R: 0 E: 0 K: 1 S: 5	H: 0 LOB: 0 BB: 0 P: 5	R: 0 E: 0 K: 1 S: 7	H: 1 LOB: 1 BB: 0 P: 8	R: 0 E: 0 K: 0 S: 3	H: 1 LOB: 0 BB: 0 P: 3	R: 1 E: 0 K: 0 S: 5	H: 2 LOB: 2 BB: 1 P: 9	R: 0 E: 0 K: 0 S: 3	H: 0 LOB: 1 BB: 0 P: 7	R: 0 E: 0 K: 0 S: 3	H: 0 LOB: 0 BB: 0 P: 3	R: 0 E: 0 K: 2 S: 8	H: 1 LOB: 1 BB: 0 P: 8		R: 0 E: 0 K: 0 S: 4	H: 1 LOB: 1 BB: 0 P: 4	1B: 5 2B: 1 3B: 0 HR: 0	SF: 1 SAC: 0 DP: 2 HBP: 0	WP: 1 PB: 0 SB: 1 CS: 0	PA: 34				
PITCHER	IP	WLS	BF	H	R	ER	SO	BB	IBB	HBP	BLK	WP	HR	S	P	ERA	WHIP										
John Denny, R ERA: 3.03	8.0	W	30	5	1	1	4	2	0	0	0	1	0	37	46	1.12	0.875										
Tom Bruno, R ERA: 1.69	1.0		4	1	0	0	0	0	0	0	0	0	0	4	4	0.00	1.000										

Chicago Cubs @ St. Louis Cardinals
 Busch Stadium, St. Louis, MO
 Sat Sep 23 1978, 3:33 AM CDT
 Att: 16,790 - Sunny - 71 F

AB 31
 R 1
 H 6
 RBI 1
 BB 2
 SO 4
 LOB 14



Batter	1	2	3	4	5	6	7	8	9	AB	R	H	RBI	BB	SO	LOB	BOTTOM										
Garry Templeton, S OBP: 0.303, SLG: 0.372			L7			F7				4	1	2	1	0	0												
Jerry Mumphrey, S OBP: 0.308, SLG: 0.330				L8			FC6-4 SH4 1B	2B SF8 1B		4	1	2	1	0	1												
George Hendrick, R OBP: 0.334, SLG: 0.472				6-3			SH4 1-2	SF8 2B 2B		3	1	1	1	0	0												
Ted Simmons, S OBP: 0.374, SLG: 0.508		4-3			3-1		FC6-4 BB	2B IBB		2	0	0	0	2	0												
Keith Hernandez, L OBP: 0.352, SLG: 0.390				4-3			FC6-4	SF8		3	0	0	1	0	2												
Dane Iorg, L OBP: 0.293, SLG: 0.346							1-2 2-3	2-3 3-H		3	0	1	0	0	2												
Jerry Morales, R OBP: 0.290, SLG: 0.341								1-3 2B		1	0	1	1	0	0												
Ken Reitz, R OBP: 0.279, SLG: 0.358								1-3 3-H		3	0	1	0	0	1												
Mike Tyson, R OBP: 0.280, SLG: 0.303								1B 6-3		1	1	0	0	0	3												
Ken Oberkfell, L OBP: 0.174, SLG: 0.140					G3					2	0	0	0	0	0												
John Denny, R OBP: 0.200, SLG: 0.214										2	0	0	0	2	0												
Wayne Garrett, L OBP: 0.342, SLG: 0.315										1	0	1	0	0	0												
Mike Ramsey, S OBP: 0.280, SLG: 0.303										0	1	0	0	0	0												
Tom Bruno, R OBP: 0.083, SLG: 0.083										0	0	0	0	0	0												
Inning Stats	R: 0 E: 0 K: 0 S: 3	H: 1 LOB: 0 BB: 0 P: 3	R: 0 E: 0 K: 0 S: 4	H: 1 LOB: 1 BB: 0 P: 4	R: 0 E: 0 K: 1 S: 5	H: 0 LOB: 0 BB: 0 P: 5	R: 0 E: 0 K: 0 S: 8	H: 0 LOB: 0 BB: 0 P: 11	R: 0 E: 0 K: 1 S: 3	H: 0 LOB: 0 BB: 0 P: 3	R: 0 E: 0 K: 1 S: 5	H: 0 LOB: 0 BB: 0 P: 5	R: 0 E: 0 K: 0 S: 4	H: 1 LOB: 2 BB: 1 P: 8	R: 5 E: 0 K: 0 S: 9	H: 6 LOB: 3 BB: 1 P: 13	1B: 7 2B: 2 3B: 0 HR: 0	SF: 1 SAC: 2 DP: 0 HBP: 0	WP: 0 PB: 0 SB: 0 CS: 1	PA: 34							
PITCHER	IP	WLS	BF	H	R	ER	SO	BB	IBB	HBP	BLK	WP	HR	S	P	ERA	WHIP										
Rick Reuschel, R ERA: 3.41	0.0		1	1	0	0	0	0	0	0	0	0	0	1	1												
Lynn McGlothen, R ERA: 3.47	0.1		3	1	1	1	0	0	1	0	0	0	0	2	6	27.00	3.000										
Dave Roberts, L ERA: 5.21	0.1		1	0	0	0	0	0	0	0	0	0	0	1	1	0.00	0.000										

Chicago Cubs @ St. Louis Cardinals
 Busch Stadium, St. Louis, MO
 Sat Sep 23 1978, 3:33 AM CDT
 Att: 16,790 - Sunny - 71 F

AB 29
 R 5
 H 9
 RBI 5
 BB 2
 SO 2
 LOB 9



Batter	1	2	3	4	5	6	7	8	9	AB	R	H	RBI	BB	SO	LOB	TOP					
Ivan De Jesus, R OBP: 0.355, SLG: 0.355 (1, 6)	F8		K				SH1-4		1B	4	1	2	0	0	1	0	Chicago Cubs @ St. Louis Cardinals Busch Stadium, St. Louis, MO Sun Sep 24 1978, 3:33 AM CDT Att: 17,033 - Sunny - 78 F AB 40 R 5 H 15 RBI 5 BB 1 SO 9 LOB 20					
Greg Gross, L OBP: 0.326, SLG: 0.357 (1, 9)	3-1					4-3	5-3		1B	3	0	1	0	0	0	1						
Mike Vail, R OBP: 0.325, SLG: 0.435 (7, PH)									1B	2	0	1	1	0	0	1						
Rodney Scott, S OBP: 0.401, SLG: 0.309 (9, PR)			CS						1B	0	1	0	0	0	0	0						
Bill Buckner, L OBP: 0.342, SLG: 0.423 (1, 3)	HR		CS	G3			L4		1B	5	2	3	1	0	0	1						
Larry Bittner, L OBP: 0.300, SLG: 0.343 (1, 7)	K			G3			SH		1B	5	1	2	1	0	1	0						
Scot Thompson, L OBP: 0.450, SLG: 0.421 (9, 9)		K					SH		1B	4	0	2	0	0	1	2						
Manny Trillo, R OBP: 0.321, SLG: 0.335 (1, 4)		F3					P4		1B	4	0	2	0	1	0	3						
Dave Rader, L OBP: 0.294, SLG: 0.260 (5, PH)			K						1B	2	0	0	0	0	1	2						
Bobby Murcer, L OBP: 0.377, SLG: 0.405 (6, 2)									1B	1	0	1	2	0	0	0						
Tim Blackwell, S OBP: 0.299, SLG: 0.250 (6, 2)									1B	0	0	0	0	0	0	0						
Davey Johnson, R OBP: 0.317, SLG: 0.359 (6, PH)									1B	1	0	0	0	0	0	2						
Mike Schmidt, R OBP: 0.500, SLG: 0.500 (8, 5)									1B	0	0	0	0	0	0	0						
Jerry White, S OBP: 0.368, SLG: 0.292 (8, 8)									1B	1	0	0	0	0	1	3						
Mick Kelleher, R OBP: 0.314, SLG: 0.266 (8, PH)									1B	3	0	0	0	0	1	3						
Gene Clines, R OBP: 0.320, SLG: 0.327 (8, 2)	FC5-4								1B	1	0	0	0	0	1	2						
Larry Cox, R OBP: 0.354, SLG: 0.381 (8, 2)									1B	0	0	0	0	0	0	0						
Ken Holtzman, R OBP: 0.273, SLG: 0.300 (1, 1)									1B	2	0	0	0	0	2	0						
Lynn McClothen, L OBP: 0.214, SLG: 0.231 (6, 1)									1B	1	0	1	0	0	0	0						
Dave Kingman, R OBP: 0.330, SLG: 0.538 (9, PH)									1B	1	0	0	0	0	0	0						
Bruce Sutter, R OBP: 0.200, SLG: 0.077 (9, 1)									1B	0	0	0	0	0	0	0						
Inning Stats	R: 1 E: 0 K: 1 S: 6	H: 1 LOB: 0 BB: 0 P: 6	R: 0 E: 0 K: 2 S: 12	H: 0 LOB: 1 BB: 0 P: 14	R: 0 E: 0 K: 2 S: 12	H: 1 LOB: 0 BB: 0 P: 14	R: 0 E: 0 K: 0 S: 5	H: 2 LOB: 2 BB: 0 P: 5	R: 0 E: 0 K: 1 S: 9	H: 1 LOB: 1 BB: 0 P: 10	R: 2 E: 1 K: 1 S: 14	H: 3 LOB: 1 BB: 0 P: 17	R: 0 E: 0 K: 0 S: 7	H: 1 LOB: 1 BB: 0 P: 8	R: 0 E: 0 K: 1 S: 12	H: 2 LOB: 2 BB: 0 P: 16	R: 2 E: 0 K: 1 S: 9	H: 4 LOB: 3 BB: 1 P: 13	1B: 13 2B: 1 3B: 0 HR: 1	SF: 0 SAC: 2 DP: 0 HBP: 0	WP: 1 PB: 0 SB: 1 CS: 2	PA: 44
PITCHER	IP WLS BF H R ER SO BB IBB HBP BLK WP HR S P ERA WHIP																					
Pete Vuckovich, R ERA: 2.57 (1, 1)	6.0	26	8	3	3	7	0	0	0	0	1	1	58	66	4.50	1.333						
Buddy Schultz, L ERA: 3.57 (7, 1)	1.1	7	3	0	0	0	0	0	0	0	0	0	14	18	0.00	2.250						
Tom Bruno, R ERA: 2.02 (8, 1)	1.0	L	6	3	2	2	1	0	0	0	0	0	9	10	18.00	3.000						
Aurelio Lopez, R ERA: 4.29 (9, 1)	0.1	2	1	0	0	0	0	0	0	0	0	0	2	2	0.00	3.000						
Mark Littell, R ERA: 2.85 (9, 1)	0.1	2	0	0	0	1	1	0	0	0	0	0	3	7	0.00	3.000						

Batter	1	2	3	4	5	6	7	8	9	AB	R	H	RBI	BB	SO	LOB	BOTTOM					
Garry Templeton, S OBP: 0.302, SLG: 0.374 (1, 6)	5-3		F9			F3	G4-6-3			5	0	1	1	0	0	3	Chicago Cubs @ St. Louis Cardinals Busch Stadium, St. Louis, MO Sun Sep 24 1978, 3:33 AM CDT Att: 17,033 - Sunny - 78 F AB 35 R 4 H 11 RBI 3 BB 6 SO 6 LOB 25					
Jerry Morales, R OBP: 0.285, SLG: 0.339 (1, 9)	K		S			F9	K		2H	5	0	1	0	0	3	4						
Keith Hernandez, L OBP: 0.352, SLG: 0.389 (1, 3)	6-3		6-3						1B	4	0	1	0	1	1	2						
Ted Simmons, S OBP: 0.376, SLG: 0.509 (1, 2)		1B				P4			2B	3	1	1	0	2	0	1						
George Hendrick, R OBP: 0.333, SLG: 0.468 (1, 8)		1B				6-3	P5		BB	4	0	0	0	1	1	5						
Ken Reitz, R OBP: 0.280, SLG: 0.357 (1, 5)						5-3			1B	4	1	1	0	1	1	2						
Mike Tyson, R OBP: 0.283, SLG: 0.306 (1, 4)									1B	3	1	2	0	0	0	2						
Wayne Garrett, L OBP: 0.340, SLG: 0.313 (7, PH)									1B	1	0	0	0	0	0	3						
Ken Oberkfell, L OBP: 0.174, SLG: 0.140 (8, 4)									1B	0	0	0	0	0	0	0						
Jim Lentine, R OBP: 0.375, SLG: 0.286 (1, 7)									1B	3	0	2	1	0	0	1						
Jerry Mumphrey, S OBP: 0.310, SLG: 0.331 (8, PH)									1B	1	1	1	0	0	0	0						
Pete Vuckovich, R OBP: 0.188, SLG: 0.161 (5, PH)									1B	2	0	1	0	0	0	2						
Roger Erickson, R OBP: 0.289, SLG: 0.378 (6, PH)									1B	0	0	0	1	1	0	0						
Mike Ramsey, S OBP: 0.260, SLG: 0.260 (7, 1)									1B	0	0	0	0	0	0	0						
Buddy Schultz, R OBP: 0.260, SLG: 0.161 (8, 1)									1B	0	0	0	0	0	0	0						
Tom Bruno, R OBP: 0.188, SLG: 0.161 (9, 1)									1B	0	0	0	0	0	0	0						
Aurelio Lopez, R OBP: 0.174, SLG: 0.140 (9, 1)									1B	0	0	0	0	0	0	0						
Mark Littell, L OBP: 0.214, SLG: 0.231 (9, 1)									1B	0	0	0	0	0	0	0						
Inning Stats	R: 0 E: 0 K: 1 S: 5	H: 0 LOB: 0 BB: 0 P: 5	R: 1 E: 0 K: 0 S: 11	H: 2 LOB: 2 BB: 1 P: 19	R: 0 E: 0 K: 0 S: 7	H: 1 LOB: 1 BB: 0 P: 8	R: 0 E: 0 K: 0 S: 7	H: 1 LOB: 1 BB: 0 P: 9	R: 0 E: 0 K: 0 S: 9	H: 1 LOB: 3 BB: 2 P: 17	R: 2 E: 0 K: 1 S: 10	H: 3 LOB: 2 BB: 1 P: 15	R: 0 E: 0 K: 0 S: 6	H: 1 LOB: 2 BB: 2 P: 14	R: 1 E: 0 K: 2 S: 13	H: 2 LOB: 1 BB: 0 P: 17	R: 0 E: 0 K: 2 S: 11	H: 0 LOB: 0 BB: 0 P: 15	1B: 9 2B: 1 3B: 1 HR: 0	SF: 0 SAC: 1 DP: 2 HBP: 0	WP: 0 PB: 1 SB: 1 CS: 0	PA: 42
PITCHER	IP WLS BF H R ER SO BB IBB HBP BLK WP HR S P ERA WHIP																					
Ken Holtzman, L ERA: 5.37 (1, 1)	5.0	27	8	3	3	1	4	0	0	0	0	0	45	69	5.40	2.400						
Lynn McClothen, R ERA: 3.46 (6, 1)	3.0	W	12	3	1	1	3	2	0	0	0	0	23	35	3.00	1.667						
Bruce Sutter, R ERA: 3.23 (9, 1)	1.0	S	3	0	0	0	2	0	0	0	0	0	11	15	0.00	0.000						

Batter	1	2	3	4	5	6	7	8	9	AB	R	H	RBI	BB	SO	LOB	TOP				
Garry Templeton, S (1, 6) OBP: 0.302, SLG: 0.375	F3			F4-3		CS 2B		K		4	0	1	0	0	1	0	St. Louis Cardinals @ New York Mets Shea Stadium, Flushing, NY Mon Sep 25 1978, 7:05 PM EDT Att: 3,697 - Unknown				
Jerry Mumphrey, S (1, 7) OBP: 0.314, SLG: 0.339	K			F6-4-3 1B		CS	1B 1B	F	2B	4	1	3	0	0	1	0					
Jerry Morales, R (1, 9) OBP: 0.289, SLG: 0.338	F8			F6-4-3 1-2			SH 1B 1B	F8		4	1	1	0	0	0	2					
George Hendrick, R (1, 8) OBP: 0.332, SLG: 0.467		6-3			F9		SH 1B 1B	K		4	0	1	1	0	1	1					
Ken Reitz, R (1, 5) OBP: 0.280, SLG: 0.357		K			K		SH 1B		BB 1B	3	1	1	0	0	2	0					
Roger Freed, R (1, 3) OBP: 0.301, SLG: 0.388 Mike Ramsey, S (7, PR) Keith Hernandez, L (7, 3) OBP: 0.352, SLG: 0.388		1-3			E 1B		1B 1B		K	3	0	2	1	0	0	0					
Steve Swisher, R (1, 2) OBP: 0.325, SLG: 0.343				6-3	F9		1-2 2-3 3-H	F8	BB	3	0	0	0	1	0	3					
Mike Tyson, R (1, 4) OBP: 0.283, SLG: 0.305				F3		F9	1-3 2-H		K	4	0	1	1	0	1	2					
Silvio Martinez, R (1, 1) OBP: 0.170, SLG: 0.213				K		K			K	4	0	0	0	0	4	4					
Inning Stats	R: 0 E: 0 K: 1 S: 5	H: 0 LOB: 0 BB: 0 P: 5	R: 0 E: 0 K: 1 S: 5	H: 0 LOB: 0 BB: 0 P: 5	R: 0 E: 0 K: 1 S: 5	H: 1 LOB: 0 BB: 0 P: 3	R: 0 E: 1 K: 1 S: 6	H: 1 LOB: 1 BB: 0 P: 6	R: 0 E: 0 K: 1 S: 5	H: 1 LOB: 0 BB: 0 P: 5	R: 3 E: 1 K: 1 S: 10	H: 5 LOB: 2 BB: 0 P: 10	R: 0 E: 1 K: 2 S: 8	H: 1 LOB: 1 BB: 0 P: 8	R: 0 E: 0 K: 3 S: 10	H: 1 LOB: 2 BB: 1 P: 14		1B: 8 2B: 2 3B: 0 HR: 0	SF: 0 SAC: 1 DP: 1 HBP: 0	WP: 0 PB: 0 SB: 0 CS: 1	PA: 37
PITCHER	IP WLS BF H R ER SO BB IBB HBP BLK WP HR S P ERA WHIP	IP WLS BF H R ER SO BB IBB HBP BLK WP HR S P ERA WHIP	IP WLS BF H R ER SO BB IBB HBP BLK WP HR S P ERA WHIP	IP WLS BF H R ER SO BB IBB HBP BLK WP HR S P ERA WHIP	IP WLS BF H R ER SO BB IBB HBP BLK WP HR S P ERA WHIP	IP WLS BF H R ER SO BB IBB HBP BLK WP HR S P ERA WHIP	IP WLS BF H R ER SO BB IBB HBP BLK WP HR S P ERA WHIP	IP WLS BF H R ER SO BB IBB HBP BLK WP HR S P ERA WHIP	IP WLS BF H R ER SO BB IBB HBP BLK WP HR S P ERA WHIP	IP WLS BF H R ER SO BB IBB HBP BLK WP HR S P ERA WHIP	IP WLS BF H R ER SO BB IBB HBP BLK WP HR S P ERA WHIP	IP WLS BF H R ER SO BB IBB HBP BLK WP HR S P ERA WHIP	IP WLS BF H R ER SO BB IBB HBP BLK WP HR S P ERA WHIP	IP WLS BF H R ER SO BB IBB HBP BLK WP HR S P ERA WHIP	IP WLS BF H R ER SO BB IBB HBP BLK WP HR S P ERA WHIP	IP WLS BF H R ER SO BB IBB HBP BLK WP HR S P ERA WHIP	IP WLS BF H R ER SO BB IBB HBP BLK WP HR S P ERA WHIP	IP WLS BF H R ER SO BB IBB HBP BLK WP HR S P ERA WHIP	IP WLS BF H R ER SO BB IBB HBP BLK WP HR S P ERA WHIP	IP WLS BF H R ER SO BB IBB HBP BLK WP HR S P ERA WHIP	IP WLS BF H R ER SO BB IBB HBP BLK WP HR S P ERA WHIP
Kevin Kobel, L (1, 1) ERA: 3.02	6.1	L	24	7	3	2	5	0	0	0	0	0	0	0	0	0	2.84	1.105			
Jerry Koosman, L (7, 1) ERA: 3.71	2.2		12	3	0	0	6	1	0	0	0	0	0	0	0	0	0.00	1.500			

AB	34
R	3
H	10
RBI	3
BB	1
SO	11
LOB	13



Batter	1	2	3	4	5	6	7	8	9	AB	R	H	RBI	BB	SO	LOB	BOTTOM					
Elliott Maddox, R (1, 9) OBP: 0.371, SLG: 0.330	F8			BB		K			L5	3	0	0	0	1	1	0	St. Louis Cardinals @ New York Mets Shea Stadium, Flushing, NY Mon Sep 25 1978, 7:05 PM EDT Att: 3,697 - Unknown					
Tim Foli, R (1, 6) OBP: 0.275, SLG: 0.316	F4			P6			6-3		L5	4	0	0	0	0	0	1						
Lee Mazzilli, S (1, 8) OBP: 0.353, SLG: 0.434 Bruce Boisclair, L (9, 9) OBP: 0.297, SLG: 0.327	F6			F9			3-1			3	0	0	0	0	0	1						
Willie Montanez, L (1, 3) OBP: 0.318, SLG: 0.394		G3		F8			6-3			3	0	0	0	0	0	1						
John Stearns, R (1, 2) OBP: 0.366, SLG: 0.416		CS 1B			K			G4-6-3 BB		2	0	1	0	1	1	0						
Steve Henderson, R (1, 7) OBP: 0.331, SLG: 0.394		L7			F8			G4-6-3 1B		3	0	1	0	0	0	1						
Lenny Randle, S (1, 5) OBP: 0.331, SLG: 0.323				F7		K		G4-6-3 1-2 2-3		3	0	0	0	0	1	2						
Doug Flynn, R (1, 4) OBP: 0.278, SLG: 0.288				K						3	0	0	0	0	2	1						
Kevin Kobel, R (1, 1) OBP: 0.217, SLG: 0.227 Jerry Koosman, R (7, 1) OBP: 0.096, SLG: 0.129 Ron Hodges, L (9, PH) OBP: 0.327, SLG: 0.320				K					F8	2	0	0	0	0	1	0						
Inning Stats	R: 0 E: 0 K: 0 S: 3	H: 0 LOB: 0 BB: 0 P: 3	R: 0 E: 0 K: 0 S: 3	H: 1 LOB: 0 BB: 0 P: 3	R: 0 E: 0 K: 2 S: 7	H: 0 LOB: 0 BB: 0 P: 7	R: 0 E: 0 K: 0 S: 3	H: 0 LOB: 1 BB: 1 P: 7	R: 0 E: 0 K: 2 S: 7	H: 0 LOB: 0 BB: 0 P: 7	R: 0 E: 0 K: 1 S: 5	H: 0 LOB: 0 BB: 0 P: 5	R: 0 E: 0 K: 0 S: 3	H: 0 LOB: 0 BB: 0 P: 3	R: 0 E: 0 K: 1 S: 5	H: 1 LOB: 1 BB: 1 P: 9		R: 0 E: 0 K: 0 S: 3	H: 0 LOB: 0 BB: 0 P: 3	1B: 2 2B: 0 3B: 0 HR: 0	SF: 0 SAC: 0 DP: 1 HBP: 0	WP: 0 PB: 0 SB: 0 CS: 1
PITCHER	IP WLS BF H R ER SO BB IBB HBP BLK WP HR S P ERA WHIP	IP WLS BF H R ER SO BB IBB HBP BLK WP HR S P ERA WHIP	IP WLS BF H R ER SO BB IBB HBP BLK WP HR S P ERA WHIP	IP WLS BF H R ER SO BB IBB HBP BLK WP HR S P ERA WHIP	IP WLS BF H R ER SO BB IBB HBP BLK WP HR S P ERA WHIP	IP WLS BF H R ER SO BB IBB HBP BLK WP HR S P ERA WHIP	IP WLS BF H R ER SO BB IBB HBP BLK WP HR S P ERA WHIP	IP WLS BF H R ER SO BB IBB HBP BLK WP HR S P ERA WHIP	IP WLS BF H R ER SO BB IBB HBP BLK WP HR S P ERA WHIP	IP WLS BF H R ER SO BB IBB HBP BLK WP HR S P ERA WHIP	IP WLS BF H R ER SO BB IBB HBP BLK WP HR S P ERA WHIP	IP WLS BF H R ER SO BB IBB HBP BLK WP HR S P ERA WHIP	IP WLS BF H R ER SO BB IBB HBP BLK WP HR S P ERA WHIP	IP WLS BF H R ER SO BB IBB HBP BLK WP HR S P ERA WHIP	IP WLS BF H R ER SO BB IBB HBP BLK WP HR S P ERA WHIP	IP WLS BF H R ER SO BB IBB HBP BLK WP HR S P ERA WHIP	IP WLS BF H R ER SO BB IBB HBP BLK WP HR S P ERA WHIP	IP WLS BF H R ER SO BB IBB HBP BLK WP HR S P ERA WHIP	IP WLS BF H R ER SO BB IBB HBP BLK WP HR S P ERA WHIP	IP WLS BF H R ER SO BB IBB HBP BLK WP HR S P ERA WHIP	IP WLS BF H R ER SO BB IBB HBP BLK WP HR S P ERA WHIP	
Silvio Martinez, R (1, 1) ERA: 3.64	9.0	W	29	2	0	0	6	2	0	0	0	0	0	0	0	0	0.00	0.444				



Batter	1	2	3	4	5	6	7	8	9	AB	R	H	RBI	BB	SO	LOB	TOP			
Jerry Mumphrey, S (1, 8) OBP: 0.316, SLG: 0.339	F8			F6-4-3 BB		F7				3	0	1	0	1	0	0	St. Louis Cardinals @ New York Mets Shea Stadium, Flushing, NY Tue Sep 26 1978, 7:05 PM EDT Att: 3,698 - Unknown			
Ken Oberkfell, L (1, 4) OBP: 0.160, SLG: 0.128	6-3			F6-4-3 1-2		5-3		F4-3		4	0	0	0	0	0	2				
Keith Hernandez, L (1, 3) OBP: 0.351, SLG: 0.389	6-3			1B 2B		F7			K	4	1	1	0	0	1	0				
Ted Simmons, S (1, 7) OBP: 0.376, SLG: 0.509 Tony Scott, S (9, PR) OBP: 0.290, SLG: 0.284	L3			BB 2H 1B		F8			1B 1B	4	0	2	1	0	0	0				
Dane Iorg, L (1, 9) OBP: 0.291, SLG: 0.333	F9			1-2 BB		F4-3			F7	3	0	0	0	1	0	1				
Wayne Garrett, L (1, 5) OBP: 0.344, SLG: 0.326 Mike Ramsey, S (9, PR)	F9			F5						4	0	2	0	0	0	2				
Terry Kennedy, L (1, 2) OBP: 0.300, SLG: 0.192			F6		F4-3				F9	4	0	0	0	0	0	3				
Mike Phillips, L (1, 6) OBP: 0.319, SLG: 0.350			K		F4				F8	3	0	0	0	0	1	0				
Rob Dressler, R (1, 1) Dan O'Brien, R (7, 1) Lou Brock, L (8, PH) Mark Littell, L (8, 1)			K		1-3				6-3	2	0	0	0	0	1	0				
Inning Stats	R: 0 E: 0 K: 0 S: 3	H: 0 LOB: 0 BB: 0 P: 3	R: 0 E: 0 K: 0 S: 3	H: 0 LOB: 0 BB: 0 P: 3	R: 0 E: 0 K: 2 S: 7	H: 0 LOB: 0 BB: 0 P: 7	R: 1 E: 0 K: 0 S: 4	H: 2 LOB: 2 BB: 2 P: 12	R: 0 E: 0 K: 0 S: 3	H: 0 LOB: 0 BB: 0 P: 3	R: 0 E: 0 K: 0 S: 4	H: 1 LOB: 1 BB: 0 P: 4	R: 0 E: 0 K: 0 S: 4	H: 1 LOB: 1 BB: 0 P: 4	R: 0 E: 0 K: 1 S: 7	H: 2 LOB: 2 BB: 0 P: 7	1B: 4 2B: 2 3B: 0 HR: 0	SF: 0 SAC: 0 DP: 1 HBP: 0	WP: 0 PB: 0 SB: 0 CS: 0	PA: 34
PITCHER	IP	WLS	BF	H	R	ER	SO	BB	IBB	HBP	BLK	WP	HR	S	P	ERA	WHIP			
Craig Swan, R (1, 1) ERA: 2.43	7.0	W	25	3	1	1	2	2	0	0	0	0	0	27	35	1.29	0.714			
Dale Murray, R (8, 1) ERA: 3.95	2.0	S	9	3	0	0	1	0	0	0	0	0	0	11	11	0.00	1.500			

Batter	1	2	3	4	5	6	7	8	9	AB	R	H	RBI	BB	SO	LOB	BOTTOM			
Gil Flores, R (1, 8) OBP: 0.308, SLG: 0.333	1B 3B		5-3			K		P3		4	1	1	0	0	1	0	St. Louis Cardinals @ New York Mets Shea Stadium, Flushing, NY Tue Sep 26 1978, 7:05 PM EDT Att: 3,698 - Unknown			
Tim Foli, R (1, 6) OBP: 0.282, SLG: 0.321	G4-6-3 3H 1B		FC6-4 1B			2B 1-3 1B		WP HBP		3	1	3	1	0	0	0				
Steve Henderson, R (1, 7) OBP: 0.331, SLG: 0.395 Joel Youngblood, R (9, 7) OBP: 0.290, SLG: 0.443	G4-6-3 1-2		FC6-4 1-2			1-3 1B 2B		K		4	1	1	0	0	1	3				
Willie Montanez, L (1, 3) OBP: 0.319, SLG: 0.395	2B					1-3 1B IBB		K		3	0	1	0	1	1	1				
John Stearns, R (1, 2) OBP: 0.364, SLG: 0.414	L6					1-3				3	0	0	1	0	0	3				
Dan Norman, R (1, 9) OBP: 0.224, SLG: 0.468	F7					1-2 2-3 3H 1B				3	0	1	1	0	0	0				
Lenny Randle, S (1, 5) OBP: 0.329, SLG: 0.321	5-3					G2				3	0	0	0	0	0	0				
Doug Flynn, R (1, 4) OBP: 0.278, SLG: 0.288	F6-3					G4-6-3 1B				3	0	1	0	0	1	0				
Craig Swan, R (1, 1) OBP: 0.191, SLG: 0.154 Bruce Boisclair, L (7, PH) OBP: 0.295, SLG: 0.325 Dale Murray, R (8, 1) ERA: 2.82			4-3			G4-6-3 1-2				2	0	0	0	0	0	1				
Inning Stats	R: 1 E: 0 K: 0 S: 5	H: 3 LOB: 1 BB: 0 P: 5	R: 0 E: 0 K: 0 S: 3	H: 0 LOB: 0 BB: 0 P: 3	R: 0 E: 0 K: 0 S: 4	H: 1 LOB: 1 BB: 0 P: 4	R: 0 E: 0 K: 0 S: 3	H: 0 LOB: 0 BB: 0 P: 3	R: 0 E: 0 K: 1 S: 7	H: 3 LOB: 2 BB: 1 P: 11	R: 0 E: 0 K: 2 S: 7	H: 0 LOB: 0 BB: 0 P: 7	R: 0 E: 0 K: 2 S: 7	H: 0 LOB: 1 BB: 0 P: 8	R: 0 E: 0 K: 2 S: 7	H: 0 LOB: 1 BB: 0 P: 8	1B: 5 2B: 2 3B: 1 HR: 0	SF: 0 SAC: 0 DP: 2 HBP: 1	WP: 1 PB: 0 SB: 0 CS: 0	PA: 31
PITCHER	IP	WLS	BF	H	R	ER	SO	BB	IBB	HBP	BLK	WP	HR	S	P	ERA	WHIP			
Rob Dressler, R (1, 1) ERA: 2.45	6.0	L	24	8	3	3	1	0	0	0	0	0	0	25	29	4.50	1.333			
Dan O'Brien, R (7, 1) ERA: 4.5	1.0		3	0	0	0	2	0	0	0	0	0	0	7	7	0.00	0.000			
Mark Littell, R (8, 1) ERA: 2.82	1.0		4	0	0	0	2	0	0	1	0	1	0	7	8	0.00	0.000			



Batter	1	2	3	4	5	6	7	8	9	AB	R	H	RBI	BB	SO	LOB	TOP										
Dave Cash, R OBP: 0.290, SLG: 0.314 Pepe Frias, R OBP: 0.250, SLG: 0.533	F9		F9				F8			5	0	2	2	0	0	0	Montreal Expos @ St. Louis Cardinals Busch Stadium, St. Louis, MO Fri Sep 29 1978, 7:05 PM CDT Att: 6,280 - Unknown										
Del Unser, L OBP: 0.286, SLG: 0.256	4-3			K				K	K	5	0	1	1	0	3	2											
Tom Hutton, L OBP: 0.323, SLG: 0.311	4-3			4-3	4-3			K		4	0	0	0	0	1	1											
Andre Dawson, R OBP: 0.300, SLG: 0.445		SF7		F2				K		4	1	2	0	0	1	0											
Warren Cromartie, L OBP: 0.339, SLG: 0.422		SF7			1B			F7	FC6-4	3	2	2	1	0	0	1											
Gary Carter, R OBP: 0.337, SLG: 0.425					1B			K	FC6-4	3	1	1	0	1	2	1											
Chris Speier, R OBP: 0.329, SLG: 0.330					1B				BB	4	1	1	1	0	0	3											
Stan Papi, R OBP: 0.293, SLG: 0.313			F9		1B			P6	FC6-4	4	2	1	1	0	0	2											
Scott Sanderson, R OBP: 0.105, SLG: 0.105 Mike Garman, R			K		K			K		2	0	0	0	0	2	2											
Darold Knowles, L OBP: 0.167, SLG: 0.167 Sam Mejias, R OBP: 0.259, SLG: 0.250 Woodie Fryman, R OBP: 0.059, SLG: 0.100									1B	1	0	0	0	0	0	0											
Inning Stats	R: 0 E: 0 K: 0 S: 3	H: 0 LOB: 0 BB: 0 P: 3	R: 1 E: 0 K: 1 S: 6	H: 1 LOB: 0 BB: 0 P: 6	R: 0 E: 0 K: 1 S: 5	H: 0 LOB: 0 BB: 0 P: 5	R: 0 E: 0 K: 1 S: 5	H: 0 LOB: 0 BB: 0 P: 5	R: 4 E: 0 K: 1 S: 10	H: 6 LOB: 1 BB: 0 P: 10	R: 0 E: 0 K: 1 S: 6	H: 1 LOB: 1 BB: 0 P: 6	R: 0 E: 0 K: 1 S: 5	H: 0 LOB: 0 BB: 0 P: 5	R: 0 E: 0 K: 3 S: 9	H: 0 LOB: 0 BB: 0 P: 9	R: 2 E: 0 K: 1 S: 8	H: 3 LOB: 2 BB: 1 P: 12	1B: 7 2B: 3 3B: 1 HR: 0	SF: 1 SAC: 0 DP: 0 HBP: 0	WP: 0 PB: 0 SB: 0 CS: 0	PA: 38					
PITCHER	IP	WLS	BF	H	R	ER	SO	BB	IBB	HBP	BLK	WP	HR	S	P	ERA	WHIP										
John Ureña, R ERA: 5.38	5.0		21	7	5	5	4	0	0	0	0	0	0	29	29	9.00	1.400										
Dan O'Brien, R ERA: 4.08	2.0		7	1	0	0	2	0	0	0	0	0	0	11	11	0.00	0.500										
Buddy Schultz, L ERA: 3.8	2.0	L	10	3	2	2	4	1	0	0	0	0	0	17	21	9.00	2.000										

AB	36
R	7
H	11
RBI	7
BB	1
SO	10
LOB	12



Batter	1	2	3	4	5	6	7	8	9	AB	R	H	RBI	BB	SO	LOB	BOTTOM										
Garry Templeton, S OBP: 0.304, SLG: 0.375	1B		CS		4-3			1B	G3	4	2	2	1	1	0	2	Montreal Expos @ St. Louis Cardinals Busch Stadium, St. Louis, MO Fri Sep 29 1978, 7:05 PM CDT Att: 6,280 - Unknown										
Jerry Mumphrey, S OBP: 0.316, SLG: 0.339	1B		CS		4-3			F7		3	1	1	1	1	0	1											
Dane Iorg, L OBP: 0.300, SLG: 0.341 Mike Ramsey, S	1B				F7					4	0	2	1	0	1	2											
Tony Scott, S OBP: 0.280, SLG: 0.284	1B		K		F7			FC6-4	BB	0	0	0	0	0	0	0											
Ted Simmons, S OBP: 0.376, SLG: 0.506	K		F2					FC6-4	BB	3	0	0	0	1	1	4											
Keith Hernandez, L OBP: 0.350, SLG: 0.388	1B			6-3				FC6-4	FC5-4	4	0	1	2	0	0	2											
Ken Reitz, R OBP: 0.276, SLG: 0.355	G6-4-3			F2				FC5-4		4	0	0	0	0	0	4											
Terry Kennedy, L OBP: 0.273, SLG: 0.172 Jerry Morales, R OBP: 0.288, SLG: 0.338		5-3		1-3					1-3	3	0	0	0	0	0	0											
Ken Oberkfell, L OBP: 0.170, SLG: 0.140 Mike Tyson, R OBP: 0.282, SLG: 0.305		F7			2B			F7	5-3	3	1	1	0	0	0	0											
John Ureña, R OBP: 0.180, SLG: 0.125 Lou Brock, L OBP: 0.284, SLG: 0.253 Dan O'Brien, R OBP: 0.300, SLG: 0.348 Buddy Schultz, R OBP: 0.200, SLG: 0.100 Roger Freed, R OBP: 0.200, SLG: 0.300 Jim Lentine, R OBP: 0.275, SLG: 0.280			K		4-3			K		1	0	0	0	0	1	0											
Inning Stats	R: 2 E: 0 K: 1 S: 7	H: 3 LOB: 1 BB: 1 P: 11	R: 0 E: 0 K: 1 S: 5	H: 0 LOB: 0 BB: 0 P: 5	R: 0 E: 0 K: 1 S: 5	H: 1 LOB: 1 BB: 1 P: 9	R: 0 E: 0 K: 0 S: 3	H: 0 LOB: 0 BB: 0 P: 3	R: 2 E: 0 K: 0 S: 5	H: 2 LOB: 0 BB: 0 P: 5	R: 0 E: 0 K: 1 S: 5	H: 0 LOB: 0 BB: 0 P: 5	R: 0 E: 0 K: 0 S: 5	H: 0 LOB: 0 BB: 0 P: 5	R: 1 E: 0 K: 0 S: 5	H: 2 LOB: 2 BB: 1 P: 9	R: 0 E: 0 K: 0 S: 4	H: 1 LOB: 1 BB: 0 P: 4	1B: 8 2B: 1 3B: 0 HR: 0	SF: 0 SAC: 0 DP: 1 HBP: 0	WP: 0 PB: 0 SB: 0 CS: 2	PA: 37					
PITCHER	IP	WLS	BF	H	R	ER	SO	BB	IBB	HBP	BLK	WP	HR	S	P	ERA	WHIP										
Scott Sanderson, R ERA: 2.51	5.2		23	6	4	4	3	2	0	0	0	0	0	27	35	6.35	1.412										
Mike Garman, R ERA: 4.4	1.2		8	2	1	1	1	1	0	0	0	0	0	9	13	5.40	1.800										
Darold Knowles, L ERA: 2.38	0.2	W	2	0	0	0	0	0	0	0	0	0	0	2	2	0.00	0.000										
Woodie Fryman, L ERA: 4.19	1.0	S	4	1	0	0	0	0	0	0	0	0	0	4	4	0.00	1.000										

AB	34
R	5
H	9
RBI	5
BB	3
SO	4
LOB	15



Batter	1	2	3	4	5	6	7	8	9	AB	R	H	RBI	BB	SO	LOB	TOP		
Dave Cash, R OBP: 0.291, SLG: 0.315 Pepe Frias, R OBP: 0.250, SLG: 0.533	6-3		P4		F9		5-3		1B 2B	5	0	1	2	0	0	0			
Del Unser, L OBP: 0.293, SLG: 0.257	F7		4-3		E6			1B BB	1B IBB	3	0	0	0	2	0	0			
Andre Dawson, R OBP: 0.299, SLG: 0.442	BB 1B		1-3		6-3			F8	K	5	0	1	0	0	1	5			
Tony Perez, R OBP: 0.336, SLG: 0.449 Tom Hutton, L OBP: 0.326, SLG: 0.319	FC5 BB 1B				BB 1B		F8 2B	G4-6-3 1B	1B	5	1	5	2	0	0	0			
Warren Cromartie, L OBP: 0.337, SLG: 0.418	1-2 2-3 BB		F5		F8		G4-6-3 1B	P5		4	0	0	0	1	0	6			
Gary Carter, R OBP: 0.336, SLG: 0.422	FC5				1B BB		L5	F9		3	0	0	0	1	0	4			
Chris Speier, R OBP: 0.329, SLG: 0.329							F9		1B 2B E BB	3	1	2	1	1	0	1			
Stan Papi, R OBP: 0.285, SLG: 0.303	G1-6-3		G6-4-3				K	FC4 1B 2B		4	1	0	0	0	1	4			
Ross Grimsley, L OBP: 0.170, SLG: 0.156	4-3				F8		1-3	2B 1B		4	1	1	0	0	0	0			
Inning Stats	R: 0 E: 0 K: 0 S: 5	H: 2 LOB: 3 BB: 1 P: 9	R: 0 E: 0 K: 0 S: 3	H: 1 LOB: 0 BB: 0 P: 3	R: 0 E: 0 K: 0 S: 3	H: 0 LOB: 0 BB: 0 P: 3	R: 1 E: 0 K: 0 S: 4	H: 2 LOB: 1 BB: 1 P: 8	R: 0 E: 1 K: 0 S: 4	H: 0 LOB: 1 BB: 0 P: 4	R: 0 E: 0 K: 0 S: 5	H: 0 LOB: 0 BB: 0 P: 5	R: 0 E: 0 K: 0 S: 3	H: 1 LOB: 1 BB: 1 P: 7	R: 4 E: 1 K: 1 S: 9	H: 3 LOB: 2 BB: 2 P: 17	1B: 8 2B: 2 3B: 0 HR: 0	SF: 0 SAC: 0 DP: 3 HBP: 0	WP: 0 PA: 41 PB: 0 SB: 0 CS: 0
PITCHER	IP WLS BF H R ER SO BB IBB HBP BLK WP HR S P ERA WHIP	IP WLS BF H R ER SO BB IBB HBP BLK WP HR S P ERA WHIP	IP WLS BF H R ER SO BB IBB HBP BLK WP HR S P ERA WHIP	IP WLS BF H R ER SO BB IBB HBP BLK WP HR S P ERA WHIP	IP WLS BF H R ER SO BB IBB HBP BLK WP HR S P ERA WHIP	IP WLS BF H R ER SO BB IBB HBP BLK WP HR S P ERA WHIP	IP WLS BF H R ER SO BB IBB HBP BLK WP HR S P ERA WHIP	IP WLS BF H R ER SO BB IBB HBP BLK WP HR S P ERA WHIP	IP WLS BF H R ER SO BB IBB HBP BLK WP HR S P ERA WHIP	IP WLS BF H R ER SO BB IBB HBP BLK WP HR S P ERA WHIP	IP WLS BF H R ER SO BB IBB HBP BLK WP HR S P ERA WHIP	IP WLS BF H R ER SO BB IBB HBP BLK WP HR S P ERA WHIP	IP WLS BF H R ER SO BB IBB HBP BLK WP HR S P ERA WHIP	IP WLS BF H R ER SO BB IBB HBP BLK WP HR S P ERA WHIP	IP WLS BF H R ER SO BB IBB HBP BLK WP HR S P ERA WHIP	IP WLS BF H R ER SO BB IBB HBP BLK WP HR S P ERA WHIP	IP WLS BF H R ER SO BB IBB HBP BLK WP HR S P ERA WHIP	IP WLS BF H R ER SO BB IBB HBP BLK WP HR S P ERA WHIP	IP WLS BF H R ER SO BB IBB HBP BLK WP HR S P ERA WHIP
Pete Vuckovich, R ERA: 2.54	6.0	25	6	1	1	0	2	0	0	0	0	0	0	0	23	31	1.50	1.333	
Rob Dressler, R ERA: 2.99	2.0	7	1	0	0	1	1	0	0	0	0	0	0	0	8	12	0.00	1.000	
Dan O'Brien, R ERA: 4.5	0.1	L	6	2	4	1	0	1	0	0	0	0	0	0	4	12	27.00	9.000	
Tom Bruno, R ERA: 1.99	0.2	3	1	0	0	1	0	0	0	0	0	0	0	5	5	0.00	1.500		

Montreal Expos @ St. Louis Cardinals
 Busch Stadium, St. Louis, MO
 Sun Oct 01 1978, 3:33 AM CDT
 Att: 6,182 - Unknown

AB 36
 R 5
 H 10
 RBI 5
 BB 5
 SO 2
 LOB 20



Batter	1	2	3	4	5	6	7	8	9	AB	R	H	RBI	BB	SO	LOB	BOTTOM				
Lou Brock, L OBP: 0.263, SLG: 0.252 Dan O'Brien, R	1-3		FC3-6			6-3		4-3		4	0	0	0	0	0	1					
Jim Lentine, R OBP: 0.250, SLG: 0.182	F8		F9		L7			6-3		4	0	0	0	0	0	1					
Jerry Mumphrey, S OBP: 0.317, SLG: 0.335					F9		K	5-3		4	0	1	0	0	1	0					
Roger Freed, R OBP: 0.297, SLG: 0.370	K				F8		F3	K		4	0	0	0	0	2	1					
Ken Reitz, R OBP: 0.280, SLG: 0.357					F7					3	0	2	0	0	0	0					
Steve Swisher, R OBP: 0.331, SLG: 0.365					G4-6-3 1B		6-3			3	1	1	0	0	0	2					
Mike Tyson, R OBP: 0.277, SLG: 0.300					SF9 3B		F8			2	0	0	1	0	0	1					
Mike Ramsey, S OBP: 0.200, SLG: 0.200 Tony Scotti, S OBP: 0.276, SLG: 0.283					6-3			5-3		2	0	1	0	0	0	0					
Pete Vuckovich, R OBP: 0.153, SLG: 0.155 Rob Dressler, R					FC3-6 1B					2	0	0	0	0	1	1					
Ted Simmons, S OBP: 0.377, SLG: 0.512 Mike Phillips, L OBP: 0.317, SLG: 0.348					K			5-3		0	0	0	0	0	0	0					
Inning Stats	R: 0 E: 0 K: 1 S: 6	H: 1 LOB: 1 BB: 0 P: 6	R: 0 E: 0 K: 0 S: 3	H: 1 LOB: 0 BB: 0 P: 3	R: 0 E: 0 K: 1 S: 6	H: 1 LOB: 1 BB: 0 P: 6	R: 0 E: 0 K: 0 S: 3	H: 0 LOB: 0 BB: 0 P: 3	R: 1 E: 0 K: 0 S: 4	H: 1 LOB: 0 BB: 0 P: 4	R: 0 E: 0 K: 1 S: 5	H: 0 LOB: 0 BB: 0 P: 5	R: 0 E: 0 K: 0 S: 4	H: 1 LOB: 1 BB: 0 P: 4	R: 0 E: 0 K: 0 S: 3	H: 0 LOB: 0 BB: 0 P: 3	R: 0 E: 0 K: 1 S: 5	H: 0 LOB: 0 BB: 0 P: 5	1B: 3 2B: 1 3B: 1 HR: 0	SF: 1 SAC: 0 DP: 1 HBP: 0	WP: 0 PA: 31 PB: 0 SB: 1 CS: 0
PITCHER	IP WLS BF H R ER SO BB IBB HBP BLK WP HR S P ERA WHIP	IP WLS BF H R ER SO BB IBB HBP BLK WP HR S P ERA WHIP	IP WLS BF H R ER SO BB IBB HBP BLK WP HR S P ERA WHIP	IP WLS BF H R ER SO BB IBB HBP BLK WP HR S P ERA WHIP	IP WLS BF H R ER SO BB IBB HBP BLK WP HR S P ERA WHIP	IP WLS BF H R ER SO BB IBB HBP BLK WP HR S P ERA WHIP	IP WLS BF H R ER SO BB IBB HBP BLK WP HR S P ERA WHIP	IP WLS BF H R ER SO BB IBB HBP BLK WP HR S P ERA WHIP	IP WLS BF H R ER SO BB IBB HBP BLK WP HR S P ERA WHIP	IP WLS BF H R ER SO BB IBB HBP BLK WP HR S P ERA WHIP	IP WLS BF H R ER SO BB IBB HBP BLK WP HR S P ERA WHIP	IP WLS BF H R ER SO BB IBB HBP BLK WP HR S P ERA WHIP	IP WLS BF H R ER SO BB IBB HBP BLK WP HR S P ERA WHIP	IP WLS BF H R ER SO BB IBB HBP BLK WP HR S P ERA WHIP	IP WLS BF H R ER SO BB IBB HBP BLK WP HR S P ERA WHIP	IP WLS BF H R ER SO BB IBB HBP BLK WP HR S P ERA WHIP	IP WLS BF H R ER SO BB IBB HBP BLK WP HR S P ERA WHIP	IP WLS BF H R ER SO BB IBB HBP BLK WP HR S P ERA WHIP	IP WLS BF H R ER SO BB IBB HBP BLK WP HR S P ERA WHIP		
Ross Grimsley, L ERA: 3.05	9.0	31	5	1	1	4	0	0	0	0	0	0	0	0	39	39	1.00	0.556			

Montreal Expos @ St. Louis Cardinals
 Busch Stadium, St. Louis, MO
 Sun Oct 01 1978, 3:33 AM CDT
 Att: 6,182 - Unknown

AB 30
 R 1
 H 5
 RBI 1
 BB 0
 SO 4
 LOB 7

