

St. Louis Cardinals - 1980

Batter	1	2	3	4	5	6	7	8	9	AB	R	H	RBI	BB	SO	LOB	TOP			
Omar Moreno, L (1,8) X	0-0 P6			0-0 4-3			4-0 F9 S BB		4-0 WP BB	2	0	0	0	2	0	0	Pittsburgh Pirates @ St. Louis Cardinals Busch Stadium, St. Louis, MO Thu Apr 10 1980, 3:33 AM CST Att: 42,867 - Unknown			
Tim Foli, R (1,6) H	1-0 G4-6-3 HBP			0-0 6-3			0-3 K		0-3 K	3	0	0	0	0	2	3				
Dave Parker, L (1,9) X	0-0 G4-6-3 1-2			0-0 4-3			0-0 F9 2-3		0-3 K	4	0	0	0	0	1	4				
Willie Stargell, L (1,3)		0-3 K			0-3 K		0-0 1-3		0-3 K	4	0	0	0	0	3	3				
John Milner, L (1,7)		0-0 F8			0-0 G3			0-0 G3		3	0	0	0	0	0	0				
Bill Madlock, R (1,5) OBP: 0.333, SLG: 0.333		0-0 6-3			0-3 K			0-0 FC4-6 1B		3	0	1	0	0	1	0				
Ed Ott, L (1,2)			0-3 K			0-0 G3		0-0 FC4-6 1B		3	0	0	0	0	1	1				
Phil Garner, R (1,4) OBP: 0.333, SLG: 0.333			0-0 5-3			0-0 G4-6-3 1B		0-0 F8		3	0	1	0	0	0	1				
Bert Blyleven, R (1,1)			0-3 K			0-0 G4-6-3 1B			0-0 WP BB 1B	1	0	0	0	0	1	0				
Mike Easter, L (6, PH)										1	0	0	0	0	0	1				
Enrique Romo, R (6, PH)										0	0	0	0	0	0	0				
Lee Lacy, R (9, PH) OBP: 1.000, SLG: 1.000										1	0	1	0	0	0	0				
Inning Stats	R: 0 E: 0 K: 0 S: 2	H: 0 LOB: 0 BB: 0 P: 3	R: 0 E: 0 K: 1 S: 5	H: 0 LOB: 0 BB: 0 P: 5	R: 0 E: 0 K: 2 S: 7	H: 0 LOB: 0 BB: 0 P: 7	R: 0 E: 0 K: 0 S: 3	H: 0 LOB: 0 BB: 0 P: 3	R: 0 E: 0 K: 2 S: 7	H: 1 LOB: 0 BB: 0 P: 3	R: 0 E: 0 K: 1 S: 5	H: 0 LOB: 1 BB: 1 P: 9	R: 0 E: 0 K: 0 S: 4	H: 1 LOB: 1 BB: 0 P: 4	R: 0 E: 0 K: 3 S: 10	H: 1 LOB: 2 BB: 1 P: 14	1B: 3 2B: 0 3B: 0 HR: 0	SF: 0 SAC: 0 DP: 2 HBP: 1	WP: 1 PB: 0 CS: 1	PA: 31
PITCHER	IP WLS BF H R ER SO BB IBB HBP BLK WP HR S P ERA WHIP																			
Pete Vuckovich, R (1,1) ERA:	9.0 W 31 H 3 R 0 ER 0 SO 9 BB 2 IBB 0 HBP 1 BLK 0 WP 1 HR 0 S 46 P 55 ERA 0.00 WHIP 0.556																			

AB	28
R	0
H	3
RBI	0
BB	2
SO	9
LOB	13



Batter	1	2	3	4	5	6	7	8	9	AB	R	H	RBI	BB	SO	LOB	BOTTOM			
Garry Templeton, S (1,6) X	0-0 1-3		0-0 F8			0-0 4-3				3	0	0	0	0	0	0	Pittsburgh Pirates @ St. Louis Cardinals Busch Stadium, St. Louis, MO Thu Apr 10 1980, 3:33 AM CST Att: 42,867 - Unknown			
Ken Oberkell, L (1,4) B BB BB	4-0 G5-4-3 BB			0-0 6-3		0-0 G3				2	0	0	0	1	0	0				
Keith Hernandez, L (1,3) X	0-0 G5-4-3 1-2			0-0 4-3		0-0 3-1				3	0	0	0	0	0	1				
Ted Simmons, S (1,2)		0-0 4-3			4-0 BB		0-0 4-3			2	0	0	0	1	0	0				
Bobby Bonds, R (1,7)		4-0 2B BB			0-3 K		0-3 K			2	1	0	0	1	2	1				
George Hendrick, R (1,9) OBP: 0.333, SLG: 0.667		0-0 1-3-2 2B			0-0 P6		0-0 P3			3	0	1	1	0	0	0				
Tony Scott, S (1,8)		0-0 1-3-2 3-H			0-0 L8			0-0 4-3		3	0	0	0	0	0	1				
Ken Reitz, R (1,5) OBP: 0.667, SLG: 0.667			0-0 F2			0-0 1B		0-0 L6-3 1B		3	0	2	0	0	0	0				
Pete Vuckovich, R (1,1)			0-0 6-3			0-3 K		0-0 L6-3 1-2		3	0	0	0	0	1	2				
Inning Stats	R: 0 E: 0 K: 0 S: 2	H: 0 LOB: 1 BB: 1 P: 6	R: 1 E: 0 K: 0 S: 3	H: 1 LOB: 1 BB: 1 P: 7	R: 0 E: 0 K: 0 S: 3	H: 0 LOB: 0 BB: 0 P: 3	R: 0 E: 0 K: 1 S: 5	H: 0 LOB: 1 BB: 1 P: 9	R: 0 E: 0 K: 1 S: 6	H: 1 LOB: 0 BB: 0 P: 6	R: 0 E: 0 K: 0 S: 3	H: 0 LOB: 0 BB: 0 P: 3	R: 0 E: 0 K: 1 S: 5	H: 1 LOB: 0 BB: 0 P: 3	R: 0 E: 0 K: 0 S: 3	H: 1 LOB: 0 BB: 0 P: 3		1B: 2 2B: 3 3B: 0 HR: 0	SF: 0 SAC: 0 DP: 3 HBP: 0	WP: 0 PB: 0 CS: 0
PITCHER	IP WLS BF H R ER SO BB IBB HBP BLK WP HR S P ERA WHIP																			
Bert Blyleven, R (1,1) ERA: 1.8	5.0 L 18 H 2 R 1 ER 1 SO 2 BB 3 IBB 0 HBP 0 BLK 0 WP 0 HR 0 S 19 P 31 ERA 1.80 WHIP 1.000																			
Enrique Romo, R (6,1) ERA:	3.0 9 1 0 0 0 1 0 0 0 0 0 0 0 0 11 11 0.00 0.333																			

AB	24
R	1
H	3
RBI	1
BB	3
SO	3
LOB	5



Batter	1	2	3	4	5	6	7	8	9	AB	R	H	RBI	BB	SO	LOB	TOP					
Omar Moreno, L (1.8)	6-3		L6-5			B1		4-3		4	0	0	0	0	0	2	Pittsburgh Pirates @ St. Louis Cardinals Busch Stadium, St. Louis, MO Fri Apr 11 1980, 6:05 PM CST Att: 16,998 - Unknown					
Tim Foll, R (1.6)	F9			4-3		1-3		P6		4	0	0	0	0	0							
Dave Parker, L (1.9) OBP: 0.125, SLG: 0.125	4-3			F7			1B	1B	E6 SH1-4 BB	4	2	1	0	0	0							
Willie Stargell, L (1.3) Lee Lacy, R (9, PR) OBP: 0.375, SLG: 0.286 OBP: 1.000, SLG: 1.000	G3									3	1	2	0	1	0	0						
John Milner, L (1.7) Bill Robinson, R (9, PH) OBP: 0.333, SLG: 0.200 (9, 3)				1B						0	1	0	0	0	0	0						
Bill Madlock, R (1.5) OBP: 0.143, SLG: 0.143	G6-4-3			1-3						2	0	1	1	1	0	1						
Ed Ott, L (1.2) OBP: 0.286, SLG: 0.429	G6-4-3									0	0	0	0	0	0	0						
Phil Garner, R (1.4) OBP: 0.429, SLG: 0.500										4	0	2	3	0	0	0						
John Candelaria, L (1.1) Eddie Solomon, R (7, 1) Mike Easter, L (8, PH) Grant Jackson, S (8, 1)										3	0	1	0	1	0	1						
										2	0	1	0	0	0	0						
Inning Stats	R: 0 E: 0 K: 0 S: 3	H: 0 LOB: 0 BB: 0 P: 3	R: 0 E: 0 K: 0 S: 2	H: 0 LOB: 0 BB: 1 P: 6	R: 0 E: 0 K: 0 S: 4	H: 2 LOB: 1 BB: 0 P: 4	R: 0 E: 0 K: 0 S: 4	H: 1 LOB: 1 BB: 0 P: 4	R: 0 E: 0 K: 0 S: 3	H: 0 LOB: 0 BB: 0 P: 3	R: 0 E: 0 K: 0 S: 3	H: 0 LOB: 0 BB: 0 P: 3	R: 2 E: 0 K: 0 S: 6	H: 4 LOB: 1 BB: 0 P: 6	R: 0 E: 0 K: 0 S: 3	H: 0 LOB: 0 BB: 0 P: 3	R: 2 E: 1 K: 0 S: 5	H: 1 LOB: 2 BB: 2 P: 13	1B: 6 2B: 3 3B: 0 HR: 0	SF: 0 SAC: 1 DP: 3 HBP: 0	WP: 0 PB: 0 SB: 0 CS: 0	PA: 36
PITCHER	IP	WLS	BF	H	R	ER	SO	BB	IBB	HBP	BLK	WP	HR	S	P	ERA	WHIP					
Bob Forsch, R (1.1) ERA: 2.25	8.0		29	7	2	2	0	1	0	0	0	0	0	28	32	2.25	1.000					
Don Hood, L (9, 1) ERA:	0.0	L	2	0	2	0	0	1	0	0	0	0	0	1	5	∞	∞					
Mark Littell, R (9, 1) ERA:	1.0		5	1	0	0	0	0	1	0	0	0	0	4	8	0.00	1.000					

Batter	1	2	3	4	5	6	7	8	9	AB	R	H	RBI	BB	SO	LOB	BOTTOM					
Garry Templeton, S (1.6) OBP: 0.250, SLG: 0.143	F7		F2			E7		4-3		4	0	1	0	1	0	0	Pittsburgh Pirates @ St. Louis Cardinals Busch Stadium, St. Louis, MO Fri Apr 11 1980, 6:05 PM CST Att: 16,998 - Unknown					
Tony Scott, S (1.8) OBP: 0.125, SLG: 0.125			6-3			P5				5	0	1	0	0	0	5						
Keith Hernandez, L (1.3) OBP: 0.375, SLG: 0.571										4	1	2	0	1	0	0						
Ted Simmons, S (1.2)										5	0	0	0	0	0	4						
Bobby Bonds, R (1.7) OBP: 0.429, SLG: 0.333										4	1	2	0	0	0	1						
George Hendrick, R (1.9) OBP: 0.429, SLG: 0.500										3	1	1	0	1	0	2						
Ken Reitz, R (1.5) OBP: 0.571, SLG: 0.571										4	0	2	1	0	0	2						
Ken Oberkfell, L (1.4) OBP: 0.286, SLG: 0.167										4	0	1	1	0	0	2						
Bob Forsch, R (1.1) Eddie Solomon, R (8, PH) Don Hood, L (9, 1) Mark Littell, L (9, 1)										3	0	1	0	0	0	2						
										1	0	0	0	0	1	0						
										0	0	0	0	0	0	0						
										0	0	0	0	0	0	0						
Inning Stats	R: 0 E: 0 K: 0 S: 3	H: 1 LOB: 1 BB: 1 P: 7	R: 0 E: 0 K: 0 S: 3	H: 1 LOB: 1 BB: 1 P: 7	R: 0 E: 0 K: 0 S: 3	H: 0 LOB: 0 BB: 0 P: 3	R: 0 E: 0 K: 0 S: 4	H: 1 LOB: 1 BB: 0 P: 4	R: 0 E: 0 K: 0 S: 5	H: 2 LOB: 2 BB: 0 P: 5	R: 3 E: 1 K: 0 S: 8	H: 4 LOB: 3 BB: 1 P: 12	R: 0 E: 0 K: 0 S: 5	H: 2 LOB: 2 BB: 0 P: 5	R: 0 E: 0 K: 1 S: 5	H: 0 LOB: 0 BB: 0 P: 5	R: 0 E: 0 K: 0 S: 3	H: 0 LOB: 0 BB: 0 P: 3	1B: 10 2B: 0 3B: 1 HR: 0	SF: 0 SAC: 0 DP: 2 HBP: 0	WP: 0 PB: 0 SB: 0 CS: 0	PA: 40
PITCHER	IP	WLS	BF	H	R	ER	SO	BB	IBB	HBP	BLK	WP	HR	S	P	ERA	WHIP					
John Candelaria, L (1.1) ERA: 3.0	6.0		29	9	3	2	0	2	1	0	1	0	0	26	38	3.00	1.833					
Eddie Solomon, R (7, 1) ERA:	1.0		5	2	0	0	0	0	0	0	0	0	0	5	5	0.00	2.000					
Grant Jackson, L (8, 1) ERA:	2.0	W	6	0	0	0	1	0	0	0	0	0	0	8	8	0.00	0.000					

Batter	1	2	3	4	5	6	7	8	9	AB	R	H	RBI	BB	SO	LOB	TOP											
Omar Moreno, L OBP: 0.462, SLG: 0.455	E7 PB 1B			1-3		SH 1B				5	1	4	2	0	0	0	Pittsburgh Pirates @ St. Louis Cardinals Busch Stadium, St. Louis, MO Sat Apr 12 1980, 3:33 AM CST Att: 15,662 - Unknown											
Tim Foli, R OBP: 0.167, SLG: 0.182	1-3	L8				SH 1B	L5-4			4	1	1	0	0	0	4												
Dave Parker, L Bill Robinson, R	K			F5		FC3-6 S 1B		F9		4	1	2	1	0	1	2												
Willie Stargell, L OBP: 0.385, SLG: 0.200			2-3	6-3		FC3-6 BB		K		3	0	0	0	2	1	2												
John Milner, L OBP: 0.273, SLG: 0.111	K			4-3		L9		P6		4	1	0	0	1	1	4												
Bill Madlock, R OBP: 0.250, SLG: 0.250		F8 1B 2B		6-3		FC3-6		F8		5	2	2	0	0	0	2												
Ed Ott, L OBP: 0.417, SLG: 0.545		F8 1B 2B		4-3		4-3		K		4	1	2	0	1	1	2												
Phil Garner, R OBP: 0.500, SLG: 0.500		F8		6-3						4	0	2	2	1	0	2												
Jim Bibby, R OBP: 0.200, SLG: 0.200	K		G6-4-3	4-3		L5-4 1B		K		5	0	1	0	0	2	7												
Inning Stats	R: 0 E: 1 K: 2 S: 8	H: 1 LOB: 2 BB: 1 P: 12	R: 2 E: 0 K: 1 S: 8	H: 3 LOB: 1 BB: 0 P: 8	R: 3 E: 0 K: 0 S: 5	H: 3 LOB: 1 BB: 2 P: 13	R: 0 E: 0 K: 0 S: 4	H: 1 LOB: 1 BB: 0 P: 4	R: 0 E: 0 K: 0 S: 4	H: 1 LOB: 2 BB: 1 P: 8	R: 2 E: 1 K: 0 S: 6	H: 2 LOB: 2 BB: 1 P: 10	R: 0 E: 0 K: 1 S: 5	H: 0 LOB: 0 BB: 0 P: 5	R: 0 E: 0 K: 2 S: 8	H: 1 LOB: 1 BB: 0 P: 8		1B: 10 2B: 5 3B: 0 HR: 0	SF: 0 SAC: 1 DP: 2 HBP: 0	WP: 0 PB: 1 SB: 2 CS: 0	PA: 45							
PITCHER	IP	WLS	BF	H	R	ER	SO	BB	IBB	HBP	BLK	WP	HR	S	P	ERA	WHIP											
John Fulgham, R ERA: 15.0	3.0	L	18	7	5	5	3	2	1	0	1	0	0	0	8	12	15.00	3.000										
Bob Sykes, L ERA: 9.0	2.0		9	2	0	0	0	0	1	0	0	0	0	8	12	9.00	1.000											
Donnie Moore, R ERA: 9.0	2.0		11	4	2	2	0	1	0	0	0	0	0	10	14	9.00	2.500											
Darold Knowles, L ERA: 9.0	1.0		3	0	0	0	1	0	0	0	0	0	0	5	5	0.00	0.000											
Roy Thomas, R ERA: 9.0	1.0		4	1	0	0	2	0	0	0	0	0	0	8	8	0.00	1.000											
Batter	1	2	3	4	5	6	7	8	9	AB	R	H	RBI	BB	SO	LOB	BOTTOM											
Garry Templeton, S OBP: 0.273, SLG: 0.273	K				F8			F8		4	0	1	0	0	1	0	Pittsburgh Pirates @ St. Louis Cardinals Busch Stadium, St. Louis, MO Sat Apr 12 1980, 3:33 AM CST Att: 15,662 - Unknown											
Ken Oberkfell, L OBP: 0.455, SLG: 0.250	2B BB					4-3				2	1	1	0	2	0	0												
Keith Hernandez, L OBP: 0.333, SLG: 0.545	2B		G4-6-3			F9		L8		4	1	1	1	0	0	3												
Ted Simmons, S OBP: 0.250, SLG: 0.273	2B					FC5-4 1B		F8		4	0	2	1	0	0	2												
Bobby Bonds, R OBP: 0.273, SLG: 0.200	4-3					FC5-4				4	0	0	0	0	0	2												
George Hendrick, R OBP: 0.273, SLG: 0.300	K				P4					4	0	0	0	0	1	1												
Tony Scott, S OBP: 0.083, SLG: 0.083					F8			F8		4	0	0	0	0	1	0												
Ken Reitz, R OBP: 0.500, SLG: 0.500		P6								3	0	1	0	0	0	0												
John Fulgham, R Bob Sykes, S Bernie Carbo, L Donnie Moore, L Dane Iorg, L Darold Knowles, L Roy Thomas, R										1	0	0	0	0	1	0												
Inning Stats	R: 2 E: 0 K: 2 S: 9	H: 2 LOB: 1 BB: 1 P: 13	R: 0 E: 0 K: 2 S: 7	H: 0 LOB: 0 BB: 0 P: 7	R: 0 E: 0 K: 0 S: 3	H: 1 LOB: 1 BB: 1 P: 7	R: 0 E: 0 K: 0 S: 3	H: 0 LOB: 0 BB: 0 P: 3	R: 0 E: 0 K: 0 S: 4	H: 1 LOB: 1 BB: 0 P: 4	R: 0 E: 0 K: 1 S: 6	H: 1 LOB: 1 BB: 0 P: 6	R: 0 E: 0 K: 0 S: 4	H: 1 LOB: 0 BB: 0 P: 4	R: 0 E: 0 K: 0 S: 3	H: 0 LOB: 0 BB: 0 P: 3		1B: 3 2B: 3 3B: 0 HR: 0	SF: 0 SAC: 0 DP: 1 HBP: 0	WP: 0 PB: 0 SB: 0 CS: 0	PA: 34							
PITCHER	IP	WLS	BF	H	R	ER	SO	BB	IBB	HBP	BLK	WP	HR	S	P	ERA	WHIP											
Jim Bibby, R ERA: 2.0	9.0	W	34	6	2	2	5	2	0	0	0	0	0	42	50	2.00	0.889											

Batter	1	2	3	4	5	6	7	8	9	AB	R	H	RBI	BB	SO	LOB	TOP					
Omar Moreno, L (1, 8) OBP: 0.353, SLG: 0.333	4-3		G3		E6		G3			4	0	0	0	0	0	0						
Tim Foli, R (1, 6) OBP: 0.125, SLG: 0.133	6-3			F7	L7		6-3			4	0	0	0	0	0	1						
Dave Parker, L (1, 9) OBP: 0.250, SLG: 0.313	P6			4-3		F9 6-3 1B		3-1		4	0	1	0	0	0	0						
Willie Stargell, L (1, 3) OBP: 0.353, SLG: 0.154		F2		BB		6-3		5-3		3	0	0	0	1	0	1						
John Milner, L (1, 7) OBP: 0.357, SLG: 0.100 Bill Robinson, R (7, 7)				BB		F9		1-3		1	0	0	0	2	0	1						
Bill Madlock, R (1, 5) OBP: 0.250, SLG: 0.250		P6		BB		4-3				4	0	1	0	0	0	4						
Ed Ott, L (1, 2) OBP: 0.438, SLG: 0.600		2-3			E			FC5-4 1B		4	1	2	0	0	0	2						
Phil Garner, R (1, 4) OBP: 0.438, SLG: 0.385			F9		P4		HR	G6-3		3	1	0	0	1	0	2						
Jim Rooker, R (1, 1) OBP: 0.333, SLG: 1.333 Enrique Romo, R (7, 1) Grant Jackson, S (9, 1)			5-3		K					3	1	1	2	0	1	1						
Inning Stats	R: 0 E: 0 K: 0 S: 3	H: 0 LOB: 0 BB: 0 P: 3	R: 0 E: 0 K: 0 S: 3	H: 0 LOB: 1 BB: 1 P: 7	R: 0 E: 0 K: 0 S: 3	H: 0 LOB: 0 BB: 0 P: 3	R: 0 E: 0 K: 0 S: 3	H: 0 LOB: 2 BB: 2 P: 11	R: 1 E: 1 K: 1 S: 7	H: 1 LOB: 1 BB: 0 P: 7	R: 0 E: 0 K: 0 S: 4	H: 1 LOB: 1 BB: 0 P: 4	R: 2 E: 0 K: 0 S: 4	H: 2 LOB: 0 BB: 1 P: 8	R: 0 E: 0 K: 0 S: 3	H: 0 LOB: 0 BB: 0 P: 3	R: 0 E: 0 K: 0 S: 3	H: 1 LOB: 0 BB: 0 P: 3	1B: 3 2B: 1 3B: 0 HR: 1	SF: 0 SAC: 0 DP: 1 HBP: 0	WP: 0 PB: 0 SB: 1 CS: 0	PA: 35
PITCHER	IP	WLS	BF	H	R	ER	SO	BB	IBB	HBP	BLK	WP	HR	S	P	ERA	WHIP					
Silvio Martinez, R (1, 1) ERA: 2.57	7.0	L	29	4	3	2	1	4	0	0	0	0	1	27	43	2.57	1.143					
Don Hood, L (8, 1) ERA:	2.0		6	1	0	0	0	0	0	0	0	0	0	6	6	0.00	0.500					

Pittsburgh Pirates @ St. Louis Cardinals
 Busch Stadium, St. Louis, MO
 Sun Apr 13 1980, 3:33 AM CST
 Att: 16,301 - Unknown

AB	31
R	3
H	5
RBI	2
BB	4
SO	1
LOB	12



Batter	1	2	3	4	5	6	7	8	9	AB	R	H	RBI	BB	SO	LOB	BOTTOM					
Garry Templeton, S (1, 6) OBP: 0.333, SLG: 0.333			5-3		G4-6-3		F7			4	0	1	0	0	0	3						
Tony Scott, S (1, 8) OBP: 0.063, SLG: 0.063			6-3				1-3		G3	4	0	0	0	0	1	1						
Keith Hernandez, L (1, 3) OBP: 0.375, SLG: 0.500				3-1					K	3	0	1	0	1	1	0						
Ted Simmons, S (1, 2) OBP: 0.250, SLG: 0.214			G6-3		1B		K		G3	3	0	0	0	1	1	3						
Bobby Bonds, R (1, 7) OBP: 0.267, SLG: 0.214			F9		K		K		BB	4	0	1	0	0	2	2						
George Hendrick, R (1, 9) OBP: 0.287, SLG: 0.286			K				F2		F2	4	0	1	0	0	1	1						
Ken Reitz, R (1, 5) OBP: 0.500, SLG: 0.462					1-3				F8	3	0	1	0	1	0	3						
Ken Oberkfell, L (1, 4) OBP: 0.467, SLG: 0.364			5-3		4-3				BB	3	0	1	0	1	0	1						
Silvio Martinez, R (1, 1) Jim Lentine, R (7, PH) Dane Iorg, L (7, PH) Don Hood, L (8, 1) Bernie Carbo, L (9, PH)					K				F7	1	0	0	0	1	1	0						
Inning Stats	R: 0 E: 0 K: 1 S: 5	H: 1 LOB: 1 BB: 1 P: 9	R: 0 E: 0 K: 1 S: 5	H: 0 LOB: 1 BB: 1 P: 9	R: 0 E: 0 K: 1 S: 5	H: 0 LOB: 0 BB: 0 P: 5	R: 0 E: 0 K: 1 S: 6	H: 1 LOB: 2 BB: 1 P: 10	R: 0 E: 0 K: 0 S: 2	H: 0 LOB: 0 BB: 1 P: 6	R: 0 E: 0 K: 2 S: 8	H: 1 LOB: 1 BB: 0 P: 8	R: 0 E: 0 K: 0 S: 5	H: 2 LOB: 2 BB: 0 P: 5	R: 0 E: 0 K: 1 S: 5	H: 0 LOB: 0 BB: 0 P: 5	R: 0 E: 0 K: 0 S: 4	H: 1 LOB: 2 BB: 1 P: 8	1B: 4 2B: 2 3B: 0 HR: 0	SF: 0 SAC: 0 DP: 2 HBP: 0	WP: 0 PB: 0 SB: 0 CS: 0	PA: 36
PITCHER	IP	WLS	BF	H	R	ER	SO	BB	IBB	HBP	BLK	WP	HR	S	P	ERA	WHIP					
Jim Rooker, L (1, 1) ERA:	6.1		26	5	0	0	6	4	0	0	0	0	0	34	50	0.00	1.421					
Enrique Romo, R (7, 1) ERA:	2.1		9	1	0	0	1	1	0	0	0	0	0	10	14	0.00	0.857					
Grant Jackson, L (9, 1) ERA:	0.1	S	1	0	0	0	0	0	0	0	0	0	0	1	1	0.00	0.000					

Pittsburgh Pirates @ St. Louis Cardinals
 Busch Stadium, St. Louis, MO
 Sun Apr 13 1980, 3:33 AM CST
 Att: 16,301 - Unknown

AB	31
R	0
H	6
RBI	0
BB	5
SO	7
LOB	18



Batter	1	2	3	4	5	6	7	8	9	AB	R	H	RBI	BB	SO	LOB	TOP			
Pete Rose, S OBP: 0.222, SLG: 0.235 (1, 3)	F9		1-3			3-1		L7		4	0	0	0	0	0	3				
Bake McBride, L OBP: 0.235, SLG: 0.412 (1, 9)	1-3			G3		F8		P6		4	0	0	0	0	2					
Garry Maddox, R OBP: 0.294, SLG: 0.533 (1, 8)	4-3			4-3		6-3			6-3	4	0	0	0	0	1					
Mike Schmidt, R OBP: 0.235, SLG: 0.250 (1, 5)		6-3		CS 1B			6-3		F9	4	0	1	0	0	0					
Greg Luzinski, R OBP: 0.294, SLG: 0.438 (1, 7)	K			CS	5-3		4-3		E5	4	0	0	0	0	1	0				
Bob Boone, R OBP: 0.353, SLG: 0.412 (1, 2)	K				1-3		F8		K	4	0	0	0	0	2	1				
Larry Bowa, S OBP: 0.133, SLG: 0.267 (1, 6)			F8		6-3				1B FC6-4 1B	3	1	1	0	0	0	0				
Manny Trillo, R OBP: 0.533, SLG: 0.733 (1, 4)			F7			BLK 2B 2B			FC6-4 1B	3	1	2	0	0	0	0				
Randy Lerch, L OBP: 1.000, SLG: 2.000 (1, 1)									FC6-4 1B	1	0	1	1	1	0	0				
Kevin Saucier, L (7, 1)										0	0	0	0	0	0	0				
George Vukovich, L (8, PH)										1	0	0	1	0	0	1				
Ron Reed, R (8, 1)										0	0	0	0	0	0	0				
Inning Stats	R: 0 E: 0 K: 0 S: 3	H: 0 LOB: 0 BB: 0 P: 3	R: 0 E: 0 K: 2 S: 7	H: 0 LOB: 0 BB: 0 P: 7	R: 0 E: 0 K: 0 S: 3	H: 1 LOB: 1 BB: 0 P: 3	R: 0 E: 0 K: 0 S: 3	H: 0 LOB: 0 BB: 0 P: 3	R: 1 E: 0 K: 0 S: 5	H: 2 LOB: 1 BB: 0 P: 5	R: 0 E: 0 K: 0 S: 3	H: 0 LOB: 0 BB: 0 P: 3	R: 1 E: 0 K: 0 S: 5	H: 2 LOB: 1 BB: 0 P: 5	R: 0 E: 1 K: 1 S: 6	H: 0 LOB: 1 BB: 0 P: 6	1B: 3 2B: 2 3B: 0 HR: 0	SF: 0 SAC: 0 DP: 0 HBP: 0	WP: 0 PB: 0 SB: 0 CS: 1	PA: 34
PITCHER Pete Vuckovich, R ERA: 1.0 (1, 1)	IP: 9.0 WLS: W BF: 33 H: 5 R: 2 ER: 2 SO: 3 BB: 1 IBB: 0 HBP: 0 BLK: 1 WP: 0 HR: 0 S: 38 P: 42 ERA: 2.00 WHIP: 0.667																			

Philadelphia Phillies @ St. Louis Cardinals
 Busch Stadium, St. Louis, MO
 Tue Apr 15 1980, 6:05 PM CST
 Att: 8,166 - Unknown

AB 32
 R 2
 H 5
 RBI 2
 BB 1
 SO 3
 LOB 8



Batter	1	2	3	4	5	6	7	8	9	AB	R	H	RBI	BB	SO	LOB	BOTTOM	
Garry Templeton, S OBP: 0.286, SLG: 0.400 (1, 6)	4-3			SH1-3 1B 2B	1B 1-3 1B		6-3	6-3		5	1	2	0	0	0	1		
Tony Scott, S OBP: 0.105, SLG: 0.105 (1, 8)	K			SH1-3			6-3			3	0	1	1	0	1	0		
Keith Hernandez, L OBP: 0.500, SLG: 0.706 (1, 3)				1B 3-H 1B		1B SF9 1B				3	1	3	1	1	0	0		
Ted Simmons, S OBP: 0.250, SLG: 0.222 (1, 2)	CS	L7		1B 1-2 1B		K	6-3			4	0	1	0	0	1	2		
Bobby Bonds, R OBP: 0.263, SLG: 0.222 (1, 7)		K		F8		SF9 3B 1B		6-3		4	1	1	0	0	1	2		
George Hendrick, R OBP: 0.316, SLG: 0.353 (1, 9)		F9		6-3		SF9 3B IBB		6-3 2B 2B		3	2	1	0	1	0	2		
Ken Reitz, R OBP: 0.444, SLG: 0.438 (1, 5)			K		1B 1B	SF9		6-3		3	1	1	1	0	1	1		
Ken Oberkfell, L OBP: 0.474, SLG: 0.500 (1, 4)			F7		F8			2B IBB		3	1	1	2	1	0	1		
Pete Vuckovich, R OBP: 0.143, SLG: 0.286 (1, 1)			4-3		K					4	0	1	2	0	2	2		
Inning Stats	R: 0 E: 0 K: 1 S: 4	H: 0 LOB: 1 BB: 1 P: 8	R: 0 E: 0 K: 1 S: 5	H: 0 LOB: 0 BB: 0 P: 5	R: 0 E: 0 K: 1 S: 5	H: 3 LOB: 2 BB: 0 P: 6	R: 1 E: 0 K: 2 S: 10	H: 3 LOB: 1 BB: 1 P: 14	R: 0 E: 0 K: 0 S: 4	H: 1 LOB: 1 BB: 0 P: 4	R: 2 E: 0 K: 0 S: 5	H: 2 LOB: 1 BB: 1 P: 9	R: 0 E: 0 K: 0 S: 5	H: 0 LOB: 1 BB: 0 P: 6	1B: 7 2B: 3 3B: 2 HR: 0	SF: 1 SAC: 1 DP: 0 HBP: 0	WP: 0 PB: 0 SB: 0 CS: 1	PA: 38
PITCHER Randy Lerch, L ERA: 7.5 (1, 1)	IP: 6.0 WLS: L BF: 27 H: 9 R: 5 ER: 5 SO: 6 BB: 1 IBB: 1 HBP: 0 BLK: 0 WP: 0 HR: 0 S: 37 P: 45 ERA: 7.50 WHIP: 1.667																	
Kevin Saucier, L ERA (7, 1)	1.0 4 1 0 0 0																	
Ron Reed, R ERA (8, 1)	1.0 6 2 2 2 0																	

Philadelphia Phillies @ St. Louis Cardinals
 Busch Stadium, St. Louis, MO
 Tue Apr 15 1980, 6:05 PM CST
 Att: 8,166 - Unknown

AB 32
 R 7
 H 12
 RBI 7
 BB 3
 SO 6
 LOB 11



Batter	1	2	3	4	5	6	7	8	9	AB	R	H	RBI	BB	SO	LOB	TOP				
Pete Rose, S OBP: 0.217, SLG: 0.190	4-0 BB		1-3		3-1			6-3	E6	4	1	0	0	1	0	1					
Bake McBride, L OBP: 0.273, SLG: 0.455	G4-6-3			4-3	1-6-3			1B	1B	5	1	2	1	0	0	1					
Garry Maddox, R OBP: 0.316, SLG: 0.550 Lonnie Smith, R	5-3			2B	2B		5-3	F2	1B	5	1	2	2	0	0	1					
Mike Schmidt, R OBP: 0.273, SLG: 0.333		4-3		2B	2B		L5		1B	5	2	2	1	0	0	1					
Greg Luzinski, R OBP: 0.333, SLG: 0.500 Del Unser, L	P4			2B	2B		F8		1B	4	0	2	1	0	0	0					
Bob Boone, R OBP: 0.428, SLG: 0.500				2B	2B		5-3		1B	3	1	2	1	1	0	0					
Larry Bowa, S OBP: 0.105, SLG: 0.211	F9			BB	BB		6-3		2B	4	0	0	0	0	0	6					
Manny Trillo, R OBP: 0.474, SLG: 0.632			F9	FC6-4			F9		1B	4	1	1	2	0	0	2					
Steve Carlton, L Dickie Noles, R	F8				4-3		4-3		K	4	0	0	0	0	1	1					
Inning Stats	R: 0 E: 0 K: 0 S: 2	H: 0 LOB: 0 BB: 1 P: 6	R: 0 E: 0 K: 0 S: 4	H: 1 LOB: 1 BB: 0 P: 4	R: 0 E: 0 K: 0 S: 3	H: 0 LOB: 0 BB: 0 P: 3	R: 2 E: 0 K: 0 S: 6	H: 3 LOB: 2 BB: 1 P: 10	R: 0 E: 0 K: 0 S: 3	H: 0 LOB: 0 BB: 0 P: 3	R: 0 E: 0 K: 0 S: 3	H: 0 LOB: 0 BB: 0 P: 3	R: 0 E: 0 K: 0 S: 4	H: 1 LOB: 1 BB: 0 P: 4	R: 6 E: 1 K: 1 S: 12	H: 6 LOB: 1 BB: 0 P: 12	1B: 6 2B: 5 3B: 0 HR: 0	SF: 0 SAC: 0 DP: 1 HBP: 0	WP: 0 PB: 0 SB: 0 CS: 0	PA: 40	
PITCHER	IP	WLS	BF	H	R	ER	SO	BB	IBB	HBP	BLK	WP	HR	S	P	ERA	WHIP				
Bob Forsch, R ERA: 2.25	8.0	L	30	5	2	2	0	2	0	0	0	0	0	28	36	2.25	0.875				
Roy Thomas, R ERA: 20.25	0.1		5	4	4	3	0	0	0	0	0	0	0	5	5	81.00	12.000				
Don Hood, L ERA:	0.2		5	2	2	0	1	0	0	0	0	0	0	7	7	0.00	3.000				

Philadelphia Phillies @ St. Louis Cardinals
 Busch Stadium, St. Louis, MO
 Wed Apr 16 1980, 3:33 AM CST
 Att: 10,911 - Unknown

AB	38
R	8
H	11
RBI	8
BB	2
SO	1
LOB	13



Batter	1	2	3	4	5	6	7	8	9	AB	R	H	RBI	BB	SO	LOB	BOTTOM				
Garry Templeton, S OBP: 0.280, SLG: 0.348	4-3 BB		4-3			4-3		FC6-4		3	0	0	0	1	0	2					
Ken Oberkfell, L OBP: 0.391, SLG: 0.389	G4-3			K		F8			K	4	0	0	0	0	2	1					
Keith Hernandez, L OBP: 0.458, SLG: 0.667	4-3			G3			K		1B	4	1	1	0	0	1	0					
Ted Simmons, S OBP: 0.292, SLG: 0.273		F3		1B		5-3			1B	4	1	2	1	0	0	0					
Bobby Bonds, R OBP: 0.304, SLG: 0.333		K		F7		WP			1B	3	1	1	1	1	1	1					
George Hendrick, R OBP: 0.304, SLG: 0.333	F2				K		F8		1B	4	0	1	1	0	1	1					
Ken Reitz, R OBP: 0.524, SLG: 0.579 Tom Herr, S			1-4-3	2B		G6-4-3		1B	FC4-6	3	0	3	0	0	0	0					
Tony Scott, S OBP: 0.087, SLG: 0.087			6-3		G6-4-3		F8		F7	4	0	0	0	0	0	4					
Bob Forsch, R OBP: 0.200, SLG: 0.200 Jim Lentine, R Roy Thomas, R Don Hood, L		1-4-3			5-3		F7			2	0	0	0	0	0	1					
Inning Stats	R: 0 E: 0 K: 0 S: 2	H: 0 LOB: 0 BB: 1 P: 6	R: 0 E: 0 K: 1 S: 5	H: 0 LOB: 0 BB: 0 P: 5	R: 0 E: 0 K: 0 S: 4	H: 1 LOB: 1 BB: 0 P: 4	R: 0 E: 0 K: 1 S: 6	H: 1 LOB: 1 BB: 0 P: 6	R: 0 E: 0 K: 0 S: 3	H: 0 LOB: 0 BB: 0 P: 3	R: 0 E: 0 K: 1 S: 5	H: 0 LOB: 1 BB: 1 P: 9	R: 0 E: 0 K: 0 S: 4	H: 1 LOB: 1 BB: 0 P: 4	R: 3 E: 0 K: 1 S: 9	H: 4 LOB: 1 BB: 0 P: 9	1B: 5 2B: 2 3B: 1 HR: 0	SF: 0 SAC: 0 DP: 2 HBP: 0	WP: 1 PB: 0 SB: 0 CS: 0	PA: 35	
PITCHER	IP	WLS	BF	H	R	ER	SO	BB	IBB	HBP	BLK	WP	HR	S	P	ERA	WHIP				
Steve Carlton, L ERA: 3.12	8.1	W	33	8	3	3	5	2	0	0	0	1	0	41	49	3.24	1.200				
Dickie Noles, R ERA:	0.2		2	0	0	0	0	0	0	0	0	0	0	2	2	0.00	0.000				

Philadelphia Phillies @ St. Louis Cardinals
 Busch Stadium, St. Louis, MO
 Wed Apr 16 1980, 3:33 AM CST
 Att: 10,911 - Unknown

AB	33
R	3
H	8
RBI	3
BB	2
SO	5
LOB	12



Batter	1	2	3	4	5	6	7	8	9	AB	R	H	RBI	BB	SO	LOB	TOP					
Garry Templeton, S OBP: 0.361, SLG: 0.424	5-3		1B WP	6-3		IBB			P4	4	1	1	0	1	0	1						
Ken Oberkfell, L OBP: 0.353, SLG: 0.296	K		F7		4-3	5-3			FC3-6 1B	5	0	1	0	0	1	4						
Keith Hernandez, L OBP: 0.382, SLG: 0.516	6-3		PO WP 1-3 2-H 1B		6-3				FC3-6 WP HR	5	1	1	1	1	0	0						
Dane Iorg, L OBP: 0.333, SLG: 1.333 Roy Thomas, R (7, 1)			PO		G3				4-3	4	2	2	2	0	0	0						
Ted Simmons, S OBP: 0.367, SLG: 0.444			1-3 3-H		HR				HR	0	0	0	0	0	0	0						
Terry Kennedy, L OBP: 0.400, SLG: 0.400 Bobby Bonds, R OBP: 0.370, SLG: 0.417	4-3				3B 1B				K	5	1	2	0	0	1	0						
George Hendrick, R OBP: 0.394, SLG: 0.581	F8				1-H SF8 3B				HR	0	0	0	0	0	0	0						
Ken Reitz, R OBP: 0.467, SLG: 0.630	5-3				SF8				HR	5	2	2	1	0	0	1						
Tony Scott, S OBP: 0.219, SLG: 0.200			F8		SH1 BB				SH1-4 1B	3	1	1	3	0	0	0						
Silvio Martinez, R Donnie Moore, L OBP: 1.000, SLG: 1.000 Darold Knowles, L Jim Lentine, R					SH1 1B 1B				SH1-4 1B	0	0	0	0	0	0	0						
					1-2				F9	1	1	1	0	0	0	0						
										1	0	0	0	0	0	1						
Inning Stats	R: 0 E: 0 K: 1 S: 5	H: 0 LOB: 0 BB: 0 P: 5	R: 1 E: 0 K: 0 S: 4	H: 1 LOB: 0 BB: 0 P: 4	R: 2 E: 0 K: 0 S: 5	H: 3 LOB: 0 BB: 0 P: 5	R: 3 E: 0 K: 0 S: 6	H: 3 LOB: 1 BB: 1 P: 10	R: 0 E: 0 K: 0 S: 3	H: 0 LOB: 0 BB: 0 P: 3	R: 2 E: 0 K: 1 S: 8	H: 3 LOB: 2 BB: 1 P: 12	R: 0 E: 0 K: 0 S: 3	H: 0 LOB: 0 BB: 0 P: 3	R: 0 E: 0 K: 0 S: 4	H: 1 LOB: 1 BB: 0 P: 4	R: 2 E: 0 K: 0 S: 6	H: 3 LOB: 1 BB: 0 P: 6	1B: 8 2B: 1 3B: 1 HR: 4	SF: 1 SAC: 2 DP: 0 HBP: 0	WP: 2 PB: 0 SB: 0 CS: 0	PA: 43
PITCHER	IP	WLS	BF	H	R	ER	SO	BB	IBB	HBP	BLK	WP	HR	S	P	ERA	WHIP					
Jim Bibby, R ERA: 6.0	3.0		15	7	6	6	1	0	0	0	0	1	2	17	17	18.00	2.333					
Andy Hassler, L ERA: 6.75	2.2		12	3	2	2	1	1	0	0	0	0	1	13	17	6.75	1.500					
Grant Jackson, L ERA: 2.84	3.0	W	14	4	2	2	0	0	1	0	0	1	1	13	17	6.00	1.333					
Kent Tekulve, R ERA: 5.4	0.1	S	1	0	0	0	0	0	0	0	0	0	0	1	1	0.00	0.000					

St. Louis Cardinals @ Pittsburgh Pirates
Three Rivers Stadium, Pittsburgh, PA
Fri Apr 18 1980, 6:05 PM EST
Att: 10,196 - Unknown

AB 37
R 10
H 14
RBI 9
BB 2
SO 2
LOB 8



Batter	1	2	3	4	5	6	7	8	9	AB	R	H	RBI	BB	SO	LOB	BOTTOM				
Omar Moreno, L OBP: 0.313, SLG: 0.310	6-3			3-1		4-3	SF7			4	0	0	1	0	0	1					
Tim Foli, R OBP: 0.355, SLG: 0.448	F3			1B		HR	F8			5	3	3	0	0	0	0					
Dave Parker, L OBP: 0.323, SLG: 0.467	E1 1B			1B		HR				5	3	3	2	0	0	1					
Bill Robinson, R OBP: 0.500, SLG: 1.000	1B			1B		FC	F8			5	2	3	2	0	0	1					
John Milner, L OBP: 0.304, SLG: 0.211	G3 2B			F2		FC				5	1	2	3	0	0	2					
Bill Madlock, R OBP: 0.300, SLG: 0.300	G3 2B			P6						5	1	3	1	0	0	3					
Ed Ott, L OBP: 0.360, SLG: 0.435	G3			1B		F7	G3			5	0	1	0	0	0	4					
Phil Garner, R OBP: 0.414, SLG: 0.375	2B			K		P4				2	2	0	0	2	1	2					
Jim Bibby, R OBP: 0.286, SLG: 0.429 Andy Hassler, L Grant Jackson, S Kent Tekulve, R	2B			FC6-4		K				2	0	1	3	0	0	2					
										1	0	0	0	0	1	0					
										0	0	0	0	0	0	0					
Inning Stats	R: 6 E: 1 K: 0 S: 9	H: 5 LOB: 1 BB: 1 P: 13	R: 0 E: 0 K: 0 S: 3	H: 0 LOB: 0 BB: 0 P: 3	R: 0 E: 0 K: 1 S: 7	H: 2 LOB: 2 BB: 0 P: 7	R: 1 E: 0 K: 0 S: 6	H: 3 LOB: 0 BB: 0 P: 6	R: 0 E: 0 K: 1 S: 5	H: 0 LOB: 0 BB: 0 P: 5	R: 3 E: 0 K: 0 S: 7	H: 4 LOB: 1 BB: 0 P: 7	R: 1 E: 0 K: 0 S: 3	H: 0 LOB: 0 BB: 1 P: 7	R: 1 E: 0 K: 0 S: 5	H: 2 LOB: 1 BB: 0 P: 5	1B: 11 2B: 4 3B: 0 HR: 1	SF: 1 SAC: 0 DP: 0 HBP: 0	WP: 0 PB: 0 SB: 0 CS: 0	PA: 43	
PITCHER	IP	WLS	BF	H	R	ER	SO	BB	IBB	HBP	BLK	WP	HR	S	P	ERA	WHIP				
Silvio Martinez, R ERA: 4.7	0.2		5	6	2	2	0	0	0	0	0	0	0	8	12	27.00	7.500				
Donnie Moore, R ERA: 5.4	4.2		20	6	2	2	2	0	0	0	0	0	0	24	24	3.86	1.286				
Darold Knowles, L ERA: 10.8	0.2	L	5	3	2	2	0	0	0	0	0	0	1	5	5	27.00	4.500				
Roy Thomas, R ERA: 13.5	2.0		9	2	2	2	0	1	0	0	0	0	0	8	12	9.00	1.500				

St. Louis Cardinals @ Pittsburgh Pirates
Three Rivers Stadium, Pittsburgh, PA
Fri Apr 18 1980, 6:05 PM EST
Att: 10,196 - Unknown

AB 40
R 12
H 16
RBI 12
BB 2
SO 2
LOB 17



Batter	1	2	3	4	5	6	7	8	9	AB	R	H	RBI	BB	SO	LOB	TOP										
Garry Templeton, S (1, 6) OBP: 0.341, SLG: 0.395	0-3 K	0-3 K			0-0 F8		0-0 E3		0-0 SH1-3 1B	5	0	1	0	0	2	2	St. Louis Cardinals @ Pittsburgh Pirates Three Rivers Stadium, Pittsburgh, PA Sat Apr 19 1980, 3:33 AM EST Att: 12,642 - Sunny - 78 F										
Ken Oberkfell, L (1, 4) OBP: 0.342, SLG: 0.267	4-0 1B BB		0-3 K		0-3 K		0-0 F9		0-0 SH1-3 1-2	3	0	0	0	1	2	1											
Keith Hernandez, L Bobby Bonds, R (5, PR) (8, 7) OBP: 0.320, SLG: 0.417	0-0		0-0		0-0 6-3			4-0 1B BB	0-0 F9	3	1	2	1	1	0	0											
Bernie Carbo, L Jim Lentine, R (6, PH) (8, 7) OBP: 0.300, SLG: 0.417	1-2 1B							1-2 1B BB	0-0 F9	0	1	0	0	0	0	0											
Ted Simmons, S (1, 2) OBP: 0.400, SLG: 0.433	0-3 K		0-3 K			4-0 BB		0-0 1B 1-2 1B	4-0 1B IBB	3	0	1	0	2	2	2											
Dane Iorg, L (1, 7) (8, 3) OBP: 0.182, SLG: 0.727	0-0 F8		0-0 F8			0-3 K		0-3 K	0-0 F7	5	0	0	0	0	2	7											
George Hendrick, R (1, 9) OBP: 0.405, SLG: 0.571		0-0 SH1-4 1B			0-0 4-3		0-3 K		0-0 BB 1-3 2-H 1B	4	0	2	1	0	1	1											
Ken Reitz, R (1, 5) OBP: 0.441, SLG: 0.581		0-0 SH1-4 1B			0-0 F8		0-3 K		0-0 P4	4	0	1	0	0	1	3											
Tony Scott, S (1, 8) OBP: 0.222, SLG: 0.182		0-3 K			0-0 E6		0-0 F3	4-0 1-2 BB		3	0	0	0	1	1	2											
John Fulgham, R (1, 1)		0-0 SH1-4 1-2 2-3			0-3 K		0-3 K	0-3 K		3	0	0	0	0	3	4											
Inning Stats	R: 0 E: 0 K: 2 S: 8	H: 1 LOB: 2 BB: 1 P: 12	R: 0 E: 0 K: 2 S: 9	H: 2 LOB: 2 BB: 0 P: 9	R: 1 E: 0 K: 2 S: 8	H: 1 LOB: 0 BB: 0 P: 8	R: 0 E: 1 K: 1 S: 6	H: 0 LOB: 1 BB: 0 P: 6	R: 0 E: 0 K: 3 S: 9	H: 0 LOB: 1 BB: 1 P: 13	R: 0 E: 1 K: 1 S: 6	H: 0 LOB: 1 BB: 0 P: 6	R: 1 E: 0 K: 2 S: 9	H: 2 LOB: 2 BB: 2 P: 17	R: 0 E: 0 K: 0 S: 4	H: 1 LOB: 2 BB: 1 P: 8	1B: 6 2B: 0 3B: 0 HR: 1	SF: 0 SAC: 2 DP: 0 HBP: 0	WP: 0 PB: 0 SB: 0 CS: 0	PA: 41							
PITCHER	IP	WLS	BF	H	R	ER	SO	BB	IBB	HBP	BLK	WP	HR	S	P	ERA	WHIP										
Bert Blyleven, R (1, 1) ERA: 1.89	7.0		29	4	1	1	12	2	0	0	0	0	1	51	59	1.29	0.857										
Dave Roberts, L (8, 1) ERA: 3.95	0.1	L	3	1	1	1	1	1	0	0	0	0	0	4	8	27.00	6.000										
Enrique Romo, R (8, 1) ERA:	1.0		6	2	0	0	1	1	0	0	0	0	0	7	11	0.00	3.000										
Grant Jackson, L (9, 1) ERA: 2.57	0.2		3	0	0	0	0	0	1	0	0	0	0	2	6	0.00	0.000										

Batter	1	2	3	4	5	6	7	8	9	AB	R	H	RBI	BB	SO	LOB	BOTTOM										
Omar Moreno, L (1, 8) OBP: 0.306, SLG: 0.333	0-3 K	0-0 1-3 2B			0-0 4-3			0-0 4-3		4	0	1	0	0	1	0	St. Louis Cardinals @ Pittsburgh Pirates Three Rivers Stadium, Pittsburgh, PA Sat Apr 19 1980, 3:33 AM EST Att: 12,642 - Sunny - 78 F										
Tim Foli, R (1, 6) OBP: 0.314, SLG: 0.394	0-0 F8	0-0 F2			0-0 F7			0-0 1-3		4	0	0	0	0	0	2											
Dave Parker, L (1, 9) OBP: 0.314, SLG: 0.441	0-0 S 1B		0-3 K		0-0 1-3			0-0 F9		4	0	1	0	0	1	0											
Bill Robinson, R (1, 7) OBP: 0.444, SLG: 0.813	4-0 1-2 BB		0-0 F8		0-0 F8			0-0 F5		3	0	0	0	1	0	0											
John Milner, L (1, 3) OBP: 0.259, SLG: 0.174	0-0 F9		0-0 F3		0-0 3-1			0-0 4-3		4	0	0	0	0	0	2											
Bill Madlock, R (1, 5) OBP: 0.294, SLG: 0.324		0-0 4-3 SF9 2B		0-0 F7		0-0 P2		0-0 6-3		4	1	1	0	0	0	0											
Ed Ott, L (1, 2) OBP: 0.357, SLG: 0.490		0-0 4-3		0-0 5-3		4-0 BB				2	0	0	0	1	0	1											
Lee Lacy, R Steve Nicosia, R (7, PR) (8, 2) OBP: 0.714, SLG: 0.857		2-3								0	0	0	0	0	0	0											
Phil Garner, R (1, 4) OBP: 0.375, SLG: 0.346		0-0 SF9		0-3 K		0-0 F9				2	0	0	1	0	1	1											
Bert Blyleven, R (1, 1) OBP: 0.200, SLG: 0.200		0-0 3-H			0-3 K					2	0	1	0	0	1	0											
Mike Easler, L Dave Roberts, L Enrique Romo, R Grant Jackson, S (7, PH) (8, 1) (8, 1) (9, 1) OBP: 0.400, SLG: 1.000		2B						0-0 F9		1	0	0	0	0	0	1											
Inning Stats	R: 0 E: 0 K: 1 S: 6	H: 1 LOB: 2 BB: 1 P: 10	R: 1 E: 0 K: 0 S: 6	H: 3 LOB: 0 BB: 0 P: 6	R: 0 E: 0 K: 1 S: 5	H: 0 LOB: 0 BB: 0 P: 5	R: 0 E: 0 K: 1 S: 5	H: 0 LOB: 0 BB: 0 P: 5	R: 0 E: 0 K: 0 S: 3	H: 0 LOB: 0 BB: 0 P: 3	R: 0 E: 0 K: 0 S: 3	H: 0 LOB: 0 BB: 0 P: 3	R: 0 E: 0 K: 0 S: 3	H: 0 LOB: 0 BB: 0 P: 3	R: 0 E: 0 K: 0 S: 3	H: 0 LOB: 0 BB: 0 P: 3	1B: 2 2B: 2 3B: 0 HR: 0	SF: 1 SAC: 0 DP: 0 HBP: 0	WP: 0 PB: 0 SB: 1 CS: 0	PA: 33							
PITCHER	IP	WLS	BF	H	R	ER	SO	BB	IBB	HBP	BLK	WP	HR	S	P	ERA	WHIP										
John Fulgham, R (1, 1) ERA: 4.5	9.0	W	33	4	1	1	4	2	0	0	0	0	0	39	47	1.00	0.667										

AB	34
R	2
H	7
RBI	2
BB	5
SO	14
LOB	23



AB	30
R	1
H	4
RBI	1
BB	2
SO	4
LOB	7



Batter	1	2	3	4	5	6	7	8	9	AB	R	H	RBI	BB	SO	LOB	TOP								
Garry Templeton, S OBP: 0.370, SLG: 0.390 (1, 6)										3	1	1	0	2	0	1	St. Louis Cardinals @ Pittsburgh Pirates Three Rivers Stadium, Pittsburgh, PA Sun Apr 20 1980, 3:33 AM EST Att: 35,567 - Unknown livebaseballscorecards.com								
Tom Herr, S OBP: 0.333, SLG: 0.333 (1, 4)										5	0	2	0	0	1	4									
Keith Hernandez, L OBP: 0.395, SLG: 0.590 (1, 3)										5	0	1	2	0	0	5									
Ted Simmons, S OBP: 0.385, SLG: 0.412 (1, 2)										4	0	1	0	0	1	3									
George Hendrick, R OBP: 0.390, SLG: 0.538 (1, 9)										4	0	1	0	0	1	3									
Bobby Bonds, R OBP: 0.385, SLG: 0.464 Mark Littell, L (8, 1)										4	1	1	0	0	1	3									
Ken Reitz, R OBP: 0.447, SLG: 0.559 (1, 5)										3	0	1	0	1	0	1									
Jim Lentine, R OBP: 0.125, SLG: 0.125 (8, 7)										3	0	1	1	0	0	1									
Dane Iorg, L OBP: 0.250, SLG: 0.727 (9, PH)										1	0	0	0	0	0	0									
Pete Vuckovich, R OBP: 0.125, SLG: 0.250 Steve Swisher, R (5, PH) Don Hood, L (5, 1) Roy Thomas, R (6, 1) Ken Oberkfell, L OBP: 0.241, SLG: 0.267 Bob Sykes, S OBP: 0.220, SLG: 0.220 Tony Scott, S OBP: 0.203, SLG: 0.206 (8, 8)										1	0	0	0	0	0	0									
Inning Stats	R: 0 E: 1 K: 1 S: 6	H: 1 LOB: 1 BB: 0 P: 6	R: 0 E: 0 K: 0 S: 3	H: 1 LOB: 0 BB: 0 P: 3	R: 0 E: 0 K: 0 S: 3	H: 0 LOB: 1 BB: 1 P: 7	R: 0 E: 0 K: 0 S: 3	H: 0 LOB: 0 BB: 0 P: 3	R: 1 E: 0 K: 0 S: 4	H: 2 LOB: 1 BB: 1 P: 8	R: 0 E: 0 K: 1 S: 6	H: 1 LOB: 0 BB: 0 P: 6	R: 0 E: 0 K: 1 S: 5	H: 1 LOB: 0 BB: 0 P: 5	R: 2 E: 0 K: 0 S: 7	H: 4 LOB: 2 BB: 0 P: 7	R: 0 E: 0 K: 1 S: 5	H: 0 LOB: 3 BB: 2 P: 14	1B: 8 2B: 1 3B: 1 HR: 0	SF: 0 SAC: 0 DP: 3 HBP: 1	WP: 0 PB: 0 SB: 0 CS: 1	PA: 40			
PITCHER	IP	WLS	BF	H	R	ER	SO	BB	IBB	HBP	BLK	WP	HR	S	P	ERA	WHIP								
Jim Rooker, L ERA: 0.79 (1, 1)	5.0	W	19	4	1	1	1	2	0	0	0	0	0	19	27	1.80	1.200								
Enrique Romo, R ERA: 2.09 (6, 1)	2.0		9	4	2	2	2	0	0	0	0	0	0	13	13	9.00	2.000								
Grant Jackson, L ERA: 2.45 (8, 1)	0.1		3	2	0	0	0	0	0	0	0	0	0	3	3	0.00	6.000								
Kent Tekulve, R ERA: 3.6 (8, 1)	1.2	S	8	0	0	0	1	2	0	1	0	0	0	7	16	0.00	1.200								

Batter	1	2	3	4	5	6	7	8	9	AB	R	H	RBI	BB	SO	LOB	BOTTOM									
Omar Moreno, L OBP: 0.268, SLG: 0.289 (1, 8)										5	1	0	0	0	1	4	St. Louis Cardinals @ Pittsburgh Pirates Three Rivers Stadium, Pittsburgh, PA Sun Apr 20 1980, 3:33 AM EST Att: 35,567 - Unknown livebaseballscorecards.com									
Tim Lincecum, R OBP: 0.375, SLG: 0.417 (1, 6)										3	2	2	1	2	0	1										
Dave Parker, L OBP: 0.359, SLG: 0.579 (1, 9)										4	1	3	3	0	1	1										
Bill Robinson, R OBP: 0.409, SLG: 0.700 (1, 7)										4	0	1	0	0	1	4										
John Milner, L OBP: 0.258, SLG: 0.185 (1, 3)										4	0	1	1	0	0	3										
Bill Madlock, R OBP: 0.316, SLG: 0.324 (1, 5)										3	1	1	0	1	0	1										
Ed Ott, L OBP: 0.375, SLG: 0.370 (1, 2)										2	0	0	0	2	0	0										
Phil Garner, R OBP: 0.361, SLG: 0.333 (1, 4)										4	1	1	1	0	1	3										
Jim Rooker, R OBP: 0.200, SLG: 0.800 Enrique Romo, R OBP: 1.000, SLG: 1.000 Grant Jackson, S Kent Tekulve, R (8, 1)										2	0	0	0	0	0	2										
Inning Stats	R: 0 E: 0 K: 1 S: 6	H: 1 LOB: 2 BB: 1 P: 10	R: 5 E: 0 K: 0 S: 7	H: 4 LOB: 0 BB: 1 P: 11	R: 0 E: 0 K: 0 S: 3	H: 1 LOB: 0 BB: 0 P: 3	R: 0 E: 0 K: 0 S: 3	H: 0 LOB: 0 BB: 0 P: 3	R: 1 E: 0 K: 2 S: 8	H: 1 LOB: 3 BB: 3 P: 20	R: 0 E: 0 K: 0 S: 5	H: 3 LOB: 0 BB: 0 P: 5	R: 0 E: 0 K: 0 S: 3	H: 0 LOB: 0 BB: 0 P: 3	R: 0 E: 0 K: 1 S: 5	H: 0 LOB: 1 BB: 1 P: 9		1B: 8 2B: 1 3B: 0 HR: 1	SF: 0 SAC: 0 DP: 0 HBP: 0	WP: 1 PB: 0 SB: 0 CS: 2	PA: 38					
PITCHER	IP	WLS	BF	H	R	ER	SO	BB	IBB	HBP	BLK	WP	HR	S	P	ERA	WHIP									
Pete Vuckovich, R ERA: 2.86 (1, 1)	4.0	L	19	6	5	5	1	2	2	1	0	0	1	0	12	24	5.40	3.600								
Don Hood, L ERA: 2.09 (5, 1)	1.2		11	4	1	1	2	2	1	0	0	1	0	12	24	5.40	3.600									
Roy Thomas, R ERA: 12.27 (6, 1)	0.1		1	0	0	0	0	0	0	0	0	0	0	1	1	0.00	0.000									
Bob Sykes, L ERA: 5.91 Mark Littell, R ERA: 5.4 (8, 1)	1.0		3	0	0	0	0	0	0	0	0	0	0	3	3	0.00	0.000									
Mark Littell, R ERA: 5.4 (8, 1)	1.0		4	0	0	0	1	1	0	0	0	0	0	5	9	0.00	1.000									

Batter	1	2	3	4	5	6	7	8	9	AB	R	H	RBI	BB	SO	LOB	TOP										
Garry Templeton, S (1,6) OBP: 0.357, SLG: 0.373	0-0 5-3		0-0 4-3			0-0 B1-3		0-0 SH SF8 1B		4	1	1	1	0	0	0	St. Louis Cardinals @ Chicago Cubs Wrigley Field, Chicago, IL Wed Apr 23 1980, 3:33 AM CST Att: 10,429 - Sunny - 48 F										
Ken Oberkfell, L (1,4) OBP: 0.277, SLG: 0.205	0-0 4-3			0-0 6-3		0-0 5-3		0-0 SH		3	0	0	0	0	0	0											
Keith Hernandez, L (1,3) OBP: 0.365, SLG: 0.521	0-0 4-3			0-0 1B		0-0 F8		0-3 K		4	0	1	0	0	1	2											
Ted Simmons, S (1,2) OBP: 0.458, SLG: 0.462		0-0 4-3		0-0 F8			0-0 6-3 1B	4-0 FC6-4 IBB		3	0	1	0	1	0	1											
Bobby Bonds, R (1,7) OBP: 0.350, SLG: 0.528		0-0 P3		0-3 K			0-0 F9	0-0 SF8		3	0	0	1	0	1	2											
George Hendrick, R (1,9) OBP: 0.400, SLG: 0.542		0-0 1B			0-0 5-3		0-0 6-3	0-0 3-H FC6-4		4	0	1	0	0	0	3											
Ken Reitz, R (1,5) OBP: 0.447, SLG: 0.619	0-0 1-6-3				0-0 1B		0-0 4-3		0-0 F8	4	0	1	0	0	0	2											
Tony Scott, S (1,8) OBP: 0.255, SLG: 0.209			0-3 K		0-0 F8			0-0 E 1B 1B	0-0 4-3	4	1	1	0	0	1	1											
Silvio Martinez, R (1,1)			0-0 1-3		0-0 B2-3			0-0 E3 1B SH	0-3 K	4	1	0	0	0	1	2											
Inning Stats	R: 0 E: 0 K: 0 S: 3	H: 0 LOB: 0 BB: 0 P: 3	R: 0 E: 0 K: 0 S: 4	H: 1 LOB: 1 BB: 0 P: 4	R: 0 E: 0 K: 1 S: 5	H: 0 LOB: 0 BB: 0 P: 5	R: 0 E: 0 K: 1 S: 6	H: 1 LOB: 1 BB: 0 P: 6	R: 0 E: 0 K: 0 S: 4	H: 0 LOB: 0 BB: 0 P: 3	R: 0 E: 0 K: 0 S: 4	H: 1 LOB: 1 BB: 0 P: 4	R: 0 E: 0 K: 1 S: 9	H: 2 LOB: 2 BB: 1 P: 13	R: 0 E: 0 K: 1 S: 5	H: 0 LOB: 0 BB: 0 P: 5	1B: 6 2B: 0 3B: 0 HR: 0	SF: 1 SAC: 1 DP: 0 HBP: 0	WP: 0 PB: 0 SB: 1 CS: 0	PA: 36							
PITCHER	IP	WLS	BF	H	R	ER	SO	BB	IBB	HBP	BLK	WP	HR	S	P	ERA	WHIP										
Mike Krukow, R (1,1) ERA: 3.0	7.0	L	29	6	3	0	2	0	0	0	0	0	0	33	33	0.00	0.857										
Bill Caudill, R (8,1) ERA: 4.15	1.0		4	0	0	0	1	0	1	0	0	0	0	5	9	0.00	0.000										
Dick Tidrow, R (9,1) ERA:	1.0		3	0	0	0	1	0	0	0	0	0	0	5	5	0.00	0.000										

Batter	1	2	3	4	5	6	7	8	9	AB	R	H	RBI	BB	SO	LOB	BOTTOM										
Ivan De Jesus, R (1,6) OBP: 0.364, SLG: 0.585	0-3 K		0-0 6-3			0-0 1-3		0-0 2-H 1B		4	0	1	1	0	1	0	St. Louis Cardinals @ Chicago Cubs Wrigley Field, Chicago, IL Wed Apr 23 1980, 3:33 AM CST Att: 10,429 - Sunny - 48 F										
Steve Ontiveros, S (1,5) OBP: 0.346, SLG: 0.364	0-0 F7		0-0 4-3			0-3 K		0-3 K		3	0	0	0	0	1	0											
Dave Kingman, R (8, PH) OBP: 0.374, SLG: 0.909										1	0	0	0	0	1	1											
Lenny Randle, S (9,5) OBP: 0.097, SLG: 0.167										0	0	0	0	0	0	0											
Bill Buckner, L (1,3) OBP: 0.457, SLG: 0.512	0-0 F9			0-0 F7			0-0 P6		0-0 G3	4	0	0	0	0	0	0											
Larry Bittner, L (1,7) OBP: 0.350, SLG: 0.316		0-0 F8		0-0 G3			0-0 F8		0-0 F8	4	0	0	0	0	0	0											
Jerry Martin, R (1,9) OBP: 0.405, SLG: 0.684		0-0 L6		0-3 K			0-0 1B		0-3 K	4	0	1	0	0	2	0											
Barry Foote, R (1,2) OBP: 0.314, SLG: 0.606		4-0 1B BB			0-0 6-3		0-0 P6			2	0	0	0	1	0	1											
Carlos Lezcano, R (1,8) OBP: 0.389, SLG: 0.750		0-0 FC6-4 1B			0-3 K			0-0 L5		3	0	1	0	0	1	0											
Mike Tyson, R (1,4) OBP: 0.200, SLG: 0.333		0-0 FC6-4			0-3 K			4-0 S 1B BB		2	0	0	0	0	1	2											
Jesus Figueroa, L (8, PH)										0	1	0	0	1	0	0											
Dick Tidrow, R (9,1)										0	0	0	0	0	0	0											
Mike Krukow, R (1,1) OBP: 0.333, SLG: 0.333					0-0 5-3			0-3 K		2	0	0	0	0	0	0											
Bill Caudill, R (8,1)										0	0	0	0	0	0	0											
Scot Thompson, L (8, PH) OBP: 0.500, SLG: 0.600										1	0	0	0	0	1	1											
Mick Kelleher, R (9,4) OBP: 0.500, SLG: 0.500								1-2 K		0	0	0	0	0	0	0											
Inning Stats	R: 0 E: 0 K: 1 S: 5	H: 0 LOB: 0 BB: 0 P: 5	R: 0 E: 0 K: 0 S: 4	H: 1 LOB: 2 BB: 1 P: 8	R: 0 E: 0 K: 0 S: 3	H: 0 LOB: 0 BB: 0 P: 3	R: 0 E: 0 K: 1 S: 5	H: 0 LOB: 0 BB: 0 P: 5	R: 0 E: 0 K: 2 S: 7	H: 0 LOB: 0 BB: 0 P: 7	R: 0 E: 0 K: 1 S: 5	H: 0 LOB: 0 BB: 0 P: 5	R: 0 E: 0 K: 0 S: 4	H: 1 LOB: 1 BB: 0 P: 4	R: 1 E: 0 K: 2 S: 8	H: 1 LOB: 1 BB: 1 P: 12	R: 0 E: 0 K: 1 S: 5	H: 0 LOB: 0 BB: 0 P: 5	1B: 3 2B: 0 3B: 0 HR: 0	SF: 0 SAC: 0 DP: 0 HBP: 0	WP: 0 PB: 0 SB: 1 CS: 0	PA: 32					
PITCHER	IP	WLS	BF	H	R	ER	SO	BB	IBB	HBP	BLK	WP	HR	S	P	ERA	WHIP										
Silvio Martinez, R (1,1) ERA: 2.7	9.0	W	32	3	1	1	8	2	0	0	0	0	0	46	54	1.00	0.556										

AB	33
R	3
H	6
RBI	2
BB	1
SO	4
LOB	13



AB	30
R	1
H	3
RBI	1
BB	2
SO	8
LOB	5



Batter	1	2	3	4	5	6	7	8	9	AB	R	H	RBI	BB	SO	LOB	TOP					
Garry Templeton, S (1, 6) OBP: 0.367, SLG: 0.382										4	1	2	0	0	1	0	St. Louis Cardinals @ Philadelphia Phillies Veterans Stadium, Philadelphia, PA Fri Apr 25 1980, 6:05 PM EST Att: 30,516 - Unknown					
Tom Herr, S (1, 4) OBP: 0.400, SLG: 0.400										4	0	2	0	0	0	0						
Keith Hernandez, L (1, 3) OBP: 0.339, SLG: 0.481										4	0	0	0	0	0	4						
Ted Simmons, S (1, 2) OBP: 0.423, SLG: 0.429										3	0	0	1	0	1	1						
Bobby Bonds, R (1, 7) OBP: 0.341, SLG: 0.500										4	0	1	0	0	1	1						
George Hendrick, R (1, 9) OBP: 0.407, SLG: 0.654										4	2	2	2	0	0	1						
Ken Reitz, R (1, 5) OBP: 0.431, SLG: 0.578										3	0	0	0	1	1	1						
Tony Scott, S (1, 8) OBP: 0.235, SLG: 0.191										4	0	0	0	0	0	2						
Pete Vuckovich, R (1, 1) OBP: 0.091, SLG: 0.182										3	0	0	0	0	0	1						
Bob Sykes, S (9, 1) OBP: 0.400, SLG: 0.250										0	0	0	0	0	0	0						
Mark Littell, L (9, 1)										0	0	0	0	0	0	0						
Inning Stats	R: 1 E: 0 K: 1 S: 7	H: 2 LOB: 1 BB: 0 P: 7	R: 0 E: 1 K: 1 S: 6	H: 0 LOB: 1 BB: 0 P: 6	R: 0 E: 1 K: 1 S: 6	H: 0 LOB: 0 BB: 0 P: 6	R: 1 E: 0 K: 0 S: 4	H: 1 LOB: 0 BB: 0 P: 4	R: 0 E: 0 K: 0 S: 4	H: 2 LOB: 1 BB: 0 P: 4	R: 1 E: 0 K: 0 S: 4	H: 1 LOB: 0 BB: 0 P: 4	R: 0 E: 0 K: 1 S: 5	H: 0 LOB: 0 BB: 0 P: 5	R: 0 E: 0 K: 0 S: 3	H: 0 LOB: 0 BB: 0 P: 3	R: 0 E: 0 K: 0 S: 3	H: 1 LOB: 1 BB: 1 P: 7	1B: 5 2B: 0 3B: 0 HR: 2	SF: 1 SAC: 0 DP: 1 HBP: 0	WP: 0 PB: 0 SB: 0 CS: 1	PA: 35
PITCHER Randy Lerch, L (1, 1) ERA: 5.48	IP: 9.0 WLS: L BF: 35	H: 7 R: 3 ER: 3 SO: 4	BB: 1 IBB: 0 HBP: 0 BLK: 0	WP: 0 HR: 2 S: 42 P: 46	ERA: 3.00 WHIP: 0.889	PITCHER										IP: 9.0 WLS: L BF: 35	H: 7 R: 3 ER: 3 SO: 4	BB: 1 IBB: 0 HBP: 0 BLK: 0	WP: 0 HR: 2 S: 42 P: 46	ERA: 3.00 WHIP: 0.889		

AB	33
R	3
H	7
RBI	3
BB	1
SO	4
LOB	11



Batter	1	2	3	4	5	6	7	8	9	AB	R	H	RBI	BB	SO	LOB	BOTTOM					
Pete Rose, S (1, 3) OBP: 0.293, SLG: 0.327										4	0	1	0	0	0	3	St. Louis Cardinals @ Philadelphia Phillies Veterans Stadium, Philadelphia, PA Fri Apr 25 1980, 6:05 PM EST Att: 30,516 - Unknown					
Greg Gross, L (1, 9) OBP: 0.154, SLG: 0.308										5	0	0	0	0	0	4						
Garry Maddox, R (1, 8) OBP: 0.304, SLG: 0.431										4	0	1	1	1	1	2						
Mike Schmidt, R (1, 5) OBP: 0.400, SLG: 0.633										4	0	0	0	1	1	5						
Greg Luzinski, R (1, 7) OBP: 0.340, SLG: 0.563										4	0	0	0	0	2	2						
Bob Boone, R (1, 2) OBP: 0.362, SLG: 0.386										4	0	1	0	0	2	0						
Larry Bowa, S (1, 6) OBP: 0.255, SLG: 0.333										4	0	2	0	0	0	1						
Luis Aguayo, R (1, 4) OBP: 0.300, SLG: 0.421										3	0	1	0	0	0	2						
Bake McBride, L (9, PH) OBP: 0.294, SLG: 0.460										1	0	1	0	0	0	0						
Randy Lerch, L (1, 1) OBP: 0.556, SLG: 0.571										2	1	1	0	1	0	2						
Del Unser, L (9, PH)										1	0	1	0	0	0	0						
Inning Stats	R: 0 E: 0 K: 1 S: 6	H: 1 LOB: 1 BB: 0 P: 6	R: 0 E: 0 K: 2 S: 8	H: 1 LOB: 0 BB: 0 P: 8	R: 1 E: 0 K: 0 S: 5	H: 2 LOB: 1 BB: 0 P: 5	R: 0 E: 0 K: 1 S: 7	H: 2 LOB: 2 BB: 0 P: 7	R: 0 E: 1 K: 1 S: 6	H: 0 LOB: 2 BB: 1 P: 10	R: 0 E: 1 K: 0 S: 4	H: 1 LOB: 2 BB: 1 P: 8	R: 0 E: 0 K: 0 S: 3	H: 0 LOB: 0 BB: 0 P: 3	R: 0 E: 0 K: 1 S: 5	H: 0 LOB: 0 BB: 0 P: 5	R: 0 E: 0 K: 0 S: 5	H: 2 LOB: 3 BB: 1 P: 9	1B: 7 2B: 2 3B: 0 HR: 0	SF: 0 SAC: 1 DP: 0 HBP: 0	WP: 0 PB: 0 SB: 1 CS: 0	PA: 40
PITCHER Pete Vuckovich, R (1, 1) ERA: 2.4	IP: 8.0 WLS: W BF: 36	H: 9 R: 1 ER: 1 SO: 6	BB: 2 IBB: 0 HBP: 0 BLK: 0	WP: 0 HR: 0 S: 46 P: 54	ERA: 1.12 WHIP: 1.375	PITCHER										IP: 8.0 WLS: W BF: 36	H: 9 R: 1 ER: 1 SO: 6	BB: 2 IBB: 0 HBP: 0 BLK: 0	WP: 0 HR: 0 S: 46 P: 54	ERA: 1.12 WHIP: 1.375		
Bob Sykes, L (9, 1) ERA: 6.23	0.2	3	0	0	0	0	1	0	0	0	0	2	6	0.00	1.500							
Mark Littell, R (9, 1) ERA: 12.46	0.1	S	1	0	0	0	0	0	0	0	0	1	1	0.00	0.000							

AB	36
R	1
H	9
RBI	1
BB	3
SO	6
LOB	21



Batter	1	2	3	4	5	6	7	8	9	AB	R	H	RBI	BB	SO	LOB	TOP			
Garry Templeton, S OBP: 0.344, SLG: 0.356 (1, 6)	F6		4-3			6-3			F9	4	0	0	0	0	0	0	St. Louis Cardinals @ Philadelphia Phillies Veterans Stadium, Philadelphia, PA Sat Apr 26 1980, 6:05 PM EST Att: 25,168 - Unknown			
Tom Herr, S OBP: 0.286, SLG: 0.286 (1, 4)	6-3			F8			1-3		5-3	4	0	0	0	0	0					
Keith Hernandez, L OBP: 0.322, SLG: 0.455 (1, 3)	F8			K			4-3			3	0	0	0	0	1					
Ted Simmons, S OBP: 0.436, SLG: 0.432 (1, 2)		1B		F8			BB			2	0	1	0	1	0					
Bobby Bonds, R OBP: 0.319, SLG: 0.465 (1, 7)		K			K					3	0	0	0	0	3	2				
George Hendrick, R OBP: 0.386, SLG: 0.618 (1, 9)		F8			5-3				6-3	3	0	0	0	0	0	1				
Ken Reitz, R OBP: 0.407, SLG: 0.542 (1, 5)		F9			1-3				5-3	3	0	0	0	0	0	1				
Tony Scott, S OBP: 0.222, SLG: 0.180 (1, 8)			K			F8			F9	3	0	0	0	0	1	0				
John Fulgham, R (1, 1)			F9						F9	2	0	0	0	0	0	0				
Donnie Moore, L OBP: 1.000, SLG: 1.000 Jim Lentine, R OBP: 0.111, SLG: 0.111 (8, 1) (8, 8)			F9						F9	0	0	0	0	0	0	0				
										1	0	0	0	0	0	0				
Inning Stats	R: 0 E: 0 K: 0 S: 3	H: 0 LOB: 0 BB: 0 P: 3	R: 0 E: 0 K: 1 S: 6	H: 1 LOB: 1 BB: 0 P: 6	R: 0 E: 0 K: 1 S: 5	H: 0 LOB: 0 BB: 0 P: 5	R: 0 E: 0 K: 1 S: 5	H: 0 LOB: 0 BB: 0 P: 5	R: 0 E: 0 K: 0 S: 3	H: 0 LOB: 0 BB: 0 P: 3	R: 0 E: 0 K: 0 S: 5	H: 0 LOB: 1 BB: 1 P: 9	R: 0 E: 0 K: 0 S: 3	H: 0 LOB: 0 BB: 0 P: 3	R: 0 E: 0 K: 0 S: 3	H: 0 LOB: 0 BB: 0 P: 3	1B: 1 2B: 0 3B: 0 HR: 0	SF: 0 SAC: 0 DP: 0 HBP: 0	WP: 0 PB: 0 SB: 0 CS: 0	PA: 29
PITCHER Steve Carlton, L ERA: 2.16 (1, 1)	IP: 9.0 WLS: W BF: 29 H: 1 R: 0 ER: 0 SO: 5 BB: 1 IBB: 0 HBP: 0 BLK: 0 WP: 0 HR: 0 S: 38 P: 42 ERA: 0.00 WHIP: 0.222																			

AB	28
R	0
H	1
RBI	0
BB	1
SO	5
LOB	4



Batter	1	2	3	4	5	6	7	8	9	AB	R	H	RBI	BB	SO	LOB	BOTTOM
Pete Rose, S OBP: 0.290, SLG: 0.321 (1, 3)	4-3			L6		6-3		1B		4	1	1	0	0	0	0	St. Louis Cardinals @ Philadelphia Phillies Veterans Stadium, Philadelphia, PA Sat Apr 26 1980, 6:05 PM EST Att: 25,168 - Unknown
Greg Gross, L OBP: 0.235, SLG: 0.313 (1, 9)	F7			1B	BB	F6		1B		3	1	1	0	1	0	0	
Garry Maddox, R OBP: 0.317, SLG: 0.436 (1, 8)	F8			1B	1B	F9		HR		4	1	2	2	0	0	0	
Mike Schmidt, R OBP: 0.373, SLG: 0.585 (1, 5)		1-3		F3				6-3		4	0	0	0	0	0	3	
Greg Luzinski, R OBP: 0.351, SLG: 0.577 George Vukovich, L OBP: 0.333, SLG: 0.667 (1, 7) (9, 7)		F7		FC6-4	1B		E	F8		4	1	2	0	0	0	1	
Bob Boone, R OBP: 0.373, SLG: 0.447 (1, 2)		6-3		FC6-4	1B		E	HR		0	0	0	0	0	0	0	
				1-2			E	HR		3	2	1	2	1	0	3	
Larry Bowa, S OBP: 0.235, SLG: 0.306 (1, 6)			K					1-3		4	0	0	0	0	1	2	
Luis Aguayo, R OBP: 0.273, SLG: 0.381 Del Unser, L OBP: 0.750, SLG: 1.250 John Vukovich, R (1, 4) (7, PH) (8, 4)			K					E4		2	0	0	0	0	1	0	
								3B		1	1	1	2	0	0	0	
Steve Carlton, L (1, 1)			4-3					F9		3	0	0	0	0	0	0	
Inning Stats	R: 0 E: 0 K: 0 S: 3	H: 0 LOB: 0 BB: 0 P: 3	R: 0 E: 0 K: 2 S: 7	H: 0 LOB: 0 BB: 0 P: 7	R: 0 E: 0 K: 0 S: 5	H: 2 LOB: 3 BB: 1 P: 9	R: 0 E: 0 K: 0 S: 3	H: 0 LOB: 0 BB: 0 P: 3	R: 3 E: 1 K: 0 S: 5	H: 2 LOB: 0 BB: 1 P: 9	R: 4 E: 0 K: 0 S: 7	H: 4 LOB: 0 BB: 0 P: 7	1B: 5 2B: 1 3B: 1 HR: 1	SF: 0 SAC: 0 DP: 0 HBP: 0	WP: 0 PB: 0 SB: 0 CS: 0	PA: 34	
PITCHER John Fulgham, R ERA: 5.12 Donnie Moore, R ERA: 5.87 (1, 1) (8, 1)	IP: 7.0 WLS: L BF: 30 H: 7 R: 6 ER: 5 SO: 2 BB: 2 IBB: 0 HBP: 0 BLK: 0 WP: 0 HR: 0 S: 32 P: 40 ERA: 6.43 WHIP: 1.286																

AB	32
R	7
H	8
RBI	6
BB	2
SO	2
LOB	9



Batter	1	2	3	4	5	6	7	8	9	AB	R	H	RBI	BB	SO	LOB	TOP										
Lenny Randle, S (1,5) Steve Dillard, R (7,5) OBP: 0.238, SLG: 0.270 OBP: 0.400, SLG: 0.600	0-0 1B 3B		4-0 CS BB			0-0 CS 1B		0-0 6-3		2	1	2	0	1	0	0											
Ivan De Jesus, R (1,6) OBP: 0.338, SLG: 0.519	0-0 1-3		0-0 5-3 1-2			0-0 F8			4-0 1B BB	3	1	0	0	1	0	3											
Bill Buckner, L (1,3) Carlos Lezcano, R (9, PR) OBP: 0.431, SLG: 0.491 OBP: 0.385, SLG: 0.619	0-0 L3 1B			0-0 G3		0-0 G3 1-2			0-0 1B 2B 1B	4	0	2	1	0	0	1											
Dave Kingman, R (1,7) OBP: 0.380, SLG: 0.860	0-0 L3 1-2			0-0 E7 1B			0-3 K		0-0 2B SF7 1B	4	1	2	1	0	1	1											
Jerry Martin, R (1,8) OBP: 0.426, SLG: 0.660		0-0 F8		0-0 P4			0-0 1B		0-0 1B 2B	4	0	2	1	0	0	1											
Scot Thompson, L (1,9) OBP: 0.400, SLG: 0.375		0-0 P6		0-0 4-3			0-0 F7		4-0 1B IBB	3	0	0	0	1	0	2											
Tim Blackwell, S (1,2) OBP: 0.273, SLG: 0.222					0-0 4-3			0-0 6-3		3	0	1	1	0	0	1											
Mick Kelleher, R (1,4) OBP: 0.154, SLG: 0.154					0-0 P6			0-3 K	0-3 K	4	0	0	0	0	2	3											
Mike Krukow, R (1,1) Lary Bittner, L (8, PH) Willie Hernandez, L (8,1) Mike Vail, R (9, PH) Bruce Sutter, R (9,1) OBP: 0.250, SLG: 0.250 OBP: 0.333, SLG: 0.300					0-0 F9			0-0 4-3	0-0 P6	2	0	0	0	0	0	0											
Inning Stats	R: 1 E: 0 K: 0 S: 4	H: 2 LOB: 0 BB: 0 P: 4	R: 0 E: 0 K: 0 S: 4	H: 1 LOB: 1 BB: 0 P: 4	R: 0 E: 0 K: 0 S: 2	H: 0 LOB: 0 BB: 1 P: 6	R: 0 E: 1 K: 0 S: 4	H: 1 LOB: 1 BB: 0 P: 4	R: 0 E: 0 K: 0 S: 3	H: 0 LOB: 0 BB: 0 P: 3	R: 0 E: 0 K: 1 S: 6	H: 1 LOB: 1 BB: 0 P: 6	R: 0 E: 0 K: 1 S: 5	H: 0 LOB: 0 BB: 0 P: 5	R: 3 E: 0 K: 2 S: 10	H: 3 LOB: 2 BB: 2 P: 18	1B: 7 2B: 2 3B: 1 HR: 0	SF: 1 SAC: 0 DP: 1 HBP: 0	WP: 0 PB: 0 SB: 0 CS: 2	PA: 36							
PITCHER	IP	WLS	BF	H	R	ER	SO	BB	IBB	HBP	BLK	WP	HR	S	P	ERA	WHIP										
Silvio Martinez, R (1,1) ERA: 2.28	7.0		25	6	1	1	1	1	0	0	0	0	0	26	30	1.29	1.000										
Mark Littell, R (8,1) ERA: 10.13	1.0		3	0	0	0	1	0	0	0	0	0	0	5	5	0.00	0.000										
Bob Sykes, L (9,1) ERA: 8.31	0.0	L	3	2	3	3	0	1	0	0	0	0	0	2	6	∞	∞										
Donnie Moore, R (9,1) ERA: 5.19	1.0		5	1	0	0	2	0	1	0	0	0	0	8	12	0.00	1.000										

Chicago Cubs @ St. Louis Cardinals
Busch Stadium, St. Louis, MO
Mon Apr 28 1980, 7:05 PM CDT
Att: 11,812 - Unknown

AB 32
R 4
H 9
RBI 4
BB 3
SO 4
LOB 14



Batter	1	2	3	4	5	6	7	8	9	AB	R	H	RBI	BB	SO	LOB	BOTTOM										
Garry Templeton, S (1,6) OBP: 0.351, SLG: 0.391	0-0 P4		0-0 S 1B 1B			0-0 F9		0-0 6-3		4	0	1	1	0	0	0											
Ken Oberkfell, L (1,4) OBP: 0.298, SLG: 0.277 Bob Sykes, S (9,1) Donnie Moore, L (9,1) OBP: 0.400, SLG: 0.250 OBP: 1.000, SLG: 1.000	0-0 6-3		0-0 F7 1-2			0-0 4-3		0-0 6-3		4	0	0	0	0	0	1											
Keith Hernandez, L (1,3) OBP: 0.382, SLG: 0.516	0-0 1-3		0-0 2H 1B			0-0 4-3			0-0 2B 5-3 1B	4	1	2	0	0	0	0											
Ted Simmons, S (1,2) OBP: 0.407, SLG: 0.396		0-0 F7		0-3 K		0-0 3-1		0-3 K		4	0	0	0	0	2	1											
Bobby Bonds, R (1,7) OBP: 0.314, SLG: 0.468		0-0 F9		0-3 K		0-0 5-3		0-0 1B 2B		4	0	1	0	0	1	0											
George Hendrick, R (1,9) OBP: 0.409, SLG: 0.607		0-0 2B		0-0 F7		4-0 1B BB		0-0 5-3		3	0	1	1	1	0	1											
Ken Reitz, R (1,5) OBP: 0.429, SLG: 0.536		0-0 5-3			4-0 G6-4-3 BB		0-0 1B		0-0 F8	3	0	1	0	1	0	2											
Tony Scott, S (1,8) OBP: 0.226, SLG: 0.211			0-0 1B 3B		0-0 G6-4-3		0-3 K			3	1	1	0	0	1	3											
Silvio Martinez, R (1,1) Mark Littell, L (8,1) Tom Herr, S (8, PH) OBP: 0.267, SLG: 0.267					0-3 K			0-0 F7		2	0	0	0	0	2	1											
Inning Stats	R: 0 E: 0 K: 0 S: 3	H: 0 LOB: 0 BB: 0 P: 3	R: 0 E: 0 K: 0 S: 4	H: 1 LOB: 1 BB: 0 P: 4	R: 1 E: 0 K: 1 S: 7	H: 3 LOB: 2 BB: 0 P: 7	R: 0 E: 0 K: 2 S: 7	H: 0 LOB: 0 BB: 0 P: 7	R: 0 E: 0 K: 1 S: 4	H: 0 LOB: 0 BB: 1 P: 8	R: 0 E: 0 K: 0 S: 3	H: 0 LOB: 0 BB: 0 P: 3	R: 0 E: 0 K: 0 S: 6	H: 1 LOB: 2 BB: 1 P: 10	R: 0 E: 0 K: 0 S: 3	H: 0 LOB: 0 BB: 0 P: 3	R: 1 E: 0 K: 1 S: 7	H: 2 LOB: 1 BB: 0 P: 7	1B: 4 2B: 2 3B: 1 HR: 0	SF: 0 SAC: 0 DP: 1 HBP: 0	WP: 0 PB: 0 SB: 1 CS: 0	PA: 34					
PITCHER	IP	WLS	BF	H	R	ER	SO	BB	IBB	HBP	BLK	WP	HR	S	P	ERA	WHIP										
Mike Krukow, R (1,1) ERA: 2.52	7.0		26	5	1	1	5	2	0	0	0	0	0	34	42	1.29	1.000										
Willie Hernandez, L (8,1) ERA: 2.84	1.0	W	3	0	0	0	0	0	0	0	0	0	0	3	3	0.00	0.000										
Bruce Sutter, R (9,1) ERA: 3.36	1.0	S	5	2	1	1	1	0	0	0	0	0	0	7	7	9.00	2.000										

Chicago Cubs @ St. Louis Cardinals
Busch Stadium, St. Louis, MO
Mon Apr 28 1980, 7:05 PM CDT
Att: 11,812 - Unknown

AB 32
R 2
H 7
RBI 2
BB 2
SO 6
LOB 9



Batter	1	2	3	4	5	6	7	8	9	AB	R	H	RBI	BB	SO	LOB	TOP								
Lenny Randle, S OBP: 0.277, SLG: 0.293 (1, 5)	F7		E						F5	4	1	2	2	1	0	1	Chicago Cubs @ St. Louis Cardinals Busch Stadium, St. Louis, MO Tue Apr 29 1980, 7:05 PM CDT Att: 12,665 - Unknown								
Ivan De Jesus, R OBP: 0.344, SLG: 0.526 (1, 6)	4-3		E9						1B	5	0	2	1	0	1	3									
Bill Buckner, L OBP: 0.413, SLG: 0.467 Larry Blittner, L OBP: 0.333, SLG: 0.300 (1, 3)	G3		P1						1B	5	0	1	1	0	0	1									
Dave Kingman, R OBP: 0.355, SLG: 0.792 (1, 7)									1B	5	0	1	0	0	2	2									
Jerry Martin, R OBP: 0.397, SLG: 0.611 (1, 8)	F7									4	0	0	0	0	2	1									
Scott Thompson, L OBP: 0.426, SLG: 0.364 (1, 9)	G3									3	1	1	0	1	0	0									
Tim Blackwell, S OBP: 0.267, SLG: 0.167 (1, 2)			3-1						S	3	1	0	0	1	1	2									
Mick Kelleher, R OBP: 0.200, SLG: 0.143 Mike Vall, R OBP: 0.394, SLG: 0.455 Steve Dillard, R OBP: 0.500, SLG: 0.833 (1, 4)									1B	1	1	0	0	0	1	0									
Rick Reuschel, R OBP: 0.100, SLG: 0.125 Bill Caudill, R OBP: 0.200, SLG: 0.250 Carlos Lezcano, R OBP: 0.200, SLG: 0.250 Dick Tidrow, R OBP: 0.200, SLG: 0.250 Doug Capilla, L OBP: 0.200, SLG: 0.250 Barry Foote, R OBP: 0.200, SLG: 0.250 Jesus Figueroa, L OBP: 0.200, SLG: 0.250 (1, 1)									1B	2	0	0	0	0	1	1									
Inning Stats	R: 0 E: 0 K: 0 S: 3	H: 0 LOB: 0 BB: 0 P: 3	R: 0 E: 0 K: 0 S: 3	H: 1 LOB: 0 BB: 0 P: 3	R: 2 E: 1 K: 1 S: 7	H: 2 LOB: 1 BB: 1 P: 11	R: 0 E: 1 K: 0 S: 5	H: 1 LOB: 2 BB: 1 P: 5	R: 0 E: 0 K: 1 S: 4	H: 0 LOB: 1 BB: 1 P: 8	R: 0 E: 0 K: 2 S: 7	H: 0 LOB: 0 BB: 0 P: 7	R: 1 E: 0 K: 1 S: 6	H: 1 LOB: 2 BB: 2 P: 14	R: 0 E: 0 K: 1 S: 5	H: 0 LOB: 0 BB: 0 P: 5		R: 3 E: 0 K: 2 S: 11	H: 4 LOB: 2 BB: 1 P: 15	1B: 7 2B: 3 3B: 0 HR: 0	SF: 0 SAC: 0 DP: 1 HBP: 0	WP: 1 PB: 1 SB: 2 CS: 2	PA: 40		
PITCHER	IP	WLS	BF	H	R	ER	SO	BB	IBB	HBP	BLK	WP	HR	S	P	ERA	WHIP								
Roy Thomas, R ERA: 8.31 (1, 1)	4.0		17	4	2	2	1	1	0	0	0	0	0	18	22	4.50	1.250								
Donnie Moore, R ERA: 4.22 (5, 1)	2.0		6	0	0	0	3	1	0	0	0	0	0	11	15	0.00	0.500								
Don Hood, L ERA: 2.7 (7, 1)	2.0		9	1	1	1	2	2	0	0	0	0	0	11	19	4.50	1.500								
Bob Sykes, L ERA: 9.45 (9, 1)	0.1	L	3	1	2	2	1	1	0	0	0	0	0	4	8	54.00	6.000								
Mark Littell, R ERA: 10.5 (9, 1)	0.2		5	3	1	1	1	0	0	0	0	1	0	7	7	13.50	4.500								
Batter	1	2	3	4	5	6	7	8	9	AB	R	H	RBI	BB	SO	LOB	BOTTOM								
Garry Templeton, S OBP: 0.354, SLG: 0.384 (1, 6)	4-3		G6-4-3			F8			1B	4	0	1	0	1	0	2	Chicago Cubs @ St. Louis Cardinals Busch Stadium, St. Louis, MO Tue Apr 29 1980, 7:05 PM CDT Att: 12,665 - Unknown								
Ken Oberkfell, L OBP: 0.323, SLG: 0.327 (1, 4)			G6-4-3			1B			1B	5	0	3	1	0	0	2									
Keith Hernandez, L OBP: 0.370, SLG: 0.493 (1, 3)	K		K			F7			1B	5	0	1	0	0	2	4									
Ted Simmons, S OBP: 0.438, SLG: 0.431 (1, 2)						4-3			1B	3	1	2	0	1	0	0									
Bobby Bonds, R OBP: 0.286, SLG: 0.423 (1, 7)	5-3					K			1B	5	0	0	0	0	2	7									
George Hendrick, R OBP: 0.394, SLG: 0.591 (1, 9)			6-3			4-3			1B	5	1	1	0	0	0	3									
Ken Reitz, R OBP: 0.448, SLG: 0.559 (1, 5)									1B	3	1	2	1	1	0	0									
Tony Scott, S OBP: 0.242, SLG: 0.230 (1, 8)			5-3						1B	4	1	2	0	0	0	1									
Roy Thomas, R OBP: 0.100, SLG: 0.125 Bernie Carbo, L OBP: 0.200, SLG: 0.250 Donnie Moore, L OBP: 0.200, SLG: 0.250 Terry Kennedy, L OBP: 0.200, SLG: 0.250 Don Hood, L OBP: 0.200, SLG: 0.250 Dane Iorg, L OBP: 0.200, SLG: 0.250 Bob Sykes, S OBP: 0.200, SLG: 0.250 Mark Littell, L OBP: 0.200, SLG: 0.250 (1, 1)									1B	1	0	0	0	0	1	1									
Inning Stats	R: 0 E: 0 K: 1 S: 6	H: 1 LOB: 2 BB: 1 P: 10	R: 0 E: 0 K: 1 S: 6	H: 1 LOB: 0 BB: 0 P: 6	R: 0 E: 0 K: 1 S: 5	H: 1 LOB: 0 BB: 0 P: 5	R: 1 E: 0 K: 1 S: 8	H: 3 LOB: 2 BB: 0 P: 8	R: 0 E: 0 K: 1 S: 7	H: 2 LOB: 2 BB: 0 P: 7	R: 2 E: 0 K: 0 S: 4	H: 2 LOB: 1 BB: 2 P: 12	R: 0 E: 0 K: 0 S: 3	H: 1 LOB: 1 BB: 0 P: 4	R: 1 E: 1 K: 0 S: 5	H: 1 LOB: 2 BB: 1 P: 9		R: 0 E: 0 K: 0 S: 3	H: 0 LOB: 0 BB: 0 P: 3	1B: 8 2B: 4 3B: 0 HR: 0	SF: 0 SAC: 0 DP: 3 HBP: 1	WP: 0 PB: 0 SB: 1 CS: 0	PA: 42		
PITCHER	IP	WLS	BF	H	R	ER	SO	BB	IBB	HBP	BLK	WP	HR	S	P	ERA	WHIP								
Rick Reuschel, R ERA: 3.99 (1, 1)	5.0		27	10	3	3	5	3	0	0	0	0	0	2	2	0.00	0.000								
Bill Caudill, R ERA: 3.38 (6, 1)	1.0		2	0	0	0	0	0	0	0	0	0	0	2	2	0.00	0.000								
Dick Tidrow, R ERA: (7, 1)	1.1		6	1	1	0	0	0	0	1	0	0	0	5	6	0.00	0.750								
Doug Capilla, L ERA: 3.6 (8, 1)	0.2	W	4	1	0	0	0	0	1	0	0	0	0	3	7	0.00	1.500								
Bruce Sutter, R ERA: 3.09 (9, 1)	1.0	S	3	0	0	0	0	0	0	0	0	0	0	3	3	0.00	0.000								

Batter	1	2	3	4	5	6	7	8	9	AB	R	H	RBI	BB	SO	LOB	TOP					
Lenny Randle, S OBP: 0.294, SLG: 0.333										4	1	2	0	0	1	1						
Ivan De Jesus, R OBP: 0.323, SLG: 0.492										4	0	0	0	0	3	2						
Larry Bittner, L OBP: 0.280, SLG: 0.261										3	0	0	1	0	1	1						
Dave Kingman, R OBP: 0.324, SLG: 0.731										4	0	0	0	0	2	0						
Jerry Martin, R OBP: 0.410, SLG: 0.667										3	1	2	1	0	1	0						
Scot Thompson, L OBP: 0.353, SLG: 0.286										3	0	0	0	0	0	1						
Tim Blackwell, S OBP: 0.222, SLG: 0.133										3	0	0	0	0	0	1						
Mick Kelleher, R OBP: 0.278, SLG: 0.188										2	0	1	0	1	0	0						
Dennis Lamp, R OBP: 0.386, SLG: 0.167										1	0	0	0	0	1	1						
Doug Capilla, L OBP: 0.329, SLG: 0.333										0	0	0	0	0	0	0						
Jesus Figueroa, L OBP: 0.329, SLG: 0.333										0	0	0	0	0	1	0						
Lynn McGlothen, L OBP: 0.329, SLG: 0.333										0	0	0	0	0	0	0						
Steve Ontiveros, S OBP: 0.329, SLG: 0.333										0	0	0	0	0	0	0						
Bill Caudill, R OBP: 0.329, SLG: 0.333										0	0	0	0	0	0	0						
Inning Stats	R: 1 E: 0 K: 1 S: 6	H: 1 LOB: 0 BB: 0 P: 6	R: 0 E: 0 K: 1 S: 5	H: 0 LOB: 0 BB: 0 P: 5	R: 0 E: 0 K: 2 S: 11	H: 1 LOB: 0 BB: 0 P: 12	R: 0 E: 0 K: 2 S: 7	H: 0 LOB: 0 BB: 0 P: 7	R: 0 E: 0 K: 0 S: 3	H: 1 LOB: 1 BB: 1 P: 7	R: 0 E: 0 K: 2 S: 8	H: 1 LOB: 0 BB: 0 P: 8	R: 1 E: 0 K: 1 S: 6	H: 1 LOB: 0 BB: 0 P: 6	R: 0 E: 0 K: 0 S: 3	H: 0 LOB: 0 BB: 0 P: 3	R: 0 E: 0 K: 1 S: 5	H: 0 LOB: 0 BB: 0 P: 5	1B: 3 2B: 1 3B: 0 HR: 1	SF: 1 SAC: 0 DP: 0 HBP: 0	WP: 0 PB: 1 SB: 2 CS: 2	PA: 32
PITCHER	IP: 7.1 ERA: 2.17	WLS: W BF: 26	H: 5 R: 2 ER: 1	R: 2 ER: 1 SO: 9	BB: 1 IBB: 0 HBP: 0 BLK: 0	WP: 0 HR: 1 S: 47 P: 52	ERA: 1.23 WHIP: 0.818	PITCHER	IP: 1.2 ERA: 5.4	WLS: L BF: 5	H: 0 R: 0 ER: 0	R: 0 ER: 0 SO: 1	BB: 0 IBB: 0 HBP: 0 BLK: 0	WP: 0 HR: 0 S: 7 P: 7	ERA: 0.00 WHIP: 0.000							

Chicago Cubs @ St. Louis Cardinals
Busch Stadium, St. Louis, MO
Wed Apr 30 1980, 3:33 AM CDT
Att: 16,195 - Unknown

AB	29
R	2
H	5
RBI	2
BB	1
SO	10
LOB	7



Batter	1	2	3	4	5	6	7	8	9	AB	R	H	RBI	BB	SO	LOB	BOTTOM							
Garry Templeton, S OBP: 0.381, SLG: 0.462										5	3	4	1	0	0	0								
Ken Oberkfell, L OBP: 0.346, SLG: 0.364										3	2	2	3	1	0	1								
Keith Hernandez, L OBP: 0.364, SLG: 0.521										4	1	1	3	0	0	2								
Dane Iorg, L OBP: 0.190, SLG: 0.450										2	0	0	0	0	0	1								
Bobby Bonds, R OBP: 0.293, SLG: 0.415										1	0	0	0	1	0	0								
Terry Kennedy, L OBP: 0.533, SLG: 0.667										3	0	1	1	0	0	0								
George Hendrick, R OBP: 0.387, SLG: 0.565										3	0	0	0	1	0	1								
Ken Reitz, R OBP: 0.437, SLG: 0.540										4	0	1	0	0	1	3								
Tony Scott, S OBP: 0.257, SLG: 0.234										3	1	1	0	1	0	1								
Pete Vuckovich, R OBP: 0.154, SLG: 0.231										2	1	1	0	0	1	1								
Jim Kaat, L OBP: 0.154, SLG: 0.231										1	0	0	0	0	1	0								
Inning Stats	R: 0 E: 0 K: 0 S: 3	H: 1 LOB: 0 BB: 0 P: 3	R: 0 E: 0 K: 0 S: 4	H: 1 LOB: 1 BB: 0 P: 4	R: 2 E: 0 K: 0 S: 6	H: 3 LOB: 1 BB: 0 P: 6	R: 0 E: 0 K: 0 S: 4	H: 1 LOB: 1 BB: 0 P: 4	R: 3 E: 0 K: 1 S: 7	H: 3 LOB: 2 BB: 2 P: 14	R: 3 E: 0 K: 1 S: 5	H: 2 LOB: 0 BB: 2 P: 15	R: 0 E: 0 K: 1 S: 5	H: 0 LOB: 0 BB: 0 P: 5	R: 0 E: 0 K: 1 S: 5	H: 0 LOB: 0 BB: 0 P: 5	1B: 6 2B: 3 3B: 2 HR: 1	SF: 1 SAC: 1 DP: 1 HBP: 0	WP: 0 PB: 0 SB: 2 CS: 1	PA: 37				
PITCHER	IP: 4.0 ERA: 7.89	WLS: L BF: 20	H: 9 R: 5 ER: 5	R: 5 ER: 5 SO: 0	BB: 0 IBB: 1 HBP: 0 BLK: 0	WP: 0 HR: 0 S: 3 P: 11	ERA: 0.00 WHIP: 1.000	PITCHER	IP: 1.0 ERA: 3.0	WLS: L BF: 5	H: 0 R: 0 ER: 0	R: 0 ER: 0 SO: 0	BB: 0 IBB: 0 HBP: 0 BLK: 0	WP: 0 HR: 0 S: 3 P: 4	ERA: 13.50 WHIP: 2.000	PITCHER	IP: 1.0 ERA: 3.09	WLS: L BF: 3	H: 0 R: 0 ER: 0	R: 0 ER: 0 SO: 1	BB: 0 IBB: 0 HBP: 0 BLK: 0	WP: 0 HR: 0 S: 5 P: 5	ERA: 0.00 WHIP: 0.000	

Chicago Cubs @ St. Louis Cardinals
Busch Stadium, St. Louis, MO
Wed Apr 30 1980, 3:33 AM CDT
Att: 16,195 - Unknown

AB	31
R	8
H	11
RBI	8
BB	4
SO	3
LOB	10



Batter	1	2	3	4	5	6	7	8	9	AB	R	H	RBI	BB	SO	LOB	TOP		
Terry Puhl, L OBP: 0.353, SLG: 0.455 (1, 9)	0-0 4-3		0-0 SH5-4 1B		0-0 1-3		0-0 3-1		0-0 G3	5	0	1	0	0	0	0			
Craig Reynolds, L OBP: 0.296, SLG: 0.316 (1, 6)	0-0 4-3		0-0 SH5-4		0-0 1B		0-0 F7			3	0	1	0	0	0	0			
Denny Walling, L OBP: 0.431, SLG: 0.429 (1, 3)	4-0 BB		0-0 6-3		0-0 1B		0-0 WP 1B			3	0	2	1	1	0	1			
Joe Morgan, L OBP: 0.593, SLG: 0.424 (1, 4)	0-0 F8		0-0 1-3		0-3 K		0-0 6-3			4	0	0	0	0	1	5			
Rafael Landestoy, S OBP: 0.313, SLG: 0.231 (8, 4)										0	0	0	0	0	0	0			
Jose Cruz, L OBP: 0.400, SLG: 0.400 (1, 7)		0-0 G4-6-3 1B		4-0 4-3 BLK BB		0-0 F9		0-0 4-3		3	0	1	0	1	0	2			
Enos Cabell, R OBP: 0.349, SLG: 0.400 (1, 5)		0-0 G4-6-3		0-0 4-3		0-0 F8		0-0 3-1		4	0	0	0	0	0	2			
Cesar Cedeno, R OBP: 0.431, SLG: 0.532 (1, 8)		0-0 2B		0-0 FC1-2-5-1		0-0 3-1 S 1B		0-3 K		4	0	2	0	0	1	1			
Alan Ashby, S OBP: 0.400, SLG: 0.538 (1, 2)		0-0 F8		0-0 BB		0-0 3-1		0-0 6-3		2	0	0	0	1	0	2			
Bruce Bochy, R OBP: 0.304, SLG: 0.325 (8, 2)				4-0 SH5-4 1B 6-3 BB		0-0 1-3		0-3 K		1	0	0	0	0	0	0			
Nolan Ryan, R OBP: 0.167, SLG: 0.364 (1, 1)										2	1	0	0	1	0	3			
Joe Sambito, L OBP: 0.500, SLG: 0.500 (7, 1)										0	0	0	0	0	0	0			
Frank LaCorte, R OBP: 0.500, SLG: 0.500 (7, 1)										0	0	0	0	0	0	0			
Art Howe, R OBP: 0.304, SLG: 0.325 (9, PH)										1	0	0	0	1	0				
Inning Stats	R: 0 E: 0 K: 0 S: 3	H: 0 LOB: 1 BB: 1 P: 7	R: 0 E: 0 K: 0 S: 4	H: 2 LOB: 1 BB: 0 P: 4	R: 1 E: 0 K: 0 S: 4	H: 1 LOB: 1 BB: 1 P: 8	R: 0 E: 0 K: 0 S: 3	H: 0 LOB: 2 BB: 2 P: 11	R: 0 E: 0 K: 1 S: 7	H: 1 LOB: 1 BB: 0 P: 4	R: 0 E: 0 K: 0 S: 4	H: 1 LOB: 0 BB: 0 P: 4	R: 0 E: 0 K: 1 S: 5	H: 0 LOB: 0 BB: 0 P: 5	R: 0 E: 0 K: 1 S: 5	H: 0 LOB: 0 BB: 0 P: 5	1B: 6 2B: 1 3B: 0 HR: 0	SF: 0 SAC: 1 DP: 1 HBP: 0	WP: 1 PA: 37 PB: 0 SB: 1 CS: 0
PITCHER	IP WLS BF H R ER SO BB IBB HBP BLK WP HR S P ERA WHIP	1.0 W 5 1 0 0 0 1 0 0 0 0 0 4 8 0.00 2.000	5.2 W 25 6 1 1 1 3 0 0 1 0 0 24 36 1.59 1.588	2.1 S 7 0 0 0 2 0 0 0 0 1 0 11 11 0.00 0.000															

Houston Astros @ St. Louis Cardinals
 Busch Stadium, St. Louis, MO
 Fri May 02 1980, 7:05 PM CDT
 Att: 23,009 - Unknown

AB	32
R	1
H	7
RBI	1
BB	4
SO	3
LOB	16



Batter	1	2	3	4	5	6	7	8	9	AB	R	H	RBI	BB	SO	LOB	BOTTOM		
Garry Templeton, S OBP: 0.386, SLG: 0.463 (1, 6)	0-0 CS 1B		0-0 4-3		0-0 5-3		0-0 S 1B			4	1	2	1	0	0	0			
Ken Oberkfell, L OBP: 0.397, SLG: 0.351 (1, 4)	4-0 2-3 BB 1-2		0-0 G3			0-3 K	4-0 2-3 3-H 1B			2	1	0	0	2	1	0			
Keith Hernandez, L OBP: 0.383, SLG: 0.520 (1, 3)	4-0 2-3 BB 1-2		0-0 4-3			4-0 WP SF8 BB	0-0 1-3 2-H 3-H 1B			2	2	1	2	2	0	0			
Ted Simmons, S OBP: 0.441, SLG: 0.491 (1, 2)	0-0 2-3			4-0 4-3 WP 1B BB		0-0 SF8	0-0 1-H 3-H HR			2	2	1	4	1	0	2			
Bobby Bonds, R OBP: 0.274, SLG: 0.386 (1, 7)	0-0 F8			0-0 4-3		0-0 4-3	0-0 K			4	0	0	0	0	1	3			
George Hendrick, R OBP: 0.392, SLG: 0.575 (1, 9)		0-3 K		0-0 G6-4-3 1B		0-0 G6-4-3 3-H 1B	0-0 K			4	1	2	1	0	2	0			
Ken Reitz, R OBP: 0.440, SLG: 0.537 (1, 5)		0-0 1B		0-0 G6-4-3			0-0 2B 1B	0-0 6-3		4	1	2	1	0	0	1			
Tony Scott, S OBP: 0.257, SLG: 0.250 (1, 8)		0-3 K			0-3 K		0-0 1B 1B	0-0 F7		4	1	1	0	0	2	1			
Bob Forsch, R OBP: 0.385, SLG: 0.667 (1, 1)		0-0 5-3			0-3 K		0-3 K	0-3 K		0	0	0	0	0	0	0			
Don Hood, L OBP: 0.385, SLG: 0.667 (2, 1)										2	0	0	0	0	1	1			
Jim Kaat, L OBP: 0.385, SLG: 0.667 (7, 1)										2	0	0	0	0	2	2			
Inning Stats	R: 0 E: 0 K: 0 S: 3	H: 1 LOB: 2 BB: 2 P: 11	R: 0 E: 0 K: 2 S: 8	H: 1 LOB: 1 BB: 0 P: 8	R: 0 E: 0 K: 0 S: 3	H: 0 LOB: 0 BB: 0 P: 3	R: 1 E: 0 K: 0 S: 3	H: 1 LOB: 0 BB: 1 P: 7	R: 0 E: 0 K: 2 S: 7	H: 0 LOB: 0 BB: 0 P: 7	R: 1 E: 0 K: 1 S: 5	H: 0 LOB: 1 BB: 1 P: 9	R: 7 E: 0 K: 3 S: 15	H: 6 LOB: 0 BB: 1 P: 19	R: 0 E: 0 K: 1 S: 5	H: 0 LOB: 0 BB: 0 P: 5	1B: 6 2B: 2 3B: 0 HR: 1	SF: 1 SAC: 0 DP: 1 HBP: 0	WP: 2 PA: 36 PB: 0 SB: 2 CS: 1
PITCHER	IP WLS BF H R ER SO BB IBB HBP BLK WP HR S P ERA WHIP	6.1 L 27 6 5 5 6 4 0 0 0 0 1 3 5 7 7.11 1.579	0.0 L 4 3 4 4 0 1 0 0 0 0 1 3 7 ∞ ∞	1.2 L 5 0 0 0 3 0 0 0 0 0 0 11 11 0.00 0.000															

Houston Astros @ St. Louis Cardinals
 Busch Stadium, St. Louis, MO
 Fri May 02 1980, 7:05 PM CDT
 Att: 23,009 - Unknown

AB	30
R	9
H	9
RBI	9
BB	5
SO	9
LOB	10



Batter	1	2	3	4	5	6	7	8	9	AB	R	H	RBI	BB	SO	LOB	TOP								
Terry Puhl, L OBP: 0.375, SLG: 0.458 (1, 9)	0-0 4-3	0-0 2H 1B		4-0 BB		0-0 F8			0-0 SH1-3 1B	4	0	2	1	1	0	1									
Craig Reynolds, L OBP: 0.253, SLG: 0.300 (1, 6)	0-0 F9	0-0 F7		0-0 P4			0-0 5-3		0-0 SH1-3 1-2	4	0	0	0	0	0	3									
Denny Walling, L OBP: 0.446, SLG: 0.409 (1, 3)	4-0 BB		0-0 P5		4-0 F9 BLK 1B BB		4-0 1B BB		0-0 F7	2	1	0	0	3	0	1									
Joe Morgan, L OBP: 0.393, SLG: 0.406 (1, 4)	4-0 1-2 BB		4-0 F8 BB		0-0 F9		0-0 P6		0-0 F8	3	0	0	0	2	0	3									
Jose Cruz, L OBP: 0.404, SLG: 0.405 (1, 7)	0-0 P6		0-0 F8 1-2		0-0 CS 1B		0-0 1-2 1B			4	0	2	1	0	0	3									
Enos Cabell, R OBP: 0.333, SLG: 0.380 (1, 5)		0-0 5-3		0-0 F9		0-0 F9 1-2		0-3 K		4	0	0	0	0	1	3									
Cesar Cedeno, R OBP: 0.434, SLG: 0.523 (1, 8)		0-0 S 2B 1B		4-0 S 2B BB		0-0 6-3		0-0 F9		3	2	1	0	1	0	0									
Alan Ashby, S OBP: 0.388, SLG: 0.535 (1, 2)		0-0 1H 1B 2B		0-0 P4 1-2		0-0 5-3		0-0 4-3		4	1	1	1	0	0	1									
Vern Ruhle, R OBP: 0.500, SLG: 0.600 Joe Sambito, L (9, 1)		0-0 5-3		0-0 2H 2B		0-0 1B		0-0 4-3		4	0	2	1	0	0	1									
										0	0	0	0	0	0	0									
Inning Stats	R: 0 E: 0 K: 0 S: 3	H: 0 LOB: 2 BB: 2 P: 11	R: 2 E: 0 K: 0 S: 6	H: 3 LOB: 1 BB: 0 P: 6	R: 0 E: 0 K: 0 S: 2	H: 0 LOB: 0 BB: 1 P: 6	R: 1 E: 0 K: 0 S: 4	H: 1 LOB: 2 BB: 2 P: 12	R: 1 E: 0 K: 0 S: 3	H: 1 LOB: 0 BB: 1 P: 7	R: 0 E: 0 K: 0 S: 4	H: 1 LOB: 1 BB: 0 P: 4	R: 0 E: 0 K: 1 S: 6	H: 1 LOB: 2 BB: 1 P: 10	R: 0 E: 0 K: 0 S: 3	H: 0 LOB: 0 BB: 0 P: 3	R: 0 E: 0 K: 0 S: 4	H: 1 LOB: 1 BB: 0 P: 4	1B: 6 2B: 2 HR: 0	SF: 0 SAC: 1 DP: 0 HBP: 0	WP: 0 PB: 0 SB: 2 CS: 1	PA: 40			
PITCHER	IP WLS BF H R ER SO BB IBB HBP BLK WP HR S P ERA WHIP	IP WLS BF H R ER SO BB IBB HBP BLK WP HR S P ERA WHIP	IP WLS BF H R ER SO BB IBB HBP BLK WP HR S P ERA WHIP	IP WLS BF H R ER SO BB IBB HBP BLK WP HR S P ERA WHIP	IP WLS BF H R ER SO BB IBB HBP BLK WP HR S P ERA WHIP	IP WLS BF H R ER SO BB IBB HBP BLK WP HR S P ERA WHIP	IP WLS BF H R ER SO BB IBB HBP BLK WP HR S P ERA WHIP	IP WLS BF H R ER SO BB IBB HBP BLK WP HR S P ERA WHIP	IP WLS BF H R ER SO BB IBB HBP BLK WP HR S P ERA WHIP	IP WLS BF H R ER SO BB IBB HBP BLK WP HR S P ERA WHIP	IP WLS BF H R ER SO BB IBB HBP BLK WP HR S P ERA WHIP	IP WLS BF H R ER SO BB IBB HBP BLK WP HR S P ERA WHIP	IP WLS BF H R ER SO BB IBB HBP BLK WP HR S P ERA WHIP	IP WLS BF H R ER SO BB IBB HBP BLK WP HR S P ERA WHIP	IP WLS BF H R ER SO BB IBB HBP BLK WP HR S P ERA WHIP	IP WLS BF H R ER SO BB IBB HBP BLK WP HR S P ERA WHIP	IP WLS BF H R ER SO BB IBB HBP BLK WP HR S P ERA WHIP	IP WLS BF H R ER SO BB IBB HBP BLK WP HR S P ERA WHIP	IP WLS BF H R ER SO BB IBB HBP BLK WP HR S P ERA WHIP	IP WLS BF H R ER SO BB IBB HBP BLK WP HR S P ERA WHIP	IP WLS BF H R ER SO BB IBB HBP BLK WP HR S P ERA WHIP	IP WLS BF H R ER SO BB IBB HBP BLK WP HR S P ERA WHIP	IP WLS BF H R ER SO BB IBB HBP BLK WP HR S P ERA WHIP	IP WLS BF H R ER SO BB IBB HBP BLK WP HR S P ERA WHIP	IP WLS BF H R ER SO BB IBB HBP BLK WP HR S P ERA WHIP

Houston Astros @ St. Louis Cardinals
 Busch Stadium, St. Louis, MO
 Sat May 03 1980, 7:05 PM CDT
 Att: 23,292 - Unknown

AB	32
R	4
H	8
RBI	4
BB	7
SO	1
LOB	16



Batter	1	2	3	4	5	6	7	8	9	AB	R	H	RBI	BB	SO	LOB	BOTTOM								
Garry Templeton, S OBP: 0.380, SLG: 0.453 (1, 6)	0-0 3-1			0-0 G6-3 1B			0-0 L6		0-0 4-3	4	0	1	0	0	0	0									
Ken Oberkfell, L OBP: 0.365, SLG: 0.367 (1, 4)	4-0 G5-4-3 BB			0-0 G6-3 1-2			0-0 6-3		0-0 2B	3	0	1	0	1	0	1									
Keith Hernandez, L OBP: 0.365, SLG: 0.494 (1, 3)	0-0 G5-4-3 1-2			0-0 5-3			0-0 F7		0-0 L8	4	0	0	0	0	0	2									
Ted Simmons, S OBP: 0.437, SLG: 0.482 (1, 2)		0-3 K			0-0 G3			0-0 HR 1B		3	1	1	0	0	1	0									
Bobby Bonds, R OBP: 0.262, SLG: 0.367 (1, 7)		0-0 6-3			0-0 6-3			0-0 F3		3	0	0	0	0	0	1									
George Hendrick, R OBP: 0.390, SLG: 0.605 (1, 9)		0-0 6-3			0-3 K			0-0 1H HR		3	1	1	2	0	1	0									
Ken Reitz, R OBP: 0.423, SLG: 0.514 (1, 5)			0-0 5-3			0-0 5-3		0-0 F5		3	0	0	0	0	0	0									
Tony Scott, S OBP: 0.247, SLG: 0.239 (1, 8)			0-0 6-3			0-3 K		0-3 K		3	0	0	0	0	2	0									
Silvio Martinez, R (1, 1)			0-0 5-3			0-0 F9			0-0 F9	1	0	0	0	0	0	0									
Donnie Moore, L OBP: 1.000, SLG: 1.000 Bernie Carbo, L (6, PH)										0	0	0	0	0	0	0									
Pedro Borbon, R (7, 1)										1	0	0	0	0	0	0									
Dane Iorg, L OBP: 0.182, SLG: 0.429 (9, PH)										0	0	0	0	0	0	0									
										1	0	0	0	0	0	0									
Inning Stats	R: 0 E: 0 K: 0 S: 2	H: 0 LOB: 0 BB: 1 P: 6	R: 0 E: 0 K: 1 S: 5	H: 0 LOB: 0 BB: 0 P: 5	R: 0 E: 0 K: 0 S: 3	H: 0 LOB: 0 BB: 0 P: 3	R: 0 E: 0 K: 0 S: 3	H: 1 LOB: 0 BB: 0 P: 3	R: 0 E: 0 K: 1 S: 5	H: 0 LOB: 0 BB: 0 P: 5	R: 0 E: 0 K: 1 S: 5	H: 0 LOB: 0 BB: 0 P: 5	R: 0 E: 0 K: 1 S: 7	H: 2 LOB: 2 BB: 0 P: 7	R: 0 E: 0 K: 0 S: 4	H: 1 LOB: 1 BB: 0 P: 4	1B: 2 2B: 1 3B: 0 HR: 1	SF: 0 SAC: 0 DP: 2 HBP: 0	WP: 0 PB: 0 SB: 0 CS: 0	PA: 30					
PITCHER	IP WLS BF H R ER SO BB IBB HBP BLK WP HR S P ERA WHIP	IP WLS BF H R ER SO BB IBB HBP BLK WP HR S P ERA WHIP	IP WLS BF H R ER SO BB IBB HBP BLK WP HR S P ERA WHIP	IP WLS BF H R ER SO BB IBB HBP BLK WP HR S P ERA WHIP	IP WLS BF H R ER SO BB IBB HBP BLK WP HR S P ERA WHIP	IP WLS BF H R ER SO BB IBB HBP BLK WP HR S P ERA WHIP	IP WLS BF H R ER SO BB IBB HBP BLK WP HR S P ERA WHIP	IP WLS BF H R ER SO BB IBB HBP BLK WP HR S P ERA WHIP	IP WLS BF H R ER SO BB IBB HBP BLK WP HR S P ERA WHIP	IP WLS BF H R ER SO BB IBB HBP BLK WP HR S P ERA WHIP	IP WLS BF H R ER SO BB IBB HBP BLK WP HR S P ERA WHIP	IP WLS BF H R ER SO BB IBB HBP BLK WP HR S P ERA WHIP	IP WLS BF H R ER SO BB IBB HBP BLK WP HR S P ERA WHIP	IP WLS BF H R ER SO BB IBB HBP BLK WP HR S P ERA WHIP	IP WLS BF H R ER SO BB IBB HBP BLK WP HR S P ERA WHIP	IP WLS BF H R ER SO BB IBB HBP BLK WP HR S P ERA WHIP	IP WLS BF H R ER SO BB IBB HBP BLK WP HR S P ERA WHIP	IP WLS BF H R ER SO BB IBB HBP BLK WP HR S P ERA WHIP	IP WLS BF H R ER SO BB IBB HBP BLK WP HR S P ERA WHIP	IP WLS BF H R ER SO BB IBB HBP BLK WP HR S P ERA WHIP	IP WLS BF H R ER SO BB IBB HBP BLK WP HR S P ERA WHIP	IP WLS BF H R ER SO BB IBB HBP BLK WP HR S P ERA WHIP	IP WLS BF H R ER SO BB IBB HBP BLK WP HR S P ERA WHIP	IP WLS BF H R ER SO BB IBB HBP BLK WP HR S P ERA WHIP	IP WLS BF H R ER SO BB IBB HBP BLK WP HR S P ERA WHIP

Houston Astros @ St. Louis Cardinals
 Busch Stadium, St. Louis, MO
 Sat May 03 1980, 7:05 PM CDT
 Att: 23,292 - Unknown

AB	29
R	2
H	4
RBI	2
BB	1
SO	4
LOB	4



Batter	1	2	3	4	5	6	7	8	9	AB	R	H	RBI	BB	SO	LOB	TOP										
Rafael Landestoy, S OBP: 0.289, SLG: 0.278 (1, 4)	5-3		1B	1-3		FC4-6			P6	5	1	1	0	0	0	2											
Julio Gonzalez, R OBP: 0.188, SLG: 0.250 (1, 6)	F8		L3		4-3				F3	5	0	1	0	0	0	1											
Terry Puhl, L OBP: 0.383, SLG: 0.462 (1, 9)	FC5-4				4-3				L9	4	0	2	1	0	0	1											
Art Howe, R OBP: 0.300, SLG: 0.302 (1, 3)	FC5-4				K				5-3	3	0	0	0	1	1	2											
Enos Cabell, R OBP: 0.330, SLG: 0.386 (1, 5)		4-3	G6-4-3		1-3				4-3	4	1	1	0	0	0	3											
Cesar Cedeno, R OBP: 0.425, SLG: 0.536 (1, 8)	4-3				SF7				K	4	1	1	0	0	1	1											
Jose Cruz, L OBP: 0.408, SLG: 0.407 (1, 7)					SF7				E5	2	1	1	2	1	0	0											
Luis Pujols, R OBP: 0.227, SLG: 0.238 (1, 2)	FC6-4				L6				F8	4	0	0	0	0	1	3											
Ken Forsch, R OBP: 0.333, SLG: 0.400 (1, 1)										3	0	2	1	0	1	1											
Joe Sambito, L OBP: 0.500, SLG: 0.500 (7, 1)	K								F8	1	0	0	0	0	0	0											
Frank LaCorte, R OBP: 0.500, SLG: 0.500 (9, 1)										0	0	0	0	0	0	0											
Inning Stats	R: 0 E: 0 K: 0 S: 4	H: 1 LOB: 1 BB: 0 P: 4	R: 1 E: 0 K: 1 S: 7	H: 2 LOB: 1 BB: 0 P: 7	R: 1 E: 0 K: 0 S: 4	H: 2 LOB: 1 BB: 1 P: 8	R: 1 E: 0 K: 0 S: 5	H: 2 LOB: 1 BB: 0 P: 5	R: 0 E: 0 K: 1 S: 6	H: 1 LOB: 1 BB: 0 P: 6	R: 1 E: 1 K: 1 S: 7	H: 1 LOB: 1 BB: 0 P: 7	R: 0 E: 0 K: 0 S: 3	H: 0 LOB: 0 BB: 0 P: 3	R: 0 E: 0 K: 1 S: 5	H: 0 LOB: 1 BB: 1 P: 9	R: 0 E: 0 K: 0 S: 3	H: 0 LOB: 0 BB: 0 P: 3	1B: 5 2B: 3 3B: 1 HR: 0	SF: 1 SAC: 0 DP: 1 HBP: 0	WP: 0 PB: 0 SB: 3 CS: 0	PA: 38					
PITCHER	IP	WLS	BF	H	R	ER	SO	BB	IBB	HBP	BLK	WP	HR	S	P	ERA	WHIP										
Bob Sykes, L ERA: 8.83 (1, 1)	4.0	L	19	7	3	3	1	1	0	0	0	0	0	20	24	6.75	2.000										
Roy Thomas, R ERA: 8.17 (5, 1)	3.0		12	2	1	0	2	0	0	0	0	0	0	16	16	0.00	0.667										
Mark Littell, R ERA: 7.88 (8, 1)	2.0		7	0	0	0	1	1	0	0	0	0	0	8	12	0.00	0.500										

Houston Astros @ St. Louis Cardinals
 Busch Stadium, St. Louis, MO
 Sun May 04 1980, 3:33 AM CDT
 Att: 17,262 - Unknown

AB	35
R	4
H	9
RBI	4
BB	2
SO	4
LOB	14



Batter	1	2	3	4	5	6	7	8	9	AB	R	H	RBI	BB	SO	LOB	BOTTOM										
Garry Templeton, S OBP: 0.371, SLG: 0.440 (1, 6)	1B		P5		F7				K	5	1	1	0	0	1	5											
Ken Oberkfell, L OBP: 0.351, SLG: 0.349 (1, 4)	L7		F5		G4-6-3					3	0	0	0	0	0	3											
Ted Simmons, S OBP: 0.431, SLG: 0.474 (7, PH)										1	0	0	0	0	1	2											
Mike Phillips, L OBP: 0.431, SLG: 0.474 (8, 4)										0	0	0	0	0	0	0											
Keith Hernandez, L OBP: 0.360, SLG: 0.482 (1, 3)	FC4-6				G3				4-3	4	0	1	0	0	0	1											
Dane Iorg, L OBP: 0.269, SLG: 0.480 (1, 7)	1B				BB				K	4	0	3	1	0	1	0											
Terry Kennedy, L OBP: 0.421, SLG: 0.500 (1, 2)	9-2				F8				4-3	4	0	0	0	0	0	4											
George Hendrick, R OBP: 0.388, SLG: 0.620 (1, 9)	5-3				K				CI	3	1	1	0	0	1	1											
Ken Reitz, R OBP: 0.427, SLG: 0.514 (1, 5)	5-3								SF8	2	0	1	1	1	0	0											
Tom Herr, S OBP: 0.267, SLG: 0.267 (9, PR)					BB				FC2-5	0	0	0	0	0	0	0											
Tony Scott, S OBP: 0.247, SLG: 0.240 (1, 8)	F8				4-3				FC2-5	4	0	1	0	0	0	4											
Bob Sykes, S OBP: 0.500, SLG: 0.400 (1, 1)										1	0	1	0	0	0	0											
Roy Thomas, R OBP: 0.500, SLG: 0.500 (5, 1)										1	0	1	0	0	0	0											
Bernie Carbo, L OBP: 0.267, SLG: 0.267 (7, PH)					FC4-6					1	0	0	0	0	0	1											
Mark Littell, L OBP: 0.267, SLG: 0.267 (8, 1)										0	0	0	0	0	0	0											
Bobby Bonds, R OBP: 0.258, SLG: 0.361 (9, PH)					1B				K	1	0	0	0	0	1	2											
Inning Stats	R: 1 E: 0 K: 0 S: 5	H: 3 LOB: 1 BB: 0 P: 5	R: 0 E: 0 K: 0 S: 3	H: 0 LOB: 0 BB: 0 P: 3	R: 0 E: 0 K: 1 S: 6	H: 1 LOB: 2 BB: 1 P: 10	R: 0 E: 0 K: 0 S: 3	H: 1 LOB: 0 BB: 0 P: 3	R: 0 E: 0 K: 1 S: 5	H: 0 LOB: 0 BB: 0 P: 5	R: 1 E: 1 K: 2 S: 9	H: 2 LOB: 2 BB: 0 P: 9	R: 0 E: 1 K: 2 S: 9	H: 0 LOB: 2 BB: 0 P: 9	R: 0 E: 1 K: 2 S: 9	H: 1 LOB: 2 BB: 0 P: 9	1B: 9 2B: 1 3B: 1 HR: 0	SF: 1 SAC: 0 DP: 3 HBP: 0	WP: 0 PB: 0 SB: 0 CS: 0	PA: 37							
PITCHER	IP	WLS	BF	H	R	ER	SO	BB	IBB	HBP	BLK	WP	HR	S	P	ERA	WHIP										
Ken Forsch, R ERA: 2.23 (1, 1)	6.2	W	28	9	2	2	1	0	0	0	0	0	0	29	33	2.70	1.500										
Joe Sambito, L ERA: 3.14 (7, 1)	1.2		7	1	0	0	2	0	0	0	0	0	0	11	11	0.00	0.600										
Frank LaCorte, R ERA: 0.66 (9, 1)	0.2	S	2	0	0	0	2	0	0	0	0	0	0	6	6	0.00	0.000										

Houston Astros @ St. Louis Cardinals
 Busch Stadium, St. Louis, MO
 Sun May 04 1980, 3:33 AM CDT
 Att: 17,262 - Unknown

AB	34
R	2
H	10
RBI	2
BB	1
SO	5
LOB	23



Batter	1	2	3	4	5	6	7	8	9	AB	R	H	RBI	BB	SO	LOB	TOP			
Bill North, S OBP: 0.380, SLG: 0.293 (1, 8)										4	1	0	0	1	1	2				
Darrell Evans, L OBP: 0.356, SLG: 0.360 (1, 5)										4	1	1	0	1	0	0				
Jack Clark, R OBP: 0.360, SLG: 0.440 (1, 9)										4	2	3	2	1	0	0				
Willie McCovey, L OBP: 0.273, SLG: 0.293 (9, PR)										4	1	1	1	1	1	3				
Mike Sadek, R OBP: 0.333, SLG: 0.333 (9, PR)										0	0	0	0	0	0	0				
Terry Whitfield, L OBP: 0.306, SLG: 0.333 (9, PH)										4	0	1	0	0	0	3				
Mike Ivie, R OBP: 0.261, SLG: 0.267 (9, PH)										1	0	0	0	0	0	2				
Rennie Stennett, R OBP: 0.284, SLG: 0.318 (1, 4)										4	0	0	0	0	0	3				
Milt May, L OBP: 0.344, SLG: 0.444 (1, 2)										3	0	0	0	1	2	0				
Johnnie LeMaster, R OBP: 0.257, SLG: 0.353 (1, 6)										3	0	1	1	0	0	0				
Vida Blue, S Tom Griffin, R Jim Wohlford, R Randy Moffitt, R Roger Metzger, S Al Holland, R (1, 1) (2, 1) (6, PH) (6, 1) (8, PH) (8, 1)										1	0	0	0	0	0	2				
Inning Stats	R: 4 E: 1 K: 0 S: 7	H: 3 LOB: 2 BB: 2 P: 15	R: 1 E: 0 K: 0 S: 4	H: 1 LOB: 0 BB: 0 P: 4	R: 0 E: 0 K: 1 S: 5	H: 0 LOB: 0 BB: 0 P: 5	R: 0 E: 0 K: 1 S: 5	H: 0 LOB: 0 BB: 0 P: 5	R: 0 E: 0 K: 1 S: 3	H: 2 LOB: 2 BB: 0 P: 7	R: 0 E: 0 K: 1 S: 6	H: 1 LOB: 2 BB: 1 P: 10	R: 0 E: 0 K: 1 S: 5	H: 0 LOB: 0 BB: 0 P: 5	R: 0 E: 0 K: 0 S: 4	H: 1 LOB: 2 BB: 1 P: 8	1B: 7 2B: 0 3B: 0 HR: 1	SF: 1 SAC: 0 DP: 0 HBP: 0	WP: 0 PB: 0 SB: 0 CS: 0	PA: 41
PITCHER	IP WLS BF H R ER SO BB IBB HBP BLK WP HR S P ERA WHIP																			
Pete Vuckovich, R ERA: 2.36 Jim Kaat, L ERA: 3.72 (1, 1) (9, 1)	8.1 W 39 8 5 3 5 4 1 0 0 0 0 1 44 64 3.24 1.440																			

San Francisco Giants @ St. Louis Cardinals
Busch Stadium, St. Louis, MO
Mon May 05 1980, 7:05 PM CDT
Att: 10,366 - Unknown

AB	35
R	5
H	8
RBI	4
BB	5
SO	5
LOB	15



Batter	1	2	3	4	5	6	7	8	9	AB	R	H	RBI	BB	SO	LOB	BOTTOM			
Garry Templeton, S OBP: 0.373, SLG: 0.438 (1, 6)										5	2	2	1	0	0	1				
Tom Herr, S OBP: 0.300, SLG: 0.450 (1, 4)										5	2	2	0	0	0	1				
Keith Hernandez, L OBP: 0.372, SLG: 0.483 (1, 3)										4	2	2	2	1	2	1				
Ted Simmons, S OBP: 0.429, SLG: 0.484 (1, 2)										5	1	2	3	0	0	2				
Bobby Bonds, R OBP: 0.254, SLG: 0.348 (1, 7)										5	0	1	0	0	4	3				
George Hendrick, R OBP: 0.404, SLG: 0.617 (1, 9)										2	1	1	1	2	0	0				
Ken Reitz, R OBP: 0.430, SLG: 0.526 (1, 5)										4	0	2	2	0	1	2				
Tony Scott, S OBP: 0.259, SLG: 0.244 (1, 8)										3	1	1	0	1	1	1				
Pete Vuckovich, R OBP: 0.176, SLG: 0.188 Jim Kaat, L (1, 1) (9, 1)										3	0	0	0	1	1	4				
Inning Stats	R: 2 E: 0 K: 1 S: 9	H: 4 LOB: 0 BB: 0 P: 9	R: 5 E: 0 K: 1 S: 10	H: 6 LOB: 3 BB: 3 P: 22	R: 1 E: 0 K: 2 S: 9	H: 2 LOB: 1 BB: 0 P: 9	R: 1 E: 0 K: 1 S: 6	H: 1 LOB: 1 BB: 1 P: 10	R: 0 E: 0 K: 1 S: 5	H: 0 LOB: 0 BB: 0 P: 5	R: 0 E: 0 K: 1 S: 5	H: 0 LOB: 0 BB: 0 P: 5	R: 0 E: 0 K: 1 S: 5	H: 0 LOB: 1 BB: 1 P: 9	R: 0 E: 0 K: 0 S: 4	H: 0 LOB: 0 BB: 0 P: 8	1B: 9 2B: 3 3B: 1 HR: 0	SF: 0 SAC: 0 DP: 0 HBP: 0	WP: 1 PB: 0 SB: 1 CS: 0	PA: 41
PITCHER	IP WLS BF H R ER SO BB IBB HBP BLK WP HR S P ERA WHIP																			
Vida Blue, L ERA: 4.58 Tom Griffin, R ERA: 6.75 Randy Moffitt, R ERA: 4.91 Al Holland, L ERA: (1, 1) (2, 1) (6, 1) (8, 1)	1.1 L 12 5 3 3 5 2 1 0 0 0 0 0 26 38 7.36 1.909																			

San Francisco Giants @ St. Louis Cardinals
Busch Stadium, St. Louis, MO
Mon May 05 1980, 7:05 PM CDT
Att: 10,366 - Unknown

AB	36
R	9
H	13
RBI	9
BB	5
SO	9
LOB	15



Batter	1	2	3	4	5	6	7	8	9	AB	R	H	RBI	BB	SO	LOB	TOP							
Bill North, S <small>OBP: 0.373, SLG: 0.290</small> Joe Strain, R <small>OBP: 0.400, SLG: 0.400</small> Willie McCovey, L <small>OBP: 0.269, SLG: 0.288</small> Roger Metzger, S <small>OBP: 0.176, SLG: 0.067</small>	6-3		F8		P4		2B 1B 1B	P5		4	1	1	1	0	0	3								
Darrell Evans, L <small>OBP: 0.349, SLG: 0.366</small>	K			F7	SF9		1B 2B	F7		4	1	1	1	0	1	0								
Jack Clark, R <small>OBP: 0.362, SLG: 0.430</small>	6-3			FC6-4 BB	F9		2B 4-3 1B	6-3		4	1	1	2	1	0	2								
Mike Ivie, R <small>OBP: 0.255, SLG: 0.280</small>		1-3		L9		L8	4-3 2B	F8		5	0	1	0	0	0	1								
Jim Wohlford, R <small>OBP: 0.250, SLG: 0.343</small>	L9			FC6-4			4-3			4	0	1	1	0	0	2								
Rennie Stennett, R <small>OBP: 0.284, SLG: 0.315</small> Gary Lavelle, S	6-3				1B 1B	F5	P3			4	1	1	0	0	0	2								
Marc Hill, R <small>OBP: 0.188, SLG: 0.219</small> Milt May, L <small>OBP: 0.348, SLG: 0.446</small>			F9		E 1B SF9 1B	F8		5-3 1B		2	1	1	0	0	0	0								
Johnnie LeMaster, R <small>OBP: 0.282, SLG: 0.431</small>				HR	SF9 E 1B		4-3 1B 2B	F8		4	2	3	2	0	0	1								
Bob Knepper, L <small>OBP: 0.313, SLG: 0.375</small> Randy Moffitt, R <small>ERA: 6.14</small> Al Holland, R <small>ERA: 7.39</small> Terry Whitfield, L <small>OBP: 0.297, SLG: 0.322</small>	6-3			6-3	E1		4-3	5-3		2	0	0	0	0	0	2								
Inning Stats	R: 0 E: 0 K: 1 S: 5	H: 0 LOB: 0 BB: 0 P: 5	R: 0 E: 0 K: 0 S: 3	H: 0 LOB: 0 BB: 0 P: 3	R: 1 E: 0 K: 0 S: 4	H: 1 LOB: 0 BB: 0 P: 4	R: 0 E: 0 K: 0 S: 3	H: 0 LOB: 1 BB: 1 P: 7	R: 2 E: 1 K: 0 S: 7	H: 3 LOB: 2 BB: 0 P: 7	R: 0 E: 0 K: 0 S: 4	H: 1 LOB: 1 BB: 0 P: 4	R: 4 E: 0 K: 0 S: 8	H: 5 LOB: 1 BB: 0 P: 8	R: 0 E: 0 K: 0 S: 4	H: 1 LOB: 0 BB: 0 P: 4	R: 0 E: 0 K: 0 S: 3	H: 0 LOB: 0 BB: 0 P: 3	1B: 6 2B: 3 3B: 1 HR: 1	SF: 1 SAC: 0 DP: 0 HBP: 0	WP: 0 PA: 40 PB: 0 SB: 0 CS: 0			
PITCHER	IP WLS BF H R ER SO	IP WLS BF H R ER SO	IP WLS BF H R ER SO	IP WLS BF H R ER SO	IP WLS BF H R ER SO	IP WLS BF H R ER SO	IP WLS BF H R ER SO	IP WLS BF H R ER SO	IP WLS BF H R ER SO	IP WLS BF H R ER SO	IP WLS BF H R ER SO	IP WLS BF H R ER SO	IP WLS BF H R ER SO	IP WLS BF H R ER SO	IP WLS BF H R ER SO	IP WLS BF H R ER SO	IP WLS BF H R ER SO	IP WLS BF H R ER SO	IP WLS BF H R ER SO	IP WLS BF H R ER SO	ERA WHIP	ERA WHIP		
Don Hood, L <small>ERA: 2.65</small> Donnie Moore, R Pedro Borbon, R	4.2 L 20 4 3 2 1	1.2 W 10 5 4 4 0	2.2 S 10 2 0 0 0	0.0 L 0 0 0 0	0.0 L 0 0 0 0	0.0 L 0 0 0 0	0.0 L 0 0 0 0	0.0 L 0 0 0 0	0.0 L 0 0 0 0	0.0 L 0 0 0 0	0.0 L 0 0 0 0	0.0 L 0 0 0 0	0.0 L 0 0 0 0	0.0 L 0 0 0 0	0.0 L 0 0 0 0	0.0 L 0 0 0 0	0.0 L 0 0 0 0	0.0 L 0 0 0 0	0.0 L 0 0 0 0	0.0 L 0 0 0 0	0.0 L 0 0 0 0	3.86 1.071	21.60 3.000	0.00 0.750

San Francisco Giants @ St. Louis Cardinals
 Busch Stadium, St. Louis, MO
 Tue May 06 1980, 7:05 PM CDT
 Att: 11,490 - Unknown

AB 38
 R 7
 H 11
 RBI 7
 BB 1
 SO 1
 LOB 17



Batter	1	2	3	4	5	6	7	8	9	AB	R	H	RBI	BB	SO	LOB	BOTTOM								
Garry Templeton, S <small>OBP: 0.355, SLG: 0.416</small>	6-3		5-3		4-3			FC9-6 E 1B		5	1	0	0	0	0	2									
Tom Herr, S <small>OBP: 0.280, SLG: 0.375</small>	6-3		5-3		2B SF8 BB	5-3		K		4	1	0	0	1	1	1									
Keith Hernandez, L <small>OBP: 0.394, SLG: 0.505</small>	G3				2B 2B	FC5-4 1B		1B		4	1	3	1	1	0	0									
Ted Simmons, S <small>OBP: 0.432, SLG: 0.492</small> Steve Swisher, R		HBP 2B 2B	F8		2B IBB	K		K		3	2	1	0	1	1	2									
George Hendrick, R <small>OBP: 0.387, SLG: 0.595</small>	K			5-3	SF8	FC5-4				3	0	0	1	0	1	2									
Ken Reitz, R <small>OBP: 0.444, SLG: 0.544</small>		HBP 2B BB			1B 1B	E 2B		F9		3	2	2	2	1	0	0									
Bobby Bonds, R <small>OBP: 0.293, SLG: 0.368</small>		1-2 2-3 2B HBP			1B 1B	E8 2B 1B		CS BB		2	2	2	1	1	0	0									
Tony Scott, S <small>OBP: 0.270, SLG: 0.259</small>		1-2 2-3 2B		K	K	2B IBB		F8		3	1	1	3	1	1	3									
Don Hood, L <small>ERA: 4.69</small> Donnie Moore, L <small>OBP: 1.000, SLG: 1.500</small> Pedro Borbon, R <small>OBP: 1.000, SLG: 1.000</small>	6-3			K	K	1B 2B		FC9-6 1B		2	0	0	0	0	1	2									
Inning Stats	R: 0 E: 0 K: 0 S: 3	H: 2 LOB: 1 BB: 1 P: 11	R: 0 E: 0 K: 0 S: 3	H: 0 LOB: 1 BB: 1 P: 7	R: 0 E: 0 K: 2 S: 9	H: 2 LOB: 2 BB: 0 P: 9	R: 0 E: 0 K: 0 S: 6	H: 1 LOB: 1 BB: 0 P: 6	R: 0 E: 0 K: 0 S: 2	H: 0 LOB: 0 BB: 1 P: 6	R: 1 E: 0 K: 2 S: 9	H: 2 LOB: 1 BB: 0 P: 9	R: 0 E: 0 K: 0 S: 6	H: 0 LOB: 0 BB: 1 P: 6	R: 0 E: 0 K: 0 S: 9	H: 2 LOB: 1 BB: 0 P: 9	R: 0 E: 0 K: 0 S: 6	R: 1 E: 0 K: 2 S: 9	H: 2 LOB: 1 BB: 0 P: 9	1B: 6 2B: 5 3B: 0 HR: 0	SF: 1 SAC: 0 DP: 0 HBP: 1	WP: 0 PA: 40 PB: 0 SB: 1 CS: 1			
PITCHER	IP WLS BF H R ER SO	IP WLS BF H R ER SO	IP WLS BF H R ER SO	IP WLS BF H R ER SO	IP WLS BF H R ER SO	IP WLS BF H R ER SO	IP WLS BF H R ER SO	IP WLS BF H R ER SO	IP WLS BF H R ER SO	IP WLS BF H R ER SO	IP WLS BF H R ER SO	IP WLS BF H R ER SO	IP WLS BF H R ER SO	IP WLS BF H R ER SO	IP WLS BF H R ER SO	IP WLS BF H R ER SO	IP WLS BF H R ER SO	IP WLS BF H R ER SO	IP WLS BF H R ER SO	IP WLS BF H R ER SO	IP WLS BF H R ER SO	ERA WHIP	ERA WHIP		
Bob Knepper, L <small>ERA: 4.69</small> Randy Moffitt, R <small>ERA: 7.39</small> Al Holland, L <small>ERA: 4.91</small> Gary Lavelle, L	4.2 L 24 7 7 3	0.0 L 3 2 2 2 0	1.1 L 5 1 0 0 1	2.0 L 8 2 1 1 2	0.0 L 0 0 0 0	0.0 L 0 0 0 0	0.0 L 0 0 0 0	0.0 L 0 0 0 0	0.0 L 0 0 0 0	0.0 L 0 0 0 0	0.0 L 0 0 0 0	0.0 L 0 0 0 0	0.0 L 0 0 0 0	0.0 L 0 0 0 0	0.0 L 0 0 0 0	0.0 L 0 0 0 0	0.0 L 0 0 0 0	0.0 L 0 0 0 0	0.0 L 0 0 0 0	0.0 L 0 0 0 0	0.0 L 0 0 0 0	0.0 L 0 0 0 0	13.50 1.929	0.00 0.750	4.50 1.500

San Francisco Giants @ St. Louis Cardinals
 Busch Stadium, St. Louis, MO
 Tue May 06 1980, 7:05 PM CDT
 Att: 11,490 - Unknown

AB 32
 R 10
 H 11
 RBI 10
 BB 6
 SO 6
 LOB 13



Batter	1	2	3	4	5	6	7	8	9	AB	R	H	RBI	BB	SO	LOB	TOP											
Larry Herndon, R OBP: 0.269, SLG: 0.329 (1, 8)	0-3 K		0-0 1B			0-0 F9		0-0 F9		4	0	1	0	0	1	1	San Francisco Giants @ St. Louis Cardinals Busch Stadium, St. Louis, MO Wed May 07 1980, 3:33 AM CDT Att: 12,464 - Unknown											
Darrell Evans, L OBP: 0.345, SLG: 0.354 (1, 5)	0-0 3-1		0-0 F8			0-3 K		4-0 FC6-4 BB		3	0	0	0	1	1													
Jack Clark, R OBP: 0.357, SLG: 0.415 (1, 9)	0-3 K			4-0 WP BB		0-0 F9		0-0 FC6-4 HR		3	1	0	0	1	1													
Mike Ivie, R OBP: 0.273, SLG: 0.352 (1, 3)		0-0 1B		0-0 6-3			0-0 6-3		0-0 HR	4	1	2	2	0	0	1												
Terry Whitfield, L OBP: 0.279, SLG: 0.302 (1, 7)	0-3 K		0-0 F8			0-0 F8		0-0 G3		4	0	0	0	0	1	2												
Rennie Stennett, R OBP: 0.258, SLG: 0.308 Joe Strain, R OBP: 0.353, SLG: 0.353 (5, 4)	0-3 K		0-0 1-3			0-0 6-3		0-0 L3		2	0	0	0	0	1	2												
Milt May, L OBP: 0.348, SLG: 0.441 (1, 2)	0-0 G3			0-0 G4-6-3 1B				0-0 F8		3	0	1	0	0	0	1												
Johnnie LeMaster, R OBP: 0.272, SLG: 0.413 (1, 6)			0-0 5-3		0-0 G4-6-3 1-2			0-0 5-3		3	0	0	0	0	0	1												
Ed Whitson, R Al Holland, R Jim Wohlford, R OBP: 0.270, SLG: 0.361 Ed Halicki, R OBP: 0.250, SLG: 0.250 (8, 1)	0-3 K		0-3 K					0-0 1B		2	0	0	0	0	2	0												
Inning Stats	R: 0 E: 0 K: 2 S: 7	H: 0 LOB: 0 BB: 0 P: 7	R: 0 E: 0 K: 2 S: 8	H: 1 LOB: 1 BB: 0 P: 8	R: 0 E: 0 K: 1 S: 6	H: 1 LOB: 1 BB: 0 P: 6	R: 0 E: 0 K: 0 S: 3	H: 0 LOB: 1 BB: 1 P: 7	R: 0 E: 0 K: 1 S: 5	H: 0 LOB: 0 BB: 0 P: 5	R: 0 E: 0 K: 0 S: 3	H: 0 LOB: 0 BB: 0 P: 3	R: 0 E: 0 K: 0 S: 4	H: 1 LOB: 0 BB: 0 P: 4	R: 2 E: 0 K: 0 S: 4	H: 1 LOB: 0 BB: 1 P: 8		1B: 4 2B: 0 3B: 0 HR: 1	SF: 0 SAC: 0 DP: 1 HBP: 0	WP: 1 PB: 0 SB: 0 CS: 0	PA: 33							
PITCHER	IP	WLS	BF	H	R	ER	SO	BB	IBB	HBP	BLK	WP	HR	S	P	ERA	WHIP											
Bob Forsch, R ERA: 3.11 Jim Kaat, L ERA: 4.63	(1, 1) (8, 1)	7.0 2.0	W 9	24 9	3 2	0 2	0 2	7 0	1	0	0	0	0	1	8	41 12	0.00 9.00	0.571 1.500										

Batter	1	2	3	4	5	6	7	8	9	AB	R	H	RBI	BB	SO	LOB	BOTTOM										
Garry Templeton, S OBP: 0.357, SLG: 0.415 (1, 6)	0-0 S 1B		0-0 G3		0-0 G3	0-0 5-3		0-0 1B 1B		5	2	2	0	0	0	0	San Francisco Giants @ St. Louis Cardinals Busch Stadium, St. Louis, MO Wed May 07 1980, 3:33 AM CDT Att: 12,464 - Unknown										
Ken Oberkfell, L OBP: 0.366, SLG: 0.358 (1, 4)	0-0 FC6-4 1B		4-0 5-3 BB		0-0 G3	0-0 G3		0-0 1B 1B		4	1	2	1	1	0	0											
Keith Hernandez, L OBP: 0.385, SLG: 0.490 (1, 3)	0-0 FC6-4 1B		0-0 5-3 1-2		0-0 6-3		0-0 4-3	0-0 BB 1B 1B		5	1	1	1	0	0	2											
Dane Iorg, L OBP: 0.355, SLG: 0.533 (1, 7)	0-0 3B 1B		0-0 F7		0-0 1B 1B	0-0 FC3-6 1B		0-0 BB 1B 1B		5	3	4	1	0	0	1											
Terry Kennedy, L OBP: 0.417, SLG: 0.571 (1, 2)	0-0 3B			0-3 K		0-0 2B 1B	0-0 FC3-6 1B	0-3 K		5	2	2	1	0	2	3											
George Hendrick, R OBP: 0.408, SLG: 0.614 (1, 9)	0-0 6-3			0-0 E S 1B		0-0 1B HR 2B	0-0 1B	4-0 1B BB		4	1	3	1	1	0	1											
Ken Reitz, R OBP: 0.453, SLG: 0.548 (1, 5)		0-0 F3		0-0 F5		0-0 HR 1B	0-0 FC6-4 1B	0-0 1B		5	1	3	4	0	0	1											
Tony Scott, S OBP: 0.266, SLG: 0.247 (1, 8)		0-0 4-3		4-0 IBB		0-0 K	0-0 FC6-4 1B	0-0 F9		4	0	0	0	1	1	6											
Bob Forsch, R OBP: 0.375, SLG: 0.800 Jim Kaat, L (8, 1)	0-3 K		0-0 F9		0-0 HR			0-0 1-3		3	1	1	3	0	1	2											
Inning Stats	R: 2 E: 0 K: 0 S: 6	H: 4 LOB: 1 BB: 0 P: 6	R: 0 E: 0 K: 1 S: 5	H: 0 LOB: 0 BB: 0 P: 5	R: 0 E: 0 K: 1 S: 3	H: 0 LOB: 1 BB: 1 P: 7	R: 0 E: 0 K: 1 S: 6	H: 1 LOB: 2 BB: 1 P: 10	R: 0 E: 0 K: 0 S: 3	H: 0 LOB: 0 BB: 0 P: 3	R: 5 E: 0 K: 1 S: 10	H: 5 LOB: 0 BB: 2 P: 10	R: 1 E: 0 K: 0 S: 6	H: 3 LOB: 2 BB: 0 P: 6	R: 4 E: 0 K: 1 S: 10	H: 5 LOB: 2 BB: 1 P: 14		1B: 15 2B: 1 3B: 1 HR: 1	SF: 0 SAC: 0 DP: 0 HBP: 0	WP: 0 PB: 0 SB: 2 CS: 0	PA: 44						
PITCHER	IP	WLS	BF	H	R	ER	SO	BB	IBB	HBP	BLK	WP	HR	S	P	ERA	WHIP										
Ed Whitson, R ERA: 5.06 Al Holland, L ERA: 1.54 Ed Halicki, R ERA: 5.84	(1, 1) (6, 1) (8, 1)	5.0 2.0 1.0	L 10	25 4	6 2	6 2	2 1	0 0	0 0	0 0	0 0	0 0	0 1	12 12	35 12	10.80 9.00	2.000 2.000										



Batter	1	2	3	4	5	6	7	8	9	AB	R	H	RBI	BB	SO	LOB	TOP				
Davey Lopes, R OBP: 0.393, SLG: 0.426 (1, 4)										5	1	2	1	0	1	0	Los Angeles Dodgers @ St. Louis Cardinals Busch Stadium, St. Louis, MO Sat May 10 1980, 7:05 PM CDT Att: 27,450 - Unknown livebaseballscorecards.com				
Rudy Law, L OBP: 0.343, SLG: 0.366 (1, 8)										5	0	2	0	0	0	0					
Reggie Smith, S OBP: 0.395, SLG: 0.539 (1, 9)										5	1	1	0	0	1	2					
Steve Garvey, R OBP: 0.283, SLG: 0.381 (1, 3)										3	1	1	0	1	0	1					
Ron Cey, R OBP: 0.374, SLG: 0.435 (1, 5)										4	1	1	2	0	0	3					
Gary Thomasson, L OBP: 0.476, SLG: 0.353 Pedro Guerrero, R (8, PH) OBP: 0.556, SLG: 0.714 Bill Russell, R (8, 6) OBP: 0.295, SLG: 0.303										2	0	0	0	1	0	2					
Derrel Thomas, S OBP: 0.415, SLG: 0.467 (8, 7)										2	0	1	1	2	0	1					
Steve Yeager, R OBP: 0.372, SLG: 0.270 (1, 2)										3	1	1	0	1	0	3					
Burt Hooton, R Jerry Reuss, L (7, 1)										2	0	0	0	0	0	1					
Inning Stats	R: 0 E: 0 K: 2 S: 7	H: 0 LOB: 0 BB: 0 P: 7	R: 1 E: 0 K: 0 S: 4	H: 2 LOB: 1 BB: 1 P: 8	R: 0 E: 0 K: 0 S: 3	H: 0 LOB: 0 BB: 0 P: 3	R: 0 E: 0 K: 0 S: 3	H: 0 LOB: 1 BB: 1 P: 7	R: 1 E: 0 K: 0 S: 5	H: 2 LOB: 2 BB: 1 P: 9	R: 1 E: 0 K: 0 S: 4	H: 3 LOB: 2 BB: 1 P: 8	R: 2 E: 0 K: 0 S: 6	H: 3 LOB: 2 BB: 1 P: 10	R: 0 E: 0 K: 0 S: 3	H: 0 LOB: 0 BB: 0 P: 3		1B: 8 2B: 2 3B: 0 HR: 0	SF: 0 SAC: 1 DP: 1 HBP: 0	WP: 0 PB: 0 SB: 0 CS: 1	PA: 39
PITCHER	IP	WLS	BF	H	R	ER	SO	BB	IBB	HBP	BLK	WP	HR	S	P	ERA	WHIP				
Pete Vuckovich, R ERA: 2.56 Donnie Moore, R ERA: 7.2 Jim Kaat, L ERA: 4.05	(1, 1)	7.0	L	29	7	3	3	2	3	1	0	0	0	29	45	3.86	1.429				

Batter	1	2	3	4	5	6	7	8	9	AB	R	H	RBI	BB	SO	LOB	BOTTOM				
Garry Templeton, S OBP: 0.374, SLG: 0.462 (1, 6)										5	0	3	3	0	0	1	Los Angeles Dodgers @ St. Louis Cardinals Busch Stadium, St. Louis, MO Sat May 10 1980, 7:05 PM CDT Att: 27,450 - Unknown livebaseballscorecards.com				
Ken Oberkfell, L OBP: 0.393, SLG: 0.375 Tom Herr, S (6, 4) OBP: 0.250, SLG: 0.333										2	0	0	0	0	0	2					
Keith Hernandez, L OBP: 0.398, SLG: 0.480 (1, 3)										2	0	0	0	2	1	0					
Ted Simmons, S OBP: 0.444, SLG: 0.528 (1, 2)										3	0	1	0	1	0	1					
Bobby Bonds, R OBP: 0.286, SLG: 0.355 (1, 7)										4	0	0	0	0	2	4					
George Hendrick, R OBP: 0.402, SLG: 0.619 (1, 9)										4	0	1	0	0	0	3					
Ken Reitz, R OBP: 0.452, SLG: 0.533 (1, 5)										4	1	2	0	0	0	2					
Tony Scott, S OBP: 0.291, SLG: 0.287 (1, 8)										4	2	2	0	0	0	1					
Pete Vuckovich, R OBP: 0.167, SLG: 0.176 Dane Iorg, L (7, PH) OBP: 0.375, SLG: 0.533 Donnie Moore, L (8, 1) OBP: 1.000, SLG: 1.500 Jim Kaat, L (8, 1) Bernie Carbo, L (9, PH)										1	0	0	0	0	0	0					
Inning Stats	R: 0 E: 0 K: 1 S: 6	H: 1 LOB: 3 BB: 2 P: 14	R: 0 E: 0 K: 0 S: 3	H: 0 LOB: 0 BB: 0 P: 3	R: 0 E: 0 K: 1 S: 5	H: 1 LOB: 0 BB: 0 P: 5	R: 0 E: 0 K: 0 S: 3	H: 0 LOB: 0 BB: 0 P: 3	R: 0 E: 0 K: 0 S: 4	H: 1 LOB: 1 BB: 0 P: 4	R: 2 E: 0 K: 0 S: 6	H: 3 LOB: 2 BB: 1 P: 10	R: 0 E: 0 K: 1 S: 6	H: 1 LOB: 2 BB: 1 P: 10	R: 1 E: 0 K: 0 S: 4	H: 1 LOB: 0 BB: 0 P: 4		1B: 7 2B: 3 3B: 0 HR: 0	SF: 0 SAC: 1 DP: 1 HBP: 0	WP: 0 PB: 0 SB: 1 CS: 0	PA: 38
PITCHER	IP	WLS	BF	H	R	ER	SO	BB	IBB	HBP	BLK	WP	HR	S	P	ERA	WHIP				
Burt Hooton, R ERA: 5.34 Jerry Reuss, L ERA: 1.42	(1, 1)	6.2	W	27	6	2	2	2	3	0	0	0	0	28	40	2.70	1.350				

Batter	1	2	3	4	5	6	7	8	9	AB	R	H	RBI	BB	SO	LOB	TOP			
Davey Lopes, R OBP: 0.375, SLG: 0.415 (1, 4)	6-3	F8		4-3 1B		G6-4-3			1-3	5	0	1	0	0	0	2				
Rudy Law, L OBP: 0.336, SLG: 0.358 (1, 8)	6-3	1B		4-3 1-2			4-3		F7	5	0	1	0	0	0	1				
Jay Johnstone, L OBP: 0.333, SLG: 0.294 Derrel Thomas, S OBP: 0.415, SLG: 0.467 (1, 7) (9, 7)	4-0 1B BB			4-3			P6			3	1	1	0	1	0	1				
Steve Garvey, R OBP: 0.274, SLG: 0.368 (1, 3)	E6 1B 1-2	K				F9	6-3			4	1	0	0	0	1	2				
Ron Cey, R OBP: 0.378, SLG: 0.438 (1, 5)	1B 3B 1-3 2H			G6-3 1B		P4			F8	4	1	2	1	0	0	0				
Gary Thomasson, L OBP: 0.440, SLG: 0.333 Reggie Smith, S OBP: 0.395, SLG: 0.539 (1, 9) (9, 9)	1-2 3B 1B			G6-3 1-2		K			F9	4	1	1	1	0	1	1				
Bill Russell, R OBP: 0.323, SLG: 0.348 (1, 6)	1H 2H 3B			1B		SH 1B			BB	3	0	3	2	1	0	0				
Steve Yeager, R OBP: 0.362, SLG: 0.250 (1, 2)	4-0 IBB			K		K			P4	3	0	0	0	1	2	3				
Dave Goltz, R OBP: 0.313, SLG: 0.154 Steve Howe, L (6, 1) Jerry Reuss, L (9, 1)	1-3			6-3		SH G6-4-3			6-3	2	0	0	0	0	0	2				
Inning Stats	R: 4 E: 1 K: 0 S: 7	H: 3 LOB: 2 BB: 2 P: 15	R: 0 E: 0 K: 1 S: 6	H: 2 LOB: 1 BB: 0 P: 6	R: 0 E: 0 K: 1 S: 6	H: 2 LOB: 1 BB: 0 P: 6	R: 0 E: 0 K: 0 S: 4	H: 1 LOB: 1 BB: 0 P: 4	R: 0 E: 0 K: 1 S: 5	H: 0 LOB: 0 BB: 0 P: 5	R: 0 E: 0 K: 0 S: 3	H: 0 LOB: 1 BB: 0 P: 7	R: 0 E: 0 K: 0 S: 3	H: 0 LOB: 0 BB: 1 P: 3	R: 0 E: 0 K: 0 S: 3	H: 0 LOB: 0 BB: 0 P: 3	1B: 8 2B: 0 3B: 1 HR: 0	SF: 0 SAC: 1 DP: 2 HBP: 0	WP: 0 PB: 0 SB: 0 CS: 0	PA: 38
PITCHER	IP WLS BF H R ER SO BB IBB HBP BLK WP HR S P ERA WHIP	7.0 L 31 9 4 0 4 1 1 0 0 0 0 0 37 45 0.00 1.429	2.0 7 0 0 0 0 1 0 0 0 0 0 0 6 10 0.00 0.500																	

Los Angeles Dodgers @ St. Louis Cardinals
 Busch Stadium, St. Louis, MO
 Sun May 11 1980, 3:33 AM CDT
 Att: 17,696 - Unknown

AB	34
R	4
H	9
RBI	4
BB	3
SO	4
LOB	12



Batter	1	2	3	4	5	6	7	8	9	AB	R	H	RBI	BB	SO	LOB	BOTTOM					
Garry Templeton, S OBP: 0.391, SLG: 0.475 (1, 6)	1B			S 1B		G6-4-3			1-2 1B	5	0	4	0	0	0	1						
Tony Scott, S OBP: 0.306, SLG: 0.303 (1, 8)	S 1B			K		G4-6-3 1B			P3	5	0	3	1	0	1	3						
Keith Hernandez, L OBP: 0.385, SLG: 0.462 (1, 3)	F7			F7		G4-6-3 1-2			4-3	4	0	0	0	0	0	6						
Dane Iorg, L OBP: 0.389, SLG: 0.545 (1, 7)	G6-4-3 BB			G3		3-1 1B			1-4-3	3	1	1	0	1	0	0						
Terry Kennedy, L OBP: 0.357, SLG: 0.480 (1, 2)	G6-4-3			F8		3-1			5-3	4	0	0	0	0	0	4						
George Hendrick, R OBP: 0.405, SLG: 0.624 (1, 9)				6-3		2B			6-3	4	0	2	1	0	0	0						
Ken Reitz, R OBP: 0.444, SLG: 0.521 (1, 5)	F8			5-3		G6-4-3 1B			5-3	4	0	1	0	0	0	1						
Tom Herr, S OBP: 0.258, SLG: 0.310 Bobby Bonds, R OBP: 0.292, SLG: 0.351 (1, 4) (9, PH)	6-3					1B SH1-4 1B BB			F7	2	1	0	0	1	0	2						
Bob Forsch, R OBP: 0.353, SLG: 0.750 Bernie Carbo, L OBP: 0.143, SLG: 0.143 Pedro Borbon, R OBP: 0.333, SLG: 0.333 Ted Simmons, S OBP: 0.451, SLG: 0.534 Mike Ramsey, S (9, PR)	6-3			6-3		SH1-4			1B	1	0	0	0	0	0	0						
Inning Stats	R: 0 E: 0 K: 0 S: 4	H: 2 LOB: 2 BB: 1 P: 8	R: 0 E: 0 K: 0 S: 3	H: 0 LOB: 0 BB: 0 P: 3	R: 0 E: 0 K: 1 S: 6	H: 1 LOB: 1 BB: 0 P: 6	R: 0 E: 0 K: 0 S: 4	H: 1 LOB: 1 BB: 0 P: 4	R: 1 E: 0 K: 0 S: 4	H: 2 LOB: 1 BB: 1 P: 8	R: 1 E: 0 K: 0 S: 5	H: 3 LOB: 1 BB: 0 P: 5	R: 0 E: 0 K: 0 S: 4	H: 2 LOB: 0 BB: 0 P: 4	R: 0 E: 0 K: 0 S: 3	H: 0 LOB: 0 BB: 0 P: 3	R: 0 E: 0 K: 0 S: 5	H: 2 LOB: 2 BB: 0 P: 5	1B: 11 2B: 2 3B: 0 HR: 0	SF: 0 SAC: 1 DP: 4 HBP: 0	WP: 0 PB: 0 SB: 2 CS: 0	PA: 38
PITCHER	IP WLS BF H R ER SO BB IBB HBP BLK WP HR S P ERA WHIP	5.1 W 25 9 2 2 1 0 0 0 0 0 0 12 12 0.00 1.200	0.1 S 1 0 0 0 0 0 0 0 0 0 0 1 1 0.00 0.000																			

Los Angeles Dodgers @ St. Louis Cardinals
 Busch Stadium, St. Louis, MO
 Sun May 11 1980, 3:33 AM CDT
 Att: 17,696 - Unknown

AB	35
R	2
H	13
RBI	2
BB	2
SO	1
LOB	17



Batter	1	2	3	4	5	6	7	8	9	AB	R	H	RBI	BB	SO	LOB	TOP			
Garry Templeton, S OBP: 0.386, SLG: 0.468 (1, 6)										4	0	1	0	0	0	0				
Tony Scott, S OBP: 0.295, SLG: 0.291 (1, 8)										4	0	0	0	0	0	1				
Keith Hernandez, L OBP: 0.380, SLG: 0.455 (1, 3)										4	0	1	0	0	2	0				
Ted Simmons, S OBP: 0.442, SLG: 0.519 (1, 2)										4	1	1	0	0	1	1				
Dane Iorg, L OBP: 0.385, SLG: 0.528 Bobby Bonds, R OBP: 0.282, SLG: 0.351 (1, 7) (9, 7)										3	0	1	0	0	0	1				
George Hendrick, R OBP: 0.412, SLG: 0.625 (1, 9)										3	0	2	1	0	0	1				
Ken Reitz, R OBP: 0.441, SLG: 0.545 (1, 5)										3	1	1	1	0	0	2				
Tom Herr, S OBP: 0.235, SLG: 0.281 (1, 4)										3	0	0	0	0	0	0				
Don Hood, L (1, 1) Pedro Borbon, R OBP: 0.250, SLG: 0.250 Jim Kaat, L (9, 1)										2	0	0	0	0	0	0				
Inning Stats	R: 0 E: 0 K: 1 S: 5	H: 0 LOB: 0 BB: 0 P: 5	R: 0 E: 0 K: 0 S: 3	H: 1 LOB: 0 BB: 0 P: 3	R: 1 E: 0 K: 0 S: 5	H: 2 LOB: 1 BB: 0 P: 5	R: 0 E: 0 K: 1 S: 5	H: 1 LOB: 0 BB: 0 P: 5	R: 0 E: 0 K: 0 S: 3	H: 0 LOB: 0 BB: 0 P: 3	R: 1 E: 0 K: 0 S: 7	H: 2 LOB: 1 BB: 0 P: 7	R: 0 E: 0 K: 1 S: 5	H: 0 LOB: 0 BB: 0 P: 5	R: 0 E: 0 K: 0 S: 3	H: 0 LOB: 0 BB: 0 P: 3	1B: 6 2B: 0 3B: 0 HR: 1	SF: 0 SAC: 0 DP: 2 HBP: 0	WP: 1 PA: 31 PB: 0 SB: 1 CS: 0	
PITCHER	IP: 7.0 WLS: 4.42 BF: 25 ERA: 4.42	WLS: 2.0 BF: 6 ERA: 2.61																		

St. Louis Cardinals @ San Diego Padres
San Diego Stadium, San Diego, CA
Tue May 13 1980, 10:05 PM EDT
Att: 9,958 - Unknown

AB 31
R 2
H 7
RBI 2
BB 0
SO 4
LOB 6



Batter	1	2	3	4	5	6	7	8	9	AB	R	H	RBI	BB	SO	LOB	BOTTOM			
Dave Cash, R OBP: 0.306, SLG: 0.294 (1, 4)										4	0	2	1	1	0	0				
Gene Richards, L OBP: 0.327, SLG: 0.343 (1, 7)										4	0	2	1	0	0	3				
Gene Tenace, R OBP: 0.345, SLG: 0.380 (1, 2)										3	0	0	0	1	1	2				
Dave Winfield, R OBP: 0.389, SLG: 0.410 (1, 9)										4	0	0	0	0	2	2				
Willie Montanez, L OBP: 0.257, SLG: 0.316 (1, 3)										4	0	0	0	0	0	0				
Jerry Mumphrey, S OBP: 0.292, SLG: 0.261 (1, 8)										4	0	1	0	0	0	0				
Aurelio Rodriguez, R OBP: 0.302, SLG: 0.400 Paul Dade, R OBP: 0.333, SLG: 0.217 Von Joshua, L OBP: 0.333, SLG: 0.318 (1, 5) (7, PH) (8, PH) (9, PH)										3	0	2	0	0	0	1				
Ozzie Smith, S OBP: 0.318, SLG: 0.248 (1, 6)										4	0	1	0	0	0	3				
Rick Wise, R OBP: 0.143, SLG: 0.154 Kurt Bevacqua, R OBP: 0.471, SLG: 0.733 Rolie Fingers, R OBP: 0.333, SLG: 0.371 (1, 1) (7, PH) (8, PH)										2	0	0	0	0	0	2				
Inning Stats	R: 0 E: 0 K: 1 S: 5	H: 1 LOB: 1 BB: 1 P: 9	R: 0 E: 0 K: 0 S: 5	H: 2 LOB: 2 BB: 0 P: 5	R: 0 E: 0 K: 0 S: 4	H: 1 LOB: 1 BB: 0 P: 4	R: 0 E: 0 K: 1 S: 6	H: 1 LOB: 1 BB: 0 P: 6	R: 0 E: 0 K: 1 S: 5	H: 0 LOB: 0 BB: 0 P: 5	R: 1 E: 0 K: 0 S: 5	H: 3 LOB: 2 BB: 0 P: 5	R: 0 E: 0 K: 0 S: 3	H: 0 LOB: 0 BB: 0 P: 3	R: 2 E: 0 K: 0 S: 5	H: 3 LOB: 2 BB: 1 P: 9	1B: 7 2B: 4 3B: 0 HR: 0	SF: 0 SAC: 0 DP: 0 HBP: 1	WP: 0 PA: 38 PB: 1 SB: 1 CS: 2	
PITCHER	IP: 6.2 WLS: 2.28 BF: 27 ERA: 2.28	WLS: 1.2 BF: 7 ERA: 1.42																		

St. Louis Cardinals @ San Diego Padres
San Diego Stadium, San Diego, CA
Tue May 13 1980, 10:05 PM EDT
Att: 9,958 - Unknown

AB 35
R 3
H 11
RBI 3
BB 2
SO 3
LOB 13




Batter	1	2	3	4	5	6	7	8	9	AB	R	H	RBI	BB	SO	LOB	TOP				
Gary Templeton, S OBP: 0.382, SLG: 0.462	F9		2H 1B		L6		6-3			4	0	1	0	0	0	0					
Tony Scott, S OBP: 0.284, SLG: 0.280	4-3			K	K			1-3		4	0	0	0	0	2	0					
Keith Hernandez, L OBP: 0.384, SLG: 0.451	K			2B BB		G6-4-3 E 1B		L8		3	2	1	0	1	1	0					
Ted Simmons, S OBP: 0.444, SLG: 0.531		F7		BB 1-3 2B		G6-4-3 1B		F7		4	0	2	0	0	0	0					
George Hendrick, R OBP: 0.398, SLG: 0.602		5-3		F3		G6-4-3 1B		L9		4	0	0	0	0	0	4					
Ken Reitz, R OBP: 0.435, SLG: 0.529		F7		BB IBB		E4		5-3		3	0	0	0	1	0	0					
Bobby Bonds, R OBP: 0.292, SLG: 0.375			K	1-2 2-3 3-H BB		K		3B		3	0	1	1	1	2	1					
Tom Herr, S OBP: 0.263, SLG: 0.314			1B 2B	K			6-3	IBB		3	0	1	0	1	1	3					
Roy Thomas, R OBP: 0.286, SLG: 0.286			5-3		5-3		6-3	K		3	0	0	0	0	0	1					
Silvio Martinez, R OBP: 0.269, SLG: 0.286										1	0	0	0	0	1	2					
Mark Littell, L OBP: 0.333, SLG: 0.217										0	0	0	0	0	0	0					
Inning Stats	R: 0 E: 0 K: 1 S: 5	H: 0 LOB: 0 BB: 0 P: 5	R: 0 E: 0 K: 0 S: 3	H: 0 LOB: 0 BB: 0 P: 3	R: 0 E: 0 K: 1 S: 6	H: 2 LOB: 2 BB: 0 P: 6	R: 1 E: 0 K: 2 S: 8	H: 1 LOB: 3 BB: 3 P: 20	R: 0 E: 0 K: 1 S: 5	H: 0 LOB: 0 BB: 0 P: 5	R: 1 E: 1 K: 1 S: 7	H: 2 LOB: 1 BB: 0 P: 7	R: 0 E: 0 K: 0 S: 3	H: 0 LOB: 0 BB: 0 P: 3	R: 0 E: 0 K: 1 S: 6	H: 1 LOB: 2 BB: 1 P: 10	1B: 3 2B: 2 3B: 1 HR: 0	SF: 0 SAC: 0 DP: 1 HBP: 0	WP: 0 PB: 0 SB: 0 CS: 0	PA: 36	
PITCHER	IP WLS BF H R ER SO BB IBB HBP BLK WP HR S P ERA WHIP	8.0 L 31 5 2 1 6 2 1 0 0 0 0 40 52 1.12 0.875	1.0 S 5 1 0 0 1 0 1 0 0 0 0 6 10 0.00 1.000																		

St. Louis Cardinals @ San Diego Padres
San Diego Stadium, San Diego, CA
Wed May 14 1980, 10:05 PM EDT
Att: 11,131 - Unknown

livebaseballscores.com

AB 32
R 2
H 6
RBI 1
BB 4
SO 7
LOB 11




Batter	1	2	3	4	5	6	7	8	9	AB	R	H	RBI	BB	SO	LOB	BOTTOM					
Dave Cash, R OBP: 0.297, SLG: 0.283	4-3		6-3		L6			6-3		4	0	0	0	0	0	1						
Ozzie Smith, S OBP: 0.319, SLG: 0.243			1-3			6-3		HBP		2	0	0	0	1	0	0						
Jerry Turner, L OBP: 0.350, SLG: 0.371										0	0	0	0	0	0	0						
Bob Shirley, R OBP: 0.350, SLG: 0.371										0	0	0	0	0	0	0						
Gene Richards, L OBP: 0.316, SLG: 0.330	G3			L6		F2		L9		4	0	0	0	0	0	2						
Dave Winfield, R OBP: 0.385, SLG: 0.404	5-3			L6-3 1B		6-3		6-3		4	0	1	0	0	0	1						
Willie Montanez, L OBP: 0.248, SLG: 0.303		1-3		L6-3		P6		L8		4	0	0	0	0	0	1						
Jerry Mumphrey, S OBP: 0.310, SLG: 0.275			S 1B		6-3 1B		K		S BB	3	1	2	0	1	1	0						
Gene Tenace, R OBP: 0.352, SLG: 0.378		P4			F7			FC6-4 BB		3	0	1	0	1	0	2						
Aurelio Rodriguez, R OBP: 0.296, SLG: 0.392			6-3		6-3					1	0	0	0	0	0	1						
Von Joshua, L OBP: 0.320, SLG: 0.304										1	0	0	0	0	0	1						
Barry Evans, R OBP: 0.412, SLG: 0.333										1	0	0	0	0	0	1						
Kurt Bevacqua, R OBP: 0.444, SLG: 0.688					1-2			1-2		1	0	0	0	0	0	2						
Gary Lucas, L OBP: 0.182, SLG: 0.182					L7			F8		2	0	1	1	0	0	0						
Bill Fahey, L OBP: 0.269, SLG: 0.286										1	0	0	0	0	0	0						
Paul Dade, R OBP: 0.333, SLG: 0.217										0	0	0	0	0	0	0						
Inning Stats	R: 0 E: 0 K: 0 S: 3	H: 0 LOB: 1 BB: 1 P: 7	R: 0 E: 0 K: 0 S: 4	H: 1 LOB: 1 BB: 0 P: 4	R: 0 E: 0 K: 0 S: 3	H: 0 LOB: 0 BB: 0 P: 3	R: 0 E: 0 K: 0 S: 3	H: 1 LOB: 0 BB: 0 P: 3	R: 1 E: 0 K: 0 S: 5	H: 2 LOB: 1 BB: 0 P: 5	R: 0 E: 0 K: 0 S: 3	H: 0 LOB: 0 BB: 0 P: 3	R: 0 E: 0 K: 1 S: 6	H: 1 LOB: 1 BB: 0 P: 6	R: 0 E: 0 K: 0 S: 3	H: 0 LOB: 1 BB: 0 P: 4	R: 0 E: 0 K: 0 S: 3	H: 0 LOB: 2 BB: 2 P: 11	1B: 5 2B: 1 3B: 0 HR: 0	SF: 0 SAC: 0 DP: 1 HBP: 1	WP: 0 PB: 0 SB: 2 CS: 0	PA: 35
PITCHER	IP WLS BF H R ER SO BB IBB HBP BLK WP HR S P ERA WHIP	7.0 W 26 5 1 1 1 1 0 0 0 0 5 27 31 1.29 0.857	1.2 S 8 0 0 0 0 2 0 1 0 0 0 5 14 0.00 1.200	0.1 S 1 0 0 0 0 0 0 0 0 0 0 1 1 0.00 0.000																		

St. Louis Cardinals @ San Diego Padres
San Diego Stadium, San Diego, CA
Wed May 14 1980, 10:05 PM EDT
Att: 11,131 - Unknown

livebaseballscores.com

AB 31
R 1
H 5
RBI 1
BB 3
SO 1
LOB 12



Batter	1	2	3	4	5	6	7	8	9	AB	R	H	RBI	BB	SO	LOB	TOP										
Garry Templeton, S OBP: 0.386, SLG: 0.459	0-0 CS 1B		0-0 6-3		0-0 4-3		4-0 FC6 IBB			3	0	1	0	1	0	0											
Tony Scott, S OBP: 0.283, SLG: 0.273	4-0 CS BB		0-0 5-3		0-0 1-3		0-0 FC6			3	0	0	0	1	0	2											
Keith Hernandez, L OBP: 0.380, SLG: 0.453	0-3 K		0-3 K		0-0 4-3		0-0 CS 2B			4	0	1	0	0	2	1											
Ted Simmons, S OBP: 0.447, SLG: 0.524		0-0 FC2-4 1B		0-0 F8		4-0 1B BB		0-0 F8		3	0	1	0	1	0	1											
George Hendrick, R OBP: 0.402, SLG: 0.598		0-0 FC2-4 2B		0-0 WP 1B		0-0 1B		0-0 6-3		4	1	2	0	0	0	1											
Ken Reitz, R OBP: 0.429, SLG: 0.528		0-0 2B		0-0 5-3		0-0 L6		0-3 K		4	0	1	0	0	1	3											
Bobby Bonds, R OBP: 0.301, SLG: 0.381		0-3 K		0-0 CS 1B		0-0 SH2-4 1B		0-0 5-3		4	0	2	1	0	1	2											
Tom Herr, S OBP: 0.268, SLG: 0.297		4-0 IBB		0-0 CS		0-0 6-3		0-0 F9		2	0	0	0	1	0	1											
Dane Iorg, L OBP: 0.375, SLG: 0.514				0-0 1-2		0-0 6-3		0-0 4-3		1	0	0	0	0	0	0											
Pete Vuckovich, R OBP: 0.150, SLG: 0.158		0-0 5-3		0-0 F2		0-0 SH2-4				2	0	0	0	0	0	3											
Inning Stats	R: 0 E: 0 K: 1 S: 4	H: 1 LOB: 0 BB: 1 P: 8	R: 0 E: 0 K: 1 S: 7	H: 2 LOB: 3 BB: 1 P: 11	R: 0 E: 0 K: 1 S: 5	H: 0 LOB: 0 BB: 0 P: 5	R: 1 E: 0 K: 0 S: 4	H: 2 LOB: 0 BB: 0 P: 4	R: 0 E: 0 K: 0 S: 3	H: 0 LOB: 0 BB: 0 P: 3	R: 0 E: 0 K: 0 S: 4	H: 1 LOB: 2 BB: 1 P: 8	R: 0 E: 0 K: 0 S: 4	H: 1 LOB: 2 BB: 1 P: 8	R: 0 E: 0 K: 1 S: 5	H: 0 LOB: 0 BB: 0 P: 5	1B: 6 2B: 2 3B: 0 HR: 0	SF: 0 SAC: 1 DP: 0 HBP: 0	WP: 1 PB: 0 SB: 0 CS: 4	PA: 36							
PITCHER	IP	WLS	BF	H	R	ER	SO	BB	IBB	HBP	BLK	WP	HR	S	P	ERA	WHIP										
John Curtis, L ERA: 3.23	7.0	W	29	7	1	1	3	2	2	0	0	1	0	31	47	1.29	1.286										
Rollie Fingers, R ERA: 2.5	8.1	S	6	1	0	0	1	0	0	0	0	0	0	8	8	0.00	0.500										

St. Louis Cardinals @ San Diego Padres
San Diego Stadium, San Diego, CA
Thu May 15 1980, 10:05 PM EDT
Att: 10,265 - Unknown

AB 30
R 1
H 8
RBI 1
BB 4
SO 4
LOB 14



Batter	1	2	3	4	5	6	7	8	9	AB	R	H	RBI	BB	SO	LOB	BOTTOM										
Ozzie Smith, S OBP: 0.319, SLG: 0.254	0-0 6-3 WP 2B		0-0 SH1-4		0-0 4-3		0-3 K			3	1	1	0	0	1	0											
Dave Cash, R OBP: 0.288, SLG: 0.274	0-0 6-3		0-0 5-3		0-0 P4		0-0 5-3			4	0	0	0	0	0	2											
Gene Richards, L OBP: 0.317, SLG: 0.324	4-0 BB		0-3 K		0-0 4-3					2	0	0	0	1	1	1											
Dave Winfield, R OBP: 0.383, SLG: 0.411	0-0 F9		0-0 5-3		0-0 5-3		0-0 SH2-3 1B 2B			3	1	1	0	0	0	1											
Jerry Mumphrey, S OBP: 0.304, SLG: 0.269	0-0 4-3		0-0 6-3		0-0 SH2-3		0-0 1B			2	0	0	0	0	0	1											
Willie Montanez, L OBP: 0.259, SLG: 0.314		0-0 CS 1B		0-0 F9		0-0 1B				3	0	2	1	0	0	0											
Bill Fahey, L OBP: 0.273, SLG: 0.288		0-0 F7		0-0 4-3		0-0 G4-6-3 1B				3	0	1	0	0	0	1											
Barry Evans, R OBP: 0.389, SLG: 0.310		0-3 K		0-3 K		0-0 G4-6-3				2	0	0	0	0	2	1											
Von Joshua, L OBP: 0.308, SLG: 0.292				0-3 K		0-0 K				1	0	0	0	0	0	2											
Rollie Fingers, R ERA: 2.5				0-0 E1 SH1-4		0-3 K				0	0	0	0	0	0	0											
John Curtis, L OBP: 0.143, SLG: 0.077						0-0 6-3				2	0	0	0	0	1	0											
Aurelio Rodriguez, R OBP: 0.291, SLG: 0.385										1	0	0	0	0	0	0											
Inning Stats	R: 1 E: 0 K: 0 S: 4	H: 1 LOB: 1 BB: 1 P: 8	R: 0 E: 0 K: 1 S: 5	H: 1 LOB: 1 BB: 0 P: 5	R: 0 E: 1 K: 1 S: 6	H: 0 LOB: 1 BB: 0 P: 6	R: 0 E: 0 K: 0 S: 3	H: 0 LOB: 0 BB: 0 P: 3	R: 0 E: 0 K: 2 S: 7	H: 0 LOB: 0 BB: 0 P: 7	R: 0 E: 0 K: 0 S: 3	H: 0 LOB: 0 BB: 0 P: 3	R: 1 E: 0 K: 0 S: 5	H: 3 LOB: 1 BB: 0 P: 5	R: 0 E: 0 K: 1 S: 5	H: 0 LOB: 0 BB: 0 P: 5	1B: 3 2B: 3 3B: 0 HR: 0	SF: 0 SAC: 2 DP: 2 HBP: 0	WP: 1 PB: 0 SB: 0 CS: 1	PA: 29							
PITCHER	IP	WLS	BF	H	R	ER	SO	BB	IBB	HBP	BLK	WP	HR	S	P	ERA	WHIP										
Pete Vuckovich, R ERA: 2.52	8.0	L	29	5	2	2	5	1	0	0	0	1	0	38	42	2.25	0.750										

St. Louis Cardinals @ San Diego Padres
San Diego Stadium, San Diego, CA
Thu May 15 1980, 10:05 PM EDT
Att: 10,265 - Unknown


AB 26
R 2
H 5
RBI 1
BB 1
SO 5
LOB 9




Batter	1	2	3	4	5	6	7	8	9	AB	R	H	RBI	BB	SO	LOB	TOP																	
Garry Templeton, S (1, 6) OBP: 0.379, SLG: 0.449	F9			CS 1B		K		F9	4-3	5	0	1	0	0	1	1	St. Louis Cardinals @ San Francisco Giants Candlestick Park, San Francisco, CA Fri May 16 1980, 10:05 PM EDT Att: 16,860 - Unknown																	
Tony Scott, S (1, 8) OBP: 0.290, SLG: 0.281	P4			S 1B			4-3	1B		4	0	2	0	0	0	0																		
Keith Hernandez, L (1, 3) OBP: 0.383, SLG: 0.463	3-1			K				1B	1B	4	1	2	0	0	1	1																		
Dane Iorg, L (1, 7) OBP: 0.364, SLG: 0.488		4-3		4-3				BB 1B	K	4	1	1	1	0	1	3																		
Terry Kennedy, L (1, 2) OBP: 0.344, SLG: 0.448	F8				4-3			BB 1B	K	4	0	1	0	0	1	2																		
George Hendrick, R (1, 9) OBP: 0.397, SLG: 0.583	5-3				F7				6-3	3	0	0	0	1	0	0																		
Ken Reitz, R (1, 5) OBP: 0.423, SLG: 0.527			5-3		6-3			F7		4	1	1	0	0	0	3																		
Mike Phillips, L (1, 4) Ted Simmons, S (7, PH) Tom Herr, S (7, PR) OBP: 0.286, SLG: 0.316			5-3			K		BB	E9	2	0	0	0	0	1	0																		
Bob Forsch, R (1, 1) Mark Littell, L (9, 1)			K			K		K	K	0	0	0	0	0	0	0																		
Inning Stats	R: 0 E: 0 K: 0 S: 3	H: 0 LOB: 0 BB: 0 P: 3	R: 0 E: 0 K: 0 S: 3	H: 0 LOB: 0 BB: 0 P: 3	R: 0 E: 0 K: 1 S: 5	H: 2 LOB: 1 BB: 0 P: 6	R: 0 E: 0 K: 1 S: 6	H: 0 LOB: 0 BB: 0 P: 3	R: 0 E: 0 K: 3 S: 9	H: 0 LOB: 0 BB: 0 P: 9	R: 2 E: 0 K: 1 S: 8	H: 3 LOB: 3 BB: 2 P: 16	R: 0 E: 0 K: 2 S: 9	H: 2 LOB: 2 BB: 0 P: 9	R: 1 E: 1 K: 1 S: 7	H: 2 LOB: 1 BB: 0 P: 7		1B: 7 2B: 2 3B: 0 HR: 0	SF: 0 SAC: 0 DP: 0 HBP: 0	WP: 0 PB: 0 SB: 1 CS: 1	PA: 37													
PITCHER	IP WLS BF H R ER SO BB IBB HBP BLK WP HR S P ERA WHIP																																	
Ed Halicki, R (1, 1) ERA: 6.63	6.1	24	5	2	2	5	1	0	0	0	0	0	0	0	33	37	2.84	0.947																
Greg Minton, R (7, 1) ERA: 1.94	0.2	3	0	0	0	1	1	0	0	0	0	0	0	4	8	0.00	1.500																	
Al Holland, L (8, 1) ERA: 1.23	2.0	W	10	4	1	0	3	0	0	0	0	0	0	16	16	0.00	2.000																	

Batter	1	2	3	4	5	6	7	8	9	AB	R	H	RBI	BB	SO	LOB	BOTTOM																
Larry Herndon, R (1, 8) OBP: 0.255, SLG: 0.348	5-3			K						4	0	0	0	0	1	0	St. Louis Cardinals @ San Francisco Giants Candlestick Park, San Francisco, CA Fri May 16 1980, 10:05 PM EDT Att: 16,860 - Unknown																
Darrell Evans, L (1, 5) OBP: 0.347, SLG: 0.371	K		G3		4-3			G3		4	0	0	0	0	1	0																	
Jack Clark, R (1, 9) OBP: 0.384, SLG: 0.485	CI 1B		6-3		F2			SF8 3B		4	1	2	0	0	0	0																	
Willie McCovey, L (1, 3) OBP: 0.247, SLG: 0.278	CI			FC6-4 HBP FC6-4 1B		K		SF8		2	1	1	1	0	1	0																	
Terry Whitfield, L (1, 7) OBP: 0.280, SLG: 0.279	G3			FC6-4 HBP		F8		F7		3	0	0	0	0	0	2																	
Rennie Stennett, R (1, 4) OBP: 0.282, SLG: 0.325				FC6-4 BB FC6-4					6-3	4	0	2	0	0	0	2																	
Marc Hill, R (1, 2) OBP: 0.179, SLG: 0.184				FC6-4 BB						2	0	0	0	1	0	2																	
Milt May, L (9, PH) OBP: 0.356, SLG: 0.430	F8			FC6-4 BB		F8			2B 1B	1	0	1	0	0	0	0																	
Mike Sadek, R (9, PR) OBP: 0.333, SLG: 0.333				FC6-4 BB					1B	0	1	0	0	0	0	0																	
Johnnie LeMaster, R (1, 6) OBP: 0.255, SLG: 0.404				FC6-4						3	0	0	1	0	1	3																	
Mike Ivey, R (9, PH) OBP: 0.274, SLG: 0.343	5-3			FC6-4						1	0	1	0	0	0	0																	
Roger Metzger, S (9, PR) OBP: 0.176, SLG: 0.067				FC6-4						0	1	0	0	0	0	0																	
Ed Halicki, R (1, 1) OBP: 0.167, SLG: 0.167				1-3						2	0	0	0	0	1	3																	
Greg Minton, S (7, 1)										0	0	0	0	0	0	0																	
Bill North, S (7, PH) OBP: 0.375, SLG: 0.345										1	0	0	0	0	0	0																	
Al Holland, R (8, 1)										0	0	0	0	0	0	0																	
Jim Wohlford, R (9, PH) OBP: 0.246, SLG: 0.339										1	0	1	2	0	0	0																	
Inning Stats	R: 0 E: 1 K: 1 S: 7	H: 1 LOB: 2 BB: 0 P: 7	R: 0 E: 0 K: 1 S: 6	H: 1 LOB: 1 BB: 0 P: 6	R: 0 E: 0 K: 1 S: 5	H: 0 LOB: 0 BB: 0 P: 5	R: 1 E: 0 K: 0 S: 4	H: 1 LOB: 2 BB: 1 P: 9	R: 0 E: 0 K: 0 S: 3	H: 0 LOB: 0 BB: 0 P: 3	R: 0 E: 0 K: 1 S: 6	H: 1 LOB: 0 BB: 0 P: 6	R: 0 E: 0 K: 1 S: 5	H: 0 LOB: 0 BB: 0 P: 5	R: 1 E: 0 K: 0 S: 4	H: 1 LOB: 0 BB: 0 P: 4	R: 2 E: 0 K: 0 S: 4	H: 3 LOB: 2 BB: 0 P: 4	1B: 6 2B: 1 3B: 1 HR: 0	SF: 1 SAC: 0 DP: 0 HBP: 1	WP: 0 PB: 0 SB: 0 CS: 0	PA: 36											
PITCHER	IP WLS BF H R ER SO BB IBB HBP BLK WP HR S P ERA WHIP																																
Bob Forsch, R (1, 1) ERA: 2.89	8.1	L	35	7	4	4	5	1	0	1	0	0	0	43	48	4.32	0.960																
Mark Littell, R (9, 1) ERA: 6.75	0.0	1	1	0	0	0	0	0	0	0	0	1	1																				

AB 35
R 3
H 9
RBI 2
BB 2
SO 9
LOB 14



AB 32
R 4
H 8
RBI 4
BB 1
SO 5
LOB 12



Batter	1	2	3	4	5	6	7	8	9	AB	R	H	RBI	BB	SO	LOB	TOP								
Garry Templeton, S OBP: 0.376, SLG: 0.444 (1, 6)	5-3		P4			E5		G1-6-3		4	0	1	0	0	0	0									
Tom Herr, S OBP: 0.304, SLG: 0.333 (1, 4)	3-1					FC9-6		G1-6-3		4	0	2	0	0	0	3									
Keith Hernandez, L OBP: 0.387, SLG: 0.468 (1, 3)	3-1					G3				3	1	1	0	1	0	2									
Ted Simmons, S OBP: 0.444, SLG: 0.511 (1, 2)	5-3					F9				4	1	1	0	0	0	2									
George Hendrick, R OBP: 0.392, SLG: 0.571 (1, 9)		6-3				FC5-4		F8		4	0	1	0	0	0	1									
Ken Reitz, R OBP: 0.425, SLG: 0.522 (1, 5)						F8				3	0	1	0	1	0	2									
Bobby Bonds, R OBP: 0.299, SLG: 0.368 (1, 7)						K				3	0	0	0	1	1	2									
Tony Scott, S OBP: 0.289, SLG: 0.282 (1, 8)			6-3			5-3				3	0	1	1	0	0	0									
John Fulgham, R OBP: 0.200, SLG: 0.400 (5, 1)										1	0	0	0	0	0	1									
Bob Sykes, S OBP: 0.226, SLG: 0.250 (5, 1)										0	0	0	0	0	0	0									
Pedro Borbon, R OBP: 0.226, SLG: 0.250 (5, 1)										0	0	0	0	0	0	0									
Mike Ramsey, S OBP: 1.000, SLG: 1.500 (5, 1)										1	0	0	0	0	0	1									
Donnie Moore, L OBP: 0.478, SLG: 0.478 (5, 1)										0	0	0	0	0	0	0									
Dane Iorg, L OBP: 0.333, SLG: 0.433 (5, 1)										1	0	0	0	0	0	1									
Jim Kaat, L OBP: 0.333, SLG: 0.433 (5, 1)										1	0	0	0	0	0	2									
Terry Kennedy, L OBP: 0.333, SLG: 0.433 (5, 1)										1	0	0	0	0	0	2									
Inning Stats	R: 0 E: 0 K: 0 S: 4	H: 1 LOB: 1 BB: 0 P: 4	R: 0 E: 0 K: 0 S: 3	H: 1 LOB: 0 BB: 0 P: 3	R: 0 E: 0 K: 1 S: 5	H: 0 LOB: 0 BB: 0 P: 5	R: 0 E: 0 K: 0 S: 3	H: 1 LOB: 1 BB: 1 P: 7	R: 0 E: 0 K: 1 S: 5	H: 0 LOB: 0 BB: 0 P: 5	R: 0 E: 1 K: 1 S: 6	H: 0 LOB: 1 BB: 0 P: 6	R: 0 E: 0 K: 0 S: 3	H: 0 LOB: 1 BB: 1 P: 7	R: 0 E: 0 K: 0 S: 4	H: 2 LOB: 1 BB: 0 P: 4	R: 2 E: 0 K: 0 S: 6	H: 3 LOB: 2 BB: 1 P: 10	1B: 7 2B: 1 3B: 0 HR: 0	SF: 1 SAC: 0 DP: 2 HBP: 0	WP: 0 PB: 0 SB: 0 CS: 1	PA: 36			
PITCHER	IP WLS BF H R ER SO BB IBB HBP BLK WP HR S P ERA WHIP	8.0 W 32 8 2 2 3 2 0 0 0 0 0 0 36 44 2.25 1.250	0.1 2 0 0 0 0 1 0 0 0 0 0 0 1 5 0.00 3.000	0.2 S 2 0 0 0 0 0 0 0 0 0 0 0 0 2 0.00 0.000																					

St. Louis Cardinals @ San Francisco Giants
Candlestick Park, San Francisco, CA
Sat May 17 1980, 6:33 AM EDT
Att: 12,134 - Unknown

AB 32
R 2
H 8
RBI 1
BB 3
SO 3
LOB 15



Batter	1	2	3	4	5	6	7	8	9	AB	R	H	RBI	BB	SO	LOB	BOTTOM						
Larry Herndon, R OBP: 0.265, SLG: 0.366 (1, 8)			K			F8				4	1	2	0	0	1	1							
Darrell Evans, L OBP: 0.345, SLG: 0.391 (1, 5)	P5		F8			4-3				4	1	1	4	0	0	2							
Jack Clark, R OBP: 0.388, SLG: 0.486 (1, 9)						K				4	0	2	0	0	2	1							
Willie McCovey, L OBP: 0.247, SLG: 0.267 (1, 3)			K			K				3	0	0	0	0	2	2							
Terry Whitfield, L OBP: 0.266, SLG: 0.264 (1, 7)			K			4-3				4	0	0	0	0	2	3							
Rennie Stennett, R OBP: 0.282, SLG: 0.317 (1, 4)		F2				P4		F3		3	0	0	0	1	0	2							
Milt May, L OBP: 0.351, SLG: 0.415 (1, 2)		6-3				F8		F8		3	0	0	0	1	0	2							
Johnnie LeMaster, R OBP: 0.255, SLG: 0.398 (1, 6)			1-3					6-3		4	1	1	0	0	0	3							
Vida Blue, S OBP: 0.227, SLG: 0.150 (9, 1)										3	1	2	0	0	1	0							
Greg Minton, S (9, 1)										0	0	0	0	0	0	0							
Gary Lavelle, S (9, 1)										0	0	0	0	0	0	0							
Inning Stats	R: 0 E: 0 K: 2 S: 8	H: 1 LOB: 0 BB: 0 P: 8	R: 0 E: 0 K: 1 S: 5	H: 0 LOB: 0 BB: 0 P: 5	R: 0 E: 0 K: 1 S: 6	H: 1 LOB: 1 BB: 0 P: 6	R: 0 E: 0 K: 1 S: 6	H: 1 LOB: 2 BB: 0 P: 7	R: 4 E: 0 K: 0 S: 8	H: 5 LOB: 3 BB: 2 P: 16	R: 0 E: 0 K: 1 S: 5	H: 0 LOB: 0 BB: 0 P: 5	R: 0 E: 0 K: 2 S: 7	H: 0 LOB: 0 BB: 0 P: 7	R: 0 E: 0 K: 0 S: 3	H: 0 LOB: 0 BB: 0 P: 3	1B: 6 2B: 1 3B: 0 HR: 1	SF: 0 SAC: 0 DP: 0 HBP: 1	WP: 0 PB: 0 SB: 0 CS: 0	PA: 35			
PITCHER	IP WLS BF H R ER SO BB IBB HBP BLK WP HR S P ERA WHIP	4.0 L 9 5 4 4 0 1 1 0 0 0 0 1 7 15 54.00 9.000	0.1 1 0 0 0 0 0 0 0 0 0 0 0 1 1 0.00 0.000	2.0 6 0 0 0 3 0 0 0 0 0 0 0 12 12 0.00 0.000	1.0 3 0 0 0 0 0 0 0 0 0 0 3 3 0.00 0.000																		

St. Louis Cardinals @ San Francisco Giants
Candlestick Park, San Francisco, CA
Sat May 17 1980, 6:33 AM EDT
Att: 12,134 - Unknown

AB 32
R 4
H 8
RBI 4
BB 2
SO 8
LOB 16



Batter	1	2	3	4	5	6	7	8	9	AB	R	H	RBI	BB	SO	LOB	TOP			
Garry Templeton, S OBP: 0.367, SLG: 0.437	F8		L3		P6			4-3		4	0	0	0	0	0	0				
Tony Scott, S OBP: 0.279, SLG: 0.266	G3		K			4-3		F8		4	0	0	0	0	1	0				
Keith Hernandez, L OBP: 0.377, SLG: 0.447	BB		4-3			F8		G1		3	0	0	0	1	0	0				
Ted Simmons, S OBP: 0.427, SLG: 0.495	L3			P4		G3		F8		4	0	0	0	0	0	1				
Dane Iorg, L OBP: 0.400, SLG: 0.489		1B BB		1B			F9	FC5-4 1B		3	0	2	0	1	0	0				
George Hendrick, R OBP: 0.391, SLG: 0.591		1B		F5			HR	FC5-4		4	1	2	1	0	0	2				
Ken Reitz, R OBP: 0.425, SLG: 0.517		1B		F3			G3-6 1B			3	0	1	0	0	0	3				
Mike Phillips, L (1, 4)		F8			F7		G3-6			3	0	0	0	0	0	3				
Roy Thomas, R OBP: 0.250, SLG: 0.250										1	0	0	0	0	1	2				
Bernie Carbo, L OBP: 0.111, SLG: 0.111										1	0	0	0	0	0	0				
Pedro Borbon, R OBP: 0.250, SLG: 0.250										0	0	0	0	0	0	0				
Tom Herr, S OBP: 0.280, SLG: 0.304										1	0	0	0	0	0	0				
Mark Littell, L (8, 1)										0	0	0	0	0	0	0				
Inning Stats	R: 0 E: 0 K: 0 S: 3	H: 0 LOB: 1 BB: 1 P: 7	R: 0 E: 0 K: 1 S: 6	H: 1 LOB: 2 BB: 1 P: 10	R: 0 E: 0 K: 1 S: 5	H: 0 LOB: 0 BB: 0 P: 5	R: 0 E: 0 K: 0 S: 4	H: 1 LOB: 1 BB: 0 P: 4	R: 0 E: 0 K: 0 S: 3	H: 0 LOB: 0 BB: 0 P: 3	R: 1 E: 0 K: 0 S: 4	H: 2 LOB: 0 BB: 0 P: 4	R: 0 E: 0 K: 0 S: 3	H: 0 LOB: 0 BB: 0 P: 3	R: 0 E: 0 K: 0 S: 4	H: 1 LOB: 1 BB: 0 P: 4	1B: 4 2B: 0 3B: 0 HR: 1	SF: 0 SAC: 0 DP: 1 HBP: 0	WP: 0 PB: 0 SB: 0 CS: 0	PA: 33
PITCHER Burt Hooton, R ERA: 4.6	IP: 9.0 WLS: W BF: 33 H: 5 R: 1 ER: 1 SO: 2 BB: 2 IBB: 0 HBP: 0 BLK: 0 WP: 0 HR: 1 S: 35 P: 43 ERA: 1.00 WHIP: 0.778																			

St. Louis Cardinals @ Los Angeles Dodgers
 Dodger Stadium, Los Angeles, CA
 Mon May 19 1980, 7:05 PM PDT
 Att: 34,297 - Unknown

AB	31
R	1
H	5
RBI	1
BB	2
SO	2
LOB	11



Batter	1	2	3	4	5	6	7	8	9	AB	R	H	RBI	BB	SO	LOB	BOTTOM			
Davey Lopes, R OBP: 0.362, SLG: 0.380	F8		FC3-6 1B CS BB		F5		SH SF8 2B			3	1	1	0	1	0	0				
Rudy Law, L OBP: 0.329, SLG: 0.344	4-3		FC3-6 1B		G3		SH CS			3	0	1	1	0	0	0				
Reggie Smith, S OBP: 0.392, SLG: 0.525	F7		FC3-6		G3		SF8			3	0	0	2	0	0	2				
Steve Garvey, R OBP: 0.296, SLG: 0.444		F9	CS			HR	WP BB			3	2	2	2	1	0	0				
Dusty Baker Jr., R OBP: 0.317, SLG: 0.527		L7				HR	6-3 5-3			3	0	0	0	1	0	1				
Ron Cey, R OBP: 0.362, SLG: 0.397		5-3			F3		5-3			4	0	0	0	0	1	1				
Bill Russell, R OBP: 0.344, SLG: 0.379			FC1-6 1B BB				S 1B			3	0	2	0	1	0	0				
Joe Ferguson, R OBP: 0.379, SLG: 0.182			BB FC1-6 1B		FC6-4 FC6-4		FC6-4 IBB			2	1	1	0	2	0	2				
Burt Hooton, R (1, 1)			FC1-6 1B BB		FC6-4		FC6-4			4	1	0	0	0	0	7				
Inning Stats	R: 0 E: 0 K: 0 S: 3	H: 0 LOB: 0 BB: 0 P: 3	R: 0 E: 0 K: 0 S: 3	H: 0 LOB: 0 BB: 0 P: 3	R: 2 E: 0 K: 0 S: 4	H: 2 LOB: 1 BB: 2 P: 12	R: 1 E: 0 K: 0 S: 5	H: 2 LOB: 2 BB: 1 P: 9	R: 0 E: 0 K: 0 S: 3	H: 0 LOB: 0 BB: 0 P: 3	R: 1 E: 0 K: 0 S: 5	H: 2 LOB: 2 BB: 1 P: 9	R: 1 E: 0 K: 0 S: 4	H: 1 LOB: 1 BB: 1 P: 8	R: 0 E: 0 K: 1 S: 5	H: 0 LOB: 1 BB: 1 P: 9	1B: 4 2B: 1 3B: 0 HR: 2	SF: 1 SAC: 1 DP: 0 HBP: 0	WP: 1 PB: 0 SB: 1 CS: 2	PA: 37
PITCHER Roy Thomas, R ERA: 5.27	IP: 4.0 WLS: L BF: 18 H: 4 R: 3 ER: 3 SO: 3 BB: 4 IBB: 3 HBP: 0 BLK: 0 WP: 1 HR: 1 S: 15 P: 27 ERA: 6.75 WHIP: 1.750																			
PITCHER Pedro Borbon, R ERA: 2.12	IP: 3.0 WLS: L BF: 14 H: 3 R: 2 ER: 2 SO: 0 BB: 1 IBB: 1 HBP: 0 BLK: 0 WP: 1 HR: 1 S: 12 P: 20 ERA: 6.00 WHIP: 1.333																			
PITCHER Mark Littell, R ERA: 6.1	IP: 1.0 WLS: L BF: 4 H: 0 R: 0 ER: 0 SO: 1 BB: 1 IBB: 0 HBP: 0 BLK: 0 WP: 0 HR: 0 S: 5 P: 9 ERA: 0.00 WHIP: 1.000																			

St. Louis Cardinals @ Los Angeles Dodgers
 Dodger Stadium, Los Angeles, CA
 Mon May 19 1980, 7:05 PM PDT
 Att: 34,297 - Unknown

AB	28
R	5
H	7
RBI	5
BB	6
SO	1
LOB	13



Batter	1	2	3	4	5	6	7	8	9	AB	R	H	RBI	BB	SO	LOB	TOP		
Garry Templeton, S (1, 6) OBP: 0.365, SLG: 0.428	4-0 CS BB			0-0 6-3		0-0 4-3		0-0 G4-3		3	0	1	1	1	0	0			
Tony Scott, S (1, 8) OBP: 0.278, SLG: 0.265	0-3 K			0-0 6-3		0-0 G3		0-0 G4-3		4	0	0	0	0	1	2			
Keith Hernandez, L (1, 3) OBP: 0.400, SLG: 0.471	0-0 F8			0-0 HR 1B			4-0 CS BB		0-0 L4-6 1B	3	1	2	0	1	0	0			
Ted Simmons, S (1, 2) OBP: 0.421, SLG: 0.509		0-0 F7		0-0 HR 1B			0-0 F8		0-0 1B	4	1	2	2	0	0	1			
George Hendrick, R (1, 9) OBP: 0.381, SLG: 0.566		0-0 5-3		0-3 K			0-0 1B		0-0 P4	4	0	1	0	0	1	2			
Ken Reitz, R (1, 5) OBP: 0.408, SLG: 0.492		0-0 F3				0-0 F7		0-0 FC6-4 1B	0-0 L4-6	4	0	1	0	0	0	2			
Bobby Bonds, R (1, 7) OBP: 0.308, SLG: 0.365			0-0 G5-4-3 1B		0-3 K		0-0 FC6-4 1B			3	0	1	0	0	1	2			
Mike Phillips, L (1, 4) Bernie Carbo, L (8, PH) Tom Herr, S (8, PR) OBP: 0.259, SLG: 0.280			0-0 G5-4-3		0-0 1-3			0-0 SH1-4 E 1B		2	0	0	0	0	0	1			
Bob Forsch, R (1, 1) Jim Kaat, L (8, 1) Mark Littell, L (8, 1)			0-0 6-3		0-3 K			0-0 SH1-4		2	0	0	0	0	1	0			
Inning Stats	R: 0 E: 0 K: 1 S: 4	H: 0 LOB: 0 BB: 1 P: 8	R: 0 E: 0 K: 0 S: 3	H: 0 LOB: 0 BB: 0 P: 3	R: 0 E: 0 K: 0 S: 3	H: 1 LOB: 0 BB: 0 P: 3	R: 2 E: 0 K: 1 S: 7	H: 2 LOB: 0 BB: 0 P: 7	R: 0 E: 0 K: 1 S: 5	H: 0 LOB: 0 BB: 0 P: 5	R: 0 E: 0 K: 0 S: 4	H: 2 LOB: 2 BB: 1 P: 8	R: 1 E: 1 K: 0 S: 4	H: 2 LOB: 1 BB: 0 P: 4	R: 0 E: 0 K: 0 S: 4	H: 2 LOB: 1 BB: 0 P: 4	1B: 8 2B: 2 3B: 0 HR: 1	SF: 0 SAC: 1 DP: 4 HBP: 0	WP: 0 PA: 33 PB: 0 SB: 1 CS: 2
PITCHER	IP WLS BF H R ER SO BB IBB HBP BLK WP HR S P ERA WHIP																		
Dave Goltz, R (1, 1) ERA: 3.08	6.2	24	5	2	2	4	2	0	0	0	0	0	0	0	0	0	2.70	1.050	
Joe Beckwith, R (7, 1) ERA: 1.54	1.1	W	5	2	1	0	0	0	0	0	0	0	0	5	5	0.00	1.500		
Rick Sutcliffe, R (9, 1) ERA: 7.76	0.1	S	3	2	0	0	0	0	0	0	0	0	0	3	3	0.00	6.000		
Bobby Castillo, R (9, 1) ERA: 4.15	0.2	S	1	0	0	0	0	0	0	0	0	0	0	1	1	0.00	0.000		

St. Louis Cardinals @ Los Angeles Dodgers
 Dodger Stadium, Los Angeles, CA
 Wed May 21 1980, 7:05 PM PDT
 Att: 31,174 - Unknown

AB 30
 R 3
 H 9
 RBI 3
 BB 2
 SO 4
 LOB 10



Batter	1	2	3	4	5	6	7	8	9	AB	R	H	RBI	BB	SO	LOB	BOTTOM		
Davey Lopes, R (1, 4) OBP: 0.363, SLG: 0.370	0-0 6-3		0-0 6-3			0-0 E SF8 1B		4-0 1B BB		3	2	1	0	1	0	1			
Derrel Thomas, S (1, 8) OBP: 0.377, SLG: 0.415	0-3 K			0-0 6-3		0-0 E4 F9 S		0-3 K		4	0	0	0	0	2	2			
Reggie Smith, S (1, 9) OBP: 0.397, SLG: 0.543	0-3 K			4-0 FC6-4 BB		0-0 SF8		0-0 1B HR 1B		2	1	1	1	1	1	0			
Steve Garvey, R (1, 3) OBP: 0.300, SLG: 0.460		0-0 G6-3 1B		0-0 FC6-4		0-0 F9		0-0 HR 1B		4	1	2	1	0	0	2			
Dusty Baker Jr., R (1, 7) OBP: 0.315, SLG: 0.538		0-0 G6-3		0-3 K		0-0 F3		0-0 HR		4	1	1	3	0	1	3			
Ron Cey, R (1, 5) OBP: 0.352, SLG: 0.378 Bobby Castillo, R (9, 1) OBP: 0.333, SLG: 0.333		0-0 4-3				0-0 6-3		0-0 F8		4	0	0	0	0	0	0			
Bill Russell, R (1, 6) OBP: 0.336, SLG: 0.369			0-0 SH2-4 1B		0-0 4-3		0-0 6-3			3	0	1	0	0	0	0			
Joe Ferguson, R (1, 2) OBP: 0.371, SLG: 0.154			0-3 K		4-0 BB		0-0 6-3			2	0	0	0	1	1	1			
Dave Goltz, R (1, 1) OBP: 0.294, SLG: 0.143 Joe Beckwith, L (7, 1)			0-0 SH2-4		0-3 K			0-0 L4		1	0	0	0	0	1	1			
Jay Johnstone, L (8, PH) OBP: 0.300, SLG: 0.263 Rick Sutcliffe, L (9, 1) OBP: 0.182, SLG: 0.182 Mickey Hatcher, R (9, 5) OBP: 0.417, SLG: 0.500			0-0 1-2		0-0 K					1	0	0	0	0	0	0			
Inning Stats	R: 0 E: 0 K: 2 S: 7	H: 0 LOB: 0 BB: 0 P: 7	R: 0 E: 0 K: 0 S: 3	H: 1 LOB: 0 BB: 0 P: 3	R: 0 E: 0 K: 1 S: 6	H: 1 LOB: 1 BB: 0 P: 6	R: 0 E: 0 K: 1 S: 5	H: 0 LOB: 1 BB: 1 P: 9	R: 0 E: 0 K: 0 S: 5	H: 0 LOB: 1 BB: 1 P: 9	R: 1 E: 1 K: 0 S: 5	H: 1 LOB: 1 BB: 0 P: 5	R: 0 E: 0 K: 0 S: 3	H: 0 LOB: 0 BB: 0 P: 3	R: 4 E: 0 K: 1 S: 8	H: 3 LOB: 0 BB: 1 P: 12	1B: 5 2B: 0 3B: 0 HR: 1	SF: 1 SAC: 1 DP: 1 HBP: 0	WP: 0 PA: 33 PB: 0 SB: 1 CS: 0
PITCHER	IP WLS BF H R ER SO BB IBB HBP BLK WP HR S P ERA WHIP																		
Bob Forsch, R (1, 1) ERA: 2.69	7.1	28	3	2	1	5	3	0	0	0	0	0	0	35	47	1.23	0.818		
Jim Kaat, L (8, 1) ERA: 4.5	0.1	L	2	1	0	0	0	0	0	0	0	0	0	4	4	0.00	3.000		
Mark Littell, R (8, 1) ERA: 7.59	0.1	L	3	2	3	3	0	0	0	0	0	1	3	3	81.00	6.000			

St. Louis Cardinals @ Los Angeles Dodgers
 Dodger Stadium, Los Angeles, CA
 Wed May 21 1980, 7:05 PM PDT
 Att: 31,174 - Unknown

AB 28
 R 5
 H 6
 RBI 5
 BB 3
 SO 6
 LOB 10



Batter	1	2	3	4	5	6	7	8	9	AB	R	H	RBI	BB	SO	LOB	TOP			
Ozzie Smith, S OBP: 0.310, SLG: 0.255 (1, 6)	F8		L6			1B BB		2B 1B		3	0	1	0	1	0	0	San Diego Padres @ St. Louis Cardinals Busch Stadium, St. Louis, MO Fri May 23 1980, 7:05 PM CDT Att: 7,245 - Unknown			
Jerryumphrey, S OBP: 0.317, SLG: 0.296 (1, 8)	4-3		F7			1B		2B		4	0	2	0	0	0	0				
Gene Richards, L OBP: 0.342, SLG: 0.377 (1, 7)	1B			CS 1B				G3		4	0	2	0	0	0	3				
Dave Winfield, R OBP: 0.392, SLG: 0.445 (1, 9)	P4			F9				BB	2B 1B	3	1	1	0	1	0	2				
Willie Montanez, L OBP: 0.277, SLG: 0.326 (1, 3)		3-1		F5				F9	4-3 BLK 2B	4	1	1	1	0	0	2				
Bill Fahey, L OBP: 0.279, SLG: 0.308 Kurt Bevacqua, R (9, PH) Gene Tenace, R (9, 2) OBP: 0.444, SLG: 0.600 OBP: 0.337, SLG: 0.341	4-3			CS 1-2	G3			F7	4-3 2-3	3	0	0	0	0	0	1				
Aurelio Rodriguez, R OBP: 0.292, SLG: 0.406 (1, 5)					K			K	F8	4	0	1	0	0	2	1				
Dave Cash, R OBP: 0.266, SLG: 0.246 (1, 4)	P3				6-3			P4	3H 1B	4	0	1	0	0	0	1				
Rick Wise, R OBP: 0.105, SLG: 0.111 Bob Shirley, R (8, 1)			K					F9	K 1-2	3	0	0	0	0	2	0				
									K	1	0	0	0	0	1	1				
Inning Stats	R: 0 E: 0 K: 0 S: 4	H: 1 LOB: 1 BB: 0 P: 4	R: 0 E: 0 K: 0 S: 4	H: 1 LOB: 1 BB: 0 P: 4	R: 0 E: 0 K: 1 S: 5	H: 0 LOB: 0 BB: 0 P: 5	R: 0 E: 0 K: 0 S: 3	H: 1 LOB: 0 BB: 0 P: 3	R: 0 E: 0 K: 1 S: 5	H: 0 LOB: 0 BB: 0 P: 5	R: 0 E: 0 K: 1 S: 5	H: 0 LOB: 1 BB: 1 P: 9	R: 0 E: 0 K: 1 S: 7	H: 2 LOB: 2 BB: 0 P: 7	R: 2 E: 0 K: 1 S: 8	H: 3 LOB: 1 BB: 0 P: 8	1B: 6 2B: 2 3B: 1 HR: 0	SF: 0 SAC: 0 DP: 0 HBP: 0	WP: 1 PB: 0 SB: 2 CS: 1	PA: 37
PITCHER	IP WLS BF H R ER SO BB IBB HBP BLK WP HR S P ERA WHIP																			
John Fulgham, R ERA: 3.16 Jim Kaat, L ERA: 5.29	(1, 1) 8.0 30 6 0 0 4 2 0 0 0 0 0 0 36 44 0.00 1.000																			
(9, 1) 1.0 L 6 3 2 2 1 0 0 0 0 1 1 0 8 8 18.00 3.000																				

Batter	1	2	3	4	5	6	7	8	9	AB	R	H	RBI	BB	SO	LOB	BOTTOM			
Garry Templeton, S OBP: 0.363, SLG: 0.420 (1, 6)	F7			F8		L3		BB IBB		3	0	0	0	1	0	0	San Diego Padres @ St. Louis Cardinals Busch Stadium, St. Louis, MO Fri May 23 1980, 7:05 PM CDT Att: 7,245 - Unknown			
Tom Herr, S OBP: 0.241, SLG: 0.259 (1, 4)	F8			3-1		P6		P4		4	0	0	0	0	0	2				
Keith Hernandez, L OBP: 0.403, SLG: 0.469 (1, 3)	K				1B	3-1			1-2 BB	3	0	1	0	1	1	0				
Ted Simmons, S OBP: 0.415, SLG: 0.500 (1, 2)		G6-4-3 1B			4-3			F9	F7	4	0	1	0	0	0	4				
George Hendrick, R OBP: 0.377, SLG: 0.557 (1, 9)		P3				FC6-4 1B		F8		4	0	1	0	0	0	1				
Ken Reitz, R OBP: 0.404, SLG: 0.485 (1, 5)		G6-4-3 1-2				K			F8	4	0	1	0	0	1	2				
Bobby Bonds, R OBP: 0.297, SLG: 0.350 (1, 7)				K		FC6-4 FC5 1-2			K	4	0	0	0	0	3	2				
Tony Scott, S OBP: 0.279, SLG: 0.261 (1, 8)				F7					E3 SH1-4	2	0	0	0	1	0	0				
John Fulgham, R Bernie Carbo, L (8, PH) Jim Kaat, L (9, 1)				L8					SH1-4 2-3	2	0	0	0	0	0	2				
										0	0	0	0	0	0	0				
Inning Stats	R: 0 E: 0 K: 1 S: 5	H: 0 LOB: 0 BB: 0 P: 5	R: 0 E: 0 K: 0 S: 3	H: 1 LOB: 0 BB: 0 P: 3	R: 0 E: 0 K: 1 S: 5	H: 0 LOB: 0 BB: 0 P: 5	R: 0 E: 0 K: 0 S: 4	H: 1 LOB: 1 BB: 0 P: 4	R: 0 E: 0 K: 1 S: 6	H: 1 LOB: 2 BB: 1 P: 10	R: 0 E: 0 K: 0 S: 3	H: 0 LOB: 0 BB: 0 P: 3	R: 0 E: 1 K: 0 S: 4	H: 1 LOB: 3 BB: 2 P: 12	R: 0 E: 0 K: 1 S: 5	H: 0 LOB: 0 BB: 0 P: 5	1B: 4 2B: 0 3B: 0 HR: 0	SF: 0 SAC: 1 DP: 1 HBP: 0	WP: 0 PB: 0 SB: 1 CS: 0	PA: 34
PITCHER	IP WLS BF H R ER SO BB IBB HBP BLK WP HR S P ERA WHIP																			
Rick Wise, R ERA: 3.73 Bob Shirley, L ERA: 1.33	(1, 1) 7.0 26 4 0 0 4 0 0 0 0 0 0 0 33 37 0.00 0.571																			
(8, 1) 2.0 W 8 0 0 0 1 1 1 0 0 0 0 0 8 16 0.00 0.500																				



Batter	1	2	3	4	5	6	7	8	9	AB	R	H	RBI	BB	SO	LOB	TOP																	
Ozzie Smith, S OBP: 0.306, SLG: 0.248 (1, 6)	G3		6-3	F9			1B 2B BB	6-3		4	1	0	0	1	0	1	San Diego Padres @ St. Louis Cardinals Busch Stadium, St. Louis, MO Sat May 24 1980, 7:05 PM CDT Att: 14,990 - Unknown																	
Jerry Mumphrey, S OBP: 0.328, SLG: 0.317 (1, 8)	2B		BB 1B BB		4-3		2B 1B S	4-3		5	2	3	1	0	0	0																		
Gene Richards, L OBP: 0.351, SLG: 0.385 (1, 7)	F8		BB BB 1B				F8	BB 1B		5	1	3	0	0	0	3																		
Dave Winfield, R OBP: 0.399, SLG: 0.450 (1, 9)	K		BB BB BB		G6-4-3		HR 2B	BB 1B		3	1	1	2	2	1	2																		
Willie Montanez, L OBP: 0.288, SLG: 0.321 (1, 3)	K		BB BB			SH5-4 1B HBP	HR IBB	G3		2	1	0	1	2	1	2																		
Gene Tenace, R OBP: 0.349, SLG: 0.382 (1, 2)	K		FC4-6 BB			SH5-4 1B	HR	5-3		4	1	2	4	1	1	0																		
Aurelio Rodriguez, R OBP: 0.289, SLG: 0.411 (1, 5)	6-3		1-2 2-3 3-H		FC4-6	SH5-4	2B	K		4	0	1	0	0	1	3																		
Dave Cash, R OBP: 0.264, SLG: 0.240 (1, 4)			SH3 1B BB		G3	6-3	L3	G3		4	1	0	0	1	0	3																		
Eric Rasmussen, R OBP: 0.125, SLG: 0.250 (1, 1)			SH3		F9	F8	1-3			0	0	0	0	0	0	0																		
Paul Dade, R OBP: 0.300, SLG: 0.192 (4, PH)										1	0	0	0	0	0	0																		
John D'Acquisto, R (4, 1)										0	0	0	0	0	0	0																		
Bill Fahey, L OBP: 0.275, SLG: 0.303 (6, PH)										1	0	0	0	0	0	2																		
Dennis Kinney, L (6, 1)										1	0	0	0	0	0	1																		
Inning Stats	R: 0 E: 0 K: 1 S: 6	H: 1 LOB: 1 BB: 0 P: 6	R: 0 E: 0 K: 2 S: 7	H: 0 LOB: 0 BB: 0 P: 7	R: 3 E: 0 K: 0 S: 5	H: 2 LOB: 3 BB: 4 P: 21	R: 0 E: 0 K: 0 S: 3	H: 0 LOB: 0 BB: 0 P: 3	R: 0 E: 0 K: 0 S: 3	H: 1 LOB: 0 BB: 0 P: 3	R: 0 E: 0 K: 0 S: 4	H: 1 LOB: 2 BB: 0 P: 5	R: 5 E: 0 K: 0 S: 7	H: 4 LOB: 1 BB: 2 P: 15	R: 0 E: 0 K: 0 S: 4	H: 1 LOB: 2 BB: 1 P: 8	R: 0 E: 0 K: 1 S: 5	H: 0 LOB: 0 BB: 0 P: 5	1B: 6 2B: 3 3B: 0 HR: 1	SF: 0 SAC: 2 DP: 1 HBP: 1	WP: 0 PB: 0 SB: 1 CS: 0	PA: 44												
PITCHER	IP WLS BF H R ER SO BB IBB HBP BLK WP HR S P ERA WHIP																																	
Silvio Martinez, R ERA: 3.63 (1, 1)	2.2	15	3	3	3	3	4	0	0	0	0	0	0	17	33	10.12	2.625																	
Donnie Moore, R ERA: 6.23 (3, 1)	3.2	L	16	4	3	3	0	1	0	1	0	0	0	0	14	19	7.36	1.364																
Pedro Borbon, R ERA: 2.89 (7, 1)	1.2		10	3	2	2	0	1	1	0	0	0	0	1	8	16	10.80	2.400																
Roy Thomas, R ERA: 5.08 (9, 1)	1.0		3	0	0	0	1	0	0	0	0	0	0	0	5	5	0.00	0.000																

Batter	1	2	3	4	5	6	7	8	9	AB	R	H	RBI	BB	SO	LOB	BOTTOM																	
Garry Templeton, S OBP: 0.358, SLG: 0.413 (1, 6)	K			K		F9		F8		5	0	1	0	0	2	2	San Diego Padres @ St. Louis Cardinals Busch Stadium, St. Louis, MO Sat May 24 1980, 7:05 PM CDT Att: 14,990 - Unknown																	
Tony Scott, S OBP: 0.270, SLG: 0.252 (1, 8)	G3		1B	K		K		1-3		5	0	0	0	0	2	3																		
Dane Iorg, L OBP: 0.393, SLG: 0.490 (1, 7)	2B		K	1B		FC4-6		4-3		5	0	2	0	0	1	1																		
Keith Hernandez, L OBP: 0.409, SLG: 0.469 (1, 3)	BB		2B 1B	1B		G3		F9		4	1	2	0	1	0	0																		
Terry Kennedy, L OBP: 0.342, SLG: 0.441 (1, 2)	K		1B 2B	K		F8				4	1	1	1	0	2	4																		
George Hendrick, R OBP: 0.388, SLG: 0.542 (1, 9)			F8	K		6-3		P6		4	0	0	0	0	1	1																		
Ken Reitz, R OBP: 0.407, SLG: 0.485 (1, 5)			FC3-6 1B	3B 1B		6-3		6-3		4	1	2	1	0	0	0																		
Tom Herr, S OBP: 0.242, SLG: 0.293 (1, 4)			FC3-6 1B	3B		4-3		P6		4	1	1	1	0	0	1																		
Silvio Martinez, R OBP: 0.182, SLG: 0.100 (1, 1)				G3						1	0	1	1	0	0	0																		
Donnie Moore, L OBP: 0.750, SLG: 1.000 (3, 1)						FC4-6 1B				2	0	1	0	0	0	1																		
Pedro Borbon, R OBP: 0.250, SLG: 0.250 (7, 1)			1B							0	0	0	0	0	0	0																		
Mike Ramsey, S OBP: 0.800, SLG: 0.800 (8, PH)			1B							1	0	1	0	0	0	0																		
Roy Thomas, R OBP: 0.250, SLG: 0.250 (9, 1)			1B							0	0	0	0	0	0	0																		
Inning Stats	R: 0 E: 0 K: 2 S: 8	H: 1 LOB: 2 BB: 1 P: 12	R: 1 E: 1 K: 0 S: 6	H: 3 LOB: 2 BB: 0 P: 6	R: 3 E: 0 K: 2 S: 11	H: 4 LOB: 1 BB: 0 P: 11	R: 0 E: 0 K: 3 S: 11	H: 2 LOB: 2 BB: 0 P: 11	R: 0 E: 0 K: 0 S: 3	H: 0 LOB: 0 BB: 0 P: 3	R: 0 E: 0 K: 1 S: 6	H: 1 LOB: 1 BB: 0 P: 6	R: 0 E: 0 K: 0 S: 3	H: 0 LOB: 0 BB: 0 P: 3	R: 0 E: 0 K: 0 S: 4	H: 1 LOB: 1 BB: 0 P: 4	R: 0 E: 0 K: 0 S: 3	H: 0 LOB: 0 BB: 0 P: 3	1B: 8 2B: 3 3B: 1 HR: 0	SF: 0 SAC: 0 DP: 0 HBP: 0	WP: 0 PB: 0 SB: 0 CS: 0	PA: 40												
PITCHER	IP WLS BF H R ER SO BB IBB HBP BLK WP HR S P ERA WHIP																																	
Eric Rasmussen, R ERA: 5.4 (1, 1)	3.0		18	8	4	4	4	1	0	0	0	0	0	0	25	29	12.00	3.000																
John D'Acquisto, R ERA: 2.45 (4, 1)	2.0		8	2	0	0	3	0	0	0	0	0	0	14	14	0.00	1.000																	
Dennis Kinney, L ERA: 4.05 (6, 1)	4.0	W	14	2	0	0	1	0	0	0	0	0	0	16	16	0.00	0.500																	

Batter	1	2	3	4	5	6	7	8	9	AB	R	H	RBI	BB	SO	LOB	TOP											
Ozzie Smith, S OBP: 0.318, SLG: 0.260 (1, 6)	0-0 1B		4-0 2B BB			0-0 1-2 1B		0-0 1-2 2-H 1B	0-0 6-3	5	1	3	1	1	0	1	San Diego Padres @ St. Louis Cardinals Busch Stadium, St. Louis, MO Sun May 25 1980, 3:33 AM CDT Att: 14,157 - Unknown livebaseballscorecards.com											
Jerryumphrey, S OBP: 0.331, SLG: 0.328 Paul Dade, R OBP: 0.300, SLG: 0.192 John D'Acquisto, R OBP: 0.300, SLG: 0.192 (8, FR)	0-0 F9		0-0 2B			0-0 FC4-6 1B		0-0 E3 1B		5	1	2	2	0	0	3												
Gene Richards, L OBP: 0.346, SLG: 0.374 (1, 7)	0-0 F8		0-3 K			0-0 E4 1B 1B		0-0 4-3 1B		4	1	0	0	1	1	5												
Dave Winfield, R OBP: 0.405, SLG: 0.456 (1, 9)	0-0 4-3					0-0 BB 1B		0-0 G6-4-3 1B		5	1	3	1	0	0	1												
Willie Montanez, L OBP: 0.291, SLG: 0.324 (1, 3)		0-0 CS 1B				0-0 K		0-0 E 1B		5	0	2	1	0	2	3												
Gene Tenace, R OBP: 0.348, SLG: 0.374 Bill Fahey, L OBP: 0.282, SLG: 0.309 (8, PH)	0-3 K		4-0 G6-4-3 BB			0-0 E5 1-2		0-0 F2 1B		2	0	0	0	1	1	2												
Aurelio Rodriguez, R OBP: 0.259, SLG: 0.463 Von Joshua, L OBP: 0.364, SLG: 0.414 (8, PH)	0-0 F7		0-0 G6-4-3 1-2			0-0 F8 1-2		0-0 5-3 1B		4	0	1	0	0	0	4												
Dave Cash, R OBP: 0.274, SLG: 0.253 (1, 4)			0-0 B1-6-4 1B			0-0 FC1-5 2B		0-0 6-3		4	1	2	0	1	0	1												
Randy Jones, R OBP: 0.087, SLG: 0.045 Steve Mura, R OBP: 0.500, SLG: 1.000 Rollie Fingers, R OBP: 0.250, SLG: 0.500 Jerry Turner, L OBP: 0.364, SLG: 0.362 Barry Evans, R OBP: 0.385, SLG: 0.406 (8, 5)			0-0 B1-6-4 1-2			0-0 FC1-5 1B		0-0 P1-3 1B		3	1	1	0	0	0	2												
Inning Stats	R: 0 E: 0 K: 0 S: 4	H: 1 LOB: 1 BB: 0 P: 4	R: 0 E: 0 K: 1 S: 5	H: 1 LOB: 0 BB: 0 P: 5	R: 1 E: 0 K: 1 S: 6	H: 2 LOB: 1 BB: 1 P: 10	R: 0 E: 0 K: 1 S: 5	H: 1 LOB: 0 BB: 1 P: 9	R: 4 E: 2 K: 0 S: 9	H: 4 LOB: 2 BB: 0 P: 9	R: 0 E: 0 K: 0 S: 3	H: 1 LOB: 0 BB: 0 P: 3	R: 0 E: 0 K: 0 S: 3	H: 1 LOB: 1 BB: 1 P: 7	R: 2 E: 1 K: 0 S: 6	H: 3 LOB: 2 BB: 2 P: 10		R: 4 E: 0 K: 1 S: 7	H: 2 LOB: 0 BB: 2 P: 15	1B: 13 2B: 3 3B: 0 HR: 1	SF: 0 SAC: 0 DP: 4 HBP: 0	WP: 0 PB: 0 SB: 1 CS: 1	PA: 46					
PITCHER	IP	WLS	BF	H	R	ER	SO	BB	IBB	HBP	BLK	WP	HR	S	P	ERA		WHIP										
Pete Vuckovich, R ERA: 2.76 Don Hood, L ERA: 2.12 Roy Thomas, R ERA: 5.59 Jim Kaat, L ERA: 6.0 Pedro Borbon, R ERA: 3.79	(1, 1)		5.0	25	9	5	1	3	2	0	0	0	0	29	37	1.80		2.200										
	(6, 1)		2.0	7	2	0	0	0	1	0	0	0	0	6	10	0.00		1.500										
	(8, 1)	L	0.2	5	2	2	0	0	0	1	0	0	0	4	8	27.00		3.000										
	(8, 1)		1.0	6	2	2	2	1	1	0	0	0	0	7	11	18.00		3.000										
	(9, 1)		0.1	3	1	2	2	0	1	0	0	0	0	1	2	54.00	6.000											

Batter	1	2	3	4	5	6	7	8	9	AB	R	H	RBI	BB	SO	LOB	BOTTOM												
Garry Templeton, S OBP: 0.365, SLG: 0.415 (1, 6)	4-0 1B BB		0-0 L8			0-0 6-3		0-0 E S WP 1B	0-0 FC4-6 1B	4	1	2	0	1	0	0	San Diego Padres @ St. Louis Cardinals Busch Stadium, St. Louis, MO Sun May 25 1980, 3:33 AM CDT Att: 14,157 - Unknown livebaseballscorecards.com												
Tom Herr, S OBP: 0.221, SLG: 0.279 Don Hood, L OBP: 0.143, SLG: 0.143 Bernie Carbo, L OBP: 0.230, SLG: 0.182 Roy Thomas, R OBP: 0.250, SLG: 0.250 Jim Kaat, L OBP: 0.209, SLG: 0.250 Pedro Borbon, R OBP: 0.226, SLG: 0.347 (8, 1)	0-3 K		0-0 6-3			0-0 G3		0-0 F7 1-H	0-0 F9	3	0	0	0	0	1	1													
Keith Hernandez, L OBP: 0.420, SLG: 0.497 (1, 3)	0-0 G6-4-3 1B		0-0 HR			0-0 HR 1B		0-0 1B BB	0-0 FC4-6 1-2	4	2	3	1	1	0	1													
Ted Simmons, S OBP: 0.422, SLG: 0.539 (7, 2)	0-0 G6-4-3 1-2		0-0 2B			0-0 HR 1B		0-0 1B 1B	0-0 F8	5	1	3	2	0	0	3													
George Hendrick, R OBP: 0.358, SLG: 0.527 (1, 9)		0-0 6-3				0-0 1-3		0-0 F8		4	0	0	0	0	0	3													
Ken Reitz, R OBP: 0.409, SLG: 0.493 (1, 5)		0-0 1-3 2B 1B				0-0 5-3		0-0 2B	0-0 P6	4	1	2	0	0	0	0													
Steve Swisher, R (1, 2)		0-0 1-3				0-0 6-3		0-0 K	0-0 1B	2	0	0	0	0	0	1													
Dane Iorg, L OBP: 0.397, SLG: 0.491 (7, 7)		1-2				0-0 6-3		0-0 K	0-0 1B	2	0	1	0	0	1	1													
Tony Scott, S OBP: 0.269, SLG: 0.259 (1, 8)		0-0 2H 2B				0-0 5-3		0-0 F7	0-3 K	4	0	1	1	0	1	2													
Pete Vuckovich, R OBP: 0.130, SLG: 0.136 Mike Ramsey, S OBP: 0.429, SLG: 0.571 (6, 4)		0-0 4-3				0-0 6-3		0-0 F8	0-0 F7	1	0	0	0	0	0	1													
Terry Kennedy, L OBP: 0.333, SLG: 0.429 Mike Phillips, L (9, 4)						0-0 6-3		0-0 F8		2	0	0	0	0	0	0													
Inning Stats	R: 0 E: 0 K: 1 S: 5	H: 1 LOB: 1 BB: 1 P: 9	R: 1 E: 0 K: 0 S: 5	H: 2 LOB: 0 BB: 0 P: 5	R: 1 E: 0 K: 0 S: 5	H: 2 LOB: 1 BB: 0 P: 5	R: 0 E: 0 K: 0 S: 3	H: 0 LOB: 0 BB: 0 P: 3	R: 0 E: 0 K: 0 S: 3	H: 0 LOB: 0 BB: 0 P: 3	R: 2 E: 0 K: 1 S: 8	H: 3 LOB: 1 BB: 0 P: 8	R: 1 E: 0 K: 0 S: 5	H: 2 LOB: 1 BB: 1 P: 9	R: 0 E: 0 K: 1 S: 6	H: 1 LOB: 1 BB: 0 P: 6		R: 0 E: 0 K: 0 S: 4	H: 1 LOB: 0 BB: 0 P: 4	1B: 7 2B: 3 3B: 0 HR: 2	SF: 0 SAC: 0 DP: 1 HBP: 0	WP: 1 PB: 0 SB: 1 CS: 0	PA: 40						
PITCHER	IP	WLS	BF	H	R	ER	SO	BB	IBB	HBP	BLK	WP	HR	S	P	ERA		WHIP											
Randy Jones, L ERA: 2.31 Steve Mura, R ERA: 5.32 Rollie Fingers, R ERA: 2.74 John D'Acquisto, R ERA: 2.21	(1, 1)		5.1	24	8	4	4	1	1	0	0	0	1	0	7	11		6.75	1.688										
	(6, 1)		1.1	6	1	1	1	1	1	0	0	0	1	0	7	11		6.75	1.500										
	(7, 1)	W	0.1	2	1	0	0	0	0	0	0	0	0	2	2	0.00	3.000												
	(8, 1)	S	2.0	8	2	0	0	1	0	0	0	0	0	10	10	0.00	1.000												



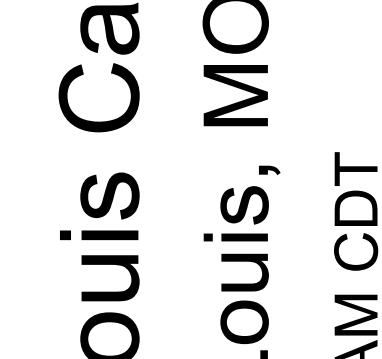
Batter	1	2	3	4	5	6	7	8	9	AB	R	H	RBI	BB	SO	LOB	TOP			
Lee Mazzilli, S (1,3) OBP: 0.380, SLG: 0.360										5	1	3	2	0	0	0	New York Mets @ St. Louis Cardinals Busch Stadium, St. Louis, MO Mon May 26 1980, 3:33 AM CDT Att: 8,470 - Unknown			
Frank Taveras, R (1,6) OBP: 0.353, SLG: 0.380										5	1	2	0	0	0	2				
Joel Youngblood, R (1,9) OBP: 0.313, SLG: 0.383										5	0	1	1	1	0	1				
Mike Jorgensen, L (1,8) OBP: 0.370, SLG: 0.432										4	0	1	0	0	0	3				
Steve Henderson, R (1,7) OBP: 0.370, SLG: 0.393										4	0	1	0	0	2	2				
John Stearns, R (1,2) OBP: 0.351, SLG: 0.424										4	0	1	1	0	0	2				
Elliott Maddox, R (1,5) OBP: 0.394, SLG: 0.276										4	1	1	0	0	0	0				
Doug Flynn, R (1,4) OBP: 0.250, SLG: 0.261										4	2	3	0	0	0	0				
Pete Falcone, L (1,1) OBP: 0.154, SLG: 0.154										2	0	0	0	0	1	2				
John Pacella, R (6,1) OBP: 0.500, SLG: 0.500										0	0	0	0	0	0	0				
Jose Moreno, S (7,PH) Ed Glynn, R (7,1) Ron Hodges, L (9,PH) OBP: 0.321, SLG: 0.273										1	0	0	0	0	0	0				
Inning Stats	R: 2 E: 0 K: 1 S: 8	H: 4 LOB: 2 BB: 0 P: 8	R: 1 E: 0 K: 1 S: 7	H: 2 LOB: 1 BB: 0 P: 7	R: 0 E: 0 K: 0 S: 3	H: 0 LOB: 0 BB: 0 P: 3	R: 0 E: 0 K: 0 S: 4	H: 1 LOB: 1 BB: 0 P: 4	R: 0 E: 0 K: 1 S: 5	H: 0 LOB: 0 BB: 0 P: 5	R: 0 E: 0 K: 0 S: 3	H: 0 LOB: 0 BB: 0 P: 3	R: 0 E: 0 K: 0 S: 5	H: 2 LOB: 2 BB: 0 P: 5	R: 2 E: 0 K: 1 S: 8	H: 3 LOB: 1 BB: 0 P: 8	1B: 10 2B: 2 3B: 1 HR: 0	SF: 1 SAC: 0 DP: 0 HBP: 0	WP: 0 PB: 0 SB: 1 CS: 0	PA: 39
PITCHER Bob Forsch, R (1,1) ERA: 2.99	IP: 9.0 WLS: W BF: 39 H: 13 R: 5 ER: 5 SO: 4 BB: 0 IBB: 0 HBP: 0 BLK: 0 WP: 0 HR: 0 S: 47 P: 47 ERA: 5.00 WHIP: 1.444															PITCHER				

Batter	1	2	3	4	5	6	7	8	9	AB	R	H	RBI	BB	SO	LOB	BOTTOM			
Garry Templeton, S (1,6) OBP: 0.362, SLG: 0.411										4	1	1	0	0	1	0	New York Mets @ St. Louis Cardinals Busch Stadium, St. Louis, MO Mon May 26 1980, 3:33 AM CDT Att: 8,470 - Unknown			
Mike Ramsay, S (1,4) OBP: 0.394, SLG: 0.545										4	1	1	0	0	1	2				
Keith Hernandez, L (1,3) OBP: 0.428, SLG: 0.516										4	2	3	2	0	0	0				
Ted Simmons, S (1,7) OBP: 0.432, SLG: 0.551										3	1	2	2	1	0	2				
Bobby Bonds, R (7,PR) OBP: 0.295, SLG: 0.347										0	0	0	0	0	0	0				
George Hendrick, R (1,9) OBP: 0.362, SLG: 0.566										4	2	2	3	0	0	2				
Ken Reitz, R (1,5) OBP: 0.405, SLG: 0.486										4	0	1	0	0	1	0				
Steve Swisher, R (1,2) OBP: 0.111, SLG: 0.111										4	1	1	0	0	1	1				
Tony Scott, S (1,8) OBP: 0.275, SLG: 0.265										4	0	2	1	0	0	1				
Bob Forsch, R (1,1) OBP: 0.231, SLG: 0.480										3	0	0	0	0	0	1				
Inning Stats	R: 0 E: 0 K: 1 S: 5	H: 0 LOB: 0 BB: 0 P: 5	R: 0 E: 0 K: 1 S: 4	H: 0 LOB: 0 BB: 1 P: 8	R: 2 E: 1 K: 0 S: 7	H: 4 LOB: 2 BB: 0 P: 7	R: 1 E: 0 K: 0 S: 4	H: 1 LOB: 0 BB: 0 P: 4	R: 0 E: 0 K: 0 S: 3	H: 0 LOB: 0 BB: 0 P: 3	R: 3 E: 0 K: 1 S: 8	H: 4 LOB: 0 BB: 0 P: 8	R: 2 E: 0 K: 1 S: 8	H: 3 LOB: 1 BB: 0 P: 8	R: 0 E: 0 K: 0 S: 4	H: 1 LOB: 1 BB: 0 P: 4	1B: 7 2B: 4 3B: 0 HR: 2	SF: 0 SAC: 1 DP: 2 HBP: 0	WP: 0 PB: 0 SB: 1 CS: 0	PA: 36
PITCHER Pete Falcone, L (1,1) ERA: 4.93	IP: 5.0 WLS: L BF: 23 H: 8 R: 6 ER: 6 SO: 2 BB: 1 IBB: 0 HBP: 0 BLK: 0 WP: 0 HR: 2 S: 26 P: 30 ERA: 10.80 WHIP: 1.800															PITCHER				
John Pacella, R (6,1) ERA: 3.39	1.0 WLS: L BF: 3 H: 1 R: 0 ER: 0 SO: 1 BB: 0 IBB: 0 HBP: 0 BLK: 0 WP: 0 HR: 0 S: 5 P: 5 ERA: 0.00 WHIP: 1.000																			
Ed Glynn, L (7,1) ERA: 4.2	2.0 WLS: L BF: 10 H: 4 R: 2 ER: 2 SO: 1 BB: 0 IBB: 0 HBP: 0 BLK: 0 WP: 0 HR: 0 S: 12 P: 12 ERA: 9.00 WHIP: 2.000																			

AB 38
R 5
H 13
RBI 5
BB 0
SO 4
LOB 13



AB 34
R 8
H 13
RBI 8
BB 1
SO 4
LOB 9



Batter	1	2	3	4	5	6	7	8	9	AB	R	H	RBI	BB	SO	LOB	TOP						
Frank Taveras, R (1, 6) <small>OBP: 0.353, SLG: 0.374</small>	5-3	FC6-4		4-3	BB		BB		6-3	5	0	1	1	1	0	3	New York Mets @ St. Louis Cardinals Busch Stadium, St. Louis, MO Tue May 27 1980, 7:05 PM CDT <small>Att: 10,658 - Unknown</small>						
Elliott Maddox, R (1, 5) <small>OBP: 0.406, SLG: 0.294</small>	K		G4-6-3	S	BB		BB		1-3	4	1	2	1	2	1	0							
Lee Mazzilli, S (1, 3) <small>OBP: 0.375, SLG: 0.350</small> Dan Norman, R (7, 9) <small>OBP: 0.235, SLG: 0.382</small>	4-3		BB	4-3	BB		F8			4	0	0	0	1	1	7							
Mike Jorgensen, L (1, 9) <small>OBP: 0.371, SLG: 0.430</small>		E	G4-6-3		FC6-4		K		K	5	2	2	0	0	2	5							
John Stearns, R (1, 2) <small>OBP: 0.359, SLG: 0.431</small>		E4	E6		FC6-4					5	2	3	0	0	0	1							
Steve Henderson, R (1, 7) <small>OBP: 0.383, SLG: 0.405</small>	SF9				G4-6-3				G4-6-3	4	1	1	2	0	0	4							
Jerry Morales, R (1, 8) <small>OBP: 0.265, SLG: 0.287</small>			5-3		SF7		BB			4	1	3	2	0	0	1							
Doug Flynn, R (1, 4) <small>OBP: 0.255, SLG: 0.261</small>	F7						K		F4	4	2	1	0	1	1	3							
Mark Bomback, R (1, 1) <small>OBP: 0.357, SLG: 0.364</small> Tom Hausman, R (8, 1)			SH1-4		SH1-4		BB		K	1	0	1	2	1	0	0							
Inning Stats	R: 0 E: 0 K: 1 S: 5	H: 0 LOB: 0 BB: 0 P: 5	R: 2 E: 1 K: 0 S: 6	H: 2 LOB: 2 BB: 0 P: 7	R: 2 E: 1 K: 0 S: 5	H: 2 LOB: 1 BB: 1 P: 9	R: 1 E: 0 K: 0 S: 5	H: 2 LOB: 1 BB: 0 P: 5	R: 3 E: 0 K: 0 S: 6	H: 3 LOB: 3 BB: 3 P: 18	R: 0 E: 0 K: 1 S: 5	H: 1 LOB: 0 BB: 0 P: 5	R: 1 E: 0 K: 3 S: 11	H: 2 LOB: 3 BB: 2 P: 19	R: 0 E: 0 K: 0 S: 4	H: 2 LOB: 2 BB: 0 P: 4		R: 0 E: 0 K: 1 S: 5	H: 0 LOB: 0 BB: 0 P: 5	1B: 10 2B: 3 3B: 1 HR: 0	SF: 2 SAC: 1 DP: 3 HBP: 1	WP: 0 PB: 0 SB: 2 CS: 0	PA: 47
PITCHER	IP WLS BF H R ER SO BB IBB HBP BLK WP HR S P ERA WHIP											PITCHER	IP WLS BF H R ER SO BB IBB HBP BLK WP HR S P ERA WHIP										
Silvio Martinez, R (1, 1) <small>ERA: 4.35</small>	4.2 L 27 9 0 8 5 1 1 1 1 0 0 0 0 26 35 9.64 2.143											Don Hood, L (9, 1) <small>ERA: 2.05</small>	1.0 3 0 0 0 1 0 0 0 0 0 0 0 0 10 18 6.75 3.750										
Jim Otten, R (5, 1) <small>ERA:</small>	0.1 3 0 0 0 0 2 0 0 0 0 0 0 0 1 9 0.00 6.000																						
Roy Thomas, R (6, 1) <small>ERA: 5.64</small>	1.1 8 3 1 1 2 2 0 0 0 0 0 0 0 10 18 6.75 3.750																						
Bob Sykes, L (7, 1) <small>ERA: 10.13</small>	0.2 2 0 0 0 2 0 0 0 0 0 0 0 0 6 6 0.00 0.000																						
George Frazier, R (8, 1) <small>ERA:</small>	1.0 4 2 0 0 0 0 0 0 0 0 0 0 0 4 4 0.00 2.000																						
Batter	1	2	3	4	5	6	7	8	9	AB	R	H	RBI	BB	SO	LOB	BOTTOM						
Garry Templeton, S (1, 6) <small>OBP: 0.356, SLG: 0.404</small> Mike Phillips, L (8, 6) <small>OBP: 0.100, SLG: 0.200</small>	1-3		F5		F8			E3	F4-3	3	0	0	0	0	0	1	New York Mets @ St. Louis Cardinals Busch Stadium, St. Louis, MO Tue May 27 1980, 7:05 PM CDT <small>Att: 10,658 - Unknown</small>						
Leon Durham, L (1, 9) <small>OBP: 0.200, SLG: 0.200</small>	F7		F8				F7	G3	F4-3	5	1	1	1	0	0	1							
Keith Hernandez, L (1, 3) <small>OBP: 0.433, SLG: 0.522</small>			K				F9	G3	F4-3	4	1	2	0	1	1	1							
Ted Simmons, S (1, 7) <small>OBP: 0.420, SLG: 0.533</small>	F2				6-3		F9	G3		4	0	0	0	0	0	4							
Terry Kennedy, L (1, 2) <small>OBP: 0.372, SLG: 0.526</small>					F4-3		FC5-4	WP	2B	3	2	2	3	1	0	0							
George Hendrick, R (1, 8) <small>OBP: 0.353, SLG: 0.551</small>			5-3		5-3		FC5-4	2B	P3	4	0	0	0	0	0	3							
Ken Reitz, R (1, 5) <small>OBP: 0.187, SLG: 0.091</small> George Frazier, R (8, 1)							F8			3	0	1	0	0	0	0							
Dane Iorg, L (8, PH) <small>OBP: 0.407, SLG: 0.519</small> Don Hood, L (9, 1) <small>OBP: 0.143, SLG: 0.143</small>			3-1					6-3		0	0	0	0	0	0	0							
Mike Ramsey, S (1, 4) <small>OBP: 0.333, SLG: 0.467</small>			3-1					F4-3	F7	4	0	1	0	0	0	2							
Silvio Martinez, R (1, 1) <small>OBP: 0.187, SLG: 0.091</small> Jim Otten, R (5, 1) <small>ERA:</small> Tony Scott, S (5, PH) <small>OBP: 0.273, SLG: 0.294</small> Roy Thomas, R (6, 1) <small>OBP: 0.292, SLG: 0.295</small> Bob Sykes, L (7, 1) <small>OBP: 0.150, SLG: 0.400</small> Tom Hart, S (7, PH) <small>OBP: 0.224, SLG: 0.270</small>							P6		F7	1	0	0	0	0	1	1							
Inning Stats	R: 0 E: 0 K: 0 S: 4	H: 1 LOB: 1 BB: 0 P: 4	R: 1 E: 0 K: 1 S: 7	H: 2 LOB: 1 BB: 0 P: 7	R: 0 E: 0 K: 1 S: 5	H: 0 LOB: 0 BB: 0 P: 5	R: 0 E: 0 K: 0 S: 3	H: 0 LOB: 0 BB: 0 P: 3	R: 0 E: 0 K: 0 S: 4	H: 1 LOB: 1 BB: 0 P: 4	R: 0 E: 0 K: 0 S: 4	H: 1 LOB: 2 BB: 1 P: 8	R: 0 E: 0 K: 0 S: 3	H: 0 LOB: 0 BB: 0 P: 3	R: 4 E: 1 K: 0 S: 7	H: 3 LOB: 1 BB: 1 P: 11	R: 0 E: 0 K: 0 S: 4	H: 1 LOB: 1 BB: 0 P: 4	1B: 4 2B: 4 3B: 0 HR: 1	SF: 0 SAC: 0 DP: 0 HBP: 0	WP: 1 PB: 0 SB: 0 CS: 0	PA: 39	
PITCHER	IP WLS BF H R ER SO BB IBB HBP BLK WP HR S P ERA WHIP											PITCHER	IP WLS BF H R ER SO BB IBB HBP BLK WP HR S P ERA WHIP										
Mark Bomback, R (1, 1) <small>ERA: 4.62</small>	1.1 W 31 4 1 3 2 2 0 0 0 0 1 0 8 8 3.68 1.091																						
Tom Hausman, R (8, 1) <small>ERA: 4.85</small>	1.2 8 3 1 1 0 0 0 0 0 0 1 0 8 8 5.40 1.800																						

Batter	1	2	3	4	5	6	7	8	9	AB	R	H	RBI	BB	SO	LOB	TOP								
Lee Mazzilli, S OBP: 0.376, SLG: 0.343 Neil Allen, R	(1, 3) (8, 1)	4-0 CS BB	0-3 K	0-0 4-3	0-0 4-3	0-0 4-3	0-0 4-3	0-0 4-3	0-0 4-3	3	1	0	0	2	1	3									
Frank Taveras, R OBP: 0.360, SLG: 0.370	(1, 6) (8, 3)	4-0 1-2 BB	0-0 P4	0-0 P4	0-0 L3 BB	4-0 L3 BB	0-0 L3 BB	4-0 1B BB	0-0 F9	2	1	0	0	3	0	0									
Mike Jorgensen, L OBP: 0.355, SLG: 0.408	(1, 9) (8, 3)	0-0 F8	0-0 F8	0-0 F7	0-0 L3	0-0 L3	0-0 L3	0-0 P3	0-0 4-3	5	0	0	0	0	0	4									
Joel Youngblood, R OBP: 0.316, SLG: 0.380	(1, 8) (8, 9)	0-0 F8	0-0 F8	0-0 F3	0-0 F3	0-0 F8	0-0 F8	4-0 1B BB	0-0 S 1B	4	1	1	0	1	0	1									
John Stearns, R OBP: 0.367, SLG: 0.433	(1, 2)	0-0 1B FC5-4-3-2	0-0 1B	4-0 BB	0-0 BB	0-0 BB	0-0 F8	0-0 1B BB	0-0 4-3	4	1	2	2	1	0	1									
Steve Henderson, R OBP: 0.367, SLG: 0.404	(1, 7)	0-0 1B FC5-4-3-2	0-0 1B	0-0 F9	0-0 F9	0-0 F8	0-0 F8	4-0 2B BB	0-0 4-3	3	1	1	0	1	0	1									
Elliott Maddox, R OBP: 0.409, SLG: 0.304	(1, 5)	0-0 P6	0-0 P6	0-3 K	0-3 K	4-0 BB	4-0 BB	0-0 1B 2B	0-0 4-3	3	1	1	3	1	1	2									
Doug Flynn, R OBP: 0.257, SLG: 0.257 Jerry Morales, R OBP: 0.265, SLG: 0.267	(1, 4) (8, 8)	0-0 FC5-4-3-2	0-0 FC5-4-3-2	4-0 SH1-4 BB	4-0 SH1-4 BB	0-0 F8	0-0 F8	4-0 1B IBB	0-0 4-3	2	0	0	0	1	0	3									
Ray Burris, R OBP: 0.105, SLG: 0.105 John Pacella, R OBP: 0.500, SLG: 0.500 Kevin Kobel, R Jose Moreno, S OBP: 0.250, SLG: 0.250 Ron Hodges, L OBP: 0.345, SLG: 0.273	(1, 1) (6, 1) (7, 1) (7, 4) (8, PH)	0-0 P3	0-0 P3	0-0 P3	0-0 SH1-4	0-0 SH1-4	0-0 SH1-4	0-0 K	0-0 K	1	0	0	0	0	0	0									
Inning Stats	R: 0 E: 0 K: 0 S: 2	H: 0 LOB: 1 BB: 2 P: 10	R: 0 E: 0 K: 0 S: 4	H: 2 LOB: 1 BB: 0 P: 4	R: 0 E: 0 K: 1 S: 5	H: 0 LOB: 0 BB: 0 P: 5	R: 0 E: 0 K: 0 S: 3	H: 0 LOB: 1 BB: 1 P: 7	R: 0 E: 0 K: 1 S: 5	H: 0 LOB: 0 BB: 1 P: 9	R: 0 E: 0 K: 0 S: 2	H: 0 LOB: 0 BB: 1 P: 6	R: 0 E: 0 K: 0 S: 3	H: 0 LOB: 1 BB: 1 P: 7	R: 6 E: 0 K: 1 S: 8	H: 3 LOB: 2 BB: 5 P: 28	R: 0 E: 0 K: 0 S: 4	H: 1 LOB: 0 BB: 0 P: 4	1B: 5 2B: 3 3B: 0 HR: 0	SF: 0 SAC: 1 DP: 2 HBP: 0	WP: 0 PB: 0 SB: 1 CS: 1	PA: 41			
PITCHER	IP	WLS	BF	H	R	ER	SO	BB	IBB	HBP	BLK	WP	HR	S	P	ERA	WHIP								
John Fulgham, R ERA: 2.58	(1, 1)	7.0	26	2	0	0	2	6	0	0	0	0	0	24	48	0.00	1.143								
Jim Otten, R ERA: 27.0	(8, 1)	0.2	5	0	3	3	1	3	0	0	0	0	0	4	16	40.50	4.500								
Mark Littell, R ERA: 9.28	(8, 1)	0.0	2	1	0	0	0	1	0	0	0	0	0	1	5	∞	∞								
George Frazier, R ERA: 9.0	(8, 1)	0.0	L	3	2	3	3	0	1	0	0	0	0	2	6	∞	∞								
Jim Kaat, L ERA: 5.89	(8, 1)	0.1	1	0	0	0	0	0	0	0	0	0	0	1	1	0.00	0.000								

New York Mets @ St. Louis Cardinals
Busch Stadium, St. Louis, MO
Wed May 28 1980, 3:33 AM CDT
Att: 12,161 - Unknown

AB 29
R 6
H 6
RBI 6
BB 11
SO 3
LOB 15



Batter	1	2	3	4	5	6	7	8	9	AB	R	H	RBI	BB	SO	LOB	BOTTOM								
Garry Templeton, S OBP: 0.358, SLG: 0.404	(1, 6) (8, 3)	0-0 F4-3	0-0 E5 1B	0-0 E5	0-0 1B E	0-3 K	0-0 K	0-0 4-3	0-0 4-3	5	2	2	1	0	1	4									
Tony Scott, S OBP: 0.289, SLG: 0.276	(1, 8) (8, 3)	0-0 G3	0-0 S 1B	0-0 S 1B	0-0 CS 1B	4-0 CS 1B	4-0 G4-6-3 BB	0-0 3-1 SH1-4 1B	0-0 3-1 SH1-4 1B	4	0	3	1	1	0	0									
Leon Durham, L OBP: 0.222, SLG: 0.125	(1, 9) (8, 3)	4-0 1B BB	0-0 F4-3	0-0 F4-3	0-0 E3	0-0 E3	0-0 G4-6-3	0-0 SH1-4	0-0 SH1-4	3	0	0	1	1	0	3									
Keith Hernandez, L OBP: 0.426, SLG: 0.512	(1, 3) (8, 3)	0-0 1B	0-0 1B	0-0 G3	0-0 G3	0-0 F3	0-0 F3	0-0 F7	0-0 3-1	5	0	1	0	0	0	2									
Ted Simmons, S OBP: 0.412, SLG: 0.516	(1, 7) (9, 2)	0-0 3-1	0-0 3-1	0-0 P3	0-0 P3	0-0 F4-3	0-0 F4-3	0-0 P4	4-0 IBB	4	0	0	0	1	0	3									
Terry Kennedy, L OBP: 0.404, SLG: 0.537 Bobby Bonds, R OBP: 0.292, SLG: 0.343	(1, 2) (8, FR) (9, 7)	4-0 E 1B BB	0-0 P5	0-0 P5	0-0 P5	0-0 3B 1B	0-0 3B 1B	0-0 BB 1B	0-0 F8	3	2	2	0	1	0	0									
Ken Reitz, R OBP: 0.333, SLG: 0.480 Mike Phillips, L OBP: 0.091, SLG: 0.182	(1, 5) (7, 5)	0-3 K	0-3 K	0-0 F4-3	0-0 F4-3	0-0 F3	0-0 F3	0-0 F8	0-0 F8	3	0	0	0	0	1	2									
Mike Ramsey, S OBP: 0.333, SLG: 0.556 Dane Iorg, L OBP: 0.417, SLG: 0.527 Tom Herr, S OBP: 0.224, SLG: 0.270	(1, 4) (8, PH) (8, FR) (9, 4)	0-0 F4	0-0 F4	0-0 3-1	0-0 3-1	0-0 3B	0-0 3B	0-0 BB 1B	0-0 F8	3	1	1	1	0	0	1									
John Fulgham, R Jim Otten, R Mark Littell, L George Frazier, R Jim Kaat, L George Hendrick, R Roy Thomas, R	(1, 1) (8, 1) (8, 1) (8, 1) (8, 1) (8, PH) (9, 1)	0-3 K	0-3 K	0-0 K	0-0 K	0-0 K	0-0 K	0-0 BB	0-0 BB	3	0	0	0	0	0	3									
Inning Stats	R: 0 E: 0 K: 0 S: 4	H: 1 LOB: 2 BB: 1 P: 8	R: 3 E: 2 K: 2 S: 10	H: 2 LOB: 1 BB: 1 P: 14	R: 0 E: 0 K: 0 S: 3	H: 0 LOB: 0 BB: 0 P: 3	R: 0 E: 0 K: 1 S: 5	H: 0 LOB: 0 BB: 0 P: 5	R: 1 E: 0 K: 0 S: 5	H: 2 LOB: 1 BB: 0 P: 9	R: 0 E: 0 K: 0 S: 2	H: 0 LOB: 0 BB: 1 P: 6	R: 0 E: 0 K: 0 S: 5	H: 2 LOB: 3 BB: 1 P: 9	R: 0 E: 0 K: 0 S: 4	H: 1 LOB: 2 BB: 1 P: 8	1B: 9 2B: 0 3B: 1 HR: 0	SF: 0 SAC: 1 DP: 1 HBP: 0	WP: 0 PB: 0 SB: 1 CS: 1	PA: 42					
PITCHER	IP	WLS	BF	H	R	ER	SO	BB	IBB	HBP	BLK	WP	HR	S	P	ERA	WHIP								
Ray Burris, R ERA: 2.39	(1, 1)	5.1	26	7	5	2	3	2	0	0	0	0	0	30	38	3.38	1.688								
John Pacella, R ERA: 3.24	(6, 1)	0.2	3	0	0	0	2	1	0	0	0	0	0	6	10	0.00	1.500								
Kevin Kobel, L ERA: 7.08	(7, 1)	1.0	W	2	0	0	0	0	0	0	0	0	0	2	2	0.00	0.000								
Neil Allen, R ERA: 4.88	(8, 1)	2.0	S	11	3	0	0	1	1	0	0	0	0	9	17	0.00	2.000								

New York Mets @ St. Louis Cardinals
Busch Stadium, St. Louis, MO
Wed May 28 1980, 3:33 AM CDT
Att: 12,161 - Unknown

AB 36
R 5
H 10
RBI 4
BB 5
SO 5
LOB 21



Batter	1	2	3	4	5	6	7	8	9	AB R H RBI BB SO LOB	TOP									
Ron LeFlore, R OBP: 0.323, SLG: 0.303	6-3	2B 2B BB		6-3		S SF8 BB		4-3	F9	4 2 0 0 2 0 2	Montreal Expos @ St. Louis Cardinals Busch Stadium, St. Louis, MO Fri May 30 1980, 7:05 PM CDT Att: 13,229 - Unknown									
Rodney Scott, S OBP: 0.291, SLG: 0.239	F9	2B		5-3		F7		4-3		5 1 1 1 0 0 2										
Andre Dawson, R OBP: 0.338, SLG: 0.469	HR	2B BB		1-3		SF8		F8		3 2 1 2 1 0 1										
Ellis Valentine, R OBP: 0.354, SLG: 0.473	E7					F8 1B BB			L6	2 0 1 3 1 0 0										
Tom Hutton, L OBP: 0.111, SLG: 0.063		2B								1 0 0 0 0 0 0										
Larry Parrish, R OBP: 0.285, SLG: 0.436		L5				S 1B			F8	4 1 2 0 1 0 2										
Ken Macha, R OBP: 0.500, SLG: 0.680	BB					1-2 1B			2B 3B 1B	0 0 0 0 0 0 0										
Gary Carter, R OBP: 0.307, SLG: 0.446	5-3			HR		F8				5 2 2 1 0 0 4										
Warren Cromartie, L OBP: 0.325, SLG: 0.438		6-3		F7		K		L3		4 1 0 0 1 1 2										
Chris Speier, R OBP: 0.373, SLG: 0.500		SH3-4 2B 1B		K				3-1		4 1 2 3 1 1 0										
Scott Sanderson, R OBP: 0.176, SLG: 0.250		SH3-4		K		K			P6	4 0 1 0 0 2 4										
Inning Stats	R: 1 E: 1 K: 0 S: 5	H: 1 LOB: 2 BB: 1 P: 9	R: 4 E: 0 K: 0 S: 6	H: 3 LOB: 1 BB: 2 P: 14	R: 1 E: 0 K: 2 S: 8	H: 1 LOB: 0 BB: 0 P: 8	R: 0 E: 0 K: 0 S: 3	H: 0 LOB: 0 BB: 0 P: 3	R: 0 E: 0 K: 0 S: 3	H: 0 LOB: 1 BB: 1 P: 8	R: 0 E: 0 K: 0 S: 3	H: 0 LOB: 0 BB: 0 P: 3	R: 0 E: 0 K: 0 S: 4	H: 1 LOB: 1 BB: 0 P: 4	R: 3 E: 0 K: 0 S: 6	H: 3 LOB: 1 BB: 1 P: 10	1B: 3 2B: 4 3B: 1 HR: 2	SF: 1 SAC: 1 DP: 0	WP: 0 PB: 0 SB: 3 CS: 0	PA: 46
PITCHER	IP WLS BF H R ER SO BB IBB HBP BLK WP HR S P ERA WHIP											IP WLS BF H R ER SO BB IBB HBP BLK WP HR S P ERA WHIP								
Jim Kaat, L ERA: 7.25	(1, 1) 4.0 L 21 5 6 6 2 3 0 0 0 0 2 22 34 13.50 2.000																			
Roy Thomas, R ERA: 5.24	(5, 1) 3.0 14 1 1 1 2 2 1 1 0 0 0 14 27 3.00 1.000																			
Jim Otten, R ERA: 23.14	(8, 1) 1.1 9 4 3 3 0 0 1 0 0 0 0 8 12 20.25 3.000																			
George Frazier, R ERA: 5.4	(9, 1) 0.2 2 0 0 0 0 0 0 0 0 0 0 2 2 0.00 0.000																			

Batter	1	2	3	4	5	6	7	8	9	AB R H RBI BB SO LOB	BOTTOM											
Gary Templeton, S OBP: 0.350, SLG: 0.396	6-3		G3		4-3			F7		4 0 0 0 0 0 0	Montreal Expos @ St. Louis Cardinals Busch Stadium, St. Louis, MO Fri May 30 1980, 7:05 PM CDT Att: 13,229 - Unknown											
Leon Durham, L OBP: 0.154, SLG: 0.083	K		4-3		P4			G3		4 0 0 0 0 1 0												
Keith Hernandez, L OBP: 0.422, SLG: 0.503	BB		F7		F8			4-3		3 0 0 0 1 0 0												
Ted Simmons, S OBP: 0.408, SLG: 0.508	F7			4-3		3-1			HR 1B	4 1 1 0 0 0 1												
Terry Kennedy, L OBP: 0.392, SLG: 0.556		G3		1B 3B		F7		F9		4 1 1 0 0 0 1												
George Hendrick, R OBP: 0.396, SLG: 0.581		1B 2B		1B		K			HR	4 2 3 3 0 1 0												
Ken Reitz, R OBP: 0.399, SLG: 0.481		4-3 1B		1B			5-3	P6		4 0 2 1 0 0 0												
Mike Ramsey, S OBP: 0.364, SLG: 0.591		4-3		F7		G4-6-3 1B				4 0 2 0 0 0 3												
Jim Kaat, L ERA: 7.25	(1, 1) 4.0 L 21 5 6 6 2 3 0 0 0 0 2 22 34 13.50 2.000																					
Dane Long, L OBP: 0.416, SLG: 0.518	(4, PH) 0.0 0 0 0 0 0 0 0 0 0 0 0 0 0 0.00 0.000																					
Roy Thomas, R ERA: 5.24	(5, 1) 3.0 14 1 1 1 2 2 1 1 0 0 0 14 27 3.00 1.000																					
Tony Scott, R OBP: 0.291, SLG: 0.239	(7, PH) 0.0 0 0 0 0 0 0 0 0 0 0 0 0 0 0.00 0.000																					
Jim Otten, R ERA: 23.14	(8, 1) 1.1 9 4 3 3 0 0 1 0 0 0 0 8 12 20.25 3.000																					
George Frazier, R ERA: 5.4	(9, 1) 0.2 2 0 0 0 0 0 0 0 0 0 0 2 2 0.00 0.000																					
Bobby Bonds, R OBP: 0.288, SLG: 0.340	(9, PH) 0.0 0 0 0 0 0 0 0 0 0 0 0 0 0 0.00 0.000																					
Inning Stats	R: 0 E: 0 K: 1 S: 5	H: 0 LOB: 1 BB: 1 P: 9	R: 1 E: 0 K: 1 S: 7	H: 2 LOB: 1 BB: 0 P: 7	R: 0 E: 0 K: 0 S: 3	H: 0 LOB: 0 BB: 0 P: 3	R: 1 E: 0 K: 1 S: 8	H: 3 LOB: 2 BB: 0 P: 8	R: 0 E: 0 K: 0 S: 3	H: 0 LOB: 0 BB: 0 P: 3	R: 0 E: 0 K: 1 S: 5	H: 0 LOB: 0 BB: 0 P: 5	R: 0 E: 0 K: 0 S: 3	H: 1 LOB: 0 BB: 0 P: 3	R: 0 E: 0 K: 0 S: 3	H: 0 LOB: 0 BB: 0 P: 3	R: 2 E: 0 K: 1 S: 8	H: 3 LOB: 1 BB: 0 P: 8	1B: 5 2B: 2 3B: 1 HR: 1	SF: 0 SAC: 0 DP: 1 HBP: 0	WP: 0 PB: 0 SB: 0 CS: 0	PA: 36
PITCHER	IP WLS BF H R ER SO BB IBB HBP BLK WP HR S P ERA WHIP											IP WLS BF H R ER SO BB IBB HBP BLK WP HR S P ERA WHIP										
Scott Sanderson, R ERA: 3.57	(1, 1) 9.0 W 36 9 4 4 5 1 0 0 0 0 0 1 45 49 4.00 1.111																					



Batter	1	2	3	4	5	6	7	8	9	AB	R	H	RBI	BB	SO	LOB	TOP					
Ron LeFlore, R OBP: 0.320, SLG: 0.300 (1, 7)	5-3		6-3		K		FC4-6 1B		6-3	5	0	1	0	0	1	1						
Rodney Scott, S OBP: 0.288, SLG: 0.238 (1, 4)	1B		L9		4-3		FC4-6 WP HR		F8	5	2	1	0	0	0	2						
Andre Dawson, R OBP: 0.333, SLG: 0.459 (1, 8)	K			L8		IHR 1B	K		1-3	5	1	1	0	0	2	2						
Gary Carter, R OBP: 0.323, SLG: 0.500 (1, 2)	2H 1B			2B 1B		IHR 1B	HR			4	3	4	5	0	0	0						
Warren Cromartie, L OBP: 0.323, SLG: 0.440 (1, 3)	4-3			4-3 2B		K	4-3			4	0	1	1	0	1	1						
Ken Macha, R OBP: 0.469, SLG: 0.621 (1, 5)		F8		4-3		BB 1B		F8		4	0	1	0	0	0	1						
Tom Hutton, L OBP: 0.091, SLG: 0.050 (1, 9)		G3		P3		K		4-3		4	0	0	0	0	1	2						
Chris Speier, R OBP: 0.394, SLG: 0.500 (1, 6)		L7			SH1-4 1B	1-2 BB		BB		2	0	1	0	2	0	0						
Steve Rogers, R Fred Norman, S Rowland Office, L Bill Gullickson, R Jerry White, S Woodie Fryman, R (1, 1) (5, 1) (6, PH) (6, 1) (8, PH) (8, 1)			L6		SH1-4 1-2	F8		F8		1	0	0	0	0	0	0						
Inning Stats	R: 1 E: 0 K: 1 S: 7	H: 2 LOB: 1 BB: 0 P: 7	R: 0 E: 0 K: 0 S: 3	H: 0 LOB: 0 BB: 0 P: 3	R: 0 E: 0 K: 0 S: 3	H: 0 LOB: 0 BB: 0 P: 3	R: 1 E: 0 K: 0 S: 5	H: 2 LOB: 1 BB: 0 P: 5	R: 0 E: 0 K: 1 S: 6	H: 1 LOB: 1 BB: 0 P: 6	R: 2 E: 0 K: 2 S: 10	H: 3 LOB: 2 BB: 1 P: 14	R: 2 E: 0 K: 1 S: 7	H: 2 LOB: 0 BB: 0 P: 7	R: 0 E: 0 K: 0 S: 3	H: 0 LOB: 1 BB: 0 P: 7	R: 0 E: 0 K: 0 S: 3	H: 0 LOB: 0 BB: 0 P: 3	1B: 7 2B: 1 3B: 0 HR: 2	SF: 0 SAC: 1 DP: 0 HBP: 0	WP: 1 PB: 0 SB: 1 CS: 0	PA: 39
PITCHER	IP WLS BF H R ER SO BB IBB HBP BLK WP HR S P ERA WHIP	5.0 W 22 7 4 4 2 0 0 0 0 0 0 26 26 7.20 1.400	4.0 S 17 3 2 2 3 2 0 0 0 1 1 21 29 4.50 1.250											PITCHER	IP WLS BF H R ER SO BB IBB HBP BLK WP HR S P ERA WHIP							

Montreal Expos @ St. Louis Cardinals
Busch Stadium, St. Louis, MO

AB 36
R 6
H 10
RBI 6
BB 2
SO 5
LOB 12



Sat May 31 1980, 7:05 PM CDT
Att: 19,106 - Unknown

Batter	1	2	3	4	5	6	7	8	9	AB	R	H	RBI	BB	SO	LOB	BOTTOM			
Garry Templeton, S OBP: 0.347, SLG: 0.391 (1, 6)	K		E S 3B 1B	F8	FC6-4 1-2		G4-6-3 1-2			5	1	1	0	0	1	6				
Tony Scott, S OBP: 0.291, SLG: 0.287 (1, 8)	4-3		1B 3B		4-3	K		G4-6-3 BB		4	1	1	1	1	1	0				
Keith Hernandez, L OBP: 0.417, SLG: 0.500 (1, 3)	1B 2B		K		F8	L4		G4-6-3 1-2		5	1	1	0	0	1	2				
Dane Iorg, L OBP: 0.446, SLG: 0.583 Bobby Bonds, R OBP: 0.297, SLG: 0.337 (1, 7) (8, PH) (9, 7)	2H 1B				WP HR 2B	1B 2B		K		4	2	4	2	0	0	0				
Terry Kennedy, L OBP: 0.400, SLG: 0.542 (1, 2)	4-3		1-3		WP HR IBB	2H 1B				3	1	1	1	1	0	2				
George Hendrick, R OBP: 0.369, SLG: 0.595 (1, 9)		G4-3 BB		6-3		HR		K		3	1	1	3	1	1	1				
Ken Reitz, R OBP: 0.407, SLG: 0.494 (1, 5)	G4-3 1-2				FC6-4 1B	1B 2B		1B 1B		4	1	3	0	0	0	1				
Mike Ramsey, S OBP: 0.385, SLG: 0.560 (1, 4)	P5				FC6-4 1B	1B IBB		G4-6-3 1B		3	0	1	0	1	0	1				
Bob Forsch, R OBP: 0.276, SLG: 0.500 Pete Vuckovich, R OBP: 0.125, SLG: 0.130 (1, 1) (6, 1)			6-3		1-2 1B	1-2 1B		K		3	0	2	1	0	0	0				
Inning Stats	R: 1 E: 0 K: 1 S: 7	H: 2 LOB: 1 BB: 0 P: 7	R: 0 E: 0 K: 0 S: 2	H: 0 LOB: 1 BB: 1 P: 6	R: 2 E: 0 K: 1 S: 8	H: 3 LOB: 1 BB: 0 P: 8	R: 0 E: 0 K: 0 S: 5	H: 2 LOB: 2 BB: 0 P: 5	R: 4 E: 0 K: 0 S: 7	H: 4 LOB: 2 BB: 2 P: 15	R: 1 E: 0 K: 2 S: 9	H: 2 LOB: 1 BB: 0 P: 9	R: 0 E: 0 K: 1 S: 6	H: 2 LOB: 1 BB: 0 P: 6	R: 0 E: 0 K: 1 S: 4	H: 0 LOB: 0 BB: 1 P: 8	1B: 9 2B: 4 3B: 1 HR: 1	SF: 0 SAC: 0 DP: 3 HBP: 0	WP: 1 PB: 0 SB: 1 CS: 0	PA: 40
PITCHER	IP WLS BF H R ER SO BB IBB HBP BLK WP HR S P ERA WHIP	4.2 L 27 11 7 7 2 0 0 0 0 0 0 1 1 0.00 0.000	0.1 1 0 0 0 0 0 0 0 0 0 0 0 1 1 0.00 0.000	2.0 9 4 1 1 3 0 0 0 0 0 0 0 15 15 4.50 2.000	1.0 3 0 0 0 0 1 1 0 0 0 0 0 4 8 0.00 1.000											PITCHER	IP WLS BF H R ER SO BB IBB HBP BLK WP HR S P ERA WHIP			

Montreal Expos @ St. Louis Cardinals
Busch Stadium, St. Louis, MO

AB 36
R 8
H 15
RBI 8
BB 4
SO 6
LOB 15



Sat May 31 1980, 7:05 PM CDT
Att: 19,106 - Unknown

Batter	1	2	3	4	5	6	7	8	9	10	11	12	AB	R	H	RBI	BB	SO	LOB	TOP		
Ron LeFlore, R Stan Bahnsen, R Fred Norman, S	F9		F9		F9		FC5-4		F9		F9		6	2	1	0	0	0	3			
Rodney Scott, S	4-3		FC4-6		SF8				1-3				3	2	0	1	2	0	1			
Andre Dawson, R	4-3		E7										5	2	4	2	1	0	1			
John Tamargo, S	K												5	0	2	3	1	1	3			
Warren Cromartie, L	L7		4-3		4-3								6	0	1	1	0	1	6			
Rowland Office, L													6	0	0	0	0	1	3			
Ken Macha, R	6-3												5	0	1	0	0	0	0			
Chris Speier, R	5-3												5	0	0	0	0	1	1			
Bill Lee, L Elias Sosa, R Woodie Fryman, R Jerry White, S													3	1	3	0	0	0	0			
Inning Stats	R: 1 E: 0 K: 1 S: 6	H: 1 LOB: 1 BB: 1 P: 10	R: 0 E: 0 K: 0 S: 3	H: 0 LOB: 0 BB: 0 P: 3	R: 2 E: 2 K: 0 S: 6	H: 3 LOB: 1 BB: 0 P: 6	R: 0 E: 0 K: 0 S: 3	H: 0 LOB: 0 BB: 0 P: 3	R: 1 E: 0 K: 0 S: 5	H: 2 LOB: 2 BB: 1 P: 9	R: 0 E: 0 K: 1 S: 5	H: 1 LOB: 0 BB: 0 P: 5	R: 0 E: 0 K: 0 S: 4	H: 1 LOB: 0 BB: 0 P: 4	R: 0 E: 0 K: 1 S: 5	H: 0 LOB: 0 BB: 0 P: 5	R: 0 E: 0 K: 1 S: 5	H: 2 LOB: 1 BB: 0 P: 6	1B: 6 2B: 6 3B: 0 HR: 0	SF: 1 SAC: 0 DP: 1 HBP: 0	WP: 0 PB: 0 SB: 0 CS: 0	PA: 51
PITCHER	IP	WLS	BF	H	R	ER	SO	BB	IBB	HBP	BLK	WP	HR	S	P	ERA	WHIP					
Silvio Martinez, R	4.2		22	6	4	3	1	2	0	0	0	0	0	22	30	5.79	1.714					
Don Hood, L	2.1		11	2	2	2	1	1	1	0	0	0	0	11	19	7.71	1.286					
Pete Vuckovich, R	3.0		10	2	0	0	2	0	0	0	0	0	0	14	14	0.00	0.667					
George Frazier, R	2.0	L	8	2	1	1	1	0	0	0	0	0	0	10	10	4.50	1.000					

Montreal Expos @ St. Louis Cardinals
Busch Stadium, St. Louis, MO
Sun Jun 01 1980, 3:33 AM CDT
Alt. 30.016 - Unknown

AB 46
R 7
H 12
RBI 7
BB 4
SO 5
LOB 18



Batter	1	2	3	4	5	6	7	8	9	10	11	12	AB	R	H	RBI	BB	SO	LOB	BOTTOM		
Bobby Bonds, R	F9		6-3										5	0	1	0	1	0	2			
Garry Templeton, S	5-3												6	0	0	0	0	1	3			
Keith Hernandez, L	1B												5	2	2	0	0	0	0			
Ted Simmons, S	1B												6	2	2	3	0	1	2			
George Hendrick, R	1B												5	0	0	0	1	0	0			
Ken Reitz, R	1B												6	2	3	1	0	0	0			
Tony Scott, S	1B												4	0	2	0	2	1	1			
Mike Ramsey, S	P6												3	0	1	1	0	0	4			
Dane Iorg, L	P6												1	0	1	1	0	0	0			
Tom Herr, S	P6												2	0	1	0	0	1	1			
Silvio Martinez, R Don Hood, L Elias Sosa, R Woodie Fryman, L Stan Bahnsen, R Fred Norman, L													1	0	0	0	0	0	1			
Inning Stats	R: 2 E: 0 K: 0 S: 6	H: 3 LOB: 3 BB: 2 P: 14	R: 0 E: 0 K: 1 S: 6	H: 1 LOB: 2 BB: 0 P: 7	R: 1 E: 0 K: 0 S: 6	H: 3 LOB: 2 BB: 0 P: 6	R: 0 E: 0 K: 1 S: 5	H: 0 LOB: 0 BB: 0 P: 6	R: 0 E: 0 K: 0 S: 4	H: 1 LOB: 1 BB: 0 P: 4	R: 0 E: 0 K: 0 S: 5	H: 0 LOB: 0 BB: 0 P: 5	R: 0 E: 0 K: 0 S: 3	H: 1 LOB: 2 BB: 1 P: 12	R: 0 E: 0 K: 0 S: 3	H: 0 LOB: 0 BB: 0 P: 3	R: 0 E: 0 K: 1 S: 5	H: 0 LOB: 1 BB: 1 P: 9	1B: 10 2B: 1 3B: 1 HR: 1	SF: 0 SAC: 1 DP: 0 HBP: 1	WP: 0 PB: 0 SB: 3 CS: 0	PA: 54
PITCHER	IP	WLS	BF	H	R	ER	SO	BB	IBB	HBP	BLK	WP	HR	S	P	ERA	WHIP					
Bill Lee, L	6.0		31	10	5	5	3	2	0	0	1	0	0	1	34	7.50	2.000					
Elias Sosa, R	0.2		4	2	1	1	0	0	0	0	0	0	0	4	4	13.50	3.000					
Woodie Fryman, L	3.1		12	1	0	0	3	0	1	0	0	0	0	17	21	0.00	0.300					
Stan Bahnsen, R	1.1	W	5	0	0	0	0	1	0	0	0	0	0	4	8	0.00	0.750					
Fred Norman, L	0.2	S	2	0	0	0	1	0	0	0	0	0	0	4	4	0.00	0.000					

Montreal Expos @ St. Louis Cardinals
Busch Stadium, St. Louis, MO
Sun Jun 01 1980, 3:33 AM CDT
Alt. 30.016 - Unknown

AB 48
R 6
H 13
RBI 6
BB 4
SO 7
LOB 16



Batter	1	2	3	4	5	6	7	8	9	AB	R	H	RBI	BB	SO	LOB	TOP				
Garry Templeton, S OBP: 0.329, SLG: 0.369 (1, 6)	F4	F8		L5			F3	F4-3		5	0	0	0	0	0	2					
Mike Ramsey, S OBP: 0.441, SLG: 0.606 (1, 4)	BB HR	1B HR			HR		1B		5-3	5	3	4	0	0	0	0					
Keith Hernandez, L OBP: 0.429, SLG: 0.547 (1, 3)	HR	HR			HR		BB 1B		P5	4	3	3	5	1	0	0					
Ted Simmons, S OBP: 0.399, SLG: 0.532 (1, 2)	HR	F8			L7		K		F8	5	1	1	3	0	1	2					
Dane Iorg, L OBP: 0.443, SLG: 0.563 (1, 7)	E3				K					3	0	0	0	1	1	0					
George Hendrick, R OBP: 0.355, SLG: 0.564 (1, 9)	F3				F4					4	0	0	0	0	1	4					
Ken Reitz, R OBP: 0.401, SLG: 0.488 (1, 5)	6-3				6-3					4	0	0	0	0	0	1					
Tony Scott, S OBP: 0.302, SLG: 0.287 (1, 8)		G3			F2		G3			3	0	0	0	1	0	0					
John Fulgham, R (1, 1)		E5 HR			K		F4-3		SH3-4 BB	3	1	0	0	0	1	0					
Inning Stats	R: 3 E: 1 K: 0 S: 6	H: 2 LOB: 1 BB: 1 P: 10	R: 3 E: 1 K: 0 S: 6	H: 2 LOB: 0 BB: 0 P: 6	R: 0 E: 0 K: 0 S: 3	H: 0 LOB: 0 BB: 0 P: 3	R: 0 E: 0 K: 1 S: 5	H: 0 LOB: 0 BB: 0 P: 5	R: 2 E: 0 K: 1 S: 7	H: 2 LOB: 0 BB: 0 P: 7	R: 0 E: 0 K: 2 S: 9	H: 2 LOB: 3 BB: 1 P: 13	R: 0 E: 0 K: 0 S: 3	H: 0 LOB: 1 BB: 1 P: 7	R: 0 E: 0 K: 0 S: 3	H: 0 LOB: 0 BB: 0 P: 3	1B: 4 2B: 1 3B: 0 HR: 3	SF: 0 SAC: 1 DP: 0 HBP: 0	WP: 0 PB: 0 SB: 0 CS: 0	PA: 40	
PITCHER	IP	WLS	BF	H	R	ER	SO	BB	IBB	HBP	BLK	WP	HR	S	P	ERA	WHIP				
Ray Burris, R ERA: 2.7 (1, 1)	3.0	L	16	4	6	3	0	1	0	0	0	0	2	15	19	9.00	1.667				
Kevin Kobel, L ERA: 7.25 (4, 1)	2.0		8	2	2	2	2	0	0	0	0	0	1	12	12	9.00	1.000				
John Pacella, R ERA: 3.66 (6, 1)	3.0		13	2	0	0	2	2	0	0	0	0	0	15	23	0.00	1.333				
Ed Glynn, L ERA: 3.71 (9, 1)	1.0		3	0	0	0	0	0	0	0	0	0	0	3	3	0.00	0.000				

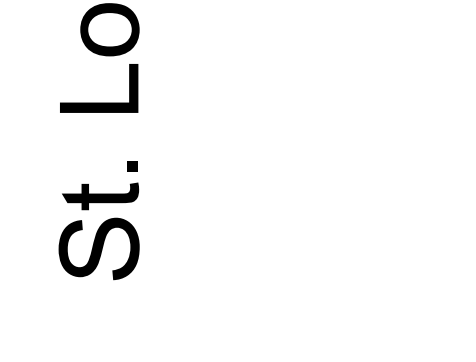
St. Louis Cardinals @ New York Mets
Shea Stadium, Flushing, NY
Tue Jun 03 1980, 7:05 PM EDT
Att: 6,368 - Unknown



AB 36
R 8
H 8
RBI 8
BB 3
SO 4
LOB 9

Batter	1	2	3	4	5	6	7	8	9	AB	R	H	RBI	BB	SO	LOB	BOTTOM				
Lee Mazzilli, S OBP: 0.378, SLG: 0.338 (1, 8)	S BB									2	0	0	0	2	1	1					
Frank Taveras, R OBP: 0.354, SLG: 0.369 (1, 6)	F8					G4-6-3 BB				4	0	0	0	0	1	2					
Steve Henderson, R OBP: 0.387, SLG: 0.441 (1, 7)	F8					G3-6-3 1B				4	0	2	0	0	1	1					
Mike Jorgensen, L OBP: 0.344, SLG: 0.418 (1, 3)	K					G3-6-3 1-2				4	0	1	0	0	1	2					
John Stearns, R OBP: 0.358, SLG: 0.416 (1, 2)		F8					P4			4	0	0	0	0	1	2					
Joel Youngblood, R OBP: 0.302, SLG: 0.358 (1, 9)		5-3					5-3			4	0	0	0	0	0	2					
Elliott Maddox, R OBP: 0.400, SLG: 0.317 (1, 5)		F8								2	1	1	1	1	0	0					
Doug Flynn, R OBP: 0.258, SLG: 0.258 Ed Glynn, R (9, 1)										3	0	1	0	0	1	1					
Ray Burris, R OBP: 0.136, SLG: 0.105 (1, 1)										0	0	0	0	0	0	0					
Dan Norman, R OBP: 0.209, SLG: 0.333 (3, 1)										1	0	0	0	0	0	0					
Kevin Kobel, R (4, 1)										0	0	0	0	0	0	0					
Jerry Morales, R OBP: 0.296, SLG: 0.291 (5, PH)										1	0	0	0	0	1	1					
John Pacella, R OBP: 0.350, SLG: 0.500 (6, 1)										0	0	0	0	0	0	0					
Jose Moreno, S OBP: 0.143, SLG: 0.143 (8, PH)										1	0	0	0	0	0	1					
Inning Stats	R: 0 E: 0 K: 1 S: 5	H: 0 LOB: 1 BB: 1 P: 9	R: 0 E: 0 K: 0 S: 3	H: 0 LOB: 0 BB: 0 P: 3	R: 0 E: 0 K: 1 S: 5	H: 0 LOB: 0 BB: 0 P: 5	R: 0 E: 0 K: 0 S: 3	H: 1 LOB: 0 BB: 0 P: 3	R: 1 E: 0 K: 1 S: 7	H: 2 LOB: 1 BB: 0 P: 7	R: 0 E: 0 K: 1 S: 4	H: 0 LOB: 0 BB: 1 P: 8	R: 0 E: 0 K: 1 S: 5	H: 0 LOB: 1 BB: 1 P: 9	R: 0 E: 0 K: 1 S: 7	H: 2 LOB: 2 BB: 0 P: 7	1B: 4 2B: 0 3B: 0 HR: 1	SF: 0 SAC: 0 DP: 2 HBP: 0	WP: 0 PB: 0 SB: 1 CS: 0	PA: 33	
PITCHER	IP	WLS	BF	H	R	ER	SO	BB	IBB	HBP	BLK	WP	HR	S	P	ERA	WHIP				
John Fulgham, R ERA: 2.28 (1, 1)	9.0	W	33	5	1	1	7	3	0	0	0	0	1	44	56	1.00	0.889				

St. Louis Cardinals @ New York Mets
Shea Stadium, Flushing, NY
Tue Jun 03 1980, 7:05 PM EDT
Att: 6,368 - Unknown




AB 30
R 1
H 5
RBI 1
BB 3
SO 7
LOB 13

Batter	1	2	3	4	5	6	7	8	9	10	AB	R	H	RBI	BB	SO	LOB	TOP			
Garry Templeton, S OBP: 0.326, SLG: 0.365 (1, 6)	F8		5-3		1B			K		K	5	0	1	0	0	2	0				
Mike Ramsey, S OBP: 0.395, SLG: 0.541 (1, 4)	K		L9		L6			F7			4	0	0	0	0	1	1				
Keith Hernandez, L OBP: 0.420, SLG: 0.535 (1, 3)	F9		F7					L7			4	0	0	0	0	0	0				
Ted Simmons, S OBP: 0.389, SLG: 0.517 (1, 2)		3-1		3-1				F9		1-3	4	0	0	0	0	0	0				
Daneborg, L OBP: 0.419, SLG: 0.529 (1, 7)		F4-3		L7				F4-3		5-3	4	0	0	0	0	0	0				
George Hendrick, R OBP: 0.363, SLG: 0.563 (1, 9)		BB 1B		HBP				BB		K	2	0	1	0	1	1	0				
Ken Reitz, R OBP: 0.403, SLG: 0.503 (1, 5)		BB		F7				F2			3	1	1	1	1	0	2				
Tony Scott, S OBP: 0.301, SLG: 0.281 (1, 8)		BB		F4				K		F4-3	3	0	0	0	1	1	1				
Jim Kaat, L (1, 1)		BB		K				K		K	4	0	0	0	0	3	4				
Inning Stats	R: 0 E: 0 K: 1 S: 5	H: 0 LOB: 0 BB: 0 P: 5	R: 0 E: 0 K: 0 S: 4	H: 1 LOB: 3 BB: 2 P: 12	R: 0 E: 0 K: 0 S: 3	H: 0 LOB: 0 BB: 0 P: 3	R: 0 E: 0 K: 1 S: 6	H: 1 LOB: 1 BB: 0 P: 6	R: 0 E: 0 K: 0 S: 3	H: 0 LOB: 1 BB: 1 P: 3	R: 0 E: 0 K: 2 S: 7	H: 0 LOB: 1 BB: 1 P: 11	R: 0 E: 0 K: 1 S: 5	H: 0 LOB: 0 BB: 0 P: 5	R: 0 E: 0 K: 1 S: 5	H: 0 LOB: 0 BB: 0 P: 5	R: 1 E: 0 K: 2 S: 8	H: 1 LOB: 0 BB: 0 P: 8	1B: 2 2B: 0 3B: 0 HR: 1	SF: 0 SAC: 0 DP: 0 HBP: 1	WP: 0 PA: 37 PB: 0 SB: 2 CS: 0
PITCHER	IP WLS BF H R ER SO BB IBB HBP BLK WP HR S P ERA WHIP																				
Pat Zachry, R ERA: 2.33 (1, 1)	7.0		27	2	0	0	4	3	0	1	0	0	0	0	0	0	0	0	0	0.00	0.714
Neil Allen, R ERA: 4.54 (8, 1)	3.0	L	10	1	1	1	4	0	0	0	0	0	0	0	1	18	18	3.00	0.333		

St. Louis Cardinals @ New York Mets
Shea Stadium, Flushing, NY
Wed Jun 04 1980, 7:05 PM EDT
Att: 8,566 - Unknown


AB 33
R 1
H 3
RBI 1
BB 3
SO 8
LOB 8

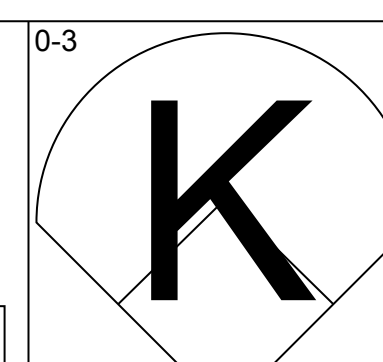
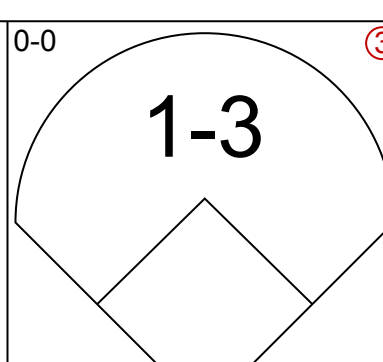
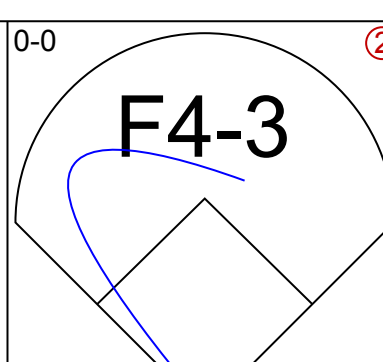
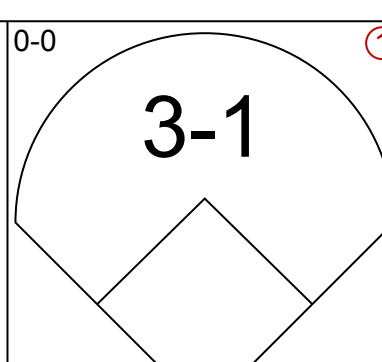
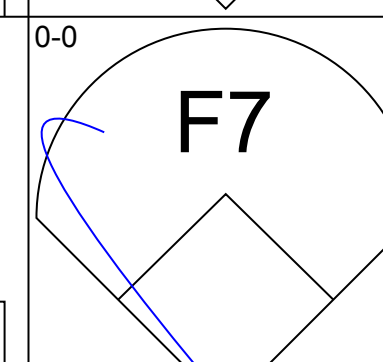
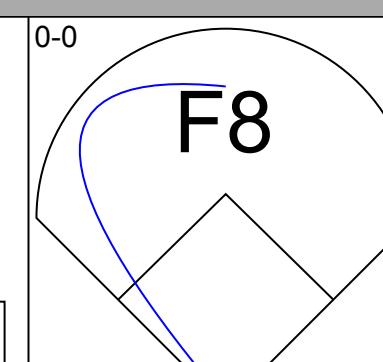
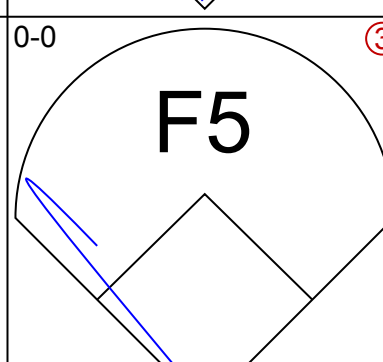
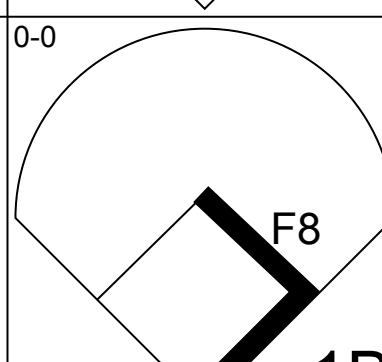
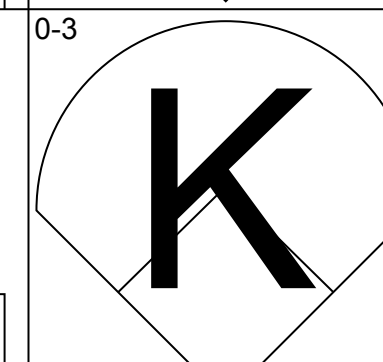
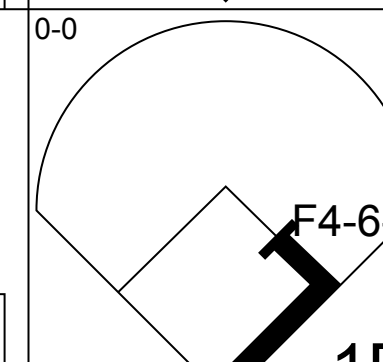
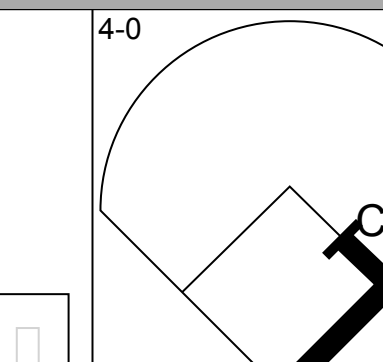
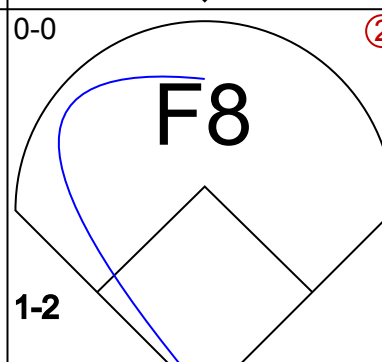
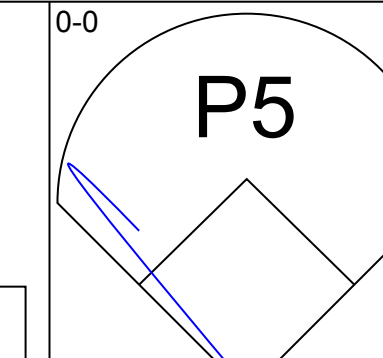
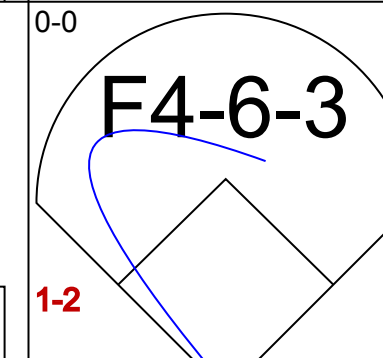
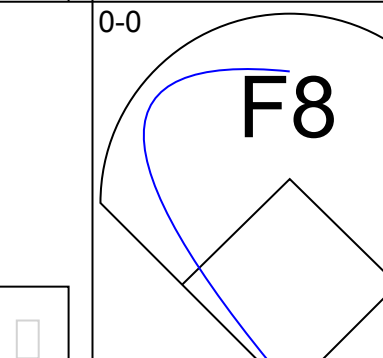
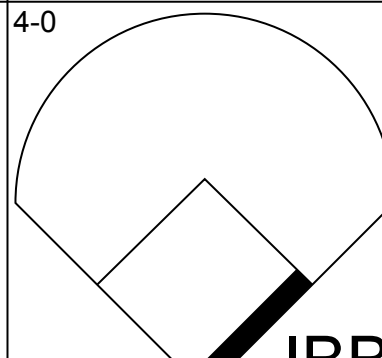
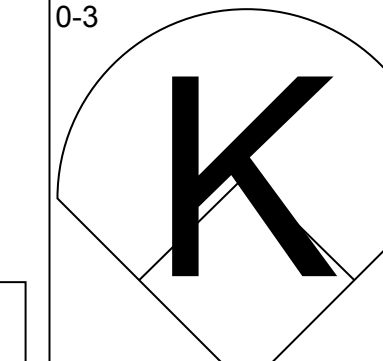
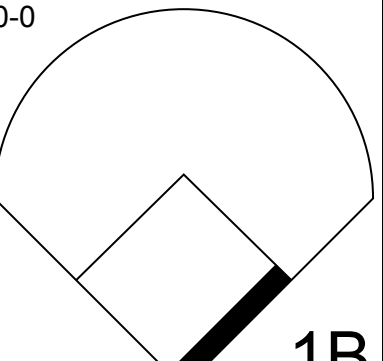
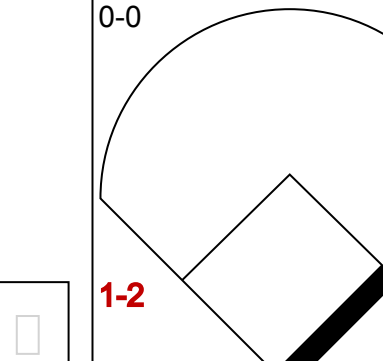
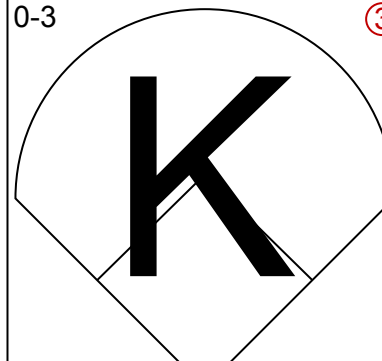
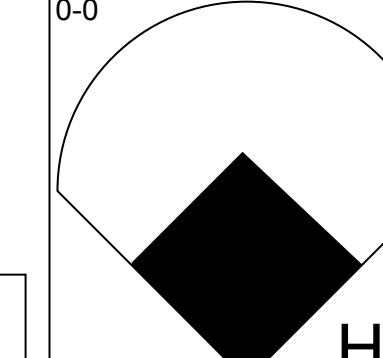
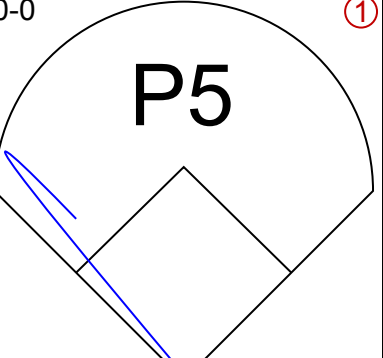
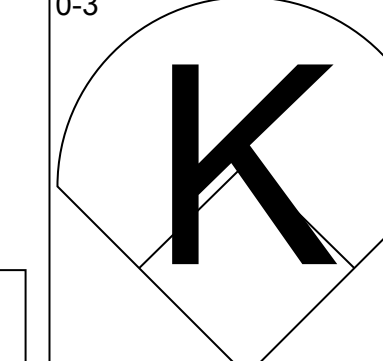
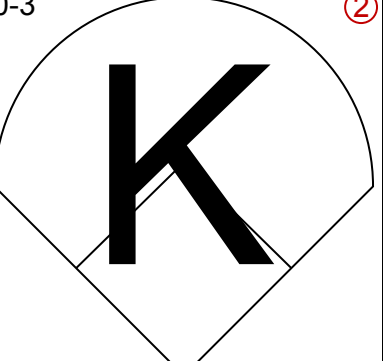
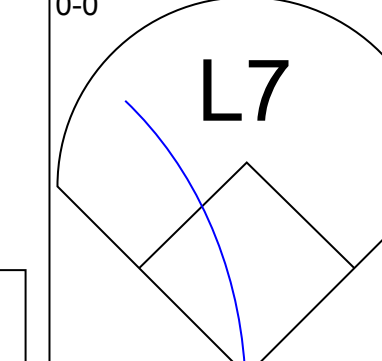
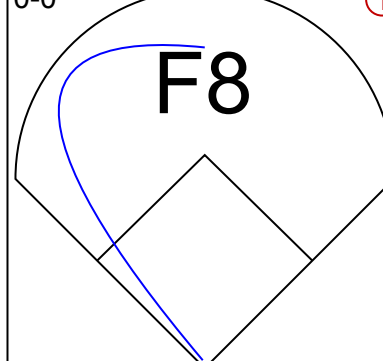
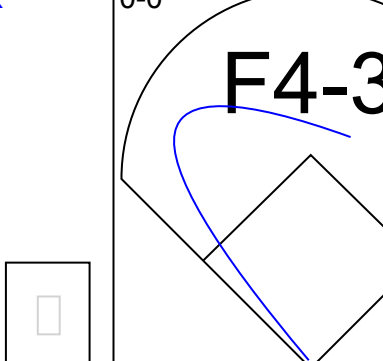
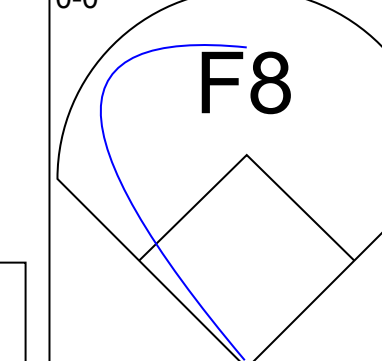
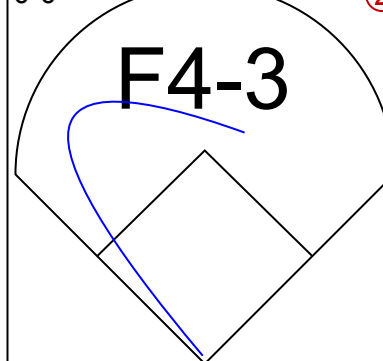

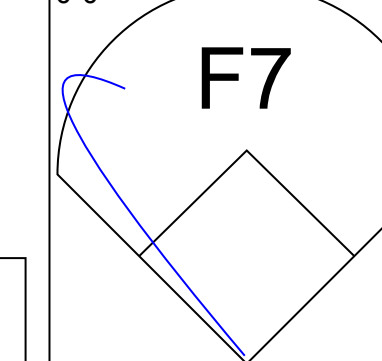


Batter	1	2	3	4	5	6	7	8	9	10	AB	R	H	RBI	BB	SO	LOB	BOTTOM			
Frank Taveras, R OBP: 0.345, SLG: 0.359 (1, 6)	F9		5-3		L6			P3		F8	5	0	0	0	0	0	2				
Elliott Maddox, R OBP: 0.394, SLG: 0.313 (1, 5)	G6-3 1B				F8			F7		F7	5	0	1	0	0	0	1				
Lee Mazzilli, S OBP: 0.375, SLG: 0.335 (1, 8)	G6-3				1B			F9		F8	4	0	1	0	0	0	1				
Steve Henderson, R OBP: 0.390, SLG: 0.438 (1, 7)		4-3		K				BB		SH1-4 1B	3	0	1	0	1	1	1				
John Stearns, R OBP: 0.359, SLG: 0.410 (1, 3)		P5		FC5-4 BB				F8		SH1-4	2	0	0	0	1	0	1				
Joel Youngblood, R OBP: 0.312, SLG: 0.364 (1, 9)		1B		FC5-4				F3 SH1-3 1B		G6-3 IBB	3	0	2	0	1	0	2				
Alex Trevino, R OBP: 0.405, SLG: 0.394 (1, 2)		4-3		4-3 F6-3 1B				SH1-3		G6-3	3	0	1	0	0	0	3				
Doug Flynn, R OBP: 0.257, SLG: 0.258 (1, 4)				F4-3				F6-3		F3	4	0	1	0	0	0	2				
Pat Zachry, R (1, 1)				K				4-3		SH1-4 1B	2	0	0	0	0	1	1				
Jose Cardenal, R OBP: 0.256, SLG: 0.208 (7, PH)								6-3		SH1-4	1	0	0	0	0	0	1				
Neil Allen, R (8, 1)											0	0	0	0	0	0	0				
Jerry Morales, R OBP: 0.260, SLG: 0.261 (10, PH)											0	0	0	0	0	0	0				
Inning Stats	R: 0 E: 0 K: 0 S: 3	H: 1 LOB: 0 BB: 0 P: 3	R: 0 E: 0 K: 0 S: 4	H: 1 LOB: 1 BB: 0 P: 4	R: 0 E: 0 K: 1 S: 5	H: 0 LOB: 0 BB: 0 P: 5	R: 0 E: 0 K: 1 S: 6	H: 1 LOB: 2 BB: 1 P: 10	R: 0 E: 0 K: 0 S: 4	H: 0 LOB: 1 BB: 1 P: 7	R: 0 E: 0 K: 0 S: 3	H: 1 LOB: 1 BB: 0 P: 4	R: 0 E: 0 K: 0 S: 3	H: 0 LOB: 0 BB: 0 P: 3	R: 0 E: 0 K: 0 S: 3	H: 1 LOB: 1 BB: 1 P: 7	R: 0 E: 0 K: 0 S: 4	H: 1 LOB: 1 BB: 0 P: 4	1B: 7 2B: 0 3B: 0 HR: 0	SF: 0 SAC: 3 DP: 2 HBP: 0	WP: 0 PA: 38 PB: 0 SB: 1 CS: 0
PITCHER	IP WLS BF H R ER SO BB IBB HBP BLK WP HR S P ERA WHIP																				
Jim Kaat, L ERA: 5.01 (1, 1)	10.0	W	38	7	0	0	2	2	1	0	0	0	0	0	0	0	0	0	0.00	0.900	

St. Louis Cardinals @ New York Mets
Shea Stadium, Flushing, NY
Wed Jun 04 1980, 7:05 PM EDT
Att: 8,566 - Unknown

AB 32
R 0
H 7
RBI 0
BB 3
SO 2
LOB 15

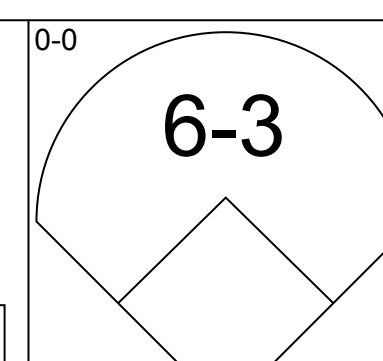
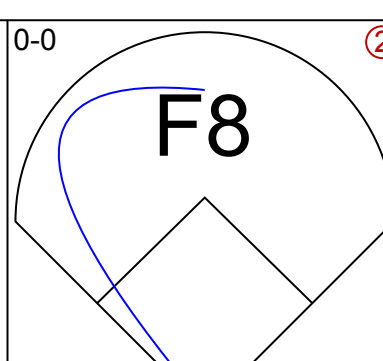
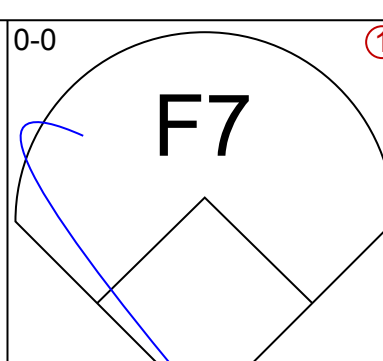
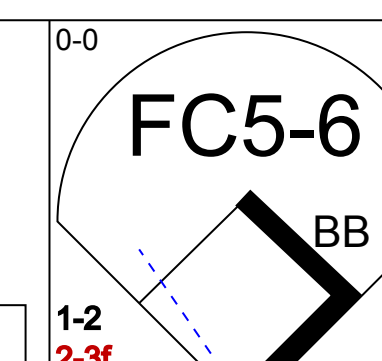
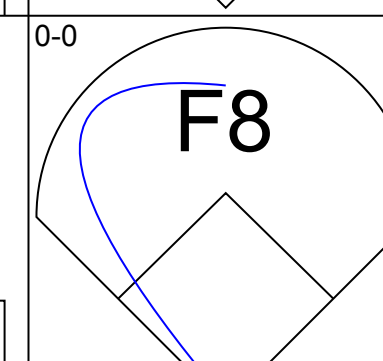
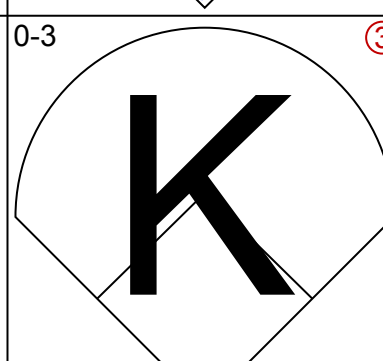
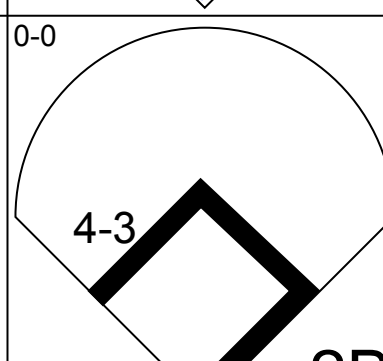
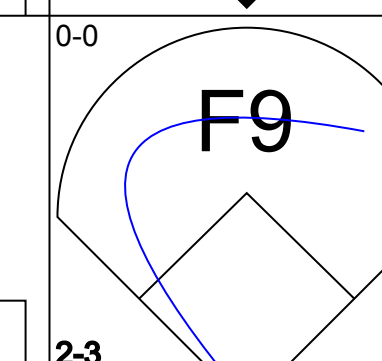
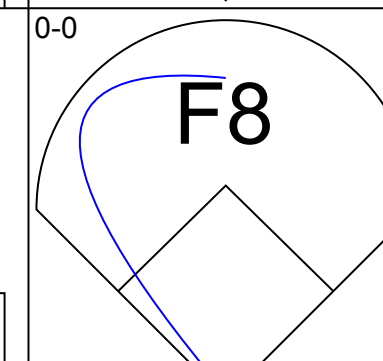
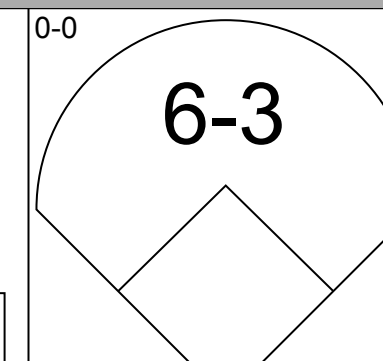
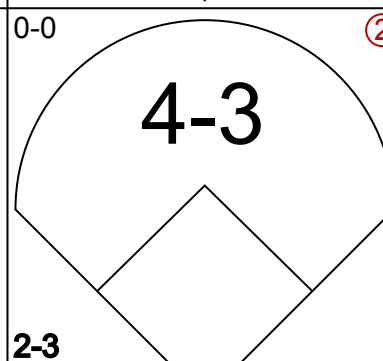
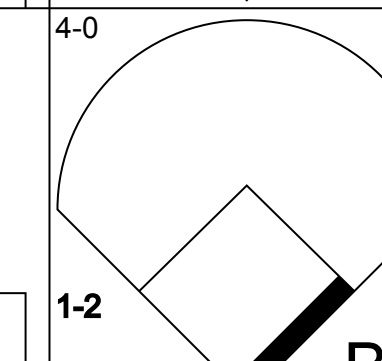
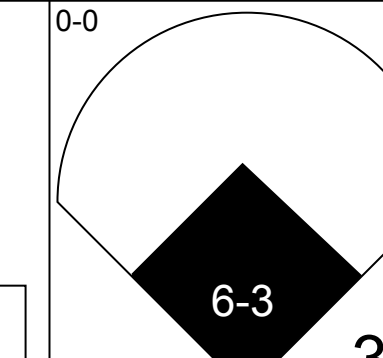
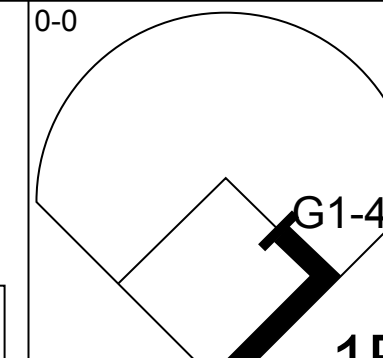
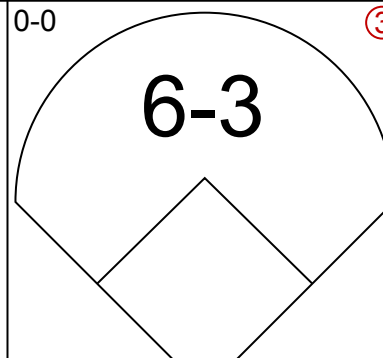
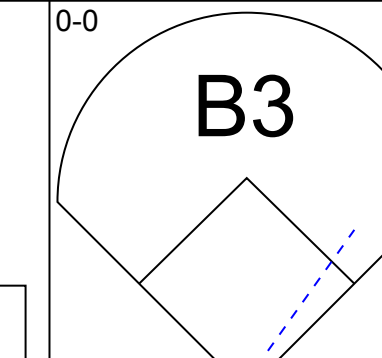
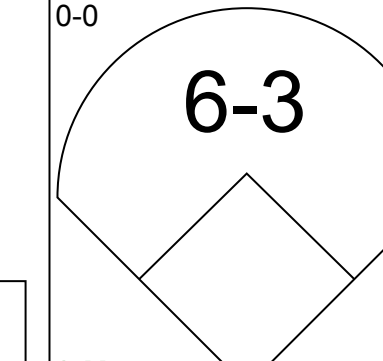
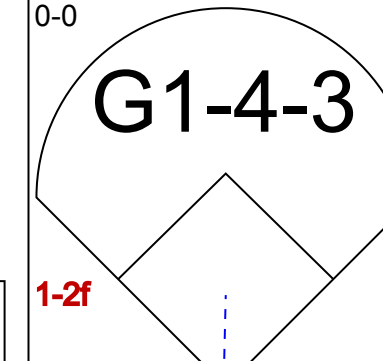
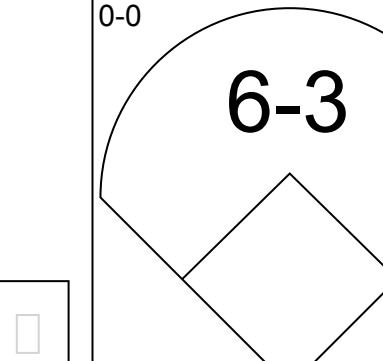
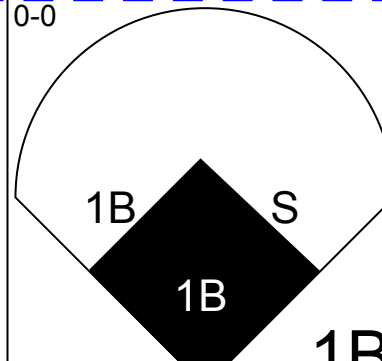
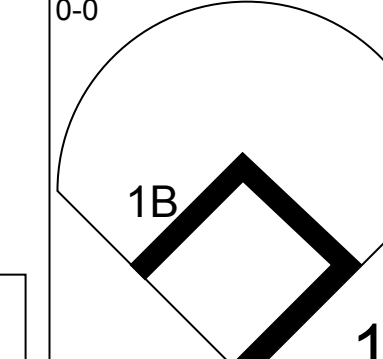
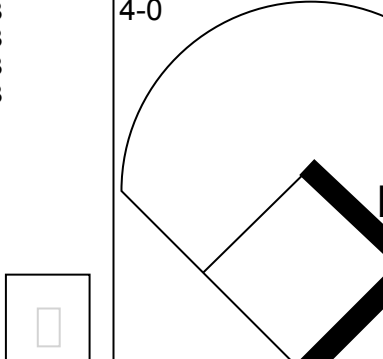
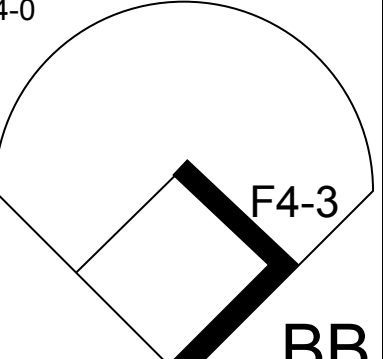
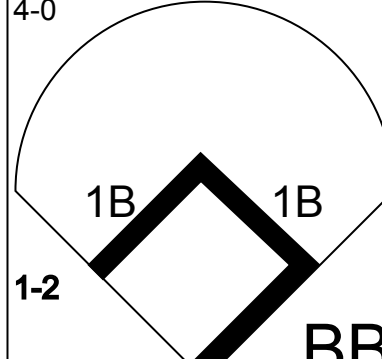
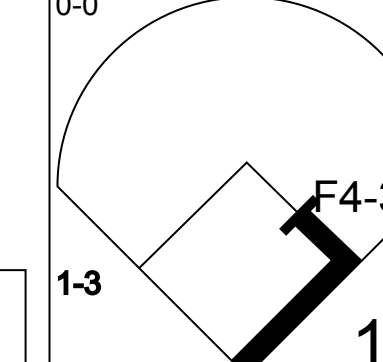
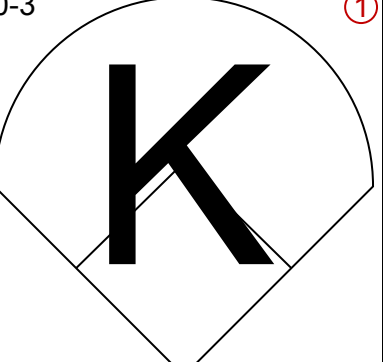
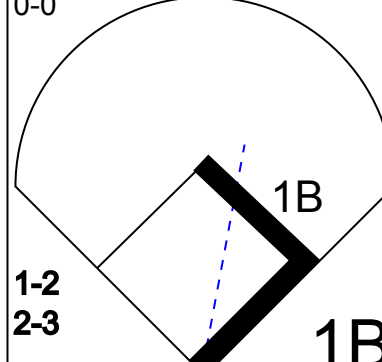
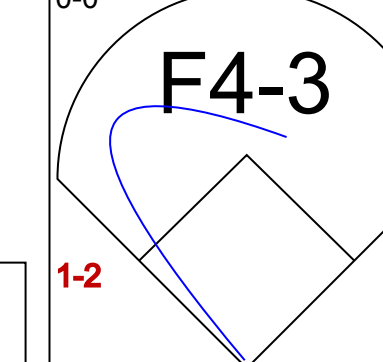
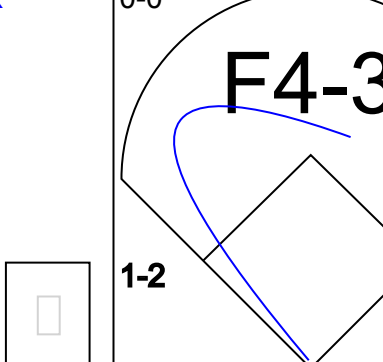
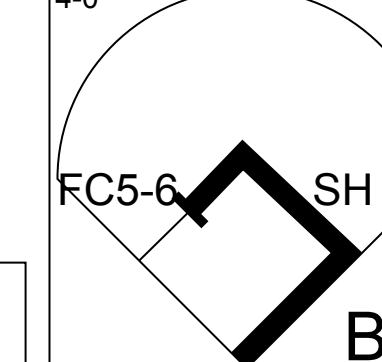
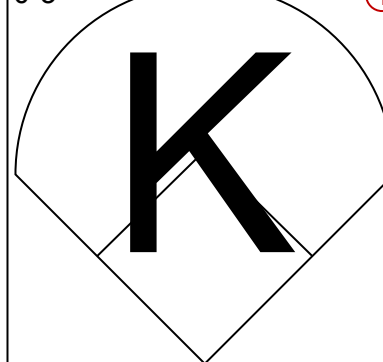
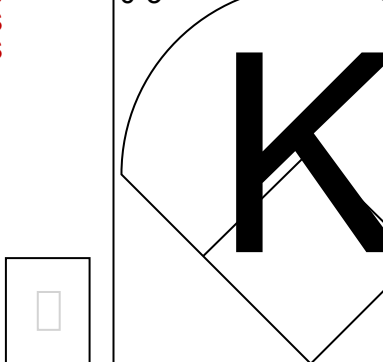
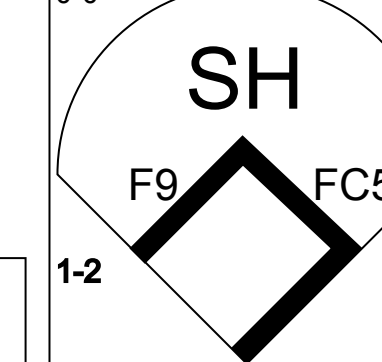


Batter	1	2	3	4	5	6	7	8	9	AB	R	H	RBI	BB	SO	LOB	TOP					
Garry Templeton, S OBP: 0.320, SLG: 0.358 (1, 6)										4	0	0	0	0	1	0						
Mike Ramsey, S OBP: 0.381, SLG: 0.512 (1, 4)										4	0	1	0	0	0	0						
Leon Durham, L OBP: 0.222, SLG: 0.125 (1, 7) (9, 3)										3	0	1	0	1	1	1						
Ted Simmons, S OBP: 0.386, SLG: 0.507 (1, 2)										3	0	0	0	1	0	2						
Dane Iorg, L OBP: 0.423, SLG: 0.528 George Frazier, R (9, 1)										4	0	2	0	0	2	2						
George Hendrick, R OBP: 0.383, SLG: 0.576 (1, 9)										3	1	1	1	0	1	2						
Ken Reitz, R OBP: 0.397, SLG: 0.494 (1, 5)										3	0	0	0	0	2	1						
Tony Scott, S OBP: 0.296, SLG: 0.276 (1, 8)										3	0	0	0	0	0	1						
Bob Sykes, S OBP: 0.375, SLG: 0.286 (8, PH)										2	0	0	0	0	1	0						
Terry Kennedy, L OBP: 0.386, SLG: 0.520 Roy Thomas, R OBP: 0.250, SLG: 0.250 Bobby Bonds, R OBP: 0.289, SLG: 0.330 (9, 7)										1	0	0	0	0	0	0						
										0	0	0	0	0	0	0						
										0	0	0	0	0	0	0						
Inning Stats	R: 0 E: 0 K: 2 S: 7	H: 0 LOB: 0 BB: 0 P: 7	R: 1 E: 0 K: 2 S: 8	H: 1 LOB: 0 BB: 0 P: 8	R: 0 E: 0 K: 0 S: 3	H: 0 LOB: 0 BB: 0 P: 3	R: 0 E: 0 K: 0 S: 3	H: 1 LOB: 0 BB: 0 P: 3	R: 0 E: 0 K: 1 S: 6	H: 1 LOB: 1 BB: 0 P: 6	R: 0 E: 0 K: 1 S: 5	H: 0 LOB: 0 BB: 0 P: 5	R: 0 E: 0 K: 1 S: 5	H: 1 LOB: 1 BB: 1 P: 9	R: 0 E: 0 K: 0 S: 3	H: 0 LOB: 0 BB: 0 P: 3	R: 0 E: 0 K: 1 S: 6	H: 1 LOB: 2 BB: 1 P: 10	1B: 4 2B: 0 3B: 0 HR: 1	SF: 0 SAC: 0 DP: 1 HBP: 0	WP: 0 PB: 0 SB: 0 CS: 1	PA: 32
PITCHER Craig Swan, R ERA: 2.27 (1, 1)	IP: 9.0 WLS: W BF: 32 H: 5 R: 1 ER: 1 SO: 8 BB: 1 IBB: 1 HBP: 0 BLK: 0 WP: 0 HR: 1 S: 46 P: 54 ERA: 1.00 WHIP: 0.667															PITCHER						

St. Louis Cardinals @ New York Mets
Shea Stadium, Flushing, NY
Thu Jun 05 1980, 7:05 PM EDT
Att: 7,202 - Unknown

AB 30
R 1
H 5
RBI 1
BB 2
SO 8
LOB 9



Batter	1	2	3	4	5	6	7	8	9	AB	R	H	RBI	BB	SO	LOB	BOTTOM					
Frank Taveras, R OBP: 0.338, SLG: 0.351 (1, 6)										4	0	0	0	0	0	2						
Elliott Maddox, R OBP: 0.390, SLG: 0.318 (1, 5)										4	0	1	0	0	1	2						
Lee Mazzilli, S OBP: 0.372, SLG: 0.329 (1, 8)										3	0	0	0	1	0	1						
John Stearns, R OBP: 0.361, SLG: 0.425 (1, 3)										4	1	2	0	0	0	4						
Steve Henderson, R OBP: 0.387, SLG: 0.433 (1, 7)										4	1	1	1	0	0	1						
Joel Youngblood, R OBP: 0.322, SLG: 0.365 (1, 9)										2	0	1	0	2	0	0						
Alex Trevino, R OBP: 0.415, SLG: 0.405 (1, 2)										4	0	2	0	0	2	1						
Doug Flynn, R OBP: 0.259, SLG: 0.255 Mike Jorgensen, L OBP: 0.350, SLG: 0.423 (9, PH)										2	0	0	0	1	0	3						
Craig Swan, R OBP: 0.348, SLG: 0.211 (1, 1)										2	0	0	0	0	2	1						
Inning Stats	R: 0 E: 0 K: 0 S: 3	H: 0 LOB: 0 BB: 0 P: 3	R: 1 E: 0 K: 0 S: 5	H: 3 LOB: 1 BB: 0 P: 5	R: 0 E: 0 K: 2 S: 7	H: 0 LOB: 0 BB: 0 P: 7	R: 0 E: 0 K: 0 S: 3	H: 1 LOB: 0 BB: 0 P: 3	R: 0 E: 0 K: 2 S: 7	H: 0 LOB: 1 BB: 1 P: 11	R: 0 E: 0 K: 0 S: 4	H: 1 LOB: 1 BB: 0 P: 4	R: 0 E: 0 K: 1 S: 5	H: 0 LOB: 0 BB: 0 P: 5	R: 0 E: 0 K: 0 S: 4	H: 0 LOB: 3 BB: 2 P: 12	R: 1 E: 0 K: 0 S: 3	H: 3 LOB: 3 BB: 1 P: 7	1B: 6 2B: 2 3B: 1 HR: 0	SF: 0 SAC: 1 DP: 2 HBP: 0	WP: 0 PB: 0 SB: 1 CS: 0	PA: 35
PITCHER Bob Sykes, L ERA: 7.71 Roy Thomas, R ERA: 5.09 George Frazier, R ERA: 7.36 (8, 1) (9, 1)	IP: 7.0 WLS: L BF: 25 H: 6 R: 0 ER: 0 SO: 0 BB: 2 IBB: 0 HBP: 0 BLK: 0 WP: 0 HR: 0 S: 34 P: 38 ERA: 1.29 WHIP: 0.857															PITCHER						

St. Louis Cardinals @ New York Mets
Shea Stadium, Flushing, NY
Thu Jun 05 1980, 7:05 PM EDT
Att: 7,202 - Unknown

AB 30
R 2
H 8
RBI 2
BB 4
SO 5
LOB 15



Batter	1	2	3	4	5	6	7	8	9	AB	R	H	RBI	BB	SO	LOB	TOP					
Garry Templeton, S OBP: 0.319, SLG: 0.356 (1,6)	4-3		G3				FC6-4			4	1	1	0	0	0	1						
Mike Ramsay, S OBP: 0.391, SLG: 0.511 (1,4)	F8									4	1	2	0	0	0	0						
Keith Hernandez, L OBP: 0.417, SLG: 0.529 (1,3)	F7									4	0	1	0	0	0	3						
Ted Simmons, S OBP: 0.383, SLG: 0.500 (1,2)		F9								4	0	1	0	0	0	0						
George Hendrick, R OBP: 0.355, SLG: 0.567 (1,9)	L6									3	0	0	1	0	0	1						
Bobby Bonds, R OBP: 0.296, SLG: 0.336 (1,7)										4	0	2	0	0	0	3						
Ken Reitz, R OBP: 0.389, SLG: 0.483 (1,5)	F7									4	0	0	0	0	0	4						
Tony Scott, S OBP: 0.290, SLG: 0.270 (1,8)			G3							4	0	0	0	0	0	2						
Bob Forsch, R OBP: 0.281, SLG: 0.484 (1,1)										3	0	1	0	0	1	0						
Steve Swisher, R OBP: 0.091, SLG: 0.091 (9, PH)			P4							1	0	0	0	0	0	0						
Inning Stats	R: 0 E: 0 K: 0 S: 3	H: 0 LOB: 0 BB: 0 P: 3	R: 0 E: 0 K: 0 S: 4	H: 1 LOB: 1 BB: 0 P: 4	R: 0 E: 0 K: 0 S: 3	H: 0 LOB: 0 BB: 0 P: 3	R: 1 E: 0 K: 0 S: 6	H: 3 LOB: 2 BB: 0 P: 6	R: 1 E: 1 K: 1 S: 7	H: 1 LOB: 1 BB: 0 P: 7	R: 0 E: 0 K: 0 S: 5	H: 1 LOB: 1 BB: 0 P: 5	R: 0 E: 0 K: 0 S: 4	H: 2 LOB: 1 BB: 0 P: 4	R: 0 E: 1 K: 0 S: 3	H: 0 LOB: 0 BB: 0 P: 3	R: 0 E: 0 K: 0 S: 3	H: 0 LOB: 0 BB: 0 P: 3	1B: 8 2B: 0 3B: 0 HR: 0	SF: 1 SAC: 0 DP: 1 HBP: 0	WP: 0 PB: 0 SB: 3 CS: 0	PA: 36
PITCHER Bill Lee, L ERA: 4.79 (1,1)	IP: 9.0 WLS: W BF: 36 H: 8 R: 2 ER: 1 SO: 1 BB: 0 IBB: 0 HBP: 0 BLK: 0 WP: 0 HR: 0 S: 38 P: 38 ERA: 1.00 WHIP: 0.889															PITCHER						

St. Louis Cardinals @ Montreal Expos
Olympic Stadium, Montreal, QB
Fri Jun 06 1980, 7:05 PM EDT
Att: 25,151 - Unknown

AB	35
R	2
H	8
RBI	1
BB	0
SO	1
LOB	14



Batter	1	2	3	4	5	6	7	8	9	AB	R	H	RBI	BB	SO	LOB	BOTTOM					
Ron LeFlore, R OBP: 0.318, SLG: 0.309 (1,7)	SH2-3		6-3							4	3	3	0	0	0	0						
Jerry White, S OBP: 0.381, SLG: 0.514 (9,7)										0	0	0	0	0	0	0						
Rodney Scott, S OBP: 0.304, SLG: 0.262 (1,4)	SH2-3		K							2	1	0	0	1	1	1						
Andre Dawson, R OBP: 0.361, SLG: 0.487 (1,8)										1	2	1	2	2	0	0						
Gary Carter, R OBP: 0.328, SLG: 0.509 (1,2)			CS							4	1	1	2	0	1	1						
Warren Cromartie, L OBP: 0.312, SLG: 0.424 (1,3)	K									4	0	1	1	0	1	1						
Rowland Office, L OBP: 0.365, SLG: 0.419 (1,9)										4	0	2	1	0	1	0						
Ken Macha, R OBP: 0.404, SLG: 0.509 (1,5)										3	0	1	0	1	0	0						
Chris Speier, R OBP: 0.354, SLG: 0.402 (1,6)										4	0	0	0	0	0	5						
Bill Lee, L OBP: 0.296, SLG: 0.333 (1,1)										3	0	0	0	0	1	0						
Inning Stats	R: 3 E: 0 K: 1 S: 7	H: 3 LOB: 1 BB: 1 P: 11	R: 0 E: 1 K: 1 S: 5	H: 0 LOB: 0 BB: 0 P: 5	R: 0 E: 0 K: 1 S: 4	H: 0 LOB: 0 BB: 1 P: 8	R: 0 E: 0 K: 1 S: 5	H: 0 LOB: 0 BB: 0 P: 5	R: 0 E: 0 K: 0 S: 3	H: 0 LOB: 0 BB: 0 P: 3	R: 1 E: 0 K: 0 S: 4	H: 1 LOB: 0 BB: 0 P: 4	R: 0 E: 0 K: 0 S: 4	H: 1 LOB: 1 BB: 0 P: 4	R: 3 E: 1 K: 1 S: 9	H: 4 LOB: 3 BB: 2 P: 17	R: 0 E: 0 K: 0 S: 3	H: 0 LOB: 0 BB: 0 P: 3	1B: 6 2B: 3 3B: 0 HR: 0	SF: 1 SAC: 1 DP: 0 HBP: 0	WP: 0 PB: 0 SB: 3 CS: 2	PA: 36
PITCHER Bob Forsch, R ERA: 3.72 (1,1)	IP: 8.0 WLS: L BF: 35 H: 9 R: 7 ER: 7 SO: 5 BB: 4 IBB: 0 HBP: 0 BLK: 0 WP: 0 HR: 0 S: 41 P: 57 ERA: 7.88 WHIP: 1.625															PITCHER						

St. Louis Cardinals @ Montreal Expos
Olympic Stadium, Montreal, QB
Fri Jun 06 1980, 7:05 PM EDT
Att: 25,151 - Unknown

AB	29
R	7
H	9
RBI	6
BB	4
SO	5
LOB	8



Batter	1	2	3	4	5	6	7	8	9	AB	R	H	RBI	BB	SO	LOB	TOP				
Bobby Bonds, R OBP: 0.324, SLG: 0.356 (1, 7)	L6																				
Gary Templeton, S OBP: 0.321, SLG: 0.362 (1, 6)	L3		4-3																		
Leon Durham, L OBP: 0.231, SLG: 0.182 (1, 8)	F9																				
Keith Hernandez, L OBP: 0.416, SLG: 0.515 (1, 3)																					
Dane Iorg, L OBP: 0.420, SLG: 0.520 George Hendrick, R OBP: 0.347, SLG: 0.551 (8, PH) (8, 9)																					
Terry Kennedy, L OBP: 0.381, SLG: 0.518 Ted Simmons, S OBP: 0.388, SLG: 0.500 (8, PH) (8, 2)																					
Ken Reitz, R OBP: 0.371, SLG: 0.460 (1, 5)																					
Tom Herr, S OBP: 0.230, SLG: 0.300 (1, 4)																					
John Fulgham, R John Littlefield, R Mike Ramsey, S Jim Otten, R Don Hood, L George Frazier, R Tony Scott, S (1, 1) (4, 1) (7, PH) (7, 1) (8, 1) (8, 1) (9, PH)																					
Inning Stats	R: 0 E: 0 K: 0 S: 3	H: 0 LOB: 0 BB: 0 P: 3	R: 0 E: 0 K: 0 S: 3	H: 1 LOB: 1 BB: 1 P: 7	R: 0 E: 0 K: 0 S: 3	H: 0 LOB: 1 BB: 1 P: 7	R: 0 E: 0 K: 0 S: 3	H: 0 LOB: 0 BB: 0 P: 3	R: 2 E: 1 K: 0 S: 5	H: 2 LOB: 1 BB: 1 P: 9	R: 0 E: 0 K: 0 S: 4	H: 1 LOB: 2 BB: 1 P: 8	R: 0 E: 1 K: 0 S: 4	H: 1 LOB: 2 BB: 1 P: 8	R: 2 E: 0 K: 0 S: 4	H: 1 LOB: 1 BB: 2 P: 12	1B: 4 2B: 1 3B: 1 HR: 0	SF: 2 SAC: 0 DP: 1 HBP: 0	WP: 0 PB: 0 SB: 0 CS: 0	PA: 40	
PITCHER	IP	WLS	BF	H	R	ER	SO	BB	IBB	HBP	BLK	WP	HR	S	P	ERA	WHIP				
Steve Rogers, R ERA: 3.2 Woodie Fryman, L ERA: 0.95	(1, 1) (8, 1)	7.0 S	30 10	5 1	2 2	2 2	0 0	5 3	0 0	0 0	0 0	0 0	0 0	25 7	45 19	2.57 9.00	1.429 2.000				

St. Louis Cardinals @ Montreal Expos
Olympic Stadium, Montreal, QB
Sun Jun 08 1980, 3:33 AM EDT
Unknown

AB 30
R 4
H 6
RBI 4
BB 8
SO 0
LOB 16



Batter	1	2	3	4	5	6	7	8	9	AB	R	H	RBI	BB	SO	LOB	BOTTOM				
Ron LeFlore, R OBP: 0.316, SLG: 0.306 Jerry White, S OBP: 0.422, SLG: 0.579 (1, 7) (9, 7)	F9																				
Rodney Scott, S OBP: 0.294, SLG: 0.253 (1, 4)																					
Andre Dawson, R OBP: 0.354, SLG: 0.469 (1, 8)																					
Gary Carter, R OBP: 0.318, SLG: 0.506 (1, 2)																					
Warren Cromartie, L OBP: 0.318, SLG: 0.438 (1, 3)																					
Rowland Office, L OBP: 0.354, SLG: 0.400 (1, 9)																					
Ken Macha, R OBP: 0.394, SLG: 0.467 (1, 5)																					
Chris Speier, R OBP: 0.347, SLG: 0.391 (1, 6)																					
Steve Rogers, R OBP: 0.357, SLG: 0.217 Woodie Fryman, R (1, 1) (8, 1)																					
Inning Stats	R: 3 E: 1 K: 0 S: 5	H: 2 LOB: 0 BB: 1 P: 9	R: 1 E: 0 K: 0 S: 4	H: 2 LOB: 1 BB: 1 P: 8	R: 1 E: 0 K: 0 S: 4	H: 1 LOB: 0 BB: 0 P: 4	R: 0 E: 0 K: 0 S: 4	H: 2 LOB: 2 BB: 1 P: 8	R: 0 E: 0 K: 1 S: 5	H: 0 LOB: 0 BB: 0 P: 5	R: 0 E: 0 K: 0 S: 3	H: 0 LOB: 0 BB: 0 P: 3	R: 0 E: 0 K: 0 S: 3	H: 0 LOB: 0 BB: 0 P: 3	R: 1 E: 0 K: 0 S: 4	H: 2 LOB: 1 BB: 1 P: 8	1B: 7 2B: 1 3B: 0 HR: 2	SF: 0 SAC: 1 DP: 3 HBP: 0	WP: 2 PB: 0 SB: 0 CS: 0	PA: 34	
PITCHER	IP	WLS	BF	H	R	ER	SO	BB	IBB	HBP	BLK	WP	HR	S	P	ERA	WHIP				
John Fulgham, R John Littlefield, R Jim Otten, R Don Hood, L George Frazier, R (1, 1) (4, 1) (7, 1) (8, 1) (8, 1)	3.0 L	3.0 10	16 10	5 2	5 0	5 0	0 1	3 0	0 0	0 0	0 0	0 0	0 0	2 12	13 12	15.00 0.00	2.667 0.667				

St. Louis Cardinals @ Montreal Expos
Olympic Stadium, Montreal, QB
Sun Jun 08 1980, 3:33 AM EDT
Unknown

AB 29
R 6
H 9
RBI 5
BB 4
SO 1
LOB 8



Batter	1	2	3	4	5	6	7	8	9	AB	R	H	RBI	BB	SO	LOB	TOP					
Bobby Bonds, R OBP: 0.326, SLG: 0.347	4-0 BB SF9 1B BB	0-0 P3		0-0 F9		4-0 1-2 BB		0-0 6-3		3	1	0	0	2	0	1						
Gary Templeton, S OBP: 0.318, SLG: 0.358	0-0 SF9 1-2 1B		0-0 5-3		0-0 P6	0-0 F3			0-3 K	5	0	1	0	0	1	2						
Keith Hernandez, L OBP: 0.425, SLG: 0.520	4-0 SF9 1-2 2-3 BB		4-0 S 1B BB		0-0 F3		4-0 F8 S BB		0-0 2B	2	1	1	0	3	0	0						
Ted Simmons, S OBP: 0.377, SLG: 0.487	0-0 SF9 1-2 2-3 3-H		0-0 P6		0-0 E5 WP		0-0 F8		0-0 P3	4	0	0	1	0	0	3						
George Hendrick, R OBP: 0.348, SLG: 0.545	0-3 K		0-0 2B 1B		0-0 F9		4-0 F8 1-2 BB		0-0 F7	4	1	1	1	1	1	4						
Ken Reitz, R OBP: 0.369, SLG: 0.461	0-3 K		0-0 2B		0-0 5-3		0-0 F8			4	0	1	1	0	1	4						
Tony Scott, S OBP: 0.295, SLG: 0.268		0-0 G6-4-3 1B		0-3 K		0-0 5-3		0-0 6-3		4	0	1	0	0	1	3						
George Frazier, R OBP: 0.333, SLG: 0.446		0-0 G6-4-3 1-2		0-3 K		0-0 1B 2B		0-3 K		4	1	1	0	0	2	1						
Roy Thomas, R OBP: 0.306, SLG: 0.222		4-0 BB		0-0 F8		0-0 PB 1B		0-3 K		1	0	0	0	1	0	0						
Kim Seaman, L OBP: 0.160, SLG: 0.091										0	0	0	0	0	0	0						
Steve Swisher, R OBP: 0.167, SLG: 0.154										0	0	1	1	0	0	0						
Mike Phillips, R OBP: 0.154, SLG: 0.154										0	0	0	0	0	0	0						
John Littlefield, R OBP: 0.143, SLG: 0.513										0	0	0	0	0	0	0						
Dane Iorg, L OBP: 0.143, SLG: 0.513										1	0	0	0	0	1	0						
Inning Stats	R: 1 E: 0 K: 2 S: 8	H: 1 LOB: 2 BB: 2 P: 16	R: 0 E: 0 K: 0 S: 3	H: 1 LOB: 1 BB: 1 P: 7	R: 2 E: 0 K: 1 S: 7	H: 2 LOB: 1 BB: 1 P: 11	R: 0 E: 0 K: 1 S: 5	H: 0 LOB: 0 BB: 0 P: 5	R: 0 E: 1 K: 0 S: 4	H: 0 LOB: 1 BB: 0 P: 4	R: 1 E: 0 K: 0 S: 5	H: 2 LOB: 2 BB: 1 P: 9	R: 0 E: 0 K: 0 S: 3	H: 0 LOB: 2 BB: 2 P: 11	R: 0 E: 0 K: 2 S: 7	H: 0 LOB: 0 BB: 0 P: 7	R: 0 E: 0 K: 1 S: 6	H: 1 LOB: 1 BB: 0 P: 6	1B: 4 2B: 3 3B: 0 HR: 0	SF: 1 SAC: 0 DP: 1 HBP: 0	WP: 1 PB: 1 SB: 2 CS: 0	PA: 41
PITCHER	IP WLS BF H R ER SO BB IBB HBP BLK WP HR S P ERA WHIP																					
Ross Grimsley, L ERA: 5.46	(1, 1) 6.0 W 29 6 4 4 4 5 0 0 0 1 0 32 52 6.00 1.833																					
Stan Bahnsen, R ERA: 1.39	(7, 1) 1.0 5 0 0 0 0 2 0 0 0 0 0 3 11 0.00 2.000																					
Elias Sosa, R ERA: 2.6	(8, 1) 2.0 7 1 0 0 3 0 0 0 0 0 0 13 13 0.00 0.500																					

St. Louis Cardinals @ Montreal Expos
Olympic Stadium, Montreal, QB
Sun Jun 08 1980, 3:38 AM EDT
Att: 46,871 - Unknown

AB 33
R 4
H 7
RBI 4
BB 7
SO 7
LOB 18



Batter	1	2	3	4	5	6	7	8	9	AB	R	H	RBI	BB	SO	LOB	BOTTOM			
Ron LeFlore, R OBP: 0.313, SLG: 0.304	0-0 6-3			0-0 F9		0-0 F3	0-0 5-3			5	1	1	1	0	0	5				
Elias Sosa, R OBP: 0.302, SLG: 0.255	4-0 1B SF7 BB		0-0 FC2-5 1B	1-0 2B HBP		0-0 G6-3 1-2		0-0 6-3		3	2	1	0	1	0	1				
Andre Dawson, R OBP: 0.371, SLG: 0.491	0-0 1-3 1B		0-0 FC2-5 1B	1-2 1B	1-1 2B		0-0 1B 2B 1B	0-0 FC6-4 1B		5	3	5	2	0	0	0				
John Tamargo, S OBP: 0.286, SLG: 0.278	0-0 SF7		0-0 FC2-5 1B	0-0 L5		0-0 F7	0-0 F7	0-0 FC6-4 1B		4	0	1	1	0	0	4				
Warren Cromartie, L OBP: 0.320, SLG: 0.437	0-0 P6		0-0 1-2 2-H 1B	0-0 P5		0-0 2B 1B	0-0 FC6-4 1B	0-0 4-3		5	1	2	2	0	0	3				
Rowland Office, L OBP: 0.345, SLG: 0.400		0-3 K	0-3 K		0-3 K		0-0 1B 2B			5	1	1	2	0	3	3				
Brad Mills, L OBP: 0.500, SLG: 0.333		0-0 1B 1B	0-0 G3		0-0 P5		0-0 1B IBB			3	0	1	0	1	0	2				
Chris Speier, R OBP: 0.352, SLG: 0.396		0-0 1-2 1B		0-0 6-3	0-3 K		0-0 1-2 2-H 1B			4	0	2	1	0	1	0				
Ross Grimsley, L OBP: 0.222, SLG: 0.333		0-3 K		0-0 G6-3 1B		0-0 F9				2	1	1	0	0	1	2				
Tom Hutton, L OBP: 0.160, SLG: 0.091										1	0	1	0	0	0	0				
Stan Bahnsen, R OBP: 0.413, SLG: 0.564										0	0	0	0	0	0	0				
Jerry White, S OBP: 0.413, SLG: 0.564										1	0	0	0	0	0	2				
Inning Stats	R: 1 E: 0 K: 0 S: 4	H: 1 LOB: 1 BB: 1 P: 8	R: 0 E: 0 K: 2 S: 9	H: 2 LOB: 2 BB: 0 P: 9	R: 1 E: 0 K: 1 S: 8	H: 3 LOB: 2 BB: 0 P: 8	R: 3 E: 0 K: 0 S: 6	H: 3 LOB: 1 BB: 0 P: 7	R: 0 E: 0 K: 2 S: 7	H: 0 LOB: 0 BB: 0 P: 7	R: 0 E: 0 K: 0 S: 3	H: 1 LOB: 0 BB: 1 P: 3	R: 3 E: 0 K: 0 S: 7	H: 4 LOB: 2 BB: 1 P: 11	R: 1 E: 0 K: 0 S: 5	H: 2 LOB: 1 BB: 0 P: 5	1B: 13 2B: 3 3B: 0 HR: 0	SF: 1 SAC: 0 DP: 1 HBP: 1	WP: 0 PB: 0 SB: 1 CS: 0	PA: 42
PITCHER	IP WLS BF H R ER SO BB IBB HBP BLK WP HR S P ERA WHIP																			
Roy Thomas, R ERA: 5.82	(1, 1) 3.1 L 21 5 5 5 3 1 0 1 0 0 0 25 30 5.82 3.000																			
Kim Seaman, L ERA: 5.82	(4, 1) 1.2 5 0 0 0 2 0 0 0 0 0 9 9 0.00 0.000																			
John Littlefield, R ERA: 9.23	(6, 1) 1.1 7 4 3 3 0 0 0 0 0 0 7 7 20.25 3.000																			
George Frazier, R ERA: 4.91	(7, 1) 1.2 9 3 1 1 0 0 0 1 0 0 8 12 5.40 1.800																			

St. Louis Cardinals @ Montreal Expos
Olympic Stadium, Montreal, QB
Sun Jun 08 1980, 3:38 AM EDT
Att: 46,871 - Unknown

AB 38
R 9
H 16
RBI 9
BB 2
SO 5
LOB 22



Batter	1	2	3	4	5	6	7	8	9	10	AB	R	H	RBI	BB	SO	LOB	TOP						
Garry Templeton, S (1, 6) OBP: 0.320, SLG: 0.359											5	1	2	1	0	0	0	St. Louis Cardinals @ Atlanta Braves Atlanta-Fulton County Stadium, Atlanta, GA Mon Jun 09 1980, 7:05 PM EDT Att: 6,513 - Unknown						
Dane Iorg, L (1, 7) OBP: 0.395, SLG: 0.488											4	0	0	0	0	0	2							
Tony Scott, S (7, 8) OBP: 0.294, SLG: 0.267											1	0	0	0	0	0	0							
Keith Hernandez, L (1, 3) OBP: 0.420, SLG: 0.510											4	1	0	0	1	0	1							
Ted Simmons, S (1, 2) OBP: 0.394, SLG: 0.525											4	3	4	1	1	0	0							
George Hendrick, R (1, 8) OBP: 0.334, SLG: 0.567											5	2	3	5	0	0	1							
Bobby Bonds, R (1, 9) OBP: 0.315, SLG: 0.336											4	0	0	1	0	2	3							
Ken Reitz, R (1, 5) OBP: 0.365, SLG: 0.459											5	1	1	0	0	1	1							
Tom Herr, S (1, 4) OBP: 0.231, SLG: 0.311											4	0	1	0	0	0	1							
Jim Kaat, L (1, 1)											3	0	0	0	0	0	2							
John Littlefield, R (7, 1)											1	0	0	0	0	1	0							
Kim Seaman, L (10, 1)											0	0	0	0	0	0	0							
George Frazier, R (10, 1)											0	0	0	0	0	0	0							
Inning Stats	R: 1 E: 0 K: 1 S: 7	H: 2 LOB: 2 BB: 1 P: 11	R: 1 E: 0 K: 0 S: 5	H: 2 LOB: 1 BB: 0 P: 5	R: 1 E: 0 K: 0 S: 4	H: 1 LOB: 0 BB: 0 P: 4	R: 0 E: 0 K: 0 S: 3	H: 0 LOB: 0 BB: 0 P: 3	R: 0 E: 0 K: 0 S: 3	H: 0 LOB: 0 BB: 0 P: 3	R: 2 E: 0 K: 0 S: 6	H: 3 LOB: 1 BB: 0 P: 6	R: 0 E: 0 K: 0 S: 4	H: 0 LOB: 1 BB: 0 P: 4	R: 0 E: 0 K: 1 S: 5	H: 0 LOB: 0 BB: 0 P: 5	R: 3 E: 0 K: 2 S: 9	H: 2 LOB: 0 BB: 1 P: 13	1B: 5 2B: 4 3B: 0 HR: 2	SF: 1 SAC: 0 DP: 0 HBP: 0	WP: 1 PA: 43			
PITCHER	IP WLS BF ERA WHIP	H R ER SO	BB IBB HBP BLK	WP HR S P	ERA WHIP	PITCHER																		
Rick Matula, R (1, 1) ERA: 2.74	5.2	8	5	1	1	27	31	7.94	1.588															
Al Hrabosky, L (6, 1) ERA: 3.32	1.1	4	0	0	0	0	4	0.00	0.000															
Rick Camp, R (8, 1) ERA: 2.16	2.0	7	1	0	1	0	9	0.00	0.500															
Larry Bradford, L (10, 1) ERA: 2.74	0.1	3	1	2	0	1	0	54.00	6.000															
Gene Garber, R (10, 1) ERA: 5.09	0.2	3	1	1	2	0	7	13.50	1.500															
Batter	1	2	3	4	5	6	7	8	9	10	AB	R	H	RBI	BB	SO	LOB	BOTTOM						
Glenn Hubbard, R (1, 4) OBP: 0.306, SLG: 0.529											5	0	2	1	0	0	2	St. Louis Cardinals @ Atlanta Braves Atlanta-Fulton County Stadium, Atlanta, GA Mon Jun 09 1980, 7:05 PM EDT Att: 6,513 - Unknown						
Dale Murphy, R (1, 8) OBP: 0.344, SLG: 0.431											4	2	1	0	1	1	2							
Chris Chambliss, L (1, 3) OBP: 0.330, SLG: 0.458											5	0	3	2	0	0	2							
Gary Matthews, R (1, 9) OBP: 0.318, SLG: 0.441											4	0	0	0	1	1	3							
Bob Horner, R (1, 5) OBP: 0.183, SLG: 0.286											5	0	0	0	0	0	3							
Jeff Burroughs, R (1, 7) OBP: 0.362, SLG: 0.350											5	0	0	0	0	1	2							
Bruce Benedict, R (1, 2) OBP: 0.286, SLG: 0.299											3	1	1	0	1	0	0							
Luis Gomez, R (1, 6) OBP: 0.269, SLG: 0.198											1	0	0	0	1	0	1							
Larvell Blanks, R (7, PH) OBP: 0.252, SLG: 0.270											2	1	1	0	0	0	1							
Rick Matula, R (1, 1) ERA: 4.62	6.2	6	4	2	2	3	0	2.70	1.350															
Al Hrabosky, L (6, 1) ERA: 3.32	1.1	4	0	0	0	0	4	0.00	0.000															
Charlie Spikes, R (7, PH) ERA: 5.4	2.1	8	2	1	2	0	12	3.86	0.857															
Rick Camp, R (8, 1) ERA: 2.16	0.0	7	1	0	0	0	9	0.00	0.500															
Brian Asselstine, R (9, PH) ERA: 3.32	0.0	3	1	0	0	0	1	0.00	0.500															
Larry Bradford, R (10, 1) ERA: 2.74	0.1	3	1	2	0	1	0	54.00	6.000															
Gene Garber, R (10, 1) ERA: 5.09	0.2	3	1	1	2	0	7	13.50	1.500															
Inning Stats	R: 0 E: 0 K: 0 S: 3	H: 0 LOB: 1 BB: 1 P: 7	R: 0 E: 0 K: 0 S: 4	H: 1 LOB: 1 BB: 0 P: 4	R: 0 E: 0 K: 0 S: 4	H: 1 LOB: 1 BB: 0 P: 4	R: 0 E: 0 K: 1 S: 5	H: 0 LOB: 0 BB: 0 P: 5	R: 0 E: 0 K: 1 S: 5	H: 0 LOB: 1 BB: 1 P: 9	R: 1 E: 0 K: 0 S: 6	H: 2 LOB: 1 BB: 0 P: 5	R: 0 E: 0 K: 0 S: 3	H: 0 LOB: 0 BB: 0 P: 3	R: 1 E: 0 K: 2 S: 8	H: 2 LOB: 1 BB: 0 P: 8	R: 0 E: 0 K: 1 S: 5	H: 1 LOB: 1 BB: 1 P: 9	1B: 5 2B: 5 3B: 0 HR: 0	SF: 0 SAC: 0 DP: 2 HBP: 0	WP: 2 PA: 42			
PITCHER	IP WLS BF ERA WHIP	H R ER SO	BB IBB HBP BLK	WP HR S P	ERA WHIP	PITCHER																		
Jim Kaat, L (1, 1) ERA: 4.62	6.2	6	4	2	2	3	0	2.70	1.350															
John Littlefield, R (7, 1) ERA: 5.4	2.1	8	2	1	2	0	12	3.86	0.857															
Kim Seaman, L (10, 1) ERA: 5.4	0.0	3	1	0	0	0	1	0.00	0.500															
George Frazier, R (10, 1) ERA: 4.32	1.0	3	0	0	0	1	0	0.00	1.000															

Batter	1	2	3	4	5	6	7	8	9	AB	R	H	RBI	BB	SO	LOB	TOP					
Garry Templeton, S (1, 6) OBP: 0.319, SLG: 0.357	0-0 CS 1B		0-0 F7		0-0 4-3			0-0 4-3		4	0	1	0	0	0	0	St. Louis Cardinals @ Atlanta Braves Atlanta-Fulton County Stadium, Atlanta, GA Tue Jun 10 1980, 7:05 PM EDT Att: 6,763 - Unknown - 75 F					
Dane Iorg, L (1, 7) OBP: 0.311, SLG: 0.488	4-0 PB BB		4-0 HR BB		0-0 1B			0-3 K		2	1	1	0	2	1	0						
Keith Hernandez, L (1, 3) OBP: 0.426, SLG: 0.525	4-0 BB		0-0 HR		0-0 P6			4-0 BB		2	1	1	2	2	0	1						
Ted Simmons, S (1, 2) OBP: 0.396, SLG: 0.518	0-0 F3		4-0 BB		4-0 G6-4-3 BB			0-0 4-3		2	0	0	0	2	0	3						
George Hendrick, R (1, 8) OBP: 0.347, SLG: 0.556	0-3 K		0-0 5-3		0-0 F8			0-0 F9		4	0	0	0	0	1	4						
Bobby Bonds, R (1, 9) OBP: 0.307, SLG: 0.326		0-3 K		0-3 K		0-0 G6-4-3 1-2		0-3 K		4	0	0	0	0	3	1						
Ken Reitz, R (1, 5) OBP: 0.358, SLG: 0.450		0-0 F9		0-0 5-3			0-3 K		4	0	0	0	0	0	1	0						
Tom Herr, S (1, 4) OBP: 0.222, SLG: 0.299		0-0 F8		0-3 K			0-0 F9		3	0	0	0	0	0	1	0						
Bob Sykes, S (1, 1) OBP: 0.273, SLG: 0.200			0-3 K		0-0 F9				3	0	0	0	0	0	1	0						
Roy Thomas, R (8, 1) OBP: 0.300, SLG: 0.222					0-0 F9			0-0 P3		0	0	0	0	0	0	0						
Inning Stats	R: 0 E: 0 K: 1 S: 5	H: 1 LOB: 2 BB: 2 P: 13	R: 0 E: 0 K: 1 S: 5	H: 0 LOB: 0 BB: 0 P: 5	R: 2 E: 0 K: 1 S: 6	H: 1 LOB: 1 BB: 2 P: 14	R: 0 E: 0 K: 2 S: 7	H: 0 LOB: 0 BB: 0 P: 7	R: 0 E: 0 K: 0 S: 4	H: 1 LOB: 1 BB: 0 P: 4	R: 0 E: 0 K: 0 S: 2	H: 0 LOB: 0 BB: 1 P: 6	R: 0 E: 0 K: 1 S: 5	H: 0 LOB: 0 BB: 0 P: 5	R: 0 E: 0 K: 1 S: 5	H: 0 LOB: 0 BB: 1 P: 9	R: 0 E: 0 K: 1 S: 5	H: 0 LOB: 0 BB: 0 P: 5	1B: 2 2B: 0 3B: 0 HR: 1	SF: 0 SAC: 0 DP: 1 HBP: 0	WP: 0 PB: 1 SB: 0 CS: 1	PA: 34
PITCHER Phil Niekro, R (1, 1) ERA: 3.58	IP: 9.0 WLS: W BF: 34 H: 3 R: 2 ER: 2 SO: 8 BB: 6 IBB: 0 HBP: 0 BLK: 0 WP: 0 HR: 1 S: 44 P: 68 ERA: 2.00 WHIP: 1.000															PITCHER						

Batter	1	2	3	4	5	6	7	8	9	AB	R	H	RBI	BB	SO	LOB	BOTTOM					
Glenn Hubbard, R (1, 4) OBP: 0.325, SLG: 0.541	0-0 P4		0-0 2B		4-0 HR BB			0-0 F9		3	1	1	0	1	0	0	St. Louis Cardinals @ Atlanta Braves Atlanta-Fulton County Stadium, Atlanta, GA Tue Jun 10 1980, 7:05 PM EDT Att: 6,763 - Unknown - 75 F					
Dale Murphy, R (1, 8) OBP: 0.342, SLG: 0.444	0-3 K		0-3 K		0-0 HR			0-3 K		4	1	1	3	0	3	2						
Chris Chambliss, L (1, 3) OBP: 0.329, SLG: 0.459	0-0 P3				0-0 F8		0-0 G3		4	1	1	0	0	0	0	0						
Gary Matthews, R (1, 9) OBP: 0.317, SLG: 0.456		0-0 6-3		0-0 F9		0-0 5-3		0-0 HR		4	1	1	2	0	0	0						
Bob Horner, R (1, 5) OBP: 0.200, SLG: 0.314		0-0 F7		0-0 1B		0-3 K		0-0 2B		4	0	2	0	0	1	0						
Larvell Blanks, R (8, PR) OBP: 0.252, SLG: 0.270										0	0	0	0	0	0	0						
Jeff Burroughs, R (1, 7) OBP: 0.352, SLG: 0.337		0-0 4-3		0-0 F7		0-0 F7		0-0 6-3		4	0	0	0	0	0	2						
Brian Asselstine, L (9, 7) OBP: 0.291, SLG: 0.362										0	0	0	0	0	0	0						
Bruce Benedict, R (1, 2) OBP: 0.287, SLG: 0.294			0-0 F9		4-0 FC6-4 BB		0-0 F7		2	0	0	0	1	0	0	0						
Luis Gomez, R (1, 6) OBP: 0.264, SLG: 0.194			0-0 E3 2B		0-0 FC6-4 HR		0-0 F8		3	1	0	0	0	0	1	0						
Phil Niekro, R (1, 1) OBP: 0.088, SLG: 0.118			0-0 B3		0-0 4-3		0-0 4-3		3	0	0	0	0	0	2	0						
Inning Stats	R: 0 E: 0 K: 1 S: 5	H: 0 LOB: 0 BB: 0 P: 5	R: 0 E: 0 K: 0 S: 3	H: 0 LOB: 0 BB: 0 P: 3	R: 0 E: 1 K: 1 S: 7	H: 1 LOB: 2 BB: 0 P: 7	R: 0 E: 0 K: 0 S: 4	H: 1 LOB: 1 BB: 0 P: 4	R: 3 E: 0 K: 0 S: 4	H: 1 LOB: 0 BB: 2 P: 12	R: 0 E: 0 K: 1 S: 5	H: 0 LOB: 0 BB: 0 P: 5	R: 0 E: 0 K: 0 S: 3	H: 0 LOB: 0 BB: 0 P: 3	R: 2 E: 0 K: 1 S: 8	H: 3 LOB: 1 BB: 0 P: 8	R: 0 E: 0 K: 1 S: 8	H: 0 LOB: 1 BB: 0 P: 8	1B: 1 2B: 3 3B: 0 HR: 2	SF: 0 SAC: 0 DP: 0 HBP: 0	WP: 0 PB: 0 SB: 0 CS: 0	PA: 33
PITCHER Bob Sykes, L (1, 1) ERA: 7.29	IP: 7.2 WLS: L BF: 32 H: 6 R: 5 ER: 5 SO: 4 BB: 2 IBB: 0 HBP: 0 BLK: 0 WP: 0 HR: 2 S: 46 P: 46 ERA: 5.87 WHIP: 1.043															PITCHER						
Roy Thomas, R (8, 1) ERA: 5.77	IP: 0.1 WLS: L BF: 1 H: 0 R: 0 ER: 0 SO: 0 BB: 0 IBB: 0 HBP: 0 BLK: 0 WP: 0 HR: 0 S: 1 P: 1 ERA: 0.00 WHIP: 0.000															PITCHER						

AB 28
R 2
H 3
RBI 2
BB 6
SO 8
LOB 9



AB 31
R 5
H 6
RBI 5
BB 2
SO 4
LOB 7




Batter	1	2	3	4	5	6	7	8	9	AB	R	H	RBI	BB	SO	LOB	TOP					
Dave Collins, S (1, 8) OBP: 0.339, SLG: 0.378 Cesar Geronimo, L (8, 8) OBP: 0.324, SLG: 0.343	0-0 6-3 1B 2B	0-0 G4-3			0-0 S 6-3 E 1B	0-0 5-3		0-3 K		5 2 2 0 0 1 1 0 0 0 0 0 0 0												
Dave Concepcion, R (1, 6) OBP: 0.274, SLG: 0.317 Ron Oester, S (6, 6)	0-0 6-3 2-3		0-0 F8		0-0 6-3	0-3 K		0-0 E4	4 0 0 0 0 1 2 1 0 0 0 0 0 0													
Ken Griffey, L (1, 9) OBP: 0.374, SLG: 0.452	0-0 1B 1B		0-0 F9		0-0 E 1B 1B	0-0 L9		0-0 F7	5 1 2 1 0 0 1													
George Foster, R (1, 7) OBP: 0.310, SLG: 0.374	0-3 K		4-0 BB		0-3 K		0-0 G4-6-3 2B	0-0 F8	4 0 1 0 1 2 3													
Dan Driessen, L (1, 3) OBP: 0.389, SLG: 0.433	0-0 FC6-4 1-2 1B		0-3 K		4-0 1B 1B IBB		1-0 G4-6-3 HBP	4-0 IBB	2 1 1 0 2 1 1													
Ray Knight, R (1, 5) OBP: 0.325, SLG: 0.476	0-0 FC6-4 1-2 1B			0-0 F8	0-0 1B BB 1B		0-0 G4-6-3	0-0 5-3	5 0 1 1 0 0 6													
Johnny Bench, R (1, 2) OBP: 0.333, SLG: 0.475		0-0 HR		0-0 CS 1B	4-0 1B 1-2 BB			0-0 6-3	3 1 2 1 1 0 1								AB 36 R 5 H 11 RBI 4 BB 5 SO 6 LOB 20					
Junior Kennedy, R (1, 4) OBP: 0.360, SLG: 0.398		0-0 G4-3 1B		4-0 1-2 BB	0-0 1-2 2-3 3-H 1B			0-0 1-3	3 0 2 1 1 0 0													
Charlie Leibrandt, R (1, 1) OBP: 0.219, SLG: 0.241 Tom Hume, R (8, 1)		0-3 K		0-0 F7	0-0 F8			0-0 1-3	4 0 0 0 0 1 5 0 0 0 0 0 0 0													
Inning Stats	R: 1 E: 0 K: 1 S: 8	H: 3 LOB: 2 BB: 0 P: 8	R: 1 E: 0 K: 1 S: 6	H: 2 LOB: 0 BB: 0 P: 6	R: 0 E: 0 K: 1 S: 5	H: 0 LOB: 1 BB: 1 P: 9	R: 0 E: 0 K: 0 S: 3	H: 1 LOB: 1 BB: 1 P: 7	R: 3 E: 0 K: 1 S: 9	H: 4 LOB: 3 BB: 2 P: 17	R: 0 E: 0 K: 0 S: 5	H: 0 LOB: 0 BB: 0 P: 5	R: 0 E: 0 K: 0 S: 3	H: 1 LOB: 1 BB: 0 P: 4	R: 0 E: 0 K: 1 S: 5	H: 0 LOB: 0 BB: 0 P: 5	R: 0 E: 1 K: 0 S: 4	H: 0 LOB: 2 BB: 1 P: 8	1B: 8 2B: 2 3B: 0 HR: 1	SF: 0 SAC: 0 DP: 2 HBP: 1	WP: 0 PB: 0 SB: 2 CS: 1	PA: 42
PITCHER	IP WLS BF H R ER SO BB IBB HBP BLK WP HR S P ERA WHIP	IP WLS BF H R ER SO BB IBB HBP BLK WP HR S P ERA WHIP															IP WLS BF H R ER SO BB IBB HBP BLK WP HR S P ERA WHIP					
Pete Vuckovich, R (1, 1) ERA: 2.91	5.0 L 27 10 5 5 4 3 1 0 0 0 1 31 47 9.00 2.600																					
Don Hood, L (6, 1) ERA: 2.21	2.0 7 1 0 0 1 0 0 1 0 0 0 8 9 0.00 0.500																					
Roy Thomas, R (8, 1) ERA: 5.49	2.0 8 0 0 0 1 0 1 0 0 0 0 9 13 0.00 0.000																					

Cincinnati Reds @ St. Louis Cardinals
 Busch Stadium, St. Louis, MO
 Fri Jun 13 1980, 7:05 PM CDT
 Att: 24,022 - Unknown



Batter	1	2	3	4	5	6	7	8	9	AB	R	H	RBI	BB	SO	LOB	BOTTOM					
Garry Templeton, S (1, 6) OBP: 0.319, SLG: 0.368	0-0 3-1 BLK 2B 1B		0-0 F8			0-0 F7		0-0 1B 1B	4 1 2 0 0 0 0													
Tom Herr, S (1, 4) OBP: 0.224, SLG: 0.296	0-0 3-1 1-3		0-0 F9			0-0 L8		0-0 1-2 1B	4 0 1 0 0 0 1													
Keith Hernandez, L (1, 3) OBP: 0.430, SLG: 0.533	0-0 2B			0-0 FC1-6-5 2B		0-0 1B		0-3 K	4 0 3 1 0 1 2													
Ted Simmons, S (1, 2) OBP: 0.388, SLG: 0.497	0-0 P3			0-0 L6		0-0 L4		0-3 K	4 0 0 0 0 1 5													
George Hendrick, R (1, 9) OBP: 0.347, SLG: 0.546	0-0 F9			0-0 FC1-6-5-4 2-3		0-0 F8		0-0 F7	4 0 0 0 0 0 4													
Ken Reitz, R (1, 5) OBP: 0.354, SLG: 0.442		0-0 F2			0-0 P6		0-0 4-3 1B 1B	0-0 5-3	4 1 1 0 0 0 0													
Dane Iorg, L (1, 7) OBP: 0.385, SLG: 0.455		0-0 G3			0-0 4-3		0-0 4-3	0-0 L1	4 0 0 0 0 0 1													
Tony Scott, S (1, 8) OBP: 0.298, SLG: 0.269 Leon Durham, L (9, PH) OBP: 0.250, SLG: 0.208		0-0 4-3			0-0 1B		0-0 2H 1B	0-0 1B	3 0 2 1 0 0 0 1 0 1 0 0 0 0													
Pete Vuckovich, R (1, 1) Mike Kattner, S (5, PH) Don Hood, L (6, 1) Steve Swisher, R (7, PH) Roy Thomas, R (8, 1) Terry Kennedy, L (9, PH)			0-0 L6		0-0 F9		0-3 K	0-0 4-3	1 0 0 0 0 0 0 1 0 0 0 0 0 0 0 0 0 0 0 0 0 1 0 0 0 0 0 1 0 0 0 0 0 0 0 1 0 0 0 0 0 1													
Inning Stats	R: 1 E: 0 K: 0 S: 5	H: 2 LOB: 1 BB: 0 P: 5	R: 0 E: 0 K: 0 S: 3	H: 0 LOB: 0 BB: 0 P: 3	R: 0 E: 0 K: 0 S: 3	H: 0 LOB: 0 BB: 0 P: 3	R: 0 E: 0 K: 0 S: 3	H: 1 LOB: 0 BB: 0 P: 3	R: 0 E: 0 K: 0 S: 4	H: 1 LOB: 1 BB: 0 P: 4	R: 0 E: 0 K: 0 S: 4	H: 1 LOB: 1 BB: 0 P: 4	R: 1 E: 0 K: 1 S: 7	H: 2 LOB: 1 BB: 0 P: 7	R: 0 E: 0 K: 2 S: 9	H: 2 LOB: 2 BB: 0 P: 9	R: 0 E: 0 K: 0 S: 4	H: 1 LOB: 1 BB: 0 P: 4	1B: 8 2B: 3 3B: 0 HR: 0	SF: 0 SAC: 0 DP: 1 HBP: 0	WP: 0 PB: 0 SB: 0 CS: 0	PA: 36
PITCHER	IP WLS BF H R ER SO BB IBB HBP BLK WP HR S P ERA WHIP	IP WLS BF H R ER SO BB IBB HBP BLK WP HR S P ERA WHIP															IP WLS BF H R ER SO BB IBB HBP BLK WP HR S P ERA WHIP					
Charlie Leibrandt, L (1, 1) ERA: 3.47	7.2 W 31 2 2 2 3 0 0 0 0 0 5 37 37 2.35 1.174																					
Tom Hume, R (8, 1) ERA: 2.87	1.1 S 5 1 0 0 0 0 0 0 0 0 5 5 0.00 0.750																					

Cincinnati Reds @ St. Louis Cardinals
 Busch Stadium, St. Louis, MO
 Fri Jun 13 1980, 7:05 PM CDT
 Att: 24,022 - Unknown



Batter	1	2	3	4	5	6	7	8	9	AB	R	H	RBI	BB	SO	LOB	TOP																			
Glenn Hubbard, R OBP: 0.328, SLG: 0.533										4	2	0	1	1	0		Atlanta Braves @ St. Louis Cardinals Busch Stadium, St. Louis, MO Mon Jun 16 1980, 7:05 PM CDT Att: 16,809 - Unknown																			
Dale Murphy, R OBP: 0.345, SLG: 0.462										3	3	1	0	2	1	1																				
Chris Chambliss, L OBP: 0.346, SLG: 0.489										5	1	4	5	0	0	1																				
Gary Matthews, R OBP: 0.302, SLG: 0.426										3	0	0	0	1	0	2																				
Bob Horner, R OBP: 0.200, SLG: 0.344										4	0	0	0	0	0	2																				
Jerry Royster, R OBP: 0.301, SLG: 0.293										0	0	0	0	0	0	0																				
Brian Asselstine, L OBP: 0.292, SLG: 0.357										4	0	2	0	0	2	0																				
Bill Nahorodny, R OBP: 0.286, SLG: 0.450										4	0	1	0	0	0	1																				
Larryell Blanks, R OBP: 0.254, SLG: 0.273										4	0	1	0	0	1	3																				
Tommy Boggs, R OBP: 0.100, SLG: 0.105										4	0	0	0	0	3	2																				
Inning Stats	R: 2 E: 0 K: 0 S: 4	H: 2 LOB: 0 BB: 1 P: 8	R: 0 E: 0 K: 1 S: 6	H: 1 LOB: 1 BB: 0 P: 6	R: 1 E: 0 K: 0 S: 4	H: 2 LOB: 1 BB: 1 P: 8	R: 0 E: 0 K: 1 S: 6	H: 1 LOB: 0 BB: 0 P: 7	R: 0 E: 0 K: 2 S: 7	H: 0 LOB: 0 BB: 0 P: 7	R: 0 E: 0 K: 2 S: 8	H: 1 LOB: 1 BB: 0 P: 8	R: 0 E: 0 K: 0 S: 4	H: 2 LOB: 1 BB: 0 P: 4	R: 0 E: 0 K: 1 S: 5	H: 0 LOB: 1 BB: 1 P: 9	1B: 7 2B: 2 3B: 1 HR: 1	SF: 0 SAC: 0 DP: 3 HBP: 0	WP: 0 PB: 0 SB: 2 CS: 0	PA: 39																
PITCHER	IP WLS BF H R ER SO BB IBB HBP BLK WP HR S P ERA WHIP	IP WLS BF H R ER SO BB IBB HBP BLK WP HR S P ERA WHIP																																		
Bob Forsch, R ERA: 4.03	(1, 1)	4.0	L	21	8	6	6	2	3	0	0	0	0	0	0	1	22	34	13.50	2.750																
Jim Otten, R ERA: 10.29	(5, 1)	3.0		10	1	0	0	5	0	0	0	0	0	0	0	0	20	20	0.00	0.333																
George Frazier, R ERA: 4.35	(8, 1)	2.0		8	2	0	0	1	1	0	0	0	0	0	0	0	9	13	0.00	1.500																
Batter	1	2	3	4	5	6	7	8	9	AB	R	H	RBI	BB	SO	LOB	BOTTOM																			
Garry Templeton, S OBP: 0.335, SLG: 0.388										4	0	1	0	0	0	1	Atlanta Braves @ St. Louis Cardinals Busch Stadium, St. Louis, MO Mon Jun 16 1980, 7:05 PM CDT Att: 16,809 - Unknown																			
Leon Durham, L OBP: 0.250, SLG: 0.258										3	0	0	0	1	0	2																				
Keith Hernandez, L OBP: 0.429, SLG: 0.524										4	0	0	0	0	1	3																				
Ted Simmons, S OBP: 0.390, SLG: 0.500										3	1	1	0	1	0	1																				
George Hendrick, R OBP: 0.345, SLG: 0.545										4	0	0	0	0	1	3																				
Terry Kennedy, L OBP: 0.380, SLG: 0.478									4	0	1	0	0	0	1																					
Ken Reitz, R OBP: 0.350, SLG: 0.434										4	1	3	1	0	0	1																				
Tom Herr, S OBP: 0.216, SLG: 0.301										4	1	1	1	0	0	2																				
Bob Forsch, R OBP: 0.316, SLG: 0.595	(1, 1)									2	0	1	0	0	0	0																				
Jim Otten, R	(5, 1)									0	0	0	0	0	0	0																				
Mike Phillips, L OBP: 0.125, SLG: 0.133	(7, PH)									1	0	0	0	0	1	0																				
George Frazier, R	(8, 1)									0	0	0	0	0	0	0																				
Inning Stats	R: 0 E: 0 K: 1 S: 6	H: 1 LOB: 2 BB: 1 P: 10	R: 0 E: 0 K: 0 S: 3	H: 1 LOB: 0 BB: 0 P: 3	R: 0 E: 0 K: 0 S: 4	H: 1 LOB: 1 BB: 0 P: 4	R: 3 E: 1 K: 0 S: 6	H: 3 LOB: 0 BB: 0 P: 6	R: 0 E: 0 K: 0 S: 3	H: 0 LOB: 0 BB: 0 P: 3	R: 0 E: 0 K: 1 S: 5	H: 1 LOB: 0 BB: 0 P: 5	R: 0 E: 0 K: 1 S: 5	H: 0 LOB: 1 BB: 1 P: 9	R: 0 E: 0 K: 0 S: 4	H: 1 LOB: 1 BB: 0 P: 4	1B: 6 2B: 1 3B: 1 HR: 0	SF: 0 SAC: 0 DP: 2 HBP: 0	WP: 0 PB: 0 SB: 0 CS: 0	PA: 35																
PITCHER	IP WLS BF H R ER SO BB IBB HBP BLK WP HR S P ERA WHIP	IP WLS BF H R ER SO BB IBB HBP BLK WP HR S P ERA WHIP																																		
Tommy Boggs, R ERA: 3.52	(1, 1)	9.0	W	35	8	3	2	3	2	0	0	0	0	0	0	0	39	47	2.00	1.111																

Batter	1	2	3	4	5	6	7	8	9	AB	R	H	RBI	BB	SO	LOB	TOP			
Glenn Hubbard, R OBP: 0.309, SLG: 0.500 (1.4)	F9		F7		F9		K			4	0	0	0	0	1	1	Atlanta Braves @ St. Louis Cardinals Busch Stadium, St. Louis, MO Tue Jun 17 1980, 7:05 PM CDT Att: 13,524 - Unknown livebaseballscorecards.com			
Dale Murphy, R OBP: 0.345, SLG: 0.475 (1.8)	6-3		HR		BB			K		3	1	1	2	1	1	0				
Chris Chambliss, L OBP: 0.344, SLG: 0.483 (1.3)	F8		1B		K			P6		3	0	0	0	1	1	1				
Gary Matthews, R OBP: 0.306, SLG: 0.428 (1.9)		1B			6-3			F8		4	0	2	0	0	0	1				
Brian Asselstine, L OBP: 0.297, SLG: 0.366 (1.7)		1B						6-3		4	0	2	0	0	0	2				
Jerry Royster, R OBP: 0.300, SLG: 0.292 (1.5)	K				CS			F2		4	0	1	0	0	1	3				
Larvell Blanks, R OBP: 0.249, SLG: 0.266 (1.6)	G4-3				1B			6-3		4	0	0	0	0	0	4				
Bruce Benedict, R OBP: 0.292, SLG: 0.331 (1.2)					1B			6-3		3	0	2	0	0	0	0				
Doyle Alexander, R OBP: 0.152, SLG: 0.182 (1.1)			FC3-6		6-3			F9		3	1	0	0	0	0	2				
Inning Stats	R: 0 E: 0 K: 0 S: 3	H: 0 LOB: 0 BB: 0 P: 3	R: 0 E: 0 K: 1 S: 6	H: 2 LOB: 1 BB: 0 P: 6	R: 2 E: 0 K: 0 S: 6	H: 3 LOB: 2 BB: 1 P: 10	R: 0 E: 0 K: 0 S: 4	H: 2 LOB: 1 BB: 0 P: 4	R: 0 E: 0 K: 1 S: 5	H: 0 LOB: 0 BB: 0 P: 3	R: 0 E: 0 K: 1 S: 5	H: 0 LOB: 0 BB: 0 P: 5	R: 0 E: 0 K: 0 S: 5	H: 0 LOB: 0 BB: 0 P: 3	R: 0 E: 0 K: 0 S: 3	H: 0 LOB: 0 BB: 0 P: 3		1B: 6 2B: 2 3B: 0 HR: 1	SF: 0 SAC: 0 DP: 2 HBP: 0	WP: 0 PB: 0 SB: 0 CS: 1
PITCHER Pete Vuckovich, R ERA: 2.83 (1.1)	IP: 9.0 WLS: W BF: 34 H: 8 R: 2 ER: 2 SO: 4 BB: 2 IBB: 0 HBP: 0 BLK: 0 WP: 0 HR: 1 S: 40 P: 48 ERA: 2.00 WHIP: 1.111																			

Batter	1	2	3	4	5	6	7	8	9	AB	R	H	RBI	BB	SO	LOB	BOTTOM			
Garry Templeton, S OBP: 0.341, SLG: 0.392 (1.6)	1B		CS			F7			SH5-4	3	2	2	0	1	0	0	Atlanta Braves @ St. Louis Cardinals Busch Stadium, St. Louis, MO Tue Jun 17 1980, 7:05 PM CDT Att: 13,524 - Unknown livebaseballscorecards.com			
Leon Durham, L OBP: 0.256, SLG: 0.265 (1.9)	1B		BB			4-3		SH5-4	3	0	1	0	0	0	1	1				
Keith Hernandez, L OBP: 0.426, SLG: 0.518 (1.3)	G6-3				K			2B	3	0	0	0	1	1	1	1				
Ted Simmons, S OBP: 0.393, SLG: 0.522 (1.2)	HR				F8			IBB	4	1	2	2	0	0	0	0				
George Hendrick, R OBP: 0.340, SLG: 0.538 (1.8)	F5				5-3			2B	3	0	0	0	0	0	0	0				
Terry Kennedy, L OBP: 0.372, SLG: 0.486 (1.7)					F3			SH3-4	3	0	2	0	0	0	0	0				
Tony Scott, S OBP: 0.310, SLG: 0.289 (8, FR)								1B	0	0	0	0	0	0	0	0				
Ken Reitz, R OBP: 0.352, SLG: 0.434 (1.5)	G6-4-3				1B			SH3-4	2	0	1	0	0	0	1	1				
Tom Herr, S OBP: 0.210, SLG: 0.292 (1.4)	P4				G6-4-3			6-3	3	0	0	0	0	0	3	3				
Pete Vuckovich, R OBP: 0.097, SLG: 0.100 (1.1)					F9			6-3	3	0	0	0	0	0	2	2				
Inning Stats	R: 2 E: 0 K: 0 S: 5	H: 3 LOB: 0 BB: 0 P: 5	R: 0 E: 0 K: 0 S: 3	H: 1 LOB: 0 BB: 0 P: 3	R: 0 E: 0 K: 0 S: 2	H: 0 LOB: 0 BB: 1 P: 6	R: 0 E: 0 K: 1 S: 5	H: 0 LOB: 0 BB: 0 P: 5	R: 0 E: 0 K: 0 S: 3	H: 1 LOB: 0 BB: 0 P: 3	R: 0 E: 0 K: 0 S: 3	H: 0 LOB: 0 BB: 0 P: 3	R: 0 E: 0 K: 0 S: 4	H: 1 LOB: 2 BB: 0 P: 4	R: 1 E: 0 K: 0 S: 3	H: 2 LOB: 2 BB: 1 P: 7	1B: 6 2B: 1 3B: 0 HR: 1	SF: 0 SAC: 2 DP: 3 HBP: 0	WP: 0 PB: 0 SB: 0 CS: 1	PA: 31
PITCHER Doyle Alexander, R ERA: 4.04 (1.1)	IP: 8.1 WLS: L BF: 31 H: 8 R: 3 ER: 3 SO: 1 BB: 1 IBB: 1 HBP: 0 BLK: 0 WP: 0 HR: 1 S: 31 P: 39 ERA: 3.24 WHIP: 1.080																			

Batter	1	2	3	4	5	6	7	8	9	AB	R	H	RBI	BB	SO	LOB	TOP			
Garry Templeton, S OBP: 0.336, SLG: 0.386 (1, 6)	0-0 3-1			0-0 1-4-3		0-3 K		0-0 F7		4	0	0	0	0	1	1	St. Louis Cardinals @ Houston Astros Astrodome, Houston, TX Wed Jun 18 1980, 8:05 PM EDT Att: 24,459 - Unknown livebaseballscores.com			
Leon Durham, L OBP: 0.296, SLG: 0.289 Kim Seaman, L (8, 1)	0-3 K			0-0 4-3		0-0 L9		0-0 2B		4	0	1	0	0	1	0				
Keith Hernandez, L OBP: 0.423, SLG: 0.513 (1, 3)	0-3 K			0-0 BB 1B		0-0 L7		0-0 F8		4	0	1	0	0	1	2				
Ted Simmons, S OBP: 0.390, SLG: 0.514 (1, 2)		0-0 G3		4-0 BB 1B		0-0 F9		0-0 G3		3	0	0	0	1	0	0				
Terry Kennedy, L OBP: 0.366, SLG: 0.473 (1, 7)		0-0 P4		0-0 F9		0-0 1B		0-0 F7		4	0	1	0	0	0	2				
Ken Reitz, R OBP: 0.350, SLG: 0.431 (1, 5)		0-0 F5			0-0 G4-6-3 1B		0-0 F8		0-0 F9		4	0	1	0	0	1				
Tony Scott, S OBP: 0.310, SLG: 0.290 (1, 8)			0-0 6-3		0-0 1B		0-0 1-3			3	0	1	0	0	0	1				
Tom Herr, S OBP: 0.206, SLG: 0.286 Mike Phillips, L OBP: 0.176, SLG: 0.188 (8, PH)			0-0 F8		0-0 G4-6-3 1B			0-0 2B 1B		2	0	0	0	0	0	2				
Jim Kaat, L Dane Iorg, L OBP: 0.368, SLG: 0.439 (8, PH)			0-3 K		0-3 K			0-0 F8		2	0	0	0	0	2	1				
										1	0	0	0	0	0	1				
Inning Stats	R: 0 E: 0 K: 2 S: 7	H: 0 LOB: 0 BB: 0 P: 7	R: 0 E: 0 K: 0 S: 3	H: 0 LOB: 0 BB: 0 P: 3	R: 0 E: 0 K: 1 S: 5	H: 0 LOB: 0 BB: 0 P: 5	R: 0 E: 0 K: 0 S: 4	H: 1 LOB: 2 BB: 1 P: 8	R: 0 E: 0 K: 1 S: 5	H: 0 LOB: 0 BB: 0 P: 5	R: 0 E: 0 K: 0 S: 4	H: 1 LOB: 1 BB: 0 P: 4	R: 0 E: 0 K: 0 S: 5	H: 2 LOB: 2 BB: 0 P: 5	R: 0 E: 0 K: 0 S: 3	H: 0 LOB: 0 BB: 0 P: 3	1B: 5 2B: 1 3B: 0 HR: 0	SF: 0 SAC: 0 DP: 1 HBP: 0	WP: 0 PB: 0 SB: 0 CS: 0	PA: 33
PITCHER Joe Niekro, R ERA: 3.33 (1, 1)	IP: 9.0 WLS: W BF: 33 H: 6 R: 0 ER: 0 SO: 5 BB: 1 IBB: 0 HBP: 0 BLK: 0 WP: 0 HR: 0 S: 42 P: 46 ERA: 0.00 WHIP: 0.778															PITCHER Joe Niekro, R ERA: 3.33 (1, 1)	IP: 9.0 WLS: W BF: 33 H: 6 R: 0 ER: 0 SO: 5 BB: 1 IBB: 0 HBP: 0 BLK: 0 WP: 0 HR: 0 S: 42 P: 46 ERA: 0.00 WHIP: 0.778			

Batter	1	2	3	4	5	6	7	8	9	AB	R	H	RBI	BB	SO	LOB	BOTTOM			
Rafael Landestoy, S OBP: 0.305, SLG: 0.368 (1, 6)	4-0 FC4-6 BB		0-0 1B 6-3	0-0 F8			0-0 6-3			3	1	1	0	1	0	2	St. Louis Cardinals @ Houston Astros Astrodome, Houston, TX Wed Jun 18 1980, 8:05 PM EDT Att: 24,459 - Unknown livebaseballscores.com			
Terry Puhl, L OBP: 0.368, SLG: 0.451 (1, 9)	0-0 FC4-6 1B		0-0 6-3 1B		0-0 3-1		0-0 L9			4	1	1	0	0	0	2				
Jose Cruz, L OBP: 0.382, SLG: 0.432 (1, 7)	0-0 1B		0-0 F7		0-0 4-3		0-0 P1			4	0	1	0	0	0	2				
Cesar Cedeno, R OBP: 0.384, SLG: 0.471 (1, 8)	0-0 F5		0-0 6-3		0-0 5-3		4-0 BB S BB			3	0	0	1	1	0	3				
Enos Cabell, R OBP: 0.301, SLG: 0.341 (1, 5)	0-0 1B		0-3 K		0-0 5-3		4-0 BB IBB			3	0	1	1	1	1	1				
Joe Morgan, L OBP: 0.343, SLG: 0.368 Craig Reynolds, L OBP: 0.224, SLG: 0.286 (9, 6)	0-0 F9		0-0 BB 1B G6-4-3		0-0 6-3		4-0 BB BB			3	1	1	0	1	0	2				
Art Howe, R OBP: 0.309, SLG: 0.364 (1, 3)		0-0 4-3		0-0 G6-4-3 BB 1B		0-0 F7		0-0 G6-3		4	0	1	0	0	0	3				
Luis Pujols, R OBP: 0.261, SLG: 0.247 (1, 2)		0-0 6-3		4-0 BB 1B G6-4-3		0-0 6-3 SH3-4		4-0 BB 1B		2	0	1	0	1	0	0				
Joe Niekro, R OBP: 0.242, SLG: 0.313 (1, 1)		0-0 F8		0-0 G6-4-3		0-0 SH3-4		0-0 1B		2	0	0	0	0	0	2				
										1	0	0	0	0	0	2				
Inning Stats	R: 1 E: 0 K: 0 S: 5	H: 2 LOB: 2 BB: 1 P: 9	R: 0 E: 0 K: 0 S: 3	H: 0 LOB: 0 BB: 0 P: 3	R: 1 E: 0 K: 1 S: 7	H: 2 LOB: 1 BB: 0 P: 7	R: 0 E: 0 K: 0 S: 4	H: 2 LOB: 1 BB: 1 P: 8	R: 0 E: 0 K: 0 S: 3	H: 0 LOB: 0 BB: 0 P: 3	R: 0 E: 0 K: 0 S: 3	H: 1 LOB: 1 BB: 0 P: 4	R: 0 E: 0 K: 0 S: 2	H: 0 LOB: 2 BB: 3 P: 14	R: 0 E: 0 K: 0 S: 2	H: 0 LOB: 2 BB: 3 P: 14	1B: 7 2B: 0 3B: 0 HR: 0	SF: 0 SAC: 1 DP: 2 HBP: 0	WP: 0 PB: 0 SB: 1 CS: 0	PA: 34
PITCHER Jim Kaat, L ERA: 4.47 Kim Seaman, L ERA: 3.0 (8, 1)	IP: 7.0 WLS: L BF: 29 H: 7 R: 3 ER: 3 SO: 3 BB: 2 IBB: 0 HBP: 0 BLK: 0 WP: 0 HR: 0 S: 29 P: 37 ERA: 3.86 WHIP: 1.286															PITCHER Jim Kaat, L ERA: 4.47 Kim Seaman, L ERA: 3.0 (8, 1)	IP: 7.0 WLS: L BF: 29 H: 7 R: 3 ER: 3 SO: 3 BB: 2 IBB: 0 HBP: 0 BLK: 0 WP: 0 HR: 0 S: 29 P: 37 ERA: 3.86 WHIP: 1.286			

Batter	1	2	3	4	5	6	7	8	9	AB	R	H	RBI	BB	SO	LOB	TOP				
Garry Templeton, S (1, 6) OBP: 0.335, SLG: 0.387	0-0 4-3		0-0 6-3 2B			0-0 4-3		0-0 E5		4	0	1	0	0	0	0	St. Louis Cardinals @ Houston Astros Astrodome, Houston, TX Thu Jun 19 1980, 8:05 PM EDT Att: 24,663 - Unknown				
Keith Hernandez, L (1, 3) OBP: 0.421, SLG: 0.506	4-0 F S BB		0-0 6-3 2-3			0-0 G3		0-0 P4		3	0	0	0	1	0	2					
Ted Simmons, S (1, 2) OBP: 0.383, SLG: 0.503	0-3 K 1-3		0-0 4-3			0-0 4-3			0-3 K 1	4	0	0	0	0	2	2					
George Hendrick, R (1, 8) OBP: 0.339, SLG: 0.531	0-3 K			0-0 F8			4-0 BB BB		0-0 4-3 2	3	0	0	0	1	1	1					
Terry Kennedy, L (1, 7) OBP: 0.365, SLG: 0.461 Mike Ramsey, S (9, PH) OBP: 0.299, SLG: 0.409		4-0 BB		0-0 1-3			0-3 K 1		0-0 P4 3	2	0	0	0	1	1	1					
Leon Durham, L (1, 9) OBP: 0.281, SLG: 0.275		0-3 K 1		0-0 F7			4-0 L6-4 BB			2	0	0	0	1	1	1					
Ken Reitz, R (1, 5) OBP: 0.346, SLG: 0.425						0-0 4-3 1			0-0 L6-4 BB 1-2 3	3	0	0	0	0	0	3					
Tom Herr, S (1, 4) OBP: 0.200, SLG: 0.277						0-0 1-3 2			0-0 L4 1	3	0	0	0	0	1	1					
Bob Sykes, S (1, 1) OBP: 0.188, SLG: 0.133 Tony Scott, S (8, PH) OBP: 0.308, SLG: 0.289 Kim Seaman, L (8, 1) John Littlefield, R (8, 1)						0-3 K 1			0-3 K 2	2	0	0	0	0	2	0					
Inning Stats	R: 0 E: 0 K: 2 S: 7	H: 0 LOB: 1 BB: 1 P: 11	R: 0 E: 0 K: 2 S: 7	H: 0 LOB: 1 BB: 1 P: 11	R: 0 E: 0 K: 1 S: 6	H: 1 LOB: 1 BB: 0 P: 6	R: 0 E: 0 K: 0 S: 3	H: 0 LOB: 0 BB: 0 P: 3	R: 0 E: 0 K: 1 S: 5	H: 0 LOB: 0 BB: 0 P: 5	R: 0 E: 0 K: 1 S: 4	H: 0 LOB: 1 BB: 2 P: 12	R: 0 E: 1 K: 1 S: 6	H: 0 LOB: 1 BB: 0 P: 6	R: 0 E: 0 K: 1 S: 5	H: 0 LOB: 0 BB: 0 P: 5		1B: 0 2B: 2 3B: 0 HR: 0	SF: 0 SAC: 0 DP: 1 HBP: 0	WP: 0 PB: 0 SB: 1 CS: 0	PA: 32
PITCHER	IP	WLS	BF	H	R	ER	SO	BB	IBB	HBP	BLK	WP	HR	S	P	ERA	WHIP				
Nolan Ryan, R (1, 1) ERA: 2.61	7.0	W	25	1	0	0	7	4	0	0	0	0	0	35	51	0.00	0.714				
Joe Sambito, L (8, 1) ERA: 2.95	2.0	S	7	0	0	0	2	0	0	0	0	0	0	11	11	0.00	0.000				

Batter	1	2	3	4	5	6	7	8	9	AB	R	H	RBI	BB	SO	LOB	BOTTOM				
Rafael Landestoy, S (1, 6) OBP: 0.311, SLG: 0.388 (7, 4)	0-0 SF9 3B		0-0 F8			0-0 SH1-4 1B 1B		0-0 F3 1		4	2	2	0	0	0	0	St. Louis Cardinals @ Houston Astros Astrodome, Houston, TX Thu Jun 19 1980, 8:05 PM EDT Att: 24,663 - Unknown				
Terry Puhl, L (1, 9) OBP: 0.372, SLG: 0.457	0-0 P6 1		0-0 SH1-4 2B			0-0 SH1-4 1-2		4-0 FC4-6 BB		2	0	1	0	1	0	1					
Jose Cruz, L (1, 7) OBP: 0.380, SLG: 0.430	0-0 SF9 3-H		0-0 F9 3			0-0 1B 2-H		0-0 FC4-6 E 1-2		3	0	1	2	0	0	2					
Cesar Cedeno, R (1, 8) OBP: 0.376, SLG: 0.459	0-0 P5 3			0-0 6-3 1		0-0 F8 2		0-0 E6 1-2 3		4	0	0	0	0	0	2					
Enos Cabell, R (1, 5) OBP: 0.300, SLG: 0.336		0-0 6-3 1		0-0 P3 2		4-0 IBB 3		0-0 L7 3		3	0	0	0	1	0	2					
Joe Morgan, L (1, 4) OBP: 0.343, SLG: 0.364 Craig Reynolds, L (7, 6) OBP: 0.224, SLG: 0.286		4-0 PB 1B BB		0-0 F9 3		0-0 F9 3				2	0	0	0	1	0	2					
Art Howe, R (1, 3) OBP: 0.310, SLG: 0.363						0-0 F8 1		0-0 F7 1		3	0	1	0	0	0	0					
Alan Ashby, S (1, 2) OBP: 0.326, SLG: 0.358		0-0 3-1 3				0-0 F9 3		0-0 6-3 2		3	0	0	0	0	0	1					
Nolan Ryan, R (1, 1) OBP: 0.200, SLG: 0.194 Jeffrey Leonard, R (7, PH) OBP: 0.271, SLG: 0.287 Joe Sambito, L (8, 1)						0-0 F9 3		0-0 6-3 3		2	0	0	0	0	1	0					
Inning Stats	R: 1 E: 0 K: 0 S: 4	H: 1 LOB: 0 BB: 0 P: 4	R: 0 E: 0 K: 0 S: 3	H: 1 LOB: 1 BB: 1 P: 7	R: 0 E: 0 K: 1 S: 6	H: 1 LOB: 1 BB: 0 P: 6	R: 0 E: 0 K: 0 S: 3	H: 0 LOB: 0 BB: 0 P: 3	R: 1 E: 0 K: 0 S: 5	H: 2 LOB: 2 BB: 1 P: 9	R: 0 E: 0 K: 0 S: 3	H: 0 LOB: 0 BB: 0 P: 3	R: 0 E: 1 K: 0 S: 4	H: 0 LOB: 2 BB: 1 P: 8	R: 0 E: 0 K: 0 S: 4	H: 0 LOB: 0 BB: 1 P: 8		1B: 3 2B: 1 3B: 1 HR: 0	SF: 1 SAC: 1 DP: 0 HBP: 0	WP: 0 PB: 1 SB: 0 CS: 0	PA: 32
PITCHER	IP	WLS	BF	H	R	ER	SO	BB	IBB	HBP	BLK	WP	HR	S	P	ERA	WHIP				
Bob Sykes, L (1, 1) ERA: 5.92	7.0	L	27	5	2	2	1	1	0	0	0	0	0	27	35	2.57	0.857				
Kim Seaman, L (8, 1) ERA: 2.45	0.2		4	0	0	0	0	1	0	0	0	0	0	3	7	0.00	1.500				
John Littlefield, R (8, 1) ERA: 3.48	0.1		1	0	0	0	0	0	0	0	0	0	0	1	1	0.00	0.000				

AB	28
R	0
H	1
RBI	0
BB	4
SO	9
LOB	11



Batter	1	2	3	4	5	6	7	8	9	AB	R	H	RBI	BB	SO	LOB	TOP						
Bobby Bonds, R OBP: 0.310, SLG: 0.318 Kim Seaman, L John Littlefield, R	(1, 9) X F7	(4, 0) X S BB		(4, 0) X 1-2 2-3 BB	(0, 3) X K	(0, 0) X L6		(0, 0) X FC6-4	(3, 0) X 0 0 1	3	0	0	0	2	1	3	St. Louis Cardinals @ Cincinnati Reds Riverfront Stadium, Cincinnati, OH Fri Jun 20 1980, 7:05 PM EDT Att: 32,640 - Unknown						
Gary Templeton, S OBP: 0.336, SLG: 0.385	(1, 6) X S 1B BB	(0, 0) X F8		(0, 0) X G3	(0, 0) X E6		(0, 0) X CS 1B	(4, 1) X 1 0 1 0 6	4	1	1	0	1	0	6								
Keith Hernandez, L OBP: 0.424, SLG: 0.506	(1, 3) X 1B HR BB		(0, 0) X G3-6-3 1B	(0, 0) X L3	(0, 0) X L9		(0, 0) X 1B	(4, 1) X 1 2 0 1 0 2	4	1	2	0	1	0	2								
Ted Simmons, S OBP: 0.379, SLG: 0.495	(1, 2) X K		(0, 0) X G3-6-3 1-2	(0, 0) X L3		(0, 0) X 1B HR 1B	(0, 0) X K	(5, 1) X 1 1 0 0 2 4	5	1	1	0	0	2	4								
George Hendrick, R OBP: 0.344, SLG: 0.532	(1, 8) X HR 1B		(0, 0) X L7	(0, 0) X S 1B		(0, 0) X 1B HR 1B	(0, 0) X 1-3	(5, 2) X 3 1 0 0 1	5	2	3	1	0	0	1								
Terry Kennedy, L OBP: 0.389, SLG: 0.544 Leon Durham, L OBP: 0.261, SLG: 0.275	(1, 7) X 1-1H 2-2H HR		(0, 0) X G3	(0, 0) X 1-2 BB		(0, 0) X 1-1H 2-2H HR	(4, 0) X SH1-4 BB	(3, 2) X 2 6 2 0 0 0	3	2	2	6	2	0	0								
Ken Reitz, R OBP: 0.340, SLG: 0.418	(1, 5) X 6-3		(0, 0) X K	(0, 0) X P3		(0, 0) X 4-3	(0, 0) X SH1-4	(4, 0) X 0 0 0 0 1 2	4	0	0	0	0	1	2								
Ken Oberkfell, L OBP: 0.402, SLG: 0.387 Tom Herr, S OBP: 0.196, SLG: 0.272	(1, 4) X F7		(0, 0) X BB 1B 1B	(0, 0) X SH1-4 1B		(0, 0) X K	(0, 0) X F7	(3, 0) X 2 0 0 0 0 0	3	0	2	0	0	0	0								
Bob Forsch, R OBP: 0.325, SLG: 0.590 George Frazier, R	(1, 1) X 6-3		(0, 0) X SH1-4	(0, 0) X BB 1B		(0, 0) X SH1-4	(4, 0) X FC6-4 1BB	(2, 0) X 1 0 0 0 0 0	2	0	1	0	0	0	0								
Mike Phillips, L OBP: 0.222, SLG: 0.235 Tony Scott, S OBP: 0.312, SLG: 0.289	(7, PH) X Tony Scott, S OBP: 0.312, SLG: 0.289		(0, 0) X 1-2 1B	(0, 0) X 1-2 1B		(0, 0) X 1-2 1B	(0, 0) X 1-2 1B	(1, 0) X 1 0 1 0 0 0 0	1	0	1	0	0	0	0								
Inning Stats	R: 4 E: 0 K: 1 S: 7	H: 2 LOB: 0 BB: 2 P: 15	R: 0 E: 0 K: 0 S: 3	H: 0 LOB: 1 BB: 1 P: 7	R: 0 E: 0 K: 0 S: 3	H: 1 LOB: 0 BB: 0 P: 3	R: 0 E: 0 K: 1 S: 7	H: 2 LOB: 3 BB: 1 P: 11	R: 0 E: 0 K: 0 S: 4	H: 1 LOB: 2 BB: 0 P: 8	R: 3 E: 0 K: 1 S: 9	H: 4 LOB: 1 BB: 0 P: 9	R: 0 E: 0 K: 1 S: 6	H: 2 LOB: 1 BB: 0 P: 6	R: 0 E: 0 K: 0 S: 3	H: 0 LOB: 2 BB: 2 P: 11		1B: 11 2B: 0 3B: 0 HR: 2	SF: 0 SAC: 2 DP: 1 HBP: 0	WP: 0 PB: 0 SB: 3 CS: 1	PA: 46		
PITCHER	IP WLS BF H R ER SO BB IBB HBP BLK WP HR S P ERA WHIP	IP WLS BF H R ER SO BB IBB HBP BLK WP HR S P ERA WHIP	IP WLS BF H R ER SO BB IBB HBP BLK WP HR S P ERA WHIP	IP WLS BF H R ER SO BB IBB HBP BLK WP HR S P ERA WHIP	IP WLS BF H R ER SO BB IBB HBP BLK WP HR S P ERA WHIP	IP WLS BF H R ER SO BB IBB HBP BLK WP HR S P ERA WHIP	IP WLS BF H R ER SO BB IBB HBP BLK WP HR S P ERA WHIP	IP WLS BF H R ER SO BB IBB HBP BLK WP HR S P ERA WHIP	IP WLS BF H R ER SO BB IBB HBP BLK WP HR S P ERA WHIP	IP WLS BF H R ER SO BB IBB HBP BLK WP HR S P ERA WHIP	IP WLS BF H R ER SO BB IBB HBP BLK WP HR S P ERA WHIP	IP WLS BF H R ER SO BB IBB HBP BLK WP HR S P ERA WHIP	IP WLS BF H R ER SO BB IBB HBP BLK WP HR S P ERA WHIP	IP WLS BF H R ER SO BB IBB HBP BLK WP HR S P ERA WHIP	IP WLS BF H R ER SO BB IBB HBP BLK WP HR S P ERA WHIP	IP WLS BF H R ER SO BB IBB HBP BLK WP HR S P ERA WHIP		IP WLS BF H R ER SO BB IBB HBP BLK WP HR S P ERA WHIP	IP WLS BF H R ER SO BB IBB HBP BLK WP HR S P ERA WHIP	IP WLS BF H R ER SO BB IBB HBP BLK WP HR S P ERA WHIP	IP WLS BF H R ER SO BB IBB HBP BLK WP HR S P ERA WHIP	IP WLS BF H R ER SO BB IBB HBP BLK WP HR S P ERA WHIP	IP WLS BF H R ER SO BB IBB HBP BLK WP HR S P ERA WHIP

AB 37
R 7
H 13
RBI 7
BB 7
SO 5
LOB 22



Batter	1	2	3	4	5	6	7	8	9	AB	R	H	RBI	BB	SO	LOB	BOTTOM						
Dave Collins, S OBP: 0.331, SLG: 0.365	(1, 8) X F8		(0, 0) X FC4-6 1B		(0, 0) X P6		(0, 0) X 6-3			(4, 0) X 1 1 1 0 0 0	4	0	1	1	0	0	St. Louis Cardinals @ Cincinnati Reds Riverfront Stadium, Cincinnati, OH Fri Jun 20 1980, 7:05 PM EDT Att: 32,640 - Unknown						
Dave Concepcion, R OBP: 0.273, SLG: 0.304	(1, 6) X 6-3		(0, 0) X FC4-6 1B		(0, 0) X 5-3		(0, 0) X K			(4, 1) X 0 0 0 0 1 2	4	1	0	0	0	1		2					
Ken Griffey, L OBP: 0.371, SLG: 0.451	(1, 9) X P6		(0, 0) X 1-1H 3-3H 1B		(0, 0) X HR 2B		(0, 0) X 3B			(4, 1) X 3 2 0 0 0 0	4	1	3	2	0	0		0					
George Foster, R OBP: 0.307, SLG: 0.365		(0, 0) X 1-3	(0, 0) X F3		(0, 0) X L9		(0, 0) X F9			(4, 0) X 0 0 0 0 0 3	4	0	0	0	0	3							
Dan Driessen, L OBP: 0.393, SLG: 0.466		(0, 0) X 4-3		(0, 0) X F8		(0, 0) X HR		(0, 0) X F2		(4, 1) X 1 1 2 0 0 1	4	1	1	2	0	0		1					
Johnny Bench, R OBP: 0.335, SLG: 0.475		(0, 0) X F8		(0, 0) X 6-3		(0, 0) X K		(0, 0) X F8		(4, 0) X 0 0 0 0 1 1	4	0	0	0	0	1		1					
Ray Knight, R OBP: 0.328, SLG: 0.481			(0, 0) X 1B 1B		(0, 0) X 1B		(0, 0) X 1B			(4, 1) X 3 0 0 0 0 0	4	1	3	0	0	0		0					
Junior Kennedy, R OBP: 0.358, SLG: 0.390			(0, 0) X FC4-6 1B 1B		(0, 0) X 1-3		(0, 0) X F8			(3, 1) X 1 1 0 0 0 2	3	1	1	0	0	2							
Tom Seaver, R OBP: 0.227, SLG: 0.111 Paul Moskau, R OBP: 0.125, SLG: 0.188 Tom Hume, R	(1, 1) X Paul Moskau, R OBP: 0.125, SLG: 0.188 Tom Hume, R		(0, 0) X K		(0, 0) X 5-3		(0, 0) X F8			(1, 0) X 0 0 0 0 1 2	1	0	0	0	0	1		2					
Ron Oester, S OBP: 0.305, SLG: 0.351 Harry Spillman, L OBP: 0.304, SLG: 0.434	(7, PH) X Harry Spillman, L OBP: 0.304, SLG: 0.434		(0, 0) X 1B 1B		(0, 0) X 1-3		(0, 0) X F8			(1, 0) X 0 0 0 0 0 0	1	0	0	0	0	0		0					
Inning Stats	R: 0 E: 0 K: 0 S: 3	H: 0 LOB: 0 BB: 0 P: 3	R: 0 E: 0 K: 0 S: 3	H: 0 LOB: 0 BB: 0 P: 3	R: 3 E: 0 K: 1 S: 9	H: 4 LOB: 1 BB: 0 P: 9	R: 0 E: 0 K: 0 S: 4	H: 1 LOB: 1 BB: 0 P: 4	R: 0 E: 0 K: 0 S: 3	H: 0 LOB: 0 BB: 0 P: 3	R: 2 E: 0 K: 1 S: 8	H: 3 LOB: 1 BB: 0 P: 8	R: 0 E: 0 K: 1 S: 5	H: 0 LOB: 0 BB: 0 P: 5	R: 0 E: 0 K: 0 S: 4	H: 1 LOB: 1 BB: 0 P: 4		R: 0 E: 0 K: 1 S: 5	H: 0 LOB: 0 BB: 0 P: 5	1B: 6 2B: 1 3B: 1 HR: 1	SF: 0 SAC: 0 DP: 0 HBP: 0	WP: 0 PB: 0 SB: 1 CS: 0	PA: 36
PITCHER	IP WLS BF H R ER SO BB IBB HBP BLK WP HR S P ERA WHIP	IP WLS BF H R ER SO BB IBB HBP BLK WP HR S P ERA WHIP	IP WLS BF H R ER SO BB IBB HBP BLK WP HR S P ERA WHIP	IP WLS BF H R ER SO BB IBB HBP BLK WP HR S P ERA WHIP	IP WLS BF H R ER SO BB IBB HBP BLK WP HR S P ERA WHIP	IP WLS BF H R ER SO BB IBB HBP BLK WP HR S P ERA WHIP	IP WLS BF H R ER SO BB IBB HBP BLK WP HR S P ERA WHIP	IP WLS BF H R ER SO BB IBB HBP BLK WP HR S P ERA WHIP	IP WLS BF H R ER SO BB IBB HBP BLK WP HR S P ERA WHIP	IP WLS BF H R ER SO BB IBB HBP BLK WP HR S P ERA WHIP	IP WLS BF H R ER SO BB IBB HBP BLK WP HR S P ERA WHIP	IP WLS BF H R ER SO BB IBB HBP BLK WP HR S P ERA WHIP	IP WLS BF H R ER SO BB IBB HBP BLK WP HR S P ERA WHIP	IP WLS BF H R ER SO BB IBB HBP BLK WP HR S P ERA WHIP	IP WLS BF H R ER SO BB IBB HBP BLK WP HR S P ERA WHIP	IP WLS BF H R ER SO BB IBB HBP BLK WP HR S P ERA WHIP		IP WLS BF H R ER SO BB IBB HBP BLK WP HR S P ERA WHIP	IP WLS BF H R ER SO BB IBB HBP BLK WP HR S P ERA WHIP	IP WLS BF H R ER SO BB IBB HBP BLK WP HR S P ERA WHIP	IP WLS BF H R ER SO BB IBB HBP BLK WP HR S P ERA WHIP	IP WLS BF H R ER SO BB IBB HBP BLK WP HR S P ERA WHIP	IP WLS BF H R ER SO BB IBB HBP BLK WP HR S P ERA WHIP

AB 36
R 5
H 9
RBI 5
BB 0
SO 4
LOB 11



Batter	1	2	3	4	5	6	7	8	9	AB	R	H	RBI	BB	SO	LOB	TOP						
Bobby Bonds, R OBP: 0.308, SLG: 0.313 Kim Seaman, L John Littlefield, R Mike Phillips, L OBP: 0.263, SLG: 0.333	4-0 BB 1B S 4-3		0-0 F3		0-0 F8		0-0 SF8		0-0 2B	2	1	0	1	1	0	0	St. Louis Cardinals @ Cincinnati Reds Riverfront Stadium, Cincinnati, OH Sat Jun 21 1980, 3:33 AM EDT Att: 31,186 - Unknown						
Gary Templeton, S OBP: 0.333, SLG: 0.382	0-0 1B 4-3 S 1-3 4-3		0-0 4-3		0-3 K		0-0 4-3		0-0 4-3	5	1	1	0	0	1	2							
Keith Hernandez, L OBP: 0.421, SLG: 0.502	0-0 1B 4-3		0-0 G3		0-0 PO 1B				0-0 F7	4	0	1	1	0	0	1							
Terry Kennedy, L OBP: 0.383, SLG: 0.530	0-0 3-H 4-3			0-0 1-3	0-0 PO		0-0 F8		0-0 FC5-4 1B	4	0	1	1	0	0	0							
George Hendrick, R OBP: 0.346, SLG: 0.545	0-0 1B			0-0 HR			0-0 4-3		0-0 FC5-4 BB	4	1	2	1	0	0	1							
Leon Durham, L OBP: 0.280, SLG: 0.256	0-0 L9			0-3 K			0-0 F8		4-0 BB	3	0	0	0	1	1	1							
Ken Reitz, R OBP: 0.340, SLG: 0.421 Ted Simmons, S OBP: 0.377, SLG: 0.492 Roy Thomas, R OBP: 0.250, SLG: 0.182			0-0 F7				0-0 P3		0-3 K	3	0	1	0	0	0	0							
Ken Oberkfell, L OBP: 0.411, SLG: 0.382 Tom Herr, S OBP: 0.194, SLG: 0.269			0-0 F7		4-0 IBB		4-0 2B BB		0-3 K	1	0	0	0	2	0	0							
Jim Otten, R Dane Iorg, L OBP: 0.374, SLG: 0.455 Tony Scott, S OBP: 0.311, SLG: 0.287			0-0 F8		0-3 K		0-0 SF8 2B		0-0 6-3	2	0	0	0	0	1	2							
Inning Stats	R: 2 E: 0 K: 0 S: 5	H: 2 LOB: 1 BB: 1 P: 9	R: 0 E: 0 K: 0 S: 3	H: 0 LOB: 0 BB: 0 P: 3	R: 0 E: 0 K: 0 S: 3	H: 0 LOB: 0 BB: 0 P: 3	R: 1 E: 0 K: 2 S: 9	H: 2 LOB: 2 BB: 1 P: 13	R: 0 E: 0 K: 1 S: 5	H: 1 LOB: 0 BB: 0 P: 5	R: 0 E: 0 K: 0 S: 3	H: 0 LOB: 0 BB: 0 P: 3	R: 2 E: 0 K: 0 S: 4	H: 1 LOB: 1 BB: 1 P: 8	R: 0 E: 0 K: 1 S: 6	H: 1 LOB: 2 BB: 1 P: 10		R: 0 E: 0 K: 1 S: 6	H: 1 LOB: 1 BB: 0 P: 6	1B: 4 2B: 3 3B: 0 HR: 1	SF: 1 SAC: 0 DP: 0 HBP: 0	WP: 0 PB: 0 SB: 2 CS: 0	PA: 39
PITCHER Frank Pastore, R ERA: 3.11	IP: 9.0 WLS: W BF: 38 H: 8 R: 5 ER: 5 SO: 5 BB: 3 IBB: 1 HBP: 0 BLK: 0 WP: 0 HR: 1 S: 44 P: 60 ERA: 5.00 WHIP: 1.222															PITCHER							

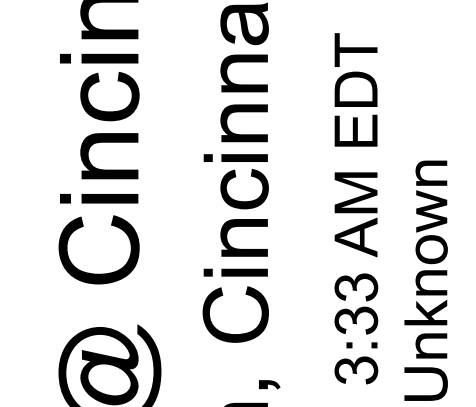
Batter	1	2	3	4	5	6	7	8	9	AB	R	H	RBI	BB	SO	LOB	BOTTOM		
Dave Collins, S OBP: 0.336, SLG: 0.364 Cesar Geronimo, L OBP: 0.322, SLG: 0.350	4-0 BB E S SF9	4-0 BB			0-0 F8		0-0 6-3	0-0 6-3 1B		3	2	1	0	2	0	0	St. Louis Cardinals @ Cincinnati Reds Riverfront Stadium, Cincinnati, OH Sat Jun 21 1980, 3:33 AM EDT Att: 31,186 - Unknown		
Junior Kennedy, R OBP: 0.355, SLG: 0.384	0-0 1-H SF9	0-0 1-3			0-0 F8		4-0 BB 2B BB	0-0 1-3 6-3		3	1	0	1	1	0	3			
Ken Griffey, L OBP: 0.375, SLG: 0.452	0-0 4-3		0-0 P6		0-0 1B		4-0 1-2 2B BB	0-0 3-H S 1B		4	1	2	1	1	0	0			
Dan Driessen, L OBP: 0.393, SLG: 0.462	0-0 1B 1B		0-0 P4		0-0 F7		4-0 1-2 2B FC3-6 BB	0-3 K		4	1	1	0	1	1	2			
Ray Knight, R OBP: 0.330, SLG: 0.484	0-0 1-2 1B		0-0 F9			0-3 K2-3	0-0 E 2B	0-0 5-3		5	1	2	2	0	1	1			
George Foster, R OBP: 0.310, SLG: 0.361 Sam Mejias, R OBP: 0.333, SLG: 0.388	0-0 F9			4-0 FC6-4 1B BB		0-3 K	4-0 FC3-6 IBB			2	0	0	0	2	1	2			
Joe Nolan, L OBP: 0.343, SLG: 0.424			0-0 F8		0-0 FC6-4 1B		0-0 FC3-6 1B			4	2	2	2	0	0	1			
Dave Concepcion, R OBP: 0.280, SLG: 0.313			4-0 S BB		0-0 FC6-4 B1-6-4		0-0 2B	0-0 2B 1B		3	0	2	1	1	0	2			
Frank Pastore, R OBP: 0.171, SLG: 0.121			0-3 K		0-0 B1-6-4		0-3 K	0-0 6-3		4	0	0	0	0	2	5			
Inning Stats	R: 1 E: 0 K: 0 S: 5	H: 2 LOB: 2 BB: 1 P: 9	R: 0 E: 0 K: 1 S: 5	H: 0 LOB: 2 BB: 2 P: 13	R: 0 E: 0 K: 0 S: 3	H: 1 LOB: 1 BB: 1 P: 7	R: 0 E: 0 K: 0 S: 4	H: 1 LOB: 1 BB: 0 P: 4	R: 1 E: 0 K: 3 S: 11	H: 2 LOB: 1 BB: 0 P: 11	R: 5 E: 1 K: 0 S: 5	H: 2 LOB: 1 BB: 4 P: 21	R: 1 E: 0 K: 1 S: 7	H: 2 LOB: 1 BB: 0 P: 7	1B: 7 2B: 2 3B: 0 HR: 1	SF: 1 SAC: 0 DP: 1 HBP: 0		WP: 0 PB: 0 SB: 4 CS: 0	PA: 41
PITCHER Jim Otten, R ERA: 6.92 Kim Seaman, L ERA: 6.35 John Littlefield, R ERA: 6.65 Roy Thomas, R ERA: 5.09	IP: 6.0 WLS: 0 BF: 27 H: 6 R: 2 ER: 2 SO: 2 BB: 2 IBB: 0 HBP: 0 BLK: 0 WP: 0 HR: 1 S: 31 P: 47 ERA: 81.00 WHIP: 9.000															PITCHER			

Batter	1	2	3	4	5	6	7	8	9	AB	R	H	RBI	BB	SO	LOB	TOP								
Bobby Bonds, R OBP: 0.308, SLG: 0.304 (1, 9)	F3		G6-4-3 BB	K		1B HR BB	6-3		K	4	1	0	0	2	2	3	St. Louis Cardinals @ Cincinnati Reds Riverfront Stadium, Cincinnati, OH Sun Jun 22 1980, 3:33 AM EDT Att: 29,182 - Unknown								
Gary Templeton, S OBP: 0.334, SLG: 0.382 Mike Phillips, L OBP: 0.250, SLG: 0.316 (1, 6)	5-3		G6-4-3 1-2		5-3	1B HR 1B			4-3	5	1	2	2	0	0	2									
Keith Hernandez, L OBP: 0.425, SLG: 0.520 (1, 3)	G3			1B 2B	2B 1B BB	1B HR 1B	SF8			3	3	2	4	1	0	0									
Ted Simmons, S OBP: 0.378, SLG: 0.495 (1, 2)		F8		1B 2B	1B 2B	E6 WP 1B SF8	K			5	3	2	1	0	1	1									
Terry Kennedy, L OBP: 0.334, SLG: 0.535 Tony Scott, S OBP: 0.314, SLG: 0.291 (6, PR)	L3			1B 2B BB	1B 2B	WP 1B				3	1	2	2	1	0	0									
George Hendrick, R OBP: 0.349, SLG: 0.544 (1, 8)				1B 2B BB	1B	1B			1B	4	0	2	1	0	1	3									
Leon Durham, L OBP: 0.255, SLG: 0.250 (7, 9)				1B	P6	K			F9	1	0	0	0	0	0	1									
Ken Reitz, R OBP: 0.337, SLG: 0.423 (1, 5)	K			1B 2B	1-4-3	SF8			F9	4	0	1	2	0	1	3									
Ken Oberkfell, L OBP: 0.410, SLG: 0.395 (1, 4)				F2					4-3	5	1	2	0	0	0	5									
Pete Vuckovich, R OBP: 0.118, SLG: 0.152 (1, 1)			SH1-4 1B	K		SH 1B 2B			K	3	2	1	0	0	2	2									
Inning Stats	R: 0 E: 0 K: 0 S: 3	H: 0 LOB: 0 BB: 0 P: 3	R: 0 E: 0 K: 1 S: 6	H: 1 LOB: 1 BB: 0 P: 6	R: 0 E: 0 K: 0 S: 3	H: 1 LOB: 1 BB: 1 P: 7	R: 3 E: 0 K: 2 S: 11	H: 4 LOB: 2 BB: 1 P: 15	R: 2 E: 0 K: 0 S: 5	H: 2 LOB: 1 BB: 1 P: 9	R: 6 E: 1 K: 1 S: 11	H: 4 LOB: 2 BB: 1 P: 15	R: 1 E: 0 K: 1 S: 7	H: 2 LOB: 1 BB: 0 P: 7	R: 0 E: 0 K: 0 S: 4	H: 1 LOB: 1 BB: 0 P: 4	R: 0 E: 0 K: 2 S: 7	H: 0 LOB: 0 BB: 0 P: 7	1B: 9 2B: 5 3B: 0 HR: 1	SF: 2 SAC: 2 DP: 1 HBP: 0	WP: 1 PB: 0 SB: 0 CS: 0	PA: 47			
PITCHER	IP	WLS	BF	H	R	ER	SO	BB	IBB	HBP	BLK	WP	HR	S	P	ERA	WHIP								
Michael LaCoss, R ERA: 5.38 (1, 1)	3.0	L	16	6	3	3	1	2	0	0	0	0	0	16	24	9.00	2.667								
Joe Price, L ERA: 5.79 (4, 1)	2.0		12	3	5	5	2	2	0	0	0	0	0	14	22	22.50	2.500								
Dave Tomlin, L ERA: 5.71 (6, 1)	0.0		4	3	2	2	0	0	0	0	0	0	1	4	4	∞	∞								
Mario Soto, R ERA: 4.61 (6, 1)	3.0		12	3	2	1	2	0	0	0	0	1	0	16	16	3.00	1.000								
Doug Bair, R ERA: 5.22 (9, 1)	1.0		3	0	0	0	2	0	0	0	0	0	0	7	7	0.00	0.000								
Batter	1	2	3	4	5	6	7	8	9	AB	R	H	RBI	BB	SO	LOB	BOTTOM								
Dave Collins, S OBP: 0.331, SLG: 0.358 (1, 7)	4-3		F9			3-1			4-3	4	0	0	0	0	0	0	St. Louis Cardinals @ Cincinnati Reds Riverfront Stadium, Cincinnati, OH Sun Jun 22 1980, 3:33 AM EDT Att: 29,182 - Unknown								
Junior Kennedy, R OBP: 0.357, SLG: 0.386 (1, 4)	HR 1B		CS 1B			K			6-3-4	4	1	2	0	0	1	0									
Ken Griffey, L OBP: 0.381, SLG: 0.472 (1, 9)	1H HR		CS 1-2	6-3		BLK BB			2B	3	1	2	2	1	0	0									
Dan Driessen, L OBP: 0.387, SLG: 0.453 (1, 3)	6-3			P4		F7			F8	4	0	0	0	0	0	2									
Ray Knight, R OBP: 0.326, SLG: 0.478 (1, 5)	1-4-3			G3		K				3	0	0	0	0	1	1									
Johnny Bench, R OBP: 0.330, SLG: 0.467 Joe Nolan, L OBP: 0.343, SLG: 0.424 (1, 2)				F8		K			K	3	0	0	0	0	2	1									
Cesar Geronimo, L OBP: 0.311, SLG: 0.337 (1, 8)				6-3		6-3			3-1	3	0	0	0	0	0	0									
Dave Concepcion, R OBP: 0.277, SLG: 0.309 (1, 6)				4-3		F7			F7	3	0	0	0	0	0	0									
Michael LaCoss, R OBP: 0.128, SLG: 0.133 Joe Price, R Dave Tomlin, L Mario Soto, R Harry Spilman, L Doug Bair, R (1, 1)				P3		F9			F7	1	0	0	0	0	0	0									
Inning Stats	R: 2 E: 0 K: 0 S: 5	H: 2 LOB: 0 BB: 0 P: 5	R: 0 E: 0 K: 0 S: 3	H: 0 LOB: 0 BB: 0 P: 3	R: 0 E: 0 K: 0 S: 3	H: 1 LOB: 0 BB: 0 P: 3	R: 0 E: 0 K: 1 S: 5	H: 0 LOB: 0 BB: 0 P: 5	R: 0 E: 0 K: 1 S: 5	H: 0 LOB: 0 BB: 0 P: 5	R: 0 E: 0 K: 2 S: 7	H: 0 LOB: 1 BB: 1 P: 11	R: 0 E: 0 K: 0 S: 3	H: 0 LOB: 0 BB: 0 P: 3	R: 0 E: 0 K: 0 S: 4	H: 1 LOB: 1 BB: 0 P: 4		1B: 2 2B: 1 3B: 0 HR: 1	SF: 0 SAC: 0 DP: 0 HBP: 0	WP: 0 PB: 0 SB: 0 CS: 1	PA: 32				
PITCHER	IP	WLS	BF	H	R	ER	SO	BB	IBB	HBP	BLK	WP	HR	S	P	ERA	WHIP								
Pete Vuckovich, R ERA: 2.77 (1, 1)	9.0	W	31	4	2	2	4	1	0	0	0	0	1	38	42	2.00	0.556								

AB	39
R	12
H	15
RBI	12
BB	4
SO	7
LOB	20



AB	30
R	2
H	4
RBI	2
BB	1
SO	4
LOB	4



Batter	1	2	3	4	5	6	7	8	9	AB	R	H	RBI	BB	SO	LOB	TOP			
Omar Moreno, L (1.8) OBP: 0.331, SLG: 0.387	4-3		4-3		FC6-4 1-2			CS 1B		4	0	2	0	0	0	0				
Phil Garner, R (1.4) OBP: 0.329, SLG: 0.385	K		FC4-6 1B		FC6-4 1-2			F7 1-2		4	0	1	0	0	1	3				
Dave Parker, L (1.9) OBP: 0.317, SLG: 0.434	E4		FC4-6 1-2					1-3		4	0	1	0	0	0	1				
Bill Robinson, R (1.3) OBP: 0.282, SLG: 0.439	F3				F9			G5-4-3 1B		4	0	0	0	0	1	2				
Bill Madlock, R (1.5) OBP: 0.316, SLG: 0.386			F9 S 6-3 1B		5-3			F8		4	1	1	0	0	0	0				
Lee Lacy, R (1.7) OBP: 0.435, SLG: 0.579			F9 1-3		F9			F8		4	0	0	0	0	0	1				
Steve Nicosia, R (1.2) OBP: 0.293, SLG: 0.250			6-3		F9			F8		3	0	0	1	0	0	0				
Dale Berra, R (1.6) OBP: 0.285, SLG: 0.368			F7 3-H		F7			1B		3	0	1	0	0	0	0				
Eddie Solomon, R (1.1) OBP: 0.222, SLG: 0.222								1-3		2	0	1	0	0	1	0				
Rod Scury, L (6.1) OBP: 0.333, SLG: 0.333										0	0	0	0	0	0	0				
Don Robinson, R (6.1) OBP: 0.450, SLG: 0.450			K							0	0	0	0	0	0	0				
Manny Sanguillen, R (7. PH) OBP: 0.389, SLG: 0.500										1	0	0	0	0	0	1				
Enrique Romo, R (7.1) OBP: 0.500, SLG: 0.400										0	0	0	0	0	0	0				
Inning Stats	R: 0 E: 1 K: 1 S: 6	H: 0 LOB: 1 BB: 0 P: 6	R: 1 E: 0 K: 0 S: 4	H: 1 LOB: 0 BB: 0 P: 4	R: 0 E: 0 K: 1 S: 6	H: 1 LOB: 1 BB: 0 P: 6	R: 0 E: 0 K: 0 S: 3	H: 0 LOB: 0 BB: 0 P: 3	R: 0 E: 0 K: 0 S: 5	H: 2 LOB: 2 BB: 0 P: 5	R: 0 E: 0 K: 0 S: 3	H: 1 LOB: 1 BB: 0 P: 3	R: 0 E: 0 K: 0 S: 4	H: 1 LOB: 0 BB: 0 P: 4	R: 0 E: 0 K: 1 S: 5	H: 0 LOB: 0 BB: 0 P: 5	1B: 7 2B: 0 3B: 0 HR: 0	SF: 0 SAC: 0 DP: 1 HBP: 0	WP: 0 PB: 0 SB: 1 CS: 1	PA: 33
PITCHER Jim Kaat, L (1.1) ERA: 3.96	IP: 9.0 WLS: W BF: 33 H: 7 R: 1 ER: 1 SO: 3 BB: 0 IBB: 0 HBP: 0 BLK: 0 WP: 0 HR: 0 S: 39 P: 39 ERA: 1.00 WHIP: 0.778															PITCHER				

Pittsburgh Pirates @ St. Louis Cardinals
 Busch Stadium, St. Louis, MO
 Mon Jun 23 1980, 7:05 PM CDT
 Att: 20,422 - Unknown

AB	33
R	1
H	7
RBI	1
BB	0
SO	3
LOB	8



Batter	1	2	3	4	5	6	7	8	9	AB	R	H	RBI	BB	SO	LOB	BOTTOM												
Bobby Bonds, R (1.9) OBP: 0.308, SLG: 0.298	F9		FC6-2-5			1B S SF7 BB	K			3	1	0	0	1	1	3													
Gary Templeton, S (1.6) OBP: 0.333, SLG: 0.381	F7		G3 3-H			1B S E	K			4	1	1	0	0	1	3													
Keith Hernandez, L (1.3) OBP: 0.422, SLG: 0.518	K				1-3	SF7 1-H 3-H		1B HR		3	1	1	1	0	1	0													
Ted Simmons, S (1.2) OBP: 0.384, SLG: 0.515					F8	1B		1B HR		4	2	3	1	0	0	0													
George Hendrick, R (1.8) OBP: 0.351, SLG: 0.556			G3		P6	FC5-4 1B		1B HR		4	1	2	3	0	0	0													
Terry Kennedy, L (1.7) OBP: 0.386, SLG: 0.517			G3		K	F9		G3		3	0	0	0	0	1	2													
Tony Scott, S (7.8) OBP: 0.312, SLG: 0.289										1	0	0	0	0	0	0													
Ken Reitz, R (1.5) OBP: 0.340, SLG: 0.424			SH1-4 FC6-2-5 1B			F2 1-2		1B		4	0	2	0	0	0	2													
Ken Oberkfell, L (1.4) OBP: 0.413, SLG: 0.400			SH1-4 1-2 1B			6-3		F7		4	0	2	0	0	0	1													
Jim Kaat, L (1.1) ERA: 3.96			SH1-4 1-2 2-3 1B			F9		K		3	0	0	0	0	1	2													
Inning Stats	R: 0 E: 0 K: 1 S: 5	H: 0 LOB: 0 BB: 0 P: 5	R: 0 E: 0 K: 0 S: 3	H: 0 LOB: 0 BB: 0 P: 3	R: 0 E: 0 K: 0 S: 5	H: 2 LOB: 2 BB: 0 P: 5	R: 1 E: 0 K: 1 S: 6	H: 1 LOB: 0 BB: 0 P: 6	R: 0 E: 0 K: 0 S: 3	H: 0 LOB: 0 BB: 0 P: 3	R: 2 E: 1 K: 0 S: 6	H: 3 LOB: 2 BB: 1 P: 10	R: 0 E: 0 K: 2 S: 8	H: 1 LOB: 1 BB: 0 P: 8	R: 3 E: 0 K: 1 S: 9	H: 4 LOB: 1 BB: 0 P: 9	1B: 9 2B: 0 3B: 0 HR: 2	SF: 1 SAC: 1 DP: 0 HBP: 0	WP: 0 PB: 0 SB: 3 CS: 0	PA: 36									
PITCHER Eddie Solomon, R (1.1) ERA: 2.44	IP: 5.1 WLS: L BF: 23 H: 6 R: 3 ER: 3 SO: 2 BB: 1 IBB: 0 HBP: 0 BLK: 0 WP: 0 HR: 1 S: 26 P: 30 ERA: 5.06 WHIP: 1.312															PITCHER													
Rod Scury, L (6.1) ERA: 1.66	0.1	1	0	0	0	0	0	0	0	0	0	1	1	0.00	0.000														
Don Robinson, R (6.1) ERA: 4.99	0.1	1	0	0	0	0	0	0	0	0	0	1	1	0.00	0.000														
Enrique Romo, R (7.1) ERA: 3.36	2.0	11	5	3	3	3	0	0	0	0	1	17	17	13.50	2.500														

Pittsburgh Pirates @ St. Louis Cardinals
 Busch Stadium, St. Louis, MO
 Mon Jun 23 1980, 7:05 PM CDT
 Att: 20,422 - Unknown

AB	33
R	6
H	11
RBI	5
BB	1
SO	5
LOB	13



Batter	1	2	3	4	5	6	7	8	9	AB	R	H	RBI	BB	SO	LOB	TOP			
Omar Moreno, L (1,8) OBP: 0.330, SLG: 0.383	5-3		F7				K			3	0	0	0	1	1	1	Pittsburgh Pirates @ St. Louis Cardinals Busch Stadium, St. Louis, MO Tue Jun 24 1980, 7:05 PM CDT Att: 21,868 - Unknown livebaseballscorecards.com			
Tim Foli, R (1,6) OBP: 0.316, SLG: 0.352	HR				5-3			F9		4	1	2	0	0	0	2				
Dave Parker, L (1,9) OBP: 0.316, SLG: 0.431	F8		K							4	0	1	0	0	1	4				
Bill Robinson, R (1,3) OBP: 0.288, SLG: 0.461	2H				9-5			L8		4	1	2	2	0	0	1				
Bill Madlock, R (1,5) OBP: 0.314, SLG: 0.383	6-3							5-3		4	0	1	0	0	0	1				
Lee Lacy, R (1,7) OBP: 0.420, SLG: 0.559		F3			9-5				F9	4	0	0	0	0	0	2				
Phil Garner, R (1,4) OBP: 0.328, SLG: 0.383 Matt Alexander, S (9, PR)		K			6-3			5-3		4	0	1	0	0	1	1				
Steve Nicosia, R (1,2) OBP: 0.279, SLG: 0.236		F9						5-3		4	0	0	0	0	0	1				
Rick Rhoden, R (1,1) OBP: 0.500, SLG: 0.500 Manny Sanguillen, R (7, PH) Grant Jackson, S (7, 1) Willie Stargell, L (9, PH) OBP: 0.383, SLG: 0.533			F9						F7	2	0	1	0	0	0	0				
Inning Stats	R: 2 E: 0 K: 0 S: 5	H: 2 LOB: 0 BB: 0 P: 5	R: 0 E: 0 K: 1 S: 5	H: 0 LOB: 0 BB: 0 P: 5	R: 0 E: 0 K: 1 S: 6	H: 1 LOB: 1 BB: 0 P: 6	R: 0 E: 0 K: 0 S: 4	H: 2 LOB: 1 BB: 0 P: 4	R: 0 E: 0 K: 0 S: 4	H: 1 LOB: 2 BB: 1 P: 8	R: 0 E: 0 K: 1 S: 6	H: 1 LOB: 0 BB: 0 P: 6	R: 0 E: 0 K: 0 S: 4	H: 1 LOB: 1 BB: 0 P: 4	R: 0 E: 0 K: 0 S: 4	H: 1 LOB: 2 BB: 0 P: 4		1B: 6 2B: 3 3B: 0 HR: 1	SF: 0 SAC: 0 DP: 1 HBP: 0	WP: 0 PB: 0 SB: 2 CS: 0
PITCHER Bob Sykes, L (1,1) ERA: 5.31	IP: 9.0 WLS: W BF: 36 H: 9 R: 2 ER: 2 SO: 3 BB: 1 IBB: 0 HBP: 0 BLK: 0 WP: 0 HR: 1 S: 41 P: 45 ERA: 2.00 WHIP: 1.111																			

Batter	1	2	3	4	5	6	7	8	9	AB	R	H	RBI	BB	SO	LOB	BOTTOM			
Bobby Bonds, R (1,9) OBP: 0.312, SLG: 0.331	1B						K			4	2	2	1	0	2	0	Pittsburgh Pirates @ St. Louis Cardinals Busch Stadium, St. Louis, MO Tue Jun 24 1980, 7:05 PM CDT Att: 21,868 - Unknown livebaseballscorecards.com			
Gary Templeton, S (1,6) OBP: 0.339, SLG: 0.386	2B		HR							4	1	3	1	0	0	0				
Keith Hernandez, L (1,3) OBP: 0.423, SLG: 0.516	1B									3	0	1	0	1	0	2				
Ted Simmons, S (1,2) OBP: 0.382, SLG: 0.510	1B									4	0	1	1	0	0	4				
George Hendrick, R (1,8) OBP: 0.353, SLG: 0.553	BB									3	0	1	0	1	1	1				
Terry Kennedy, L (1,7) OBP: 0.394, SLG: 0.527 Tony Scott, S (9, 8)	BB									2	0	1	0	1	0	2				
Ken Reitz, R (1,5) OBP: 0.338, SLG: 0.419										3	0	0	0	1	0	2				
Ken Oberkfell, L (1,4) OBP: 0.398, SLG: 0.382										4	0	0	0	0	0	4				
Bob Sykes, S (1,1) OBP: 0.158, SLG: 0.111										3	0	0	0	0	1	1				
Inning Stats	R: 2 E: 0 K: 0 S: 5	H: 3 LOB: 1 BB: 1 P: 9	R: 0 E: 0 K: 0 S: 3	H: 0 LOB: 0 BB: 0 P: 3	R: 1 E: 0 K: 1 S: 7	H: 2 LOB: 1 BB: 0 P: 7	R: 0 E: 0 K: 0 S: 4	H: 1 LOB: 1 BB: 0 P: 4	R: 0 E: 0 K: 0 S: 6	H: 1 LOB: 1 BB: 0 P: 6	R: 0 E: 0 K: 2 S: 8	H: 1 LOB: 2 BB: 1 P: 12	R: 0 E: 0 K: 0 S: 3	H: 1 LOB: 1 BB: 1 P: 7	R: 0 E: 0 K: 0 S: 3	H: 1 LOB: 1 BB: 1 P: 7		1B: 6 2B: 2 3B: 0 HR: 1	SF: 0 SAC: 1 DP: 2 HBP: 0	WP: 0 PB: 0 SB: 1 CS: 0
PITCHER Rick Rhoden, R (1,1) ERA: 4.5 Grant Jackson, L (7, 1) ERA: 1.74	IP: 6.0 WLS: L BF: 26 H: 7 R: 3 ER: 3 SO: 2 BB: 2 IBB: 0 HBP: 0 BLK: 0 WP: 0 HR: 1 S: 28 P: 36 ERA: 4.50 WHIP: 1.500																			

AB	35
R	2
H	9
RBI	2
BB	1
SO	3
LOB	15

AB	30
R	3
H	9
RBI	3
BB	4
SO	4
LOB	16



Batter	1	2	3	4	5	6	7	8	9	AB	R	H	RBI	BB	SO	LOB	TOP			
Omar Moreno, L (1.8) OBP: 0.326, SLG: 0.378	6-3		K			4-3		L4		4	0	0	0	0	1	0	Pittsburgh Pirates @ St. Louis Cardinals Busch Stadium, St. Louis, MO Wed Jun 25 1980, 7:05 PM CDT Att: 26,102 - Unknown			
Tim Foli, R (1.6) OBP: 0.315, SLG: 0.350	F3			6-3		6-3		G4-6-3 1B		4	0	1	0	0	0	0				
Dave Parker, L (1.9) OBP: 0.319, SLG: 0.437	4-3							G4-6-3 1-2		4	0	2	0	0	0	1				
Bill Robinson, R (1.3) OBP: 0.280, SLG: 0.449		6-3		K		L6		P4		4	0	0	0	0	1	2				
Bill Madlock, R (1.5) OBP: 0.313, SLG: 0.381				F9				F8		4	0	1	0	0	0	1				
Lee Lacy, R (1.7) OBP: 0.415, SLG: 0.548		6-3				F8		1B		4	0	1	0	0	0	1				
Phil Garner, R (1.4) OBP: 0.328, SLG: 0.391								1B												
Phil Garner, R (1.4) OBP: 0.328, SLG: 0.391		4-3						F9		3	1	1	0	0	0	2				
Steve Nicosia, R (1.2) OBP: 0.281, SLG: 0.240				F9		6-3				3	0	1	1	0	0	0				
John Candelaria, L (1.1) OBP: 0.194, SLG: 0.176										2	0	0	0	0	1	0				
Willie Stargell, L (7, PH) OBP: 0.361, SLG: 0.529				K		6-3				1	0	0	0	0	1	2				
Grant Jackson, S (7.1) OBP: 0.337, SLG: 0.416								K		0	0	0	0	0	0	0				
Kent Tekulve, R (7.1) OBP: 0.337, SLG: 0.416										0	0	0	0	0	0	0				
Inning Stats	R: 0 E: 0 K: 0 S: 3	H: 0 LOB: 0 BB: 0 P: 3	R: 0 E: 0 K: 0 S: 4	H: 1 LOB: 1 BB: 0 P: 4	R: 0 E: 0 K: 2 S: 7	H: 0 LOB: 0 BB: 0 P: 7	R: 0 E: 0 K: 1 S: 6	H: 1 LOB: 1 BB: 0 P: 6	R: 1 E: 0 K: 0 S: 4	H: 1 LOB: 0 BB: 0 P: 4	R: 0 E: 0 K: 0 S: 4	H: 2 LOB: 2 BB: 0 P: 7	R: 0 E: 0 K: 1 S: 7	H: 1 LOB: 0 BB: 0 P: 3	R: 0 E: 0 K: 0 S: 3	H: 0 LOB: 0 BB: 0 P: 3	1B: 5 2B: 1 3B: 1 HR: 0	SF: 0 SAC: 0 DP: 1 HBP: 0	WP: 0 PB: 0 SB: 0 CS: 0	PA: 33
PITCHER	IP WLS BF H R ER SO BB IBB HBP BLK WP HR S P ERA WHIP																			
Don Hood, L (1.1) ERA: 2.27	7.0 W 27 6 1 1 4 0 0 0 0 0 0 35 35 1.29 0.857																			
Kim Seaman, L (8.1) ERA: 4.7	2.0 S 6 1 0 0 0 0 0 0 0 0 0 0 6 6 0.00 0.500																			

Batter	1	2	3	4	5	6	7	8	9	AB	R	H	RBI	BB	SO	LOB	BOTTOM			
Bobby Bonds, R (1.7) OBP: 0.307, SLG: 0.324	5-3		K			SH1-3		5-3		3	0	0	0	0	1	0	Pittsburgh Pirates @ St. Louis Cardinals Busch Stadium, St. Louis, MO Wed Jun 25 1980, 7:05 PM CDT Att: 26,102 - Unknown			
Gary Templeton, S (1.6) OBP: 0.341, SLG: 0.395	E4					SF7		1B		3	1	2	1	0	0	0				
Keith Hernandez, L (1.3) OBP: 0.424, SLG: 0.514	K		6-3			E2		1B		3	1	1	1	1	1	2				
Ted Simmons, S (1.2) OBP: 0.388, SLG: 0.510		6-3						1B		2	0	1	1	2	0	0				
George Hendrick, R (1.9) OBP: 0.352, SLG: 0.552						G6-4-3		F8		4	0	1	0	0	0	4				
Ken Reitz, R (1.5) OBP: 0.337, SLG: 0.416								F3		4	0	1	0	0	0	1				
Tony Scott, S (1.8) OBP: 0.311, SLG: 0.285								F9		3	0	0	0	1	0	1				
Ken Oberkfell, L (1.4) OBP: 0.402, SLG: 0.387								F9		4	1	2	0	0	0	2				
Don Hood, L (1.1) OBP: 0.111, SLG: 0.111								SH1-3		1	1	0	0	0	1	0				
Mike Ramsey, S (7, PH) OBP: 0.294, SLG: 0.403								SH		1	0	0	0	0	0	0				
Kim Seaman, L (8.1) ERA: 4.7								SH1-3		1	0	0	0	1	1	1				
Inning Stats	R: 0 E: 1 K: 1 S: 5	H: 0 LOB: 0 BB: 0 P: 5	R: 0 E: 0 K: 0 S: 4	H: 1 LOB: 2 BB: 1 P: 8	R: 0 E: 0 K: 2 S: 8	H: 1 LOB: 1 BB: 0 P: 8	R: 0 E: 0 K: 0 S: 3	H: 1 LOB: 1 BB: 1 P: 7	R: 2 E: 1 K: 0 S: 6	H: 2 LOB: 2 BB: 1 P: 10	R: 0 E: 0 K: 0 S: 3	H: 0 LOB: 0 BB: 0 P: 3	R: 2 E: 0 K: 0 S: 5	H: 2 LOB: 1 BB: 1 P: 9	R: 0 E: 0 K: 1 S: 6	H: 1 LOB: 1 BB: 0 P: 6	1B: 5 2B: 3 3B: 0 HR: 0	SF: 1 SAC: 2 DP: 1 HBP: 0	WP: 0 PB: 0 SB: 0 CS: 1	PA: 36
PITCHER	IP WLS BF H R ER SO BB IBB HBP BLK WP HR S P ERA WHIP																			
John Candelaria, L (1.1) ERA: 3.67	6.0 L 26 5 2 2 2 3 1 0 0 0 0 0 29 41 3.00 1.167																			
Grant Jackson, L (7.1) ERA: 2.27	0.2 5 2 2 2 0 1 0 0 0 0 0 0 4 8 27.00 4.500																			
Kent Tekulve, R (7.1) ERA: 3.44	1.1 5 1 0 0 1 0 0 0 0 0 0 0 7 7 0.00 0.750																			



Batter	1	2	3	4	5	6	7	8	9	10	11	12	AB	R	H	RBI	BB	SO	LOB								
Bobby Bonds, R OBP: 0.306, SLG: 0.340 (1.9)													5	1	1	1	1	1	1	1							
Garry Templeton, S OBP: 0.341, SLG: 0.401 (1.6)													6	1	2	0	0	0	1								
Keith Hernandez, L OBP: 0.422, SLG: 0.510 (1.3)													6	0	2	1	0	2	1								
Ted Simmons, S OBP: 0.394, SLG: 0.507 (1.2)													3	1	1	0	3	0	1								
George Hendrick, R OBP: 0.355, SLG: 0.555 (8.9)													6	0	3	1	0	0	5								
Ken Reitz, R OBP: 0.337, SLG: 0.414 (1.5)													6	0	2	0	0	0	6								
Terry Kennedy, L OBP: 0.383, SLG: 0.511 (1.7)													3	0	0	0	0	0	1								
Tony Scott, S OBP: 0.310, SLG: 0.284 (8.8)													1	0	0	0	0	0	0								
Ken Oberkfell, L OBP: 0.393, SLG: 0.371 (1.4)													4	0	0	0	1	0	0								
Pete Vuckovich, R OBP: 0.132, SLG: 0.189 (1.1)													4	0	1	0	0	0	0								
Dane Long, L OBP: 0.370, SLG: 0.450 (11. PH)													1	0	0	0	0	0	3								
John Littlefield, R (11.1)													0	0	0	0	0	0	0								
Kim Seaman, L (11.1)													0	0	0	0	0	0	0								
Inning Stats	R: 1 E: 0 K: 1 S: 7	H: 2 LOB: 2 BB: 11	R: 0 E: 0 K: 0 S: 3	H: 0 LOB: 0 BB: 0 P: 3	R: 0 E: 0 K: 2 S: 7	H: 0 LOB: 0 BB: 0 P: 7	R: 0 E: 0 K: 0 S: 4	H: 2 LOB: 1 BB: 0 P: 4	R: 0 E: 0 K: 0 S: 3	H: 0 LOB: 1 BB: 0 P: 7	R: 0 E: 0 K: 0 S: 4	H: 1 LOB: 1 BB: 0 P: 4	R: 1 E: 0 K: 0 S: 4	H: 1 LOB: 1 BB: 1 P: 8	R: 0 E: 0 K: 0 S: 3	H: 0 LOB: 0 BB: 0 P: 3	R: 0 E: 0 K: 0 S: 4	H: 2 LOB: 2 BB: 0 P: 4	R: 0 E: 0 K: 0 S: 5	H: 2 LOB: 2 BB: 1 P: 8	R: 1 E: 0 K: 1 S: 5	H: 2 LOB: 2 BB: 1 P: 9	1B: 8 2B: 2 3B: 1 HR: 1	SF: 0 SAC: 1 DP: 1 HBP: 0	WP: 0 PB: 0 SB: 0 CS: 1	PA: 51	
PITCHER	IP	WLS	BF	H	R	ER	SO	BB	IBB	HBP	BLK	WP	HR	S	P	ERA	WHIP										
Doug Capilla, L ERA: 1.91 (1.1)	5.0		20	4	1	1	3	2	0	0	0	0	0	12	16	3.00	1.333										
Dick Tidrow, R ERA: 2.37 (6.1)	3.0		13	3	1	1	0	1	0	0	0	0	0	11	15	0.00	1.000										
Bruce Sutter, R ERA: 2.7 (8.1)	3.0		12	3	0	0	0	0	1	0	0	0	0	3	7	27.00	9.000										
Willie Hernandez, L ERA: 5.23 (12.1)	0.1	L	4	2	1	1	0	1	0	0	0	0	0	2	2	0.00	0.000										
Bill Caudill, R ERA: 1.3 (12.1)	0.2		2	0	0	0	0	0	0	0	0	0	0	2	2	0.00	0.000										

St. Louis Cardinals @ Chicago Cubs
Wrigley Field, Chicago, IL
Fri Jun 27 1980, 3:33 AM CDT
Att. 22,176 - Unknown

AB 45
R 3
H 12
RBI 3
BB 5
SO 3
LOB 19

Batter	1	2	3	4	5	6	7	8	9	10	11	12	AB	R	H	RBI	BB	SO	LOB								
Ivan De Jesus, R OBP: 0.333, SLG: 0.382 (1.6)													3	0	0	0	0	1	1								
Cliff Johnson, R OBP: 0.319, SLG: 0.372 (8. PH)													0	0	0	0	1	0	0								
Mick Kelleher, R OBP: 0.209, SLG: 0.150 (8. PR)													1	0	0	0	0	0	1								
Lenny Randle, S OBP: 0.351, SLG: 0.371 (1.5)													4	0	2	1	1	1	0								
Bill Buckner, L OBP: 0.342, SLG: 0.432 (1.3)													3	0	0	0	0	1	1								
Bruce Sutter, R (8.1)													0	0	0	0	0	0	0								
Rick Reuschel, R OBP: 0.176, SLG: 0.235 (11. PH)													0	0	0	0	0	0	0								
Willie Hernandez, L OBP: 0.300, SLG: 0.409 (12.1)													0	0	0	0	0	0	0								
Bill Caudill, R (12.1)													0	0	0	0	0	0	0								
Jerry Martin, R OBP: 0.309, SLG: 0.489 (1.8)														5	0	0	0	2	2								
Larry Bittner, L OBP: 0.341, SLG: 0.369 (1.7)													2	0	0	0	0	0	0								
Ken Henderson, S OBP: 0.346, SLG: 0.388 (7.7)													2	0	0	0	1	0	0								
Scott Thompson, L OBP: 0.284, SLG: 0.306 (1.9)													5	1	1	0	0	2	2								
Tim Blackwell, S OBP: 0.289, SLG: 0.321 (1.2)													5	0	2	1	0	2	0								
Mike Tyson, R OBP: 0.294, SLG: 0.333 (1.4)													1	0	0	0	0	0	1								
Jesus Figueroa, L OBP: 0.416, SLG: 0.389 (5. PH)													0	0	0	0	0	0	1								
Dick Tidrow, R (6.1)													1	0	0	0	0	0	0								
Mike Vail, R OBP: 0.371, SLG: 0.452 (8. PH)													3	0	0	0	0	0	0								
Doug Capilla, L (1.1)													1	0	0	0	0	0	1								
Steve Dillard, R OBP: 0.338, SLG: 0.367 (5. PH)													3	1	1	0	1	0	1								
Inning Stats	R: 0 E: 0 K: 1 S: 5	H: 0 LOB: 0 BB: 0 P: 5	R: 0 E: 0 K: 1 S: 5	H: 0 LOB: 0 BB: 0 P: 5	R: 0 E: 0 K: 1 S: 6	H: 1 LOB: 1 BB: 0 P: 6	R: 0 E: 0 K: 1 S: 3	H: 0 LOB: 0 BB: 2 P: 11	R: 0 E: 0 K: 0 S: 5	H: 0 LOB: 0 BB: 0 P: 5	R: 1 E: 0 K: 1 S: 6	H: 1 LOB: 2 BB: 2 P: 14	R: 0 E: 0 K: 0 S: 3	H: 0 LOB: 0 BB: 0 P: 3	R: 0 E: 0 K: 0 S: 4	H: 1 LOB: 1 BB: 0 P: 4	R: 0 E: 0 K: 0 S: 4	H: 1 LOB: 2 BB: 1 P: 8	R: 0 E: 0 K: 1 S: 5	H: 0 LOB: 0 BB: 0 P: 5	1B: 5 2B: 0 3B: 1 HR: 0	SF: 0 SAC: 1 DP: 0 HBP: 0	WP: 0 PB: 0 SB: 0 CS: 2	PA: 45			
PITCHER	IP	WLS	BF	H	R	ER	SO	BB	IBB	HBP	BLK	WP	HR	S	P	ERA	WHIP										
Pete Vuckovich, R ERA: 2.99 (1.1)	10.0		37	5	2	2	8	4	0	0	0	0	0	49	65	1.80	0.900										
John Littlefield, R ERA: 3.46 (11.1)	0.2		4	1	0	0	0	0	1	0	0	0	0	3	7	0.00	1.500										
Kim Seaman, L ERA: 4.0 (11.1)	1.1	W	4	0	0	0	1	0	0	0	0	0	0	6	6	0.00	0.000										

St. Louis Cardinals @ Chicago Cubs
Wrigley Field, Chicago, IL
Fri Jun 27 1980, 3:33 AM CDT
Att. 22,176 - Unknown

AB 39
R 2
H 6
RBI 2
BB 5
SO 9
LOB 12

Batter	1	2	3	4	5	6	7	8	9	AB	R	H	RBI	BB	SO	LOB	TOP								
Bobby Bonds, R OBP: 0.303, SLG: 0.329 (1, 9)	B1-3		K	K				F9	E4	5	0	0	0	1	2	4									
Gary Templeton, S OBP: 0.347, SLG: 0.406 (1, 6)	G4-6-3 1B								F8	6	1	4	0	0	1	4									
Keith Hernandez, L OBP: 0.420, SLG: 0.509 Roy Thomas, R OBP: 0.250, SLG: 0.162 Mike Phillips, L OBP: 0.258, SLG: 0.300 John Littlefield, R (8, PH)	G4-6-3 1-2		4-3					G4-6-3 1-2		4	0	1	1	0	0	6									
Ted Simmons, S OBP: 0.398, SLG: 0.512 (1, 2)										4	2	2	0	1	0	1									
George Hendrick, R OBP: 0.359, SLG: 0.567 (1, 8)										5	2	3	2	0	2	2									
Terry Kennedy, L OBP: 0.375, SLG: 0.495 Tony Scott, S OBP: 0.310, SLG: 0.284 (9, PR)	FC4-6 1-2		FC3-6 1B							5	1	1	0	0	1	4									
Ken Reitz, R OBP: 0.339, SLG: 0.419 (1, 5)										4	0	2	1	0	0	2									
Ken Oberkfell, L OBP: 0.402, SLG: 0.376 (1, 4)										4	0	2	0	1	1	1									
Bob Forsch, R OBP: 0.341, SLG: 0.600 George Frazier, R (3, 1)										1	0	1	0	0	0	0									
Dane Iorg, L OBP: 0.376, SLG: 0.455 Jim Kaat, L (4, PH)										0	0	0	1	0	0	0									
Leon Durham, L OBP: 0.178, SLG: 0.228 (8, 3)										3	1	2	2	0	1	2									
Inning Stats	R: 0 E: 0 K: 0 S: 3	H: 1 LOB: 0 BB: 0 P: 3	R: 0 E: 0 K: 1 S: 5	H: 0 LOB: 1 BB: 1 P: 9	R: 0 E: 0 K: 2 S: 9	H: 2 LOB: 2 BB: 0 P: 9	R: 2 E: 0 K: 1 S: 9	H: 4 LOB: 2 BB: 0 P: 9	R: 1 E: 0 K: 1 S: 7	H: 2 LOB: 1 BB: 0 P: 7	R: 0 E: 0 K: 1 S: 7	H: 2 LOB: 3 BB: 1 P: 11	R: 1 E: 0 K: 2 S: 10	H: 3 LOB: 2 BB: 0 P: 10	R: 0 E: 0 K: 0 S: 3	H: 1 LOB: 0 BB: 0 P: 3	R: 4 E: 1 K: 0 S: 7	H: 4 LOB: 1 BB: 1 P: 11	1B: 14 2B: 4 3B: 0 HR: 1	SF: 0 SAC: 1 DP: 2 HBP: 0	WP: 0 PB: 0 SB: 0 CS: 0	PA: 47			
PITCHER	IP	WLS	BF	H	R	ER	SO	BB	IBB	HBP	BLK	WP	HR	S	P	ERA	WHIP								
Rick Reuschel, R ERA: 3.97 (1, 1)	5.1		28	11	3	3	5	2	0	0	0	0	0	36	44	5.06	2.438								
Bill Caudill, R ERA: 2.01 (6, 1)	2.0		10	4	1	1	3	0	0	0	1	0	1	16	16	4.50	2.000								
Bruce Sutter, R ERA: 3.27 (8, 1)	0.2	L	4	3	3	3	0	0	0	0	0	0	0	4	4	40.50	4.500								
Dick Tidrow, R ERA: 2.32 (9, 1)	1.0		5	1	1	0	0	0	1	0	0	0	0	4	8	0.00	1.000								

St. Louis Cardinals @ Chicago Cubs
Wrigley Field, Chicago, IL
Sat Jun 28 1980, 3:33 AM CDT
Unknown

AB 43
R 8
H 19
RBI 7
BB 3
SO 8
LOB 27



Batter	1	2	3	4	5	6	7	8	9	AB	R	H	RBI	BB	SO	LOB	BOTTOM								
Ivan De Jesus, R OBP: 0.335, SLG: 0.383 (1, 6)	5-3		WP FC 1B	CS 1B				F7	3-1	5	1	2	0	0	0	1									
Lenny Randle, S OBP: 0.356, SLG: 0.373 (1, 5)	S 1B		FC WP 1B	CS 1-2				E5 1B SF9	L9	4	2	2	1	1	0	2									
Bill Buckner, L OBP: 0.340, SLG: 0.429 (1, 3)	F8 1-2		FC 1B SF7					G1 E 1B		4	1	1	1	0	0	3									
Cliff Johnson, R OBP: 0.318, SLG: 0.371 Scot Thompson, L OBP: 0.294, SLG: 0.306 (8, 9)	6-3		SF7 1B					SF9	6-3	3	1	1	2	0	0	1									
Jerry Martin, R OBP: 0.308, SLG: 0.487 (1, 8)	6-3		SF7 1-3 3H					E9 1B		3	0	1	1	0	0	0									
Ken Henderson, S OBP: 0.370, SLG: 0.383 (1, 9)	G1-6-3 1B		G1-6-3 1B					K		3	0	2	1	1	1	0									
Tim Blackwell, S OBP: 0.280, SLG: 0.310 (1, 2)	G1-6-3 1-2		4-3					K		4	0	0	0	0	1	5									
Mike Tyson, R OBP: 0.304, SLG: 0.337 Mick Kelleher, R OBP: 0.209, SLG: 0.150 Larry Bittner, L OBP: 0.345, SLG: 0.374 Steve Dillard, R OBP: 0.338, SLG: 0.367 (9, PR)										2	1	1	0	1	0	0									
Rick Reuschel, R OBP: 0.171, SLG: 0.229 Bill Caudill, R (6, 1)			SH1-3 1B					B3-6-4 BB		1	0	0	0	0	0	0									
Bruce Sutter, R (8, 1)										0	0	0	0	0	0	0									
Dick Tidrow, R (9, PH)										0	0	0	0	0	0	0									
Dave Kingman, R OBP: 0.346, SLG: 0.542 (9, PH)										1	0	0	0	0	1	1									
Inning Stats	R: 0 E: 0 K: 0 S: 4	H: 1 LOB: 1 BB: 0 P: 4	R: 0 E: 0 K: 0 S: 3	H: 1 LOB: 0 BB: 0 P: 3	R: 5 E: 0 K: 0 S: 9	H: 5 LOB: 1 BB: 0 P: 9	R: 0 E: 0 K: 0 S: 3	H: 1 LOB: 0 BB: 0 P: 3	R: 1 E: 2 K: 0 S: 5	H: 2 LOB: 2 BB: 1 P: 9	R: 0 E: 0 K: 0 S: 2	H: 0 LOB: 0 BB: 1 P: 6	R: 0 E: 0 K: 2 S: 7	H: 0 LOB: 0 BB: 1 P: 6	R: 0 E: 0 K: 2 S: 7	H: 0 LOB: 0 BB: 0 P: 7	R: 0 E: 0 K: 1 S: 6	H: 1 LOB: 2 BB: 0 P: 6	1B: 11 2B: 0 3B: 0 HR: 0	SF: 2 SAC: 1 DP: 3 HBP: 0	WP: 1 PB: 0 SB: 1 CS: 2	PA: 39			
PITCHER	IP	WLS	BF	H	R	ER	SO	BB	IBB	HBP	BLK	WP	HR	S	P	ERA	WHIP								
Bob Forsch, R ERA: 4.43 (1, 1)	2.2		15	7	5	5	0	0	0	0	0	0	0	15	15	16.88	2.625								
George Frazier, R ERA: 5.4 (3, 1)	0.1		1	0	0	0	0	0	0	0	0	0	0	1	1	0.00	0.000								
Jim Kaat, L ERA: 3.86 (4, 1)	2.0		9	3	1	0	0	0	1	0	0	0	0	8	12	0.00	1.500								
Roy Thomas, R ERA: 4.88 (6, 1)	2.0		6	0	0	0	0	2	0	0	0	0	0	4	12	0.00	1.000								
John Littlefield, R ERA: 3.0 (8, 1)	2.0	W	7	1	0	0	3	0	0	0	0	0	0	13	13	0.00	0.500								

St. Louis Cardinals @ Chicago Cubs
Wrigley Field, Chicago, IL
Sat Jun 28 1980, 3:33 AM CDT
Unknown

AB 32
R 6
H 11
RBI 6
BB 3
SO 3
LOB 14



Batter	1	2	3	4	5	6	7	8	9	AB	R	H	RBI	BB	SO	LOB	TOP										
Leon Durham, L (1,9) OBP: 0.276, SLG: 0.280	E7 E 6-3		F7		K			BB		3	1	0	0	1	1	0											
Ken Oberkfell, L (1,4) OBP: 0.397, SLG: 0.365	6-3					L7		F8		3	0	0	0	1	0	2											
Keith Hernandez, L (1,3) Tony Scott, S (1, PR) OBP: 0.419, SLG: 0.508 OBP: 0.307, SLG: 0.281	E4 CS		K			K			6-3	1	0	0	0	0	0	1											
Ted Simmons, S (9, PH) OBP: 0.397, SLG: 0.509	2-3									2	0	0	0	0	2	1											
Terry Kennedy, L (1,2) OBP: 0.371, SLG: 0.485	E9 1-2 3-H					K				1	0	0	0	0	0	0											
George Hendrick, R (1,8) OBP: 0.358, SLG: 0.562	K									4	0	1	0	0	1	1											
Dane Iorg, L (1,7) OBP: 0.366, SLG: 0.442		F8								4	0	1	0	0	1	2											
Ken Reitz, R (1,5) OBP: 0.336, SLG: 0.414										3	0	0	0	0	1	2											
Mike Phillips, L (1,6) OBP: 0.208, SLG: 0.261										3	0	0	0	0	1	0											
Jim Otten, R (1,1) Gary Templeton, S (8, PH) John Littlefield, R (8,1)										2	0	1	0	0	0	0											
										1	0	0	0	0	0	0											
										0	0	0	0	0	0	0											
Inning Stats	R: 1 E: 3 K: 1 S: 7	H: 0 LOB: 2 BB: 0 P: 7	R: 0 E: 0 K: 1 S: 5	H: 0 LOB: 0 BB: 0 P: 5	R: 0 E: 0 K: 1 S: 5	H: 0 LOB: 1 BB: 1 P: 9	R: 0 E: 0 K: 1 S: 6	H: 2 LOB: 1 BB: 0 P: 6	R: 0 E: 0 K: 1 S: 5	H: 1 LOB: 0 BB: 0 P: 5	R: 0 E: 0 K: 2 S: 7	H: 0 LOB: 0 BB: 0 P: 7	R: 0 E: 0 K: 0 S: 3	H: 0 LOB: 0 BB: 0 P: 3	R: 0 E: 0 K: 0 S: 3	H: 0 LOB: 1 BB: 1 P: 7	R: 0 E: 0 K: 0 S: 3	H: 0 LOB: 0 BB: 0 P: 3	1B: 3 2B: 0 3B: 0 HR: 0	SF: 0 SAC: 0 DP: 1 HBP: 0	WP: 0 PB: 0 SB: 0 CS: 1	PA: 32					
PITCHER	IP	WLS	BF	H	R	ER	SO	BB	IBB	HBP	BLK	WP	HR	S	P	ERA	WHIP										
Mike Krukow, R (1,1) ERA: 3.62	9.0	W	32	3	1	0	7	2	0	0	0	0	0	44	52	0.00	0.556										

St. Louis Cardinals @ Chicago Cubs
Wrigley Field, Chicago, IL
Sat Jun 28 1980, 3:38 AM CDT
Att: 36,430 - Unknown

AB 30
R 1
H 3
RBI 0
BB 2
SO 7
LOB 11



Batter	1	2	3	4	5	6	7	8	9	AB	R	H	RBI	BB	SO	LOB	BOTTOM										
Ivan De Jesus, R (1,6) OBP: 0.333, SLG: 0.381	G3-6-3 1B		F8			E6 CS		F8		4	0	1	0	0	0	0											
Lenny Randle, S (1,5) OBP: 0.381, SLG: 0.380	G3-6-3 1-2					1B 1B		FC5-4 1B		4	1	3	0	0	0	1											
Bill Buckner, L (1,3) Mike Vail, R (1,7) OBP: 0.340, SLG: 0.429 OBP: 0.368, SLG: 0.447	K					1B 1B		F9		0	0	0	0	0	0	0											
						1B 1B		FC5-4		4	0	1	0	0	2	2											
Cliff Johnson, R (1,7) OBP: 0.317, SLG: 0.368		F7								4	0	1	1	0	1	2											
Jerry Martin, R (1,8) OBP: 0.305, SLG: 0.481		K				P6		F7		3	0	0	0	0	1	3											
Scot Thompson, L (1,9) OBP: 0.295, SLG: 0.302						4-3		F7		2	1	0	0	1	0	0											
Steve Dillard, R (1,4) OBP: 0.338, SLG: 0.365						P5		F7		3	0	1	1	0	0	0											
Tim Blackwell, S (1,2) OBP: 0.281, SLG: 0.310						6-3				3	0	1	0	0	0	0											
Mike Krukow, R (1,1) OBP: 0.194, SLG: 0.171						6-3		F9		3	0	0	0	0	1	1											
Inning Stats	R: 0 E: 0 K: 1 S: 5	H: 1 LOB: 0 BB: 0 P: 5	R: 1 E: 0 K: 1 S: 5	H: 1 LOB: 0 BB: 1 P: 9	R: 0 E: 0 K: 1 S: 5	H: 0 LOB: 0 BB: 0 P: 5	R: 0 E: 0 K: 2 S: 8	H: 1 LOB: 1 BB: 0 P: 8	R: 0 E: 0 K: 0 S: 3	H: 0 LOB: 0 BB: 0 P: 3	R: 1 E: 1 K: 0 S: 6	H: 3 LOB: 2 BB: 0 P: 6	R: 0 E: 0 K: 0 S: 4	H: 1 LOB: 1 BB: 0 P: 4	R: 0 E: 0 K: 0 S: 4	H: 1 LOB: 1 BB: 0 P: 4	1B: 8 2B: 0 3B: 0 HR: 0	SF: 0 SAC: 0 DP: 1 HBP: 0	WP: 0 PB: 0 SB: 1 CS: 2	PA: 32							
PITCHER	IP	WLS	BF	H	R	ER	SO	BB	IBB	HBP	BLK	WP	HR	S	P	ERA	WHIP										
Jim Otten, R (1,1) John Littlefield, R (8,1) ERA: 2.81	7.0	L	27	7	2	2	5	1	0	0	0	0	0	4	4	0.00	1.000										

St. Louis Cardinals @ Chicago Cubs
Wrigley Field, Chicago, IL
Sat Jun 28 1980, 3:38 AM CDT
Att: 36,430 - Unknown

AB 30
R 2
H 8
RBI 2
BB 1
SO 5
LOB 9



Batter	1	2	3	4	5	6	7	8	9	AB	R	H	RBI	BB	SO	LOB	TOP				
Bobby Bonds, R OBP: 0.299, SLG: 0.323 (1, 7)	F9			1B SF8	FC5-4		G3			4	1	2	1	0	0	1	St. Louis Cardinals @ Pittsburgh Pirates Three Rivers Stadium, Pittsburgh, PA Mon Jun 30 1980, 7:05 PM EDT Att: 16,591 - Unknown				
Gary Templeton, S OBP: 0.351, SLG: 0.407 (1, 6)	F9			1B S	FC5-4					4	0	2	1	0	0	1					
Ted Simmons, S OBP: 0.395, SLG: 0.527 (1, 2)	6-3			SF8						3	1	1	1	0	0	0					
George Hendrick, R OBP: 0.354, SLG: 0.549 (1, 9)		K		3H BB						3	0	1	1	1	1	0					
Ken Reitz, R OBP: 0.328, SLG: 0.404 (1, 5)	F9			F9			F7			4	0	0	0	0	0	3					
Leon Durham, L OBP: 0.288, SLG: 0.345 (1, 3)	1-3			K			F9			4	0	0	0	0	1	3					
Tony Scott, S OBP: 0.306, SLG: 0.280 (1, 8)				P4			FC6-4			4	1	1	0	0	1	1					
Ken Oberkfell, L OBP: 0.388, SLG: 0.366 (1, 4)				F7			6-3			4	0	0	0	0	0	1					
Bob Sykes, S OBP: 0.150, SLG: 0.105 (7, PH)				K						1	0	0	0	0	1	0					
Keith Smith, R OBP: 0.500, SLG: 0.500 (7, PH)					SH1-6-3					1	1	1	0	0	0	0					
Don Hood, L OBP: 0.111, SLG: 0.111 (7, 1)							G3			0	0	0	0	0	0	0					
Inning Stats	R: 0 E: 0 K: 0 S: 3	H: 0 LOB: 0 BB: 0 P: 3	R: 0 E: 0 K: 1 S: 5	H: 0 LOB: 0 BB: 0 P: 5	R: 0 E: 0 K: 1 S: 5	H: 0 LOB: 0 BB: 0 P: 5	R: 1 E: 0 K: 1 S: 7	H: 2 LOB: 2 BB: 1 P: 11	R: 1 E: 0 K: 0 S: 5	H: 2 LOB: 1 BB: 0 P: 5	R: 1 E: 0 K: 0 S: 4	H: 2 LOB: 0 BB: 0 P: 4	R: 0 E: 0 K: 0 S: 3	H: 0 LOB: 0 BB: 0 P: 3	R: 0 E: 0 K: 1 S: 5	H: 0 LOB: 0 BB: 0 P: 5	1B: 7 2B: 1 3B: 0 HR: 0	SF: 1 SAC: 1 DP: 0 HBP: 0	WP: 0 PB: 0 SB: 1 CS: 0	PA: 35	
PITCHER	IP	WLS	BF	H	R	ER	SO	BB	IBB	HBP	BLK	WP	HR	S	P	ERA	WHIP				
John Candelaria, L ERA: 3.76 (1, 1)	7.0		29	8	4	4	3	1	0	0	0	0	0	34	38	5.14	1.286				
Enrique Romo, R ERA: 3.17 (8, 1)	2.0	W	6	0	0	0	1	0	0	0	0	0	0	8	8	0.00	0.000				


AB 32
R 4
H 8
RBI 4
BB 1
SO 4
LOB 10




Batter	1	2	3	4	5	6	7	8	9	AB	R	H	RBI	BB	SO	LOB	BOTTOM					
Omar Moreno, L OBP: 0.331, SLG: 0.375 (1, 8)	F7 SF9		K		2B		F7		4-3	5	1	2	0	0	1	2	St. Louis Cardinals @ Pittsburgh Pirates Three Rivers Stadium, Pittsburgh, PA Mon Jun 30 1980, 7:05 PM EDT Att: 16,591 - Unknown					
Tim Foli, R OBP: 0.314, SLG: 0.349 (1, 6)	F7 BB		L9		1B		P3			4	1	2	1	1	0	0						
Dave Parker, L OBP: 0.329, SLG: 0.451 (1, 9)	F7		G3							4	0	2	1	0	0	2						
Bill Robinson, R OBP: 0.278, SLG: 0.444 (1, 3)	SF9				1B		5-3			2	0	1	1	0	0	1						
Bill Madlock, R OBP: 0.306, SLG: 0.365 (1, 5)	4-3			1-4-3			5-3			3	0	0	0	1	0	1						
Lee Lacy, R OBP: 0.425, SLG: 0.563 (1, 7)		E S			2B		BB S		FC5	4	2	3	0	0	0	2						
Phil Garner, R OBP: 0.327, SLG: 0.389 (1, 4)	4-3								P4	3	0	1	2	1	0	2						
Steve Nicosia, R OBP: 0.278, SLG: 0.232 (1, 2)										4	0	1	0	0	1	2						
Matt Alexander, S (9, PR)	F9			K			4-3			0	1	0	0	0	0	0						
John Candelaria, L OBP: 0.184, SLG: 0.167 (1, 1)										2	0	0	0	0	0	0						
Manny Sanguillen, R OBP: 0.351, SLG: 0.419 (7, PH)										1	0	0	0	0	0	0						
Enrique Romo, R OBP: 0.500, SLG: 0.400 (8, 1)									SH3-4	0	0	0	0	0	0	0						
Inning Stats	R: 1 E: 0 K: 0 S: 4	H: 1 LOB: 1 BB: 1 P: 8	R: 1 E: 0 K: 0 S: 4	H: 1 LOB: 0 BB: 0 P: 4	R: 0 E: 0 K: 1 S: 5	H: 0 LOB: 0 BB: 0 P: 5	R: 1 E: 0 K: 1 S: 7	H: 3 LOB: 1 BB: 0 P: 7	R: 1 E: 0 K: 0 S: 5	H: 3 LOB: 1 BB: 0 P: 5	R: 0 E: 0 K: 0 S: 3	H: 1 LOB: 0 BB: 0 P: 7	R: 0 E: 0 K: 0 S: 3	H: 0 LOB: 0 BB: 0 P: 3	R: 0 E: 0 K: 0 S: 4	H: 1 LOB: 2 BB: 1 P: 8	R: 1 E: 0 K: 0 S: 4	H: 2 LOB: 1 BB: 0 P: 4	1B: 9 2B: 3 3B: 0 HR: 0	SF: 1 SAC: 2 DP: 0 HBP: 0	WP: 0 PB: 0 SB: 3 CS: 0	PA: 38
PITCHER	IP	WLS	BF	H	R	ER	SO	BB	IBB	HBP	BLK	WP	HR	S	P	ERA	WHIP					
Bob Sykes, L ERA: 5.37 (1, 1)	6.0		26	9	4	4	2	2	0	0	0	0	0	28	36	6.00	1.833					
Don Hood, L ERA: 2.33 (7, 1)	2.2	L	12	3	1	1	0	0	1	0	0	0	0	11	15	3.38	1.125					

AB 32
R 5
H 12
RBI 5
BB 3
SO 2
LOB 12



Batter	1	2	3	4	5	6	7	8	9	10	AB	R	H	RBI	BB	SO	LOB	TOP	
Garry Templeton, S OBP: 0.352, SLG: 0.410 (1, 6)	0-0 4-3	0-3 K			0-0 1B		0-0 1B 2B		0-0 4-3		5	1	2	0	0	1	3	St. Louis Cardinals @ Pittsburgh Pirates Three Rivers Stadium, Pittsburgh, PA Tue Jul 01 1980, 7:05 PM EDT Att: 17,006 - Unknown AB 38 R 2 H 12 RBI 2 BB 1 SO 6 LOB 14 	
Leon Durham, L OBP: 0.300, SLG: 0.371 Bobby Bonds, R OBP: 0.298, SLG: 0.321 (9, PH) (9, 9)	0-0 2B		0-3 K		0-0 4-3		0-0 1B		0-3 K		4	0	2	1	0	1	1		
Keith Hernandez, L OBP: 0.415, SLG: 0.500 (1, 3)	4-0 G4-6-3 BB		0-3 K			0-0 F7		0-0 K		0-0 4-3	4	0	0	0	1	2	1		
Ted Simmons, S OBP: 0.387, SLG: 0.515 (1, 2)	0-0 G4-6-3		0-0 G3			0-0 F8		0-0 F9		0-0 5-3	5	0	0	0	0	0	2		
George Hendrick, R OBP: 0.358, SLG: 0.558 (1, 8)		0-0 2B		0-0 6-3		0-0 1B 2B		0-0 1B		0-0 F9	5	1	3	0	0	0	0		
Terry Kennedy, L OBP: 0.383, SLG: 0.468 (1, 7)		0-3 K		0-0 G3		0-0 1B		0-0 F7			4	0	1	0	0	1	2		
Ken Reitz, R OBP: 0.326, SLG: 0.405 (1, 5)		0-0 1B 2B		0-0 F7		0-0 2-3 1B		0-0 F9			4	0	1	1	0	0	3		
Ken Oberkfell, L OBP: 0.399, SLG: 0.379 (1, 4)		0-0 SH1-3 1B		0-0 6-3		0-0 FC5-6 1B		0-0 4-3 SH1-3 1B			4	0	3	0	0	0	0		
Jim Kaat, L (1, 1)	0-0 SH1-3		0-0 F9		0-0 F9		0-0 FC5-6 2B		0-0 SH1-3		2	0	0	0	0	0	1		
Inning Stats	R: 0 E: 0 K: 0 S: 3	H: 1 LOB: 1 BB: 1 P: 7	R: 1 E: 0 K: 2 S: 10	H: 3 LOB: 2 BB: 0 P: 10	R: 0 E: 0 K: 2 S: 7	H: 0 LOB: 0 BB: 0 P: 7	R: 0 E: 0 K: 0 S: 4	H: 2 LOB: 2 BB: 0 P: 5	R: 1 E: 0 K: 1 S: 7	H: 3 LOB: 1 BB: 0 P: 7	R: 0 E: 0 K: 0 S: 4	H: 1 LOB: 1 BB: 0 P: 4	R: 0 E: 0 K: 1 S: 6	H: 1 LOB: 1 BB: 0 P: 6	R: 0 E: 0 K: 0 S: 3	H: 0 LOB: 0 BB: 0 P: 3	1B: 7 2B: 5 3B: 0 HR: 0		SF: 0 SAC: 2 DP: 1 HBP: 0
PITCHER	IP 8.0	WLS L	BF 34	H 11	R 2	ER 2	SO 5	BB 1	IBB 0	HBP 0	BLK 0	WP 0	HR 0	S 43	P 47	ERA 2.25	WHIP 1.500		
Bert Blyleven, R ERA: 4.11 Grant Jackson, L ERA: 2.36 (9, 1)	2.0	W	7	1	0	0	1	0	0	0	0	0	0	9	9	0.00	0.500		


Batter	1	2	3	4	5	6	7	8	9	10	AB	R	H	RBI	BB	SO	LOB	BOTTOM	
Omar Moreno, L OBP: 0.330, SLG: 0.373 (1, 8)	0-0 4-3		0-0 FC5-4 1B		0-0 6-3			0-0 4-3			4	0	1	0	0	0	1	St. Louis Cardinals @ Pittsburgh Pirates Three Rivers Stadium, Pittsburgh, PA Tue Jul 01 1980, 7:05 PM EDT Att: 17,006 - Unknown AB 35 R 3 H 9 RBI 3 BB 0 SO 0 LOB 12 	
Tim Lincecum, R OBP: 0.309, SLG: 0.343 (1, 6)	0-0 6-3		0-0 FC5-4		0-0 4-3		0-0 L4				4	0	0	0	0	0	1		
Dave Parker, L OBP: 0.324, SLG: 0.445 (1, 9)	0-0 4-3		0-0 F3		0-0 4-3		0-0 G3				4	0	0	0	0	0	1		
Bill Robinson, R OBP: 0.283, SLG: 0.445 Matt Alexander, S (9, PR) John Milner, L OBP: 0.319, SLG: 0.333 (10, 3)		0-0 FC5-4 1B		0-0 F2		0-0 F9		0-0 CS 1B		0-0 0 0 0 0 0 0 0 0	4	0	2	0	0	0	0		
Bill Madlock, R OBP: 0.300, SLG: 0.358 (1, 5)		0-0 FC5-4 FC6-4		0-0 6-3		0-0 E6 1B		0-0 F8		0-0 4 0 0 0 0 0 0 2	4	0	0	0	0	0	2		
Lee Lacy, R OBP: 0.420, SLG: 0.553 (1, 7)	0-0 FC6-4 2B		0-0 F9		0-0 G6-4-3 1B		0-0 CS		0-0 5-3		4	1	1	0	0	0	1		
Phil Garner, R OBP: 0.333, SLG: 0.398 (1, 4)		0-0 1B 2B		0-0 SH1-4 1B		0-0 F9		0-0 1B FC6-4 1B			4	2	3	1	0	0	2		
Steve Nicosia, R OBP: 0.287, SLG: 0.244 (1, 2)		0-0 1B		0-0 F9		0-0 G6-4-3		0-0 1B		0-0 FC6-4 1B	4	0	2	1	0	0	3		
Bert Blyleven, R OBP: 0.069, SLG: 0.036 Manny Sanguillen, R OBP: 0.364, SLG: 0.455 Grant Jackson, S (9, 1) Mike Eastler, L OBP: 0.414, SLG: 0.688 (10, PH)		0-0 G3		0-0 SH1-4		0-0 4-3		0-0 FC6-4		0-0 1 0 0 0 0 0 0 0 1 0 0 0 0 0 0 0 0 0 0 0 0 0 0 0 1 0 0 1 0 0 0 1	1	0	0	0	0	0	0		
Inning Stats	R: 0 E: 0 K: 0 S: 3	H: 0 LOB: 0 BB: 0 P: 3	R: 2 E: 0 K: 0 S: 5	H: 3 LOB: 1 BB: 0 P: 5	R: 0 E: 0 K: 0 S: 4	H: 1 LOB: 1 BB: 0 P: 4	R: 0 E: 0 K: 0 S: 3	H: 0 LOB: 0 BB: 0 P: 3	R: 0 E: 1 K: 0 S: 4	H: 1 LOB: 1 BB: 0 P: 4	R: 0 E: 0 K: 0 S: 3	H: 0 LOB: 0 BB: 0 P: 3	R: 0 E: 0 K: 0 S: 3	H: 1 LOB: 1 BB: 0 P: 3	R: 1 E: 0 K: 0 S: 4	H: 2 LOB: 2 BB: 0 P: 4	1B: 8 2B: 1 3B: 0 HR: 0		SF: 0 SAC: 1 DP: 1 HBP: 0
PITCHER	IP 9.2	WLS L	BF 36	H 9	R 3	ER 3	SO 0	BB 0	IBB 0	HBP 0	BLK 0	WP 0	HR 0	S 36	P 36	ERA 2.79	WHIP 0.931		
Jim Kaat, L ERA: 3.7 (1, 1)	9.2	L	36	9	3	3	0	0	0	0	0	0	0	36	36	2.79	0.931		

Batter	1	2	3	4	5	6	7	8	9	10	11	AB	R	H	RBI	BB	SO	LOB	TOP								
Bobby Bonds, R OBP: 0.299, SLG: 0.318 (1.9)	F9		F9			G4-3 BB	K				K	5	0	1	0	1	2	4									
Gary Templeton, S OBP: 0.355, SLG: 0.421 (1.6)	FC1-5 1B		HR			G4-3 1-2r			G3		4-3	6	2	3	2	0	0	3									
Keith Hernandez, L OBP: 0.415, SLG: 0.500 (1.3)	FC1-5 1B		F7			1B BB																					
Ted Simmons, S OBP: 0.388, SLG: 0.513 (1.2)	CS	6-3																									
George Hendrick, R OBP: 0.500, SLG: 0.555 John Urrea, R (10.1)																											
Terry Kennedy, L OBP: 0.370, SLG: 0.477 Keith Smith, R OBP: 0.500, SLG: 0.500 Leon Durham, L OBP: 0.306, SLG: 0.375 (8.9)																											
Ken Reitz, R OBP: 0.325, SLG: 0.401 (1.5)																											
Ken Oberkfell, L OBP: 0.406, SLG: 0.397 (1.4)																											
Pete Vuckovich, R OBP: 0.350, SLG: 0.179 Dane Sardis, S OBP: 0.403, SLG: 0.438 Don Robinson, R OBP: 0.280, SLG: 0.303 John Littlefield, R OBP: 0.325, SLG: 0.359 Kim Seaman, L OBP: 0.338, SLG: 0.400 Tony Scott, S OBP: 0.320, SLG: 0.289 (10.8)																											
Inning Stats	R: 0 E: 0 K: 0 S: 3	H: 1 LOB: 0 BB: 0 P: 3	R: 0 E: 0 K: 1 S: 5	H: 0 LOB: 1 BB: 1 P: 9	R: 2 E: 0 K: 0 S: 5	H: 2 LOB: 0 BB: 0 P: 5	R: 0 E: 0 K: 0 S: 3	H: 0 LOB: 0 BB: 0 P: 3	R: 0 E: 0 K: 0 S: 2	H: 1 LOB: 1 BB: 2 P: 10	R: 1 E: 0 K: 2 S: 9	H: 2 LOB: 2 BB: 0 P: 10	R: 2 E: 0 K: 1 S: 8	H: 4 LOB: 1 BB: 0 P: 8	R: 0 E: 0 K: 0 S: 4	H: 1 LOB: 1 BB: 0 P: 4	R: 0 E: 0 K: 0 S: 3	H: 0 LOB: 0 BB: 0 P: 3	R: 2 E: 0 K: 1 S: 8	H: 3 LOB: 1 BB: 0 P: 8	1B: 8 2B: 5 3B: 0 HR: 1	SF: 0 SAC: 1 DP: 1 HBP: 1	WP: 0 PB: 0 SB: 1 CS: 1	PA: 48			
PITCHER	IP 7.0	WLS 0.1	BF 29	H 7	R 4	ER 4	SO 3	BB 3	IBB 0	HBP 0	BLK 0	WP 0	HR 0	S 31	P 44	ERA 5.14	WHIP 1.429										
Rick Rhoden, R ERA: 4.74 (8.1)	0.1	3	3	1	1	0	0	0	0	0	0	0	0	3	3	27.00	9.000										
Grant Jackson, L ERA: 2.6 (8.1)	1.2	6	1	0	0	1	0	0	0	0	0	0	0	8	8	0.00	0.600										
Don Robinson, R ERA: 4.5 (10.1)	2.0	L	9	3	2	2	1	0	0	0	0	0	0	11	11	9.00	1.500										

St. Louis Cardinals @ Pittsburgh Pirates
Three Rivers Stadium, Pittsburgh, PA
Wed Jul 02 1980, 7:05 PM EDT
Att: 15,250 - Unknown

livebaseballscores.com

AB 42
R 7
H 14
RBI 7
BB 3
SO 5
LOB 14




Batter	1	2	3	4	5	6	7	8	9	10	11	AB	R	H	RBI	BB	SO	LOB	BOTTOM								
Omar Moreno, L OBP: 0.326, SLG: 0.368 (1.8)	K2-3		5-3																								
Tim Foli, R OBP: 0.306, SLG: 0.339 (1.6)	5-3																										
Dave Parker, L OBP: 0.325, SLG: 0.444 (1.9)	6-3																										
John Milner, L OBP: 0.306, SLG: 0.318 (1.3)																											
Mike Easler, L OBP: 0.420, SLG: 0.695 Bill Robinson, R OBP: 0.280, SLG: 0.440 (9.7)																											
Bill Madlock, R OBP: 0.303, SLG: 0.359 (1.5)																											
Ed Ott, L OBP: 0.339, SLG: 0.358 (1.2)																											
Phil Garner, R OBP: 0.338, SLG: 0.400 (1.4)																											
Rick Rhoden, R ERA: 2.91 Grant Jackson, S ERA: 2.27 Don Robinson, R ERA: 2.41 Willy Stargell, S OBP: 0.325, SLG: 0.359 Matt Alexander, S OBP: 0.320, SLG: 0.332 Rod Scurry, L ERA: 6.75 (10.1)																											
Inning Stats	R: 0 E: 0 K: 1 S: 5	H: 0 LOB: 0 BB: 0 P: 5	R: 0 E: 0 K: 1 S: 5	H: 0 LOB: 0 BB: 0 P: 5	R: 0 E: 0 K: 0 S: 4	H: 1 LOB: 1 BB: 0 P: 4	R: 2 E: 0 K: 0 S: 6	H: 3 LOB: 1 BB: 0 P: 6	R: 1 E: 0 K: 1 S: 5	H: 0 LOB: 0 BB: 1 P: 9	R: 2 E: 0 K: 0 S: 6	H: 0 LOB: 0 BB: 1 P: 6	R: 0 E: 0 K: 0 S: 4	H: 1 LOB: 1 BB: 0 P: 4	R: 0 E: 0 K: 0 S: 3	H: 2 LOB: 2 BB: 1 P: 7	R: 0 E: 0 K: 0 S: 4	H: 1 LOB: 1 BB: 0 P: 4	R: 0 E: 0 K: 0 S: 3	H: 0 LOB: 0 BB: 0 P: 3	1B: 9 2B: 2 3B: 0 HR: 0	SF: 1 SAC: 3 DP: 1 HBP: 0	WP: 0 PB: 0 SB: 3 CS: 1	PA: 44			
PITCHER	IP 6.0	WLS 1.1	BF 26	H 7	R 5	ER 5	SO 3	BB 1	IBB 0	HBP 0	BLK 0	WP 0	HR 0	S 31	P 35	ERA 7.50	WHIP 1.333										
Don Hood, L ERA: 2.27 (8.1)	1.1	5	1	0	0	0	1	0	0	0	0	0	0	4	8	0.00	1.500										
John Littlefield, R ERA: 2.41 (8.1)	1.2	7	2	0	0	0	0	1	0	0	0	0	0	6	10	0.00	1.200										
Kim Seaman, L ERA: 3.38 (10.1)	0.2	2	0	0	0	0	0	0	0	0	0	0	0	2	2	0.00	0.000										
John Urrea, R ERA: 6.75 (10.1)	1.1	W	4	0	0	0	0	0	0	0	0	0	0	4	4	0.00	0.000										

St. Louis Cardinals @ Pittsburgh Pirates
Three Rivers Stadium, Pittsburgh, PA
Wed Jul 02 1980, 7:05 PM EDT
Att: 15,250 - Unknown


livebaseballscores.com


AB 37
R 5
H 10
RBI 5
BB 3
SO 3
LOB 13



Batter	1	2	3	4	5	6	7	8	9	AB R H RBI BB SO LOB	TOP									
Pete Rose, S OBP: 0.373, SLG: 0.382 (1, 3)	0-0 1-3		0-0 G5-4-3			0-0 F7			0-0 3-1	4 0 0 0 0 0 1	Philadelphia Phillies @ St. Louis Cardinals Busch Stadium, St. Louis, MO Thu Jul 03 1980, 7:05 PM CDT Unknown livebaseballscorecards.com									
Manny Trillo, R OBP: 0.371, SLG: 0.396 (1, 4)	0-0 6-3			0-0 F9			0-0 1B E E 1B	0-0 F9	4 1 1 0 0 0 0											
Bake McBride, L OBP: 0.317, SLG: 0.464 (1, 9)	0-0 4-3			0-3 K			0-0 E4 E G4-6-3	0-3 K	4 1 0 0 0 2 1											
Del Unser, L OBP: 0.327, SLG: 0.404 (1, 7)		0-0 4-3		0-0 F9			0-0 E3 G4-6-3 1-3 2H 1B		3 0 1 0 0 0 0											
Garry Maddox, R OBP: 0.288, SLG: 0.398 (1, 8)		0-0 2B			0-0 6-3		0-0 G4-6-3 1-2 3H		3 0 1 0 0 0 1											
Bob Boone, R OBP: 0.279, SLG: 0.340 (1, 2)		0-0 L8			0-0 6-3		0-0 P3		3 0 0 0 0 0 1											
Larry Bowa, S OBP: 0.276, SLG: 0.332 (1, 6)		0-0 L3			0-0 3-1			0-0 F5	3 0 0 0 0 0 1											
John Vukovich, R OBP: 0.185, SLG: 0.231 (1, 5)			0-0 FC3-6 1B		0-0 5-3			0-0 6-3	3 0 1 0 0 0 0											
Dick Ruthven, R OBP: 0.167, SLG: 0.172 (1, 1)			0-0 FC3-6 G5-4-3 1-2		0-0 F8			0-3 K	3 0 0 0 0 1 1											
Inning Stats	R: 0 E: 0 K: 0 S: 3	H: 0 LOB: 0 BB: 0 P: 3	R: 0 E: 0 K: 0 S: 4	H: 1 LOB: 1 BB: 0 P: 4	R: 0 E: 0 K: 0 S: 3	H: 1 LOB: 0 BB: 0 P: 3	R: 0 E: 0 K: 0 S: 5	H: 0 LOB: 0 BB: 0 P: 5	R: 0 E: 0 K: 0 S: 3	H: 0 LOB: 0 BB: 0 P: 3	R: 2 E: 2 K: 0 S: 5	H: 2 LOB: 0 BB: 0 P: 5	R: 0 E: 0 K: 1 S: 5	H: 0 LOB: 0 BB: 0 P: 5	R: 0 E: 0 K: 1 S: 5	H: 0 LOB: 0 BB: 0 P: 5	1B: 3 2B: 1 3B: 0 HR: 0	SF: 0 SAC: 0 DP: 2 HBP: 0	WP: 0 PB: 0 SB: 0 CS: 0	PA: 30
PITCHER	IP WLS BF H R ER SO BB IBB HBP BLK WP HR S P ERA WHIP											IP WLS BF H R ER SO BB IBB HBP BLK WP HR S P ERA WHIP								
Bob Forsch, R ERA: 4.11 (1, 1)	8.0 L 27 4 2 0 2 0 0 0 0 0 0 0 31 31 0.00 0.500																			
John Littlefield, R ERA: 2.29 (9, 1)	1.0 3 0 0 0 0 1 0 0 0 0 0 0 5 5 0.00 0.000																			

Batter	1	2	3	4	5	6	7	8	9	AB R H RBI BB SO LOB	BOTTOM									
Garry Templeton, S OBP: 0.359, SLG: 0.425 (1, 6)	0-0 F8			0-0 S 2B 1B		0-0 G3 1B			0-0 FC1-6 SH2-4 1B	4 1 3 0 0 0 0	Philadelphia Phillies @ St. Louis Cardinals Busch Stadium, St. Louis, MO Thu Jul 03 1980, 7:05 PM CDT Unknown livebaseballscorecards.com									
Leon Durham, L OBP: 0.307, SLG: 0.388 (1, 9)	0-0 4-3			0-0 4-3 1H 2B		0-0 G3 1-2		0-0 SH2-4 1-2	3 0 1 1 0 0 1											
Keith Hernandez, L OBP: 0.410, SLG: 0.493 (1, 3)	0-0 1-4-3			0-3 K		0-0 6-3		0-0 FC1-6 2-3	4 0 0 0 0 1 3 0 0 0 0 0 0 0											
Tony Scott, S OBP: 0.309, SLG: 0.288 (9, PR)																				
Ted Simmons, S OBP: 0.382, SLG: 0.504 (1, 2)		0-0 G3		0-0 4-3 2-3		0-0 L9		0-0 F8	4 0 0 0 0 0 2											
George Hendrick, R OBP: 0.352, SLG: 0.549 (1, 8)		0-3 K		0-0 6-3		0-0 5-3			3 0 0 0 0 1 1											
Terry Kennedy, L OBP: 0.382, SLG: 0.465 (1, 7)		0-3 K			0-0 4-3		0-0 F9		3 0 0 0 0 1 0											
Ken Reitz, R OBP: 0.322, SLG: 0.396 (1, 5)			0-3 K		0-0 5-3			0-0 4-3	3 0 0 0 0 1 0											
Ken Oberkfell, L OBP: 0.397, SLG: 0.387 (1, 4)			0-0 4-3		0-0 3-1			0-0 4-3	3 0 0 0 0 0 0											
Bob Forsch, R OBP: 0.328, SLG: 0.571 (1, 1)			0-0 F9			0-3 K		0-0 F8	2 0 0 0 0 1 0 1 0 0 0 0 0 0 0 0 0 0 0 0 0											
Dane Long, L OBP: 0.360, SLG: 0.434 (8, PH)																				
John Littlefield, R (9, 1)																				
Inning Stats	R: 0 E: 0 K: 0 S: 3	H: 0 LOB: 0 BB: 0 P: 3	R: 0 E: 0 K: 2 S: 7	H: 0 LOB: 0 BB: 0 P: 7	R: 0 E: 0 K: 1 S: 5	H: 0 LOB: 0 BB: 0 P: 5	R: 1 E: 0 K: 1 S: 7	H: 2 LOB: 1 BB: 0 P: 7	R: 0 E: 0 K: 0 S: 3	H: 0 LOB: 0 BB: 0 P: 3	R: 0 E: 0 K: 0 S: 3	H: 0 LOB: 0 BB: 0 P: 3	R: 0 E: 0 K: 0 S: 3	H: 0 LOB: 0 BB: 0 P: 3	R: 0 E: 0 K: 0 S: 4	H: 1 LOB: 1 BB: 0 P: 4	1B: 3 2B: 1 3B: 0 HR: 0	SF: 0 SAC: 1 DP: 0 HBP: 0	WP: 0 PB: 0 SB: 1 CS: 0	PA: 31
PITCHER	IP WLS BF H R ER SO BB IBB HBP BLK WP HR S P ERA WHIP											IP WLS BF H R ER SO BB IBB HBP BLK WP HR S P ERA WHIP								
Dick Ruthven, R ERA: 3.97 (1, 1)	9.0 W 31 4 1 1 5 0 0 0 0 0 0 0 41 41 1.00 0.444																			

Batter	1	2	3	4	5	6	7	8	9	10	AB	R	H	RBI	BB	SO	LOB	TOP			
Lonnie Smith, R OBP: 0.431, SLG: 0.541 (1, 9)	K		F9 2B		P4			F8		SH1	4	0	1	0	0	1	0	Philadelphia Phillies @ St. Louis Cardinals Busch Stadium, St. Louis, MO Fri Jul 04 1980, 3:33 AM CDT Att: 15,481 - Unknown livebaseballscorecards.com AB 37 R 0 H 8 RBI 0 BB 1 SO 3 LOB 16 			
Manny Trillo, R OBP: 0.372, SLG: 0.398 (1, 4)			F9		P4			F8		4-3	5	0	1	0	0	0	2				
Pete Rose, S OBP: 0.371, SLG: 0.380 (1, 3)	F8		F8					F9		F8	5	0	1	0	0	0	3				
Greg Luzinski, R OBP: 0.372, SLG: 0.496 (1, 7)	K				F8			F7			4	0	1	0	0	1	1				
Garry Maddox, R OBP: 0.299, SLG: 0.395 (1, 8)		6-3				6-3				F8	4	0	1	0	0	0	0				
Bob Boone, R OBP: 0.282, SLG: 0.347 George Vukovich, L (9, PR) OBP: 0.258, SLG: 0.250 Kevin Saucier, L (9, 1)		E6 FC5-4						F7		6-3 2B	4	0	2	0	0	0	0				
Larry Bowa, S OBP: 0.278, SLG: 0.326 (1, 6)		L7						F9		6-3	4	0	0	0	0	0	4				
John Vukovich, R OBP: 0.194, SLG: 0.206 (1, 5)		FC5-4								P4	3	0	0	0	1	0	5				
Nino Espinosa, R OBP: 0.305, SLG: 0.527 Keith Moreland, R (9, 2)			K			5-3		P4		4-3 SH1 1B	3	0	0	0	0	1	1				
											1	0	1	0	0	0	0				
Inning Stats	R: 0 E: 0 K: 2 S: 8	H: 1 LOB: 1 BB: 0 P: 8	R: 0 E: 1 K: 0 S: 4	H: 0 LOB: 1 BB: 0 P: 4	R: 0 E: 0 K: 1 S: 6	H: 1 LOB: 1 BB: 0 P: 6	R: 0 E: 0 K: 0 S: 5	H: 2 LOB: 2 BB: 0 P: 5	R: 0 E: 0 K: 0 S: 3	H: 0 LOB: 0 BB: 0 P: 3	R: 0 E: 0 K: 0 S: 3	H: 0 LOB: 1 BB: 1 P: 7	R: 0 E: 0 K: 0 S: 4	H: 2 LOB: 2 BB: 0 P: 4	R: 0 E: 0 K: 0 S: 4	H: 1 LOB: 2 BB: 0 P: 4	R: 0 E: 0 K: 0 S: 4	H: 1 LOB: 1 BB: 0 P: 4	1B: 5 2B: 3 3B: 0 HR: 0	SF: 0 SAC: 1 DP: 0 HBP: 0	WP: 0 PA: 39 PB: 0 SB: 0 CS: 0
PITCHER Bob Sykes, L ERA: 4.64 (1, 1)	IP: 10.0 W: 10 L: 3 BF: 39 H: 8 R: 0 ER: 0 SO: 3 BB: 1 IBB: 0 HBP: 0 BLK: 0 WP: 0 HR: 0 S: 44 P: 48 ERA: 0.00 WHIP: 0.900																				

Batter	1	2	3	4	5	6	7	8	9	10	AB	R	H	RBI	BB	SO	LOB	BOTTOM	
Garry Templeton, S OBP: 0.357, SLG: 0.419 (1, 6)	6-3		1-3			F7			L9		4	0	0	0	0	0	0	Philadelphia Phillies @ St. Louis Cardinals Busch Stadium, St. Louis, MO Fri Jul 04 1980, 3:33 AM CDT Att: 15,481 - Unknown livebaseballscorecards.com AB 31 R 1 H 3 RBI 1 BB 1 SO 0 LOB 6 	
Leon Durham, L OBP: 0.301, SLG: 0.373 (1, 9)			G3			4-3			L5		4	0	1	0	0	0	0		
Keith Hernandez, L OBP: 0.405, SLG: 0.489 Terry Kennedy, L (5, 7) OBP: 0.348, SLG: 0.445 Bobby Bonds, R (9, PH) OBP: 0.298, SLG: 0.316 (10, 7)					P4			F9		L9	2	0	0	0	0	0	1		
Ted Simmons, S OBP: 0.360, SLG: 0.504 (1, 2)					P5						4	0	1	0	0	0	1		
George Hendrick, R OBP: 0.349, SLG: 0.554 (1, 8)					P3			F3		6-3	4	1	1	1	0	0	1		
Dane Iorg, L OBP: 0.358, SLG: 0.423 (5, 3)						F6					2	0	0	0	1	0	1		
Ken Reitz, R OBP: 0.316, SLG: 0.388 (1, 5)								F8			3	0	0	0	0	0	1		
Mike Phillips, L OBP: 0.179, SLG: 0.222 (1, 4)											3	0	0	0	0	0	1		
Bob Sykes, S OBP: 0.130, SLG: 0.091 (1, 1)											3	0	0	0	0	0	0		
Inning Stats	R: 0 E: 0 K: 0 S: 4	H: 1 LOB: 1 BB: 0 P: 4	R: 0 E: 0 K: 0 S: 3	H: 0 LOB: 1 BB: 1 P: 7	R: 0 E: 0 K: 0 S: 3	H: 0 LOB: 0 BB: 0 P: 3	R: 0 E: 0 K: 0 S: 3	H: 0 LOB: 0 BB: 0 P: 3	R: 0 E: 0 K: 0 S: 3	H: 1 LOB: 1 BB: 0 P: 4	R: 0 E: 0 K: 0 S: 3	H: 0 LOB: 0 BB: 0 P: 3	R: 0 E: 0 K: 0 S: 3	H: 0 LOB: 0 BB: 0 P: 3	R: 1 E: 0 K: 0 S: 2	H: 1 LOB: 0 BB: 0 P: 2	1B: 1 2B: 1 3B: 0 HR: 1	SF: 0 SAC: 0 DP: 0 HBP: 0	WP: 0 PA: 32 PB: 0 SB: 0 CS: 0
PITCHER Nino Espinosa, R ERA: 2.79 (1, 1)	IP: 8.0 W: 1 L: 1 BF: 27 H: 2 R: 1 ER: 0 SO: 0 BB: 1 IBB: 0 HBP: 0 BLK: 0 WP: 0 HR: 1 S: 26 P: 30 ERA: 0.00 WHIP: 0.375																		
Kevin Saucier, L (9, 1)	IP: 1.1 W: 0 L: 0 BF: 5 H: 1 R: 1 ER: 0 SO: 0 BB: 0 IBB: 0 HBP: 0 BLK: 0 WP: 0 HR: 0 S: 5 P: 5 ERA: 6.75 WHIP: 0.750																		

Batter	1	2	3	4	5	6	7	8	9	AB	R	H	RBI	BB	SO	LOB	TOP			
Lonnie Smith, R OBP: 0.420, SLG: 0.523 (1, 9)										4	1	1	0	0	0	2	Philadelphia Phillies @ St. Louis Cardinals Busch Stadium, St. Louis, MO Sat Jul 05 1980, 7:05 PM CDT Att: 27,932 - Unknown			
Manny Trillo, R OBP: 0.366, SLG: 0.391 (1, 4)										4	0	0	0	0	1	2				
Pete Rose, S OBP: 0.367, SLG: 0.376 (1, 3)										3	0	0	1	0	0	0				
Greg Luzinski, R OBP: 0.372, SLG: 0.494 (1, 7)										3	0	1	0	0	1	0				
Garry Maddox, R OBP: 0.285, SLG: 0.391 (1, 8)										3	0	0	0	0	0	1				
Bob Boone, R OBP: 0.283, SLG: 0.347 (1, 2)										3	0	1	0	0	0	0				
Larry Bowa, S OBP: 0.279, SLG: 0.331 (6, PH)										3	0	1	0	0	0	1				
Ramon Aviles, R OBP: 0.333, SLG: 0.373 (8, 6)										0	0	0	0	0	0	0				
John Vukovich, R OBP: 0.179, SLG: 0.189 (1, 5)										3	0	0	0	0	0	1				
Randy Lerch, L OBP: 0.405, SLG: 0.375 (6, PH)										1	0	1	0	0	0	0				
George Vukovich, L OBP: 0.291, SLG: 0.276 (6, PH)										1	0	1	0	0	0	0				
Lerrin LaGrow, R OBP: 0.250, SLG: 0.250 (8, PH)										0	0	0	0	0	0	0				
Mike Schmidt, R OBP: 0.366, SLG: 0.608 (8, PH)										1	0	0	0	0	0	1				
Ron Reed, R OBP: 0.333, SLG: 0.333 (8, 1)										0	0	0	0	0	0	0				
Inning Stats	R: 1 E: 0 K: 2 S: 8	H: 1 LOB: 0 BB: 0 P: 8	R: 0 E: 0 K: 0 S: 3	H: 1 LOB: 0 BB: 0 P: 3	R: 0 E: 0 K: 0 S: 4	H: 1 LOB: 1 BB: 0 P: 4	R: 0 E: 0 K: 0 S: 3	H: 0 LOB: 0 BB: 0 P: 3	R: 0 E: 0 K: 0 S: 3	H: 1 LOB: 0 BB: 0 P: 3	R: 0 E: 0 K: 0 S: 3	H: 1 LOB: 1 BB: 0 P: 4	R: 0 E: 0 K: 0 S: 3	H: 0 LOB: 0 BB: 0 P: 3	R: 0 E: 0 K: 0 S: 3	H: 0 LOB: 0 BB: 0 P: 3	1B: 5 2B: 1 3B: 0 HR: 0	SF: 1 SAC: 0 DP: 3 HBP: 0	WP: 0 PB: 0 SB: 1 CS: 0	PA: 30
PITCHER Jim Kaat, L ERA: 3.29 (1, 1)	IP: 9.0 WLS: W BF: 30 H: 6 R: 1 ER: 0 SO: 2 BB: 0 IBB: 0 HBP: 0 BLK: 0 WP: 0 HR: 0 S: 34 P: 34 ERA: 0.00 WHIP: 0.667															PITCHER				

Batter	1	2	3	4	5	6	7	8	9	AB	R	H	RBI	BB	SO	LOB	BOTTOM			
Bobby Bonds, R OBP: 0.310, SLG: 0.318 (1, 7)										2	3	1	0	3	0	2	Philadelphia Phillies @ St. Louis Cardinals Busch Stadium, St. Louis, MO Sat Jul 05 1980, 7:05 PM CDT Att: 27,932 - Unknown			
Gary Templeton, S OBP: 0.357, SLG: 0.421 (1, 6)										3	1	1	0	0	0	2				
Keith Hernandez, L OBP: 0.407, SLG: 0.497 (1, 3)										4	2	2	3	0	0	1				
Ted Simmons, S OBP: 0.378, SLG: 0.504 (1, 2)										4	0	1	1	0	0	2				
George Hendrick, R OBP: 0.351, SLG: 0.557 (1, 9)										4	0	2	2	0	0	1				
Ken Reitz, R OBP: 0.312, SLG: 0.383 (1, 5)										4	0	0	0	0	0	2				
Tony Scott, S OBP: 0.304, SLG: 0.283 (1, 8)										4	0	0	0	0	0	2				
Ken Oberkfell, L OBP: 0.392, SLG: 0.382 (1, 4)										4	0	2	0	0	0	0				
Jim Kaat, L OBP: 0.042, SLG: 0.042 (1, 1)										4	0	1	0	0	1	1				
Inning Stats	R: 3 E: 1 K: 0 S: 6	H: 3 LOB: 1 BB: 1 P: 10	R: 0 E: 0 K: 0 S: 3	H: 0 LOB: 1 BB: 1 P: 7	R: 0 E: 0 K: 0 S: 3	H: 0 LOB: 0 BB: 0 P: 3	R: 0 E: 1 K: 0 S: 4	H: 1 LOB: 1 BB: 0 P: 4	R: 2 E: 0 K: 0 S: 6	H: 3 LOB: 1 BB: 0 P: 6	R: 0 E: 0 K: 1 S: 5	H: 0 LOB: 0 BB: 0 P: 5	R: 1 E: 0 K: 0 S: 4	H: 1 LOB: 1 BB: 1 P: 8	R: 0 E: 0 K: 0 S: 5	H: 2 LOB: 2 BB: 0 P: 5		1B: 6 2B: 3 3B: 1 HR: 0	SF: 0 SAC: 1 DP: 1 HBP: 0	WP: 1 PB: 0 SB: 3 CS: 0
PITCHER Randy Lerch, L ERA: 4.4 Lerrin LaGrow, R ERA: 3.79 Ron Reed, R ERA: 3.33	IP: 5.0 WLS: L BF: 24 H: 7 R: 5 ER: 5 SO: 0 BB: 2 IBB: 0 HBP: 0 BLK: 0 WP: 0 HR: 0 S: 22 P: 30 ERA: 9.00 WHIP: 1.800															PITCHER				

Batter	1	2	3	4	5	6	7	8	9	AB	R	H	RBI	BB	SO	LOB	TOP								
Pete Rose, S OBP: 0.365, SLG: 0.374 Del Unser, L OBP: 0.340, SLG: 0.417	F7		1B		F7		F7		CS 1B	4	0	1	0	0	0	1	Philadelphia Phillies @ St. Louis Cardinals Busch Stadium, St. Louis, MO Sun Jul 06 1980, 3:33 AM CDT Att: 17,769 - Unknown								
Manny Trillo, R OBP: 0.375, SLG: 0.411	1-3			2B	2B	2H 1B	2B	BB 2B	2B HR BB	4	2	3	1	1	0	0									
Bake McBride, L OBP: 0.336, SLG: 0.478	BB			4-3 E	1B		BB IBB		K	2	1	1	1	3	1	1									
Greg Gross, L OBP: 0.322, SLG: 0.297	4-3			4-3					HR 2B	4	1	2	0	1	0	2									
Garry Maddox, R OBP: 0.287, SLG: 0.406	K			E6 SF9			4-3 SH1-3		HR	5	3	2	3	0	1	3									
Bob Boone, R OBP: 0.281, SLG: 0.343	F7			SF9			4-3		1B BB	3	0	0	1	1	0	4									
Larry Bowa, S OBP: 0.327, SLG: 0.327 Ramon Aviles, R OBP: 0.344, SLG: 0.385	P5			6-3			SH1-3		FC6-4 1B	3	0	0	1	0	0	0									
John Vukovich, R OBP: 0.205, SLG: 0.214				6-3			1-3 2B		FC6-4	5	1	2	0	0	1	2									
Steve Carlton, L OBP: 0.113, SLG: 0.135 Ron Reed, R OBP: 0.333, SLG: 0.333	F7			F7			1-3 K		F6	4	0	0	0	0	1	2									
Inning Stats	R: 0 E: 0 K: 0 S: 3	H: 0 LOB: 1 BB: 1 P: 7	R: 0 E: 0 K: 1 S: 5	H: 0 LOB: 0 BB: 0 P: 5	R: 0 E: 0 K: 0 S: 3	H: 1 LOB: 1 BB: 0 P: 3	R: 3 E: 1 K: 0 S: 6	H: 2 LOB: 0 BB: 0 P: 6	R: 1 E: 0 K: 0 S: 5	H: 3 LOB: 2 BB: 1 P: 9	R: 1 E: 0 K: 1 S: 7	H: 2 LOB: 1 BB: 0 P: 7	R: 0 E: 0 K: 0 S: 4	H: 1 LOB: 3 BB: 2 P: 12	R: 0 E: 0 K: 1 S: 5	H: 0 LOB: 0 BB: 0 P: 5		R: 3 E: 0 K: 1 S: 8	H: 4 LOB: 2 BB: 2 P: 16	1B: 6 2B: 6 3B: 0 HR: 1	SF: 1 SAC: 1 DP: 0 HBP: 0	WP: 0 PB: 0 SB: 1 CS: 1	PA: 44		
PITCHER	IP	WLS	BF	H	R	ER	SO	BB	IBB	HBP	BLK	WP	HR	S	P	ERA	WHIP								
Pete Vuckovich, R ERA: 2.99	5.2	L	26	8	5	3	1	1	1	0	0	0	0	26	34	4.76	1.588								
John Litlfield, R ERA: 5.0	0.2		5	1	0	0	1	1	1	0	0	0	0	5	13	0.00	3.000								
John Littlefield, R ERA: 2.21	0.2		2	0	0	0	0	0	0	0	0	0	0	2	2	0.00	0.000								
Jim Otten, R ERA: 6.65	1.1		5	1	1	1	1	1	0	0	0	0	0	6	10	6.75	1.500								
Kim Seaman, L ERA: 4.76	0.2		6	3	2	2	1	1	0	0	0	0	1	7	11	27.00	6.000								

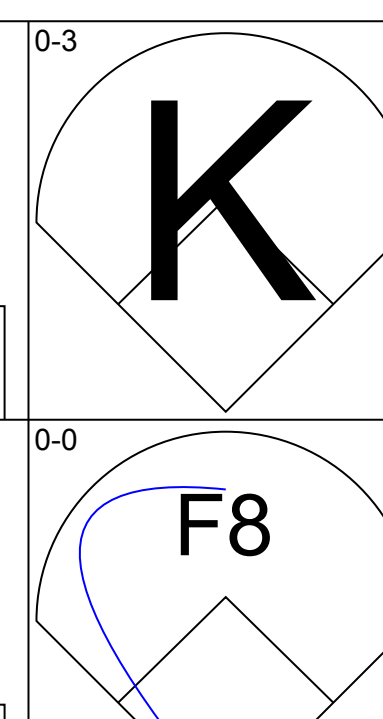
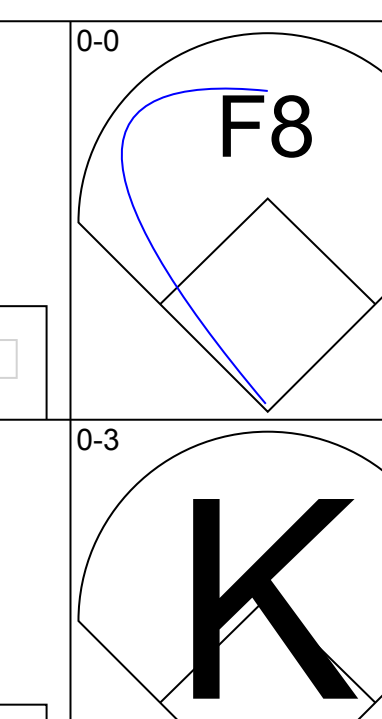
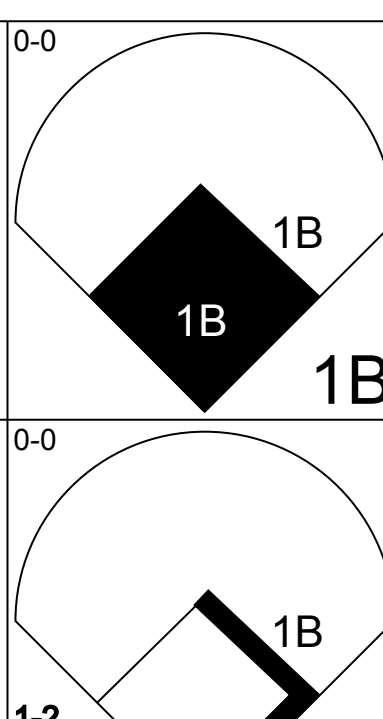
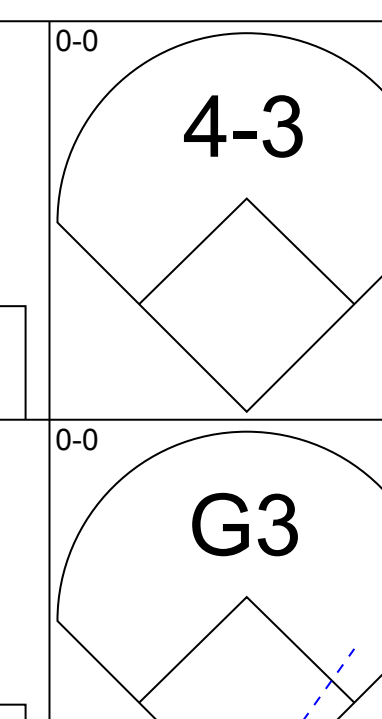
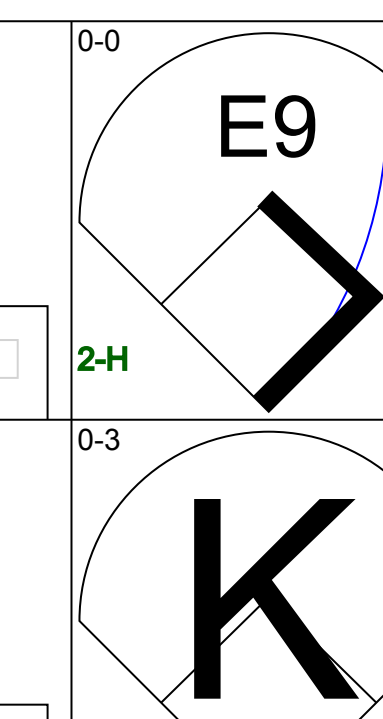
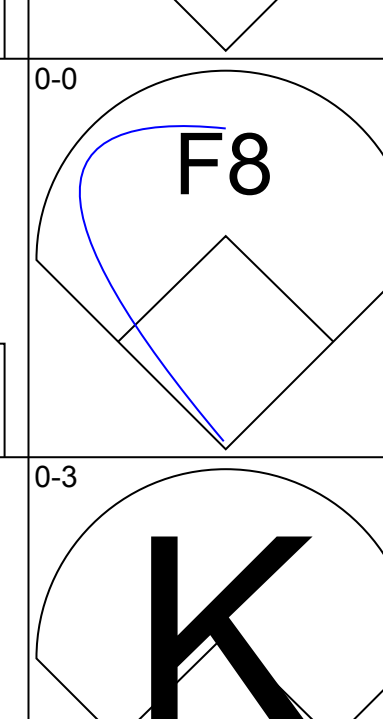
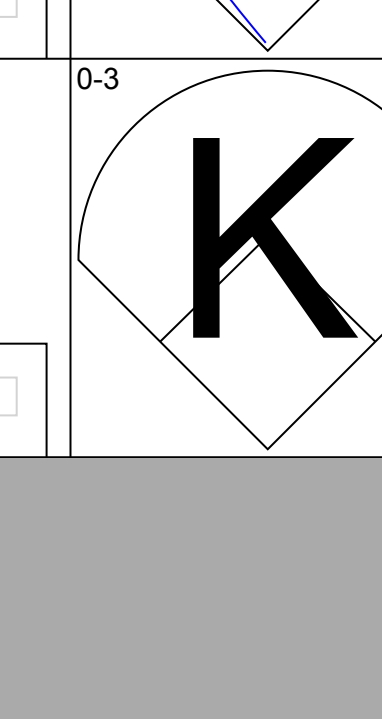
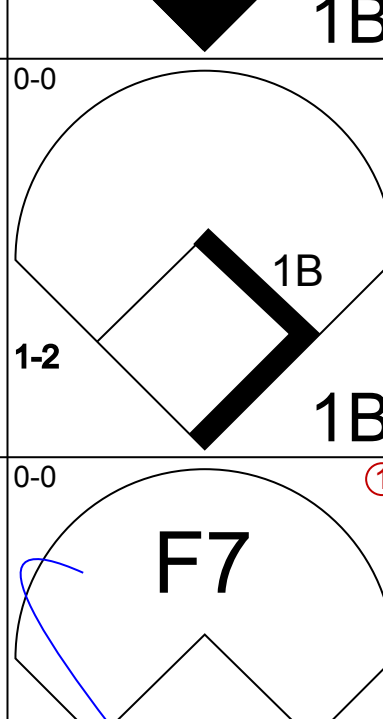
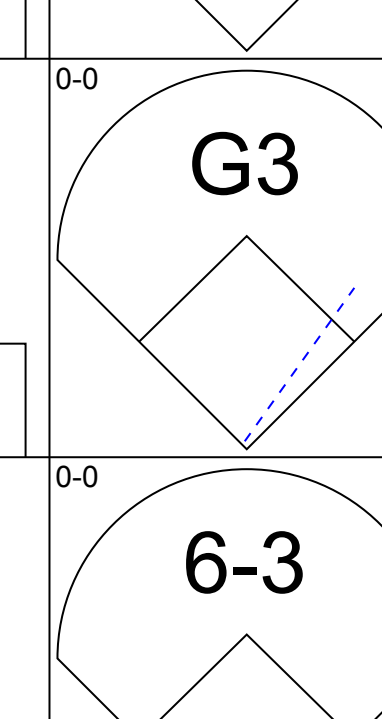
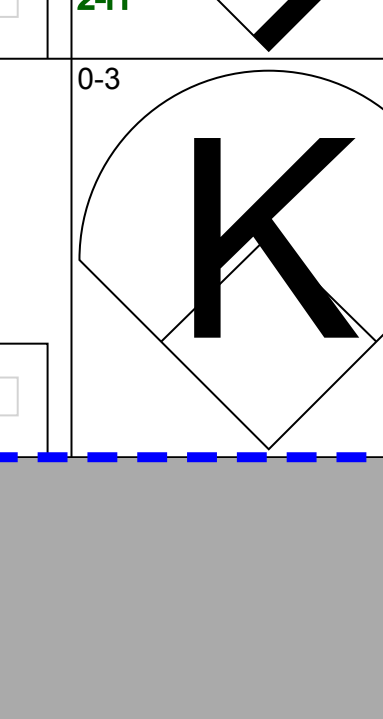
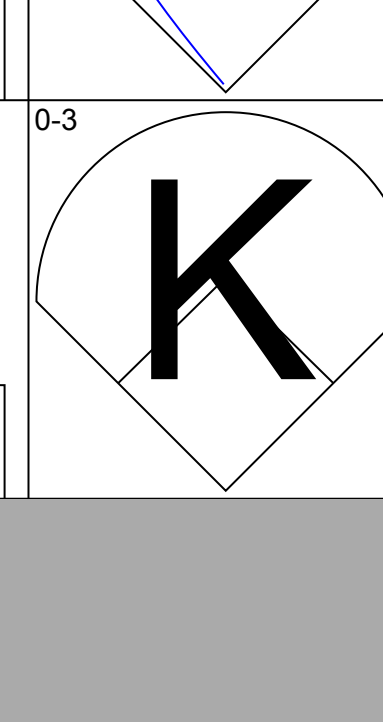
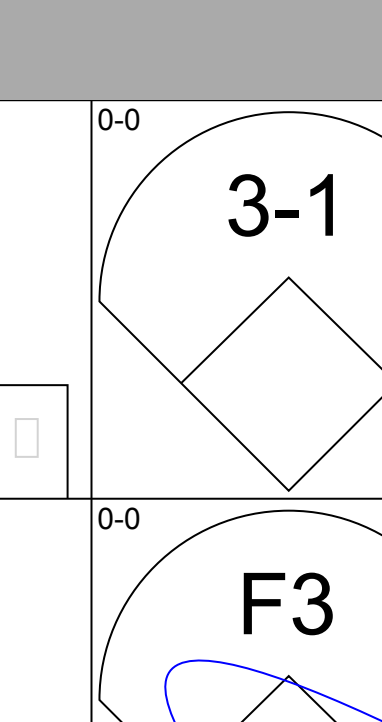
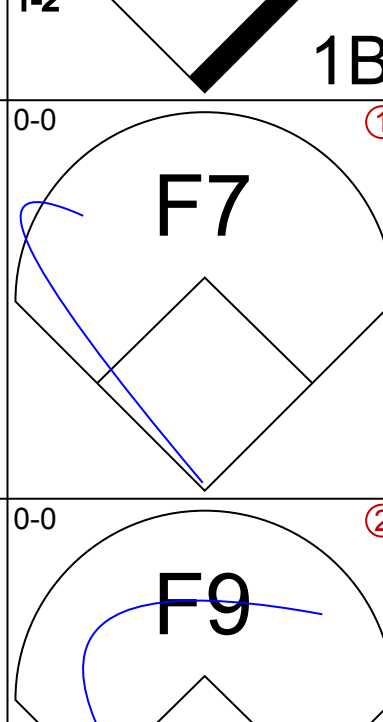
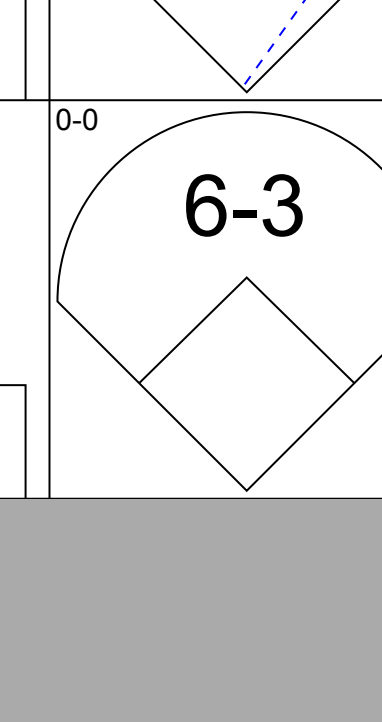
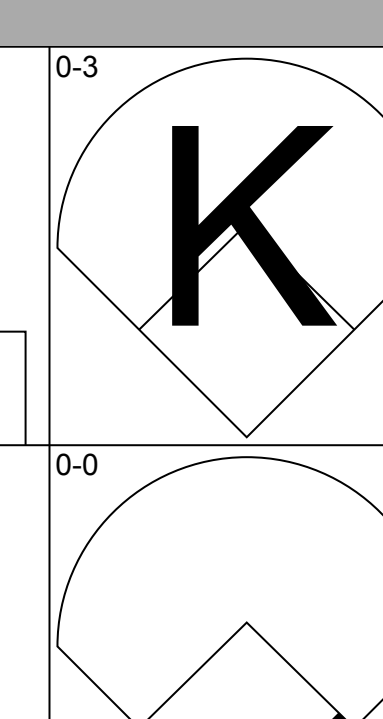
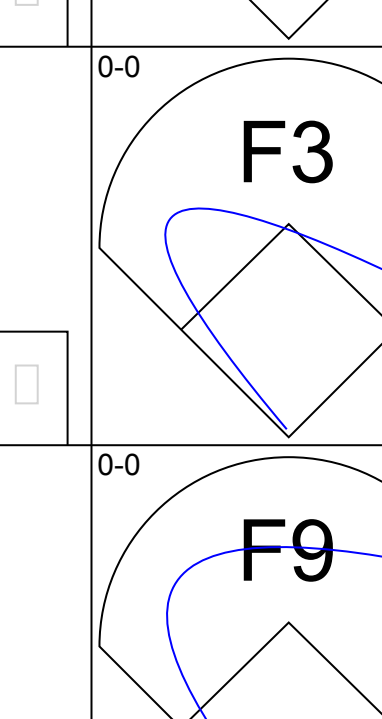
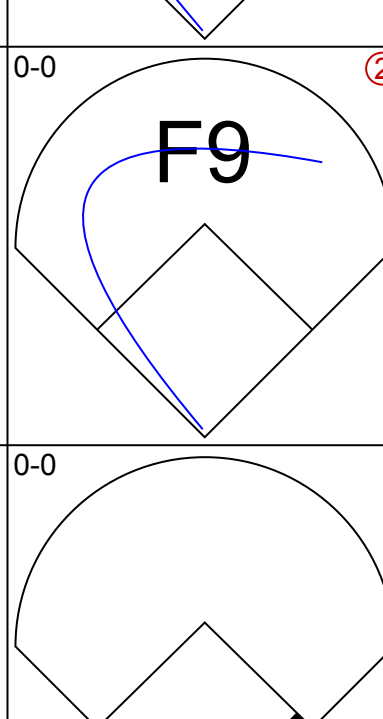
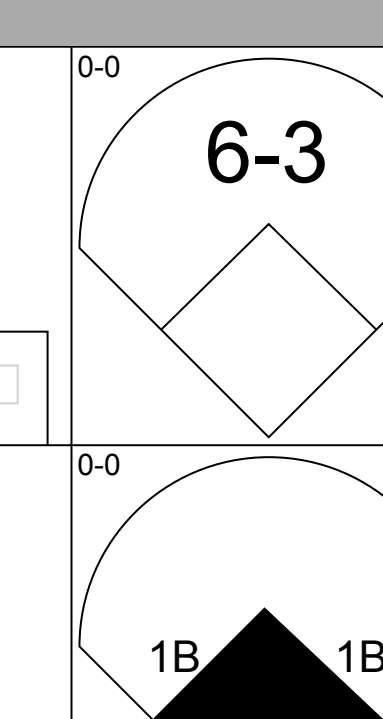
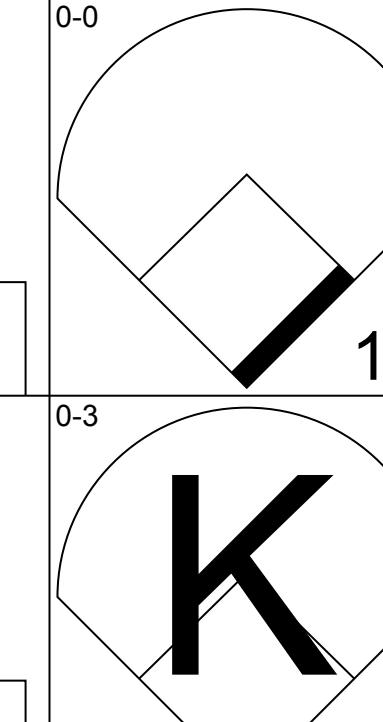
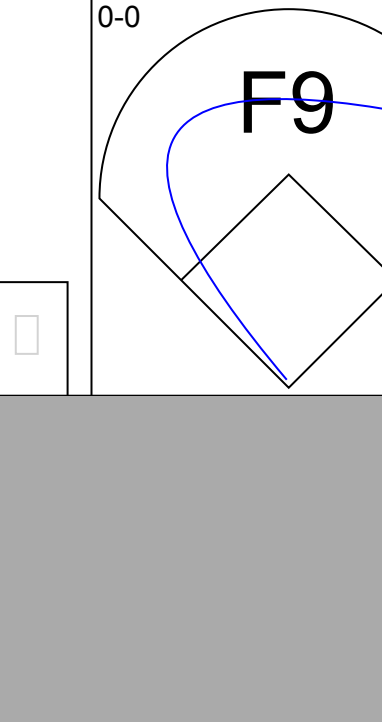
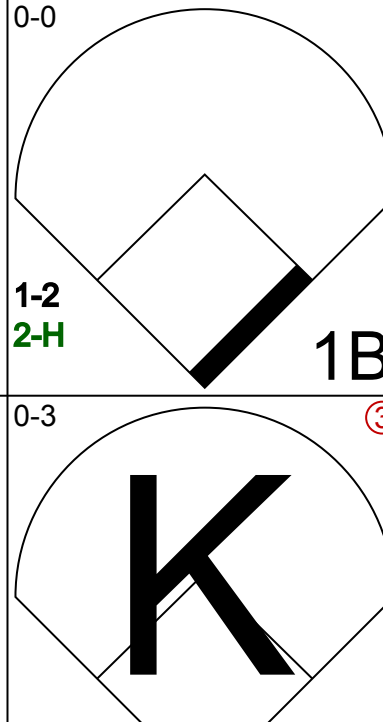
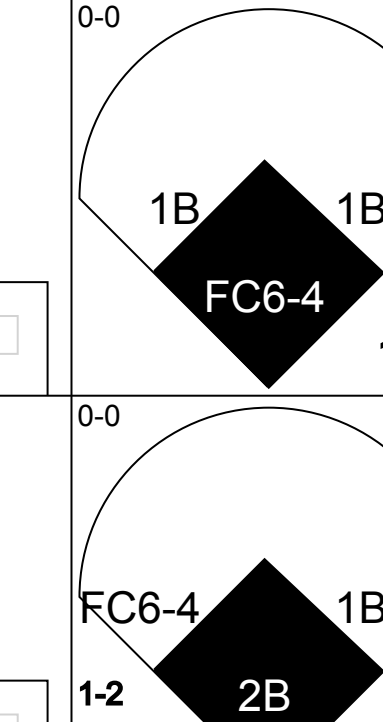

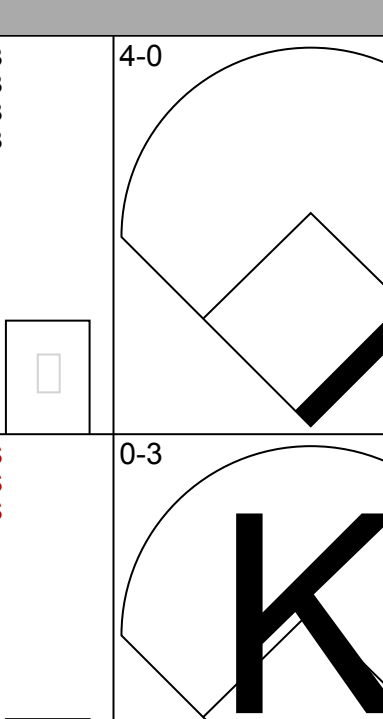

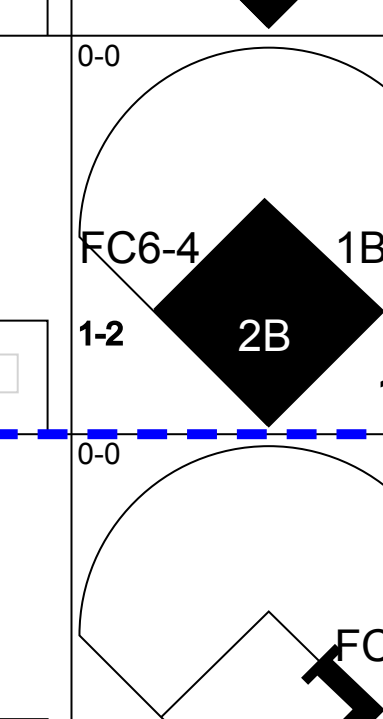

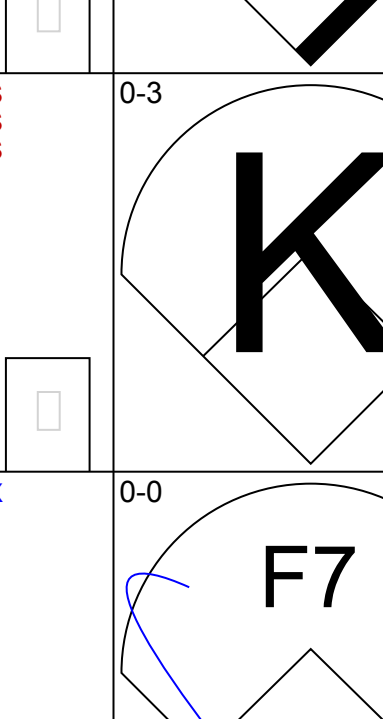
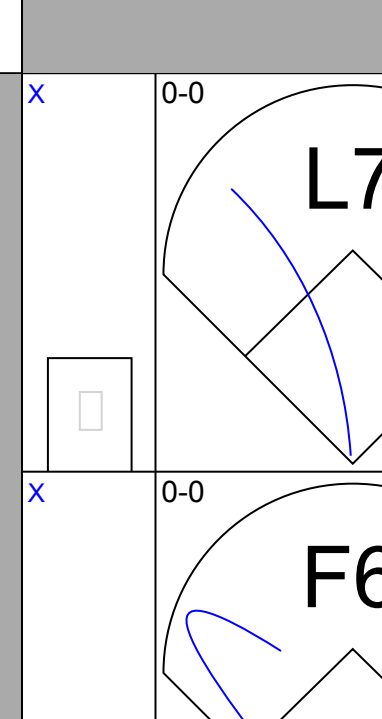
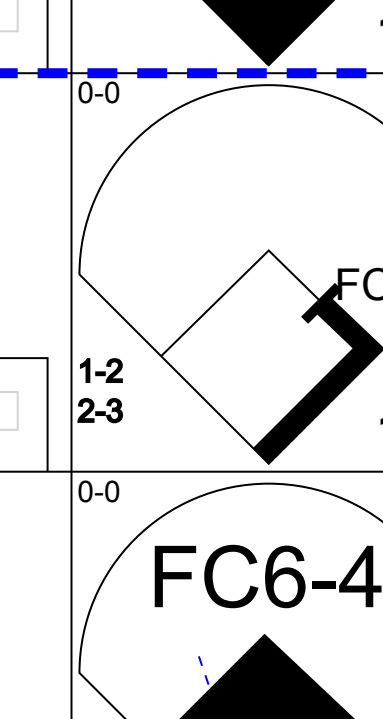
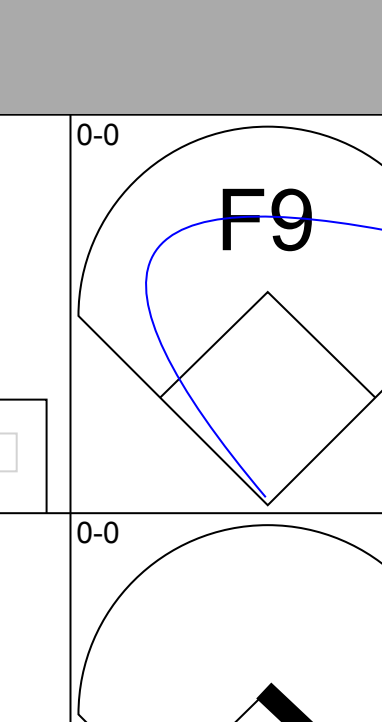
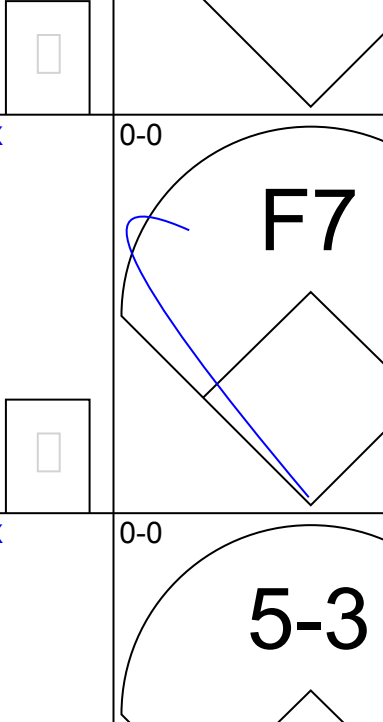
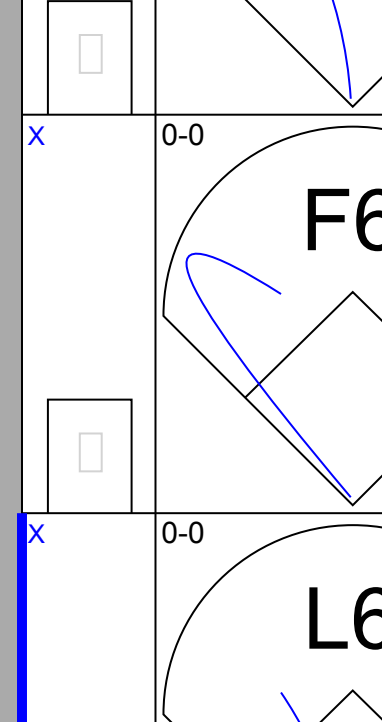
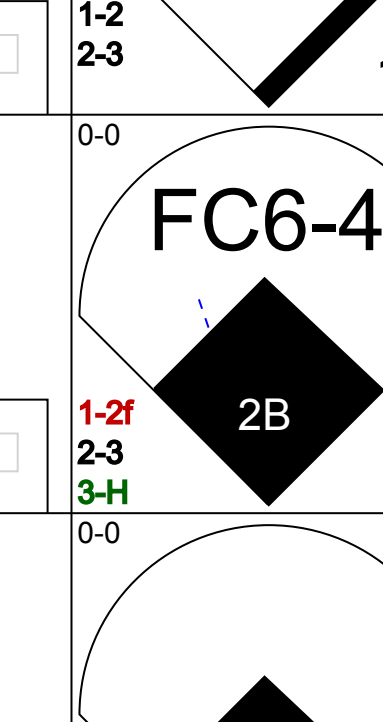
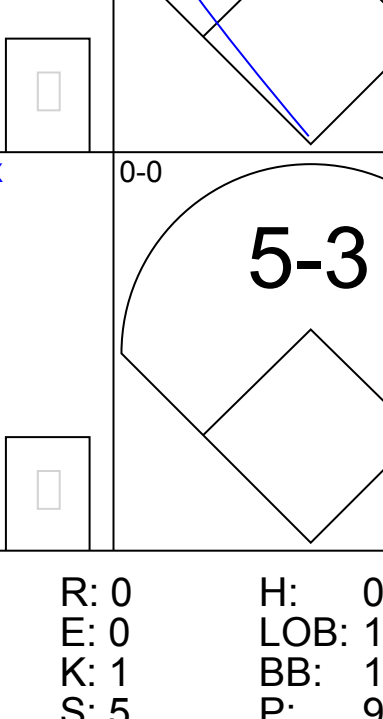
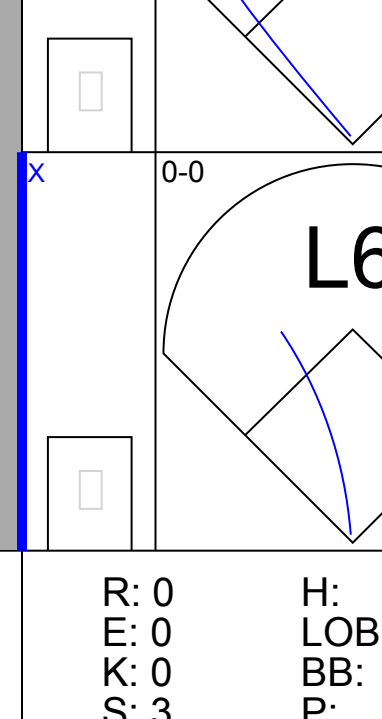
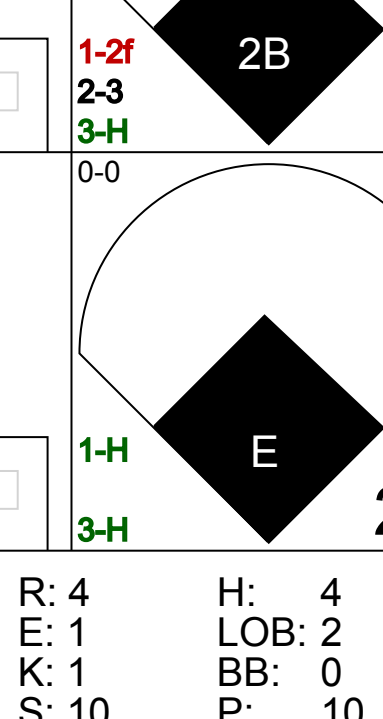
AB	36
R	8
H	13
RBI	7
BB	6
SO	4
LOB	15



Batter	1	2	3	4	5	6	7	8	9	AB	R	H	RBI	BB	SO	LOB	BOTTOM								
Bobby Bonds, R OBP: 0.307, SLG: 0.315	5-3		G6-4-3					K	F7	5	0	1	0	0	1	2	Philadelphia Phillies @ St. Louis Cardinals Busch Stadium, St. Louis, MO Sun Jul 06 1980, 3:33 AM CDT Att: 17,769 - Unknown								
Gary Templeton, S OBP: 0.355, SLG: 0.419	F8		1B		6-3			F8		4	0	1	0	0	0	1									
Keith Hernandez, L OBP: 0.408, SLG: 0.495	FC6-4 BB		4-3				G3	FC6-4 1B		3	0	1	0	1	0	1									
Ted Simmons, S OBP: 0.373, SLG: 0.496	FC6-4				5-3		P4	FC6-4		4	0	0	0	0	0	2									
George Hendrick, R OBP: 0.350, SLG: 0.563			K		HR		6-3		F9	4	1	1	1	0	1	0									
Ken Reitz, R OBP: 0.311, SLG: 0.381			1B		K2-3			F9	3-1	4	0	1	0	0	1	0									
Tony Scott, S OBP: 0.303, SLG: 0.282			K		K			L5		4	1	1	0	0	2	1									
Ken Oberkfell, L OBP: 0.395, SLG: 0.393			G3						2B 2B	4	1	2	1	0	0	1									
Pete Vuckovich, R ERA: 2.99 John Litlfield, R ERA: 5.0 John Littlefield, R ERA: 2.21 Keith Smith, R OBP: 0.303, SLG: 0.333 Jim Otten, R OBP: 0.352, SLG: 0.290 Kim Seaman, L OBP: 0.310, SLG: 0.395			G6-4-3 1B						2B	2	0	1	0	0	1	0									
Inning Stats	R: 0 E: 0 K: 0 S: 3	H: 0 LOB: 1 BB: 1 P: 7	R: 0 E: 0 K: 2 S: 8	H: 1 LOB: 0 BB: 0 P: 8	R: 0 E: 0 K: 0 S: 4	H: 2 LOB: 1 BB: 0 P: 4	R: 1 E: 0 K: 2 S: 8	H: 1 LOB: 0 BB: 0 P: 8	R: 0 E: 0 K: 1 S: 6	H: 1 LOB: 1 BB: 0 P: 6	R: 0 E: 0 K: 1 S: 6	H: 1 LOB: 1 BB: 0 P: 6	R: 0 E: 0 K: 1 S: 6	H: 1 LOB: 1 BB: 0 P: 6	R: 2 E: 0 K: 0 S: 6	H: 3 LOB: 1 BB: 0 P: 6		1B: 7 2B: 2 3B: 0 HR: 1	SF: 0 SAC: 0 DP: 1 HBP: 0	WP: 0 PB: 0 SB: 1 CS: 0	PA: 37				
PITCHER	IP	WLS	BF	H	R	ER	SO	BB	IBB	HBP	BLK	WP	HR	S	P	ERA	WHIP								
Steve Carlton, L ERA: 2.14	8.0	W	31	7	1	1	7	1	0	0	0	0	0	6	48	1.12	1.000								
Ron Reed, R ERA: 3.6	1.0		6	3	2	2	0	0	0	0	0	0	0	6	6	18.00	3.000								

AB	36
R	3
H	10
RBI	3
BB	1
SO	7
LOB	9

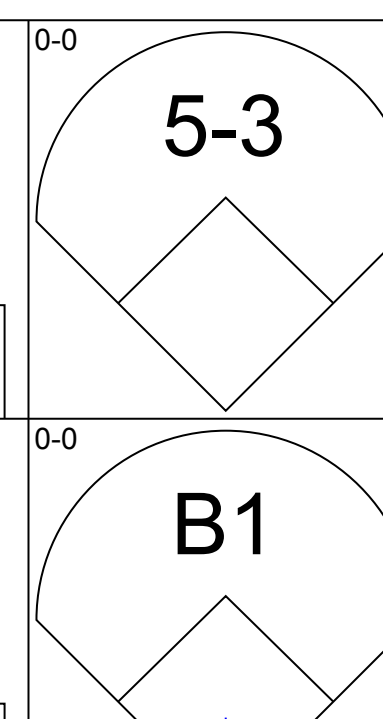
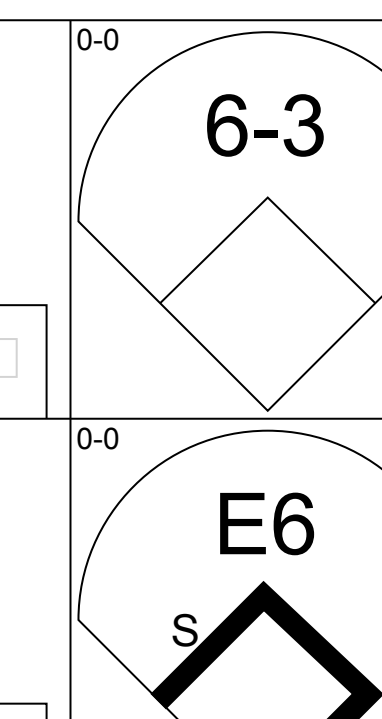
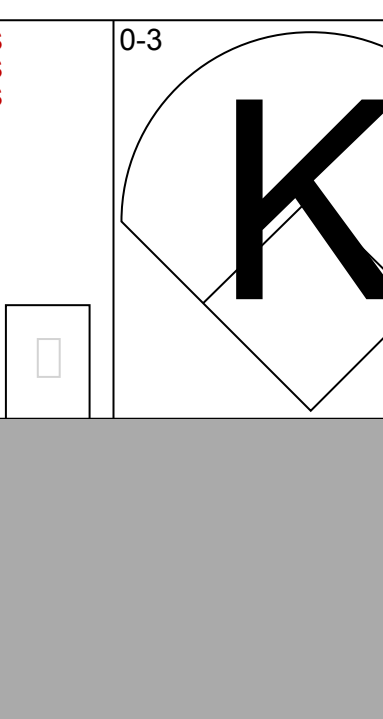
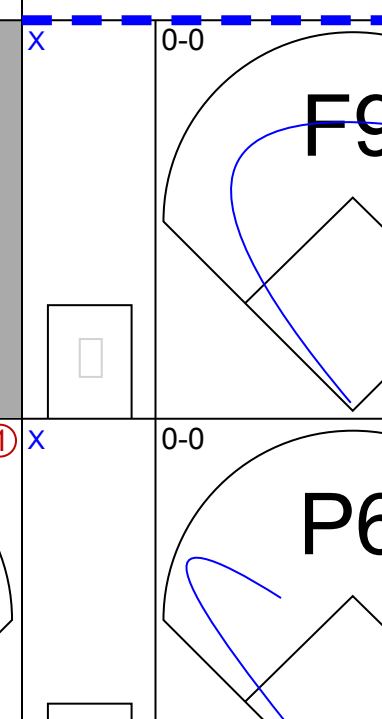
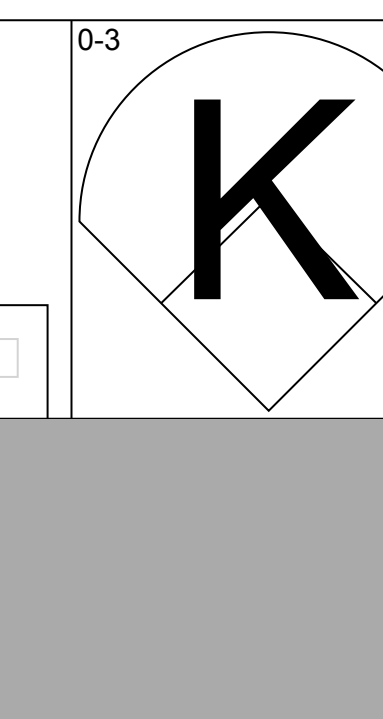
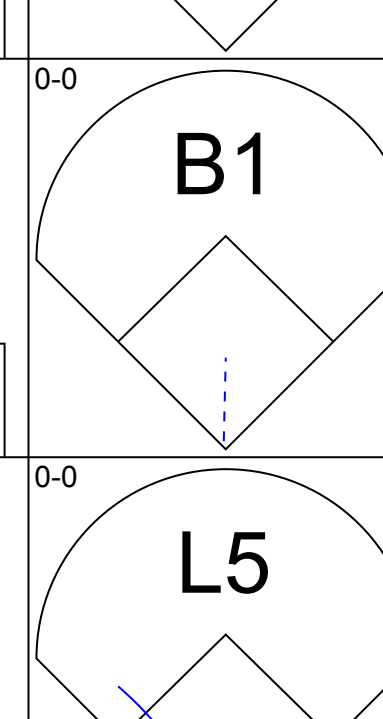
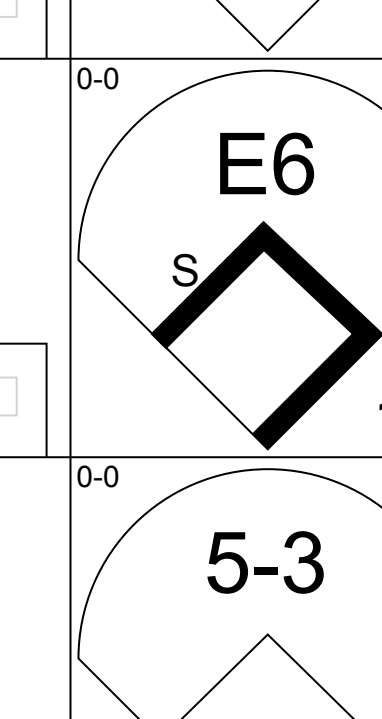
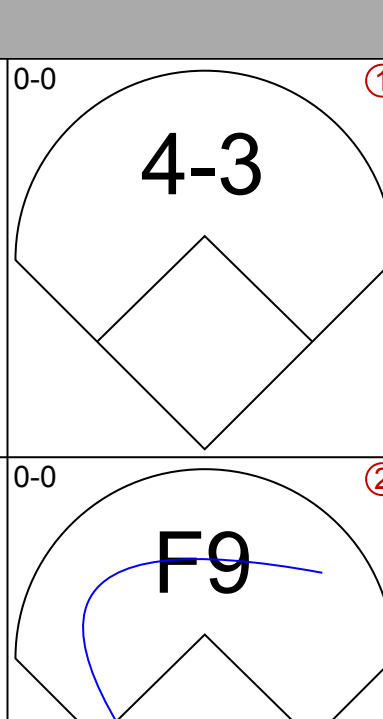
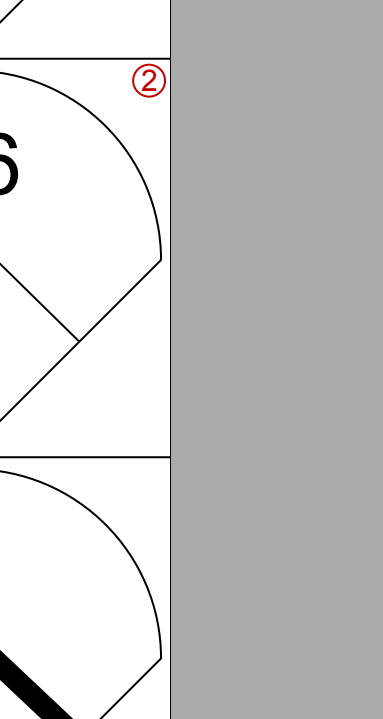
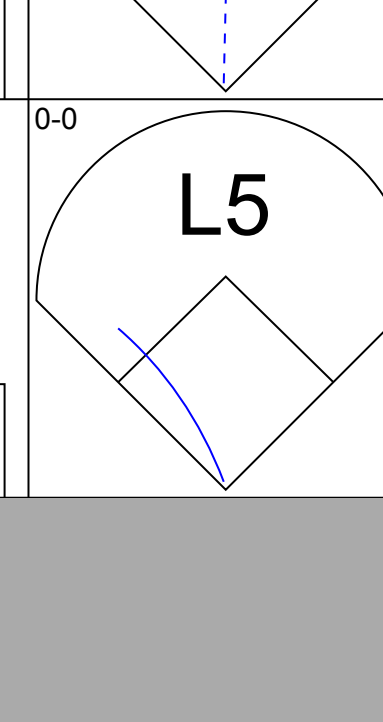
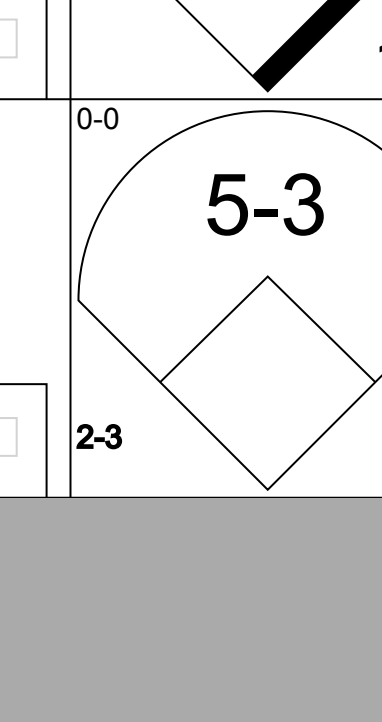
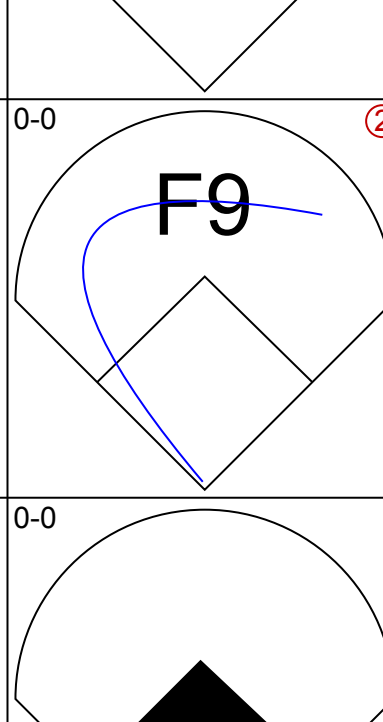
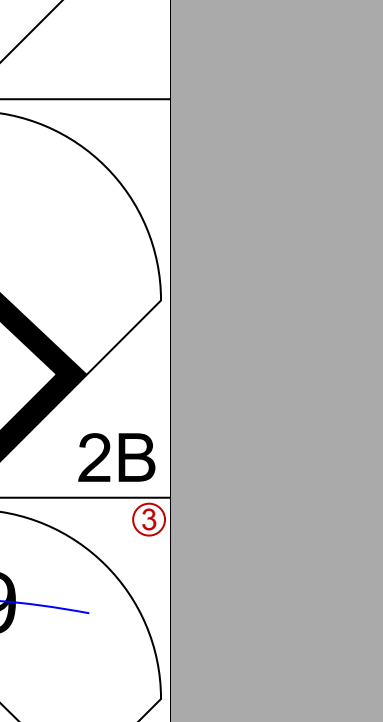
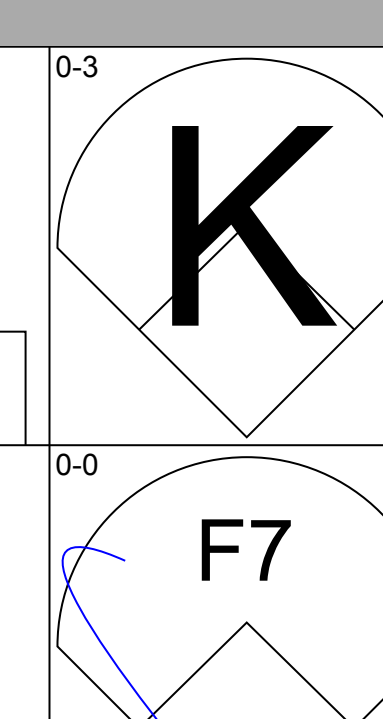
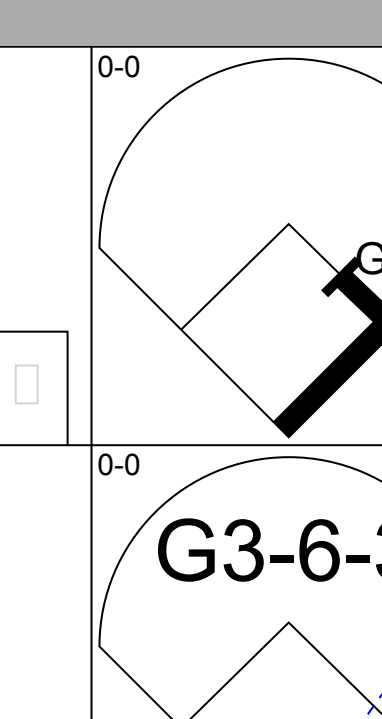
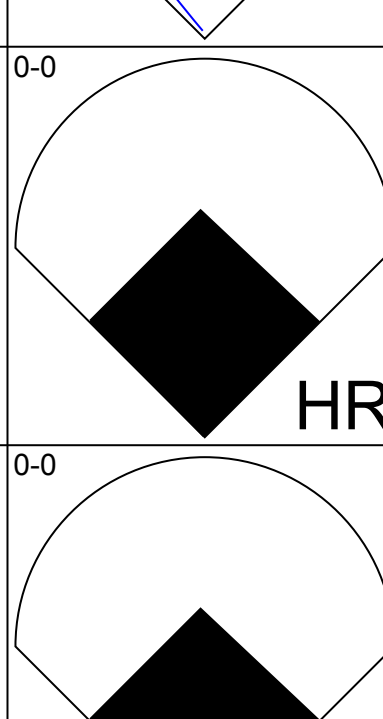
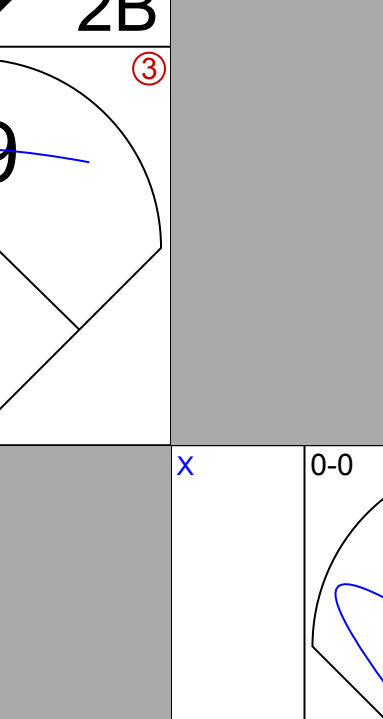
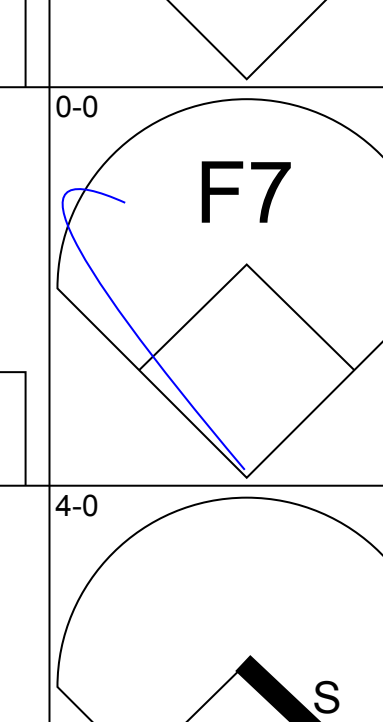
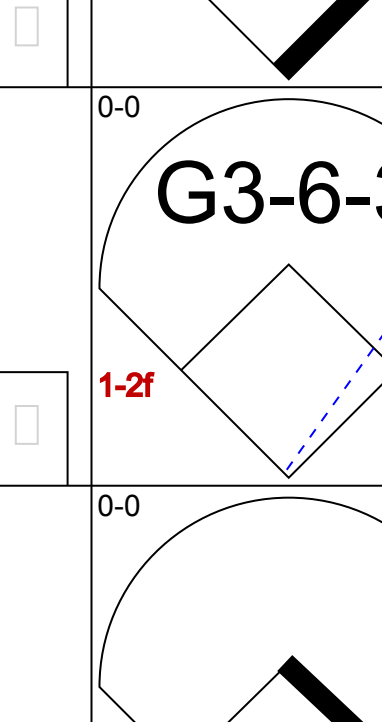
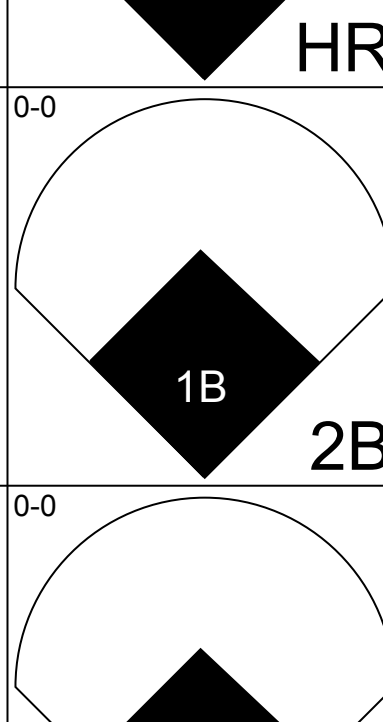
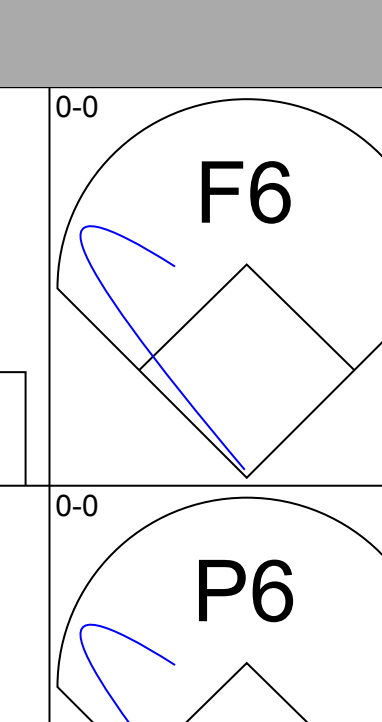
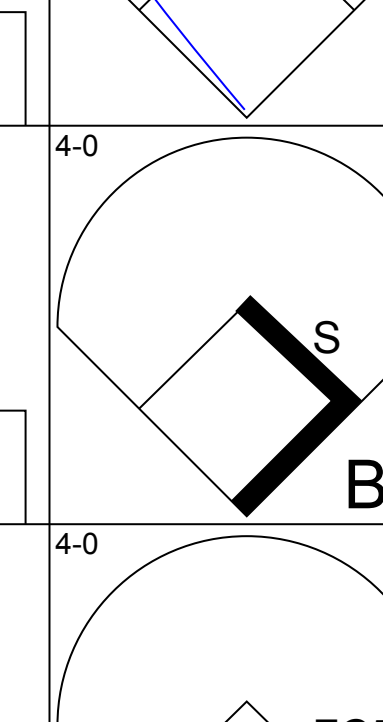
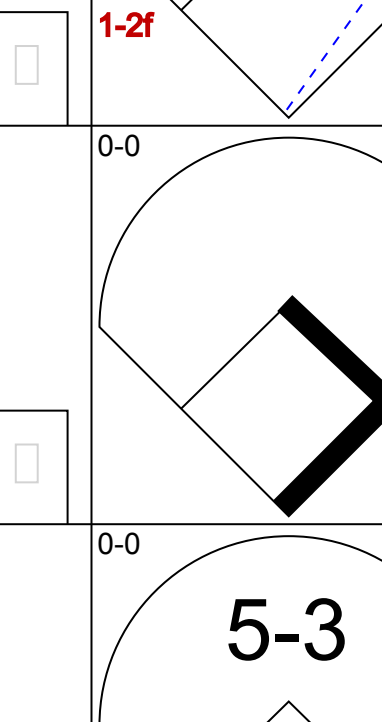
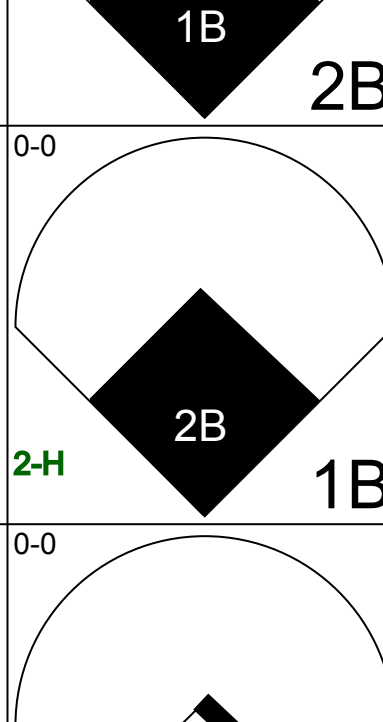
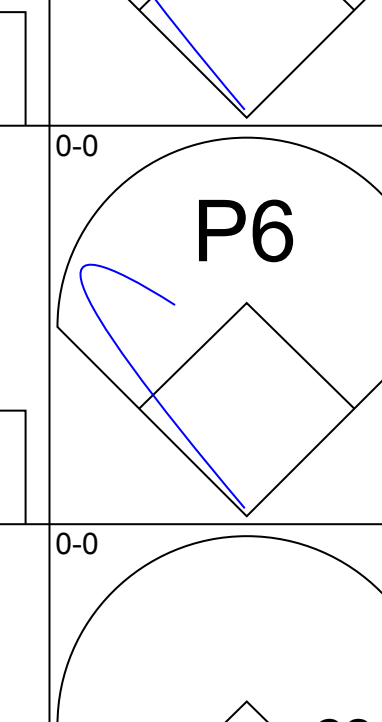
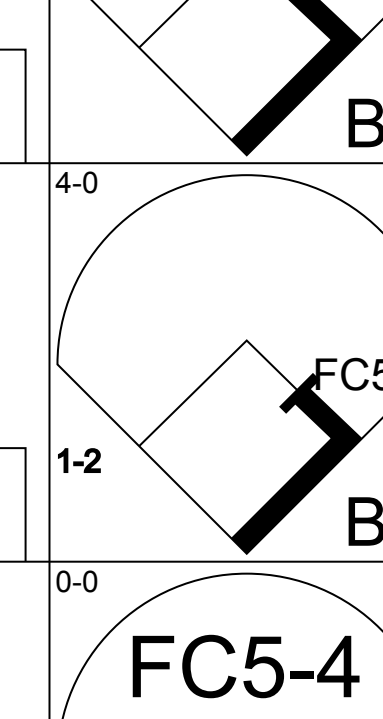
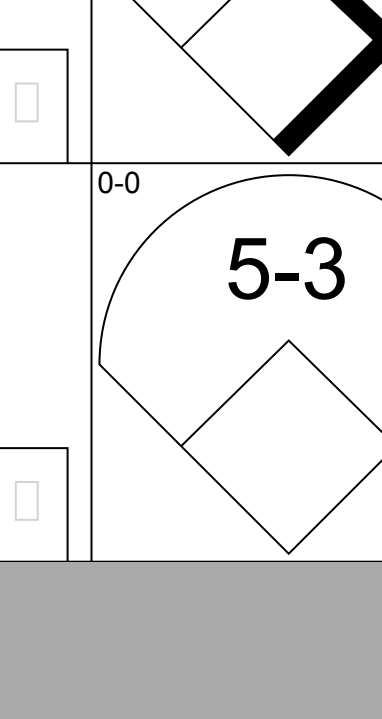
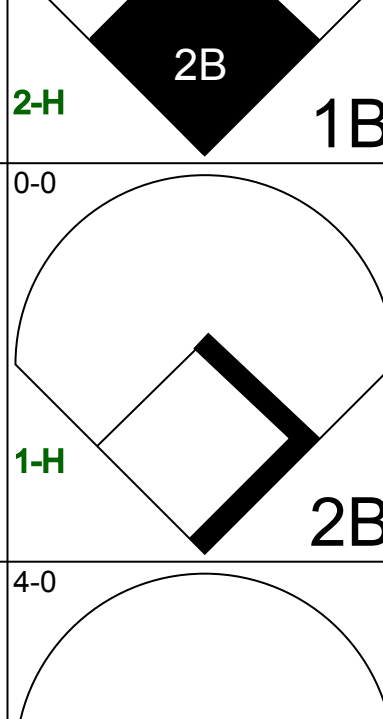
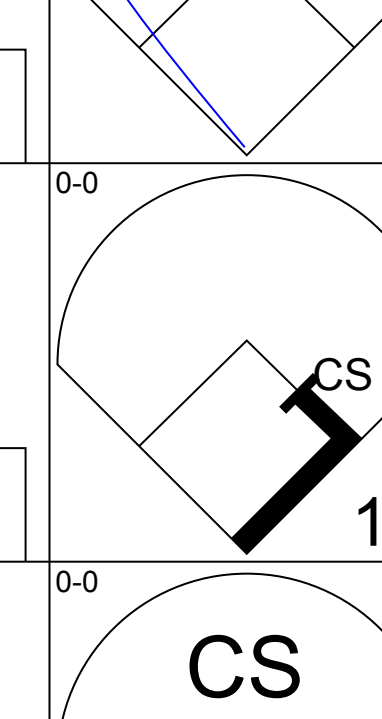
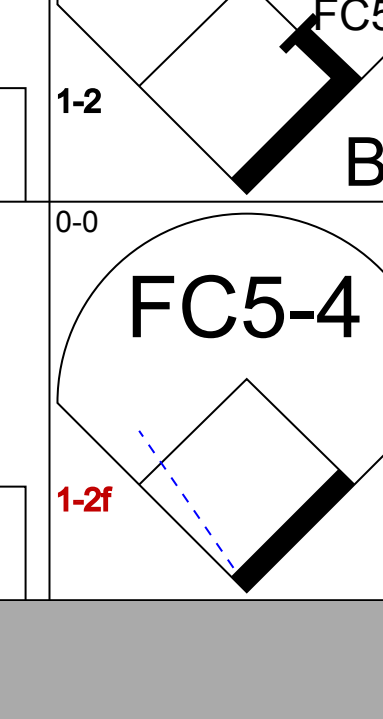
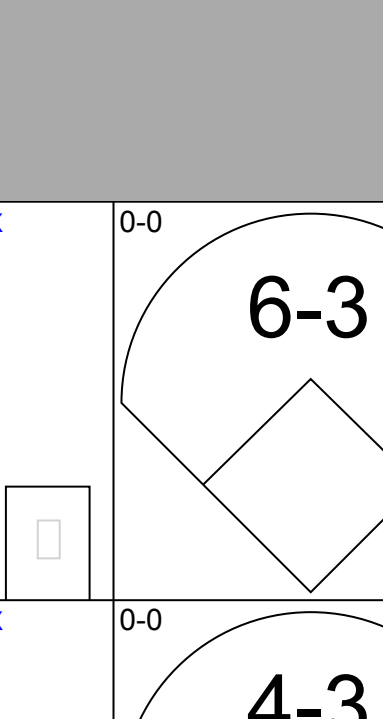
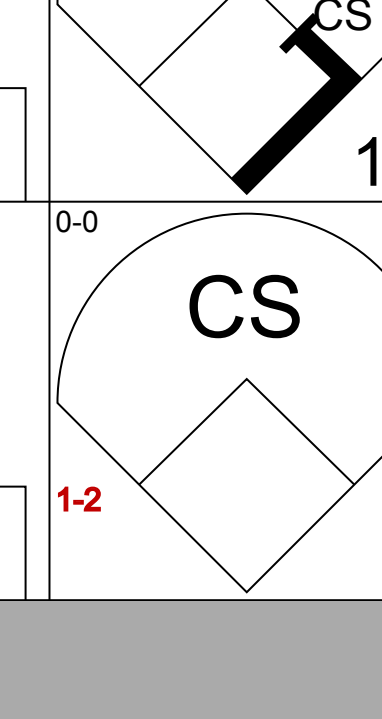
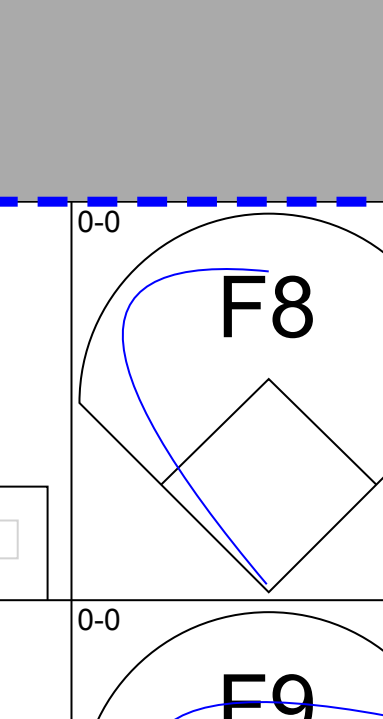
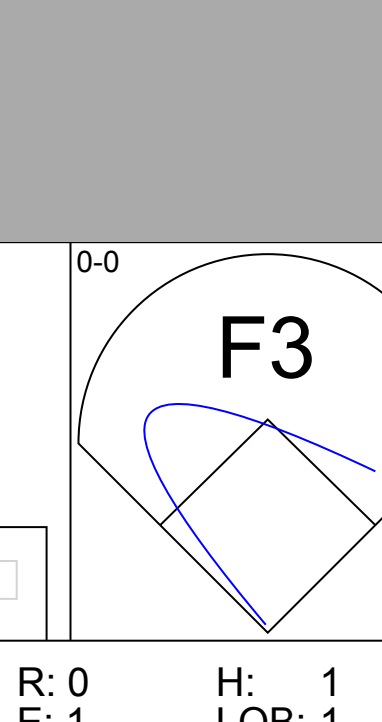
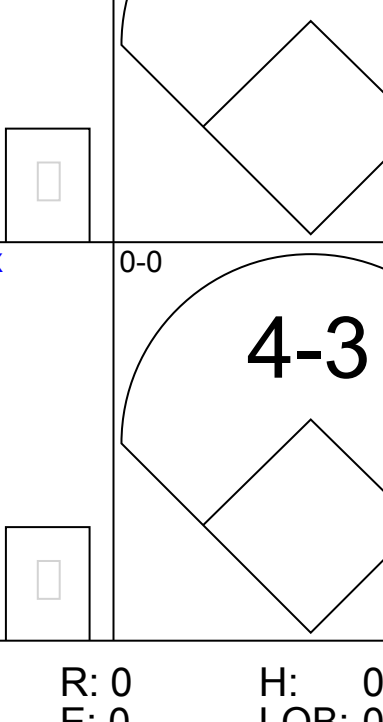
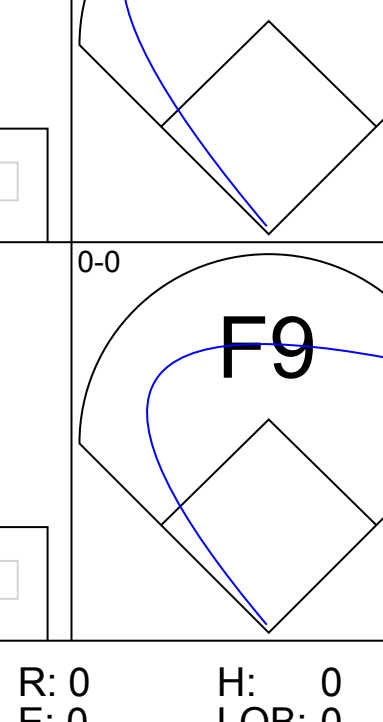


Batter	1	2	3	4	5	6	7	8	9	AB	R	H	RBI	BB	SO	LOB	TOP				
Garry Templeton, S OBP: 0.351, SLG: 0.413 (1, 6)										5	1	1	0	0	1	2					
Leon Durham, L OBP: 0.301, SLG: 0.376 John Littlefield, R (9, 1)										5	0	1	0	0	2	3					
Keith Hernandez, L OBP: 0.404, SLG: 0.492 (1, 3)										4	0	0	0	0	1	2					
Ted Simmons, S OBP: 0.363, SLG: 0.481 (1, 2)										4	0	0	0	0	1	2					
George Hendrick, R OBP: 0.356, SLG: 0.568 (9, 9)										4	1	3	1	0	0	0					
Terry Kennedy, L OBP: 0.357, SLG: 0.440 Tony Scott, S OBP: 0.303, SLG: 0.282 (9, 8)										3	0	1	0	0	0	0					
Ken Reitz, R OBP: 0.307, SLG: 0.375 Dane Iorg, L OBP: 0.355, SLG: 0.420 Bobby Bonds, R OBP: 0.313, SLG: 0.322 (9, 7)										3	0	0	0	0	1	2					
Ken Oberkfell, L OBP: 0.388, SLG: 0.406 (1, 4)										4	1	0	1	0	0	3					
Pete Vuckovich, R OBP: 0.159, SLG: 0.233 Mike Phillips, L OBP: 0.172, SLG: 0.214 Silvio Martinez, R OBP: 0.154, SLG: 0.083 Keith Smith, R OBP: 0.500, SLG: 0.750 Mike Ramsey, S OBP: 0.294, SLG: 0.403 (9, 5)										2	0	1	0	0	0	1					
Inning Stats	R: 0 E: 0 K: 2 S: 7	H: 0 LOB: 0 BB: 0 P: 7	R: 0 E: 0 K: 2 S: 8	H: 1 LOB: 1 BB: 0 P: 8	R: 0 E: 0 K: 1 S: 6	H: 1 LOB: 1 BB: 0 P: 6	R: 0 E: 0 K: 0 S: 3	H: 0 LOB: 0 BB: 0 P: 3	R: 0 E: 0 K: 1 S: 5	H: 0 LOB: 1 BB: 1 P: 9	R: 0 E: 0 K: 0 S: 3	H: 0 LOB: 0 BB: 0 P: 3	R: 0 E: 0 K: 0 S: 3	H: 0 LOB: 0 BB: 0 P: 3	R: 4 E: 1 K: 1 S: 10	H: 4 LOB: 2 BB: 0 P: 10	1B: 7 2B: 2 3B: 0 HR: 0	SF: 0 SAC: 0 DP: 0 HBP: 0	WP: 0 PB: 0 SB: 0 CS: 0	PA: 38	
PITCHER	IP	WLS	BF	H	R	ER	SO	BB	IBB	HBP	BLK	WP	HR	S	P	ERA	WHIP				
Steve Rogers, R ERA: 2.98 (1, 1)	8.1		33	7	3	3	7	1	0	0	0	0	0	46	50	3.24	0.960				
Woodie Fryman, L ERA: 1.9 (9, 1)	0.2	L	5	2	2	1	1	0	0	0	0	0	0	7	7	13.50	3.000				

St. Louis Cardinals @ Montreal Expos
Olympic Stadium, Montreal, QB
Fri Jul 11, 1980, 7:05 PM EDT
Att: 25,910 - Unknown

AB	37
R	5
H	9
RBI	4
BB	1
SO	8
LOB	18



Batter	1	2	3	4	5	6	7	8	9	AB	R	H	RBI	BB	SO	LOB	BOTTOM					
Ron LeFlore, R OBP: 0.330, SLG: 0.346 (1, 7)										5	0	0	0	0	2	0						
Rodney Scott, S OBP: 0.304, SLG: 0.286 (1, 4)										4	0	1	0	0	0	0						
Andre Dawson, R OBP: 0.369, SLG: 0.486 (1, 8)										4	0	1	0	0	0	1						
Gary Carter, R OBP: 0.312, SLG: 0.452 (1, 2)										4	1	2	1	0	1	1						
Warren Cromartie, L OBP: 0.364, SLG: 0.461 (1, 3)										4	1	1	0	0	0	1						
Larry Parrish, R OBP: 0.314, SLG: 0.476 (1, 5)										3	1	2	1	1	0	0						
Ellis Valentine, R OBP: 0.360, SLG: 0.477 (1, 9)										3	0	2	1	1	0	1						
Chris Speier, R OBP: 0.353, SLG: 0.327 (1, 6)										3	0	0	0	1	0	2						
Steve Rogers, R OBP: 0.298, SLG: 0.175 Woodie Fryman, R OBP: 0.125, SLG: 0.125 John Tamaro, S OBP: 0.308, SLG: 0.361 (9, 1)										3	0	0	0	0	0	2						
Inning Stats	R: 0 E: 0 K: 0 S: 3	H: 0 LOB: 0 BB: 0 P: 3	R: 0 E: 0 K: 1 S: 5	H: 0 LOB: 2 BB: 2 P: 13	R: 0 E: 1 K: 0 S: 4	H: 1 LOB: 1 BB: 0 P: 4	R: 0 E: 0 K: 0 S: 4	H: 2 LOB: 1 BB: 0 P: 4	R: 0 E: 0 K: 1 S: 5	H: 0 LOB: 0 BB: 0 P: 5	R: 3 E: 0 K: 0 S: 7	H: 4 LOB: 2 BB: 1 P: 11	R: 0 E: 0 K: 0 S: 4	H: 1 LOB: 1 BB: 0 P: 4	R: 0 E: 0 K: 0 S: 3	H: 1 LOB: 0 BB: 0 P: 3	R: 0 E: 0 K: 1 S: 5	H: 0 LOB: 0 BB: 0 P: 5	1B: 4 2B: 4 3B: 0 HR: 1	SF: 0 SAC: 0 DP: 1 HBP: 0	WP: 0 PB: 0 SB: 2 CS: 1	PA: 38
PITCHER	IP	WLS	BF	H	R	ER	SO	BB	IBB	HBP	BLK	WP	HR	S	P	ERA	WHIP					
Pete Vuckovich, R ERA: 3.08 (1, 1)	6.0		27	7	3	3	2	2	1	0	0	0	0	28	40	4.50	1.500					
Silvio Martinez, R ERA: 4.3 (7, 1)	2.0	W	7	2	0	0	0	0	0	0	0	0	0	7	7	0.00	1.000					
John Littlefield, R ERA: 2.82 (9, 1)	1.0	S	3	0	0	0	1	0	0	0	0	0	0	5	5	0.00	0.000					

St. Louis Cardinals @ Montreal Expos
Olympic Stadium, Montreal, QB
Fri Jul 11, 1980, 7:05 PM EDT
Att: 25,910 - Unknown

AB	34
R	3
H	9
RBI	3
BB	3
SO	3
LOB	8



Batter	1	2	3	4	5	6	7	8	9	AB	R	H	RBI	BB	SO	LOB	TOP					
Bobby Bonds, R OBP: 0.320, SLG: 0.342 (1, 7)										4	1	2	1	1	0	0	St. Louis Cardinals @ New York Mets Shea Stadium, Flushing, NY Sun Jul 13 1980, 3:33 AM EDT Sunny - 80 F					
Gary Templeton, S OBP: 0.348, SLG: 0.416 (1, 6)										5	0	1	0	0	2	4						
Keith Hernandez, L OBP: 0.400, SLG: 0.485 (1, 3)										5	0	0	0	0	1	5						
Ted Simmons, S OBP: 0.371, SLG: 0.496 (1, 2)										4	2	2	0	0	1	1						
George Hendrick, R OBP: 0.361, SLG: 0.575 (1, 9)										4	1	2	2	0	0	1						
Ken Reitz, R OBP: 0.308, SLG: 0.375 (1, 5)										4	0	2	0	0	0	0						
Tony Scott, S OBP: 0.305, SLG: 0.288 (1, 8)										3	0	1	1	0	0	2						
Ken Oberkfell, L OBP: 0.389, SLG: 0.434 (1, 4)										3	0	0	0	1	0	3						
Bob Sykes, S OBP: 0.120, SLG: 0.083 John Urrea, R (8, 1)										2	0	0	0	0	1	2						
Leon Durham, L OBP: 0.283, SLG: 0.356 (9, PH)										0	0	0	0	0	0	0						
Inning Stats	R: 0 E: 0 K: 3 S: 10	H: 1 LOB: 1 BB: 0 P: 10	R: 0 E: 0 K: 1 S: 7	H: 2 LOB: 2 BB: 0 P: 7	R: 0 E: 0 K: 0 S: 3	H: 0 LOB: 0 BB: 0 P: 3	R: 1 E: 0 K: 0 S: 5	H: 2 LOB: 1 BB: 0 P: 5	R: 0 E: 0 K: 0 S: 4	H: 1 LOB: 1 BB: 0 P: 4	R: 0 E: 0 K: 0 S: 3	H: 0 LOB: 0 BB: 0 P: 3	R: 0 E: 0 K: 1 S: 6	H: 1 LOB: 3 BB: 2 P: 14	R: 2 E: 0 K: 0 S: 5	H: 2 LOB: 2 BB: 0 P: 5	R: 1 E: 0 K: 1 S: 6	H: 1 LOB: 0 BB: 0 P: 6	1B: 6 2B: 2 3B: 0 HR: 2	SF: 1 SAC: 1 DP: 0 HBP: 0	WP: 0 PB: 0 SB: 1 CS: 0	PA: 39
PITCHER	IP WLS BF H R ER SO BB IBB HBP BLK WP HR S P ERA WHIP																					
Pete Falcone, L ERA: 5.17 Tom Hausman, R ERA: 3.24	(1, 1) 8.0 W 35	(9, 1) 1.0 4 1 1 1 1 0 0 0 0 0 1 6 6 9.00 1.000																				

AB	35
R	4
H	10
RBI	4
BB	2
SO	6
LOB	18



Batter	1	2	3	4	5	6	7	8	9	AB	R	H	RBI	BB	SO	LOB	BOTTOM	
Lee Mazzilli, S OBP: 0.381, SLG: 0.448 Mike Jorgensen, L OBP: 0.363, SLG: 0.427 (9, 3)										4	2	3	4	0	0	0	St. Louis Cardinals @ New York Mets Shea Stadium, Flushing, NY Sun Jul 13 1980, 3:33 AM EDT Sunny - 80 F	
Frank Taveras, R OBP: 0.318, SLG: 0.327 (1, 6)										3	1	2	0	1	1	0		
Steve Henderson, R OBP: 0.380, SLG: 0.400 (1, 7)										2	1	0	0	2	0	2		
John Stearns, R OBP: 0.349, SLG: 0.371 (1, 2)										3	1	0	0	1	0	3		
Joel Youngblood, R OBP: 0.355, SLG: 0.417 (1, 9)										3	0	1	1	1	0	1		
Jerry Morales, R OBP: 0.286, SLG: 0.292 (1, 8)										4	0	2	1	0	0	2		
Elliott Maddox, R OBP: 0.373, SLG: 0.352 (1, 5)										4	0	0	0	0	0	4		
Doug Flynn, R OBP: 0.285, SLG: 0.275 (1, 4)										4	1	1	0	0	0	1		
Pete Falcone, L OBP: 0.136, SLG: 0.095 Alex Trevino, R OBP: 0.349, SLG: 0.330 Tom Hausman, R OBP: 0.083, SLG: 0.083 (9, 1)										2	0	0	0	0	0	0		
Inning Stats	R: 0 E: 0 K: 1 S: 5	H: 0 LOB: 0 BB: 1 P: 6	R: 0 E: 0 K: 0 S: 3	H: 0 LOB: 0 BB: 0 P: 3	R: 1 E: 0 K: 0 S: 3	H: 1 LOB: 1 BB: 2 P: 11	R: 0 E: 0 K: 0 S: 3	H: 1 LOB: 2 BB: 0 P: 3	R: 0 E: 0 K: 0 S: 3	H: 1 LOB: 1 BB: 0 P: 3	R: 0 E: 0 K: 0 S: 8	H: 5 LOB: 1 BB: 2 P: 16	R: 6 E: 2 K: 0 S: 8	H: 5 LOB: 1 BB: 2 P: 16	1B: 8 2B: 2 3B: 0 HR: 2	SF: 0 SAC: 0 DP: 3 HBP: 0		WP: 1 PB: 0 SB: 0 CS: 2
PITCHER	IP WLS BF H R ER SO BB IBB HBP BLK WP HR S P ERA WHIP																	
Bob Sykes, L ERA: 4.8 John Urrea, R ERA: 4.63	(1, 1) 7.0 L 30	(8, 1) 1.0 6 1 2 1 0 2 0 0 0 1 0 0 4 12 9.00 3.000																



Batter	1	2	3	4	5	6	7	8	9	AB	R	H	RBI	BB	SO	LOB	TOP			
Bobby Bonds, R OBP: 0.314, SLG: 0.335 (1, 7)	0-0 6-3		0-0 F9		0-3 K			0-3 K		4	0	0	0	0	2	1	St. Louis Cardinals @ New York Mets Shea Stadium, Flushing, NY Sun Jul 13 1980, 3:38 AM EDT Att: 27,941 - Unknown			
Gary Templeton, S OBP: 0.351, SLG: 0.418 Kim Seaman, L (5, 1)	0-0		0-0		0-0 2-3			0-0 F8		3	0	2	0	0	0	0				
Dane Iorg, L OBP: 0.350, SLG: 0.412 Jim Kaat, L OBP: 0.080, SLG: 0.042 (8, PH)	CS 1B		1B 1-3		1B					1	0	0	0	0	0	0				
Keith Hernandez, L OBP: 0.401, SLG: 0.484 (1, 3)	1-2 BB		1-3 1B		0-0 P6			0-0 4-3		3	0	1	1	1	0	0				
George Hendrick, R OBP: 0.358, SLG: 0.570 Keith Smith, R OBP: 0.500, SLG: 0.667 (6, 8)	0-0 5-3		0-0 P6		0-0 5-3				0-0 HR 1B	3	0	0	0	0	0	3				
Leon Durham, L OBP: 0.291, SLG: 0.426 (1, 9)			0-0 F4-3		HR			0-0 G3		4	2	3	0	0	0	0				
Terry Kennedy, L OBP: 0.353, SLG: 0.433 (1, 2)			0-0 F4-3		F4-3 2B			0-0 F8		4	0	1	0	0	0	0				
Mike Phillips, L OBP: 0.182, SLG: 0.222 (1, 5)			0-3 K		0-0 F8			0-3 K		4	0	0	0	0	2	1				
Ken Oberkfell, L OBP: 0.385, SLG: 0.426 (1, 4)			4-0 FC5-4 BB		0-0 F4-3			0-0 F4-3		3	0	0	0	1	0	1				
Jim Otten, R OBP: 0.250, SLG: 0.250 Silvio Martinez, R OBP: 0.133, SLG: 0.071 Mike Ramsey, S OBP: 0.300, SLG: 0.406 (5, 6)			0-0 FC5-4 1B 1-2 1B		0-0 1-3			0-0 3-1		0	0	0	0	0	0	0				
Inning Stats	R: 0 E: 0 K: 0 S: 3	H: 1 LOB: 1 BB: 1 P: 7	R: 0 E: 0 K: 1 S: 5	H: 0 LOB: 0 BB: 0 P: 5	R: 1 E: 0 K: 0 S: 5	H: 2 LOB: 2 BB: 1 P: 9	R: 1 E: 0 K: 0 S: 5	H: 2 LOB: 1 BB: 0 P: 5	R: 0 E: 0 K: 1 S: 5	H: 0 LOB: 0 BB: 0 P: 3	R: 0 E: 0 K: 1 S: 5	H: 0 LOB: 0 BB: 0 P: 5	R: 0 E: 0 K: 1 S: 5	H: 0 LOB: 0 BB: 0 P: 5	R: 2 E: 0 K: 0 S: 5	H: 2 LOB: 2 BB: 0 P: 5	1B: 4 2B: 1 3B: 0 HR: 2	SF: 0 SAC: 0 DP: 0 HBP: 0	WP: 0 PB: 0 SB: 0 CS: 1	PA: 35
PITCHER Mark Bomback, R ERA: 4.44 (1, 1)	IP: 9.0 WLS: W BF: 35 H: 7 R: 4 ER: 4 SO: 4 BB: 2 IBB: 0 HBP: 0 BLK: 0 WP: 0 HR: 2 S: 41 P: 49 ERA: 4.00 WHIP: 1.000															PITCHER				

AB	33
R	4
H	7
RBI	4
BB	2
SO	4
LOB	8



Batter	1	2	3	4	5	6	7	8	9	AB	R	H	RBI	BB	SO	LOB	BOTTOM			
Lee Mazzilli, S OBP: 0.385, SLG: 0.455 Jerry Morales, R OBP: 0.291, SLG: 0.298 (8, 8)	0-3 K	0-0 1B		0-0 E 1B	0-0 2B			0-0 G5-4-3 1B		4	2	3	2	0	1	0	St. Louis Cardinals @ New York Mets Shea Stadium, Flushing, NY Sun Jul 13 1980, 3:38 AM EDT Att: 27,941 - Unknown			
Frank Taveras, R OBP: 0.317, SLG: 0.326 (1, 6)	0-0 6-3	0-0 1B		0-0 F8	0-0 5-3			0-0 G5-4-3		5	0	1	1	0	0	2				
Claudell Washington, L OBP: 0.323, SLG: 0.453 (1, 9)	0-3 K	0-0 S 1B		0-0 F7				0-3 K		4	0	1	1	0	2	0				
Steve Henderson, R OBP: 0.383, SLG: 0.401 Dan Norman, R OBP: 0.173, SLG: 0.269 (6, PH)		0-0 S 1B		0-0 E6 CS	0-0 F8			0-0 F8		2	1	1	0	1	0	0				
Mike Jorgensen, L OBP: 0.366, SLG: 0.442 (1, 3)		0-0 S 1B		0-0 F9	0-0 F9			0-0 F9		3	2	1	1	1	0	3				
Joel Youngblood, R OBP: 0.351, SLG: 0.410 (1, 5)	0-3 K	0-0 F8		0-0 F8	0-0 F9			0-0 6-3		4	0	0	0	0	1	2				
Alex Trevino, R OBP: 0.352, SLG: 0.330 (1, 2)		1-0 1B		0-0 5-3	0-0 1B			0-0 1-3		3	2	1	0	0	0	0				
Doug Flynn, R OBP: 0.285, SLG: 0.276 Bill Almon, R OBP: 0.268, SLG: 0.333 (8, 4)		0-0 SF9 1B		0-0 F9	0-0 E5			0-0 F6-3		3	1	1	1	0	0	0				
Mark Bomback, R OBP: 0.346, SLG: 0.364 (1, 1)	0-0 1B	0-0 1B		0-3 K	0-0 2B			0-3 K		4	2	2	2	0	2	0				
Inning Stats	R: 0 E: 0 K: 2 S: 7	H: 0 LOB: 0 BB: 0 P: 7	R: 5 E: 0 K: 1 S: 10	H: 5 LOB: 3 BB: 2 P: 19	R: 0 E: 0 K: 0 S: 3	H: 0 LOB: 0 BB: 0 P: 3	R: 1 E: 1 K: 1 S: 6	H: 1 LOB: 0 BB: 0 P: 6	R: 4 E: 2 K: 0 S: 8	H: 5 LOB: 1 BB: 0 P: 8	R: 0 E: 0 K: 1 S: 5	H: 0 LOB: 0 BB: 0 P: 5	R: 0 E: 0 K: 0 S: 3	H: 0 LOB: 0 BB: 0 P: 3	R: 0 E: 0 K: 1 S: 5	H: 1 LOB: 0 BB: 0 P: 5		1B: 9 2B: 2 3B: 0 HR: 1	SF: 1 SAC: 0 DP: 1 HBP: 1	WP: 0 PB: 0 SB: 2 CS: 1
PITCHER Jim Otten, R ERA: 8.03 Silvio Martinez, R ERA: 4.73 Kim Seaman, L ERA: 3.68 Jim Kaat, L ERA: 3.75 (1, 1)	IP: 1.2 WLS: L BF: 12 H: 6 R: 5 ER: 4 SO: 1 BB: 1 IBB: 0 HBP: 0 BLK: 0 WP: 0 HR: 1 S: 16 P: 21 ERA: 27.00 WHIP: 3.600															PITCHER				

AB	34
R	10
H	12
RBI	8
BB	2
SO	6
LOB	7



Batter	1	2	3	4	5	6	7	8	9	AB	R	H	RBI	BB	SO	LOB	TOP					
Gene Richards, L (1, 7) OBP: 0.372, SLG: 0.383	F9		FC4-6 BB			4-3	FC6-4 1-2			3	0	0	0	1	0	2	San Diego Padres @ St. Louis Cardinals Busch Stadium, St. Louis, MO Wed Jul 16 1980, 7:05 PM CDT Att: 12,343 - Unknown livebaseballscorecards.com					
Ozzie Smith, S (1, 6) OBP: 0.320, SLG: 0.272			FC4-6 1-2			5-3 1B		4-3		3	0	1	0	1	0	1						
Jerry Mumphrey, S (1, 8) OBP: 0.329, SLG: 0.342	F7 1-2				G3	5-3 1B				4	0	2	0	0	0	1						
Dave Winfield, R (1, 9) OBP: 0.385, SLG: 0.452	K				5-3	5-3 1-2 2-3		5-3		4	0	0	0	0	1	4						
Willie Montanez, L (1, 3) OBP: 0.301, SLG: 0.338		K			4-3	5-3		4-3		4	0	0	0	0	1	3						
Gene Tenace, R (1, 2) OBP: 0.377, SLG: 0.359		L5				FC5-4 1B		F8		4	0	1	0	0	1	0						
Aurelio Rodriguez, R (1, 5) OBP: 0.219, SLG: 0.291 Von Joshua, L (9, PH) OBP: 0.309, SLG: 0.431		F9				FC5-4 1-2		1B 1B		3	0	1	0	0	0	1						
Dave Cash, R (1, 4) OBP: 0.283, SLG: 0.264					5-3	F9		FC6-4 1B		4	0	1	0	0	0	1						
Gary Lucas, L (1, 1) OBP: 0.231, SLG: 0.200 Jerry Turner, L (7, PH) OBP: 0.315, SLG: 0.378 Bob Shirley, R (7, 1)					4-3	P4		K		2	0	0	0	0	0	1						
										1	0	0	0	0	1	2						
										0	0	0	0	0	0	0						
Inning Stats	R: 0 E: 0 K: 1 S: 5	H: 0 LOB: 1 BB: 1 P: 9	R: 0 E: 0 K: 1 S: 5	H: 0 LOB: 0 BB: 0 P: 5	R: 0 E: 0 K: 0 S: 3	H: 0 LOB: 1 BB: 1 P: 7	R: 0 E: 0 K: 0 S: 3	H: 0 LOB: 0 BB: 0 P: 3	R: 0 E: 0 K: 0 S: 4	H: 1 LOB: 1 BB: 0 P: 4	R: 0 E: 0 K: 0 S: 5	H: 2 LOB: 2 BB: 0 P: 5	R: 0 E: 0 K: 1 S: 7	H: 2 LOB: 2 BB: 0 P: 7	R: 0 E: 0 K: 0 S: 4	H: 1 LOB: 1 BB: 0 P: 4	R: 0 E: 0 K: 2 S: 7	H: 0 LOB: 0 BB: 0 P: 7	1B: 6 2B: 0 3B: 0 HR: 0	SF: 0 SAC: 0 DP: 0 HBP: 0	WP: 0 PB: 0 SB: 2 CS: 0	PA: 35
PITCHER Pete Vuckovich, R (1, 1) ERA: 2.87	IP: 9.0 WLS: W BF: 35 H: 6 R: 0 ER: 0 SO: 5 BB: 2 IBB: 0 HBP: 0 BLK: 0 WP: 0 HR: 0 S: 43 P: 51 ERA: 0.00 WHIP: 0.889															PITCHER						

Batter	1	2	3	4	5	6	7	8	9	AB	R	H	RBI	BB	SO	LOB	BOTTOM
Bobby Bonds, R (1, 7) OBP: 0.311, SLG: 0.327	K		L7				P3			4	0	0	0	0	2	1	San Diego Padres @ St. Louis Cardinals Busch Stadium, St. Louis, MO Wed Jul 16 1980, 7:05 PM CDT Att: 12,343 - Unknown livebaseballscorecards.com
Gary Templeton, S (1, 6) OBP: 0.354, SLG: 0.420	3-1 S 1B		1B SF8 1B			F8		4-3		4	1	2	0	0	0	0	
Keith Hernandez, L (1, 3) OBP: 0.401, SLG: 0.481	3-1		FC5-4 1-3 2-H 1B			K		K		4	0	1	1	0	2	1	
Ted Simmons, S (1, 2) OBP: 0.368, SLG: 0.495	F8		SF8			F7		F9		3	0	0	1	0	0	1	
George Hendrick, R (1, 8) OBP: 0.353, SLG: 0.562 (7, 9)			F8 FC5-4 1-2			1B				3	0	1	0	0	0	1	
Leon Durham, L (1, 9) OBP: 0.273, SLG: 0.396 Tony Scott, S (7, 8) OBP: 0.305, SLG: 0.288			4-3			K		4-3		3	0	0	0	0	1	1	
Ken Reitz, R (1, 5) OBP: 0.310, SLG: 0.382						5-3				3	1	2	0	0	0	0	
Ken Oberkfell, L (1, 4) OBP: 0.387, SLG: 0.419			FC6-4 1-2 1B			5-3		4-3 2B SH1-3		3	0	0	0	0	2		
Pete Vuckovich, R (1, 1) OBP: 0.174, SLG: 0.244						6-3		SH1-3 3-H		2	1	1	1	0	0	0	
										1B: 6 2B: 1 3B: 0 HR: 0	SF: 1 SAC: 1 DP: 0 HBP: 0	WP: 0 PB: 0 SB: 1 CS: 0	PA: 31				
PITCHER Gary Lucas, L (1, 1) ERA: 3.66 Bob Shirley, L (7, 1) ERA: 3.02	IP: 6.0 WLS: L BF: 24 H: 6 R: 2 ER: 2 SO: 4 BB: 0 IBB: 0 HBP: 0 BLK: 0 WP: 0 HR: 0 S: 32 P: 32 ERA: 3.00 WHIP: 1.000															PITCHER	

Batter	1	2	3	4	5	6	7	8	9	AB	R	H	RBI	BB	SO	LOB	TOP					
Gene Richards, L (1, 7) OBP: 0.374, SLG: 0.382										3	1	1	0	1	0	1	San Diego Padres @ St. Louis Cardinals Busch Stadium, St. Louis, MO Thu Jul 17 1980, 7:05 PM CDT Att: 12,156 - Unknown					
Ozzie Smith, S (1, 6) OBP: 0.326, SLG: 0.279										3	0	3	1	0	0	0						
Tim Flannery, L (7, 4) OBP: 0.340, SLG: 0.351										1	0	0	0	0	0	0						
Jerry Mumphrey, S (1, 8) OBP: 0.325, SLG: 0.337										4	0	0	0	0	0	5						
Dave Winfield, R (1, 9) OBP: 0.381, SLG: 0.448										3	0	0	0	0	1	2						
Jerry Turner, L (8, 9) OBP: 0.315, SLG: 0.375										1	0	0	0	0	0	0						
Willie Montanez, L (1, 3) OBP: 0.298, SLG: 0.333										4	0	0	0	0	1	0						
Gene Tenace, R (1, 2) OBP: 0.376, SLG: 0.377										3	1	1	1	0	0	0						
Fred Kendall, R (7, 2) OBP: 0.261, SLG: 0.261										1	0	0	0	0	0	0						
Aurelio Rodriguez, R (1, 5) OBP: 0.220, SLG: 0.292										3	0	1	0	0	0	0						
Dave Cash, R (1, 4) OBP: 0.281, SLG: 0.261										3	0	0	0	0	0	1						
Eric Rasmussen, R (7, 1) OBP: 0.125, SLG: 0.250										0	0	0	0	0	0	0						
Rick Wise, R (1, 1) OBP: 0.172, SLG: 0.214										1	1	1	0	0	0	0						
John D'Acquisto, R (3, 1)										0	0	0	0	0	0	0						
Dennis Kinney, L (3, 1) OBP: 0.250, SLG: 0.143										1	0	0	0	0	0	0						
Kurt Bevacqua, R (7, PH) OBP: 0.343, SLG: 0.422										1	0	0	0	0	0	0						
Inning Stats	R: 1 E: 0 K: 1 S: 6	H: 2 LOB: 0 BB: 0 P: 6	R: 0 E: 0 K: 1 S: 6	H: 1 LOB: 1 BB: 0 P: 6	R: 1 E: 1 K: 0 S: 5	H: 2 LOB: 1 BB: 0 P: 5	R: 1 E: 0 K: 0 S: 4	H: 1 LOB: 1 BB: 0 P: 4	R: 0 E: 0 K: 0 S: 3	H: 0 LOB: 0 BB: 0 P: 3	R: 0 E: 0 K: 0 S: 3	H: 0 LOB: 0 BB: 0 P: 3	R: 0 E: 0 K: 0 S: 3	H: 0 LOB: 0 BB: 0 P: 3	R: 0 E: 0 K: 0 S: 3	H: 0 LOB: 0 BB: 0 P: 3	1B: 6 2B: 0 3B: 0 HR: 1	SF: 0 SAC: 0 DP: 2 HBP: 0	WP: 0 PB: 0 SB: 3 CS: 0	PA: 33		
PITCHER	IP WLS BF H R ER SO BB IBB HBP BLK WP HR S P ERA WHIP																					
Jim Kaat, L (1, 1) ERA: 3.59	9.0 W 33	7 3 2 2	1 0 0 0	0 0 0 0	0 1 36 40	2.00 0.889																

Batter	1	2	3	4	5	6	7	8	9	AB	R	H	RBI	BB	SO	LOB	BOTTOM					
Bobby Bonds, R (1, 7) OBP: 0.317, SLG: 0.333										5	2	3	2	0	1	1	San Diego Padres @ St. Louis Cardinals Busch Stadium, St. Louis, MO Thu Jul 17 1980, 7:05 PM CDT Att: 12,156 - Unknown					
Dane Iorg, L (8, 3) OBP: 0.347, SLG: 0.409										1	0	0	0	0	0	0						
Garry Templeton, S (1, 6) OBP: 0.354, SLG: 0.419										5	1	2	2	0	1	2						
Mike Ramsey, S (7, PR) OBP: 0.300, SLG: 0.406										0	1	0	0	0	0	0						
Keith Hernandez, L (1, 3) OBP: 0.401, SLG: 0.489										5	2	2	4	0	1	1						
Keith Smith, R (8, 7) OBP: 0.500, SLG: 0.667										0	0	0	0	0	0	0						
Ted Simmons, S (1, 2) OBP: 0.370, SLG: 0.495										4	1	2	0	0	0	0						
Steve Swisher, R (6, 2) OBP: 0.133, SLG: 0.133										1	0	0	0	0	0	1						
George Hendrick, R (1, 8) OBP: 0.360, SLG: 0.578										5	2	4	3	0	0	0						
Tony Scott, S (8, 8) OBP: 0.305, SLG: 0.288										0	0	0	0	0	0	0						
Leon Durham, L (1, 9) OBP: 0.278, SLG: 0.385										3	1	0	0	2	1	3						
Ken Reitz, R (1, 5) OBP: 0.315, SLG: 0.389										5	2	3	1	0	0	1						
Ken Oberkfell, L (1, 4) OBP: 0.389, SLG: 0.414										2	1	0	1	2	0	1						
Mike Phillips, L (8, 6) OBP: 0.155, SLG: 0.216										1	0	0	0	0	0	0						
Jim Kaat, L (1, 1) OBP: 0.133, SLG: 0.107										4	2	1	1	1	2	4						
Inning Stats	R: 0 E: 0 K: 1 S: 5	H: 0 LOB: 0 BB: 0 P: 5	R: 0 E: 0 K: 1 S: 7	H: 2 LOB: 3 BB: 1 P: 11	R: 10 E: 1 K: 2 S: 16	H: 9 LOB: 2 BB: 3 P: 28	R: 1 E: 0 K: 1 S: 7	H: 2 LOB: 1 BB: 0 P: 7	R: 0 E: 0 K: 0 S: 3	H: 0 LOB: 0 BB: 0 P: 3	R: 0 E: 0 K: 0 S: 3	H: 0 LOB: 0 BB: 0 P: 3	R: 4 E: 0 K: 0 S: 7	H: 4 LOB: 1 BB: 1 P: 11	R: 0 E: 0 K: 1 S: 5	H: 0 LOB: 0 BB: 0 P: 5	1B: 12 2B: 3 3B: 0 HR: 2	SF: 0 SAC: 0 DP: 0 HBP: 0	WP: 1 PB: 0 SB: 0 CS: 0	PA: 46		
PITCHER	IP WLS BF H R ER SO BB IBB HBP BLK WP HR S P ERA WHIP																					
Rick Wise, R (1, 1) ERA: 3.94	0.0 L 16	7 6 3 0	2 0 0 0	0 0 0 0	1 0 20 28	23.14 3.000																
John D'Acquisto, R (3, 1) ERA: 3.59	0.0	4 2 3 3	0 2 0 0	0 0 0 0	1 0 2 10	∞ ∞																
Dennis Kinney, L (3, 1) ERA: 2.94	3.2	15 4 2 2	2 0 0 0	0 0 0 0	0 0 19 19	4.91 1.091																
Eric Rasmussen, R (7, 1) ERA: 5.31	2.0	11 4 4 4	1 0 0 0	0 0 0 0	0 2 12 16	18.00 2.500																

Batter	1	2	3	4	5	6	7	8	9	AB	R	H	RBI	BB	SO	LOB	TOP								
Bill North, S OBP: 0.363, SLG: 0.281 (1, 8)	G3	F8		6-3			K		E BB HR BB	4	1	0	0	1	1	3									
Larry Herndon, R OBP: 0.297, SLG: 0.372 (1, 7)	2B 3B		6-3		K			SF8 3B	E HR BB	4	3	2	0	1	1	0									
Jack Clark, R OBP: 0.387, SLG: 0.550 (1, 9)	2B BB		P4		K			SF8	E5 HR	3	1	0	1	1	1	2									
Darrell Evans, L OBP: 0.347, SLG: 0.401 (1, 5)	1-3 3-H 2B		L9		F8			BB BB BB	L4	5	1	2	1	0	0	3									
Milt May, L OBP: 0.351, SLG: 0.442 (1, 2)	F2			F9 SH 2B		G6-3 1B		BB BB BB	HR	4	2	3	4	1	0	2									
Mike Ivie, R OBP: 0.256, SLG: 0.301 (1, 3)	P6			F9 2-3		L8		L8	F7	5	0	0	0	0	0	6									
Joe Strain, R OBP: 0.340, SLG: 0.336 (1, 4)		6-3		SH FC6-4 1B		G6-3 1-2		BB BB	2B	3	0	1	1	1	0	1									
Johnnie LeMaster, R OBP: 0.283, SLG: 0.338 (8, PH)		F7		FC6-4 1B			6-3	FC5-4 BB	IBB	3	0	1	0	0	0	0									
Terry Whitfield, L OBP: 0.309, SLG: 0.331 (8, 6)										0	0	0	1	1	0	0									
Joe Pettini, R OBP: 0.273, SLG: 0.200 (8, 6)										0	0	0	0	1	0	0									
Allen Ripley, R OBP: 0.244, SLG: 0.214 (5, 1)										2	0	1	0	0	0	2									
Tom Griffin, R OBP: 0.244, SLG: 0.214 (5, 1)										0	0	0	0	0	0	0									
Max Venable, L OBP: 0.244, SLG: 0.214 (7, PH)										1	0	0	0	0	0	0									
Gary Lavelle, S OBP: 0.244, SLG: 0.214 (7, 1)										0	0	0	0	0	0	0									
Greg Minton, S OBP: 0.244, SLG: 0.214 (7, 1)										0	0	0	0	0	0	0									
Rennie Stennett, R OBP: 0.244, SLG: 0.214 (8, PH)										1	0	0	0	0	0	3									
Al Holland, R OBP: 0.244, SLG: 0.214 (8, 1)										1	0	0	0	0	0	2									
Inning Stats	R: 1 E: 0 K: 0 S: 5	H: 2 LOB: 2 BB: 1 P: 9	R: 0 E: 0 K: 0 S: 4	H: 1 LOB: 1 BB: 0 P: 4	R: 0 E: 0 K: 0 S: 3	H: 0 LOB: 0 BB: 0 P: 3	R: 1 E: 0 K: 0 S: 6	H: 2 LOB: 2 BB: 0 P: 6	R: 0 E: 0 K: 0 S: 7	H: 0 LOB: 0 BB: 0 P: 7	R: 0 E: 0 K: 0 S: 3	H: 1 LOB: 0 BB: 0 P: 3	R: 0 E: 0 K: 0 S: 5	H: 0 LOB: 0 BB: 0 P: 5	R: 2 E: 0 K: 0 S: 5	H: 2 LOB: 3 BB: 3 P: 17	R: 4 E: 1 K: 0 S: 6	H: 2 LOB: 2 BB: 3 P: 18	1B: 4 2B: 3 3B: 2 HR: 1	SF: 1 SAC: 1 DP: 1 HBP: 0	WP: 0 PB: 0 SB: 0 CS: 0	PA: 45			
PITCHER	IP	WLS	BF	H	R	ER	SO	BB	IBB	HBP	BLK	WP	HR	S	P	ERA	WHIP								
Silvio Martinez, R ERA: 4.75 (1, 1)	4.0		19	5	2	2	0	1	0	0	0	0	0	18	22	4.50	1.500								
John Urrea, R ERA: 4.8 (5, 1)	3.1		12	3	2	2	3	0	0	0	0	0	0	18	18	5.40	0.900								
John Littlefield, R ERA: 2.83 (8, 1)	0.2		8	0	3	3	0	5	0	0	0	0	0	3	23	40.50	7.500								
Kim Seaman, L ERA: 4.5 (9, 1)	0.2	L	4	2	1	0	0	0	0	0	0	0	1	4	4	0.00	3.000								
Jim Otten, R ERA: 7.92 (9, 1)	0.1		2	0	0	0	0	0	1	0	0	0	0	1	5	0.00	0.000								

San Francisco Giants @ St. Louis Cardinals
 Busch Stadium, St. Louis, MO
 Fri Jul 18, 1980, 7:05 PM CDT
 Att: 18,950 - Unknown

AB	36
R	8
H	10
RBI	8
BB	7
SO	3
LOB	24





Batter	1	2	3	4	5	6	7	8	9	AB	R	H	RBI	BB	SO	LOB	BOTTOM								
Bobby Bonds, R OBP: 0.318, SLG: 0.335 (1, 7)	K		K	5-3			1-3 2B BLK 1B		G6-4-3 1B	5	1	2	1	0	2	2									
Gary Templeton, S OBP: 0.350, SLG: 0.414 (1, 6)	K2-3		4-3		F9		1-3		G6-4-3	5	0	0	0	0	1	2									
Keith Hernandez, L OBP: 0.398, SLG: 0.488 (1, 3)	F8		G3		K		1B 2B		F7	5	1	1	1	0	1	0									
Ted Simmons, S OBP: 0.374, SLG: 0.505 (1, 2)		1B 1B G6-4-3 1B		1B 3B	K		1B			4	2	3	1	0	1	0									
George Hendrick, R OBP: 0.361, SLG: 0.577 (1, 8)		G6-4-3 1B		HBP 1B 1B		F7	F9			4	1	2	1	0	0	1									
Leon Durham, L OBP: 0.280, SLG: 0.383 (1, 9)						F9			P6	3	0	1	0	0	1	1									
Tony Scott, S OBP: 0.304, SLG: 0.286 (8, 8)		G6-4-3 1B		K		F9				1	0	0	0	0	0	0									
Ken Reitz, R OBP: 0.315, SLG: 0.386 (1, 5)		G6-4-3		1B HBP		K			E SF7 1B	2	0	0	0	0	1	2									
Mike Phillips, L OBP: 0.179, SLG: 0.237 (8, 5)		1-2 2-3 3-H 1B		1-2 HBP						1	1	1	0	0	0	0									
Ken Oberkfell, L OBP: 0.397, SLG: 0.421 (1, 4)							SH5-4 1B 1B		SF7	2	1	2	2	1	0	0									
Silvio Martinez, R OBP: 0.125, SLG: 0.067 (4, PH)										1	0	0	0	0	0	2									
Dane Iorio, R OBP: 0.244, SLG: 0.405 (5, 1)										1	0	0	0	0	0	2									
John Littlefield, R (8, 1)										0	0	0	0	0	0	0									
Kim Seaman, L (9, 1)										0	0	0	0	0	0	0									
Jim Otten, R OBP: 0.250, SLG: 0.250 (9, 1)										0	0	0	0	0	0	0									
Inning Stats	R: 0 E: 0 K: 2 S: 7	H: 0 LOB: 0 BB: 0 P: 7	R: 1 E: 0 K: 0 S: 5	H: 3 LOB: 2 BB: 1 P: 9	R: 0 E: 0 K: 1 S: 5	H: 0 LOB: 0 BB: 0 P: 5	R: 2 E: 0 K: 1 S: 8	H: 3 LOB: 2 BB: 0 P: 9	R: 0 E: 0 K: 2 S: 7	H: 0 LOB: 0 BB: 0 P: 7	R: 0 E: 0 K: 1 S: 5	H: 0 LOB: 0 BB: 0 P: 5	R: 3 E: 0 K: 0 S: 7	H: 4 LOB: 1 BB: 0 P: 7	R: 1 E: 1 K: 0 S: 4	H: 1 LOB: 0 BB: 0 P: 4	R: 0 E: 0 K: 0 S: 3	H: 1 LOB: 0 BB: 0 P: 3	1B: 10 2B: 1 3B: 1 HR: 0	SF: 1 SAC: 1 DP: 2 HBP: 1	WP: 0 PB: 0 SB: 0 CS: 0	PA: 39			
PITCHER	IP	WLS	BF	H	R	ER	SO	BB	IBB	HBP	BLK	WP	HR	S	P	ERA	WHIP								
Allen Ripley, R ERA: 3.3 (1, 1)	4.0		19	6	3	3	4	0	0	0	0	0	0	12	12	0.00	0.000								
Tom Griffin, R ERA: 4.45 (5, 1)	2.0		6	0	0	0	3	0	0	0	0	0	0	6	6	40.50	6.000								
Gary Lavelle, L ERA: 3.35 (7, 1)	0.2		6	4	3	3	0	0	0	0	1	0	0	6	6	40.50	6.000								
Greg Minton, R ERA: 3.05 (7, 1)	0.1		1	0	0	0	0	0	0	0	0	0	0	1	1	0.00	0.000								
Al Holland, L ERA: 1.33 (8, 1)	2.0	W	7	2	1	0	0	0	0	0	0	0	0	7	7	0.00	1.000								


San Francisco Giants @ St. Louis Cardinals
 Busch Stadium, St. Louis, MO
 Fri Jul 18, 1980, 7:05 PM CDT
 Att: 18,950 - Unknown


AB	35
R	7
H	12
RBI	6
BB	1
SO	7
LOB	12



Batter	1	2	3	4	5	6	7	8	9	AB	R	H	RBI	BB	SO	LOB	TOP		
Bill North, S OBP: 0.359, SLG: 0.277 Terry Whitfield, L OBP: 0.311, SLG: 0.333	5-3	FC6-4			F2			3-1		3	0	0	1	0	0	2	San Francisco Giants @ St. Louis Cardinals Busch Stadium, St. Louis, MO Sat Jul 19 1980, 7:05 PM CDT Att: 26,513 - Unknown		
Darrell Evans, L OBP: 0.348, SLG: 0.399	P5					K		G3		4	1	1	0	1	1	2			
Jack Clark, R OBP: 0.384, SLG: 0.545	F8				L9			F8		5	0	1	0	0	0	2			
Larry Herndon, R OBP: 0.290, SLG: 0.377								6-3		5	1	2	2	0	0	1			
Mike Ivie, R OBP: 0.264, SLG: 0.302										3	1	1	0	1	0	1			
Milt May, L OBP: 0.354, SLG: 0.452					4-3					4	1	2	1	0	0	0			
Rennie Stennett, R OBP: 0.290, SLG: 0.336					L4			F7		4	0	0	0	0	0	2			
Johnnie LeMaster, R OBP: 0.260, SLG: 0.339					K					2	2	1	0	2	1	0			
Alan Hargesheimer, R OBP: 0.300, SLG: 1.000 Gary Lavelle, S (7, 1)								SH3		2	1	2	1	1	0	0	AB 34 R 7 H 11 RBI 6 BB 5 SO 2 LOB 11		
										0	0	0	0	0	0	0			
Inning Stats	R: 0 E: 0 K: 0 S: 3	H: 0 LOB: 0 BB: 0 P: 3	R: 4 E: 1 K: 0 S: 7	H: 5 LOB: 2 BB: 11	R: 0 E: 0 K: 0 S: 3	H: 0 LOB: 0 BB: 0 P: 3	R: 0 E: 0 K: 1 S: 5	H: 0 LOB: 0 BB: 0 P: 5	R: 2 E: 0 K: 0 S: 4	H: 1 LOB: 1 BB: 2 P: 12	R: 1 E: 0 K: 1 S: 8	H: 3 LOB: 2 BB: 0 P: 8	R: 0 E: 0 K: 0 S: 3	H: 0 LOB: 1 BB: 1 P: 7	R: 0 E: 0 K: 0 S: 3	H: 1 LOB: 0 BB: 0 P: 3	1B: 8 2B: 3 3B: 0 HR: 0	SF: 0 SAC: 1 DP: 1 HBP: 0	WP: 0 PA: 40 PB: 0 SB: 1 CS: 0
PITCHER	IP WLS BF H R ER SO BB IBB HBP BLK WP HR S P ERA WHIP																		
Bob Sykes, L ERA: 5.17	4.2 L 22 6 6 6 1 3 0 0 0 0 0 0 21 33 11.57 1.929																		
Jim Otten, R ERA: 7.86	5.1 1.1 7 3 1 1 1 0 0 0 0 0 0 9 9 6.75 2.250																		
Don Hood, L ERA: 2.6	7.1 2.0 8 1 0 0 0 2 0 0 0 0 0 6 14 0.00 1.500																		
John Littlefield, R ERA: 2.73	9.1 1.0 3 1 0 0 0 0 0 0 0 0 0 0 3 3 0.00 1.000																		

Batter	1	2	3	4	5	6	7	8	9	AB	R	H	RBI	BB	SO	LOB	BOTTOM		
Bobby Bonds, R OBP: 0.316, SLG: 0.329	6-3				F9				F9	4	1	0	0	1	0	2	San Francisco Giants @ St. Louis Cardinals Busch Stadium, St. Louis, MO Sat Jul 19 1980, 7:05 PM CDT Att: 26,513 - Unknown		
Gary Templeton, S OBP: 0.353, SLG: 0.415	F8					K		G3		4	2	2	0	1	1	0			
Keith Hernandez, L OBP: 0.395, SLG: 0.487	F8				F7			G3		5	0	1	0	0	0	4			
George Hendrick, R OBP: 0.362, SLG: 0.574						E6		F5		5	0	2	3	0	0	2			
Leon Durham, L OBP: 0.273, SLG: 0.373 Keith Smith, R OBP: 0.429, SLG: 0.571	FC4				FC3-6			F9		3	0	0	0	0	0	3			
Terry Kennedy, L OBP: 0.346, SLG: 0.423 Mike Ramsey, S OBP: 0.296, SLG: 0.400					F8					3	0	0	0	0	0	1			
Ken Reitz, R OBP: 0.317, SLG: 0.391										1	0	0	0	0	0	1			
Ken Oberkfell, L OBP: 0.394, SLG: 0.413 John Littlefield, R										3	0	0	0	1	0	2			
Bob Sykes, S ERA: 3.68 Jim Otten, R OBP: 0.290, SLG: 0.220 Daneborg, L OBP: 0.345, SLG: 0.419 Don Hood, L OBP: 0.311, SLG: 0.311 Ted Simmons, S OBP: 0.373, SLG: 0.504										2	0	1	0	0	0	1	AB 37 R 4 H 9 RBI 4 BB 3 SO 1 LOB 17		
										0	0	0	0	0	0	0			
Inning Stats	R: 1 E: 0 K: 0 S: 4	H: 1 LOB: 1 BB: 1 P: 8	R: 0 E: 0 K: 0 S: 3	H: 0 LOB: 1 BB: 1 P: 7	R: 2 E: 0 K: 0 S: 5	H: 2 LOB: 1 BB: 1 P: 9	R: 0 E: 0 K: 0 S: 4	H: 1 LOB: 1 BB: 0 P: 4	R: 0 E: 0 K: 1 S: 6	H: 0 LOB: 1 BB: 0 P: 6	R: 1 E: 0 K: 0 S: 5	H: 2 LOB: 1 BB: 0 P: 5	R: 0 E: 0 K: 0 S: 4	H: 1 LOB: 1 BB: 0 P: 4	R: 0 E: 0 K: 0 S: 4	H: 1 LOB: 1 BB: 0 P: 4	1B: 6 2B: 3 3B: 0 HR: 0	SF: 0 SAC: 0 DP: 0 HBP: 0	WP: 0 PA: 40 PB: 1 SB: 2 CS: 0
PITCHER	IP WLS BF H R ER SO BB IBB HBP BLK WP HR S P ERA WHIP																		
Alan Hargesheimer, R ERA: 3.68	6.2 W 31 7 4 4 1 3 0 0 2 0 0 0 9 9 0.00 0.857																		
Gary Lavelle, L ERA: 3.2	7.1 S 9 2 0 0 0 0 0 0 0 0 0 0 9 9 0.00 0.857																		

Batter	1	2	3	4	5	6	7	8	9	AB	R	H	RBI	BB	SO	LOB	TOP
Bill North, S OBP: 0.357, SLG: 0.274 (1, 8)	1-0 HBP 1B		0-0 F9			0-0 F7			0-0 F7	3	0	0	0	0	0	0	San Francisco Giants @ St. Louis Cardinals Busch Stadium, St. Louis, MO Sun Jul 20 1980, 3:33 AM CDT Att: 30,271 - Unknown livebaseballscorecards.com
Lary Hemdon, R OBP: 0.288, SLG: 0.375 (1, 7)	0-0 1-2 1B		0-0 F7			0-0 6-3			0-0 6-3	4	0	1	0	0	0	0	
Jack Clark, R OBP: 0.383, SLG: 0.541 (1, 9)	0-0 1-2 1-4-3			0-0 1-3					0-3 K	4	0	1	0	0	1	1	
Darrell Evans, L OBP: 0.345, SLG: 0.396 (1, 5)	0-0 5-3			0-0 F8					0-0 G3-6-3	3	0	0	0	0	0	2	
Milt May, L OBP: 0.354, SLG: 0.455 (1, 2)		0-0 WP 6-3 2B		0-0 3-1					0-0 G3	3	1	1	0	0	0	0	
Mike Ivie, R OBP: 0.288, SLG: 0.294 (1, 3)		0-0 P6 2-3			0-3 K				0-0 6-3	3	0	0	0	0	1	1	
Joe Strain, R OBP: 0.333, SLG: 0.329 (1, 4)		0-0 6-3 3-H			0-0 6-3				0-0 3-1	3	0	0	1	0	0	0	
Joe Pettini, R OBP: 0.278, SLG: 0.212 (1, 6)		0-0 F9			0-0 F3				0-0 FC3-6 1B	3	0	1	0	0	0	0	
Bob Knepper, L OBP: 0.170, SLG: 0.196 (1, 1)			0-3 K			0-0 6-3			0-0 FC3-6 1B	3	0	0	0	0	1	1	
Al Holland, R Greg Minton, S (8, 1)									0-0 0-0 0-0	0	0	0	0	0	0	0	AB 29 R 1 H 4 RBI 1 BB 0 SO 3 LOB 5 
Inning Stats	R: 0 E: 0 K: 0 S: 3	H: 1 LOB: 1 BB: 0 P: 4	R: 1 E: 0 K: 0 S: 4	H: 1 LOB: 0 BB: 0 P: 4	R: 0 E: 0 K: 1 S: 5	H: 0 LOB: 0 BB: 0 P: 5	R: 0 E: 0 K: 0 S: 3	H: 0 LOB: 0 BB: 0 P: 3	R: 0 E: 0 K: 0 S: 3	H: 1 LOB: 0 BB: 0 P: 3	R: 0 E: 0 K: 0 S: 4	H: 1 LOB: 1 BB: 0 P: 4	R: 0 E: 0 K: 1 S: 5	H: 0 LOB: 0 BB: 0 P: 5	1B: 3 2B: 1 3B: 0 HR: 0	SF: 0 SAC: 0 DP: 1 HBP: 1	WP: 1 PA: 30 PB: 0 SB: 0 CS: 0
PITCHER Bob Forsch, R ERA: 3.88 (1, 1)	IP: 9.0 WLS: W BF: 30 H: 4 R: 1 ER: 1 SO: 3 BB: 0 IBB: 0 HBP: 1 BLK: 0 WP: 1 HR: 0 S: 35 P: 36 ERA: 1.00 WHIP: 0.444																

Batter	1	2	3	4	5	6	7	8	9	AB	R	H	RBI	BB	SO	LOB	BOTTOM
Bobby Bonds, R OBP: 0.315, SLG: 0.332 (1, 7)	0-0 5-3		0-0 5-3			0-0 F3			0-0 3B 2B	4	1	1	0	0	0	1	San Francisco Giants @ St. Louis Cardinals Busch Stadium, St. Louis, MO Sun Jul 20 1980, 3:33 AM CDT Att: 30,271 - Unknown livebaseballscorecards.com
Gary Templeton, S OBP: 0.354, SLG: 0.421 (1, 6)	0-0 4-3 S 1B		0-0 L7			0-0 5-3			0-0 2H 1B 3B	4	1	2	1	0	0	0	
Keith Hernandez, L OBP: 0.396, SLG: 0.487 (1, 3)	0-0 4-3 1-3		0-0 L5			0-0 FC5-4 1B			0-0 G6-4-3 1B	4	0	2	1	0	0	1	
Ted Simmons, S OBP: 0.372, SLG: 0.498 (1, 2)	4-0 BB			0-0 6-3		0-0 FC5-4 1-2			0-0 G6-4-3 1-2	3	0	0	0	1	0	2	
George Hendrick, R OBP: 0.360, SLG: 0.571 (1, 9)	0-0 6-3			0-0 5-3		0-3 K			0-0 1B	4	0	1	0	0	1	3	
Ken Reitz, R OBP: 0.319, SLG: 0.395 (1, 5)		0-0 FC4-6 1B		0-0 F9					0-0 F9	4	0	2	0	0	0	1	
Tony Scott, S OBP: 0.300, SLG: 0.283 (1, 8)		0-3 K			0-0 E5 CS				0-3 K	3	0	0	0	0	2	2	
Ken Oberkfell, L OBP: 0.390, SLG: 0.408 (1, 4)		0-0 FC4-6			0-3 K				0-0 L1	2	0	0	0	0	1	2	
Keith Smith, R OBP: 0.375, SLG: 0.500 (7, PH)		0-0 1-2			0-0 K				0-0 6-3	1	0	0	0	0	0	1	
Mike Ramsey, S OBP: 0.296, SLG: 0.400 (8, 4)		0-0 F8								0	0	0	0	0	0	0	
Bob Forsch, R OBP: 0.327, SLG: 0.563 (1, 1)										3	0	1	0	0	0	2	AB 32 R 2 H 9 RBI 2 BB 1 SO 4 LOB 15 
Inning Stats	R: 0 E: 0 K: 0 S: 4	H: 1 LOB: 2 BB: 1 P: 8	R: 0 E: 0 K: 1 S: 6	H: 1 LOB: 1 BB: 0 P: 6	R: 0 E: 0 K: 0 S: 3	H: 0 LOB: 0 BB: 0 P: 3	R: 0 E: 0 K: 0 S: 3	H: 0 LOB: 0 BB: 0 P: 3	R: 0 E: 1 K: 1 S: 6	H: 1 LOB: 1 BB: 0 P: 6	R: 0 E: 0 K: 1 S: 6	H: 1 LOB: 1 BB: 0 P: 6	R: 2 E: 0 K: 0 S: 6	H: 4 LOB: 1 BB: 0 P: 6	1B: 5 2B: 3 3B: 1 HR: 0	SF: 0 SAC: 0 DP: 1 HBP: 0	WP: 0 PA: 33 PB: 0 SB: 1 CS: 1
PITCHER Bob Knepper, L ERA: 3.96 (1, 1)	IP: 7.0 WLS: L BF: 29 H: 7 R: 2 ER: 2 SO: 4 BB: 1 IBB: 0 HBP: 0 BLK: 0 WP: 0 HR: 0 S: 36 P: 40 ERA: 2.57 WHIP: 1.143																
Al Holland, L ERA: 1.31 (8, 1)	0.2 3 2 0 0 0																
Greg Minton, R ERA: 3.02 (8, 1)	0.1 1 0 0 0 0																

Batter	1	2	3	4	5	6	7	8	9	AB	R	H	RBI	BB	SO	LOB	TOP										
Rick Monday, L (1, 8) OBP: 0.327, SLG: 0.467	F9			HR		K	PO	F7		4	1	1	1	0	1	0	Los Angeles Dodgers @ St. Louis Cardinals Busch Stadium, St. Louis, MO Mon Jul 21 1980, 7:05 PM CDT Att: 20,224 - Unknown livebaseballscorecards.com										
Bill Russell, R (1, 6) OBP: 0.311, SLG: 0.373	L1			6-3		K		6-3		4	0	0	0	0	1	0											
Reggie Smith, S (1, 9) OBP: 0.398, SLG: 0.525	F9			1-3			2B	4-3		4	0	1	0	0	0	0											
Steve Garvey, R (1, 3) OBP: 0.330, SLG: 0.487		CS		F8					F7	3	0	1	0	1	0	0											
Dusty Baker Jr., R (1, 7) OBP: 0.334, SLG: 0.528	F7					K		5-3		4	0	0	0	0	1	3											
Ron Cey, R (1, 5) OBP: 0.348, SLG: 0.418	F7					F9			F7	4	1	2	0	0	0	0											
Pedro Guerrero, R (1, 4) OBP: 0.425, SLG: 0.600						F9				3	0	1	0	0	0	2											
Joe Ferguson, R (1, 2) OBP: 0.370, SLG: 0.360			G5-4-3							2	0	1	1	1	0	1											
Dave Goltz, R (1, 1) OBP: 0.250, SLG: 0.111										2	0	0	0	0	1	2											
Jay Johnstone, L (7, PH) OBP: 0.372, SLG: 0.360										1	0	0	0	0	0	1											
Rick Sutcliffe, L (7, 1) OBP: 0.227, SLG: 0.150										0	0	0	0	0	0	0											
Inning Stats	R: 0 E: 0 K: 0 S: 3	H: 0 LOB: 0 BB: 0 P: 3	R: 0 E: 0 K: 0 S: 2	H: 0 LOB: 0 BB: 1 P: 6	R: 0 E: 0 K: 0 S: 3	H: 1 LOB: 0 BB: 0 P: 3	R: 1 E: 0 K: 0 S: 4	H: 1 LOB: 0 BB: 0 P: 4	R: 0 E: 0 K: 2 S: 8	H: 1 LOB: 2 BB: 0 P: 12	R: 0 E: 0 K: 2 S: 9	H: 2 LOB: 2 BB: 0 P: 9	R: 1 E: 0 K: 0 S: 4	H: 2 LOB: 0 BB: 0 P: 4	R: 0 E: 0 K: 0 S: 3	H: 0 LOB: 0 BB: 0 P: 3	R: 0 E: 0 K: 0 S: 3	H: 0 LOB: 0 BB: 0 P: 3	1B: 3 2B: 3 3B: 0 HR: 1	SF: 0 SAC: 0 DP: 1 HBP: 0	WP: 0 PB: 0 SB: 0 CS: 1	PA: 34					
PITCHER	IP	WLS	BF	H	R	ER	SO	BB	IBB	HBP	BLK	WP	HR	S	P	ERA	WHIP										
Pete Vuckovich, R (1, 1) ERA: 2.96	7.0	W	27	7	2	2	4	2	0	0	0	0	1	33	41	2.57	1.286										
John Littlefield, R (8, 1) ERA: 2.56	2.0	S	6	0	0	0	0	0	0	0	0	0	0	6	6	0.00	0.000										

Batter	1	2	3	4	5	6	7	8	9	AB	R	H	RBI	BB	SO	LOB	BOTTOM										
Garry Templeton, S (1, 6) OBP: 0.351, SLG: 0.416	6-3									4	0	0	0	0	1	2	Los Angeles Dodgers @ St. Louis Cardinals Busch Stadium, St. Louis, MO Mon Jul 21 1980, 7:05 PM CDT Att: 20,224 - Unknown livebaseballscorecards.com										
Leon Durham, L (1, 9) OBP: 0.274, SLG: 0.381	F7									3	1	1	0	0	0	0											
Tony Scott, S (7, 8) OBP: 0.299, SLG: 0.281	F7									1	0	0	0	0	0	1											
Keith Hernandez, L (1, 3) OBP: 0.395, SLG: 0.484	K									4	1	1	0	0	1	0											
Ted Simmons, S (1, 2) OBP: 0.373, SLG: 0.507		F2								3	1	1	1	1	0	2											
George Hendrick, R (1, 8) OBP: 0.357, SLG: 0.564		4-3								4	0	0	0	0	1	3											
Dane Iorg, L (1, 7) OBP: 0.354, SLG: 0.446										4	2	2	3	0	0	2											
Ken Reitz, R (1, 5) OBP: 0.318, SLG: 0.396										4	0	1	1	0	1	2											
Ken Oberkfell, L (1, 4) OBP: 0.394, SLG: 0.413										3	0	2	0	0	0	1											
Pete Vuckovich, R (1, 1) OBP: 0.187, SLG: 0.234										2	0	0	0	0	1	1											
Bob Forsch, R (7, PH) OBP: 0.330, SLG: 0.551										1	0	0	0	0	0	1											
John Littlefield, R (8, 1) ERA: 2.56										0	0	0	0	0	0	0											
Inning Stats	R: 0 E: 0 K: 1 S: 5	H: 0 LOB: 0 BB: 0 P: 5	R: 1 E: 0 K: 0 S: 5	H: 2 LOB: 1 BB: 0 P: 5	R: 0 E: 0 K: 1 S: 5	H: 0 LOB: 0 BB: 0 P: 5	R: 1 E: 0 K: 0 S: 4	H: 1 LOB: 0 BB: 0 P: 4	R: 0 E: 0 K: 1 S: 6	H: 1 LOB: 1 BB: 0 P: 6	R: 3 E: 0 K: 1 S: 8	H: 3 LOB: 0 BB: 0 P: 8	R: 0 E: 0 K: 0 S: 4	H: 1 LOB: 1 BB: 0 P: 4	R: 0 E: 1 K: 1 S: 6	H: 0 LOB: 2 BB: 1 P: 10	1B: 4 2B: 2 3B: 0 HR: 2	SF: 0 SAC: 0 DP: 0 HBP: 0	WP: 0 PB: 0 SB: 0 CS: 0	PA: 34							
PITCHER	IP	WLS	BF	H	R	ER	SO	BB	IBB	HBP	BLK	WP	HR	S	P	ERA	WHIP										
Dave Goltz, R (1, 1) ERA: 5.47	6.0	L	25	7	5	5	4	0	0	0	0	0	0	2	33	7.50	1.167										
Rick Sutcliffe, R (7, 1) ERA: 6.17	2.0		9	1	0	0	1	1	0	0	0	0	0	10	14	0.00	1.000										

Batter	1	2	3	4	5	6	7	8	9	AB	R	H	RBI	BB	SO	LOB	TOP					
Pedro Guerrero, R OBP: 0.410, SLG: 0.571 (1, 4)	5-3			K		FC5-4			G1-6-3	5	0	1	1	0	1	3						
Bill Russell, R OBP: 0.310, SLG: 0.372 (1, 6)										4	0	1	0	0	0	1						
Reggie Smith, S OBP: 0.399, SLG: 0.522 (1, 8)										2	0	0	0	2	1	1						
Steve Garvey, R OBP: 0.332, SLG: 0.487 (1, 3)										4	0	2	0	0	0	1						
Dusty Baker Jr., R OBP: 0.331, SLG: 0.521 (1, 7)										4	0	0	0	0	1	5						
Ron Cey, R OBP: 0.350, SLG: 0.426 (1, 5)										3	1	1	1	1	1	0						
Mickey Hatcher, R OBP: 0.368, SLG: 0.421 (1, 9)										4	1	2	0	0	0	3						
Steve Yeager, R OBP: 0.267, SLG: 0.256 (9, PH)										3	0	0	0	0	1	2						
Rick Monday, L OBP: 0.340, SLG: 0.478 (9, FR)										1	0	1	0	0	0	0						
Rudy Law, L OBP: 0.316, SLG: 0.313 (9, FR)										0	0	0	0	0	0	0						
Don Sutton, R OBP: 0.088, SLG: 0.088 (1, 1)										2	0	1	0	0	0	0						
Jay Johnstone, L OBP: 0.368, SLG: 0.355 (9, PH)										1	0	0	0	0	0	1						
Inning Stats	R: 0 E: 0 K: 1 S: 7	H: 2 LOB: 2 BB: 0 P: 7	R: 2 E: 0 K: 0 S: 6	H: 3 LOB: 1 BB: 0 P: 6	R: 0 E: 0 K: 0 S: 3	H: 1 LOB: 2 BB: 2 P: 11	R: 0 E: 0 K: 1 S: 5	H: 0 LOB: 0 BB: 0 P: 5	R: 0 E: 0 K: 1 S: 5	H: 0 LOB: 1 BB: 1 P: 9	R: 0 E: 0 K: 2 S: 9	H: 2 LOB: 2 BB: 0 P: 9	R: 0 E: 0 K: 0 S: 3	H: 0 LOB: 0 BB: 0 P: 3	R: 0 E: 0 K: 0 S: 3	H: 0 LOB: 0 BB: 0 P: 3	R: 0 E: 0 K: 0 S: 3	H: 1 LOB: 1 BB: 0 P: 3	1B: 8 2B: 0 3B: 0 HR: 1	SF: 0 SAC: 1 DP: 2 HBP: 0	WP: 0 PB: 0 SB: 0 CS: 0	PA: 37
PITCHER	IP	WLS	BF	H	R	ER	SO	BB	IBB	HBP	BLK	WP	HR	S	P	ERA	WHIP					
Jim Kaat, L ERA: 3.69 (1, 1)	2.1		15	6	2	2	1	2	0	0	0	0	1	15	23	7.71	3.429					
John Urrea, R ERA: 3.66 (3, 1)	4.2	W	16	2	0	0	4	1	0	0	0	0	0	23	27	0.00	0.643					
John Littlefield, R ERA: 2.41 (8, 1)	2.0	S	6	1	0	0	0	0	0	0	0	0	0	6	6	0.00	0.500					

Los Angeles Dodgers @ St. Louis Cardinals
 Busch Stadium, St. Louis, MO
 Tue Jul 22 1980, 7:05 PM CDT
 Att: 25,174 - Unknown

livebaseballscorecards.com

AB 33
R 2
H 9
RBI 2
BB 3
SO 5
LOB 17




Batter	1	2	3	4	5	6	7	8	9	AB	R	H	RBI	BB	SO	LOB	BOTTOM				
Garry Templeton, S OBP: 0.350, SLG: 0.415 (1, 6)	F8									4	0	1	0	0	1	1					
Leon Durham, L OBP: 0.273, SLG: 0.402 (1, 9)										4	1	1	1	0	1	1					
Tony Scott, S OBP: 0.299, SLG: 0.281 (9, 8)										0	0	0	0	0	0	0					
Keith Hernandez, L OBP: 0.393, SLG: 0.484 (1, 3)										4	0	1	0	0	0	1					
Ted Simmons, S OBP: 0.372, SLG: 0.514 (1, 2)										4	1	1	1	0	0	1					
George Hendrick, R OBP: 0.356, SLG: 0.565 (9, 9)										3	0	1	0	0	1	0					
Daneborg, L OBP: 0.353, SLG: 0.452 (1, 7)										3	1	1	0	0	0	1					
Ken Reitz, R OBP: 0.316, SLG: 0.394 (1, 5)										2	0	0	0	0	0	1					
Ken Oberkfell, L OBP: 0.393, SLG: 0.408 (1, 4)										2	0	0	0	1	0	1					
Jim Kaat, L OBP: 0.133, SLG: 0.107 (1, 1)										0	0	0	0	0	0	0					
John Urrea, R (3, 1)										2	0	0	0	0	0	0					
Terry Kennedy, L OBP: 0.344, SLG: 0.423 (7, PH)										0	0	0	1	0	0	0					
John Littlefield, R (8, 1)										0	0	0	0	0	0	0					
Inning Stats	R: 0 E: 0 K: 0 S: 4	H: 1 LOB: 1 BB: 0 P: 4	R: 0 E: 0 K: 0 S: 4	H: 1 LOB: 1 BB: 0 P: 4	R: 0 E: 0 K: 1 S: 6	H: 1 LOB: 0 BB: 0 P: 6	R: 1 E: 0 K: 1 S: 6	H: 1 LOB: 0 BB: 0 P: 6	R: 0 E: 0 K: 0 S: 3	H: 0 LOB: 0 BB: 0 P: 3	R: 1 E: 0 K: 0 S: 4	H: 1 LOB: 0 BB: 0 P: 4	R: 0 E: 0 K: 1 S: 6	H: 1 LOB: 1 BB: 1 P: 10	R: 0 E: 0 K: 0 S: 3	H: 0 LOB: 0 BB: 0 P: 3	1B: 1 2B: 3 3B: 0 HR: 2	SF: 1 SAC: 1 DP: 0 HBP: 0	WP: 0 PB: 0 SB: 1 CS: 0	PA: 31	
PITCHER	IP	WLS	BF	H	R	ER	SO	BB	IBB	HBP	BLK	WP	HR	S	P	ERA	WHIP				
Don Sutton, R ERA: 2.21 (1, 1)	8.0	L	31	6	3	3	3	0	1	0	0	0	2	36	40	3.38	0.750				

Los Angeles Dodgers @ St. Louis Cardinals
 Busch Stadium, St. Louis, MO
 Tue Jul 22 1980, 7:05 PM CDT
 Att: 25,174 - Unknown

livebaseballscorecards.com

AB 28
R 3
H 6
RBI 3
BB 1
SO 3
LOB 7



Batter	1	2	3	4	5	6	7	8	9	AB	R	H	RBI	BB	SO	LOB	TOP			
Rick Monday, L (1, 8) OBP: 0.345, SLG: 0.480	0-3 K		0-0 1B 2B		0-0 F5		0-0 F7		4-0 1B BB	4	1	1	0	1	1	0	Los Angeles Dodgers @ St. Louis Cardinals Busch Stadium, St. Louis, MO Wed Jul 23 1980, 7:05 PM CDT Att: 28,654 - Unknown livebaseballscorecards.com			
Bill Russell, R (1, 6) OBP: 0.314, SLG: 0.375	0-0 WP 1B		0-0 2B 1B		0-0 6-3			0-0 F9	0-0 1B	5	0	3	1	0	0	0				
Reggie Smith, S (1, 9) OBP: 0.396, SLG: 0.517	0-0 L9		0-3 K		0-0 F9			4-0 2B BB	0-0 SF8	3	0	0	1	1	1	3				
Steve Garvey, R (1, 3) OBP: 0.335, SLG: 0.492	4-0 BB		0-0 1-3 3-H 2B		0-0 5-3			0-0 2B	3-H 4-3	4	0	2	1	1	0	2				
Ron Cey, R (1, 5) OBP: 0.346, SLG: 0.421	0-0 F7		0-0 F3		0-0 F8			0-0 1-3		4	0	0	0	0	0	6				
Gary Thomasson, L (1, 7) OBP: 0.348, SLG: 0.299		0-0 F9	0-0 P6		4-0 BB			0-0 F7		3	0	0	0	1	0	4				
Pedro Guerrero, R (1, 4) OBP: 0.390, SLG: 0.541		0-0 5-3		0-0 5-3		0-0 F8			0-3 K	4	0	0	0	0	1	1				
Steve Yeager, R (1, 2) OBP: 0.269, SLG: 0.252		4-0 BB		0-0 5-3			0-0 P6		4-0 1B 1B BB	2	0	0	0	1	0	0				
Rudy Law, L (9, PH) OBP: 0.316, SLG: 0.313									1-3 1B BB	0	1	0	0	1	0	0				
Bob Welch, R (1, 1) OBP: 0.250, SLG: 0.302		0-0 P6		0-0 F9			0-0 F7		0-0 1B BB SF8 1B	2	0	0	0	0	0	1				
Joe Beckwith, L (4, 1)										0	0	0	0	0	0	0				
Mickey Hatcher, R (7, PH) OBP: 0.350, SLG: 0.400										1	0	0	0	0	0	0				
Terry Forster, L (7, 1)										0	0	0	0	0	0	0				
Jay Johnstone, L (9, PH) OBP: 0.375, SLG: 0.364										1	1	1	0	0	0	0				
Inning Stats	R: 0 E: 0 K: 1 S: 6	H: 1 LOB: 2 BB: 1 P: 10	R: 0 E: 0 K: 0 S: 3	H: 0 LOB: 1 BB: 1 P: 7	R: 1 E: 0 K: 1 S: 8	H: 3 LOB: 2 BB: 0 P: 8	R: 0 E: 0 K: 0 S: 3	H: 0 LOB: 0 BB: 0 P: 3	R: 0 E: 0 K: 0 S: 3	H: 0 LOB: 1 BB: 1 P: 7	R: 0 E: 0 K: 0 S: 3	H: 0 LOB: 0 BB: 0 P: 3	R: 0 E: 0 K: 0 S: 4	H: 1 LOB: 2 BB: 1 P: 8	R: 2 E: 0 K: 1 S: 7	H: 2 LOB: 2 BB: 2 P: 15	1B: 4 2B: 3 3B: 0 HR: 0	SF: 1 SAC: 0 DP: 0 HBP: 0	WP: 1 PB: 0 SB: 0 CS: 0	PA: 40
PITCHER	IP WLS BF H R ER SO BB IBB HBP BLK WP HR S P ERA WHIP																			
Silvio Martinez, R (1, 1) ERA: 4.28	8.0 W 33 5 1 1 2 4 0 0 0 0 1 0 33 49 1.12 1.125																			
Jim Otten, R (9, 1) ERA: 8.44	0.1 4 1 2 2 1 2 0 0 0 0 0 0 4 12 54.00 9.000																			
John Littlefield, R (9, 1) ERA: 2.36	0.2 3 1 0 0 0 0 0 0 0 0 0 0 3 3 0.00 1.500																			

Batter	1	2	3	4	5	6	7	8	9	AB	R	H	RBI	BB	SO	LOB	BOTTOM			
Garry Templeton, S (1, 6) OBP: 0.352, SLG: 0.426	0-0 1B 3B	0-0 1-H 4-3 3B	0-0 G1		0-0 F7			0-0 FC5-4 1B		3	2	2	1	0	0	1	Los Angeles Dodgers @ St. Louis Cardinals Busch Stadium, St. Louis, MO Wed Jul 23 1980, 7:05 PM CDT Att: 28,654 - Unknown livebaseballscorecards.com			
Leon Durham, L (1, 9) OBP: 0.288, SLG: 0.408	0-0 1B 1B	4-0 4-3 2B BB		0-0 1B WP 2B 1B	0-0 2-3		0-0 FC5-4 BB 1-2		3	3	2	1	1	0	1	1				
Tony Scott, S (6, 8) OBP: 0.298, SLG: 0.280	3-H 1B						4-0 FC6-4 BB 1-2		1	0	0	0	0	0	0	1				
Keith Hernandez, L (1, 3) OBP: 0.393, SLG: 0.481	0-3 K	0-0 4-3		0-0 1-3 2B 1B		0-0 4-3		0-0 FC6-4 BB 1-2		4	1	1	1	1	1	2				
Ted Simmons, S (1, 2) OBP: 0.372, SLG: 0.515	0-0 1B	0-0 2B		0-0 P3		0-3 K		0-0 FC6-4		5	0	2	1	0	1	4				
George Hendrick, R (1, 8) OBP: 0.358, SLG: 0.563	0-0 1-3 3-H 1B	4-0 BB		0-0 F5		0-3 K				3	0	1	1	1	1	2				
Dane Iorg, L (1, 7) OBP: 0.350, SLG: 0.453	0-3 K	0-0 F7		0-0 1-H 3-H 2B		0-0 1-3		0-0 1-3		4	0	1	2	0	1	4				
Ken Reitz, R (1, 5) OBP: 0.313, SLG: 0.389	0-0 L9		0-0 6-3		0-0 F7		0-0 F9		0-0 F9	4	0	0	0	0	0	3				
Ken Oberkfell, L (1, 4) OBP: 0.395, SLG: 0.412		4-0 3B BB		0-0 2B		0-0 L7		0-0 6-3		3	1	1	0	1	0	0				
Silvio Martinez, R (1, 1) ERA: 2.98	3.0 L 21 2 0 0 2 0 0 0 0 0 0 0 15 15 0.00 0.667																			
Joe Beckwith, R (4, 1) ERA: 1.98	3.0 11 2 0 0 2 0 0 0 0 0 0 0 15 15 0.00 0.667																			
Terry Forster, L (7, 1) ERA:	2.0 8 1 0 0 0 1 0 0 0 0 0 0 7 11 0.00 1.000																			
Inning Stats	R: 2 E: 0 K: 2 S: 11	H: 4 LOB: 2 BB: 0 P: 11	R: 3 E: 0 K: 0 S: 5	H: 2 LOB: 3 BB: 3 P: 17	R: 0 E: 0 K: 1 S: 6	H: 1 LOB: 1 BB: 0 P: 6	R: 2 E: 0 K: 0 S: 6	H: 3 LOB: 1 BB: 0 P: 6	R: 0 E: 0 K: 0 S: 4	H: 1 LOB: 1 BB: 0 P: 4	R: 0 E: 0 K: 2 S: 7	H: 0 LOB: 0 BB: 0 P: 7	R: 0 E: 0 K: 0 S: 3	H: 0 LOB: 0 BB: 0 P: 3	R: 0 E: 0 K: 0 S: 4	H: 1 LOB: 2 BB: 1 P: 8	1B: 7 2B: 3 3B: 2 HR: 0	SF: 0 SAC: 0 DP: 0 HBP: 0	WP: 1 PB: 0 SB: 0 CS: 0	PA: 40
PITCHER	IP WLS BF H R ER SO BB IBB HBP BLK WP HR S P ERA WHIP																			
Bob Welch, R (1, 1) ERA: 2.98	3.0 L 21 2 0 0 2 0 0 0 0 0 0 0 15 15 0.00 0.667																			
Joe Beckwith, R (4, 1) ERA: 1.98	3.0 11 2 0 0 2 0 0 0 0 0 0 0 15 15 0.00 0.667																			
Terry Forster, L (7, 1) ERA:	2.0 8 1 0 0 0 1 0 0 0 0 0 0 7 11 0.00 1.000																			

Batter	1	2	3	4	5	6	7	8	9	AB	R	H	RBI	BB	SO	LOB	TOP				
Ken Oberkfell, L OBP: 0.391, SLG: 0.403	L8		F7		F5		1B 2B BB		F7	4	1	0	0	1	0	0					
Tito Landrum, R OBP: 0.667, SLG: 0.833	G3		2B		1B		1-2 2B 1B		1B	5	1	4	0	0	0	0					
Keith Hernandez, L OBP: 0.401, SLG: 0.490	1B		FC5-4 BB		1B		1-2 1B 2B		1B	4	1	4	2	1	0	0					
Ted Simmons, S OBP: 0.370, SLG: 0.510	K2-3		FC5-4		FC5-4		1-2 1B		FC4-6	5	0	1	1	0	1	7					
George Hendrick, R OBP: 0.357, SLG: 0.560							3-H 1B			4	0	1	0	0	0	1					
Ken Reitz, R OBP: 0.309, SLG: 0.385										4	0	0	0	0	0	1					
Leon Durham, L OBP: 0.294, SLG: 0.407										3	0	1	0	1	0	0					
Tony Scott, S OBP: 0.298, SLG: 0.280										0	0	0	0	0	0	0					
Mike Phillips, L OBP: 0.186, SLG: 0.238										2	0	0	0	0	1	2					
Mike Ramsey, S OBP: 0.268, SLG: 0.389										2	0	0	0	0	0	0					
Bob Sykes, S OBP: 0.138, SLG: 0.107										2	0	0	0	0	0	0					
Keith Smith, R OBP: 0.333, SLG: 0.444										1	0	0	0	0	0	0					
John Urrea, R OBP: 0.333, SLG: 0.444										1	0	0	0	0	1	0					
John Littlefield, R OBP: 0.333, SLG: 0.444										0	0	0	0	0	0	0					
Inning Stats	R: 0 E: 0 K: 1 S: 6	H: 1 LOB: 1 BB: 0 P: 6	R: 0 E: 0 K: 0 S: 3	H: 1 LOB: 1 BB: 1 P: 7	R: 0 E: 0 K: 0 S: 4	H: 1 LOB: 2 BB: 1 P: 8	R: 0 E: 0 K: 1 S: 6	H: 1 LOB: 1 BB: 0 P: 6	R: 0 E: 0 K: 0 S: 5	H: 2 LOB: 2 BB: 0 P: 5	R: 0 E: 0 K: 0 S: 3	H: 0 LOB: 0 BB: 0 P: 3	R: 3 E: 0 K: 0 S: 6	H: 3 LOB: 1 BB: 1 P: 10	R: 0 E: 0 K: 0 S: 3	H: 0 LOB: 0 BB: 0 P: 3	R: 0 E: 0 K: 1 S: 7	H: 2 LOB: 2 BB: 0 P: 7	1B: 9 2B: 2 3B: 0 HR: 0	SF: 0 SAC: 0 DP: 1 HBP: 0	WP: 0 PA: 40 PB: 0 SB: 1 CS: 0
PITCHER	IP WLS BF H R ER SO BB IBB HBP BLK WP HR S P ERA WHIP																				
Randy Jones, L ERA: 3.71	(1, 1) 6.2 29 7 2 2 2 3 0 0 0 0 0 0 30 42 2.70 1.500																				
Dennis Kinney, L ERA: 3.31	(7, 1) 0.0 L 1 1 0 0 0 0 0 0 0 0 0 0 1 1 ∞ ∞																				
Rollie Fingers, R ERA: 2.69	(7, 1) 0.1 2 1 1 0 0 0 0 0 0 0 0 0 2 2 27.00 3.000																				
John D'Acquisto, R ERA: 3.15	(8, 1) 2.0 8 2 0 0 1 0 0 0 0 0 0 0 10 10 0.00 1.000																				

St. Louis Cardinals @ San Diego Padres
San Diego Stadium, San Diego, CA
Fri Jul 25 1980, 10:05 PM EDT
Att: 12,815 - Unknown

AB	37
R	3
H	11
RBI	3
BB	3
SO	3
LOB	11



Batter	1	2	3	4	5	6	7	8	9	AB	R	H	RBI	BB	SO	LOB	BOTTOM
Gene Richards, L OBP: 0.371, SLG: 0.385	S BB		4-3		6-3		G3			3	0	0	0	1	0	1	
Ozzie Smith, S OBP: 0.332, SLG: 0.278	F9		WP BB		1B		G6-4-3 1B		CS BB	2	1	1	0	2	0	1	
Jerry Mumphrey, S OBP: 0.324, SLG: 0.330	K		4-3		1B		G6-4-3 1B		6-3	4	0	1	0	0	1	3	
Dave Winfield, R OBP: 0.370, SLG: 0.449	5-3				CS 2B		G6-4-3 1-2 2-3		K	4	0	1	0	0	1	3	
Willie Montanez, L OBP: 0.317, SLG: 0.341	F8				P6				4-3 BB	3	0	1	1	1	0	1	
Paul Dade, R OBP: 0.333, SLG: 0.209					2-3		3-H 1B			0	0	0	0	0	0	0	
Gene Tenace, R OBP: 0.377, SLG: 0.380	P4				HR		K		F9	4	1	1	1	0	1	2	
Aurelio Rodriguez, R OBP: 0.220, SLG: 0.290										1	0	0	0	1	0	0	
Tim Flannery, L OBP: 0.328, SLG: 0.330										2	0	1	0	0	0	1	
Dave Cash, R OBP: 0.280, SLG: 0.271										2	0	0	0	0	1	1	
Von Joshua, L OBP: 0.305, SLG: 0.418	K									1	0	0	0	0	1	2	
Randy Jones, R OBP: 0.108, SLG: 0.057										2	0	0	0	0	1	0	
Dennis Kinney, L OBP: 0.250, SLG: 0.143										0	0	0	0	0	0	0	
Rollie Fingers, R OBP: 0.260, SLG: 0.417										0	0	0	0	0	0	0	
Jerry Turner, L OBP: 0.316, SLG: 0.376										1	0	0	0	0	0	1	
John D'Acquisto, R ERA: 2.29										0	0	0	0	0	0	0	
Inning Stats	R: 0 E: 0 K: 1 S: 5	H: 0 LOB: 1 BB: 1 P: 9	R: 0 E: 0 K: 1 S: 5	H: 0 LOB: 1 BB: 1 P: 9	R: 0 E: 0 K: 0 S: 4	H: 0 LOB: 0 BB: 0 P: 4	R: 1 E: 0 K: 0 S: 7	H: 2 LOB: 0 BB: 0 P: 7	R: 0 E: 0 K: 0 S: 4	H: 0 LOB: 0 BB: 0 P: 4	R: 0 E: 0 K: 1 S: 4	H: 0 LOB: 0 BB: 1 P: 8	R: 0 E: 0 K: 1 S: 5	H: 0 LOB: 2 BB: 1 P: 9	1B: 4 2B: 1 3B: 0 HR: 1	SF: 0 SAC: 1 DP: 1 HBP: 0	WP: 1 PA: 35 PB: 0 SB: 1 CS: 2
PITCHER	IP WLS BF H R ER SO BB IBB HBP BLK WP HR S P ERA WHIP																
Bob Sykes, L ERA: 5.03	(1, 1) 6.0 W 24 5 2 2 4 3 0 0 0 0 0 0 1 29 41 3.00 1.333																
John Urrea, R ERA: 3.32	(7, 1) 2.0 8 1 0 0 1 2 0 0 0 0 0 0 8 16 0.00 1.500																
John Littlefield, R ERA: 2.29	(8, 1) 1.0 S 3 0 0 0 1 0 0 0 0 0 0 0 5 5 0.00 0.000																

St. Louis Cardinals @ San Diego Padres
San Diego Stadium, San Diego, CA
Fri Jul 25 1980, 10:05 PM EDT
Att: 12,815 - Unknown

AB	29
R	2
H	6
RBI	2
BB	5
SO	6
LOB	16



Batter	1	2	3	4	5	6	7	8	9	10	11	AB	R	H	RBI	BB	SO	LOB	TOP				
Ken Oberkfell, L OBP: 0.391, SLG: 0.409 (1, 4)												5	1	2	0	0	0	1					
Leon Durham, L OBP: 0.293, SLG: 0.402 Tony Scott, S OBP: 0.296, SLG: 0.279 (1, 9) (7, 8)												4	1	1	1	0	2	1					
Keith Hernandez, L OBP: 0.403, SLG: 0.490 (1, 3)												4	0	2	1	1	0	0					
George Hendrick, R OBP: 0.357, SLG: 0.557 (1, 8) (7, 9)												5	0	2	0	0	0	3					
Dane Iorg, L OBP: 0.349, SLG: 0.458 Tito Landrum, R OBP: 0.714, SLG: 0.833 (1, 7) (8, PR) (8, 7)												3	0	1	1	0	1	3					
Terry Kennedy, L OBP: 0.335, SLG: 0.411 Ted Simmons, S OBP: 0.371, SLG: 0.511 (1, 2) (11, PH) (11, 2)												4	0	0	0	0	1	2					
Ken Reitz, R OBP: 0.305, SLG: 0.379 (1, 5)												5	0	0	0	0	0	2					
Mike Phillips, L OBP: 0.191, SLG: 0.239 Mike Ramsey, S OBP: 0.297, SLG: 0.397 (1, 6) (11, PH) (11, 6)												4	0	1	0	0	0	0					
Bob Forsch, R OBP: 0.310, SLG: 0.558 Jim Kaat, L OBP: 0.310, SLG: 0.107 John Littlefield, R OBP: 0.309, SLG: 0.400 Keith Smith, R OBP: 0.311, SLG: 0.311 Don Hood, L OBP: 0.311, SLG: 0.311 John Urrea, R OBP: 0.311, SLG: 0.311 (1, 1) (8, 1) (8, 1) (11, PH) (11, 1) (11, 1)												3	1	1	0	0	1	0					
Inning Stats	R: 0 E: 0 K: 1 S: 6	H: 1 LOB: 2 BB: 1 P: 10	R: 0 E: 0 K: 0 S: 3	H: 0 LOB: 0 BB: 0 P: 3	R: 3 E: 0 K: 1 S: 9	H: 5 LOB: 1 BB: 0 P: 9	R: 0 E: 0 K: 0 S: 4	H: 1 LOB: 1 BB: 0 P: 4	R: 0 E: 0 K: 2 S: 8	H: 0 LOB: 0 BB: 0 P: 3	R: 0 E: 0 K: 1 S: 5	H: 0 LOB: 0 BB: 0 P: 5	R: 0 E: 0 K: 0 S: 4	H: 2 LOB: 1 BB: 0 P: 4	R: 0 E: 0 K: 0 S: 3	H: 0 LOB: 0 BB: 0 P: 3	R: 0 E: 0 K: 0 S: 3	H: 2 LOB: 3 BB: 1 P: 9	1B: 9 2B: 4 3B: 0 HR: 0	SF: 1 SAC: 1 DP: 2 HBP: 0	WP: 0 PB: 0 SB: 0 CS: 0	PA: 45	
PITCHER	IP WLS BF H R ER SO BB IBB HBP BLK WP HR S P ERA WHIP	Steve Mura, R ERA: 4.36 Dennis Kinney, L ERA: 3.13 (1, 1) (9, 1)	8.0 3.0 W 12 2 0 0 0 1 0 0 0 0 0 11 15 0.00 1.000																				

St. Louis Cardinals @ San Diego Padres
San Diego Stadium, San Diego, CA
Sat Jul 26 1980, 10:05 PM EDT
Att: 15,310 - Unknown

AB 41
R 3
H 12
RBI 3
BB 2
SO 5
LOB 15

Batter	1	2	3	4	5	6	7	8	9	10	11	AB	R	H	RBI	BB	SO	LOB	BOTTOM					
Gene Richards, L OBP: 0.368, SLG: 0.382 (1, 7)												5	1	1	0	0	0	1						
Ozzie Smith, S OBP: 0.333, SLG: 0.279 (1, 6)												5	0	2	0	0	0	1						
Jerry Mumphrey, S OBP: 0.323, SLG: 0.329 (1, 8)												4	1	1	0	0	0	2						
Jerry Turner, L OBP: 0.329, SLG: 0.388 (1, 9)												4	1	3	0	0	0	1						
Willie Montanez, L OBP: 0.318, SLG: 0.342 (1, 3)												5	0	2	0	0	0	3						
Gene Tenace, R OBP: 0.378, SLG: 0.377 (1, 2)												4	0	1	1	1	0	1						
Tim Flannery, L OBP: 0.329, SLG: 0.330 Aurelio Rodriguez, R OBP: 0.220, SLG: 0.290 Von Joshua, L OBP: 0.300, SLG: 0.411 Paul Dade, R OBP: 0.346, SLG: 0.209 (1, 5) (8, 5) (9, PH) (10, 4)												3	1	1	0	0	0	0						
Dave Cash, R OBP: 0.278, SLG: 0.268 Kurt Bevacqua, R OBP: 0.333, SLG: 0.409 (1, 4) (9, PH) (10, 5)												3	0	0	0	0	0	1						
Steve Mura, R OBP: 0.291, SLG: 0.238 Dave Winfield, R OBP: 0.369, SLG: 0.448 Dennis Kinney, L OBP: 0.222, SLG: 0.125 (1, 1) (8, PH) (9, 1)												2	0	1	1	0	1	0						
Inning Stats	R: 0 E: 0 K: 0 S: 3	H: 0 LOB: 0 BB: 0 P: 3	R: 0 E: 0 K: 0 S: 3	H: 2 LOB: 0 BB: 0 P: 3	R: 0 E: 0 K: 1 S: 5	H: 0 LOB: 0 BB: 0 P: 5	R: 1 E: 0 K: 0 S: 5	H: 3 LOB: 1 BB: 0 P: 5	R: 1 E: 0 K: 0 S: 5	H: 2 LOB: 1 BB: 0 P: 5	R: 0 E: 0 K: 0 S: 4	H: 0 LOB: 0 BB: 0 P: 4	R: 0 E: 1 K: 1 S: 6	H: 0 LOB: 1 BB: 0 P: 6	R: 1 E: 0 K: 0 S: 5	H: 2 LOB: 1 BB: 0 P: 5	R: 0 E: 0 K: 0 S: 3	H: 0 LOB: 0 BB: 0 P: 3	R: 1 E: 0 K: 0 S: 3	H: 2 LOB: 3 BB: 2 P: 11	1B: 12 2B: 0 3B: 0 HR: 0	SF: 0 SAC: 2 DP: 2 HBP: 0	WP: 0 PB: 0 SB: 0 CS: 1	PA: 43
PITCHER	IP WLS BF H R ER SO BB IBB HBP BLK WP HR S P ERA WHIP	Bob Forsch, R ERA: 3.67 Jim Kaat, L ERA: 3.67 John Littlefield, R ERA: 2.19 Don Hood, L ERA: 2.75 John Urrea, R ERA: 3.32 (1, 1) (9, 1) (9, 1) (11, 1) (11, 1) (11, 1)	8.0 0.1 1.2 0.1 0.0	31 1 6 3 2	H R ER SO BB IBB HBP BLK WP HR S P ERA WHIP	9 0 0 0 0 0 0 0 0 0 3 3 27.00 6.000	3 0 0 0 0 0 0 0 0 0 0 0 8	35 1 6 3 5	35 1 6 3 5	3.38 0.000 0.600 0.000 "														

St. Louis Cardinals @ San Diego Padres
San Diego Stadium, San Diego, CA
Sat Jul 26 1980, 10:05 PM EDT
Att: 15,310 - Unknown

AB 39
R 4
H 12
RBI 3
BB 2
SO 2
LOB 12

Batter	1	2	3	4	5	6	7	8	9	AB	R	H	RBI	BB	SO	LOB	TOP					
Ken Oberkfell, L (1,4) OBP: 0.388, SLG: 0.416										4	1	1	0	0	1	1	St. Louis Cardinals @ San Diego Padres San Diego Stadium, San Diego, CA Sun Jul 27 1980, 6:33 AM EDT Att: 11,381 - Unknown livebaseballscorecards.com					
Tito Landrum, R (1,8) OBP: 0.295, SLG: 0.600										4	0	1	1	0	1	1						
Keith Hernandez, L (1,3) OBP: 0.402, SLG: 0.486										3	0	0	0	1	0	1						
Ted Simmons, S (1,2) OBP: 0.376, SLG: 0.523										3	1	2	1	1	0	0						
Tony Scott, S (8, PR) OBP: 0.296, SLG: 0.279										0	0	0	0	0	0	0						
George Hendrick, R (1,9) OBP: 0.356, SLG: 0.554										4	0	1	0	0	0	2						
Keith Smith, R (1,7) OBP: 0.231, SLG: 0.308										3	0	0	0	0	0	2						
Terry Kennedy, L (8,2) OBP: 0.340, SLG: 0.415										1	0	1	0	0	0	0						
Ken Reitz, R (1,5) OBP: 0.305, SLG: 0.376										3	0	0	0	1	0	1						
Mike Ramsey, S (1,6) OBP: 0.299, SLG: 0.387										2	0	0	0	1	1	3						
Dane Iorg, L (9, PH) OBP: 0.345, SLG: 0.455										1	0	0	0	0	0	1						
Pete Vuckovich, R (1,1) OBP: 0.163, SLG: 0.229										1	0	0	0	0	0	0						
Steve Swisher, R (7, PH) OBP: 0.125, SLG: 0.125										1	0	0	0	0	0	0						
Jim Kaat, L (7,1) OBP: 0.133, SLG: 0.107										0	0	0	0	0	0	0						
Leon Durham, L (9, PH) OBP: 0.291, SLG: 0.398										1	0	0	0	0	0	1						
Inning Stats	R: 1 E: 0 K: 0 S: 4	H: 2 LOB: 0 BB: 0 P: 4	R: 0 E: 0 K: 0 S: 3	H: 0 LOB: 0 BB: 0 P: 3	R: 0 E: 0 K: 0 S: 3	H: 0 LOB: 1 BB: 1 P: 7	R: 0 E: 0 K: 1 S: 7	H: 2 LOB: 3 BB: 1 P: 11	R: 0 E: 0 K: 1 S: 5	H: 0 LOB: 0 BB: 0 P: 5	R: 1 E: 0 K: 0 S: 4	H: 1 LOB: 0 BB: 0 P: 4	R: 0 E: 0 K: 0 S: 3	H: 0 LOB: 0 BB: 0 P: 3	R: 0 E: 0 K: 1 S: 5	H: 0 LOB: 2 BB: 2 P: 13	R: 0 E: 0 K: 0 S: 4	H: 1 LOB: 1 BB: 0 P: 4	1B: 4 2B: 0 3B: 1 HR: 1	SF: 0 SAC: 1 DP: 1 HBP: 0	WP: 0 PB: 0 SB: 0 CS: 0	PA: 36
PITCHER	IP WLS BF H R ER SO BB IBB HBP BLK WP HR S P ERA WHIP																					
Gary Lucas, L (1,1) ERA: 3.64	7.2 W 31 5 2 2 3 3 1 0 0 0 1 33 49 2.35 1.043																					
Rollie Fingers, R (8,1) ERA: 2.63	1.1 S 5 1 0 0 0 0 0 0 0 0 0 5 5 0.00 0.750																					

Batter	1	2	3	4	5	6	7	8	9	AB	R	H	RBI	BB	SO	LOB	BOTTOM				
Gene Richards, L (1,7) OBP: 0.368, SLG: 0.387										3	1	1	1	0	0	1	St. Louis Cardinals @ San Diego Padres San Diego Stadium, San Diego, CA Sun Jul 27 1980, 6:33 AM EDT Att: 11,381 - Unknown livebaseballscorecards.com				
Ozzie Smith, S (1,6) OBP: 0.332, SLG: 0.279										4	1	1	1	0	1	2					
Jerry Mumphrey, S (1,8) OBP: 0.325, SLG: 0.334										4	1	2	2	0	1	0					
Jerry Turner, L (1,9) OBP: 0.336, SLG: 0.394										3	0	2	1	0	0	0					
Dave Winfield, R (8,9) OBP: 0.370, SLG: 0.448										0	0	0	0	1	0	0					
Willie Montanez, L (1,3) OBP: 0.315, SLG: 0.338										4	0	0	0	0	0	4					
Tim Flannery, L (1,4) OBP: 0.320, SLG: 0.322										3	0	0	0	0	0	0					
Paul Dade, R (1,5) OBP: 0.327, SLG: 0.196										3	0	0	0	0	0	0					
Bill Fahey, L (1,2) OBP: 0.312, SLG: 0.278										3	1	1	0	0	0	0					
Rollie Fingers, R (8,1) OBP: 0.250, SLG: 0.417										0	0	0	0	0	0	0					
Gary Lucas, L (1,1) OBP: 0.226, SLG: 0.200										2	0	1	0	0	0	0					
Gene Tenace, R (8,2) OBP: 0.380, SLG: 0.380										1	1	1	0	0	0	0					
Inning Stats	R: 0 E: 0 K: 2 S: 7	H: 0 LOB: 0 BB: 0 P: 7	R: 0 E: 0 K: 0 S: 3	H: 1 LOB: 0 BB: 0 P: 3	R: 0 E: 0 K: 0 S: 3	H: 0 LOB: 0 BB: 0 P: 3	R: 3 E: 0 K: 0 S: 6	H: 4 LOB: 0 BB: 0 P: 6	R: 1 E: 1 K: 0 S: 5	H: 2 LOB: 1 BB: 0 P: 5	R: 0 E: 0 K: 0 S: 3	H: 0 LOB: 0 BB: 0 P: 3	R: 0 E: 0 K: 0 S: 3	H: 0 LOB: 0 BB: 0 P: 3	R: 1 E: 0 K: 0 S: 5	H: 2 LOB: 2 BB: 1 P: 9		1B: 7 2B: 1 3B: 1 HR: 0	SF: 0 SAC: 1 DP: 1 HBP: 0	WP: 0 PB: 0 SB: 0 CS: 3	PA: 32
PITCHER	IP WLS BF H R ER SO BB IBB HBP BLK WP HR S P ERA WHIP																				
Pete Vuckovich, R (1,1) ERA: 2.92	6.0 L 23 7 4 3 2 0 0 0 0 0 0 27 27 4.50 1.167																				
Jim Kaat, L (7,1) ERA: 3.69	2.0 9 2 1 1 0 0 1 0 0 0 0 8 12 4.50 1.000																				

Batter	1	2	3	4	5	6	7	8	9	AB	R	H	RBI	BB	SO	LOB	TOP			
Ken Oberkfell, L (1,4) OBP: 0.382, SLG: 0.407	F7		L8		F8		F7			4	0	0	0	0	0	0	St. Louis Cardinals @ San Francisco Giants Candlestick Park, San Francisco, CA Tue Jul 29 1980, 10:05 PM EDT Att: 22,991 - Unknown			
Leon Durham, L (1,9) OBP: 0.303, SLG: 0.417	1B		2B		6-3			FC4-6 1B		4	0	3	0	0	0	0				
Keith Hernandez, L (1,3) OBP: 0.400, SLG: 0.484	F7		4-3		G3			FC4-6 1-2 1B		4	0	1	0	0	0	1				
Ted Simmons, S (1,2) OBP: 0.377, SLG: 0.519		E S 2B BB			F8			FC4-6 G6-4-3 1-2 2-3		2	1	0	0	2	0	2				
George Hendrick, R (1,8) OBP: 0.355, SLG: 0.553	L7		F2					G6-4-3 1-2		4	0	1	0	0	0	5				
Dane Iorg, L (1,7) OBP: 0.342, SLG: 0.444	F5				F5			FC4-6 BB		3	0	0	0	1	0	2				
Ken Reitz, R (1,5) OBP: 0.304, SLG: 0.377					6-3			F9		4	0	1	1	0	1	2				
Mike Phillips, L (1,6) OBP: 0.216, SLG: 0.265								FC4-6 1-2		3	0	1	0	1	1	1				
Silvio Martinez, R (1,1) OBP: 0.143, SLG: 0.100								4-3		2	0	0	0	0	2	3				
Terry Kennedy, L (7, PH) OBP: 0.337, SLG: 0.413										1	0	0	0	0	0	0				
Jim Otten, R (7, PH) OBP: 0.250, SLG: 0.250										0	0	0	0	0	0	0				
Tony Scott, S (8, PH) OBP: 0.295, SLG: 0.278										1	0	0	0	0	0	1				
Inning Stats	R: 0 E: 0 K: 0 S: 3	H: 1 LOB: 0 BB: 0 P: 3	R: 1 E: 0 K: 1 S: 6	H: 1 LOB: 2 BB: 2 P: 14	R: 0 E: 0 K: 0 S: 4	H: 1 LOB: 1 BB: 1 P: 8	R: 0 E: 0 K: 2 S: 8	H: 0 LOB: 0 BB: 0 P: 3	R: 0 E: 0 K: 0 S: 4	H: 1 LOB: 1 BB: 0 P: 4	R: 0 E: 0 K: 1 S: 5	H: 0 LOB: 0 BB: 0 P: 5	R: 0 E: 0 K: 0 S: 4	H: 2 LOB: 1 BB: 0 P: 4	R: 0 E: 0 K: 0 S: 3	H: 0 LOB: 1 BB: 1 P: 7	1B: 3 2B: 4 3B: 0 HR: 0	SF: 0 SAC: 0 DP: 1 HBP: 0	WP: 0 PB: 0 SB: 1 CS: 0	PA: 36
PITCHER	IP WLS BF H R ER SO BB IBB HBP BLK WP HR S P ERA WHIP	IP WLS BF H R ER SO BB IBB HBP BLK WP HR S P ERA WHIP																		
Allen Ripley, R (1,1) ERA: 3.32	7.0	W	30	7	1	1	4	2	1	0	0	0	0	0	0	35	47	1.29	1.286	
Greg Minton, R (8,1) ERA: 2.65	2.0	S	6	0	0	0	0	1	0	0	0	0	0	0	5	9	0.00	0.500		

AB	32
R	1
H	7
RBI	1
BB	4
SO	4
LOB	17



Batter	1	2	3	4	5	6	7	8	9	AB	R	H	RBI	BB	SO	LOB	BOTTOM		
Bill North, S (1,8) OBP: 0.372, SLG: 0.289	F9			S 3B 1B	1B 1-2 2-3 BB		L7			3	1	1	0	1	0	0	St. Louis Cardinals @ San Francisco Giants Candlestick Park, San Francisco, CA Tue Jul 29 1980, 10:05 PM EDT Att: 22,991 - Unknown		
Larry Hemdon, R (1,7) OBP: 0.293, SLG: 0.407	P3			1B 1-H	1B 1-3 2-H 3-H		4-3			4	1	2	3	0	0	0			
Jack Clark, R (1,9) OBP: 0.380, SLG: 0.551	F7			1B 3-H	1B 0-3		K			4	0	1	1	0	1	2			
Darrell Evans, L (1,5) OBP: 0.346, SLG: 0.389				G3	G3		G3			4	0	0	0	0	1	0			
Mike Ivie, R (1,3) OBP: 0.269, SLG: 0.320				6-3	K		F3			4	0	1	0	0	1	0			
Rennie Stennett, R (1,4) OBP: 0.293, SLG: 0.337				5-3			F8			4	0	1	0	0	0	1			
Dennis Littlejohn, R (1,2) OBP: 0.391, SLG: 0.368				5-3						3	1	2	0	0	0	0			
Johnnie LeMaster, R (1,6) OBP: 0.262, SLG: 0.334				6-3						3	1	1	0	0	0	2			
Allen Ripley, R (1,1) OBP: 0.238, SLG: 0.200										3	0	0	0	0	2	2			
Greg Minton, S (8,1) ERA: 7.85				F2						0	0	0	0	0	0	0			
Inning Stats	R: 0 E: 0 K: 0 S: 3	H: 0 LOB: 0 BB: 0 P: 3	R: 0 E: 0 K: 0 S: 3	H: 0 LOB: 0 BB: 0 P: 3	R: 0 E: 0 K: 1 S: 7	H: 3 LOB: 0 BB: 0 P: 7	R: 2 E: 0 K: 2 S: 10	H: 3 LOB: 2 BB: 1 P: 14	R: 0 E: 0 K: 0 S: 5	H: 2 LOB: 2 BB: 0 P: 5	R: 0 E: 0 K: 1 S: 5	H: 0 LOB: 0 BB: 0 P: 5	R: 0 E: 0 K: 1 S: 6	H: 1 LOB: 1 BB: 0 P: 6	1B: 8 2B: 0 3B: 1 HR: 0	SF: 0 SAC: 0 DP: 0 HBP: 0	WP: 0 PB: 0 SB: 1 CS: 0	PA: 33	
PITCHER	IP WLS BF H R ER SO BB IBB HBP BLK WP HR S P ERA WHIP	IP WLS BF H R ER SO BB IBB HBP BLK WP HR S P ERA WHIP																	
Silvio Martinez, R (1,1) ERA: 4.43	6.0	L	26	8	4	4	3	8	4	4	3	0	0	0	0	31	35	6.00	1.500
Jim Otten, R (7,1) ERA: 7.85	2.0		7	1	0	0	2	0	0	0	0	0	0	0	11	11	0.00	0.500	



Batter	1	2	3	4	5	6	7	8	9	AB	R	H	RBI	BB	SO	LOB	TOP								
Tony Scott, S OBP: 0.297, SLG: 0.280 (1, 8)										5	1	2	0	0	1	1									
Tito Landrum, R OBP: 0.467, SLG: 0.500 (1, 7)										4	1	1	0	0	1	2									
Keith Hernandez, L OBP: 0.397, SLG: 0.478 (1, 3)										4	1	0	1	0	1	2									
Ted Simmons, S OBP: 0.381, SLG: 0.524 (1, 2)										3	1	2	1	1	0	0									
George Hendrick, R OBP: 0.357, SLG: 0.551 (1, 9)										2	0	0	0	2	1	1									
Ken Reitz, R OBP: 0.301, SLG: 0.373 (1, 5)										4	0	0	0	0	0	5									
Mike Ramsey, S OBP: 0.309, SLG: 0.392 (1, 6)										4	0	2	1	0	0	2									
Ken Oberkfell, L OBP: 0.375, SLG: 0.399 (1, 4)										4	0	0	0	0	2	1									
John Fulgham, R (1, 1)										4	0	0	0	0	4	1									
Inning Stats	R: 1 E: 0 K: 1 S: 6	H: 1 LOB: 0 BB: 0 P: 6	R: 0 E: 0 K: 0 S: 3	H: 0 LOB: 0 BB: 0 P: 3	R: 0 E: 0 K: 2 S: 8	H: 1 LOB: 1 BB: 0 P: 8	R: 0 E: 0 K: 2 S: 7	H: 0 LOB: 1 BB: 1 P: 11	R: 0 E: 0 K: 1 S: 6	H: 1 LOB: 1 BB: 0 P: 6	R: 2 E: 1 K: 0 S: 5	H: 2 LOB: 2 BB: 1 P: 9	R: 0 E: 0 K: 1 S: 5	H: 0 LOB: 0 BB: 0 P: 5	R: 1 E: 0 K: 0 S: 5	H: 2 LOB: 2 BB: 1 P: 9	R: 0 E: 0 K: 3 S: 9	H: 0 LOB: 0 BB: 0 P: 9	1B: 6 2B: 1 3B: 0 HR: 0	SF: 0 SAC: 0 DP: 0 HBP: 0	WP: 1 PB: 1 SB: 1 CS: 0	PA: 37			
PITCHER	IP	WLS	BF	H	R	ER	SO	BB	IBB	HBP	BLK	WP	HR	S	P	ERA	WHIP								
Bob Knepper, L ERA: 4.0 (1, 1)	7.1	L	31	7	4	1	7	1	1	0	0	1	0	43	51	1.23	1.091								
Tom Griffin, R ERA: 3.53 (8, 1)	0.2		3	0	0	0	0	0	1	0	0	0	0	2	6	0.00	0.000								
Al Holland, L ERA: 1.16 (9, 1)	1.0		3	0	0	0	3	0	0	0	0	0	0	9	9	0.00	0.000								

St. Louis Cardinals @ San Francisco Giants
Candlestick Park, San Francisco, CA
Wed Jul 30 1980, 6:33 AM EDT
Att: 12,165 - Unknown

AB	34
R	4
H	7
RBI	3
BB	3
SO	10
LOB	15





Batter	1	2	3	4	5	6	7	8	9	AB	R	H	RBI	BB	SO	LOB	BOTTOM								
Bill North, S OBP: 0.370, SLG: 0.286 (1, 8)										3	0	0	0	1	2	1									
Larry Hemdon, R OBP: 0.288, SLG: 0.401 (1, 7)										4	0	0	0	0	1	3									
Al Holland, R (9, 1)										0	0	0	0	0	0	0									
Jack Clark, R OBP: 0.379, SLG: 0.546 (1, 9)										3	0	0	0	1	0	2									
Darrell Evans, L OBP: 0.342, SLG: 0.385 (1, 5)										4	0	0	0	0	1	1									
Rennie Stennett, R OBP: 0.293, SLG: 0.336 (1, 4)										4	0	1	0	0	1	1									
Mike Ivie, R OBP: 0.276, SLG: 0.333 (1, 3)										3	0	2	0	0	0	0									
Dennis Littlejohn, R OBP: 0.340, SLG: 0.318 (1, 2)										3	0	0	0	0	0	3									
Johnnie LeMaster, R OBP: 0.260, SLG: 0.332 (1, 6)										2	0	0	0	0	0	0									
Max Venable, L OBP: 0.333, SLG: 0.333 (8, PH)										1	0	1	0	0	0	0									
Joe Pettini, R OBP: 0.256, SLG: 0.318 (8, PR)										0	0	0	0	0	0	0									
Bob Knepper, L OBP: 0.182, SLG: 0.208 (1, 1)										2	0	1	0	0	0	0									
Tom Griffin, R OBP: 0.250, SLG: 0.250 (8, 1)										0	0	0	0	0	0	0									
Terry Whitfield, L OBP: 0.305, SLG: 0.322 (8, PH)										1	0	0	0	0	0	1									
Inning Stats	R: 0 E: 0 K: 1 S: 5	H: 0 LOB: 0 BB: 0 P: 5	R: 0 E: 0 K: 2 S: 8	H: 1 LOB: 0 BB: 0 P: 8	R: 0 E: 0 K: 1 S: 5	H: 0 LOB: 0 BB: 0 P: 5	R: 0 E: 0 K: 0 S: 3	H: 0 LOB: 0 BB: 1 P: 7	R: 0 E: 0 K: 0 S: 3	H: 1 LOB: 1 BB: 1 P: 7	R: 0 E: 0 K: 0 S: 4	H: 2 LOB: 1 BB: 0 P: 4	R: 0 E: 0 K: 1 S: 6	H: 1 LOB: 1 BB: 0 P: 6	R: 0 E: 0 K: 0 S: 3	H: 0 LOB: 0 BB: 0 P: 3	1B: 4 2B: 1 3B: 0 HR: 0	SF: 0 SAC: 0 DP: 2 HBP: 0	WP: 0 PB: 0 SB: 0 CS: 0	PA: 32					
PITCHER	IP	WLS	BF	H	R	ER	SO	BB	IBB	HBP	BLK	WP	HR	S	P	ERA	WHIP								
John Fulgham, R ERA: 2.88 (1, 1)	9.0	W	32	5	0	0	5	2	0	0	0	0	0	40	48	0.00	0.778								

St. Louis Cardinals @ San Francisco Giants
Candlestick Park, San Francisco, CA
Wed Jul 30 1980, 6:33 AM EDT
Att: 12,165 - Unknown

AB	30
R	0
H	5
RBI	0
BB	2
SO	5
LOB	12



Batter	1	2	3	4	5	6	7	8	9	AB	R	H	RBI	BB	SO	LOB	TOP					
Tony Scott, S OBP: 0.293, SLG: 0.275	K	4-3		5-3			SH3-4		L6	4	0	0	0	0	1	3	St. Louis Cardinals @ San Francisco Giants Candlestick Park, San Francisco, CA Thu Jul 31 1980, 10:05 PM EDT Att: 9,982 - Unknown AB 34 R 4 H 10 RBI 3 BB 3 SO 5 LOB 21 					
Ken Oberkfell, L OBP: 0.371, SLG: 0.391	5-3	4-3				G3-6-3 BB	P6		E5	4	0	0	0	1	0	3						
Leon Durham, L OBP: 0.293, SLG: 0.401	4-3		1-3		F7		5-3		K	5	0	0	0	0	1	3						
Ted Simmons, S OBP: 0.385, SLG: 0.530		1B			G3-6-3				2B	4	2	3	0	0	0	1						
George Hendrick, R OBP: 0.360, SLG: 0.555		1B			F8				6-3	4	1	3	1	0	0	1						
Dane Iorg, L OBP: 0.349, SLG: 0.441		2B							1B	1	1	0	0	2	1	1						
Tito Landrum, R OBP: 0.467, SLG: 0.500		1B							K	0	0	0	0	0	0	0						
Terry Kennedy, L OBP: 0.335, SLG: 0.410		1B							K	1	0	0	0	0	1	2						
Ken Reitz, R OBP: 0.300, SLG: 0.372		1B			F7		L5-4		6-3	4	0	1	2	0	0	3						
Mike Phillips, L OBP: 0.236, SLG: 0.283		1B							3-1	4	0	2	0	0	0	2						
John Littlefield, R		1B								0	0	0	0	0	0	0						
Bob Sykes, S									F7	1	0	0	0	0	1	2						
Jim Otten, R										0	0	0	0	0	0	0						
Keith Smith, R										0	0	0	0	0	0	0						
John Urrea, R										0	0	0	0	0	0	0						
Jim Kaat, L										0	0	0	0	0	0	0						
Mike Ramsey, S										0	0	0	0	0	0	0						
Keith Hernandez, L										1	0	0	0	0	0	0						
Inning Stats	R: 0 E: 0 K: 1 S: 5	H: 0 LOB: 0 BB: 0 P: 5	R: 3 E: 0 K: 1 S: 9	H: 4 LOB: 2 BB: 1 P: 13	R: 0 E: 0 K: 1 S: 6	H: 1 LOB: 1 BB: 0 P: 6	R: 0 E: 0 K: 0 S: 4	H: 1 LOB: 1 BB: 0 P: 4	R: 0 E: 0 K: 0 S: 2	H: 0 LOB: 0 BB: 1 P: 6	R: 0 E: 0 K: 0 S: 3	H: 1 LOB: 1 BB: 0 P: 7	R: 0 E: 0 K: 0 S: 4	H: 1 LOB: 1 BB: 0 P: 4	R: 1 E: 0 K: 1 S: 7	H: 2 LOB: 1 BB: 0 P: 7	R: 0 E: 1 K: 1 S: 6	H: 0 LOB: 1 BB: 0 P: 6	1B: 8 2B: 3 3B: 0 HR: 0	SF: 0 SAC: 2 DP: 2 HBP: 0	WP: 1 PB: 0 SB: 0 CS: 0	PA: 39
PITCHER	IP WLS BF H R ER SO BB IBB HBP BLK WP HR S P ERA WHIP																					
Alan Hargeshimer, R ERA: 3.51	(1, 1) 6.0 26 7 3 3 3 3 0 0 0 1 0 29 41 4.50 1.667																					
Gary Lavelle, L ERA: 3.23	(7, 1) 1.0 W 6 3 1 1 0 0 0 0 0 0 0 0 6 6 9.00 3.000																					
Greg Minton, R ERA: 2.56	(8, 1) 1.2 6 0 0 0 1 0 0 0 0 0 0 0 8 8 0.00 0.000																					
Al Holland, L ERA: 1.15	(9, 1) 0.1 S 1 0 0 0 1 0 0 0 0 1 0 0 3 3 0.00 0.000																					

Batter	1	2	3	4	5	6	7	8	9	AB	R	H	RBI	BB	SO	LOB	BOTTOM				
Bill North, S OBP: 0.377, SLG: 0.288	F7									2	1	1	0	3	0	0	St. Louis Cardinals @ San Francisco Giants Candlestick Park, San Francisco, CA Thu Jul 31 1980, 10:05 PM EDT Att: 9,982 - Unknown AB 28 R 6 H 9 RBI 6 BB 12 SO 4 LOB 20 				
Joe Pettini, R OBP: 0.300, SLG: 0.319	FC5-4		K		SH1-4			SH	3	1	1	0	0	1	1						
Jack Clark, R OBP: 0.387, SLG: 0.547	HR							SH	1	2	1	0	4	0	0						
Larry Hemdon, R OBP: 0.291, SLG: 0.412	HR								1B	5	1	2	4	0	0	3					
Darrell Evans, L OBP: 0.345, SLG: 0.389	1B		4-3					G3-2-3	4	1	2	0	1	0	4						
Rennie Stennett, R OBP: 0.295, SLG: 0.339	F9				F9		F8			4	0	1	2	1	0	4					
Johnnie LeMaster, R OBP: 0.260, SLG: 0.328	FC6				F9			L5	4	0	0	0	1	1	5						
Mike Sadek, R OBP: 0.393, SLG: 0.357		P4								1	0	0	0	2	0	0					
Alan Hargeshimer, R OBP: 0.400, SLG: 0.444										2	0	0	0	0	1	1					
Joe Strain, R OBP: 0.331, SLG: 0.333		6-3								1	0	1	0	0	0	0					
Gary Lavelle, S										0	0	0	0	0	1	2					
Greg Minton, S										0	0	0	0	0	0	0					
Al Holland, R										0	0	0	0	0	0	0					
Inning Stats	R: 3 E: 0 K: 0 S: 5	H: 2 LOB: 1 BB: 2 P: 13	R: 0 E: 0 K: 0 S: 3	H: 0 LOB: 0 BB: 0 P: 3	R: 0 E: 0 K: 1 S: 5	H: 0 LOB: 1 BB: 1 P: 9	R: 0 E: 0 K: 1 S: 5	H: 0 LOB: 1 BB: 1 P: 9	R: 0 E: 1 K: 0 S: 4	H: 1 LOB: 3 BB: 2 P: 12	R: 0 E: 0 K: 0 S: 3	H: 2 LOB: 2 BB: 1 P: 11	R: 2 E: 0 K: 2 S: 10	H: 3 LOB: 2 BB: 1 P: 14	R: 1 E: 1 K: 0 S: 4	H: 1 LOB: 3 BB: 3 P: 16		1B: 6 2B: 2 3B: 0 HR: 1	SF: 0 SAC: 3 DP: 1 HBP: 0	WP: 0 PB: 0 SB: 0 CS: 1	PA: 43
PITCHER	IP WLS BF H R ER SO BB IBB HBP BLK WP HR S P ERA WHIP																				
Bob Sykes, L ERA: 5.01	(1, 1) 5.2 28 4 3 3 2 8 0 0 0 0 0 0 1 1 4.76 2.118																				
Jim Otten, R ERA: 7.76	(6, 1) 0.1 1 1 0 0 0 0 0 0 0 0 0 0 1 1 0.00 3.000																				
John Urrea, R ERA: 3.97	(7, 1) 1.0 L 11 4 3 2 2 1 2 0 0 0 0 0 12 24 18.00 5.000																				
Jim Kaat, L ERA: 3.67	(8, 1) 0.2 1 0 0 0 0 0 0 0 0 0 0 0 1 1 0.00 0.000																				
John Littlefield, R ERA: 2.17	(8, 1) 0.1 2 0 0 0 0 0 0 1 0 0 0 0 0 1 5 0.00 0.000																				

Batter	1	2	3	4	5	6	7	8	9	10	AB	R	H	RBI	BB	SO	LOB	TOP			
Ken Oberkfell, L OBP: 0.365, SLG: 0.383 (1, 4)	5-3		3-1			6-3			K		4	0	0	0	0	1	0	St. Louis Cardinals @ Los Angeles Dodgers Dodger Stadium, Los Angeles, CA Fri Aug 01 1980, 7:05 PM PDT Att: 43,549 - Unknown livebaseballscorecards.com			
Leon Durham, L OBP: 0.288, SLG: 0.390 Tony Scott, S OBP: 0.293, SLG: 0.275 (1, 9) (9, 8)	F2		K			P6			F7		4	0	0	0	0	1	0				
Keith Hernandez, L OBP: 0.392, SLG: 0.472 (1, 3)	F9		6-3			3-1			6-3		4	0	0	0	0	0	0				
Ted Simmons, S OBP: 0.351, SLG: 0.523 (1, 2)	K		F8			F7			F7		4	0	0	0	0	1	0				
George Hendrick, R OBP: 0.362, SLG: 0.563 (1, 8) (9, 9)	F8					HR			F9		4	1	2	1	0	0	0				
Dane Iorg, L OBP: 0.346, SLG: 0.436 (1, 7)	1B					K			L4		4	0	1	0	0	1	1				
Ken Reitz, R OBP: 0.298, SLG: 0.369 (1, 5)	F7					F7			K		3	0	0	0	0	1	1				
Mike Phillips, L OBP: 0.224, SLG: 0.268 (1, 6)			L1			F7			F5		3	0	0	0	0	0	0				
Bob Forsch, R OBP: 0.304, SLG: 0.527 (1, 1)	F7					G2			5-3		3	0	0	0	0	0	0				
Inning Stats	R: 0 E: 0 K: 0 S: 3	H: 0 LOB: 0 BB: 0 P: 3	R: 0 E: 0 K: 1 S: 6	H: 1 LOB: 1 BB: 0 P: 6	R: 0 E: 0 K: 0 S: 3	H: 0 LOB: 0 BB: 0 P: 3	R: 0 E: 0 K: 1 S: 5	H: 0 LOB: 0 BB: 0 P: 5	R: 1 E: 0 K: 1 S: 6	H: 1 LOB: 0 BB: 0 P: 6	R: 0 E: 0 K: 0 S: 3	H: 0 LOB: 0 BB: 0 P: 3	R: 0 E: 0 K: 1 S: 5	H: 0 LOB: 0 BB: 0 P: 5	R: 0 E: 0 K: 1 S: 5	H: 0 LOB: 0 BB: 0 P: 5	R: 0 E: 0 K: 0 S: 4		H: 1 LOB: 1 BB: 0 P: 4	1B: 2 2B: 0 3B: 0 HR: 1	SF: 0 SAC: 0 DP: 0 HBP: 0
PITCHER	IP 8.0	WLS 7	BF 26	H 2	R 1	ER 1	SO 4	BB 0	IBB 0	HBP 0	BLK 0	WP 0	HR 1	S 34	P 34	ERA 1.12	WHIP 0.250				
Don Sutton, R ERA: 2.17 Dave Goltz, R ERA: 5.26 (1, 1) (9, 1)	2.0	W	7	1	0	0	1	0	0	0	0	0	0	9	9	0.00	0.500				

Batter	1	2	3	4	5	6	7	8	9	10	AB	R	H	RBI	BB	SO	LOB	BOTTOM	
Davey Lopes, R OBP: 0.325, SLG: 0.339 (1, 4)	P6		6-3			F5			G6-4-3		4	0	0	0	0	2	0	St. Louis Cardinals @ Los Angeles Dodgers Dodger Stadium, Los Angeles, CA Fri Aug 01 1980, 7:05 PM PDT Att: 43,549 - Unknown livebaseballscorecards.com	
Bill Russell, R OBP: 0.307, SLG: 0.364 (1, 6)	1B		6-3			5-3			F2		4	0	1	0	0	0	0		
Jay Johnstone, L OBP: 0.396, SLG: 0.436 (1, 9)	F7		4-3			5-3			HR		4	1	1	1	0	0	1		
Steve Garvey, R OBP: 0.344, SLG: 0.489 (1, 3)	4-3					F3			6-3		4	0	1	0	0	0	1		
Dusty Baker Jr., R OBP: 0.326, SLG: 0.506 (1, 7)	K		5-3			5-3			2B G5-2-3 1B		4	0	1	0	0	1	0		
Ron Cay, R OBP: 0.349, SLG: 0.432 (1, 5)	FC4-6 1B		F8			5-3			K		3	0	1	0	1	1	0		
Pedro Guerrero, R OBP: 0.389, SLG: 0.566 (1, 8)	FC4-6 1B		5-3			K			K		4	0	1	0	0	1	3		
Steve Yeager, R OBP: 0.278, SLG: 0.273 Rudy Law, L OBP: 0.321, SLG: 0.310 Joe Ferguson, R OBP: 0.375, SLG: 0.394 (1, 2) (8, PH) (9, 2)	FC4-6 1B		5-3			6-3			G5-2-3 1B		2	0	1	0	0	0	2		
Don Sutton, R OBP: 0.079, SLG: 0.079 Rick Monday, L OBP: 0.358, SLG: 0.456 Reggie Smith, S OBP: 0.393, SLG: 0.510 Dave Goltz, R OBP: 0.260, SLG: 0.111 (1, 1) (8, PH) (8, PR) (9, 1)	K		5-3			P3			6-3		1	0	0	0	0	0	0		
Inning Stats	R: 0 E: 0 K: 0 S: 4	H: 1 LOB: 1 BB: 0 P: 4	R: 0 E: 0 K: 2 S: 9	H: 2 LOB: 2 BB: 0 P: 9	R: 0 E: 0 K: 0 S: 3	H: 0 LOB: 0 BB: 0 P: 3	R: 0 E: 0 K: 0 S: 3	H: 0 LOB: 0 BB: 0 P: 3	R: 0 E: 0 K: 2 S: 7	H: 0 LOB: 0 BB: 0 P: 7	R: 0 E: 0 K: 0 S: 3	H: 1 LOB: 1 BB: 0 P: 3	R: 1 E: 0 K: 0 S: 5	H: 3 LOB: 2 BB: 1 P: 9	R: 1 E: 0 K: 0 S: 1	H: 1 LOB: 0 BB: 0 P: 1	1B: 6 2B: 1 3B: 0 HR: 2		SF: 0 SAC: 0 DP: 2 HBP: 0
PITCHER	IP 9.0	WLS L	BF 35	H 9	R 2	ER 2	SO 4	BB 0	IBB 1	HBP 0	BLK 0	WP 0	HR 2	S 42	P 46	ERA 2.00	WHIP 1.000		
Bob Forsch, R ERA: 3.57 (1, 1)	9.0	L	35	9	2	2	4	0	1	0	0	0	2	42	46	2.00	1.000		

Batter	1	2	3	4	5	6	7	8	9	AB	R	H	RBI	BB	SO	LOB	TOP			
Tony Scott, S OBP: 0.288, SLG: 0.271 (1, 8)	F8		K		K			6-3		4	0	0	0	0	2	0				
Ken Oberkfell, L OBP: 0.363, SLG: 0.381 (1, 4)	BB 1B		4-3		F7			F8		4	0	1	0	0	0	0				
Keith Hernandez, L OBP: 0.391, SLG: 0.470 (1, 3)	F8			S 1B				3-1		4	1	1	0	0	0	1				
Ted Simmons, S OBP: 0.382, SLG: 0.522 Tom Herr, S OBP: 0.194, SLG: 0.269 (9, PR)	1-2 BB			F9				P5		3	0	1	0	1	0	1				
George Hendrick, R OBP: 0.361, SLG: 0.559 (1, 9)	K			3-1 1B				K		4	1	1	1	0	2	3				
Terry Kennedy, L OBP: 0.333, SLG: 0.405 (1, 7)		L9		3-1				G3		4	0	1	0	0	0	1				
Ken Reitz, R OBP: 0.369, SLG: 0.369 Leon Durham, L OBP: 0.284, SLG: 0.387 (9, PH)	P4			2H 1B				F9		3	0	1	1	0	0	0				
Mike Phillips, L OBP: 0.213, SLG: 0.254 (1, 6)	1-3			K				K		3	0	0	0	0	2	1				
Pete Vuckovich, R OBP: 0.157, SLG: 0.220 Keith Smith, R OBP: 0.297, SLG: 0.333 John Littlefield, R (8, 1)			K		6-3			6-3		2	0	0	0	0	1	0				
										1	0	0	0	0	0	0				
										0	0	0	0	0	0	0				
Inning Stats	R: 0 E: 0 K: 1 S: 6	H: 1 LOB: 2 BB: 1 P: 10	R: 0 E: 0 K: 0 S: 3	H: 0 LOB: 0 BB: 0 P: 3	R: 0 E: 0 K: 2 S: 7	H: 0 LOB: 0 BB: 0 P: 7	R: 2 E: 0 K: 1 S: 8	H: 3 LOB: 1 BB: 0 P: 8	R: 0 E: 0 K: 1 S: 5	H: 0 LOB: 0 BB: 0 P: 5	R: 0 E: 0 K: 1 S: 5	H: 0 LOB: 0 BB: 0 P: 5	R: 0 E: 0 K: 0 S: 3	H: 0 LOB: 0 BB: 0 P: 3	R: 0 E: 0 K: 0 S: 5	H: 2 LOB: 2 BB: 0 P: 5	1B: 6 2B: 0 3B: 0 HR: 0	SF: 0 SAC: 0 DP: 0 HBP: 0	WP: 0 PB: 0 SB: 1 CS: 0	PA: 34
PITCHER	IP	WLS	BF	H	R	ER	SO	BB	IBB	HBP	BLK	WP	HR	S	P	ERA	WHIP			
Bob Welch, R ERA: 3.19 (1, 1)	7.0	W	26	4	2	2	7	1	0	0	0	0	0	39	43	2.57	0.714			
Steve Howe, L ERA: 1.59 (8, 1)	1.1		5	1	0	0	0	0	0	0	0	0	0	5	5	0.00	0.750			
Don Stanhouse, R ERA: 6.23 (9, 1)	0.2	S	3	1	0	0	0	0	0	0	0	0	0	3	3	0.00	1.500			

St. Louis Cardinals @ Los Angeles Dodgers
 Dodger Stadium, Los Angeles, CA
 Sat Aug 02 1980, 7:05 PM PDT
 Att: 49,520 - Unknown

AB	33
R	2
H	6
RBI	2
BB	1
SO	7
LOB	9



Batter	1	2	3	4	5	6	7	8	9	AB	R	H	RBI	BB	SO	LOB	BOTTOM			
Davey Lopes, R OBP: 0.324, SLG: 0.347 (1, 4)	5-3		HR		P5			6-3		4	1	1	1	0	0	0				
Bill Russell, R OBP: 0.306, SLG: 0.362 (1, 6)	F8		F9		1B			F7		4	0	1	0	0	0	0				
Jay Johnstone, L OBP: 0.400, SLG: 0.433 (1, 9)	3-1		FC6-4 BB		F9			1B		3	0	1	0	1	0	1				
Steve Garvey, R OBP: 0.341, SLG: 0.485 (1, 3)		F5	FC6-4		F7			4-3		4	0	0	0	0	0	2				
Dusty Baker Jr., R OBP: 0.328, SLG: 0.506 (1, 7)		HR 1B			L5		G5-4-3 BB			2	1	1	0	1	0	0				
Ron Cey, R OBP: 0.348, SLG: 0.439 (1, 5)		HR			L9		G5-4-3			3	1	1	2	0	0	1				
Pedro Guerrero, R OBP: 0.387, SLG: 0.559 (1, 8)		P3			1B			F7		3	0	1	0	0	0	0				
Steve Yeager, R OBP: 0.272, SLG: 0.267 (1, 2)		P4			K			K		3	0	0	0	0	2	1				
Bob Welch, R OBP: 0.229, SLG: 0.277 Gary Thomasson, L OBP: 0.333, SLG: 0.284 Steve Howe, L OBP: 0.125, SLG: 0.125 Don Stanhouse, R (9, 1)			6-3		L5			F7		2	0	0	0	0	0	0				
										1	0	0	0	0	0	0				
										0	0	0	0	0	0	0				
										0	0	0	0	0	0	0				
Inning Stats	R: 0 E: 0 K: 0 S: 3	H: 0 LOB: 0 BB: 0 P: 3	R: 2 E: 0 K: 0 S: 5	H: 2 LOB: 0 BB: 0 P: 5	R: 1 E: 0 K: 0 S: 4	H: 1 LOB: 1 BB: 1 P: 8	R: 0 E: 0 K: 1 S: 6	H: 1 LOB: 1 BB: 0 P: 6	R: 0 E: 0 K: 0 S: 4	H: 1 LOB: 1 BB: 0 P: 4	R: 0 E: 0 K: 0 S: 2	H: 0 LOB: 0 BB: 1 P: 6	R: 0 E: 0 K: 1 S: 5	H: 0 LOB: 0 BB: 0 P: 5	R: 0 E: 0 K: 0 S: 4	H: 1 LOB: 1 BB: 0 P: 4	1B: 4 2B: 0 3B: 0 HR: 2	SF: 0 SAC: 0 DP: 1 HBP: 0	WP: 0 PB: 0 SB: 1 CS: 0	PA: 31
PITCHER	IP	WLS	BF	H	R	ER	SO	BB	IBB	HBP	BLK	WP	HR	S	P	ERA	WHIP			
Pete Vuckovich, R ERA: 2.96 (1, 1)	7.0	L	27	5	3	3	2	2	0	0	0	0	0	29	37	3.86	1.000			
John Littlefield, R ERA: 2.11 (8, 1)	1.0		4	1	0	0	0	0	0	0	0	0	0	4	4	0.00	1.000			

St. Louis Cardinals @ Los Angeles Dodgers
 Dodger Stadium, Los Angeles, CA
 Sat Aug 02 1980, 7:05 PM PDT
 Att: 49,520 - Unknown

AB	29
R	3
H	6
RBI	3
BB	2
SO	2
LOB	5



Batter	1	2	3	4	5	6	7	8	9	AB	R	H	RBI	BB	SO	LOB	TOP				
Tom Herr, S OBP: 0.205, SLG: 0.287 (1, 4)										4	1	2	1	0	0	0					
Leon Durham, L OBP: 0.283, SLG: 0.390 Tony Scott, S OBP: 0.287, SLG: 0.270 (1, 9) (7, 8)										4	1	1	0	0	0	2					
Keith Hernandez, L OBP: 0.389, SLG: 0.475 (1, 3)										4	1	1	2	0	2	2					
George Hendrick, R OBP: 0.362, SLG: 0.559 (1, 8) (7, 9)										4	0	2	1	0	0	1					
Dane Iorg, L OBP: 0.344, SLG: 0.427 (1, 7)										3	0	0	0	1	1	1					
Terry Kennedy, L OBP: 0.326, SLG: 0.395 (1, 2)										4	0	0	0	0	0	3					
Ken Oberkfell, L OBP: 0.365, SLG: 0.388 Ken Reitz, R OBP: 0.298, SLG: 0.369 (1, 5) (9, 5)										4	1	2	0	0	1	0					
Mike Phillips, L OBP: 0.231, SLG: 0.258 (1, 6)										3	0	1	0	1	0	1					
Silvio Martinez, R OBP: 0.160, SLG: 0.087 (1, 1)										3	0	0	0	1	2	3					
Inning Stats	R: 1 E: 0 K: 0 S: 5	H: 2 LOB: 2 BB: 1 P: 9	R: 0 E: 0 K: 1 S: 5	H: 0 LOB: 0 BB: 0 P: 5	R: 2 E: 0 K: 0 S: 5	H: 2 LOB: 0 BB: 0 P: 5	R: 0 E: 0 K: 2 S: 8	H: 1 LOB: 1 BB: 0 P: 8	R: 0 E: 0 K: 1 S: 6	H: 1 LOB: 1 BB: 1 P: 10	R: 0 E: 0 K: 1 S: 5	H: 0 LOB: 0 BB: 0 P: 5	R: 0 E: 0 K: 0 S: 3	H: 1 LOB: 0 BB: 0 P: 3	R: 1 E: 0 K: 1 S: 6	H: 1 LOB: 1 BB: 1 P: 10	1B: 5 2B: 3 HR: 1	SF: 0 SAC: 1 HBP: 0	WP: 0 PB: 0 SB: 1 CS: 0	PA: 38	
PITCHER	IP	WLS	BF	H	R	ER	SO	BB	IBB	HBP	BLK	WP	HR	S	P	ERA	WHIP				
Burt Hooton, R ERA: 3.28 (1, 1)	5.0	L	22	6	3	3	4	1	0	0	0	0	1	29	33	5.40	1.400				
Bobby Castillo, R ERA: 3.0 (6, 1)	2.0		8	1	0	0	2	0	1	0	0	0	0	11	15	0.00	0.500				
Rick Sutcliffe, R ERA: 5.75 (8, 1)	2.0		8	2	1	0	1	1	0	0	0	0	0	9	13	0.00	1.500				

St. Louis Cardinals @ Los Angeles Dodgers
 Dodger Stadium, Los Angeles, CA
 Sun Aug 03 1980, 3:33 AM PDT
 Att: 31,833 - Unknown

AB 34
 R 4
 H 9
 RBI 4
 BB 3
 SO 7
 LOB 14



Batter	1	2	3	4	5	6	7	8	9	AB	R	H	RBI	BB	SO	LOB	BOTTOM					
Davey Lopes, R OBP: 0.321, SLG: 0.343 (1, 4)										4	0	0	0	0	0	1						
Bill Russell, R OBP: 0.306, SLG: 0.361 (1, 6)										4	0	1	0	0	0	0						
Jay Johnstone, L OBP: 0.407, SLG: 0.444 Mickey Hatcher, R OBP: 0.267, SLG: 0.300 (1, 9) (7, 9)										2	1	1	0	1	1	0						
Steve Garvey, R OBP: 0.340, SLG: 0.482 (1, 3)										4	0	1	0	0	0	3						
Dusty Baker Jr., R OBP: 0.330, SLG: 0.505 (1, 7)										2	0	1	1	1	0	2						
Ron Cey, R OBP: 0.346, SLG: 0.435 (1, 5)										4	0	0	0	0	0	3						
Pedro Guerrero, R OBP: 0.383, SLG: 0.547 (1, 8)										4	0	1	0	0	1	1						
Steve Yeager, R OBP: 0.280, SLG: 0.276 (1, 2)										3	0	2	0	0	0	1						
Burt Hooton, R OBP: 0.068, SLG: 0.116 Rick Monday, L OBP: 0.353, SLG: 0.448 Bobby Castillo, R OBP: 0.167, SLG: 0.167 Rudy Law, L OBP: 0.320, SLG: 0.309 Rick Sutcliffe, L OBP: 0.227, SLG: 0.150 (1, 1) (5, PH) (6, 1) (7, PH) (8, 1)										1	0	0	0	0	1	0						
Inning Stats	R: 0 E: 0 K: 0 S: 4	H: 1 LOB: 2 BB: 1 P: 8	R: 0 E: 0 K: 0 S: 3	H: 1 LOB: 0 BB: 0 P: 3	R: 0 E: 0 K: 1 S: 5	H: 0 LOB: 0 BB: 0 P: 5	R: 1 E: 0 K: 0 S: 4	H: 1 LOB: 0 BB: 0 P: 4	R: 0 E: 0 K: 1 S: 6	H: 1 LOB: 1 BB: 0 P: 6	R: 0 E: 0 K: 1 S: 6	H: 1 LOB: 2 BB: 1 P: 10	R: 0 E: 0 K: 0 S: 3	H: 1 LOB: 0 BB: 0 P: 3	R: 0 E: 0 K: 1 S: 5	H: 0 LOB: 0 BB: 0 P: 5	R: 0 E: 0 K: 0 S: 4	H: 1 LOB: 1 BB: 0 P: 4	1B: 6 2B: 1 HR: 0	SF: 1 SAC: 0 HBP: 0	WP: 0 PB: 0 SB: 1 CS: 0	PA: 34
PITCHER	IP	WLS	BF	H	R	ER	SO	BB	IBB	HBP	BLK	WP	HR	S	P	ERA	WHIP					
Silvio Martinez, R ERA: 4.03 (1, 1)	9.0	W	34	7	1	1	4	2	0	0	0	0	0	40	48	1.00	1.000					

St. Louis Cardinals @ Los Angeles Dodgers
 Dodger Stadium, Los Angeles, CA
 Sun Aug 03 1980, 3:33 AM PDT
 Att: 31,833 - Unknown

AB 31
 R 1
 H 7
 RBI 1
 BB 2
 SO 4
 LOB 13




Batter	1	2	3	4	5	6	7	8	9	AB	R	H	RBI	BB	SO	LOB	TOP					
Tom Herr, S OBP: 0.220, SLG: 0.316 (1, 4)										6	3	3	0	0	0	2	St. Louis Cardinals @ Philadelphia Phillies Veterans Stadium, Philadelphia, PA Wed Aug 06 1980, 7:05 PM EDT Att: 31,629 - Unknown					
Leon Durham, L OBP: 0.293, SLG: 0.393 Tito Landrum, R OBP: 0.438, SLG: 0.467 (1, 9) (8, 9)										4	2	2	1	1	1	2						
Keith Hernandez, L OBP: 0.391, SLG: 0.475 (1, 3)										4	2	1	2	2	0	1						
Ted Simmons, S OBP: 0.388, SLG: 0.532 (1, 2)										5	1	4	4	0	0	0						
George Hendrick, R OBP: 0.363, SLG: 0.556 Tony Scott, S OBP: 0.287, SLG: 0.270 (1, 8) (7, 8)										4	2	1	0	1	0	4						
Terry Kennedy, L OBP: 0.322, SLG: 0.389 (1, 7)										5	1	1	0	0	2	4						
Ken Oberkfell, L OBP: 0.370, SLG: 0.393 (1, 5)										5	1	3	3	0	0	0						
Mike Phillips, L OBP: 0.257, SLG: 0.262 (1, 6)										3	1	1	1	2	1	1						
Bob Sykes, S OBP: 0.114, SLG: 0.088 (1, 1)										5	1	0	0	0	3	3						
Inning Stats	R: 5 E: 2 K: 2 S: 11	H: 4 LOB: 2 BB: 3 P: 23	R: 0 E: 0 K: 0 S: 3	H: 0 LOB: 0 BB: 0 P: 3	R: 7 E: 1 K: 2 S: 15	H: 7 LOB: 1 BB: 0 P: 15	R: 0 E: 0 K: 1 S: 5	H: 1 LOB: 0 BB: 0 P: 5	R: 1 E: 0 K: 0 S: 4	H: 1 LOB: 1 BB: 1 P: 8	R: 0 E: 0 K: 1 S: 5	H: 0 LOB: 0 BB: 0 P: 5	R: 1 E: 0 K: 0 S: 5	H: 3 LOB: 2 BB: 1 P: 9	R: 0 E: 0 K: 1 S: 5	H: 0 LOB: 1 BB: 1 P: 9		R: 0 E: 0 K: 0 S: 3	H: 0 LOB: 0 BB: 0 P: 3	1B: 12 2B: 3 3B: 1 HR: 0	SF: 0 SAC: 0 DP: 1 HBP: 0	WP: 0 PB: 0 SB: 2 CS: 0
PITCHER	IP WLS BF H R ER SO BB IBB HBP BLK WP HR S P ERA WHIP																					
Bob Walk, R ERA: 4.38 (1, 1)	2.0 L 16 7 8 7 2 3 0 0 0 0 0 0 0 17 29 31.50 5.000																					
Kevin Saucier, L ERA: 3.21 (3, 1)	1.0 8 4 4 3 2 0 0 0 0 0 0 0 0 12 12 27.00 4.000																					
Warren Brusstar, R ERA: 4.22 (4, 1)	2.0 8 2 1 1 1 1 0 0 0 0 0 0 0 9 13 4.50 1.500																					
Dan Larson, R ERA: 3.49 (6, 1)	2.0 9 3 1 1 1 1 0 0 0 0 0 0 0 10 14 4.50 2.000																					
Dickie Noles, R ERA: 4.02 (8, 1)	2.0 7 0 0 0 0 1 1 0 0 0 0 0 0 8 12 0.00 0.500																					
Batter	1	2	3	4	5	6	7	8	9	AB	R	H	RBI	BB	SO	LOB	BOTTOM					
Lonnie Smith, R OBP: 0.390, SLG: 0.472 (1, 7) (8, 8)										3	0	1	0	1	0	0	St. Louis Cardinals @ Philadelphia Phillies Veterans Stadium, Philadelphia, PA Wed Aug 06 1980, 7:05 PM EDT Att: 31,629 - Unknown					
Pete Rose, S OBP: 0.567, SLG: 0.378 Del Unser, L OBP: 0.306, SLG: 0.348 (1, 3) (7, 3)										3	0	0	0	0	1	2						
Bake McBride, L OBP: 0.343, SLG: 0.464 Dan Larson, R OBP: 0.231, SLG: 0.250 John Vukovich, R OBP: 0.207, SLG: 0.222 (1, 9) (6, 1) (8, 4)										2	0	0	0	0	0	1						
Mike Schmidt, R OBP: 0.348, SLG: 0.580 (1, 5)										3	0	0	0	0	0	1						
Garry Maddox, R OBP: 0.272, SLG: 0.382 George Vukovich, L OBP: 0.297, SLG: 0.250 (1, 8) (8, 7)										3	0	0	0	0	1	0						
Manny Trillo, R OBP: 0.374, SLG: 0.428 Dickie Noles, R OBP: 0.300, SLG: 0.300 (1, 4) (8, 1)										3	0	0	0	0	0	0						
Larry Bowa, S OBP: 0.274, SLG: 0.315 (1, 6)										3	0	1	0	0	0	0						
Bob Boone, R OBP: 0.293, SLG: 0.342 (1, 2)										2	0	1	0	1	0	0						
Bob Walk, R OBP: 0.286, SLG: 0.226 Kevin Saucier, L OBP: 0.300, SLG: 0.300 Warren Brusstar, R OBP: 0.340, SLG: 0.495 (1, 1) (3, 1) (4, 1) (5, PH) (6, 9)										0	0	0	0	0	0	0						
Inning Stats	R: 0 E: 0 K: 0 S: 3	H: 0 LOB: 0 BB: 0 P: 3	R: 0 E: 0 K: 1 S: 5	H: 0 LOB: 0 BB: 0 P: 5	R: 0 E: 0 K: 0 S: 4	H: 1 LOB: 1 BB: 0 P: 4	R: 0 E: 0 K: 1 S: 4	H: 0 LOB: 0 BB: 1 P: 8	R: 0 E: 0 K: 0 S: 3	H: 1 LOB: 0 BB: 0 P: 3	R: 0 E: 0 K: 0 S: 3	H: 0 LOB: 0 BB: 0 P: 3	R: 0 E: 0 K: 0 S: 3	H: 0 LOB: 0 BB: 0 P: 3	R: 0 E: 0 K: 0 S: 3	H: 0 LOB: 0 BB: 0 P: 3		1B: 3 2B: 1 3B: 0 HR: 0	SF: 0 SAC: 0 DP: 2 HBP: 0	WP: 0 PB: 0 SB: 1 CS: 1	PA: 30	
PITCHER	IP WLS BF H R ER SO BB IBB HBP BLK WP HR S P ERA WHIP																					
Bob Sykes, L ERA: 4.88 (1, 1)	9.0 W 30 3 0 0 3 2 0 0 0 0 0 0 0 34 42 0.00 0.556																					

AB	42
R	14
H	16
RBI	11
BB	6
SO	7
LOB	17



AB	28
R	0
H	3
RBI	0
BB	2
SO	3
LOB	7



Batter	1	2	3	4	5	6	7	8	9	AB	R	H	RBI	BB	SO	LOB	TOP				
Tom Herr, S OBP: 0.220, SLG: 0.311 (1,4)										5	0	1	0	0	2	2	St. Louis Cardinals @ Philadelphia Phillies Veterans Stadium, Philadelphia, PA Thu Aug 07 1980, 7:05 PM EDT Att: 31,397 - Unknown				
Tony Scott, S OBP: 0.283, SLG: 0.265 (1,8)										4	0	0	0	0	0	1					
Keith Hernandez, L OBP: 0.394, SLG: 0.478 (1,3)										2	0	1	0	2	0	0					
Ted Simmons, S OBP: 0.384, SLG: 0.526 (1,2)										4	0	0	0	0	0	4					
George Hendrick, R OBP: 0.362, SLG: 0.555 (1,9)										4	1	1	0	0	0	2					
Tito Landrum, R OBP: 0.350, SLG: 0.368 (1,7)										4	1	0	0	0	0	1					
Ken Reitz, R OBP: 0.298, SLG: 0.370 (1,5)										4	0	1	0	0	0	2					
Mike Ramsey, S OBP: 0.318, SLG: 0.398 (1,6)										4	0	2	2	0	0	1					
John Fulgham, R OBP: 0.250, SLG: 0.313 (7, PH)										2	0	0	0	0	2	1					
Steve Swisher, R OBP: 0.178, SLG: 0.125 Ken Oberkfell, L OBP: 0.370, SLG: 0.393 (9, PR)										0	0	0	0	0	0	0					
Inning Stats	R: 0 E: 0 K: 1 S: 5	H: 0 LOB: 1 BB: 1 P: 9	R: 0 E: 0 K: 0 S: 3	H: 0 LOB: 0 BB: 0 P: 3	R: 0 E: 0 K: 2 S: 7	H: 0 LOB: 0 BB: 0 P: 7	R: 0 E: 0 K: 0 S: 3	H: 0 LOB: 0 BB: 0 P: 3	R: 1 E: 1 K: 1 S: 7	H: 1 LOB: 1 BB: 0 P: 7	R: 0 E: 0 K: 0 S: 4	H: 1 LOB: 1 BB: 0 P: 8	R: 0 E: 0 K: 0 S: 4	H: 1 LOB: 1 BB: 0 P: 4	R: 0 E: 0 K: 0 S: 4	H: 1 LOB: 1 BB: 1 P: 4	R: 1 E: 0 K: 0 S: 5	H: 2 LOB: 2 BB: 1 P: 9	1B: 3 2B: 3 3B: 0 HR: 0	SF: 0 SAC: 0 DP: 0 HBP: 0	WP: 0 PA: 37 PB: 0 SB: 0 CS: 0
PITCHER	IP WLS BF H R ER SO BB IBB HBP BLK WP HR S P ERA WHIP	IP WLS BF H R ER SO BB IBB HBP BLK WP HR S P ERA WHIP	IP WLS BF H R ER SO BB IBB HBP BLK WP HR S P ERA WHIP	IP WLS BF H R ER SO BB IBB HBP BLK WP HR S P ERA WHIP	IP WLS BF H R ER SO BB IBB HBP BLK WP HR S P ERA WHIP	IP WLS BF H R ER SO BB IBB HBP BLK WP HR S P ERA WHIP	IP WLS BF H R ER SO BB IBB HBP BLK WP HR S P ERA WHIP	IP WLS BF H R ER SO BB IBB HBP BLK WP HR S P ERA WHIP	IP WLS BF H R ER SO BB IBB HBP BLK WP HR S P ERA WHIP	IP WLS BF H R ER SO BB IBB HBP BLK WP HR S P ERA WHIP	IP WLS BF H R ER SO BB IBB HBP BLK WP HR S P ERA WHIP	IP WLS BF H R ER SO BB IBB HBP BLK WP HR S P ERA WHIP	IP WLS BF H R ER SO BB IBB HBP BLK WP HR S P ERA WHIP	IP WLS BF H R ER SO BB IBB HBP BLK WP HR S P ERA WHIP	IP WLS BF H R ER SO BB IBB HBP BLK WP HR S P ERA WHIP	IP WLS BF H R ER SO BB IBB HBP BLK WP HR S P ERA WHIP	IP WLS BF H R ER SO BB IBB HBP BLK WP HR S P ERA WHIP	IP WLS BF H R ER SO BB IBB HBP BLK WP HR S P ERA WHIP	IP WLS BF H R ER SO BB IBB HBP BLK WP HR S P ERA WHIP	IP WLS BF H R ER SO BB IBB HBP BLK WP HR S P ERA WHIP	IP WLS BF H R ER SO BB IBB HBP BLK WP HR S P ERA WHIP

AB	34
R	2
H	6
RBI	2
BB	3
SO	4
LOB	15



Batter	1	2	3	4	5	6	7	8	9	AB	R	H	RBI	BB	SO	LOB	BOTTOM				
Lonnie Smith, R OBP: 0.381, SLG: 0.461 Greg Gross, L OBP: 0.352, SLG: 0.346 (1,7)										4	0	0	0	0	3	1	St. Louis Cardinals @ Philadelphia Phillies Veterans Stadium, Philadelphia, PA Thu Aug 07 1980, 7:05 PM EDT Att: 31,397 - Unknown				
Pete Rose, S OBP: 0.366, SLG: 0.376 (1,3)										4	0	1	0	0	0	0					
Bake McBride, L OBP: 0.341, SLG: 0.460 (1,9)										3	0	0	0	0	1	1					
Mike Schmidt, R OBP: 0.351, SLG: 0.578 (1,5)										1	0	0	0	2	0	0					
Garry Maddox, R OBP: 0.270, SLG: 0.379 (1,8)										3	1	0	0	0	0	3					
Manny Trillo, R OBP: 0.374, SLG: 0.430 (1,4)										3	1	1	0	0	1	0					
Larry Bowa, S OBP: 0.275, SLG: 0.315 (1,6)										3	1	1	2	0	0	0					
Bob Boone, R OBP: 0.290, SLG: 0.339 (1,2)										3	0	0	0	0	1	1					
Steve Carlton, L OBP: 0.147, SLG: 0.164 Tug McGraw, R OBP: 0.500, SLG: 0.500 (1,1)										3	0	1	1	0	0	0					
Inning Stats	R: 0 E: 0 K: 2 S: 7	H: 0 LOB: 0 BB: 0 P: 7	R: 0 E: 0 K: 1 S: 5	H: 0 LOB: 0 BB: 0 P: 5	R: 0 E: 0 K: 0 S: 3	H: 0 LOB: 0 BB: 0 P: 3	R: 0 E: 0 K: 1 S: 5	H: 0 LOB: 0 BB: 0 P: 5	R: 3 E: 0 K: 2 S: 10	H: 3 LOB: 1 BB: 1 P: 14	R: 0 E: 0 K: 0 S: 3	H: 1 LOB: 1 BB: 1 P: 7	R: 0 E: 0 K: 0 S: 3	H: 0 LOB: 0 BB: 0 P: 3	R: 0 E: 0 K: 0 S: 3	H: 0 LOB: 0 BB: 0 P: 3		R: 0 E: 0 K: 0 S: 3	H: 0 LOB: 0 BB: 0 P: 3	1B: 3 2B: 2 3B: 0 HR: 0	SF: 0 SAC: 0 DP: 1 HBP: 0
PITCHER	IP WLS BF H R ER SO BB IBB HBP BLK WP HR S P ERA WHIP	IP WLS BF H R ER SO BB IBB HBP BLK WP HR S P ERA WHIP	IP WLS BF H R ER SO BB IBB HBP BLK WP HR S P ERA WHIP	IP WLS BF H R ER SO BB IBB HBP BLK WP HR S P ERA WHIP	IP WLS BF H R ER SO BB IBB HBP BLK WP HR S P ERA WHIP	IP WLS BF H R ER SO BB IBB HBP BLK WP HR S P ERA WHIP	IP WLS BF H R ER SO BB IBB HBP BLK WP HR S P ERA WHIP	IP WLS BF H R ER SO BB IBB HBP BLK WP HR S P ERA WHIP	IP WLS BF H R ER SO BB IBB HBP BLK WP HR S P ERA WHIP	IP WLS BF H R ER SO BB IBB HBP BLK WP HR S P ERA WHIP	IP WLS BF H R ER SO BB IBB HBP BLK WP HR S P ERA WHIP	IP WLS BF H R ER SO BB IBB HBP BLK WP HR S P ERA WHIP	IP WLS BF H R ER SO BB IBB HBP BLK WP HR S P ERA WHIP	IP WLS BF H R ER SO BB IBB HBP BLK WP HR S P ERA WHIP	IP WLS BF H R ER SO BB IBB HBP BLK WP HR S P ERA WHIP	IP WLS BF H R ER SO BB IBB HBP BLK WP HR S P ERA WHIP	IP WLS BF H R ER SO BB IBB HBP BLK WP HR S P ERA WHIP	IP WLS BF H R ER SO BB IBB HBP BLK WP HR S P ERA WHIP	IP WLS BF H R ER SO BB IBB HBP BLK WP HR S P ERA WHIP	IP WLS BF H R ER SO BB IBB HBP BLK WP HR S P ERA WHIP	IP WLS BF H R ER SO BB IBB HBP BLK WP HR S P ERA WHIP

AB	27
R	3
H	4
RBI	3
BB	2
SO	6
LOB	6



Batter	1	2	3	4	5	6	7	8	9	AB	R	H	RBI	BB	SO	LOB	TOP					
Frank Taveras, R (1, 6) OBP: 0.322, SLG: 0.337 Bill Almon, R (7, 6) OBP: 0.288, SLG: 0.345										4	1	3	0	0	0	0						
Elliott Maddox, R (1, 5) OBP: 0.353, SLG: 0.346										4	1	3	1	1	0	1						
Lee Mazzilli, S (1, 8) OBP: 0.372, SLG: 0.466										3	0	1	2	0	0	3						
Mike Jorgensen, L (1, 3) OBP: 0.368, SLG: 0.402										4	0	0	0	0	1	3						
Joel Youngblood, R (1, 9) OBP: 0.348, SLG: 0.403										4	0	0	0	0	0	1						
Steve Henderson, R (1, 7) OBP: 0.373, SLG: 0.430										4	0	1	0	0	0	0						
Alex Trevino, R (1, 2) OBP: 0.305, SLG: 0.292										4	0	2	0	0	0	1						
Doug Flynn, R (1, 4) OBP: 0.298, SLG: 0.320										4	1	2	0	0	0	1						
Pete Falcone, L (1, 1) OBP: 0.167, SLG: 0.138 Jose Moreno, S (7, PH) OBP: 0.250, SLG: 0.526 Jeff Reardon, R (7, 1)										2	0	0	0	0	1	3						
Claudell Washington, L (9, PH) OBP: 0.324, SLG: 0.465 Neil Allen, R (9, 1) OBP: 0.143, SLG: 0.143										1	0	0	0	0	0	0						
Inning Stats	R: 0 E: 0 K: 1 S: 6	H: 1 LOB: 1 BB: 0 P: 6	R: 0 E: 0 K: 0 S: 5	H: 2 LOB: 2 BB: 0 P: 5	R: 1 E: 0 K: 0 S: 5	H: 2 LOB: 1 BB: 0 P: 5	R: 0 E: 0 K: 1 S: 6	H: 1 LOB: 1 BB: 0 P: 6	R: 1 E: 0 K: 0 S: 4	H: 2 LOB: 0 BB: 0 P: 4	R: 0 E: 0 K: 0 S: 3	H: 0 LOB: 0 BB: 0 P: 3	R: 0 E: 0 K: 0 S: 4	H: 1 LOB: 2 BB: 1 P: 8	R: 0 E: 0 K: 0 S: 4	H: 1 LOB: 1 BB: 0 P: 4	R: 1 E: 0 K: 0 S: 4	H: 2 LOB: 1 BB: 0 P: 4	1B: 11 2B: 1 3B: 0 HR: 0	SF: 1 SAC: 0 DP: 0 HBP: 0	WP: 0 PB: 0 SB: 2 CS: 1	PA: 38
PITCHER	IP: 7.0 WLS: 3 BF: 30 H: 9 R: 2 ER: 2 SO: 2 BB: 1 IBB: 0 HBP: 0 BLK: 0 WP: 0 HR: 0 S: 33 P: 37 ERA: 2.57 WHIP: 1.429	IP: 2.0 WLS: 1 BF: 8 H: 3 R: 1 ER: 1 SO: 0 BB: 0 IBB: 0 HBP: 0 BLK: 0 WP: 0 HR: 0 S: 8 P: 8 ERA: 4.50 WHIP: 1.500																				

New York Mets @ St. Louis Cardinals
 Busch Stadium, St. Louis, MO
 Fri Aug 08 1980, 7:05 PM CDT
 Att: 22,932 - Unknown

AB 36
 R 3
 H 12
 RBI 3
 BB 1
 SO 2
 LOB 15



Batter	1	2	3	4	5	6	7	8	9	AB	R	H	RBI	BB	SO	LOB	BOTTOM					
Tom Herr, S (1, 4) OBP: 0.213, SLG: 0.301										4	0	0	0	0	1	0						
Tony Scott, S (1, 8) OBP: 0.286, SLG: 0.269										4	1	2	0	0	0	0						
Keith Hernandez, L (1, 3) OBP: 0.395, SLG: 0.478										4	1	2	0	0	0	0						
Ted Simmons, S (1, 2) OBP: 0.385, SLG: 0.524										3	0	1	1	1	0	1						
George Hendrick, R (1, 9) OBP: 0.363, SLG: 0.553										3	0	1	0	1	1	1						
Tito Landrum, R (1, 7) OBP: 0.348, SLG: 0.381 Dane Iorg, L (9, PH) OBP: 0.342, SLG: 0.424										2	0	1	1	0	0	1						
Ken Reitz, R (1, 5) OBP: 0.297, SLG: 0.367										3	0	0	0	0	0	2						
Mike Ramsey, S (1, 6) OBP: 0.307, SLG: 0.384 Terry Kennedy, L (9, PH) OBP: 0.320, SLG: 0.386										3	0	0	0	0	0	5						
Bob Forsch, R (1, 1) OBP: 0.293, SLG: 0.509 Leon Durham, L (7, PH) OBP: 0.291, SLG: 0.391 John Littlefield, R (8, 1) ERA: 2.13										2	0	0	0	0	2	0						
Inning Stats	R: 0 E: 0 K: 0 S: 3	H: 0 LOB: 0 BB: 0 P: 3	R: 0 E: 0 K: 0 S: 4	H: 1 LOB: 2 BB: 1 P: 8	R: 0 E: 0 K: 1 S: 5	H: 1 LOB: 0 BB: 0 P: 5	R: 0 E: 0 K: 0 S: 4	H: 2 LOB: 1 BB: 0 P: 4	R: 0 E: 0 K: 0 S: 5	H: 0 LOB: 0 BB: 0 P: 5	R: 2 E: 0 K: 0 S: 6	H: 3 LOB: 3 BB: 1 P: 11	R: 0 E: 0 K: 1 S: 5	H: 0 LOB: 0 BB: 0 P: 5	R: 0 E: 0 K: 2 S: 7	H: 0 LOB: 0 BB: 0 P: 7	R: 0 E: 0 K: 2 S: 7	H: 0 LOB: 0 BB: 0 P: 7	1B: 7 2B: 0 3B: 0 HR: 0	SF: 1 SAC: 0 DP: 1 HBP: 1	WP: 0 PB: 0 SB: 0 CS: 1	PA: 36
PITCHER	IP: 6.0 WLS: 2 BF: 26 H: 7 R: 2 ER: 2 SO: 2 BB: 1 IBB: 1 HBP: 1 BLK: 0 WP: 0 HR: 0 S: 27 P: 36 ERA: 3.00 WHIP: 1.333	IP: 2.0 WLS: 0 BF: 6 H: 0 R: 0 ER: 0 SO: 2 BB: 0 IBB: 0 HBP: 0 BLK: 0 WP: 0 HR: 0 S: 10 P: 10 ERA: 0.00 WHIP: 0.000	IP: 1.0 WLS: 0 BF: 3 H: 0 R: 0 ER: 0 SO: 2 BB: 0 IBB: 0 HBP: 0 BLK: 0 WP: 0 HR: 0 S: 7 P: 7 ERA: 0.00 WHIP: 0.000																			

New York Mets @ St. Louis Cardinals
 Busch Stadium, St. Louis, MO
 Fri Aug 08 1980, 7:05 PM CDT
 Att: 22,932 - Unknown

AB 31
 R 2
 H 7
 RBI 2
 BB 2
 SO 6
 LOB 10



Batter	1	2	3	4	5	6	7	8	9	AB	R	H	RBI	BB	SO	LOB	TOP						
Frank Taveras, R (1.6) OBP: 0.321, SLG: 0.338	6-3		F8		2B	4-3		F9		5	1	1	0	0	0	1	New York Mets @ St. Louis Cardinals Busch Stadium, St. Louis, MO Sat Aug 09 1980, 7:05 PM CDT Att: 36,262 - Unknown						
Elliott Maddox, R (1.5) OBP: 0.351, SLG: 0.343	4-3			1B	F8	F7		F7		5	0	1	0	0	0	1							
Lee Mazzilli, S (1.8) OBP: 0.374, SLG: 0.468	BB		4-3		1B	2B		G6-4-3	BB	3	1	1	1	2	0	1							
Mike Jorgensen, L (1.3) OBP: 0.366, SLG: 0.398 Dan Norman, R (9, PH) OBP: 0.190, SLG: 0.258	1-3			FC6-4	BB	F3		G6-4-3	BB	3	0	0	0	1	1	2							
Steve Henderson, R (1.7) OBP: 0.372, SLG: 0.428	6-3		FC6-4	BB	1B	S		5-3		4	2	1	1	0	0	1							
Joel Youngblood, R (1.9) OBP: 0.348, SLG: 0.402	6-3		FC6-4	BB	1B	S		6-3		3	1	1	1	1	0	0							
Alex Trevino, R (1.2) OBP: 0.315, SLG: 0.309	1B		FC6-4	BB	1B	S		F3	2B	4	1	3	1	0	0	2							
Doug Flynn, R (1.4) OBP: 0.300, SLG: 0.322	K		1-2	2-3	1B	1B		F3		4	0	2	2	0	1	2							
Pat Zachry, R (1.1) OBP: 0.083, SLG: 0.059 Tom Hausman, R (5.1) OBP: 0.067, SLG: 0.067 Ed Glynn, R (7.1) Jerry Morales, R (8, PH) OBP: 0.307, SLG: 0.361 Dyar Miller, R (8.1)	K		K	K	K	K		5-3		3	0	0	0	0	3	3							
Inning Stats	R: 0 E: 0 K: 0 S: 3	H: 0 LOB: 1 BB: 1 P: 7	R: 0 E: 0 K: 1 S: 6	H: 1 LOB: 1 BB: 0 P: 6	R: 0 E: 0 K: 1 S: 6	H: 1 LOB: 2 BB: 0 P: 6	R: 1 E: 0 K: 1 S: 6	H: 1 LOB: 2 BB: 2 P: 14	R: 5 E: 0 K: 1 S: 11	H: 6 LOB: 1 BB: 0 P: 11	R: 0 E: 0 K: 0 S: 3	H: 0 LOB: 0 BB: 0 P: 3	R: 0 E: 0 K: 1 S: 5	H: 0 LOB: 0 BB: 0 P: 5	R: 0 E: 0 K: 0 S: 4	H: 1 LOB: 1 BB: 1 P: 4		R: 0 E: 0 K: 0 S: 2	H: 0 LOB: 0 BB: 1 P: 6	1B: 7 2B: 3 3B: 0 HR: 0	SF: 0 SAC: 0 DP: 1 HBP: 0	WP: 0 PB: 0 SB: 2 CS: 0	PA: 40
PITCHER	IP	WLS	BF	H	R	ER	SO	BB	IBB	HBP	BLK	WP	HR	S	P	ERA		WHIP					
Pete Vuckovich, R (1.1) ERA: 3.19	4.2		25	8	6	6	3	3	0	0	0	0	0	28	40	11.57		2.357					
John Urrea, R (5.1) ERA: 3.75	1.1	W	5	1	0	0	1	0	0	0	0	0	0	7	7	0.00	0.750						
Jim Kaat, L (7.1) ERA: 3.56	3.0	S	10	1	0	0	1	1	0	0	0	0	0	11	15	0.00	0.667						

Batter	1	2	3	4	5	6	7	8	9	AB	R	H	RBI	BB	SO	LOB	BOTTOM					
Tom Herr, S (1.4) OBP: 0.220, SLG: 0.305	2B	F4-3		F4-3		1B	K			5	2	2	2	0	1	3	New York Mets @ St. Louis Cardinals Busch Stadium, St. Louis, MO Sat Aug 09 1980, 7:05 PM CDT Att: 36,262 - Unknown					
Tony Scott, S (1.8) OBP: 0.292, SLG: 0.280	6-3		K		F4-3	S		E	S	5	1	3	0	0	1	0						
Keith Hernandez, L (1.3) OBP: 0.395, SLG: 0.482	6-3		SF9	3B	FC5	BB		K		5	1	2	2	0	1	3						
Ted Simmons, S (1.2) OBP: 0.383, SLG: 0.519	1-6-3		SF9		FC5	BB		6-3		3	0	0	2	1	0	2						
George Hendrick, R (1.9) OBP: 0.363, SLG: 0.549	BB		5-3		FC5			E5	1B	3	1	0	0	2	0	2						
Leon Durham, L (1.7) OBP: 0.296, SLG: 0.394 Tito Landrum, R (8.7) OBP: 0.333, SLG: 0.364	K			1B	F4-3			F8		4	2	2	0	0	1	3						
Ken Oberkfell, L (1.5) OBP: 0.376, SLG: 0.401				6-3		F4-3	1B			3	1	2	1	0	0	1						
Mike Phillips, L (1.6) OBP: 0.270, SLG: 0.275	F9			6-3	1B	F4-3	1B			4	1	2	2	0	0	2						
Pete Vuckovich, R (1.1) OBP: 0.151, SLG: 0.212 John Urrea, R (5.1) Dane Iorg, L (6, PH) OBP: 0.340, SLG: 0.421 Jim Kaat, L (7.1) OBP: 0.129, SLG: 0.103	6-3			6-3		F4-3		F4-3		2	0	0	0	0	0	2						
Inning Stats	R: 2 E: 0 K: 1 S: 7	H: 2 LOB: 1 BB: 1 P: 11	R: 0 E: 0 K: 0 S: 4	H: 1 LOB: 1 BB: 0 P: 4	R: 1 E: 0 K: 1 S: 6	H: 1 LOB: 0 BB: 0 P: 6	R: 1 E: 0 K: 0 S: 5	H: 2 LOB: 1 BB: 0 P: 5	R: 0 E: 0 K: 0 S: 4	H: 1 LOB: 2 BB: 1 P: 8	R: 3 E: 0 K: 0 S: 6	H: 3 LOB: 1 BB: 0 P: 7	R: 2 E: 1 K: 1 S: 8	H: 2 LOB: 1 BB: 0 P: 8	R: 0 E: 0 K: 1 S: 6	H: 1 LOB: 2 BB: 1 P: 10		1B: 10 2B: 2 3B: 1 HR: 0	SF: 1 SAC: 0 DP: 0 HBP: 1	WP: 0 PB: 0 SB: 2 CS: 0	PA: 42	
PITCHER	IP	WLS	BF	H	R	ER	SO	BB	IBB	HBP	BLK	WP	HR	S	P	ERA		WHIP				
Pat Zachry, R (1.1) ERA: 2.5	4.1		22	7	4	4	2	2	0	0	0	0	0	24	32	8.31		2.077				
Tom Hausman, R (5.1) ERA: 3.42	1.2	L	11	4	5	4	0	0	0	1	0	0	0	10	11	21.60	2.400					
Ed Glynn, L (7.1) ERA: 4.17	1.0		4	1	0	0	1	0	0	0	0	0	0	6	6	0.00	1.000					
Dyar Miller, R (8.1) ERA: 0.54	1.0		5	1	0	0	1	0	1	0	0	0	0	6	10	0.00	1.000					

Batter	1	2	3	4	5	6	7	8	9	AB	R	H	RBI	BB	SO	LOB	TOP					
Joel Youngblood, R (1, 8) OBP: 0.352, SLG: 0.406										4	1	2	0	1	0	0	New York Mets @ St. Louis Cardinals Busch Stadium, St. Louis, MO Sun Aug 10 1980, 3:33 AM CDT Att: 18,711 - Unknown					
Bill Almon, R (1, 6) OBP: 0.297, SLG: 0.383										5	1	2	1	0	1	2						
Claudell Washington, L (1, 9) OBP: 0.326, SLG: 0.466										4	0	1	1	1	0	2						
Mike Jorgensen, L (1, 3) OBP: 0.363, SLG: 0.394										5	1	1	0	0	1	4						
Steve Henderson, R (1, 7) OBP: 0.371, SLG: 0.426										4	1	1	0	0	1	1						
Elliott Maddox, R (1, 5) OBP: 0.353, SLG: 0.343										3	0	1	0	1	0	2						
Butch Benton, R (1, 2) Alex Trevino, R (9, 2) OBP: 0.315, SLG: 0.309										3	0	1	0	1	0	3						
Doug Flynn, R (1, 4) OBP: 0.299, SLG: 0.321										4	0	1	2	0	0	1						
Mark Bomback, R (1, 1) Neil Allen, R (9, 1) OBP: 0.250, SLG: 0.250 OBP: 0.143, SLG: 0.143										4	0	0	0	0	1	2						
										0	0	0	0	0	0	0						
Inning Stats	R: 0 E: 0 K: 0 S: 4	H: 1 LOB: 1 BB: 0 P: 4	R: 0 E: 0 K: 0 S: 4	H: 1 LOB: 1 BB: 0 P: 4	R: 0 E: 0 K: 0 S: 3	H: 0 LOB: 0 BB: 0 P: 3	R: 0 E: 0 K: 2 S: 7	H: 0 LOB: 2 BB: 2 P: 15	R: 2 E: 0 K: 0 S: 5	H: 2 LOB: 1 BB: 1 P: 9	R: 0 E: 0 K: 0 S: 3	H: 1 LOB: 0 BB: 0 P: 3	R: 0 E: 0 K: 2 S: 8	H: 1 LOB: 1 BB: 0 P: 8	R: 2 E: 0 K: 0 S: 6	H: 3 LOB: 2 BB: 1 P: 10	R: 0 E: 0 K: 0 S: 4	H: 1 LOB: 1 BB: 0 P: 4	1B: 7 2B: 2 3B: 1 HR: 0	SF: 0 SAC: 0 DP: 1 HBP: 0	WP: 0 PB: 0 SB: 0 CS: 0	PA: 40
PITCHER	IP WLS BF H R ER SO BB IBB HBP BLK WP HR S P ERA WHIP																					
Silvio Martinez, R (1, 1) ERA: 3.9	7.0 L 29 6 2 2 2 4 3 0 0 1 0 0 34 46 2.57 1.286																					
Jim Kaat, L (8, 1) ERA: 3.72	0.1 3 2 2 0 0 0 0 0 0 0 0 0 0 3 3 54.00 6.000																					
John Littlefield, R (8, 1) ERA: 2.95	0.2 4 1 0 0 0 1 0 0 0 0 0 0 0 3 7 0.00 3.000																					
Jim Otten, R (9, 1) ERA: 7.5	1.0 4 1 0 0 0 0 0 0 0 0 0 0 0 4 4 0.00 1.000																					

Batter	1	2	3	4	5	6	7	8	9	AB	R	H	RBI	BB	SO	LOB	BOTTOM					
Tom Herr, S (1, 4) OBP: 0.221, SLG: 0.303										4	0	1	0	0	0	0	New York Mets @ St. Louis Cardinals Busch Stadium, St. Louis, MO Sun Aug 10 1980, 3:33 AM CDT Att: 18,711 - Unknown					
Tony Scott, S (1, 8) OBP: 0.288, SLG: 0.275									4	0	0	0	0	0	1							
Keith Hernandez, L (1, 3) OBP: 0.392, SLG: 0.478										4	0	0	0	0	0							
George Hendrick, R (1, 9) OBP: 0.362, SLG: 0.549										4	1	1	0	0	1	0						
Leon Durham, L (1, 7) OBP: 0.295, SLG: 0.390										4	0	1	0	0	0	1						
Ken Oberkfell, L (1, 5) OBP: 0.385, SLG: 0.409										3	0	3	1	1	0	0						
Terry Kennedy, L (1, 2) OBP: 0.319, SLG: 0.383										4	0	1	0	0	1	4						
Mike Phillips, L (1, 6) OBP: 0.263, SLG: 0.268										2	0	0	0	0	0	0						
Ted Simmons, S (7, PH) OBP: 0.382, SLG: 0.518										1	0	0	0	0	0	2						
Mike Ramsey, S (8, 6) OBP: 0.303, SLG: 0.379										1	0	0	0	0	0	2						
Silvio Martinez, R (1, 1) OBP: 0.148, SLG: 0.080										2	0	0	0	0	1	0						
Dane Long, L (7, PH) OBP: 0.338, SLG: 0.418										1	0	0	0	0	0	2						
Jim Kaat, L (8, 1) OBP: 0.239, SLG: 0.103										0	0	0	0	0	0	0						
John Littlefield, R (8, 1) Jim Otten, R (9, 1) OBP: 0.250, SLG: 0.250										0	0	0	0	0	0	0						
										0	0	0	0	0	0	0						
Inning Stats	R: 0 E: 0 K: 0 S: 3	H: 0 LOB: 0 BB: 0 P: 3	R: 0 E: 0 K: 2 S: 8	H: 1 LOB: 1 BB: 0 P: 8	R: 0 E: 0 K: 1 S: 6	H: 1 LOB: 1 BB: 0 P: 6	R: 1 E: 0 K: 0 S: 5	H: 2 LOB: 1 BB: 0 P: 5	R: 0 E: 0 K: 0 S: 3	H: 0 LOB: 0 BB: 0 P: 3	R: 0 E: 0 K: 0 S: 3	H: 0 LOB: 0 BB: 0 P: 3	R: 0 E: 0 K: 0 S: 5	H: 2 LOB: 2 BB: 0 P: 5	R: 0 E: 0 K: 0 S: 3	H: 0 LOB: 0 BB: 0 P: 3	R: 0 E: 0 K: 0 S: 4	H: 1 LOB: 2 BB: 1 P: 8	1B: 6 2B: 1 3B: 0 HR: 0	SF: 0 SAC: 0 DP: 0 HBP: 0	WP: 0 PB: 0 SB: 1 CS: 0	PA: 35
PITCHER	IP WLS BF H R ER SO BB IBB HBP BLK WP HR S P ERA WHIP																					
Mark Bomback, R (1, 1) ERA: 3.83	8.2 W 33 6 1 1 3 0 1 0 0 0 0 0 0 38 42 0.00 0.808																					
Neil Allen, R (9, 1) ERA: 3.72	0.1 S 2 1 0 0 0 0 0 0 0 0 0 0 0 2 2 0.00 3.000																					



Batter	1	2	3	4	5	6	7	8	9	AB	R	H	RBI	BB	SO	LOB	TOP			
Ron LeFlore, R OBP: 0.341, SLG: 0.362 (1, 7)	0-3 K		0-3 K				0-0 1-3		0-0 F9								4 0 0 0 0 2 3			
Rodney Scott, S OBP: 0.312, SLG: 0.306 Dale Murray, R (5, 1)	0-3 K		0-0 F9				0-0 G3		0-0 F2								3 0 0 0 0 1 1 0 0 0 0 0 0 0 1 0 0 0 0 0 0 0 0 0 0 0 0 0			
Tony Bernazard, S OBP: 0.288, SLG: 0.359 Tom Hutton, L OBP: 0.245, SLG: 0.244 (8, PH) (8, 1)	0-3 K		0-0 F9				0-0 G3-6 1B		0-0 P4								2 0 2 0 1 0 0 1 0 0 0 0 0 0			
Andre Dawson, R OBP: 0.368, SLG: 0.472 Jerry White, S OBP: 0.368, SLG: 0.495 (1, 8) (6, 8)	4-0 BB		0-0 1-2 1B				0-0 G3-6 1B		0-0 P4								4 0 0 0 0 2 4 0 0 0 0 0 0 0			
Ellis Valentine, R OBP: 0.354, SLG: 0.513 Rowland Office, L OBP: 0.339, SLG: 0.433 (1, 9) (8, 9)	0-0 F8		0-3 K				0-3 K		0-0 P4								4 0 0 0 0 2 4 0 0 0 0 0 0 0			
Warren Cromartie, L OBP: 0.354, SLG: 0.437 Ken Macha, R OBP: 0.376, SLG: 0.395 (1, 3) (6, 3)		0-0 P4		0-0 4-3			0-0 G3-6-1 1-2		0-0 6-3								3 0 0 0 0 0 1 1 0 0 0 0 0 0			
Gary Carter, R OBP: 0.314, SLG: 0.466 Bobby Ramos, R OBP: 0.200, SLG: 0.136 (1, 2) (7, 2)		0-0 F9		0-0 F8					0-0 P6								3 0 0 0 0 0 0 0 0 0 0 1 0 0			
Larry Parrish, R OBP: 0.335, SLG: 0.497 (1, 5)		4-0 BB		0-0 1B					0-0 2B								3 0 2 0 1 0 1			
Chris Speier, R OBP: 0.327, SLG: 0.302 (1, 6)		0-0 F8		0-0 F7					0-0 F8								3 0 0 0 0 0 3			
Scott Sanderson, R OBP: 0.091, SLG: 0.140 Stan Bahnsen, R OBP: 0.364, SLG: 0.250 Tim Raines, S OBP: 0.286, SLG: 0.063 (1, 1) (1, 1) (5, PH) (5, 4)			4-0 1B BB		0-0 L3				4-0 BB								0 0 0 0 0 0 0 0 0 0 0 1 0 0 1 0 0 0 1 0 0			
Inning Stats	R: 0 E: 0 K: 2 S: 7	H: 0 LOB: 1 BB: 1 P: 11	R: 0 E: 0 K: 0 S: 3	H: 0 LOB: 1 BB: 1 P: 7	R: 0 E: 0 K: 2 S: 8	H: 1 LOB: 2 BB: 1 P: 12	R: 0 E: 0 K: 0 S: 4	H: 1 LOB: 0 BB: 0 P: 4	R: 0 E: 0 K: 1 S: 5	H: 0 LOB: 0 BB: 0 P: 5	R: 0 E: 0 K: 0 S: 4	H: 1 LOB: 2 BB: 1 P: 8	R: 0 E: 0 K: 0 S: 3	H: 0 LOB: 0 BB: 1 P: 6	R: 0 E: 0 K: 0 S: 2	H: 0 LOB: 0 BB: 1 P: 6	1B: 3 2B: 1 3B: 0 HR: 0	SF: 0 SAC: 0 DP: 2 HBP: 0	WP: 0 PB: 0 SB: 0 CS: 0	PA: 34
PITCHER Bob Sykes, L ERA: 4.23 (1, 1)	IP: 9.0 WLS: W BF: 34 H: 4 R: 0 ER: 0 SO: 5 BB: 5 IBB: 0 HBP: 0 BLK: 0 WP: 0 HR: 0 S: 39 P: 59 ERA: 0.00 WHIP: 1.000															PITCHER	IP: 9.0 WLS: W BF: 34 H: 4 R: 0 ER: 0 SO: 5 BB: 5 IBB: 0 HBP: 0 BLK: 0 WP: 0 HR: 0 S: 39 P: 59 ERA: 0.00 WHIP: 1.000			

Montreal Expos @ St. Louis Cardinals
 Busch Stadium, St. Louis, MO
 Mon Aug 11 1980, 7:05 PM CDT
 Att: 16,647 - Unknown

AB 29
 R 0
 H 4
 RBI 0
 BB 5
 SO 5
 LOB 13



Batter	1	2	3	4	5	6	7	8	9	AB	R	H	RBI	BB	SO	LOB	BOTTOM			
Tom Herr, S OBP: 0.227, SLG: 0.296 (1, 4)			0-0 4-3				0-0 3-1		0-3 K								3 2 0 0 2 1 0			
Tony Scott, S OBP: 0.297, SLG: 0.293 (1, 8)				0-0 1B			0-0 1B		0-0 F7								5 3 4 3 0 0 0			
Keith Hernandez, L OBP: 0.392, SLG: 0.485 (1, 3)				0-0 1B			0-3 K		0-0 HR								4 2 2 2 0 2 2			
Ted Simmons, S OBP: 0.387, SLG: 0.523 (1, 2)				0-0 1B			0-0 1B		0-0 E7								4 2 3 3 1 0 0			
Leon Durham, L OBP: 0.292, SLG: 0.402 (1, 9)				0-0 HR			0-0 F7		0-3 K								5 1 1 2 0 3 4			
Ken Oberkfell, L OBP: 0.382, SLG: 0.404 (1, 5)				0-0 HR			0-0 P6		0-0 4-3								5 1 1 0 0 0 3			
Dane Iorg, L OBP: 0.352, SLG: 0.464 (1, 7)				0-0 1B			0-0 6-3		0-0 WP								5 3 4 2 0 0 1			
Mike Phillips, L OBP: 0.259, SLG: 0.253 (1, 6)				0-0 3B			0-0 L3		0-0 F7								4 1 0 0 1 0 2			
Bob Sykes, S OBP: 0.128, SLG: 0.108 (1, 1)				0-0 3B			0-0 SF9		0-0 4-3								3 1 1 2 0 0 0			
Inning Stats	R: 8 E: 0 K: 1 S: 11	H: 6 LOB: 1 BB: 3 P: 23	R: 0 E: 0 K: 1 S: 5	H: 1 LOB: 0 BB: 0 P: 5	R: 1 E: 1 K: 0 S: 4	H: 1 LOB: 0 BB: 0 P: 4	R: 2 E: 0 K: 0 S: 6	H: 3 LOB: 1 BB: 0 P: 6	R: 0 E: 0 K: 0 S: 3	H: 0 LOB: 0 BB: 0 P: 3	R: 1 E: 1 K: 2 S: 9	H: 1 LOB: 1 BB: 0 P: 9	R: 1 E: 0 K: 1 S: 6	H: 1 LOB: 0 BB: 0 P: 6	R: 3 E: 0 K: 1 S: 8	H: 3 LOB: 1 BB: 1 P: 12	1B: 8 2B: 5 3B: 2 HR: 2	SF: 2 SAC: 0 DP: 1 HBP: 0	WP: 3 PB: 0 SB: 1 CS: 0	PA: 44
PITCHER Scott Sanderson, R ERA: 3.12 Stan Bahnsen, R ERA: 3.31 Dale Murray, R ERA: 6.14 Tom Hutton, L ERA: 27.0	IP: 0.2 WLS: L BF: 9 H: 7 R: 7 ER: 7 SO: 0 BB: 2 IBB: 0 HBP: 0 BLK: 0 WP: 2 HR: 1 S: 17 P: 15 ERA: 94.50 WHIP: 10.500															PITCHER	IP: 0.2 WLS: L BF: 9 H: 7 R: 7 ER: 7 SO: 0 BB: 2 IBB: 0 HBP: 0 BLK: 0 WP: 2 HR: 1 S: 17 P: 15 ERA: 94.50 WHIP: 10.500			

Montreal Expos @ St. Louis Cardinals
 Busch Stadium, St. Louis, MO
 Mon Aug 11 1980, 7:05 PM CDT
 Att: 16,647 - Unknown

AB 38
 R 16
 H 16
 RBI 14
 BB 4
 SO 6
 LOB 12



Batter	1	2	3	4	5	6	7	8	9	AB	R	H	RBI	BB	SO	LOB	TOP		
Ron LeFlore, R OBP: 0.340, SLG: 0.361 Jerry White, S OBP: 0.364, SLG: 0.490	(1, 7) 0-3 K		(1) 0-0 4-3		(1) 0-0 S 1B		(3) 0-0 FC6-4		(1) 0-0 F7	4	0	1	0	0	1	1			
Rodney Scott, S OBP: 0.315, SLG: 0.305	(1, 4) 4-0 S BB		(2) 0-0 F7		(1) 4-0 CS BB			(1) 0-0 6-3	(1) 4-0 FC6-4 BB	2	0	0	0	3	0	0			
Andre Dawson, R OBP: 0.364, SLG: 0.465	(1, 8) 0-0 F9		(3) 0-0 L7		(3) 0-0 P4			(2) 0-0 6-3	(2) 0-0 F8	5	0	0	0	0	0	6			
Ellis Valentine, R OBP: 0.355, SLG: 0.509	(1, 9) 0-0 F9			(1) 0-0 S 2B 1B				(3) 0-3 K	(3) 0-0 FC6-4	4	1	1	0	1	1	4			
Warren Cromartie, L OBP: 0.353, SLG: 0.438		(1) 0-0 4-3		(1) 0-0 F8				(2) 0-0 4-3	(1) 0-0 1B 2B	4	1	1	0	0	0	2			
Gary Carter, R OBP: 0.316, SLG: 0.469		(2) 0-0 5-3		(3) 0-0 2B				(3) 0-0 G3	(1) 0-0 2B 1B	4	1	2	1	0	0	0			
Larry Parrish, R OBP: 0.341, SLG: 0.502		(1) 4-0 BB BB		(2) 0-0 6-3				(1) 0-0 FC6-4 1B	(1) 0-0 1B 2B	3	1	2	2	1	0	1			
Chris Speier, R OBP: 0.330, SLG: 0.303		(1) 4-0 BB		(3) 0-0 4-3				(1) 0-0 F9	(1) 0-0 BB 1B	3	0	1	0	1	0	2			
Fred Norman, S Elias Sosa, R OBP: 0.167, SLG: 0.167 Woodie Fryman, R OBP: 0.200, SLG: 0.200	(1, 1) 0-0 4-3			(1) 0-0 4-3				(2) 0-0 P1	(1) 0-0 BB 1B	3	0	0	0	0	0	3			
										0	0	0	0	0	0	0			
										1	0	1	1	0	0	0			
Inning Stats	R: 0 E: 0 K: 1 S: 5	H: 0 LOB: 1 BB: 1 P: 9	R: 0 E: 0 K: 0 S: 3	H: 0 LOB: 2 BB: 2 P: 11	R: 0 E: 0 K: 0 S: 3	H: 0 LOB: 0 BB: 0 P: 3	R: 1 E: 0 K: 0 S: 5	H: 2 LOB: 1 BB: 0 P: 5	R: 0 E: 0 K: 0 S: 2	H: 0 LOB: 0 BB: 1 P: 6	R: 0 E: 0 K: 0 S: 4	H: 1 LOB: 1 BB: 0 P: 4	R: 0 E: 0 K: 1 S: 5	H: 0 LOB: 0 BB: 0 P: 5	R: 3 E: 0 K: 0 S: 8	H: 5 LOB: 3 BB: 1 P: 12	1B: 6 2B: 3 3B: 0 HR: 0	SF: 0 SAC: 0 DP: 0 HBP: 0	WP: 0 PA: 40 PB: 0 SB: 4 CS: 2
PITCHER	IP WLS BF H R ER SO BB IBB HBP BLK WP HR S P ERA WHIP																		
John Fulgham, R ERA: 2.58	(1, 1) 8.0 L 31 4 1 1 2 5 0 0 0 0 0 0 30 50 1.12 1.125																		
Jim Kaat, L ERA: 3.81	(9, 1) 0.0 1 1 1 1 0 0 0 0 0 0 0 0 1 1 ∞ ∞																		
John Littlefield, R ERA: 2.51	(9, 1) 0.0 3 3 1 1 0 0 0 0 0 0 0 0 3 3 ∞ ∞																		
John Urrea, R ERA: 3.6	(9, 1) 1.0 5 1 1 1 0 1 0 0 0 0 0 0 4 8 9.00 2.000																		

Montreal Expos @ St. Louis Cardinals
 Busch Stadium, St. Louis, MO
 Tue Aug 12 1980, 7:05 PM CDT
 Att: 16,570 - Unknown

AB	34
R	4
H	9
RBI	4
BB	6
SO	2
LOB	21



Batter	1	2	3	4	5	6	7	8	9	AB	R	H	RBI	BB	SO	LOB	BOTTOM				
Bobby Bonds, R OBP: 0.314, SLG: 0.327	(1, 7) 0-3 K		(1) 4-0 BB			(2) 0-0 F8		(3) 0-0 5-3		3	0	0	0	1	1	0					
Tony Scott, S OBP: 0.296, SLG: 0.289	(1, 8) 0-3 K		(2) 0-3 K			(3) 0-3 K			(1) 4-0 G5-4-3 BB	3	0	0	0	1	3	2					
Keith Hernandez, L OBP: 0.395, SLG: 0.485	(1, 3) 4-0 FC5-4 BB			(1) 0-0 L5-4-3 1B					(1) 0-0 F8	2	0	1	0	1	0	1					
Ted Simmons, S OBP: 0.388, SLG: 0.523	(1, 2) 0-0 FC5-4			(1) 0-0 L5-4-3 1B					(2) 0-0 G5-4-3	4	0	2	0	0	0	2					
George Hendrick, R OBP: 0.360, SLG: 0.545		(1) 0-0 F8		(1) 0-0 L5-4-3					(1) 0-0 F5	3	0	0	0	0	0	4					
Ken Reitz, R OBP: 0.296, SLG: 0.365	(1, 5) 0-0 5-3									2	0	0	0	0	0	0					
Dane Iorg, L OBP: 0.352, SLG: 0.464	(7, PH)									0	0	0	0	0	0	0					
Keith Smith, R OBP: 0.295, SLG: 0.294	(7, PH)									1	0	0	0	0	0	2					
Mike Phillips, L OBP: 0.259, SLG: 0.253	(8, 6)									0	0	0	0	0	0	0					
Mike Ramsey, S OBP: 0.293, SLG: 0.367	(1, 6) 0-0 5-3									3	0	0	0	0	0	2					
Ken Oberkfell, L OBP: 0.381, SLG: 0.403	(1, 4) 0-0 CS SH3 1B									3	0	1	0	0	1	0					
John Fulgham, R	(1, 1)									1	0	0	0	0	0	0					
Tom Herr, S OBP: 0.225, SLG: 0.294	(8, PH)									1	0	0	0	0	0	0					
Jim Kaat, L OBP: 0.229, SLG: 0.103	(9, 1)									0	0	0	0	0	0	0					
John Littlefield, R	(9, 1)									0	0	0	0	0	0	0					
John Urrea, R	(9, 1)									0	0	0	0	0	0	0					
Inning Stats	R: 0 E: 0 K: 2 S: 7	H: 0 LOB: 1 BB: 1 P: 11	R: 0 E: 0 K: 0 S: 3	H: 0 LOB: 0 BB: 0 P: 3	R: 0 E: 0 K: 1 S: 5	H: 1 LOB: 2 BB: 1 P: 9	R: 0 E: 0 K: 0 S: 3	H: 2 LOB: 0 BB: 0 P: 3	R: 0 E: 0 K: 0 S: 3	H: 0 LOB: 0 BB: 0 P: 3	R: 0 E: 0 K: 1 S: 5	H: 0 LOB: 0 BB: 0 P: 5	R: 0 E: 0 K: 0 S: 4	H: 1 LOB: 2 BB: 0 P: 5	R: 0 E: 0 K: 1 S: 5	H: 0 LOB: 0 BB: 0 P: 5	R: 0 E: 0 K: 0 S: 2	H: 0 LOB: 0 BB: 1 P: 6	1B: 4 2B: 1 3B: 1 HR: 0	SF: 0 SAC: 1 DP: 2 HBP: 1	WP: 0 PA: 31 PB: 0 SB: 0 CS: 1
PITCHER	IP WLS BF H R ER SO BB IBB HBP BLK WP HR S P ERA WHIP																				
Fred Norman, L ERA: 3.86	(1, 1) 6.0 W 22 4 0 0 4 2 0 0 1 0 0 0 27 36 0.00 1.000																				
Elias Sosa, R ERA: 3.2	(7, 1) 0.1 1 0 0 0 0 0 0 0 0 0 0 0 1 1 0.00 0.000																				
Woodie Fryman, L ERA: 1.88	(7, 1) 2.2 S 8 0 0 0 1 1 0 0 0 0 0 0 9 13 0.00 0.375																				

Montreal Expos @ St. Louis Cardinals
 Busch Stadium, St. Louis, MO
 Tue Aug 12 1980, 7:05 PM CDT
 Att: 16,570 - Unknown

AB	26
R	0
H	4
RBI	0
BB	3
SO	5
LOB	13



Batter	1	2	3	4	5	6	7	8	9	AB	R	H	RBI	BB	SO	LOB	TOP											
Ivan De Jesus, R OBP: 0.342, SLG: 0.358 (1, 6)	F9		3-1 BLK 1B		S 1B			WP 3B		4	3	3	0	0	0	0	Chicago Cubs @ St. Louis Cardinals Busch Stadium, St. Louis, MO Fri Aug 15 1980, 7:05 PM CDT Att: 28,888 - Unknown											
Lenny Randle, S OBP: 0.349, SLG: 0.370 Mick Kelleher, R OBP: 0.262, SLG: 0.217 (1, 5) (8, 5)	F7		4-0 BLK 3-1 BB		1-H 1B			6-3		3	0	1	1	1	0	0												
Bill Buckner, L OBP: 0.352, SLG: 0.456 (1, 9) (6, 7)	4-3		3-1			4-3		F9		4	0	0	1	0	0	2												
Dave Kingman, R OBP: 0.309, SLG: 0.483 Jesus Figueroa, L OBP: 0.304, SLG: 0.328 (1, 7) (6, 8)	P6		5-3			6-3		F7		3	0	0	0	0	0	1												
Cliff Johnson, R OBP: 0.340, SLG: 0.425 Scot Thompson, L OBP: 0.303, SLG: 0.308 (1, 3) (9, PR) (9, 3)	5-3				6-3			F8		4	0	0	0	0	0	0												
Jerry Martin, R OBP: 0.302, SLG: 0.448 (1, 8) (6, 9)	F2				6-3			F8		4	0	0	0	0	0	1												
Tim Blackwell, S OBP: 0.341, SLG: 0.421 (1, 2)			HR		4-3			6-3		3	1	1	1	0	0	0												
Mike Tyson, R OBP: 0.280, SLG: 0.351 (1, 4)			F7			P4		L9		3	0	0	0	0	0	0												
Lynn McClothen, L OBP: 0.286, SLG: 0.382 Bruce Sutter, R OBP: 0.167, SLG: 0.167 (1, 1) (8, 1)			1B 3-1 2B			L7		F5		3	1	1	0	0	0	0												
Inning Stats	R: 0 E: 0 K: 0 S: 3	H: 0 LOB: 0 BB: 0 P: 3	R: 0 E: 0 K: 0 S: 3	H: 0 LOB: 0 BB: 0 P: 3	R: 3 E: 0 K: 0 S: 6	H: 3 LOB: 1 BB: 1 P: 10	R: 0 E: 0 K: 0 S: 3	H: 0 LOB: 0 BB: 0 P: 3	R: 1 E: 0 K: 0 S: 4	H: 2 LOB: 1 BB: 0 P: 4	R: 0 E: 0 K: 0 S: 3	H: 0 LOB: 0 BB: 0 P: 3	R: 0 E: 0 K: 0 S: 3	H: 0 LOB: 0 BB: 0 P: 3	R: 1 E: 0 K: 0 S: 4	H: 1 LOB: 0 BB: 0 P: 4		R: 0 E: 1 K: 0 S: 3	H: 0 LOB: 1 BB: 0 P: 3	1B: 3 2B: 1 3B: 1 HR: 1	SF: 0 SAC: 0 DP: 0 HBP: 0	WP: 1 PB: 0 SB: 1 CS: 1	PA: 33					
PITCHER	IP	WLS	BF	H	R	ER	SO	BB	IBB	HBP	BLK	WP	HR	S	P	ERA	WHIP											
Silvio Martinez, R ERA: 4.09 John Urrea, R ERA: 3.58 Don Hood, L ERA: 2.73 Jim Otten, R ERA: 7.26 (1, 1) (6, 1) (8, 1) (9, 1)	5.0	L	20	5	4	4	0	1	0	0	0	0	1	0	9	23	7.20	1.200										

Batter	1	2	3	4	5	6	7	8	9	AB	R	H	RBI	BB	SO	LOB	BOTTOM											
Garry Templeton, S OBP: 0.356, SLG: 0.433 (1, 6)	1-3			G4-6-3 1B		HR 1B		1-H 1B 3B		4	2	3	1	0	0	0	Chicago Cubs @ St. Louis Cardinals Busch Stadium, St. Louis, MO Fri Aug 15 1980, 7:05 PM CDT Att: 28,888 - Unknown											
Tony Scott, S OBP: 0.298, SLG: 0.287 Mike Phillips, L OBP: 0.259, SLG: 0.244 (1, 8) (9, 4)				G4-6-3 1B		L8		K		4	0	1	0	0	1	3												
Keith Hernandez, L OBP: 0.403, SLG: 0.498 (1, 3)	L7					1B				4	1	3	3	0	0	1												
Ted Simmons, S OBP: 0.389, SLG: 0.521 Jim Otten, R OBP: 0.250, SLG: 0.250 (1, 2) (9, 1)			G6-4-3 BB		F9			4-3		3	0	0	0	1	0	2												
George Hendrick, R OBP: 0.362, SLG: 0.541 (1, 9) (9, 8)			K			1B				4	0	1	0	0	1	1												
Dane Iorg, L OBP: 0.350, SLG: 0.440 (1, 7)			G6-4-3		L4			P6		4	0	0	0	0	1	2												
Ken Oberkfell, L OBP: 0.383, SLG: 0.412 (1, 4) (6, 5)			4-3		L9			F5		4	0	1	0	0	0	1												
Ken Reitz, R OBP: 0.293, SLG: 0.358 John Urrea, R OBP: 0.111, SLG: 0.111 Don Hood, L OBP: 0.111, SLG: 0.111 Leon Durham, L OBP: 0.294, SLG: 0.400 (1, 5) (6, 1) (8, 1) (8, PH) (9, 9)			5-3		K			E4 3B		2	0	0	0	0	1	1												
Silvio Martinez, R OBP: 0.143, SLG: 0.077 Mike Ramsey, S OBP: 0.290, SLG: 0.363 Terry Kennedy, L OBP: 0.315, SLG: 0.378 (1, 1) (6, 4) (8, PH) (9, 2)			K			K		F7		1	0	0	0	0	1	0												
Inning Stats	R: 0 E: 0 K: 0 S: 3	H: 1 LOB: 0 BB: 0 P: 3	R: 0 E: 0 K: 1 S: 4	H: 0 LOB: 0 BB: 1 P: 8	R: 0 E: 0 K: 1 S: 5	H: 0 LOB: 0 BB: 0 P: 5	R: 0 E: 0 K: 0 S: 4	H: 2 LOB: 1 BB: 0 P: 4	R: 0 E: 0 K: 1 S: 6	H: 1 LOB: 1 BB: 0 P: 6	R: 2 E: 0 K: 1 S: 7	H: 2 LOB: 0 BB: 0 P: 7	R: 0 E: 0 K: 0 S: 3	H: 0 LOB: 0 BB: 0 P: 3	R: 2 E: 1 K: 1 S: 8	H: 2 LOB: 1 BB: 0 P: 8		R: 0 E: 0 K: 1 S: 6	H: 1 LOB: 2 BB: 1 P: 10	1B: 6 2B: 0 3B: 2 HR: 1	SF: 0 SAC: 0 DP: 2 HBP: 0	WP: 0 PB: 0 SB: 0 CS: 1	PA: 36					
PITCHER	IP	WLS	BF	H	R	ER	SO	BB	IBB	HBP	BLK	WP	HR	S	P	ERA	WHIP											
Lynn McClothen, R ERA: 4.88 Bruce Sutter, R ERA: 2.35 (1, 1) (8, 1)	7.1	W	28	7	4	2	4	1	0	0	0	0	0	11	35	39	2.46	1.091										



Batter	1	2	3	4	5	6	7	8	9	AB	R	H	RBI	BB	SO	LOB	TOP										
Ivan De Jesus, R OBP: 0.343, SLG: 0.360										5	1	2	0	0	0	1											
Lenny Randle, S OBP: 0.348, SLG: 0.374										5	1	1	2	0	1	2											
Bill Buckner, L OBP: 0.360, SLG: 0.475										5	1	3	0	0	0	1											
Mick Kelleher, R OBP: 0.262, SLG: 0.217										0	0	0	0	0	0	0											
Cliff Johnson, R OBP: 0.340, SLG: 0.425										4	1	1	1	0	1	2											
Larry Blittner, L OBP: 0.322, SLG: 0.342										1	0	1	0	0	0	0											
Scot Thompson, L OBP: 0.306, SLG: 0.307										4	0	1	1	1	0	2											
Jesus Figueroa, L OBP: 0.307, SLG: 0.326										3	1	1	0	1	0	3											
Tim Blackwell, S OBP: 0.341, SLG: 0.424										4	0	1	0	0	1	2											
Mike Tyson, R OBP: 0.290, SLG: 0.368										4	1	2	0	0	0	2											
Rick Reuschel, R OBP: 0.175, SLG: 0.238										4	0	1	2	0	1	2											
Inning Stats	R: 2 E: 0 K: 0 S: 5	H: 3 LOB: 0 BB: 0 P: 5	R: 2 E: 0 K: 1 S: 7	H: 2 LOB: 1 BB: 1 P: 11	R: 2 E: 0 K: 0 S: 7	H: 4 LOB: 2 BB: 0 P: 7	R: 0 E: 0 K: 0 S: 3	H: 0 LOB: 0 BB: 0 P: 3	R: 0 E: 0 K: 1 S: 7	H: 2 LOB: 2 BB: 0 P: 7	R: 0 E: 0 K: 0 S: 3	H: 0 LOB: 1 BB: 1 P: 7	R: 0 E: 0 K: 2 S: 7	H: 0 LOB: 0 BB: 0 P: 7	R: 0 E: 0 K: 0 S: 5	H: 2 LOB: 2 BB: 0 P: 5	1B: 8 2B: 5 3B: 0 HR: 1	SF: 0 SAC: 0 DP: 2 HBP: 0	WP: 1 PB: 0 SB: 0 CS: 0	PA: 41							
PITCHER	IP	WLS	BF	H	R	ER	SO	BB	IBB	HBP	BLK	WP	HR	S	P	ERA	WHIP										
John Fulgham, R ERA: 3.23	2.0	L	13	7	6	6	1	1	0	0	0	0	1	14	18	27.00	4.000										
Don Hood, L ERA: 2.54	4.0		16	4	0	0	1	0	0	0	0	0	0	18	18	0.00	1.000										
Jim Otten, R ERA: 6.69	2.0		7	1	0	0	2	1	0	0	0	1	0	10	14	0.00	1.000										
Jim Kaat, L ERA: 3.68	1.0		5	2	0	0	0	0	0	0	0	0	0	5	5	0.00	2.000										

Chicago Cubs @ St. Louis Cardinals
 Busch Stadium, St. Louis, MO
 Sun Aug 17 1980, 3:33 AM CDT
 Att: 30,812 - Unknown

AB	39
R	6
H	14
RBI	6
BB	2
SO	4
LOB	17



Batter	1	2	3	4	5	6	7	8	9	AB	R	H	RBI	BB	SO	LOB	BOTTOM										
Tony Scott, S OBP: 0.299, SLG: 0.290										0	0	0	0	0	0	0											
Dane Iorg, L OBP: 0.343, SLG: 0.429										4	0	0	0	0	0	2											
Garry Templeton, S OBP: 0.360, SLG: 0.436										4	1	2	0	0	0	0											
Keith Hernandez, L OBP: 0.402, SLG: 0.499										4	1	2	1	0	0	1											
George Hendrick, R OBP: 0.358, SLG: 0.533										4	0	0	0	0	1	2											
Leon Durham, L OBP: 0.298, SLG: 0.398										3	0	1	1	0	0	0											
Terry Kennedy, L OBP: 0.307, SLG: 0.367										4	0	0	0	0	0	1											
Ken Oberkfell, L OBP: 0.381, SLG: 0.408										3	0	2	0	0	0	0											
Mike Ramsey, S OBP: 0.289, SLG: 0.358										3	0	1	0	0	0	2											
John Fulgham, R OBP: 0.106, SLG: 0.100										0	0	0	0	0	0	0											
Don Hood, L OBP: 0.295, SLG: 0.298										1	0	0	0	0	0	1											
Mike Phillips, L OBP: 0.295, SLG: 0.298										1	0	0	0	0	0	1											
Jim Otten, R OBP: 0.307, SLG: 0.298										0	0	0	0	0	0	0											
Ted Simmons, S OBP: 0.307, SLG: 0.298										1	0	0	0	0	0	1											
Jim Kaat, L OBP: 0.156, SLG: 0.133										0	0	0	0	0	0	0											
Inning Stats	R: 0 E: 0 K: 0 S: 3	H: 0 LOB: 0 BB: 0 P: 3	R: 0 E: 0 K: 1 S: 6	H: 0 LOB: 0 BB: 0 P: 3	R: 0 E: 0 K: 0 S: 3	H: 1 LOB: 1 BB: 0 P: 6	R: 0 E: 0 K: 0 S: 3	H: 1 LOB: 0 BB: 0 P: 3	R: 0 E: 0 K: 0 S: 4	H: 2 LOB: 1 BB: 0 P: 4	R: 0 E: 0 K: 0 S: 4	H: 1 LOB: 1 BB: 0 P: 4	R: 0 E: 0 K: 0 S: 3	H: 0 LOB: 0 BB: 0 P: 3	R: 0 E: 0 K: 0 S: 4	H: 1 LOB: 1 BB: 0 P: 4	R: 2 E: 0 K: 1 S: 7	H: 2 LOB: 0 BB: 0 P: 7	1B: 7 2B: 0 3B: 1 HR: 0	SF: 1 SAC: 0 DP: 2 HBP: 0	WP: 0 PB: 0 SB: 0 CS: 0	PA: 33					
PITCHER	IP	WLS	BF	H	R	ER	SO	BB	IBB	HBP	BLK	WP	HR	S	P	ERA	WHIP										
Rick Reuschel, R ERA: 3.35	9.0	W	33	8	2	2	2	0	0	0	0	0	0	37	37	2.00	0.889										

Chicago Cubs @ St. Louis Cardinals
 Busch Stadium, St. Louis, MO
 Sun Aug 17 1980, 3:33 AM CDT
 Att: 30,812 - Unknown

AB	32
R	2
H	8
RBI	2
BB	0
SO	2
LOB	10



Batter	1	2	3	4	5	6	7	8	9	AB	R	H	RBI	BB	SO	LOB	TOP					
Garry Templeton, S (1, 6) OBP: 0.357, SLG: 0.431	1-6-3		FC4 BB 1B		FC5-4 FC6		F8		K	5	1	0	0	0	1	4						
Leon Durham, L (1, 9) OBP: 0.302, SLG: 0.397	6-3		BB 1B		F8					3	1	1	0	1	0	1						
Keith Hernandez, L (1, 3) OBP: 0.399, SLG: 0.493	F8		BB 1B		FC6		6-3			3	0	0	0	1	0	3						
Ted Simmons, S (1, 2) OBP: 0.392, SLG: 0.535		F8	BB 1B			L4		F9		4	0	1	2	0	0	0						
George Hendrick, R (1, 8) OBP: 0.360, SLG: 0.535	3-1		BB 1B		4-3		1-3			4	0	1	0	0	0	2						
Terry Kennedy, L (1, 7) OBP: 0.306, SLG: 0.370					P4		4-3		F7	4	0	1	0	0	0	1						
Ken Reitz, R (1, 5) OBP: 0.291, SLG: 0.353					F7		F7		K	4	0	0	0	0	2	2						
Ken Oberkfell, L (1, 4) OBP: 0.377, SLG: 0.401			FC4 1B		4-3		F7		L8	4	0	1	0	0	0	0						
Silvio Martinez, R (1, 1) OBP: 0.167, SLG: 0.107										2	0	1	0	0	1	1						
Don Hood, L (5, 1) OBP: 0.100, SLG: 0.100			K							0	0	0	0	0	0	0						
Mike Ramsey, S (7, PH) OBP: 0.296, SLG: 0.365										1	0	1	0	0	0	0						
Jim Kaat, L (7, 1) OBP: 0.156, SLG: 0.133										0	0	0	0	0	0	0						
Dane Iorg, L (9, PH) OBP: 0.346, SLG: 0.433										1	0	1	0	0	0	0						
Inning Stats	R: 0 E: 0 K: 0 S: 3	H: 0 LOB: 0 BB: 0 P: 3	R: 0 E: 0 K: 1 S: 6	H: 1 LOB: 1 BB: 0 P: 6	R: 2 E: 0 K: 1 S: 7	H: 2 LOB: 2 BB: 2 P: 15	R: 0 E: 0 K: 0 S: 3	H: 0 LOB: 0 BB: 0 P: 3	R: 0 E: 0 K: 0 S: 4	H: 1 LOB: 1 BB: 0 P: 4	R: 0 E: 0 K: 0 S: 4	H: 1 LOB: 1 BB: 0 P: 4	R: 0 E: 0 K: 0 S: 5	H: 2 LOB: 2 BB: 0 P: 5	R: 0 E: 0 K: 0 S: 3	H: 0 LOB: 0 BB: 0 P: 3	R: 0 E: 0 K: 2 S: 8	H: 1 LOB: 1 BB: 0 P: 8	1B: 6 2B: 2 3B: 0 HR: 0	SF: 0 SAC: 0 DP: 0 HBP: 0	WP: 0 PB: 0 SB: 1 CS: 0	PA: 37
PITCHER	IP WLS BF H R ER SO BB IBB HBP BLK WP HR S P ERA WHIP																					
Michael LaCoss, R (1, 1) ERA: 4.74	7.0 W 30 7 2 2 2 2 2 0 0 0 0 0 0 32 40 2.57 1.286																					
Doug Bair, R (8, 1) ERA: 4.6	2.0 S 7 1 0 0 2 0 0 0 0 0 0 0 0 11 11 0.00 0.500																					

St. Louis Cardinals @ Cincinnati Reds
Riverfront Stadium, Cincinnati, OH
Tue Aug 19 1980, 7:05 PM EDT
Att: 32,751 - Unknown

AB	35
R	2
H	8
RBI	2
BB	2
SO	4
LOB	14



Batter	1	2	3	4	5	6	7	8	9	AB	R	H	RBI	BB	SO	LOB	BOTTOM			
Dave Collins, S (1, 8) OBP: 0.367, SLG: 0.376				5-3			FC4-6 1B			4	1	3	1	0	0	1				
Doug Bair, R (8, 1)										0	0	0	0	0	0	0				
Ken Griffey, L (1, 9) OBP: 0.373, SLG: 0.433			F7		K		FC4-6 1B			4	0	1	0	0	1	2				
Ray Knight, R (1, 5) OBP: 0.316, SLG: 0.440	G1-6-3 1B		5-3		P3		K			4	0	0	0	0	1	3				
George Foster, R (1, 7) OBP: 0.348, SLG: 0.440			6-3		P4					3	1	1	0	1	0	1				
Dan Driessen, L (1, 3) OBP: 0.390, SLG: 0.439	G3				F8		E SH1-3 BB		E3 FC3-6	3	0	0	0	1	0	1				
Joe Nolan, L (1, 2) OBP: 0.386, SLG: 0.456		G3					SH1-3		FC3-6 G3-6-3	3	1	1	1	0	0	1				
Dave Concepcion, R (1, 6) OBP: 0.298, SLG: 0.351			G3 1B		HR		E6 G6-3 1B		G3-6-3	4	1	3	0	0	0	1				
Ron Oester, S (1, 4) OBP: 0.342, SLG: 0.434			G3 1B		F8		G6-3			3	0	0	0	0	0	4				
Michael LaCoss, R (1, 1) OBP: 0.122, SLG: 0.106										2	0	1	1	0	0	1				
Hector Cruz, R (7, PH) OBP: 0.299, SLG: 0.357										1	0	0	0	0	0	0				
Cesar Geronimo, L (8, 8) OBP: 0.323, SLG: 0.325							F9			0	0	0	0	0	0	0				
Inning Stats	R: 1 E: 0 K: 0 S: 4	H: 2 LOB: 1 BB: 1 P: 8	R: 0 E: 0 K: 0 S: 4	H: 1 LOB: 0 BB: 0 P: 4	R: 0 E: 0 K: 0 S: 4	H: 1 LOB: 1 BB: 0 P: 4	R: 2 E: 0 K: 0 S: 6	H: 3 LOB: 1 BB: 0 P: 6	R: 0 E: 0 K: 1 S: 5	H: 0 LOB: 0 BB: 0 P: 5	R: 0 E: 1 K: 0 S: 3	H: 1 LOB: 1 BB: 1 P: 7	R: 0 E: 0 K: 1 S: 6	H: 1 LOB: 1 BB: 0 P: 6	R: 1 E: 1 K: 0 S: 4	H: 1 LOB: 0 BB: 0 P: 4	1B: 6 2B: 1 3B: 1 HR: 2	SF: 0 SAC: 1 DP: 3 HBP: 0	WP: 0 PB: 0 SB: 1 CS: 0	PA: 34
PITCHER	IP WLS BF H R ER SO BB IBB HBP BLK WP HR S P ERA WHIP																			
Silvio Martinez, R (1, 1) ERA: 4.21	4.0 L 19 7 3 3 0 1 1 0 0 0 0 0 0 8 12 0.00 1.000																			
Don Hood, L (5, 1) ERA: 2.55	2.0 7 1 0 0 1 1 0 0 0 0 0 0 8 12 0.00 1.000																			
Jim Kaat, L (7, 1) ERA: 3.61	2.0 8 2 1 0 1 0 0 0 0 0 0 0 10 10 0.00 1.000																			

St. Louis Cardinals @ Cincinnati Reds
Riverfront Stadium, Cincinnati, OH
Tue Aug 19 1980, 7:05 PM EDT
Att: 32,751 - Unknown

AB	31
R	4
H	10
RBI	3
BB	2
SO	2
LOB	15



Batter	1	2	3	4	5	6	7	8	9	10	11	12	AB	R	H	RBI	BB	SO	LOB	TOP	
Gary Templeton, S OBP: 0.352, SLG: 0.425 (1, 6)	0-3 K		0-0 1-3		0-3 K		0-3 K		0-0 1-3		0-0 4-3		6	0	0	0	0	3	4		
Ken Oberkfell, L OBP: 0.376, SLG: 0.407 (9, 5)	0-0 FC1 2B		0-0 4-3 2B		0-0 F8		0-0 5-3			0-0 L6		0-3 K	6	0	2	0	0	1	1		
Keith Hernandez, L OBP: 0.388, SLG: 0.490 (1, 3)	0-0 FC1 CS		0-0 4-3		0-0 G3			0-0 4-3		0-0 1B		1-0 G6-4-3 HBP	5	0	1	0	0	0	3		
Ted Simmons, S OBP: 0.389, SLG: 0.537 (1, 2)	0-0 CS	0-0 F8	0-0 G3			0-0 HR		0-0 4-3		0-0 F5		0-0 G6-4-3 1-2	6	1	1	1	0	0	3		
George Hendrick, R OBP: 0.363, SLG: 0.536 (1, 8)		0-0 HR 1B		0-0 4-3 4-3 1B		0-0 5-3		0-0 5-3		0-0 1B			5	1	3	0	0	0	0		
Leon Durham, L OBP: 0.361, SLG: 0.393 Bobby Bonds, R OBP: 0.309, SLG: 0.322 (9, PR) (9, 9)	0-3 K		0-0 4-3		0-0 F5				0-0 CS 1B	0-3 K			4	0	1	0	0	1	2		
Terry Kennedy, L OBP: 0.313, SLG: 0.393 (1, 7)		0-0 HR	0-0 4-3		0-0 4-3		0-0 1B		0-0 6-3		0-0 1B		5	1	3	2	0	0	2		
Ken Reitz, R OBP: 0.293, SLG: 0.357 Mike Ramsey, S OBP: 0.293, SLG: 0.361 (9, PR) (9, 4)	0-0 2B		0-0 HR	0-0 3-1		0-0 5-3		0-0 5-3		0-0 1B		0-3 K	4	0	2	0	0	0	2		
Bob Sykes, S OBP: 0.193, SLG: 0.105 John Littlefield, R OBP: 0.193, SLG: 0.105 Don Hood, L OBP: 0.193, SLG: 0.105 Jim Otten, R OBP: 0.193, SLG: 0.105 (1, 1) (9, PR) (9, 9) (10, 1) (11, 1) (12, 1)	0-0 6-3				0-0 1B		0-3 K		0-0 1B		0-3 K		1	0	0	0	0	0	1		
Inning Stats	R: 0 E: 0 K: 1 S: 5	H: 1 LOB: 0 BB: 0 P: 5	R: 2 E: 0 K: 1 S: 8	H: 3 LOB: 1 BB: 0 P: 8	R: 0 E: 0 K: 0 S: 4	H: 1 LOB: 1 BB: 0 P: 4	R: 0 E: 0 K: 1 S: 6	H: 1 LOB: 1 BB: 0 P: 6	R: 1 E: 0 K: 2 S: 7	H: 2 LOB: 1 BB: 0 P: 5	R: 0 E: 0 K: 0 S: 3	H: 0 LOB: 0 BB: 0 P: 3	R: 0 E: 0 K: 1 S: 7	H: 2 LOB: 2 BB: 0 P: 7	R: 0 E: 0 K: 2 S: 8	H: 1 LOB: 1 BB: 0 P: 8	R: 0 E: 0 K: 1 S: 4	H: 0 LOB: 0 BB: 0 P: 6	1B: 10 2B: 3 3B: 0 HR: 2	SF: 0 SAC: 0 DP: 1 HBP: 1	WP: 0 PA: 50 PB: 0 SB: 0 CS: 2
PITCHER	IP WLS BF H R ER SO BB IBB HBP BLK WP HR S P ERA WHIP	Tom Seaver, R ERA: 4.94 (1, 1)	3.0 11 3 0 0 2 0 0 0 0 0 0 15 15 0.00 1.000	2.0 9 3 0 0 3 0 0 0 0 0 0 15 15 0.00 1.500	1.0 W 3 0 0 0 1 0 0 1 0 0 0 4 5 0.00 0.000	PITCHER	IP WLS BF H R ER SO BB IBB HBP BLK WP HR S P ERA WHIP	Jim Otten, R ERA: 6.62 (12, 1)	0.1 3 0 0 0 0 1 0 0 1 0 0 0 6 6 0.00 3.000												

St. Louis Cardinals @ Cincinnati Reds
Riverfront Stadium, Cincinnati, OH
Wed Aug 20 1980, 7:05 PM EDT
Alt. 30.013 - Cloudy - 84 F

AB	48
R	3
H	15
RBI	3
BB	0
SO	9
LOB	22



Batter	1	2	3	4	5	6	7	8	9	10	11	12	AB	R	H	RBI	BB	SO	LOB	BOTTOM			
Dave Collins, S OBP: 0.366, SLG: 0.373 Cesar Geronimo, L OBP: 0.326, SLG: 0.328 (1, 8) (8, 8)	4-0 G6-4-3 S BB	0-3 K			0-0 P6		0-0 6-3		0-0 6-3			0-0 BB SH2-2 SF8 1B	3	0	0	1	1	2					
Ken Griffey, L OBP: 0.373, SLG: 0.430 (1, 9)	4-0 G6-4-3 1-2 BB		0-0 F7		0-0 F7		4-0 E BB		0-0 F9		0-3 K	0-0 SH2-3	3	0	0	0	2	1	0				
Ray Knight, R OBP: 0.319, SLG: 0.443 (1, 5)	0-0 G6-4-3 1-2 2-3		0-0 HR BB		0-3 K			0-0 F9			0-0 7-2 3B	1-0 BB HBP	4	1	1	0	1	1	3				
George Foster, R OBP: 0.352, SLG: 0.447 (1, 7)	4-0 BB		0-0 HR		0-0 K		0-3 K		0-3 K		4-0 IBB	4-0 IBB	3	1	1	2	3	2	1				
Dan Driessen, L OBP: 0.389, SLG: 0.444 (1, 3)	0-3 K		0-0 6-3		0-0 HR		0-0 K		0-0 4-3		4-0 1-2 IBB	0-0 SF8	4	1	1	2	1	1	2				
Johnny Bench, R OBP: 0.341, SLG: 0.505 (1, 2)		4-0 FC3-6 1B BB	0-0 F7		0-3 K		0-0 5-3		0-0 7-2		0-0 3-H		4	0	0	0	1	1	3				
Dave Concepcion, R OBP: 0.301, SLG: 0.355 (1, 6)		0-0 FC3-6 1B		0-0 4-3		0-0 2B		0-0 P4			0-0 9-6 S 1B		5	0	3	0	0	0					
Ron Oester, S OBP: 0.337, SLG: 0.423 (1, 4)	0-0 FC3-6		0-0 G3		0-0 G3		4-0 IBB		0-0 3-1		0-0 B3		4	0	0	0	1	0	3				
Tom Seaver, R ERA: 4.94 (1, 1) Harry Simpson, L OBP: 0.193, SLG: 0.105 Tom Hume, R ERA: 3.57 Jim Kaat, L ERA: 3.57 John Littlefield, R OBP: 0.193, SLG: 0.105 Don Hood, L OBP: 0.193, SLG: 0.105 (9, PR) (9, 9) (10, 1) (11, 1) (12, 1)	1.0 L 3 1 1 1 0	H: 0 LOB: 2 BB: 3 P: 16	R: 0 E: 0 K: 2 S: 8	H: 1 LOB: 2 BB: 1 P: 12	R: 2 E: 0 K: 0 S: 3	H: 1 LOB: 0 BB: 1 P: 8	R: 0 E: 0 K: 0 S: 3	H: 0 LOB: 0 BB: 0 P: 3	R: 0 E: 0 K: 0 S: 9	H: 0 LOB: 2 BB: 1 P: 13	R: 0 E: 1 K: 1 S: 5	H: 0 LOB: 1 BB: 1 P: 9	R: 0 E: 0 K: 0 S: 3	H: 0 LOB: 0 BB: 0 P: 3	R: 0 E: 0 K: 1 S: 5	H: 1 LOB: 2 BB: 2 P: 13	R: 0 E: 0 K: 0 S: 3	H: 1 LOB: 0 BB: 0 P: 3	R: 1 E: 0 K: 0 S: 3	H: 1 LOB: 2 BB: 1 P: 8	1B: 3 2B: 3 3B: 1 HR: 2	SF: 1 SAC: 1 DP: 3 HBP: 1	WP: 0 PA: 50 PB: 0 SB: 2 CS: 0
PITCHER	IP WLS BF H R ER SO BB IBB HBP BLK WP HR S P ERA WHIP	Bob Sykes, L ERA: 3.37 (2, 1)	7.0 27 3 0 0 6 2 1 0 0 0 2 36 48 3.86 0.714	1.1 7 1 0 0 1 0 2 0 0 0 0 7 15 0.00 0.750	1.0 L 3 1 1 1 0	PITCHER	IP WLS BF H R ER SO BB IBB HBP BLK WP HR S P ERA WHIP	Jim Otten, R ERA: 6.62 (12, 1)	0.1 3 0 0 0 0 1 0 0 1 0 0 0 6 6 0.00 3.000														

St. Louis Cardinals @ Cincinnati Reds
Riverfront Stadium, Cincinnati, OH
Wed Aug 20 1980, 7:05 PM EDT
Alt. 30.013 - Cloudy - 84 F

AB	37
R	4
H	7
RBI	4
BB	10
SO	8
LOB	19



Batter	1	2	3	4	5	6	7	8	9	AB	R	H	RBI	BB	SO	LOB	TOP					
Garry Templeton, S OBP: 0.348, SLG: 0.421	4-3		F8	4-3		L8			K	5	0	0	0	0	1	0						
Ken Oberkfell, L OBP: 0.381, SLG: 0.416	4-3			HR	E7				SH5-3	4	2	3	0	0	0	0						
Keith Hernandez, L OBP: 0.400, SLG: 0.498				HR	BB				4-3	5	1	3	3	0	0	2						
Ted Simmons, S OBP: 0.386, SLG: 0.540	G3			HR					K2-3	5	1	1	1	0	2	3						
George Hendrick, R OBP: 0.364, SLG: 0.536		F7		HR	G3	FC5				4	1	2	0	0	0	0						
Leon Durham, L OBP: 0.300, SLG: 0.387	3-1			G3						3	0	0	0	1	1	1						
Terry Kennedy, L OBP: 0.312, SLG: 0.387				HR					L8	3	1	0	0	1	2	3						
Ken Reitz, R OBP: 0.293, SLG: 0.364			2-3	HR	FC5				K	4	1	1	3	0	1	3						
John Fulgham, R OBP: 0.314, SLG: 0.407			L9						6-3	4	0	0	0	0	2	0						
Inning Stats	R: 0 E: 0 K: 0 S: 4	H: 1 LOB: 1 BB: 0 P: 4	R: 0 E: 0 K: 1 S: 5	H: 0 LOB: 0 BB: 0 P: 5	R: 0 E: 0 K: 0 S: 3	H: 0 LOB: 0 BB: 0 P: 3	R: 6 E: 0 K: 1 S: 10	H: 5 LOB: 0 BB: 1 P: 14	R: 1 E: 1 K: 2 S: 10	H: 3 LOB: 3 BB: 1 P: 14	R: 0 E: 0 K: 1 S: 6	H: 1 LOB: 1 BB: 0 P: 6	R: 0 E: 0 K: 1 S: 5	H: 0 LOB: 0 BB: 0 P: 5	R: 0 E: 0 K: 1 S: 5	H: 0 LOB: 1 BB: 0 P: 8	R: 0 E: 0 K: 2 S: 8	H: 0 LOB: 1 BB: 0 P: 8	1B: 6 2B: 1 3B: 0 HR: 3	SF: 0 SAC: 1 DP: 0 HBP: 0	WP: 1 PB: 0 SB: 0 CS: 0	PA: 40
PITCHER	IP WLS BF H R ER SO BB IBB HBP BLK WP HR S P ERA WHIP																					
Rick Matula, R ERA: 4.82	3.1 L 17 6 6 6 1 0 1 0 0 0 0 3 18 22 16.20 1.800																					
Al Hrabosky, L ERA: 3.95	4.1 2.2 13 4 1 1 4 1 0 0 0 0 0 20 24 3.38 1.875																					
Preston Hanna, R ERA: 3.67	7.1 2.0 6 0 0 2 0 0 0 0 0 0 0 10 10 0.00 0.000																					
Larry Bradford, L ERA: 3.09	9.1 1.0 4 0 0 2 0 0 0 0 0 1 0 8 8 0.00 0.000																					

St. Louis Cardinals @ Atlanta Braves
Atlanta-Fulton County Stadium, Atlanta, GA
Fri Aug 22, 1980, 7:05 PM EDT
Att: 11,854 - Cloudy - 88 F

AB 37
R 7
H 10
RBI 7
BB 2
SO 9
LOB 12



Batter	1	2	3	4	5	6	7	8	9	AB	R	H	RBI	BB	SO	LOB	BOTTOM					
Jerry Royster, R OBP: 0.303, SLG: 0.295	K			4-3		K				3	0	0	0	1	2	0						
Rafael Ramirez, R OBP: 0.287, SLG: 0.424	P4			HR					F3	4	1	1	1	0	0	1						
Gary Matthews, R OBP: 0.314, SLG: 0.407	6-3			G5-4-3		K			F7	4	0	1	0	0	1	0						
Bob Horner, R OBP: 0.299, SLG: 0.544		5-3		G5-4-3		P2			F8	4	0	0	0	0	0	1						
Chris Chambliss, L OBP: 0.335, SLG: 0.423		4-3				F7			4-3	4	1	1	1	0	0	0						
Dale Murphy, R OBP: 0.355, SLG: 0.499		F9				F8				3	1	1	2	0	0	0						
Glenn Hubbard, R OBP: 0.319, SLG: 0.423				4-3		P5				3	1	1	1	0	0	0						
Bruce Benedict, R OBP: 0.304, SLG: 0.322				F7					F7	3	0	0	0	0	0	0						
Rick Matula, R OBP: 0.130, SLG: 0.130										1	0	0	0	0	1	0						
Al Hrabosky, R OBP: 0.297, SLG: 0.350										0	0	0	0	0	0	0						
Biff Pocoroba, S OBP: 0.297, SLG: 0.350										1	0	0	0	0	1	0						
Preston Hanna, R OBP: 0.292, SLG: 0.444										0	0	0	0	0	0	0						
Mike Lum, L OBP: 0.342, SLG: 0.248										1	0	0	0	0	0	0						
Larry Bradford, R OBP: 0.342, SLG: 0.248										0	0	0	0	0	0	0						
Inning Stats	R: 0 E: 0 K: 1 S: 5	H: 0 LOB: 0 BB: 0 P: 5	R: 0 E: 0 K: 0 S: 3	H: 0 LOB: 0 BB: 0 P: 3	R: 0 E: 0 K: 1 S: 5	H: 0 LOB: 0 BB: 0 P: 5	R: 1 E: 0 K: 0 S: 4	H: 2 LOB: 0 BB: 0 P: 4	R: 0 E: 0 K: 0 S: 3	H: 0 LOB: 0 BB: 0 P: 3	R: 0 E: 0 K: 2 S: 7	H: 0 LOB: 0 BB: 0 P: 7	R: 0 E: 0 K: 1 S: 5	H: 0 LOB: 0 BB: 0 P: 5	R: 3 E: 0 K: 0 S: 6	H: 3 LOB: 1 BB: 1 P: 10	R: 0 E: 0 K: 0 S: 3	H: 0 LOB: 0 BB: 0 P: 3	1B: 2 2B: 0 3B: 0 HR: 3	SF: 0 SAC: 0 DP: 1 HBP: 0	WP: 0 PB: 0 SB: 0 CS: 0	PA: 32
PITCHER	IP WLS BF H R ER SO BB IBB HBP BLK WP HR S P ERA WHIP																					
John Fulgham, R ERA: 3.31	9.0 W 32 5 4 4 5 1 0 0 0 0 3 41 45 4.00 0.667																					

St. Louis Cardinals @ Atlanta Braves
Atlanta-Fulton County Stadium, Atlanta, GA
Fri Aug 22, 1980, 7:05 PM EDT
Att: 11,854 - Cloudy - 88 F

AB 31
R 4
H 5
RBI 4
BB 1
SO 5
LOB 2



Batter	1	2	3	4	5	6	7	8	9	AB	R	H	RBI	BB	SO	LOB	TOP
Garry Templeton, S (1,6) OBP: 0.347, SLG: 0.419 Mike Phillips, L (6,6) OBP: 0.247, SLG: 0.232	0-0 4-3			0-0 F8			0-0 P6	0-0 F8		2	0	0	0	0	0	0	
Ken Oberkfell, L (1,4) OBP: 0.376, SLG: 0.410	0-0 P6			0-0 P5			0-0 G3		0-0 F9	4	0	0	0	0	0	0	
Keith Hernandez, L (1,3) OBP: 0.401, SLG: 0.497	0-0 4-3			0-3 K			4-0 E BB		0-0 HR 1B	3	1	1	0	1	1	0	
Ted Simmons, S (1,2) OBP: 0.383, SLG: 0.535		0-0 P4			0-0 B5-3		0-0 E9		0-3 K	4	0	0	0	0	1	2	
George Hendrick, R (1,8) OBP: 0.363, SLG: 0.540		0-0 4-3			0-0 5-3		0-0 4-3		0-0 HR	4	1	1	2	0	0	2	
Leon Durham, L (1,9) OBP: 0.294, SLG: 0.378	0-0 F8				0-0 F7			0-0 6-3	0-0 G3	4	0	0	0	0	0	0	
Terry Kennedy, L (1,7) OBP: 0.312, SLG: 0.386			0-0 4-3		0-3 K			0-0 2B 1B		3	0	1	0	0	1	0	
Ken Reitz, R (1,5) OBP: 0.291, SLG: 0.361			0-0 6-3		0-0 F9		0-0 P4			3	0	0	0	0	0	1	
Pete Vuckovich, R (1,1) OBP: 0.172, SLG: 0.246 Jim Otten, R (4,1) OBP: 0.250, SLG: 0.200 Dane Long, L (8,PH) OBP: 0.353, SLG: 0.446 John Littlefield, R (8,1)			0-0 4-3		0-0 F8		0-0 F8		0-0 1-3 2B	1	0	0	0	0	0	0	
Inning Stats	R: 0 E: 0 K: 0 S: 3	H: 0 LOB: 0 BB: 0 P: 3	R: 0 E: 0 K: 0 S: 3	H: 0 LOB: 0 BB: 0 P: 3	R: 0 E: 0 K: 0 S: 3	H: 0 LOB: 0 BB: 0 P: 3	R: 0 E: 0 K: 1 S: 5	H: 0 LOB: 0 BB: 0 P: 5	R: 0 E: 0 K: 0 S: 4	H: 0 LOB: 2 BB: 1 P: 8	R: 0 E: 0 K: 0 S: 5	H: 2 LOB: 2 BB: 0 P: 5	R: 2 E: 0 K: 1 S: 7	H: 2 LOB: 0 BB: 0 P: 7	1B: 2 2B: 1 3B: 0 HR: 1	SF: 0 SAC: 0 DP: 0 HBP: 0	WP: 0 PA: 33 PB: 0 SB: 0 CS: 0
PITCHER Doyle Alexander, R (1,1) ERA: 3.56	IP: 9.0 WLS: W BF: 33 H: 4 R: 2 ER: 2 SO: 3 BB: 1 IBB: 0 HBP: 0 BLK: 0 WP: 0 HR: 1 S: 38 P: 42 ERA: 2.00 WHIP: 0.556											PITCHER	IP: 9.0 WLS: W BF: 33 H: 4 R: 2 ER: 2 SO: 3 BB: 1 IBB: 0 HBP: 0 BLK: 0 WP: 0 HR: 1 S: 38 P: 42 ERA: 2.00 WHIP: 0.556				

St. Louis Cardinals @ Atlanta Braves
Atlanta-Fulton County Stadium, Atlanta, GA
Sat Aug 23 1980, 7:05 PM EDT
Att: 21,099 - Unknown - 80 F

AB 32
R 2
H 4
RBI 2
BB 1
SO 3
LOB 7



Batter	1	2	3	4	5	6	7	8	9	AB	R	H	RBI	BB	SO	LOB	BOTTOM
Jerry Royster, R (1,7) OBP: 0.308, SLG: 0.299 (9,5)	0-0 G2	0-0 F8		4-0 SH1-4 BB	0-0 1B		0-0 1B			4	0	2	0	1	0	2	
Rafael Ramirez, R (1,6) OBP: 0.281, SLG: 0.429	0-0 F7	0-0 P4		0-0 SH1-4	0-0 1B		0-0 1B			4	0	2	0	0	0	2	
Gary Matthews, R (1,9) OBP: 0.311, SLG: 0.403	0-0 6-3		0-0 E6 1B	0-0 1-3		0-0 6-3	0-0 6-3			5	1	0	0	0	0	4	
Bob Horner, R (1,5) OBP: 0.304, SLG: 0.542 (8,PR) Mike Lum, L (9,PR) OBP: 0.349, SLG: 0.246 (9,7)		4-0 S 2B BB	0-0 F3	0-0 F9		4-0 1B BB		0-0 E 1B		3	1	1	0	2	0	3	
Chris Chambliss, L (1,3) OBP: 0.336, SLG: 0.421		4-0 2B 1B BB	0-0 1B		0-0 L7	0-3 K		0-0 F5		4	1	1	0	1	1	2	
Dale Murphy, R (1,8) OBP: 0.360, SLG: 0.505		0-0 1B 2B	0-0 FC4-6 1B		0-0 E 1B	1-2 1B		0-0 P6		5	2	4	2	0	0	1	
Glenn Hubbard, R (1,4) OBP: 0.317, SLG: 0.419		0-3 K	0-0 L9		0-0 E2 1B	0-0 4-3		0-0 E9		5	1	1	0	0	1	6	
Bruce Benedict, R (1,2) OBP: 0.306, SLG: 0.321		4-0 1B BB	0-0 FC4-6		0-0 1B 1B		0-0 6-3	0-3 K		4	0	1	1	1	1	4	
Doyle Alexander, R (1,1) OBP: 0.194, SLG: 0.200		0-0 1B		0-0 SH1-4 BB 1B	0-0 K		0-0 P3			4	0	2	2	0	1	1	
Inning Stats	R: 3 E: 0 K: 0 S: 3	H: 2 LOB: 2 BB: 3 P: 19	R: 1 E: 1 K: 0 S: 6	H: 2 LOB: 0 BB: 0 P: 6	R: 0 E: 0 K: 0 S: 4	H: 1 LOB: 1 BB: 1 P: 8	R: 2 E: 1 K: 1 S: 9	H: 5 LOB: 2 BB: 0 P: 9	R: 0 E: 0 K: 1 S: 6	H: 1 LOB: 2 BB: 1 P: 10	R: 0 E: 0 K: 0 S: 5	H: 2 LOB: 2 BB: 0 P: 5	R: 1 E: 1 K: 1 S: 7	H: 1 LOB: 2 BB: 0 P: 7	1B: 13 2B: 1 3B: 0 HR: 0	SF: 0 SAC: 1 DP: 0 HBP: 0	WP: 0 PA: 44 PB: 0 SB: 2 CS: 0
PITCHER Pete Vuckovich, R (1,1) ERA: 3.56 Jim Otten, R (4,1) ERA: 6.18 John Littlefield, R (8,1) ERA: 3.0	IP: 3.0 WLS: L BF: 19 H: 8 R: 4 ER: 3 SO: 1 BB: 4 IBB: 0 HBP: 0 BLK: 0 WP: 0 HR: 0 S: 17 P: 33 ERA: 9.00 WHIP: 3.000											PITCHER	IP: 3.0 WLS: L BF: 19 H: 8 R: 4 ER: 3 SO: 1 BB: 4 IBB: 0 HBP: 0 BLK: 0 WP: 0 HR: 0 S: 17 P: 33 ERA: 9.00 WHIP: 3.000				

St. Louis Cardinals @ Atlanta Braves
Atlanta-Fulton County Stadium, Atlanta, GA
Sat Aug 23 1980, 7:05 PM EDT
Att: 21,099 - Unknown - 80 F

AB 38
R 7
H 14
RBI 5
BB 5
SO 4
LOB 25




Batter	1	2	3	4	5	6	7	8	9	AB	R	H	RBI	BB	SO	LOB	TOP																			
Ken Oberkfell, L OBP: 0.377, SLG: 0.409	4-3		1B FC3-2		3-1	4-3			1B 4-3	5	0	2	0	0	0	1	St. Louis Cardinals @ Atlanta Braves Atlanta-Fulton County Stadium, Atlanta, GA Sun Aug 24 1980, 7:05 PM EDT Att. 12,512 - Cloudy																			
Leon Durham, L OBP: 0.287, SLG: 0.368	F8		K		6-3		4-3		4-3	5	0	0	0	0	1	2																				
Keith Hernandez, L OBP: 0.403, SLG: 0.497	L7		1B FC3-2				1B G3		F8	4	2	2	0	1	0	1																				
Ted Simmons, S OBP: 0.384, SLG: 0.535			1B FC3-2							4	1	2	0	0	0	3																				
Daneborg, L OBP: 0.287, SLG: 0.449			1B FC3-2							1	0	1	0	0	0	0																				
George Hendrick, R OBP: 0.363, SLG: 0.538			1B FC3-2							5	1	2	2	0	0	3																				
Terry Kennedy, L OBP: 0.336, SLG: 0.378			1B FC3-2							4	0	0	0	0	1	4																				
John Littlefield, R			1B FC3-2							0	0	0	0	0	0	0																				
Ken Reitz, R OBP: 0.370			1B FC3-2							3	1	3	2	0	0	0																				
Mike Ramsey, S OBP: 0.300, SLG: 0.367			1B FC3-2							1	0	1	0	0	0	0																				
Mike Phillips, L OBP: 0.258, SLG: 0.244			1B FC3-2							4	0	2	1	0	0	2																				
Silvio Martinez, R OBP: 0.161, SLG: 0.103			1B FC3-2							1	0	0	0	0	0	2																				
John Urrea, R OBP: 0.125, SLG: 0.125			1B FC3-2							1	0	0	0	0	1	1																				
Tony Scott, S OBP: 0.298, SLG: 0.289			1B FC3-2							1	0	0	0	0	0	1																				
Jim Kaat, L OBP: 0.156, SLG: 0.133			1B FC3-2							0	0	0	0	0	0	0																				
Steve Swisher, R OBP: 0.167, SLG: 0.118			1B FC3-2							1	0	0	0	0	0	0																				
Inning Stats	R: 0 E: 0 K: 0 S: 3	H: 0 LOB: 0 BB: 0 P: 3	R: 1 E: 0 K: 0 S: 6	H: 4 LOB: 2 BB: 0 P: 6	R: 1 E: 0 K: 1 S: 7	H: 3 LOB: 2 BB: 0 P: 7	R: 0 E: 0 K: 2 S: 8	H: 1 LOB: 1 BB: 0 P: 8	R: 0 E: 0 K: 0 S: 3	H: 0 LOB: 1 BB: 1 P: 7	R: 2 E: 1 K: 0 S: 6	H: 2 LOB: 1 BB: 0 P: 6	R: 1 E: 0 K: 0 S: 5	H: 2 LOB: 1 BB: 0 P: 5	R: 0 E: 0 K: 0 S: 3	H: 1 LOB: 0 BB: 0 P: 3	R: 0 E: 0 K: 0 S: 5	H: 2 LOB: 2 BB: 0 P: 5	1B: 13 2B: 2 3B: 0 HR: 0	SF: 0 SAC: 0 DP: 2 HBP: 0	WP: 0 PB: 0 SB: 0 CS: 0	PA: 41														
PITCHER	IP	WLS	BF	H	R	ER	SO	BB	IBB	HBP	BLK	WP	HR	S	P	ERA	WHIP	PITCHER	IP	WLS	BF	H	R	ER	SO	BB	IBB	HBP	BLK	WP	HR	S	P	ERA	WHIP	
Tommy Boggs, R ERA: 3.68	(1, 1)	6.1	W	31	12	5	4	3	1	0	0	0	0	0	36	40	5.68	2.053																		
Rick Camp, R ERA: 2.14	(7, 1)	2.2		10	3	0	0	0	0	0	0	0	0	0	10	10	0.00	1.125																		

AB	40
R	5
H	15
RBI	5
BB	1
SO	3
LOB	20



Batter	1	2	3	4	5	6	7	8	9	AB	R	H	RBI	BB	SO	LOB	BOTTOM																				
Jerry Royster, R OBP: 0.309, SLG: 0.298	6-3		1B BB						FC6-4-5	4	1	1	1	1	0	3	St. Louis Cardinals @ Atlanta Braves Atlanta-Fulton County Stadium, Atlanta, GA Sun Aug 24 1980, 7:05 PM EDT Att. 12,512 - Cloudy																				
Rafael Ramirez, R OBP: 0.304, SLG: 0.456			1B 2B						F7	5	2	3	0	0	1	3																					
Gary Matthews, R OBP: 0.312, SLG: 0.405	F9		1B FC5-2						F9	5	0	2	2	0	0	1																					
Bob Horner, R OBP: 0.305, SLG: 0.543	F7		1B FC5-2						6-3	5	1	2	1	0	0	2																					
Mike Lum, L OBP: 0.349, SLG: 0.246			1B FC5-2						6-3	0	0	0	0	0	0	0																					
Chris Chambliss, L OBP: 0.337, SLG: 0.424			1B FC5-2						4-3	4	2	1	0	1	1	2																					
Dale Murphy, R OBP: 0.357, SLG: 0.500	5-3		1B FC5-2						K	4	1	0	0	0	2	6																					
Glenn Hubbard, R OBP: 0.322, SLG: 0.425			1B FC5-2						P4	3	2	2	2	1	0	0																					
Bruce Benedict, R OBP: 0.316, SLG: 0.332			1B FC5-2						E9	4	1	4	3	0	0	0																					
Tommy Boggs, R OBP: 0.178, SLG: 0.182			1B FC5-2						2B	3	0	1	1	0	0	3																					
Rick Camp, R OBP: 0.200, SLG: 0.400			1B FC5-2						9-2	1	0	1	0	0	0	0																					
Inning Stats	R: 0 E: 0 K: 0 S: 4	H: 1 LOB: 1 BB: 0 P: 4	R: 2 E: 0 K: 0 S: 5	H: 3 LOB: 0 BB: 0 P: 5	R: 6 E: 0 K: 0 S: 8	H: 6 LOB: 1 BB: 2 P: 16	R: 1 E: 0 K: 2 S: 9	H: 2 LOB: 1 BB: 0 P: 9	R: 1 E: 0 K: 1 S: 6	H: 2 LOB: 1 BB: 1 P: 10	R: 0 E: 0 K: 1 S: 6	H: 1 LOB: 1 BB: 0 P: 6	R: 0 E: 0 K: 0 S: 5	H: 2 LOB: 2 BB: 0 P: 5	R: 0 E: 0 K: 0 S: 3	H: 0 LOB: 0 BB: 0 P: 3		1B: 11 2B: 6 3B: 1 HR: 0	SF: 0 SAC: 0 DP: 2 HBP: 0	WP: 0 PB: 0 SB: 1 CS: 0	PA: 41																
PITCHER	IP	WLS	BF	H	R	ER	SO	BB	IBB	HBP	BLK	WP	HR	S	P	ERA		WHIP	PITCHER	IP	WLS	BF	H	R	ER	SO	BB	IBB	HBP	BLK	WP	HR	S	P	ERA	WHIP	
Silvio Martinez, R ERA: 4.68	(1, 1)	2.0	L	13	7	6	6	0	1	0	0	0	0	0	12	16		27.00	4.000																		
John Urrea, R ERA: 3.99	(3, 1)	3.0		16	7	4	3	3	2	0	0	0	0	0	20	28		9.00	3.000																		
Jim Kaat, L ERA: 3.54	(6, 1)	1.0		4	1	0	0	1	0	0	0	0	0	0	6	6	0.00	1.000																			
John Littlefield, R ERA: 2.88	(7, 1)	2.0		8	2	0	0	0	0	0	0	0	0	0	8	8	0.00	1.000																			

AB	38
R	10
H	17
RBI	10
BB	3
SO	4
LOB	20



Batter	1	2	3	4	5	6	7	8	9	AB	R	H	RBI	BB	SO	LOB	TOP					
Joe Morgan, L (1,4) OBP: 0.353, SLG: 0.336	F8			4-3		3-1		L3		4	0	0	0	0	0	1						
Enos Cabell, R (1,5) OBP: 0.303, SLG: 0.340	6-3			6-3		2H 1B			5-3	4	0	1	1	0	0	0						
Jose Cruz, L (1,7) OBP: 0.380, SLG: 0.440	F7			1B		L5			6-3	4	0	1	0	0	0	1						
Cesar Cedeno, R (1,8) OBP: 0.380, SLG: 0.481		F9		4-3				6-3	K	4	0	0	0	0	1	1						
Art Howe, R (1,3) OBP: 0.331, SLG: 0.385		F7			G3			P3		3	0	0	0	0	0	0						
Terry Puhl, L (1,9) OBP: 0.353, SLG: 0.424		G3			G6-4-3 1B					3	0	2	0	0	0	0						
Luis Pujols, R (1,2) OBP: 0.265, SLG: 0.247			4-3		G6-4-3 1B			F8		3	0	0	0	0	0	2						
Rafael Landestoy, S (1,6) OBP: 0.309, SLG: 0.343			G3-6-4 BB			F3		4-3		2	0	0	0	1	0	0						
Vern Ruhle, R (1,1) OBP: 0.324, SLG: 0.344										1	1	0	0	1	0	1						
Jeffrey Leonard, R (8, PH) OBP: 0.274, SLG: 0.327			G3-6-4					6-3		1	0	0	0	0	0	0						
Dave Smith, R (8, 1)			1-2			3-1 1B BB				0	0	0	0	0	0	0						
Inning Stats	R: 0 E: 0 K: 0 S: 3	H: 0 LOB: 0 BB: 0 P: 3	R: 0 E: 0 K: 0 S: 3	H: 0 LOB: 0 BB: 1 P: 3	R: 0 E: 0 K: 0 S: 2	H: 0 LOB: 0 BB: 1 P: 6	R: 0 E: 0 K: 0 S: 4	H: 1 LOB: 1 BB: 0 P: 4	R: 0 E: 0 K: 0 S: 3	H: 1 LOB: 0 BB: 0 P: 3	R: 1 E: 0 K: 0 S: 4	H: 1 LOB: 1 BB: 1 P: 8	R: 0 E: 0 K: 0 S: 4	H: 1 LOB: 1 BB: 0 P: 4	R: 0 E: 0 K: 1 S: 3	H: 0 LOB: 0 BB: 0 P: 3	R: 0 E: 0 K: 1 S: 5	H: 0 LOB: 0 BB: 0 P: 5	1B: 4 2B: 0 3B: 0 HR: 0	SF: 0 SAC: 0 DP: 2 HBP: 0	WP: 0 PB: 0 SB: 0 CS: 0	PA: 31
PITCHER Don Hood, L (1,1) ERA: 2.44	IP: 9.0 WLS: W BF: 31 H: 4 R: 1 ER: 1 SO: 1 BB: 2 IBB: 0 HBP: 0 BLK: 0 WP: 0 HR: 0 S: 31 P: 39 ERA: 1.00 WHIP: 0.667															PITCHER						

Houston Astros @ St. Louis Cardinals
 Busch Stadium, St. Louis, MO
 Mon Aug 25 1980, 7:05 PM CDT
 Att: 9,185 - Unknown

AB 29
 R 1
 H 4
 RBI 1
 BB 2
 SO 1
 LOB 6



Batter	1	2	3	4	5	6	7	8	9	AB	R	H	RBI	BB	SO	LOB	BOTTOM					
Ken Oberkfell, L (1,4) OBP: 0.375, SLG: 0.407	4-3 1B	FC6-5-4 1B		G3			4-3			4	0	1	1	0	0	2						
Dane Iorg, L (1,9) OBP: 0.354, SLG: 0.444	4-3 1-2	2-3 3H 1B			F8		K			4	0	1	0	0	1	1						
Keith Hernandez, L (1,3) OBP: 0.402, SLG: 0.493	E6 FC6-4	F7		4-3			PO BB			3	0	0	0	1	0	3						
Ted Simmons, S (1,2) OBP: 0.385, SLG: 0.533	P4		F9		4-0 BB		PO			3	1	1	0	1	0	2						
George Hendrick, R (1,8) OBP: 0.360, SLG: 0.533	FC6-4 1-2		F7		5-3					4	0	0	0	0	1	4						
Terry Kennedy, L (1,7) OBP: 0.315, SLG: 0.393		4-0 BB 1B 2B BB		4-1		SH1-4 1B		1H 3B		3	1	2	1	1	0	0						
Ken Reitz, R (1,5) OBP: 0.296, SLG: 0.370		2B 1-2 FC6-4 1B		P4		SH1-4 1-2		5-3		3	1	1	0	0	0	1						
Mike Phillips, L (1,6) OBP: 0.268, SLG: 0.258		FC6-4 1-3 2H 2B		4-3		G3				3	0	1	1	1	0	1						
Don Hood, L (1,1) OBP: 0.143, SLG: 0.143		L6				K				4	0	1	0	0	2	5						
Inning Stats	R: 0 E: 1 K: 0 S: 5	H: 1 LOB: 2 BB: 0 P: 5	R: 2 E: 0 K: 0 S: 6	H: 3 LOB: 2 BB: 1 P: 10	R: 0 E: 0 K: 0 S: 3	H: 0 LOB: 0 BB: 0 P: 3	R: 0 E: 0 K: 0 S: 4	H: 1 LOB: 1 BB: 0 P: 4	R: 0 E: 0 K: 1 S: 6	H: 1 LOB: 1 BB: 0 P: 6	R: 0 E: 0 K: 1 S: 4	H: 0 LOB: 0 BB: 1 P: 8	R: 1 E: 0 K: 2 S: 9	H: 2 LOB: 2 BB: 1 P: 13	R: 0 E: 0 K: 1 S: 4	H: 0 LOB: 0 BB: 1 P: 8	R: 0 E: 0 K: 2 S: 9	H: 0 LOB: 0 BB: 1 P: 13	1B: 6 2B: 1 3B: 1 HR: 0	SF: 0 SAC: 1 DP: 0 HBP: 0	WP: 0 PB: 0 SB: 0 CS: 0	PA: 37
PITCHER Vern Ruhle, R (1,1) ERA: 2.63 Dave Smith, R (8, 1) ERA: 2.03	IP: 7.0 WLS: L BF: 30 H: 6 R: 2 ER: 2 SO: 2 BB: 2 IBB: 0 HBP: 0 BLK: 0 WP: 0 HR: 0 S: 31 P: 43 ERA: 2.57 WHIP: 1.286															PITCHER						

Houston Astros @ St. Louis Cardinals
 Busch Stadium, St. Louis, MO
 Mon Aug 25 1980, 7:05 PM CDT
 Att: 9,185 - Unknown

AB 31
 R 3
 H 8
 RBI 3
 BB 4
 SO 4
 LOB 19



Batter	1	2	3	4	5	6	7	8	9	AB	R	H	RBI	BB	SO	LOB	TOP
Joe Morgan, L (1,4) OBP: 0.395, SLG: 0.338 Craig Reynolds, L (6, FR) OBP: 0.260, SLG: 0.312 (6,6)	0-0 4-3		0-0 G3		0-0 1B 1B HR	0-0 1B		0-0 F8		4	1	2	0	0	0	0	1
Enos Cabell, R (1,5) OBP: 0.395, SLG: 0.342 Dave Bergman, L (7,3)	0-0 FC5-4 1B		0-0 L9		0-0 1B HR	0-0 1B		4-0 F8		4	1	2	1	0	0	1	1
Jose Cruz, L (1,7) OBP: 0.382, SLG: 0.442	0-0 F8		0-0 1B		0-0 1B HR	0-0 1B		0-0 L6		5	1	3	0	0	0	3	3
Cesar Cedeño, R (1,8) OBP: 0.378, SLG: 0.485	0-0 FC5-4 1-2		0-0 P4		0-0 HR	0-0 F9			0-0 G3	5	1	1	4	0	0	4	4
Art Howe, R (1,3) OBP: 0.332, SLG: 0.389 (7,5)		0-0 FC4-6 1B		0-0 6-3	0-0 F9 1B 2B			0-0 P3		5	1	2	0	0	0	0	0
Terry Puhl, L (1,9) OBP: 0.353, SLG: 0.424		0-0 FC4-6 2B 1-2		0-0 2B	0-0 F9 2-3			0-0 F3		4	0	1	0	1	0	2	2
Luis Pujols, R (1,2) OBP: 0.288, SLG: 0.257		0-0 WP 2B		0-0 F2	0-0 G6-4-3 1B			0-0 1-4-3		5	1	2	1	0	0	2	2
Rafael Landestoy, S (1,6) OBP: 0.308, SLG: 0.340 (6,4)		0-0 FC3-5-2-5-3 WP 2-3 3-H		0-0 F8	0-0 G6-4-3 1-2			4-0 SH3-4 BB		3	0	0	0	1	0	4	4
Joe Niekro, R (1,1) OBP: 0.299, SLG: 0.328		0-0 6-3 2-3 3-H		0-0 6-3	0-0 1B 1B			0-0 SH3-4 1-2		3	1	1	0	0	0	1	1
Inning Stats	R: 0 E: 0 K: 0 S: 4	H: 1 LOB: 1 BB: 0 P: 4	R: 1 E: 0 K: 0 S: 5	H: 2 LOB: 1 BB: 0 P: 5	R: 0 E: 0 K: 0 S: 4	H: 1 LOB: 1 BB: 0 P: 4	R: 6 E: 0 K: 0 S: 9	H: 7 LOB: 0 BB: 0 P: 9	R: 0 E: 0 K: 0 S: 3	H: 0 LOB: 0 BB: 0 P: 3	R: 0 E: 0 K: 0 S: 3	H: 0 LOB: 1 BB: 1 P: 7	R: 0 E: 0 K: 0 S: 3	H: 0 LOB: 1 BB: 1 P: 7	1B: 10 2B: 3 3B: 0 HR: 1	SF: 0 SAC: 1 DP: 1 HBP: 0	WP: 1 PA: 43 PB: 0 SB: 1 CS: 0
PITCHER	IP WLS BF H R ER SO BB IBB HBP BLK WP HR S P ERA WHIP																
Jim Kaat, L (1,1) ERA: 3.96	4.0 L 23 11 7 7 0 0 0 0 0 0 1 1 23 23 15.75 2.750																
John Urrea, R (5,1) ERA: 3.51	4.0 16 3 0 0 0 2 0 0 0 0 0 0 14 22 0.00 1.250																
Jim Otten, R (9,1) ERA: 6.02	1.0 4 0 0 0 0 1 0 0 0 0 0 0 3 7 0.00 1.000																

Houston Astros @ St. Louis Cardinals
 Busch Stadium, St. Louis, MO
 Tue Aug 26 1980, 7:05 PM CDT
 Att: 10,859 - Unknown

AB	39
R	7
H	14
RBI	6
BB	3
SO	0
LOB	18



Batter	1	2	3	4	5	6	7	8	9	AB	R	H	RBI	BB	SO	LOB	BOTTOM		
Ken Oberkfell, L (1,4) OBP: 0.377, SLG: 0.415	0-0 FC4-6 1B		0-0 G3			0-0 G3		0-0 3B		4	0	2	0	0	0	0	0		
Tony Scott, S (1,8) OBP: 0.298, SLG: 0.292	0-0 FC4-6 3-1 PB		0-0 4-3			0-0 L9 2B		0-3 K		4	1	1	0	0	1	2	2		
Keith Hernandez, L (1,3) OBP: 0.401, SLG: 0.491	0-0 3-1		0-0 1-3			0-0 L9			0-0 L8-3 1B	4	0	1	0	0	0	2	2		
Ted Simmons, S (1,2) OBP: 0.384, SLG: 0.529	4-0 BB				0-0 L9				0-0 F8	3	0	0	0	1	0	2	2		
Dane Iorg, L (1,9) OBP: 0.352, SLG: 0.440	0-0 F7				0-0 L8				0-0 L8-3 1-2	4	0	1	0	0	0	2	2		
Terry Kennedy, L (1,7) OBP: 0.310, SLG: 0.387			0-0 G3		0-0 F8				0-0 F7	3	0	0	0	0	0	1	1		
Ken Reitz, R (1,5) OBP: 0.296, SLG: 0.370					0-0 F9				0-0 G6-4-3 1-2	3	0	1	0	0	0	1	1		
Mike Phillips, L (1,6) OBP: 0.260, SLG: 0.250					0-0 G4-6-3 1B				0-0 F7	3	0	0	0	0	0	1	1		
Jim Kaat, L (1,1) OBP: 0.182, SLG: 0.258									0-0 F8	1	1	1	1	0	0	0	0		
John Urrea, R (5,1) OBP: 0.111, SLG: 0.111									0-0 F9	1	0	0	0	0	0	0	0		
Leon Durham, L (6, PH) OBP: 0.286, SLG: 0.366										1	0	0	0	0	0	0	0		
Jim Otten, R (9,1) OBP: 0.200, SLG: 0.200										0	0	0	0	0	0	0	0		
Inning Stats	R: 1 E: 0 K: 0 S: 4	H: 1 LOB: 1 BB: 1 P: 8	R: 0 E: 0 K: 0 S: 3	H: 1 LOB: 0 BB: 0 P: 3	R: 1 E: 0 K: 0 S: 4	H: 1 LOB: 0 BB: 0 P: 4	R: 0 E: 0 K: 0 S: 3	H: 0 LOB: 0 BB: 0 P: 3	R: 0 E: 0 K: 0 S: 4	H: 1 LOB: 1 BB: 0 P: 4	R: 0 E: 0 K: 0 S: 3	H: 1 LOB: 1 BB: 0 P: 3	R: 0 E: 0 K: 1 S: 6	H: 1 LOB: 0 BB: 0 P: 6	R: 0 E: 0 K: 0 S: 3	H: 1 LOB: 0 BB: 0 P: 3	1B: 4 2B: 2 3B: 1 HR: 1	SF: 0 SAC: 0 DP: 3 HBP: 0	WP: 0 PA: 32 PB: 1 SB: 1 CS: 0
PITCHER	IP WLS BF H R ER SO BB IBB HBP BLK WP HR S P ERA WHIP																		
Joe Niekro, R (1,1) ERA: 3.83	9.0 W 32 7 2 1 1 1 0 0 0 0 1 1 33 37 1.00 0.889																		

Houston Astros @ St. Louis Cardinals
 Busch Stadium, St. Louis, MO
 Tue Aug 26 1980, 7:05 PM CDT
 Att: 10,859 - Unknown

AB	31
R	2
H	7
RBI	1
BB	1
SO	1
LOB	11



Batter	1	2	3	4	5	6	7	8	9	AB	R	H	RBI	BB	SO	LOB	TOP																
Joe Morgan, L OBP: 0.356, SLG: 0.344										3	1	1	0	1	1	0	Houston Astros @ St. Louis Cardinals Busch Stadium, St. Louis, MO Wed Aug 27 1980, 7:05 PM CDT Att: 10,025 - Unknown																
Enos Cabell, R OBP: 0.305, SLG: 0.345										4	0	2	1	0	0	1																	
Terry Puhl, L OBP: 0.350, SLG: 0.420										4	0	0	0	0	2	3																	
Jose Cruz, L OBP: 0.379, SLG: 0.438										4	0	0	0	0	2																		
Cesar Cedeno, R OBP: 0.375, SLG: 0.480										4	0	0	0	0	0	0																	
Denny Walling, L OBP: 0.388, SLG: 0.420										4	1	2	0	0	0	0																	
Alan Ashby, S OBP: 0.313, SLG: 0.331										4	0	2	1	0	0	0																	
Craig Reynolds, L OBP: 0.258, SLG: 0.310										2	0	0	0	0	1	1																	
Rafael Landestoy, S OBP: 0.307, SLG: 0.339										1	0	0	0	0	1	2																	
Ken Forsch, R ERA: 3.38										1	0	0	0	0	0	1																	
Bert Roberge, R ERA: 4.12										0	0	0	0	0	0	0																	
Jeffrey Leonard, R ERA: 3.62										0	0	0	0	0	0	0																	
Gordie Pladson, R ERA: 4.12										0	0	0	0	0	0	0																	
Bruce Bochy, R ERA: 2.25										0	0	0	0	0	0	2																	
Frank LaCorte, R ERA: 2.25										0	0	0	0	0	0	0																	
Inning Stats	R: 1 E: 0 K: 1 S: 6	H: 2 LOB: 0 BB: 0 P: 6	R: 1 E: 0 K: 0 S: 5	H: 2 LOB: 1 BB: 0 P: 5	R: 0 E: 0 K: 1 S: 5	H: 0 LOB: 1 BB: 1 P: 9	R: 0 E: 0 K: 0 S: 3	H: 0 LOB: 0 BB: 0 P: 3	R: 0 E: 0 K: 3 S: 9	H: 0 LOB: 0 BB: 0 P: 9	R: 0 E: 0 K: 0 S: 3	H: 2 LOB: 2 BB: 0 P: 7	R: 0 E: 0 K: 0 S: 4	H: 1 LOB: 1 BB: 0 P: 4	R: 0 E: 0 K: 0 S: 3	H: 0 LOB: 0 BB: 0 P: 3	1B: 3 2B: 3 3B: 2 HR: 0	SF: 0 LOB: 0 SAC: 0 HBP: 0	WP: 0 PA: 34 PB: 0 SB: 0 CS: 1														
PITCHER	IP WLS BF H R ER SO BB IBB HBP BLK WP HR S P ERA WHIP																																
John Fulgham, R ERA: 3.38	(1, 1)	1.0	4	2	1	1	1	0	0	0	0	0	0	0	6	6	9.00	2.000															
John Martin, L ERA: 1.29	(2, 1)	7.0	W	27	5	1	1	5	1	0	0	0	0	0	36	40	1.29	0.857															
John Littlefield, R ERA: 2.82	(9, 1)	1.0	3	0	0	0	0	0	0	0	0	0	0	0	3	3	0.00	0.000															

Batter	1	2	3	4	5	6	7	8	9	AB	R	H	RBI	BB	SO	LOB	BOTTOM																
Ken Oberkfell, L OBP: 0.384, SLG: 0.431										4	2	4	1	0	0	0	Houston Astros @ St. Louis Cardinals Busch Stadium, St. Louis, MO Wed Aug 27 1980, 7:05 PM CDT Att: 10,025 - Unknown																
Tony Scott, S OBP: 0.296, SLG: 0.289										3	2	0	1	1	1	4																	
Keith Hernandez, L OBP: 0.403, SLG: 0.491										4	1	2	2	1	0	2																	
George Hendrick, R OBP: 0.361, SLG: 0.532										3	1	1	2	1	1	1																	
Dane Iorg, L OBP: 0.364, SLG: 0.450										5	1	4	1	0	0	1																	
Terry Kennedy, L OBP: 0.312, SLG: 0.384										4	1	1	0	1	0	3																	
Ken Reitz, R OBP: 0.296, SLG: 0.371										4	0	1	3	0	0	3																	
Mike Phillips, L OBP: 0.269, SLG: 0.260										4	2	2	0	0	0	1																	
John Fulgham, R ERA: 3.13	(1, 1)									0	0	0	0	0	0	0																	
John Martin, S ERA: 4.12	(2, 1)									2	0	1	0	1	0	0																	
Leon Durham, L OBP: 0.284, SLG: 0.365	(8, PH)									1	0	0	0	0	0	1																	
John Littlefield, R ERA: 2.25	(9, 1)									0	0	0	0	0	0	0																	
Inning Stats	R: 1 E: 0 K: 0 S: 5	H: 3 LOB: 2 BB: 0 P: 5	R: 0 E: 0 K: 0 S: 3	H: 0 LOB: 0 BB: 0 P: 3	R: 5 E: 0 K: 0 S: 7	H: 4 LOB: 1 BB: 2 P: 15	R: 0 E: 0 K: 1 S: 5	H: 2 LOB: 1 BB: 0 P: 5	R: 0 E: 0 K: 0 S: 4	H: 1 LOB: 1 BB: 1 P: 8	R: 1 E: 0 K: 0 S: 4	H: 1 LOB: 1 BB: 1 P: 8	R: 0 E: 0 K: 1 S: 6	H: 1 LOB: 1 BB: 0 P: 6	R: 3 E: 0 K: 0 S: 7	H: 4 LOB: 2 BB: 1 P: 11	1B: 13 2B: 4 3B: 0 HR: 0	SF: 2 LOB: 0 SAC: 1 HBP: 0	WP: 0 PA: 42 PB: 0 SB: 1 CS: 1														
PITCHER	IP WLS BF H R ER SO BB IBB HBP BLK WP HR S P ERA WHIP																																
Ken Forsch, R ERA: 3.13	(1, 1)	3.0	L	19	9	6	0	1	0	0	0	0	0	0	17	25	18.00	3.333															
Bert Roberge, R ERA: 4.12	(4, 1)	1.0	1	0	0	0	1	0	0	0	0	0	0	3	3	0.00	0.000																
Gordie Pladson, R ERA: 3.62	(5, 1)	2.0	10	2	1	1	0	2	0	0	0	0	0	8	16	4.50	2.000																
Frank LaCorte, R ERA: 2.25	(7, 1)	2.0	12	5	3	3	1	1	0	0	0	0	0	13	17	13.50	3.000																

AB	33
R	2
H	7
RBI	2
BB	1
SO	6
LOB	12



AB	34
R	10
H	16
RBI	10
BB	5
SO	2
LOB	16



Batter	1	2	3	4	5	6	7	8	9	AB	R	H	RBI	BB	SO	LOB	TOP					
Jerry Royster, R OBP: 0.304, SLG: 0.303	6-3			G6-4-3 1B		P6		HR		4	1	2	1	0	0	0	Atlanta Braves @ St. Louis Cardinals Busch Stadium, St. Louis, MO Thu Aug 28 1980, 7:05 PM CDT Att: 7,203 - Unknown					
Glenn Hubbard, R OBP: 0.328, SLG: 0.422	5-3			G6-4-3 1-2f		FC6-4 1B		F9		4	0	1	0	0	0	1						
Gary Matthews, R OBP: 0.321, SLG: 0.425 Gene Garber, R OBP: 1.000, SLG: 1.000 Jeff Burroughs, R OBP: 0.338, SLG: 0.429 Larry Bradford, R OBP: 0.338, SLG: 0.429	K			1B		FC6-4 1-2f		5-3		3	0	1	0	0	1	1						
Bob Horner, R OBP: 0.302, SLG: 0.538		P4		L7		E6 FC3-6			4-3	4	0	0	0	0	0	2						
Chris Chambliss, L OBP: 0.337, SLG: 0.427 Mike Lum, L OBP: 0.341, SLG: 0.239		G6-4-3 BB			6-3 2B	FC3-6 1-2f			G3	1	0	1	0	1	0	0						
Dale Murphy, R OBP: 0.354, SLG: 0.500 Bill Nahorodny, R OBP: 0.303, SLG: 0.441	G6-4-3 1-2f				F7				F7	3	0	0	0	0	1	2						
Bruce Benedict, R OBP: 0.317, SLG: 0.341 Gary Cooper, S OBP: 0.341, SLG: 0.239			6-3		6-3 2-3					3	0	0	0	0	0	1						
Luis Gomez, R OBP: 0.243, SLG: 0.217			6-3		F9				6-3	3	0	0	0	0	0	2						
Doyle Alexander, R OBP: 0.194, SLG: 0.200 Al Hrabosky, R OBP: 0.400, SLG: 0.444 Biff Pocoroba, S OBP: 0.400, SLG: 0.444 Charlie Spikes, R OBP: 0.343, SLG: 0.333			6-3						K	0	0	0	0	0	0	0						
						HR			K	1	0	0	0	0	0	0						
Inning Stats	R: 0 E: 0 K: 1 S: 5	H: 0 LOB: 0 BB: 0 P: 5	R: 0 E: 0 K: 0 S: 2	H: 0 LOB: 0 BB: 1 P: 6	R: 0 E: 0 K: 0 S: 3	H: 0 LOB: 0 BB: 0 P: 3	R: 0 E: 0 K: 0 S: 4	H: 2 LOB: 1 BB: 0 P: 4	R: 0 E: 0 K: 0 S: 4	H: 1 LOB: 2 BB: 0 P: 4	R: 1 E: 1 K: 0 S: 6	H: 2 LOB: 0 BB: 0 P: 6	R: 0 E: 0 K: 1 S: 5	H: 0 LOB: 0 BB: 0 P: 5	R: 1 E: 0 K: 1 S: 6	H: 1 LOB: 0 BB: 0 P: 6	R: 0 E: 0 K: 0 S: 3	H: 0 LOB: 0 BB: 0 P: 3	1B: 3 2B: 1 3B: 0 HR: 2	SF: 0 SAC: 0 DP: 2 HBP: 0	WP: 0 PB: 0 SB: 0 CS: 0	PA: 33
PITCHER Bob Forsch, R ERA: 3.47	IP: 9.0 WLS: W BF: 33 H: 6 R: 2 ER: 2 SO: 3 BB: 1 IBB: 0 HBP: 0 BLK: 0 WP: 0 HR: 2 S: 38 P: 42 ERA: 2.00 WHIP: 0.778																					

Batter	1	2	3	4	5	6	7	8	9	AB	R	H	RBI	BB	SO	LOB	BOTTOM			
Ken Oberkfell, L OBP: 0.397, SLG: 0.433	FC4-6 1B	FC4-6 1B	F8		F7					5	0	3	1	0	0	1	Atlanta Braves @ St. Louis Cardinals Busch Stadium, St. Louis, MO Thu Aug 28 1980, 7:05 PM CDT Att: 7,203 - Unknown			
Tony Scott, S OBP: 0.292, SLG: 0.284	FC4-6 1-2f CS	FC4-6 2B	FC6-4 1-2f		F9				K	5	1	0	1	0	1	6				
Keith Hernandez, L OBP: 0.404, SLG: 0.492	4-0 1-2 2B HBP BB	4-0 1-3 2B 3H		4-0 2B 1B BB	F9				4-3	3	3	1	1	2	0	0				
George Hendrick, R OBP: 0.365, SLG: 0.535 Leon Durham, L OBP: 0.296, SLG: 0.366	1-0 1-2 2B HBP	4-0 2B IBB		1-3 1B 2B					FC4-6 1B	1	3	1	0	1	0	0				
Dane Iorg, L OBP: 0.369, SLG: 0.465	0-0 1-1H 2H 2B	0-0 1-1H 2H 2B		6-3 WP 1B					FC4-6 1-2f	5	1	3	7	0	1	1				
Terry Kennedy, L OBP: 0.305, SLG: 0.374	0-0 6-3	0-3 K		0-0 6-3 2-3					F7	5	0	0	0	0	1	4				
Ken Reitz, R OBP: 0.296, SLG: 0.370				0-0 5-3					6-3	4	1	1	0	0	0	1				
Mike Phillips, L OBP: 0.296, SLG: 0.283		0-0 1B FC4-6 1B	4-0 FC6-4 BB						PB 1B	3	1	3	0	1	0	0				
Bob Forsch, R OBP: 0.304, SLG: 0.493		0-0 FC4-6 1-2f 2B 1B	0-3 K		0-0 F9				F9	4	1	1	0	0	1	3				
Inning Stats	R: 2 E: 0 K: 0 S: 4	H: 2 LOB: 1 BB: 1 P: 9	R: 6 E: 0 K: 1 S: 11	H: 6 LOB: 1 BB: 1 P: 15	R: 0 E: 0 K: 1 S: 5	H: 0 LOB: 1 BB: 1 P: 9	R: 3 E: 0 K: 0 S: 6	H: 3 LOB: 1 BB: 1 P: 10	R: 0 E: 0 K: 2 S: 7	H: 0 LOB: 0 BB: 0 P: 7	R: 0 E: 0 K: 1 S: 7	H: 2 LOB: 2 BB: 0 P: 7	R: 0 E: 0 K: 0 S: 4	H: 1 LOB: 1 BB: 0 P: 4	R: 0 E: 0 K: 1 S: 4	H: 1 LOB: 1 BB: 0 P: 4		1B: 10 2B: 4 3B: 0 HR: 0	SF: 0 SAC: 0 DP: 0 HBP: 1	WP: 1 PB: 1 SB: 0 CS: 1
PITCHER Doyle Alexander, R ERA: 3.86 Al Hrabosky, L ERA: 4.4 Gene Garber, R ERA: 3.88 Larry Bradford, L ERA: 2.96	IP: 1.1 WLS: L BF: 12 H: 4 R: 4 ER: 4 SO: 2 BB: 2 IBB: 1 HBP: 0 BLK: 0 WP: 1 HR: 0 S: 10 P: 15 ERA: 47.25 WHIP: 6.000																			

Batter	1	2	3	4	5	6	7	8	9	AB	R	H	RBI	BB	SO	LOB	TOP										
Jerry Royster, R OBP: 0.301, SLG: 0.299 (1, 7)	L7		FC6-4		6-3			L8		4	0	0	0	0	0	1											
Rafael Ramirez, R OBP: 0.314, SLG: 0.440 Luis Gomez, R OBP: 0.243, SLG: 0.217 (1, 6)	5-3			1B		F8		6-3		4	1	1	0	0	0	0											
Gary Matthews, R OBP: 0.320, SLG: 0.430 (1, 9)	F8			4-3		F9		HR		4	1	1	1	0	0	1											
Bob Horner, R OBP: 0.301, SLG: 0.534 Gary Cooper, S (9, PR)	5-3			1-3		F9		FC4-6		4	0	1	0	0	0	1											
Chris Chambliss, L OBP: 0.336, SLG: 0.426 (1, 3)	G3			HR				FC4-6		4	1	1	1	0	1	1											
Dale Murphy, R OBP: 0.553, SLG: 0.504 (1, 8)	K			HR				F8		4	1	1	2	0	1	1											
Glenn Hubbard, R OBP: 0.325, SLG: 0.418 (1, 4)			K		F9					3	0	0	0	0	1	0											
Bruce Benedict, R OBP: 0.313, SLG: 0.337 (1, 2)			F8		6-3			1-3		3	0	0	0	0	0	0											
Tommy Boggs, R OBP: 0.188, SLG: 0.191 Larry Bradford, R (8, 1)					5-3			P4		3	0	1	0	0	0	0											
Rick Camp, R OBP: 0.200, SLG: 0.400 (8, 1)			FC6-4		1B					0	0	0	0	0	0	0											
Inning Stats	R: 0 E: 0 K: 0 S: 3	H: 0 LOB: 0 BB: 0 P: 3	R: 0 E: 0 K: 1 S: 5	H: 0 LOB: 0 BB: 0 P: 5	R: 0 E: 0 K: 1 S: 6	H: 1 LOB: 1 BB: 0 P: 6	R: 3 E: 0 K: 0 S: 6	H: 3 LOB: 0 BB: 0 P: 6	R: 0 E: 0 K: 0 S: 3	H: 0 LOB: 0 BB: 0 P: 3	R: 0 E: 0 K: 1 S: 5	H: 0 LOB: 0 BB: 0 P: 5	R: 0 E: 0 K: 0 S: 3	H: 0 LOB: 0 BB: 0 P: 3	R: 1 E: 0 K: 0 S: 5	H: 2 LOB: 1 BB: 0 P: 5	1B: 4 2B: 0 3B: 0 HR: 2	SF: 0 SAC: 0 DP: 0 HBP: 0	WP: 0 PA: 33 PB: 0 SB: 1 CS: 0								
PITCHER	IP	WLS	BF	H	R	ER	SO	BB	IBB	HBP	BLK	WP	HR	S	P	ERA	WHIP										
Silvio Martinez, R ERA: 4.59 John Littlefield, R ERA: 2.98 Jim Kaat, L ERA: 3.93	8.0	L	28	4	3	3	3	0	0	0	0	0	1	34	34	3.38	0.500										

Atlanta Braves @ St. Louis Cardinals
Busch Stadium, St. Louis, MO
Fri Aug 29 1980, 7:05 PM CDT
Att: 11,551 - Unknown

AB 33
R 4
H 6
RBI 4
BB 0
SO 3
LOB 5



Batter	1	2	3	4	5	6	7	8	9	AB	R	H	RBI	BB	SO	LOB	BOTTOM										
Ken Oberkfell, L OBP: 0.385, SLG: 0.433 (1, 4)	4-3	3-1			4-3			1B	K	5	0	1	1	0	1	3											
Tony Scott, S OBP: 0.291, SLG: 0.283 (1, 8)	G3				P4			2H	WP	4	0	1	0	0	0	0											
Keith Hernandez, L OBP: 0.405, SLG: 0.491 (1, 3)	1B				G3			2-3	1B	3	0	1	0	1	0	2											
Ted Simmons, S OBP: 0.383, SLG: 0.525 (1, 2)	L3				F9			1-2		3	0	0	0	1	0	2											
George Hendrick, R OBP: 0.364, SLG: 0.535 (1, 9)					F7			G5-4-3	IBB	4	1	1	0	0	1	4											
Dane Iorg, L OBP: 0.372, SLG: 0.476 (1, 7)					P4			1-2		4	1	2	1	0	0	0											
Ken Reitz, R OBP: 0.295, SLG: 0.367 (1, 5)					F9			2B		3	0	0	0	1	0	1											
Mike Phillips, L OBP: 0.286, SLG: 0.272 (1, 6)					K			G3		4	0	0	0	0	2	3											
Silvio Martinez, R OBP: 0.152, SLG: 0.097 Leon Durham, L OBP: 0.290, SLG: 0.374 John Littlefield, R (9, 1)					6-3					2	0	0	0	0	1	2											
Jim Kaat, L OBP: 0.162, SLG: 0.259 Terry Kennedy, L OBP: 0.269, SLG: 0.382 Bobby Bonds, R OBP: 0.300, SLG: 0.322 (9, PR)								2B	2H	1	1	1	0	0	0	0											
Inning Stats	R: 0 E: 0 K: 0 S: 4	H: 1 LOB: 1 BB: 0 P: 4	R: 1 E: 0 K: 2 S: 9	H: 2 LOB: 2 BB: 1 P: 13	R: 0 E: 0 K: 0 S: 3	H: 0 LOB: 0 BB: 0 P: 3	R: 0 E: 0 K: 0 S: 3	H: 0 LOB: 0 BB: 0 P: 3	R: 0 E: 0 K: 1 S: 5	H: 0 LOB: 0 BB: 0 P: 5	R: 0 E: 0 K: 1 S: 5	H: 0 LOB: 1 BB: 1 P: 9	R: 0 E: 0 K: 0 S: 3	H: 0 LOB: 0 BB: 0 P: 3	R: 1 E: 0 K: 0 S: 5	H: 3 LOB: 2 BB: 1 P: 9	R: 1 E: 0 K: 1 S: 7	H: 2 LOB: 1 BB: 0 P: 7	1B: 2 2B: 6 3B: 0 HR: 0	SF: 0 SAC: 0 DP: 1 HBP: 0	WP: 1 PA: 37 PB: 0 SB: 1 CS: 0						
PITCHER	IP	WLS	BF	H	R	ER	SO	BB	IBB	HBP	BLK	WP	HR	S	P	ERA	WHIP										
Tommy Boggs, R ERA: 3.63 Larry Bradford, L ERA: 2.93 Rick Camp, R ERA: 2.15	7.0	W	29	6	2	2	4	2	0	0	0	0	0	35	43	2.57	1.143										

Atlanta Braves @ St. Louis Cardinals
Busch Stadium, St. Louis, MO
Fri Aug 29 1980, 7:05 PM CDT
Att: 11,551 - Unknown

AB 34
R 3
H 8
RBI 3
BB 3
SO 5
LOB 17



Batter	1	2	3	4	5	6	7	8	9	AB	R	H	RBI	BB	SO	LOB	TOP			
Jerry Royster, R OBP: 0.302, SLG: 0.299 (1, 7)	L4		1-3		E6				F8	4	0	1	0	1	0	0	Atlanta Braves @ St. Louis Cardinals Busch Stadium, St. Louis, MO Sat Aug 30 1980, 7:05 PM CDT Att: 19,681 - Unknown			
Rafael Ramirez, R OBP: 0.303, SLG: 0.425 Mike Lum, L OBP: 0.348, SLG: 0.239 Luis Gomez, R OBP: 0.243, SLG: 0.217 Charlie Spikes, R OBP: 0.361, SLG: 0.333 (1, 6) (7, PH) (7, 6) (9, PH)	P6			E6	P3					3	0	0	0	0	0	1				
Gary Matthews, R OBP: 0.321, SLG: 0.432 (1, 9)				F7					K	5	0	2	0	0	1	5				
Bob Horner, R OBP: 0.301, SLG: 0.534 (1, 5)	P4									4	0	1	0	0	0	2				
Chris Chambliss, L OBP: 0.335, SLG: 0.426 (1, 3)		6-3		G3						4	1	1	0	0	0	2				
Dale Murphy, R OBP: 0.353, SLG: 0.502 (1, 8)	K				K					4	0	1	1	0	2	1				
Glenn Hubbard, R OBP: 0.321, SLG: 0.413 (1, 4)	P6				K					4	0	0	0	0	1	1				
Bill Nahorodny, R OBP: 0.302, SLG: 0.436 (1, 2)			F7							4	1	1	0	0	0	1				
Larry McWilliams, L Gene Garber, R Jeff Burroughs, S Preston Hanna, R Bill Picoroba, S Larry Bradford, R Gary Cooper, S (1, 1) (4, 1) (5, PH) (5, 1) (7, PH) (7, 1) (9, PH)			5-3						K	1	0	0	0	0	0	0				
Inning Stats	R: 0 E: 0 K: 0 S: 4	H: 1 LOB: 1 BB: 0 P: 4	R: 0 E: 0 K: 1 S: 5	H: 0 LOB: 0 BB: 0 P: 5	R: 0 E: 0 K: 0 S: 3	H: 0 LOB: 0 BB: 0 P: 3	R: 0 E: 1 K: 0 S: 4	H: 1 LOB: 1 BB: 0 P: 4	R: 2 E: 1 K: 2 S: 10	H: 3 LOB: 1 BB: 0 P: 10	R: 0 E: 0 K: 0 S: 4	H: 1 LOB: 3 BB: 2 P: 12	R: 1 E: 0 K: 0 S: 5	H: 2 LOB: 1 BB: 0 P: 5	R: 0 E: 0 K: 2 S: 7	H: 0 LOB: 1 BB: 0 P: 8		1B: 5 2B: 3 3B: 0 HR: 1	SF: 0 SAC: 0 DP: 0 HBP: 1	WP: 1 PB: 0 SB: 0 CS: 1
PITCHER	IP WLS BF H R ER SO BB IBB HBP BLK WP HR S P ERA WHIP																			
Don Hood, L ERA: 2.49 John Ureia, R ERA: 3.57 (1, 1) (7, 1)	6.0 W 24 6 2 2 3 0 0 0 0 0 0 1 30 30 3.00 1.000																			

Batter	1	2	3	4	5	6	7	8	9	AB	R	H	RBI	BB	SO	LOB	BOTTOM			
Ken Oberkfell, L OBP: 0.389, SLG: 0.439 (1, 4)	4-3 FC6-5 1B BB		F7							3	2	0	1	0	1	Atlanta Braves @ St. Louis Cardinals Busch Stadium, St. Louis, MO Sat Aug 30 1980, 7:05 PM CDT Att: 19,681 - Unknown				
Tony Scott, S OBP: 0.294, SLG: 0.286 (1, 8)				6-3						4	0	2	2	0	0		1			
Keith Hernandez, L OBP: 0.406, SLG: 0.490 Leon Durham, L OBP: 0.292, SLG: 0.391 (1, 3) (3, PR) (4, 3)	4-3									1	0	0	0	0	0		2			
Ted Simmons, S OBP: 0.381, SLG: 0.522 (1, 2)	FC6-5 1B									4	0	1	1	0	0		1			
George Hendrick, R OBP: 0.363, SLG: 0.533 (1, 9)										4	0	1	0	0	0		2			
Dane Iorg, L OBP: 0.374, SLG: 0.474 (1, 7)	3-1									3	1	1	0	1	0		2			
Ken Reitz, R OBP: 0.297, SLG: 0.369 (1, 5)										4	0	2	0	0	0		1			
Mike Ramsey, S OBP: 0.288, SLG: 0.353 (1, 6)										4	0	0	0	0	0		4			
Don Hood, L OBP: 0.176, SLG: 0.176 John Ureia, R OBP: 0.100, SLG: 0.100 (1, 1) (7, 1)										3	1	1	1	0	1		1			
Inning Stats	R: 1 E: 0 K: 0 S: 5	H: 2 LOB: 2 BB: 1 P: 9	R: 0 E: 0 K: 1 S: 6	H: 1 LOB: 1 BB: 0 P: 6	R: 0 E: 0 K: 0 S: 3	H: 1 LOB: 2 BB: 0 P: 4	R: 0 E: 0 K: 0 S: 6	H: 4 LOB: 0 BB: 0 P: 6	R: 1 E: 0 K: 0 S: 5	H: 2 LOB: 2 BB: 1 P: 9	R: 0 E: 0 K: 0 S: 4	H: 1 LOB: 1 BB: 0 P: 4	R: 0 E: 0 K: 0 S: 3	H: 0 LOB: 0 BB: 0 P: 3	R: 0 E: 0 K: 0 S: 3		H: 0 LOB: 0 BB: 0 P: 3	1B: 9 2B: 1 3B: 0 HR: 1	SF: 0 SAC: 0 DP: 1 HBP: 1	WP: 0 PB: 0 SB: 0 CS: 1
PITCHER	IP WLS BF H R ER SO BB IBB HBP BLK WP HR S P ERA WHIP																			
Larry McWilliams, L Gene Garber, R Preston Hanna, R Larry Bradford, L (1, 1) (4, 1) (5, 1) (7, 1)	3.2 L 19 7 4 4 1 1 0 0 0 0 0 0 1 1 9.82 2.182																			

AB 36
R 3
H 9
RBI 3
BB 2
SO 5
LOB 13

AB 33
R 5
H 11
RBI 5
BB 2
SO 1
LOB 16



Batter	1	2	3	4	5	6	7	8	9	AB	R	H	RBI	BB	SO	LOB	TOP		
Dave Collins, S OBP: 0.362, SLG: 0.370 Sam Mejias, R OBP: 0.302, SLG: 0.340	F3	HBP	K		1B		1B			4	1	2	0	0	1	1	Cincinnati Reds @ St. Louis Cardinals Busch Stadium, St. Louis, MO Mon Sep 01 1980, 3:33 AM CDT Att: 9,761 - Overcast		
Ron Oester, S OBP: 0.335, SLG: 0.398	2B	1B	1B		G3	K	5-3			4	2	1	0	1	1	2			
Dave Concepcion, R OBP: 0.301, SLG: 0.360	3B	2B	1B		5-3		F7			5	1	2	2	0	0	0			
George Foster, R OBP: 0.361, SLG: 0.487	1B	3B	1B		1B		1B			5	2	4	2	0	0	0			
Johnny Bench, R OBP: 0.333, SLG: 0.508 Vic Correll, R (7.2)	1B	1B	8-5		1B		P4			4	1	2	2	0	0	3			
Dan Driessen, L OBP: 0.394, SLG: 0.449	1B	F7			1B		4-3			5	0	3	0	0	0	2			
Ray Knight, R OBP: 0.311, SLG: 0.430	1B		4-3		F8		1B			5	1	3	1	0	0	3			
Paul Householder, S OBP: 0.222, SLG: 0.222	K		K		K		G3-6-4			5	0	1	1	0	3	4			
Joe Price, R OBP: 0.100, SLG: 0.100	K		4-3		F9		G3-6-4			5	0	0	0	0	1	5			
Inning Stats	R: 4 E: 0 K: 2 S: 13	H: 6 LOB: 2 BB: 0 P: 13	R: 2 E: 0 K: 0 S: 4	H: 2 LOB: 1 BB: 1 P: 9	R: 0 E: 0 K: 2 S: 8	H: 1 LOB: 1 BB: 0 P: 8	R: 1 E: 0 K: 0 S: 6	H: 3 LOB: 2 BB: 0 P: 6	R: 0 E: 0 K: 0 S: 4	H: 1 LOB: 1 BB: 0 P: 4	R: 1 E: 0 K: 0 S: 5	H: 3 LOB: 1 BB: 0 P: 5	R: 0 E: 0 K: 1 S: 5	H: 0 LOB: 0 BB: 0 P: 5	R: 0 E: 0 K: 0 S: 4	H: 1 LOB: 1 BB: 0 P: 4	1B: 12 2B: 6 3B: 1 HR: 0	SF: 0 SAC: 0 DP: 2 HBP: 1	WP: 0 PA: 45 PB: 0 SB: 1 CS: 0
PITCHER	IP	WLS	BF	H	R	ER	SO	BB	IBB	HBP	BLK	WP	HR	S	P	ERA	WHIP		
Jim Kaat, L ERA: 4.23	(1.1)	0.1	L 7	6	4	4	0	0	0	0	0	0	0	7	7	108.00	18.000		
John Ulnos, R ERA: 3.78	(1.1)	4.2	22	7	3	3	6	1	0	1	0	0	0	32	37	5.79	1.714		
John Martin, L ERA: 1.64	(6.1)	3.0	12	4	1	1	1	0	0	0	0	0	0	14	14	3.00	1.333		
John Littlefield, R ERA: 2.89	(9.1)	1.0	4	1	0	0	0	0	0	0	0	0	0	4	4	0.00	1.000		

Batter	1	2	3	4	5	6	7	8	9	AB	R	H	RBI	BB	SO	LOB	BOTTOM		
Ken Oberkfell, L OBP: 0.380, SLG: 0.427	5-3		G3		F8			4-3		4	0	0	0	0	0	3	Cincinnati Reds @ St. Louis Cardinals Busch Stadium, St. Louis, MO Mon Sep 01 1980, 3:33 AM CDT Att: 9,761 - Overcast		
Tony Scott, S OBP: 0.296, SLG: 0.289	BB		F9		5-3			2B		3	0	1	0	1	0	0			
Keith Hernandez, L OBP: 0.402, SLG: 0.485	K		F9		F9			P4		4	0	0	0	0	1	2			
Ted Simmons, S OBP: 0.380, SLG: 0.517	K		P6		6-3			G4-6-3		3	0	0	0	1	1	1			
George Hendrick, R OBP: 0.363, SLG: 0.536	K		P4		5-3			G4-6-3		4	0	0	0	0	1	2			
Dane Iorg, L OBP: 0.367, SLG: 0.462	4-3		L3		F7					3	0	0	0	0	0	0			
Ken Reitz, R OBP: 0.302, SLG: 0.380	HR		1B		F9					3	1	2	1	0	0	0			
Mike Ramsey, S OBP: 0.280, SLG: 0.343	5-3		F8		5-3					3	0	0	0	0	0	1			
Jim Kaat, L OBP: 0.182, SLG: 0.258 John Ulnos, R OBP: 0.180, SLG: 0.182 Steve Swisher, R OBP: 0.271, SLG: 0.187 John Martin, L OBP: 0.197, SLG: 0.500 Keith Smith, R OBP: 0.192, SLG: 0.227 John Littlefield, R (9.1)			G3		2-3			F8		0	0	0	0	0	0	0			
Inning Stats	R: 0 E: 0 K: 2 S: 7	H: 0 LOB: 1 BB: 1 P: 11	R: 1 E: 0 K: 1 S: 6	H: 1 LOB: 0 BB: 0 P: 6	R: 0 E: 0 K: 0 S: 3	H: 1 LOB: 0 BB: 0 P: 3	R: 0 E: 0 K: 0 S: 3	H: 0 LOB: 0 BB: 0 P: 3	R: 0 E: 0 K: 0 S: 3	H: 0 LOB: 0 BB: 0 P: 3	R: 0 E: 0 K: 0 S: 3	H: 0 LOB: 0 BB: 0 P: 3	R: 0 E: 0 K: 0 S: 3	H: 1 LOB: 1 BB: 1 P: 7	R: 0 E: 0 K: 0 S: 3	H: 1 LOB: 1 BB: 1 P: 7	1B: 2 2B: 2 3B: 0 HR: 1	SF: 0 SAC: 0 DP: 2 HBP: 0	WP: 0 PA: 32 PB: 0 SB: 0 CS: 0
PITCHER	IP	WLS	BF	H	R	ER	SO	BB	IBB	HBP	BLK	WP	HR	S	P	ERA	WHIP		
Joe Price, L ERA: 3.38	(1.1)	9.0	W 32	5	1	1	3	2	0	0	0	0	1	36	44	1.00	0.778		



Batter	1	2	3	4	5	6	7	8	9	AB	R	H	RBI	BB	SO	LOB	TOP								
Dave Collins, S OBP: 0.363, SLG: 0.371 Geoff Combe, R (7, 1)	F7						4-3			4	1	2	0	0	0	0	Cincinnati Reds @ St. Louis Cardinals Busch Stadium, St. Louis, MO Tue Sep 02 1980, 7:05 PM CDT Att: 8,389 - Unknown								
Tom Hume, R OBP: 0.154, SLG: 0.231 Hector Cruz, R OBP: 0.300, SLG: 0.347 (8, PH)			1B			1B FC4-6			G1-6-3 BB	0	0	0	0	0	0	0									
Ron Oester, S OBP: 0.332, SLG: 0.393 (1, 4)	F7		K			F8		3B	G1-6-3	5	1	1	0	0	1	4									
Dave Concepcion, R OBP: 0.303, SLG: 0.365 (1, 6)	4-3		4-3			FC4-6 1B		1B		4	1	2	1	0	0	1									
George Foster, R OBP: 0.362, SLG: 0.487 (1, 7)				L3		FC4-6 1B		F9		4	0	2	0	0	0	1									
Dan Driessen, L OBP: 0.392, SLG: 0.446 Doug Bair, R (6, 1)	K		K			FC4-6		2B		3	0	0	1	0	2	3									
Cesar Geronimo, L OBP: 0.327, SLG: 0.341 (7, 8)				K		FC4-6 1B		1B		0	0	0	0	0	0	0									
Joe Nolan, L OBP: 0.377, SLG: 0.451 (1, 2)	FC3-6 1B			4-3		4-3		2B		4	0	1	0	0	0	3									
Ray Knight, R OBP: 0.311, SLG: 0.429 (1, 5)					F8		K		G3-2-5-2-5	4	0	1	0	0	1	2									
Paul Householder, S OBP: 0.227, SLG: 0.273 (1, 9)	L4			1-3			WP SF8		K	4	1	1	0	0	1	2									
Paul Moskau, R OBP: 0.122, SLG: 0.125 Charlie Leibrandt, R OBP: 0.246, SLG: 0.245 Eddie Milner, L (5, PH) Jay Howell, R (5, 1) Harry Spilman, L OBP: 0.323, SLG: 0.410 (6, 3)			6-3		F8		SF8		BB HBP	1	0	0	0	0	0	0									
Inning Stats	R: 0 E: 0 K: 0 S: 3	H: 0 LOB: 0 BB: 0 P: 3	R: 0 E: 0 K: 1 S: 7	H: 2 LOB: 2 BB: 0 P: 7	R: 0 E: 0 K: 1 S: 6	H: 1 LOB: 1 BB: 0 P: 6	R: 0 E: 0 K: 1 S: 5	H: 0 LOB: 0 BB: 0 P: 5	R: 0 E: 0 K: 0 S: 3	H: 0 LOB: 0 BB: 0 P: 3	R: 1 E: 0 K: 0 S: 6	H: 3 LOB: 2 BB: 0 P: 6	R: 1 E: 0 K: 1 S: 6	H: 1 LOB: 0 BB: 0 P: 6	R: 2 E: 0 K: 0 S: 6	H: 4 LOB: 1 BB: 0 P: 6	R: 0 E: 0 K: 1 S: 4	H: 0 LOB: 1 BB: 1 P: 9	1B: 8 2B: 3 3B: 1 HR: 0	SF: 1 SAC: 0 DP: 2 HBP: 1	WP: 1 PB: 0 SB: 1 CS: 0	PA: 38			
PITCHER	IP	WLS	BF	H	R	ER	SO	BB	IBB	HBP	BLK	WP	HR	S	P	ERA	WHIP								
Bob Forsch, R ERA: 3.52 John Littlefield, R ERA: 2.8	(1, 1) (8, 1)	7.1 S	33 5	11 0	4 0	4 0	4 1	0 1	0 0	0 1	0 0	1 0	0 0	41 5	41 10	4.91 0.00	1.500 0.600								



Batter	1	2	3	4	5	6	7	8	9	AB	R	H	RBI	BB	SO	LOB	BOTTOM								
Ken Oberkfell, L OBP: 0.380, SLG: 0.427 (1, 4)	6-3	L6		5-3		E 1B		1B		5	1	2	0	0	0	2	Cincinnati Reds @ St. Louis Cardinals Busch Stadium, St. Louis, MO Tue Sep 02 1980, 7:05 PM CDT Att: 8,389 - Unknown								
Tony Scott, S OBP: 0.300, SLG: 0.294 (1, 8)	HR 1B		4-3	5-3		E 1B		S 1B		5	2	3	0	0	0	1									
Keith Hernandez, L OBP: 0.405, SLG: 0.497 (1, 3)	HR		WP 3B		4-3 SF7	S 1B		2B	IBB	3	4	3	3	1	0	0									
Ted Simmons, S OBP: 0.380, SLG: 0.523 (1, 2)	K		SF9 3B		4-3	L3		1B		5	2	2	4	0	1	3									
George Hendrick, R OBP: 0.363, SLG: 0.534 (1, 9)	F7		BB		FC S		K	3-1 1B		4	0	1	1	1	1	1									
Dane Iorg, L OBP: 0.368, SLG: 0.470 (1, 7)		WP SF8	SF9		SF7	1B		3-1		3	2	2	2	0	0	1									
Ken Reitz, R OBP: 0.301, SLG: 0.378 (1, 5)		F3	F7		K		1B	4-3		5	0	1	1	0	1	4									
Mike Phillips, L OBP: 0.277, SLG: 0.266 (1, 6)	SF8			SH1-4 1B		G3		G4-6-3		3	0	1	1	0	0	1									
Bob Forsch, R OBP: 0.324, SLG: 0.507 John Littlefield, R ERA: 2.8 (8, 1)					SH1-4 1B		1B SF7		K	2	1	2	0	0	0	0									
Inning Stats	R: 2 E: 0 K: 1 S: 7	H: 2 LOB: 0 BB: 0 P: 7	R: 1 E: 0 K: 0 S: 5	H: 2 LOB: 1 BB: 0 P: 5	R: 2 E: 0 K: 0 S: 5	H: 2 LOB: 1 BB: 1 P: 9	R: 0 E: 0 K: 0 S: 4	H: 1 LOB: 1 BB: 0 P: 4	R: 1 E: 0 K: 1 S: 7	H: 1 LOB: 1 BB: 0 P: 7	R: 1 E: 1 K: 0 S: 6	H: 3 LOB: 2 BB: 0 P: 6	R: 1 E: 0 K: 1 S: 6	H: 2 LOB: 0 BB: 0 P: 6	R: 4 E: 0 K: 1 S: 9	H: 4 LOB: 1 BB: 1 P: 13		1B: 12 2B: 3 3B: 1 HR: 1	SF: 4 SAC: 1 DP: 1 HBP: 0	WP: 2 PB: 0 SB: 4 CS: 0	PA: 43				
PITCHER	IP	WLS	BF	H	R	ER	SO	BB	IBB	HBP	BLK	WP	HR	S	P	ERA	WHIP								
Paul Moskau, R ERA: 3.73 Charlie Leibrandt, L ERA: 4.12 Jay Howell, R ERA: 19.29 Doug Bair, R ERA: 4.67 Geoff Combe, R ERA: 27.0	(1, 1) (3, 1) (5, 1) (6, 1) (7, 1)	2.1 7	13 7	6 1	0 0	0 0	0 0	0 1	0 0	0 0	0 0	0 0	0 0	6 7	10 7	0.00 9.00	1.200 1.000								
PITCHER	IP	WLS	BF	H	R	ER	SO	BB	IBB	HBP	BLK	WP	HR	S	P	ERA	WHIP								
Tom Hume, R ERA: 2.88 (8, 1)	0.2		4	2	1	1	0	0	0	0	0	0	0	4	4	13.50	3.000								



Batter	1	2	3	4	5	6	7	8	9	AB	R	H	RBI	BB	SO	LOB	TOP			
Ken Oberkfell, L (1,4) OBP: 0.388, SLG: 0.431	F8		L4			1B HR		4-3		3	1	1	0	0	0	0	St. Louis Cardinals @ Houston Astros Astrodome, Houston, TX Sat Sep 06 1980, 8:05 PM EDT Att: 34,350 - Dome			
John Urra, R (6,1) OBP: 0.182, SLG: 0.182										0	0	0	0	0	0	0				
Dane Iorg, L (8,PH) OBP: 0.360, SLG: 0.463										1	0	0	0	0	0	0				
Kim Seaman, L (8,1)										0	0	0	0	0	0	0				
Tony Scott, S (1,8) OBP: 0.306, SLG: 0.302	3B 2B		4-3			P5		F S 1B		4	1	2	0	0	0	1				
Keith Hernandez, L (1,3) OBP: 0.400, SLG: 0.487	6-3					1-2 HR 1B		L4		4	1	1	0	0	0	2				
Leon Durham, L (1,7) OBP: 0.298, SLG: 0.426	2H 3B					HR		4-3		4	1	3	4	0	0	1				
George Hendrick, R (1,9) OBP: 0.357, SLG: 0.522	F8					1-2 K				4	0	0	0	0	2	2				
Terry Kennedy, L (1,2) OBP: 0.309, SLG: 0.377										4	0	0	0	0	0	0				
Ken Reitz, R (1,5) OBP: 0.302, SLG: 0.391										4	0	0	0	0	0	0				
Mike Ramsey, S (1,6) OBP: 0.288, SLG: 0.358										3	0	1	0	0	0	0				
John Martin, S (1,1) OBP: 0.500, SLG: 0.333										1	0	0	0	0	0	0				
Tom Herr, S (6,PH) OBP: 0.238, SLG: 0.312										2	0	0	0	0	0	1				
Inning Stats	R: 1 E: 0 K: 0 S: 5	H: 2 LOB: 1 BB: 0 P: 5	R: 0 E: 0 K: 0 S: 3	H: 0 LOB: 0 BB: 0 P: 3	R: 0 E: 0 K: 1 S: 5	H: 1 LOB: 0 BB: 0 P: 5	R: 0 E: 0 K: 0 S: 3	H: 0 LOB: 0 BB: 0 P: 3	R: 3 E: 0 K: 0 S: 6	H: 3 LOB: 0 BB: 0 P: 6	R: 0 E: 0 K: 0 S: 4	H: 1 LOB: 1 BB: 0 P: 4	R: 0 E: 0 K: 1 S: 4	H: 1 LOB: 0 BB: 0 P: 4	R: 0 E: 0 K: 1 S: 5	H: 0 LOB: 0 BB: 0 P: 5	1B: 5 2B: 1 3B: 1 HR: 1	SF: 0 SAC: 0 DP: 0 HBP: 0	WP: 0 PB: 0 SB: 1 CS: 1	PA: 34
PITCHER Vern Ruhle, R (1,1) ERA: 2.54	IP: 9.0 WLS: W BF: 34 H: 8 R: 4 ER: 4 SO: 2 BB: 0 IBB: 0 HBP: 0 BLK: 0 WP: 0 HR: 1 S: 38 P: 38 ERA: 4.00 WHIP: 0.889																			

Batter	1	2	3	4	5	6	7	8	9	AB	R	H	RBI	BB	SO	LOB	BOTTOM			
Rafael Landestoy, S (1,4) OBP: 0.306, SLG: 0.334	G3		1B HR 1B							4	1	2	1	0	0	1	St. Louis Cardinals @ Houston Astros Astrodome, Houston, TX Sat Sep 06 1980, 8:05 PM EDT Att: 34,350 - Dome			
Enos Cabell, R (1,5) OBP: 0.308, SLG: 0.350	P6		1-2 2-3 HR 1B							4	1	1	0	0	0	3				
Jose Cruz, L (1,7) OBP: 0.374, SLG: 0.442	F8		1-2 2-3 HR							4	1	1	4	0	0	0				
Cesar Cedeno, R (1,8) OBP: 0.381, SLG: 0.484			L9 4-3 2B							3	1	1	0	1	0	0				
Art Howe, R (1,3) OBP: 0.348, SLG: 0.426										4	0	0	0	0	0	2				
Dave Bergman, L (9,3) OBP: 0.343, SLG: 0.306			L9							0	0	0	0	0	0	0				
Gary Woods, R (1,9) OBP: 0.389, SLG: 0.471			2-3 L9							3	1	0	1	1	0	1				
Alan Ashby, S (1,2) OBP: 0.307, SLG: 0.317			3H L8							3	0	0	0	0	1	1				
Craig Reynolds, L (1,6) OBP: 0.259, SLG: 0.307			0-3 K							3	0	1	0	0	1	0				
Vern Ruhle, R (1,1) OBP: 0.350, SLG: 0.378			4-0 1B HR BB							2	1	1	0	1	0	2				
Inning Stats	R: 0 E: 0 K: 0 S: 3	H: 0 LOB: 0 BB: 0 P: 3	R: 1 E: 0 K: 0 S: 4	H: 1 LOB: 0 BB: 0 P: 4	R: 4 E: 0 K: 1 S: 8	H: 3 LOB: 0 BB: 1 P: 12	R: 0 E: 0 K: 0 S: 3	H: 0 LOB: 0 BB: 0 P: 3	R: 0 E: 0 K: 0 S: 3	H: 0 LOB: 0 BB: 0 P: 3	R: 1 E: 0 K: 1 S: 7	H: 2 LOB: 2 BB: 1 P: 11	R: 0 E: 0 K: 0 S: 3	H: 0 LOB: 1 BB: 1 P: 7	R: 0 E: 0 K: 1 S: 5	H: 0 LOB: 0 BB: 0 P: 5	1B: 5 2B: 1 3B: 0 HR: 1	SF: 0 SAC: 0 DP: 0 HBP: 0	WP: 0 PB: 0 SB: 0 CS: 0	PA: 33
PITCHER John Martin, L (1,1) ERA: 3.94	IP: 5.0 WLS: L BF: 20 H: 5 R: 5 ER: 5 SO: 1 BB: 1 IBB: 0 HBP: 0 BLK: 0 WP: 0 HR: 1 S: 21 P: 25 ERA: 9.00 WHIP: 1.200																			
John Urra, R (6,1) ERA: 3.79	IP: 2.0 WLS: L BF: 9 H: 2 R: 1 ER: 1 SO: 1 BB: 0 IBB: 0 HBP: 0 BLK: 0 WP: 0 HR: 0 S: 10 P: 14 ERA: 4.50 WHIP: 1.500																			
Kim Seaman, L (8,1) ERA: 4.08	IP: 1.0 WLS: L BF: 4 H: 0 R: 0 ER: 0 SO: 0 BB: 0 IBB: 0 HBP: 0 BLK: 0 WP: 0 HR: 0 S: 3 P: 7 ERA: 0.00 WHIP: 1.000																			

AB	34
R	4
H	8
RBI	4
BB	0
SO	2
LOB	7



Batter	1	2	3	4	5	6	7	8	9	AB	R	H	RBI	BB	SO	LOB	TOP			
Ken Oberkfell, L OBP: 0.396, SLG: 0.432	F7																4 0 1 0 0 0 0			
Tony Scott, S OBP: 0.308, SLG: 0.304	4-3 1B	6-3															4 1 2 0 0 0 2			
Keith Hernandez, L OBP: 0.397, SLG: 0.483	4-3		6-3														4 0 0 0 0 0 2			
Ted Simmons, S OBP: 0.378, SLG: 0.519			B1-3														4 0 1 1 0 0 0			
George Hendrick, R OBP: 0.354, SLG: 0.518	F9		6-3														4 0 0 0 0 0 1			
Leon Durham, L OBP: 0.306, SLG: 0.427		4-0 1B															2 1 1 0 2 0 0			
Tito Landrum, R OBP: 0.357, SLG: 0.440		4-3 BB															0 0 0 0 0 0 0			
Ken Reitz, R OBP: 0.299, SLG: 0.387	F9																4 0 0 0 0 0 3			
Mike Phillips, L OBP: 0.284, SLG: 0.274	4-3																4 0 0 0 0 0 2			
Pete Vuckovich, R OBP: 0.180, SLG: 0.250		2B 1B															3 0 1 1 0 0 0			
Inning Stats	R: 1 E: 0 K: 0 S: 5	H: 2 LOB: 1 BB: 0 P: 5	R: 1 E: 0 K: 0 S: 5	H: 2 LOB: 2 BB: 1 P: 9	R: 0 E: 0 K: 0 S: 3	H: 0 LOB: 0 BB: 0 P: 3	R: 0 E: 0 K: 0 S: 3	H: 0 LOB: 0 BB: 0 P: 3	R: 0 E: 0 K: 0 S: 4	H: 1 LOB: 1 BB: 0 P: 4	R: 0 E: 0 K: 0 S: 4	H: 1 LOB: 1 BB: 0 P: 4	R: 0 E: 0 K: 0 S: 3	H: 0 LOB: 0 BB: 0 P: 3	R: 0 E: 0 K: 0 S: 3	H: 0 LOB: 1 BB: 1 P: 7	1B: 5 2B: 1 3B: 0 HR: 0	SF: 0 SAC: 0 DP: 0 HBP: 0	WP: 0 PB: 0 SB: 1 CS: 0	PA: 35
PITCHER	IP WLS BF H R ER SO BB IBB HBP BLK WP HR S P ERA WHIP																			
Ken Forsch, R ERA: 3.26	(1, 1)	7.0 L 28 6 2 2 0 1 0 0 0 0 0 0 27 31 2.57 1.000																		
Joe Sambito, L ERA: 2.32	(8, 1)	2.0 7 0 0 0 0 1 0 0 0 0 0 0 6 10 0.00 0.500																		

St. Louis Cardinals @ Houston Astros
Astrodome, Houston, TX
Sun Sep 07 1980, 8:05 PM EDT
Att: 16,475 - Dome

AB	33
R	2
H	6
RBI	2
BB	2
SO	0
LOB	10



Batter	1	2	3	4	5	6	7	8	9	AB	R	H	RBI	BB	SO	LOB	BOTTOM					
Joe Morgan, L OBP: 0.361, SLG: 0.357	K		F8														4 0 1 0 0 1 0					
Enos Cabell, R OBP: 0.308, SLG: 0.350	L8																4 0 1 0 0 0 1					
Terry Puhl, L OBP: 0.358, SLG: 0.420	1B		F8														4 0 2 0 0 0 1					
Jose Cruz, L OBP: 0.375, SLG: 0.442	1B		L9														4 0 2 0 0 0 1					
Cesar Cedeno, R OBP: 0.382, SLG: 0.487	FC6-4																4 0 2 0 0 0 4					
Denny Walling, L OBP: 0.380, SLG: 0.408		P6															4 0 0 0 0 1 2					
Alan Ashby, S OBP: 0.304, SLG: 0.313	F8																4 0 0 0 0 1 1					
Craig Reynolds, L OBP: 0.259, SLG: 0.305																	3 0 0 0 1 1 1					
Ken Forsch, R OBP: 0.250, SLG: 0.284																	2 0 0 0 0 1 1					
Dave Bergman, L OBP: 0.338, SLG: 0.302																	1 0 0 0 0 1 0					
Joe Sambito, L ERA: 2.32																	0 0 0 0 0 0 0					
Inning Stats	R: 0 E: 0 K: 1 S: 7	H: 2 LOB: 2 BB: 0 P: 7	R: 0 E: 0 K: 1 S: 5	H: 0 LOB: 1 BB: 1 P: 9	R: 0 E: 0 K: 0 S: 4	H: 1 LOB: 1 BB: 0 P: 4	R: 0 E: 0 K: 1 S: 6	H: 1 LOB: 1 BB: 0 P: 6	R: 0 E: 0 K: 0 S: 3	H: 1 LOB: 0 BB: 0 P: 3	R: 0 E: 0 K: 0 S: 4	H: 1 LOB: 1 BB: 0 P: 4	R: 0 E: 0 K: 2 S: 7	H: 0 LOB: 0 BB: 0 P: 7	R: 0 E: 0 K: 0 S: 5	H: 2 LOB: 2 BB: 0 P: 5	R: 0 E: 0 K: 1 S: 5	H: 0 LOB: 0 BB: 0 P: 5	1B: 7 2B: 1 3B: 0 HR: 0	SF: 0 SAC: 0 DP: 1 HBP: 0	WP: 0 PB: 0 SB: 0 CS: 0	PA: 35
PITCHER	IP WLS BF H R ER SO BB IBB HBP BLK WP HR S P ERA WHIP																					
Pete Vuckovich, R ERA: 3.39	(1, 1)	9.0 W 35 8 0 0 0 6 1 0 0 0 0 0 46 50 0.00 1.000																				

St. Louis Cardinals @ Houston Astros
Astrodome, Houston, TX
Sun Sep 07 1980, 8:05 PM EDT
Att: 16,475 - Dome

AB	34
R	0
H	8
RBI	0
BB	1
SO	6
LOB	12



Batter	1	2	3	4	5	6	7	8	9	AB	R	H	RBI	BB	SO	LOB	TOP					
Ivan De Jesus, R OBP: 0.332, SLG: 0.340										4	2	1	0	1	0	0	Chicago Cubs @ St. Louis Cardinals Busch Stadium, St. Louis, MO Mon Sep 08 1980, 7:05 PM CDT Att: 6,307 - Unknown					
Lenny Randle, S OBP: 0.341, SLG: 0.370										5	2	3	0	0	0	1						
Mick Kelleher, R OBP: 0.264, SLG: 0.200										5	1	3	1	0	0	2						
Bill Buckner, L OBP: 0.352, SLG: 0.452										5	1	3	1	0	0	2						
Larry Bittner, L OBP: 0.298, SLG: 0.328										0	0	0	0	0	0	0						
Jim Tracy, L OBP: 0.381, SLG: 0.500										3	1	1	2	1	0	2						
Carlos Lezcano, R OBP: 0.267, SLG: 0.377										4	0	0	0	0	1	5						
Scot Thompson, L OBP: 0.294, SLG: 0.289										4	0	0	0	0	0	3						
Tim Blackwell, S OBP: 0.346, SLG: 0.395										4	0	2	1	0	1	2						
Mike Tyson, R OBP: 0.281, SLG: 0.359										4	0	0	0	0	0	4						
Lynn McGlothen, L OBP: 0.256, SLG: 0.333										3	0	0	0	0	0	1						
Willie Hernandez, L OBP: 0.211, SLG: 0.263										1	0	0	0	0	0	1						
Inning Stats	R: 1 E: 1 K: 0 S: 4	H: 2 LOB: 1 BB: 1 P: 8	R: 0 E: 0 K: 0 S: 4	H: 1 LOB: 1 BB: 0 P: 4	R: 4 E: 3 K: 0 S: 8	H: 3 LOB: 1 BB: 0 P: 8	R: 0 E: 0 K: 0 S: 3	H: 0 LOB: 0 BB: 0 P: 3	R: 0 E: 0 K: 1 S: 5	H: 0 LOB: 0 BB: 0 P: 5	R: 1 E: 0 K: 1 S: 7	H: 2 LOB: 1 BB: 0 P: 7	R: 0 E: 0 K: 0 S: 4	H: 1 LOB: 1 BB: 0 P: 4	R: 0 E: 0 K: 0 S: 2	H: 0 LOB: 0 BB: 1 P: 6	1B: 9 2B: 2 3B: 0 HR: 0	SF: 0 SAC: 0 DP: 3 HBP: 0	WP: 0 PB: 0 SB: 1 CS: 0	PA: 39		
PITCHER	IP WLS BF H R ER SO BB IBB HBP BLK WP HR S P ERA WHIP	5.0 L 24 7 5 1 0 1 0 0 0 0 0 23 27 1.80 1.600	2.0 8 2 1 1 2 0 0 0 0 0 0 12 12 4.50 1.000	1.0 4 1 0 0 0 0 0 0 0 0 0 4 4 0.00 1.000	1.0 3 0 0 0 0 1 0 0 0 0 0 2 6 0.00 1.000																	

AB	R	H	RBI	BB	SO	LOB
37	6	10	4	2	2	21



AB	R	H	RBI	BB	SO	LOB
34	2	8	2	3	8	17



Batter	1	2	3	4	5	6	7	8	9	AB	R	H	RBI	BB	SO	LOB	TOP							
Omar Moreno, L OBP: 0.313, SLG: 0.333										5	1	1	0	0	1	2								
Tim Foli, R OBP: 0.302, SLG: 0.342										5	2	3	0	0	0	0								
Dave Parker, L OBP: 0.338, SLG: 0.474										3	0	2	2	0	1	2								
Mike Easter, L OBP: 0.375, SLG: 0.569										2	0	1	0	0	0	0								
Bill Madlock, R OBP: 0.340, SLG: 0.382										4	2	2	0	1	0	2								
Bill Robinson, R OBP: 0.324, SLG: 0.476										3	1	2	0	1	1	2								
John Miner, L OBP: 0.377, SLG: 0.377										0	0	0	0	1	0	0								
Lee Lacy, R OBP: 0.408, SLG: 0.524										5	1	2	2	0	1	5								
Phil Garner, R OBP: 0.316, SLG: 0.363										4	0	2	2	0	1	2								
Steve Nicosia, R OBP: 0.278, SLG: 0.266										4	0	0	0	0	1	2								
Jim Bibby, R OBP: 0.213, SLG: 0.209										2	0	0	0	1	2	1								
Grant Jackson, S										0	0	0	0	0	0	0								
Enrique Romo, R OBP: 0.500, SLG: 0.400										1	0	0	0	0	0	0								
Inning Stats	R: 2 E: 0 K: 2 S: 10	H: 4 LOB: 2 BB: 1 P: 14	R: 0 E: 0 K: 1 S: 6	H: 1 LOB: 2 BB: 1 P: 10	R: 3 E: 0 K: 3 S: 13	H: 4 LOB: 1 BB: 0 P: 13	R: 1 E: 0 K: 1 S: 6	H: 2 LOB: 1 BB: 1 P: 10	R: 0 E: 0 K: 0 S: 5	H: 0 LOB: 0 BB: 0 P: 5	R: 0 E: 0 K: 0 S: 3	H: 0 LOB: 0 BB: 0 P: 3	R: 1 E: 0 K: 0 S: 5	H: 3 LOB: 1 BB: 0 P: 5	R: 0 E: 0 K: 0 S: 3	H: 0 LOB: 0 BB: 0 P: 3	R: 0 E: 0 K: 0 S: 3	H: 1 LOB: 1 BB: 1 P: 7	1B: 12 2B: 3 3B: 1 HR: 0	SF: 0 SAC: 0 DP: 3 HBP: 0	WP: 0 PB: 1 SB: 3 CS: 0	PA: 42		
PITCHER	IP WLS BF H R ER SO BB IBB HBP BLK WP HR S P ERA WHIP	IP WLS BF H R ER SO BB IBB HBP BLK WP HR S P ERA WHIP	IP WLS BF H R ER SO BB IBB HBP BLK WP HR S P ERA WHIP	IP WLS BF H R ER SO BB IBB HBP BLK WP HR S P ERA WHIP	IP WLS BF H R ER SO BB IBB HBP BLK WP HR S P ERA WHIP	IP WLS BF H R ER SO BB IBB HBP BLK WP HR S P ERA WHIP	IP WLS BF H R ER SO BB IBB HBP BLK WP HR S P ERA WHIP	IP WLS BF H R ER SO BB IBB HBP BLK WP HR S P ERA WHIP	IP WLS BF H R ER SO BB IBB HBP BLK WP HR S P ERA WHIP	IP WLS BF H R ER SO BB IBB HBP BLK WP HR S P ERA WHIP	IP WLS BF H R ER SO BB IBB HBP BLK WP HR S P ERA WHIP	IP WLS BF H R ER SO BB IBB HBP BLK WP HR S P ERA WHIP	IP WLS BF H R ER SO BB IBB HBP BLK WP HR S P ERA WHIP	IP WLS BF H R ER SO BB IBB HBP BLK WP HR S P ERA WHIP	IP WLS BF H R ER SO BB IBB HBP BLK WP HR S P ERA WHIP	IP WLS BF H R ER SO BB IBB HBP BLK WP HR S P ERA WHIP	IP WLS BF H R ER SO BB IBB HBP BLK WP HR S P ERA WHIP	IP WLS BF H R ER SO BB IBB HBP BLK WP HR S P ERA WHIP	IP WLS BF H R ER SO BB IBB HBP BLK WP HR S P ERA WHIP	IP WLS BF H R ER SO BB IBB HBP BLK WP HR S P ERA WHIP	IP WLS BF H R ER SO BB IBB HBP BLK WP HR S P ERA WHIP	IP WLS BF H R ER SO BB IBB HBP BLK WP HR S P ERA WHIP	IP WLS BF H R ER SO BB IBB HBP BLK WP HR S P ERA WHIP	IP WLS BF H R ER SO BB IBB HBP BLK WP HR S P ERA WHIP

Pittsburgh Pirates @ St. Louis Cardinals
 Busch Stadium, St. Louis, MO
 Wed Sep 10 1980, 7:05 PM CDT
 Att: 10,300 - Unknown

AB	38
R	7
H	15
RBI	6
BB	4
SO	8
LOB	18



Batter	1	2	3	4	5	6	7	8	9	AB	R	H	RBI	BB	SO	LOB	BOTTOM							
Ken Oberkfell, L OBP: 0.392, SLG: 0.429										4	2	3	0	1	0	2								
Tony Scott, S OBP: 0.310, SLG: 0.307										2	0	0	0	0	0	3								
Dane Iorg, L OBP: 0.363, SLG: 0.463										3	1	2	0	0	0	1								
Keith Hernandez, L OBP: 0.399, SLG: 0.487										4	1	1	3	1	2	3								
Ted Simmons, S OBP: 0.379, SLG: 0.517										2	1	1	0	0	0	0								
Terry Kennedy, L OBP: 0.304, SLG: 0.370										3	0	0	0	0	1	4								
George Hendrick, R OBP: 0.350, SLG: 0.516										5	0	1	2	0	0	2								
Leon Durham, L OBP: 0.318, SLG: 0.441										4	1	2	0	1	1	1								
Tom Herr, S OBP: 0.256, SLG: 0.327										4	0	1	0	1	0	2								
Ken Reitz, R OBP: 0.300, SLG: 0.386										3	0	1	1	1	0	1								
Garry Templeton, S OBP: 0.347, SLG: 0.419										0	0	0	0	0	0	0								
John Littlefield, R OBP: 0.307, SLG: 0.319										1	0	0	0	0	0	1								
Bobby Bonds, R OBP: 0.307, SLG: 0.319										0	0	0	0	0	0	0								
Don Hood, L OBP: 0.230, SLG: 0.200										1	0	1	0	0	0	0								
Jim Otten, R OBP: 0.220, SLG: 0.200										0	0	0	0	0	0	0								
Joseph L. Davis, L OBP: 0.220, SLG: 0.200										1	0	0	0	0	0	1								
George Frazier, R OBP: 0.220, SLG: 0.200										0	0	0	0	0	0	0								
Tilo Landrum, R OBP: 0.220, SLG: 0.200										1	0	0	0	0	0	1								
Jeff Little, R OBP: 0.220, SLG: 0.200										0	0	0	0	0	0	0								
Mike Ramsey, S OBP: 0.220, SLG: 0.200										2	0	0	0	0	0	4								
Inning Stats	R: 2 E: 0 K: 2 S: 10	H: 3 LOB: 1 BB: 0 P: 10	R: 0 E: 0 K: 0 S: 4	H: 1 LOB: 2 BB: 1 P: 8	R: 0 E: 0 K: 1 S: 5	H: 0 LOB: 0 BB: 0 P: 5	R: 0 E: 0 K: 0 S: 3	H: 0 LOB: 0 BB: 0 P: 3	R: 0 E: 1 K: 1 S: 6	H: 1 LOB: 2 BB: 1 P: 10	R: 0 E: 0 K: 1 S: 6	H: 1 LOB: 2 BB: 1 P: 10	R: 4 E: 0 K: 1 S: 10	H: 5 LOB: 2 BB: 1 P: 14	R: 0 E: 0 K: 0 S: 5	H: 2 LOB: 2 BB: 0 P: 5	R: 0 E: 1 K: 0 S: 3	H: 0 LOB: 1 BB: 1 P: 7	1B: 10 2B: 2 3B: 0 HR: 1	SF: 0 SAC: 0 DP: 1 HBP: 0	WP: 0 PB: 0 SB: 0 CS: 0	PA: 45		
PITCHER	IP WLS BF H R ER SO BB IBB HBP BLK WP HR S P ERA WHIP	IP WLS BF H R ER SO BB IBB HBP BLK WP HR S P ERA WHIP	IP WLS BF H R ER SO BB IBB HBP BLK WP HR S P ERA WHIP	IP WLS BF H R ER SO BB IBB HBP BLK WP HR S P ERA WHIP	IP WLS BF H R ER SO BB IBB HBP BLK WP HR S P ERA WHIP	IP WLS BF H R ER SO BB IBB HBP BLK WP HR S P ERA WHIP	IP WLS BF H R ER SO BB IBB HBP BLK WP HR S P ERA WHIP	IP WLS BF H R ER SO BB IBB HBP BLK WP HR S P ERA WHIP	IP WLS BF H R ER SO BB IBB HBP BLK WP HR S P ERA WHIP	IP WLS BF H R ER SO BB IBB HBP BLK WP HR S P ERA WHIP	IP WLS BF H R ER SO BB IBB HBP BLK WP HR S P ERA WHIP	IP WLS BF H R ER SO BB IBB HBP BLK WP HR S P ERA WHIP	IP WLS BF H R ER SO BB IBB HBP BLK WP HR S P ERA WHIP	IP WLS BF H R ER SO BB IBB HBP BLK WP HR S P ERA WHIP	IP WLS BF H R ER SO BB IBB HBP BLK WP HR S P ERA WHIP	IP WLS BF H R ER SO BB IBB HBP BLK WP HR S P ERA WHIP	IP WLS BF H R ER SO BB IBB HBP BLK WP HR S P ERA WHIP	IP WLS BF H R ER SO BB IBB HBP BLK WP HR S P ERA WHIP	IP WLS BF H R ER SO BB IBB HBP BLK WP HR S P ERA WHIP	IP WLS BF H R ER SO BB IBB HBP BLK WP HR S P ERA WHIP	IP WLS BF H R ER SO BB IBB HBP BLK WP HR S P ERA WHIP	IP WLS BF H R ER SO BB IBB HBP BLK WP HR S P ERA WHIP	IP WLS BF H R ER SO BB IBB HBP BLK WP HR S P ERA WHIP	IP WLS BF H R ER SO BB IBB HBP BLK WP HR S P ERA WHIP

Pittsburgh Pirates @ St. Louis Cardinals
 Busch Stadium, St. Louis, MO
 Wed Sep 10 1980, 7:05 PM CDT
 Att: 10,300 - Unknown

AB	40
R	6
H	13
RBI	6
BB	5
SO	6
LOB	26



Batter	1	2	3	4	5	6	7	8	9	AB	R	H	RBI	BB	SO	LOB	TOP			
Omar Moreno, L (1.8) OBP: 0.312, SLG: 0.336	F3		SF7 3B		G3		P3			4	1	1	1	0	0	2	Pittsburgh Pirates @ St. Louis Cardinals Busch Stadium, St. Louis, MO Thu Sep 11 1980, 7:05 PM CDT Att: 7,521 - Unknown livebaseballscorecards.com			
Tim Foli, R (1.6) OBP: 0.304, SLG: 0.341	F7		S BB				F8			3	0	1	0	1	0	2				
Bill Madlock, R (1.5) OBP: 0.337, SLG: 0.379	F8		SF7		F8			6-3		3	0	0	1	0	0	1				
Bill Robinson, R (1.3) OBP: 0.319, SLG: 0.468		F9	K			F7		6-3		4	0	0	0	0	1	1				
Lee Lacy, R (1.7) OBP: 0.409, SLG: 0.522		WP E BB		G5-4-3 1B		F9		F8		3	0	1	0	1	0	0				
Mike Easter, L (1.9) OBP: 0.374, SLG: 0.565	6-3			G5-4-3 1B		K			4-3	4	0	1	0	0	1	1				
Phil Garner, R (1.4) OBP: 0.315, SLG: 0.364	F8			G5-4-3 1B			1B 2B	4-3		4	0	1	0	0	0	3				
Steve Nicosia, R (1.2) OBP: 0.277, SLG: 0.265			3B 1B	1-3			K	4-3		4	1	1	0	0	1	2				
Bert Blyleven, R (1.1) OBP: 0.088, SLG: 0.071			K		5-3					3	0	1	0	0	1	1				
Inning Stats	R: 0 E: 0 K: 0 S: 3	H: 0 LOB: 0 BB: 0 P: 3	R: 0 E: 1 K: 0 S: 3	H: 0 LOB: 1 BB: 1 P: 7	R: 2 E: 0 K: 2 S: 9	H: 2 LOB: 1 BB: 1 P: 13	R: 0 E: 0 K: 0 S: 4	H: 2 LOB: 1 BB: 0 P: 4	R: 0 E: 0 K: 1 S: 5	H: 0 LOB: 0 BB: 0 P: 5	R: 0 E: 0 K: 1 S: 7	H: 2 LOB: 2 BB: 0 P: 7	R: 0 E: 0 K: 0 S: 3	H: 0 LOB: 0 BB: 0 P: 3	R: 0 E: 0 K: 0 S: 3	H: 0 LOB: 0 BB: 0 P: 3	1B: 5 2B: 1 3B: 1 HR: 0	SF: 1 SAC: 0 DP: 1 HBP: 0	WP: 1 PB: 0 SB: 1 CS: 0	PA: 35
PITCHER	IP	WLS	BF	H	R	ER	SO	BB	IBB	HBP	BLK	WP	HR	S	P	ERA	WHIP			
John Martin, L (1.1) ERA: 3.38	8.0	L	32	7	2	2	4	2	0	0	0	1	0	38	46	2.25	1.125			
Jim Kaat, L (9.1) ERA: 4.18	1.0		3	0	0	0	0	0	0	0	0	0	0	3	3	0.00	0.000			

Batter	1	2	3	4	5	6	7	8	9	AB	R	H	RBI	BB	SO	LOB	BOTTOM					
Ken Oberkfell, L (1.4) OBP: 0.388, SLG: 0.424	1-3		K			F7		G4-3		4	0	0	0	0	1	3	Pittsburgh Pirates @ St. Louis Cardinals Busch Stadium, St. Louis, MO Thu Sep 11 1980, 7:05 PM CDT Att: 7,521 - Unknown livebaseballscorecards.com					
Tom Herr, S (1.6) OBP: 0.256, SLG: 0.325	F8			G3 S WP 1B		4-3		F7		4	1	1	0	0	0	1						
Keith Hernandez, L (1.3) OBP: 0.398, SLG: 0.484	K			G3		FC6-4 BB		G3		3	0	0	0	1	1	1						
Ted Simmons, S (1.2) OBP: 0.378, SLG: 0.515		G4-6-3 1B		P4		FC6-4		K		4	0	1	0	0	1	2						
George Hendrick, R (1.8) OBP: 0.348, SLG: 0.513	F7			F8			F9			3	0	0	0	0	0	1						
Leon Durham, L (1.7) OBP: 0.314, SLG: 0.435	G4-6-3				P6		K			3	0	0	0	0	1	1						
Dane Iorg, L (1.9) OBP: 0.358, SLG: 0.457			K		F7		F9			3	0	0	0	0	1	0						
Ken Reitz, R (1.5) OBP: 0.301, SLG: 0.386					F7			K		3	0	1	0	0	1	0						
John Martin, S (1.1) OBP: 0.500, SLG: 0.400										2	0	1	0	0	1	1						
Tony Scott, S (8, PH) OBP: 0.312, SLG: 0.309						4-3 1B				1	0	1	0	0	0	0						
Jim Kaat, L (9.1) OBP: 0.182, SLG: 0.258								G4-3 1B		0	0	0	0	0	0	0						
Inning Stats	R: 0 E: 0 K: 1 S: 5	H: 0 LOB: 0 BB: 0 P: 5	R: 0 E: 0 K: 0 S: 3	H: 1 LOB: 0 BB: 0 P: 3	R: 0 E: 0 K: 3 S: 10	H: 1 LOB: 1 BB: 0 P: 10	R: 1 E: 0 K: 0 S: 4	H: 1 LOB: 0 BB: 0 P: 4	R: 0 E: 0 K: 0 S: 3	H: 0 LOB: 0 BB: 0 P: 3	R: 0 E: 0 K: 0 S: 4	H: 1 LOB: 2 BB: 1 P: 8	R: 0 E: 0 K: 1 S: 5	H: 0 LOB: 0 BB: 0 P: 5	R: 0 E: 0 K: 1 S: 5	H: 1 LOB: 0 BB: 0 P: 5	R: 0 E: 0 K: 1 S: 5	H: 0 LOB: 0 BB: 0 P: 5	1B: 5 2B: 0 3B: 0 HR: 0	SF: 0 SAC: 0 DP: 2 HBP: 0	WP: 1 PB: 0 SB: 1 CS: 0	PA: 31
PITCHER	IP	WLS	BF	H	R	ER	SO	BB	IBB	HBP	BLK	WP	HR	S	P	ERA	WHIP					
Bert Blyleven, R (1.1) ERA: 3.72	9.0	W	31	5	1	1	7	1	0	0	0	1	0	44	48	1.00	0.667					

Batter	1	2	3	4	5	6	7	8	9	AB	R	H	RBI	BB	SO	LOB	TOP																		
Ken Oberkfell, L OBP: 0.388, SLG: 0.424										5	2	2	0	0	0	5	St. Louis Cardinals @ Philadelphia Phillies Veterans Stadium, Philadelphia, PA Fri Sep 12 1980, 7:05 PM EDT Unknown																		
Tony Scott, S OBP: 0.307, SLG: 0.305										5	0	0	0	0	1	3																			
Keith Hernandez, L OBP: 0.399, SLG: 0.482										2	1	0	0	3	2	2																			
Ted Simmons, S OBP: 0.380, SLG: 0.514										3	2	1	1	2	1	1																			
George Hendrick, R OBP: 0.346, SLG: 0.510										5	0	1	1	0	3	5																			
Leon Durham, L OBP: 0.316, SLG: 0.447										5	2	2	4	0	0	1																			
Tito Landrum, R OBP: 0.382, SLG: 0.414										0	0	0	0	0	0	0																			
Tom Herr, S OBP: 0.262, SLG: 0.329										4	0	2	0	0	0	1																			
Ken Reitz, R OBP: 0.300, SLG: 0.385										3	0	1	1	0	0	1																			
Pete Vuckovich, R OBP: 0.188, SLG: 0.254										3	0	1	0	0	0	1																			
John Ureia, R OBP: 0.250, SLG: 0.250										1	0	1	0	0	0	0																			
Inning Stats	R: 2 E: 0 K: 1 S: 8	H: 3 LOB: 1 BB: 0 P: 8	R: 0 E: 0 K: 0 S: 4	H: 1 LOB: 1 BB: 0 P: 4	R: 0 E: 0 K: 1 S: 4	H: 0 LOB: 1 BB: 2 P: 12	R: 1 E: 0 K: 0 S: 4	H: 1 LOB: 0 BB: 0 P: 4	R: 4 E: 0 K: 1 S: 10	H: 5 LOB: 3 BB: 2 P: 18	R: 0 E: 0 K: 0 S: 3	H: 0 LOB: 0 BB: 0 P: 3	R: 0 E: 0 K: 1 S: 6	H: 1 LOB: 1 BB: 0 P: 6	R: 0 E: 0 K: 2 S: 7	H: 0 LOB: 0 BB: 0 P: 7	1B: 10 2B: 0 3B: 0 HR: 1	SF: 1 SAC: 0 DP: 0 HBP: 0	WP: 0 PB: 0 SB: 3 CS: 1	PA: 42															
PITCHER	IP WLS BF H R ER SO BB IBB HBP BLK WP HR S P ERA WHIP	Bob Walk, R (1, 1) 4.0 L 18 5 3 3 2 2 0 0 0 0 0 0 20 28 6.75 1.750 Dickie Niles, R (5, 1) 0.1 4 1 3 3 0 2 0 0 0 0 0 0 2 10 81.00 9.000 Warren Brusstar, R (5, 1) 0.2 6 4 1 1 1 0 0 0 0 0 0 1 8 8 13.50 6.000 Mark Davis, L (6, 1) 2.0 7 0 0 0 1 1 0 0 0 0 0 0 8 12 0.00 0.500 Ron Reed, R (8, 1) 1.0 4 1 0 0 1 0 0 0 0 0 0 0 6 6 0.00 1.000																PITCHER	IP WLS BF H R ER SO BB IBB HBP BLK WP HR S P ERA WHIP	Randy Lerch, L (9, 1) 1.0 3 0 0 0 2 0 0 0 0 0 0 0 7 7 0.00 0.000															

Batter	1	2	3	4	5	6	7	8	9	AB	R	H	RBI	BB	SO	LOB	BOTTOM			
Pete Rose, S OBP: 0.354, SLG: 0.362										5	1	1	1	0	1	0	St. Louis Cardinals @ Philadelphia Phillies Veterans Stadium, Philadelphia, PA Fri Sep 12 1980, 7:05 PM EDT Unknown			
Bake McBride, L OBP: 0.342, SLG: 0.458										3	1	2	0	1	0	1				
Mike Schmidt, R OBP: 0.380, SLG: 0.597										5	1	2	1	0	0	3				
Greg Luzinski, R OBP: 0.365, SLG: 0.468										3	0	1	1	1	0	2				
Keith Moreland, R OBP: 0.357, SLG: 0.473										4	0	1	0	0	0	3				
Gary Maddox, R OBP: 0.279, SLG: 0.390										4	0	2	1	0	1	0				
Manny Trillo, R OBP: 0.341, SLG: 0.420										4	0	0	0	0	0	3				
Larry Bowa, S OBP: 0.290, SLG: 0.320										1	0	0	0	1	0	0				
Ramon Aviles, R OBP: 0.340, SLG: 0.360										1	0	0	0	0	0	0				
George Vukovich, L (8, PH) OBP: 0.321, SLG: 0.313										1	0	1	0	0	0	0				
Luis Aguayo, R OBP: 0.293, SLG: 0.421										0	0	0	0	0	0	0				
Inning Stats	R: 0 E: 0 K: 0 S: 4	H: 1 LOB: 1 BB: 0 P: 4	R: 0 E: 0 K: 2 S: 7	H: 0 LOB: 0 BB: 0 P: 7	R: 0 E: 0 K: 0 S: 2	H: 0 LOB: 1 BB: 1 P: 7	R: 0 E: 0 K: 0 S: 3	H: 1 LOB: 1 BB: 1 P: 7	R: 2 E: 1 K: 0 S: 7	H: 4 LOB: 2 BB: 0 P: 7	R: 2 E: 0 K: 0 S: 7	H: 4 LOB: 2 BB: 0 P: 7	R: 0 E: 0 K: 1 S: 6	H: 1 LOB: 1 BB: 0 P: 6	R: 0 E: 0 K: 0 S: 3	H: 0 LOB: 1 BB: 1 P: 7	1B: 10 2B: 1 3B: 0 HR: 0	SF: 1 SAC: 0 DP: 1 HBP: 1	WP: 0 PB: 0 SB: 0 CS: 1	PA: 40
PITCHER	IP WLS BF H R ER SO BB IBB HBP BLK WP HR S P ERA WHIP	Pete Vuckovich, R (1, 1) 6.2 W 30 9 4 4 2 2 0 0 1 0 0 0 31 40 5.40 1.650 John Ureia, R (7, 1) 2.1 S 10 2 0 0 1 1 0 0 0 0 0 0 11 15 0.00 1.286																		

AB	36
R	7
H	11
RBI	7
BB	5
SO	7
LOB	20




AB	35
R	4
H	11
RBI	4
BB	3
SO	3
LOB	14



Batter	1	2	3	4	5	6	7	8	9	10	11	AB	R	H	RBI	BB	SO	LOB	TOP			
Ken Oberkfell, L OBP: 0.386, SLG: 0.419 (1, 4)	4-3		4-3			K		K				4	1	0	0	1	2	0				
Tony Scott, S OBP: 0.306, SLG: 0.303 (1, 8)	F9			L7		F7		B3				5	1	1	1	0	0	0				
Keith Hernandez, L OBP: 0.401, SLG: 0.489 (1, 3)	P5							K				5	1	3	3	0	1	0				
Leon Durham, L OBP: 0.314, SLG: 0.442 Tito Landrum, R OBP: 0.382, SLG: 0.414 (1, 7)												5	0	1	0	0	0	4				
Dane Iorg, L OBP: 0.302, SLG: 0.451 George Hendrick, R OBP: 0.347, SLG: 0.510 (10, PH)												3	0	0	0	0	0	2				
Terry Kennedy, L OBP: 0.300, SLG: 0.365 Ted Simmons, S OBP: 0.378, SLG: 0.511 (10, PH)												3	0	0	0	0	0	1				
Tom Herr, S OBP: 0.254, SLG: 0.319 (1, 6)												5	0	0	0	0	0	3				
Ken Reitz, R OBP: 0.302, SLG: 0.388 Mike Ramsey, S OBP: 0.283, SLG: 0.351 (11, PR)												4	0	2	0	0	0	0				
Al Olmsted, R Jim Kaat, L OBP: 0.166, SLG: 0.258 John Littlefield, R (10, 1)												3	0	0	0	0	0	1				
Inning Stats	R: 0 E: 0 K: 0 S: 3	H: 0 LOB: 0 BB: 0 P: 3	R: 0 E: 0 K: 0 S: 4	H: 1 LOB: 1 BB: 0 P: 4	R: 0 E: 0 K: 0 S: 3	H: 0 LOB: 0 BB: 0 P: 3	R: 0 E: 0 K: 0 S: 4	H: 1 LOB: 1 BB: 0 P: 4	R: 0 E: 0 K: 1 S: 6	H: 0 LOB: 0 BB: 0 P: 3	R: 0 E: 0 K: 1 S: 5	H: 0 LOB: 0 BB: 0 P: 5	R: 0 E: 0 K: 0 S: 3	H: 0 LOB: 0 BB: 0 P: 3	R: 0 E: 0 K: 0 S: 3	H: 0 LOB: 0 BB: 0 P: 3	R: 5 E: 1 K: 0 S: 8	H: 4 LOB: 2 BB: 1 P: 12	1B: 5 2B: 2 3B: 1 HR: 0	SF: 0 SAC: 0 DP: 0 HBP: 0	WP: 0 PB: 0 SB: 1 CS: 0	PA: 43
PITCHER	IP 7.0	WLS 25	BF 25	H 4	R 0	ER 0	SO 1	BB 0	IBB 0	HBP 0	BLK 0	WP 0	HR 0	S 27	P 27	ERA 0.00	WHIP 0.571					
Nino Espinosa, R ERA: 3.77 (1, 1)																						
Tug McGraw, L ERA: 1.8 (8, 1)																						
Ron Reed, R ERA: 4.15 (11, 1)																						
Randy Lerch, L ERA: 5.05 (11, 1)																						
Warren Brusstar, R ERA: 9.13 (11, 1)																						

St. Louis Cardinals @ Philadelphia Phillies
Veterans Stadium, Philadelphia, PA
Fri Sep 12 1980, 7:05 PM EDT
Att: 44,093 - Unknown


AB 42
R 5
H 8
RBI 5
BB 1
SO 3
LOB 14



Batter	1	2	3	4	5	6	7	8	9	10	11	AB	R	H	RBI	BB	SO	LOB	BOTTOM			
Lonnie Smith, R OBP: 0.386, SLG: 0.448 (1, 9)	5-3		1-3					6-3				4	0	1	0	1	0	1				
Pete Rose, S OBP: 0.366, SLG: 0.362 (1, 3)	K											3	0	1	0	2	1	0				
Mike Schmidt, R OBP: 0.382, SLG: 0.596 (1, 5)	P4											4	0	2	0	1	0	2				
Greg Luzinski, R OBP: 0.362, SLG: 0.463 (1, 7)												5	0	1	0	0	1	6				
Manny Trillo, R OBP: 0.341, SLG: 0.419 (1, 4)												4	0	1	0	0	1	3				
Gary Maddox, R OBP: 0.277, SLG: 0.387 (1, 8)												4	0	0	0	0	0	1				
Larry Bowa, S OBP: 0.289, SLG: 0.319 (1, 6)												5	0	1	0	0	0	1				
Bob Boone, R OBP: 0.303, SLG: 0.343 (1, 2)												3	0	1	0	2	0	0				
Nino Espinosa, R OBP: 0.310, SLG: 0.154 (7, PH)												2	0	0	0	0	1	1				
Tug McGraw, L OBP: 0.334, SLG: 0.317 (8, 1)												1	0	0	0	0	0	2				
Jay Lovinger, R OBP: 0.133, SLG: 0.333 (10, PH)												1	0	0	0	0	0	0				
Ron Reed, R OBP: 0.313, SLG: 0.444 (11, 1)												0	0	0	0	0	0	0				
Randy Lerch, L OBP: 0.166, SLG: 0.258 (10, 1)												0	0	0	0	0	0	0				
Warren Brusstar, R OBP: 0.110, SLG: 0.238 (11, 1)												0	0	0	0	0	0	0				
George Vukovich, L OBP: 0.110, SLG: 0.238 (11, PH)												1	0	0	0	0	0	2				
Inning Stats	R: 0 E: 0 K: 1 S: 5	H: 0 LOB: 0 BB: 0 P: 5	R: 0 E: 0 K: 0 S: 2	H: 0 LOB: 0 BB: 0 P: 3	R: 0 E: 0 K: 1 S: 5	H: 0 LOB: 1 BB: 1 P: 9	R: 0 E: 0 K: 1 S: 6	H: 1 LOB: 1 BB: 0 P: 6	R: 0 E: 0 K: 0 S: 7	H: 2 LOB: 2 BB: 0 P: 7	R: 0 E: 0 K: 0 S: 4	H: 1 LOB: 2 BB: 1 P: 8	R: 0 E: 0 K: 0 S: 4	H: 0 LOB: 0 BB: 0 P: 3	R: 0 E: 0 K: 0 S: 2	H: 0 LOB: 2 BB: 3 P: 14	R: 0 E: 0 K: 0 S: 5	H: 2 LOB: 2 BB: 0 P: 5	1B: 8 2B: 0 3B: 0 HR: 0	SF: 0 SAC: 1 DP: 2 HBP: 1	WP: 0 PB: 0 SB: 2 CS: 1	PA: 45
PITCHER	IP 9.1	WLS 37	BF 37	H 6	R 0	ER 0	SO 4	BB 3	IBB 1	HBP 0	BLK 0	WP 0	HR 0	S 40	P 57	ERA 0.00	WHIP 0.964					
Al Olmsted, L ERA: 4.18 (10, 1)																						
John Littlefield, R ERA: 2.61 (10, 1)																						

St. Louis Cardinals @ Philadelphia Phillies
Veterans Stadium, Philadelphia, PA
Fri Sep 12 1980, 7:05 PM EDT
Att: 44,093 - Unknown

AB 37
R 0
H 8
RBI 0
BB 6
SO 4
LOB 19



Batter	1	2	3	4	5	6	7	8	9	AB	R	H	RBI	BB	SO	LOB	TOP					
Tom Herr, S OBP: 0.249, SLG: 0.312 (1, 6)	6-3		K		5-3		6-3			4	0	0	0	0	1	1	St. Louis Cardinals @ Philadelphia Phillies Veterans Stadium, Philadelphia, PA Sat Sep 13 1980, 7:05 PM EDT Att: 41,728 - Unknown					
Tony Scott, S OBP: 0.306, SLG: 0.303 (1, 8)	F9		F9			2B		F8		4	0	1	0	0	0	0						
Keith Hernandez, L OBP: 0.403, SLG: 0.492 (1, 3)	4-3				2B	5-3-2			1B	3	0	2	0	1	0	0						
Ted Simmons, S OBP: 0.377, SLG: 0.511 (1, 2)		6-3			5-3-2					4	0	1	0	0	0	3						
George Hendrick, R OBP: 0.350, SLG: 0.511 (1, 9)		WP			5-3-2					3	1	2	0	1	0	2						
Tito Landrum, R OBP: 0.388, SLG: 0.394 (1, 7)					2-3	3-H				4	0	1	1	0	1	6						
Ken Reitz, R OBP: 0.299, SLG: 0.385 (1, 5)										4	0	0	0	0	0	4						
Mike Ramsey, S OBP: 0.276, SLG: 0.342 (1, 4)										3	0	0	0	0	0	1						
Bobby Bonds, R OBP: 0.306, SLG: 0.317 (9, PH)										1	0	0	0	0	1	0						
Bob Forsch, R OBP: 0.316, SLG: 0.486 (1, 1)										4	0	1	0	0	2	0						
Inning Stats	R: 0 E: 0 K: 0 S: 3	H: 0 LOB: 0 BB: 0 P: 3	R: 1 E: 0 K: 0 S: 5	H: 2 LOB: 1 BB: 0 P: 5	R: 0 E: 0 K: 1 S: 5	H: 0 LOB: 0 BB: 0 P: 5	R: 0 E: 0 K: 0 S: 4	H: 2 LOB: 1 BB: 0 P: 4	R: 0 E: 0 K: 0 S: 4	H: 1 LOB: 1 BB: 0 P: 4	R: 0 E: 0 K: 1 S: 7	H: 2 LOB: 3 BB: 1 P: 11	R: 0 E: 0 K: 1 S: 5	H: 0 LOB: 0 BB: 0 P: 5	R: 0 E: 0 K: 0 S: 4	H: 1 LOB: 2 BB: 1 P: 8	R: 0 E: 0 K: 0 S: 7	H: 0 LOB: 0 BB: 0 P: 7	1B: 6 2B: 3 3B: 0 HR: 0	SF: 0 SAC: 0 DP: 1 HBP: 0	WP: 1 PB: 0 SB: 2 CS: 0	PA: 36
PITCHER Steve Carlton, L ERA: 2.29 (1, 1)	IP: 9.0 WLS: W BF: 36 H: 8 R: 1 ER: 1 SO: 5 BB: 1 IBB: 1 HBP: 0 BLK: 0 WP: 1 HR: 0 S: 44 P: 52 ERA: 1.00 WHIP: 1.000															PITCHER						

Batter	1	2	3	4	5	6	7	8	9	AB	R	H	RBI	BB	SO	LOB	BOTTOM	
Pete Rose, S OBP: 0.356, SLG: 0.360 (1, 3)	6-3		G3					F7		3	0	0	0	0	0	0	St. Louis Cardinals @ Philadelphia Phillies Veterans Stadium, Philadelphia, PA Sat Sep 13 1980, 7:05 PM EDT Att: 41,728 - Unknown	
Bake McBride, L OBP: 0.343, SLG: 0.459 (1, 9)					F7			F7		3	0	1	1	0	0	0		
Mike Schmidt, R OBP: 0.381, SLG: 0.593 (1, 5)										2	0	0	1	1	1	1		
Greg Luzinski, R OBP: 0.360, SLG: 0.459 (1, 7)										3	0	0	0	0	1	3		
Greg Gross, L OBP: 0.343, SLG: 0.315 (8, 7)										1	0	0	0	0	0	1		
Garry Maddox, R OBP: 0.275, SLG: 0.385 (1, 8)										3	0	0	0	0	0	2		
Manny Trillo, R OBP: 0.339, SLG: 0.416 (1, 4)										3	0	0	0	0	0	0		
Larry Bowa, S OBP: 0.287, SLG: 0.317 (1, 6)										3	0	0	0	0	0	0		
Bob Boone, R OBP: 0.305, SLG: 0.347 (1, 2)										3	1	2	0	0	0	0		
Steve Carlton, L OBP: 0.172, SLG: 0.176 (1, 1)										3	1	1	0	0	0	1		
Inning Stats	R: 0 E: 0 K: 0 S: 4	H: 1 LOB: 1 BB: 0 P: 4	R: 0 E: 0 K: 0 S: 3	H: 0 LOB: 0 BB: 0 P: 3	R: 0 E: 0 K: 2 S: 7	H: 0 LOB: 0 BB: 0 P: 7	R: 0 E: 0 K: 0 S: 3	H: 0 LOB: 0 BB: 0 P: 3	R: 2 E: 0 K: 0 S: 5	H: 2 LOB: 2 BB: 0 P: 7	R: 0 E: 1 K: 0 S: 4	H: 1 LOB: 1 BB: 0 P: 4	R: 0 E: 0 K: 0 S: 3	H: 0 LOB: 1 BB: 1 P: 7	1B: 2 2B: 2 3B: 0 HR: 0	SF: 1 SAC: 0 DP: 0 HBP: 2	WP: 0 PB: 0 SB: 0 CS: 0	PA: 31
PITCHER Bob Forsch, R ERA: 3.43 (1, 1)	IP: 8.0 WLS: L BF: 31 H: 4 R: 2 ER: 2 SO: 2 BB: 1 IBB: 0 HBP: 2 BLK: 0 WP: 0 HR: 0 S: 32 P: 38 ERA: 2.25 WHIP: 0.625															PITCHER		

Batter	1	2	3	4	5	6	7	8	9	AB	R	H	RBI	BB	SO	LOB	TOP					
Tom Herr, S OBP: 0.253, SLG: 0.320 (1, 6)	3-1		F9		FC3-6 1B			E7 E 2B	F8	5	1	2	0	0	0	0	St. Louis Cardinals @ Philadelphia Phillies Veterans Stadium, Philadelphia, PA Sun Sep 14 1980, 3:33 AM EDT Att: 30,137 - Overcast AB 35 R 4 H 8 RBI 4 BB 2 SO 3 LOB 11					
Tony Scott, S OBP: 0.304, SLG: 0.301 (1, 8)	L9		1B		FC3-6 1-2			E4 PB 2B	5-3	5	1	1	1	0	0	1						
Keith Hernandez, L OBP: 0.404, SLG: 0.490 (1, 3)	4-0 1B BB		F8		5-3			4-0 2B 1-2 4-3 BB		2	1	0	0	2	0	2						
Leon Durham, L OBP: 0.320, SLG: 0.451 (1, 7)	0-0 1-2 1B					G3		0-0 4-3 1-3 2H SF8 2B		4	1	3	1	0	0	0						
George Hendrick, R OBP: 0.348, SLG: 0.508 Tito Landrum, R OBP: 0.359, SLG: 0.382 (1, 9) (6, 9)	1-3		F8			P5		0-0 4-3		3	0	0	0	0	0	4						
Terry Kennedy, L OBP: 0.296, SLG: 0.360 (1, 2)		1-3			4-3		K	0-0 SF8		3	0	0	1	0	1	0						
Ken Reitz, R OBP: 0.301, SLG: 0.386 (1, 5)					6-3			0-0 F7		4	0	2	0	0	0	0						
Mike Ramsey, S OBP: 0.269, SLG: 0.333 (8, PH) Ted Simmons, S OBP: 0.510 (8, PH) Mike Phillips, L OBP: 0.284, SLG: 0.274 (8, 4)	FC4-6 1-2		F7					0-0 F8	0-3 K	3	0	0	0	0	0	1						
Silvio Martinez, R OBP: 0.135, SLG: 0.086 (3, 1) George Frazier, R OBP: 0.200, SLG: 0.200 (5, PH) Jim Otten, R OBP: 0.200, SLG: 0.200 (7, PH) Keith Smith, R OBP: 0.200, SLG: 0.200 (7, 1) Jeff Little, R OBP: 0.284, SLG: 0.316 (9, PH)	K					L3		0-0 F9	0-0 F9	1	0	0	0	0	1	1						
Inning Stats	R: 0 E: 0 K: 0 S: 4	H: 1 LOB: 2 BB: 1 P: 8	R: 0 E: 0 K: 1 S: 6	H: 1 LOB: 1 BB: 0 P: 6	R: 0 E: 0 K: 0 S: 5	H: 2 LOB: 2 BB: 0 P: 5	R: 0 E: 0 K: 0 S: 3	H: 0 LOB: 0 BB: 0 P: 3	R: 0 E: 0 K: 1 S: 5	H: 1 LOB: 1 BB: 0 P: 4	R: 0 E: 0 K: 0 S: 5	H: 0 LOB: 0 BB: 0 P: 5	R: 0 E: 0 K: 1 S: 3	H: 0 LOB: 0 BB: 0 P: 3	R: 4 E: 2 K: 1 S: 9	H: 3 LOB: 1 BB: 1 P: 13		R: 0 E: 0 K: 0 S: 3	H: 0 LOB: 0 BB: 0 P: 3	1B: 6 2B: 2 3B: 0 HR: 0	SF: 1 SAC: 0 DP: 0 HBP: 0	WP: 0 PB: 1 SB: 0 CS: 0
PITCHER	IP WLS BF H R ER SO BB IBB HBP BLK WP HR S P ERA WHIP																					
Marty Bystrom, R ERA: 4.79 (1, 1)	7.0 W 27 5 0 0 2 1 0 0 0 0 0 0 30 34 0.00 0.857																					
Sparky Lyle, L ERA: 4.79 (8, 1)	2.0 11 3 4 2 1 1 0 0 0 0 0 0 12 16 9.00 2.000																					

Batter	1	2	3	4	5	6	7	8	9	AB	R	H	RBI	BB	SO	LOB	BOTTOM					
Lonnie Smith, R OBP: 0.386, SLG: 0.447 (1, 7)	S 1B		5-3			4-3		F8		5	1	2	2	0	0	1	St. Louis Cardinals @ Philadelphia Phillies Veterans Stadium, Philadelphia, PA Sun Sep 14 1980, 3:33 AM EDT Att: 30,137 - Overcast AB 34 R 8 H 11 RBI 8 BB 3 SO 3 LOB 12					
Pete Rose, S OBP: 0.597, SLG: 0.362 (1, 3) Del Unser, L OBP: 0.319, SLG: 0.369 (4, 3)	2B					F8				3	1	2	1	0	0	2						
Mike Schmidt, R OBP: 0.382, SLG: 0.592 (1, 5) Sparky Lyle, L ERA: 4.79 (8, 1)	F8		HR		G6-4-3 BB		6-3			3	1	1	0	1	0	1						
Bake McBride, L OBP: 0.345, SLG: 0.469 (1, 9) George Vukovich, L OBP: 0.309, SLG: 0.390 (7, 9)	2B					F7		G3		3	1	2	3	0	0	1						
Keith Moreland, R OBP: 0.347, SLG: 0.459 (1, 2)	F2		F8		G6-4-3		F8			4	0	0	0	0	0	3						
Garry Maddox, R OBP: 0.276, SLG: 0.386 (1, 8) Bob Dernier, R OBP: 1.000, SLG: 1.000 (8, 8)	F9					4-3		S 3B 1B		3	1	1	0	0	0	2						
Larry Bowa, S OBP: 0.287, SLG: 0.317 (1, 6) Luis Aquayo, R OBP: 0.310, SLG: 0.487 (6, 6)		4-3				5-3		H 3B		3	1	1	0	0	0	0						
Ramon Aviles, R OBP: 0.337, SLG: 0.348 (1, 4)		F8				L3		K		3	1	0	0	1	1	1						
Marty Bystrom, R OBP: 0.286, SLG: 0.167 (1, 1) John Vukovich, R OBP: 0.200, SLG: 0.214 (8, 5)	K					6-3		K		2	0	0	1	1	1	0						
Inning Stats	R: 1 E: 0 K: 0 S: 6	H: 3 LOB: 2 BB: 0 P: 6	R: 0 E: 0 K: 1 S: 5	H: 0 LOB: 0 BB: 0 P: 5	R: 6 E: 0 K: 0 S: 9	H: 6 LOB: 2 BB: 2 P: 17	R: 0 E: 0 K: 0 S: 2	H: 0 LOB: 0 BB: 1 P: 6	R: 0 E: 0 K: 0 S: 3	H: 0 LOB: 0 BB: 0 P: 3	R: 0 E: 0 K: 0 S: 3	H: 0 LOB: 0 BB: 0 P: 3	R: 0 E: 0 K: 0 S: 3	H: 0 LOB: 0 BB: 0 P: 3	R: 1 E: 0 K: 2 S: 9	H: 2 LOB: 1 BB: 0 P: 9		R: 0 E: 0 K: 0 S: 3	H: 0 LOB: 0 BB: 0 P: 3	1B: 7 2B: 2 3B: 1 HR: 1	SF: 0 SAC: 0 DP: 1 HBP: 0	WP: 0 PB: 0 SB: 3 CS: 0
PITCHER	IP WLS BF H R ER SO BB IBB HBP BLK WP HR S P ERA WHIP																					
Silvio Martinez, R ERA: 4.81 (1, 1)	2.2 L 17 8 7 1 0 0 2 0 0 0 0 0 0 4 12 0.00 2.250																					
George Frazier, R ERA: 3.5 (3, 1)	1.1 6 1 0 0 0 0 0 0 0 0 0 0 6 6 0.00 0.000																					
Jim Otten, R ERA: 5.72 (5, 1)	2.0 6 0 0 0 0 0 0 0 0 0 0 0 6 6 0.00 0.000																					
Jeff Little, L ERA: 2.84 (7, 1)	2.0 8 2 1 1 2 0 0 0 0 0 0 0 12 12 4.50 1.000																					

Batter	1	2	3	4	5	6	7	8	9	AB	R	H	RBI	BB	SO	LOB	TOP																	
Ken Oberkfell, L OBP: 0.388, SLG: 0.422	4-3	4-3		1B		1-2 2-3 3-H		SF8		3	0	1	1	1	0	1	St. Louis Cardinals @ Chicago Cubs Wrigley Field, Chicago, IL Tue Sep 16 1980, 3:33 AM CDT Att: 3,019 - Unknown																	
Tony Scott, S OBP: 0.302, SLG: 0.299	FC1-6 1B		6-3	4-3		K		K		5	0	1	0	0	2	4																		
Keith Hernandez, L OBP: 0.406, SLG: 0.499	FC1-6 1-2 BB		1B	2B		5-3	6-3		HR	4	2	2	1	1	0	3																		
Leon Durham, L OBP: 0.318, SLG: 0.446	FC1-6 1-2 2-3		FC5-4 1B			F8		F8		5	0	1	1	0	1	2																		
Tito Landrum, R OBP: 0.354, SLG: 0.357	L5		FC5-4 1B			CS 1B		K		5	0	1	0	0	2	3																		
Terry Kennedy, L OBP: 0.306, SLG: 0.362		E5 FC4-6 1B SF9		1B		CS 1-2	E 1-3 WP BB			2	2	1	0	3	0	0																		
Ken Reitz, R OBP: 0.302, SLG: 0.386			P4				1-3 BB		BB	5	0	1	0	0	0	5																		
Tom Herr, S OBP: 0.263, SLG: 0.331		FC4-6 1-2 2-3		CS 2B			WP E BB	F9 SF8 2B		3	1	2	0	1	0	2																		
John Martin, S OBP: 0.375, SLG: 0.333			SF9				E6 WP	F9		1	0	0	1	0	0	1																		
Dane Long, L OBP: 0.250, SLG: 0.250							1-2 2-3			1	0	0	0	0	0	0																		
John Urrea, R OBP: 0.374, SLG: 0.505										1	0	0	0	0	0	1																		
Ted Simmons, S OBP: 0.374, SLG: 0.505										0	0	0	0	0	0	0																		
John Littlefield, R ERA: 2.22										0	0	0	0	0	0	0																		
Inning Stats	R: 0 E: 0 K: 0 S: 4	H: 1 LOB: 2 BB: 1 P: 8	R: 1 E: 1 K: 0 S: 5	H: 1 LOB: 1 BB: 0 P: 5	R: 1 E: 0 K: 0 S: 6	H: 3 LOB: 2 BB: 0 P: 6	R: 0 E: 0 K: 0 S: 4	H: 2 LOB: 1 BB: 0 P: 4	R: 0 E: 0 K: 1 S: 3	H: 1 LOB: 0 BB: 0 P: 3	R: 1 E: 1 K: 2 S: 6	H: 0 LOB: 3 BB: 3 P: 18	R: 0 E: 0 K: 2 S: 7	H: 0 LOB: 1 BB: 1 P: 11	R: 1 E: 0 K: 1 S: 6	H: 1 LOB: 1 BB: 1 P: 10	1B: 6 2B: 3 3B: 0 HR: 1	SF: 2 SAC: 0 DP: 0 HBP: 0	WP: 1 PB: 0 SB: 1 CS: 2	PA: 44														
PITCHER	IP WLS BF H R ER SO BB IBB HBP BLK WP HR S P ERA WHIP																																	
Randy Martz, R ERA: 3.77	(1, 1)	5.1	27	8	3	2	0	3	0	0	0	0	0	0	24	36	3.38	2.062																
Willie Hernandez, L ERA: 4.43	(6, 1)	1.2	7	0	0	0	3	2	0	0	0	1	0	11	19	0.00	1.200																	
Bill Caudill, R ERA: 2.22	(8, 1)	2.0	W	9	2	2	2	2	1	0	0	0	0	1	12	16	9.00	1.500																

AB	35
R	5
H	10
RBI	4
BB	6
SO	5
LOB	24



Batter	1	2	3	4	5	6	7	8	9	AB	R	H	RBI	BB	SO	LOB	BOTTOM																
Ivan De Jesus, R OBP: 0.332, SLG: 0.332	S 1B BB		P4					F9		3	1	0	0	1	0	0	St. Louis Cardinals @ Chicago Cubs Wrigley Field, Chicago, IL Tue Sep 16 1980, 3:33 AM CDT Att: 3,019 - Unknown																
Steve Dillard, R OBP: 0.296, SLG: 0.326			K					1B HR		3	1	2	1	0	1	0																	
Jim Tracy, L OBP: 0.300, SLG: 0.338	1H 1B							1B		1	1	1	0	0	0	0																	
Bill Buckner, L OBP: 0.355, SLG: 0.457	F7		G3					HR 1B		4	1	1	0	0	0	2																	
Dave Kingman, R OBP: 0.327, SLG: 0.530								F8		4	0	1	1	0	0	2																	
Mike Tyson, R OBP: 0.275, SLG: 0.347	2H 1B							F8		0	0	0	0	0	0	0																	
Cliff Johnson, R OBP: 0.327, SLG: 0.404	F2							HR		4	1	1	3	0	1	1																	
Scot Thompson, L OBP: 0.291, SLG: 0.286								HR		0	0	0	0	0	0	0																	
Carlos Lezcano, R OBP: 0.285, SLG: 0.339	F7							5-3		2	1	0	0	2	0	1																	
Tim Blackwell, S OBP: 0.348, SLG: 0.404			5-3					G3		4	0	1	1	0	0	1																	
Mick Kelleher, R OBP: 0.253, SLG: 0.183			F9					F8		3	0	0	0	0	0	1																	
Randy Martz, L ERA: 3.77	(1, 1)							5-3		2	0	0	0	0	1	0																	
Willie Hernandez, L OBP: 0.291, SLG: 0.263	(6, 1)							F7		0	0	0	0	0	0	0																	
Jesus Figueroa, L OBP: 0.311, SLG: 0.305	(7, PH)							K		1	0	0	0	0	0	0																	
Bill Caudill, R OBP: 0.250, SLG: 0.375	(8, 1)							1-3		0	0	0	0	0	0	0																	
Inning Stats	R: 2 E: 0 K: 0 S: 5	H: 2 LOB: 1 BB: 1 P: 9	R: 0 E: 0 K: 0 S: 3	H: 0 LOB: 0 BB: 0 P: 3	R: 0 E: 0 K: 1 S: 5	H: 0 LOB: 0 BB: 0 P: 5	R: 1 E: 0 K: 1 S: 6	H: 1 LOB: 1 BB: 1 P: 10	R: 0 E: 0 K: 0 S: 3	H: 0 LOB: 1 BB: 1 P: 7	R: 0 E: 0 K: 0 S: 3	H: 0 LOB: 0 BB: 0 P: 3	R: 3 E: 0 K: 0 S: 6	H: 3 LOB: 0 BB: 0 P: 6	R: 0 E: 0 K: 0 S: 6	H: 0 LOB: 0 BB: 0 P: 6	1B: 5 2B: 1 3B: 0 HR: 1	SF: 0 SAC: 0 DP: 0 HBP: 0	WP: 0 PB: 0 SB: 1 CS: 0	PA: 34													
PITCHER	IP WLS BF H R ER SO BB IBB HBP BLK WP HR S P ERA WHIP																																
John Martin, L ERA: 3.72	(1, 1)	5.0	21	4	3	3	3	2	0	0	0	0	0	25	33	5.40	1.200																
John Urrea, R ERA: 3.45	(6, 1)	2.0	7	0	0	0	0	1	0	0	0	0	0	6	10	0.00	0.500																
John Littlefield, R ERA: 3.02	(8, 1)	1.0	L	6	3	3	3	0	0	0	0	0	1	6	6	27.00	3.000																



Batter	1	2	3	4	5	6	7	8	9	AB	R	H	RBI	BB	SO	LOB	TOP								
Ken Oberkfell, L OBP: 0.393, SLG: 0.433 (1, 5)										5	2	4	1	0	0	1									
Gary Templeton, S OBP: 0.348, SLG: 0.419 Ken Reitz, R OBP: 0.301, SLG: 0.385 (1, 6) (7, 5)										4	2	2	0	0	1	2									
Keith Hernandez, L OBP: 0.405, SLG: 0.496 (1, 3)										3	1	0	0	2	2	2									
Leon Durham, L OBP: 0.316, SLG: 0.441 (1, 7)										5	1	1	2	0	1	3									
Tito Landrum, R OBP: 0.340, SLG: 0.383 (1, 9)										5	0	1	2	0	2	3									
Tony Scott, S OBP: 0.301, SLG: 0.298 (1, 8)										4	1	1	0	0	1	2									
Terry Kennedy, L OBP: 0.309, SLG: 0.361 (1, 2)										3	1	1	0	1	1	1									
Tom Herr, S OBP: 0.258, SLG: 0.326 (1, 4) (7, 6)										3	0	0	1	0	0	1									
Pete Vuckovich, R OBP: 0.194, SLG: 0.273 Jim Kaat, L OBP: 0.182, SLG: 0.258 (1, 1) (8, 1)										3	0	1	0	0	1	0									
Inning Stats	R: 3 E: 2 K: 1 S: 8	H: 2 LOB: 1 BB: 1 P: 12	R: 0 E: 0 K: 1 S: 6	H: 1 LOB: 1 BB: 0 P: 6	R: 0 E: 0 K: 1 S: 5	H: 0 LOB: 0 BB: 0 P: 5	R: 2 E: 0 K: 0 S: 6	H: 3 LOB: 1 BB: 0 P: 6	R: 0 E: 0 K: 3 S: 9	H: 0 LOB: 0 BB: 0 P: 9	R: 0 E: 0 K: 1 S: 5	H: 0 LOB: 0 BB: 0 P: 5	R: 3 E: 0 K: 2 S: 11	H: 4 LOB: 1 BB: 0 P: 11	R: 0 E: 0 K: 0 S: 2	H: 0 LOB: 2 BB: 1 P: 6	R: 0 E: 0 K: 1 S: 6	H: 1 LOB: 2 BB: 1 P: 10	1B: 7 2B: 3 3B: 1 HR: 0	SF: 1 SAC: 1 DP: 1 HBP: 0	WP: 0 PB: 0 SB: 1 CS: 0	PA: 41			
PITCHER	IP WLS BF H R ER SO BB IBB HBP BLK WP HR S P ERA WHIP	IP WLS BF H R ER SO BB IBB HBP BLK WP HR S P ERA WHIP	IP WLS BF H R ER SO BB IBB HBP BLK WP HR S P ERA WHIP	IP WLS BF H R ER SO BB IBB HBP BLK WP HR S P ERA WHIP	IP WLS BF H R ER SO BB IBB HBP BLK WP HR S P ERA WHIP	IP WLS BF H R ER SO BB IBB HBP BLK WP HR S P ERA WHIP	IP WLS BF H R ER SO BB IBB HBP BLK WP HR S P ERA WHIP	IP WLS BF H R ER SO BB IBB HBP BLK WP HR S P ERA WHIP	IP WLS BF H R ER SO BB IBB HBP BLK WP HR S P ERA WHIP	IP WLS BF H R ER SO BB IBB HBP BLK WP HR S P ERA WHIP	IP WLS BF H R ER SO BB IBB HBP BLK WP HR S P ERA WHIP	IP WLS BF H R ER SO BB IBB HBP BLK WP HR S P ERA WHIP	IP WLS BF H R ER SO BB IBB HBP BLK WP HR S P ERA WHIP	IP WLS BF H R ER SO BB IBB HBP BLK WP HR S P ERA WHIP	IP WLS BF H R ER SO BB IBB HBP BLK WP HR S P ERA WHIP	IP WLS BF H R ER SO BB IBB HBP BLK WP HR S P ERA WHIP	IP WLS BF H R ER SO BB IBB HBP BLK WP HR S P ERA WHIP	IP WLS BF H R ER SO BB IBB HBP BLK WP HR S P ERA WHIP	IP WLS BF H R ER SO BB IBB HBP BLK WP HR S P ERA WHIP	IP WLS BF H R ER SO BB IBB HBP BLK WP HR S P ERA WHIP	IP WLS BF H R ER SO BB IBB HBP BLK WP HR S P ERA WHIP	IP WLS BF H R ER SO BB IBB HBP BLK WP HR S P ERA WHIP	IP WLS BF H R ER SO BB IBB HBP BLK WP HR S P ERA WHIP	IP WLS BF H R ER SO BB IBB HBP BLK WP HR S P ERA WHIP	IP WLS BF H R ER SO BB IBB HBP BLK WP HR S P ERA WHIP

St. Louis Cardinals @ Chicago Cubs
Wrigley Field, Chicago, IL
Wed Sep 17 1980, 3:33 AM CDT
Att: 3,044 - Sunny

AB 36
R 8
H 11
RBI 6
BB 3
SO 10
LOB 16



Batter	1	2	3	4	5	6	7	8	9	AB	R	H	RBI	BB	SO	LOB	BOTTOM								
Ivan De Jesus, R OBP: 0.332, SLG: 0.332 (1, 6)										5	0	2	0	0	0	2									
Jesús Figueroa, L OBP: 0.318, SLG: 0.309 (1, 8)										4	1	2	0	1	0	2									
Bill Buckner, L OBP: 0.354, SLG: 0.455 (1, 7)										5	1	1	0	0	0	4									
Cliff Johnson, R OBP: 0.325, SLG: 0.401 (1, 3)										5	1	1	0	0	3	4									
Jim Tracy, L OBP: 0.311, SLG: 0.338 (1, 9)										3	0	1	1	1	1	2									
Tim Lincecum, S OBP: 0.350, SLG: 0.403 (1, 2)										3	1	1	0	1	0	1									
Steve Dillard, R OBP: 0.295, SLG: 0.324 (1, 5)										4	1	1	1	0	1	2									
Mick Kelleher, R OBP: 0.244, SLG: 0.176 Larry Blittner, L OBP: 0.292, SLG: 0.317 Mike Vail, R OBP: 0.326, SLG: 0.409 Mike Tyson, R OBP: 0.275, SLG: 0.347 (1, 4) (8, PH) (8, PH) (9, 4)										3	0	0	0	0	1	0									
Mike Krukow, R OBP: 0.242, SLG: 0.279 Scott Thorman, L OBP: 0.286, SLG: 0.284 George Riley, L OBP: 0.326, SLG: 0.368 Lenny Randle, S OBP: 0.326, SLG: 0.368 Lee Smith, R OBP: 0.326, SLG: 0.368 Dave Kingman, R OBP: 0.326, SLG: 0.368 Dick Tidrow, R OBP: 0.326, SLG: 0.368 (1, 1) (5, PH) (8, 1) (8, PH) (8, PH) (9, 1)										1	0	0	0	0	0	1									
Inning Stats	R: 0 E: 0 K: 1 S: 6	H: 1 LOB: 0 BB: 0 P: 6	R: 0 E: 0 K: 1 S: 5	H: 0 LOB: 0 BB: 0 P: 5	R: 0 E: 1 K: 0 S: 3	H: 0 LOB: 0 BB: 0 P: 3	R: 1 E: 1 K: 1 S: 7	H: 2 LOB: 2 BB: 1 P: 11	R: 0 E: 0 K: 1 S: 6	H: 1 LOB: 1 BB: 0 P: 6	R: 0 E: 0 K: 0 S: 3	H: 1 LOB: 1 BB: 1 P: 7	R: 0 E: 0 K: 0 S: 4	H: 1 LOB: 1 BB: 0 P: 4	R: 4 E: 0 K: 1 S: 9	H: 5 LOB: 2 BB: 1 P: 13	R: 0 E: 0 K: 1 S: 6	H: 1 LOB: 1 BB: 0 P: 6	1B: 12 2B: 1 3B: 0 HR: 0	SF: 0 SAC: 0 DP: 2 HBP: 0	WP: 1 PB: 0 SB: 0 CS: 0	PA: 40			
PITCHER	IP WLS BF H R ER SO BB IBB HBP BLK WP HR S P ERA WHIP	IP WLS BF H R ER SO BB IBB HBP BLK WP HR S P ERA WHIP	IP WLS BF H R ER SO BB IBB HBP BLK WP HR S P ERA WHIP	IP WLS BF H R ER SO BB IBB HBP BLK WP HR S P ERA WHIP	IP WLS BF H R ER SO BB IBB HBP BLK WP HR S P ERA WHIP	IP WLS BF H R ER SO BB IBB HBP BLK WP HR S P ERA WHIP	IP WLS BF H R ER SO BB IBB HBP BLK WP HR S P ERA WHIP	IP WLS BF H R ER SO BB IBB HBP BLK WP HR S P ERA WHIP	IP WLS BF H R ER SO BB IBB HBP BLK WP HR S P ERA WHIP	IP WLS BF H R ER SO BB IBB HBP BLK WP HR S P ERA WHIP	IP WLS BF H R ER SO BB IBB HBP BLK WP HR S P ERA WHIP	IP WLS BF H R ER SO BB IBB HBP BLK WP HR S P ERA WHIP	IP WLS BF H R ER SO BB IBB HBP BLK WP HR S P ERA WHIP	IP WLS BF H R ER SO BB IBB HBP BLK WP HR S P ERA WHIP	IP WLS BF H R ER SO BB IBB HBP BLK WP HR S P ERA WHIP	IP WLS BF H R ER SO BB IBB HBP BLK WP HR S P ERA WHIP	IP WLS BF H R ER SO BB IBB HBP BLK WP HR S P ERA WHIP	IP WLS BF H R ER SO BB IBB HBP BLK WP HR S P ERA WHIP	IP WLS BF H R ER SO BB IBB HBP BLK WP HR S P ERA WHIP	IP WLS BF H R ER SO BB IBB HBP BLK WP HR S P ERA WHIP	IP WLS BF H R ER SO BB IBB HBP BLK WP HR S P ERA WHIP	IP WLS BF H R ER SO BB IBB HBP BLK WP HR S P ERA WHIP	IP WLS BF H R ER SO BB IBB HBP BLK WP HR S P ERA WHIP	IP WLS BF H R ER SO BB IBB HBP BLK WP HR S P ERA WHIP	IP WLS BF H R ER SO BB IBB HBP BLK WP HR S P ERA WHIP

St. Louis Cardinals @ Chicago Cubs
Wrigley Field, Chicago, IL
Wed Sep 17 1980, 3:33 AM CDT
Att: 3,044 - Sunny

AB 37
R 5
H 12
RBI 5
BB 3
SO 6
LOB 18



Batter	1	2	3	4	5	6	7	8	9	AB	R	H	RBI	BB	SO	LOB	TOP										
Jerry White, S OBP: 0.343, SLG: 0.429	0-0 HR		0-0 4-3		0-0 2B		0-0 1B	4-0 BB		4	1	3	1	1	0	0	Montreal Expos @ St. Louis Cardinals Busch Stadium, St. Louis, MO Fri Sep 19 1980, 7:05 PM CDT Att: 10,251 - Unknown										
Rodney Scott, S OBP: 0.315, SLG: 0.297	0-0 G3		0-3 K		0-0 2-3F		0-0 FC1-6 HR	0-0 P6		5	1	0	0	0	1	3											
Rowland Office, L OBP: 0.368, SLG: 0.440	0-0 P6		0-0 2B 1B		0-0 F8		4-0 HR BB		4-0 E FC4-2 BB	3	1	1	0	2	0	0											
Andre Dawson, R OBP: 0.351, SLG: 0.459	0-0 1B		0-0 1-3 2B			0-3 K	4-0 HR IBB		0-0 FC4-2 SF9 1B	4	2	3	0	1	1	0											
Gary Carter, R OBP: 0.320, SLG: 0.463	0-0 6-3		0-0 5-3			0-0 1B 2B	0-0 1-2 2-3 HR		4-0 PB FC4-2 IBB	4	2	2	4	1	0	3											
Warren Cromartie, L OBP: 0.355, SLG: 0.457		0-0 F7		0-0 4-3		0-0 1-2 2B 1B	0-0 6-3		0-0 FC4-2 PB	5	1	1	0	0	0	3											
Larry Parrish, R OBP: 0.317, SLG: 0.438 Ken Macha, R OBP: 0.368, SLG: 0.390		0-0 F7		0-0 F6		0-0 1-1H 2-2H 3-H	0-0 4-3		0-0 SF9	3	0	1	2	0	0	0											
Ellis Valentine, R OBP: 0.365, SLG: 0.521 Brad Mills, L OBP: 0.311, SLG: 0.298		0-0 1B		0-0 2B		0-0 3-H			4-0 1-2 2-3 3-H	0	0	0	1	0	0	0											
Chris Speier, R OBP: 0.333, SLG: 0.308		0-0 1B		0-0 2B		0-0 1B			0-0 F8	4	0	3	0	1	0	0											
Steve Rogers, R OBP: 0.256, SLG: 0.164 Woodie Fryman, R OBP: 0.167, SLG: 0.167 Elias Sosa, R OBP: 0.100, SLG: 0.100		0-0 4-3		0-3 K		0-3 1-2	0-0 6-3		0-3 K	3	0	0	0	0	2	3											
Inning Stats	R: 1 E: 0 K: 0 S: 5	H: 2 LOB: 1 BB: 0 P: 5	R: 0 E: 0 K: 0 S: 4	H: 1 LOB: 1 BB: 0 P: 4	R: 0 E: 0 K: 1 S: 7	H: 2 LOB: 2 BB: 0 P: 7	R: 0 E: 0 K: 1 S: 6	H: 1 LOB: 1 BB: 0 P: 6	R: 0 E: 0 K: 0 S: 3	H: 1 LOB: 0 BB: 0 P: 3	R: 2 E: 0 K: 2 S: 10	H: 4 LOB: 1 BB: 0 P: 10	R: 4 E: 1 K: 0 S: 5	H: 2 LOB: 2 BB: 2 P: 13	R: 0 E: 0 K: 0 S: 3	H: 0 LOB: 1 BB: 1 P: 7	R: 1 E: 1 K: 1 S: 6	H: 1 LOB: 3 BB: 3 P: 18	1B: 8 2B: 5 3B: 0 HR: 2	SF: 1 SAC: 0 DP: 1 HBP: 0	WP: 1 PB: 1 SB: 2 CS: 0	PA: 45					
PITCHER	IP	WLS	BF	H	R	ER	SO	BB	IBB	HBP	BLK	WP	HR	S	P	ERA	WHIP										
Bob Forsch, R ERA: 3.62	(1, 1)	7.0	34	13	7	7	4	1	1	0	0	1	2	40	48	9.00	2.000										
John Urrea, R ERA: 3.55	(8, 1)	1.0	7	1	1	1	0	2	1	0	0	0	0	4	16	9.00	3.000										
Jim Kaat, L ERA: 4.1	(9, 1)	1.0	W	4	0	0	0	1	0	1	0	0	0	5	9	0.00	0.000										

Batter	1	2	3	4	5	6	7	8	9	AB	R	H	RBI	BB	SO	LOB	BOTTOM										
Ken Oberkfell, L OBP: 0.393, SLG: 0.432	4-0 BB		0-0 SF8			0-0 G3	0-0 1B	0-0 G4-6-3		3	1	1	2	1	0	2	Montreal Expos @ St. Louis Cardinals Busch Stadium, St. Louis, MO Fri Sep 19 1980, 7:05 PM CDT Att: 10,251 - Unknown										
Gary Templeton, S OBP: 0.347, SLG: 0.419	0-0 G4-6-3		0-0 G3			0-0 1B 2B	0-3 K		0-0 4-3	5	1	1	0	0	1	4											
Keith Hernandez, L OBP: 0.405, SLG: 0.495	0-0 P6		0-0 G3			0-0 F7	0-0 1B E 1B		0-0 2B 1B	5	2	2	1	0	0	2											
Ted Simmons, S OBP: 0.376, SLG: 0.506 Bobby Bonds, R OBP: 0.305, SLG: 0.316		0-0 3-1		0-0 4-3		0-0 2H 1B	0-0 E 1B		0-0 2B 1B	5	0	3	2	0	0	0											
George Hendrick, R OBP: 0.346, SLG: 0.507		0-0 1-4-3		0-0 F3		0-3 K	0-0 E5		0-0 2B	5	0	1	2	0	1	2											
Leon Durham, L OBP: 0.319, SLG: 0.446 John Urrea, R OBP: 0.250, SLG: 0.250 Jim Kaat, L OBP: 0.192, SLG: 0.258		0-0 2B		0-0 1-4-3		0-0 K				4	1	2	0	0	1	2											
Ken Reitz, R OBP: 0.301, SLG: 0.384		0-0 6-3				0-0 F3	0-0 FC3-6 1B 1B		0-0 1-3	4	1	1	0	0	0	1											
Tony Scott, S OBP: 0.305, SLG: 0.303			0-0 1B SF8 1B			0-0 6-3	0-0 FC3-6 1B 1B		0-0 1B 1B	4	1	3	0	0	0	0											
Bob Forsch, R OBP: 0.321, SLG: 0.487 Dane Iorg, L OBP: 0.353, SLG: 0.449			0-0 G3 1B			0-0 F5	0-0 FC3-6 1B 1B		0-0 G4-6-3 1B	2	0	1	0	0	0	0											
Inning Stats	R: 0 E: 0 K: 0 S: 2	H: 0 LOB: 0 BB: 1 P: 6	R: 0 E: 0 K: 0 S: 4	H: 1 LOB: 1 BB: 0 P: 4	R: 1 E: 0 K: 0 S: 5	H: 2 LOB: 1 BB: 0 P: 5	R: 0 E: 0 K: 0 S: 3	H: 0 LOB: 0 BB: 0 P: 3	R: 0 E: 0 K: 1 S: 7	H: 2 LOB: 1 BB: 0 P: 7	R: 5 E: 1 K: 2 S: 14	H: 6 LOB: 2 BB: 0 P: 14	R: 0 E: 0 K: 0 S: 4	H: 2 LOB: 1 BB: 0 P: 4	R: 2 E: 0 K: 0 S: 4	H: 3 LOB: 2 BB: 0 P: 4		1B: 13 2B: 3 3B: 0 HR: 0	SF: 1 SAC: 0 DP: 2 HBP: 0	WP: 0 PB: 0 SB: 0 CS: 0	PA: 41						
PITCHER	IP	WLS	BF	H	R	ER	SO	BB	IBB	HBP	BLK	WP	HR	S	P	ERA	WHIP										
Steve Rogers, R ERA: 3.02	(1, 1)	6.1	28	9	6	6	1	1	0	0	0	0	0	29	33	8.53	1.579										
Woodie Fryman, L ERA: 2.29	(7, 1)	0.1	3	2	0	0	1	0	0	0	0	0	0	5	5	0.00	6.000										
Elias Sosa, R ERA: 3.12	(7, 1)	1.2	L	10	5	3	2	1	0	0	0	0	0	12	12	10.80	3.000										

AB	38
R	8
H	14
RBI	8
BB	6
SO	5
LOB	15



Batter	1	2	3	4	5	6	7	8	9	10	AB	R	H	RBI	BB	SO	LOB	TOP			
Pete Rose, S OBP: 0.352, SLG: 0.360 (1, 3)	0-0 3-1		0-0 F7		0-0 3-1			0-0 4-3		0-0 6-3	5	0	0	0	0	0	2	Philadelphia Phillies @ St. Louis Cardinals Busch Stadium, St. Louis, MO Mon Sep 22 1980, 7:05 PM CDT Att: 5,654 - Unknown AB 36 R 3 H 9 RBI 2 BB 1 SO 7 LOB 11			
Bake McBride, L OBP: 0.338, SLG: 0.455 (1, 9)	4-0 BB		0-0 F8		0-0 F8		0-0 4-3		0-0 G3	4	0	0	0	1	0	2					
Mike Schmidt, R OBP: 0.382, SLG: 0.607 (1, 5)	0-3 K		0-0 HR		0-0 F9				0-0 1B	4	1	2	1	0	1	1					
Greg Luzinski, R OBP: 0.353, SLG: 0.454 George Vukovich, L OBP: 0.316, SLG: 0.294 (1, 7) (9, 7)	0-3 K		0-0 5-3		0-0 K				0-3 K	4	0	0	0	0	3	2					
Manny Trillo, R OBP: 0.337, SLG: 0.415 (1, 4)		0-0 F8		0-0 FC6-4 1B			0-0 F8		0-0 F7	4	0	1	0	0	0	1					
Garry Maddox, R OBP: 0.279, SLG: 0.387 (1, 8)		0-0 L9		0-0 FC6-4 1B			0-3 K		0-0 4-3	4	0	0	0	0	1	2					
Larry Bowa, S OBP: 0.300, SLG: 0.325 (1, 6)		0-0 CS 1B			0-0 1B G4-6-3			0-0 F7		0-0 SH5-4 2B 1B	4	2	3	0	0	0					
Bob Boone, R OBP: 0.307, SLG: 0.349 (1, 2)		0-0 CS	0-0 5-3		0-0 1B G4-6-3			0-3 K		0-0 SH5-4	3	0	1	0	0	1	0				
Steve Carlton, L OBP: 0.172, SLG: 0.177 Keith Moreland, R OBP: 0.353, SLG: 0.460 Jay Loviglio, R OBP: 0.333, SLG: 0.333 (1, 1) (10, PH) (10, PR) (10, 1)			0-3 K		0-0 G4-6-3			0-0 1B		0-0 2B	3	0	1	0	0	1	1				
Inning Stats	R: 0 E: 0 K: 2 S: 7	H: 0 LOB: 1 BB: 1 P: 11	R: 0 E: 0 K: 0 S: 3	H: 1 LOB: 0 BB: 0 P: 3	R: 0 E: 0 K: 1 S: 5	H: 0 LOB: 0 BB: 0 P: 5	R: 1 E: 0 K: 0 S: 5	H: 2 LOB: 1 BB: 0 P: 5	R: 0 E: 0 K: 1 S: 5	H: 0 LOB: 0 BB: 0 P: 5	R: 0 E: 0 K: 1 S: 6	H: 1 LOB: 1 BB: 0 P: 6	R: 0 E: 0 K: 1 S: 6	H: 1 LOB: 1 BB: 0 P: 6	R: 1 E: 0 K: 0 S: 5	H: 2 LOB: 1 BB: 0 P: 5	1B: 7 2B: 1 3B: 0 HR: 1		SF: 0 SAC: 1 DP: 1 HBP: 0	WP: 0 PB: 0 SB: 1 CS: 1	PA: 39
PITCHER	IP Pete Vukovich, R ERA: 3.44 Kim Seaman, L ERA: 3.63	WLS 9.0 1.0	BF 33 5	H 7 2	R 2 1	ER 2 1	SO 7 0	BB 1 0	IBB 0 0	HBP 0 0	BLK 0 0	WP 0 0	HR 1 0	S 46 5	P 50 5	ERA 2.00 9.00	WHIP 0.889 2.000				

Batter	1	2	3	4	5	6	7	8	9	10	AB	R	H	RBI	BB	SO	LOB	BOTTOM			
Ken Oberkfell, L OBP: 0.390, SLG: 0.430 (1, 4)	0-0 6-3 3B				0-0 4-3			0-0 G3		0-0 SH5-4	4	1	1	0	0	1	1	Philadelphia Phillies @ St. Louis Cardinals Busch Stadium, St. Louis, MO Mon Sep 22 1980, 7:05 PM CDT Att: 5,654 - Unknown AB 35 R 2 H 9 RBI 2 BB 5 SO 7 LOB 25			
Garry Templeton, S OBP: 0.346, SLG: 0.419 (1, 6)	0-0 6-3		0-0 CS 1B			0-0 E6 5-3 1B		0-0 F9 2B 1B		0-0 4-3	5	1	2	1	0	0	1				
Keith Hernandez, L OBP: 0.408, SLG: 0.494 (1, 3)	3-H WP BB		0-0 F8		0-0 5-3 1B		0-0 2B 1B		0-0 4-3	4	0	2	0	1	0	2					
Ted Simmons, S OBP: 0.374, SLG: 0.501 Bobby Bonds, R OBP: 0.305, SLG: 0.316 (1, 2) (10, PR)	0-0 F9		0-3 K		0-0 5-3		0-0 F9		0-0 G4-3 1B	5	0	1	0	0	1	5					
George Hendrick, R OBP: 0.345, SLG: 0.504 (1, 9)	4-0 WP BB		0-0 F8		0-0 G6-4-3 1B		0-0 2B		0-0 G4-3	3	0	1	1	2	0	1					
Tito Landrum, R OBP: 0.322, SLG: 0.358 (1, 8)	0-3 K		0-0 CS 1B		0-0 G6-4-3		0-3 K		0-3 K	5	0	1	0	0	3	8					
Ken Reitz, R OBP: 0.302, SLG: 0.383 (1, 5)	0-0 F7			0-3 K			0-0 L4			3	0	0	0	1	1	4					
Keith Smith, R OBP: 0.172, SLG: 0.179 (1, 7)		0-0 5-3			0-0 5-3		0-0 SH1-4 BB		0-0 5-3	3	0	0	0	1	0	3					
Pete Vukovich, R OBP: 0.188, SLG: 0.265 Tom Herr, S OBP: 0.266, SLG: 0.333 Kim Seaman, L OBP: 0.333, SLG: 0.333 (1, 1) (9, PH) (10, 1)		0-3 K			0-0 5-3		0-0 SH1-4		0-0 SH5-4 1B	2	0	0	0	0	1	0					
Inning Stats	R: 1 E: 0 K: 1 S: 7	H: 1 LOB: 3 BB: 2 P: 15	R: 0 E: 0 K: 2 S: 7	H: 0 LOB: 0 BB: 0 P: 7	R: 0 E: 0 K: 1 S: 5	H: 1 LOB: 0 BB: 0 P: 5	R: 0 E: 0 K: 1 S: 5	H: 1 LOB: 2 BB: 1 P: 8	R: 0 E: 0 K: 0 S: 3	H: 0 LOB: 1 BB: 1 P: 7	R: 1 E: 0 K: 1 S: 8	H: 3 LOB: 3 BB: 1 P: 12	R: 0 E: 0 K: 0 S: 4	H: 1 LOB: 1 BB: 0 P: 4	R: 0 E: 0 K: 1 S: 5	H: 1 LOB: 1 BB: 0 P: 5	1B: 7 2B: 1 3B: 1 HR: 0		SF: 0 SAC: 2 DP: 2 HBP: 0	WP: 2 PB: 0 SB: 0 CS: 2	PA: 42
PITCHER	IP Steve Carlton, L ERA: 2.34 Tug McGraw, L ERA: 1.71	WLS 9.0 1.0	BF 39 3	H 8 1	R 2 0	ER 2 0	SO 6 1	BB 3 0	IBB 2 0	HBP 0 0	BLK 0 0	WP 2 0	HR 0 0	S 46 5	P 66 5	ERA 2.00 0.00	WHIP 1.222 1.000				

Batter	1	2	3	4	5	6	7	8	9	AB	R	H	RBI	BB	SO	LOB	TOP				
Pete Rose, S OBP: 0.350, SLG: 0.357 (1, 3)										4	0	0	0	0	0	0					
Bake McBride, L OBP: 0.337, SLG: 0.453 (1, 9)										4	0	1	0	0	0	0					
Mike Schmidt, R OBP: 0.384, SLG: 0.615 (1, 5)										3	2	2	1	1	0	1					
Greg Luzinski, R OBP: 0.352, SLG: 0.455 (1, 7)										4	1	1	0	0	1	3					
Manny Trillo, R OBP: 0.336, SLG: 0.414 (1, 4)										4	0	1	1	0	0	2					
Gary Maddox, R OBP: 0.279, SLG: 0.386 (1, 8)										4	0	1	0	0	0	1					
Lary Bowa, S OBP: 0.305, SLG: 0.323 (9, PH)										3	0	0	0	0	0	1	AB 33				
Del Unser, L OBP: 0.330, SLG: 0.376 (9, PH)										0	0	0	1	0	0	0	R 3				
Bob Boone, R OBP: 0.305, SLG: 0.347 (1, 2)										3	0	0	0	0	0	0	H 6				
Greg Gross, L OBP: 0.339, SLG: 0.311 (9, PH)										1	0	0	0	0	0	2	RBI 3				
Bob Walk, R OBP: 0.228, SLG: 0.187 (2, 1)										0	0	0	0	0	0	0	BB 1				
Kevin Saucier, L OBP: 0.266, SLG: 0.483 (6, PH)										0	0	0	0	0	0	0	SO 2				
Luis Aguayo, R OBP: 0.299, SLG: 0.392 (6, 1)										0	0	0	0	0	0	0	LOB 10				
Sparky Lyle, L OBP: 0.300, SLG: 0.400 (8, 1)										0	0	0	0	0	0	0					
Ramon Aviles, R OBP: 0.300, SLG: 0.400 (8, 1)										0	0	0	0	0	0	0					
Ron Reed, R OBP: 0.300, SLG: 0.400 (8, 1)										0	0	0	0	0	0	0					
Inning Stats	R: 0 E: 0 K: 1 S: 5	H: 0 LOB: 1 BB: 1 P: 9	R: 0 E: 0 K: 0 S: 3	H: 0 LOB: 0 BB: 0 P: 3	R: 0 E: 0 K: 1 S: 5	H: 0 LOB: 0 BB: 0 P: 5	R: 0 E: 0 K: 0 S: 4	H: 1 LOB: 1 BB: 0 P: 4	R: 0 E: 0 K: 0 S: 3	H: 0 LOB: 0 BB: 0 P: 3	R: 0 E: 0 K: 0 S: 3	H: 0 LOB: 0 BB: 0 P: 3	R: 1 E: 0 K: 0 S: 5	H: 2 LOB: 1 BB: 0 P: 5	R: 0 E: 0 K: 0 S: 3	H: 0 LOB: 0 BB: 0 P: 3	R: 2 E: 1 K: 0 S: 7	H: 3 LOB: 2 BB: 0 P: 7	1B: 3 2B: 2 3B: 0 HR: 1	SF: 1 SAC: 0 DP: 0 HBP: 0	WP: 0 PA: 35 PB: 0 SB: 1 CS: 0
PITCHER	IP WLS BF H R ER SO BB IBB HBP BLK WP HR S P ERA WHIP																				
Al Olmsted, L ERA: 1.58 (1, 1)	8.1 W 33 6 3 2 2 1 0 0 0 0 1 36 40 2.16 0.840																				
John Littlefield, R ERA: 3.02 (9, 1)	0.2 S 2 0 0 0 0 0 0 0 0 0 0 0 2 2 0.00 0.000																				

Philadelphia Phillies @ St. Louis Cardinals
 Busch Stadium, St. Louis, MO
 Tue Sep 23 1980, 7:05 PM CDT
 Att: 6,915 - Unknown

AB	33
R	3
H	6
RBI	3
BB	1
SO	2
LOB	10



Batter	1	2	3	4	5	6	7	8	9	AB	R	H	RBI	BB	SO	LOB	BOTTOM		
Ken Oberkfell, L OBP: 0.390, SLG: 0.430 (1, 5)										5	1	2	2	0	0	0			
Gary Templeton, S OBP: 0.348, SLG: 0.421 (1, 6)										5	2	3	1	0	0	2			
Keith Hernandez, L OBP: 0.409, SLG: 0.493 (1, 3)										3	0	1	0	1	0	2			
Ted Simmons, S OBP: 0.375, SLG: 0.501 (1, 2)										4	0	2	1	0	0	2			
George Hendrick, R OBP: 0.348, SLG: 0.505 (1, 8)										3	1	2	0	0	0	0			
Leon Durham, L OBP: 0.316, SLG: 0.441 (1, 7)										4	0	1	0	0	1	4			
Dane Iorg, L OBP: 0.348, SLG: 0.440 (1, 9)										4	1	1	0	0	0	2	AB 34		
Tito Landrum, R OBP: 0.322, SLG: 0.358 (9, 9)										0	0	0	0	0	0	0	R 6		
Tom Herr, S OBP: 0.266, SLG: 0.328 (1, 4)										3	1	0	0	1	0	1	H 13		
Al Olmsted, R OBP: 0.125, SLG: 0.125 (1, 1)										3	0	1	1	0	2	0	RBI 5		
John Littlefield, R (9, 1)										0	0	0	0	0	0	0	BB 2		
Inning Stats	R: 0 E: 0 K: 1 S: 7	H: 2 LOB: 3 BB: 0 P: 8	R: 3 E: 0 K: 0 S: 7	H: 4 LOB: 1 BB: 0 P: 7	R: 0 E: 0 K: 0 S: 3	H: 0 LOB: 0 BB: 0 P: 3	R: 0 E: 0 K: 1 S: 5	H: 0 LOB: 0 BB: 0 P: 5	R: 1 E: 1 K: 0 S: 5	H: 3 LOB: 1 BB: 0 P: 5	R: 0 E: 0 K: 0 S: 3	H: 0 LOB: 1 BB: 1 P: 7	R: 0 E: 0 K: 0 S: 6	H: 0 LOB: 2 BB: 1 P: 10	R: 2 E: 0 K: 0 S: 6	H: 4 LOB: 2 BB: 1 P: 10	1B: 13 2B: 0 3B: 0 HR: 0	SF: 0 SAC: 1 DP: 1 HBP: 1	WP: 1 PA: 38 PB: 0 SB: 2 CS: 0
PITCHER	IP WLS BF H R ER SO BB IBB HBP BLK WP HR S P ERA WHIP																		
Bob Walk, R ERA: 4.78 (1, 1)	1.2 L 12 3 1 1 1 0 0 0 0 0 1 0 13 14 2.70 0.900																		
Kevin Saucier, L ERA: 3.21 (2, 1)	3.1 12 3 1 1 1 0 0 0 0 0 1 0 14 14 2.70 0.900																		
Sparky Lyle, L ERA: 4.53 (6, 1)	2.0 7 0 0 0 0 1 1 0 0 0 0 0 8 12 0.00 0.500																		
Ron Reed, R ERA: 4.15 (8, 1)	1.0 7 4 2 2 0 0 0 1 0 0 0 0 6 10 18.00 4.000																		

Philadelphia Phillies @ St. Louis Cardinals
 Busch Stadium, St. Louis, MO
 Tue Sep 23 1980, 7:05 PM CDT
 Att: 6,915 - Unknown

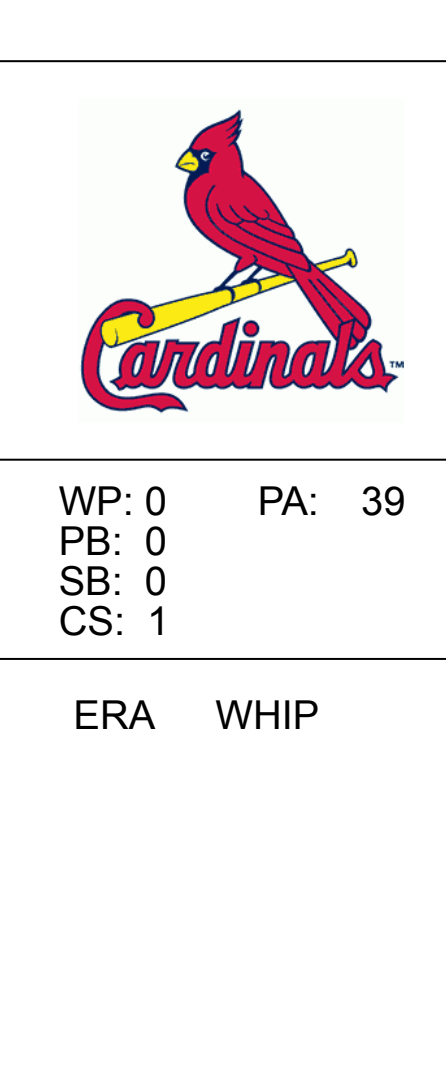
AB	34
R	6
H	13
RBI	5
BB	2
SO	3
LOB	13



Batter	1	2	3	4	5	6	7	8	9	AB	R	H	RBI	BB	SO	LOB	TOP								
Ken Oberkfell, L (1,5) OBP: 0.390, SLG: 0.430										5	0	2	0	0	0	2									
Gary Templeton, S (1,6) OBP: 0.348, SLG: 0.420										1	0	0	0	0	0	1									
Mike Phillips, L (2,6) OBP: 0.285, SLG: 0.276										3	1	1	0	0	0	0									
Tito Landrum, R (9,PH) OBP: 0.317, SLG: 0.352										1	0	0	0	0	0	1									
Keith Hernandez, L (1,3) OBP: 0.409, SLG: 0.492										5	1	2	0	0	1	0									
Ted Simmons, S (1,2) OBP: 0.374, SLG: 0.499										4	1	1	1	0	0	1									
George Hendrick, R (1,8) OBP: 0.347, SLG: 0.503										4	0	1	1	0	1	2									
Leon Durham, L (1,7) OBP: 0.315, SLG: 0.440										3	0	1	1	0	0	0									
Dane Iorg, L (1,9) OBP: 0.350, SLG: 0.439										3	0	1	0	1	1	0									
Tom Herr, S (1,4) OBP: 0.275, SLG: 0.333										3	0	2	0	1	0	2									
John Martin, S (1,1) OBP: 0.420, SLG: 0.375										2	0	1	0	0	0	2									
George Frazier, R (4,1) OBP: 0.340, SLG: 0.354										0	0	0	0	0	0	0									
Tony Scott, S (6,PH) OBP: 0.340, SLG: 0.354										1	0	0	0	0	0	0									
John Urrea, R (6,1) OBP: 0.343, SLG: 0.299										0	0	0	0	0	0	0									
Ken Reitz, R (8,PH) OBP: 0.341, SLG: 0.382										1	0	0	0	0	0	1									
Jim Otten, R (8,1) OBP: 0.300, SLG: 0.290										0	0	0	0	0	0	0									
Inning Stats	R: 0 E: 1 K: 1 S: 7	H: 2 LOB: 2 BB: 0 P: 7	R: 0 E: 0 K: 0 S: 5	H: 2 LOB: 2 BB: 0 P: 5	R: 0 E: 0 K: 0 S: 3	H: 0 LOB: 0 BB: 0 P: 3	R: 0 E: 0 K: 0 S: 4	H: 2 LOB: 2 BB: 1 P: 8	R: 3 E: 0 K: 0 S: 7	H: 4 LOB: 2 BB: 1 P: 11	R: 0 E: 0 K: 0 S: 3	H: 0 LOB: 0 BB: 0 P: 3	R: 0 E: 0 K: 1 S: 5	H: 0 LOB: 0 BB: 0 P: 5	R: 0 E: 0 K: 1 S: 6	H: 1 LOB: 1 BB: 0 P: 6	R: 0 E: 0 K: 0 S: 3	H: 1 LOB: 0 BB: 0 P: 3	1B: 12 2B: 0 3B: 0 HR: 0	SF: 1 SAC: 0 DP: 1 HBP: 0	WP: 0 PB: 0 SB: 0 CS: 1	PA: 39			
PITCHER	IP WLS BF H R ER SO BB IBB HBP BLK WP HR S P ERA WHIP	IP WLS BF H R ER SO BB IBB HBP BLK WP HR S P ERA WHIP	IP WLS BF H R ER SO BB IBB HBP BLK WP HR S P ERA WHIP	IP WLS BF H R ER SO BB IBB HBP BLK WP HR S P ERA WHIP	IP WLS BF H R ER SO BB IBB HBP BLK WP HR S P ERA WHIP	IP WLS BF H R ER SO BB IBB HBP BLK WP HR S P ERA WHIP	IP WLS BF H R ER SO BB IBB HBP BLK WP HR S P ERA WHIP	IP WLS BF H R ER SO BB IBB HBP BLK WP HR S P ERA WHIP	IP WLS BF H R ER SO BB IBB HBP BLK WP HR S P ERA WHIP	IP WLS BF H R ER SO BB IBB HBP BLK WP HR S P ERA WHIP	IP WLS BF H R ER SO BB IBB HBP BLK WP HR S P ERA WHIP	IP WLS BF H R ER SO BB IBB HBP BLK WP HR S P ERA WHIP	IP WLS BF H R ER SO BB IBB HBP BLK WP HR S P ERA WHIP	IP WLS BF H R ER SO BB IBB HBP BLK WP HR S P ERA WHIP	IP WLS BF H R ER SO BB IBB HBP BLK WP HR S P ERA WHIP	IP WLS BF H R ER SO BB IBB HBP BLK WP HR S P ERA WHIP	IP WLS BF H R ER SO BB IBB HBP BLK WP HR S P ERA WHIP	IP WLS BF H R ER SO BB IBB HBP BLK WP HR S P ERA WHIP	IP WLS BF H R ER SO BB IBB HBP BLK WP HR S P ERA WHIP	IP WLS BF H R ER SO BB IBB HBP BLK WP HR S P ERA WHIP	IP WLS BF H R ER SO BB IBB HBP BLK WP HR S P ERA WHIP	IP WLS BF H R ER SO BB IBB HBP BLK WP HR S P ERA WHIP	IP WLS BF H R ER SO BB IBB HBP BLK WP HR S P ERA WHIP	IP WLS BF H R ER SO BB IBB HBP BLK WP HR S P ERA WHIP	
Rick Rhoden, R (1,1) ERA: 3.88	6.0 W 29 10 3 3 1 2 0 0 0 0 0 0 29 37 4.50 2.000	3.0 S 10 2 0 0 2 0 0 0 0 0 0 0 0 14 14 0.00 0.667																							
Grant Jackson, L (7,1) ERA: 2.69																									

St. Louis Cardinals @ Pittsburgh Pirates
 Three Rivers Stadium, Pittsburgh, PA
 Wed Sep 24 1980, 7:05 PM EDT
 Att: 4,297 - Unknown

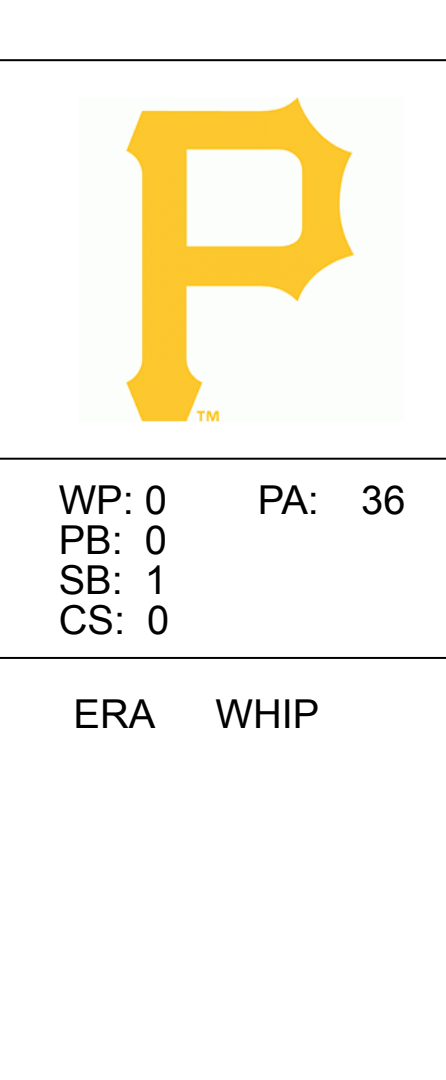
AB	36
R	3
H	12
RBI	3
BB	2
SO	3
LOB	12



Batter	1	2	3	4	5	6	7	8	9	AB	R	H	RBI	BB	SO	LOB	BOTTOM								
Omar Moreno, L (1,8) OBP: 0.308, SLG: 0.332										4	0	1	2	0	2	1									
Phil Garner, R (1,4) OBP: 0.317, SLG: 0.360										4	1	1	0	0	1	1									
Dave Parker, L (1,9) OBP: 0.328, SLG: 0.461										4	0	0	0	0	1	1									
Bill Robinson, R (1,3) OBP: 0.319, SLG: 0.478										4	1	1	1	0	1	0									
Bill Madlock, R (1,5) OBP: 0.336, SLG: 0.392										4	1	3	0	0	0	0									
Lee Lacy, R (1,7) OBP: 0.400, SLG: 0.517										3	1	1	0	1	0	1									
Dale Berra, R (1,6) OBP: 0.274, SLG: 0.367										3	0	0	1	0	1	2									
Steve Nicosia, R (1,2) OBP: 0.286, SLG: 0.272										3	1	2	0	1	0	0									
Rick Rhoden, R (1,1) OBP: 0.421, SLG: 0.568										2	1	1	2	0	0	1									
John Milner, L (6,PH) OBP: 0.378, SLG: 0.370										1	0	0	0	0	0	0									
Grant Jackson, S (7,1) ERA: 5.61										1	0	0	0	0	1	3									
Inning Stats	R: 0 E: 0 K: 0 S: 3	H: 0 LOB: 0 BB: 0 P: 3	R: 0 E: 0 K: 0 S: 3	H: 0 LOB: 0 BB: 0 P: 3	R: 0 E: 0 K: 2 S: 8	H: 1 LOB: 1 BB: 0 P: 8	R: 6 E: 0 K: 1 S: 11	H: 6 LOB: 1 BB: 1 P: 15	R: 0 E: 0 K: 0 S: 3	H: 0 LOB: 0 BB: 0 P: 3	R: 0 E: 0 K: 2 S: 7	H: 0 LOB: 0 BB: 0 P: 7	R: 0 E: 0 K: 1 S: 7	H: 2 LOB: 3 BB: 1 P: 11	R: 0 E: 0 K: 1 S: 7	H: 0 LOB: 0 BB: 0 P: 11	1B: 8 2B: 1 3B: 1 HR: 0	SF: 1 SAC: 0 DP: 0 HBP: 0	WP: 0 PB: 0 SB: 1 CS: 0	PA: 36					
PITCHER	IP WLS BF H R ER SO BB IBB HBP BLK WP HR S P ERA WHIP	IP WLS BF H R ER SO BB IBB HBP BLK WP HR S P ERA WHIP	IP WLS BF H R ER SO BB IBB HBP BLK WP HR S P ERA WHIP	IP WLS BF H R ER SO BB IBB HBP BLK WP HR S P ERA WHIP	IP WLS BF H R ER SO BB IBB HBP BLK WP HR S P ERA WHIP	IP WLS BF H R ER SO BB IBB HBP BLK WP HR S P ERA WHIP	IP WLS BF H R ER SO BB IBB HBP BLK WP HR S P ERA WHIP	IP WLS BF H R ER SO BB IBB HBP BLK WP HR S P ERA WHIP	IP WLS BF H R ER SO BB IBB HBP BLK WP HR S P ERA WHIP	IP WLS BF H R ER SO BB IBB HBP BLK WP HR S P ERA WHIP	IP WLS BF H R ER SO BB IBB HBP BLK WP HR S P ERA WHIP	IP WLS BF H R ER SO BB IBB HBP BLK WP HR S P ERA WHIP	IP WLS BF H R ER SO BB IBB HBP BLK WP HR S P ERA WHIP	IP WLS BF H R ER SO BB IBB HBP BLK WP HR S P ERA WHIP	IP WLS BF H R ER SO BB IBB HBP BLK WP HR S P ERA WHIP	IP WLS BF H R ER SO BB IBB HBP BLK WP HR S P ERA WHIP	IP WLS BF H R ER SO BB IBB HBP BLK WP HR S P ERA WHIP	IP WLS BF H R ER SO BB IBB HBP BLK WP HR S P ERA WHIP	IP WLS BF H R ER SO BB IBB HBP BLK WP HR S P ERA WHIP	IP WLS BF H R ER SO BB IBB HBP BLK WP HR S P ERA WHIP	IP WLS BF H R ER SO BB IBB HBP BLK WP HR S P ERA WHIP	IP WLS BF H R ER SO BB IBB HBP BLK WP HR S P ERA WHIP	IP WLS BF H R ER SO BB IBB HBP BLK WP HR S P ERA WHIP	IP WLS BF H R ER SO BB IBB HBP BLK WP HR S P ERA WHIP	
John Martin, L (1,1) ERA: 4.96	3.2 L 19 7 6 6 2 0 0 0 0 0 0 0 9 9 0.00 0.750	1.1 5 1 0 0 2 0 0 0 0 0 0 0 9 9 0.00 0.750																							
George Frazier, R (4,1) ERA: 3.29																									
John Urrea, R (6,1) ERA: 3.43	2.0 6 0 0 0 2 0 0 0 0 0 0 0 10 10 0.00 0.000																								
Jim Otten, R (8,1) ERA: 5.61	1.0 6 2 0 0 1 0 1 0 0 0 0 0 7 11 0.00 2.000																								

St. Louis Cardinals @ Pittsburgh Pirates
 Three Rivers Stadium, Pittsburgh, PA
 Wed Sep 24 1980, 7:05 PM EDT
 Att: 4,297 - Unknown

AB	33
R	6
H	10
RBI	6
BB	2
SO	7
LOB	10



Batter	1	2	3	4	5	6	7	8	9	AB	R	H	RBI	BB	SO	LOB	TOP			
Ken Oberkfell, L (1,5) OBP: 0.397, SLG: 0.425	4-3	F8			F9		SH1-4		L5	4	0	0	0	0	0	2				
Gary Templeton, S (1,6) OBP: 0.346, SLG: 0.420	4-3		F7		F7		6-3			5	1	1	0	0	0	2				
Mike Phillips, L (9,6) OBP: 0.285, SLG: 0.276	4-3								1B	0	0	0	0	0	0	0				
Keith Hernandez, L (1,3) OBP: 0.410, SLG: 0.490	F7			WP	K				1B	2	2	0	0	3	1	0				
Ted Simmons, S (1,2) OBP: 0.378, SLG: 0.513				BB	F8				1B	4	3	3	6	1	0	1				
George Hendrick, R (1,9) OBP: 0.346, SLG: 0.505		K2-3	6-3						1B	5	1	1	3	0	2	2				
Leon Durham, L (1,7) OBP: 0.314, SLG: 0.437										4	1	1	0	0	2	1				
Tito Landrum, R (8,7) OBP: 0.311, SLG: 0.345		2B			K				K	1	0	0	0	0	1	0				
Tony Scott, S (1,8) OBP: 0.304, SLG: 0.306		1B			F8					4	0	1	0	0	0	1				
Tom Herr, S (1,4) OBP: 0.284, SLG: 0.338										3	1	2	1	0	0	0				
Jim Kaat, L (1,1) OBP: 0.189, SLG: 0.257									F2	4	1	1	0	0	0	3				
Inning Stats	R: 0 E: 0 K: 0 S: 3	H: 0 LOB: 0 BB: 0 P: 3	R: 2 E: 0 K: 1 S: 9	H: 4 LOB: 2 BB: 0 P: 9	R: 0 E: 0 K: 0 S: 3	H: 0 LOB: 1 BB: 1 P: 7	R: 0 E: 0 K: 1 S: 5	H: 0 LOB: 0 BB: 0 P: 6	R: 0 E: 0 K: 1 S: 5	H: 0 LOB: 1 BB: 1 P: 9	R: 4 E: 0 K: 0 S: 6	H: 3 LOB: 0 BB: 1 P: 10	R: 0 E: 0 K: 1 S: 5	H: 0 LOB: 0 BB: 0 P: 5	R: 4 E: 0 K: 1 S: 8	H: 3 LOB: 0 BB: 1 P: 12	1B: 5 2B: 2 3B: 0 HR: 3	SF: 0 SAC: 1 DP: 0 HBP: 1	WP: 1 PB: 0 SB: 0 CS: 0	PA: 42
PITCHER	IP WLS BF H R ER SO BB IBB HBP BLK WP HR S P ERA WHIP																			
Don Robinson, R (1,1) ERA: 4.3	7.0 L 32 7 6 6 4 2 1 1 0 1 2 36 49 7.71 1.286																			
Rod Scully, L (8,1) ERA: 2.15	1.0 3 0 0 0 1 0 0 0 0 0 0 5 5 0.00 0.000																			
Mickey Mahler, L (9,1) ERA: 63.0	1.0 7 3 4 4 1 1 0 0 0 0 0 1 8 12 36.00 4.000																			

St. Louis Cardinals @ Pittsburgh Pirates
Three Rivers Stadium, Pittsburgh, PA
Thu Sep 25 1980, 7:05 PM EDT
Att: 6,805 - Unknown

AB 36
R 10
H 10
RBI 10
BB 4
SO 6
LOB 12



Batter	1	2	3	4	5	6	7	8	9	AB	R	H	RBI	BB	SO	LOB	BOTTOM					
Omar Moreno, L (1,8) OBP: 0.306, SLG: 0.329	3-1		F8		K			G3	G3	5	0	0	0	0	1	7						
Phil Garner, R (1,4) OBP: 0.314, SLG: 0.358	6-3		P6		F8			SF9		3	0	0	1	0	0	3						
Bill Madlock, R (1,5) OBP: 0.335, SLG: 0.395					P4		6-3		F9	4	0	1	0	0	0	0						
Bill Robinson, R (1,3) OBP: 0.315, SLG: 0.470	6-3				F9		5-3		K	4	0	0	0	0	1	1						
Lee Lacy, R (1,7) OBP: 0.401, SLG: 0.524			5-3				6-3		1B	4	1	2	0	0	0	0						
Mike Easter, L (1,9) OBP: 0.385, SLG: 0.581			K		K				1B	4	0	2	1	0	2	1						
Dale Berra, R (1,6) OBP: 0.274, SLG: 0.364			P4						1B	4	0	1	0	0	0	1						
Steve Nicosia, R (1,2) OBP: 0.291, SLG: 0.277			6-3						1B	4	0	2	0	0	0	0						
Don Robinson, R (1,1) OBP: 0.333, SLG: 0.451									1B	2	0	2	0	0	0	0						
Rod Scully, L (8,1) OBP: 0.250, SLG: 0.250										0	0	0	0	0	0	0						
Vance Law, R (8,PH) OBP: 0.277, SLG: 0.318									1B	1	1	1	0	0	0	0						
Mickey Mahler, S (9,1) OBP: 0.337, SLG: 0.368									1B	0	0	0	0	0	0	0						
Inning Stats	R: 0 E: 0 K: 0 S: 4	H: 1 LOB: 1 BB: 0 P: 4	R: 0 E: 0 K: 1 S: 5	H: 0 LOB: 0 BB: 0 P: 5	R: 0 E: 0 K: 0 S: 4	H: 1 LOB: 1 BB: 0 P: 4	R: 0 E: 0 K: 1 S: 6	H: 1 LOB: 1 BB: 0 P: 6	R: 0 E: 0 K: 1 S: 7	H: 2 LOB: 2 BB: 0 P: 7	R: 0 E: 0 K: 0 S: 3	H: 0 LOB: 0 BB: 0 P: 3	R: 0 E: 0 K: 0 S: 3	H: 1 LOB: 0 BB: 0 P: 3	R: 1 E: 0 K: 0 S: 4	H: 1 LOB: 0 BB: 0 P: 4	R: 1 E: 0 K: 1 S: 9	H: 4 LOB: 3 BB: 0 P: 9	1B: 7 2B: 3 3B: 1 HR: 0	SF: 1 SAC: 0 DP: 1 HBP: 0	WP: 0 PB: 0 SB: 0 CS: 0	PA: 37
PITCHER	IP WLS BF H R ER SO BB IBB HBP BLK WP HR S P ERA WHIP																					
Jim Kaat, L (1,1) ERA: 3.94	9.0 W 37 11 2 2 4 0 0 0 0 0 0 45 45 2.00 1.222																					

St. Louis Cardinals @ Pittsburgh Pirates
Three Rivers Stadium, Pittsburgh, PA
Thu Sep 25 1980, 7:05 PM EDT
Att: 6,805 - Unknown

AB 36
R 2
H 11
RBI 2
BB 0
SO 4
LOB 16



Batter	1	2	3	4	5	6	7	8	9	AB	R	H	RBI	BB	SO	LOB	TOP					
Ken Oberkfell, L (1.5) OBP: 0.383, SLG: 0.420 Ken Reitz, R (9.5) OBP: 0.301, SLG: 0.382	F8		1B	6-3			F8		1-3	5	1	1	0	0	0	2						
Gary Templeton, S (1.6) OBP: 0.347, SLG: 0.419 Mike Phillips, L (9.6) OBP: 0.285, SLG: 0.276	1-3		1B		6-3				E1	5	1	2	1	0	0	0						
Keith Hernandez, L (1.3) OBP: 0.411, SLG: 0.491	P6		1B		K		K		G4-6-3	5	0	1	1	0	2	2						
Leon Durham, L (1.7) OBP: 0.311, SLG: 0.430					K					4	0	2	1	0	1	1						
Dane Iorg, L (1.9) OBP: 0.355, SLG: 0.444	F3-4-1								4-3	3	1	1	0	1	0	1						
Terry Kennedy, L (1.2) OBP: 0.317, SLG: 0.367	K								P4	4	0	2	0	0	1	0						
Tito Landrum, R (1.8) OBP: 0.314, SLG: 0.323			F3		F8					3	0	0	0	1	1	4						
Tom Herr, S (1.4) OBP: 0.295, SLG: 0.343			K							2	0	1	1	2	1	0						
Jeff Little, R (1.1) OBP: 0.200, SLG: 0.200 Kim Seaman, L (8.1) George Frazier, R (8.1)										4	1	1	0	0	2	7						
Inning Stats	R: 0 E: 0 K: 0 S: 3	H: 0 LOB: 0 BB: 0 P: 3	R: 0 E: 0 K: 1 S: 5	H: 1 LOB: 0 BB: 0 P: 5	R: 3 E: 0 K: 1 S: 9	H: 5 LOB: 0 BB: 0 P: 9	R: 1 E: 0 K: 1 S: 8	H: 3 LOB: 2 BB: 0 P: 8	R: 0 E: 0 K: 1 S: 7	H: 0 LOB: 0 BB: 0 P: 7	R: 0 E: 0 K: 1 S: 5	H: 1 LOB: 2 BB: 2 P: 13	R: 0 E: 0 K: 1 S: 6	H: 1 LOB: 1 BB: 0 P: 6	R: 0 E: 0 K: 1 S: 5	H: 0 LOB: 2 BB: 2 P: 13	R: 0 E: 1 K: 0 S: 3	H: 0 LOB: 0 BB: 0 P: 3	1B: 10 2B: 1 3B: 0 HR: 0	SF: 0 SAC: 0 DP: 2 HBP: 0	WP: 0 PB: 0 SB: 1 CS: 1	PA: 39
PITCHER	IP	WLS	BF	H	R	ER	SO	BB	IBB	HBP	BLK	WP	HR	S	P	ERA	WHIP					
Mark Bomback, R (1.1) ERA: 4.18 Pete Falcone, L (4.1) ERA: 4.99 Juan Berenguer, R (6.1) ERA: 5.79 Dyar Miller, R (9.1) ERA: 1.94	3.1	L	17	9	4	4	2	0	0	0	0	0	0	11	21	10.80	2.700					

St. Louis Cardinals @ New York Mets
Shea Stadium, Flushing, NY
Sat Sep 27 1980, 3:33 AM EDT
Att: 5,603 - Unknown

AB 35
R 4
H 11
RBI 4
BB 4
SO 8
LOB 17



Batter	1	2	3	4	5	6	7	8	9	AB	R	H	RBI	BB	SO	LOB	BOTTOM					
Joel Youngblood, R (1.8) OBP: 0.344, SLG: 0.374	K		F3		6-3					3	1	0	0	1	1	1						
Bill Almon, R (1.6) OBP: 0.250, SLG: 0.260	K		K							4	0	2	1	0	2	1						
Lee Mazzilli, S (1.3) OBP: 0.365, SLG: 0.433			K							3	0	1	1	1	1	2						
Claudell Washington, L (1.9) OBP: 0.321, SLG: 0.448	K									4	0	0	0	0	3	4						
Steve Henderson, R (1.7) OBP: 0.367, SLG: 0.399 Dyar Miller, R (9.1)					P4					4	0	1	0	0	1	3						
Alex Trevino, R (1.2) OBP: 0.278, SLG: 0.289			F7		E6					4	0	0	0	0	3							
Hubie Brooks, R (1.5) OBP: 0.339, SLG: 0.296			F7		FC6-4					3	0	0	0	1	0	2						
Doug Flynn, R (1.4) OBP: 0.288, SLG: 0.312 Wally Backman, S (7.4) OBP: 0.392, SLG: 0.324			F6-3							2	0	0	0	0	0	1						
Mark Bomback, R (1.1) Pete Falcone, L (4.1) Luis Rosado, R (5.99) Juan Berenguer, R (8.1) Elliott Maddox, R (9.8)										1	0	1	0	0	0	0						
Inning Stats	R: 0 E: 0 K: 3 S: 9	H: 0 LOB: 1 BB: 1 P: 13	R: 0 E: 0 K: 0 S: 4	H: 1 LOB: 1 BB: 0 P: 4	R: 0 E: 0 K: 2 S: 8	H: 1 LOB: 1 BB: 0 P: 8	R: 0 E: 1 K: 1 S: 6	H: 0 LOB: 1 BB: 0 P: 6	R: 0 E: 0 K: 1 S: 5	H: 0 LOB: 0 BB: 0 P: 5	R: 0 E: 0 K: 1 S: 6	H: 1 LOB: 1 BB: 0 P: 6	R: 0 E: 0 K: 1 S: 2	H: 0 LOB: 0 BB: 1 P: 6	R: 2 E: 0 K: 1 S: 7	H: 2 LOB: 2 BB: 2 P: 15	R: 0 E: 0 K: 0 S: 3	H: 0 LOB: 0 BB: 0 P: 3	1B: 4 2B: 1 3B: 0 HR: 0	SF: 0 SAC: 0 DP: 1 HBP: 0	WP: 0 PB: 0 SB: 0 CS: 0	PA: 36
PITCHER	IP	WLS	BF	H	R	ER	SO	BB	IBB	HBP	BLK	WP	HR	S	P	ERA	WHIP					
Jeff Little, L (1.1) ERA: 2.7 Kim Seaman, L (8.1) ERA: 3.42 George Frazier, R (8.1) ERA: 3.0	7.0	W	29	4	2	2	8	4	0	0	0	0	0	2	41	2.57	1.143					

St. Louis Cardinals @ New York Mets
Shea Stadium, Flushing, NY
Sat Sep 27 1980, 3:33 AM EDT
Att: 5,603 - Unknown

AB 32
R 2
H 5
RBI 2
BB 4
SO 9
LOB 18



Batter	1	2	3	4	5	6	7	8	9	AB	R	H	RBI	BB	SO	LOB	TOP					
Ken Oberkfell, L (1,5) OBP: 0.379, SLG: 0.416 Ken Reitz, R (8,5) OBP: 0.301, SLG: 0.382	F8		G3		F7			G3		4	0	0	0	0	0	2	St. Louis Cardinals @ New York Mets Shea Stadium, Flushing, NY Sun Sep 28 1980, 3:33 AM EDT Att: 16,309 - Sunny - 68 F					
Tom Herr, S (1,4) OBP: 0.295, SLG: 0.341	4-3		G3			F8 1B		4-3		4	0	1	0	0	0	1						
Keith Hernandez, L (1,3) OBP: 0.412, SLG: 0.493	L7		G3				G1-6-3 1B			4	0	2	0	0	0	1						
Leon Durham, L (1,7) OBP: 0.307, SLG: 0.424		K		4-3			F8	G3		4	0	0	0	0	1	3						
Dane Iorg, L (1,9) OBP: 0.349, SLG: 0.437	5-3			K			G1-6-3		G3	4	0	0	0	0	1	2						
Terry Kennedy, L (1,2) OBP: 0.316, SLG: 0.365					F8				6-3	4	0	1	0	0	0	0						
Tito Landrum, R (1,8) OBP: 0.324, SLG: 0.333						P4			4-3	4	0	2	0	0	0	0						
Mike Ramsey, S (1,6) OBP: 0.270, SLG: 0.333							E4			3	0	1	0	0	1	2						
Al Olmsted, R (1,1) OBP: 0.200, SLG: 0.200 Ted Simmons, S (7,PH) OBP: 0.379, SLG: 0.512 John Urrea, R (7,1) OBP: 0.250, SLG: 0.250 John Littlefield, R (8,1) John Martin, S (8,1) OBP: 0.400, SLG: 0.375										2	0	1	0	0	0	0						
Inning Stats	R: 0 E: 0 K: 0 S: 3	H: 0 LOB: 0 BB: 0 P: 3	R: 0 E: 0 K: 2 S: 9	H: 2 LOB: 2 BB: 0 P: 9	R: 0 E: 1 K: 0 S: 4	H: 0 LOB: 1 BB: 0 P: 4	R: 0 E: 0 K: 1 S: 5	H: 0 LOB: 0 BB: 0 P: 5	R: 0 E: 1 K: 0 S: 4	H: 1 LOB: 1 BB: 0 P: 4	R: 0 E: 0 K: 0 S: 4	H: 2 LOB: 1 BB: 0 P: 4	R: 0 E: 0 K: 0 S: 4	H: 2 LOB: 0 BB: 0 P: 4	R: 0 E: 0 K: 0 S: 4	H: 1 LOB: 1 BB: 0 P: 4		R: 0 E: 0 K: 0 S: 3	H: 0 LOB: 0 BB: 0 P: 3	1B: 7 2B: 1 3B: 0 HR: 0	SF: 0 SAC: 0 DP: 2 HBP: 0	WP: 0 PB: 0 SB: 0 CS: 0
PITCHER Mike Scott, R (1,1) ERA: 3.65	IP: 9.0 WLS: W BF: 34 H: 8 R: 0 ER: 0 SO: 3 BB: 0 IBB: 0 HBP: 0 BLK: 0 WP: 0 HR: 0 S: 40 P: 40 ERA: 0.00 WHIP: 0.889											PITCHER	IP: 9.0 WLS: W BF: 34 H: 8 R: 0 ER: 0 SO: 3 BB: 0 IBB: 0 HBP: 0 BLK: 0 WP: 0 HR: 0 S: 40 P: 40 ERA: 0.00 WHIP: 0.889									

AB	34
R	0
H	8
RBI	0
BB	0
SO	3
LOB	13



Batter	1	2	3	4	5	6	7	8	9	AB	R	H	RBI	BB	SO	LOB	BOTTOM			
Frank Taveras, R (1,6) OBP: 0.306, SLG: 0.325	F8	F9			B1-3			E6	E8	5	1	1	0	0	0	1	St. Louis Cardinals @ New York Mets Shea Stadium, Flushing, NY Sun Sep 28 1980, 3:33 AM EDT Att: 16,309 - Sunny - 68 F			
Alex Trevino, R (1,2) OBP: 0.280, SLG: 0.289	F8				4-3			FC5-2-1-5-1-6	SF9	4	1	1	0	1	0	2				
Lee Mazzilli, S (1,3) Mike Jorgensen, L (6,PR) OBP: 0.350, SLG: 0.356		HR		L8					SF9	2	1	0	0	3	0	3				
Joel Youngblood, R (1,8) OBP: 0.345, SLG: 0.381									BB	0	0	0	0	0	0	0				
Steve Henderson, R (1,7) OBP: 0.369, SLG: 0.398					6-3				BB	4	1	2	3	0	0	4				
Steve Henderson, R (1,7) OBP: 0.369, SLG: 0.398									SF9	3	1	1	0	2	0	2				
Dan Norman, R (1,9) Claudell Washington, L (8,PH) OBP: 0.325, SLG: 0.448										2	0	0	0	1	0	0				
Hubie Brooks, R (1,5) OBP: 0.344, SLG: 0.328										0	1	0	1	2	0	0				
Hubie Brooks, R (1,5) OBP: 0.344, SLG: 0.328										4	1	1	2	1	1	5				
Bill Almon, R (1,4) OBP: 0.257, SLG: 0.282										4	1	2	1	0	1	1				
Mike Scott, R (1,1) OBP: 0.222, SLG: 0.125										4	0	0	0	0	3	3				
Inning Stats	R: 2 E: 0 K: 0 S: 5	H: 2 LOB: 2 BB: 2 P: 13	R: 0 E: 0 K: 2 S: 7	H: 0 LOB: 0 BB: 0 P: 7	R: 0 E: 0 K: 2 S: 4	H: 2 LOB: 1 BB: 0 P: 4	R: 0 E: 0 K: 1 S: 5	H: 0 LOB: 1 BB: 1 P: 9	R: 0 E: 0 K: 0 S: 3	H: 0 LOB: 0 BB: 0 P: 3	R: 0 E: 0 K: 0 S: 5	H: 0 LOB: 0 BB: 0 P: 9	R: 0 E: 1 K: 0 S: 5	H: 1 LOB: 3 BB: 1 P: 9	R: 6 E: 2 K: 2 S: 11	H: 3 LOB: 5 BB: 5 P: 31	1B: 4 2B: 2 3B: 1 HR: 1	SF: 1 SAC: 0 DP: 1 HBP: 0	WP: 0 PB: 0 SB: 2 CS: 0	PA: 43
PITCHER Al Olmsted, L (1,1) ERA: 2.17 John Urrea, R (7,1) ERA: 3.67 John Littlefield, R (8,1) ERA: 0.13 John Martin, L (8,1) ERA: 4.91	IP: 6.0 WLS: L BF: 25 H: 4 R: 2 ER: 2 SO: 3 BB: 4 IBB: 2 HBP: 0 BLK: 0 WP: 0 HR: 1 S: 27 P: 43 ERA: 3.00 WHIP: 1.333											PITCHER	IP: 6.0 WLS: L BF: 25 H: 4 R: 2 ER: 2 SO: 3 BB: 4 IBB: 2 HBP: 0 BLK: 0 WP: 0 HR: 1 S: 27 P: 43 ERA: 3.00 WHIP: 1.333							



Batter	1	2	3	4	5	6	7	8	9	AB	R	H	RBI	BB	SO	LOB	TOP			
Ken Oberkfell, L (1,4) OBP: 0.376, SLG: 0.412	G3		E4		4-3		P6			4	0	0	0	0	0	1				
Gary Templeton, S (1,6) OBP: 0.346, SLG: 0.424	4-3		FC6-4			HR		F8		4	1	1	1	0	0	1				
Keith Hernandez, L (1,3) OBP: 0.411, SLG: 0.491	BB		1-6-3			K		4-3		4	0	1	0	0	1	1				
Ted Simmons, S (1,2) OBP: 0.381, SLG: 0.513	FC6-4			1B				6-3		3	0	2	0	1	0	0				
George Hendrick, R (1,9) OBP: 0.344, SLG: 0.502	FC6-4				F9		G4-6-3		6-3	4	0	0	0	0	0	4				
Tony Scott, S (1,8) OBP: 0.308, SLG: 0.311		2-3		FC6-4						4	1	2	0	0	0	1				
Ken Reitz, R (1,5) OBP: 0.301, SLG: 0.381				F8				6-3		4	0	1	0	0	0	3				
Tito Landrum, R (1,7) OBP: 0.312, SLG: 0.319										3	0	0	0	0	0	2				
Leon Durham, G (9, PH) OBP: 0.309, SLG: 0.424	G1-6-3				5-3			4-3		0	0	0	0	1	0	0				
Pete Vuckovich, R (1,1) OBP: 0.194, SLG: 0.268										3	0	1	1	0	0	0				
Dane Iorg, L (9, PH) OBP: 0.348, SLG: 0.435			5-3							1	0	0	0	0	0	2				
George Frazier, R (9,1)					G3					0	0	0	0	0	0	0				
Inning Stats	R: 0 E: 0 K: 0 S: 4	H: 1 LOB: 2 BB: 1 P: 8	R: 0 E: 0 K: 0 S: 3	H: 1 LOB: 0 BB: 0 P: 3	R: 0 E: 1 K: 0 S: 4	H: 0 LOB: 1 BB: 0 P: 4	R: 0 E: 0 K: 0 S: 4	H: 1 LOB: 1 BB: 0 P: 4	R: 0 E: 0 K: 0 S: 3	H: 0 LOB: 0 BB: 0 P: 3	R: 1 E: 0 K: 1 S: 6	H: 2 LOB: 0 BB: 0 P: 6	R: 0 E: 0 K: 0 S: 3	H: 0 LOB: 0 BB: 0 P: 3	R: 0 E: 0 K: 0 S: 4	H: 1 LOB: 2 BB: 1 P: 8	1B: 6 2B: 1 3B: 0 HR: 1	SF: 0 SAC: 0 DP: 2 HBP: 0	WP: 0 PB: 0 SB: 1 CS: 0	PA: 36
PITCHER	IP WLS BF H R ER SO BB IBB HBP BLK WP HR S P ERA WHIP																			
Bill Lee, L (1,1) ERA: 4.96	8.0	31	7	2	2	1	1	0	0	0	0	0	0	1	32	36	2.25	1.000		
Stan Bahnsen, R (9,1) ERA: 2.98	0.2	4	1	0	0	0	1	0	0	0	0	0	0	0	3	7	0.00	3.000		
Woodie Fryman, L (9,1) ERA: 2.24	0.1	W	1	0	0	0	0	0	0	0	0	0	0	1	1	1	0.00	0.000		

St. Louis Cardinals @ Montreal Expos
Olympic Stadium, Montreal, QB
Mon Sep 29 1980, 7:05 PM EDT
Att: 34,064 - Unknown

AB	34
R	2
H	8
RBI	2
BB	2
SO	1
LOB	15



Batter	1	2	3	4	5	6	7	8	9	AB	R	H	RBI	BB	SO	LOB	BOTTOM					
Jerry White, S (1,7) OBP: 0.345, SLG: 0.407	S		FC3-6		G3			SF9		1	0	0	0	3	0	0						
Rodney Scott, S (1,4) OBP: 0.304, SLG: 0.286	K		FC3-6			F3		SF9		3	0	0	0	1	1	3						
Rowland Office, L (1,9) OBP: 0.347, SLG: 0.404	F8		FC5-4			F8		SF9		3	0	0	1	0	0	3						
Andre Dawson, R (1,8) OBP: 0.355, SLG: 0.474	F9			HR		6-3		F3		4	1	1	1	0	0	4						
Gary Carter, R (1,2) OBP: 0.328, SLG: 0.487		P4		K			K		E5	4	1	0	0	0	2	0						
Warren Cromartie, L (1,3) OBP: 0.352, SLG: 0.442	F8			K				SH3-4		3	0	1	0	0	1	0						
Larry Parrish, R (1,5) OBP: 0.313, SLG: 0.425		6-3					F8		SH3-4	3	0	1	0	1	0	1						
Chris Speier, R (1,6) OBP: 0.347, SLG: 0.325			1-3							3	0	1	0	0	1	0						
Ron LeFlore, R (9, PR) OBP: 0.337, SLG: 0.363			CS							0	1	0	0	0	0	0						
Jerry Manuel, S (9,6)										0	0	0	0	0	0	0						
Willie Montanez, L (9, PH) OBP: 0.347, SLG: 0.347										1	0	0	0	0	0	2						
Tony Bernazard, S (9, PR) OBP: 0.281, SLG: 0.352										0	1	0	0	0	0	0						
Bill Lee, L (1,1) OBP: 0.220, SLG: 0.244										2	0	1	0	0	1	0						
Tom Hutton, L (9, PH) OBP: 0.271, SLG: 0.259										0	0	0	0	0	0	0						
Stan Bahnsen, R (9,1) OBP: 0.385, SLG: 0.222			FC3-6							0	0	0	0	0	0	0						
Woodie Fryman, R (9,1) OBP: 0.167, SLG: 0.167										0	0	0	0	0	0	0						
John Tamargo, S (9, PH) OBP: 0.305, SLG: 0.380										1	1	1	3	0	0	0						
Inning Stats	R: 0 E: 0 K: 1 S: 5	H: 0 LOB: 1 BB: 1 P: 9	R: 0 E: 0 K: 0 S: 3	H: 0 LOB: 0 BB: 0 P: 3	R: 0 E: 0 K: 0 S: 4	H: 1 LOB: 2 BB: 1 P: 8	R: 1 E: 0 K: 2 S: 8	H: 2 LOB: 0 BB: 0 P: 8	R: 0 E: 0 K: 2 S: 7	H: 0 LOB: 0 BB: 0 P: 7	R: 0 E: 0 K: 0 S: 3	H: 0 LOB: 0 BB: 0 P: 3	R: 0 E: 0 K: 1 S: 5	H: 1 LOB: 0 BB: 0 P: 5	R: 0 E: 0 K: 0 S: 4	H: 1 LOB: 3 BB: 2 P: 12	R: 1 E: 1 K: 0 S: 4	H: 1 LOB: 1 BB: 1 P: 8	1B: 4 2B: 0 3B: 0 HR: 2	SF: 1 SAC: 2 DP: 0 HBP: 0	WP: 0 PB: 0 SB: 3 CS: 2	PA: 38
PITCHER	IP WLS BF H R ER SO BB IBB HBP BLK WP HR S P ERA WHIP																					
Pete Vuckovich, R (1,1) ERA: 3.4	8.0	31	7	2	2	0	4	0	0	0	0	0	0	0	0	0	2.25	1.125				
George Frazier, R (9,1) ERA: 2.91	0.2	L	5	1	3	0	0	1	0	0	0	1	4	8	0.00	1.500						

St. Louis Cardinals @ Montreal Expos
Olympic Stadium, Montreal, QB
Mon Sep 29 1980, 7:05 PM EDT
Att: 34,064 - Unknown

AB	28
R	5
H	6
RBI	5
BB	5
SO	6
LOB	13



Batter	1	2	3	4	5	6	7	8	9	AB	R	H	RBI	BB	SO	LOB	TOP			
Ken Oberkfell, L (1.4) OBP: 0.377, SLG: 0.415	5-3		E1				1-3			4	0	2	1	0	0	1	St. Louis Cardinals @ Montreal Expos Olympic Stadium, Montreal, QB Tue Sep 30 1980, 7:05 PM EDT Att: 30,759 - Unknown			
Tony Scott, S (1.8) OBP: 0.307, SLG: 0.309			SF9				F5		F7	2	0	0	1	1	0	2				
Keith Hernandez, L (1.3) OBP: 0.410, SLG: 0.489			K						K	3	0	0	0	1	3	3				
Ted Simmons, S (1.2) OBP: 0.378, SLG: 0.509									6-3	4	0	0	0	0	1	1				
George Hendrick, R (1.9) OBP: 0.342, SLG: 0.498			K						P4	4	0	0	0	0	3	0				
Leon Durham, L (1.7) OBP: 0.309, SLG: 0.422			K							4	0	1	0	0	2	0				
Ken Reitz, R (1.5) OBP: 0.300, SLG: 0.380			K						G6-4-3	4	0	1	0	0	1	1				
Tom Herr, S (1.6) OBP: 0.295, SLG: 0.338										2	1	0	0	1	0	2				
Bob Forsch, R (1.1) OBP: 0.313, SLG: 0.474										2	1	0	0	0	0	3				
John Urrea, R (6.1) OBP: 0.250, SLG: 0.250										0	0	0	0	0	0	0				
Joseph DeSa, L (7. PH) OBP: 0.167, SLG: 0.167										1	0	1	0	0	0	0				
Jim Otten, R (7.1) OBP: 0.200, SLG: 0.200										0	0	0	0	0	0	0				
Inning Stats	R: 0 E: 0 K: 0 S: 2	H: 0 LOB: 1 BB: 2 P: 10	R: 0 E: 0 K: 3 S: 9	H: 0 LOB: 0 BB: 0 P: 9	R: 1 E: 1 K: 1 S: 6	H: 1 LOB: 1 BB: 1 P: 10	R: 0 E: 0 K: 2 S: 7	H: 0 LOB: 0 BB: 0 P: 7	R: 1 E: 2 K: 1 S: 8	H: 1 LOB: 2 BB: 0 P: 8	R: 0 E: 0 K: 0 S: 4	H: 2 LOB: 1 BB: 0 P: 4	R: 0 E: 0 K: 1 S: 5	H: 0 LOB: 0 BB: 0 P: 5	R: 0 E: 0 K: 0 S: 3	H: 1 LOB: 0 BB: 0 P: 3	1B: 4 2B: 1 3B: 0 HR: 0	SF: 1 SAC: 0 DP: 2 HBP: 0	WP: 1 PB: 0 SB: 0 CS: 1	PA: 34
PITCHER	IP WLS BF H R ER SO BB IBB HBP BLK WP HR S P ERA WHIP	IP WLS BF H R ER SO BB IBB HBP BLK WP HR S P ERA WHIP	IP WLS BF H R ER SO BB IBB HBP BLK WP HR S P ERA WHIP	IP WLS BF H R ER SO BB IBB HBP BLK WP HR S P ERA WHIP	IP WLS BF H R ER SO BB IBB HBP BLK WP HR S P ERA WHIP	IP WLS BF H R ER SO BB IBB HBP BLK WP HR S P ERA WHIP	IP WLS BF H R ER SO BB IBB HBP BLK WP HR S P ERA WHIP	IP WLS BF H R ER SO BB IBB HBP BLK WP HR S P ERA WHIP	IP WLS BF H R ER SO BB IBB HBP BLK WP HR S P ERA WHIP	IP WLS BF H R ER SO BB IBB HBP BLK WP HR S P ERA WHIP	IP WLS BF H R ER SO BB IBB HBP BLK WP HR S P ERA WHIP	IP WLS BF H R ER SO BB IBB HBP BLK WP HR S P ERA WHIP	IP WLS BF H R ER SO BB IBB HBP BLK WP HR S P ERA WHIP	IP WLS BF H R ER SO BB IBB HBP BLK WP HR S P ERA WHIP	IP WLS BF H R ER SO BB IBB HBP BLK WP HR S P ERA WHIP	IP WLS BF H R ER SO BB IBB HBP BLK WP HR S P ERA WHIP	IP WLS BF H R ER SO BB IBB HBP BLK WP HR S P ERA WHIP			
Bill Gullickson, R (1.1) ERA: 3.0	7.0	W	28	4	2	0	9	3	0	0	0	0	1	0	43	55	0.00	1.000		
Woodie Fryman, L (8.1) ERA: 2.15	2.0		6	1	0	0	1	0	0	0	0	0	0	0	8	8	0.00	0.500		

AB 30
R 2
H 5
RBI 2
BB 3
SO 10
LOB 13



Batter	1	2	3	4	5	6	7	8	9	AB	R	H	RBI	BB	SO	LOB	BOTTOM			
Jerry White, S (1.7) OBP: 0.342, SLG: 0.399	F5		F8						F9	4	0	0	0	1	0	1	St. Louis Cardinals @ Montreal Expos Olympic Stadium, Montreal, QB Tue Sep 30 1980, 7:05 PM EDT Att: 30,759 - Unknown			
Rodney Scott, S (1.4) OBP: 0.304, SLG: 0.289										4	1	1	0	0	1	3				
Rowland Office, L (1.9) OBP: 0.346, SLG: 0.406										4	1	1	1	0	0	0				
Andre Dawson, R (1.8) OBP: 0.357, SLG: 0.488										4	2	3	2	0	0	0				
Gary Carter, R (1.2) OBP: 0.331, SLG: 0.490										3	1	2	1	1	0	0				
Warren Cromartie, L (1.3) OBP: 0.351, SLG: 0.440										3	1	0	0	1	2	3				
Larry Parrish, R (1.5) OBP: 0.315, SLG: 0.433										4	1	2	3	0	0	1				
Chris Speier, R (1.6) OBP: 0.349, SLG: 0.327										4	0	2	0	0	1	1				
Bill Gullickson, R (1.1) OBP: 0.214, SLG: 0.200										2	0	0	0	1	1	1				
Woodie Fryman, R (8.1) OBP: 0.167, SLG: 0.167										0	0	0	0	0	0	0				
Inning Stats	R: 0 E: 0 K: 0 S: 3	H: 0 LOB: 0 BB: 0 P: 3	R: 0 E: 0 K: 1 S: 5	H: 0 LOB: 1 BB: 1 P: 9	R: 0 E: 0 K: 0 S: 3	H: 0 LOB: 0 BB: 0 P: 3	R: 1 E: 0 K: 0 S: 5	H: 3 LOB: 1 BB: 0 P: 5	R: 0 E: 0 K: 1 S: 5	H: 1 LOB: 0 BB: 0 P: 5	R: 5 E: 0 K: 1 S: 10	H: 5 LOB: 3 BB: 3 P: 22	R: 1 E: 0 K: 1 S: 6	H: 1 LOB: 0 BB: 0 P: 6	R: 0 E: 0 K: 1 S: 6	H: 1 LOB: 1 BB: 0 P: 6	1B: 4 2B: 2 3B: 3 HR: 2	SF: 0 SAC: 1 DP: 1 HBP: 0	WP: 0 PB: 1 SB: 0 CS: 1	PA: 37
PITCHER	IP WLS BF H R ER SO BB IBB HBP BLK WP HR S P ERA WHIP	IP WLS BF H R ER SO BB IBB HBP BLK WP HR S P ERA WHIP	IP WLS BF H R ER SO BB IBB HBP BLK WP HR S P ERA WHIP	IP WLS BF H R ER SO BB IBB HBP BLK WP HR S P ERA WHIP	IP WLS BF H R ER SO BB IBB HBP BLK WP HR S P ERA WHIP	IP WLS BF H R ER SO BB IBB HBP BLK WP HR S P ERA WHIP	IP WLS BF H R ER SO BB IBB HBP BLK WP HR S P ERA WHIP	IP WLS BF H R ER SO BB IBB HBP BLK WP HR S P ERA WHIP	IP WLS BF H R ER SO BB IBB HBP BLK WP HR S P ERA WHIP	IP WLS BF H R ER SO BB IBB HBP BLK WP HR S P ERA WHIP	IP WLS BF H R ER SO BB IBB HBP BLK WP HR S P ERA WHIP	IP WLS BF H R ER SO BB IBB HBP BLK WP HR S P ERA WHIP	IP WLS BF H R ER SO BB IBB HBP BLK WP HR S P ERA WHIP	IP WLS BF H R ER SO BB IBB HBP BLK WP HR S P ERA WHIP	IP WLS BF H R ER SO BB IBB HBP BLK WP HR S P ERA WHIP	IP WLS BF H R ER SO BB IBB HBP BLK WP HR S P ERA WHIP	IP WLS BF H R ER SO BB IBB HBP BLK WP HR S P ERA WHIP			
Bob Forsch, R (1.1) ERA: 3.77	5.2	L	26	9	6	6	2	1	0	0	0	0	0	0	28	36	9.53	1.765		
John Urrea, R (6.1) ERA: 3.65	0.1		3	0	0	0	1	2	0	0	0	0	0	3	11	0.00	6.000			
Jim Otten, R (7.1) ERA: 5.57	2.0		8	2	1	1	2	0	0	0	0	0	0	1	12	12	4.50	1.000		

AB 32
R 7
H 11
RBI 7
BB 4
SO 5
LOB 10



Batter	1	2	3	4	5	6	7	8	9	AB	R	H	RBI	BB	SO	LOB	TOP			
Ken Oberkfell, L OBP: 0.378, SLG: 0.418 (1,4)	0-0 6-3 2B		0-0 1B		0-0 E3			0-0 F8		4	0	2	0	0	0	0				
Gary Templeton, S OBP: 0.346, SLG: 0.423 George Frazier, R (8,1)	0-3 K		0-3 K		0-0 4-3			0-0 1B		4	0	1	0	0	2	3				
Keith Hernandez, L OBP: 0.409, SLG: 0.487 (1,3)	0-0 6-3 2-3		0-0 G3			0-3 K		0-0 1B		4	0	1	0	0	1	2				
Ted Simmons, S OBP: 0.375, SLG: 0.505 (1,2)	0-3 K			0-0 4-3		0-0 G3		0-0 F7		4	0	0	0	0	1	3				
Dane Iorg, L OBP: 0.350, SLG: 0.440 (1,9)		0-0 2B		0-0 1B		0-0 4-3			0-0 4-3	4	0	2	0	0	0	0				
Leon Durham, L OBP: 0.305, SLG: 0.416 (1,7)		0-0 3-1		0-3 K			0-0 F8		0-0 4-3	4	0	0	0	0	1	2				
Tony Scott, S OBP: 0.304, SLG: 0.306 (1,8)		0-3 K		0-3 K			0-0 6-3		0-0 G1	4	0	0	0	0	2	2				
Ken Reitz, R OBP: 0.299, SLG: 0.378 (1,5)		0-0 2-3			0-0 1-3		0-0 6-3			3	0	0	0	0	0	1				
Andy Rincon, R OBP: 0.250, SLG: 0.250 Jeff Little, R OBP: 0.200, SLG: 0.200 John Littlefield, R (7,1) Tom Herr, S OBP: 0.294, SLG: 0.336 (8,PH)			0-3 K		0-3 K			0-3 K		2	0	0	0	0	2	0				
Inning Stats	R: 0 E: 0 K: 2 S: 8	H: 1 LOB: 1 BB: 0 P: 8	R: 0 E: 0 K: 1 S: 6	H: 1 LOB: 1 BB: 0 P: 6	R: 0 E: 0 K: 2 S: 8	H: 1 LOB: 1 BB: 0 P: 8	R: 0 E: 0 K: 1 S: 6	H: 0 LOB: 1 BB: 0 P: 6	R: 0 E: 1 K: 1 S: 5	H: 0 LOB: 1 BB: 0 P: 5	R: 0 E: 0 K: 0 S: 3	H: 0 LOB: 0 BB: 0 P: 3	R: 0 E: 0 K: 1 S: 7	H: 2 LOB: 2 BB: 0 P: 7	R: 0 E: 0 K: 0 S: 3	H: 0 LOB: 0 BB: 0 P: 3	1B: 4 2B: 2 3B: 0 HR: 0	SF: 0 SAC: 0 DP: 0 HBP: 0	WP: 0 PB: 0 SB: 0 CS: 0	PA: 34
PITCHER David Palmer, R ERA: 2.98 (1,1)	IP: 9.0 WLS: W BF: 34 H: 6 R: 0 ER: 0 SO: 10 BB: 0 IBB: 0 HBP: 0 BLK: 0 WP: 0 HR: 0 S: 54 P: 54 ERA: 0.00 WHIP: 0.667															PITCHER				

St. Louis Cardinals @ Montreal Expos
Olympic Stadium, Montreal, QB
Wed Oct 01 1980, 7:05 PM EDT
Att: 20,063 - Unknown

AB 34
R 0
H 6
RBI 0
BB 0
SO 10
LOB 13



Batter	1	2	3	4	5	6	7	8	9	AB	R	H	RBI	BB	SO	LOB	BOTTOM			
Jerry White, S OBP: 0.348, SLG: 0.401 (1,7)	0-0 G3 1B			0-0 F7		4-0 FC5-6 BB	0-0 1B 1B	0-3 K		4	1	2	0	1	1	0				
Rodney Scott, S OBP: 0.303, SLG: 0.289 (1,4)	0-0 G3 1-2			0-0 6-3		0-0 FC5-6 1B 1-2	0-0 1B 1B 1-2 2-H 3-H			4	1	1	2	0	0	2				
Rowland Office, L OBP: 0.345, SLG: 0.404 (1,9)	0-0 F7			0-0 6-3		0-0 3B 1B 1-2	0-0 K			4	1	1	0	0	1	2				
Andre Dawson, R OBP: 0.360, SLG: 0.496 (1,8)		0-0 F8			0-0 3B 2B	0-0 1-H BLK 3B	0-0 1B 1B 1-2 2-H			4	2	3	2	0	0	0				
Gary Carter, R OBP: 0.332, SLG: 0.493 (1,2)		0-0 3-1			0-0 2-H 3B	4-0 3-H BB	0-0 F8			3	0	1	1	1	0	2				
Warren Cromartie, L OBP: 0.350, SLG: 0.439 (1,3)		0-0 F9			0-3 K	0-0 F7	0-0 1-2 2-H 1B			4	0	1	1	0	1	2				
Larry Parrish, R OBP: 0.314, SLG: 0.433 (1,5)			0-0 G3		0-3 K		0-0 2B K			4	1	1	0	0	2	3				
Chris Speier, R OBP: 0.350, SLG: 0.330 (1,6)			0-0 1-6-3		4-0 IBB		0-0 SH 1B 2B 2-H	0-0 6-3		3	1	1	1	1	0	0				
David Palmer, R OBP: 0.234, SLG: 0.244 (1,1)			0-3 K		0-3 K		0-0 SH 1B 2-3	0-0 F8		3	1	0	0	0	2	2				
Inning Stats	R: 0 E: 0 K: 0 S: 3	H: 1 LOB: 0 BB: 0 P: 3	R: 0 E: 0 K: 0 S: 3	H: 0 LOB: 0 BB: 0 P: 3	R: 0 E: 0 K: 1 S: 5	H: 0 LOB: 0 BB: 0 P: 5	R: 0 E: 0 K: 0 S: 3	H: 0 LOB: 0 BB: 0 P: 3	R: 1 E: 0 K: 3 S: 11	H: 2 LOB: 2 BB: 1 P: 15	R: 2 E: 0 K: 0 S: 4	H: 2 LOB: 1 BB: 2 P: 12	R: 5 E: 0 K: 2 S: 14	H: 6 LOB: 2 BB: 0 P: 14	R: 0 E: 0 K: 1 S: 5	H: 0 LOB: 0 BB: 0 P: 5	1B: 6 2B: 3 3B: 2 HR: 0	SF: 0 SAC: 1 DP: 0 HBP: 0	WP: 0 PB: 0 SB: 0 CS: 0	PA: 37
PITCHER Andy Rincon, R ERA: 2.61 Jeff Little, L ERA: 3.95 John Littlefield, R ERA: 3.09 George Frazier, R ERA: 2.78 (8,1)	IP: 6.0 WLS: L BF: 27 H: 7 R: 6 ER: 6 SO: 4 BB: 2 IBB: 1 HBP: 0 BLK: 1 WP: 2 HR: 0 S: 32 P: 44 ERA: 9.00 WHIP: 1.500															PITCHER				

St. Louis Cardinals @ Montreal Expos
Olympic Stadium, Montreal, QB
Wed Oct 01 1980, 7:05 PM EDT
Att: 20,063 - Unknown

AB 33
R 8
H 11
RBI 7
BB 3
SO 7
LOB 13



Batter	1	2	3	4	5	6	7	8	9	AB	R	H	RBI	BB	SO	LOB	TOP					
Mookie Wilson, S OBP: 0.324, SLG: 0.374 (1, 8)	F9		FC4-6 CS		G3		1-3		1-3	5	0	0	0	0	0	1						
Wally Backman, S OBP: 0.408, SLG: 0.365 (1, 6)	6-3		1-2			2B	2-3		1B	4	1	2	0	1	0	0						
Lee Mazzilli, S OBP: 0.369, SLG: 0.430 (1, 3)			1-2			3B	1B		1B	4	0	2	0	1	1	2						
Steve Henderson, R OBP: 0.370, SLG: 0.400 (1, 7)	F9				K		1B		G6-4-3	5	1	2	1	0	1	3						
Joel Youngblood, R OBP: 0.340, SLG: 0.382 (1, 9)		6-3			F9		F8			4	0	0	0	0	0	3						
Hubie Brooks, R OBP: 0.383, SLG: 0.356 (1, 5)		6-3			FC5-4 1B		1B		L5	4	1	2	1	0	0	0						
Alex Trevino, R OBP: 0.278, SLG: 0.291 (1, 2)					FC5-4 1B		2B		F9	4	1	2	1	0	0	1						
Bill Almon, R OBP: 0.248, SLG: 0.273 (1, 4)					FC6-4 1B		1B			3	0	1	1	1	0	1						
Mike Scott, R Dya Miller, R Jose Moreno, S Roy Lee Jackson, R Claude Washington, L Ed Glynn, R (1, 1) (5, 1) (6, PH) (6, 1) (8, PH) (8, 1)					K		4-3		F9	1	0	0	0	1	1	0						
Inning Stats	R: 0 E: 0 K: 0 S: 3	H: 0 LOB: 1 BB: 1 P: 7	R: 0 E: 0 K: 0 S: 4	H: 1 LOB: 1 BB: 0 P: 4	R: 0 E: 0 K: 0 S: 2	H: 0 LOB: 1 BB: 2 P: 10	R: 0 E: 0 K: 1 S: 6	H: 1 LOB: 1 BB: 0 P: 6	R: 0 E: 0 K: 1 S: 5	H: 0 LOB: 0 BB: 0 P: 5	R: 4 E: 0 K: 1 S: 10	H: 5 LOB: 1 BB: 0 P: 10	R: 0 E: 0 K: 0 S: 5	H: 2 LOB: 2 BB: 0 P: 5	R: 0 E: 0 K: 0 S: 3	H: 0 LOB: 1 BB: 1 P: 7	R: 0 E: 0 K: 0 S: 4	H: 2 LOB: 1 BB: 0 P: 4	1B: 7 2B: 3 3B: 1 HR: 0	SF: 0 SAC: 0 DP: 1 HBP: 0	WP: 0 PB: 0 SB: 1 CS: 1	PA: 40
PITCHER	IP	WLS	BF	H	R	ER	SO	BB	IBB	HBP	BLK	WP	HR	S	P	ERA	WHIP					
Al Olmsted, L ERA: 2.86 (1, 1)	5.2		25	6	4	4	3	3	0	0	0	0	0	28	40	6.35	1.588					
George Frazier, R ERA: 2.74 (6, 1)	0.1	W	2	1	0	0	0	0	0	0	0	0	0	2	2	0.00	3.000					
John Urrea, R ERA: 3.48 (7, 1)	3.0	S	13	4	0	0	0	1	0	0	0	0	0	12	16	0.00	1.667					

New York Mets @ St. Louis Cardinals
Busch Stadium, St. Louis, MO
Fri Oct 03 1980, 7:05 PM CDT
Att: 8,309 - Unknown

AB 36
R 4
H 11
RBI 4
BB 4
SO 3
LOB 13



Batter	1	2	3	4	5	6	7	8	9	AB	R	H	RBI	BB	SO	LOB	BOTTOM				
Tom Herr, S OBP: 0.302, SLG: 0.347 (1, 4)	G6-4-3 BB		2H		3B	SF7				2	1	2	2	1	0	0					
Gary Templeton, S OBP: 0.343, SLG: 0.419 (1, 6)	G6-4-3 1-2		P5		F7	K				4	0	0	0	0	1	4					
Keith Hernandez, L OBP: 0.408, SLG: 0.489 (1, 3)	F8				F7				L9	4	1	1	0	0	0	1					
Leon Durham, L OBP: 0.307, SLG: 0.427 (1, 7)		F7		4-3	3B				1B	4	2	2	2	0	0	0					
Terry Kennedy, L OBP: 0.322, SLG: 0.371 (1, 2)		F7		2B	1B				1B	4	0	3	2	0	0	0					
Tito Landrum, R OBP: 0.309, SLG: 0.329 (1, 9)					K				L4-3	4	0	1	0	0	2	2					
Tony Scott, S OBP: 0.308, SLG: 0.309 (1, 8)					FC4-6 1B				1-3	3	0	2	0	1	0	0					
Tye Waller, R OBP: 0.167, SLG: 0.091 (1, 5)					FC4-6 SH1-4 2B				FC6 SF7	4	2	0	0	0	1	5					
Al Olmsted, R OBP: 0.182, SLG: 0.182 George Frazier, R (1, 1) (6, 1)					SH1-4				4-3	1	0	0	0	0	0	3					
Joseph DeSa, L OBP: 0.286, SLG: 0.286 John Urrea, R OBP: 0.231, SLG: 0.231 (6, PH) (7, 1)					P4				WP	1	0	1	0	0	0	0					
Inning Stats	R: 0 E: 0 K: 0 S: 2	H: 0 LOB: 0 BB: 1 P: 6	R: 0 E: 0 K: 1 S: 5	H: 0 LOB: 0 BB: 0 P: 5	R: 1 E: 0 K: 0 S: 5	H: 2 LOB: 1 BB: 0 P: 5	R: 1 E: 0 K: 0 S: 6	H: 3 LOB: 3 BB: 1 P: 10	R: 2 E: 0 K: 1 S: 8	H: 3 LOB: 1 BB: 0 P: 8	R: 1 E: 0 K: 1 S: 7	H: 2 LOB: 1 BB: 0 P: 7	R: 1 E: 0 K: 0 S: 4	H: 2 LOB: 0 BB: 0 P: 4	R: 0 E: 0 K: 1 S: 5	H: 0 LOB: 0 BB: 0 P: 5	1B: 7 2B: 4 3B: 2 HR: 0	SF: 1 SAC: 1 DP: 2 HBP: 0	WP: 1 PB: 0 SB: 1 CS: 0	PA: 36	
PITCHER	IP	WLS	BF	H	R	ER	SO	BB	IBB	HBP	BLK	WP	HR	S	P	ERA	WHIP				
Mike Scott, R ERA: 4.3 (1, 1)	4.2		23	8	4	4	1	1	0	0	0	0	0	3	3	0.00	0.000				
Dya Miller, R ERA: 1.93 (5, 1)	0.1		1	0	0	0	1	0	0	0	0	0	0	3	3	0.00	0.000				
Roy Lee Jackson, R ERA: 4.2 (6, 1)	2.0	L	9	4	2	2	1	0	0	0	0	1	0	11	11	9.00	2.000				
Ed Glynn, L ERA: 4.13 (8, 1)	1.0		3	0	0	0	1	0	0	0	0	0	0	5	5	0.00	0.000				

New York Mets @ St. Louis Cardinals
Busch Stadium, St. Louis, MO
Fri Oct 03 1980, 7:05 PM CDT
Att: 8,309 - Unknown

AB 32
R 6
H 12
RBI 6
BB 2
SO 4
LOB 15



Batter	1	2	3	4	5	6	7	8	9	AB	R	H	RBI	BB	SO	LOB	TOP					
Mookie Wilson, S (1, 8) OBP: 0.327, SLG: 0.363	0-3 K		4-0 E WP S BB		4-0 G3 S 1B BB		0-0 F7		0-3 K2-3	3	2	0	0	2	2	1						
Wally Backman, S (1, 6) OBP: 0.392, SLG: 0.348	0-0 4-3		0-0 4-3		0-0 G3		0-0 G4-6-3			4	0	0	0	0	0	2						
Lee Mazzilli, S (1, 3) OBP: 0.370, SLG: 0.431	0-0 F8		0-0 F7		0-0 1B				0-0 S 5-3 1B	4	1	2	1	0	0	0						
Steve Henderson, R (1, 7) OBP: 0.369, SLG: 0.402		0-0 1B 3B		0-0 6-3		0-0 5-3			0-0 5-3	4	1	1	0	0	0	2						
Dan Norman, R (1, 9) OBP: 0.234, SLG: 0.284		0-0 S 1B		4-0 1B BB		0-3 K			0-0 1B	3	0	2	2	1	1	0						
Hubie Brooks, R (1, 5) OBP: 0.369, SLG: 0.403	0-0 F8		0-0 1B		0-0 1B		0-0 HR		0-0 P4	4	1	2	1	0	0	2						
Butch Benton, R (1, 2) OBP: 0.167, SLG: 0.048	0-3 K		0-0 L8		0-0 F7				0-0 5-3	4	0	0	0	0	1	4						
Bill Almon, R (1, 4) OBP: 0.242, SLG: 0.265	0-0 P4		0-0 F8		0-0 F9				0-0 F8	4	0	0	0	0	0	3						
Mark Bomback, R (1, 1) OBP: 0.313, SLG: 0.302			0-0 6-3						0-0 1-3	3	0	1	0	0	1	0						
Jeff Reardon, R (8, 1)					0-3 K				0-0 G4-6-3 1B	1	0	0	0	0	0	0						
Inning Stats	R: 0 E: 0 K: 1 S: 5	H: 0 LOB: 0 BB: 0 P: 5	R: 1 E: 0 K: 1 S: 7	H: 2 LOB: 1 BB: 0 P: 7	R: 1 E: 0 K: 0 S: 3	H: 0 LOB: 0 BB: 1 P: 7	R: 0 E: 0 K: 0 S: 4	H: 1 LOB: 2 BB: 1 P: 8	R: 1 E: 0 K: 1 S: 6	H: 1 LOB: 1 BB: 1 P: 10	R: 1 E: 0 K: 1 S: 6	H: 1 LOB: 0 BB: 0 P: 6	R: 0 E: 0 K: 0 S: 3	H: 1 LOB: 0 BB: 0 P: 3	R: 1 E: 0 K: 0 S: 5	H: 2 LOB: 2 BB: 0 P: 5	R: 0 E: 0 K: 1 S: 5	H: 0 LOB: 0 BB: 0 P: 5	1B: 6 2B: 0 3B: 1 HR: 1	SF: 0 SAC: 0 DP: 1 HBP: 0	WP: 1 PB: 0 SB: 4 CS: 0	PA: 37
PITCHER	IP WLS BF H R ER SO BB IBB HBP BLK WP HR S P ERA WHIP	5.0 L 22 4 3 2 3 3 0 0 0 1 0 25 37 3.60 1.400	2.0 7 2 1 1 1 0 0 0 0 0 0 1 9 9 4.50 1.000	2.0 8 2 1 1 1 0 0 0 0 0 0 0 10 10 4.50 1.000	PITCHER										IP WLS BF H R ER SO BB IBB HBP BLK WP HR S P ERA WHIP	5.0 L 22 4 3 2 3 3 0 0 0 1 0 25 37 3.60 1.400	2.0 7 2 1 1 1 0 0 0 0 0 0 1 9 9 4.50 1.000	2.0 8 2 1 1 1 0 0 0 0 0 0 0 10 10 4.50 1.000				

New York Mets @ St. Louis Cardinals
 Busch Stadium, St. Louis, MO
 Sat Oct 04 1980, 3:33 AM CDT
 Att: 13,954 - Unknown

AB 34
 R 5
 H 8
 RBI 4
 BB 3
 SO 5
 LOB 14



Batter	1	2	3	4	5	6	7	8	9	AB	R	H	RBI	BB	SO	LOB	BOTTOM			
Tom Herr, S (1, 4) OBP: 0.300, SLG: 0.349	0-0 G1		0-0 2B						0-0 L8	5	0	1	0	0	0	1				
Garry Templeton, S (1, 6) OBP: 0.342, SLG: 0.417	4-0 WP BB		0-0 G3						0-0 G3	3	0	0	0	1	0	1				
Ken Reitz, R (9, 5) OBP: 0.298, SLG: 0.377									0-3 K	1	0	0	0	0	1	2				
Keith Hernandez, L (1, 3) OBP: 0.409, SLG: 0.496	0-3 K								0-0 HR	4	1	2	1	0	1	1				
Leon Durham, L (1, 7) OBP: 0.310, SLG: 0.428	0-0 L8								0-0 2B 1B	4	1	2	0	0	1	2				
Terry Kennedy, L (1, 2) OBP: 0.325, SLG: 0.375		0-3 K							0-0 1B BB	3	0	1	1	1	1	1				
Tony Scott, S (1, 8) OBP: 0.308, SLG: 0.311		0-0 F7							0-0 6-3	4	0	1	0	0	0	2				
Joseph DeSa, L (1, 9) OBP: 0.273, SLG: 0.273		0-0 F7							0-0 P4	4	0	1	0	0	1	1				
Mike Ramsey, S (1, 5) (9, 6) OBP: 0.270, SLG: 0.331			0-3 K						0-0 E 1B	4	0	1	0	0	2	3				
Jeff Little, R (1, 1) OBP: 0.197, SLG: 0.167									0-3 K	1	0	0	0	0	0	0				
Ken Oberkfell, L (5, PH) OBP: 0.172, SLG: 0.417									0-3 K	1	0	0	0	0	0	1				
Jim Otten, R (8, 1) OBP: 0.200, SLG: 0.200									0-0 K	1	0	0	0	0	0	0				
Dane Long, R (7, PH) OBP: 0.200, SLG: 0.428									0-0 K	1	0	0	0	0	0	2				
John Littlefield, R (8, 1) OBP: 0.200, SLG: 0.428									0-0 K	1	0	0	0	0	0	0				
Mike Phillips, L (9, PH) OBP: 0.253, SLG: 0.273									0-3 K	1	0	0	0	0	1	1				
Inning Stats	R: 0 E: 0 K: 1 S: 5	H: 0 LOB: 1 BB: 1 P: 9	R: 0 E: 0 K: 1 S: 5	H: 0 LOB: 0 BB: 0 P: 5	R: 0 E: 0 K: 1 S: 6	H: 1 LOB: 1 BB: 0 P: 6	R: 0 E: 0 K: 0 S: 3	H: 1 LOB: 0 BB: 0 P: 3	R: 0 E: 0 K: 1 S: 6	H: 1 LOB: 1 BB: 0 P: 6	R: 0 E: 0 K: 1 S: 6	H: 1 LOB: 2 BB: 1 P: 10	R: 2 E: 0 K: 0 S: 6	H: 3 LOB: 1 BB: 0 P: 6	R: 0 E: 1 K: 2 S: 9	H: 1 LOB: 2 BB: 0 P: 9	1B: 4 2B: 4 3B: 0 HR: 1	SF: 0 SAC: 0 DP: 1 HBP: 0	WP: 1 PB: 0 SB: 0 CS: 0	PA: 38
PITCHER	IP WLS BF H R ER SO BB IBB HBP BLK WP HR S P ERA WHIP	7.2 W 32 8 2 2 6 2 0 0 0 0 0 10 10 2.35 1.304	1.1 S 6 1 0 0 2 0 0 0 0 0 0 10 10 0.00 0.750	PITCHER										IP WLS BF H R ER SO BB IBB HBP BLK WP HR S P ERA WHIP	7.2 W 32 8 2 2 6 2 0 0 0 0 0 10 10 2.35 1.304	1.1 S 6 1 0 0 2 0 0 0 0 0 10 10 0.00 0.750				

New York Mets @ St. Louis Cardinals
 Busch Stadium, St. Louis, MO
 Sat Oct 04 1980, 3:33 AM CDT
 Att: 13,954 - Unknown

AB 36
 R 2
 H 9
 RBI 2
 BB 2
 SO 8
 LOB 18



Batter	1	2	3	4	5	6	7	8	9	AB	R	H	RBI	BB	SO	LOB	TOP					
Mookie Wilson, S (1, 8) OBP: 0.325, SLG: 0.352	4-0 CS BB		0-0 P4		0-3 K			0-0 6-3		3	0	0	0	1	1	0						
Wally Backman, S (1, 6) OBP: 0.395, SLG: 0.355	0-0 P3 1-2			0-0 F S 1B 1B		0-0 1B 1B		0-0 F3		4	2	2	0	0	0	1						
Alex Trevino, R (1, 2) OBP: 0.281, SLG: 0.299	0-0 3B			0-0 1B 1B		0-0 F7		0-0 F7		4	0	2	1	0	0	1						
Joel Youngblood, R (1, 9) OBP: 0.340, SLG: 0.381	0-0 F8			0-0 P4		0-0 1B 1-2		0-3 K		4	0	1	0	0	1	2						
Dan Norman, R (1, 7) OBP: 0.235, SLG: 0.283		0-0 E6 G5-4-3		0-0 F8		0-0 1B		0-0 F7		4	0	1	1	0	0	1						
Hubie Brooks, R (1, 5) OBP: 0.384, SLG: 0.395		0-0 F2		0-0 1B		0-3 K		0-0 F7		4	0	1	0	0	1	2						
Luis Rosado, R (1, 3) OBP: 0.384, SLG: 0.395		0-0 G5-4-3 1-2		0-0 F3			0-0 F7			3	0	0	0	0	0	3						
Bill Almon, R (1, 4) OBP: 0.238, SLG: 0.260			0-0 F9		0-0 F7		0-3 K			3	0	0	0	0	1	0						
Pete Falcone, L (1, 1) OBP: 0.186, SLG: 0.146			0-3 K		0-0 6-3		0-3 K			2	0	0	0	0	1	0						
Steve Henderson, R (7, PH) OBP: 0.368, SLG: 0.402										1	0	0	0	0	1	0						
Scott Holman, R (7, 1) OBP: 0.368, SLG: 0.402										0	0	0	0	0	0	0						
Inning Stats	R: 0 E: 0 K: 0 S: 3	H: 1 LOB: 1 BB: 1 P: 7	R: 0 E: 1 K: 0 S: 3	H: 0 LOB: 0 BB: 0 P: 3	R: 0 E: 0 K: 1 S: 5	H: 0 LOB: 0 BB: 0 P: 5	R: 1 E: 0 K: 0 S: 6	H: 3 LOB: 2 BB: 0 P: 6	R: 0 E: 0 K: 1 S: 5	H: 0 LOB: 0 BB: 0 P: 5	R: 1 E: 0 K: 1 S: 7	H: 3 LOB: 1 BB: 0 P: 7	R: 0 E: 0 K: 2 S: 7	H: 0 LOB: 0 BB: 0 P: 7	R: 0 E: 0 K: 0 S: 3	H: 0 LOB: 0 BB: 0 P: 3	R: 0 E: 0 K: 1 S: 5	H: 0 LOB: 0 BB: 0 P: 5	1B: 6 2B: 0 3B: 1 HR: 0	SF: 0 SAC: 0 DP: 1 HBP: 0	WP: 0 PB: 0 SB: 1 CS: 1	PA: 33
PITCHER John Martin, L (1, 1) ERA: 4.29	IP: 9.0 WLS: W BF: 33 H: 7 R: 2 ER: 2 SO: 6 BB: 1 IBB: 0 HBP: 0 BLK: 0 WP: 0 HR: 0 S: 44 P: 48 ERA: 2.00 WHIP: 0.889															PITCHER						

New York Mets @ St. Louis Cardinals
 Busch Stadium, St. Louis, MO
 Sun Oct 05 1980, 3:33 AM CDT
 Att: 9,460 - Unknown

AB 32
 R 2
 H 7
 RBI 2
 BB 1
 SO 6
 LOB 10



Batter	1	2	3	4	5	6	7	8	9	AB	R	H	RBI	BB	SO	LOB	BOTTOM			
Tom Herr, S (1, 4) OBP: 0.299, SLG: 0.347	0-0 6-3			0-0 6-3	0-0 1B	0-0 FC5				4	0	1	1	0	0	3				
Tito Landrum, R (1, 8) OBP: 0.305, SLG: 0.325	0-0 G3			0-3 K	0-0 1B		0-0 E6			4	0	1	0	0	1	0				
Keith Hernandez, L (1, 3) OBP: 0.408, SLG: 0.494	0-0 F7			0-0 1B 1B	0-0 G3		0-0 F8			4	1	1	0	0	0	3				
Leon Durham, L (1, 7) OBP: 0.309, SLG: 0.426		0-3 K		0-0 1B 1B		0-0 F5		0-0 F8		4	0	1	0	0	1	0				
Ken Reitz, R (1, 5) OBP: 0.300, SLG: 0.379		0-0 6-3		0-0 1B		0-0 2B WP 1B		0-0 5-3		3	0	2	1	0	0	0				
Tye Waller, R (6, PR) OBP: 0.154, SLG: 0.083				1-3 3-H 1B						1	1	0	0	0	0	0				
Steve Swisher, R (1, 2) OBP: 0.280, SLG: 0.292		0-0 6-3		0-3 K		0-0 WP 2B		0-0 G6-4-3 1B		4	0	2	0	0	1	2				
Keith Smith, R (1, 9) OBP: 0.182, SLG: 0.161			0-0 1-3		0-0 F9	4-0 FC5 WP IBB		0-0 G6-4-3 1B		3	0	0	0	1	0	1				
Mike Ramsey, S (1, 6) OBP: 0.279, SLG: 0.341			0-0 4-3		0-0 5-3 1B	4-0 1-2 2-3 3-H IBB				2	1	1	0	1	0	0				
John Martin, S (1, 1) OBP: 0.308, SLG: 0.273			0-3 K		0-0 5-3	0-3 K				3	0	0	0	0	2	4				
Inning Stats	R: 0 E: 0 K: 0 S: 3	H: 0 LOB: 0 BB: 0 P: 3	R: 0 E: 0 K: 1 S: 5	H: 0 LOB: 0 BB: 0 P: 5	R: 0 E: 0 K: 1 S: 5	H: 0 LOB: 0 BB: 0 P: 5	R: 1 E: 0 K: 2 S: 10	H: 3 LOB: 2 BB: 0 P: 10	R: 1 E: 0 K: 1 S: 7	H: 2 LOB: 3 BB: 2 P: 15	R: 0 E: 1 K: 0 S: 3	H: 0 LOB: 0 BB: 0 P: 3	R: 0 E: 0 K: 0 S: 3	H: 1 LOB: 0 BB: 0 P: 3	R: 0 E: 0 K: 0 S: 3	H: 0 LOB: 0 BB: 0 P: 3	1B: 7 2B: 2 3B: 0 HR: 0	SF: 0 SAC: 0 DP: 1 HBP: 0	WP: 1 PB: 0 SB: 0 CS: 0	PA: 34
PITCHER Pete Falcone, L (1, 1) ERA: 4.52	IP: 6.0 WLS: L BF: 28 H: 8 R: 3 ER: 3 SO: 3 BB: 0 IBB: 2 HBP: 0 BLK: 0 WP: 1 HR: 0 S: 36 P: 44 ERA: 4.50 WHIP: 1.333															PITCHER				
Scott Holman, R (7, 1) ERA: 1.29	IP: 2.0 WLS: L BF: 6 H: 1 R: 0 ER: 0 SO: 0 BB: 0 IBB: 0 HBP: 0 BLK: 0 WP: 0 HR: 0 S: 6 P: 6 ERA: 0.00 WHIP: 0.500															PITCHER				

New York Mets @ St. Louis Cardinals
 Busch Stadium, St. Louis, MO
 Sun Oct 05 1980, 3:33 AM CDT
 Att: 9,460 - Unknown

AB 32
 R 3
 H 9
 RBI 2
 BB 2
 SO 5
 LOB 13

