

St. Louis Cardinals - 1982

Batter	1	2	3	4	5	6	7	8	9	AB	R	H	RBI	BB	SO	LOB	TOP										
Lonnie Smith, R OBP: 0.667, SLG: 0.500 (1, 8) (4, 7)	1-0 E S HR HBP	0-0 S 2B 1B	0-0 1-2 1B	0-0 1-2f G6-4-3		4-0 2B BB		0-0 4-3		4	3	2	0	1	0	2											
Tom Herr, S OBP: 0.333, SLG: 0.667 (1, 4)	0-3 K 1-3	0-0 4-3 1-H 2B	0-3 K		0-0 2B 2B	0-0 F8		0-0 L4		6	1	2	1	0	2	5											
Keith Hernandez, L OBP: 0.833, SLG: 1.250 (1, 3)	4-0 HR BB	0-0 4-3		4-0 2B 1B BB	0-0 4-3 1B 2B 2-H	0-0 1-H 3-H 2B		0-0 G1-6-3 1B		4	3	3	3	2	0	1											
Darrell Porter, L OBP: 0.400, SLG: 1.200 Glenn Brummer, R (1, 2) (6, 2)	0-0 1-H 3-H HR	0-3 K		0-0 1B 2B 1-3	0-0 F9	0-3 K		0-3 K		5	2	2	3	0	2	3											
George Hendrick, R OBP: 0.500, SLG: 0.400 (1, 9)	0-0 2B 1B 1B	4-0 BB		0-0 2B 1B 2-3 3-H	0-0 4-3	0-3 K		0-0 G1-6-3		5	2	2	1	1	1	3											
Dane Iorg, L OBP: 0.667, SLG: 1.333 David Green, R OBP: 0.500, SLG: 0.500 (1, 7) (4, PR) (4, 8)	0-0 1B 1-3 FC6-4 2B	0-3 K		0-0 4-3 1B 2B 1-H 3-H	0-0 BB 1B 3-H	0-3 K				3	1	2	2	0	1	2											
Steve Braun, L OBP: 0.400, SLG: 0.250 Mike Ramsey, S (1, 5) (7, 5)	0-0 FC6-4 1B 2-3 3-H		0-0 P5	0-0 4-3	4-0 1-2 BB	0-0 4-3				4	0	1	1	1	0	1											
Ozzie Smith, S OBP: 0.400, SLG: 0.400 (1, 6)	0-0 FC6-4 S 1-2f 3-H		0-0 FC3-6 1B	0-0 1B 1B 3-H	0-0 3-1	0-3 K				0	0	0	0	0	0	0											
Bob Forsch, R OBP: 0.200, SLG: 0.200 Jim Kaat, L (1, 1) (9, 1)	0-3 K 1-2		0-0 FC3-6 1B	0-0 1B 1B 1-2f G6-4-3		0-0 E7 F8 2B		0-0 F8		5	1	1	0	0	1	2											
Inning Stats	R: 5 E: 0 K: 2 S: 11	H: 4 LOB: 1 BB: 1 P: 16	R: 1 E: 0 K: 2 S: 9	H: 2 LOB: 2 BB: 1 P: 13	R: 0 E: 0 K: 1 S: 7	H: 2 LOB: 2 BB: 0 P: 7	R: 4 E: 0 K: 0 S: 7	H: 5 LOB: 1 BB: 1 P: 11	R: 2 E: 0 K: 0 S: 6	H: 3 LOB: 2 BB: 1 P: 10	R: 2 E: 1 K: 2 S: 9	H: 1 LOB: 1 BB: 1 P: 13	R: 0 E: 0 K: 2 S: 7	H: 0 LOB: 0 BB: 0 P: 7	R: 0 E: 0 K: 0 S: 3	H: 0 LOB: 0 BB: 0 P: 3	R: 0 E: 0 K: 1 S: 5	H: 1 LOB: 0 BB: 0 P: 5	1B: 10 2B: 7 3B: 0 HR: 1	SF: 0 SAC: 0 DP: 2 HBP: 1	WP: 0 PB: 0 SB: 3 CS: 0	PA: 50					
PITCHER	IP	WLS	BF	H	R	ER	SO	BB	IBB	HBP	BLK	WP	HR	S	P	ERA	WHIP										
Nolan Ryan, R ERA: 18.0 (1, 1)	3.0	L	20	8	6	6	5	2	0	1	0	0	1	27	36	18.00	3.333										
Gordie Pladson, R ERA: 108.0 (4, 1)	0.1		7	5	4	4	0	1	0	0	0	0	0	6	10	108.00	18.000										
Michael LaCoss, R ERA: 10.8 (4, 1)	1.2		8	3	2	2	0	1	0	0	0	0	0	7	11	10.80	2.400										
Dave Smith, R ERA: 4.5 (6, 1)	2.0		9	1	2	1	4	1	0	0	0	0	0	16	20	4.50	1.000										
Joe Sambito, L ERA: (8, 1)	2.0		6	1	0	0	1	0	0	0	0	0	0	8	8	0.00	0.500										

St. Louis Cardinals @ Houston Astros
Astrodome, Houston, TX
Tue Apr 06 1982, 7:05 PM EST
Att. 33,521 - Unknown

AB	44
R	14
H	18
RBI	14
BB	5
SO	10
LOB	23



BOTTOM

St. Louis Cardinals @ Houston Astros
Astrodome, Houston, TX

Tue Apr 06 1982, 7:05 PM EST
Att. 33,521 - Unknown

livebaseballscorecards.com

AB	31
R	3
H	8
RBI	3
BB	3
SO	1
LOB	13



WP:	1	PA:	35
PB:	0	SB:	0
CS:	0		

AB	R	H	RBI	BB	SO	LOB
4	0	0	0	0	0	3
4	0	0	0	0	0	3
4	0	0	0	0	1	0
3	1	1	0	1	0	0
2	1	2	1	1	0	0
1	0	0	0	0	0	1
4	0	2	0	0	0	2
3	1	1	2	0	0	3
2	0	0	0	1	0	1
1	0	0	0	0	0	0
0	0	0	0	0	0	0
1	0	1	0	0	0	0
0	0	0	0	0	0	0
1	0	0	0	0	0	0
1	0	0	0	0	0	0
0	0	0	0	0	0	0

Batter	1	2	3	4	5	6	7	8	9
Terry Puhl, L (1, 9)	0-0 4-3		0-0 F8		0-0 F8		0-0 F9		
Tony Scott, S (1, 8)	0-0 G3		0-0 G6-3		0-0 G4-6-3			0-0 4-3	
Phil Garner, R (1, 4)	0-0 3-1			0-3 K2-3		0-0 P6		0-0 P6	
Jose Cruz, L (1, 7) OBP: 0.500, SLG: 0.333		0-0 L8 1B SF8 1B		0-0 F9		0-0 1-3		4-0 BB	
Alan Ashby, S (1, 2) OBP: 1.000, SLG: 2.500 Alan Knicely, R (7, 2)		0-0 1-2 1B		4-0 1B WP BB		0-0 HR		0-0 F2	
Ray Knight, R (1, 5) OBP: 0.500, SLG: 0.500		0-0 L8 2-3		0-0 FC6-4 1B		0-0 5-3		0-0 G5-4-3 1B	
Art Howe, R (1, 3) OBP: 0.250, SLG: 1.333		0-0 SF8 3-H		0-0 FC6-4 1-2f		0-0 HR		0-0 G5-4-3 1-2f	
Craig Reynolds, L (1, 6) Kiko Garcia, R (8, 6)		0-0 F8			4-0 1B BB		0-0 L9		0-0 1-3
Nolan Ryan, R (1, 1) Danny Heep, L (3, PH) Gordie Pladson, R (4, 1) Michael LaCoss, R (4, 1) Mike Ivie, R (5, PH) Dave Smith, R (6, 1) Denny Walling, L (7, PH) Joe Sambito, L (8, 1)			0-0 G6-3 1B		0-0 G4-6-3 1-2 1B		0-0 G3		

Inning Stats	R: 0	H: 0	E: 0	K: 0	S: 3	R: 1	H: 2	E: 0	K: 0	S: 5	R: 0	H: 1	E: 0	K: 1	S: 6	R: 0	H: 1	E: 0	K: 0	S: 3	R: 1	H: 1	E: 0	K: 0	S: 4	R: 1	H: 1	E: 0	K: 0	S: 4	R: 0	H: 0	E: 0	K: 0	S: 3	R: 0	H: 1	E: 0	K: 0	S: 3	1B: 6	SF: 1	2B: 0	3B: 0	HR: 2	SAC: 0	DP: 3	HBP: 0	WP: 1	PA: 35
--------------	------	------	------	------	------	------	------	------	------	------	------	------	------	------	------	------	------	------	------	------	------	------	------	------	------	------	------	------	------	------	------	------	------	------	------	------	------	------	------	------	-------	-------	-------	-------	-------	--------	-------	--------	-------	--------

PITCHER	IP	WLS	BF	H	R	ER	SO	BB	IBB	HBP	BLK	WP	HR	S	P	ERA	WHIP
Bob Forsch, R (1, 1) ERA: 3.38	8.0	W	32	7	3	3	1	3	0	0	0	1	2	31	43	3.38	1.250
Jim Kaat, L (9, 1) ERA:	1.0		3	1	0	0	0	0	0	0	0	0	0	3	3	0.00	1.000

PITCHER	IP	WLS	BF	H	R	ER	SO	BB	IBB	HBP	BLK	WP	HR	S	P	ERA	WHIP
---------	----	-----	----	---	---	----	----	----	-----	-----	-----	----	----	---	---	-----	------

Batter	1	2	3	4	5	6	7	8	9	AB R H RBI BB SO LOB	TOP									
Lonnie Smith, R (1, 7) OBP: 0.500, SLG: 0.375	0-0 2-3		0-3 K			0-0 6-3		0-0 S 1B		4 0 1 1 0 1 1										
Tom Herr, S (1, 4) OBP: 0.300, SLG: 0.444	0-0 L7		0-3 K			4-0 F7 BB		0-3 3-H K 1-3		3 0 0 0 1 2 1										
Keith Hernandez, L (1, 3) OBP: 0.500, SLG: 0.625	0-3 K		0-0 F7			0-0 F7 1-2		0-0 L8		4 0 0 0 0 1 1										
Darrell Porter, L (1, 2) OBP: 0.556, SLG: 1.333		0-0 G4-6-3 1B		0-0 S 1B		0-0 F7		0-0 HR		4 1 3 1 0 0 0										
Dane Iorg, L (1, 9) OBP: 0.333, SLG: 0.667 Tito Landrum, R (9, PH)		0-0 G4-6-3 1-2f		0-0 2-3 1-2		0-0 F7		0-0 F9		3 0 0 0 0 0 2 1 0 0 0 0 0 0										
Steve Braun, L (1, 5) OBP: 0.250, SLG: 0.143 Mike Ramsey, S (9, PH)		0-0 5-3		0-0 6-3		0-0 F3		0-0 6-3		3 0 0 0 0 0 0 1 0 0 0 0 0 0										
David Green, R (1, 8) OBP: 0.400, SLG: 0.600			0-0 4-3		0-0 F9		0-0 4-3 1B 2B			3 1 1 0 0 0 0										
Ozzie Smith, S (1, 6) OBP: 0.500, SLG: 0.500			0-0 SH1-4 1B		0-0 1B		0-0 4-3 2-3			3 0 2 0 0 0 1										
John Martin, S (1, 1) Mark Littell, L (7, 1) Gene Roof, S (8, PH) Doug Bair, R (8, 1)			0-0 SH1-4		0-0 P5		0-0 P6			1 0 0 0 0 0 1 0 0 0 0 0 0 0 1 0 0 0 0 0 1 0 0 0 0 0 0 0										
Inning Stats	R: 0 E: 0 K: 1 S: 5	H: 0 LOB: 0 BB: 0 P: 5	R: 0 E: 0 K: 0 S: 3	H: 1 LOB: 0 BB: 0 P: 3	R: 0 E: 0 K: 1 S: 6	H: 1 LOB: 1 BB: 0 P: 6	R: 0 E: 0 K: 1 S: 6	H: 1 LOB: 1 BB: 0 P: 6	R: 0 E: 0 K: 0 S: 4	H: 0 LOB: 0 BB: 1 P: 6	R: 0 E: 0 K: 0 S: 3	H: 0 LOB: 0 BB: 0 P: 3	R: 1 E: 0 K: 1 S: 7	H: 2 LOB: 1 BB: 0 P: 7	R: 1 E: 0 K: 0 S: 4	H: 1 LOB: 0 BB: 0 P: 4	1B: 5 2B: 1 3B: 0 HR: 1	SF: 0 SAC: 1 DP: 1 HBP: 0	WP: 0 PB: 0 SB: 3 CS: 0	PA: 33
PITCHER	IP WLS BF H R ER SO BB IBB HBP BLK WP HR S P ERA WHIP																			
Joe Niekro, R (1, 1) ERA: 2.16	8.1 W 31 7 2 2 4 1 0 0 0 0 1 38 42 2.16 0.960																			
Joe Sambito, L (9, 1) ERA:	0.2 S 2 0 0 0 0 0 0 0 0 0 0 2 2 0.00 0.000																			

St. Louis Cardinals @ Houston Astros
Astrodome, Houston, TX
Wed Apr 07 1982, 7:05 PM EST
Att. 18,467 - Unknown

AB	31
R	2
H	7
RBI	2
BB	1
SO	4
LOB	8



WP: 0	PA: 33
PB: 0	
SB: 3	
CS: 0	

Batter	1	2	3	4	5	6	7	8	9	AB R H RBI BB SO LOB	TOP									
Lonnie Smith, R (1, 7) OBP: 0.429, SLG: 0.333	0-0 F9		0-0 CS 1B			0-0 L7			0-0 L9	4 0 1 0 0 0 0										
Tom Herr, S (1, 4) OBP: 0.214, SLG: 0.308	0-3 K		0-0 CS 1-2	0-0 L4		0-0 5-3			0-0 F9	4 0 0 0 0 1 0										
Keith Hernandez, L (1, 3) OBP: 0.429, SLG: 0.500	0-0 P6			0-0 CS 1B					0-0 4-3	4 0 1 0 0 0 0										
Darrell Porter, L (1, 2) OBP: 0.583, SLG: 1.182		0-0 FC5 E 1B		0-3 K 1-2			H 1-0 FC5-4 HBP			2 0 1 0 0 1 1										
David Green, R (1, 8) OBP: 0.250, SLG: 0.375		0-0 E6 G5-3 FC5 1-2			X 0-0 F9		X 0-0 FC5-4 1-2f			3 0 0 0 0 0 2										
Tito Landrum, R (1, 9) OBP: 0.250, SLG: 0.250		0-0 FC5 1-2 2-3f			X 0-0 5-3		X 0-0 F9			3 0 0 0 0 0 3										
Mike Ramsey, S (1, 5) OBP: 0.250, SLG: 0.250		0-0 G5-3 2-3f			X 0-0 FC4-6 1B			X 0-0 5-3		3 0 1 0 0 0 2										
Ozzie Smith, S (1, 6) OBP: 0.364, SLG: 0.364			0-0 G3		X 0-0 FC4-6 1-2f			X 0-0 4-3		3 0 0 0 0 0 1										
Joaquin Andujar, S (1, 1) Bruce Sutter, R (8, 1)			0-3 K			0-3 K			0-3 K	3 0 0 0 0 3 0 0 0 0 0 0 0 0										
Inning Stats	R: 0 E: 0 K: 1 S: 5	H: 0 LOB: 0 BB: 0 P: 5	R: 0 E: 1 K: 0 S: 4	H: 1 LOB: 1 BB: 0 P: 4	R: 0 E: 0 K: 1 S: 5	H: 1 LOB: 0 BB: 0 P: 5	R: 0 E: 0 K: 1 S: 5	H: 1 LOB: 1 BB: 0 P: 4	R: 0 E: 0 K: 0 S: 3	H: 0 LOB: 1 BB: 0 P: 4	R: 0 E: 0 K: 1 S: 5	H: 0 LOB: 0 BB: 0 P: 5	R: 0 E: 0 K: 0 S: 3	H: 0 LOB: 0 BB: 0 P: 3	R: 0 E: 0 K: 0 S: 3	H: 0 LOB: 0 BB: 0 P: 3	1B: 4 2B: 1 3B: 0 HR: 0	SF: 0 SAC: 0 DP: 2 HBP: 1	WP: 0 PB: 0 SB: 0 CS: 2	PA: 31
PITCHER	IP WLS BF H R ER SO BB IBB HBP BLK WP HR S P ERA WHIP	IP WLS BF H R ER SO BB IBB HBP BLK WP HR S P ERA WHIP	IP WLS BF H R ER SO BB IBB HBP BLK WP HR S P ERA WHIP	IP WLS BF H R ER SO BB IBB HBP BLK WP HR S P ERA WHIP	IP WLS BF H R ER SO BB IBB HBP BLK WP HR S P ERA WHIP	IP WLS BF H R ER SO BB IBB HBP BLK WP HR S P ERA WHIP	IP WLS BF H R ER SO BB IBB HBP BLK WP HR S P ERA WHIP	IP WLS BF H R ER SO BB IBB HBP BLK WP HR S P ERA WHIP	IP WLS BF H R ER SO BB IBB HBP BLK WP HR S P ERA WHIP	IP WLS BF H R ER SO BB IBB HBP BLK WP HR S P ERA WHIP	IP WLS BF H R ER SO BB IBB HBP BLK WP HR S P ERA WHIP	IP WLS BF H R ER SO BB IBB HBP BLK WP HR S P ERA WHIP	IP WLS BF H R ER SO BB IBB HBP BLK WP HR S P ERA WHIP	IP WLS BF H R ER SO BB IBB HBP BLK WP HR S P ERA WHIP	IP WLS BF H R ER SO BB IBB HBP BLK WP HR S P ERA WHIP	IP WLS BF H R ER SO BB IBB HBP BLK WP HR S P ERA WHIP	IP WLS BF H R ER SO BB IBB HBP BLK WP HR S P ERA WHIP	IP WLS BF H R ER SO BB IBB HBP BLK WP HR S P ERA WHIP	IP WLS BF H R ER SO BB IBB HBP BLK WP HR S P ERA WHIP	IP WLS BF H R ER SO BB IBB HBP BLK WP HR S P ERA WHIP

St. Louis Cardinals @ Houston Astros
Astrodome, Houston, TX
Thu Apr 08 1982, 7:05 PM EST
Att. 23,868 - Unknown

livebaseballscorecards.com

AB 29
R 0
H 4
RBI 0
BB 0
SO 5
LOB 9



Batter	1	2	3	4	5	6	7	8	9
Terry Puhl, L OBP: 0.083, SLG: 0.250 (1, 9)	0-0 F9		0-0 4-3			0-0 L8		0-0 3-1	
Phil Garner, R OBP: 0.167, SLG: 0.091 (1, 4)	0-0 4-3			0-3 K		0-3 K		0-0 1B	
Tony Scott, S OBP: 0.273, SLG: 0.300 (1, 8)	0-3 K			0-3 K		0-0 F9		0-0 2-3	
Jose Cruz, L OBP: 0.364, SLG: 0.125 (1, 7)		0-0 4-3		4-0 CS BB		0-0 F9			
Alan Ashby, S OBP: 0.667, SLG: 1.200 (1, 2)		0-3 K		0-0 CS	0-0 6-3		0-0 1B		
Ray Knight, R OBP: 0.364, SLG: 0.455 (1, 5)		0-0 E3 2B		0-0 G4-6-3 1B		0-3 K			
Art Howe, R OBP: 0.273, SLG: 0.667 (1, 3)		0-0 E3		0-0 G4-6-3				0-0 SH1-3 2B	
Dickie Thon, R OBP: 0.250, SLG: 0.250 (8, PR)									
Dave Smith, R (9, 1)									
Craig Reynolds, L OBP: 0.400, SLG: 0.250 (1, 6)			0-0 4-3			0-0 1B		0-0 SH1-3	
Bob Knepper, L (1, 1)			0-0 G3			0-3 K		0-0 E4 1B 3-1	
Denny Walling, L (8, PH)									

AB	R	H	RBI	BB	SO	LOB
4	0	0	0	0	0	3
4	0	1	0	0	2	1
4	0	0	0	0	2	3
2	0	0	0	1	0	0
3	0	1	0	0	1	0
3	0	2	0	0	1	1
3	0	1	0	0	0	2
0	1	0	0	0	0	0
0	0	0	0	0	0	0
2	0	1	0	0	0	0
2	0	0	0	0	1	1
1	0	0	0	0	0	1

St. Louis Cardinals @ Houston Astros
Astrodome, Houston, TX

Thu Apr 08 1982, 7:05 PM EST
Att. 23,868 - Unknown

livebaseballscorecards.com

AB	28
R	1
H	6
RBI	0
BB	1
SO	7
LOB	12



Inning Stats	R	H	E	K	S	IP	WLS	BF	H	R	ER	SO	BB	IBB	HBP	BLK	WP	HR	S	P	ERA	WHIP
	0	0	0	1	5	7.2	L	29	6	1	0	7	1	0	0	0	0	0	42	46	0.00	0.913
	0	1	0	1	5	0.1		1	0	0	0	0	0	0	0	0	0	0	1	1	0.00	0.000

WP	PA	ERA	WHIP
0	31		

Batter	1	2	3	4	5	6	7	8	9	AB	R	H	RBI	BB	SO	LOB	TOP					
Omar Moreno, L (1, 8) OBP: 0.333, SLG: 0.500	0-3 K	0-0 S E 2H 2B	0-3 K			0-0 S 1B 1B	0-0 F8	0-0 G6-4-3 1-2f		6	2	2	1	0	2	3						
Mike Easler, L (1, 7)	0-0 4-3	4-0 E BB			0-0 G3	4-0 1B E BB	4-0 SF7 WP IBB		0-0 1-3	3	1	0	0	3	0	0						
Dave Parker, L (1, 9) OBP: 0.500, SLG: 0.600	0-0 E7 WP	0-0 F7			0-0 2B	0-0 E 1B	4-0 SF7 BB		0-0 1-3	5	0	2	1	1	0	1						
Jason Thompson, L (1, 3)	4-0 BB BB	4-0 FC3-6 BB			0-3 K	0-0 P6	0-0 SF7		0-0 4-3	3	0	0	1	2	1	3						
Bill Madlock, R (1, 5)	4-0 BB 1-2	0-0 FC3-6 1-2f			0-0 F9	0-0 E5 FC4	4-0 IBB			3	0	0	0	2	0	4						
Tony Peña, R (1, 2) OBP: 0.200, SLG: 0.200	0-0 F9				0-0 L4	0-0 FC4-6 1B	0-0 FC4	0-0 F8		5	0	1	0	0	0	8						
Johnny Ray, S (1, 4) OBP: 0.600, SLG: 1.400		0-0 HR			0-0 F8	0-0 FC4-6 G6-4-3 1-2f	0-0 SH 2B	0-0 SH3 WP 1B 1B		5	3	3	1	0	0	1						
Dale Berra, R (1, 6) OBP: 0.667, SLG: 1.333		0-0 2B 2B			0-0 HR 2B	0-0 G6-4-3 1-2f	0-0 SH WP	0-0 SH3 1-3		3	3	2	0	0	0	1						
Rick Rhoden, R (1, 1) OBP: 0.333, SLG: 1.333		0-3 K			0-0 HR		0-0 F8	4-0 WP S BB	0-0 G6-4-3	3	1	1	2	0	1	1						
Rod Scurry, L (6, 1)										0	0	0	0	0	0	0						
Willie Stargell, L (7, PH)										0	0	0	0	1	0	0						
Lee Lacy, R (7, PR)										0	1	0	0	0	0	0						
John Candelaria, L (7, 1) OBP: 1.000, SLG: 1.000					2-H HR			3-H 1B		1	0	1	1	0	0	0						
Inning Stats	R: 0 E: 1 K: 1 S: 6	H: 0 LOB: 3 BB: 2 P: 14	R: 3 E: 1 K: 1 S: 8	H: 3 LOB: 2 BB: 2 P: 16	R: 2 E: 0 K: 1 S: 7	H: 2 LOB: 0 BB: 0 P: 7	R: 0 E: 0 K: 1 S: 6	H: 1 LOB: 1 BB: 0 P: 6	R: 0 E: 0 K: 0 S: 3	H: 1 LOB: 0 BB: 0 P: 3	R: 2 E: 1 K: 0 S: 6	H: 2 LOB: 2 BB: 1 P: 10	R: 3 E: 1 K: 0 S: 5	H: 1 LOB: 3 BB: 4 P: 21	R: 1 E: 0 K: 0 S: 4	H: 2 LOB: 0 BB: 0 P: 4	R: 0 E: 0 K: 0 S: 3	H: 0 LOB: 0 BB: 0 P: 3	1B: 5 2B: 5 3B: 0 HR: 2	SF: 1 SAC: 2 DP: 2 HBP: 0	WP: 3 PB: 0 SB: 3 CS: 0	PA: 49
PITCHER	IP	WLS	BF	H	R	ER	SO	BB	IBB	HBP	BLK	WP	HR	S	P	ERA	WHIP					
Steve Mura, R (1, 1) ERA: 20.25	1.1		11	3	3	3	2	3	0	0	0	1	1	12	24	20.25	4.500					
Jim Kaat, L (2, 1) ERA: 6.75	1.2		8	2	2	2	1	1	0	0	0	0	1	9	13	10.80	1.800					
Dave LaPoint, L (4, 1) ERA:	1.0		4	1	0	0	1	0	0	0	0	0	0	6	6	0.00	1.000					
Andy Rincon, R (5, 1) ERA: 4.5	2.0		10	3	2	1	0	1	0	0	0	0	0	9	13	4.50	2.000					
Mark Littell, R (7, 1) ERA: 20.25	0.1	L	6	1	3	3	0	2	1	0	0	1	0	3	15	81.00	9.000					
PITCHER	IP	WLS	BF	H	R	ER	SO	BB	IBB	HBP	BLK	WP	HR	S	P	ERA	WHIP					
Doug Bair, R (7, 1) ERA: 2.45	2.2		10	2	1	1	0	0	1	0	0	0	0	9	13	3.38	0.750					

Pittsburgh Pirates @ St. Louis Cardinals
 Busch Stadium, St. Louis, MO
 Sat Apr 10 1982, 3:33 AM CST
 Att: 40,878 - Unknown

livebaseballscorecards.com

AB	37
R	11
H	12
RBI	7
BB	9
SO	4
LOB	22



Batter	1	2	3	4	5	6	7	8	9	AB	R	H	RBI	BB	SO	LOB
Lonnie Smith, R OBP: 0.421, SLG: 0.529 (1, 7)	0-3 K		0-0 6-3	0-0 HR		0-0 SF9 FC5-2 1B		0-0 1-3		5	1	2	5	0	1	0
Tom Herr, S OBP: 0.211, SLG: 0.278 (1, 4)	0-0 F7		0-0 1B 1B	0-3 K		0-0 FC5-2 1B			0-0 P4	5	0	1	0	0	1	3
Keith Hernandez, L OBP: 0.421, SLG: 0.563 (1, 3)	0-0 2B		0-0 1B		0-0 F8	0-0 SF9			0-3 K	4	0	2	1	0	1	0
Darrell Porter, L OBP: 0.438, SLG: 0.867 (1, 2)	0-0 1-3		0-0 F8		0-0 4-3	0-0 F8			0-0 4-3	4	0	0	0	0	0	5
Doug Bair, R (7, 1)										0	0	0	0	0	0	0
Julio Gonzalez, R (9, PH)										1	0	0	0	0	0	0
Dane Iorg, L OBP: 0.222, SLG: 0.444 (1, 9)		0-0 F7		0-0 4-3	0-0 1-3		0-0 5-3			3	0	0	0	0	0	0
Tito Landrum, R (7, PH)										1	0	0	0	0	0	0
(8, 9)																
Steve Braun, L OBP: 0.364, SLG: 0.400 (1, 5)		0-0 G3		0-0 1B HR		0-0 1B 1B		0-0 4-3		3	2	2	0	0	0	0
Mark Littell, L (7, 1)										0	0	0	0	0	0	0
Glenn Brummer, R (7, 2)										1	0	0	0	0	0	0
David Green, R OBP: 0.333, SLG: 0.500 (1, 8)		0-0 2B		0-3 K		0-0 1B 1B		0-0 5-3		4	1	2	0	0	1	1
Ozzie Smith, S OBP: 0.400, SLG: 0.400 (1, 6)		0-0 6-3		0-0 BB HR		0-0 1B BB FC5-2 1B		0-0 F7		4	1	2	1	0	0	1
Steve Mura, R (1, 1)			0-0 1-3	4-0 HR		4-0 FC5-2 1B BB		0-0 1-3		0	0	0	0	0	0	0
Jim Kaat, L (2, 1)										0	0	0	0	0	0	0
Gene Roof, S (3, PH)										0	0	0	0	0	0	0
Dave LaPointe, L (4, 1)										0	0	0	0	0	0	0
Orlando Sanchez, L (4, PH)										0	1	0	0	1	0	0
Andy Rincon, R (5, 1)										0	0	0	0	0	0	0
Mike Ramsey, S (6, PH)										0	0	0	0	0	0	0
(7, 5)										1	1	0	0	1	0	0

Inning Stats	R: 0	H: 1	E: 0	LOB: 1	K: 1	BB: 0	S: 6	P: 6	R: 0	H: 1	E: 0	LOB: 1	K: 0	BB: 0	S: 4	P: 4	R: 0	H: 2	E: 0	LOB: 2	K: 0	BB: 0	S: 5	P: 5	R: 4	H: 3	E: 0	LOB: 0	K: 2	BB: 1	S: 10	P: 14	R: 0	H: 0	E: 0	LOB: 0	K: 0	BB: 0	S: 3	P: 3	R: 3	H: 4	E: 0	LOB: 2	K: 0	BB: 1	S: 7	P: 11	R: 0	H: 0	E: 0	LOB: 0	K: 0	BB: 0	S: 3	P: 3	R: 0	H: 0	E: 0	LOB: 0	K: 0	BB: 0	S: 3	P: 3	R: 0	H: 0	E: 0	LOB: 0	K: 0	BB: 0	S: 3	P: 3	R: 0	H: 0	E: 0	LOB: 0	K: 1	BB: 0	S: 5	P: 5	1B: 7	SF: 1	2B: 3	SAC: 0	3B: 0	DP: 0	HR: 1	HBP: 0	WP: 0	PA: 40	PB: 0	SB: 0	CS: 0
--------------	------	------	------	--------	------	-------	------	------	------	------	------	--------	------	-------	------	------	------	------	------	--------	------	-------	------	------	------	------	------	--------	------	-------	-------	-------	------	------	------	--------	------	-------	------	------	------	------	------	--------	------	-------	------	-------	------	------	------	--------	------	-------	------	------	------	------	------	--------	------	-------	------	------	------	------	------	--------	------	-------	------	------	------	------	------	--------	------	-------	------	------	-------	-------	-------	--------	-------	-------	-------	--------	-------	--------	-------	-------	-------

PITCHER	IP	WLS	BF	H	R	ER	SO	BB	IBB	HBP	BLK	WP	HR	S	P	ERA	WHIP
Rick Rhoden, R ERA: 12.6 (1, 1)	5.0		26	10	7	7	3	1	0	0	0	0	1	31	35	12.60	2.200
Rod Scurry, L ERA: (6, 1)	1.0	W	5	1	0	0	0	1	0	0	0	0	0	4	8	0.00	2.000
John Candelaria, L ERA: (7, 1)	3.0	S	9	0	0	0	1	0	0	0	0	0	0	11	11	0.00	0.000

BOTTOM

Pittsburgh Pirates @ St. Louis Cardinals
 Busch Stadium, St. Louis, MO
 Sat Apr 10 1982, 3:33 AM CST
 Att. 40,878 - Unknown

livebaseballscores.com

AB	37
R	7
H	11
RBI	7
BB	2
SO	4
LOB	10



Batter	1	2	3	4	5	6	7	8	9	AB R H RBI BB SO LOB	TOP												
Omar Moreno, L (1, 8) OBP: 0.364, SLG: 0.545	0-0 3-1		0-0 L6			0-0 G3		0-0 FC4-6 2B	0-0 2B	5 1 2 2 0 0 0													
Mike Easler, L (1, 7) OBP: 0.500, SLG: 0.167 Lee Lacy, R (9, PH) (9, 7)	0-0 1B			0-3 K		0-0 G3		4-0 FC4-6 BB	4-0 IBB	3 0 1 0 1 1 0 0 0 0 0 1 0 0													
Dave Parker, L (1, 9) OBP: 0.273, SLG: 0.300	0-0 F7			0-0 L9		0-0 4-3		0-0 FC4-6 2B 1B	0-0 4-3	5 1 0 0 0 0 5													
Jason Thompson, L (1, 3) OBP: 0.300, SLG: 0.286 Enrique Romo, R (8, 1)	0-0 4-3			0-0 L3			0-0 F7	0-0 1B 2B		4 1 1 1 0 0 1 0 0 0 0 0 0 0													
Bill Madlock, R (1, 5) OBP: 0.444, SLG: 0.286		0-0 F7			0-0 2B 1B		0-0 F7	0-0 1B		4 1 2 2 0 0 0													
Tony Peña, R (1, 2) OBP: 0.333, SLG: 0.556		0-3 K			0-0 2B		0-0 2B	0-3 K		4 0 2 1 0 2 1													
Johnny Ray, S (1, 4) OBP: 0.333, SLG: 0.778		0-0 5-3			0-0 1-3		0-0 3-1		0-0 P4	4 0 0 0 0 0 2													
Dale Berra, R (1, 6) OBP: 0.429, SLG: 0.667			0-0 F8		0-0 L5			4-0 6-3 1B BB	0-3 K	3 1 0 0 1 1 1													
Ross Baumgärten, L (1, 1) Willie Montanez, L (3, PH) Don Robinson, R (3, 1) Rod Scurry, L (7, 1) Kent Tekulve, R (7, 1) Brian Harper, R (8, PH) Willie Stargell, L (8, 3) OBP: 1.000, SLG: 2.000			0-0 F9		0-3 K			0-0 6-3	0-0 2B	0 0 0 0 0 0 0 1 0 0 0 0 0 0 1 0 0 0 0 1 1 0 0 0 0 0 0 0 0 0 0 0 0 0 0 1 0 0 0 0 0 1 1 1 1 0 0 0 0													
Inning Stats	R: 0 E: 0 K: 0 S: 4	H: 1 LOB: 1 BB: 0 P: 4	R: 0 E: 0 K: 1 S: 5	H: 0 LOB: 0 BB: 0 P: 5	R: 0 E: 0 K: 0 S: 3	H: 0 LOB: 0 BB: 0 P: 3	R: 0 E: 0 K: 1 S: 5	H: 0 LOB: 0 BB: 0 P: 5	R: 1 E: 0 K: 1 S: 7	H: 2 LOB: 1 BB: 0 P: 7	R: 0 E: 0 K: 0 S: 3	H: 0 LOB: 0 BB: 0 P: 3	R: 0 E: 0 K: 0 S: 4	H: 1 LOB: 1 BB: 0 P: 4	R: 4 E: 0 K: 1 S: 8	H: 3 LOB: 1 BB: 2 P: 16	R: 1 E: 0 K: 1 S: 7	H: 2 LOB: 2 BB: 1 P: 11	1B: 4 2B: 5 3B: 0 HR: 0	SF: 0 SAC: 0 DP: 0 HBP: 0	WP: 0 PB: 0 SB: 3 CS: 0	PA: 39	
PITCHER	IP WLS BF H R ER SO BB IBB HBP BLK WP HR S P ERA WHIP																						
Bob Forsch, R (1, 1) ERA: 3.52	7.1		5 3 3 3 1 0 0 0 0 0 0 0 0 33 37 3.68 0.818																				
Bruce Sutter, R (8, 1) ERA: 18.0	0.2		5 2 2 2 1 0 0 0 0 0 0 0 6 10 27.00 4.500																				
Jim Kaat, L (9, 1) ERA: 7.36	1.0	W	6 2 1 1 1 0 1 0 0 0 0 0 7 11 9.00 2.000																				

Pittsburgh Pirates @ St. Louis Cardinals
 Busch Stadium, St. Louis, MO
 Sun Apr 11 1982, 3:33 AM CST
 Att. 14,819 - Unknown

AB	36
R	6
H	9
RBI	6
BB	3
SO	5
LOB	12



BOTTOM

Pittsburgh Pirates @ St. Louis Cardinals
Busch Stadium, St. Louis, MO
Sun Apr 11 1982, 3:33 AM CST
Att. 14,819 - Unknown

livebaseballscores.com

AB	36
R	7
H	13
RBI	6
BB	9
SO	5
LOB	21



WP:	1	PA:	45
PB:	0		
SB:	2		
CS:	1		

AB R H RBI BB SO LOB

3 1 2 0 2 0 0

4 1 2 0 1 0 4

4 1 2 2 1 0 4

0 0 0 0 0 0 0

4 0 1 1 1 2 2

4 0 0 0 1 1 3

4 0 1 1 0 1 3

0 0 0 0 1 0 0

0 1 0 0 0 0 0

3 0 1 0 0 0 0

0 0 0 0 1 0 0

0 0 0 0 0 0 0

1 1 1 1 0 0 0

4 0 0 0 1 0 4

3 2 2 0 0 1 0

0 0 0 0 0 0 0

2 0 1 1 0 0 1

1B: 10 SF: 0

2B: 3 SAC: 0


3B: 1 DP: 2

HR: 0 HBP: 0

Batter	1	2	3	4	5	6	7	8	9
Lonnie Smith, R OBP: 0.500, SLG: 0.550 (1, 7)	4-0 1B BB	0-0 L1-3 1B		0-0 F7			0-0 CS 1B	4-0 BB BB	
Tom Herr, S OBP: 0.292, SLG: 0.318 (1, 4)	0-0 1B WP	0-0 L1-3 1B			0-0 FC4-6 1B		0-0 4-3 1B	4-0 BB BB	
Keith Hernandez, L OBP: 0.458, SLG: 0.550 Jim Kaat, L (9, 1)	0-0 1B WP	0-0 BLK 1B			0-0 FC4-6 1B		4-0 2B BB	0-0 4-3 BB	
George Hendrick, R OBP: 0.455, SLG: 0.444 (1, 9)	4-0 1B BB	0-0 L5 1B			0-3 K		0-0 1-3 2B	0-3 K	
Darrell Porter, L OBP: 0.381, SLG: 0.684 (1, 2)	0-0 F8		0-0 P6				4-0 IBB	0-0 F9	
David Green, R OBP: 0.313, SLG: 0.438 Orlando Sanchez, L (9, PH) Gene Roof, S (9, PR)	0-0 1B		0-0 L4			0-0 F9	0-3 K	4-0 3B BB	
Mike Ramsey, S OBP: 0.333, SLG: 0.250 Steve Braun, L (8, PH) Tito Landrum, R (8, PR) Julio Gonzalez, R OBP: 0.500, SLG: 1.500 (9, 5)	0-0 1B		0-0 F7			0-0 F8	4-0 FC2-6 BB	0-0 1B 3B	
Ozzie Smith, S OBP: 0.350, SLG: 0.316 (1, 6)	0-0 G6-4-3 1B			0-0 6-3		0-0 L1	0-0 FC2-6 BB	4-0 1B BB	
Bob Forsch, R OBP: 0.375, SLG: 0.500 Bruce Sutter, R (8, 1) Dane Iorg, L OBP: 0.273, SLG: 0.455 (8, PH) (9, 3)		0-0 E2 1B 1B		0-3 K			0-0 1B 2B	0-0 F9	0-0 1B

Inning Stats	R: 3	H: 4	E: 0	K: 0	S: 6	LOB: 2	BB: 2	P: 14	R: 1	H: 3	E: 1	K: 0	S: 5	LOB: 1	BB: 0	P: 5	R: 0	H: 0	E: 0	K: 0	S: 3	LOB: 0	BB: 0	P: 3	R: 0	H: 0	E: 0	K: 1	S: 5	LOB: 0	BB: 0	P: 5	R: 0	H: 1	E: 0	K: 2	S: 8	LOB: 1	BB: 0	P: 8	R: 0	H: 0	E: 0	K: 0	S: 3	LOB: 0	BB: 0	P: 3	R: 1	H: 3	E: 0	K: 1	S: 7	LOB: 3	BB: 2	P: 15	R: 0	H: 0	E: 0	K: 0	S: 3	LOB: 3	BB: 3	P: 15	R: 2	H: 2	E: 0	K: 1	S: 6	LOB: 2	BB: 2	P: 14	1B: 10	SF: 0	2B: 3	SAC: 0	3B: 1	DP: 2	HR: 0	HBP: 0	WP: 1	PA: 45
--------------	------	------	------	------	------	--------	-------	-------	------	------	------	------	------	--------	-------	------	------	------	------	------	------	--------	-------	------	------	------	------	------	------	--------	-------	------	------	------	------	------	------	--------	-------	------	------	------	------	------	------	--------	-------	------	------	------	------	------	------	--------	-------	-------	------	------	------	------	------	--------	-------	-------	------	------	------	------	------	--------	-------	-------	--------	-------	-------	--------	-------	-------	-------	--------	-------	--------

PITCHER	IP	WLS	BF	H	R	ER	SO	BB	IBB	HBP	BLK	WP	HR	S	P	ERA	WHIP
Ross Baumgarten, L ERA: 18.0 (1, 1)	2.0		13	7	4	4	0	2	0	0	1	1	0	11	19	18.00	4.500
Don Robinson, R ERA: 1.93 (3, 1)	4.2		16	3	1	1	3	0	0	0	0	0	0	22	22	1.93	0.643
Rod Scurry, L ERA: (7, 1)	0.0		1	0	0	0	0	1	0	0	0	0	0	4		∞	∞
Kent Tekulve, R ERA: (7, 1)	0.1		3	1	0	0	1	0	1	0	0	0	0	4	8	0.00	3.000
Enrique Romo, R ERA: 10.8 (8, 1)	1.2	L	12	2	2	2	1	5	0	0	0	0	0	9	29	10.80	4.200

Batter	1	2	3	4	5	6	7	8	9	AB R H RBI BB SO LOB	TOP	
Omar Moreno, L (1, 8) OBP: 0.313, SLG: 0.438	0-0 E4 CS		0-0 F8		0-0 P6		0-0 1B		0-3 K	5 0 1 1 0 1 0		
Lee Lacy, R (1, 7) Mike Easler, L (7, PH) OBP: 0.500, SLG: 0.143	4-0 CS 1-2 BB		0-0 F9		0-0 F8		4-0 FC6-4 1-2 IBB		0-0 F8	2 0 0 0 1 0 0 1 0 0 0 1 0 0		
Bill Madlock, R (1, 5) OBP: 0.385, SLG: 0.364	0-0 1-2 2B		0-0 P6		0-0 6-3		0-0 F3			4 0 1 0 0 0 3		
Jason Thompson, L (1, 3) OBP: 0.286, SLG: 0.200	0-0 F9			4-0 1B 1B BB		0-0 F2	0-0 FC6-4 1-2f			3 1 0 0 1 0 4		
Bill Robinson, R (1, 9) OBP: 0.500, SLG: 1.250		0-0 HR		0-0 G6-4-3 1B 1B		0-0 6-3		0-0 L7		4 2 2 1 0 0 0		
Tony Peña, R (1, 2) OBP: 0.462, SLG: 0.769		0-0 1B		0-0 G6-4-3 1-2 3-H 1B		0-0 6-3		0-0 3B		4 0 3 1 0 0 0		
Dale Berra, R (1, 6) Dave Parker, L (8, PH) Jim Smith, R (8, 6) OBP: 0.400, SLG: 0.667 OBP: 0.250, SLG: 0.273		0-0 F9		0-0 G6-4-3 1-2f 2-3			0-0 FC 1B 2B	0-3 K		3 1 1 0 0 0 3 1 0 0 0 0 1 1 0 0 0 0 0 0 0	AB 35 R 4 H 10 RBI 4 BB 3 SO 2 LOB 16	
Johnny Ray, S (1, 4) OBP: 0.308, SLG: 0.615		0-0 F9		0-0 1B			0-0 FC 1B	0-0 6-3		4 0 1 1 0 0 3		
Tom Griffin, R (1, 1) Brian Harper, R (7, PH) Rod Scurry, L (7, 1) Kent Tekulve, R (8, 1) Willie Stargell, L (9, PH) OBP: 0.687, SLG: 1.000		0-0 F8		0-0 5-3			0-0 1B 1-2 1B	0-0 L3		2 0 0 0 0 0 2 1 0 1 0 0 0 0 0 0 0 0 0 0 0 0 0 0 0 0 0 0 1 0 0 0 0 0 0		
Inning Stats	R: 0 H: 1 E: 1 LOB: 1 K: 0 BB: 1 S: 3 P: 7	R: 1 H: 2 E: 0 LOB: 1 K: 0 BB: 0 S: 5 P: 5	R: 0 H: 0 E: 0 LOB: 0 K: 0 BB: 0 S: 3 P: 3	R: 2 H: 3 E: 0 LOB: 1 K: 0 BB: 1 S: 5 P: 9	R: 0 H: 0 E: 0 LOB: 0 K: 0 BB: 0 S: 3 P: 3	R: 0 H: 0 E: 0 LOB: 0 K: 0 BB: 0 S: 3 P: 3	R: 1 H: 3 E: 0 LOB: 3 K: 0 BB: 1 S: 6 P: 10	R: 0 H: 1 E: 0 LOB: 1 K: 1 BB: 0 S: 6 P: 6	R: 0 H: 0 E: 0 LOB: 0 K: 1 BB: 0 S: 5 P: 5	1B: 6 SF: 0 2B: 2 SAC: 0 3B: 1 DP: 1 HR: 1 HBP: 0	WP: 0 PA: 38 PB: 0 SB: 1 CS: 2	
PITCHER	IP WLS BF H R ER SO BB IBB HBP BLK WP HR S P ERA WHIP											
John Martin, L (1, 1) ERA: 5.11	6.1 W 28 9 4 4 0 2 0 0 0 0 0 1 26 34 5.68 1.737											
Doug Bair, R (7, 1) ERA: 2.25	0.1 2 0 0 0 0 0 0 1 0 0 0 0 1 5 0.00 0.000											
Dave LaPoint, L (7, 1) ERA:	0.1 1 0 0 0 0 0 0 0 0 0 0 0 1 1 0.00 0.000											
Bruce Sutter, R (8, 1) ERA: 6.0	2.0 S 7 1 0 0 2 0 0 0 0 0 0 0 0 11 11 0.00 0.500											

Pittsburgh Pirates @ St. Louis Cardinals
 Busch Stadium, St. Louis, MO
 Mon Apr 12 1982, 3:33 AM CST
 Att: 18,066 - Unknown

livebaseballscorecards.com

Batter	1	2	3	4	5	6	7	8	9
Lonnie Smith, R <small>(1, 8) OBP: 0.500, SLG: 0.500</small> <small>(7, 7)</small>	4-0 		0-0 	0-0 			4-0 		
Tom Herr, S <small>(1, 4) OBP: 0.286, SLG: 0.346</small>	0-0 		0-0 		0-0 		0-3 		
Keith Hernandez, L <small>(1, 3) OBP: 0.500, SLG: 0.565</small>	0-0 		0-0 		0-0 		4-0 		
Darrell Porter, L <small>(1, 2) OBP: 0.320, SLG: 0.565</small>	0-0 		0-3 		0-0 		0-3 		
George Hendrick, R <small>(1, 9) OBP: 0.467, SLG: 0.923</small> Tito Landrum, R <small>(9, 9)</small>	0-0 			0-0 		0-0 		0-0 	
Dane Iorg, L <small>(1, 7) OBP: 0.214, SLG: 0.357</small> Doug Bair, R <small>(7, 1)</small> Dave LaPoint, L <small>(7, 1)</small> Bruce Sutter, R <small>(8, 1)</small>		0-0 		0-0 		0-0 		0-0 	
Steve Braun, L <small>(1, 5) OBP: 0.400, SLG: 0.333</small> Mike Ramsey, S <small>(7, 5) OBP: 0.400, SLG: 0.444</small>		4-0 		0-0 		0-0 		0-0 	
Ozzie Smith, S <small>(1, 6) OBP: 0.333, SLG: 0.304</small>		0-0 		0-0 		0-0 		0-0 	
John Martin, S <small>(1, 1) OBP: 0.333, SLG: 0.333</small> David Green, R <small>(7, 8) OBP: 0.294, SLG: 0.412</small>			0-0 	0-0 			0-3 		

AB	R	H	RBI	BB	SO	LOB
2	1	0	0	2	0	1
4	1	1	0	0	1	2
3	0	2	2	1	0	0
4	0	0	0	0	2	4
4	2	2	2	0	0	1
0	0	0	0	0	0	0
3	0	0	0	0	0	0
0	0	0	0	0	0	0
0	0	0	0	0	0	0
1	0	0	0	0	0	0
2	0	0	0	1	0	0
1	0	1	0	0	0	0
4	1	1	0	0	0	2
2	0	1	0	0	0	0
1	0	0	0	0	1	0

Pittsburgh Pirates @ St. Louis Cardinals
 Busch Stadium, St. Louis, MO
 Mon Apr 12 1982, 3:33 AM CST
 Att. 18,066 - Unknown

AB	31
R	5
H	8
RBI	4
BB	4
SO	4
LOB	10

Inning Stats		R: 1	H: 1	R: 0	H: 0	R: 1	H: 2	R: 2	H: 3	R: 0	H: 0	R: 1	H: 1	R: 0	H: 0	R: 0	H: 1	R: 0	H: 1
		E: 0	LOB: 1	E: 0	LOB: 0	E: 1	LOB: 1	E: 0	LOB: 1	E: 0	LOB: 0	E: 0	LOB: 0	E: 0	LOB: 2	E: 0	LOB: 1	E: 0	LOB: 1
		K: 0	BB: 1	K: 0	BB: 1	K: 1	BB: 0	K: 0	BB: 0	K: 0	BB: 0	K: 0	BB: 0	K: 3	BB: 2	K: 0	BB: 0	K: 0	BB: 0
		S: 4	P: 8	S: 2	P: 6	S: 7	P: 7	S: 6	P: 6	S: 3	P: 3	S: 4	P: 4	S: 9	P: 17	S: 4	P: 4	S: 4	P: 4

PITCHER		IP	WLS	BF	H	R	ER	SO	BB	IBB	HBP	BLK	WP	HR	S	P	ERA	WHIP
Tom Griffin, R	<small>(1, 1) ERA: 7.5</small>	6.0	L	26	7	5	5	1	2	0	0	0	0	2	26	34	7.50	1.500
Rod Scurry, L	<small>(7, 1) ERA:</small>	1.0		5	0	0	0	3	1	1	0	0	0	0	9	17	0.00	1.000
Kent Tekulve, R	<small>(8, 1) ERA:</small>	1.0		4	1	0	0	0	0	0	0	0	0	0	4	4	0.00	1.000

WP	PA	ERA	WHIP
0	35		
0			
4			
1			

Batter	1	2	3	4	5	6	7	8	9	AB R H RBI BB SO LOB	TOP												
Lonnie Smith, R OBP: 0.455, SLG: 0.444 (1, 8) (8, 7)	0-0 E5 S G3 E		0-0 F8		0-0 1-3	0-0 1-3 3-H 1B			0-0 P1	5 1 1 1 0 0 1													
Tom Herr, S OBP: 0.303, SLG: 0.387 (1, 4)	0-0 G3 1-2		0-0 2B		0-0 E S 1B		0-3 K		0-0 F8	5 1 2 0 0 1 2													
Keith Hernandez, L OBP: 0.515, SLG: 0.538 (1, 3) B B B	4-0 BB 2-H		4-0 BB		0-0 2B 1-H 1-3-2 1B		0-0 6-3		0-3 K	3 0 1 1 2 1 1													
Darrell Porter, L OBP: 0.310, SLG: 0.556 (1, 2)	0-0 F3		0-3 K		0-0 1-3 2B		0-3 K			4 0 1 0 0 2 3													
George Hendrick, R OBP: 0.368, SLG: 0.706 David Green, R OBP: 0.294, SLG: 0.412 (1, 9) (8, 8)	0-0 F7		0-3 K		0-0 1-3-2 3-H		0-3 K		0-3 K	4 0 0 0 0 2 3 0 0 0 0 0 0 0													
Dane Iorg, L OBP: 0.222, SLG: 0.294 Tito Landrum, R (1, 7) (8, 9)		0-0 L6		4-0 FC6-4 BB		0-0 4-1		0-0 6-3		3 0 0 0 1 0 0 0 0 0 0 0 0 0													
Julio Gonzalez, R OBP: 0.333, SLG: 0.667 (1, 5)		0-0 F9		0-0 FC6-4 1-2f		0-0 1B 1B		0-0 1-3		4 1 1 0 0 0 1													
Ozzie Smith, S OBP: 0.393, SLG: 0.481 (1, 6)		0-0 F8		0-0 FC6-4 1-2 1B		0-0 1B 1-3 1B			0-0 HR	4 1 3 1 0 0 0													
Joaquin Andujar, S OBP: 0.143, SLG: 0.143 Bruce Sutter, R (1, 1) (9, 1)			0-0 6-3		0-0 FC6-4 1-2f		0-3 K		0-0 1B	4 0 1 0 0 1 4 0 0 0 0 0 0 0													
Inning Stats	R: 1 E: 1 K: 0 S: 4	H: 0 LOB: 1 BB: 1 P: 8	R: 0 E: 0 K: 1 S: 3	H: 0 LOB: 0 BB: 0 P: 3	R: 0 E: 0 K: 1 S: 6	H: 1 LOB: 2 BB: 1 P: 10	R: 0 E: 0 K: 1 S: 6	H: 1 LOB: 2 BB: 1 P: 10	R: 1 E: 0 K: 1 S: 5	H: 3 LOB: 1 BB: 0 P: 5	R: 0 E: 0 K: 2 S: 7	H: 0 LOB: 0 BB: 0 P: 7	R: 0 E: 0 K: 1 S: 5	H: 0 LOB: 0 BB: 0 P: 5	R: 1 E: 0 K: 1 S: 7	H: 2 LOB: 1 BB: 0 P: 7	1B: 7 2B: 3 3B: 0 HR: 1	SF: 0 SAC: 0 DP: 1 HBP: 0	WP: 0 PB: 0 SB: 2 CS: 0	PA: 39			
PITCHER	IP WLS BF H R ER SO BB IBB HBP BLK WP HR S P ERA WHIP	IP WLS BF H R ER SO BB IBB HBP BLK WP HR S P ERA WHIP	IP WLS BF H R ER SO BB IBB HBP BLK WP HR S P ERA WHIP	IP WLS BF H R ER SO BB IBB HBP BLK WP HR S P ERA WHIP	IP WLS BF H R ER SO BB IBB HBP BLK WP HR S P ERA WHIP	IP WLS BF H R ER SO BB IBB HBP BLK WP HR S P ERA WHIP	IP WLS BF H R ER SO BB IBB HBP BLK WP HR S P ERA WHIP	IP WLS BF H R ER SO BB IBB HBP BLK WP HR S P ERA WHIP	IP WLS BF H R ER SO BB IBB HBP BLK WP HR S P ERA WHIP	IP WLS BF H R ER SO BB IBB HBP BLK WP HR S P ERA WHIP	IP WLS BF H R ER SO BB IBB HBP BLK WP HR S P ERA WHIP	IP WLS BF H R ER SO BB IBB HBP BLK WP HR S P ERA WHIP	IP WLS BF H R ER SO BB IBB HBP BLK WP HR S P ERA WHIP	IP WLS BF H R ER SO BB IBB HBP BLK WP HR S P ERA WHIP	IP WLS BF H R ER SO BB IBB HBP BLK WP HR S P ERA WHIP	IP WLS BF H R ER SO BB IBB HBP BLK WP HR S P ERA WHIP	IP WLS BF H R ER SO BB IBB HBP BLK WP HR S P ERA WHIP	IP WLS BF H R ER SO BB IBB HBP BLK WP HR S P ERA WHIP	IP WLS BF H R ER SO BB IBB HBP BLK WP HR S P ERA WHIP	IP WLS BF H R ER SO BB IBB HBP BLK WP HR S P ERA WHIP	IP WLS BF H R ER SO BB IBB HBP BLK WP HR S P ERA WHIP		
Randy Martz, R ERA: 2.08 (1, 1)	4.1 L 22 5 2 1 2 3 0 0 0 0 0 0 23 35 2.08 1.846																						
Lee Smith, R ERA: (5, 1)	0.2 1 0 0 0 0 0 0 0 0 0 0 0 1 1 0.00 0.000																						
Dick Tidrow, R ERA: 6.75 (6, 1)	3.0 11 3 1 1 4 0 0 0 0 0 0 0 19 19 3.00 1.000																						
Willie Hernandez, L ERA: 5.4 (9, 1)	1.0 5 2 1 1 1 1 0 0 0 0 0 0 1 7 9.00 2.000																						

St. Louis Cardinals @ Chicago Cubs
Wrigley Field, Chicago, IL
Tue Apr 13 1982, 3:33 AM CST
Att. 6,472 - Sunny - 45 F

livebaseballscorecards.com

AB	36
R	4
H	10
RBI	3
BB	3
SO	7
LOB	15



Batter	1	2	3	4	5	6	7	8	9	AB	R	H	RBI	BB	SO	LOB
Bump Wills, S (1, 4) OBP: 0.467, SLG: 0.692	1-0 E S 4-3 HBP		0-0 F5			0-0 1B 2B		0-0 F7		3	2	1	0	0	0	1
Larry Bowa, S (1, 6) OBP: 0.241, SLG: 0.154	0-0 4-3 1-H		0-0 1-3			0-0 F8		0-0 G1		4	0	0	1	0	0	2
Bill Buckner, L (1, 3) OBP: 0.400, SLG: 0.500	0-0 G3				0-0 G3				0-0 P4	4	0	1	1	0	0	0
Leon Durham, L (1, 9) OBP: 0.241, SLG: 0.296	0-0 5-3				0-0 6-3				0-0 1B 3B	4	1	1	0	0	0	1
Jerry Morales, R (1, 8) OBP: 0.308, SLG: 0.750					0-0 4-3				0-0 23 E 1B 1B	4	0	1	1	0	0	1
Steve Henderson, R (1, 7) OBP: 0.292, SLG: 0.227					0-3 K				0-0 23 E 1B	4	0	1	0	0	1	0
23 Ryne Sandberg, R (1, 5) OBP: 0.120, SLG: 0.043					0-0 1B				0-0 1-2 2-3 1B	4	0	1	0	0	1	2
Jody Davis, R (1, 2) Keith Moreland, R (9, PH) OBP: 0.440, SLG: 0.783					0-3 K				0-3 K	3	0	0	0	0	1	1
Randy Martz, L (1, 1) Lee Smith, R (5, 1) Dan Briggs, L (5, PH) Dick Tidrow, R (6, 1) Bob Molinaro, L (8, PH) Willie Hernandez, L (9, 1) Gary Woods, R (9, PH)					4-0 BB				0-0 FC6-4 1-2f	0	0	0	0	1	0	0

Inning Stats	R: 1	H: 0	E: 1	LOB: 0	K: 0	BB: 0	S: 3	P: 4	R: 0	H: 0	E: 0	LOB: 0	K: 0	BB: 0	S: 3	P: 3	R: 0	H: 0	E: 0	LOB: 0	K: 1	BB: 1	S: 5	P: 9	R: 0	H: 0	E: 0	LOB: 0	K: 0	BB: 0	S: 3	P: 3	R: 0	H: 2	E: 0	LOB: 1	K: 0	BB: 0	S: 5	P: 5	R: 0	H: 0	E: 0	LOB: 0	K: 1	BB: 0	S: 5	P: 5	R: 0	H: 0	E: 0	LOB: 0	K: 0	BB: 0	S: 3	P: 3	R: 1	H: 3	E: 1	LOB: 3	K: 1	BB: 0	S: 9	P: 9	1B: 4	2B: 1	3B: 1	HR: 0	SF: 0	SAC: 0	DP: 0	HBP: 1	WP: 0	PA: 36
PITCHER	IP	WLS	BF	H	R	ER	SO	BB	IBB	HBP	BLK	WP	HR	S	P	ERA	WHIP																			PITCHER	IP	WLS	BF	H	R	ER	SO	BB	IBB	HBP	BLK	WP	HR	S	P	ERA	WHIP																					
Joaquin Andujar, R (1, 1) ERA: 1.69	8.1	W	32	5	3	3	3	1	0	1	0	0	0	36	41	3.24	0.720																			Bruce Sutter, R (9, 1) ERA: 4.91	0.2	S	4	1	0	0	1	0	0	0	0	0	0	0	6	6	0.00	1.500																				

BOTTOM

St. Louis Cardinals @ Chicago Cubs

Wrigley Field, Chicago, IL

Tue Apr 13 1982, 3:33 AM CST

Att. 6,472 - Sunny - 45 F

livebaseballscorecards.com

AB	34
R	3
H	6
RBI	3
BB	1
SO	4
LOB	15



Batter	1	2	3	4	5	6	7	8	9	AB R H RBI BB SO LOB	TOP		
Lonnie Smith, R OBP: 0.421, SLG: 0.438 (1, 8) (7, 7)	0-0 1B FC5-2-5 2B		0-0 5-3		0-0 5-3		0-0 F7		0-3 K	5 0 1 0 0 1 2			
Tom Herr, S OBP: 0.316, SLG: 0.389 (1, 4)	0-0 2-3 1B		0-0 F7			0-0 F7	0-0 1B		0-3 K	5 0 2 2 0 1 0			
Keith Hernandez, L OBP: 0.526, SLG: 0.533 (1, 3)	0-0 FC5-2-5 1-2 3-H 1B			0-0 1B 1B		4-0 BB BB	0-0 1-3		0-0 1B	4 0 2 0 1 0 3			
Darrell Porter, L OBP: 0.324, SLG: 0.516 (1, 2)	0-0 G4-6-3 1-2f			0-0 1-3 1B 1B		4-0 1-2 BB		0-3 K	0-3 K2-3	4 1 1 0 1 2 3			
George Hendrick, R OBP: 0.348, SLG: 0.600 Tito Landrum, R (8, PR) (8, 9)		0-3 K		0-0 6-3 1-2		0-0 F2		4-0 G3 1B BB		3 0 0 0 1 1 3 0 0 0 0 0 0 0			
Dane Iorg, L OBP: 0.238, SLG: 0.300 David Green, R OBP: 0.333, SLG: 0.444 (1, 7) (7, 8)		0-0 F7		0-0 1B		0-0 F7		0-0 G3 1B		3 0 1 1 0 0 2 1 0 1 0 0 0 0			
Julio Gonzalez, R OBP: 0.400, SLG: 0.700 (1, 5)		0-0 2B		0-3 K		0-0 CS 1B		0-0 G3		4 0 2 0 0 1 3			
Ozzie Smith, S OBP: 0.406, SLG: 0.467 (1, 6)		0-0 F7			0-0 B5-3		0-0 SH 1B	4-0 IBB		3 1 1 0 1 0 1			
Andy Rincon, R (1, 1)			0-3 K		0-0 6-3		0-0 SH 1B	0-3 K		3 1 0 0 0 2 3			
Inning Stats	R: 0 E: 0 K: 0 S: 4 H: 2 LOB: 1 BB: 0 P: 4	R: 0 E: 0 K: 1 S: 6 H: 1 LOB: 1 BB: 0 P: 6	R: 0 E: 0 K: 1 S: 5 H: 0 LOB: 0 BB: 0 P: 5	R: 1 E: 0 K: 1 S: 7 H: 3 LOB: 1 BB: 0 P: 7	R: 0 E: 0 K: 0 S: 3 H: 0 LOB: 0 BB: 0 P: 3	R: 0 E: 0 K: 0 S: 3 H: 0 LOB: 2 BB: 2 P: 11	R: 2 E: 1 K: 0 S: 6 H: 3 LOB: 1 BB: 0 P: 6	R: 0 E: 0 K: 2 S: 8 H: 1 LOB: 3 BB: 2 P: 16	R: 0 E: 0 K: 3 S: 10 H: 1 LOB: 1 BB: 0 P: 10	1B: 9 2B: 2 3B: 0 HR: 0 SF: 0 SAC: 1 DP: 1 HBP: 0	WP: 0 PB: 0 SB: 0 CS: 1 PA: 40		
PITCHER	IP WLS BF H R ER SO BB IBB HBP BLK WP HR S P ERA WHIP											PITCHER	IP WLS BF H R ER SO BB IBB HBP BLK WP HR S P ERA WHIP
Fergie Jenkins, R ERA: 0.66 (1, 1)	7.0 L 30 9 3 1 3 2 0 0 0 0 0 0 34 42 1.29 1.571												
Willie Hernandez, L ERA: 2.45 (8, 1)	2.0 10 2 0 0 5 1 1 0 0 0 0 0 18 26 0.00 1.500												

St. Louis Cardinals @ Chicago Cubs
Wrigley Field, Chicago, IL
Wed Apr 14 1982, 3:33 AM CST
Att. 11,655 - Sunny - 46 F

livebaseballscorecards.com

AB	35
R	3
H	11
RBI	3
BB	4
SO	8
LOB	20




Batter	1	2	3	4	5	6	7	8	9	AB	R	H	RBI	BB	SO	LOB
Bump Wills, S OBP: 0.471, SLG: 0.655 (1, 4)	4-0 FC6-4 3-1 1B BB		X 0-0 G4-6-3 S 1B		X 0-0 4-3			X 0-0 4-3		3	1	1	0	1	0	0
Larry Bowa, S OBP: 0.273, SLG: 0.143 (1, 6)	0-0 3-1 1-2		B 4-0 G4-6-3 1-2 BB		X 0-0 F8			B 4-0 G3-6-3 BB		2	0	0	0	2	0	1
Bill Buckner, L OBP: 0.382, SLG: 0.452 (1, 3)	4-0 FC6-4 BB		X 0-0 G4-6-3 1-2f 2-3		X 0-0 3-1			X 0-0 G3-6-3 1-2f		3	0	0	0	1	0	3
Keith Moreland, R OBP: 0.414, SLG: 0.692 (1, 2)	0-0 FC6-4 WP 1-2f 2-3 1B		B 4-0 BB		X 0-0 5-3			X 0-0 F8		3	0	0	0	1	0	2
Leon Durham, L OBP: 0.273, SLG: 0.323 (1, 9)	0-0 WP 1-2 3-H 1B		X 0-0 G3		X 0-0 1B			X 0-0 L4		4	0	2	1	0	0	2
Steve Henderson, R OBP: 0.250, SLG: 0.192 (1, 7)	0-3 K 1-2 2-3			S 0-3 K		X 0-0 F8		X 0-0 F9		4	0	0	0	0	2	3
Jerry Morales, R OBP: 0.250, SLG: 0.600 (1, 8)		X 0-0 4-3		X 0-0 L9		X 0-0 6-3		X 0-0 6-3		3	0	0	0	0	0	0
23 Ryne Sandberg, R OBP: 0.107, SLG: 0.038 (1, 5)		S 0-3 K		X 0-0 6-3		X 0-0 5-3		X 0-3 K		3	0	0	0	0	1	0
Fergie Jenkins, R Dan Briggs, L (7, PH) Willie Hernandez, L (8, 1)		X 0-0 4-3		X 0-0 6-3						2	0	0	0	0	0	0

Inning Stats	R: 1 E: 0 K: 1 S: 6	H: 1 LOB: 2 BB: 2 P: 14	R: 0 E: 0 K: 1 S: 5	H: 0 LOB: 0 BB: 0 P: 5	R: 0 E: 0 K: 1 S: 3	H: 1 LOB: 2 BB: 2 P: 11	R: 0 E: 0 K: 1 S: 5	H: 0 LOB: 0 BB: 0 P: 5	R: 0 E: 0 K: 0 S: 3	H: 0 LOB: 0 BB: 0 P: 3	R: 0 E: 0 K: 1 S: 4	H: 1 LOB: 1 BB: 0 P: 4	R: 0 E: 0 K: 1 S: 5	H: 0 LOB: 0 BB: 0 P: 5	R: 0 E: 0 K: 0 S: 2	H: 0 LOB: 0 BB: 1 P: 6	R: 0 E: 0 K: 0 S: 3	H: 0 LOB: 0 BB: 0 P: 3	1B: 3 2B: 0 3B: 0 HR: 0	SF: 0 SAC: 0 DP: 2 HBP: 0	WP: 1 PB: 0 SB: 1 CS: 0	PA: 33												
PITCHER Andy Rincon, R ERA: 1.64 (1, 1)	IP 9.0	WLS W	BF 33	H 3	R 1	ER 1	SO 4	BB 5	IBB 0	HBP 0	BLK 0	WP 1	HR 0	S 36	P 56	ERA 1.00	WHIP 0.889																	
																	PITCHER	IP	WLS	BF	H	R	ER	SO	BB	IBB	HBP	BLK	WP	HR	S	P	ERA	WHIP

BOTTOM

St. Louis Cardinals @ Chicago Cubs
Wrigley Field, Chicago, IL
Wed Apr 14 1982, 3:33 AM CST
Att. 11,655 - Sunny - 46 F

AB	28
R	1
H	3
RBI	1
BB	5
SO	4
LOB	11



Batter	1	2	3	4	5	6	7	8	9	AB R H RBI BB SO LOB	TOP		
Lonnie Smith, R OBP: 0.395, SLG: 0.486 (1, 8) (6, 7)	0-0 P6		0-0 3-1		0-0 HR		0-3 K		0-3 K	5 1 1 1 0 2 1			
Tom Herr, S OBP: 0.349, SLG: 0.436 (1, 4)	0-0 SF6 3B			0-0 G3	0-0 4-3		4-0 CS BB		4-0 BB	3 1 1 0 2 0 0			
Keith Hernandez, L OBP: 0.512, SLG: 0.529 (1, 3)	0-0 SF6 3-H			0-0 6-3 1B	0-3 K		0-0 CS 1-2	0-0 PB E 1B	0-0 4-3	4 2 2 1 0 1 2			
Darrell Porter, L OBP: 0.316, SLG: 0.471 (1, 2)	0-0 F9			4-0 6-3 1-2 1B BB		0-0 F8		0-0 F8 1-2		3 1 0 0 1 0 1			
George Hendrick, R OBP: 0.333, SLG: 0.667 Tito Landrum, R (8, 9)		0-0 5-3		0-0 6-3 1-2 2-3		0-0 HR		0-0 F5		4 1 1 1 0 0 3 0 0 0 0 0 0 0			
Dane Iorg, L OBP: 0.292, SLG: 0.286 David Green, R OBP: 0.368, SLG: 0.474 (6, PR) (6, 8)		0-0 F7		4-0 1B IBB		4-0 FC6 BB		0-0 E9 2-H 1B		1 0 0 0 2 0 0 1 0 1 1 0 0 0			
Julio Gonzalez, R OBP: 0.357, SLG: 0.571 (1, 5)		0-0 5-3		0-0 1-2 2-H 3-H 1B		0-0 L7		0-0 4-3		4 0 1 2 0 0 2			
Ozzie Smith, S OBP: 0.389, SLG: 0.424 (1, 6)			0-0 F8	0-0 F8		0-0 FC6 1-2f			4-0 SH3 BB	3 0 0 0 1 0 3			
Steve Mura, R (1, 1)			0-0 F9		0-0 5-3		0-0 6-3		0-0 SH3 1-2	3 0 0 0 0 0 0			
Inning Stats	R: 1 E: 0 K: 0 S: 4 H: 1 LOB: 0 BB: 0 P: 4	R: 0 E: 0 K: 0 S: 3 H: 0 LOB: 0 BB: 0 P: 3	R: 0 E: 0 K: 0 S: 3 H: 0 LOB: 0 BB: 0 P: 3	R: 2 E: 0 K: 0 S: 5 H: 2 LOB: 2 BB: 2 P: 13	R: 1 E: 0 K: 1 S: 6 H: 1 LOB: 0 BB: 0 P: 6	R: 1 E: 0 K: 0 S: 4 H: 1 LOB: 1 BB: 1 P: 8	R: 0 E: 0 K: 1 S: 4 H: 0 LOB: 0 BB: 1 P: 8	R: 1 E: 1 K: 0 S: 5 H: 2 LOB: 1 BB: 0 P: 5	R: 0 E: 0 K: 1 S: 5 H: 0 LOB: 2 BB: 2 P: 13	1B: 4 2B: 0 3B: 1 HR: 2 SF: 1 SAC: 1 DP: 0 HBP: 0	WP: 0 PB: 1 SB: 0 CS: 1 PA: 40		
PITCHER	IP WLS BF H R ER SO BB IBB HBP BLK WP HR S P ERA WHIP											PITCHER	IP WLS BF H R ER SO BB IBB HBP BLK WP HR S P ERA WHIP
Doug Bird, R ERA: 3.79 (1, 1)	6.0 L 26 5 5 5 1 2 1 0 0 0 2 25 37 7.50 1.167												
Lee Smith, R ERA: (7, 1)	2.0 8 2 1 0 1 1 0 0 0 0 0 9 13 0.00 1.500												
Allen Ripley, R ERA: 2.25 (9, 1)	1.0 5 0 0 0 0 1 2 0 0 0 0 5 13 0.00 2.000												

St. Louis Cardinals @ Chicago Cubs
Wrigley Field, Chicago, IL
Thu Apr 15 1982, 3:33 AM CST
Att. 13,673 - Sunny - 58 F

livebaseballscorecards.com

AB	31
R	6
H	7
RBI	6
BB	6
SO	3
LOB	12



Batter	1	2	3	4	5	6	7	8	9	AB R H RBI BB SO LOB	TOP											
Pete Rose, S (1, 3) OBP: 0.200, SLG: 0.235	0-0 4-3		0-0 F8		0-0 P6		0-0 L9			4 0 0 0 0 0 3												
Greg Gross, L (1, 8) OBP: 0.250, SLG: 0.200	0-0 L8		0-0 F8			0-0 3-1		0-0 G1		4 0 0 0 0 0 0												
Gary Matthews, R (1, 7) OBP: 0.200, SLG: 0.265	0-0 L9		0-0 6-3			0-0 1B		0-0 F3		4 0 1 0 0 0 0												
Dick Davis, R (1, 9) OBP: 0.357, SLG: 0.346		0-0 G3		0-0 6-3		0-0 F9		0-3 K		4 0 0 0 0 1 1												
Len Matuszek, L (1, 5) OBP: 0.333, SLG: 0.300		1-0 E HBP		0-3 K		0-0 L8		0-3 K		2 1 0 0 0 1 1												
Luis Aguayo, R (6, 5) OBP: 0.333, SLG: 1.333										0 0 0 0 0 0 0												
George Vukovich, L (9, PH) OBP: 0.222, SLG: 0.222										1 0 0 0 0 1 0												
Bo Diaz, R (1, 2) OBP: 0.308, SLG: 0.500		0-0 E7 1B 2B		0-0 F7			0-0 3-1		0-3 K	4 1 1 1 0 1 0												
Ivan De Jesus, R (1, 6) OBP: 0.394, SLG: 0.345		0-0 BLK 1B			0-0 3-1 2B		0-0 1B 1B		0-0 6-3	4 0 3 1 0 0 0												
Manny Trillo, R (1, 4) OBP: 0.276, SLG: 0.296		0-3 K			0-0 3-1		0-0 1B			3 0 1 0 0 1 2												
Mike Krukow, R (1, 1) OBP: 0.227, SLG: 0.400		0-3 K			0-0 F5		0-0 F3			1 0 0 0 0 1 1												
Del Unser, L (5, PH)										1 0 0 0 0 0 1												
Sid Monge, S (5, 1)										0 0 0 0 0 0 0												
Garry Maddox, R (7, PH)										1 0 0 0 0 0 2												
Sparky Lyle, L (7, 1)										0 0 0 0 0 0 0												
Inning Stats	R: 0 E: 0 K: 0 S: 3	H: 0 LOB: 0 BB: 0 P: 3	R: 2 E: 1 K: 2 S: 9	H: 2 LOB: 1 BB: 0 P: 10	R: 0 E: 0 K: 0 S: 3	H: 0 LOB: 0 BB: 0 P: 3	R: 0 E: 0 K: 1 S: 5	H: 0 LOB: 0 BB: 0 P: 5	R: 0 E: 0 K: 0 S: 4	H: 1 LOB: 1 BB: 0 P: 4	R: 0 E: 0 K: 0 S: 4	H: 1 LOB: 1 BB: 0 P: 4	R: 0 E: 0 K: 0 S: 5	H: 2 LOB: 2 BB: 0 P: 5	R: 0 E: 0 K: 1 S: 5	H: 0 LOB: 0 BB: 0 P: 5	R: 0 E: 0 K: 2 S: 7	H: 0 LOB: 0 BB: 0 P: 7	1B: 4 2B: 2 3B: 0 HR: 0	SF: 0 SAC: 0 DP: 0 HBP: 1	WP: 0 PB: 0 SB: 0 CS: 0	PA: 34
PITCHER	IP WLS BF H R ER SO BB IBB HBP BLK WP HR S P ERA WHIP																					
Bob Forsch, R (1, 1) ERA: 3.22	7.0 W 28 6 2 2 3 0 0 1 1 0 0 33 34 2.57 0.857																					
Bruce Sutter, R (8, 1) ERA: 3.18	2.0 S 6 0 0 0 3 0 0 0 0 0 0 12 12 0.00 0.000																					

Philadelphia Phillies @ St. Louis Cardinals
 Busch Stadium, St. Louis, MO
 Fri Apr 16 1982, 6:05 PM CST
 Att. 15,003 - Unknown

livebaseballscorecards.com

AB	33
R	2
H	6
RBI	2
BB	0
SO	6
LOB	11



Batter	1	2	3	4	5	6	7	8	9
Lonnie Smith, R <small>OBP: 0.396, SLG: 0.524</small> (1, 8) (6, 7)	0-0 3B	0-0 F3 		0-0 2-3 1B		0-0 P6 		0-3 K 	
Tom Herr, S <small>OBP: 0.319, SLG: 0.405</small> (1, 4)	0-0 SF9 3-H		0-0 1-3 	0-0 4-3 1-2		0-0 4-3 			
Keith Hernandez, L <small>OBP: 0.532, SLG: 0.568</small> (1, 3)	0-0 1B		0-0 4-3 		4-0 BB		0-0 		
Darrell Porter, L <small>OBP: 0.333, SLG: 0.553</small> (1, 2)	0-0 3B		0-0 2B		0-3 K 1-2		0-0 F7 		
George Hendrick, R <small>OBP: 0.387, SLG: 0.654</small> (1, 9)	1-0 HBP		0-0 1B		0-0 P5 		4-0 		
Dane Iorg, L <small>OBP: 0.269, SLG: 0.261</small> David Green, R <small>OBP: 0.333, SLG: 0.429</small> (5, PH) (6, 8)	0-0 G4-6-3 1-2f		0-0 1-3 		0-0 P3 		0-0 F8 		
Julio Gonzalez, R <small>OBP: 0.333, SLG: 0.500</small> Bruce Sutter, R (8, 1)		0-0 1B		0-3 K 		0-0 F8 	0-0 F9 		
Ozzie Smith, S <small>OBP: 0.375, SLG: 0.432</small> (1, 6)		0-0 FC3-6 1-2f		0-0 5-3 		0-0 2B		0-3 K 	
Bob Forsch, R <small>OBP: 0.500, SLG: 0.700</small> Mike Ramsey, S <small>OBP: 0.364, SLG: 0.400</small> (8, 5)		0-0 SH3-4 1-2		0-0 2B		0-0 1B		0-0 1-3 	

Inning Stats	R: 2	H: 3	E: 0	K: 0	S: 5	LOB: 1	BB: 0	P: 6	R: 0	H: 1	E: 0	K: 0	S: 4	LOB: 1	BB: 0	P: 4	R: 1	H: 2	E: 0	K: 0	S: 5	LOB: 1	BB: 0	P: 5	R: 0	H: 2	E: 0	K: 1	S: 7	LOB: 2	BB: 0	P: 7	R: 0	H: 0	E: 0	K: 1	S: 5	LOB: 1	BB: 1	P: 9	R: 0	H: 2	E: 0	K: 0	S: 5	LOB: 2	BB: 0	P: 5	R: 0	H: 1	E: 0	K: 0	S: 4	LOB: 2	BB: 1	P: 8	R: 0	H: 0	E: 0	K: 2	S: 7	LOB: 0	BB: 0	P: 7
1B: 5	SF: 1	2B: 4	SAC: 1	3B: 2	DP: 1	HR: 0	HBP: 1	WP: 0	PA: 37																																																							

PITCHER	IP	WLS	BF	H	R	ER	SO	BB	IBB	HBP	BLK	WP	HR	S	P	ERA	WHIP
Mike Krukow, R <small>ERA: 2.08</small>	(1, 1)	4.0	20	8	3	3	1	0	0	0	0	0	0	21	22	6.75	2.000
Sid Monge, L <small>ERA: 3.18</small>	(5, 1)	2.0	9	2	0	0	1	1	0	0	0	0	0	10	14	0.00	1.500
Sparky Lyle, L <small>ERA: 9.0</small>	(7, 1)	2.0	8	1	0	0	2	0	1	0	0	0	0	11	15	0.00	0.500

BOTTOM

Philadelphia Phillies @ St. Louis Cardinals
Busch Stadium, St. Louis, MO

Fri Apr 16 1982, 6:05 PM CST
 Att. 15,003 - Unknown

AB	32
R	3
H	11
RBI	3
BB	2
SO	4
LOB	19

Batter	1	2	3	4	5	6	7	8	9	AB R H RBI BB SO LOB	TOP									
Pete Rose, S (1, 3) OBP: 0.205, SLG: 0.237	0-0 4-3		0-0 1B			0-0 6-3			0-0 4-3	4 0 1 0 0 0 0	Philadelphia Phillies @ St. Louis Cardinals Busch Stadium, St. Louis, MO Sat Apr 17 1982, 3:33 AM CST Att. 17,457 - Unknown livebaseballscorecards.com									
Ivan De Jesus, R (1, 6) OBP: 0.351, SLG: 0.303	0-3 K		0-0 F8			0-0 4-3			0-0 4-3	4 0 0 0 0 1 1										
Gary Matthews, R (1, 7) OBP: 0.205, SLG: 0.289	0-0 F8				0-0 F8				0-0 L9	4 0 1 0 0 0 0										
Dick Davis, R (1, 9) OBP: 0.355, SLG: 0.414		0-0 3B			0-0 P4				0-0 5-3	3 0 1 0 0 0 1										
Dave Roberts, R (1, 5) OBP: 0.286, SLG: 0.167		0-3 K			0-3 K				0-3 K	2 0 0 0 0 2 1										
Len Matuszek, L (7, PH) OBP: 0.308, SLG: 0.273										1 0 0 0 0 1 1										
Garry Maddox, R (1, 8) OBP: 0.200, SLG: 0.348		0-0 1-3							0-0 F3	3 0 0 0 0 0 2										
Bo Diaz, R (1, 2) OBP: 0.276, SLG: 0.444		0-3 K							0-0 5-3	3 0 0 0 0 2 1										
Manny Trillo, R (1, 4) OBP: 0.250, SLG: 0.267			0-0 6-3			0-0 F8			0-3 K	3 0 0 0 0 1 0										
Steve Carlton, L (1, 1)			0-0 5-3			0-0 P6			0-0 F8	1 0 0 0 0 0 0										
Greg Gross, L (6, PH) OBP: 0.235, SLG: 0.188										1 0 0 0 0 0 0										
Ron Reed, R (6, 1)										0 0 0 0 0 0 0										
George Vukovich, L (8, PH) OBP: 0.200, SLG: 0.200										1 0 0 0 0 0 0										
Warren Brusstar, R (8, 1)										0 0 0 0 0 0 0										
Inning Stats	R: 0 E: 0 K: 1 S: 5	H: 0 LOB: 0 BB: 0 P: 5	R: 0 E: 0 K: 2 S: 8	H: 1 LOB: 1 BB: 0 P: 8	R: 0 E: 0 K: 0 S: 4	H: 1 LOB: 1 BB: 0 P: 4	R: 0 E: 0 K: 1 S: 5	H: 0 LOB: 0 BB: 0 P: 5	R: 0 E: 0 K: 1 S: 5	H: 0 LOB: 0 BB: 0 P: 5	R: 0 E: 0 K: 1 S: 6	H: 1 LOB: 1 BB: 0 P: 6	R: 0 E: 0 K: 1 S: 5	H: 0 LOB: 0 BB: 0 P: 5	R: 0 E: 0 K: 0 S: 3	H: 0 LOB: 0 BB: 0 P: 3	1B: 1 2B: 1 3B: 1 HR: 0	SF: 0 SAC: 0 DP: 0 HBP: 0	WP: 0 PB: 0 SB: 0 CS: 0	PA: 30
PITCHER Joaquin Andujar, R (1, 1) ERA: 1.08	IP: 9.0 WLS: W BF: 30 H: 3 R: 0 ER: 0 SO: 7 BB: 0 IBB: 0 HBP: 0 BLK: 0 WP: 0 HR: 0 S: 44 P: 44 ERA: 0.00 WHIP: 0.333											PITCHER IP: WLS: BF: H: R: ER: SO: BB: IBB: HBP: BLK: WP: HR: S: P: ERA: WHIP:								



Batter	1	2	3	4	5	6	7	8	9
Lonnie Smith, R (1, 8) <small>OBP: 0.404, SLG: 0.533</small> (6, 7)	0-0 	4-0 		0-0 		0-0 			
Tom Herr, S (1, 4) <small>OBP: 0.333, SLG: 0.400</small>	4-0 	0-0 		0-3 			0-0 		
Keith Hernandez, L (1, 7) <small>OBP: 0.510, SLG: 0.537</small> (6, 3)	0-3 	0-0 			0-0 		0-0 		
George Hendrick, R (1, 9) <small>OBP: 0.371, SLG: 0.621</small> Tito Landrum, R (8, 9)	0-0 	0-0 			0-0 		0-0 		
Gene Tenace, R (1, 3) <small>OBP: 0.667, SLG: 0.500</small> David Green, R (5, PR) <small>OBP: 0.364, SLG: 0.455</small> (6, 8)	4-0 	0-0 			0-0 		0-0 		
Julio Gonzalez, R (1, 5) <small>OBP: 0.273, SLG: 0.409</small>	0-3 		0-0 		0-0 		0-0 		
Darrell Porter, L (1, 2) <small>OBP: 0.326, SLG: 0.524</small>		0-0 	0-3 		0-3 		0-0 		
Ozzie Smith, S (1, 6) <small>OBP: 0.364, SLG: 0.415</small>		0-0 	0-0 			0-0 		0-0 	
Joaquin Andujar, S (1, 1) <small>OBP: 0.273, SLG: 0.273</small>		0-0 		0-0 		0-0 		0-3 	

Inning Stats	R: 2	H: 1	E: 0	K: 2	S: 8	L: 1	LOB: 1	BB: 2	P: 16	R: 3	H: 4	E: 0	K: 0	S: 7	L: 4	LOB: 2	BB: 1	P: 11	R: 0	H: 0	E: 0	K: 1	S: 5	L: 0	LOB: 0	BB: 0	P: 5	R: 0	H: 0	E: 0	K: 1	S: 5	L: 0	LOB: 0	BB: 0	P: 5	R: 0	H: 2	E: 0	K: 0	S: 4	L: 2	LOB: 1	BB: 0	P: 4	R: 0	H: 1	E: 0	K: 1	S: 6	L: 1	LOB: 1	BB: 0	P: 6	R: 1	H: 2	E: 0	K: 0	S: 5	L: 2	LOB: 1	BB: 0	P: 5	R: 0	H: 0	E: 0	K: 1	S: 5	L: 0	LOB: 0	BB: 0	P: 5
--------------	------	------	------	------	------	------	--------	-------	-------	------	------	------	------	------	------	--------	-------	-------	------	------	------	------	------	------	--------	-------	------	------	------	------	------	------	------	--------	-------	------	------	------	------	------	------	------	--------	-------	------	------	------	------	------	------	------	--------	-------	------	------	------	------	------	------	------	--------	-------	------	------	------	------	------	------	------	--------	-------	------


PITCHER	IP	WLS	BF	H	R	ER	SO	BB	IBB	HBP	BLK	WP	HR	S	P	ERA	WHIP
Steve Carlton, L (1, 1) <small>ERA: 8.15</small>	5.0	L	24	7	5	5	4	3	0	0	0	0	0	29	41	9.00	2.000
Ron Reed, R (6, 1) <small>ERA: 2.16</small>	2.0		9	3	1	1	1	0	0	0	0	0	0	11	11	4.50	1.500
Warren Brusstar, R (8, 1) <small>ERA: 8.31</small>	1.0		3	0	0	0	1	0	0	0	0	0	0	5	5	0.00	0.000

BOTTOM

Philadelphia Phillies @ St. Louis Cardinals
 Busch Stadium, St. Louis, MO
 Sat Apr 17 1982, 3:33 AM CST
 Att. 17,457 - Unknown

AB	R	H	RBI	BB	SO	LOB
3	1	1	1	1	0	1
3	2	1	1	1	1	2
4	0	1	0	0	1	5
3	0	1	2	0	0	2
0	0	0	0	0	0	0
2	0	1	0	1	0	2
1	0	1	1	0	0	0
4	0	0	0	0	1	3
4	1	1	0	0	2	0
4	1	1	0	0	0	0
4	1	2	0	0	1	0

AB	32
R	6
H	10
RBI	5
BB	3
SO	6
LOB	15



WP: 0	PA: 36
PB: 0	SB: 4
CS: 0	

Batter	1	2	3	4	5	6	7	8	9	10	11	AB R H RBI BB SO LOB	TOP															
Pete Rose, S (1, 3) OBP: 0.250, SLG: 0.286	0-0 4-3		0-0 FC6-4 1B		0-0 1-H 2B		0-0 1-2 BB		0-3 K		0-0 SH1-4	4 0 2 1 1 1 2	Philadelphia Phillies @ St. Louis Cardinals Busch Stadium, St. Louis, MO Sun Apr 18 1982, 3:33 AM CST Att. 25,222 - Unknown															
Ivan De Jesus, R (1, 6) OBP: 0.372, SLG: 0.324	4-0 S BLK 1B BB		0-0 F7		0-0 5-3		0-0 FC5 2-3f		0-0 2B		4-0 BB	4 1 1 1 2 0 4																
Gary Matthews, R (1, 7) OBP: 0.222, SLG: 0.279	0-0 L5		0-0 FC6-4 1-2f		0-0 F7		0-0 G1-6-3 1B		0-0 G4-6-3 IBB		0-3 K	5 0 1 0 1 1 4																
Dick Davis, R (1, 9) OBP: 0.361, SLG: 0.412	0-0		0-0 F9		0-0 L3 1B		0-0 G1-6-3 1-2f		0-0 G4-6-3 1-2f		0-0 F8	5 0 2 1 0 0 4																
Sid Monge, S (9, 1)												0 0 0 0 0 0 0																
Ron Reed, R (9, 1)												0 0 0 0 0 0 0																
Ozzie Virgil, R (11, PH)												1 0 0 0 0 0 2																
Warren Brusstar, R (11, 1)	3-H 1B											0 0 0 0 0 0 0																
Len Matuszek, L (1, 5) OBP: 0.294, SLG: 0.267	0-0 G3		0-0 L6		0-0 L3 1-2		0-0 1B		0-0 F3			4 0 1 0 0 0 2																
Bob Demier, R (8, PR)												0 0 0 0 0 0 0																
Dave Roberts, R (8, 5) OBP: 0.250, SLG: 0.143												1 0 0 0 0 0 0																
Garry Maddox, R (1, 8) OBP: 0.200, SLG: 0.296		0-0 4-3		0-0 1-3		0-3 K		0-0 5-3		4-0 1-3 BB		4 0 0 0 1 1 1																
Bo Diaz, R (1, 2) OBP: 0.294, SLG: 0.531		0-0 6-3		0-0 6-3		0-0 HR		0-0 SH 1B 1B		0-0 1-3		5 2 2 1 0 0 1																
Manny Trillo, R (1, 4) OBP: 0.250, SLG: 0.265		0-0 6-3		0-0 F8		0-0 FC5 BB 1B		0-0 SH 1B 2B		0-0 5-3		4 1 1 0 0 0 1																
Dick Ruthven, R (1, 1) OBP: 0.400, SLG: 0.400			0-0 4-3		0-0 2B 1B		0-3 K		0-0 2B 1B		0-0 SH1-4 1B	3 1 1 0 0 1 1																
Ed Farmer, R (7, 1)												0 0 0 0 0 0 0																
Sparky Lyle, L (7, 1)												0 0 0 0 0 0 0																
Greg Gross, L (9, PH) OBP: 0.316, SLG: 0.278												2 0 2 1 0 0 0																
Inning Stats	R: 1 E: 0 K: 0 S: 4	H: 1 LOB: 1 BB: 1 P: 8	R: 0 E: 0 K: 0 S: 3	H: 0 LOB: 0 BB: 0 P: 3	R: 0 E: 0 K: 0 S: 4	H: 1 LOB: 1 BB: 0 P: 4	R: 0 E: 0 K: 0 S: 3	H: 0 LOB: 0 BB: 0 P: 3	R: 1 E: 0 K: 0 S: 5	H: 2 LOB: 1 BB: 0 P: 5	R: 0 E: 0 K: 0 S: 3	H: 1 LOB: 0 BB: 0 P: 3	R: 1 E: 0 K: 2 S: 9	H: 2 LOB: 2 BB: 1 P: 13	R: 0 E: 0 K: 0 S: 4	H: 2 LOB: 1 BB: 0 P: 4	R: 2 E: 1 K: 1 S: 8	H: 3 LOB: 2 BB: 1 P: 12	R: 0 E: 0 K: 0 S: 3	H: 0 LOB: 1 BB: 1 P: 7	R: 0 E: 0 K: 1 S: 6	H: 1 LOB: 2 BB: 1 P: 10	1B: 10 2B: 3 3B: 0 HR: 1	SF: 0 SAC: 2 DP: 3 HBP: 0	WP: 0 PB: 0 SB: 1 CS: 0	PA: 49		
PITCHER	IP WLS BF H R ER SO BB IBB HBP BLK WP HR S P ERA WHIP												IP WLS BF H R ER SO BB IBB HBP BLK WP HR S P ERA WHIP															
Andy Rincon, R (1, 1) ERA: 2.5	7.0	29	7	3	3	2	2	0	0	0	1	0	0	11	39	3.86	1.286											
Bruce Sutter, R (8, 1) ERA: 3.86	1.1	9	5	2	1	1	0	0	0	0	0	0	0	11	11	6.75	3.750											
Doug Bair, R (9, 1) ERA: 1.59	1.2	6	0	0	0	0	1	1	0	0	0	0	0	4	12	0.00	0.600											
Dave LaPoint, L (11, 1) ERA:	1.0	W	5	1	0	0	1	1	0	0	0	0	0	6	10	0.00	2.000											

livebaseballscorecards.com

AB	42
R	5
H	13
RBI	5
BB	5
SO	4
LOB	22



Batter	1	2	3	4	5	6	7	8	9	10	11	AB	R	H	RBI	BB	SO	LOB	BOTTOM								
Lonnie Smith, R OBP: 0.431, SLG: 0.569 (1, 8) (8, 7)												6	2	4	0	0	0	0									
Tom Herr, S OBP: 0.316, SLG: 0.360 Dave LaPoint, L (11, 1)												5	1	0	0	1	0	3									
Keith Hernandez, L OBP: 0.526, SLG: 0.523 (1, 3)												3	2	1	1	3	0	1									
Darrell Porter, L OBP: 0.320, SLG: 0.500 Gene Tenace, R OBP: 0.667, SLG: 0.500 Orlando Sanchez, L (10, 2)												2	0	0	1	1	0	2									
George Hendrick, R OBP: 0.366, SLG: 0.559 (1, 9)												5	0	1	1	1	1	4									
Dane Iorg, L OBP: 0.345, SLG: 0.333 David Green, R OBP: 0.400, SLG: 0.480 (8, 8)													1	1	1	0	2	0	0								
Julio Gonzalez, R OBP: 0.296, SLG: 0.481 (1, 5)													5	0	2	1	0	0	3								
Ozzie Smith, S OBP: 0.327, SLG: 0.370 (1, 6)													5	0	0	0	0	0	4								
Andy Rincon, R Steve Braun, L Bruce Sutter, R Doug Bair, R Mike Ramsey, S (11, 4)													2	0	0	0	0	2	3								
Inning Stats	R: 1 E: 0 K: 0 S: 3	H: 1 LOB: 0 BB: 1 P: 7	R: 0 E: 1 K: 1 S: 6	H: 0 LOB: 2 BB: 1 P: 10	R: 0 E: 0 K: 0 S: 4	H: 1 LOB: 2 BB: 1 P: 8	R: 0 E: 0 K: 1 S: 6	H: 2 LOB: 1 BB: 0 P: 6	R: 0 E: 0 K: 0 S: 3	H: 0 LOB: 0 BB: 0 P: 3	R: 1 E: 0 K: 1 S: 6	H: 1 LOB: 1 BB: 1 P: 10	R: 1 E: 0 K: 1 S: 7	H: 2 LOB: 2 BB: 1 P: 11	R: 0 E: 1 K: 0 S: 4	H: 0 LOB: 1 BB: 0 P: 4	R: 2 E: 1 K: 0 S: 6	H: 2 LOB: 2 BB: 1 P: 10	R: 0 E: 0 K: 0 S: 4	H: 1 LOB: 1 BB: 0 P: 4	R: 1 E: 0 K: 0 S: 2	H: 1 LOB: 2 BB: 2 P: 10	1B: 8 2B: 3 3B: 1 HR: 0	SF: 1 SAC: 1 DP: 2 HBP: 0	WP: 0 PB: 1 SB: 1 CS: 0	PA: 51	
PITCHER	IP	WLS	BF	H	R	ER	SO	BB	IBB	HBP	BLK	WP	HR	S	P	ERA	WHIP										
Dick Ruthven, R ERA: 4.6 (1, 1)	6.0		26	5	2	1	3	4	0	0	0	0	0	28	44	1.50	1.500										
Ed Farmer, R ERA: 1.5 (7, 1)	0.1		3	1	1	1	1	1	0	0	0	0	0	4	8	27.00	6.000										
Sparky Lyle, L ERA: 5.79 (7, 1)	1.2		7	1	0	0	0	0	0	0	0	0	0	7	7	0.00	0.600										
Sid Monge, L ERA: 3.0 (9, 1)	0.1		3	0	2	0	0	1	0	0	0	0	0	2	6	0.00	3.000										
Ron Reed, R ERA: 1.8 (9, 1)	1.2		8	3	0	0	0	0	0	0	0	0	0	8	8	0.00	1.800										
PITCHER	IP	WLS	BF	H	R	ER	SO	BB	IBB	HBP	BLK	WP	HR	S	P	ERA	WHIP										
Warren Brusstar, R ERA: 9.64 (11, 1)	0.1	L	4	1	1	1	0	1	1	0	0	0	0	2	10	27.00	6.000										

Philadelphia Phillies @ St. Louis Cardinals
Busch Stadium, St. Louis, MO
Sun Apr 18 1982, 3:33 AM CST
Att. 25,222 - Unknown

AB	41
R	6
H	11
RBI	6
BB	8
SO	4
LOB	23



Batter	1	2	3	4	5	6	7	8	9	AB R H RBI BB SO LOB	TOP
Lonnie Smith, R (1, 8) <small>OBP: 0.413, SLG: 0.589</small> (6, 7)	0-0 6-3		0-0 F7			0-0 F8	0-0 HR		0-0 4-3	5 1 1 1 0 0 0	
Tom Herr, S (1, 4) <small>OBP: 0.371, SLG: 0.444</small>	1-0 HBP			0-0 SF7 3B		0-0 BB 1B	0-0 WP S 2B 1B		0-0 1B 1B	4 3 4 0 0 0 0	
Keith Hernandez, L (1, 3) <small>OBP: 0.532, SLG: 0.542</small>	0-0 F7			0-0 F7		4-0 1B 1B BB	0-0 1B 2B		0-0 1B	4 2 2 1 1 0 2	
Darrell Porter, L (1, 2) <small>OBP: 0.327, SLG: 0.489</small>	0-0 F7			0-0 SF7		0-0 BB 1B	4-0 1B BB		0-3 K	3 1 1 2 1 1 3	
George Hendrick, R (1, 9) <small>OBP: 0.370, SLG: 0.526</small> Tito Landrum, R (9, 9)		0-3 K		0-0 1-6-3		4-0 WP 1B BB	0-0 1-3 2-H 1B		0-3 K	4 0 1 1 1 2 2 0 0 0 0 0 0 0	
Dane Iorg, L (1, 7) <small>OBP: 0.344, SLG: 0.333</small> David Green, R (6, PR) <small>OBP: 0.385, SLG: 0.462</small> (6, 8)		0-0 6-3			0-0 F8	0-0 WP 1B	0-0 L5			3 0 1 2 0 0 0 1 0 0 0 0 0 2	
Julio Gonzalez, R (1, 5) <small>OBP: 0.258, SLG: 0.419</small>		0-0 4-3			0-3 K	0-0 5-3		0-3 K		4 0 0 0 0 2 2	
Ozzie Smith, S (1, 6) <small>OBP: 0.302, SLG: 0.340</small>			0-0 F4		0-0 6-3		0-0 5-3		0-3 K	4 0 0 0 0 1 0	
John Martin, S (1, 1) <small>OBP: 0.143, SLG: 0.143</small> Dave LaPoint, L (8, 1) Bruce Sutter, R (8, 1)			0-0 3-1		0-0 3-1	0-0 3-1	0-0 3-1		0-3 K	4 0 0 0 0 1 0 0 0 0 0 0 0 0 0 0 0 0 0 0 0	
Inning Stats	R: 0 H: 0 E: 0 LOB: 1 K: 0 BB: 0 S: 3 P: 4	R: 0 H: 0 E: 0 LOB: 0 K: 1 BB: 0 S: 5 P: 5	R: 0 H: 0 E: 0 LOB: 0 K: 0 BB: 0 S: 3 P: 3	R: 1 H: 1 E: 0 LOB: 0 K: 0 BB: 0 S: 4 P: 4	R: 0 H: 0 E: 0 LOB: 0 K: 1 BB: 0 S: 5 P: 5	R: 3 H: 3 E: 0 LOB: 3 K: 0 BB: 2 S: 6 P: 14	R: 3 H: 4 E: 0 LOB: 2 K: 0 BB: 1 S: 7 P: 11	R: 0 H: 0 E: 0 LOB: 0 K: 3 BB: 0 S: 9 P: 9	R: 0 H: 2 E: 0 LOB: 2 K: 2 BB: 0 S: 9 P: 9	1B: 7 SF: 1 2B: 1 SAC: 0 3B: 1 DP: 0 HR: 1 HBP: 1	WP: 2 PA: 41 PB: 0 SB: 1 CS: 0
PITCHER Rick Rhoden, R (1, 1) <small>ERA: 7.64</small> Rod Scurry, L (7, 1) <small>ERA: 1.23</small> Kent Tekulve, R (9, 1) <small>ERA:</small>	IP WLS BF H R ER SO BB IBB HBP BLK WP HR S P ERA WHIP 6.2 L 29 6 6 6 2 2 0 1 0 1 1 30 39 8.10 1.200 1.1 7 2 1 1 3 1 0 0 0 1 0 12 16 6.75 2.250 1.0 5 2 0 0 2 0 0 0 0 0 0 9 9 0.00 2.000	PITCHER IP WLS BF H R ER SO BB IBB HBP BLK WP HR S P ERA WHIP									

St. Louis Cardinals @ Pittsburgh Pirates
 Three Rivers Stadium, Pittsburgh, PA
 Tue Apr 20 1982, 6:05 PM EST
 Att. 3,534 - Unknown

livebaseballscorecards.com

AB	36
R	7
H	10
RBI	7
BB	3
SO	7
LOB	11



BOTTOM

St. Louis Cardinals @ Pittsburgh Pirates
Three Rivers Stadium, Pittsburgh, PA

livebaseballscorecards.com

AB 33
R 4
H 6
RBI 4
BB 2
SO 1
LOB 14



WP: 0 PA: 35
PB: 0
SB: 0
CS: 1

Tue Apr 20 1982, 6:05 PM EST
Att. 3,534 - Unknown

AB R H RBI BB SO LOB

4 1 2 0 0 0 0

4 1 0 0 0 0 4

4 0 1 2 0 0 2

2 0 0 0 2 1 2

4 0 1 1 0 0 2

4 0 0 0 0 0 4

3 0 0 0 0 0 0

1 0 0 0 0 0 0

4 1 1 0 0 0 0

2 0 0 0 0 0 0

0 0 0 0 0 0 0

1 1 1 1 0 0 0

0 0 0 0 0 0 0

1B: 3 SF: 0
2B: 3 SAC: 0
3B: 0 DP: 2
HR: 0 HBP: 0

Batter	1	2	3	4	5	6	7	8	9
Omar Moreno, L (1, 8) OBP: 0.295, SLG: 0.341	0-0 CS 1B		0-0 F7			0-0 E1		0-0 2B 1B	
Lee Lacy, R (1, 7)	0-0 E4 4-3 2B		0-0 F7			0-0 L9		0-0 F9 2-3	
Dave Parker, L (1, 9) OBP: 0.333, SLG: 0.514	0-0 4-3 1-2		0-0 G3			0-0 P6		0-0 1-H 3-H 2B	
Jason Thompson, L (1, 3) OBP: 0.366, SLG: 0.485	4-0 2B BB			4-0 G6-4-3 BB		0-0 F8		0-0 K	
Bill Madlock, R (1, 5) OBP: 0.282, SLG: 0.257	0-0 1-3 2-H 2B			0-0 F8			0-0 E5 G4-6-3	0-0 F9	
Tony Peña, R (1, 2) OBP: 0.447, SLG: 0.676	0-0 L4		0-0 G6-4-3 1-2f			0-0 G4-6-3 1-2f		0-0 F8	
Dale Berra, R (1, 6) OBP: 0.393, SLG: 0.417		0-0 F7			0-0 F8			0-0 P4	
Willie Montanez, L (9, PH) OBP: 0.333, SLG: 0.500									
Johnny Ray, S (1, 4) OBP: 0.276, SLG: 0.400		0-0 F9			0-0 F7			0-0 1B 2B	0-0 F8
Rick Rhoden, R (1, 1) OBP: 0.143, SLG: 0.571		0-0 P6						0-0 F9 2B 1B	
Rod Scurry, L (7, 1)									
Bill Robinson, R (8, PH) OBP: 0.429, SLG: 0.857									
Kent Tekulve, R (9, 1)									

Inning Stats	R: 1	H: 2	E: 1	K: 0	S: 5	LOB: 2	BB: 1	P: 9	R: 0	H: 0	E: 0	K: 0	S: 3	LOB: 0	BB: 0	P: 3	R: 0	H: 0	E: 0	K: 0	S: 3	LOB: 0	BB: 1	P: 6	R: 0	H: 0	E: 0	K: 0	S: 3	LOB: 0	BB: 0	P: 3	R: 0	H: 0	E: 1	K: 0	S: 4	LOB: 1	BB: 0	P: 4	R: 0	H: 0	E: 1	K: 0	S: 3	LOB: 0	BB: 0	P: 3	R: 3	H: 4	E: 0	K: 1	S: 9	LOB: 1	BB: 0	P: 9	R: 0	H: 0	E: 0	K: 0	S: 3	LOB: 0	BB: 0	P: 3	1B: 3	2B: 3	3B: 0	HR: 0	SF: 0	SAC: 0	DP: 2	HBP: 0	WP: 0	PA: 35
--------------	------	------	------	------	------	--------	-------	------	------	------	------	------	------	--------	-------	------	------	------	------	------	------	--------	-------	------	------	------	------	------	------	--------	-------	------	------	------	------	------	------	--------	-------	------	------	------	------	------	------	--------	-------	------	------	------	------	------	------	--------	-------	------	------	------	------	------	------	--------	-------	------	-------	-------	-------	-------	-------	--------	-------	--------	-------	--------

PITCHER	IP	WLS	BF	H	R	ER	SO	BB	IBB	HBP	BLK	WP	HR	S	P	ERA	WHIP
John Martin, L (1, 1) ERA: 4.58	7.1	W	30	6	4	3	0	2	0	0	0	0	0	28	36	3.68	1.091
Dave LaPoint, L (8, 1) ERA:	0.1		1	0	0	0	1	0	0	0	0	0	0	3	3	0.00	0.000
Bruce Sutter, R (8, 1) ERA: 3.24	1.1	S	4	0	0	0	0	0	0	0	0	0	0	4	4	0.00	0.000

Batter	1	2	3	4	5	6	7	8	9	AB R H RBI BB SO LOB	TOP	
Lonnie Smith, R (1, 7) OBP: 0.426, SLG: 0.576	0-0 F8		4-0 BB		0-0 F8		4-0 CS BB		0-0 FC3-6 1B	3 1 1 0 2 0 2		
Tom Herr, S (1, 4) OBP: 0.358, SLG: 0.441	0-3 K		0-0 5-3		0-0 E9 SF7 2B		0-0 F9		0-0 F7	5 1 1 2 0 1 3		
Keith Hernandez, L (1, 3) OBP: 0.522, SLG: 0.520	0-0 4-3			0-0 6-3	0-0 SF7		4-0 E S BB		4-0 FC3-6 IBB	2 0 0 1 2 0 0		
George Hendrick, R (1, 9) OBP: 0.340, SLG: 0.476 Tito Landrum, R (7, 9)		0-0 6-3		0-3 K	0-0 4-3		0-3 K		0-0 FC3-6 CS	4 0 0 0 0 2 1 1 0 0 1 0 0 1		
Gene Tenace, R (1, 2) OBP: 0.714, SLG: 1.333		0-0 F3		0-0 1B		0-0 HR		0-0 1B G4-6-3 2B	CS	4 2 3 1 0 0 0		
David Green, R (1, 8) OBP: 0.433, SLG: 0.500		0-0		0-0 1B		0-3 K2-3		0-0 1B G4-6-3		4 0 3 0 0 1 0		
Julio Gonzalez, R (1, 5) OBP: 0.265, SLG: 0.412 Dane Iorg, L (8, PH) Mike Ramsey, S (8, 5) OBP: 0.333, SLG: 0.364		0-3 K		0-0 FC6-4 1B		0-0 FC6-4 1B		0-0 1B G4-6-3		3 0 1 0 0 1 3 1 0 0 0 0 0 1 0 0 0 0 0 0 0		
Ozzie Smith, S (1, 6) OBP: 0.316, SLG: 0.370			0-0 6-3		0-0 E 2B		0-0 FC6-4 1B		0-0 1B	4 1 2 0 0 0 1		
Steve Mura, R (1, 1) Dave LaPoint, L (7, 1) Bruce Sutter, R (8, 1)			0-0 G3		0-0 FC E		0-0 P6		0-3 K	3 1 0 0 0 0 2 1 0 0 0 0 1 1 0 0 0 0 0 0 0		
Inning Stats	R: 0 E: 0 K: 1 S: 5 H: 0 LOB: 0 BB: 0 P: 5	R: 0 E: 0 K: 1 S: 6 H: 1 LOB: 1 BB: 0 P: 6	R: 0 E: 0 K: 0 S: 3 H: 0 LOB: 1 BB: 1 P: 7	R: 0 E: 0 K: 1 S: 7 H: 2 LOB: 2 BB: 0 P: 7	R: 3 E: 1 K: 0 S: 6 H: 2 LOB: 0 BB: 0 P: 6	R: 1 E: 0 K: 1 S: 7 H: 2 LOB: 1 BB: 0 P: 7	R: 0 E: 0 K: 1 S: 4 H: 0 LOB: 1 BB: 2 P: 12	R: 1 E: 0 K: 1 S: 7 H: 3 LOB: 1 BB: 0 P: 7	R: 1 E: 0 K: 0 S: 3 H: 1 LOB: 0 BB: 1 P: 7	1B: 7 2B: 3 3B: 0 HR: 1 SF: 1 SAC: 0 DP: 1 HBP: 0	WP: 0 PB: 0 SB: 2 CS: 2 PA: 41	
PITCHER	IP WLS BF H R ER SO BB IBB HBP BLK WP HR S P ERA WHIP											
John Candelaria, L (1, 1) ERA: 3.46	5.0 L 22 5 3 2 3 1 0 0 0 0 0 0 27 31 3.60 1.200											
Don Robinson, R (6, 1) ERA: 1.84	2.0 9 2 1 1 2 2 0 0 0 0 0 1 11 19 4.50 2.000											
Kent Tekulve, R (8, 1) ERA: 2.16	2.0 9 4 2 2 1 0 1 0 0 0 0 0 10 14 9.00 2.000											

St. Louis Cardinals @ Pittsburgh Pirates
Three Rivers Stadium, Pittsburgh, PA

livebaseballscorecards.com

AB	35
R	6
H	11
RBI	5
BB	4
SO	6
LOB	15



Wed Apr 21 1982, 6:05 PM EST
Att: 3,589 - Unknown - 38 F

BOTTOM

St. Louis Cardinals @ Pittsburgh Pirates
Three Rivers Stadium, Pittsburgh, PA
Wed Apr 21 1982, 6:05 PM EST
Att. 3,589 - Unknown - 38 F

livebaseballscorecards.com

AB 29
R 2
H 5
RBI 2
BB 5
SO 5
LOB 14



WP: 2 PA: 35
PB: 1
SB: 2
CS: 0

AB R H RBI BB SO LOB

4 1 2 0 0 0 1
2 0 0 0 1 0 1
0 0 0 0 1 0 0

4 0 0 0 0 1 4

4 0 1 1 0 0 1

4 1 1 0 0 0 1

4 0 0 0 0 2 1

1 0 1 1 2 0 0

3 0 0 0 1 0 2

1 0 0 0 0 1 0
1 0 0 0 0 0 1
0 0 0 0 0 0 0
0 0 0 0 0 0 0
1 0 0 0 0 1 2
0 0 0 0 0 0 0


1B: 5 SF: 1
2B: 0 SAC: 0
3B: 0 DP: 2
HR: 0 HBP: 0

WP HR S P ERA WHIP

Batter	1	2	3	4	5	6	7	8	9
Omar Moreno, L (1, 8) OBP: 0.313, SLG: 0.354	0-0 1B		0-0 4-3		0-0 G3			0-0 G4-6-3 1B	
Mike Easler, L (1, 7) OBP: 0.314, SLG: 0.179 Lee Lacy, R (8, PH) (9, 7)	0-0 F8		4-0 BB			0-0 4-3		4-0 G4-6-3 1-2 BB	
Dave Parker, L (1, 9) OBP: 0.302, SLG: 0.462	0-3 1-2 K		0-0 4-3			0-0 F8		0-0 G4-6-3 1-2f 2-3	
Jason Thompson, L (1, 3) OBP: 0.356, SLG: 0.459	0-0 5-3			0-0 F7		0-0 L7		0-0 FC5-4 1B	
Bill Madlock, R (1, 5) OBP: 0.279, SLG: 0.256		0-0 6-3 SF7 1B		0-0 5-3			0-0 6-3	0-0 FC5-4 1-2f	
Tony Peña, R (1, 2) OBP: 0.405, SLG: 0.610		0-0 6-3 1-3		0-0 5-3			0-3 K	0-3 K	
Johnny Ray, S (1, 4) OBP: 0.325, SLG: 0.417		0-0 SF7 3-H			4-0 WP BB		4-0 PB BB	0-0 G6-4-3 1B	
Dale Berra, R (1, 6) OBP: 0.375, SLG: 0.370		0-0 F7			0-0 P4		4-0 PB BB	0-0 G6-4-3 1-2f	
John Candelaria, L (1, 1) OBP: 0.250, SLG: 0.250 Brian Harper, R (5, PH) OBP: 0.250, SLG: 0.250 Don Robinson, R (6, 1) Willie Montanez, L (7, PH) OBP: 0.333, SLG: 0.500 Bill Robinson, R (7, PH) OBP: 0.375, SLG: 0.750 Kent Tekulve, R (8, 1)			0-3 K			0-0 L6 1-3	0-3 K		

Inning Stats	R: 0	H: 1	E: 0	K: 1	S: 6	LOB: 1	BB: 0	P: 6
	R: 1	H: 1	E: 0	K: 0	S: 4	LOB: 0	BB: 0	P: 4
	R: 0	H: 0	E: 0	K: 1	S: 5	LOB: 1	BB: 1	P: 9
	R: 0	H: 0	E: 0	K: 0	S: 3	LOB: 0	BB: 0	P: 3
	R: 0	H: 0	E: 0	K: 0	S: 3	LOB: 1	BB: 1	P: 7
	R: 0	H: 0	E: 0	K: 0	S: 3	LOB: 0	BB: 0	P: 3
	R: 0	H: 0	E: 0	K: 2	S: 7	LOB: 2	BB: 2	P: 15
	R: 1	H: 2	E: 0	K: 0	S: 4	LOB: 1	BB: 1	P: 8
	R: 0	H: 1	E: 0	K: 1	S: 5	LOB: 0	BB: 0	P: 5

PITCHER	IP	WLS	BF	H	R	ER	SO	BB	IBB	HBP	BLK	WP	HR	S	P	ERA	WHIP
Steve Mura, R (1, 1) ERA: 2.65	6.2	W	26	2	1	1	3	4	0	0	0	1	0	28	44	1.35	0.900
Dave LaPoint, L (7, 1) ERA: 2.45	1.0		5	2	1	1	1	1	0	0	0	0	0	6	10	9.00	3.000
Bruce Sutter, R (8, 1) ERA: 2.79	1.1	S	4	1	0	0	1	0	0	0	0	0	0	6	6	0.00	0.750

Batter	1	2	3	4	5	6	7	8	9	AB R H RBI BB SO LOB	TOP											
Lonnie Smith, R OBP: 0.438, SLG: 0.565 (1, 8) (6, 7)	0-0 4-3		4-0 WP BB	1-0 HBP		0-0 E 1B		0-0 G3		3 1 1 0 1 0 0												
Tom Herr, S OBP: 0.347, SLG: 0.422 (1, 4)	0-0 F4		0-3 K	0-0 3-1		0-0 E7 1B		0-0 4-3		5 1 1 1 0 1 5												
Keith Hernandez, L OBP: 0.514, SLG: 0.500 (1, 3)	0-3 K			4-0 WP BB 1B	0-0 6-3	0-0 2-H 1B		0-0 4-3		4 1 1 1 1 1 0												
Darrell Porter, L OBP: 0.333, SLG: 0.471 Doug Bair, R (1, 2) (9, 1)		0-0 F9		4-0 1B BB	0-0 F8		0-0 HR 1B		0-0 6-3	4 2 1 0 1 0 0 0 0 0 0 0 0 0												
George Hendrick, R OBP: 0.370, SLG: 0.565 Tito Landrum, R (1, 9) (8, 9)		0-0 4-3		0-0 1B 1B	0-0 1B		0-0 1-H HR		0-0 F9	4 2 3 3 0 0 0 1 0 0 0 0 0 0												
Dane Iorg, L OBP: 0.333, SLG: 0.323 David Green, R OBP: 0.406, SLG: 0.469 (1, 7) (6, 8)		0-3 K		0-0 SH2-4 1B 1-2 2-H 1B	0-0 F7		0-0 5-3		0-3 K	3 0 1 1 0 1 1 2 0 0 0 0 1 0												
Ken Oberkfell, L Mike Ramsey, S OBP: 0.333, SLG: 0.364 (1, 5) (8, 5)			4-0 1B F6 BB	0-3 K		0-3 K	0-0 4-3			3 0 0 0 1 2 2 0 0 0 0 0 0 0	AB 36 R 9 H 12 RBI 8 BB 4 SO 6 LOB 10											
Ozzie Smith, S OBP: 0.344, SLG: 0.448 (1, 6)			0-0 WP S 1B	0-0 SH2-4 1B		0-0 6-3	0-0 HR			4 1 3 2 0 0 0												
Bob Forsch, R OBP: 0.462, SLG: 0.615 Gene Tenace, R OBP: 0.714, SLG: 1.333 (1, 1) (9, 2)			0-0 F6	0-0 SH2-4		0-0 1B 1B	0-0 6-3			3 1 1 0 0 0 2 0 0 0 0 0 0 0												
Inning Stats	R: 0 E: 0 K: 1 S: 5	H: 0 LOB: 0 BB: 0 P: 5	R: 0 E: 0 K: 1 S: 5	H: 0 LOB: 0 BB: 0 P: 5	R: 0 E: 0 K: 1 S: 5	H: 1 LOB: 2 BB: 2 P: 13	R: 3 E: 0 K: 1 S: 8	H: 3 LOB: 3 BB: 2 P: 17	R: 0 E: 0 K: 0 S: 4	H: 1 LOB: 1 BB: 0 P: 4	R: 3 E: 1 K: 1 S: 8	H: 4 LOB: 1 BB: 0 P: 8	R: 3 E: 0 K: 0 S: 6	H: 3 LOB: 0 BB: 0 P: 6	R: 0 E: 0 K: 0 S: 3	H: 0 LOB: 0 BB: 0 P: 3	R: 0 E: 0 K: 1 S: 5	H: 0 LOB: 0 BB: 0 P: 5	1B: 10 2B: 0 3B: 0 HR: 2	SF: 0 SAC: 1 DP: 0 HBP: 1	WP: 2 PB: 0 SB: 1 CS: 0	PA: 42
PITCHER	IP WLS BF H R ER SO BB IBB HBP BLK WP HR S P ERA WHIP																					
Mike Krukow, R ERA: 3.31 Warren Brusstar, R ERA: 7.11 Sid Monge, L ERA: 7.88 Ron Reed, R ERA: 1.93	(1, 1) (4, 1) (6, 1) (8, 1)	3.1 1.2 2.0 2.0	L	17 7 12 6	4 1 7 0	3 0 6 0	3 0 5 1	4 0 1 1	4 0 0 0	0 0 0 0	0 0 0 0	2 0 2 0	0 6 14 8	37 7 14 8	8.10 0.00 22.50 0.00	2.400 0.600 3.500 0.000						

St. Louis Cardinals @ Philadelphia Phillies
Veterans Stadium, Philadelphia, PA
Fri Apr 23 1982, 6:05 PM EST
Att. 26,617 - Unknown

livebaseballscorecards.com

Batter	1	2	3	4	5	6	7	8	9	AB	R	H	RBI	BB	SO	LOB
Bob Demier, R OBP: 0.357, SLG: 0.308 (1, 9)	0-0 S S SF7 1B		4-0 FC6-4 BB		0-0 5-3			0-0 2-3 1B		3	1	2	0	1	0	0
Ivan De Jesus, R OBP: 0.333, SLG: 0.277 (1, 5)	0-0 F9 1-2		0-0 FC6-4 E 1B 1-2f 2-3			0-0 1-3		0-0 2-3 1B		4	0	1	0	0	0	3
Pete Rose, S OBP: 0.298, SLG: 0.358 (1, 3)	0-0 SF7 2-H		0-0 E1 1-3 3-H 1B			0-0 FC6-4 1B		0-0 2-3 1-2 2-3		3	0	2	2	0	0	2
Gary Matthews, R OBP: 0.241, SLG: 0.286 (1, 7)	0-0 F4		0-0 6-3			0-0 FC6-4 1B 1-2f		0-0 5-3		4	0	0	0	0	0	5
Bo Diaz, R OBP: 0.283, SLG: 0.477 Ozzie Virgil, R (9, 2)		0-3 K		0-0 F8		0-0 1-2 1B		0-0 F8		4	0	1	0	0	1	2
Garry Maddox, R OBP: 0.229, SLG: 0.313 (1, 8)		0-0 6-3		0-0 4-3 CS 1B		0-0 1-3		0-0 F8		4	0	1	0	0	0	2
Julio Franco, R OBP: 0.250, SLG: 0.250 (1, 6)		0-0 CS 1B		0-0 4-3 1-3			0-3 K		0-3 K	4	0	1	0	0	2	1
Manny Trillo, R OBP: 0.277, SLG: 0.256 (1, 4)		0-0 CS 1-2	4-0 FC6-4 SH1-4 1B BB	0-0 CS 3-H	0-0 5-3	0-0 6-3	0-0 6-3	0-0 1B	0-0 1B	3	1	1	0	1	0	0
Mike Krukow, R Warren Brusstar, R George Vukovich, L Sid Monge, S Greg Gross, L Ron Reed, R Len Matuszek, L (1, 1) (4, 1) (5, PH) (6, 1) (7, PH) (8, 1) (9, PH)			0-0 SH1-4 1-2		0-0 F7		0-0 F7		0-0 L6	0	0	0	0	0	0	0

Inning Stats	R: 1	H: 1	R: 0	H: 1	R: 1	H: 1	R: 0	H: 1	R: 0	H: 2	R: 0	H: 0	R: 0	H: 2	R: 0	H: 1	1B: 9	SF: 1	WP: 0	PA: 38	
	E: 0	LOB: 0	E: 0	LOB: 0	E: 1	LOB: 2	E: 0	LOB: 0	E: 0	LOB: 2	E: 0	LOB: 0	E: 0	LOB: 2	E: 0	LOB: 1	2B: 0	SAC: 1	PB: 0		
	K: 0	BB: 0	K: 1	BB: 0	K: 0	BB: 2	K: 0	BB: 0	K: 0	BB: 0	K: 1	BB: 0	K: 1	BB: 0	K: 1	BB: 0	3B: 0	DP: 0	SB: 3		
	S: 4	P: 4	S: 5	P: 5	S: 4	P: 12	S: 3	P: 3	S: 5	P: 5	S: 5	P: 3	S: 5	P: 5	S: 6	P: 6	HR: 0	HBP: 0	CS: 2		
PITCHER	IP	WLS	BF	H	R	ER	SO	BB	IBB	HBP	BLK	WP	HR	S	P	ERA	WHIP				
Bob Forsch, R ERA: 2.97 Doug Bair, R ERA: 1.35	(1, 1) (9, 1)	8.0 4	32 4	8 1	2 0	2 0	2 1	2 0	0 0	0 0	0 0	0 0	0 0	34 6	42 6	2.25 0.00	1.250 1.000				

BOTTOM

St. Louis Cardinals @ Philadelphia Phillies
Veterans Stadium, Philadelphia, PA
Fri Apr 23 1982, 6:05 PM EST
Att. 26,617 - Unknown

livebaseballscorecards.com

AB	32
R	2
H	9
RBI	2
BB	2
SO	3
LOB	16



Batter	1	2	3	4	5	6	7	8	9	AB	R	H	RBI	BB	SO	LOB	TOP					
Lonnie Smith, R OBP: 0.436, SLG: 0.552 (1, 8) (8, 7)	0-3 K		0-0 4-3		0-0 1-2 3-H 1B		0-3 K	0-0 FC6-4 1B		5	0	2	3	0	2	1						
Tom Herr, S OBP: 0.325, SLG: 0.391 (1, 4)	0-0 1-3		0-0 F8		0-0 4-3		0-0 F7	0-0 FC6-4 1-2f 1B		5	0	0	0	0	0	4						
Keith Hernandez, L OBP: 0.494, SLG: 0.466 (1, 3) BB	4-0 BB			0-0 3-1		0-0 5-3	0-0 E5 1-H 1B		0-0 1-3	4	0	0	0	1	0	0						
Darrell Porter, L OBP: 0.323, SLG: 0.464 (1, 2) SS	0-3 K			0-3 K		0-0 1B 2B	0-3 K		0-0 F8	5	0	1	0	0	3	3						
George Hendrick, R OBP: 0.356, SLG: 0.529 (1, 9)		0-0 4-3		0-3 K		0-0 1B 2-2 1B		0-0 6-3	0-0 2-3	5	1	1	0	0	1	0						
Dane Iorg, L OBP: 0.400, SLG: 0.400 (1, 7)		0-0			0-0			0-0		4	2	4	1	0	0	0						
David Green, R OBP: 0.406, SLG: 0.469 (8, PR) (8, 8)						F9 1B 1B		1-H 1B 1B		0	1	0	0	0	0	0						
Ken Oberkfell, L OBP: 0.500, SLG: 0.333 (1, 5)		0-0 F8			0-0				4-0	3	1	2	1	1	0	1						
Ozzie Smith, S OBP: 0.354, SLG: 0.452 (1, 6)		0-0 5-3			0-0				0-0	4	1	2	0	0	0	3						
Joaquin Andujar, S OBP: 0.231, SLG: 0.231 (7, PH)			0-3 K		0-3 K				0-0 6-3	2	0	0	0	0	2	2						
Steve Braun, L OBP: 0.412, SLG: 0.357 (7, PR)									1-2 2-3 3-H	1	0	1	0	0	0	0						
Tito Landrum, R (7, PR)										0	1	0	0	0	0	0						
Doug Bair, R (7, 1)										0	0	0	0	0	0	0						
Orlando Sanchez, L (8, PH)										1	0	0	1	0	0	2						
Bruce Sutter, R (8, 1)										0	0	0	0	0	0	0						
Inning Stats	R: 0 E: 0 K: 2 S: 7	H: 0 LOB: 1 BB: 1 P: 11	R: 0 E: 0 K: 0 S: 4	H: 1 LOB: 1 BB: 0 P: 4	R: 0 E: 0 K: 1 S: 5	H: 0 LOB: 0 BB: 0 P: 5	R: 0 E: 0 K: 2 S: 7	H: 0 LOB: 0 BB: 0 P: 7	R: 1 E: 0 K: 1 S: 8	H: 3 LOB: 2 BB: 0 P: 8	R: 2 E: 0 K: 0 S: 6	H: 5 LOB: 2 BB: 0 P: 6	R: 1 E: 1 K: 2 S: 9	H: 1 LOB: 2 BB: 0 P: 9	R: 3 E: 0 K: 0 S: 6	H: 3 LOB: 1 BB: 1 P: 10	R: 0 E: 0 K: 0 S: 3	H: 0 LOB: 0 BB: 0 P: 3	1B: 12 2B: 1 3B: 0 HR: 0	SF: 0 SAC: 0 DP: 0 HBP: 0	WP: 1 PB: 0 SB: 1 CS: 0	PA: 41
PITCHER	IP	WLS	BF	H	R	ER	SO	BB	IBB	HBP	BLK	WP	HR	S	P	ERA	WHIP					
Dick Ruthven, R ERA: 4.57 (1, 1)	6.0		27	10	4	3	6	1	0	0	0	1	0	38	42	4.50	1.833					
Ed Farmer, R ERA: 4.15 (7, 1)	2.0	L	11	3	3	3	2	0	1	0	0	0	0	14	18	13.50	1.500					
Sparky Lyle, L ERA: 4.76 (9, 1)	1.0		3	0	0	0	0	0	0	0	0	0	0	3	3	0.00	0.000					

St. Louis Cardinals @ Philadelphia Phillies
Veterans Stadium, Philadelphia, PA

Sat Apr 24 1982, 3:33 AM EST
Att: 25,270 - Unknown

livebaseballscorecards.com

AB	39
R	7
H	13
RBI	6
BB	2
SO	8
LOB	16



Batter	1	2	3	4	5	6	7	8	9	AB	R	H	RBI	BB	SO	LOB
Bob Demier, R (1, 9) OBP: 0.278, SLG: 0.235	0-0 6-3		0-0 1-3		0-3 K		0-0 F5			4	0	0	0	0	1	0
Ivan De Jesus, R (1, 5) OBP: 0.310, SLG: 0.255	0-0 5-3		0-0 4-3		0-0 1-3		0-0 F8			4	0	0	0	0	0	0
Pete Rose, S (1, 3) OBP: 0.295, SLG: 0.351	0-0 G3		0-0 1B		0-0 F7			0-0 G3		4	0	1	0	0	0	0
Gary Matthews, R (1, 7) OBP: 0.258, SLG: 0.300		0-0 HR 1B	0-0 1-3		0-0 2B 1B			0-0 6-3		4	2	2	0	0	0	1
Bo Diaz, R (1, 2) OBP: 0.340, SLG: 0.688		0-0 1-H HR		0-0 HR		0-0 1B 2B		0-0 2B		4	2	4	4	0	0	0
Garry Maddox, R (1, 8) OBP: 0.231, SLG: 0.306		0-0 FC3-4 1B		0-0 F9		0-0 6-3		0-0 F7		4	0	1	0	0	0	2
Julio Franco, R (1, 6) OBP: 0.286, SLG: 0.286		0-0 FC3-4		0-0 F9		0-0 L4-3 1B			0-0 F7	3	0	1	0	0	0	1
Greg Gross, L (9, PH) OBP: 0.318, SLG: 0.286		1-2f		0-0 F9		2-3 L4-3 1B			0-0 F7	1	0	0	0	0	0	0
Manny Trillo, R (1, 4) OBP: 0.275, SLG: 0.255		0-3 K		0-0 1B		0-0 L4-3			0-0 4-3	4	0	1	0	0	1	3
Dick Ruthven, R (1, 1) OBP: 0.286, SLG: 0.286		0-3 K		0-3 K			0-3 K		0-3 K	2	0	0	0	0	2	2
Ed Farmer, R (7, 1)										1	0	0	0	0	1	0
Sparky Lyle, L (9, 1)										0	0	0	0	0	0	0
Dick Davis, R (9, PH) OBP: 0.342, SLG: 0.389										1	0	0	0	0	1	0

BOTTOM

St. Louis Cardinals @ Philadelphia Phillies
Veterans Stadium, Philadelphia, PA
 Sat Apr 24 1982, 3:33 AM EST
 Att. 25,270 - Unknown

livebaseballscorecards.com

AB	36
R	4
H	10
RBI	4
BB	0
SO	6
LOB	9



Inning Stats	R: 0	H: 0	E: 0	K: 0	S: 3	P: 3	R: 2	H: 3	E: 0	K: 2	S: 10	R: 0	H: 1	E: 0	K: 0	S: 4	R: 1	H: 2	E: 0	K: 1	S: 7	R: 0	H: 0	E: 0	K: 1	S: 5	R: 1	H: 3	E: 0	K: 0	S: 5	R: 0	H: 0	E: 0	K: 1	S: 5	R: 0	H: 1	E: 0	K: 0	S: 4	R: 0	H: 0	E: 0	K: 1	S: 5	R: 0	H: 0	E: 0	K: 1	S: 5	R: 0	H: 0	E: 0	K: 1	S: 5	1B: 6	SF: 0	2B: 3	SAC: 0	3B: 0	DP: 1	HR: 2	HBP: 0	WP: 0	PA: 36	PB: 0	SB: 0	CS: 0
--------------	------	------	------	------	------	------	------	------	------	------	-------	------	------	------	------	------	------	------	------	------	------	------	------	------	------	------	------	------	------	------	------	------	------	------	------	------	------	------	------	------	------	------	------	------	------	------	------	------	------	------	------	------	------	------	------	------	-------	-------	-------	--------	-------	-------	-------	--------	-------	--------	-------	-------	-------

PITCHER	IP	WLS	BF	H	R	ER	SO	BB	IBB	HBP	BLK	WP	HR	S	P	ERA	WHIP
Joaquin Andujar, R (1, 1) ERA: 2.03	6.0		26	9	4	4	4	0	0	0	0	0	2	34	34	6.00	1.500
Doug Bair, R (7, 1) ERA: 1.17	1.0	W	3	0	0	0	1	0	0	0	0	0	0	5	5	0.00	0.000
Bruce Sutter, R (8, 1) ERA: 2.31	2.0	S	7	1	0	0	1	0	0	0	0	0	0	9	9	0.00	0.500

Batter	1	2	3	4	5	6	7	8	9	AB R H RBI BB SO LOB	TOP											
Lonnie Smith, R (1, 8) OBP: 0.422, SLG: 0.521	0-0 F8			0-0 F8		4-0 FC6-4 BB		0-0 F9	0-0 1-6	4 0 0 0 1 0 2												
Tom Herr, S (1, 4) OBP: 0.309, SLG: 0.370	0-0 L7			0-3 K		0-0 FC6-4		0-0 5-3		4 0 0 1 0 1 2												
Keith Hernandez, L (1, 7) OBP: 0.469, SLG: 0.435	0-3 K			0-0 6-3		0-3 K		0-0 L1		4 0 0 0 0 2 2												
George Hendrick, R (1, 9) OBP: 0.365, SLG: 0.527				0-0 6-3		0-0 BB 1B			0-0 FC5-4 1B	4 0 2 0 0 1 2												
Gene Tenace, R (1, 3) OBP: 0.636, SLG: 1.000				0-0 F8		4-0 CS BB		4-0 6-3 E BB	0-0 FC5-4 1B 2B	2 1 0 0 2 0 1												
Julio Gonzalez, R (1, 5) OBP: 0.263, SLG: 0.395				0-0 F9		0-3 K		0-0 E1 6-3	0-0 2B 1B	4 1 1 0 0 1 3												
Darrell Porter, L (1, 2) OBP: 0.319, SLG: 0.467				0-0 F4		0-3 K		0-0 F7	0-0 1B 2B	4 1 1 1 0 1 3												
Ozzie Smith, S (1, 6) OBP: 0.382, SLG: 0.470				0-0 F8		0-0 1B FC6-4 2B		0-0 6-3	0-0 1-6 1B	4 1 2 1 0 0 2												
Andy Rincon, R (1, 1) Mike Ramsey, S (6, PH) Mark Littell, L (6, 1) David Green, R (7, PH) Dave LaPoint, L (7, 1) Jim Kaat, L (8, 1) Tito Landrum, R (9, PH)				0-3 K		0-0 BB 1B		0-3 K	0-0 1B	1 0 0 0 0 1 0 1 0 1 0 0 0 0 0 0 0 0 0 0 0 1 0 0 0 0 0 1 2 0 0 0 0 0 0 0 0 0 0 0 0 0 0 0 0 1 0 1 1 0 0 0 0												
Inning Stats	R: 0 E: 0 K: 1 S: 5	H: 0 LOB: 0 BB: 0 P: 5	R: 0 E: 0 K: 0 S: 3	H: 0 LOB: 0 BB: 0 P: 3	R: 0 E: 0 K: 1 S: 5	H: 0 LOB: 0 BB: 0 P: 5	R: 0 E: 0 K: 1 S: 5	H: 0 LOB: 0 BB: 0 P: 5	R: 0 E: 0 K: 2 S: 7	H: 1 LOB: 1 BB: 1 P: 11	R: 1 E: 0 K: 2 S: 9	H: 2 LOB: 2 BB: 1 P: 13	R: 0 E: 1 K: 1 S: 6	H: 0 LOB: 2 BB: 1 P: 10	R: 0 E: 0 K: 0 S: 3	H: 0 LOB: 0 BB: 0 P: 3	R: 3 E: 0 K: 0 S: 7	H: 5 LOB: 1 BB: 0 P: 7	1B: 6 2B: 4 3B: 0 HR: 0	SF: 0 SAC: 0 DP: 2 HBP: 0	WP: 0 PB: 0 SB: 0 CS: 1	PA: 37
PITCHER	IP WLS BF H R ER SO BB IBB HBP BLK WP HR S P ERA WHIP																					
Steve Carlton, L (1, 1) ERA: 6.19	8.1 W 36 8 4 4 8 3 0 0 0 0 0 0 49 61 4.32 1.320																					
Ed Farmer, R (9, 1) ERA: 3.86	0.2 S 1 0 0 0 0 0 0 0 0 0 0 0 1 1 0.00 0.000																					

St. Louis Cardinals @ Philadelphia Phillies
Veterans Stadium, Philadelphia, PA

AB	34
R	4
H	8
RBI	4
BB	3
SO	8
LOB	19



Sun Apr 25 1982, 3:33 AM EDT
Att: 30,198 - Unknown

livebaseballscorecards.com

Batter	1	2	3	4	5	6	7	8	9	AB R H RBI BB SO LOB	TOP											
Dickie Thon, R OBP: 0.308, SLG: 0.333 (1, 6)	0-0 P6	0-0 5-3		0-0 2B		0-0 5-3			0-0 F8	5 0 1 1 0 0 1												
Tony Scott, S OBP: 0.241, SLG: 0.263 (1, 8)	0-0 HR 1B		0-0 6-3	0-0 1B		0-0 1B			0-0 1-3 1B	5 2 3 0 0 0 0												
Ray Knight, R OBP: 0.342, SLG: 0.478 (1, 5)	0-0 HR		0-0 HR 2B	0-0 1B		0-0 L9			0-0 1-3 1-2	5 2 3 3 0 0 2												
Alan Knicely, R OBP: 0.200, SLG: 0.214 Terry Puhl, L OBP: 0.264, SLG: 0.354 (1, 9) (4, PR) (4, 9)	0-3 K		0-0 L4	0-0 1B		0-0 FC4-6 1B			0-0 L6	3 0 1 0 0 1 1 2 0 1 0 0 0 1												
Jose Cruz, L OBP: 0.355, SLG: 0.353 (1, 7)	0-0 1B		0-0 HR	0-0 FC4-6		0-0 G4-6-3 1B			0-0 G4-6-3	4 1 2 2 0 0 3												
Art Howe, R OBP: 0.306, SLG: 0.406 (1, 3)	0-0 F9		0-0 WP 2B			0-0 G3			0-0 6-3	4 0 1 0 0 0 1												
Phil Garner, R OBP: 0.265, SLG: 0.267 (1, 4)		0-0 F8	0-0 G3			0-0 F8			4-0 G4-6-3 BB	3 0 0 0 1 0 1												
Alan Ashby, S OBP: 0.344, SLG: 0.517 (1, 2)		0-0 2B		0-0 P6		0-0 F3			0-3 K	4 0 1 0 0 1 1												
Nolan Ryan, R OBP: 0.222, SLG: 0.222 (1, 1)		0-0 F7		0-0 2B 1B		0-0 P4			0-0 G4-6-3	4 1 1 0 0 0 2												
Inning Stats	R: 2 E: 0 K: 1 S: 8	H: 3 LOB: 1 BB: 0 P: 8	R: 0 E: 0 K: 0 S: 4	H: 1 LOB: 1 BB: 0 P: 4	R: 2 E: 1 K: 0 S: 6	H: 3 LOB: 1 BB: 0 P: 6	R: 2 E: 1 K: 0 S: 7	H: 4 LOB: 2 BB: 0 P: 7	R: 0 E: 0 K: 0 S: 3	H: 0 LOB: 0 BB: 0 P: 3	R: 0 E: 0 K: 0 S: 4	H: 1 LOB: 1 BB: 0 P: 4	R: 0 E: 0 K: 0 S: 3	H: 1 LOB: 0 BB: 0 P: 3	R: 0 E: 0 K: 1 S: 4	H: 0 LOB: 0 BB: 1 P: 8	R: 0 E: 0 K: 0 S: 4	H: 1 LOB: 1 BB: 0 P: 4	1B: 8 2B: 4 3B: 0 HR: 2	SF: 0 SAC: 0 DP: 2 HBP: 0	WP: 1 PB: 0 SB: 0 CS: 0	PA: 40
PITCHER	IP WLS BF H R ER SO BB IBB HBP BLK WP HR S P ERA WHIP																					
John Martin, L ERA: 5.64 (1, 1)	2.2 L 15 7 4 4 1 0 0 0 0 0 0 2 17 17 13.50 2.625																					
Mark Littell, R ERA: 10.8 (3, 1)	1.0 7 4 2 1 0 0 0 0 0 0 1 0 7 7 9.00 4.000																					
Jim Kaat, L ERA: 3.52 (4, 1)	3.1 11 2 0 0 0 0 0 0 0 0 0 0 11 11 0.00 0.600																					
Dave LaPoint, L ERA: 6.43 (8, 1)	2.0 7 1 0 0 1 1 0 0 0 0 0 0 8 12 0.00 1.000																					

Houston Astros @ St. Louis Cardinals
 Busch Stadium, St. Louis, MO
 Mon Apr 26 1982, 7:05 PM CDT
 Att. 24,295 - Unknown

livebaseballscorecards.com

AB	39
R	6
H	14
RBI	6
BB	1
SO	2
LOB	13



Batter	1	2	3	4	5	6	7	8	9	AB R H RBI BB SO LOB	TOP		
Terry Puhl, L (1, 9) OBP: 0.263, SLG: 0.348	0-0 3-1 1B		0-0 P4			0-0 F8		0-3 K		4 1 1 0 0 1 0			
Tony Scott, S (1, 8) OBP: 0.242, SLG: 0.262	0-0 3-1 1-2		0-0 F8			0-0 FC3-6 1B		0-0 G3		4 0 1 0 0 0 1			
Ray Knight, R (1, 5) OBP: 0.338, SLG: 0.466	0-0 FC4-6 2-H 1B		0-0 F9			0-0 FC3-6 1-2f		0-0 P6		4 0 1 1 0 0 1			
Jose Cruz, L (1, 7) OBP: 0.350, SLG: 0.389	0-0 FC4-6 1-2f BB			0-0 4-3		0-0 4-3			0-0 HR	4 1 1 1 0 0 2			
Alan Ashby, S (1, 2) OBP: 0.353, SLG: 0.524	4-0 1-2 BB			0-0 3-1				0-0 5-3 2B	0-0 6-3	3 1 1 0 1 0 0			
Art Howe, R (1, 3) OBP: 0.289, SLG: 0.382	0-3 K			0-0 F9			0-0 5-3 2-3		0-0 L7	4 0 0 0 0 1 3			
Phil Garner, R (1, 4) OBP: 0.287, SLG: 0.304		0-3 K			0-0 CS 1B		0-0 4-3 3-H 2B		0-0 1B	4 0 3 1 0 1 0			
Dickie Thon, R (1, 6) OBP: 0.286, SLG: 0.308		0-3 K			0-0 F9 1-2		0-0 4-3 2-3		0-0 F8	4 0 0 0 0 1 3			
Vern Ruhle, R (1, 1) Joe Sambito, L (8, 1) OBP: 0.143, SLG: 0.143		0-3 K2-3			0-0 L4		0-0 6-3			3 0 0 0 0 1 1 0 0 0 0 0 0 0			
Inning Stats	R: 1 E: 0 K: 1 S: 7 H: 2 LOB: 2 BB: 1 P: 11	R: 0 E: 0 K: 3 S: 9 H: 0 LOB: 0 BB: 0 P: 9	R: 0 E: 0 K: 0 S: 3 H: 0 LOB: 0 BB: 0 P: 3	R: 0 E: 0 K: 0 S: 3 H: 0 LOB: 0 BB: 0 P: 3	R: 0 E: 0 K: 0 S: 3 H: 1 LOB: 0 BB: 0 P: 3	R: 0 E: 0 K: 0 S: 4 H: 1 LOB: 1 BB: 0 P: 4	R: 1 E: 0 K: 0 S: 5 H: 2 LOB: 1 BB: 0 P: 5	R: 0 E: 0 K: 1 S: 5 H: 0 LOB: 0 BB: 0 P: 5	R: 1 E: 0 K: 0 S: 5 H: 2 LOB: 1 BB: 0 P: 5	1B: 5 2B: 2 3B: 0 HR: 1 SF: 0 SAC: 0 DP: 0 HBP: 0	WP: 0 PB: 0 SB: 0 CS: 1 PA: 35		
PITCHER	IP WLS BF H R ER SO BB IBB HBP BLK WP HR S P ERA WHIP											PITCHER	IP WLS BF H R ER SO BB IBB HBP BLK WP HR S P ERA WHIP
Steve Mura, R (1, 1) ERA: 2.52	8.0 L 30 6 2 2 5 1 0 0 0 0 0 0 39 43 2.25 0.875												
Joaquin Andujar, R (9, 1) ERA: 2.25	1.0 5 2 1 1 0 0 0 0 0 0 0 1 5 5 9.00 2.000												

Houston Astros @ St. Louis Cardinals
 Busch Stadium, St. Louis, MO
 Tue Apr 27 1982, 7:05 PM CDT
 Att. 14,368 - Unknown

AB	34
R	3
H	8
RBI	3
BB	1
SO	5
LOB	11



Batter	1	2	3	4	5	6	7	8	9	AB R H RBI BB SO LOB
Lonnie Smith, R OBP: 0.418, SLG: 0.513 (1, 8)	0-0 4-3		0-0 F7			0-0 5-3		0-0 2B		4 0 1 0 0 0 0
Tom Herr, S OBP: 0.303, SLG: 0.383 (1, 4)	0-0 6-3		0-0 G4-6-3 1B			0-0 4-3		0-0 P4		4 0 1 0 0 0 1
Keith Hernandez, L OBP: 0.438, SLG: 0.391 (1, 9)	4-0 1B BB		0-0 G4-6-3 1-2f			0-0 4-3		0-0 6-3		3 0 0 0 1 0 2
Darrell Porter, L OBP: 0.312, SLG: 0.456 (1, 2)	0-0 1-3 1B			0-0 G3			0-0 P3	0-3 K		4 0 1 0 0 1 0
Dane Iorg, L OBP: 0.404, SLG: 0.375 (1, 3)	0-0 F9			0-0 4-3			4-0 1B BB	0-3 K		2 0 0 0 1 0 2
David Green, R OBP: 0.382, SLG: 0.441 (9, PH)								0-3 K		1 0 0 0 0 1 0
Ken Oberkfell, L OBP: 0.313, SLG: 0.214 (1, 5)		0-0 G3		0-0 F7		0-0 F7		0-0 1B		4 0 1 0 0 0 1
Steve Braun, L OBP: 0.429, SLG: 0.353 (1, 7)		4-0 FC3-6 BB			0-0 F7		0-0 1-2 1B	0-3 K		2 0 1 0 1 0 0
Mike Ramsey, S OBP: 0.357, SLG: 0.385 (9, PH)								0-3 K		1 0 0 0 0 1 1
Ozzie Smith, S OBP: 0.333, SLG: 0.431 (1, 6)		0-0 FC3-6 1-2f			0-0 F7		0-0 F9			3 0 0 0 0 0 3
Steve Mura, R (1, 1)		0-3 K						0-0 G3		2 0 0 0 0 1 1
Orlando Sanchez, L (8, PH)										1 0 0 0 0 0 0
Joaquin Andujar, S (9, 1)										0 0 0 0 0 0 0


Inning Stats	R: 0	H: 1	E: 0	K: 0	S: 4	LOB: 2	BB: 1	P: 8	R: 0	H: 0	E: 0	K: 1	S: 5	LOB: 1	BB: 1	P: 9	R: 0	H: 1	E: 0	K: 0	S: 3	LOB: 0	BB: 0	P: 3	R: 0	H: 0	E: 0	K: 0	S: 3	LOB: 0	BB: 0	P: 3	R: 0	H: 0	E: 0	K: 0	S: 3	LOB: 0	BB: 0	P: 3	R: 0	H: 1	E: 0	K: 0	S: 4	LOB: 2	BB: 1	P: 8	R: 0	H: 1	E: 0	K: 3	S: 10	LOB: 1	BB: 0	P: 4	R: 0	H: 1	E: 0	K: 0	S: 10	LOB: 1	BB: 0	P: 10	1B: 4	SF: 0	2B: 1	SAC: 0	3B: 0	DP: 1	HR: 0	HBP: 0	WP: 0	PA: 34
--------------	------	------	------	------	------	--------	-------	------	------	------	------	------	------	--------	-------	------	------	------	------	------	------	--------	-------	------	------	------	------	------	------	--------	-------	------	------	------	------	------	------	--------	-------	------	------	------	------	------	------	--------	-------	------	------	------	------	------	-------	--------	-------	------	------	------	------	------	-------	--------	-------	-------	-------	-------	-------	--------	-------	-------	-------	--------	-------	--------

PITCHER	IP	WLS	BF	H	R	ER	SO	BB	IBB	HBP	BLK	WP	HR	S	P	ERA	WHIP
Vern Ruhle, R ERA: 4.71 (1, 1)	7.1	W	28	4	0	0	1	3	0	0	0	0	0	27	39	0.00	0.955
Joe Sambito, L ERA: 0.71 (8, 1)	1.2	S	6	1	0	0	3	0	0	0	0	0	0	12	12	0.00	0.600

BOTTOM

Houston Astros @ St. Louis Cardinals
 Busch Stadium, St. Louis, MO
 Tue Apr 27 1982, 7:05 PM CDT
 Att. 14,368 - Unknown

AB	31
R	0
H	5
RBI	0
BB	3
SO	4
LOB	11



Batter	1	2	3	4	5	6	7	8	9	AB R H RBI BB SO LOB	TOP	
Terry Puhl, L (1, 9) OBP: 0.296, SLG: 0.361	0-0 1B BB 1B	4-0 S BB			4-0 SH1-4 2B BB	0-0 1B 1B		0-0 F7		3 2 2 0 2 0 1		
Tony Scott, S (1, 8) OBP: 0.258, SLG: 0.277	0-0 1B 1B	0-0 G3			0-0 SH1-4	0-0 G4-6-3 1B		0-0 F8		4 0 2 1 0 0 2		
Ray Knight, R (1, 5) OBP: 0.341, SLG: 0.462	0-0 BB BB 1B				0-0 5-3	0-0 G4-6-3 1B				5 0 2 0 0 0 3		
Jose Cruz, L (1, 7) OBP: 0.341, SLG: 0.390	0-0 L4				0-0 4-3					5 0 1 1 0 1 3		
Alan Ashby, S (1, 2) OBP: 0.356, SLG: 0.500 Joe Pittman, R (9, PR)	4-0 BB BB				0-0 G3	4-0 FC5 HBP IBB		0-0 L7		3 0 0 0 2 0 1 0 0 0 0 0 0 0		
Art Howe, R (1, 3) OBP: 0.309, SLG: 0.380	4-0 1-2 2-3 3-H BB				0-0 6-3 1B	1-0 1-2 2-3 HBP		0-0 F9		3 0 1 1 1 0 1		
Phil Garner, R (1, 4) OBP: 0.286, SLG: 0.313	0-0 5-3				0-0 6-3 1-2	0-0 FC5 2-3f				4 1 1 0 0 0 7		
Dickie Thon, R (1, 6) OBP: 0.288, SLG: 0.296 Danny Heep, L (8, PH) OBP: 0.222, SLG: 0.125 Kiko Garcia, R (8, 6) OBP: 0.267, SLG: 0.400		0-3 K			0-3 K			0-0 F8 1B 2B		2 1 0 0 1 2 1 1 0 0 0 0 0 1 0 0 0 0 0 0 0		
Joe Niekro, R (1, 1) Dave Smith, R (6, 1) Frank LaCorte, R (6, 1) Denny Walling, L (8, PH) OBP: 0.407, SLG: 0.211 Randy Moffitt, R (8, 1)		0-0 5-3			0-0 5-3			0-0 F3 1B		3 0 0 0 0 0 2 0 0 0 0 0 0 0 0 0 0 0 0 0 0 1 0 1 1 0 0 0 0 0 0 0 0 0 0		
Inning Stats	R: 1 H: 3 E: 0 LOB: 3 K: 0 BB: 2 S: 5 P: 13	R: 0 H: 0 E: 0 LOB: 1 K: 1 BB: 1 S: 5 P: 9	R: 0 H: 0 E: 0 LOB: 0 K: 0 BB: 0 S: 3 P: 3	R: 0 H: 1 E: 0 LOB: 1 K: 1 BB: 0 S: 6 P: 6	R: 1 H: 1 E: 0 LOB: 3 K: 0 BB: 2 S: 4 P: 13	R: 1 H: 2 E: 0 LOB: 1 K: 0 BB: 1 S: 4 P: 8	R: 0 H: 0 E: 0 LOB: 0 K: 0 BB: 0 S: 3 P: 3	R: 1 H: 2 E: 0 LOB: 1 K: 0 BB: 0 S: 5 P: 5	R: 0 H: 1 E: 0 LOB: 1 K: 1 BB: 0 S: 6 P: 6	1B: 8 SF: 0 2B: 2 SAC: 1 3B: 0 DP: 1 HR: 0 HBP: 1	WP: 0 PA: 42 PB: 0 SB: 1 CS: 0	
PITCHER Bob Forsch, R (1, 1) ERA: 3.38 Bruce Sutter, R (8, 1) ERA: 1.98	IP WLS BF H R ER SO BB IBB HBP BLK WP HR S P ERA WHIP	7.0 W 34 8 4 4 2 5 1 1 0 0 0 0 31 56 5.14 1.857	2.0 S 8 2 0 0 1 0 0 0 0 0 0 0 10 10 0.00 1.000	PITCHER IP WLS BF H R ER SO BB IBB HBP BLK WP HR S P ERA WHIP								

Houston Astros @ St. Louis Cardinals
 Busch Stadium, St. Louis, MO
 Wed Apr 28 1982, 3:33 AM CDT
 Att: 15,757 - Unknown

livebaseballscorecards.com

AB	34
R	4
H	10
RBI	4
BB	6
SO	3
LOB	22



BOTTOM

Houston Astros @ St. Louis Cardinals
Busch Stadium, St. Louis, MO
Wed Apr 28 1982, 3:33 AM CDT
Att. 15,757 - Unknown

livebaseballscorecards.com

AB 28
R 5
H 6
RBI 5
BB 6
SO 2
LOB 14



WP: 2 PA: 34
PB: 0
SB: 1
CS: 1

AB R H RBI BB SO LOB

4 0 1 0 0 0 0

3 1 1 0 1 1 1

3 1 0 0 1 0 1

3 1 1 0 1 0 1

1 1 0 1 2 0 1

1 0 0 0 0 0 0

3 1 1 1 1 0 2

4 0 1 2 0 0 3

3 0 1 1 0 0 2

3 0 0 0 0 1 3

0 0 0 0 0 0 0

1B: 5 SF: 0
2B: 1 SAC: 0
3B: 0 DP: 2
HR: 0 HBP: 0

Batter	1	2	3	4	5	6	7	8	9
Lonnie Smith, R OBP: 0.411, SLG: 0.500 (1, 7)	0-0 CS 1B		0-0 F8			0-0 1-6-3	0-0 F9		
Tom Herr, S OBP: 0.312, SLG: 0.381 (1, 4)	0-3 K 1-2		0-0 G3			0-0 BB WP BB 1B	4-0 WP S BB		
Keith Hernandez, L OBP: 0.430, SLG: 0.375 (1, 3)	0-0 G3			0-0 1-3		4-0 BB BB 1-2 BB	0-0 4-3		
Darrell Porter, L OBP: 0.321, SLG: 0.451 (1, 2)		0-0 E4 BB		0-0 G4-6-3 1B		4-0 BB BB 1-2 2-3 1B BB	0-0 F5		
Dane Iorg, L OBP: 0.420, SLG: 0.366 (1, 9)		4-0 BB		0-0 G4-6-3		4-0 BB BB 1-2 2-3 3-H 1B BB	0-0 F8		
Tito Landrum, R OBP: 0.111, SLG: 0.111 (8, 9)		1-2 BB		1-2f					
Ken Oberkfell, L OBP: 0.350, SLG: 0.294 (1, 5)		0-0 F7			0-0 4-3 6-3 2B	4-0 1B 1B 1-2 2-3 3-H BB	0-0 6-3		
David Green, R OBP: 0.368, SLG: 0.421 (1, 8)		0-0 L8			0-0 4-3	0-0 1-2 2-H 3-H 1B	0-0 5-3		
Mike Ramsey, S OBP: 0.353, SLG: 0.375 (1, 6)		0-0 F7			0-0 6-3	0-0 1-2 2-3 G4-6-3 1B			
Bob Forsch, R OBP: 0.375, SLG: 0.500 (1, 1)			0-3 K		0-0 4-3	0-0 G4-6-3			
Bruce Sutter, R (8, 1)						1-2f			

Inning Stats	R: 0	H: 1	E: 0	LOB: 0	K: 1	S: 5	P: 5	R: 0	H: 0	E: 1	LOB: 2	K: 0	BB: 1	S: 4	P: 8	R: 0	H: 0	E: 0	LOB: 0	K: 1	BB: 0	S: 5	P: 5	R: 0	H: 1	E: 0	LOB: 0	K: 0	BB: 0	S: 3	P: 3	R: 1	H: 1	E: 0	LOB: 0	K: 0	BB: 0	S: 4	P: 4	R: 4	H: 3	E: 0	LOB: 2	K: 0	BB: 4	S: 5	P: 21	R: 0	H: 0	E: 0	LOB: 1	K: 0	BB: 1	S: 3	P: 7	R: 0	H: 0	E: 0	LOB: 0	K: 0	BB: 0	S: 3	P: 3
--------------	------	------	------	--------	------	------	------	------	------	------	--------	------	-------	------	------	------	------	------	--------	------	-------	------	------	------	------	------	--------	------	-------	------	------	------	------	------	--------	------	-------	------	------	------	------	------	--------	------	-------	------	-------	------	------	------	--------	------	-------	------	------	------	------	------	--------	------	-------	------	------

PITCHER	IP	WLS	BF	H	R	ER	SO	BB	IBB	HBP	BLK	WP	HR	S	P	ERA	WHIP
Joe Niekro, R ERA: 2.86 (1, 1)	5.1		21	4	3	3	2	2	0	0	0	1	0	23	31	5.06	1.125
Dave Smith, R ERA: 3.46 (6, 1)	0.0	L	3	0	0	0	0	3	0	0	0	0	0	0	12	∞	∞
Frank LaCorte, R ERA: 4.22 (6, 1)	1.2		7	2	2	2	0	1	0	0	0	1	0	6	10	10.80	1.800
Randy Moffitt, R ERA: 4.5 (8, 1)	1.0		3	0	0	0	0	0	0	0	0	0	0	3	3	0.00	0.000

PITCHER	IP	WLS	BF	H	R	ER	SO	BB	IBB	HBP	BLK	WP	HR	S	P	ERA	WHIP
---------	----	-----	----	---	---	----	----	----	-----	-----	-----	----	----	---	---	-----	------

Batter	1	2	3	4	5	6	7	8	9	AB R H RBI BB SO LOB	TOP																						
Lonnie Smith, R (1, 7) OBP: 0.400, SLG: 0.477	0-0 F4		0-0 P6		4-0 FC3-2 BB		0-0 F8		0-0 5-3	4 0 0 0 1 0 0																							
Tom Herr, S (1, 4) OBP: 0.316, SLG: 0.375	0-0 L4		0-0 F7		0-0 FC3-2		4-0 BB		0-0 1B	4 0 1 0 1 0 3																							
Keith Hernandez, L (1, 3) OBP: 0.408, SLG: 0.351	0-0 F8			0-0 E3 G4-6-3	0-0 G3		0-3 K		0-0 F7	5 0 0 0 0 1 5																							
Darrell Porter, L (1, 2) OBP: 0.321, SLG: 0.438 Orlando Sanchez, L (7, 2) OBP: 0.500, SLG: 0.250		4-0 FC5-4 BB		0-0 G4-6-3 1-2f		0-0 F7		0-0 FC3-6 1B		2 0 0 0 1 0 1 1 0 1 0 0 0 0																							
Dane Iorg, L (1, 9) OBP: 0.407, SLG: 0.356		0-0 FC5-4 4-3 1-2f 3B		0-3 K		0-0 6-3 1B 1B		0-0 FC3-6 FC3-6 1-2f		4 1 1 0 0 1 2																							
Ken Oberkfell, L (1, 5) OBP: 0.375, SLG: 0.333		0-0 4-3 1-2			0-0 2B 1B	0-0 6-3 1B		0-0 FC3-6 1B WP 1-2f		4 1 2 0 0 0 2																							
David Green, R (1, 8) OBP: 0.381, SLG: 0.476		0-0 2-H 3B			0-3 K	0-0 6-3 1-2 2-3		0-0 FC6-4 1-3 1B		4 0 2 1 0 1 3																							
Mike Ramsey, S (1, 6) OBP: 0.350, SLG: 0.421 Doug Bair, R (8, 1)		0-3 K			0-0 1B FC3-2 2B	0-0 F7		0-0 FC6-4 1-2f		3 0 1 0 0 1 3 0 0 0 0 0 0 0																							
Joaquin Andujar, S (1, 1) OBP: 0.214, SLG: 0.214 Steve Braun, L (5, PH) OBP: 0.455, SLG: 0.389 Jim Kaat, L (5, 1) Mark Littell, L (5, 1) Dave LaPoint, L (6, 1) Julio Gonzalez, R (6, 6) Tito Landrum, R (8, PH) OBP: 0.100, SLG: 0.100			0-0 P5		0-0 FC3-2 BB 2-3 3-H 1B		0-0 P6		0-0 F9	1 0 0 0 0 0 0 1 0 1 1 0 2 0 0 0 0 0 0 1 0 0 0 0 0 2																							
Inning Stats	R: 0 E: 0 K: 0 S: 3	H: 0 LOB: 0 BB: 0 P: 3	R: 1 E: 0 K: 1 S: 6	H: 1 LOB: 1 BB: 1 P: 10	R: 0 E: 0 K: 0 S: 3	H: 0 LOB: 0 BB: 0 P: 3	R: 0 E: 1 K: 1 S: 5	H: 0 LOB: 0 BB: 0 P: 5	R: 1 E: 0 K: 1 S: 8	H: 3 LOB: 3 BB: 1 P: 12	R: 0 E: 0 K: 0 S: 5	H: 2 LOB: 2 BB: 0 P: 5	R: 0 E: 0 K: 1 S: 5	H: 0 LOB: 1 BB: 1 P: 9	R: 0 E: 0 K: 0 S: 5	H: 2 LOB: 2 BB: 0 P: 5	R: 0 E: 0 K: 0 S: 4	H: 1 LOB: 1 BB: 0 P: 4	1B: 7 2B: 1 3B: 1 HR: 0	SF: 0 SAC: 0 DP: 1 HBP: 0	WP: 1 PB: 0 SB: 0 CS: 0	PA: 39											
PITCHER Frank Pastore, R (1, 1) ERA: 2.13	IP 9.0	WLS W	BF 39	H 9	R 2	ER 2	SO 4	BB 3	IBB 0	HBP 0	BLK 0	WP 1	HR 0	S 44	P 56	ERA 2.00	WHIP 1.333																
											PITCHER	IP	WLS	BF	H	R	ER	SO	BB	IBB	HBP	BLK	WP	HR	S	P	ERA	WHIP					

St. Louis Cardinals @ Cincinnati Reds
Riverfront Stadium, Cincinnati, OH
Fri Apr 30 1982, 7:05 PM EDT
Att. 18,864 - Unknown - 69 F

livebaseballscorecards.com

AB	36
R	2
H	9
RBI	2
BB	3
SO	4
LOB	21



Batter	1	2	3	4	5	6	7	8	9
Eddie Milner, L OBP: 0.353, SLG: 0.304 (1, 9) X (7, 7)	0-0 3-1 ①		0-0 WP 1B 2B	0-0 E6 1B 1-2 2-H		0-3 K ①	0-0 6-3 ③		
Ron Oester, S OBP: 0.318, SLG: 0.400 (1, 4) X	0-0 4-3 ②		0-0 PB 1B 1B 2-H 3-H	0-0 1B 1-2 2-H		0-0 BB 1B 2B 2-H		0-0 F7 ①	
Dave Concepcion, R OBP: 0.386, SLG: 0.438 (1, 6) X	0-0 1-3 ③		0-0 PB 1B 1-2		0-0 6-3 ①	4-0 1B BB SF8 IBB		0-0 F9 ②	
Johnny Bench, R OBP: 0.297, SLG: 0.273 Wayne Krenchicki, L OBP: 0.400, SLG: 0.467 (1, 5) (8, 5)		0-3 K ①	0-3 K ②		0-0 6-3 ②	4-0 1B BB 1-2 2-3		0-0 P6 ③	
Cesar Cedeno, R OBP: 0.292, SLG: 0.358 (1, 8) X		0-0 6-3 ②	0-0 P6 ③		0-0 BB 1B 2B	0-0 1-2 2-3 3-H 1B			
Larry Bittner, L OBP: 0.483, SLG: 0.583 Mike Vail, R OBP: 0.333, SLG: 0.400 Paul Householder, S OBP: 0.327, SLG: 0.386 (1, 7) (6, PH) (7, 9)		0-0 2B		0-0 FC3-5 1B 1B	4-0 BB 1B BB	0-0 SF8 ②			
Dan Driessen, L OBP: 0.356, SLG: 0.306 (1, 3) X		0-0 P6 ③		0-0 FC3-5 E 1B 1-2	4-0 1B BB 1-2 2-3	0-0 F8 ③			
Alex Trevino, R OBP: 0.372, SLG: 0.265 (1, 2) X			0-0 F9 ①	0-0 F8 ①	0-0 1B 1-2 2-H 3-H		0-0 L7 ①		
Frank Pastore, R OBP: 0.286, SLG: 0.357 (1, 1) X			0-0 2B WP 1B	0-0 FC3-5 E 1B 1-2 2-3f		0-0 2B 2B	0-0 6-3 ②		

Inning Stats	R: 0 E: 0 K: 0 S: 3	H: 0 LOB: 0 BB: 0 P: 3	R: 0 E: 0 K: 1 S: 6	H: 1 LOB: 1 BB: 0 P: 6	R: 2 E: 0 K: 1 S: 9	H: 4 LOB: 2 BB: 0 P: 9	R: 1 E: 1 K: 0 S: 6	H: 3 LOB: 3 BB: 0 P: 6	R: 2 E: 0 K: 0 S: 4	H: 2 LOB: 2 BB: 2 P: 12	R: 3 E: 0 K: 1 S: 8	H: 3 LOB: 2 BB: 2 P: 16	R: 0 E: 0 K: 0 S: 3	H: 0 LOB: 0 BB: 0 P: 3
--------------	------------------------------	---------------------------------	------------------------------	---------------------------------	------------------------------	---------------------------------	------------------------------	---------------------------------	------------------------------	----------------------------------	------------------------------	----------------------------------	------------------------------	---------------------------------

PITCHER															PITCHER																		
IP	WLS	BF	H	R	ER	SO	BB	IBB	HBP	BLK	WP	HR	S	P	ERA	WHIP	IP	WLS	BF	H	R	ER	SO	BB	IBB	HBP	BLK	WP	HR	S	P	ERA	WHIP
Joaquin Andujar, R ERA: 2.5 (1, 1)	4.0	L	20	8	3	2	2	0	0	0	0	0	24	24	4.50	2.000																	
Jim Kaat, L ERA: 5.4 (5, 1)	0.2		5	1	2	0	2	0	0	0	0	0	3	11	27.00	4.500																	
Mark Littell, R ERA: 12.27 (5, 1)	0.1		2	2	1	0	0	0	0	0	0	0	2	2	27.00	6.000																	
Dave LaPoint, L ERA: 7.0 (6, 1)	2.0		10	2	2	1	1	1	0	0	0	0	10	18	9.00	1.500																	
Doug Bair, R ERA: 1.04 (8, 1)	1.0		3	0	0	0	0	0	0	0	0	0	3	3	0.00	0.000																	

BOTTOM

St. Louis Cardinals @ Cincinnati Reds
Riverfront Stadium, Cincinnati, OH

Fri Apr 30 1982, 7:05 PM EDT
Att: 18,864 - Unknown - 69 F

AB	R	H	RBI	BB	SO	LOB
5	1	1	0	0	1	2
5	1	3	2	0	0	0
4	1	1	0	1	0	0
3	0	0	0	1	2	2
1	0	0	0	0	0	0
4	1	2	1	0	0	2
2	1	2	0	1	0	0
0	0	0	1	0	0	0
0	0	0	0	0	0	0
3	1	1	0	1	0	3
4	0	1	2	0	0	2
4	2	2	0	0	0	2

AB 35
R 8
H 13
RBI 6
BB 4
SO 3
LOB 13

livebaseballscorecards.com

REDS

WP: 1 PA: 40
PB: 1
SB: 0
CS: 0

Batter	1	2	3	4	5	6	7	8	9	AB R H RBI BB SO LOB	TOP
Lonnie Smith, R (1, 7) OBP: 0.385, SLG: 0.456	0-3 K		0-3 K			0-0 1-6-3		0-0 L3		4 0 0 0 0 2 1	
Tom Herr, S (1, 4) OBP: 0.304, SLG: 0.359	0-3 K			0-0 F8		0-3 K		0-3 K		4 0 0 0 0 3 0	
Keith Hernandez, L (1, 3) OBP: 0.412, SLG: 0.358	0-0 S 1B			0-0 1B SF9 1B		0-0 5-3		0-0 F7		4 1 2 0 0 0 0	
Darrell Porter, L (1, 2) OBP: 0.333, SLG: 0.447 Orlando Sanchez, L (8, 2) OBP: 0.429, SLG: 0.200	0-0 G3			0-0 1B		0-0 FC3-6 1B		0-0 F9		3 0 2 0 0 0 1 1 0 0 0 0 0 0	
Dane Iorg, L (1, 9) OBP: 0.386, SLG: 0.340		0-0 4-3		0-0 SF9		0-0 FC3-6 G5-4-3				2 0 0 1 0 0 1	
Ken Oberkfell, L (1, 5) OBP: 0.333, SLG: 0.292		0-0 4-3		0-0 F8		0-0 G5-4-3				3 0 0 0 0 0 2	
David Green, R (1, 8) OBP: 0.356, SLG: 0.444		0-0 L9			0-0 F9		0-0 F9			3 0 0 0 0 0 0	
Ozzie Smith, S (1, 6) OBP: 0.346, SLG: 0.432			0-0 6-3		0-0 CS 1B		0-0 BB BB			2 0 1 0 1 0 0	
Andy Rincon, R (1, 1)			0-3 K		0-0 P6		0-0 P6			1 0 0 0 0 1 0	
Jim Kaat, L (3, 1)										1 0 0 0 0 0 1	
Mark Littell, L (7, 1)										0 0 0 0 0 0 0	
Steve Braun, L (7, 5) OBP: 0.435, SLG: 0.368										1 0 0 0 0 0 1	
Inning Stats	R: 0 E: 0 K: 2 S: 8 H: 1 LOB: 1 BB: 0 P: 8	R: 0 E: 0 K: 0 S: 3 H: 0 LOB: 0 BB: 0 P: 3	R: 0 E: 0 K: 2 S: 7 H: 0 LOB: 0 BB: 0 P: 7	R: 1 E: 0 K: 0 S: 5 H: 2 LOB: 1 BB: 0 P: 5	R: 0 E: 0 K: 0 S: 3 H: 1 LOB: 0 BB: 0 P: 3	R: 0 E: 0 K: 1 S: 5 H: 0 LOB: 0 BB: 0 P: 5	R: 0 E: 0 K: 0 S: 3 H: 1 LOB: 0 BB: 0 P: 3	R: 0 E: 0 K: 0 S: 3 H: 0 LOB: 1 BB: 1 P: 7	R: 0 E: 0 K: 1 S: 5 H: 0 LOB: 0 BB: 0 P: 5	1B: 5 2B: 0 3B: 0 HR: 0 SF: 1 SAC: 0 DP: 1 HBP: 0	WP: 0 PB: 0 SB: 1 CS: 1 PA: 31
PITCHER Mario Soto, R (1, 1) ERA: 3.38	IP 9.0 WLS W BF 31 H 5 R 1 ER 1 SO 6 BB 1 IBB 0 HBP 0 BLK 0 WP 0 HR 0 S 42 P 46 ERA 1.00 WHIP 0.667										

St. Louis Cardinals @ Cincinnati Reds
Riverfront Stadium, Cincinnati, OH
Sat May 01 1982, 3:33 AM EDT
Att. 21,193 - Sunny - 72 F

livebaseballscorecards.com

AB	29
R	1
H	5
RBI	1
BB	1
SO	6
LOB	7



Batter	1	2	3	4	5	6	7	8	9	AB	R	H	RBI	BB	SO	LOB
Eddie Milner, L OBP: 0.321, SLG: 0.275 (1, 9) (6, 7) (8, 8)	0-0 L4	0-0 FC3-6		0-0 E3		0-0 4-3		0-0 F8		5	0	0	0	0	0	1
Ron Oester, S OBP: 0.312, SLG: 0.389 (1, 4) (8, 6)	0-0 2B	0-3 K		0-0 FC5-4		0-0 P4		0-0 F7		5	1	1	0	0	1	2
Dave Concepcion, R Rafael Landestoy, S OBP: 0.402, SLG: 0.468 OBP: 0.182, SLG: 0.364 (1, 6) (8, 4)	0-0 1B		0-0 6-3	0-0 FC5-4			0-0 E HR	0-0 F7		4	2	3	1	0	0	1
Cesar Cedeno, R Clint Hurdle, L OBP: 0.289, SLG: 0.352 OBP: 0.250, SLG: 0.207 (1, 8) (8, 7)	0-0 1B		0-0 6-3		0-0 F7		0-0 E6 HR			4	1	1	1	0	0	2
Larry Bittner, L Paul Householder, S OBP: 0.500, SLG: 0.577 OBP: 0.340, SLG: 0.386 (1, 7) (6, 9)	0-0 L4		4-0 BB		0-0 3B		4-0 HR			2	1	1	0	1	0	1
Dan Driessen, L OBP: 0.363, SLG: 0.382 (1, 3)	0-0 F8		0-0 P5		0-0 E		0-0 HR			4	2	2	5	0	0	3
Wayne Krenchicki, L OBP: 0.316, SLG: 0.368 (1, 5)		0-0 L1	0-0 G3		0-0 L1		0-0 G3			4	0	0	0	0	0	2
Alex Trevino, R OBP: 0.362, SLG: 0.289 (1, 2)		0-0 1B		0-0 G3		0-0 F9		0-0 F8		4	1	1	0	0	0	0
Mario Soto, R OBP: 0.286, SLG: 0.385 (1, 1)		0-0 1B		0-0 E		0-0 6-3		0-0 F7		4	1	2	1	0	0	0

Inning Stats	R: 2	H: 3	E: 0	K: 0	S: 6	H: 3	LOB: 1	BB: 0	P: 6	R: 1	H: 2	E: 0	K: 1	S: 7	H: 2	LOB: 1	BB: 0	P: 7	R: 0	H: 1	E: 0	K: 0	S: 4	H: 1	LOB: 2	BB: 1	P: 8	R: 1	H: 1	E: 1	K: 0	S: 5	H: 2	LOB: 0	BB: 0	P: 5	R: 0	H: 0	E: 0	K: 0	S: 3	H: 0	LOB: 0	BB: 0	P: 3	R: 4	H: 2	E: 1	K: 0	S: 6	H: 2	LOB: 0	BB: 1	P: 10	R: 0	H: 0	E: 0	K: 0	S: 3	H: 0	LOB: 0	BB: 0	P: 3
--------------	------	------	------	------	------	------	--------	-------	------	------	------	------	------	------	------	--------	-------	------	------	------	------	------	------	------	--------	-------	------	------	------	------	------	------	------	--------	-------	------	------	------	------	------	------	------	--------	-------	------	------	------	------	------	------	------	--------	-------	-------	------	------	------	------	------	------	--------	-------	------

PITCHER	IP	WLS	BF	H	R	ER	SO	BB	IBB	HBP	BLK	WP	HR	S	P	ERA	WHIP
Andy Rincon, R ERA: 4.26 (1, 1)	2.1	L	14	6	3	3	1	1	0	0	0	0	0	15	19	11.57	3.000
Jim Kaat, L ERA: 6.75 (3, 1)	3.2		19	5	7	4	0	0	1	0	0	0	1	18	22	9.82	1.364
Mark Littell, R ERA: 7.94 (7, 1)	2.0		6	0	0	0	0	0	0	0	0	0	0	6	6	0.00	0.000


BOTTOM

St. Louis Cardinals @ Cincinnati Reds
Riverfront Stadium, Cincinnati, OH

Sat May 01 1982, 3:33 AM EDT
Att. 21,193 - Sunny - 72 F

AB	37
R	10
H	11
RBI	8
BB	2
SO	1
LOB	12

livebaseballscorecards.com



WP	HR	S	P	ERA	WHIP
0	0	0	0	0	0

Batter	1	2	3	4	5	6	7	8	9	AB R H RBI BB SO LOB	TOP		
Lonnie Smith, R (1, 7) OBP: 0.367, SLG: 0.432	0-0 F8		0-0 L6		0-0 F9		0-0 5-3		0-0 5-3	5 0 0 0 0 0 4			
Tom Herr, S (1, 4) OBP: 0.305, SLG: 0.351 Dave LaPoint, L (5, 1) Steve Braun, L (8, PH) OBP: 0.417, SLG: 0.350	4-0 BB		0-0 P6		0-0 6-3			0-0 4-3		2 0 0 0 1 0 1 0 0 0 0 0 0 0 1 0 0 0 0 0 0			
Keith Hernandez, L (1, 9) OBP: 0.415, SLG: 0.357	0-0 G4-6-3 BB 1-2f			0-0 BB 1B		0-3 K		4-0 BB		3 1 1 0 1 1 1			
Gene Tenace, R (1, 3) OBP: 0.571, SLG: 0.800 Dane Iorg, L (8, PH) OBP: 0.379, SLG: 0.333 Jim Kaat, L (8, 1)		0-0 E5 G4-6-3 1B		4-0 L4-3 BB		0-0 F5		0-3 K		2 0 0 0 1 0 0 1 0 0 0 0 1 1 0 0 0 0 0 0 0			
David Green, R (1, 8) OBP: 0.367, SLG: 0.469		0-0 G4-6-3 1B		0-0 L4-3		0-0 2B		0-0 4-3		4 0 2 0 0 0 3			
Darrell Porter, L (1, 2) OBP: 0.330, SLG: 0.438		0-0 G4-6-3		0-0 1B		0-0 G3			0-0 G3	4 0 1 1 0 0 3			
Ken Oberkfell, L (1, 5) OBP: 0.355, SLG: 0.321		0-0 4-3		0-0 1B			0-0 F8		0-0 1B	4 0 2 0 0 0 1			
Ozzie Smith, S (1, 6) OBP: 0.366, SLG: 0.474			0-0 WP 2B		0-0 5-3		0-0 4-3 2B		0-0 1B	4 0 3 0 0 0 2			
Steve Mura, R (1, 1) Tito Landrum, R (5, PH) OBP: 0.091, SLG: 0.091 Mike Ramsey, S (5, 4) Orlando Sanchez, L (9, PH) OBP: 0.375, SLG: 0.167			0-0 B1-4		0-0 P6		0-0 4-3		0-3 K	1 0 0 0 0 0 1 1 0 0 0 0 0 0 1 0 0 0 0 0 1 1 0 0 0 0 1 2			
Inning Stats	R: 0 E: 0 K: 0 S: 2 H: 0 LOB: 0 BB: 1 P: 6	R: 0 E: 1 K: 0 S: 4 H: 1 LOB: 1 BB: 0 P: 4	R: 0 E: 0 K: 0 S: 4 H: 1 LOB: 1 BB: 0 P: 4	R: 1 E: 0 K: 0 S: 5 H: 3 LOB: 2 BB: 1 P: 9	R: 0 E: 0 K: 0 S: 3 H: 0 LOB: 0 BB: 0 P: 3	R: 0 E: 0 K: 1 S: 6 H: 1 LOB: 1 BB: 0 P: 6	R: 0 E: 0 K: 0 S: 4 H: 1 LOB: 1 BB: 0 P: 4	R: 0 E: 0 K: 1 S: 5 H: 0 LOB: 1 BB: 1 P: 9	R: 0 E: 0 K: 1 S: 7 H: 2 LOB: 2 BB: 0 P: 7	1B: 6 2B: 4 3B: 0 HR: 0 SF: 0 SAC: 0 DP: 3 HBP: 0	WP: 1 PB: 0 SB: 0 CS: 0 PA: 37		
PITCHER	IP WLS BF H R ER SO BB IBB HBP BLK WP HR S P ERA WHIP											PITCHER	IP WLS BF H R ER SO BB IBB HBP BLK WP HR S P ERA WHIP
Charlie Leibrandt, L (1, 1) ERA: 2.51	6.1 W 26 7 1 1 1 2 0 0 0 1 0 26 34 1.42 1.421												
Jim Kern, R (7, 1) ERA: 3.94	2.2 11 2 0 0 2 1 0 0 0 0 0 14 18 0.00 1.125												

St. Louis Cardinals @ Cincinnati Reds
Riverfront Stadium, Cincinnati, OH
Sun May 02 1982, 3:33 AM EDT
Sunny - 70 F

livebaseballscorecards.com

AB 34
R 1
H 9
RBI 1
BB 3
SO 3
LOB 20



Batter	1	2	3	4	5	6	7	8	9	AB R H RBI BB SO LOB
Eddie Milner, L OBP: 0.367, SLG: 0.382 (1, 9) (6, 7)	0-0 1B 1B 2B		0-0 BB 1B 5-3 1B	0-0 3B			0-0 5-6-3 1B			4 2 4 0 0 0 0
Ron Oester, S OBP: 0.320, SLG: 0.394 (1, 4)	0-0 1B E 2-3 1B		0-0 5-3 BB 1-2 SF9 1B	G3			0-3 K			4 2 2 0 0 1 2
Dave Concepcion, R OBP: 0.418, SLG: 0.475 (1, 6)	0-0 E S 1-3 3-H 1B		4-0 SF9 5-3 1-2 2-3 1B BB		0-0 FC1-6 1B		0-0 5-6-3			3 1 2 1 1 0 1
Cesar Cedeno, R OBP: 0.300, SLG: 0.342 (1, 8)	4-0 L3 1-3 3-H BB		0-0 5-3		0-0 FC1-6 FC4-6 1-2f		4-0 IBB			2 0 0 1 2 0 3
Larry Bittner, L OBP: 0.457, SLG: 0.536 Paul Householder, S OBP: 0.333, SLG: 0.378 (1, 7) (5, PR) (6, 9)	0-0 L3 1-2		0-0 SF9 2-3 3-H		0-0 FC4-6 1-2f		0-3 K			2 0 0 1 0 0 3 1 0 0 0 0 1 2
Dan Driessen, L OBP: 0.358, SLG: 0.375 (1, 3)	0-3 K		0-0 1B 3-H		0-0 F7		0-0 4-3			4 0 1 1 0 1 2
Wayne Krenchicki, L OBP: 0.261, SLG: 0.304 (1, 5)		0-0 F8	0-0 F7		0-3 K		0-0 4-3			4 0 0 0 0 1 1
Alex Trevino, R OBP: 0.392, SLG: 0.333 (1, 2)		0-3 K		0-0 G3-6-4 1B		0-0 1B		0-0 1B		4 0 3 0 0 1 0
Charlie Leibrandt, R Jim Kern, R (1, 1) (7, 1)		0-0 6-3		0-0 G3-6-4 1-2f		0-3 K 1-2		0-3 K		3 0 0 0 0 1 2 1 0 0 0 0 1 1

Inning Stats	R: 2 E: 0 K: 1 S: 7	H: 3 LOB: 1 BB: 1 P: 11	R: 0 E: 0 K: 1 S: 5	H: 0 LOB: 0 BB: 0 P: 5	R: 3 E: 0 K: 0 S: 6	H: 3 LOB: 1 BB: 1 P: 10	R: 0 E: 0 K: 0 S: 4	H: 2 LOB: 1 BB: 0 P: 4	R: 0 E: 0 K: 0 S: 4	H: 1 LOB: 1 BB: 0 P: 4	R: 0 E: 0 K: 2 S: 7	H: 1 LOB: 1 BB: 0 P: 7	R: 0 E: 0 K: 2 S: 8	H: 1 LOB: 2 BB: 1 P: 12	R: 0 E: 0 K: 1 S: 6	H: 1 LOB: 1 BB: 0 P: 6
1B: 10 2B: 2 3B: 1 HR: 0	SF: 1 SAC: 0 DP: 2 HBP: 0	WP: 0 PB: 0 SB: 1 CS: 0	PA: 36													

PITCHER	IP	WLS	BF	H	R	ER	SO	BB	IBB	HBP	BLK	WP	HR	S	P	ERA	WHIP
Steve Mura, R ERA: 3.41 (1, 1)	4.0	L	20	8	5	4	2	2	0	0	0	0	0	22	30	9.00	2.500
Dave LaPoint, L ERA: 5.25 (5, 1)	3.0		12	3	0	0	4	0	1	0	0	0	0	19	23	0.00	1.000
Jim Kaat, L ERA: 6.23 (8, 1)	1.0		4	1	0	0	1	0	0	0	0	0	0	6	6	0.00	1.000

BOTTOM

St. Louis Cardinals @ Cincinnati Reds
Riverfront Stadium, Cincinnati, OH
Sun May 02 1982, 3:33 AM EDT
Sunny - 70 F

livebaseballscorecards.com

AB	32
R	5
H	12
RBI	4
BB	3
SO	7
LOB	17



Batter	1	2	3	4	5	6	7	8	9	AB R H RBI BB SO LOB	TOP	
Lonnie Smith, R (1, 7) OBP: 0.372, SLG: 0.439 Steve Braun, L (8, 7) OBP: 0.400, SLG: 0.333	0-0 4-3 1B 2B	0-3 K			0-3 K				0-0 L7	3 2 1 0 1 2 1 1 0 0 0 0 0 0		
Ozzie Smith, S (1, 6) OBP: 0.368, SLG: 0.463	0-0 4-3 2-3		0-0 4-3			0-0 F7	4-0 1B HR BB		0-0 FC5 BB 1B	4 1 1 0 1 0 1		
Keith Hernandez, L (1, 3) OBP: 0.432, SLG: 0.375	0-0 2B 1B		0-0 F7			0-0 FC6-4 1B	0-0 HR 1B		4-0 BB 1B	4 1 3 3 1 0 0		
Gene Tenace, R (1, 2) OBP: 0.579, SLG: 1.000	0-0 1-3 2B		0-0 F7			4-0 1-2 FC6-4 BB	0-0 1-H 3-H HR		0-0 FC5 2-3f	4 1 2 3 1 0 2		
David Green, R (1, 8) OBP: 0.340, SLG: 0.434	0-3 K			0-0 4-3		0-0 FC6-4 1-2f 2-3	0-3 K			4 0 0 0 0 2 4		
Tito Landrum, R (1, 9) OBP: 0.067, SLG: 0.067	0-3 K			0-3 K		0-3 K		0-0 F7		4 0 0 0 0 3 4		
Ken Oberkfell, L (1, 5) OBP: 0.314, SLG: 0.281		0-0 P6		0-0 F7			0-0 4-3	0-0 4-3		4 0 0 0 0 0 0		
Tom Herr, S (1, 4) OBP: 0.303, SLG: 0.347		0-0 E 1B		0-0 4-3			0-0 6-3	0-3 K		4 0 1 0 0 1 0		
John Martin, S (1, 1) OBP: 0.182, SLG: 0.100 Bruce Sutter, R (9, 1)		0-3 K		0-3 K			4-0 BB 1B BB		0-0 4-3	3 1 0 0 1 2 1 0 0 0 0 0 0 0		
Inning Stats	R: 1 H: 3 E: 0 LOB: 2 K: 2 BB: 0 S: 10 P: 10	R: 0 H: 1 E: 1 LOB: 1 K: 2 BB: 0 S: 8 P: 8	R: 0 H: 0 E: 0 LOB: 0 K: 0 BB: 0 S: 3 P: 3	R: 0 H: 0 E: 0 LOB: 0 K: 1 BB: 0 S: 5 P: 5	R: 0 H: 0 E: 0 LOB: 0 K: 2 BB: 0 S: 7 P: 7	R: 0 H: 1 E: 0 LOB: 2 K: 1 BB: 1 S: 6 P: 10	R: 5 H: 2 E: 0 LOB: 0 K: 1 BB: 3 S: 7 P: 19	R: 0 H: 0 E: 0 LOB: 0 K: 1 BB: 0 S: 5 P: 5	R: 0 H: 1 E: 0 LOB: 2 K: 0 BB: 1 S: 4 P: 8	1B: 5 SF: 0 2B: 2 SAC: 0 3B: 0 DP: 0 HR: 1 HBP: 0	WP: 0 PA: 40 PB: 0 SB: 0 CS: 0	
PITCHER	IP WLS BF H R ER SO BB IBB HBP BLK WP HR S P ERA WHIP											
Joe Price, L (1, 1) ERA: 2.03	6.0 L 24 5 1 1 8 1 0 0 0 0 0 0 39 43 1.50 1.000											
Bob Shirley, L (7, 1) ERA: 9.58	0.2 6 1 4 4 0 3 0 0 0 0 0 0 3 15 54.00 6.000											
Joe Edelen, R (7, 1) ERA: 5.84	2.1 10 2 1 1 2 1 0 0 0 0 0 1 13 17 3.86 1.286											

St. Louis Cardinals @ Cincinnati Reds
Riverfront Stadium, Cincinnati, OH
Sun May 02 1982, 3:38 AM EDT
Att. 26,083 - Sunny - 70 F

livebaseballscorecards.com

AB 35
R 6
H 8
RBI 6
BB 5
SO 10
LOB 13



Batter	1	2	3	4	5	6	7	8	9	AB R H RBI BB SO LOB
Eddie Milner, L (1, 9) OBP: 0.344, SLG: 0.356	0-0 F2		0-0 F7			0-0 L7			0-0 G3	4 0 0 0 0 0 2
Ron Oester, S (1, 4) OBP: 0.327, SLG: 0.402	0-0 L5			0-0 6-3			0-0 F7 2B		4-0 HR BB	3 1 1 0 1 0 0
Dave Concepcion, R (1, 6) OBP: 0.411, SLG: 0.500	0-3 K			0-0 F8			0-0 F7		0-0 HR	4 1 1 3 0 1 1
Cesar Cedeno, R (1, 8) OBP: 0.298, SLG: 0.377		0-0 F9		0-0 P3			0-0 F2		0-0 HR	4 1 1 1 0 0 1
Johnny Bench, R (1, 5) OBP: 0.282, SLG: 0.257		0-0 F7			0-0 F8		0-0 L5		0-3 K	4 0 0 0 0 1 1
Mike Vail, R (1, 7) OBP: 0.323, SLG: 0.414 Paul Householder, S (9, PR) OBP: 0.333, SLG: 0.378		0-0 F3			0-0 5-3			0-0 F8	0-0 2B	4 0 1 0 0 0 0 0 0 0 0 0 0 0
Dan Driessen, L (1, 3) OBP: 0.354, SLG: 0.361			0-0 F8		0-0 F9			4-0 HR BB	0-0 4-3	3 0 0 0 1 0 1
Mike O'Berry, R (1, 2) OBP: 0.333, SLG: 0.241			4-0 SH3-4 BB			0-0 P3		0-0 G6-4-3		2 0 0 0 1 0 1
Joe Price, R (1, 1) Rafael Landestoy, S (6, PH) OBP: 0.167, SLG: 0.333 Bob Shirley, R (7, 1) OBP: 0.500, SLG: 0.500 Joe Edelen, R (7, 1) OBP: 0.500, SLG: 0.500 Alex Trevino, R (9, PH) OBP: 0.404, SLG: 0.372			0-0 SH3-4			0-0 1-3			0-0 G3 HR	0 0 0 0 0 0 0 1 0 1 1 1 0 0 0 0

BOTTOM

St. Louis Cardinals @ Cincinnati Reds
Riverfront Stadium, Cincinnati, OH
Sun May 02 1982, 3:38 AM EDT
Att: 26,083 - Sunny - 70 F

AB	30
R	4
H	5
RBI	4
BB	3
SO	2
LOB	7



Inning Stats	R: 0	H: 0	E: 0	K: 1	S: 5	H: 0	LOB: 0	BB: 0	P: 5	R: 0	H: 0	E: 0	K: 0	S: 3	R: 0	H: 0	E: 0	K: 0	S: 3	R: 0	H: 0	E: 0	K: 0	S: 3	R: 0	H: 0	E: 0	K: 0	S: 3	R: 0	H: 0	E: 0	K: 0	S: 3	R: 4	H: 4	E: 0	K: 1	S: 9	1B: 0	SF: 0	2B: 3	SAC: 1	3B: 0	DP: 1	HR: 2	HBP: 0	WP: 0	PA: 34
PITCHER																																																	
John Martin, L (1, 1) ERA: 5.28	8.1	WLS	W	31	H	4	R	4	ER	4	SO	1	BB	3	IBB	0	HBP	0	BLK	0	WP	0	HR	2	S	30	P	42	ERA	4.32	WHIP	0.840																	
Bruce Sutter, R (9, 1) ERA: 1.88	0.2	S	3	1	0	0	0	1	0	0	0	0	0	0	0	0	0	0	0	0	0	0	0	5	5	0.00	1.500																						

Batter	1	2	3	4	5	6	7	8	9	AB R H RBI BB SO LOB	TOP															
Bump Wills, S (1, 4) OBP: 0.382, SLG: 0.442	0-0 FC3-6 1B			0-3 K	0-0 1-3 3-H 2B		0-0 4-3		0-0 G3	5 0 2 1 0 1 1																
Bob Molinaro, L (1, 7) OBP: 0.267, SLG: 0.154	0-0 FC3-6 1-2f G3-6-3			0-0 F9	0-0 5-3			0-0 P3		4 0 0 0 0 0 3																
Bill Buckner, L (1, 3) OBP: 0.305, SLG: 0.374	0-0 G3-6-3 1-2f			0-0 E 3B		0-0 4-3		0-0 2B		4 1 2 0 0 0 1																
Keith Moreland, R (1, 5) OBP: 0.406, SLG: 0.644		0-0 5-3		0-0 E5 3-H		0-0 HR 1B		4-0 BB		3 1 1 0 1 0 0																
Leon Durham, L (1, 9) OBP: 0.386, SLG: 0.483		0-0 P6		0-0 F8		0-0 HR 1-H		0-0 F9		4 1 1 2 0 0 3																
Gary Woods, R (1, 8) OBP: 0.385, SLG: 0.484		0-0 6-3			0-0 F9 1B 2B 1B		0-0 6-3		0-0 F9	4 1 1 0 0 0 2																
Larry Bowa, S (1, 6) OBP: 0.256, SLG: 0.244			0-0 4-3		0-0 F7		0-0 F9		0-0 4-3	4 0 0 0 0 0 1																
Jody Davis, R (1, 2) OBP: 0.240, SLG: 0.227			0-0 5-3		0-0 2B 1-2 1B		0-3 K		0-0 2B	4 0 2 0 0 1 0																
Dickie Noles, R (1, 1) OBP: 0.200, SLG: 0.267			0-3 K		0-0 F9		0-3 K		0-0 F8	3 0 0 0 0 2 2																
Willie Hernandez, L (7, 1)										0 0 0 0 0 0 0																
Lee Smith, R (7, 1)										0 0 0 0 0 0 0																
Allen Ripley, R (7, 1)										0 0 0 0 0 0 0																
Dan Briggs, L (9, PH) OBP: 0.095, SLG: 0.095					2-3					1 0 0 0 0 0 1																
Inning Stats	R: 0 E: 0 K: 0 S: 3	H: 1 LOB: 0 BB: 0 P: 3	R: 0 E: 0 K: 0 S: 3	H: 0 LOB: 0 BB: 0 P: 3	R: 0 E: 0 K: 1 S: 5	H: 0 LOB: 0 BB: 0 P: 5	R: 1 E: 1 K: 1 S: 7	H: 1 LOB: 1 BB: 0 P: 7	R: 1 E: 0 K: 0 S: 6	H: 3 LOB: 2 BB: 0 P: 6	R: 2 E: 0 K: 0 S: 5	H: 2 LOB: 0 BB: 0 P: 5	R: 0 E: 0 K: 2 S: 7	H: 0 LOB: 0 BB: 0 P: 7	R: 0 E: 0 K: 0 S: 4	H: 1 LOB: 2 BB: 1 P: 8	R: 0 E: 0 K: 0 S: 4	H: 1 LOB: 1 BB: 0 P: 4	1B: 4 2B: 3 3B: 1 HR: 1	SF: 0 SAC: 0 DP: 1 HBP: 0	WP: 0 PB: 0 SB: 0 CS: 0	PA: 37				
PITCHER	IP WLS BF H R ER SO BB IBB HBP BLK WP HR S P ERA WHIP																									
Bob Forsch, R (1, 1) ERA: 3.53	6.0	25	7	4	3	2	0	0	0	0	0	1	29	29	4.50	1.167										
Doug Bair, R (7, 1) ERA: 0.77	3.0	W	12	2	0	0	2	1	0	0	0	0	15	19	0.00	1.000										

Chicago Cubs @ St. Louis Cardinals
 Busch Stadium, St. Louis, MO
 Mon May 03 1982, 7:05 PM CDT
 Att. 14,521 - Unknown - 75 F

livebaseballscorecards.com

AB	36
R	4
H	9
RBI	3
BB	1
SO	4
LOB	14



Batter	1	2	3	4	5	6	7	8	9
Lonnie Smith, R OBP: 0.390, SLG: 0.451 Mike Ramsey, S OBP: 0.333, SLG: 0.400	0-0 BB 1B SF8 1B	0-0 1B			0-0 S E 1B		1B BLK 1B HBP FC6-4		
Ozzie Smith, S OBP: 0.391, SLG: 0.471	0-0 SF8 BB 1B 1-2 1B	0-0 G3			4-0 E 1-2 BB		0-0 1B 1-3 1B	4-0 FC6-4 BB	
Keith Hernandez, L OBP: 0.431, SLG: 0.370	4-0 1B 1-2 2-3 G3 BB		0-0 1-3		0-0 E3 1-3 2-H		0-0 1B 1-2 E 1B	0-0 P6	
George Hendrick, R OBP: 0.338, SLG: 0.484 Tito Landrum, R OBP: 0.063, SLG: 0.063	0-0 SF8 2-3 3-H		0-0 G6-4-3 1B		0-0 P6		0-3 K 1-3 2-H	0-3 K	
Dane Iorg, L OBP: 0.387, SLG: 0.346 David Green, R OBP: 0.333, SLG: 0.426	0-0 G3 1-3 3-H 1B		0-0 G6-4-3 1-2f		0-0 L4		0-0 E S 1-3 2-H HR 1B	0-0 FC6-4 1-2f	
Darrell Porter, L OBP: 0.337, SLG: 0.470	0-0 G3 1-2 3-H			0-0 F5		4-0 FC5-4 BB	0-0 1-H 3-H HR		
Ken Oberkfell, L OBP: 0.308, SLG: 0.278	0-0 4-3			0-0 F9		0-0 FC5-4 1-2f 4-3	0-0 FC1-5 BB 1B		
Tom Herr, S OBP: 0.301, SLG: 0.337		0-0 4-3		0-3 K		0-0 4-3 1-2	4-0 FC1-5 BB		
Bob Forsch, R OBP: 0.333, SLG: 0.444 Steve Braun, L OBP: 0.385, SLG: 0.318 Doug Bair, R		0-0 4-3			0-0 F8	0-0 F8	0-0 FC1-5 1-2 2-3f FC6-4		

AB	R	H	RBI	BB	SO	LOB
4	3	3	0	0	0	2
0	0	0	0	0	0	0
3	2	2	0	2	0	1
4	2	1	1	1	0	2
3	0	1	1	0	1	4
1	0	0	0	0	1	1
4	0	2	2	0	0	3
1	1	0	0	0	0	1
3	1	1	3	1	0	1
4	0	1	0	0	0	2
3	0	0	0	1	1	1
2	0	0	0	0	0	0
1	0	0	0	0	0	1
1	0	0	0	0	0	2

WP	HR	S	P	ERA	WHIP
0	0	1	1	0.00	1.200
0	0	2	2	∞	∞
0	1	6	6	108.00	9.000
0	0	7	15	0.00	1.200

1B	2B	3B	HR	SF	SAC	DP	HBP
10	0	0	1	1	0	1	1
0	0	0	0	0	0	0	0
0	0	0	0	0	0	0	0
1	0	0	0	0	0	0	0

WP	HR	S	P	ERA	WHIP
0	0	1	1	0.00	1.200
0	0	2	2	∞	∞
0	1	6	6	108.00	9.000
0	0	7	15	0.00	1.200

Chicago Cubs @ St. Louis Cardinals
 Busch Stadium, St. Louis, MO
 Mon May 03 1982, 7:05 PM CDT
 Att: 14,521 - Unknown - 75 F

livebaseballscorecards.com

AB	34
R	9
H	11
RBI	7
BB	5
SO	3
LOB	21



PITCHER	IP	WLS	BF	H	R	ER	SO	BB	IBB	HBP	BLK	WP	HR	S	P	ERA	WHIP
Dickie Noles, R ERA: 4.23	(1, 1)	6.0	L	28	6	5	4	1	3	0	1	0	0	26	39	6.00	1.500
Willie Hernandez, L ERA: 4.38	(7, 1)	0.0		2	2	0	0	0	0	0	1	0	0	2	2	∞	∞
Lee Smith, R ERA: 2.63	(7, 1)	0.1		4	3	4	4	1	0	0	0	0	1	6	6	108.00	9.000
Allen Ripley, R ERA: 11.88	(7, 1)	1.2		7	0	0	1	2	0	0	0	0	0	7	15	0.00	1.200

Batter	1	2	3	4	5	6	7	8	9	AB R H RBI BB SO LOB	TOP									
Bump Wills, S (1, 4) OBP: 0.368, SLG: 0.424	0-0 L3			0-0 4-3		0-0 G4-6-3		0-3 K		4 0 0 0 0 1 1										
Larry Bowa, S (1, 6) OBP: 0.245, SLG: 0.233	0-0 4-3			0-0 3-1		0-0 4-3		0-0 6-3		4 0 0 0 0 0 0										
Bill Buckner, L (1, 3) OBP: 0.303, SLG: 0.369	0-0 4-3			0-0 L6			0-0 BB 3B 1B		0-0 L3	4 1 1 0 0 0 0										
Keith Moreland, R (1, 2) OBP: 0.400, SLG: 0.628		0-0 F9			0-0 1B PB FC5-4 1B		0-0 F9		0-0 5-3	4 1 1 0 0 0 1										
Leon Durham, L (1, 9) OBP: 0.381, SLG: 0.473		0-0 6-3			0-0 FC5-4 1-3 1B		0-0 P6		0-3 K	4 0 1 0 0 1 1										
Gary Woods, R (1, 8) OBP: 0.382, SLG: 0.469		0-0 5-3			0-0 FC5-4 4-3 1-2f 3-H		4-0 BB BB BB BB 3B BB			2 1 0 1 1 0 1										
Steve Henderson, R (1, 7) OBP: 0.328, SLG: 0.397			0-0 F9		0-0 4-3		0-0 WP 3B			3 1 1 2 0 0 1										
23 Ryne Sandberg, R (1, 5) OBP: 0.211, SLG: 0.279			0-0 F9		0-3 K		0-0 6-3			2 0 0 0 0 1 1										
Bob Molinaro, L (7, PH) OBP: 0.250, SLG: 0.143										1 0 0 0 0 0 0										
Bill Campbell, R (7, 1)										0 0 0 0 0 0 0										
Fergie Jenkins, R (1, 1)			0-0 G3				0-0 G4-6-3 1B		0-3 K	1 0 0 0 0 0 0										
Dan Briggs, L (6, PH) OBP: 0.136, SLG: 0.136										1 0 1 0 0 0 0										
Dick Tidrow, R (6, 1)										0 0 0 0 0 0 0										
Willie Hernandez, L (6, 1)										0 0 0 0 0 0 0										
Junior Kennedy, R (7, 5) OBP: 0.154, SLG: 0.154										1 0 0 0 0 1 0										
Inning Stats	R: 0 E: 0 K: 0 S: 3	H: 0 LOB: 0 BB: 0 P: 3	R: 0 E: 0 K: 0 S: 3	H: 0 LOB: 0 BB: 0 P: 3	R: 0 E: 0 K: 0 S: 3	H: 0 LOB: 0 BB: 0 P: 3	R: 1 E: 0 K: 1 S: 7	H: 2 LOB: 1 BB: 0 P: 7	R: 0 E: 0 K: 0 S: 3	H: 1 LOB: 0 BB: 0 P: 3	R: 3 E: 0 K: 0 S: 5	H: 2 LOB: 0 BB: 1 P: 9	R: 0 E: 0 K: 2 S: 7	H: 0 LOB: 0 BB: 0 P: 7	R: 0 E: 0 K: 1 S: 5	H: 0 LOB: 0 BB: 0 P: 5	1B: 4 2B: 0 3B: 1 HR: 0	SF: 0 SAC: 0 DP: 1 HBP: 0	WP: 1 PB: 1 SB: 1 CS: 0	PA: 32
PITCHER	IP WLS BF H R ER SO BB IBB HBP BLK WP HR S P ERA WHIP																			
Joaquin Andujar, R (1, 1) ERA: 2.95	6.2 W 25 5 4 4 1 1 0 0 0 0 0 0 26 30 5.40 0.900																			
Bruce Sutter, R (7, 1) ERA: 1.62	2.1 S 7 0 0 0 3 0 0 0 0 1 0 13 13 0.00 0.000																			

Chicago Cubs @ St. Louis Cardinals
 Busch Stadium, St. Louis, MO
 Tue May 04 1982, 7:05 PM CDT
 Att. 22,123 - Unknown - 80 F

livebaseballscorecards.com

AB	31
R	4
H	5
RBI	3
BB	1
SO	4
LOB	6



Batter	1	2	3	4	5	6	7	8	9
Lonnie Smith, R OBP: 0.390, SLG: 0.472 (1, 8) (6, 7)	0-0 6-3		0-0 HR 1B		0-0 SF9 3B	0-0 6-3		0-0 SF8	
Ozzie Smith, S OBP: 0.392, SLG: 0.477 (1, 6)	0-0 2B		0-3 K 1-2		0-0 SF9	4-0 G4-6-3 IBB		0-0 1-3	
Keith Hernandez, L OBP: 0.425, SLG: 0.396 (1, 3)	0-3 K		0-0 HR		0-0 4-3	0-0 G4-6-3			
George Hendrick, R OBP: 0.333, SLG: 0.515 Tito Landrum, R OBP: 0.063, SLG: 0.063 (1, 9) (9, 9)	0-0 4-3		0-3 K		0-0 HR		0-0 L4		
Dane Iorg, L OBP: 0.385, SLG: 0.364 David Green, R OBP: 0.327, SLG: 0.418 (1, 7) (5, PR) (6, 8)		0-0 F7	0-0 6-3		0-0 2B		0-0 4-3		
Darrell Porter, L OBP: 0.323, SLG: 0.448 (1, 2)		0-0 4-3		0-0 3-1	0-0 F9		0-3 K		
Ken Oberkfell, L OBP: 0.372, SLG: 0.359 (1, 5)		4-0 BB		0-0 6-3 2B		0-0 1B 1B		0-0 2B 1B	
Tom Herr, S OBP: 0.316, SLG: 0.356 (1, 4)		4-0 BB		0-0 6-3 2B		0-0 1B 1B		0-0 SF8 2B	
Joaquin Andujar, S OBP: 0.235, SLG: 0.235 Bruce Sutter, R (1, 1) (7, 1)		0-0 4-3		0-0 3-1		0-0 1B		0-0 SF8	

AB	R	H	RBI	BB	SO	LOB
4	2	2	1	0	0	2
3	0	1	1	1	1	1
4	1	1	2	0	1	4
4	1	1	1	0	1	1
0	0	0	0	0	0	0
3	0	1	0	0	0	0
1	0	0	0	0	0	0
4	0	0	0	0	1	1
3	2	3	0	1	0	0
3	1	2	0	1	0	1
3	0	1	1	0	0	3
0	0	0	1	0	0	0

BOTTOM

Chicago Cubs @ St. Louis Cardinals
 Busch Stadium, St. Louis, MO
 Tue May 04 1982, 7:05 PM CDT
 Att: 22,123 - Unknown - 80 F

livebaseballscorecards.com

AB	32
R	7
H	12
RBI	7
BB	3
SO	4
LOB	13



1B: 5	SF: 3
2B: 4	SAC: 0
3B: 1	DP: 1
HR: 2	HBP: 0

WP: 0	PA: 38
PB: 0	
SB: 4	
CS: 0	

Inning Stats															PITCHER																																		
R	H	E	K	S	H	LOB	BB	P	R	H	E	K	S	R	H	E	K	S	R	H	E	K	S	IP	WLS	BF	H	R	ER	SO	BB	IBB	HBP	BLK	WP	HR	S	P	ERA	WHIP									
0	1	0	1	6	0	0	2	6	2	2	0	2	9	0	0	0	0	4	2	3	0	1	6	1	3	0	0	9	5.0	0	24	7	4	4	3	2	0	0	0	0	0	0	0	0	2	28	36	7.20	1.800
0	0	0	0	0	0	2	0	0	0	0	0	0	0	0	0	0	0	0	0	0	0	0	0	0	0	0	0	0	0.1	0	5	3	1	1	0	0	1	0	0	0	0	0	0	4	8	27.00	9.000		
0	0	0	0	0	0	0	0	0	0	0	0	0	0	0	0	0	0	0	0	0	0	0	0	0	0	0	0	0	0.2	0	1	0	0	0	0	0	0	0	0	0	0	0	1	1	0.00	0.000			
0	0	0	0	0	0	0	0	0	0	0	0	0	0	0	0	0	0	0	0	0	0	0	0	0	0	0	0	0	2.0	0	8	2	2	2	1	0	0	0	0	0	0	0	0	10	10	9.00	1.000		

Batter	1	2	3	4	5	6	7	8	9	AB R H RBI BB SO LOB	TOP																									
Bump Wills, S (1, 4) OBP: 0.353, SLG: 0.404	0-3 K			0-0 F8	0-0 6-3	0-0 G4-6-3			0-3 K	5 0 0 1 0 2 4	Chicago Cubs @ St. Louis Cardinals Busch Stadium, St. Louis, MO Wed May 05 1982, 3:33 AM CDT Att. 22,528 - Sunny - 88 F																									
Junior Kennedy, R (1, 6) OBP: 0.294, SLG: 0.375 Dan Briggs, L (9, PH) OBP: 0.130, SLG: 0.130	0-0 6-3			0-0 1B 3B	0-0 1B 1B			4-0 1B FC5-2 BB	0-3 K	3 2 2 1 1 0 0 1 0 0 0 0 1 0																										
Bill Buckner, L (1, 3) OBP: 0.316, SLG: 0.380	0-0 6-3			0-0 1B WP 1B	0-0 1B 1B			0-0 1B FC5-2 1B	0-0 4-3	5 1 3 1 0 0 0																										
Keith Moreland, R (1, 5) OBP: 0.404, SLG: 0.622			0-0 F8	0-0 1B WP 1B	0-0 1B 1B			0-0 1B FC5-2 1B		4 1 2 1 0 0 2																										
Leon Durham, L (1, 9) OBP: 0.385, SLG: 0.474			0-0 F7	0-0 1B 1B	0-0 5-3			0-0 1B 1B		4 0 2 1 0 0 2																										
Gary Woods, R (1, 8) OBP: 0.375, SLG: 0.456			0-3 K	0-0 F7		0-0 BB SH 1B		0-0 F9		4 0 1 0 0 1 2																										
Steve Henderson, R (1, 7) OBP: 0.328, SLG: 0.393			0-0 6-3		0-0 SH2-3 1B 6-3 1B	0-0 SH BB 1-2		0-0 1-3		3 1 1 0 0 0 0																										
Jody Davis, R (1, 2) OBP: 0.241, SLG: 0.231			0-3 K		0-0 SH2-3 1B 1B	0-3 K		0-0 6-3		4 1 1 0 0 2 2																										
Doug Bird, R (1, 1) OBP: 0.100, SLG: 0.100 Tye Wailer, R (5, PH) OBP: 0.300, SLG: 0.222 Dick Tidrow, R (5, 1) Bob Molinaro, L (6, PH) OBP: 0.294, SLG: 0.143 Willie Hernandez, L (6, 1) Jerry Morales, R (8, PH) OBP: 0.273, SLG: 0.483 Lee Smith, R (8, 1)			0-0 P4		0-0 SH2-3 1-2 2-3	4-0 G4-6-3 BB		0-0 6-3		1 0 1 0 0 0 0 0 0 0 0 0 0 1 0 0 0 0 0 0 0 0 0 0 0 0 0 0 0																										
Inning Stats	R: 0 E: 0 K: 1 S: 5	H: 0 LOB: 0 BB: 0 P: 5	R: 0 E: 0 K: 1 S: 5	H: 0 LOB: 0 BB: 0 P: 5	R: 3 E: 0 K: 0 S: 6	H: 4 LOB: 0 BB: 0 P: 6	R: 3 E: 0 K: 0 S: 8	H: 5 LOB: 2 BB: 0 P: 8	R: 0 E: 1 K: 1 S: 6	H: 1 LOB: 2 BB: 1 P: 10	R: 0 E: 0 K: 0 S: 4	H: 2 LOB: 2 BB: 1 P: 8	R: 0 E: 0 K: 0 S: 3	H: 0 LOB: 0 BB: 0 P: 3	R: 0 E: 0 K: 2 S: 7	H: 0 LOB: 0 BB: 0 P: 7	1B: 11 2B: 0 3B: 1 HR: 0	SF: 0 SAC: 2 DP: 1 HBP: 0	WP: 1 PB: 0 SB: 0 CS: 0	PA: 39																
PITCHER	IP WLS BF H R ER SO BB IBB HBP BLK WP HR S P ERA WHIP																																			
Andy Rincon, R (1, 1) ERA: 5.22	4.0		17	6	5	5	3	0	0	0	0	1	0	23	23	11.25	1.500																			
Dave LaPoint, L (5, 1) ERA: 5.54	1.0		8	4	1	1	0	0	0	0	0	0	0	8	8	9.00	4.000																			
Doug Bair, R (6, 1) ERA: 0.61	3.0	W	11	2	0	0	1	2	0	0	0	0	0	11	19	0.00	1.333																			
Bruce Sutter, R (9, 1) ERA: 1.53	1.0	S	3	0	0	0	2	0	0	0	0	0	0	7	7	0.00	0.000																			

livebaseballscorecards.com

AB	35
R	6
H	12
RBI	5
BB	2
SO	6
LOB	12



Batter	1	2	3	4	5	6	7	8	9
Lonnie Smith, R <small>(1, 8) OBP: 0.402, SLG: 0.491 (7, 7)</small>	0-0 		0-0 	0-0 		0-0 			
Ozzie Smith, S <small>(1, 6) OBP: 0.386, SLG: 0.478</small>	0-0 		0-0 	0-0 	0-0 	0-0 			
Keith Hernandez, L <small>(1, 3) OBP: 0.419, SLG: 0.390</small>	0-0 		0-0 		0-0 		0-0 		
George Hendrick, R <small>(1, 9) OBP: 0.354, SLG: 0.614</small>		0-0 	0-0 		0-0 		0-0 		
Dane Iorg, L <small>(1, 7) OBP: 0.397, SLG: 0.379</small> David Green, R <small>(7, 8) OBP: 0.321, SLG: 0.411</small>		0-0 	0-0 		0-0 		0-0 		
Darrell Porter, L <small>(1, 2) OBP: 0.311, SLG: 0.429</small>		0-0 		0-0 	0-0 		0-0 		
Ken Oberkfell, L <small>(1, 5) OBP: 0.383, SLG: 0.372</small>		0-0 		0-0 		0-0 		0-0 	
Tom Herr, S <small>(1, 4) OBP: 0.314, SLG: 0.352</small>		0-0 		0-0 		0-0 		0-3 	
Andy Rincon, R <small>(1, 1) OBP: 0.111, SLG: 0.111</small> Dave LaPoint, L <small>(5, 1)</small> Doug Bair, R <small>(6, 1)</small> Steve Braun, L <small>(8, PH) OBP: 0.370, SLG: 0.304</small> Bruce Sutter, R <small>(9, 1)</small>		0-0 		0-0 		0-0 		0-0 	

Inning Stats	R: 0	H: 0	E: 0	K: 0	S: 3	LOB: 0	BB: 0	P: 3
	R: 2	H: 3	E: 0	K: 0	S: 6	LOB: 1	BB: 0	P: 6
	R: 1	H: 3	E: 0	K: 0	S: 5	LOB: 1	BB: 0	P: 5
	R: 2	H: 3	E: 1	K: 0	S: 5	LOB: 0	BB: 0	P: 5
	R: 1	H: 2	E: 0	K: 0	S: 5	LOB: 1	BB: 0	P: 5
	R: 0	H: 2	E: 0	K: 0	S: 5	LOB: 2	BB: 0	P: 5
	R: 1	H: 1	E: 0	K: 0	S: 4	LOB: 0	BB: 0	P: 4
	R: 0	H: 0	E: 0	K: 1	S: 5	LOB: 0	BB: 0	P: 5

PITCHER	IP	WLS	BF	H	R	ER	SO	BB	IBB	HBP	BLK	WP	HR	S	P	ERA	WHIP
Doug Bird, R <small>(1, 1) ERA: 3.76</small>	4.0		19	9	5	4	0	0	0	0	0	0	1	19	19	9.00	2.250
Dick Tidrow, R <small>(5, 1) ERA: 4.73</small>	1.0		5	2	1	1	0	0	0	0	0	0	0	5	5	9.00	2.000
Willie Hernandez, L <small>(6, 1) ERA: 4.2</small>	2.0	L	9	3	1	1	0	0	0	0	0	0	1	9	9	4.50	1.500
Lee Smith, R <small>(8, 1) ERA: 2.45</small>	1.0		3	0	0	0	1	0	0	0	0	0	0	5	5	0.00	0.000

BOTTOM

Chicago Cubs @ St. Louis Cardinals
 Busch Stadium, St. Louis, MO
 Wed May 05 1982, 3:33 AM CDT
 Att. 22,528 - Sunny - 88 F

AB	R	H	RBI	BB	SO	LOB
4	0	3	1	0	0	0
4	1	1	0	0	0	2
4	1	1	0	0	0	1
4	2	3	3	0	0	1
3	1	2	1	0	0	1
1	0	0	0	0	0	0
4	0	0	0	0	0	2
4	0	2	1	0	0	0
4	1	1	0	0	1	2
2	1	1	1	0	0	1
0	0	0	0	0	0	0
0	0	0	0	0	0	0
1	0	0	0	0	0	0
0	0	0	0	0	0	0

1B:	10	SF:	0
2B:	2	SAC:	1
3B:	0	DP:	0
HR:	2	HBP:	0

WP:	0	PA:	37
PB:	0		
SB:	1		
CS:	1		

AB 35
R 7
H 14
RBI 7
BB 0
SO 1
LOB 10

PITCHER	IP	WLS	BF	H	R	ER	SO	BB	IBB	HBP	BLK	WP	HR	S	P	ERA	WHIP
Doug Bird, R <small>(1, 1) ERA: 3.76</small>	4.0		19	9	5	4	0	0	0	0	0	0	1	19	19	9.00	2.250
Dick Tidrow, R <small>(5, 1) ERA: 4.73</small>	1.0		5	2	1	1	0	0	0	0	0	0	0	5	5	9.00	2.000
Willie Hernandez, L <small>(6, 1) ERA: 4.2</small>	2.0	L	9	3	1	1	0	0	0	0	0	0	1	9	9	4.50	1.500
Lee Smith, R <small>(8, 1) ERA: 2.45</small>	1.0		3	0	0	0	1	0	0	0	0	0	0	5	5	0.00	0.000

Batter	1	2	3	4	5	6	7	8	9	10	AB R H RBI BB SO LOB	TOP												
Brett Butler, L (1, 8) X OBP: 0.322, SLG: 0.223	0-0 1-3 ①		X 0-0 L6 ②		X 0-0 P3 ②			X 0-0 B1 ① X	0-0 1-3 ③		5 0 0 0 0 0 3	<p>Atlanta Braves @ St. Louis Cardinals</p> <p>Busch Stadium, St. Louis, MO</p> <p>Fri May 07 1982, 7:05 PM CDT</p> <p>Att. 30,276 - Unknown</p>												
Glenn Hubbard, R (1, 4) X OBP: 0.383, SLG: 0.400	0-0 S 1B		0-3 K ③		0-0 CS ③ X	0-0 6-3 ①		X 0-0 1-3 ②		B B B B 4-0	4 1 1 0 1 1 0													
Claudell Washington, L (1, 9) X OBP: 0.320, SLG: 0.409	0-0 F7 ②			X 0-0 F7 ①		X 0-0 1-6-3 ②		B B B B 4-0		X 0-0 F7 ①	4 0 0 0 1 0 2													
Dale Murphy, R (1, 7) S OBP: 0.400, SLG: 0.625	0-3 K ③			B B B B 4-0		X 0-0 1B		X 0-0 F9 ③		X 0-0 IBB 2B 1B	4 2 2 0 1 1 2													
Bob Homer, R (1, 5) Jery Royster, R (9, PR) Bob Watson, R (9, 5) Randy Johnson, R (10, PH) Randy Johnson, R (10, PR)		X 0-0 L8-4 5-3 1B		X 0-0 1-H HR		0-3 K ③			X 0-0 SH2-3 1B FC4-6 1B	4-0	4 1 3 2 0 1 1 0 1 0 0 0 0 0 0 0 0 0 1 0 0 0 1 0 0 0 0 0													
Chris Chambliss, L (1, 3) OBP: 0.376, SLG: 0.495	0-0 5-3 ①		X 0-0 F7 ②			B B B B 4-0		X 0-0 1B BB		X 0-0 FC4-6 SH2-3 1B	4 0 2 3 1 0 1													
Bruce Benedict, R (1, 2) OBP: 0.326, SLG: 0.286		B B B B 4-0		X 0-0 F7 ③			X 0-0 1B BB		X 0-0 SH2-3 ① X	0-0 F8 ②	3 0 1 0 1 0 2													
Rafael Ramirez, R (1, 6) OBP: 0.311, SLG: 0.392	0-0 L8-4 ② ③		X 0-0 CS 1B		X 0-0 B5		X 0-0 1B		4-0	4-0 FC4-6 IBB	3 0 1 0 2 0 4													
Bob Walk, R (1, 1) Larry McWilliams, L (6, 1) Larry Whisenton, L (7, PH) Steve Bedrosian, R (7, 1) Biff Pocoroba, S (9, PH) Gene Garber, R (9, 1)			0-3 K ①		0-3 K ①		X 0-0 G4-6-3 ② ③		X 0-0 FC4-6 ② X	0-0 1-3 ③	2 0 0 0 0 2 1 0 0 0 0 0 0 0 1 0 0 0 0 0 2 0 0 0 0 0 0 0 1 0 0 1 0 0 2 1 0 0 0 0 0 2													
Inning Stats	R: 0 H: 1 E: 0 K: 1 S: 6	H: 1 LOB: 1 BB: 0 P: 6	R: 0 H: 1 E: 0 K: 0 S: 3	H: 1 LOB: 1 BB: 1 P: 7	R: 0 H: 0 E: 0 K: 2 S: 7	H: 0 LOB: 0 BB: 0 P: 7	R: 2 H: 1 E: 0 K: 0 S: 4	H: 1 LOB: 0 BB: 1 P: 8	R: 0 H: 1 E: 0 K: 1 S: 5	H: 1 LOB: 0 BB: 0 P: 5	R: 0 H: 1 E: 0 K: 1 S: 6		H: 1 LOB: 1 BB: 0 P: 6	R: 0 H: 1 E: 0 K: 0 S: 3	H: 1 LOB: 1 BB: 1 P: 7	R: 0 H: 0 E: 0 K: 0 S: 3	H: 0 LOB: 1 BB: 1 P: 7	R: 1 H: 2 E: 0 K: 0 S: 5	H: 2 LOB: 2 BB: 1 P: 9	R: 3 H: 2 E: 0 K: 0 S: 5	H: 2 LOB: 2 BB: 3 P: 17	1B: 8 2B: 2 3B: 0 HR: 1	SF: 0 SAC: 1 DP: 2 HBP: 0	WP: 0 PA: 46
PITCHER	IP WLS BF H R ER SO BB IBB HBP BLK WP HR S P ERA WHIP																							
Steve Mura, R (1, 1) ERA: 3.34	6.0	25	6	2	2	5	3	0	0	0	0	0	0	0	0	0	3.00	1.500						
Doug Bair, R ERA: 1.08	2.0	7	1	1	1	0	1	0	0	0	0	0	0	0	0	0	4.50	1.000						
Bruce Sutter, R ERA: 1.45	1.0	5	1	0	0	0	0	1	0	0	0	0	0	0	0	0	0.00	1.000						
John Martin, L ERA: 6.1	0.1	L 4	1	3	3	0	1	1	0	0	0	0	0	0	0	0	81.00	6.000						
Jim Kaat, L ERA: 5.93	0.2	4	1	0	0	0	0	1	0	0	0	0	0	0	0	0	0.00	1.500						

AB	36
R	6
H	10
RBI	6
BB	8
SO	5
LOB	22



livebaseballscores.com

BOTTOM

Atlanta Braves @ St. Louis Cardinals
Busch Stadium, St. Louis, MO
Fri May 07 1982, 7:05 PM CDT
Att: 30,276 - Unknown

livebaseballscorecards.com

AB	35
R	3
H	8
RBI	3
BB	6
SO	6
LOB	16



WP	1	PA	42
PB	0		
SB	2		
CS	2		

Batter	1	2	3	4	5	6	7	8	9	10	AB	R	H	RBI	BB	SO	LOB				
Lonnie Smith, R OBP: 0.402, SLG: 0.509 (1, 8) (7, 7) (9, 8)	F7 1-2		HR 2-H		K 2-3		L3		FC6-4 BB		4	1	1	2	1	1	2				
Ozzie Smith, S OBP: 0.377, SLG: 0.474 (1, 6)	2B		F8 2			L9		P6	FC6-4 1-2f		5	0	1	0	0	0	3				
Keith Hernandez, L OBP: 0.419, SLG: 0.394 (1, 3) B B B	CS BB		F8 3			WP 1B 2B		F7 2		L5 1	4	1	1	0	1	0	0				
George Hendrick, R OBP: 0.349, SLG: 0.589 (8, PR) Tito Landrum, R OBP: 0.059, SLG: 0.059 (9, 9)	5-3 1-2				K 3	P3 2-3		BB		K 1	3	0	0	0	1	1	3				
Dane Iorg, L OBP: 0.394, SLG: 0.377 (1, 7) David Green, R OBP: 0.316, SLG: 0.404 (6, PR) (7, 8) Steve Braun, L OBP: 0.393, SLG: 0.333 (9, 7)		F7 1		4-3 2		S 1B 3-H		3-1 3		1B 1	3	0	1	1	0	0	0				
Darrell Porter, L OBP: 0.315, SLG: 0.421 (1, 2)				3-1 3		BB 1-2				1B 4	4	0	1	0	1	0	1				
Ken Oberkfell, L OBP: 0.373, SLG: 0.362 (1, 5)										1B 1B 4	4	0	1	0	0	0	3				
Tom Herr, S OBP: 0.328, SLG: 0.355 (1, 4)										1B S 1B 2	2	1	1	0	1	1	0				
Steve Mura, R (1, 1) Doug Bair, R (7, 1) Bruce Sutter, R (9, 1) Orlando Sanchez, L OBP: 0.333, SLG: 0.143 (9, PH) John Martin, S OBP: 0.162, SLG: 0.100 (10, 1) Jim Kaat, L (10, 1)										1B S 1B 1-3 2	1	0	0	0	1	0	1				
Inning Stats	R: 0 E: 0 K: 0 S: 3	H: 1 LOB: 1 BB: 1 P: 7	R: 0 E: 0 K: 0 S: 3	H: 1 LOB: 0 BB: 0 P: 3	R: 2 E: 0 K: 0 S: 4	H: 1 LOB: 1 BB: 1 P: 8	R: 0 E: 0 K: 1 S: 5	H: 0 LOB: 0 BB: 0 P: 5	R: 0 E: 0 K: 1 S: 4	H: 0 LOB: 2 BB: 1 P: 9	R: 0 E: 0 K: 2 S: 7	H: 0 LOB: 0 BB: 0 P: 7	R: 0 E: 0 K: 0 S: 3	H: 0 LOB: 1 BB: 1 P: 7	R: 0 E: 0 K: 1 S: 6	H: 2 LOB: 3 BB: 1 P: 11	R: 0 E: 0 K: 1 S: 6	H: 1 LOB: 1 BB: 0 P: 6	1B: 5 2B: 3 3B: 0 HR: 1	SF: 0 SAC: 0 DP: 2 HBP: 1	WP: 1 PA: 42

PITCHER	IP	WLS	BF	H	R	ER	SO	BB	IBB	HBP	BLK	WP	HR	S	P	ERA	WHIP
Bob Walk, R ERA: 2.72	(1, 1)	5.2		23	5	3	3	3	0	1	0	1	1	23	36	4.76	1.412
Larry McWilliams, L ERA: 4.5	(6, 1)	0.1		2	0	0	0	1	0	0	0	0	0	1	5	0.00	3.000
Steve Bedrosian, R ERA: 1.16	(7, 1)	2.0		7	0	0	2	1	0	0	0	0	0	10	14	0.00	0.500
Gene Garber, R ERA: 1.11	(9, 1)	2.0	W	10	3	0	2	1	0	0	0	0	0	13	17	0.00	2.000

PITCHER	IP	WLS	BF	H	R	ER	SO	BB	IBB	HBP	BLK	WP	HR	S	P	ERA	WHIP
Bob Walk, R ERA: 2.72	(1, 1)	5.2		23	5	3	3	3	0	1	0	1	1	23	36	4.76	1.412
Larry McWilliams, L ERA: 4.5	(6, 1)	0.1		2	0	0	0	1	0	0	0	0	0	1	5	0.00	3.000
Steve Bedrosian, R ERA: 1.16	(7, 1)	2.0		7	0	0	2	1	0	0	0	0	0	10	14	0.00	0.500
Gene Garber, R ERA: 1.11	(9, 1)	2.0	W	10	3	0	2	1	0	0	0	0	0	13	17	0.00	2.000

Batter	1	2	3	4	5	6	7	8	9	AB R H RBI BB SO LOB	TOP																	
Brett Butler, L (1, 8) OBP: 0.333, SLG: 0.241	0-0 S 1B	0-3 K			0-0 CS 1B		0-0 F9	0-0 SH1-4 E 1B		5 1 3 0 0 1 3																		
Glenn Hubbard, R (1, 4) OBP: 0.379, SLG: 0.394	0-0 F9	0-0 2-1	0-0 F9		0-3 K		0-0 3B 1B	0-0 SH1-4		4 1 1 0 0 1 2																		
Claudell Washington, L (1, 9) OBP: 0.324, SLG: 0.430	0-0 F8		0-0 4-3		0-0 4-3		0-0 WP 3B	0-0 E8 5-3 1B		5 1 2 3 0 0 1																		
Dale Murphy, R (1, 7) OBP: 0.408, SLG: 0.630	0-3 K		0-0 2B			0-0 5-3 1B	4-0 S 1B BB	0-0 5-3		4 1 2 0 1 1 2																		
Bob Horner, R (1, 5) OBP: 0.381, SLG: 0.609		0-0 1B 1B	0-0 F5			0-0 5-3 1B	0-0 L8	0-0 6-3		5 1 1 0 0 0 4																		
Chris Chambliss, L (1, 3) OBP: 0.386, SLG: 0.490		0-0 1B 1B		0-0 F9		4-0 IBB	4-0 BB 1B IBB		0-3 K	3 1 1 0 2 1 0																		
Bruce Benedict, R (1, 2) OBP: 0.330, SLG: 0.293		0-0 1B 2-1 1B		0-0 6-3		0-3 K	0-0 BB 1B		0-0 P6	5 0 2 2 0 1 2																		
Rafael Ramirez, R (1, 6) OBP: 0.315, SLG: 0.386		0-0 SH5-4 1B		0-0 E5		0-0 P6	4-0 BB BB		0-0 F9	4 0 1 1 1 0 2																		
Phil Niekro, R (1, 1) OBP: 0.286, SLG: 0.429 Steve Bedrosian, R (6, 1) Larry McWilliams, L (6, 1) Ken Smith, L (7, PH) Bob Watson, R (7, PH) Rick Camp, R (7, 1)		0-0 SH5-4		0-3 K			0-0 1B 1B			1 0 0 0 0 1 1 0 0 0 0 0 0 0 0 0 0 0 0 0 0 1 1 1 0 0 0 0 1 0 0 0 0 0 3 0 0 0 0 0 0 0																		
Inning Stats	R: 0 E: 0 K: 1 S: 6	H: 1 LOB: 1 BB: 0 P: 6	R: 2 E: 0 K: 1 S: 8	H: 4 LOB: 2 BB: 0 P: 8	R: 0 E: 0 K: 0 S: 4	H: 1 LOB: 1 BB: 0 P: 4	R: 0 E: 1 K: 1 S: 6	H: 0 LOB: 1 BB: 0 P: 6	R: 0 E: 0 K: 1 S: 5	H: 1 LOB: 0 BB: 0 P: 5	R: 0 E: 0 K: 1 S: 6	H: 1 LOB: 2 BB: 1 P: 10	R: 4 E: 0 K: 0 S: 7	H: 4 LOB: 3 BB: 3 P: 19	R: 1 E: 1 K: 0 S: 5	H: 2 LOB: 1 BB: 0 P: 5	R: 0 E: 0 K: 1 S: 5	H: 0 LOB: 0 BB: 0 P: 5	1B: 12 2B: 1 3B: 1 HR: 0	SF: 0 SAC: 2 DP: 0 HBP: 0	WP: 1 PB: 0 SB: 3 CS: 1	PA: 44						
PITCHER	IP WLS BF H R ER SO BB IBB HBP BLK WP HR S P ERA WHIP																											
Bob Forsch, R (1, 1) ERA: 3.99	6.1		31	11	5	5	5	0	1	0	0	0	0	0	39	43	7.11	1.737										
Doug Bair, R (7, 1) ERA: 1.59	0.1		5	1	1	1	0	2	1	0	0	1	0	2	14	27.00	9.000											
Dave LaPoint, L (7, 1) ERA: 5.4	0.1		1	0	0	0	0	0	0	0	0	0	0	1	1	0.00	0.000											
Bruce Sutter, R (8, 1) ERA: 1.74	2.0	W	8	2	1	1	1	0	0	0	0	0	0	10	10	4.50	1.000											

Atlanta Braves @ St. Louis Cardinals
 Busch Stadium, St. Louis, MO
 Sat May 08 1982, 7:05 PM CDT
 Att: 49,062 - Unknown

livebaseballscorecards.com

AB	38
R	7
H	14
RBI	6
BB	4
SO	6
LOB	20



Batter	1	2	3	4	5	6	7	8	9	AB R H RBI BB SO LOB
Lonnie Smith, R OBP: 0.409, SLG: 0.517 (1, 8) X	0-0 G3 ①			0-0 E 2B		0-0 F2 ② X	0-0 4-3 S 1B		4-0 E BB	4 3 2 0 1 0 0
Ozzie Smith, S OBP: 0.378, SLG: 0.471 (1, 6) X	0-0 F8 ②			0-0 F8 ① 2-H		0-0 1B 1B	0-0 4-3 ② 1-3		0-0 E3 1B 1-H	5 1 2 1 0 0 1
Keith Hernandez, L OBP: 0.429, SLG: 0.396 (1, 3) X	0-0 F7 ③			4-0 BB		4-0 BLK 1B 1-2	0-0 1B 1B 3-H			2 1 1 1 2 0 0
George Hendrick, R OBP: 0.356, SLG: 0.584 (1, 9)		0-0 5-3 ①		0-0 L4 ②		0-0 BLK 1B 1-2 2-H	0-0 1B 1B 1-2			4 1 2 1 0 0 1
Dane Iorg, L OBP: 0.394, SLG: 0.365 (1, 7)		0-0 3-1 ②		0-0 P4 ③		4-0 1B 1B 1-2 2-3	0-0 6-3 ③			2 0 0 0 0 0 1
Gene Tenace, R OBP: 0.600, SLG: 1.000 (6, PH)										0 0 0 0 1 0 0
Tito Landrum, R OBP: 0.059, SLG: 0.059 (7, 7)										0 0 0 0 0 0 0
Orlando Sanchez, L OBP: 0.300, SLG: 0.125 (7, PH)										1 0 0 0 0 0 2
Bruce Sutter, R (8, 1)										0 0 0 0 0 0 0
Darrell Porter, L OBP: 0.321, SLG: 0.455 (1, 2)		0-3 K ③			0-0 G3 ① X	0-0 1B 1B 1-3 2-H 3-H		0-0 HR		4 1 2 3 0 1 0
Ken Oberkfell, L OBP: 0.364, SLG: 0.353 (1, 5)			0-0 CS 1B		0-0 4-3 ② X	0-0 6-3 ③		0-0 F7 ①		4 0 1 0 0 0 2
Tom Herr, S OBP: 0.326, SLG: 0.345 (1, 4)			0-0 F8 ①		0-0 4-3 ③		4-0 1B 5-3 BB	0-0 4-3 ②		3 1 0 0 1 0 1
Bob Forsch, R OBP: 0.300, SLG: 0.400 (1, 1)			0-0 F3 ② ③ 1-2			0-0 6-3 ① X	0-0 5-3 ① X	0-0 L8 ③		2 0 0 0 0 0 1
Doug Bair, R (7, 1)										0 0 0 0 0 0 0
Dave LaPoint, L (7, 1)										0 0 0 0 0 0 0
Steve Braun, L OBP: 0.367, SLG: 0.308 (7, PH) (8, 7)										2 0 0 0 0 0 1

Inning Stats	R: 0	H: 0	E: 0	K: 0	S: 3	H: 0	LOB: 0	BB: 0	P: 3	R: 0	H: 1	E: 0	K: 0	S: 3	R: 1	H: 1	E: 1	K: 0	S: 4	R: 0	H: 0	E: 0	K: 0	S: 3	R: 3	H: 3	E: 0	K: 0	S: 6	R: 2	H: 3	E: 0	K: 0	S: 6	R: 1	H: 1	E: 0	K: 0	S: 4	R: 1	H: 1	E: 1	K: 0	S: 1	H: 1	LOB: 1	BB: 1	P: 5	1B: 8	SF: 0	2B: 1	SAC: 0	3B: 0	DP: 0	HR: 1	HBP: 0	WP: 0	PA: 38
--------------	------	------	------	------	------	------	--------	-------	------	------	------	------	------	------	------	------	------	------	------	------	------	------	------	------	------	------	------	------	------	------	------	------	------	------	------	------	------	------	------	------	------	------	------	------	------	--------	-------	------	-------	-------	-------	--------	-------	-------	-------	--------	-------	--------

PITCHER	IP	WLS	BF	H	R	ER	SO	BB	IBB	HBP	BLK	WP	HR	S	P	ERA	WHIP
Phil Niekro, R ERA: 4.5 (1, 1)	5.2		21	3	3	2	1	2	0	0	0	0	0	21	29	3.18	0.882
Steve Bedrosian, R ERA: 1.54 (6, 1)	0.0		1	1	0	0	0	0	0	0	0	0	0	1	1	∞	∞
Larry McWilliams, L ERA: 4.41 (6, 1)	0.1		3	1	1	1	0	0	1	0	1	0	0	2	6	27.00	3.000
Rick Camp, R ERA: 5.3 (7, 1)	2.0	L	13	5	4	3	0	2	0	0	0	0	1	11	19	13.50	3.500

BOTTOM

Atlanta Braves @ St. Louis Cardinals
 Busch Stadium, St. Louis, MO
 Sat May 08 1982, 7:05 PM CDT
 Att. 49,062 - Unknown

AB	33
R	8
H	10
RBI	6
BB	5
SO	1
LOB	10



livebaseballscorecards.com

Batter	1	2	3	4	5	6	7	8	9	AB R H RBI BB SO LOB	TOP									
Brett Butler, L (1, 8) OBP: 0.328, SLG: 0.239	0-0 1-3		0-0 L1-6 SH1-3 1B		0-3 K		0-0 F7		0-0 P5	5 0 1 0 0 1 1										
Glenn Hubbard, R (1, 4) OBP: 0.378, SLG: 0.393	0-0 G4-6-3 1B		0-0 SH1-3 1-2		0-0 F7		0-0 G3			3 0 1 0 0 0 0										
Claudell Washington, L (1, 9) OBP: 0.311, SLG: 0.412	0-0 G4-6-3 1-2f		0-0 L1-6 2-3		0-0 4-3			0-0 4-3		4 0 0 0 0 0 2										
Dale Murphy, R (1, 7) OBP: 0.411, SLG: 0.631		0-0 1B 2B		4-0 1B 6-3 BB		0-3 K		0-0 F7		3 1 1 0 1 1 0										
Bob Horner, R (1, 5) OBP: 0.394, SLG: 0.644		0-0 1B 2-H 1B		0-0 F8		0-0 HR		4-0 BB		3 1 2 2 1 0 1										
Chris Chambliss, L (1, 3) OBP: 0.381, SLG: 0.481		0-0 2-3 1B		0-0 6-3 1-2		0-0 6-3		0-0 3-1		4 0 1 0 0 0 2										
Bruce Benedict, R (1, 2) OBP: 0.337, SLG: 0.294		0-0 L4		4-0 1B BB		0-0 5-3			0-0 F9 S 1B	3 0 1 0 1 0 2										
Rafael Ramirez, R (1, 6) OBP: 0.322, SLG: 0.400		0-3 K		0-0 1-2 2-3 1B			0-0 E 2B		0-0 F9 1-3	4 1 2 0 0 1 3										
Joe Cowley, R (1, 1) OBP: 0.167, SLG: 0.167		0-3 K		0-0 F7			0-0 5-3 2-H		0-0 P6	2 0 0 0 0 1 5										
Preston Hanna, R (4, 1)										0 0 0 0 0 0 0										
Steve Bedrosian, R (6, 1)										0 0 0 0 0 0 0										
Larry Whisenton, L (7, PH) OBP: 0.458, SLG: 0.381										1 0 0 0 0 0 0										
Gene Garber, R (7, 1)										1 0 0 0 0 0 1										
Inning Stats	R: 0 E: 0 K: 0 S: 3	H: 1 LOB: 0 BB: 0 P: 3	R: 1 E: 0 K: 2 S: 10	H: 3 LOB: 2 BB: 0 P: 10	R: 0 E: 0 K: 0 S: 3	H: 1 LOB: 3 BB: 2 P: 12	R: 0 E: 0 K: 1 S: 5	H: 0 LOB: 0 BB: 0 P: 5	R: 1 E: 0 K: 1 S: 6	H: 1 LOB: 0 BB: 0 P: 6	R: 1 E: 1 K: 0 S: 4	H: 1 LOB: 0 BB: 0 P: 4	R: 0 E: 0 K: 0 S: 3	H: 0 LOB: 1 BB: 1 P: 7	R: 0 E: 0 K: 0 S: 4	H: 1 LOB: 1 BB: 0 P: 4	1B: 6 2B: 3 3B: 0 HR: 1	SF: 0 SAC: 1 DP: 2 HBP: 0	WP: 0 PB: 0 SB: 1 CS: 0	PA: 37
PITCHER	IP WLS BF H R ER SO BB IBB HBP BLK WP HR S P ERA WHIP																			
Joaquin Andujar, R (1, 1) ERA: 2.9	7.0 L 29 8 3 2 4 2 0 0 0 0 0 1 35 43 2.57 1.429																			
Andy Rincon, R (8, 1) ERA: 4.88	2.0 8 1 0 0 0 1 0 0 0 0 0 0 7 11 0.00 1.000																			

Atlanta Braves @ St. Louis Cardinals
 Busch Stadium, St. Louis, MO
 Sun May 09 1982, 3:33 AM CDT
 Att. 25,115 - Unknown

livebaseballscorecards.com

AB	33
R	3
H	9
RBI	2
BB	3
SO	4
LOB	17



Batter	1	2	3	4	5	6	7	8	9	AB	R	H	RBI	BB	SO	LOB
Lonnie Smith, R OBP: 0.404, SLG: 0.516 (1, 8)	0-0 CS 2B		0-0 P3			0-0 F8	0-3 K			4	0	1	0	0	1	2
Ozzie Smith, S OBP: 0.365, SLG: 0.453 (1, 6)	0-0 4-3 2-3			0-0 6-3		0-0 6-3	0-0 1-3			4	0	0	0	0	0	3
Keith Hernandez, L OBP: 0.423, SLG: 0.385 (1, 3)	0-3 K			0-0 4-3		4-0 1B BB		0-0 F8		3	0	0	0	1	1	0
George Hendrick, R OBP: 0.352, SLG: 0.568 (1, 9)		0-0 P5		0-0 5-3		0-0 BB 1B		0-0 F9		4	0	1	0	0	0	0
Dane Iorg, L OBP: 0.377, SLG: 0.348 (1, 7)		0-0 1-3			0-0 E4 F8 WP	4-0 1-2 BB		0-0 4-3		3	0	0	0	1	0	0
Darrell Porter, L OBP: 0.319, SLG: 0.441 (1, 2)		4-0 BB			0-0 F7	0-0 F9			0-0 F7	3	0	0	0	1	0	4
Ken Oberkfell, L OBP: 0.356, SLG: 0.333 (1, 5)		0-0 F9			4-0 1-2 FC4-6 BB		0-0 4-3		0-0 G3	3	0	0	0	1	0	1
Tom Herr, S OBP: 0.331, SLG: 0.345 (1, 4)			0-0 6-3			0-0 F8	0-0 BB 1B		4-0 BB	3	0	1	0	1	0	2
Joaquin Andujar, S OBP: 0.211, SLG: 0.211 (1, 1)			0-0 F7			0-0 FC4-6		4-0 BB 1B	0-3 K	2	0	0	0	0	0	2
Steve Braun, L OBP: 0.387, SLG: 0.308 (7, PH)						1-2f				0	0	0	0	1	0	0
Andy Rincon, R OBP: 0.111, SLG: 0.111 (8, 1)										0	0	0	0	0	0	0
Gene Tenace, R OBP: 0.571, SLG: 0.933 (9, PH)										1	0	0	0	0	1	1


Inning Stats	R: 0	H: 1	E: 0	K: 1	S: 5	LOB: 0	BB: 0	P: 5	R: 0	H: 0	E: 0	K: 0	S: 3	LOB: 1	BB: 1	P: 7	R: 0	H: 0	E: 0	K: 0	S: 3	LOB: 0	BB: 0	P: 3	R: 0	H: 0	E: 1	K: 0	S: 4	LOB: 2	BB: 1	P: 8	R: 0	H: 1	E: 0	K: 0	S: 4	LOB: 3	BB: 2	P: 12	R: 0	H: 1	E: 0	K: 1	S: 6	LOB: 2	BB: 1	P: 10	R: 0	H: 0	E: 0	K: 0	S: 3	LOB: 0	BB: 0	P: 3	R: 0	H: 0	E: 0	K: 1	S: 5	LOB: 1	BB: 1	P: 9	1B: 2	2B: 1	3B: 0	HR: 0	SF: 0	SAC: 0	DP: 0	HBP: 0	WP: 1	PA: 36
--------------	------	------	------	------	------	--------	-------	------	------	------	------	------	------	--------	-------	------	------	------	------	------	------	--------	-------	------	------	------	------	------	------	--------	-------	------	------	------	------	------	------	--------	-------	-------	------	------	------	------	------	--------	-------	-------	------	------	------	------	------	--------	-------	------	------	------	------	------	------	--------	-------	------	-------	-------	-------	-------	-------	--------	-------	--------	-------	--------

PITCHER	IP	WLS	BF	H	R	ER	SO	BB	IBB	HBP	BLK	WP	HR	S	P	ERA	WHIP
Joe Cowley, R ERA: 4.34 (1, 1)	3.2		12	1	0	0	1	1	0	0	0	0	0	13	17	0.00	0.545
Preston Hanna, R ERA: 2.7 (4, 1)	2.0	W	10	1	0	0	0	2	0	0	0	1	0	8	16	0.00	1.500
Steve Bedrosian, R ERA: 1.52 (6, 1)	0.1		2	0	0	0	0	1	0	0	0	0	0	1	5	0.00	3.000
Gene Garber, R ERA: 0.99 (7, 1)	3.0	S	12	1	0	0	2	2	0	0	0	0	0	14	22	0.00	1.000

BOTTOM

Atlanta Braves @ St. Louis Cardinals
 Busch Stadium, St. Louis, MO
 Sun May 09 1982, 3:33 AM CDT
 Att. 25,115 - Unknown

AB	30
R	0
H	3
RBI	0
BB	6
SO	3
LOB	15



PITCHER	IP	WLS	BF	H	R	ER	SO	BB	IBB	HBP	BLK	WP	HR	S	P	ERA	WHIP
---------	----	-----	----	---	---	----	----	----	-----	-----	-----	----	----	---	---	-----	------

Batter	1	2	3	4	5	6	7	8	9	AB R H RBI BB SO LOB	TOP											
Eddie Milner, L (1, 8) OBP: 0.351, SLG: 0.349	0-0 1B G5-4-3 1B		0-0 4-3			0-0 G3		0-0 F8		4 1 1 0 0 0 2												
Ron Oester, S (1, 4) OBP: 0.351, SLG: 0.424	0-0 1-3 1B		0-0 5-3			0-0 CS 1B		0-0 FC5 2-3f		4 0 2 0 0 0 2												
Dave Concepcion, R (1, 6) OBP: 0.369, SLG: 0.459	0-0 G5-4-3 1-2f 3-H			0-3 K		0-0 F8 1-2			0-0 6-3	4 0 0 0 0 1 2												
Johnny Bench, R (1, 5) OBP: 0.307, SLG: 0.326	0-0 HR			0-0 2B			0-0 F7		0-0 2B 1B	4 2 3 1 0 0 0												
Mike Vail, R (1, 7) OBP: 0.308, SLG: 0.405	0-0 F9			0-0 F8			0-0 P3		0-0 F5	3 0 0 0 0 0 1												
Clint Hurdle, L (7, 7) OBP: 0.235, SLG: 0.194				0-0 F8			0-0 4-3		0-0 WP 1-H 2B	1 0 0 0 0 0 1												
Dan Driessen, L (1, 3) OBP: 0.370, SLG: 0.411		0-0 F5		0-0 P6			0-0 4-3		0-0 2B	4 0 1 1 0 0 1												
Paul Householder, S (1, 9) OBP: 0.308, SLG: 0.327			0-0 5-3			0-0 F8		4-0 FC1-6 SH BB	0-3 K 2-3	3 0 0 0 1 1 1												
Alex Trevino, R (1, 2) OBP: 0.387, SLG: 0.339		0-0 L9				0-0 P1		0-0 SH FC5 FC1-6 1-2		2 0 0 0 0 0 0												
Frank Pastore, R (1, 1) OBP: 0.222, SLG: 0.278			0-0 P6		0-3 K			0-0 FC1-6 1-2 2-3f		2 0 0 0 0 1 0												
Joe Price, R (7, 1)										1 0 0 0 0 0 2												
Tom Hume, R (9, 1)										0 0 0 0 0 0 0												
Inning Stats	R: 2 E: 0 K: 0 S: 5	H: 3 LOB: 0 BB: 0 P: 5	R: 0 E: 0 K: 0 S: 3	H: 0 LOB: 0 BB: 0 P: 3	R: 0 E: 0 K: 0 S: 3	H: 0 LOB: 0 BB: 0 P: 3	R: 0 E: 0 K: 1 S: 6	H: 1 LOB: 1 BB: 0 P: 6	R: 0 E: 0 K: 1 S: 5	H: 0 LOB: 0 BB: 0 P: 5	R: 0 E: 0 K: 0 S: 3	H: 1 LOB: 0 BB: 0 P: 3	R: 0 E: 0 K: 0 S: 3	H: 0 LOB: 0 BB: 0 P: 3	R: 0 E: 0 K: 0 S: 4	H: 0 LOB: 2 BB: 1 P: 8	R: 1 E: 0 K: 1 S: 7	H: 2 LOB: 1 BB: 0 P: 7	1B: 4 2B: 2 3B: 0 HR: 1	SF: 0 SAC: 1 DP: 1 HBP: 0	WP: 1 PB: 0 SB: 0 CS: 1	PA: 34
PITCHER	IP WLS BF H R ER SO BB IBB HBP BLK WP HR S P ERA WHIP																					
John Martin, L (1, 1) ERA: 5.45	7.0 L 24 5 2 2 2 0 0 0 0 0 0 1 28 28 2.57 0.714																					
Doug Bair, R (8, 1) ERA: 1.56	0.1 3 0 0 0 0 1 0 0 0 0 0 0 2 6 0.00 3.000																					
Dave LaPoint, L (8, 1) ERA: 5.4	1.2 7 2 1 1 1 0 0 0 0 1 0 9 9 5.40 1.200																					

Cincinnati Reds @ St. Louis Cardinals
 Busch Stadium, St. Louis, MO
 Mon May 10 1982, 7:05 PM CDT
 Att. 15,421 - Unknown

livebaseballscorecards.com

AB	32
R	3
H	7
RBI	2
BB	1
SO	3
LOB	12



BOTTOM

Cincinnati Reds @ St. Louis Cardinals
Busch Stadium, St. Louis, MO
Mon May 10 1982, 7:05 PM CDT
Att. 15,421 - Unknown

livebaseballscorecards.com

AB	32
R	1
H	7
RBI	1
BB	4
SO	4
LOB	11



WP:	0	PA:	38
PB:	0		
SB:	0		
CS:	1		

AB R H RBI BB SO LOB

5 0 0 0 0 1 3

3 0 0 0 1 0 1

4 0 1 0 0 0 2

4 0 0 0 0 1 1

3 1 1 0 0 0 0

1 0 0 0 0 1 0

4 0 2 0 0 1 0

3 0 1 0 1 0 1

2 0 0 1 2 0 0

1B:	7	SF:	0
2B:	0	SAC:	1
3B:	0	DP:	0
HR:	0	HBP:	0

1B:	7	SF:	0
2B:	0	SAC:	1
3B:	0	DP:	0
HR:	0	HBP:	0

1B:	7	SF:	0
2B:	0	SAC:	1
3B:	0	DP:	0
HR:	0	HBP:	0

WP:	0	PA:	38
PB:	0		
SB:	0		
CS:	1		

Batter	1	2	3	4	5	6	7	8	9
Lonnie Smith, R OBP: 0.390, SLG: 0.496 (1, 8)	0-0 6-3 ①		0-0 1-3 ②		0-3 K ①		0-0 L7 ②		0-0 F3 ③
Ozzie Smith, S OBP: 0.361, SLG: 0.440 (1, 6)	0-0 F2 ②		0-0 L8 ③		0-0 F2 ②		4-0 1-2 BB ③		
Keith Hernandez, L OBP: 0.418, SLG: 0.381 (1, 3)	0-0 FC6-4 1B ③			0-0 4-3 ①	0-0 6-3 ③		0-0 F7 ③		
George Hendrick, R OBP: 0.337, SLG: 0.541 (1, 9)	0-0 FC6-4 1-2f ③			0-0 5-3 ②		0-0 L9 ①		0-3 K ①	
Dane Iorg, L OBP: 0.375, SLG: 0.348 Willie McGee, S (8, 7)		0-0 F7 ①		0-0 1B BB 1B ②		0-0 L7 ②		0-3 K ②	
Darrell Porter, L OBP: 0.325, SLG: 0.443 (1, 2)		0-0 G3 ②		0-0 BB BB 1-3 1B ②		0-0 FC6-4 1B ③		0-3 K ③	
Ken Oberkfell, L OBP: 0.365, SLG: 0.333 (1, 5)		0-0 CS 1B ③		4-0 BB 1-2 BB ③		0-0 FC6-4 1-2f ③		0-0 G3 ①	
Tom Herr, S OBP: 0.336, SLG: 0.339 (1, 4)		0-0 CS 1-2 ③	4-0 1-3 SH2-3 BB ③	4-0 1-2 2-3 3-H BB ③		0-0 4-3 ①		0-0 F9 ②	
John Martin, S OBP: 0.167, SLG: 0.091 Steve Braun, L OBP: 0.406, SLG: 0.333 Tito Landrum, R OBP: 0.059, SLG: 0.059 Doug Bair, R OBP: 0.059, SLG: 0.059 Dave LaPoint, L OBP: 0.091, SLG: 0.938 Gene Tenace, R OBP: 0.333, SLG: 0.400 (1, 1) (7, PH) (7, PR) (8, 1) (8, 1) (9, PH) (9, PR)			0-0 SH2-3 ①	0-0 FC6-4 1-2f ③		0-0 BB 1B ③		0-0 1B ③	

Inning Stats	R: 0	H: 1	E: 0	LOB: 1	K: 0	BB: 0	S: 4	R: 0	H: 1	E: 0	LOB: 0	K: 0	BB: 0	S: 3	R: 0	H: 0	E: 0	LOB: 1	K: 0	BB: 1	S: 3	R: 1	H: 2	E: 0	LOB: 3	K: 0	BB: 2	S: 5	R: 0	H: 0	E: 0	LOB: 0	K: 1	BB: 0	S: 5	R: 0	H: 1	E: 0	LOB: 1	K: 0	BB: 0	S: 4	R: 0	H: 1	E: 0	LOB: 2	K: 0	BB: 1	S: 4	R: 0	H: 0	E: 0	LOB: 0	K: 3	BB: 0	S: 9	R: 0	H: 1	E: 0	LOB: 1	K: 0	BB: 0	S: 4	R: 0	H: 1	E: 0	LOB: 1	K: 0	BB: 0	S: 4	R: 0	H: 1	E: 0	LOB: 1	K: 0	BB: 0	S: 4	R: 0	H: 1	E: 0	LOB: 1	K: 0	BB: 0	S: 4
--------------	------	------	------	--------	------	-------	------	------	------	------	--------	------	-------	------	------	------	------	--------	------	-------	------	------	------	------	--------	------	-------	------	------	------	------	--------	------	-------	------	------	------	------	--------	------	-------	------	------	------	------	--------	------	-------	------	------	------	------	--------	------	-------	------	------	------	------	--------	------	-------	------	------	------	------	--------	------	-------	------	------	------	------	--------	------	-------	------	------	------	------	--------	------	-------	------

PITCHER	IP	WLS	BF	H	R	ER	SO	BB	IBB	HBP	BLK	WP	HR	S	P	ERA	WHIP
Frank Pastore, R ERA: 2.9 (1, 1)	6.2	W	29	6	1	1	1	4	0	0	0	0	0	27	43	1.35	1.500
Joe Price, L ERA: 1.5 (7, 1)	2.0		7	1	0	0	3	0	0	0	0	0	0	13	13	0.00	0.500
Tom Hume, R ERA: 2.42 (9, 1)	0.1	S	1	0	0	0	0	0	0	0	0	0	0	1	1	0.00	0.000

Batter	1	2	3	4	5	6	7	8	9	AB R H RBI BB SO LOB	TOP											
Eddie Milner, L (1, 8) OBP: 0.343, SLG: 0.341	0-0 4-3		0-0 P3		0-0 G3-6 1B		0-0 4-3		0-0 F8	5 0 1 0 0 0 2												
Ron Oester, S (1, 4) OBP: 0.346, SLG: 0.415	0-0 G3		0-0 1B 1B		0-0 G3-6-1 1-2f		0-3 K		0-0 4-1	5 0 1 0 0 1 3												
Dave Concepcion, R (1, 6) OBP: 0.373, SLG: 0.460	0-0 1B 1B		0-0 1B 1B				0-3 K			4 0 2 0 0 1 1												
Johnny Bench, R (1, 5) OBP: 0.314, SLG: 0.333	0-0 1-2 1B		0-0 F7				0-0 1B 1B		0-0 L7	4 1 2 0 0 0 2												
Larry Bittner, L (1, 7) OBP: 0.444, SLG: 0.511	0-0 P5		0-0 L3				0-0 WP 1B 1B		0-0 FC3-6 1B	4 0 2 0 0 0 4												
Dan Driessen, L (1, 3) OBP: 0.366, SLG: 0.405		0-0 P3		0-0 F3			0-0 WP 1B		0-0 FC3-6	4 0 1 1 0 0 1												
Paul Householder, S (1, 9) OBP: 0.304, SLG: 0.322		0-0 FC6-4 1B		0-0 F9			0-0 F2		0-0 P6	4 0 1 0 0 0 3												
Alex Trevino, R (1, 2) OBP: 0.367, SLG: 0.318		0-0 FC6-4		0-0 6-3			0-3 K			4 0 0 0 0 1 3												
Mario Soto, R (1, 1) OBP: 0.211, SLG: 0.278		0-0 1-3		0-0 5-3			0-0 E6 4-3 1B		0-0 L4	2 0 0 0 0 0 1												
Bob Shirley, R (5, 1) OBP: 0.500, SLG: 0.500										0 0 0 0 0 0 0												
Rafael Landestoy, S (7, PH) OBP: 0.231, SLG: 0.385										1 0 1 0 0 0 0												
Charlie Leibrandt, R (7, 1)										0 0 0 0 0 0 0												
German Barranca, L (9, PH) OBP: 0.267, SLG: 0.467										1 0 1 0 0 0 0												
Inning Stats	R: 0 E: 0 K: 0 S: 5	H: 2 LOB: 2 BB: 0 P: 5	R: 0 E: 0 K: 0 S: 4	H: 1 LOB: 1 BB: 0 P: 4	R: 0 E: 0 K: 0 S: 5	H: 2 LOB: 2 BB: 0 P: 5	R: 0 E: 0 K: 0 S: 3	H: 0 LOB: 0 BB: 0 P: 3	R: 0 E: 0 K: 1 S: 3	H: 1 LOB: 0 BB: 0 P: 3	R: 1 E: 0 K: 1 S: 8	H: 3 LOB: 2 BB: 0 P: 8	R: 0 E: 1 K: 2 S: 8	H: 1 LOB: 1 BB: 0 P: 8	R: 0 E: 0 K: 0 S: 4	H: 1 LOB: 1 BB: 0 P: 4	R: 0 E: 0 K: 0 S: 4	H: 1 LOB: 1 BB: 0 P: 4	1B: 12 2B: 0 3B: 0 HR: 0	SF: 0 SAC: 0 DP: 1 HBP: 0	WP: 1 PB: 0 SB: 0 CS: 0	PA: 38
PITCHER	IP WLS BF H R ER SO BB IBB HBP BLK WP HR S P ERA WHIP																					
Steve Mura, R (1, 1) ERA: 3.07	6.0 W 26 9 1 1 1 0 0 0 0 1 0 28 28 1.50 1.500																					
Doug Bair, R (7, 1) ERA: 1.33	3.0 S 12 3 0 0 2 0 0 0 0 0 0 16 16 0.00 1.000																					

Cincinnati Reds @ St. Louis Cardinals
Busch Stadium, St. Louis, MO
 Tue May 11 1982, 7:05 PM CDT
 Att: 16,743 - Unknown

livebaseballscorecards.com

AB	38
R	1
H	12
RBI	1
BB	0
SO	3
LOB	20



St. Louis Cardinals @ Atlanta Braves
 Atlanta-Fulton County Stadium, Atlanta, GA

Thu May 13 1982, 7:05 PM EDT
 Att. 16,244 - Unknown - 74 F

livebaseballscorecards.com



WP: 2 PA: 43
 PB: 0
 SB: 1
 CS: 1

Batter	1	2	3	4	5	6	7	8	9	AB R H RBI BB SO LOB	TOP		
Lonnie Smith, R OBP: 0.391, SLG: 0.492 (1, 8) (5, 7)	0-0 S 1B	0-0 G5-4-3 1-2f		0-0 CS 1B	0-0 F8			0-3 K		5 1 2 0 0 1 3			
Tom Herr, S OBP: 0.345, SLG: 0.344 Mike Ramsey, S OBP: 0.360, SLG: 0.458 (1, 4) (1, 4)	4-0 1B G6-3 BB		0-0 5-3 6-3 2B	0-0 6-3		0-0 F9		0-0 G4-6-3 1B	0 1 0 0 1 0 0 4 1 2 0 0 0 1				
Keith Hernandez, L OBP: 0.420, SLG: 0.380 (1, 3)	0-0 G6-3 1B		0-0 5-3		0-0 2B 1B	0-0 4-3		0-0 G4-6-3 1B	5 1 2 1 0 0 2				
George Hendrick, R OBP: 0.346, SLG: 0.559 (1, 9)	0-0 G6-3 1-2f 3-H		0-0 6-3		0-0 F7	0-0 F8		0-0 WP 1B	5 1 1 1 0 0 2				
Gene Tenace, R OBP: 0.593, SLG: 0.895 (1, 2)	0-0 5-3		4-0 1B 1B BB		0-0 1B 1B 2B		0-0 L5	H 1-0 1B HBP	3 2 1 0 1 0 0				
Ken Oberkfell, L OBP: 0.403, SLG: 0.385 (1, 5)		0-0 WP HR 1B	0-0 1B 1-2 1B		4-0 1B 1B IBB		0-0 4-3	X 0-0 1-2 2-H 1B	4 2 3 1 1 0 0				
Tito Landrum, R OBP: 0.150, SLG: 0.300 Willie McGee, S OBP: 0.250, SLG: 0.143 (1, 7) (5, PH) (5, 8)		0-0 HR	0-0 1-3 2-H 1B		0-0 1-2 2-3 3-H 1B 1B		0-0 6-3	X 0-0 4-3	2 1 2 3 0 0 0 3 0 1 1 0 0 2				
Ozzie Smith, S OBP: 0.349, SLG: 0.422 (1, 6)		0-0 P6	0-3 K		0-0 1B 1-2 2-H 3-H 1B			X 0-0 F5	4 0 1 2 0 1 2				
Bob Forsch, R OBP: 0.318, SLG: 0.409 Dave LaPoint, L (4, 1) Julio Gonzalez, R OBP: 0.262, SLG: 0.381 Andy Rincon, R OBP: 0.111, SLG: 0.111 Bruce Sutter, R (7, 1)		0-0 G5-4-3 1B		0-0 6-3		0-0 1B 1-3 2-H 1B		X 0-0 P4	2 0 1 0 0 0 0 0 0 0 0 0 0 0 1 0 1 0 0 0 0 0 0 0 0 0 0 0 1 0 0 0 0 0 0				
Inning Stats	R: 2 H: 2 E: 0 K: 0 S: 4 LOB: 0 BB: 1 P: 8	R: 2 H: 3 E: 0 K: 0 S: 5 LOB: 0 BB: 0 P: 5	R: 2 H: 3 E: 0 K: 1 S: 8 LOB: 2 BB: 1 P: 12	R: 0 H: 1 E: 0 K: 0 S: 3 LOB: 0 BB: 0 P: 3	R: 3 H: 5 E: 0 K: 0 S: 7 LOB: 2 BB: 1 P: 11	R: 0 H: 0 E: 0 K: 0 S: 3 LOB: 0 BB: 0 P: 3	R: 0 H: 0 E: 0 K: 0 S: 3 LOB: 0 BB: 0 P: 3	R: 0 H: 0 E: 0 K: 1 S: 5 LOB: 0 BB: 0 P: 5	R: 1 H: 3 E: 0 K: 0 S: 5 LOB: 2 BB: 0 P: 6	1B: 14 SF: 0 2B: 2 SAC: 0 3B: 0 DP: 3 HR: 1 HBP: 1			
PITCHER	IP WLS BF H R ER SO BB IBB HBP BLK WP HR S P ERA WHIP											PITCHER	IP WLS BF H R ER SO BB IBB HBP BLK WP HR S P ERA WHIP
Ken Dayley, L ERA: 27.0 (1, 1)	1.1 L 9 5 4 4 0 1 0 0 0 1 1 8 12 27.00 4.500												
Preston Hanna, R ERA: 4.96 (2, 1)	3.0 15 6 5 5 1 1 1 0 0 0 0 15 23 15.00 2.333												
Al Hrabosky, L ERA: 0.96 (5, 1)	2.2 10 3 0 0 0 0 0 0 0 0 0 10 10 0.00 1.125												
Rick Camp, R ERA: 5.57 (8, 1)	2.0 9 3 1 1 1 0 0 1 0 1 0 10 11 4.50 1.500												

Batter	1	2	3	4	5	6	7	8	9	AB	R	H	RBI	BB	SO	LOB
Claudell Washington, L (1, 9) OBP: 0.339, SLG: 0.468	0-0 4-3	0-0 4-3		0-0 2-H 1B			0-0 1-H 2B		0-0 HR	5	1	3	3	0	0	2
Glenn Hubbard, R (1, 4) OBP: 0.376, SLG: 0.403	0-0 4-3		0-0 4-3 6-3 2B		0-0 F9		0-0 6-3		4-0 HR BB	4	2	1	0	1	0	1
Chris Chambliss, L (1, 3) OBP: 0.356, SLG: 0.466	0-0 G3		0-0 4-3 2-3		0-0 F7		0-0 L8		0-0 F7	5	0	0	0	0	0	3
Dale Murphy, R (1, 8) OBP: 0.406, SLG: 0.675		0-0 HR	0-0 6-3		0-0 P4		0-3 K		0-0 1-H HR	5	2	2	4	0	1	1
Bob Horner, R (1, 5) OBP: 0.402, SLG: 0.637		0-0 1B 2B	0-0 F8			4-0 G3-6-1 BB BB		0-0 WP 5-3 1B	0-0 5-3	4	1	2	0	1	0	0
Larry Whisenton, L (1, 7) OBP: 0.469, SLG: 0.385		0-0 F7		0-0 6-3 2B 2B		4-0 1-2 G3-6-1 BB BB		0-3 K		3	1	1	0	1	1	2
Bruce Benedict, R (1, 2) OBP: 0.321, SLG: 0.280		0-0 6-3		0-3 K		0-0 1-2f 2-3 G3-6-1 BB		0-0 5-3		4	0	0	0	0	1	5
Rafael Ramirez, R (1, 6) OBP: 0.310, SLG: 0.379		0-0 1B 1B	0-0 6-3		0-0 P6		0-0 P6		0-0 G3	4	0	1	1	0	0	3
Ken Dayley, L (1, 1)		0-0 2-H 1B		0-0 2-3			4-0 2B BB		0-3 K	0	0	0	0	0	0	0
Preston Hanna, R (2, 1) OBP: 0.667, SLG: 1.000				0-0 3-H 1B 2B						2	1	2	1	0	0	0
Al Hrabosky, R (5, 1) OBP: 1.000, SLG: 1.000										0	0	0	0	0	0	0
Brett Butler, L (7, PH) OBP: 0.331, SLG: 0.239										0	0	0	0	0	0	0
Rick Camp, R (8, 1)										0	0	0	0	0	0	0
Ken Smith, L (9, PH) OBP: 0.500, SLG: 0.400		1-2 1B								1	0	0	0	0	1	0

Inning Stats	R: 0	H: 0	E: 0	K: 0	S: 3	H: 0	LOB: 0	BB: 0	P: 3	R: 2	H: 4	E: 0	K: 0	S: 7	H: 1	LOB: 0	BB: 0	P: 4	R: 2	H: 3	E: 0	K: 1	S: 7	H: 0	LOB: 0	BB: 0	P: 3	R: 0	H: 0	E: 0	K: 0	S: 3	R: 0	H: 0	E: 0	K: 0	S: 2	R: 1	H: 1	E: 0	K: 1	S: 6	R: 0	H: 1	E: 0	K: 1	S: 6	R: 0	H: 1	E: 0	K: 1	S: 6	R: 3	H: 2	E: 0	K: 1	S: 7	1B: 4	2B: 5	3B: 0	HR: 3	SF: 0	SAC: 0	DP: 1	HBP: 0	WP: 1	PA: 41
--------------	------	------	------	------	------	------	--------	-------	------	------	------	------	------	------	------	--------	-------	------	------	------	------	------	------	------	--------	-------	------	------	------	------	------	------	------	------	------	------	------	------	------	------	------	------	------	------	------	------	------	------	------	------	------	------	------	------	------	------	------	-------	-------	-------	-------	-------	--------	-------	--------	-------	--------

PITCHER	IP	WLS	BF	H	R	ER	SO	BB	IBB	HBP	BLK	WP	HR	S	P	ERA	WHIP
Bob Forsch, R (1, 1) ERA: 4.56	3.2		18	7	5	5	1	0	0	0	0	0	1	20	20	12.27	1.909
Dave LaPoint, L (4, 1) ERA: 5.28	0.1		1	1	0	0	0	0	0	0	0	0	0	1	1	0.00	3.000
Andy Rincon, R (5, 1) ERA: 4.81	2.1	W	10	1	1	1	0	3	0	0	0	0	0	7	19	3.86	1.714
Bruce Sutter, R (7, 1) ERA: 2.7	2.2	S	12	3	3	3	3	1	0	0	0	1	2	17	21	10.12	1.500

BOTTOM

St. Louis Cardinals @ Atlanta Braves
Atlanta-Fulton County Stadium, Atlanta, GA

Thu May 13 1982, 7:05 PM EDT
Att: 16,244 - Unknown - 74 F

livebaseballscores.com

AB	37
R	9
H	12
RBI	9
BB	4
SO	4
LOB	17



Batter	1	2	3	4	5	6	7	8	9	AB R H RBI BB SO LOB	TOP						
Lonnie Smith, R (1, 8) OBP: 0.400, SLG: 0.496	4-0 F9-4-3 BB		0-0 1B			0-0 F7			0-0 1B SF8	3 1 2 0 1 0 0							
Ozzie Smith, S (1, 6) OBP: 0.354, SLG: 0.433	0-0 F9-4-3 1-2		0-0 5-3			0-0 2B			0-0 1B SF8	4 0 2 0 0 0 2							
Keith Hernandez, L (1, 3) OBP: 0.422, SLG: 0.382	4-0 BB				0-0 CS 1B	0-3 K			0-0 SF8	2 0 1 1 1 1 1							
George Hendrick, R (1, 9) OBP: 0.333, SLG: 0.536	0-0 4-3				0-3 K	0-3 K			0-0 F7	4 0 0 0 0 2 3							
Dane Iorg, L (1, 7) OBP: 0.379, SLG: 0.347					0-3 K	0-0 L7			4-0 IBB	3 0 1 0 1 1 1							
Darrell Porter, L (1, 2) OBP: 0.312, SLG: 0.423					0-0 F8	0-0 F8			0-0 F7	1 0 0 0 0 0 1							
Orlando Sanchez, L (3, 2) OBP: 0.231, SLG: 0.091										3 0 0 0 0 0 2							
Ken Oberkfell, L (1, 5) OBP: 0.387, SLG: 0.368					0-0 1-3				0-0 4-3	3 0 0 0 0 0 0							
Mike Ramsey, S (1, 4) OBP: 0.357, SLG: 0.444					0-0 F9	0-0 4-3			0-0 CS 1B	3 0 1 0 0 0 0							
Joaquin Andujar, S (1, 1) OBP: 0.190, SLG: 0.190					0-3 K	0-0 P4			0-3 K2-3	2 0 0 0 0 1 0							
Steve Braun, L (8, PH) OBP: 0.394, SLG: 0.321										1 0 0 0 0 1 1							
Doug Bair, R (8, 1)										0 0 0 0 0 0 0							
Inning Stats	R: 0 E: 0 K: 0 S: 2 H: 0 LOB: 1 BB: 2 P: 10	R: 0 E: 0 K: 0 S: 3 H: 1 LOB: 0 BB: 0 P: 3	R: 0 E: 0 K: 1 S: 6 H: 1 LOB: 1 BB: 0 P: 6	R: 0 E: 0 K: 2 S: 7 H: 1 LOB: 0 BB: 0 P: 7	R: 0 E: 0 K: 0 S: 3 H: 0 LOB: 0 BB: 0 P: 3	R: 0 E: 0 K: 1 S: 6 H: 1 LOB: 1 BB: 0 P: 6	R: 0 E: 0 K: 1 S: 5 H: 0 LOB: 0 BB: 0 P: 5	R: 0 E: 0 K: 1 S: 5 H: 1 LOB: 0 BB: 0 P: 5	R: 1 E: 0 K: 0 S: 5 H: 2 LOB: 2 BB: 1 P: 9	1B: 6 2B: 2 3B: 0 HR: 0 SF: 1 SAC: 0 DP: 2 HBP: 0	WP: 0 PB: 0 SB: 1 CS: 2 PA: 33						
PITCHER	IP WLS BF H R ER SO BB IBB HBP BLK WP HR S P ERA WHIP																
Phil Niekro, R (1, 1) ERA: 3.38	8.0	27	5	0	0	6	2	0	0	0	0	0	0	37	45	0.00	0.875
Gene Garber, R (9, 1) ERA: 1.21	1.0	W	6	2	1	1	0	0	1	0	0	0	0	5	9	9.00	2.000

St. Louis Cardinals @ Atlanta Braves
Atlanta-Fulton County Stadium, Atlanta, GA

Fri May 14 1982, 7:05 PM EDT
Att. 28,396 - Unknown - 75 F

livebaseballscorecards.com

AB	29
R	1
H	7
RBI	1
BB	3
SO	6
LOB	11



Batter	1	2	3	4	5	6	7	8	9
Claudell Washington, L (1, 9) OBP: 0.336, SLG: 0.461	0-0 4-3 6-3 1B		0-0 4-3		0-0 4-3			0-0 4-3	
Glenn Hubbard, R (1, 4) OBP: 0.366, SLG: 0.391	0-0 6-3 1-2		0-3 K		0-0 F9			0-3 K	
Chris Chambliss, L (1, 3) OBP: 0.360, SLG: 0.467	0-0 4-3 2-3		0-0 1B		0-0 5-3			0-0 FC5-4 1B	
Dale Murphy, R (1, 8) OBP: 0.394, SLG: 0.653 (8, 7)	0-0 F8		0-0 6-3		0-0 F5			0-0 FC5-4 1-2f	
Bob Horner, R (1, 5) OBP: 0.389, SLG: 0.613		0-0 F8		0-0 L7		0-3 K		0-0 6-3	
Larry Whisenton, L (1, 7) OBP: 0.457, SLG: 0.414 Brett Butler, L (8, 8) OBP: 0.328, SLG: 0.237		0-3 K		0-0 4-3 2B		0-0 4-3		0-0 G3	
Biff Pocoroba, S (1, 2) OBP: 0.367, SLG: 0.500		4-0 2B BB		0-0 4-3 2-3		0-0 4-3		0-0 HR	
Rafael Ramirez, R (1, 6) OBP: 0.318, SLG: 0.420		0-0 1-3 2B		0-0 5-3		0-0 HR			
Phil Niekro, R (1, 1) OBP: 0.200, SLG: 0.300 Gene Garber, R (9, 1)		0-0 F8		0-3 K		0-0 F8			

Inning Stats	R: 0	H: 1	E: 0	LOB: 1	K: 0	BB: 0	S: 4	P: 4
	R: 0	H: 1	E: 0	LOB: 2	K: 1	BB: 1	S: 6	P: 10
	R: 0	H: 1	E: 0	LOB: 1	K: 1	BB: 0	S: 6	P: 6
	R: 0	H: 1	E: 0	LOB: 1	K: 0	BB: 0	S: 4	P: 4
	R: 0	H: 0	E: 0	LOB: 0	K: 1	BB: 0	S: 5	P: 5
	R: 0	H: 0	E: 0	LOB: 0	K: 1	BB: 0	S: 5	P: 5
	R: 1	H: 1	E: 0	LOB: 0	K: 0	BB: 0	S: 4	P: 4
	R: 0	H: 1	E: 0	LOB: 1	K: 1	BB: 0	S: 6	P: 6
	R: 1	H: 1	E: 0	LOB: 0	K: 0	BB: 0	S: 3	P: 3

PITCHER	IP	WLS	BF	H	R	ER	SO	BB	IBB	HBP	BLK	WP	HR	S	P	ERA	WHIP
Joaquin Andujar, R (1, 1) ERA: 2.7	7.0		27	5	1	1	4	1	0	0	0	0	1	34	38	1.29	0.857
Doug Bair, R (8, 1) ERA: 1.64	1.2	L	7	2	1	1	1	0	0	0	0	0	1	9	9	5.40	1.200

BOTTOM

St. Louis Cardinals @ Atlanta Braves
 Atlanta-Fulton County Stadium, Atlanta, GA

livebaseballscorecards.com

AB	33
R	2
H	7
RBI	2
BB	1
SO	5
LOB	9

3	0	0	0	0	1	2
0	0	0	0	0	0	0

WP	HR	S	P	ERA	WHIP
0	0	0	34		

Fri May 14 1982, 7:05 PM EDT
 Att: 28,396 - Unknown - 75 F



Batter	1	2	3	4	5	6	7	8	9	10	AB R H RBI BB SO LOB	TOP												
Lonnie Smith, R OBP: 0.416, SLG: 0.540 (1, 8) BB (8, 7)	4-0 G1-6-3 BB		4-0 E BB		x 0-0 E 2B		x 0-0 F7		x 0-0 G3 2B	x 0-0 HR	4 3 3 3 2 0 0													
Ozzie Smith, S OBP: 0.346, SLG: 0.416 (1, 6)	0-0 G1-6-3 1-2f		0-0 FC1 1-3 3-H		0-3 K		4-0 S 1B BB		0-0 G3 2-3	0-0 G3	5 1 0 0 1 1 5													
Keith Hernandez, L OBP: 0.425, SLG: 0.391 (1, 3)	0-0 4-3		0-0 4-3		0-0 E4 2-H		4-0 1B 1-2 BB		0-0 2B	0-0 WP 1B	5 0 2 1 1 0 2													
George Hendrick, R OBP: 0.336, SLG: 0.525 (1, 9)		s 0-1 CI FC1-6		x 0-0 5-3	0-0 P4		0-0 CS 1B		4-0 FC6-4 IBB	0-3 K	4 0 1 1 1 1 2													
Gene Tenace, R OBP: 0.548, SLG: 0.773 Doug Bair, R Tom Herr, S OBP: 0.343, SLG: 0.341 (1, 2) (7, 1) (8, 4)		x 0-0 F7		4-0 FC4-6 BB		x 0-0 F9	s 0-3 K		x 0-0 FC6-4 1-2f		3 0 0 0 1 1 3 0 0 0 0 0 0 0 1 0 0 0 0 0 2													
Ken Oberkfell, L OBP: 0.388, SLG: 0.361 (1, 5)	x 0-0 FC1-6 1-2f		x 0-0 FC4-6 HBP 1-2f		x 4-0 1B BB		0-0 F7		x 0-0 1B	0-0 SH 1B	4 1 1 0 1 0 2													
Tito Landrum, R OBP: 0.217, SLG: 0.318 Willie McGee, S OBP: 0.400, SLG: 0.333 (1, 7) (8, PH) (8, 8)	x 0-0 F8		H 1-0 FC6-4 HBP		x 0-0 1B		x 0-0 G4-6-3 1B		x 0-0 SH HR 1B		2 0 1 0 0 0 1 2 1 2 0 0 0 0													
Mike Ramsey, S OBP: 0.344, SLG: 0.484 Bruce Sutter, R Bob Forsch, R OBP: 0.318, SLG: 0.409 (1, 4) (8, 1) (10, 1)		x 0-0 FC1 3B		x 0-0 FC6-4 1-2f		x 0-0 F8	x 0-0 G4-6-3 1-2f		x 0-0 SH HR	0-0 L4	4 0 1 0 0 0 5 0 1 0 0 0 0 0 0 0 0 0 0 0 0													
John Martin, S OBP: 0.167, SLG: 0.091 Mark Littell, L Jim Kaat, L Julio Gonzalez, R Andy Rincon, R Dane Long, L Dave LaPoint, L Orlando Sanchez, L OBP: 0.200, SLG: 0.077 (1, 1) (1, 1) (4, 1) (5, PH) (5, 1) (6, PH) (6, 1) (7, 2)			0-3 K		0-3 K		0-0 F7		x 0-0 G3	x 0-0	0 0 0 0 0 0 0 1 0 0 0 0 1 1 0 0 0 0 0 0 0 1 0 0 0 0 1 0 0 0 0 0 0 0 0 1 0 0 0 0 0 2 0 0 0 0 0 0 0 2 0 0 0 0 0 2													
Inning Stats	R: 0 E: 0 K: 0 S: 2	H: 0 LOB: 0 BB: 1 P: 6	R: 0 E: 1 K: 0 S: 4	H: 0 LOB: 1 BB: 0 P: 4	R: 0 E: 1 K: 1 S: 6	H: 1 LOB: 2 BB: 1 P: 10	R: 0 E: 0 K: 0 S: 3	H: 0 LOB: 2 BB: 1 P: 8	R: 1 E: 1 K: 2 S: 9	H: 1 LOB: 1 BB: 0 P: 9	R: 0 E: 0 K: 0 S: 4	H: 1 LOB: 2 BB: 1 P: 8	R: 1 E: 0 K: 1 S: 5	H: 1 LOB: 2 BB: 2 P: 13	R: 0 E: 0 K: 0 S: 3	H: 1 LOB: 0 BB: 0 P: 3	R: 1 E: 0 K: 0 S: 5	H: 2 LOB: 2 BB: 1 P: 9	R: 4 E: 1 K: 1 S: 10	H: 4 LOB: 1 BB: 0 P: 10	1B: 6 2B: 4 3B: 1 HR: 1	SF: 0 SAC: 1 DP: 3 HBP: 1	WP: 1 PB: 0 SB: 1 CS: 1	PA: 49
PITCHER	IP WLS BF H R ER SO BB IBB HBP BLK WP HR S P ERA WHIP																							
Larry McWilliams, L ERA: 3.74 Steve Bedrosian, R ERA: 1.8 Gene Garber, R ERA: 2.05 Rick Camp, R ERA: 5.82	(1, 1) (6, 1) (9, 1) (10, 1)	5.1 3.0 1.0 0.2	25 12 8 4	3 3 3 2	1 2 3 1	0 2 3 1	0 1 0 1	3 1 0 1	3 2 7 6	4 0 1 0	0 0 0 0	0 0 0 0	1 0 1 1	26 12 11 6	0.00 6.00 27.00 13.50	1.312 1.667 3.000 3.000								

St. Louis Cardinals @ Atlanta Braves
Atlanta-Fulton County Stadium, Atlanta, GA

AB 39
R 7
H 11
RBI 5
BB 7
SO 5
LOB 27



Sat May 15 1982, 7:05 PM EDT
Att: 48,433 - Unknown - 70 F

Batter	1	2	3	4	5	6	7	8	9	10	AB	R	H	RBI	BB	SO	LOB
Claudell Washington, L OBP: 0.328, SLG: 0.442 (1, 9)	4-0 1B S FC1-5 BB	0-3 K		0-3 K		0-0 L7			0-0 P6	0-0 5-3	5	0	0	0	1	2	2
Glenn Hubbard, R OBP: 0.360, SLG: 0.383 (1, 4)	0-0 BB FC1-5 1B		0-0 L4		0-0 5-3		0-0 2-3		0-0 6-3		5	1	1	0	0	0	0
Rufino Linares, R OBP: 0.378, SLG: 0.417 (1, 7)	0-0 FC1-5 BB 1B		0-3 K		0-0 E6 BB BB		0-0 1B 1B		0-0 B2		5	1	1	0	0	1	2
Dale Murphy, R OBP: 0.408, SLG: 0.650 (1, 8)	4-0 1B 1-2 2-3 BB		4-0 BB		4-0 BB BB		0-0 1-2 1B			0-3 K	2	0	1	0	3	1	0
Bob Horner, R OBP: 0.397, SLG: 0.618 (1, 5)	0-0 1-2 2-H 3-H 1B		0-0 5-3		4-0 FC6-4 BB		0-3 K			0-0 1B HR 2B	4	1	2	2	1	1	3
Bob Watson, R OBP: 0.297, SLG: 0.303 (1, 3)	0-3 K			0-0 S E 1B	0-0 L3		0-0 F8			0-0 2-3 HR 1B	5	2	2	0	0	1	7
Bruce Benedict, R OBP: 0.309, SLG: 0.268 (1, 2)	0-0 F7			0-0 E3	0-0 FC6-4			0-0 5-3		0-0 HR	4	0	0	0	0	0	5
Chris Chambliss, L OBP: 0.365, SLG: 0.496 (10, PH)				1-H	1-2f					1-H 3-H	1	1	1	3	0	0	0
Rafael Ramirez, R OBP: 0.308, SLG: 0.407 (1, 6)		0-0 P6		0-0 L9		0-0 F7		0-0 F9		0-0 1B	4	0	0	0	0	0	1
Ken Smith, L OBP: 0.571, SLG: 0.500 (10, PH)											1	0	1	0	0	0	0
Larry McWilliams, L OBP: 0.400, SLG: 0.250 (1, 1)		0-3 K		0-3 K		0-0 6-3		0-0 6-3		0-0 P6	2	0	0	0	0	2	1
Steve Bedrosian, R OBP: 0.355, SLG: 0.481 (6, 1)											2	0	0	0	0	0	0
Gene Garber, R OBP: 0.355, SLG: 0.481 (9, 1)											0	0	0	0	0	0	0
Rick Camp, R OBP: 0.355, SLG: 0.481 (10, 1)											0	0	0	0	0	0	0
Biff Pocoroba, S OBP: 0.355, SLG: 0.481 (10, PH)											1	0	0	0	0	0	1

Inning Stats	R: 2	H: 2	E: 0	K: 1	S: 7	R: 0	H: 0	E: 0	K: 2	S: 7	R: 0	H: 0	E: 0	K: 1	S: 5	R: 1	H: 1	E: 1	K: 2	S: 9	R: 0	H: 0	E: 0	K: 0	S: 3	R: 0	H: 2	E: 0	K: 1	S: 7	R: 0	H: 0	E: 0	K: 0	S: 3	R: 0	H: 0	E: 0	K: 0	S: 3	R: 0	H: 0	E: 0	K: 0	S: 3	R: 3	H: 4	E: 0	K: 1	S: 9	1B: 7	2B: 1	3B: 0	HR: 1	SF: 0	SAC: 0	DP: 0	HBP: 0	WP: 0	PA: 46
--------------	------	------	------	------	------	------	------	------	------	------	------	------	------	------	------	------	------	------	------	------	------	------	------	------	------	------	------	------	------	------	------	------	------	------	------	------	------	------	------	------	------	------	------	------	------	------	------	------	------	------	-------	-------	-------	-------	-------	--------	-------	--------	-------	--------

PITCHER	IP	WLS	BF	H	R	ER	SO	BB	IBB	HBP	BLK	WP	HR	S	P	ERA	WHIP
John Martin, L ERA: 5.87 (1, 1)	0.1		4	1	2	2	0	2	0	0	0	0	0	2	10	54.00	9.000
Mark Littell, R ERA: 5.19 (1, 1)	3.0		13	2	1	0	4	1	0	0	0	0	0	20	24	0.00	1.000
Jim Kaat, L ERA: 5.65 (4, 1)	0.2		2	0	0	0	2	0	0	0	0	0	0	6	6	0.00	0.000
Andy Rincon, R ERA: 4.67 (5, 1)	1.0		6	0	0	0	0	2	0	0	0	0	0	4	12	0.00	2.000
Dave LaPoint, L ERA: 4.86 (6, 1)	1.1		6	2	0	0	0	0	0	0	0	0	0	6	6	0.00	1.500

PITCHER	IP	WLS	BF	H	R	ER	SO	BB	IBB	HBP	BLK	WP	HR	S	P	ERA	WHIP
Doug Bair, R ERA: 1.59 (7, 1)	0.2		2	0	0	0	1	0	0	0	0	0	0	4	4	0.00	0.000
Bruce Sutter, R ERA: 3.51 (8, 1)	2.1	W	10	3	3	3	1	0	0	0	0	0	1	12	12	11.57	1.286
Bob Forsch, R ERA: 4.5 (10, 1)	0.2	S	3	1	0	0	0	0	0	0	0	0	0	3	3	0.00	1.500


BOTTOM

St. Louis Cardinals @ Atlanta Braves
Atlanta-Fulton County Stadium, Atlanta, GA

Sat May 15 1982, 7:05 PM EDT
Att. 48,433 - Unknown - 70 F

livebaseballscorecards.com

AB	41
R	6
H	9
RBI	5
BB	5
SO	8
LOB	22



Batter	1	2	3	4	5	6	7	8	9	AB R H RBI BB SO LOB	TOP
Lonnie Smith, R (1, 8) <small>OBP: 0.412, SLG: 0.531</small> Andy Rincon, R (8, 1) <small>OBP: 0.111, SLG: 0.111</small>	0-3 			0-0 		0-0 		0-0 		4 0 1 0 0 1 1 0 0 0 0 0 0 0	
Ozzie Smith, S (1, 6) <small>OBP: 0.350, SLG: 0.419</small>	0-0 			0-0 		0-0 			0-0 	4 0 2 0 0 0 1	
Keith Hernandez, L (1, 3) <small>OBP: 0.427, SLG: 0.389</small>	0-0 			4-0 			0-0 		0-0 	3 1 1 0 1 0 1	
George Hendrick, R (1, 9) <small>OBP: 0.333, SLG: 0.543</small>		0-0 		0-0 			0-0 		0-0 	4 1 1 2 0 0 2	
Dane Iorg, L (1, 7) <small>OBP: 0.359, SLG: 0.325</small>		0-0 		0-0 			0-0 		0-0 	4 0 0 0 0 0 2	
Ken Oberkfell, L (1, 5) <small>OBP: 0.373, SLG: 0.347</small>		0-0 			0-0 		0-0 			3 0 0 0 0 0 1	
Orlando Sanchez, L (1, 2) <small>OBP: 0.167, SLG: 0.063</small>			0-3 		0-3 			0-0 		3 0 0 0 0 2 0	
Mike Ramsey, S (1, 4) <small>OBP: 0.343, SLG: 0.471</small>			0-0 		0-0 			0-0 		3 0 1 0 0 0 0	
Steve Mura, R (1, 1) Steve Braun, L (6, PH) <small>OBP: 0.382, SLG: 0.310</small> Dave LaPoint, L (6, 1) Willie McGee, S (8, PH) <small>OBP: 0.455, SLG: 0.500</small>			0-0 			0-0 		0-0 		1 0 0 0 0 0 1 1 0 0 0 0 0 0 0 0 0 0 0 0 0 1 0 1 0 0 0 0	
Inning Stats	R: 0 H: 0 E: 0 LOB: 0 K: 1 BB: 0 S: 5 P: 5	R: 0 H: 0 E: 0 LOB: 0 K: 0 BB: 0 S: 3 P: 3	R: 0 H: 1 E: 0 LOB: 0 K: 1 BB: 0 S: 5 P: 5	R: 2 H: 2 E: 0 LOB: 0 K: 0 BB: 1 S: 4 P: 8	R: 0 H: 0 E: 0 LOB: 0 K: 1 BB: 0 S: 5 P: 5	R: 0 H: 1 E: 0 LOB: 0 K: 0 BB: 0 S: 3 P: 3	R: 0 H: 1 E: 0 LOB: 1 K: 0 BB: 0 S: 4 P: 4	R: 0 H: 1 E: 0 LOB: 1 K: 0 BB: 0 S: 4 P: 4	R: 0 H: 1 E: 0 LOB: 1 K: 0 BB: 0 S: 4 P: 4	1B: 5 SF: 0 2B: 1 SAC: 0 3B: 0 DP: 1 HR: 1 HBP: 0	WP: 1 PA: 32 PB: 0 SB: 0 CS: 1
PITCHER Rick Mahler, R (1, 1) <small>ERA: 3.03</small>	IP WLS BF H R ER SO BB IBB HBP BLK WP HR S P ERA WHIP	9.0 W 32 7 2 2 3 1 0 0 0 1 1 37 41 2.00 0.889									

St. Louis Cardinals @ Atlanta Braves
 Atlanta-Fulton County Stadium, Atlanta, GA

Sun May 16 1982, 3:33 AM EDT
 Att. 20,478 - Sunny - 85 F

livebaseballscorecards.com

AB	31
R	2
H	7
RBI	2
BB	1
SO	3
LOB	9



Batter	1	2	3	4	5	6	7	8	9
Brett Butler, L OBP: 0.324, SLG: 0.236 (1, 8) X	0-0 F3	0-0 P6		0-0 3-1		0-0 FC5-4 1B		0-0 4-3	
Glenn Hubbard, R OBP: 0.357, SLG: 0.375 (1, 4) B B B B	4-0 S 2B BB	0-0 F7		0-0 P6-8		0-0 FC5-4 FC3-6 1-2f 2-3			
Claudell Washington, L OBP: 0.326, SLG: 0.435 (1, 9) X	0-0 L7	0-0 4-3			0-0 S 1B	0-0 FC3-6 1-2f			
Dale Murphy, R OBP: 0.417, SLG: 0.659 (1, 7) B B B B	4-0 1-2 2B BB		0-0 F7 2B		0-0 F8		0-0 K2 1B		
Bob Horner, R OBP: 0.393, SLG: 0.614 (1, 5) X	0-0 1B 2B 1-H 2-H		0-3 K		0-0 F7		0-3 K2 1-2f		
Chris Chambliss, L OBP: 0.369, SLG: 0.492 (1, 3) X	0-0 1B 1B 2-H		0-0 F7 2-3		4-0 1-2 IBB		0-0 4-3		
Biff Pocoroba, S OBP: 0.400, SLG: 0.483 (1, 2) X	0-0 1B 1B 1-3 WP		4-0 BB		0-0 F8		4-0 4-3 4-3 BB		
Rafael Ramirez, R OBP: 0.307, SLG: 0.402 (1, 6) X	0-0 WP 1B 1-3 3-H		0-0 F8		0-0 F8		0-0 4-3 1-2		
Rick Mahler, R OBP: 0.100, SLG: 0.100 (1, 1) S S S	0-3 K 1-2 3-H		0-0 6-3		0-0 FC5-4 1B 1B		0-0 4-3 2-3		

AB	R	H	RBI	BB	SO	LOB
5	0	1	0	0	0	1
3	1	0	0	1	0	2
4	0	1	0	0	0	3
3	1	2	0	1	0	1
4	1	1	2	0	2	3
3	1	1	1	1	0	1
2	1	1	0	2	0	2
4	0	1	1	0	0	3
4	0	1	0	0	1	2

BOTTOM

St. Louis Cardinals @ Atlanta Braves
Atlanta-Fulton County Stadium, Atlanta, GA


Sun May 16 1982, 3:33 AM EDT
Att: 20,478 - Sunny - 85 F

AB	32
R	5
H	9
RBI	4
BB	5
SO	3
LOB	18



Inning Stats	R	H	E	K	S	IP	WLS	BF	H	R	ER	SO	BB	IBB	HBP	BLK	WP	HR	S	P	ERA	WHIP
Steve Mura, R ERA: 3.72 (1, 1)	5	4	0	1	2	5.0	L	25	6	5	5	2	3	1	0	0	1	0	25	41	9.00	1.800
Dave LaPoint, L ERA: 4.34 (6, 1)	2	3	0	0	1	2.0		8	3	0	0	1	0	0	0	0	0	0	10	10	0.00	1.500
Andy Rincon, R ERA: 4.54 (8, 1)	1	0	0	0	0	1.0		4	0	0	0	0	1	0	0	0	0	0	3	7	0.00	1.000

PITCHER	IP	WLS	BF	H	R	ER	SO	BB	IBB	HBP	BLK	WP	HR	S	P	ERA	WHIP
Steve Mura, R	5.0	L	25	6	5	5	2	3	1	0	0	1	0	25	41	9.00	1.800
Dave LaPoint, L	2.0		8	3	0	0	1	0	0	0	0	0	0	10	10	0.00	1.500
Andy Rincon, R	1.0		4	0	0	0	0	1	0	0	0	0	0	3	7	0.00	1.000

Batter	1	2	3	4	5	6	7	8	9	AB R H RBI BB SO LOB	TOP											
Lonnie Smith, R (1, 8) OBP: 0.402, SLG: 0.517	0-0 F3		0-0 F9		0-0 6-3		0-0 4-3			4 0 0 0 0 0 2												
Tom Herr, S (1, 4) OBP: 0.340, SLG: 0.339	0-0 CS 1B		0-0 5-3			0-0 5-3		0-0 F9		4 0 1 0 0 0 0												
Keith Hernandez, L (1, 3) OBP: 0.423, SLG: 0.381	0-0 P5 1-2			0-0 L8		0-0 4-3		4-0 1B BB		3 0 0 0 1 0 1												
George Hendrick, R (1, 9) OBP: 0.331, SLG: 0.528		0-0 L5		4-0 BB		0-0 F3		0-0 E6 1B 1-2		3 0 0 0 1 0 1												
Gene Tenace, R (1, 2) OBP: 0.543, SLG: 0.846		0-0 1B 1B		0-3 K			0-0 HR	0-0 F7		4 1 2 1 0 1 3												
Tito Landrum, R (1, 7) OBP: 0.259, SLG: 0.320		0-3 K		0-0 F3			4-0 1B BB	0-0 1B 1-2 2-H		3 1 1 0 1 1 2												
Ken Oberkfell, L (1, 5) OBP: 0.368, SLG: 0.342		0-0 1B 1-2			0-0 F8		0-3 K		0-0 L9	4 0 1 0 0 1 1	AB 33 R 2 H 7 RBI 2 BB 3 SO 3 LOB 14											
Ozzie Smith, S (1, 6) OBP: 0.347, SLG: 0.421		0-0 P5			0-0 2B		0-0 4-3		0-0 4-3	4 0 1 0 0 0 3												
Bob Forsch, R (1, 1) OBP: 0.308, SLG: 0.385			0-0 6-3		0-0 6-3		0-0 1B 2-H		0-0 4-3	4 0 1 1 0 0 1												
Inning Stats	R: 0 E: 0 K: 0 S: 3	H: 1 LOB: 0 BB: 0 P: 3	R: 0 E: 0 K: 1 S: 7	H: 2 LOB: 2 BB: 0 P: 7	R: 0 E: 0 K: 0 S: 3	H: 0 LOB: 0 BB: 0 P: 3	R: 0 E: 0 K: 1 S: 5	H: 0 LOB: 1 BB: 1 P: 9	R: 0 E: 0 K: 0 S: 4	H: 1 LOB: 1 BB: 0 P: 4	R: 0 E: 0 K: 0 S: 3	H: 0 LOB: 0 BB: 0 P: 3	R: 2 E: 0 K: 1 S: 7	H: 2 LOB: 1 BB: 1 P: 11	R: 0 E: 1 K: 0 S: 4	H: 1 LOB: 3 BB: 1 P: 8	R: 0 E: 0 K: 0 S: 3	H: 0 LOB: 0 BB: 0 P: 3	1B: 5 2B: 1 3B: 0 HR: 1	SF: 0 SAC: 0 DP: 0 HBP: 0	WP: 0 PB: 0 SB: 0 CS: 1	PA: 36
PITCHER	IP WLS BF H R ER SO BB IBB HBP BLK WP HR S P ERA WHIP																					
John Curtis, L (1, 1) ERA: 3.63	8.0 L 33 7 2 2 3 3 0 0 0 0 0 1 36 48 2.25 1.250																					
Gary Lucas, L (9, 1) ERA: 4.26	1.0 3 0 0 0 0 0 0 0 0 0 0 0 3 3 0.00 0.000																					

St. Louis Cardinals @ San Diego Padres
Jack Murphy Stadium, San Diego, CA

Tue May 18 1982, 10:05 PM EDT
Att. 18,380 - Unknown - 68 F

livebaseballscorecards.com

Batter	1	2	3	4	5	6	7	8	9	AB	R	H	RBI	BB	SO	LOB
Alan Wiggins, S OBP: 0.340, SLG: 0.300 (1, 7)	0-0 B2-3		0-0 6-3			0-0 BLK 1B		0-0 4-3		4	0	1	0	0	0	2
Juan Bonilla, R OBP: 0.322, SLG: 0.338 (1, 4)	0-0 6-3			0-0 4-3		0-0 F3 1-2			0-0 5-3	4	0	0	0	0	0	1
Garry Templeton, S OBP: 0.285, SLG: 0.365 (1, 6)	4-0 CS BB			0-0 2-3		0-0 F8			0-0 4-3	3	0	0	0	1	0	1
Ruppert Jones, L OBP: 0.410, SLG: 0.517 (1, 8)	0-0 CS 1-2	0-3 K		0-0 F7			0-0 G5-4-3 1B		0-0 F8	4	0	1	0	0	1	0
Sixto Lezcano, R OBP: 0.343, SLG: 0.463 (1, 9)		0-0 5-3			0-0 5-3		0-0 G5-4-3 1-2			3	0	0	0	0	0	1
Terry Kennedy, L OBP: 0.282, SLG: 0.381 (1, 2)		0-0 1-3			0-0 6-3 2B		0-0 F9			3	0	1	0	0	0	0
Luis Salazar, R OBP: 0.248, SLG: 0.287 (1, 5)			0-0 6-3		0-0 6-3 2-3			0-0 5-3		3	0	0	0	0	0	1
Broderick Perkins, L OBP: 0.310, SLG: 0.273 (1, 3)			0-0 K		0-0 4-3			0-0 5-3		3	0	1	0	0	0	1
John Curtis, L OBP: 0.300, SLG: 0.500 Joe Lefebvre, L OBP: 0.286, SLG: 0.290 Gary Lucas, L (8, PH) (9, 1)			0-3 K			0-0 B1-3		0-0 2B		2	0	0	0	0	1	1

Inning Stats	R: 0	H: 0	E: 0	K: 0	S: 2	R: 0	H: 0	E: 0	K: 1	S: 5	R: 0	H: 1	E: 0	K: 1	S: 6	R: 0	H: 0	E: 0	K: 0	S: 3	R: 0	H: 1	E: 0	K: 0	S: 4	R: 0	H: 1	E: 0	K: 0	S: 4	R: 0	H: 1	E: 0	K: 0	S: 3	R: 0	H: 1	E: 0	K: 0	S: 4	R: 0	H: 0	E: 0	K: 0	S: 3					
	LOB: 0	BB: 1	P: 6	LOB: 0	BB: 0	P: 5	LOB: 1	BB: 0	P: 6		LOB: 0	BB: 0	P: 3	LOB: 1	BB: 0	P: 4	LOB: 1	BB: 0	P: 4		LOB: 0	BB: 0	P: 3	LOB: 1	BB: 0	P: 4	LOB: 0	BB: 0	P: 3	LOB: 1	BB: 0	P: 4	LOB: 0	BB: 0	P: 3	LOB: 0	BB: 0	P: 3	LOB: 0	BB: 0	P: 3	LOB: 0	BB: 0	P: 3	LOB: 0	BB: 0	P: 3	LOB: 0	BB: 0	P: 3

PITCHER	IP	WLS	BF	H	R	ER	SO	BB	IBB	HBP	BLK	WP	HR	S	P	ERA	WHIP
Bob Forsch, R ERA: 3.86 (1, 1)	9.0	W	31	5	0	0	2	1	0	0	1	0	0	34	38	0.00	0.667

PITCHER	IP	WLS	BF	H	R	ER	SO	BB	IBB	HBP	BLK	WP	HR	S	P	ERA	WHIP

BOTTOM

St. Louis Cardinals @ San Diego Padres
Jack Murphy Stadium, San Diego, CA
Tue May 18 1982, 10:05 PM EDT
Att: 18,380 - Unknown - 68 F

AB	30
R	0
H	5
RBI	0
BB	1
SO	2
LOB	8



WP: 0	PA: 32
PB: 0	
SB: 0	
CS: 1	

Batter	1	2	3	4	5	6	7	8	9	10	AB	R	H	RBI	BB	SO	LOB	TOP	
Lonnie Smith, R <small>(1, 8) OBP: 0.400, SLG: 0.513</small> <small>(7, 7)</small>	F9		1-3		F9		G3 1B 2B	1-2 2-3 BB		F9	5	1	1	0	1	0	1		
Mike Ramsey, S <small>(1, 4) OBP: 0.342, SLG: 0.459</small> Jim Kaat, L <small>(5, 1)</small> Steve Braun, L <small>(7, PH) OBP: 0.371, SLG: 0.300</small> Doug Bair, R <small>(7, 1)</small> Tom Herr, S <small>(8, PH) OBP: 0.338, SLG: 0.339</small> Mark Littell, L <small>(8, 1)</small> Glenn Brummer, R <small>(10, PH) OBP: 0.333, SLG: 0.333</small> Bruce Sutter, R <small>(10, 1)</small>	F8				F3		G3	SF7			3	0	1	0	0	0	0		
Keith Hernandez, L <small>(1, 3) OBP: 0.414, SLG: 0.371</small>	P6		4-3				F7	1B 1B		1-3	6	0	1	1	0	1	4		
George Hendrick, R <small>(1, 9) OBP: 0.333, SLG: 0.522</small>		L5				1B BB F9-2 1B	6-3	F2		BB SH 1B	5	1	2	0	0	0	1		
Gene Tenace, R <small>(1, 2) OBP: 0.575, SLG: 0.931</small>		F8				1B BB				SH L5 BB	3	1	2	1	2	0	0		
Tito Landrum, R <small>(1, 7) OBP: 0.333, SLG: 0.346</small> Willie McGee, S <small>(7, PH) OBP: 0.417, SLG: 0.455</small> <small>(7, 8)</small>						1B BB	HR	1B		SH	1	0	1	0	2	0	0		
Ken Oberkfell, L <small>(1, 5) OBP: 0.370, SLG: 0.329</small> <small>(6, 4)</small>						1-2 2-3 1B		K		1-3 2-H	1	0	0	0	0	1	5		
Ozzie Smith, S <small>(1, 6) OBP: 0.349, SLG: 0.412</small>						F9-2				L5	3	1	0	0	2	0	7		
Joaquin Andujar, S <small>(1, 1) OBP: 0.182, SLG: 0.182</small> Julio Gonzalez, R <small>(5, PH) OBP: 0.250, SLG: 0.364</small> <small>(5, 4)</small> Dane Iorg, L <small>(6, PH) OBP: 0.368, SLG: 0.337</small> <small>(6, 5)</small>			K				6-3	1-3		CS 1B	1	0	0	0	0	1	0		
Inning Stats	R: 0 H: 0 E: 0 LOB: 0 K: 0 BB: 0 S: 3 P: 3	R: 0 H: 0 E: 0 LOB: 2 K: 0 BB: 2 S: 3 P: 11	R: 0 H: 1 E: 0 LOB: 1 K: 1 BB: 0 S: 6 P: 6	R: 0 H: 2 E: 0 LOB: 2 K: 1 BB: 1 S: 6 P: 10	R: 0 H: 0 E: 0 LOB: 0 K: 0 BB: 0 S: 3 P: 3	R: 1 H: 1 E: 0 LOB: 3 K: 0 BB: 3 S: 4 P: 16	R: 1 H: 3 E: 0 LOB: 2 K: 1 BB: 0 S: 8 P: 8	R: 1 H: 1 E: 0 LOB: 2 K: 1 BB: 2 S: 6 P: 14	R: 1 H: 1 E: 1 LOB: 1 K: 0 BB: 1 S: 4 P: 8	R: 0 H: 2 E: 0 LOB: 1 K: 0 BB: 0 S: 4 P: 4	1B: 9 SF: 1 2B: 3 SAC: 1 3B: 0 DP: 2 HR: 1 HBP: 0	WP: 0 PA: 48 PB: 0 SB: 0 CS: 1							
PITCHER	IP WLS BF H R ER SO BB IBB HBP BLK WP HR S P ERA WHIP																		
Tim Lollar, L <small>(1, 1) ERA: 2.57</small>	5.2		4	1	1	2	0	0	0	0	0	0	0	0	0	0	0	1.59	1.765
Eric Show, R <small>(6, 1) ERA: 1.23</small>	1.1		3	1	1	1	0	0	0	0	0	0	0	0	0	0	0	6.75	2.250
Gary Lucas, L <small>(8, 1) ERA: 4.5</small>	1.0		1	1	1	2	0	0	0	0	0	0	0	0	0	0	0	9.00	3.000
Floyd Chiffer, R <small>(9, 1) ERA: 2.65</small>	0.0		2	1	0	1	0	0	0	0	0	0	0	0	0	0	0	∞	∞
Danny Boone, L <small>(9, 1) ERA: 5.25</small>	2.0	W	7	2	0	0	0	0	0	0	0	0	0	0	0	0	0	0.00	1.000

St. Louis Cardinals @ San Diego Padres
Jack Murphy Stadium, San Diego, CA
Wed May 19 1982, 10:05 PM EDT
Att: 17,638 - Unknown - 69 F

livebaseballscores.com

AB	37
R	4
H	11
RBI	3
BB	9
SO	4
LOB	24



BOTTOM

St. Louis Cardinals @ San Diego Padres
Jack Murphy Stadium, San Diego, CA

Wed May 19 1982, 10:05 PM EDT
Att. 17,638 - Unknown - 69 F

livebaseballscorecards.com

AB	33
R	5
H	9
RBI	4
BB	7
SO	2
LOB	17



WP:	0	PA:	42
PB:	0		
SB:	0		
CS:	3		

AB R H RBI BB SO LOB

4	2	3	1	1	0	0
3	1	2	1	1	0	0
0	0	0	0	0	0	0
4	0	0	0	1	0	5
4	0	2	1	1	1	1
4	0	1	1	1	1	3
4	0	0	0	0	0	5
3	2	1	0	1	0	0
4	0	0	0	0	0	2
2	0	0	0	0	0	1
0	0	0	0	0	0	0
0	0	0	0	1	0	0
0	0	0	0	0	0	0
0	0	0	0	0	0	0
1	0	0	0	0	0	0
1B:	9	SF:	0			
2B:	1	SAC:	1			
3B:	0	DP:	1			
HR:	0	HBP:	0			

Batter	1	2	3	4	5	6	7	8	9	10												
Alan Wiggins, S OBP: 0.379, SLG: 0.333 (1, 7)	4-0 S 1B S BB		x 0-0 4-3		x 0-0 CS 1B		x 0-0 1-2 2-3 1B 1B			x 0-0 SH2-4 S E 1B												
Juan Bonilla, R OBP: 0.333, SLG: 0.345 (1, 4)	4-0 1B BB		x 0-0 5-3		x 0-0 CS 1B		x 0-0 FC6 1B			x 0-0 SH2-4												
Tim Flannery, L OBP: 0.308, SLG: 0.417 (9, 4)	1-2 1B BB				1-2		1-2 2-3 3-H			1-3												
Garry Templeton, S OBP: 0.282, SLG: 0.355 (1, 6)	x 0-0 F7		x 0-0 L7			x 0-0 FC6 1B	x 0-0 1-3			4-0 E IBB IBB												
Ruppert Jones, L OBP: 0.417, SLG: 0.516 (1, 8)	x 0-0 CS 1B 1-2 2-H 1B			x 0-0 F7-6-4 1B		x 0-0 F7		x 0-3 K		4-0 E IBB												
Sixto Lezcano, R OBP: 0.345, SLG: 0.457 (1, 9)	x 0-0 CS 1B 1-2 2-H			x 0-0 F7		x 4-0 IBB		x 0-3 K		x 0-0 E2 1-2 2-3 3-H												
Terry Kennedy, L OBP: 0.273, SLG: 0.368 (1, 2)	x 0-0 L6 1-2 2-3			x 0-0 F7-6-4		x 0-0 F9		x 0-0 G3		4 0 0 0 0 0 5												
Luis Salazar, R OBP: 0.256, SLG: 0.288 (1, 5)		x 0-0 F9			x 4-0 4-3 S 1B BB		x 0-0 1B S 1B		x 0-0 F8	3 2 1 0 1 0 0												
Broderick Perkins, L OBP: 0.297, SLG: 0.259 (1, 3)		x 0-0 F8			x 0-0 4-3		x 0-0 F5		x 0-0 L4	4 0 0 0 0 0 2												
Tim Lollar, L OBP: 0.375, SLG: 0.609 (6, 1)		x 0-0 F8			x 0-0 4-3		x 4-0 1B BB		x 0-0 4-3	2 0 0 0 0 0 1												
Eric Show, R OBP: 0.306, SLG: 0.290 (7, PH)										0 0 0 0 0 0 0												
Joe Lefebvre, L OBP: 0.306, SLG: 0.290 (8, 1)										0 0 0 0 0 0 0												
Gary Lucas, L OBP: 0.250, SLG: 0.500 (9, 1)										0 0 0 0 0 0 0												
Floyd Chiffer, R OBP: 0.250, SLG: 0.500 (9, 1)										1 0 0 0 0 0 0												
Inning Stats	R: 2 E: 0 K: 0 S: 4	H: 2 LOB: 1 BB: 2 P: 12	R: 0 E: 0 K: 0 S: 3	H: 0 LOB: 0 BB: 0 P: 3	R: 0 E: 0 K: 0 S: 3	H: 1 LOB: 0 BB: 0 P: 3	R: 1 E: 0 K: 0 S: 3	H: 1 LOB: 0 BB: 1 P: 7	R: 0 E: 0 K: 0 S: 4	H: 1 LOB: 2 BB: 1 P: 8	R: 1 E: 0 K: 2 S: 7	H: 3 LOB: 2 BB: 1 P: 9	R: 0 E: 0 K: 2 S: 7	H: 0 LOB: 0 BB: 0 P: 7	R: 0 E: 0 K: 0 S: 3	H: 0 LOB: 0 BB: 0 P: 3	R: 1 E: 0 K: 0 S: 3	H: 1 LOB: 3 BB: 2 P: 11	1B: 9 2B: 1 3B: 0 HR: 0	SF: 0 SAC: 1 DP: 1 HBP: 0	WP: 0 PB: 0 SB: 0 CS: 3	PA: 42
PITCHER	IP	WLS	BF	H	R	ER	SO	BB	IBB	HBP	BLK	WP	HR	S	P	ERA	WHIP					
Joaquin Andujar, R ERA: 2.82 (1, 1)	4.0		15	3	2	2	0	2	0	0	0	0	0	13	21	4.50	1.250					
Jim Kaat, L ERA: 5.51 (5, 1)	2.0		9	2	1	1	0	1	1	0	0	0	0	7	15	4.50	1.500					
Doug Bair, R ERA: 1.9 (7, 1)	1.0		6	3	1	1	0	1	0	0	0	0	0	5	9	9.00	4.000					
Mark Littell, R ERA: 4.22 (8, 1)	2.0		6	0	0	0	2	0	0	0	0	0	0	10	10	0.00	0.000					
Bruce Sutter, R ERA: 3.46 (10, 1)	0.1	L	5	1	1	0	0	0	2	0	0	0	0	3	11	0.00	3.000					

Batter	1	2	3	4	5	6	7	8	9	AB R H RBI BB SO LOB	TOP		
Ozzie Smith, S (1, 6) OBP: 0.344, SLG: 0.404	0-0 5-3		0-0 FC3-6 BB 1B	0-0 5-3		0-0 3-1		0-0 L7		5 1 1 1 0 0 3			
Mike Ramsey, S (1, 4) OBP: 0.349, SLG: 0.452	0-0 5-3		0-0 FC3-6 1B		0-0 1B 1B		0-0 F7		0-0 4-3	5 1 2 0 0 0 0			
Keith Hernandez, L (1, 3) OBP: 0.413, SLG: 0.379	0-0 2B		0-0 FC3-6 BB 1B		0-0 L7		0-3 K		0-0 1B	5 1 2 0 0 1 3			
George Hendrick, R (1, 9) OBP: 0.328, SLG: 0.504	0-0 F7		4-0 1B BB		0-0 P4		0-0 6-3		0-0 F7	4 1 0 0 1 0 3			
Lonnie Smith, R (1, 7) OBP: 0.406, SLG: 0.513		0-0 5-3	4-0 1B BB		0-0 1B		0-0 SH3 2B 1B		0-0 F8	4 1 2 2 1 0 1			
Tito Landrum, R (1, 8) OBP: 0.333, SLG: 0.345		0-3 K	0-0 1B		0-0 4-3		0-0 SH3			3 0 1 2 0 1 1			
Ken Oberkfell, L (1, 5) OBP: 0.365, SLG: 0.326		0-0 4-3	0-0 4-3			0-0 SH1-4 1B		0-0 F7		4 0 1 0 0 0 3			
Glenn Brummer, R (1, 2) OBP: 0.429, SLG: 0.714			0-0 SH2-4 1B 2B		0-3 K		0-3 K		0-0 2B	4 1 2 1 0 2 1			
Dave LaPoint, L (1, 1) Dane Iorg, L (8, PH) Bruce Sutter, R (8, 1)			0-0 SH2-4		0-3 K		0-0 SH1-4		4-0 IBB	1 0 0 0 0 1 0 0 0 0 0 1 0 0 0 0 0 0 0 0 0			
Inning Stats	R: 0 H: 1 E: 0 LOB: 1 K: 0 BB: 0 S: 4 P: 4	R: 0 H: 0 E: 0 LOB: 0 K: 1 BB: 0 S: 5 P: 5	R: 4 H: 4 E: 0 LOB: 2 K: 0 BB: 2 S: 7 P: 15	R: 0 H: 0 E: 0 LOB: 0 K: 2 BB: 0 S: 7 P: 7	R: 1 H: 2 E: 0 LOB: 1 K: 0 BB: 0 S: 5 P: 5	R: 0 H: 1 E: 0 LOB: 1 K: 1 BB: 0 S: 6 P: 6	R: 0 H: 0 E: 0 LOB: 0 K: 1 BB: 0 S: 5 P: 5	R: 1 H: 2 E: 0 LOB: 2 K: 0 BB: 1 S: 5 P: 9	R: 0 H: 1 E: 0 LOB: 1 K: 0 BB: 0 S: 4 P: 4	1B: 8 SF: 0 2B: 3 SAC: 3 3B: 0 DP: 0 HR: 0 HBP: 0	WP: 0 PA: 41 PB: 0 SB: 1 CS: 0		
PITCHER	IP WLS BF H R ER SO BB IBB HBP BLK WP HR S P ERA WHIP											PITCHER	IP WLS BF H R ER SO BB IBB HBP BLK WP HR S P ERA WHIP
Chris Welsh, L (1, 1) ERA: 5.7	3.0 L 16 5 4 4 1 2 0 0 0 0 0 0 16 24 12.00 2.333												
Eric Show, R (4, 1) ERA: 1.38	4.0 15 3 1 1 4 0 0 0 0 0 0 0 23 23 2.25 0.750												
Luis DeLeon, R (8, 1) ERA: 2.08	2.0 10 3 1 1 0 0 0 1 0 0 0 0 9 13 4.50 1.500												

St. Louis Cardinals @ San Diego Padres
 Jack Murphy Stadium, San Diego, CA
 Thu May 20 1982, 6:33 AM EDT
 Att. 26,056 - Cloudy - 68 F

livebaseballscorecards.com

AB	35
R	6
H	11
RBI	6
BB	3
SO	5
LOB	15



Batter	1	2	3	4	5	6	7	8	9	AB	R	H	RBI	BB	SO	LOB
Alan Wiggins, S OBP: 0.397, SLG: 0.397 (1, 7)	4-0 S BLK 4-3 BB		0-0 HR		0-0 FC4 1B		0-3 K 2-3		0-0 G4-3-6 1-2f	4	2	2	1	1	1	3
Tim Flannery, L OBP: 0.294, SLG: 0.375 Luis DeLeon, R OBP: 0.250, SLG: 0.500 (1, 4) (8, 1)	0-0 F9 1-2		0-0 1B 1B		0-0 FC4 G4-6-3 1-2f		0-0 5-3			4	0	1	0	0	0	3
Garry Templeton, S OBP: 0.281, SLG: 0.352 (1, 6)	0-0 4-3 2-H		0-0 1B		0-0 G4-6-3 1-2f			0-0 3-1		4	0	1	1	0	0	1
Ruppert Jones, L OBP: 0.412, SLG: 0.508 (1, 8)	0-0 F7		0-0 P3			0-0 FC4-6 1B		0-0 4-3		4	0	1	0	0	0	2
Sixto Lezcano, R OBP: 0.338, SLG: 0.446 Joe Lefebvre, L OBP: 0.297, SLG: 0.281 (1, 9) (8, PH) (9, 9)		0-3 K	0-0 4-3			0-0 FC4-6 1-2f		0-0 G3		3	0	0	0	0	1	3
Terry Kennedy, L OBP: 0.280, SLG: 0.405 (1, 3)		0-0 2B		0-0 E4 G5-4-3		0-0 F8		0-0 HR		4	1	2	1	0	0	1
Luis Salazar, R OBP: 0.248, SLG: 0.279 (1, 5)		0-0 5-3		0-0 G5-4-3 1-2f		0-3 K		0-0 5-3		4	0	0	0	0	1	3
Steve Swisher, R OBP: 0.333, SLG: 0.333 Broderick Perkins, L OBP: 0.304, SLG: 0.268 (1, 2) (9, PH)		0-3 K		0-0 1B			0-3 K		0-0 E 1B	3	0	1	0	0	2	1
Chris Welsh, L OBP: 0.286, SLG: 0.167 Dave Edwards, R OBP: 0.235, SLG: 0.294 Eric Show, R Mario Ramirez, R OBP: 0.500, SLG: 0.667 (1, 1) (3, PH) (4, 1) (7, PH) (8, 4)			0-0 L9	0-0 6-3			0-0 WP 2B		0-0 E5 G4-3-6 1-2	0	0	0	0	0	0	0
										1	0	0	0	0	0	0
										1	0	0	0	0	0	1
										2	0	1	0	0	0	1

Inning Stats	R: 1	H: 0	E: 0	K: 0	S: 3	R: 0	H: 1	E: 0	K: 2	S: 8	R: 1	H: 3	E: 0	K: 0	S: 6	R: 0	H: 1	E: 1	K: 0	S: 4	R: 0	H: 1	E: 0	K: 0	S: 3	R: 0	H: 1	E: 0	K: 1	S: 6	R: 0	H: 1	E: 0	K: 2	S: 8	R: 0	H: 0	E: 0	K: 0	S: 3	R: 1	H: 2	E: 1	K: 0	S: 5	1B: 6	2B: 2	3B: 0	HR: 2	SF: 0	SAC: 0	DP: 3	HBP: 0	WP: 1	PB: 0	SB: 1	CS: 0	PA: 37											
PITCHER	IP	WLS	BF	H	R	ER	SO	BB	IBB	HBP	BLK	WP	HR	S	P	ERA	WHIP																			IP	WLS	BF	H	R	ER	SO	BB	IBB	HBP	BLK	WP	HR	S	P	ERA	WHIP																	
Dave LaPoint, L ERA: 3.86 Bruce Sutter, R ERA: 3.54	(1, 1)	7.0	W	29	8	2	5	1	0	0	1	1	1	38	42	2.57	1.286																			(8, 1)	2.0	8	2	1	1	0	0	0	0	0	1	8	8	4.50	1.000																		


BOTTOM

St. Louis Cardinals @ San Diego Padres
Jack Murphy Stadium, San Diego, CA

Thu May 20 1982, 6:33 AM EDT
 Att. 26,056 - Cloudy - 68 F

livebaseballscorecards.com

AB	36
R	3
H	10
RBI	3
BB	1
SO	5
LOB	19



Batter	1	2	3	4	5	6	7	8	9	AB R H RBI BB SO LOB	TOP		
Ozzie Smith, S (1, 6) OBP: 0.352, SLG: 0.414	4-0 G6-4-3 BB		0-0 G6-4-3 1-2f		0-0 WP 2B	0-0 FC6-4 1-2f 2-3		0-0 1B		4 1 2 0 1 0 3	St. Louis Cardinals @ Los Angeles Dodgers Dodger Stadium, Los Angeles, CA Fri May 21 1982, 7:05 PM PDT Att. 49,715 - Unknown - 60 F		
Mike Ramsey, S (1, 4) OBP: 0.333, SLG: 0.413	4-0 G6-4-3 BB		0-0 6-3		0-0 6-3 2-3	0-0 FC6-4 1-2f		0-0 4-3		4 0 0 0 1 0 4			
Keith Hernandez, L (1, 3) OBP: 0.402, SLG: 0.367	0-0 G6-4-3 1-2f 2-3			0-0 4-3	0-0 F8 3-H		0-0 F9		0-0 4-3	5 0 0 0 0 0 2			
George Hendrick, R (1, 9) Willie McGee, S (9, PR) OBP: 0.338, SLG: 0.508 OBP: 0.417, SLG: 0.455	0-0 5-3			0-0 G3 1B 1B		0-0 6-3	0-0 1-3 1B		0-0 G6-3 1B	5 1 3 0 0 0 1 0 0 0 0 0 0 0			
Lonnie Smith, R (1, 7) OBP: 0.411, SLG: 0.513		0-0 6-3		0-0 G3 1B 1B		4-0 1B BB	0-0 1-3 1B		0-0 G6-3 1-2f	4 2 2 0 1 0 1			
Tito Landrum, R (1, 8) OBP: 0.324, SLG: 0.333		0-3 K		0-0 G3 1-2 2-3		0-0 1B 1B	0-0 1-3 1B			4 1 1 0 0 1 4			
Ken Oberkfell, L (1, 5) OBP: 0.380, SLG: 0.344		0-0 1B		0-0 2-H 3-H 1B		0-0 1-3 2-H 1B	0-0 4-3			4 1 3 3 0 0 2			
Glenn Brummer, R (1, 2) OBP: 0.364, SLG: 0.545		0-0 L3		0-0 6-3		0-0 FC6-4 SH 1B 2-H 3-H		0-0 1-3		4 0 1 2 0 0 2			
Steve Mura, R (1, 1) Bruce Sutter, R (9, 1)			0-0 G6-4-3 1B		0-3 K	0-0 SH FC6-4 1-2		0-0 1-3		3 0 1 0 0 1 0 0 0 0 0 0 0 0			
Inning Stats	R: 0 H: 0 E: 0 LOB: 1 K: 0 BB: 2 S: 2 P: 10	R: 0 H: 1 E: 0 LOB: 1 K: 1 BB: 0 S: 6 P: 6	R: 0 H: 1 E: 0 LOB: 0 K: 0 BB: 0 S: 3 P: 3	R: 2 H: 3 E: 0 LOB: 1 K: 0 BB: 0 S: 6 P: 6	R: 1 H: 1 E: 0 LOB: 0 K: 1 BB: 0 S: 6 P: 6	R: 3 H: 3 E: 0 LOB: 2 K: 0 BB: 1 S: 7 P: 11	R: 0 H: 2 E: 0 LOB: 2 K: 0 BB: 0 S: 5 P: 5	R: 0 H: 1 E: 0 LOB: 1 K: 0 BB: 0 S: 4 P: 4	R: 0 H: 1 E: 0 LOB: 1 K: 0 BB: 0 S: 3 P: 3	1B: 12 SF: 0 2B: 1 SAC: 1 3B: 0 DP: 3 HR: 0 HBP: 0	WP: 1 PA: 41 PB: 0 SB: 0 CS: 0		
PITCHER	IP WLS BF H R ER SO BB IBB HBP BLK WP HR S P ERA WHIP											PITCHER	IP WLS BF H R ER SO BB IBB HBP BLK WP HR S P ERA WHIP
Jerry Reuss, L (1, 1) ERA: 3.93	5.1 L 26 9 6 6 2 3 0 0 0 0 1 0 27 39 10.12 2.250												
Terry Forster, L (6, 1) ERA: 4.58	1.2 8 2 0 0 0 0 0 0 0 0 0 0 8 8 0.00 1.200												
Alejandro Pena, R (8, 1) ERA: 4.44	2.0 7 2 0 0 0 0 0 0 0 0 0 0 7 7 0.00 1.000												

livebaseballscorecards.com

AB	37
R	6
H	13
RBI	5
BB	3
SO	2
LOB	19



Batter	1	2	3	4	5	6	7	8	9	AB	R	H	RBI	BB	SO	LOB
Steve Sax, R (1, 4) OBP: 0.368, SLG: 0.359	0-0 BB 1B	0-0 L9			0-0 1-3 1B		0-0 L8			4	1	2	0	0	0	0
Ken Landreaux, L (1, 8) OBP: 0.362, SLG: 0.361	0-0 F5		0-0 P6		0-0 F8		0-0 G3			4	0	0	0	0	0	2
Dusty Baker Jr., R (1, 7) OBP: 0.356, SLG: 0.472	4-0 1B 1-2 SF7 BB		0-0 5-3		0-0 1-3		0-0 5-3			3	1	0	0	1	0	1
Pedro Guerrero, R (1, 9) OBP: 0.387, SLG: 0.592	0-0 1-3 2-H E 1B		0-0		4-0 BB BB BB BB		0-3 K			3	1	2	1	1	1	0
Ron Cey, R (1, 5) OBP: 0.323, SLG: 0.381	0-0 3-H SF7		0-0 L4		0-0 L8		0-0 6-3			3	0	0	1	0	0	3
Steve Garvey, R (1, 3) OBP: 0.246, SLG: 0.321	0-0 1-H E3		0-0 5-3		0-0 5-3		0-0 5-3		0-0 F9	4	0	0	0	0	0	0
Mike Scioscia, L (1, 2) OBP: 0.359, SLG: 0.309	0-0 F9		0-0 F9		0-0 L8		0-0 L8		0-0 1B	4	0	1	0	0	0	1
Bill Russell, R (1, 6) OBP: 0.370, SLG: 0.345		0-0 6-3		4-0 BB		0-0 5-3		0-3 K	2	0	0	0	1	0	0	
Jorge Orta, L (9, PH) OBP: 0.261, SLG: 0.316		0-0 6-3		0-0 4-3		0-3 K		0-0 4-3	1	0	0	0	0	1	1	
Jerry Reuss, L (1, 1) OBP: 0.250, SLG: 0.167		0-0 6-3								2	0	0	0	0	0	1
Terry Forster, L (6, 1)										0	0	0	0	0	0	0
Jay Johnstone, L (7, PH)										1	0	0	0	0	1	0
Alejandro Pena, R (8, 1)										0	0	0	0	0	0	0
Rick Monday, L (9, PH) OBP: 0.446, SLG: 0.525										1	0	0	0	0	0	1

Inning Stats	R: 3	H: 2	E: 1	K: 0	S: 6	LOB: 1	BB: 1	P: 10	R: 0	H: 0	E: 0	K: 0	S: 3	LOB: 0	BB: 0	P: 3	R: 0	H: 1	E: 0	K: 0	S: 4	LOB: 1	BB: 0	P: 4	R: 0	H: 0	E: 0	K: 0	S: 3	LOB: 0	BB: 1	P: 7	R: 0	H: 1	E: 0	K: 0	S: 4	LOB: 2	BB: 1	P: 8	R: 0	H: 0	E: 0	K: 0	S: 3	LOB: 0	BB: 0	P: 3	R: 0	H: 0	E: 0	K: 1	S: 5	LOB: 0	BB: 0	P: 5	R: 0	H: 0	E: 0	K: 1	S: 5	LOB: 0	BB: 0	P: 5	R: 0	H: 0	E: 0	K: 1	S: 5	LOB: 0	BB: 0	P: 5	R: 0	H: 1	E: 0	K: 1	S: 6	LOB: 1	BB: 0	P: 6	1B: 5	SF: 1	2B: 0	3B: 0	HR: 0	SAC: 0	DP: 0	HBP: 0	WP: 0	PB: 0	SB: 1	CS: 0	PA: 36
--------------	------	------	------	------	------	--------	-------	-------	------	------	------	------	------	--------	-------	------	------	------	------	------	------	--------	-------	------	------	------	------	------	------	--------	-------	------	------	------	------	------	------	--------	-------	------	------	------	------	------	------	--------	-------	------	------	------	------	------	------	--------	-------	------	------	------	------	------	------	--------	-------	------	------	------	------	------	------	--------	-------	------	------	------	------	------	------	--------	-------	------	-------	-------	-------	-------	-------	--------	-------	--------	-------	-------	-------	-------	--------

PITCHER	IP	WLS	BF	H	R	ER	SO	BB	IBB	HBP	BLK	WP	HR	S	P	ERA	WHIP
Steve Mura, R (1, 1) ERA: 3.48	8.1	W	34	5	3	2	2	3	0	0	0	0	0	35	47	2.16	0.960
Bruce Sutter, R (9, 1) ERA: 3.45	0.2	S	2	0	0	0	1	0	0	0	0	0	0	4	4	0.00	0.000

BOTTOM

St. Louis Cardinals @ Los Angeles Dodgers
 Dodger Stadium, Los Angeles, CA
 Fri May 21 1982, 7:05 PM PDT
 Att: 49,715 - Unknown - 60 F

livebaseballscores.com

AB	32
R	3
H	5
RBI	2
BB	3
SO	3
LOB	10



Batter	1	2	3	4	5	6	7	8	9	AB R H RBI BB SO LOB	TOP									
Lonnie Smith, R (1, 8) <small>OBP: 0.400, SLG: 0.497</small> (6, 7)	0-0 F8		0-0 F9		0-0 E6 BB 1B		0-0 6-3		0-3 K	5 1 0 0 0 1 4										
Ozzie Smith, S (1, 6) <small>OBP: 0.350, SLG: 0.405</small> (6, 7)	0-0 4-3			0-0 4-3	4-0 BB 1B			0-0 1-3		3 0 0 0 1 0 0										
Keith Hernandez, L (1, 3) <small>OBP: 0.404, SLG: 0.370</small> (1, 3)	0-0 F7			0-0 BB 1B	0-0 1B			0-0 P6		4 0 2 2 0 0 0										
George Hendrick, R (1, 9) <small>OBP: 0.329, SLG: 0.492</small> (1, 9)		0-0 F8		0-0 P5	0-0 F8			0-0 6-3		4 0 0 0 0 0 3										
Dane Iorg, L (1, 7) <small>OBP: 0.388, SLG: 0.345</small> Tito Landrum, R (6, PH) <small>OBP: 0.359, SLG: 0.371</small> (6, 8)		0-0 1B		4-0 1-2 BB		0-0 G4-3 1B		0-0 4-3 FC1-2 1B		1 0 1 0 1 0 0 2 0 2 0 0 0 0										
Ken Oberkfell, L (1, 5) <small>OBP: 0.375, SLG: 0.340</small> (1, 5)		0-0 L8		0-0 F8		0-0 G4-3		0-0 FC1-2 1-2 4-3 1B		4 0 1 0 0 0 4										
Orlando Sanchez, L (1, 2) <small>OBP: 0.143, SLG: 0.053</small> Julio Gonzalez, R (9, PH) <small>OBP: 0.244, SLG: 0.356</small> (9, PH)		0-0 4-3			0-0 F8	0-0 5-3		0-0 4-3		3 0 0 0 0 0 1 1 0 0 0 0 0 2										
Mike Ramsey, S (1, 4) <small>OBP: 0.346, SLG: 0.408</small> (1, 4)			0-3 K		0-0 CS 1B		0-0 4-3	4-0 FC1-2 IBB		3 0 1 0 1 1 0										
Andy Rincon, R (1, 1) <small>OBP: 0.182, SLG: 0.100</small> Mark Littell, L (5, 1) <small>OBP: 0.336, SLG: 0.336</small> Jim Kaat, L (6, 1) <small>OBP: 0.336, SLG: 0.336</small> Tom Herr, S (7, PH) <small>OBP: 0.336, SLG: 0.336</small> Doug Bair, R (7, 1) <small>OBP: 0.385, SLG: 0.417</small> Willie McGee, S (9, PH) <small>OBP: 0.385, SLG: 0.417</small> (9, PH)		0-0 4-3		0-0 4-3	4-0 BB E 1B BB		0-0 6-3	0-0 FC1-2		1 1 0 0 0 1 0 0 0 0 0 0 0 0 0 0 0 0 0 0 0 0 0 0 1 0 0 0 0 0 0 0 0 0 0 0 0 0 0 0 1 0 0 0 0 0 0 3										
Inning Stats	R: 0 E: 0 K: 0 S: 3	H: 0 LOB: 0 BB: 0 P: 3	R: 0 E: 0 K: 0 S: 4	H: 1 LOB: 1 BB: 0 P: 4	R: 0 E: 0 K: 1 S: 5	H: 0 LOB: 0 BB: 0 P: 5	R: 0 E: 0 K: 0 S: 4	H: 1 LOB: 2 BB: 1 P: 8	R: 2 E: 1 K: 0 S: 5	H: 2 LOB: 2 BB: 2 P: 13	R: 0 E: 0 K: 0 S: 3	H: 1 LOB: 0 BB: 0 P: 3	R: 0 E: 0 K: 0 S: 3	H: 0 LOB: 0 BB: 0 P: 3	R: 0 E: 0 K: 1 S: 7	H: 2 LOB: 3 BB: 1 P: 11	1B: 7 2B: 0 3B: 0 HR: 0	SF: 0 SAC: 0 DP: 1 HBP: 0	WP: 0 PB: 0 SB: 0 CS: 1	PA: 37
PITCHER	IP WLS BF H R ER SO BB IBB HBP BLK WP HR S P ERA WHIP																			
Ted Power, R (1, 1) <small>ERA: 5.96</small>	5.0 W 22 4 2 0 1 3 0 0 0 0 0 0 21 33 0.00 1.400																			
Steve Howe, L (6, 1) <small>ERA: 3.05</small>	3.2 14 3 0 0 0 0 1 0 0 0 0 0 13 17 0.00 0.818																			
Tom Niedenfuer, R (9, 1) <small>ERA: 0.82</small>	0.1 S 1 0 0 0 1 0 0 0 0 0 0 0 3 3 0.00 0.000																			

St. Louis Cardinals @ Los Angeles Dodgers
 Dodger Stadium, Los Angeles, CA
 Sat May 22 1982, 7:05 PM PDT
 Att. 50,172 - Unknown - 72 F

AB	33
R	2
H	7
RBI	2
BB	4
SO	2
LOB	17



Batter	1	2	3	4	5	6	7	8	9	AB	R	H	RBI	BB	SO	LOB
Steve Sax, R OBP: 0.371, SLG: 0.355 (1, 4)	4-0 BB S FC5-2 BB	0-0 PO 2-3	0-0 6-3		4-0 1-2 S 1B BB	0-0 L6-4 2-3				2	1	0	0	2	0	2
Ken Landreaux, L OBP: 0.352, SLG: 0.352 (1, 8)	0-0 F9 1-2		0-0 4-3		0-0 SF8 2-3 3-H		0-0 F8			3	0	0	1	0	0	1
Dusty Baker Jr., R OBP: 0.360, SLG: 0.476 (1, 7)	4-0 FC5-2 BB BB		0-0 6-3		0-3 K 1-2		0-0 2B			3	0	1	0	1	1	2
Pedro Guerrero, R OBP: 0.395, SLG: 0.591 (1, 5)	4-0 FC5-2 1-2 2-3 BB			4-0 S BB	0-0 BB 1B		0-3 K			2	0	1	2	2	1	1
Rick Monday, L OBP: 0.449, SLG: 0.508 (1, 3) (8, 9)	0-0 FC5-2 1-2 2-3 3-H			0-0 F8 1-2	4-0 BB 1B		4-0 IBB			2	0	0	0	2	0	4
Jorge Orta, L OBP: 0.222, SLG: 0.261 Steve Garvey, R OBP: 0.246, SLG: 0.321 (1, 9) (8, 3)	0-0 F7			0-0 L7 1-2	0-0 4-3		0-0 3-1			4	0	0	0	0	0	8
Mike Scioscia, L OBP: 0.372, SLG: 0.320 (1, 2)		0-0 PO SH5-4 1B		0-0 5-3		0-0 FC2-6 1B		4-0 G3-6-3 BB		3	0	2	0	1	0	1
Bill Russell, R OBP: 0.374, SLG: 0.359 (1, 6)		0-0 F7			0-0 E7 SF8 2B	0-0 L6-4 FC2-6 1B		0-0 G3-6-3 1-2f		4	1	2	0	0	0	2
Ted Power, R Jay Johnstone, L Steve Howe, L Tom Niedenfuer, R (1, 1) (5, PH) (6, 1) (9, 1)		0-0 SH5-4 1-2			4-0 SF8 BB 1B BB	0-0 FC2-6 1-2 2-3f		0-3 K		0	0	0	0	0	0	0

Inning Stats	R: 0	H: 0	E: 0	K: 0	S: 3	L: 0	LOB: 3	BB: 3	P: 15	R: 0	H: 1	E: 0	K: 0	S: 3	L: 0	LOB: 0	BB: 0	P: 3	R: 0	H: 0	E: 0	K: 0	S: 3	L: 0	LOB: 1	BB: 1	P: 7	R: 3	H: 2	E: 1	K: 1	S: 7	L: 2	LOB: 2	BB: 3	P: 19	R: 0	H: 2	E: 0	K: 0	S: 4	L: 1	LOB: 1	BB: 0	P: 4	R: 0	H: 1	E: 0	K: 1	S: 6	L: 1	LOB: 2	BB: 1	P: 10	R: 0	H: 0	E: 0	K: 1	S: 4	L: 0	LOB: 0	BB: 1	P: 8
1B: 4	SF: 1	2B: 3	SAC: 1	3B: 0	DP: 2	HR: 0	HBP: 0	WP: 0	PA: 37																																																						

PITCHER	IP	WLS	BF	H	R	ER	SO	BB	IBB	HBP	BLK	WP	HR	S	P	ERA	WHIP
Andy Rincon, R ERA: 4.73 (1, 1)	4.1	L	20	2	3	3	0	6	0	0	0	0	0	14	38	6.23	1.846
Mark Littell, R ERA: 3.97 (5, 1)	0.2		6	3	0	0	1	1	0	0	0	0	0	7	11	0.00	6.000
Jim Kaat, L ERA: 5.19 (6, 1)	1.0		2	0	0	0	0	0	0	0	0	0	0	2	2	0.00	0.000
Doug Bair, R ERA: 1.75 (7, 1)	2.0		8	1	0	0	2	1	1	0	0	0	0	10	18	0.00	1.000


BOTTOM

St. Louis Cardinals @ Los Angeles Dodgers
Dodger Stadium, Los Angeles, CA

Sat May 22 1982, 7:05 PM PDT
Att. 50,172 - Unknown - 72 F

livebaseballscorecards.com

AB	25
R	3
H	6
RBI	3
BB	9
SO	3
LOB	23



Batter	1	2	3	4	5	6	7	8	9	AB R H RBI BB SO LOB	TOP
Lonnie Smith, R (1, 8) <small>OBP: 0.392, SLG: 0.485</small> (6, 7)	0-0 		0-0 		0-0 			0-0 		4 0 0 0 0 0 0	St. Louis Cardinals @ Los Angeles Dodgers Dodger Stadium, Los Angeles, CA Sun May 23 1982, 3:33 AM PDT Att. 49,674 - Unknown - 75 F livebaseballscores.com AB 31 R 0 H 5 RBI 0 BB 2 SO 7 LOB 11
Ozzie Smith, S (1, 6) <small>OBP: 0.353, SLG: 0.411</small>	0-0 		4-0 		0-0 			0-0 		3 0 1 0 1 0 0	
Keith Hernandez, L (1, 3) <small>OBP: 0.406, SLG: 0.373</small>	0-0 		0-0 			0-0 		0-0 		4 0 2 0 0 0 2	
George Hendrick, R (1, 9) <small>OBP: 0.326, SLG: 0.485</small>	0-3 			0-0 		0-0 		0-0 		4 0 1 0 0 1 2	
Dane Iorg, L (1, 7) <small>OBP: 0.376, SLG: 0.333</small>		0-0 		0-3 		0-0 		0-0 		3 0 0 0 0 1 1	
Ken Oberkfell, L (1, 5) <small>OBP: 0.380, SLG: 0.340</small>		0-0 		4-0 		0-0 		0-0 		3 0 1 0 1 0 0	
Mike Ramsey, S (1, 4) <small>OBP: 0.327, SLG: 0.385</small>		0-0 		0-3 		0-0 				3 0 0 0 0 1 3	
Glenn Brummer, R (1, 2) <small>OBP: 0.286, SLG: 0.429</small>		0-3 		0-0 		0-3 				3 0 0 0 0 2 3	
Bob Forsch, R (1, 1) <small>OBP: 0.286, SLG: 0.357</small> John Martin, S (6, 1) <small>OBP: 0.167, SLG: 0.091</small> Willie McGee, S (6, 8) <small>OBP: 0.357, SLG: 0.385</small> Steve Braun, L (9, PH) <small>OBP: 0.361, SLG: 0.290</small>			0-0 		0-3 			0-3 		2 0 0 0 0 1 0 0 0 0 0 0 0 0 1 0 0 0 0 1 0 1 0 0 0 0 0 0	
Inning Stats	R: 0 H: 1 E: 0 LOB: 1 K: 1 BB: 0 S: 6 P: 6	R: 0 H: 0 E: 1 LOB: 1 K: 1 BB: 0 S: 6 P: 6	R: 0 H: 0 E: 0 LOB: 1 K: 0 BB: 1 S: 3 P: 7	R: 0 H: 1 E: 0 LOB: 2 K: 2 BB: 1 S: 8 P: 12	R: 0 H: 0 E: 0 LOB: 0 K: 1 BB: 0 S: 5 P: 5	R: 0 H: 1 E: 0 LOB: 0 K: 0 BB: 0 S: 3 P: 3	R: 0 H: 1 E: 0 LOB: 0 K: 1 BB: 0 S: 5 P: 5	R: 0 H: 1 E: 0 LOB: 1 K: 1 BB: 0 S: 6 P: 6	R: 0 H: 0 E: 0 LOB: 0 K: 0 BB: 0 S: 3 P: 3	1B: 4 SF: 0 2B: 2 SAC: 0 3B: 0 DP: 2 HR: 0 HBP: 0	
PITCHER Bob Welch, R (1, 1) <small>ERA: 2.84</small>	IP WLS BF H R ER SO BB IBB HBP BLK WP HR S P ERA WHIP 9.0 W 33 5 0 0 7 2 0 0 0 0 0 0 45 53 0.00 0.778										

Batter	1	2	3	4	5	6	7	8	9
Steve Sax, R OBP: 0.367, SLG: 0.350 (1, 4)	0-0 6-3	0-0 G6-3			0-0 P4	0-0 1B		0-0 L7	
Ken Landreaux, L OBP: 0.356, SLG: 0.364 (1, 8)	0-0 1B 3B 1B		0-0 4-3		0-0 1B 2B	0-0 P4			
Jorge Orta, L OBP: 0.300, SLG: 0.346 Bill Russell, R OBP: 0.379, SLG: 0.359 (1, 9) (7, PH) (8, 6)	0-0 1-3 3B 1B		0-0 1B		0-0 2-3 1B		4-0 FC5-4 BB		
Pedro Guerrero, R OBP: 0.392, SLG: 0.595 (1, 5) (8, 9)	0-0 1-H 3-H SF7 3B		0-0 P4		0-0 F3		0-0 F8		
Rick Monday, L OBP: 0.444, SLG: 0.508 Ron Cey, R OBP: 0.321, SLG: 0.378 (1, 7) (7, PH) (8, 5)	0-0 SF7		0-0 K			0-0 2B E 1B	0-0 L6		
Steve Garvey, R OBP: 0.251, SLG: 0.331 (1, 3)	0-0 1B		0-0 6-3		0-0 E7 1B 2B	0-0 FC5-4			
Mike Scioscia, L OBP: 0.360, SLG: 0.308 (1, 2)	0-0 F9		0-0 F8		0-0 F8		0-0 G3		
Derrel Thomas, S OBP: 0.406, SLG: 0.393 (1, 6) (8, 7)		0-0 L7	0-0 F7		4-0 1B BB		0-0 1B		
Bob Welch, R OBP: 0.107, SLG: 0.111 (1, 1)		0-0 G6-3 1B		0-0 6-3	0-0 B2		0-0 B3		

AB	R	H	RBI	BB	SO	LOB
5	0	1	1	0	0	2
4	1	2	0	0	0	2
3	1	3	0	0	0	0
0	0	0	0	1	0	0
4	1	1	2	0	0	4
2	1	1	1	0	1	1
1	0	0	0	0	0	1
4	1	2	0	0	0	1
4	0	0	0	0	0	2
3	0	1	0	1	0	0
4	0	1	0	0	0	3

BOTTOM

St. Louis Cardinals @ Los Angeles Dodgers
Dodger Stadium, Los Angeles, CA
 Sun May 23 1982, 3:33 AM PDT
 Att: 49,674 - Unknown - 75 F

AB	34
R	5
H	12
RBI	4
BB	2
SO	1
LOB	16



1B: 9	SF: 1	WP: 0	PA: 37
2B: 2	SAC: 0	PB: 0	
3B: 1	DP: 1	SB: 0	
HR: 0	HBP: 0	CS: 0	

Inning Stats	R	H	E	K	S	H	LOB	BB	P	R	H	E	K	S	H	LOB	BB	P	ERA	WHIP
Bob Forsch, R ERA: 4.24 (1, 1)	3	4	0	0	7	1	1	0	1	0	5	0	0	1	0	0	0	0	9.00	2.000
John Martin, L ERA: 5.44 (6, 1)	0	0	0	0	0	0	0	2	0	0	0	0	0	0	0	0	0	0	0.00	1.333

PITCHER	IP	WLS	BF	H	R	ER	SO	BB	IBB	HBP	BLK	WP	HR	S	P	ERA	WHIP
Bob Forsch, R ERA: 4.24 (1, 1)	5.0	L	24	10	5	5	1	0	0	0	0	0	0	26	26	9.00	2.000
John Martin, L ERA: 5.44 (6, 1)	3.0		13	2	0	0	0	2	0	0	0	0	0	11	19	0.00	1.333

Batter	1	2	3	4	5	6	7	8	9	AB R H RBI BB SO LOB	TOP									
Ozzie Smith, S (1, 6) OBP: 0.355, SLG: 0.406	0-0 6-3		4-0 BB	0-0 3B 1B		0-0 1-3			0-0 F7	4 1 1 1 1 0 0										
Willie McGee, S (1, 8) OBP: 0.368, SLG: 0.500	0-0 G3		0-0 4-3	0-0 1B 3B		0-0 CS 1B			0-3 K	5 1 2 3 0 1 1										
Lonnie Smith, R (1, 7) OBP: 0.392, SLG: 0.489	0-0 2B		0-0 P4	0-0 S 1B		0-0 6-3			0-0 5-3	5 0 2 1 0 0 2										
Keith Hernandez, L (1, 3) OBP: 0.408, SLG: 0.369	0-0 G3		4-0 IBB	4-0 IBB			0-0 6-3			2 0 0 0 2 0 1										
Ken Oberkfell, L (1, 5) OBP: 0.366, SLG: 0.327		0-0 L7	0-0 F9	0-0 F7			0-3 K			4 0 0 0 0 1 4										
David Green, R (1, 9) OBP: 0.328, SLG: 0.410		0-0 6-3 S 3B 1B		0-0 P6			0-0 F9			4 2 2 0 0 0 2										
Orlando Sanchez, L (1, 2) OBP: 0.160, SLG: 0.087		0-0 6-3		0-0 1B BB 3B 1B	0-0 F7			0-0 5-3		4 1 1 0 0 0 1										
Mike Ramsey, S (1, 4) OBP: 0.356, SLG: 0.436		0-0 3B		4-0 1B 3B BB	0-0 G3-6-3 1B			0-3 K		3 1 2 1 1 1 0										
Joaquin Andujar, S (1, 1) OBP: 0.154, SLG: 0.154		0-3 K		0-0 P6	0-0 G3-6-3			0-3 K		4 0 0 0 0 2 5										
Inning Stats	R: 0 E: 0 K: 0 S: 4	H: 1 LOB: 1 BB: 0 P: 4	R: 1 E: 0 K: 1 S: 7	H: 2 LOB: 1 BB: 0 P: 7	R: 0 E: 0 K: 0 S: 3	H: 0 LOB: 2 BB: 2 P: 11	R: 5 E: 0 K: 0 S: 8	H: 5 LOB: 2 BB: 2 P: 16	R: 0 E: 0 K: 0 S: 3	H: 1 LOB: 0 BB: 0 P: 3	R: 0 E: 0 K: 1 S: 5	H: 0 LOB: 0 BB: 0 P: 5	R: 0 E: 0 K: 1 S: 5	H: 0 LOB: 0 BB: 0 P: 5	R: 0 E: 0 K: 1 S: 5	H: 0 LOB: 0 BB: 0 P: 5	1B: 7 2B: 1 3B: 2 HR: 0	SF: 0 SAC: 0 DP: 1 HBP: 0	WP: 0 PB: 0 SB: 2 CS: 1	PA: 39
PITCHER	IP WLS BF H R ER SO BB IBB HBP BLK WP HR S P ERA WHIP																			
Rich Gale, R (1, 1) ERA: 4.48	3.1 L 20 7 6 6 1 2 1 0 0 0 0 0 19 31 16.20 2.700																			
Fred Breining, R (4, 1) ERA: 4.15	2.2 10 3 0 0 0 0 0 1 0 0 0 0 9 13 0.00 1.125																			
Gary Lavelle, L (7, 1) ERA: 2.7	3.0 9 0 0 0 0 4 0 0 0 0 0 0 0 17 17 0.00 0.000																			

St. Louis Cardinals @ San Francisco Giants
Candlestick Park, San Francisco, CA

Mon May 24 1982, 10:05 PM EDT
Att. 13,290 - Unknown - 69 F

livebaseballscorecards.com

AB	35
R	6
H	10
RBI	6
BB	4
SO	5
LOB	16



Batter	1	2	3	4	5	6	7	8	9
Duane Kuiper, L (1, 4) OBP: 0.405, SLG: 0.375	0-0 G3		0-0 1B			0-0 F8		0-0 G3	
Jim Wohlford, R (1, 7) OBP: 0.392, SLG: 0.485	0-3 K		0-0 F9			0-0 FC6-4 1B		0-0 5-3	
Chili Davis, S (1, 8) OBP: 0.346, SLG: 0.404	0-0 L5			0-3 K		0-0 FC6-4		0-0 L7	
Reggie Smith, S (1, 3) OBP: 0.313, SLG: 0.370 Gary Lavelle, S (7, 1) Dave Bergman, L (9, PH) OBP: 0.352, SLG: 0.333		0-0 2-3		0-0 F5		0-0 L5		0-3 K	
Darrell Evans, L (1, 5) OBP: 0.341, SLG: 0.366 (7, 3)		0-0 1-3		0-0 1-3			0-0 F9 1B	0-0 F7	
Jack Clark, R (1, 9) OBP: 0.310, SLG: 0.328		0-0 1B			0-0 6-3		0-0 G4-6-3 1B		
Milt May, L (1, 2) OBP: 0.282, SLG: 0.337		0-0 6-3			0-0 4-3		0-0 F9		
Johnnie LeMaster, R (1, 6) OBP: 0.295, SLG: 0.280			0-0 F9		0-3 K		0-0 G4-6-3		
Rich Gale, R (1, 1) OBP: 0.222, SLG: 0.067 Fred Breining, R (4, 1) Tom O'Malley, L (6, PH) OBP: 0.289, SLG: 0.389 (7, 5)			0-3 K			0-0 FC6-4 1B		0-0 F7	

AB	R	H	RBI	BB	SO	LOB
4	0	1	0	0	0	1
4	0	1	0	0	1	1
4	0	0	0	0	1	2
3	0	0	0	0	0	2
1	0	0	0	0	0	0
1	0	0	0	0	1	0
4	0	1	0	0	0	0
3	0	2	0	0	0	0
3	0	0	0	0	0	3
3	0	0	0	0	1	2
1	0	0	0	0	1	0
0	0	0	0	0	0	0
2	0	1	0	0	0	0

AB	32
R	0
H	6
RBI	0
BB	0
SO	5
LOB	11


Inning Stats	R: 0	H: 0	E: 0	K: 1	S: 5	H: 0	LOB: 0	BB: 0	P: 5	R: 0	H: 1	E: 0	K: 0	S: 4	H: 1	LOB: 1	BB: 0	P: 4	R: 0	H: 0	E: 0	K: 1	S: 6	H: 1	LOB: 1	BB: 0	P: 6	R: 0	H: 0	E: 0	K: 1	S: 5	H: 0	LOB: 0	BB: 0	P: 5	R: 0	H: 2	E: 0	K: 0	S: 5	H: 2	LOB: 2	BB: 0	P: 5	R: 0	H: 2	E: 0	K: 0	S: 4	H: 0	LOB: 1	BB: 0	P: 4	R: 0	H: 0	E: 0	K: 1	S: 3	H: 0	LOB: 0	BB: 0	P: 3	R: 0	H: 0	E: 0	K: 1	S: 5	H: 0	LOB: 0	BB: 0	P: 5
1B: 6	SF: 0	2B: 0	SAC: 0	3B: 0	DP: 1	HR: 0	HBP: 0	WP: 0	PA: 32	ERA: 0.00	WHIP: 0.667	ERA: 2.45	IP: 9.0	WLS: 0	BF: 32	H: 6	R: 0	ER: 0	SO: 5	BB: 0	IBB: 0	HBP: 0	BLK: 0	WP: 0	HR: 0	S: 42	P: 42	ERA: 0.00	WHIP: 0.667																																											

BOTTOM

St. Louis Cardinals @ San Francisco Giants
 Candlestick Park, San Francisco, CA
 Mon May 24 1982, 10:05 PM EDT
 Att: 13,290 - Unknown - 69 F

livebaseballscorecards.com



Batter	1	2	3	4	5	6	7	8	9	AB R H RBI BB SO LOB	TOP											
Ozzie Smith, S (1, 6) OBP: 0.345, SLG: 0.394	0-0 B1-3		0-0 1-3		0-0 L7		0-3 K	0-0 6-3		5 0 0 0 0 1 2												
Willie McGee, S (1, 8) OBP: 0.333, SLG: 0.435	0-0 1-3			0-0 4-3		0-3 K	0-0 3B 1B		0-3 K	5 1 1 0 0 2 0												
Lonnie Smith, R (1, 7) OBP: 0.392, SLG: 0.483	0-0 F7			0-0 1B 1B		4-0 E 4-3 BB	0-3 K		0-0 5-3	4 2 1 0 1 1 1												
Keith Hernandez, L (1, 3) OBP: 0.408, SLG: 0.366		0-0 6-3		0-0 1B 1B		0-0 4-3	4-0 3B IBB		0-0 4-3	4 2 1 1 1 0 0												
Ken Oberkfell, L (1, 5) OBP: 0.371, SLG: 0.352		0-0 F5		0-0 E9 SF8 1B		0-0 6-3	0-0 3B			4 1 2 3 0 0 0												
David Green, R (1, 9) OBP: 0.323, SLG: 0.406		0-0 E3 CS		0-0 SF8		0-0 1B 1B	0-0 5-3			3 1 1 1 0 0 1												
Mike Ramsey, S (1, 4) OBP: 0.381, SLG: 0.448	0-0 CS	0-0 3-1	0-0 S 1B		0-0 S 1B			4-0 FC1-6 BB		3 1 2 0 1 0 0	AB 36 R 8 H 10 RBI 7 BB 3 SO 6 LOB 8											
Glenn Brummer, R (1, 2) OBP: 0.278, SLG: 0.389			0-3 K	0-0 1-3		0-0 1B		0-0 FC1-6 WP		4 0 1 2 0 1 2												
Dave LaPoint, L (1, 1) OBP: 0.200, SLG: 0.200			0-0 1B		0-0 6-3		0-0 6-3	0-3 K		3 0 1 0 0 0 1												
Doug Bair, R (7, 1)										1 0 0 0 0 1 1												
Inning Stats	R: 0 E: 0 K: 0 S: 3	H: 0 LOB: 0 BB: 0 P: 3	R: 0 E: 1 K: 0 S: 3	H: 0 LOB: 0 BB: 0 P: 3	R: 0 E: 0 K: 1 S: 6	H: 1 LOB: 1 BB: 0 P: 6	R: 3 E: 1 K: 0 S: 7	H: 4 LOB: 1 BB: 0 P: 7	R: 0 E: 0 K: 1 S: 5	H: 0 LOB: 0 BB: 0 P: 5	R: 3 E: 1 K: 0 S: 6	H: 3 LOB: 1 BB: 1 P: 10	R: 2 E: 0 K: 2 S: 9	H: 2 LOB: 1 BB: 1 P: 13	R: 0 E: 0 K: 1 S: 5	H: 0 LOB: 1 BB: 1 P: 9	R: 0 E: 0 K: 1 S: 5	H: 0 LOB: 0 BB: 0 P: 5	1B: 9 2B: 0 3B: 1 HR: 0	SF: 1 SAC: 0 DP: 0 HBP: 0	WP: 1 PB: 0 SB: 3 CS: 1	PA: 41
PITCHER	IP WLS BF H R ER SO BB IBB HBP BLK WP HR S P ERA WHIP																					
Renie Martin, R (1, 1) ERA: 4.38	5.2 L 26 8 6 5 2 1 0 0 0 0 0 0 29 33 7.94 1.588																					
Jim Barr, R (6, 1) ERA: 2.84	1.1 7 2 2 2 2 0 1 0 0 0 0 0 10 14 13.50 1.500																					
Greg Minton, R (8, 1) ERA: 1.97	2.0 7 0 0 0 2 1 0 0 0 1 0 0 10 14 0.00 0.500																					

St. Louis Cardinals @ San Francisco Giants
 Candlestick Park, San Francisco, CA
 Tue May 25 1982, 10:05 PM EDT
 Att: 5,650 - Unknown - 73 F

livebaseballscorecards.com

Batter	1	2	3	4	5	6	7	8	9	AB	R	H	RBI	BB	SO	LOB
Johnnie LeMaster, R (1, 6) OBP: 0.299, SLG: 0.292	0-0 G3		0-3 K						0-0 F8							5 0 2 1 0 1 1
Jim Wohlford, R (1, 7) OBP: 0.380, SLG: 0.466	0-0 1-3								0-0 P4							5 0 1 0 0 1 4
Chili Davis, S (1, 8) OBP: 0.342, SLG: 0.398	0-3 K								0-0 FC6-4							5 0 1 0 0 2 4
Reggie Smith, S (1, 3) OBP: 0.310, SLG: 0.403									0-3 K							4 1 1 1 0 1 3
Greg Minton, S (8, 1) OBP: 0.333, SLG: 0.667																0 0 0 0 0 0 0
Champ Summers, L (9, PH) OBP: 0.288, SLG: 0.313																1 0 0 0 0 0 1 1
Jack Clark, R (1, 9) OBP: 0.309, SLG: 0.326																4 0 1 0 0 0 1
Bob Brenly, R (1, 2) OBP: 0.444, SLG: 0.471																4 1 2 0 0 0 1
Tom O'Malley, L (1, 5) OBP: 0.310, SLG: 0.400																4 1 2 0 0 0 0
Guy Sularz, R (1, 4) OBP: 0.306, SLG: 0.273																4 0 0 0 0 0 5
Renie Martin, R (1, 1) OBP: 0.375, SLG: 0.375																2 0 1 0 0 1 0
Jim Barr, R (6, 1) OBP: 0.500, SLG: 0.500																0 0 0 0 0 0 0
Duane Kuiper, L (7, PH) OBP: 0.413, SLG: 0.385																1 0 1 0 0 0 0
Dave Bergman, L (8, 3) OBP: 0.345, SLG: 0.326																1 0 0 0 0 0 2

Inning Stats	R: 0	H: 0	E: 0	K: 1	S: 5	R: 1	H: 1	E: 0	K: 0	S: 4	R: 0	H: 0	E: 0	K: 2	S: 7	R: 0	H: 1	E: 0	K: 1	S: 6	R: 2	H: 3	E: 1	K: 0	S: 7	R: 0	H: 2	E: 0	K: 1	S: 5	R: 0	H: 2	E: 0	K: 1	S: 7	R: 0	H: 2	E: 0	K: 0	S: 5	R: 0	H: 1	E: 0	K: 2	S: 8	1B: 9	SF: 0	2B: 2	SAC: 0	3B: 0	DP: 0	HR: 1	HBP: 0	WP: 0	PA: 40
--------------	------	------	------	------	------	------	------	------	------	------	------	------	------	------	------	------	------	------	------	------	------	------	------	------	------	------	------	------	------	------	------	------	------	------	------	------	------	------	------	------	------	------	------	------	------	-------	-------	-------	--------	-------	-------	-------	--------	-------	--------

PITCHER	IP	WLS	BF	H	R	ER	SO	BB	IBB	HBP	BLK	WP	HR	S	P	ERA	WHIP
Dave LaPoint, L (1, 1) ERA: 3.62	6.2		30	9	3	2	4	0	0	0	0	0	1	38	38	2.70	1.350
Doug Bair, R (7, 1) ERA: 1.61	2.1		10	3	0	0	3	0	0	0	0	0	0	16	16	0.00	1.286

BOTTOM

St. Louis Cardinals @ San Francisco Giants
Candlestick Park, San Francisco, CA
 Tue May 25 1982, 10:05 PM EDT
 Att. 5,650 - Unknown - 73 F

livebaseballscorecards.com

AB	40
R	3
H	12
RBI	2
BB	0
SO	7
LOB	22



Batter	1	2	3	4	5	6	7	8	9	AB R H RBI BB SO LOB	TOP														
Ozzie Smith, S OBP: 0.341, SLG: 0.388 (1, 6) X	0-0 HBP 1B 1B	0-0 L6	0-0 F9			0-0 F8		0-0 F7		5 1 1 0 0 0 2															
Mike Ramsey, S OBP: 0.397, SLG: 0.460 (1, 4) X	0-0 1B HBP SF9 1B	0-0 F7			0-0 G6-4-3 1B	0-3 K		0-0 CS 1B		5 1 3 0 0 1 0															
Lonnie Smith, R OBP: 0.397, SLG: 0.484 (1, 7) H	1-0 SF9 1B 1-2 2-3 2B HBP 1B	0-0 1B 1B			0-0 G6-4-3 1-2f	0-3 K	0-3 K	0-0 S 1B		4 3 2 0 0 1 1															
Keith Hernandez, L OBP: 0.408, SLG: 0.367 (1, 3) X	0-0 1-2 2-3 3-H 2B 1B	0-0 1-3 1B 1B			0-3 K	0-0 4-3		0-3 S 1B		5 1 2 1 0 2 1															
David Green, R OBP: 0.329, SLG: 0.412 (1, 8) X	0-0 SF9 2-3 3-H	0-0 1-2 3-H 1B			0-0 F9	0-0 1-3		0-0 2-H 1B		4 0 2 3 0 0 0															
Tito Landrum, R OBP: 0.386, SLG: 0.500 (1, 9) X	0-0 3-1 1-H 3-H 2B 2B	0-0 L5			0-0 1B B5-6 1B	0-0 HR		0-0 6-3		5 2 3 3 0 0 3															
Ken Oberkfell, L OBP: 0.367, SLG: 0.349 (1, 5) X	0-0 3-1 2-3				0-0 4-3	0-0 1-3 1B		0-0 1-3		4 0 1 0 0 0 1															
Glenn Brummer, R OBP: 0.364, SLG: 0.500 (1, 2) X	0-0 3-H 2B				0-0 SH2-4 1B	0-0 B5-6 3-Hf		0-0 FC1-6 1B		4 0 3 1 0 0 2															
Steve Mura, R OBP: 0.105, SLG: 0.056 (1, 1) S S S	0-3 K				0-0 SH2-4	0-0 6-3		0-0 FC1-6		2 0 0 0 0 1 1															
Jim Kaat, L (6, 1)										0 0 0 0 0 0 0															
Willie McGee, S OBP: 0.320, SLG: 0.417 (8, PH)										1 0 0 0 0 0 1															
Bruce Sutter, R (8, 1)										0 0 0 0 0 0 0															
Inning Stats	R: 5 E: 0 K: 1 S: 10	H: 5 LOB: 1 BB: 0 P: 11	R: 1 E: 0 K: 0 S: 6	H: 3 LOB: 2 BB: 0 P: 6	R: 0 E: 0 K: 0 S: 4	H: 1 LOB: 1 BB: 0 P: 4	R: 0 E: 0 K: 1 S: 5	H: 1 LOB: 0 BB: 0 P: 5	R: 0 E: 0 K: 1 S: 4	H: 2 LOB: 1 BB: 0 P: 4	R: 0 E: 0 K: 1 S: 5	H: 0 LOB: 0 BB: 0 P: 5	R: 0 E: 0 K: 1 S: 5	H: 0 LOB: 0 BB: 0 P: 5	R: 1 E: 0 K: 0 S: 5	H: 2 LOB: 1 BB: 0 P: 5	R: 1 E: 0 K: 1 S: 7	H: 3 LOB: 1 BB: 0 P: 7	1B: 14 2B: 3 3B: 0 HR: 1	SF: 1 SAC: 1 DP: 2 HBP: 1	WP: 0 PB: 0 SB: 2 CS: 1	PA: 42			
PITCHER	IP	WLS	BF	H	R	ER	SO	BB	IBB	HBP	BLK	WP	HR	S	P	ERA	WHIP								
Atlee Hammaker, L ERA: 6.19 (1, 1)	0.1	L	6	4	5	5	0	0	0	1	0	0	0	5	6	135.00	12.000								
Fred Breining, R ERA: 3.82 (1, 1)	4.2		20	8	1	1	2	0	0	0	0	0	0	24	24	1.93	1.714								
Dan Schatzeder, L ERA: 5.81 (6, 1)	2.0		6	0	0	0	2	0	0	0	0	0	0	10	10	0.00	0.000								
Gary Lavelle, L ERA: 3.14 (8, 1)	2.0		10	5	2	2	1	0	0	0	0	0	1	12	12	9.00	2.500								

St. Louis Cardinals @ San Francisco Giants
 Candlestick Park, San Francisco, CA
 Wed May 26 1982, 6:33 AM EDT
 Att. 6,187 - Sunny - 73 F

livebaseballscorecards.com

AB 39
 R 8
 H 17
 RBI 8
 BB 0
 SO 5
 LOB 12



Batter	1	2	3	4	5	6	7	8	9	AB	R	H	RBI	BB	SO	LOB
Joe Morgan, L (1, 4) OBP: 0.352, SLG: 0.325	0-0 BB 1B		0-3 K		0-0 G3-6-1 1-2f		0-0 3-1			4	1	1	0	0	1	1
Jim Wohlford, R (1, 7) OBP: 0.398, SLG: 0.480	4-0 1B 1-2 BB		0-0 2B			0-0 1-3		4-0 6-3 BB		2	1	1	0	2	0	0
Chili Davis, S (1, 8) OBP: 0.340, SLG: 0.394	0-0 1B 1-2 2-H		0-0 6-3			0-0 G3		0-0 6-3 1-2		4	0	1	1	0	0	2
Reggie Smith, S (1, 3) OBP: 0.330, SLG: 0.457	0-0 1B 1-3 2-H			0-0 FC6-4 1B		0-0 HR		0-3 K		4	1	3	2	0	1	1
Jack Clark, R (1, 9) OBP: 0.319, SLG: 0.354	0-0 G5-4-3 1-2f			0-0 FC6-4 1B		0-0 HR		4-0 BB		3	1	2	1	1	0	1
Bob Brenly, R (1, 2) OBP: 0.429, SLG: 0.450		0-0 6-3		0-0 FC6-4		0-0 1B		0-0 1-3		3	0	1	0	0	0	2
Milt May, L (8, PH) OBP: 0.279, SLG: 0.333				0-0 G4-6-3 1-2f 2-3						1	0	0	0	0	0	2
Tom O'Malley, L (1, 5) OBP: 0.304, SLG: 0.386		0-0 G6-3 1B		0-0 G4-6-3 1-2f		0-0 5-3				4	0	1	0	0	1	3
Johnnie LeMaster, R (1, 6) OBP: 0.297, SLG: 0.291		0-0 G6-3			0-0 G3-6-1 1B		0-0 P6		0-3 K	4	0	1	0	0	1	1
Atlee Hammaker, S (1, 1) Fred Breining, R (1, 1) Champ Summers, L (5, PH) Dan Schatzeder, L (6, 1) Guy Sularz, R (7, PH) Gary Lavelle, S (8, 1) Duane Kuiper, L (9, PH)			0-0 1-3		0-0 F5		0-0 5-3		0-3 K	0	0	0	0	0	0	0

Inning Stats	R: 2	H: 3	E: 0	LOB: 0	K: 0	P: 8	R: 0	H: 1	E: 0	LOB: 0	K: 0	P: 3	R: 0	H: 1	E: 0	LOB: 1	K: 1	P: 6	R: 0	H: 2	E: 0	LOB: 1	K: 0	P: 4	R: 0	H: 1	E: 0	LOB: 0	K: 0	P: 3	R: 2	H: 3	E: 0	LOB: 1	K: 0	P: 6	R: 0	H: 0	E: 0	LOB: 0	K: 0	P: 3	R: 0	H: 0	E: 0	LOB: 2	K: 1	P: 13	R: 0	H: 0	E: 0	LOB: 0	K: 3	P: 9	1B: 8	SF: 0	2B: 1	SAC: 0	3B: 0	DP: 4	HR: 2	HBP: 0	WP: 0	PA: 36
--------------	------	------	------	--------	------	------	------	------	------	--------	------	------	------	------	------	--------	------	------	------	------	------	--------	------	------	------	------	------	--------	------	------	------	------	------	--------	------	------	------	------	------	--------	------	------	------	------	------	--------	------	-------	------	------	------	--------	------	------	-------	-------	-------	--------	-------	-------	-------	--------	-------	--------

PITCHER	IP	WLS	BF	H	R	ER	SO	BB	IBB	HBP	BLK	WP	HR	S	P	ERA	WHIP
Steve Mura, R (1, 1) ERA: 3.75	5.2		24	11	4	4	1	1	0	0	0	0	2	25	29	6.35	2.118
Jim Kaat, L (6, 1) ERA: 4.82	1.1		4	0	0	0	0	0	0	0	0	0	0	4	4	0.00	0.000
Bruce Sutter, R (8, 1) ERA: 3.23	2.0	S	8	0	0	0	4	2	0	0	0	0	0	14	22	0.00	1.000

BOTTOM

St. Louis Cardinals @ San Francisco Giants
Candlestick Park, San Francisco, CA
Wed May 26 1982, 6:33 AM EDT
Att. 6,187 - Sunny - 73 F

livebaseballscorecards.com

AB	33
R	4
H	11
RBI	4
BB	3
SO	5
LOB	14



Batter	1	2	3	4	5	6	7	8	9	AB R H RBI BB SO LOB	TOP		
Alan Wiggins, S (1, 7) X OBP: 0.385, SLG: 0.375	0-0 F8 ①		0-0 E4 1B			0-0 WP S 1B 1B	0-0 E4 1-2		0-0 F7 ②	5 1 2 0 0 0 2	San Diego Padres @ St. Louis Cardinals Busch Stadium, St. Louis, MO Fri May 28 1982, 7:05 PM CDT Att: 31,733 - Unknown livebaseballscorecards.com		
Gene Richards, L (1, 3) X	0-0 P4 ②		0-0 P5 ③			0-0 F7 ① 1-2	0-0 F7 ③		0-0 6-3 ③	5 0 0 0 0 0 5			
Garry Templeton, S (1, 6) X	0-0 F9 ③				0-0 6-3 ①	0-0 L8 ②			0-0 6-3 ①	4 0 0 0 0 0 1			
Ruppert Jones, L (1, 8)		0-0 4-3 ①		4-0 G1 BB		4-0 1B BB 2-3			0-0 HR	2 1 1 1 2 0 0			
Sixto Lezcano, R (1, 9)		0-0 1B		0-0 G1 ② 1-2		0-0 1B 1-3 3-H			0-0 5-3 ②	4 0 2 1 0 0 1			
Terry Kennedy, L (1, 2)		0-0 F8 ②		0-0 5-3 ③		0-0 L6 ③			0-0 FC6-4 1B	4 0 1 0 0 0 4			
Luis Salazar, R (1, 5)		0-0 F9 ③			0-0 4-3 ①				0-0 FC6-4 ③ 1-2	4 0 0 0 0 0 2			
Tim Flannery, L (1, 4)			0-0 F9 ①		0-0 4-3 ②		0-0 F8 ②		0-0 1B	4 0 1 0 0 0 0			
Juan Eichelberger, R (1, 1) Broderick Perkins, L (9, PH)			0-0 F9 ②		0-0 F8 ③		0-0 E 1B		0-0 F7 ①	3 0 1 0 0 0 0 1 0 0 0 0 0 1			
Inning Stats	R: 0 H: 0 E: 0 LOB: 0 K: 0 BB: 0 S: 3 P: 3	R: 0 H: 1 E: 0 LOB: 1 K: 0 BB: 0 S: 4 P: 4	R: 0 H: 1 E: 1 LOB: 1 K: 0 BB: 0 S: 4 P: 4	R: 0 H: 0 E: 0 LOB: 1 K: 0 BB: 1 S: 3 P: 7	R: 0 H: 0 E: 0 LOB: 0 K: 0 BB: 0 S: 3 P: 3	R: 1 H: 2 E: 0 LOB: 2 K: 0 BB: 1 S: 5 P: 9	R: 0 H: 1 E: 1 LOB: 2 K: 0 BB: 0 S: 5 P: 5	R: 1 H: 2 E: 0 LOB: 1 K: 0 BB: 0 S: 5 P: 5	R: 0 H: 1 E: 0 LOB: 1 K: 0 BB: 0 S: 4 P: 4	1B: 7 SF: 0 2B: 0 SAC: 0 3B: 0 DP: 0 HR: 1 HBP: 0	WP: 1 PA: 38 PB: 0 SB: 1 CS: 0		
PITCHER	IP WLS BF H R ER SO BB IBB HBP BLK WP HR S P ERA WHIP											PITCHER	IP WLS BF H R ER SO BB IBB HBP BLK WP HR S P ERA WHIP
Bob Forsch, R (1, 1) ERA: 4.04	7.2 W 33 7 2 2 0 2 0 0 0 0 1 1 31 39 2.35 1.174												
Bruce Sutter, R (8, 1) ERA: 3.09	1.1 S 5 1 0 0 0 0 0 0 0 0 0 0 5 5 0.00 0.750												

Batter	1	2	3	4	5	6	7	8	9
Ozzie Smith, S OBP: 0.333, SLG: 0.379 (1, 6)	0-0 6-3		0-0 F7			0-0 F9		0-0 6-3	
Willie McGee, S OBP: 0.379, SLG: 0.519 (1, 8)	0-0 6-3 3B			0-0 SF7 1B		0-0 L6		4-0 S E BB	
Lonnie Smith, R OBP: 0.394, SLG: 0.478 (1, 7)	0-0 6-3			0-0 E3 F9 1-3		0-0 F9		0-0 E7 1-H 1B	
Keith Hernandez, L OBP: 0.410, SLG: 0.374 (1, 3)	0-0 6-3			0-0 SF7			0-0 FC 1B 2B	4-0 BB	
Ken Oberkfell, L OBP: 0.355, SLG: 0.336 (1, 5)		0-0 3-1		0-0 F9 2-3			0-0 FC 1B SH1-4 2-3	0-0 P5	
David Green, R OBP: 0.324, SLG: 0.403 (1, 9)		0-0 6-3		0-3 K			0-0 SH1-4 1B	0-3 K	
Orlando Sanchez, L OBP: 0.143, SLG: 0.077 (1, 2)		0-0 4-3			0-0 F8		0-0 P6		
Mike Ramsey, S OBP: 0.386, SLG: 0.446 (1, 4)			0-0 F9		0-0 5-3		0-0 SH1-4		
Bob Forsch, R OBP: 0.258, SLG: 0.323 (1, 1)			0-0 F8		0-0 F8		0-3 K		
Bruce Sutter, R (8, 1)									

Inning Stats	R: 1	H: 1	E: 0	K: 0	S: 4	LOB: 0	BB: 0	P: 4
	R: 0	H: 0	E: 0	K: 0	S: 3 <td>LOB: 0</td> <td>BB: 0</td> <td>P: 3 </td>	LOB: 0	BB: 0	P: 3
	R: 0	H: 0	E: 0	K: 0	S: 3 <td>LOB: 0</td> <td>BB: 0</td> <td>P: 3 </td>	LOB: 0	BB: 0	P: 3
	R: 1	H: 1	E: 1	K: 1	S: 7 <td>LOB: 1</td> <td>BB: 0</td> <td>P: 7 </td>	LOB: 1	BB: 0	P: 7
	R: 0	H: 0	E: 0	K: 0	S: 3 <td>LOB: 0</td> <td>BB: 0</td> <td>P: 3 </td>	LOB: 0	BB: 0	P: 3
	R: 0	H: 0	E: 0	K: 0	S: 3 <td>LOB: 0</td> <td>BB: 0</td> <td>P: 3 </td>	LOB: 0	BB: 0	P: 3
	R: 2	H: 2	E: 0	K: 1	S: 8 <td>LOB: 1</td> <td>BB: 0</td> <td>P: 8 </td>	LOB: 1	BB: 0	P: 8
	R: 1	H: 1	E: 1	K: 1	S: 6 <td>LOB: 2</td> <td>BB: 2</td> <td>P: 14 </td>	LOB: 2	BB: 2	P: 14


PITCHER	IP	WLS	BF	H	R	ER	SO	BB	IBB	HBP	BLK	WP	HR	S	P	ERA	WHIP
Juan Eichelberger, R ERA: 4.46 (1, 1)	8.0	L	33	5	5	4	3	2	0	0	0	0	0	37	45	4.50	0.875

BOTTOM

San Diego Padres @ St. Louis Cardinals
 Busch Stadium, St. Louis, MO
 Fri May 28 1982, 7:05 PM CDT
 Att. 31,733 - Unknown

AB	R	H	RBI	BB	SO	LOB
4	0	0	0	0	0	0
3	3	2	0	1	0	0
4	0	1	2	0	0	1
2	1	1	1	1	0	0
4	1	0	0	0	0	4
4	0	1	1	0	2	3
3	0	0	0	0	0	2
2	0	0	1	0	0	0
3	0	0	0	0	1	1
0	0	0	0	0	0	0

AB	29
R	5
H	5
RBI	5
BB	2
SO	3
LOB	11



WP	PA
0	33
0	1
0	0

Batter	1	2	3	4	5	6	7	8	9	AB R H RBI BB SO LOB	TOP											
Alan Wiggins, S OBP: 0.386, SLG: 0.370 (1, 7) X	0-0 4-3		0-0 4-3			0-0 SH1-3 2B 1B		0-0 F9	4-0 FC5-4 BB	4 1 1 1 1 0 0												
Gene Richards, L OBP: 0.303, SLG: 0.318 (1, 3) B B B	4-0 FC6-4 BB		0-0 3-1			0-0 SH1-3 1-3		0-0 4-3	0-0 FC5-4 1-2f	3 0 0 0 1 0 3 0 0 0 0 0 0 0												
Garry Templeton, S OBP: 0.274, SLG: 0.349 (1, 6) X	0-0 FC6-4 1-2f 1B				0-0 6-3	0-0 2B		0-3 K		4 1 1 1 0 1 1												
Ruppert Jones, L OBP: 0.453, SLG: 0.530 (1, 8) X	0-0 1-H 1B			0-3 K		4-0 IBB			0-0 1-3	3 0 1 1 1 1 0												
Sixto Lezcano, R OBP: 0.341, SLG: 0.443 (1, 9) X	0-0 F8			0-0 F8		0-0 F8			4-0 F8 1B 2B BB	3 1 0 0 1 0 3												
Terry Kennedy, L OBP: 0.276, SLG: 0.411 (1, 2) X		0-0 G3			0-3 K		0-0 G3		0-0 2B BB 1B	4 1 1 0 0 1 0												
Luis Salazar, R OBP: 0.242, SLG: 0.284 (1, 5) X		0-0 F9			0-0 F9		0-0 6-3		0-0 F8 2-3	4 0 0 0 0 0 2												
Tim Flannery, L OBP: 0.346, SLG: 0.417 (1, 4) X		0-0 F7			0-0 6-3		0-0 1B		0-0 BB 1-3 2B	4 0 2 1 0 0 0												
John Curtis, L OBP: 0.286, SLG: 0.429 (1, 1)			0-0 6-3			0-0 G3		0-0 4-3	4-0 BB IBB	3 0 0 0 0 0 1 0 0 0 0 1 0 0												
Broderick Perkins, L OBP: 0.348, SLG: 0.323 (9, PH) (9, 3)																						
Inning Stats	R: 1 E: 0 K: 0 S: 4	H: 1 LOB: 1 BB: 1 P: 8	R: 0 E: 0 K: 0 S: 3	H: 0 LOB: 0 BB: 0 P: 3	R: 0 E: 0 K: 0 S: 3	H: 0 LOB: 0 BB: 0 P: 3	R: 0 E: 0 K: 1 S: 5	H: 0 LOB: 0 BB: 0 P: 5	R: 0 E: 0 K: 1 S: 5	H: 0 LOB: 0 BB: 0 P: 5	R: 1 E: 0 K: 0 S: 5	H: 2 LOB: 2 BB: 1 P: 9	R: 0 E: 0 K: 0 S: 4	H: 1 LOB: 1 BB: 0 P: 4	R: 0 E: 0 K: 1 S: 5	H: 0 LOB: 0 BB: 0 P: 5	R: 2 E: 0 K: 0 S: 5	H: 2 LOB: 3 BB: 3 P: 17	1B: 4 2B: 2 3B: 0 HR: 0	SF: 0 SAC: 1 DP: 0 HBP: 0	WP: 0 PB: 0 SB: 2 CS: 0	PA: 38
PITCHER	IP WLS BF H R ER SO BB IBB HBP BLK WP HR S P ERA WHIP																					
Joaquin Andujar, R ERA: 2.64 (1, 1)	8.2 L 36 6 4 4 3 2 2 0 0 0 0 38 54 4.15 0.923																					
Jim Kaat, L ERA: 4.74 (9, 1)	0.1 2 0 0 0 0 1 0 0 0 0 0 0 1 5 0.00 3.000																					

San Diego Padres @ St. Louis Cardinals
 Busch Stadium, St. Louis, MO
 Sat May 29 1982, 7:05 PM CDT
 Att: 38,077 - Unknown

livebaseballscorecards.com

AB	32
R	4
H	6
RBI	4
BB	5
SO	3
LOB	10



BOTTOM

San Diego Padres @ St. Louis Cardinals
Busch Stadium, St. Louis, MO

Sat May 29 1982, 7:05 PM CDT
Att. 38,077 - Unknown

livebaseballscorecards.com

AB	28
R	2
H	7
RBI	2
BB	2
SO	1
LOB	4



WP:	0	PA:	31
PB:	0	SB:	1
CS:	0		

AB R H RBI BB SO LOB

4	1	2	1	0	0	0
2	0	2	0	1	0	0
1	0	0	0	0	0	0
4	0	1	1	0	0	2
4	0	0	0	0	0	0
3	0	1	0	0	0	0
3	0	0	0	0	0	1
3	0	0	0	0	0	1
2	1	0	0	1	1	0
2	0	1	0	0	0	0
0	0	0	0	0	0	0

Batter	1	2	3	4	5	6	7	8	9
Ozzie Smith, S OBP: 0.337, SLG: 0.387 (1, 6)	0-0 F8 1B		0-0 S 2B 2B		0-0 5-3			0-0 1-2 1B	
Mike Ramsey, S OBP: 0.411, SLG: 0.463 Willie McGee, S OBP: 0.367, SLG: 0.500 (1, 4) (9, PH)	0-0 G6-4-3 1B		4-0 2B BB			0-0 L5-3 1B		0-0 L6	
Lonnie Smith, R OBP: 0.392, SLG: 0.479 (1, 7)	0-0 G6-4-3 1-2f		0-0 1-H 3-H 2B			0-0 L5-3 1-2		0-0 P6	
Keith Hernandez, L OBP: 0.402, SLG: 0.366 (1, 3)		0-0 F8		0-0 F9		0-0 P6		0-0 F8	
David Green, R OBP: 0.325, SLG: 0.413 (1, 8)		0-0 5-3		0-0 6-3 2B			0-0 6-3		
Tito Landrum, R OBP: 0.362, SLG: 0.465 (1, 9)		0-0 5-3		0-0 6-3 2-3			0-0 6-3		
Ken Oberkfell, L OBP: 0.346, SLG: 0.328 (1, 5)			0-0 4-3	0-0 3-1			0-0 F8		
Orlando Sanchez, L OBP: 0.161, SLG: 0.071 (1, 2)			4-0 SH1-4 2B BB		0-0 F7		0-3 K		
Joaquin Andujar, S OBP: 0.179, SLG: 0.179 Jim Kaat, L (9, 1)			0-0 SH1-4 1-2		0-0 F9		0-0 1B 1B		

Inning Stats	R: 0	H: 1	E: 0	LOB: 0	K: 0	S: 3	P: 3	R: 0	H: 0	E: 0	LOB: 0	K: 0	S: 3	R: 0	H: 2	E: 0	LOB: 1	K: 1	S: 5	R: 0	H: 0	E: 0	LOB: 0	K: 0	S: 3	R: 0	H: 2	E: 0	LOB: 1	K: 0	S: 3	R: 0	H: 0	E: 0	LOB: 0	K: 0	S: 3
--------------	------	------	------	--------	------	------	------	------	------	------	--------	------	------	------	------	------	--------	------	------	------	------	------	--------	------	------	------	------	------	--------	------	------	------	------	------	--------	------	------

PITCHER	IP	WLS	BF	H	R	ER	SO	BB	IBB	HBP	BLK	WP	HR	S	P	ERA	WHIP
John Curtis, L ERA: 3.42 (1, 1)	8.0	W	28	7	2	2	1	2	0	0	0	0	0	28	36	2.25	1.125
Eric Show, R ERA: 1.24 (9, 1)	1.0	S	3	0	0	0	0	0	0	0	0	0	0	3	3	0.00	0.000

1B:	4	SF:	0
2B:	4	SAC:	1
3B:	0	DP:	2
HR:	0	HBP:	0

PITCHER	IP	WLS	BF	H	R	ER	SO	BB	IBB	HBP	BLK	WP	HR	S	P	ERA	WHIP
---------	----	-----	----	---	---	----	----	----	-----	-----	-----	----	----	---	---	-----	------

Batter	1	2	3	4	5	6	7	8	9	10	AB	R	H	RBI	BB	SO	LOB	TOP						
Alan Wiggins, S (1, 7) OBP: 0.381, SLG: 0.365	F9		FC5-4			SH3		F9		1B 2B 1B	4	1	1	0	0	0	3	San Diego Padres @ St. Louis Cardinals Busch Stadium, St. Louis, MO Sun May 30 1982, 3:33 AM CDT Att. 32,410 - Unknown						
Gene Richards, L (1, 3) OBP: 0.309, SLG: 0.322	E4		4-3			L4-6 1B		F7		2B 1B FC6-2	5	0	2	0	0	0	3							
Garry Templeton, S (1, 6) OBP: 0.271, SLG: 0.345	G6-4-3				5-3	L4-6 1B		K		FC6-2 2B FC6-4	2	0	0	0	0	0	1							
Mario Ramirez, R (5, 6) OBP: 0.364, SLG: 0.455											2	0	1	1	0	1	2							
Joe Lefebvre, L (10, PH) OBP: 0.293, SLG: 0.306											1	1	1	1	0	0	0							
Tim Flannery, L (10, 4) OBP: 0.346, SLG: 0.417											0	0	0	0	0	0	0							
Ruppert Jones, L (1, 8) OBP: 0.452, SLG: 0.535						L4-6 1B				G3	4	1	1	0	1	0	2							
Sixto Lezcano, R (1, 9) OBP: 0.337, SLG: 0.432								L3		FC6-4 FC6-2 IBB	4	0	0	0	1	0	3							
Luis Salazar, R (1, 5) OBP: 0.241, SLG: 0.281								F9		F8	5	1	1	1	0	1	3							
Jerry Manuel, S (1, 4) OBP: 0.333, SLG: 0.600								L6		FC6-4 1B	5	0	1	1	0	0	2							
Steve Swisher, R (1, 2) OBP: 0.222, SLG: 0.333										6-3	3	0	1	0	0	0	0							
Dave Edwards, R (8, PR) OBP: 0.211, SLG: 0.263											0	0	0	0	0	0	0							
Terry Kennedy, L (8, 2) OBP: 0.280, SLG: 0.411											0	0	0	0	1	0	0							
Tim Lollar, L (1, 1) OBP: 0.379, SLG: 0.571											2	1	2	0	0	0	0							
Gary Lucas, L (7, 1)											1	0	0	0	0	1	2							
Floyd Chiffer, R (10, 1)											0	0	0	0	0	0	0							
Inning Stats	R: 0 E: 1 K: 0 S: 3	H: 0 LOB: 0 BB: 0 P: 3	R: 1 E: 0 K: 0 S: 3	H: 1 LOB: 0 BB: 1 P: 7	R: 0 E: 1 K: 0 S: 4	H: 1 LOB: 1 BB: 0 P: 4	R: 0 E: 0 K: 0 S: 3	H: 0 LOB: 0 BB: 0 P: 3	R: 0 E: 0 K: 1 S: 5	H: 0 LOB: 0 BB: 0 P: 5	R: 1 E: 0 K: 0 S: 5	H: 3 LOB: 1 BB: 0 P: 5	R: 0 E: 0 K: 0 S: 3	H: 0 LOB: 0 BB: 0 P: 3	R: 0 E: 1 K: 1 S: 7	H: 1 LOB: 2 BB: 0 P: 7	R: 1 E: 0 K: 1 S: 7	H: 2 LOB: 2 BB: 1 P: 11	R: 2 E: 0 K: 0 S: 6	H: 3 LOB: 2 BB: 1 P: 10	1B: 7 2B: 3 3B: 2 HR: 0	SF: 0 SAC: 2 DP: 3 HBP: 0	WP: 0 PB: 0 SB: 2 CS: 0	PA: 43
PITCHER	IP	WLS	BF	H	R	ER	SO	BB	IBB	HBP	BLK	WP	HR	S	P	ERA	WHIP							
Dave LaPoint, L (1, 1) ERA: 3.35	8.0		30	6	2	2	2	1	0	0	0	0	0	33	37	2.25	0.875							
Doug Bair, R (9, 1) ERA: 1.86	1.0		6	2	1	1	1	0	1	0	0	0	0	7	11	9.00	2.000							
Bruce Sutter, R (10, 1) ERA: 3.55	1.0	W	7	3	2	2	0	0	1	0	0	0	0	6	10	18.00	3.000							

livebaseballscorecards.com

AB	38
R	5
H	11
RBI	4
BB	3
SO	3
LOB	21



San Diego Padres @ St. Louis Cardinals
 Busch Stadium, St. Louis, MO

livebaseballscorecards.com

AB	39
R	6
H	11
RBI	6
BB	3
SO	6
LOB	14



WP:	0	PA:	44
PB:	0		
SB:	1		
CS:	0		

Sun May 30 1982, 3:33 AM CDT
 Att: 32,410 - Unknown

Batter	1	2	3	4	5	6	7	8	9	10	AB	R	H	RBI	BB	SO	LOB
Ozzie Smith, S (1, 6) OBP: 0.328, SLG: 0.376	K			F9		F2		FC5-4	G3		5	0	0	0	0	1	3
Willie McGee, S (1, 8) OBP: 0.353, SLG: 0.469	5-3			K				K		4-3	4	0	1	0	0	2	1
Orlando Sanchez, L (9, 2) OBP: 0.156, SLG: 0.069						1B					1	0	0	0	0	0	0
Keith Hernandez, L (1, 3) OBP: 0.397, SLG: 0.361	F8			F8		F8			1B 2B	L8	5	1	1	0	0	0	1
George Hendrick, R (1, 9) OBP: 0.329, SLG: 0.481		L7			6-3		6-3		1B 2B	2B	5	2	2	0	0	0	0
Lonnie Smith, R (1, 7) OBP: 0.396, SLG: 0.490		F8			E S BB		6-3		1B E	1B	4	2	2	2	1	0	0
Mike Ramsey, S (1, 4) OBP: 0.410, SLG: 0.472		F8			K	1-3		2B	5-3	HBP 1B	5	1	2	1	0	1	3
Julio Gonzalez, R (1, 5) OBP: 0.260, SLG: 0.333			P6			BB		K	E5	1B HBP	3	0	0	1	1	1	2
Glenn Brummer, R (1, 2) OBP: 0.375, SLG: 0.500											2	0	1	0	0	0	2
David Green, R (8, PH) OBP: 0.342, SLG: 0.421											1	0	1	0	1	0	0
Dane Iorg, L (10, PH) OBP: 0.382, SLG: 0.341				B1-6-4 1B				FC5-4 1B		IBB	1	0	1	1	0	0	0
Dave LaPoint, L (1, 1) OBP: 0.143, SLG: 0.143											2	0	0	0	0	1	1
Tito Landrum, R (8, PH) OBP: 0.354, SLG: 0.455			B1-6-4					F9	SF7		1	0	0	0	0	0	1
Doug Bair, R (9, 1)											0	0	0	0	0	0	0
Tom Herr, S (9, PH) OBP: 0.333, SLG: 0.336											0	0	0	1	0	0	0
Bruce Sutter, R (10, 1)											0	0	0	0	0	0	0

Inning Stats	R: 0	H: 0	E: 0	K: 1	S: 5	R: 0	H: 0	E: 0	K: 0	S: 3	R: 0	H: 1	E: 0	K: 0	S: 3	R: 0	H: 0	E: 0	K: 1	S: 5	R: 0	H: 1	E: 0	K: 1	S: 6	R: 0	H: 1	E: 0	K: 1	S: 6	R: 0	H: 1	E: 0	K: 1	S: 6	R: 3	H: 3	E: 1	K: 0	S: 7	R: 3	H: 4	E: 0	K: 0	S: 6	1B: 8	SF: 1	2B: 3	3B: 0	HR: 0	WP: 0	PA: 44
--------------	------	------	------	------	------	------	------	------	------	------	------	------	------	------	------	------	------	------	------	------	------	------	------	------	------	------	------	------	------	------	------	------	------	------	------	------	------	------	------	------	------	------	------	------	------	-------	-------	-------	-------	-------	-------	--------

PITCHER	IP	WLS	BF	H	R	ER	SO	BB	IBB	HBP	BLK	WP	HR	S	P	ERA	WHIP
Tim Lollar, L (1, 1) ERA: 2.35	6.2		24	3	0	0	4	2	0	0	0	0	0	30	38	0.00	0.750
Gary Lucas, L (7, 1) ERA: 5.7	3.0	L	19	7	6	5	2	0	1	1	0	0	0	21	26	15.00	2.333
Floyd Chiffer, R (10, 1) ERA: 2.37	0.0		1	1	0	0	0	0	0	0	0	0	0	1	1	∞	∞

Batter	1	2	3	4	5	6	7	8	9
Lonnie Smith, R (1, 7) OBP: 0.394, SLG: 0.482 John Martin, S (5, 1) OBP: 0.167, SLG: 0.091 Steve Braun, L (7, PH) OBP: 0.351, SLG: 0.281 Jim Kaat, L (8, 1)	0-0 F3 		4-0 1B BLK 3-1 BB 	0-0 F7 			0-0 F8 		
Ozzie Smith, S (1, 6) OBP: 0.330, SLG: 0.383	0-0 F8 		0-0 3-1 S 1-3 1B 	0-0 1B 2B 			0-0 6-3 		
Keith Hernandez, L (1, 3) OBP: 0.393, SLG: 0.357	0-0 F7 		0-0 1-3 1-2 	0-0 1B 1B 1B 			0-3 K 		
George Hendrick, R (1, 9) OBP: 0.331, SLG: 0.479		0-0 FC6-4 1B 	0-0 3-1 	0-0 1B 1B 1B 			0-3 K 	0-0 6-3 	
Ken Oberkfell, L (1, 5) OBP: 0.348, SLG: 0.331		0-0 FC6-4 BB 1B FC3-2 1-2 	0-0 6-3 	0-0 1B E 1B 			0-0 G3 	0-0 6-3 1B 	
Willie McGee, S (1, 8) OBP: 0.410, SLG: 0.514		0-0 FC3-2 BB 1-2 1B 		0-0 1B 			0-0 BB 1B 	0-0 6-3 1-2 	
Mike Ramsey, S (1, 4) OBP: 0.410, SLG: 0.453		4-0 FC3-2 BB 1-2 2-3 		4-0 1B BB 			0-0 F7 	0-0 G3 	
Orlando Sanchez, L (1, 2) OBP: 0.222, SLG: 0.097		0-0 FC3-2 1-2 2-3 3-H 		0-0 1B 			4-0 G5-4-3 BB 1-2 		
Steve Mura, R (1, 1) OBP: 0.100, SLG: 0.053 Dane Iorg, L (4, PH) OBP: 0.382, SLG: 0.341 Tito Landrum, R (4, PH) OBP: 0.373, SLG: 0.468 (5, 7)		0-3 K 		0-0 2B 1B 			0-0 G5-4-3 1-2 		

AB	R	H	RBI	BB	SO	LOB
3	1	0	0	1	0	3
0	0	0	0	0	0	0
1	0	0	0	0	0	0
0	0	0	0	0	0	0
5	1	2	2	0	0	2
5	1	1	1	0	1	2
5	1	2	1	0	1	1
5	1	2	0	0	0	2
5	2	4	2	0	0	1
3	1	0	0	2	1	3
2	2	1	1	2	0	3
1	0	0	0	0	1	3
0	0	0	0	0	0	0
3	1	2	2	0	0	2

BOTTOM

San Francisco Giants @ St. Louis Cardinals
 Busch Stadium, St. Louis, MO
 Mon May 31 1982, 7:05 PM CDT
 Att. 11,313 - Unknown

livebaseballscorecards.com

AB	38
R	11
H	14
RBI	9
BB	5
SO	4
LOB	22



1B: 13	SF: 0
2B: 1	SAC: 0
3B: 0	DP: 1
HR: 0	HBP: 0

WP: 0	PA: 43
PB: 0	
SB: 2	
CS: 0	

Inning Stats		R: 0	H: 0	E: 0	LOB: 0	K: 0	BB: 0	S: 3	R: 0	H: 2	E: 0	LOB: 3	K: 1	BB: 1	S: 7	R: 1	H: 1	E: 0	LOB: 1	K: 0	BB: 1	S: 4	R: 10	H: 9	E: 1	LOB: 2	K: 1	BB: 2	S: 15	R: 0	H: 0	E: 0	LOB: 0	K: 1	BB: 0	S: 5	R: 0	H: 1	E: 0	LOB: 1	K: 0	BB: 1	S: 3	R: 0	H: 0	E: 0	LOB: 0	K: 1	BB: 0	S: 5	R: 0	H: 0	E: 0	LOB: 0	K: 1	BB: 0	S: 5	R: 0	H: 1	E: 0	LOB: 1	K: 0	BB: 0	S: 4	R: 0	H: 1	E: 0	LOB: 1	K: 0	BB: 0	S: 4	R: 0	H: 1	E: 0	LOB: 1	K: 0	BB: 0	S: 4
PITCHER	IP	WLS	BF	H	R	ER	SO	BB	IBB	HBP	BLK	WP	HR	S	P	ERA	WHIP																																																													
Renie Martin, R (1, 1) ERA: 5.2	3.0	L	17	5	4	4	1	3	0	0	1	0	0	16	28	12.00	2.667																																																													
Dan Schatzeder, L (4, 1) ERA: 7.29	0.1		7	6	4	4	0	0	0	0	0	0	0	7	7	108.00	18.000																																																													
Fred Breining, R (4, 1) ERA: 3.08	4.2		19	3	3	2	3	2	0	0	0	0	0	23	31	3.86	1.071																																																													

Batter	1	2	3	4	5	6	7	8	9	10	11	AB R H RBI BB SO LOB	TOP											
Duane Kuiper, L (1.4) OBP: 0.425, SLG: 0.408	F7		F7		F7			F7		F7		5 1 2 0 0 0 0	San Francisco Giants @ St. Louis Cardinals Busch Stadium, St. Louis, MO Tue Jun 01 1982, 7:05 PM CDT Att. 15,964 - Unknown											
Jim Wohlford, R (1.7) OBP: 0.400, SLG: 0.500	6-3		F7		F7			F3		E5		5 1 1 1 0 0 1												
Chili Davis, S (1.9) OBP: 0.327, SLG: 0.383	K		K					L8		K		5 0 0 0 0 3 4												
Reggie Smith, S (1.3) OBP: 0.330, SLG: 0.431		F7										5 0 2 2 0 0 0												
Dave Bergman, L (11. PR) OBP: 0.339, SLG: 0.320												0 0 0 0 0 0 0												
Darrell Evans, L (1.5) OBP: 0.353, SLG: 0.385		F9						F9		E4		5 1 2 0 0 0 1												
Milt May, L (1.2) OBP: 0.333, SLG: 0.390												3 0 1 0 2 0 2												
Max Venable, L (1.8) OBP: 0.182, SLG: 0.100												3 0 0 0 1 1 4												
Jack Clark, R (11. PH) OBP: 0.330, SLG: 0.436												1 0 1 1 0 0 0												
Johnnie LeMaster, R (1.6) OBP: 0.269, SLG: 0.261												5 0 0 0 0 1 5												
Atlee Hammaker, S (1.1) OBP: 0.083, SLG: 0.083												2 1 1 0 0 0 0												
Champ Summers, L (8. PH) OBP: 0.306, SLG: 0.338												1 0 0 0 0 0 0												
Greg Minton, S (8.1) OBP: 0.167, SLG: 0.333												2 0 0 0 0 1 2												
Gary Lavelle, S (11.1)												0 0 0 0 0 0 0												
Inning Stats	R: 0 E: 0 K: 1 S: 5	H: 0 LOB: 0 BB: 0 P: 5	R: 0 E: 0 K: 0 S: 3	H: 0 LOB: 1 BB: 1 P: 7	R: 3 E: 1 K: 1 S: 9	H: 4 LOB: 1 BB: 0 P: 9	R: 0 E: 0 K: 1 S: 5	H: 1 LOB: 0 BB: 0 P: 5	R: 0 E: 0 K: 0 S: 3	H: 0 LOB: 0 BB: 0 P: 3	R: 0 E: 0 K: 0 S: 2	H: 0 LOB: 0 BB: 1 P: 6	R: 0 E: 0 K: 0 S: 4	H: 1 LOB: 1 BB: 0 P: 4	R: 0 E: 1 K: 1 S: 6	H: 1 LOB: 2 BB: 1 P: 10	R: 0 E: 1 K: 1 S: 6	H: 0 LOB: 1 BB: 0 P: 6	R: 1 E: 0 K: 1 S: 8	H: 3 LOB: 2 BB: 0 P: 8	1B: 9 2B: 1 3B: 0 HR: 0	SF: 0 SAC: 0 DP: 1 HBP: 0	WP: 0 PB: 0 SB: 0 CS: 1	PA: 45
PITCHER	IP WLS BF H R ER SO BB IBB HBP BLK WP HR S P ERA WHIP															IP WLS BF H R ER SO BB IBB HBP BLK WP HR S P ERA WHIP								
John Stuper, R (1.1) ERA: 3.38	8.0	30	6	3	3	3	2	0	0	0	0	0	0	0	34	42	3.38	1.000						
Bruce Sutter, R (9.1) ERA: 3.34	2.0	9	1	0	0	2	0	1	0	0	0	0	0	0	12	16	0.00	0.500						
Jim Kaat, L (11.1) ERA: 5.06	0.1	L	3	2	1	1	0	0	0	0	0	0	0	0	3	3	27.00	6.000						
Doug Bair, R (11.1) ERA: 1.82	0.2	3	1	0	0	1	0	0	0	0	0	0	0	0	5	5	0.00	1.500						

livebaseballscorecards.com

AB	42
R	4
H	10
RBI	4
BB	3
SO	6
LOB	19



Batter	1	2	3	4	5	6	7	8	9	10	11	AB R H RBI BB SO LOB	BOTTOM				
Ozzie Smith, S OBP: 0.337, SLG: 0.382 (1, 6)	0-0 1B 1B	0-0 F7			H 1-0 FC4-6 HBP			0-3 K		B 4-0 BB		3 1 1 0 1 1 0	San Francisco Giants @ St. Louis Cardinals Busch Stadium, St. Louis, MO Tue Jun 01 1982, 7:05 PM CDT Att. 15,964 - Unknown livebaseballscorecards.com				
Willie McGee, S Doug Bair, R OBP: 0.409, SLG: 0.500 (11, 1)	0-0 1-3 S 1B 1B		X 0-0 K 1B		X 0-0 FC4-6 CS		X 0-0 4-3	X 0-0 1-3				5 1 2 1 0 0 2 0 0 0 0 0 0 0					
Keith Hernandez, L OBP: 0.389, SLG: 0.358 (1, 3)	0-3 K		0-3 K		X 0-0 F9		X 0-0 2B				X 0-0 6-3	5 0 1 0 0 2 4					
George Hendrick, R Bruce Sutter, R Jim Kaat, L Tito Landrum, R Steve Braun, L OBP: 0.329, SLG: 0.479 (9, 1) OBP: 0.373, SLG: 0.468 (11, 8) OBP: 0.368, SLG: 0.281 (11, PH)	0-3 K		X 0-0 2B		X 0-0 L6		X 0-0 F9				B 4-0 FC5-4 BB	4 0 1 0 0 1 3 0 0 0 0 0 0 0 0 0 0 0 0 0 0 0 0 0 0 1 0 0					
Lonnie Smith, R OBP: 0.390, SLG: 0.475 (1, 7)	0-0 E 1B		X 0-0 6-3		X 0-0 F7		X 0-3 K				X 0-0 FC5-4 WP S	5 0 1 2 0 1 2					
Mike Ramsey, S Dane Iorg, L Julio Gonzalez, R OBP: 0.402, SLG: 0.436 (1, 4) OBP: 0.388, SLG: 0.341 (11, PH) OBP: 0.260, SLG: 0.333 (11, PR)	4-0 1-2 IBB		X 0-0 5-3		X 0-0 1-3		X 0-3 K				B 4-0 1-3 S BB	3 0 0 0 1 1 0 0 0 0 0 1 0 0 0 0 0 0 0 0 0					
Ken Oberkfell, L OBP: 0.336, SLG: 0.317 (1, 5)	0-0 F8		X 0-0 4-3		X 0-0 5-3		X 0-3 K				B 0-3 1-2 K	5 0 0 0 0 2 4					
Glenn Brummer, R OBP: 0.321, SLG: 0.429 (1, 2)		X 0-0 L4		X 0-3 K		X 0-0 P4		X 0-0 4-3				4 0 0 0 0 1 0					
John Stuper, R David Green, R OBP: 0.333, SLG: 1.000 (9, 9) OBP: 0.338, SLG: 0.416		0-3 K			X 0-0 FC4-6 3B		X 0-3 K			X 0-3 K		3 1 1 0 0 2 0 1 0 0 0 0 1 0					
Inning Stats	R: 2 H: 3 E: 1 LOB: 2 K: 2 BB: 1 S: 10 P: 14	R: 0 H: 0 E: 0 LOB: 0 K: 1 BB: 0 S: 5 P: 5	R: 0 H: 2 E: 0 LOB: 1 K: 1 BB: 0 S: 6 P: 6	R: 0 H: 0 E: 0 LOB: 0 K: 1 BB: 0 S: 5 P: 5	R: 1 H: 1 E: 0 LOB: 0 K: 0 BB: 0 S: 3 P: 4	R: 0 H: 0 E: 0 LOB: 0 K: 0 BB: 0 S: 3 P: 3	R: 0 H: 0 E: 0 LOB: 0 K: 1 BB: 0 S: 5 P: 5	R: 0 H: 1 E: 0 LOB: 1 K: 1 BB: 0 S: 6 P: 6	R: 0 H: 0 E: 0 LOB: 0 K: 3 BB: 0 S: 9 P: 9	R: 0 H: 0 E: 0 LOB: 1 K: 1 BB: 1 S: 5 P: 9	R: 0 H: 0 E: 0 LOB: 3 K: 1 BB: 2 S: 5 P: 13	1B: 4 SF: 0 2B: 2 SAC: 0 3B: 1 DP: 0 HR: 0 HBP: 1		WP: 1 PA: 43 PB: 0 SB: 3 CS: 1			
PITCHER	IP WLS BF H R ER SO BB IBB HBP BLK WP HR S P ERA WHIP																
Atlee Hammaker, L ERA: 5.77 (1, 1)	7.0	27	6	3	3	6	0	1	1	0	0	0	0	37	42	3.86	0.857
Greg Minton, R ERA: 1.99 (8, 1)	3.2	15	1	0	0	5	3	0	0	0	1	0	22	34	0.00	1.091	
Gary Lavelle, L ERA: 2.9 (11, 1)	0.1	1	0	0	0	1	0	0	0	0	0	0	3	3	0.00	0.000	



Batter	1	2	3	4	5	6	7	8	9	AB R H RBI BB SO LOB	TOP													
Duane Kuiper, L (1, 4) OBP: 0.418, SLG: 0.400	0-0 6-3			x 0-0 FC3-6 1B		x 0-0 6-3		x 0-0 F7		4 0 1 0 0 0 0	San Francisco Giants @ St. Louis Cardinals Busch Stadium, St. Louis, MO Wed Jun 02 1982, 7:05 PM CDT Att: 13,977 - Unknown livebaseballscorecards.com													
Jim Wohlford, R (1, 7) OBP: 0.386, SLG: 0.481	0-0 F8			x 0-0 FC3-6 1B 1-2f		x 0-0 1-5-3		x 0-0 4-3		4 0 0 0 0 0 1														
Chili Davis, S (1, 8) OBP: 0.326, SLG: 0.377	0-0 F7			x 0-0 P6		BB BB BB 4-0 1B BB		x 0-0 F7		3 0 0 0 1 0 1														
Reggie Smith, S (1, 3) OBP: 0.336, SLG: 0.434		x 0-0 F7		x 0-0 1-3 1B		x 0-0 1-3 1B		x 0-0 6-3		4 0 2 0 0 0 0														
Jack Clark, R (1, 9) OBP: 0.322, SLG: 0.425		SS 0-3 K		SS 0-3 K		x 0-0 L8		x 0-0 F3		4 0 0 0 0 2 4														
Darrell Evans, L (1, 5) OBP: 0.351, SLG: 0.388		x 0-0 F8			x 0-0 F9		x 0-0 4-3	x 0-0 2B		4 0 1 0 0 0 0														
Milt May, L (1, 2) OBP: 0.331, SLG: 0.385			x 0-0 4-3		x 0-0 1B		x 0-0 6-3	x 0-0 4-3		4 0 1 0 0 0 1														
Johnnie LeMaster, R (1, 6) OBP: 0.270, SLG: 0.263			x 0-0 P4		x 0-0 L5		x 0-0 1B			3 0 1 0 0 0 1														
Bill Laskey, R (1, 1) OBP: 0.087, SLG: 0.087			x 0-0 4-3		SS 0-3 K		x 0-0 6-3			3 0 0 0 0 1 2														
Inning Stats	R: 0 E: 0 K: 0 S: 3	H: 0 LOB: 0 BB: 0 P: 3	R: 0 E: 0 K: 1 S: 5	H: 0 LOB: 0 BB: 0 P: 5	R: 0 E: 0 K: 0 S: 3	H: 0 LOB: 0 BB: 0 P: 3	R: 0 E: 0 K: 1 S: 7	H: 2 LOB: 2 BB: 0 P: 7	R: 0 E: 0 K: 1 S: 6	H: 1 LOB: 1 BB: 0 P: 6	R: 0 E: 0 K: 0 S: 4	H: 1 LOB: 2 BB: 1 P: 8	R: 0 E: 0 K: 0 S: 4	H: 1 LOB: 1 BB: 0 P: 4	R: 0 E: 0 K: 0 S: 3	H: 0 LOB: 0 BB: 0 P: 3	R: 0 E: 0 K: 0 S: 4	H: 1 LOB: 1 BB: 0 P: 4	R: 0 E: 0 K: 0 S: 4	H: 1 LOB: 1 BB: 0 P: 4	1B: 5 2B: 1 3B: 0 HR: 0	SF: 0 SAC: 0 DP: 0 HBP: 0	WP: 0 PB: 0 SB: 0 CS: 0	PA: 34
PITCHER Joaquin Andujar, R (1, 1) ERA: 2.37	IP 9.0	WLS W	BF 34	H 6	R 0	ER 0	SO 3	BB 1	IBB 0	HBP 0	BLK 0	WP 0	HR 0	S 39	P 43	ERA 0.00	WHIP 0.778							



Batter	1	2	3	4	5	6	7	8	9	AB R H RBI BB SO LOB
Ozzie Smith, S OBP: 0.344, SLG: 0.386 (1, 6)	0-0 3-1 BLK 1B		4-0 G3 S 1B BB		0-0 G3			0-0 S 1B		3 1 2 0 1 0 1
Willie McGee, S OBP: 0.375, SLG: 0.457 (1, 8)	0-0 L8 1-2		0-0 G3 1-3		0-0 4-3			0-3 K 1-3		4 0 0 0 0 1 4
Keith Hernandez, L OBP: 0.386, SLG: 0.356 (1, 3)	0-0 3-1 2-3		0-0 1B				0-0 G3	0-3 K		4 0 1 1 0 1 2
George Hendrick, R OBP: 0.321, SLG: 0.466 (1, 9)	0-0 P6		0-0 5-3				0-0 1-3	0-3 K		4 0 0 0 0 1 3
Dane Iorg, L OBP: 0.377, SLG: 0.330 (1, 7)		0-3 K		0-0 3-1			0-0 F8			3 0 0 0 0 1 0
Ken Oberkfell, L OBP: 0.336, SLG: 0.326 (1, 5)		0-0 3-1		0-3 K				0-0 F8 2B		3 0 1 0 0 1 0
Mike Ramsey, S OBP: 0.400, SLG: 0.432 (1, 4)		0-0 S 1B		0-3 K				0-0 F8 2-3		3 0 1 0 0 1 1
Glenn Brummer, R OBP: 0.290, SLG: 0.387 (1, 2)		0-0 L8 1-2					0-0 F7	0-0 F9		3 0 0 0 0 0 2
Joaquin Andujar, S OBP: 0.194, SLG: 0.258 (1, 1)			0-0 F9				0-0 3B	0-0 P6		3 0 1 0 0 0 1

Inning Stats	R: 0 E: 0 K: 4 S: 4	H: 1 LOB: 1 BB: 0 P: 4	R: 0 E: 0 K: 1 S: 6	H: 1 LOB: 1 BB: 0 P: 6	R: 1 E: 0 K: 0 S: 4	H: 1 LOB: 1 BB: 1 P: 8	R: 0 E: 0 K: 2 S: 7	H: 0 LOB: 0 BB: 0 P: 7	R: 0 E: 0 K: 0 S: 4	H: 1 LOB: 1 BB: 0 P: 4	R: 0 E: 0 K: 0 S: 3	H: 0 LOB: 0 BB: 0 P: 3	R: 0 E: 0 K: 0 S: 4	H: 1 LOB: 1 BB: 0 P: 4	R: 0 E: 0 K: 3 S: 10	H: 1 LOB: 1 BB: 0 P: 10
1B: 4 2B: 1 3B: 1 HR: 0	SF: 0 SAC: 0 DP: 0 HBP: 0	WP: 0 PA: 31 PB: 0 SB: 4 CS: 0														


PITCHER	IP	WLS	BF	H	R	ER	SO	BB	IBB	HBP	BLK	WP	HR	S	P	ERA	WHIP
Bill Laskey, R ERA: 2.09 (1, 1)	8.0	L	31	6	1	1	6	1	0	0	1	0	0	42	46	1.12	0.875

BOTTOM

San Francisco Giants @ St. Louis Cardinals
Busch Stadium, St. Louis, MO
 Wed Jun 02 1982, 7:05 PM CDT
 Att. 13,977 - Unknown

livebaseballscorecards.com

AB	30
R	1
H	6
RBI	1
BB	1
SO	6
LOB	14



Batter	1	2	3	4	5	6	7	8	9	AB R H RBI BB SO LOB	TOP													
Steve Sax, R (1, 4) OBP: 0.370, SLG: 0.361	0-0 L3		0-0 6-3			0-0 F8		0-0 6-3		4 0 0 0 0 0 0														
Steve Garvey, R (1, 3) OBP: 0.264, SLG: 0.382	0-0 5-3			0-0 2B 1B		0-0 2B		0-0 4-3		4 1 2 0 0 0 0														
Dusty Baker Jr., R (1, 7) OBP: 0.362, SLG: 0.480	4-0 S BB			0-0 1-H 1B 2B		0-0 F8		0-0 P4		3 1 1 1 1 0 1														
Pedro Guerrero, R (1, 8) OBP: 0.374, SLG: 0.563	0-0 P4 1-2			0-0 2-H 1B G5-4-3		0-0 F9		0-0 P4		4 0 1 1 0 0 2														
Rick Monday, L (1, 9) OBP: 0.433, SLG: 0.493		0-0 6-3		0-0 F7			0-0 4-3			3 0 0 0 0 0 1														
Ron Cey, R (1, 5) OBP: 0.313, SLG: 0.370		0-0 F7		0-0 G5-4-3 1-2f			0-0 5-3			3 0 0 0 0 0 1														
Mike Scioscia, L (1, 2) OBP: 0.333, SLG: 0.318		0-3 K			0-0 3-1		0-0 L9			3 0 0 0 0 1 0														
Bill Russell, R (1, 6) OBP: 0.349, SLG: 0.315			0-3 K		0-0 5-3			0-0 F2		2 0 0 0 0 1 0														
Ron Roenicke, S (8, PH) OBP: 0.333, SLG: 0.417										1 0 0 0 0 0 0														
Mark Belanger, R (8, 6) OBP: 0.278, SLG: 0.294										0 0 0 0 0 0 0														
Dave Stewart, R (1, 1) OBP: 0.182, SLG: 0.182		0-3 K			0-0 G3			0-3 K2-3		2 0 0 0 0 1 0														
Terry Forster, L (6, 1)										0 0 0 0 0 0 0														
Ken Landreaux, L (8, PH) OBP: 0.331, SLG: 0.338										1 0 0 0 0 1 0														
Alejandro Pena, R (8, 1)										0 0 0 0 0 0 0														
Inning Stats	R: 0 E: 0 K: 0 S: 3	H: 0 LOB: 1 BB: 1 P: 7	R: 0 E: 0 K: 1 S: 5	H: 0 LOB: 0 BB: 0 P: 5	R: 0 E: 0 K: 2 S: 7	H: 0 LOB: 0 BB: 0 P: 7	R: 2 E: 0 K: 0 S: 5	H: 3 LOB: 0 BB: 0 P: 5	R: 0 E: 0 K: 0 S: 3	H: 0 LOB: 0 BB: 0 P: 3	R: 0 E: 0 K: 0 S: 4	H: 1 LOB: 1 BB: 0 P: 4	R: 0 E: 0 K: 0 S: 3	H: 0 LOB: 0 BB: 0 P: 3	R: 0 E: 0 K: 1 S: 5	H: 0 LOB: 0 BB: 0 P: 5	R: 0 E: 0 K: 0 S: 3	H: 0 LOB: 0 BB: 0 P: 3	R: 0 E: 0 K: 0 S: 3	H: 0 LOB: 0 BB: 0 P: 3	1B: 2 2B: 2 3B: 0 HR: 0	SF: 0 SAC: 0 DP: 1 HBP: 0	WP: 0 PB: 0 SB: 1 CS: 0	PA: 31
PITCHER Bob Forsch, R (1, 1) ERA: 3.83	IP: 9.0 WLS: W BF: 31 H: 4 R: 2 ER: 2 SO: 4 BB: 1 IBB: 0 HBP: 0 BLK: 0 WP: 0 HR: 0 S: 38 P: 42 ERA: 2.00 WHIP: 0.556																				PITCHER	IP: WLS: BF: H: R: ER: SO: BB: IBB: HBP: BLK: WP: HR: S: P: ERA: WHIP:		

Los Angeles Dodgers @ St. Louis Cardinals
 Busch Stadium, St. Louis, MO
 Fri Jun 04 1982, 7:05 PM CDT
 Att: 25,415 - Unknown

AB	30
R	2
H	4
RBI	2
BB	1
SO	4
LOB	5



Batter	1	2	3	4	5	6	7	8	9
Ozzie Smith, S OBP: 0.343, SLG: 0.394 (1, 6)	0-0 5-3			0-0 6-3		0-0 SF8 3B	0-0 F3		
Willie McGee, S OBP: 0.346, SLG: 0.420 (1, 8)	0-0 P5			0-0 P6		0-0 F7		0-0 F8	
Lonnie Smith, R OBP: 0.387, SLG: 0.473 (1, 7)	0-0 P3			0-0 CS 1B		0-0 SF8		0-0 P4	
Keith Hernandez, L OBP: 0.388, SLG: 0.369 (1, 3)		0-0 F7		0-0 CS 1-2	0-0 HR 3B	0-0 S 1B		0-3 K	
George Hendrick, R OBP: 0.327, SLG: 0.490 (1, 9)		0-0 F2			0-0 HR 3-H	0-0 1B			
Ken Oberkfell, L OBP: 0.329, SLG: 0.318 (1, 5)		0-0 F8			0-0 1-3	0-0 3-1			
Mike Ramsey, S OBP: 0.398, SLG: 0.429 (1, 4)			0-0 4-3		0-0 FC5-4 1B		0-0 F8		
Glenn Brummer, R OBP: 0.294, SLG: 0.412 (1, 2)			0-0 6-3		0-0 F9		0-0 S SH1-3 2B		
Bob Forsch, R OBP: 0.242, SLG: 0.303 (1, 1)			0-0 4-3		0-0 FC5-4 1-2		0-0 SH1-3 2-H		


Inning Stats	R: 0	H: 0	E: 0	K: 0	S: 3	LOB: 0	BB: 0	P: 3	R: 0	H: 0	E: 0	K: 0	S: 3	LOB: 0	BB: 0	P: 3	R: 0	H: 1	E: 0	K: 0	S: 3	LOB: 0	BB: 0	P: 3	R: 2	H: 3	E: 0	K: 0	S: 6	LOB: 1	BB: 0	P: 6	R: 2	H: 3	E: 0	K: 0	S: 6	LOB: 1	BB: 0	P: 6	R: 1	H: 1	E: 0	K: 0	S: 4	LOB: 0	BB: 0	P: 4	R: 0	H: 0	E: 0	K: 1	S: 5	LOB: 0	BB: 0	P: 5
--------------	------	------	------	------	------	--------	-------	------	------	------	------	------	------	--------	-------	------	------	------	------	------	------	--------	-------	------	------	------	------	------	------	--------	-------	------	------	------	------	------	------	--------	-------	------	------	------	------	------	------	--------	-------	------	------	------	------	------	------	--------	-------	------

PITCHER	IP	WLS	BF	H	R	ER	SO	BB	IBB	HBP	BLK	WP	HR	S	P	ERA	WHIP
Dave Stewart, R ERA: 5.23 (1, 1)	5.2	L	23	7	4	4	0	0	0	0	0	0	1	23	23	6.35	1.235
Terry Forster, L ERA: 4.18 (6, 1)	1.1		5	1	1	1	0	0	0	0	0	0	0	5	5	6.75	0.750
Alejandro Pena, R ERA: 4.28 (8, 1)	1.0		3	0	0	0	1	0	0	0	0	0	0	5	5	0.00	0.000

BOTTOM

Los Angeles Dodgers @ St. Louis Cardinals
 Busch Stadium, St. Louis, MO
 Fri Jun 04 1982, 7:05 PM CDT
 Att. 25,415 - Unknown

AB	29
R	5
H	8
RBI	5
BB	0
SO	1
LOB	4



1B	2B	3B	HR	SF	SAC	DP	HBP	WP	PA	ERA	WHIP
4	1	1	0	0	0	0	0	0	32		
4	0	0	0	0	0	0	0	1			
3	0	1	1	0	0	0	0				
4	2	2	0	0	1	0					
3	1	2	3	0	0	0					
3	0	0	0	0	0	1					
3	0	1	0	0	0	0					
3	1	1	0	0	0	1					
2	0	0	1	0	0	1					

Batter	1	2	3	4	5	6	7	8	9	AB R H RBI BB SO LOB	TOP		
Steve Sax, R OBP: 0.366, SLG: 0.357 (1, 4) X	0-0 5-3 ①		0-0 G3 ③		0-0 6-3 ③		0-0 FC5-2 1B		0-0 4-3 ①	5 0 1 0 0 0 0			
Steve Garvey, R OBP: 0.271, SLG: 0.401 (1, 3) X	0-0 HR			0-0 1B S SF8 1B		0-0 1B 1B	0-0 F9 ①		0-0 F9 ②	5 3 3 1 0 0 1			
Dusty Baker Jr., R OBP: 0.373, SLG: 0.486 (1, 7) X	0-0 F9 ②			0-0 1B S 1-3 1B		0-0 3-1 1-2 2B 1B	0-0 IBB FC5-2 1-3 1B		4-0 FC6-4 BB	4 1 3 0 1 0 0			
Pedro Guerrero, R OBP: 0.370, SLG: 0.556 (1, 8) S (9, 9) S	0-3 K ③			0-0 SF8 ①		0-0 3-1 1-2 2B 1B	0-0 FC5-2 IBB ②		0-0 FC6-4 1-2f ③	4 1 1 2 0 1 3			
Rick Monday, L OBP: 0.436, SLG: 0.481 Derrel Thomas, S OBP: 0.326, SLG: 0.289 (1, 9) X (9, 8) S		0-0 P3 ①		4-0 1B 1-2 BB		0-0 3-1 ①	4-0 FC5-4 1-2 2-3 IBB			2 0 0 0 2 0 2 0 0 0 0 0 0 0			
Ron Cey, R OBP: 0.312, SLG: 0.368 (1, 5) X		0-0 4-3 ②		0-0 G4-6-3 1-2 2-3 1B		0-0 P6 ②	0-0 FC5-4 1-2f ③			4 0 1 0 0 0 5			
Mike Scioscia, L OBP: 0.331, SLG: 0.311 (1, 2) S		0-3 K ③		0-0 G4-6-3 ② ③ 1-2f		4-0 2B IBB		0-0 P6 ①		3 1 0 0 1 1 3			
Bill Russell, R OBP: 0.347, SLG: 0.320 (1, 6) X			0-0 6-3 ①		0-0 L5 ①	0-0 1-H 2-H 3-H 2B		0-0 F7 ②		4 0 1 3 0 0 0			
Fernando Valenzuela, L OBP: 0.132, SLG: 0.111 (1, 1) X			0-0 F7 ②		0-0 F7 ②	0-0 6-3 ③		0-0 F7 ③		4 0 0 0 0 0 1			
Inning Stats	R: 1 E: 0 K: 1 S: 6 H: 1 LOB: 0 BB: 0 P: 6	R: 0 E: 0 K: 1 S: 5 H: 0 LOB: 0 BB: 0 P: 5	R: 0 E: 0 K: 0 S: 3 H: 0 LOB: 0 BB: 0 P: 3	R: 1 E: 0 K: 0 S: 5 H: 3 LOB: 2 BB: 1 P: 9	R: 0 E: 0 K: 0 S: 3 H: 0 LOB: 0 BB: 0 P: 3	R: 4 E: 0 K: 0 S: 7 H: 4 LOB: 1 BB: 1 P: 11	R: 0 E: 0 K: 0 S: 5 H: 2 LOB: 3 BB: 1 P: 9	R: 0 E: 0 K: 0 S: 3 H: 0 LOB: 0 BB: 0 P: 3	R: 0 E: 0 K: 0 S: 3 H: 0 LOB: 1 BB: 1 P: 7	1B: 8 2B: 1 3B: 0 HR: 1 SF: 1 SAC: 0 DP: 1 HBP: 0	WP: 0 PB: 0 SB: 2 CS: 0 PA: 40		
PITCHER	IP WLS BF H R ER SO BB IBB HBP BLK WP HR S P ERA WHIP											PITCHER	IP WLS BF H R ER SO BB IBB HBP BLK WP HR S P ERA WHIP
Steve Mura, R ERA: 4.39 (1, 1)	5.2 L 26 8 6 6 2 1 1 0 0 0 1 28 36 9.53 1.588												
Jim Kaat, L ERA: 4.91 (6, 1)	0.2 4 2 0 0 0 0 0 0 0 0 0 4 4 0.00 3.000												
Mark Littell, R ERA: 3.21 (7, 1)	2.2 10 0 0 0 0 1 1 0 0 0 0 8 16 0.00 0.375												

Los Angeles Dodgers @ St. Louis Cardinals

Busch Stadium, St. Louis, MO

Sat Jun 05 1982, 7:05 PM CDT

Att. 46,025 - Unknown

livebaseballscores.com

AB 35
R 6
H 10
RBI 6
BB 4
SO 2
LOB 15



Batter	1	2	3	4	5	6	7	8	9	AB	R	H	RBI	BB	SO	LOB
Ozzie Smith, S (1, 6) OBP: 0.336, SLG: 0.386	0-0 4-3		0-0 F9		0-0 5-3			0-0 F7		4	0	0	0	0	0	0
Mike Ramsey, S (1, 4) OBP: 0.412, SLG: 0.455	0-0 1B		0-0 1B			0-0 1B		0-0 G1		4	1	3	0	0	0	0
Keith Hernandez, L (1, 3) OBP: 0.394, SLG: 0.373	0-0 1-2		0-0 G6-3			0-0 F5		4-0 BB		3	0	2	1	1	0	1
George Hendrick, R (1, 9) OBP: 0.320, SLG: 0.477	0-0 F5		0-0 G6-3			0-0 F8		0-0 4-3		4	0	0	0	0	0	5
Lonnie Smith, R (1, 7) OBP: 0.387, SLG: 0.471 Mark Littell, L (7, 1) Tom Herr, S (9, PH) OBP: 0.338, SLG: 0.341	0-3 K				0-0 CS		0-0 F7		0-0 G6-4-3	3	0	1	0	0	1	3
David Green, R (1, 8) OBP: 0.333, SLG: 0.407		0-0 S			0-0 F8			0-0 G6-4-3		4	1	1	0	0	0	2
Ken Oberkfell, L (1, 5) OBP: 0.327, SLG: 0.316		0-0 5-3			0-3 K			0-0 6-3		4	0	1	0	0	1	1
Glenn Brummer, R (1, 2) OBP: 0.263, SLG: 0.368		0-0 5-3				0-0 6-3		0-0 E6		4	0	0	1	0	0	1
Steve Mura, R (1, 1) OBP: 0.091, SLG: 0.048 Jim Kaat, L (6, 1) Tito Landrum, R (7, 7) OBP: 0.365, SLG: 0.458		0-3 K				0-0 3-1		0-0 FC6-4		2	0	0	0	0	1	0

Inning Stats	R: 0	H: 2	E: 0	K: 1	S: 7	R: 1	H: 1	E: 0	K: 1	S: 6	R: 1	H: 2	E: 0	K: 0	S: 4	R: 0	H: 1	E: 0	K: 1	S: 5	R: 0	H: 0	E: 0	K: 0	S: 3	R: 0	H: 1	E: 0	K: 0	S: 4	R: 0	H: 0	E: 1	K: 0	S: 4	R: 0	H: 0	E: 0	K: 0	S: 3	R: 0	H: 0	E: 0	K: 0	S: 4	R: 0	H: 2	E: 0	K: 0	S: 4
	LOB: 2	BB: 0	P: 7	LOB: 0	BB: 0	LOB: 0	BB: 0	LOB: 0	BB: 0	P: 6	LOB: 0	BB: 0	LOB: 0	BB: 0	P: 4	LOB: 1	BB: 0	LOB: 1	BB: 0	P: 4	LOB: 0	BB: 0	LOB: 1	BB: 1	P: 7	LOB: 1	BB: 1	P: 4	LOB: 1	BB: 0	LOB: 1	BB: 1	P: 4	LOB: 1	BB: 0	LOB: 1	BB: 0	P: 4	LOB: 1	BB: 1	P: 7	LOB: 1	BB: 1	P: 4						
PITCHER Fernando Valenzuela, L (1, 1) ERA: 2.46	IP: 9.0	WLS: W	BF: 35	H: 9	R: 2	ER: 2	SO: 3	BB: 1	IBB: 0	HBP: 0	BLK: 0	WP: 0	HR: 0	S: 40	P: 44	ERA: 2.00	WHIP: 1.111																																	

BOTTOM

Los Angeles Dodgers @ St. Louis Cardinals
 Busch Stadium, St. Louis, MO
 Sat Jun 05 1982, 7:05 PM CDT
 Att. 46,025 - Unknown

livebaseballscorecards.com

AB	34
R	2
H	9
RBI	2
BB	1
SO	3
LOB	14



WP: 0	PA: 35
PB: 0	SB: 1
CS: 1	

Batter	1	2	3	4	5	6	7	8	9	AB R H RBI BB SO LOB	TOP						
Steve Sax, R OBP: 0.367, SLG: 0.367 (1, 4) X	0-0 L6	0-0 6-3		0-0 1B			0-0 5-3		0-0 SF9	5 1 2 2 0 0 1							
Ken Landreaux, L OBP: 0.333, SLG: 0.342 (1, 8) X	0-0 1B		0-0 F7	0-0 1B			0-0 4-3		0-0 SF9	4 0 2 1 0 0 0							
Tom Niedenfuer, R (9, 1)	BB			1-2 2-H					3-H	0 0 0 0 0 0 0							
Terry Forster, L (9, 1)	1B			1B					0-0	0 0 0 0 0 0 0							
Dusty Baker Jr., R OBP: 0.378, SLG: 0.484 (1, 7) B B B	4-0 FC5-4		4-0 1B		0-0 F7		0-0 CS		0-0 5-3	3 1 1 0 2 0 0							
	1-2 BB		5-3 BB				1B										
Pedro Guerrero, R OBP: 0.373, SLG: 0.555 (1, 9) X	0-0 F3		0-0 5-3		0-0 WP		0-0 CS		0-0 6-3	4 0 2 0 0 0 2							
			1-3 1B		1B		1-2										
Steve Garvey, R OBP: 0.267, SLG: 0.394 (1, 3) X	0-0 FC5-4		0-0 5-3		0-0 5-3		0-0 5-3		0-0 6-3	4 0 0 1 0 0 4							
	1-2f		1-2 3-H		1-2		1-2										
Ron Cey, R OBP: 0.306, SLG: 0.360 (1, 5)		0-0 F9	0-0 4-3		0-0 6-3				0-3 K	4 0 0 0 0 1 2							
Steve Yeager, R OBP: 0.296, SLG: 0.377 (1, 2) X		0-0 F3		0-0 F8		0-3 K			0-0 FC3-6	3 0 0 0 0 1 0							
Ron Roenicke, S OBP: 0.375, SLG: 0.462 (9, PH)									1B	1 0 1 0 0 0 0							
Mike Scioscia, L OBP: 0.331, SLG: 0.311 (9, 2)										0 0 0 0 0 0 0							
Bill Russell, R OBP: 0.345, SLG: 0.318 (1, 6) X		0-0 2B		0-3 K		0-0 5-3			0-0 FC3-6	4 2 1 0 0 1 1							
		1B							1B								
Jerry Reuss, L OBP: 0.269, SLG: 0.250 (1, 1) X		0-0 2B		0-0 1B		0-0 6-3			0-0 3B	3 0 2 1 0 0 0							
Steve Howe, L (7, 1)									1-2	0 0 0 0 0 0 0							
Rick Monday, L OBP: 0.441, SLG: 0.487 (9, PH)				1B						1 1 1 0 0 0 0							
Derrel Thomas, S OBP: 0.326, SLG: 0.289 (9, 8)		1-H		1B					1B	0 0 0 0 0 0 0							
				1B													
Inning Stats	R: 0 H: 1 E: 0 LOB: 2 K: 0 BB: 1 S: 4 P: 8	R: 1 H: 2 E: 0 LOB: 1 K: 0 BB: 0 S: 5 P: 5	R: 1 H: 1 E: 0 LOB: 1 K: 0 BB: 1 S: 4 P: 8	R: 0 H: 3 E: 0 LOB: 2 K: 1 BB: 0 S: 7 P: 7	R: 0 H: 1 E: 0 LOB: 1 K: 0 BB: 0 S: 4 P: 4	R: 0 H: 0 E: 0 LOB: 0 K: 1 BB: 0 S: 5 P: 5	R: 0 H: 1 E: 0 LOB: 0 K: 0 BB: 0 S: 3 P: 3	R: 0 H: 0 E: 0 LOB: 0 K: 1 BB: 0 S: 5 P: 5	R: 3 H: 3 E: 0 LOB: 0 K: 0 BB: 0 S: 6 P: 6	1B: 10 SF: 1 2B: 1 SAC: 0 3B: 1 DP: 0 HR: 0 HBP: 0	WP: 1 PA: 40 PB: 0 SB: 0 CS: 1						
PITCHER	IP WLS BF H R ER SO BB IBB HBP BLK WP HR S P ERA WHIP																
John Stuper, R ERA: 3.46 (1, 1)	5.0		24	8	2	2	1	2	0	0	0	1	0	24	32	3.60	2.000
Doug Bair, R ERA: 1.71 (6, 1)	2.0		6	1	0	0	1	0	0	0	0	0	0	8	8	0.00	0.500
Bruce Sutter, R ERA: 3.89 (8, 1)	2.0	L	9	3	3	3	1	0	0	0	0	0	0	11	11	13.50	1.500

Los Angeles Dodgers @ St. Louis Cardinals
 Busch Stadium, St. Louis, MO
 Sun Jun 06 1982, 3:33 AM CDT
 Att. 31,367 - Sunny

AB	36
R	5
H	12
RBI	5
BB	2
SO	3
LOB	10



Batter	1	2	3	4	5	6	7	8	9	AB R H RBI BB SO LOB	BOTTOM											
Ozzie Smith, S OBP: 0.329, SLG: 0.376 (1, 6)	0-0 5-3 ①		0-0 F9 ②		0-0 F8 ③		0-0 FC6-4 E ② 1-2f 2-H 3-H		0-0 5-3 ③	5 1 0 1 0 0 2	Los Angeles Dodgers @ St. Louis Cardinals Busch Stadium, St. Louis, MO Sun Jun 06 1982, 3:33 AM CDT Att. 31,367 - Sunny livebaseballscorecards.com											
Willie McGee, S OBP: 0.375, SLG: 0.444 (1, 8)	0-0 1B 1B		0-0 BB 1B			0-0 6-3	0-0 E8 1B 2-H			4 0 3 1 0 0 0												
Keith Hernandez, L OBP: 0.396, SLG: 0.373 (1, 3)	0-0 FC4 1-2 1B		4-0 FC6-4 BB 1-2			0-0 5-3	0-0 3-1			3 0 1 0 1 0 1												
George Hendrick, R OBP: 0.324, SLG: 0.497 (1, 9)	0-0 F9 ②		0-0 FC6-4 1-2f			0-0 3B		0-0 L4 2B		4 0 2 0 0 0 4												
Lonnie Smith, R OBP: 0.380, SLG: 0.462 (1, 7)	0-0 FC4 1-2f			0-0 6-3 ①		0-0 5-3 ③		0-3 K ①		4 0 0 0 0 1 4												
Ken Oberkfell, L OBP: 0.325, SLG: 0.314 (1, 5)		0-0 P6 ①		0-0 G3 ②			0-0 1B FC6-4 1B 1B	0-0 L4 2-3 ② ③		4 1 1 0 0 0 1												
Mike Ramsey, S OBP: 0.416, SLG: 0.451 (1, 4)		0-0 5-3 ②		0-0 G3 ③			0-0 1B E 1B 1-2		4-3 BB	3 1 1 0 1 0 0												
Glenn Brummer, R OBP: 0.268, SLG: 0.366 (1, 2)		0-0 6-3 ③			0-0 P6 ①		0-0 FC6-4 1B 1-2 2-3		4-3 ①	3 0 1 0 0 0 0 0 0 0 0 0 0 0 1 0 0 0 0 0 1												
Steve Braun, L OBP: 0.368, SLG: 0.281 (9, PH)					0-0 L4 ②				P3 ②	1 0 0 0 0 0 1 0 1 0 0 0 0 0 0 0 0 0 0 0 0 0 0 0 1 0 0 0 0 0 1 3 0 0 0 0 0 0 0 0 1 0 0 0 0 0 0 1												
John Stuper, R OBP: 0.250, SLG: 0.750 (5, PH)																						
David Green, R OBP: 0.329, SLG: 0.402 (6, 1)																						
Doug Bair, R OBP: 0.358, SLG: 0.449 (7, PH)																						
Tito Landrum, R OBP: 0.358, SLG: 0.449 (8, 1)																						
Bruce Sutter, R OBP: 0.336, SLG: 0.338 (9, PH)																						
Inning Stats	R: 0 E: 0 K: 0 S: 5	H: 2 LOB: 2 BB: 0 P: 5	R: 0 E: 0 K: 0 S: 3	H: 0 LOB: 0 BB: 0 P: 3	R: 0 E: 0 K: 1 S: 6	H: 1 LOB: 2 BB: 1 P: 10	R: 0 E: 0 K: 0 S: 3	H: 0 LOB: 0 BB: 1 P: 3	R: 0 E: 0 K: 0 S: 4	H: 1 LOB: 1 BB: 0 P: 4	R: 3 E: 2 K: 1 S: 9	H: 4 LOB: 1 BB: 0 P: 9	R: 0 E: 0 K: 1 S: 5	H: 1 LOB: 0 BB: 0 P: 5	R: 0 E: 0 K: 0 S: 3	H: 0 LOB: 1 BB: 1 P: 7	1B: 7 2B: 2 3B: 1 HR: 0	SF: 0 SAC: 0 DP: 1 HBP: 0	WP: 0 PB: 0 SB: 0 CS: 0	PA: 37		
PITCHER	IP WLS BF H R ER SO BB IBB HBP BLK WP HR S P ERA WHIP	IP WLS BF H R ER SO BB IBB HBP BLK WP HR S P ERA WHIP	IP WLS BF H R ER SO BB IBB HBP BLK WP HR S P ERA WHIP	IP WLS BF H R ER SO BB IBB HBP BLK WP HR S P ERA WHIP	IP WLS BF H R ER SO BB IBB HBP BLK WP HR S P ERA WHIP	IP WLS BF H R ER SO BB IBB HBP BLK WP HR S P ERA WHIP	IP WLS BF H R ER SO BB IBB HBP BLK WP HR S P ERA WHIP	IP WLS BF H R ER SO BB IBB HBP BLK WP HR S P ERA WHIP	IP WLS BF H R ER SO BB IBB HBP BLK WP HR S P ERA WHIP	IP WLS BF H R ER SO BB IBB HBP BLK WP HR S P ERA WHIP	IP WLS BF H R ER SO BB IBB HBP BLK WP HR S P ERA WHIP	IP WLS BF H R ER SO BB IBB HBP BLK WP HR S P ERA WHIP	IP WLS BF H R ER SO BB IBB HBP BLK WP HR S P ERA WHIP	IP WLS BF H R ER SO BB IBB HBP BLK WP HR S P ERA WHIP	IP WLS BF H R ER SO BB IBB HBP BLK WP HR S P ERA WHIP	IP WLS BF H R ER SO BB IBB HBP BLK WP HR S P ERA WHIP	IP WLS BF H R ER SO BB IBB HBP BLK WP HR S P ERA WHIP	IP WLS BF H R ER SO BB IBB HBP BLK WP HR S P ERA WHIP	IP WLS BF H R ER SO BB IBB HBP BLK WP HR S P ERA WHIP	IP WLS BF H R ER SO BB IBB HBP BLK WP HR S P ERA WHIP	IP WLS BF H R ER SO BB IBB HBP BLK WP HR S P ERA WHIP	
Jerry Reuss, L ERA: 3.86 (1, 1)	6.0																					
Steve Howe, L ERA: 2.15 (7, 1)	2.0	W	8	3	1	0	2	0	0	0	0	0	0	12	12	0.00	1.500					
Tom Niedenfuer, R ERA: 4.5 (9, 1)	0.0		1	0	0	0	0	1	0	0	0	0	0	0	4	∞	∞					
Terry Forster, L ERA: 4.03 (9, 1)	1.0	S	3	0	0	0	0	0	0	0	0	0	0	3	3	0.00	0.000					



Batter	1	2	3	4	5	6	7	8	9	AB R H RBI BB SO LOB	TOP																
Ozzie Smith, S (1, 6) OBP: 0.326, SLG: 0.369	0-0 F8		0-0 E3		0-0 4-3		4-0 BB 1B BB	0-0 FC4-6		4 1 0 0 1 0 1																	
Willie McGee, S (1, 8) OBP: 0.377, SLG: 0.441	0-0 S 1B		0-0 1B		0-0 G3		0-0 F9	0-0 F8	5 0 2 0 0 0 2																		
Keith Hernandez, L (1, 3) OBP: 0.396, SLG: 0.370	0-3 K		0-0 F5		0-0 F9 1B		4-0 1B BB	0-3 K	4 0 1 0 1 2 3																		
George Hendrick, R (1, 9) OBP: 0.326, SLG: 0.494	0-3 K		0-0 F8		0-0 BB 1B		0-0 1B	0-0 5-3	5 0 2 2 0 1 3																		
Dane Iorg, L (1, 7) OBP: 0.376, SLG: 0.330		0-0 F7		0-0 1B		0-0 F9	0-3 K		3 0 1 0 0 0 2																		
Lonnie Smith, R (7, PH) OBP: 0.379, SLG: 0.460									1 0 0 0 0 1 2																		
Ken Oberkfell, L (1, 5) OBP: 0.316, SLG: 0.306		0-0 4-3		0-3 K		0-0 L6	0-0 4-3		4 0 0 0 0 1 5																		
Tom Herr, S (1, 4) OBP: 0.340, SLG: 0.346		0-0 2B		0-0 P6		4-0 BB		0-0 P6	3 0 1 0 1 0 1																		
Glenn Brummer, R (1, 2) OBP: 0.267, SLG: 0.356		0-0 P6		0-3 K		0-0 B3-1		0-0 FC4-6 1B	4 0 1 0 0 1 5																		
Joaquin Andujar, S (1, 1) OBP: 0.182, SLG: 0.242			0-3 K		0-3 K		4-0 BB 1B BB	0-0 P6	2 0 0 0 0 2 0																		
Mike Ramsey, S (7, PH) OBP: 0.422, SLG: 0.451									0 1 0 0 1 0 0																		
Mark Littell, L (7, 1)									0 0 0 0 0 0 0																		
Darrell Porter, L (8, PH) OBP: 0.310, SLG: 0.420									1 0 0 0 0 0 1																		
Doug Bair, R (8, 1)									0 0 0 0 0 0 0																		
Bruce Sutter, R (8, 1)									0 0 0 0 0 0 0																		
Inning Stats	R: 0 E: 0 K: 2 S: 8	H: 1 LOB: 1 BB: 0 P: 8	R: 0 E: 0 K: 0 S: 4	H: 1 LOB: 1 BB: 0 P: 4	R: 0 E: 1 K: 1 S: 7	H: 1 LOB: 2 BB: 0 P: 7	R: 0 E: 0 K: 2 S: 8	H: 1 LOB: 1 BB: 0 P: 8	R: 0 E: 0 K: 1 S: 5	H: 0 LOB: 0 BB: 0 P: 5	R: 0 E: 0 K: 1 S: 5	H: 2 LOB: 3 BB: 1 P: 9	R: 2 E: 0 K: 1 S: 6	H: 1 LOB: 2 BB: 3 P: 18	R: 0 E: 0 K: 0 S: 4	H: 1 LOB: 1 BB: 0 P: 4	R: 0 E: 0 K: 1 S: 5	H: 0 LOB: 0 BB: 0 P: 5	1B: 7 2B: 1 3B: 0 HR: 0	SF: 0 SAC: 0 DP: 0 HBP: 0	WP: 0 PB: 0 SB: 1 CS: 0	PA: 40					
PITCHER	IP WLS BF H R ER SO BB IBB HBP BLK WP HR S P ERA WHIP											PITCHER	IP WLS BF H R ER SO BB IBB HBP BLK WP HR S P ERA WHIP														
Scott Sanderson, R (1, 1) ERA: 2.64	6.0		26	6	0	0	6	1	0	0	0	0	0	37	41	0.00	1.167										
Woodie Fryman, L (7, 1) ERA: 2.25	0.1		5	1	2	2	0	3	0	0	0	0	0	2	14	54.00	12.000										
Ray Burris, R (7, 1) ERA: 4.93	2.2	W	9	1	0	0	2	0	0	0	0	0	0	13	13	0.00	0.375										

St. Louis Cardinals @ Montreal Expos
Olympic Stadium, Montreal, QB
Mon Jun 07 1982, 7:05 PM EDT
Att. 32,140 - Unknown - 70 F

livebaseballscorecards.com

AB	36
R	2
H	8
RBI	2
BB	4
SO	8
LOB	25



Batter	1	2	3	4	5	6	7	8	9	AB	R	H	RBI	BB	SO	LOB
Tim Raines, S OBP: 0.349, SLG: 0.372 (1, 4)	0-0 4-3			0-0 F7		0-0 4-3 1-H 2-H 2B		0-0 SH1-4		3	0	1	2	0	0	0
Terry Francona, L OBP: 0.347, SLG: 0.337 (1, 7)	0-0 G3			0-0 5-3		0-0 4-3		4-0 BB BB		3	0	0	0	1	0	1
Andre Dawson, R OBP: 0.353, SLG: 0.527 (1, 8)	0-0 F9			0-0 4-3		0-0 P4		4-0 BB 1-2 2-3		3	0	0	0	1	0	1
Al Oliver, L OBP: 0.377, SLG: 0.473 (1, 3)		0-0 G5-4-3 1B			0-0 L6		0-0 F8	0-0 P6		4	0	1	0	0	0	3
Gary Carter, R OBP: 0.353, SLG: 0.503 (1, 2)		0-0 G5-4-3 1-2f			0-0 P5		0-0 1B 2B	0-0 F9		4	0	1	0	0	0	4
Warren Cromartie, L OBP: 0.308, SLG: 0.343 (1, 9)		0-0 4-3			0-0 4-3		4-0 1B IBB		0-0 HR	3	1	1	1	1	0	0
Tim Wallach, R OBP: 0.355, SLG: 0.476 (1, 5)			0-0 F7			0-0 BB 2B 1B		0-0 F5		3	1	1	0	0	0	2
Chris Speier, R OBP: 0.275, SLG: 0.348 (1, 6)			0-0 6-3			0-3 K	0-0 1-2 2-H 1B			3	0	1	0	0	1	1
Scott Sanderson, R OBP: 0.190, SLG: 0.105 (1, 1)			0-0 F9			4-0 BB 2B		4-0 BB SH1-4 BB		1	1	0	0	1	0	0
Woodie Fryman, R (7, 1)										0	0	0	0	0	0	0
Ray Burris, R OBP: 0.400, SLG: 0.385 (7, 1)										0	0	0	0	1	0	0

Inning Stats	R: 0	H: 0	E: 0	K: 0	S: 3	H: 0	LOB: 0	BB: 0	P: 3	R: 0	H: 0	E: 0	K: 0	S: 3	H: 0	LOB: 0	BB: 0	P: 3	R: 0	H: 0	E: 0	K: 0	S: 3	H: 0	LOB: 0	BB: 0	P: 3	R: 0	H: 2	E: 0	K: 1	S: 7	H: 2	LOB: 2	BB: 1	P: 8	R: 0	H: 0	E: 0	K: 0	S: 3	H: 1	LOB: 0	BB: 0	P: 1	1B: 3	2B: 2	3B: 0	HR: 1	SF: 0	SAC: 1	DP: 1	HBP: 0	WP: 0	PB: 0	SB: 0	CS: 0	PA: 33
--------------	------	------	------	------	------	------	--------	-------	------	------	------	------	------	------	------	--------	-------	------	------	------	------	------	------	------	--------	-------	------	------	------	------	------	------	------	--------	-------	------	------	------	------	------	------	------	--------	-------	------	-------	-------	-------	-------	-------	--------	-------	--------	-------	-------	-------	-------	--------

PITCHER	IP	WLS	BF	H	R	ER	SO	BB	IBB	HBP	BLK	WP	HR	S	P	ERA	WHIP
Joaquin Andujar, R ERA: 2.41 (1, 1)	6.0		21	3	2	2	1	1	0	0	0	0	0	22	26	3.00	0.667
Mark Littell, R ERA: 3.0 (7, 1)	1.0		5	2	0	0	0	0	1	0	0	0	0	4	8	0.00	2.000
Doug Bair, R ERA: 1.69 (8, 1)	0.1		2	0	0	0	0	1	0	0	0	0	0	1	5	0.00	3.000
Bruce Sutter, R ERA: 4.06 (8, 1)	0.2	L	5	1	1	1	0	2	0	0	0	0	1	3	11	13.50	4.500


BOTTOM

St. Louis Cardinals @ Montreal Expos
 Olympic Stadium, Montreal, QB

Mon Jun 07 1982, 7:05 PM EDT
 Att: 32,140 - Unknown - 70 F

livebaseballscores.com

AB	27
R	3
H	6
RBI	3
BB	5
SO	1
LOB	12



Batter	1	2	3	4	5	6	7	8	9	10	11	12	AB R H RBI BB SO LOB	TOP										
Willie McGee, S (1, 8) OBP: 0.388, SLG: 0.469	0-0 4-3		0-0 F8		4-0 CS BB		0-0 PO 1B			0-0 F8		0-0 SH5-3 3B	5 1 2 1 1 0 1											
Ken Oberkfell, L (1, 5) OBP: 0.306, SLG: 0.295	0-3 K		0-3 K		0-3 K 1-2		0-0 PO 1-2	0-3 K		0-0 F7		0-0 SH5-3	5 0 0 1 0 4 2											
Keith Hernandez, L (1, 3) OBP: 0.398, SLG: 0.371	0-0 4-3			0-0 1B BB 1B	0-0 F8			0-0 6-3			0-0 1B SF9 1B	4-0 1B BB	5 2 2 0 1 0 0											
George Hendrick, R (1, 9) OBP: 0.322, SLG: 0.485		0-3 K		0-0 BB BB 1B	0-0 L8			0-3 K			0-0 F8	0-0 1B	5 0 1 0 0 2 1											
Orlando Sanchez, L (11, 2) OBP: 0.243, SLG: 0.125				1-3 BB BB 1B								1-2 1B	1 0 1 0 0 0 0											
Dane Iorg, L (1, 7) OBP: 0.386, SLG: 0.347		0-0 1B 2B		4-0 BB BB	0-0 1-3			0-0 4-3			0-0 E S 1B	0-3 K	4 0 2 0 1 0 0											
David Green, R (11, PR) OBP: 0.326, SLG: 0.398				1-2 BB BB									1 0 0 0 0 1 2											
Darrell Porter, L (1, 2) OBP: 0.318, SLG: 0.421		0-0 2-3 1B		4-0 1-2 2-3 3-H BB	0-0 F8			0-0 F9			0-0 SF9		2 0 1 1 1 0 0											
Glenn Brummer, R (6, 2) OBP: 0.261, SLG: 0.348													1 0 0 0 0 0 0											
Lonnie Smith, R (11, PH) OBP: 0.377, SLG: 0.460													0 0 0 1 0 0 0											
Tom Herr, S (1, 4) OBP: 0.335, SLG: 0.336		0-0 P5		0-0 P4	4-0 G3 S SH1-3 BB			0-0 4-3			0-0 F7		4 1 0 0 1 0 6											
Bruce Sutter, R (11, 1)													0 0 0 0 0 0 0	AB 38										
Ozzie Smith, S (1, 6) OBP: 0.328, SLG: 0.364		0-0 L9		0-0 P6	0-0 G3						4-0 SH3 BB	4-0 SH1-4 3B BB	3 1 0 0 2 0 6	R 5										
Dave LaPoint, L (1, 1) OBP: 0.111, SLG: 0.111			0-0 5-3		0-0 SH1-3						0-0 SH3	0-0 SH1-4	2 0 0 0 0 0 1 3	H 9										
Mike Ramsey, S (7, PH) OBP: 0.442, SLG: 0.451													0 0 0 0 1 0 0 0	RBI 5										
Steve Mura, R (7, 1) OBP: 0.091, SLG: 0.048													0 0 0 0 0 0 0 0	BB 7										
Jim Kaat, L (8, 1)													0 0 0 0 0 0 0 0	SO 8										
Jeff Keener, L (8, 1)													0 0 0 0 0 0 0 0	LOB 21										
Tito Landrum, R (10, PH) OBP: 0.368, SLG: 0.449													0 0 0 0 0 0 0 0											
Doug Bair, R (10, 1)													0 0 0 0 0 0 0 0											
Julio Gonzalez, R (11, 4) OBP: 0.255, SLG: 0.327													0 0 0 0 0 0 0 0											
Inning Stats	R: 0 E: 0 K: 1 S: 5	H: 0 LOB: 0 BB: 0 P: 5	R: 0 E: 0 K: 1 S: 7	H: 2 LOB: 2 BB: 0 P: 7	R: 0 E: 0 K: 1 S: 5	H: 0 LOB: 0 BB: 0 P: 5	R: 1 E: 0 K: 1 S: 7	H: 2 LOB: 3 BB: 2 P: 15	R: 0 E: 0 K: 1 S: 4	H: 0 LOB: 0 BB: 0 P: 3	R: 0 E: 0 K: 0 S: 3	H: 0 LOB: 0 BB: 0 P: 7	R: 0 E: 0 K: 0 S: 3	H: 0 LOB: 0 BB: 0 P: 3	R: 0 E: 0 K: 0 S: 5	H: 2 LOB: 2 BB: 0 P: 5	R: 1 E: 0 K: 1 S: 7	H: 2 LOB: 2 BB: 2 P: 15	1B: 7 2B: 1 3B: 1 HR: 0	SF: 1 SAC: 4 DP: 0 HBP: 0	WP: 0 PB: 0 SB: 2 CS: 1	PA: 51		
PITCHER	IP WLS BF	H R ER	SO BB HBP BLK	WP HR S P	ERA WHIP	PITCHER	IP WLS BF	H R ER	SO BB HBP BLK	WP HR S P	ERA WHIP													
Steve Rogers, R (1, 1) ERA: 1.95	9.0		34	5	2	2	7	4	0	0	0	0	2.00	1.000										
Jeff Reardon, R (10, 1) ERA: 1.95	2.0		9	2	1	1	0	1	0	0	0	0	4.50	1.500										
Woodie Fryman, L (12, 1) ERA: 3.0	1.0	L	7	2	2	2	1	2	0	0	0	0	18.00	4.000										

St. Louis Cardinals @ Montreal Expos
Olympic Stadium, Montreal, QB
Tue Jun 08 1982, 7:05 PM EDT
Att. 37,195 - Unknown - 70 F

livebaseballscorecards.com



Batter	1	2	3	4	5	6	7	8	9	10	11	12	AB R H RBI BB SO LOB	BOTTOM
--------	---	---	---	---	---	---	---	---	---	----	----	----	----------------------	--------

Tim Raines, S <small>(1, 4) X</small> <small>OBP: 0.353, SLG: 0.391</small>													6 2 3 1 0 0 0	
Terry Francona, L <small>(1, 7) X</small> <small>OBP: 0.374, SLG: 0.360</small>													5 0 4 0 1 0 0	
Andre Dawson, R <small>(1, 8) X</small> <small>OBP: 0.353, SLG: 0.519</small>													5 1 1 0 1 1 4	
Al Oliver, L <small>(1, 3) X</small> Frank Taveras, R <small>(12, PR)</small> <small>OBP: 0.154, SLG: 0.057</small>													5 0 2 2 0 1 3	
Gary Carter, R <small>(1, 2) X</small> <small>OBP: 0.353, SLG: 0.491</small>													4 1 0 0 2 2 3	
Warren Cromartie, L <small>(1, 9) X</small> <small>OBP: 0.300, SLG: 0.333</small>													5 0 0 0 0 1 6	
Tim Wallach, R <small>(1, 5) X</small> <small>OBP: 0.351, SLG: 0.474</small>													5 0 1 1 0 2 3	
Chris Speier, R <small>(1, 6) X</small> <small>OBP: 0.267, SLG: 0.337</small>													5 0 0 0 0 1 1	
Steve Rogers, R <small>(1, 1) X</small> <small>OBP: 0.265, SLG: 0.143</small> John Milner, L <small>(9, PH)</small> <small>OBP: 0.118, SLG: 0.067</small> Jeff Reardon, R <small>(10, 1)</small> <small>OBP: 0.333, SLG: 0.667</small> Brad Mills, L <small>(11, PH)</small> <small>OBP: 0.273, SLG: 0.318</small> Woodie Fryman, R <small>(12, 1)</small>													3 0 0 0 0 1 0	

Inning Stats R: 1 H: 3 E: 0 LOB: 2 K: 1 BB: 0 S: 8 P: 8	R: 0 H: 0 E: 0 LOB: 0 K: 1 BB: 0 S: 5 P: 5	R: 1 H: 2 E: 0 LOB: 0 K: 1 BB: 0 S: 6 P: 6	R: 0 H: 0 E: 0 LOB: 0 K: 2 BB: 0 S: 7 P: 7	R: 0 H: 0 E: 0 LOB: 0 K: 0 BB: 0 S: 4 P: 7	R: 0 H: 1 E: 0 LOB: 3 K: 0 BB: 0 S: 3 P: 12	R: 0 H: 0 E: 0 LOB: 0 K: 0 BB: 0 S: 3 P: 3	R: 0 H: 0 E: 0 LOB: 0 K: 0 BB: 0 S: 3 P: 3	R: 0 H: 2 E: 0 LOB: 3 K: 1 BB: 1 S: 7 P: 11	R: 0 H: 0 E: 0 LOB: 0 K: 1 BB: 0 S: 5 P: 5	R: 0 H: 0 E: 0 LOB: 0 K: 1 BB: 0 S: 5 P: 5	R: 1 H: 1 E: 0 LOB: 1 K: 1 BB: 1 S: 6 P: 10	R: 1 H: 2 E: 0 LOB: 1 K: 0 BB: 0 S: 5 P: 5	1B: 9 SF: 0 2B: 2 SAC: 1 3B: 0 DP: 1 HR: 1 HBP: 0	WP: 1 PA: 50 PB: 0 SB: 2 CS: 1
PITCHER Dave LaPoint, L <small>(1, 1)</small> <small>ERA: 3.3</small> Steve Mura, R <small>(7, 1)</small> <small>ERA: 4.33</small> Jim Kaat, L <small>(8, 1)</small> <small>ERA: 4.76</small> Jeff Keener, R <small>(8, 1)</small> <small>ERA:</small> Doug Bair, R <small>(10, 1)</small> <small>ERA: 1.87</small>	IP WLS BF H R ER SO BB IBB HBP BLK WP HR S P ERA WHIP 6.0 1 25 6 2 2 5 1 1 0 0 0 1 33 41 3.00 1.167 1.0 5 2 0 0 0 0 0 0 0 0 0 0 5 5 0.00 2.000 0.2 3 0 0 0 0 0 0 1 0 0 0 0 2 6 0.00 0.000 1.1 4 0 0 0 2 0 0 0 0 0 0 0 8 8 0.00 0.000 1.2 7 1 1 1 2 1 0 0 0 0 0 0 10 14 5.40 1.200	PITCHER Bruce Sutter, R <small>(11, 1)</small> <small>ERA: 4.15</small>	IP WLS BF H R ER SO BB IBB HBP BLK WP HR S P ERA WHIP 1.1 1 6 2 1 1 0 0 0 0 0 0 1 6 6 6.75 1.500											

St. Louis Cardinals @ Montreal Expos
Olympic Stadium, Montreal, QB
Tue Jun 08 1982, 7:05 PM EDT
Att: 37,195 - Unknown - 70 F

livebaseballscorecards.com

AB	45
R	4
H	11
RBI	4
BB	4
SO	9
LOB	21



St. Louis Cardinals @ Montreal Expos
 Olympic Stadium, Montreal, QB

Wed Jun 09 1982, 7:05 PM EDT
 Att. 23,176 - Unknown - 75 F

livebaseballscorecards.com

AB	36
R	1
H	9
RBI	1
BB	2
SO	3
LOB	19



WP:	1	PA:	38
PB:	0	SAC:	0
SB:	0	DP:	0
CS:	0	HR:	0

AB R H RBI BB SO LOB

5 1 2 0 0 1 1

4 0 1 0 1 0 2

3 0 2 1 1 0 2

4 0 0 0 0 1 4

4 0 1 0 0 0 3

3 0 1 0 0 1 1

1 0 0 0 0 0 0

4 0 1 0 0 0 3

4 0 0 0 0 0 2

2 0 1 0 0 0 0

1 0 0 0 0 0 0

0 0 0 0 0 0 0

0 0 0 0 0 0 0

1 0 0 0 0 0 1

1B: 8 SF: 0

2B: 1 SAC: 0

3B: 0 DP: 0

HR: 0 HBP: 0

Batter	1	2	3	4	5	6	7	8	9
Willie McGee, S OBP: 0.389, SLG: 0.464 (1, 8)	0-3 K		0-0 FC4-6 1B 1-2f		0-0 F2		0-0 BB 1B		0-0 2-3 1B
Tom Herr, S OBP: 0.337, SLG: 0.333 (1, 4)	0-0 F5		0-0 1B 1-3		0-0 G3		4-0 FC4-6 BB		0-0 F7
Keith Hernandez, L OBP: 0.404, SLG: 0.375 (1, 3)	4-0 FC5-4 BB		0-0 WP 1B 1-3		0-0 FC6-4 1B		0-0 FC4-6 1-2f		
George Hendrick, R OBP: 0.316, SLG: 0.474 (1, 9)	0-0 FC5-4 1-2f		0-3 K 1-2		0-0 FC6-4 1B 1-2f		0-0 L6		
Dane Iorg, L OBP: 0.381, SLG: 0.353 (1, 7)		0-0 2B	0-0 P6		0-0 L4		0-0 L1		
Darrell Porter, L OBP: 0.318, SLG: 0.419 (1, 2)		0-3 K		0-0 F8		0-0 FC4-6 1B 1-3		0-0 F7	
Glenn Brummer, R OBP: 0.255, SLG: 0.340 (6, 2)									
Ken Oberkfell, L OBP: 0.305, SLG: 0.294 (1, 5)		0-0 L9		0-0 3-1		0-0 FC4-6 1-2f			
Mike Ramsey, S OBP: 0.406, SLG: 0.432 (1, 6)		0-0 F2		0-0 G3			0-0 4-3		0-0 4-3
Bob Forsch, R OBP: 0.257, SLG: 0.314 (1, 1)			0-0 FC4-6 1B		0-0 P6		0-0 B1-3		0-0 F8
Lonnie Smith, R OBP: 0.376, SLG: 0.458 (7, PH)									
Jeff Keener, L (7, 1)									
Jim Kaat, L (7, 1)									
Mark Littell, L (7, 1)									
Orlando Sanchez, L OBP: 0.237, SLG: 0.121 (8, PH)									

Inning Stats	R: 0	H: 0	E: 0	K: 1	S: 5	P: 9
	0	1	1	0	6	6
	0	3	2	0	8	8
	0	0	0	0	3	3
	0	2	2	0	5	5
	0	1	2	1	8	8
	0	2	0	0	5	5
	0	0	0	0	2	2

PITCHER	IP	WLS	BF	H	R	ER	SO	BB	IBB	HBP	BLK	WP	HR	S	P	ERA	WHIP
Bill Gullickson, R ERA: 4.13 (1, 1)	8.2	W	37	9	1	1	3	2	0	0	0	1	0	41	49	1.04	1.269
Jeff Reardon, R ERA: 1.93 (9, 1)	0.1	S	1	0	0	0	0	0	0	0	0	0	0	1	1	0.00	0.000

Batter	1	2	3	4	5	6	7	8	9	AB	R	H	RBI	BB	SO	LOB	BOTTOM			
Tim Raines, S OBP: 0.354, SLG: 0.388 (1, 4)	0-0 4-3		0-0 6-3			0-0 FC1-4 1B	4-0 FC5-2 BB	0-0 G3		4	0	1	0	1	0	3	St. Louis Cardinals @ Montreal Expos Olympic Stadium, Montreal, QB Wed Jun 09 1982, 7:05 PM EDT Att: 23,176 - Unknown - 75 F			
Terry Francona, L OBP: 0.360, SLG: 0.346 (1, 7) (9, 3)	0-0 L9			0-0 6-3		0-0 F8	0-0 FC5-2			4	0	0	0	0	0	4				
Andre Dawson, R OBP: 0.346, SLG: 0.510 (1, 8)	0-0 4-3			0-0 6-3		0-0 FC1-4 1-2f	0-0 F7			4	0	0	0	0	0	4				
Al Oliver, L OBP: 0.384, SLG: 0.474 Dan Norman, R OBP: 0.391, SLG: 0.476 (1, 3) (9, 7)		0-0 G6-4-3 1B		0-0 HR 1B		4-0 FC5-4 IBB		0-0 4-3		3	1	2	0	1	0	0				
Gary Carter, R OBP: 0.351, SLG: 0.503 (1, 2)		0-0 F5		0-0 HR		0-0 FC5-4 1-2f		0-0 F7		4	1	1	2	0	0	3				
Tim Wallach, R OBP: 0.354, SLG: 0.472 (1, 5)		0-0 G6-4-3 1-2f		0-3 K			0-0 E 1B 1B	4-0 3B BB		3	2	1	0	1	1	1				
Warren Cromartie, L OBP: 0.309, SLG: 0.354 (1, 9)			0-0 FC6-5 5-3 1B		0-0 1-6-3		0-0 E9 BB FC5-2 1B	0-0 1B 3B		4	1	3	1	0	0	0				
Chris Speier, R OBP: 0.272, SLG: 0.337 (1, 6)			0-0 5-3		0-3 K		0-0 FC5-2 BB 1B	4-0 1B IBB		3	0	1	1	1	1	1				
Bill Gullickson, R OBP: 0.042, SLG: 0.042 Jeff Reardon, R OBP: 0.333, SLG: 0.667 (1, 1) (9, 1)			0-0 FC6-5 2-3		0-0 4-3		0-3 K	0-0 1-2 3-H 1B		4	0	1	1	0	1	3				
								0-0 1B 3-H		0	0	0	0	0	0	0				
Inning Stats	R: 0 E: 0 K: 0 S: 3	H: 0 LOB: 0 BB: 0 P: 3	R: 0 E: 0 K: 0 S: 3	H: 1 LOB: 0 BB: 0 P: 3	R: 0 E: 0 K: 0 S: 4	H: 1 LOB: 1 BB: 0 P: 4	R: 2 E: 0 K: 1 S: 7	H: 2 LOB: 0 BB: 0 P: 7	R: 0 E: 0 K: 1 S: 5	H: 0 LOB: 0 BB: 0 P: 5	R: 0 E: 1 K: 0 S: 4	H: 1 LOB: 2 BB: 1 P: 8	R: 1 E: 1 K: 1 S: 8	H: 3 LOB: 3 BB: 1 P: 12	R: 2 E: 0 K: 0 S: 5	H: 2 LOB: 2 BB: 2 P: 13	1B: 8 2B: 0 3B: 1 HR: 1	SF: 0 SAC: 0 DP: 1 HBP: 0	WP: 0 PB: 0 SB: 0 CS: 0	PA: 37
PITCHER	IP WLS BF H R ER SO	WLS L L R R R L	WLS L L R R R L	WLS L L R R R L	WLS L L R R R L	WLS L L R R R L	WLS L L R R R L	WLS L L R R R L	WLS L L R R R L	WLS L L R R R L	WLS L L R R R L	WLS L L R R R L	WLS L L R R R L	WLS L L R R R L	WLS L L R R R L	WLS L L R R R L	ERA WHIP	ERA WHIP		
Bob Forsch, R ERA: 3.77 (1, 1)	6.0																3.00	0.833		
Jeff Keener, R ERA: 5.4 (7, 1)	0.1																27.00	12.000		
Jim Kaat, L ERA: 4.7 (7, 1)	0.1																0.00	0.000		
Mark Littell, R ERA: 3.86 (7, 1)	1.1																13.50	2.250		

livebaseballscorecards.com

AB	33
R	5
H	10
RBI	5
BB	4
SO	3
LOB	19



Batter	1	2	3	4	5	6	7	8	9	AB R H RBI BB SO LOB	TOP									
Willie McGee, S OBP: 0.390, SLG: 0.459 (1, 8) X	0-0 1-3	0-0 2-H 1B	0-0 1-2 3-H 1B			0-3 K		0-0 4-3		5 0 2 2 0 1 1										
Mike Ramsey, S OBP: 0.405, SLG: 0.430 (1, 5) X	0-0 6-3	0-0 1-2 1B	0-0 4-3			0-0 1B		0-0 6-3		5 0 2 0 0 0 2										
Keith Hernandez, L OBP: 0.404, SLG: 0.373 (1, 3) B B B	4-0 BB	0-0 F7			0-0 1-3		0-0 6-3		0-0 S 1B	4 0 1 0 1 0 2										
George Hendrick, R OBP: 0.313, SLG: 0.466 (1, 9) X	0-0 F8		0-0 FC5-4 1B		0-0 F7		0-0 F8		0-3 S S S K	5 0 1 0 0 1 2										
Lonnie Smith, R OBP: 0.376, SLG: 0.461 (1, 7) X		0-0 HR 2B	0-0 FC5-4 S 1B		0-0 F7		0-0 CS 1B		0-0 P4	5 2 2 0 0 0 2										
Darrell Porter, L OBP: 0.331, SLG: 0.455 (1, 2) X		0-0 HR	0-0 1-H 1B 1B		0-0 F8		0-0 CS		0-0 G3 2B 1B	4 3 3 3 0 0 0										
Tom Herr, S OBP: 0.335, SLG: 0.331 (1, 4) X		0-0 P4	0-0 1-2 1B 1B		0-0 G3		0-0 F8			4 1 1 0 0 0 1										
Ozzie Smith, S OBP: 0.326, SLG: 0.362 (1, 6) X		0-0 SH5-4 1B 1B	0-0 F7		0-0 4-3		0-0 G3		0-0 G3	4 1 1 0 0 0 3										
Joaquin Andujar, S OBP: 0.222, SLG: 0.306 (1, 1) X		0-0 SH5-4	0-0 1-3 2-H 1B 1B		0-0 F8		0-0 F8		0-0 2-H 2B	3 0 2 2 0 0 0										
Inning Stats	R: 0 E: 0 K: 0 S: 3	H: 0 LOB: 1 BB: 1 P: 7	R: 3 E: 0 K: 0 S: 8	H: 5 LOB: 2 BB: 0 P: 8	R: 3 E: 0 K: 0 S: 8	H: 5 LOB: 2 BB: 0 P: 8	R: 0 E: 0 K: 0 S: 3	H: 0 LOB: 0 BB: 0 P: 3	R: 0 E: 0 K: 1 S: 5	H: 1 LOB: 1 BB: 0 P: 5	R: 0 E: 0 K: 0 S: 3	H: 1 LOB: 0 BB: 0 P: 3	R: 1 E: 0 K: 0 S: 5	H: 2 LOB: 1 BB: 0 P: 5	R: 0 E: 0 K: 1 S: 6	H: 1 LOB: 1 BB: 0 P: 6	1B: 12 2B: 2 3B: 0 HR: 1	SF: 0 SAC: 1 DP: 0 HBP: 0	WP: 0 PB: 0 SB: 2 CS: 1	PA: 42
PITCHER	IP WLS BF H R ER SO BB IBB HBP BLK WP HR S P ERA WHIP																			
Randy Jones, L ERA: 4.09 (1, 1)	2.1 L 15 7 5 5 0 1 0 0 0 0 0 1 14 18 19.29 3.429																			
Mike Scott, R ERA: 4.72 (3, 1)	0.2 5 3 1 1 0 0 0 0 0 0 0 0 5 5 13.50 4.500																			
Pat Zachry, R ERA: 4.55 (4, 1)	4.0 12 2 0 0 1 0 0 0 0 0 0 0 14 14 0.00 0.500																			
Tom Hausman, R ERA: 1.69 (8, 1)	2.0 9 3 1 1 1 0 0 0 0 0 0 0 11 11 4.50 1.500																			

St. Louis Cardinals @ New York Mets
Shea Stadium, Flushing, NY
Fri Jun 11 1982, 7:05 PM EDT
Att. 23,919 - Unknown - 60 F

livebaseballscorecards.com

AB	39
R	7
H	15
RBI	7
BB	1
SO	2
LOB	13



Batter	1	2	3	4	5	6	7	8	9	AB R H RBI BB SO LOB	TOP		
Lonnie Smith, R (1, 7) X OBP: 0.376, SLG: 0.464	0-0 L7 ①		0-0 F8 ①		0-0 1B ① 1-3 2-H		0-0 2B ①		0-0 F9 ②	5 0 2 1 0 0 2			
Willie McGee, S (1, 8) X OBP: 0.366, SLG: 0.430	0-0 B1-3 ②		0-0 F5 ②		0-3 K ②		0-0 P6 ③		0-3 K ③	5 0 0 0 0 2 4			
Keith Hernandez, L (1, 3) X OBP: 0.401, SLG: 0.371	0-0 F8 ③		0-0 1B ③		0-0 1-3 ③			0-0 F7 ①		4 0 1 0 0 0 1			
George Hendrick, R (1, 9) X OBP: 0.306, SLG: 0.456		0-0 1-4-3 ① S S	0-3 K ③			0-0 5-3 ①		0-3 K ②		4 0 0 0 0 2 1			
Darrell Porter, L (1, 2) X OBP: 0.321, SLG: 0.440				0-0 4-3 ①		0-3 K ②		0-3 K ③		4 0 0 0 0 2 0			
Ken Oberkfell, L (1, 5) X OBP: 0.315, SLG: 0.312		0-0 BB 1B 1B		0-0 G3 ②		0-0 2B ②			0-0 BB 1B 1B	4 1 3 0 0 0 0			
Tom Herr, S (1, 4) X OBP: 0.339, SLG: 0.331				0-0 4-3 ③		0-0 G3 ③			4-0 BB 1B BB	3 0 1 0 1 0 1			
Ozzie Smith, S (1, 6) X OBP: 0.329, SLG: 0.361		4-0 BB 1B 1B			0-0 BB 1B 1B		0-0 6-3 ①		0-0 P4 ①	3 1 1 0 1 0 2			
Steve Mura, R (1, 1) X OBP: 0.087, SLG: 0.045 Tito Landrum, R (5, PH) X OBP: 0.370, SLG: 0.449 Dave LaPoint, L (5, 1) X OBP: 0.111, SLG: 0.111 Mike Ramsey, S (7, PH) X OBP: 0.402, SLG: 0.426 Jeff Keener, L (7, 1) X OBP: 0.387, SLG: 0.359	0-0 P6 ③				4-0 BB 1B 1B		0-0 3-1 ②		0-0 E9 ①	1 0 0 0 0 0 3 0 0 0 0 0 1 0 0 0 0 0 0 0 0 0 0 1 0 0 0 0 0 0 0 0 0 0 0 0 0 0 0 1 0 1 1 0 0 0 0			
Inning Stats	R: 0 H: 0 E: 0 LOB: 0 K: 0 BB: 0 S: 3 P: 3	R: 0 H: 2 E: 0 LOB: 3 K: 0 BB: 1 S: 5 P: 9	R: 0 H: 1 E: 0 LOB: 1 K: 1 BB: 0 S: 6 P: 6	R: 0 H: 0 E: 0 LOB: 0 K: 0 BB: 0 S: 3 P: 3	R: 1 H: 2 E: 0 LOB: 1 K: 1 BB: 1 S: 6 P: 10	R: 0 H: 1 E: 0 LOB: 1 K: 1 BB: 0 S: 6 P: 6	R: 0 H: 1 E: 0 LOB: 1 K: 0 BB: 0 S: 4 P: 4	R: 0 H: 0 E: 0 LOB: 0 K: 2 BB: 0 S: 7 P: 7	R: 1 H: 2 E: 1 LOB: 2 K: 1 BB: 1 S: 7 P: 11	1B: 7 SF: 0 2B: 2 SAC: 0 3B: 0 DP: 0 HR: 0 HBP: 0	WP: 0 PA: 38 PB: 0 SB: 0 CS: 0		
PITCHER	IP WLS BF H R ER SO BB IBB HBP BLK WP HR S P ERA WHIP											PITCHER	IP WLS BF H R ER SO BB IBB HBP BLK WP HR S P ERA WHIP
Craig Swan, R (1, 1) ERA: 2.14	7.0 W 29 7 1 1 3 2 0 0 0 0 0 0 33 41 1.29 1.286												
Neil Allen, R (8, 1) ERA: 2.23	2.0 9 2 1 1 3 1 0 0 0 0 0 0 14 18 4.50 1.500												

St. Louis Cardinals @ New York Mets
Shea Stadium, Flushing, NY
Sat Jun 12 1982, 7:05 PM EDT
Att. 43,675 - Unknown - 61 F

livebaseballscorecards.com

AB	35
R	2
H	9
RBI	2
BB	3
SO	6
LOB	14



Batter	1	2	3	4	5	6	7	8	9	AB	R	H	RBI	BB	SO	LOB
Mookie Wilson, S OBP: 0.320, SLG: 0.368 (1, 8)	0-0 4-3 1B		0-0 FC6-4 1B	0-3 K			0-0 S			4	0	3	0	0	1	0
Bob Bailor, R OBP: 0.350, SLG: 0.381 (1, 6) (7, 5)	0-0 4-3 1-2		0-0 FC6-4 1B			0-0 F9	0-0 5-3 1-2			4	1	0	0	0	0	4
George Foster, R OBP: 0.336, SLG: 0.385 (1, 7)	0-3 K		0-0 1B HR 1B			0-0 P3	4-0 FC6-4 BB			3	1	1	1	1	1	1
Dave Kingman, R OBP: 0.284, SLG: 0.456 (1, 3)	0-3 K		0-0 1B HR 1B			0-3 K	0-0 FC6-4 1-2f			4	1	1	1	0	2	3
Mike Jorgensen, L OBP: 0.382, SLG: 0.467 (1, 9)		0-0 4-3	0-0 1B HR			0-0 F5		0-0 3-1 1B		2	1	1	3	0	0	0
Joel Youngblood, R OBP: 0.282, SLG: 0.371 (6, PH) (7, 9)			1-H 2-H							2	0	1	0	0	0	0
Hubie Brooks, R OBP: 0.330, SLG: 0.342 (1, 5)		0-0 4-3	0-0 L1			0-0 1B		0-0 3-1		3	0	1	0	0	0	0
Ron Gardenhire, R OBP: 0.270, SLG: 0.265 (6, PR) (7, 6)								1-2		1	0	0	0	0	0	1
Ron Hodges, L OBP: 0.488, SLG: 0.656 (1, 2)		0-3 K		0-0 HR		0-3 K		4-0 BB		3	1	1	1	1	2	1
Wally Backman, S OBP: 0.365, SLG: 0.369 (1, 4)			0-3 K	0-0 6-3		0-0 6-3		0-3 K		4	0	0	0	0	2	3
Craig Swan, R OBP: 0.182, SLG: 0.100 (1, 1)			0-0 FC6-4 1B	0-3 K			0-3 K	0-0 5-3		2	1	1	0	0	1	0
Gary Rajsich, L OBP: 0.239, SLG: 0.274 (7, PH)										1	0	0	0	0	1	0
Neil Allen, R OBP: 0.333, SLG: 0.200 (8, 1)										1	0	0	0	0	0	2

Inning Stats	R: 0	H: 1	E: 0	LOB: 1	K: 2	P: 8	R: 0	H: 0	E: 0	LOB: 0	K: 1	P: 5	R: 5	H: 5	E: 0	LOB: 0	K: 1	P: 10	R: 1	H: 1	E: 0	LOB: 0	K: 2	P: 8	R: 0	H: 0	E: 0	LOB: 0	K: 1	P: 5	R: 0	H: 1	E: 0	LOB: 1	K: 1	P: 6	R: 0	H: 1	E: 0	LOB: 2	K: 1	P: 10	R: 0	H: 1	E: 0	LOB: 2	K: 1	P: 10
	0	1	0	1	2	8	0	0	0	0	1	5	0	5	0	0	1	10	0	1	0	0	2	8	0	0	0	0	0	0	0	0	0	0	1	1	0	2	1	10	0	1	0	2	1	10		

PITCHER	IP	WLS	BF	H	R	ER	SO	BB	IBB	HBP	BLK	WP	HR	S	P	ERA	WHIP
Steve Mura, R ERA: 4.82 (1, 1)	4.0	L	19	7	6	6	6	0	0	0	0	0	2	31	31	13.50	1.750
Dave LaPoint, L ERA: 3.17 (5, 1)	2.0		7	1	0	0	2	0	0	0	0	0	0	11	11	0.00	0.500
Jeff Keener, R ERA: 2.45 (7, 1)	2.0		10	2	0	0	2	2	0	0	0	0	0	12	20	0.00	2.000

BOTTOM

St. Louis Cardinals @ New York Mets
Shea Stadium, Flushing, NY
 Sat Jun 12 1982, 7:05 PM EDT
 Att: 43,675 - Unknown - 61 F

Stat	Value
AB	34
R	6
H	10
RBI	6
BB	2
SO	10
LOB	15



Stat	Value
1B	8
2B	0
3B	0
HR	2
SF	0
SAC	0
DP	0
HBP	0
WP	0
PB	0
SB	2
CS	0
WP	0
PA	36
ERA	
WHIP	

Batter	1	2	3	4	5	6	7	8	9	AB R H RBI BB SO LOB	TOP	
Tim Raines, S (1, 4) OBP: 0.367, SLG: 0.408	0-0 G6-4-3 1B			0-0 CS 1B		0-0 L8-4 2B		0-3 K		4 0 3 0 0 1 3		
Terry Francona, L (1, 7) OBP: 0.364, SLG: 0.347	0-0 G6-4-3 1-2f			0-0 FC5-4 1B		4-0 BB		0-0 G1-2-3 3-Hf		3 0 1 0 1 0 4		
Andre Dawson, R (1, 8) OBP: 0.337, SLG: 0.487	0-0 F2			0-0 FC5-4 1-2f		0-0 L8-4 2-3		0-3 K		4 0 0 0 0 1 3		
Al Oliver, L (1, 3) OBP: 0.386, SLG: 0.483		0-0 L7		0-0 F8		0-0 L6		0-0 1B 1B 1B		4 0 1 0 0 0 1		
Gary Carter, R (1, 2) OBP: 0.346, SLG: 0.497		0-0 6-3			0-0 F7		0-0 F7		0-0 1B 1B	4 0 1 0 0 0 0		
Tim Wallach, R (1, 5) OBP: 0.368, SLG: 0.492		0-0 5-3			0-0 6-3		0-0 F8		0-0 1B 1B	4 0 1 0 0 0 0		
Warren Cromartie, L (1, 9) OBP: 0.323, SLG: 0.378			0-0 L3		0-0 HR			0-0 SH 1B G1-2-3 1B	0-0 G4-6-3 1-2f	4 1 2 1 0 0 3		
Chris Speier, R (1, 6) OBP: 0.282, SLG: 0.343			0-3 K		0-0 1-3			0-0 SH 1B		3 0 1 0 0 1 0		
Frank Taveras, R (8, PR) OBP: 0.154, SLG: 0.057								1-2 SH 1B		0 0 0 0 0 0 0		
Bill Gullickson, R (1, 1) OBP: 0.038, SLG: 0.038			0-0 4-3					0-0 SH		2 0 0 0 0 0 0		
Brad Mills, L (8, PH) OBP: 0.304, SLG: 0.318								1-2 2-3		0 0 0 0 0 0 0		
Woodie Fryman, R (8, 1)										0 0 0 0 0 0 0		
Inning Stats	R: 0 H: 1 E: 0 LOB: 0 K: 0 BB: 0 S: 3 P: 3	R: 0 H: 0 E: 0 LOB: 0 K: 0 BB: 0 S: 3 P: 3	R: 0 H: 0 E: 0 LOB: 0 K: 1 BB: 0 S: 5 P: 5	R: 0 H: 2 E: 0 LOB: 1 K: 0 BB: 0 S: 4 P: 4	R: 1 H: 1 E: 0 LOB: 0 K: 0 BB: 0 S: 4 P: 4	R: 0 H: 1 E: 0 LOB: 1 K: 0 BB: 1 S: 3 P: 7	R: 0 H: 0 E: 0 LOB: 0 K: 0 BB: 0 S: 3 P: 3	R: 0 H: 2 E: 0 LOB: 2 K: 1 BB: 0 S: 7 P: 7	R: 0 H: 3 E: 0 LOB: 2 K: 1 BB: 0 S: 7 P: 7	1B: 8 SF: 0 2B: 2 SAC: 1 3B: 0 DP: 4 HR: 1 HBP: 0	WP: 0 PA: 34 PB: 0 SB: 0 CS: 1	
PITCHER	IP WLS BF H R ER SO BB IBB HBP BLK WP HR S P ERA WHIP											
Bob Forsch, R (1, 1) ERA: 3.59	7.0 W 27 7 1 1 1 1 1 0 0 0 0 1 28 32 1.29 1.143											
Bruce Sutter, R (8, 1) ERA: 3.95	2.0 S 7 3 0 0 0 2 0 0 0 0 0 0 0 11 11 0.00 1.500											

Montreal Expos @ St. Louis Cardinals
 Busch Stadium, St. Louis, MO
 Mon Jun 14 1982, 7:05 PM CDT
 Att. 22,152 - Unknown

livebaseballscorecards.com

AB 32
R 1
H 10
RBI 1
BB 1
SO 3
LOB 14



Batter	1	2	3	4	5	6	7	8	9
Willie McGee, S OBP: 0.349, SLG: 0.410 (1, 8)	0-3 K	0-0 F8			0-3 K		0-0 G3		
Ken Oberkfell, L OBP: 0.326, SLG: 0.329 (1, 5)	0-0 BB 1B 1B	0-0 6	0-0 3B 1B		0-0 2B		0-0 F8		
Keith Hernandez, L OBP: 0.399, SLG: 0.368 (1, 3)	0-0 BB 1B 1-2		0-0 F8 1B		0-3 K		0-0 4-3		
Darrell Porter, L OBP: 0.326, SLG: 0.453 (1, 2)	4-0 1-2 2-3 BB		0-0 SF7 3B 1-H		0-0 F8		0-3 K		
Dane Iorg, L OBP: 0.385, SLG: 0.362 Tito Landrum, R OBP: 0.370, SLG: 0.449 (1, 9) (8, 9)	0-0 P6		0-0 SF7 3-H		0-0 G4-6-3 1B				
Lonnie Smith, R OBP: 0.372, SLG: 0.458 (1, 7)	0-0 F9		0-0 5-3		0-0 G4-6-3 1-2f				
Mike Ramsey, S OBP: 0.400, SLG: 0.423 (1, 4)		0-0 3-1		0-0 CS 1B		0-0 F7			
Ozzie Smith, S OBP: 0.333, SLG: 0.362 (1, 6)		0-0 G S 1B		4-0 WP S CS BB 1-2		0-0 4-3			
Bob Forsch, R OBP: 0.263, SLG: 0.297 Bruce Sutter, R (8, 1)		4-0 BB BB BB 1-2 BB		0-0 G3 1-H		0-3 K			

Inning Stats	R: 0 E: 0 K: 1 S: 7	H: 2 LOB: 3 BB: 1 P: 11	R: 0 E: 0 K: 0 S: 3	H: 1 LOB: 2 BB: 1 P: 7	R: 2 E: 0 K: 0 S: 5	H: 2 LOB: 0 BB: 0 P: 5	R: 0 E: 0 K: 0 S: 2	H: 1 LOB: 0 BB: 1 P: 6	R: 0 E: 0 K: 2 S: 8	H: 1 LOB: 1 BB: 0 P: 8	R: 0 E: 0 K: 0 S: 3	H: 1 LOB: 0 BB: 0 P: 3	R: 0 E: 0 K: 1 S: 5	H: 0 LOB: 0 BB: 0 P: 5	R: 0 E: 0 K: 1 S: 5	H: 0 LOB: 0 BB: 0 P: 5
1B: 6 2B: 1 3B: 1 HR: 0	SF: 1 SAC: 0 DP: 1 HBP: 0	WP: 1 PB: 0 SB: 2 CS: 2	PA: 31													

PITCHER	IP	WLS	BF	H	R	ER	SO	BB	IBB	HBP	BLK	WP	HR	S	P	ERA	WHIP
Bill Gullickson, R ERA: 4.0 (1, 1)	7.0	L	29	8	2	2	4	3	0	0	0	1	0	33	45	2.57	1.571
Woodie Fryman, L ERA: 3.38 (8, 1)	1.0		3	0	0	0	1	0	0	0	0	0	0	5	5	0.00	0.000

BOTTOM

Montreal Expos @ St. Louis Cardinals
 Busch Stadium, St. Louis, MO
 Mon Jun 14 1982, 7:05 PM CDT
 Att. 22,152 - Unknown

livebaseballscorecards.com

AB	27
R	2
H	8
RBI	2
BB	3
SO	5
LOB	13



Batter	1	2	3	4	5	6	7	8	9	10	11	AB R H RBI BB SO LOB	TOP													
Tim Raines, S OBP: 0.374, SLG: 0.421 (1, 4)	0-3 K		0-3 K		4-0 1B BB		0-0 3B		0-0 1B		0-0 1B	5 1 3 0 1 2 0														
Terry Francona, L OBP: 0.356, SLG: 0.339 (1, 7) (8, 3)	0-0 L6		0-0 4-3		0-0 CS 1B		0-0 3-1		0-0 F7		0-0 L9	6 0 1 1 0 0 5														
Andre Dawson, R OBP: 0.335, SLG: 0.489 (1, 8)	0-3 K			0-0 1B	0-0 F9			0-0 P5		0-0 6-3		5 1 1 0 0 1 1														
Al Oliver, L OBP: 0.388, SLG: 0.483 Jerry White, S OBP: 0.240, SLG: 0.298 (1, 3) (8, 7)		0-0 S 1B		0-0 G3 1B	0-0 6-3			0-0 G3		0-0 F3		4 0 2 1 0 0 0 1 0 0 0 0 0 0														
Gary Carter, R OBP: 0.352, SLG: 0.497 (1, 2)		0-0 4-3		0-0 G3 1B		0-0 P5		0-0 1B		4-0 BB		4 0 2 0 1 0 1														
Tim Wallach, R OBP: 0.359, SLG: 0.480 (1, 5)		0-0 F3		0-0 G3		0-0 F9		0-3 K		0-0 F7		5 0 0 0 0 1 5														
Warren Cromartie, L OBP: 0.325, SLG: 0.372 (1, 9)		4-0 FC6-4 IBB		4-0 FC6-4 IBB		0-0 5-3			0-0 G3		0-0 F7	3 0 0 0 2 0 0														
Chris Speier, R OBP: 0.280, SLG: 0.339 Frank Taveras, R OBP: 0.154, SLG: 0.057 (1, 6) (11, PR) (11, 6)		0-0 FC6-4		0-3 K		0-0 5-3			0-0 P6		0-0 1B SH3-4 1B	5 0 1 0 0 1 5 0 0 0 0 0 0 0														
Scott Sanderson, R OBP: 0.167, SLG: 0.091 Woodie Fryman, R OBP: 0.333, SLG: 0.348 Brad Mills, L OBP: 0.400, SLG: 0.385 (1, 1) (8, 1) (9, PH) (9, 1)			0-0 4-3	0-0 FC6-4		0-0 L3			0-0 1B		0-0 SH3-4	3 0 0 0 0 0 3 0 0 0 0 0 0 0 1 0 1 0 0 0 0 0 0 0 0 0 0 0														
Inning Stats	R: 0 E: 0 K: 2 S: 7	H: 0 LOB: 0 BB: 0 P: 7	R: 0 E: 0 K: 0 S: 4	H: 1 LOB: 2 BB: 1 P: 8	R: 0 E: 0 K: 1 S: 5	H: 0 LOB: 0 BB: 0 P: 5	R: 1 E: 0 K: 1 S: 8	H: 3 LOB: 3 BB: 1 P: 12	R: 1 E: 0 K: 0 S: 3	H: 1 LOB: 0 BB: 1 P: 7	R: 0 E: 0 K: 0 S: 3	H: 0 LOB: 0 BB: 0 P: 3	R: 0 E: 0 K: 1 S: 4	H: 1 LOB: 1 BB: 0 P: 4	R: 0 E: 0 K: 1 S: 6	H: 1 LOB: 1 BB: 0 P: 6	R: 0 E: 0 K: 0 S: 5	H: 2 LOB: 2 BB: 0 P: 5	R: 0 E: 0 K: 0 S: 3	H: 0 LOB: 1 BB: 1 P: 7	R: 0 E: 0 K: 0 S: 5	H: 2 LOB: 2 BB: 0 P: 5	1B: 9 2B: 0 3B: 2 HR: 0	SF: 0 SAC: 1 DP: 0 HBP: 0	WP: 0 PB: 0 SB: 2 CS: 1	PA: 47
PITCHER	IP WLS BF H R ER SO BB IBB HBP BLK WP HR S P ERA WHIP															IP WLS BF H R ER SO BB IBB HBP BLK WP HR S P ERA WHIP										
Joaquin Andujar, R ERA: 2.34 Bruce Sutter, R ERA: 3.77 (1, 1) (10, 1)	9.0 W 38 9 2 2 5 1 2 0 0 0 0 0 8 12 2.00 1.111															2.0 W 9 2 0 0 0 1 0 0 0 0 0 8 12 0.00 1.500										

Montreal Expos @ St. Louis Cardinals
 Busch Stadium, St. Louis, MO
 Tue Jun 15 1982, 7:05 PM CDT
 Att. 22,112 - Unknown

livebaseballscorecards.com

AB	42
R	2
H	11
RBI	2
BB	4
SO	5
LOB	20



Batter	1	2	3	4	5	6	7	8	9	10	11	AB	R	H	RBI	BB	SO	LOB	BOTTOM
Willie McGee, S (1, 8) OBP: 0.348, SLG: 0.404	F6		6-3		1B		K		4-3		2-H 1B	6	0	2	1	0	1	1	Montreal Expos @ St. Louis Cardinals Busch Stadium, St. Louis, MO Tue Jun 15 1982, 7:05 PM CDT Att. 22,112 - Unknown
Ken Oberkfell, L (1, 5) OBP: 0.328, SLG: 0.331	F7		CS 1B		1B		P6		4-3			5	0	2	0	0	0	1	
Keith Hernandez, L (1, 3) OBP: 0.396, SLG: 0.365	F7		K		4-3							5	1	1	0	0	1	3	
Darrell Porter, L (1, 2) OBP: 0.336, SLG: 0.466		F3		K								5	0	3	0	0	1	0	
George Hendrick, R (1, 9) OBP: 0.303, SLG: 0.465		HR		K			L9		G6-4-3		5-3 1B	5	1	1	1	0	1	4	
Dane Iorg, L (1, 7) OBP: 0.400, SLG: 0.383 Lonnie Smith, R (8, PH) OBP: 0.373, SLG: 0.456 (9, 7)									E4		IBB	2	0	2	0	1	0	0	
Mike Ramsey, S (1, 4) OBP: 0.383, SLG: 0.404		F7		K			L7		P3		6-3	1	0	0	0	1	0	0	
Ozzie Smith, S (1, 6) OBP: 0.339, SLG: 0.374		IBB					G3		F9		4-3 2B	4	1	2	0	1	0	2	
Joaquin Andujar, S (1, 1) OBP: 0.205, SLG: 0.282 Tito Landrum, R (9, PH) OBP: 0.364, SLG: 0.440 Orlando Sanchez, L (9, PH) OBP: 0.237, SLG: 0.121 Bruce Sutter, R (10, 1) Julio Gonzalez, R (11, PH) OBP: 0.250, SLG: 0.320		K		K			K		F7		B1-4	3	0	0	0	0	2	2	
Inning Stats	R: 0 H: 0 E: 0 LOB: 0 K: 0 BB: 0 S: 3 P: 3	R: 1 H: 2 E: 0 LOB: 2 K: 1 BB: 1 S: 7 P: 11	R: 0 H: 1 E: 0 LOB: 0 K: 1 BB: 0 S: 5 P: 5	R: 0 H: 1 E: 0 LOB: 1 K: 3 BB: 0 S: 10 P: 10	R: 0 H: 2 E: 0 LOB: 2 K: 1 BB: 0 S: 7 P: 7	R: 0 H: 1 E: 0 LOB: 2 K: 0 BB: 1 S: 4 P: 8	R: 0 H: 0 E: 0 LOB: 0 K: 1 BB: 0 S: 5 P: 5	R: 1 H: 2 E: 1 LOB: 1 K: 0 BB: 0 S: 5 P: 5	R: 0 H: 1 E: 0 LOB: 1 K: 1 BB: 0 S: 6 P: 6	R: 0 H: 1 E: 0 LOB: 2 K: 0 BB: 1 S: 4 P: 8	R: 1 H: 2 E: 0 LOB: 1 K: 0 BB: 0 S: 3 P: 3	1B: 8 SF: 0 2B: 4 SAC: 0 3B: 0 DP: 1 HR: 1 HBP: 0	WP: 0 PA: 46 PB: 0 SB: 0 CS: 1						
PITCHER	IP WLS BF H R ER SO BB IBB HBP BLK WP HR S P ERA WHIP																		
Scott Sanderson, R (1, 1) ERA: 2.51	7.2	32	9	2	1	7	1	1	0	0	0	0	0	1	44	52	1.17	1.304	
Woodie Fryman, L (8, 1) ERA: 3.33	0.1	2	0	0	0	0	0	0	0	0	0	0	0	2	2	0.00	0.000		
Ray Burris, R (9, 1) ERA: 4.86	2.1	L 12	4	1	1	1	0	1	0	0	0	0	0	13	17	3.86	1.714		

livebaseballscores.com

AB	43
R	3
H	13
RBI	2
BB	3
SO	8
LOB	22



Batter	1	2	3	4	5	6	7	8	9	AB R H RBI BB SO LOB	TOP	
Tim Raines, S OBP: 0.375, SLG: 0.427 (1, 4) X	0-0 6-3 3B	4-0 2B IBB	0-0 1-3		0-0 FC1-6 1B			0-3 K		4 2 1 0 1 1 2		
Terry Francona, L OBP: 0.360, SLG: 0.344 (1, 7) X	0-0 6-3	0-0 2B 1B	0-3 K		0-0 FC6-4 1B			0-3 K		4 1 2 2 0 1 1 1 0 0 0 0 1 0		
Dan Norman, R OBP: 0.360, SLG: 0.435 (7, 7)	3-H	1-2 2-3 3-H			1-2 1B							
Andre Dawson, R OBP: 0.336, SLG: 0.492 (1, 8) S S S	0-3 K	0-0 WP 2B			0-0 FC6-4 1B			0-0 S 1B		5 0 2 3 0 1 2		
1-H 2-H 3-H	0-3 K	4-0 WP IBB			1-2 1B			0-0 G3		2 0 0 0 1 1 0 1 0 0 0 0 0 1		
Al Oliver, L OBP: 0.390, SLG: 0.479 (1, 3) S S S	0-3 K	4-0 WP IBB			1-0 WP HBP			0-0 3-1				
John Milner, L OBP: 0.105, SLG: 0.059 (6, 3)												
Gary Carter, R OBP: 0.353, SLG: 0.500 (1, 2) S S		1B 2B			0-0 1B			0-0 F7		5 1 2 0 0 0 2		
5-3 1-2 2-3					1-2 1B							
Tim Wallach, R OBP: 0.360, SLG: 0.478 (1, 5) S S S		0-3 K	0-0 2B 1B		0-0 L7			0-0 F8		5 1 2 0 0 1 3		
Warren Cromartie, L OBP: 0.330, SLG: 0.379 (1, 9) S S S		0-0 SH5-6-3 1B 2-H	0-0 1-3 2B 2B		0-0 3-1			0-0 3-1		4 2 2 1 1 0 2		
Chris Speier, R OBP: 0.283, SLG: 0.346 (1, 6) S S S		0-0 1B 2B 1B	0-0 2B		0-0 5-3			0-0 1-3		5 1 2 2 0 0 2		
Charlie Lea, R OBP: 0.267, SLG: 0.185 (1, 1) S S S		0-0 SH5-6-3	0-3 K		4-0 FC1-6 BB			0-3 K		3 0 0 0 1 3 3		
Inning Stats	R: 1 E: 0 K: 2 S: 8 H: 1 LOB: 0 BB: 0 P: 8	R: 5 E: 0 K: 1 S: 10 H: 5 LOB: 2 BB: 2 P: 18	R: 2 E: 0 K: 2 S: 10 H: 3 LOB: 1 BB: 0 P: 10	R: 0 E: 0 K: 0 S: 4 H: 1 LOB: 2 BB: 0 P: 5	R: 0 E: 0 K: 0 S: 4 H: 1 LOB: 2 BB: 1 P: 8	R: 0 E: 0 K: 0 S: 3 H: 0 LOB: 0 BB: 0 P: 3	R: 0 E: 0 K: 1 S: 5 H: 0 LOB: 0 BB: 0 P: 5	R: 0 E: 0 K: 2 S: 8 H: 1 LOB: 1 BB: 0 P: 8	R: 0 E: 0 K: 1 S: 6 H: 1 LOB: 2 BB: 1 P: 10	1B: 8 2B: 4 3B: 1 HR: 0 SF: 0 SAC: 1 DP: 0 HBP: 1	WP: 2 PB: 0 SB: 2 CS: 0 PA: 45	
PITCHER	IP WLS BF H R ER SO BB IBB HBP BLK WP HR S P ERA WHIP	PITCHER IP WLS BF H R ER SO BB IBB HBP BLK WP HR S P ERA WHIP										
Dave LaPoint, L ERA: 4.14 (1, 1)	1.2 L 11 5 6 6 3 0 1 0 0 0 0 0 16 20 32.40 3.000											
Mark Littell, R ERA: 4.86 (2, 1)	0.1 5 3 2 2 0 0 0 1 0 0 1 0 4 8 54.00 9.000											
Jim Kaat, L ERA: 4.0 (3, 1)	4.0 17 3 0 0 2 1 0 1 0 1 0 19 24 0.00 1.000											
Jeff Keener, R ERA: 1.59 (7, 1)	2.0 7 1 0 0 3 0 0 0 0 0 0 0 13 13 0.00 0.500											
Doug Bair, R ERA: 1.82 (9, 1)	1.0 5 1 0 0 1 1 0 0 0 0 0 0 6 10 0.00 2.000											

Montreal Expos @ St. Louis Cardinals
 Busch Stadium, St. Louis, MO
 Wed Jun 16 1982, 7:05 PM CDT
 Att: 22,248 - Unknown

AB	39
R	8
H	13
RBI	8
BB	4
SO	9
LOB	18



livebaseballscorecards.com

Batter	1	2	3	4	5	6	7	8	9	AB R H RBI BB SO LOB
Willie McGee, S OBP: 0.340, SLG: 0.394 (1, 8)	0-0 G3		0-0 FC6-4 1B		0-0 F8		0-0 4-3		0-0 E4	5 0 1 0 0 0 1
Ken Oberkfell, L OBP: 0.330, SLG: 0.333 (1, 5)	0-0		0-0 FC6-4			0-0 3B 1B	0-0		0-3 K	2 0 1 0 0 0 1
Julio Gonzalez, R OBP: 0.273, SLG: 0.358 (3, PR)	0-0		0-0				0-0		0-3	3 1 2 1 0 1 1
Keith Hernandez, L OBP: 0.391, SLG: 0.360 (1, 3)	0-0 F9		0-0 G3			0-3 K	4-0		0-0 F7	3 0 0 0 0 1 3
Tito Landrum, R OBP: 0.368, SLG: 0.431 (7, 9)	0-0						0-0			1 0 0 0 1 0 1
Darrell Porter, L OBP: 0.331, SLG: 0.459 (1, 2)	0-0 4-3				0-0 F8		0-0			2 0 0 0 0 0 1
Orlando Sanchez, L OBP: 0.250, SLG: 0.200 (6, PH)						0-0	0-0			2 1 1 1 0 0 2
George Hendrick, R OBP: 0.299, SLG: 0.458 (1, 9)		0-0 F2			0-0	0-3 K		0-0		3 0 0 0 0 1 1
Jeff Keener, L (7, 1)					0-0 6-3					0 0 0 0 0 0 0
Lonnie Smith, R OBP: 0.372, SLG: 0.454 (8, PH)										1 0 0 0 0 0 0
Doug Bair, R (9, 1)										0 0 0 0 0 0 0
Dane Iorg, L OBP: 0.403, SLG: 0.387 (1, 7)		0-0 G3			0-0	0-0		0-0		4 0 2 1 0 0 0
						0-0				
Mike Ramsey, S OBP: 0.387, SLG: 0.407 (1, 4)		0-0			0-3	0-0		0-0		4 0 2 0 0 1 2
						0-0				
Ozzie Smith, S OBP: 0.333, SLG: 0.367 (1, 6)		0-0 4-3			0-0	0-3		0-0		4 0 0 0 0 1 2
Dave LaPoint, L OBP: 0.111, SLG: 0.111 (1, 1)			0-3		0-3				0-0	0 0 0 0 0 0 0
Mark Littell, L (2, 1)										0 0 0 0 0 0 0
Jim Kaat, L (3, 1)										2 0 0 0 0 2 0
Gene Tenace, R OBP: 0.571, SLG: 0.935 (7, 3)							0-0			2 1 1 0 0 0 0

Inning Stats	R: 0	H: 1	E: 0	LOB: 1	K: 0	BB: 0	S: 4	P: 4	R: 0	H: 1	E: 0	LOB: 1	K: 0	BB: 0	S: 4	P: 4	R: 0	H: 1	E: 0	LOB: 1	K: 1	BB: 0	S: 6	P: 6	R: 0	H: 1	E: 0	LOB: 1	K: 1	BB: 0	S: 6	P: 6	R: 0	H: 3	E: 0	LOB: 1	K: 2	BB: 0	S: 10	P: 10	R: 1	H: 2	E: 0	LOB: 2	K: 1	BB: 1	S: 7	P: 11	R: 0	H: 1	E: 0	LOB: 1	K: 0	BB: 0	S: 4	P: 4	R: 0	H: 0	E: 1	LOB: 1	K: 1	BB: 0	S: 6	P: 6	1B: 7	SF: 0	2B: 2	SAC: 0	3B: 1	DP: 0	HR: 0	HBP: 0	WP: 0	PA: 39
PITCHER Charlie Lea, R ERA: 2.88 (1, 1)	IP	WLS	BF	H	R	ER	SO	BB	IBB	HBP	BLK	WP	HR	S	P	ERA	WHIP	IP	WLS	BF	H	R	ER	SO	BB	IBB	HBP	BLK	WP	HR	S	P	ERA	WHIP	IP	WLS	BF	H	R	ER	SO	BB	IBB	HBP	BLK	WP	HR	S	P	ERA	WHIP																							

Montreal Expos @ St. Louis Cardinals
 Busch Stadium, St. Louis, MO
 Wed Jun 16 1982, 7:05 PM CDT
 Att. 22,248 - Unknown

AB	38
R	3
H	10
RBI	3
BB	1
SO	7
LOB	15



Batter	1	2	3	4	5	6	7	8	9	AB R H RBI BB SO LOB	TOP																
Mookie Wilson, S OBP: 0.326, SLG: 0.371 (1, 8)	0-0 F9 1B		0-0 F9 1B	0-0 4-3			0-0 FC5-4 1B		0-0 F8 2-3	5 0 2 0 0 0 5																	
John Stearns, R OBP: 0.368, SLG: 0.438 (1, 5) (9, 2)	0-0 F9 1-3		0-0 6-3		4-0 BB BB	4-0 G4-6-3 BB	0-0 FC5-4 1B		4-0 1B 1-2 BB	3 1 0 0 2 0 2																	
Rusty Staub, L OBP: 0.288, SLG: 0.353 Jesse Orosco, R (7, 1)	0-0 G3		0-0		0-0 1-2f	0-0 G4-6-3	0-0		0-0 BB 1B	4 0 2 0 0 0 2 0 0 0 0 0 0 0																	
Ellis Valentine, R OBP: 0.263, SLG: 0.373 Rusty Tillman, R OBP: 1.000, SLG: 1.000 (9, PH) (9, PR) (9, 9)	0-0		0-0 1B		0-0 1-2f	0-0	0-0 1-2 1B		0-0 BB 1B 1-3 2-H 3-H	1 0 1 2 0 0 0 0 1 0 0 0 0 0																	
George Foster, R OBP: 0.333, SLG: 0.373 (1, 7)	0-0 F2		0-0 1-3		0-0 4-3		0-0 4-3		0-0 BB 1B 1-2 3-H	5 1 1 1 0 0 4																	
Mike Jorgensen, L OBP: 0.375, SLG: 0.457 (1, 9) (7, 3)		0-0 F8		0-0 3-1		0-0 2B		0-0 F8	4-0 BB 1B 1-2 2-3	4 0 1 0 1 0 0																	
Ron Hodges, L OBP: 0.489, SLG: 0.629 Dave Kingman, R OBP: 0.266, SLG: 0.463 Mike Scott, R OBP: 0.143, SLG: 0.185 (1, 2) (9, PH) (9, 1)		0-0 1B 1B		4-0 BB BB BB		0-0 5-3		0-0 4-3	0-0 P4	3 0 1 0 1 0 1 1 0 0 0 0 0 3 0 0 0 0 0 0 0																	
Wally Backman, S OBP: 0.366, SLG: 0.362 (1, 4)		0-0 1-2 1B		4-0 BB BB		0-3 K		0-0 3-1	0-0 1-2 2-H 3-H 1B	4 0 2 2 1 1 1																	
Ron Gardenhire, R OBP: 0.266, SLG: 0.256 Bob Bailor, R OBP: 0.336, SLG: 0.363 (1, 6) (9, PH) (9, 6)		0-0 F8		0-3 K		0-0 G3			0-0 BB 1B 1B 6-3	3 0 0 0 0 1 5 2 1 1 0 0 0 2																	
Craig Swan, R OBP: 0.231, SLG: 0.091 Joel Youngblood, R OBP: 0.286, SLG: 0.373 (1, 1) (7, PH) (7, 9) (9, 5)		0-0 5-3		4-0 BB BB BB		0-0 5-3			0-0 BB 1B 1-2 1B	1 0 0 0 1 0 2 2 1 1 0 0 0 0																	
Inning Stats	R: 0 E: 0 K: 0 S: 4	H: 1 LOB: 1 BB: 0 P: 4	R: 0 E: 0 K: 0 S: 5	H: 2 LOB: 2 BB: 0 P: 5	R: 0 E: 0 K: 0 S: 4	H: 1 LOB: 1 BB: 0 P: 4	R: 0 E: 0 K: 1 S: 5	H: 0 LOB: 3 BB: 3 P: 17	R: 0 E: 0 K: 0 S: 2	H: 0 LOB: 0 BB: 1 P: 6	R: 0 E: 0 K: 1 S: 6	H: 1 LOB: 1 BB: 0 P: 6	R: 0 E: 0 K: 0 S: 5	H: 2 LOB: 2 BB: 0 P: 5	R: 0 E: 0 K: 0 S: 3	H: 0 LOB: 0 BB: 0 P: 3	R: 5 E: 0 K: 0 S: 8	H: 5 LOB: 2 BB: 2 P: 16	1B: 11 2B: 1 3B: 0 HR: 0	SF: 0 SAC: 0 DP: 1 HBP: 0	WP: 0 PB: 0 SB: 1 CS: 0	PA: 44					
PITCHER	IP WLS BF H R ER SO BB IBB HBP BLK WP HR S P ERA WHIP																										
Steve Mura, R ERA: 4.43 (1, 1)	6.2		30	7	0	0	2	4	0	0	0	0	0	30	46	0.00	1.650										
Doug Bair, R ERA: 1.8 (7, 1)	0.1		1	0	0	0	0	0	0	0	0	0	0	1	1	0.00	0.000										
Bruce Sutter, R ERA: 4.67 (8, 1)	1.1	L	10	4	5	5	0	2	0	0	0	0	0	8	16	33.75	4.500										
Jim Kaat, L ERA: 3.95 (9, 1)	0.1		2	1	0	0	0	0	0	0	0	0	0	2	2	0.00	3.000										
Jeff Keener, R ERA: 1.5 (9, 1)	0.1		1	0	0	0	0	0	0	0	0	0	0	1	1	0.00	0.000										

New York Mets @ St. Louis Cardinals
 Busch Stadium, St. Louis, MO
 Fri Jun 18 1982, 7:05 PM CDT
 Unknown

livebaseballscorecards.com

AB	38
R	5
H	12
RBI	5
BB	6
SO	2
LOB	27



Batter	1	2	3	4	5	6	7	8	9	AB R H RBI BB SO LOB
Lonnie Smith, R OBP: 0.372, SLG: 0.453 (1, 8) (7, 7)	0-0 6-3 1B		0-0 2B 1B		0-3 K		0-0 1B		0-3 K	5 1 2 1 0 2 3
Ozzie Smith, S OBP: 0.332, SLG: 0.370 (1, 6) (7, 7)	0-0 G3		0-0 2B		0-0 4-3		0-3 K			4 0 1 1 0 1 3
Keith Hernandez, L OBP: 0.386, SLG: 0.354 (1, 3) (7, 7)	0-0 F7		0-0 G3			0-0 F7		0-0 F7		4 0 0 0 0 0 1
George Hendrick, R OBP: 0.303, SLG: 0.459 (1, 9) (7, 8)		0-0 E4 2B 1B	0-0 6-3			0-0 FC4 1B		0-0 P4		4 1 2 0 0 0 1
Dane Iorg, L OBP: 0.394, SLG: 0.377 Willie McGee, S OBP: 0.337, SLG: 0.389 (6, PR) (7, 8)		0-0 G3		0-0 F8		0-0 FC4 CS		0-3 K		3 0 0 0 0 0 2 1 0 0 0 0 1 0
Ken Oberkfell, L OBP: 0.328, SLG: 0.331 (1, 5) (7, 7)		0-0 P6		0-0 F9		0-0 CS	0-0 SH1-4 1B		0-0 6-3	4 1 1 0 0 0 1
Mike Ramsey, S OBP: 0.386, SLG: 0.414 (1, 4) (7, 7)		0-0 2B		0-0 F5			0-0 SH1-4		0-0 6-3	3 0 1 1 0 0 0
Glenn Brummer, R OBP: 0.240, SLG: 0.320 Orlando Sanchez, L OBP: 0.268, SLG: 0.222 (9, PH) (9, PH)		0-0 F8			0-0 6-3		0-0 6-3		0-0 BB 1B	3 0 0 0 0 0 2 1 0 1 0 0 0 0
Steve Mura, R OBP: 0.120, SLG: 0.083 Doug Bair, R OBP: 0.581, SLG: 0.935 Gene Tenace, R OBP: 0.581, SLG: 0.935 Bruce Sutter, R OBP: 0.581, SLG: 0.935 Jim Kaat, L OBP: 0.581, SLG: 0.935 Jeff Keener, L OBP: 0.581, SLG: 0.935 Darrell Porter, L OBP: 0.336, SLG: 0.459 Tito Landrum, R OBP: 0.368, SLG: 0.431 (1, 1) (7, 1) (7, PH) (8, 1) (9, 1) (9, 1) (9, PH) (9, PH)			0-0 4-3				4-0 1B BB		4-0 BB BB	2 0 1 0 0 0 0 0 0 0 0 0 0 0 0 0 0 0 1 0 1 0 0 0 0 0 0 0 0 0

BOTTOM

New York Mets @ St. Louis Cardinals
 Busch Stadium, St. Louis, MO
 Fri Jun 18 1982, 7:05 PM CDT
 Unknown

livebaseballscores.com

AB	34
R	3
H	9
RBI	3
BB	2
SO	4
LOB	13



Inning Stats	R: 0	H: 0	E: 0	K: 0	S: 3	P: 3	R: 1	H: 2	E: 1	K: 0	S: 5	R: 1	H: 2	E: 0	K: 0	S: 5	R: 0	H: 0	E: 0	K: 0	S: 3	R: 0	H: 1	E: 0	K: 1	S: 6	R: 0	H: 1	E: 0	K: 0	S: 3	R: 1	H: 2	E: 0	K: 1	S: 7	R: 0	H: 0	E: 0	K: 1	S: 5	R: 0	H: 1	E: 0	K: 1	S: 6	R: 0	H: 0	E: 0	K: 1	S: 5	R: 0	H: 1	E: 0	K: 1	S: 6	1B: 7	SF: 0	2B: 2	3B: 0	HR: 0	SAC: 1	DP: 0	HBP: 0	WP: 0	PA: 38
--------------	------	------	------	------	------	------	------	------	------	------	------	------	------	------	------	------	------	------	------	------	------	------	------	------	------	------	------	------	------	------	------	------	------	------	------	------	------	------	------	------	------	------	------	------	------	------	------	------	------	------	------	------	------	------	------	------	-------	-------	-------	-------	-------	--------	-------	--------	-------	--------

PITCHER	IP	WLS	BF	H	R	ER	SO	BB	IBB	HBP	BLK	WP	HR	S	P	ERA	WHIP
Craig Swan, R ERA: 2.08 (1, 1)	6.0		23	6	2	1	1	0	0	0	0	0	0	25	25	1.50	1.000
Jesse Orosco, L ERA: 3.05 (7, 1)	2.0	W	9	2	1	1	2	1	0	0	0	0	0	12	16	4.50	1.500
Mike Scott, R ERA: 4.66 (9, 1)	1.0	S	5	1	0	0	1	1	0	0	0	0	0	6	10	0.00	2.000

Batter	1	2	3	4	5	6	7	8	9	AB R H RBI BB SO LOB	TOP		
Bob Bailor, R (1, 4) OBP: 0.324, SLG: 0.349 (8, 6)	0-0 4-3		0-0 FC6 FC6-4 1-2f 2-3 3-H		0-0 F9	0-0 L5			0-0 F7	5 0 0 1 0 0 4			
John Stearns, R (1, 5) OBP: 0.360, SLG: 0.427	0-0 4-3		0-0 FC6-4		0-0 6-3		0-0 6-3		0-0 5-3	5 0 0 1 0 0 1			
Joel Youngblood, R (1, 8) OBP: 0.275, SLG: 0.359 (8, 7)	0-3 K		0-3 K		0-0 F9		0-0 F7		0-3 K	5 0 0 0 0 3 1			
Dave Kingman, R (1, 3) OBP: 0.286, SLG: 0.456 Mike Jorgensen, L (7, 3) OBP: 0.375, SLG: 0.457		0-0 5-3		0-0 5-3		4-0 1B 1B BB			0-3 K	3 1 0 0 1 1 0 0 0 0 0 0 0 0			
Ellis Valentine, R (1, 9) OBP: 0.263, SLG: 0.368		0-0 L8		0-0 2B FC3-2 1B		0-0 P4			0-0 4-3	4 0 1 0 0 0 1			
Gary Rajsich, L (1, 7) OBP: 0.264, SLG: 0.303 Wally Backman, S (8, PR) OBP: 0.366, SLG: 0.362 (8, 4)		0-0 G3		0-0 FC3-2 1-3 2B		0-0 1B 1-2 1B 1B			4-0 BB BB	3 1 2 0 1 0 0 0 0 0 0 0 0 0			
Ron Hodges, L (1, 2) OBP: 0.510, SLG: 0.622			4-0 SH FC6 BB	4-0 FC3-2 IBB		0-0 1B 1-3 2-H 1B			0-0 F8	2 1 1 1 2 0 1			
Ron Gardenhire, R (1, 6) OBP: 0.273, SLG: 0.264 Rusty Staub, L (8, PH) OBP: 0.300, SLG: 0.353 Jesse Orosco, R (8, 1)			0-0 FC6 SH 1B	0-0 FC3-2 FC6-4	1-2 2-3 3-Hf	0-0 1B 1-2 3-H 1B			4-0 BB BB	3 1 2 1 0 0 3 0 0 0 0 1 0 0 0 0 0 0 0 0 0			
Randy Jones, R (1, 1) OBP: 0.269, SLG: 0.174 Ed Lynch, R (7, 1) Mookie Wilson, S (8, PH) OBP: 0.324, SLG: 0.369 (8, 8)			0-0 SH FC6	0-0 FC6-4	1-2 2-3	0-0 P4			0-3 K	2 0 0 0 0 0 5 0 0 0 0 0 0 0 1 0 0 0 0 1 2			
Inning Stats	R: 0 H: 0 E: 0 LOB: 0 K: 1 BB: 0 S: 5 P: 5	R: 0 H: 0 E: 0 LOB: 0 K: 0 BB: 0 S: 3 P: 3	R: 2 H: 1 E: 0 LOB: 1 K: 1 BB: 1 S: 7 P: 11	R: 0 H: 2 E: 0 LOB: 3 K: 0 BB: 1 S: 5 P: 9	R: 0 H: 0 E: 0 LOB: 0 K: 0 BB: 0 S: 3 P: 3	R: 2 H: 3 E: 0 LOB: 2 K: 0 BB: 1 S: 6 P: 10	R: 0 H: 0 E: 0 LOB: 0 K: 1 BB: 0 S: 5 P: 5	R: 0 H: 0 E: 0 LOB: 2 K: 1 BB: 2 S: 5 P: 13	R: 0 H: 0 E: 0 LOB: 0 K: 1 BB: 0 S: 5 P: 5	1B: 5 SF: 0 2B: 1 SAC: 1 3B: 0 DP: 0 HR: 0 HBP: 0	WP: 0 PA: 39 PB: 0 SB: 0 CS: 0		
PITCHER	John Stuper, R (1, 1) ERA: 4.05 Doug Bair, R (8, 1) ERA: 1.7	IP WLS BF H R ER SO BB IBB HBP BLK WP HR S P ERA WHIP	7.0 W 31 6 4 4 3 2 1 0 0 0 0 0 34 46 5.14 1.143	2.0 S 8 0 0 0 2 2 0 0 0 0 0 0 10 18 0.00 1.000	PITCHER								IP WLS BF H R ER SO BB IBB HBP BLK WP HR S P ERA WHIP

New York Mets @ St. Louis Cardinals
Busch Stadium, St. Louis, MO
 Fri Jun 18 1982, 7:05 PM CDT
 Att. 37,351 - Unknown

livebaseballscorecards.com




Batter	1	2	3	4	5	6	7	8	9
Lonnie Smith, R (1, 7) <small>OBP: 0.374, SLG: 0.454</small> Doug Bair, R (8, 1)									
Mike Ramsey, S (1, 4) <small>OBP: 0.374, SLG: 0.400</small>									
Keith Hernandez, L (1, 3) <small>OBP: 0.381, SLG: 0.348</small>									
George Hendrick, R (1, 9) <small>OBP: 0.297, SLG: 0.449</small>									
Darrell Porter, L (1, 2) <small>OBP: 0.340, SLG: 0.453</small>									
Tito Landrum, R (1, 8) <small>OBP: 0.361, SLG: 0.436</small>									
Ken Oberkfell, L (1, 5) <small>OBP: 0.333, SLG: 0.333</small>									
Ozzie Smith, S (1, 6) <small>OBP: 0.333, SLG: 0.368</small> Dane Iorg, L (7, PH) <small>OBP: 0.398, SLG: 0.383</small> Julio Gonzalez, R (7, PR) <small>OBP: 0.273, SLG: 0.358</small>									
John Stuper, R (1, 1) <small>OBP: 0.167, SLG: 0.500</small> Willie McGee, S (7, PH) <small>OBP: 0.343, SLG: 0.417</small>									

AB	R	H	RBI	BB	SO	LOB
4	1	2	0	0	0	3
0	0	0	0	0	0	0
4	0	0	0	0	0	5
4	0	0	1	0	0	1
4	0	0	0	0	1	1
2	1	0	0	2	1	0
4	1	1	0	0	1	1
2	1	1	0	1	0	0
1	0	0	0	1	0	1
1	0	1	1	0	0	0
0	1	0	0	0	0	0
2	0	0	0	0	1	2
1	0	1	3	0	0	0

BOTTOM

New York Mets @ St. Louis Cardinals
 Busch Stadium, St. Louis, MO
 Fri Jun 18 1982, 7:05 PM CDT
 Att. 37,351 - Unknown

AB	29
R	5
H	6
RBI	5
BB	4
SO	4
LOB	14



Inning Stats	R: 1	H: 1	E: 0	LOB: 0	K: 0	BB: 0	S: 4	R: 0	H: 0	E: 0	LOB: 0	K: 0	BB: 0	S: 3	R: 0	H: 0	E: 1	LOB: 1	K: 1	BB: 1	S: 5	R: 0	H: 0	E: 0	LOB: 0	K: 1	BB: 0	S: 5	R: 0	H: 1	E: 0	LOB: 1	K: 0	BB: 0	S: 4	R: 0	H: 1	E: 0	LOB: 1	K: 0	BB: 0	S: 4	R: 4	H: 3	E: 0	LOB: 1	K: 0	BB: 2	S: 5	R: 0	H: 0	E: 0	LOB: 1	K: 2	BB: 1	S: 7	P: 11
1B: 4	SF: 0	WP: 1	PA: 33																																																						
2B: 2	SAC: 0	PB: 0																																																							
3B: 1	DP: 1	SB: 3																																																							
HR: 0	HBP: 0	CS: 0																																																							

PITCHER	IP	WLS	BF	H	R	ER	SO	BB	IBB	HBP	BLK	WP	HR	S	P	ERA	WHIP
Randy Jones, L (1, 1) <small>ERA: 4.23</small>	6.0		25	4	4	4	2	3	0	0	0	0	0	26	38	6.00	1.167
Ed Lynch, R (7, 1) <small>ERA: 4.35</small>	1.0	L	4	2	1	1	0	0	0	0	0	0	0	4	4	9.00	2.000
Jesse Orosco, L (8, 1) <small>ERA: 2.98</small>	1.0		4	0	0	0	2	1	0	0	0	1	0	7	11	0.00	1.000

WP	PA	ERA	WHIP
1	33		
0			
3			
0			

Batter	1	2	3	4	5	6	7	8	9	AB R H RBI BB SO LOB	TOP
--------	---	---	---	---	---	---	---	---	---	----------------------	-----

Mookie Wilson, S OBP: 0.322, SLG: 0.366 (1, 8)	0-3 K 2B SF7	0-0 4-3			0-0 F8	0-0 FC4-6 1-2f		0-0 1B SF8 HR 1B		5 2 1 0 0 1 3	
---	-----------------------	------------	--	--	-----------	----------------------	--	------------------------------	--	---------------	--

Bob Bailor, R OBP: 0.321, SLG: 0.346 (1, 6)	0-0 F9		0-0 F9		0-0 1B 1B		0-0 4-3	0-0 SF8		4 0 1 0 0 0 1	
Rusty Staub, L OBP: 0.295, SLG: 0.353 (8, PH)								1-2 3-H		0 0 0 1 0 0 0	
Mike Scott, R OBP: 0.143, SLG: 0.185 (8, 1)										0 0 0 0 0 0 0	

George Foster, R OBP: 0.346, SLG: 0.405 (1, 7)	0-0 1-3 2B		0-0 E BB 1B		0-0 1-2 1B		0-0 HR	0-0 HR 1B		5 2 5 1 0 0 0	
Joel Youngblood, R OBP: 0.275, SLG: 0.359 (8, 7)								2-3		0 0 0 0 0 0 0	

Dave Kingman, R OBP: 0.292, SLG: 0.483 (1, 3)	0-0 SF7		4-0 E BB		0-0 P4		0-0 SF9 3B	0-0 HR		3 2 2 4 1 0 2	
Mike Jorgensen, L OBP: 0.375, SLG: 0.457 (8, 3)	3-H		1-2 BB		1-2		1-H 3-H			0 0 0 0 0 0 0	

Ellis Valentine, R OBP: 0.252, SLG: 0.356 (1, 9)	0-0 F7		0-0 E1 G6-4-3		0-0 F7		0-0 SF9	0-0 6-3		4 0 0 1 0 0 5	
			1-2 2-3				3-H				

John Stearns, R OBP: 0.365, SLG: 0.438 (1, 5)		0-0 F9 FC6-2 2B	0-0 G6-4-3			0-0 5-3	0-0 2B		4-0 SH1-3 BB	4 0 2 0 1 0 3	
			1-2f								

Ron Hodges, L OBP: 0.491, SLG: 0.585 (1, 2)		0-0 F9		0-0 4-3		0-0 WP SH2-3 1B	0-3 K		0-0 SH1-3	4 0 1 0 0 1 2	
		2-3							1-2		

Wally Backman, S OBP: 0.358, SLG: 0.352 (1, 4)		0-0 FC6-2 2B		0-0 4-3		0-0 SH2-3		0-0 E2 1B SF8 SH5-4	0-0 6-3	4 2 0 0 0 0 2	
		3-H				1-2					

Pete Falcone, L OBP: 0.180, SLG: 0.200 (1, 1)		0-0		0-0 6-3		4-0 FC4-6 BB		0-0 SH5-4	0-0 F9	1 0 1 1 0 0 0	
Pat Zachry, R OBP: 0.274, SLG: 0.303 (6, PH)										1 0 0 0 0 0 0	
Gary Rajsich, L OBP: 0.274, SLG: 0.303 (6, PH)										0 0 0 0 0 1 0	
Tom Hausman, R OBP: 0.272, SLG: 0.283 (8, PH)		1-H								0 0 0 0 0 0 0	
Ron Gardenhire, R OBP: 0.272, SLG: 0.283 (8, PH)										1 0 0 0 0 0 1	

Inning Stats	R: 1 E: 0 K: 1 S: 7	H: 1 LOB: 1 BB: 0 P: 7	R: 1 E: 0 K: 0 S: 5	H: 2 LOB: 1 BB: 0 P: 5	R: 0 E: 1 K: 0 S: 4	H: 1 LOB: 2 BB: 1 P: 8	R: 0 E: 0 K: 0 S: 3	H: 0 LOB: 0 BB: 0 P: 3	R: 0 E: 0 K: 0 S: 5	H: 2 LOB: 2 BB: 0 P: 5	R: 0 E: 0 K: 0 S: 4	H: 1 LOB: 2 BB: 1 P: 8	R: 2 E: 0 K: 1 S: 8	H: 3 LOB: 1 BB: 0 P: 8	R: 4 E: 1 K: 0 S: 7	H: 3 LOB: 0 BB: 0 P: 7	R: 0 E: 0 K: 0 S: 3	H: 0 LOB: 1 BB: 1 P: 7	1B: 6 2B: 4 3B: 1 HR: 2	SF: 3 SAC: 3 DP: 1 HBP: 0	WP: 2 PB: 0 SB: 0 CS: 0	PA: 45
--------------	------------------------------	---------------------------------	------------------------------	---------------------------------	------------------------------	---------------------------------	------------------------------	---------------------------------	------------------------------	---------------------------------	------------------------------	---------------------------------	------------------------------	---------------------------------	------------------------------	---------------------------------	------------------------------	---------------------------------	----------------------------------	------------------------------------	----------------------------------	--------

PITCHER	IP	WLS	BF	H	R	ER	SO	BB	IBB	HBP	BLK	WP	HR	S	P	ERA	WHIP
Bob Forsch, R ERA: 3.71 (1, 1)	6.2		33	10	4	4	1	2	0	0	0	2	1	33	41	5.40	1.800
Jeff Keener, R ERA: 1.23 (7, 1)	1.1	L	8	3	4	0	1	0	0	0	0	0	1	10	10	0.00	2.250
Mark Littell, R ERA: 4.58 (9, 1)	1.0		4	0	0	0	0	1	0	0	0	0	0	3	7	0.00	1.000

New York Mets @ St. Louis Cardinals
 Busch Stadium, St. Louis, MO
 Sat Jun 19 1982, 7:05 PM CDT
 Att. 33,354 - Unknown

livebaseballscorecards.com

AB	36
R	8
H	13
RBI	8
BB	3
SO	2
LOB	19



Batter	1	2	3	4	5	6	7	8	9	10	AB	R	H	RBI	BB	SO	LOB
Mookie Wilson, S OBP: 0.324, SLG: 0.367 (1, 8)	0-0 6-3		0-0 5-3			0-0 1B		0-0 5-3	0-0 1B		5	0	2	1	0	0	1
Bob Bailor, R OBP: 0.324, SLG: 0.348 (1, 4) (9, 6)	0-0 F3			0-0 E9 4-3 HR		0-0 1B		0-0 1B	0-0 1-3		5	1	2	0	0	0	2
George Foster, R OBP: 0.351, SLG: 0.410 Rusty Tillman, R OBP: 1.000, SLG: 1.000 Jesse Orosco, R Ed Lynch, R (10, 1)	0-3 K			0-0 4-3		0-0 1B		0-0 1B		0-0 SH 3B	5	0	3	0	0	1	1
Dave Kingman, R OBP: 0.292, SLG: 0.476 Mike Scott, R OBP: 0.143, SLG: 0.185 Joel Youngblood, R OBP: 0.275, SLG: 0.359 (10, PH) (10, 7)		4-0 G1-6-3 BB		0-3 K		0-0 P4		0-3 K		0-0 SH 3B	3	0	0	0	1	2	5
Ellis Valentine, R OBP: 0.250, SLG: 0.374 (1, 9)		0-0 G1-6-3		0-0 HR		0-0 FC6-4		0-0 F7		0-3 K	5	1	1	2	0	1	7
John Stearns, R OBP: 0.366, SLG: 0.451 (1, 5)		0-0 F5		0-0 6-3				0-0 1-3		0-0 SH1-4 1B	5	1	2	2	0	0	0
Ron Hodges, L OBP: 0.491, SLG: 0.568 (1, 2)			0-0 5-3 1B		0-0 4-3		0-0 4-3		0-0 SH1-4	4-0 G6-3 IBB	3	0	1	0	1	0	0
Ron Gardenhire, R OBP: 0.273, SLG: 0.264 Rusty Staub, L OBP: 0.306, SLG: 0.353 Wally Backman, S OBP: 0.355, SLG: 0.349 (9, PH) (9, PR) (9, 4)			0-0 F9		0-0 5-3		0-0 1B		4-0 BB 1B IBB	0-0 G6-3	3	0	1	0	0	0	1
Charlie Puleo, R OBP: 0.190, SLG: 0.150 Mike Jorgensen, L OBP: 0.390, SLG: 0.457 (9, PH) (9, 3)			0-0 5-3		0-0 F8		0-0 1-3		4-0 1B BB		3	0	0	0	0	0	2

Inning Stats	R: 0	H: 0	E: 0	K: 1	S: 5	P: 5	R: 0	H: 0	E: 0	K: 0	S: 2	P: 6	R: 0	H: 1	E: 0	K: 0	S: 4	P: 4	R: 2	H: 1	E: 1	K: 1	S: 7	P: 7	R: 0	H: 0	E: 0	K: 0	S: 3	P: 3	R: 0	H: 3	E: 0	K: 0	S: 5	P: 5	R: 0	H: 1	E: 0	K: 0	S: 4	P: 4	R: 0	H: 2	E: 0	K: 1	S: 7	P: 7	R: 1	H: 2	E: 0	K: 0	S: 4	P: 12	R: 2	H: 2	E: 0	K: 1	S: 7	P: 11	1B: 9	2B: 1	3B: 1	HR: 1	SF: 0	SAC: 2	DP: 2	HBP: 0	WP: 0	PA: 44
--------------	------	------	------	------	------	------	------	------	------	------	------	------	------	------	------	------	------	------	------	------	------	------	------	------	------	------	------	------	------	------	------	------	------	------	------	------	------	------	------	------	------	------	------	------	------	------	------	------	------	------	------	------	------	-------	------	------	------	------	------	-------	-------	-------	-------	-------	-------	--------	-------	--------	-------	--------


PITCHER	IP	WLS	BF	H	R	ER	SO	BB	IBB	HBP	BLK	WP	HR	S	P	ERA	WHIP
Joaquin Andujar, R ERA: 2.26 (1, 1)	8.1		36	9	3	1	3	2	1	0	0	0	1	39	51	1.08	1.320
Jim Kaat, L ERA: 3.9 (9, 1)	0.1		1	1	0	0	0	0	0	0	0	0	0	1	1	0.00	3.000
Doug Bair, R ERA: 1.69 (9, 1)	0.1		1	0	0	0	0	0	0	0	0	0	0	1	1	0.00	0.000
Bruce Sutter, R ERA: 4.96 (10, 1)	1.0	L	6	2	2	2	1	0	1	0	0	0	0	7	11	18.00	2.000

TOP

New York Mets @ St. Louis Cardinals
 Busch Stadium, St. Louis, MO
 Sun Jun 20 1982, 3:33 AM CDT
 Att. 26,926 - Unknown

livebaseballscorecards.com

AB	38
R	5
H	12
RBI	5
BB	4
SO	4
LOB	21



BOTTOM

New York Mets @ St. Louis Cardinals
Busch Stadium, St. Louis, MO
Sun Jun 20 1982, 3:33 AM CDT
Att. 26,926 - Unknown

livebaseballscorecards.com

AB	34
R	4
H	10
RBI	4
BB	5
SO	6
LOB	8



WP	0	PA	41
PB	0		
SB	2		
CS	1		

AB R H RBI BB SO LOB

4	1	1	0	1	1	0
4	0	3	1	0	0	1
4	0	0	0	0	1	3
0	0	0	0	1	0	0
0	0	0	0	0	0	0
5	0	0	0	0	2	2
3	1	0	0	1	0	0
3	1	1	0	1	0	0
3	0	1	1	0	1	1
1	1	1	1	0	0	0
0	0	0	0	0	0	0
3	0	2	0	1	0	0
3	0	1	1	0	1	1
0	0	0	0	0	0	0
0	0	0	0	0	0	0
0	0	0	0	0	0	0
1	0	0	0	0	0	0

Batter	1	2	3	4	5	6	7	8	9	10
Lonnie Smith, R (1, 7) OBP: 0.375, SLG: 0.451	0-3 K		4-0 S BB		0-0 F8			0-0 B1-3		0-0 E8 SF8 2B
Willie McGee, S (1, 8) OBP: 0.358, SLG: 0.457	0-0 4-3 1B		0-0 F7		0-0 CS 1B			0-0 2B		0-0 SF8
Dane Iorg, L (1, 3) OBP: 0.393, SLG: 0.377	0-0 4-3			0-3 K	0-0 F2			0-0 F7		4-0 3-H BB
Gene Tenace, R (10, PH) OBP: 0.578, SLG: 0.906										
Tito Landrum, R (10, PR) OBP: 0.361, SLG: 0.436										
George Hendrick, R (1, 9) OBP: 0.290, SLG: 0.442		0-3 K		0-3 K		0-0 P6		0-0 6-3		0-0 L6
Darrell Porter, L (1, 2) OBP: 0.335, SLG: 0.440		0-0 P6		4-0 1B BB		0-0 F8			0-0 4-3	
Ken Oberkfell, L (1, 5) OBP: 0.335, SLG: 0.331		4-0 S BB		0-0 BB 1B 1B		0-0 F8			0-0 4-3	
Mike Ramsey, S (1, 4) OBP: 0.370, SLG: 0.389		0-0 F7		0-0 BB 1B 1B			0-3 K		0-0 HR	
Keith Hernandez, L (9, PH) OBP: 0.363, SLG: 0.363										
Bruce Sutter, R (10, 1)										
Ozzie Smith, S (1, 6) OBP: 0.341, SLG: 0.370			0-0 G1-6-3 1B	4-0 1-2 2-3 BB			0-0 3-1		0-0 PO 1B	
Joaquin Andujar, S (1, 1) OBP: 0.214, SLG: 0.286			0-0 G1-6-3	0-0 1-2 2-H 3-H 1B			0-3 K		0-0 PO	0-0 5-3
Jim Kaat, L (9, 1)										
Doug Bair, R (9, 1)										
Orlando Sanchez, L (9, PH) OBP: 0.286, SLG: 0.243										
Julio Gonzalez, R (10, 4) OBP: 0.271, SLG: 0.351										

Inning Stats	R: 0	H: 1	E: 0	K: 1	S: 5	R: 0	H: 0	E: 0	K: 1	S: 5	R: 0	H: 1	E: 0	K: 0	S: 3	R: 2	H: 3	E: 0	K: 2	S: 9	R: 0	H: 1	E: 0	K: 0	S: 3	R: 0	H: 0	E: 0	K: 2	S: 7	R: 0	H: 0	E: 0	K: 0	S: 3	R: 0	H: 1	E: 0	K: 0	S: 4	R: 1	H: 2	E: 0	K: 0	S: 4	R: 1	H: 1	E: 0	K: 0	S: 4	R: 1	H: 1	E: 1	K: 0	S: 4	1B: 7	SF: 1	2B: 2	SAC: 0	3B: 0	DP: 1	HR: 1	HBP: 0	WP: 0	PA: 41
--------------	------	------	------	------	------	------	------	------	------	------	------	------	------	------	------	------	------	------	------	------	------	------	------	------	------	------	------	------	------	------	------	------	------	------	------	------	------	------	------	------	------	------	------	------	------	------	------	------	------	------	------	------	------	------	------	-------	-------	-------	--------	-------	-------	-------	--------	-------	--------

PITCHER	IP	WLS	BF	H	R	ER	SO	BB	IBB	HBP	BLK	WP	HR	S	P	ERA	WHIP
Charlie Puleo, R (1, 1) ERA: 4.15	8.0		31	7	2	2	6	4	0	0	0	0	0	39	55	2.25	1.375
Mike Scott, R (9, 1) ERA: 4.6	1.0	W	4	2	1	1	0	0	0	0	0	0	1	4	4	9.00	2.000
Jesse Orosco, L (10, 1) ERA: 2.93	0.2		4	1	1	0	0	1	0	0	0	0	0	3	7	0.00	3.000
Ed Lynch, R (10, 1) ERA: 4.31	0.1	S	1	0	0	0	0	0	0	0	0	0	0	1	1	0.00	0.000

Batter	1	2	3	4	5	6	7	8	9	AB R H RBI BB SO LOB	TOP																
Bob Dernier, R OBP: 0.366, SLG: 0.357 (1, 8) X	0-0 2-3 ①		0-0 6-3 ③			0-3 K ① X	0-0 FC3-6 1B ②	0-3 K ③		5 0 1 0 0 2 1	Philadelphia Phillies @ St. Louis Cardinals Busch Stadium, St. Louis, MO Mon Jun 21 1982, 7:05 PM CDT Att: 19,141 - Unknown																
Pete Rose, S OBP: 0.344, SLG: 0.367 (1, 3) X	0-0 1B			0-0 5-3 ①		0-0 FC5-4 1B ②	0-0 FC3-6 1-2f 3-H ②	0-0 6-3 ①	5 0 2 1 0 0 1																		
Gary Matthews, R OBP: 0.326, SLG: 0.408 (1, 7) S S S	0-3 K ②			4-0 FC5-4 BB ②		0-0 FC5-4 S BB 1-2f ② X	0-0 F7 ③	0-0 5-3 ②	4 0 0 0 1 1 3																		
Mike Schmidt, R OBP: 0.439, SLG: 0.500 (1, 5) S S S	0-3 K ③			0-3 K ②		4-0 S BB 1-2 ②		0-0 HR 1B ②	4 1 2 0 1 2 2																		
Bill Robinson, R OBP: 0.289, SLG: 0.474 (1, 9) X		0-0 F8 ①		0-0 FC5-4 1-2f ③		4-0 BB 1-2 2-3 ③		0-0 HR 1B S S S ③	4 1 1 2 1 1 2																		
Ozzie Virgil, R OBP: 0.269, SLG: 0.440 (1, 2) S S S		0-3 K ②			0-0 F3 ① X	0-0 L6 ③		0-0 HR ①	4 1 1 1 0 1 3																		
Manny Trillo, R OBP: 0.301, SLG: 0.297 (1, 4) X			0-0 6-3 ③		0-0 L8 ②		0-0 6-3 ① X	0-0 G3 ①	4 0 0 0 0 0 0																		
Ivan De Jesus, R OBP: 0.291, SLG: 0.259 (1, 6) X			0-0 6-3 ①		0-0 1B ③		0-0 3B 1B ②	0-0 5-3 ②	4 1 2 0 0 0 0																		
Marty Bystrom, R (1, 1) X		0-0 5-3 ②			0-0 4-3 ③		0-0 FC3-6 3B 1-H ③	0-0 WP 2B ③	2 0 0 0 0 0 1																		
Luis Aguayo, R OBP: 0.269, SLG: 0.458 (7, PH)									1 1 1 1 0 0 0																		
Sparky Lyle, L OBP: 0.500, SLG: 0.500 (7, 1)									0 0 0 0 0 0 0																		
Ron Reed, R OBP: 0.333, SLG: 0.600 (7, 1)									1 0 1 0 0 0 0																		
Tug McGraw, R (8, 1)									0 0 0 0 0 0 0																		
Inning Stats	R: 0 E: 0 K: 2 S: 8	H: 1 LOB: 1 BB: 0 P: 8	R: 0 E: 0 K: 1 S: 5	H: 0 LOB: 0 BB: 0 P: 5	R: 0 E: 0 K: 0 S: 3	H: 0 LOB: 0 BB: 0 P: 3	R: 0 E: 0 K: 1 S: 5	H: 0 LOB: 1 BB: 1 P: 9	R: 0 E: 0 K: 1 S: 4	H: 1 LOB: 1 BB: 0 P: 4	R: 2 E: 0 K: 0 S: 6	H: 3 LOB: 1 BB: 0 P: 6	R: 3 E: 0 K: 1 S: 9	H: 4 LOB: 1 BB: 0 P: 9	R: 0 E: 0 K: 1 S: 6	H: 1 LOB: 1 BB: 0 P: 6	1B: 6 2B: 2 3B: 1 HR: 2	SF: 0 SAC: 0 DP: 0 HBP: 0	WP: 1 PB: 0 SB: 2 CS: 0	PA: 41							
PITCHER	IP	WLS	BF	H	R	ER	SO	BB	IBB	HBP	BLK	WP	HR	S	P	ERA	WHIP										
Dave LaPoint, L ERA: 3.95 (1, 1)	7.0		30	6	2	2	5	3	0	0	0	0	0	37	49	2.57	1.286										
Doug Bair, R ERA: 2.41 (8, 1)	0.0		3	3	3	3	0	0	0	0	0	0	2	3	3	∞	∞										
Bruce Sutter, R ERA: 4.75 (8, 1)	2.0	W	8	2	0	0	2	0	0	0	0	1	0	12	12	0.00	1.000										

livebaseballscorecards.com

AB	38
R	5
H	11
RBI	5
BB	3
SO	7
LOB	13



Batter	1	2	3	4	5	6	7	8	9
Lonnie Smith, R OBP: 0.377, SLG: 0.460 (1, 7)	0-3 K		0-0 BLK 1B			0-0 1-H 3B	0-0 FC5-4		
Willie McGee, S OBP: 0.363, SLG: 0.459 (1, 8)	0-0 L6		0-0 1-H CS 1B			0-0 F8		0-0 1B 2B 1B	
Keith Hernandez, L OBP: 0.384, SLG: 0.363 (1, 3)	0-0 P4		0-0 CS 1-2	4-0 G6-4-3 BB		0-0 4-3		0-0 2B 1B 1B	
Darrell Porter, L OBP: 0.333, SLG: 0.441 (1, 2)		0-0 F9		0-0 G6-4-3 1-2f		0-0 4-3		0-0 1B 1-5 2B	
George Hendrick, R OBP: 0.293, SLG: 0.440 (1, 9)		0-0 4-3		0-0 6-3		4-0 2B 1B BB		0-0 FC5-4 1B	
Ken Oberkfell, L OBP: 0.338, SLG: 0.341 (1, 5)		0-0 4-3			0-0 CS 1B	0-0 1B 2B		0-0 FC5-4	
Mike Ramsey, S OBP: 0.366, SLG: 0.385 (1, 4)			0-0 4-3		0-0 L8 1-2	0-0 1B FC3-2-5 1B		0-0 1-5	
Ozzie Smith, S OBP: 0.344, SLG: 0.373 (1, 6)			0-0 SH1-4 1B		0-0 3-1	0-0 1B FC3-2-5 1B			
Dave LaPoint, L OBP: 0.200, SLG: 0.200 (1, 1)			0-0 SH1-4			0-0 3B 1B		0-0 FC3-2-5 FC5-4	
Gene Tenace, R OBP: 0.578, SLG: 0.906 (7, PH)									
Dane Iorg, L OBP: 0.390, SLG: 0.374 (7, PH)									
Doug Bair, R (8, 1)									
Bruce Sutter, R (8, 1)									


Inning Stats	R: 0 E: 0 K: 1 S: 5	H: 0 LOB: 0 BB: 0 P: 5	R: 0 E: 0 K: 0 S: 3	H: 0 LOB: 0 BB: 0 P: 3	R: 2 E: 0 K: 0 S: 5	H: 3 LOB: 0 BB: 0 P: 5	R: 0 E: 0 K: 0 S: 2	H: 0 LOB: 0 BB: 1 P: 6	R: 0 E: 0 K: 0 S: 3	H: 1 LOB: 0 BB: 0 P: 3	R: 1 E: 0 K: 0 S: 4	H: 2 LOB: 0 BB: 0 P: 4	R: 2 E: 0 K: 0 S: 6	H: 3 LOB: 2 BB: 1 P: 10	R: 2 E: 0 K: 0 S: 6	H: 4 LOB: 1 BB: 0 P: 6
--------------	------------------------------	---------------------------------	------------------------------	---------------------------------	------------------------------	---------------------------------	------------------------------	---------------------------------	------------------------------	---------------------------------	------------------------------	---------------------------------	------------------------------	----------------------------------	------------------------------	---------------------------------

PITCHER	IP	WLS	BF	H	R	ER	SO	BB	IBB	HBP	BLK	WP	HR	S	P	ERA	WHIP
Marty Bystrom, R ERA: 2.25 (1, 1)	6.0		21	6	3	3	1	1	0	0	1	0	0	22	26	4.50	1.167
Sparky Lyle, L ERA: 3.67 (7, 1)	0.1		5	3	2	2	0	1	0	0	0	0	0	4	8	54.00	12.000
Ron Reed, R ERA: 3.09 (7, 1)	0.2	L	4	2	2	2	0	0	0	0	0	0	0	4	4	27.00	3.000
Tug McGraw, L ERA: (8, 1)	1.0		4	2	0	0	0	0	0	0	0	0	0	4	4	0.00	2.000

BOTTOM

Philadelphia Phillies @ St. Louis Cardinals
 Busch Stadium, St. Louis, MO
 Mon Jun 21 1982, 7:05 PM CDT
 Att. 19,141 - Unknown

AB	31
R	7
H	13
RBI	7
BB	2
SO	1
LOB	10



1B	2B	3B	HR	SF	SAC	DP	HBP	WP	PA
10	3	1	0	0	1	2	0	0	35

Batter	1	2	3	4	5	6	7	8	9	AB R H RBI BB SO LOB	TOP									
Bob Dernier, R (1, 8) OBP: 0.360, SLG: 0.350	0-3 K2-3		0-3 K			0-0 4-3		0-0 6-3		4 0 0 0 0 2 1	Philadelphia Phillies @ St. Louis Cardinals Busch Stadium, St. Louis, MO Tue Jun 22 1982, 7:05 PM CDT Att: 19,672 - Unknown									
Pete Rose, S (1, 3) OBP: 0.343, SLG: 0.369	0-0 3-1		0-0 2B			0-0 F7		0-0 P6		4 0 1 1 0 0 0										
Gary Matthews, R (1, 7) OBP: 0.321, SLG: 0.402	0-0 5-3		0-0 F8			0-3 K		0-0 P5		4 0 0 0 0 1 1										
Mike Schmidt, R (1, 5) OBP: 0.440, SLG: 0.500		0-0 F7		0-0 1B		0-0 F8 1B		0-0 6-3		4 0 2 0 0 0 0										
Bo Diaz, R (1, 2) OBP: 0.351, SLG: 0.516		0-0 HR		0-0 G4-6-3		0-0 1-2 1B		0-0 1B		4 1 3 1 0 0 1										
Luis Aguayo, R (9, PR) OBP: 0.269, SLG: 0.458				0-0 1-2f				0-0 1B		0 0 0 0 0 0 0										
Greg Gross, L (1, 9) OBP: 0.370, SLG: 0.327		0-0 6-3		0-0 6-3		0-0 F8		0-0 4-3		4 0 0 0 0 0 3										
Manny Trillo, R (1, 4) OBP: 0.302, SLG: 0.298		0-0 CS 1B		0-0 F8		0-3 K				3 0 1 0 0 1 2										
Ivan De Jesus, R (1, 6) OBP: 0.292, SLG: 0.260		0-0 CS	0-0 SH1-4 2B 1B		0-0 5-3	0-0 F8		0-0 F8		3 1 1 0 0 0 2										
Larry Christenson, R (1, 1) OBP: 0.065, SLG: 0.097			0-0 SH1-4		0-0 5-3			0-0 L7		1 0 0 0 0 0 0										
Len Matuszek, L (8, PH) OBP: 0.192, SLG: 0.167										1 0 0 0 0 0 0										
Sparky Lyle, L (8, 1) OBP: 0.500, SLG: 0.500										0 0 0 0 0 0 0										
Ed Farmer, R (8, 1)										0 0 0 0 0 0 0										
Inning Stats	R: 0 E: 0 K: 1 S: 5	H: 0 LOB: 0 BB: 0 P: 5	R: 1 E: 0 K: 0 S: 4	H: 2 LOB: 0 BB: 0 P: 4	R: 1 E: 0 K: 1 S: 7	H: 2 LOB: 1 BB: 0 P: 7	R: 0 E: 0 K: 0 S: 3	H: 1 LOB: 0 BB: 0 P: 3	R: 0 E: 0 K: 1 S: 5	H: 0 LOB: 0 BB: 0 P: 5	R: 0 E: 0 K: 1 S: 7	H: 2 LOB: 2 BB: 0 P: 7	R: 0 E: 0 K: 0 S: 3	H: 0 LOB: 0 BB: 0 P: 3	R: 0 E: 0 K: 0 S: 4	H: 1 LOB: 1 BB: 0 P: 4	1B: 6 2B: 1 3B: 0 HR: 1	SF: 0 SAC: 1 DP: 1 HBP: 0	WP: 0 PB: 0 SB: 0 CS: 1	PA: 34
PITCHER John Stuper, R (1, 1) ERA: 3.41	IP: 9.0 WLS: W BF: 33 H: 8 R: 2 ER: 2 SO: 4 BB: 0 IBB: 0 HBP: 0 BLK: 0 WP: 0 HR: 1 S: 41 P: 41 ERA: 2.00 WHIP: 0.889																			

livebaseballscores.com

AB	32
R	2
H	8
RBI	2
BB	0
SO	4
LOB	10



Batter	1	2	3	4	5	6	7	8	9
Lonnie Smith, R <small>(1, 7) OBP: 0.375, SLG: 0.455</small>	4-0 	0-3 K			0-0 4-3		0-0 6-3		
Willie McGee, S <small>(1, 8) OBP: 0.376, SLG: 0.464</small>	0-0 	0-0 F7			0-0 		4-0 		
Keith Hernandez, L <small>(1, 3) OBP: 0.386, SLG: 0.369</small>	0-0 		0-0 		0-0 F7		0-0 		
Darrell Porter, L <small>(1, 2) OBP: 0.325, SLG: 0.430</small>	0-0 		0-0 F5		0-0 F8		0-0 4-3		
George Hendrick, R <small>(1, 9) OBP: 0.293, SLG: 0.436</small>	0-0 		0-0 6-5-4-6		0-0 		4-0 		
Ken Oberkfell, L <small>(1, 5) OBP: 0.333, SLG: 0.335</small> Gene Tenace, R <small>(8, PH) OBP: 0.578, SLG: 0.906</small> Dane Iorg, L <small>(8, PH) OBP: 0.387, SLG: 0.371</small> Julio Gonzalez, R <small>(9, 5) OBP: 0.271, SLG: 0.351</small>	0-0 F2		0-3 K		0-0 F8		0-0 L8		
Mike Ramsey, S <small>(1, 4) OBP: 0.370, SLG: 0.379</small>		4-0 		0-0 4-3		0-0 		4-0 	
Ozzie Smith, S <small>(1, 6) OBP: 0.343, SLG: 0.376</small>		0-0 3-1		0-0 		0-0 5-3		0-0 F9	
John Stuper, R <small>(1, 1) OBP: 0.222, SLG: 0.444</small>		0-0 		0-0 F9		0-3 K			

Inning Stats	R: 2	H: 1	E: 1	LOB: 1	K: 0	BB: 1	S: 5	P: 9
	R: 0	H: 1	E: 0	LOB: 0	K: 0	BB: 0	S: 3	P: 3
	R: 0	H: 1	E: 0	LOB: 1	K: 1	BB: 0	S: 6	P: 6
	R: 0	H: 0	E: 1	LOB: 1	K: 0	BB: 0	S: 4	P: 4
	R: 0	H: 0	E: 0	LOB: 0	K: 1	BB: 0	S: 5	P: 5
	R: 1	H: 1	E: 0	LOB: 3	K: 0	BB: 3	S: 4	P: 16

PITCHER	IP	WLS	BF	H	R	ER	SO	BB	IBB	HBP	BLK	WP	HR	S	P	ERA	WHIP
Larry Christenson, R <small>(1, 1) ERA: 3.41</small>	7.0		28	5	2	1	3	2	0	0	0	0	0	32	40	1.29	1.000
Sparky Lyle, L <small>(8, 1) ERA: 3.95</small>	0.1	L	4	1	1	1	0	1	1	0	0	0	0	2	10	27.00	6.000
Ed Farmer, R <small>(8, 1) ERA: 6.99</small>	0.2		3	0	0	0	0	1	0	0	0	0	0	2	6	0.00	1.500

BOTTOM

Philadelphia Phillies @ St. Louis Cardinals
 Busch Stadium, St. Louis, MO
 Tue Jun 22 1982, 7:05 PM CDT
 Att. 19,672 - Unknown

AB	29
R	3
H	6
RBI	3
BB	5
SO	3
LOB	23

1B: 4	SF: 1	WP: 0	PA: 35
2B: 3	SAC: 0	PB: 0	
3B: 0	DP: 1	SB: 1	
HR: 0	HBP: 0	CS: 1	

Batter	1	2	3	4	5	6	7	8	9	AB R H RBI BB SO LOB	TOP														
Bob Dernier, R (1, 8) OBP: 0.356, SLG: 0.344	0-3 K		0-3 K	0-0 L8		0-3 K		4-0 WP S WP BB		4 1 0 0 1 3 2															
Pete Rose, S (1, 3) OBP: 0.347, SLG: 0.368	0-0 F7		0-0 BB 1B		0-0 4-3	4-0 IBB		4-0 WP BB		3 0 1 0 2 0 0															
Bill Robinson, R (8, 3) OBP: 0.289, SLG: 0.474										0 0 0 0 0 0 0															
Gary Matthews, R (1, 7) OBP: 0.326, SLG: 0.403	0-0 CS 1B		4-0 BB		0-0 FC5-4 2B 1B	0-0 F8		0-0 6-3		4 1 2 0 1 0 3															
George Vukovich, L (8, 9) OBP: 0.271, SLG: 0.291			1-2 BB					1-2 3-H		0 0 0 0 0 0 0															
Mike Schmidt, R (1, 5) OBP: 0.444, SLG: 0.497	0-0 CS 1-2	0-0 FC3-6 E 1B	0-3 K		4-0 FC5-4 BB		4-0 FC6-4 FC 5-3-6 BB		0-0 6-3	3 1 1 0 2 1 2															
Bo Diaz, R (1, 2) OBP: 0.348, SLG: 0.507				4-0 3B BB	0-0 FC5-4 2B 1B		0-0 FC FC6-4		0-0 6-3	4 2 0 0 1 0 4															
Greg Gross, L (1, 9) OBP: 0.356, SLG: 0.333		0-0 FC3-6 S 1-2f 2-3		0-0 L6	0-0 1B 2B		0-0 FC6-4 5-3-6		0-0 4-3	5 1 1 1 0 0 5															
Manny Trillo, R (1, 4) OBP: 0.301, SLG: 0.297		0-3 K 1-2		0-0 F3	0-0 1B		0-0 5-3-6			4 0 1 3 0 1 4															
Ivan De Jesus, R (1, 6) OBP: 0.295, SLG: 0.273		0-0 6-3		0-0 1B 3B		0-0 S 1B		0-0 6-3		4 1 2 1 0 0 2															
Mike Krukow, R (1, 1) OBP: 0.182, SLG: 0.182			0-0 6-3	0-0 1B		0-3 K		0-0 4-3		4 0 1 1 0 1 1															
Inning Stats	R: 0 E: 0 K: 1 S: 5	H: 1 LOB: 0 BB: 0 P: 5	R: 0 E: 1 K: 1 S: 7	H: 1 LOB: 2 BB: 0 P: 7	R: 0 E: 0 K: 2 S: 8	H: 1 LOB: 1 BB: 1 P: 12	R: 2 E: 0 K: 0 S: 5	H: 2 LOB: 1 BB: 1 P: 9	R: 3 E: 0 K: 0 S: 5	H: 3 LOB: 1 BB: 1 P: 9	R: 0 E: 0 K: 2 S: 8	H: 1 LOB: 2 BB: 1 P: 12	R: 1 E: 0 K: 0 S: 3	H: 0 LOB: 0 BB: 1 P: 7	R: 1 E: 0 K: 0 S: 3	H: 0 LOB: 1 BB: 2 P: 11	R: 0 E: 0 K: 0 S: 3	H: 0 LOB: 0 BB: 0 P: 3	1B: 7 2B: 2 3B: 1 HR: 0	SF: 0 SAC: 0 DP: 1 HBP: 0	WP: 2 PB: 0 SB: 4 CS: 1	PA: 43			
PITCHER	IP	WLS	BF	H	R	ER	SO	BB	IBB	HBP	BLK	WP	HR	S	P	ERA	WHIP								
Steve Mura, R (1, 1) ERA: 4.71	4.2	L	24	7	5	5	4	3	0	0	0	0	0	29	41	9.64	2.143								
Jeff Keener, R (5, 1) ERA: 1.86	2.1		10	2	1	1	2	1	1	0	0	0	0	12	20	3.86	1.286								
Mark Littell, R (8, 1) ERA: 4.58	2.0		8	0	1	1	0	2	0	0	0	2	0	6	14	4.50	1.000								

Philadelphia Phillies @ St. Louis Cardinals
 Busch Stadium, St. Louis, MO
 Wed Jun 23 1982, 7:05 PM CDT
 Att: 19,882 - Unknown

AB	35
R	7
H	9
RBI	6
BB	7
SO	6
LOB	23



Batter	1	2	3	4	5	6	7	8	9	AB	R	H	RBI	BB	SO	LOB
--------	---	---	---	---	---	---	---	---	---	----	---	---	-----	----	----	-----

Lonnie Smith, R <small>OBP: 0.373, SLG: 0.451</small> (1, 7)										4	1	1	0	0	0	0
Willie McGee, S <small>OBP: 0.372, SLG: 0.457</small> (1, 8)										4	0	1	1	0	0	0
Keith Hernandez, L <small>OBP: 0.367, SLG: 0.379</small> (1, 3)										4	0	2	0	0	1	1
Darrell Porter, L <small>OBP: 0.324, SLG: 0.421</small> Glenn Brummer, R <small>OBP: 0.245, SLG: 0.321</small> (1, 2) (9, 2)										3	0	0	0	1	0	3
George Hendrick, R <small>OBP: 0.292, SLG: 0.433</small> (1, 9)										4	0	1	0	0	0	2
Ken Oberkfell, L <small>OBP: 0.327, SLG: 0.328</small> (1, 5)										4	0	0	0	0	0	2
Mike Ramsey, S <small>OBP: 0.367, SLG: 0.375</small> (1, 4)										4	0	1	0	0	1	0
Ozzie Smith, S <small>OBP: 0.347, SLG: 0.377</small> (1, 6)										2	0	1	0	1	0	2
Steve Mura, R <small>OBP: 0.111, SLG: 0.077</small> Jeff Keener, L (5, 1)										2	0	0	0	0	1	3
Steve Braun, L <small>OBP: 0.359, SLG: 0.273</small> Mark Littell, L (8, 1)										0	0	0	0	0	0	0
										1	0	0	0	0	0	1
										0	0	0	0	0	0	0

Inning Stats	R: 1	H: 2	E: 0	K: 5	S: 5	LOB: 1	BB: 0	P: 5	R: 0	H: 0	E: 0	K: 2	S: 7	LOB: 1	BB: 1	P: 11	R: 0	H: 1	E: 0	K: 1	S: 6	LOB: 1	BB: 0	P: 6	R: 0	H: 2	E: 0	K: 0	S: 5	LOB: 2	BB: 0	P: 5	R: 0	H: 0	E: 0	K: 0	S: 3	LOB: 0	BB: 0	P: 3	R: 0	H: 0	E: 0	K: 0	S: 2	LOB: 0	BB: 1	P: 6	R: 0	H: 1	E: 0	K: 0	S: 3	LOB: 0	BB: 0	P: 3	R: 0	H: 1	E: 0	K: 0	S: 4	LOB: 1	BB: 0	P: 4	R: 0	H: 0	E: 0	K: 0	S: 3	LOB: 0	BB: 0	P: 3
--------------	------	------	------	------	------	--------	-------	------	------	------	------	------	------	--------	-------	-------	------	------	------	------	------	--------	-------	------	------	------	------	------	------	--------	-------	------	------	------	------	------	------	--------	-------	------	------	------	------	------	------	--------	-------	------	------	------	------	------	------	--------	-------	------	------	------	------	------	------	--------	-------	------	------	------	------	------	------	--------	-------	------

PITCHER Mike Krukow, R <small>ERA: 2.75</small> (1, 1)	IP	WLS	BF	H	R	ER	SO	BB	IBB	HBP	BLK	WP	HR	S	P	ERA	WHIP
	9.0	W	34	7	1	1	3	2	0	0	0	0	0	38	46	1.00	1.000

BOTTOM

Philadelphia Phillies @ St. Louis Cardinals
 Busch Stadium, St. Louis, MO
 Wed Jun 23 1982, 7:05 PM CDT
 Att. 19,882 - Unknown

AB	32
R	1
H	7
RBI	1
BB	2
SO	3
LOB	14

WP: 0 PB: 0 SB: 2 CS: 0	PA: 34 ERA WHIP
----------------------------------	-----------------------

Batter	1	2	3	4	5	6	7	8	9	AB	R	H	RBI	BB	SO	LOB	BOTTOM			
Lonnie Smith, R OBP: 0.372, SLG: 0.452 (1, 7)	0-0 F8		0-0 2B			0-0 F9		0-0 6-3		4	1	1	1	0	0	0	Philadelphia Phillies @ St. Louis Cardinals Busch Stadium, St. Louis, MO Thu Jun 24 1982, 3:33 AM CDT Att. 33,032 - Unknown			
Willie McGee, S OBP: 0.376, SLG: 0.462 (1, 8)	0-3 K		0-0 2B			0-0 6-3		4-0 BB	4-0 L4	3	0	1	1	1	1	0				
Keith Hernandez, L OBP: 0.382, SLG: 0.373 (1, 3)	0-0 4-3		0-0 3-1			0-0 G3		0-0 L4	0-0 L4	4	0	0	0	0	0	2				
George Hendrick, R OBP: 0.287, SLG: 0.425 (1, 9)		0-0 F7			0-0 F5		0-3 K		0-0 F8	4	0	0	0	0	1	0				
Gene Tenace, R OBP: 0.583, SLG: 0.879 (1, 2)		0-0 1-3			4-0 BB		4-0 BB			1	0	0	0	2	0	0				
Mike Ramsey, S OBP: 0.359, SLG: 0.367 (1, 4)		0-0 F7			0-0 G5-4-3		0-0 L9			3	0	0	0	0	0	2				
Julio Gonzalez, R OBP: 0.258, SLG: 0.333 (1, 5)			0-3 K		0-3 K		0-0 F8			3	0	0	0	0	2	1				
Ozzie Smith, S OBP: 0.343, SLG: 0.372 (1, 6)			0-3 K		0-3 K			0-0 6-3		3	0	0	0	0	2	0				
Bob Forsch, R OBP: 0.293, SLG: 0.375 Jeff Keener, L (8, 1)			0-0 2B		0-0 4-3			0-0 6-3		2	1	1	0	0	0	0				
Tito Landrum, R OBP: 0.355, SLG: 0.429 Mark Littell, L (9, 1)			2B 3B							0	0	0	0	0	0	0				
Inning Stats	R: 0 E: 0 K: 1 S: 5	H: 0 LOB: 0 BB: 0 P: 5	R: 0 E: 0 K: 0 S: 3	H: 0 LOB: 0 BB: 0 P: 3	R: 2 E: 0 K: 2 S: 10	H: 3 LOB: 1 BB: 0 P: 10	R: 0 E: 0 K: 0 S: 2	H: 0 LOB: 0 BB: 1 P: 6	R: 0 E: 0 K: 2 S: 7	H: 0 LOB: 0 BB: 0 P: 7	R: 0 E: 0 K: 1 S: 5	H: 0 LOB: 1 BB: 1 P: 9	R: 0 E: 0 K: 0 S: 3	H: 0 LOB: 0 BB: 0 P: 3	R: 0 E: 0 K: 0 S: 2	H: 0 LOB: 0 BB: 1 P: 6	1B: 0 2B: 3 3B: 1 HR: 0	SF: 0 SAC: 0 DP: 2 HBP: 0	WP: 0 PB: 0 SB: 0 CS: 0	PA: 31
PITCHER Steve Carlton, L ERA: 3.84 (1, 1)	IP 9.0	WLS W	BF 31	H 3	R 2	ER 2	SO 6	BB 3	IBB 0	HBP 0	BLK 0	WP 0	HR 0	S 40	P 52	ERA 2.00	WHIP 0.667			
PITCHER	IP	WLS	BF	H	R	ER	SO	BB	IBB	HBP	BLK	WP	HR	S	P	ERA	WHIP			

livebaseballscorecards.com

AB	28
R	2
H	3
RBI	2
BB	3
SO	6
LOB	5



Batter	1	2	3	4	5	6	7	8	9	AB R H RBI BB SO LOB	TOP																													
Lonnie Smith, R (1, 7) OBP: 0.370, SLG: 0.449	0-0 4-3		0-0 5-3			0-0 3-1 SF7 1B		0-0 F8 1-2		4 1 1 0 0 0 1	St. Louis Cardinals @ Chicago Cubs Wrigley Field, Chicago, IL Fri Jun 25 1982, 3:33 AM CDT Att. 16,414 - Overcast - 70 F																													
Willie McGee, S (1, 8) OBP: 0.372, SLG: 0.455	0-0 S 1B		0-0 L3			0-0 3-1		0-0 4-3 2-3		4 0 1 0 0 0 2																														
Keith Hernandez, L (1, 3) OBP: 0.381, SLG: 0.373	0-3 K 1-2				0-0 6-3	0-0 SF7		0-0 3-H 1B		3 0 1 2 0 1 1																														
Darrell Porter, L (1, 2) OBP: 0.328, SLG: 0.416	0-3 K				4-0 BB	4-0 BB		0-0 4-3		2 0 0 0 2 1 2																														
Dane Iorg, L (1, 9) OBP: 0.384, SLG: 0.367		0-0 1B			0-0 L6	0-0 F5		0-0 F7		4 0 1 0 0 0 2																														
Ken Oberkfell, L (1, 5) OBP: 0.325, SLG: 0.332		0-0 F8			0-0 4-1		0-0 4-3		0-0 1B 2B	4 1 1 0 0 0 2																														
Mike Ramsey, S (1, 4) OBP: 0.350, SLG: 0.357		0-0 F9				0-0 F9		0-0 4-3		4 0 0 0 0 0 2																														
Ozzie Smith, S (1, 6) OBP: 0.342, SLG: 0.370		0-0 P6				0-0 L9		0-0 4-3		4 0 1 1 0 0 1																														
Joaquin Andujar, S (1, 1) OBP: 0.205, SLG: 0.273			0-3 K			0-3 K		0-0 4-3 BLK 1B		2 0 0 0 0 2 0																														
Steve Braun, L (8, PH) OBP: 0.375, SLG: 0.294								0-0 FC5-4 1B		1 1 1 0 0 0 0																														
Doug Bair, R (8, 1)								1-2f		0 0 0 0 0 0 0																														
George Hendrick, R (9, PH) OBP: 0.286, SLG: 0.423										1 0 0 0 0 0 1																														
Inning Stats	R: 0 E: 0 K: 2 S: 8	H: 1 LOB: 1 BB: 0 P: 8	R: 0 E: 0 K: 0 S: 4	H: 1 LOB: 1 BB: 0 P: 4	R: 0 E: 0 K: 1 S: 5	H: 0 LOB: 0 BB: 0 P: 5	R: 0 E: 0 K: 0 S: 3	H: 0 LOB: 1 BB: 1 P: 7	R: 0 E: 0 K: 1 S: 5	H: 0 LOB: 0 BB: 0 P: 5	R: 1 E: 0 K: 0 S: 4	H: 1 LOB: 1 BB: 1 P: 8	R: 0 E: 0 K: 0 S: 3	H: 0 LOB: 0 BB: 0 P: 3	R: 1 E: 0 K: 0 S: 5	H: 2 LOB: 1 BB: 0 P: 5	R: 1 E: 0 K: 0 S: 5	H: 2 LOB: 1 BB: 0 P: 5	1B: 6 2B: 1 3B: 0 HR: 0	SF: 1 SAC: 0 DP: 0 HBP: 0	WP: 0 PB: 0 SB: 2 CS: 0	PA: 36																		
PITCHER Fergie Jenkins, R (1, 1) ERA: 3.23	IP 9.0	WLS W	BF 36	H 7	R 3	ER 3	SO 4	BB 2	IBB 0	HBP 0	BLK 1	WP 0	HR 0	S 42	P 50	ERA 3.00	WHIP 1.000						PITCHER	IP 9.0	WLS W	BF 36	H 7	R 3	ER 3	SO 4	BB 2	IBB 0	HBP 0	BLK 1	WP 0	HR 0	S 42	P 50	ERA 3.00	WHIP 1.000

livebaseballscorecards.com

AB	33
R	3
H	7
RBI	3
BB	2
SO	4
LOB	14



Batter	1	2	3	4	5	6	7	8	9
Bump Wills, S (1, 4) OBP: 0.341, SLG: 0.373 Junior Kennedy, R (8, 4) OBP: 0.241, SLG: 0.267	0-0 F7		0-3 K		0-0 4-3		0-0 6-3		
23 Ryne Sandberg, R (1, 5) OBP: 0.284, SLG: 0.323	0-0 L9		0-3 K		0-3 K			0-0 SH5-3 2B 1B	
Bill Buckner, L (1, 3) OBP: 0.347, SLG: 0.404	0-0 F9			0-0 HR 1B	0-0 G3			0-0 SH5-3 1-2	
Leon Durham, L (1, 8) OBP: 0.359, SLG: 0.442		0-0 6-3		4-0 HR 1B	0-0 4-3			0-0 FC5-4 1B 2B	
Jay Johnstone, L (1, 9) OBP: 0.349, SLG: 0.543		0-0 4-3		0-0 HR	0-0 F8			4-0 FC5-4 IBB	
Keith Moreland, R (1, 7) OBP: 0.351, SLG: 0.444 Gary Woods, R (7, 7) OBP: 0.345, SLG: 0.397		0-3 K		0-0 F7	0-0 1-3			0-0 FC5-4 1B	
Jody Davis, R (1, 2) OBP: 0.279, SLG: 0.370			0-0 F9	0-0 5-3			0-0 4-3	0-0 1B	
Larry Bowa, S (1, 6) OBP: 0.296, SLG: 0.313			0-0 1B S 1B	0-0 1B			0-0 SH3-4 1B	0-0 F9	
Fergie Jenkins, R (1, 1) OBP: 0.074, SLG: 0.074			0-0 1B	0-0 P4			0-0 SH3-4		

AB	R	H	RBI	BB	SO	LOB
4	0	0	0	0	1	3
0	0	0	0	0	0	0

4	1	1	0	0	2	2
---	---	---	---	---	---	---

3	1	1	0	0	0	0
---	---	---	---	---	---	---

3	2	1	1	1	0	0
---	---	---	---	---	---	---

3	1	1	3	1	0	0
---	---	---	---	---	---	---

3	0	0	0	0	1	0
1	0	0	0	0	0	2

4	0	1	1	0	0	0
---	---	---	---	---	---	---

4	0	3	0	0	0	2
---	---	---	---	---	---	---

2	0	1	0	0	0	1
---	---	---	---	---	---	---

1B: 7	SF: 0
2B: 1	SAC: 2
3B: 0	DP: 0
HR: 1	HBP: 0

BOTTOM

St. Louis Cardinals @ Chicago Cubs
 Wrigley Field, Chicago, IL
 Fri Jun 25 1982, 3:33 AM CDT
 Att: 16,414 - Overcast - 70 F

AB	31
R	5
H	9
RBI	5
BB	2
SO	4
LOB	10



Inning Stats		R: 0	H: 0	R: 0	H: 0	R: 0	H: 2	R: 3	H: 3	R: 0	H: 0	R: 0	H: 0	R: 0	H: 1	R: 2	H: 3	
		E: 0	LOB: 0	E: 0	LOB: 0	E: 0	LOB: 2	E: 0	LOB: 1	E: 0	LOB: 0	E: 0	LOB: 0	E: 0	LOB: 1	E: 0	LOB: 2	
		K: 0	BB: 0	K: 1	BB: 0	K: 2	BB: 0	K: 0	BB: 1	K: 0	BB: 0	K: 0	BB: 0	K: 0	BB: 0	K: 0	BB: 1	
		S: 3	P: 3	S: 5	P: 5	S: 9	P: 9	S: 6	P: 10	S: 5	P: 5	S: 3	P: 3	S: 4	P: 4	S: 6	P: 10	
PITCHER		IP	WLS	BF	H	R	ER	SO	BB	IBB	HBP	BLK	WP	HR	S	P	ERA	WHIP
Joaquin Andujar, R (1, 1)	(1, 1)	7.0	L	28	6	3	3	4	1	0	0	0	0	1	35	39	3.86	1.000
Doug Bair, R (8, 1)	(8, 1)	1.0		7	3	2	2	0	0	1	0	0	0	0	6	10	18.00	3.000

WP: 0	PA: 35
PB: 0	
SB: 1	
CS: 0	

WP	HR	S	P	ERA	WHIP
0	0	0	0		

Batter	1	2	3	4	5	6	7	8	9	AB R H RBI BB SO LOB	TOP	
Lonnie Smith, R (1, 7) <small>OBP: 0.368, SLG: 0.446</small>	0-0 5-3		0-0 SH5-3 1B		0-0 L8			0-0 F8		4 1 1 0 0 0 0		
Willie McGee, S (1, 8) <small>OBP: 0.364, SLG: 0.444</small>	0-3 K		0-0 SH5-3 1-2			0-0 B3			0-0 4-3	3 0 0 0 0 1 0		
Keith Hernandez, L (1, 3) <small>OBP: 0.382, SLG: 0.375</small>	0-0 P5		0-0 S 1B			0-0 4-3			0-0 2B 1B	4 1 2 1 0 0 0		
George Hendrick, R (1, 9) Tito Landrum, R (9, 9) <small>OBP: 0.289, SLG: 0.429</small> <small>OBP: 0.355, SLG: 0.429</small>		0-0 1B 4-1 1B	0-0 F8 1-2			0-0 4-3			0-0 E 4-3 2B	4 2 2 1 0 0 1 0 0 0 0 0 0 0		
Darrell Porter, L (1, 2) <small>OBP: 0.320, SLG: 0.405</small>		0-0 F8		0-0 4-3			0-0 P6		0-0 E6 4-3	4 0 0 0 0 0 2		
Tom Herr, S (1, 4) Mike Ramsey, S (7, 4) <small>OBP: 0.339, SLG: 0.331</small> <small>OBP: 0.348, SLG: 0.354</small>		0-0 4-1 1-3 1B		0-0 6-3			0-0 F8		0-0 4-3	3 0 1 0 0 0 0 1 0 0 1 0 0 1		
Ken Oberkfell, L (1, 5) <small>OBP: 0.319, SLG: 0.325</small>		0-0 4-1 1-2 3-H		0-0 1-3			0-0 4-3		0-0 F8	4 0 0 1 0 0 2		
Ozzie Smith, S (1, 6) <small>OBP: 0.338, SLG: 0.366</small>		0-0 5-3			0-0 F8			0-0 G3		3 0 0 0 0 0 1		
Dave LaPoint, L (1, 1) Bruce Sutter, R (9, 1) <small>OBP: 0.154, SLG: 0.154</small>			0-3 K		0-3 K			0-0 6-3		3 0 0 0 0 2 0 0 0 0 0 0 0 0		
Inning Stats	R: 0 H: 0 E: 0 LOB: 0 K: 1 BB: 0 S: 5 P: 5	R: 1 H: 2 E: 0 LOB: 1 K: 0 BB: 0 S: 5 P: 5	R: 1 H: 2 E: 0 LOB: 1 K: 1 BB: 0 S: 7 P: 7	R: 0 H: 0 E: 0 LOB: 0 K: 0 BB: 0 S: 3 P: 3	R: 0 H: 0 E: 0 LOB: 0 K: 1 BB: 0 S: 5 P: 5	R: 0 H: 0 E: 0 LOB: 0 K: 0 BB: 0 S: 3 P: 3	R: 0 H: 0 E: 0 LOB: 0 K: 0 BB: 0 S: 3 P: 3	R: 0 H: 0 E: 0 LOB: 0 K: 0 BB: 0 S: 3 P: 3	R: 0 H: 0 E: 0 LOB: 0 K: 0 BB: 0 S: 3 P: 3	R: 2 H: 2 E: 1 LOB: 1 K: 0 BB: 0 S: 6 P: 6	1B: 5 SF: 0 2B: 1 SAC: 1 3B: 0 DP: 0 HR: 0 HBP: 0	WP: 0 PA: 34 PB: 0 SB: 1 CS: 0
PITCHER Doug Bird, R (1, 1) <small>ERA: 4.9</small> Willie Hernandez, L (9, 1) <small>ERA: 3.46</small>	IP WLS BF H R ER SO BB IBB HBP BLK WP HR S P ERA WHIP 8.1 L 31 6 4 3 3 0 0 0 0 0 0 0 37 37 3.24 0.720 0.2 3 0 0 0 0 0 0 0 0 0 0 0 3 3 0.00 0.000											

St. Louis Cardinals @ Chicago Cubs
 Wrigley Field, Chicago, IL
 Sat Jun 26 1982, 3:33 AM CDT
 Cloudy - 54 F

livebaseballscorecards.com

AB	33
R	4
H	6
RBI	4
BB	0
SO	3
LOB	7



Batter	1	2	3	4	5	6	7	8	9	AB	R	H	RBI	BB	SO	LOB
Bump Wills, S (1, 4) OBP: 0.335, SLG: 0.366	0-0 5-3	0-0 6-3			0-0 F7		0-0 F8		0-0 6-3	5	0	0	0	0	0	4
23 Ryne Sandberg, R (1, 5) OBP: 0.284, SLG: 0.322	0-3 K		0-0 6-3		0-0 B3		0-0 FC4-6 1B			4	0	1	0	0	1	0
Bill Buckner, L (1, 3) OBP: 0.345, SLG: 0.399	4-0 S BB		0-0 P4		0-0 6-3		0-0 FC4-6 1-2f			3	0	0	0	1	0	2
Keith Moreland, R (1, 7) OBP: 0.346, SLG: 0.438	0-0 5-3 1-2		0-0 F8			0-0 P3		0-0 F3		4	0	0	0	0	0	1
Jay Johnstone, L (1, 9) OBP: 0.360, SLG: 0.548		0-0 BB 2B 1B		0-3 K		0-0 2B 1B		0-0 G4-6-3 1B		3	1	2	0	0	1	0
Jerry Morales, R (8, PH) OBP: 0.286, SLG: 0.484										1	0	1	0	0	0	0
Gary Woods, R (1, 8) OBP: 0.349, SLG: 0.407		0-3 K		0-0 S 1B		0-0 1-H 2B		0-0 G4-6-3 1-2f		4	0	2	0	0	1	2
Jody Davis, R (1, 2) OBP: 0.284, SLG: 0.365		4-0 2B 1-2 BB		0-3 K 1-2		0-0 L5			4-0 FC4-6 BB	2	0	0	0	2	1	2
Larry Bowa, S (1, 6) OBP: 0.303, SLG: 0.321		0-0 1-3 2-H 2B		4-0 IBB			0-0 23 1B SH3-4 1B		0-0 F8	3	0	2	1	1	0	1
Doug Bird, R (1, 1) OBP: 0.125, SLG: 0.167		0-0 F9		0-0 F8			0-0 SH3-4		0-0 FC4-6 WP 1-2f	2	0	0	0	0	0	4
Willie Hernandez, L (9, 1)										0	0	0	0	0	0	0
Leon Durham, L (9, PH) OBP: 0.358, SLG: 0.440										1	0	0	0	0	0	1

BOTTOM

St. Louis Cardinals @ Chicago Cubs
 Wrigley Field, Chicago, IL
 Sat Jun 26 1982, 3:33 AM CDT
 Cloudy - 54 F

livebaseballscorecards.com

AB	32
R	1
H	8
RBI	1
BB	4
SO	4
LOB	17



Inning Stats	R: 0	H: 0	E: 0	K: 1	S: 5	H: 0	LOB: 1	BB: 1	P: 9	R: 1	H: 2	E: 0	K: 1	S: 7	R: 0	H: 0	E: 0	K: 0	S: 3	R: 0	H: 1	E: 0	K: 2	S: 8	R: 0	H: 0	E: 0	K: 0	S: 3	R: 0	H: 2	E: 0	K: 0	S: 4	R: 0	H: 2	E: 0	K: 0	S: 5	R: 0	H: 1	E: 0	K: 0	S: 3	R: 0	H: 0	E: 0	K: 0	S: 3	R: 0	H: 0	E: 0	K: 0	S: 3	R: 0	H: 2	E: 0	K: 0	S: 4	R: 0	H: 2	E: 0	K: 0	S: 5	R: 0	H: 1	E: 0	K: 0	S: 3	1B: 6	2B: 2	3B: 0	HR: 0	SF: 0	SAC: 1	DP: 1	HBP: 0	WP: 1	PB: 0	SB: 2	CS: 0	PA: 37
--------------	------	------	------	------	------	------	--------	-------	------	------	------	------	------	------	------	------	------	------	------	------	------	------	------	------	------	------	------	------	------	------	------	------	------	------	------	------	------	------	------	------	------	------	------	------	------	------	------	------	------	------	------	------	------	------	------	------	------	------	------	------	------	------	------	------	------	------	------	------	------	-------	-------	-------	-------	-------	--------	-------	--------	-------	-------	-------	-------	--------

PITCHER	IP	WLS	BF	H	R	ER	SO	BB	IBB	HBP	BLK	WP	HR	S	P	ERA	WHIP
Dave LaPoint, L (1, 1) ERA: 3.6	8.0	W	34	8	1	1	4	3	1	0	0	0	0	38	54	1.12	1.375
Bruce Sutter, R (9, 1) ERA: 4.66	1.0	S	3	0	0	0	0	0	0	0	0	1	0	3	3	0.00	0.000

BOTTOM

St. Louis Cardinals @ Chicago Cubs
 Wrigley Field, Chicago, IL
 Sat Jun 26 1982, 3:38 AM CDT
 Att. 29,357 - Cloudy - 56 F

livebaseballscorecards.com

AB	35
R	1
H	7
RBI	1
BB	4
SO	6
LOB	22



WP: 0	PA: 39
PB: 0	
SB: 1	
CS: 0	

AB	R	H	RBI	BB	SO	LOB
5	0	1	0	0	0	2
5	1	2	0	0	0	4
5	0	0	0	0	1	3
4	0	1	1	0	0	1
2	0	0	0	2	1	1
3	0	0	0	1	2	1
3	0	2	0	0	1	2
0	0	0	0	1	0	0
3	0	0	0	0	0	4
1	0	0	0	0	0	3
2	0	0	0	0	0	1
1	0	1	0	0	0	0
0	0	0	0	0	0	0
1	0	0	0	0	1	0

Batter	1	2	3	4	5	6	7	8	9
Bump Wills, S (1, 4) OBP: 0.332, SLG: 0.363	0-0 6-3		0-0 5-3		0-0 F8		0-0 E4 23 FC6-4		0-0 1B
23 Ryne Sandberg, R (1, 5) OBP: 0.286, SLG: 0.323	0-0 4-3 1B		0-0 1B		0-0 F9		0-0 FC6-4 1-2f		0-0 F8
Bill Buckner, L (1, 3) OBP: 0.340, SLG: 0.392	0-0 4-3 1-2		0-3 K			0-0 3-1		0-0 3-1	0-0 G3
Keith Moreland, R (1, 9) OBP: 0.345, SLG: 0.435 (9, 2)	0-0 1B 2-H		0-0 P3			0-0 F8		0-0 P6	
Leon Durham, L (1, 8) OBP: 0.360, SLG: 0.437	0-3 K			4-0 E BB		0-0 L4		4-0 BB S BB	
Steve Henderson, R (1, 7) OBP: 0.295, SLG: 0.274		0-3 K		0-0 E4 G4-6-3 1-3		0-3 K		4-0 BB BB 1-2	
Jody Davis, R (1, 2) OBP: 0.290, SLG: 0.376		0-0		0-3 K		0-0 E 1B		4-0 BB BB 1-2 2-3	
Jay Johnstone, L (8, PH) OBP: 0.368, SLG: 0.548 (9, 9)									
Junior Kennedy, R (1, 6) OBP: 0.233, SLG: 0.256		0-0 L9		0-0 G4-6-3 1-2f		0-0 F8		0-0 1-3	
Larry Bowa, S (8, PH) OBP: 0.302, SLG: 0.320 (9, 6)									
Lee Smith, R (1, 1) Bob Molinaro, L (7, PH) Willie Hernandez, L (8, 1) Gary Woods, R (9, PH) OBP: 0.346, SLG: 0.404		0-0 6-3				0-0 6-3			0-3 K

Inning Stats	R	H	E	K	S	R	H	E	K	S	R	H	E	K	S	R	H	E	K	S	R	H	E	K	S	R	H	E	K	S	R	H	E	K	S		
	1	2	0	1	7	0	1	0	1	6	0	1	0	1	6	0	0	0	1	3	0	0	0	0	0	0	0	0	0	0	0	0	0	0	0	0	0

PITCHER	IP	WLS	BF	H	R	ER	SO	BB	IBB	HBP	BLK	WP	HR	S	P	ERA	WHIP
Jim Kaat, L (1, 1) ERA: 3.48	6.0	W	23	4	1	1	4	1	0	0	0	0	0	30	34	1.50	0.833
Doug Bair, R (7, 1) ERA: 2.7	1.2		10	2	0	0	1	2	0	0	0	0	0	10	18	0.00	2.400
Bruce Sutter, R (8, 1) ERA: 4.53	1.1	S	6	1	0	0	1	1	0	0	0	0	0	7	11	0.00	1.500

Batter	1	2	3	4	5	6	7	8	9	AB R H RBI BB SO LOB	TOP	
Lonnie Smith, R (1, 7) OBP: 0.375, SLG: 0.447	0-0 1B		0-0 L6			0-0 1B	4-0 1B BB			3 0 2 0 1 0 1		
Willie McGee, S (1, 8) OBP: 0.357, SLG: 0.429	0-0 P6		0-0 FC5-4			0-0 6-3	0-0 1B			4 0 1 1 0 0 3		
Keith Hernandez, L (1, 3) OBP: 0.382, SLG: 0.372	0-0 6-3				0-0 1-3	0-0 1B	0-0 F7			4 0 1 0 0 0 3		
George Hendrick, R (1, 9) OBP: 0.293, SLG: 0.427	0-0 G3				0-0 F9	0-0 1B	4-0 BB			3 0 1 0 1 0 1		
Darrell Porter, L (1, 2) OBP: 0.319, SLG: 0.407		0-3 K			0-0 2B	0-3 K	0-0 G3-6-3			4 0 1 0 0 2 3		
Tom Herr, S (1, 4) OBP: 0.337, SLG: 0.325		0-0 4-3			0-0 6-3		0-0 1B	0-3 K		4 1 1 0 0 1 1		
Ken Oberkfell, L (1, 5) OBP: 0.317, SLG: 0.327		0-0 4-3			0-0 4-3		0-0 FC3-6			4 1 1 0 0 0 0		
Ozzie Smith, S (1, 6) OBP: 0.334, SLG: 0.361			0-0 5-3		0-0 4-3		0-0 FC3-6			4 0 1 1 0 0 0		
John Stuper, R (1, 1) Gene Tenace, R (7, PH) Daneborg, L (7, PH) Tito Landrum, R (7, PR) Jeff Lahti, R (7, 1) Steve Braun, L (8, PH)			0-0 FC5-4		0-3 K		0-0 FC3-6			2 0 1 0 0 1 0		
Inning Stats	R: 0 H: 1 E: 0 LOB: 1 K: 0 BB: 0 S: 4 P: 4	R: 0 H: 0 E: 0 LOB: 0 K: 1 BB: 0 S: 5 P: 5	R: 0 H: 1 E: 0 LOB: 1 K: 0 BB: 0 S: 4 P: 4	R: 0 H: 1 E: 0 LOB: 1 K: 0 BB: 0 S: 4 P: 4	R: 0 H: 0 E: 0 LOB: 0 K: 1 BB: 0 S: 5 P: 5	R: 0 H: 3 E: 0 LOB: 2 K: 1 BB: 0 S: 7 P: 7	R: 2 H: 4 E: 0 LOB: 2 K: 0 BB: 1 S: 6 P: 10	R: 0 H: 0 E: 0 LOB: 0 K: 1 BB: 1 S: 4 P: 8	R: 0 H: 0 E: 0 LOB: 0 K: 0 BB: 0 S: 3 P: 3	1B: 9 SF: 0 2B: 1 SAC: 0 3B: 0 DP: 1 HR: 0 HBP: 0	WP: 0 PA: 36 PB: 0 SB: 1 CS: 1	
PITCHER	IP WLS BF H R ER SO BB IBB HBP BLK WP HR S P ERA WHIP											
Allen Ripley, R (1, 1) ERA: 4.33	6.0 W 23 6 0 0 3 0 0 0 0 0 0 0 29 29 0.00 1.000											
Willie Hernandez, L (7, 1) ERA: 3.73	0.0 3 3 2 2 0 0 0 0 0 0 0 0 3 3 ∞ ∞											
Bill Campbell, R (7, 1) ERA: 4.53	3.0 S 10 1 0 0 1 2 0 0 0 0 0 0 10 18 0.00 1.000											

St. Louis Cardinals @ Chicago Cubs
Wrigley Field, Chicago, IL
Sun Jun 27 1982, 3:33 AM CDT
Att. 24,674 - Unknown - 60 F

livebaseballscorecards.com

AB	34
R	2
H	10
RBI	2
BB	2
SO	4
LOB	14



Batter	1	2	3	4	5	6	7	8	9	AB	R	H	RBI	BB	SO	LOB
Bump Wills, S (1, 4) OBP: 0.328, SLG: 0.357 Junior Kennedy, R (8, 4) OBP: 0.233, SLG: 0.256	0-3 K ①		0-0 4-3 ②		0-0 3-1 ②		0-0 1-3 ①			4	0	0	0	0	1	0
23 Ryne Sandberg, R (1, 5) OBP: 0.285, SLG: 0.322	0-0 5-3 ②		0-0 E S 1B ③		0-0 F8 ③		0-0 6-3 ②			4	0	1	0	0	0	0
Bill Buckner, L (1, 3) OBP: 0.339, SLG: 0.394	0-0 2B ②		0-0 F7 ③			0-0 F8 ①	0-0 G3 ③			4	1	1	0	0	0	1
Leon Durham, L (1, 8) OBP: 0.369, SLG: 0.454	0-0 2B ②			0-0 G6-3 1B ②		0-0 CS 1B ②		0-0 1B SF9 2B ①		4	1	4	1	0	0	0
Jay Johnstone, L (1, 9) OBP: 0.374, SLG: 0.539	0-0 F7 ③			0-0 G6-3 ① ②		4-0 E 1B BB ②		0-0 SF9 1B ①		3	1	1	0	1	0	2
Keith Moreland, R (1, 7) OBP: 0.347, SLG: 0.441 Gary Woods, R (9, 7) OBP: 0.346, SLG: 0.404		0-0 F8 ①		0-0 2B ②		0-0 E 1B ①		0-0 SF9 ①		3	1	2	1	0	0	0
Jody Davis, R (1, 2) OBP: 0.289, SLG: 0.370		0-0 4-3 ②		4-0 BB ②		0-0 E5 1B ②		0-0 SF9 ②		3	0	0	0	1	0	3
Larry Bowa, S (1, 6) OBP: 0.305, SLG: 0.320		0-0 4-3 ③		0-0 BB ③		0-0 E8 1B ③		4-0 IBB ③		3	0	1	2	1	0	2
Allen Ripley, R (1, 1) OBP: 0.333, SLG: 0.333 Dan Briggs, L (6, PH) OBP: 0.152, SLG: 0.133 Willie Hernandez, L (7, 1) Bill Campbell, R (7, 1)			0-3 K ①		0-3 K ①		0-0 G3 ③		0-3 K ③	2	0	0	0	0	2	0


Inning Stats	R: 1	H: 2	R: 0	H: 0	R: 0	H: 1	R: 0	H: 2	R: 0	H: 0	R: 2	H: 3	R: 0	H: 0	R: 1	H: 2
	E: 0	LOB: 1	E: 0	LOB: 0	E: 0	LOB: 1	E: 0	LOB: 2	E: 2	LOB: 2	E: 2	LOB: 2	E: 0	LOB: 0	E: 0	LOB: 2
	K: 1	BB: 0	K: 0	BB: 0	K: 1	BB: 0	K: 0	BB: 1	K: 0	BB: 1	K: 0	BB: 1	K: 0	BB: 0	K: 1	BB: 1
	S: 7	P: 7	S: 3	P: 3	S: 6	P: 6	S: 4	P: 8	S: 5	P: 5	S: 6	P: 10	S: 3	P: 3	S: 7	P: 11

PITCHER	IP	WLS	BF	H	R	ER	SO	BB	IBB	HBP	BLK	WP	HR	S	P	ERA	WHIP
John Stuper, R (1, 1) ERA: 3.09	6.0	L	27	8	3	1	3	2	0	0	0	0	0	31	39	1.50	1.667
Jeff Lahti, R (7, 1) ERA: 4.5	2.0		9	2	1	1	1	0	1	0	0	0	0	10	14	4.50	1.000

BOTTOM

St. Louis Cardinals @ Chicago Cubs
 Wrigley Field, Chicago, IL
 Sun Jun 27 1982, 3:33 AM CDT
 Att: 24,674 - Unknown - 60 F

AB	32
R	4
H	10
RBI	4
BB	3
SO	4
LOB	12



1B: 6	SF: 1	WP: 0	PA: 36
2B: 4	SAC: 0	PB: 0	
3B: 0	DP: 1	SB: 1	
HR: 0	HBP: 0	CS: 1	

livebaseballscorecards.com

Batter	1	2	3	4	5	6	7	8	9	AB	R	H	RBI	BB	SO	LOB	BOTTOM					
Bob Demier, R OBP: 0.347, SLG: 0.333 (1, 8)	0-0 G3		0-0 1-3		0-0 1B			0-0 1-3		4	0	1	0	0	0	0	St. Louis Cardinals @ Philadelphia Phillies Veterans Stadium, Philadelphia, PA Tue Jun 29 1982, 7:05 PM EDT Att. 23,850 - Unknown AB 34 R 3 H 9 RBI 2 BB 2 SO 2 LOB 5					
Pete Rose, S OBP: 0.353, SLG: 0.369 (1, 3) Ozzie Virgil, R OBP: 0.324, SLG: 0.438 (8, PR) (9, 2)	0-0 F8		0-3 K		0-0 5-3			0-0 1B		4	0	1	0	0	1	0						
Gary Matthews, R OBP: 0.345, SLG: 0.447 (1, 7) Bill Robinson, R OBP: 0.290, SLG: 0.440 (8, PH) (9, 3)	0-0 2B 1B		0-0 BB 1B					0-0 1-3		3	1	2	0	0	0	0						
Mike Schmidt, R OBP: 0.445, SLG: 0.500 (1, 5) Greg Gross, L OBP: 0.346, SLG: 0.324 (9, 7)	0-0 1B 2B		4-0 BB					0-0 F8		2	0	1	1	1	0	0						
Bo Diaz, R OBP: 0.358, SLG: 0.514 (1, 2) Dave Roberts, R OBP: 0.233, SLG: 0.214 (6, PH) (7, 2) (9, 5)	0-0 1B		0-0 F4					0-0 E 1B 1B		2	0	1	0	0	0	2						
George Yukovich, L OBP: 0.282, SLG: 0.377 (1, 9)			0-0 F8		0-0 1-3			0-0 E8 4-3 1B		4	1	1	0	0	0	0						
Manny Trillo, R OBP: 0.310, SLG: 0.301 (1, 4)			0-0 F9		0-0 F9			0-0 4-3		4	0	0	1	0	0	0						
Ivan De Jesus, R OBP: 0.301, SLG: 0.291 (1, 6) Ed Farmer, R OBP: 0.667, SLG: 0.500 (8, 1) Sparky Lyle, L OBP: 0.667, SLG: 0.500 (8, 1)			0-0 FC6-4 1B		0-0 6-3			0-0 BB		3	0	1	0	0	0	0						
Dick Ruthven, R OBP: 0.059, SLG: 0.061 (1, 1) Sid Monge, S OBP: 0.179, SLG: 0.154 (5, 1) Len Matuszek, L OBP: 0.333, SLG: 0.333 (6, 1) Porfi Altamirano, R OBP: 0.333, SLG: 0.333 (6, 1) Luis Aguayo, R OBP: 0.270, SLG: 0.382 (8, 6)			0-0 FC6-4		0-0 F9			0-3 K		1	0	0	0	0	0	1						
Inning Stats	R: 1 E: 0 K: 0 S: 5	H: 3 LOB: 2 BB: 0 P: 5	R: 0 E: 0 K: 0 S: 4	H: 1 LOB: 1 BB: 0 P: 4	R: 0 E: 0 K: 1 S: 6	H: 1 LOB: 2 BB: 1 P: 10	R: 0 E: 0 K: 0 S: 3	H: 0 LOB: 0 BB: 0 P: 3	R: 0 E: 0 K: 0 S: 3	H: 0 LOB: 0 BB: 0 P: 3	R: 0 E: 0 K: 0 S: 3	H: 0 LOB: 0 BB: 0 P: 3	R: 0 E: 0 K: 1 S: 6	H: 1 LOB: 1 BB: 0 P: 6	R: 2 E: 1 K: 0 S: 5	H: 2 LOB: 1 BB: 1 P: 9	1B: 8 2B: 1 3B: 0 HR: 0	SF: 0 SAC: 0 DP: 0 HBP: 0	WP: 0 PB: 0 SB: 0 CS: 0	PA: 36		
PITCHER Joaquin Andujar, R ERA: 2.29 (1, 1) Jeff Lahti, R ERA: 2.25 (8, 1)	IP 7.0	WLS W	BF 26	H 6	R 1	ER 1	SO 1	BB 1	IBB 0	HBP 0	BLK 0	WP 0	HR 0	S 27	P 31	ERA 1.29	WHIP 1.000					
																	ERA 0.00	WHIP 2.000				

livebaseballscores.com



Batter	1	2	3	4	5	6	7	8	9	AB R H RBI BB SO LOB	TOP		
Lonnie Smith, R (1, 8) OBP: 0.388, SLG: 0.449	4-0 7-5-6 BB		0-0 F9		0-0 G4-6-3 1B		0-0 G5-4-3		0-0 1B	4 0 2 1 1 0 1			
Tom Herr, S (1, 4) Gene Tenace, R (9, PH) OBP: 0.342, SLG: 0.327 OBP: 0.534, SLG: 0.786	0-0 7-5-6 1-3f		0-3 K		0-0 G4-6-3 1-2f		0-0 F7		0-0 F7	4 0 0 0 0 1 2 1 0 0 0 0 0 2			
Keith Hernandez, L (1, 3) OBP: 0.384, SLG: 0.388	4-0 S BB		0-0 F8		0-0 3-1			0-0 G4-6-3 1B	0-0 F8	4 0 1 0 1 0 2			
George Hendrick, R (1, 9) OBP: 0.293, SLG: 0.448	0-0 5-3 1-2			0-3 K		0-0 1B 3B		0-0 1B		4 1 2 0 0 1 1			
Dane Iorg, L (1, 7) OBP: 0.365, SLG: 0.348		0-0 F8		0-0 1B 1B		0-3 K		0-0 G4-6-3 1-2f 2-3		4 0 1 0 0 1 3			
Darrell Porter, L (1, 2) OBP: 0.325, SLG: 0.406		0-0 2B SF8 1B		0-0 1B 1B		0-0 FC4-6 1B		0-0 F5		4 1 3 1 0 0 1			
Ken Oberkfell, L (1, 5) OBP: 0.326, SLG: 0.341		0-0 1-3 2B		0-0 F8		0-0 FC4-6 1-2f			0-0 FC1-6 1B	4 0 2 0 0 0 3			
Ozzie Smith, S (1, 6) OBP: 0.338, SLG: 0.364		0-0 SF8		0-0 1-2 2-3 1B		0-0 1-3			0-0 FC1-6 1B	3 1 1 1 0 0 2			
Bob Forsch, R (1, 1) Jeff Keener, L (2, 1) Steve Braun, L (4, PH) Jim Kaat, L (4, 1) Mike Ramsey, S (7, PH) John Supper, R (7, 1) Doug Bair, R (8, 1) Willie McGee, S (9, PH) OBP: 0.286, SLG: 0.366 OBP: 0.249, SLG: 0.270 OBP: 0.349, SLG: 0.351 OBP: 0.273, SLG: 0.455 OBP: 0.360, SLG: 0.447		0-0 1-3		0-3 K			4-0 G5-4-3 BB		0-0 1B	1 0 0 0 0 0 0 1 0 0 0 0 0 0 0 0 1 0 0 0 0 0 1 3 0 0 0 0 0 0 0 0 0 0 0 0 0 1 0 0 0 0 0 0 0 0 0 0 0 0 0 0 0 0 0 0 1 0 1 0 0 0 0 0			
Inning Stats	R: 0 H: 0 E: 0 LOB: 1 K: 0 BB: 2 S: 2 P: 10	R: 1 H: 2 E: 0 LOB: 1 K: 0 BB: 0 S: 5 P: 5	R: 0 H: 0 E: 0 LOB: 0 K: 1 BB: 0 S: 5 P: 5	R: 0 H: 3 E: 0 LOB: 3 K: 2 BB: 0 S: 10 P: 10	R: 0 H: 1 E: 0 LOB: 0 K: 0 BB: 0 S: 3 P: 3	R: 1 H: 2 E: 0 LOB: 1 K: 1 BB: 0 S: 7 P: 7	R: 0 H: 0 E: 0 LOB: 0 K: 0 BB: 1 S: 2 P: 6	R: 0 H: 2 E: 0 LOB: 1 K: 0 BB: 0 S: 4 P: 4	R: 1 H: 3 E: 0 LOB: 2 K: 0 BB: 0 S: 6 P: 6	1B: 11 SF: 1 2B: 2 SAC: 0 3B: 1 DP: 4 HR: 0 HBP: 0	WP: 0 PA: 39 PB: 0 SB: 2 CS: 0		
PITCHER	IP WLS BF H R ER SO BB IBB HBP BLK WP HR S P ERA WHIP											PITCHER	IP WLS BF H R ER SO BB IBB HBP BLK WP HR S P ERA WHIP
Larry Christenson, R (1, 1) ERA: 3.49	8.1 W 37 13 3 3 4 3 0 0 0 0 0 0 42 54 3.24 1.920												
Tug McGraw, L (9, 1) ERA:	0.2 S 2 0 0 0 0 0 0 0 0 0 0 0 2 2 0.00 0.000												

St. Louis Cardinals @ Philadelphia Phillies
Veterans Stadium, Philadelphia, PA
Wed Jun 30 1982, 7:05 PM EDT
Att: 31,403 - Unknown

livebaseballscorecards.com

AB 35
R 3
H 13
RBI 3
BB 3
SO 4
LOB 21



Batter	1	2	3	4	5	6	7	8	9	AB	R	H	RBI	BB	SO	LOB
Bob Demier, R OBP: 0.355, SLG: 0.347 (1, 8)	0-0 F8 SF7 2B	0-0 CS 1B		0-0 S 3B 1B		0-0 G5-4-3 1B		0-3 K		5	2	4	1	0	1	0
Pete Rose, S OBP: 0.355, SLG: 0.376 (1, 3)	0-0 F8 2-3	1-0 BB HBP		0-0 1-H 2B 3B		0-0 G5-4-3 1-2f				3	1	1	1	0	0	2
Gary Matthews, R OBP: 0.350, SLG: 0.455 Greg Gross, L OBP: 0.346, SLG: 0.324 (1, 7) (8, 7)	0-0 SF7 3-H	4-0 BB		0-0 2B		0-0 CS 1B				2	0	2	2	1	0	0
Mike Schmidt, R OBP: 0.438, SLG: 0.490 (1, 5)	0-3 K	0-3 K		0-0 6-3		0-0 6-3 1-2				4	0	0	0	0	2	5
Bo Diaz, R OBP: 0.357, SLG: 0.514 (1, 2)		0-3 K		0-0 F7		0-3 K2-3		0-0 2B		4	0	1	0	0	2	0
George Yukovich, L OBP: 0.289, SLG: 0.376 (1, 9)		0-0 1B 2B 1B		0-0 G3		0-0 4-3		4-0 FC6-4 IBB		3	1	1	0	1	0	0
Manny Trillo, R OBP: 0.313, SLG: 0.305 (1, 4)		0-0 1B 2B 1B		0-3 K		0-0 FC4-6 1B		0-0 FC6-4 1-2f		4	1	2	0	0	1	2
Ivan De Jesus, R OBP: 0.301, SLG: 0.290 (1, 6)		0-0 2B 1B		0-0 6-3		0-0 FC4-6 1-2f		0-0 F9		4	1	1	0	0	0	1
Larry Christenson, R OBP: 0.081, SLG: 0.135 Tug McGraw, R (9, 1)		0-0 1B 2B		0-3 K		0-3 K		0-3 K		4	0	1	2	0	3	0
										0	0	0	0	0	0	0

Inning Stats	R: 1	H: 1	E: 0	K: 1	S: 6	H: 1	LOB: 0	BB: 0	P: 6	R: 3	H: 5	E: 0	K: 2	S: 11	H: 0	LOB: 0	BB: 1	P: 16	R: 0	H: 0	E: 0	K: 1	S: 5	R: 2	H: 3	E: 0	K: 1	S: 8	H: 1	LOB: 1	BB: 0	P: 6	R: 0	H: 1	E: 0	K: 1	S: 5	H: 2	LOB: 2	BB: 1	P: 8	R: 0	H: 0	E: 0	K: 2	S: 7	H: 0	LOB: 0	BB: 0	P: 7
--------------	------	------	------	------	------	------	--------	-------	------	------	------	------	------	-------	------	--------	-------	-------	------	------	------	------	------	------	------	------	------	------	------	--------	-------	------	------	------	------	------	------	------	--------	-------	------	------	------	------	------	------	------	--------	-------	------


PITCHER	IP	WLS	BF	H	R	ER	SO	BB	IBB	HBP	BLK	WP	HR	S	P	ERA	WHIP
Bob Forsch, R ERA: 4.29 (1, 1)	1.2	L	12	6	4	4	2	1	0	1	0	0	0	14	19	21.60	4.200
Jeff Keener, R ERA: 1.54 (2, 1)	1.1		4	0	0	0	2	0	0	0	0	0	0	8	8	0.00	0.000
Jim Kaat, L ERA: 3.68 (4, 1)	3.0		13	5	2	2	3	0	0	0	0	0	0	19	19	6.00	1.667
John Stuper, R ERA: 3.0 (7, 1)	1.0		5	2	0	0	0	0	1	0	0	0	0	4	8	0.00	2.000
Doug Bair, R ERA: 2.63 (8, 1)	1.0		3	0	0	0	2	0	0	0	0	0	0	7	7	0.00	0.000

BOTTOM

St. Louis Cardinals @ Philadelphia Phillies
Veterans Stadium, Philadelphia, PA

Wed Jun 30 1982, 7:05 PM EDT
Att. 31,403 - Unknown

AB	33
R	6
H	13
RBI	6
BB	2
SO	9
LOB	10



1B: 8	SF: 1	WP: 0	PA: 37
2B: 4	SAC: 0	PB: 0	
3B: 1	DP: 1	SB: 1	
HR: 0	HBP: 1	CS: 2	

PITCHER	IP	WLS	BF	H	R	ER	SO	BB	IBB	HBP	BLK	WP	HR	S	P	ERA	WHIP
---------	----	-----	----	---	---	----	----	----	-----	-----	-----	----	----	---	---	-----	------

Batter	1	2	3	4	5	6	7	8	9	AB R H RBI BB SO LOB	TOP
23 Ryne Sandberg, R OBP: 0.296, SLG: 0.340 (1, 5) X	0-0 1B 1B		4-0 1B BB	0-3 K			0-0 FC PB S			3 2 1 1 1 1 1	
Junior Kennedy, R OBP: 0.237, SLG: 0.259 (1, 4) X	0-0 FC3-6 1-2 4-3 1B		0-0 CS 1-3 1B			0-0 F9	0-3 K			4 1 2 0 0 1 1	
Bill Buckner, L OBP: 0.333, SLG: 0.388 (1, 3) X	0-0 FC3-6 1-2 2-H 1B		0-0 L4			0-0 3-1	0-0 6-3			4 0 1 1 0 0 3	
Leon Durham, L OBP: 0.369, SLG: 0.479 (1, 9) X	0-0 FC3-6 1-2f 2-3		0-0 CS 1-2 3-H 1B			0-0 P6		0-0 5-3-5 S 1B		4 0 2 1 0 0 2	
Gary Woods, R OBP: 0.340, SLG: 0.396 (1, 8) X	0-0 4-3 1-2 3-H		4-0 1-2 2-3 BB			0-0 F9		0-0 5-3-5 1-3f		3 0 0 1 1 0 2	
Jay Johnstone, L OBP: 0.377, SLG: 0.500 (1, 7) X	0-0 1-4-3		0-0 P4			0-0 4-3		0-0 F8		4 0 0 0 0 0 3	
Jody Davis, R OBP: 0.286, SLG: 0.361 (1, 2) X		0-0 5-3		0-0 SH1-4 1B		0-0 F9		0-0 F2		4 0 1 0 0 0 0	
Larry Bowa, S OBP: 0.297, SLG: 0.316 (1, 6) X		0-0 5-3		0-0 F9			0-0 SH5-3 23 FC 2B		0-0 P4	4 1 1 0 0 0 1	
Allen Ripley, R OBP: 0.300, SLG: 0.300 (1, 1)				0-0 SH1-4			0-0 SH5-3		0-3 K	1 0 0 0 0 0 0	
Ken Kravec, L OBP: 0.293, SLG: 0.272 (6, 1)				1-2						0 0 0 0 0 0 0	
Steve Henderson, R OBP: 0.293, SLG: 0.272 (7, PH)										0 0 0 0 0 0 0	
Dick Tidrow, R OBP: 0.293, SLG: 0.272 (7, 1)										1 0 0 0 0 1 0	
Inning Stats	R: 2 H: 3 E: 0 LOB: 1 K: 0 BB: 0 S: 6 P: 6	R: 0 H: 0 E: 0 LOB: 0 K: 0 BB: 0 S: 3 P: 3	R: 1 H: 2 E: 0 LOB: 2 K: 0 BB: 2 S: 4 P: 12	R: 0 H: 1 E: 0 LOB: 1 K: 1 BB: 0 S: 6 P: 6	R: 0 H: 0 E: 0 LOB: 0 K: 0 BB: 0 S: 3 P: 3	R: 0 H: 0 E: 0 LOB: 0 K: 0 BB: 0 S: 3 P: 3	R: 1 H: 1 E: 0 LOB: 1 K: 1 BB: 0 S: 7 P: 7	R: 0 H: 1 E: 0 LOB: 0 K: 0 BB: 0 S: 3 P: 3	R: 0 H: 0 E: 0 LOB: 0 K: 1 BB: 0 S: 5 P: 5	1B: 7 SF: 0 2B: 2 SAC: 2 3B: 0 DP: 1 HR: 0 HBP: 0	WP: 0 PA: 36 PB: 1 SB: 2 CS: 2
PITCHER	IP WLS BF H R ER SO BB IBB HBP BLK WP HR S P ERA WHIP										
Dave LaPoint, L ERA: 3.79 (1, 1)	6.1 L 27 7 4 4 1 2 0 0 0 0 0 0 27 35 5.68 1.421										
Jeff Keener, R ERA: 1.5 (7, 1)	0.1 2 0 0 0 1 0 0 0 0 0 0 0 4 4 0.00 0.000										
Jim Kaat, L ERA: 3.65 (7, 1)	0.1 1 0 0 0 0 0 0 0 0 0 0 0 1 1 0.00 0.000										
Doug Bair, R ERA: 2.51 (8, 1)	2.0 6 1 0 0 1 0 0 0 0 0 0 0 8 8 0.00 0.500										

Chicago Cubs @ St. Louis Cardinals
 Busch Stadium, St. Louis, MO
 Fri Jul 02 1982, 7:05 PM CDT
 Att. 27,318 - Unknown - 90 F

livebaseballscorecards.com

AB	32
R	4
H	8
RBI	4
BB	2
SO	3
LOB	13



Batter	1	2	3	4	5	6	7	8	9	AB R H RBI BB SO LOB	TOP
23 Ryne Sandberg, R (1, 5) OBP: 0.292, SLG: 0.336	0-0 F9		0-0 P4		0-0 F8			0-0 6-3		4 0 0 0 0 0 0	
Junior Kennedy, R (1, 4) OBP: 0.227, SLG: 0.247	0-3 K			0-0 5-3		0-0 F9		0-0 P4		4 0 0 0 0 1 0	
Bill Buckner, L (1, 3) OBP: 0.332, SLG: 0.384	0-0 E3			4-0 3B BB		0-0 F7		0-0 3-1		3 1 0 0 1 0 0	
Leon Durham, L (1, 9) OBP: 0.371, SLG: 0.487	0-0 G3			0-0 SF8 3B		0-0 4-3		0-0 1B		4 1 2 1 0 0 1	
Jay Johnstone, L (1, 7) OBP: 0.364, SLG: 0.484		0-0 L8		0-0 SF8		0-0 4-3		0-0 P6		3 0 0 1 0 0 1	
Gary Woods, R (1, 8) OBP: 0.345, SLG: 0.401		0-0 P5		0-0 1B		0-0 6-3 1B				3 0 2 0 0 0 0	
Jody Davis, R (1, 2) OBP: 0.284, SLG: 0.356		0-0 F7		0-3 K		0-0 6-3				3 0 0 0 0 1 2	
Larry Bowa, S (1, 6) OBP: 0.294, SLG: 0.312			0-0 4-3		0-0 1-6-3			0-0 1-3		3 0 0 0 0 0 0	
Tom Filer, R (1, 1) OBP: 0.100, SLG: 0.200			0-0 4-1		0-0 F9			0-0 F7		2 0 0 0 0 0 0	
Dan Briggs, L (8, PH) OBP: 0.143, SLG: 0.125										1 0 0 0 0 0 0	
Willie Hernandez, L (8, 1)										0 0 0 0 0 0 0	
Inning Stats	R: 0 H: 0 E: 1 LOB: 1 K: 1 BB: 0 S: 6 P: 6	R: 0 H: 0 E: 0 LOB: 0 K: 0 BB: 0 S: 3 P: 3	R: 0 H: 0 E: 0 LOB: 0 K: 0 BB: 0 S: 3 P: 3	R: 2 H: 2 E: 0 LOB: 1 K: 1 BB: 1 S: 7 P: 11	R: 0 H: 0 E: 0 LOB: 0 K: 0 BB: 0 S: 3 P: 3	R: 0 H: 0 E: 0 LOB: 0 K: 0 BB: 0 S: 3 P: 3	R: 0 H: 1 E: 0 LOB: 0 K: 0 BB: 0 S: 3 P: 3	R: 0 H: 0 E: 0 LOB: 0 K: 0 BB: 0 S: 3 P: 3	R: 0 H: 1 E: 0 LOB: 1 K: 0 BB: 0 S: 4 P: 4	1B: 3 SF: 1 2B: 0 SAC: 0 3B: 1 DP: 0 HR: 0 HBP: 0	WP: 0 PA: 32 PB: 0 SB: 1 CS: 0
PITCHER Joaquin Andujar, R (1, 1) ERA: 2.27	IP WLS BF H R ER SO BB IBB HBP BLK WP HR S P ERA WHIP										
	9.0 L 32 4 2 2 2 2 1 0 0 0 0 0 0 35 39 2.00 0.556										

Chicago Cubs @ St. Louis Cardinals
 Busch Stadium, St. Louis, MO
 Sat Jul 03 1982, 7:05 PM CDT
 Att. 32,156 - Unknown - 87 F

livebaseballscorecards.com

AB	30
R	2
H	4
RBI	2
BB	1
SO	2
LOB	4



Batter	1	2	3	4	5	6	7	8	9	AB R H RBI BB SO LOB
Lonnie Smith, R OBP: 0.390, SLG: 0.451 (1, 7)	0-0 G3 2B	0-0 F3			0-0 P3		4-0 F8 G3 BB		0-0 SH1-4	3 0 1 0 1 0 3
Tom Herr, S OBP: 0.337, SLG: 0.322 (1, 4)	0-0 F8	0-0 3-1			0-0 G1-6-3 1B		0-0 G3		0-0 L6 1B	5 0 2 1 0 0 5
Keith Hernandez, L OBP: 0.380, SLG: 0.386 (1, 3)	0-0 G3		0-0 G3		0-0 G1-6-3		0-0 F8		0-0 L6	5 0 0 0 0 0 5
George Hendrick, R OBP: 0.300, SLG: 0.451 (1, 9)	4-0 BB		0-0 6-3			0-0 3-1 1B	0-0 F3			3 0 1 0 1 0 1
Darrell Porter, L OBP: 0.318, SLG: 0.394 (1, 2)	0-0 F7		0-0 3-1			0-0 F7		0-3 K		3 0 0 0 0 0 3 1 0 0 0 0 1 0
Tito Landrum, R OBP: 0.338, SLG: 0.407 (8, PH) (9, 8)										
Ken Oberkfell, L OBP: 0.336, SLG: 0.355 (1, 5)		0-0 4-3		0-0 3B		0-0 3-1 1B		0-0 F7		4 0 2 0 0 0 0
Willie McGee, S OBP: 0.365, SLG: 0.443 (1, 8)		0-0 1B BB 1B		0-0 G3		0-0 3-1		0-0 6-3		4 0 1 0 0 0 3 0 0 0 0 0 0 0
Glenn Brummer, R OBP: 0.245, SLG: 0.321 (9, 2)										
Ozzie Smith, S OBP: 0.345, SLG: 0.365 (1, 6)		4-0 1B 1-2 BB		0-0 F7		4-0 IBB			0-0 SH1-4 1B 1B	2 1 1 0 2 0 1
Joaquin Andujar, S OBP: 0.200, SLG: 0.260 (1, 1)		0-0 1B		0-0 F8		0-3 K			0-0 SH1-4 1B	3 0 1 0 0 1 4 1 0 1 0 0 0 0 0 0 0 0 0 0 0
Gene Tenace, R OBP: 0.542, SLG: 0.791 (9, PH)										
Mike Ramsey, S OBP: 0.349, SLG: 0.351 (9, PR)		1-2 2-3 1B								


Inning Stats	R: 0	H: 1	E: 0	K: 0	S: 4	R: 0	H: 2	E: 0	K: 0	S: 5	R: 0	H: 0	E: 0	K: 0	S: 3	R: 0	H: 1	E: 0	K: 0	S: 4	R: 0	H: 2	E: 0	K: 1	S: 7	R: 0	H: 0	E: 0	K: 0	S: 3	R: 0	H: 0	E: 0	K: 1	S: 5	R: 1	H: 3	E: 0	K: 0	S: 5	1B: 8	SF: 0	2B: 2	SAC: 1	3B: 1	DP: 2	HR: 0	HBP: 0	WP: 0	PA: 39
--------------	------	------	------	------	------	------	------	------	------	------	------	------	------	------	------	------	------	------	------	------	------	------	------	------	------	------	------	------	------	------	------	------	------	------	------	------	------	------	------	------	-------	-------	-------	--------	-------	-------	-------	--------	-------	--------

PITCHER	IP	WLS	BF	H	R	ER	SO	BB	IBB	HBP	BLK	WP	HR	S	P	ERA	WHIP
Tom Filer, R ERA: 5.23 (1, 1)	7.0	W	31	7	0	0	1	3	1	0	0	0	0	29	45	0.00	1.429
Willie Hernandez, L ERA: 4.09 (8, 1)	2.0	S	8	3	1	1	1	0	0	0	0	0	0	10	10	4.50	1.500

BOTTOM

Chicago Cubs @ St. Louis Cardinals
 Busch Stadium, St. Louis, MO
 Sat Jul 03 1982, 7:05 PM CDT
 Att: 32,156 - Unknown - 87 F

AB	34
R	1
H	10
RBI	1
BB	4
SO	2
LOB	25



Batter	1	2	3	4	5	6	7	8	9	AB R H RBI BB SO LOB	TOP	
23 Ryne Sandberg, R (1, 5) OBP: 0.292, SLG: 0.334	0-3 K		0-0 F9		0-0 F7			0-0 FC1-4 1B		4 0 1 0 0 1 0		
Junior Kennedy, R (1, 4) OBP: 0.232, SLG: 0.253 Bump Wills, S (6, PH) OBP: 0.320, SLG: 0.356 (6, 4)	0-0 G4-6-3 1B		0-0 F9			0-0 F8		0-0 FC1-4 1-2f		2 0 1 0 0 0 0 2 0 0 0 0 0 1		
Bill Buckner, L (1, 3) OBP: 0.328, SLG: 0.379	0-0 G4-6-3 1-2f			0-0 4-3		0-0 3-1			0-0 F7	4 0 0 0 0 0 1		
Leon Durham, L (1, 9) OBP: 0.376, SLG: 0.498		0-0 HR		4-0 1B BB		0-0 F7			4-0 1B BB BB BB BB	2 2 1 1 2 0 0		
Jay Johnstone, L (1, 7) OBP: 0.368, SLG: 0.479		4-0 BB BB BB BB		0-0 1-2 1B		0-0 P4			0-0 F8	3 0 1 0 1 0 1		
Gary Woods, R (1, 8) OBP: 0.339, SLG: 0.394 Bob Molinaro, L (9, PH) OBP: 0.288, SLG: 0.261		0-3 K		0-0 F8		0-0 L5			0-0 BB 1B 1-2 1B	3 0 0 0 0 1 3 1 0 1 0 0 0 0		
Jody Davis, R (1, 2) OBP: 0.280, SLG: 0.350 Bill Campbell, R (7, 1) Jerry Morales, R (9, PH) OBP: 0.282, SLG: 0.457		0-3 K		0-0 F9		0-0 6-3			0-0 BB 1-2 2-3 1B	3 0 0 0 0 1 3 0 0 0 0 0 0 0 1 0 1 0 0 0 0		
Larry Bowa, S (1, 6) OBP: 0.294, SLG: 0.309		0-0 F8			0-0 4-3			0-0 B5-3	4-0 BB BB BB 1-2 2-3 3-H BB	3 0 0 1 1 0 1		
Dickie Noles, R (1, 1) OBP: 0.133, SLG: 0.143 Ken Kravec, L (5, 1) Keith Moreland, R (7, 2) OBP: 0.332, SLG: 0.417			0-0 5-3		0-3 K			0-3 K	0-0 5-3	2 0 0 0 0 1 0 0 0 0 0 0 0 0 2 0 0 0 0 1 3		
Inning Stats	R: 0 E: 0 K: 1 S: 5 H: 1 LOB: 0 BB: 0 P: 5	R: 1 E: 0 K: 2 S: 8 H: 1 LOB: 1 BB: 1 P: 12	R: 0 E: 0 K: 0 S: 3 H: 0 LOB: 0 BB: 0 P: 3	R: 0 E: 0 K: 0 S: 4 H: 1 LOB: 2 BB: 1 P: 8	R: 0 E: 0 K: 1 S: 5 H: 0 LOB: 0 BB: 0 P: 5	R: 0 E: 0 K: 0 S: 3 H: 0 LOB: 0 BB: 0 P: 3	R: 0 E: 0 K: 0 S: 3 H: 0 LOB: 0 BB: 0 P: 3	R: 0 E: 0 K: 0 S: 6 H: 1 LOB: 1 BB: 0 P: 6	R: 1 E: 0 K: 0 S: 5 H: 2 LOB: 3 BB: 2 P: 13	1B: 5 2B: 0 3B: 0 HR: 1 SF: 0 SAC: 0 DP: 1 HBP: 0	WP: 0 PB: 0 SB: 0 CS: 0 PA: 36	
PITCHER John Stuper, R (1, 1) ERA: 2.82 Bruce Sutter, R (9, 1) ERA: 4.41	IP 8.2 WLS W BF 35 H 6 R 2 ER 2 SO 5 BB 4 IBB 0 HBP 0 BLK 0 WP 0 HR 1 S 41 P 57 ERA 2.08 WHIP 1.154	IP 0.1 WLS S BF 1 H 0 R 0 ER 0 SO 0 BB 0 IBB 0 HBP 0 BLK 0 WP 0 HR 0 S 1 P 1 ERA 0.00 WHIP 0.000										

Chicago Cubs @ St. Louis Cardinals

Busch Stadium, St. Louis, MO

Sun Jul 04 1982, 3:33 AM CDT
Att. 26,126 - Sunny - 94 F

livebaseballscorecards.com

AB	32
R	2
H	6
RBI	2
BB	4
SO	5
LOB	13



Batter	1	2	3	4	5	6	7	8	9
Lonnie Smith, R <small>(1, 8) OBP: 0.396, SLG: 0.453</small> Tito Landrum, R <small>(6, 7) OBP: 0.338, SLG: 0.407</small> <small>(9, 7)</small>	4-0 FC1-4 BLK 2B BB		1-0 4-3 S 3B HBP		0-0 2-3 E 1B		0-0 S 1B	0-0 1-3	
Tom Herr, S <small>(1, 4) OBP: 0.340, SLG: 0.318</small>	0-0 F7 1-2		0-0 4-3 1-3		4-0 1-2 E 1B BB		4-0 1-2 1B BB		
Keith Hernandez, L <small>(1, 3) OBP: 0.381, SLG: 0.394</small>	4-0 FC1-4 BB		0-0 6-3-2 3B 3-H		0-0 SF7 1-2 2-H 3-H		0-0 F3		
George Hendrick, R <small>(1, 9) OBP: 0.303, SLG: 0.452</small>	0-0 FC1-4 2B 1-2f 2-3		0-0 6-3-2 3-Hf		0-0 2-H 1B		0-0 FC4-6 1B 1-3 2-H		
Dane Iorg, L <small>(1, 7) OBP: 0.365, SLG: 0.355</small> Willie McGee, S <small>(5, PH) OBP: 0.367, SLG: 0.444</small> <small>(6, 8)</small>	0-0 1-3 3-H 2B			0-0 3-1	0-0 F9		0-0 1-2 3-H 1B FC4-6		
Ken Oberkfell, L <small>(1, 5) OBP: 0.331, SLG: 0.348</small>	0-0 4-3			0-0 3-1		0-0 F9	0-0 FC4-6 1-2f 2-3		
Darrell Porter, L <small>(1, 2) OBP: 0.312, SLG: 0.385</small>		0-0 F8		0-0 F9		0-0 F9	0-0 F7		
Ozzie Smith, S <small>(1, 6) OBP: 0.347, SLG: 0.364</small>		0-0 G3			0-0 1B SH3-4 SF7 1B	4-0 BB	0-3 K		
John Stuper, R <small>(1, 1) OBP: 0.214, SLG: 0.357</small> Bruce Sutter, R <small>(9, 1)</small>		0-0 6-3			0-0 SH3-4 1-2	0-3 K		0-0 3-1	


Inning Stats	R: 1	H: 1	E: 0	K: 0	S: 4	LOB: 2	BB: 2	P: 12	R: 0	H: 0	E: 0	K: 0	S: 3	LOB: 0	BB: 0	P: 3	R: 1	H: 1	E: 0	K: 0	S: 3	LOB: 0	BB: 0	P: 4	R: 0	H: 0	E: 0	K: 0	S: 3	LOB: 0	BB: 0	P: 3	R: 3	H: 3	E: 1	K: 0	S: 6	LOB: 1	BB: 1	P: 10	R: 0	H: 0	E: 0	K: 1	S: 5	LOB: 1	BB: 1	P: 9	R: 2	H: 3	E: 0	K: 0	S: 6	LOB: 2	BB: 1	P: 10	R: 0	H: 0	E: 0	K: 1	S: 5	LOB: 0	BB: 0	P: 5
	1	1	0	0	4	2	2	12	0	0	0	0	3	0	0	3	1	1	0	0	3	0	0	0	4	0	0	0	0	3	0	0	3	3	1	6	1	10	0	0	9	0	0	10	2	3	10	0	0	5	0	0	5											

PITCHER	IP	WLS	BF	H	R	ER	SO	BB	IBB	HBP	BLK	WP	HR	S	P	ERA	WHIP
Dickie Noles, R <small>(1, 1) ERA: 4.03</small>	4.2	L	22	5	5	2	0	3	0	1	1	0	0	18	31	3.86	1.714
Ken Kravec, L <small>(5, 1) ERA: 3.0</small>	1.1		5	0	0	0	1	1	0	0	0	0	0	6	10	0.00	0.750
Bill Campbell, R <small>(7, 1) ERA: 4.88</small>	2.0		10	3	2	2	1	1	0	0	0	0	0	11	15	9.00	2.000

BOTTOM

AB	R	H	RBI	BB	SO	LOB
3	4	2	0	1	0	0
0	0	0	0	0	0	0
2	2	0	0	2	0	2
2	0	1	2	1	0	2
4	0	2	2	0	0	3
2	0	1	1	0	0	0
2	0	1	1	0	0	1
4	0	0	0	0	0	4
4	0	0	0	0	0	2
3	1	1	0	1	1	0
3	0	0	0	0	1	1
0	0	0	0	0	0	0

AB 29
R 7
H 8
RBI 6
BB 5
SO 2
LOB 15



Chicago Cubs @ St. Louis Cardinals
 Busch Stadium, St. Louis, MO
 Sun Jul 04 1982, 3:33 AM CDT
 Att. 26,126 - Sunny - 94 F

WP	PA	ERA	WHIP
0	37		
0			
2			
1			

Batter	1	2	3	4	5	6	7	8	9	10	AB R H RBI BB SO LOB	TOP												
Lonnie Smith, R OBP: 0.396, SLG: 0.450 (1, 8) (7, 7)	F9		4-3 S 1B	6-3			E E BB	F8			4 2 1 0 1 0 1	St. Louis Cardinals @ Cincinnati Reds Riverfront Stadium, Cincinnati, OH Mon Jul 05 1982, 7:05 PM EDT Att. 22,562 - Unknown - 87 F AB 34 R 6 H 9 RBI 4 BB 8 SO 7 LOB 15												
Tom Herr, S OBP: 0.336, SLG: 0.315 (1, 4)	L7		F8		F9 S SF8 1B		K		K		5 1 1 0 0 2 1													
Keith Hernandez, L OBP: 0.384, SLG: 0.395 (1, 3)	S 1B		4-3		F9		1-3 1B BB		1B		4 1 2 0 1 0 2													
George Hendrick, R OBP: 0.301, SLG: 0.449 (1, 9)	6-3		BB 1B		SF8		1-3		F9		4 0 1 2 0 0 2													
Dane Iorg, L OBP: 0.364, SLG: 0.350 Willie McGee, S OBP: 0.375, SLG: 0.447 (1, 7) (7, PH) (7, 8)		F7	4-0 1-2 BB		5-3		1B IBB			SH1-4 1B	2 0 0 0 1 0 0 1 1 1 0 1 0 0													
Ken Oberkfell, L OBP: 0.331, SLG: 0.345 Mike Ramsey, S OBP: 0.353, SLG: 0.355 (1, 5) (7, PH) (7, 5)		1B S WP BB	3-1		F8		1-3 2-H 1B		SH1-4		2 1 0 0 1 0 2 1 0 1 1 0 0 0													
Darrell Porter, L OBP: 0.314, SLG: 0.383 (1, 2)		WP 1B		L9		F7	K			1B IBB	4 0 1 0 1 1 2													
Ozzie Smith, S OBP: 0.351, SLG: 0.364 (1, 6)		K	SH1-4 BB					F7		G4-6-3 1B	3 0 1 1 2 1 1													
Bob Forsch, R OBP: 0.273, SLG: 0.349 Gene Tenace, R OBP: 0.253, SLG: 0.773 Bruce Sutter, R Jim Kaat, L Steve Braun, L OBP: 0.352, SLG: 0.282 Doug Bair, R (1, 1) (8, PH) (8, 1) (9, 1) (10, PH) (10, 1)		K	SH1-4		SH1-4		K		K	G4-6-3	2 0 0 0 0 2 2 1 0 0 0 0 1 0 0 0 0 0 0 0 0 0 0 0 0 0 0 0 1 0 0 0 0 0 2 0 0 0 0 0 0 0													
Inning Stats	R: 0 E: 0 K: 0 S: 4	H: 1 LOB: 1 BB: 0 P: 4	R: 1 E: 0 K: 2 S: 8	H: 1 LOB: 1 BB: 1 P: 12	R: 1 E: 0 K: 0 S: 5	H: 2 LOB: 2 BB: 1 P: 9	R: 0 E: 0 K: 0 S: 3	H: 0 LOB: 1 BB: 1 P: 7	R: 1 E: 0 K: 0 S: 4	H: 1 LOB: 0 BB: 0 P: 4	R: 0 E: 0 K: 1 S: 5		H: 0 LOB: 1 BB: 1 P: 9	R: 2 E: 1 K: 2 S: 8	H: 1 LOB: 2 BB: 3 P: 20	R: 0 E: 0 K: 1 S: 5	H: 0 LOB: 0 BB: 0 P: 5	R: 0 E: 0 K: 1 S: 5	H: 1 LOB: 0 BB: 0 P: 5	R: 1 E: 0 K: 0 S: 4	H: 2 LOB: 1 BB: 1 P: 8	1B: 9 2B: 0 3B: 0 HR: 0	SF: 1 SAC: 2 DP: 1 HBP: 0	WP: 1 PB: 0 SB: 4 CS: 0
PITCHER	IP WLS BF H R ER SO BB IBB HBP BLK WP HR S P ERA WHIP																							
Bruce Berenyi, R ERA: 3.98 Joe Price, L ERA: 2.49 Tom Hume, R ERA: 2.68	(1, 1) (7, 1) (10, 1)	6.2 2.1 1.0	L	31 9 5	5 2 2	5 0 1	5 0 1	4 3 0	4 0 0	0 1 0	0 0 0	0 0 0	0 0 0	0 0 0	0 14 4	57 18 8	6.75 0.00 9.00	1.650 0.857 2.000						



BOTTOM

St. Louis Cardinals @ Cincinnati Reds
Riverfront Stadium, Cincinnati, OH
Mon Jul 05 1982, 7:05 PM EDT
Att. 22,562 - Unknown - 87 F

livebaseballscorecards.com

AB 38
R 5
H 12
RBI 2
BB 2
SO 2
LOB 18



WP: 0 PA: 42
PB: 0
SB: 5
CS: 0

AB R H RBI BB SO LOB

5 2 3 0 0 0 1
5 1 2 2 0 0 2
0 0 0 0 0 0 0

5 0 1 0 0 0 1

4 1 2 0 1 1 1

4 0 1 0 0 1 3

4 0 1 0 1 0 4

4 0 0 0 0 0 4

3 0 0 0 0 0 1
0 0 0 0 0 0 0
1 0 1 0 0 0 0
0 1 0 0 0 0 0


3 0 1 0 0 0 1
0 0 0 0 0 0 0
0 0 0 0 0 0 0
0 0 0 0 0 0 0

1B: 9 SF: 0
2B: 3 SAC: 1
3B: 0 DP: 2
HR: 1 HBP: 1

Batter	1	2	3	4	5	6	7	8	9	10
Eddie Milner, L OBP: 0.351, SLG: 0.401 (1, 7)	0-0 1B S G5-4-3 1B		0-0 HR 1B	0-0 F7			0-0 F7		0-0 E6 F7-3 1B	
Duane Walker, L OBP: 0.364, SLG: 0.410 Tom Hume, R (10, 1)	0-0 G5-4-3 1-3 1B		0-0 1-H HR 1B	0-0 F7			0-0 L9		0-0 F7-3	
Dave Concepcion, R OBP: 0.342, SLG: 0.375 (1, 6)	0-0 G5-4-3 1-2f 3-H		0-0 4-3				0-0 F7		0-0 F8	
Dan Driessen, L OBP: 0.395, SLG: 0.461 (1, 3)	4-0 E S BB		0-0 L9				0-0 6-3 2B		0-0 2B E 1B	
Cesar Cedeno, R OBP: 0.353, SLG: 0.459 (1, 8)	0-0 5-3 1-3		1-0 S HBP				0-0 6-3 2-3		0-0 1-3 L4 2B	
Wayne Krenchicki, L OBP: 0.299, SLG: 0.339 (1, 5)		0-0 4-3 S 1B	4-0 1-2 BB				0-0 P6		0-0 G3	
Ron Oester, S OBP: 0.300, SLG: 0.329 (1, 4)		0-0 L4 1-2	0-0 3-1				0-0 4-3		0-0 L4 2-H 3-H	
Dave Vangorder, R OBP: 0.276, SLG: 0.357 Larry Blittner, L (9, PH) Mike Vail, R (9, PH) Paul Householder, S (9, PR) OBP: 0.244, SLG: 0.292 (10, 9)		0-0 4-3 2-3		0-0 6-3			0-0 6-3		0-0 SH5-4 E 1B	
Bruce Berenyi, R OBP: 0.250, SLG: 0.313 Joe Price, R (7, 1) Rafael Landestoy, S (9, PH) Alex Trevino, R OBP: 0.311, SLG: 0.273 (10, 2)		0-0 6-3		0-0 1B			0-0 6-3		0-0 SH5-4 1-2	

Inning Stats	R: 1	H: 2	E: 0	LOB: 1	K: 0	S: 4	P: 8	R: 0	H: 1	E: 0	LOB: 1	K: 0	BB: 0	S: 4	P: 4	R: 2	H: 2	E: 0	LOB: 2	K: 0	BB: 1	S: 5	P: 10	R: 0	H: 1	E: 0	LOB: 1	K: 0	BB: 0	S: 4	P: 4	R: 0	H: 0	E: 0	LOB: 0	K: 0	BB: 0	S: 3	P: 3	R: 0	H: 0	E: 0	LOB: 0	K: 0	BB: 0	S: 3	P: 3	R: 1	H: 2	E: 1	LOB: 2	K: 0	BB: 0	S: 4	P: 4	R: 1	H: 2	E: 1	LOB: 1	K: 0	BB: 0	S: 4	P: 4	R: 0	H: 1	E: 0	LOB: 1	K: 2	BB: 0	S: 8	P: 8	1B: 9	SF: 0	2B: 3	SAC: 1	3B: 0	DP: 2	HR: 1	HBP: 1
--------------	------	------	------	--------	------	------	------	------	------	------	--------	------	-------	------	------	------	------	------	--------	------	-------	------	-------	------	------	------	--------	------	-------	------	------	------	------	------	--------	------	-------	------	------	------	------	------	--------	------	-------	------	------	------	------	------	--------	------	-------	------	------	------	------	------	--------	------	-------	------	------	------	------	------	--------	------	-------	------	------	-------	-------	-------	--------	-------	-------	-------	--------

PITCHER	IP	WLS	BF	H	R	ER	SO	BB	IBB	HBP	BLK	WP	HR	S	P	ERA	WHIP
Bob Forsch, R ERA: 4.26 (1, 1)	7.0		30	7	3	3	0	2	0	1	0	0	1	27	36	3.86	1.286
Bruce Sutter, R ERA: 4.33 (8, 1)	1.0		4	2	1	0	0	0	0	0	0	0	0	4	4	0.00	2.000
Jim Kaat, L ERA: 3.79 (9, 1)	1.0	W	4	2	1	1	0	0	0	0	0	0	0	4	4	9.00	2.000
Doug Bair, R ERA: 2.45 (10, 1)	1.0	S	4	1	0	0	2	0	0	0	0	0	0	8	8	0.00	1.000

Batter	1	2	3	4	5	6	7	8	9	AB R H RBI BB SO LOB	TOP											
Lonnie Smith, R (1, 7) OBP: 0.390, SLG: 0.443 Tito Landrum, R (9, 7) OBP: 0.338, SLG: 0.407	0-0 5-3		0-0 6-3	0-3 K			0-3 K		0-0 F9	5 0 0 0 0 2 4 0 0 0 0 0 0 0												
Tom Herr, S (1, 4) OBP: 0.335, SLG: 0.314	0-0 6-3			0-0 1B 1B	0-0 F7		0-0 4-3			4 1 1 0 0 0 0												
Keith Hernandez, L (1, 3) OBP: 0.383, SLG: 0.391	0-0 L5			0-0 F8	4-0 BB		0-0 4-3			3 0 0 0 1 0 1												
George Hendrick, R (1, 9) OBP: 0.304, SLG: 0.450		0-0 FC5-4 1B		0-0 1B 2B 1B	0-0 L5		0-0 5-3			4 1 2 0 0 0 1												
Gene Tenace, R (1, 2) OBP: 0.516, SLG: 0.729		0-3 K		0-0 2B HBP 1B	0-0 5-3		0-0 F9			4 1 1 1 0 1 2												
Willie McGee, S (1, 8) OBP: 0.366, SLG: 0.436		0-0 FC5-4 S		0-0 F8		0-3 K		0-0 3-1		4 0 0 0 0 1 3												
Mike Ramsey, S (1, 5) OBP: 0.351, SLG: 0.359		0-0 5-3		0-0 HBP 2B		0-3 K			0-0 6-3	4 0 1 1 0 1 1	AB 32 R 3 H 6 RBI 3 BB 3 SO 6 LOB 13											
Ozzie Smith, S (1, 6) OBP: 0.356, SLG: 0.365			0-0 6-3	4-0 HBP IBB		0-0 1B		4-0 SH3-4 BB		2 0 1 0 2 0 0												
Steve Mura, R (1, 1) OBP: 0.129, SLG: 0.069			0-0 F3	1-0 HBP		0-3 K		0-0 SH3-4		2 0 0 1 0 1 1												
Inning Stats	R: 0 E: 0 K: 0 S: 3	H: 0 LOB: 0 BB: 0 P: 3	R: 0 E: 0 K: 1 S: 6	H: 1 LOB: 1 BB: 0 P: 6	R: 0 E: 0 K: 0 S: 3	H: 0 LOB: 0 BB: 0 P: 3	R: 3 E: 0 K: 1 S: 9	H: 4 LOB: 3 BB: 1 P: 14	R: 0 E: 0 K: 0 S: 3	H: 0 LOB: 1 BB: 1 P: 7	R: 0 E: 0 K: 3 S: 10	H: 1 LOB: 1 BB: 0 P: 10	R: 0 E: 0 K: 1 S: 5	H: 0 LOB: 0 BB: 0 P: 5	R: 0 E: 0 K: 0 S: 3	H: 0 LOB: 0 BB: 0 P: 3	R: 0 E: 0 K: 0 S: 3	H: 0 LOB: 1 BB: 1 P: 7	1B: 5 2B: 1 3B: 0 HR: 0	SF: 0 SAC: 1 DP: 0 HBP: 1	WP: 0 PB: 0 SB: 2 CS: 0	PA: 37
PITCHER	IP WLS BF H R ER SO BB IBB HBP BLK WP HR S P ERA WHIP																					
Charlie Leibrandt, L (1, 1) ERA: 4.02	3.2 L 18 5 3 3 1 0 1 1 0 0 0 0 18 23 7.36 1.364																					
Greg Harris, R (4, 1) ERA: 4.06	1.1 5 0 0 0 1 1 0 0 0 0 0 0 6 10 0.00 0.750																					
Joe Price, L (6, 1) ERA: 2.38	2.0 7 1 0 0 4 0 0 0 0 0 0 0 15 15 0.00 0.500																					
Jim Kern, R (8, 1) ERA: 2.61	2.0 7 0 0 0 0 1 0 0 0 0 0 0 6 10 0.00 0.500																					

St. Louis Cardinals @ Cincinnati Reds
Riverfront Stadium, Cincinnati, OH
Tue Jul 06 1982, 7:05 PM EDT
Att. 17,026 - Cloudy - 90 F

livebaseballscorecards.com

Batter	1	2	3	4	5	6	7	8	9	AB	R	H	RBI	BB	SO	LOB
Eddie Milner, L OBP: 0.350, SLG: 0.397 (1, 7) BB	4-0 3-1 BB		0-0 F7		0-0 L9			0-0 5-3		3	0	0	0	1	0	1
Duane Walker, L OBP: 0.371, SLG: 0.431 (1, 9) X	0-0 3-1 1-2		0-0 2B		0-0 1B			0-0 F7		4	0	2	0	0	0	1
Dave Concepcion, R OBP: 0.337, SLG: 0.370 (1, 6) X	0-0 1-3		0-0 5-3		0-0 1-3			0-0 6-3		4	0	0	0	0	0	3
Dan Driessen, L OBP: 0.393, SLG: 0.461 (1, 3) S		0-3 K		0-0 F9 SF9 2B		0-0 1-4-3		0-0 6-3		4	1	1	0	0	1	0
Cesar Cedeno, R OBP: 0.355, SLG: 0.456 (1, 8) BB		4-0 WP BLK BB		0-0 F9 2-3		0-0 L7		4-0 BB		2	0	0	0	2	0	1
Wayne Krenchicki, L OBP: 0.296, SLG: 0.328 (1, 5) BB		4-0 S BB		0-0 SF9 3-H		0-3 K		0-0 F8		2	0	0	1	1	1	1
Ron Oester, S OBP: 0.297, SLG: 0.325 (1, 4) X		0-0 L7		0-0 G3			0-0 4-3		0-0 F8		4	0	0	0	0	3
Dave Vangorder, R OBP: 0.250, SLG: 0.323 (1, 2) S		0-3 K 1-2			0-0 F7		0-0 F9			3	0	0	0	0	1	2
Charlie Leibrandt, R OBP: 0.200, SLG: 0.143 (1, 1) Greg Harris, S OBP: 0.200, SLG: 0.200 (4, 1) German Sarranco, L OBP: 0.300, SLG: 0.417 (5, PH) Joe Price, R OBP: 0.263, SLG: 0.298 (6, 1) Rafael Landestoy, S OBP: 0.263, SLG: 0.298 (7, PH) Jim Kern, R OBP: 0.263, SLG: 0.298 (8, 1)			0-0 5-3		0-0 1B 1B		0-0 5-3			1	0	0	0	0	0	0

BOTTOM


St. Louis Cardinals @ Cincinnati Reds
Riverfront Stadium, Cincinnati, OH
Tue Jul 06 1982, 7:05 PM EDT
Att. 17,026 - Cloudy - 90 F

livebaseballscorecards.com

AB	29
R	1
H	4
RBI	1
BB	4
SO	3
LOB	12



Inning Stats	R: 0	H: 0	E: 0	LOB: 0	K: 0	BB: 1	S: 2	P: 6	R: 0	H: 0	E: 0	LOB: 2	K: 2	BB: 2	S: 7	P: 15	R: 0	H: 1	E: 0	LOB: 1	K: 0	BB: 0	S: 4	P: 4	R: 1	H: 1	E: 0	LOB: 0	K: 0	BB: 0	S: 4	P: 4	R: 0	H: 2	E: 0	LOB: 2	K: 0	BB: 0	S: 5	P: 5	R: 0	H: 0	E: 0	LOB: 0	K: 1	BB: 0	S: 5	P: 5	R: 0	H: 0	E: 0	LOB: 0	K: 0	BB: 0	S: 3	P: 3	R: 0	H: 0	E: 0	LOB: 0	K: 0	BB: 0	S: 3	P: 3	R: 0	H: 0	E: 0	LOB: 0	K: 0	BB: 0	S: 3	P: 3	R: 0	H: 0	E: 0	LOB: 1	K: 0	BB: 1	S: 3	P: 7	1B: 2	SF: 1	2B: 2	SAC: 0	3B: 0	DP: 0	HR: 0	HBP: 0	WP: 1	PA: 34	PB: 0	SB: 1	CS: 0	ERA	WHIP
PITCHER Steve Mura, R ERA: 4.15 (1, 1)	IP	WLS	BF	H	R	ER	SO	BB	IBB	HBP	BLK	WP	HR	S	P	ERA	WHIP	IP	WLS	BF	H	R	ER	SO	BB	IBB	HBP	BLK	WP	HR	S	P	ERA	WHIP																																																													

Batter	1	2	3	4	5	6	7	8	9	AB R H RBI BB SO LOB	TOP											
Lonnie Smith, R OBP: 0.389, SLG: 0.440 (1, 8) (8, 7)	0-0 3-1 S 1B		0-3 K		0-0 5-3		0-3 K			4 0 1 0 0 2 4												
Tom Herr, S OBP: 0.329, SLG: 0.307 (1, 4)	0-0 3-1 1-3		0-0 G6-4-3 1-2f			0-0 6-3	0-0 F7			4 0 0 0 0 0 4												
Keith Hernandez, L OBP: 0.384, SLG: 0.389 (1, 3)	0-3 K			4-0 6-3 BB		0-0 E4 G5-3 1B		4-0 G1-4-3 BB		2 0 0 0 2 1 1												
George Hendrick, R OBP: 0.303, SLG: 0.447 (1, 9)	0-0 5-3			0-0 F9		0-0 1-2 1B		0-0 G1-4-3 1-2f		4 0 1 0 0 0 3												
Dane Iorg, L OBP: 0.361, SLG: 0.347 Jeff Lahti, R (8, 1)		0-0 FC4-6 1B		0-0 6-3 1-2		0-0 G5-3 2-3f		0-0 F8		4 0 1 0 0 0 3 0 0 0 0 0 0 0												
Darrell Porter, L OBP: 0.313, SLG: 0.376 (1, 2)		0-0 FC4-6 1-3 1-2f		0-0 F8			4-0 1B E BB		0-0 P4	3 1 0 0 1 0 2												
Ken Oberkfell, L OBP: 0.333, SLG: 0.361 (1, 5)		0-0 1-3 1-2			0-0 F7		0-0 E8 FC1-5 1-H 1B		0-0 HR	4 1 2 1 0 0 1	AB 31 R 2 H 6 RBI 1 BB 5 SO 4 LOB 22											
Ozzie Smith, S OBP: 0.358, SLG: 0.362 (1, 6)		0-0 6-3			4-0 S BB		4-0 FC1-5 BB		0-0 5-3	2 0 0 0 2 0 1												
Joaquin Andujar, S OBP: 0.208, SLG: 0.264 Jim Kaat, L Jeff Keener, L Willie McGee, S OBP: 0.364, SLG: 0.433 (1, 1) (7, 1) (7, 1) (8, 8)			0-0 G6-4-3 1B		0-3 K		0-0 FC1-5 1-2 2-3f		0-0 P6	3 0 1 0 0 1 3 0 0 0 0 0 0 0 0 0 0 0 0 0 0 1 0 0 0 0 0 0												
Inning Stats	R: 0 E: 0 K: 1 S: 6	H: 1 LOB: 1 BB: 0 P: 6	R: 0 E: 0 K: 0 S: 4	H: 1 LOB: 1 BB: 0 P: 4	R: 0 E: 0 K: 1 S: 5	H: 1 LOB: 0 BB: 0 P: 5	R: 0 E: 0 K: 0 S: 3	H: 0 LOB: 1 BB: 1 P: 7	R: 0 E: 0 K: 1 S: 5	H: 0 LOB: 1 BB: 1 P: 9	R: 0 E: 1 K: 0 S: 4	H: 1 LOB: 1 BB: 0 P: 4	R: 1 E: 1 K: 1 S: 6	H: 1 LOB: 2 BB: 2 P: 14	R: 0 E: 0 K: 0 S: 2	H: 0 LOB: 0 BB: 1 P: 6	R: 1 E: 0 K: 0 S: 4	H: 1 LOB: 0 BB: 0 P: 4	1B: 5 2B: 0 3B: 0 HR: 1	SF: 0 SAC: 0 DP: 3 HBP: 0	WP: 0 PB: 0 SB: 2 CS: 0	PA: 36
PITCHER	IP WLS BF H R ER SO BB IBB HBP BLK WP HR S P ERA WHIP																					
Rick Camp, R ERA: 3.42 Steve Bedrosian, R ERA: 1.74 Gene Garber, R ERA: 1.57	(1, 1) (7, 1) (8, 1)	6.0 1.0 2.0	W S	25 5 6	5 0 1	1 0 1	0 0 1	3 1 0	3 2 0	0 0 0	0 0 0	0 0 0	0 0 0	0 0 0	28 5 6	40 13 6	0.00 0.00 4.50	1.333 2.000 0.500				

St. Louis Cardinals @ Atlanta Braves
Atlanta-Fulton County Stadium, Atlanta, GA

Wed Jul 07 1982, 7:05 PM EDT
Att. 20,054 - Unknown - 72 F

livebaseballscorecards.com

BOTTOM

St. Louis Cardinals @ Atlanta Braves
 Atlanta-Fulton County Stadium, Atlanta, GA

Wed Jul 07 1982, 7:05 PM EDT
 Att: 20,054 - Unknown - 72 F

livebaseballscorecards.com

AB	27
R	3
H	4
RBI	2
BB	4
SO	5
LOB	14



WP: 0	PA: 33
PB: 1	
SB: 0	
CS: 0	

AB	R	H	RBI	BB	SO	LOB
4	1	1	1	0	0	1
3	0	1	0	1	0	0
2	0	0	0	0	1	0
1	0	0	0	0	1	1
1	0	0	0	0	0	1
2	0	0	0	2	0	1
2	0	0	0	0	0	1
0	1	0	0	1	0	0
4	0	0	0	0	0	4
3	0	1	1	0	2	0
3	1	1	0	0	0	2
1	0	0	0	0	1	1
1	0	0	0	0	0	2
0	0	0	0	0	0	0
1B: 3	SF: 0					
2B: 1	SAC: 1					
3B: 0	DP: 1					
HR: 0	HBP: 1					

Batter	1	2	3	4	5	6	7	8	9							
Claudell Washington, L (1, 9) OBP: 0.352, SLG: 0.415	0-0 F9		0-0 4-3			0-0 1B PB 2-H 1B		0-0 F8								
Rafael Ramirez, R (1, 6) OBP: 0.289, SLG: 0.347	0-0 5-3			0-0 6-3		0-0 PB 1B 1-3		4-0 BB 6-3 BB								
Terry Harper, R (1, 7) OBP: 0.393, SLG: 0.375	0-3 K			0-0 5-3		0-3 K 1-2 3-H		0-0 6-3								
Bob Porter, L (6, PH)																
Rufino Linares, R (7, 7) OBP: 0.356, SLG: 0.434																
Dale Murphy, R (1, 8) OBP: 0.377, SLG: 0.552		4-0 BB G6-4-3		0-0 P5		0-0 F2		4-0 BB IBB								
Bob Horner, R (1, 5) OBP: 0.395, SLG: 0.559		0-0 G6-4-3 1-2f			0-0 6-3		1-0 1B HBP G3	4-0 1-2 2-3 BB								
Jerry Royster, R (7, PR) OBP: 0.265, SLG: 0.214																
Chris Chambliss, L (1, 3) OBP: 0.326, SLG: 0.420		0-0 L6		0-0 4-3		0-0 G3 1-2		0-0 4-3								
Bruce Benedict, R (1, 2) OBP: 0.311, SLG: 0.301			0-3 K		0-3 K		0-0 1B 2-H									
Randy Johnson, R (1, 4) OBP: 0.370, SLG: 0.395			0-0 E1 SH2-4			0-0 1B 2B		0-0 5-3								
Rick Camp, R (1, 1)																
Steve Bedrosian, R (7, 1)			0-0 SH2-4			0-3 K		0-0 5-3								
Gene Garber, R (8, 1)																
Inning Stats	R: 0 E: 0 K: 1 S: 5	H: 0 LOB: 0 BB: 0 P: 5	R: 0 E: 0 K: 0 S: 2	H: 0 LOB: 0 BB: 1 P: 6	R: 0 E: 1 K: 1 S: 6	H: 0 LOB: 1 BB: 0 P: 6	R: 0 E: 0 K: 0 S: 3	H: 0 LOB: 0 BB: 0 P: 3	R: 0 E: 0 K: 1 S: 5	H: 0 LOB: 0 BB: 0 P: 5	R: 2 E: 0 K: 2 S: 10	H: 3 LOB: 1 BB: 0 P: 10	R: 1 E: 0 K: 0 S: 4	H: 1 LOB: 2 BB: 0 P: 5	R: 0 E: 0 K: 0 S: 3	H: 0 LOB: 3 BB: 3 P: 15
PITCHER	IP WLS L	WLS L	BF H R	BF H R	ER 2	SO 5	BB 1	IBB 0	HBP 1	BLK 0	WP 0	HR 0	S 31	P 36	ERA 3.00	WHIP 0.667
Joaquin Andujar, R (1, 1) ERA: 2.3	6.0		23 3 3													
Jim Kaat, L (7, 1) ERA: 3.76	0.1		1 0 0													
Jeff Keener, R (7, 1) ERA: 1.35	1.1		8 1 0				2	1	0	0	0	0	5	17	0.00	2.250
Jeff Lahti, R (8, 1) ERA: 2.08	0.1		1 0 0				0	0	0	0	0	0	1	1	0.00	0.000

WP	HR	S	P	ERA	WHIP
0	0	0	0		

Batter	1	2	3	4	5	6	7	8	9	AB R H RBI BB SO LOB	TOP
Lonnie Smith, R (1, 7) OBP: 0.389, SLG: 0.438	0-3 K2-3		0-0 F9			0-0 4-3		0-0 3B 1B	4-0 BB BB BB 1-2 BB	4 1 1 1 1 1 1	
Tom Herr, S (1, 4) OBP: 0.326, SLG: 0.315	0-0 6-3		0-0 6-3			0-0 F8		0-0 1-H 2-H 3-H 2B 3B	0-0 L4	5 1 1 2 0 0 3	
Willie McGee, S (1, 8) OBP: 0.361, SLG: 0.429	0-0 1B				0-0 G3			0-0 6-3		4 0 1 0 0 0 3	
Keith Hernandez, L (1, 3) OBP: 0.385, SLG: 0.386	0-0 F8				4-0 CS BB			4-0 2B IBB		2 1 0 0 2 0 1	
George Hendrick, R (1, 9) OBP: 0.306, SLG: 0.449					0-3 K 1-2			0-0 F8 1-H 2B CS		3 0 1 2 1 1 1	
Darrell Porter, L (1, 2) OBP: 0.312, SLG: 0.370					0-0 L8			0-3 K 3-H 2B BB		3 0 0 0 1 1 1	
Ken Oberkfell, L (1, 5) OBP: 0.332, SLG: 0.359					0-0 L9			0-0 FC4-6 1B BB		4 0 1 0 0 1 1	
Ozzie Smith, S (1, 6) OBP: 0.356, SLG: 0.361					0-0 4-3			0-0 FC4-6 1B 1-2f 1B		4 1 1 0 0 0 2	
John Stuper, R (1, 1) OBP: 0.250, SLG: 0.375					0-3 K			0-0 1B 3B 1B		2 0 1 0 0 1 0	
Dane Iorg, L (8, PH) OBP: 0.365, SLG: 0.351									0-0 FC1-6 BB	1 0 1 0 0 0 0	
Tito Landrum, R (8, PR) OBP: 0.338, SLG: 0.407										0 1 0 0 0 0 0	
Doug Bair, R (8, 1)										1 0 0 0 0 0 1	
Inning Stats	R: 0 E: 0 K: 1 S: 6 H: 1 LOB: 1 BB: 0 P: 6	R: 0 E: 0 K: 1 S: 5 H: 0 LOB: 1 BB: 1 P: 9	R: 0 E: 0 K: 1 S: 5 H: 0 LOB: 0 BB: 0 P: 5	R: 0 E: 0 K: 1 S: 4 H: 0 LOB: 1 BB: 1 P: 8	R: 0 E: 0 K: 0 S: 3 H: 0 LOB: 0 BB: 0 P: 3	R: 0 E: 0 K: 0 S: 4 H: 1 LOB: 1 BB: 0 P: 4	R: 0 E: 0 K: 1 S: 5 H: 0 LOB: 0 BB: 0 P: 5	R: 5 E: 0 K: 0 S: 7 H: 5 LOB: 1 BB: 2 P: 15	R: 0 E: 0 K: 0 S: 4 H: 1 LOB: 2 BB: 1 P: 8	1B: 6 2B: 2 3B: 1 HR: 0 SF: 0 SAC: 0 DP: 1 HBP: 0	WP: 0 PB: 0 SB: 1 CS: 2 PA: 38
PITCHER	IP WLS BF H R ER SO BB IBB HBP BLK WP HR S P ERA WHIP	IP WLS BF H R ER SO BB IBB HBP BLK WP HR S P ERA WHIP	IP WLS BF H R ER SO BB IBB HBP BLK WP HR S P ERA WHIP	IP WLS BF H R ER SO BB IBB HBP BLK WP HR S P ERA WHIP	IP WLS BF H R ER SO BB IBB HBP BLK WP HR S P ERA WHIP	IP WLS BF H R ER SO BB IBB HBP BLK WP HR S P ERA WHIP	IP WLS BF H R ER SO BB IBB HBP BLK WP HR S P ERA WHIP	IP WLS BF H R ER SO BB IBB HBP BLK WP HR S P ERA WHIP	IP WLS BF H R ER SO BB IBB HBP BLK WP HR S P ERA WHIP	ERA WHIP	ERA WHIP
Rick Mahler, R (1, 1) ERA: 4.01	7.1 L 28 5 3 3 5 2 0 0 0 0 0 36 44 3.68 0.955										
Gene Garber, R (8, 1) ERA: 1.87	0.1 4 2 2 0 0 0 0 1 0 0 0 0 3 7 54.00 6.000										
Al Hrabosky, L (8, 1) ERA: 2.74	0.1 1 0 0 0 0 0 1 0 0 0 0 0 4 4 0.00 3.000										
Joe Cowley, R (9, 1) ERA: 4.45	1.0 5 1 0 0 0 0 1 0 0 0 0 0 4 8 0.00 2.000										

St. Louis Cardinals @ Atlanta Braves
Atlanta-Fulton County Stadium, Atlanta, GA

Thu Jul 08 1982, 7:05 PM EDT
Att. 23,610 - Cloudy - 72 F

livebaseballscorecards.com

AB	33
R	5
H	8
RBI	5
BB	5
SO	5
LOB	14



BOTTOM

St. Louis Cardinals @ Atlanta Braves
 Atlanta-Fulton County Stadium, Atlanta, GA

Thu Jul 08 1982, 7:05 PM EDT
 Att: 23,610 - Cloudy - 72 F

livebaseballscorecards.com

AB	31
R	2
H	5
RBI	2
BB	2
SO	3
LOB	9



WP: 0	PA: 33
PB: 0	SB: 0
CS: 0	


AB R H RBI BB SO LOB

3	1	0	0	1	0	1
4	0	2	0	0	0	0
4	0	0	1	0	1	2
4	0	2	0	0	0	1
4	1	1	1	0	0	3
4	0	0	0	0	0	1
3	0	0	0	0	0	0
3	0	0	0	0	1	0
1	0	0	0	1	0	1
0	0	0	0	0	0	0
0	0	0	0	0	0	0
1	0	0	0	0	1	0
0	0	0	0	0	0	0

Batter	1	2	3	4	5	6	7	8	9
Claudell Washington, L (1, 9) OBP: 0.351, SLG: 0.411	4-0 1B 4-3 BB		x 0-0 F7		x 0-0 G6-3			x 0-0 P5	
Glenn Hubbard, R (1, 4) OBP: 0.348, SLG: 0.369	0-0 6-3 4-3 1-3 1B		x 0-0 G4-6-3 1B			x 0-0 6-3		x 0-0 F8	
Larry Whisenton, L (1, 7) OBP: 0.364, SLG: 0.387	0-0 4-3		x 0-0 G4-6-3			x 0-3 K		x 0-0 3-1	
Dale Murphy, R (1, 8) OBP: 0.378, SLG: 0.551	0-0 6-3			x 0-0 6-3		x 0-0 1B		x 0-0 1B	
Bob Horner, R (1, 5) OBP: 0.394, SLG: 0.566	0-0 F8			x 0-0 HR		x 0-0 P4		x 0-0 L6	
Chris Chambliss, L (1, 3) OBP: 0.321, SLG: 0.414		x 0-0 L5		x 0-0 G3		x 0-0 F8		x 0-0 L8	
Bruce Benedict, R (1, 2) OBP: 0.308, SLG: 0.297		x 0-0 6-3		x 0-0 5-3		x 0-0 5-3			
Rafael Ramirez, R (1, 6) OBP: 0.287, SLG: 0.343		x 0-0 E5			x 0-0 P4		x 0-3 K		
Rick Mahler, R (1, 1) OBP: 0.214, SLG: 0.250		x 0-0 P4			x 4-0 G6-3 BB		x 0-3 K		
Gene Garber, R (8, 1)									
Al Hrabosky, R (8, 1) OBP: 0.500, SLG: 0.500									
Ken Smith, L (8, PH) OBP: 0.424, SLG: 0.321									
Joe Cowley, R (9, 1) OBP: 0.167, SLG: 0.167									

Inning Stats	R: 1	H: 1	E: 0	K: 0	S: 4	R: 0	H: 0	E: 1	K: 0	S: 4	R: 0	H: 1	E: 0	K: 0	S: 3	R: 1	H: 1	E: 0	K: 0	S: 4	R: 0	H: 0	E: 0	K: 2	S: 2	R: 0	H: 1	E: 0	K: 1	S: 6	R: 0	H: 0	E: 0	K: 1	S: 5	R: 0	H: 0	E: 0	K: 1	S: 5	R: 0	H: 1	E: 0	K: 0	S: 4	R: 0	H: 0	E: 0	K: 0	S: 4	1B: 4	SF: 0	2B: 0	SAC: 0	3B: 0	DP: 2	HR: 1	HBP: 0
--------------	------	------	------	------	------	------	------	------	------	------	------	------	------	------	------	------	------	------	------	------	------	------	------	------	------	------	------	------	------	------	------	------	------	------	------	------	------	------	------	------	------	------	------	------	------	------	------	------	------	------	-------	-------	-------	--------	-------	-------	-------	--------

PITCHER	IP	WLS	BF	H	R	ER	SO	BB	IBB	HBP	BLK	WP	HR	S	P	ERA	WHIP
John Stuper, R (1, 1) ERA: 2.79	7.0	W	26	4	2	2	2	2	2	0	0	0	0	28	36	2.57	0.857
Doug Bair, R (8, 1) ERA: 2.35	2.0	S	7	1	0	0	1	0	0	0	0	0	0	9	9	0.00	0.500

Batter	1	2	3	4	5	6	7	8	9	AB R H RBI BB SO LOB	TOP											
Lonnie Smith, R (1, 7) OBP: 0.390, SLG: 0.437	0-3 K		H 1-0 HBP		X 0-0 L9		X 0-0 L4-3 1B			3 0 1 0 0 1 0												
Tom Herr, S (1, 4) OBP: 0.325, SLG: 0.313	0-3 K		X 0-0 6-4-3			X 0-0 3B 1B	X 0-0 L4-3			4 1 1 0 0 1 2												
Willie McGee, S (1, 8) OBP: 0.358, SLG: 0.436	0-0 F7					X 0-0 1B 3B		X 0-3 K2-3		4 1 1 1 0 2 0												
Keith Hernandez, L (1, 3) OBP: 0.384, SLG: 0.385		X 0-0 L7			X 0-3 K	X 0-0 WP 1B		X 0-0 F8		4 0 1 1 0 1 0												
George Hendrick, R (1, 9) OBP: 0.312, SLG: 0.463		X 0-0 HR			B 4-0 1B BB	X 0-0 5-3		X 0-0 1B		3 1 2 1 1 0 1												
Darrell Porter, L (1, 2) OBP: 0.315, SLG: 0.370		B 4-0 CS BB			X 0-0 FC4-6 1B	X 0-0 F9		X 0-0 P6		3 0 1 0 1 0 2												
Ken Oberkfell, L (1, 5) OBP: 0.331, SLG: 0.354		0-3 K			X 0-0 FC4-6				X 0-0 L7	3 0 0 0 1 1 3	AB 32 R 3 H 7 RBI 3 BB 3 SO 10 LOB 10											
Ozzie Smith, S (1, 6) OBP: 0.352, SLG: 0.356			X 0-0 6-3		X 0-0 L8	X 0-0 4-3			X 0-3 K	4 0 0 0 0 1 2												
Dave LaPoint, L (1, 1) OBP: 0.111, SLG: 0.111			X 0-0 6-3		X 0-3 K				X 0-3 K	3 0 0 0 0 2 0												
Jeff Lahti, R (8, 1)									1 0 0 0 0 1 0													
Jim Kaat, L (9, 1)									0 0 0 0 0 0 0													
Inning Stats	R: 0 E: 0 K: 2 S: 7	H: 0 LOB: 0 BB: 0 P: 7	R: 1 E: 0 K: 1 S: 5	H: 1 LOB: 1 BB: 1 P: 9	R: 0 E: 0 K: 0 S: 3	H: 0 LOB: 1 BB: 0 P: 4	R: 0 E: 0 K: 2 S: 8	H: 1 LOB: 2 BB: 1 P: 12	R: 0 E: 0 K: 1 S: 5	H: 0 LOB: 0 BB: 0 P: 5	R: 2 E: 0 K: 0 S: 6	H: 3 LOB: 2 BB: 1 P: 10	R: 0 E: 0 K: 1 S: 5	H: 1 LOB: 0 BB: 0 P: 5	R: 0 E: 0 K: 1 S: 6	H: 1 LOB: 1 BB: 0 P: 6	R: 0 E: 0 K: 2 S: 7	H: 0 LOB: 0 BB: 0 P: 7	1B: 5 2B: 2 3B: 1 HR: 1	SF: 0 SAC: 0 DP: 2 HBP: 1	WP: 1 PB: 0 SB: 0 CS: 1	PA: 36
PITCHER Nolan Ryan, R (1, 1) ERA: 4.19	IP 9.0 WLS L BF 36 H 7 R 3 ER 3 SO 10 BB 2 IBB 1 HBP 1 BLK 0 WP 1 HR 1 S 52 P 65 ERA 3.00 WHIP 1.000																				PITCHER	IP WLS BF H R ER SO BB IBB HBP BLK WP HR S P ERA WHIP

St. Louis Cardinals @ Houston Astros
Astrodome, Houston, TX
Fri Jul 09 1982, 8:05 PM EDT
Att. 21,178 - Unknown

livebaseballscorecards.com

Batter	1	2	3	4	5	6	7	8	9	AB R H RBI BB SO LOB
Dickie Thon, R (1, 6) OBP: 0.296, SLG: 0.324	0-0 6-3 ①		4-0 BB		0-0 F8 ③			0-0 F8 ①		3 0 0 0 1 0 0
Tony Scott, S (1, 8) OBP: 0.268, SLG: 0.299	0-0 FC6 1B		0-0 6-3 ③			0-0 5-3 ①		0-0 FC5-4 1B		4 0 2 0 0 0 1
Ray Knight, R (1, 3) OBP: 0.364, SLG: 0.432	0-0 F8 ②			0-0 5-3 ①		0-0 1B SF9 1B		0-0 FC5-4 1B FC4-6 1-2f		4 1 1 0 0 0 2
Jose Cruz, L (1, 7) OBP: 0.335, SLG: 0.383	0-0 FC6 1-2f			0-3 K ②		0-0 1B 1-3 1B		0-0 FC4-6 1-2f		4 0 1 0 0 1 2
Phil Garner, R (1, 4) OBP: 0.307, SLG: 0.427		0-0 5-3 ①		4-0 1B S BB		0-0 SF9 ②		0-0 P6 ①		2 1 0 1 1 0 0
Art Howe, R (1, 5) OBP: 0.302, SLG: 0.278		0-0 G4-6-3 1B		0-0 1B 1-H 1B		0-0 L9 ③		0-0 3-1 ②		4 0 2 1 0 0 1
Terry Puhl, L (1, 9) OBP: 0.325, SLG: 0.367		0-0 G4-6-3 1-2f		0-0 L9 ③			0-0 4-3 ①		0-0 E3	4 0 0 0 0 0 2
Luis Pujols, R (1, 2) OBP: 0.267, SLG: 0.390			0-0 6-3 ①		0-0 4-3 ①		0-3 K ②		0-3 K ③	3 0 0 0 0 1 0
Danny Heep, L (9, PH) OBP: 0.313, SLG: 0.362										1 0 0 0 0 1 1
Nolan Ryan, R (1, 1) OBP: 0.178, SLG: 0.119			0-0 6-3 ②		0-0 4-3 ②		0-3 K ③			3 0 0 0 0 1 0

BOTTOM


St. Louis Cardinals @ Houston Astros
Astrodome, Houston, TX
Fri Jul 09 1982, 8:05 PM EDT
Att. 21,178 - Unknown

AB	32
R	2
H	6
RBI	2
BB	2
SO	4
LOB	9



Inning Stats	R: 0	H: 1	E: 0	LOB: 1	K: 0	S: 4	P: 4	R: 0	H: 1	E: 0	LOB: 0	K: 0	S: 3	P: 3	R: 1	H: 1	E: 0	LOB: 1	K: 1	S: 6	R: 0	H: 0	E: 0	LOB: 0	K: 0	S: 3	P: 3	R: 1	H: 2	E: 0	LOB: 1	K: 0	S: 5	P: 5	R: 0	H: 0	E: 0	LOB: 0	K: 2	S: 7	P: 7	R: 0	H: 1	E: 0	LOB: 1	K: 0	S: 4	P: 4	R: 0	H: 0	E: 1	LOB: 1	K: 1	S: 6	P: 6	1B: 6	SF: 1	2B: 0	SAC: 0	3B: 0	DP: 1	HR: 0	HBP: 0	WP: 0	PA: 35
--------------	------	------	------	--------	------	------	------	------	------	------	--------	------	------	------	------	------	------	--------	------	------	------	------	------	--------	------	------	------	------	------	------	--------	------	------	------	------	------	------	--------	------	------	------	------	------	------	--------	------	------	------	------	------	------	--------	------	------	------	-------	-------	-------	--------	-------	-------	-------	--------	-------	--------

PITCHER	IP	WLS	BF	H	R	ER	SO	BB	IBB	HBP	BLK	WP	HR	S	P	ERA	WHIP
Dave LaPoint, L (1, 1) ERA: 3.66	7.1	W	29	6	2	2	3	2	0	0	0	0	0	33	41	2.46	1.091
Jeff Lahti, R (8, 1) ERA: 1.59	1.1		5	0	0	0	0	0	0	0	0	0	0	5	5	0.00	0.000
Jim Kaat, L (9, 1) ERA: 3.72	0.1	S	1	0	0	0	1	0	0	0	0	0	0	3	3	0.00	0.000

Batter	1	2	3	4	5	6	7	8	9	AB R H RBI BB SO LOB	TOP
Lonnie Smith, R (1, 7) OBP: 0.391, SLG: 0.447	0-0 HR		0-0 CS 1B		0-3 K			0-0 5-3		4 1 2 1 0 1 1	
Tom Herr, S (1, 4) OBP: 0.323, SLG: 0.312	0-0 G6-4-3 1B		0-0 6-3			0-0 F8		0-0 F7		4 0 1 0 0 0 1	
Willie McGee, S (1, 8) OBP: 0.350, SLG: 0.426	0-0 G6-4-3 1-2f		0-0 F7			0-0 E4 G4-6-3			0-0 G3	4 0 0 0 0 0 1	
Keith Hernandez, L (1, 3) OBP: 0.380, SLG: 0.380	0-0 4-1			0-0 3-1		0-0 G4-6-3 1-2f			0-0 4-3	4 0 0 0 0 0 1	
Dane Iorg, L (1, 9) OBP: 0.363, SLG: 0.349		0-0 F7		0-0 3-1			0-0 6-3		0-0 1B	4 0 1 0 0 0 0	
Tito Landrum, R (9, PR) OBP: 0.338, SLG: 0.407										0 0 0 0 0 0 0	
Darrell Porter, L (1, 2) OBP: 0.319, SLG: 0.374		4-0 2B FC6-2 BB		0-3 K			0-0 4-3 2B		0-0 L4	3 0 1 0 1 1 1	
Ken Oberkfell, L (1, 5) OBP: 0.331, SLG: 0.358		0-0 FC6-2 1-3 WP 2B			0-3 K		0-0 4-3 2-3			3 1 1 0 0 1 1	AB 32 R 2 H 7 RBI 1 BB 1 SO 3 LOB 10
Ozzie Smith, S (1, 6) OBP: 0.349, SLG: 0.352		0-0 FC6-2 WP			0-0 1-3		0-0 6-3			3 0 0 0 0 0 3	
Bob Forsch, R (1, 1) OBP: 0.277, SLG: 0.348		0-0 F5 1-2 3-H			0-0 1B			0-0 B3		3 0 1 0 0 0 1	
Inning Stats	R: 1 E: 0 K: 0 S: 4 H: 2 LOB: 0 BB: 0 P: 4	R: 1 E: 0 K: 0 S: 4 H: 1 LOB: 1 BB: 1 P: 8	R: 0 E: 0 K: 0 S: 3 H: 1 LOB: 0 BB: 0 P: 3	R: 0 E: 0 K: 1 S: 5 H: 0 LOB: 0 BB: 0 P: 5	R: 0 E: 0 K: 2 S: 8 H: 1 LOB: 1 BB: 0 P: 8	R: 0 E: 1 K: 0 S: 3 H: 0 LOB: 0 BB: 0 P: 3	R: 0 E: 0 K: 0 S: 4 H: 1 LOB: 1 BB: 0 P: 4	R: 0 E: 0 K: 0 S: 3 H: 0 LOB: 0 BB: 0 P: 3	R: 0 E: 0 K: 0 S: 4 H: 1 LOB: 1 BB: 0 P: 4	1B: 4 2B: 2 3B: 0 HR: 1 SF: 0 SAC: 0 DP: 2 HBP: 0	WP: 1 PB: 0 SB: 0 CS: 1 PA: 33
PITCHER Joe Niekro, R (1, 1) ERA: 2.66	IP 9.0 WLS W BF 33 H 7 R 2 ER 2 SO 3 BB 1 IBB 0 HBP 0 BLK 0 WP 1 HR 1 S 38 P 42 ERA 2.00 WHIP 0.889	PITCHER IP WLS BF H R ER SO BB IBB HBP BLK WP HR S P ERA WHIP									

St. Louis Cardinals @ Houston Astros
Astrodome, Houston, TX
Sat Jul 10 1982, 8:05 PM EDT
Att: 31,000 - Unknown

livebaseballscores.com

Batter	1	2	3	4	5	6	7	8	9	AB R H RBI BB SO LOB	BOTTOM
--------	---	---	---	---	---	---	---	---	---	----------------------	--------

Dickie Thon, R <small>OBP: 0.300, SLG: 0.333</small> <small>(1, 6)</small>										4 0 2 0 0 0 0	St. Louis Cardinals @ Houston Astros Astrodome, Houston, TX <small>Sat Jul 10 1982, 8:05 PM EDT</small> <small>Att. 31,000 - Unknown</small>
Terry Puhl, L <small>OBP: 0.324, SLG: 0.363</small> <small>(1, 8)</small>										3 1 0 0 1 0 1	
Ray Knight, R <small>OBP: 0.363, SLG: 0.430</small> Denny Walling, L <small>OBP: 0.288, SLG: 0.281</small> <small>(9, PR)</small>										4 1 1 0 0 0 1 0 1 0 0 0 0 0	
Jose Cruz, L <small>OBP: 0.337, SLG: 0.394</small> <small>(1, 7)</small>										4 1 2 2 0 0 2	
Danny Heep, L <small>OBP: 0.313, SLG: 0.361</small> <small>(1, 9)</small>										3 0 1 1 0 0 1	
Phil Garner, R <small>OBP: 0.310, SLG: 0.429</small> <small>(1, 4)</small>										3 0 2 1 0 0 0	
Art Howe, R <small>OBP: 0.297, SLG: 0.274</small> <small>(1, 5)</small>										3 0 0 0 0 0 3	
Luis Pujols, R <small>OBP: 0.258, SLG: 0.376</small> <small>(1, 2)</small>										3 0 0 0 0 0 0	
Joe Niekro, R <small>OBP: 0.085, SLG: 0.128</small> <small>(1, 1)</small>										3 0 0 0 0 1 0	

Inning Stats	R: 2 H: 3 E: 1 LOB: 2 K: 0 BB: 1 S: 6 P: 10	R: 0 H: 0 E: 0 LOB: 0 K: 1 BB: 0 S: 5 P: 5	R: 0 H: 1 E: 0 LOB: 1 K: 0 BB: 0 S: 4 P: 4	R: 0 H: 1 E: 0 LOB: 0 K: 0 BB: 0 S: 3 P: 3	R: 0 H: 1 E: 0 LOB: 0 K: 0 BB: 0 S: 3 P: 3	R: 0 H: 0 E: 0 LOB: 0 K: 0 BB: 0 S: 3 P: 3	R: 0 H: 0 E: 0 LOB: 0 K: 0 BB: 0 S: 3 P: 3	R: 0 H: 0 E: 0 LOB: 0 K: 0 BB: 0 S: 3 P: 3	R: 2 H: 2 E: 0 LOB: 1 K: 0 BB: 0 S: 2 P: 2	1B: 6 SF: 0 2B: 1 SAC: 0 3B: 0 DP: 0 HR: 1 HBP: 0	WP: 0 PA: 31 PB: 0 SB: 0 CS: 2
PITCHER Bob Forsch, R <small>ERA: 4.14</small> <small>(1, 1)</small>	IP WLS BF H R ER SO BB IBB HBP BLK WP HR S P ERA WHIP 8.0 L 31 8 4 2 1 1 0 0 0 0 1 32 36 2.25 1.125	PITCHER IP WLS BF H R ER SO BB IBB HBP BLK WP HR S P ERA WHIP									

AB 30
R 4
H 8
RBI 4
BB 1
SO 1
LOB 8

Batter	1	2	3	4	5	6	7	8	9	AB R H RBI BB SO LOB	TOP																													
Lonnie Smith, R (1, 7) OBP: 0.387, SLG: 0.441 Doug Bair, R (8, 1)	0-3 K		0-0 L6			0-0 E5 4-3		0-0 P4		4 0 0 0 0 1 1 0 0 0 0 0 0 0																														
Tom Herr, S (1, 4) OBP: 0.322, SLG: 0.311	0-0 F7			0-0 F9		0-0 4-3		0-0 HR 5-3 1B		4 1 1 0 0 0 1																														
Willie McGee, S (1, 8) OBP: 0.343, SLG: 0.416	0-0 F9			0-3 K		0-3 K		0-0 5-3 1-2		4 0 0 0 0 2 2																														
George Hendrick, R (1, 9) OBP: 0.311, SLG: 0.471		0-3 K		0-0 1-3		0-3 K		0-0 HR 2-H		4 1 1 2 0 2 0																														
Keith Hernandez, L (1, 3) OBP: 0.381, SLG: 0.384		0-0 2B		0-3 K		0-0 G6-4-3 1B		0-0 3-1		4 0 2 0 0 1 0																														
Gene Tenace, R (1, 2) OBP: 0.515, SLG: 0.706		0-0 F9		4-0 FC6-4 BB		0-0 G6-4-3 1-2f		0-0 PB 1B		3 0 1 0 1 0 2																														
Mike Ramsey, S (1, 5) OBP: 0.343, SLG: 0.350		0-3 K		0-3 K		0-0 F8		0-0 1-3 1-2		4 0 0 0 0 2 3																														
Ozzie Smith, S (1, 6) OBP: 0.346, SLG: 0.349			0-0 5-3		0-0 FC6-4 1-2f		0-0 6-3			3 0 0 0 0 0 1																														
Joaquin Andujar, S (1, 1) OBP: 0.204, SLG: 0.259 Julio Gonzalez, R (8, PH) OBP: 0.250, SLG: 0.323 Jim Kaat, L (6, 1) Jeff Lahti, R (6, 1) Steve Mura, R (7, 1) OBP: 0.129, SLG: 0.069 Tito Landrum, R (8, PH) OBP: 0.348, SLG: 0.407 (8, 7)			0-0 P4		0-0 6-3		4-0 BB			1 0 0 0 0 0 0 1 0 1 0 0																														
Inning Stats	R: 0 E: 0 K: 1 S: 5	H: 0 LOB: 0 BB: 0 P: 5	R: 0 E: 0 K: 2 S: 8	H: 1 LOB: 1 BB: 0 P: 8	R: 0 E: 0 K: 0 S: 3	H: 0 LOB: 0 BB: 0 P: 3	R: 0 E: 0 K: 1 S: 5	H: 0 LOB: 0 BB: 0 P: 5	R: 0 E: 0 K: 2 S: 7	H: 0 LOB: 1 BB: 1 P: 11	R: 0 E: 1 K: 1 S: 6	H: 0 LOB: 1 BB: 0 P: 6	R: 0 E: 0 K: 1 S: 5	H: 1 LOB: 0 BB: 0 P: 5	R: 0 E: 0 K: 0 S: 3	H: 0 LOB: 1 BB: 1 P: 7	R: 2 E: 0 K: 0 S: 6	H: 3 LOB: 1 BB: 0 P: 6	1B: 3 2B: 1 3B: 0 HR: 1	SF: 0 SAC: 0 DP: 1 HBP: 0	WP: 0 PB: 1 SB: 0 CS: 0	PA: 34																		
PITCHER Bob Knepper, L (1, 1) ERA: 4.73	IP 9.0	WLS W	BF 34	H 5	R 2	ER 2	SO 8	BB 2	IBB 0	HBP 0	BLK 0	WP 0	HR 1	S 48	P 56	ERA 2.00	WHIP 0.778						PITCHER	IP	WLS	BF	H	R	ER	SO	BB	IBB	HBP	BLK	WP	HR	S	P	ERA	WHIP

St. Louis Cardinals @ Houston Astros

Astrodome, Houston, TX

Sun Jul 11 1982, 4:33 AM EDT

Att. 20,736 - Unknown

livebaseballscorecards.com

AB	32
R	2
H	5
RBI	2
BB	2
SO	8
LOB	10




Batter	1	2	3	4	5	6	7	8	9	AB	R	H	RBI	BB	SO	LOB
Dickie Thon, R OBP: 0.304, SLG: 0.342 (1, 6)	0-0 5-3 ①		0-0 3B 1B		0-0 F8 2B		0-3 K ②			4	1	2	0	0	1	0
Terry Puhl, L OBP: 0.326, SLG: 0.372 (1, 8) (9, 9)	0-0 2B 1B		0-0 1-H SF7 3B		0-0 F8 2-3		0-0 4-3 ③			4	2	2	1	0	0	1
Ray Knight, R OBP: 0.365, SLG: 0.434 (1, 3)	0-0 6-3 1-H 2B		0-0 6-3 ①		0-0 5-3			0-0 2B 1B		4	1	2	1	0	0	2
Jose Cruz, L OBP: 0.333, SLG: 0.390 (1, 7)	0-0 6-3 2-3		0-0 SF7 ②		0-0 4-3 ①			0-0 P6 ①		3	0	0	1	0	0	2
Danny Heep, L OBP: 0.333, SLG: 0.400 (1, 9) Tony Scott, S OBP: 0.288, SLG: 0.299 (8, PR) (9, 8)	4-0 FC6-4 BB		0-0 4-3 ③		0-0 2B			0-0 1-H 2B		3	0	2	1	1	0	0
Phil Garner, R OBP: 0.307, SLG: 0.424 (1, 4)	0-0 FC6-4 1-2f			0-0 F7 ①		0-0 5-3 ②		0-3 K ②		4	0	0	0	0	1	4
Art Howe, R OBP: 0.306, SLG: 0.276 (1, 5)		0-0 1B ①		0-0 4-3 ②		4-0 IBB		4-0 IBB		2	0	1	0	2	0	0
Luis Pujols, R OBP: 0.247, SLG: 0.360 (1, 2)			0-0 5-3 ②		0-0 F7 ③		0-3 K ③		0-3 K ③	4	0	0	0	0	2	4
Bob Knepper, L (1, 1)		0-0 1-3 ③			0-0 F9 ①		0-0 3-1 ①			3	0	0	0	0	0	0

Inning Stats	R: 1	H: 2	E: 0	K: 0	S: 5	H: 2	LOB: 2	BB: 1	P: 9	R: 0	H: 1	E: 0	K: 0	S: 3	R: 2	H: 2	E: 0	K: 0	S: 5	R: 0	H: 0	E: 0	K: 0	S: 3	R: 0	H: 1	E: 0	K: 1	S: 4	R: 0	H: 1	E: 0	K: 1	S: 6	R: 0	H: 0	E: 0	K: 1	S: 5	R: 1	H: 2	E: 0	K: 2	S: 9	1B: 4	2B: 4	3B: 1	HR: 0	SF: 1	SAC: 0	DP: 0	HBP: 0	WP: 0	PB: 0	SB: 0	CS: 0	PA: 35
PITCHER	IP	WLS	BF	H	R	ER	SO	BB	IBB	HBP	BLK	WP	HR	S	P	ERA	WHIP											IP	WLS	BF	H	R	ER	SO	BB	IBB	HBP	BLK	WP	HR	S	P	ERA	WHIP													
Joaquin Andujar, R ERA: 2.4	(1, 1)	5.0	L	21	6	3	3	0	1	0	0	0	0	20	24	5.40	1.400																																								
Jim Kaat, L ERA: 3.66	(6, 1)	0.2		4	1	0	0	0	0	1	0	0	0	3	7	0.00	1.500																																								
Jeff Lahti, R ERA: 1.5	(6, 1)	0.1		1	0	0	1	0	0	0	0	0	0	3	3	0.00	0.000																																								
Steve Mura, R ERA: 4.11	(7, 1)	1.0		3	0	0	1	0	0	0	0	0	0	5	5	0.00	0.000																																								
Doug Bair, R ERA: 2.49	(8, 1)	1.0		6	2	1	2	0	1	0	0	0	0	9	13	9.00	2.000																																								

St. Louis Cardinals @ Houston Astros
Astrodome, Houston, TX
Sun Jul 11 1982, 4:33 AM EDT
Att. 20,736 - Unknown

AB	31
R	4
H	9
RBI	4
BB	3
SO	4
LOB	13



Batter	1	2	3	4	5	6	7	8	9	AB R H RBI BB SO LOB	TOP	
Tom Lawless, R (1, 4) 0-3 K	0-0 6-3	0-0 6-3	0-0 6-3	0-0 6-3	0-0 6-3	0-0 F3	0-0 1-3	5 0 0 0 0 2 3				
Eddie Milner, L (1, 7) OBP: 0.345, SLG: 0.406 0-0 2B	0-0 2B	0-0 1B	0-0 F8	0-0 1B	0-0 6-3	0-0 1B	0-0 6-3	5 2 2 0 0 1 0				
Dave Concepcion, R (1, 6) OBP: 0.336, SLG: 0.367 0-0 2B	0-0 2B	4-0 1B	4-0 2B	0-0 6-3	0-0 1B	0-0 2B	0-0 1B	4 2 2 1 1 0 0				
Dan Driessen, L (1, 3) OBP: 0.390, SLG: 0.449 4-0 2B	4-0 2B	0-0 1B	0-0 1B	0-0 5-3	0-0 6-3	0-0 1B	0-0 4-3	4 1 2 2 1 0 0				
Cesar Cedeno, R (1, 8) OBP: 0.355, SLG: 0.460 0-0 2B	0-0 2B	0-0 1B	0-0 2B	0-0 6-3	0-0 6-3	0-0 1B	0-0 1B	4 1 1 1 0 1 3				
Paul Householder, S (1, 9) OBP: 0.296, SLG: 0.294 0-0 1B	0-0 1B	0-0 1B	0-0 1B	0-0 1B	0-0 1B	0-0 1B	0-0 1B	3 1 1 0 1 1 2				
Ron Oester, S (1, 5) OBP: 0.294, SLG: 0.329 0-0 1B	0-0 1B	0-3 1B	0-0 1B	0-0 4-3	0-0 4-3	0-0 CS	0-0 L1	4 0 1 1 0 1 0				
Alex Trevino, R (1, 2) OBP: 0.315, SLG: 0.281 4-0 2B	4-0 2B	4-0 1B	0-0 1B	0-0 G3	0-0 2B	0-0 2B	0-0 2B	3 0 1 0 1 0 1				
Bruce Berenyi, R (1, 1) OBP: 0.278, SLG: 0.333 Jim Kern, R (6, 1) 0-0 1B	0-0 1B	0-0 1B	0-0 6-3	0-0 1B	0-0 1B	0-0 1B	0-3 1B	2 0 1 0 0 0 0 1 0 0 0 0 1 1				
Inning Stats	R: 1 H: 2 E: 0 LOB: 2 K: 1 BB: 1 S: 7 P: 11	R: 0 H: 0 E: 0 LOB: 1 K: 1 BB: 1 S: 5 P: 9	R: 5 H: 4 E: 0 LOB: 0 K: 0 BB: 2 S: 6 P: 14	R: 0 H: 0 E: 0 LOB: 0 K: 1 BB: 0 S: 5 P: 5	R: 0 H: 0 E: 0 LOB: 0 K: 1 BB: 0 S: 5 P: 5	R: 0 H: 1 E: 0 LOB: 1 K: 0 BB: 0 S: 4 P: 4	R: 1 H: 3 E: 0 LOB: 1 K: 2 BB: 0 S: 9 P: 9	R: 0 H: 1 E: 0 LOB: 1 K: 1 BB: 0 S: 6 P: 6	R: 0 H: 0 E: 0 LOB: 0 K: 0 BB: 0 S: 3 P: 3	1B: 6 SF: 0 2B: 5 SAC: 1 3B: 0 DP: 1 HR: 0 HBP: 0	WP: 1 PA: 41 PB: 0 SB: 1 CS: 1	
PITCHER	IP WLS BF H R ER SO BB IBB HBP BLK WP HR S P ERA WHIP											
John Stuper, R (1, 1) ERA: 3.52	2.0 L 14 5 5 5 2 3 0 0 0 0 0 0 15 27 22.50 4.000											
Jeff Lahti, R (3, 1) ERA: 2.25	2.0 7 1 1 1 1 1 0 0 0 0 1 0 8 12 4.50 1.000											
Jim Kaat, L (5, 1) ERA: 3.48	2.0 7 1 0 0 1 0 0 0 0 0 0 0 9 9 0.00 0.500											
Jeff Keener, R (7, 1) ERA: 1.76	2.0 9 4 1 1 3 0 0 0 0 0 0 0 15 15 4.50 2.000											
Dave LaPoint, L (9, 1) ERA: 3.62	1.0 3 0 0 0 0 0 0 0 0 0 0 0 3 3 0.00 0.000											

Cincinnati Reds @ St. Louis Cardinals
 Busch Stadium, St. Louis, MO
 Thu Jul 15 1982, 7:05 PM CDT
 Att. 27,913 - Unknown - 84 F

livebaseballscorecards.com

AB 35
 R 7
 H 11
 RBI 5
 BB 4
 SO 7
 LOB 10



Batter	1	2	3	4	5	6	7	8	9	AB	R	H	RBI	BB	SO	LOB
Lonnie Smith, R OBP: 0.387, SLG: 0.439 (1, 7)	0-0 4-3 1B	4-0 BB		0-0 6-3		0-0 FC6-4			0-3 K	4	1	1	0	1	1	5
Tom Herr, S OBP: 0.324, SLG: 0.310 (1, 4)	0-0 4-3 1-2	0-0 G3			0-0 4-3		4-0 FC4-6 BB		0-0 1B 1B	4	0	1	0	1	0	2
Willie McGee, S OBP: 0.339, SLG: 0.410 (1, 8)	0-0 2-H 1B		0-0 5-3		0-0 4-3		0-0 FC4-6 E 1-2f		0-0 F7	5	1	1	1	0	0	2
Keith Hernandez, L OBP: 0.379, SLG: 0.382 (1, 3)	0-3 K		0-0 F9		0-3 K		0-0 F8		0-0 FC6-4 1B	5	0	1	0	0	2	2
George Hendrick, R OBP: 0.309, SLG: 0.466 (1, 9)	0-0 2-H 1B 1B		0-0 6-3		0-3 K2-3		0-0 E5 1-2		0-0 FC6-4 1-2f	5	1	1	1	0	1	3
Darrell Porter, L OBP: 0.317, SLG: 0.372 (1, 2)	0-0 1B 1-2 1B		0-3 K		0-3 K		0-3 K			4	0	1	0	0	3	2
Ken Oberkfell, L OBP: 0.337, SLG: 0.360 (1, 5)	0-0 CS 1-3 2-H 1B		4-0 PB BB BB		4-0 BB BB		0-0 L8			2	0	1	1	2	0	0
Ozzie Smith, S OBP: 0.348, SLG: 0.347 (1, 6)	0-0 CS 1-2	0-0 F8	4-0 PB BB		4-0 BB BB		0-0 1-3			2	0	0	0	2	0	0
John Stuper, R OBP: 0.226, SLG: 0.353 (1, 1)		0-3 K	4-0 K		4-0 FC6-4 BB		0-0 F7			1	0	0	0	0	1	0
Jeff Lehti, R (3, 1)										0	0	0	0	0	0	0
Dane Iorg, L OBP: 0.360, SLG: 0.346 (4, PH)										1	0	0	0	0	1	2
Jim Kaat, L (5, 1)										0	0	0	0	0	0	0
Steve Braun, L OBP: 0.270, SLG: 0.282 (6, PH)										0	0	0	0	1	0	0
Jeff Keener, L (7, 1)										0	0	0	0	0	0	0
Mike Ramsey, S OBP: 0.341, SLG: 0.348 (8, PH)										1	0	0	0	0	0	0
Dave LaPoint, L OBP: 0.111, SLG: 0.111 (9, 1)										0	0	0	0	0	0	0

Inning Stats	R: 3	H: 5	E: 0	LOB: 1	K: 1	P: 9	R: 0	H: 0	E: 0	LOB: 1	K: 1	P: 9	R: 0	H: 0	E: 0	LOB: 0	K: 0	P: 3	R: 0	H: 0	E: 0	LOB: 2	K: 2	P: 15	R: 0	H: 0	E: 0	LOB: 0	K: 1	P: 5	R: 0	H: 0	E: 1	LOB: 2	K: 1	P: 10	R: 0	H: 0	E: 0	LOB: 0	K: 0	P: 3	R: 0	H: 2	E: 0	LOB: 2	K: 1	P: 7	1B: 7	SF: 0	2B: 0	SAC: 0	3B: 0	DP: 0	HR: 0	HBP: 0
--------------	------	------	------	--------	------	------	------	------	------	--------	------	------	------	------	------	--------	------	------	------	------	------	--------	------	-------	------	------	------	--------	------	------	------	------	------	--------	------	-------	------	------	------	--------	------	------	------	------	------	--------	------	------	-------	-------	-------	--------	-------	-------	-------	--------

PITCHER	IP	WLS	BF	H	R	ER	SO	BB	IBB	HBP	BLK	WP	HR	S	P	ERA	WHIP
Bruce Berenyi, R ERA: 3.82 (1, 1)	5.2	W	26	5	3	3	7	5	0	0	0	0	0	35	55	4.76	1.765
Jim Kern, R ERA: 2.68 (6, 1)	3.1	S	15	2	0	0	2	2	0	0	0	0	0	17	25	0.00	1.200

BOTTOM

Cincinnati Reds @ St. Louis Cardinals
 Busch Stadium, St. Louis, MO
 Thu Jul 15 1982, 7:05 PM CDT
 Att: 27,913 - Unknown - 84 F

AB	34
R	3
H	7
RBI	3
BB	7
SO	9
LOB	18



WP: 0	PA: 42
PB: 1	
SB: 1	
CS: 1	

livebaseballscores.com

Batter	1	2	3	4	5	6	7	8	9	AB R H RBI BB SO LOB	TOP																									
Tom Lawless, R (1, 4) X	0-0 F7 ①		0-0 G6-4-3 ①②		0-3 K ①		0-3 K ③			4 0 0 0 0 2 1	Cincinnati Reds @ St. Louis Cardinals Busch Stadium, St. Louis, MO Fri Jul 16 1982, 7:05 PM CDT Att. 23,637 - Unknown livebaseballscorecards.com																									
Eddie Milner, L (1, 7) X	0-0 P6 ②		0-0 CS 1B		0-0 4-3 ②			0-0 F8 ①	4 0 1 0 0 0 0																											
Dave Concepcion, R (1, 6) X	0-0 F8 ③		0-0 CS ③	0-0 F8 1B 2B	0-0 4-3 ③			0-0 F9 ②	4 1 1 0 0 0 0																											
Dan Driessen, L (1, 3)		0-0 HR		0-0 F8 ①		0-0 6-3 ①		0-0 6-3 ③	4 1 1 1 0 0 1																											
Cesar Cedeno, R (1, 8)		0-0 F7 ①		0-0 P6 ②		0-0 4-3 ②		4-0 G1-6-3 BB	3 0 0 0 1 0 1																											
Paul Householder, S (1, 9)		0-3 K ②		0-0 1B S ③		0-0 4-3 ③		0-0 G1-6-3 ①②	4 1 1 1 0 1 1																											
Ron Oester, S (1, 5)		0-0 WP S 1B		4-0 1B IBB ③		0-0 3-1 BLK SH5-4 1B ①		0-0 F7 ③	3 1 2 0 1 0 0																											
Dave Vangorder, R (1, 2)		0-0 L8 ③		0-0 1B ③		0-0 3-1 ①			3 0 1 1 0 0 2																											
Bob Shirley, R (1, 1)			0-0 G6-4-3 1B		0-0 4-3 ③		0-0 SH5-4 ②		2 0 1 1 0 0 2																											
Tom Hume, R (7, 1)									0 0 0 0 0 0 0																											
Inning Stats	R: 0 H: 0 E: 0 K: 0 S: 3	H: 0 LOB: 0 BB: 0 P: 3	R: 1 H: 2 E: 0 K: 1 S: 7	H: 2 LOB: 1 BB: 0 P: 7	R: 0 H: 2 E: 0 K: 0 S: 3	H: 2 LOB: 0 BB: 0 P: 3	R: 2 H: 3 E: 0 K: 0 S: 6	H: 3 LOB: 2 BB: 1 P: 10	R: 0 H: 0 E: 0 K: 1 S: 5	H: 0 LOB: 0 BB: 0 P: 5	R: 0 H: 0 E: 0 K: 0 S: 3	H: 0 LOB: 0 BB: 0 P: 3	R: 1 H: 1 E: 0 K: 1 S: 6	H: 1 LOB: 0 BB: 0 P: 6	R: 0 H: 0 E: 0 K: 0 S: 3	H: 0 LOB: 0 BB: 0 P: 3	R: 0 H: 0 E: 0 K: 0 S: 2	H: 0 LOB: 0 BB: 1 P: 6	1B: 6 SF: 0 2B: 1 SAC: 1 3B: 0 DP: 2 HR: 1 HBP: 0	WP: 1 PA: 35 PB: 0 SB: 2 CS: 1																
PITCHER	IP WLS BF H R ER SO BB IBB HBP BLK WP HR S P ERA WHIP																																			
Steve Mura, R (1, 1) ERA: 4.22	3.2	17	7	3	3	1	0	1	0	0	1	1	18	22	7.36	1.909																				
Jeff Lahti, R (4, 1) ERA: 2.38	3.1	W	11	1	1	1	2	0	0	0	1	0	0	15	15	2.70	0.300																			
Bruce Sutter, R (8, 1) ERA: 4.17	2.0	S	6	0	0	0	0	1	0	0	0	0	0	5	9	0.00	0.500																			




Batter	1	2	3	4	5	6	7	8	9	AB	R	H	RBI	BB	SO	LOB
Lonnie Smith, R (1, 7) OBP: 0.385, SLG: 0.434	0-0 F8 ①		0-0 P6 ①		0-0 F7 ②		1-0 4-3 1B HBP ①	0-0 F9 ③		4	1	0	1	0	0	1
Tom Herr, S (1, 4) OBP: 0.319, SLG: 0.304	0-0 F8 ②		0-0 F3 ②		0-0 5-3 ③		0-0 4-3 ①			4	0	0	1	0	0	2
Keith Hernandez, L (1, 3) OBP: 0.377, SLG: 0.378	0-0 6-3 ③		0-0 P6 ③			0-0 4-3 ①	4-0 1B IBB ②			3	0	0	0	1	0	0
George Hendrick, R (1, 9) OBP: 0.308, SLG: 0.463		0-0 6-3 ①		0-0 1B 1B		0-0 6-3 ②	0-3 K ②			4	0	1	0	0	1	3
Gene Tenace, R (1, 2) Dane Iorg, L (7, PH) Bruce Sutter, R (8, 1) OBP: 0.507, SLG: 0.679 OBP: 0.364, SLG: 0.351		4-0 BB BB		0-3 K ①		0-0 E6	0-0 FC4 1B			2	0	0	0	1	1	1
Willie McGee, S (1, 8) OBP: 0.337, SLG: 0.407		0-0 FC5-4 ②		0-0 1B		0-0 L6 ③	0-0 FC4 ③			4	1	1	0	0	0	4
Ken Oberkfell, L (1, 5) OBP: 0.340, SLG: 0.363		0-0 1B 2B		0-3 K ②		4-0 1B BB HBP BB	0-0 F7 ①			3	2	1	1	1	1	2
Ozzie Smith, S (1, 6) OBP: 0.349, SLG: 0.346		0-0 1B		0-0 P6 ③		4-0 HBP 1B BB	0-0 1-3 ②			3	1	1	1	1	0	2
Steve Mura, R (1, 1) Jeff Lahti, R (4, 1) Mike Ramsey, S (7, PH) Glenn Brummer, R (8, 2) OBP: 0.125, SLG: 0.067 OBP: 0.345, SLG: 0.352 OBP: 0.259, SLG: 0.333		0-0 F3 ③			0-0 F9 ①		0-0 4-3 HBP 1B 1B	0-0 1B		1	0	0	0	0	0	1

Inning Stats	R: 0	H: 0	E: 0	K: 0	S: 3	R: 2	H: 2	E: 0	K: 0	S: 5	R: 0	H: 0	E: 0	K: 0	S: 3	R: 0	H: 2	E: 0	K: 2	S: 9	R: 0	H: 0	E: 1	K: 0	S: 4	R: 4	H: 2	E: 0	K: 1	S: 7	R: 0	H: 1	E: 0	K: 0	S: 4	
	0	0	0	0	3	2	2	0	0	5	0	0	0	0	3	0	2	0	2	9	0	0	1	0	4	0	0	0	2	0	0	0	0	0	0	0

BOTTOM

Cincinnati Reds @ St. Louis Cardinals
 Busch Stadium, St. Louis, MO
 Fri Jul 16 1982, 7:05 PM CDT
 Att. 23,637 - Unknown

AB	32
R	6
H	7
RBI	6
BB	4
SO	3
LOB	16



1B:	6	SF:	0	WP:	0	PA:	37
2B:	1	SAC:	0	PB:	0		
3B:	0	DP:	0	SB:	0		
HR:	0	HBP:	1	CS:	0		

PITCHER	IP	WLS	BF	H	R	ER	SO	BB	IBB	HBP	BLK	WP	HR	S	P	ERA	WHIP
Bob Shirley, L (1, 1) ERA: 4.55	6.0		26	4	4	4	2	3	0	0	0	0	0	27	39	6.00	1.167
Tom Hume, R (7, 1) ERA: 3.22	2.0	L	11	3	2	2	1	0	1	1	0	0	0	11	16	9.00	1.500

Batter	1	2	3	4	5	6	7	8	9	AB R H RBI BB SO LOB	TOP									
Tom Lawless, R (1, 4) X	0-0 4-3 ①		0-0 5-3 ②			0-0 FC3-6 ① X 2B	0-0 F9 ②			4 1 0 0 0 0 4	<p>Cincinnati Reds @ St. Louis Cardinals</p> <p>Busch Stadium, St. Louis, MO</p> <p>Sat Jul 17 1982, 3:33 AM CDT</p> <p>Att. 22,318 - Unknown - 95 F</p> <p>livebaseballscorecards.com</p>									
Eddie Milner, L (1, 7) X	0-0 F7 ②		0-0 F8 ③			0-0 1B 2B ① X	0-0 F7 ③			4 1 1 1 0 0 3										
Dave Concepcion, R (1, 6) B B B	4-0 BB				0-0 5-3 ①	0-0 P6 ②		4-0 FC6-4 BB		2 0 0 0 2 0 1										
Dan Driessen, L (1, 3) X	0-0 F8 ③				4-0 CS BB	4-0 1B IBB		0-3 K ①		2 0 0 0 2 1 2										
Cesar Cedeno, R (1, 8) X		0-0 5-3 ①			0-0 L9 ②	0-0 1B ① X		0-0 F2 ②		4 0 1 1 0 0 2										
Ron Oester, S (1, 5) X		0-0 4-3 ②		0-0 CS ③ S S	0-3 K ① X	0-0 4-3 ③		0-0 FC6-4 ③		4 0 0 0 0 1 3										
Paul Householder, S (1, 9) X		0-0 4-1 ③			0-0 3-1 ②		0-0 F8 ①		0-0 G3 ①			4 0 0 0 0 0 0								
Alex Trevino, R (1, 2) X			0-0 SH5-4 2B		0-0 4-3 ③		0-0 E7 1B 1B		0-0 6-3 ②			3 0 2 0 0 0 0								
Wayne Krenchicki, L (9, PH)												1 0 0 0 0 0 0								
Mario Soto, R (1, 1) X			0-0 SH5-4 ①			0-0 FC3-6 1B			0-0 3-1 ③		2 0 2 0 0 0 0									
Joe Price, R (7, 1) X											0 0 0 0 0 0 0									
Larry Blittner, L (9, PH)			2-3								1 0 0 0 0 0 0									
Inning Stats	R: 0 H: 0 E: 0 K: 0 S: 3	H: 0 LOB: 1 BB: 1 P: 7	R: 0 H: 0 E: 0 K: 0 S: 3	H: 0 LOB: 0 BB: 0 P: 3	R: 0 H: 1 E: 0 K: 0 S: 4	H: 1 LOB: 1 BB: 0 P: 4	R: 0 H: 0 E: 0 K: 0 S: 2	H: 0 LOB: 0 BB: 1 P: 6	R: 0 H: 0 E: 0 K: 1 S: 5	H: 0 LOB: 0 BB: 0 P: 5	R: 2 H: 3 E: 0 K: 0 S: 6	H: 3 LOB: 2 BB: 1 P: 10	R: 0 H: 2 E: 1 K: 0 S: 5	H: 2 LOB: 2 BB: 0 P: 5	R: 0 H: 0 E: 0 K: 1 S: 5	H: 0 LOB: 1 BB: 1 P: 9	R: 0 H: 0 E: 0 K: 0 S: 3	H: 0 LOB: 0 BB: 0 P: 3	1B: 4 SF: 0 2B: 2 SAC: 1 3B: 0 DP: 0 HR: 0 HBP: 0	WP: 0 PA: 37 PB: 0 SB: 0 CS: 1
PITCHER	IP WLS BF H R ER SO BB IBB HBP BLK WP HR S P ERA WHIP																			
Bob Forsch, R (1, 1) ERA: 4.06	7.0 W 29 6 2 2 1 2 1 0 0 0 0 0 28 40 2.57 1.143																			
Doug Bair, R (8, 1) ERA: 2.39	2.0 S 7 0 0 0 1 1 0 0 0 0 0 0 8 12 0.00 0.500																			

AB	31
R	2
H	6
RBI	2
BB	4
SO	2
LOB	15



Batter	1	2	3	4	5	6	7	8	9
Tom Herr, S OBP: 0.325, SLG: 0.312 (1, 4)	0-0 E S SF9 1B		0-3 K		0-0 CS	0-0 6-3 1B	0-0 1-3 2-H 1B		
Ken Oberkfell, L OBP: 0.336, SLG: 0.360 (1, 5) Mike Ramsey, S OBP: 0.348, SLG: 0.356 (7, PH) (8, 5)	0-0 SF9 1-H		0-0 F9			0-0 6-3 1-2	0-0 2-H 3-H 1B		
Keith Hernandez, L OBP: 0.373, SLG: 0.373 (1, 3)	0-3 K			0-3 K		0-0 F2		0-0 P5	
George Hendrick, R OBP: 0.307, SLG: 0.460 (1, 9)	0-3 K			0-3 K		0-0 6-3		0-0 BB 1B	
Dane Iorg, L OBP: 0.364, SLG: 0.357 (1, 7) Tito Landrum, R OBP: 0.358, SLG: 0.407 (8, 7)		0-0 F5		0-0 2B		0-0 F7		4-0 1-2 BB	
Willie McGee, S OBP: 0.335, SLG: 0.403 (1, 8)		0-0 S 1B		0-0 4-3		0-0 E4 2B		0-0 F8	
Darrell Porter, L OBP: 0.316, SLG: 0.374 (1, 2)		0-3 K			0-0 3-1	0-0 1-H 2B		0-0 L3	
Ozzie Smith, S OBP: 0.352, SLG: 0.345 (1, 6)		0-0 4-3			4-0 CS BB	4-0 BB 1B BB			
Bob Forsch, R OBP: 0.265, SLG: 0.333 (1, 1) Steve Braun, L OBP: 0.383, SLG: 0.282 (7, PH) Doug Bair, R (8, 1)			0-0 F7		0-3 K		4-0 1-2 1B BB		


AB	R	H	RBI	BB	SO	LOB
4	1	3	1	0	1	0
2	0	0	1	0	0	1
1	0	1	1	0	0	0
4	0	0	0	0	2	1
4	0	1	0	0	2	1
3	0	1	0	0	0	0
0	0	0	0	1	0	0
4	1	1	0	0	0	3
4	0	1	1	0	1	3
1	1	0	0	2	0	1
2	0	0	0	0	1	1
0	1	0	0	1	0	0
0	0	0	0	0	0	0

BOTTOM

Cincinnati Reds @ St. Louis Cardinals
 Busch Stadium, St. Louis, MO
 Sat Jul 17 1982, 3:33 AM CDT
 Att: 22,318 - Unknown - 95 F

AB	29
R	4
H	8
RBI	4
BB	4
SO	7
LOB	11

livebaseballscorecards.com



Inning Stats	R: 1	H: 1	E: 0	LOB: 0	K: 2	S: 8	P: 8	R: 0	H: 1	E: 0	LOB: 1	K: 1	S: 6	R: 0	H: 0	E: 0	LOB: 0	K: 1	S: 5	R: 0	H: 1	E: 0	LOB: 1	K: 2	S: 8	R: 0	H: 0	E: 0	LOB: 0	K: 1	S: 4	R: 0	H: 1	E: 0	LOB: 1	K: 0	S: 4	R: 3	H: 3	E: 1	LOB: 2	K: 0	S: 5	R: 0	H: 1	E: 0	LOB: 2	K: 0	S: 4

PITCHER	IP	WLS	BF	H	R	ER	SO	BB	IBB	HBP	BLK	WP	HR	S	P	ERA	WHIP
Mario Soto, R ERA: 2.33 (1, 1)	6.2	L	28	6	4	0	7	3	0	0	0	0	0	39	51	0.00	1.350
Joe Price, L ERA: 2.81 (7, 1)	1.1		6	2	0	0	0	1	0	0	0	0	0	5	9	0.00	2.250

WP	PA	ERA	WHIP
0	35		
0			
2			
1			

Batter	1	2	3	4	5	6	7	8	9	AB R H RBI BB SO LOB	TOP																
Tom Lawless, R (1, 4) OBP: 0.111, SLG: 0.111	0-0 BB BB SF9 1B	0-0 5-3		0-0 S 1B	0-0 5-3		0-0 5-3	0-3 K		5 1 2 1 0 1 0																	
Eddie Milner, L (1, 7) OBP: 0.344, SLG: 0.403	4-0 SF9 BB 1B BB		0-0 FC3-6 1B	0-0 1-3 1B		0-0 6-3		0-0 4-3		4 1 1 0 1 0 1																	
Dave Concepcion, R (1, 6) OBP: 0.338, SLG: 0.365	4-0 1B BB 1-2 2-3		0-0 FC3-6 1B		0-0 F8		0-0 E6	0-0 F2		4 0 1 0 1 0 0																	
Dan Driessen, L (1, 3) OBP: 0.390, SLG: 0.452	0-0 SF9 2-3 3-H		0-0 FC3-6 1B		0-0 1B 1B		0-3 K	4-0 1B BB		3 1 1 1 1 1 3																	
Cesar Cedeno, R (1, 8) OBP: 0.357, SLG: 0.454	0-0 1B 1-2 3-H		0-3 K		0-0 1B 1B		0-0 L7	0-0 1B		5 0 3 1 0 1 3																	
Ron Oester, S (1, 5) OBP: 0.292, SLG: 0.324	0-0 F7		0-3 K		0-0 F3		0-0 4-3	0-0 F7		5 0 0 0 0 1 9																	
Paul Householder, S (1, 9) OBP: 0.260, SLG: 0.320	0-0 F8			0-0 3-1 1B 2B		0-0 1-3 2-H 1B		0-0 HR		4 2 3 2 0 0 2																	
Dave Vangorder, R (1, 2) OBP: 0.240, SLG: 0.271		0-3 K		0-0 3-1		0-0 FC5-4		0-0 F9		3 0 0 0 0 1 3																	
Larry Bittner, L (8, PH) OBP: 0.358, SLG: 0.415				2-3		1-2				1 0 0 0 0 0 0																	
Alex Trevino, R (8, 2) OBP: 0.320, SLG: 0.291										0 0 0 0 0 0 0																	
Charlie Leibrandt, R (1, 1) OBP: 0.167, SLG: 0.118		0-0 6-3		0-3 K		0-0 4-3		0-3 K		1 0 0 0 0 0 0																	
Greg Harris, S (2, 1) OBP: 0.182, SLG: 0.182										1 0 0 0 0 1 1																	
Ben Hayes, R (5, 1) OBP: 0.297, SLG: 0.289										0 0 0 0 0 0 0																	
Rafael Landestoy, S (8, PH) OBP: 0.297, SLG: 0.289										1 0 0 0 0 0 0																	
Jim Kern, R (6, 1) OBP: 0.348, SLG: 0.427										0 0 0 0 0 0 0																	
Duane Walker, L (8, PH) OBP: 0.348, SLG: 0.427										1 0 0 0 0 1 0																	
Tom Hume, R (8, 1) OBP: 0.348, SLG: 0.427										0 0 0 0 0 0 0																	
Inning Stats	R: 2 H: 2 E: 0 LOB: 2 K: 0 BB: 2 S: 5 P: 13	R: 0 H: 0 E: 0 LOB: 0 K: 1 BB: 0 S: 5 P: 5	R: 0 H: 2 E: 0 LOB: 2 K: 2 BB: 0 S: 9 P: 9	R: 1 H: 2 E: 0 LOB: 1 K: 1 BB: 0 S: 7 P: 7	R: 1 H: 3 E: 0 LOB: 2 K: 0 BB: 0 S: 6 P: 6	R: 0 H: 0 E: 0 LOB: 0 K: 0 BB: 0 S: 3 P: 3	R: 0 H: 0 E: 1 LOB: 1 K: 1 BB: 0 S: 6 P: 6	R: 1 H: 1 E: 0 LOB: 0 K: 2 BB: 0 S: 8 P: 8	R: 0 H: 1 E: 0 LOB: 2 K: 0 BB: 1 S: 4 P: 8	1B: 9 SF: 1 2B: 1 SAC: 0 3B: 0 DP: 0 HR: 1 HBP: 0	WP: 0 PA: 42 PB: 0 SB: 2 CS: 0																
PITCHER	IP WLS BF H R ER SO BB IBB HBP BLK WP HR S P ERA WHIP											PITCHER	IP WLS BF H R ER SO BB IBB HBP BLK WP HR S P ERA WHIP														
Dave LaPoint, L (1, 1) ERA: 3.84	4.2	25	9	4	4	4	2	0	0	0	0	0	0	31	39	7.71	2.357										
Jim Kaat, L (5, 1) ERA: 3.3	2.1	W	8	0	0	0	1	0	0	0	0	0	0	10	10	0.00	0.000										
Bruce Sutter, R (8, 1) ERA: 4.18	2.0	S	9	2	1	1	2	1	0	0	0	0	1	12	16	4.50	1.500										

Cincinnati Reds @ St. Louis Cardinals
 Busch Stadium, St. Louis, MO
 Sun Jul 18 1982, 3:33 AM CDT
 Att: 21,336 - Unknown

livebaseballscorecards.com

AB 38
 R 5
 H 11
 RBI 5
 BB 3
 SO 7
 LOB 22



BOTTOM

Cincinnati Reds @ St. Louis Cardinals
Busch Stadium, St. Louis, MO
Sun Jul 18 1982, 3:33 AM CDT
Att. 21,336 - Unknown

livebaseballscorecards.com

AB 31
R 6
H 11
RBI 6
BB 6
SO 2
LOB 18



WP: 2 PA: 39
PB: 0
SB: 3
CS: 0

AB R H RBI BB SO LOB

4 1 0 0 1 0 3

4 2 2 0 1 0 1

4 1 1 3 1 0 2

4 0 1 2 0 0 2

3 0 2 0 1 0 0
0 1 0 0 0 0 0

4 0 1 0 0 2 3

3 0 1 0 1 0 2
0 0 0 0 0 0 0

4 1 3 1 0 0 3

0 0 0 0 0 0 0
0 0 0 0 1 0 0
1 0 0 0 0 0 2
0 0 0 0 0 0 0

1B: 10 SF: 0
2B: 0 SAC: 2
3B: 0 DP: 2
HR: 1 HBP: 0

Batter	1	2	3	4	5	6	7	8	9
Tom Herr, S OBP: 0.323, SLG: 0.307 (1, 4)	4-0 WP 1B BB	0-0 6-3		0-0 4-3		0-0 G3-6-3		0-0 G3	
Lonnie Smith, R OBP: 0.388, SLG: 0.435 (1, 7)	0-0 WP 1B BB	4-0 S HR BB		0-0 F8		0-0 S 1B		0-0 6-3	
Keith Hernandez, L OBP: 0.374, SLG: 0.381 (1, 3)	0-0 F5	0-0 HR			0-0 L4	4-0 IBB		0-0 1-6-3	
George Hendrick, R OBP: 0.307, SLG: 0.457 (1, 9)	0-0 WP 1B	0-0 5-3			0-0 F2	0-0 F8			
Gene Tenace, R OBP: 0.520, SLG: 0.679 Glenn Brummer, R OBP: 0.259, SLG: 0.333 (7, PR) (8, 2)	4-0 BB			0-0 F8		BB 1B 1B		0-0 1B 1B	
Willie McGee, S OBP: 0.333, SLG: 0.400 (1, 8)	0-3 K			0-3 K		0-0 BB 1B		0-0 F8	
Ken Oberkfell, L OBP: 0.338, SLG: 0.360 Mike Ramsey, S OBP: 0.348, SLG: 0.356 (8, 5)	0-0 P3			0-0 3-1		4-0 BB 1B		0-0 1B 1B	
Ozzie Smith, S OBP: 0.357, SLG: 0.350 (1, 6)		0-0 SH1-4 S HR 1B		0-0 4-3 SH3-4 1B		0-0 F9		0-0 G6-4-3 1B	
Dave LaPoint, L OBP: 0.111, SLG: 0.111 Jim Kaat, L (5, 1) Dane Iorg, L OBP: 0.362, SLG: 0.354 Bruce Sutter, R (8, 1)		0-0 SH1-4		0-0 SH3-4		4-0 G3-6-3 BB		0-0 G6-4-3	

Inning Stats	R: 2	H: 2	E: 0	K: 1	S: 7	LOB: 2	BB: 2	P: 15	R: 3	H: 2	E: 0	K: 0	S: 5	LOB: 0	BB: 1	P: 9	R: 0	H: 0	E: 0	K: 1	S: 5	LOB: 0	BB: 0	P: 5	R: 0	H: 1	E: 0	K: 0	S: 4	LOB: 1	BB: 0	P: 4	R: 0	H: 2	E: 0	K: 0	S: 5	LOB: 3	BB: 1	P: 9	R: 0	H: 1	E: 0	K: 0	S: 3	LOB: 2	BB: 2	P: 11	R: 1	H: 3	E: 0	K: 0	S: 5	LOB: 2	BB: 0	P: 5	R: 0	H: 0	E: 0	K: 0	S: 3	LOB: 0	BB: 0	P: 3
--------------	------	------	------	------	------	--------	-------	-------	------	------	------	------	------	--------	-------	------	------	------	------	------	------	--------	-------	------	------	------	------	------	------	--------	-------	------	------	------	------	------	------	--------	-------	------	------	------	------	------	------	--------	-------	-------	------	------	------	------	------	--------	-------	------	------	------	------	------	------	--------	-------	------

PITCHER	IP	WLS	BF	H	R	ER	SO	BB	IBB	HBP	BLK	WP	HR	S	P	ERA	WHIP
Charlie Leibrandt, L ERA: 4.73 (1, 1)	1.2	L	12	4	5	5	1	3	0	0	0	2	1	11	23	27.00	4.200
Greg Harris, R ERA: 4.5 (2, 1)	3.0		13	3	0	0	1	1	0	0	0	0	0	14	18	0.00	1.333
Ben Hayes, R ERA: 4.91 (5, 1)	0.1		1	0	0	0	0	0	0	0	0	0	0	1	1	0.00	0.000
Jim Kern, R ERA: 2.75 (6, 1)	2.0		10	4	1	1	0	1	1	0	0	0	0	8	16	4.50	2.500
Tom Hume, R ERA: 3.17 (8, 1)	1.0		3	0	0	0	0	0	0	0	0	0	0	3	3	0.00	0.000

PITCHER	IP	WLS	BF	H	R	ER	SO	BB	IBB	HBP	BLK	WP	HR	S	P	ERA	WHIP
---------	----	-----	----	---	---	----	----	----	-----	-----	-----	----	----	---	---	-----	------

Batter	1	2	3	4	5	6	7	8	9	AB R H RBI BB SO LOB	TOP	
Claudell Washington, L OBP: 0.345, SLG: 0.392 (1, 9)	0-3 K		0-0 F7 1B FC6-2 1B		0-3 K			0-0 BLK 1B 1-2 1B	4-0 IBB	4 1 2 0 1 2 0		
Rafael Ramirez, R OBP: 0.307, SLG: 0.357 (1, 6)	0-0 6-3		0-0 FC6-2 S 1-2 1B		0-0 6-3			0-0 BLK 1-2 2-3 1B	0-3 K	5 1 2 0 0 1 2		
Dale Murphy, R OBP: 0.391, SLG: 0.571 (1, 8)	0-0 1B		0-0 F7		0-0 1-3			0-3 K 1-2 2-3 3-H		4 0 1 0 0 1 4		
Bob Homer, R OBP: 0.378, SLG: 0.534 Jerry Royster, R OBP: 0.260, SLG: 0.209 (1, 5) (8, PR) (8, 5)	0-0 F9		0-0 FC6-2		0-3 K			0-0 1B 2-H 3-H		4 0 1 2 0 1 3 0 0 0 0 0 0 0		
Chris Chambliss, L OBP: 0.321, SLG: 0.404 (1, 3)		0-0 E S 2B 1B	0-0 G1		0-0 4-3			0-3 K		4 1 1 0 0 1 3		
Rufino Linares, R OBP: 0.374, SLG: 0.448 (1, 7)		0-3 K 1-3		0-3 K			0-0 CS 1B	0-0 L7		4 0 1 0 0 2 2		
Glenn Hubbard, R OBP: 0.339, SLG: 0.365 (1, 4)		0-0 3-H 2B		0-0 G6-4-3 1B			0-0 F8 1-2		0-0 F8	4 0 2 1 0 0 1		
Bruce Benedict, R OBP: 0.303, SLG: 0.303 (1, 2)		0-0 F8		0-0 G6-4-3			0-0 6-3		4-0 SH2-4 BB	3 0 0 0 1 0 2		
Phil Niekro, R OBP: 0.245, SLG: 0.306 Gene Garber, R (8, 1)		0-0 5-3		0-3 K				0-0 BLK 1B 1B	0-0 SH2-4	3 1 1 0 0 1 1 0 0 0 0 0 0 0		
Inning Stats	R: 0 E: 0 K: 1 S: 6 H: 1 LOB: 1 BB: 0 P: 6	R: 1 E: 0 K: 1 S: 7 H: 2 LOB: 1 BB: 0 P: 7	R: 0 E: 0 K: 0 S: 5 H: 2 LOB: 2 BB: 0 P: 5	R: 0 E: 0 K: 1 S: 5 H: 1 LOB: 0 BB: 0 P: 5	R: 0 E: 0 K: 2 S: 7 H: 0 LOB: 0 BB: 0 P: 7	R: 0 E: 0 K: 0 S: 3 H: 0 LOB: 0 BB: 0 P: 5	R: 0 E: 0 K: 0 S: 3 H: 1 LOB: 0 BB: 0 P: 3	R: 3 E: 0 K: 2 S: 11 H: 4 LOB: 1 BB: 0 P: 11	R: 0 E: 0 K: 1 S: 5 H: 0 LOB: 2 BB: 2 P: 13	1B: 10 2B: 1 3B: 0 HR: 0 SF: 0 SAC: 1 DP: 1 HBP: 0	WP: 0 PB: 0 SB: 2 CS: 1 PA: 38	
PITCHER	IP WLS BF H R ER SO BB IBB HBP BLK WP HR S P ERA WHIP											
Joaquin Andujar, R ERA: 2.52 (1, 1)	7.1 L 31 11 4 4 7 0 0 0 0 0 0 0 45 45 4.91 1.500											
Jim Kaat, L ERA: 3.25 (8, 1)	0.2 2 0 0 0 1 0 0 0 0 0 0 0 4 4 0.00 0.000											
Jeff Keener, R ERA: 1.65 (9, 1)	1.0 5 0 0 0 1 1 1 0 0 0 0 0 5 13 0.00 1.000											

Atlanta Braves @ St. Louis Cardinals
 Busch Stadium, St. Louis, MO
 Mon Jul 19 1982, 7:05 PM CDT
 Att. 23,000 - Unknown

livebaseballscorecards.com

AB	35
R	4
H	11
RBI	3
BB	2
SO	9
LOB	18



Batter	1	2	3	4	5	6	7	8	9	AB	R	H	RBI	BB	SO	LOB
Tom Herr, S OBP: 0.318, SLG: 0.301 (1, 4)	0-0 4-3			0-0 F7		0-0 4-3		0-0 F7		4	0	0	1	0	0	2
Lonnie Smith, R OBP: 0.389, SLG: 0.434 (1, 7) Jeff Keener, L (9, 1)	0-0 CS 1B			0-0 5-3		2-3 3-H 4-0 BB		0-0 F8		3	0	1	0	1	0	1
Keith Hernandez, L OBP: 0.370, SLG: 0.376 (1, 3)	0-0 F8			0-0 F8		0-0 F7			0-0 3-1	4	0	0	0	0	0	3
Dane Iorg, L OBP: 0.354, SLG: 0.346 (1, 9)	0-0 CS 1-2	0-0 4-3			0-0 P6		0-0 P4		0-0 3-1	4	0	0	0	0	0	0
Ken Oberkfell, L OBP: 0.337, SLG: 0.358 (1, 5)		0-0 F7			0-0 L7		0-0 PB 1B 1B		0-0 G3	4	0	1	0	0	0	0
Willie McGee, S OBP: 0.328, SLG: 0.394 (1, 8)		0-0 F7			0-0 P5		0-0 F7			3	0	0	0	0	0	1
Darrell Porter, L OBP: 0.321, SLG: 0.379 (1, 2)			0-0 P4			0-0 1B 4-3 1B	0-0 1-H 1B			3	1	2	0	0	0	0
Ozzie Smith, S OBP: 0.356, SLG: 0.350 (1, 6)			0-0 4-3			0-0 4-3 1-3 1B		0-0 B5-3		3	0	1	0	0	0	0
Joaquin Andujar, S OBP: 0.196, SLG: 0.250 (1, 1) Jim Kaat, L (8, 1) Steve Braun, L OBP: 0.396, SLG: 0.325 (8, PH) (9, 7)			0-3 K			0-3 K		0-0 2B		2	0	0	0	0	2	2
										0	0	0	0	0	0	0
										1	0	1	0	0	0	0

Inning Stats	R: 0	H: 1	E: 0	LOB: 0	K: 0	BB: 0	S: 3	P: 3	R: 0	H: 0	E: 0	LOB: 0	K: 0	BB: 0	S: 3	P: 3	R: 0	H: 0	E: 0	LOB: 0	K: 1	BB: 0	S: 5	P: 5	R: 0	H: 0	E: 0	LOB: 0	K: 0	BB: 0	S: 3	P: 3	R: 0	H: 0	E: 0	LOB: 0	K: 0	BB: 0	S: 3	P: 3	R: 1	H: 2	E: 0	LOB: 2	K: 1	BB: 1	S: 7	P: 11	R: 0	H: 2	E: 0	LOB: 2	K: 0	BB: 0	S: 4	P: 4	R: 0	H: 1	E: 0	LOB: 1	K: 0	BB: 0	S: 4	P: 4	R: 0	H: 0	E: 0	LOB: 0	K: 0	BB: 0	S: 3	P: 3
--------------	------	------	------	--------	------	-------	------	------	------	------	------	--------	------	-------	------	------	------	------	------	--------	------	-------	------	------	------	------	------	--------	------	-------	------	------	------	------	------	--------	------	-------	------	------	------	------	------	--------	------	-------	------	-------	------	------	------	--------	------	-------	------	------	------	------	------	--------	------	-------	------	------	------	------	------	--------	------	-------	------	------

PITCHER	IP	WLS	BF	H	R	ER	SO	BB	IBB	HBP	BLK	WP	HR	S	P	ERA	WHIP
Phil Niekro, R ERA: 3.31 (1, 1)	7.1	W	27	6	1	1	2	1	0	0	0	0	0	30	34	1.23	0.955
Gene Garber, R ERA: 2.0 (8, 1)	1.2	S	5	0	0	0	0	0	0	0	0	0	0	5	5	0.00	0.000

BOTTOM

Atlanta Braves @ St. Louis Cardinals
 Busch Stadium, St. Louis, MO
 Mon Jul 19 1982, 7:05 PM CDT
 Att. 23,000 - Unknown

AB	31
R	1
H	6
RBI	1
BB	1
SO	2
LOB	9



WP	PA	ERA	WHIP
0	33		
1			
0			
1			

Batter	1	2	3	4	5	6	7	8	9	AB R H RBI BB SO LOB	TOP																									
Claudell Washington, L OBP: 0.349, SLG: 0.395 (1, 9) X	0-0 4-3 1B	0-3 K		0-0 E S 1B	0-0 1B			0-0 6-3		5 1 3 2 0 1 1	<p>Atlanta Braves @ St. Louis Cardinals</p> <p>Busch Stadium, St. Louis, MO</p> <p>Tue Jul 20 1982, 7:05 PM CDT</p> <p>Att. 20,894 - Unknown</p>																									
Rafael Ramirez, R OBP: 0.308, SLG: 0.356 (1, 6) X	0-0 4-3 1-2	4-0 BB		0-0 5-3 1-3	0-0 4-3			0-0 S 1B		4 0 1 0 1 0 4																										
Dale Murphy, R OBP: 0.386, SLG: 0.562 (1, 8) S S S	0-3 K	0-3 K		0-0 6-3				0-0 6-3 1-2		5 0 0 0 0 2 5																										
Bob Homer, R OBP: 0.378, SLG: 0.529 (1, 5) B B B B	4-0 1B 1B BB	0-0 1-3			4-0 1B S SF8 BB			0-0 P4		3 2 0 0 2 1 2 0 0 0 0 0 0 0																										
Jerry Royster, R OBP: 0.260, SLG: 0.209 (9, 5) B B B B																																				
Chris Chambliss, L OBP: 0.326, SLG: 0.403 (1, 3) X	0-0 1B HR 1B			0-0 G3				0-0 F9		3 2 1 1 2 0 0																										
Rufino Linares, R OBP: 0.375, SLG: 0.446 (1, 7) X	0-0 HR 1B			0-0 6-3				0-0 F9		5 2 2 1 0 0 1																										
Glenn Hubbard, R OBP: 0.341, SLG: 0.378 (1, 4) X	0-0 HR			0-0 1B				0-3 K		3 1 2 4 0 1 0																										
Bruce Benedict, R OBP: 0.302, SLG: 0.300 (1, 2) X	0-0 5-3			0-0 P4				0-0 P4		3 0 0 0 1 0 1																										
Rick Mahler, R OBP: 0.214, SLG: 0.250 (1, 1)		0-0 WP 1B		0-0 4-1				0-3 K		0 0 0 0 0 0 0 1 0 1 0 0 0 0 1 0 1 0 0 0 0 1 3 0 0 0 0 0 0 0 1 0 0 0 0 1 0																										
Ken Davley, L OBP: 0.318, SLG: 0.250 (1, 1)																																				
Bob Porter, L OBP: 0.167, SLG: 0.167 (4, PH)																																				
Joe Cowley, R OBP: 0.167, SLG: 0.167 (4, 1)																																				
Ken Smith, L OBP: 0.167, SLG: 0.167 (5, PH)																																				
Bob Watson, R OBP: 0.429, SLG: 0.367 (5, PH)																																				
Carlos Diaz, R OBP: 0.263, SLG: 0.348 (5, 1)																																				
Steve Bedrosian, R (7, 1)																																				
Inning Stats	R: 5 E: 0 K: 1 S: 9	H: 4 LOB: 0 BB: 1 P: 13	R: 0 E: 0 K: 2 S: 8	H: 1 LOB: 2 BB: 1 P: 12	R: 0 E: 0 K: 0 S: 4	H: 1 LOB: 1 BB: 0 P: 4	R: 0 E: 0 K: 0 S: 4	H: 1 LOB: 1 BB: 0 P: 4	R: 3 E: 0 K: 1 S: 7	H: 2 LOB: 2 BB: 3 P: 19	R: 0 E: 0 K: 0 S: 3	H: 0 LOB: 0 BB: 0 P: 3	R: 0 E: 0 K: 1 S: 5	H: 0 LOB: 0 BB: 0 P: 5	R: 0 E: 0 K: 1 S: 6	H: 1 LOB: 1 BB: 0 P: 6	R: 0 E: 0 K: 1 S: 4	H: 0 LOB: 0 BB: 1 P: 8	1B: 9 2B: 0 3B: 0 HR: 1	SF: 1 SAC: 0 DP: 1 HBP: 0	WP: 1 PB: 0 SB: 3 CS: 0	PA: 42														
PITCHER	IP WLS BF H R ER SO BB IBB HBP BLK WP HR S P ERA WHIP	IP WLS BF H R ER SO BB IBB HBP BLK WP HR S P ERA WHIP																																		
John Stuper, R ERA: 4.28 (1, 1)	1.0		9	5	5	5	1	1	0	0	0	0	1	10	14	45.00	6.000																			
Jeff Lahti, R ERA: 3.14 (2, 1)	3.0	L	14	2	2	2	2	3	0	0	0	1	0	15	27	6.00	1.667																			
Jeff Keener, R ERA: 2.16 (5, 1)	0.1		3	1	0	0	0	1	0	0	0	0	0	2	6	0.00	6.000																			
Jim Kaat, L ERA: 3.22 (5, 1)	0.1		2	1	1	1	1	0	0	0	0	0	0	4	4	27.00	3.000																			
Doug Bair, R ERA: 2.24 (5, 1)	3.1		11	1	0	0	2	0	0	0	0	0	0	15	15	0.00	0.300																			
PITCHER	IP WLS BF H R ER SO BB IBB HBP BLK WP HR S P ERA WHIP	IP WLS BF H R ER SO BB IBB HBP BLK WP HR S P ERA WHIP																																		
Dave LaPoint, L ERA: 3.8 (9, 1)	1.0		3	0	0	0	1	1	0	0	0	0	0	4	8	0.00	1.000																			

AB	35
R	8
H	10
RBI	8
BB	6
SO	7
LOB	17



livebaseballscores.com

Batter	1	2	3	4	5	6	7	8	9	AB	R	H	RBI	BB	SO	LOB
Tom Herr, S OBP: 0.316, SLG: 0.299 (1, 4)										5	1	1	0	0	1	2
Lonnie Smith, R OBP: 0.389, SLG: 0.436 (1, 7)										5	1	2	0	0	1	0
Keith Hernandez, L OBP: 0.370, SLG: 0.380 (1, 3)										5	1	2	1	0	0	1
George Hendrick, R OBP: 0.309, SLG: 0.454 (1, 9)										2	1	0	0	2	0	1
Darrell Porter, L OBP: 0.321, SLG: 0.375 (1, 2)										2	1	0	1	1	0	1
Gene Tenace, R OBP: 0.520, SLG: 0.679 (7, PH)										0	0	0	0	0	0	0
Dane Iorg, L OBP: 0.352, SLG: 0.344 (7, PH)										1	0	0	0	0	1	2
Glenn Brummer, R OBP: 0.259, SLG: 0.333 (8, 2)										0	0	0	0	0	0	0
Ken Oberkfell, L OBP: 0.332, SLG: 0.353 (1, 5)										4	0	0	0	0	0	6
Willie McGee, S OBP: 0.337, SLG: 0.416 (1, 8)										4	1	3	4	0	0	0
Ozzie Smith, S OBP: 0.352, SLG: 0.346 (1, 6)										4	0	0	0	0	1	2
John Stuper, R OBP: 0.228, SLG: 0.353 (1, 1)										0	0	0	0	1	0	0
Jeff Lehti, R (2, 1)										1	0	0	0	0	1	0
Jeff Keener, L (5, 1)										0	0	0	0	0	0	0
Jim Kaat, L (5, 1)										0	0	0	0	0	0	0
Doug Bair, R (5, 1)										0	0	0	0	0	0	0
Steve Braun, L (8, PH)										1	0	0	0	0	1	0
Dave LaPoint, L (9, 1)										0	0	0	0	0	0	0

Inning Stats	R: 6	H: 4	E: 0	LOB: 1	K: 0	BB: 3	S: 7	P: 19	R: 0	H: 0	E: 0	LOB: 0	K: 0	BB: 0	S: 3	P: 3	R: 0	H: 1	E: 0	LOB: 1	K: 0	BB: 0	S: 4	P: 4	R: 0	H: 1	E: 0	LOB: 1	K: 0	BB: 0	S: 4	P: 4	R: 0	H: 1	E: 0	LOB: 1	K: 0	BB: 0	S: 4	P: 4	R: 0	H: 1	E: 0	LOB: 2	K: 1	BB: 1	S: 6	P: 10	R: 0	H: 0	E: 0	LOB: 0	K: 2	BB: 0	S: 7	P: 7	R: 0	H: 0	E: 0	LOB: 0	K: 2	BB: 0	S: 7	P: 7	R: 0	H: 0	E: 0	LOB: 0	K: 2	BB: 0	S: 7	P: 7
1B: 5	SF: 0	2B: 2	SAC: 1	3B: 0	DP: 0	HR: 1	HBP: 0	WP: 0	PA: 39	SB: 0	CS: 0																																																													

PITCHER	IP	WLS	BF	H	R	ER	SO	BB	IBB	HBP	BLK	WP	HR	S	P	ERA	WHIP
Rick Mahler, R (1, 1) ERA: 4.32	0.0		4	3	4	4	0	1	0	0	0	0	0	3	7	∞	∞
Ken Dayley, L (1, 1) ERA: 4.27	3.0		13	2	2	2	0	2	0	0	0	0	1	11	19	6.00	1.333
Joe Cowley, R (4, 1) ERA: 3.93	1.0	W	3	0	0	0	1	0	0	0	0	0	0	5	5	0.00	0.000
Carlos Diaz, L (5, 1) ERA: 2.16	2.1		11	3	0	0	0	1	0	0	0	0	0	10	14	0.00	1.714
Steve Bedrosian, R (7, 1) ERA: 1.52	2.2	S	8	0	0	0	5	0	0	0	0	0	0	18	18	0.00	0.000

BOTTOM

Atlanta Braves @ St. Louis Cardinals
 Busch Stadium, St. Louis, MO
 Tue Jul 20 1982, 7:05 PM CDT
 Att. 20,894 - Unknown

AB	34
R	6
H	8
RBI	6
BB	4
SO	6
LOB	15



WP	PA	ERA	WHIP
0	39		

Batter	1	2	3	4	5	6	7	8	9	AB R H RBI BB SO LOB	TOP
Claudell Washington, L OBP: 0.345, SLG: 0.390 (1, 9) X	0-0 F6 ①		0-0 L4-3 ②③			0-0 L3 ①			0-0 4-3 ①	4 0 0 0 0 0 1	Atlanta Braves @ St. Louis Cardinals Busch Stadium, St. Louis, MO Wed Jul 21 1982, 7:05 PM CDT Att: 19,899 - Unknown livebaseballscorecards.com
Rafael Ramirez, R OBP: 0.308, SLG: 0.353 (1, 6) X	0-0 F8 ②			0-0 F9 ①		4-0 L3 CS BB		0-0 F8 ②	3 0 0 0 1 0 0		
Larry Whisenton, L OBP: 0.369, SLG: 0.436 (1, 7) X	0-0 F7 ③			0-0 4-3 ②		0-0 G3 ②③		0-3 K ③	4 0 0 0 0 1 1		
Dale Murphy, R OBP: 0.388, SLG: 0.563 (1, 8)		0-0 CS 1B		0-0 1B 1B		0-0 6-3 ①			3 0 2 0 0 0 0		
Bob Horner, R OBP: 0.378, SLG: 0.527 (1, 5)		0-0 F9 ①		0-0 1B 1B		0-0 L5 ②			3 0 1 0 0 0 1		
Chris Chambliss, L OBP: 0.326, SLG: 0.406 (1, 3)		0-0 F9 ②		0-3 1B ③		0-0 F8 ③			3 0 1 0 0 1 2		
Ken Dayley, L OBP: 0.318, SLG: 0.250 (7, 1)		0-0 2B ③		K ③					0 0 0 0 0 0 0		
Glenn Hubbard, R OBP: 0.338, SLG: 0.375 (1, 4)		0-0 1-3 ③			0-0 F7 ①			0-0 F3 ①	3 0 0 0 0 0 1		
Bruce Benedict, R OBP: 0.299, SLG: 0.296 (1, 2)			0-0 F2 ①		0-0 L6 ②			0-0 F7 ②	3 0 0 0 0 0 0		
Bob Walk, R OBP: 0.263, SLG: 0.152 (1, 1)			0-0 1B ①		0-0 F7 ③			0-0 F8 ③	0 0 0 0 0 0 0		
Joe Cowley, R OBP: 0.214, SLG: 0.214 (2, 1)									2 0 1 0 0 0 0		
Ken Smith, L OBP: 0.417, SLG: 0.355 (7, 3)									1 0 0 0 0 0 0		
Inning Stats	R: 0 H: 0 E: 0 LOB: 0 K: 0 BB: 0 S: 3 P: 3	R: 0 H: 2 E: 0 LOB: 1 K: 0 BB: 0 S: 4 P: 4	R: 0 H: 1 E: 0 LOB: 0 K: 0 BB: 0 S: 3 P: 3	R: 0 H: 2 E: 0 LOB: 2 K: 1 BB: 0 S: 7 P: 7	R: 0 H: 0 E: 0 LOB: 0 K: 0 BB: 0 S: 3 P: 3	R: 0 H: 0 E: 0 LOB: 0 K: 0 BB: 1 S: 2 P: 6	R: 0 H: 0 E: 0 LOB: 0 K: 0 BB: 0 S: 3 P: 3	R: 0 H: 0 E: 0 LOB: 0 K: 0 BB: 0 S: 3 P: 3	R: 0 H: 0 E: 0 LOB: 0 K: 1 BB: 0 S: 5 P: 5	1B: 4 SF: 0 2B: 2 SAC: 0 3B: 0 DP: 1 HR: 0 HBP: 0	WP: 0 PA: 30 PB: 0 SB: 0 CS: 2
PITCHER Steve Mura, R ERA: 3.89 (1, 1)	IP WLS BF H R ER SO BB IBB HBP BLK WP HR S P ERA WHIP										
	9.0 W 30 5 0 0 2 1 0 0 0 0 0 0 33 37 0.00 0.667										

Atlanta Braves @ St. Louis Cardinals
 Busch Stadium, St. Louis, MO
 Wed Jul 21 1982, 7:05 PM CDT
 Att: 19,899 - Unknown

AB	29
R	0
H	5
RBI	0
BB	1
SO	2
LOB	6



Batter	1	2	3	4	5	6	7	8	9	AB	R	H	RBI	BB	SO	LOB
Tom Herr, S OBP: 0.314, SLG: 0.297 (1, 4)	0-0 S 2B 1B	0-0 4-3	0-3 K			0-3 K		0-3 K		5	1	1	0	0	3	1
Lonnie Smith, R OBP: 0.392, SLG: 0.437 (1, 7)	4-0 2B 1-2 BB	0-0 1B 3B 1B			0-0 S 1B 1B	0-0 F8		0-0 F8		4	3	2	0	1	0	0
Keith Hernandez, L OBP: 0.374, SLG: 0.385 (1, 3)	0-0 WP 2B 1-H 2-H	0-0 3B 1B			0-0 F7 1-2	4-0 BB				3	2	2	2	1	0	1
George Hendrick, R OBP: 0.312, SLG: 0.461 (1, 9)	0-0 F8 2-3	0-0 2B 3B 1-H 3-H			0-0 BB 1B 2-H	0-0 L9				4	1	2	3	0	0	2
Darrell Porter, L OBP: 0.328, SLG: 0.389 (1, 2)	0-0 1B 2B 3-H				4-0 BB G1-6-3 1-2	0-0 F8				3	1	2	2	1	0	0
Willie McGee, S OBP: 0.335, SLG: 0.413 (1, 8)	0-0 F8 2	0-0 F8 3			0-0 G1-6-3 1-2	0-0 1B				4	0	1	0	0	0	4
Ken Oberkfell, L OBP: 0.331, SLG: 0.351 (1, 5)	0-0 2B 1B 2-H				0-0 P4	0-0 F7		0-0 P4		4	0	1	1	0	0	1
Ozzie Smith, S OBP: 0.351, SLG: 0.345 (1, 6)	0-0 F8 3				0-0 SH3-4 1B	0-0 4-3		0-0 F7 3		4	0	1	0	0	0	2
Steve Mura, R OBP: 0.114, SLG: 0.061 (1, 1)		0-0 6-3	0-0 SH3-4 1-2		0-0 5-3			0-3 K		3	0	0	0	0	1	0

Inning Stats	R: 4	H: 4	E: 0	LOB: 1	K: 0	P: 11	R: 3	H: 4	E: 0	LOB: 1	K: 0	P: 7	R: 0	H: 1	E: 0	LOB: 1	K: 1	P: 6	R: 1	H: 2	E: 0	LOB: 1	K: 0	P: 8	R: 0	H: 0	E: 0	LOB: 0	K: 0	P: 3	R: 0	H: 1	E: 0	LOB: 1	K: 0	P: 4	R: 0	H: 0	E: 0	LOB: 0	K: 2	P: 7			
	S: 7		S: 7		S: 6		S: 7		S: 4		S: 3		S: 5		S: 4		S: 7		S: 3		S: 9		S: 4		S: 7		S: 7		S: 4		S: 7		S: 4		S: 7		S: 4		S: 7		S: 7		S: 7		S: 7

PITCHER	IP	WLS	BF	H	R	ER	SO	BB	IBB	HBP	BLK	WP	HR	S	P	ERA	WHIP
Bob Walk, R ERA: 4.41 (1, 1)	1.2	L	13	7	7	7	0	1	0	0	0	1	0	12	16	37.80	4.800
Joe Cowley, R ERA: 3.72 (2, 1)	4.1		18	4	1	1	2	2	0	0	0	0	0	20	28	2.08	1.385
Ken Dayley, L ERA: 4.13 (7, 1)	2.0		7	1	0	0	2	0	0	0	0	0	0	11	11	0.00	0.500

BOTTOM

Atlanta Braves @ St. Louis Cardinals
 Busch Stadium, St. Louis, MO
 Wed Jul 21 1982, 7:05 PM CDT
 Att. 19,899 - Unknown

AB	34
R	8
H	12
RBI	8
BB	3
SO	4
LOB	11



WP	PA	3B	SF	SAC	DP	HBP
1	38	0	0	1	1	0

Batter	1	2	3	4	5	6	7	8	9	AB R H RBI BB SO LOB	TOP									
Dickie Thon, R (1, 6) OBP: 0.308, SLG: 0.379	0-0 6-3		0-0 4-3		0-0 5-3		0-3 K		0-0 FC6 5-3 1B	5 1 0 0 0 1 1										
Terry Puhl, L (1, 8) OBP: 0.332, SLG: 0.390	0-3 K		0-0 1B		0-0 1B		0-0 FC6-4 1B		4-0 5-3 BB	4 0 3 0 1 1 0										
Ray Knight, R (1, 3) OBP: 0.366, SLG: 0.431	4-0 PB BB		0-0 F7		0-0 F3		0-0 FC6-4 1-2f		0-0 5-3	4 0 0 0 1 0 5										
Jose Cruz, L (1, 7) OBP: 0.343, SLG: 0.387	0-0 5-3 1-2			0-0 1B SF9 2B	4-0 1B BB			0-0 BB 1B	0-0 1B	4 1 3 1 1 0 1										
Danny Heep, L (1, 9) OBP: 0.333, SLG: 0.402		0-0 E 1B		0-0 1B 2-3	0-0 1B 1-2 2-H			0-0 L3	0-0 F9	5 0 3 0 0 0 3										
Phil Garner, R (1, 4) OBP: 0.296, SLG: 0.417		0-0 6-3 1-2		0-0 SF9		0-3 K		0-3 K		3 0 0 1 0 2 2										
Art Howe, R (1, 5) OBP: 0.324, SLG: 0.303		0-0 1-3		0-0 1-2 1B		0-3 K		4-0 FC6-4 BB		3 0 1 0 1 1 1										
Luis Pujols, R (1, 2) OBP: 0.210, SLG: 0.289		0-0 F9		0-0 F7		0-0 3-1		0-0 FC6-4 1-2f		1 0 0 0 0 0 1										
Harry Spillman, L (4, PH) OBP: 0.251, SLG: 0.462										1 0 0 0 0 0 2										
Randy Moffitt, R (4, 1)										0 0 0 0 0 0 0										
Craig Reynolds, L (6, PH) OBP: 0.312, SLG: 0.313										1 0 0 0 0 0 0										
Dave Smith, R (6, 1)										0 0 0 0 0 0 0										
Denny Walling, L (8, PH) OBP: 0.290, SLG: 0.283										1 0 0 0 0 0 2										
Frank LaCorte, R (8, 1)										0 0 0 0 0 0 0										
Joe Niekro, R (1, 1) OBP: 0.078, SLG: 0.118			0-0 L6		0-0 G3		0-0 5-3		0-3 K FC6	1 0 0 0 0 0 0										
George Cappuzzello, R (3, 1)										0 0 0 0 0 0 0										
Alan Knicely, R (4, PH) OBP: 0.270, SLG: 0.212										3 0 0 0 0 1 2										
Inning Stats	R: 0 E: 0 K: 1 S: 5	H: 0 LOB: 1 BB: 1 P: 9	R: 0 E: 1 K: 0 S: 4	H: 1 LOB: 1 BB: 0 P: 4	R: 0 E: 0 K: 0 S: 4	H: 1 LOB: 1 BB: 0 P: 4	R: 1 E: 0 K: 0 S: 6	H: 3 LOB: 2 BB: 0 P: 6	R: 0 E: 0 K: 2 S: 7	H: 0 LOB: 0 BB: 0 P: 7	R: 0 E: 0 K: 1 S: 6	H: 1 LOB: 1 BB: 0 P: 6	R: 0 E: 0 K: 1 S: 6	H: 1 LOB: 2 BB: 1 P: 10	R: 1 E: 1 K: 1 S: 7	H: 1 LOB: 2 BB: 1 P: 11	1B: 9 2B: 1 3B: 0 HR: 0	SF: 1 SAC: 0 DP: 0 HBP: 0	WP: 0 PB: 1 SB: 1 CS: 0	PA: 41
PITCHER Joaquin Andujar, R (1, 1) ERA: 2.44	IP 9.0 WLS W BF 41 H 10 R 2 ER 1 SO 6 BB 4 IBB 0 HBP 0 BLK 0 WP 0 HR 0 S 49 P 65 ERA 1.00 WHIP 1.556																			
PITCHER	IP WLS BF H R ER SO BB IBB HBP BLK WP HR S P ERA WHIP																			

Houston Astros @ St. Louis Cardinals
 Busch Stadium, St. Louis, MO
 Fri Jul 23 1982, 7:05 PM CDT
 Att: 30,832 - Unknown

livebaseballscores.com

AB	36
R	2
H	10
RBI	2
BB	4
SO	6
LOB	20



Batter	1	2	3	4	5	6	7	8	9
Tom Herr, S OBP: 0.315, SLG: 0.303 (1, 4)	0-0 3B 1B	0-0 5-3 4-3 2B	0-0 F9			0-3 K		0-0 6-3	
Lonnie Smith, R OBP: 0.389, SLG: 0.439 (1, 7)	0-0 1B 3B	0-0 5-3			0-0 F9	0-0 5-3		0-0 F7	
Keith Hernandez, L OBP: 0.373, SLG: 0.384 (1, 3)	0-0 G3	0-0 4-3			0-0 4-3	0-0 S 1B			
Darrell Porter, L OBP: 0.339, SLG: 0.389 (1, 2)	4-0 BB FC6-4 1B BB	4-0 BB			1-0 HBP	4-0 1-2 BB			
Ken Oberkfell, L OBP: 0.330, SLG: 0.350 (1, 5)	0-0 FC6-4 WP 1-2 3-H 1B	0-0 4-3			0-0 F5	0-0 F9			
Dane Iorg, L OBP: 0.355, SLG: 0.349 (1, 9)	4-0 FC6-4 1-2 2-3 BB		0-0 4-3 1B 2B		0-0 G3		0-0 4-3		
Tito Landrum, R OBP: 0.358, SLG: 0.407 (8, 9)									
Willie McGee, S OBP: 0.329, SLG: 0.405 (1, 8)	0-0 FC6-4 WP S 1-2f 2-3 3-H		0-0 4-3		0-0 3-1		0-0 4-3		
Ozzie Smith, S OBP: 0.356, SLG: 0.346 (1, 6)	4-0 WP 1-2 BB		0-0 S 1B		4-0 BB		0-0 4-3		
Joaquin Andujar, S OBP: 0.183, SLG: 0.233 (1, 1)	0-3 K 1-2 2-3 3-H		0-0 L8		0-3 K		0-3 K		


Inning Stats	R: 4	H: 3	E: 0	LOB: 2	K: 1	S: 8	P: 20	R: 1	H: 1	E: 0	LOB: 1	K: 0	S: 4	R: 1	H: 2	E: 0	LOB: 1	K: 0	S: 5	R: 0	H: 0	E: 0	LOB: 1	K: 0	S: 3	R: 0	H: 0	E: 0	LOB: 1	K: 1	S: 5	R: 0	H: 1	E: 0	LOB: 2	K: 1	S: 6	R: 0	H: 0	E: 0	LOB: 0	K: 0	S: 3	R: 0	H: 0	E: 0	LOB: 0	K: 1	S: 5
--------------	------	------	------	--------	------	------	-------	------	------	------	--------	------	------	------	------	------	--------	------	------	------	------	------	--------	------	------	------	------	------	--------	------	------	------	------	------	--------	------	------	------	------	------	--------	------	------	------	------	------	--------	------	------

PITCHER	IP	WLS	BF	H	R	ER	SO	BB	IBB	HBP	BLK	WP	HR	S	P	ERA	WHIP
Joe Niekro, R ERA: 2.97 (1, 1)	2.1	L	17	6	6	6	1	4	0	0	0	1	0	15	31	23.14	4.286
George Cappuzzello, L ERA: 2.35 (3, 1)	0.2		2	0	0	0	0	0	0	0	0	0	0	2	2	0.00	0.000
Randy Moffitt, R ERA: 3.6 (4, 1)	2.0		8	0	0	0	1	1	0	1	0	0	0	8	13	0.00	0.500
Dave Smith, R ERA: 5.3 (6, 1)	2.0		8	1	0	0	1	1	0	0	0	0	0	9	13	0.00	1.000
Frank LaCorte, R ERA: 5.32 (8, 1)	1.0		3	0	0	0	1	0	0	0	0	0	0	5	5	0.00	0.000

BOTTOM

Houston Astros @ St. Louis Cardinals
 Busch Stadium, St. Louis, MO
 Fri Jul 23 1982, 7:05 PM CDT
 Att. 30,832 - Unknown

AB	31
R	6
H	7
RBI	5
BB	6
SO	4
LOB	14



1B: 4	SF: 0	WP: 1	PA: 38
2B: 2	SAC: 0	PB: 0	
3B: 1	DP: 0	SB: 3	
HR: 0	HBP: 1	CS: 0	

PITCHER	IP	WLS	BF	H	R	ER	SO	BB	IBB	HBP	BLK	WP	HR	S	P	ERA	WHIP
---------	----	-----	----	---	---	----	----	----	-----	-----	-----	----	----	---	---	-----	------


Batter	1	2	3	4	5	6	7	8	9
Tom Herr, S OBP: 0.314, SLG: 0.301 (1, 4)	0-0 P3		0-0 SF8		4-0 BB		0-0 4-3		
Lonnie Smith, R OBP: 0.385, SLG: 0.434 (1, 7) Jim Kaat, L (8, 1) Bruce Sutter, R (9, 1)	0-0 F8		0-0 F8		0-0 G4-6-3		0-0 F8		
Keith Hernandez, L OBP: 0.376, SLG: 0.382 (1, 3)	4-0 BB			0-0 F9	4-0 BB			1-0 HBP	
George Hendrick, R OBP: 0.311, SLG: 0.458 (1, 9)	0-0 F3			0-0 1B	0-0 FC4-6			0-0 F8	
Gene Tenace, R OBP: 0.544, SLG: 0.684 (1, 2)		4-0 BB		0-0 2B	4-0 SH1-3			1-0 HBP	
Tito Landrum, R OBP: 0.357, SLG: 0.419 (1, 8) (8, 7)		0-3 K		0-0 E	0-0 SH1-3			0-3 K	
Mike Ramsey, S OBP: 0.348, SLG: 0.355 (1, 5) Ken Oberkfell, L (8, 5) OBP: 0.329, SLG: 0.348		0-0 G6-4-3		0-0 E5	0-0 6-3			0-0 FC5-4	
Ozzie Smith, S OBP: 0.355, SLG: 0.347 (1, 6)			0-0 SH5-3	0-0 SF8	0-3 K				
Bob Forsch, R OBP: 0.255, SLG: 0.320 (1, 1) Willie McGee, S (8, 8) OBP: 0.329, SLG: 0.405			0-0 SH5-3	0-0 6-3			0-3 K		

AB	R	H	RBI	BB	SO	LOB
2	0	0	1	1	0	0
4	0	0	0	0	0	1
0	0	0	0	0	0	0
0	0	0	0	0	0	0
1	0	0	0	2	0	0
4	1	1	0	0	0	3
1	1	1	0	2	0	0
3	1	1	1	0	2	3
3	1	1	2	0	0	2
1	0	0	0	0	0	2
2	1	1	1	0	1	1
2	0	0	0	0	1	0
0	0	0	0	0	0	0

BOTTOM

Houston Astros @ St. Louis Cardinals
 Busch Stadium, St. Louis, MO
 Sat Jul 24 1982, 3:33 AM CDT
 Att. 22,462 - Unknown

AB	23
R	5
H	5
RBI	5
BB	5
SO	4
LOB	12



Inning Stats	R: 0	H: 0	E: 0	K: 0	S: 3	LOB: 1	BB: 1	P: 7
	R: 0	H: 0	E: 0	K: 1	S: 4	LOB: 0	BB: 1	P: 8
	R: 1	H: 1	E: 0	K: 0	S: 4	LOB: 0	BB: 0	P: 4
	R: 4	H: 4	E: 1	K: 0	S: 7	LOB: 0	BB: 0	P: 7
	R: 0	H: 0	E: 0	K: 0	S: 2	LOB: 1	BB: 2	P: 10
	R: 0	H: 0	E: 0	K: 1	S: 5	LOB: 1	BB: 1	P: 9
	R: 0	H: 0	E: 0	K: 1	S: 5	LOB: 0	BB: 0	P: 5
	R: 0	H: 0	E: 0	K: 1	S: 5	LOB: 2	BB: 0	P: 7

1B	2B	3B	HR	SF	SAC	DP	HBP
4	1	0	0	2	2	2	2

WP	HR	S	P	ERA	WHIP
0	0	2	2	0.00	1.500
0	0	10	12	0.00	0.000

PITCHER	IP	WLS	BF	H	R	ER	SO	BB	IBB	HBP	BLK	WP	HR	S	P	ERA	WHIP
Bob Knepper, L ERA: 4.67 (1, 1)	4.0	L	18	5	5	4	1	2	0	0	0	0	0	18	26	9.00	1.750
Michael LaCoss, R ERA: 3.42 (5, 1)	2.0		8	0	0	0	1	3	0	0	0	0	0	7	19	0.00	1.500
Randy Moffitt, R ERA: 3.51 (7, 1)	2.0		8	0	0	0	2	0	0	2	0	0	0	10	12	0.00	0.000

Batter	1	2	3	4	5	6	7	8	9	AB R H RBI BB SO LOB	TOP																
Dickie Thon, R (1, 6) OBP: 0.309, SLG: 0.381	0-0 G6-4-3 1B		0-0 5-3		0-3 K		0-0 FC5-4		0-0 5-3	5 0 1 0 0 1 1																	
Tony Scott, S (1, 8) OBP: 0.272, SLG: 0.305	0-0 G6-4-3 1-2f		0-0 G5-4-3 1B		0-0 S 1B		0-0 4-3			4 0 2 0 0 0 2																	
Ray Knight, R (1, 3) OBP: 0.366, SLG: 0.433	0-0 2B		0-0 G5-4-3 1-2f		0-0 5-3 1-2			0-0 FC4-6 1B		4 0 2 0 0 0 2																	
Jose Cruz, L (1, 7) OBP: 0.344, SLG: 0.390	0-0 6-3			0-0 1B 2B		0-0 S 1B		0-0 FC4-6 1-2f 1B		4 2 2 0 0 0 2																	
Phil Gamar, R (1, 4) OBP: 0.300, SLG: 0.418		0-0 S 2B 1B		0-0 FC3-6 1B 2-H		0-0 F8 1-2		0-0 F7 1-2		4 1 2 1 0 0 2																	
Art Howe, R (1, 5) OBP: 0.325, SLG: 0.307		0-0 G3 1-H 2B		0-0 L4		0-0 P6		0-0 2-H 1B		4 0 2 2 0 0 2																	
Terry Puhl, L (1, 9) OBP: 0.331, SLG: 0.393		0-0 G3 2-3		0-0 FC3-6 1-2f		0-0 G3		0-0 6-3		4 0 0 0 0 0 4																	
Luis Pujols, R (1, 2) OBP: 0.205, SLG: 0.282		0-0 6-3		0-0 F9			0-0 6-3		0-0 G3	2 0 0 0 0 0 2																	
Denny Walling, L (7, PH) OBP: 0.294, SLG: 0.287										1 0 0 0 0 0 0																	
Alan Knicely, R (7, 2) OBP: 0.280, SLG: 0.203										0 0 0 0 0 0 0																	
Danny Heep, L (9, PH) OBP: 0.328, SLG: 0.392										1 0 0 0 0 0 0																	
Don Sutton, R (1, 1) OBP: 0.200, SLG: 0.170		0-0 4-3			0-0 6-3				0-0 F5	3 0 1 0 0 0 1																	
Dave Smith, R (8, 1)										0 0 0 0 0 0 0																	
Harry Spilman, L (9, PH) OBP: 0.200, SLG: 0.400							0-0 FC5-4 1B			1 0 0 0 0 0 0																	
Inning Stats	R: 0 E: 0 K: 0 S: 4	H: 2 LOB: 1 BB: 0 P: 4	R: 1 E: 0 K: 0 S: 5	H: 2 LOB: 1 BB: 0 P: 5	R: 0 E: 0 K: 0 S: 3	H: 1 LOB: 0 BB: 0 P: 3	R: 1 E: 0 K: 0 S: 5	H: 2 LOB: 1 BB: 0 P: 5	R: 0 E: 0 K: 1 S: 6	H: 1 LOB: 1 BB: 0 P: 6	R: 0 E: 0 K: 0 S: 4	H: 1 LOB: 1 BB: 0 P: 4	R: 0 E: 0 K: 0 S: 4	H: 1 LOB: 1 BB: 0 P: 4	R: 1 E: 0 K: 0 S: 5	H: 2 LOB: 1 BB: 0 P: 5	R: 0 E: 0 K: 0 S: 3	H: 0 LOB: 0 BB: 0 P: 3	1B: 9 2B: 3 3B: 0 HR: 0	SF: 0 SAC: 0 DP: 2 HBP: 0	WP: 0 PB: 0 SB: 4 CS: 0	PA: 37					
PITCHER	IP WLS BF H R ER SO BB IBB HBP BLK WP HR S P ERA WHIP																										
Dave LaPoint, L (1, 1) ERA: 3.74	6.0		25	9	2	2	1	0	0	0	0	0	0	27	27	3.00	1.500										
Doug Bair, R (7, 1) ERA: 2.36	1.0		5	2	1	1	0	0	0	0	0	0	0	5	5	9.00	2.000										
Jim Kaat, L (8, 1) ERA: 3.13	0.1		1	0	0	0	0	0	0	0	0	0	0	1	1	0.00	0.000										
Bruce Sutter, R (8, 1) ERA: 4.01	1.2	W	6	1	0	0	0	0	0	0	0	0	0	6	6	0.00	0.600										

Houston Astros @ St. Louis Cardinals
 Busch Stadium, St. Louis, MO
 Sun Jul 25 1982, 3:33 AM CDT
 Att: 36,043 - Unknown

livebaseballscorecards.com

AB	37
R	3
H	12
RBI	3
BB	0
SO	1
LOB	18



Batter	1	2	3	4	5	6	7	8	9	AB	R	H	RBI	BB	SO	LOB
Tom Herr, S (1, 4) OBP: 0.313, SLG: 0.297	0-0 4-1 BB	4-0 BB			0-0 P6			0-0 F7		3	0	0	0	1	0	0
Lonnie Smith, R (1, 7) OBP: 0.384, SLG: 0.432	0-0 4-3 1B	0-3 K			0-3 K			0-0 F7		4	0	1	0	0	2	1
Keith Hernandez, L (1, 3) OBP: 0.375, SLG: 0.381	0-0 4-3 1-3		0-3 K		0-0 4-3			0-0 2B 1B		4	1	1	0	0	1	1
George Hendrick, R (1, 9) OBP: 0.313, SLG: 0.462	0-0 5-3		0-3 K			0-0 G6-4-3 1B		0-0 1-H 2B		4	0	2	1	0	1	1
Darrell Porter, L (1, 2) Glenn Brummer, R (9, 2) OBP: 0.337, SLG: 0.386 OBP: 0.259, SLG: 0.333		0-0 4-3	0-0 1B			0-0 F7		0-0 P4		4	0	1	0	0	0	2
Willie McGee, S (1, 8) OBP: 0.329, SLG: 0.404		0-0 HR 1B	0-0 F7			0-0 G6-4-3 1-2f				0	0	0	0	0	0	0
Ken Oberkfell, L (1, 5) OBP: 0.332, SLG: 0.357		4-0 HR BB		0-0 K 3B			0-0 3-1			2	1	1	0	1	0	0
Mike Ramsey, S (1, 6) OBP: 0.348, SLG: 0.373		0-0 HR		0-3 K			0-0 B1			3	1	1	3	0	1	1
Dave LaPoint, L (1, 1) Doug Bair, R (7, 1) Jim Kaat, L (8, 1) Bruce Sutter, R (8, 1)		0-3 K		0-3 K			0-0 4-3			2	0	0	0	0	2	1
				3-H						1	0	0	0	0	0	0
										0	0	0	0	0	0	0
										0	0	0	0	0	0	0
										0	0	0	0	0	0	0
Inning Stats	R: 0 E: 1 K: 0 S: 4	H: 1 LOB: 1 BB: 0 P: 4	R: 3 E: 0 K: 2 S: 9	H: 2 LOB: 1 BB: 2 P: 17	R: 0 E: 0 K: 2 S: 8	H: 1 LOB: 1 BB: 0 P: 8	R: 0 E: 0 K: 2 S: 7	H: 1 LOB: 0 BB: 0 P: 7	R: 0 E: 0 K: 1 S: 5	H: 0 LOB: 0 BB: 0 P: 5	R: 0 E: 0 K: 0 S: 3	H: 1 LOB: 0 BB: 0 P: 3	R: 0 E: 0 K: 0 S: 3	H: 0 LOB: 0 BB: 0 P: 3	R: 1 E: 0 K: 0 S: 5	H: 2 LOB: 1 BB: 0 P: 5
	R: 0 E: 1 K: 0 S: 4	H: 1 LOB: 1 BB: 0 P: 4	R: 3 E: 0 K: 2 S: 9	H: 2 LOB: 1 BB: 2 P: 17	R: 0 E: 0 K: 2 S: 8	H: 1 LOB: 1 BB: 0 P: 8	R: 0 E: 0 K: 2 S: 7	H: 1 LOB: 0 BB: 0 P: 7	R: 0 E: 0 K: 1 S: 5	H: 0 LOB: 0 BB: 0 P: 5	R: 0 E: 0 K: 0 S: 3	H: 1 LOB: 0 BB: 0 P: 3	R: 0 E: 0 K: 0 S: 3	H: 0 LOB: 0 BB: 0 P: 3	R: 1 E: 0 K: 0 S: 5	H: 2 LOB: 1 BB: 0 P: 5
PITCHER	IP WLS BF H R ER SO BB IBB HBP BLK WP HR S P ERA WHIP	IP WLS BF H R ER SO BB IBB HBP BLK WP HR S P ERA WHIP	IP WLS BF H R ER SO BB IBB HBP BLK WP HR S P ERA WHIP	IP WLS BF H R ER SO BB IBB HBP BLK WP HR S P ERA WHIP	IP WLS BF H R ER SO BB IBB HBP BLK WP HR S P ERA WHIP	IP WLS BF H R ER SO BB IBB HBP BLK WP HR S P ERA WHIP	IP WLS BF H R ER SO BB IBB HBP BLK WP HR S P ERA WHIP	IP WLS BF H R ER SO BB IBB HBP BLK WP HR S P ERA WHIP	IP WLS BF H R ER SO BB IBB HBP BLK WP HR S P ERA WHIP	IP WLS BF H R ER SO BB IBB HBP BLK WP HR S P ERA WHIP	IP WLS BF H R ER SO BB IBB HBP BLK WP HR S P ERA WHIP	IP WLS BF H R ER SO BB IBB HBP BLK WP HR S P ERA WHIP	IP WLS BF H R ER SO BB IBB HBP BLK WP HR S P ERA WHIP	IP WLS BF H R ER SO BB IBB HBP BLK WP HR S P ERA WHIP	IP WLS BF H R ER SO BB IBB HBP BLK WP HR S P ERA WHIP	
Don Sutton, R (1, 1) ERA: 3.14	7.2	L	31	8	4	4	7	2	0	0	0	0	0	0	0	0
Dave Smith, R (8, 1) ERA: 5.26	0.1	L	1	0	0	0	0	2	0	0	0	0	0	0	0	0

BOTTOM

Houston Astros @ St. Louis Cardinals
 Busch Stadium, St. Louis, MO
 Sun Jul 25 1982, 3:33 AM CDT
 Att. 36,043 - Unknown

livebaseballscorecards.com

AB	30
R	4
H	8
RBI	4
BB	2
SO	7
LOB	9



WP: 0	PA: 32
PB: 0	
SB: 1	
CS: 0	

Batter	1	2	3	4	5	6	7	8	9	AB R H RBI BB SO LOB	TOP														
Mookie Wilson, S (1, 8) OBP: 0.316, SLG: 0.376	0-0 4-3		0-0 FC5-2 1B	0-0 G3		4-0 S BB		0-0 5-3		4 0 1 0 1 0 2															
Bob Bailor, R (1, 4) (8, 6) OBP: 0.316, SLG: 0.332	0-0 G3		0-0 FC5-2 1B		0-0 1B SF8 1B	0-0 6-3		0-0 6-3		5 1 1 0 0 0 4															
George Foster, R (1, 7) OBP: 0.331, SLG: 0.394	0-3 K		0-3 K		0-0 1B 1-3 1B		0-0 P5		0-0 4-3	5 0 1 0 0 2 3															
Dave Kingman, R (1, 3) OBP: 0.305, SLG: 0.475		4-0 G6-4-3 BB	0-0 F2		0-0 L6		0-0 5-3		0-0 5-3	4 0 0 0 1 0 5															
Ellis Valentine, R (1, 9) OBP: 0.267, SLG: 0.392		0-0 G6-4-3		0-0 F7 BB 6-3 1B	0-0 SF8		0-0 6-3		0-0 6-3	3 1 1 1 0 0 1															
John Stearns, R (1, 2) OBP: 0.357, SLG: 0.418		0-0 1B 1B		4-0 6-3 1B BB	0-0	0-0 1B		0-0 1B 1B		3 2 3 0 1 0 0															
Hubie Brooks, R (1, 5) OBP: 0.317, SLG: 0.326		0-0 1B		0-0 F7	0-0 F9			0-0 G3-6-1 1B 1B		4 0 2 0 0 0 4															
Ron Gardenhire, R (1, 6) OBP: 0.282, SLG: 0.298 Mike Jorgensen, L (8, PH) OBP: 0.421, SLG: 0.367 Wally Backman, S (8, 4) OBP: 0.389, SLG: 0.360			4-0 1B 1B FC5-2 BB	0-0 6-3		0-0 1-3		0-0 G3-6-1 1B 1B		2 0 0 1 1 0 1 1 0 1 1 0 0 0 0 0 0 0 0 0 0															
Mike Scott, R (1, 1) OBP: 0.205, SLG: 0.289 Jesse Orosco, R (4, 1) Gary Raisch, L (6, PH) OBP: 0.270, SLG: 0.323 Terry Leach, R (6, 1) Pat Zachry, R (7, 1) Rusty Staub, L (8, PH) OBP: 0.297, SLG: 0.321 Neil Alien, R (8, 1) OBP: 0.286, SLG: 0.167			0-0 FC5-2 1B	0-0 1B	0-0 G3		0-0 G3		0-0 G3-6-1	2 0 2 1 0 0 0 0 0 0 0 0 0 0 1 0 1 0 0 0 0 0 2 0 0 0 0 0 0 0															
Inning Stats	R: 0 E: 0 K: 1 S: 5	H: 0 LOB: 0 BB: 0 P: 5	R: 0 E: 0 K: 0 S: 3	H: 2 LOB: 2 BB: 1 P: 7	R: 0 E: 0 K: 1 S: 7	H: 2 LOB: 3 BB: 1 P: 11	R: 2 E: 0 K: 0 S: 5	H: 2 LOB: 1 BB: 1 P: 9	R: 1 E: 0 K: 0 S: 6	H: 3 LOB: 2 BB: 0 P: 6	R: 0 E: 0 K: 0 S: 3	H: 0 LOB: 1 BB: 1 P: 7	R: 0 E: 0 K: 0 S: 3	H: 0 LOB: 0 BB: 0 P: 3	R: 1 E: 0 K: 0 S: 5	H: 3 LOB: 1 BB: 0 P: 5	R: 0 E: 0 K: 0 S: 3	H: 0 LOB: 0 BB: 0 P: 3	1B: 12 2B: 0 3B: 0 HR: 0	SF: 1 SAC: 0 DP: 2 HBP: 0	WP: 0 PB: 0 SB: 1 CS: 0	PA: 40			
PITCHER	IP WLS BF H R ER SO BB IBB HBP BLK WP HR S P ERA WHIP																								
Steve Mura, R (1, 1) ERA: 3.91	4.0		19	6	2	2	2	3	0	0	0	0	0	20	32	4.50	2.250								
Jeff Lahti, R (5, 1) ERA: 3.31	2.0	W	10	3	1	1	0	1	0	0	0	0	0	9	13	4.50	2.000								
Doug Bair, R (7, 1) ERA: 2.4	3.0	S	11	3	1	1	0	0	0	0	0	0	0	11	11	3.00	1.000								

New York Mets @ St. Louis Cardinals
Busch Stadium, St. Louis, MO
 Tue Jul 27 1982, 7:05 PM CDT
 Att. 24,950 - Unknown

AB	35
R	4
H	12
RBI	4
BB	4
SO	2
LOB	22



BOTTOM

New York Mets @ St. Louis Cardinals
Busch Stadium, St. Louis, MO
Tue Jul 27 1982, 7:05 PM CDT
Att. 24,950 - Unknown

livebaseballscores.com

AB 33
R 9
H 13
RBI 9
BB 7
SO 5
LOB 23



WP: 0 PA: 42
PB: 0
SB: 0
CS: 1

AB	R	H	RBI	BB	SO	LOB
4	3	2	0	1	1	3
2	1	1	2	3	0	1
5	0	2	2	0	0	5
5	1	1	2	0	1	2
3	2	3	2	2	0	0
5	1	2	0	0	2	4
2	0	0	0	1	1	1
4	1	2	1	0	0	2
1	0	0	0	0	0	2
1	0	0	0	0	0	3
0	0	0	0	0	0	0
0	0	0	0	0	0	0
1	0	0	0	0	0	0
1B: 10	SF: 0	2B: 2	SAC: 1	3B: 0	DP: 1	HR: 1

Batter	1	2	3	4	5	6	7	8	9
Tom Herr, S (1, 4) OBP: 0.318, SLG: 0.304	0-0 4-3 1B 2B		0-0 E 1B	0-3 K		4-0 1B BB FC3-6		0-0 6-3	
Lonnie Smith, R (1, 7) OBP: 0.389, SLG: 0.433	0-0 4-3 2-3		0-0 G4-6-3 1B	4-0 1-2 2-3 3-H BB		4-0 1-2 2-3 FC3-6 BB		4-0 1B BB	
Keith Hernandez, L (1, 3) OBP: 0.376, SLG: 0.381	0-0 CS 1B		0-0 G4-6-3 1-2f	0-0 F7		0-0 1-2 2-3 3-H FC3-6 1B		0-0 P6	
George Hendrick, R (1, 9) OBP: 0.311, SLG: 0.458	0-3 K 1-2		0-0 F7		0-0 P4	0-0 FC3-6 HR		0-0 BB 1B	
Darrell Porter, L (1, 2) OBP: 0.350, SLG: 0.413		0-0 1-3 2B		4-0 BB 1B BB	0-0 1B 1B	0-0 1-H HR		4-0 1-2 BB	
Willie McGee, S (1, 8) OBP: 0.330, SLG: 0.404		0-0 1-3 2-3		0-0 1B BB 1B	0-0 1-3 1B	0-3 K		0-3 K	
Ken Oberkfell, L (1, 5) OBP: 0.334, SLG: 0.354		1-0 HBP		4-0 BB 1B BB	0-3 K		0-0 G3		
Ozzie Smith, S (1, 6) OBP: 0.357, SLG: 0.348		0-0 P6		0-0 BB 1B		0-0 BB SH1-3 1B	0-0 F8		
Steve Mura, R (1, 1) OBP: 0.111, SLG: 0.059		0-0 L9		0-0 F7		0-0 SH1-3 1B	0-0 F8		
Steve Braun, L (4, PH) OBP: 0.380, SLG: 0.310									
Jeff Lahti, R (5, 1)									
Mike Ramsey, S (6, PH) OBP: 0.348, SLG: 0.373									
Doug Bair, R (7, 1)									

Inning	R	H	E	K	S	P	R	H	E	K	S	P	R	H	E	K	S	P	R	H	E	K	S	P	R	H	E	K	S	P
1	1	2	0	6	6		0	1	0	4	5		0	2	0	4	4		0	2	0	6	3		0	1	0	6	3	
2	0	1	0	4	5		0	0	0	0	0		0	0	0	0	0		0	0	0	0	0		0	0	0	0	0	
3	1	2	1	0	4		0	0	0	0	0		0	0	0	0	0		0	0	0	0		0	0	0	0	0	0	
4	0	0	0	0	0		0	0	0	0	0		0	0	0	0	0		0	0	0	0		0	0	0	0	0	0	
5	0	2	0	0	6		0	0	0	0	0		0	0	0	0	0		0	0	0	0		0	0	0	0	0	0	
6	0	3	0	1	16		5	3	0	8	2		0	0	0	0	0		0	0	0	0		0	0	0	0	0	0	
7	0	0	0	0	3		0	0	0	0	0		0	0	0	0	0		0	0	0	0		0	0	0	0	0	0	
8	0	1	0	1	14		0	1	0	0	0		0	0	0	0	0		0	0	0	0		0	0	0	0	0	0	
9	0	0	0	0	0		0	0	0	0	0		0	0	0	0	0		0	0	0	0		0	0	0	0	0	0	

PITCHER	IP	WLS	BF	H	R	ER	SO	BB	IBB	HBP	BLK	WP	HR	S	P	ERA	WHIP
Mike Scott, R (1, 1) ERA: 4.87	3.2	L	20	7	4	3	2	3	0	1	0	0	0	20	33	7.36	2.727
Jesse Orosco, L (4, 1) ERA: 3.14	1.1		5	2	0	0	1	0	0	0	0	0	0	7	7	0.00	1.500
Terry Leach, R (6, 1) ERA: 5.06	1.0		8	3	5	5	1	2	0	0	0	0	1	8	16	45.00	5.000
Pat Zachry, R (7, 1) ERA: 4.26	1.0		3	0	0	0	0	0	0	0	0	0	0	3	3	0.00	0.000
Neil Allen, R (8, 1) ERA: 3.48	1.0		6	1	0	0	1	2	0	0	0	0	0	6	14	0.00	3.000

Batter	1	2	3	4	5	6	7	8	9	AB R H RBI BB SO LOB	TOP
--------	---	---	---	---	---	---	---	---	---	----------------------	-----

Mookie Wilson, S OBP: 0.316, SLG: 0.373 (1, 8) X	0-0 5-3			4-0 5-3 BB		0-0 F8	0-0 4-3			3 1 0 0 1 0 1	
Bob Bailor, R OBP: 0.311, SLG: 0.325 (1, 6) X	0-0 6-3			0-0 5-3 1-H		0-0 6-3	0-0 F9			4 0 0 1 0 0 1	
George Foster, R OBP: 0.332, SLG: 0.393 (1, 7) X	0-0 5-3			0-0 F9		4-0 HR BB		0-0 G6-4-3 1B		3 1 1 0 1 0 0	
Dave Kingman, R OBP: 0.307, SLG: 0.483 (1, 3)		4-0 G5-4-3 BB		0-0 5-3		0-0 HR 1-H		0-3 K		3 1 1 2 1 1 1	
Ellis Valentine, R OBP: 0.262, SLG: 0.384 (1, 9)		0-0 G5-4-3 1-2f			0-0 6-3	0-0 4-3		0-0 G6-4-3 1-2f		4 0 0 0 0 0 2	
John Stearns, R OBP: 0.359, SLG: 0.429 (1, 2)		0-0 P4			0-0 FC3-6 HBP 1B		0-0 HR		0-0 F8	4 1 2 1 0 0 0	
Hubie Brooks, R OBP: 0.320, SLG: 0.326 (1, 5)			0-0 F9		1-0 FC3-6 HBP 1B		0-0 2B 1B		0-0 F7	3 1 1 0 0 0 0	
Wally Backman, S OBP: 0.391, SLG: 0.364 (1, 4)			0-0 4-3		0-0 FC3-6 1-2f 2-3		0-0 SH1-3 1-H 2B		4-0 BB	3 0 1 1 1 0 2	
Brent Gaff, R (1, 1) Rusty Staub, L (5, PH) Ed Lynch, R (5, 1) Jesse Orosco, R (7, 1) Neil Allen, R (7, 1) Mike Jorgensen, L (9, PH)			0-0 5-3		0-0 G3		0-0 SH1-3 2-3		0-0 G3	1 0 0 0 0 0 0 1 0 0 0 0 0 2 0 1 0 0 0 0 0 1	

New York Mets @ St. Louis Cardinals
 Busch Stadium, St. Louis, MO
 Wed Jul 28 1982, 7:05 PM CDT
 Att. 22,392 - Unknown

AB	30
R	5
H	6
RBI	5
BB	4
SO	1
LOB	10



Inning Stats	R: 0	H: 0	E: 0	LOB: 0	K: 0	S: 3	P: 3	R: 0	H: 0	E: 0	LOB: 0	K: 0	S: 2	P: 6	R: 0	H: 0	E: 0	LOB: 0	K: 0	S: 3	P: 3	R: 1	H: 0	E: 0	LOB: 0	K: 0	S: 3	P: 7	R: 0	H: 1	E: 0	LOB: 2	K: 0	S: 4	P: 5	R: 2	H: 1	E: 0	LOB: 0	K: 0	S: 4	P: 8	R: 2	H: 3	E: 0	LOB: 1	K: 0	S: 6	P: 6	R: 0	H: 1	E: 0	LOB: 0	K: 1	S: 5	P: 5	R: 0	H: 0	E: 0	LOB: 1	K: 0	S: 3	P: 7	1B: 3	SF: 0	2B: 1	SAC: 1	3B: 0	DP: 2	HR: 2	HBP: 1	WP: 0	PA: 36	PB: 0	SB: 1	CS: 0
--------------	------	------	------	--------	------	------	------	------	------	------	--------	------	------	------	------	------	------	--------	------	------	------	------	------	------	--------	------	------	------	------	------	------	--------	------	------	------	------	------	------	--------	------	------	------	------	------	------	--------	------	------	------	------	------	------	--------	------	------	------	------	------	------	--------	------	------	------	-------	-------	-------	--------	-------	-------	-------	--------	-------	--------	-------	-------	-------

PITCHER	IP	WLS	BF	H	R	ER	SO	BB	IBB	HBP	BLK	WP	HR	S	P	ERA	WHIP
Joaquin Andujar, R (1, 1) ERA: 2.61	6.0		26	5	5	5	0	3	0	1	0	0	2	22	35	7.50	1.333
Jim Kaat, L (7, 1) ERA: 3.09	0.2		2	0	0	0	0	0	0	0	0	0	0	2	2	0.00	0.000
Jeff Keener, R (7, 1) ERA: 2.12	0.1	W	1	0	0	0	0	0	0	0	0	0	0	1	1	0.00	0.000
Bruce Sutter, R (8, 1) ERA: 3.88	2.0	S	7	1	0	0	1	1	0	0	0	0	0	8	12	0.00	1.000

BOTTOM

New York Mets @ St. Louis Cardinals
Busch Stadium, St. Louis, MO
Wed Jul 28 1982, 7:05 PM CDT
Att. 22,392 - Unknown

livebaseballscores.com

AB	31
R	7
H	8
RBI	6
BB	7
SO	3
LOB	17



WP:	0	PA:	40
PB:	0	SB:	0
CS:	1		

AB	R	H	RBI	BB	SO	LOB
5	1	2	1	0	1	0
4	3	2	1	1	0	0
4	0	1	0	1	0	2
4	1	1	2	0	1	3
4	1	1	1	0	0	3
3	0	1	0	1	0	2
2	0	0	0	1	0	1
0	0	0	0	0	0	0
0	0	0	0	1	0	0
0	0	0	0	0	0	0
2	1	0	1	2	0	1
2	0	0	0	0	1	2
0	0	0	0	0	0	0
0	0	0	0	0	0	0
1	0	0	0	0	0	3
0	0	0	0	0	0	0

Batter	1	2	3	4	5	6	7	8	9
Tom Herr, S (1, 4) OBP: 0.320, SLG: 0.306	0-3 K	0-0 CS 2-H 1B			0-0 F8		0-0 3B 1B	0-0 4-3	
Lonnie Smith, R (1, 7) OBP: 0.392, SLG: 0.439	0-0 1B FC 1B	0-0 CS 1-2	4-0 E 4-3 BB		0-0 6-3		0-0 2B 3B 1-H	0-0 L5	
Keith Hernandez, L (1, 3) OBP: 0.376, SLG: 0.380	0-0 FC3-6 E 1-3 1B		0-0 4-3		4-0 BB		0-0 L5	0-0 4-3	
George Hendrick, R (1, 9) OBP: 0.311, SLG: 0.458	0-0 FC FC3-6 1-2		0-3 K		0-0 4-3		0-0 4-3 BB 2B 3-H		
Darrell Porter, L (1, 2) OBP: 0.349, SLG: 0.419	0-0 FC3-6 1-2f 2-3		0-0 E4 3B 2-H		0-0 4-3		0-0 4-3		
Willie McGee, S (1, 8) OBP: 0.333, SLG: 0.403	0-0 G3		0-0 F8		0-0 4-3 1B		4-0 BB BB		
Ken Oberkfell, L (1, 5) OBP: 0.334, SLG: 0.352		4-0 FC6-4 BB		0-0 G3		0-0 4-3	4-0 BB BB		
Gene Tenace, R (7, PH) OBP: 0.544, SLG: 0.684									
Dane Iorg, L (7, PH) OBP: 0.358, SLG: 0.349									
Mike Ramsey, S (8, 5) OBP: 0.348, SLG: 0.373									
Ozzie Smith, S (1, 6) OBP: 0.358, SLG: 0.346		0-0 FC6-4 SH2-4 1B 1-2f		0-0 4-3		4-0 IBB	4-0 BB BB 1-2 2-3 3-H		
Joaquin Andujar, S (1, 1) OBP: 0.177, SLG: 0.226		0-0 SH2-4		0-0 6-3		0-3 K	0-0 F8		
Jim Kaat, L (7, 1)									
Jeff Keener, L (7, 1)									
Steve Braun, L (7, PH) OBP: 0.373, SLG: 0.302									
Bruce Sutter, R (8, 1)									

Inning	1	2	3	4	5	6	7	8	9
R:	1	1	2	0	0	0	3	0	0
E:	1	0	1	0	0	0	0	0	0
K:	1	0	1	0	0	1	0	0	0
S:	8	3	6	3	3	6	6	3	3
H:	2	1	1	0	0	1	3	0	0
LOB:	2	0	0	0	1	2	3	0	0
BB:	0	1	1	0	0	1	3	0	0
P:	8	7	10	3	7	10	18	3	3

PITCHER	IP	WLS	BF	H	R	ER	SO	BB	IBB	HBP	BLK	WP	HR	S	P	ERA	WHIP
Brent Gaff, R (1, 1) ERA: 3.51	4.0		18	4	4	3	2	2	0	0	0	0	0	20	28	6.75	1.500
Ed Lynch, R (5, 1) ERA: 3.9	2.1	L	13	4	3	3	1	1	1	0	0	0	0	13	21	11.57	2.143
Jesse Orosco, L (7, 1) ERA: 3.13	0.1		2	0	0	0	0	1	0	0	0	0	0	1	5	0.00	3.000
Neil Allen, R (7, 1) ERA: 3.4	1.1		6	0	0	0	0	2	0	0	0	0	0	4	12	0.00	1.500

Batter	1	2	3	4	5	6	7	8	9	10	AB R H RBI BB SO LOB	TOP													
Tom Herr, S OBP: 0.324, SLG: 0.307 (1, 4)	4-0 WP BB		4-0 S FC5 WP BB		0-0 1B FC4-6-2-5 1B		0-0 4-3		0-0 1-3	3 1 1 0 2 0 0															
Lonnie Smith, R OBP: 0.392, SLG: 0.438 (1, 7)	0-0 L8		0-0 FC5 WP		0-0 1B FC4-6-2-5		0-0 F8		0-0 E9 1B	5 0 2 0 0 0 3															
Keith Hernandez, L OBP: 0.372, SLG: 0.375 (1, 3)	0-0 4-3		0-3 K		0-0 FC4-6-2-5		0-3 K		0-0 5-3	5 0 0 1 0 2 6															
George Hendrick, R OBP: 0.313, SLG: 0.468 (1, 9)	0-0 F8		0-0 5-3		0-0 1B G6-3 1B		0-0 HR			4 1 2 1 0 0 2															
Darrell Porter, L OBP: 0.347, SLG: 0.416 (1, 2)		0-0 5-3		0-0 G3		0-0 1B G6-3		0-0 F8		4 0 1 0 0 0 0															
Willie McGee, S OBP: 0.332, SLG: 0.400 (1, 8)		0-0 4-3 1B		0-0 1-3		0-0 1B G6-3		0-0 F3		4 0 1 0 0 0 2															
Ken Oberkfell, L OBP: 0.330, SLG: 0.347 (1, 5)		0-0 4-3		0-0 G3		0-0 6-3		0-0 G3		4 0 0 0 0 0 2															
Ozzie Smith, S OBP: 0.357, SLG: 0.343 (1, 6)		0-3 K		4-0 FC1-6 BB		0-0 6-3		0-0 F8		3 0 0 0 1 1 1															
Bob Forsch, R OBP: 0.259, SLG: 0.308 (8, 1) Bruce Sutter, R (8, 1) Jim Kaat, L (8, 1) Jeff Lahti, R (8, 1) Gene Tenace, R OBP: 0.539, SLG: 0.672 (10, PH) Doug Bair, R (10, 1)			4-0 FC5 WP BB		0-0 1B FC4-6-2-5 1B		0-0 F9		0-3 K	2 1 0 0 1 0 1 0 1 0 0 0 0 1 0 0 0 0 0 0 0 0															
Inning Stats	R: 0 E: 0 K: 0 S: 3	H: 0 LOB: 1 BB: 1 P: 7	R: 0 E: 0 K: 1 S: 6	H: 1 LOB: 1 BB: 0 P: 6	R: 1 E: 0 K: 1 S: 5	H: 0 LOB: 1 BB: 2 P: 13	R: 0 E: 0 K: 0 S: 3	H: 0 LOB: 0 BB: 0 P: 3	R: 1 E: 0 K: 0 S: 4	H: 2 LOB: 1 BB: 1 P: 8	R: 0 E: 0 K: 0 S: 4	H: 2 LOB: 1 BB: 0 P: 4	R: 0 E: 0 K: 0 S: 3	H: 0 LOB: 0 BB: 0 P: 3	R: 1 E: 0 K: 1 S: 6	H: 1 LOB: 0 BB: 0 P: 6	R: 0 E: 0 K: 0 S: 3	H: 0 LOB: 0 BB: 0 P: 3	R: 0 E: 1 K: 1 S: 6	H: 1 LOB: 1 BB: 0 P: 6	1B: 6 2B: 1 3B: 0 HR: 1	SF: 0 SAC: 0 DP: 2 HBP: 0	WP: 3 PB: 0 SB: 1 CS: 0	PA: 39	
PITCHER David Palmer, R ERA: 3.75 Woodie Fryman, L ERA: 4.04	IP 8.0	WLS 32	BF 32	H 6	R 3	ER 3	SO 3	BB 4	IBB 0	HBP 0	BLK 0	WP 3	HR 1	S 34	P 50	ERA 3.38	WHIP 1.250								
	IP 2.0	WLS 7	BF 7	H 1	R 0	ER 0	SO 1	BB 0	IBB 0	HBP 0	BLK 0	WP 0	HR 0	S 9	P 9	ERA 0.00	WHIP 0.500								

St. Louis Cardinals @ Montreal Expos
Olympic Stadium, Montreal, QB
Thu Jul 29 1982, 7:05 PM EDT
Att: 48,923 - Unknown - 65 F

livebaseballscores.com

AB 35
R 3
H 7
RBI 2
BB 4
SO 4
LOB 17



BOTTOM

St. Louis Cardinals @ Montreal Expos
Olympic Stadium, Montreal, QB
Thu Jul 29 1982, 7:05 PM EDT
Att. 48,923 - Unknown - 65 F

livebaseballscorecards.com

AB	34
R	4
H	7
RBI	4
BB	7
SO	6
LOB	16



WP	0	PA	43
PB	0		
SB	0		
CS	1		

AB	3	R	0	H	0	RBI	0	BB	1	SO	2	LOB	2
	1	0	0	0	0	0	0	1	0				

	4	2	2	1	1	0	1						
--	---	---	---	---	---	---	---	--	--	--	--	--	--

	3	0	0	0	0	2	0	1					
--	---	---	---	---	---	---	---	---	--	--	--	--	--

	3	0	0	1	2	1	0						
--	---	---	---	---	---	---	---	--	--	--	--	--	--

	5	0	2	1	0	0	5						
--	---	---	---	---	---	---	---	--	--	--	--	--	--

	3	0	1	1	1	0	1						
--	---	---	---	---	---	---	---	--	--	--	--	--	--

	4	0	0	0	0	0	6						
--	---	---	---	---	---	---	---	--	--	--	--	--	--

	2	0	0	0	0	0	0						
--	---	---	---	---	---	---	---	--	--	--	--	--	--

	1	0	1	0	0	0	0						
--	---	---	---	---	---	---	---	--	--	--	--	--	--

	1	1	0	0	0	0	0						
--	---	---	---	---	---	---	---	--	--	--	--	--	--

	2	0	0	0	0	2	0						
--	---	---	---	---	---	---	---	--	--	--	--	--	--

	2	1	1	0	0	0	0						
--	---	---	---	---	---	---	---	--	--	--	--	--	--

1B	5	SF	1
2B	2	SAC	0
3B	0	DP	0
HR	0	HBP	0

Batter	1	2	3	4	5	6	7	8	9	10
Tim Raines, S (1, 7) OBP: 0.359, SLG: 0.367 Woodie Fryman, R (9, 1) OBP: 0.333, SLG: 0.333	K		BB		K			F8	K	
Andre Dawson, R (1, 8) OBP: 0.337, SLG: 0.481	CS BB		6-3			P6		BB G1 2B		E8 SF8 2B
Al Oliver, L (1, 3) OBP: 0.383, SLG: 0.527	F7			F5		F8		G1 BB IBB		IBB IBB
Gary Carter, R (1, 2) OBP: 0.389, SLG: 0.566	CS	F7		K		6-3		G1 BB		IBB
Warren Cromartie, L (1, 9) OBP: 0.338, SLG: 0.393		3-1 1B		1B 1B			4-3	G1		P6
Tim Wallach, R (1, 5) OBP: 0.325, SLG: 0.449		3-1		FC6-4 1B			6-3	IBB		SF8
Chris Speier, R (1, 6) OBP: 0.310, SLG: 0.344		F8		FC6-4			6-3	G3		
Mike Gates, L (1, 4) OBP: 0.282, SLG: 0.300 Brad Mills, L (8, PH) OBP: 0.277, SLG: 0.250 Bryan Little, S (8, PR) (9, 4)			F8		P6			1B 2B 1B		4-3
David Palmer, R (1, 1) Jerry White, S (8, PH) OBP: 0.306, SLG: 0.392 (9, 7)			K		K			2B BB 1B		4-3

Inning Stats	R: 0	H: 0	E: 0	K: 1	S: 4	P: 8	R: 0	H: 1	E: 0	K: 0	S: 4	P: 4	R: 0	H: 0	E: 0	K: 1	S: 5	R: 0	H: 2	E: 0	K: 1	S: 7	P: 7	R: 0	H: 0	E: 0	K: 2	S: 7	P: 7	R: 0	H: 0	E: 0	K: 0	S: 3	P: 3	R: 0	H: 0	E: 0	K: 0	S: 3	P: 3	R: 3	H: 3	E: 0	K: 0	S: 6	P: 18	R: 0	H: 0	E: 0	K: 1	S: 5	P: 5	R: 1	H: 1	E: 1	K: 0	S: 3	P: 11	1B: 5	2B: 2	3B: 0	HR: 0	SF: 1	SAC: 0	DP: 0	HBP: 0	WP: 0	PB: 0	SB: 0	CS: 1
--------------	------	------	------	------	------	------	------	------	------	------	------	------	------	------	------	------	------	------	------	------	------	------	------	------	------	------	------	------	------	------	------	------	------	------	------	------	------	------	------	------	------	------	------	------	------	------	-------	------	------	------	------	------	------	------	------	------	------	------	-------	-------	-------	-------	-------	-------	--------	-------	--------	-------	-------	-------	-------

PITCHER	IP	WLS	BF	H	R	ER	SO	BB	IBB	HBP	BLK	WP	HR	S	P	ERA	WHIP
Bob Forsch, R (1, 1) ERA: 3.85	7.0		27	5	2	2	5	2	0	0	0	0	0	35	43	2.57	1.000
Bruce Sutter, R (8, 1) ERA: 4.01	0.1		4	1	0	0	0	1	1	0	0	0	0	2	10	0.00	6.000
Jim Kaat, L (8, 1) ERA: 3.06	0.1		1	0	1	1	0	0	0	0	0	0	0	1	1	27.00	0.000
Jeff Lahti, R (8, 1) ERA: 3.06	1.1		5	0	0	0	1	0	1	0	0	0	0	6	10	0.00	0.000
Doug Bair, R (10, 1) ERA: 2.53	0.2	L	5	1	1	1	0	0	2	0	0	0	0	3	11	13.50	1.500

Batter	1	2	3	4	5	6	7	8	9	10	11	AB R H RBI BB SO LOB	TOP						
Tom Herr, S OBP: 0.326, SLG: 0.309 (1, 4)	G3 2B		4-3 HR BB	K		F8			B1			4 1 1 0 1 1 4	St. Louis Cardinals @ Montreal Expos Olympic Stadium, Montreal, QB Fri Jul 30 1982, 7:05 PM EDT Att: 47,076 - Cloudy - 74 F livebaseballscorecards.com						
Keith Hernandez, L OBP: 0.367, SLG: 0.370 (1, 3)	G3 2-3		4-3			F9		P2	4-3			5 0 0 0 0 0 4							
Darrell Porter, L OBP: 0.348, SLG: 0.426 (1, 2)	K		2-H HR			FC5-4 BB		P5	K			4 1 1 2 1 2 1							
George Hendrick, R OBP: 0.308, SLG: 0.461 (1, 9)	K		K			FC5-4 1-2f		F8		4-3		5 0 0 0 0 2 2							
Dane Iorg, L OBP: 0.356, SLG: 0.347 Tito Landrum, R OBP: 0.352, SLG: 0.413 (1, 7) (7, 7)			F9			4-3		F8		K		4 1 1 0 0 0 1 1 0 0 0 0 1 0							
Willie McGee, S OBP: 0.338, SLG: 0.413 (1, 8)			4-3 2B			1B SH		3-1		F3		5 1 3 0 0 0 0							
Ken Oberkfell, L OBP: 0.332, SLG: 0.349 Mike Ramsey, S OBP: 0.346, SLG: 0.371 (1, 5) (11, PH) (11, 5)			4-3 2-3			SH1-4 1B		4-3		F9		4 0 2 0 0 0 1 1 0 0 0 0 0 0							
Ozzie Smith, S OBP: 0.355, SLG: 0.345 (1, 6)			4-3			SF7		F5		P6		4 0 1 1 0 0 3							
Dave LaPoint, L OBP: 0.095, SLG: 0.095 Jeff Lahti, R OBP: 0.000, SLG: 0.000 Jim Kaat, L OBP: 0.000, SLG: 0.000 Bruce Sutter, R OBP: 0.000, SLG: 0.000 Gene Tenace, R OBP: 0.333, SLG: 0.661 Doug Bair, R OBP: 0.000, SLG: 0.000 (1, 1) (7, 1) (8, 1) (8, 1) (11, PH) (11, 1)			K			SH1-4		SH		K		1 0 0 0 1 0 1 0 1 0 0 0 0 0 1 1 0							
Inning Stats	R: 0 H: 1 E: 0 LOB: 1 K: 2 BB: 0 S: 8 P: 8	R: 0 H: 1 E: 0 LOB: 1 K: 0 BB: 0 S: 4 P: 4	R: 2 H: 1 E: 0 LOB: 0 K: 2 BB: 1 S: 8 P: 12	R: 1 H: 3 E: 0 LOB: 2 K: 1 BB: 0 S: 8 P: 8	R: 0 H: 0 E: 0 LOB: 1 K: 0 BB: 1 S: 3 P: 7	R: 1 H: 2 E: 0 LOB: 2 K: 0 BB: 0 S: 6 P: 6	R: 0 H: 0 E: 0 LOB: 0 K: 0 BB: 0 S: 3 P: 3	R: 0 H: 1 E: 0 LOB: 1 K: 1 BB: 0 S: 6 P: 6	R: 0 H: 0 E: 0 LOB: 0 K: 1 BB: 0 S: 5 P: 5	R: 0 H: 0 E: 0 LOB: 0 K: 1 BB: 0 S: 5 P: 5	R: 0 H: 0 E: 0 LOB: 0 K: 0 BB: 0 S: 3 P: 3	1B: 4 SF: 1 2B: 4 SAC: 2 3B: 0 DP: 0 HR: 1 HBP: 0		WP: 0 PA: 45 PB: 0 SB: 0 CS: 0					
PITCHER	IP WLS BF H R ER SO BB IBB HBP BLK WP HR S P ERA WHIP																		
Scott Sanderson, R ERA: 3.03 (1, 1)	7.0		32	8	4	4	5	2	0	0	0	0	0	0	1	40	48	5.14	1.429
Jeff Reardon, R ERA: 1.93 (8, 1)	2.0		7	1	0	0	2	0	0	0	0	0	0	0	0	11	11	0.00	0.500
Woodie Fryman, L ERA: 3.86 (10, 1)	2.0	W	6	0	0	0	1	0	0	0	0	0	0	0	0	8	8	0.00	0.000

Batter	1	2	3	4	5	6	7	8	9	10	11	AB R H RBI BB SO LOB
Tim Raines, S OBP: 0.361, SLG: 0.365 (1, 7)	4-0 HR BB		x 0-0 FC5-4 1B		s 0-3 K		x 0-0 FC3-6 S 1-2f		s 0-3 K2-3		4-0 S 2B BB	4 2 1 0 2 2 2
Andre Dawson, R OBP: 0.337, SLG: 0.481 (1, 8)	0-0 P4		x 0-0 F7		x 0-0 FC5-4 1-2f		x 0-0 6-3 1-2		x 0-0 1B		0-0 1-H 2B	6 0 2 1 0 0 4
Al Oliver, L OBP: 0.380, SLG: 0.531 (1, 3)	0-0 1-H HR		x 0-0 FC5-4 1-2f		x 0-0 1-3			x 0-0 4-3	x 0-0 4-3			5 1 1 2 0 0 3
Gary Carter, R OBP: 0.389, SLG: 0.565 (1, 2)	0-0 2B		x 0-0 5-3			s 0-3 K		x 0-0 L4		4-0 1-3 BB		4 0 1 0 1 1 1
Tim Wallach, R OBP: 0.326, SLG: 0.451 (1, 5)	0-0 F7			x 0-0 1B G6-4-3 1B		x 0-0 F3		x 0-0 1B 2B		x 0-0 B1		5 2 2 0 0 0 2
Warren Cromartie, L OBP: 0.341, SLG: 0.398 (1, 9)	0-0 6-3			x 0-0 1B G6-4-3 1B		x 0-0 WP 2B		x 4-0 1B BB		x 0-0 1-3 1-2		4 0 2 0 1 0 2
Chris Speier, R OBP: 0.311, SLG: 0.343 (1, 6)		x 0-0 4-3		x 0-0 G6-4-3 1-2f 3-H		x 0-0 6-3 2-3		x 0-0 1-2 2-H 1B		x 4-0 1B IBB		4 0 1 1 1 0 2
Bryan Little, S OBP: 0.250, SLG: 0.250 (1, 4)		x 0-0 F8		x 0-0 6-3			x 0-0 FC3-6 1B		x 0-0 4-3		x 0-0 4-3	3 0 1 0 0 0 0
Brad Mills, L OBP: 0.271, SLG: 0.244 (8, PH)												1 0 0 0 0 0 2
Mike Gates, L OBP: 0.280, SLG: 0.298 (9, 4)												1 0 0 0 0 0 2
Scott Sanderson, R OBP: 0.211, SLG: 0.222 (1, 1)		x 0-0 L9			x 0-0 FC5-4 1B							2 0 1 0 0 0 0
Jerry White, S OBP: 0.302, SLG: 0.388 (7, PH)							x 0-0 F7					1 0 0 0 0 0 1
Jeff Reardon, R OBP: 0.143, SLG: 0.286 (8, 1)									x 0-0 4-3			0 0 0 0 0 0 0
Wallace Johnson, S OBP: 0.220, SLG: 0.213 (9, PH)												1 0 0 0 0 0 0
Woodie Fryman, R OBP: 0.250, SLG: 0.250 (10, 1)												1 0 0 0 0 0 0

Inning Stats	R: 2	H: 2	E: 0	LOB: 1	K: 0	BB: 1	S: 5	P: 9	R: 0	H: 0	E: 0	LOB: 0	K: 0	BB: 0	S: 3	P: 3	R: 0	H: 1	E: 0	LOB: 1	K: 0	BB: 0	S: 4	P: 4	R: 1	H: 2	E: 0	LOB: 0	K: 0	BB: 0	S: 4	P: 4	R: 0	H: 1	E: 0	LOB: 1	K: 1	BB: 0	S: 6	P: 6	R: 0	H: 1	E: 0	LOB: 1	K: 0	BB: 0	S: 4	P: 4	R: 1	H: 2	E: 0	LOB: 2	K: 0	BB: 1	S: 5	P: 9	R: 0	H: 1	E: 0	LOB: 1	K: 1	BB: 0	S: 6	P: 6	R: 0	H: 0	E: 0	LOB: 2	K: 0	BB: 2	S: 3	P: 11	R: 1	H: 1	E: 0	LOB: 1	K: 0	BB: 1	S: 2	P: 6
1B: 7	SF: 0	2B: 4	SAC: 0	3B: 0	DP: 1	HR: 1	HBP: 0	WP: 1	PA: 47																																																																							

PITCHER	IP	WLS	BF	H	R	ER	SO	BB	IBB	HBP	BLK	WP	HR	S	P	ERA	WHIP
Dave LaPoint, L ERA: 3.77 (1, 1)	6.2		28	8	3	3	2	1	0	0	0	1	1	31	35	4.05	1.350
Jeff Lahti, R ERA: 3.38 (7, 1)	1.0		4	1	1	1	0	0	0	0	0	0	0	4	4	9.00	1.000
Jim Kaat, L ERA: 3.06 (8, 1)	0.0		1	0	0	0	0	1	0	0	0	0	0	4	4	∞	∞
Bruce Sutter, R ERA: 3.86 (8, 1)	2.1		11	2	0	0	1	1	1	0	0	0	0	11	19	0.00	1.286
Doug Bair, R ERA: 2.67 (11, 1)	0.1	L	3	1	1	1	0	1	0	0	0	0	0	2	6	27.00	6.000

BOTTOM

St. Louis Cardinals @ Montreal Expos
Olympic Stadium, Montreal, QB
Fri Jul 30 1982, 7:05 PM EDT
Att: 47,076 - Cloudy - 74 F

livebaseballscorecards.com

AB	42
R	5
H	12
RBI	4
BB	5
SO	3
LOB	21



Batter	1	2	3	4	5	6	7	8	9	AB R H RBI BB SO LOB	TOP											
Tom Herr, S (1, 4) OBP: 0.327, SLG: 0.309	0-3 K		0-3 K		0-0 2-H 1B	0-0 4-3			4-0 WP 1B BB	4 1 1 1 1 2 0												
Lonnie Smith, R (1, 7) OBP: 0.389, SLG: 0.434	0-0 F8		0-0 F8		0-0 F8			4-0 L1-3 BB	0-0 F9	4 0 0 0 1 0 2												
Keith Hernandez, L (1, 3) OBP: 0.370, SLG: 0.379	4-0 BB		0-0 6-3			0-0 HR		0-0 L1-3	0-0 2B 1B 6-3	4 2 2 3 1 0 1												
Darrell Porter, L (1, 2) OBP: 0.349, SLG: 0.430	0-0 P5			0-0 P6		0-0 HR 1B		0-0 F8	0-0 6-3 1B 2B	5 1 2 0 0 0 1												
George Hendrick, R (1, 9) OBP: 0.313, SLG: 0.469		4-0 1B FC4-6 BB		4-0 6-3 S BB		0-0 HR		0-0 P5	0-0 6-3	3 2 1 3 2 0 1												
Willie McGee, S (1, 8) OBP: 0.335, SLG: 0.409		0-3 K		0-0 6-3		0-0 E1 3B		0-0 FC3-6 1B	0-0 L5	5 1 1 0 0 1 3												
Ken Oberkfell, L (1, 5) OBP: 0.334, SLG: 0.358		0-0 FC4-6 1B		0-0 4-3		0-0 SH1-3 3B		0-0 FC3-6		4 1 2 1 0 0 2												
Ozzie Smith, S (1, 6) OBP: 0.354, SLG: 0.344		0-0 FC4-6			0-0 SH3 1B	0-0 6-3		0-0 F7		4 1 1 1 0 0 3												
Steve Mura, R (1, 1) OBP: 0.105, SLG: 0.056		0-0 6-3			0-0 SH3	0-0 SH1-3			0-0 E6 WP BB 1B	2 1 0 1 0 0 1												
Inning Stats	R: 0 E: 0 K: 1 S: 5	H: 0 LOB: 1 BB: 1 P: 9	R: 1 E: 0 K: 1 S: 6	H: 1 LOB: 1 BB: 1 P: 10	R: 0 E: 0 K: 1 S: 5	H: 0 LOB: 0 BB: 0 P: 5	R: 0 E: 0 K: 0 S: 3	H: 0 LOB: 1 BB: 1 P: 7	R: 1 E: 0 K: 0 S: 4	H: 2 LOB: 0 BB: 0 P: 4	R: 5 E: 1 K: 0 S: 8	H: 4 LOB: 0 BB: 0 P: 8	R: 0 E: 0 K: 0 S: 2	H: 0 LOB: 0 BB: 1 P: 6	R: 0 E: 0 K: 0 S: 4	H: 1 LOB: 1 BB: 0 P: 4	R: 3 E: 1 K: 0 S: 6	H: 2 LOB: 1 BB: 1 P: 10	1B: 6 2B: 2 3B: 1 HR: 2	SF: 0 SAC: 2 DP: 1 HBP: 0	WP: 1 PB: 0 SB: 1 CS: 0	PA: 42
PITCHER	IP WLS BF H R ER SO BB IBB HBP BLK WP HR S P ERA WHIP																					
Ray Burris, R (1, 1) ERA: 4.6	5.0 L 25 7 7 5 3 3 0 0 0 0 0 2 28 40 9.00 2.000																					
Dan Schatzeder, L (6, 1) ERA: 5.93	3.0 10 1 0 0 0 1 0 0 0 0 0 0 9 13 0.00 0.667																					
Bryn Smith, R (9, 1) ERA: 4.25	1.0 7 2 3 1 0 1 0 0 0 0 1 0 6 10 9.00 3.000																					

St. Louis Cardinals @ Montreal Expos
Olympic Stadium, Montreal, QB
Sat Jul 31 1982, 7:05 PM EDT
Att. 43,120 - Cloudy - 68 F

livebaseballscorecards.com

AB 35
R 10
H 10
RBI 10
BB 5
SO 3
LOB 14



Batter	1	2	3	4	5	6	7	8	9	AB	R	H	RBI	BB	SO	LOB
Tim Raines, S OBP: 0.361, SLG: 0.363 (1, 7)	0-0 6-3	4-0 BB		4-0 BB		0-0 FC4-6		0-0 3-1		3	0	0	0	2	0	2
Andre Dawson, R OBP: 0.335, SLG: 0.476 (1, 8)	4-0 F9 BB	0-0 F9		0-0 6-3			0-0 F7		0-0 5-3	4	0	0	0	1	0	4
Al Oliver, L OBP: 0.383, SLG: 0.531 (1, 3)	4-0 1-2 BB		0-0 F9		0-0 F5		0-0 FC4-6 1B		0-0 G3-6-1 1B	4	0	2	0	1	0	0
Gary Carter, R OBP: 0.388, SLG: 0.561 (1, 2)	0-0 F9		0-0 1B 1B		0-0 L7		0-0 F3		0-0 G3-6-1	4	0	1	0	0	0	3
Tim Blackwell, S OBP: 0.235, SLG: 0.226 (8, 2)	2-3								1-2f	1	0	0	0	0	0	1
Warren Cromartie, L OBP: 0.340, SLG: 0.396 (1, 9)	0-0 G3		0-0 F8		0-0 1B		0-0 FC4-6			4	0	1	0	0	0	4
Tim Wallach, R OBP: 0.330, SLG: 0.460 (1, 5)		0-0 SH1-3 2B	0-0 FC5-4 1B		0-0 F7			0-0 WP SF7 2B		4	1	3	0	0	0	1
Chris Speier, R OBP: 0.308, SLG: 0.338 (1, 6)		0-0 6-3	0-0 FC5-4			0-0 P6		0-0 F8		4	0	0	0	0	0	4
Bryan Little, S OBP: 0.250, SLG: 0.167 (1, 4)		4-0 SH1-3 BB		0-0 1-4-3		0-0 G3		0-0 SF7		2	0	0	1	1	0	0
Ray Burris, R OBP: 0.333, SLG: 0.286 (1, 1)		0-0 SH1-3		0-0 6-3		0-0 FC4-6 1B		0-0 2B		1	0	0	0	0	0	0
Dan Schatzeder, L OBP: 0.333, SLG: 0.273 (6, 1)										1	0	1	0	0	0	0
Brad Mills, L OBP: 0.286, SLG: 0.283 (8, PH)										1	0	1	0	0	0	0
Bryn Smith, R (9, 1)		1-2 2-3								0	0	0	0	0	0	0

BOTTOM

St. Louis Cardinals @ Montreal Expos
Olympic Stadium, Montreal, QB
 Sat Jul 31 1982, 7:05 PM EDT
 Att: 43,120 - Cloudy - 68 F

livebaseballscores.com

AB	33
R	1
H	9
RBI	1
BB	5
SO	0
LOB	19



Inning Stats	R: 0	H: 0	E: 0	K: 0	S: 3	R: 0	H: 1	E: 0	K: 0	S: 4	R: 0	H: 2	E: 0	K: 0	S: 5	R: 0	H: 0	E: 0	K: 0	S: 3	R: 0	H: 1	E: 0	K: 0	S: 4	R: 0	H: 1	E: 0	K: 0	S: 4	R: 0	H: 1	E: 0	K: 0	S: 4	R: 1	H: 2	E: 0	K: 0	S: 5	R: 0	H: 1	E: 0	K: 0	S: 3	1B: 6	SF: 1	2B: 3	SAC: 1	3B: 0	DP: 1	HR: 0	HBP: 0	WP: 1	PA: 40
--------------	------	------	------	------	------	------	------	------	------	------	------	------	------	------	------	------	------	------	------	------	------	------	------	------	------	------	------	------	------	------	------	------	------	------	------	------	------	------	------	------	------	------	------	------	------	-------	-------	-------	--------	-------	-------	-------	--------	-------	--------

PITCHER	IP	WLS	BF	H	R	ER	SO	BB	IBB	HBP	BLK	WP	HR	S	P	ERA	WHIP
Steve Mura, R ERA: 3.71 (1, 1)	9.0	W	40	9	1	1	0	5	0	0	0	1	0	35	55	1.00	1.556

St. Louis Cardinals @ Montreal Expos
 Olympic Stadium, Montreal, QB
 Sun Aug 01 1982, 3:33 AM EDT
 Att. 51,353 - Sunny - 75 F

livebaseballscorecards.com

AB	40
R	4
H	15
RBI	4
BB	3
SO	4
LOB	17



WP:	0	PA:	44
PB:	0		
SB:	1		
CS:	0		

AB R H RBI BB SO LOB

5	0	3	0	0	0	0
5	0	1	0	0	1	4
3	1	1	1	2	0	2
4	0	0	0	0	0	1
1	0	1	0	0	0	0
5	1	1	0	0	0	3
3	1	2	0	0	0	0
1	0	0	0	0	1	1
1	0	0	0	0	0	0
4	1	3	1	0	0	0
1	0	0	0	0	0	0
3	0	2	2	1	0	0
4	0	1	0	0	2	6
0	0	0	0	0	0	0
0	0	0	0	0	0	0
0	0	0	0	0	0	0
0	0	0	0	0	0	0

Batter	1	2	3	4	5	6	7	8	9
Tom Herr, S (1, 4) OBP: 0.331, SLG: 0.314	0-0 4-3	0-0 1-2 2-3 1B		0-0 G3		0-0 2B 1B		0-0 1B 1B	
Willie McGee, S (1, 8) OBP: 0.332, SLG: 0.409	0-0 F8	0-0 1-3		0-0 4-3		0-0 1-3 2B		0-3 K	
Keith Hernandez, L (1, 3) OBP: 0.373, SLG: 0.386	0-0 HR		4-0 4-3 S FC5-2 BB	0-0 G3		0-0 G3		4-0 1-2 1B BB	
Darrell Porter, L (1, 2) Gene Tenace, R (8, PH) OBP: 0.344, SLG: 0.423 OBP: 0.537, SLG: 0.667	0-0 F8		0-0 4-3		0-0 G3		0-0 3-1	0-0 1-2 2-H 1B	
George Hendrick, R (1, 9) OBP: 0.311, SLG: 0.465		0-0 6-3	0-0 FC5-2 1B 1B BB		0-0 F9		0-0 1B 1B 1B	0-0 3-1	
Dane Iorg, L (1, 7) Tito Landrum, R (6, 7) Lonnie Smith, R (9, PH) OBP: 0.361, SLG: 0.364 OBP: 0.347, SLG: 0.406 OBP: 0.389, SLG: 0.432		0-0 4-3 3B	0-0 3-H BB 1B 1B		0-0 1-3		0-3 K	0-0 F9	
Ken Oberkfell, L (1, 5) Mike Ramsey, S (9, PH) OBP: 0.340, SLG: 0.363 OBP: 0.344, SLG: 0.368		0-0 4-3	0-0 1-2 2-3 BB 1B			0-0 E9 SF9 1B	0-0 1-2 1B	0-0 P4	
Ozzie Smith, S (1, 6) OBP: 0.357, SLG: 0.347		0-0 1B 1B 1B	4-0 1-2 2-3 3-H BB		0-0 SF9		0-0 1-2 2-3 1B	0-0 3-1	
Joaquin Andujar, S (1, 1) Jeff Lahti, R (7, 1) Jim Kaat, L (7, 1) Jeff Keener, L (7, 1) Doug Bair, R (8, 1) OBP: 0.182, SLG: 0.227		0-0 1B 1B	0-0 P5			0-3 K	0-3 K		

Inning Stats	R: 1	H: 1	E: 0	K: 0	S: 4	P: 4	R: 1	H: 4	E: 0	K: 0	S: 7	P: 7	R: 1	H: 2	E: 0	K: 0	S: 5	P: 13	R: 0	H: 0	E: 0	K: 0	S: 3	P: 3	R: 0	H: 0	E: 0	K: 0	S: 3	P: 3	R: 1	H: 3	E: 1	K: 1	S: 8	P: 8	R: 0	H: 3	E: 0	K: 2	S: 10	P: 10	R: 0	H: 2	E: 0	K: 1	S: 6	P: 10	R: 0	H: 0	E: 0	K: 0	S: 3	P: 3
--------------	------	------	------	------	------	------	------	------	------	------	------	------	------	------	------	------	------	-------	------	------	------	------	------	------	------	------	------	------	------	------	------	------	------	------	------	------	------	------	------	------	-------	-------	------	------	------	------	------	-------	------	------	------	------	------	------

PITCHER	IP	WLS	BF	H	R	ER	SO	BB	IBB	HBP	BLK	WP	HR	S	P	ERA	WHIP
Steve Rogers, R (1, 1) ERA: 2.31	5.2		29	10	4	4	1	2	0	0	0	0	1	29	37	6.35	2.118
Dan Schatzeder, L (6, 1) ERA: 5.82	1.0		5	2	0	0	1	0	0	0	0	0	0	7	7	0.00	2.000
Jeff Reardon, R (7, 1) ERA: 1.91	0.2	W	5	2	0	0	2	1	0	0	0	0	0	8	12	0.00	4.500
Woodie Fryman, L (8, 1) ERA: 3.72	1.2	S	5	1	0	0	0	0	0	0	0	0	0	5	5	0.00	0.600

Batter	1	2	3	4	5	6	7	8	9
Jerry White, S OBP: 0.311, SLG: 0.417 (1, 7) Dan Norman, R OBP: 0.317, SLG: 0.375 (7, PR) (8, 9)	0-0 6-3 BLK 1B	0-0 G3			0-3 K		0-0 1B 3B	0-0 L5-4	
Andre Dawson, R OBP: 0.334, SLG: 0.476 (1, 8)	0-3 K 1-2		0-0 L4-6 2B		0-0 F8		0-0 6-3		
Al Oliver, L OBP: 0.384, SLG: 0.530 (1, 3)	0-0 6-3 2-3		0-0 L4-6		0-0 HBP 1B		0-0 BB 1B		
Gary Carter, R OBP: 0.392, SLG: 0.561 (1, 2)	0-0 FC6-4 1B		0-3 K		1-0 1-2 HBP		4-0 1-2 BB		
Tim Wallach, R OBP: 0.327, SLG: 0.455 (1, 5)	0-0 FC6-4 1-2f			0-0 5-3	0-3 K		0-0 F8		
Warren Cromartie, L OBP: 0.338, SLG: 0.392 Jeff Reardon, R OBP: 0.125, SLG: 0.250 Woodie Fryman, R OBP: 0.250, SLG: 0.250 (1, 9) (7, 1) (8, 1)		0-0 4-3		0-0 L9	0-0 F7		0-3 K		
Chris Speier, R OBP: 0.313, SLG: 0.345 (1, 6)		0-0 1B 2B		0-0 CS 1B	0-0 6-3		4-0 4-3 BB		
Bryan Little, S OBP: 0.333, SLG: 0.300 (1, 4)		0-0 S 1B		0-0 CS 1-2	0-0 L7		0-0 E6 1B 3B 1B	0-0 4-3	
Steve Rogers, R OBP: 0.262, SLG: 0.185 Dan Schatzeder, L OBP: 0.333, SLG: 0.273 Tim Raines, S OBP: 0.364, SLG: 0.364 (1, 1) (6, 1) (7, 7)		0-3 K 1-2			0-0 1B		0-0 S 3B 1B	4-0 L5-4 IBB	

Inning Stats	R: 1	H: 2	E: 0	K: 1	S: 7	LOB: 1	BB: 0	P: 7	R: 1	H: 2	E: 0	K: 1	S: 7	LOB: 1	BB: 0	P: 7	R: 0	H: 1	E: 0	K: 1	S: 5	LOB: 0	BB: 0	P: 5	R: 0	H: 1	E: 0	K: 0	S: 3	LOB: 0	BB: 0	P: 3	R: 0	H: 1	E: 0	K: 1	S: 6	LOB: 1	BB: 0	P: 6	R: 0	H: 1	E: 0	K: 1	S: 6	LOB: 2	BB: 0	P: 7	R: 3	H: 4	E: 1	K: 1	S: 9	LOB: 3	BB: 1	P: 13	R: 0	H: 0	E: 0	K: 0	S: 2	LOB: 1	BB: 2	P: 10
--------------	------	------	------	------	------	--------	-------	------	------	------	------	------	------	--------	-------	------	------	------	------	------	------	--------	-------	------	------	------	------	------	------	--------	-------	------	------	------	------	------	------	--------	-------	------	------	------	------	------	------	--------	-------	------	------	------	------	------	------	--------	-------	-------	------	------	------	------	------	--------	-------	-------


AB	R	H	RBI	BB	SO	LOB
4	1	2	2	0	1	2
1	1	0	0	0	0	2
4	0	1	0	0	1	3
4	0	2	1	0	0	2
2	0	1	1	1	1	0
4	0	0	0	0	1	6
3	0	0	0	0	0	2
1	0	0	0	0	1	3
0	0	0	0	0	0	0
3	1	2	0	1	0	2
4	1	2	1	0	0	1
2	0	1	0	0	1	1
0	0	0	0	0	0	0
1	1	1	0	1	0	0

BOTTOM

St. Louis Cardinals @ Montreal Expos
Olympic Stadium, Montreal, QB

Sun Aug 01 1982, 3:33 AM EDT
Att: 51,353 - Sunny - 75 F

AB	33
R	5
H	12
RBI	5
BB	3
SO	6
LOB	24



PITCHER	IP	WLS	BF	H	R	ER	SO	BB	IBB	HBP	BLK	WP	HR	S	P	ERA	WHIP
Joaquin Andujar, R ERA: 2.72 (1, 1)	6.0		27	10	4	4	5	0	0	1	1	0	0	36	37	6.00	1.667
Jeff Lahti, R ERA: 3.79 (7, 1)	0.1	L	2	1	0	0	0	0	0	0	0	0	0	2	2	0.00	3.000
Jim Kaat, L ERA: 3.06 (7, 1)	0.0		1	1	1	1	0	0	0	0	0	0	0	1	1	∞	∞
Jeff Keener, R ERA: 2.04 (7, 1)	0.2		4	0	0	0	1	2	0	0	0	0	0	4	12	0.00	3.000
Doug Bair, R ERA: 2.62 (8, 1)	1.0		3	0	0	0	0	0	1	0	0	0	0	2	6	0.00	0.000

Batter	1	2	3	4	5	6	7	8	9	10	11	12	13	14	15	16	17	AB	R	H	RBI	BB	SO	LOB	TOP			
Omar Moreno, L OBP: 0.302, SLG: 0.325 (1, 8)	0-0 E 4-3 1B		0-0 1B		0-3 K			0-0 4-3		0-0 SH2-4		0-0 4-3		0-0 4-3			4-0 3B BB	6	1	2	0	1	1	2				
Johnny Ray, S OBP: 0.336, SLG: 0.423 (1, 4)	0-0 4-3		0-0 F8			0-0 6-3		0-0 F9		0-0 F8		0-0 L4		0-0 F9			0-0 3B	8	0	1	2	0	0	4				
Bill Madlock, R OBP: 0.359, SLG: 0.457 (10, 1) Manny Sarmiento, R OBP: 0.296, SLG: 0.240 (12, PH) Dick Davis, R OBP: 0.316, SLG: 0.485 (12, 1) Kent Tekulic, R OBP: 0.315, SLG: 0.443 (15, PH) Enrique Romo, R OBP: 0.429, SLG: 0.714 (15, 1)	0-0 E6 G4-6-3			0-0 E5 CS		0-0 5-3		0-0 HR 1B		1-0 HBP		0-0 P3		0-3 K			0-0 5-3	4	1	1	0	0	0	1				
Jason Thompson, L OBP: 0.396, SLG: 0.515 (1, 3)	0-0 G4-6-3			0-0 F5		0-0 1B 2B		0-0 HR		0-0 4-3			1-0 FC1-6 HBP		0-0 5-3		4-0 IBB	6	1	2	2	1	0	5				
Mike Easler, L OBP: 0.346, SLG: 0.413 (1, 7)		0-0 1-3		0-0 F7		0-0 1B		0-0 G3		0-0 F7		0-0 4-3		0-0 FC1-6 1-2r		0-0 F3	0-0 1-3	8	0	1	0	0	0	3				
Lee Lacy, R OBP: 0.348, SLG: 0.357 (1, 9)		0-0 6-3			0-0 G3		0-0 6-3		0-0 F7		0-0 E 1B		0-3 K		0-0 F8			7	0	1	0	0	1	3				
Tony Peña, R OBP: 0.327, SLG: 0.430 (1, 2)		0-0 F7			0-0 F8			0-0 F9		0-0 5-3		0-0 6-3		0-3 K		0-0 P6		7	0	0	0	0	1	2				
Dale Berra, R OBP: 0.318, SLG: 0.412 (1, 6)			0-0 G6-4-3 1B		0-0 1B 1B			0-0 F8		0-0 P5		4-0 IBB		0-0 5-3			0-0 SH3-4 3B 1B	6	1	3	0	1	0	0				
Rick Rhoden, R OBP: 0.316, SLG: 0.582 (1, 1) Rod Scurry, L OBP: 0.188, SLG: 0.188 (8, 1) Willie Stargell, L OBP: 0.364, SLG: 0.532 (10, PH) Jim Smith, R OBP: 0.314, SLG: 0.355 (10, PR) Jim Morrison, R OBP: 0.282, SLG: 0.440 (10, 5)			0-0 G6-4-3 1B		0-0 1B			0-0 G3			0-0 SH2-4 1B		0-0 F8		0-0 F7		0-0 SH3-4 1-2	3	0	1	0	0	0	1				
Inning Stats	R: 0 E: 1 K: 0 S: 4	H: 1 LOB: 1 BB: 4 P: 4	R: 0 E: 0 K: 0 S: 3	H: 0 LOB: 0 BB: 0 P: 3	R: 0 E: 0 K: 0 S: 4	H: 2 LOB: 1 BB: 4 P: 4	R: 0 E: 1 K: 0 S: 3	H: 0 LOB: 0 BB: 0 P: 3	R: 0 E: 1 K: 0 S: 5	H: 0 LOB: 2 BB: 0 P: 5	R: 0 E: 0 K: 0 S: 5	H: 0 LOB: 0 BB: 0 P: 3	R: 2 E: 0 K: 0 S: 5	H: 2 LOB: 0 BB: 0 P: 5	R: 0 E: 0 K: 0 S: 3	H: 0 LOB: 0 BB: 0 P: 3	R: 0 E: 0 K: 2 S: 7	H: 0 LOB: 1 BB: 0 P: 8	R: 0 E: 0 K: 1 S: 5	H: 0 LOB: 0 BB: 0 P: 5	R: 0 E: 0 K: 0 S: 3	H: 0 LOB: 0 BB: 0 P: 3	R: 2 E: 0 K: 0 S: 5	H: 2 LOB: 2 BB: 13 P: 13	1B: 10 2B: 1 3B: 1 HR: 1	SF: 0 SAC: 2 DP: 2 HBP: 2	WP: 0 PB: 0 SB: 0 CS: 1	PA: 68
PITCHER	IP	WLS	BF	H	R	ER	SO	BB	IBB	HBP	BLK	WP	HR	S	P	ERA	WHIP											
John Stuper, R ERA: 4.02 (1, 1)	8.0		32	9	2	2	1	0	0	0	0	0	1	34	34	2.25	1.125											
Bruce Sutter, R ERA: 3.74 (9, 1)	2.0		8	1	0	0	0	0	0	1	0	0	0	7	8	0.00	0.500											
Jeff Lahti, R ERA: 3.6 (11, 1)	1.0		5	1	0	0	0	0	1	0	0	0	0	4	8	0.00	1.000											
Jim Kaat, L ERA: 3.06 (12, 1)	6.0	L	23	2	2	2	3	1	1	1	0	0	0	26	35	3.00	0.500											

Pittsburgh Pirates @ St. Louis Cardinals
 Busch Stadium, St. Louis, MO
 Mon Aug 02 1982, 7:05 PM CDT
 Att: 19,653 - Unknown

livebaseballscores.com

AB 61
 R 4
 H 13
 RBI 4
 BB 3
 SO 4
 LOB 24



Batter	1	2	3	4	5	6	7	8	9	AB R H RBI BB SO LOB	TOP
Omar Moreno, L (1, 8) OBP: 0.302, SLG: 0.324	0-0 F8		0-0 3-1			0-0 5-3		0-0 S 2-H 1B		4 0 1 1 0 0 0	
Johnny Ray, S (1, 4) OBP: 0.338, SLG: 0.424	0-0 1B			0-0 CS 1B		0-0 F8		0-0 1-2 P5		4 0 2 0 0 0 1	
Bill Madlock, R (1, 5) OBP: 0.356, SLG: 0.452	0-0 F9			0-0 1-2 5-3		0-0 F7		0-0 F7		4 0 0 0 0 0 3	
Jason Thompson, L (1, 3) OBP: 0.392, SLG: 0.510	0-0 F8			0-0 4-3			0-0 F9		0-3 SS K	4 0 0 0 0 1 1	
Mike Easler, L (1, 7) OBP: 0.342, SLG: 0.408		0-0 4-3			0-0 G3		0-0 4-3		0-0 F7	4 0 0 0 0 0 0	
Lee Lacy, R (1, 9) OBP: 0.352, SLG: 0.362		0-0 F9			0-0 3B 1B		0-0 E8 1B		0-0 P5	3 1 2 0 0 0 0 1 0 0 0 0 0 0	
Willie Stargell, L (9, PH) OBP: 0.357, SLG: 0.521											
Tony Peña, R (1, 2) OBP: 0.328, SLG: 0.435		0-0 F7			0-0 1-H 3B		0-0 4-3			3 0 1 1 0 0 1	
Dale Berra, R (1, 6) OBP: 0.318, SLG: 0.412			0-0 F7 1B		0-0 F3		0-0 F8			3 0 1 0 0 0 1	
Don Robinson, R (1, 1) OBP: 0.300, SLG: 0.446			0-0 F7		0-0 F5		0-0 1B 2B			2 0 0 0 0 0 2	
Randy Niemann, L (7, 1)										0 0 0 0 0 0 0	
John Milner, L (8, PH) OBP: 0.229, SLG: 0.167			1-2							1 1 1 0 0 0 0	
Rod Scurry, L (8, 1) OBP: 0.188, SLG: 0.188										0 0 0 0 0 0 0	
Inning Stats	R: 0 E: 0 K: 0 S: 4 H: 1 LOB: 1 BB: 0 P: 4	R: 0 E: 0 K: 0 S: 3 H: 0 LOB: 0 BB: 0 P: 3	R: 0 E: 0 K: 0 S: 3 H: 1 LOB: 0 BB: 0 P: 3	R: 0 E: 0 K: 0 S: 3 H: 1 LOB: 0 BB: 0 P: 3	R: 1 E: 0 K: 0 S: 5 H: 2 LOB: 1 BB: 0 P: 5	R: 0 E: 0 K: 0 S: 3 H: 0 LOB: 0 BB: 0 P: 3	R: 0 E: 1 K: 0 S: 4 H: 1 LOB: 1 BB: 0 P: 4	R: 1 E: 0 K: 0 S: 5 H: 2 LOB: 1 BB: 0 P: 5	R: 0 E: 0 K: 1 S: 5 H: 0 LOB: 0 BB: 0 P: 5	1B: 6 2B: 1 3B: 1 HR: 0 SF: 0 SAC: 0 DP: 0 HBP: 0	WP: 0 PB: 0 SB: 1 CS: 1 PA: 33
PITCHER	IP WLS BF H R ER SO BB IBB HBP BLK WP HR S P ERA WHIP										
Bob Forsch, R (1, 1) ERA: 3.78	7.1 W 28 8 2 2 0 0 0 0 0 0 0 0 28 28 2.46 1.091										
Bruce Sutter, R (8, 1) ERA: 3.65	1.2 S 5 0 0 0 1 0 0 0 0 0 0 0 7 7 0.00 0.000										

Pittsburgh Pirates @ St. Louis Cardinals
Busch Stadium, St. Louis, MO
 Tue Aug 03 1982, 7:05 PM CDT
 Att: 20,253 - Unknown

AB	33
R	2
H	8
RBI	2
BB	0
SO	1
LOB	9



Batter	1	2	3	4	5	6	7	8	9
Tom Herr, S OBP: 0.341, SLG: 0.325 (1, 4)	4-0 FC5-4 BB	4-0 BB		x 0-0 3-1		x 0-0 CS 1B		x 0-0 6-3	
Lonnie Smith, R OBP: 0.387, SLG: 0.429 (1, 7)	0-0 FC5-4 BB 1-2f 1B	0-3 K			x 0-0 SF8 1B	x 0-0 5-3 S 1-2 1B			
Keith Hernandez, L OBP: 0.369, SLG: 0.382 (1, 3)	0-0 F2		x 0-0 G3		x 0-0 SF8 1-H	x 0-0 5-3 1-3			
Darrell Porter, L OBP: 0.346, SLG: 0.409 (1, 2)	4-0 1B 1-2 BB		S 0-3 K		B 4-0 2B BB	x 0-0 F7			
Dane Iorg, L OBP: 0.378, SLG: 0.373 (1, 9)	0-0		x 0-0		B 4-0 2B 1-2 SH3 BB		B 4-0 G6-4-3 BB		
Tito Landrum, R OBP: 0.347, SLG: 0.406 (7, PR) (8, 9)	1-3 2-H 1B		x 0-0 1B		x 0-0 SH3 1-3 2-H 2B		x 0-0 G6-4-3 1-2f		
Willie McGee, S OBP: 0.336, SLG: 0.415 (1, 8)	0-0 1-3		x 0-0 G3		x 0-0 SH3 1-3 2-H 2B		x 0-0 G6-4-3 1-2f		
Ken Oberkfell, L OBP: 0.339, SLG: 0.359 (1, 5)		x 0-0 P6		x 0-0 P6	4-0 SH3 IBB		x 0-0 F7		
Bruce Sutter, R (8, 1)									
Ozzie Smith, S OBP: 0.360, SLG: 0.341 (1, 6)		B 4-0 SH3-4 BB		x 0-0 G3	x 0-0 SH3		x 0-0 6-3		
Bob Forsch, R OBP: 0.268, SLG: 0.302 (1, 1)		x 0-0 SH3-4		B 4-0 BB	S 0-3 K		S 0-3 K		
Mike Ramsey, S OBP: 0.340, SLG: 0.364 (8, 5)									

Inning Stats	R: 1	H: 1	E: 0	K: 0	S: 4	LOB: 2	BB: 2	P: 12	R: 0	H: 0	E: 0	K: 1	S: 5	LOB: 2	BB: 2	P: 13	R: 0	H: 1	E: 0	K: 1	S: 6	LOB: 1	BB: 0	P: 6	R: 0	H: 0	E: 0	K: 0	S: 3	LOB: 1	BB: 1	P: 7	R: 3	H: 2	E: 1	K: 1	S: 7	LOB: 2	BB: 3	P: 19	R: 0	H: 2	E: 0	K: 0	S: 4	LOB: 1	BB: 0	P: 4	R: 0	H: 0	E: 0	K: 0	S: 2	LOB: 1	BB: 1	P: 6	R: 0	H: 0	E: 0	K: 1	S: 5	LOB: 0	BB: 0	P: 5
--------------	------	------	------	------	------	--------	-------	-------	------	------	------	------	------	--------	-------	-------	------	------	------	------	------	--------	-------	------	------	------	------	------	------	--------	-------	------	------	------	------	------	------	--------	-------	-------	------	------	------	------	------	--------	-------	------	------	------	------	------	------	--------	-------	------	------	------	------	------	------	--------	-------	------


AB	R	H	RBI	BB	SO	LOB
3	0	1	0	2	0	1
4	2	2	0	0	1	3
3	0	0	1	0	0	2
2	1	0	0	2	1	1
2	1	2	1	2	0	0
0	0	0	0	0	0	0
4	0	1	1	0	0	4
3	0	0	0	1	0	1
0	0	0	0	0	0	0
2	0	0	1	1	0	0
1	0	0	0	1	1	2
1	0	0	0	0	1	0

PITCHER	IP	WLS	BF	H	R	ER	SO	BB	IBB	HBP	BLK	WP	HR	S	P	ERA	WHIP
Don Robinson, R ERA: 3.88 (1, 1)	6.0	L	32	6	4	4	3	8	1	0	0	0	0	29	65	6.00	2.333
Randy Niemann, L ERA: 5.91 (7, 1)	1.0		2	0	0	0	0	0	0	0	0	0	0	2	2	0.00	0.000
Rod Scurry, L ERA: 2.09 (8, 1)	1.0		3	0	0	0	1	0	0	0	0	0	0	5	5	0.00	0.000

BOTTOM

Pittsburgh Pirates @ St. Louis Cardinals
Busch Stadium, St. Louis, MO
 Tue Aug 03 1982, 7:05 PM CDT
 Att. 20,253 - Unknown

AB	25
R	4
H	6
RBI	4
BB	9
SO	4
LOB	14



WP: 0	PA: 37
PB: 0	
SB: 1	
CS: 1	

livebaseballscorecards.com

Batter	1	2	3	4	5	6	7	8	9	AB R H RBI BB SO LOB	TOP											
Omar Moreno, L (1, 8) OBP: 0.301, SLG: 0.323	0-0 P2		0-0 FC4-6		0-0 PB 2B 1B		0-0 F3	0-3 K		5 1 1 1 0 1 2												
Lee Lacy, R (1, 7) OBP: 0.353, SLG: 0.367	0-0 5-3			0-0 F8	0-0 2B		0-0 WP 2B 1B	0-0 F3		5 1 2 1 0 0 0												
Bill Madlock, R (1, 5) OBP: 0.358, SLG: 0.455	0-3 K			0-0 E 5-3 1B	4-0 FC3-6 IBB		0-0 1-H 2B	0-3 K		4 1 2 1 1 2 0												
Jason Thompson, L (1, 3) OBP: 0.392, SLG: 0.507		0-0 P6		0-0 E8 1-3 1B	0-0 FC3-6 1-2f		4-0 IBB	0-0 P6		4 0 1 0 1 0 2												
Dick Davis, R (1, 9) OBP: 0.304, SLG: 0.474		0-0 F9		0-0 5-3		0-3 K	0-0 1-3			4 0 0 1 0 1 3												
Tony Peña, R (1, 2) OBP: 0.324, SLG: 0.430		0-0 5-3		0-0 6-3		0-0 F7		0-0 P4		4 0 0 0 0 0 2												
Johnny Ray, S (1, 4) OBP: 0.337, SLG: 0.422			0-0 F7		0-3 K	0-0 F9		0-0 S 3B 1B		4 1 1 0 0 1 1												
Dale Berra, R (1, 6) OBP: 0.315, SLG: 0.407			0-0 F3		0-0 F2	0-0 F3		0-3 K 1-3		4 0 0 0 0 1 2												
John Candelaria, L (1, 1) OBP: 0.262, SLG: 0.275			4-0 FC4-6 BB		0-0 1B 2B		0-0 L1	0-0 3-H 3B		1 1 1 0 1 0 0												
John Milner, L (7, PH) OBP: 0.222, SLG: 0.161										1 0 0 0 0 0 0												
Rod Scurry, L (7, 1) OBP: 0.235, SLG: 0.353										1 0 1 1 0 0 0												
Inning Stats	R: 0 E: 0 K: 1 S: 5	H: 0 LOB: 0 BB: 0 P: 5	R: 0 E: 0 K: 0 S: 3	H: 0 LOB: 0 BB: 1 P: 3	R: 0 E: 0 K: 0 S: 3	H: 0 LOB: 1 BB: 1 P: 7	R: 1 E: 1 K: 0 S: 5	H: 2 LOB: 1 BB: 0 P: 5	R: 2 E: 0 K: 1 S: 8	H: 3 LOB: 2 BB: 1 P: 12	R: 0 E: 0 K: 1 S: 6	H: 0 LOB: 1 BB: 0 P: 6	R: 1 E: 0 K: 0 S: 5	H: 2 LOB: 2 BB: 1 P: 9	R: 1 E: 0 K: 2 S: 9	H: 2 LOB: 1 BB: 0 P: 9	R: 0 E: 0 K: 1 S: 5	H: 0 LOB: 0 BB: 0 P: 5	1B: 5 2B: 3 3B: 1 HR: 0	SF: 0 SAC: 0 DP: 0 HBP: 0	WP: 1 PB: 2 SB: 3 CS: 0	PA: 40
PITCHER	IP WLS BF H R ER SO BB IBB HBP BLK WP HR S P ERA WHIP																					
Dave LaPoint, L (1, 1) ERA: 3.63	6.0 L 26 5 3 1 3 1 1 0 0 0 0 0 0 30 38 1.50 1.000																					
Jeff Lahti, R (7, 1) ERA: 3.86	1.0 6 2 1 1 0 0 0 1 0 0 1 0 5 9 9.00 2.000																					
Doug Bair, R (8, 1) ERA: 2.75	0.2 4 2 1 1 1 0 0 0 0 0 0 0 6 6 13.50 3.000																					
John Martin, L (8, 1) ERA: 5.12	1.1 4 0 0 0 0 2 0 0 0 0 0 0 8 8 0.00 0.000																					

Pittsburgh Pirates @ St. Louis Cardinals
 Busch Stadium, St. Louis, MO
 Wed Aug 04 1982, 7:05 PM CDT
 Att: 20,673 - Unknown

AB	37
R	5
H	9
RBI	5
BB	3
SO	6
LOB	12



Batter	1	2	3	4	5	6	7	8	9	AB R H RBI BB SO LOB	TOP
Omar Moreno, L (1, 8) OBP: 0.301, SLG: 0.321	4-0 BB 1B 2B S BB		0-3 K		0-0 P6					2 1 0 0 1 1 0	Pittsburgh Pirates @ St. Louis Cardinals Busch Stadium, St. Louis, MO Thu Aug 05 1982, 7:05 PM CDT Att: 17,145 - Unknown livebaseballscorecards.com
Johnny Ray, S (1, 4) OBP: 0.337, SLG: 0.422	0-0 CS 1-3 1B		0-0 3-1		0-0 G3					3 0 1 0 0 0 0	
Bill Madlock, R (1, 5) OBP: 0.361, SLG: 0.459	0-0 PB 1-2 3-H 2B			0-0 E 1B 1B	0-0 6-3					3 1 2 1 0 0 0	
Jason Thompson, L (1, 3) OBP: 0.391, SLG: 0.504	0-0 6-3 2-3			0-0 E9 1B						2 1 0 0 0 0 2	
Mike Easler, L (1, 7) OBP: 0.339, SLG: 0.405	0-0 4-3			0-3 K						2 0 0 0 0 1 3	
Lee Lacy, R (1, 9) OBP: 0.350, SLG: 0.364		0-0 L5		0-0 P4						2 0 0 0 0 0 2	
Tony Peña, R (1, 2) OBP: 0.325, SLG: 0.429		0-3 K		4-0 1B BB						1 0 0 0 1 1 0	
Dale Berra, R (1, 6) OBP: 0.316, SLG: 0.407		0-3 K		0-0 1-3 2-H 3-H 1B						2 0 1 2 0 1 0	
Larry McWilliams, L (1, 1) OBP: 0.227, SLG: 0.190 John Milner, L (4, PH) OBP: 0.216, SLG: 0.156 Randy Niemann, L (4, 1)			0-3 K	0-0 P6						1 0 0 0 0 1 0 1 0 0 0 0 0 2 0 0 0 0 0 0 0	
Inning Stats	R: 1 H: 2 E: 0 LOB: 1 K: 0 BB: 1 S: 4 P: 8	R: 0 H: 0 E: 0 LOB: 0 K: 2 BB: 0 S: 7 P: 7	R: 0 H: 0 E: 0 LOB: 0 K: 2 BB: 0 S: 7 P: 7	R: 2 H: 2 E: 1 LOB: 2 K: 1 BB: 1 S: 8 P: 12	R: 0 H: 0 E: 0 LOB: 0 K: 0 BB: 0 S: 3 P: 3					1B: 3 SF: 0 2B: 1 SAC: 0 3B: 0 DP: 0 HR: 0 HBP: 0	WP: 0 PA: 21 PB: 1 SB: 1 CS: 1
PITCHER Steve Mura, R (1, 1) ERA: 3.64	IP WLS BF H R ER SO BB IBB HBP BLK WP HR S P ERA WHIP	5.0 W 21 4 3 1 5 2 0 0 0 0 0 0 29 37 1.80 1.200				PITCHER	IP WLS BF H R ER SO BB IBB HBP BLK WP HR S P ERA WHIP				

Batter	1	2	3	4	5	6	7	8	9	AB R H RBI BB SO LOB
--------	---	---	---	---	---	---	---	---	---	----------------------

Tom Herr, S OBP: 0.342, SLG: 0.330 (1, 4)	0-0 P4	0-3 K		0-0 1B 2B						3 1 1 0 0 1 1
Lonnie Smith, R OBP: 0.390, SLG: 0.433 (1, 7)	0-0 G4-6-3 1B		0-3 K	0-0 4-3 S 2-H 1B						3 0 2 1 0 1 0
Keith Hernandez, L OBP: 0.368, SLG: 0.381 (1, 3)	0-0 G4-6-3 1-2f		0-0 L4	0-0 4-3 1-3						3 0 0 0 0 0 2
George Hendrick, R OBP: 0.309, SLG: 0.453 (1, 9)		0-0 L6	0-0 BB 2B 1B	0-3 K						3 1 1 0 0 1 1
Gene Tenace, R OBP: 0.556, SLG: 0.667 (1, 2)		4-0 1B E BB	4-0 2B 1-2 BB	0-0 F8						1 2 0 0 2 0 1
David Green, R OBP: 0.337, SLG: 0.419 (1, 8)		0-0 E 1-2 1B	0-0 2B 1-3 2-H	0-0 6-3						3 2 2 1 0 0 0
Ken Oberkfell, L OBP: 0.342, SLG: 0.369 (1, 5)		0-0 E9 1-H 2-H 2B	0-0 FC5 2-H 3-H 2B	0-0 F7						3 1 2 4 0 0 0
Ozzie Smith, S OBP: 0.362, SLG: 0.340 (1, 6)		1-0 SH1-4 HBP	4-0 IBB							0 0 0 0 1 0 0
Steve Mura, R OBP: 0.103, SLG: 0.054 (1, 1)		0-0 SH1-4 1-2	0-0 FC5 2-3f							1 0 0 0 0 0 2

Inning Stats	R: 0 H: 1 E: 0 K: 0 S: 3	R: 3 H: 2 E: 1 K: 1 S: 7	R: 3 H: 3 E: 0 K: 1 S: 8	R: 1 H: 2 E: 0 K: 1 S: 7	R: 0 H: 0 E: 0 K: 0 S: 2	1B: 4 SF: 0 2B: 4 SAC: 1 3B: 0 DP: 1 HR: 0 HBP: 1
--------------	--------------------------	--------------------------	--------------------------	--------------------------	--------------------------	--

PITCHER	IP	WLS	BF	H	R	ER	SO	BB	IBB	HBP	BLK	WP	HR	S	P	ERA	WHIP
Larry McWilliams, L (1, 1)	3.0	L	18	6	6	5	2	2	2	1	0	0	0	18	31	15.00	2.667
Randy Niemann, L (4, 1)	1.2		7	2	1	1	1	0	0	0	0	0	0	9	9	5.40	1.200

BOTTOM

Pittsburgh Pirates @ St. Louis Cardinals
Busch Stadium, St. Louis, MO
 Thu Aug 05 1982, 7:05 PM CDT
 Att. 17,145 - Unknown

AB	20
R	7
H	8
RBI	6
BB	3
SO	3
LOB	7



WP: 0	PA: 25
PB: 0	SB: 1
CS: 0	

Batter	1	2	3	4	5	6	7	8	9	AB R H RBI BB SO LOB	TOP																				
Tim Raines, S OBP: 0.368, SLG: 0.370 (1, 7) X	0-0 4-3	0-0 S 1B		0-3 K		0-0 F7		0-0 S E 1B		5 1 2 1 0 1 3																					
Joel Youngblood, R OBP: 0.317, SLG: 0.368 (1, 9) X	0-0 6-3	0-3 S K			0-0 2B 1B		0-0 6-3	4-0 S CS BB		4 0 1 0 1 1 2																					
Andre Dawson, R OBP: 0.333, SLG: 0.474 (1, 8) X	0-0 1B		0-0 2-3		0-0 1-3 2B		0-0 2B	0-3 S K		5 1 3 0 0 1 1																					
Al Oliver, L OBP: 0.385, SLG: 0.525 (1, 3) X	0-0 1-3		0-0 6-3		4-0 IBB		0-0 2B		0-0 L8	4 1 1 1 1 0 1																					
Gary Carter, R OBP: 0.368, SLG: 0.543 (1, 2) X		0-0 5-3	0-0 F8		0-0 P4		0-0 F8		0-0 P6	5 0 0 0 0 0 4																					
Tim Wallach, R OBP: 0.331, SLG: 0.473 (1, 5) X		0-0 1B 1B		0-3 S K	0-0 P6		4-0 1B IBB		0-3 S K	4 1 1 0 1 2 3																					
Chris Speier, R OBP: 0.322, SLG: 0.350 (1, 6) X		0-0 G3 1B 1B		4-0 S 1B BB	0-0 6-3		0-0 1-2 2-H 1B			3 1 2 1 1 0 3																					
Doug Flynn, R OBP: 0.226, SLG: 0.249 (1, 4) X		0-0 1B G3 1B		0-0 1-2 1B		0-0 F6-3	0-0 FC6-4			4 0 2 1 0 0 2																					
Steve Rogers, R OBP: 0.266, SLG: 0.193 (1, 1) X		0-0 G3		0-3 S K		0-0 CS 1B		0-0 1-3		3 0 1 0 0 1 4																					
Woodie Fryman, R OBP: 0.200, SLG: 0.200 (7, 1) X										1 0 0 0 0 0 0																					
Jeff Reardon, R OBP: 0.125, SLG: 0.250 (8, 1) X		1-2 2-3								0 0 0 0 0 0 0																					
Inning Stats	R: 0 E: 0 K: 0 S: 4	H: 1 LOB: 1 BB: 0 P: 4	R: 2 E: 0 K: 1 S: 9	H: 4 LOB: 2 BB: 0 P: 9	R: 0 E: 0 K: 0 S: 3	H: 0 LOB: 0 BB: 0 P: 3	R: 0 E: 0 K: 3 S: 10	H: 1 LOB: 2 BB: 1 P: 14	R: 0 E: 0 K: 0 S: 5	H: 2 LOB: 3 BB: 1 P: 9	R: 0 E: 0 K: 0 S: 3	H: 1 LOB: 0 BB: 0 P: 3	R: 2 E: 0 K: 0 S: 6	H: 3 LOB: 2 BB: 1 P: 10	R: 1 E: 1 K: 1 S: 5	H: 1 LOB: 0 BB: 1 P: 9	R: 0 E: 0 K: 1 S: 5	H: 0 LOB: 0 BB: 0 P: 5	1B: 10 2B: 3 3B: 0 HR: 0	SF: 0 SAC: 0 DP: 0 HBP: 0	WP: 0 PB: 0 SB: 2 CS: 2	PA: 42									
PITCHER Joaquin Andujar, R ERA: 2.81 (1, 1)	IP: 7.0 WLS: L BF: 35 ERA: 2.81	H: 12 R: 4 ER: 4 SO: 4 BB: 1	H: 4 R: 4 ER: 4 SO: 4 BB: 2	H: 0 R: 0 ER: 0 SO: 0 BB: 0	H: 1 R: 0 ER: 0 SO: 0 BB: 0	H: 1 R: 0 ER: 0 SO: 10 BB: 1	H: 1 R: 0 ER: 0 SO: 14 BB: 1	H: 2 R: 0 ER: 0 SO: 9 BB: 1	H: 1 R: 0 ER: 0 SO: 3 BB: 0	H: 3 R: 0 ER: 0 SO: 10 BB: 1	H: 1 R: 0 ER: 0 SO: 3 BB: 0	H: 1 R: 0 ER: 0 SO: 3 BB: 0	H: 3 R: 0 ER: 0 SO: 10 BB: 1	H: 1 R: 0 ER: 0 SO: 9 BB: 1	H: 1 R: 0 ER: 0 SO: 9 BB: 1	H: 1 R: 0 ER: 0 SO: 9 BB: 1	H: 1 R: 0 ER: 0 SO: 9 BB: 1	H: 0 R: 0 ER: 0 SO: 5 BB: 0	H: 0 R: 0 ER: 0 SO: 5 BB: 0	ERA: 2.66	WHIP: 1.857	ERA: 2.66	WHIP: 1.000	ERA: 2.66	WHIP: 1.000	ERA: 2.66	WHIP: 1.000	ERA: 2.66	WHIP: 1.000	ERA: 2.66	WHIP: 1.000

Montreal Expos @ St. Louis Cardinals
 Busch Stadium, St. Louis, MO
 Fri Aug 06 1982, 7:05 PM CDT
 Att: 29,224 - Unknown

livebaseballscorecards.com

AB 38
R 5
H 13
RBI 4
BB 4
SO 6
LOB 23



BOTTOM

Montreal Expos @ St. Louis Cardinals
Busch Stadium, St. Louis, MO
Fri Aug 06 1982, 7:05 PM CDT
Att. 29,224 - Unknown

livebaseballscorecards.com

AB 36
R 3
H 11
RBI 3
BB 2
SO 6
LOB 16



WP: 0 PA: 38
PB: 0
SB: 2
CS: 1

AB R H RBI BB SO LOB

5	1	2	0	0	1	1
5	0	0	0	0	1	3
4	0	1	1	0	0	1
3	0	1	0	1	1	0
3	0	1	0	1	1	0
3	2	2	0	0	0	3
1	0	0	0	0	0	2
0	0	0	0	0	0	0
4	0	3	2	0	0	2
4	0	1	0	0	0	3
2	0	0	0	0	1	0
1	0	0	0	0	0	0
0	0	0	0	0	0	0
1	0	0	0	0	1	1

Batter	1	2	3	4	5	6	7	8	9
Tom Herr, S (1, 4) OBP: 0.343, SLG: 0.331	0-0 F7		0-0 S 2B 1B		0-0 CS 1B		0-3 K		0-0 F4-3
Ken Oberkfell, L (1, 5) OBP: 0.336, SLG: 0.363	0-3 K		0-0 F7		0-0 F7		0-0 P6		0-0 F9
Keith Hernandez, L (1, 3) OBP: 0.367, SLG: 0.382	0-0 F7		0-0 BB 1-H 2B		0-0 F4-3 1-2			0-0 1-3	
Darrell Porter, L (1, 2) OBP: 0.347, SLG: 0.406		0-0 F4-3	4-0 BB BB		0-3 K			0-0 FC6-4 1B 1B	
George Hendrick, R (1, 9) OBP: 0.311, SLG: 0.452		0-0 F8	4-0 BB 1-2 2-3 BB		0-3 K			0-0 FC6-4 1-2 1B	
Dane Iorg, L (1, 7) OBP: 0.382, SLG: 0.389		0-0	0-0 1-3		0-0			0-0 FC6-4 1-2 2-3 FC6-4	
Gene Tenace, R (8, PH) OBP: 0.549, SLG: 0.656			1B 2B		0-0 1B 2B				
Mike Ramsey, S (8, PR) OBP: 0.339, SLG: 0.358									
Willie McGee, S (1, 8) OBP: 0.337, SLG: 0.413		0-0 S 1B 2-H		0-0 6-3 1B		0-0 2-H 1B		0-0 FC6-4 1-2	
Ozzie Smith, S (1, 6) OBP: 0.361, SLG: 0.342		0-0 F9 1-2		0-0 6-3 1-2		0-0 F9			0-0 F4-3 2B
Joaquin Andujar, S (1, 1) OBP: 0.176, SLG: 0.221			0-0 G3		0-3 K		0-0 F9		0-3 K
Lonnie Smith, R (7, PH) OBP: 0.389, SLG: 0.432									
Doug Bair, R (8, 1)									
David Green, R (9, PH) OBP: 0.333, SLG: 0.414									

Inning Stats	R: 0	H: 0	E: 0	K: 1	S: 5	R: 1	H: 2	E: 0	K: 0	S: 5	R: 1	H: 2	E: 0	K: 0	S: 5	R: 0	H: 1	E: 0	K: 1	S: 5	R: 0	H: 1	E: 0	K: 2	S: 9	R: 0	H: 0	E: 0	K: 1	S: 5	R: 0	H: 2	E: 0	K: 0	S: 5	R: 0	H: 1	E: 0	K: 1	S: 6
	LOB: 0	BB: 0	P: 5	LOB: 1	BB: 0	P: 5	LOB: 3	BB: 2	P: 13	LOB: 0	BB: 0	P: 5	LOB: 0	BB: 0	P: 3	LOB: 1	BB: 0	P: 9	LOB: 0	BB: 0	P: 5	LOB: 2	BB: 0	P: 5	LOB: 1	BB: 0	P: 6	LOB: 0	BB: 0	P: 6	1B: 7	SF: 0	2B: 4	SAC: 0	3B: 0	DP: 0	HR: 0	HBP: 0		

PITCHER	IP	WLS	BF	H	R	ER	SO	BB	IBB	HBP	BLK	WP	HR	S	P	ERA	WHIP
Steve Rogers, R (1, 1) ERA: 2.38	6.0	W	26	8	3	3	4	2	0	0	0	0	0	32	40	4.50	1.667
Woodie Fryman, L (7, 1) ERA: 3.61	1.1		6	2	0	0	1	0	0	0	0	0	0	8	8	0.00	1.500
Jeff Reardon, R (8, 1) ERA: 1.8	1.2	S	6	1	0	0	1	0	0	0	0	0	0	8	8	0.00	0.600

Batter	1	2	3	4	5	6	7	8	9	AB R H RBI BB SO LOB	TOP
Tim Raines, S (1, 7) <small>OBP: 0.369, SLG: 0.372</small>	0-0 		0-0 F7		0-0 F7		0-0 4-3		0-0 	5 1 2 0 0 0 0	
Bryan Little, S (1, 6) <small>OBP: 0.300, SLG: 0.278</small> Warren Cromartie, L (9, PH) <small>OBP: 0.333, SLG: 0.384</small>	0-0 		0-0 6-3		0-0 5-3		0-0 6-3		0-0 L8	4 0 1 0 0 0 0 1 0 0 0 0 0 2	
Andre Dawson, R (1, 8) <small>OBP: 0.333, SLG: 0.480</small>	0-0 		0-0 		0-3 K		0-0 6-3		0-0 F9	5 1 2 2 0 1 2	
Al Oliver, L (1, 3) <small>OBP: 0.386, SLG: 0.526</small>	0-0 F7		0-0 4-3			0-0 		4-0 		3 1 1 0 1 0 2	
Tim Wallach, R (1, 5) <small>OBP: 0.330, SLG: 0.478</small>	0-3 K			0-0 6-3		0-0 		0-0 P5		4 1 1 2 0 1 3	
Joel Youngblood, R (1, 9) <small>OBP: 0.316, SLG: 0.366</small>	0-0 G3			0-0 		0-0 6-3		0-0 F9		4 1 1 0 0 0 3	
Tim Blackwell, S (1, 2) <small>OBP: 0.237, SLG: 0.229</small>		0-0 4-3		0-0 		0-0 G3		0-0 P6		4 0 1 0 0 0 1	
Doug Flynn, R (1, 4) <small>OBP: 0.233, SLG: 0.256</small>		0-0 F5-3		0-0 		0-0 		0-0 		4 0 3 1 0 0 0	
Bill Gullickson, R (1, 1) <small>OBP: 0.113, SLG: 0.135</small> Dan Schatzeder, L (4, 1) <small>OBP: 0.308, SLG: 0.250</small> Bryn Smith, R (7, 1) Brad Mills, L (9, PH) <small>OBP: 0.288, SLG: 0.306</small>		0-0 1-3		0-0 G4-6-3		0-3 K		0-0 FC4-6		2 0 0 0 0 0 2 1 0 0 0 0 1 1 0 0 0 0 0 0 0 1 0 0 0 0 0 1	
Inning Stats	R: 1 H: 3 E: 0 LOB: 2 K: 1 BB: 0 S: 8 P: 8	R: 0 H: 0 E: 0 LOB: 0 K: 0 BB: 0 S: 3 P: 3	R: 1 H: 1 E: 0 LOB: 0 K: 0 BB: 0 S: 4 P: 4	R: 1 H: 3 E: 0 LOB: 1 K: 0 BB: 0 S: 5 P: 5	R: 0 H: 0 E: 0 LOB: 0 K: 1 BB: 0 S: 5 P: 5	R: 2 H: 3 E: 0 LOB: 1 K: 1 BB: 0 S: 8 P: 8	R: 0 H: 0 E: 0 LOB: 0 K: 0 BB: 0 S: 3 P: 3	R: 0 H: 0 E: 0 LOB: 1 K: 0 BB: 1 S: 3 P: 7	R: 0 H: 2 E: 0 LOB: 2 K: 0 BB: 0 S: 5 P: 5	1B: 8 SF: 0 2B: 2 SAC: 0 3B: 0 DP: 1 HR: 2 HBP: 0	WP: 0 PA: 39 PB: 0 SB: 0 CS: 0
PITCHER John Stuper, R (1, 1) <small>ERA: 4.19</small> Jim Kaat, L (5, 1) <small>ERA: 3.21</small> Bruce Sutter, R (8, 1) <small>ERA: 3.54</small>	IP WLS BF H R ER SO BB IBB HBP BLK WP HR S P ERA WHIP 4.0 0 18 7 3 3 1 0 0 0 0 0 1 20 20 6.75 1.750 3.0 W 13 3 2 2 2 1 0 0 0 0 0 1 16 20 6.00 1.333 2.0 8 2 0 0 0 0 0 0 0 0 0 0 8 8 0.00 1.000	PITCHER IP WLS BF H R ER SO BB IBB HBP BLK WP HR S P ERA WHIP									

Montreal Expos @ St. Louis Cardinals
 Busch Stadium, St. Louis, MO
 Sat Aug 07 1982, 7:05 PM CDT
 Att. 39,551 - Cloudy

livebaseballscorecards.com

AB	38
R	5
H	12
RBI	5
BB	1
SO	3
LOB	17



Batter	1	2	3	4	5	6	7	8	9
Tom Herr, S OBP: 0.341, SLG: 0.329 (1, 4)	0-0 6-3	0-0 P6		0-0 6-3 1B		0-0 P3		0-0 FC4-6 FC3-6	
Ken Oberkfell, L OBP: 0.337, SLG: 0.367 (1, 5)	0-0 F8		0-0 1B PB 1B	0-0 6-3			0-0 F4-3 3B 2B	0-0 FC3-6 CS	
Keith Hernandez, L OBP: 0.368, SLG: 0.383 (1, 3)	0-0 BB 1B		0-0 PB F4-3 1B	0-0 G3			0-0 F4-3 2-3	0-0 CS	
Darrell Porter, L OBP: 0.349, SLG: 0.403 (1, 2)	4-0 1-2 BB		0-3 K		0-0 F4-3		4-0 3B BB		
Dane Iorg, L OBP: 0.379, SLG: 0.385 (1, 7)	0-0 G3		0-0 F4-3		0-0 E1 1B		0-0 1B 3B		
Lonnie Smith, R OBP: 0.392, SLG: 0.440 (5, PH) (6, 7)			0-0 F4-3		0-0 E1 1B		0-0 1B 3B		
Willie McGee, S OBP: 0.340, SLG: 0.419 (1, 8)		0-0 1B FC4-6 2B	0-3 K		0-3 K		0-0 E S SF8 1B		
David Green, R OBP: 0.340, SLG: 0.422 (1, 9)		0-0 FC4-6 1B		0-0 1B S 1B	0-0 L9		0-0 SF8		
Ozzie Smith, S OBP: 0.360, SLG: 0.341 (1, 6)		0-0 FC4-6 SH3-4		0-0 1B S 1B		0-0 F7	0-0 F4-3		
John Stuper, R OBP: 0.238, SLG: 0.300 (1, 1)		0-0 SH3-4		0-3 K		0-0 F7		0-0 FC4-6 1B	
Steve Braun, L OBP: 0.358, SLG: 0.289 (4, PH)									
Jim Kaat, L (5, 1)									
Bruce Sutter, R OBP: 0.200, SLG: 0.250 (8, 1)									

Inning Stats	R: 0	H: 1	E: 0	LOB: 2	K: 0	P: 8	R: 1	H: 2	E: 0	LOB: 1	K: 0	P: 5	R: 2	H: 2	E: 0	LOB: 0	K: 2	P: 9	R: 2	H: 3	E: 0	LOB: 1	K: 1	P: 8	R: 0	H: 1	E: 1	LOB: 1	K: 1	P: 6	R: 0	H: 0	E: 0	LOB: 0	K: 0	P: 3	R: 4	H: 3	E: 0	LOB: 0	K: 0	P: 10	R: 0	H: 1	E: 0	LOB: 0	K: 0	P: 3	
	S: 4		S: 5		S: 9		S: 8		S: 6		S: 3		S: 6		S: 3		S: 6		S: 3		S: 6		S: 3		S: 6		S: 3		S: 6		S: 3		S: 6		S: 3		S: 6		S: 3		S: 6		S: 3		S: 6		S: 3		S: 6

PITCHER	IP	WLS	BF	H	R	ER	SO	BB	IBB	HBP	BLK	WP	HR	S	P	ERA	WHIP
Bill Gullickson, R ERA: 3.84 (1, 1)	3.2		20	8	5	4	3	1	0	0	0	0	0	25	29	9.82	2.455
Dan Schatzeder, L ERA: 5.86 (4, 1)	2.2	L	11	2	2	2	1	1	0	0	0	0	0	12	16	6.75	1.125
Bryn Smith, R ERA: 3.86 (7, 1)	1.2		7	3	2	1	0	0	0	0	0	0	0	7	7	5.40	1.800

BOTTOM

Montreal Expos @ St. Louis Cardinals
 Busch Stadium, St. Louis, MO
 Sat Aug 07 1982, 7:05 PM CDT
 Att: 39,551 - Cloudy

livebaseballscorecards.com

AB	34
R	9
H	13
RBI	8
BB	2
SO	4
LOB	14



WP: 0	PA: 39
PB: 2	
SB: 3	
CS: 1	

Batter	1	2	3	4	5	6	7	8	9	AB R H RBI BB SO LOB	TOP																													
Tim Raines, S OBP: 0.372, SLG: 0.377 (1, 7) X	0-0 F7		0-0 1B 1-3 3-H 2B		0-0 S 1B		4-0 IBB			3 0 2 1 1 0 0																														
Joel Youngblood, R OBP: 0.311, SLG: 0.359 (1, 9) X	0-0 5-3		0-0 FC 1B		0-0 P3 1-2		0-0 F9			4 0 0 1 0 0 4																														
Andre Dawson, R OBP: 0.333, SLG: 0.478 (1, 8) X	0-0 F9		0-0 G5-4-3 1B		0-0 6-3			0-3 K		4 0 1 0 0 1 1																														
Gary Carter, R OBP: 0.389, SLG: 0.542 (1, 2) X		0-0 CS 1B	0-0 G5-4-3 1-2f		0-0 6-3			0-0 1B		4 0 2 0 0 0 3																														
Tim Wallach, R OBP: 0.327, SLG: 0.473 (1, 5) X		0-3 K 1-2		0-0 F2		0-0 4-3		0-3 K		4 0 0 0 0 2 2																														
Warren Cromartie, L OBP: 0.329, SLG: 0.379 (1, 3) X		0-0 G3		0-0 G3		0-0 4-3		0-0 6-3		4 0 0 0 0 0 1																														
Chris Speier, R OBP: 0.324, SLG: 0.350 (1, 6) X			4-0 1B 2B BB	0-0 FC6-4 1B		0-0 P6		0-0 6-3		3 1 1 0 1 0 0																														
Doug Flynn, R OBP: 0.233, SLG: 0.256 (1, 4) X			0-0 F9	0-0 FC6-4 1-2f		0-0 SH3-4 1B		0-0 F7		4 0 1 0 0 0 2																														
David Palmer, R OBP: 0.043, SLG: 0.043 (1, 1) X			0-0 2B FC 1B		0-0 6-3		0-0 SH3-4		0-0 6-3	2 1 1 0 0 0 0																														
Woodie Fryman, R OBP: 0.167, SLG: 0.167 (6, 1) X										1 0 0 0 0 0 0																														
Inning Stats	R: 0 E: 0 K: 0 S: 3	H: 0 LOB: 0 BB: 0 P: 3	R: 0 E: 0 K: 1 S: 5	H: 1 LOB: 0 BB: 0 P: 5	R: 2 E: 0 K: 0 S: 6	H: 3 LOB: 2 BB: 1 P: 10	R: 0 E: 0 K: 0 S: 4	H: 1 LOB: 1 BB: 0 P: 4	R: 0 E: 0 K: 0 S: 4	H: 1 LOB: 1 BB: 0 P: 4	R: 0 E: 0 K: 0 S: 3	H: 0 LOB: 0 BB: 0 P: 3	R: 0 E: 0 K: 0 S: 4	H: 1 LOB: 2 BB: 1 P: 8	R: 0 E: 0 K: 2 S: 8	H: 1 LOB: 1 BB: 0 P: 8	R: 0 E: 0 K: 0 S: 3	H: 0 LOB: 0 BB: 0 P: 3	1B: 7 2B: 2 3B: 0 HR: 0	SF: 0 SAC: 1 DP: 2 HBP: 0	WP: 0 PB: 0 SB: 1 CS: 1	PA: 36																		
PITCHER Bob Forsch, R ERA: 3.69 (1, 1)	IP 9.0	WLS L	BF 36	H 8	R 2	ER 2	SO 3	BB 1	IBB 1	HBP 0	BLK 0	WP 0	HR 0	S 40	P 48	ERA 2.00	WHIP 1.000						PITCHER	IP 9.0	WLS L	BF 36	H 8	R 2	ER 2	SO 3	BB 1	IBB 1	HBP 0	BLK 0	WP 0	HR 0	S 40	P 48	ERA 2.00	WHIP 1.000

Montreal Expos @ St. Louis Cardinals
Busch Stadium, St. Louis, MO
Sun Aug 08 1982, 3:33 AM CDT
Att: 41,089 - Unknown

livebaseballscorecards.com

AB 33
R 2
H 8
RBI 2
BB 2
SO 3
LOB 13



Batter	1	2	3	4	5	6	7	8	9	AB	R	H	RBI	BB	SO	LOB
Tom Herr, S OBP: 0.340, SLG: 0.326 (1, 4)	0-0 6-3 ①		4-0 BB ③		0-0 6-3 ③		0-0 P6 ③			3	0	0	0	1	0	1
Lonnie Smith, R OBP: 0.390, SLG: 0.440 (1, 8) (7, 7)	0-3 K ②		0-0 5-3 ③			0-0 F9 1B 2B ①		0-3 K ①		4	1	1	0	0	2	1
Keith Hernandez, L OBP: 0.367, SLG: 0.382 (1, 3)	0-0 1B ③			0-0 F4-3 ①		0-0 F9 ①		0-0 F7 ②		4	0	1	0	0	0	1
George Hendrick, R OBP: 0.313, SLG: 0.453 (1, 9)	0-0 F8 ③			0-0 G3 1B 1B ③		0-0 1B ③		0-0 5-3 ③		4	0	2	1	0	0	1
Dane Iorg, L OBP: 0.380, SLG: 0.386 David Green, R OBP: 0.333, SLG: 0.413 (6, PH) (7, 8)		0-3 K ①		0-0 G3 1B ②		0-0 L8 ②		0-3 K ①		2	0	1	0	0	1	0
Darrell Porter, L OBP: 0.345, SLG: 0.398 Gene Tenace, R OBP: 0.543, SLG: 0.646 (9, PH)		0-3 K ②		0-0 G3 ②		0-0 F4-3 ③		0-0 F8 ②		3	0	0	0	0	1	3
Ken Oberkfell, L OBP: 0.334, SLG: 0.363 Willie McGee, S OBP: 0.338, SLG: 0.417 (9, PH)		0-0 1-3 ③		0-0 F4-3 ③			0-0 F2 ①		0-0 6-3 ③	3	0	0	0	0	0	2
Ozzie Smith, S OBP: 0.360, SLG: 0.341 (1, 6)			0-0 1-3 ①		0-0 F7 ①		0-0 SH1-4 1B ①			3	0	1	0	0	0	0
Bob Forsch, R OBP: 0.259, SLG: 0.291 (1, 1)			0-0 L9 ②		0-0 6-3 ②		0-0 SH1-4 1-2 ②			2	0	0	0	0	0	0

Inning Stats	R: 0	H: 1	E: 0	K: 1	S: 6	LOB: 1	BB: 0	P: 6	R: 0	H: 0	E: 0	K: 2	S: 7	LOB: 0	BB: 0	P: 7	R: 0	H: 2	E: 0	K: 0	S: 5	LOB: 2	BB: 0	P: 5	R: 0	H: 0	E: 0	K: 0	S: 3	LOB: 0	BB: 0	P: 3	R: 1	H: 2	E: 0	K: 0	S: 5	LOB: 1	BB: 0	P: 5	R: 0	H: 1	E: 0	K: 0	S: 4	LOB: 1	BB: 0	P: 4	R: 0	H: 0	E: 0	K: 1	S: 5	LOB: 0	BB: 0	P: 5	R: 0	H: 0	E: 0	K: 1	S: 5	LOB: 0	BB: 0	P: 5
--------------	------	------	------	------	------	--------	-------	------	------	------	------	------	------	--------	-------	------	------	------	------	------	------	--------	-------	------	------	------	------	------	------	--------	-------	------	------	------	------	------	------	--------	-------	------	------	------	------	------	------	--------	-------	------	------	------	------	------	------	--------	-------	------	------	------	------	------	------	--------	-------	------

PITCHER	IP	WLS	BF	H	R	ER	SO	BB	IBB	HBP	BLK	WP	HR	S	P	ERA	WHIP
David Palmer, R ERA: 3.3 (1, 1)	5.1	W	22	5	1	1	3	1	0	0	0	0	0	27	31	1.69	1.125
Woodie Fryman, L ERA: 3.35 (6, 1)	3.2	S	12	1	0	0	2	0	0	0	0	0	0	16	16	0.00	0.273


BOTTOM

Montreal Expos @ St. Louis Cardinals
 Busch Stadium, St. Louis, MO
 Sun Aug 08 1982, 3:33 AM CDT
 Att. 41,089 - Unknown

AB	32
R	1
H	6
RBI	1
BB	1
SO	5
LOB	10



WP: 0	PA: 34
PB: 0	
SB: 0	
CS: 0	

Batter	1	2	3	4	5	6	7	8	9	AB R H RBI BB SO LOB	TOP											
Tom Herr, S (1, 4) OBP: 0.346, SLG: 0.329	4-0 G3 6-3 BB		0-0 F8 WP 1B 1B		4-0 1B 3B BB	0-0 F9		0-0 1-3 2-H S 1B		3 2 2 1 2 0 0												
Lonnie Smith, R (1, 7) OBP: 0.388, SLG: 0.437	0-0 6-3 1-2		0-0 F8 1-3		0-0 L6	0-0		0-0 F8 1-2		5 0 1 0 0 0 4												
Dane Iorg, L (1, 3) OBP: 0.371, SLG: 0.376	0-0 G3 2-3		0-3 K		0-0 F7	0-0 L7			0-0 L6	5 0 0 0 0 1 4												
George Hendrick, R (1, 9) OBP: 0.314, SLG: 0.450	0-3 K		4-0 1B BB		0-0 1-3 3B 1B			0-0 6-3	0-0 6-3	4 1 1 0 1 1 1												
Darrell Porter, L (1, 2) OBP: 0.350, SLG: 0.412		0-0 G3	0-0 1-2 1B		4-0 1-2 3B BB		0-3 K	0-0	0-0 HR	4 2 2 2 1 1 0												
Willie McGee, S (1, 8) OBP: 0.343, SLG: 0.428		0-0 1B 1B	0-0 4-3		0-0 1-1 2-H 3-H 1B 3B		0-0 F9		0-0 1B 1B	5 1 3 3 0 0 2												
Ken Oberkfell, L (1, 5) OBP: 0.338, SLG: 0.367		0-0 P5		0-3 K	0-0 3-H 1B			0-0 1B 1B	0-0 FC4-6 1B	5 1 3 1 0 1 1	AB 39 R 7 H 13 RBI 7 BB 5 SO 7 LOB 19											
Ozzie Smith, S (1, 6) OBP: 0.360, SLG: 0.340		0-0 1-3 1B		0-0 4-3	0-0 F9			4-0 1B BB	0-0 FC4-6 1-2f	4 0 1 0 1 0 3												
Dave LaPoint, L (1, 1) OBP: 0.083, SLG: 0.083		0-0 1-3		0-3 K		0-3 K		0-3 K		2 0 0 0 0 1 2												
Jeff Lahti, R (4, 1)										2 0 0 0 0 2 2												
Inning Stats	R: 0 E: 0 K: 1 S: 5	H: 0 LOB: 1 BB: 1 P: 9	R: 0 E: 0 K: 0 S: 5	H: 2 LOB: 2 BB: 0 P: 5	R: 1 E: 0 K: 1 S: 7	H: 2 LOB: 2 BB: 1 P: 11	R: 0 E: 0 K: 2 S: 7	H: 0 LOB: 0 BB: 0 P: 7	R: 4 E: 0 K: 0 S: 6	H: 3 LOB: 1 BB: 2 P: 14	R: 0 E: 0 K: 1 S: 6	H: 1 LOB: 1 BB: 0 P: 6	R: 0 E: 0 K: 1 S: 5	H: 0 LOB: 0 BB: 0 P: 5	R: 1 E: 0 K: 1 S: 6	H: 2 LOB: 1 BB: 1 P: 10	R: 1 E: 0 K: 0 S: 6	H: 3 LOB: 2 BB: 0 P: 6	1B: 11 2B: 0 3B: 1 HR: 1	SF: 0 SAC: 0 DP: 0 HBP: 0	WP: 1 PB: 0 SB: 1 CS: 0	PA: 44
PITCHER	IP WLS BF H R ER SO BB IBB HBP BLK WP HR S P ERA WHIP																					
Charlie Puleo, R (1, 1) ERA: 4.41	5.0 L 26 7 5 5 4 4 0 0 0 1 0 30 46 9.00 2.200																					
Jesse Orosco, L (6, 1) ERA: 2.84	2.0 7 1 0 0 2 0 0 0 0 0 0 11 11 0.00 0.500																					
Brent Gaff, R (8, 1) ERA: 4.55	2.0 11 5 2 2 1 1 0 0 0 0 1 12 16 9.00 3.000																					

St. Louis Cardinals @ New York Mets
 Shea Stadium, Flushing, NY
 Mon Aug 09 1982, 7:05 PM EDT
 Att. 11,383 - Unknown - 78 F

livebaseballscorecards.com

BOTTOM

St. Louis Cardinals @ New York Mets
Shea Stadium, Flushing, NY
Mon Aug 09 1982, 7:05 PM EDT
Att. 11,383 - Unknown - 78 F

livebaseballscorecards.com

AB	32
R	2
H	8
RBI	2
BB	3
SO	3
LOB	15



WP:	0	PA:	36
PB:	0	SB:	1
CS:	0		

Batter	1	2	3	4	5	6	7	8	9	AB	R	H	RBI	BB	SO	LOB									
Mookie Wilson, S OBP: 0.317, SLG: 0.366 (1, 8) BBB	4-0 1B S BB		x 0-0 F9		0-3 K		x 0-0 1-3			3	0	0	0	1	1	0									
Bob Bailor, R OBP: 0.306, SLG: 0.325 (1, 4) SSS	0-3 K		x 0-0 1B		0-0 1B		x 0-0 5-3			4	0	2	0	0	1	1									
Ellis Valentine, R OBP: 0.272, SLG: 0.390 (1, 9) X	0-0 G5-4-3 2-3 1B			x 0-0 2B	x 0-0 F9		x 0-0 FC6-4 1B			4	1	3	0	0	0	1									
Dave Kingman, R OBP: 0.293, SLG: 0.459 (1, 3) X	0-0 G5-4-3 1-2f			BBB 4-0 2B SF8 BB	x 0-0 F3		x 0-0 FC6-4 FC1-4 1-2f			3	1	0	0	1	0	4									
George Foster, R OBP: 0.325, SLG: 0.383 (1, 7)		x 0-0 F8		x 0-0 1-3 2-H 2B		x 0-0 6-3		x 0-0 FC1-4 FC6-4 1-2f		4	0	1	1	0	0	1									
John Stearns, R OBP: 0.346, SLG: 0.410 (1, 2)		x 0-0 5-3		x 0-0 F3		x 0-0 1B		x 0-0 FC6-4 1-2f		4	0	1	0	0	0	3									
Hubie Brooks, R OBP: 0.321, SLG: 0.332 (1, 5)		x 0-0 1B		4-0 IBB		0-3 K		x 0-0 6-3		3	0	1	0	1	1	1									
Ron Gardenhire, R OBP: 0.277, SLG: 0.296 Mike Jorgensen, L OBP: 0.387, SLG: 0.342 (1, 6) (9, PH)		x 0-0 F8		x 0-0 SF8 3-H		x 0-0 F3		x 0-0 4-3		2	0	0	1	0	0	2									
Charlie Puleo, R OBP: 0.136, SLG: 0.116 Jesse Orosco, R Mike Howard, S Brent Gaff, R Rusty Staub, L OBP: 0.293, SLG: 0.308 (1, 1) (6, 1) (7, PH) (8, 1) (9, PH)			x 0-0 6-3	x 0-0 4-3			x 0-0 F2		x 0-0 1-3	2	0	0	0	0	0	2									
										0	0	0	0	0	0	0									
										1	0	0	0	0	0	0									
										0	0	0	0	0	0	0									
										1	0	0	0	0	0	0									
Inning Stats	R: 0 E: 0 K: 1 S: 5	H: 1 LOB: 1 BB: 1 P: 9	R: 0 E: 0 K: 0 S: 4	H: 1 LOB: 1 BB: 0 P: 4	R: 0 E: 0 K: 0 S: 3	H: 1 LOB: 1 BB: 0 P: 3	R: 2 E: 0 K: 0 S: 5	H: 2 LOB: 2 BB: 2 P: 13	R: 0 E: 0 K: 1 S: 6	H: 1 LOB: 1 BB: 0 P: 6	R: 0 E: 0 K: 1 S: 6	H: 1 LOB: 1 BB: 0 P: 6	R: 0 E: 0 K: 0 S: 3	H: 0 LOB: 0 BB: 0 P: 3	R: 0 E: 0 K: 0 S: 4	H: 1 LOB: 1 BB: 0 P: 4	R: 0 E: 0 K: 0 S: 3	H: 0 LOB: 0 BB: 0 P: 3	1B: 6 2B: 2 3B: 0 HR: 0	SF: 1 SAC: 0 DP: 1 HBP: 0	WP: 0 PB: 0 SB: 1 CS: 0	PA: 36			
PITCHER Dave LaPoint, L ERA: 3.7 Jeff Lahti, R ERA: 3.0	(1, 1) (4, 1)	IP 3.0 6.0	WLS W	BF 14 22	H 5 3	R 2 0	ER 2 0	SO 1 2	BB 1 0	IBB 0 1	HBP 0 0	BLK 0 0	WP 0 0	HR 0 0	S 14 25	P 22 29	ERA 6.00 0.00	WHIP 2.333 0.500							

Batter	1	2	3	4	5	6	7	8	9	AB R H RBI BB SO LOB	TOP											
Tom Herr, S OBP: 0.350, SLG: 0.331 (1, 4)	4-0 BB E SF8 BB	0-0 5-3-5 1B			0-0 L7			0-0 6-3	0-0 1B	4 1 2 0 1 0 0												
Lonnie Smith, R OBP: 0.386, SLG: 0.433 (1, 7)	0-0 E4 SF8 BB 1B	0-0 5-3-5 1-3f			0-0 F7			4-0 5-3 1B BB	0-0 5-3	4 2 0 0 1 0 3												
Keith Hernandez, L OBP: 0.368, SLG: 0.380 (1, 3)	4-0 BB 1B BB				0-3 K			4-0 5-3 1B BB		2 2 0 0 2 1 0												
George Hendrick, R OBP: 0.311, SLG: 0.447 (1, 9)	0-0 SF8				0-3 K			0-0 6-3	0-0 5-3	3 0 0 1 0 1 2												
Darrell Porter, L OBP: 0.351, SLG: 0.411 (1, 2)	4-0 1B SF8 BB				0-0 4-3			0-0 BB 1B		3 1 1 2 1 1 0												
David Green, R OBP: 0.350, SLG: 0.421 (1, 8)	0-0 S 1B				0-3 K			0-0 1B 6-3 1B	4-0 1-2 BB	3 1 2 2 1 1 0												
Ken Oberkfell, L OBP: 0.337, SLG: 0.367 (1, 5)	0-0 SF8				0-0 4-3			0-0 CS 6-3 1B	0-0 G3	3 0 1 1 0 0 2												
Ozzie Smith, S OBP: 0.357, SLG: 0.336 (1, 6)	0-3 K				0-0 F9			0-0 6-3	0-0 P6	4 0 0 1 0 1 2												
Steve Mura, R OBP: 0.093, SLG: 0.049 (1, 1)					0-0 4-3			0-0 F8	0-0 4-3	4 0 0 0 0 0 1												
Inning Stats	R: 4 E: 1 K: 1 S: 7	H: 1 LOB: 1 BB: 3 P: 19	R: 0 E: 0 K: 0 S: 3	H: 1 LOB: 0 BB: 0 P: 3	R: 0 E: 0 K: 2 S: 7	H: 0 LOB: 0 BB: 0 P: 7	R: 0 E: 0 K: 1 S: 5	H: 0 LOB: 0 BB: 0 P: 5	R: 0 E: 0 K: 0 S: 3	H: 0 LOB: 0 BB: 0 P: 3	R: 0 E: 0 K: 1 S: 5	H: 0 LOB: 0 BB: 0 P: 5	R: 1 E: 0 K: 0 S: 4	H: 2 LOB: 0 BB: 0 P: 4	R: 2 E: 0 K: 0 S: 4	H: 1 LOB: 2 BB: 3 P: 16	R: 0 E: 0 K: 0 S: 4	H: 1 LOB: 1 BB: 0 P: 4	1B: 6 2B: 1 3B: 0 HR: 0	SF: 2 SAC: 0 DP: 1 HBP: 0	WP: 1 PB: 0 SB: 1 CS: 1	PA: 38
PITCHER	IP WLS BF H R ER SO BB IBB HBP BLK WP HR S P ERA WHIP																					
Randy Jones, L ERA: 4.66 (1, 1)	0.1 L 6 1 4 2 0 3 0 0 0 0 0 0 3 15 54.00 12.000																					
Ed Lynch, R ERA: 3.52 (1, 1)	4.2 14 1 0 0 4 0 0 0 0 0 0 22 22 0.00 0.214																					
Pete Falcone, L ERA: 3.89 (6, 1)	3.0 14 3 3 3 1 3 0 0 0 1 0 13 25 9.00 2.000																					
Terry Leach, R ERA: 5.1 (9, 1)	1.0 4 1 0 0 0 0 0 0 0 0 0 4 4 0.00 1.000																					

St. Louis Cardinals @ New York Mets
 Shea Stadium, Flushing, NY
 Tue Aug 10 1982, 7:05 PM EDT
 Att. 15,833 - Cloudy - 78 F

livebaseballscorecards.com

AB	30
R	7
H	6
RBI	7
BB	6
SO	5
LOB	10



Batter	1	2	3	4	5	6	7	8	9	AB R H RBI BB SO LOB	BOTTOM
--------	---	---	---	---	---	---	---	---	---	----------------------	--------

Mookie Wilson, S OBP: 0.317, SLG: 0.365 (1, 8)	0-0 5-3			0-3 K	0-0 1B			0-0 G3		4 0 1 0 0 1 0	St. Louis Cardinals @ New York Mets Shea Stadium, Flushing, NY Tue Aug 10 1982, 7:05 PM EDT Att. 15,833 - Cloudy - 78 F
Wally Backman, S OBP: 0.390, SLG: 0.375 Terry Leach, R OBP: 0.167, SLG: 0.167 (1, 4) (9, 1)	4-0 G5-4-3 BB			4-0 BB 1B BB	0-3 K			0-0 6-3		2 0 0 0 2 1 1 0 0 0 0 0 0 0	
Ellis Valentine, R OBP: 0.275, SLG: 0.392 (1, 9)	0-0 G5-4-3 1-2f			0-0 BB 1-2 1B			0-0 E6 G5-4-3		4 0 2 0 0 0 1		
Dave Kingman, R OBP: 0.293, SLG: 0.455 (1, 3)		0-0 F5		4-0 BB 1-2 2-3 BB			0-0 G5-4-3 1-2f		3 0 0 0 1 1 2		
George Foster, R OBP: 0.322, SLG: 0.379 (1, 7)		0-0 5-3		0-0 G6-4-3 BB 1-2f			0-3 K		4 0 0 0 0 1 4		
Hubie Brooks, R OBP: 0.320, SLG: 0.331 (1, 5)		0-0 L3		0-0 G4-6-3 1B			0-0 F9		4 0 1 0 0 0 1		
Ron Hodges, L OBP: 0.417, SLG: 0.438 (1, 2)			4-0 BB BB	0-0 G6-3 BB	0-0 G4-6-3 1-2f		0-0 L7		2 0 0 0 1 0 1		
Ron Gardenhire, R OBP: 0.278, SLG: 0.300 (1, 6)			0-0 G6-3 1-2f	0-0 HR 2B	0-0 HR		0-0 5-3		3 1 1 0 0 0 1		
Randy Jones, R OBP: 0.233, SLG: 0.148 Ed Lynch, R Mike Jorgensen, L OBP: 0.394, SLG: 0.390 Pete Falcone, L OBP: 0.193, SLG: 0.128 Bob Bailor, R OBP: 0.306, SLG: 0.324 (1, 1) (1, 1) (5, PH) (6, 1) (8, PH) (9, 4)			0-0 1-3	0-0 HR	0-0 HR		0-0 6-3		0 0 0 0 0 0 0 1 0 0 0 0 0 0 1 1 1 2 0 0 0 0 0 0 0 0 0 0 1 0 0 0 0 0 0		

Inning Stats	R: 0	H: 0	E: 0	LOB: 0	K: 0	S: 2	P: 6	R: 0	H: 0	E: 0	LOB: 0	K: 0	S: 3	P: 3	R: 0	H: 0	E: 0	LOB: 0	K: 0	S: 3	P: 3	R: 0	H: 0	E: 0	LOB: 0	K: 0	S: 3	P: 3	R: 0	H: 1	E: 0	LOB: 1	K: 1	S: 6	P: 6	1B: 4	SF: 0	2B: 1	SAC: 0	3B: 0	DP: 5	HR: 1	HBP: 0	WP: 0	PA: 33
--------------	------	------	------	--------	------	------	------	------	------	------	--------	------	------	------	------	------	------	--------	------	------	------	------	------	------	--------	------	------	------	------	------	------	--------	------	------	------	-------	-------	-------	--------	-------	-------	-------	--------	-------	--------

PITCHER	IP	WLS	BF	H	R	ER	SO	BB	IBB	HBP	BLK	WP	HR	S	P	ERA	WHIP	PITCHER	IP	WLS	BF	H	R	ER	SO	BB	IBB	HBP	BLK	WP	HR	S	P	ERA	WHIP								
Steve Mura, R ERA: 3.53 (1, 1)	9.0	W	33	6	2	2	4	4	0	0	0	0	1	37	53	2.00	1.111																										

livebaseballscorecards.com

AB	29
R	2
H	6
RBI	2
BB	4
SO	4
LOB	11



Batter	1	2	3	4	5	6	7	8	9	AB R H RBI BB SO LOB	TOP	
Tom Herr, S (1, 4) OBP: 0.352, SLG: 0.331	0-0 P4		0-0 F9		0-0 SH1-4	4-0 FC5-4 BB			0-0 BB 1B	3 0 1 0 1 0 0		
Lonnie Smith, R (1, 7) OBP: 0.389, SLG: 0.435	0-0 BB 1B		0-0 CS 1B		0-0 6-3 S 1B	0-0 FC5-4 1-2f			0-0 F3	5 1 3 2 0 0 3		
Keith Hernandez, L (1, 3) OBP: 0.371, SLG: 0.380	4-0 G6-3 BB		0-0 F9 1-2		0-0 6-3 1-3			0-0 G4-3 1B	4-0 BB	3 0 1 0 2 0 2		
George Hendrick, R (1, 9) OBP: 0.310, SLG: 0.443	0-0 G6-3 1-2f			0-0 1-3	0-0 2B 1B			0-3 K	0-0 5-3	5 0 1 1 0 1 5		
Darrell Porter, L (1, 2) OBP: 0.353, SLG: 0.414		4-0 BB BB BB 1B BB		0-0 F9	0-0 1-3 2B			0-0 G4-3 1-2f		3 0 1 0 1 0 1		
David Green, R (1, 8) OBP: 0.356, SLG: 0.424		0-0 1B		0-0 1B	0-0 5-3			0-0 F9		4 0 2 0 0 0 2		
Bruce Sutter, R (8, 1) OBP: 0.200, SLG: 0.250		1-3 1B		0-0 1B						0 0 0 0 0 0 0		
Ken Oberkfell, L (1, 5) OBP: 0.333, SLG: 0.362		0-0 F2		0-0 F8				0-0 F8		4 0 0 0 0 0 3		
Ozzie Smith, S (1, 6) OBP: 0.358, SLG: 0.336		0-0 F9			0-0 SH1-4 1B 1B	4-0 SH1-4 BB		0-0 4-3		3 1 1 0 1 0 2		
Joaquin Andujar, S (1, 1) OBP: 0.186, SLG: 0.229		0-0 4-3			0-0 SH1-4 1B	0-0 SH1-4		0-0 SH1-4		2 1 1 0 0 0 2		
Jim Kaat, L (8, 1) Willie McGee, S (8, 8) OBP: 0.342, SLG: 0.426					1-2 1B	1-2 1B			0-0 G1	0 0 0 0 0 0 0 1 0 0 0 0 0 0		
Inning Stats	R: 0 E: 0 K: 0 S: 3 H: 1 LOB: 1 BB: 1 P: 7	R: 0 E: 0 K: 0 S: 4 H: 1 LOB: 2 BB: 1 P: 8	R: 0 E: 0 K: 0 S: 3 H: 1 LOB: 0 BB: 0 P: 3	R: 0 E: 0 K: 0 S: 4 H: 1 LOB: 1 BB: 0 P: 4	R: 3 E: 0 K: 0 S: 8 H: 5 LOB: 2 BB: 0 P: 8	R: 0 E: 0 K: 0 S: 3 H: 0 LOB: 2 BB: 2 P: 11	R: 0 E: 0 K: 1 S: 5 H: 1 LOB: 0 BB: 0 P: 5	R: 0 E: 0 K: 0 S: 3 H: 0 LOB: 0 BB: 0 P: 3	R: 0 E: 0 K: 0 S: 4 H: 1 LOB: 2 BB: 1 P: 8	1B: 10 2B: 1 3B: 0 HR: 0 SF: 0 SAC: 2 DP: 2 HBP: 0	WP: 0 PB: 0 SB: 1 CS: 1 PA: 40	
PITCHER	IP WLS BF H R ER SO BB IBB HBP BLK WP HR S P ERA WHIP											
Ross Baumgarten, L (1, 1) ERA: 6.16	4.2 L 23 9 3 3 0 2 0 0 0 0 0 0 21 29 5.79 2.357											
Enrique Romo, R (5, 1) ERA: 4.02	3.1 12 1 0 0 1 2 0 0 0 0 0 0 12 20 0.00 0.900											
Rod Scurry, L (9, 1) ERA: 2.08	1.0 5 1 0 0 0 1 0 0 0 0 0 0 4 8 0.00 2.000											


St. Louis Cardinals @ Pittsburgh Pirates
 Three Rivers Stadium, Pittsburgh, PA
 Thu Aug 12 1982, 7:05 PM EDT
 Att. 16,430 - Unknown - 68 F

livebaseballscorecards.com

AB	33
R	3
H	11
RBI	3
BB	5
SO	1
LOB	20



Batter	1	2	3	4	5	6	7	8	9	AB R H RBI BB SO LOB
Omar Moreno, L (1, 8) OBP: 0.300, SLG: 0.319	0-0 F7		0-0 1-3			0-0 G3		0-0 P6		4 0 0 0 0 0 2
Johnny Ray, S (1, 4) OBP: 0.332, SLG: 0.410	0-0 G3		0-0 4-3			0-0 F7		0-0 F9-4 1B		4 0 1 1 0 0 0
Bill Madlock, R (1, 5) OBP: 0.356, SLG: 0.454	0-0 1B			0-3 K		0-0 5-3		0-0 F9-4		4 0 1 0 0 1 2
Jason Thompson, L (1, 3) OBP: 0.405, SLG: 0.520	4-0 BB			0-0 1B		0-0 HR		0-0 L4		3 1 2 1 1 0 0
Mike Easler, L (1, 7) OBP: 0.344, SLG: 0.437	0-0 FC4			0-0 F7		0-3 K		0-0 E3		4 0 0 0 0 1 3
Lee Lacy, R (1, 9) OBP: 0.350, SLG: 0.387		0-3 K		0-0 F9		0-0 P6		0-3 K		4 0 0 0 0 2 2
Tony Peña, R (1, 2) OBP: 0.328, SLG: 0.423		0-0 F7			0-0 G5-4-3 1B		0-0 P4		0-3 K	4 0 1 0 0 1 1
Dale Berra, R (1, 6) John Milner, L (8, PH) Rod Scurry, L (9, 1) OBP: 0.308, SLG: 0.393 OBP: 0.256, SLG: 0.216 OBP: 0.235, SLG: 0.353		0-0 5-3			0-0 G5-4-3 1B		4-0 BB 1B BB			2 0 0 0 0 0 1 0 1 0 0 1 0 0 0 0 0 0 0 0 0
Ross Baumgarten, L (1, 1) Enrique Romo, R (5, 1) Willie Stargell, L (8, PH) Jim Smith, R (8, PR) OBP: 0.091, SLG: 0.091 OBP: 0.333, SLG: 0.556 OBP: 0.333, SLG: 0.463 OBP: 0.357, SLG: 0.389			0-0 5-3		0-0 4-3		4-0 BB 1B BB			1 0 0 0 0 0 0 1 0 0 0 0 0 0 0 0 0 0 1 0 0 0 0 0 0 0 0 0
Inning Stats	R: 0 H: 1 E: 0 LOB: 2 K: 0 BB: 1 S: 4 P: 8	R: 0 H: 0 E: 0 LOB: 0 K: 1 BB: 0 S: 5 P: 5	R: 0 H: 0 E: 0 LOB: 0 K: 0 BB: 0 S: 3 P: 3	R: 0 H: 1 E: 0 LOB: 1 K: 1 BB: 0 S: 6 P: 6	R: 0 H: 1 E: 0 LOB: 0 K: 0 BB: 0 S: 3 P: 3	R: 0 H: 0 E: 0 LOB: 0 K: 1 BB: 0 S: 3 P: 3	R: 1 H: 1 E: 0 LOB: 0 K: 1 BB: 0 S: 6 P: 6	R: 1 H: 1 E: 0 LOB: 2 K: 0 BB: 2 S: 3 P: 11	R: 0 H: 0 E: 1 LOB: 1 K: 2 BB: 0 S: 8 P: 8	1B: 4 SF: 0 2B: 1 SAC: 0 3B: 0 DP: 2 HR: 1 HBP: 0

BOTTOM	
St. Louis Cardinals @ Pittsburgh Pirates Three Rivers Stadium, Pittsburgh, PA Thu Aug 12 1982, 7:05 PM EDT Att: 16,430 - Unknown - 68 F	
AB 31 R 2 H 5 RBI 2 BB 3 SO 5 LOB 11	

	PITCHER	IP	WLS	BF	H	R	ER	SO	BB	IBB	HBP	BLK	WP	HR	S	P	ERA	WHIP
Joaquin Andujar, R (1, 1) ERA: 2.8		7.0		26	4	2	2	3	2	0	0	0	0	1	30	38	2.57	0.857
Jim Kaat, L (8, 1) ERA: 3.2		0.1		3	1	0	0	0	1	0	0	0	0	0	2	6	0.00	6.000
Bruce Sutter, R (8, 1) ERA: 3.45		1.2	S	5	0	0	0	2	0	0	0	0	0	0	9	9	0.00	0.000

Batter	1	2	3	4	5	6	7	8	9	AB R H RBI BB SO LOB	TOP
Tom Herr, S (1, 4) OBP: 0.350, SLG: 0.328	4-0 3B BB	0-0 4-3			0-0 4-3		0-0 P6		0-0 SF9	3 1 0 1 1 0 3	
Lonnie Smith, R (1, 7) OBP: 0.388, SLG: 0.433 Doug Bair, R (7, 1) Mike Ramsey, S (9, PH) OBP: 0.337, SLG: 0.356	0-3 K		0-3 K		0-0 F9-3 1B		0-3 K		0-0 F8	4 0 1 0 0 3 3 0 0 0 0 0 0 0 1 0 0 0 0 0 0	
Keith Hernandez, L (1, 3) OBP: 0.372, SLG: 0.384	0-0 1-H 3B		4-0 G4-6-3 BB		0-0 F9-3 1-2			0-0 4-3		3 0 1 1 1 0 1	
Dane Iorg, L (1, 9) OBP: 0.369, SLG: 0.373	0-3 K		0-0 G4-6-3 1-2f		0-0 F8			0-0 G3 1B		4 1 1 0 0 1 2	
Darrell Porter, L (1, 2) OBP: 0.349, SLG: 0.407	0-3 K			0-3 K		0-0 F8		0-0 G3 1-2		4 0 0 0 0 2 2	
Willie McGee, S (1, 8) OBP: 0.344, SLG: 0.425		0-0 1-3		1-0 G3 HBP		0-3 K		0-0 2-H 1B		3 0 1 1 0 1 0	
Ken Oberkfell, L (1, 5) OBP: 0.335, SLG: 0.364		0-0 1B SH3 1B		0-0 G3 1-2			0-0 FC4-6 1B	0-0 4-3		4 1 2 0 0 0 2	
Ozzie Smith, S (1, 6) OBP: 0.362, SLG: 0.341		0-0 SH3 S 1B		4-0 BB BB			0-0 FC4-6 1B 1-2f		0-0 F9 SF9 2B	3 1 2 0 1 0 1	
Bob Forsch, R (1, 1) OBP: 0.299, SLG: 0.291 Steve Braun, L (4, PH) OBP: 0.352, SLG: 0.283 Jeff Lahti, R (4, 1) John Martin, S (5, 1) OBP: 0.167, SLG: 0.091 David Green, R (7, PH) OBP: 0.358, SLG: 0.426 (7, 9)		0-0 SH3 3-H		0-3 K			0-0 1-2 1B		0-0 F9	0 0 0 1 0 0 0 1 0 0 0 0 1 2 0 0 0 0 0 0 0 0 0 0 0 0 0 0 2 0 1 0 0 0 1	
Inning Stats	R: 1 H: 1 E: 0 LOB: 1 K: 3 BB: 1 S: 10 P: 14	R: 1 H: 2 E: 0 LOB: 1 K: 0 BB: 0 S: 5 P: 5	R: 0 H: 0 E: 0 LOB: 0 K: 1 BB: 1 S: 4 P: 8	R: 0 H: 0 E: 0 LOB: 2 K: 2 BB: 1 S: 7 P: 12	R: 0 H: 1 E: 0 LOB: 0 K: 0 BB: 0 S: 3 P: 3	R: 0 H: 0 E: 0 LOB: 0 K: 1 BB: 0 S: 5 P: 5	R: 0 H: 2 E: 0 LOB: 2 K: 1 BB: 0 S: 7 P: 7	R: 1 H: 2 E: 0 LOB: 1 K: 0 BB: 0 S: 5 P: 5	R: 1 H: 1 E: 0 LOB: 0 K: 0 BB: 0 S: 4 P: 4	1B: 7 SF: 1 2B: 2 SAC: 1 3B: 1 DP: 2 HR: 0 HBP: 1	WP: 0 PA: 38 PB: 0 SB: 1 CS: 0
PITCHER Don Robinson, R (1, 1) ERA: 3.76	IP WLS BF H R ER SO BB IBB HBP BLK WP HR S P ERA WHIP										
	9.0 W 38 9 4 4 8 3 0 1 0 0 0 0 50 63 4.00 1.333										

St. Louis Cardinals @ Pittsburgh Pirates
Three Rivers Stadium, Pittsburgh, PA

Fri Aug 13 1982, 7:05 PM EDT
Att. 25,700 - Unknown - 62 F

livebaseballscorecards.com

AB 32
R 4
H 9
RBI 4
BB 3
SO 8
LOB 17



Batter	1	2	3	4	5	6	7	8	9	AB	R	H	RBI	BB	SO	LOB
Omar Moreno, L OBP: 0.301, SLG: 0.320 (1, 8) X	0-0 F7 1B 4-3 1B	0-3 K			0-0 SH1-3 E 1B	0-0 F8		0-0 4-3		5	2	2	0	0	1	1
Johnny Ray, S OBP: 0.331, SLG: 0.409 (1, 4) X	0-0 4-3 1-2 2B 1B		0-0 L4		0-0 SH1-3 1-2	0-0 G3		0-0 4-3		4	1	1	0	0	0	1
Bill Madlock, R OBP: 0.360, SLG: 0.463 (1, 5) X	0-0 F7 1-2 2-3		0-0 2B FC6-4 1B		4-0 FC4-6 IBB		0-0 HR			3	2	2	1	1	0	2
Jason Thompson, L OBP: 0.404, SLG: 0.520 (1, 3) X	0-0 4-3 2-3 3-H		0-0 FC6-4 1-3 2B		0-0 FC4-6 1-2f 2-H 1B		0-3 K			4	0	1	1	0	1	2
Mike Easler, L OBP: 0.351, SLG: 0.445 (1, 7) X	0-0 2B		4-0 FC6-4 IBB		0-0 1-2 1B		0-0 1B 1B			3	0	3	1	1	0	0
Lee Lacy, R OBP: 0.349, SLG: 0.385 (1, 9) X	0-0 4-3		0-0 FC6-4 1-2f 2-3 3-H CS		0-0 F8		0-0 1-2 1B			4	0	1	1	0	0	5
Tony Peña, R OBP: 0.330, SLG: 0.430 (1, 2) X		0-0 HR	0-0 CS 1-2		0-0 F9		4-0 2B BB		0-0 P6	3	2	1	1	1	0	2
Dale Berra, R OBP: 0.308, SLG: 0.391 (1, 6) X		0-0 F9		0-0 G1-6-3 1B		0-0 F8		0-3 K		4	0	1	0	0	1	3
Don Robinson, R OBP: 0.324, SLG: 0.469 (1, 1) X		0-3 K2-3		0-0 G1-6-3 1-2f		0-0 2B		0-3 K		4	0	1	1	0	2	1

Inning Stats	R: 2	H: 3	E: 0	K: 0	S: 6	H: 3	LOB: 1	BB: 0	P: 6	R: 1	H: 1	E: 0	K: 2	S: 8	H: 1	LOB: 0	BB: 0	P: 8	R: 1	H: 2	E: 0	K: 0	S: 4	R: 0	H: 1	E: 0	K: 0	S: 3	R: 1	H: 2	E: 1	K: 0	S: 5	R: 1	H: 1	E: 0	K: 0	S: 4	R: 1	H: 3	E: 0	K: 2	S: 10	R: 0	H: 0	E: 0	K: 1	S: 5
--------------	------	------	------	------	------	------	--------	-------	------	------	------	------	------	------	------	--------	-------	------	------	------	------	------	------	------	------	------	------	------	------	------	------	------	------	------	------	------	------	------	------	------	------	------	-------	------	------	------	------	------

PITCHER															PITCHER																																				
IP	WLS	BF	H	R	ER	SO	BB	IBB	HBP	BLK	WP	HR	S	P	ERA	WHIP	IP	WLS	BF	H	R	ER	SO	BB	IBB	HBP	BLK	WP	HR	S	P	ERA	WHIP																		
Bob Forsch, R ERA: 3.83 (1, 1)	3.0	L	15	6	4	4	2	0	0	0	0	0	1	22	12.00	2.000																																			
Jeff Lahti, R ERA: 3.21 (4, 1)	1.0		4	2	1	1	0	0	0	0	0	0	0	4	9.00	2.000																																			
John Martin, L ERA: 5.1 (5, 1)	2.0		10	2	1	1	0	1	1	0	0	0	0	8	4.50	1.500																																			
Doug Bair, R ERA: 2.71 (7, 1)	2.0		9	3	1	1	3	0	0	0	0	0	0	15	4.50	1.500																																			


BOTTOM

St. Louis Cardinals @ Pittsburgh Pirates
 Three Rivers Stadium, Pittsburgh, PA

Fri Aug 13 1982, 7:05 PM EDT
 Att: 25,700 - Unknown - 62 F

livebaseballscorecards.com

AB	34
R	7
H	13
RBI	6
BB	3
SO	5
LOB	17



WP: 0	PA: 39
PB: 0	
SB: 0	
CS: 1	

Batter	1	2	3	4	5	6	7	8	9	AB	R	H	RBI	BB	SO	LOB
Omar Moreno, L (1, 8) OBP: 0.300, SLG: 0.319	0-0 CS 1B		0-0 G3		0-0 F8		0-0 F8-4			4	0	1	0	0	0	2
Johnny Ray, S (1, 4) OBP: 0.329, SLG: 0.405	0-0 F8 1-2		0-0 3-1		0-0 FC1-6			0-3 K		4	0	0	0	0	1	2
Bill Madlock, R (1, 5) OBP: 0.361, SLG: 0.463	0-0 5-3		0-0 BB 1B		0-0 2-1			0-0 1B 1B		4	0	2	0	0	0	1
Jason Thompson, L (1, 3) OBP: 0.409, SLG: 0.530		4-0 FC4-6 BB	4-0 1-2 BB		0-0 HR			0-0 1B 1-2		2	1	2	1	2	0	0
Mike Easler, L (1, 7) OBP: 0.347, SLG: 0.439		0-0 FC4-6 E 1-2f	0-3 K		0-0 3-1			0-3 K		4	0	0	0	0	2	5
Lee Lacy, R (1, 9) OBP: 0.355, SLG: 0.392		0-0 E9		0-0 P3-4 1B		0-0 CS 1B		0-0 4-3		3	0	3	0	0	0	0
Willie Stargell, L (8, PH) OBP: 0.328, SLG: 0.455										1	0	0	0	0	0	2
Rod Scurry, L (9, 1) OBP: 0.235, SLG: 0.353		0-0 1-3 1B								0	0	0	0	0	0	0
Tony Peña, R (1, 2) OBP: 0.326, SLG: 0.425		0-3 K		0-0 P3-4 1B		0-0 F9		0-3 K		4	0	0	0	0	2	4
Dale Berra, R (1, 6) OBP: 0.307, SLG: 0.388		4-0 BB		0-3 K			0-0 6-3		0-0 5-3	3	0	0	0	1	1	0
John Candelaria, L (1, 1) OBP: 0.283, SLG: 0.279		0-3 K			4-0 FC1-6 BB		0-0 F8-4 1B		0-0 5-3	1	0	0	0	1	1	3
John Milner, L (7, PH) OBP: 0.273, SLG: 0.237										1	0	1	0	0	0	0
Kent Tekulve, R (8, 1) OBP: 0.091, SLG: 0.091										0	0	0	0	0	0	0
Dick Davis, R (9, 9) OBP: 0.300, SLG: 0.464										1	0	0	0	0	0	0

Inning Stats		R: 0 E: 0 K: 0 S: 3	H: 1 LOB: 0 BB: 0 P: 3	R: 0 E: 1 K: 2 S: 8	H: 1 LOB: 3 BB: 2 P: 16	R: 0 E: 0 K: 1 S: 6	H: 1 LOB: 2 BB: 1 P: 10	R: 0 E: 0 K: 1 S: 5	H: 1 LOB: 0 BB: 0 P: 5	R: 0 E: 0 K: 0 S: 3	H: 0 LOB: 1 BB: 1 P: 7	R: 1 E: 0 K: 0 S: 4	H: 2 LOB: 0 BB: 0 P: 4	R: 0 E: 0 K: 0 S: 3	H: 1 LOB: 0 BB: 0 P: 3	R: 0 E: 0 K: 2 S: 9	H: 2 LOB: 2 BB: 0 P: 9	R: 0 E: 0 K: 1 S: 5	H: 0 LOB: 0 BB: 0 P: 5	1B: 8 2B: 2 3B: 0 HR: 1	SF: 0 SAC: 0 DP: 2 HBP: 0	WP: 0 PB: 0 SB: 0 CS: 2	PA: 36 ERA WHIP																		
PITCHER																IP	WLS	BF	H	R	ER	SO	BB	IBB	HBP	BLK	WP	HR	S	P	ERA	WHIP									
John Stuper, R (1, 1) ERA: 3.89		7.1	W	30	8	1	1	5	4	0	0	0	0	1	36	52	1.23	1.636																							
Jim Kaat, L (8, 1) ERA: 3.18		0.1		2	1	0	0	1	0	0	0	0	0	4	4	0.00	3.000																								
Bruce Sutter, R (8, 1) ERA: 3.39		1.1	S	4	0	0	0	1	0	0	0	0	0	6	6	0.00	0.000																								

BOTTOM


St. Louis Cardinals @ Pittsburgh Pirates

Three Rivers Stadium, Pittsburgh, PA

Sat Aug 14 1982, 7:05 PM EDT
Att. 15,828 - Sunny - 78 F

livebaseballscorecards.com

AB	32
R	1
H	9
RBI	1
BB	4
SO	7
LOB	19



Batter	1	2	3	4	5	6	7	8	9	AB R H RBI BB SO LOB	TOP		
Tom Herr, S (1, 4) OBP: 0.349, SLG: 0.332	0-0 F8		4-0 G3 S 1B BB		0-0 6-3 2B		0-0 6-3		0-0 P6	4 2 1 0 1 0 0			
Lonnie Smith, R (1, 7) OBP: 0.386, SLG: 0.439	0-0 F8		0-0 F9		0-0 6-3		0-0 6-3 1B		0-0 F7	5 1 1 0 0 0 2			
Keith Hernandez, L (1, 3) OBP: 0.376, SLG: 0.397	0-0 FC6-4 1B		0-0 G3		0-0 1B 2B		0-0 E 1B		0-0 4-3	5 1 3 2 0 0 1			
George Hendrick, R (1, 9) OBP: 0.319, SLG: 0.451	0-0 FC6-4 1-2f		0-0 S 1B		0-0 1B		0-3 K			4 0 2 2 0 1 2			
Darrell Porter, L (1, 2) OBP: 0.350, SLG: 0.415		0-0 G3 1B 6-3 1B	0-0 4-3		0-3 K		0-0 E9			4 1 1 0 0 1 2			
Willie McGee, S (1, 8) OBP: 0.346, SLG: 0.423		0-0 6-3 G3 1-2 1B		0-0 P4		0-0 5-3 1B		0-0 F9		4 0 2 0 0 0 2			
Ken Oberkfell, L (1, 5) OBP: 0.332, SLG: 0.358		0-0 G3		0-0 G3		0-0 P6		0-0 P6		4 0 0 0 0 0 3			
Ozzie Smith, S (1, 6) OBP: 0.359, SLG: 0.338		0-0 6-3		0-0 S 1B		0-0 5-3		0-0 F8		4 0 1 1 0 0 2			
Dave LaPoint, L (1, 1) OBP: 0.071, SLG: 0.071		0-0 L4		0-0 5-3		0-0 4-3		0-0 F7		4 0 0 0 0 0 3			
Bruce Sutter, R (9, 1) OBP: 0.200, SLG: 0.250										0 0 0 0 0 0 0			
Inning Stats	R: 0 H: 1 E: 0 LOB: 1 K: 0 BB: 0 S: 4 P: 4	R: 1 H: 2 E: 0 LOB: 1 K: 0 BB: 0 S: 5 P: 5	R: 1 H: 1 E: 0 LOB: 1 K: 0 BB: 1 S: 4 P: 8	R: 0 H: 1 E: 0 LOB: 1 K: 0 BB: 0 S: 4 P: 4	R: 2 H: 3 E: 0 LOB: 0 K: 1 BB: 0 S: 7 P: 7	R: 0 H: 1 E: 0 LOB: 1 K: 0 BB: 0 S: 4 P: 4	R: 1 H: 2 E: 1 LOB: 2 K: 1 BB: 0 S: 8 P: 8	R: 0 H: 0 E: 0 LOB: 0 K: 0 BB: 0 S: 3 P: 3	R: 0 H: 0 E: 0 LOB: 0 K: 0 BB: 0 S: 3 P: 3	1B: 9 SF: 0 2B: 2 SAC: 0 3B: 0 DP: 0 HR: 0 HBP: 0	WP: 0 PA: 39 PB: 0 SB: 4 CS: 0		
PITCHER	IP WLS BF H R ER SO BB IBB HBP BLK WP HR S P ERA WHIP											PITCHER	IP WLS BF H R ER SO BB IBB HBP BLK WP HR S P ERA WHIP
Manny Sarmiento, R (1, 1) ERA: 3.63	6.0 L 27 9 4 4 1 1 0 0 0 0 0 0 28 32 6.00 1.667												
Enrique Romo, R (7, 1) ERA: 4.03	2.0 9 2 1 1 1 0 0 0 0 0 0 0 11 11 4.50 1.000												
Rod Scurry, L (9, 1) ERA: 2.02	1.0 3 0 0 0 0 0 0 0 0 0 0 0 3 3 0.00 0.000												

St. Louis Cardinals @ Pittsburgh Pirates
 Three Rivers Stadium, Pittsburgh, PA
 Sun Aug 15 1982, 3:38 AM EDT
 Att. 31,755 - Sunny - 82 F

livebaseballscorecards.com

AB	38
R	5
H	11
RBI	5
BB	1
SO	2
LOB	17



BOTTOM

St. Louis Cardinals @ Pittsburgh Pirates
Three Rivers Stadium, Pittsburgh, PA

Sun Aug 15 1982, 3:38 AM EDT
Att. 31,755 - Sunny - 82 F

livebaseballscorecards.com

AB	31
R	2
H	7
RBI	2
BB	2
SO	4
LOB	12



WP:	0	PA:	33
PB:	0		
SB:	0		
CS:	0		

AB R H RBI BB SO LOB

4	0	1	0	0	0	0
3	1	1	0	1	0	2
4	1	2	1	0	0	3
3	0	0	0	1	1	2
3	0	0	0	0	1	1
1	0	1	1	0	0	0
4	0	1	0	0	1	2
3	0	0	0	0	1	2
3	0	0	0	0	0	0
1	0	1	0	0	0	0
0	0	0	0	0	0	0
1	0	0	0	0	0	0
0	0	0	0	0	0	0

Batter	1	2	3	4	5	6	7	8	9
Omar Moreno, L (1, 8) OBP: 0.298, SLG: 0.317	0-0 4-3		0-0 6-3			0-0 G4-3 1-2 1B		0-0 G3	
Lee Lacy, R (1, 7) OBP: 0.359, SLG: 0.393	0-0 G6-4-3 1B			0-0 5-3		0-0 F7		4-0 1B 1B BB	
Bill Madlock, R (1, 5) OBP: 0.362, SLG: 0.470	0-0 G6-4-3 1-2f			0-0 HR		0-0 G4-3 1-2f		0-0 L1-3 1B	
Jason Thompson, L (1, 3) OBP: 0.406, SLG: 0.523		4-0 BB		0-3 K		0-0 G3		0-0 L1-3 1-2	
Dick Davis, R (1, 9) OBP: 0.296, SLG: 0.452		0-3 K		0-0 L4		0-0 F7		0-0 1B	
Mike Easler, L (9, PH) OBP: 0.345, SLG: 0.436								3-H 0-3 K	
Dale Berra, R (1, 6) OBP: 0.309, SLG: 0.389		0-0 L6			0-0 F9		0-0 1B		
Johnny Ray, S (1, 4) OBP: 0.325, SLG: 0.400		0-0 F8			0-0 P4		0-3 K		
Steve Nicosia, R (1, 2) OBP: 0.346, SLG: 0.378			0-0 6-3		0-0 P4			0-0 4-3	
Manny Sarmiento, R (1, 1) OBP: 0.267, SLG: 0.214			0-0 P3			0-0 1B 1B		0-0 F9	
Jim Morrison, R (6, PH) OBP: 0.284, SLG: 0.438									
Enrique Romo, R (7, 1) OBP: 0.333, SLG: 0.556									
Jim Smith, R (8, PH) OBP: 0.341, SLG: 0.368									
Rod Scurry, L (9, 1) OBP: 0.235, SLG: 0.353									

Inning Stats	R: 0	H: 1	E: 0	K: 0	S: 3	H: 0	LOB: 0	BB: 0	P: 3	R: 0	H: 0	E: 0	K: 0	S: 3	R: 0	H: 0	E: 0	K: 0	S: 3	R: 1	H: 1	E: 0	K: 1	S: 6	R: 0	H: 0	E: 0	K: 0	S: 3	R: 0	H: 2	E: 0	K: 0	S: 4	R: 0	H: 1	E: 0	K: 1	S: 6	R: 0	H: 0	E: 0	K: 0	S: 3	R: 1	H: 2	E: 0	K: 1	S: 6
--------------	------	------	------	------	------	------	--------	-------	------	------	------	------	------	------	------	------	------	------	------	------	------	------	------	------	------	------	------	------	------	------	------	------	------	------	------	------	------	------	------	------	------	------	------	------	------	------	------	------	------

PITCHER	IP	WLS	BF	H	R	ER	SO	BB	IBB	HBP	BLK	WP	HR	S	P	ERA	WHIP
Dave LaPoint, L (1, 1) ERA: 3.6	8.0		29	5	2	2	3	2	0	0	0	0	1	33	41	2.25	0.875
Bruce Sutter, R (9, 1) ERA: 3.34	1.0		4	2	0	0	1	0	0	0	0	0	0	6	6	0.00	2.000

1B:	2B:	3B:	HR:	SF:	SAC:	DP:	HBP:
6	1	0	1	0	0	3	0

WP:	HR:	S:	P:	ERA:	WHIP:
0	1	10	33	2.25	0.875

Batter	1	2	3	4	5	6	7	8	9	AB R H RBI BB SO LOB	TOP																									
Gene Richards, L (1, 9) OBP: 0.336, SLG: 0.355	0-0 CS 1B		0-0 FC4-6 1B			0-0 4-3		0-0 G1		4 0 2 0 0 0 0																										
Tony Gwynn, L (1, 8) OBP: 0.318, SLG: 0.322	0-0 1-3 1-2		0-0 FC4-6 1-2			0-0 F7		0-0 F8		4 0 0 0 0 0 3																										
Garry Templeton, S (1, 6) OBP: 0.267, SLG: 0.356	0-0 F8					0-0 3-1		0-0 4-3		4 0 1 0 0 0 0																										
Terry Kennedy, L (1, 2) OBP: 0.317, SLG: 0.478		0-3 K				0-0 F8 1-2		0-0 2B 1B		4 1 2 0 0 1 1																										
Joe Pittman, R (9, PR) OBP: 0.286, SLG: 0.279								SH1-4 2B		0 0 0 0 0 0 0																										
Steve Swisher, R (9, 2) OBP: 0.308, SLG: 0.429										0 0 0 0 0 0 0																										
Joe Lefebvre, L (1, 7) OBP: 0.253, SLG: 0.257		0-0 6-3				0-3 K		0-0 SH1-4 2-3		3 0 0 0 0 1 2																										
Luis Salazar, R (1, 5) OBP: 0.293, SLG: 0.365		0-0 5-3				0-0 6-3		0-0 1B		4 0 1 0 0 1 2																										
Broderick Perkins, L (1, 3) OBP: 0.344, SLG: 0.348						0-0 3-1		0-0 P6		4 1 1 1 0 0 3																										
Luis DeLeon, R (9, 1) OBP: 0.167, SLG: 0.182								1-H E 2B		0 0 0 0 0 0 0																										
Tim Flannery, L (1, 4) OBP: 0.325, SLG: 0.317						0-0 FC3-6 1B		0-0 E8 2-H 1B		4 0 2 1 0 1 3																										
Eric Show, R (1, 1) OBP: 0.143, SLG: 0.143						0-0 3-1		0-0 F8		2 0 0 0 0 1 1																										
Sixto Lezcano, R (7, PH) OBP: 0.406, SLG: 0.495										1 0 0 0 0 0 1																										
Gary Lucas, L (7, 1)										0 0 0 0 0 0 0																										
Joe Lansford, R (9, 3) OBP: 0.467, SLG: 0.300										0 0 0 0 0 0 0																										
Inning Stats	R: 0 E: 0 K: 0 S: 3	H: 1 LOB: 0 BB: 0 P: 3	R: 0 E: 0 K: 1 S: 5	H: 0 LOB: 0 BB: 0 P: 5	R: 0 E: 0 K: 0 S: 5	H: 2 LOB: 2 BB: 0 P: 5	R: 0 E: 0 K: 1 S: 6	H: 1 LOB: 1 BB: 0 P: 6	R: 0 E: 0 K: 2 S: 7	H: 0 LOB: 0 BB: 0 P: 7	R: 2 E: 1 K: 1 S: 8	H: 3 LOB: 1 BB: 0 P: 8	R: 0 E: 0 K: 0 S: 3	H: 0 LOB: 0 BB: 0 P: 3	R: 0 E: 0 K: 0 S: 5	H: 2 LOB: 3 BB: 0 P: 5	1B: 7 2B: 2 3B: 0 HR: 0	SF: 0 SAC: 1 DP: 0 HBP: 0	WP: 0 PB: 0 SB: 1 CS: 1	PA: 35																
PITCHER	IP WLS BF H R ER SO BB IBB HBP BLK WP HR S P ERA WHIP																																			
Joaquin Andujar, R (1, 1) ERA: 2.78	8.0	31	8	2	2	5	0	0	0	0	0	0	0	41	41	2.25	1.000																			
Bruce Sutter, R (9, 1) ERA: 3.3	1.0	W	4	1	0	0	0	0	0	0	0	0	0	4	4	0.00	1.000																			

San Diego Padres @ St. Louis Cardinals
 Busch Stadium, St. Louis, MO
 Tue Aug 17 1982, 7:05 PM CDT
 Att: 27,679 - Unknown

livebaseballscorecards.com

AB	34
R	2
H	9
RBI	2
BB	0
SO	5
LOB	16



BOTTOM

San Diego Padres @ St. Louis Cardinals
Busch Stadium, St. Louis, MO
Tue Aug 17 1982, 7:05 PM CDT
Att. 27,679 - Unknown

livebaseballscorecards.com

AB 29
R 3
H 8
RBI 3
BB 7
SO 1
LOB 15



WP: 0 PA: 40
PB: 0
SB: 0
CS: 1

AB R H RBI BB SO LOB

4 0 0 0 1 1 5

3 0 0 0 2 0 2

4 1 2 1 1 0 2

3 0 0 1 0 0 1

3 0 0 0 1 0 0

4 0 1 0 0 0 2

4 1 2 0 0 0 1

2 1 2 1 2 0 0

2 0 1 0 0 0 2
0 0 0 0 0 0 0
0 0 0 0 0 0 0

1B: 6 SF: 1
2B: 2 SAC: 2
3B: 1 DP: 1
HR: 0 HBP: 0

Batter	1	2	3	4	5	6	7	8	9
Tom Herr, S OBP: 0.347, SLG: 0.328 (1, 4)	0-3 K		0-0 G3		0-0 G3		0-0 L4-3		4-0 1B BB IBB
Lonnie Smith, R OBP: 0.386, SLG: 0.436 (1, 7)	0-0 F9			0-0 5-3	0-0 F7		4-0 BB		4-0 1B BB
Keith Hernandez, L OBP: 0.378, SLG: 0.402 (1, 3)	4-0 CS BB			0-0 E1 FC4-6		0-0 SF9 3B	0-0 4-3		0-0 1B
George Hendrick, R OBP: 0.315, SLG: 0.448 (1, 9)	0-0 CS	0-0 P6		0-0 FC4-6 FC5 BB		0-0 SF9		0-0 G3	
Darrell Porter, L OBP: 0.348, SLG: 0.410 (1, 2)		0-0 P6		4-0 BB		0-0 P5		0-0 F3	
Willie McGee, S OBP: 0.345, SLG: 0.421 (1, 8)		0-0 P6		0-0 FC5		0-0 6-3		0-0 1B	
Ken Oberkfell, L OBP: 0.334, SLG: 0.360 (1, 5)			0-0 F9		0-0 G3 1B 1B		0-0 2B 1B		0-0 F7
Ozzie Smith, S OBP: 0.364, SLG: 0.344 (1, 6)			4-0 SH1-3 BB		0-0 G3 1B		0-0 1B 2B		4-0 BB SH1-3 1B BB
Joaquin Andujar, S OBP: 0.194, SLG: 0.236 (1, 1)			0-0 SH1-3		0-0 F9		0-0 L4-3 1B		0-0 SH1-3
Bruce Sutter, R OBP: 0.200, SLG: 0.250 (9, 1)									
Mike Ramsey, S OBP: 0.332, SLG: 0.350 (9, 5)									

Inning Stats	R: 0	H: 0	E: 0	K: 1	S: 4	R: 0	H: 0	E: 0	K: 0	S: 3	R: 0	H: 0	E: 0	K: 0	S: 3	R: 0	H: 2	E: 0	K: 0	S: 5	R: 1	H: 1	E: 0	K: 0	S: 4	R: 1	H: 3	E: 0	K: 0	S: 5	R: 0	H: 1	E: 0	K: 0	S: 4	R: 1	H: 1	E: 0	K: 0	S: 2	1B: 6	SF: 1	2B: 2	SAC: 2	3B: 1	DP: 1	HR: 0	HBP: 0
	0	0	0	1	8	0	0	0	0	3	0	0	0	0	3	0	2	0	0	5	0	1	0	0	4	0	0	3	0	9	0	1	0	4	0	1	1	6	1	2	1	0	0	0				

PITCHER	IP	WLS	BF	H	R	ER	SO	BB	IBB	HBP	BLK	WP	HR	S	P	ERA	WHIP
Eric Show, R ERA: 2.31 (1, 1)	6.0		24	3	1	1	1	3	0	0	0	0	0	23	35	1.50	1.000
Gary Lucas, L ERA: 3.56 (7, 1)	2.1	L	13	4	2	2	0	2	1	0	0	0	0	10	22	7.71	2.571
Luis DeLeon, R ERA: 2.12 (9, 1)	0.0		2	1	0	0	0	1	0	0	0	0	0	1	5	∞	∞

Batter	1	2	3	4	5	6	7	8	9	AB R H RBI BB SO LOB	TOP																							
Tony Gwynn, L (1, 8) OBP: 0.323, SLG: 0.328	0-0 F7		0-0 6-3			0-0 G4-6-3 1B		0-0 1B		4 0 2 0 0 0 0	San Diego Padres @ St. Louis Cardinals Busch Stadium, St. Louis, MO Wed Aug 18 1982, 7:05 PM CDT Att: 26,888 - Unknown livebaseballscorecards.com																							
Joe Lefebvre, L (1, 7) OBP: 0.247, SLG: 0.250	0-0 L7			0-0 1-3		0-0 G4-6-3 1-2f		0-3 K		4 0 0 0 0 1 2																								
Garry Templeton, S (1, 6) OBP: 0.269, SLG: 0.359	0-0 F7			0-0 FC5 S 1B		0-0 2B		0-0 F7		4 0 2 0 0 0 1																								
Terry Kennedy, L (1, 2) OBP: 0.317, SLG: 0.479		0-0 L8		0-0 P5 1-2		0-0 F9			0-0 WP 2B	4 1 1 0 0 0 2																								
Sixto Lezcano, R (1, 9) OBP: 0.404, SLG: 0.491		0-0 P3		4-0 BB		0-0 1-3			0-0 L6 2-3	3 0 0 0 1 0 1																								
Luis Salazar, R (1, 5) OBP: 0.297, SLG: 0.372		4-0 S BB		0-0 FC5 2-3f		0-0 2B			0-0 4-3 3-H 2B	3 0 2 1 1 0 2																								
Broderick Perkins, L (1, 3) OBP: 0.343, SLG: 0.346		0-0 4-3			0-0 G3-6-3 1B		0-0 P4		0-0 4-3 2-3	4 0 1 0 0 0 3																								
Tim Flannery, L (1, 4) OBP: 0.321, SLG: 0.312			0-0 P6		0-0 G3-6-3 1-2f		0-0 P6		0-0 G3	4 0 0 0 0 0 3																								
Andy Hawkins, R (1, 1) Gene Richards, L (8, PH) Chris Welsh, L (8, 1) OBP: 0.335, SLG: 0.354 OBP: 0.342, SLG: 0.371			0-0 1-4-3		0-3 K			0-3 K		2 0 0 0 0 1 0 1 0 0 0 0 1 0 0 0 0 0 0 0 0																								
Inning Stats	R: 0 E: 0 K: 0 S: 3	H: 0 LOB: 0 BB: 0 P: 3	R: 0 E: 0 K: 0 S: 3	H: 0 LOB: 1 BB: 1 P: 7	R: 0 E: 0 K: 0 S: 3	H: 0 LOB: 0 BB: 0 P: 3	R: 0 E: 0 K: 0 S: 4	H: 1 LOB: 2 BB: 1 P: 8	R: 0 E: 0 K: 1 S: 5	H: 1 LOB: 0 BB: 0 P: 5	R: 0 E: 0 K: 0 S: 4	H: 2 LOB: 1 BB: 0 P: 4	R: 0 E: 0 K: 0 S: 4	H: 1 LOB: 1 BB: 0 P: 4	R: 0 E: 0 K: 2 S: 8	H: 1 LOB: 1 BB: 0 P: 8	R: 1 E: 0 K: 0 S: 5	H: 2 LOB: 1 BB: 0 P: 5	1B: 4 2B: 4 3B: 0 HR: 0	SF: 0 SAC: 0 DP: 2 HBP: 0	WP: 1 PB: 0 SB: 2 CS: 0	PA: 35												
PITCHER Bob Forsch, R (1, 1) Bruce Sutter, R (9, 1) ERA: 3.71 ERA: 3.25	IP 8.0	WLS W	BF 31	H 7	R 1	ER 1	SO 3	BB 2	IBB 0	HBP 0	BLK 0	WP 0	HR 0	S 35	P 43	ERA 1.12	WHIP 1.125	PITCHER IP 1.0	WLS S	BF 4	H 1	R 0	ER 0	SO 0	BB 0	IBB 0	HBP 0	BLK 0	WP 1	HR 0	S 4	P 4	ERA 0.00	WHIP 1.000



Batter	1	2	3	4	5	6	7	8	9
Tom Herr, S OBP: 0.349, SLG: 0.333 (1, 4)	0-0 5-3		0-0 2B		0-0 1B		0-0 6-3		
Lonnie Smith, R OBP: 0.385, SLG: 0.437 (1, 7)	0-0 6-3		0-0 2B		0-3 K		0-3 K		
Keith Hernandez, L OBP: 0.377, SLG: 0.400 (1, 3)	4-0 BB		0-0 2B		0-0 4-3		0-3 K		
George Hendrick, R OBP: 0.315, SLG: 0.448 (1, 9)	0-0 6-3		0-0 2B		0-0 F9		0-3 K2-3		
Darrell Porter, L OBP: 0.344, SLG: 0.404 (1, 2)		0-3 K	0-0 4-3		0-0 1-3		0-3 K		
Willie McGee, S OBP: 0.348, SLG: 0.423 (1, 8)		0-0 1B		0-0 F8		0-0 1B			
Ken Oberkfell, L OBP: 0.332, SLG: 0.357 (1, 5)		0-0 F7		0-0 P5		0-0 F8			
Ozzie Smith, S OBP: 0.366, SLG: 0.347 (1, 6)		0-0 F8		0-0 1B		0-0 SH1-4			
Bob Forsch, R OBP: 0.267, SLG: 0.316 (1, 1)			0-0 2B		0-0 F8		0-0 SH1-4		
Bruce Sutter, R OBP: 0.200, SLG: 0.250 (9, 1)									
David Green, R OBP: 0.357, SLG: 0.450 (9, 9)									

Inning Stats	R: 0	H: 0	E: 0	K: 0	S: 3	LOB: 1	BB: 1	P: 7
	R: 0	H: 1	E: 0	K: 1	S: 6	LOB: 1	BB: 0	P: 6
	R: 2	H: 4	E: 0	K: 0	S: 6	LOB: 1	BB: 0	P: 6
	R: 0	H: 1	E: 0	K: 0	S: 4	LOB: 1	BB: 0	P: 4
	R: 0	H: 1	E: 0	K: 1	S: 6	LOB: 1	BB: 0	P: 6
	R: 0	H: 1	E: 0	K: 0	S: 3	LOB: 0	BB: 0	P: 3
	R: 0	H: 1	E: 0	K: 1	S: 6	LOB: 1	BB: 0	P: 6
	R: 0	H: 0	E: 0	K: 3	S: 9	LOB: 0	BB: 0	P: 9

PITCHER	IP	WLS	BF	H	R	ER	SO	BB	IBB	HBP	BLK	WP	HR	S	P	ERA	WHIP
Andy Hawkins, R ERA: 4.29 (1, 1)	7.0	L	29	9	2	2	3	1	0	0	0	0	0	34	38	2.57	1.429
Chris Welsh, L ERA: 4.49 (8, 1)	1.0		3	0	0	0	3	0	0	0	0	0	0	9	9	0.00	0.000

AB	R	H	RBI	BB	SO	LOB
4	1	2	1	0	0	1
4	0	1	1	0	2	2
3	0	0	0	1	1	2
4	0	1	0	0	1	2
4	0	0	0	0	2	1
3	0	2	0	0	0	0
3	0	0	0	0	0	2
3	0	2	0	0	0	1
2	1	1	0	0	0	1
0	0	0	0	0	0	0
0	0	0	0	0	0	0

BOTTOM

San Diego Padres @ St. Louis Cardinals
 Busch Stadium, St. Louis, MO
 Wed Aug 18 1982, 7:05 PM CDT
 Att. 26,888 - Unknown

AB	30
R	2
H	9
RBI	2
BB	1
SO	6
LOB	12



WP: 0	PA: 32
PB: 0	
SB: 0	
CS: 1	

WP	PA	ERA	WHIP
0	32		

Batter	1	2	3	4	5	6	7	8	9	AB R H RBI BB SO LOB	TOP		
Gene Richards, L (1, 7) OBP: 0.334, SLG: 0.353 Dave Edwards, R (8, 8) OBP: 0.222, SLG: 0.295	0-0 4-3		0-0 L8		0-0 CS 1B			0-0 F5		4 0 1 0 0 0 1 0 0 0 0 0 0 0			
Tony Gwynn, L (1, 8) OBP: 0.328, SLG: 0.328 (8, 7)	0-0 G3		4-0 1B E BB		0-0 F8 1-2			0-0 BB 1B		3 1 1 0 1 0 1			
Garry Templeton, S (1, 6) OBP: 0.273, SLG: 0.361	0-0 1B		0-0 E9 PB 1B 1-H 2-H		0-0 F9			4-0 1-2 BB		3 1 2 1 1 0 0			
Terry Kennedy, L (1, 2) OBP: 0.314, SLG: 0.474	0-0 F8		0-0 L6 3-H		0-0 F9			0-3 K		4 0 0 0 0 1 3			
Sixto Lezcano, R (1, 9) OBP: 0.403, SLG: 0.494		0-0 6-3		0-0 6-3 3B		0-0 G3		0-0 F8		4 1 1 0 0 0 2			
Luis Salazar, R (1, 5) OBP: 0.295, SLG: 0.368		0-0 5-3		0-0 6-3 3-H		0-3 K		0-3 K		4 0 0 1 0 2 0			
Joe Lansford, R (1, 3) OBP: 0.368, SLG: 0.214		0-0 4-3		0-0 5-3		0-0 5-3		0-0 F7		4 0 0 0 0 0 0			
Tim Flannery, L (1, 4) OBP: 0.323, SLG: 0.312			4-0 SH3-4 1B BB		0-0 F7		0-0 1B	0-0 4-3		3 1 1 0 1 0 0			
Dave Dravecky, R (1, 1) OBP: 0.250, SLG: 0.143 Luis DeLeon, R (9, 1) OBP: 0.167, SLG: 0.182			0-0 SH3-4 1-2		0-3 K		0-0 1-3			2 0 0 0 0 1 1 0 0 0 0 0 0 0			
Inning Stats	R: 0 H: 1 E: 0 LOB: 1 K: 0 BB: 0 S: 4 P: 4	R: 0 H: 0 E: 0 LOB: 0 K: 0 BB: 0 S: 3 P: 3	R: 3 H: 1 E: 1 LOB: 0 K: 0 BB: 2 S: 4 P: 12	R: 1 H: 1 E: 0 LOB: 0 K: 0 BB: 0 S: 4 P: 4	R: 0 H: 1 E: 0 LOB: 0 K: 1 BB: 0 S: 5 P: 5	R: 0 H: 0 E: 0 LOB: 0 K: 0 BB: 0 S: 3 P: 3	R: 0 H: 1 E: 0 LOB: 1 K: 1 BB: 0 S: 6 P: 6	R: 0 H: 1 E: 0 LOB: 2 K: 1 BB: 1 S: 5 P: 10	R: 0 H: 0 E: 0 LOB: 0 K: 1 BB: 0 S: 5 P: 5	1B: 5 SF: 0 2B: 0 SAC: 1 3B: 1 DP: 0 HR: 0 HBP: 0	WP: 0 PA: 35 PB: 1 SB: 0 CS: 1		
PITCHER	IP WLS BF H R ER SO BB IBB HBP BLK WP HR S P ERA WHIP											PITCHER	IP WLS BF H R ER SO BB IBB HBP BLK WP HR S P ERA WHIP
John Stuper, R (1, 1) ERA: 3.76	7.1 L 30 6 4 2 2 3 0 0 0 0 0 0 31 43 2.46 1.227												
Jim Kaat, L (8, 1) ERA: 3.16	0.1 1 0 0 0 1 0 0 0 0 0 0 0 3 3 0.00 0.000												
Doug Bair, R (8, 1) ERA: 2.66	1.1 4 0 0 0 1 0 0 0 0 0 0 0 6 6 0.00 0.000												

San Diego Padres @ St. Louis Cardinals
 Busch Stadium, St. Louis, MO
 Thu Aug 19 1982, 7:05 PM CDT
 Att: 30,046 - Unknown

AB	31
R	4
H	6
RBI	2
BB	3
SO	4
LOB	8



Batter	1	2	3	4	5	6	7	8	9	AB	R	H	RBI	BB	SO	LOB
--------	---	---	---	---	---	---	---	---	---	----	---	---	-----	----	----	-----

Tom Herr, S OBP: 0.350, SLG: 0.336 (1, 4)	0-0 6-3		0-0 1B 2-H 2B		0-0 1-3			4-0 FC6-4 BB		3	0	1	1	1	0	0
Lonnie Smith, R OBP: 0.384, SLG: 0.435 (1, 7)	0-0 F8		0-0 2-3 1B				0-0 F8	0-0 FC6-4 1-2f		4	0	1	0	0	0	1
Keith Hernandez, L OBP: 0.376, SLG: 0.400 (1, 3)	0-0 2B		0-0 6-3				0-0 3-1		0-0 L7	4	0	1	0	0	0	1
George Hendrick, R OBP: 0.317, SLG: 0.449 (1, 9)	0-0 6-3			0-0 E6 1B			0-0 5-3		0-0 HR 1B	4	1	2	0	0	0	1
Gene Tenace, R OBP: 0.510, SLG: 0.613 (1, 2)		0-3 K		0-0 F8			0-0 F5		0-0 HR 1-H	4	1	1	2	0	1	1
David Green, R OBP: 0.347, SLG: 0.438 (1, 8)		0-3 K		0-3 K			0-0 F8		0-0 6-3	3	0	0	0	0	2	1
Dane Iorg, L OBP: 0.365, SLG: 0.369 (9, PH)										1	0	0	0	0	0	0
Ken Oberkfell, L OBP: 0.329, SLG: 0.354 (1, 5)		0-0 G3		0-0 F7			0-0 4-3		0-0 4-3	3	0	0	0	0	0	1
Darrell Porter, L OBP: 0.343, SLG: 0.403 (8, 1)										0	0	0	0	0	0	0
Ozzie Smith, S OBP: 0.366, SLG: 0.347 (1, 6)			0-0 SH1-4 2B 1B		0-0 3-1		0-0 E6 G1-6-3			3	1	1	0	0	0	0
John Stuper, R OBP: 0.200, SLG: 0.250 (1, 1)			0-0 SH1-4		0-0 4-3		0-0 G1-6-3			1	0	0	0	0	0	0
Jim Kaat, L OBP: 0.330, SLG: 0.348 (8, 1)			1-2							0	0	0	0	0	0	0
Mike Ramsey, S OBP: 0.330, SLG: 0.348 (8, 5)										1	0	0	0	0	0	1

Inning Stats	R: 0	H: 1	E: 0	LOB: 1	K: 0	BB: 0	S: 4	P: 4	R: 0	H: 0	E: 0	LOB: 0	K: 2	BB: 0	S: 7	P: 7	R: 1	H: 3	E: 0	LOB: 1	K: 0	BB: 0	S: 5	P: 5	R: 0	H: 1	E: 1	LOB: 1	K: 1	BB: 0	S: 6	P: 6	R: 0	H: 0	E: 0	LOB: 0	K: 0	BB: 0	S: 3	P: 3	R: 0	H: 0	E: 0	LOB: 0	K: 0	BB: 0	S: 3	P: 3	R: 0	H: 0	E: 1	LOB: 1	K: 0	BB: 1	S: 3	P: 7	R: 2	H: 2	E: 0	LOB: 0	K: 0	BB: 0	S: 5	P: 5	1B: 4	SF: 0	2B: 2	SAC: 1	3B: 0	DP: 1	HR: 1	HBP: 0
--------------	------	------	------	--------	------	-------	------	------	------	------	------	--------	------	-------	------	------	------	------	------	--------	------	-------	------	------	------	------	------	--------	------	-------	------	------	------	------	------	--------	------	-------	------	------	------	------	------	--------	------	-------	------	------	------	------	------	--------	------	-------	------	------	------	------	------	--------	------	-------	------	------	-------	-------	-------	--------	-------	-------	-------	--------

PITCHER	IP	WLS	BF	H	R	ER	SO	BB	IBB	HBP	BLK	WP	HR	S	P	ERA	WHIP
Dave Dravecky, L ERA: 2.39 (1, 1)	8.1	W	32	7	3	3	3	1	0	0	0	0	1	37	41	3.24	0.960
Luis DeLeon, R ERA: 2.1 (9, 1)	0.2	S	2	0	0	0	0	0	0	0	0	0	0	2	2	0.00	0.000

BOTTOM

San Diego Padres @ St. Louis Cardinals
 Busch Stadium, St. Louis, MO
 Thu Aug 19 1982, 7:05 PM CDT
 Att. 30,046 - Unknown

AB	32
R	3
H	7
RBI	3
BB	1
SO	3
LOB	7



WP	PA	ERA	WHIP
0	34		
0			
0			

Batter	1	2	3	4	5	6	7	8	9	AB R H RBI BB SO LOB	TOP																	
Chili Davis, S (1, 8) OBP: 0.321, SLG: 0.409 Max Venable, L (5, 8) OBP: 0.241, SLG: 0.275	0-0 FC3-6 2B		0-0 F8		0-0 2B		0-0 1B 1B		0-3 K	3 0 2 0 0 0 0 3 1 2 0 0 1 0																		
Joe Morgan, L (1, 4) OBP: 0.412, SLG: 0.443	4-0 FC3-6 BB		0-0 3-1		0-0 F7		0-0 1B 1B		0-0 4-3	5 1 2 1 1 0 1																		
Jack Clark, R (1, 9) OBP: 0.363, SLG: 0.476	0-3 K		4-0 BB		0-0 6-3		0-0 HR 1B			3 1 1 1 2 1 3																		
Reggie Smith, S (1, 3) OBP: 0.379, SLG: 0.473 Dave Bergman, L (6, 3) OBP: 0.350, SLG: 0.345	0-0 FC3-6 1-2f 2-3		0-0 4-3		0-0 4-3		0-0 HR 2B F7			3 0 0 0 0 0 3 2 1 1 1 0 0 3																		
Darrell Evans, L (1, 5) OBP: 0.355, SLG: 0.433	0-0 F9			0-0 FC3-6 1B		0-0 BB BB 1B	0-3 K	0-0 4-3 3B		5 1 3 0 0 1 4																		
Jeffrey Leonard, R (1, 7) OBP: 0.263, SLG: 0.399		0-0 F7		0-0 F9		0-0 F9	0-0 HR	0-3 K		5 1 1 3 0 1 3																		
Milt May, L (1, 2) OBP: 0.314, SLG: 0.380		4-0 BB		0-0 FC3-6 FC6-4 1-2f		4-0 BB BB	0-0 1B 2B	0-0 4-3 3-H		3 1 1 1 2 0 1																		
Joe Pettini, R (1, 6) OBP: 0.208, SLG: 0.136		0-0 L9		0-0 FC6-4 1-2f		4-0 BB	0-0 F9	0-0 5-3		4 0 0 0 1 0 3																		
Jim Barr, R (1, 1) OBP: 0.261, SLG: 0.304 Alan Fowkes, R (3, 1) OBP: 0.148, SLG: 0.115 Champ Summers, L (6, PH) OBP: 0.329, SLG: 0.268 Al Holland, R (6, 1) OBP: 0.042, SLG: 0.042 Jim Wohlford, R (7, PH) OBP: 0.325, SLG: 0.351 Gary Lavelle, S (7, 1) OBP: 0.167, SLG: 0.250 Greg Minton, S (9, 1) OBP: 0.154, SLG: 0.250		0-3 K			0-0 F7	0-0 F7	0-0 2-H 2B 1B		0-0 F8	1 0 0 0 0 0 1 1 1 0 0 0 0 0 0 0 1 0 0 0 0 0 0 3 0 0 0 0 0 0 0 0 1 1 1 1 1 0 0 0 1 0 0 0 0 0 0 0 0 0 0 0 0 0 0 0																		
Inning Stats	R: 0 H: 1 E: 0 LOB: 2 K: 1 BB: 1 S: 6 P: 10	R: 0 H: 0 E: 0 LOB: 1 K: 1 BB: 1 S: 5 P: 9	R: 0 H: 0 E: 0 LOB: 1 K: 0 BB: 1 S: 3 P: 7	R: 0 H: 1 E: 0 LOB: 1 K: 0 BB: 0 S: 4 P: 4	R: 0 H: 1 E: 0 LOB: 1 K: 0 BB: 0 S: 4 P: 4	R: 0 H: 1 E: 0 LOB: 3 K: 0 BB: 2 S: 4 P: 12	R: 7 H: 9 E: 0 LOB: 3 K: 1 BB: 1 S: 14 P: 18	R: 1 H: 1 E: 0 LOB: 0 K: 1 BB: 0 S: 6 P: 6	R: 0 H: 0 E: 0 LOB: 0 K: 1 BB: 0 S: 5 P: 5	1B: 7 SF: 0 2B: 5 SAC: 0 3B: 1 DP: 0 HR: 1 HBP: 0	WP: 0 PA: 47 PB: 0 SB: 0 CS: 0																	
PITCHER	IP WLS BF H R ER SO BB IBB HBP BLK WP HR S P ERA WHIP												PITCHER	IP WLS BF H R ER SO BB IBB HBP BLK WP HR S P ERA WHIP														
Steve Mura, R (1, 1) ERA: 3.65	6.0	30	7	3	3	2	5	0	0	0	0	0	0	29	49	4.50	2.000											
Jim Kaat, L (7, 1) ERA: 3.61	0.1	4	3	2	2	1	0	0	0	0	0	0	1	6	6	54.00	9.000											
Jeff Lahti, R (7, 1) ERA: 3.49	0.1	2	1	1	1	0	0	0	0	0	0	0	0	2	2	27.00	3.000											
John Martin, L (7, 1) ERA: 5.1	0.0	1	1	0	0	0	0	0	0	0	0	0	0	1	1	∞	∞											
Bruce Sutter, R (7, 1) ERA: 3.27	2.1	L	10	2	2	2	0	1	0	0	0	0	0	13	17	7.71	0.857											

San Francisco Giants @ St. Louis Cardinals
 Busch Stadium, St. Louis, MO
 Fri Aug 20 1982, 7:05 PM CDT
 Att: 28,413 - Cloudy

livebaseballscorecards.com

AB	41
R	8
H	14
RBI	8
BB	6
SO	5
LOB	25



Batter	1	2	3	4	5	6	7	8	9	AB R H RBI BB SO LOB	TOP		
Chili Davis, S OBP: 0.318, SLG: 0.404 (1, 8) X	0-0 F9		0-3 K		0-0 F9	0-0 G6-3		0-0 5-3		5 0 0 0 0 1 4			
Joe Morgan, L OBP: 0.415, SLG: 0.453 (1, 4) X	0-0 WP BB SF8 1B		0-0 F8		0-0 HR		4-0 1B S FC7-2 BB		0-0 4-3	4 2 2 1 1 0 1			
Jack Clark, R OBP: 0.365, SLG: 0.475 (1, 9) B B B	4-0 SF8 WP BB 1-2		4-0 BB BB 1-2		0-0 HR 1B		0-0 6-3 1-2		0-0 F7	3 1 1 0 2 0 1			
Jeffrey Leonard, R OBP: 0.292, SLG: 0.421 (1, 3) X (3, 7)	0-0 SF8 1-3 2-H		4-0 BB 1-2 2-3		0-0 HR 1-H		0-0 S 1B 2-3		0-0 6-3	3 1 2 3 1 0 0			
Jim Wohlford, R OBP: 0.323, SLG: 0.348 Dave Bergman, L OBP: 0.343, SLG: 0.337 (1, 7) X (3, 3)	0-0 6-3		0-0 5-3		0-0 4-3		0-0 FC7-2 1-2 3-H			2 0 0 0 0 0 4 2 0 0 0 0 0 2			
Darrell Evans, L OBP: 0.354, SLG: 0.431 (1, 5) X		0-0 G6-4-3 1B		0-0 4-3		0-0 F8			0-0 G3	4 0 1 0 0 0 0			
Bob Brenly, R OBP: 0.371, SLG: 0.437 (1, 2)		0-3 K		0-0 HR		0-0 SH2-4 2B			0-0 HR	4 2 3 2 0 1 1			
Joe Pettini, R OBP: 0.185, SLG: 0.120 (1, 6) X		0-0 G6-4-3 1-2f		0-0 4-3		0-0 SH2-4 2-3			0-0 F7	3 0 0 0 0 0 1			
Bill Laskey, R OBP: 0.140, SLG: 0.104 (3, 1) Fred Breining, R OBP: 0.250, SLG: 0.200 (6, PH) Champ Summers, L OBP: 0.331, SLG: 0.268 (6, PH) Al Holland, R OBP: 0.042, SLG: 0.042 (6, 1) Duane Kuiper, L OBP: 0.384, SLG: 0.354 (8, PH) Max Venable, L OBP: 0.241, SLG: 0.275 (8, PR) Greg Minton, S OBP: 0.154, SLG: 0.250 (8, 1)			0-0 BB BB 1B		0-0 F9		1-0 G6-3 HBP		4-0 BB	1 0 1 0 0 0 0 1 0 1 0 0 0 0 0 0 0 0 0 0 0 0 0 0 0 0			
Inning Stats	R: 1 H: 1 E: 0 LOB: 1 K: 0 BB: 1 S: 4 P: 8	R: 0 H: 1 E: 0 LOB: 0 K: 1 BB: 0 S: 5 P: 5	R: 0 H: 1 E: 0 LOB: 3 K: 1 BB: 2 S: 6 P: 14	R: 1 H: 1 E: 0 LOB: 0 K: 0 BB: 0 S: 4 P: 4	R: 3 H: 3 E: 0 LOB: 0 K: 0 BB: 0 S: 6 P: 6	R: 0 H: 1 E: 0 LOB: 1 K: 0 BB: 0 S: 3 P: 4	R: 0 H: 1 E: 0 LOB: 1 K: 0 BB: 1 S: 3 P: 7	R: 1 H: 1 E: 0 LOB: 1 K: 0 BB: 1 S: 4 P: 8	R: 0 H: 0 E: 0 LOB: 0 K: 0 BB: 0 S: 3 P: 3	1B: 5 SF: 1 2B: 2 SAC: 1 3B: 0 DP: 3 HR: 4 HBP: 1	WP: 1 PA: 40 PB: 0 SB: 2 CS: 0		
PITCHER	IP WLS BF H R ER SO BB IBB HBP BLK WP HR S P ERA WHIP											PITCHER	IP WLS BF H R ER SO BB IBB HBP BLK WP HR S P ERA WHIP
Dave LaPoint, L ERA: 3.83 (1, 1)	5.0 W 24 7 5 5 2 3 0 0 0 1 3 25 37 9.00 2.000												
Jeff Lahti, R ERA: 3.34 (6, 1)	1.1 7 2 0 0 0 1 0 1 0 0 0 5 10 0.00 2.250												
Jim Kaat, L ERA: 3.64 (7, 1)	2.0 7 1 1 1 0 1 0 0 0 0 1 6 10 4.50 1.000												
Bruce Sutter, R ERA: 3.24 (9, 1)	0.2 S 2 0 0 0 0 0 0 0 0 0 0 0 2 2 0.00 0.000												

San Francisco Giants @ St. Louis Cardinals
 Busch Stadium, St. Louis, MO
 Sat Aug 21 1982, 7:05 PM CDT
 Att: 35,376 - Unknown

livebaseballscorecards.com

AB	32
R	6
H	10
RBI	6
BB	5
SO	2
LOB	14



Batter	1	2	3	4	5	6	7	8	9	AB	R	H	RBI	BB	SO	LOB
--------	---	---	---	---	---	---	---	---	---	----	---	---	-----	----	----	-----

Tom Herr, S OBP: 0.349, SLG: 0.333 (1, 4)	4-0 CS BB		0-0 E3 3B	0-0 4-3	0-0 4-3		0-0 6-3			4	1	0	0	1	0	2
Lonnie Smith, R OBP: 0.390, SLG: 0.452 (1, 7)	0-0 F9 1-2		0-0 2B 3B	0-0 F9		0-0 IHR		0-0 FC6-4 1B		5	2	3	2	0	0	1
Keith Hernandez, L OBP: 0.382, SLG: 0.408 (1, 3)	0-0 FC6-4 1B		0-0 E 2B 3-H	4-0 S BB		0-3 K		0-0 FC6-4 1-2f G4-6-3		4	1	2	1	1	1	1
George Hendrick, R OBP: 0.317, SLG: 0.447 (1, 9)	0-0 FC6-4 1-2f		0-0 E3 2B 6-3	4-0 BB 1-2		0-0 FC4-6 1B		0-0 G4-6-3 1-2f		4	1	1	0	1	0	3
Willie McGee, S OBP: 0.348, SLG: 0.424 (1, 8)		0-0 E3 1B	0-0 6-3 1B 2B 3-H	0-0 L8		0-0 FC4-6 1-2f				4	2	1	1	0	0	3
Ken Oberkfell, L OBP: 0.327, SLG: 0.349 (1, 5)		0-0 G3	0-0 6-3 2-3 3-H		0-0 F7	4-0 BB 1-2				3	0	0	1	1	0	2
Darrell Porter, L OBP: 0.347, SLG: 0.403 (1, 2)		0-0 1B 3-H	0-0 1B 3-H		0-0 G3 1B	0-0 P6				4	0	3	2	0	0	2
Ozzie Smith, S OBP: 0.362, SLG: 0.341 (1, 6)		0-0 F9	0-0 F7		0-0 G3 1-2		0-0 F7			4	0	0	0	0	0	3
Dave LaPoint, L OBP: 0.067, SLG: 0.067 (1, 1)		0-0 4-3	0-3 K		4-0 BB		0-0 1-3			2	0	0	0	0	1	2
Steve Braun, L OBP: 0.364, SLG: 0.283 (5, PH)										0	0	0	0	1	0	0
Jeff Lahti, R (6, 1)										0	0	0	0	0	0	0
Jim Kaat, L (7, 1)										1	0	0	0	0	0	0
Bruce Sutter, R OBP: 0.200, SLG: 0.250 (9, 1)										0	0	0	0	0	0	0

Inning Stats	R: 0	H: 1	E: 0	LOB: 1	K: 0	BB: 1	S: 3	R: 1	H: 1	E: 1	LOB: 1	K: 0	BB: 0	S: 5	R: 5	H: 4	E: 2	LOB: 1	K: 1	BB: 0	S: 11	R: 0	H: 0	E: 0	LOB: 2	K: 0	BB: 2	S: 3	R: 0	H: 1	E: 0	LOB: 2	K: 0	BB: 1	S: 4	R: 1	H: 2	E: 0	LOB: 2	K: 1	BB: 1	S: 7	R: 0	H: 0	E: 0	LOB: 0	K: 0	BB: 0	S: 3	R: 0	H: 1	E: 0	LOB: 0	K: 0	BB: 0	S: 3	1B: 6	SF: 0	2B: 2	SAC: 0	3B: 1	DP: 1	HR: 1	HBP: 0	WP: 0	PA: 40
--------------	------	------	------	--------	------	-------	------	------	------	------	--------	------	-------	------	------	------	------	--------	------	-------	-------	------	------	------	--------	------	-------	------	------	------	------	--------	------	-------	------	------	------	------	--------	------	-------	------	------	------	------	--------	------	-------	------	------	------	------	--------	------	-------	------	-------	-------	-------	--------	-------	-------	-------	--------	-------	--------

PITCHER	IP	WLS	BF	H	R	ER	SO	BB	IBB	HBP	BLK	WP	HR	S	P	ERA	WHIP
Bill Laskey, R ERA: 2.53 (1, 1)	2.0	L	14	5	6	2	0	1	0	0	0	0	0	13	17	9.00	3.000
Fred Breining, R ERA: 3.45 (3, 1)	3.0		14	2	0	0	1	3	0	0	0	0	0	13	25	0.00	1.667
Al Holland, L ERA: 3.59 (6, 1)	2.0		9	2	1	1	1	1	0	0	0	0	0	10	14	4.50	1.500
Greg Minton, R ERA: 1.86 (8, 1)	1.0		3	1	0	0	0	0	0	0	0	0	0	3	3	0.00	1.000

BOTTOM

San Francisco Giants @ St. Louis Cardinals
Busch Stadium, St. Louis, MO
 Sat Aug 21 1982, 7:05 PM CDT
 Att. 35,376 - Unknown

livebaseballscorecards.com

AB	35
R	7
H	10
RBI	7
BB	5
SO	2
LOB	19



Batter	1	2	3	4	5	6	7	8	9	10	11	12	AB	R	H	RBI	BB	SO	LOB	TOP						
Max Venable, L (1, 7) OBP: 0.247, SLG: 0.291	0-0 4-3		0-0 1B			0-0 P6	0-0 G3			0-0 2B		0-0 F9	6	0	2	0	0	0	0							
Joe Morgan, L (1, 4) OBP: 0.411, SLG: 0.451	0-0 4-3		0-0 P6			0-0 1B 2B	0-0 L6			0-3 K		0-0 3-1	6	1	1	0	0	1	2							
Chil Davis, S (1, 8) OBP: 0.320, SLG: 0.404	0-0 FC5-4 1B			0-0 4-3		0-0 2B 1B	0-0 F9			4-0 G4-6-3 IBB		0-0 P6	5	1	2	0	1	0	0							
Jack Clark, R (1, 9) OBP: 0.366, SLG: 0.476	0-0 FC5-4			4-0 1B		0-0 1B 2B	0-3 K			0-0 G4-6-3			3	1	1	2	1	1	1							
Al Holland, R (8, 1) OBP: 0.042, SLG: 0.042						0-0 1B 2B							0	0	0	0	0	0	0							
Greg Minton, S (8, 1) OBP: 0.154, SLG: 0.250						1-H 3-H 1B 2B							0	0	0	0	0	0	0							
Jim Wohlford, R (10, PH) OBP: 0.321, SLG: 0.347													1	0	0	0	0	0	2							
Gary Lavelle, S (10, 1) OBP: 0.167, SLG: 0.250													0	0	0	0	0	0	0							
Darrell Evans, L (1, 5) OBP: 0.357, SLG: 0.434		0-0 G6-4-3 1B		0-0 1B		0-0 1B FC4-6	0-0 G3			0-0 1-3		0-0 1-3	5	1	3	1	0	0	0							
Dave Bergman, L (1, 3) OBP: 0.336, SLG: 0.330		0-0 G6-4-3		0-0 F9		0-0 1B FC4-6	0-0 1-3			0-0 1-3		0-0 F9	5	0	1	0	0	0	2							
Milt May, L (1, 2) OBP: 0.312, SLG: 0.381		0-0 4-3				0-3 K FC4-6 1B	0-0 4-3			0-0 4-3		0-0 2B	5	0	1	1	0	1	1							
Joe Pettini, R (1, 6) OBP: 0.194, SLG: 0.138			0-0 6-3			0-0 L6 1B	0-0 3-1			0-0 3-1		1-0 HBP	4	0	1	0	0	0	0							
Champ Summers, L (11, PH) OBP: 0.336, SLG: 0.366						0-0 K 1B				0-0 6-3		0-0 6-3	0	0	0	0	0	0	0							
Guy Sularz, R (11, 6) OBP: 0.258, SLG: 0.242						0-0 K 3-1				0-0 6-3		0-0 6-3	0	0	0	0	0	0	0							
Atlee Hammaker, S (1, 1) OBP: 0.044, SLG: 0.044			0-3 K			0-3 K							3	0	0	0	0	2	2							
Fred Breining, R (7, 1) OBP: 0.250, SLG: 0.200													0	0	0	0	0	0	0							
Jeffrey Leonard, R (8, 9) OBP: 0.289, SLG: 0.416													2	0	0	0	0	0	2							
Inning Stats	R: 0 E: 0 K: 0 S: 4	H: 1 LOB: 1 BB: 0 P: 4	R: 0 E: 0 K: 0 S: 3	H: 1 LOB: 0 BB: 0 P: 3	R: 0 E: 0 K: 1 S: 6	H: 1 LOB: 1 BB: 0 P: 6	R: 0 E: 0 K: 0 S: 7	H: 0 LOB: 0 BB: 0 P: 7	R: 4 E: 0 K: 0 S: 9	H: 6 LOB: 2 BB: 0 P: 9	R: 0 E: 0 K: 0 S: 3	H: 0 LOB: 0 BB: 0 P: 3	R: 0 E: 0 K: 1 S: 5	H: 0 LOB: 0 BB: 0 P: 5	R: 0 E: 0 K: 0 S: 3	H: 0 LOB: 0 BB: 0 P: 3	R: 0 E: 0 K: 1 S: 5	H: 1 LOB: 1 BB: 1 P: 9	R: 0 E: 0 K: 0 S: 4	H: 1 LOB: 2 BB: 0 P: 5	R: 0 E: 0 K: 0 S: 3	H: 0 LOB: 0 BB: 0 P: 3	1B: 8 2B: 4 3B: 0 HR: 0	SF: 0 SAC: 0 DP: 2 HBP: 1	WP: 0 PB: 0 SB: 2 CS: 0	PA: 48
PITCHER	IP	WLS	BF	H	R	ER	SO	BB	IBB	HBP	BLK	WP	HR	S	P	ERA	WHIP									
Joaquin Andujar, R (1, 1) ERA: 2.88	5.1		24	9	4	4	3	1	0	0	0	0	0	29	33	6.75	1.875									
John Martin, L (6, 1) ERA: 4.33	1.2		6	1	0	0	0	0	0	0	0	0	0	6	6	0.00	0.600									
Doug Bair, R (8, 1) ERA: 2.58	2.0		6	0	0	0	1	0	0	0	0	0	0	8	8	0.00	0.000									
Jim Kaat, L (10, 1) ERA: 3.54	1.2		7	2	0	0	1	0	1	0	0	0	0	8	12	0.00	1.200									
Jeff Lahti, R (11, 1) ERA: 3.19	1.1	W	5	0	0	0	0	0	0	1	0	0	0	4	5	0.00	0.000									

San Francisco Giants @ St. Louis Cardinals
 Busch Stadium, St. Louis, MO
 Sun Aug 22 1982, 3:33 AM CDT
 Att: 46,827 - Unknown

livebaseballscorecards.com

AB 45
 R 4
 H 12
 RBI 4
 BB 2
 SO 5
 LOB 12



Batter	1	2	3	4	5	6	7	8	9	10	11	12
Tom Herr, S OBP: 0.346, SLG: 0.331 (1, 4)	0-0 F8		0-0 L8		0-0 F7		0-0 1B		0-0 6-3		0-0 FC1-5	
Lonnie Smith, R OBP: 0.389, SLG: 0.452 Doug Bair, R (8, 1)	0-3 K		0-3 K			0-0 5-3	0-0 6-3		0-0 2B		0-0 1-3	
Ken Oberkfell, L OBP: 0.329, SLG: 0.354 Jim Kaat, L (10, 1)									3-H 2B		1-3	
Keith Hernandez, L OBP: 0.380, SLG: 0.404 (1, 3)	0-0 3-1			0-0 1-3		0-0 F7		0-0 6-3	4-0 IBB		0-0 L3	
George Hendrick, R OBP: 0.317, SLG: 0.448 (1, 9)		0-0 2B		0-0 HR		0-0 5-3		0-0 F8	0-0 5-3			0-0 F7
Gene Tenace, R OBP: 0.514, SLG: 0.623 Steve Braun, L OBP: 0.375, SLG: 0.298 Glenn Brummer, R OBP: 0.268, SLG: 0.339 (9, 2)		0-0 2B		0-3 K		4-0 BB		0-0 1B		0-3 K		0-0 1B
Willie McGee, S OBP: 0.354, SLG: 0.439 (1, 8)		0-0 5-3		0-0 HR		0-0 5-3		0-0 1B		0-0 1B		0-0 1B
Mike Ramsey, S OBP: 0.330, SLG: 0.348 Darrell Porter, L OBP: 0.346, SLG: 0.402 Julio Gonzalez, R OBP: 0.235, SLG: 0.303 (9, 5)		0-0 F9		0-0 F8			0-0 1B	0-0 4-3		0-3 K		0-0 F3
Ozzie Smith, S OBP: 0.360, SLG: 0.339 (1, 6)		0-0 1-3			0-0 1-3		0-0 SH2-4		0-3 K	0-0 F9		0-0 1B
Joaquin Andujar, S OBP: 0.189, SLG: 0.230 John Martin, S OBP: 0.167, SLG: 0.091 David Green, R OBP: 0.352, SLG: 0.435 (8, 7)			0-3 K		0-3 K		0-3 K		1-0 6-3		0-0 FC1-5	0-0 S

Inning Stats	R: 0	H: 0	E: 0	K: 1	S: 5	R: 1	H: 2	E: 0	K: 0	S: 5	R: 0	H: 0	E: 0	K: 2	S: 7	R: 2	H: 2	E: 0	K: 1	S: 7	R: 0	H: 0	E: 0	K: 1	S: 5	R: 0	H: 1	E: 0	K: 0	S: 4	R: 0	H: 2	E: 0	K: 0	S: 5	R: 1	H: 1	E: 0	K: 1	S: 6	R: 0	H: 1	E: 0	K: 2	S: 8	R: 0	H: 1	E: 1	K: 0	S: 4	R: 1	H: 3	E: 0	K: 0	S: 5
	0	0	0	1	5	1	2	0	0	5	0	0	0	2	7	2	2	0	1	7	0	0	0	0	5	0	0	0	2	8	0	2	0	5	1	1	0	5	0	1	11	0	1	0	8	0	3	0	5	10	0	0	1	5	

PITCHER	IP	WLS	BF	H	R	ER	SO	BB	IBB	HBP	BLK	WP	HR	S	P	ERA	WHIP
Atlee Hammaker, L ERA: 4.4	6.1		26	6	3	3	5	1	0	0	0	0	1	35	39	4.26	1.105
Fred Breining, R ERA: 3.43	0.2		3	1	0	0	1	0	0	0	0	0	0	5	5	0.00	1.500
Al Holland, L ERA: 3.58	0.1		1	0	0	0	0	0	0	0	0	0	0	1	1	0.00	0.000
Greg Minton, R ERA: 1.92	1.2		10	3	1	1	1	0	1	1	0	0	0	10	15	5.40	1.800
Gary Lavelle, L ERA: 2.94	2.2	L	14	5	1	1	2	0	0	0	0	0	0	17	17	3.38	1.875

AB	R	H	RBI	BB	SO	LOB
6	0	1	0	0	0	2
4	0	1	0	0	2	2
0	0	0	0	0	0	0
1	0	1	1	0	0	0
0	0	0	0	0	0	0
1	0	0	0	0	0	1
5	0	0	0	1	0	2
6	2	2	0	0	0	3
2	0	1	1	1	1	1
1	0	1	0	0	0	0
2	1	1	0	0	1	0
6	1	4	2	0	0	3
3	0	1	0	0	0	1
1	0	0	0	0	0	2
2	0	0	0	0	1	3
5	0	1	0	0	1	2
2	0	0	0	0	2	0
0	0	0	0	0	0	0
3	1	1	0	0	1	3

WP	PA
0	54

AB	50
R	5
H	15
RBI	4
BB	2
SO	9
LOB	25



BOTTOM

San Francisco Giants @ St. Louis Cardinals
 Busch Stadium, St. Louis, MO
 Sun Aug 22 1982, 3:33 AM CDT
 Att: 46,827 - Unknown

livebaseballscorecards.com

Batter	1	2	3	4	5	6	7	8	9	AB R H RBI BB SO LOB	TOP											
Steve Sax, R (1, 4) OBP: 0.335, SLG: 0.359	0-0 4-3		0-0 6-3			0-0 6-3 3B		0-0 6-3	0-0 5-3	5 1 1 0 0 0 4												
Ken Landreaux, L (1, 8) OBP: 0.346, SLG: 0.392	0-0 4-3			0-3 K		0-0 6-3		0-0 6-3 2B		4 1 1 2 0 1 0												
Dusty Baker Jr., R (1, 7) OBP: 0.367, SLG: 0.474	0-0 6-3			0-0 P6		0-0 1B 1B		0-0 F5		4 0 1 0 0 0 1												
Pedro Guerrero, R (1, 9) OBP: 0.374, SLG: 0.536		0-0 L6		0-0 1B		0-0 1B 1B		0-0 2B		4 0 3 1 0 0 0												
Ron Cey, R (1, 5) OBP: 0.331, SLG: 0.431		0-0 L7		0-0 F9		0-0 L6		0-3 K		4 0 0 0 0 1 4												
Steve Garvey, R (1, 3) OBP: 0.287, SLG: 0.402		0-0 6-3			0-0 F9		0-0 5-3		0-0 2B	4 0 1 0 0 0 0												
Steve Yeager, R (1, 2) OBP: 0.314, SLG: 0.326			0-3 K		0-0 5-3		0-0 6-3		0-0 6-3	4 0 0 0 0 1 1												
Bill Russell, R (1, 6) OBP: 0.351, SLG: 0.320			0-0 SH1-4 1B		0-0 F8		0-0 6-3		1-0 HBP	3 0 1 0 0 0 0												
Jerry Reuss, L (1, 1) OBP: 0.217, SLG: 0.207			0-0 SH1-4		0-0 4-3			0-0 6-3 1B 2B	0-3 K	0 0 0 0 0 0 0 0 1 0 0 0 0 0 0 0 0 0 0 0 0 0 0 0 1 1 1 0 1 0 0 0 0 0 1 2												
Ron Roenicke, S (8, PH) OBP: 0.361, SLG: 0.330																						
Terry Forster, L (6, 1)																						
Jorge Orta, L (8, PH) OBP: 0.330, SLG: 0.350																						
Dave Stewart, R (8, 1) OBP: 0.229, SLG: 0.229																						
Joe Beckwith, L (8, 1)																						
Rick Monday, L (9, PH) OBP: 0.387, SLG: 0.529																						
Inning Stats	R: 0 E: 0 K: 0 S: 3	H: 0 LOB: 0 BB: 0 P: 3	R: 0 E: 0 K: 0 S: 3	H: 0 LOB: 0 BB: 0 P: 3	R: 0 E: 0 K: 1 S: 6	H: 1 LOB: 1 BB: 0 P: 6	R: 0 E: 0 K: 1 S: 6	H: 1 LOB: 1 BB: 0 P: 6	R: 0 E: 0 K: 0 S: 3	H: 0 LOB: 0 BB: 0 P: 3	R: 1 E: 0 K: 0 S: 6	H: 3 LOB: 2 BB: 0 P: 6	R: 0 E: 0 K: 0 S: 3	H: 0 LOB: 0 BB: 0 P: 3	R: 2 E: 0 K: 1 S: 8	H: 3 LOB: 1 BB: 0 P: 8	R: 0 E: 0 K: 1 S: 6	H: 1 LOB: 2 BB: 0 P: 7	1B: 5 2B: 3 3B: 1 HR: 0	SF: 0 SAC: 1 DP: 0 HBP: 1	WP: 0 PB: 0 SB: 0 CS: 0	PA: 37
PITCHER	IP WLS BF H R ER SO BB IBB HBP BLK WP HR S P ERA WHIP																					
Bob Forsch, R (1, 1) ERA: 3.71	7.1 W 29 7 3 3 2 0 0 0 0 0 0 0 33 33 3.68 0.955																					
Bruce Sutter, R (8, 1) ERA: 3.18	1.2 S 8 2 0 0 2 0 0 0 1 0 0 0 11 12 0.00 1.200																					

Los Angeles Dodgers @ St. Louis Cardinals
 Busch Stadium, St. Louis, MO
 Mon Aug 23 1982, 7:05 PM CDT
 Att: 25,049 - Unknown

AB	35
R	3
H	9
RBI	3
BB	0
SO	4
LOB	12



Batter	1	2	3	4	5	6	7	8	9
Ozzie Smith, S OBP: 0.361, SLG: 0.339 (1, 6)	0-0 6-3		0-0 2B 1B	0-0 1-3		0-0 SH1-3		4-0 E E IBB	
Lonnie Smith, R OBP: 0.387, SLG: 0.449 (1, 7)	0-0 1-3		0-0 F9		0-0 1-3	0-0 6-3		0-0 E 1B 1B	
Keith Hernandez, L OBP: 0.384, SLG: 0.408 (1, 3)	0-0 FC6-4 1B		0-0 1B 2B		1-0 E HBP		0-0 F7	4-0 E 1B IBB	
George Hendrick, R OBP: 0.316, SLG: 0.445 (1, 9)	0-0 FC6-4		0-0 2B 1B		0-0 L4		0-3 K	0-0 E5 1B	
Gene Tenace, R OBP: 0.527, SLG: 0.642 (1, 2)			0-0 1B 2B		0-3 K		4-0 BB	0-0 1B 1B	
Willie McGee, S OBP: 0.358, SLG: 0.442 (1, 8)		0-3 K	0-0 1B			0-0 E SH1-3 1B	0-3 K	0-0 G6-4-3 1B	
Ken Oberkfell, L OBP: 0.327, SLG: 0.352 (1, 5)		0-0 F8	0-0 4-3			0-0 E5 SH1-3 1-3		0-0 E 1B	
Tom Herr, S OBP: 0.348, SLG: 0.331 (1, 4)		0-0 4-3		0-0 6-3		4-0 SH1-3 IBB		0-0 F9 E 1B	
Bob Forsch, R OBP: 0.254, SLG: 0.300 (1, 1)			0-3 K	0-3 K		0-3 K		0-0 F9	
Bruce Sutter, R OBP: 0.167, SLG: 0.200 (8, 1)								1-2	

Inning Stats	R: 0	H: 1	E: 0	LOB: 1	K: 0	BB: 0	S: 4	P: 4									
PITCHER	IP	WLS	BF	H	R	ER	SO	BB	IBB	HBP	BLK	WP	HR	S	P	ERA	WHIP
Jerry Reuss, L ERA: 3.44 (1, 1)	5.0	L	23	7	4	4	4	0	0	1	0	0	0	30	31	7.20	1.400
Terry Forster, L ERA: 3.12 (6, 1)	2.0		10	1	1	0	3	1	1	0	0	0	0	14	22	0.00	1.000
Dave Stewart, R ERA: 4.1 (8, 1)	0.1		5	3	4	4	0	0	1	0	0	0	0	4	8	108.00	9.000
Joe Beckwith, R ERA: 3.21 (8, 1)	0.2		5	2	2	1	0	0	1	0	0	0	0	4	8	13.50	3.000


BOTTOM

Los Angeles Dodgers @ St. Louis Cardinals
 Busch Stadium, St. Louis, MO
 Mon Aug 23 1982, 7:05 PM CDT
 Att. 25,049 - Unknown

AB	R	H	RBI	BB	SO	LOB
3	2	1	1	1	0	0
5	1	1	2	0	0	3
3	2	2	1	1	0	0
5	2	1	1	0	1	4
4	1	3	4	1	1	1
5	1	3	2	0	2	2
5	1	1	0	0	0	5
3	1	1	0	1	0	1
3	0	0	0	0	3	3
1	0	0	0	0	0	2

AB	37
R	11
H	13
RBI	11
BB	4
SO	7
LOB	21

WP: 0 PA: 43
 PB: 0
 SB: 1
 CS: 0



Batter	1	2	3	4	5	6	7	8	9	AB R H RBI BB SO LOB	TOP			
Steve Sax, R OBP: 0.332, SLG: 0.355 (1, 4) X	0-0 6-3		0-0 4-3	0-0 F8		0-0 3-1		0-0 6-3	0-0 6-3	6 0 0 0 0 0 1				
Ken Landreaux, L OBP: 0.350, SLG: 0.406 (1, 8) X	0-0 2B 1B		0-0 1B 3B	0-0 4-3		0-3 K		0-0 SF7 3B		5 3 3 0 0 1 1				
Dusty Baker Jr., R OBP: 0.369, SLG: 0.481 (1, 7) S S S	0-3 K 1-2		0-0 BB S 1B		0-0 1B 2B	0-0 FC5 2B		0-0 SF7 3-H		4 1 3 2 0 1 1				
Pedro Guerrero, R OBP: 0.378, SLG: 0.545 (1, 9) X	0-0 2B 2-H		4-0 BB 1-2 IBB		0-3 K S S S	4-0 IBB		0-0 HR		3 1 2 2 2 1 1				
Ron Cey, R OBP: 0.333, SLG: 0.429 (1, 5) X	0-0 5-3		4-0 FC5-4 1-2 2-3 BB		4-0 WP 1B BB	0-0 FC5 2-3f		4-0 1B BB		2 0 0 0 3 0 3				
Steve Garvey, R OBP: 0.290, SLG: 0.406 (1, 3) X		0-0 E7 2B	0-0 L9		0-0 WP 1-2 2-H 1B		0-0 6-3	0-0 1-2 1B		5 0 3 1 0 0 3				
Steve Yeager, R OBP: 0.303, SLG: 0.313 (1, 2) X		0-0 P4	0-0 FC5-4 1-2f		0-0 5-3 1-2 2-3		0-0 4-3 S S S	0-3 K		5 0 0 0 0 1 8				
Bill Russell, R OBP: 0.354, SLG: 0.322 (1, 6) S S S		0-3 K		0-0 SH3-4 1B		4-0 IBB			0-0 1-3	4 0 2 0 1 1 1				
Bob Welch, R OBP: 0.162, SLG: 0.157 (1, 1) S S S		0-3 K		0-0 SH3-4 1-2		0-3 K			0-3 K	4 0 0 0 0 3 5				
Inning Stats	R: 1 E: 0 K: 1 S: 7 H: 2 LOB: 1 BB: 0 P: 7	R: 0 E: 1 K: 2 S: 8 H: 1 LOB: 1 BB: 0 P: 8	R: 1 E: 0 K: 0 S: 5 H: 2 LOB: 3 BB: 2 P: 13	R: 0 E: 0 K: 0 S: 4 H: 1 LOB: 1 BB: 0 P: 4	R: 1 E: 0 K: 1 S: 9 H: 2 LOB: 3 BB: 2 P: 17	R: 0 E: 0 K: 1 S: 6 H: 1 LOB: 2 BB: 1 P: 10	R: 0 E: 0 K: 0 S: 4 H: 1 LOB: 1 BB: 0 P: 4	R: 2 E: 0 K: 1 S: 8 H: 3 LOB: 2 BB: 1 P: 12	R: 0 E: 0 K: 1 S: 5 H: 0 LOB: 0 BB: 0 P: 5	1B: 6 2B: 4 3B: 2 HR: 1 SF: 1 SAC: 1 DP: 0 HBP: 0	WP: 1 PB: 0 SB: 2 CS: 0 PA: 46			
PITCHER	IP WLS BF H R ER SO BB IBB HBP BLK WP HR S P ERA WHIP												PITCHER	IP WLS BF H R ER SO BB IBB HBP BLK WP HR S P ERA WHIP
John Stuper, R ERA: 3.89 (1, 1)	4.1 L 24 8 3 3 4 2 1 0 0 0 0 0 29 41 6.23 2.308													
Jeff Lahti, R ERA: 2.94 (5, 1)	2.2 12 2 0 0 2 0 2 0 0 1 0 14 22 0.00 0.750													
Doug Bair, R ERA: 2.77 (8, 1)	2.0 10 3 2 2 2 1 0 0 0 0 1 13 17 9.00 2.000													

Los Angeles Dodgers @ St. Louis Cardinals
 Busch Stadium, St. Louis, MO
 Tue Aug 24 1982, 7:05 PM CDT
 Att: 26,564 - Unknown

AB	38
R	5
H	13
RBI	5
BB	6
SO	8
LOB	24




Batter	1	2	3	4	5	6	7	8	9	AB	R	H	RBI	BB	SO	LOB
Tom Herr, S OBP: 0.344, SLG: 0.327 (1, 4)	0-0 6-3		0-0 F7		0-0 6-3			0-0 4-3		4	0	0	0	0	0	0
Lonnie Smith, R OBP: 0.386, SLG: 0.448 (1, 7)	0-0 F9			0-0 2B 1B	0-0 F9			0-0 F9		4	1	1	0	0	0	0
Keith Hernandez, L OBP: 0.385, SLG: 0.406 (1, 3)	0-3 K			4-0 2B BB		4-0 G3-6 BB		0-0 F8		2	1	0	0	2	1	0
George Hendrick, R OBP: 0.315, SLG: 0.446 (1, 9)		0-3 K		0-0 2B		0-0 F3		0-0 4-3		4	0	1	2	0	1	1
Willie McGee, S OBP: 0.356, SLG: 0.439 (1, 8)		0-0 1B		0-0 P5		0-0 G3-6		0-0 3-1		4	0	1	0	0	0	2
Ken Oberkfell, L OBP: 0.329, SLG: 0.352 (1, 5)		0-3 K		4-0 BB			0-0 SH3 1B		0-0 F8	3	0	1	0	1	1	1
Darrell Porter, L OBP: 0.344, SLG: 0.399 (1, 2)		0-0 G3		0-3 K			0-0 SH3			2	0	0	0	0	1	3
Ozzie Smith, S OBP: 0.359, SLG: 0.337 (1, 6)			0-0 1-3	0-0 3-1			0-0 F9			3	0	0	0	0	0	3
John Stuper, R OBP: 0.192, SLG: 0.240 Jeff Lahti, R (5, 1)			0-3 K		0-3 K			0-3 K		1	0	0	0	0	1	0
Dane Iorg, L OBP: 0.367, SLG: 0.371 Doug Bair, R (7, PH) (8, 1)										1	0	0	0	0	1	1
										0	0	0	0	0	0	0

Inning Stats	R: 0	H: 0	E: 0	K: 1	S: 5	R: 0	H: 1	E: 0	K: 2	S: 8	R: 0	H: 0	E: 0	K: 1	S: 5	R: 2	H: 2	E: 0	K: 1	S: 7	R: 0	H: 0	E: 0	K: 1	S: 5	R: 0	H: 0	E: 0	K: 0	S: 2	R: 0	H: 1	E: 0	K: 1	S: 6	R: 0	H: 0	E: 0	K: 0	S: 3	R: 0	H: 0	E: 0	K: 0	S: 3	R: 0	H: 0	E: 0	K: 0	S: 3
	LOB: 0	BB: 0	LOB: 1	BB: 0	P: 5	LOB: 0	BB: 0	LOB: 2	BB: 2	P: 15	LOB: 0	BB: 0	LOB: 0	BB: 0	P: 5	LOB: 0	BB: 1	LOB: 0	BB: 1	P: 6	LOB: 1	BB: 0	LOB: 0	BB: 0	P: 3	LOB: 0	BB: 0	LOB: 0	BB: 0	P: 3	LOB: 0	BB: 0	LOB: 0	BB: 0	P: 3	LOB: 0	BB: 0	LOB: 0	BB: 0	P: 3	LOB: 0	BB: 0	LOB: 0	BB: 0	P: 3					
PITCHER Bob Welch, R ERA: 3.04 (1, 1)	IP: 9.0	WLS: W	BF: 33	H: 4	R: 2	ER: 2	SO: 7	BB: 3	IBB: 0	HBP: 0	BLK: 0	WP: 0	HR: 0	S: 44	P: 56	ERA: 2.00	WHIP: 0.778																																	

BOTTOM

Los Angeles Dodgers @ St. Louis Cardinals
 Busch Stadium, St. Louis, MO
 Tue Aug 24 1982, 7:05 PM CDT
 Att. 26,564 - Unknown

AB	29
R	2
H	4
RBI	2
BB	3
SO	7
LOB	11



WP: 0	PA: 33
PB: 0	SB: 1
CS: 0	

livebaseballscores.com

Batter	1	2	3	4	5	6	7	8	9	AB R H RBI BB SO LOB	TOP											
Steve Sax, R (1, 4) OBP: 0.335, SLG: 0.358	4-0 2B FC4-6 BB	4-0 2B BB		0-0 4-3 2B		0-0 6-3			0-0 SH FC5-2 1B 5-3	4 2 2 0 2 0 1												
Ken Landreaux, L (1, 8) OBP: 0.351, SLG: 0.413	0-0 FC4-6 1-3 2B	0-0 1-H 2-H 2B		0-0 4-3 2-3		0-0 6-3			0-0 SH FC5-2 1B	4 1 2 2 0 0 1												
Dusty Baker Jr., R (1, 7) OBP: 0.365, SLG: 0.475	0-0 P4	0-0 P6		0-3 K		0-0 F9			0-0 FC5-2 BB 1B 1-2 2B	5 1 0 0 0 1 6 0 0 0 0 0 0 0												
Mike Scioscia, L (9, 2) OBP: 0.301, SLG: 0.284																						
Pedro Guerrero, R (1, 9) OBP: 0.382, SLG: 0.545	4-0 FC4-6 IBB			4-0 S BB		0-0 L7			4-0 FC6-4 BB	0-0 BB 2B 1B 1-2 2-H 2B	2 1 1 1 3 0 1											
Ron Cey, R (1, 5) OBP: 0.332, SLG: 0.426	0-0 FC4-6 1-2f 2-3 3-H			0-0 F9		0-0 F8			0-0 FC6-4 1-2f	4-0 2B 2B BB 1-2 2-3	4 1 0 1 1 0 4											
Steve Garvey, R (1, 3) OBP: 0.289, SLG: 0.406	0-0 L6			0-0 F8		0-3 K			0-0 6-3	0-0 2B 2B 1-3 2-H 3-H	5 1 1 2 0 1 3											
Steve Yeager, R (1, 2) OBP: 0.302, SLG: 0.312				0-0 P4		0-0 F8			0-0 F9	4-0 2B SF7 IBB	4 1 1 0 0 0 1 0 1 0 0 1 0 0											
Ron Roenicke, S (9, PH) OBP: 0.367, SLG: 0.330				1-2																		
Bill Russell, R (1, 6) OBP: 0.357, SLG: 0.336				0-0 F8 HR		0-0 F5 HR			0-0 FC6 1B	0-0 1-3 2-H 3-H 2B	5 1 3 3 0 0 1											
Fernando Valenzuela, L (1, 1) OBP: 0.173, SLG: 0.195				0-0 SH1-3 1-2 HR		0-0 L5 HR			0-0 FC6 1-2f	0-0 SF7 3-H	3 1 1 2 0 0 1											
Inning Stats	R: 1 E: 0 K: 0 S: 4	H: 1 LOB: 2 BB: 2 P: 12	R: 2 E: 0 K: 0 S: 5	H: 2 LOB: 1 BB: 1 P: 9	R: 0 E: 0 K: 0 S: 3	H: 0 LOB: 1 BB: 1 P: 7	R: 2 E: 0 K: 1 S: 8	H: 3 LOB: 1 BB: 0 P: 8	R: 0 E: 0 K: 1 S: 5	H: 0 LOB: 0 BB: 0 P: 5	R: 0 E: 0 K: 0 S: 3	H: 0 LOB: 0 BB: 0 P: 3	R: 0 E: 0 K: 0 S: 3	H: 0 LOB: 1 BB: 1 P: 7	R: 0 E: 0 K: 0 S: 4	H: 1 LOB: 1 BB: 0 P: 4	R: 6 E: 0 K: 0 S: 8	H: 4 LOB: 1 BB: 2 P: 16	1B: 4 2B: 5 3B: 0 HR: 2	SF: 1 SAC: 2 DP: 0 HBP: 0	WP: 0 PB: 0 SB: 1 CS: 0	PA: 46
PITCHER	IP WLS BF H R ER SO BB IBB HBP BLK WP HR S P ERA WHIP																					
Steve Mura, R (1, 1) ERA: 3.87	3.0 L 18 5 5 5 0 3 1 0 0 0 0 2 14 30 15.00 2.667																					
Dave LaPoint, L (4, 1) ERA: 3.79	1.0 4 1 0 0 1 0 0 0 0 0 0 0 6 6 0.00 1.000																					
John Martin, L (5, 1) ERA: 4.64	3.0 10 0 0 0 1 1 0 0 0 0 0 0 11 15 0.00 0.333																					
Jeff Lahti, R (8, 1) ERA: 3.86	1.1 9 3 4 4 0 1 0 0 1 0 0 0 8 12 27.00 3.000																					
Doug Bair, R (9, 1) ERA: 3.03	0.0 3 2 1 1 0 0 0 1 0 0 0 0 2 6 ∞ ∞																					
PITCHER	IP WLS BF H R ER SO BB IBB HBP BLK WP HR S P ERA WHIP																					
Jim Kaat, L (9, 1) ERA: 3.5	0.2 2 0 1 1 0 0 0 0 0 0 0 0 2 2 13.50 0.000																					

Los Angeles Dodgers @ St. Louis Cardinals
 Busch Stadium, St. Louis, MO
 Wed Aug 25 1982, 7:05 PM CDT
 Att: 34,094 - Unknown

AB	36
R	11
H	11
RBI	11
BB	7
SO	2
LOB	19



Batter	1	2	3	4	5	6	7	8	9	AB	R	H	RBI	BB	SO	LOB
Tom Herr, S OBP: 0.341, SLG: 0.323 (1, 4)	0-0 F9		0-0 G3		0-0 E4 FC6-4		0-0 6-3			4	0	0	0	0	0	0
Lonnie Smith, R OBP: 0.387, SLG: 0.448 Jeff Lahti, R (8, 1) Doug Bair, R (9, 1) Jim Kaat, L (9, 1)	0-0 2-3		0-0 1B		0-0 FC6-4 4-3 2B 1-2f		0-0 1B			4	1	2	0	0	0	1
Keith Hernandez, L OBP: 0.384, SLG: 0.405 (1, 3)	0-0 1B		0-0 6-3		0-0 4-3 1-3		0-0 F7			4	0	1	0	0	0	3
George Hendrick, R OBP: 0.315, SLG: 0.446 (1, 9)	0-3 K 1-2			0-0 L8	0-0 2B		0-0 6-3			4	0	1	1	0	1	1
Gene Tenace, R OBP: 0.526, SLG: 0.667 (1, 2)		0-0 HR		4-0 FC6-4 BB	0-3 K		0-0 L6			3	1	1	1	1	1	1
David Green, R OBP: 0.341, SLG: 0.420 (1, 8) (8, 7)		0-0 F9		0-0 FC6-4 1B E 1-2f	0-3 K		0-0 6-3			4	1	0	0	0	1	1
Ken Oberkfell, L OBP: 0.328, SLG: 0.351 (1, 5)		0-0 F8		0-0 E 1B 1-3	0-0 F9		0-0 F5			4	0	1	0	0	0	0
Ozzie Smith, S OBP: 0.356, SLG: 0.333 (1, 6)		0-0 6-3		0-0 E1 1-2 3-H	0-3 K		0-0 F8			4	0	0	0	0	1	1
Steve Mura, R OBP: 0.100, SLG: 0.063 Dave LaPoint, L OBP: 0.067, SLG: 0.067 Mike Kattsey, S OBP: 0.328, SLG: 0.346 John Martin, S OBP: 0.167, SLG: 0.091 Willie McGee, S OBP: 0.394, SLG: 0.436 (1, 1) (4, 1) (4, PH) (5, 1) (7, PH) (8, 8)			0-0 F8	0-0 1-3	0-0 F8		0-0 5-3			1	0	0	0	0	0	0

Inning Stats	R: 0	H: 1	E: 0	LOB: 1	K: 1	BB: 0	S: 6	P: 6	R: 1	H: 1	E: 0	LOB: 0	K: 0	BB: 0	S: 4	P: 4	R: 0	H: 1	E: 0	LOB: 1	K: 0	BB: 0	S: 4	P: 4	R: 1	H: 1	E: 1	LOB: 2	K: 0	BB: 1	S: 5	P: 9	R: 1	H: 1	E: 1	LOB: 1	K: 1	BB: 0	S: 7	P: 7	R: 0	H: 0	E: 0	LOB: 0	K: 2	BB: 0	S: 7	P: 7	R: 0	H: 1	E: 0	LOB: 1	K: 0	BB: 0	S: 4	P: 4	R: 0	H: 0	E: 0	LOB: 0	K: 0	BB: 0	S: 3	P: 3	R: 0	H: 0	E: 0	LOB: 0	K: 0	BB: 0	S: 3	P: 3	R: 0	H: 0	E: 0	LOB: 0	K: 0	BB: 0	S: 3	P: 3
--------------	------	------	------	--------	------	-------	------	------	------	------	------	--------	------	-------	------	------	------	------	------	--------	------	-------	------	------	------	------	------	--------	------	-------	------	------	------	------	------	--------	------	-------	------	------	------	------	------	--------	------	-------	------	------	------	------	------	--------	------	-------	------	------	------	------	------	--------	------	-------	------	------	------	------	------	--------	------	-------	------	------	------	------	------	--------	------	-------	------	------

PITCHER	IP	WLS	BF	H	R	ER	SO	BB	IBB	HBP	BLK	WP	HR	S	P	ERA	WHIP
Fernando Valenzuela, L ERA: 2.8 (1, 1)	9.0	W	36	6	3	1	4	1	0	0	0	0	1	43	47	1.00	0.778

BOTTOM

Los Angeles Dodgers @ St. Louis Cardinals
 Busch Stadium, St. Louis, MO
 Wed Aug 25 1982, 7:05 PM CDT
 Att. 34,094 - Unknown

AB	35
R	3
H	6
RBI	2
BB	1
SO	4
LOB	10



Batter	1	2	3	4	5	6	7	8	9	AB R H RBI BB SO LOB	TOP		
Tom Herr, S OBP: 0.340, SLG: 0.322 (1, 4) X	0-0 F8 ①		0-0 1-3 ②		0-0 BB SF7 1B 2-H	0-0 4-3 ③		0-0 6-3 ①	5 1 1 1 0 0 2				
Lonnie Smith, R OBP: 0.387, SLG: 0.450 (1, 7) X	0-0 4-3 ②		0-0 2B		0-0 BB 1B 1-2	0-3 K ①		0-0 F8 ②	5 0 2 0 0 1 0				
Keith Hernandez, L OBP: 0.384, SLG: 0.403 (1, 3) X	0-0 L3 ③		0-0 4-3 ③		4-0 BB 1B 1-2 2-3	0-0 6-3 ②		0-0 BB 1B	4 0 1 0 1 0 1				
George Hendrick, R OBP: 0.318, SLG: 0.448 Bruce Sutter, R OBP: 0.167, SLG: 0.200 (1, 9) (9, 1)		0-0 F7 ①		0-0 PB 1B	0-0 SF7 ②	0-0 1B		4-0 BB 1B 1-2	3 0 2 1 1 0 0 0 0 0 0 0 0 0				
Gene Tenace, R OBP: 0.525, SLG: 0.659 Darrell Porter, L OBP: 0.341, SLG: 0.395 (1, 2) (5, PH) (5, 2)		4-0 BB BB		0-0 L5 ① 1-2	0-0 F8 ③	0-0 4-3 ③		0-0 F7 ③	1 0 0 0 1 0 1 3 0 0 0 0 0 5				
Willie McGee, S OBP: 0.353, SLG: 0.434 (1, 8) X		0-0 F8 ②		0-0 F9 ②		0-0 G3-6-3 1B		0-0 F9 ①	4 0 1 0 0 0 2				
Ken Oberkfell, L OBP: 0.328, SLG: 0.348 (1, 5) X		4-0 BB 1-2		0-0 F8 ③		0-0 G3-6-3 ① ② 1-2		0-0 F8 ②	3 0 0 0 1 0 2				
Ozzie Smith, S OBP: 0.359, SLG: 0.338 (1, 6) X		0-0 F5 ③			4-0 S 1B BB	0-0 1B 1B		0-0 2B	3 1 2 0 1 0 2				
Joaquin Andujar, S OBP: 0.192, SLG: 0.231 Jim Kaat, L OBP: 0.341, SLG: 0.420 (1, 1) (8, 1) (9, 9) X			0-0 F3 ①		0-3 K 1-2	0-0 1B 1-3		0-3 K ③	4 0 1 0 0 2 2 0 0 0 0 0 0 0 0 0 0 0 0 0 0				
Inning Stats	R: 0 H: 0 E: 0 K: 0 S: 3 LOB: 0 BB: 0 P: 3	R: 0 H: 0 E: 0 K: 0 S: 3 LOB: 2 BB: 2 P: 11	R: 0 H: 1 E: 0 K: 0 S: 4 LOB: 1 BB: 0 P: 4	R: 0 H: 1 E: 0 K: 0 S: 4 LOB: 1 BB: 0 P: 4	R: 2 H: 2 E: 0 K: 1 S: 7 LOB: 2 BB: 2 P: 15	R: 0 H: 3 E: 0 K: 0 S: 5 LOB: 2 BB: 0 P: 5	R: 0 H: 1 E: 0 K: 1 S: 6 LOB: 1 BB: 0 P: 6	R: 0 H: 1 E: 0 K: 1 S: 6 LOB: 1 BB: 0 P: 6	R: 0 H: 1 E: 0 K: 0 S: 4 LOB: 2 BB: 1 P: 8	1B: 8 SF: 1 2B: 2 SAC: 0 3B: 0 DP: 1 HR: 0 HBP: 0	WP: 0 PA: 41 PB: 1 SB: 1 CS: 0		
PITCHER	IP WLS BF H R ER SO BB IBB HBP BLK WP HR S P ERA WHIP											PITCHER	IP WLS BF H R ER SO BB IBB HBP BLK WP HR S P ERA WHIP
Tim Lollar, L ERA: 3.36 (1, 1)	4.1 L 20 4 2 2 1 3 0 0 0 0 0 0 19 31 4.15 1.615												
Juan Eichelberger, R ERA: 4.19 (5, 1)	2.2 12 4 0 0 1 1 0 0 0 0 0 0 13 17 0.00 1.875												
John Curtis, L ERA: 4.26 (8, 1)	2.0 9 2 0 0 1 1 0 0 0 0 0 0 10 14 0.00 1.500												

St. Louis Cardinals @ San Diego Padres
Jack Murphy Stadium, San Diego, CA

AB	35
R	2
H	10
RBI	2
BB	5
SO	3
LOB	17



Fri Aug 27 1982, 10:05 PM EDT
Att. 15,891 - Cloudy - 69 F

livebaseballscorecards.com

Batter	1	2	3	4	5	6	7	8	9	AB R H RBI BB SO LOB
Gene Richards, L (1, 7) OBP: 0.333, SLG: 0.352	0-0 4-3		0-0 G6-3 1B		0-0 G3			0-0 F8 1B		4 0 2 0 0 0 0
Garry Templeton, S (1, 6) OBP: 0.281, SLG: 0.359	0-3 K		0-0 G6-3 1-2f		0-0 3-1			0-0 F8 1-2		4 0 0 0 0 1 2
Ruppert Jones, L (1, 8) OBP: 0.393, SLG: 0.455	0-0 4-3		0-0 1-3					4-0 BB		3 0 0 0 1 0 0
Terry Kennedy, L (1, 2) OBP: 0.319, SLG: 0.481		4-0 1B 1B BB		0-0 1B 1B			0-3 K	0-0 4-3		3 1 1 0 1 1 1
Sixto Lezcano, R (1, 9) OBP: 0.394, SLG: 0.492		0-3 K		0-0 F7			0-0 6-3		0-0 5-3	4 0 0 0 0 1 2
Rick Lancellotti, L (1, 3) OBP: 0.394, SLG: 0.492		0-3 K		0-0 F8			0-0 F8		0-0 G3	4 0 0 0 0 1 2
Luis Salazar, R (1, 5) OBP: 0.296, SLG: 0.366		0-0 1B 1-2 1B		0-0 1B			0-0 S 1B		4-0 BB	3 0 3 0 1 0 0
Tim Flannery, L (1, 4) OBP: 0.324, SLG: 0.322		0-0 1-3 2-H 1B		0-0 F5			0-3 K		0-0 G3	4 0 1 1 0 1 4
Tim Lollar, L (1, 1) OBP: 0.293, SLG: 0.431		0-3 K			0-0 1-3		0-0 F9			1 0 0 0 0 1 2
Juan Eichelberger, R (5, 1) OBP: 0.140, SLG: 0.190										1 0 0 0 0 0 0
Broderick Perkins, L (7, PH) OBP: 0.347, SLG: 0.354										1 0 0 0 0 0 1
John Curtis, L (8, 1) OBP: 0.257, SLG: 0.314										0 0 0 0 0 0 0

Inning Stats	R: 0 E: 0 K: 1 S: 5	H: 0 LOB: 0 BB: 0 P: 5	R: 1 E: 0 K: 3 S: 11	H: 2 LOB: 2 BB: 1 P: 15	R: 0 E: 0 K: 0 S: 3	H: 1 LOB: 0 BB: 0 P: 3	R: 0 E: 0 K: 0 S: 5	H: 2 LOB: 2 BB: 0 P: 5	R: 0 E: 0 K: 0 S: 3	H: 0 LOB: 0 BB: 0 P: 3	R: 0 E: 0 K: 1 S: 5	H: 0 LOB: 0 BB: 0 P: 5	R: 0 E: 0 K: 1 S: 6	H: 1 LOB: 1 BB: 0 P: 6	R: 0 E: 0 K: 0 S: 3	H: 1 LOB: 1 BB: 1 P: 7	R: 0 E: 0 K: 0 S: 3	H: 0 LOB: 1 BB: 1 P: 7	1B: 7 2B: 0 3B: 0 HR: 0	SF: 0 SAC: 0 DP: 1 HBP: 0	WP: 0 PB: 0 SB: 1 CS: 0	PA: 35
--------------	------------------------------	---------------------------------	-------------------------------	----------------------------------	------------------------------	---------------------------------	------------------------------	---------------------------------	------------------------------	---------------------------------	------------------------------	---------------------------------	------------------------------	---------------------------------	------------------------------	---------------------------------	------------------------------	---------------------------------	----------------------------------	------------------------------------	----------------------------------	--------

PITCHER	IP	WLS	BF	H	R	ER	SO	BB	IBB	HBP	BLK	WP	HR	S	P	ERA	WHIP
Joaquin Andujar, R (1, 1) ERA: 2.82	7.2	W	30	7	1	1	6	2	0	0	0	0	0	40	48	1.17	1.174
Jim Kaat, L (8, 1) ERA: 3.48	0.1		1	0	0	0	0	0	0	0	0	0	0	1	1	0.00	0.000
Bruce Sutter, R (9, 1) ERA: 3.14	1.0	S	4	0	0	0	0	1	0	0	0	0	0	3	7	0.00	1.000

BOTTOM

St. Louis Cardinals @ San Diego Padres
Jack Murphy Stadium, San Diego, CA
 Fri Aug 27 1982, 10:05 PM EDT
 Att: 15,891 - Cloudy - 69 F

livebaseballscorecards.com

AB	32
R	1
H	7
RBI	1
BB	3
SO	6
LOB	14



Batter	1	2	3	4	5	6	7	8	9	AB R H RBI BB SO LOB	TOP																		
Tom Herr, S OBP: 0.340, SLG: 0.325 (1, 4) X	0-0 1-3		0-3 K		0-0 F8	0-0 E9			0-0 F8	5 0 2 1 0 1 0	St. Louis Cardinals @ San Diego Padres Jack Murphy Stadium, San Diego, CA Sun Aug 29 1982, 6:33 AM EDT Sunny - 79 F livebaseballscorecards.com																		
Lonnie Smith, R OBP: 0.385, SLG: 0.447 (1, 7) S S S	0-3 K			0-0 F8	0-0 1-3	0-0 6-3			0-0 E 1B	5 1 1 0 0 1 3																			
Keith Hernandez, L OBP: 0.386, SLG: 0.404 (1, 3) B B B	4-0 BB			0-0 BB 4-3 1B	0-0 F8				0-0 E 1B	4 1 2 0 1 0 1																			
George Hendrick, R OBP: 0.319, SLG: 0.444 (1, 9) X	0-0 L4			4-0 4-3 BB 1-2	4-0 BB				0-0 E8	3 0 0 0 2 0 2																			
Darrell Porter, L OBP: 0.342, SLG: 0.394 Gene Tenace, R OBP: 0.529, SLG: 0.651 (1, 2) (5, PH) (5, 2)		0-0 F8		4-0 4-3 BB 1-2 2-3	4-0 BB				0-0 P3	1 0 0 0 1 0 0 1 0 0 0 2 0 2																			
Willie McGee, S OBP: 0.350, SLG: 0.430 Jim Kaat, L Doug Bair, R Mike Ramsey, S Jeff Lahti, R Julio Gonzalez, R OBP: 0.327, SLG: 0.344 OBP: 0.252, SLG: 0.299 (1, 8) (5, 1) (6, 1) (7, PH) (7, 1) (9, PH)		0-0 B1		0-0 4-3	0-3 K				0-3 K	3 0 0 1 0 1 5 0 0 0 0 0 0 0 0 0 0 0 0 0 0 1 0 0 0 0 0 1 0 0 0 0 0 0 0 1 0 0 0 0 1 2																			
Ken Oberkfell, L OBP: 0.327, SLG: 0.347 (1, 5) X	0-0 4-3			0-0 G3		0-0 E 1B			0-0 G3	4 0 1 0 0 0 2																			
Ozzie Smith, S OBP: 0.359, SLG: 0.337 (1, 6) X			0-0 F8		0-0 2B 1B	0-3 K			0-0 5-3	4 1 1 0 0 1 1																			
Bob Forsch, R OBP: 0.250, SLG: 0.295 John Martin, S OBP: 0.167, SLG: 0.091 Steve Braun, L OBP: 0.386, SLG: 0.333 David Green, R OBP: 0.336, SLG: 0.413 (1, 1) (3, 1) (5, PH) (5, 8)			0-3 K		0-0 2B	0-0 F8			0-0 L9	1 0 0 0 0 1 0 0 0 0 0 0 0 0 1 1 1 1 0 0 0 2 0 0 0 0 0 1																			
Inning Stats	R: 0 H: 0 E: 0 LOB: 1 K: 1 BB: 1 S: 5 P: 9	R: 0 H: 0 E: 0 LOB: 0 K: 0 BB: 0 S: 3 P: 3	R: 0 H: 0 E: 0 LOB: 0 K: 2 BB: 0 S: 7 P: 7	R: 1 H: 1 E: 0 LOB: 2 K: 0 BB: 2 S: 4 P: 12	R: 2 H: 3 E: 0 LOB: 3 K: 1 BB: 2 S: 8 P: 16	R: 0 H: 2 E: 1 LOB: 2 K: 1 BB: 0 S: 7 P: 7	R: 0 H: 0 E: 0 LOB: 1 K: 0 BB: 1 S: 3 P: 7	R: 0 H: 0 E: 0 LOB: 0 K: 0 BB: 0 S: 3 P: 3	R: 1 H: 2 E: 1 LOB: 2 K: 1 BB: 0 S: 8 P: 8	1B: 6 SF: 0 2B: 2 SAC: 0 3B: 0 DP: 0 HR: 0 HBP: 0		WP: 0 PA: 42 PB: 0 SB: 0 CS: 0																	
PITCHER	IP WLS BF H R ER SO BB IBB HBP BLK WP HR S P ERA WHIP											PITCHER	IP WLS BF H R ER SO BB IBB HBP BLK WP HR S P ERA WHIP																
Eric Show, R ERA: 2.69 (1, 1)	4.2	22	4	3	3	3	4	0	0	0		0	0	0	24	40	5.79	1.714											
John Curtis, L ERA: 4.1 (5, 1)	4.1	W	20	4	1	0	3	2	0	0		0	0	0	24	32	0.00	1.385											



Batter	1	2	3	4	5	6	7	8	9	AB	R	H	RBI	BB	SO	LOB
Gene Richards, L (1, 7) OBP: 0.336, SLG: 0.355	0-0 6-3		0-0 G3	0-0 E8 1B		0-0 1B 1B	0-0 1B			5	2	3	0	0	0	0
Garry Templeton, S (1, 6) OBP: 0.280, SLG: 0.360	0-0 4-3		0-0 1B 2B	0-3 K		0-0 1B 2B	0-0 F8			5	2	1	0	0	1	4
Ruppert Jones, L (1, 8) OBP: 0.393, SLG: 0.453	4-0 1B BB		0-0 1B 1B 2-H	0-3 K		0-3 K		0-0 F8		4	1	1	1	1	2	2
Terry Kennedy, L (1, 2) OBP: 0.324, SLG: 0.483	0-0 FC6-4 1B		0-0 1B 2B 1B	4-0 BB		0-0 1B 2B 1B	0-0 4-3			4	2	3	1	1	0	0
Sixto Lezcano, R (1, 9) OBP: 0.394, SLG: 0.493	0-0 FC6-4 1-2f		0-0 1B 2B 1B	0-0 F7		0-0 1B 2B	0-3 K			5	1	2	2	0	1	3
Luis Salazar, R (1, 5) OBP: 0.296, SLG: 0.365		0-0 6-3	0-0 1B 2B 1B		0-3 K	0-0 F9				4	1	1	1	0	1	1
Rick Lancellotti, L (1, 3) OBP: 0.125, SLG: 0.250		0-0 G3	0-0 1B 2B		0-0 3-1		0-0 3-1			4	0	1	3	0	0	0
Tim Flannery, L (1, 4) OBP: 0.323, SLG: 0.321		0-0 1B	0-0 F7		0-0 6-3		0-0 5-3			4	0	1	0	0	0	1
Eric Show, R (1, 1) OBP: 0.115, SLG: 0.115		0-0 F8	0-3 K			0-0 1B 1B				2	0	0	0	0	1	2
John Curtis, L (5, 1) OBP: 0.297, SLG: 0.351										2	0	2	0	0	0	0


Inning Stats	R: 0	H: 1	E: 0	LOB: 2	K: 0	BB: 1	S: 4	P: 8	R: 0	H: 1	E: 0	LOB: 1	K: 0	BB: 0	S: 4	P: 4	R: 5	H: 6	E: 0	LOB: 1	K: 1	BB: 0	S: 11	P: 11	R: 1	H: 1	E: 1	LOB: 1	K: 2	BB: 1	S: 8	P: 12	R: 0	H: 0	E: 0	LOB: 0	K: 1	BB: 0	S: 5	P: 5	R: 3	H: 4	E: 1	LOB: 1	K: 1	BB: 0	S: 9	P: 9	R: 0	H: 2	E: 0	LOB: 2	K: 0	BB: 0	S: 5	P: 5	R: 0	H: 0	E: 0	LOB: 0	K: 1	BB: 0	S: 5	P: 5
--------------	------	------	------	--------	------	-------	------	------	------	------	------	--------	------	-------	------	------	------	------	------	--------	------	-------	-------	-------	------	------	------	--------	------	-------	------	-------	------	------	------	--------	------	-------	------	------	------	------	------	--------	------	-------	------	------	------	------	------	--------	------	-------	------	------	------	------	------	--------	------	-------	------	------

PITCHER	IP	WLS	BF	H	R	ER	SO	BB	IBB	HBP	BLK	WP	HR	S	P	ERA	WHIP
Bob Forsch, R (1, 1) ERA: 3.91	2.1	L	16	8	5	5	0	1	0	0	0	0	0	15	19	19.29	3.857
John Martin, L (3, 1) ERA: 4.5	1.2		7	1	1	0	3	1	0	0	0	0	0	12	16	0.00	1.200
Jim Kaat, L (5, 1) ERA: 3.82	1.2		8	3	3	3	2	0	0	0	0	0	0	12	12	16.20	1.800
Doug Bair, R (6, 1) ERA: 3.01	0.1		2	1	0	0	0	0	0	0	0	0	0	2	2	0.00	3.000
Jeff Lahti, R (7, 1) ERA: 3.65	2.0		8	2	0	0	1	0	0	0	0	0	0	10	10	0.00	1.000

BOTTOM

St. Louis Cardinals @ San Diego Padres
Jack Murphy Stadium, San Diego, CA
 Sun Aug 29 1982, 6:33 AM EDT
 Sunny - 79 F

AB	39
R	9
H	15
RBI	8
BB	2
SO	6
LOB	13



WP: 0	PA: 41
PB: 0	SB: 0
CS: 0	

livebaseballscorecards.com

Batter	1	2	3	4	5	6	7	8	9	AB R H RBI BB SO LOB	TOP									
Tom Herr, S (1, 4) OBP: 0.339, SLG: 0.325	0-3 K	0-0 E5 1B		0-3 K		0-0 SH1-3		0-0 4-3		4 0 1 0 0 2 0										
Lonnie Smith, R (1, 7) OBP: 0.387, SLG: 0.450	4-0 S 1B BB	0-0 1B		0-0 F7		0-0 5-3		0-0 1B 2B		4 2 2 1 1 0 1										
Keith Hernandez, L (1, 3) OBP: 0.388, SLG: 0.404	0-0 4-3 1-3	4-0 1B			4-0 G5-4-3 BB		0-0 F7	0-0 FC6-4 1B		3 0 1 1 2 0 1										
George Hendrick, R (1, 9) OBP: 0.317, SLG: 0.442	0-0 2B E 1B 3-H	0-3 K			0-0 G5-4-3 1-2f		0-0 1-3	0-0 FC6-4 1-2f		5 1 1 1 0 1 5										
Darrell Porter, L (1, 2) OBP: 0.346, SLG: 0.397	0-0 E 1-3 2B	0-0 6-3			4-0 1B BB		4-0 E 1B BB		0-0 P5	3 1 1 0 2 0 3										
Willie McGee, S (1, 8) OBP: 0.350, SLG: 0.429	0-0 E5 S 2-3 3-H		0-0 6-3		0-0 1-2 1B		0-0 E5 1B 1-2	0-0 SH2-6-3 1B		5 0 2 0 0 0 2										
Ken Oberkfell, L (1, 5) OBP: 0.324, SLG: 0.344	0-0 G3		0-0 1-4-3		0-0 F9		0-0 1-3 2-H 1B	0-0 SH2-6-3		3 0 0 0 0 0 4										
David Green, R (7, PH) OBP: 0.341, SLG: 0.418	1-2 1B									1 0 1 1 0 0 0										
Jim Kaat, L (7, 1)										0 0 0 0 0 0 0										
Bruce Sutter, R (8, 1) OBP: 0.167, SLG: 0.200										0 0 0 0 0 0 0										
Ozzie Smith, S (1, 6) OBP: 0.355, SLG: 0.333		0-0 6-3	0-3 K			0-0 5-3		0-3 K	0-0 4-3	5 0 0 0 0 2 3										
Dave LaPoint, L (1, 1) OBP: 0.097, SLG: 0.067					0-0 5-3					0 1 0 0 1 0 0										
Doug Bair, R (3, 1) OBP: 0.125, SLG: 0.125		4-0 E 1B BB				0-0 SH1-3 1B				2 0 1 0 0 0 0										
Mike Ramsey, S (7, 5) OBP: 0.325, SLG: 0.342								0-0 F9		1 0 0 0 0 0 0										
Inning Stats	R: 2 E: 1 K: 1 S: 8	H: 2 LOB: 2 BB: 1 P: 12	R: 1 E: 1 K: 1 S: 7	H: 2 LOB: 3 BB: 2 P: 15	R: 0 E: 0 K: 1 S: 5	H: 0 LOB: 0 BB: 0 P: 5	R: 0 E: 0 K: 1 S: 5	H: 0 LOB: 0 BB: 0 P: 5	R: 0 E: 0 K: 0 S: 4	H: 1 LOB: 2 BB: 2 P: 11	R: 1 E: 1 K: 1 S: 7	H: 1 LOB: 2 BB: 1 P: 11	R: 1 E: 0 K: 0 S: 5	H: 2 LOB: 1 BB: 0 P: 5	R: 0 E: 0 K: 0 S: 4	H: 1 LOB: 1 BB: 0 P: 4	1B: 8 2B: 2 3B: 0 HR: 0	SF: 0 SAC: 2 DP: 1 HBP: 0	WP: 0 PB: 0 SB: 2 CS: 0	PA: 44
PITCHER	IP WLS BF H R ER SO BB IBB HBP BLK WP HR S P ERA WHIP																			
Andy Hawkins, R (1, 1) ERA: 4.62	4.2 L 24 5 3 2 4 4 1 0 0 0 0 27 47 3.86 1.929																			
Gary Lucas, L (5, 1) ERA: 3.69	2.1 11 2 1 0 1 1 0 0 0 0 0 12 16 0.00 1.286																			
Luis DeLeon, R (8, 1) ERA: 2.09	2.0 9 3 1 1 0 0 0 0 0 0 0 9 9 4.50 1.500																			

St. Louis Cardinals @ San Diego Padres
 Jack Murphy Stadium, San Diego, CA
 Sun Aug 29 1982, 6:38 AM EDT
 Att. 17,379 - Sunny - 75 F

livebaseballscorecards.com

AB	36
R	5
H	10
RBI	4
BB	6
SO	5
LOB	19



Batter	1	2	3	4	5	6	7	8	9
Gene Richards, L (1, 7) OBP: 0.338, SLG: 0.357	0-0 CS 1B		0-0 E 2B 1B		0-0 F7		0-0 6-3		
Joe Pittman, R (1, 4) OBP: 0.276, SLG: 0.261 Tim Flannery, L (8, PH) OBP: 0.322, SLG: 0.320 (9, 4)	4-0 G6-4-3 1-2 BB		0-0 E3 2B 1-2		0-3 K			0-0 4-3	
Garry Templeton, S (1, 6) OBP: 0.278, SLG: 0.357	0-0 G6-4-3 1-2f		0-0 F8		0-0 G3			0-0 F7	
Kurt Bevacqua, R (1, 3) OBP: 0.366, SLG: 0.355		0-0 2B 2B	0-0 1-3 2-H 2B		0-3 K			0-0 6-3	
Sixto Lezcano, R (1, 9) OBP: 0.393, SLG: 0.491		0-3 K	0-3 K		0-0 F9			0-0 G4-3 1B	
Luis Salazar, R (1, 5) OBP: 0.295, SLG: 0.366		0-0 2-H 2B		0-0 1-3	0-3 K			0-0 G4-3 1-2f	
Dave Edwards, R (1, 8) OBP: 0.216, SLG: 0.300 Joe Lefebvre, L (4, PH) OBP: 0.257, SLG: 0.252 (5, 8)		0-3 K		0-3 K	0-3 K		4-0 E SF8 BB	0-3 K	
Steve Swisher, R (1, 2) OBP: 0.311, SLG: 0.400		0-0 6-3		0-3 K	0-3 K		0-0 L6 1-3		
Andy Hawkins, R (1, 1) Gary Lucas, L (5, 1) Terry Kennedy, L (7, PH) OBP: 0.324, SLG: 0.483 Luis DeLeon, R (8, 1) OBP: 0.167, SLG: 0.182			0-0 4-3		0-3 K		0-0 SF8 3-H		

AB	R	H	RBI	BB	SO	LOB
4	1	2	0	0	0	0
2	0	0	0	1	1	1
1	0	0	0	0	0	0
4	0	0	0	0	0	3
4	1	2	1	0	1	0
4	0	1	0	0	2	3
4	0	1	1	0	1	1
1	0	0	0	0	1	1
2	1	0	0	1	2	0
3	0	0	0	0	1	3
2	0	0	0	0	1	1
0	0	0	0	0	0	0
0	0	0	1	0	0	0
0	0	0	0	0	0	0

WP	HR	S	P	ERA	WHIP
0	0	16	20	3.38	2.250
0	0	25	25	0.00	0.000
0	0	3	7	0.00	1.000
0	0	8	8	0.00	0.500

WP	HR	S	P	ERA	WHIP
0	0	16	20	3.38	2.250
0	0	25	25	0.00	0.000
0	0	3	7	0.00	1.000
0	0	8	8	0.00	0.500

WP	HR	S	P	ERA	WHIP
0	0	16	20	3.38	2.250
0	0	25	25	0.00	0.000
0	0	3	7	0.00	1.000
0	0	8	8	0.00	0.500

St. Louis Cardinals @ San Diego Padres
Jack Murphy Stadium, San Diego, CA
 Sun Aug 29 1982, 6:38 AM EDT
 Att. 17,379 - Sunny - 75 F

livebaseballscorecards.com

AB	31
R	3
H	6
RBI	3
BB	2
SO	10
LOB	13



Batter	1	2	3	4	5	6	7	8	9	AB R H RBI BB SO LOB	TOP											
Tom Herr, S (1, 4) OBP: 0.339, SLG: 0.324	0-0 6-3		0-0 6-3			0-0 6-3		0-0 1B		4 1 1 0 0 0 0	St. Louis Cardinals @ Los Angeles Dodgers Dodger Stadium, Los Angeles, CA Mon Aug 30 1982, 7:05 PM PDT Att. 47,050 - Unknown - 72 F											
Ken Oberkfell, L (1, 5) OBP: 0.324, SLG: 0.341	0-0 F7			4-0 FC5-4 BB		0-0 F9		0-3 K		3 0 0 0 1 1 1												
Lonnie Smith, R (1, 7) OBP: 0.386, SLG: 0.448	0-3 K			0-0 FC5-4 2B		0-0 G3		0-0 1B		4 1 1 1 0 1 1												
Keith Hernandez, L (1, 3) OBP: 0.390, SLG: 0.409		0-0 6-3		0-0 SF9 2B		0-0 FC5 G1-2-3 1B		0-0 1B		4 1 3 1 0 0 0												
George Hendrick, R (1, 9) OBP: 0.317, SLG: 0.441		0-0 1B		0-0 SF9		0-0 F3		0-3 K		3 0 1 1 0 1 3												
Bruce Sutter, R (8, 1) OBP: 0.167, SLG: 0.200				0-0 F2						0 0 0 0 0 0 0												
Gene Tenace, R (1, 2) OBP: 0.520, SLG: 0.629		0-3 K				4-0 FC5 1-2 BB				3 0 0 0 1 1 1												
Willie McGee, S (1, 8) OBP: 0.346, SLG: 0.424		0-3 K			0-0 L9	0-0 FC5				4 0 0 0 0 1 3												
Ozzie Smith, S (1, 6) OBP: 0.352, SLG: 0.330			0-0 F8		0-0 F8	0-0 G1-2-3		0-0 F8		4 0 0 0 0 0 3												
John Stuper, R (1, 1) OBP: 0.172, SLG: 0.214			0-3 K		0-3 K			0-3 K		3 0 0 0 0 3 0												
David Green, R (8, 9) OBP: 0.341, SLG: 0.418										0 0 0 0 0 0 0												
Inning Stats	R: 0 E: 0 K: 1 S: 5	H: 0 LOB: 0 BB: 0 P: 5	R: 0 E: 0 K: 2 S: 8	H: 1 LOB: 1 BB: 0 P: 8	R: 0 E: 0 K: 1 S: 5	H: 0 LOB: 0 BB: 0 P: 5	R: 2 E: 0 K: 0 S: 4	H: 1 LOB: 0 BB: 1 P: 8	R: 0 E: 0 K: 1 S: 5	H: 0 LOB: 0 BB: 0 P: 5	R: 0 E: 0 K: 0 S: 3	H: 0 LOB: 0 BB: 0 P: 3	R: 0 E: 0 K: 0 S: 4	H: 1 LOB: 2 BB: 1 P: 8	R: 1 E: 0 K: 3 S: 12	H: 3 LOB: 2 BB: 0 P: 12	R: 0 E: 0 K: 0 S: 3	H: 0 LOB: 0 BB: 0 P: 3	1B: 5 2B: 1 3B: 0 HR: 0	SF: 1 SAC: 0 DP: 1 HBP: 0	WP: 0 PB: 0 SB: 1 CS: 0	PA: 35
PITCHER Fernando Valenzuela, L (1, 1) ERA: 2.81	IP: 9.0 WLS: L BF: 35 H: 6 R: 3 ER: 3 SO: 8 BB: 2 IBB: 0 HBP: 0 BLK: 0 WP: 0 HR: 0 S: 49 P: 57 ERA: 3.00 WHIP: 0.889											PITCHER	IP: 0.0 WLS: 0 BF: 0 H: 0 R: 0 ER: 0 SO: 0 BB: 0 IBB: 0 HBP: 0 BLK: 0 WP: 0 HR: 0 S: 0 P: 0 ERA: 0.00 WHIP: 0.000									

livebaseballscores.com

AB	32
R	3
H	6
RBI	3
BB	2
SO	8
LOB	12



Batter	1	2	3	4	5	6	7	8	9	AB	R	H	RBI	BB	SO	LOB
Steve Sax, R (1, 4) OBP: 0.336, SLG: 0.358	0-0 G3		0-0 6-3		0-0 6-3		0-0 L9			4	0	0	0	0	0	2
Ken Landreaux, L (1, 8) OBP: 0.347, SLG: 0.404	0-0 2-3		0-0 L3		0-0 F7			0-0 F3		4	0	0	0	0	0	1
Dusty Baker Jr., R (1, 7) OBP: 0.365, SLG: 0.471	0-0 F7		0-0 6-3			0-0 FC5-4 1B		0-0 P4		4	0	1	0	0	0	0
Pedro Guerrero, R (1, 9) OBP: 0.383, SLG: 0.547		0-0 6-3		0-3 K		0-0 FC5-4 1B		0-0 1B		4	0	1	0	0	1	1
Ron Cey, R (1, 5) OBP: 0.331, SLG: 0.431		0-0 1B 2B		0-0 6-3		0-0 L8		0-3 K		4	1	1	0	0	1	2
Steve Garvey, R (1, 3) OBP: 0.291, SLG: 0.408		4-0 1B IBB		0-0 1B		0-0 F8			0-0 HR	3	1	2	1	1	0	1
Steve Yeager, R (1, 2) OBP: 0.289, SLG: 0.297		0-0 L4		0-0 6-3			0-3 K		0-0 3-1	2	0	0	0	0	0	3
Jorge Orta, L (7, PH) OBP: 0.295, SLG: 0.343										1	0	0	0	0	1	0
Mike Scioscia, L (8, 2) OBP: 0.300, SLG: 0.283										1	0	0	0	0	0	0
Bill Russell, R (1, 6) OBP: 0.354, SLG: 0.332		0-0 1B		0-0 6-3		0-0 6-3		0-0 4-3		3	0	1	1	0	0	0
Rick Monday, L (9, PH) OBP: 0.399, SLG: 0.540		1-2 2-H 1B								1	0	0	0	0	0	0
Fernando Valenzuela, L (1, 1) OBP: 0.190, SLG: 0.213		0-0 4-3				0-0 6-3 1B		0-0 4-3		3	0	2	0	0	0	2
Ron Roenicke, S (9, PH) OBP: 0.365, SLG: 0.324										1	0	0	0	0	0	0

Inning Stats	R: 0	H: 0	E: 0	K: 0	S: 3	R: 1	H: 2	E: 0	K: 0	S: 5	R: 0	H: 0	E: 0	K: 0	S: 3	R: 0	H: 1	E: 0	K: 1	S: 6	R: 0	H: 1	E: 1	K: 0	S: 4	R: 0	H: 1	E: 0	K: 1	S: 6	R: 0	H: 1	E: 0	K: 1	S: 6	R: 1	H: 1	E: 0	K: 0	S: 4	R: 0	H: 1	E: 0	K: 1	S: 6	R: 0	H: 1	E: 0	K: 1	S: 6	R: 1	H: 1	E: 0	K: 0	S: 4	1B: 6	SF: 0	2B: 1	SAC: 0	3B: 0	DP: 0	HR: 1	HBP: 0	WP: 0	PA: 36
--------------	------	------	------	------	------	------	------	------	------	------	------	------	------	------	------	------	------	------	------	------	------	------	------	------	------	------	------	------	------	------	------	------	------	------	------	------	------	------	------	------	------	------	------	------	------	------	------	------	------	------	------	------	------	------	------	-------	-------	-------	--------	-------	-------	-------	--------	-------	--------

PITCHER	IP	WLS	BF	H	R	ER	SO	BB	IBB	HBP	BLK	WP	HR	S	P	ERA	WHIP
John Stuper, R (1, 1) ERA: 3.66	7.2	W	31	7	1	1	2	0	0	0	0	0	0	34	38	1.17	0.913
Bruce Sutter, R (8, 1) ERA: 3.12	1.1	S	5	1	1	1	1	0	0	0	0	0	1	7	7	6.75	0.750

BOTTOM

St. Louis Cardinals @ Los Angeles Dodgers
 Dodger Stadium, Los Angeles, CA
 Mon Aug 30 1982, 7:05 PM PDT
 Att: 47,050 - Unknown - 72 F

livebaseballscorecards.com

AB	35
R	2
H	8
RBI	2
BB	1
SO	3
LOB	12



Batter	1	2	3	4	5	6	7	8	9	AB R H RBI BB SO LOB	TOP											
Tom Herr, S (1, 4) x OBP: 0.338, SLG: 0.321	0-0 6-3		4-0 G1-6-3 BB			x 0-0 4-3		x 0-0 G4-3 1-2f		3 0 0 0 1 0 2												
Lonnie Smith, R (1, 7) x OBP: 0.385, SLG: 0.446	0-0 CS 1B		0-0 G1-6-3 1-2f			x 0-0 6-3			0-3 K	4 0 1 0 0 1 1												
Keith Hernandez, L (1, 3) x OBP: 0.391, SLG: 0.410	0-0 L8 1-2			0-0 CS 1B			x 0-0 F8		0-0 1B	4 0 2 0 0 0 1												
George Hendrick, R (1, 9) x OBP: 0.314, SLG: 0.437		0-0 F3		0-0 F9			x 0-0 F8		0-3 K	4 0 0 0 0 1 2												
Darrell Porter, L (1, 2) x OBP: 0.344, SLG: 0.395		0-0 1B 1B		0-3 K			x 0-0 F8		0-3 K	4 0 1 0 0 2 2												
Willie McGee, S (1, 8) s s s OBP: 0.349, SLG: 0.426		0-3 K		0-0 CS 1-2	0-0 G4-6-3 1B			0-0 1B 1B		3 1 2 0 0 1 1												
Ken Oberkfell, L (1, 5) x OBP: 0.326, SLG: 0.344		0-0 1-2 1B		0-0 F9			x 0-0 F9	0-0 FC6-4 1-2 1B		3 0 2 0 0 0 1												
Ozzie Smith, S (1, 6) x OBP: 0.352, SLG: 0.330		0-0 6-3		0-0 G4-6-3 1-2f			x 0-0 G4-6-3	0-0 FC6-4 1-2 2-H 1B		3 0 1 1 0 0 3												
Steve Mura, R (1, 1) x OBP: 0.098, SLG: 0.061			0-0 6-3			x 0-0 4-3		x 0-0 FC6-4 1-2f 2-3		1 0 0 0 0 0 0												
Jeff Lahti, R (4, 1)										0 0 0 0 0 0 0												
Steve Braun, L (6, PH) x OBP: 0.179, SLG: 0.327										1 0 0 0 0 0 0												
Doug Bair, R (6, 1)										0 0 0 0 0 0 0												
Gene Tenace, R (8, PH) x OBP: 0.125, SLG: 0.125										1 0 0 0 0 0 2												
Mike Kattissey, S (8, PR) x OBP: 0.516, SLG: 0.622										0 0 0 0 0 0 0												
John Martin, S (8, 1) x OBP: 0.325, SLG: 0.342										0 0 0 0 0 0 0												
John Martin, S (8, 1) x OBP: 0.167, SLG: 0.091										0 0 0 0 0 0 0												
Inning Stats	R: 0 E: 0 K: 0 S: 3	H: 1 LOB: 0 BB: 0 P: 3	R: 0 E: 0 K: 1 S: 7	H: 2 LOB: 2 BB: 0 P: 7	R: 0 E: 0 K: 0 S: 2	H: 0 LOB: 0 BB: 1 P: 6	R: 0 E: 0 K: 1 S: 5	H: 1 LOB: 0 BB: 0 P: 5	R: 0 E: 0 K: 0 S: 3	H: 0 LOB: 0 BB: 0 P: 3	R: 0 E: 0 K: 0 S: 3	H: 0 LOB: 0 BB: 0 P: 3	R: 0 E: 0 K: 0 S: 3	H: 0 LOB: 0 BB: 0 P: 3	R: 1 E: 0 K: 0 S: 5	H: 3 LOB: 2 BB: 0 P: 5	R: 0 E: 0 K: 3 S: 10	H: 1 LOB: 1 BB: 0 P: 10	1B: 9 2B: 0 3B: 0 HR: 0	SF: 0 SAC: 0 DP: 3 HBP: 0	WP: 0 PB: 0 SB: 0 CS: 2	PA: 33
PITCHER	IP WLS BF H R ER SO BB IBB HBP BLK WP HR S P ERA WHIP																					
Burt Hooton, R (1, 1) x ERA: 4.68	7.0 W 25 7 1 1 2 1 0 0 0 0 0 0 28 32 1.29 1.143																					
Steve Howe, L (8, 1) x ERA: 2.13	2.0 S 7 2 0 0 3 0 0 0 0 0 0 0 13 13 0.00 1.000																					

St. Louis Cardinals @ Los Angeles Dodgers
Dodger Stadium, Los Angeles, CA
Tue Aug 31 1982, 7:05 PM PDT
Att. 45,604 - Unknown - 72 F

AB	31
R	1
H	9
RBI	1
BB	1
SO	5
LOB	15



Batter	1	2	3	4	5	6	7	8	9	AB	R	H	RBI	BB	SO	LOB
Steve Sax, R OBP: 0.338, SLG: 0.359 (1, 4)	4-0 S 1B BB	0-0 S 1B		4-0 2B BB			0-0 F9 ①			2	1	1	0	2	0	0
Ken Landreaux, L OBP: 0.349, SLG: 0.408 (1, 8)	0-0 1-H 1B	0-3 K 1-2		0-0 2B 1-3 2-H			0-3 K ②			4	0	2	2	0	2	1
Dusty Baker Jr., R OBP: 0.364, SLG: 0.468 (1, 7)	4-0 1B SF8 BB		0-0 5-3 ①	0-0 5-3 ③			0-0 F7 ③			3	1	0	0	1	0	2
Pedro Guerrero, R OBP: 0.384, SLG: 0.545 Ron Roenicke, S OBP: 0.365, SLG: 0.324 (1, 9) (9, 9)	0-0 1-3 S 1B 1B		4-0 E S BB		0-0 F9 ①		0-0 6-3 ①			3	1	1	0	1	0	0
Ron Cey, R OBP: 0.328, SLG: 0.429 (1, 5)	0-0 SF8 3-H		0-0 5-3 ②	1-3	0-0 F8 ②		0-0 F7 ②			3	0	0	1	0	0	1
Steve Garvey, R OBP: 0.291, SLG: 0.407 (1, 3)	0-0 1-H 1B		0-0 4-3 ③		0-0 6-3 ③		0-0 F3 ③			4	0	1	1	0	0	1
Bill Russell, R OBP: 0.352, SLG: 0.329 (1, 6)	0-0 F3 ③			0-0 6-3 ①		0-0 4-3 ①				3	0	0	0	0	0	1
Steve Yeager, R OBP: 0.290, SLG: 0.305 (1, 2)		0-0 5-3 ①		0-0 2B 2B		0-0 6-3 ②				3	1	1	0	0	0	0
Burt Hooton, R OBP: 0.080, SLG: 0.120 Steve Howe, L (8, 1)		0-0 P6 ②		0-0 6-3 ②		0-0 6-3 ③				3	0	0	0	0	0	1
										0	0	0	0	0	0	0

Inning Stats	R: 3	H: 3	E: 0	LOB: 1	K: 0	BB: 2	S: 5	P: 13	R: 0	H: 1	E: 0	LOB: 1	K: 1	BB: 0	S: 6	P: 6	R: 0	H: 0	E: 0	LOB: 1	K: 0	BB: 1	S: 3	P: 7	R: 1	H: 2	E: 0	LOB: 2	K: 0	BB: 1	S: 5	P: 9	R: 0	H: 0	E: 0	LOB: 0	K: 0	BB: 0	S: 3	P: 3	R: 0	H: 0	E: 0	LOB: 0	K: 0	BB: 0	S: 3	P: 3	R: 0	H: 0	E: 0	LOB: 0	K: 1	BB: 0	S: 5	P: 5	R: 0	H: 0	E: 0	LOB: 0	K: 0	BB: 0	S: 3	P: 3
--------------	------	------	------	--------	------	-------	------	-------	------	------	------	--------	------	-------	------	------	------	------	------	--------	------	-------	------	------	------	------	------	--------	------	-------	------	------	------	------	------	--------	------	-------	------	------	------	------	------	--------	------	-------	------	------	------	------	------	--------	------	-------	------	------	------	------	------	--------	------	-------	------	------

PITCHER	IP	WLS	BF	H	R	ER	SO	BB	IBB	HBP	BLK	WP	HR	S	P	ERA	WHIP
Steve Mura, R ERA: 4.0 (1, 1)	3.2	L	20	6	4	4	1	4	0	0	0	0	0	18	34	9.82	2.727
Jeff Lahti, R ERA: 3.52 (4, 1)	1.1		4	0	0	0	0	0	0	0	0	0	0	4	4	0.00	0.000
Doug Bair, R ERA: 2.8 (6, 1)	2.0		6	0	0	0	1	0	0	0	0	0	0	8	8	0.00	0.000
John Martin, L ERA: 4.42 (8, 1)	1.0		3	0	0	0	0	0	0	0	0	0	0	3	3	0.00	0.000

BOTTOM

St. Louis Cardinals @ Los Angeles Dodgers
Dodger Stadium, Los Angeles, CA

Tue Aug 31 1982, 7:05 PM PDT
Att: 45,604 - Unknown - 72 F

AB	28
R	4
H	6
RBI	4
BB	4
SO	2
LOB	7



WP	PA	ERA	WHIP
0	33		

Batter	1	2	3	4	5	6	7	8	9	10	11	12	13	AB R H RBI BB SO LOB	TOP										
Ozzie Smith, S OBP: 0.353, SLG: 0.332	0-0 FC6-4 1B	0-0 L6		0-0 5-3			0-0 F5		0-0 FC6-4 1B		0-0 1-2 2-H 1B		0-0 1-2 2-H 1B	7 0 3 1 0 0 2											
Lonnie Smith, R OBP: 0.388, SLG: 0.449	0-0 FC6-4 1B	0-0 2B			0-0 5-3		0-0 CS 1B		0-0 1-3 1B			0-0 6-3	4-0 1-2 2-3 BB	6 1 3 0 1 0 1											
Keith Hernandez, L OBP: 0.391, SLG: 0.409	4-0 1-2 1B BB	0-0 3-1			0-0 1B		0-0 5-3		0-0 F7			0-0 1B	0-0 1-2 BB	6 1 2 0 1 0 7											
Gene Tenace, R OBP: 0.500, SLG: 0.596	0-3 K		0-3 K		0-3 K		0-0 F3		0-0 F8		0-0 FC5-6 1B		0-3 K	4 0 0 0 0 2 3											
Steve Braun, L OBP: 0.390, SLG: 0.340														1 0 1 0 0 0 0											
Glenn Brummer, R OBP: 0.263, SLG: 0.333														1 0 0 0 0 1 1											
Willie McGee, S OBP: 0.346, SLG: 0.422	0-0 1-2 2-H 1B E		0-3 K		0-3 K		0-0 4-3		0-0 4-3		0-0 FC5-6 CS		0-0 5-3	6 1 1 1 0 2 3											
David Green, R OBP: 0.338, SLG: 0.413	0-0 1B E		0-0 F9			0-0 6-3		0-0 F9		0-3 K			0-0 SH1-4 1B	4 1 1 1 0 0 0											
Doug Bair, R OBP: 0.125, SLG: 0.125														0 0 0 0 0 0 0											
Kelly Paris, R OBP: 1.000, SLG: 1.000	0-0 1-3 2-H 1B E													1 1 1 0 0 0 0											
Eric Rasmussen, R OBP: 1.000, SLG: 1.000														0 0 0 0 0 0 0											
Jim Kaat, L OBP: 1.000, SLG: 1.000														0 0 0 0 0 0 0											
Ken Oberkfell, L OBP: 0.329, SLG: 0.346	0-0 E4			0-0 FC4-6 1B		0-0 1B			0-0 SH3 1B		0-0 SH1-4 1B		0-0 SH1-4	3 0 2 0 0 0 0											
Tom Herr, S OBP: 0.341, SLG: 0.325													1-2	2 1 2 0 0 0 0											
Mike Ramsey, S OBP: 0.319, SLG: 0.335	0-0 4-3			0-0 FC4-6 SH3-4		0-3 K			0-0 SH3		0-0 SH1-4		0-3 K	4 0 0 0 0 2 4											
Joaquin Andujar, S OBP: 0.188, SLG: 0.225													0-0 5-3	2 0 0 0 0 0 1 1											
John Martin, S OBP: 0.167, SLG: 0.091														0 0 0 0 0 0 0 0											
Jeff Labat, R OBP: 0.167, SLG: 0.091														0 0 0 0 0 0 0 0											
Bruce Sutter, R OBP: 0.167, SLG: 0.200														0 0 0 0 0 0 0 0											
Tito Landrum, R OBP: 0.351, SLG: 0.409														1 0 1 1 0 0 0 0											
Daneborg, L OBP: 0.365, SLG: 0.369														1 0 0 0 0 1 1											
George Hendrick, R OBP: 0.317, SLG: 0.437													0-0 1-2 BB 1B IBB	0 0 0 0 2 0 0											
Inning Stats	R: 4 E: 1 K: 1 S: 9	H: 3 LOB: 1 BB: 1 P: 13	R: 0 E: 0 K: 0 S: 4	H: 1 LOB: 1 BB: 0 P: 4	R: 0 E: 0 K: 2 S: 7	H: 0 LOB: 0 BB: 0 P: 7	R: 0 E: 0 K: 0 S: 4	H: 1 LOB: 1 BB: 0 P: 4	R: 0 E: 0 K: 2 S: 8	H: 1 LOB: 1 BB: 0 P: 8	R: 0 E: 0 K: 0 S: 3	H: 0 LOB: 0 BB: 0 P: 3	R: 1 E: 0 K: 0 S: 6	H: 3 LOB: 2 BB: 0 P: 6	R: 0 E: 0 K: 1 S: 5	H: 1 LOB: 1 BB: 0 P: 5	R: 0 E: 0 K: 0 S: 3	H: 2 LOB: 2 BB: 1 P: 7	R: 0 E: 0 K: 1 S: 6	H: 1 LOB: 1 BB: 0 P: 6	R: 1 E: 0 K: 1 S: 7	H: 2 LOB: 3 BB: 2 P: 15	1B: 16 2B: 1 3B: 0 HR: 0	SF: 0 SAC: 4 DP: 0 HBP: 0	WP: 0 PA: 57 PB: 0 SB: 1 CS: 2
PITCHER	IP WLS BF H R ER SO BB IBB HBP BLK WP HR S P ERA WHIP	IP WLS BF H R ER SO BB IBB HBP BLK WP HR S P ERA WHIP														IP WLS BF H R ER SO BB IBB HBP BLK WP HR S P ERA WHIP									
Jerry Reuss, L ERA: 3.34	(1, 1) 5.0	(6, 1) 2.0	(8, 1) 2.0	(10, 1) 2.0	(12, 1) 2.0														(1, 1) 5.0						
Joe Beckwith, R ERA: 2.9	(6, 1) 2.0	(8, 1) 2.0	(10, 1) 2.0	(12, 1) 2.0														(6, 1) 2.0							
Steve Howe, L ERA: 2.19	(8, 1) 2.0	(10, 1) 2.0	(12, 1) 2.0														(8, 1) 2.0								
Tom Niedenfuer, R ERA: 2.83	(10, 1) 2.0														(10, 1) 2.0										
Ricky Wright, L ERA: 2.05	(12, 1) 2.0														(12, 1) 2.0										

St. Louis Cardinals @ Los Angeles Dodgers
Dodger Stadium, Los Angeles, CA
 Wed Sep 01 1982, 7:05 PM PDT
 Att: 45,529 - Unknown - 79 F

livebaseballscores.com

AB	49
R	6
H	17
RBI	4
BB	4
SO	9
LOB	23



Batter	1	2	3	4	5	6	7	8	9	10	AB	R	H	RBI	BB	SO	LOB	TOP						
Tom Herr, S (1, 4) OBP: 0.340, SLG: 0.324	G6-4-3 1B			4-3		F8		4-3			4	0	1	0	0	0	1							
Lonnie Smith, R (1, 7) OBP: 0.387, SLG: 0.450 Tito Landrum, R (9, 7) OBP: 0.351, SLG: 0.409	G6-4-3 1-2f			G3				2B		P4	4	1	1	0	0	0	1							
Keith Hernandez, L (1, 3) OBP: 0.392, SLG: 0.411	K			F8				4-3 BLK 2B		CS 1B	4	1	2	1	0	1	0							
George Hendrick, R (1, 9) OBP: 0.314, SLG: 0.433				E5 FC6-4		F7		4-3		K	4	0	0	0	0	1	2							
Gene Tenace, R (1, 2) OBP: 0.489, SLG: 0.577 Darrell Porter, L (10, PH) OBP: 0.346, SLG: 0.395				K		K		K		CS	3	0	0	0	0	3	2							
Willie McGee, S (1, 8) OBP: 0.345, SLG: 0.418				FC6-4 CS 1-2f		K		BLK IBB		FC1-6 BB	3	0	0	0	1	1	2							
Ken Oberkfell, L (1, 5) OBP: 0.327, SLG: 0.345 David Green, R (7, PH) OBP: 0.336, SLG: 0.409 Mike Ramsey, S (7, 5) OBP: 0.317, SLG: 0.333				CS	P6			K	G3	5-3	2	0	0	0	0	1	0							
Ozzie Smith, S (1, 6) OBP: 0.352, SLG: 0.331					6-3			SH2-4 1B		K	1	0	0	0	0	1								
Bob Forsch, R (1, 1) OBP: 0.242, SLG: 0.286 Bruce Sutter, R (8, 1) OBP: 0.167, SLG: 0.200					G3			SH2-4		K	2	0	0	0	0	1	0							
Inning Stats	R: 0 E: 0 K: 1 S: 5	H: 1 LOB: 0 BB: 0 P: 5	R: 0 E: 1 K: 1 S: 5	H: 0 LOB: 0 BB: 0 P: 5	R: 0 E: 0 K: 0 S: 3	H: 0 LOB: 0 BB: 0 P: 3	R: 0 E: 0 K: 0 S: 3	H: 0 LOB: 0 BB: 0 P: 3	R: 0 E: 0 K: 2 S: 7	H: 0 LOB: 0 BB: 0 P: 7	R: 0 E: 0 K: 1 S: 6	H: 1 LOB: 1 BB: 0 P: 6	R: 2 E: 0 K: 1 S: 7	H: 2 LOB: 1 BB: 1 P: 11	R: 0 E: 0 K: 2 S: 7	H: 0 LOB: 0 BB: 0 P: 7	R: 0 E: 0 K: 1 S: 5	H: 1 LOB: 0 BB: 0 P: 5	R: 0 E: 0 K: 0 S: 3	H: 0 LOB: 1 BB: 1 P: 7	1B: 3 2B: 2 3B: 0 HR: 0	SF: 0 SAC: 1 DP: 1 HBP: 0	WP: 0 PB: 0 SB: 1 CS: 2	PA: 37
PITCHER Atlee Hammaker, L (1, 1) ERA: 4.22 Al Holland, L (8, 1) ERA: 3.38 Greg Minton, R (10, 1) ERA: 1.79	IP 7.0 2.0 1.0	WLS W	BF 25 6 4	H 4 1 0	R 2 0 0	ER 2 0 0	SO 6 3 0	BB 0 0 1	IBB 1 0 0	HBP 0 0 0	BLK 1 0 0	WP 0 0 0	HR 0 0 0	S 36 12 3	P 40 12 7	ERA 2.57 0.00 0.00	WHIP 0.571 0.500 1.000							

St. Louis Cardinals @ San Francisco Giants
Candlestick Park, San Francisco, CA
Fri Sep 03 1982, 10:05 PM EDT
Att: 6,901 - Unknown

livebaseballscorecards.com

AB	32
R	2
H	5
RBI	1
BB	2
SO	9
LOB	11



BOTTOM

St. Louis Cardinals @ San Francisco Giants
Candlestick Park, San Francisco, CA
Fri Sep 03 1982, 10:05 PM EDT
Att. 6,901 - Unknown

livebaseballscorecards.com

AB 32
R 3
H 9
RBI 3
BB 7
SO 3
LOB 20



WP: 0 PA: 43
PB: 0
SB: 0
CS: 1

AB R H RBI BB SO LOB

3 1 1 1 2 0 2

5 0 2 0 0 0 4

4 1 2 0 0 0 2

3 0 0 1 2 0 4

3 0 0 0 0 1 1

1 0 0 0 1 0 3

4 0 0 1 0 1 3

3 0 1 0 1 0 0

0 1 0 0 0 0 0

3 0 1 0 0 0 1

AB R H RBI BB SO LOB

1B: 7 SF: 1

2B: 1 SAC: 2

3B: 1 DP: 1

HR: 0 HBP: 0

Batter 1 2 3 4 5 6 7 8 9 10

Max Venable, L (1, 7) OBP: 0.267, SLG: 0.292

Joe Morgan, L (1, 4) OBP: 0.404, SLG: 0.440

Chili Davis, S (1, 8) OBP: 0.316, SLG: 0.406

Jack Clark, R (1, 9) OBP: 0.366, SLG: 0.468

Reggie Smith, S (1, 3) OBP: 0.370, SLG: 0.487

Dave Bergman, L (7, 3) OBP: 0.336, SLG: 0.323

Darrell Evans, L (1, 5) OBP: 0.341, SLG: 0.417

Milt May, L (1, 2) OBP: 0.312, SLG: 0.385

Guy Sularz, R (9, PR) OBP: 0.258, SLG: 0.294

Johnnie LeMaster, R (1, 6) OBP: 0.270, SLG: 0.276

Joe Pettini, R (7, PR) OBP: 0.257, SLG: 0.188

Duane Kuiper, L (9, PH) OBP: 0.391, SLG: 0.358

Greg Minton, S (10, 1) OBP: 0.143, SLG: 0.231

Atlee Hammaker, S (1, 1) OBP: 0.061, SLG: 0.061

Champ Summers, L (7, PH) OBP: 0.336, SLG: 0.374

Al Holland, R (8, 1) OBP: 0.074, SLG: 0.074

Jim Weinford, R (9, PH) OBP: 0.323, SLG: 0.342

Bob Brenly, R (9, PR) OBP: 0.365, SLG: 0.420

Inning Stats R: 1 H: 1 R: 0 H: 0 R: 0 H: 2 R: 0 H: 0 R: 0 H: 0 R: 0 H: 2 R: 0 H: 2 R: 1 H: 1 R: 1 H: 1 R: 0 H: 1

PITCHER IP WLS BF H R ER SO BB IBB HBP BLK WP HR S P ERA WHIP

Bob Forsch, R (1, 1) ERA: 3.76

Bruce Sutter, R (8, 1) ERA: 3.29

Batter	1	2	3	4	5	6	7	8	9	AB R H RBI BB SO LOB	TOP																									
Tom Herr, S (1, 4) OBP: 0.336, SLG: 0.320	0-0 4-3		0-0 F7	0-0 6-3		0-0 6-3			0-0 4-3	5 0 0 0 0 0 2																										
Lonnie Smith, R (1, 7) OBP: 0.392, SLG: 0.455	0-0 E 2B		0-0 S 2B 1B		4-0 E S SF8 BB	1-0 S HBP			0-0 S S 1B	3 3 3 0 1 0 0																										
Keith Hernandez, L (1, 3) OBP: 0.390, SLG: 0.412	0-0 P6		0-0 1-H 1B 2B		0-0 S S SF8 1-H	0-3 K 1-2			0-3 S S K 1-2	4 0 1 2 0 2 4																										
George Hendrick, R (1, 9) OBP: 0.317, SLG: 0.433	0-0 E7 2-H 1B		0-0 2-H 1B		0-0 5-3				0-0 F8	4 0 2 1 1 0 0																										
Darrell Porter, L (1, 2) OBP: 0.347, SLG: 0.391	0-3 S S K		4-0 S S K BB		4-0 S S 1B BB				0-0 S S 3-1 2-3	3 0 0 0 2 1 3																										
Willie McGee, S (1, 8)		0-0 HR	0-3 S S K		0-0 1-2 1B				0-0 6-3	4 1 2 1 0 1 2																										
Ken Oberkfell, L (1, 5) OBP: 0.324, SLG: 0.341		0-0 G3		0-0 1-3	0-0 3-1				0-0 6-3	4 0 0 0 0 0 2																										
Ozzie Smith, S (1, 6) OBP: 0.353, SLG: 0.330		4-0 CS BB		4-0 BLK BB		0-0 E6 6-3 SH1			0-0 5-3	2 0 0 0 2 0 0																										
Dave LaPoint, L (1, 1) OBP: 0.091, SLG: 0.063		0-3 K	0-3 K		0-3 K				0-0 F7	2 0 0 0 0 2 2																										
Doug Bair, R (7, 1) OBP: 0.111, SLG: 0.111										1 0 0 0 0 0 0																										
Jim Kaat, L (9, 1)										0 0 0 0 0 0 0																										
Bruce Sutter, R (9, 1) OBP: 0.167, SLG: 0.200										0 0 0 0 0 0 0																										
Inning Stats	R: 1 E: 1 K: 1 S: 7	H: 2 LOB: 1 BB: 0 P: 7	R: 1 E: 0 K: 1 S: 5	H: 1 LOB: 0 BB: 1 P: 9	R: 1 E: 0 K: 1 S: 7	H: 3 LOB: 2 BB: 1 P: 11	R: 0 E: 0 K: 1 S: 5	H: 0 LOB: 1 BB: 1 P: 9	R: 1 E: 0 K: 0 S: 4	H: 1 LOB: 2 BB: 2 P: 12	R: 0 E: 1 K: 1 S: 6	H: 0 LOB: 2 BB: 0 P: 7	R: 0 E: 0 K: 0 S: 3	H: 0 LOB: 0 BB: 0 P: 3	R: 0 E: 0 K: 0 S: 3	H: 0 LOB: 0 BB: 0 P: 3	R: 0 E: 0 K: 1 S: 6	H: 1 LOB: 2 BB: 1 P: 10	1B: 5 2B: 2 3B: 0 HR: 1	SF: 1 SAC: 1 DP: 0 HBP: 1	WP: 0 PB: 0 SB: 5 CS: 1	PA: 41														
PITCHER	IP WLS BF H R ER SO BB IBB HBP BLK WP HR S P ERA WHIP																																			
Mark Dempsey, R (1, 1) ERA: 10.13	2.2		14	6	3	3	2	2	0	0	0	0	1	16	24	10.12	3.000																			
Mike Chris, L (3, 1) ERA: 6.52	2.1		11	1	1	1	2	3	0	0	1	0	0	12	24	3.86	1.714																			
Jim Barr, R (6, 1) ERA: 3.36	2.0		8	0	0	0	1	0	0	1	0	0	0	9	10	0.00	0.000																			
Gary Lavelle, L (8, 1) ERA: 2.69	2.0	W	8	1	0	0	1	0	1	0	0	0	0	9	13	0.00	0.500																			

St. Louis Cardinals @ San Francisco Giants
 Candlestick Park, San Francisco, CA
 Sat Sep 04 1982, 10:05 PM EDT
 Att: 11,711 - Unknown

livebaseballscorecards.com

AB 32
 R 4
 H 8
 RBI 4
 BB 6
 SO 6
 LOB 15



Batter	1	2	3	4	5	6	7	8	9	AB	R	H	RBI	BB	SO	LOB	BOTTOM
Jim Wohlford, R (1, 7) OBP: 0.326, SLG: 0.345 Jeffrey Leonard, R (9, PH) OBP: 0.288, SLG: 0.401										4	0	2	0	0	1	0	
Joe Morgan, L (1, 4) OBP: 0.404, SLG: 0.440										5	1	2	0	0	0	3	
Chili Davis, S (1, 8) OBP: 0.317, SLG: 0.404										4	1	1	0	1	1	4	
Jack Clark, R (1, 9) OBP: 0.369, SLG: 0.477										4	1	2	4	1	0	2	
Reggie Smith, S (1, 3) OBP: 0.369, SLG: 0.482										3	0	0	0	1	2	1	
Bob Brenly, R (1, 2) OBP: 0.365, SLG: 0.418 Milt May, L (8, PH) OBP: 0.311, SLG: 0.384 (9, 2)										3	0	1	0	0	1	4	
Darrell Evans, L (1, 5) OBP: 0.345, SLG: 0.417										2	0	1	0	1	0	1	
Guy Sularz, R (1, 6) OBP: 0.261, SLG: 0.287 Champ Summers, L (8, PH) OBP: 0.336, SLG: 0.371 Joe Pettini, R (9, 6)										2	1	0	0	1	0	3	
Mark Dempsey, R (1, 1) Mike Chris, L (3, 1) Brad Weisman, R (5, PH) Jim Barr, R (6, 1) John Rabb, R (7, PH) Gary Lavelle, S (8, 1) Duane Kuiper, L (9, PH) OBP: 0.187, SLG: 0.250 OBP: 0.389, SLG: 0.356										1	0	0	0	0	0	0	
Inning Stats	R: 0 H: 1 E: 0 LOB: 3 K: 1 BB: 2 S: 6 P: 14	R: 0 H: 0 E: 0 LOB: 0 K: 0 BB: 1 S: 2 P: 6	R: 0 H: 1 E: 0 LOB: 0 K: 1 BB: 0 S: 5 P: 5	R: 0 H: 1 E: 0 LOB: 2 K: 0 BB: 0 S: 4 P: 5	R: 0 H: 0 E: 0 LOB: 0 K: 0 BB: 0 S: 3 P: 3	R: 1 H: 2 E: 0 LOB: 1 K: 2 BB: 0 S: 9 P: 9	R: 1 H: 1 E: 0 LOB: 2 K: 1 BB: 2 S: 6 P: 14	R: 0 H: 1 E: 0 LOB: 1 K: 3 BB: 0 S: 10 P: 10	R: 3 H: 3 E: 0 LOB: 0 K: 0 BB: 0 S: 5 P: 5	1B: 8 SF: 0 2B: 2 SAC: 0 3B: 0 DP: 2 HR: 1 HBP: 1	WP: 0 PA: 40 PB: 0 SB: 1 CS: 0						
PITCHER Dave LaPoint, L (1, 1) ERA: 3.66 Doug Bair, R (7, 1) ERA: 2.75 Jim Kaat, L (9, 1) ERA: 3.86 Bruce Sutter, R (9, 1) ERA: 3.38	IP WLS BF H R ER SO BB IBB HBP BLK WP HR S P ERA WHIP 6.2 1 30 6 2 1 5 5 0 1 0 0 0 34 55 1.35 1.650 1.2 7 2 1 1 3 0 0 0 0 0 0 0 13 13 5.40 1.200 0.0 1 1 0 0 0 0 0 0 0 0 0 0 1 1 ∞ ∞ 0.1 L 2 1 2 2 0 0 0 0 0 0 0 1 2 2 54.00 3.000	PITCHER IP WLS BF H R ER SO BB IBB HBP BLK WP HR S P ERA WHIP 6.2 1 30 6 2 1 5 5 0 1 0 0 0 34 55 1.35 1.650 1.2 7 2 1 1 3 0 0 0 0 0 0 0 13 13 5.40 1.200 0.0 1 1 0 0 0 0 0 0 0 0 0 0 1 1 ∞ ∞ 0.1 L 2 1 2 2 0 0 0 0 0 0 0 1 2 2 54.00 3.000															

St. Louis Cardinals @ San Francisco Giants
 Candlestick Park, San Francisco, CA

Sat Sep 04 1982, 10:05 PM EDT
 Att. 11,711 - Unknown

livebaseballscorecards.com

AB 34
 R 5
 H 10
 RBI 4
 BB 5
 SO 8
 LOB 20



Batter	1	2	3	4	5	6	7	8	9	AB R H RBI BB SO LOB	TOP	
Tom Herr, S (1, 4) OBP: 0.335, SLG: 0.319	0-0 3-1		0-0 F7			0-0 HBP 1B		0-0 F8		4 1 1 0 0 0 1	St. Louis Cardinals @ San Francisco Giants Candlestick Park, San Francisco, CA Sun Sep 05 1982, 6:33 AM EDT Att. 19,577 - Sunny - 75 F	
Lonnie Smith, R (1, 7) OBP: 0.394, SLG: 0.457	0-0 F9			0-0 5-3 2B		1-0 1B 1-2 HBP		4-0 CS BB		2 0 1 0 1 0 0		
Keith Hernandez, L (1, 3) OBP: 0.390, SLG: 0.411	0-0 L6			0-3 K		0-0 1-3 2-H 1B		0-0 F5		4 0 1 1 0 1 2		
George Hendrick, R (1, 9) OBP: 0.315, SLG: 0.429		0-3 K		0-0 5-3		0-0 5-3		0-0 6-3		4 0 0 0 0 1 4		
Darrell Porter, L (1, 2) OBP: 0.343, SLG: 0.386		0-3 K		0-0 4-3		0-0 G3		0-0 P6		4 0 0 0 0 1 3		
Willie McGee, S (1, 8) OBP: 0.346, SLG: 0.426		0-0 G3		0-0 4-3		0-0 4-3		0-0 G3 1B		4 0 1 0 0 0 2		
Ken Oberkfell, L (1, 5) OBP: 0.326, SLG: 0.348			0-0 6-3 2B		0-0 2B		0-0 3-1		0-0 G3			4 0 2 0 0 0 1
Ozzie Smith, S (1, 6) OBP: 0.351, SLG: 0.327			0-0 6-3		0-3 K2-3		0-0 B5-3		0-0 1-6-3			4 0 0 0 0 1 3
John Stuper, R (1, 1) OBP: 0.156, SLG: 0.194 John Martin, S (8, 1) OBP: 0.167, SLG: 0.091 Jim Kaat, L (8, 1)			0-0 6-3		0-3 K		0-3 K					3 0 0 0 0 2 2 0 0 0 0 0 0 0 0 0 0 0 0 0 0
Inning Stats	R: 0 E: 0 K: 0 S: 3 H: 0 LOB: 0 BB: 0 P: 3	R: 0 E: 0 K: 2 S: 7 H: 0 LOB: 0 BB: 0 P: 7	R: 0 E: 0 K: 0 S: 4 H: 1 LOB: 1 BB: 0 P: 4	R: 0 E: 0 K: 1 S: 6 H: 1 LOB: 1 BB: 0 P: 6	R: 0 E: 0 K: 2 S: 8 H: 1 LOB: 1 BB: 0 P: 8	R: 1 E: 0 K: 0 S: 5 H: 2 LOB: 2 BB: 0 P: 6	R: 0 E: 0 K: 1 S: 5 H: 0 LOB: 0 BB: 0 P: 5	R: 0 E: 0 K: 0 S: 3 H: 0 LOB: 1 BB: 1 P: 7	R: 0 E: 0 K: 0 S: 4 H: 1 LOB: 1 BB: 0 P: 4	1B: 3 2B: 3 3B: 0 HR: 0 SF: 0 SAC: 0 DP: 0 HBP: 1	WP: 0 PB: 0 SB: 0 CS: 1 PA: 35	
PITCHER Fred Breining, R (1, 1) ERA: 3.12	IP: 9.0 WLS: W BF: 35 H: 6 R: 1 ER: 1 SO: 6 BB: 1 IBB: 0 HBP: 1 BLK: 0 WP: 0 HR: 0 S: 45 P: 50 ERA: 1.00 WHIP: 0.778											

AB	33
R	1
H	6
RBI	1
BB	1
SO	6
LOB	18



WP: 0	PA: 35
PB: 0	
SB: 0	
CS: 1	

Batter	1	2	3	4	5	6	7	8	9	AB	R	H	RBI	BB	SO	LOB	BOTTOM	
Max Venable, L (1, 7) Jeffrey Leonard, R (8, PH) Johnnie LeMaster, R (9, 6) OBP: 0.257, SLG: 0.280 OBP: 0.292, SLG: 0.401 OBP: 0.270, SLG: 0.276	0-0 P6		0-0 4-3		0-0 F9		0-0 F8	4-0 2B BB		4	0	0	0	0	0	3	St. Louis Cardinals @ San Francisco Giants Candlestick Park, San Francisco, CA Sun Sep 05 1982, 6:33 AM EDT Att: 19,577 - Sunny - 75 F	
Joe Morgan, L (1, 4) OBP: 0.408, SLG: 0.443	4-0 BB		4-0 BB		0-0 4-3		4-0 BB	0-0 2B		2	0	1	2	3	0	1		
Chili Davis, S (1, 8) OBP: 0.316, SLG: 0.408	0-0 F6		0-0 4-3			0-0 HR	0-0 1-3	0-0 F7		5	1	1	1	0	0	6		
Jack Clark, R (1, 9) OBP: 0.366, SLG: 0.473	0-0 4-3			0-0 5-3		0-0 6-3		0-3 K		4	0	0	0	0	1	1		
Reggie Smith, S (1, 3) Jim Wohlford, R (9, 7) OBP: 0.367, SLG: 0.477 OBP: 0.326, SLG: 0.345		0-0 4-3		4-0 BB		0-0 F7		0-0 L8		3	0	0	0	1	0	0		
Darrell Evans, L (1, 5) OBP: 0.346, SLG: 0.419		0-0 G3		0-0 F8		4-0 BB		0-0 1B 2B		3	1	1	0	1	0	1		
Milt May, L (1, 2) OBP: 0.313, SLG: 0.383		0-0 FC6-4 1B		0-0 G3		0-0 2-3		4-0 BB 1B IBB		3	1	1	0	1	0	2		
Guy Sularz, R (1, 6) Dwayne Klumper, L (7, PH) Joe Pettini, R (7, PR) Champ Summers, L (8, PH) Dave Bergman, L (9, 3) OBP: 0.266, SLG: 0.284 OBP: 0.352, SLG: 0.356 OBP: 0.257, SLG: 0.188 OBP: 0.341, SLG: 0.376 OBP: 0.336, SLG: 0.323		0-0 FC6-4			4-0 SH3-4 S BB		4-0 SH2-4 BB	0-0 BB BB 2B 1B		1	0	0	0	1	0	1		
Fred Breining, R (1, 1) OBP: 0.300, SLG: 0.176			0-3 K		0-0 SH3-4		0-0 SH2-4	4-0 BB BB		1	1	0	0	1	1	0		
Inning Stats	R: 0 H: 0 E: 0 LOB: 1 K: 0 BB: 1 S: 3 P: 7	R: 0 H: 1 E: 0 LOB: 1 K: 0 BB: 0 S: 4 P: 4	R: 0 H: 0 E: 0 LOB: 1 K: 1 BB: 1 S: 5 P: 9	R: 0 H: 0 E: 0 LOB: 1 K: 0 BB: 1 S: 3 P: 7	R: 0 H: 0 E: 0 LOB: 1 K: 0 BB: 1 S: 3 P: 7	R: 1 H: 1 E: 0 LOB: 1 K: 0 BB: 1 S: 4 P: 8	R: 0 H: 0 E: 0 LOB: 2 K: 0 BB: 2 S: 3 P: 11	R: 4 H: 3 E: 0 LOB: 2 K: 1 BB: 3 S: 8 P: 20	1B: 2 SF: 0 2B: 2 SAC: 2 3B: 0 DP: 0 HR: 1 HBP: 0	WP: 0 PA: 39 PB: 0 SB: 1 CS: 0								
PITCHER	IP WLS BF H R ER SO BB IBB HBP BLK WP HR S P ERA WHIP																	
John Stuper, R (1, 1) ERA: 3.83	7.2 L 36 4 5 5 2 8 1 0 0 0 1 31 67 5.87 1.565																	
John Martin, L (8, 1) ERA: 4.31	0.0 1 0 0 0 0 1 0 0 0 0 0 4 ∞ ∞																	
Jim Kaat, L (8, 1) ERA: 3.84	0.1 2 1 0 0 0 0 0 0 0 0 0 2 2 0.00 3.000																	

livebaseballscorecards.com

AB	27
R	5
H	5
RBI	5
BB	10
SO	2
LOB	15



Batter	1	2	3	4	5	6	7	8	9	AB R H RBI BB SO LOB	TOP
Tim Raines, S (1, 7) <small>OBP: 0.352, SLG: 0.355</small>	0-0 G3		0-0 F8			0-0 6-3		0-0 F8		4 0 0 0 0 0 0	Montreal Expos @ St. Louis Cardinals Busch Stadium, St. Louis, MO Mon Sep 06 1982, 7:05 PM CDT Att. 29,152 - Cloudy
Warren Cromartie, L (1, 9) <small>OBP: 0.333, SLG: 0.381</small>	4-0 FC4-6 BB		0-0 6-3			0-0 L8		0-0 F7	3 0 0 0 1 0 0		
Andre Dawson, R (1, 8) <small>OBP: 0.342, SLG: 0.487</small>	0-0 F7		0-0 L9			0-0 6-3		1-0 G1-4-3 HBP	3 0 0 0 0 0 1		
Al Oliver, L (1, 3) <small>OBP: 0.395, SLG: 0.527</small>	0-0 FC4-6 1-2f			0-0 4-3			0-0 SH1-3 1B	0-0 G1-4-3 1-2f	4 0 1 0 0 0 2		
Gary Carter, R (1, 2) <small>OBP: 0.389, SLG: 0.544</small>		0-0 1-3		0-0 5-3		0-0 SH1-3 1-2			2 0 0 0 0 0 0		
Tim Wallach, R (1, 5) <small>OBP: 0.309, SLG: 0.443</small>		0-3 K		0-0 P4		0-0 G6-3 1B			3 0 1 0 0 1 0		
Chris Speier, R (1, 6) <small>OBP: 0.324, SLG: 0.347</small>		0-0 2B 1B		0-3 K		0-0 G6-3 1-2f			3 0 1 0 0 1 2		
Doug Flynn, R (1, 4) <small>OBP: 0.240, SLG: 0.275</small>		0-0 1-3 2B		0-0 F4-3		0-0 CS 1B			3 0 2 0 0 0 0		
Bill Gullickson, R (1, 1) <small>OBP: 0.119, SLG: 0.136</small> Woodie Fryman, R (9, 1) <small>OBP: 0.167, SLG: 0.167</small>		0-3 K		0-0 L6		0-3 K 1-2			3 0 0 0 0 2 3 0 0 0 0 0 0 0		
Inning Stats	R: 0 H: 0 E: 0 LOB: 1 K: 0 BB: 1 S: 3 P: 7	R: 0 H: 2 E: 0 LOB: 2 K: 2 BB: 0 S: 9 P: 9	R: 0 H: 0 E: 0 LOB: 0 K: 0 BB: 0 S: 3 P: 3	R: 0 H: 0 E: 0 LOB: 0 K: 0 BB: 0 S: 3 P: 3	R: 0 H: 0 E: 0 LOB: 0 K: 1 BB: 0 S: 5 P: 5	R: 0 H: 0 E: 0 LOB: 0 K: 0 BB: 0 S: 3 P: 3	R: 0 H: 2 E: 0 LOB: 1 K: 0 BB: 0 S: 4 P: 4	R: 0 H: 1 E: 0 LOB: 0 K: 1 BB: 0 S: 5 P: 5	R: 0 H: 0 E: 0 LOB: 0 K: 0 BB: 0 S: 2 P: 3	1B: 4 SF: 0 2B: 1 SAC: 1 3B: 0 DP: 2 HR: 0 HBP: 1	WP: 0 PA: 31 PB: 0 SB: 0 CS: 1
PITCHER Joaquin Andujar, R (1, 1) <small>ERA: 2.72</small>	IP: 9.0 WLS: W BF: 31 H: 5 R: 0 ER: 0 SO: 4 BB: 1 IBB: 0 HBP: 1 BLK: 0 WP: 0 HR: 0 S: 37 P: 42 ERA: 0.00 WHIP: 0.667										

livebaseballscorecards.com

AB	28
R	0
H	5
RBI	0
BB	1
SO	4
LOB	8



Batter	1	2	3	4	5	6	7	8	9	AB R H RBI BB SO LOB	TOP														
Tim Raines, S (1, 7) OBP: 0.352, SLG: 0.355	0-3 K		0-0 4-3		0-0 F8		0-0 HR 1B		4-0 BB	4 1 1 0 1 1 1															
Warren Cromartie, L (1, 9) OBP: 0.334, SLG: 0.379	0-0 L4		0-0 FC6-4 1B		4-0 WP 4-3 BB		0-3 K		0-0 4-3	4 1 1 0 1 1 2															
Andre Dawson, R (1, 8) OBP: 0.344, SLG: 0.492	0-0 1-3		0-0 FC6-4 1-2f		4-0 4-3 WP 1-2 2-3 BB		0-0 HR			3 1 1 2 1 0 1															
Al Oliver, L (1, 3) OBP: 0.393, SLG: 0.523		0-0 4-3		0-0 E7 L9 HR		0-0 4-3		0-0 6-3		4 1 0 1 0 0 1															
Gary Carter, R (1, 2) OBP: 0.388, SLG: 0.542		0-0 2B 1B		0-0 L9 2-3		0-0 F7		0-0 F7		4 1 1 0 0 0 2															
Tim Wallach, R (1, 5) OBP: 0.308, SLG: 0.448		0-0 F8		0-0 HR 3-H		0-3 K		0-0 F8		4 1 1 2 0 1 1															
Chris Speier, R (1, 6) OBP: 0.323, SLG: 0.348		0-0 1-H 2B		0-0 5-3		0-0 F8		0-0 6-3		4 0 1 1 0 0 0															
Doug Flynn, R (1, 4) OBP: 0.238, SLG: 0.272		0-0 F3		0-0 F4-3		0-0 F5-3			0-0 F8	4 0 0 0 0 0 1															
Randy Lerch, L (1, 1) Bryn Smith, R (3, 1) Wallace Johnson, S (7, PH) Jeff Reardon, R (7, 1) OBP: 0.100, SLG: 0.200			0-0 4-3		4-0 BB WP BB BB		0-0 1-3		0-3 K	1 0 0 0 0 0 0 0 1 0 0 1 0 0 1 0 0 0 0 0 0 1 0 0 0 0 1 0															
Inning Stats	R: 0 E: 0 K: 1 S: 5	H: 0 LOB: 0 BB: 0 P: 5	R: 1 E: 0 K: 0 S: 5	H: 2 LOB: 1 BB: 0 P: 5	R: 0 E: 0 K: 0 S: 4	H: 1 LOB: 1 BB: 0 P: 4	R: 2 E: 1 K: 0 S: 5	H: 1 LOB: 0 BB: 0 P: 5	R: 2 E: 0 K: 1 S: 5	H: 0 LOB: 1 BB: 3 P: 15	R: 0 E: 0 K: 1 S: 5	H: 0 LOB: 0 BB: 0 P: 5	R: 2 E: 0 K: 1 S: 7	H: 2 LOB: 0 BB: 0 P: 7	R: 0 E: 0 K: 0 S: 3	H: 0 LOB: 0 BB: 0 P: 3	R: 0 E: 0 K: 1 S: 5	H: 0 LOB: 1 BB: 1 P: 9	1B: 3 2B: 1 3B: 0 HR: 2	SF: 0 SAC: 0 DP: 0 HBP: 0	WP: 1 PB: 0 SB: 1 CS: 0	PA: 38			
PITCHER	IP	WLS	BF	H	R	ER	SO	BB	IBB	HBP	BLK	WP	HR	S	P	ERA	WHIP								
Jeff Lahti, R (1, 1) ERA: 4.01	4.1	L	20	4	5	4	1	2	0	0	0	0	1	20	28	8.31	1.385								
Eric Rasmussen, R (5, 1) ERA:	0.0		1	0	0	0	0	1	0	0	0	0	0	0	4	∞	∞								
Jim Kaat, L (5, 1) ERA: 3.8	0.2		2	0	0	0	0	0	0	0	0	1	0	2	2	0.00	0.000								
Steve Mura, R (6, 1) ERA: 4.06	2.0		8	2	2	2	2	0	0	0	0	0	1	12	12	9.00	1.000								
Dave LaPoint, L (8, 1) ERA: 3.6	2.0		7	0	0	0	1	1	0	0	0	0	0	8	12	0.00	0.500								


Montreal Expos @ St. Louis Cardinals
Busch Stadium, St. Louis, MO
 Tue Sep 07 1982, 7:05 PM CDT
 Att: 19,473 - Cloudy

livebaseballscorecards.com

AB	34
R	7
H	6
RBI	6
BB	4
SO	4
LOB	9



Batter	1	2	3	4	5	6	7	8	9	AB R H RBI BB SO LOB												
Tom Herr, S OBP: 0.333, SLG: 0.317 (1, 4)	0-0 E3 F6-4-3		0-0 3B 1B		0-0 F8		0-3 K		0-0 F4	5 1 1 0 0 1 3												
Lonnie Smith, R OBP: 0.391, SLG: 0.456 (1, 7)	0-0 F6-4-3 1-2		0-0 1B 3B		0-0 F7		0-0 F9			4 1 1 1 0 0 2												
Keith Hernandez, L OBP: 0.393, SLG: 0.414 (1, 3)	0-0 1B		0-0 F6-4-3 1B 3-H		0-0 F7			0-0 F4-3 1B		4 0 3 1 0 0 1												
George Hendrick, R OBP: 0.314, SLG: 0.427 (1, 9)	0-0 L7		0-0 P6		0-0 F7			0-0 F4-3 1-2		4 0 0 0 0 0 3												
Willie McGee, S OBP: 0.344, SLG: 0.426 (1, 8)		0-0 BB BB F6-4-3 1B	0-0 F6-4-3		0-0 6-3			0-0 F5		4 1 1 0 0 0 1												
Gene Tenace, R OBP: 0.489, SLG: 0.600 (1, 2)		4-0 BB BB F6-4-3 BB 1-2		0-3 K		0-0 HR		0-0 E1 BB		3 1 1 1 1 1 0 0 0 0 0 0 0 0												
Glenn Brummer, R OBP: 0.263, SLG: 0.333 (9, PR)																						
Ken Oberkfell, L OBP: 0.326, SLG: 0.349 (1, 5)		4-0 BB BB F6-4-3 BB 1-2 2-3		0-0 6-3		0-0 2B		0-0 F7		3 0 1 0 1 0 1												
Ozzie Smith, S OBP: 0.347, SLG: 0.323 (1, 6)		0-0 F6-4-3		0-3 K		0-0 6-3		0-0 F8		3 0 0 0 0 0 1 3 1 0 0 0 0 0 1												
Dane Iorg, L OBP: 0.358, SLG: 0.361 (9, PH)		1-2 2-3 3-H																				
Jeff Lahti, R OBP: 0.400, SLG: 0.353 (5, PH)		0-0 F3			0-0 1B		0-3 K		4-0 BB BB BB 1-2 BB	1 0 0 0 0 0 0 1 0 0 0 0 0 0 0 0 0 0 0 0 0 0 0 0 1 0 1 0 0 0 0 0 0 0 0 0 0 0 0 0 1 0 0 0 0 0 1 0 0 0 0 0 0 0 0 0 0 0 0 0 0 1 0 0												
Eric Rasmussen, R OBP: 0.096, SLG: 0.061 (6, 1)																						
Jim Kaat, L OBP: 0.348, SLG: 0.387 (9, PH)																						
Steve Braun, L OBP: 0.091, SLG: 0.063 (8, 1)																						
Steve Mura, R OBP: 0.348, SLG: 0.387 (9, PH)																						
Gene Roof, S OBP: 0.348, SLG: 0.387 (9, PH)																						
Dave LaPoint, L OBP: 0.348, SLG: 0.387 (9, PH)																						
Darrell Porter, L OBP: 0.348, SLG: 0.387 (9, PH)																						
Inning Stats	R: 0 E: 1 K: 0 S: 4	H: 1 LOB: 1 BB: 0 P: 4	R: 1 E: 0 K: 0 S: 3	H: 1 LOB: 1 BB: 2 P: 11	R: 2 E: 0 K: 0 S: 5	H: 3 LOB: 0 BB: 0 P: 5	R: 0 E: 0 K: 2 S: 7	H: 0 LOB: 0 BB: 0 P: 7	R: 0 E: 0 K: 0 S: 4	H: 1 LOB: 1 BB: 0 P: 4	R: 1 E: 0 K: 0 S: 5	H: 2 LOB: 1 BB: 0 P: 5	R: 0 E: 0 K: 2 S: 7	H: 0 LOB: 0 BB: 0 P: 7	R: 0 E: 0 K: 0 S: 3	H: 1 LOB: 0 BB: 0 P: 3	R: 0 E: 1 K: 0 S: 4	H: 0 LOB: 2 BB: 1 P: 8	1B: 6 2B: 2 3B: 1 HR: 1	SF: 0 SAC: 0 DP: 4 HBP: 0	WP: 0 PB: 0 SB: 0 CS: 0	PA: 37

BOTTOM	
Montreal Expos @ St. Louis Cardinals Busch Stadium, St. Louis, MO Tue Sep 07 1982, 7:05 PM CDT Att: 19,473 - Cloudy	
AB 34 R 4 H 9 RBI 3 BB 3 SO 4 LOB 16	
WP: 0 PA: 37 ERA: 4.77 WHIP: 3.500 S: 10 P: 18 ERA: 2.25 WHIP: 0.750 S: 14 P: 18 ERA: 0.00 WHIP: 0.667	

PITCHER	IP	WLS	BF	H	R	ER	SO	BB	IBB	HBP	BLK	WP	HR	S	P	ERA	WHIP
Randy Lerch, L ERA: 4.77 (1, 1)	2.0		12	5	3	3	0	2	0	0	0	0	0	10	18	13.50	3.500
Bryn Smith, R ERA: 3.16 (3, 1)	4.0	W	14	3	1	1	2	0	0	0	0	0	1	18	18	2.25	0.750
Jeff Reardon, R ERA: 2.21 (7, 1)	3.0	S	11	1	0	0	2	1	0	0	0	0	0	14	18	0.00	0.667

Batter	1	2	3	4	5	6	7	8	9	AB R H RBI BB SO LOB	TOP											
Tim Raines, S (1, 7) OBP: 0.353, SLG: 0.356	0-0 4-3		0-0 S 2-3 1B			0-0 4-3		0-0 CS 1B		4 0 2 0 0 0 0	Montreal Expos @ St. Louis Cardinals Busch Stadium, St. Louis, MO Wed Sep 08 1982, 7:05 PM CDT Att: 23,083 - Unknown livebaseballscorecards.com											
Warren Cromartie, L (1, 9) OBP: 0.331, SLG: 0.376	0-0 F8		0-0 1-6-3 1-2			0-0 F7		0-0 F7 1-2		4 0 0 0 0 0 3												
Andre Dawson, R (1, 8) OBP: 0.345, SLG: 0.492	0-0 5-3					0-0 1B 1B		0-0 1B 1B		4 0 2 0 0 0 0												
Al Oliver, L (1, 3) OBP: 0.393, SLG: 0.523		0-0 L7				0-0 6-3 1B		0-0 4-3		4 0 2 0 0 0 1												
Gary Carter, R (1, 2) OBP: 0.385, SLG: 0.537		0-0 F8				0-0 6-3 1-2		0-0 F8		4 0 0 0 0 0 3												
Tim Wallach, R (1, 5) OBP: 0.308, SLG: 0.446		0-0 5-3				0-0 L6		0-0 P5 5-3 1B		4 0 1 0 0 0 1												
Chris Speier, R (1, 6) OBP: 0.323, SLG: 0.348			0-0 1B F6-3 1B			0-0 F7		0-0 5-3		3 0 1 0 0 0 1												
Jerry White, S (9, PH) OBP: 0.283, SLG: 0.374						0-0 F9		0-0 F9		1 0 0 0 0 0 0												
Doug Flynn, R (1, 4) OBP: 0.236, SLG: 0.270			0-0 F6-3 1-2			0-0 F9		0-0 F8		3 0 0 0 0 0 2												
Charlie Lea, R (1, 1) OBP: 0.183, SLG: 0.158			0-3 K			0-0 4-3		0-0 L3		2 0 0 0 0 1 1												
Brad Mills, L (7, PH) OBP: 0.294, SLG: 0.333										1 0 0 0 0 0 1												
Woodie Fryman, R (7, 1) OBP: 0.167, SLG: 0.167										0 0 0 0 0 0 0												
Inning Stats	R: 0 E: 0 K: 0 S: 3	H: 0 LOB: 0 BB: 0 P: 3	R: 0 E: 0 K: 0 S: 3	H: 0 LOB: 0 BB: 0 P: 3	R: 0 E: 0 K: 1 S: 7	H: 2 LOB: 2 BB: 0 P: 7	R: 0 E: 0 K: 0 S: 4	H: 1 LOB: 1 BB: 0 P: 4	R: 0 E: 0 K: 0 S: 3	H: 0 LOB: 0 BB: 0 P: 3	R: 0 E: 0 K: 0 S: 5	H: 2 LOB: 2 BB: 0 P: 5	R: 0 E: 0 K: 0 S: 4	H: 1 LOB: 1 BB: 0 P: 4	R: 0 E: 0 K: 0 S: 4	H: 2 LOB: 1 BB: 0 P: 4	R: 0 E: 0 K: 0 S: 3	H: 0 LOB: 0 BB: 0 P: 3	1B: 8 2B: 0 3B: 0 HR: 0	SF: 0 SAC: 0 DP: 0 HBP: 0	WP: 0 PB: 0 SB: 1 CS: 1	PA: 34
PITCHER Bob Forsch, R (1, 1) ERA: 3.6	IP: 9.0 WLS: W BF: 34 H: 8 R: 0 ER: 0 SO: 1 BB: 0 IBB: 0 HBP: 0 BLK: 0 WP: 0 HR: 0 S: 36 P: 36 ERA: 0.00 WHIP: 0.889											PITCHER	IP: 9.0 WLS: W BF: 34 H: 8 R: 0 ER: 0 SO: 1 BB: 0 IBB: 0 HBP: 0 BLK: 0 WP: 0 HR: 0 S: 36 P: 36 ERA: 0.00 WHIP: 0.889									

AB	34
R	0
H	8
RBI	0
BB	0
SO	1
LOB	13



Batter	1	2	3	4	5	6	7	8	9	AB	R	H	RBI	BB	SO	LOB
Tom Herr, S OBP: 0.333, SLG: 0.315 (1, 4)	0-0 6-3		0-0 P6		0-0 F8		4-0 F4-6-3 BB			3	0	0	0	1	0	0
Ken Oberkfell, L OBP: 0.328, SLG: 0.347 (1, 5)	4-0 BB		4-0 S 3B BB		0-0 F7		0-0 F4-6-3 1-2			2	1	0	0	2	0	2
Willie McGee, S OBP: 0.341, SLG: 0.421 (1, 8)	0-0 F8		0-0 L9		0-0 F4-3			0-0 6-3		4	0	0	0	0	0	2
Keith Hernandez, L OBP: 0.395, SLG: 0.420 (1, 3)	0-0 L9		0-0 2-H 3B		4-0 BB			0-0 F5-4-3 1B		3	0	2	1	1	0	1
George Hendrick, R OBP: 0.313, SLG: 0.425 (1, 9)		0-0 F9 5-3 1B	0-0 5-3		0-0 F9			0-0 F5-4-3		4	0	1	0	0	0	3
Dane Iorg, L OBP: 0.358, SLG: 0.361 (1, 7)		0-0 5-3		0-0 G3 1B		0-0 F8				3	0	1	0	0	0	2
Tito Landrum, R OBP: 0.351, SLG: 0.409 (7, 7)		1-2								0	0	0	0	0	0	0
Darrell Porter, L OBP: 0.347, SLG: 0.384 (1, 2)		4-0 BB		0-3 K		0-0 F8				2	0	0	0	1	1	2
Ozzie Smith, S OBP: 0.347, SLG: 0.323 (1, 6)		0-0 F9		0-0 G3			0-0 SH1-4 1B			3	0	1	0	0	0	3
Bob Forsch, R OBP: 0.235, SLG: 0.277 (1, 1)		0-0 1-3		0-0 5-3			0-0 SH1-4			2	0	0	0	0	0	3


Inning Stats		R: 0	H: 0	E: 0	K: 0	S: 3	R: 0	H: 1	E: 0	K: 0	S: 4	R: 1	H: 1	E: 0	K: 0	S: 4	R: 0	H: 1	E: 0	K: 1	S: 6	R: 0	H: 0	E: 0	K: 0	S: 3	R: 0	H: 0	E: 0	K: 0	S: 3	R: 0	H: 1	E: 0	K: 0	S: 3	R: 0	H: 1	E: 0	K: 0	S: 3	1B: 4	2B: 0	3B: 1	HR: 0	SF: 0	SAC: 1	DP: 2	HBP: 0	WP: 0	PB: 0	SB: 1	CS: 0	PA: 32
Charlie Lea, R ERA: 3.21 (1, 1)	IP	WLS	BF	H	R	ER	SO	BB	IBB	HBP	BLK	WP	HR	S	P	ERA	WHIP																																					
Woodie Fryman, L ERA: 3.99 (7, 1)	2.0	7	2	0	0	0	0	1	0	0	0	0	0	6	10	0.00	1.500																																					

BOTTOM

Montreal Expos @ St. Louis Cardinals
 Busch Stadium, St. Louis, MO
 Wed Sep 08 1982, 7:05 PM CDT
 Att. 23,083 - Unknown

AB	26
R	1
H	5
RBI	1
BB	5
SO	1
LOB	18



Batter	1	2	3	4	5	6	7	8	9	AB R H RBI BB SO LOB	TOP											
Mookie Wilson, S (1, 8) OBP: 0.312, SLG: 0.358	0-3 K	0-0 FC4-6		0-0 FC6-4			0-0 G4-6-3 1B		0-0 FC4-2	5 0 1 0 0 1 7												
Bob Bailor, R (1, 6) OBP: 0.303, SLG: 0.309	0-0 F8		4-0 BB		0-0 F8		0-0 G4-6-3		0-0 FC4-2	4 0 0 0 1 0 4												
Ellis Valentine, R (1, 9) OBP: 0.291, SLG: 0.409	0-0 1B		0-0 G6-4-3		0-0 6-3			0-0 F8	0-0 FC5-4	5 0 1 0 0 0 4												
Dave Kingman, R (1, 3) Mike Jorgensen, L (8, 3)	0-0 1B		0-0 6-3		4-0 BB			0-0 IHR		3 1 2 1 1 0 0 0 0 0 0 0 0 0												
George Foster, R (1, 7) Mike Howard, S (8, 7)	0-3 K			0-0 G3	0-3 K			0-3 K		4 0 0 0 0 3 3 0 0 0 0 0 0 0												
Ron Hodges, L (1, 2)		0-0 4-3		0-0 WP 1B 2B		0-0 L7		0-3 K		4 1 1 0 0 1 0												
Hubie Brooks, R (1, 5)		0-0 1B 2B		4-0 1B 5-3 BB		0-0 6-3		4-0 1B BB FC4-2 BB		2 0 1 0 2 0 0	AB 34 R 2 H 9 RBI 2 BB 5 SO 5 LOB 21											
Tom Verzyer, R (1, 4) Gary Rajsich, L (9, PH) Brian Giles, R (9, 4)		0-0 F3		0-0 5-3		0-0 1-3		4-0 FC4-2 1B FC4-2 BB		3 0 0 0 0 0 3 0 0 0 0 1 0 0 0 0 0 0 0 0 0												
Craig Swan, R (1, 1) Jesse Orosco, R (7, 1)		0-0 FC4-6 1B		0-0 FC6-4 1B		0-0 4-3		0-0 FC4-2 FC4-2 1B		3 0 2 1 0 0 0 1 0 1 0 0 0 0												
Inning Stats	R: 0 E: 0 K: 2 S: 9	H: 2 LOB: 2 BB: 0 P: 9	R: 0 E: 0 K: 0 S: 5	H: 2 LOB: 2 BB: 0 P: 5	R: 0 E: 0 K: 0 S: 2	H: 0 LOB: 0 BB: 1 P: 6	R: 1 E: 0 K: 0 S: 5	H: 2 LOB: 2 BB: 1 P: 9	R: 0 E: 0 K: 1 S: 5	H: 0 LOB: 1 BB: 1 P: 9	R: 0 E: 0 K: 0 S: 3	H: 0 LOB: 0 BB: 0 P: 3	R: 0 E: 0 K: 2 S: 3	H: 1 LOB: 0 BB: 0 P: 3	R: 1 E: 0 K: 2 S: 8	H: 1 LOB: 0 BB: 0 P: 8	R: 0 E: 0 K: 0 S: 4	H: 1 LOB: 3 BB: 2 P: 12	1B: 6 2B: 2 3B: 0 HR: 1	SF: 0 SAC: 0 DP: 2 HBP: 0	WP: 1 PB: 0 SB: 0 CS: 0	PA: 39
PITCHER	IP WLS BF H R ER SO BB IBB HBP BLK WP HR S P ERA WHIP																					
John Stuper, R (1, 1) ERA: 3.67	7.0 L 29 7 1 1 3 3 0 0 0 1 0 32 44 1.29 1.429																					
Doug Bair, R (8, 1) ERA: 2.82	1.0 6 1 1 1 2 2 0 0 0 0 0 8 16 9.00 3.000																					
Jim Kaat, L (9, 1) ERA: 3.78	0.1 2 1 0 0 0 0 0 0 0 0 0 2 2 0.00 3.000																					
Jeff Lahti, R (9, 1) ERA: 3.95	0.2 2 0 0 0 0 0 0 0 0 0 0 2 2 0.00 0.000																					

New York Mets @ St. Louis Cardinals
 Busch Stadium, St. Louis, MO
 Fri Sep 10 1982, 7:05 PM CDT
 Att: 19,928 - Unknown

livebaseballscorecards.com

Batter	1	2	3	4	5	6	7	8	9	AB R H RBI BB SO LOB	TOP									
Mookie Wilson, S OBP: 0.312, SLG: 0.357 (1, 8) X	0-0 6-3 1B		0-3 K			0-0 4-3		0-0 FC4 1-2f		4 0 1 0 0 1 1										
Bob Bailor, R OBP: 0.305, SLG: 0.314 (1, 6) X	0-0 6-3 1-2			0-0 G3 2B		0-0 4-3		0-0 1B HR 1B		4 1 2 0 0 0 1										
Ellis Valentine, R OBP: 0.290, SLG: 0.407 (1, 9) X	0-0 5-3			0-0 G3 2-3		0-0 4-3		0-0 1B HR 1B		4 1 1 0 0 0 2										
Dave Kingman, R OBP: 0.295, SLG: 0.471 (1, 3) X	0-0 L6			0-3 K S S S		0-0 P4		0-0 1B HR 1-H 2-H		4 1 1 3 0 1 2										
Gary Rajsich, L OBP: 0.268, SLG: 0.297 (1, 7) X		0-0 CS 1B		0-0 F2		0-0 F5		0-3 K S S S		4 0 1 0 0 1 1										
Ron Hodges, L OBP: 0.383, SLG: 0.422 (1, 2) X		4-0 CS 1-2 BB		0-0 L1-4		0-0 F7		0-0 F8		3 0 0 0 1 0 0										
Hubie Brooks, R OBP: 0.311, SLG: 0.327 (1, 5) X		0-3 K 1-2		0-0 F9		0-0 6-3		0-0 1B		4 0 1 0 0 1 1										
Brian Giles, R OBP: 0.293, SLG: 0.308 (1, 4) X			0-3 K		4-0 BB		4-0 FC4 BB			1 0 0 0 1 1 0										
Mike Jorgensen, L OBP: 0.363, SLG: 0.333 (8, PH)										0 0 0 0 1 0 0										
Tom Verzyer, R OBP: 0.375, SLG: 0.385 (8, 4) X										0 0 0 0 0 0 0										
Ed Lynch, R (1, 1)			0-3 K		0-3 K		0-0 P4			2 0 0 0 0 2 1										
Doug Sisk, R (6, 1)										0 0 0 0 0 0 0										
Rusty Staub, L (8, PH)										1 0 0 0 0 0 1										
Carlos Diaz, R (8, 1)										0 0 0 0 0 0 0										
Inning Stats	R: 0 E: 0 K: 0 S: 4	H: 1 LOB: 1 BB: 0 P: 4	R: 0 E: 0 K: 1 S: 4	H: 1 LOB: 1 BB: 1 P: 8	R: 0 E: 0 K: 3 S: 9	H: 0 LOB: 0 BB: 0 P: 9	R: 0 E: 0 K: 1 S: 5	H: 0 LOB: 1 BB: 1 P: 9	R: 0 E: 0 K: 0 S: 3	H: 0 LOB: 0 BB: 0 P: 3	R: 0 E: 0 K: 0 S: 3	H: 0 LOB: 0 BB: 0 P: 3	R: 0 E: 0 K: 0 S: 3	H: 0 LOB: 1 BB: 1 P: 7	R: 3 E: 0 K: 1 S: 8	H: 4 LOB: 1 BB: 0 P: 8	1B: 5 2B: 2 3B: 0 HR: 1	SF: 0 SAC: 0 DP: 1 HBP: 0	WP: 0 PB: 0 SB: 0 CS: 2	PA: 34
PITCHER	IP WLS BF H R ER SO BB IBB HBP BLK WP HR S P ERA WHIP																			
Joaquin Andujar, R (1, 1) ERA: 2.66	5.0 W 18 3 0 0 6 2 0 0 0 0 0 0 28 36 0.00 1.000																			
Jeff Lahti, R (6, 1) ERA: 4.27	3.0 13 3 3 3 0 1 0 0 0 0 1 12 16 9.00 1.333																			
Bruce Sutter, R (9, 1) ERA: 3.34	1.0 S 3 1 0 0 1 0 0 0 0 0 0 0 5 5 0.00 1.000																			

New York Mets @ St. Louis Cardinals
 Busch Stadium, St. Louis, MO
 Sat Sep 11 1982, 7:05 PM CDT
 Att: 28,821 - Unknown

livebaseballscorecards.com

AB	31
R	3
H	7
RBI	3
BB	3
SO	7
LOB	10



BOTTOM

New York Mets @ St. Louis Cardinals
 Busch Stadium, St. Louis, MO
 Sat Sep 11 1982, 7:05 PM CDT
 Att. 28,821 - Unknown

livebaseballscorecards.com

AB	35
R	6
H	11
RBI	4
BB	3
SO	4
LOB	16



WP:	0	PA:	38
PB:	0	SB:	0
CS:	0		

AB	R	H	RBI	BB	SO	LOB
5	1	3	0	0	0	1
5	1	2	0	0	0	3
3	1	1	0	1	0	2
4	1	1	3	0	1	4
3	0	1	1	0	0	0
1	0	0	0	0	0	0
3	0	1	0	1	0	2
3	1	0	0	1	1	1
4	1	1	0	0	0	1
1	0	0	0	0	1	0
1	0	1	0	0	0	0
2	0	0	0	0	1	2
0	0	0	0	0	0	0

Batter	1	2	3	4	5	6	7	8	9
Tom Herr, S OBP: 0.333, SLG: 0.315 (1, 4)	0-0 1B 1B		0-0 1-3		0-0 FC4-6 1-2f		0-0 1-3 1B	0-0 FC4 1-2 1B	
Ken Oberkfell, L OBP: 0.331, SLG: 0.349 (1, 5)	0-0 1-3 1B 1B		0-0 F8			0-0 1B HR 1B	0-0 1-3	0-0 FC4 1-2f	
Keith Hernandez, L OBP: 0.395, SLG: 0.424 (1, 3)	0-0 F5		0-0 F9			0-0 1-3 HR 1B	4-0 G6-4-3 IBB		
George Hendrick, R OBP: 0.310, SLG: 0.426 (1, 9)	0-3 K			0-0 F9		0-0 1-H 3-H HR	0-0 G6-4-3 1-2f		
Dane Iorg, L OBP: 0.357, SLG: 0.360 (1, 7)	0-0 1-2 3-H 1B			0-0 F9		0-0 6-3		0-0 6-3	
Willie McGee, S OBP: 0.336, SLG: 0.415 (7, 8)				0-0 F9					
Darrell Porter, L OBP: 0.352, SLG: 0.382 (1, 2)	0-0 F8			0-0 F8		0-0 1B 1B		4-0 FC5 BB BB	
David Green, R OBP: 0.331, SLG: 0.397 (1, 8) (7, 7)		0-0 F8			0-0 4-3	0-3 K		4-0 1-2 E BB	
Mike Ramsey, S OBP: 0.315, SLG: 0.330 (1, 6)		0-0 1-3			0-0 3-1	0-0 1-2 1B		0-0 FC5 E	
Joaquin Andujar, S OBP: 0.181, SLG: 0.217 (1, 1)		0-3 K			0-0 FC4-6 1B	0-3 K		0-0 E5 1B 3-H	
Tito Landrum, R OBP: 0.360, SLG: 0.418 (5, PH)									
Jeff Lahti, R (6, 1)									
Bruce Sutter, R OBP: 0.167, SLG: 0.200 (9, 1)									

Inning	R	H	E	K	S	P	BB	IBB	HBP	BLK	WP	HR	S	P	ERA	WHIP
1	1	3	0	1	8	28	0	0	0	0	0	1	28	28	6.75	1.500
2	0	0	0	1	4	4	0	1	0	0	0	0	10	14	0.00	1.200
3	0	0	0	1	5	3	0	0	0	0	0	0	5	13	0.00	3.000

PITCHER	IP	WLS	BF	H	R	ER	SO	BB	IBB	HBP	BLK	WP	HR	S	P	ERA	WHIP
Ed Lynch, R ERA: 3.61 (1, 1)	5.1	L	24	8	4	4	2	0	0	0	0	0	1	28	28	6.75	1.500
Doug Sisk, R ERA: (6, 1)	1.2		7	2	0	0	2	0	1	0	0	0	0	10	14	0.00	1.200
Carlos Diaz, L ERA: 4.44 (8, 1)	1.0		7	1	2	0	0	2	0	0	0	0	0	5	13	0.00	3.000

Batter	1	2	3	4	5	6	7	8	9	AB R H RBI BB SO LOB	TOP											
Mookie Wilson, S OBP: 0.313, SLG: 0.359 (1, 8) X	0-0 6-3 1B 2B	0-0 F9		0-0 S 1B			0-0 6-3		0-0 F9	5 1 2 0 0 0 0												
Bob Bailor, R OBP: 0.307, SLG: 0.316 (1, 6) X	0-0 6-3 2-3		0-0 G3 SF9 2B	0-3 K 1-2			4-0 S BB		0-0 G3	4 1 1 0 1 1 2												
Rusty Staub, L OBP: 0.329, SLG: 0.346 (1, 7) B B B	4-0 1B 1B BB		0-0 G3 2-3		0-3 K		0-0 F9		4-0 BB	3 0 0 0 1 1 2 0 0 0 0 1 0 0												
Dave Kingman, R OBP: 0.297, SLG: 0.470 (1, 3) X	0-0 1-2 1B 1B		0-0 SF9 2-3		0-3 K		4-0 1-2 IBB		0-0 F8	3 0 1 2 1 1 1 0 0 0 0 0 0 0												
Mike Jorgensen, L OBP: 0.362, SLG: 0.333 (1, 9) X	0-0 1-2 2-3 1B		0-0 F8		0-0 4-3		0-0 F9			3 0 1 0 0 0 0 1 0 0 0 0 0 2												
Ellis Valentine, R OBP: 0.289, SLG: 0.405 (7, PH) (7, 9) X																						
Hubie Brooks, R OBP: 0.308, SLG: 0.324 (1, 5) S S	0-3 K						0-0 F9		0-3 K	4 0 0 0 0 2 3												
Brian Giles, R OBP: 0.304, SLG: 0.362 (1, 4) X	0-0 L7						0-0 HR 1B		0-3 K	4 1 2 1 0 1 3												
Bruce Bochy, R OBP: 0.428, SLG: 0.700 (1, 2) X		0-0 5-3					0-0 HR 1B		4-0 BB	3 1 1 1 1 0 1												
Pete Falcone, L OBP: 0.118, SLG: 0.137 (1, 1) S S			0-3 K				0-3 K		0-3 K	4 0 0 0 0 3 2												
Inning Stats	R: 1 E: 0 K: 1 S: 8	H: 3 LOB: 3 BB: 1 P: 12	R: 0 E: 0 K: 1 S: 5	H: 0 LOB: 0 BB: 0 P: 5	R: 1 E: 0 K: 0 S: 4	H: 1 LOB: 0 BB: 0 P: 4	R: 2 E: 0 K: 2 S: 10	H: 3 LOB: 1 BB: 0 P: 10	R: 0 E: 0 K: 2 S: 7	H: 0 LOB: 0 BB: 0 P: 7	R: 0 E: 0 K: 0 S: 4	H: 1 LOB: 1 BB: 0 P: 4	R: 0 E: 0 K: 0 S: 3	H: 0 LOB: 2 BB: 2 P: 11	R: 0 E: 0 K: 3 S: 9	H: 0 LOB: 1 BB: 1 P: 13	R: 0 E: 0 K: 0 S: 3	H: 0 LOB: 1 BB: 1 P: 7	1B: 4 2B: 2 3B: 0 HR: 2	SF: 1 SAC: 0 DP: 0 HBP: 0	WP: 0 PB: 0 SB: 2 CS: 0	PA: 40
PITCHER	IP WLS BF H R ER SO BB IBB HBP BLK WP HR S P ERA WHIP																					
Steve Mura, R ERA: 4.19 (1, 1)	3.1 L 17 6 4 4 2 1 0 0 0 0 0 2 20 24 10.80 2.100																					
Eric Rasmussen, R ERA: (4, 1)	1.2 6 1 0 0 4 0 0 0 0 0 0 0 14 14 0.00 0.600																					
Dave LaPoint, L ERA: 3.56 (6, 1)	1.2 8 1 0 0 0 1 1 0 0 0 0 0 6 14 0.00 1.200																					
Jeff Keener, R ERA: 1.89 (7, 1)	1.1 5 0 0 0 3 1 0 0 0 0 0 0 10 14 0.00 0.750																					
John Martin, L ERA: 4.26 (9, 1)	0.2 3 0 0 0 0 1 0 0 0 0 0 0 2 6 0.00 1.500																					
PITCHER	IP WLS BF H R ER SO BB IBB HBP BLK WP HR S P ERA WHIP																					
Doug Bair, R ERA: 2.81 (9, 1)	0.1 1 0 0 0 0 0 0 0 0 0 0 0 1 1 0.00 0.000																					

New York Mets @ St. Louis Cardinals
 Busch Stadium, St. Louis, MO
 Sun Sep 12 1982, 3:33 AM CDT
 Att. 26,817 - Cloudy

livebaseballscorecards.com

AB	34
R	4
H	8
RBI	4
BB	5
SO	9
LOB	16



Batter	1	2	3	4	5	6	7	8	9	AB	R	H	RBI	BB	SO	LOB
Tom Herr, S OBP: 0.330, SLG: 0.313 (1, 4)	0-0 6-3		0-0 F9			0-3 K		0-0 6-3		4	0	0	0	0	1	0
Lonnie Smith, R OBP: 0.391, SLG: 0.454 (1, 7)	0-0 WP BB 1B		0-0 5-3			0-0 1-6-3			4-0 E S SF9 BB	3	1	1	0	1	0	0
Keith Hernandez, L OBP: 0.394, SLG: 0.422 (1, 3)	4-0 WP BB 1-2			0-0 4-3		0-0 G3			0-0 SF9 1-H	2	0	0	1	1	0	0
George Hendrick, R OBP: 0.312, SLG: 0.429 (1, 9)	0-3 K 1-2 2-3			0-0 1B			0-0 2B		0-0 F7	4	0	2	0	0	1	2
Gene Tenace, R OBP: 0.479, SLG: 0.577 (1, 2)	0-3 K			0-0 F7			0-3 K		0-0 P5	4	0	0	0	0	2	4
David Green, R OBP: 0.324, SLG: 0.388 (1, 8)		0-0 F9		0-0 F8			0-0 F8			3	0	0	0	0	0	2
Ken Oberkfell, L OBP: 0.329, SLG: 0.346 (1, 5)		0-0 4-3			0-0 G3		0-0 6-3			3	0	0	0	0	0	1
Mike Ramsey, S OBP: 0.310, SLG: 0.325 (1, 6)		0-0 5-3			0-0 5-3			0-0 5-3		3	0	0	0	0	0	0
Steve Mura, R OBP: 0.096, SLG: 0.090 (1, 1)			0-0 F8		0-0 1-3			0-0 6-3		1	0	0	0	0	0	0
Eric Rasmussen, R OBP: 0.355, SLG: 0.412 (4, 1)										0	0	0	0	0	0	0
Tito Landrum, R OBP: 0.091, SLG: 0.063 (5, PH)										0	0	0	0	0	0	0
Dave LaPoint, L OBP: 0.091, SLG: 0.063 (6, 1)										0	0	0	0	0	0	0
Jeff Keener, L OBP: 0.500, SLG: 0.500 (7, 1)										0	0	0	0	0	0	0
Kelly Paris, R OBP: 0.167, SLG: 0.091 (8, PH)										0	0	0	0	0	0	0
John Martin, S OBP: 0.111, SLG: 0.111 (9, 1)										0	0	0	0	0	0	0
Doug Bair, R OBP: 0.111, SLG: 0.111 (9, 1)										0	0	0	0	0	0	0

Inning Stats	R: 0	H: 1	E: 0	LOB: 2	K: 2	S: 8	P: 12	R: 0	H: 0	E: 0	LOB: 0	K: 0	S: 3	R: 0	H: 0	E: 0	LOB: 0	K: 0	S: 3	R: 0	H: 1	E: 0	LOB: 1	K: 0	S: 4	R: 0	H: 0	E: 0	LOB: 0	K: 0	S: 3	R: 0	H: 0	E: 0	LOB: 0	K: 1	S: 5	R: 0	H: 1	E: 0	LOB: 1	K: 1	S: 6	R: 0	H: 0	E: 0	LOB: 0	K: 0	S: 3	R: 1	H: 0	E: 0	LOB: 0	K: 0	S: 3	1B: 2	SF: 1	2B: 1	SAC: 0	3B: 0	DP: 0	HR: 0	HBP: 0	WP: 1	PA: 32
PITCHER Pete Falcone, L ERA: 4.0 (1, 1)	IP	WLS	BF	H	R	ER	SO	BB	IBB	HBP	BLK	WP	HR	S	P	ERA	WHIP	IP	WLS	BF	H	R	ER	SO	BB	IBB	HBP	BLK	WP	HR	S	P	ERA	WHIP	IP	WLS	BF	H	R	ER	SO	BB	IBB	HBP	BLK	WP	HR	S	P	ERA	WHIP														


BOTTOM

New York Mets @ St. Louis Cardinals
 Busch Stadium, St. Louis, MO

Sun Sep 12 1982, 3:33 AM CDT
 Att. 26,817 - Cloudy

livebaseballscores.com

AB	29
R	1
H	3
RBI	1
BB	2
SO	4
LOB	9



Batter	1	2	3	4	5	6	7	8	9	AB R H RBI BB SO LOB	TOP
Lonnie Smith, R (1, 7) OBP: 0.390, SLG: 0.452	0-3 			0-3 		0-0 			0-3 	4 0 1 0 0 3 0	St. Louis Cardinals @ Philadelphia Phillies Veterans Stadium, Philadelphia, PA Mon Sep 13 1982, 7:05 PM EDT Att: 40,109 - Unknown AB 29 R 0 H 3 RBI 0 BB 0 SO 12 LOB 3
Mike Ramsey, S (1, 6) OBP: 0.305, SLG: 0.319	0-0 			0-0 		0-3 			0-3 	4 0 0 0 0 2 1	
Keith Hernandez, L (1, 3) OBP: 0.395, SLG: 0.425	0-0 			0-0 			0-0 			3 0 2 0 0 0 0	
George Hendrick, R (1, 9) OBP: 0.310, SLG: 0.426		0-3 		0-0 		0-0 				3 0 0 0 0 1 2	
David Green, R (1, 8) OBP: 0.317, SLG: 0.380		0-0 			0-3 		0-3 			3 0 0 0 0 2 0	
Gene Tenace, R (1, 2) OBP: 0.469, SLG: 0.561		0-0 			0-0 			0-0 		3 0 0 0 0 0 0	
Kelly Paris, R (1, 5) OBP: 0.200, SLG: 0.200			0-3 		0-0 			0-0 		3 0 0 0 0 1 0	
Tom Herr, S (1, 4) OBP: 0.328, SLG: 0.310			0-3 		0-0 			0-0 		3 0 0 0 0 1 0	
Bob Forsch, R (1, 1) OBP: 0.229, SLG: 0.269 Willie McGee, S (9, PH) OBP: 0.335, SLG: 0.414			0-3 		0-0 			0-3 	2 0 0 0 0 1 0 1 0 0 0 0 1 0		
Inning Stats	R: 0 H: 0 E: 0 LOB: 0 K: 1 BB: 0 S: 5 P: 5	R: 0 H: 0 E: 0 LOB: 0 K: 1 BB: 0 S: 5 P: 5	R: 0 H: 0 E: 0 LOB: 0 K: 3 BB: 0 S: 9 P: 9	R: 0 H: 1 E: 0 LOB: 1 K: 1 BB: 0 S: 6 P: 6	R: 0 H: 0 E: 0 LOB: 0 K: 1 BB: 0 S: 5 P: 5	R: 0 H: 1 E: 0 LOB: 1 K: 1 BB: 0 S: 6 P: 6	R: 0 H: 1 E: 0 LOB: 0 K: 1 BB: 0 S: 5 P: 5	R: 0 H: 0 E: 0 LOB: 0 K: 0 BB: 0 S: 3 P: 3	R: 0 H: 0 E: 0 LOB: 0 K: 3 BB: 0 S: 9 P: 9	1B: 2 SF: 0 2B: 1 SAC: 0 3B: 0 DP: 1 HR: 0 HBP: 0	WP: 0 PA: 29 PB: 0 SB: 1 CS: 0
PITCHER Steve Carlton, L (1, 1) ERA: 3.26	IP WLS BF H R ER SO BB IBB HBP BLK WP HR S P ERA WHIP 9.0 W 29 3 0 0 12 0 0 0 1 0 0 53 53 0.00 0.333										

livebaseballscorecards.com



Batter	1	2	3	4	5	6	7	8	9	AB	R	H	RBI	BB	SO	LOB				
Pete Rose, S OBP: 0.339, SLG: 0.340 (1, 3)	0-0 4-3		0-0 F7		0-0 F7		0-0 PO	0-0 F8		4	0	0	0	0	0	0				
Gary Matthews, R OBP: 0.357, SLG: 0.447 (1, 7) Bob Demier, R OBP: 0.318, SLG: 0.323 (9, 9)	4-0 2B BB		0-0 F8			4-0 6-3 BB		0-0 6-3		2	1	0	0	2	0	0				
Mike Schmidt, R OBP: 0.425, SLG: 0.597 (1, 5)	0-0 1-H 2B		0-0 6-3			0-0 F5		0-0 4-3		4	0	1	1	0	0	1				
Bo Diaz, R OBP: 0.343, SLG: 0.466 (1, 2)	0-0 5-3			0-0 L1		0-0 6-3				3	0	0	0	0	0	2				
George Vukovich, L OBP: 0.332, SLG: 0.404 (1, 9) (9, 7)	0-0 4-3			0-0 G3		4-0 FC4-6 IBB				2	0	0	0	1	0	1				
Garry Maddox, R OBP: 0.312, SLG: 0.439 (1, 8)		0-0 6-3		0-0 5-3		0-0 FC4-6				3	0	0	0	0	0	2				
Manny Trillo, R OBP: 0.320, SLG: 0.323 (1, 4)		0-0 4-3 1B			0-0 F8		0-0 F7			3	0	1	0	0	0	0				
Ivan De Jesus, R OBP: 0.312, SLG: 0.312 (1, 6)		0-0 4-3			0-0 F8		4-0 PO 1-3 BB			2	0	0	0	1	0	1				
Steve Carlton, L OBP: 0.213, SLG: 0.315 (1, 1)		0-0 4-3			0-0 HR		0-0 1-3			3	1	1	1	0	0	2				
Inning Stats	R: 1 E: 0 K: 0 S: 4	H: 1 LOB: 1 BB: 1 P: 8	R: 0 E: 0 K: 0 S: 4	H: 1 LOB: 1 BB: 0 P: 4	R: 0 E: 0 K: 0 S: 3	H: 0 LOB: 0 BB: 0 P: 3	R: 0 E: 0 K: 0 S: 3	H: 0 LOB: 0 BB: 0 P: 3	R: 1 E: 0 K: 0 S: 4	H: 1 LOB: 0 BB: 0 P: 4	R: 0 E: 0 K: 0 S: 3	H: 0 LOB: 2 BB: 2 P: 11	R: 0 E: 0 K: 0 S: 2	H: 0 LOB: 0 BB: 1 P: 6	R: 0 E: 0 K: 0 S: 3	H: 0 LOB: 0 BB: 0 P: 3	1B: 1 2B: 1 3B: 0 HR: 1	SF: 0 SAC: 0 DP: 0 HBP: 0	WP: 0 PB: 0 SB: 0 CS: 0	PA: 31
PITCHER Bob Forsch, R ERA: 3.55 (1, 1)	IP: 8.0 WLS: L BF: 30	H: 3 R: 2 ER: 2 SO: 0	BB: 3 IBB: 1 HBP: 0 BLK: 0	WP: 0 HR: 1 S: 26 P: 42	ERA: 2.25 WHIP: 0.750															

BOTTOM


St. Louis Cardinals @ Philadelphia Phillies
Veterans Stadium, Philadelphia, PA
Mon Sep 13 1982, 7:05 PM EDT
Att. 40,109 - Unknown

AB	26
R	2
H	3
RBI	2
BB	4
SO	0
LOB	9



WP: 0	PA: 31
ERA	WHIP

livebaseballscores.com

Batter	1	2	3	4	5	6	7	8	9	AB R H RBI BB SO LOB	TOP											
Tom Herr, S (1, 4) OBP: 0.327, SLG: 0.310	0-0 1B 1B		0-3 K		0-0 G4-3 1-2f		0-3 K			4 0 1 0 0 2 4												
Lonnie Smith, R (1, 7) OBP: 0.389, SLG: 0.451	0-0 F9		0-0 6-3			0-0 F7		0-0 CS 1B		4 0 1 0 0 0 1												
Keith Hernandez, L (1, 3) OBP: 0.394, SLG: 0.424	0-0 1-3 1B			0-0 4-3		0-0 L5		0-0 F7 1-2		4 0 1 0 0 0 1												
George Hendrick, R (1, 9) OBP: 0.311, SLG: 0.425	0-3 K			4-0 HR BB		0-3 K		4-0 WP BB		2 1 0 0 2 2 2												
Darrell Porter, L (1, 2) OBP: 0.356, SLG: 0.398	0-3 K			0-0 1-H HR			0-0 BB 2B	4-0 FC1-6 1-2 IBB		3 1 2 2 1 1 2												
Willie McGee, S (1, 8) OBP: 0.332, SLG: 0.409		0-0 5-3		0-0 6-3			0-0 F6	0-0 FC1-6 1-2f		4 0 0 0 0 0 3												
Ken Oberkfell, L (1, 5) OBP: 0.330, SLG: 0.346		0-0 6-3		0-0 CS 1B			4-0 BB IBB		0-0 1-3	3 0 1 0 1 0 0	AB 31 R 2 H 7 RBI 2 BB 5 SO 8 LOB 16											
Mike Ramsey, S (1, 6) OBP: 0.304, SLG: 0.314		0-0 1-3		0-0 CS 1-2	0-3 K		4-0 1-2 2-3 BB		0-0 L5	3 0 0 0 1 1 0												
John Stuper, R (1, 1) OBP: 0.162, SLG: 0.194			0-3 K			0-0 G4-3 1B			0-0 4-3	3 0 1 0 0 2 3												
Bruce Sutter, R (8, 1) OBP: 0.143, SLG: 0.167										1 0 0 0 0 0 0												
Inning Stats	R: 0 E: 0 K: 2 S: 9	H: 2 LOB: 2 BB: 0 P: 9	R: 0 E: 0 K: 0 S: 3	H: 0 LOB: 0 BB: 0 P: 3	R: 0 E: 0 K: 2 S: 7	H: 0 LOB: 0 BB: 0 P: 7	R: 2 E: 0 K: 0 S: 4	H: 2 LOB: 0 BB: 1 P: 8	R: 0 E: 0 K: 1 S: 5	H: 1 LOB: 0 BB: 0 P: 5	R: 0 E: 0 K: 1 S: 5	H: 0 LOB: 0 BB: 0 P: 5	R: 0 E: 0 K: 2 S: 8	H: 1 LOB: 3 BB: 2 P: 16	R: 0 E: 0 K: 0 S: 3	H: 1 LOB: 2 BB: 2 P: 11	R: 0 E: 0 K: 0 S: 3	H: 0 LOB: 0 BB: 0 P: 3	1B: 5 2B: 1 3B: 0 HR: 1	SF: 0 SAC: 0 DP: 1 HBP: 0	WP: 1 PB: 0 SB: 0 CS: 2	PA: 37
PITCHER	IP WLS BF H R ER SO BB IBB HBP BLK WP HR S P ERA WHIP												IP WLS BF H R ER SO BB IBB HBP BLK WP HR S P ERA WHIP									
Mike Krukow, R (1, 1) ERA: 3.04	7.2 L 32 7 2 2 8 3 2 0 0 1 1 43 63 2.35 1.304																					
Sid Monge, L (8, 1) ERA: 3.8	1.1 4 0 0 0 0 0 0 0 0 0 0 0 4 4 0.00 0.000																					

St. Louis Cardinals @ Philadelphia Phillies
Veterans Stadium, Philadelphia, PA
Tue Sep 14 1982, 7:05 PM EDT
Att: 32,854 - Unknown

livebaseballscorecards.com

Batter	1	2	3	4	5	6	7	8	9	AB	R	H	RBI	BB	SO	LOB
Pete Rose, S OBP: 0.339, SLG: 0.339 (1, 3)	0-0 1-3		0-0 FC6-4		0-0 G4-3			0-0 1B		4	0	1	0	0	0	2
Gary Matthews, R OBP: 0.358, SLG: 0.446 (1, 7)	0-0 5-3			4-0 BB 1B		0-0 F8		0-0 1B		3	0	1	0	1	0	0
Luis Aguayo, R OBP: 0.239, SLG: 0.395 (9, 4)				BB				1-2 2-3		0	0	0	0	0	0	0
Mike Schmidt, R OBP: 0.424, SLG: 0.594 (1, 5)	0-0 F8			0-0 BB 1B		0-3 K		0-0 G1-2-3		4	0	1	0	0	1	3
Bo Diaz, R OBP: 0.340, SLG: 0.462 (1, 2)		0-3 K		0-0 F3		0-0 1-3			0-3 K	4	0	0	0	0	2	2
George Vukovich, L OBP: 0.334, SLG: 0.401 (1, 9)		0-0 G3		4-0 BB			0-0 4-3		4-0 FC5-4	2	0	0	0	2	0	0
Garry Maddox, R OBP: 0.308, SLG: 0.434 (1, 8)		0-0 6-3		0-0 F3			0-0 6-3		0-0 FC5-4	4	0	0	0	0	0	4
Manny Trillo, R OBP: 0.318, SLG: 0.321 (1, 4)			0-3 K	0-0 F9			0-0 F9		0-0 4-3	3	0	0	0	0	1	3
Sid Monge, S OBP: 0.200, SLG: 0.111 (8, 1)										0	0	0	0	0	0	0
Willie Montanez, L OBP: 0.283, SLG: 0.256 (9, PH)										1	0	0	0	0	0	1
Ivan De Jesus, R OBP: 0.311, SLG: 0.311 (1, 6)			0-0 F9		0-0 F9			0-0 4-3		2	0	0	0	0	0	0
Greg Gross, L OBP: 0.377, SLG: 0.325 (8, PH)										1	0	0	0	0	0	0
(9, 7)																
Mike Krukow, R OBP: 0.191, SLG: 0.206 (1, 1)			0-0 FC6-4		0-0 G4-3			4-0 1B		2	0	2	0	0	0	0
Dave Roberts, R OBP: 0.235, SLG: 0.219 (8, 4)										0	0	0	0	0	0	0
Bob Molinaro, L OBP: 0.295, SLG: 0.261 (8, PH)										0	0	0	0	1	0	0
Julio Franco, R OBP: 0.320, SLG: 0.304 (9, 6)								BB		0	0	0	0	0	0	0

Inning Stats	R: 0	H: 0	E: 0	K: 0	S: 3	R: 0	H: 0	E: 0	K: 1	S: 5	R: 0	H: 1	E: 0	K: 1	S: 6	R: 0	H: 1	E: 0	K: 0	S: 4	R: 0	H: 0	E: 0	K: 1	S: 5	R: 0	H: 0	E: 0	K: 0	S: 3	R: 0	H: 2	E: 0	K: 0	S: 4	R: 0	H: 0	E: 0	K: 1	S: 5	R: 0	H: 0	E: 0	K: 1	S: 9	1B: 5	2B: 0	3B: 0	HR: 0	SF: 0	SAC: 0	DP: 2	HBP: 0	WP: 0	PA: 34
PITCHER	IP	WLS	BF	H	R	ER	SO	BB	IBB	HBP	BLK	WP	HR	S	P	ERA	WHIP																																						
John Stuper, R ERA: 3.43 (1, 1)	7.1	W	28	4	0	0	3	3	0	0	0	0	0	31	43	0.00	0.955																																						
Bruce Sutter, R ERA: 3.28 (8, 1)	1.2	S	6	1	0	0	1	1	0	0	0	0	0	7	11	0.00	1.200																																						

BOTTOM

St. Louis Cardinals @ Philadelphia Phillies
Veterans Stadium, Philadelphia, PA

Tue Sep 14 1982, 7:05 PM EDT
Att. 32,854 - Unknown

livebaseballscores.com

AB	30
R	0
H	5
RBI	0
BB	4
SO	4
LOB	15



Batter	1	2	3	4	5	6	7	8	9	AB R H RBI BB SO LOB	TOP													
Tom Herr, S (1, 4) OBP: 0.326, SLG: 0.309	0-0 4-3		0-0 FC4-2-5 BB 1B 1B		0-0 F4		0-0 2B SF9-5 1B		0-0 3-1	5 2 1 0 0 0 1	St. Louis Cardinals @ Philadelphia Phillies Veterans Stadium, Philadelphia, PA Wed Sep 15 1982, 7:05 PM EDT Att: 33,337 - Unknown livebaseballscorecards.com													
Lonnie Smith, R (1, 7) OBP: 0.392, SLG: 0.456 David Green, R (9, 7) OBP: 0.317, SLG: 0.380	0-0 1B		0-0 1B 1B		0-0 1B SF8 1B		0-0 1-3 2B		0-0 F9	5 2 4 0 0 0 0 0 0 0 0 0 0 0														
Keith Hernandez, L (1, 3) OBP: 0.397, SLG: 0.425	0-3 K		4-0 1B 1B BB		0-0 1-3 1B		4-0 1B IBB		0-0 1B	3 1 2 0 2 1 1														
George Hendrick, R (1, 9) OBP: 0.312, SLG: 0.426		0-0 1B	0-0 1B E 1B		0-0 SF8		0-0 SF9-5		0-0 F9	3 1 2 4 0 0 1														
Darrell Porter, L (1, 2) OBP: 0.357, SLG: 0.405		0-0 F8	0-0 E9 1B		0-0 F8			0-0 1B 3B		4 2 2 1 0 0 2														
Willie McGee, S (1, 8) OBP: 0.328, SLG: 0.405	0-3 K		0-0 4-3					0-3 K		4 0 0 0 0 2 2														
Ken Oberkfell, L (1, 5) OBP: 0.328, SLG: 0.343	0-0 4-3			0-0 F4		0-0 F8		0-0 G3		4 0 0 0 0 0 2														
Mike Ramsey, S (1, 6) OBP: 0.307, SLG: 0.322			0-0 4-3 2B		0-0 4-3		0-0 4-3		0-0 1B	4 0 2 1 0 0 0														
Joaquin Andujar, S (1, 1) OBP: 0.172, SLG: 0.207			0-0 4-3		0-0 1-3		0-0 6-3	0-3 K		4 0 0 0 0 1 2														
Inning Stats	R: 0 E: 0 K: 1 S: 5	H: 1 LOB: 0 BB: 0 P: 5	R: 0 E: 0 K: 1 S: 6	H: 1 LOB: 1 BB: 0 P: 6	R: 5 E: 1 K: 0 S: 7	H: 4 LOB: 0 BB: 1 P: 11	R: 0 E: 0 K: 0 S: 3	H: 0 LOB: 0 BB: 0 P: 3	R: 1 E: 0 K: 0 S: 5	H: 2 LOB: 1 BB: 0 P: 5	R: 0 E: 0 K: 0 S: 3	H: 0 LOB: 0 BB: 0 P: 3	R: 1 E: 0 K: 0 S: 4	H: 2 LOB: 1 BB: 1 P: 8	R: 1 E: 0 K: 2 S: 9	H: 2 LOB: 1 BB: 0 P: 9	R: 0 E: 0 K: 0 S: 4	H: 1 LOB: 1 BB: 0 P: 4	1B: 10 2B: 3 3B: 1 HR: 0	SF: 2 SAC: 0 DP: 1 HBP: 0	WP: 0 PB: 0 SB: 0 CS: 0	PA: 40		
PITCHER	IP WLS BF H R ER SO BB IBB HBP BLK WP HR S P ERA WHIP																				IP WLS BF H R ER SO BB IBB HBP BLK WP HR S P ERA WHIP			
John Denny, R (1, 1) ERA: 5.09	3.0 L	15 6 5 3 2	1 0 0 0	0 0 0 0	0 0 0 0	0 0 0 0	0 0 0 0	0 0 0 0	0 0 0 0	0 0 0 0	0 0 0 0	0 0 0 0	0 0 0 0	0 0 0 0	0 0 0 0	0 0 0 0	0 0 0 0	0 0 0 0	0 0 0 0	0 0 0 0	0 0 0 0	0 0 0 0	0 0 0 0	9.00 2.333
Stan Bahnsen, R (4, 1) ERA: 3.06	3.0	11 2 1 1 0	0 0 0 0	0 0 0 0	0 0 0 0	0 0 0 0	0 0 0 0	0 0 0 0	0 0 0 0	0 0 0 0	0 0 0 0	0 0 0 0	0 0 0 0	0 0 0 0	0 0 0 0	0 0 0 0	0 0 0 0	0 0 0 0	0 0 0 0	0 0 0 0	0 0 0 0	0 0 0 0	0 0 0 0	3.00 0.667
Dick Ruthven, R (7, 1) ERA: 3.51	2.0	10 4 2 2 2	0 1 0 0	0 0 0 0	0 0 0 0	0 0 0 0	0 0 0 0	0 0 0 0	0 0 0 0	0 0 0 0	0 0 0 0	0 0 0 0	0 0 0 0	0 0 0 0	0 0 0 0	0 0 0 0	0 0 0 0	0 0 0 0	0 0 0 0	0 0 0 0	0 0 0 0	0 0 0 0	0 0 0 0	9.00 2.000
Ron Reed, R (9, 1) ERA: 2.76	1.0	4 1 0 0 0	0 0 0 0	0 0 0 0	0 0 0 0	0 0 0 0	0 0 0 0	0 0 0 0	0 0 0 0	0 0 0 0	0 0 0 0	0 0 0 0	0 0 0 0	0 0 0 0	0 0 0 0	0 0 0 0	0 0 0 0	0 0 0 0	0 0 0 0	0 0 0 0	0 0 0 0	0 0 0 0	0 0 0 0	0.00 1.000



Batter	1	2	3	4	5	6	7	8	9	AB R H RBI BB SO LOB
Pete Rose, S (1, 3) OBP: 0.337, SLG: 0.337 Dick Ruthven, R (7, 1) OBP: 0.109, SLG: 0.159 Ron Reed, R (9, 1) OBP: 0.357, SLG: 0.364 Greg Gross, L (9, PH) OBP: 0.374, SLG: 0.322	0-0 4-3			0-0 4-3		0-3 K			0-0 G3	3 0 0 0 0 1 2
Gary Matthews, R (1, 7) OBP: 0.355, SLG: 0.443	0-3 K			0-0 5-3		0-0 G4-6-3			0-0 5-3	4 0 0 0 0 1 2
Mike Schmidt, R (1, 5) OBP: 0.421, SLG: 0.589	0-0 L6			0-0 F6				0-0 F9	0-0 F8	4 0 0 0 0 0 0
Bo Diaz, R (1, 2) OBP: 0.338, SLG: 0.459 Ozzie Virgil, R (8, 2) OBP: 0.266, SLG: 0.328		0-0 F8		0-3 K		0-0 L5				3 0 0 0 0 1 0
George Vukovich, L (1, 9) OBP: 0.334, SLG: 0.401		0-0 4-3		0-0 F8		0-0 1B				3 0 1 0 0 0 1
Garry Maddox, R (1, 8) OBP: 0.306, SLG: 0.430		0-0 6-3		0-0 FC5-4		0-0 F9				3 0 0 0 0 0 2
Manny Trillo, R (1, 4) OBP: 0.318, SLG: 0.321			0-3 K2-3		0-0 1B			0-0 6-3		3 0 1 0 0 1 0
Ivan De Jesus, R (1, 6) OBP: 0.312, SLG: 0.311 Bob Molinaro, L (8, PH) OBP: 0.291, SLG: 0.257 Luis Aguayo, R (9, 6) OBP: 0.239, SLG: 0.395		0-0 6-3		0-0 1B		0-0 BB		0-0 4-3		2 0 1 0 0 0 0
John Denny, R (1, 1) Len Matuszek, L (3, PH) Stan Bahnsen, R (4, 1) Willie Montanez, L (6, PH)		0-0 3-1		4-0 BB		0-0 G3		0-0 G3		1 0 0 0 0 0 0
				0-0 BB		1-2 BB				0 0 0 0 0 0 0
										1 0 0 0 0 0 0
										0 0 0 0 0 0 0
										1 0 0 0 1 0 0

BOTTOM

St. Louis Cardinals @ Philadelphia Phillies
Veterans Stadium, Philadelphia, PA

Wed Sep 15 1982, 7:05 PM EDT
 Att. 33,337 - Unknown

livebaseballscores.com

AB	29
R	0
H	3
RBI	0
BB	1
SO	4
LOB	7



Inning Stats	R: 0	H: 0	E: 0	LOB: 0	K: 1	BB: 0	S: 5	P: 5	R: 0	H: 0	E: 0	LOB: 0	K: 0	BB: 0	S: 3	P: 3	R: 0	H: 0	E: 0	LOB: 0	K: 1	BB: 0	S: 5	P: 5	R: 0	H: 1	E: 0	LOB: 2	K: 1	BB: 0	S: 6	P: 6	R: 0	H: 1	E: 0	LOB: 1	K: 1	BB: 1	S: 5	P: 9	R: 0	H: 1	E: 0	LOB: 1	K: 0	BB: 0	S: 4	P: 4	R: 0	H: 0	E: 0	LOB: 0	K: 0	BB: 0	S: 3	P: 3	R: 0	H: 0	E: 0	LOB: 0	K: 0	BB: 0	S: 3	P: 3	1B: 3	SF: 0	2B: 0	SAC: 0	3B: 0	DP: 1	HR: 0	HBP: 0	WP: 1	PA: 30	PB: 0	SB: 0	CS: 0	ERA	WHIP
PITCHER Joaquin Andujar, R (1, 1) ERA: 2.56	IP	WLS	BF	H	R	ER	SO	BB	IBB	HBP	BLK	WP	HR	S	P	ERA	WHIP	IP	WLS	BF	H	R	ER	SO	BB	IBB	HBP	BLK	WP	HR	S	P	ERA	WHIP	IP	WLS	BF	H	R	ER	SO	BB	IBB	HBP	BLK	WP	HR	S	P	ERA	WHIP																												

Batter	1	2	3	4	5	6	7	8	9	10	AB R H RBI BB SO LOB	TOP								
Tom Herr, S OBP: 0.325, SLG: 0.306 (1, 4)	0-3 K		x 0-0 F8			x 0-0 F8			BBB 4-0 CS BB		3 0 0 0 1 1 0	St. Louis Cardinals @ New York Mets Shea Stadium, Flushing, NY Fri Sep 17 1982, 7:05 PM EDT Unknown								
Lonnie Smith, R OBP: 0.391, SLG: 0.455 (1, 7)	0-0 E 1B		x 0-0 6-3			x 0-0 F7			x 0-0 P6 1-2		4 1 1 0 0 0 1									
Keith Hernandez, L OBP: 0.397, SLG: 0.423 (1, 3)	0-3 K			x 0-0 F8			x 0-0 L3		BBB 4-0 1B BB		3 1 0 0 1 1 1									
George Hendrick, R OBP: 0.313, SLG: 0.431 (1, 9)	0-0 E4 1-H 3B		x 0-0 6-3			x 0-0 F7			x 0-0 2B 1-2 1B		4 1 2 1 0 0 0									
Darrell Porter, L OBP: 0.354, SLG: 0.400 (1, 2)	0-0 4-3		x 0-0 F8			x 0-0 F7			BBB 0-3 K		4 0 0 0 0 1 2									
Willie McGee, S OBP: 0.327, SLG: 0.406 (1, 8)		x 0-0 4-3		x 0-0 L9			x 0-0 E3 L7-4 SH1-4		x 0-0 2B 1-3 2-H		4 0 1 1 0 0 0									
Ken Oberkfell, L OBP: 0.326, SLG: 0.341 Bruce Sutter, R OBP: 0.125, SLG: 0.143 (8, 1)		x 0-0 F8		x 0-0 P5			x 0-0 SH1-4 1-2		BBB 0-3 K		2 0 0 0 0 0 0 1 0 0 0 0 1 2									
Mike Ramsey, S OBP: 0.306, SLG: 0.318 (1, 6)		x 0-0 F7		x 0-0 4-3			x 0-0 L7-4 2-3		BBB 4-0 BB		3 0 0 0 1 0 1									
Eric Rasmussen, R (1, 1)			x 0-0 6-3			x 0-0 F9			x 0-0 L9		2 0 0 0 0 0 0 0 0 0 0 0 0 0 1 0 0 0 0 0 0 1 0 0 0 0 0 3									
Julio Gonzalez, R OBP: 0.232, SLG: 0.299 Steve Braun, L OBP: 0.393, SLG: 0.346 Kelly Paris, R OBP: 0.167, SLG: 0.167 (9, PH)																				
Inning Stats	R: 2 E: 1 K: 2 S: 9	H: 2 LOB: 0 BB: 0 P: 9	R: 0 E: 0 K: 0 S: 3	H: 0 LOB: 0 BB: 0 P: 3	R: 0 E: 0 K: 0 S: 3	H: 0 LOB: 0 BB: 0 P: 3	R: 0 E: 0 K: 0 S: 3	H: 0 LOB: 0 BB: 0 P: 3	R: 0 E: 0 K: 0 S: 3	H: 0 LOB: 0 BB: 0 P: 3	R: 0 E: 1 K: 0 S: 2	H: 0 LOB: 0 BB: 0 P: 3	R: 0 E: 0 K: 0 S: 2	H: 0 LOB: 0 BB: 1 P: 6	R: 1 E: 0 K: 2 S: 9	H: 2 LOB: 3 BB: 2 P: 17	1B: 2 2B: 2 3B: 1 HR: 0	SF: 0 SAC: 1 DP: 1 HBP: 0	WP: 0 PB: 0 SB: 0 CS: 1	PA: 36
PITCHER	IP WLS BF H R ER SO BB IBB HBP BLK WP HR S P ERA WHIP																			
Ed Lynch, R ERA: 3.44 Neil Allen, R ERA: 3.06	(1, 1) 8.0	L 10	2 1	1 1	2 2	3 3	0 0	0 0	0 0	0 0	0 0	11 30	23 30	4.50 1.12	2.500 0.250					

livebaseballscorecards.com

AB	32
R	3
H	4
RBI	2
BB	3
SO	4
LOB	10



Batter	1	2	3	4	5	6	7	8	9	10	AB	R	H	RBI	BB	SO	LOB
Mookie Wilson, S OBP: 0.313, SLG: 0.369 (1, 8)	0-0 4-3		0-0 6-3			0-3 K		0-0 4-3			4	0	0	0	0	1	0
Ron Hodges, L OBP: 0.383, SLG: 0.418 (1, 2)	0-0 F7			0-0 F8		0-0 F8		0-0 1-3			4	0	0	0	0	0	0
Rusty Staub, L OBP: 0.327, SLG: 0.342 (1, 9)	0-0 FC5-4 1B			0-0 4-3		0-0 6-3		0-0 5-3			4	0	1	0	0	0	0
Dave Kingman, R OBP: 0.294, SLG: 0.470 (1, 3)	0-0 FC5-4 1-2f			0-0 F9			0-0 HR	0-0 5-3			4	1	1	1	0	0	1
George Foster, R OBP: 0.312, SLG: 0.367 (1, 7)		0-0 6-3			0-0 4-3		0-0 6-3		0-0 6-3		4	0	0	0	0	0	0
Hubie Brooks, R OBP: 0.305, SLG: 0.323 (1, 5)		0-0 4-3			0-0 2B 4-3 1B		0-0 F8		0-0 F8		4	1	1	0	0	0	0
Brian Giles, R OBP: 0.312, SLG: 0.366 (1, 4)		0-3 K			0-0 4-3 1-3 2B		0-0 F8		0-0 F8		4	0	1	0	0	1	0
Ron Gardenhire, R OBP: 0.271, SLG: 0.291 (1, 6)			0-0 5-3		0-0 4-3 2-3 3-H		0-3 K				3	0	0	1	0	1	1
Ed Lynch, R Mike Jorgensen, L Neil Allen, R			0-3 K		0-3 K		0-3 K				2	0	0	0	0	2	1
											1	0	0	0	0	1	0
											0	0	0	0	0	0	0


Inning Stats	R: 0	H: 1	R: 0	H: 0	R: 0	H: 0	R: 1	H: 2	R: 0	H: 0	R: 1	H: 1	R: 0	H: 0	R: 0	H: 0	R: 0	H: 0	R: 0	H: 0	1B: 2	SF: 0	WP: 0	PA: 34
E: 0	LOB: 1	E: 0	LOB: 0	E: 0	LOB: 0	E: 0	LOB: 1	E: 0	LOB: 0	E: 0	LOB: 0	E: 0	LOB: 0	E: 0	LOB: 0	E: 0	LOB: 0	E: 0	LOB: 0	E: 0	LOB: 0	2B: 1 <td>SAC: 0 <td>PB: 0 </td></td>	SAC: 0 <td>PB: 0 </td>	PB: 0
K: 0	BB: 0	K: 1	BB: 0	K: 1	BB: 0	K: 1	BB: 0	K: 1	BB: 0	K: 2	BB: 0	K: 0	BB: 0	K: 0	BB: 0	K: 0	BB: 0	K: 0	BB: 0	K: 0	BB: 0	3B: 0	DP: 0 <td>SB: 0 </td>	SB: 0
S: 4	P: 4	S: 5	P: 5	S: 5	P: 5	S: 3	P: 3	S: 7	P: 7	S: 5	P: 5	S: 4	P: 4	S: 7	P: 7	S: 3	P: 3	S: 3	P: 3	S: 3	P: 3	HR: 1 <td>HBP: 0 <td>CS: 0</td> </td>	HBP: 0 <td>CS: 0</td>	CS: 0

PITCHER	IP	WLS	BF	H	R	ER	SO	BB	IBB	HBP	BLK	WP	HR	S	P	ERA	WHIP
Eric Rasmussen, R ERA: 2.0 (1, 1)	7.0		25	4	2	2	4	0	0	0	0	0	1	33	33	2.57	0.571
Bruce Sutter, R ERA: 3.17 (8, 1)	3.0	W	9	0	0	0	2	0	0	0	0	0	0	13	13	0.00	0.000

PITCHER	IP	WLS	BF	H	R	ER	SO	BB	IBB	HBP	BLK	WP	HR	S	P	ERA	WHIP

St. Louis Cardinals @ New York Mets
 Shea Stadium, Flushing, NY
 Fri Sep 17 1982, 7:05 PM EDT
 Unknown

AB	34
R	2
H	4
RBI	2
BB	0
SO	6
LOB	3



BOTTOM

St. Louis Cardinals @ New York Mets
Shea Stadium, Flushing, NY
Fri Sep 17 1982, 7:05 PM EDT
Att. 8,622 - Unknown

livebaseballscorecards.com

AB 33
R 1
H 8
RBI 1
BB 5
SO 5
LOB 18



WP: 0 PA: 38
PB: 0
SB: 2
CS: 1

AB R H RBI BB SO LOB

5 1 3 0 0 0 0

5 0 0 0 0 1 3

4 0 1 0 0 1 2

4 0 1 1 0 0 2

4 0 1 0 0 0 1

4 0 1 0 0 1 1

1 0 0 0 3 0 1

2 0 1 0 2 1 1

1B: 8 SF: 0
2B: 0 SAC: 0
3B: 0 DP: 1
HR: 0 HBP: 0

Batter	1	2	3	4	5	6	7	8	9
Mookie Wilson, S OBP: 0.316, SLG: 0.371 (1, 8)	0-0 S 1B		0-0 CS 1B		0-0 E 1B		0-0 6-3		0-0 F7
Brian Giles, R OBP: 0.296, SLG: 0.345 (1, 4)	0-3 K 1-2		0-0 6-3 1-2		0-0 F7 1-2		0-0 6-3		0-0 4-3
Ellis Valentine, R OBP: 0.287, SLG: 0.398 (1, 9)	0-0 F8		0-3 K		0-0 6-3		0-0 1B		
Dave Kingman, R OBP: 0.294, SLG: 0.468 (1, 3)	0-0 E S 2-H 1B			0-0 5-3	0-0 P6		0-0 L7		
Mike Jorgensen, L OBP: 0.352, SLG: 0.324 (1, 7)	0-0 6-3 1-3			0-0 5-3		0-0 F9		0-0 1B	
Hubie Brooks, R OBP: 0.304, SLG: 0.322 (1, 5)		0-0 5-3		0-0 BB BB 1B		0-3 K		0-0 P6	
Bruce Bochy, R OBP: 0.433, SLG: 0.615 (1, 2)		4-0 BB BB		4-0 BB BB 1-2		4-0 1B BB		0-0 L7	
Ron Gardenhire, R OBP: 0.276, SLG: 0.293 (1, 6)		4-0 G4-6-3 BB 1-2		4-0 FC3-6 BB 1-2 2-3		0-0 1B		0-3 K	
Scott Holman, R Rusty Staub, L Jesse Orosco, R George Foster, R Mike Scott, R Carlos Diaz, R Ron Hodges, L		0-0 G4-6-3 1-2f		0-0 FC3-6 1-2f		0-3 K		0-0 3-1	

Inning Stats	R: 1	H: 2	E: 0	K: 1	S: 7	H: 2	LOB: 1	BB: 0	P: 7	R: 0	H: 0	E: 0	K: 0	S: 2	R: 0	H: 1	E: 0	K: 1	S: 5	R: 0	H: 1	E: 0	K: 0	S: 4	R: 0	H: 1	E: 1	K: 0	S: 4	R: 0	H: 1	E: 0	K: 2	S: 8	R: 0	H: 1	E: 0	K: 0	S: 4	R: 0	H: 1	E: 0	K: 1	S: 6	R: 0	H: 0	E: 0	K: 0	S: 3
--------------	------	------	------	------	------	------	--------	-------	------	------	------	------	------	------	------	------	------	------	------	------	------	------	------	------	------	------	------	------	------	------	------	------	------	------	------	------	------	------	------	------	------	------	------	------	------	------	------	------	------

PITCHER	IP	WLS	BF	H	R	ER	SO	BB	IBB	HBP	BLK	WP	HR	S	P	ERA	WHIP
Steve Mura, R ERA: 4.11 (1, 1)	5.2	W	26	6	1	1	3	5	0	0	0	0	0	27	47	1.59	1.941
Doug Bair, R ERA: 2.7 (6, 1)	3.1	S	12	2	0	0	2	0	0	0	0	0	0	16	16	0.00	0.600

PITCHER	IP	WLS	BF	H	R	ER	SO	BB	IBB	HBP	BLK	WP	HR	S	P	ERA	WHIP
---------	----	-----	----	---	---	----	----	----	-----	-----	-----	----	----	---	---	-----	------

Batter	1	2	3	4	5	6	7	8	9	AB R H RBI BB SO LOB	TOP									
Lonnie Smith, R (1, 7) <small>OBP: 0.391, SLG: 0.452</small> Willie McGee, S (9, 8) <small>OBP: 0.326, SLG: 0.404</small>	0-0 F8			0-0 F8		0-0 FC6-5 CS			0-0 L1-3 1B	4 0 1 0 0 0 1 0 0 0 0 0 0 0										
David Green, R (1, 8) <small>OBP: 0.320, SLG: 0.397</small>	0-0 F9			0-0 HR		0-0 CS	0-3 K		0-0 L1-3	4 1 1 1 0 1 2										
Keith Hernandez, L (1, 3) <small>OBP: 0.396, SLG: 0.420</small>	0-0 F7			0-3 K			0-3 K		4-0 1B 1B IBB	3 0 0 0 1 2 0										
George Hendrick, R (1, 9) <small>OBP: 0.316, SLG: 0.437</small>		0-0 F5		0-0 F8			4-0 BB		0-0 1B 1B	3 0 1 1 1 0 0										
Gene Tenace, R (1, 2) <small>OBP: 0.463, SLG: 0.550</small>		0-3 K			0-0 5-3		0-0 P6		0-0 1B	4 0 1 0 0 1 1										
Kelly Paris, R (1, 5) Ken Oberkfell, L (8, 5) <small>OBP: 0.328, SLG: 0.344</small>		0-3 K			0-0 F8				0-0 1B	3 0 0 0 0 2 0 0 0 0 0 0 0 0										
Mike Ramsey, S (1, 6) <small>OBP: 0.310, SLG: 0.318</small>			0-0 G5-4-3 1B		0-0 CS 1B				0-0 F2	3 0 2 0 0 0 0										
Julio Gonzalez, R (1, 4) Bruce Sutter, R (8, 1) <small>OBP: 0.125, SLG: 0.143</small>			0-0 G5-4-3		0-0 CS	0-0 FC6-5 SH5-4 1B			0-3 K	3 0 1 0 0 1 1 0 0 0 0 0 0 0										
Bob Forsch, R (1, 1) Tom Herr, S (8, 4) <small>OBP: 0.225, SLG: 0.265</small> <small>OBP: 0.329, SLG: 0.310</small>			0-3 K		0-0 SH5-4				0-0 1B 1B	1 0 0 0 0 1 0 1 1 1 0 0 0 0										
Inning Stats	R: 0 E: 0 K: 0 S: 3	H: 0 LOB: 0 BB: 0 P: 3	R: 0 E: 0 K: 2 S: 7	H: 0 LOB: 0 BB: 0 P: 7	R: 0 E: 0 K: 1 S: 5	H: 1 LOB: 0 BB: 0 P: 5	R: 1 E: 0 K: 1 S: 6	H: 1 LOB: 0 BB: 0 P: 6	R: 0 E: 0 K: 0 S: 3	H: 1 LOB: 0 BB: 0 P: 3	R: 0 E: 0 K: 2 S: 7	H: 0 LOB: 1 BB: 1 P: 11	R: 0 E: 0 K: 2 S: 7	H: 0 LOB: 0 BB: 0 P: 7	R: 1 E: 0 K: 0 S: 5	H: 4 LOB: 3 BB: 1 P: 9	1B: 7 2B: 1 3B: 0 HR: 1	SF: 0 SAC: 1 DP: 2 HBP: 0	WP: 0 PB: 0 SB: 0 CS: 2	PA: 34
PITCHER	IP WLS BF H R ER SO BB IBB HBP BLK WP HR S P ERA WHIP																			
Pete Falcone, L (1, 1) <small>ERA: 3.86</small> Charlie Puleo, R (9, 1) <small>ERA: 4.55</small>	8.0 L 26 4 1 1 8 1 0 0 0 0 1 41 45 1.12 0.625																			
	1.0 6 4 1 1 0 0 1 0 0 0 0 5 9 9.00 4.000																			

St. Louis Cardinals @ New York Mets
 Shea Stadium, Flushing, NY
 Sat Sep 18 1982, 7:05 PM EDT
 Cloudy

livebaseballscorecards.com

AB	29
R	2
H	8
RBI	2
BB	2
SO	8
LOB	5



Batter	1	2	3	4	5	6	7	8	9	AB R H RBI BB SO LOB	TOP		
Tom Herr, S (1, 4) OBP: 0.330, SLG: 0.308	4-0 CS BB		0-0 4-3	0-0 1-3			4-0 CS 2B BB		0-0 F7	3 1 0 0 2 0 1			
Lonnie Smith, R (1, 7) OBP: 0.390, SLG: 0.449 Tito Landrum, R (9, 7) OBP: 0.364, SLG: 0.420	0-3 K		0-0 P6		0-0 4-3		0-3 K		4-0 G6-4-3 BB	4 0 0 0 1 2 3 0 0 0 0 0 0 0			
Keith Hernandez, L (1, 3) OBP: 0.396, SLG: 0.421	0-0 P6		4-0 1B BB		0-0 L4		0-0 E 1B 2B		0-0 G6-4-3	4 1 1 1 1 0 1			
Dane Iorg, L (1, 9) OBP: 0.360, SLG: 0.363 David Green, R (7, PR) OBP: 0.320, SLG: 0.397		0-0 FC1-6 1B	0-0 1-2 1B		0-0 F9		0-0 E5 1B 2-3			4 0 2 0 0 0 1 0 0 0 0 0 0 0			
Darrell Porter, L (1, 2) OBP: 0.351, SLG: 0.404		0-0 F8	0-0 L9			0-0 HR		0-0 FC6-4 1B		4 1 2 2 0 0 3			
Willie McGee, S (1, 8) OBP: 0.323, SLG: 0.400		0-0 FC1-6 E		0-0 4-3		0-0 F8		0-0 FC6-4		4 1 0 0 0 0 3			
Ken Oberkfell, L (1, 5) OBP: 0.329, SLG: 0.343		0-0 E8 1B		4-0 G3 S 1B BB		0-3 K		0-0 4-3		3 2 1 0 1 1 0			
Mike Ramsey, S (1, 6) OBP: 0.309, SLG: 0.317		0-0 1B		0-0 G3		0-3 K		0-0 6-3		4 0 1 1 0 1 1			
Jim Kaat, L (1, 1) Gene Roof, S (4, PH) OBP: 0.250, SLG: 0.250 Jeff Lahti, R (4, 1) OBP: 0.077, SLG: 0.077		0-0 4-3		0-0 S 1B			0-0 CS BB 1B		0-3 K	1 0 0 0 0 0 1 1 0 1 1 0 0 0 2 0 1 0 0 1 0			
Inning Stats	R: 0 H: 0 E: 0 LOB: 0 K: 1 BB: 1 S: 4 P: 8	R: 2 H: 3 E: 1 LOB: 1 K: 0 BB: 0 S: 6 P: 6	R: 0 H: 1 E: 0 LOB: 2 K: 0 BB: 1 S: 4 P: 8	R: 1 H: 1 E: 0 LOB: 1 K: 0 BB: 1 S: 4 P: 8	R: 0 H: 0 E: 0 LOB: 0 K: 0 BB: 0 S: 3 P: 3	R: 1 H: 1 E: 0 LOB: 0 K: 2 BB: 0 S: 8 P: 8	R: 2 H: 3 E: 1 LOB: 2 K: 1 BB: 1 S: 8 P: 12	R: 0 H: 0 E: 0 LOB: 0 K: 1 BB: 0 S: 5 P: 5	R: 0 H: 0 E: 0 LOB: 0 K: 0 BB: 1 S: 2 P: 6	1B: 7 SF: 0 2B: 2 SAC: 0 3B: 0 DP: 2 HR: 1 HBP: 0	WP: 0 PA: 39 PB: 0 SB: 2 CS: 3		
PITCHER	IP WLS BF H R ER SO BB IBB HBP BLK WP HR S P ERA WHIP											PITCHER	IP WLS BF H R ER SO BB IBB HBP BLK WP HR S P ERA WHIP
Walt Terrell, R (1, 1) ERA: 5.4	6.2 L 31 8 6 4 4 4 4 0 0 0 0 1 35 51 5.40 1.800												
Tom Gorman, L (7, 1) ERA: 4.91	0.1 2 1 0 0 0 0 0 0 0 0 0 0 2 2 0.00 3.000												
Doug Sisk, R (8, 1) ERA: 1.93	2.0 6 0 0 0 0 1 1 0 0 0 0 0 7 11 0.00 0.500												

St. Louis Cardinals @ New York Mets
 Shea Stadium, Flushing, NY
 Sat Sep 18 1982, 7:05 PM EDT
 Att. 9,900 - Unknown

livebaseballscorecards.com

AB	34
R	6
H	9
RBI	5
BB	5
SO	5
LOB	14



BOTTOM

St. Louis Cardinals @ New York Mets
 Shea Stadium, Flushing, NY
 Sat Sep 18 1982, 7:05 PM EDT
 Att. 9,900 - Unknown

livebaseballscorecards.com

AB	36
R	2
H	10
RBI	2
BB	0
SO	7
LOB	12



AB	R	H	RBI	BB	SO	LOB
4	0	2	0	0	1	1
4	0	2	0	0	0	1
4	0	1	0	0	1	5
4	0	0	0	0	2	1
4	0	0	0	0	1	1
4	0	2	0	0	0	0
3	0	0	0	0	1	2
1	1	1	1	0	0	0
3	1	1	1	0	1	0
1	0	0	0	0	0	0
2	0	1	0	0	0	1
0	0	0	0	0	0	0
1	0	0	0	0	0	0
1	0	0	0	0	0	0

Batter	1	2	3	4	5	6	7	8	9
Mookie Wilson, S OBP: 0.316, SLG: 0.371 (1, 8)	0-0 G6-4-3 1B		0-0 1B		0-0 FC6-4 1B		0-3 K		
Bob Bailor, R OBP: 0.314, SLG: 0.322 (1, 6)	0-0 G6-4-3 1-2f		0-0 1B G5-4-3		0-0 1B 1-3			0-0 6-3	
George Foster, R OBP: 0.311, SLG: 0.365 (1, 7)	0-0 6-3		0-0 G5-4-3 1-2f		0-3 K			0-0 1B	
Dave Kingman, R OBP: 0.293, SLG: 0.464 (1, 3)		0-0 F8		0-3 K		0-0 5-3		0-3 K	
Rusty Tillman, R OBP: 0.167, SLG: 0.167 (1, 9)		0-3 K		0-0 F8		0-0 F8		0-0 3-1	
Hubie Brooks, R OBP: 0.305, SLG: 0.323 (1, 5)		0-0 6-3		0-0 1B		0-0 1B		0-0 P4	
Brian Giles, R OBP: 0.279, SLG: 0.323 (1, 4)			0-0 1-3		0-3 K		0-0 6-3		0-0 HR
Gary Rajsich, L OBP: 0.273, SLG: 0.326 (9, PH)									0-0 1-3
Bruce Bochy, R OBP: 0.424, SLG: 0.690 (1, 2)			0-0 HR		0-0 E5 FC1-6		0-3 K		0-0 1-3
Ron Hodges, L OBP: 0.378, SLG: 0.408 (9, PH)							0-0 P6		0-0 4-3
Walt Terrell, L OBP: 0.500, SLG: 0.500 (1, 1)			0-0 1B		0-0 FC1-6 1-2f				
Tom Gorman, L (7, 1)									
Mike Jorgensen, L OBP: 0.355, SLG: 0.327 (7, PH)			1B						
Doug Sisk, R (8, 1)			1B						
Rusty Staub, L OBP: 0.319, SLG: 0.332 (9, PH)			1B						

Inning Stats	R: 0	H: 1	R: 0	H: 0	R: 1	H: 4	R: 0	H: 1	R: 0	H: 1	R: 0	H: 0	R: 0	H: 1	R: 1	H: 1	R: 0	H: 1
	E: 0	LOB: 0	E: 0	LOB: 0	E: 0	LOB: 2	E: 0	LOB: 1	E: 0	LOB: 1	E: 0	LOB: 0	E: 0	LOB: 1	E: 0	LOB: 0	E: 0	LOB: 1
	K: 0	BB: 0	K: 1	BB: 0	K: 0	BB: 0	K: 2	BB: 0	K: 1	BB: 0	K: 2	BB: 0	K: 1	BB: 0	K: 0	BB: 0	K: 1	BB: 0
	S: 3	P: 3	S: 5	P: 5	S: 6	P: 6	S: 8	P: 8	S: 7	P: 7	S: 7	P: 7	S: 6	P: 6	S: 4	P: 4	S: 6	P: 6

PITCHER	IP	WLS	BF	H	R	ER	SO	BB	IBB	HBP	BLK	WP	HR	S	P	ERA	WHIP
Jim Kaat, L ERA: 3.75 (1, 1)	3.0		12	5	1	1	1	0	0	0	0	0	1	14	14	3.00	1.667
Jeff Lahti, R ERA: 3.96 (4, 1)	6.0	W	24	5	1	1	6	0	0	0	0	0	1	36	36	1.50	0.833

1B	2B	3B	HR	SF	SAC	DP	HBP
8	0	0	2	0	0	2	0
0	0	0	0	0	0	0	0
0	0	0	0	0	0	0	0
0	0	0	0	0	0	0	0

PITCHER	IP	WLS	BF	H	R	ER	SO	BB	IBB	HBP	BLK	WP	HR	S	P	ERA	WHIP
Jim Kaat, L ERA: 3.75 (1, 1)	3.0		12	5	1	1	1	0	0	0	0	0	1	14	14	3.00	1.667
Jeff Lahti, R ERA: 3.96 (4, 1)	6.0	W	24	5	1	1	6	0	0	0	0	0	1	36	36	1.50	0.833

Batter	1	2	3	4	5	6	7	8	9	AB R H RBI BB SO LOB	TOP
Tom Herr, S (1, 4) OBP: 0.331, SLG: 0.309	0-3 K		0-3 K		0-0 1B SF8 1B		0-0 G4-3 1B			4 1 2 0 0 2 0	
Ken Oberkfell, L (1, 5) OBP: 0.331, SLG: 0.345	0-0 FC6-4 1B		0-0 F9		0-0 CS 1B		0-0 G4-3			4 0 2 0 0 0 2	
Dane Iorg, L (1, 3) OBP: 0.360, SLG: 0.369 Lonnie Smith, R (8, PH) OBP: 0.391, SLG: 0.450 Keith Hernandez, L (8, 3) OBP: 0.396, SLG: 0.421	0-3 K				0-0 1B 2B		0-0 SF8		0-0 FC5-4 1B	2 1 1 1 0 1 1 1 0 1 0 0 0 0 0 0 0 0 0 0 0	
George Hendrick, R (1, 9) OBP: 0.316, SLG: 0.436	0-0 FC6-4				0-0 1B FC G6-4-3 1B		0-3 K		0-0 FC5-4	4 1 1 0 0 1 3	
Darrell Porter, L (1, 2) OBP: 0.347, SLG: 0.399		0-3 K			0-0 FC G6-4-3 1B		0-0 G3		0-0 F9	4 0 0 0 0 1 3	
Willie McGee, S (1, 8) OBP: 0.322, SLG: 0.398		0-0 E6			0-0 G6-4-3 1B		0-3 K		0-0 6-3	4 0 1 1 0 1 1	
David Green, R (1, 7) OBP: 0.312, SLG: 0.386		0-0 F7			0-0 G6-4-3		0-0 4-3		0-3 K	4 0 0 0 0 1 3	
Mike Ramsey, S (1, 6) OBP: 0.312, SLG: 0.317		0-0 P6			4-0 IBB		0-0 1B SH3-4 1B		0-0 P4	3 0 1 0 1 0 1	
John Stuper, R (1, 1) OBP: 0.154, SLG: 0.184 Doug Bair, R (7, 1) OBP: 0.083, SLG: 0.083			0-0 4-3		0-3 K		0-0 SH3-4		0-3 K	2 0 0 0 0 1 2 1 0 0 0 0 1 0	
Inning Stats	R: 0 H: 1 E: 0 LOB: 1 K: 2 BB: 0 S: 8 P: 8	R: 0 H: 0 E: 1 LOB: 1 K: 1 BB: 0 S: 6 P: 6	R: 0 H: 0 E: 0 LOB: 0 K: 1 BB: 0 S: 5 P: 5	R: 2 H: 3 E: 0 LOB: 2 K: 1 BB: 1 S: 8 P: 12	R: 1 H: 2 E: 0 LOB: 0 K: 1 BB: 0 S: 6 P: 6	R: 0 H: 0 E: 0 LOB: 0 K: 1 BB: 0 S: 5 P: 5	R: 0 H: 2 E: 0 LOB: 1 K: 0 BB: 0 S: 4 P: 4	R: 0 H: 1 E: 0 LOB: 1 K: 0 BB: 0 S: 4 P: 4	R: 0 H: 0 E: 0 LOB: 0 K: 2 BB: 0 S: 7 P: 7	1B: 8 SF: 1 2B: 1 SAC: 1 3B: 0 DP: 2 HR: 0 HBP: 0	WP: 0 PA: 36 PB: 0 SB: 1 CS: 1
PITCHER	IP WLS BF H R ER SO BB IBB HBP BLK WP HR S P ERA WHIP										
Pat Zachry, R (1, 1) ERA: 4.07	7.0 L 29 8 3 3 7 0 1 0 0 0 0 0 42 46 3.86 1.143										
Jesse Orosco, L (8, 1) ERA: 2.78	2.0 7 1 0 0 2 0 0 0 0 0 0 0 11 11 0.00 0.500										

St. Louis Cardinals @ New York Mets
Shea Stadium, Flushing, NY
Sun Sep 19 1982, 3:33 AM EDT
Att. 9,868 - Unknown

livebaseballscorecards.com

AB 33
R 3
H 9
RBI 2
BB 1
SO 9
LOB 16



BOTTOM

St. Louis Cardinals @ New York Mets
 Shea Stadium, Flushing, NY
 Sun Sep 19 1982, 3:33 AM EDT
 Att. 9,868 - Unknown

AB	32
R	1
H	7
RBI	1
BB	2
SO	5
LOB	13



WP: 0	PA: 35
PB: 0	
SB: 0	
CS: 1	

AB R H RBI BB SO LOB

4	0	1	0	0	1	3
3	0	0	0	1	0	0
4	0	1	0	0	0	2
4	0	0	0	0	2	1
4	1	2	0	0	1	0
3	0	1	0	1	0	1
4	0	0	0	0	1	4
2	0	0	0	0	0	0
1	0	1	1	0	0	0
0	0	0	0	0	0	0
2	0	1	0	0	0	0
1	0	0	0	0	0	2
0	0	0	0	0	0	0

Batter	1	2	3	4	5	6	7	8	9
Mookie Wilson, S OBP: 0.316, SLG: 0.372 (1, 8)	0-3 K ①		0-0 2B X		0-0 F7-6-3 1-2 ②		0-0 FC6 1-2f ③		
Bob Bailor, R OBP: 0.313, SLG: 0.319 (1, 5) (8, 6)	0-0 5-3 X		4-0 FC6-4 BB B B B B			0-0 6-3 X		0-0 F8 X	
Rusty Staub, L OBP: 0.318, SLG: 0.335 (1, 7)	0-0 2B X		0-0 FC6-4 1-2f ③			0-0 F9 X		0-0 F7 X	
Dave Kingman, R OBP: 0.291, SLG: 0.460 (1, 3)	0-0 5-3 X			0-0 5-3 X		0-3 K S S S		0-3 K S S S	
Gary Rajsich, L OBP: 0.280, SLG: 0.338 (1, 9)		0-0 P6 X		0-0 2B X			0-0 1B 1B X		0-3 K S S S
Ron Hodges, L OBP: 0.380, SLG: 0.407 (1, 2)		4-0 FC6-4 BB B B B B		0-0 F8 X			0-0 1B 1B 1-3 X		0-0 F7 X
Brian Giles, R OBP: 0.269, SLG: 0.309 (1, 4)		0-0 FC6-4 CS 1-2f ②		0-0 F9 X			0-0 F9 X		0-3 K S S S
Ron Gardenhire, R OBP: 0.276, SLG: 0.290 (1, 6)		0-0 CS 1-2 ③	0-0 6-3 X		0-0 F9 X		0-0 FC6 1B 1-2 3-H X		
Mike Jorgensen, L OBP: 0.360, SLG: 0.333 (7, PH)									
Hubie Brooks, R OBP: 0.305, SLG: 0.323 (8, 5)									
Pat Zachry, R OBP: 0.103, SLG: 0.079 (1, 1)			0-0 G3 X		0-0 F7-6-3 1B X				
George Foster, R OBP: 0.311, SLG: 0.364 (7, PH)									
Jesse Orosco, R OBP: 0.083, SLG: 0.083 (8, 1)									

Inning Stats	R: 0 E: 0 K: 1 S: 6	H: 1 LOB: 1 BB: 0 P: 6	R: 0 E: 0 K: 0 S: 2	H: 0 LOB: 0 BB: 1 P: 6	R: 0 E: 0 K: 0 S: 4	H: 1 LOB: 2 BB: 1 P: 8	R: 0 E: 0 K: 0 S: 4	H: 1 LOB: 1 BB: 0 P: 4	R: 0 E: 0 K: 0 S: 3	H: 1 LOB: 0 BB: 0 P: 3	R: 0 E: 0 K: 1 S: 5	H: 0 LOB: 0 BB: 0 P: 5	R: 1 E: 0 K: 0 S: 6	H: 3 LOB: 2 BB: 0 P: 6	R: 0 E: 0 K: 1 S: 5	H: 0 LOB: 0 BB: 0 P: 5	R: 0 E: 0 K: 2 S: 7	H: 0 LOB: 0 BB: 0 P: 7
--------------	------------------------------	---------------------------------	------------------------------	---------------------------------	------------------------------	---------------------------------	------------------------------	---------------------------------	------------------------------	---------------------------------	------------------------------	---------------------------------	------------------------------	---------------------------------	------------------------------	---------------------------------	------------------------------	---------------------------------

PITCHER	IP	WLS	BF	H	R	ER	SO	BB	IBB	HBP	BLK	WP	HR	S	P	ERA	WHIP
John Stuper, R ERA: 3.33 (1, 1)	6.1	W	26	7	1	1	2	2	0	0	0	0	0	28	36	1.42	1.421
Doug Bair, R ERA: 2.62 (7, 1)	2.2	S	8	0	0	0	3	0	0	0	0	0	0	14	14	0.00	0.000

1B: 4	SF: 0
2B: 4	SAC: 0
3B: 0	DP: 1
HR: 0	HBP: 0

WP: 0	PA: 35
ERA	WHIP

Batter	1	2	3	4	5	6	7	8	9	AB R H RBI BB SO LOB	TOP		
Garry Maddox, R OBP: 0.308, SLG: 0.428 (1, 8) X	0-0 1B 1B		0-3 K		0-0 1-2 1B		4-0 BB BB		0-0 5-3	4 0 2 0 1 1 0	Philadelphia Phillies @ St. Louis Cardinals Busch Stadium, St. Louis, MO Mon Sep 20 1982, 7:05 PM CDT Att: 35,899 - Unknown		
Pete Rose, S OBP: 0.340, SLG: 0.343 (1, 3) X	0-0 F7		0-3 K		0-0 F7		4-0 1-2 BB	1-0 G5-4-3 HBP	3 0 0 0 1 1 3				
Gary Matthews, R OBP: 0.354, SLG: 0.437 (1, 7) X	0-0 1-3 1B		0-3 K			0-0 5-3	0-0 F8	0-0 G5-4-3 1-2f	5 0 1 0 0 1 3				
Mike Schmidt, R OBP: 0.413, SLG: 0.571 (1, 5) S S S	0-3 K			0-0 F3		4-0 BB 4-3	0-0 F9		3 0 0 0 1 1 2				
George Vukovich, L OBP: 0.340, SLG: 0.403 (1, 9) S S S	0-3 K			0-0 G4-3 1B		0-0 4-3 1-2	4-0 1B 1B BB		3 0 1 0 1 1 3				
Manny Trillo, R OBP: 0.315, SLG: 0.317 (1, 4) X		0-0 F9		0-0 G4-3 1-2f		0-0 6-3	0-0 1-2 1B		4 0 1 0 0 0 2				
Ozzie Virgil, R OBP: 0.309, SLG: 0.413 (1, 2) X		0-0 L8			0-0 6-3		0-0 4-3 G3 2B	0-3 K	4 1 1 0 0 1 2				
Ivan De Jesus, R OBP: 0.310, SLG: 0.313 Greg Gross, L OBP: 0.385, SLG: 0.336 Luis Aguayo, R OBP: 0.239, SLG: 0.395 (8, PH) (8, 6)		0-0 1B			0-3 K		0-0 4-3 2-3	0-0 1-2 2-3 1B	3 0 1 0 0 1 1 1 0 1 0 0 0 0 0 0 0 0 0 0 0				
John Denny, R OBP: 0.500, SLG: 0.500 Ed Farmer, R OBP: 0.250, SLG: 0.247 Bob Molinaro, L OBP: 0.288, SLG: 0.244 Tug McGraw, R OBP: 0.250, SLG: 0.250 (8, PH) (8, 1) (8, 1)		0-0 1-3			0-0 1B 1B		0-0 G3 3-H	0-0 4-3	2 0 1 0 0 0 1 0 0 0 0 0 0 0 1 0 0 1 0 0 0 0 0 0 0 0 0 0 1 0 0 0 0 0 3 0 0 0 0 0 0 0				
Inning Stats	R: 0 H: 2 E: 0 LOB: 2 K: 2 BB: 0 S: 9 P: 9	R: 0 H: 1 E: 0 LOB: 1 K: 0 BB: 0 S: 4 P: 4	R: 0 H: 0 E: 0 LOB: 0 K: 3 BB: 0 S: 9 P: 9	R: 0 H: 1 E: 0 LOB: 0 K: 0 BB: 0 S: 3 P: 3	R: 0 H: 2 E: 0 LOB: 2 K: 1 BB: 0 S: 7 P: 7	R: 0 H: 0 E: 0 LOB: 1 K: 0 BB: 1 S: 3 P: 7	R: 1 H: 1 E: 0 LOB: 2 K: 0 BB: 2 S: 4 P: 12	R: 0 H: 2 E: 0 LOB: 3 K: 1 BB: 1 S: 7 P: 11	R: 0 H: 0 E: 0 LOB: 0 K: 0 BB: 0 S: 2 P: 3	1B: 8 SF: 0 2B: 1 SAC: 0 3B: 0 DP: 2 HR: 0 HBP: 1	WP: 0 PA: 39 PB: 0 SB: 0 CS: 0		
PITCHER Joaquin Andujar, R ERA: 2.53 Bruce Sutter, R ERA: 3.04 (1, 1) (7, 1)	IP WLS BF H R ER SO BB IBB HBP BLK WP HR S P ERA WHIP	6.2 W 29 7 1 1 6 3 0 0 0 0 0 0 38 50 1.35 1.500	2.1 S 10 2 0 0 1 1 0 1 0 0 0 0 10 15 0.00 1.286	PITCHER IP WLS BF H R ER SO BB IBB HBP BLK WP HR S P ERA WHIP									

livebaseballscorecards.com

AB	34
R	1
H	9
RBI	1
BB	4
SO	7
LOB	20



Batter	1	2	3	4	5	6	7	8	9	AB	R	H	RBI	BB	SO	LOB
Tom Herr, S OBP: 0.335, SLG: 0.314 (1, 4)	0-0 E FC4-6 1B	0-0 4-3			4-0 2B BB	0-0 2B				3	2	2	0	1	0	1
Lonnie Smith, R OBP: 0.390, SLG: 0.448 (1, 7)	4-0 FC4-6 1-3 BB		0-3 K		0-0 1-3 1-2	0-0 6-3				3	0	0	0	1	1	1
Keith Hernandez, L OBP: 0.395, SLG: 0.418 (1, 3)	0-0 FC4-6 1B 1-2f 3-H		0-0 4-3		4-0 2B IBB	0-3 K				3	1	0	1	1	1	1
George Hendrick, R OBP: 0.319, SLG: 0.439 (1, 9)	0-0 FC6-4 1-3 1B		4-0 BB		0-0 1B 2B 1-H 2-H		0-0 F5			3	1	2	2	1	0	0
Darrell Porter, L OBP: 0.346, SLG: 0.396 (1, 2)	0-3 K		0-0 4-3		4-0 1B FC2 IBB		0-0 L9			3	0	0	0	1	1	3
Willie McGee, S OBP: 0.322, SLG: 0.397 (1, 8)	0-0 FC6-4 1-2f			0-0 1-3	0-0 IBB 1B 1-3 2-H		0-0 F8			4	0	1	1	0	0	2
Ken Oberkfell, L OBP: 0.330, SLG: 0.343 (1, 5)		0-0 3-1		0-0 F9	4-0 1-2 IBB		0-0 P6			3	0	0	0	1	0	0
Mike Ramsey, S OBP: 0.315, SLG: 0.317 (1, 6)		4-0 BB		0-0 1B	0-3 K		0-0 4-3			3	0	1	0	1	1	3
Joaquin Andujar, S OBP: 0.167, SLG: 0.200 (1, 1)		0-3 K		0-0 1-3	0-0 FC2 3-Hf		0-0 4-3			3	0	0	0	0	1	5
Bruce Sutter, R OBP: 0.111, SLG: 0.125 (7, 1)										1	0	0	0	0	0	0


Inning Stats	R: 1	H: 2	E: 0	K: 1	S: 7	LOB: 2	BB: 1	P: 11	R: 0	H: 0	E: 0	K: 1	S: 5	LOB: 1	BB: 1	P: 9	R: 0	H: 0	E: 0	K: 1	S: 5	LOB: 1	BB: 1	P: 9	R: 0	H: 1	E: 0	K: 1	S: 4	LOB: 1	BB: 0	P: 4	R: 3	H: 2	E: 0	K: 1	S: 7	LOB: 3	BB: 4	P: 23	R: 0	H: 1	E: 0	K: 1	S: 5	LOB: 0	BB: 0	P: 5	R: 0	H: 0	E: 0	K: 0	S: 3	LOB: 0	BB: 0	P: 3	R: 0	H: 0	E: 0	K: 0	S: 3	LOB: 0	BB: 0	P: 3
--------------	------	------	------	------	------	--------	-------	-------	------	------	------	------	------	--------	-------	------	------	------	------	------	------	--------	-------	------	------	------	------	------	------	--------	-------	------	------	------	------	------	------	--------	-------	-------	------	------	------	------	------	--------	-------	------	------	------	------	------	------	--------	-------	------	------	------	------	------	------	--------	-------	------

PITCHER	IP	WLS	BF	H	R	ER	SO	BB	IBB	HBP	BLK	WP	HR	S	P	ERA	WHIP
John Denny, R ERA: 5.19 (1, 1)	4.1	L	22	4	4	4	3	4	1	0	0	0	0	23	43	8.31	1.846
Ed Farmer, R ERA: 4.54 (5, 1)	1.2		8	2	0	0	2	0	2	0	0	0	0	10	18	0.00	1.200
Tug McGraw, L ERA: 4.14 (7, 1)	1.0		3	0	0	0	0	0	0	0	0	0	0	3	3	0.00	0.000
Porfi Altamirano, R ERA: 4.5 (8, 1)	1.0		3	0	0	0	0	0	0	0	0	0	0	3	3	0.00	0.000

BOTTOM

Philadelphia Phillies @ St. Louis Cardinals
 Busch Stadium, St. Louis, MO
 Mon Sep 20 1982, 7:05 PM CDT
 Att. 35,899 - Unknown

AB	29
R	4
H	6
RBI	4
BB	7
SO	5
LOB	16



WP	HR	S	P	ERA	WHIP
0	0	0	0	0	0

Batter	1	2	3	4	5	6	7	8	9	AB R H RBI BB SO LOB												
Bob Dernier, R OBP: 0.316, SLG: 0.320 (1, 9)	0-0 PB S 1B		0-0 L7		0-0 L8	4-0 G6-3 BB		0-0 6-3		4 0 1 0 1 0 4												
Pete Rose, S OBP: 0.341, SLG: 0.343 (1, 3)	4-0 PB 1-2 BB		0-0 SF7		0-0 BB 1B 1B	0-0 G6-3		0-0 4-3		3 1 1 2 1 0 5												
Gary Matthews, R OBP: 0.355, SLG: 0.436 (1, 7)	0-0 F7		0-0 P4		0-0 BB 1-2 1B		4-0 G5-3 S BB		0-0 P6	3 1 1 0 1 0 2 1 0 0 0 0 0 0												
George Vukovich, L OBP: 0.339, SLG: 0.402 (7, 7)	1-2 2-3																					
Mike Schmidt, R OBP: 0.417, SLG: 0.578 (1, 5)	0-3 K				0-0 HR	4-0 1B 1-2 2-3 BB		4-0 G5-3 BB	0-0 G4-6-3 1B	3 1 2 1 2 1 2												
Garry Maddox, R OBP: 0.306, SLG: 0.425 (1, 8)	0-0 1-3				0-0 F7	0-0 1B		0-0 G5-3	0-0 G4-6-3	5 0 1 2 0 0 5												
Manny Trillo, R OBP: 0.317, SLG: 0.319 (1, 4)					0-0 F7	0-0 1B		0-0 L8		4 0 2 0 0 0 1												
Ozzie Virgil, R OBP: 0.318, SLG: 0.418 (1, 2)					0-0 L5-3	0-0 1B				4 0 2 0 0 1 1												
Ivan De Jesus, R OBP: 0.310, SLG: 0.312 (1, 6)					0-0 L5-3					4 1 1 0 0 1 1												
Steve Carlton, L OBP: 0.226, SLG: 0.333 (1, 1)					0-0 E5 SH1-4 1B	0-3 K		0-0 6-3 FC2-5 1B	0-0 FC2-5 1B	3 1 2 0 0 0 2												
					0-0 E9 SF7 2B	0-0 SH1-4	0-0 BB 1B		0-0 FC2-5 6-3													
Inning Stats	R: 0 E: 0 K: 1 S: 6	H: 1 LOB: 2 BB: 1 P: 10	R: 0 E: 0 K: 1 S: 5	H: 0 LOB: 0 BB: 0 P: 5	R: 1 E: 1 K: 0 S: 4	H: 1 LOB: 0 BB: 0 P: 4	R: 1 E: 0 K: 0 S: 4	H: 2 LOB: 0 BB: 0 P: 4	R: 3 E: 1 K: 0 S: 7	H: 4 LOB: 2 BB: 1 P: 11	R: 0 E: 0 K: 1 S: 6	H: 2 LOB: 2 BB: 1 P: 10	R: 0 E: 0 K: 0 S: 2	H: 0 LOB: 1 BB: 2 P: 10	R: 0 E: 0 K: 0 S: 5	H: 2 LOB: 2 BB: 0 P: 5	R: 0 E: 0 K: 0 S: 3	H: 1 LOB: 0 BB: 0 P: 3	1B: 11 2B: 2 3B: 0 HR: 1	SF: 1 SAC: 1 DP: 4 HBP: 0	WP: 0 PB: 1 SB: 2 CS: 0	PA: 41
PITCHER	IP WLS BF H R ER SO BB IBB HBP BLK WP HR S P ERA WHIP																					
Eric Rasmussen, R ERA: 1.98 (1, 1)	4.2 L 22 6 5 1 2 2 0 0 0 0 0 1 24 32 1.93 1.714																					
Jeff Lahti, R ERA: 3.86 (5, 1)	1.1 7 4 0 0 1 1 0 0 0 0 0 0 8 12 0.00 3.750																					
Steve Mura, R ERA: 4.04 (7, 1)	3.0 12 3 0 0 0 2 0 0 0 0 0 0 10 18 0.00 1.667																					

Philadelphia Phillies @ St. Louis Cardinals
 Busch Stadium, St. Louis, MO
 Tue Sep 21 1982, 7:05 PM CDT
 Att: 38,942 - Unknown

livebaseballscorecards.com

AB	34
R	5
H	13
RBI	5
BB	5
SO	3
LOB	23



Batter	1	2	3	4	5	6	7	8	9	AB R H RBI BB SO LOB
Lonnie Smith, R OBP: 0.388, SLG: 0.445 (1, 7)	0-0 L9		0-0 1B		0-3 K		0-3 K		0-0 F9	5 1 1 1 0 2 1
Mike Ramsey, S OBP: 0.313, SLG: 0.312 (1, 6)	4-0 BB		0-0 F8		0-0 6-3		0-3 K		0-0 F2	4 0 0 0 1 1 2
Keith Hernandez, L OBP: 0.395, SLG: 0.419 (1, 3)	0-3 K		0-0 1B		0-0 2B		0-0 6-3			4 0 2 1 0 1 1
George Hendrick, R OBP: 0.322, SLG: 0.444 (1, 9)	0-3 K		0-0 1B		0-0 2B			0-0 WP		4 0 3 0 0 1 1
Gene Tenace, R OBP: 0.458, SLG: 0.535 (1, 2)		0-0 F7	0-0 F7		4-0 BB			0-3 K		3 0 0 0 1 1 3
Willie McGee, S OBP: 0.319, SLG: 0.393 (1, 8)		0-0 4-3		0-3 K2-3	0-3 K			0-3 K		4 0 0 0 0 3 4
Kelly Paris, R OBP: 0.077, SLG: 0.077 (1, 5)		0-0 F7		0-3 K		0-0 P3		0-3 K		4 0 0 0 0 2 1
Julio Gonzalez, R OBP: 0.250, SLG: 0.311 (1, 4)			0-0 WP	0-0 WP	0-3 K			0-3 K		4 1 2 0 0 2 0
Eric Rasmussen, R (1, 1)			0-0 SH5-4	0-3 K		0-0 F9			0-0 2B	1 0 0 0 0 1 1
Jeff Lahti, R (5, 1)										0 0 0 0 0 0 0
Tito Landrum, R (6, PH)										1 0 0 0 0 0 0
Steve Mura, R (7, 1)										0 0 0 0 0 0 0
David Green, R (9, PH)										1 0 1 0 0 0 0


Inning Stats	R: 0	H: 0	E: 0	K: 2	S: 7	H: 0	LOB: 1	BB: 1	P: 11	R: 0	H: 0	E: 0	K: 0	S: 3	R: 0	H: 4	E: 0	K: 0	S: 7	R: 0	H: 1	E: 0	K: 3	S: 10	R: 0	H: 2	E: 0	K: 2	S: 9	R: 0	H: 0	E: 0	K: 1	S: 5	R: 0	H: 0	E: 0	K: 2	S: 7	R: 0	H: 1	E: 0	K: 3	S: 10	R: 0	H: 1	E: 0	K: 1	S: 6	1B: 7	2B: 2	3B: 0	HR: 0	SF: 0	SAC: 1	DP: 0	HBP: 0
--------------	------	------	------	------	------	------	--------	-------	-------	------	------	------	------	------	------	------	------	------	------	------	------	------	------	-------	------	------	------	------	------	------	------	------	------	------	------	------	------	------	------	------	------	------	------	-------	------	------	------	------	------	-------	-------	-------	-------	-------	--------	-------	--------

PITCHER	IP	WLS	BF	H	R	ER	SO	BB	IBB	HBP	BLK	WP	HR	S	P	ERA	WHIP
Steve Carlton, L (1, 1) ERA: 3.29	9.0	W	38	9	2	2	14	2	0	0	0	3	0	64	72	2.00	1.222

BOTTOM

Philadelphia Phillies @ St. Louis Cardinals
 Busch Stadium, St. Louis, MO
 Tue Sep 21 1982, 7:05 PM CDT
 Att. 38,942 - Unknown

AB	35
R	2
H	9
RBI	2
BB	2
SO	14
LOB	14



WP: 3	PA: 38
PB: 0	
SB: 1	
CS: 0	

Batter	1	2	3	4	5	6	7	8	9	AB R H RBI BB SO LOB	TOP
Omar Moreno, L (1, 8) OBP: 0.285, SLG: 0.308	0-0 4-3		0-0 FC4-6 1B		0-0 G4-6-3 1B		0-0 F8			4 0 1 0 0 0 2	Pittsburgh Pirates @ St. Louis Cardinals Busch Stadium, St. Louis, MO Wed Sep 22 1982, 7:05 PM CDT Att: 23,587 - Unknown livebaseballscorecards.com
Lee Lacy, R (1, 9) OBP: 0.370, SLG: 0.417	0-0 6-3 3B		0-0 1B		0-0 G4-6-3			0-0 5-3		4 1 2 0 0 0 1	
Bill Madlock, R (1, 5) OBP: 0.373, SLG: 0.495	0-0 6-3		4-0 1B		0-0 F9 S 1B			0-0 6-3		3 0 1 1 1 0 0	
Jason Thompson, L (1, 3) OBP: 0.394, SLG: 0.512	0-0 1B		0-3 K		0-0 F9			0-0 4-3		4 0 1 0 0 1 4	
Brian Harper, R (1, 7) OBP: 0.250, SLG: 0.542 Mike Easler, L (9, PH) OBP: 0.349, SLG: 0.453	0-0 5-3		0-3 K		0-3 K			0-0 G3		3 0 0 0 0 2 5 1 0 0 0 0 0 0	
Dale Berra, R (1, 6) OBP: 0.307, SLG: 0.394 John Milner, L (9, PH) OBP: 0.305, SLG: 0.271		0-0 F9		0-0 CS 1B		0-0 F8		0-0 3-1		3 0 1 0 0 0 1 1 0 0 0 0 0 0	
Johnny Ray, S (1, 4) OBP: 0.317, SLG: 0.386 Willie Stargell, L (9, PH) OBP: 0.325, SLG: 0.433		0-0 F9		0-3 K 1-2		0-0 FC3-6 1B		0-0 F9		3 0 1 0 0 1 1 1 0 0 0 0 0 0	
Steve Nicosia, R (1, 2) OBP: 0.355, SLG: 0.354		0-0 5-3		0-0 F8		0-0 FC3-6 1-2				3 0 0 0 0 0 1	
Rick Rhoden, R (1, 1) OBP: 0.298, SLG: 0.463			0-0 FC4-6 1B		0-0 F8		0-0 F8			3 0 1 0 0 0 1	
Inning Stats	R: 1 H: 2 E: 0 LOB: 1 K: 0 BB: 0 S: 5 P: 5	R: 0 H: 0 E: 0 LOB: 0 K: 0 BB: 0 S: 3 P: 3	R: 0 H: 2 E: 0 LOB: 3 K: 2 BB: 1 S: 9 P: 13	R: 0 H: 1 E: 0 LOB: 0 K: 1 BB: 0 S: 5 P: 5	R: 0 H: 1 E: 0 LOB: 0 K: 0 BB: 0 S: 3 P: 3	R: 0 H: 1 E: 0 LOB: 1 K: 1 BB: 0 S: 6 P: 6	R: 0 H: 1 E: 0 LOB: 1 K: 0 BB: 0 S: 4 P: 4	R: 0 H: 0 E: 0 LOB: 0 K: 0 BB: 0 S: 3 P: 3	R: 0 H: 0 E: 0 LOB: 0 K: 0 BB: 0 S: 3 P: 3	1B: 7 SF: 0 2B: 1 SAC: 0 3B: 1 DP: 2 HR: 0 HBP: 0	
PITCHER Dave LaPoint, L (1, 1) ERA: 3.42 Bruce Sutter, R (9, 1) ERA: 3.01	IP WLS BF H R ER SO BB IBB HBP BLK WP HR S P ERA WHIP	8.0 W 31 8 1 1 4 0 1 0 0 0 0 0 38 42 1.12 1.000	1.0 S 3 0 0 0 0 0 0 0 0 0 0 0 0 3 3 0.00 0.000								



Batter	1	2	3	4	5	6	7	8	9
Tom Herr, S OBP: 0.336, SLG: 0.314 (1, 4)	0-0 F7		4-0 BB			0-0 6-3		0-0 1B	
Lonnie Smith, R OBP: 0.387, SLG: 0.446 (1, 7) David Green, R OBP: 0.316, SLG: 0.397 (9, 9)	0-0 F9		0-3 K			0-0 2B		0-0 F9	
Keith Hernandez, L OBP: 0.398, SLG: 0.418 (1, 3)	0-0 L7			4-0 CS BB		4-0 FC5-4 IBB		4-0 FC4-6 IBB	
Dane Iorg, L OBP: 0.354, SLG: 0.362 (1, 9) Bruce Sutter, R OBP: 0.111, SLG: 0.125 (9, 1)		0-0 P5		0-0 F7		0-0 FC5-4		0-0 FC4-6	
Darrell Porter, L OBP: 0.346, SLG: 0.395 (1, 2)		0-0 FC6-4 1B		0-0 4-3			0-0 6-3		
Willie McGee, S OBP: 0.319, SLG: 0.392 (1, 8)		0-0 FC6-4 CS			0-0 G6-4-3 1B		0-0 4-3		
Ken Oberkfell, L OBP: 0.330, SLG: 0.349 (1, 5)		0-0 CS	0-0 HR		0-0 G6-4-3 1B		0-0 1-3		
Mike Ramsey, S OBP: 0.309, SLG: 0.308 (1, 6)			0-0 4-3		0-3 K		0-0 6-3		
Dave LaPoint, L OBP: 0.086, SLG: 0.059 (1, 1) Steve Braun, L OBP: 0.403, SLG: 0.377 (8, PH) Tito Landrum, R OBP: 0.359, SLG: 0.414 (8, PR) (9, 7)			0-3 K			0-3 K		0-0 1B 2B	

Inning Stats	R: 0	H: 0	E: 0	K: 0	S: 3	P: 3	R: 0	H: 1	E: 0	K: 0	S: 3	R: 0	H: 1	E: 0	K: 2	S: 8	R: 0	H: 0	E: 0	K: 0	S: 2	R: 0	H: 1	E: 0	K: 1	S: 5	R: 0	H: 0	E: 0	K: 0	S: 3	R: 1	H: 2	E: 0	K: 0	S: 5	
	LOB: 0	BB: 0	LOB: 0	BB: 0	LOB: 0	BB: 0	LOB: 0	BB: 0	LOB: 0	BB: 0	LOB: 0	LOB: 0	BB: 0	LOB: 0	BB: 0	LOB: 0	LOB: 0	BB: 0	LOB: 0	BB: 0	LOB: 0	LOB: 0	BB: 0	LOB: 0	BB: 0	LOB: 0	BB: 0	LOB: 0	BB: 0	LOB: 0	LOB: 2	BB: 1	LOB: 2	BB: 1	LOB: 2	BB: 1	LOB: 2

PITCHER	IP	WLS	BF	H	R	ER	SO	BB	IBB	HBP	BLK	WP	HR	S	P	ERA	WHIP
Rick Rhoden, R ERA: 4.22 (1, 1)	8.0	L	31	6	2	2	4	2	2	0	0	0	1	35	51	2.25	1.000

AB	R	H	RBI	BB	SO	LOB
3	0	1	1	1	0	0
4	0	1	0	0	1	2
0	0	0	0	0	0	0
1	0	0	0	3	0	0
4	0	0	0	0	0	5
0	0	0	0	0	0	0
3	0	1	0	0	0	1
3	0	1	0	0	0	1
3	1	1	1	0	0	1
3	0	0	0	0	1	0
2	0	0	0	0	2	0
1	0	1	0	0	0	0
0	1	0	0	0	0	0

WP	PA	ERA	WHIP
0	32		

AB	27
R	2
H	6
RBI	2
BB	4
SO	4
LOB	10



BOTTOM

Pittsburgh Pirates @ St. Louis Cardinals
 Busch Stadium, St. Louis, MO
 Wed Sep 22 1982, 7:05 PM CDT
 Att. 23,587 - Unknown

livebaseballscorecards.com

Batter	1	2	3	4	5	6	7	8	9	10	11	AB R H RBI BB SO LOB	TOP				
Omar Moreno, L (1, 8) OBP: 0.286, SLG: 0.310	0-0 3-1 1B 2B		0-3 K		0-0 1B		0-0 G3			0-3 K		5 1 2 0 0 2 0	Pittsburgh Pirates @ St. Louis Cardinals Busch Stadium, St. Louis, MO Thu Sep 23 1982, 7:05 PM CDT Att. 17,399 - Unknown				
Johnny Ray, S (1, 4) OBP: 0.316, SLG: 0.386	0-0 3-1 2-3		0-0 G3		0-0 F5			0-0 6-3 SF9 2B		0-0 F9		5 1 1 0 0 0 2					
Bill Madlock, R (1, 5) OBP: 0.371, SLG: 0.493	0-0 G3 1B		0-0 5-3		0-0 5-3			0-0 6-3 2-3		0-0 F8		5 0 1 1 0 0 2					
Jason Thompson, L (1, 3) Rafael Belliard, R (11, PR) Eddie Vargas, R (11, 3) OBP: 1.000, SLG: 1.000	0-0 G3 1-2		0-0 P4		0-3 K			0-0 SF9 3-H		0-0 1B 1B		4 0 1 1 0 1 1 0 1 0 0 0 0 0 0 0 0 0 0 0 0					
Richie Hebner, L (1, 9) Enrique Romo, R (8, 1) Dick Davis, R (11, PH) Randy Niemann, L (11, 1) OBP: 1.000, SLG: 1.000	0-0 3-1		0-0 F7		0-0 3-1			0-0 F8 3-H		0-0 1B 1B 1B SF8 1B		4 0 0 0 0 0 1 0 0 0 0 0 0 0 1 1 1 0 0 0 0 0 0 0 0 0 0 0					
Mike Easler, L (1, 7) OBP: 0.350, SLG: 0.452		0-0 1-3		0-0 WP 1B		0-0 F7			0-0 F8		0-0 SF8 1B 1-3 2-H	5 0 2 1 0 0 0					
Dale Berra, R (1, 6) OBP: 0.309, SLG: 0.393		0-0 4-3		4-0 1-2 BB		0-0 5-3		4-0 G6-4-3 BB		4-0 IBB		2 0 0 0 3 0 0					
Steve Nicosia, R (1, 2) John Milner, L (7, PH) Junior Ortiz, R (7, 2) Willie Stargell, L (11, PH) Tony Peña, R (11, 2) OBP: 0.323, SLG: 0.429		4-0 FC6-4 BB		0-0 1-3		0-0 HR		0-0 G6-4-3 1-2f		0-0 SF8 2-3 3-H		1 0 0 0 1 0 2 1 1 1 1 0 0 0 1 0 0 0 0 0 1 0 0 0 1 0 0 0 0 0 0 0 0 0 0					
John Candelaria, L (1, 1) Doug Frobel, L (7, PH) Rod Scurry, L (7, 1) Kent Tekulve, R (8, 1) Dave Parker, L (8, 9) OBP: 0.328, SLG: 0.446		0-0 FC6-4 1-2f		0-3 K		0-0 4-3				0-0 6-3		2 0 0 0 0 1 1 1 0 2 0 0 0 0 1 2					
Inning Stats	R: 1 H: 2 E: 0 LOB: 1 K: 0 BB: 0 S: 5 P: 5	R: 0 H: 0 E: 0 LOB: 1 K: 0 BB: 1 S: 3 P: 7	R: 0 H: 0 E: 0 LOB: 0 K: 1 BB: 0 S: 5 P: 5	R: 0 H: 1 E: 0 LOB: 2 K: 0 BB: 1 S: 4 P: 8	R: 0 H: 1 E: 0 LOB: 1 K: 1 BB: 0 S: 6 P: 6	R: 0 H: 0 E: 0 LOB: 0 K: 1 BB: 0 S: 5 P: 5	R: 1 H: 1 E: 0 LOB: 0 K: 0 BB: 0 S: 4 P: 4	R: 1 H: 1 E: 0 LOB: 0 K: 0 BB: 0 S: 4 P: 4	R: 0 H: 0 E: 0 LOB: 0 K: 0 BB: 1 S: 2 P: 6	R: 0 H: 0 E: 0 LOB: 0 K: 1 BB: 0 S: 5 P: 5	R: 2 H: 3 E: 0 LOB: 2 K: 1 BB: 1 S: 8 P: 12	1B: 6 SF: 2 2B: 2 SAC: 0 3B: 0 DP: 1 HR: 1 HBP: 0		WP: 1 PA: 45 PB: 0 SB: 0 CS: 0			
PITCHER	IP WLS BF H R ER SO BB IBB HBP BLK WP HR S P ERA WHIP																
Bob Forsch, R (1, 1) ERA: 3.43	7.1	30	6	3	3	3	2	0	0	0	0	1	1	34	42	3.68	1.091
Jim Kaat, L (8, 1) ERA: 3.71	0.2	2	0	0	0	0	0	0	0	0	0	0	0	2	2	0.00	0.000
Bruce Sutter, R (9, 1) ERA: 2.98	1.0	3	0	0	0	0	1	0	0	0	0	0	0	2	6	0.00	1.000
John Martin, L (10, 1) ERA: 4.47	1.1	L 7	3	2	2	1	0	0	0	0	0	0	0	9	9	13.50	2.250
Doug Bair, R (11, 1) ERA: 2.6	0.2	3	0	0	0	1	0	1	0	0	0	0	0	4	8	0.00	0.000

livebaseballscorecards.com

AB	39
R	5
H	9
RBI	5
BB	4
SO	5
LOB	12



Batter	1	2	3	4	5	6	7	8	9	10	11	AB	R	H	RBI	BB	SO	LOB	BOTTOM								
Tom Herr, S OBP: 0.335, SLG: 0.313 (1, 4)	0-0 1B		0-0 4-3		0-0 F9		0-0 1-3		0-0 F5			5	0	1	0	0	0	2									
Lonnie Smith, R OBP: 0.384, SLG: 0.442 (1, 7)	0-3 K		0-0 1-3		0-0 F8			0-0 F7	0-0 G3			5	0	0	0	0	1	3									
John Martin, S OBP: 0.167, SLG: 0.091 (10, 1)												0	0	0	0	0	0	0									
Doug Bair, R OBP: 0.063, SLG: 0.083 (11, 1)												0	0	0	0	0	0	0									
Keith Hernandez, L OBP: 0.399, SLG: 0.419 (1, 3)	0-0 FC5-4 1B			0-0 F8		0-0 F9		4-0 1B BB		0-0 G4-3 1B		4	1	2	0	1	0	0									
George Hendrick, R OBP: 0.323, SLG: 0.451 (1, 9)	0-3 K			0-0 1B 2B		0-0 HR		0-0 P4		0-0 P6		5	2	2	1	0	1	4									
David Green, R OBP: 0.323, SLG: 0.403 (1, 8)	0-0 FC5-4			0-0 1B		0-0 1B		0-0 1B 1B		0-0 G4-3		3	0	2	1	0	0	2									
Dane Iorg, L OBP: 0.356, SLG: 0.365 (8, PH)												1	0	1	0	0	0	0									
Tito Landrum, R OBP: 0.359, SLG: 0.414 (8, PR)												0	0	0	0	0	0	0									
Bruce Sutter, R OBP: 0.111, SLG: 0.125 (9, 1)	1-2			2-H				1-2		1-2		1	0	0	0	0	0	1									
Gene Roof, S OBP: 0.200, SLG: 0.200 (10, 7)												1	0	0	0	0	0	1									
Gene Tenace, R OBP: 0.455, SLG: 0.530 (1, 2)		0-0 G4-6-3 1B		0-0 F9		0-0 F8		0-0 1B		0-0 F9		3	0	1	0	0	0	2									
Steve Braun, L OBP: 0.413, SLG: 0.389 (8, PH)												1	0	1	1	0	0	0									
Glenn Brummer, R OBP: 0.263, SLG: 0.333 (9, 2)												0	0	0	0	0	0	0									
Kelly Paris, R OBP: 0.071, SLG: 0.071 (11, PH)								1-3 2-H				1	0	0	0	0	0	0									
Julio Gonzalez, R OBP: 0.241, SLG: 0.299 (1, 5)		0-0 G4-6-3		0-0 G3		0-0 F7		0-0 F5				3	0	0	0	0	0	3									
Willie McGee, S OBP: 0.317, SLG: 0.390 (8, PH)			1-2									2	0	0	0	0	0	2									
Mike Ramsey, S OBP: 0.307, SLG: 0.303 (1, 6)		0-3 K			0-0 5-3		0-0 6-3		H 1-0 6-3 HBP		0-0 4-3	4	0	0	0	0	1	0									
Bob Forsch, R OBP: 0.230, SLG: 0.268 (1, 1)			0-0 F9		0-0 1B		0-3 K		0-0 6-3			3	0	1	0	0	1	0									
Jim Kaat, L (8, 1)												0	0	0	0	0	0	0									
Ken Oberkfell, L OBP: 0.329, SLG: 0.349 (9, 5)												1	0	0	0	0	0	1									
Inning Stats	R: 0 E: 0 K: 2 S: 9	H: 2 LOB: 2 BB: 0 P: 9	R: 0 E: 0 K: 1 S: 5	H: 1 LOB: 0 BB: 0 P: 5	R: 0 E: 0 K: 0 S: 3	H: 0 LOB: 0 BB: 0 P: 3	R: 1 E: 0 K: 0 S: 5	H: 2 LOB: 1 BB: 0 P: 5	R: 0 E: 0 K: 0 S: 4	H: 1 LOB: 1 BB: 0 P: 4	R: 1 E: 0 K: 0 S: 5	H: 2 LOB: 1 BB: 0 P: 5	R: 0 E: 0 K: 1 S: 5	H: 0 LOB: 0 BB: 0 P: 5	R: 1 E: 0 K: 0 S: 5	H: 2 LOB: 2 BB: 1 P: 9	R: 0 E: 0 K: 0 S: 3	H: 0 LOB: 1 BB: 0 P: 4	R: 0 E: 0 K: 0 S: 3	H: 1 LOB: 0 BB: 0 P: 3	R: 0 E: 0 K: 0 S: 3	H: 0 LOB: 0 BB: 0 P: 3	1B: 9 2B: 1 3B: 0 HR: 1	SF: 0 SAC: 0 DP: 2 HBP: 1	WP: 0 PB: 0 SB: 0 CS: 0	PA: 44	
PITCHER	IP	WLS	BF	H	R	ER	SO	BB	IBB	HBP	BLK	WP	HR	S	P	ERA	WHIP										
John Candelaria, L ERA: 2.99 (1, 1)	6.0		25	8	2	2	3	0	0	0	0	0	1	31	31	3.00	1.333										
Rod Scurry, L ERA: 1.82 (7, 1)	1.0		3	0	0	0	1	0	0	0	0	0	0	5	5	0.00	0.000										
Kent Tekulve, R ERA: 2.82 (8, 1)	0.2		5	2	1	1	0	1	0	0	0	0	0	4	8	13.50	4.500										
Enrique Romo, R ERA: 4.67 (8, 1)	2.1	W	8	1	0	0	0	0	0	1	0	0	0	7	8	0.00	0.429										
Randy Niemann, L ERA: 4.59 (11, 1)	1.0	S	3	0	0	0	0	0	0	0	0	0	0	3	3	0.00	0.000										

Pittsburgh Pirates @ St. Louis Cardinals
 Busch Stadium, St. Louis, MO
 Thu Sep 23 1982, 7:05 PM CDT
 Att. 17,399 - Unknown

AB 42
 R 3
 H 11
 RBI 3
 BB 1
 SO 4
 LOB 20



Batter	1	2	3	4	5	6	7	8	9	AB R H RBI BB SO LOB	TOP	
23 Ryne Sandberg, R (1, 4) OBP: 0.304, SLG: 0.363	0-0 BB 1B		0-3 K		0-0 F7		0-0 FC6-4			4 0 1 0 0 1 2		
Mel Hall, L (1, 8) OBP: 0.305, SLG: 0.333 Lee Smith, R (8, 1) OBP: 0.118, SLG: 0.250	0-0 F7		0-0 SF7 3B		4-0 FC6 BB			0-0 F8		3 1 1 0 1 0 1 0 0 0 0 0 0 0		
Bill Buckner, L (1, 3) OBP: 0.342, SLG: 0.435	0-0 F7		0-0 SF7		0-0 FC6			0-0 L9		3 0 0 1 0 0 3		
Leon Durham, L (1, 9) OBP: 0.382, SLG: 0.523	4-0 BB		0-0 F8			0-0 6-3		0-0 F7		3 0 0 0 1 0 0		
Keith Moreland, R (1, 2) OBP: 0.329, SLG: 0.413	0-0 5-3			0-0 4-3		0-0 1-3			0-0 F7	4 0 0 0 0 0 2		
Jay Johnstone, L (1, 7) OBP: 0.346, SLG: 0.409		4-0 G6-4-3 BB		0-0 4-3		0-0 F8			0-0 F7	3 0 0 0 1 0 0		
Pat Tabler, R (1, 5) OBP: 0.338, SLG: 0.420		4-0 G6-4-3 BB		0-0 F8			0-0 5-3		0-3 K	3 0 0 0 1 1 0		
Junior Kennedy, R (1, 6) OBP: 0.281, SLG: 0.267		0-0 G6-4-3			0-0 FC3-6 1B		0-0 F9			3 0 1 0 0 0 2		
Allen Ripley, R (1, 1) OBP: 0.132, SLG: 0.132 Steve Henderson, R (7, PH) OBP: 0.296, SLG: 0.341 Bill Campbell, R (7, 1) OBP: 0.167, SLG: 0.167 Willie Hernandez, L (8, 1) Gary Woods, R (8, 8) OBP: 0.324, SLG: 0.387		0-0 5-3			0-0 FC3-6 BB		0-0 23 FC6-4 1B			2 0 0 0 0 0 2 1 0 1 0		
Inning Stats	R: 0 H: 1 E: 0 LOB: 2 K: 0 BB: 1 S: 4 P: 8	R: 0 H: 0 E: 0 LOB: 1 K: 0 BB: 2 S: 2 P: 10	R: 1 H: 1 E: 0 LOB: 0 K: 1 BB: 0 S: 6 P: 6	R: 0 H: 0 E: 0 LOB: 0 K: 0 BB: 0 S: 3 P: 3	R: 0 H: 1 E: 0 LOB: 2 K: 0 BB: 1 S: 4 P: 8	R: 0 H: 0 E: 0 LOB: 0 K: 0 BB: 0 S: 3 P: 3	R: 0 H: 1 E: 0 LOB: 1 K: 0 BB: 0 S: 4 P: 4	R: 0 H: 0 E: 0 LOB: 0 K: 0 BB: 0 S: 3 P: 3	R: 0 H: 0 E: 0 LOB: 0 K: 1 BB: 0 S: 5 P: 5	1B: 3 SF: 1 2B: 0 SAC: 0 3B: 1 DP: 1 HR: 0 HBP: 0	WP: 0 PA: 34 PB: 0 SB: 0 CS: 0	
PITCHER John Stuper, R (1, 1) ERA: 3.17	IP WLS BF H R ER SO BB IBB HBP BLK WP HR S P ERA WHIP	9.0 W 34 4 1 1 2 4 0 0 0 0 0 0 34 50 1.00 0.889										

Chicago Cubs @ St. Louis Cardinals
 Busch Stadium, St. Louis, MO
 Fri Sep 24 1982, 7:05 PM CDT
 Att. 30,862 - Unknown - 65 F

livebaseballscorecards.com

AB 29
 R 1
 H 4
 RBI 1
 BB 4
 SO 2
 LOB 12



Batter	1	2	3	4	5	6	7	8	9	AB R H RBI BB SO LOB
Tom Herr, S OBP: 0.336, SLG: 0.314 (1, 4)	0-0 E6 1B 1B		0-0 CS 1B		0-0 4-3			0-0 1B SH1-4 SF9 1B		4 2 2 0 0 0 1
Lonnie Smith, R OBP: 0.383, SLG: 0.440 (1, 7)	0-0 F3		0-0 L7		0-3 K			0-0 SH1-4		3 0 0 0 0 1 3
Keith Hernandez, L OBP: 0.400, SLG: 0.418 (1, 3)	0-0 PO 1B 1-3 1B			0-3 K		0-0 L3		4-0 SF9 1B 1B IBB		3 1 1 0 1 1 0
George Hendrick, R OBP: 0.324, SLG: 0.456 (1, 9)	0-3 K			0-0 3B		0-0 F7		0-0 1B SF9 1B		4 0 2 0 0 1 2
Darrell Porter, L OBP: 0.346, SLG: 0.395 (1, 2)	0-0 1-2 1B			0-3 K		0-0 F9		0-0 SF9		3 0 1 1 0 1 1
Gene Tenace, R OBP: 0.452, SLG: 0.530 (8, PH) (9, 2)	1-2 3-H 1B							1-2 2-3 3-H		0 0 0 1 0 0 0
Ken Oberkfell, L OBP: 0.331, SLG: 0.348 (1, 5)	0-0 PO 2-3	0-0 F8		4-0 FC5-4 BB		0-0 4-3		0-0 2-3 3-H 1B		3 0 1 1 1 0 0
David Green, R OBP: 0.317, SLG: 0.395 (1, 8)			0-0 6-3		0-0 FC5-4 1-2f		0-0 E6	0-3 K		3 0 0 0 0 0 2
Dane Iorg, L OBP: 0.355, SLG: 0.363 (8, PH)										1 0 0 0 0 1 2
Willie McGee, S OBP: 0.317, SLG: 0.390 (9, 8)										0 0 0 0 0 0 0
Ozzie Smith, S OBP: 0.346, SLG: 0.321 (1, 6)		0-0 3-1			0-0 4-3 S 1B		0-0 L6			3 0 1 0 0 0 1
John Stuper, R OBP: 0.143, SLG: 0.171 (1, 1)			0-0 4-3		0-3 K		0-3 K			3 0 0 0 0 2 2


Inning Stats	R: 1 E: 1 K: 1 S: 7	H: 2 LOB: 1 BB: 0 P: 7	R: 0 E: 0 K: 0 S: 3	H: 0 LOB: 0 BB: 0 P: 3	R: 0 E: 0 K: 0 S: 3	H: 1 LOB: 0 BB: 0 P: 3	R: 0 E: 0 K: 2 S: 8	H: 1 LOB: 2 BB: 1 P: 12	R: 0 E: 0 K: 2 S: 8	H: 1 LOB: 1 BB: 0 P: 8	R: 0 E: 0 K: 0 S: 3	H: 0 LOB: 0 BB: 0 P: 3	R: 0 E: 1 K: 1 S: 6	H: 0 LOB: 1 BB: 0 P: 6	R: 2 E: 0 K: 1 S: 8	H: 3 LOB: 2 BB: 1 P: 12
--------------	------------------------------	---------------------------------	------------------------------	---------------------------------	------------------------------	---------------------------------	------------------------------	----------------------------------	------------------------------	---------------------------------	------------------------------	---------------------------------	------------------------------	---------------------------------	------------------------------	----------------------------------

PITCHER	IP	WLS	BF	H	R	ER	SO	BB	IBB	HBP	BLK	WP	HR	S	P	ERA	WHIP
Allen Ripley, R ERA: 4.26 (1, 1)	6.0		23	5	1	0	5	1	0	0	0	0	0	32	36	0.00	1.000
Bill Campbell, R ERA: 3.79 (7, 1)	1.1	L	8	2	2	2	1	0	1	0	0	0	0	9	13	13.50	1.500
Willie Hernandez, L ERA: 3.03 (8, 1)	0.1		2	1	0	0	0	0	0	0	0	0	0	2	2	0.00	3.000
Lee Smith, R ERA: 2.85 (8, 1)	0.1		1	0	0	0	1	0	0	0	0	0	0	3	3	0.00	0.000

BOTTOM

Chicago Cubs @ St. Louis Cardinals
 Busch Stadium, St. Louis, MO
 Fri Sep 24 1982, 7:05 PM CDT
 Att: 30,862 - Unknown - 65 F

AB	30
R	3
H	8
RBI	3
BB	2
SO	7
LOB	14



WP	HR	S	P	ERA	WHIP
0	0	0	35		

Batter	1	2	3	4	5	6	7	8	9	AB R H RBI BB SO LOB	TOP									
23 Ryne Sandberg, R (1, 4) OBP: 0.305, SLG: 0.363	0-0 4-3			H 1-0 G3 G3 HBP		X 0-0 6-3			X 0-0 2B	3 1 1 0 0 0 0										
Mel Hall, L (1, 8) OBP: 0.317, SLG: 0.362	0-0 F7 1B			X 0-0 G3		X 0-0 P5		X 0-0 2B	X 0-0 1B	4 0 2 1 0 0 1										
Bill Buckner, L (1, 3) OBP: 0.340, SLG: 0.432	0-0 F7 1-2			X 0-0 G3		X 0-0 F7		X 0-0 F9	X 0-0 2B	4 0 0 0 0 0 3										
Leon Durham, L (1, 9) OBP: 0.380, SLG: 0.520		X 0-0 4-3		S S S 0-3 K		X 0-0 6-3				3 0 0 0 0 1 1										
Keith Moreland, R (1, 2) OBP: 0.327, SLG: 0.410		X 0-0 5-3			X 0-0 4-3			X 0-0 F8		3 0 0 0 0 0 0										
Scot Thompson, L (1, 7) OBP: 0.339, SLG: 0.316		X 0-0 6-3			X 0-0 4-3			X 0-0 4-3		3 0 0 0 0 0 0										
Pat Tabler, R (1, 5) OBP: 0.325, SLG: 0.403			X 0-0 6-3		S S S 0-3 K			S S S 0-3 K		3 0 0 0 0 2 0										
Junior Kennedy, R (1, 6) OBP: 0.279, SLG: 0.265 Bump Wills, S (9, PH) OBP: 0.349, SLG: 0.384			X 0-0 F9		X 0-0 4-3			X 0-0 F7		2 0 0 0 0 0 0 1 0 0 0 0 0 0										
Dickie Noles, R (1, 1) OBP: 0.127, SLG: 0.170 Mike Proly, R (4, 1) OBP: 0.273, SLG: 0.364 Steve Henderson, R (6, PH) OBP: 0.295, SLG: 0.340 Dick Tidrow, R (6, 1) Jay Johnstone, L (9, PH) OBP: 0.345, SLG: 0.407			X 0-0 5-3		X 0-0 F9			S S S 0-3 K		1 0 0 0 0 0 0 0 0 0 0 0 0 0 1 0 0 0 0 0 0 0 0 0 0 0 0 0 1 0 0 0 0 1 0										
Inning Stats	R: 0 E: 0 K: 0 S: 3	H: 1 LOB: 0 BB: 0 P: 3	R: 0 E: 0 K: 0 S: 3	H: 0 LOB: 0 BB: 0 P: 3	R: 0 E: 0 K: 1 S: 5	H: 0 LOB: 1 BB: 0 P: 6	R: 0 E: 0 K: 1 S: 5	H: 0 LOB: 0 BB: 0 P: 5	R: 0 E: 0 K: 0 S: 3	H: 0 LOB: 0 BB: 0 P: 3	R: 0 E: 0 K: 0 S: 5	H: 0 LOB: 0 BB: 0 P: 5	R: 0 E: 0 K: 1 S: 7	H: 0 LOB: 0 BB: 0 P: 5	R: 1 E: 0 K: 1 S: 7	H: 2 LOB: 1 BB: 0 P: 7	1B: 2 2B: 1 3B: 0 HR: 0	SF: 0 SAC: 0 DP: 0 HBP: 1	WP: 0 PB: 0 SB: 0 CS: 0	PA: 30
PITCHER Joaquin Andujar, R (1, 1) ERA: 2.48	IP: 9.0 WLS: W BF: 30 H: 3 R: 1 ER: 1 SO: 4 BB: 0 IBB: 0 HBP: 1 BLK: 0 WP: 0 HR: 0 S: 37 P: 38 ERA: 1.00 WHIP: 0.333																			

Chicago Cubs @ St. Louis Cardinals
 Busch Stadium, St. Louis, MO
 Sat Sep 25 1982, 3:33 AM CDT
 Att. 37,565 - Cloudy - 57 F

livebaseballscorecards.com

AB	29
R	1
H	3
RBI	1
BB	0
SO	4
LOB	5



Batter	1	2	3	4	5	6	7	8	9
Lonnie Smith, R OBP: 0.383, SLG: 0.438 (1, 7)	0-0 F9		4-0 1B	0-0 1B		0-0 P4		0-0 5-3	
Ozzie Smith, S OBP: 0.345, SLG: 0.319 (1, 6)	0-0 1B		0-0 4-3	0-0 4-3		0-0 4-3		0-0 5-3	
Keith Hernandez, L OBP: 0.402, SLG: 0.419 (1, 3)	0-0 1-3		4-0 1B	4-0 BB		0-0 F7			
George Hendrick, R OBP: 0.325, SLG: 0.456 (1, 9)	0-0 FC8-2-5		0-0 1-3	0-0 P4		0-0 FC4-6			
Darrell Porter, L OBP: 0.343, SLG: 0.390 (1, 2)		0-0 F8	0-0 F8		0-0 F9		0-0 L8		
Willie McGee, S OBP: 0.316, SLG: 0.389 (1, 8)		0-0 G3		0-0 1B	0-0 F5		0-0 FC4-6		
Ken Oberkfell, L OBP: 0.334, SLG: 0.354 (1, 5)		0-0 S		0-0 1B	0-0 4-3				
Tom Herr, S OBP: 0.339, SLG: 0.319 (1, 4)		0-3 K		0-0 FC6		4-0 SH3-4		0-0 5-3	
Joaquin Andujar, S OBP: 0.161, SLG: 0.194 (1, 1)			0-3 K	0-0 FC6		0-0 SH3-4		0-3 K	

Inning Stats	R: 0	H: 2	E: 0	K: 0	S: 4	LOB: 1	BB: 0	P: 4
	R: 0	H: 1	E: 0	K: 1	S: 6 <td>LOB: 1</td> <td>BB: 0</td> <td>P: 6</td>	LOB: 1	BB: 0	P: 6
	R: 1	H: 1	E: 0	K: 1	S: 6 <td>LOB: 2</td> <td>BB: 2</td> <td>P: 14</td>	LOB: 2	BB: 2	P: 14
	R: 3	H: 4	E: 1	K: 0	S: 7 <td>LOB: 2</td> <td>BB: 1</td> <td>P: 11</td>	LOB: 2	BB: 1	P: 11
	R: 0	H: 0	E: 0	K: 0	S: 3 <td>LOB: 0</td> <td>BB: 0</td> <td>P: 3</td>	LOB: 0	BB: 0	P: 3
	R: 0	H: 0	E: 0	K: 0	S: 3 <td>LOB: 1</td> <td>BB: 1</td> <td>P: 7</td>	LOB: 1	BB: 1	P: 7
	R: 0	H: 1	E: 0	K: 0	S: 4 <td>LOB: 1</td> <td>BB: 0</td> <td>P: 4</td>	LOB: 1	BB: 0	P: 4
	R: 1	H: 2	E: 0	K: 1	S: 7 <td>LOB: 1</td> <td>BB: 0</td> <td>P: 7</td>	LOB: 1	BB: 0	P: 7

PITCHER	IP	WLS	BF	H	R	ER	SO	BB	IBB	HBP	BLK	WP	HR	S	P	ERA	WHIP
Dickie Notes, R ERA: 4.6 (1, 1)	3.1	L	19	8	4	3	2	2	0	0	0	0	0	21	29	8.10	3.000
Mike Proly, R ERA: 2.29 (4, 1)	1.2		6	0	0	0	0	1	0	0	0	0	0	5	9	0.00	0.600
Dick Tidrow, R ERA: 3.43 (6, 1)	3.0		13	3	1	1	1	1	0	0	0	0	0	14	18	3.00	1.333


BOTTOM

Chicago Cubs @ St. Louis Cardinals
 Busch Stadium, St. Louis, MO
 Sat Sep 25 1982, 3:33 AM CDT
 Att: 37,565 - Cloudy - 57 F

AB	R	H	RBI	BB	SO	LOB
4	1	1	1	1	0	2
5	0	1	0	0	0	4
2	0	1	0	2	0	0
4	0	2	1	0	0	4
4	0	0	0	0	0	3
4	1	1	0	0	0	1
4	2	3	0	0	0	0
3	0	2	2	1	1	1
3	1	0	0	0	2	2

AB	33
R	5
H	11
RBI	4
BB	4
SO	3
LOB	17

livebaseballscorecards.com



WP	PA
0	38
PB	0
SB	3
CS	0

Batter	1	2	3	4	5	6	7	8	9	AB R H RBI BB SO LOB	TOP											
Bump Wills, S (1, 4) OBP: 0.349, SLG: 0.386										5 0 2 1 0 1 2	Chicago Cubs @ St. Louis Cardinals Busch Stadium, St. Louis, MO Sun Sep 26 1982, 3:33 AM CDT Att. 46,789 - Overcast - 57 F livebaseballscorecards.com											
23 Ryne Sandberg, R (1, 5) OBP: 0.306, SLG: 0.363									5 0 2 0 0 1 1													
Bill Buckner, L (1, 3) OBP: 0.339, SLG: 0.430									5 1 1 0 0 0 3													
Leon Durham, L (1, 9) OBP: 0.379, SLG: 0.518									4 1 1 0 0 0 0													
Keith Moreland, R (1, 2) OBP: 0.327, SLG: 0.408									3 1 0 0 1 2 0													
Jay Johnstone, L (1, 7) OBP: 0.347, SLG: 0.412									4 1 2 2 0 1 0													
Mel Hall, L (1, 8) OBP: 0.328, SLG: 0.393									3 2 1 0 1 1 1													
Junior Kennedy, R (1, 6) OBP: 0.279, SLG: 0.265									4 0 1 1 0 0 2													
Fergie Jenkins, R (1, 1) OBP: 0.152, SLG: 0.185									4 0 1 2 0 1 1													
Lee Smith, R (9, 1) OBP: 0.118, SLG: 0.250									0 0 0 0 0 0 0													
Inning Stats	R: 5 E: 0 K: 1 S: 10	H: 5 LOB: 2 BB: 2 P: 18	R: 0 E: 0 K: 0 S: 3	H: 0 LOB: 0 BB: 0 P: 3	R: 0 E: 0 K: 1 S: 6	H: 1 LOB: 1 BB: 0 P: 6	R: 0 E: 0 K: 0 S: 3	H: 1 LOB: 0 BB: 0 P: 3	R: 0 E: 0 K: 1 S: 5	H: 0 LOB: 0 BB: 0 P: 5	R: 0 E: 0 K: 0 S: 3	H: 0 LOB: 0 BB: 0 P: 3	R: 0 E: 0 K: 1 S: 6	H: 1 LOB: 1 BB: 0 P: 6	R: 0 E: 0 K: 2 S: 7	H: 0 LOB: 0 BB: 0 P: 7	R: 1 E: 0 K: 1 S: 8	H: 3 LOB: 2 BB: 0 P: 8	1B: 8 2B: 2 3B: 1 HR: 0	SF: 0 SAC: 0 DP: 0 HBP: 0	WP: 0 PB: 0 SB: 1 CS: 1	PA: 40
PITCHER	IP WLS BF H R ER SO BB IBB HBP BLK WP HR S P ERA WHIP																					
Eric Rasmussen, R (1, 1) ERA: 5.02	0.2 L 8 4 5 5 1 1 1 0 0 0 0 0 8 16 67.50 7.500																					
Jeff Lahti, R (1, 1) ERA: 3.76	1.1 5 1 0 0 0 0 0 0 0 0 0 0 5 5 0.00 0.750																					
John Martin, L (3, 1) ERA: 4.26	3.0 10 2 0 0 2 0 0 0 0 0 0 0 14 14 0.00 0.667																					
Jim Kaat, L (6, 1) ERA: 3.61	2.0 7 1 0 0 1 0 0 0 0 0 0 0 9 9 0.00 0.500																					
Steve Mura, R (8, 1) ERA: 4.04	2.0 9 3 1 1 3 0 0 0 0 0 0 0 15 15 4.50 1.500																					

Chicago Cubs @ St. Louis Cardinals
 Busch Stadium, St. Louis, MO
 Sun Sep 26 1982, 3:33 AM CDT
 Att. 46,789 - Overcast - 57 F

AB	37
R	6
H	11
RBI	6
BB	2
SO	7
LOB	10



Batter	1	2	3	4	5	6	7	8	9	AB	R	H	RBI	BB	SO	LOB	BOTTOM					
Lonnie Smith, R (1, 7) OBP: 0.380, SLG: 0.436	0-0 P1		0-0 F7		0-0 SF8			0-0 F2		3	0	0	1	0	0	0	Chicago Cubs @ St. Louis Cardinals Busch Stadium, St. Louis, MO Sun Sep 26 1982, 3:33 AM CDT Att. 46,789 - Overcast - 57 F					
Ozzie Smith, S (1, 6) OBP: 0.342, SLG: 0.317	0-0 4-3		0-0 4-3		0-0 1-3			0-0 F9		4	0	0	0	0	0	1						
Keith Hernandez, L (1, 3) OBP: 0.401, SLG: 0.417	0-0 1B		0-0 6-3				0-0 F7			4	0	1	0	0	0	0						
George Hendrick, R (1, 9) OBP: 0.325, SLG: 0.455	0-0 F5			0-0 5-3			0-0 F7		0-0 G6-4-3 1B	4	0	1	0	0	0	1						
Darrell Porter, L (1, 2) OBP: 0.342, SLG: 0.389		0-0 F7		0-0 3-1			0-0 F9		0-0 G6-4-3 1B	4	0	1	0	0	0	0						
Willie McGee, S (1, 8) OBP: 0.318, SLG: 0.389		4-0 BB		0-0 F8				0-0 1B	0-0 G6-4-3 1B	3	0	1	0	1	0	2						
Ken Oberkfell, L (1, 5) OBP: 0.333, SLG: 0.353		0-0 5-3			0-0 F9			0-0 F7	0-0 1B	4	1	1	0	0	0	3						
Tom Herr, S (1, 4) OBP: 0.343, SLG: 0.322		4-0 BB			0-0 F9			0-0 F7	0-0 1B	2	0	2	0	1	0	0						
Eric Rasmussen, R (1, 1) Jeff Lahti, R (1, 1) Dane Iorg, L (2, PH) John Martin, S (3, 1) Steve Braun, L (5, PH) Jim Kaat, L (6, 1) Gene Roof, S (7, PH) Steve Mura, R (8, 1)		0-0 F7			0-0 F9			0-0 F8	0-0 1B	0	0	0	0	0	0	0						
										0	0	0	0	0	0	0						
Inning Stats	R: 0 E: 0 K: 0 S: 4	H: 1 LOB: 1 BB: 0 P: 4	R: 0 E: 0 K: 0 S: 3	H: 0 LOB: 2 BB: 2 P: 11	R: 0 E: 0 K: 0 S: 3	H: 0 LOB: 0 BB: 0 P: 3	R: 0 E: 0 K: 0 S: 3	H: 0 LOB: 0 BB: 0 P: 3	R: 1 E: 0 K: 0 S: 5	H: 2 LOB: 1 BB: 0 P: 5	R: 0 E: 0 K: 0 S: 3	H: 0 LOB: 0 BB: 0 P: 3	R: 0 E: 0 K: 0 S: 3	H: 0 LOB: 0 BB: 0 P: 3	R: 0 E: 0 K: 0 S: 4	H: 2 LOB: 1 BB: 0 P: 4	R: 0 E: 0 K: 0 S: 3	H: 2 LOB: 1 BB: 0 P: 4	1B: 7 2B: 0 3B: 0 HR: 0	SF: 1 SAC: 0 DP: 1 HBP: 0	WP: 0 PB: 0 SB: 3 CS: 0	PA: 34
PITCHER	IP WLS W	WLS W	H R	R ER	SO BB	BB IBB	HBP BLK	WP HR	S P	ERA WHIP	PITCHER										IP WLS BF H R ER SO BB IBB HBP BLK WP HR S P ERA WHIP	
Fergie Jenkins, R (1, 1) ERA: 3.15	8.0		7	1	1	0	2	0	0	1.12												
Lee Smith, R (9, 1) ERA: 2.82	1.0		0	0	0	0	0	0	2	0.00												

livebaseballscores.com

AB	31
R	1
H	7
RBI	1
BB	2
SO	0
LOB	12



Batter	1	2	3	4	5	6	7	8	9	AB R H RBI BB SO LOB	TOP									
Tom Herr, S OBP: 0.342, SLG: 0.321 (1, 4) X	0-0 F9 1 X	0-0 F9 3 X			0-0 BB 1B X			0-0 L9 1 X		4 0 1 0 0 0 0										
Ken Oberkfell, L OBP: 0.339, SLG: 0.360 (1, 5) X	0-0 1B 2B X		0-0 F5-4-3 1B X		4-0 1-2 BB X			0-0 1B X		3 1 3 0 1 0 0										
Keith Hernandez, L OBP: 0.399, SLG: 0.414 (1, 3) X	0-0 F7 X		0-0 F8 1 X		0-0 F8 3 X			0-0 F7 2 X		4 0 0 0 0 0 5										
Dane Iorg, L OBP: 0.353, SLG: 0.361 Tito Landrum, R OBP: 0.354, SLG: 0.408 Bruce Sutter, R OBP: 0.111, SLG: 0.125 (1, 7) X (6, 7) X (8, 1) X	0-0 BB IHR 1B 2-H X		0-0 F5-4-3 1-2 X		0-0 L9 1 X			0-3 K 3 X		3 1 1 1 0 0 1 1 0 0 0 0 1 1 0 0 0 0 0 0 0										
Darrell Porter, L OBP: 0.341, SLG: 0.386 (1, 2) B B B X	4-0 1-2 IHR BB X			0-0 3-1 1 X		0-0 6-3 2 X			0-0 F2 1 X	3 1 0 0 1 0 0										
Willie McGee, S OBP: 0.320, SLG: 0.396 (1, 8) X	0-0 IHR X		0-0 L6 X		0-0 L7 3 X			4-0 BB X		3 1 1 3 1 0 0										
David Green, R OBP: 0.315, SLG: 0.387 (1, 9) X	0-0 G3 3 X		4-0 CS BB X		0-0 6-3 1 X			0-0 F8 2 X		3 0 0 0 1 0 1										
Ozzie Smith, S OBP: 0.340, SLG: 0.314 (1, 6) X		0-0 F3 1 X		0-0 F 1-2 3 X	0-0 F4-3 1 X		0-0 5-3 2 X	0-0 F7 3 X		5 0 0 0 0 0 2										
Dave LaPoint, L OBP: 0.081, SLG: 0.056 Doug Bair, R OBP: 0.077, SLG: 0.077 Lonnie Smith, R OBP: 0.380, SLG: 0.436 (1, 1) X (6, 1) X (8, 7) X		0-0 3-1 2 X			0-3 K 2 X		0-0 F4-3 3 X			2 0 0 0 0 1 0 1 0 0 0 0 0 0 0 0 0 0 0 0 0										
Inning Stats	R: 4 E: 0 K: 0 S: 6	H: 3 LOB: 0 BB: 1 P: 10	R: 0 E: 0 K: 0 S: 3	H: 0 LOB: 0 BB: 0 P: 3	R: 0 E: 0 K: 0 S: 3	H: 1 LOB: 0 BB: 1 P: 6	R: 0 E: 0 K: 1 S: 6	H: 1 LOB: 2 BB: 1 P: 10	R: 0 E: 0 K: 0 S: 3	H: 0 LOB: 0 BB: 0 P: 3	R: 0 E: 0 K: 0 S: 3	H: 0 LOB: 0 BB: 0 P: 3	R: 0 E: 0 K: 1 S: 6	H: 1 LOB: 1 BB: 0 P: 6	R: 0 E: 0 K: 0 S: 3	H: 0 LOB: 1 BB: 1 P: 7	1B: 4 2B: 1 3B: 0 HR: 1	SF: 0 SAC: 0 DP: 1 HBP: 0	WP: 0 PB: 0 SB: 0 CS: 1	PA: 36
PITCHER	IP WLS BF H R ER SO BB IBB HBP BLK WP HR S P ERA WHIP																			
Bill Gullickson, R ERA: 3.63 (1, 1)	6.0 L 25 5 4 4 1 3 0 0 0 0 0 0 23 35 6.00 1.333																			
Woodie Fryman, L ERA: 3.92 (7, 1)	2.0 7 1 0 0 1 0 0 0 0 0 0 0 9 9 0.00 0.500																			
Jeff Reardon, R ERA: 2.04 (9, 1)	1.0 4 0 0 0 0 1 0 0 0 0 0 0 3 7 0.00 1.000																			

St. Louis Cardinals @ Montreal Expos
Olympic Stadium, Montreal, QB
Mon Sep 27 1982, 7:05 PM EDT
Att. 20,175 - Cloudy - 59 F

livebaseballscorecards.com

AB	32
R	4
H	6
RBI	4
BB	4
SO	2
LOB	10



BOTTOM

St. Louis Cardinals @ Montreal Expos
 Olympic Stadium, Montreal, QB

Mon Sep 27 1982, 7:05 PM EDT
 Att. 20,175 - Cloudy - 59 F

livebaseballscorecards.com

AB	34
R	2
H	7
RBI	2
BB	4
SO	4
LOB	22



WP: 0	PA: 40
PB: 0	
SB: 0	
CS: 0	

AB	R	H	RBI	BB	SO	LOB
4	0	2	1	1	2	1
4	0	0	0	1	0	4
4	0	0	0	0	0	3
5	0	2	0	0	0	0
4	1	1	1	0	1	3
3	1	1	0	1	0	1
2	0	1	0	1	1	1
1	0	0	0	0	0	0
3	0	0	0	0	0	4
0	0	0	0	0	0	0
0	0	0	0	0	0	0
2	0	0	0	0	0	2
1	0	0	0	0	0	2
0	0	0	0	0	0	0
1	0	0	0	0	0	1
0	0	0	0	0	0	0

Batter	1	2	3	4	5	6	7	8	9
Tim Raines, S (1, 7) OBP: 0.351, SLG: 0.363	0-3 K	0-0 BB 1-2 3-H 1B		0-0 1B		4-0 BB 1-2 2-3 BB		0-3 K	
Andre Dawson, R (1, 8) OBP: 0.339, SLG: 0.488	0-0 5-3	4-0 BB 1-2 2-3 BB		0-0 P4		0-0 P6		0-0 L8	
Al Oliver, L (1, 3) OBP: 0.395, SLG: 0.522	1-0 1B HBP	0-0 4-3			0-0 6-3		0-0 6-3	0-0 4-3	
Gary Carter, R (1, 2) OBP: 0.384, SLG: 0.522	0-0 1B 1-2		0-0 B1-3 1B		0-0 F2		0-0 5-3	0-0 5-3	
Tim Wallach, R (1, 5) OBP: 0.314, SLG: 0.462	0-0 4-3		0-3 K		0-0 F7		0-0 HR		
Chris Speier, R (1, 6) OBP: 0.320, SLG: 0.367		0-0 FC5-4 1B 2B	0-0 B1-3		4-0 BB 1B BB		0-0 L8		
Joel Youngblood, R (1, 9) OBP: 0.298, SLG: 0.318		4-0 FC5-4 BB	0-3 K		0-0 BB 1B		0-0 6-3		
Warren Cromartie, L (8, PH) OBP: 0.349, SLG: 0.404		0-0 FC5-4 BB 1B		0-0 F7		0-0 F7		1-0 FC4-6 HBP	
Doug Flynn, R (1, 4) OBP: 0.242, SLG: 0.275		0-0 FC5-4 BB 1B 1-2 2-3		0-0 F7		0-0 F7		0-0 FC4-6 HBP	
Ken Phelps, L (8, PH) OBP: 0.429, SLG: 0.333		0-0 F5		0-0 P4		0-0 F8		0-0 FC4-6 1-2	
Bryan Little, S (8, PR) OBP: 0.333, SLG: 0.258									
Bill Gullickson, R (1, 1) OBP: 0.125, SLG: 0.152									
Wallace Johnson, S (6, PH) OBP: 0.267, SLG: 0.273									
Woodie Fryman, R (7, 1) OBP: 0.222, SLG: 0.222									
Brad Mills, L (8, PH) OBP: 0.278, SLG: 0.313									
Jeff Reardon, R (9, 1) OBP: 0.100, SLG: 0.200									

Inning Stats	R: 0	H: 1	E: 0	K: 1	S: 6	LOB: 2	BB: 0	P: 7	R: 1	H: 2	E: 0	K: 0	S: 5	LOB: 3	BB: 2	P: 13	R: 0	H: 1	E: 0	K: 2	S: 8	LOB: 1	BB: 0	P: 8	R: 0	H: 1	E: 0	K: 0	S: 4	LOB: 1	BB: 0	P: 4	R: 0	H: 1	E: 0	K: 0	S: 4	LOB: 3	BB: 2	P: 12	R: 1	H: 1	E: 0	K: 0	S: 4	LOB: 0	BB: 0	P: 4	R: 0	H: 0	E: 0	K: 1	S: 5	LOB: 1	BB: 0	P: 6	R: 0	H: 0	E: 0	K: 0	S: 3	LOB: 0	BB: 0	P: 3	1B: 5	SF: 0	2B: 1	SAC: 0	3B: 0	DP: 0	HR: 1	HBP: 2	WP: 0	PA: 40
--------------	------	------	------	------	------	--------	-------	------	------	------	------	------	------	--------	-------	-------	------	------	------	------	------	--------	-------	------	------	------	------	------	------	--------	-------	------	------	------	------	------	------	--------	-------	-------	------	------	------	------	------	--------	-------	------	------	------	------	------	------	--------	-------	------	------	------	------	------	------	--------	-------	------	-------	-------	-------	--------	-------	-------	-------	--------	-------	--------

PITCHER	IP	WLS	BF	H	R	ER	SO	BB	IBB	HBP	BLK	WP	HR	S	P	ERA	WHIP
Dave LaPoint, L (1, 1) ERA: 3.35	5.2		28	6	1	1	3	4	0	1	0	0	0	29	46	1.59	1.765
Doug Bair, R (6, 1) ERA: 2.65	1.2		7	1	1	1	0	0	0	1	0	0	1	6	7	5.40	0.600
Bruce Sutter, R (8, 1) ERA: 2.93	1.2	S	5	0	0	0	1	0	0	0	0	0	0	7	7	0.00	0.000

PITCHER	IP	WLS	BF	H	R	ER	SO	BB	IBB	HBP	BLK	WP	HR	S	P	ERA	WHIP
---------	----	-----	----	---	---	----	----	----	-----	-----	-----	----	----	---	---	-----	------

Batter	1	2	3	4	5	6	7	8	9	10	AB	R	H	RBI	BB	SO	LOB	TOP		
Willie McGee, S OBP: 0.319, SLG: 0.393 (1, 8)	0-3 K		0-0 P6			0-0 E 1B 1B		0-0 6-3		0-0 F8	5	1	1	0	0	1	1			
Ken Oberkfell, L OBP: 0.341, SLG: 0.362 (1, 5)	0-0 6-3			0-0 G6-3 1B		0-0 E 1-2 2B 1B		0-0 F7		0-0 BB 1B	5	1	3	0	0	0	0			
Keith Hernandez, L OBP: 0.397, SLG: 0.413 Gene Roof, S OBP: 0.333, SLG: 0.250 (1, 3) (4, 7)	0-0 F8			0-3 K		0-0 E8 1-3 2-H 2B 1B		0-3 K		4-0 FC6-4 1-2 BB	2	0	0	0	0	1	1			
Dane Iorg, L OBP: 0.354, SLG: 0.366 (1, 7) (4, 3)		0-0 F8		0-0 G6-3 1-2f		0-0 2-H 3-H 2B			0-0 FC6-4 1B 1B	0-0 FC6-4	5	0	2	2	0	0	3			
George Hendrick, R OBP: 0.324, SLG: 0.453 David Green, R OBP: 0.317, SLG: 0.389 (1, 9) (6, 9)		0-3 K			0-0 5-3		0-0 SH5-3 SF8 1B 1B		0-3 K		2	0	0	0	0	1	0			
Darrell Porter, L OBP: 0.343, SLG: 0.387 Glenn Brummer, R OBP: 0.263, SLG: 0.333 (1, 2) (9, PR) (9, 2)		0-0 F4-3			0-0 F5		0-0 SH5-3 1-2 1B		0-0 FC6-4 1-2 1B		4	0	2	0	0	0	0			
Mike Ramsey, S OBP: 0.305, SLG: 0.300 Lonnie Smith, R OBP: 0.380, SLG: 0.435 Julio Gonzalez, R OBP: 0.241, SLG: 0.299 (1, 4) (9, PH) (9, 4)			0-3 K		0-3 K		0-0 SH5-3 1-2 2-3		0-0 FC6-4 1-2f 2-3		2	0	0	0	0	2	0			
Kelly Paris, R OBP: 0.056, SLG: 0.059 (1, 6)			0-0 P6			0-0 6-3		0-0 SF8		0-0 6-3	3	0	0	1	0	0	2			
Bob Forsch, R OBP: 0.240, SLG: 0.278 Steve Braun, L OBP: 0.400, SLG: 0.375 Eric Rasmussen, R OBP: 0.341, SLG: 0.320 Tom Herr, S OBP: 0.339, SLG: 0.314 Jeff Lanti, R OBP: 0.077, SLG: 0.077 (1, 1) (6, PH) (6, 1) (7, PH) (7, 1) (10, PH) (10, 1)			0-0 1B			0-0 F8		0-3 K		0-0 F7	1	0	1	0	0	0	0			
Inning Stats	R: 0 E: 0 K: 1 S: 5	H: 0 LOB: 0 BB: 0 P: 5	R: 0 E: 0 K: 1 S: 5	H: 0 LOB: 0 BB: 0 P: 5	R: 0 E: 0 K: 1 S: 6	H: 1 LOB: 1 BB: 0 P: 6	R: 0 E: 0 K: 1 S: 5	H: 0 LOB: 0 BB: 0 P: 5	R: 0 E: 0 K: 1 S: 5	H: 0 LOB: 0 BB: 0 P: 5	R: 0 E: 0 K: 1 S: 7	H: 0 LOB: 0 BB: 0 P: 7	R: 0 E: 0 K: 1 S: 7	H: 2 LOB: 3 BB: 0 P: 7	R: 0 E: 0 K: 0 S: 4	H: 1 LOB: 2 BB: 1 P: 8	1B: 10 2B: 1 3B: 0 HR: 0	SF: 1 SAC: 1 DP: 1 HBP: 0	WP: 0 PB: 0 SB: 1 CS: 0	PA: 40
PITCHER Steve Rogers, R ERA: 2.45 (1, 1)	IP 10.0	WLS W	BF 40	H 11	R 4	ER 4	SO 8	BB 1	IBB 0	HBP 0	BLK 0	WP 0	HR 0	S 55	P 59	ERA 3.60	WHIP 1.200			

St. Louis Cardinals @ Montreal Expos
Olympic Stadium, Montreal, QB
Tue Sep 28 1982, 7:05 PM EDT
Att: 22,860 - Cloudy - 61 F

livebaseballscorecards.com

AB 37
R 4
H 11
RBI 4
BB 1
SO 8
LOB 11



BOTTOM

St. Louis Cardinals @ Montreal Expos
 Olympic Stadium, Montreal, QB

Tue Sep 28 1982, 7:05 PM EDT
 Att. 22,860 - Cloudy - 61 F

livebaseballscorecards.com

AB	34
R	5
H	7
RBI	5
BB	8
SO	2
LOB	13



WP	0	PA	42
PB	0		
SB	2		
CS	0		

AB R H RBI BB SO LOB

3 2 2 0 2 0 0

4 1 2 2 1 0 2

5 1 1 1 0 0 4

3 0 0 0 2 0 1

5 1 1 0 0 0 3

4 0 1 2 1 1 0

3 0 0 0 1 0 2

4 0 0 0 0 0 1

3 0 0 0 1 1 0

1B	2	SF	0
2B	4	SAC	0
3B	1	DP	2
HR	1	HBP	0

Batter	1	2	3	4	5	6	7	8	9	10
Tim Raines, S OBP: 0.354, SLG: 0.366 (1, 7) X	0-0 G3 2B		4-0 E S 1B BB		0-0 F8		0-0 BB 1B		4-0 E S BB	
Andre Dawson, R OBP: 0.341, SLG: 0.493 (1, 8) X	0-0 4-3		0-0 FC1-4 1B 1-H		0-0 HR		4-0 1-2 2-3 BB		0-0 F7	
Al Oliver, L OBP: 0.394, SLG: 0.521 (1, 3) X	0-0 G3 2-H		0-0 FC1-4 FC3-6 1-2f		0-0 6-3		0-0 3-1			0-0 2B 2B
Gary Carter, R OBP: 0.384, SLG: 0.519 (1, 2) B B B	4-0 BB		0-0 FC3-6 1-2f			0-0 5-3		0-0 6-3		4-0 2B BB
Tim Wallach, R OBP: 0.313, SLG: 0.464 (1, 5) X	0-0 F8			0-0 4-3 3B		0-0 6-3		0-0 E6 L3-6		0-0 P1
Warren Cromartie, L OBP: 0.349, SLG: 0.405 (1, 9) S S S		0-3 K		0-0 4-3 3-H		0-0 L9		4-0 IBB		0-0 2B 1-3 2-H
Chris Speier, R OBP: 0.319, SLG: 0.365 (1, 6) X		0-0 5-3		0-0 6-3			4-0 F6-3 BB		0-0 L3-6	
Doug Flynn, R OBP: 0.240, SLG: 0.273 (1, 4) X		0-0 F9		0-0 F6-3			0-0 F6-3 1-2		0-0 F6-3	
Steve Rogers, R OBP: 0.237, SLG: 0.146 (1, 1) X			0-0 5-3		0-0 5-3		4-0 BB 1B BB		0-3 K	

Inning Stats	R: 1	H: 1	R: 0	H: 0	R: 1	H: 1	R: 1	H: 1	R: 0	H: 0	R: 0	H: 1	R: 0	H: 0	R: 0	H: 2	1B: 2	SF: 0
	E: 0	LOB: 1	E: 0	LOB: 0	E: 0	LOB: 1	E: 0	LOB: 0	E: 0	LOB: 0	E: 1	LOB: 1	E: 0	LOB: 1	E: 0	LOB: 2	2B: 4	SAC: 0
	K: 0	BB: 1	K: 1	BB: 0	K: 0	BB: 1	K: 0	BB: 0	K: 0	BB: 0	K: 0	BB: 1	K: 1	BB: 1	K: 1	BB: 1	3B: 1	DP: 2
	S: 4	P: 8	S: 5	P: 5	S: 4	P: 8	S: 4	P: 4	S: 3	P: 3	S: 3	P: 15	S: 3	P: 7	S: 5	P: 9	HR: 1	HBP: 0

PITCHER	IP	WLS	BF	H	R	ER	SO	BB	IBB	HBP	BLK	WP	HR	S	P	ERA	WHIP
Bob Forsch, R ERA: 3.52 (1, 1)	5.0		21	4	4	4	1	2	0	0	0	0	1	21	29	7.20	1.200
Eric Rasmussen, R ERA: 4.7 (6, 1)	1.0		3	0	0	0	0	0	0	0	0	0	0	3	3	0.00	0.000
Jeff Keener, R ERA: 1.64 (7, 1)	3.0		14	1	0	0	1	4	1	0	0	0	0	11	31	0.00	1.667
Jeff Lahti, R ERA: 3.9 (10, 1)	0.1	L	4	2	1	1	0	1	0	0	0	0	0	3	7	27.00	9.000

Batter	1	2	3	4	5	6	7	8	9	AB R H RBI BB SO LOB	TOP									
Tom Herr, S (1, 4) OBP: 0.342, SLG: 0.321 Mike Ramsey, S (3, 4) OBP: 0.305, SLG: 0.301	0-0 CS E 1B		0-0 6-3		0-0 BB 1B 1B	0-0 1-3			0-0 F8	2 1 1 0 0 0 0 3 1 1 0 0 0 1										
Steve Braun, L (1, 9) OBP: 0.412, SLG: 0.368 David Green, R (5, 8) OBP: 0.314, SLG: 0.384	0-3 K 1-3		4-0 1B BB		4-0 BB 1B BB		0-0 6-3		0-0 1-3	1 1 0 0 2 1 1 2 0 0 0 0 0 1										
Lonnie Smith, R (1, 7) OBP: 0.379, SLG: 0.434	0-0 L3		0-0 FC5-4 1B		0-0 F9		0-0 F7			4 0 1 0 0 0 3										
Dane Iorg, L (1, 3) OBP: 0.356, SLG: 0.366	0-0 E7 1B		0-0 FC5-4		4-0 BB 1B BB		0-0 F9			3 0 1 1 1 0 2										
Willie McGee, S (1, 8) OBP: 0.321, SLG: 0.395 John Martin, S (5, 1) OBP: 0.167, SLG: 0.091 Darrell Porter, L (8, PH) OBP: 0.342, SLG: 0.386 Doug Bair, R (8, 1) OBP: 0.077, SLG: 0.077	0-0 6-3			0-0 S 1B	0-0 BB 1B			0-0 F8		3 0 2 2 0 0 1 0 0 0 0 0 0 0 1 0 0 0 0 0 0 0 0 0 0 0 0 0										
Gene Tenace, R (1, 2) OBP: 0.447, SLG: 0.517		0-0 F8		0-0 F7	4-0 BB			0-3 K		3 0 0 0 1 1 1										
Julio Gonzalez, R (1, 5) OBP: 0.229, SLG: 0.284		0-0 E5 G6-4-3		0-3 K	0-3 K			0-3 K		4 0 0 0 0 3 4										
Kelly Paris, R (1, 6) OBP: 0.091, SLG: 0.095		0-0 G6-4-3		0-0 F9		0-0 F8			0-0 1B	4 0 1 0 0 0 2										
John Stuper, R (1, 1) OBP: 0.140, SLG: 0.167 Gene Roof, S (5, PH) OBP: 0.333, SLG: 0.273			0-0 4-3		0-0 1B S 1B	0-0 6-3			0-0 P4	1 0 0 0 0 0 0 3 0 1 0 0 0 1										
Inning Stats	R: 1 E: 1 K: 1 S: 7	H: 2 LOB: 1 BB: 0 P: 7	R: 0 E: 1 K: 0 S: 3	H: 0 LOB: 0 BB: 0 P: 3	R: 0 E: 0 K: 0 S: 4	H: 1 LOB: 2 BB: 1 P: 8	R: 0 E: 0 K: 1 S: 6	H: 1 LOB: 1 BB: 0 P: 6	R: 2 E: 0 K: 1 S: 7	H: 3 LOB: 3 BB: 3 P: 19	R: 0 E: 0 K: 0 S: 3	H: 0 LOB: 0 BB: 0 P: 3	R: 0 E: 0 K: 2 S: 7	H: 0 LOB: 0 BB: 0 P: 7	R: 0 E: 0 K: 0 S: 4	H: 1 LOB: 1 BB: 0 P: 4	1B: 8 2B: 0 3B: 0 HR: 0	SF: 0 SAC: 0 DP: 1 HBP: 0	WP: 0 PB: 0 SB: 2 CS: 1	PA: 38
PITCHER	IP WLS BF H R ER SO	IP WLS BF H R ER SO	IP WLS BF H R ER SO	IP WLS BF H R ER SO	IP WLS BF H R ER SO	IP WLS BF H R ER SO	IP WLS BF H R ER SO	IP WLS BF H R ER SO	IP WLS BF H R ER SO	IP WLS BF H R ER SO	IP WLS BF H R ER SO	IP WLS BF H R ER SO	IP WLS BF H R ER SO	IP WLS BF H R ER SO	IP WLS BF H R ER SO	IP WLS BF H R ER SO	ERA WHIP	ERA WHIP		
Don Robinson, R (1, 1) ERA: 4.23	4.2	15	7	3	2	2	3	0	0	0	0	0	0	0	0	0	0	3.86	2.143	
Enrique Romo, R (5, 1) ERA: 4.41	4.1	15	1	0	0	3	1	0	0	0	0	0	0	20	24	0.00	0.462			

St. Louis Cardinals @ Pittsburgh Pirates
 Three Rivers Stadium, Pittsburgh, PA
 Wed Sep 29 1982, 7:05 PM EDT
 Att. 4,930 - Unknown

livebaseballscorecards.com

AB 34
 R 3
 H 8
 RBI 3
 BB 4
 SO 5
 LOB 17



Batter	1	2	3	4	5	6	7	8	9	AB	R	H	RBI	BB	SO	LOB
Omar Moreno, L OBP: 0.290, SLG: 0.311 (1, 8)	4-0 BLK 2B BB	0-0 4-3		0-0 CS 1B			4-0 2B BB			2	2	1	0	2	0	0
Johnny Ray, S OBP: 0.316, SLG: 0.383 (1, 4)	0-0 WP 2B 1-H		0-0 6-3	0-0 CS 1-2	0-0 P4		0-0 P2			4	1	1	1	0	0	1
Mike Easler, L OBP: 0.346, SLG: 0.447 (1, 7)	4-0 2B BB 2-3		0-0 4-3		0-0 E 3B		0-0 F8			3	2	1	0	1	0	1
Jason Thompson, L OBP: 0.391, SLG: 0.511 (1, 3)	0-0 1B G5-4-3 1-H		0-0 1B 2B		0-0 E5		0-0 2B 1-H			2	2	2	2	0	0	0
Eddie Vargas, R OBP: 0.750, SLG: 1.000 (4, 3)										2	0	1	2	0	0	0
Richie Hebner, L OBP: 0.360, SLG: 0.444 (1, 9)	0-0 G5-4-3 1B 2-3		0-0 1B		0-0 F8		0-0 G3			4	0	2	1	0	0	2
Jim Morrison, R OBP: 0.283, SLG: 0.446 (1, 5)	0-0 G5-4-3 1-2f 3-H		4-0 FC5-4 BB		0-0 L5		0-0 F7			3	0	0	0	1	0	2
Tony Peña, R OBP: 0.323, SLG: 0.435 (1, 2)	0-3 K		0-0 FC5-4		0-0 F2		0-0 F9			1	0	0	0	0	1	0
Steve Nicosia, R OBP: 0.348, SLG: 0.340 (3, 2)			1-2f							3	0	0	0	0	0	2
Dale Berra, R OBP: 0.308, SLG: 0.388 (1, 6)		0-3 K		0-0 6-3		0-0 F2		0-0 P3		4	0	0	0	0	1	0
Don Robinson, R OBP: 0.295, SLG: 0.398 (1, 1)		0-0 4-3		0-0 6-3		0-3 K				2	0	0	0	0	0	0
Enrique Romo, R OBP: 0.300, SLG: 0.500 (5, 1)										1	0	0	0	0	1	0

Inning Stats	R: 4	H: 3	E: 0	K: 1	S: 7	LOB: 0	BB: 2	P: 15	R: 0	H: 0	E: 0	K: 1	S: 5	LOB: 0	BB: 0	P: 5	R: 1	H: 2	E: 0	K: 0	S: 5	LOB: 2	BB: 1	P: 9	R: 0	H: 1	E: 0	K: 0	S: 3	LOB: 0	BB: 0	P: 3	R: 1	H: 1	E: 1	K: 0	S: 5	LOB: 1	BB: 0	P: 5	R: 0	H: 0	E: 0	K: 1	S: 5	LOB: 0	BB: 0	P: 5	R: 1	H: 1	E: 0	K: 0	S: 4	LOB: 1	BB: 1	P: 8	R: 0	H: 0	E: 0	K: 0	S: 3	LOB: 0	BB: 0	P: 3
PITCHER	IP	WLS	BF	H	R	ER	SO	BB	IBB	HBP	BLK	WP	HR	S	P	ERA	WHIP																																															
John Stuper, R ERA: 3.41 (1, 1)	4.0	L	19	6	5	5	2	3	0	0	1	1	0	20	32	11.25	2.250																																															
John Martin, L ERA: 4.34 (5, 1)	3.0		13	2	2	2	1	1	0	0	0	0	0	14	18	6.00	1.000																																															
Doug Bair, R ERA: 2.62 (8, 1)	1.0		3	0	0	0	0	0	0	0	0	0	0	3	3	0.00	0.000																																															

BOTTOM

St. Louis Cardinals @ Pittsburgh Pirates
Three Rivers Stadium, Pittsburgh, PA

Wed Sep 29 1982, 7:05 PM EDT
Att. 4,930 - Unknown

livebaseballscorecards.com

AB	31
R	7
H	8
RBI	6
BB	4
SO	3
LOB	8



WP	PA	ERA	WHIP
1	36		
0			
0			
1			

Batter	1	2	3	4	5	6	7	8	9	AB R H RBI BB SO LOB	TOP	
Tom Herr, S (1, 4) OBP: 0.341, SLG: 0.320 Mike Ramsey, S (3, 4) OBP: 0.303, SLG: 0.298	0-0 F7		0-0 F9		0-0 P6		0-0 5-3			2 0 0 0 0 0 0 2 0 0 0 0 0 1		
Lonnie Smith, R (1, 7) OBP: 0.377, SLG: 0.432 Jim Kaat, L (5, 1) Gene Roof, S (7, 7) OBP: 0.308, SLG: 0.250	0-0 6-3		0-3 K		0-0 F8			0-3 K		3 0 0 0 0 1 1 0 0 0 0 0 0 0 1 0 0 0 0 1 0		
Keith Hernandez, L (1, 3) OBP: 0.399, SLG: 0.413 Dane Iorg, L (6, 3) OBP: 0.355, SLG: 0.364	4-0 FC6-4 BB			0-0 1B G4-6-3 1B		0-0 F8		0-0 F7		2 1 1 0 1 0 0 1 0 0 0 0 0 0		
George Hendrick, R (1, 9) OBP: 0.326, SLG: 0.454 Tito Landrum, R (6, PR) OBP: 0.363, SLG: 0.408	0-0 FC6-4 1-2f			0-0 G4-6-3 BB 1-3 1B		0-0 E5 4-3 1B		4-0 BB		3 0 2 0 0 0 1 0 1 0 0 1 0 0		
Darrell Porter, L (1, 2) OBP: 0.342, SLG: 0.384 Glenn Brummer, R (6, 2) OBP: 0.259, SLG: 0.328		0-0 F8		4-0 G4-6-3 1-2 BB		0-0 4-3		0-3 K		2 0 0 0 1 0 1 1 0 0 0 0 1 1		
Ken Oberkfell, L (1, 5) OBP: 0.341, SLG: 0.362 Julio Gonzalez, R (6, 5) OBP: 0.226, SLG: 0.280		0-0 G3		0-0 G4-6-3 1-2f 2-3 3-H 1B		0-0 1B		0-3 K		3 0 1 1 0 0 2 1 0 0 0 0 1 0		
David Green, R (1, 8) OBP: 0.312, SLG: 0.377		4-0 E S BB		0-0 F8		0-0 F8		0-0 F8		3 0 0 0 1 0 3		
Kelly Paris, R (1, 6) OBP: 0.115, SLG: 0.120		0-0 F7 1-3			0-0 1B		0-3 K		0-0 F7	4 0 1 0 0 1 1		
Steve Mura, R (1, 1) OBP: 0.091, SLG: 0.057 Steve Braun, L (5, PH) OBP: 0.400, SLG: 0.356			0-0 5-3		0-0 L8		0-0 P3			1 0 0 0 0 0 0 2 0 0 0 0 0 1		
Jeff Lahti, R (7, 1) OBP: 0.077, SLG: 0.077 Doug Bair, R (8, 1) OBP: 0.077, SLG: 0.077										0 0 0 0 0 0 0 0 0 0 0 0 0 0		
Inning Stats	R: 0 H: 0 E: 0 LOB: 1 K: 0 BB: 1 S: 3 P: 7	R: 0 H: 0 E: 0 LOB: 1 K: 0 BB: 1 S: 3 P: 7	R: 0 H: 0 E: 0 LOB: 0 K: 1 BB: 0 S: 5 P: 5	R: 1 H: 2 E: 0 LOB: 1 K: 0 BB: 1 S: 4 P: 8	R: 0 H: 1 E: 0 LOB: 1 K: 0 BB: 0 S: 4 P: 4	R: 1 H: 2 E: 1 LOB: 2 K: 0 BB: 0 S: 5 P: 5	R: 0 H: 0 E: 0 LOB: 0 K: 1 BB: 0 S: 5 P: 5	R: 0 H: 0 E: 0 LOB: 1 K: 2 BB: 1 S: 7 P: 11	R: 0 H: 0 E: 0 LOB: 0 K: 1 BB: 0 S: 5 P: 5	1B: 5 SF: 0 2B: 0 SAC: 0 3B: 0 DP: 1 HR: 0 HBP: 0	WP: 0 PA: 35 PB: 0 SB: 1 CS: 0	
PITCHER Manny Sarmiento, R (1, 1) ERA: 3.39 Rod Scurrey, L (7, 1) ERA: 1.75	IP WLS BF H R ER SO BB IBB HBP BLK WP HR S P ERA WHIP	6.0 W 25 5 2 1 1 3 0 0 0 0 0 0 24 36 1.50 1.333	3.0 S 10 0 0 0 4 1 0 0 0 0 0 0 17 21 0.00 0.333									

St. Louis Cardinals @ Pittsburgh Pirates
 Three Rivers Stadium, Pittsburgh, PA
 Thu Sep 30 1982, 7:05 PM EDT
 Att. 4,237 - Unknown

livebaseballscorecards.com

AB	31
R	2
H	5
RBI	1
BB	4
SO	5
LOB	12



Batter	1	2	3	4	5	6	7	8	9	AB	R	H	RBI	BB	SO	LOB
Omar Moreno, L (1, 8) OBP: 0.291, SLG: 0.315	0-0 G3		0-0 WP		0-0 SF8 BB SF7 1B	0-3 K				4	2	2	0	0	1	3
Johnny Ray, S (1, 4) OBP: 0.317, SLG: 0.383	0-0 1B PB 1B		0-0 4-3		4-0 BB BB FC6-4 BB	0-0 P3				3	1	1	0	1	0	3
Mike Easler, L (1, 7) OBP: 0.345, SLG: 0.446	0-0 PB E 1B		0-0 6-3		0-0 SF8			0-0 F7		3	1	1	1	0	0	0
Eddie Vargas, R (1, 3) OBP: 0.375, SLG: 0.571	0-0 6-3		0-3 K		0-0 SF7			0-0 G3		3	0	0	1	0	1	1
Richie Hebner, L (1, 9) OBP: 0.358, SLG: 0.441	0-0 E7 1B			0-3 K	0-0 FC6-4			0-0 F7		4	0	1	1	0	1	1
Jim Morrison, R (1, 5) OBP: 0.290, SLG: 0.461	0-0 5-3			4-0 E S SF9 BB		0-0 1B 3B		0-0 2B		3	2	2	0	1	0	1
Dale Berra, R (1, 6) OBP: 0.308, SLG: 0.389		0-0 F9		0-0 SF9		0-0 6-3 1B		0-0 F9		2	0	1	2	0	0	0
Rafael Belliard, R (6, PR) OBP: 0.500, SLG: 0.500				1-0 1-H		6-3 1B				1	0	0	0	0	0	1
Junior Ortiz, R (1, 2) OBP: 0.167, SLG: 0.167		0-0 5-3		0-0 6-3		0-0 6-3 1B		0-3 K		4	0	1	0	0	1	1
Manny Sarmiento, R (1, 1) OBP: 0.240, SLG: 0.191		0-0 4-3			0-0 BB 1B SF8 1B	0-0 6-3		0-0 F3		2	1	1	0	0	0	0
Willie Stargell, L (6, PH) OBP: 0.317, SLG: 0.414										1	0	0	0	0	0	2
Rod Scurry, L (7, 1) OBP: 0.238, SLG: 0.333										1	0	0	0	0	0	1

Inning Stats	R: 2	H: 3	E: 1	K: 0	S: 6	L: 17	P: 6	R: 0	H: 0	E: 0	K: 0	S: 3	R: 1	H: 1	E: 0	K: 1	S: 6	R: 1	H: 0	E: 0	K: 1	S: 5	R: 2	H: 2	E: 0	K: 0	S: 5	R: 1	H: 3	E: 0	K: 1	S: 8	R: 0	H: 0	E: 0	K: 0	S: 3	R: 0	H: 1	E: 0	K: 1	S: 6	1B: 7	SF: 3	2B: 1	SAC: 0	3B: 2	DP: 0	HR: 0	HBP: 0	WP: 1	PA: 36
--------------	------	------	------	------	------	-------	------	------	------	------	------	------	------	------	------	------	------	------	------	------	------	------	------	------	------	------	------	------	------	------	------	------	------	------	------	------	------	------	------	------	------	------	-------	-------	-------	--------	-------	-------	-------	--------	-------	--------

PITCHER	IP	WLS	BF	H	R	ER	SO	BB	IBB	HBP	BLK	WP	HR	S	P	ERA	WHIP
Steve Mura, R (1, 1) ERA: 4.05	4.0	L	17	4	4	2	2	1	0	0	0	1	0	20	24	4.50	1.250
Jim Kaat, L (5, 1) ERA: 3.87	2.0		12	5	3	3	1	1	0	0	0	0	0	13	17	13.50	3.000
Jeff Lahti, R (7, 1) ERA: 3.83	1.0		3	0	0	0	0	0	0	0	0	0	0	3	3	0.00	0.000
Doug Bair, R (8, 1) ERA: 2.59	1.0		4	1	0	0	1	0	0	0	0	0	0	6	6	0.00	1.000

BOTTOM

St. Louis Cardinals @ Pittsburgh Pirates
 Three Rivers Stadium, Pittsburgh, PA
 Thu Sep 30 1982, 7:05 PM EDT
 Att. 4,237 - Unknown

livebaseballscorecards.com

AB	31
R	7
H	10
RBI	5
BB	2
SO	4
LOB	14



Batter	1	2	3	4	5	6	7	8	9	AB R H RBI BB SO LOB	TOP										
Tom Herr, S (1, 4) OBP: 0.341, SLG: 0.320 Mike Ramsey, S (4, 4) OBP: 0.300, SLG: 0.296	0-0 F7		0-0 BB SF8 E 1B	0-0 4-3			0-0 F7		0-0 4-3	3 1 1 0 0 0 0 2 0 0 0 0 0 0											
Ken Oberkfell, L (1, 5) OBP: 0.343, SLG: 0.363	0-0 S 1B		0-0 E8 BB 1-2			0-0 S 1B	0-3 K			4 1 2 0 0 1 1											
Lonnie Smith, R (1, 7) OBP: 0.380, SLG: 0.434	4-0 1B 1-2 BB		4-0 BBB 1-2 2-3 BB			0-0 P6 1-2		0-0 CS 2B		2 0 1 0 2 0 1											
Keith Hernandez, L (1, 3) OBP: 0.398, SLG: 0.412	0-0 G6-3 1-3 2-H 1B		0-3 K			0-0 6-3		0-3 K		4 0 1 1 0 2 5											
George Hendrick, R (1, 9) OBP: 0.324, SLG: 0.452 David Green, R (7, 9) OBP: 0.316, SLG: 0.380	0-0 G6-3 1-2f		0-0 SF8 3-H			0-0 F8		0-0 2-3 1B		2 0 0 1 0 0 3 1 0 1 0 0 0 0											
Willie McGee, S (1, 8) OBP: 0.318, SLG: 0.391		0-0 F8	0-0 F9			0-0 5-3		0-0 4-3		4 0 0 0 0 0 3											
Darrell Porter, L (1, 2) OBP: 0.345, SLG: 0.402		4-0 BB		0-0 HR		0-3 K		0-0 HR		3 2 2 2 1 1 0											
Kelly Paris, R (1, 6) OBP: 0.103, SLG: 0.107 Steve Braun, L (9, PH) OBP: 0.394, SLG: 0.350		0-3 K		0-0 P6		0-0 1-3		0-3 K		3 0 0 0 0 0 1 1 1 0 0 0 0 0 1 0											
Joaquin Andujar, S (1, 1) OBP: 0.158, SLG: 0.189 Jim Kaat, L (5, 1) Bob Forsch, R (5, 1) OBP: 0.237, SLG: 0.274 Bruce Sutter, R (8, 1) OBP: 0.111, SLG: 0.125 Dane Iorg, L (9, PH) OBP: 0.354, SLG: 0.363		0-0 F9		0-0 F9			0-3 K		0-0 6-3	2 0 0 0 0 0 0 1 0 0 0 0 0 0 0 0 1 0 0 0 0 0 1 0 0 0 0 0 0 0 0 0 1 0 0 0 0 0 0 0											
Inning Stats	R: 1 E: 0 K: 0 S: 4	H: 2 LOB: 1 BB: 1 P: 8	R: 0 E: 0 K: 1 S: 5	H: 0 LOB: 1 BB: 1 P: 9	R: 1 E: 1 K: 1 S: 7	H: 1 LOB: 2 BB: 1 P: 11	R: 1 E: 0 K: 0 S: 4	H: 1 LOB: 0 BB: 0 P: 4	R: 0 E: 0 K: 1 S: 5	H: 0 LOB: 0 BB: 0 P: 5	R: 0 E: 0 K: 2 S: 7	H: 0 LOB: 0 BB: 0 P: 7	R: 0 E: 0 K: 1 S: 6	H: 2 LOB: 1 BB: 0 P: 6	R: 1 E: 0 K: 1 S: 6	H: 1 LOB: 0 BB: 0 P: 6	1B: 5 2B: 1 3B: 0 HR: 2	SF: 1 SAC: 0 DP: 1 HBP: 0	WP: 0 PB: 0 SB: 2 CS: 1	PA: 37	
PITCHER Fergie Jenkins, R (1, 1) ERA: 3.15 Bill Campbell, R (7, 1) ERA: 3.77	IP WLS BF H R ER SO BB IBB HBP BLK WP HR S P ERA WHIP	6.0 W 26 5 3 2 3 3 0 0 0 0 0 1 29 41 3.00 1.333	3.0 S 11 3 1 1 4 0 0 0 0 0 0 1 19 19 3.00 1.000																		
PITCHER	IP WLS BF H R ER SO BB IBB HBP BLK WP HR S P ERA WHIP																				

St. Louis Cardinals @ Chicago Cubs
Wrigley Field, Chicago, IL
Sat Oct 02 1982, 3:33 AM CDT
Att. 34,003 - Sunny - 67 F

livebaseballscorecards.com

AB	33
R	4
H	8
RBI	4
BB	3
SO	7
LOB	15



Batter	1	2	3	4	5	6	7	8	9	10	11	12	13	14	AB R H RBI BB SO LOB	TOP	
Tom Herr, S (1, 4) Julio Gonzalez, R (3, 4)	F7		1B			1B 2B 1B		1B 2B	CS	SH5-4 1B		5-3		HR	2 0 1 0 0 0 0 5 3 4 1 0 0 0		
Ken Oberkfell, L (1, 5) Kelly Paris, R (12, 5)	6-3		F9			2B 6-3 1B		WP 1B 1B		SH5-4		3B		5-3	5 1 3 0 0 0 1 1 0 0 0 0 0 0		
Lonnie Smith, R (1, 7) John Martin, S (10, 1) Jeff Keener, L (11, 1)	E S 1B		L5			F8		WP 1B				IBB		IBB	4 0 2 1 1 1 0 3 0 1 0 0 0 0 0 0 0 1 0 0		
Darrell Porter, L (12, PH) Eric Rasmussen, R (12, 1)	F8							3-H 1B						BB BB	BB	4 0 1 1 0 1 1 3 0 2 0 0 0 0 0 1 4 1 0 0 0 0 0 1 1	
Keith Hernandez, L (1, 3) Jeff Lahti, R (8, 1) Jim Kaat, L (8, 1) Doug Bair, R (8, 1) Steve Braun, L (10, PH) Tito Landrum, R (14, PH)	F8				L7			1-3 2-H 2B		K		K		K	2 0 0 0 0 0 0 0 1 0 0 1 0 0 1 4 0 0 0 0 0 2 5		
George Hendrick, R (1, 9) Dane Iorg, L (4, 9) Gene Tenace, R (8, PH)	F9		F7			6-3		F3		K				F3	2 0 0 0 0 0 0 0 1 0 0 1 0 0 1 4 0 0 0 0 0 2 5		
Willie McGee, S (1, 8) John Stuper, R (6, 1) Gene Roof, S (8, PH)	FC4 1B		B1-3			F7		K						4-3	3 0 1 0 0 0 1 0 0 0 0 0 0 0 0 3 1 1 0 0 1 2		
Mike Ramsey, S (1, 6)	F7					3-1		F7		K				6-3	6 0 0 0 0 1 2		
Glenn Brummer, R (1, 2)	FC4					6-3		K		4-3				F5	6 0 0 0 0 1 1		
Dave LaPoint, L (1, 1) David Green, R (6, 8)	6-3					F7		1-3		CS BB				F9	2 0 0 0 0 0 0 3 0 0 0 1 0 1		
Inning Stats	R: 0 H: 1 E: 0 LOB: 1 K: 0 BB: 0 S: 4 P: 4	R: 0 H: 1 E: 0 LOB: 1 K: 0 BB: 0 S: 4 P: 4	R: 0 H: 1 E: 0 LOB: 1 K: 0 BB: 0 S: 4 P: 4	R: 0 H: 0 E: 0 LOB: 0 K: 0 BB: 0 S: 3 P: 3	R: 0 H: 0 E: 0 LOB: 0 K: 0 BB: 0 S: 3 P: 3	R: 2 H: 3 E: 0 LOB: 1 K: 0 BB: 0 S: 6 P: 6	R: 0 H: 0 E: 0 LOB: 0 K: 1 BB: 0 S: 5 P: 5	R: 1 H: 3 E: 0 LOB: 2 K: 2 BB: 0 S: 10 P: 10	R: 0 H: 0 E: 0 LOB: 0 K: 1 BB: 1 S: 4 P: 8	R: 0 H: 1 E: 0 LOB: 2 K: 2 BB: 1 S: 8 P: 12	R: 0 H: 0 E: 0 LOB: 0 K: 0 BB: 0 S: 3 P: 3	R: 0 H: 1 E: 0 LOB: 2 K: 0 BB: 1 S: 4 P: 8	R: 1 H: 1 E: 0 LOB: 1 K: 2 BB: 1 S: 5 P: 5	R: 1 H: 1 E: 0 LOB: 1 K: 2 BB: 1 S: 8 P: 12	1B: 9 SF: 0 2B: 2 SAC: 1 3B: 1 DP: 0 HR: 1 HBP: 0	WP: 1 PA: 60 PB: 0 SB: 1 CS: 1	
PITCHER	IP WLS BF H R ER SO BB IBB HBP BLK WP HR S P ERA WHIP																
Doug Bird, R (1, 1) Mike Proly, R (7, 1) Willie Hernandez, L (8, 1) Lee Smith, R (8, 1) Bill Campbell, R (10, 1)	6.0 24 6 2 2 0 0 0 0 0 0 0 0 24 3.00 1.000 1.0 6 3 1 1 1 0 0 0 0 0 0 8 8 9.00 3.000 0.1 1 0 0 0 1 0 0 0 0 0 0 3 3 0.00 0.000 1.2 5 0 0 0 2 1 0 0 0 1 0 8 12 0.00 0.600 2.0 8 1 0 0 2 0 1 0 0 0 0 0 11 0.00 0.500																
Randy Martz, R (12, 1) Ken Kravec, L (14, 1) Dickie Noles, R (14, 1)	2.0 10 2 1 0 0 0 0 0 0 0 0 0 9 13 0.00 1.000 0.2 L 4 1 1 1 1 1 0 0 0 0 1 5 9 13.50 3.000 0.1 1 0 0 0 1 0 0 0 0 0 0 3 3 0.00 0.000																

St. Louis Cardinals @ Chicago Cubs
Wrigley Field, Chicago, IL
Sun Oct 03 1982, 3:33 AM CDT
Att. 21,411 - Sunny - 61 F

AB 54
R 5
H 13
RBI 4
BB 4
SO 8
LOB 25



livebaseballscorecards.com

Batter	1	2	3	4	5	6	7	8	9	10	11	12	13	14	AB	R	H	RBI	BB	SO	LOB	BOTTOM		
23 Ryne Sandberg, R OBP: 0.312, SLG: 0.372 (1, 4) (9, 5)	G4-6-3 BB		1-H 2B		HBP 1B		F8		S 1B		P3		3B 2B		6	1	4	0	1	0	3	St. Louis Cardinals @ Chicago Cubs Wrigley Field, Chicago, IL Sun Oct 03 1982, 3:33 AM CDT Att. 21,411 - Sunny - 61 F livebaseballscorecards.com		
Gary Woods, R OBP: 0.327, SLG: 0.388 Scot Thompson, L OBP: 0.405, SLG: 0.459 (1, 7) (7, PH) (8, 7) (9, 9)	G4-6-3		5-3		HBP 1B		G4-6-3		4-3			1B FC6-2 1B	2H 3B		3	0	1	0	0	0	2			
Bill Buckner, L OBP: 0.342, SLG: 0.441 (1, 3)	4-3			4-3	HBP 1B					P5		FC6-2 1B	IBB		5	0	2	1	1	0	0			
Leon Durham, L OBP: 0.388, SLG: 0.521 (1, 9) (9, 8)		1B 3B		S 1B	G6-4-3 HBP 1B				IBB			FC6-2 IBB	IBB		4	2	2	0	3	1	3			
Keith Moreland, R OBP: 0.326, SLG: 0.399 Dickie Noles, R OBP: 0.121, SLG: 0.161 (1, 2) (14, 1)		F7		F9			F8		P6		F5	FC6-2	F7		7	0	0	0	0	0	10			
Jerry Morales, R OBP: 0.333, SLG: 0.440 Jay Johnstone, L OBP: 0.341, SLG: 0.404 Steve Henderson, R OBP: 0.293, SLG: 0.335 (1, 8) (8, PH) (8, PH) (9, 7)		CS 1B		FC4 1B			P4		F9		B5-4 WP BB	K			3	0	2	2	0	0	0			
Pat Tabler, R OBP: 0.287, SLG: 0.365 Bump Wills, S OBP: 0.347, SLG: 0.377 (1, 5) (8, PH) (9, 4)		K		FC4 2B			P4		P4		BB IBB	K			3	0	1	0	0	1	2			
Scott Fletcher, R OBP: 0.286, SLG: 0.167 (1, 6)			FC2-6 1B		23 1B HBP 1B		F7		4-3		B5-4		K		7	1	2	0	0	1	3			
Doug Bair, R Mike Pignatelli, L Willie Hernandez, L Leo Smith, R Mike Hill, L Bill Campbell, R Jody Davis, L Larry Green, R Randy Martin, L Tye Waler, R Ken Kierstead, R Butch Benton, R (1, 4) (1, 4) (1, 4) (1, 4) (1, 4) (1, 4) (1, 4) (1, 4) (1, 4) (1, 4) (1, 4) (1, 4) (1, 4) (1, 4)			FC2-6 23 2B		K				G4-6-3 1B		K		K		2	0	0	0	0	0	1			
Inning Stats	R: 0 E: 0 K: 0 S: 2	H: 0 LOB: 0 BB: 1 P: 6	R: 1 E: 0 K: 1 S: 6	H: 2 LOB: 1 BB: 0 P: 6	R: 0 E: 0 K: 0 S: 4	H: 2 LOB: 1 BB: 0 P: 4	R: 1 E: 0 K: 0 S: 5	H: 2 LOB: 1 BB: 0 P: 5	R: 1 E: 0 K: 1 S: 7	H: 3 LOB: 2 BB: 0 P: 8	R: 0 E: 0 K: 0 S: 4	H: 1 LOB: 1 BB: 1 P: 8	R: 0 E: 0 K: 1 S: 5	H: 0 LOB: 0 BB: 0 P: 5	R: 0 E: 0 K: 2 S: 9	H: 2 LOB: 3 BB: 1 P: 13	R: 1 E: 0 K: 2 S: 9	H: 2 LOB: 3 BB: 2 P: 17	R: 0 E: 0 K: 0 S: 3	H: 0 LOB: 0 BB: 0 P: 3	1B: 11 2B: 6 3B: 2 HR: 0		SF: 0 SAC: 0 DP: 5 HBP: 1	WP: 1 PA: 62
PITCHER	IP WLS BF H R ER SO BB IBB HBP BLK WP HR S P ERA WHIP	5.0 22 22 9 3 3 2 1 0 1 0 0 0 0 29 5.40 2.000																						
Dave LaPoint, L ERA: 3.42 John Stuper, R ERA: 3.36 Jeff Lahti, R ERA: 3.81 Jim Kaat, L ERA: 4.08 Doug Bair, R ERA: 2.55	(1, 1) (6, 1) (8, 1) (8, 1) (8, 1)	5.0 2.0 0.1 0.1 1.1	22 7 3 1 5	9 2 1 0 1	3 0 0 0 0	3 0 0 0 0	3 0 0 0 1	2 7 6 1 7	2 7 6 1 7	29 7 6 1 7	5.40 0.00 0.00 0.00 0.00	2.000 1.000 3.000 0.000 0.750												
PITCHER	IP WLS BF H R ER SO BB IBB HBP BLK WP HR S P ERA WHIP	1.2 0.1 3.0	7 1 16	0 0 4	0 0 1	0 0 1	0 0 4	1 0 1	1 0 4	1 0 4	1.2 0.1 3.0	0.00 0.000 3.000	1.200 0.000 1.333											
John Martin, L ERA: 4.23 Jeff Keener, R ERA: 1.61 Eric Rasmussen, R ERA: 4.42	(10, 1) (11, 1) (12, 1)	1.2 0.1 3.0	7 1 16	0 0 4	0 0 1	0 0 1	0 0 4	1 0 1	1 0 4	1 0 4	1.2 0.1 3.0	0.00 0.000 3.000	1.200 0.000 1.333											



Batter	1	2	3	4	5	6	7	8	9	AB R H RBI BB SO LOB	TOP																								
Claudell Washington, L OBP: 0.500, SLG: 0.500 (1, 9)	0-0 4-3		1-2 FC6-4 1B			0-2 CS 1B			0-0 6-3	4 0 2 0 0 0 0																									
Rafael Ramirez, R (1, 6)	2-1 F8		0-1 FC6-4			2-2 1-3			1-2 5-3	4 0 0 0 0 0 3																									
Dale Murphy, R (1, 8)	3-2 6-3					0-1 P6			1-0 4-3	4 0 0 0 0 0 0																									
Chris Chambliss, L (1, 3)		2-2 5-3							0-0 F8	3 0 0 0 0 0 0																									
Bob Horner, R (1, 5)		1-0 6-3							2-0 5-3	3 0 0 0 0 0 0																									
Jerry Royster, R (1, 7)		1-3 K							0-1 L1	3 0 0 0 0 2 0																									
Glenn Hubbard, R (1, 4)			1-3 K			1-1 F8			1-2 F9	3 0 0 0 0 1 0																									
Bruce Benedict, R (1, 2)			0-1 E5 1B			1-0			1-3 K	3 0 1 0 0 1 0																									
Pascual Perez, R (1, 1)			0-3 K			0-2 1-3			3-3 K	2 0 0 0 0 1 2																									
Steve Bedrosian, R (6, 1)										0 0 0 0 0 0 0																									
Donnie Moore, L (6, 1)										0 0 0 0 0 0 0																									
Larry Whisenton, L (8, PH)										1 0 0 0 0 1 0																									
Bob Walk, R (8, 1)										0 0 0 0 0 0 0																									
Inning Stats	R: 0 E: 0 K: 0 S: 6 H: 0 LOB: 0 BB: 0 P: 11	R: 0 E: 0 K: 1 S: 9 H: 0 LOB: 0 BB: 0 P: 13	R: 0 E: 1 K: 2 S: 17 H: 1 LOB: 2 BB: 0 P: 19	R: 0 E: 0 K: 0 S: 6 H: 0 LOB: 0 BB: 0 P: 11	R: 0 E: 0 K: 1 S: 9 H: 1 LOB: 1 BB: 0 P: 12	R: 0 E: 0 K: 0 S: 8 H: 1 LOB: 0 BB: 0 P: 10	R: 0 E: 0 K: 0 S: 4 H: 0 LOB: 0 BB: 0 P: 6	R: 0 E: 0 K: 2 S: 9 H: 0 LOB: 0 BB: 0 P: 14	R: 0 E: 0 K: 0 S: 6 H: 0 LOB: 0 BB: 0 P: 8	1B: 3 2B: 0 3B: 0 HR: 0 SF: 0 SAC: 0 DP: 0 HBP: 0	WP: 0 PB: 0 SB: 0 CS: 1 PA: 30																								
PITCHER Bob Forsch, R (1, 1) ERA:	IP 9.0	WLS W	BF 30	H 3	R 0	ER 0	SO 6	BB 0	IBB 0	HBP 0	BLK 0	WP 0	HR 0	S 74	P 104	ERA 0.00	WHIP 0.333	PITCHER	IP 9.0	WLS W	BF 30	H 3	R 0	ER 0	SO 6	BB 0	IBB 0	HBP 0	BLK 0	WP 0	HR 0	S 74	P 104	ERA 0.00	WHIP 0.333

Atlanta Braves @ St. Louis Cardinals
 Busch Stadium, St. Louis, MO
 Thu Oct 07 1982, 7:05 PM CDT
 Att: 53,008 - Unknown

livebaseballscorecards.com

AB	30
R	0
H	3
RBI	0
BB	0
SO	6
LOB	5



Batter	1	2	3	4	5	6	7	8	9
Tom Herr, S OBP: 0.400, SLG: 0.400 (1, 4)	1-1 F7		0-1 FC6 1B		0-2 F9	3-3 K		1-0 SF8 FC 1B	
Ken Oberkfell, L OBP: 0.200, SLG: 0.200 (1, 5)	1-2 F7		0-0 FC6 1-2f		1-1 4-3	1-2 HBP 1B		1-0 FC SF8 1B	
Lonnie Smith, R OBP: 0.400, SLG: 0.333 (1, 7) David Green, R (9, 7)	0-0 5-3			1-1 5-3		1-2 1B		2-2 SF8	
Keith Hernandez, L OBP: 0.400, SLG: 0.250 (1, 3)		2-1 6-3		2-3 K		1-2 1B 1B		4-0 IBB	
George Hendrick, R OBP: 0.400, SLG: 0.250 (1, 9)		1-1 6-3		4-1 1B BB		1-2 1B BB 1B	1-1 F9	2-3 K	
Darrell Porter, L OBP: 0.600, SLG: 0.750 (1, 2)		0-0 4-3		1-1 1-3 1B		4-0 1B SF8 BB	1-1 2B	1-0 F8	
Willie McGee, S OBP: 0.500, SLG: 1.000 (1, 8)			0-1 SF8 3B	1-3 K		2-2 WP 1B 1B	0-3 K		
Ozzie Smith, S OBP: 0.250, SLG: 0.333 (1, 6)			2-2 SF8		0-0 B1-3	1-2 1B WP 1B	2-1 3-1		
Bob Forsch, R OBP: 0.500, SLG: 0.667 (1, 1)			0-1 4-3		1-2 1B	0-1 SF8		0-1 FC 1B SF8 1B	

Inning Stats	R: 0	H: 0	E: 0	K: 0	S: 6	LOB: 0	BB: 0	P: 8
	R: 0	H: 0	E: 0	K: 0	S: 5 <td>LOB: 0</td> <td>BB: 0</td> <td>P: 8 </td>	LOB: 0	BB: 0	P: 8
	R: 1	H: 2	E: 0	K: 0	S: 13 <td>LOB: 1</td> <td>BB: 0</td> <td>P: 15 </td>	LOB: 1	BB: 0	P: 15
	R: 0	H: 1	E: 0	K: 2	S: 11 <td>LOB: 2</td> <td>BB: 1</td> <td>P: 20 </td>	LOB: 2	BB: 1	P: 20
	R: 0	H: 1	E: 0	K: 0	S: 11 <td>LOB: 1</td> <td>BB: 0</td> <td>P: 13 </td>	LOB: 1	BB: 0	P: 13
	R: 5	H: 6	E: 0	K: 1	S: 29 <td>LOB: 3</td> <td>BB: 1</td> <td>P: 46 </td>	LOB: 3	BB: 1	P: 46
	R: 0	H: 1	E: 0	K: 1	S: 10 <td>LOB: 1</td> <td>BB: 0</td> <td>P: 14 </td>	LOB: 1	BB: 0	P: 14
	R: 1	H: 2	E: 0	K: 1	S: 12 <td>LOB: 3</td> <td>BB: 1</td> <td>P: 23 </td>	LOB: 3	BB: 1	P: 23

PITCHER	IP	WLS	BF	H	R	ER	SO	BB	IBB	HBP	BLK	WP	HR	S	P	ERA	WHIP
Pascual Perez, R ERA: 7.2 (1, 1)	5.0	L	23	7	4	4	2	1	0	0	0	0	0	52	73	7.20	1.600
Steve Bedrosian, R ERA: 27.0 (6, 1)	0.2		6	3	2	2	1	1	0	0	0	1	0	21	32	27.00	6.000
Donnie Moore, R ERA: (6, 1)	1.1		6	1	0	0	1	0	0	1	0	0	0	12	19	0.00	0.750
Bob Walk, R ERA: 9.0 (8, 1)	1.0		7	2	1	1	1	0	1	0	0	0	0	12	23	9.00	2.000

BOTTOM

Atlanta Braves @ St. Louis Cardinals
 Busch Stadium, St. Louis, MO
 Thu Oct 07 1982, 7:05 PM CDT
 Att. 53,008 - Unknown

AB	R	H	RBI	BB	SO	LOB
5	0	2	0	0	1	3
5	0	1	1	0	0	4
3	1	1	1	0	0	0
0	0	0	0	0	0	0
4	1	1	0	1	1	3
4	1	1	1	1	1	3
4	1	2	0	1	0	3
4	2	2	1	0	2	3
3	0	1	2	0	0	1
3	1	2	1	0	0	0

AB	35
R	7
H	13
RBI	7
BB	3
SO	5
LOB	20

livebaseballscorecards.com

1B	11	SF	3	WP	1	PA	42
2B	1	SAC	0	PB	0		
3B	1	DP	0	SB	0		
HR	0	HBP	1	CS	0		



Batter	1	2	3	4	5	6	7	8	9	AB R H RBI BB SO LOB	TOP											
Claudell Washington, L OBP: 0.375, SLG: 0.286 (1, 9)	F8		K		F9		IBB			3 0 0 0 1 1 2												
Rafael Ramirez, R OBP: 0.125, SLG: 0.125 (1, 6)	K		E8 1B		6-3		F8			4 1 1 1 0 1 4												
Dale Murphy, R OBP: 0.125, SLG: 0.125 (1, 8) (8, 7)	K		F3		G3		CS S 1B			4 0 1 0 0 1 0												
Chris Chambliss, L (1, 3)		L4		4-3		6-3		1 SAFE 1 SAFE 1 SAFE 1 SAFE 1 B 1 B 1 B 1 B 1 B		3 0 0 0 1 0 0												
Bob Horner, R Brett Butler, L (1, 5) (8, 8)		F8		F8		K		IBB		4 0 0 0 0 2 2 0 0 0 0 0 0 0												
Jerry Royster, R OBP: 0.286, SLG: 0.286 (1, 7) (8, 5)		1B		F8			4-3 SH1-3 1B	1-3		4 0 2 0 0 0 2												
Glenn Hubbard, R OBP: 0.167, SLG: 0.167 (1, 4)		G3			2B SF7 1B		SH1-3			3 1 1 0 0 0 1												
Bruce Benedict, R OBP: 0.571, SLG: 0.600 (1, 2)			SH3-4 E BB		1-3 F9 2B		4-3 BB			2 1 1 0 2 0 0												
Phil Niekro, R Biff Pocoroba, S Gene Garber, R (1, 1) (7, PH) (7, 1)			SH3-4		SF7		4-3			0 0 0 1 0 0 0 1 0 0 0 0 0 2 1 0 0 0 0 0 0												
Inning Stats	R: 0 E: 0 K: 2 S: 10	H: 0 LOB: 0 BB: 0 P: 14	R: 0 E: 0 K: 0 S: 7	H: 1 LOB: 1 BB: 0 P: 10	R: 2 E: 1 K: 1 S: 9	H: 1 LOB: 0 BB: 1 P: 17	R: 0 E: 0 K: 0 S: 8	H: 0 LOB: 0 BB: 0 P: 12	R: 1 E: 0 K: 0 S: 8	H: 2 LOB: 1 BB: 0 P: 12	R: 0 E: 0 K: 1 S: 9	H: 0 LOB: 0 BB: 0 P: 13	R: 0 E: 0 K: 0 S: 8	H: 1 LOB: 3 BB: 2 P: 17	R: 0 E: 0 K: 1 S: 8	H: 1 LOB: 1 BB: 1 P: 15	R: 0 E: 0 K: 0 S: 11	H: 0 LOB: 0 BB: 0 P: 15	1B: 5 2B: 1 3B: 0 HR: 0	SF: 1 SAC: 2 DP: 0 HBP: 0	WP: 0 PB: 0 SB: 1 CS: 1	PA: 36
PITCHER	IP WLS BF H R ER SO BB IBB HBP BLK WP HR S P ERA WHIP																					
John Stuper, R ERA: 3.0 (1, 1)	6.0		23	4	3	2	4	1	0	0	0	0	0	0	51	78	3.00	0.833				
Doug Bair, R ERA: (7, 1)	1.0		8	2	0	0	0	1	2	0	0	0	0	10	24	0.00	3.000					
Bruce Sutter, R ERA: (8, 1)	2.0	W	5	0	0	0	1	0	0	0	0	0	0	17	23	0.00	0.000					

Atlanta Braves @ St. Louis Cardinals
 Busch Stadium, St. Louis, MO
 Sat Oct 09 1982, 7:05 PM CDT
 Att: 53,408 - Unknown

livebaseballscorecards.com

AB	29
R	3
H	6
RBI	2
BB	4
SO	5
LOB	13



Batter	1	2	3	4	5	6	7	8	9	AB R H RBI BB SO LOB
Tom Herr, S OBP: 0.333, SLG: 0.250 (1, 4)	4-1 FC4-6 BB	0-0 6-3			1-0 4-3		0-3 K		1 SAFE 0-0 SH1-4	3 0 0 0 1 1 1
Ken Oberkfell, L OBP: 0.200, SLG: 0.200 (1, 5)	0-0 FC4-6 1B 1-2f WP		0-1 F8		1-1 F9		0-0 G3		0-1 2-H 1B	5 1 1 1 0 0 1
Lonnie Smith, R OBP: 0.333, SLG: 0.286 (1, 7)	0-0 WP 1-3 6-3 1B		0-0 F9		2-2 4-3		1-3 K			4 0 1 0 0 1 0
Keith Hernandez, L OBP: 0.333, SLG: 0.250 (1, 3)	1 SAFE 3-2 6-3 1-2		1-3 K2-3		1-0 2B 1B		0-0 4-3			4 1 1 0 0 1 2
Darrell Porter, L OBP: 0.778, SLG: 1.167 (1, 2)	4-1 2-3 3-H BB			3-2 PB 2B		3-1 1-H 1B 2B		4-2 1B FC6 BB		2 1 2 1 2 0 0
George Hendrick, R OBP: 0.444, SLG: 0.375 (1, 9)	1-1 6-3		2-3 K		0-1 1B 1B		0-0 FC6 1B			4 0 2 0 0 1 3
Willie McGee, S OBP: 0.250, SLG: 0.500 (1, 8)		2-3 K		2-3 K2-3		1-3 K		1-2 FC6 1-2f 3-H		4 0 0 1 0 3 4
Ozzie Smith, S OBP: 0.500, SLG: 0.400 (1, 6)		4-2 SH3 BB		4-2 BB		0-0 S 1B		1-2 4-3		2 0 1 0 2 0 1
John Stuper, R (1, 1)		0-0 SH3		0-0 1-3		3-2 3-1				1 0 0 0 0 0 2
Steve Braun, L (6, PH)										1 0 0 0 0 0 2
Doug Bair, R (7, 1)										0 0 0 0 0 0 0
Bruce Sutter, R (8, 1)										0 0 0 0 0 0 0
David Green, R (8, 7)		1-2				1-2			2-2 SH1-4 1B 1B	1 1 1 0 0 0 0

Inning Stats	R: 1 E: 0 K: 0 S: 9	H: 1 LOB: 2 BB: 2 P: 21	R: 0 E: 0 K: 1 S: 8	H: 0 LOB: 1 BB: 1 P: 14	R: 0 E: 0 K: 1 S: 6	H: 0 LOB: 0 BB: 0 P: 7	R: 0 E: 0 K: 2 S: 14	H: 1 LOB: 2 BB: 1 P: 25	R: 0 E: 0 K: 0 S: 6	H: 0 LOB: 0 BB: 0 P: 10	R: 1 E: 0 K: 1 S: 12	H: 4 LOB: 2 BB: 0 P: 20	R: 0 E: 0 K: 2 S: 7	H: 0 LOB: 0 BB: 0 P: 8	R: 1 E: 0 K: 0 S: 13	H: 1 LOB: 1 BB: 1 P: 18	R: 1 E: 0 K: 0 S: 6	H: 2 LOB: 1 BB: 0 P: 8	1B: 7 2B: 2 3B: 0 HR: 0	SF: 0 SAC: 2 DP: 0 HBP: 0
--------------	------------------------------	----------------------------------	------------------------------	----------------------------------	------------------------------	---------------------------------	-------------------------------	----------------------------------	------------------------------	----------------------------------	-------------------------------	----------------------------------	------------------------------	---------------------------------	-------------------------------	----------------------------------	------------------------------	---------------------------------	----------------------------------	------------------------------------

PITCHER	IP	WLS	BF	H	R	ER	SO	BB	IBB	HBP	BLK	WP	HR	S	P	ERA	WHIP
Phil Niekro, R ERA: 3.0 (1, 1)	6.0		27	6	2	2	5	4	0	0	0	1	0	55	97	3.00	1.667
Gene Garber, R ERA: 7.71 (7, 1)	2.1	L	11	3	2	2	2	1	0	0	0	0	0	26	34	7.71	1.714

BOTTOM

Atlanta Braves @ St. Louis Cardinals
 Busch Stadium, St. Louis, MO
 Sat Oct 09 1982, 7:05 PM CDT
 Att. 53,408 - Unknown

AB	31
R	4
H	9
RBI	3
BB	5
SO	7
LOB	16

WP: 1 PA: 38
 PB: 1
 SB: 1
 CS: 0



PITCHER	IP	WLS	BF	H	R	ER	SO	BB	IBB	HBP	BLK	WP	HR	S	P	ERA	WHIP
---------	----	-----	----	---	---	----	----	----	-----	-----	-----	----	----	---	---	-----	------

Batter	1	2	3	4	5	6	7	8	9	AB	R	H	RBI	BB	SO	LOB	TOP					
Tom Herr, S OBP: 0.286, SLG: 0.308 (1, 4)	1-2 5-3	0-0 F7			0-0 4-3 1B 2B	3-2 F2		1-1 F7		5	1	1	0	0	0	3						
Ken Oberkfell, L OBP: 0.200, SLG: 0.200 (1, 5)	1-0 4-3	2-1 F8			2-0 4-3		0-0 BB SH3-4 FC5-2 1B	2-2 E6 1B		5	0	1	0	0	0	3						
Lonnie Smith, R OBP: 0.308, SLG: 0.273 (1, 7)	3-1 6-3			1-1 6-3	1-1 L6		0-0 SH3-4	2-2 1B		4	0	1	0	0	0	1						
Keith Hernandez, L OBP: 0.429, SLG: 0.333 (1, 3)		2-1 BB 1B		2-0 4-3	0-0 1B 1B		4-0 FC5-2 BB IBB	2-3 K		4	1	2	1	1	1	3						
Darrell Porter, L OBP: 0.714, SLG: 0.889 (1, 2)		4-2 1B 3B BB		3-3 K	1-1 1B 1B		4-0 FC5-2 BB	1-3 K		3	1	1	0	2	2	0						
George Hendrick, R OBP: 0.357, SLG: 0.308 (1, 9)		0-1 3B 1B		1-1 6-3	1-1 6-3		0-0 FC5-2	0-0 5-3		5	1	1	1	0	0	5						
Willie McGee, S OBP: 0.308, SLG: 0.846 (1, 8)		1-0 1B 3B		0-1 4-3		1-2 5-3	0-0 F8	0-1 HR		5	2	2	3	0	0	3						
Ozzie Smith, S OBP: 0.615, SLG: 0.556 (1, 6)		0-0 SH3-4 1B		4-2 BB	0-0 SH5-4 1B		0-0 SH5-4	2-2 FC1-6 1B		4	0	3	1	1	0	0						
Joaquin Andujar, S Bruce Sutter, R (1, 1) (7, 1)		0-0 SH3-4		1-3 K	0-0 SH5-4		0-0 SH5-4	1-1 FC1-6 1B E		1	0	0	0	0	1	1						
										1	0	0	0	0	0	1						
Inning Stats	R: 0 E: 0 K: 0 S: 7	H: 0 LOB: 0 BB: 0 P: 12	R: 4 E: 0 K: 0 S: 15	H: 4 LOB: 1 BB: 1 P: 24	R: 0 E: 0 K: 1 S: 7	H: 0 LOB: 0 BB: 0 P: 13	R: 0 E: 0 K: 1 S: 9	H: 0 LOB: 1 BB: 1 P: 15	R: 1 E: 0 K: 0 S: 9	H: 3 LOB: 2 BB: 0 P: 14	R: 0 E: 0 K: 0 S: 9	H: 1 LOB: 1 BB: 0 P: 13	R: 0 E: 0 K: 0 S: 4	H: 1 LOB: 3 BB: 2 P: 12	R: 0 E: 1 K: 1 S: 15	H: 2 LOB: 3 BB: 0 P: 23	R: 1 E: 0 K: 1 S: 9	H: 1 LOB: 0 BB: 0 P: 12	1B: 9 2B: 1 3B: 1 HR: 1	SF: 0 SAC: 3 DP: 0 HBP: 0	WP: 0 PB: 0 SB: 0 CS: 0	PA: 44
PITCHER Rick Camp, R ERA: 36.0 Pascual Perez, R ERA: 5.19 Donnie Moore, R ERA: Rick Mahler, R ERA: Steve Bedrosian, R ERA: 18.0	IP WLS BF H R ER SO BB IBB HBP BLK WP HR S P ERA WHIP	1.0 L 8 4 4 4 0 1 0 0 0 0 0 18 30 36.00 5.000	3.2 15 3 1 1 2 1 0 0 0 0 0 27 45 2.46 1.091	5.1 5 1 0 0 0 0 0 0 0 0 0 11 16 0.00 0.750	7.1 11 3 0 0 0 1 1 0 0 0 0 15 29 0.00 2.400	8.1 1 0 0 0 0 1 0 0 0 0 0 4 6 0.00 0.000	PITCHER Gene Garber, R ERA: 8.1	IP WLS BF H R ER SO BB IBB HBP BLK WP HR S P ERA WHIP	1.0 4 1 1 1 1 1 0 0 0 0 0 1 9 12 9.00 1.000													

St. Louis Cardinals @ Atlanta Braves
Atlanta-Fulton County Stadium, Atlanta, GA

Sun Oct 10 1982, 7:05 PM EDT
Att: 52,173 - Unknown

livebaseballscorecards.com

AB	37
R	6
H	12
RBI	6
BB	4
SO	4
LOB	20



Batter	1	2	3	4	5	6	7	8	9	AB	R	H	RBI	BB	SO	LOB
Rafael Ramirez, R (1, 6) OBP: 0.250, SLG: 0.182	1-2 G5-4-3 1B			4-2 G4-3 BB		X 0-0 L5		0-2 4-3		3	0	1	0	1	0	0
Jerry Royster, R (1, 7) OBP: 0.182, SLG: 0.182	1-1 G5-4-3 1-2f			0-1 G4-3 1-2f		X 0-0 F8		1-2 6-3		4	0	0	0	0	0	2
Claudell Washington, L (1, 9) Terry Harper, R (7, PR) (8, 9)	2-3 K			4-2 WP BB			2-2 1B G4-6-3 1B		1-2 6-3	2	0	1	0	1	1	0
Bob Horner, R (1, 5) OBP: 0.091, SLG: 0.091			0-2 F3	1-1 L9 1-2			0-0 G4-6-3 1B		0-1 2-3	4	0	1	0	0	0	1
Chris Chambliss, L (1, 3)			2-2 1-3		1-0 4-3		0-1 G4-6-3 1-2f		3-2 F7	4	0	0	0	0	0	1
Dale Murphy, R (1, 8) OBP: 0.273, SLG: 0.273			0-3 K		0-0 BLK 1B		0-1 WP 1B			3	1	2	0	0	1	0
Glenn Hubbard, R (1, 4) OBP: 0.222, SLG: 0.222			2-3 K		1-3 K 1-2		1-0 1B 1-H			3	0	1	1	0	2	1
Bruce Benedict, R (1, 2) OBP: 0.400, SLG: 0.375			0-0 6-3		3-1 F8		1-2 F8			3	0	0	0	0	0	3
Rick Camp, R (1, 1) Pascual Perez, R (2, 1) Donnie Moore, L (5, 1) Larry Whisenton, L (6, PH) Rick Mahler, R (7, 1) Steve Bedrosian, R (8, 1) Brett Butler, L (8, PH) Gene Garber, R (9, 1)			0-1 G3		0-0 G3		0-2 4-3			0	0	0	0	0	0	0

Inning Stats	R: 0	H: 1	E: 0	LOB: 0	K: 1	S: 9	R: 0	H: 0	E: 0	LOB: 0	K: 1	S: 11	R: 0	H: 0	E: 0	LOB: 0	K: 1	S: 6	R: 0	H: 0	E: 0	LOB: 1	K: 0	S: 10	R: 0	H: 1	E: 0	LOB: 1	K: 1	S: 7	R: 2	H: 4	E: 0	LOB: 2	K: 0	S: 14	R: 0	H: 0	E: 0	LOB: 0	K: 0	S: 12	R: 0	H: 0	E: 0	LOB: 0	K: 0	S: 9	1B: 6	SF: 0	2B: 0	SAC: 0	3B: 0	DP: 3	HR: 0	HBP: 0	WP: 2	PA: 32
--------------	------	------	------	--------	------	------	------	------	------	--------	------	-------	------	------	------	--------	------	------	------	------	------	--------	------	-------	------	------	------	--------	------	------	------	------	------	--------	------	-------	------	------	------	--------	------	-------	------	------	------	--------	------	------	-------	-------	-------	--------	-------	-------	-------	--------	-------	--------

PITCHER	IP	WLS	BF	H	R	ER	SO	BB	IBB	HBP	BLK	WP	HR	S	P	ERA	WHIP
Joaquin Andujar, R (1, 1) ERA: 2.7	6.2	W	25	6	2	2	4	2	0	0	1	2	0	55	80	2.70	1.200
Bruce Sutter, R (7, 1) ERA:	2.1	S	7	0	0	0	0	0	0	0	0	0	0	26	32	0.00	0.000


BOTTOM

St. Louis Cardinals @ Atlanta Braves
Atlanta-Fulton County Stadium, Atlanta, GA

Sun Oct 10 1982, 7:05 PM EDT
Att. 52,173 - Unknown

AB	30
R	2
H	6
RBI	1
BB	2
SO	4
LOB	8

livebaseballscores.com



Batter	1	2	3	4	5	6	7	8	9	AB R H RBI BB SO LOB	TOP											
Paul Molitor, R OBP: 0.481, SLG: 0.720 (1, 5) FCFCFX	1-2 4-3 1B	0-0 1B		2-1 1B		0-1 2B 1B		2-2 1B	0-1 1B	6 1 5 2 0 0 0												
Robin Yount, R OBP: 0.481, SLG: 0.409 (1, 6) CBBBFX	3-2 BB 1B	1-0 1B		3-H 1-0 5-3		2-1 1B 2B		1-1 FC4-6 1B	3-H 0-3 1B	6 1 4 2 0 1 1												
Cecil Cooper, L OBP: 0.160, SLG: 0.208 (1, 3) BB1SAFE	4-0 E 1B	1-1 P6			0-0 F7	1-3 K		1-1 FC4-6 1B		4 1 0 0 1 1 5												
Ted Simmons, S OBP: 0.240, SLG: 0.348 (1, 2) BFFFC	2-3 1B	1-0 P4			1-1 HR		1-0 1B	G3-6-3 1B	0-1 F8	5 1 2 1 0 1 4												
Ben Oglivie, L OBP: 0.190, SLG: 0.263 (1, 7) BSBFX	2-2 E3 1B		1-2 4-3		1-1 4-3		0-2 G3-6-3	4-0 5-3 1B	4-0 5-3 BB	4 1 0 0 1 0 2												
Gorman Thomas, R OBP: 0.217, SLG: 0.263 (1, 8) FCBFX	1-2 HBP 1B		0-1 5-3		1-2 G3		4-0 BB	0-1 5-3	1-2 5-3	4 0 1 1 1 0 1												
Roy Howell, L OBP: 0.353, SLG: 0.231 (1, 10) BFH	2-1 HBP		1-0 4-3			0-0 G3	1-1 F9	0-2 1B	2-H 3B 1B	2 0 0 0 0 0 0 2 1 1 1 0 0 1	AB 42 R 10 H 17 RBI 9 BB 3 SO 3 LOB 17											
Don Money, R (7, PH)	1-2 2-3 HBP																					
Charlie Moore, R OBP: 0.500, SLG: 0.500 (1, 9) CFX	0-2 F3			1-0 SH3 1B 2B		0-2 6-3		2-2 F7	0-0 3B 1B	5 2 2 0 0 0 3												
Jim Gantner, L OBP: 0.286, SLG: 0.350 (1, 4) BBX		2-0 F8		0-0 SH3		0-0 1B 2B		0-1 5-3	1-2 1B 3B	4 2 2 2 0 0 0												
Inning Stats	R: 2 E: 1 K: 1 S: 24	H: 2 LOB: 3 BB: 1 P: 39	R: 0 E: 0 K: 0 S: 6	H: 2 LOB: 2 BB: 0 P: 11	R: 0 E: 0 K: 0 S: 6	H: 0 LOB: 0 BB: 0 P: 8	R: 1 E: 0 K: 0 S: 5	H: 2 LOB: 0 BB: 0 P: 9	R: 1 E: 0 K: 0 S: 8	H: 1 LOB: 0 BB: 0 P: 11	R: 2 E: 0 K: 1 S: 12	H: 3 LOB: 1 BB: 0 P: 15	R: 0 E: 0 K: 0 S: 6	H: 1 LOB: 1 BB: 1 P: 12	R: 0 E: 0 K: 0 S: 12	H: 2 LOB: 2 BB: 0 P: 18	R: 4 E: 0 K: 1 S: 19	H: 4 LOB: 1 BB: 1 P: 24	1B: 13 2B: 2 3B: 1 HR: 1	SF: 0 SAC: 1 DP: 1 HBP: 1	WP: 0 PB: 0 SB: 0 CS: 0	PA: 47
PITCHER	IP WLS BF H R ER SO BB IBB HBP BLK WP HR S P ERA WHIP																					
Bob Forsch, R ERA: 2.45 (1, 1)	5.2 L 29 10 6 4 1 1 0 1 0 0 0 1 58 89 6.35 1.941																					
Jim Kaat, L ERA: (6, 1)	1.1 5 1 0 0 1 1 0 0 0 0 0 0 9 16 0.00 1.500																					
Dave LaPoint, L ERA: 10.8 (8, 1)	1.2 9 3 2 2 0 1 0 0 0 0 0 0 19 29 10.80 2.400																					
Jeff Lahti, R ERA: 54.0 (9, 1)	0.1 4 3 2 2 1 0 0 0 0 0 0 0 12 13 54.00 9.000																					

Milwaukee Brewers @ St. Louis Cardinals
 Busch Stadium, St. Louis, MO
 Tue Oct 12 1982, 7:05 PM CDT
 Att: 53,723 - Unknown

livebaseballscorecards.com



Batter	1	2	3	4	5	6	7	8	9	AB	R	H	RBI	BB	SO	LOB
--------	---	---	---	---	---	---	---	---	---	----	---	---	-----	----	----	-----

Tom Herr, S OBP: 0.278, SLG: 0.250 (1, 4)	0-0 6-3		0-0 P6			4-2 BB		1-1 F9		3	0	0	0	1	0	2
Lonnie Smith, R OBP: 0.235, SLG: 0.200 (1, 7)	1-1 5-3			3-3 K		1-3 K		2-1 F9		4	0	0	0	0	2	1
Keith Hernandez, L OBP: 0.333, SLG: 0.250 (1, 3)	2-2 4-3			0-0 4-3		2-1 3-1		0-0 4-3		4	0	0	0	0	0	0
George Hendrick, R OBP: 0.278, SLG: 0.235 (1, 9)		2-2 F8		0-1 3-1		0-0 4-3		2-2 F3		4	0	0	0	0	0	0
Gene Tenace, R (1, 10)		2-2 P3		0-1 1-3		3-3 K				3	0	0	0	0	1	0
Darrell Porter, L OBP: 0.706, SLG: 0.917 (1, 2)		2-0 2B		0-1 3-1				0-2 1B		3	0	2	0	0	0	0
David Green, R OBP: 0.250, SLG: 0.250 (1, 8)		2-1 L3		2-2 5-3				1-1 F9		3	0	0	0	0	0	2
Ken Oberkfell, L OBP: 0.222, SLG: 0.222 (1, 5)			1-2 4-3			0-1 4-3		0-0 1B		3	0	1	0	0	0	0
Ozzie Smith, S OBP: 0.500, SLG: 0.417 (1, 6)			0-1 4-3			1-0 F8		0-1 F9		3	0	0	0	0	0	2

Inning Stats	R: 0	H: 0	E: 0	LOB: 0	K: 0	S: 6	R: 0	H: 1	E: 0	LOB: 1	K: 0	S: 9	R: 0	H: 0	E: 0	LOB: 0	K: 0	S: 6	R: 0	H: 0	E: 0	LOB: 0	K: 1	S: 6	R: 0	H: 0	E: 0	LOB: 0	K: 0	S: 7	R: 0	H: 0	E: 0	LOB: 1	K: 1	S: 8	R: 0	H: 0	E: 0	LOB: 0	K: 1	S: 6	R: 0	H: 2	E: 0	LOB: 2	K: 0	S: 12	R: 0	H: 0	E: 0	LOB: 0	K: 0	S: 6	R: 0	H: 0	E: 0	LOB: 0	K: 0	S: 6	1B: 2	SF: 0	2B: 1	SAC: 0	3B: 0	DP: 0	HR: 0	HBP: 0	WP: 0	PA: 31
--------------	------	------	------	--------	------	------	------	------	------	--------	------	------	------	------	------	--------	------	------	------	------	------	--------	------	------	------	------	------	--------	------	------	------	------	------	--------	------	------	------	------	------	--------	------	------	------	------	------	--------	------	-------	------	------	------	--------	------	------	------	------	------	--------	------	------	-------	-------	-------	--------	-------	-------	-------	--------	-------	--------

PITCHER	IP	WLS	BF	H	R	ER	SO	BB	IBB	HBP	BLK	WP	HR	S	P	ERA	WHIP
Mike Caldwell, L ERA: 3.75 (1, 1)	9.0	W	31	3	0	0	3	1	0	0	0	0	0	66	100	0.00	0.444

BOTTOM

Milwaukee Brewers @ St. Louis Cardinals
 Busch Stadium, St. Louis, MO
 Tue Oct 12 1982, 7:05 PM CDT
 Att. 53,723 - Unknown

livebaseballscorecards.com

AB	30
R	0
H	3
RBI	0
BB	1
SO	3
LOB	7



Batter	1	2	3	4	5	6	7	8	9	AB R H RBI BB SO LOB	TOP					
Paul Molitor, R (1, 5) OBP: 0.469, SLG: 0.667	0-0 5-3		0-1 WP 4-3 S 1B	1-3 K			3-3 K		0-0 CS 1B	5 1 2 0 0 2 1						
Robin Yount, R (1, 6) OBP: 0.469, SLG: 0.423	4-1 1B BB		2-2 4-3 1-H		0-1 1B 2B		1-1 F7		1-2 SAFE 6-3 1-2	4 1 1 1 1 0 1						
Cecil Cooper, L (1, 3) OBP: 0.233, SLG: 0.310	2-1 G3-6-3 1B		2-2 P6		0-1 2-H 1B		2-2 2B		2-2 F8	5 0 3 1 0 0 0						
Ted Simmons, S (1, 2) OBP: 0.276, SLG: 0.462	0-1 G3-6-3 1-2f		3-1 HR		3-1 F8		4-0 IBB			3 1 1 1 1 0 3						
Ben Oglivie, L (1, 7) OBP: 0.200, SLG: 0.261		1-3 K	0-1 FC5-4 1B		1-1 P6		1-1 6-3			4 0 1 0 0 1 3						
Gorman Thomas, R (1, 8) OBP: 0.222, SLG: 0.227		4-0 FC3-6 BB	2-2 FC5-4 1-2f		3-3 K			0-1 F2		3 0 0 0 1 1 2						
Roy Howell, L (1, 10) OBP: 0.222, SLG: 0.227		0-0 FC3-6 WP 2B 1-2f		1-3 K		0-3 K		1-3 K		4 1 0 0 0 3 1						
Charlie Moore, R (1, 9) OBP: 0.500, SLG: 0.545		3-2 1-H 2B		3-2 5-3		0-2 F8		0-0 1B		4 0 2 1 0 0 0						
Jim Gantner, L (1, 4) OBP: 0.280, SLG: 0.304		0-0 F8		4-0 BB		1-2 P6		0-1 G3		3 0 0 0 1 0 2						
Inning Stats	R: 0 H: 1 E: 0 LOB: 1 K: 0 BB: 1 S: 6 P: 12	R: 1 H: 1 E: 0 LOB: 1 K: 1 BB: 1 S: 9 P: 17	R: 2 H: 3 E: 0 LOB: 1 K: 0 BB: 0 S: 16 P: 25	R: 0 H: 0 E: 0 LOB: 1 K: 2 BB: 1 S: 9 P: 18	R: 1 H: 2 E: 0 LOB: 1 K: 1 BB: 0 S: 11 P: 18	R: 0 H: 0 E: 0 LOB: 0 K: 1 BB: 0 S: 9 P: 10	R: 0 H: 1 E: 0 LOB: 2 K: 1 BB: 1 S: 11 P: 22	R: 0 H: 1 E: 0 LOB: 1 K: 1 BB: 0 S: 8 P: 9	R: 0 H: 1 E: 0 LOB: 0 K: 0 BB: 0 S: 10 P: 13	1B: 6 SF: 0 2B: 3 SAC: 0 3B: 0 DP: 1 HR: 1 HBP: 0	WP: 2 PA: 39 PB: 0 SB: 1 CS: 1					
PITCHER	IP WLS BF H R ER SO BB IBB HBP BLK WP HR S P ERA WHIP															
John Stuper, R (1, 1) ERA: 5.4	4.0	20	6	4	4	3	3	0	0	0	2	1	42	74	9.00	2.250
Jim Kaat, L (5, 1) ERA:	0.2	3	1	0	0	0	0	0	0	0	0	0	6	10	0.00	1.500
Doug Bair, R (5, 1) ERA:	2.0	7	1	0	0	3	0	0	0	0	0	0	21	31	0.00	0.500
Bruce Sutter, R (7, 1) ERA:	2.1 W	9	2	0	0	1	0	1	0	0	0	0	20	29	0.00	0.857

Milwaukee Brewers @ St. Louis Cardinals
 Busch Stadium, St. Louis, MO

Wed Oct 13 1982, 7:05 PM CDT
 Att: 53,723 - Unknown

livebaseballscorecards.com

AB 35
 R 4
 H 10
 RBI 4
 BB 4
 SO 7
 LOB 13



Batter	1	2	3	4	5	6	7	8	9
Tom Herr, S OBP: 0.318, SLG: 0.316 (1, 4)	0-1 F7		0-0 1B 2B			1-3 SAFE SAFE SAFE BB	4-2 BB		
Ken Oberkfell, L OBP: 0.286, SLG: 0.286 (7, PH) Gene Tenace, R Mike Ramsey, S (8, 5)	1-2 F9		3-1 2-H 1B			2-2 F9 S E 1B	2-2 F8		
Keith Hernandez, L OBP: 0.318, SLG: 0.211 (1, 3)	1-2 F9		1-0 F7			1-2 F9		4-0 FC3-6 BB	
George Hendrick, R OBP: 0.273, SLG: 0.200 (1, 9)		2-3 K		2-1 P3		4-2 E BB		1-2 FC3-6 BB 1B	
Darrell Porter, L OBP: 0.667, SLG: 0.875 (1, 2)		1-2 4-3		3-2 4-3		1-2 E7 1-H 3-H 2B		2-2 SAFE BB BB 1B	
Lonnie Smith, R OBP: 0.238, SLG: 0.167 (1, 7)		0-1 6-3		2-1 5-3		2-3 K		4-2 BB 1-2 2-3 BB	
Dane Iorg, L OBP: 0.500, SLG: 0.500 (7, PH) David Green, R OBP: 0.200, SLG: 0.200 Steve Braun, L (8, PH)			1-1 FC3-6 1B		0-1 4-3		1-3 K	4-0 1B BB	
Willie McGee, S OBP: 0.235, SLG: 0.647 (1, 8)			0-1 FC3-6 6-3 S 2B		1-0 F6		1-3 K	0-1 L6	
Ozzie Smith, S OBP: 0.500, SLG: 0.438 (1, 6)			2-0 SAFE 6-3		2-1 6-3		2-1 S 1B	1-0 1B	

AB	R	H	RBI	BB	SO	LOB
3	1	1	1	1	1	0
3	1	2	1	0	0	0
1	0	0	0	0	0	2
0	0	0	0	0	0	0
3	0	0	0	1	0	2
3	2	0	0	1	1	1
4	0	2	2	0	0	0
3	0	0	0	1	1	1
2	0	1	0	0	0	0
1	0	0	0	0	1	0
0	0	0	1	1	0	0
4	1	0	0	0	1	4
4	0	2	0	0	0	1

AB	R	H	RBI	BB	SO	LOB
31	5	8	5	5	5	11

Inning	1	2	3	4	5	6	7	8	9
R: 0	R: 0	R: 2	R: 0	R: 0	R: 0	R: 2	R: 0	R: 1	R: 1
E: 0	E: 0	E: 0	E: 0	E: 0	E: 0	E: 1	E: 0	E: 0	E: 0
K: 0	K: 1	K: 0	K: 0	K: 0	K: 0	K: 2	K: 2	K: 0	K: 0
S: 9	S: 8	S: 9	S: 7	S: 5	S: 5	S: 18	S: 14	S: 12	S: 12
H: 0	H: 0	H: 3	H: 0	H: 0	H: 0	H: 2	H: 1	H: 2	H: 2
LOB: 0	LOB: 0	LOB: 1	LOB: 0	LOB: 0	LOB: 0	LOB: 1	LOB: 2	LOB: 3	LOB: 3
BB: 0	BB: 0	BB: 0	BB: 0	BB: 0	BB: 0	BB: 1	BB: 1	BB: 3	BB: 3
P: 11	P: 11	P: 16	P: 14	P: 8	P: 8	P: 29	P: 23	P: 28	P: 28

WP	HR	S	P	ERA	WHIP
0	0	5	14	0.00	4.500

Milwaukee Brewers @ St. Louis Cardinals
 Busch Stadium, St. Louis, MO
 Wed Oct 13 1982, 7:05 PM CDT
 Att. 53,723 - Unknown

AB	R	H	RBI	BB	SO	LOB
31	5	8	5	5	5	11



Batter	1	2	3	4	5	6	7	8	9	AB R H RBI BB SO LOB	TOP
Tom Herr, S (1, 4) OBP: 0.259, SLG: 0.250	3-2 P6		1-2 4-3		0-0 4-3			2-1 4-3	0-1 4-3	5 0 0 0 0 0 3	
Ken Oberkfell, L (1, 5) OBP: 0.240, SLG: 0.240	2-1 F7			2-1 F5		2-1 P6		1-0 F7		4 0 0 0 0 0 0	
Keith Hernandez, L (1, 3) OBP: 0.269, SLG: 0.174	1-1 4-3			1-2 F7		0-1 4-3		1-0 6-3		4 0 0 0 0 0 0	
George Hendrick, R (1, 9) OBP: 0.320, SLG: 0.227		2-2 6-3 G1-3 1B		4-1 CS BB		2-2 6-3			2-2 CI 2B BB	2 1 1 0 1 0 0	
Darrell Porter, L (1, 2) OBP: 0.560, SLG: 0.700		2-2 G1-3 1B SAFE 1 SAFE		2-0 CS 1-2	2-3 K		2-0 P6		0-0 F3 1 SAFE	4 0 0 0 0 1 2	
Lonnie Smith, R (1, 7) David Green, R (9, 7) OBP: 0.290, SLG: 0.364 OBP: 0.200, SLG: 0.200		0-1 6-3 2-3			2-0 E HR 2B		0-0 E4 3B		1-0 F7 1 SAFE	4 2 2 0 0 0 2 0 0 0 0 0 0 0	
Dane Iorg, L (1, 10) OBP: 0.333, SLG: 0.500		0-0 1-3			1-1 E3 HR 2-3		0-1 F8		2-2 BB 1-3 2B	4 1 1 0 0 0 2	
Willie McGee, S (1, 8) OBP: 0.333, SLG: 0.950			0-1 6-3		0-0 1-H 3-H HR		1-0 HR		4-0 BB IBB	3 2 2 4 1 0 0	
Ozzie Smith, S (1, 6) OBP: 0.458, SLG: 0.368			1-2 6-3		2-2 F8		0-0 P6		4-1 1-2 2-3 3-H BB	3 0 0 1 1 0 0	
Inning Stats	R: 0 H: 0 E: 0 LOB: 0 K: 0 BB: 0 S: 7 P: 13	R: 0 H: 1 E: 0 LOB: 1 K: 0 BB: 0 S: 9 P: 13	R: 0 H: 0 E: 0 LOB: 0 K: 0 BB: 0 S: 8 P: 10	R: 0 H: 0 E: 0 LOB: 0 K: 0 BB: 1 S: 6 P: 15	R: 3 H: 2 E: 1 LOB: 0 K: 1 BB: 0 S: 11 P: 18	R: 0 H: 0 E: 0 LOB: 0 K: 0 BB: 0 S: 7 P: 11	R: 2 H: 2 E: 1 LOB: 0 K: 0 BB: 0 S: 6 P: 9	R: 0 H: 0 E: 0 LOB: 0 K: 0 BB: 0 S: 4 P: 8	R: 1 H: 1 E: 1 LOB: 3 K: 0 BB: 2 S: 14 P: 27	1B: 1 SF: 0 2B: 2 SAC: 0 3B: 1 DP: 0 HR: 2 HBP: 0	WP: 0 PA: 38 PB: 0 SB: 0 CS: 1
PITCHER Pete Vuckovich, R (1, 1) ERA: 4.3 Bob McClure, L (9, 1) ERA: 2.7	IP WLS BF H R ER SO BB IBB HBP BLK WP HR S P ERA WHIP										
	8.2 L 36 6 6 4 1 2 1 0 0 0 2 70 122 4.15 0.923										
	0.1 1 0 0 0 0 0 0 0 0 0 0 2 2 0.00 0.000										

St. Louis Cardinals @ Milwaukee Brewers
 Milwaukee County Stadium, Milwaukee, WI

Fri Oct 15 1982, 4:33 AM EDT
 Att: 56,556 - Unknown

AB	33
R	6
H	6
RBI	5
BB	3
SO	1
LOB	9



Batter	1	2	3	4	5	6	7	8	9	AB	R	H	RBI	BB	SO	LOB
Paul Molitor, R OBP: 0.417, SLG: 0.588 (1, 5) B C B F F B X	3-2 F8 ①		3-3 K ②			1 SAFE 1-2 F8 ① L C B X		2-2 F2 ② S F F F B X		4	0	0	0	0	1	3
Robin Yount, R OBP: 0.444, SLG: 0.379 (1, 6) C X	0-1 F9 ②		1-1 4-3 ③			0-0 G4-6-3 ② 1-2f		4-1 HR BB		3	1	0	0	1	0	3
Cecil Cooper, L OBP: 0.235, SLG: 0.394 (1, 3) C X	0-1 4-3 ③				2-1 F8 ① C B B X		0-2 F8 ① S X	0-1 HR		4	1	1	2	0	0	0
Ted Simmons, S OBP: 0.273, SLG: 0.433 (1, 2)		3-2 1-3 ① C X T B B T B B		0-0 F9 ② X			1-2 BB 1B 1B	1-1 G3 ③ C B X		4	0	1	0	0	0	0
Ben Oglivie, L OBP: 0.172, SLG: 0.222 (1, 7) C X T B B B T B B		1-2 L9 ②		3-3 K ③ C B B B B T B B			2-3 K ② C B B B B T B B		1-1 E3	4	0	0	0	0	2	1
Gorman Thomas, R OBP: 0.226, SLG: 0.231 (1, 8) C X T B B B T B B		1-3 K ③ C X T B B B T B B			2-0 P4 ① B B X		3-2 BB 1B	1-1 F8 ① B B X T B B B T B B		4	0	1	0	0	1	1
Roy Howell, L (1, 10) X				0-0 6-3 ① X		1-1 5-3 ② B S X		4-2 BB 1B	2-3 K ② C B B B B T B B	2	0	0	0	0	0	0
Don Money, R OBP: 0.368, SLG: 0.214 (7, PH)								1-2 2-3 BB		1	0	0	0	1	1	1
Charlie Moore, R OBP: 0.464, SLG: 0.480 (1, 9) B B B B			4-0 2B BB		0-0 6-3 ③ X		0-0 F5 ③ X		0-2 F8 ③ C B B B T B B	3	0	0	0	1	0	4
Jim Gantner, L OBP: 0.321, SLG: 0.385 (1, 4) 1 SAFE C B C 1 B X			2-1 1-3 2B			0-0 G4-6-3 1B		1-2 F7 ① C B X		3	0	2	0	0	0	0

Inning Stats	R: 0	H: 0	E: 0	LOB: 0	K: 0	S: 8	R: 0	H: 0	E: 0	LOB: 0	K: 1	S: 12	R: 0	H: 1	E: 0	LOB: 2	K: 1	S: 9	R: 0	H: 0	E: 0	LOB: 0	K: 1	S: 7	R: 0	H: 0	E: 0	LOB: 0	K: 0	S: 4	R: 0	H: 1	E: 0	LOB: 0	K: 0	S: 5	R: 0	H: 2	E: 0	LOB: 3	K: 1	S: 15	R: 2	H: 1	E: 0	LOB: 0	K: 0	S: 13	R: 0	H: 0	E: 1	LOB: 1	K: 1	S: 12	1B: 3	SF: 0	2B: 1	SAC: 0	3B: 0	DP: 1	HR: 1	HBP: 0	WP: 0	PA: 35
--------------	------	------	------	--------	------	------	------	------	------	--------	------	-------	------	------	------	--------	------	------	------	------	------	--------	------	------	------	------	------	--------	------	------	------	------	------	--------	------	------	------	------	------	--------	------	-------	------	------	------	--------	------	-------	------	------	------	--------	------	-------	-------	-------	-------	--------	-------	-------	-------	--------	-------	--------


PITCHER	IP	WLS	BF	H	R	ER	SO	BB	IBB	HBP	BLK	WP	HR	S	P	ERA	WHIP
Joaquin Andujar, R ERA: 1.38 (1, 1)	6.1	W	22	3	0	0	3	1	0	0	0	0	0	51	79	0.00	0.632
Jim Kaat, L ERA: (7, 1)	0.1		2	1	0	0	1	0	0	0	0	0	0	6	11	0.00	3.000
Doug Bair, R ERA: (7, 1)	0.0		1	0	0	0	0	1	0	0	0	0	0	2	6	∞	∞
Bruce Sutter, R ERA: 2.0 (7, 1)	2.1	S	10	1	2	2	1	1	0	0	0	0	1	26	38	7.71	0.857

BOTTOM

St. Louis Cardinals @ Milwaukee Brewers
Milwaukee County Stadium, Milwaukee, WI

livebaseballscorecards.com

AB	32
R	2
H	5
RBI	2
BB	3
SO	5
LOB	13



Fri Oct 15 1982, 4:33 AM EDT
Att. 56,556 - Unknown

Batter	1	2	3	4	5	6	7	8	9	AB R H RBI BB SO LOB	TOP														
Tom Herr, S (1, 4) OBP: 0.219, SLG: 0.214	0-3 K	3-2 SF8 1-H 2-H		2-1 F8		0-1 L6			2-3 K	4 0 0 2 0 2 3	St. Louis Cardinals @ Milwaukee Brewers Milwaukee County Stadium, Milwaukee, WI Sat Oct 16 1982, 4:33 AM EDT Att. 56,560 - Unknown - 47 F livebaseballscorecards.com														
Ken Oberkfell, L (1, 5) OBP: 0.310, SLG: 0.296 Gene Tenace, R (9, PH)	1-1 1B	4-0 E BB		1-0 PO 1-2	0-1 4-3		4-2 G4-6-3 BB	1-3 K	2 2 1 0 2 0 0 1 0 0 0 0 1 0																
Keith Hernandez, L (1, 3) OBP: 0.233, SLG: 0.148	3-3 K	3-0 E4 1-H			1-2 6-3		0-0 G4-6-3 1-2f		4 0 0 0 0 1 2																
George Hendrick, R (1, 9) OBP: 0.310, SLG: 0.231	0-2 FC5 2-H 1B	0-2 F3			1-2 F8		1-1 4-3		4 0 1 1 0 0 1																
Darrell Porter, L (1, 2) OBP: 0.552, SLG: 0.652	2-0 1-2 1B		1-2 1-3			3-3 K		4-2 1B BB	3 0 1 0 1 1 0																
Lonnie Smith, R (1, 7) OBP: 0.276, SLG: 0.385	1-1 FC5 2-3f		1-0 L1			1-0 2B		1-3 K	4 1 1 0 0 1 3																
Dane Iorg, L (1, 10) OBP: 0.400, SLG: 0.600 David Green, R (8, PR)		2-1 F8	1-2 P6			1-2 E 2-H 2B		0-0 G4-3 1B	4 0 2 1 0 0 0 0 0 0 0 0 0 0																
Willie McGee, S (1, 8) OBP: 0.320, SLG: 0.833		2-2 WP SF8 1B		2-1 6-3		0-0 F7		0-1 G4-3 1-2f	4 1 1 0 0 0 3																
Ozzie Smith, S (1, 6) OBP: 0.464, SLG: 0.364		4-2 WP SF8 BB		0-0 PO 1B		1-2 E6 2-3		2-1 4-3	3 1 1 0 1 0 1																
Inning Stats	R: 1 E: 0 K: 2 S: 14	H: 3 LOB: 2 BB: 0 P: 21	R: 3 E: 1 K: 0 S: 20	H: 1 LOB: 1 BB: 2 P: 37	R: 0 E: 0 K: 0 S: 10	H: 0 LOB: 0 BB: 0 P: 13	R: 0 E: 0 K: 0 S: 5	H: 1 LOB: 0 BB: 0 P: 10	R: 0 E: 0 K: 0 S: 8	H: 0 LOB: 0 BB: 0 P: 10		R: 1 E: 1 K: 1 S: 13	H: 2 LOB: 2 BB: 0 P: 19	R: 0 E: 0 K: 0 S: 5	H: 0 LOB: 0 BB: 1 P: 10	R: 0 E: 0 K: 1 S: 8	H: 1 LOB: 2 BB: 1 P: 13	R: 0 E: 0 K: 2 S: 8	H: 0 LOB: 0 BB: 0 P: 13	1B: 5 2B: 3 3B: 0 HR: 0	SF: 1 SAC: 0 DP: 2 HBP: 0	WP: 1 PB: 0 SB: 2 CS: 0	PA: 39		
PITCHER Moose Haas, R (1, 1) ERA: 5.68 Jim Stalon, R (6, 1) ERA: 1.35 Bob McClure, L (8, 1) ERA: 1.8	IP	WLS	BF	H	R	ER	SO	BB	IBB	HBP	BLK	WP	HR	S	P	ERA	WHIP								
	5.1		25	7	5	4	3	2	0	0	0	1	0	64	103	6.75	1.688								
	2.0	W	9	1	0	0	1	2	0	0	0	0	0	17	28	0.00	1.500								
	1.2	S	4	0	0	0	2	0	0	0	0	0	0	10	15	0.00	0.000								



Batter	1	2	3	4	5	6	7	8	9
Paul Molitor, R OBP: 0.390, SLG: 0.526 (1, 5)	0-0 5-3		1-3 K		2-2 F8		4-1 1B 1B BB	2-2 F7	
Robin Yount, R OBP: 0.450, SLG: 0.394 (1, 6)	3-2 L4-3 1B			0-0 G1-3		0-0 1-3	2-1 WP 1B 1B 1-3 2-H 3-H		
Cecil Cooper, L OBP: 0.263, SLG: 0.405 (1, 3)	3-2 L4-3 1-2			1-0 BB 1B		1-0 F9	2-1 WP 1B 1B 1-2 3-H		
Ted Simmons, S OBP: 0.297, SLG: 0.406 (1, 2)		2-3 K		4-1 1-2 BB		0-2 F8	4-1 1B 1B 1-2 2-3 IBB		
Gorman Thomas, R OBP: 0.229, SLG: 0.233 (1, 8)		0-0 F8		1-0 F2			F2 1B IBB		
Ben Oglivie, L OBP: 0.212, SLG: 0.300 (1, 7)		1-1 3B		3-1 G3			E1 1B IBB		
Don Money, R OBP: 0.391, SLG: 0.333 (1, 10)		2-3 K			2-1 1B G6-3 2B		F7		
Charlie Moore, R OBP: 0.438, SLG: 0.448 (1, 9)			0-1 F8		0-1 G6-3 1B		0-2 P6	0-1 G1-3	
Jim Gantner, L OBP: 0.313, SLG: 0.400 (1, 4)			0-0 5-3		1-2 G6-3 1-2 3-H		0-0 1B 2B	3-1 L6	

Inning Stats	R: 0 E: 0 K: 0 S: 7	H: 1 LOB: 0 BB: 0 P: 13	R: 0 E: 0 K: 2 S: 10	H: 1 LOB: 1 BB: 0 P: 15	R: 0 E: 0 K: 1 S: 6	H: 0 LOB: 0 BB: 0 P: 7	R: 0 E: 0 K: 0 S: 6	H: 1 LOB: 2 BB: 0 P: 15	R: 1 E: 0 K: 0 S: 12	H: 2 LOB: 0 BB: 0 P: 17	R: 0 E: 0 K: 0 S: 5	H: 0 LOB: 0 BB: 0 P: 6	R: 6 E: 1 K: 0 S: 23	H: 5 LOB: 3 BB: 3 P: 42	R: 0 E: 0 K: 0 S: 9	H: 0 LOB: 0 BB: 0 P: 14
1B: 7 2B: 3 3B: 1 HR: 0	SF: 0 SAC: 0 DP: 2 HBP: 0	WP: 1 PB: 0 SB: 0 CS: 0	PA: 37													

PITCHER	IP	WLS	BF	H	R	ER	SO	BB	IBB	HBP	BLK	WP	HR	S	P	ERA	WHIP
Dave LaPoint, L ERA: 3.24 (1, 1)	6.2		27	7	4	3	3	1	0	0	0	0	0	57	85	4.05	1.200
Doug Bair, R ERA: 6.0 (7, 1)	0.0	L	2	1	0	0	0	1	0	0	0	0	0	3	9	∞	∞
Jim Kaat, L ERA: 3.86 (7, 1)	0.0		1	1	1	0	0	0	0	0	0	0	0	2	4	∞	∞
Jeff Lahti, R ERA: 10.8 (7, 1)	1.1		7	1	2	1	0	0	2	0	0	1	0	16	31	6.75	0.750

BOTTOM

St. Louis Cardinals @ Milwaukee Brewers
Milwaukee County Stadium, Milwaukee, WI

Sat Oct 16 1982, 4:33 AM EDT
Att: 56,560 - Unknown - 47 F

livebaseballscorecards.com

AB	33
R	7
H	10
RBI	6
BB	4
SO	3
LOB	12



Batter	1	2	3	4	5	6	7	8	9	AB R H RBI BB SO LOB	TOP		
Lonnie Smith, R (1, 10) OBP: 0.294, SLG: 0.387	0-0 CS S 1B		3-2 6-3		3-2 L9		1-1 FC3-6 1B		0-0 5-3	5 0 2 0 0 0 0	St. Louis Cardinals @ Milwaukee Brewers Milwaukee County Stadium, Milwaukee, WI Sun Oct 17 1982, 8:05 PM EDT Att: 56,562 - Unknown livebaseballscorecards.com		
David Green, R (1, 7) OBP: 0.300, SLG: 0.600	1-3 K 1-2		0-0 2B 3B		2-2 F8		1-0 F8	0-0 2B	5 2 2 0 0 1 3				
Keith Hernandez, L (1, 3) OBP: 0.314, SLG: 0.290	2-1 FC5-4 1B 2-3		0-1 1B 2B		4-1 BB		0-0 FC3-6 1B 1-2f 2-3	3-2 2B 1B	4 1 3 2 1 0 2				
George Hendrick, R (1, 9) OBP: 0.353, SLG: 0.290	2-0 FC5-4 1-2f		1-2 1B 2-3		1-2 F8		2-1 1B 1-2 3-H	0-1 1B 2-H	5 0 3 2 0 0 2				
Darrell Porter, L (1, 2) OBP: 0.500, SLG: 0.571 Mike Ramsey, S (9, PR)		0-0 4-3	2-1 4-3		2-3 K		1-1 3-1	0-0 1B 1-2	5 0 1 0 0 1 4 0 0 0 0 0 0 0				
Willie McGee, S (1, 8) OBP: 0.300, SLG: 0.724		1-0 5-3		0-0 5-3		0-1 FC4-6 1B	1-3 K	0-3 K	5 0 1 0 0 2 2				
Ken Oberkfell, L (1, 5) OBP: 0.364, SLG: 0.355 Gene Tenace, R (9, PH)		1-0 FC6-4 1B		1-1 G5-3 E 1B		1-2 FC4-6 FC6 1-2f	0-0 FC6-4 1B	0-0 F7	4 0 3 0 0 0 1 1 0 0 0 0 0 2				
Tom Herr, S (1, 4) OBP: 0.194, SLG: 0.188		0-0 FC6-4 1-2f		1-1 E4 1-2		0-0 FC6 1-2f	0-1 FC6-4 FC4		4 0 0 0 0 0 4				
Ozzie Smith, S (1, 6) OBP: 0.438, SLG: 0.320			2-2 1-4-3		3-1 G5-3 2-3f		4-2 FC3-6 1B BB	0-0 FC4	3 1 0 0 1 0 3				
Inning Stats	R: 0 H: 2 E: 0 LOB: 1 K: 1 BB: 0 S: 7 P: 12	R: 0 H: 1 E: 0 LOB: 1 K: 0 BB: 0 S: 4 P: 6	R: 1 H: 3 E: 0 LOB: 2 K: 0 BB: 0 S: 16 P: 24	R: 0 H: 1 E: 1 LOB: 1 K: 0 BB: 0 S: 7 P: 12	R: 0 H: 0 E: 0 LOB: 1 K: 0 BB: 1 S: 13 P: 23	R: 0 H: 1 E: 0 LOB: 1 K: 1 BB: 0 S: 9 P: 12	R: 1 H: 2 E: 0 LOB: 2 K: 0 BB: 1 S: 10 P: 19	R: 0 H: 1 E: 0 LOB: 1 K: 1 BB: 0 S: 7 P: 8	R: 2 H: 4 E: 0 LOB: 2 K: 1 BB: 0 S: 13 P: 16	1B: 11 SF: 0 2B: 3 SAC: 0 3B: 1 DP: 1 HR: 0 HBP: 0		WP: 0 PA: 43 PB: 0 SB: 1 CS: 1	
PITCHER	IP WLS BF H R ER SO BB IBB HBP BLK WP HR S P ERA WHIP											PITCHER	IP WLS BF H R ER SO BB IBB HBP BLK WP HR S P ERA WHIP
Mike Caldwell, L (1, 1) ERA: 3.98	8.1 W 40 14 4 4 3 2 0 0 0 0 0 0 81 127 4.32 1.920												
Bob McClure, L (9, 1) ERA: 1.59	0.2 S 3 1 0 0 1 0 0 0 0 0 0 0 5 5 0.00 1.500												

St. Louis Cardinals @ Milwaukee Brewers
Milwaukee County Stadium, Milwaukee, WI
 Sun Oct 17 1982, 8:05 PM EDT
 Att: 56,562 - Unknown

AB	41
R	4
H	15
RBI	4
BB	2
SO	4
LOB	23



Batter	1	2	3	4	5	6	7	8	9	AB R H RBI BB SO LOB
Paul Molitor, R OBP: 0.391, SLG: 0.500 (1, 5)	F8		4-0 2B 3-1 BB		0-1 BB 1B		1-1 F7	0-0 FC6-4		4 1 1 1 1 0 2
Robin Yount, R OBP: 0.500, SLG: 0.568 (1, 6)	2-2 E 1B G3 1B		1-1 3-1 1-3 2B		2-0 BB 1-2 1B		2-1 HR			4 2 4 1 0 0 0
Cecil Cooper, L OBP: 0.262, SLG: 0.390 (1, 3)	0-1 G3 1-2 1B		1-1 3-1		0-0 F9		1-1 F8			4 0 1 1 0 0 3
Ted Simmons, S OBP: 0.293, SLG: 0.371 (1, 2)	1-2 G3		2-1 F7		4-0 1-2 2-3 BB			1-3 K		3 0 0 1 1 1 2
Ben Oglivie, L OBP: 0.243, SLG: 0.324 (1, 7)	3-0 F8			0-2 CS 1B	2-3 K			1-1 BB 1B		4 1 2 0 0 1 4
Gorman Thomas, R OBP: 0.205, SLG: 0.206 (1, 8)		1-1 F8		3-3 K		0-2 E4 G5-4-3		1-3 K		4 0 0 0 0 2 2
Don Money, R OBP: 0.370, SLG: 0.286 (1, 10)		3-1 6-3		1-3 K		1-2 G5-4-3		4-0 1B 1B BB		3 1 0 0 1 1 1
Charlie Moore, R OBP: 0.444, SLG: 0.485 (1, 9)		1-0 L6			2-2 4-3 1B 2B		0-2 5-3	1-1 1B 1B		4 1 2 1 0 0 0
Jim Gantner, L OBP: 0.306, SLG: 0.382 (1, 4)			0-0 P6		2-0 4-3		2-1 P6	1-2 FC6-4 1B		4 0 1 1 0 0 1

Inning Stats	R: 1	H: 2	E: 1	K: 0	S: 14	LOB: 1	BB: 0	P: 21	R: 0	H: 0	E: 0	K: 0	S: 5	LOB: 0	BB: 0	P: 10	R: 1	H: 1	E: 0	K: 0	S: 7	LOB: 1	BB: 1	P: 15	R: 0	H: 1	E: 0	K: 2	S: 9	LOB: 0	BB: 0	P: 13	R: 1	H: 3	E: 0	K: 1	S: 15	LOB: 3	BB: 1	P: 27	R: 0	H: 0	E: 1	K: 0	S: 10	LOB: 0	BB: 0	P: 11	R: 1	H: 1	E: 0	K: 0	S: 8	LOB: 0	BB: 0	P: 14	R: 2	H: 3	E: 0	K: 2	S: 15	LOB: 2	BB: 1	P: 24
--------------	------	------	------	------	-------	--------	-------	-------	------	------	------	------	------	--------	-------	-------	------	------	------	------	------	--------	-------	-------	------	------	------	------	------	--------	-------	-------	------	------	------	------	-------	--------	-------	-------	------	------	------	------	-------	--------	-------	-------	------	------	------	------	------	--------	-------	-------	------	------	------	------	-------	--------	-------	-------

PITCHER	IP	WLS	BF	H	R	ER	SO	BB	IBB	HBP	BLK	WP	HR	S	P	ERA	WHIP
Bob Forsch, R ERA: 2.91 (1, 1)	7.0	L	30	8	4	3	3	2	0	0	0	0	1	68	111	3.86	1.429
Bruce Sutter, R ERA: 3.6 (8, 1)	1.0		7	3	2	2	2	1	0	0	0	0	0	15	24	18.00	4.000

BOTTOM

St. Louis Cardinals @ Milwaukee Brewers
Milwaukee County Stadium, Milwaukee, WI

Sun Oct 17 1982, 8:05 PM EDT
 Att. 56,562 - Unknown

livebaseballscorecards.com

AB	34
R	6
H	11
RBI	6
BB	3
SO	5
LOB	15



1B: 8	SF: 0	WP: 0	PA: 37
2B: 3	SAC: 0	PB: 0	
3B: 0	DP: 2	SB: 0	
HR: 1	HBP: 0	CS: 1	

Batter	1	2	3	4	5	6	7	8	9	AB R H RBI BB SO LOB	TOP											
Paul Molitor, R (1, 5) OBP: 0.380, SLG: 0.478	1-1 P6		0-0 G4-6-3			1-1 5-3			0-2 WP 2-3 1B	4 0 1 0 0 0 1	Milwaukee Brewers @ St. Louis Cardinals Busch Stadium, St. Louis, MO Tue Oct 19 1982, 7:05 PM CDT Att: 53,723 - Unknown livebaseballscorecards.com											
Robin Yount, R (1, 6) OBP: 0.458, SLG: 0.512	2-2 L1			0-1 F9			1-2 6-3	2-0 5-3	4 0 0 0 0 0 1													
Cecil Cooper, L (1, 3) OBP: 0.239, SLG: 0.356	2-1 F7			1-1 P6			1-0 6-3	0-0 F8	4 0 0 0 0 0 1													
Ted Simmons, S (1, 2) Ned Yost, R (7, 2)		4-1 1B BB		1-0 F9			0-0 G1-3	4-2 BB	2 0 0 0 1 0 0 0 0 0 0 1 0 0													
Ben Oglivie, L (1, 7) OBP: 0.244, SLG: 0.316		1-2 G5-4-3 1B			1-1 F8			1-0 F8	4 0 1 0 0 0 2													
Gorman Thomas, R (1, 8) Marshall Edwards, L (8, PR) (8, 8)		0-1 F8			3-3 K			0-0 E5	3 0 0 0 0 1 2 0 0 0 0 0 0 0													
Don Money, R (1, 10) OBP: 0.333, SLG: 0.250		2-2 G5-4-3			1-1 5-3			2-2 P6	3 0 0 0 0 0 3													
Charlie Moore, R (1, 9) OBP: 0.436, SLG: 0.472			1-1 G4-6-3 1B			0-2 L6		1-0 P5	3 0 1 0 0 0 1													
Jim Gantner, L (1, 4) OBP: 0.308, SLG: 0.405			2-3 K			2-0 F9		0-0 WP 1B 2B	3 1 1 0 0 1 1													
Inning Stats	R: 0 E: 0 K: 0 S: 8	H: 0 LOB: 0 BB: 0 P: 13	R: 0 E: 0 K: 0 S: 10	H: 1 LOB: 1 BB: 1 P: 17	R: 0 E: 0 K: 1 S: 7	H: 1 LOB: 0 BB: 0 P: 9	R: 0 E: 0 K: 0 S: 5	H: 0 LOB: 0 BB: 0 P: 7	R: 0 E: 0 K: 1 S: 8	H: 0 LOB: 0 BB: 0 P: 13		R: 0 E: 0 K: 0 S: 6	H: 0 LOB: 0 BB: 0 P: 9	R: 0 E: 0 K: 0 S: 5	H: 0 LOB: 0 BB: 0 P: 7	R: 0 E: 1 K: 0 S: 7	H: 0 LOB: 1 BB: 0 P: 11	R: 1 E: 0 K: 0 S: 11	H: 2 LOB: 2 BB: 1 P: 18	1B: 3 2B: 1 3B: 0 HR: 0	SF: 0 SAC: 0 DP: 2 HBP: 0	WP: 1 PB: 0 SB: 0 CS: 0
PITCHER John Stuper, R (1, 1) ERA: 3.32	IP: 9.0 WLS: W BF: 32 H: 4 R: 1 ER: 1 SO: 2 BB: 2 IBB: 0 HBP: 0 BLK: 0 WP: 1 HR: 0 S: 67 P: 104 ERA: 1.00 WHIP: 0.667											PITCHER	IP: WLS: BF: H: R: ER: SO: BB: IBB: HBP: BLK: WP: HR: S: P: ERA: WHIP:									



Batter	1	2	3	4	5	6	7	8	9
Lonnie Smith, R (1, 7) OBP: 0.297, SLG: 0.382 David Green, R (6, 7) OBP: 0.333, SLG: 0.545									
Ken Oberkfell, L (1, 5) OBP: 0.316, SLG: 0.306									
Keith Hernandez, L (1, 3) OBP: 0.325, SLG: 0.389									
George Hendrick, R (1, 9) OBP: 0.359, SLG: 0.306									
Darrell Porter, L (1, 2) OBP: 0.474, SLG: 0.625 Glenn Brummer, R (9, 2)									
Dane Iorg, L (1, 10) OBP: 0.500, SLG: 0.929									
Willie McGee, S (1, 8) OBP: 0.294, SLG: 0.667									
Tom Herr, S (1, 4) OBP: 0.231, SLG: 0.257									
Ozzie Smith, S (1, 6) OBP: 0.389, SLG: 0.276									

AB	R	H	RBI	BB	SO	LOB
3	1	1	0	0	1	0
1	1	0	0	1	1	0
5	1	0	0	0	0	5
5	2	2	4	0	0	2
5	2	2	1	0	1	1
4	1	1	2	0	0	0
0	0	0	0	0	0	0
4	3	3	0	0	0	1
4	1	1	1	0	0	1
3	1	2	2	0	0	0
4	0	0	0	0	0	3

BOTTOM

Milwaukee Brewers @ St. Louis Cardinals
 Busch Stadium, St. Louis, MO
 Tue Oct 19 1982, 7:05 PM CDT
 Att. 53,723 - Unknown

livebaseballscorecards.com

AB	38
R	13
H	12
RBI	10
BB	1
SO	3
LOB	13



Inning Stats	R	H	E	K	S	R	H	E	K	S	R	H	E	K	S	R	H	E	K	S	R	H	E	K	S	R	H	E	K	S	R	H	E	K	S	
	0	0	0	7	12	2	2	1	11	19	3	3	0	10	12	2	2	0	14	17	6	5	1	16	30	0	0	5	9	0	0	10	13	0	0	13

PITCHER	IP	WLS	BF	H	R	ER	SO	BB	IBB	HBP	BLK	WP	HR	S	P	ERA	WHIP
Don Sutton, R (1, 1) ERA: 6.0	4.1	L	21	7	7	5	2	0	0	0	1	0	2	45	67	10.38	1.615
Jim Staton, R (5, 1) ERA: 1.23	0.2		2	0	0	0	0	0	0	0	0	0	3	3	0.00	0.000	
Doc Medich, R (6, 1) ERA: 18.0	2.0		13	5	6	4	0	1	0	0	0	2	0	21	39	18.00	3.000
Dwight Bernard, R (8, 1) ERA:	1.0		4	0	0	0	1	0	0	0	0	0	0	10	13	0.00	0.000

WP	PA	ERA	WHIP
2	41		
0			
1			
1			

Batter	1	2	3	4	5	6	7	8	9	AB R H RBI BB SO LOB	TOP		
Paul Molitor, R (1, 5) OBP: 0.389, SLG: 0.480	0-0 F9			0-2 FC5-4 1B		0-1 E1 1B SF7 1B		1-2 6-3		4 1 2 0 0 0 0	Milwaukee Brewers @ St. Louis Cardinals Busch Stadium, St. Louis, MO Wed Oct 20 1982, 7:05 PM CDT Att: 53,723 - Unknown livebaseballscorecards.com		
Robin Yount, R (1, 6) OBP: 0.442, SLG: 0.489	2-1 5-3		1 SAFE 1 SAFE 1 SAFE FC5-4 1B 1-2f	0-0 FC5-4 1B 1-2f		0-0 FC3-6 1B		0-3 K	4 0 1 0 0 1 1				
Cecil Cooper, L (1, 3) OBP: 0.240, SLG: 0.354	1-1 5-3		1 SAFE FC5-4 1B 1-3	0-0 FC5-4 1B 1-3		0-0 SF7		0-0 4-3	3 0 1 1 0 0 0				
Ted Simmons, S (1, 2) OBP: 0.271, SLG: 0.317		0-0 F7		1-0 F2		1-2 FC3-6 FC4-6 1-2f		1-1 1-3	4 0 0 0 0 0 2				
Ben Oglivie, L (1, 7) OBP: 0.244, SLG: 0.381		2-1 5-3			0-0 HR	1-0 FC4-6 1-2f		1-2 4-3	4 1 1 1 0 0 1				
Gorman Thomas, R (1, 8) OBP: 0.174, SLG: 0.171			3-2 F8		0-0 F7		3-3 K	3-3 K	4 0 0 0 0 2 0				
Roy Howell, L (1, 10)			3-2 3-1		0-0 5-3		1-0 F7		3 0 0 0 0 0 0	AB 32 R 3 H 7 RBI 2 BB 0 SO 3 LOB 5			
Charlie Moore, R (1, 9) OBP: 0.429, SLG: 0.462			0-2 4-3		0-1 4-3		1-1 1B		3 0 1 0 0 0 0				
Jim Gantner, L (1, 4) OBP: 0.310, SLG: 0.425			1-2 6-3			0-0 E 2B		0-0 1-3	3 1 1 0 0 0 1				
Inning Stats	R: 0 E: 0 K: 0 S: 5 H: 0 LOB: 0 BB: 0 P: 8	R: 0 E: 0 K: 0 S: 6 H: 0 LOB: 0 BB: 0 P: 11	R: 0 E: 0 K: 0 S: 13 H: 0 LOB: 0 BB: 0 P: 17	R: 0 E: 0 K: 0 S: 6 H: 2 LOB: 1 BB: 0 P: 7	R: 1 E: 0 K: 0 S: 5 H: 1 LOB: 0 BB: 0 P: 5	R: 2 E: 1 K: 0 S: 9 H: 3 LOB: 1 BB: 0 P: 11	R: 0 E: 0 K: 1 S: 8 H: 1 LOB: 1 BB: 0 P: 13	R: 0 E: 0 K: 1 S: 8 H: 0 LOB: 0 BB: 0 P: 9	R: 0 E: 0 K: 1 S: 12 H: 0 LOB: 0 BB: 0 P: 17	1B: 5 2B: 1 3B: 0 HR: 1 SF: 1 SAC: 0 DP: 0 HBP: 0	WP: 0 PB: 0 SB: 0 CS: 0 PA: 33		
PITCHER	IP WLS BF H R ER SO BB IBB HBP BLK WP HR S P ERA WHIP											PITCHER	IP WLS BF H R ER SO BB IBB HBP BLK WP HR S P ERA WHIP
Joaquin Andujar, R (1, 1) ERA: 1.8	7.0 W 27 7 3 2 1 0 0 0 0 0 0 1 52 72 2.57 1.000												
Bruce Sutter, R (8, 1) ERA: 3.0	2.0 S 6 0 0 0 2 0 0 0 0 0 0 0 20 26 0.00 0.000												



BOTTOM

Milwaukee Brewers @ St. Louis Cardinals
Busch Stadium, St. Louis, MO
Wed Oct 20 1982, 7:05 PM CDT
Att. 53,723 - Unknown

AB	39
R	6
H	15
RBI	6
BB	4
SO	4
LOB	25



WP:	0	PA:	43
PB:	0	SB:	0
CS:	0		

1B:	13	SF:	0
2B:	2	SAC:	0
3B:	0	DP:	0
HR:	0	HBP:	0

AB	R	H	RBI	BB	SO	LOB
5	2	3	1	0	0	3
3	0	0	0	0	1	2
0	0	0	0	1	0	0
1	1	0	0	0	1	1
3	1	2	2	2	1	2
5	0	2	1	0	0	3
5	0	1	1	0	1	4
3	0	2	0	0	0	2
0	0	0	0	0	0	0
2	0	1	1	0	0	2
5	1	1	0	0	0	4
3	0	1	0	1	0	0
4	1	2	0	0	0	2

Batter	1	2	3	4	5	6	7	8	9
Lonnie Smith, R OBP: 0.333, SLG: 0.462 (1, 7)	0-0 F9 1B	1-1 F9 1B		0-1 FC3-6 1B 1-2 3-H		0-0 1B 2B		0-0 1B 2B	
Ken Oberkfell, L OBP: 0.293, SLG: 0.282 (6, PH) Gene Tenace, R (6, PR) Mike Ramsey, S (7, 5)	2-3 K		0-0 G3	1-1 FC3-6 1B 1-2f 2-3		4-1 1B 1B BB		1-3 K	
Keith Hernandez, L OBP: 0.378, SLG: 0.410 (1, 3)	2-2 1B		4-1 F9 1B BB	3-3 K		3-1 FC4-6 1B 1B 1-3 2-H 3-H		4-0 1B 1B IBB	
George Hendrick, R OBP: 0.364, SLG: 0.317 (1, 9)	0-1 F2 1B		2-1 F9 1B 1-2		0-0 6-3	1-2 FC4-6 1B 1-2 3-H		1-0 F8	
Darrell Porter, L OBP: 0.442, SLG: 0.568 (1, 2)		0-3 K	0-0 F9 1B 1-2 2-3		3-2 P6	3-2 FC4-6 1B 1-2f 2-3		1-0 1B 1B 1-3 2-H	
Dane Iorg, L OBP: 0.529, SLG: 0.882 (1, 10) David Green, R OBP: 0.333, SLG: 0.545 (6, PH) Steve Braun, L OBP: 0.500, SLG: 0.333 (6, PH)		0-0 1B BB 1B	2-1 4-3		0-1 1B	1-2 4-3		0-2 1B 1B 1-2 3-H	
Willie McGee, S OBP: 0.282, SLG: 0.605 (1, 8)		2-0 F8		0-1 1B 1B	1-0 F8		0-0 4-3	0-0 4-3	
Tom Herr, S OBP: 0.256, SLG: 0.263 (1, 4)		4-2 1B BB 1-2		2-0 FC3-6 1B 1B 1-3		2-2 5-3	0-1 L6		
Ozzie Smith, S OBP: 0.400, SLG: 0.303 (1, 6)		1-1 1B		1-0 P4		1-1 2B 1B 1B	1-2 4-3		

Inning Stats	R	H	E	K	S	H	LOB	BB	P	R	H	E	K	S	H	LOB	BB	P
	0	1	0	10	14	2	3	1	19	0	1	0	11	7	1	2	1	15
	0	1	0	10	14	0	3	1	19	1	3	0	11	7	2	3	1	18
	0	1	0	10	14	0	3	1	19	0	1	0	11	7	1	2	1	12
	0	1	0	10	14	0	3	1	19	3	4	0	21	36	0	2	7	12
	0	1	0	10	14	0	3	1	19	0	0	0	6	7	0	0	18	12

PITCHER	IP	WLS	BF	H	R	ER	SO	BB	IBB	HBP	BLK	WP	HR	S	P	ERA	WHIP
Pete Vuckovich, R ERA: 4.45 (1, 1)	5.1		28	10	3	3	3	2	0	0	0	0	0	53	87	5.06	2.250
Bob McClure, L ERA: 3.0 (6, 1)	0.1	L	4	2	1	1	0	1	0	0	0	0	0	12	23	27.00	9.000
Moose Haas, R ERA: 6.14 (6, 1)	2.0		8	1	2	2	1	0	1	0	0	0	0	15	23	9.00	0.500
Mike Caldwell, L ERA: 3.92 (8, 1)	0.1		3	2	0	0	0	0	0	0	0	0	0	5	6	0.00	6.000