

St. Louis Cardinals - 1982

Batter	1	2	3	4	5	6	7	8	9	AB	R	H	RBI	BB	SO	LOB	TOP
Lonnie Smith, R OBP: 0.667, SLG: 0.500 (1, 8)	1-0 E S HR HBP	0-0 S 2B 1B	0-0 1-2 1B	0-0 G6-4-3 1-2		4-0 2B BB		0-0 4-3		4	3	2	0	1	0	2	St. Louis Cardinals @ Houston Astros Astrodome, Houston, TX Tue Apr 06 1982, 7:05 PM EST Att: 33,521 - Unknown AB 44 R 14 H 18 RBI 14 BB 5 SO 10 LOB 23
Tom Herr, S OBP: 0.333, SLG: 0.667 (1, 4)	0-3 K	0-0 4-3 1-H 2B	0-3 K		0-0 2B 2B	0-0 F8		0-0 L4		6	1	2	1	0	2	5	
Keith Hernandez, L OBP: 0.833, SLG: 1.250 (1, 3)	4-0 HR BB	0-0 4-3		4-0 2B 1B BB	0-0 4-3 2-H 1B 2B	0-0 1-H 2B		0-0 G1-6-3 1B		4	3	3	3	2	0	1	
Darrell Porter, L OBP: 0.400, SLG: 1.200 Glenn Brummer, R (6, 2)	0-0 1-H 3-H HR	0-3 K		0-0 1B 2B BB	0-0 F9	0-3 K		0-3 K		5	2	2	3	0	2	3	
George Hendrick, R OBP: 0.500, SLG: 0.400 (1, 9)	0-0 2B 1B BB	0-0 BB		0-0 2B 1B BB	0-0 4-3	0-3 K		0-0 G1-6-3		5	2	2	1	1	1	3	
Dane Iorg, L OBP: 0.567, SLG: 1.333 David Green, R OBP: 0.500, SLG: 0.500 (4, FR)	0-0 1B FC6-4 2B	0-3 K		0-0 4-3 1-H 3-H 1B 2B	0-0 BB 1B		0-3 K			3	1	2	2	0	1	2	
Steve Braun, L OBP: 0.400, SLG: 0.250 Mike Ramsey, S (7, 5)	0-0 FC6-4 1B		0-0 P5	0-0 4-3	0-0 1-2 BB		0-0 4-3			4	0	1	1	1	0	1	
Ozzie Smith, S OBP: 0.400, SLG: 0.400 (1, 6)	0-0 FC6-4 1-2 3-H S		0-0 FC3-6 1B	0-0 1B	0-0 3-1		0-3 K			5	0	2	2	0	1	3	
Bob Forsch, R OBP: 0.200, SLG: 0.200 Jim Kaat, L (9, 1)	0-3 K		0-0 FC3-6 1B	0-0 G6-4-3 1B		0-0 E7 F8 2B		0-0 F8		5	1	1	0	0	1	2	
										0	0	0	0	0	0	0	WP: 0 PA: 50 FB: 0 SB: 3 CS: 0
Inning Stats	R: 5 E: 0 K: 2 S: 11	H: 4 LOB: 1 BB: 1 P: 16	R: 1 E: 0 K: 2 S: 9	H: 2 LOB: 2 BB: 1 P: 13	R: 0 E: 0 K: 1 S: 7	H: 2 LOB: 1 BB: 0 P: 7	R: 4 E: 0 K: 0 S: 7	H: 5 LOB: 1 BB: 1 P: 11	R: 2 E: 0 K: 2 S: 6	H: 3 LOB: 2 BB: 1 P: 10	R: 0 E: 0 K: 0 S: 7	H: 0 LOB: 0 BB: 0 P: 7	R: 0 E: 0 K: 1 S: 3	H: 0 LOB: 0 BB: 0 P: 3	R: 0 E: 0 K: 1 S: 5	H: 1 LOB: 0 BB: 0 P: 5	1B: 10 2B: 7 3B: 0 HR: 1 SF: 0 SAC: 0 DP: 2 HBP: 1
PITCHER	IP WLS BF H R ER SO BB IBB HBP BLK WP HR S P ERA WHIP	IP WLS BF H R ER SO BB IBB HBP BLK WP HR S P ERA WHIP	IP WLS BF H R ER SO BB IBB HBP BLK WP HR S P ERA WHIP	IP WLS BF H R ER SO BB IBB HBP BLK WP HR S P ERA WHIP	IP WLS BF H R ER SO BB IBB HBP BLK WP HR S P ERA WHIP	IP WLS BF H R ER SO BB IBB HBP BLK WP HR S P ERA WHIP	IP WLS BF H R ER SO BB IBB HBP BLK WP HR S P ERA WHIP	IP WLS BF H R ER SO BB IBB HBP BLK WP HR S P ERA WHIP	IP WLS BF H R ER SO BB IBB HBP BLK WP HR S P ERA WHIP	IP WLS BF H R ER SO BB IBB HBP BLK WP HR S P ERA WHIP	IP WLS BF H R ER SO BB IBB HBP BLK WP HR S P ERA WHIP	IP WLS BF H R ER SO BB IBB HBP BLK WP HR S P ERA WHIP	IP WLS BF H R ER SO BB IBB HBP BLK WP HR S P ERA WHIP	IP WLS BF H R ER SO BB IBB HBP BLK WP HR S P ERA WHIP	IP WLS BF H R ER SO BB IBB HBP BLK WP HR S P ERA WHIP	IP WLS BF H R ER SO BB IBB HBP BLK WP HR S P ERA WHIP	ERA 18.00 108.00 10.80 4.50 0.00
Batter	1	2	3	4	5	6	7	8	9	AB	R	H	RBI	BB	SO	LOB	BOTTOM
Terry Puhl, L (1, 9)	0-0 4-3		0-0 F8		0-0 F8		0-0 F9			4	0	0	0	0	0	3	St. Louis Cardinals @ Houston Astros Astrodome, Houston, TX Tue Apr 06 1982, 7:05 PM EST Att: 33,521 - Unknown AB 31 R 3 H 8 RBI 3 BB 3 SO 1 LOB 13
Tony Scott, S (1, 8)	0-0 G3		0-0 G6-3 1-2		0-0 G4-6-3 1-2		0-0 4-3			4	0	0	0	0	0	3	
Phil Garner, R (1, 4)	0-0 3-1			0-3 K2-3		0-0 P6		0-0 P6		4	0	0	0	0	1	0	
Jose Cruz, L OBP: 0.500, SLG: 0.333 (1, 7)		0-0 L8 1B SF8 1B		0-0 F9		0-0 1-3		4-0 BB		3	1	1	0	1	0	0	
Alan Ashby, S OBP: 1.000, SLG: 2.500 Alan Knicely, R (7, 2)		0-0 1-2 1B		4-0 1B WP BB		0-0 HR		0-0 F2		2	1	2	1	1	0	0	
Ray Knight, R OBP: 0.500, SLG: 0.500 (1, 5)		0-0 L8		0-0 FC6-4 1B		0-0 5-3		0-0 G5-4-3 1B		4	0	2	0	0	0	2	
Art Howe, R OBP: 0.250, SLG: 1.333 (1, 3)		0-0 SF8		0-0 FC6-4 1-2			0-0 HR		0-0 G5-4-3	3	1	1	2	0	0	3	
Craig Reynolds, L Kiko Garcia, R (8, 6)		0-0 F8		0-0 G6-3 1B		4-0 1B BB		0-0 L9		2	0	0	0	1	0	1	
Nolan Ryan, R Danny Heep, L Gordie Pladson, R Michael LaCoss, R Mike Ivie, R Dave Smith, R Denny Walling, L Joe Sambito, L (8, 1)			0-0 G6-3 1B		0-0 G4-6-3 1B		0-0 G3			0	0	0	0	0	0	0	
										0	0	0	0	0	0	0	WP: 1 PA: 35 FB: 0 SB: 0 CS: 0
Inning Stats	R: 0 E: 0 K: 0 S: 3	H: 0 LOB: 0 BB: 0 P: 3	R: 1 E: 0 K: 0 S: 5	H: 2 LOB: 1 BB: 0 P: 5	R: 0 E: 0 K: 0 S: 3	H: 1 LOB: 0 BB: 0 P: 3	R: 0 E: 0 K: 1 S: 6	H: 1 LOB: 2 BB: 1 P: 10	R: 0 E: 0 K: 0 S: 3	H: 1 LOB: 1 BB: 1 P: 7	R: 1 E: 0 K: 0 S: 4	H: 1 LOB: 0 BB: 0 P: 4	R: 1 E: 0 K: 0 S: 4	H: 1 LOB: 1 BB: 1 P: 7	R: 0 E: 0 K: 0 S: 3	H: 1 LOB: 0 BB: 0 P: 3	1B: 6 2B: 0 3B: 0 HR: 2 SF: 1 SAC: 0 DP: 3 HBP: 0
PITCHER	IP WLS BF H R ER SO BB IBB HBP BLK WP HR S P ERA WHIP	IP WLS BF H R ER SO BB IBB HBP BLK WP HR S P ERA WHIP	IP WLS BF H R ER SO BB IBB HBP BLK WP HR S P ERA WHIP	IP WLS BF H R ER SO BB IBB HBP BLK WP HR S P ERA WHIP	IP WLS BF H R ER SO BB IBB HBP BLK WP HR S P ERA WHIP	IP WLS BF H R ER SO BB IBB HBP BLK WP HR S P ERA WHIP	IP WLS BF H R ER SO BB IBB HBP BLK WP HR S P ERA WHIP	IP WLS BF H R ER SO BB IBB HBP BLK WP HR S P ERA WHIP	IP WLS BF H R ER SO BB IBB HBP BLK WP HR S P ERA WHIP	IP WLS BF H R ER SO BB IBB HBP BLK WP HR S P ERA WHIP	IP WLS BF H R ER SO BB IBB HBP BLK WP HR S P ERA WHIP	IP WLS BF H R ER SO BB IBB HBP BLK WP HR S P ERA WHIP	IP WLS BF H R ER SO BB IBB HBP BLK WP HR S P ERA WHIP	IP WLS BF H R ER SO BB IBB HBP BLK WP HR S P ERA WHIP	IP WLS BF H R ER SO BB IBB HBP BLK WP HR S P ERA WHIP	IP WLS BF H R ER SO BB IBB HBP BLK WP HR S P ERA WHIP	ERA 3.38 3.38 1.250 0.00
Batter	1	2	3	4	5	6	7	8	9	AB	R	H	RBI	BB	SO	LOB	HOUSTON ASTROS
Bob Forsch, R ERA: 3.38 Jim Kaat, L ERA: (9, 1)	IP WLS BF H R ER SO BB IBB HBP BLK WP HR S P ERA WHIP	IP WLS BF H R ER SO BB IBB HBP BLK WP HR S P ERA WHIP	IP WLS BF H R ER SO BB IBB HBP BLK WP HR S P ERA WHIP	IP WLS BF H R ER SO BB IBB HBP BLK WP HR S P ERA WHIP	IP WLS BF H R ER SO BB IBB HBP BLK WP HR S P ERA WHIP	IP WLS BF H R ER SO BB IBB HBP BLK WP HR S P ERA WHIP	IP WLS BF H R ER SO BB IBB HBP BLK WP HR S P ERA WHIP	IP WLS BF H R ER SO BB IBB HBP BLK WP HR S P ERA WHIP	IP WLS BF H R ER SO BB IBB HBP BLK WP HR S P ERA WHIP	IP WLS BF H R ER SO BB IBB HBP BLK WP HR S P ERA WHIP	IP WLS BF H R ER SO BB IBB HBP BLK WP HR S P ERA WHIP	IP WLS BF H R ER SO BB IBB HBP BLK WP HR S P ERA WHIP	IP WLS BF H R ER SO BB IBB HBP BLK WP HR S P ERA WHIP	IP WLS BF H R ER SO BB IBB HBP BLK WP HR S P ERA WHIP	IP WLS BF H R ER SO BB IBB HBP BLK WP HR S P ERA WHIP	IP WLS BF H R ER SO BB IBB HBP BLK WP HR S P ERA WHIP	ERA 0.00 1.000

Batter	1	2	3	4	5	6	7	8	9	AB	R	H	RBI	BB	SO	LOB	TOP			
Lonnie Smith, R OBP: 0.429, SLG: 0.333 (1, 7)	F9		L7			L9			L9	4	0	1	0	0	0	0				
Tom Herr, S OBP: 0.214, SLG: 0.308 (1, 4)	K		CS	L4		5-3			F9	4	0	0	0	0	1	0				
Keith Hernandez, L OBP: 0.429, SLG: 0.500 (1, 3)	P6			CS					4-3	4	0	1	0	0	0	0				
Darrell Porter, L OBP: 0.583, SLG: 1.182 (1, 2)		FC5								2	0	1	0	0	1	1				
David Green, R OBP: 0.250, SLG: 0.375 (1, 8)		E6								3	0	0	0	0	0	2				
Tito Landrum, R (1, 9)		FC5								3	0	0	0	0	0	3				
Mike Ramsey, S OBP: 0.250, SLG: 0.250 (1, 5)		G5-3								3	0	1	0	0	0	2				
Ozzie Smith, S OBP: 0.364, SLG: 0.364 (1, 6)			G3							3	0	0	0	0	0	1				
Joaquin Andujar, S Bruce Sutter, R (8, 1)			K							3	0	0	0	0	3	0				
										0	0	0	0	0	0	0				
Inning Stats	R: 0 E: 0 K: 1 S: 5	H: 0 LOB: 0 BB: 0 P: 5	R: 0 E: 1 K: 0 S: 4	H: 1 LOB: 1 BB: 0 P: 4	R: 0 E: 0 K: 1 S: 5	H: 1 LOB: 0 BB: 0 P: 5	R: 0 E: 0 K: 0 S: 4	H: 1 LOB: 1 BB: 0 P: 4	R: 0 E: 0 K: 1 S: 5	H: 0 LOB: 0 BB: 0 P: 5	R: 0 E: 0 K: 0 S: 3	H: 0 LOB: 1 BB: 0 P: 4	R: 0 E: 0 K: 1 S: 5	H: 0 LOB: 0 BB: 0 P: 5	R: 0 E: 0 K: 0 S: 3	H: 0 LOB: 0 BB: 0 P: 3	1B: 4 2B: 1 3B: 0 HR: 0	SF: 0 SAC: 0 DP: 2 HBP: 1	WP: 0 PB: 0 SB: 0 CS: 2	PA: 31
PITCHER	IP	WLS	BF	H	R	ER	SO	BB	IBB	HBP	BLK	WP	HR	S	P	ERA	WHIP			
Bob Knepper, L ERA: 3.0 (1, 1)	8.0	W	27	4	0	0	5	0	0	1	0	0	0	36	37	0.00	0.500			
Dave Smith, R ERA: 3.0 (9, 1)	1.0	S	3	0	0	0	0	0	0	0	0	0	0	3	3	0.00	0.000			

St. Louis Cardinals @ Houston Astros
Astrodome, Houston, TX
Thu Apr 08 1982, 7:05 PM EST
Att: 23,868 - Unknown

AB 29
R 0
H 4
RBI 0
BB 0
SO 5
LOB 9



Batter	1	2	3	4	5	6	7	8	9	AB	R	H	RBI	BB	SO	LOB	BOTTOM			
Terry Puhl, L OBP: 0.083, SLG: 0.250 (1, 9)	F9		4-3			L8			3-1	4	0	0	0	0	0	3				
Phil Garner, R OBP: 0.167, SLG: 0.091 (1, 4)	4-3			K		K				4	0	1	0	0	2	1				
Tony Scott, S OBP: 0.273, SLG: 0.300 (1, 8)	K			K					2-3	4	0	0	0	0	2	3				
Jose Cruz, L OBP: 0.364, SLG: 0.125 (1, 7)		4-3								2	0	0	0	1	0	0				
Alan Ashby, S OBP: 0.667, SLG: 1.200 (1, 2)		K		CS						3	0	1	0	0	1	0				
Ray Knight, R OBP: 0.364, SLG: 0.455 (1, 5)										3	0	2	0	0	1	1				
Art Howe, R OBP: 0.273, SLG: 0.667 (1, 3)										3	0	1	0	0	0	2				
Dickie Thon, R OBP: 0.250, SLG: 0.250 (8, PR)										0	1	0	0	0	0	0				
Dave Smith, R (9, 1)										0	0	0	0	0	0	0				
Craig Reynolds, L OBP: 0.400, SLG: 0.250 (1, 6)			4-3							2	0	1	0	0	0	0				
Bob Knepper, L (1, 1)										2	0	0	0	0	1	1				
Denny Walling, L (8, PH) (9, 3)			G3							1	0	0	0	0	0	1				
Inning Stats	R: 0 E: 0 K: 1 S: 5	H: 0 LOB: 0 BB: 0 P: 5	R: 0 E: 1 K: 1 S: 6	H: 1 LOB: 2 BB: 0 P: 6	R: 0 E: 0 K: 0 S: 3	H: 0 LOB: 0 BB: 0 P: 3	R: 0 E: 0 K: 2 S: 6	H: 0 LOB: 1 BB: 1 P: 10	R: 0 E: 0 K: 0 S: 3	H: 1 LOB: 0 BB: 0 P: 3	R: 0 E: 0 K: 2 S: 8	H: 1 LOB: 1 BB: 0 P: 8	R: 0 E: 0 K: 1 S: 6	H: 1 LOB: 1 BB: 0 P: 6	R: 1 E: 1 K: 0 S: 6	H: 2 LOB: 3 BB: 0 P: 6	1B: 4 2B: 2 3B: 0 HR: 0	SF: 0 SAC: 1 DP: 1 HBP: 0	WP: 0 PB: 0 SB: 0 CS: 1	PA: 31
PITCHER	IP	WLS	BF	H	R	ER	SO	BB	IBB	HBP	BLK	WP	HR	S	P	ERA	WHIP			
Joaquin Andujar, R ERA: 3.0 (1, 1)	7.2	L	29	6	1	0	7	1	0	0	0	0	0	42	46	0.00	0.913			
Bruce Sutter, R ERA: 3.0 (8, 1)	0.1		1	0	0	0	0	0	0	0	0	0	0	1	1	0.00	0.000			

St. Louis Cardinals @ Houston Astros
Astrodome, Houston, TX
Thu Apr 08 1982, 7:05 PM EST
Att: 23,868 - Unknown

AB 28
R 1
H 6
RBI 0
BB 1
SO 7
LOB 12



Batter	1	2	3	4	5	6	7	8	9	AB	R	H	RBI	BB	SO	LOB	TOP								
Omar Moreno, L (1.8) OBP: 0.333, SLG: 0.500	K	S E 2B	K			S 1B	F8	G6-4-3		6	2	2	1	0	2	3									
Mike Easter, L (1.7)	4-3	E BB			G3	E BB	SF7 WP IBB		1-3	3	1	0	0	3	0	0									
Dave Parker, L (1.9) OBP: 0.500, SLG: 0.600	E7 WP	F7				E 1B	SF7 BB		1-3	5	0	2	1	1	0	1									
Jason Thompson, L (1.3)	BB	FC3-6 BB			K	P6	SF7		4-3	3	0	0	1	2	1	3									
Bill Madlock, R (1.5)	BB	FC3-6			F9	E5 FC4				3	0	0	0	2	0	4									
Tony Peña, R (1.2) OBP: 0.200, SLG: 0.200	F9				L4	FC4 1B	F8			5	0	1	0	0	0	8									
Johnny Ray, S (1.4) OBP: 0.600, SLG: 1.400		HR			F8	FC4-6 G6-4-3 1B	SH 2B	SH3 WP 1B		5	3	3	1	0	0	1	AB 37								
Dale Berra, R (1.6) OBP: 0.667, SLG: 1.333		2B 2B			HR 2B	G6-4-3	SH WP	SH3		3	3	2	0	0	0	1	R 11								
Rick Rhoden, R (1.1) OBP: 0.333, SLG: 1.333		K					F8			3	1	1	2	0	1	1	H 12								
Rod Scurry, L (6.1)										0	0	0	0	0	0	0	RBI 7								
Willie Stargell, L (7, PH)										0	0	0	0	1	0	0	BB 9								
Lee Lacy, R (7, PR)										0	1	0	0	0	0	0	SO 4								
John Candelaria, L (7.1) OBP: 1.000, SLG: 1.000										1	0	1	1	0	0	0	LOB 22								
Inning Stats	R: 0 E: 1 K: 1 S: 6	H: 0 LOB: 3 BB: 2 P: 14	R: 3 E: 1 K: 1 S: 8	H: 3 LOB: 2 BB: 2 P: 16	R: 2 E: 0 K: 1 S: 7	H: 2 LOB: 0 BB: 0 P: 7	R: 0 E: 0 K: 1 S: 6	H: 1 LOB: 1 BB: 0 P: 6	R: 0 E: 0 K: 0 S: 3	H: 1 LOB: 0 BB: 0 P: 3	R: 2 E: 1 K: 0 S: 6	H: 2 LOB: 2 BB: 1 P: 10	R: 3 E: 1 K: 0 S: 5	H: 1 LOB: 3 BB: 4 P: 21	R: 1 E: 0 K: 0 S: 4	H: 2 LOB: 0 BB: 0 P: 4	R: 0 E: 0 K: 0 S: 3	H: 0 LOB: 0 BB: 0 P: 3	1B: 5 2B: 5 3B: 0 HR: 2	SF: 1 SAC: 2 DP: 0 HBP: 0	WP: 3 PB: 0 SB: 3 CS: 0	PA: 49			
PITCHER	IP WLS BF H R ER SO BB IBB HBP BLK WP HR S P ERA WHIP	IP WLS BF H R ER SO BB IBB HBP BLK WP HR S P ERA WHIP	IP WLS BF H R ER SO BB IBB HBP BLK WP HR S P ERA WHIP	IP WLS BF H R ER SO BB IBB HBP BLK WP HR S P ERA WHIP	IP WLS BF H R ER SO BB IBB HBP BLK WP HR S P ERA WHIP	IP WLS BF H R ER SO BB IBB HBP BLK WP HR S P ERA WHIP	IP WLS BF H R ER SO BB IBB HBP BLK WP HR S P ERA WHIP	IP WLS BF H R ER SO BB IBB HBP BLK WP HR S P ERA WHIP	IP WLS BF H R ER SO BB IBB HBP BLK WP HR S P ERA WHIP	IP WLS BF H R ER SO BB IBB HBP BLK WP HR S P ERA WHIP	IP WLS BF H R ER SO BB IBB HBP BLK WP HR S P ERA WHIP	IP WLS BF H R ER SO BB IBB HBP BLK WP HR S P ERA WHIP	IP WLS BF H R ER SO BB IBB HBP BLK WP HR S P ERA WHIP	IP WLS BF H R ER SO BB IBB HBP BLK WP HR S P ERA WHIP	IP WLS BF H R ER SO BB IBB HBP BLK WP HR S P ERA WHIP	IP WLS BF H R ER SO BB IBB HBP BLK WP HR S P ERA WHIP	IP WLS BF H R ER SO BB IBB HBP BLK WP HR S P ERA WHIP	IP WLS BF H R ER SO BB IBB HBP BLK WP HR S P ERA WHIP	IP WLS BF H R ER SO BB IBB HBP BLK WP HR S P ERA WHIP	IP WLS BF H R ER SO BB IBB HBP BLK WP HR S P ERA WHIP	IP WLS BF H R ER SO BB IBB HBP BLK WP HR S P ERA WHIP	IP WLS BF H R ER SO BB IBB HBP BLK WP HR S P ERA WHIP	IP WLS BF H R ER SO BB IBB HBP BLK WP HR S P ERA WHIP	IP WLS BF H R ER SO BB IBB HBP BLK WP HR S P ERA WHIP	
Steve Mura, R (1.1) ERA: 20.25	1.1 11 3 3 3 2 3 0 0 0 0 1 1 12 24 20.25 4.500	1.2 8 2 2 2 1 1 0 0 0 0 0 1 9 13 10.80 1.800	1.0 4 1 0 0 1 0 0 0 0 0 0 0 6 6 0.00 1.000	2.0 10 3 2 1 0 1 0 0 0 0 0 0 9 13 4.50 2.000	0.1 L 6 1 3 3 0 2 1 0 0 1 0 3 15 81.00 9.000																				
Jim Kaat, L (2.1) ERA: 6.75																									
Dave LaPoint, L (4.1) ERA: 4.5																									
Andy Rincon, R (5.1) ERA: 20.25																									
Mark Littell, R (7.1) ERA: 20.25																									
Batter	1	2	3	4	5	6	7	8	9	AB	R	H	RBI	BB	SO	LOB	BOTTOM								
Lonnie Smith, R (1.7) OBP: 0.421, SLG: 0.529	K		6-3	HR		SF9 FC5-2 1B		1-3		5	1	2	5	0	1	0									
Tom Herr, S (1.4) OBP: 0.211, SLG: 0.278	F7		1B	K		FC5-2		P4		5	0	1	0	0	1	3									
Keith Hernandez, L (1.3) OBP: 0.421, SLG: 0.563	2B		1B			F8	SF9	K		4	0	2	1	0	1	0									
Darrell Porter, L (1.2) OBP: 0.438, SLG: 0.867	1-3		F8			4-3	F8	4-3		4	0	0	0	0	0	5									
Doug Bair, R (7.1) ERA: 2.45																									
Julio Gonzalez, R (9, PH)																									
Dane Iorg, L (1.9) OBP: 0.222, SLG: 0.444		F7				4-3	1-3	5-3		3	0	0	0	0	0	0									
Tito Landrum, R (7, PH) (8.9)										1	0	0	0	0	0	0									
Steve Braun, L (1.5) OBP: 0.384, SLG: 0.400		G3				1B HR 2B	1B 1B	4-3		3	2	2	0	0	0	0									
Mark Littell, L (7.1)										0	0	0	0	0	0	0									
Glenn Brummer, R (7.2)						1B HR 2B	1B 1B	5-3		1	0	0	0	0	0	0									
David Green, R (1.8) OBP: 0.333, SLG: 0.500		2B				K	1B 1B	5-3		4	1	2	0	0	1	1									
Ozzie Smith, S (1.6) OBP: 0.400, SLG: 0.400		6-3				BB HR 1B	1B BB FC5-2 1B	F7		4	1	2	1	0	0	1									
Steve Mura, R (1.1) ERA: 20.25																									
Jim Kaat, L (2.1) ERA: 6.75																									
Gene Roof, S (3, PH)																									
Dave LaPoint, L (4.1) ERA: 4.5																									
Orlando Sanchez, L (4, PH)																									
Andy Rincon, R (5.1) ERA: 20.25																									
Mike Ramsey, S (5, PH) (7.5)																									
Inning Stats	R: 0 E: 0 K: 1 S: 6	H: 1 LOB: 1 BB: 0 P: 6	R: 0 E: 0 K: 0 S: 4	H: 1 LOB: 1 BB: 0 P: 4	R: 0 E: 0 K: 0 S: 5	H: 2 LOB: 0 BB: 0 P: 5	R: 4 E: 0 K: 2 S: 10	H: 3 LOB: 1 BB: 1 P: 14	R: 0 E: 0 K: 0 S: 3	H: 0 LOB: 0 BB: 0 P: 3	R: 3 E: 0 K: 0 S: 7	H: 4 LOB: 2 BB: 1 P: 11	R: 0 E: 0 K: 0 S: 3	H: 0 LOB: 0 BB: 0 P: 3	R: 0 E: 0 K: 0 S: 3	H: 0 LOB: 0 BB: 0 P: 3	R: 0 E: 0 K: 1 S: 5	H: 0 LOB: 0 BB: 0 P: 5	1B: 7 2B: 3 3B: 0 HR: 1	SF: 1 SAC: 0 DP: 0 HBP: 0	WP: 0 PB: 0 SB: 0 CS: 0	PA: 40			
PITCHER	IP WLS BF H R ER SO BB IBB HBP BLK WP HR S P ERA WHIP	IP WLS BF H R ER SO BB IBB HBP BLK WP HR S P ERA WHIP	IP WLS BF H R ER SO BB IBB HBP BLK WP HR S P ERA WHIP	IP WLS BF H R ER SO BB IBB HBP BLK WP HR S P ERA WHIP	IP WLS BF H R ER SO BB IBB HBP BLK WP HR S P ERA WHIP	IP WLS BF H R ER SO BB IBB HBP BLK WP HR S P ERA WHIP	IP WLS BF H R ER SO BB IBB HBP BLK WP HR S P ERA WHIP	IP WLS BF H R ER SO BB IBB HBP BLK WP HR S P ERA WHIP	IP WLS BF H R ER SO BB IBB HBP BLK WP HR S P ERA WHIP	IP WLS BF H R ER SO BB IBB HBP BLK WP HR S P ERA WHIP	IP WLS BF H R ER SO BB IBB HBP BLK WP HR S P ERA WHIP	IP WLS BF H R ER SO BB IBB HBP BLK WP HR S P ERA WHIP	IP WLS BF H R ER SO BB IBB HBP BLK WP HR S P ERA WHIP	IP WLS BF H R ER SO BB IBB HBP BLK WP HR S P ERA WHIP	IP WLS BF H R ER SO BB IBB HBP BLK WP HR S P ERA WHIP	IP WLS BF H R ER SO BB IBB HBP BLK WP HR S P ERA WHIP	IP WLS BF H R ER SO BB IBB HBP BLK WP HR S P ERA WHIP	IP WLS BF H R ER SO BB IBB HBP BLK WP HR S P ERA WHIP	IP WLS BF H R ER SO BB IBB HBP BLK WP HR S P ERA WHIP	IP WLS BF H R ER SO BB IBB HBP BLK WP HR S P ERA WHIP	IP WLS BF H R ER SO BB IBB HBP BLK WP HR S P ERA WHIP	IP WLS BF H R ER SO BB IBB HBP BLK WP HR S P ERA WHIP	IP WLS BF H R ER SO BB IBB HBP BLK WP HR S P ERA WHIP	IP WLS BF H R ER SO BB IBB HBP BLK WP HR S P ERA WHIP	
Rick Rhoden, R (1.1) ERA: 12.6	5.0 26 10 7 7 3 1 0 0 0 0 0 0 4 8 0.00 2.000	1.0 W 5 1 0 0 0 1 0 0 0 0 0 0 4 8 0.00 2.000	3.0 S 9 0 0 0 1 0 0 0 0 0 0 0 11 11 0.00 0.000																						
Rod Scurry, L (6.1) ERA: 12.6																									
John Candelaria, L (7.1) ERA: 12.6																									

Pittsburgh Pirates @ St. Louis Cardinals
 Busch Stadium, St. Louis, MO
 Sat Apr 10 1982, 3:33 AM CST
 Att: 40,878 - Unknown

AB 37
 R 11
 H 12
 RBI 7
 BB 9
 SO 4
 LOB 22



Pittsburgh Pirates @ St. Louis Cardinals
 Busch Stadium, St. Louis, MO
 Sat Apr 10 1982, 3:33 AM CST
 Att: 40,878 - Unknown

AB 37
 R 7
 H 11
 RBI 7
 BB 2
 SO 4
 LOB 10



Batter	1	2	3	4	5	6	7	8	9	AB	R	H	RBI	BB	SO	LOB	TOP																
Omar Moreno, L (1,8) OBP: 0.364, SLG: 0.545	3-1		L6			G3		FC4-6 2B		5	1	2	2	0	0	0	Pittsburgh Pirates @ St. Louis Cardinals Busch Stadium, St. Louis, MO Sun Apr 11 1982, 3:33 AM CST Att: 14,819 - Unknown livebaseballscorecards.com																
Mike Easter, L (1,7) Lee Lacy, R (9,PH)				K		G3		FC4-6 BB		3	0	1	0	1	1	0																	
Dave Parker, L (1,9) OBP: 0.273, SLG: 0.300	F7			L9		4-3		FC4-6 1B		5	1	0	0	0	0	5																	
Jason Thompson, L (1,3) Enrique Romo, R (8,1)	4-3			L3						4	1	1	1	0	0	1																	
Bill Madlock, R (1,5) OBP: 0.444, SLG: 0.286		F7								4	1	2	2	0	0	0																	
Tony Peña, R (1,2) OBP: 0.333, SLG: 0.556		K								4	0	2	1	0	2	1																	
Johnny Ray, S (1,4) OBP: 0.333, SLG: 0.778				5-3		1-3				4	0	0	0	0	0	2																	
Dale Berra, R (1,6) OBP: 0.429, SLG: 0.667			F8			L5		6-3 1B		3	1	0	0	1	1	1																	
Ross Baumgarten, L (1,1) Willie Montanez, L (3,PH) Don Robinson, R (3,1) Rod Scurry, L (7,1) Kent Tekulve, R (7,1) Brian Harper, R (8,PH) Willie Stargett, L (8,3)			F9			K		6-3 1B		0	0	0	0	0	0	0																	
Inning Stats	R: 0 E: 0 K: 0 S: 4	H: 1 LOB: 1 BB: 0 P: 4	R: 0 E: 0 K: 1 S: 5	H: 0 LOB: 0 BB: 0 P: 5	R: 0 E: 0 K: 1 S: 3	H: 0 LOB: 0 BB: 0 P: 3	R: 0 E: 0 K: 1 S: 5	H: 0 LOB: 0 BB: 0 P: 5	R: 1 E: 0 K: 1 S: 7	H: 2 LOB: 1 BB: 0 P: 7	R: 0 E: 0 K: 0 S: 3	H: 0 LOB: 0 BB: 0 P: 3	R: 0 E: 0 K: 0 S: 4	H: 1 LOB: 1 BB: 0 P: 4	R: 4 E: 0 K: 1 S: 8	H: 3 LOB: 1 BB: 2 P: 16		R: 1 E: 0 K: 1 S: 7	H: 2 LOB: 2 BB: 1 P: 11	1B: 4 2B: 5 3B: 0 HR: 0	SF: 0 SAC: 0 DP: 0 HBP: 0	WP: 0 PB: 0 SB: 3 CS: 0	PA: 39										
PITCHER	IP WLS BF H R ER SO BB IBB HBP BLK WP HR S P ERA WHIP																																
Bob Forsch, R (1,1) ERA: 3.52	7.1	28	5	3	3	3	1	0	0	0	0	0	0	33	37	3.68	0.818																
Bruce Sutter, R (8,1) ERA: 18.0	0.2	5	2	2	2	1	1	0	0	0	0	0	0	6	10	27.00	4.500																
Jim Kaat, L (9,1) ERA: 7.36	1.0	W	6	2	1	1	1	0	1	0	0	0	0	7	11	9.00	2.000																

Batter	1	2	3	4	5	6	7	8	9	AB	R	H	RBI	BB	SO	LOB	BOTTOM												
Lonnie Smith, R (1,7) OBP: 0.500, SLG: 0.550	1B			F7						3	1	2	0	2	0	0	Pittsburgh Pirates @ St. Louis Cardinals Busch Stadium, St. Louis, MO Sun Apr 11 1982, 3:33 AM CST Att: 14,819 - Unknown livebaseballscorecards.com												
Tom Herr, S (1,4) OBP: 0.292, SLG: 0.318			L1-3							4	1	2	0	1	0	4													
Keith Hernandez, L (1,3) Jim Kaat, L (9,1)										4	1	2	2	1	0	4													
George Hendrick, R (1,9) OBP: 0.455, SLG: 0.444										4	0	1	1	1	2	2													
Darrell Porter, L (1,2) OBP: 0.381, SLG: 0.684	F8			P6						4	0	0	0	1	1	3													
David Green, R (1,8) Orlando Sanchez, L (9,PH) Gene Roof, S (9,FR)										4	0	1	1	0	1	3													
Mike Ramsey, S (1,5) Steve Braun, L (8,PH) Tito Landrum, R (8,FR)										3	0	1	0	0	0	0													
Julio Gonzalez, R (9,5) OBP: 0.500, SLG: 1.500										0	0	0	0	0	0	0													
Ozzie Smith, S (1,6) OBP: 0.350, SLG: 0.316										4	0	0	0	1	0	4													
Bob Forsch, R (1,1) Bruce Sutter, R (8,1)										3	2	2	0	0	1	0													
Dane Iorg, L (8,PH) OBP: 0.273, SLG: 0.455										2	0	1	1	0	0	1													
Inning Stats	R: 3 E: 0 K: 0 S: 6	H: 4 LOB: 2 BB: 2 P: 14	R: 1 E: 1 K: 0 S: 5	H: 3 LOB: 1 BB: 0 P: 5	R: 0 E: 0 K: 1 S: 5	H: 0 LOB: 0 BB: 0 P: 3	R: 0 E: 0 K: 2 S: 8	H: 1 LOB: 1 BB: 0 P: 8	R: 0 E: 0 K: 0 S: 3	H: 0 LOB: 0 BB: 0 P: 3	R: 1 E: 0 K: 1 S: 7	H: 3 LOB: 3 BB: 2 P: 15	R: 0 E: 0 K: 0 S: 3	H: 0 LOB: 3 BB: 3 P: 15	R: 2 E: 0 K: 1 S: 6	H: 2 LOB: 2 BB: 2 P: 14	1B: 10 2B: 3 3B: 1 HR: 0	SF: 0 SAC: 0 DP: 2 HBP: 0	WP: 1 PB: 0 SB: 2 CS: 1	PA: 45									
PITCHER	IP WLS BF H R ER SO BB IBB HBP BLK WP HR S P ERA WHIP																												
Ross Baumgarten, L (1,1) ERA: 18.0	2.0	13	7	4	4	0	2	0	0	1	19	18.00	4.500																
Don Robinson, R (3,1) ERA: 1.93	4.2	16	3	1	1	3	0	0	0	0	22	1.93	0.643																
Rod Scurry, L (7,1) ERA:	0.0	1	0	0	0	0	1	0	0	0	4	∞	∞																
Kent Tekulve, R (7,1) ERA:	0.1	3	1	0	0	1	0	1	0	0	4	0.00	3.000																
Enrique Romo, R (8,1) ERA: 10.8	1.2	L	12	2	2	2	5	0	0	0	9	10.80	4.200																



Batter	1	2	3	4	5	6	7	8	9	AB	R	H	RBI	BB	SO	LOB	TOP										
Omar Moreno, L OBP: 0.313, SLG: 0.438	E4 CS		F8		P6				K	5	0	1	1	0	1	0											
Lee Lacy, R Mike Easter, L OBP: 0.500, SLG: 0.143	4-0 CS BB		F9		F8		1-3 3-H 4-0 1-2 FC6-4 IBB		F8	2	0	0	0	1	0	0											
Bill Madlock, R OBP: 0.385, SLG: 0.364	0-0 1-2 2B		P6		6-3		F3			4	0	1	0	0	0	3											
Jason Thompson, L OBP: 0.286, SLG: 0.290	0-0 F9			4-0 1B BB		F2	FC6-4			3	1	0	0	1	0	4											
Bill Robinson, R OBP: 0.500, SLG: 1.250		0-0 HR		0-0 G6-4-3 1B 1B		6-3			L7	4	2	2	1	0	0	0											
Tony Peña, R OBP: 0.482, SLG: 0.769		0-0 1B		0-0 G6-4-3 1B		6-3				4	0	3	1	0	0	0											
Dale Berra, R Dave Parker, L Jim Smith, R OBP: 0.250, SLG: 0.273	F9		G6-4-3				FC 1B		K	3	1	1	0	0	0	3	AB 35										
Johnny Ray, S OBP: 0.308, SLG: 0.615	F9		1-2 2-3				FC 1B		6-3	4	0	1	1	0	0	3	R 4										
Tom Griffin, R	F8		3-H		5-3		2-3			4	0	1	1	0	0	3	H 10										
Brian Harper, R Rod Scurrey, L Kent Tekulve, R Willie Stargell, L OBP: 0.687, SLG: 1.000	F8		0-0			1-2 1B			L3	2	0	0	0	0	0	2	RBI 4										
	R: 0 E: 1 K: 0 S: 3	H: 1 LOB: 1 BB: 1 P: 7	R: 1 E: 0 K: 0 S: 5	H: 2 LOB: 1 BB: 0 P: 5	R: 0 E: 0 K: 0 S: 3	H: 0 LOB: 0 BB: 0 P: 3	R: 2 E: 0 K: 0 S: 5	H: 3 LOB: 1 BB: 1 P: 9	R: 0 E: 0 K: 0 S: 3	H: 0 LOB: 0 BB: 0 P: 3	R: 0 E: 0 K: 0 S: 3	H: 0 LOB: 0 BB: 0 P: 3	R: 1 E: 0 K: 0 S: 6	H: 3 LOB: 3 BB: 1 P: 10	R: 0 E: 0 K: 1 S: 6	H: 1 LOB: 1 BB: 0 P: 6	R: 0 E: 0 K: 1 S: 5	H: 0 LOB: 0 BB: 0 P: 5	1B: 6 2B: 2 3B: 1 HR: 1	SF: 0 SAC: 0 DP: 1 HBP: 0	WP: 0 PB: 0 SB: 1 CS: 2	PA: 38					
PITCHER	IP	WLS	BF	H	R	ER	SO	BB	IBB	HBP	BLK	WP	HR	S	P	ERA	WHIP										
John Martin, L ERA: 5.11	6.1	W	28	9	4	4	0	2	0	0	0	0	1	26	34	5.68	1.737										
Doug Bair, R ERA: 2.25	0.1		2	0	0	0	0	0	1	0	0	0	0	1	5	0.00	0.000										
Dave LaPoint, L ERA:	0.1		1	0	0	0	0	0	0	0	0	0	0	1	1	0.00	0.000										
Bruce Sutter, R ERA: 6.0	2.0	S	7	1	0	0	2	0	0	0	0	0	0	11	11	0.00	0.500										

Pittsburgh Pirates @ St. Louis Cardinals
Busch Stadium, St. Louis, MO
Mon Apr 12 1982, 3:33 AM CST
Att: 18,066 - Unknown

AB 35
R 4
H 10
RBI 4
BB 3
SO 2
LOB 16



Batter	1	2	3	4	5	6	7	8	9	AB	R	H	RBI	BB	SO	LOB	BOTTOM										
Lonnie Smith, R OBP: 0.500, SLG: 0.500	4-0 4-3 1B BB		E5 CS	F7						2	1	0	0	2	0	1											
Tom Herr, S OBP: 0.286, SLG: 0.346	4-3		1-2 1B		G3		K			4	1	1	0	0	1	2											
Keith Hernandez, L OBP: 0.500, SLG: 0.565	0-0 G3 1B		0-0 2-H 1B		F7					3	0	2	2	1	0	0											
Darrell Porter, L OBP: 0.320, SLG: 0.565	G3		0-3 K		F9					4	0	0	0	0	2	4											
George Hendrick, R Tito Landrum, R OBP: 0.467, SLG: 0.923	5-3								G3	4	2	2	2	0	0	1											
Dane Iorg, L Doug Bair, R Dave LaPoint, L Bruce Sutter, R OBP: 0.214, SLG: 0.357		1-3			L5		F8		4-3	3	0	0	0	0	0	0											
Steve Braun, L Mike Ramsey, S OBP: 0.400, SLG: 0.333		4-0 G3-6-3 BB			4-3		1-3			2	0	0	0	1	0	0											
Ozzie Smith, S OBP: 0.333, SLG: 0.304		G3-6-3					1-3		6-3	4	1	1	0	0	0	2	AB 31										
John Martin, S David Green, R OBP: 0.294, SLG: 0.412					4-3					2	0	1	0	0	0	0	R 5										
	R: 1 E: 0 K: 0 S: 4	H: 1 LOB: 1 BB: 1 P: 8	R: 0 E: 0 K: 0 S: 2	H: 0 LOB: 0 BB: 1 P: 6	R: 1 E: 1 K: 1 S: 7	H: 2 LOB: 1 BB: 0 P: 7	R: 2 E: 0 K: 0 S: 6	H: 3 LOB: 1 BB: 0 P: 6	R: 0 E: 0 K: 0 S: 3	H: 0 LOB: 0 BB: 0 P: 3	R: 1 E: 0 K: 0 S: 4	H: 1 LOB: 0 BB: 0 P: 4	R: 0 E: 0 K: 3 S: 9	H: 0 LOB: 2 BB: 2 P: 17	R: 0 E: 0 K: 0 S: 4	H: 1 LOB: 1 BB: 0 P: 4	1B: 4 2B: 2 3B: 0 HR: 2	SF: 0 SAC: 0 DP: 1 HBP: 0	WP: 0 PB: 0 SB: 4 CS: 1	PA: 35							
PITCHER	IP	WLS	BF	H	R	ER	SO	BB	IBB	HBP	BLK	WP	HR	S	P	ERA	WHIP										
Tom Griffin, R ERA: 7.5	6.0	L	26	7	5	5	1	2	0	0	0	0	2	26	34	7.50	1.500										
Rod Scurrey, L ERA:	1.0		5	0	0	0	3	1	1	0	0	0	0	9	17	0.00	1.000										
Kent Tekulve, R ERA:	1.0		4	1	0	0	0	0	0	0	0	0	0	4	4	0.00	1.000										

Pittsburgh Pirates @ St. Louis Cardinals
Busch Stadium, St. Louis, MO
Mon Apr 12 1982, 3:33 AM CST
Att: 18,066 - Unknown

AB 31
R 5
H 8
RBI 4
BB 4
SO 4
LOB 10



Batter	1	2	3	4	5	6	7	8	9	AB	R	H	RBI	BB	SO	LOB	TOP		
Lonnie Smith, R OBP: 0.455, SLG: 0.444 (1, 8)	E5 S G3 E		F8		1-3	1-3 3-H 1B			P1	5	1	1	1	0	0	1			
Tom Herr, S OBP: 0.303, SLG: 0.387 (1, 4)	G3				F S 1B		K		F8	5	1	2	0	0	1	2			
Keith Hernandez, L OBP: 0.515, SLG: 0.538 (1, 3)					2B 1-3-2 1B		6-3		K	3	0	1	1	2	1	1			
Darrell Porter, L OBP: 0.310, SLG: 0.556 (1, 2)	F3				1-3 2B		K			4	0	1	0	0	2	3			
George Hendrick, R OBP: 0.368, SLG: 0.706 David Green, R OBP: 0.294, SLG: 0.412 (1, 9) (8, 8)	F7				K	1-3-2		K		4	0	0	0	0	2	3			
Dane Iorg, L OBP: 0.222, SLG: 0.294 Tito Landrum, R (8, 9)		L6			FC6-4 BB			6-3		3	0	0	0	1	0	0			
Julio Gonzalez, R OBP: 0.333, SLG: 0.667 (1, 5)		F9			FC6-4 1B	1B		1-3		4	1	1	0	0	0	1			
Ozzie Smith, S OBP: 0.393, SLG: 0.481 (1, 6)		F8			FC6-4 1B	1B				4	1	3	1	0	0	0			
Joaquin Andujar, S OBP: 0.143, SLG: 0.143 Bruce Sutter, R (9, 1)					6-3 FC6-4	K				4	0	1	0	0	1	4			
										0	0	0	0	0	0	0			
Inning Stats	R: 1 E: 1 K: 0 S: 4	H: 0 LOB: 1 BB: 1 P: 8	R: 0 E: 0 K: 0 S: 3	H: 0 LOB: 0 BB: 0 P: 3	R: 0 E: 0 K: 1 S: 6	H: 1 LOB: 2 BB: 1 P: 10	R: 0 E: 0 K: 1 S: 6	H: 1 LOB: 1 BB: 0 P: 5	R: 1 E: 0 K: 0 S: 5	H: 3 LOB: 1 BB: 0 P: 7	R: 0 E: 0 K: 2 S: 7	H: 0 LOB: 0 BB: 0 P: 7	R: 0 E: 0 K: 1 S: 5	H: 0 LOB: 0 BB: 0 P: 5	R: 1 E: 0 K: 1 S: 7	H: 2 LOB: 1 BB: 0 P: 7	1B: 7 2B: 3 3B: 0 HR: 1	SF: 0 SAC: 0 DP: 1 HBP: 0	WP: 0 PA: 39 PB: 0 SB: 2 CS: 0
PITCHER	IP WLS BF H R ER SO BB IBB HBP BLK WP HR S P ERA WHIP	IP WLS BF H R ER SO BB IBB HBP BLK WP HR S P ERA WHIP	IP WLS BF H R ER SO BB IBB HBP BLK WP HR S P ERA WHIP	IP WLS BF H R ER SO BB IBB HBP BLK WP HR S P ERA WHIP	IP WLS BF H R ER SO BB IBB HBP BLK WP HR S P ERA WHIP	IP WLS BF H R ER SO BB IBB HBP BLK WP HR S P ERA WHIP	IP WLS BF H R ER SO BB IBB HBP BLK WP HR S P ERA WHIP	IP WLS BF H R ER SO BB IBB HBP BLK WP HR S P ERA WHIP	IP WLS BF H R ER SO BB IBB HBP BLK WP HR S P ERA WHIP	IP WLS BF H R ER SO BB IBB HBP BLK WP HR S P ERA WHIP	IP WLS BF H R ER SO BB IBB HBP BLK WP HR S P ERA WHIP	IP WLS BF H R ER SO BB IBB HBP BLK WP HR S P ERA WHIP	IP WLS BF H R ER SO BB IBB HBP BLK WP HR S P ERA WHIP	IP WLS BF H R ER SO BB IBB HBP BLK WP HR S P ERA WHIP	IP WLS BF H R ER SO BB IBB HBP BLK WP HR S P ERA WHIP	IP WLS BF H R ER SO BB IBB HBP BLK WP HR S P ERA WHIP	IP WLS BF H R ER SO BB IBB HBP BLK WP HR S P ERA WHIP	IP WLS BF H R ER SO BB IBB HBP BLK WP HR S P ERA WHIP	
Randy Martz, R ERA: 2.08 Lee Smith, R ERA: Dick Tidrow, R ERA: 6.75 Willie Hernandez, L ERA: 5.4	4.1 L 22 5 2 1 2 3 0 0 0 0 0 0 23 35 2.08 1.846	0.2 1 11 3 1 1 4 0 0 0 0 0 0 1 1 0.00 0.000	3.0 11 3 1 1 4 0 0 0 0 0 0 19 19 3.00 1.000	1.0 5 2 1 1 1 0 0 0 0 0 1 7 7 9.00 2.000															

St. Louis Cardinals @ Chicago Cubs
Wrigley Field, Chicago, IL
Tue Apr 13 1982, 3:33 AM CST
Att: 6,472 - Sunny - 45 F

AB 36
R 4
H 10
RBI 3
BB 3
SO 7
LOB 15



Batter	1	2	3	4	5	6	7	8	9	AB	R	H	RBI	BB	SO	LOB	BOTTOM				
Bump Willis, S OBP: 0.467, SLG: 0.692 (1, 4)	E S 4-3 HBP		F5			1B 2B		F7		3	2	1	0	0	0	1					
Larry Bowa, S OBP: 0.241, SLG: 0.154 (1, 6)	4-3		1-3			F8		G1		4	0	0	1	0	0	2					
Bill Buckner, L OBP: 0.400, SLG: 0.500 (1, 3)	G3				G3				P4	4	0	1	1	0	0	0					
Leon Durham, L OBP: 0.241, SLG: 0.296 (1, 9)					6-3	2-H 1B				4	1	1	0	0	0	1					
Jerry Morales, R OBP: 0.308, SLG: 0.750 (1, 8)			P6		4-3			P4		4	0	1	1	0	0	1					
Steve Henderson, R OBP: 0.292, SLG: 0.227 (1, 7)			5-3					F7		4	0	1	0	0	1	0					
23 Ryne Sandberg, R OBP: 0.120, SLG: 0.043 (1, 5)			5-3					K		4	0	1	0	0	1	0					
Jody Davis, R (1, 2)										4	0	1	0	0	1	2					
Keith Moreland, R OBP: 0.440, SLG: 0.783 (9, PH)			K							3	0	0	0	0	1	1					
Randy Martz, L Lee Smith, R Dan Briggs, L Dick Tidrow, R Bob Molinaro, L Willie Hernandez, L Gary Woods, R	11.1 05.1 05.1 05.1 08.1 08.1 09.1 09.1	8.1 W 32 5 3 3 3 0 0 0 0 0 0 36 41 3.24 0.720	0.2 S 4 1 0 0 1 0 0 0 0 0 0 6 6 0.00 1.500																		
Inning Stats	R: 1 E: 1 K: 0 S: 3	H: 0 LOB: 0 BB: 0 P: 4	R: 0 E: 0 K: 0 S: 3	H: 0 LOB: 0 BB: 0 P: 3	R: 0 E: 0 K: 1 S: 5	H: 0 LOB: 1 BB: 1 P: 9	R: 0 E: 0 K: 0 S: 3	H: 0 LOB: 0 BB: 0 P: 3	R: 0 E: 0 K: 1 S: 6	H: 1 LOB: 1 BB: 0 P: 6	R: 1 E: 0 K: 0 S: 5	H: 2 LOB: 1 BB: 0 P: 5	R: 0 E: 0 K: 1 S: 5	H: 0 LOB: 0 BB: 0 P: 5	R: 0 E: 0 K: 0 S: 3	H: 0 LOB: 0 BB: 0 P: 3	R: 1 E: 1 K: 1 S: 9	H: 3 LOB: 3 BB: 0 P: 9	1B: 4 2B: 1 3B: 1 HR: 0	SF: 0 SAC: 0 DP: 0 HBP: 1	WP: 0 PA: 36 PB: 0 SB: 1 CS: 0
PITCHER	IP WLS BF H R ER SO BB IBB HBP BLK WP HR S P ERA WHIP	IP WLS BF H R ER SO BB IBB HBP BLK WP HR S P ERA WHIP	IP WLS BF H R ER SO BB IBB HBP BLK WP HR S P ERA WHIP	IP WLS BF H R ER SO BB IBB HBP BLK WP HR S P ERA WHIP	IP WLS BF H R ER SO BB IBB HBP BLK WP HR S P ERA WHIP	IP WLS BF H R ER SO BB IBB HBP BLK WP HR S P ERA WHIP	IP WLS BF H R ER SO BB IBB HBP BLK WP HR S P ERA WHIP	IP WLS BF H R ER SO BB IBB HBP BLK WP HR S P ERA WHIP	IP WLS BF H R ER SO BB IBB HBP BLK WP HR S P ERA WHIP	IP WLS BF H R ER SO BB IBB HBP BLK WP HR S P ERA WHIP	IP WLS BF H R ER SO BB IBB HBP BLK WP HR S P ERA WHIP	IP WLS BF H R ER SO BB IBB HBP BLK WP HR S P ERA WHIP	IP WLS BF H R ER SO BB IBB HBP BLK WP HR S P ERA WHIP	IP WLS BF H R ER SO BB IBB HBP BLK WP HR S P ERA WHIP	IP WLS BF H R ER SO BB IBB HBP BLK WP HR S P ERA WHIP	IP WLS BF H R ER SO BB IBB HBP BLK WP HR S P ERA WHIP	IP WLS BF H R ER SO BB IBB HBP BLK WP HR S P ERA WHIP	IP WLS BF H R ER SO BB IBB HBP BLK WP HR S P ERA WHIP			
Joaquin Andujar, R ERA: 1.69 Bruce Sutter, R ERA: 4.91	1.1 1.69	0.2 S 4 1 0 0 1 0 0 0 0 0 0 6 6 0.00 1.500																			

St. Louis Cardinals @ Chicago Cubs
Wrigley Field, Chicago, IL
Tue Apr 13 1982, 3:33 AM CST
Att: 6,472 - Sunny - 45 F



AB 34
R 3
H 6
RBI 3
BB 1
SO 4
LOB 15



Batter	1	2	3	4	5	6	7	8	9	AB	R	H	RBI	BB	SO	LOB	TOP										
Lonnie Smith, R OBP: 0.395, SLG: 0.486 (1, 8)										5	1	1	1	0	2	1	St. Louis Cardinals @ Chicago Cubs Wrigley Field, Chicago, IL Thu Apr 15 1982, 3:33 AM CST Att: 13,673 - Sunny - 58 F										
Tom Herr, S OBP: 0.349, SLG: 0.436 (1, 4)										3	1	1	0	2	0	0											
Keith Hernandez, L OBP: 0.512, SLG: 0.529 (1, 3)										4	2	2	1	0	1	2											
Darrell Porter, L OBP: 0.316, SLG: 0.471 (1, 2)										3	1	0	0	1	0	1											
George Hendrick, R OBP: 0.333, SLG: 0.667 Tito Landrum, R (8, 9)										4	1	1	1	0	0	3											
Dane Iorg, L OBP: 0.292, SLG: 0.286 David Green, R OBP: 0.368, SLG: 0.474 (6, PR)										1	0	0	0	2	0	0											
Julio Gonzalez, R OBP: 0.357, SLG: 0.571 (1, 5)										4	0	1	2	0	0	2											
Ozzie Smith, S OBP: 0.389, SLG: 0.424 (1, 6)										3	0	0	0	1	0	3											
Steve Mura, R (1, 1)										3	0	0	0	0	0	0											
Inning Stats	R: 1 E: 0 K: 0 S: 4	H: 1 LOB: 0 BB: 0 P: 4	R: 0 E: 0 K: 0 S: 3	H: 0 LOB: 0 BB: 0 P: 3	R: 0 E: 0 K: 0 S: 3	H: 0 LOB: 0 BB: 0 P: 3	R: 2 E: 0 K: 0 S: 5	H: 2 LOB: 2 BB: 2 P: 13	R: 1 E: 0 K: 1 S: 6	H: 1 LOB: 1 BB: 1 P: 6	R: 0 E: 0 K: 0 S: 4	H: 0 LOB: 0 BB: 1 P: 8	R: 0 E: 0 K: 0 S: 4	H: 0 LOB: 0 BB: 1 P: 8	R: 1 E: 1 K: 0 S: 5	H: 2 LOB: 1 BB: 0 P: 5		R: 0 E: 0 K: 1 S: 5	H: 0 LOB: 2 BB: 2 P: 13	1B: 4 2B: 0 3B: 1 HR: 2	SF: 1 SAC: 1 DP: 0 HBP: 0	WP: 0 PB: 1 SB: 0 CS: 1	PA: 40				
PITCHER	IP	WLS	BF	H	R	ER	SO	BB	IBB	HBP	BLK	WP	HR	S	P	ERA	WHIP										
Doug Bird, R ERA: 3.79 Lee Smith, R ERA: Allen Ripley, R ERA: 2.25	(1, 1)	6.0	L	26	5	5	5	1	2	1	0	0	0	0	2	25	37	7.50	1.167								

Batter	1	2	3	4	5	6	7	8	9	AB	R	H	RBI	BB	SO	LOB	BOTTOM								
Bump Willis, S OBP: 0.421, SLG: 0.576 (1, 4)										4	0	0	0	0	0	2	St. Louis Cardinals @ Chicago Cubs Wrigley Field, Chicago, IL Thu Apr 15 1982, 3:33 AM CST Att: 13,673 - Sunny - 58 F								
Junior Kennedy, R OBP: 0.200, SLG: 0.200 (1, 5)										4	0	0	0	0	1	0									
Bill Buckner, L OBP: 0.368, SLG: 0.429 (1, 3)										4	0	1	0	0	0	0									
Keith Moreland, R OBP: 0.394, SLG: 0.733 (1, 2)										4	1	1	1	0	1	1									
Leon Durham, L OBP: 0.243, SLG: 0.286 (1, 9)										4	0	0	0	0	2	0									
Jerry Morales, R OBP: 0.283, SLG: 0.529 (1, 8)										2	0	0	0	1	0	0									
Steve Henderson, R OBP: 0.290, SLG: 0.310 (1, 7)										3	0	2	0	0	0	1									
Larry Bowa, S OBP: 0.250, SLG: 0.129 (1, 6)										3	0	0	0	0	0	2									
Doug Bird, R Tye Waller, R Lee Smith, R Bob Molinaro, L Allen Ripley, R	(1, 1)	(6, PH)	(7, 1)	(8, PH)	(9, 1)																				
Inning Stats	R: 0 E: 0 K: 1 S: 6	H: 1 LOB: 1 BB: 0 P: 6	R: 0 E: 0 K: 1 S: 4	H: 0 LOB: 0 BB: 1 P: 8	R: 0 E: 0 K: 1 S: 5	H: 0 LOB: 0 BB: 0 P: 5	R: 0 E: 0 K: 0 S: 3	H: 0 LOB: 0 BB: 0 P: 3	R: 0 E: 0 K: 0 S: 4	H: 1 LOB: 1 BB: 0 P: 4	R: 0 E: 0 K: 1 S: 5	H: 0 LOB: 0 BB: 0 P: 5	R: 0 E: 0 K: 1 S: 5	H: 0 LOB: 0 BB: 0 P: 5	R: 0 E: 0 K: 0 S: 4	H: 1 LOB: 2 BB: 1 P: 8		R: 1 E: 0 K: 0 S: 4	H: 1 LOB: 0 BB: 0 P: 4	1B: 1 2B: 2 3B: 0 HR: 1	SF: 0 SAC: 0 DP: 1 HBP: 0	WP: 0 PB: 0 SB: 0 CS: 0	PA: 32		
PITCHER	IP	WLS	BF	H	R	ER	SO	BB	IBB	HBP	BLK	WP	HR	S	P	ERA	WHIP								
Steve Mura, R ERA: 3.48	(1, 1)	9.0	W	32	4	1	1	5	2	0	0	0	1	40	48	1.00	0.667								

AB	31
R	6
H	7
RBI	6
BB	6
SO	3
LOB	12



Batter	1	2	3	4	5	6	7	8	9	AB	R	H	RBI	BB	SO	LOB	TOP								
Pete Rose, S OBP: 0.200, SLG: 0.235 (1, 3)	0-0 4-3		0-0 F8		0-0 P6		0-0 L9			4	0	0	0	0	0	3	Philadelphia Phillies @ St. Louis Cardinals Busch Stadium, St. Louis, MO Fri Apr 16 1982, 6:05 PM CST Att: 15,003 - Unknown								
Greg Gross, L OBP: 0.250, SLG: 0.200 (1, 8)	0-0 L8		0-0 F8			0-0 3-1		0-0 G1		4	0	0	0	0	0	0									
Gary Matthews, R OBP: 0.200, SLG: 0.265 (1, 7)	0-0 L9		0-0 6-3			0-0 1B		0-0 F3		4	0	1	0	0	0	0									
Dick Davis, R OBP: 0.357, SLG: 0.346 (1, 9)		0-0 G3		0-0 6-3		0-0 F9		0-3 K		4	0	0	0	0	1	1									
Len Matuszek, L OBP: 0.333, SLG: 0.300 (1, 5)		1-0 E		0-3 K		0-0 L8		0-3 K		2	1	0	0	0	1	1									
Luis Aguayo, R OBP: 0.333, SLG: 1.333 (9, PH)		HBP								0	0	0	0	0	0	0									
George Vukovich, L OBP: 0.222, SLG: 0.222 (9, PH)										1	0	0	0	0	1	0									
Bo Diaz, R OBP: 0.308, SLG: 0.500 (1, 2)		0-0 E7 1B		0-0 F7				0-0 3-1		4	1	1	1	0	1	0									
Ivan De Jesus, R OBP: 0.394, SLG: 0.345 (1, 6)		0-0 BLK 1B				0-0 3-1 2B		0-0 1B 1B		4	0	3	1	0	0	0									
Manny Trillo, R OBP: 0.276, SLG: 0.296 (1, 4)		0-3 K		0-0 3-1		0-0 3-1		0-0 1B		3	0	1	0	0	1	2									
Mike Krukow, R (5, PH)		0-3 K		0-0 F5		0-0 F3		0-0 F3		1	0	0	0	0	1	1									
Del Unser, L (5, PH)		0-3 K								1	0	0	0	0	1	1									
Sid Monge, S (7, PH)										0	0	0	0	0	0	0									
Garry Maddox, R OBP: 0.227, SLG: 0.400 (7, PH)										1	0	0	0	0	2	2									
Sparky Lyle, L (7, 1)										0	0	0	0	0	0	0									
Inning Stats	R: 0 E: 0 K: 0 S: 3	H: 0 LOB: 0 BB: 0 P: 3	R: 2 E: 1 K: 2 S: 9	H: 2 LOB: 1 BB: 0 P: 10	R: 0 E: 0 K: 1 S: 3	H: 0 LOB: 0 BB: 0 P: 3	R: 0 E: 0 K: 1 S: 5	H: 0 LOB: 0 BB: 0 P: 5	R: 0 E: 0 K: 0 S: 4	H: 1 LOB: 1 BB: 0 P: 4	R: 0 E: 0 K: 0 S: 4	H: 1 LOB: 1 BB: 0 P: 4	R: 0 E: 0 K: 0 S: 5	H: 2 LOB: 2 BB: 0 P: 5	R: 0 E: 0 K: 1 S: 5	H: 0 LOB: 0 BB: 0 P: 7	R: 0 E: 0 K: 2 S: 7	H: 0 LOB: 0 BB: 0 P: 7	1B: 4 2B: 2 3B: 0 HR: 0	SF: 0 SAC: 0 DP: 0 HBP: 1	WP: 0 PB: 0 SB: 0 CS: 0	PA: 34			
PITCHER	IP	WLS	BF	H	R	ER	SO	BB	IBB	HBP	BLK	WP	HR	S	P	ERA	WHIP								
Bob Forsch, R ERA: 3.22	7.0	W	28	6	2	2	3	0	0	1	1	0	0	33	34	2.57	0.857								
Bruce Sutter, R ERA: 3.18	2.0	S	6	0	0	0	3	0	0	0	0	0	0	12	12	0.00	0.000								

Batter	1	2	3	4	5	6	7	8	9	AB	R	H	RBI	BB	SO	LOB	BOTTOM								
Lonnie Smith, R OBP: 0.396, SLG: 0.524 (1, 8)	0-0 SF9 3B		0-0 F3		0-0 S 1B		0-0 P6	0-3 K		5	1	2	0	0	1	3	Philadelphia Phillies @ St. Louis Cardinals Busch Stadium, St. Louis, MO Fri Apr 16 1982, 6:05 PM CST Att: 15,003 - Unknown								
Tom Herr, S OBP: 0.319, SLG: 0.405 (1, 4)	0-0 SF9		0-0 1-3	0-0 4-3		0-0 4-3				3	0	0	1	0	0	4									
Keith Hernandez, L OBP: 0.532, SLG: 0.568 (1, 3)	0-0 3B 1B		0-0 4-3		0-0 S BB		0-0 2B			3	1	2	0	1	0	0									
Darrell Porter, L OBP: 0.333, SLG: 0.553 (1, 2)	0-0 1B 3B		0-0 1B 2B		0-3 K		0-0 F7			4	1	2	1	0	1	2									
George Hendrick, R OBP: 0.387, SLG: 0.654 (1, 9)	1-0 G4-6-3 HBP		0-0 1B		0-0 P5		4-0 1B			2	0	1	1	1	0	1									
Dane Iorg, L OBP: 0.269, SLG: 0.261 (1, 7)	0-0 G4-6-3		0-0 1-3		0-0 P3		0-0 F8			2	0	0	0	0	0	3									
David Green, R OBP: 0.333, SLG: 0.429 (5, PH)	1-2 G4-6-3		0-0 1-3		0-0 P3		0-0 F8			2	0	0	0	0	0	3									
Julio Gonzalez, R OBP: 0.333, SLG: 0.500 (8, 1)		0-0 FC3-6 1B		0-3 K		0-0 F8		0-0 F9		4	0	1	0	0	1	2									
Ozzie Smith, S OBP: 0.375, SLG: 0.432 (1, 6)		0-0 FC3-6 SH3-4		0-0 5-3		0-0 1B 2B		0-3 K		4	0	1	0	0	1	1									
Bob Forsch, R OBP: 0.500, SLG: 0.700 (8, 5)		0-0 SH3-4		0-0 1B 2B		0-0 1B		0-0 1-3		2	0	2	0	0	0	0									
Mike Ramsey, S OBP: 0.364, SLG: 0.400 (8, 5)		1-2 SH3-4		0-0 1B 2B		2-3 1B				1	0	0	0	0	0	0									
Inning Stats	R: 2 E: 0 K: 0 S: 5	H: 3 LOB: 1 BB: 0 P: 6	R: 0 E: 0 K: 0 S: 4	H: 1 LOB: 1 BB: 0 P: 4	R: 1 E: 0 K: 0 S: 5	H: 2 LOB: 1 BB: 0 P: 5	R: 0 E: 0 K: 1 S: 7	H: 2 LOB: 2 BB: 0 P: 7	R: 0 E: 0 K: 1 S: 5	H: 0 LOB: 1 BB: 1 P: 9	R: 0 E: 0 K: 0 S: 5	H: 2 LOB: 2 BB: 0 P: 5	R: 0 E: 0 K: 0 S: 4	H: 1 LOB: 2 BB: 1 P: 8	R: 0 E: 0 K: 2 S: 7	H: 0 LOB: 0 BB: 0 P: 7		1B: 5 2B: 4 3B: 2 HR: 0	SF: 1 SAC: 1 DP: 1 HBP: 1	WP: 0 PB: 0 SB: 2 CS: 0	PA: 37				
PITCHER	IP	WLS	BF	H	R	ER	SO	BB	IBB	HBP	BLK	WP	HR	S	P	ERA		WHIP							
Mike Krukow, R ERA: 2.08	4.0	L	20	8	3	3	1	0	0	1	0	0	0	21	22	6.75	2.000								
Sid Monge, L ERA: 3.18	2.0		9	2	0	0	1	1	0	0	0	0	0	10	14	0.00	1.500								
Sparky Lyle, L ERA: 9.0	2.0		8	1	0	0	2	0	1	0	0	0	0	11	15	0.00	0.500								



Batter	1	2	3	4	5	6	7	8	9	AB	R	H	RBI	BB	SO	LOB	TOP				
Pete Rose, S OBP: 0.205, SLG: 0.237 (1, 3)	0-0 4-3		0-0 1B			0-0 6-3			0-0 4-3	4	0	1	0	0	0	0	Philadelphia Phillies @ St. Louis Cardinals Busch Stadium, St. Louis, MO Sat Apr 17 1982, 3:33 AM CST Att: 17,457 - Unknown				
Ivan De Jesus, R OBP: 0.351, SLG: 0.303 (1, 6)	0-3 K		0-0 F8			0-0 4-3			0-0 4-3	4	0	0	0	0	1	1					
Gary Matthews, R OBP: 0.205, SLG: 0.289 (1, 7)	0-0 F8			0-0 F8					0-0 L9	4	0	1	0	0	0	0					
Dick Davis, R OBP: 0.355, SLG: 0.414 (1, 9)		0-0 3B		0-0 P4					0-0 5-3	3	0	1	0	0	0	1					
Dave Roberts, R OBP: 0.286, SLG: 0.167 Len Matuszek, L OBP: 0.308, SLG: 0.273 (7, PH) (7, 5)		0-3 K		0-3 K					0-3 K	2	0	0	0	0	2	1					
Gary Maddox, R OBP: 0.200, SLG: 0.348 (1, 8)		0-0 1-3			0-0 5-3				0-0 F3	3	0	0	0	0	0	2					
Bo Diaz, R OBP: 0.276, SLG: 0.444 (1, 2)		0-3 K			0-3 K				0-0 5-3	3	0	0	0	0	2	1					
Manny Trillo, R OBP: 0.250, SLG: 0.267 (1, 4)			0-0 6-3		0-0 F8				0-3 K	3	0	0	0	0	1	0					
Steve Carlton, L (1, 1)			0-0 5-3			0-0 P6			0-0 F8	1	0	0	0	0	0	0					
Greg Gross, L OBP: 0.235, SLG: 0.188 Ron Reed, R (6, PH) (6, 1)				0-0 5-3						1	0	0	0	0	0	0					
George Vukovich, L OBP: 0.200, SLG: 0.200 Warren Brusstar, R (8, 1)										0	0	0	0	0	0	0					
Inning Stats	R: 0 E: 0 K: 1 S: 5	H: 0 LOB: 0 BB: 0 P: 5	R: 0 E: 0 K: 2 S: 8	H: 1 LOB: 1 BB: 0 P: 8	R: 0 E: 0 K: 0 S: 4	H: 1 LOB: 1 BB: 0 P: 4	R: 0 E: 0 K: 1 S: 5	H: 0 LOB: 0 BB: 0 P: 5	R: 0 E: 0 K: 0 S: 3	H: 0 LOB: 0 BB: 0 P: 3	R: 0 E: 0 K: 1 S: 6	H: 1 LOB: 1 BB: 0 P: 6	R: 0 E: 0 K: 1 S: 5	H: 0 LOB: 0 BB: 0 P: 5	R: 0 E: 0 K: 0 S: 3	H: 0 LOB: 0 BB: 0 P: 3		1B: 1 2B: 1 3B: 1 HR: 0	SF: 0 SAC: 0 DP: 0 HBP: 0	WP: 0 PB: 0 SB: 0 CS: 0	PA: 30
PITCHER Joaquin Andujar, R ERA: 1.08 (1, 1)	IP: 9.0 WLS: W BF: 30 H: 3 R: 0 ER: 0 SO: 7 BB: 0 IBB: 0 HBP: 0 BLK: 0 WP: 0 HR: 0 S: 44 P: 44 ERA: 0.00 WHIP: 0.333																				

Batter	1	2	3	4	5	6	7	8	9	AB	R	H	RBI	BB	SO	LOB	BOTTOM				
Lonnie Smith, R OBP: 0.404, SLG: 0.533 (1, 8) (6, 7)	0-0 SF9 2B	4-0 FC5-4 BB		0-0 F8		0-0 FC1-6				3	1	1	1	1	0	1	Philadelphia Phillies @ St. Louis Cardinals Busch Stadium, St. Louis, MO Sat Apr 17 1982, 3:33 AM CST Att: 17,457 - Unknown				
Tom Herr, S OBP: 0.333, SLG: 0.400 (1, 4)	4-0 SF9 S BB	0-0 FC5-4 1B		0-3 K			0-0 6-3 5-3 1B			3	2	1	1	1	1	2					
Keith Hernandez, L OBP: 0.510, SLG: 0.537 (1, 7) (6, 3)	0-3 K	0-0 L6			0-0 G6-4-3 1B		0-0 5-3			4	0	1	0	0	1	5					
George Hendrick, R OBP: 0.371, SLG: 0.621 Tito Landrum, R (8, 9)	0-0 SF9	0-0 1B			0-0 G6-4-3		0-0 6-3			3	0	1	2	0	0	2					
Gene Tenace, R OBP: 0.667, SLG: 0.500 David Green, R OBP: 0.364, SLG: 0.455 (5, PR) (6, 8)	4-0 S BB	0-0 F7			0-0 FC6-4 1B		0-0 1B			2	0	1	0	1	0	2					
Julio Gonzalez, R OBP: 0.273, SLG: 0.409 (1, 5)	0-3 K		0-0 F7		0-0 FC6-4		0-0 5-3			4	0	0	0	0	1	3					
Darrell Porter, L OBP: 0.326, SLG: 0.524 (1, 2)		0-0 1B BB 1B		0-3 K		0-3 K			0-0 1-3	4	1	1	0	0	2	0					
Ozzie Smith, S OBP: 0.364, SLG: 0.415 (1, 6)		0-0 BB 1B FC5-4 1B		0-0 5-3		0-0 6-3			0-0 4-3	4	1	1	0	0	0	0					
Joaquin Andujar, S OBP: 0.273, SLG: 0.273 (1, 1)		0-0 FC5-4 BB 1B		0-0 P4		0-0 FC1-6 1B			0-3 K	4	1	2	0	0	1	0					
Inning Stats	R: 2 E: 0 K: 2 S: 8	H: 1 LOB: 1 BB: 2 P: 16	R: 3 E: 0 K: 0 S: 7	H: 4 LOB: 2 BB: 1 P: 11	R: 0 E: 0 K: 1 S: 5	H: 0 LOB: 0 BB: 0 P: 5	R: 0 E: 0 K: 1 S: 5	H: 0 LOB: 0 BB: 0 P: 5	R: 0 E: 0 K: 0 S: 4	H: 2 LOB: 1 BB: 0 P: 4	R: 0 E: 0 K: 1 S: 6	H: 1 LOB: 1 BB: 0 P: 6	R: 1 E: 0 K: 0 S: 5	H: 2 LOB: 1 BB: 0 P: 5	R: 0 E: 0 K: 1 S: 5	H: 0 LOB: 0 BB: 0 P: 5		1B: 9 2B: 1 3B: 0 HR: 0	SF: 1 SAC: 0 DP: 1 HBP: 0	WP: 0 PB: 0 SB: 4 CS: 0	PA: 36
PITCHER Steve Carlton, L ERA: 8.15 Ron Reed, R ERA: 2.16 Warren Brusstar, R ERA: 8.31 (1, 1) (6, 1) (8, 1)	IP: 5.0 WLS: L BF: 24 H: 7 R: 5 ER: 5 SO: 4 BB: 3 IBB: 0 HBP: 0 BLK: 0 WP: 0 HR: 0 S: 29 P: 41 ERA: 9.00 WHIP: 2.000																				




Batter	1	2	3	4	5	6	7	8	9	AB	R	H	RBI	BB	SO	LOB	TOP										
Lonnie Smith, R OBP: 0.413, SLG: 0.589 (1, 8)	0-0 6-3		0-0 F7			0-0 F8	0-0 HR		0-0 4-3	5	1	1	1	0	0	0											
Tom Herr, S OBP: 0.371, SLG: 0.444 (1, 4)	1-0 HBP			0-0 SF7		0-0 BB	0-0 WP		0-0 1B	4	3	4	0	0	0	0											
Keith Hernandez, L OBP: 0.532, SLG: 0.542 (1, 3)	0-0 F7			0-0 F7		4-0 1B	0-0 1B		0-0 1B	4	2	2	1	1	0	2											
Darrell Porter, L OBP: 0.327, SLG: 0.489 (1, 2)	0-0 F7			0-0 SF7		0-0 BB	4-0 1B		0-3 K	3	1	1	2	1	1	3											
George Hendrick, R OBP: 0.370, SLG: 0.526 Tito Landrum, R (9, 9)		0-3 K		0-0 1-6-3		4-0 WP	0-0 1B		0-3 K	4	0	1	1	1	2	2											
Dane Iorg, L OBP: 0.344, SLG: 0.333 David Green, R OBP: 0.385, SLG: 0.462 (6, PR)		0-0 6-3				0-0 F8	0-0 WP		0-0 L5	3	0	1	2	0	0	0											
Julio Gonzalez, R OBP: 0.258, SLG: 0.419 (1, 5)		0-0 4-3				0-3 K	0-0 5-3		0-3 K	4	0	0	0	0	2	2											
Ozzie Smith, S OBP: 0.302, SLG: 0.340 (1, 6)			0-0 F4			0-0 6-3			0-3 K	4	0	0	0	0	1	0											
John Martin, S OBP: 0.143, SLG: 0.143 Dave LaPoint, L (8, 1)			0-0 3-1			0-0 3-1			0-3 K	4	0	0	0	0	1	0											
Bruce Sutter, R (8, 1)										0	0	0	0	0	0	0											
Inning Stats	R: 0 E: 0 K: 0 S: 3	H: 0 LOB: 1 BB: 0 P: 4	R: 0 E: 0 K: 1 S: 5	H: 0 LOB: 0 BB: 0 P: 5	R: 0 E: 0 K: 0 S: 3	H: 0 LOB: 0 BB: 0 P: 3	R: 1 E: 0 K: 0 S: 4	H: 1 LOB: 0 BB: 0 P: 4	R: 0 E: 0 K: 1 S: 5	H: 0 LOB: 0 BB: 0 P: 5	R: 3 E: 0 K: 0 S: 6	H: 3 LOB: 3 BB: 2 P: 14	R: 3 E: 0 K: 0 S: 7	H: 4 LOB: 2 BB: 1 P: 11	R: 0 E: 0 K: 2 S: 9	H: 0 LOB: 0 BB: 0 P: 9	R: 0 E: 0 K: 2 S: 9	H: 2 LOB: 2 BB: 0 P: 9	1B: 7 2B: 1 3B: 1 HR: 1	SF: 1 SAC: 0 DP: 0 HBP: 1	WP: 2 PA: 41 PB: 0 SB: 1 CS: 0						
PITCHER	IP	WLS	BF	H	R	ER	SO	BB	IBB	HBP	BLK	WP	HR	S	P	ERA	WHIP										
Rick Rhoden, R ERA: 7.64 (1, 1)	6.2	L	29	6	6	6	2	2	0	1	0	1	1	30	39	8.10	1.200										
Rod Scurry, L ERA: 1.23 (7, 1)	1.1		7	2	1	1	3	1	0	0	0	1	0	12	16	6.75	2.250										
Kent Tekulve, R ERA: (9, 1)	1.0		5	2	0	0	2	0	0	0	0	0	0	9	9	0.00	2.000										

St. Louis Cardinals @ Pittsburgh Pirates
 Three Rivers Stadium, Pittsburgh, PA
 Tue Apr 20 1982, 6:05 PM EST
 Att: 3,534 - Unknown

livebaseballscorecards.com

AB 36
 R 7
 H 10
 RBI 7
 BB 3
 SO 7
 LOB 11



Batter	1	2	3	4	5	6	7	8	9	AB	R	H	RBI	BB	SO	LOB	BOTTOM										
Omar Moreno, L OBP: 0.295, SLG: 0.341 (1, 8)	0-0 CS		0-0 F7			0-0 E1			0-0 2B	4	1	2	0	0	0	0											
Lee Lacy, R (1, 7)	0-0 E4		0-0 F7			0-0 L9			0-0 F9	4	1	0	0	0	0	4											
Dave Parker, L OBP: 0.333, SLG: 0.514 (1, 9)	0-0 4-3		0-0 G3			0-0 P6			0-0 2B	4	0	1	2	0	0	2											
Jason Thompson, L OBP: 0.366, SLG: 0.485 (1, 3)	4-0 2B			4-0 G6-4-3		0-0 F8			0-3 K	2	0	0	0	2	1	2											
Bill Madlock, R OBP: 0.282, SLG: 0.257 (1, 5)	0-0 2B			0-0 F8					0-0 F9	4	0	1	1	0	0	2											
Tony Peña, R OBP: 0.447, SLG: 0.676 (1, 2)	0-0 L4			0-0 G6-4-3					0-0 F8	4	0	0	0	0	0	4											
Dale Berra, R OBP: 0.393, SLG: 0.417 Willie Montanez, L OBP: 0.333, SLG: 0.500 (9, PH)			0-0 F7			0-0 F8			0-0 P4	3	0	0	0	0	0	0											
Johnny Ray, S OBP: 0.278, SLG: 0.400 (1, 4)			0-0 F9			0-0 F7			0-0 F8	4	1	1	0	0	0	0											
Rick Rhoden, R OBP: 0.143, SLG: 0.571 Rod Scurry, L (7, 1)									0-0 2B	2	0	0	0	0	0	0											
Bill Robinson, R OBP: 0.428, SLG: 0.857 Kent Tekulve, R (9, 1)									0-0 F9	1	1	1	1	0	0	0											
Inning Stats	R: 1 E: 1 K: 0 S: 5	H: 2 LOB: 2 BB: 1 P: 9	R: 0 E: 0 K: 0 S: 3	H: 0 LOB: 0 BB: 0 P: 3	R: 0 E: 0 K: 0 S: 2	H: 0 LOB: 0 BB: 1 P: 6	R: 0 E: 0 K: 0 S: 3	H: 0 LOB: 0 BB: 0 P: 3	R: 3 E: 0 K: 1 S: 9	H: 4 LOB: 1 BB: 0 P: 9	R: 0 E: 0 K: 0 S: 3	H: 0 LOB: 0 BB: 0 P: 3	R: 0 E: 0 K: 0 S: 3	H: 0 LOB: 0 BB: 0 P: 3	1B: 3 2B: 3 3B: 0 HR: 0	SF: 0 SAC: 0 DP: 2 HBP: 0	WP: 0 PA: 35 PB: 0 SB: 0 CS: 1										
PITCHER	IP	WLS	BF	H	R	ER	SO	BB	IBB	HBP	BLK	WP	HR	S	P	ERA	WHIP										
John Martin, L ERA: 4.58 (1, 1)	7.1	W	30	6	4	3	0	2	0	0	0	0	0	28	36	3.68	1.091										
Dave LaPoint, L ERA: (8, 1)	0.1		1	0	0	0	1	0	0	0	0	0	0	3	3	0.00	0.000										
Bruce Sutter, R ERA: 3.24 (8, 1)	1.1	S	4	0	0	0	0	0	0	0	0	0	0	4	4	0.00	0.000										

St. Louis Cardinals @ Pittsburgh Pirates
 Three Rivers Stadium, Pittsburgh, PA
 Tue Apr 20 1982, 6:05 PM EST
 Att: 3,534 - Unknown

livebaseballscorecards.com

AB 33
 R 4
 H 6
 RBI 4
 BB 2
 SO 1
 LOB 14



Batter	1	2	3	4	5	6	7	8	9	AB	R	H	RBI	BB	SO	LOB	TOP					
Lonnie Smith, R OBP: 0.426, SLG: 0.576 (1, 7)										3	1	1	0	2	0	2	St. Louis Cardinals @ Pittsburgh Pirates Three Rivers Stadium, Pittsburgh, PA Wed Apr 21 1982, 6:05 PM EST Att: 3,589 - Unknown - 38 F					
Tom Herr, S OBP: 0.358, SLG: 0.441 (1, 4)										5	1	1	2	0	1	3						
Keith Hernandez, L OBP: 0.522, SLG: 0.520 (1, 3)										2	0	0	1	2	0	0						
George Hendrick, R OBP: 0.340, SLG: 0.476 Tito Landrum, R (7, 9)										4	0	0	0	0	2	1						
Gene Tenace, R OBP: 0.714, SLG: 1.333 (1, 2)										4	2	3	1	0	0	0						
David Green, R OBP: 0.433, SLG: 0.500 (1, 8)										4	0	3	0	0	1	0						
Julio Gonzalez, R OBP: 0.265, SLG: 0.412 Dane Iorg, L OBP: 0.333, SLG: 0.321 Mike Ramsey, S OBP: 0.333, SLG: 0.364 (8, PH)										3	0	1	0	0	1	3						
Ozzie Smith, S OBP: 0.316, SLG: 0.370 (1, 6)										4	1	2	0	0	0	1						
Steve Mura, R (1, 1)										3	1	0	0	0	0	2						
Dave LaPoint, L (7, 1)										1	0	0	0	0	1	1						
Bruce Sutter, R (8, 1)										0	0	0	0	0	0	0						
Inning Stats	R: 0 E: 0 K: 1 S: 5	H: 0 LOB: 0 BB: 0 P: 5	R: 0 E: 0 K: 1 S: 6	H: 1 LOB: 1 BB: 0 P: 6	R: 0 E: 0 K: 0 S: 3	H: 0 LOB: 1 BB: 1 P: 7	R: 0 E: 0 K: 1 S: 7	H: 2 LOB: 2 BB: 0 P: 7	R: 3 E: 1 K: 0 S: 6	H: 2 LOB: 0 BB: 0 P: 6	R: 1 E: 0 K: 1 S: 7	H: 2 LOB: 1 BB: 0 P: 7	R: 0 E: 0 K: 1 S: 4	H: 0 LOB: 1 BB: 2 P: 12	R: 1 E: 0 K: 1 S: 7	H: 3 LOB: 1 BB: 0 P: 7	R: 1 E: 0 K: 0 S: 3	H: 1 LOB: 0 BB: 1 P: 7	1B: 7 2B: 3 3B: 0 HR: 1	SF: 1 SAC: 0 DP: 1 HBP: 0	WP: 0 PB: 0 SB: 2 CS: 2	PA: 41
PITCHER	IP WLS BF H R ER SO BB IBB HBP BLK WP HR S P ERA WHIP																					
John Candelaria, L ERA: 3.46 (1, 1)	5.0 L 22 5 3 2 3 1 0 0 0 0 0 0 27 31 3.60 1.200																					
Don Robinson, R ERA: 1.84 (6, 1)	2.0 9 2 1 1 2 2 0 0 0 0 0 1 11 19 4.50 2.000																					
Kent Tekulve, R ERA: 2.16 (8, 1)	2.0 9 4 2 2 1 0 1 0 0 0 0 0 10 14 9.00 2.000																					

AB	35
R	6
H	11
RBI	5
BB	4
SO	6
LOB	15



Batter	1	2	3	4	5	6	7	8	9	AB	R	H	RBI	BB	SO	LOB	BOTTOM					
Omar Moreno, L OBP: 0.313, SLG: 0.354 (1, 8)										4	1	2	0	0	0	1	St. Louis Cardinals @ Pittsburgh Pirates Three Rivers Stadium, Pittsburgh, PA Wed Apr 21 1982, 6:05 PM EST Att: 3,589 - Unknown - 38 F					
Mike Easter, L OBP: 0.314, SLG: 0.179 Lee Lacy, R (8, PH)										2	0	0	0	1	0	1						
Dave Parker, L OBP: 0.302, SLG: 0.462 (1, 9)										4	0	0	0	0	1	4						
Jason Thompson, L OBP: 0.356, SLG: 0.459 (1, 3)										4	0	1	1	0	0	1						
Bill Madlock, R OBP: 0.279, SLG: 0.256 (1, 5)										4	1	1	0	0	0	1						
Tony Peña, R OBP: 0.405, SLG: 0.610 (1, 2)										4	0	0	0	0	2	1						
Johnny Ray, S OBP: 0.325, SLG: 0.417 (1, 4)										1	0	1	1	2	0	0						
Dale Berra, R OBP: 0.375, SLG: 0.370 (1, 6)										3	0	0	0	1	0	2						
John Candelaria, L OBP: 0.286, SLG: 0.250 Brian Harper, R OBP: 0.280, SLG: 0.280 Don Robinson, R (8, PH)										1	0	0	0	0	1	0						
Willie Montanez, L OBP: 0.333, SLG: 0.500 Bill Robinson, R OBP: 0.325, SLG: 0.750 Kent Tekulve, R (8, 1)										0	0	0	0	0	0	0						
Inning Stats	R: 0 E: 0 K: 1 S: 6	H: 1 LOB: 1 BB: 0 P: 6	R: 1 E: 0 K: 0 S: 4	H: 1 LOB: 0 BB: 0 P: 4	R: 0 E: 0 K: 1 S: 5	H: 0 LOB: 1 BB: 1 P: 9	R: 0 E: 0 K: 0 S: 3	H: 0 LOB: 0 BB: 0 P: 3	R: 0 E: 0 K: 0 S: 3	H: 0 LOB: 0 BB: 1 P: 7	R: 0 E: 0 K: 0 S: 3	H: 0 LOB: 0 BB: 0 P: 3	R: 0 E: 0 K: 2 S: 7	H: 0 LOB: 2 BB: 2 P: 15	R: 1 E: 0 K: 0 S: 4	H: 2 LOB: 1 BB: 1 P: 8	R: 0 E: 0 K: 1 S: 5	H: 1 LOB: 0 BB: 0 P: 5	1B: 5 2B: 0 3B: 0 HR: 0	SF: 1 SAC: 0 DP: 2 HBP: 0	WP: 2 PB: 1 SB: 2 CS: 0	PA: 35
PITCHER	IP WLS BF H R ER SO BB IBB HBP BLK WP HR S P ERA WHIP																					
Steve Mura, R ERA: 2.65 (1, 1)	6.2 W 26 4 0 0 0 0 0 0 0 0 0 0 28 44 1.35 0.900																					
Dave LaPoint, L ERA: 2.45 (7, 1)	1.0 5 2 1 1 1 1 0 0 0 0 0 0 6 10 9.00 3.000																					
Bruce Sutter, R ERA: 2.79 (8, 1)	1.1 S 4 1 0 0 1 0 0 0 0 0 0 0 6 6 0.00 0.750																					

AB	29
R	2
H	5
RBI	2
BB	5
SO	5
LOB	14



Batter	1	2	3	4	5	6	7	8	9	AB	R	H	RBI	BB	SO	LOB	TOP										
Lonnie Smith, R OBP: 0.438, SLG: 0.565 (1, 8)	4-3		WP BB	HBP		1B E 1B		G3		3	1	1	0	1	0	0											
Tom Herr, S OBP: 0.347, SLG: 0.422 (1, 4)	F4		K	3-1		E7 1B		4-3		5	1	1	1	0	1	5											
Keith Hernandez, L OBP: 0.514, SLG: 0.500 (1, 3)	K			WP BB 1B	6-3			4-3		4	1	1	1	1	1	0											
Darrell Porter, L OBP: 0.333, SLG: 0.471 Doug Bair, R (9, 1)		F9		1B BB	F8			6-3		4	2	1	0	1	0	0											
George Hendrick, R OBP: 0.370, SLG: 0.565 Tito Landrum, R (8, 9)	4-3			1B BB				F9		4	2	3	3	0	0	0											
Dane Iorg, L OBP: 0.333, SLG: 0.323 David Green, R OBP: 0.406, SLG: 0.469 (6, 8)	K			1B SH2-4	F7			K		3	0	1	1	0	1	1											
Ken Oberkfell, L Mike Ramsey, S OBP: 0.333, SLG: 0.364 (8, 5)			1B F6 BB	K		K		4-3		3	0	0	0	1	2	2											
Ozzie Smith, S OBP: 0.344, SLG: 0.448 (1, 6)			WP S 1B	SH2-4 1B		6-3		HR		4	1	3	2	0	0	0											
Bob Forsch, R OBP: 0.462, SLG: 0.615 Gene Tenace, R OBP: 0.714, SLG: 1.333 (9, 2)	F6		F6	SH2-4		6-3		6-3		3	1	1	0	0	0	2											
Inning Stats	R: 0 E: 0 K: 1 S: 5	H: 0 LOB: 0 BB: 0 P: 5	R: 0 E: 0 K: 1 S: 5	H: 0 LOB: 0 BB: 0 P: 5	R: 0 E: 0 K: 1 S: 5	H: 1 LOB: 2 BB: 2 P: 13	R: 3 E: 0 K: 1 S: 8	H: 3 LOB: 3 BB: 2 P: 17	R: 0 E: 0 K: 0 S: 4	H: 1 LOB: 1 BB: 0 P: 4	R: 3 E: 1 K: 1 S: 8	H: 4 LOB: 1 BB: 0 P: 8	R: 3 E: 0 K: 0 S: 6	H: 3 LOB: 0 BB: 0 P: 6	R: 0 E: 0 K: 0 S: 3	H: 0 LOB: 0 BB: 0 P: 3	R: 0 E: 0 K: 1 S: 5	H: 0 LOB: 0 BB: 0 P: 5	1B: 10 2B: 0 3B: 0 HR: 2	SF: 0 SAC: 1 DP: 0 HBP: 1	WP: 2 PB: 0 SB: 1 CS: 0	PA: 42					
PITCHER	IP	WLS	BF	H	R	ER	SO	BB	IBB	HBP	BLK	WP	HR	S	P	ERA	WHIP										
Mike Krukow, R ERA: 3.31 (1, 1)	3.1	L	17	4	3	3	4	4	0	0	0	2	0	21	37	8.10	2.400										
Warren Brusstar, R ERA: 7.11 (4, 1)	1.2		7	1	0	0	0	0	0	1	0	0	0	6	7	0.00	0.600										
Sid Monge, L ERA: 7.88 (6, 1)	2.0		12	7	6	5	1	0	0	0	0	0	2	14	14	22.50	3.500										
Ron Reed, R ERA: 1.93 (8, 1)	2.0		6	0	0	0	1	0	0	0	0	0	0	8	8	0.00	0.000										

St. Louis Cardinals @ Philadelphia Phillies
Veterans Stadium, Philadelphia, PA
Fri Apr 23 1982, 6:05 PM EST
Att: 26,617 - Unknown

AB 36
R 9
H 12
RBI 8
BB 4
SO 6
LOB 10



Batter	1	2	3	4	5	6	7	8	9	AB	R	H	RBI	BB	SO	LOB	BOTTOM										
Bob Dernier, R OBP: 0.357, SLG: 0.308 (1, 9)	S SF7 1B		FC6-4 BB		5-3			2-3 1B		3	1	2	0	1	0	0											
Ivan De Jesus, R OBP: 0.333, SLG: 0.277 (1, 5)	F9		FC6-4 E 1B			1-3		2-3 1B		4	0	1	0	0	0	3											
Pete Rose, S OBP: 0.298, SLG: 0.358 (1, 3)	SF7		E1			FC6-4 1B		2-3		3	0	2	2	0	0	2											
Gary Matthews, R OBP: 0.241, SLG: 0.286 (1, 7)	F4		6-3			FC6-4 1B		5-3		4	0	0	0	0	0	5											
Bo Diaz, R OBP: 0.283, SLG: 0.477 Ozzie Virgil, R (9, 2)	K				F8			F8		4	0	1	0	0	1	2											
Gary Maddox, R OBP: 0.229, SLG: 0.313 (1, 8)	6-3			4-3 CS 1B		1-3		F8		4	0	1	0	0	0	2											
Julio Franco, R OBP: 0.250, SLG: 0.250 (1, 6)				4-3 1B				K		4	0	1	0	0	2	1											
Manny Trillo, R OBP: 0.277, SLG: 0.256 (1, 4)	CS		FC6-4 SH1-4 1B BB		5-3			6-3		3	1	1	0	1	0	0											
Mike Krukow, R Warren Brusstar, R George Ykovich, L Sid Monge, S Greg Gross, L Ron Reed, R Len Matuszek, L (1, 1) (4, 1) (5, PH) (8, 1) (7, PH) (8, 1) (9, PH)	SH1-4				F7			F7		0	0	0	0	0	0	0											
Inning Stats	R: 1 E: 0 K: 0 S: 4	H: 1 LOB: 0 BB: 0 P: 4	R: 0 E: 0 K: 1 S: 5	H: 1 LOB: 0 BB: 0 P: 5	R: 1 E: 1 K: 0 S: 4	H: 1 LOB: 2 BB: 2 P: 12	R: 0 E: 0 K: 0 S: 3	H: 1 LOB: 0 BB: 0 P: 3	R: 0 E: 0 K: 0 S: 5	H: 2 LOB: 2 BB: 0 P: 5	R: 0 E: 0 K: 1 S: 5	H: 0 LOB: 0 BB: 0 P: 5	R: 0 E: 0 K: 0 S: 5	H: 2 LOB: 2 BB: 0 P: 5	R: 0 E: 0 K: 0 S: 6	H: 1 LOB: 1 BB: 0 P: 6	1B: 9 2B: 0 3B: 0 HR: 0	SF: 1 SAC: 1 DP: 0 HBP: 0	WP: 0 PB: 0 SB: 3 CS: 2	PA: 38							
PITCHER	IP	WLS	BF	H	R	ER	SO	BB	IBB	HBP	BLK	WP	HR	S	P	ERA	WHIP										
Bob Forsch, R ERA: 2.97 (1, 1)	8.0	W	32	8	2	2	2	2	0	0	0	0	0	34	42	2.25	1.250										
Doug Bair, R ERA: 1.35 (9, 1)	1.0		4	1	0	0	1	0	0	0	0	0	0	6	6	0.00	1.000										

St. Louis Cardinals @ Philadelphia Phillies
Veterans Stadium, Philadelphia, PA
Fri Apr 23 1982, 6:05 PM EST
Att: 26,617 - Unknown

AB 32
R 2
H 9
RBI 2
BB 2
SO 3
LOB 16



Batter	1	2	3	4	5	6	7	8	9	AB	R	H	RBI	BB	SO	LOB	TOP					
Lonnie Smith, R OBP: 0.436, SLG: 0.552 (1, 8)										5	0	2	3	0	2	1	St. Louis Cardinals @ Philadelphia Phillies Veterans Stadium, Philadelphia, PA Sat Apr 24 1982, 3:33 AM EST Att: 25,270 - Unknown					
Tom Herr, S OBP: 0.325, SLG: 0.391 (1, 4)										5	0	0	0	0	0	4						
Keith Hernandez, L OBP: 0.494, SLG: 0.466 (1, 3)										4	0	0	0	1	0	0						
Darrell Porter, L OBP: 0.323, SLG: 0.464 (1, 2)										5	0	1	0	0	3	3						
George Hendrick, R OBP: 0.356, SLG: 0.529 (1, 9)										5	1	1	0	0	1	0						
Dane Iorg, L OBP: 0.400, SLG: 0.400 (8, FR)										4	2	4	1	0	0	0						
David Green, R OBP: 0.406, SLG: 0.469 (8, 8)										0	1	0	0	0	0	0						
Ken Oberkfell, L OBP: 0.500, SLG: 0.333 (1, 5)										3	1	2	1	1	0	1						
Ozzie Smith, S OBP: 0.354, SLG: 0.452 (1, 6)										4	1	2	0	0	0	3						
Joaquin Andujar, S OBP: 0.231, SLG: 0.331 (7, PH)										2	0	0	0	0	2	2						
Inning Stats	R: 0 E: 0 K: 2 S: 7	H: 0 LOB: 1 BB: 1 P: 11	R: 0 E: 0 K: 0 S: 4	H: 1 LOB: 1 BB: 0 P: 4	R: 0 E: 0 K: 1 S: 5	H: 0 LOB: 0 BB: 0 P: 5	R: 0 E: 0 K: 2 S: 7	H: 0 LOB: 0 BB: 0 P: 7	R: 1 E: 0 K: 1 S: 8	H: 3 LOB: 2 BB: 0 P: 8	R: 2 E: 0 K: 0 S: 6	H: 5 LOB: 2 BB: 0 P: 6	R: 1 E: 1 K: 2 S: 9	H: 1 LOB: 2 BB: 0 P: 9	R: 3 E: 0 K: 0 S: 6	H: 3 LOB: 1 BB: 1 P: 10	R: 0 E: 0 K: 0 S: 3	H: 0 LOB: 0 BB: 0 P: 3	1B: 12 2B: 1 3B: 0 HR: 0	SF: 0 SAC: 0 DP: 0 HBP: 0	WP: 1 PB: 0 SB: 1 CS: 0	PA: 41
PITCHER	IP	WLS	BF	H	R	ER	SO	BB	IBB	HBP	BLK	WP	HR	S	P	ERA	WHIP					
Dick Ruthven, R ERA: 4.57 (1, 1)	6.0		27	10	4	3	6	1	0	0	0	1	0	38	42	4.50	1.833					
Ed Farmer, R ERA: 4.15 (7, 1)	2.0	L	11	3	3	3	2	0	1	0	0	0	0	14	18	13.50	1.500					
Sparky Lyle, L ERA: 4.76 (9, 1)	1.0		3	0	0	0	0	0	0	0	0	0	0	3	3	0.00	0.000					

Batter	1	2	3	4	5	6	7	8	9	AB	R	H	RBI	BB	SO	LOB	BOTTOM					
Bob Dernier, R OBP: 0.278, SLG: 0.235 (1, 9)										4	0	0	0	0	1	0	St. Louis Cardinals @ Philadelphia Phillies Veterans Stadium, Philadelphia, PA Sat Apr 24 1982, 3:33 AM EST Att: 25,270 - Unknown					
Ivan De Jesus, R OBP: 0.310, SLG: 0.255 (1, 5)										4	0	0	0	0	0	0						
Pete Rose, S OBP: 0.295, SLG: 0.351 (1, 3)										4	0	1	0	0	0	0						
Gary Matthews, R OBP: 0.258, SLG: 0.300 (1, 7)										4	2	2	0	0	0	1						
Bo Diaz, R OBP: 0.340, SLG: 0.688 (1, 2)										4	2	4	4	0	0	0						
Gary Maddox, R OBP: 0.231, SLG: 0.306 (1, 8)										4	0	1	0	0	0	2						
Julio Franco, R OBP: 0.286, SLG: 0.286 (1, 6)										3	0	1	0	0	0	1						
Greg Gross, L OBP: 0.318, SLG: 0.286 (9, PH)										1	0	0	0	0	0	0						
Manny Trillo, R OBP: 0.275, SLG: 0.255 (1, 4)										4	0	1	0	0	1	3						
Dick Ruthven, R OBP: 0.286, SLG: 0.286 (7, 1)										2	0	0	0	0	2	2						
Inning Stats	R: 0 E: 0 K: 0 S: 3	H: 3 LOB: 1 BB: 0 P: 10	R: 2 E: 0 K: 2 S: 10	H: 3 LOB: 1 BB: 0 P: 10	R: 0 E: 0 K: 0 S: 4	H: 1 LOB: 1 BB: 0 P: 4	R: 1 E: 0 K: 1 S: 7	H: 2 LOB: 1 BB: 0 P: 7	R: 0 E: 0 K: 1 S: 5	H: 0 LOB: 0 BB: 0 P: 5	R: 1 E: 0 K: 0 S: 5	H: 3 LOB: 1 BB: 0 P: 5	R: 0 E: 0 K: 1 S: 5	H: 0 LOB: 0 BB: 0 P: 5	R: 0 E: 0 K: 0 S: 4	H: 1 LOB: 1 BB: 0 P: 4	R: 0 E: 0 K: 1 S: 5	H: 0 LOB: 0 BB: 0 P: 5	1B: 6 2B: 3 3B: 0 HR: 2	SF: 0 SAC: 0 DP: 1 HBP: 0	WP: 0 PB: 0 SB: 0 CS: 0	PA: 36
PITCHER	IP	WLS	BF	H	R	ER	SO	BB	IBB	HBP	BLK	WP	HR	S	P	ERA	WHIP					
Joaquin Andujar, R ERA: 2.03 (1, 1)	6.0		26	9	4	4	4	0	0	0	0	0	0	34	34	6.00	1.500					
Doug Bair, R ERA: 1.17 (7, 1)	1.0	W	3	0	0	0	1	0	0	0	0	0	0	5	5	0.00	0.000					
Bruce Sutter, R ERA: 2.31 (8, 1)	2.0	S	7	1	0	0	1	0	0	0	0	0	0	9	9	0.00	0.500					

AB	39
R	7
H	13
RBI	6
BB	2
SO	8
LOB	16



Batter	1	2	3	4	5	6	7	8	9	AB	R	H	RBI	BB	SO	LOB	TOP				
Lonnie Smith, R OBP: 0.422, SLG: 0.521 (1, 8)	F8			F8		FC6-4 BB		F9	1-6	4	0	0	0	1	0	2					
Tom Herr, S OBP: 0.309, SLG: 0.370 (1, 4)	L7			K		FC6-4		5-3		4	0	0	1	0	1	2					
Keith Hernandez, L OBP: 0.469, SLG: 0.435 (1, 7)	K			6-3		K		L1		4	0	0	0	0	2	2					
George Hendrick, R OBP: 0.365, SLG: 0.527 (1, 9)		6-3			BB 1B	K			FC5-4 1B	4	0	2	0	0	1	2					
Gene Tenace, R OBP: 0.636, SLG: 1.000 (1, 3)	F8				CS BB			FC5-4 1B 2B		2	1	0	0	2	0	1					
Julio Gonzalez, R OBP: 0.263, SLG: 0.395 (1, 5)	F9				K			2B 1B		4	1	1	0	0	1	3					
Darrell Porter, L OBP: 0.319, SLG: 0.467 (1, 2)			F4		K			1B 2B		4	1	1	1	0	1	3					
Ozzie Smith, S OBP: 0.362, SLG: 0.470 (1, 6)	F8					1B FC6-4 2B		1-6 1B		4	1	2	1	0	0	2					
Andy Rincon, R Mike Ramsey, S Mark Littell, L David Green, R Dave LaPoint, L Jim Kaat, L Tito Landrum, R (1, 1) (5, PH) (6, 1) (7, PH) (7, 1) (8, 1) (9, PH)	K					BB 1B		1-2 3-H 3-H	1B	1	0	0	0	0	1	0					
Inning Stats	R: 0 E: 0 K: 1 S: 5	H: 0 LOB: 0 BB: 0 P: 5	R: 0 E: 0 K: 0 S: 3	H: 0 LOB: 0 BB: 0 P: 3	R: 0 E: 0 K: 1 S: 5	H: 0 LOB: 0 BB: 0 P: 5	R: 0 E: 0 K: 1 S: 5	H: 0 LOB: 0 BB: 0 P: 5	R: 0 E: 0 K: 2 S: 7	H: 1 LOB: 1 BB: 1 P: 11	R: 1 E: 0 K: 2 S: 9	H: 2 LOB: 2 BB: 1 P: 13	R: 0 E: 1 K: 1 S: 6	H: 0 LOB: 2 BB: 1 P: 10	R: 0 E: 0 K: 0 S: 3	H: 0 LOB: 0 BB: 0 P: 3	R: 3 E: 0 K: 0 S: 7	H: 5 LOB: 1 BB: 0 P: 7	1B: 6 2B: 4 3B: 0 HR: 0	SF: 0 SAC: 0 DP: 2 HBP: 0	WP: 0 PA: 37 PB: 0 SB: 0 CS: 1
PITCHER	IP WLS BF H R ER SO BB IBB HBP BLK WP HR S P ERA WHIP	IP WLS BF H R ER SO BB IBB HBP BLK WP HR S P ERA WHIP																			
Steve Carlton, L ERA: 6.19 (1, 1)	8.1 W 36 8 4 4 8 3 0 0 0 0 0 0 49 61 4.32 1.320	0.2 S 1 0 0 0 0 0 0 0 0 0 0 0 1 1 0.00 0.000																			
Ed Farmer, R ERA: 3.66 (9, 1)																					

St. Louis Cardinals @ Philadelphia Phillies
Veterans Stadium, Philadelphia, PA
Sun Apr 25 1982, 3:33 AM EDT
Att: 30,198 - Unknown

AB 34
R 4
H 8
RBI 4
BB 3
SO 8
LOB 19



Batter	1	2	3	4	5	6	7	8	9	AB	R	H	RBI	BB	SO	LOB	BOTTOM			
Bob Dernier, R OBP: 0.316, SLG: 0.250 (1, 9)	F9		4-3		1B 1B			1B SF9 BB		3	2	1	1	1	0	0				
Ivan De Jesus, R OBP: 0.339, SLG: 0.291 (1, 5)	4-3			1B 1B	1-1 2-H 1B			1B BLK 1B		4	2	3	1	0	0	0				
Pete Rose, S OBP: 0.292, SLG: 0.350 (1, 3)	1-3			G4-6-3 1-3 1B	6-3			SF9		3	0	1	1	0	0	0				
Gary Matthews, R OBP: 0.288, SLG: 0.317 (1, 7)		BLK BB		G4-6-3 1-2 3-H 1B		F7		1-1 2B 1B		3	1	2	2	1	0	0				
Bo Diaz, R OBP: 0.333, SLG: 0.647 (1, 2)	F9			G4-6-3 1-2 2-3 1B		6-3		2B SF9 BB		3	1	0	0	1	0	3				
Gary Maddox, R OBP: 0.233, SLG: 0.325 (1, 8)	6-3			6-3		F4		1-3 2-H 2B		4	0	1	1	0	0	2				
Julio Franco, R OBP: 0.364, SLG: 0.222 (1, 6)	K				1B 5-3 1B BB			1-3 2-H 2B		2	1	0	0	2	1	1				
Manny Trillo, R OBP: 0.273, SLG: 0.245 (1, 4)				B2-6-4 BB	5-3			SF9		2	0	0	1	1	0	1				
Steve Carlton, L OBP: 0.182, SLG: 0.182 (1, 1) Ed Farmer, R (9, 1)	B2-6-4			1-2 1B 1B		4-3		4-3		4	1	1	0	0	0	3				
Inning Stats	R: 0 E: 0 K: 0 S: 3	H: 0 LOB: 0 BB: 0 P: 3	R: 0 E: 0 K: 1 S: 5	H: 0 LOB: 1 BB: 1 P: 9	R: 0 E: 0 K: 0 S: 2	H: 0 LOB: 0 BB: 1 P: 6	R: 1 E: 0 K: 0 S: 5	H: 3 LOB: 1 BB: 0 P: 5	R: 3 E: 0 K: 0 S: 5	H: 3 LOB: 0 BB: 1 P: 9	R: 0 E: 0 K: 0 S: 3	H: 0 LOB: 0 BB: 0 P: 3	R: 0 E: 0 K: 0 S: 3	H: 0 LOB: 0 BB: 0 P: 3	R: 4 E: 0 K: 0 S: 6	H: 3 LOB: 2 BB: 3 P: 18	1B: 8 2B: 1 3B: 0 HR: 0	SF: 2 SAC: 0 DP: 2 HBP: 0	WP: 0 PA: 36 PB: 0 SB: 0 CS: 0	
PITCHER	IP WLS BF H R ER SO BB IBB HBP BLK WP HR S P ERA WHIP	IP WLS BF H R ER SO BB IBB HBP BLK WP HR S P ERA WHIP																		
Andy Rincon, R ERA: 3.52 (1, 1)	5.0 L 21 6 4 4 1 6 0 0 0 0 0 0 20 32 7.20 1.800	1.0 (6, 1)	1.1 (7, 1)	0.2 (8, 1)																
Mark Littell, R ERA: 11.57 (6, 1)																				
Dave LaPoint, L ERA: 9.0 (7, 1)																				
Jim Kaat, L ERA: 6.23 (8, 1)																				

St. Louis Cardinals @ Philadelphia Phillies
Veterans Stadium, Philadelphia, PA
Sun Apr 25 1982, 3:33 AM EDT
Att: 30,198 - Unknown

AB 28
R 8
H 9
RBI 7
BB 6
SO 1
LOB 10



Batter	1	2	3	4	5	6	7	8	9	AB	R	H	RBI	BB	SO	LOB	TOP			
Terry Puhl, L (1, 9) OBP: 0.263, SLG: 0.348	0-0 3-1 1B		0-0 P4			0-0 F8		0-3 K		4	1	1	0	0	1	0	Houston Astros @ St. Louis Cardinals Busch Stadium, St. Louis, MO Tue Apr 27 1982, 7:05 PM CDT Att: 14,368 - Unknown			
Tony Scott, S (1, 8) OBP: 0.242, SLG: 0.262	0-0 3-1		0-0 F8			0-0 FC3-6 1B		0-0 G3		4	0	1	0	0	0	1				
Ray Knight, R (1, 5) OBP: 0.338, SLG: 0.466	0-0 FC4-6 2H 1B		0-0 F9			0-0 FC3-6 1-2		0-0 P6		4	0	1	1	0	0	1				
Jose Cruz, L (1, 7) OBP: 0.350, SLG: 0.389	0-0 FC4-6 1-2 BB			0-0 4-3		0-0 4-3			0-0 HR	4	1	1	1	0	0	2				
Alan Ashby, S (1, 2) OBP: 0.353, SLG: 0.524	4-0 1-2 BB			0-0 3-1			0-0 5-3 2B		0-0 6-3	3	1	1	0	1	0	0				
Art Howe, R (1, 3) OBP: 0.289, SLG: 0.382	0-3 K			0-0 F9			0-0 5-3 2-3		0-0 L7	4	0	0	0	0	1	3				
Phil Garner, R (1, 4) OBP: 0.287, SLG: 0.304		0-3 K			0-0 CS 1B		0-0 4-3 3H 2B		0-0 1B	4	0	3	1	0	1	0				
Dickie Thon, R (1, 6) OBP: 0.286, SLG: 0.308		0-3 K			0-0 F9 1-2		0-0 4-3 2-3		0-0 F8	4	0	0	0	0	1	3				
Vern Ruhle, R (1, 1) OBP: 0.143, SLG: 0.143		0-3 K2-3			0-0 L4		0-0 6-3			3	0	0	0	0	1	1				
Joe Sambito, L (8, 1)										0	0	0	0	0	0	0				
Inning Stats	R: 1 E: 0 K: 1 S: 7	H: 2 LOB: 2 BB: 1 P: 11	R: 0 E: 0 K: 3 S: 9	H: 0 LOB: 0 BB: 0 P: 9	R: 0 E: 0 K: 0 S: 3	H: 0 LOB: 0 BB: 0 P: 3	R: 0 E: 0 K: 0 S: 3	H: 1 LOB: 0 BB: 0 P: 3	R: 0 E: 0 K: 0 S: 4	H: 1 LOB: 1 BB: 0 P: 4	R: 1 E: 0 K: 0 S: 5	H: 2 LOB: 2 BB: 0 P: 5	R: 0 E: 0 K: 1 S: 5	H: 0 LOB: 0 BB: 0 P: 5	R: 1 E: 0 K: 0 S: 5	H: 2 LOB: 1 BB: 0 P: 5	1B: 5 2B: 2 3B: 0 HR: 1	SF: 0 SAC: 0 DP: 0 HBP: 0	WP: 0 PB: 0 SB: 0 CS: 1	PA: 35
PITCHER	IP WLS BF H R ER SO BB IBB HBP BLK WP HR S P ERA WHIP	IP WLS BF H R ER SO BB IBB HBP BLK WP HR S P ERA WHIP																		
Steve Mura, R (1, 1) ERA: 2.52	8.0 L 30 6 2 2 5																			
Joaquin Andujar, R (9, 1) ERA: 2.25	1.0 S 5 2 1 1 0																			

Batter	1	2	3	4	5	6	7	8	9	AB	R	H	RBI	BB	SO	LOB	BOTTOM			
Lonnie Smith, R (1, 8) OBP: 0.418, SLG: 0.513	0-0 4-3		0-0 F7			0-0 5-3		0-0 2B		4	0	1	0	0	0	0	Houston Astros @ St. Louis Cardinals Busch Stadium, St. Louis, MO Tue Apr 27 1982, 7:05 PM CDT Att: 14,368 - Unknown			
Tom Herr, S (1, 4) OBP: 0.303, SLG: 0.383	0-0 6-3		0-0 G4-6-3 1B			0-0 4-3		0-0 P4		4	0	1	0	0	0	1				
Keith Hernandez, L (1, 9) OBP: 0.438, SLG: 0.391	4-0 1B BB		0-0 G4-6-3 1-2			0-0 4-3		0-0 6-3		3	0	0	0	1	0	2				
Darrell Porter, L (1, 2) OBP: 0.312, SLG: 0.456	0-0 1-3 1B			0-0 G3			0-0 P3		0-3 K	4	0	1	0	0	1	0				
Dane Iorg, L (1, 3) OBP: 0.404, SLG: 0.375	0-0 F9			0-0 4-3			4-0 1B BB		0-3 K	2	0	0	0	1	0	2				
David Green, R (9, PH) OBP: 0.382, SLG: 0.441									0-0 K	1	0	0	0	0	1	0				
Ken Oberkfell, L (1, 5) OBP: 0.313, SLG: 0.214		0-0 G3		0-0 F7			0-0 F7		0-0 1B	4	0	1	0	0	0	1				
Steve Braun, L (1, 7) OBP: 0.429, SLG: 0.353		4-0 FC3-6 BB			0-0 F7			0-0 K	2	0	1	0	1	0	0	0				
Mike Ramsey, S (9, PH) OBP: 0.357, SLG: 0.385									0-0 K	1	0	0	0	0	1	1				
Ozzie Smith, S (1, 6) OBP: 0.333, SLG: 0.431		0-0 FC3-6 1-2			0-0 F7			0-0 1B		3	0	0	0	0	0	3				
Steve Mura, R (1, 1) Orlando Sanchez, L (8, PH)		0-3 K			0-0 6-3			0-0 G3		2	0	0	0	0	1	1				
Joaquin Andujar, S (9, 1) OBP: 0.231, SLG: 0.231										0	0	0	0	0	0	0				
Inning Stats	R: 0 E: 0 K: 0 S: 4	H: 1 LOB: 2 BB: 1 P: 8	R: 0 E: 0 K: 1 S: 5	H: 0 LOB: 1 BB: 1 P: 9	R: 0 E: 0 K: 0 S: 3	H: 1 LOB: 0 BB: 0 P: 3	R: 0 E: 0 K: 0 S: 3	H: 0 LOB: 0 BB: 0 P: 3	R: 0 E: 0 K: 0 S: 3	H: 0 LOB: 0 BB: 0 P: 3	R: 0 E: 0 K: 0 S: 4	H: 1 LOB: 2 BB: 1 P: 8	R: 0 E: 0 K: 3 S: 10	H: 1 LOB: 1 BB: 0 P: 10	R: 0 E: 0 K: 3 S: 10	H: 1 LOB: 1 BB: 0 P: 10	1B: 4 2B: 1 3B: 0 HR: 0	SF: 0 SAC: 0 DP: 1 HBP: 0	WP: 0 PB: 0 SB: 0 CS: 0	PA: 34
PITCHER	IP WLS BF H R ER SO BB IBB HBP BLK WP HR S P ERA WHIP	IP WLS BF H R ER SO BB IBB HBP BLK WP HR S P ERA WHIP																		
Vern Ruhle, R (1, 1) ERA: 4.71	7.1 W 28 4 0 0 1																			
Joe Sambito, L (8, 1) ERA: 0.71	1.2 S 6 1 0 0 3																			

Batter	1	2	3	4	5	6	7	8	9	AB	R	H	RBI	BB	SO	LOB	TOP			
Terry Puhl, L OBP: 0.296, SLG: 0.361 (1, 9)										3	2	2	0	2	0	1				
Tony Scott, S OBP: 0.256, SLG: 0.277 (1, 8)										4	0	2	1	0	0	2				
Ray Knight, R OBP: 0.341, SLG: 0.462 (1, 5)										5	0	2	0	0	0	3				
Jose Cruz, L OBP: 0.341, SLG: 0.390 (1, 7)										5	0	1	1	0	1	3				
Alan Ashby, S OBP: 0.356, SLG: 0.500 Joe Pittman, R (9, PR)										3	0	0	0	2	0	1				
Art Howe, R OBP: 0.309, SLG: 0.380 (1, 3)										3	0	1	1	1	0	1				
Phil Garner, R OBP: 0.286, SLG: 0.313 (1, 4)										4	1	1	0	0	0	7				
Dickie Thon, R OBP: 0.288, SLG: 0.296 (8, PH)										2	1	0	0	1	2	1				
Danny Heep, L OBP: 0.222, SLG: 0.125 Kiko Garcia, R OBP: 0.267, SLG: 0.400 (8, 6)										1	0	0	0	0	0	1				
Joe Niekro, R (1, 1)										0	0	0	0	0	0	0				
Dave Smith, R (6, 1)										0	0	0	0	0	0	0				
Frank LaCorte, R (6, 1)										0	0	0	0	0	0	0				
Denny Walling, L OBP: 0.407, SLG: 0.211 (8, PH)										1	0	1	1	0	0	0				
Randy Moffitt, R (8, 1)										0	0	0	0	0	0	0				
Inning Stats	R: 1 E: 0 K: 0 S: 5	H: 3 LOB: 3 BB: 2 P: 13	R: 0 E: 0 K: 1 S: 5	H: 0 LOB: 1 BB: 1 P: 9	R: 0 E: 0 K: 1 S: 3	H: 0 LOB: 0 BB: 0 P: 3	R: 0 E: 0 K: 1 S: 6	H: 1 LOB: 1 BB: 0 P: 6	R: 1 E: 0 K: 0 S: 4	H: 1 LOB: 3 BB: 2 P: 13	R: 0 E: 0 K: 0 S: 3	H: 0 LOB: 0 BB: 0 P: 3	R: 1 E: 0 K: 0 S: 5	H: 2 LOB: 1 BB: 0 P: 5	R: 0 E: 0 K: 1 S: 6	H: 1 LOB: 1 BB: 0 P: 6	1B: 8 2B: 2 3B: 0 HR: 0	SF: 0 SAC: 1 DP: 1 HBP: 1	WP: 0 PA: 42 PB: 0 SB: 1 CS: 0	
PITCHER	IP WLS BF H R ER SO BB IBB HBP BLK WP HR S P ERA WHIP	7.0 W 34 8 4 4 2 5 1 1 0 0 0 31 56 5.14 1.857	2.0 S 8 2 0 0 1 0 0 0 0 0 0 10 10 0.00 1.000																	

Houston Astros @ St. Louis Cardinals
 Busch Stadium, St. Louis, MO
 Wed Apr 28 1982, 3:33 AM CDT
 Att: 15,757 - Unknown

AB	34
R	4
H	10
RBI	4
BB	6
SO	3
LOB	22



Batter	1	2	3	4	5	6	7	8	9	AB	R	H	RBI	BB	SO	LOB	BOTTOM			
Lonnie Smith, R OBP: 0.411, SLG: 0.500 (1, 7)										4	0	1	0	0	0	0				
Tom Herr, S OBP: 0.312, SLG: 0.381 (1, 4)										3	1	1	0	1	1	1				
Keith Hernandez, L OBP: 0.430, SLG: 0.375 (1, 3)										3	1	0	0	1	0	1				
Darrell Porter, L OBP: 0.321, SLG: 0.451 (1, 2)										3	1	1	0	1	0	1				
Dane Iorg, L OBP: 0.420, SLG: 0.366 Tito Landrum, R OBP: 0.111, SLG: 0.111 (8, 9)										1	1	0	1	2	0	1				
Ken Oberkfell, L OBP: 0.350, SLG: 0.294 (1, 5)										3	1	1	1	1	0	2				
David Green, R OBP: 0.368, SLG: 0.421 (1, 8)										4	0	1	2	0	0	3				
Mike Ramsey, S OBP: 0.353, SLG: 0.375 (1, 6)										3	0	1	1	0	0	2				
Bob Forsch, R OBP: 0.375, SLG: 0.500 Bruce Sutter, R (8, 1)										3	0	0	0	0	1	3				
Inning Stats	R: 0 E: 0 K: 1 S: 5	H: 1 LOB: 0 BB: 0 P: 5	R: 0 E: 1 K: 0 S: 4	H: 0 LOB: 2 BB: 1 P: 8	R: 0 E: 0 K: 1 S: 5	H: 0 LOB: 0 BB: 0 P: 5	R: 0 E: 0 K: 0 S: 3	H: 1 LOB: 0 BB: 0 P: 3	R: 1 E: 0 K: 0 S: 4	H: 1 LOB: 0 BB: 0 P: 4	R: 4 E: 0 K: 0 S: 5	H: 3 LOB: 2 BB: 4 P: 21	R: 0 E: 0 K: 0 S: 3	H: 0 LOB: 1 BB: 1 P: 7	R: 0 E: 0 K: 0 S: 3	H: 0 LOB: 0 BB: 0 P: 3	1B: 5 2B: 1 3B: 0 HR: 0	SF: 0 SAC: 0 DP: 2 HBP: 0	WP: 2 PA: 34 PB: 0 SB: 1 CS: 1	
PITCHER	IP WLS BF H R ER SO BB IBB HBP BLK WP HR S P ERA WHIP	5.1 L 21 4 3 3 2 2 0 0 0 0 0 0 23 31 5.06 1.125	0.0 L 3 0 0 0 0 3 0 0 0 0 0 0 0 12 " " " "	1.2 7 2 2 2 0 1 0 0 0 0 1 0 6 10 10.80 1.800	4.2 3 0 0 0 0 0 0 0 0 0 0 0 3 3 0.00 0.000															

Houston Astros @ St. Louis Cardinals
 Busch Stadium, St. Louis, MO
 Wed Apr 28 1982, 3:33 AM CDT
 Att: 15,757 - Unknown

AB	28
R	5
H	6
RBI	5
BB	6
SO	2
LOB	14



Batter	1	2	3	4	5	6	7	8	9	AB	R	H	RBI	BB	SO	LOB	TOP				
Lonnie Smith, R OBP: 0.400, SLG: 0.477 (1, 7)	F4		P6				F8		5-3	4	0	0	0	1	0	0					
Tom Herr, S OBP: 0.316, SLG: 0.375 (1, 4)	L4		F7							4	0	1	0	1	0	3					
Keith Hernandez, L OBP: 0.408, SLG: 0.351 (1, 3)	F8			E3	G3				F7	5	0	0	0	0	1	5					
Darrell Porter, L OBP: 0.321, SLG: 0.438 Orlando Sanchez, L OBP: 0.500, SLG: 0.250 (7, 2)				G4-6-3			F7			2	0	0	0	1	0	1					
Dane Iorg, L OBP: 0.407, SLG: 0.356 (1, 9)		FC5-4 4-3 3B		K				FC3-6 1B		4	1	1	0	0	1	2					
Ken Oberkfell, L OBP: 0.375, SLG: 0.333 (1, 5)		4-3						FC3-6 1B WP		4	1	2	0	0	0	2					
David Green, R OBP: 0.381, SLG: 0.476 (1, 8)							K	6-3 1B		4	0	2	1	0	1	3					
Mike Ramsey, S OBP: 0.350, SLG: 0.421 Doug Bair, R (8, 1)								FC6-4 1B		3	0	1	0	0	1	3					
Joaquin Andujar, S OBP: 0.214, SLG: 0.214 Steve Brule, L OBP: 0.425, SLG: 0.389 Jim Kaut, L Mark Littell, L Dave LaPoint, L Julio Gonzalez, R OBP: 0.295, SLG: 0.273 Tito Landrum, R OBP: 0.100, SLG: 0.100 (5, PH) (5, 1) (5, 1) (5, 1) (5, 9) (5, PH)			P5					P6	F9	1	0	0	0	0	0	0					
Inning Stats	R: 0 E: 0 K: 0 S: 3	H: 0 LOB: 0 BB: 0 P: 3	R: 1 E: 0 K: 1 S: 6	H: 1 LOB: 1 BB: 1 P: 10	R: 0 E: 0 K: 0 S: 3	H: 0 LOB: 0 BB: 0 P: 3	R: 0 E: 1 K: 1 S: 5	H: 0 LOB: 0 BB: 0 P: 5	R: 1 E: 0 K: 1 S: 8	H: 3 LOB: 3 BB: 1 P: 12	R: 0 E: 0 K: 0 S: 5	H: 2 LOB: 2 BB: 0 P: 5	R: 0 E: 0 K: 1 S: 5	H: 0 LOB: 1 BB: 1 P: 9	R: 0 E: 0 K: 0 S: 4	H: 2 LOB: 2 BB: 0 P: 5	R: 0 E: 0 K: 0 S: 4	H: 1 LOB: 1 BB: 0 P: 4	1B: 7 2B: 1 3B: 1 HR: 0	SF: 0 SAC: 0 DP: 1 HBP: 0	WP: 1 PA: 39 PB: 0 SB: 0 CS: 0
PITCHER Frank Pastore, R ERA: 2.13 (1, 1)	IP: 9.0 WLS: W BF: 39 H: 9 R: 2 ER: 2 SO: 4 BB: 3 IBB: 0 HBP: 0 BLK: 0 WP: 1 HR: 0 S: 44 P: 56 ERA: 2.00 WHIP: 1.333															PITCHER					

St. Louis Cardinals @ Cincinnati Reds
Riverfront Stadium, Cincinnati, OH

AB 36
R 2
H 9
RBI 2
BB 3
SO 4
LOB 21



WP: 1 PA: 39
PB: 0 SB: 0 CS: 0

Fri Apr 30 1982, 7:05 PM EDT
Att: 18,864 - Unknown - 69 F

Batter	1	2	3	4	5	6	7	8	9	AB	R	H	RBI	BB	SO	LOB	BOTTOM		
Eddie Milner, L OBP: 0.353, SLG: 0.304 (1, 9) (7, 7)	3-1			E6 1B						5	1	1	0	0	1	2			
Ron Oester, S OBP: 0.318, SLG: 0.400 (1, 4)	4-3									5	1	3	2	0	0	0			
Dave Concepcion, R OBP: 0.386, SLG: 0.438 (1, 6)	1-3									4	1	1	0	1	0	0			
Johnny Bench, R OBP: 0.297, SLG: 0.273 Wayne Krenchicki, L OBP: 0.400, SLG: 0.467 (5, 5) (8, 5)										3	0	0	0	1	2	2			
Cesar Cedeno, R OBP: 0.292, SLG: 0.358 (1, 8)										4	1	2	1	0	0	2			
Larry Blittner, L OBP: 0.483, SLG: 0.583 Mike Vail, R OBP: 0.333, SLG: 0.400 Paul Householder, S OBP: 0.327, SLG: 0.386 (1, 7) (6, PH) (7, 9)										2	1	2	0	1	0	0			
Dan Driessen, L OBP: 0.356, SLG: 0.306 (1, 3)										3	1	1	0	1	0	3			
Alex Trevino, R OBP: 0.372, SLG: 0.265 (1, 2)										4	0	1	2	0	0	2			
Frank Pastore, R OBP: 0.286, SLG: 0.357 (1, 1)										4	2	2	0	0	0	2			
Inning Stats	R: 0 E: 0 K: 0 S: 3	H: 0 LOB: 0 BB: 0 P: 3	R: 0 E: 0 K: 1 S: 6	H: 1 LOB: 1 BB: 0 P: 6	R: 2 E: 0 K: 1 S: 9	H: 4 LOB: 2 BB: 0 P: 9	R: 1 E: 1 K: 0 S: 6	H: 3 LOB: 3 BB: 0 P: 6	R: 2 E: 0 K: 0 S: 4	H: 2 LOB: 2 BB: 2 P: 12	R: 3 E: 0 K: 1 S: 8	H: 3 LOB: 2 BB: 2 P: 16	R: 0 E: 0 K: 0 S: 3	H: 0 LOB: 0 BB: 0 P: 3	R: 0 E: 0 K: 0 S: 3	H: 0 LOB: 0 BB: 0 P: 3	1B: 8 2B: 5 3B: 0 HR: 0	SF: 1 SAC: 0 DP: 0 HBP: 0	WP: 1 PA: 40 PB: 1 SB: 0 CS: 0
PITCHER Joaquin Andujar, R ERA: 2.5 Jim Kaut, L ERA: 5.4 Mark Littell, R ERA: 12.27 Dave LaPoint, L ERA: 7.0 Doug Bair, R ERA: 1.04 (1, 1) (5, 1) (5, 1) (6, 1) (8, 1)	IP: 4.0 WLS: L BF: 20 H: 8 R: 3 ER: 2 SO: 8 BB: 2 IBB: 0 HBP: 0 BLK: 0 WP: 0 HR: 0 S: 24 P: 24 ERA: 4.50 WHIP: 2.000															PITCHER			

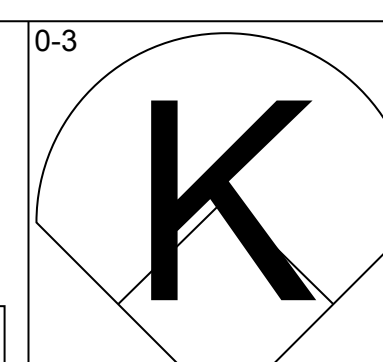
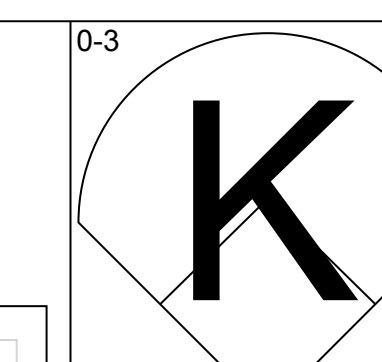
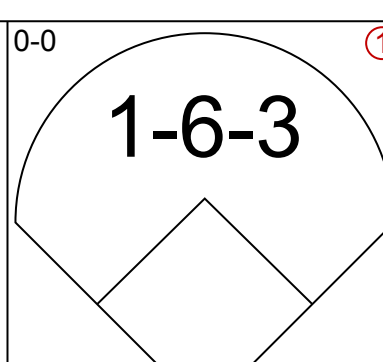
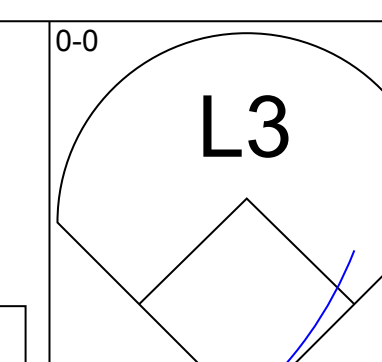
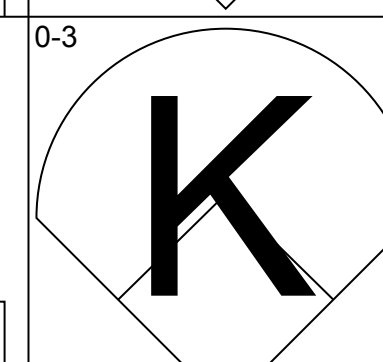
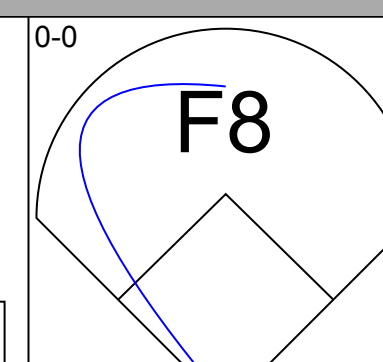
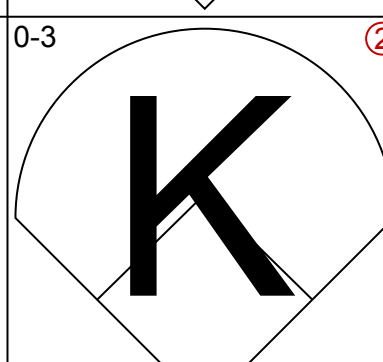
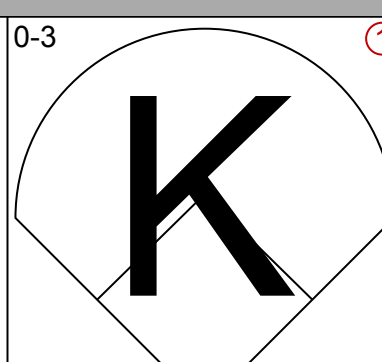
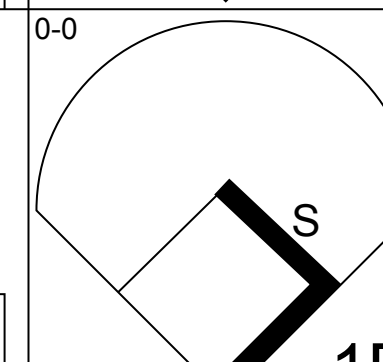
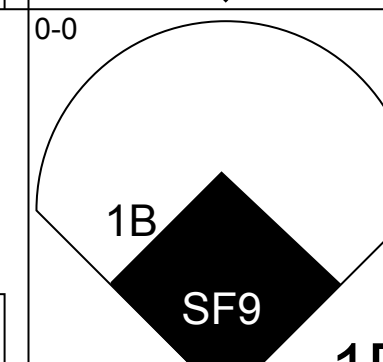
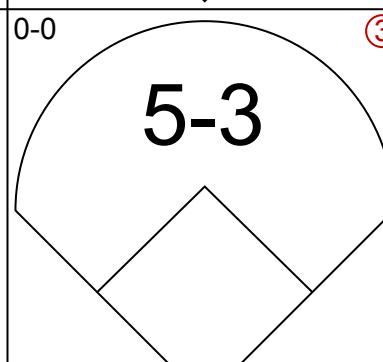
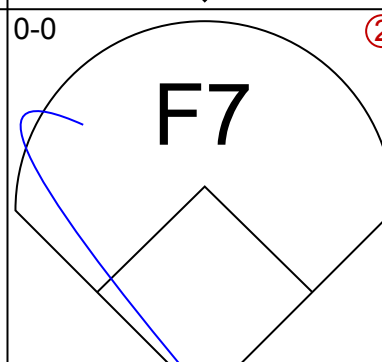
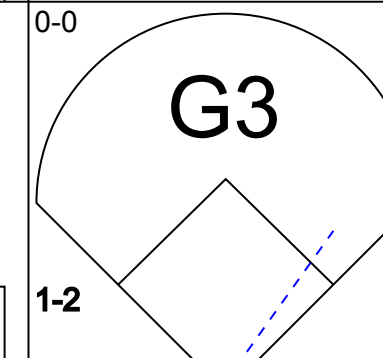
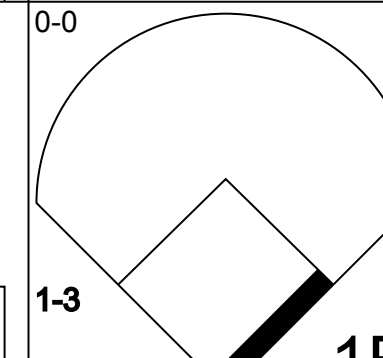
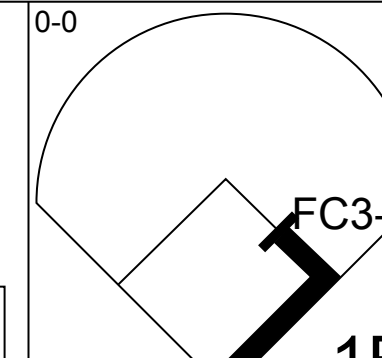
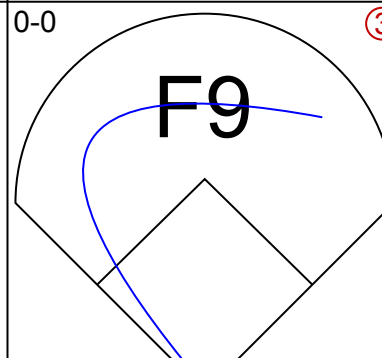
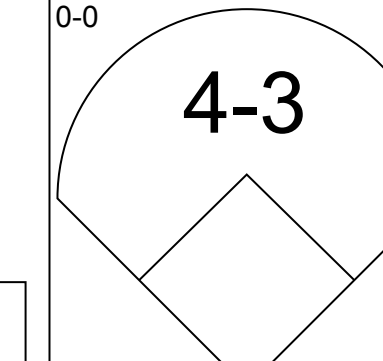
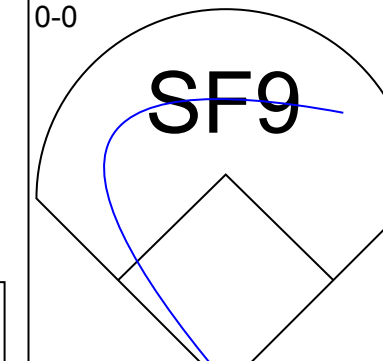
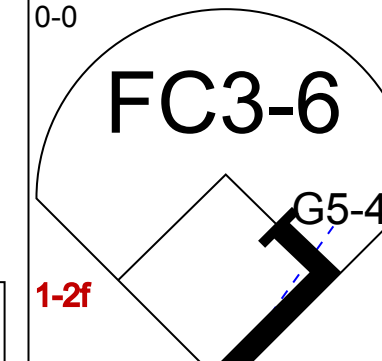
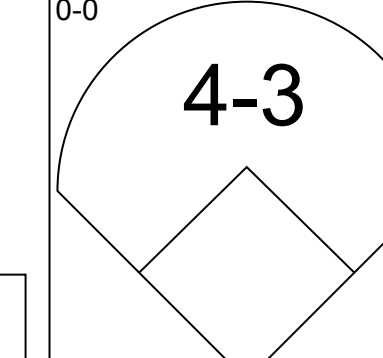
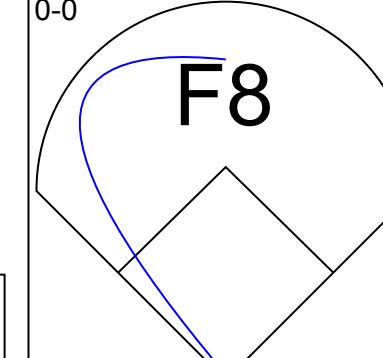
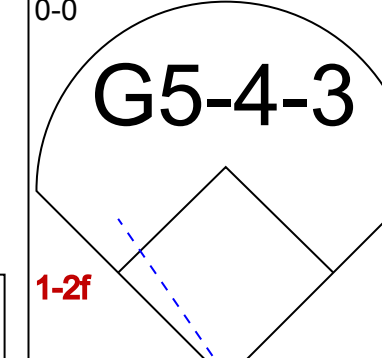
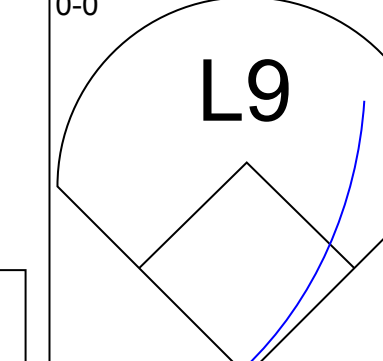
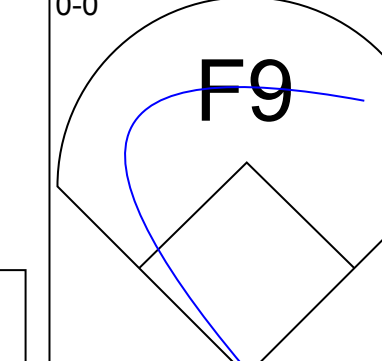
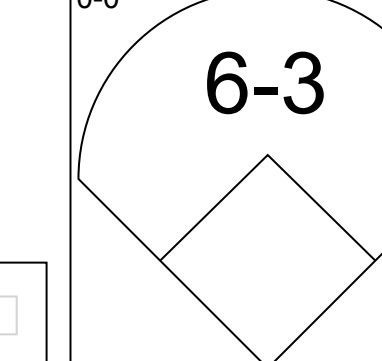
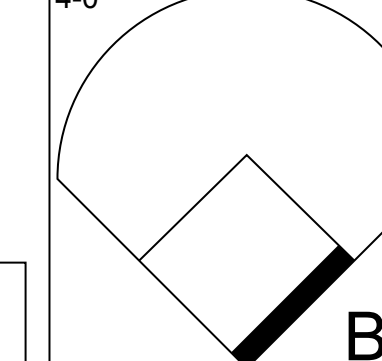
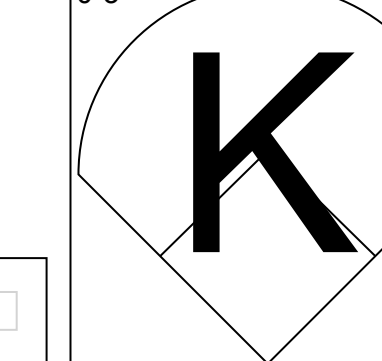
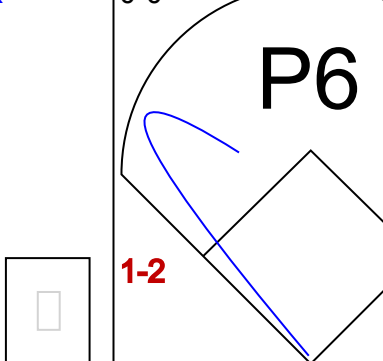
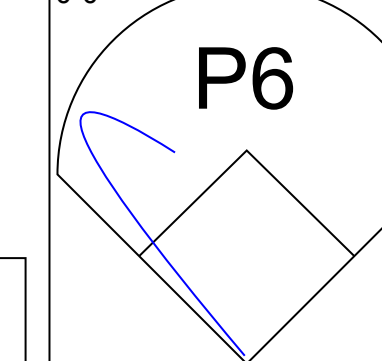
St. Louis Cardinals @ Cincinnati Reds
Riverfront Stadium, Cincinnati, OH

AB 35
R 8
H 13
RBI 6
BB 4
SO 3
LOB 13



WP: 1 PA: 40
PB: 1 SB: 0 CS: 0

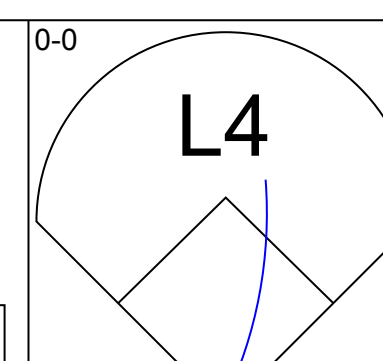
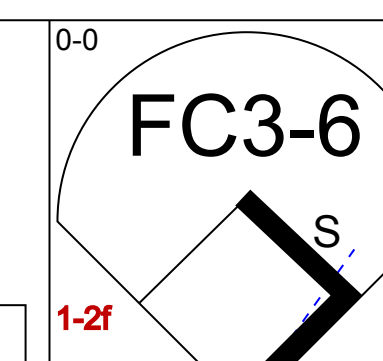
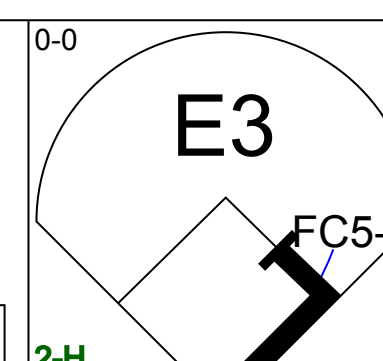
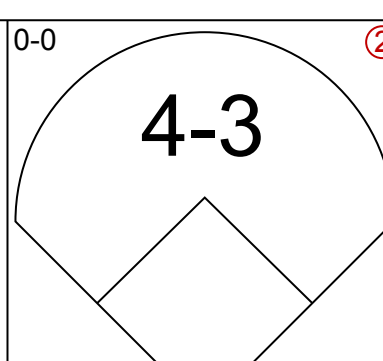
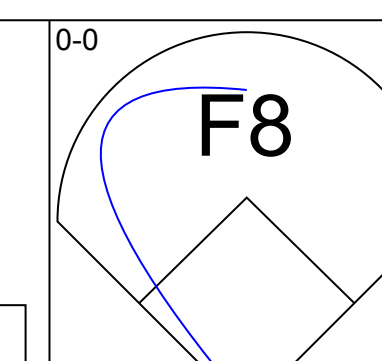
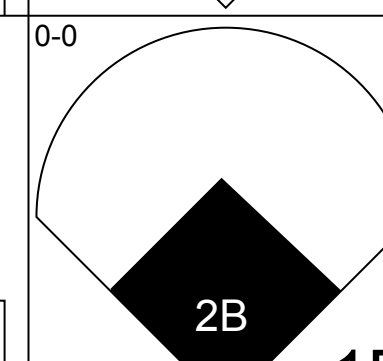
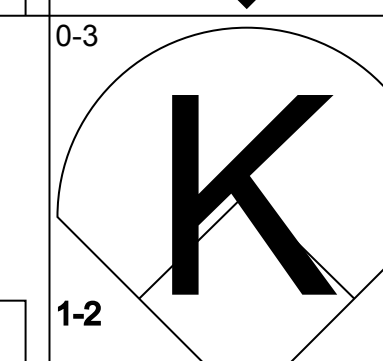
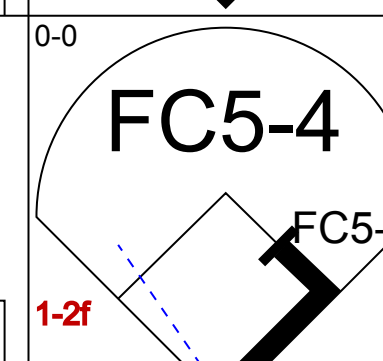
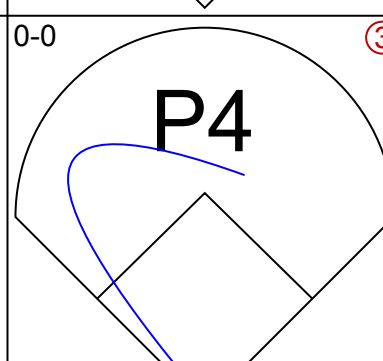
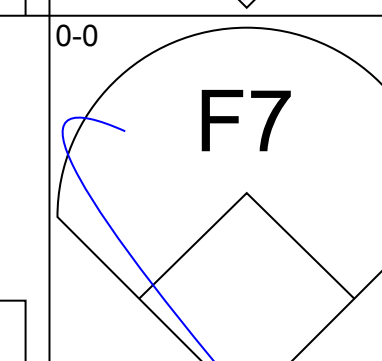
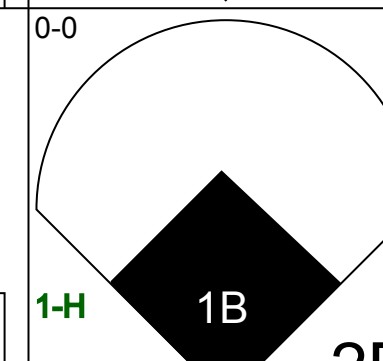
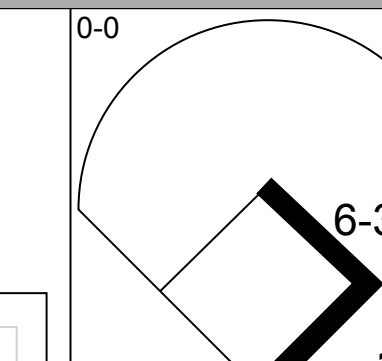
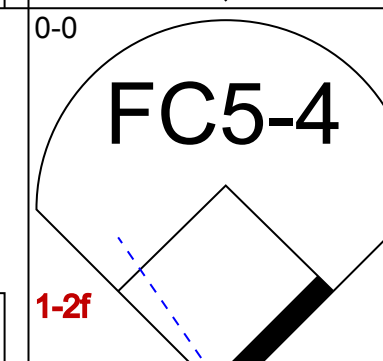
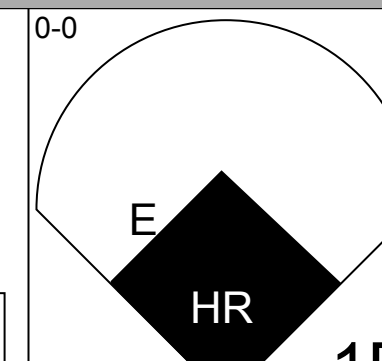
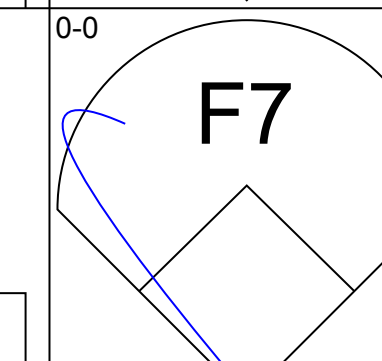
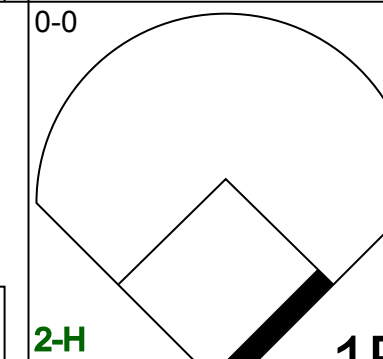
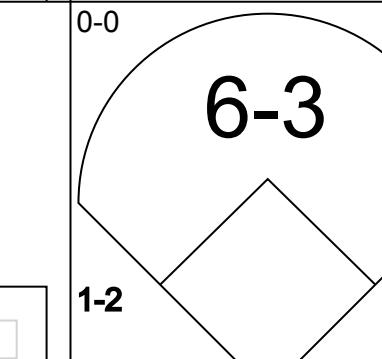
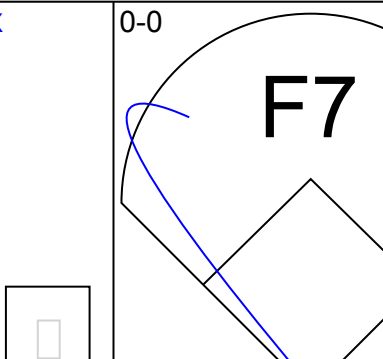
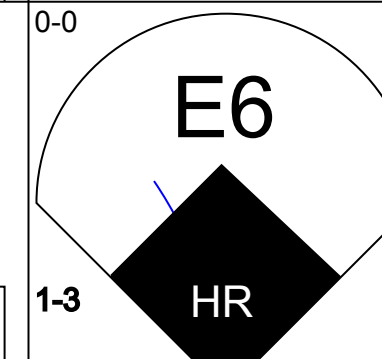
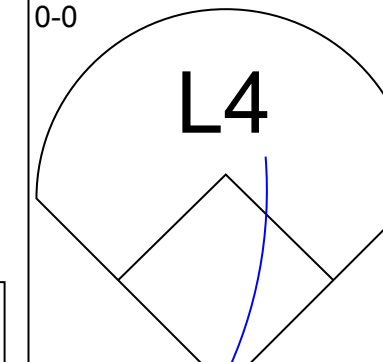
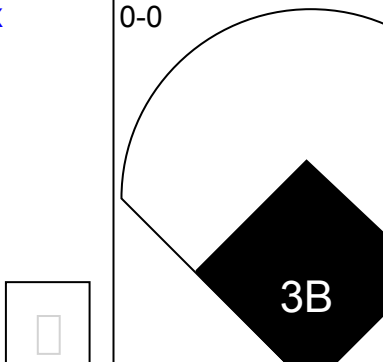
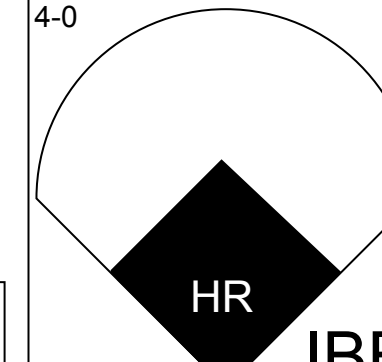
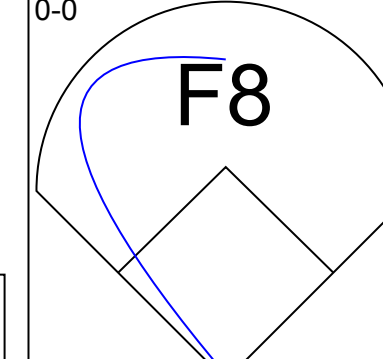
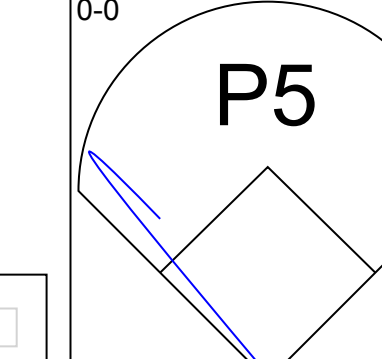
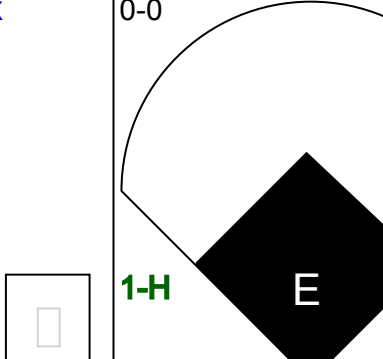
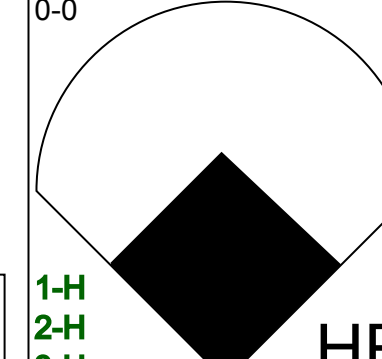
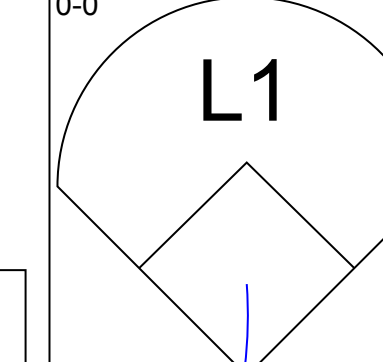
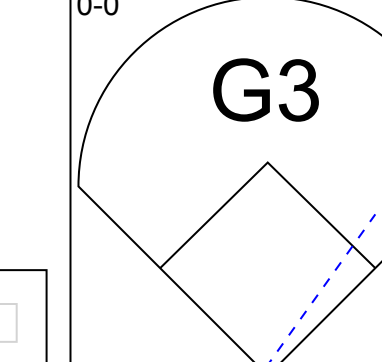
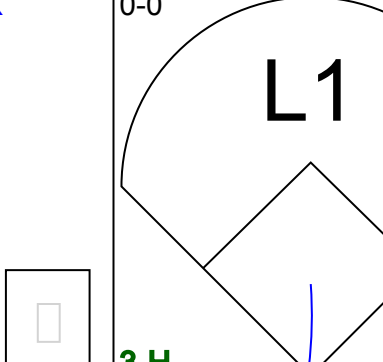
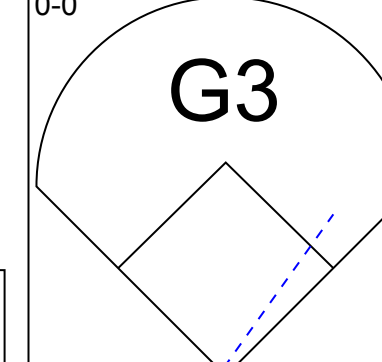
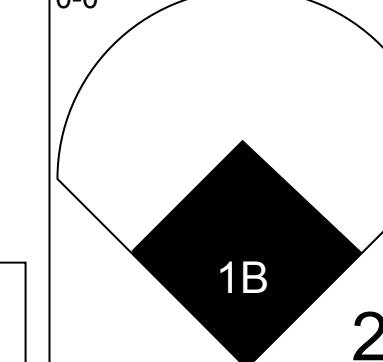
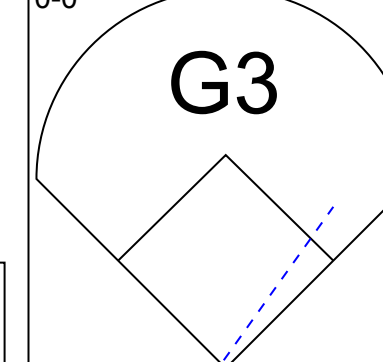
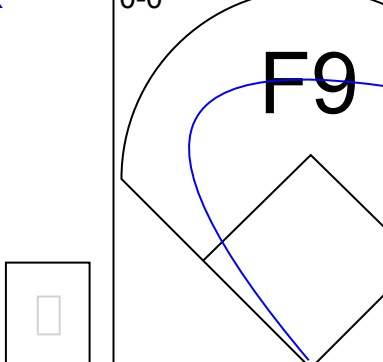
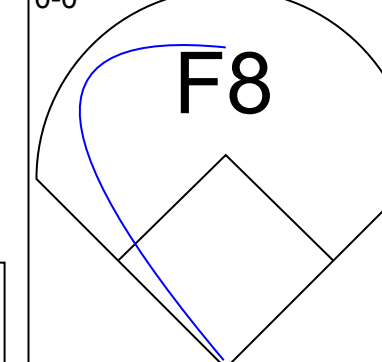
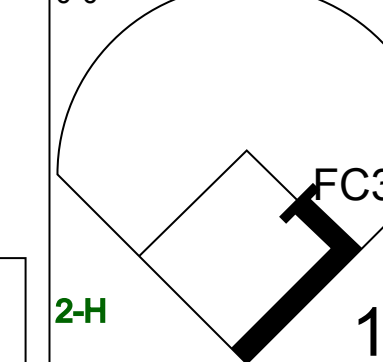
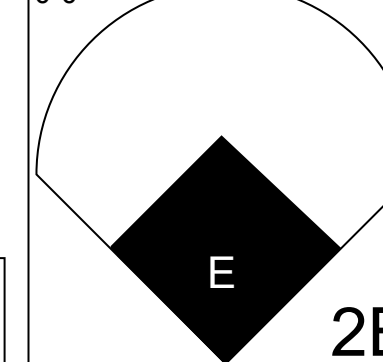
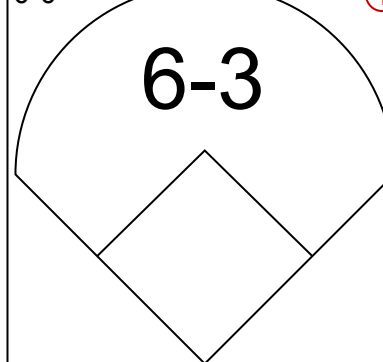
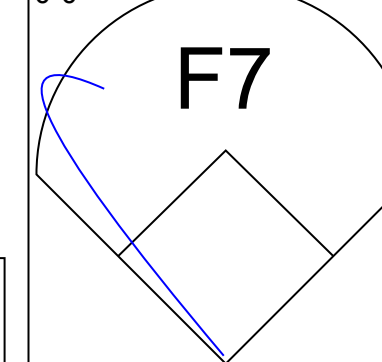
Fri Apr 30 1982, 7:05 PM EDT
Att: 18,864 - Unknown - 69 F

Batter	1	2	3	4	5	6	7	8	9	AB	R	H	RBI	BB	SO	LOB	TOP		
Lonnie Smith, R OBP: 0.385, SLG: 0.456 (1, 7)										4	0	0	0	0	2	1			
Tom Herr, S OBP: 0.304, SLG: 0.359 (1, 4)										4	0	0	0	0	3	0			
Keith Hernandez, L OBP: 0.412, SLG: 0.358 (1, 3)										4	1	2	0	0	0	0			
Darrell Porter, L OBP: 0.333, SLG: 0.447 Orlando Sanchez, L OBP: 0.429, SLG: 0.200 (1, 2) (8, 2)										3	0	2	0	0	0	1			
Dane Iorg, L OBP: 0.386, SLG: 0.340 (1, 9)										2	0	0	1	0	0	1			
Ken Oberkfell, L OBP: 0.333, SLG: 0.292 (1, 5)										3	0	0	0	0	0	2			
David Green, R OBP: 0.356, SLG: 0.444 (1, 8)										3	0	0	0	0	0	0			
Ozzie Smith, S OBP: 0.346, SLG: 0.432 (1, 6)										2	0	1	0	1	0	0			
Andy Rincon, R OBP: 0.333, SLG: 0.368 Jim Kaat, L OBP: 0.333, SLG: 0.292 Mark Littell, L OBP: 0.333, SLG: 0.292 Steve Braun, L OBP: 0.333, SLG: 0.292 (1, 1) (3, 1) (7, 1) (7, 5)										1	0	0	0	0	1	0			
Inning Stats	R: 0 E: 0 K: 2 S: 8	H: 1 LOB: 1 BB: 0 P: 8	R: 0 E: 0 K: 0 S: 3	H: 0 LOB: 0 BB: 0 P: 3	R: 0 E: 0 K: 2 S: 7	H: 0 LOB: 0 BB: 0 P: 7	R: 1 E: 0 K: 0 S: 5	H: 2 LOB: 1 BB: 0 P: 5	R: 0 E: 0 K: 0 S: 3	H: 1 LOB: 0 BB: 0 P: 3	R: 0 E: 0 K: 0 S: 5	H: 0 LOB: 0 BB: 0 P: 5	R: 0 E: 0 K: 0 S: 3	H: 0 LOB: 1 BB: 0 P: 7	R: 0 E: 0 K: 1 S: 5	H: 0 LOB: 0 BB: 0 P: 5	1B: 5 2B: 0 3B: 0 HR: 0	SF: 1 SAC: 0 DP: 1 HBP: 0	WP: 0 PA: 31 PB: 0 SB: 1 CS: 1
PITCHER Mario Soto, R ERA: 3.38 (1, 1)	IP: 9.0 WLS: W BF: 31 H: 5 R: 1 ER: 1 SO: 6 BB: 1 IBB: 0 HBP: 0 BLK: 0 WP: 0 HR: 0 S: 42 P: 46 ERA: 1.00 WHIP: 0.667															PITCHER Mario Soto, R ERA: 3.38 (1, 1)	IP: 9.0 WLS: W BF: 31 H: 5 R: 1 ER: 1 SO: 6 BB: 1 IBB: 0 HBP: 0 BLK: 0 WP: 0 HR: 0 S: 42 P: 46 ERA: 1.00 WHIP: 0.667		

St. Louis Cardinals @ Cincinnati Reds
Riverfront Stadium, Cincinnati, OH
Sat May 01 1982, 3:33 AM EDT
Att: 21,193 - Sunny - 72 F

AB 29
R 1
H 5
RBI 1
BB 1
SO 6
LOB 7



Batter	1	2	3	4	5	6	7	8	9	AB	R	H	RBI	BB	SO	LOB	BOTTOM		
Eddie Milner, L OBP: 0.321, SLG: 0.275 (1, 9) (6, 7) (8, 8)										5	0	0	0	0	0	1			
Ron Oester, S OBP: 0.312, SLG: 0.389 (1, 4) (8, 6)										5	1	1	0	0	1	2			
Dave Concepcion, R OBP: 0.492, SLG: 0.485 Rafael Landestoy, S OBP: 0.182, SLG: 0.364 (1, 6) (8, 4)										4	2	3	1	0	0	1			
Cesar Cedeno, R OBP: 0.289, SLG: 0.352 Clint Hurdle, L OBP: 0.250, SLG: 0.207 (1, 8) (8, 7)										4	1	1	1	0	0	2			
Larry Bittner, L OBP: 0.500, SLG: 0.577 Paul Householder, S OBP: 0.340, SLG: 0.386 (1, 7) (6, 9)										2	1	1	0	1	0	1			
Dan Driessen, L OBP: 0.383, SLG: 0.382 (1, 3)										4	2	2	5	0	0	3			
Wayne Krenchicki, L OBP: 0.316, SLG: 0.366 (1, 5)										4	0	0	0	0	0	2			
Alex Trevino, R OBP: 0.362, SLG: 0.289 (1, 2)										4	1	1	0	0	0	0			
Mario Soto, R OBP: 0.286, SLG: 0.385 (1, 1)										4	1	2	1	0	0	0			
Inning Stats	R: 2 E: 0 K: 0 S: 6	H: 3 LOB: 1 BB: 0 P: 6	R: 1 E: 0 K: 1 S: 7	H: 2 LOB: 1 BB: 0 P: 7	R: 0 E: 0 K: 0 S: 4	H: 1 LOB: 2 BB: 1 P: 8	R: 1 E: 1 K: 0 S: 5	H: 1 LOB: 1 BB: 0 P: 5	R: 2 E: 1 K: 0 S: 5	H: 2 LOB: 0 BB: 0 P: 5	R: 0 E: 0 K: 0 S: 3	H: 0 LOB: 0 BB: 0 P: 3	R: 4 E: 1 K: 0 S: 6	H: 2 LOB: 1 BB: 1 P: 10	R: 0 E: 0 K: 0 S: 3	H: 0 LOB: 0 BB: 0 P: 3	1B: 6 2B: 3 3B: 1 HR: 1	SF: 0 SAC: 0 DP: 0 HBP: 0	WP: 0 PA: 39 PB: 0 SB: 1 CS: 0
PITCHER Andy Rincon, R ERA: 4.26 Jim Kaat, L ERA: 6.75 Mark Littell, R ERA: 7.94 (1, 1) (3, 1) (7, 1)	IP: 2.1 WLS: L BF: 14 H: 5 R: 7 ER: 4 SO: 0 BB: 0 IBB: 0 HBP: 0 BLK: 0 WP: 0 HR: 1 S: 15 P: 19 ERA: 11.57 WHIP: 3.000															PITCHER Mario Soto, R ERA: 3.38 (1, 1)	IP: 9.0 WLS: W BF: 31 H: 5 R: 1 ER: 1 SO: 6 BB: 1 IBB: 0 HBP: 0 BLK: 0 WP: 0 HR: 0 S: 42 P: 46 ERA: 1.00 WHIP: 0.667		

St. Louis Cardinals @ Cincinnati Reds
Riverfront Stadium, Cincinnati, OH
Sat May 01 1982, 3:33 AM EDT
Att: 21,193 - Sunny - 72 F

AB 37
R 10
H 11
RBI 8
BB 2
SO 1
LOB 12



Batter	1	2	3	4	5	6	7	8	9	AB	R	H	RBI	BB	SO	LOB	TOP		
Lonnie Smith, R OBP: 0.367, SLG: 0.432 (1, 7)										5	0	0	0	0	0	4			
Tom Herr, S OBP: 0.305, SLG: 0.351 Dave LaPoint, L (5, 1)										2	0	0	0	1	0	1			
Steve Braun, L OBP: 0.417, SLG: 0.350 (8, PH)										0	0	0	0	0	0	0			
Keith Hernandez, L OBP: 0.415, SLG: 0.357 (8, 3)										3	1	1	0	1	1	1			
Gene Tenace, R OBP: 0.571, SLG: 0.800 Dane Iorg, L OBP: 0.379, SLG: 0.333 Jim Kaat, L (8, 1)										2	0	0	0	1	0	0			
David Green, R OBP: 0.367, SLG: 0.469 (1, 8)										4	0	2	0	0	0	3			
Darrell Porter, L OBP: 0.330, SLG: 0.438 (1, 2)										4	0	1	1	0	0	3			
Ken Oberkfell, L OBP: 0.355, SLG: 0.321 (1, 5)										4	0	2	0	0	0	1			
Ozzie Smith, S OBP: 0.366, SLG: 0.474 (1, 6)										4	0	3	0	0	0	2			
Steve Mura, R (1, 1)										1	0	0	0	0	0	1			
Tito Landrum, R OBP: 0.091, SLG: 0.091 Mike Ramsey, S OBP: 0.333, SLG: 0.400 Orlando Sanchez, L OBP: 0.375, SLG: 0.167 (8, PH)										1	0	0	0	0	0	1			
										1	0	0	0	0	0	1			
										1	0	0	0	0	0	1			
										1	0	0	0	0	1	2			
Inning Stats	R: 0 E: 0 K: 0 S: 2	H: 0 LOB: 0 BB: 1 P: 6	R: 0 E: 1 K: 0 S: 4	H: 1 LOB: 1 BB: 0 P: 4	R: 0 E: 0 K: 0 S: 4	H: 1 LOB: 1 BB: 0 P: 4	R: 0 E: 0 K: 0 S: 5	H: 3 LOB: 2 BB: 1 P: 9	R: 0 E: 0 K: 1 S: 6	H: 0 LOB: 0 BB: 0 P: 3	R: 0 E: 0 K: 1 S: 4	H: 1 LOB: 1 BB: 0 P: 4	R: 0 E: 0 K: 1 S: 5	H: 0 LOB: 1 BB: 0 P: 9	R: 0 E: 0 K: 1 S: 7	H: 2 LOB: 2 BB: 0 P: 7	1B: 6 2B: 4 3B: 0 HR: 0	SF: 0 SAC: 0 DP: 3 HBP: 0	WP: 1 PA: 37 PB: 0 SB: 0 CS: 0
PITCHER	IP WLS BF H R ER SO BB IBB HBP BLK WP HR S P ERA WHIP	IP WLS BF H R ER SO BB IBB HBP BLK WP HR S P ERA WHIP	IP WLS BF H R ER SO BB IBB HBP BLK WP HR S P ERA WHIP	IP WLS BF H R ER SO BB IBB HBP BLK WP HR S P ERA WHIP	IP WLS BF H R ER SO BB IBB HBP BLK WP HR S P ERA WHIP	IP WLS BF H R ER SO BB IBB HBP BLK WP HR S P ERA WHIP	IP WLS BF H R ER SO BB IBB HBP BLK WP HR S P ERA WHIP	IP WLS BF H R ER SO BB IBB HBP BLK WP HR S P ERA WHIP	IP WLS BF H R ER SO BB IBB HBP BLK WP HR S P ERA WHIP	IP WLS BF H R ER SO BB IBB HBP BLK WP HR S P ERA WHIP	IP WLS BF H R ER SO BB IBB HBP BLK WP HR S P ERA WHIP	IP WLS BF H R ER SO BB IBB HBP BLK WP HR S P ERA WHIP	IP WLS BF H R ER SO BB IBB HBP BLK WP HR S P ERA WHIP	IP WLS BF H R ER SO BB IBB HBP BLK WP HR S P ERA WHIP	IP WLS BF H R ER SO BB IBB HBP BLK WP HR S P ERA WHIP	IP WLS BF H R ER SO BB IBB HBP BLK WP HR S P ERA WHIP	IP WLS BF H R ER SO BB IBB HBP BLK WP HR S P ERA WHIP	IP WLS BF H R ER SO BB IBB HBP BLK WP HR S P ERA WHIP	IP WLS BF H R ER SO BB IBB HBP BLK WP HR S P ERA WHIP

St. Louis Cardinals @ Cincinnati Reds
Riverfront Stadium, Cincinnati, OH
Sun May 02 1982, 3:33 AM EDT
Sunny - 70 F

AB	34
R	1
H	9
RBI	1
BB	3
SO	3
LOB	20



Batter	1	2	3	4	5	6	7	8	9	AB	R	H	RBI	BB	SO	LOB	BOTTOM		
Eddie Milner, L OBP: 0.367, SLG: 0.382 (1, 9)										4	2	4	0	0	0	0			
Ron Oester, S OBP: 0.320, SLG: 0.394 (1, 4)										4	2	2	0	0	1	2			
Dave Concepcion, R OBP: 0.418, SLG: 0.475 (1, 6)										3	1	2	1	1	0	1			
Cesar Cedeno, R OBP: 0.300, SLG: 0.342 (1, 8)										2	0	0	1	2	0	3			
Larry Bittner, L OBP: 0.457, SLG: 0.536 Paul Householder, S OBP: 0.333, SLG: 0.319 (5, PH)										2	0	0	1	0	0	3			
Dan Driessen, L OBP: 0.358, SLG: 0.375 (1, 3)										4	0	1	1	0	1	2			
Wayne Krenchicki, L OBP: 0.261, SLG: 0.304 (1, 5)										4	0	0	0	0	1	1			
Alex Trevino, R OBP: 0.392, SLG: 0.333 (1, 2)										4	0	3	0	0	1	0			
Charlie Leibrandt, R Jim Kern, R (7, 1)										3	0	0	0	0	1	2			
										1	0	0	0	0	1	1			
Inning Stats	R: 2 E: 0 K: 1 S: 7	H: 3 LOB: 1 BB: 1 P: 11	R: 0 E: 0 K: 1 S: 5	H: 0 LOB: 0 BB: 0 P: 5	R: 3 E: 0 K: 0 S: 6	H: 3 LOB: 1 BB: 1 P: 10	R: 0 E: 0 K: 0 S: 4	H: 2 LOB: 0 BB: 0 P: 4	R: 0 E: 0 K: 2 S: 7	H: 1 LOB: 1 BB: 0 P: 7	R: 0 E: 0 K: 2 S: 8	H: 1 LOB: 2 BB: 1 P: 12	R: 0 E: 0 K: 1 S: 6	H: 1 LOB: 1 BB: 0 P: 6	1B: 10 2B: 2 3B: 1 HR: 0	SF: 1 SAC: 0 DP: 2 HBP: 0	WP: 0 PA: 36 PB: 0 SB: 1 CS: 0		
PITCHER	IP WLS BF H R ER SO BB IBB HBP BLK WP HR S P ERA WHIP	IP WLS BF H R ER SO BB IBB HBP BLK WP HR S P ERA WHIP	IP WLS BF H R ER SO BB IBB HBP BLK WP HR S P ERA WHIP	IP WLS BF H R ER SO BB IBB HBP BLK WP HR S P ERA WHIP	IP WLS BF H R ER SO BB IBB HBP BLK WP HR S P ERA WHIP	IP WLS BF H R ER SO BB IBB HBP BLK WP HR S P ERA WHIP	IP WLS BF H R ER SO BB IBB HBP BLK WP HR S P ERA WHIP	IP WLS BF H R ER SO BB IBB HBP BLK WP HR S P ERA WHIP	IP WLS BF H R ER SO BB IBB HBP BLK WP HR S P ERA WHIP	IP WLS BF H R ER SO BB IBB HBP BLK WP HR S P ERA WHIP	IP WLS BF H R ER SO BB IBB HBP BLK WP HR S P ERA WHIP	IP WLS BF H R ER SO BB IBB HBP BLK WP HR S P ERA WHIP	IP WLS BF H R ER SO BB IBB HBP BLK WP HR S P ERA WHIP	IP WLS BF H R ER SO BB IBB HBP BLK WP HR S P ERA WHIP	IP WLS BF H R ER SO BB IBB HBP BLK WP HR S P ERA WHIP	IP WLS BF H R ER SO BB IBB HBP BLK WP HR S P ERA WHIP	IP WLS BF H R ER SO BB IBB HBP BLK WP HR S P ERA WHIP	IP WLS BF H R ER SO BB IBB HBP BLK WP HR S P ERA WHIP	IP WLS BF H R ER SO BB IBB HBP BLK WP HR S P ERA WHIP

St. Louis Cardinals @ Cincinnati Reds
Riverfront Stadium, Cincinnati, OH
Sun May 02 1982, 3:33 AM EDT
Sunny - 70 F

AB	32
R	5
H	12
RBI	4
BB	3
SO	7
LOB	17



Batter	1	2	3	4	5	6	7	8	9	AB	R	H	RBI	BB	SO	LOB	TOP						
Lonnie Smith, R OBP: 0.372, SLG: 0.439 Steve Braun, L OBP: 0.400, SLG: 0.333	0-0 4-3 1B 2B	0-3 K			0-3 K		4-0 1B BB		0-0 L7	3	2	1	0	1	2	1							
Ozzie Smith, S OBP: 0.366, SLG: 0.463	0-0 4-3 2-3		0-0 4-3			0-0 F7	4-0 1B HR BB		0-0 FC5 BB 1B	4	1	1	0	1	0	1							
Keith Hernandez, L OBP: 0.432, SLG: 0.375	0-0 2B 1B		0-0 F7			0-0 FC6-4 BB 1B	0-0 HR 1B		4-0 1-2 BB	4	1	3	3	1	0	0							
Gene Tenace, R OBP: 0.579, SLG: 1.000	0-0 1-3 2B		0-0 F7			4-0 FC6-4 BB	0-0 HR		0-0 FC5 2-3	4	1	2	3	1	0	2							
David Green, R OBP: 0.340, SLG: 0.434	0-3 K			0-0 4-3		0-0 FC6-4 1-2 2-3	0-3 K			4	0	0	0	0	2	4							
Tito Landrum, R OBP: 0.097, SLG: 0.067	0-3 K			0-3 K		0-3 K		0-0 F7		4	0	0	0	0	3	4							
Ken Oberkfell, L OBP: 0.314, SLG: 0.281		0-0 P6		0-0 F7			0-0 4-3	0-0 4-3		4	0	0	0	0	0	0							
Tom Herr, S OBP: 0.303, SLG: 0.347		0-0 E 1B			0-0 4-3		0-0 6-3	0-3 K		4	0	1	0	0	1	0							
John Martin, S OBP: 0.182, SLG: 0.100 Bruce Sutter, R (9, 1)		0-3 K			0-3 K		4-0 BB 1B BB		0-0 4-3	3	1	0	0	1	2	1							
Inning Stats	R: 1 E: 0 K: 2 S: 10	H: 3 LOB: 2 BB: 0 P: 10	R: 0 E: 1 K: 2 S: 8	H: 1 LOB: 1 BB: 0 P: 8	R: 0 E: 0 K: 1 S: 3	H: 0 LOB: 0 BB: 0 P: 3	R: 0 E: 0 K: 1 S: 5	H: 0 LOB: 0 BB: 0 P: 5	R: 0 E: 0 K: 1 S: 7	H: 0 LOB: 0 BB: 0 P: 7	R: 0 E: 0 K: 1 S: 6	H: 1 LOB: 2 BB: 1 P: 10	R: 5 E: 0 K: 1 S: 7	H: 2 LOB: 0 BB: 3 P: 19	R: 0 E: 0 K: 1 S: 5	H: 0 LOB: 0 BB: 0 P: 5	R: 0 E: 0 K: 0 S: 4	H: 1 LOB: 2 BB: 1 P: 8	1B: 5 2B: 2 3B: 0 HR: 1	SF: 0 SAC: 0 DP: 0 HBP: 0	WP: 0 PB: 0 SB: 0 CS: 0	PA: 40	
PITCHER	IP WLS BF H R ER SO BB IBB HBP BLK WP HR S P ERA WHIP	IP WLS BF H R ER SO BB IBB HBP BLK WP HR S P ERA WHIP																					
Joe Price, L ERA: 2.03 Bob Shirley, L ERA: 9.56 Joe Edelen, R ERA: 5.84	(1, 1) (7, 1) (7, 1)	6.0 L 24 5 1 1 8	0.2 6 1 4 4 0 3	2.1 10 2 1 1 2	1 0 0 0 0 0 0 1	0 0 0 0 0 0 0 0	0 0 0 0 0 0 0 0	0 0 0 0 0 0 0 0	0 0 0 0 0 0 0 0	0 0 0 0 0 0 0 0	0 0 0 0 0 0 0 0	0 0 0 0 0 0 0 0	0 0 0 0 0 0 0 0	0 0 0 0 0 0 0 0	0 0 0 0 0 0 0 0	0 0 0 0 0 0 0 0	0 0 0 0 0 0 0 0	0 0 0 0 0 0 0 0	0 0 0 0 0 0 0 0	1.50 1.000 54.00 6.000 3.86 1.286	1.50 1.000 54.00 6.000 3.86 1.286		

St. Louis Cardinals @ Cincinnati Reds
Riverfront Stadium, Cincinnati, OH
Sun May 02 1982, 3:38 AM EDT
Att: 26,083 - Sunny - 70 F

AB 35
R 6
H 8
RBI 6
BB 5
SO 10
LOB 13



Batter	1	2	3	4	5	6	7	8	9	AB	R	H	RBI	BB	SO	LOB	BOTTOM					
Eddie Milner, L OBP: 0.344, SLG: 0.356	0-0 F2		0-0 F7			0-0 L7			0-0 G3	4	0	0	0	0	0	2						
Ron Oester, S OBP: 0.327, SLG: 0.402	0-0 L5			0-0 6-3			0-0 F7 2B		4-0 HR BB	3	1	1	0	1	0	0						
Dave Concepcion, R OBP: 0.411, SLG: 0.500	0-3 K			0-0 F8			0-0 F7 2-3		0-0 HR	4	1	1	3	0	1	1						
Cesar Cedeno, R OBP: 0.298, SLG: 0.377		0-0 F9		0-0 P3			0-0 F2		0-0 HR	4	1	1	1	0	0	1						
Johnny Bench, R OBP: 0.282, SLG: 0.257		0-0 F7			0-0 F8		0-0 L5		0-3 K	4	0	0	0	0	1	1						
Mike Vail, R OBP: 0.323, SLG: 0.414 Paul Householder, S OBP: 0.333, SLG: 0.378		0-0 F3			0-0 5-3			0-0 F8	0-0 2B	4	0	1	0	0	0	0						
Dan Driessen, L OBP: 0.354, SLG: 0.361			0-0 F8		0-0 F9			4-0 G6-4-3 BB	0-0 4-3	3	0	0	0	1	0	1						
Mike O'Berry, R OBP: 0.333, SLG: 0.241			4-0 SH3-4 BB			0-0 P3		0-0 G6-4-3 1-2		2	0	0	0	1	0	1						
Joe Price, R Rafael Landestoy, S OBP: 0.197, SLG: 0.333 Bob Shirley, R OBP: 0.500, SLG: 0.500 Joe Edelen, R OBP: 0.500, SLG: 0.500 Alex Trevino, R OBP: 0.468, SLG: 0.372	(1, 1) (6, PH) (7, 1) (7, 1) (9, PH)	8.1 W 31 4 4 4 1	0.2 S 3 1 0 0 1	0 0 0 0 0 0 0 0	0 0 0 0 0 0 0 0	0 0 0 0 0 0 0 0	0 0 0 0 0 0 0 0	0 0 0 0 0 0 0 0	0-0 1-3 G3 HR 2B	0	0	0	0	0	0	0						
Inning Stats	R: 0 E: 0 K: 1 S: 5	H: 0 LOB: 0 BB: 0 P: 5	R: 0 E: 0 K: 0 S: 3	H: 0 LOB: 0 BB: 0 P: 3	R: 0 E: 0 K: 0 S: 3	H: 0 LOB: 0 BB: 1 P: 7	R: 0 E: 0 K: 0 S: 3	H: 0 LOB: 0 BB: 0 P: 3	R: 0 E: 0 K: 0 S: 3	H: 0 LOB: 0 BB: 0 P: 3	R: 0 E: 0 K: 0 S: 4	H: 1 LOB: 1 BB: 0 P: 4	R: 0 E: 0 K: 0 S: 2	H: 0 LOB: 0 BB: 1 P: 6	R: 4 E: 0 K: 1 S: 9	H: 4 LOB: 1 BB: 1 P: 13	1B: 0 2B: 3 3B: 0 HR: 2	SF: 0 SAC: 1 DP: 1 HBP: 0	WP: 0 PB: 0 SB: 0 CS: 0	PA: 34		
PITCHER	IP WLS BF H R ER SO BB IBB HBP BLK WP HR S P ERA WHIP	IP WLS BF H R ER SO BB IBB HBP BLK WP HR S P ERA WHIP																				
John Martin, L ERA: 5.28 Bruce Sutter, R ERA: 1.95	(1, 1) (9, 1)	8.1 S 31 4 0 0 1	0.2 S 3 1 0 0 1	0 0 0 0 0 0 0 0	0 0 0 0 0 0 0 0	0 0 0 0 0 0 0 0	0 0 0 0 0 0 0 0	0 0 0 0 0 0 0 0	0 0 0 0 0 0 0 0	0 0 0 0 0 0 0 0	0 0 0 0 0 0 0 0	0 0 0 0 0 0 0 0	0 0 0 0 0 0 0 0	0 0 0 0 0 0 0 0	0 0 0 0 0 0 0 0	0 0 0 0 0 0 0 0	0 0 0 0 0 0 0 0	0 0 0 0 0 0 0 0	0.00 1.500	0.00 1.500		

St. Louis Cardinals @ Cincinnati Reds
Riverfront Stadium, Cincinnati, OH
Sun May 02 1982, 3:38 AM EDT
Att: 26,083 - Sunny - 70 F

AB 30
R 4
H 5
RBI 4
BB 3
SO 2
LOB 7



Batter	1	2	3	4	5	6	7	8	9	AB	R	H	RBI	BB	SO	LOB	TOP								
Bump Willis, S OBP: 0.382, SLG: 0.442 (1, 4)	0-0 FC3-6 1B			0-3 K	0-0 1-3 3-H 2B		0-0 4-3		0-0 G3	5	0	2	1	0	1	1									
Bob Molinaro, L OBP: 0.297, SLG: 0.154 (1, 7)	0-0 FC3-6 G3-6-3 1-2			0-0 F9	0-0 5-3			0-0 P3		4	0	0	0	0	0	3									
Bill Buckner, L OBP: 0.305, SLG: 0.374 (1, 3)	0-0 G3-6-3 1-2			0-0 E 3B		0-0 4-3		0-0 2B		4	1	2	0	0	0	1									
Keith Moreland, R OBP: 0.406, SLG: 0.644 (1, 5)		0-0 5-3		0-0 E5		0-0 HR 1B		4-0 BB		3	1	1	0	1	0	0									
Leon Durham, L OBP: 0.386, SLG: 0.483 (1, 9)		0-0 P6		0-0 F8		0-0 HR		0-0 F9		4	1	1	2	0	0	3									
Gary Woods, R OBP: 0.385, SLG: 0.484 (1, 8)		0-0 6-3			0-0 F9 1B 2B	0-0 6-3		0-0 F9		4	1	1	0	0	0	2									
Larry Bowa, S OBP: 0.256, SLG: 0.244 (1, 6)			0-0 4-3		0-0 F7	0-0 F9			0-0 4-3	4	0	0	0	0	0	1									
Jody Davis, R OBP: 0.240, SLG: 0.227 (1, 2)			0-0 5-3		0-0 2B 1B		0-3 K		0-0 2B	4	0	2	0	0	1	0									
Dickie Noles, R OBP: 0.200, SLG: 0.267 Willie Hernandez, L OBP: 0.200, SLG: 0.267 Lee Smith, R OBP: 0.200, SLG: 0.267 Allen Ripley, R OBP: 0.200, SLG: 0.267 Dan Briggs, L OBP: 0.095, SLG: 0.095 (9, PH)			0-3 K		0-0 F9		0-3 K		0-0 F8	3	0	0	0	0	2	2									
Inning Stats	R: 0 E: 0 K: 0 S: 3	H: 1 LOB: 0 BB: 0 P: 3	R: 0 E: 0 K: 0 S: 3	H: 0 LOB: 0 BB: 0 P: 3	R: 0 E: 0 K: 1 S: 5	H: 0 LOB: 0 BB: 0 P: 5	R: 1 E: 1 K: 1 S: 7	H: 1 LOB: 1 BB: 0 P: 7	R: 1 E: 0 K: 0 S: 6	H: 3 LOB: 2 BB: 0 P: 6	R: 2 E: 0 K: 0 S: 5	H: 2 LOB: 0 BB: 0 P: 5	R: 0 E: 0 K: 2 S: 7	H: 0 LOB: 0 BB: 0 P: 7	R: 0 E: 0 K: 0 S: 4	H: 1 LOB: 2 BB: 1 P: 8	R: 0 E: 0 K: 0 S: 4	H: 1 LOB: 1 BB: 0 P: 4	1B: 4 2B: 3 3B: 1 HR: 1	SF: 0 SAC: 0 DP: 1 HBP: 0	WP: 0 PB: 0 SB: 0 CS: 0	PA: 37			
PITCHER	IP	WLS	BF	H	R	ER	SO	BB	IBB	HBP	BLK	WP	HR	S	P	ERA	WHIP								
Bob Forsch, R ERA: 3.53 Doug Bair, R ERA: 0.77	6.0		25	7	4	3	2	0	0	0	0	0	1	29	29	4.50	1.167								
	3.0	W	12	2	0	0	2	1	0	0	0	0	0	15	19	0.00	1.000								

Chicago Cubs @ St. Louis Cardinals
Busch Stadium, St. Louis, MO
Mon May 03 1982, 7:05 PM CDT
Att: 14,521 - Unknown - 75 F



AB 36
R 4
H 9
RBI 3
BB 1
SO 4
LOB 14

Batter	1	2	3	4	5	6	7	8	9	AB	R	H	RBI	BB	SO	LOB	BOTTOM								
Lonnie Smith, R OBP: 0.390, SLG: 0.451 Mike Ramsey, S OBP: 0.333, SLG: 0.400 (8, 7)	0-0 BB SF8 1B				0-0 E 1B		0-0 FC6-4			4	3	3	0	0	0	2									
Ozzie Smith, S OBP: 0.391, SLG: 0.471 (1, 6)	0-0 SF8 1B	0-0 G3			4-0 E BB		0-0 1B	4-0 FC6-4 BB		3	2	2	0	2	0	1									
Keith Hernandez, L OBP: 0.431, SLG: 0.370 (1, 3)	4-0 1B G3 BB		0-0 1-3		0-0 E3		0-0 1B	0-0 P6		4	2	1	1	1	0	2									
George Hendrick, R OBP: 0.338, SLG: 0.484 Tito Landrum, R OBP: 0.063, SLG: 0.063 (8, 9)	0-0 SF8		0-0 G6-4-3 1B		0-0 P6		0-3 K	0-3 K		3	0	1	1	0	1	4									
Dane Iorg, L OBP: 0.387, SLG: 0.346 David Green, R OBP: 0.333, SLG: 0.426 (7, PR) (8, 8)	0-0 G3 1B		0-0 G6-4-3 1-2		0-0 L4		0-0 E S	0-0 FC6-4		4	0	2	2	0	0	3									
Darrell Porter, L OBP: 0.337, SLG: 0.470 (1, 2)	0-0 G3			0-0 F5		4-0 FC5-4 BB	0-0 HR			3	1	1	3	1	0	1									
Ken Oberkfell, L OBP: 0.308, SLG: 0.278 (1, 5)	0-0 4-3			0-0 F9		0-0 FC5-4 4-3	0-0 FC1-5 BB	0-0 1B		4	0	1	0	0	0	2									
Tom Herr, S OBP: 0.301, SLG: 0.337 (1, 4)		0-0 4-3		0-3 K		0-0 4-3	4-0 FC1-5 BB			3	0	0	0	1	1	1									
Bob Forsch, R OBP: 0.333, SLG: 0.444 Steve Braun, L OBP: 0.385, SLG: 0.318 Doug Bair, R ERA: 11.88 (7, 1)		0-0 4-3			0-0 F8	0-0 F8	0-0 FC1-5 FC6-4			2	0	0	0	0	0	0									
Inning Stats	R: 3 E: 0 K: 0 S: 6	H: 3 LOB: 1 BB: 1 P: 10	R: 0 E: 0 K: 0 S: 4	H: 1 LOB: 1 BB: 0 P: 4	R: 0 E: 0 K: 1 S: 5	H: 0 LOB: 0 BB: 0 P: 5	R: 1 E: 1 K: 0 S: 5	H: 1 LOB: 2 BB: 1 P: 9	R: 0 E: 0 K: 0 S: 3	H: 0 LOB: 1 BB: 1 P: 7	R: 5 E: 0 K: 1 S: 10	H: 5 LOB: 2 BB: 1 P: 15	R: 0 E: 0 K: 1 S: 5	H: 0 LOB: 1 BB: 1 P: 9	1B: 10 2B: 0 3B: 0 HR: 1	SF: 1 SAC: 0 DP: 1 HBP: 1	WP: 0 PB: 0 SB: 2 CS: 0	PA: 41							
PITCHER	IP	WLS	BF	H	R	ER	SO	BB	IBB	HBP	BLK	WP	HR	S	P	ERA	WHIP								
Dickie Noles, R ERA: 4.23 Willie Hernandez, L ERA: 4.38 Lee Smith, R ERA: 2.63 Allen Ripley, R ERA: 11.88	6.0	L	28	6	5	4	1	3	0	1	0	0	0	26	39	6.00	1.500								
	0.0		2	2	0	0	0	0	0	0	1	0	0	2	2	-	-								
	0.1	4	3	4	4	4	1	0	0	0	0	0	1	6	6	108.00	9.000								
	1.2	7	0	0	0	0	1	2	0	0	0	0	0	7	15	0.00	1.200								

Chicago Cubs @ St. Louis Cardinals
Busch Stadium, St. Louis, MO
Mon May 03 1982, 7:05 PM CDT
Att: 14,521 - Unknown - 75 F



AB 34
R 9
H 11
RBI 7
BB 5
SO 3
LOB 21

Batter	1	2	3	4	5	6	7	8	9	AB	R	H	RBI	BB	SO	LOB	TOP								
Bump Willis, S OBP: 0.368, SLG: 0.424 (1, 4)	L3			4-3		G4-6-3		K		4	0	0	0	0	1	1	Chicago Cubs @ St. Louis Cardinals Busch Stadium, St. Louis, MO Tue May 04 1982, 7:05 PM CDT Att: 22,123 - Unknown - 80 F								
Larry Bowa, S OBP: 0.245, SLG: 0.233 (1, 6)	4-3			3-1		4-3		6-3		4	0	0	0	0	0	0									
Bill Buckner, L OBP: 0.303, SLG: 0.369 (1, 3)	4-3			L6				BB 3B 1B		4	1	1	0	0	0	0									
Keith Moreland, R OBP: 0.400, SLG: 0.628 (1, 2)			F9		1B PB FC5-4 1B			F9		4	1	1	0	0	0	1									
Leon Durham, L OBP: 0.381, SLG: 0.473 (1, 9)			6-3		FC5-4 1B			P6		4	0	1	0	0	1	1									
Gary Woods, R OBP: 0.382, SLG: 0.469 (1, 8)			5-3		FC5-4 4-3 S 1-2 3-H			3B BB		2	1	0	1	1	0	1									
Steve Henderson, R OBP: 0.328, SLG: 0.397 (1, 7)			F9		4-3			WP 3B		3	1	1	2	0	0	1									
23 Ryne Sandberg, R OBP: 0.211, SLG: 0.279 (7, PH)			F9		K			6-3		2	0	0	0	0	1	1									
Bob Molinaro, L OBP: 0.250, SLG: 0.143 (7, 1)			F9		K			6-3		1	0	0	0	0	0	0									
Bill Campbell, R (7, 1)			F9		K			6-3		0	0	0	0	0	0	0									
Fergie Jenkins, R (6, PH)			G3					K		1	0	0	0	0	0	0									
Dan Briggs, L OBP: 0.136, SLG: 0.136 (6, 1)										1	0	1	0	0	0	0									
Dick Tidrow, R (6, 1)										0	0	0	0	0	0	0									
Willie Hernandez, L (6, 1)										0	0	0	0	0	0	0									
Junior Kennedy, R OBP: 0.154, SLG: 0.154 (7, 5)										1	0	0	0	0	1	0									
Inning Stats	R: 0 E: 0 K: 0 S: 3	H: 0 LOB: 0 BB: 0 P: 3	R: 0 E: 0 K: 0 S: 3	H: 0 LOB: 0 BB: 0 P: 3	R: 0 E: 0 K: 0 S: 3	H: 0 LOB: 0 BB: 0 P: 3	R: 1 E: 0 K: 1 S: 7	H: 2 LOB: 1 BB: 0 P: 7	R: 0 E: 0 K: 0 S: 3	H: 1 LOB: 0 BB: 0 P: 3	R: 3 E: 0 K: 0 S: 5	H: 2 LOB: 0 BB: 1 P: 9	R: 0 E: 0 K: 2 S: 7	H: 0 LOB: 0 BB: 0 P: 7	R: 0 E: 0 K: 1 S: 5	H: 0 LOB: 0 BB: 0 P: 5	1B: 4 2B: 0 3B: 1 HR: 0	SF: 0 SAC: 0 DP: 1 HBP: 0	WP: 1 PB: 1 SB: 1 CS: 0	PA: 32					
PITCHER	IP	WLS	BF	H	R	ER	SO	BB	IBB	HBP	BLK	WP	HR	S	P	ERA	WHIP								
Joaquin Andujar, R ERA: 2.95 (1, 1)	6.2	W	25	5	4	4	1	1	0	0	0	0	0	26	30	5.40	0.900								
Bruce Sutter, R ERA: 1.62 (7, 1)	2.1	S	7	0	0	0	3	0	0	0	0	1	0	13	13	0.00	0.000								

Chicago Cubs @ St. Louis Cardinals
 Busch Stadium, St. Louis, MO
 Tue May 04 1982, 7:05 PM CDT
 Att: 22,123 - Unknown - 80 F

AB	31
R	4
H	5
RBI	3
BB	1
SO	4
LOB	6



Batter	1	2	3	4	5	6	7	8	9	AB	R	H	RBI	BB	SO	LOB	BOTTOM								
Lonnie Smith, R OBP: 0.390, SLG: 0.472 (6, 7)	6-3			S HR 1B		6-3		SF8		4	2	2	1	0	0	2	Chicago Cubs @ St. Louis Cardinals Busch Stadium, St. Louis, MO Tue May 04 1982, 7:05 PM CDT Att: 22,123 - Unknown - 80 F								
Ozzie Smith, S OBP: 0.392, SLG: 0.477 (1, 6)			K		SF9 3B			1-3		3	0	1	1	1	1	1									
Keith Hernandez, L OBP: 0.425, SLG: 0.396 (1, 3)			K		4-3			1-3		4	1	1	2	0	1	4									
George Hendrick, R OBP: 0.333, SLG: 0.515 (1, 9)			K		4-3			4-3		4	1	1	1	0	1	1									
Tito Landrum, R OBP: 0.063, SLG: 0.063 (9, 9)			K		K			L4		0	0	0	0	0	0	0									
Dane Iorg, L OBP: 0.385, SLG: 0.364 (1, 7)			F7		6-3			4-3		3	0	1	0	0	0	0									
David Green, R OBP: 0.327, SLG: 0.418 (5, PR) (6, 8)			F7		6-3			4-3		1	0	0	0	0	0	0									
Darrell Porter, L OBP: 0.323, SLG: 0.448 (1, 2)			4-3		3-1			K		4	0	0	0	0	1	1									
Ken Oberkfell, L OBP: 0.372, SLG: 0.359 (1, 5)			S BB		6-3 2B			1B 1B		3	2	3	0	1	0	0									
Tom Herr, S OBP: 0.316, SLG: 0.356 (1, 4)			S BB		6-3 2B			1B S 1B		3	1	2	0	1	0	1									
Joaquin Andujar, S OBP: 0.235, SLG: 0.235 (1, 1)			4-3		3-1			SF8		3	0	1	1	0	0	3									
Bruce Sutter, R (7, 1)			4-3		3-1			SF8		0	0	0	1	0	0	0									
Inning Stats	R: 0 E: 0 K: 1 S: 6	H: 1 LOB: 1 BB: 0 P: 6	R: 0 E: 0 K: 0 S: 3	H: 0 LOB: 2 BB: 2 P: 11	R: 2 E: 0 K: 2 S: 9	H: 2 LOB: 0 BB: 0 P: 9	R: 0 E: 0 K: 0 S: 4	H: 1 LOB: 1 BB: 0 P: 4	R: 2 E: 0 K: 0 S: 6	H: 3 LOB: 1 BB: 0 P: 6	R: 1 E: 0 K: 0 S: 5	H: 3 LOB: 2 BB: 1 P: 9	R: 0 E: 0 K: 1 S: 5	H: 0 LOB: 0 BB: 0 P: 5	R: 2 E: 0 K: 0 S: 5	H: 2 LOB: 0 BB: 0 P: 5	1B: 5 2B: 4 3B: 1 HR: 2	SF: 3 SAC: 0 DP: 1 HBP: 0	WP: 0 PB: 0 SB: 4 CS: 0	PA: 38					
PITCHER	IP	WLS	BF	H	R	ER	SO	BB	IBB	HBP	BLK	WP	HR	S	P	ERA	WHIP								
Fergie Jenkins, R ERA: 3.0 (1, 1)	5.0	L	24	7	4	4	3	2	0	0	0	0	0	4	8	27.00	9.000								
Dick Tidrow, R ERA: 4.38 (6, 1)	0.1		5	3	1	1	0	0	1	0	0	0	0	1	1	0.00	0.000								
Willie Hernandez, L ERA: 4.15 (6, 1)	0.2		1	0	0	0	0	0	0	0	0	0	0	1	1	0.00	0.000								
Bill Campbell, R ERA: 3.21 (7, 1)	2.0		8	2	2	2	1	0	0	0	0	0	0	10	10	9.00	1.000								

Chicago Cubs @ St. Louis Cardinals
 Busch Stadium, St. Louis, MO
 Tue May 04 1982, 7:05 PM CDT
 Att: 22,123 - Unknown - 80 F

AB	32
R	7
H	12
RBI	7
BB	3
SO	4
LOB	13



Batter	1	2	3	4	5	6	7	8	9	AB	R	H	RBI	BB	SO	LOB	TOP							
Bump Wills, S OBP: 0.353, SLG: 0.404 (1, 4)	K			F8	6-3	G4-6-3			K	5	0	0	1	0	2	4								
Junior Kennedy, R OBP: 0.294, SLG: 0.375 Dan Briggs, L OBP: 0.130, SLG: 0.130 (1, 6)	6-3			1B	1B				K	3	2	2	1	1	0	0								
Bill Buckner, L OBP: 0.316, SLG: 0.380 (1, 3)	6-3			1B	1B				4-3	5	1	3	1	0	0	0								
Keith Moreland, R OBP: 0.404, SLG: 0.622 (1, 5)				F8	1B				K	4	1	2	1	0	0	2								
Leon Durham, L OBP: 0.385, SLG: 0.474 (1, 9)				F7	1B				K	4	0	2	1	0	0	2								
Gary Woods, R OBP: 0.375, SLG: 0.456 (1, 8)	K			F7					K	4	0	1	0	0	1	2								
Steve Henderson, R OBP: 0.328, SLG: 0.393 (1, 7)				6-3					1-3	3	1	1	0	0	0	0								
Jody Davis, R OBP: 0.241, SLG: 0.231 (1, 2)				K					6-3	4	1	1	0	0	2	2								
Doug Bird, R OBP: 0.100, SLG: 0.100 Tye Walford, R OBP: 0.300, SLG: 0.222 Dick Tidrow, R OBP: 0.140, SLG: 0.140 Bob Molinaro, L OBP: 0.290, SLG: 0.140 Willie Hernandez, L OBP: 0.270, SLG: 0.440 Jerry Morales, R OBP: 0.310, SLG: 0.440 Lee Smith, R OBP: 0.100, SLG: 0.100 (1, 1)				P4					6-3	1	0	0	0	0	0	0								
Inning Stats	R: 0 E: 0 K: 1 S: 5	H: 0 LOB: 0 BB: 0 P: 5	R: 0 E: 0 K: 1 S: 5	H: 0 LOB: 0 BB: 0 P: 5	R: 0 E: 0 K: 1 S: 5	H: 0 LOB: 0 BB: 0 P: 5	R: 3 E: 0 K: 0 S: 6	H: 4 LOB: 0 BB: 0 P: 6	R: 3 E: 0 K: 0 S: 8	H: 5 LOB: 2 BB: 0 P: 8	R: 0 E: 1 K: 1 S: 6	H: 1 LOB: 2 BB: 1 P: 10	R: 0 E: 0 K: 0 S: 4	H: 2 LOB: 2 BB: 1 P: 8	R: 0 E: 0 K: 0 S: 3	H: 0 LOB: 0 BB: 0 P: 3	R: 0 E: 0 K: 2 S: 7	H: 0 LOB: 0 BB: 0 P: 7	1B: 11 2B: 0 3B: 1 HR: 0	SF: 0 SAC: 2 DP: 1 HBP: 0	WP: 1 PB: 0 SB: 0 CS: 0	PA: 39		
PITCHER	IP	WLS	BF	H	R	ER	SO	BB	IBB	HBP	BLK	WP	HR	S	P	ERA	WHIP							
Andy Rincon, R ERA: 5.22 (1, 1)	4.0		17	6	5	5	3	0	0	0	0	1	0	23	23	11.25	1.500							
Dave LaPoint, L ERA: 5.54 (5, 1)	1.0		8	4	1	1	0	0	0	0	0	0	0	8	8	9.00	4.000							
Doug Bair, R ERA: 0.61 (6, 1)	3.0	W	11	2	0	0	1	2	0	0	0	0	0	11	19	0.00	1.333							
Bruce Sutter, R ERA: 1.53 (9, 1)	1.0	S	3	0	0	0	2	0	0	0	0	0	0	7	7	0.00	0.000							

Chicago Cubs @ St. Louis Cardinals
 Busch Stadium, St. Louis, MO
 Wed May 05 1982, 3:33 AM CDT
 Att: 22,528 - Sunny - 88 F

AB	35
R	6
H	12
RBI	5
BB	2
SO	6
LOB	12



Batter	1	2	3	4	5	6	7	8	9	AB	R	H	RBI	BB	SO	LOB	BOTTOM							
Lonnie Smith, R OBP: 0.402, SLG: 0.491 (1, 8)	F7			CS						4	0	3	1	0	0	0								
Ozzie Smith, S OBP: 0.386, SLG: 0.478 (1, 6)	1-3			CS					L7	4	1	1	0	0	0	2								
Keith Hernandez, L OBP: 0.419, SLG: 0.390 (1, 3)	F7			F9					F8	4	1	1	0	0	0	1								
George Hendrick, R OBP: 0.354, SLG: 0.614 (1, 9)				HR					6-3	4	2	3	3	0	0	1								
Dane Iorg, L OBP: 0.397, SLG: 0.379 David Green, R OBP: 0.321, SLG: 0.411 (1, 7)				4-3					F8	3	1	2	1	0	0	1								
David Green, R OBP: 0.321, SLG: 0.411 (7, 8)				1B					F8	1	0	0	0	0	0	0								
Darrell Porter, L OBP: 0.311, SLG: 0.429 (1, 2)				1-3					F9	4	0	0	0	0	0	2								
Ken Oberkfell, L OBP: 0.383, SLG: 0.372 (1, 5)				4-3					G3	4	0	2	1	0	0	0								
Tom Herr, S OBP: 0.314, SLG: 0.352 (1, 4)				4-3					F9	4	1	1	0	0	1	2								
Andy Rincon, R OBP: 0.111, SLG: 0.111 Dave LaPoint, L OBP: 0.370, SLG: 0.304 Bruce Sutter, R OBP: 0.370, SLG: 0.304 (1, 1)				F8					L5	2	1	1	1	0	0	1								
Inning Stats	R: 0 E: 0 K: 0 S: 3	H: 0 LOB: 0 BB: 0 P: 3	R: 2 E: 0 K: 0 S: 6	H: 3 LOB: 1 BB: 0 P: 6	R: 1 E: 0 K: 0 S: 5	H: 3 LOB: 1 BB: 0 P: 5	R: 2 E: 1 K: 0 S: 5	H: 3 LOB: 0 BB: 0 P: 5	R: 1 E: 0 K: 0 S: 5	H: 2 LOB: 1 BB: 0 P: 5	R: 0 E: 0 K: 0 S: 4	H: 2 LOB: 2 BB: 0 P: 5	R: 1 E: 0 K: 0 S: 4	H: 1 LOB: 0 BB: 0 P: 4	R: 0 E: 0 K: 1 S: 5	H: 0 LOB: 0 BB: 0 P: 5	1B: 10 2B: 2 3B: 0 HR: 2	SF: 0 SAC: 1 DP: 0 HBP: 0	WP: 0 PB: 0 SB: 1 CS: 1	PA: 37				
PITCHER	IP	WLS	BF	H	R	ER	SO	BB	IBB	HBP	BLK	WP	HR	S	P	ERA	WHIP							
Doug Bird, R ERA: 3.76 (1, 1)	4.0		19	9	5	4	0	0	0	0	0	0	0	19	19	9.00	2.250							
Dick Tidrow, R ERA: 4.73 (5, 1)	1.0		5	2	1	1	0	0	0	0	0	0	0	5	5	9.00	2.000							
Willie Hernandez, L ERA: 4.2 (6, 1)	2.0	L	9	3	1	1	0	0	0	0	0	0	1	9	9	4.50	1.500							
Lee Smith, R ERA: 2.45 (8, 1)	1.0		3	0	0	0	1	0	0	0	0	0	0	5	5	0.00	0.000							

Chicago Cubs @ St. Louis Cardinals
 Busch Stadium, St. Louis, MO
 Wed May 05 1982, 3:33 AM CDT
 Att: 22,528 - Sunny - 88 F

AB	35
R	7
H	14
RBI	7
BB	0
SO	1
LOB	10



Batter	1	2	3	4	5	6	7	8	9	10	AB	R	H	RBI	BB	SO	LOB	TOP				
Brett Butler, L OBP: 0.322, SLG: 0.223 (1, 8)	1-3		L6		P3			B1	1-3		5	0	0	0	0	0	3					
Glenn Hubbard, R OBP: 0.383, SLG: 0.400 (1, 4)			K		CS	6-3		1-3		1B 2B BB	4	1	1	0	1	1	0					
Claudell Washington, L OBP: 0.320, SLG: 0.409 (1, 9)	F7				F7	1-6-3				F7	4	0	0	0	1	0	2					
Dale Murphy, R OBP: 0.400, SLG: 0.625 (1, 7)	K				HR			F9		1B 2B	4	2	2	0	1	1	2					
Bob Horner, R OBP: 0.360, SLG: 0.634 (8, PR)											4	1	3	2	0	1	1					
Jerry Royster, R OBP: 0.188, SLG: 0.250 (8, 5)											0	1	0	0	0	0	0					
Bob Watson, R OBP: 0.500, SLG: 0.308 (10, PR)											0	0	0	0	1	0	0					
Randy Johnson, R (10, 5)											0	1	0	0	0	0	0					
Chris Chambliss, L OBP: 0.376, SLG: 0.495 (1, 3)	5-3				F7						4	0	2	3	1	0	1					
Bruce Benedict, R OBP: 0.326, SLG: 0.286 (1, 2)					F7						3	0	1	0	1	0	2					
Rafael Ramirez, R OBP: 0.311, SLG: 0.392 (1, 6)	L8-4										3	0	1	0	2	0	4					
Bob Walk, R OBP: 0.359, SLG: 0.154 (8, 1)											2	0	0	0	0	0	2					
Larry McWilliams, L OBP: 0.187, SLG: 0.250 (7, PR)											0	0	0	0	0	0	0					
Larry Whisenand, R OBP: 0.188, SLG: 0.250 (7, PR)											1	0	0	0	0	0	2					
Steve Bedrosian, R OBP: 0.304, SLG: 0.421 (8, PR)											1	0	0	1	0	0	2					
Bill Pascoe, S OBP: 0.304, SLG: 0.421 (8, PR)											1	0	0	0	0	0	2					
Gene Garber, R (8, 1)											1	0	0	0	0	0	2					
Inning Stats	R: 0 E: 0 K: 1 S: 6	H: 1 LOB: 1 BB: 0 P: 6	R: 0 E: 0 K: 0 S: 3	H: 1 LOB: 1 BB: 1 P: 7	R: 0 E: 0 K: 2 S: 7	H: 0 LOB: 0 BB: 0 P: 7	R: 2 E: 0 K: 0 S: 4	H: 1 LOB: 0 BB: 1 P: 8	R: 0 E: 0 K: 1 S: 5	H: 1 LOB: 0 BB: 0 P: 5	R: 0 E: 0 K: 1 S: 6	H: 1 LOB: 1 BB: 0 P: 6	R: 0 E: 0 K: 0 S: 3	H: 1 LOB: 1 BB: 1 P: 7	R: 0 E: 0 K: 0 S: 5	H: 2 LOB: 2 BB: 1 P: 9	R: 3 E: 0 K: 0 S: 5	H: 2 LOB: 2 BB: 3 P: 17	1B: 8 2B: 2 3B: 0 HR: 1	SF: 0 SAC: 1 DP: 2 HBP: 0	WP: 0 PB: 0 SB: 1 CS: 1	PA: 46
PITCHER	IP	WLS	BF	H	R	ER	SO	BB	IBB	HBP	BLK	WP	HR	S	P	ERA	WHIP					
Steve Mura, R ERA: 3.34 (1, 1)	6.0		25	6	2	2	5	3	0	0	0	0	0	32	44	3.00	1.500					
Doug Bair, R ERA: 1.08 (7, 1)	2.0		7	1	1	1	0	1	0	0	0	0	0	6	10	4.50	1.000					
Bruce Sutter, R ERA: 1.45 (9, 1)	1.0		5	1	0	0	0	0	1	0	0	0	0	4	8	0.00	1.000					
John Martin, L ERA: 6.1 (10, 1)	0.1	L	4	1	3	3	0	1	1	0	0	0	0	2	10	81.00	6.000					
Jim Kaat, L ERA: 5.93 (10, 1)	0.2		4	1	0	0	0	0	1	0	0	0	0	3	7	0.00	1.500					
Batter	1	2	3	4	5	6	7	8	9	10	AB	R	H	RBI	BB	SO	LOB	BOTTOM				
Lonnie Smith, R OBP: 0.402, SLG: 0.509 (1, 8) (7, 7) (9, 8)	F7				K						4	1	1	2	1	1	2					
Ozzie Smith, S OBP: 0.377, SLG: 0.474 (1, 6)											5	0	1	0	0	0	3					
Keith Hernandez, L OBP: 0.419, SLG: 0.394 (1, 3)											4	1	1	0	1	0	0					
George Hendrick, R OBP: 0.349, SLG: 0.589 (8, PR) (9, 9)	5-3										3	0	0	0	1	1	3					
Tito Landrum, R OBP: 0.059, SLG: 0.059 (8, PR) (9, 9)											1	0	0	0	0	1	0					
Dane Iorg, L OBP: 0.394, SLG: 0.377 (1, 7)											3	0	1	1	0	0	0					
David Green, R OBP: 0.316, SLG: 0.404 (7, 8)											1	0	0	0	0	0	1					
Steve Braun, L OBP: 0.393, SLG: 0.333 (9, 7)											1	0	1	0	0	0	0					
Darrell Porter, L OBP: 0.315, SLG: 0.421 (1, 2)											4	0	1	0	1	0	1					
Ken Oberkfell, L OBP: 0.373, SLG: 0.362 (1, 5)											4	0	1	0	0	0	3					
Tom Herr, S OBP: 0.328, SLG: 0.355 (1, 4)											2	1	1	0	1	1	0					
Steve Mura, R (1, 1)											1	0	0	0	1	0	1					
Doug Bair, R (7, 1)											1	0	0	0	0	1	0					
Bruce Sutter, R (9, 1)											0	0	0	0	0	0	0					
Orlando Sanchez, L OBP: 0.333, SLG: 0.143 (8, PR)											1	0	0	0	0	1	2					
John Martin, S OBP: 0.187, SLG: 0.143 (10, 1)											0	0	0	0	0	0	0					
Jim Kaat, L (10, 1)											0	0	0	0	0	0	0					
Inning Stats	R: 0 E: 0 K: 0 S: 3	H: 1 LOB: 1 BB: 0 P: 7	R: 0 E: 0 K: 0 S: 3	H: 1 LOB: 0 BB: 0 P: 3	R: 2 E: 0 K: 0 S: 4	H: 1 LOB: 0 BB: 1 P: 8	R: 0 E: 0 K: 1 S: 5	H: 0 LOB: 0 BB: 0 P: 5	R: 0 E: 0 K: 0 S: 3	H: 0 LOB: 1 BB: 1 P: 7	R: 0 E: 0 K: 0 S: 7	H: 0 LOB: 0 BB: 0 P: 7	R: 0 E: 0 K: 0 S: 3	H: 0 LOB: 1 BB: 1 P: 7	R: 0 E: 0 K: 1 S: 7	H: 2 LOB: 3 BB: 11 P: 11	R: 0 E: 0 K: 1 S: 6	H: 1 LOB: 1 BB: 0 P: 6	1B: 5 2B: 3 3B: 0 HR: 1	SF: 0 SAC: 0 DP: 2 HBP: 1	WP: 1 PB: 0 SB: 2 CS: 2	PA: 42
PITCHER	IP	WLS	BF	H	R	ER	SO	BB	IBB	HBP	BLK	WP	HR	S	P	ERA	WHIP					
Bob Walk, R ERA: 2.72 (8, 1)	5.2		23	5	3	3	2	3	0	1	0	0	0	1	23	4.76	1.412					
Larry McWilliams, L ERA: 4.5 (8, 1)	0.1		2	0	0	0	0	1	0	0	0	0	0	1	5	0.00	3.000					
Steve Bedrosian, R ERA: 1.16 (7, 1)	2.0		7	0	0	0	2	1	0	0	0	0	0	10	14	0.00	0.500					
Gene Garber, R ERA: 1.11 (8, 1)	2.0	W	10	3	0	0	2	1	0	0	0	0	0	13	17	0.00	2.000					

Atlanta Braves @ St. Louis Cardinals
 Busch Stadium, St. Louis, MO
 Fri May 07 1982, 7:05 PM CDT
 Att: 30,276 - Unknown

AB 36
 R 6
 H 10
 RBI 6
 BB 8
 SO 5
 LOB 22



Atlanta Braves @ St. Louis Cardinals
 Busch Stadium, St. Louis, MO
 Fri May 07 1982, 7:05 PM CDT
 Att: 30,276 - Unknown

AB 35
 R 3
 H 8
 RBI 3
 BB 6
 SO 6
 LOB 16



Batter	1	2	3	4	5	6	7	8	9	AB	R	H	RBI	BB	SO	LOB	TOP					
Brett Butler, L OBP: 0.333, SLG: 0.241 (1, 8)										5	1	3	0	0	1	3	Atlanta Braves @ St. Louis Cardinals Busch Stadium, St. Louis, MO Sat May 08 1982, 7:05 PM CDT Att: 49,062 - Unknown					
Glenn Hubbard, R OBP: 0.379, SLG: 0.394 (1, 4)										4	1	1	0	0	1	2						
Claudell Washington, L OBP: 0.324, SLG: 0.430 (1, 9)										5	1	2	3	0	0	1						
Dale Murphy, R OBP: 0.408, SLG: 0.630 (1, 7)										4	1	2	0	1	1	2						
Bob Horner, R OBP: 0.381, SLG: 0.609 (1, 5)										5	1	1	0	0	0	4						
Chris Chambliss, L OBP: 0.386, SLG: 0.490 (1, 3)										3	1	1	0	2	1	0						
Bruce Benedict, R OBP: 0.330, SLG: 0.293 (1, 2)										5	0	2	2	0	1	2						
Rafael Ramirez, R OBP: 0.315, SLG: 0.386 (1, 6)										4	0	1	1	1	0	2						
Phil Niekro, R OBP: 0.286, SLG: 0.429 (6, 1)										1	0	0	0	0	1	1						
Steve Bedrosian, R OBP: 0.287, SLG: 0.500 (7, PH)										0	0	0	0	0	0	0						
Larry McWilliams, L OBP: 0.287, SLG: 0.500 (7, PH)										0	0	0	0	0	0	0						
Ken Smith, L OBP: 0.287, SLG: 0.500 (7, PH)										1	1	1	0	0	0	0						
Bob Watson, R OBP: 0.287, SLG: 0.500 (7, PH)										1	0	0	0	0	0	3						
Rick Camp, R OBP: 0.287, SLG: 0.500 (7, 1)										0	0	0	0	0	0	0						
Inning Stats	R: 0 E: 0 K: 1 S: 6	H: 1 LOB: 1 BB: 0 P: 6	R: 2 E: 0 K: 1 S: 8	H: 4 LOB: 2 BB: 0 P: 8	R: 0 E: 0 K: 0 S: 4	H: 1 LOB: 1 BB: 0 P: 4	R: 0 E: 1 K: 1 S: 6	H: 0 LOB: 1 BB: 0 P: 6	R: 0 E: 0 K: 1 S: 5	H: 1 LOB: 0 BB: 0 P: 5	R: 0 E: 0 K: 1 S: 6	H: 1 LOB: 2 BB: 1 P: 10	R: 4 E: 0 K: 0 S: 7	H: 4 LOB: 3 BB: 3 P: 19	R: 1 E: 1 K: 0 S: 5	H: 2 LOB: 1 BB: 0 P: 5	R: 0 E: 0 K: 1 S: 5	H: 0 LOB: 0 BB: 0 P: 5	1B: 12 2B: 1 3B: 1 HR: 0	SF: 0 SAC: 2 DP: 0 HBP: 0	WP: 1 PB: 0 SB: 3 CS: 1	PA: 44
PITCHER	IP	WLS	BF	H	R	ER	SO	BB	IBB	HBP	BLK	WP	HR	S	P	ERA	WHIP					
Bob Forsch, R ERA: 3.99 (1, 1)	6.1		31	11	5	5	5	0	1	0	0	0	0	39	43	7.11	1.737					
Doug Bair, R ERA: 1.59 (7, 1)	0.1		5	1	1	1	0	2	1	0	0	1	0	2	14	27.00	9.000					
Dave LaPoint, L ERA: 5.4 (7, 1)	0.1		1	0	0	0	0	0	0	0	0	0	0	1	1	0.00	0.000					
Bruce Sutter, R ERA: 1.74 (8, 1)	2.0	W	8	2	1	1	1	0	0	0	0	0	0	10	10	4.50	1.000					

Batter	1	2	3	4	5	6	7	8	9	AB	R	H	RBI	BB	SO	LOB	BOTTOM					
Lonnie Smith, R OBP: 0.409, SLG: 0.517 (1, 8)										4	3	2	0	1	0	0	Atlanta Braves @ St. Louis Cardinals Busch Stadium, St. Louis, MO Sat May 08 1982, 7:05 PM CDT Att: 49,062 - Unknown					
Ozzie Smith, S OBP: 0.376, SLG: 0.471 (1, 6)										5	1	2	1	0	0	1						
Keith Hernandez, L OBP: 0.429, SLG: 0.396 (1, 3)										2	1	1	1	2	0	0						
George Hendrick, R OBP: 0.356, SLG: 0.584 (1, 9)										4	1	2	1	0	0	1						
Dane Iorg, L OBP: 0.384, SLG: 0.365 (6, PH)										2	0	0	0	0	0	1						
Gene Tenace, R OBP: 0.600, SLG: 1.000 (7, PH)										0	0	0	0	1	0	0						
Tito Landrum, R OBP: 0.059, SLG: 0.059 (7, PH)										0	0	0	0	0	0	0						
Orlando Sanchez, L OBP: 0.300, SLG: 0.125 (8, 1)										1	0	0	0	0	0	2						
Bruce Sutter, R OBP: 0.300, SLG: 0.125 (8, 1)										0	0	0	0	0	0	0						
Darrell Porter, L OBP: 0.321, SLG: 0.455 (1, 2)										4	1	2	3	0	1	0						
Ken Oberkfell, L OBP: 0.364, SLG: 0.353 (1, 5)										4	0	1	0	0	0	2						
Tom Herr, S OBP: 0.326, SLG: 0.345 (1, 4)										3	1	0	0	1	0	1						
Bob Forsch, R OBP: 0.300, SLG: 0.400 (1, 1)										2	0	0	0	0	0	1						
Doug Bair, R ERA: 1.54 (7, 1)										0	0	0	0	0	0	0						
Dave LaPoint, L ERA: 4.41 (7, 1)										0	0	0	0	0	0	0						
Steve Braun, L OBP: 0.367, SLG: 0.308 (7, PH)										2	0	0	0	0	0	1						
Inning Stats	R: 0 E: 0 K: 0 S: 3	H: 0 LOB: 0 BB: 0 P: 3	R: 0 E: 0 K: 1 S: 5	H: 0 LOB: 0 BB: 0 P: 5	R: 0 E: 0 K: 0 S: 3	H: 1 LOB: 1 BB: 1 P: 8	R: 1 E: 1 K: 0 S: 4	H: 1 LOB: 1 BB: 1 P: 8	R: 0 E: 0 K: 0 S: 3	H: 0 LOB: 0 BB: 0 P: 3	R: 3 E: 0 K: 0 S: 6	H: 3 LOB: 2 BB: 2 P: 14	R: 2 E: 0 K: 0 S: 6	H: 3 LOB: 2 BB: 1 P: 10	R: 1 E: 0 K: 0 S: 4	H: 1 LOB: 0 BB: 0 P: 4	R: 1 E: 1 K: 0 S: 1	H: 1 LOB: 1 BB: 1 P: 5	1B: 8 2B: 1 3B: 0 HR: 1	SF: 0 SAC: 0 DP: 0 HBP: 0	WP: 0 PB: 0 SB: 3 CS: 1	PA: 38
PITCHER	IP	WLS	BF	H	R	ER	SO	BB	IBB	HBP	BLK	WP	HR	S	P	ERA	WHIP					
Phil Niekro, R ERA: 4.5 (6, 1)	0.0		1	1	0	0	0	0	0	0	0	0	0	1	1	-	-					
Steve Bedrosian, R ERA: 1.54 (6, 1)	0.0		1	1	0	0	0	0	0	0	0	0	0	1	1	-	-					
Larry McWilliams, L ERA: 4.41 (7, 1)	0.1		3	1	1	1	0	0	1	0	1	0	0	2	6	27.00	3.000					
Rick Camp, R ERA: 5.3 (7, 1)	2.0	L	13	5	4	3	0	2	0	0	0	0	1	11	19	13.50	3.500					



Batter	1	2	3	4	5	6	7	8	9	AB	R	H	RBI	BB	SO	LOB	TOP									
Brett Butler, L OBP: 0.328, SLG: 0.239 (1, 8)	0-0 1-3		0-0 L1-6 SH1-3 1B		0-3 K		0-0 F7		0-0 P5	5	0	1	0	0	1	1										
Glenn Hubbard, R OBP: 0.376, SLG: 0.393 (1, 4)	0-0 G4-6-3 1B		0-0 SH1-3 1-2		0-0 F7		0-0 G3			3	0	1	0	0	0	0										
Claudell Washington, L OBP: 0.311, SLG: 0.412 (1, 9)	0-0 G4-6-3 1-2		0-0 L1-6 2-3		0-0 4-3				0-0 4-3	4	0	0	0	0	0	2										
Dale Murphy, R OBP: 0.411, SLG: 0.631 (1, 7)		0-0 1B 2B		4-0 1B 6-3 BB		0-3 K		0-0 F7		3	1	1	0	1	1	0										
Bob Horner, R OBP: 0.394, SLG: 0.644 (1, 5)		0-0 1B 2H 1B		0-0 F8		0-0 HR		4-0 BB		3	1	2	2	1	0	1										
Chris Chambliss, L OBP: 0.381, SLG: 0.481 (1, 3)		0-0 2-3 1B		0-0 6-3 1-2		0-0 6-3		0-0 3-1		4	0	1	0	0	0	2										
Bruce Benedict, R OBP: 0.337, SLG: 0.294 (1, 2)		0-0 L4 1B		4-0 1B BB		0-0 5-3			0-0 F9 S 1B	3	0	1	0	1	0	2	AB 33									
Rafael Ramirez, R OBP: 0.322, SLG: 0.400 (1, 6)		0-3 K		0-0 1-2 2-3 1B		0-0 E 2B			0-0 F9 1-3	4	1	2	0	0	1	3	R 3									
Joe Cowley, R OBP: 0.167, SLG: 0.167 (1, 1)		0-3 K		0-0 F7		0-0 5-3			0-0 P6	2	0	0	0	0	1	5	H 9									
Preston Hanna, R (4, 1)										0	0	0	0	0	0	0	RBI 2									
Steve Bedrosian, R (6, 1)										0	0	0	0	0	0	0	BB 3									
Larry Whisenton, L OBP: 0.458, SLG: 0.381 (7, FH)										1	0	0	0	0	0	0	SO 4									
Gene Garber, R (7, 1)										1	0	0	0	0	0	1	LOB 17									
Inning Stats	R: 0 E: 0 K: 0 S: 3	H: 1 LOB: 0 BB: 0 P: 3	R: 1 E: 0 K: 2 S: 10	H: 3 LOB: 2 BB: 0 P: 10	R: 0 E: 0 K: 0 S: 3	H: 1 LOB: 0 BB: 2 P: 3	R: 0 E: 0 K: 0 S: 4	H: 1 LOB: 3 BB: 2 P: 12	R: 0 E: 0 K: 1 S: 5	H: 0 LOB: 0 BB: 0 P: 5	R: 1 E: 0 K: 0 S: 6	H: 1 LOB: 0 BB: 0 P: 6	R: 1 E: 1 K: 0 S: 4	H: 1 LOB: 0 BB: 0 P: 4	R: 0 E: 0 K: 0 S: 3	H: 0 LOB: 1 BB: 1 P: 7	R: 0 E: 0 K: 0 S: 4	H: 1 LOB: 1 BB: 0 P: 4	1B: 6 2B: 3 3B: 0 HR: 1	SF: 0 SAC: 1 DP: 2 HBP: 0	WP: 0 PB: 0 SB: 1 CS: 0	PA: 37				
PITCHER	IP	WLS	BF	H	R	ER	SO	BB	IBB	HBP	BLK	WP	HR	S	P	ERA	WHIP									
Joaquin Andujar, R ERA: 2.9	(1, 1)	7.0	L	29	8	3	2	4	2	0	0	0	0	1	35	43	2.57	1.429								
Andy Rincon, R ERA: 4.88	(8, 1)	2.0		8	1	0	0	0	1	0	0	0	0	0	7	11	0.00	1.000								

Atlanta Braves @ St. Louis Cardinals
 Busch Stadium, St. Louis, MO
 Sun May 09 1982, 3:33 AM CDT
 Att: 25,115 - Unknown

AB 33
 R 3
 H 9
 RBI 2
 BB 3
 SO 4
 LOB 17



Batter	1	2	3	4	5	6	7	8	9	AB	R	H	RBI	BB	SO	LOB	BOTTOM									
Lonnie Smith, R OBP: 0.404, SLG: 0.516 (1, 8)	0-0 CS 2B		0-0 P3			0-0 F8	0-3 K			4	0	1	0	0	1	2										
Ozzie Smith, S OBP: 0.365, SLG: 0.453 (1, 6)	0-0 4-3 2-3			0-0 6-3		0-0 6-3	0-0 1-3			4	0	0	0	0	0	3										
Keith Hernandez, L OBP: 0.423, SLG: 0.385 (1, 3)	0-3 K			0-0 4-3		4-0 1B BB		0-0 F8		3	0	0	0	1	1	0										
George Hendrick, R OBP: 0.352, SLG: 0.568 (1, 9)		0-0 P5		0-0 5-3		0-0 BB 1B		0-0 F9		4	0	1	0	0	0	0										
Dane Iorg, L OBP: 0.377, SLG: 0.348 (1, 7)		0-0 1-3			0-0 E4 F8 WP	4-0 BB 1B		0-0 4-3		3	0	0	0	1	0	0										
Darrell Porter, L OBP: 0.319, SLG: 0.441 (1, 2)		4-0 BB			0-0 F7	0-0 F9			0-0 F7	3	0	0	0	1	0	4										
Ken Oberkfell, L OBP: 0.356, SLG: 0.333 (1, 5)		0-0 F9			4-0 FC4-6 BB		0-0 4-3		0-0 G3	3	0	0	0	1	0	1	AB 30									
Tom Herr, S OBP: 0.331, SLG: 0.345 (1, 4)			0-0 6-3			0-0 F8	0-0 BB 1B		4-0 BB	3	0	1	0	1	0	2	R 0									
Joaquin Andujar, S OBP: 0.211, SLG: 0.211 (1, 1)					0-0 F7	4-0 FC4-6 BB			0-3 K	2	0	0	0	0	0	2	H 3									
Steve Braun, L OBP: 0.387, SLG: 0.308 (7, FH)										0	0	0	0	1	0	0	RBI 0									
Andy Rincon, R OBP: 0.111, SLG: 0.111 (8, 1)										0	0	0	0	0	0	0	BB 6									
Gene Tenace, R OBP: 0.571, SLG: 0.933 (8, FH)					1-2 BB					1	0	0	0	0	1	1	SO 3									
Inning Stats	R: 0 E: 0 K: 1 S: 5	H: 1 LOB: 0 BB: 0 P: 5	R: 0 E: 0 K: 0 S: 3	H: 0 LOB: 1 BB: 1 P: 7	R: 0 E: 0 K: 0 S: 3	H: 0 LOB: 0 BB: 0 P: 3	R: 0 E: 0 K: 0 S: 3	H: 0 LOB: 0 BB: 0 P: 3	R: 0 E: 1 K: 0 S: 4	H: 0 LOB: 2 BB: 1 P: 8	R: 0 E: 0 K: 0 S: 4	H: 1 LOB: 3 BB: 2 P: 12	R: 0 E: 0 K: 1 S: 6	H: 1 LOB: 2 BB: 1 P: 10	R: 0 E: 0 K: 0 S: 3	H: 0 LOB: 0 BB: 0 P: 3	R: 0 E: 0 K: 1 S: 5	H: 0 LOB: 1 BB: 1 P: 9	1B: 2 2B: 1 3B: 0 HR: 0	SF: 0 SAC: 0 DP: 0 HBP: 0	WP: 1 PB: 0 SB: 0 CS: 1	PA: 36				
PITCHER	IP	WLS	BF	H	R	ER	SO	BB	IBB	HBP	BLK	WP	HR	S	P	ERA	WHIP									
Joe Cowley, R ERA: 4.34	(1, 1)	3.2		12	1	0	0	1	1	0	0	0	0	13	17	0.00	0.545									
Preston Hanna, R ERA: 2.7	(4, 1)	2.0	W	10	1	0	0	0	2	0	0	0	1	0	8	16	0.00	1.500								
Steve Bedrosian, R ERA: 1.52	(6, 1)	0.1		2	0	0	0	0	1	0	0	0	0	1	5	0.00	3.000									
Gene Garber, R ERA: 0.99	(7, 1)	3.0	S	12	1	0	0	2	2	0	0	0	0	0	14	22	0.00	1.000								

Atlanta Braves @ St. Louis Cardinals
 Busch Stadium, St. Louis, MO
 Sun May 09 1982, 3:33 AM CDT
 Att: 25,115 - Unknown

AB 30
 R 0
 H 3
 RBI 0
 BB 6
 SO 3
 LOB 15



Batter	1	2	3	4	5	6	7	8	9	AB	R	H	RBI	BB	SO	LOB	TOP										
Eddie Milner, L OBP: 0.351, SLG: 0.349 (1, 8)										4	1	1	0	0	0	2	Cincinnati Reds @ St. Louis Cardinals Busch Stadium, St. Louis, MO Mon May 10 1982, 7:05 PM CDT Att: 15,421 - Unknown										
Ron Oester, S OBP: 0.351, SLG: 0.424 (1, 4)										4	0	2	0	0	0	2											
Dave Concepcion, R OBP: 0.369, SLG: 0.459 (1, 6)										4	0	0	0	0	1	2											
Johnny Bench, R OBP: 0.307, SLG: 0.326 (1, 5)										4	2	3	1	0	0	0											
Mike Vail, R OBP: 0.308, SLG: 0.405 Clint Hurdle, L OBP: 0.235, SLG: 0.194 (1, 7) (7, 7)										3	0	0	0	0	0	1											
Dan Driessen, L OBP: 0.370, SLG: 0.411 (1, 3)										4	0	1	1	0	0	1											
Paul Householder, S OBP: 0.369, SLG: 0.327 (1, 9)										3	0	0	0	1	1	1											
Alex Trevino, R OBP: 0.387, SLG: 0.339 (1, 2)										2	0	0	0	0	0	0											
Frank Pastore, R OBP: 0.222, SLG: 0.278 Joe Price, R (7, 1) Tom Hume, R (9, 1)										2	0	0	0	0	1	0											
										1	0	0	0	0	0	2											
										0	0	0	0	0	0	0											
Inning Stats	R: 2 E: 0 K: 0 S: 5	H: 3 LOB: 0 BB: 0 P: 5	R: 0 E: 0 K: 0 S: 3	H: 0 LOB: 0 BB: 0 P: 3	R: 0 E: 0 K: 1 S: 6	H: 1 LOB: 1 BB: 0 P: 6	R: 0 E: 0 K: 1 S: 5	H: 0 LOB: 0 BB: 0 P: 5	R: 0 E: 0 K: 0 S: 3	H: 1 LOB: 0 BB: 0 P: 3	R: 0 E: 0 K: 0 S: 3	H: 0 LOB: 0 BB: 0 P: 3	R: 0 E: 0 K: 0 S: 4	H: 0 LOB: 2 BB: 1 P: 8	R: 1 E: 0 K: 1 S: 7	H: 2 LOB: 1 BB: 0 P: 7	1B: 4 2B: 2 3B: 0 HR: 1	SF: 0 SAC: 1 DP: 1 HBP: 0	WP: 1 PB: 0 SB: 0 CS: 1	PA: 34							
PITCHER	IP	WLS	BF	H	R	ER	SO	BB	IBB	HBP	BLK	WP	HR	S	P	ERA	WHIP										
John Martin, L ERA: 5.45 Doug Bair, R ERA: 1.56 Dave LaPoint, L ERA: 5.4	(1, 1) (8, 1) (8, 1)	7.0 0.1 1.2	L 3 7	24 0 2	5 0 2	2 0 1	2 0 1	2 1 1	0 0 0	0 0 0	0 0 0	0 0 1	1 0 0	28 2 9	28 6 9	2.57 0.00 5.40	0.714 3.000 1.200										

AB	32
R	3
H	7
RBI	2
BB	1
SO	3
LOB	12



Batter	1	2	3	4	5	6	7	8	9	AB	R	H	RBI	BB	SO	LOB	BOTTOM												
Lonnie Smith, R OBP: 0.390, SLG: 0.496 (1, 8)										5	0	0	0	0	1	3	Cincinnati Reds @ St. Louis Cardinals Busch Stadium, St. Louis, MO Mon May 10 1982, 7:05 PM CDT Att: 15,421 - Unknown												
Ozzie Smith, S OBP: 0.361, SLG: 0.440 (1, 6)										3	0	0	0	1	0	1													
Keith Hernandez, L OBP: 0.418, SLG: 0.381 (1, 3)										4	0	1	0	0	0	2													
George Hendrick, R OBP: 0.337, SLG: 0.541 (1, 9)										4	0	0	0	0	1	1													
Dane Iorg, L OBP: 0.375, SLG: 0.348 Willie McGee, S (8, 7)										3	1	1	0	0	0	0													
Darrell Porter, L OBP: 0.325, SLG: 0.443 (1, 2)										4	0	2	0	0	1	0													
Ken Oberkfell, L OBP: 0.365, SLG: 0.333 (1, 5)										3	0	1	0	1	0	1													
Tom Herr, S OBP: 0.336, SLG: 0.339 (1, 4)										2	0	0	1	2	0	0													
John Martin, S OBP: 0.167, SLG: 0.091 Steve Brantly, L OBP: 0.406, SLG: 0.333 Tito Landrum, R OBP: 0.089, SLG: 0.059 Doug Bair, R (8, 1) Dave LaPoint, L OBP: 0.351, SLG: 0.338 Gene Tenace, R OBP: 0.333, SLG: 0.400 (9, PR) (9, PR) (9, PR)	(1, 1) (7, PR) (7, PR) (8, 1) (8, 1) (9, PR) (9, PR) (9, PR)	6.2 2.0 0.1	W 7 S	29 1 1	H 1 0	R 1 0	ER 1 0	SO 1 3	BB 4 0	IBB 1 0	HBP 0 0	BLK 0 0	WP 0 0	HR 0 13	S 27 13	P 43 13		ERA 1.35 0.00	WHIP 1.500 0.500										
Inning Stats	R: 0 E: 0 K: 0 S: 4	H: 1 LOB: 1 BB: 0 P: 4	R: 0 E: 0 K: 0 S: 3	H: 1 LOB: 0 BB: 0 P: 3	R: 0 E: 0 K: 0 S: 3	H: 0 LOB: 1 BB: 1 P: 7	R: 1 E: 0 K: 0 S: 5	H: 2 LOB: 3 BB: 2 P: 13	R: 0 E: 0 K: 1 S: 5	H: 0 LOB: 0 BB: 0 P: 5	R: 0 E: 0 K: 0 S: 4	H: 1 LOB: 1 BB: 0 P: 4	R: 0 E: 0 K: 0 S: 4	H: 1 LOB: 2 BB: 1 P: 8	R: 0 E: 0 K: 3 S: 9	H: 0 LOB: 0 BB: 0 P: 9		R: 0 E: 0 K: 0 S: 4	H: 1 LOB: 1 BB: 0 P: 4	1B: 7 2B: 0 3B: 0 HR: 0	SF: 0 SAC: 1 DP: 0 HBP: 0	WP: 0 PB: 0 SB: 0 CS: 1	PA: 38						
PITCHER	IP	WLS	BF	H	R	ER	SO	BB	IBB	HBP	BLK	WP	HR	S	P	ERA	WHIP												
Frank Pastore, R ERA: 2.9 Joe Price, L ERA: 1.5 Tom Hume, R ERA: 2.42	(1, 1) (7, 1) (9, 1)	6.2 2.0 0.1	W 7 S	29 1 1	H 1 0	R 1 0	ER 1 0	SO 1 3	BB 4 0	IBB 1 0	HBP 0 0	BLK 0 0	WP 0 0	HR 0 13	S 27 13	P 43 13	ERA 1.35 0.00	WHIP 1.500 0.500											

AB	32
R	1
H	7
RBI	1
BB	4
SO	4
LOB	11



Batter	1	2	3	4	5	6	7	8	9	AB	R	H	RBI	BB	SO	LOB	TOP					
Eddie Milner, L OBP: 0.343, SLG: 0.341 (1, 8)	4-3		P3			G3-6-1 1B	4-3		F8	5	0	1	0	0	0	2	Cincinnati Reds @ St. Louis Cardinals Busch Stadium, St. Louis, MO Tue May 11 1982, 7:05 PM CDT Att: 16,743 - Unknown AB 38 R 1 H 12 RBI 1 BB 0 SO 3 LOB 20					
Ron Oester, S OBP: 0.346, SLG: 0.415 (1, 4)	G3		1B			G3-6-1 1-2	K		4-1	5	0	1	0	0	1	3						
Dave Concepcion, R OBP: 0.373, SLG: 0.460 (1, 6)	1B		1B			1-3	K			4	0	2	0	0	1	1						
Johnny Bench, R OBP: 0.314, SLG: 0.333 (1, 5)	1-2 1B		F7			1B 1B			L7	4	1	2	0	0	0	2						
Larry Blittner, L OBP: 0.444, SLG: 0.511 (1, 7)	P5		L3			WP 1-3 1B			FC3-6 1B	4	0	2	0	0	0	4						
Dan Driessen, L OBP: 0.366, SLG: 0.405 (1, 3)			P3			1-2 3-H 1B			FC3-6 1-2	4	0	1	1	0	0	1						
Paul Householder, S OBP: 0.304, SLG: 0.322 (1, 9)			FC6-4 1B			1-2 2-3	F2		P6	4	0	1	0	0	0	3						
Alex Trevino, R OBP: 0.367, SLG: 0.318 (1, 2)			FC6-4 1-2			6-3	K		L4	4	0	0	0	0	1	3						
Mario Soto, R OBP: 0.211, SLG: 0.278 (1, 1)			1-3			5-3			E6 4-3 1B	2	0	0	0	0	0	1						
Bob Shirley, R OBP: 0.500, SLG: 0.500 (5, 1)										0	0	0	0	0	0	0						
Rafael Landestoy, S OBP: 0.231, SLG: 0.385 (7, PH)										1	0	1	0	0	0	0						
Charlie Leibrandt, L OBP: 0.287, SLG: 0.467 (9, PH)										0	0	0	0	0	0	0						
German Barranca, L OBP: 0.287, SLG: 0.467 (9, PH)										1	0	1	0	0	0	0						
Inning Stats	R: 0 E: 0 K: 0 S: 5	H: 2 LOB: 2 BB: 0 P: 5	R: 0 E: 0 K: 0 S: 4	H: 1 LOB: 1 BB: 0 P: 4	R: 0 E: 0 K: 0 S: 5	H: 2 LOB: 2 BB: 0 P: 5	R: 0 E: 0 K: 0 S: 3	H: 0 LOB: 0 BB: 0 P: 3	R: 0 E: 0 K: 1 S: 8	H: 1 LOB: 2 BB: 0 P: 3	R: 0 E: 0 K: 2 S: 8	H: 1 LOB: 1 BB: 0 P: 8	R: 0 E: 0 K: 0 S: 4	H: 1 LOB: 1 BB: 0 P: 4	R: 0 E: 0 K: 0 S: 4	H: 1 LOB: 1 BB: 0 P: 4	1B: 12 2B: 0 3B: 0 HR: 0	SF: 0 SAC: 0 DP: 1 HBP: 0	WP: 1 PB: 0 SB: 0 CS: 0	PA: 38		
PITCHER	IP WLS BF H R ER SO BB IBB HBP BLK WP HR S P ERA WHIP	6.0 W 26 9 1 1 1 0 0 0 0 1 0 28 28 1.50 1.500	3.0 S 12 3 0 0 2 0 0 0 0 0 0 16 16 0.00 1.000																			

Batter	1	2	3	4	5	6	7	8	9	AB	R	H	RBI	BB	SO	LOB	BOTTOM					
Tom Herr, S OBP: 0.340, SLG: 0.344 (1, 4)	F2		1B S 1B			BB 1B WP 1B	F9			4	1	2	0	0	0	0	Cincinnati Reds @ St. Louis Cardinals Busch Stadium, St. Louis, MO Tue May 11 1982, 7:05 PM CDT Att: 16,743 - Unknown AB 31 R 5 H 8 RBI 3 BB 3 SO 5 LOB 8					
Ken Oberkfell, L OBP: 0.373, SLG: 0.361 (1, 5)	4-3 1B		K			1-2 E 1B	F9			4	2	2	0	0	1	1						
Keith Hernandez, L OBP: 0.421, SLG: 0.379 (1, 3)	4-3		1B			F9	FC6-4 BB			3	0	1	0	1	0	3						
George Hendrick, R OBP: 0.354, SLG: 0.580 (1, 9)	2-3 1B		2-3 1B			E2 1B BB	FC6-4 1-2			3	2	2	2	1	0	1						
Dane Iorg, L OBP: 0.373, SLG: 0.347 (1, 7)	3-H 1B					HR 1-2 2-H 1B			P4	3	0	1	1	0	0	1						
Tito Landrum, R OBP: 0.056, SLG: 0.056 (5, PR) (6, 7)	4-3					3-1	1B			1	0	0	0	0	0	0						
Darrell Porter, L OBP: 0.315, SLG: 0.427 (1, 2)			4-3			F9	K		P5	4	0	0	0	0	1	1						
Willie McGee, S (1, 8)			6-3			4-0 BB S BB	5-3		5-3	3	0	0	0	1	0	0						
Ozzie Smith, S OBP: 0.352, SLG: 0.429 (1, 6)			F9			0-3 K	6-3			3	0	0	0	0	1	1						
Steve Mura, R (1, 1)							F7			2	0	0	0	0	1	0						
Julio Gonzalez, R OBP: 0.244, SLG: 0.366 (6, PH)										1	0	0	0	0	1	0						
Doug Bair, R (7, 1)										0	0	0	0	0	0	0						
Inning Stats	R: 1 E: 0 K: 0 S: 5	H: 2 LOB: 1 BB: 0 P: 5	R: 0 E: 0 K: 0 S: 3	H: 0 LOB: 0 BB: 0 P: 3	R: 0 E: 0 K: 2 S: 8	H: 2 LOB: 2 BB: 0 P: 8	R: 1 E: 0 K: 1 S: 6	H: 1 LOB: 1 BB: 1 P: 10	R: 3 E: 1 K: 1 S: 8	H: 3 LOB: 1 BB: 1 P: 12	R: 0 E: 0 K: 1 S: 5	H: 0 LOB: 0 BB: 0 P: 5	R: 0 E: 0 K: 0 S: 3	H: 0 LOB: 1 BB: 1 P: 7	R: 0 E: 0 K: 0 S: 3	H: 0 LOB: 0 BB: 0 P: 3	1B: 6 2B: 1 3B: 0 HR: 1	SF: 0 SAC: 0 DP: 0 HBP: 0	WP: 1 PB: 0 SB: 2 CS: 0	PA: 34		
PITCHER	IP WLS BF H R ER SO BB IBB HBP BLK WP HR S P ERA WHIP	4.2 L 23 4 0 0 2 0 0 0 0 0 0 8 8 0.00 0.000	2.0 0 0 0 0 0 1 0 0 0 0 0 0 6 10 0.00 0.500																			



Batter	1	2	3	4	5	6	7	8	9	AB	R	H	RBI	BB	SO	LOB	TOP										
Lonnie Smith, R OBP: 0.391, SLG: 0.492 (1, 8)										5	1	2	0	0	1	3											
Tom Herr, S OBP: 0.345, SLG: 0.344 Mike Ramsey, S OBP: 0.360, SLG: 0.458 (1, 4)										0	1	0	0	1	0	0											
Keith Hernandez, L OBP: 0.420, SLG: 0.380 (1, 3)										5	1	2	1	0	0	2											
George Hendrick, R OBP: 0.346, SLG: 0.559 (1, 9)										5	1	1	1	0	0	2											
Gene Tenace, R OBP: 0.593, SLG: 0.895 (1, 2)										3	2	1	0	1	0	0											
Ken Oberkfell, L OBP: 0.403, SLG: 0.385 (1, 5)										4	2	3	1	1	0	0											
Tito Landrum, R OBP: 0.150, SLG: 0.300 Willie McGee, S OBP: 0.250, SLG: 0.143 (5, PH)										2	1	2	3	0	0	0											
Ozzie Smith, S OBP: 0.349, SLG: 0.422 (1, 6)										4	0	1	2	0	1	2											
Bob Forsch, R OBP: 0.318, SLG: 0.409 Dave LaPoint, L (4, 1)										2	0	1	0	0	0	0											
Julio Gonzalez, R OBP: 0.262, SLG: 0.381 Andy Rincon, R OBP: 0.111, SLG: 0.111 Bruce Sutter, R (7, 1)										0	0	0	0	0	0	0											
Inning Stats	R: 2 E: 0 K: 0 S: 4	H: 2 LOB: 0 BB: 1 P: 8	R: 2 E: 0 K: 0 S: 5	H: 3 LOB: 0 BB: 0 P: 5	R: 2 E: 0 K: 1 S: 8	H: 3 LOB: 2 BB: 1 P: 12	R: 0 E: 0 K: 0 S: 3	H: 1 LOB: 0 BB: 0 P: 3	R: 3 E: 0 K: 0 S: 7	H: 5 LOB: 2 BB: 1 P: 11	R: 0 E: 0 K: 0 S: 3	H: 0 LOB: 0 BB: 0 P: 3	R: 0 E: 0 K: 1 S: 5	H: 0 LOB: 0 BB: 0 P: 5	R: 1 E: 0 K: 0 S: 5	H: 3 LOB: 2 BB: 0 P: 6	1B: 14 2B: 2 3B: 0 HR: 1	SF: 0 SAC: 0 DP: 3 HBP: 1	WP: 2 PB: 0 SB: 1 CS: 1	PA: 43							
PITCHER	IP	WLS	BF	H	R	ER	SO	BB	IBB	HBP	BLK	WP	HR	S	P	ERA	WHIP										
Ken Dayley, L ERA: 27.0	1.1	L	9	5	4	4	0	1	0	0	0	1	1	8	12	27.00	4.500										
Preston Hanna, R ERA: 4.99	3.0		15	6	5	5	1	1	1	0	0	0	0	15	23	15.00	2.333										
Al Hrabosky, L ERA: 0.96	2.2		10	3	0	0	0	0	0	0	0	0	0	10	10	0.00	1.125										
Rick Camp, R ERA: 5.57	2.0		9	3	1	1	1	0	0	1	0	1	0	10	11	4.50	1.500										

St. Louis Cardinals @ Atlanta Braves
Atlanta-Fulton County Stadium, Atlanta, GA
Thu May 13 1982, 7:05 PM EDT
Att: 16,244 - Unknown - 74 F

AB 39
R 10
H 17
RBI 9
BB 3
SO 2
LOB 12



Batter	1	2	3	4	5	6	7	8	9	AB	R	H	RBI	BB	SO	LOB	BOTTOM										
Claudell Washington, L OBP: 0.339, SLG: 0.468 (1, 9)										5	1	3	3	0	0	2											
Glenn Hubbard, R OBP: 0.376, SLG: 0.403 (1, 4)										4	2	1	0	1	0	1											
Chris Chambliss, L OBP: 0.356, SLG: 0.466 (1, 3)										5	0	0	0	0	0	3											
Dale Murphy, R OBP: 0.406, SLG: 0.675 (1, 8)										5	2	2	4	0	1	1											
Bob Horner, R OBP: 0.402, SLG: 0.637 (1, 5)										4	1	2	0	1	0	0											
Larry Whitenton, L OBP: 0.469, SLG: 0.385 (1, 7)										3	1	1	0	1	1	2											
Bruce Benedict, R OBP: 0.321, SLG: 0.280 (1, 2)										4	0	0	0	0	1	5											
Rafael Ramirez, R OBP: 0.310, SLG: 0.379 (1, 6)										4	0	1	1	0	0	3											
Ken Dayley, L Preston Hanna, R Al Hrabosky, L Brett Butler, R Rick Camp, R Ken Smith, L (1, 1) (2, 1) (5, 1) (7, PH) (8, 1) (9, PH)										0	0	0	0	0	0	0											
Inning Stats	R: 0 E: 0 K: 0 S: 3	H: 0 LOB: 0 BB: 0 P: 3	R: 2 E: 0 K: 0 S: 7	H: 4 LOB: 0 BB: 0 P: 7	R: 1 E: 0 K: 0 S: 4	H: 1 LOB: 0 BB: 0 P: 4	R: 2 E: 0 K: 1 S: 7	H: 3 LOB: 1 BB: 0 P: 7	R: 0 E: 0 K: 0 S: 3	H: 0 LOB: 0 BB: 0 P: 3	R: 0 E: 0 K: 0 S: 2	H: 0 LOB: 1 BB: 2 P: 10	R: 1 E: 0 K: 1 S: 6	H: 1 LOB: 1 BB: 1 P: 10	R: 0 E: 0 K: 1 S: 6	H: 1 LOB: 1 BB: 0 P: 6	R: 3 E: 0 K: 1 S: 7	H: 2 LOB: 0 BB: 1 P: 11	1B: 4 2B: 5 3B: 0 HR: 3	SF: 0 SAC: 0 DP: 1 HBP: 0	WP: 1 PB: 0 SB: 0 CS: 0	PA: 41					
PITCHER	IP	WLS	BF	H	R	ER	SO	BB	IBB	HBP	BLK	WP	HR	S	P	ERA	WHIP										
Bob Forsch, R ERA: 4.56	3.2		18	7	5	5	1	0	0	0	0	0	0	1	1	0.00	3.000										
Dave LaPoint, L ERA: 5.29	0.1		1	1	0	0	0	0	0	0	0	0	0	1	1	0.00	3.000										
Andy Rincon, R ERA: 4.81	2.1	W	10	1	1	1	0	3	0	0	0	0	0	7	19	3.86	1.714										
Bruce Sutter, R ERA: 2.7	2.2	S	12	3	3	3	3	1	0	0	0	1	2	17	21	10.12	1.500										

St. Louis Cardinals @ Atlanta Braves
Atlanta-Fulton County Stadium, Atlanta, GA
Thu May 13 1982, 7:05 PM EDT
Att: 16,244 - Unknown - 74 F

AB 37
R 9
H 12
RBI 9
BB 4
SO 4
LOB 17



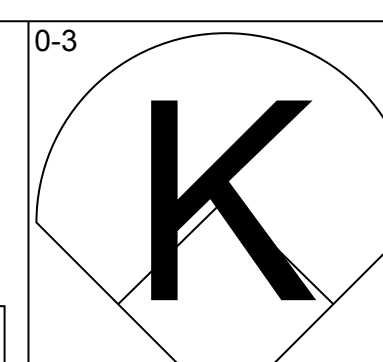
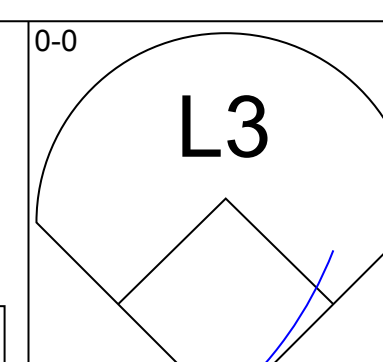
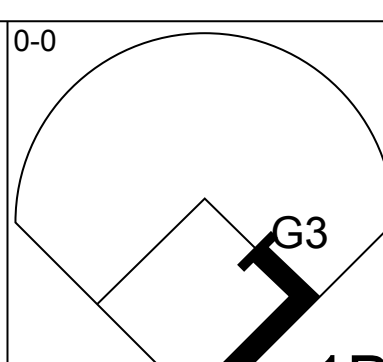
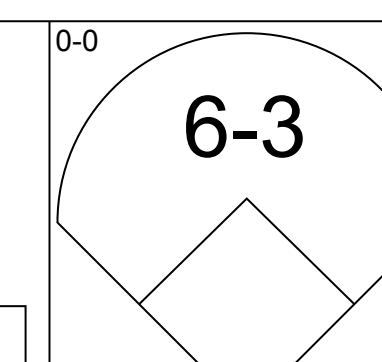
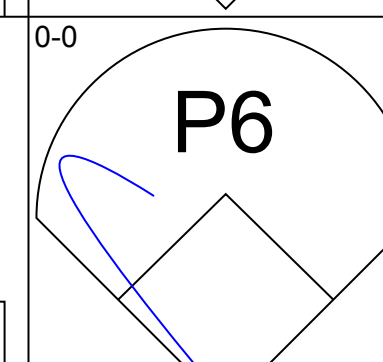
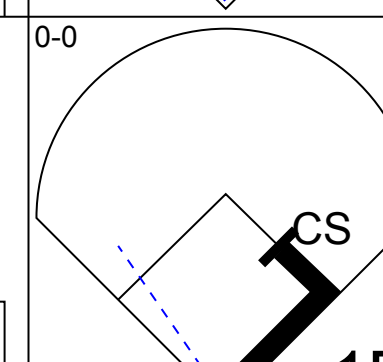
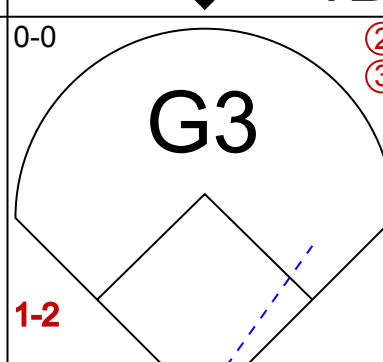
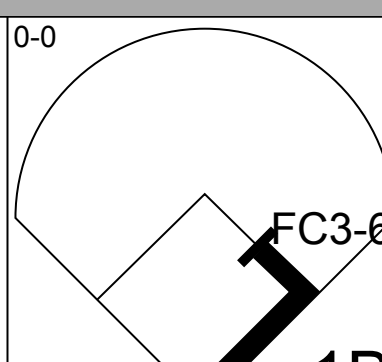
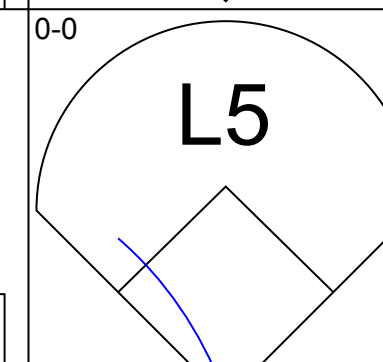
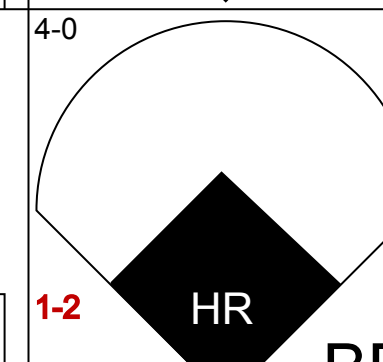
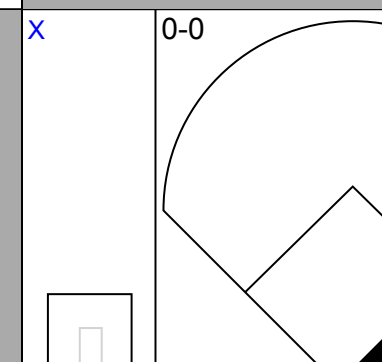
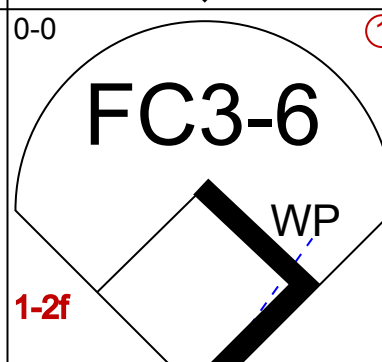
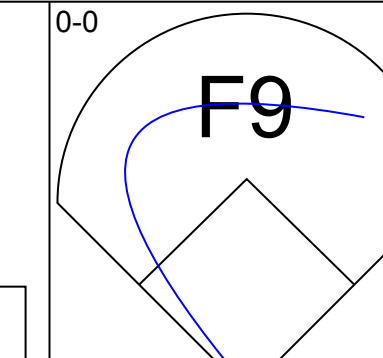
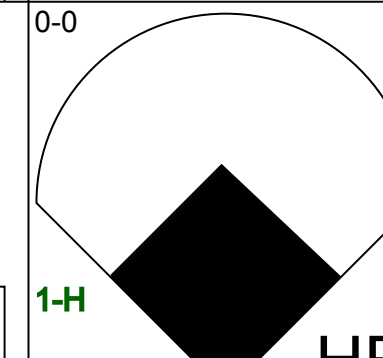
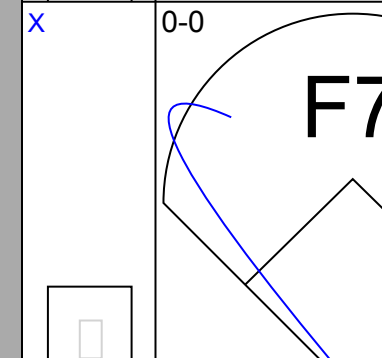
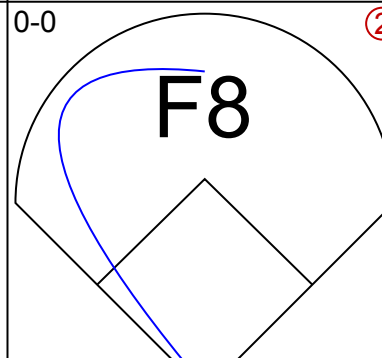
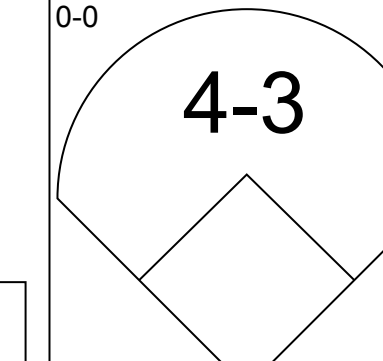
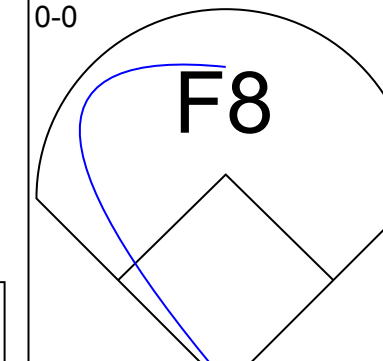
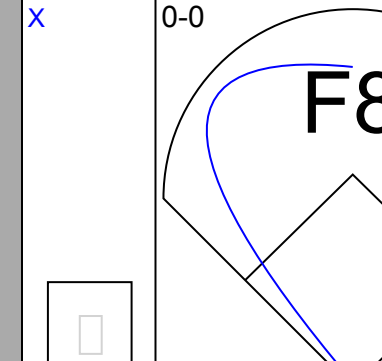
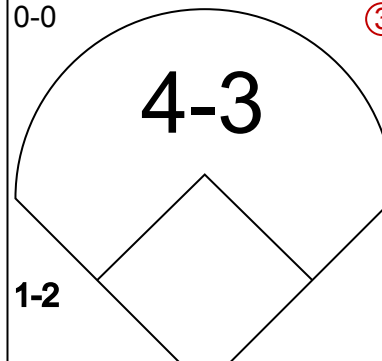
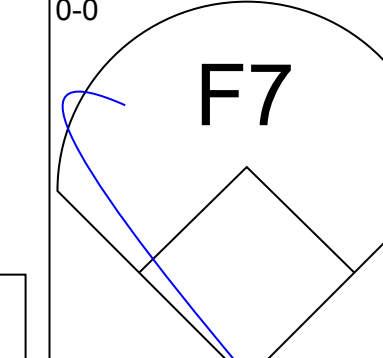
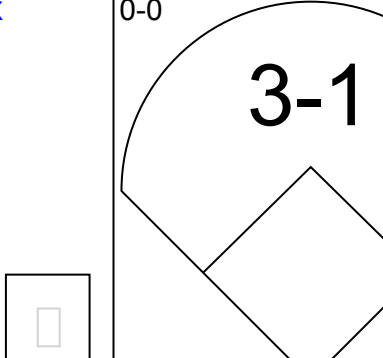
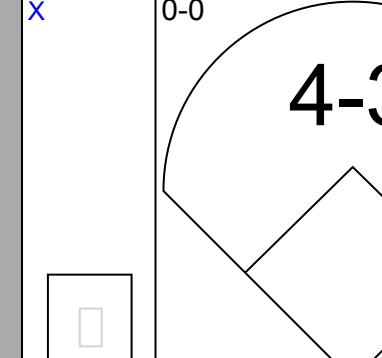
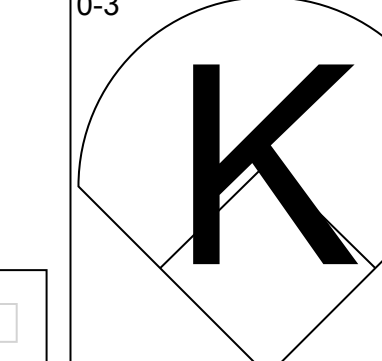
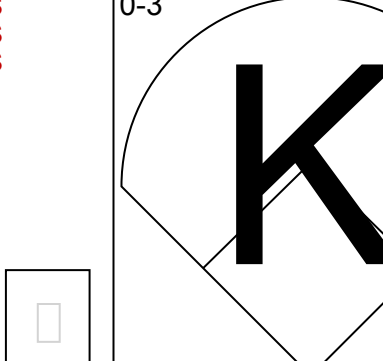
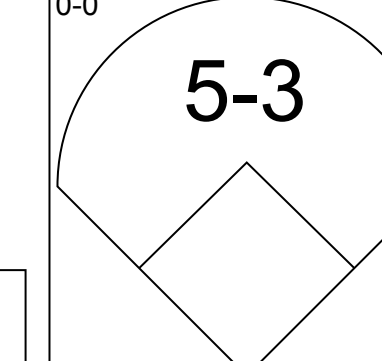
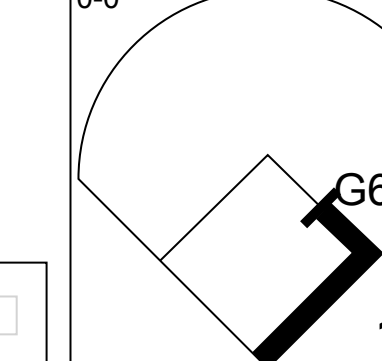
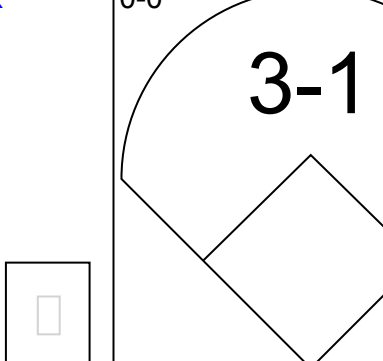
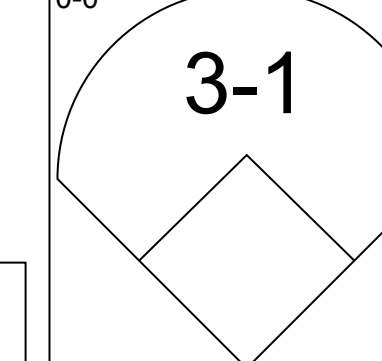
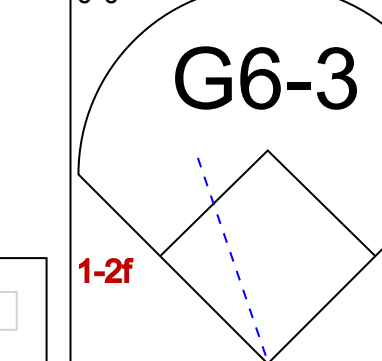
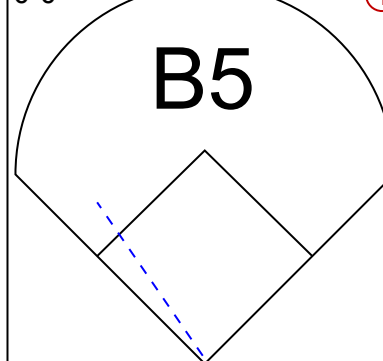
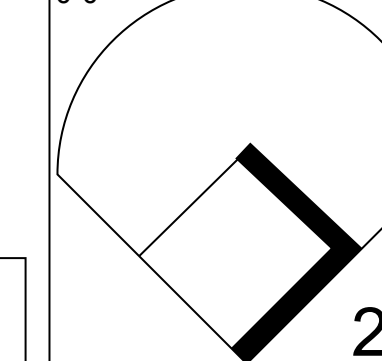
Batter	1	2	3	4	5	6	7	8	9	AB	R	H	RBI	BB	SO	LOB	TOP										
Lonnie Smith, R OBP: 0.400, SLG: 0.496 (1, 8)	4-0 F9-4-3 BB		0-0 1B			0-0 F7			0-0 1B SF8	3	1	2	0	1	0	0	St. Louis Cardinals @ Atlanta Braves Atlanta-Fulton County Stadium, Atlanta, GA Fri May 14 1982, 7:05 PM EDT Att: 28,396 - Unknown - 75 F										
Ozzie Smith, S OBP: 0.354, SLG: 0.433 (1, 6)	0-0 F9-4-3		0-0 5-3			0-0 2B			0-0 1B SF8	4	0	2	0	0	0	2											
Keith Hernandez, L OBP: 0.422, SLG: 0.382 (1, 3)	4-0 BB			0-0 1B CS		0-3 K			0-0 1B SF8	2	0	1	1	1	1	1											
George Hendrick, R OBP: 0.333, SLG: 0.536 (1, 9)	0-0 4-3			0-3 K			0-3 K		0-0 F7	4	0	0	0	0	2	3											
Dane Iorg, L OBP: 0.379, SLG: 0.347 (1, 7)		0-0 1B G4-6-3		0-3 K			0-0 L7		4-0 IBB	3	0	1	0	1	1	1											
Darrell Porter, L OBP: 0.312, SLG: 0.423 Orlando Sanchez, L OBP: 0.231, SLG: 0.091 (3, 2)		0-0 1B G4-6-3			0-0 F8		0-0 F8		0-0 F7	1	0	0	0	0	0	1											
Ken Oberkfell, L OBP: 0.387, SLG: 0.368 (1, 5)		0-0 P6			0-0 1-3				0-0 4-3	3	0	0	0	0	0	0											
Mike Ramsey, S OBP: 0.357, SLG: 0.444 (1, 4)			0-0 F9		0-0 4-3				0-0 CS 1B	3	0	1	0	0	0	0											
Joaquin Andujar, S OBP: 0.190, SLG: 0.190 Steve Braun, L OBP: 0.394, SLG: 0.321 Doug Bair, R (8, 1)				0-3 K		0-0 P4			0-3 K2-3	2	0	0	0	0	1	0											
Inning Stats	R: 0 E: 0 K: 0 S: 2	H: 0 LOB: 1 BB: 2 P: 10	R: 0 E: 0 K: 0 S: 3	H: 1 LOB: 0 BB: 0 P: 3	R: 0 E: 0 K: 1 S: 6	H: 1 LOB: 1 BB: 0 P: 6	R: 0 E: 0 K: 2 S: 7	H: 0 LOB: 0 BB: 0 P: 7	R: 0 E: 0 K: 0 S: 3	H: 0 LOB: 0 BB: 0 P: 3	R: 0 E: 0 K: 1 S: 5	H: 0 LOB: 0 BB: 0 P: 5	R: 0 E: 0 K: 1 S: 5	H: 1 LOB: 1 BB: 1 P: 5	R: 1 E: 0 K: 0 S: 5	H: 2 LOB: 2 BB: 1 P: 9		1B: 6 2B: 2 3B: 0 HR: 0	SF: 1 SAC: 0 DP: 2 HBP: 0	WP: 0 PB: 0 SB: 1 CS: 2	PA: 33						
PITCHER	IP	WLS	BF	H	R	ER	SO	BB	IBB	HBP	BLK	WP	HR	S	P	ERA	WHIP										
Phil Niekro, R ERA: 3.38 Gene Garber, R ERA: 1.21	(1, 1)	8.0	27	5	0	0	6	2	0	0	0	0	0	37	45	0.00	0.875										

AB	29
R	1
H	7
RBI	1
BB	3
SO	6
LOB	11



Batter	1	2	3	4	5	6	7	8	9	AB	R	H	RBI	BB	SO	LOB	BOTTOM										
Claudell Washington, L OBP: 0.336, SLG: 0.461 (1, 9)	0-0 4-3 6-3 1B		0-0 4-3			0-0 4-3			0-0 4-3	4	0	1	0	0	0	0	St. Louis Cardinals @ Atlanta Braves Atlanta-Fulton County Stadium, Atlanta, GA Fri May 14 1982, 7:05 PM EDT Att: 28,396 - Unknown - 75 F										
Glenn Hubbard, R OBP: 0.366, SLG: 0.391 (1, 4)	0-0 6-3 1-2		0-3 K			0-0 F9			0-3 K	4	0	0	0	0	2	1											
Chris Chambliss, L OBP: 0.360, SLG: 0.467 (1, 3)	0-0 4-3 2-3		0-0 1B			0-0 5-3			0-0 FC5-4 1B	4	0	2	0	0	0	1											
Dale Murphy, R OBP: 0.394, SLG: 0.653 (8, 7)	0-0 F8		0-0 6-3			0-0 F5			0-0 FC5-4	4	0	0	0	0	0	3											
Bob Horner, R OBP: 0.389, SLG: 0.613 (1, 5)		0-0 F8		0-0 L7		0-3 K			0-0 6-3	4	0	0	0	0	1	0											
Larry Whitenton, L OBP: 0.457, SLG: 0.414 Brett Butler, L OBP: 0.328, SLG: 0.237 (8, 8)		0-3 K		0-0 4-3 2B			0-0 4-3		0-0 G3	3	0	1	0	0	1	0											
Biff Pocoroba, S OBP: 0.367, SLG: 0.500 (1, 2)		4-0 2B BB		0-0 4-3			0-0 4-3		0-0 HR	3	1	1	1	1	0	1											
Rafael Ramirez, R OBP: 0.318, SLG: 0.420 (1, 6)		0-0 2B		0-0 5-3			0-0 HR			3	1	2	1	0	0	1											
Phil Niekro, R OBP: 0.200, SLG: 0.300 Gene Garber, R (9, 1)		0-0 F8			0-3 K				0-0 F8	3	0	0	0	0	1	2											
Inning Stats	R: 0 E: 0 K: 0 S: 4	H: 1 LOB: 1 BB: 0 P: 4	R: 0 E: 0 K: 1 S: 6	H: 1 LOB: 1 BB: 1 P: 10	R: 0 E: 0 K: 1 S: 6	H: 1 LOB: 0 BB: 0 P: 6	R: 0 E: 0 K: 0 S: 4	H: 1 LOB: 1 BB: 0 P: 4	R: 0 E: 0 K: 1 S: 5	H: 0 LOB: 0 BB: 0 P: 5	R: 1 E: 0 K: 0 S: 4	H: 1 LOB: 0 BB: 0 P: 4	R: 0 E: 0 K: 1 S: 6	H: 1 LOB: 1 BB: 0 P: 6	R: 1 E: 0 K: 0 S: 3	H: 1 LOB: 0 BB: 0 P: 3		1B: 3 2B: 2 3B: 0 HR: 2	SF: 0 SAC: 0 DP: 0 HBP: 0	WP: 0 PB: 0 SB: 0 CS: 0	PA: 34						
PITCHER	IP	WLS	BF	H	R	ER	SO	BB	IBB	HBP	BLK	WP	HR	S	P	ERA	WHIP										
Joaquin Andujar, R ERA: 2.7 Doug Bair, R ERA: 1.64	(1, 1)	7.0	27	5	1	1	4	1	0	0	0	0	1	34	38	1.29	0.857										

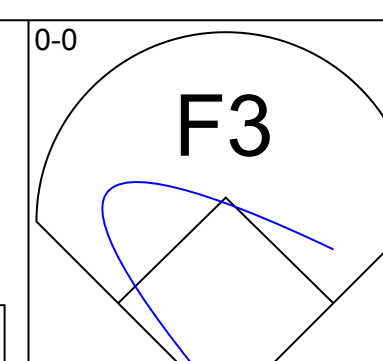
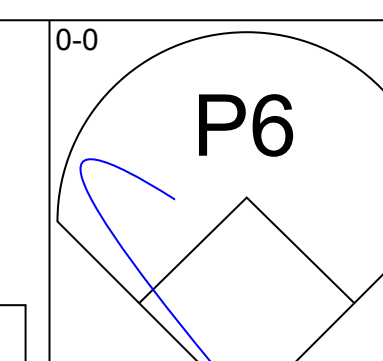
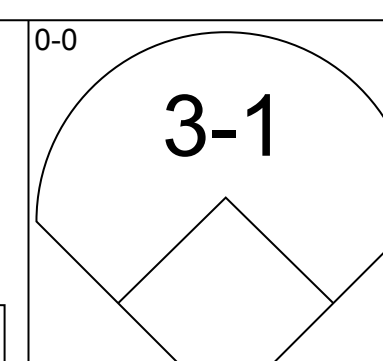
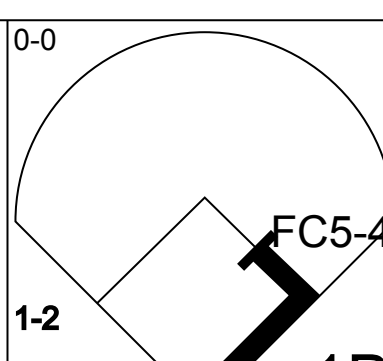
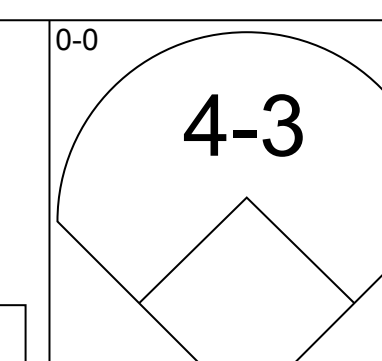
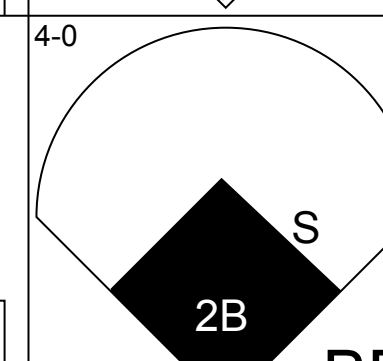
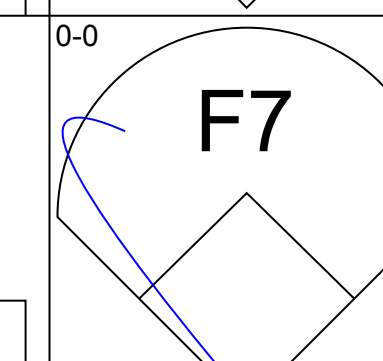
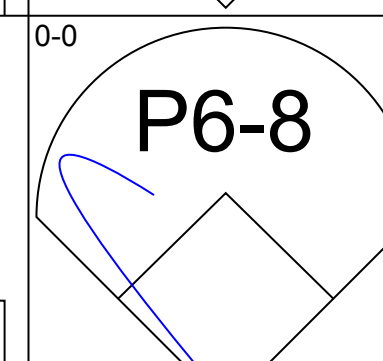
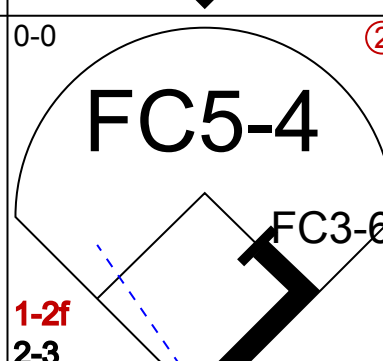
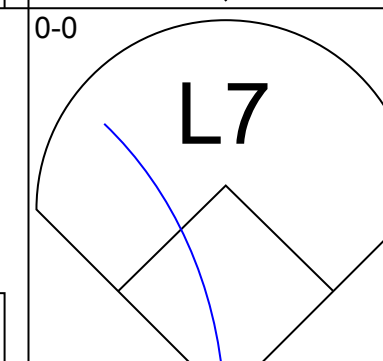
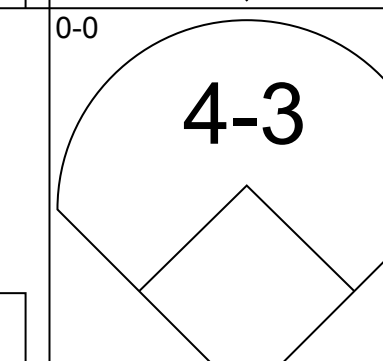
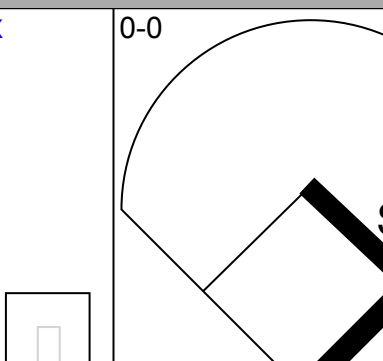
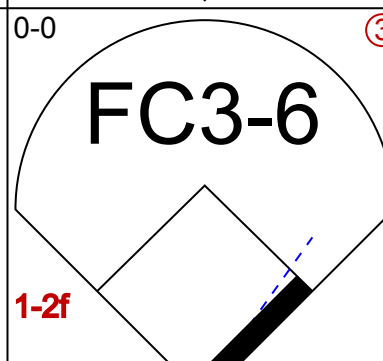
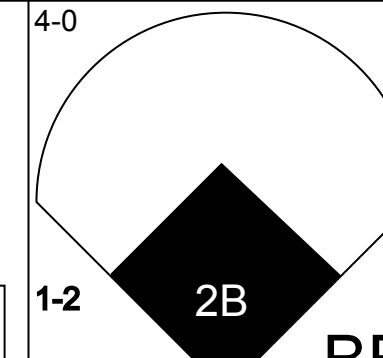
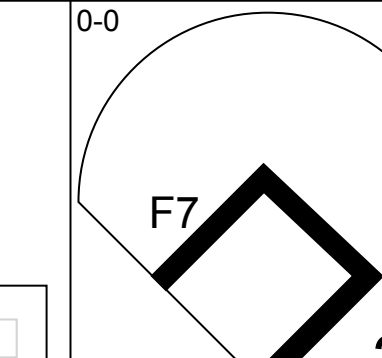
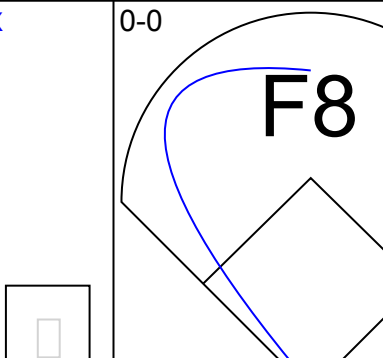
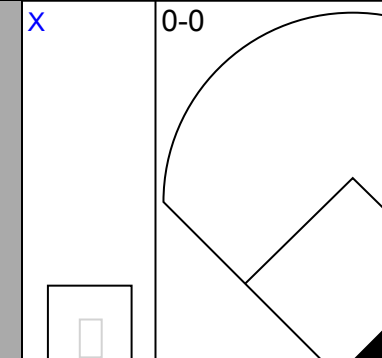
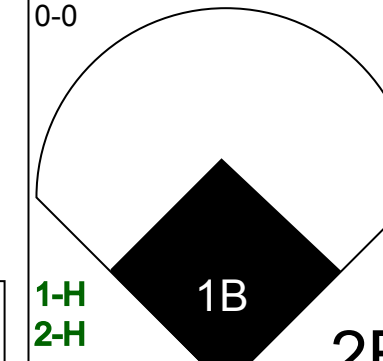
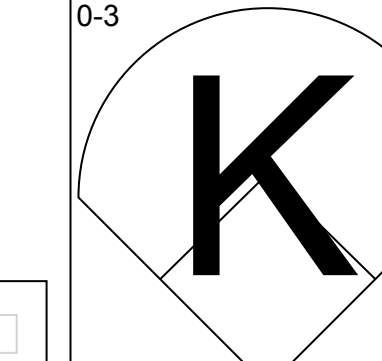
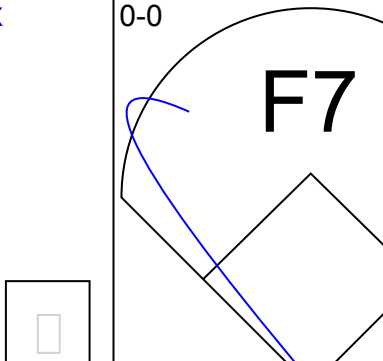
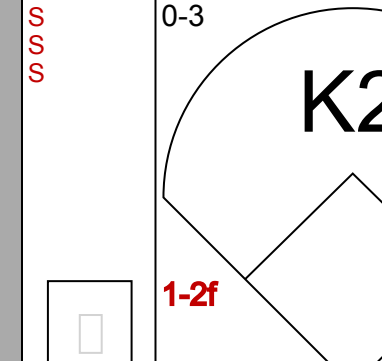
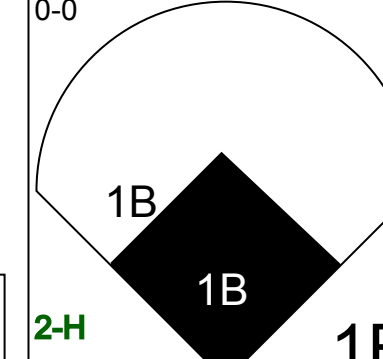
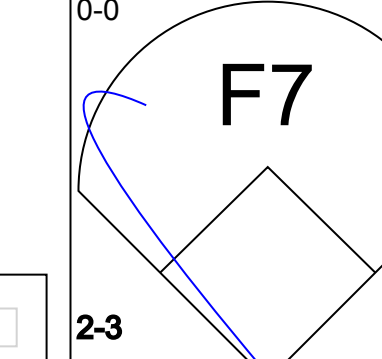
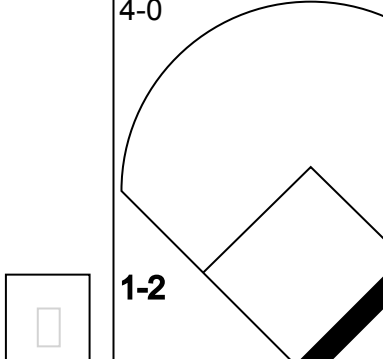
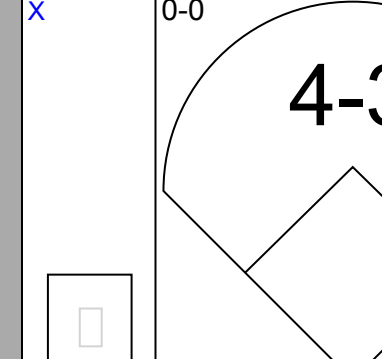
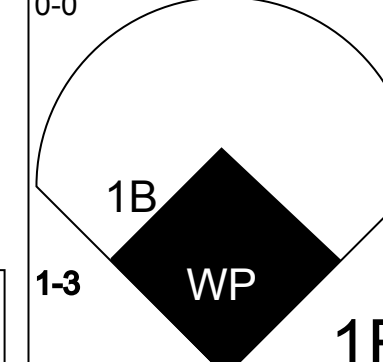
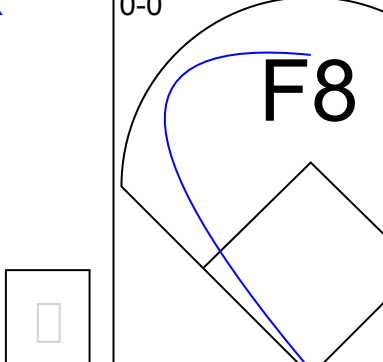
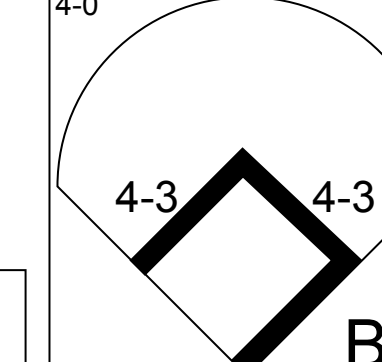
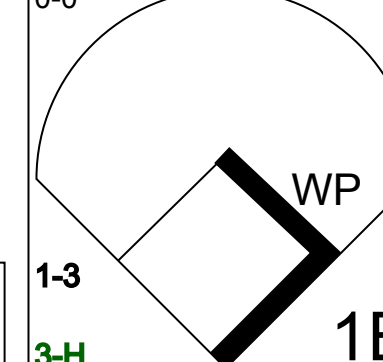
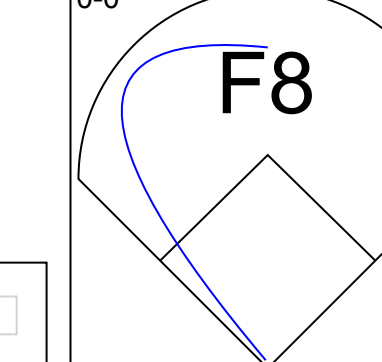
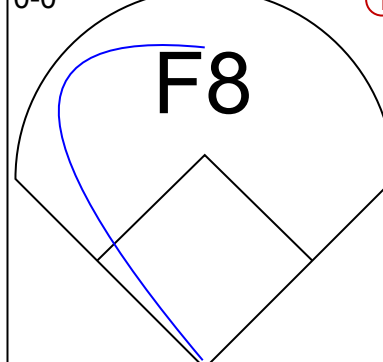
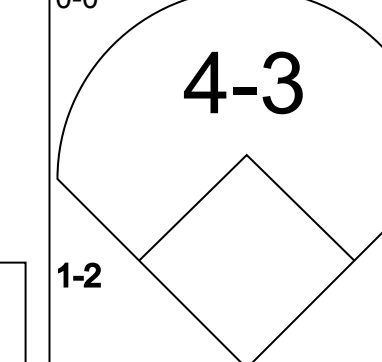
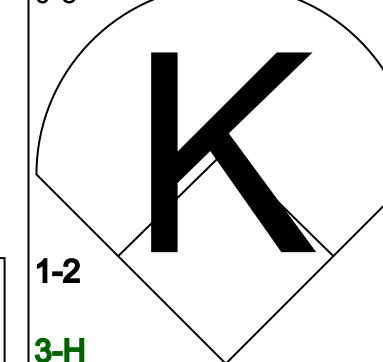
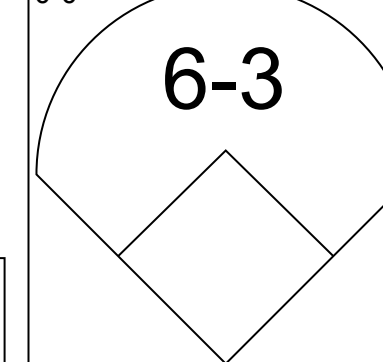
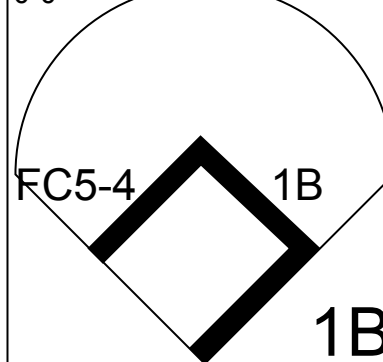
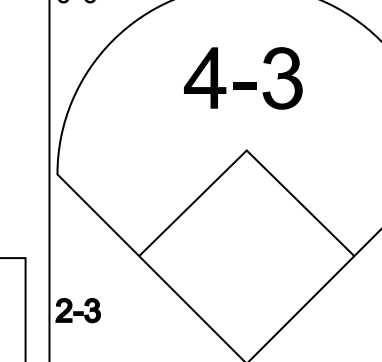


Batter	1	2	3	4	5	6	7	8	9	AB	R	H	RBI	BB	SO	LOB	TOP					
Lonnie Smith, R OBP: 0.412, SLG: 0.531 Andy Rincon, R OBP: 0.111, SLG: 0.111										4	0	1	0	0	1	1						
Ozzie Smith, S OBP: 0.350, SLG: 0.419										4	0	2	0	0	0	1						
Keith Hernandez, L OBP: 0.427, SLG: 0.389										3	1	1	0	1	0	1						
George Hendrick, R OBP: 0.333, SLG: 0.543										4	1	1	2	0	0	2						
Dane Iorg, L OBP: 0.359, SLG: 0.325										4	0	0	0	0	0	2						
Ken Oberkfell, L OBP: 0.373, SLG: 0.347										3	0	0	0	0	0	1						
Orlando Sanchez, L OBP: 0.167, SLG: 0.063										3	0	0	0	0	2	0						
Mike Ramsey, S OBP: 0.343, SLG: 0.471										3	0	1	0	0	0	0						
Steve Mura, R Steve Braun, L (6, PH) Dave LaPoint, L (6, PH) Willie McGee, S (8, PH)										1	0	0	0	0	0	1						
Inning Stats	R: 0 E: 0 K: 1 S: 5	H: 0 LOB: 0 BB: 0 P: 5	R: 0 E: 0 K: 0 S: 3	H: 0 LOB: 0 BB: 0 P: 3	R: 0 E: 0 K: 1 S: 5	H: 1 LOB: 0 BB: 0 P: 5	R: 2 E: 0 K: 0 S: 4	H: 2 LOB: 0 BB: 1 P: 8	R: 0 E: 0 K: 1 S: 5	H: 0 LOB: 0 BB: 0 P: 5	R: 0 E: 0 K: 0 S: 4	H: 1 LOB: 1 BB: 0 P: 4	R: 0 E: 0 K: 0 S: 4	H: 1 LOB: 1 BB: 0 P: 4	R: 0 E: 0 K: 0 S: 4	H: 1 LOB: 1 BB: 0 P: 4	1B: 5 2B: 1 3B: 0 HR: 1	SF: 0 SAC: 0 DP: 1 HBP: 0	WP: 1 PB: 0 SB: 0 CS: 1	PA: 32		
PITCHER Rick Mahler, R ERA: 3.03	IP: 9.0 WLS: W BF: 32 H: 7 R: 2 ER: 2 SO: 3	IP: 9.0 WLS: W BF: 32 H: 7 R: 2 ER: 2 SO: 3	IP: 9.0 WLS: W BF: 32 H: 7 R: 2 ER: 2 SO: 3	IP: 9.0 WLS: W BF: 32 H: 7 R: 2 ER: 2 SO: 3	IP: 9.0 WLS: W BF: 32 H: 7 R: 2 ER: 2 SO: 3	IP: 9.0 WLS: W BF: 32 H: 7 R: 2 ER: 2 SO: 3	IP: 9.0 WLS: W BF: 32 H: 7 R: 2 ER: 2 SO: 3	IP: 9.0 WLS: W BF: 32 H: 7 R: 2 ER: 2 SO: 3	IP: 9.0 WLS: W BF: 32 H: 7 R: 2 ER: 2 SO: 3	IP: 9.0 WLS: W BF: 32 H: 7 R: 2 ER: 2 SO: 3	IP: 9.0 WLS: W BF: 32 H: 7 R: 2 ER: 2 SO: 3	IP: 9.0 WLS: W BF: 32 H: 7 R: 2 ER: 2 SO: 3	IP: 9.0 WLS: W BF: 32 H: 7 R: 2 ER: 2 SO: 3	IP: 9.0 WLS: W BF: 32 H: 7 R: 2 ER: 2 SO: 3	IP: 9.0 WLS: W BF: 32 H: 7 R: 2 ER: 2 SO: 3	IP: 9.0 WLS: W BF: 32 H: 7 R: 2 ER: 2 SO: 3	IP: 9.0 WLS: W BF: 32 H: 7 R: 2 ER: 2 SO: 3	ERA: 2.00 WHIP: 0.889				

St. Louis Cardinals @ Atlanta Braves
Atlanta-Fulton County Stadium, Atlanta, GA
Sun May 16 1982, 3:33 AM EDT
Att: 20,478 - Sunny - 85 F

AB 31
R 2
H 7
RBI 2
BB 1
SO 3
LOB 9



Batter	1	2	3	4	5	6	7	8	9	AB	R	H	RBI	BB	SO	LOB	BOTTOM					
Brett Butler, L OBP: 0.324, SLG: 0.236										5	0	1	0	0	0	1						
Glenn Hubbard, R OBP: 0.357, SLG: 0.375										3	1	0	0	1	0	2						
Claudell Washington, L OBP: 0.326, SLG: 0.435										4	0	1	0	0	0	3						
Dale Murphy, R OBP: 0.417, SLG: 0.659										3	1	2	0	1	0	1						
Bob Horner, R OBP: 0.393, SLG: 0.614										4	1	1	2	0	2	3						
Chris Chambliss, L OBP: 0.369, SLG: 0.492										3	1	1	1	1	0	1						
Biff Pocoroba, S OBP: 0.400, SLG: 0.483										2	1	1	0	2	0	2						
Rafael Ramirez, R OBP: 0.307, SLG: 0.402										4	0	1	1	0	0	3						
Rick Mahler, R OBP: 0.100, SLG: 0.100										4	0	1	0	0	1	2						
Inning Stats	R: 5 E: 0 K: 1 S: 9	H: 4 LOB: 1 BB: 2 P: 17	R: 0 E: 0 K: 0 S: 3	H: 0 LOB: 0 BB: 0 P: 3	R: 0 E: 0 K: 1 S: 6	H: 1 LOB: 2 BB: 1 P: 10	R: 0 E: 0 K: 0 S: 3	H: 0 LOB: 0 BB: 0 P: 3	R: 0 E: 0 K: 0 S: 4	H: 1 LOB: 2 BB: 1 P: 8	R: 0 E: 0 K: 0 S: 5	H: 2 LOB: 2 BB: 0 P: 5	R: 0 E: 0 K: 1 S: 5	H: 1 LOB: 0 BB: 0 P: 5	R: 0 E: 0 K: 0 S: 3	H: 0 LOB: 1 BB: 1 P: 7	1B: 7 2B: 3 3B: 0 HR: 0	SF: 0 SAC: 0 DP: 1 HBP: 0	WP: 1 PB: 0 SB: 2 CS: 0	PA: 37		
PITCHER Steve Mura, R ERA: 3.72 Dave LaPoint, L ERA: 4.34 Andy Rincon, R ERA: 4.54	IP: 5.0 WLS: L BF: 25 H: 6 R: 5 ER: 5 SO: 2	IP: 5.0 WLS: L BF: 25 H: 6 R: 5 ER: 5 SO: 2	IP: 5.0 WLS: L BF: 25 H: 6 R: 5 ER: 5 SO: 2	IP: 5.0 WLS: L BF: 25 H: 6 R: 5 ER: 5 SO: 2	IP: 5.0 WLS: L BF: 25 H: 6 R: 5 ER: 5 SO: 2	IP: 5.0 WLS: L BF: 25 H: 6 R: 5 ER: 5 SO: 2	IP: 5.0 WLS: L BF: 25 H: 6 R: 5 ER: 5 SO: 2	IP: 5.0 WLS: L BF: 25 H: 6 R: 5 ER: 5 SO: 2	IP: 5.0 WLS: L BF: 25 H: 6 R: 5 ER: 5 SO: 2	IP: 5.0 WLS: L BF: 25 H: 6 R: 5 ER: 5 SO: 2	IP: 5.0 WLS: L BF: 25 H: 6 R: 5 ER: 5 SO: 2	IP: 5.0 WLS: L BF: 25 H: 6 R: 5 ER: 5 SO: 2	IP: 5.0 WLS: L BF: 25 H: 6 R: 5 ER: 5 SO: 2	IP: 5.0 WLS: L BF: 25 H: 6 R: 5 ER: 5 SO: 2	IP: 5.0 WLS: L BF: 25 H: 6 R: 5 ER: 5 SO: 2	IP: 5.0 WLS: L BF: 25 H: 6 R: 5 ER: 5 SO: 2	IP: 5.0 WLS: L BF: 25 H: 6 R: 5 ER: 5 SO: 2	ERA: 9.00 WHIP: 1.800				

St. Louis Cardinals @ Atlanta Braves
Atlanta-Fulton County Stadium, Atlanta, GA
Sun May 16 1982, 3:33 AM EDT
Att: 20,478 - Sunny - 85 F

AB 32
R 5
H 9
RBI 4
BB 5
SO 3
LOB 18



Batter	1	2	3	4	5	6	7	8	9	AB	R	H	RBI	BB	SO	LOB	TOP			
Lonnie Smith, R OBP: 0.402, SLG: 0.517 (1, 8)	F3		F9		6-3		4-3			4	0	0	0	0	0	2				
Tom Herr, S OBP: 0.340, SLG: 0.339 (1, 4)			5-3			5-3		F9		4	0	1	0	0	0	0				
Keith Hernandez, L OBP: 0.423, SLG: 0.381 (1, 3)	P5			L8		4-3		E 1B BB		3	0	0	0	1	0	1				
George Hendrick, R OBP: 0.331, SLG: 0.528 (1, 9)		L5				F3		E6 1B		3	0	0	0	1	0	1				
Gene Tenace, R OBP: 0.543, SLG: 0.846 (1, 2)		1B 1B		K				F7		4	1	2	1	0	1	3				
Tito Landrum, R OBP: 0.295, SLG: 0.320 (1, 7)		K		F3			HR 4-3 1B BB			3	1	1	0	1	1	2				
Ken Oberkfell, L OBP: 0.308, SLG: 0.342 (1, 5)		1-2 1B			F8					4	0	1	0	0	1	1				
Ozzie Smith, S OBP: 0.347, SLG: 0.421 (1, 6)		P5				4-3		4-3		4	0	1	0	0	0	3				
Bob Forsch, R OBP: 0.308, SLG: 0.385 (1, 1)			6-3		6-3			4-3		4	0	1	1	0	0	1				
Inning Stats	R: 0 E: 0 K: 0 S: 3	H: 1 LOB: 0 BB: 0 P: 3	R: 0 E: 0 K: 1 S: 7	H: 2 LOB: 2 BB: 0 P: 7	R: 0 E: 0 K: 0 S: 3	H: 0 LOB: 0 BB: 0 P: 3	R: 0 E: 0 K: 1 S: 5	H: 0 LOB: 1 BB: 1 P: 9	R: 0 E: 0 K: 0 S: 4	H: 1 LOB: 1 BB: 0 P: 4	R: 2 E: 0 K: 1 S: 7	H: 2 LOB: 1 BB: 1 P: 11	R: 0 E: 1 K: 0 S: 4	H: 1 LOB: 3 BB: 1 P: 8	R: 0 E: 0 K: 0 S: 3	H: 0 LOB: 0 BB: 0 P: 3	1B: 5 2B: 1 3B: 0 HR: 1	SF: 0 SAC: 0 DP: 0 HBP: 0	WP: 0 PB: 0 SB: 0 CS: 1	PA: 36
PITCHER	IP WLS BF H R ER SO BB IBB HBP BLK WP HR S P ERA WHIP	IP WLS BF H R ER SO BB IBB HBP BLK WP HR S P ERA WHIP																		
John Curtis, L ERA: 3.63 (1, 1)	8.0 L 33 7 2 2 3 3 0 0 0 0 0 1 36 48 2.25 1.250	1.0 3 0 0 0 0 0 0 0 0 0 0 0 0 3 3 0.00 0.000																		
Gary Lucas, L ERA: 4.26 (9, 1)																				

St. Louis Cardinals @ San Diego Padres
Jack Murphy Stadium, San Diego, CA
Tue May 18 1982, 10:05 PM EDT
Att: 18,380 - Unknown - 68 F

AB	33
R	2
H	7
RBI	2
BB	3
SO	3
LOB	14



Batter	1	2	3	4	5	6	7	8	9	AB	R	H	RBI	BB	SO	LOB	BOTTOM			
Alan Wiggins, S OBP: 0.340, SLG: 0.300 (1, 7)	B2-3		6-3					4-3		4	0	1	0	0	0	2				
Juan Bonilla, R OBP: 0.322, SLG: 0.338 (1, 4)				4-3						4	0	0	0	0	0	1				
Garry Templeton, S OBP: 0.285, SLG: 0.365 (1, 6)				2-3						3	0	0	0	1	0	1				
Ruppert Jones, L OBP: 0.410, SLG: 0.517 (1, 8)	CS			F7						4	0	1	0	0	1	0				
Sixto Lezcano, R OBP: 0.343, SLG: 0.463 (1, 9)					5-3					3	0	0	0	0	0	1				
Terry Kennedy, L OBP: 0.282, SLG: 0.381 (1, 2)				1-3						3	0	1	0	0	0	0				
Luis Salazar, R OBP: 0.248, SLG: 0.287 (1, 5)						6-3				3	0	0	0	0	0	1				
Broderick Perkins, L OBP: 0.310, SLG: 0.273 (1, 3)							4-3			3	0	1	0	0	0	1				
John Curtis, L OBP: 0.300, SLG: 0.500 (1, 1)										2	0	0	0	0	1	1				
Joe Lefebvre, L OBP: 0.286, SLG: 0.290 (8, PH)										1	0	1	0	0	0	0				
Gary Lucas, L (9, 1)										0	0	0	0	0	0	0				
Inning Stats	R: 0 E: 0 K: 0 S: 2	H: 0 LOB: 0 BB: 1 P: 6	R: 0 E: 0 K: 1 S: 5	H: 0 LOB: 0 BB: 0 P: 5	R: 0 E: 0 K: 1 S: 6	H: 1 LOB: 1 BB: 0 P: 6	R: 0 E: 0 K: 0 S: 3	H: 0 LOB: 0 BB: 0 P: 3	R: 0 E: 0 K: 0 S: 4	H: 1 LOB: 1 BB: 0 P: 4	R: 0 E: 0 K: 0 S: 3	H: 1 LOB: 0 BB: 0 P: 3	R: 0 E: 0 K: 0 S: 4	H: 1 LOB: 1 BB: 0 P: 4	R: 0 E: 0 K: 0 S: 3	H: 0 LOB: 0 BB: 0 P: 3	1B: 2 2B: 3 3B: 0 HR: 0	SF: 0 SAC: 0 DP: 1 HBP: 0	WP: 0 PB: 0 SB: 0 CS: 1	PA: 32
PITCHER	IP WLS BF H R ER SO BB IBB HBP BLK WP HR S P ERA WHIP	IP WLS BF H R ER SO BB IBB HBP BLK WP HR S P ERA WHIP																		
Bob Forsch, R ERA: 3.86 (1, 1)	9.0 W 31 5 0 0 2 1 0 0 0 0 0 0 34 38 0.00 0.667																			

St. Louis Cardinals @ San Diego Padres
Jack Murphy Stadium, San Diego, CA
Tue May 18 1982, 10:05 PM EDT
Att: 18,380 - Unknown - 68 F

AB	30
R	0
H	5
RBI	0
BB	1
SO	2
LOB	8



Batter	1	2	3	4	5	6	7	8	9	10	AB	R	H	RBI	BB	SO	LOB								
Lonnie Smith, R OBP: 0.400, SLG: 0.513 (1.8) X (7.7)	F9		1-3		F9		G3 1B 2B	1-2 2-3 BB		F9	5	1	1	0	1	0	1								
Mike Ramsey, S OBP: 0.342, SLG: 0.459 Jim Kaat, L (5.1) Steve Braun, R (7.7) Doug Bair, R (7.1) Tommy Her, S (8.1) Mark Littell, L (8.1) Glenn Brunner, R (10.1) Bruce Sutter, R (10.1)	F8				F3		G3	SF7			3	0	0	1	0	0	0								
Keith Hernandez, L OBP: 0.414, SLG: 0.371 (1.3) X	P6		4-3				F7	1B		K	6	0	1	1	0	1	4								
George Hendrick, R OBP: 0.333, SLG: 0.522 (1.9) X		L5					6-3	F2			5	1	2	0	0	0	1								
Gene Tenace, R OBP: 0.575, SLG: 0.931 (1.2) X	F8										3	1	2	1	2	0	0								
Tito Landrum, R OBP: 0.182, SLG: 0.346 Willie McGee, S (7.7) (7.8)											1	0	1	0	2	0	0								
Ken Oberkfell, L OBP: 0.370, SLG: 0.329 (6.4)											3	0	0	0	2	1	5								
Ozzie Smith, S OBP: 0.349, SLG: 0.412 (1.6) X	P6										3	1	0	0	2	0	7								
Joaquin Andujar, S OBP: 0.182, SLG: 0.182 Julio Gonzalez, R (5.4) Dane Iorg, L (6.5)											1	0	0	0	0	1	0								
Inning Stats	R: 0 E: 0 K: 0 S: 3	H: 0 LOB: 0 BB: 2 P: 11	R: 0 E: 0 K: 0 S: 3	H: 0 LOB: 2 BB: 2 P: 11	R: 0 E: 0 K: 1 S: 6	H: 1 LOB: 1 BB: 0 P: 6	R: 0 E: 0 K: 1 S: 6	H: 2 LOB: 2 BB: 1 P: 10	R: 0 E: 0 K: 0 S: 3	H: 0 LOB: 0 BB: 0 P: 3	R: 1 E: 0 K: 0 S: 4	H: 1 LOB: 3 BB: 3 P: 16	R: 1 E: 0 K: 1 S: 8	H: 3 LOB: 2 BB: 0 P: 8	R: 1 E: 0 K: 1 S: 6	H: 1 LOB: 2 BB: 2 P: 14	R: 1 E: 1 K: 0 S: 4	H: 1 LOB: 1 BB: 1 P: 8	R: 0 E: 0 K: 0 S: 4	H: 2 LOB: 1 BB: 0 P: 4	1B: 9 2B: 3 3B: 0 HR: 1	SF: 1 SAC: 1 DP: 2 HBP: 0	WP: 0 PB: 0 SB: 0 CS: 1	PA: 48	
PITCHER	IP WLS BF H R ER SO	IP WLS BF H R ER SO	IP WLS BF H R ER SO	IP WLS BF H R ER SO	IP WLS BF H R ER SO	IP WLS BF H R ER SO	IP WLS BF H R ER SO	IP WLS BF H R ER SO	IP WLS BF H R ER SO	IP WLS BF H R ER SO	IP WLS BF H R ER SO	IP WLS BF H R ER SO	IP WLS BF H R ER SO	IP WLS BF H R ER SO	IP WLS BF H R ER SO	IP WLS BF H R ER SO	IP WLS BF H R ER SO	IP WLS BF H R ER SO	IP WLS BF H R ER SO	IP WLS BF H R ER SO	ERA WHIP	ERA WHIP			
Tim Lollar, L ERA: 2.57	(1.1)	5.2	26	4	1	1	2	6	0	0	0	0	0	0	0	0	0	0	0	0	0	1.59	1.765		
Eric Show, R ERA: 1.23	(6.1)	1.1	7	3	1	1	1	0	0	0	0	0	0	0	0	0	0	0	0	0	0	6.75	2.250		
Gary Lucas, L ERA: 4.5	(8.1)	1.0	6	1	1	1	1	2	0	0	0	0	0	0	0	0	0	0	0	0	6	14	9.00	3.000	
Floyd Chiffer, R ERA: 2.65	(9.1)	0.0	2	1	1	0	0	1	0	0	0	0	0	0	0	0	0	0	0	0	1	5	∞	∞	
Danny Boone, L ERA: 5.25	(9.1)	2.0	W 7	2	0	0	0	0	0	0	0	0	0	0	0	0	0	0	0	0	7	7	0.00	1.000	


TOP

St. Louis Cardinals @ San Diego Padres
Jack Murphy Stadium, San Diego, CA

Wed May 19 1982, 10:05 PM EDT
Att: 17,638 - Unknown - 69 F

livebaseballscorecards.com

AB	37
R	4
H	11
RBI	3
BB	9
SO	4
LOB	24



Batter	1	2	3	4	5	6	7	8	9	10	AB	R	H	RBI	BB	SO	LOB								
Alan Wiggins, S OBP: 0.379, SLG: 0.333 (1.7) B (8.1)	S 1B BB		4-3				CS 1B	1-2 2-3 1B			4	2	3	1	1	0	0								
Juan Bonilla, R OBP: 0.333, SLG: 0.345 Tim Flannery, L (9.4)	1B BB		5-3				CS	FC6 1B			3	1	2	1	1	0	0								
Garry Templeton, S OBP: 0.262, SLG: 0.355 (1.6) X	F7		L7					FC6 S		1-3	4	0	0	0	1	0	5								
Ruppert Jones, L OBP: 0.417, SLG: 0.516 (1.8) X	CS 1B							F7 F7-6-4 1B			4	0	2	1	1	1	1								
Sixto Lezcano, R OBP: 0.345, SLG: 0.457 (1.9) X	CS 1B							F7			4	0	1	1	1	1	3								
Terry Kennedy, L OBP: 0.273, SLG: 0.368 (1.2) X	L6							F7-6-4			4	0	0	0	0	0	5								
Luis Salazar, R OBP: 0.256, SLG: 0.288 (1.5) X											3	2	1	0	1	0	0								
Broderick Perkins, L OBP: 0.297, SLG: 0.259 (1.3) X											4	0	0	0	0	0	2								
Tim Lollar, L OBP: 0.278, SLG: 0.609 Eric Show, R (5.1) Joe Lefebvre, L (7.7) Gary Lucas, L (8.1) Floyd Chiffer, R (9.1) Danny Boone, L (9.1)											2	0	0	0	0	0	1								
Inning Stats	R: 2 E: 0 K: 0 S: 4	H: 2 LOB: 1 BB: 2 P: 12	R: 0 E: 0 K: 0 S: 3	H: 0 LOB: 0 BB: 0 P: 3	R: 0 E: 0 K: 0 S: 3	H: 0 LOB: 0 BB: 0 P: 3	R: 0 E: 0 K: 0 S: 3	H: 1 LOB: 0 BB: 1 P: 3	R: 1 E: 0 K: 0 S: 5	H: 1 LOB: 0 BB: 1 P: 7	R: 0 E: 0 K: 0 S: 4	H: 1 LOB: 2 BB: 1 P: 8	R: 1 E: 0 K: 0 S: 5	H: 3 LOB: 2 BB: 1 P: 9	R: 0 E: 0 K: 2 S: 7	H: 0 LOB: 0 BB: 0 P: 7	R: 0 E: 0 K: 0 S: 3	H: 0 LOB: 0 BB: 0 P: 3	R: 1 E: 1 K: 0 S: 3	H: 1 LOB: 3 BB: 2 P: 11	1B: 9 2B: 1 3B: 0 HR: 0	SF: 0 SAC: 1 DP: 1 HBP: 0	WP: 0 PB: 0 SB: 6 CS: 3	PA: 42	
PITCHER	IP WLS BF H R ER SO	IP WLS BF H R ER SO	IP WLS BF H R ER SO	IP WLS BF H R ER SO	IP WLS BF H R ER SO	IP WLS BF H R ER SO	IP WLS BF H R ER SO	IP WLS BF H R ER SO	IP WLS BF H R ER SO	IP WLS BF H R ER SO	IP WLS BF H R ER SO	IP WLS BF H R ER SO	IP WLS BF H R ER SO	IP WLS BF H R ER SO	IP WLS BF H R ER SO	IP WLS BF H R ER SO	IP WLS BF H R ER SO	IP WLS BF H R ER SO	IP WLS BF H R ER SO	IP WLS BF H R ER SO	ERA WHIP	ERA WHIP			
Joaquin Andujar, R ERA: 2.82	(1.1)	4.0	15	3	2	2	0	2	0	0	0	0	0	0	0	0	0	0	0	0	4.50	1.250			
Jim Kaat, L ERA: 5.91	(5.1)	2.0	9	2	1	1	0	1	0	0	0	0	0	0	0	0	0	0	0	0	7	15	4.50	1.500	
Doug Bair, R ERA: 1.9	(7.1)	1.0	6	3	1	1	0	1	0	0	0	0	0	0	0	0	0	0	0	0	5	9	9.00	4.000	
Mark Littell, R ERA: 4.22	(8.1)	2.0	6	0	0	0	2	0	0	0	0	0	0	0	0	0	0	0	0	0	10	10	0.00	0.000	
Bruce Sutter, R ERA: 3.46	(10.1)	0.1	L 5	1	1	0	0	0	0	0	0	0	0	0	0	0	0	0	0	0	3	11	0.00	3.000	


BOTTOM

St. Louis Cardinals @ San Diego Padres
Jack Murphy Stadium, San Diego, CA

Wed May 19 1982, 10:05 PM EDT
Att: 17,638 - Unknown - 69 F

livebaseballscorecards.com

AB	33
R	5
H	9
RBI	4
BB	7
SO	2
LOB	17



Batter	1	2	3	4	5	6	7	8	9	AB	R	H	RBI	BB	SO	LOB	TOP					
Ozzie Smith, S OBP: 0.352, SLG: 0.414	G6-4-3 BB		G6-4-3			FC6-4				4	1	2	0	1	0	3	St. Louis Cardinals @ Los Angeles Dodgers Dodger Stadium, Los Angeles, CA Fri May 21 1982, 7:05 PM PDT Att: 49,715 - Unknown - 60 F livebaseballscorecards.com					
Mike Ramsay, S OBP: 0.333, SLG: 0.413	G6-4-3 BB		6-3		6-3	FC6-4		4-3		4	0	0	0	1	0	4						
Keith Hernandez, L OBP: 0.402, SLG: 0.367	G6-4-3			4-3	F8		F9		4-3	5	0	0	0	0	0	2						
George Hendrick, R Willie McGee, S OBP: 0.338, SLG: 0.508 OBP: 0.417, SLG: 0.455	5-3			G3 1B		6-3	1-3 1B		G6-3 1B	5	1	3	0	0	0	1						
Lonnie Smith, R OBP: 0.411, SLG: 0.513		6-3		G3 1B		6-3	1-3 1B		G6-3 1B	4	2	2	0	1	0	1						
Tito Landrum, R OBP: 0.324, SLG: 0.333	K			G3		1B	1-3			4	1	1	0	0	1	4						
Ken Oberkfell, L OBP: 0.380, SLG: 0.344						1B	4-3			4	1	3	3	0	0	2						
Glenn Brummer, R OBP: 0.364, SLG: 0.545	L3			6-3		FC6-4 SH		1-3		4	0	1	2	0	0	2						
Steve Mura, R Bruce Sutter, R OBP: 0.118, SLG: 0.063					K	SH		1-3		3	0	1	0	0	1	0						
										0	0	0	0	0	0	0						
Inning Stats	R: 0 E: 0 K: 0 S: 2	H: 0 LOB: 1 BB: 2 P: 10	R: 0 E: 0 K: 1 S: 6	H: 1 LOB: 1 BB: 0 P: 6	R: 0 E: 0 K: 0 S: 3	H: 1 LOB: 0 BB: 0 P: 3	R: 2 E: 0 K: 0 S: 6	H: 3 LOB: 1 BB: 0 P: 6	R: 1 E: 0 K: 1 S: 6	H: 1 LOB: 0 BB: 0 P: 6	R: 3 E: 0 K: 0 S: 7	H: 3 LOB: 2 BB: 1 P: 11	R: 0 E: 0 K: 0 S: 5	H: 2 LOB: 2 BB: 0 P: 5	R: 0 E: 0 K: 0 S: 4	H: 1 LOB: 1 BB: 0 P: 4	R: 0 E: 0 K: 0 S: 3	H: 1 LOB: 1 BB: 0 P: 3	1B: 12 2B: 1 3B: 0 HR: 0	SF: 0 SAC: 1 DP: 3 HBP: 0	WP: 1 PB: 0 SB: 0 CS: 0	PA: 41
PITCHER	IP	WLS	BF	H	R	ER	SO	BB	IBB	HBP	BLK	WP	HR	S	P	ERA	WHIP					
Jerry Reuss, L ERA: 3.93	5.1	L	26	9	6	6	2	3	0	0	0	1	0	27	39	10.12	2.250					
Terry Forster, L ERA: 4.59	1.2		8	2	0	0	0	0	0	0	0	0	0	8	8	0.00	1.200					
Alejandro Pena, R ERA: 4.44	2.0		7	2	0	0	0	0	0	0	0	0	0	7	7	0.00	1.000					

Batter	1	2	3	4	5	6	7	8	9	AB	R	H	RBI	BB	SO	LOB	BOTTOM					
Steve Sax, R OBP: 0.368, SLG: 0.359	L9						L8			4	1	2	0	0	0	0	St. Louis Cardinals @ Los Angeles Dodgers Dodger Stadium, Los Angeles, CA Fri May 21 1982, 7:05 PM PDT Att: 49,715 - Unknown - 60 F livebaseballscorecards.com					
Ken Landreaux, L OBP: 0.382, SLG: 0.361	F5		P6		F8		G3			4	0	0	0	0	0	2						
Dusty Baker Jr., R OBP: 0.356, SLG: 0.472	1B SF7		5-3		1-3			5-3		3	1	0	0	1	0	1						
Pedro Guerrero, R OBP: 0.387, SLG: 0.592	S E						K			3	1	2	1	1	1	0						
Ron Cey, R OBP: 0.323, SLG: 0.381	SF7		L4		L8			6-3		3	0	0	1	0	0	3						
Steve Garvey, R OBP: 0.246, SLG: 0.321	E3			5-3		5-3			F9	4	0	0	0	0	0	0						
Mike Scioscia, L OBP: 0.359, SLG: 0.309	F9			F9		L8				4	0	1	0	0	0	1						
Bill Russell, R Jorge Orta, L OBP: 0.370, SLG: 0.345 OBP: 0.281, SLG: 0.316		6-3				5-3			K	2	0	0	0	1	0	0						
Jerry Reuss, L Terry Forster, L Jay Johnstone, L Alejandro Pena, R Rick Monday, L OBP: 0.250, SLG: 0.167 OBP: 0.345, SLG: 0.316 OBP: 0.244, SLG: 0.525		6-3			4-3		K		4-3	2	0	0	0	0	0	1						
										0	0	0	0	0	0	0						
Inning Stats	R: 3 E: 1 K: 0 S: 6	H: 2 LOB: 1 BB: 1 P: 10	R: 0 E: 0 K: 0 S: 3	H: 0 LOB: 0 BB: 0 P: 3	R: 0 E: 0 K: 0 S: 4	H: 1 LOB: 1 BB: 0 P: 4	R: 0 E: 0 K: 0 S: 3	H: 0 LOB: 1 BB: 1 P: 7	R: 0 E: 0 K: 0 S: 4	H: 1 LOB: 2 BB: 1 P: 8	R: 0 E: 0 K: 0 S: 3	H: 0 LOB: 0 BB: 0 P: 3	R: 0 E: 0 K: 1 S: 5	H: 0 LOB: 0 BB: 0 P: 5	R: 0 E: 0 K: 1 S: 5	H: 0 LOB: 0 BB: 0 P: 5	R: 0 E: 0 K: 1 S: 6	H: 1 LOB: 1 BB: 0 P: 6	1B: 5 2B: 0 3B: 0 HR: 0	SF: 1 SAC: 0 DP: 0 HBP: 0	WP: 0 PB: 0 SB: 1 CS: 0	PA: 36
PITCHER	IP	WLS	BF	H	R	ER	SO	BB	IBB	HBP	BLK	WP	HR	S	P	ERA	WHIP					
Steve Mura, R ERA: 3.48	8.1	W	34	5	3	2	2	3	0	0	0	0	0	35	47	2.16	0.960					
Bruce Sutter, R ERA: 3.45	0.2	S	2	0	0	0	1	0	0	0	0	0	0	4	4	0.00	0.000					

Batter	1	2	3	4	5	6	7	8	9	AB	R	H	RBI	BB	SO	LOB	TOP			
Lonnie Smith, R OBP: 0.392, SLG: 0.485 (1, 8)	F9		F9		F9			F8		4	0	0	0	0	0	0	St. Louis Cardinals @ Los Angeles Dodgers Dodger Stadium, Los Angeles, CA Sun May 23 1982, 3:33 AM PDT Att: 49,674 - Unknown - 75 F			
Ozzie Smith, S OBP: 0.353, SLG: 0.411 (1, 6)	3-1		BB		4-3			2B		3	0	1	0	1	0	0				
Keith Hernandez, L OBP: 0.406, SLG: 0.373 (1, 3)	1B		F8					L7		4	0	2	0	0	0	2				
George Hendrick, R OBP: 0.326, SLG: 0.485 (1, 9)	K				BB			F9-3		4	0	1	0	0	1	2				
Dane Iorg, L OBP: 0.376, SLG: 0.333 (1, 7)		4-3			K			L3		3	0	0	0	0	1	1				
Ken Oberkfell, L OBP: 0.380, SLG: 0.340 (1, 5)	1-3				BB			G4-6-3		3	0	1	0	1	0	0				
Mike Ramsey, S OBP: 0.327, SLG: 0.385 (1, 4)	E6				K			G4-6-3		3	0	0	0	0	1	3				
Glenn Brummer, R OBP: 0.286, SLG: 0.429 (1, 2)	K				F8			K		3	0	0	0	0	2	3				
Bob Forsch, R OBP: 0.286, SLG: 0.357 (1, 1)			5-3					K		2	0	0	0	0	1	0				
John Martin, S OBP: 0.167, SLG: 0.091 (6, 1)					K					0	0	0	0	0	0	0				
Willie McGee, S OBP: 0.357, SLG: 0.385 (6, 8)										1	0	0	0	0	1	0				
Steve Braun, L OBP: 0.361, SLG: 0.290 (9, PH)										1	0	0	0	0	0	0				
Inning Stats	R: 0 E: 0 K: 1 S: 6	H: 1 LOB: 1 BB: 0 P: 6	R: 0 E: 1 K: 1 S: 6	H: 0 LOB: 1 BB: 0 P: 6	R: 0 E: 0 K: 2 S: 3	H: 0 LOB: 1 BB: 1 P: 7	R: 0 E: 0 K: 2 S: 8	H: 1 LOB: 2 BB: 1 P: 12	R: 0 E: 0 K: 1 S: 5	H: 0 LOB: 0 BB: 0 P: 5	R: 0 E: 0 K: 1 S: 5	H: 1 LOB: 0 BB: 0 P: 5	R: 0 E: 0 K: 1 S: 6	H: 1 LOB: 1 BB: 0 P: 6	R: 0 E: 0 K: 0 S: 3	H: 0 LOB: 0 BB: 0 P: 3	1B: 4 2B: 2 3B: 0 HR: 0	SF: 0 SAC: 0 DP: 2 HBP: 0	WP: 0 PB: 0 SB: 1 CS: 0	PA: 33
PITCHER Bob Welch, R ERA: 2.84 (1, 1)	IP: 9.0 WLS: W BF: 33 H: 5 R: 0 ER: 0 SO: 7 BB: 2 IBB: 0 HBP: 0 BLK: 0 WP: 0 HR: 0 S: 45 P: 53 ERA: 0.00 WHIP: 0.778															PITCHER				

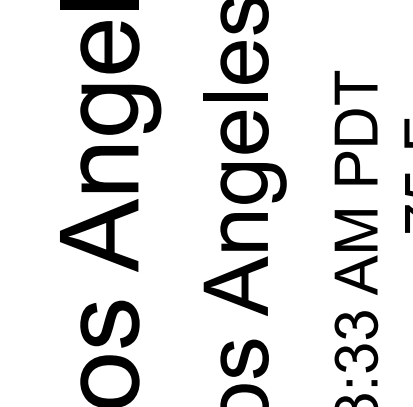
Batter	1	2	3	4	5	6	7	8	9	AB	R	H	RBI	BB	SO	LOB	BOTTOM			
Steve Sax, R OBP: 0.367, SLG: 0.350 (1, 4)	6-3	G6-3				P4		L7		5	0	1	1	0	0	2	St. Louis Cardinals @ Los Angeles Dodgers Dodger Stadium, Los Angeles, CA Sun May 23 1982, 3:33 AM PDT Att: 49,674 - Unknown - 75 F			
Ken Landreaux, L OBP: 0.356, SLG: 0.364 (1, 8)	1B		4-3		1B	P4				4	1	2	0	0	0	2				
Jorge Orta, L OBP: 0.300, SLG: 0.346 (1, 9)										3	1	3	0	0	0	0				
Bill Russell, R OBP: 0.379, SLG: 0.359 (7, PH)	1-3							FC5-4		0	0	0	0	1	0	0				
Pedro Guerrero, R OBP: 0.392, SLG: 0.595 (8, 9)	SF7		P4		F3			F8		4	1	1	2	0	0	4				
Rick Monday, L OBP: 0.444, SLG: 0.508 (1, 7)	SF7									2	1	1	1	0	1	1				
Ron Cey, R OBP: 0.321, SLG: 0.378 (7, PH)			K					L6		1	0	0	0	0	0	1				
Steve Garvey, R OBP: 0.251, SLG: 0.331 (1, 3)					6-3			E7		4	1	2	0	0	0	1				
Mike Scioscia, L OBP: 0.360, SLG: 0.308 (1, 2)	F9				F8			F8		4	0	0	0	0	0	2				
Derrel Thomas, S OBP: 0.406, SLG: 0.393 (8, 7)			L7		F7					3	0	1	0	1	0	0				
Bob Welch, R OBP: 0.107, SLG: 0.111 (1, 1)					6-3			B2		4	0	1	0	0	0	3				
Inning Stats	R: 3 E: 0 K: 0 S: 7	H: 4 LOB: 1 BB: 0 P: 7	R: 0 E: 0 K: 0 S: 3	H: 1 LOB: 0 BB: 0 P: 3	R: 0 E: 0 K: 1 S: 6	H: 1 LOB: 1 BB: 0 P: 6	R: 0 E: 0 K: 0 S: 3	H: 0 LOB: 0 BB: 0 P: 3	R: 0 E: 0 K: 0 S: 5	H: 2 LOB: 2 BB: 0 P: 5	R: 2 E: 1 K: 0 S: 6	H: 3 LOB: 2 BB: 1 P: 10	R: 0 E: 0 K: 0 S: 3	H: 0 LOB: 1 BB: 1 P: 7	R: 0 E: 0 K: 0 S: 4	H: 1 LOB: 1 BB: 0 P: 4	1B: 9 2B: 2 3B: 1 HR: 0	SF: 1 SAC: 0 DP: 1 HBP: 0	WP: 0 PB: 0 SB: 0 CS: 0	PA: 37
PITCHER Bob Forsch, R ERA: 4.24 (6, 1)	IP: 5.0 WLS: L BF: 24 H: 10 R: 5 ER: 5 SO: 1 BB: 0 IBB: 0 HBP: 0 BLK: 0 WP: 0 HR: 0 S: 26 P: 26 ERA: 9.00 WHIP: 2.000															PITCHER				

AB	31
R	0
H	5
RBI	0
BB	2
SO	7
LOB	11





WP	0	PA	33
PB	0		
SB	1		
CS	0		

AB	34
R	5
H	12
RBI	4
BB	2
SO	1
LOB	16



WP	0	PA	37
PB	0		
SB	0		
CS	0		

Batter	1	2	3	4	5	6	7	8	9	AB	R	H	RBI	BB	SO	LOB	TOP			
Ozzie Smith, S OBP: 0.355, SLG: 0.406 (1, 6)	6-3		4-3 BB	1-2 2-3 3-H 1B	1-3				F7	4	1	1	1	1	0	0	St. Louis Cardinals @ San Francisco Giants Candlestick Park, San Francisco, CA Mon May 24 1982, 10:05 PM EDT Att: 13,290 - Unknown - 69 F AB 35 R 6 H 10 RBI 6 BB 4 SO 5 LOB 16 			
Willie McGee, S OBP: 0.398, SLG: 0.500 (1, 8)	G3		4-3	1-2 1-H 2-H 3-H 1B	1-3				K	5	1	2	3	0	1	1				
Lonnie Smith, R OBP: 0.392, SLG: 0.489 (1, 7)			P4		6-3				5-3	5	0	2	1	0	0	2				
Keith Hernandez, L OBP: 0.408, SLG: 0.369 (1, 3)	G3			3-H 4-0 1B						2	0	0	0	2	0	1				
Ken Oberkfell, L OBP: 0.366, SLG: 0.327 (1, 5)		L7	F9						K	4	0	0	0	0	1	4				
David Green, R OBP: 0.328, SLG: 0.410 (1, 9)									F9	4	2	2	0	0	0	2				
Orlando Sanchez, L OBP: 0.160, SLG: 0.087 (1, 2)		6-3							5-3	4	1	1	0	0	0	1				
Mike Ramsey, S OBP: 0.356, SLG: 0.436 (1, 4)									K	3	1	2	1	1	1	0				
Joaquin Andujar, S OBP: 0.154, SLG: 0.154 (1, 1)									K	4	0	0	0	0	2	5				
Inning Stats	R: 0 E: 0 K: 0 S: 4	H: 1 LOB: 1 BB: 0 P: 4	R: 1 E: 0 K: 1 S: 7	H: 2 LOB: 1 BB: 0 P: 7	R: 0 E: 0 K: 0 S: 3	H: 0 LOB: 2 BB: 2 P: 11	R: 5 E: 0 K: 0 S: 8	H: 5 LOB: 2 BB: 2 P: 16	R: 0 E: 0 K: 0 S: 3	H: 1 LOB: 0 BB: 0 P: 3	R: 0 E: 0 K: 0 S: 3	H: 0 LOB: 0 BB: 0 P: 5	R: 0 E: 0 K: 2 S: 7	H: 0 LOB: 0 BB: 0 P: 7	R: 0 E: 0 K: 1 S: 5	H: 0 LOB: 0 BB: 0 P: 5	1B: 7 2B: 1 3B: 2 HR: 0	SF: 0 SAC: 0 DP: 1 HBP: 0	WP: 0 PB: 0 SB: 2 CS: 1	PA: 39
PITCHER	IP WLS BF H R ER SO BB IBB HBP BLK WP HR S P ERA WHIP	IP WLS BF H R ER SO BB IBB HBP BLK WP HR S P ERA WHIP																		
Rich Gale, R ERA: 4.48 (1, 1)	3.1 L 20 7 6 6 1 2 1 0 0 0 0 19 31 16.20 2.700																			
Fred Breining, R ERA: 4.15 (4, 1)	2.2 10 3 0 0 0 0 1 0 0 0 0 9 13 0.00 1.125																			
Gary Lavelle, L ERA: 2.7 (7, 1)	3.0 9 0 0 0 4 0 0 0 0 0 0 17 17 0.00 0.000																			

Batter	1	2	3	4	5	6	7	8	9	AB	R	H	RBI	BB	SO	LOB	BOTTOM		
Duane Kuiper, L OBP: 0.405, SLG: 0.375 (1, 4)	G3									4	0	1	0	0	0	1	St. Louis Cardinals @ San Francisco Giants Candlestick Park, San Francisco, CA Mon May 24 1982, 10:05 PM EDT Att: 13,290 - Unknown - 69 F AB 32 R 0 H 6 RBI 0 BB 0 SO 5 LOB 11 		
Jim Wehlford, R OBP: 0.392, SLG: 0.485 (1, 7)	K		1B							4	0	1	0	0	1	1			
Chili Davis, S OBP: 0.346, SLG: 0.404 (1, 8)	L5									4	0	0	0	0	1	2			
Reggie Smith, S OBP: 0.313, SLG: 0.370 Gary Lavelle, S (7, 1)	2-3									3	0	0	0	0	0	2			
Dave Bergman, L OBP: 0.352, SLG: 0.333 (9, PH)										0	0	0	0	0	0	0			
Darrell Evans, L OBP: 0.341, SLG: 0.366 (7, 3)	1-3									1	0	0	0	0	1	0			
Jack Clark, R OBP: 0.310, SLG: 0.328 (1, 9)										4	0	1	0	0	0	0			
Milt May, L OBP: 0.282, SLG: 0.337 (1, 2)	1B									3	0	0	0	0	0	3			
Johnnie LeMaster, R OBP: 0.295, SLG: 0.280 (1, 6)	6-3									3	0	0	0	0	1	2			
Rich Gale, R OBP: 0.222, SLG: 0.067 Fred Breining, R (4, 1)										1	0	0	0	0	1	0			
Tom O'Malley, L OBP: 0.289, SLG: 0.389 (6, PH) (7, 5)										0	0	0	0	0	0	0			
Tom O'Malley, L OBP: 0.289, SLG: 0.389 (6, PH) (7, 5)										2	0	1	0	0	0	0			
Inning Stats	R: 0 E: 0 K: 1 S: 5	H: 0 LOB: 0 BB: 0 P: 5	R: 0 E: 0 K: 0 S: 4	H: 1 LOB: 1 BB: 0 P: 4	R: 0 E: 0 K: 1 S: 6	H: 1 LOB: 1 BB: 0 P: 6	R: 0 E: 0 K: 1 S: 5	H: 0 LOB: 0 BB: 0 P: 5	R: 0 E: 0 K: 0 S: 5	H: 2 LOB: 1 BB: 0 P: 4	R: 0 E: 0 K: 0 S: 3	H: 0 LOB: 0 BB: 0 P: 3	R: 0 E: 0 K: 1 S: 5	H: 0 LOB: 0 BB: 0 P: 5	1B: 6 2B: 0 3B: 0 HR: 0	SF: 0 SAC: 0 DP: 1 HBP: 0		WP: 0 PB: 0 SB: 0 CS: 0	PA: 32
PITCHER	IP WLS BF H R ER SO BB IBB HBP BLK WP HR S P ERA WHIP	IP WLS BF H R ER SO BB IBB HBP BLK WP HR S P ERA WHIP																	
Joaquin Andujar, R ERA: 2.45 (1, 1)	9.0 W 32 6 0 0 5 0 0 0 0 0 0 42 42 0.00 0.667																		

Batter	1	2	3	4	5	6	7	8	9	AB	R	H	RBI	BB	SO	LOB	TOP											
Ozzie Smith, S OBP: 0.345, SLG: 0.394 (1, 6)	B1-3		1-3		L7		K	6-3		5	0	0	0	0	1	2	St. Louis Cardinals @ San Francisco Giants Candlestick Park, San Francisco, CA Tue May 25 1982, 10:05 PM EDT Alt. 5,650 - Unknown - 73 F AB 36 R 8 H 10 RBI 7 BB 3 SO 6 LOB 8											
Willie McGee, S OBP: 0.333, SLG: 0.435 (1, 8)	1-3			4-3	K		3B 1B		K	5	1	1	0	0	2	0												
Lonnie Smith, R OBP: 0.392, SLG: 0.483 (1, 7)	F7			1B 1B		E 4-3 BB	K		5-3	4	2	1	0	1	1	1												
Keith Hernandez, L OBP: 0.408, SLG: 0.366 (1, 3)		6-3		1B 1B		4-3			4-3	4	2	1	1	1	0	0												
Ken Oberkfell, L OBP: 0.371, SLG: 0.352 (1, 5)		F5		E9 SF8 1B		6-3				4	1	2	3	0	0	0												
David Green, R OBP: 0.323, SLG: 0.406 (1, 9)		E3 CS		SF8		1B 1B			5-3	3	1	1	1	0	0	1												
Mike Ramsey, S OBP: 0.381, SLG: 0.448 (1, 4)		CS	3-1		S 1B				FC1-6 BB	3	1	2	0	1	0	0												
Glenn Brummer, R OBP: 0.278, SLG: 0.389 (1, 2)			K	1-3					FC1-6 WP	4	0	1	2	0	1	2												
Dave LaPoint, L OBP: 0.200, SLG: 0.200 Doug Bair, R (7, 1)						6-3			K	3	0	1	0	0	0	1												
				1B		6-3				1	0	0	0	0	1	1												
Inning Stats	R: 0 E: 0 K: 0 S: 3	H: 0 LOB: 0 BB: 0 P: 3	R: 0 E: 1 K: 0 S: 3	H: 0 LOB: 0 BB: 0 P: 3	R: 0 E: 0 K: 1 S: 6	H: 1 LOB: 1 BB: 0 P: 6	R: 3 E: 1 K: 0 S: 7	H: 4 LOB: 1 BB: 0 P: 7	R: 0 E: 0 K: 1 S: 5	H: 0 LOB: 0 BB: 0 P: 5	R: 3 E: 0 K: 0 S: 6	H: 3 LOB: 1 BB: 1 P: 10	R: 2 E: 0 K: 2 S: 9	H: 2 LOB: 1 BB: 1 P: 13	R: 0 E: 0 K: 1 S: 5	H: 0 LOB: 1 BB: 1 P: 9	R: 0 E: 0 K: 1 S: 5	H: 0 LOB: 0 BB: 0 P: 5	1B: 9 2B: 0 3B: 1 HR: 0	SF: 1 SAC: 0 DP: 0 HBP: 0	WP: 1 PB: 0 SB: 3 CS: 1	PA: 41						
PITCHER	IP	WLS	BF	H	R	ER	SO	BB	IBB	HBP	BLK	WP	HR	S	P	ERA	WHIP											
Renie Martin, R ERA: 4.38 Jim Barr, R ERA: 2.94 Greg Minton, R ERA: 1.97	(1, 1)	5.2	L	26	8	6	5	2	1	0	0	0	0	29	33	7.94	1.588											
	(6, 1)	1.1		7	2	2	2	2	0	1	0	0	0	10	14	13.50	1.500											
	(8, 1)	2.0		7	0	0	0	2	1	0	0	0	1	0	10	14	0.00	0.500										

Batter	1	2	3	4	5	6	7	8	9	AB	R	H	RBI	BB	SO	LOB	BOTTOM										
Johnnie LeMaster, R OBP: 0.299, SLG: 0.292 (1, 6)	G3		K							5	0	2	1	0	1	1	St. Louis Cardinals @ San Francisco Giants Candlestick Park, San Francisco, CA Tue May 25 1982, 10:05 PM EDT Alt. 5,650 - Unknown - 73 F AB 40 R 3 H 12 RBI 2 BB 0 SO 7 LOB 22										
Jim Wehlford, R OBP: 0.380, SLG: 0.466 (1, 7)	1-3			L9 S 1B	F8		P4		K	5	0	1	0	0	1	4											
Chili Davis, S OBP: 0.342, SLG: 0.398 (1, 8)	K			K	F8				FC6-4	5	0	1	0	0	2	4											
Reggie Smith, S OBP: 0.310, SLG: 0.403 Greg Minton, S OBP: 0.500, SLG: 0.667 Champ Summers, L OBP: 0.288, SLG: 0.313 (9, PH)		HR		L9		L4			K	4	1	1	1	0	1	3											
Jack Clark, R OBP: 0.309, SLG: 0.326 (1, 9)		F8		P6		F9			F9 1B	4	0	1	0	0	0	1											
Bob Brenly, R OBP: 0.444, SLG: 0.471 (1, 2)		1-3			E 2B				F9	4	1	2	0	0	0	1											
Tom O'Malley, L OBP: 0.310, SLG: 0.490 (1, 5)		4-3			E4 1B PB 2B					4	1	2	0	0	0	0											
Guy Sularz, R OBP: 0.306, SLG: 0.273 (1, 4)				P4		6-3			F9	4	0	0	0	0	0	5											
Renie Martin, R OBP: 0.375, SLG: 0.375 Jim Barr, R OBP: 0.500, SLG: 0.500 Duane Kuiper, L OBP: 0.413, SLG: 0.385 Dave Bergman, L OBP: 0.345, SLG: 0.326 (8, 3)				K					P3	2	0	1	0	0	1	0											
					2B					1	0	1	0	0	0	0											
					2B					1	0	0	0	0	0	2											
Inning Stats	R: 0 E: 0 K: 1 S: 5	H: 0 LOB: 0 BB: 0 P: 5	R: 1 E: 0 K: 0 S: 4	H: 1 LOB: 0 BB: 0 P: 4	R: 0 E: 0 K: 2 S: 7	H: 0 LOB: 0 BB: 0 P: 7	R: 0 E: 0 K: 1 S: 6	H: 1 LOB: 1 BB: 0 P: 6	R: 2 E: 1 K: 0 S: 7	H: 3 LOB: 2 BB: 0 P: 7	R: 0 E: 0 K: 0 S: 5	H: 2 LOB: 2 BB: 0 P: 5	R: 0 E: 0 K: 1 S: 7	H: 2 LOB: 2 BB: 0 P: 7	R: 0 E: 0 K: 0 S: 5	H: 2 LOB: 0 BB: 0 P: 5	R: 0 E: 0 K: 2 S: 8	H: 1 LOB: 1 BB: 0 P: 8	1B: 9 2B: 2 3B: 0 HR: 1	SF: 0 SAC: 0 DP: 0 HBP: 0	WP: 0 PB: 1 SB: 1 CS: 0	PA: 40					
PITCHER	IP	WLS	BF	H	R	ER	SO	BB	IBB	HBP	BLK	WP	HR	S	P	ERA	WHIP										
Dave LaPoint, L ERA: 3.62 Doug Bair, R ERA: 1.61	(1, 1)	6.2	W	30	9	3	2	4	0	0	0	0	0	38	38	2.70	1.350										
	(7, 1)	2.1		10	3	0	0	3	0	0	0	0	0	16	16	0.00	1.286										

Batter	1	2	3	4	5	6	7	8	9	AB	R	H	RBI	BB	SO	LOB	TOP					
Ozzie Smith, S OBP: 0.341, SLG: 0.388 (1, 6)										5	1	1	0	0	0	2						
Mike Ramsey, S OBP: 0.397, SLG: 0.460 (1, 4)										5	1	3	0	0	1	0						
Lonnie Smith, R OBP: 0.397, SLG: 0.484 (1, 7)										4	3	2	0	0	1	1						
Keith Hernandez, L OBP: 0.408, SLG: 0.367 (1, 3)										5	1	2	1	0	2	1						
David Green, R OBP: 0.329, SLG: 0.412 (1, 8)										4	0	2	3	0	0	0						
Tito Landrum, R OBP: 0.386, SLG: 0.500 (1, 9)										5	2	3	3	0	0	3						
Ken Oberkfell, L OBP: 0.367, SLG: 0.349 (1, 5)										4	0	1	0	0	0	1						
Glenn Brummer, R OBP: 0.364, SLG: 0.500 (1, 2)										4	0	3	1	0	0	2						
Steve Mura, R OBP: 0.105, SLG: 0.056 (1, 1)										2	0	0	0	0	1	1						
Jim Kaat, L (6, 1)										0	0	0	0	0	0	0						
Willie McGee, S OBP: 0.320, SLG: 0.417 (8, PH)										1	0	0	0	0	0	1						
Bruce Sutter, R (8, 1)										0	0	0	0	0	0	0						
Inning Stats	R: 5 E: 0 K: 1 S: 10	H: 5 LOB: 1 BB: 0 P: 11	R: 1 E: 0 K: 0 S: 6	H: 3 LOB: 2 BB: 0 P: 6	R: 0 E: 0 K: 0 S: 4	H: 1 LOB: 1 BB: 0 P: 4	R: 0 E: 0 K: 1 S: 5	H: 1 LOB: 0 BB: 0 P: 5	R: 0 E: 0 K: 0 S: 4	H: 2 LOB: 1 BB: 0 P: 4	R: 0 E: 0 K: 1 S: 5	H: 0 LOB: 0 BB: 0 P: 5	R: 0 E: 0 K: 0 S: 5	H: 0 LOB: 0 BB: 0 P: 5	R: 1 E: 0 K: 0 S: 5	H: 2 LOB: 1 BB: 0 P: 5	R: 1 E: 0 K: 1 S: 7	H: 3 LOB: 1 BB: 0 P: 7	1B: 14 2B: 3 3B: 0 HR: 1	SF: 1 SAC: 1 DP: 2 HBP: 1	WP: 0 PB: 0 SB: 2 CS: 1	PA: 42
PITCHER	IP	WLS	BF	H	R	ER	SO	BB	IBB	HBP	BLK	WP	HR	S	P	ERA	WHIP					
Atee Hammaker, L ERA: 6.19 (1, 1)	0.1	L	6	4	5	5	0	0	0	1	0	0	0	5	6	135.00	12.000					
Fred Breining, R ERA: 3.92 (1, 1)	4.2		20	8	1	1	2	0	0	0	0	0	0	24	24	1.93	1.714					
Dan Schatzeder, L ERA: 5.81 (6, 1)	2.0		6	0	0	0	2	0	0	0	0	0	0	10	10	0.00	0.000					
Gary Lavelle, L ERA: 3.14 (8, 1)	2.0		10	5	2	2	1	0	0	0	0	0	1	12	12	9.00	2.500					

St. Louis Cardinals @ San Francisco Giants
Candlestick Park, San Francisco, CA
Wed May 26 1982, 6:33 AM EDT
Att: 6,187 - Sunny - 73 F

AB	39
R	8
H	17
RBI	8
BB	0
SO	5
LOB	12



Batter	1	2	3	4	5	6	7	8	9	AB	R	H	RBI	BB	SO	LOB	BOTTOM					
Joe Morgan, L OBP: 0.352, SLG: 0.325 (1, 4)										4	1	1	0	0	1	1						
Jim Wehford, R OBP: 0.395, SLG: 0.480 (1, 7)										2	1	1	0	2	0	0						
Chili Davis, S OBP: 0.340, SLG: 0.394 (1, 8)										4	0	1	1	0	0	2						
Reggie Smith, S OBP: 0.330, SLG: 0.457 (1, 3)										4	1	3	2	0	1	1						
Jack Clark, R OBP: 0.319, SLG: 0.354 (1, 9)										3	1	2	1	1	0	1						
Bob Brenly, R OBP: 0.428, SLG: 0.450 (1, 2)										3	0	1	0	0	0	2						
Mitt May, L OBP: 0.279, SLG: 0.333 (8, PH) (9, 2)										1	0	0	0	0	0	2						
Tom O'Malley, L OBP: 0.304, SLG: 0.386 (1, 5)										4	0	1	0	0	1	3						
Johnnie LeMaster, R OBP: 0.297, SLG: 0.291 (1, 6)										4	0	1	0	0	1	1						
Atee Hammaker, S (1, 1)										0	0	0	0	0	0	0						
Fred Breining, R (1, 1)										1	0	0	0	0	0	0						
Champ Summers, L OBP: 0.296, SLG: 0.226 (6, PH)										1	0	0	0	0	0	1						
Dan Schatzeder, L OBP: 0.297, SLG: 0.325 (8, 1)										1	0	0	0	0	0	0						
Guy Sutzler, R OBP: 0.297, SLG: 0.295 (7, PH)										1	0	0	0	0	0	0						
Gary Lavelle, S OBP: 0.297, SLG: 0.295 (8, 1)										1	0	0	0	0	0	0						
Duane Kuiper, L OBP: 0.297, SLG: 0.295 (9, PH)										1	0	0	0	0	1	0						
Inning Stats	R: 2 E: 0 K: 0 S: 4	H: 3 LOB: 0 BB: 1 P: 8	R: 0 E: 0 K: 0 S: 3	H: 1 LOB: 0 BB: 0 P: 3	R: 0 E: 0 K: 1 S: 6	H: 1 LOB: 1 BB: 0 P: 6	R: 0 E: 0 K: 0 S: 4	H: 2 LOB: 1 BB: 0 P: 4	R: 0 E: 0 K: 0 S: 3	H: 1 LOB: 0 BB: 0 P: 3	R: 2 E: 0 K: 0 S: 6	H: 3 LOB: 1 BB: 0 P: 6	R: 0 E: 0 K: 0 S: 3	H: 0 LOB: 0 BB: 0 P: 3	R: 0 E: 0 K: 1 S: 5	H: 0 LOB: 2 BB: 2 P: 13	R: 0 E: 0 K: 3 S: 9	H: 0 LOB: 0 BB: 0 P: 9	1B: 8 2B: 1 3B: 0 HR: 2	SF: 0 SAC: 0 DP: 4 HBP: 0	WP: 0 PB: 0 SB: 0 CS: 0	PA: 36
PITCHER	IP	WLS	BF	H	R	ER	SO	BB	IBB	HBP	BLK	WP	HR	S	P	ERA	WHIP					
Steve Mura, R ERA: 3.75 (1, 1)	5.2	W	24	11	4	4	1	0	0	0	0	0	0	25	29	6.35	2.118					
Jim Kaat, L ERA: 4.52 (6, 1)	1.1		4	0	0	0	0	0	0	0	0	0	0	4	4	0.00	0.000					
Bruce Sutter, R ERA: 3.23 (8, 1)	2.0	S	8	0	0	0	4	2	0	0	0	0	0	14	22	0.00	1.000					

St. Louis Cardinals @ San Francisco Giants
Candlestick Park, San Francisco, CA
Wed May 26 1982, 6:33 AM EDT
Att: 6,187 - Sunny - 73 F

AB	33
R	4
H	11
RBI	4
BB	3
SO	5
LOB	14



Batter	1	2	3	4	5	6	7	8	9	AB	R	H	RBI	BB	SO	LOB	TOP					
Alan Wiggins, S OBP: 0.385, SLG: 0.375 (1, 7)										5	1	2	0	0	0	2						
Gene Richards, L OBP: 0.306, SLG: 0.329 (1, 3)										5	0	0	0	0	0	5						
Garry Templeton, S OBP: 0.275, SLG: 0.345 (1, 6)										4	0	0	0	0	0	1						
Ruppert Jones, L OBP: 0.452, SLG: 0.534 (1, 8)										2	1	1	1	2	0	0						
Sixto Lezcano, R OBP: 0.343, SLG: 0.452 (1, 9)										4	0	2	1	0	0	1						
Terry Kennedy, L OBP: 0.277, SLG: 0.415 (1, 2)										4	0	1	0	0	0	4						
Luis Salazar, R OBP: 0.248, SLG: 0.291 (1, 5)										4	0	0	0	0	0	2						
Tim Flannery, L OBP: 0.333, SLG: 0.386 (1, 4)										4	0	1	0	0	0	0						
Juan Eichelberger, R OBP: 0.115, SLG: 0.160 Broderick Perkins, L OBP: 0.342, SLG: 0.323 (9, PH)										3	0	1	0	0	0	0						
										1	0	0	0	0	0	1						
Inning Stats	R: 0 E: 0 K: 0 S: 3	H: 0 LOB: 0 BB: 0 P: 3	R: 0 E: 0 K: 0 S: 4	H: 1 LOB: 1 BB: 0 P: 4	R: 0 E: 1 K: 0 S: 4	H: 1 LOB: 1 BB: 0 P: 4	R: 0 E: 0 K: 0 S: 3	H: 0 LOB: 0 BB: 0 P: 7	R: 0 E: 0 K: 0 S: 3	H: 0 LOB: 0 BB: 0 P: 3	R: 1 E: 0 K: 0 S: 5	H: 2 LOB: 2 BB: 0 P: 9	R: 0 E: 1 K: 0 S: 5	H: 1 LOB: 2 BB: 0 P: 5	R: 1 E: 0 K: 0 S: 5	H: 2 LOB: 1 BB: 0 P: 5	R: 0 E: 0 K: 0 S: 4	H: 1 LOB: 1 BB: 0 P: 4	1B: 7 2B: 0 3B: 0 HR: 1	SF: 0 SAC: 0 DP: 0 HBP: 0	WP: 1 PB: 0 SB: 1 CS: 0	PA: 38
PITCHER	IP WLS BF H R ER SO BB IBB HBP BLK WP HR S P ERA WHIP																					
Bob Forsch, R ERA: 4.04 Bruce Sutter, R ERA: 3.09	(1, 1) 7.2 W 33 7 2 2 0 2 2 0 0 0 1 1 31 39 2.35 1.174																					
(8, 1) 1.1 S 5 1 0 0 0 0 0 0 0 0 0 0 5 5 0.00 0.750																						

San Diego Padres @ St. Louis Cardinals
 Busch Stadium, St. Louis, MO
 Fri May 28 1982, 7:05 PM CDT
 Att: 31,733 - Unknown

AB	36
R	2
H	8
RBI	2
BB	2
SO	0
LOB	16



Batter	1	2	3	4	5	6	7	8	9	AB	R	H	RBI	BB	SO	LOB	BOTTOM			
Ozzie Smith, S OBP: 0.333, SLG: 0.379 (1, 6)										4	0	0	0	0	0	0				
Willie McGee, S OBP: 0.378, SLG: 0.519 (1, 8)										3	3	2	0	1	0	0				
Lonnie Smith, R OBP: 0.394, SLG: 0.478 (1, 7)										4	0	1	2	0	0	1				
Keith Hernandez, L OBP: 0.410, SLG: 0.374 (1, 3)										2	1	1	1	1	0	0				
Ken Oberkfell, L OBP: 0.355, SLG: 0.336 (1, 5)										4	1	0	0	0	0	4				
David Green, R OBP: 0.324, SLG: 0.403 (1, 9)										4	0	1	1	0	2	3				
Orlando Sanchez, L OBP: 0.143, SLG: 0.077 (1, 2)										3	0	0	0	0	0	2				
Mike Ramsey, S OBP: 0.386, SLG: 0.446 (1, 4)										2	0	0	1	0	0	0				
Bob Forsch, R OBP: 0.258, SLG: 0.323 Bruce Sutter, R ERA: 3.09										3	0	0	0	0	1	1				
										0	0	0	0	0	0	0				
Inning Stats	R: 1 E: 0 K: 0 S: 4	H: 1 LOB: 0 BB: 0 P: 4	R: 0 E: 0 K: 0 S: 3	H: 0 LOB: 0 BB: 0 P: 3	R: 0 E: 0 K: 0 S: 3	H: 0 LOB: 0 BB: 0 P: 3	R: 1 E: 1 K: 1 S: 7	H: 1 LOB: 1 BB: 0 P: 7	R: 0 E: 0 K: 0 S: 3	H: 0 LOB: 0 BB: 0 P: 3	R: 0 E: 0 K: 0 S: 3	H: 0 LOB: 0 BB: 0 P: 3	R: 2 E: 0 K: 1 S: 8	H: 2 LOB: 1 BB: 0 P: 8	R: 1 E: 1 K: 1 S: 6	H: 1 LOB: 2 BB: 2 P: 14	1B: 3 2B: 1 3B: 1 HR: 0	SF: 1 SAC: 1 DP: 0 HBP: 0	WP: 0 PB: 0 SB: 1 CS: 0	PA: 33
PITCHER	IP WLS BF H R ER SO BB IBB HBP BLK WP HR S P ERA WHIP																			
Juan Eichelberger, R ERA: 4.46	(1, 1) 8.0 L 33 5 5 4 3 2 0 0 0 0 0 0 37 45 4.50 0.875																			

San Diego Padres @ St. Louis Cardinals
 Busch Stadium, St. Louis, MO
 Fri May 28 1982, 7:05 PM CDT
 Att: 31,733 - Unknown

AB	29
R	5
H	5
RBI	5
BB	2
SO	3
LOB	11



Batter	1	2	3	4	5	6	7	8	9	10	AB	R	H	RBI	BB	SO	LOB	TOP									
Alan Wiggins, S OBP: 0.381, SLG: 0.365 (1, 7)	F9		FC5-4			SH3		F9		1B 2B 1B	4	1	1	0	0	0	3	San Diego Padres @ St. Louis Cardinals Busch Stadium, St. Louis, MO Sun May 30 1982, 3:33 AM CDT Att: 32,410 - Unknown livebaseballscorecards.com									
Gene Richards, L OBP: 0.309, SLG: 0.322 (1, 3)	E4		4-3			L4-6 1B 1B		F7		2B 1B FC6-2	5	0	2	0	0	0	3										
Gary Templeton, S OBP: 0.271, SLG: 0.345 Mario Ramirez, R OBP: 0.384, SLG: 0.455 Joe Lefebvre, L OBP: 0.293, SLG: 0.306 Tim Flannery, L OBP: 0.346, SLG: 0.417 (1, 6) (5, 6) (10, PH) (10, 4)	G6-4-3			5-3				K		FC6-2 FC6-4 2B	2	0	0	0	0	0	1										
Ruppert Jones, L OBP: 0.452, SLG: 0.535 (1, 8)		G4-6-3 3B		P5		L4-6 1B		G3		FC6-4 FC6-2 IBB	4	1	1	0	1	0	2										
Sixto Lezcano, R OBP: 0.337, SLG: 0.432 (1, 9)		G4-6-3 BB		5-3				L3		FC6-2 FC6-4	4	0	0	0	1	0	3										
Luis Salazar, R OBP: 0.241, SLG: 0.281 (1, 5)		G4-6-3			K			F9		FC6-4 3B 1B	5	1	1	1	0	1	3										
Jerry Manuel, S OBP: 0.333, SLG: 0.600 (1, 4) (10, 6)		G3			F8			L6		6-3	5	0	1	1	0	0	2										
Steve Swisher, R OBP: 0.222, SLG: 0.333 Dave Edwards, R OBP: 0.211, SLG: 0.263 Terry Kennedy, L OBP: 0.280, SLG: 0.411 (1, 2) (8, PR) (8, 2)				F8		F8					3	0	1	0	0	0	0										
Tim Lollar, L OBP: 0.379, SLG: 0.571 Gary Lucas, L OBP: 0.280, SLG: 0.411 Floyd Chiffer, R OBP: 0.280, SLG: 0.411 (1, 1) (7, 1) (10, 1)								SH 2B		IBB K	2	1	2	0	0	0	0										
Inning Stats	R: 0 E: 1 K: 0 S: 3	H: 0 LOB: 0 BB: 0 P: 3	R: 1 E: 0 K: 0 S: 3	H: 1 LOB: 0 BB: 1 P: 7	R: 0 E: 1 K: 0 S: 4	H: 1 LOB: 1 BB: 0 P: 4	R: 0 E: 0 K: 0 S: 3	H: 0 LOB: 0 BB: 0 P: 3	R: 0 E: 0 K: 1 S: 5	H: 0 LOB: 0 BB: 0 P: 5	R: 1 E: 0 K: 0 S: 5	H: 3 LOB: 1 BB: 0 P: 5	R: 0 E: 0 K: 0 S: 3	H: 0 LOB: 0 BB: 0 P: 3	R: 0 E: 1 K: 1 S: 7	H: 1 LOB: 2 BB: 0 P: 7	R: 1 E: 0 K: 1 S: 7		H: 2 LOB: 2 BB: 1 P: 11	R: 2 E: 0 K: 0 S: 6	H: 3 LOB: 2 BB: 1 P: 10	1B: 7 2B: 3 3B: 2 HR: 0	SF: 0 SAC: 2 DP: 3 HBP: 0	WP: 0 PA: 43			
PITCHER	IP 8.0	WLS 30	BF 6	H 2	R 2	ER 2	SO 2	BB 1	IBB 0	HBP 0	BLK 0	WP 0	HR 0	S 33	P 37	ERA 2.25	WHIP 0.875										
Dave LaPoint, L ERA: 3.35 (1, 1)	1.0	6	2	1	1	1	0	1	0	0	0	0	0	7	11	9.00	2.000										
Doug Bair, R ERA: 1.86 (9, 1)	1.0	W	7	3	2	2	0	0	1	0	0	0	0	6	10	18.00	3.000										
Bruce Sutter, R ERA: 3.55 (10, 1)																											

Batter	1	2	3	4	5	6	7	8	9	10	AB	R	H	RBI	BB	SO	LOB	BOTTOM									
Ozzie Smith, S OBP: 0.328, SLG: 0.376 (1, 6)	K			F9		F2		FC5-4		G3	5	0	0	0	0	1	3	San Diego Padres @ St. Louis Cardinals Busch Stadium, St. Louis, MO Sun May 30 1982, 3:33 AM CDT Att: 32,410 - Unknown livebaseballscorecards.com									
Willie McGee, S OBP: 0.353, SLG: 0.469 Orlando Sanchez, L OBP: 0.196, SLG: 0.069 (1, 8) (9, 2)	5-3			K				K		4-3	4	0	1	0	0	2	1										
Keith Hernandez, L OBP: 0.397, SLG: 0.361 (1, 3)	F8			F8		F8				L8	5	1	1	0	0	0	1										
George Hendrick, R OBP: 0.329, SLG: 0.481 (1, 9)		L7			6-3			6-3		1B 2B 1B	5	2	2	0	0	0	0										
Lonnie Smith, R OBP: 0.396, SLG: 0.490 (1, 7)		F8			E S BB			6-3		1B 2B 1B	4	2	2	2	1	0	0										
Mike Ramsey, S OBP: 0.410, SLG: 0.472 (1, 4)		F8			K					5-3 HBP 1B	5	1	2	1	0	1	3										
Julio Gonzalez, R OBP: 0.260, SLG: 0.333 (1, 5)				P6				K		E5 1B	3	0	0	1	1	2											
Glenn Brummer, R OBP: 0.375, SLG: 0.500 David Green, R OBP: 0.342, SLG: 0.421 (1, 2) (8, PH) (9, 8)				F7							2	0	1	0	0	0	2										
Dane Iorg, L OBP: 0.362, SLG: 0.341 (10, PH)				B1-6-4 1B				FC5-4 1B		IBB 1B	1	0	1	1	0	0	0										
Dave LaPoint, L OBP: 0.143, SLG: 0.143 Tito Landrum, R OBP: 0.354, SLG: 0.455 Doug Bair, R OBP: 0.333, SLG: 0.336 Tom Herr, S OBP: 0.333, SLG: 0.336 Bruce Sutter, R OBP: 0.333, SLG: 0.336 (1, 1) (8, PH) (9, PH) (10, 1)				B1-6-4		K		F9		SF7	2	0	0	0	0	1	1										
Inning Stats	R: 0 E: 0 K: 1 S: 5	H: 0 LOB: 0 BB: 0 P: 5	R: 0 E: 0 K: 0 S: 3	H: 0 LOB: 0 BB: 0 P: 3	R: 0 E: 0 K: 0 S: 3	H: 1 LOB: 0 BB: 0 P: 3	R: 0 E: 0 K: 1 S: 5	H: 0 LOB: 0 BB: 0 P: 5	R: 0 E: 0 K: 1 S: 5	H: 0 LOB: 1 BB: 0 P: 6	R: 0 E: 0 K: 1 S: 6	H: 1 LOB: 1 BB: 0 P: 6	R: 0 E: 0 K: 0 S: 6	H: 1 LOB: 1 BB: 0 P: 6	R: 3 E: 1 K: 0 S: 7	H: 3 LOB: 2 BB: 1 P: 11	R: 3 E: 0 K: 0 S: 6	H: 4 LOB: 2 BB: 0 P: 7	1B: 8 2B: 3 3B: 0 HR: 0	SF: 1 SAC: 0 DP: 1 HBP: 1	WP: 0 PA: 44						
PITCHER	IP 6.2	WLS 24	BF 3	H 0	R 0	ER 0	SO 4	BB 2	IBB 0	HBP 0	BLK 0	WP 0	HR 0	S 30	P 38	ERA 0.00	WHIP 0.750										
Tim Lollar, L ERA: 2.35 (7, 1)	3.0	L	19	7	6	5	2	0	1	1	0	0	0	21	26	15.00	2.333										
Floyd Chiffer, R ERA: 2.37 (10, 1)	0.0	1	1	0	0	0	0	0	0	0	0	0	0	1	1												



Batter	1	2	3	4	5	6	7	8	9	10	11	AB	R	H	RBI	BB	SO	LOB	TOP		
Duane Kuiper, L <small>OBP: 0.425, SLG: 0.408</small> 												5	1	2	0	0	0	0			
Jim Wohlford, R <small>OBP: 0.400, SLG: 0.500</small> 												5	1	1	1	0	0	1			
Chili Davis, S <small>OBP: 0.327, SLG: 0.383</small> 												5	0	0	0	0	3	4			
Reggie Smith, S <small>OBP: 0.330, SLG: 0.431</small> Dave Bergman, L <small>OBP: 0.339, SLG: 0.320</small> 												5	0	2	2	0	0	0			
Darrell Evans, L <small>OBP: 0.353, SLG: 0.385</small> 												5	1	2	0	0	0	1			
Milt May, L <small>OBP: 0.333, SLG: 0.390</small> 												3	0	1	0	2	0	2			
Max Venable, L <small>OBP: 0.182, SLG: 0.100</small> Jack Clark, R <small>OBP: 0.330, SLG: 0.436</small> 												3	0	0	0	1	1	4			
Johnnie LeMaster, R <small>OBP: 0.269, SLG: 0.261</small> 												5	0	0	0	0	1	5			
Atlee Hammaker, S <small>OBP: 0.083, SLG: 0.083</small> Champ Summers, L <small>OBP: 0.306, SLG: 0.338</small> Greg Minton, S <small>OBP: 0.197, SLG: 0.333</small> Gary Lavelle, S <small>OBP: 0.197, SLG: 0.333</small> 												2	1	1	0	0	0	0			
Inning Stats <small>R: 0, H: 0, E: 0, K: 1, S: 5</small>	<small>H: 0, LOB: 0, BB: 0, P: 5</small>	<small>R: 0, H: 0, E: 0, K: 0, S: 3</small>	<small>H: 0, LOB: 1, BB: 1, P: 7</small>	<small>R: 3, H: 4, E: 1, K: 1, S: 9</small>	<small>H: 1, LOB: 0, BB: 0, P: 5</small>	<small>R: 0, H: 0, E: 0, K: 0, S: 3</small>	<small>H: 0, LOB: 0, BB: 1, P: 6</small>	<small>R: 0, H: 1, E: 0, K: 0, S: 4</small>	<small>H: 1, LOB: 2, BB: 1, P: 10</small>	<small>R: 0, H: 0, E: 1, K: 1, S: 6</small>	<small>H: 3, LOB: 2, BB: 0, P: 8</small>	<small>1B: 9, 2B: 1, 3B: 0, HR: 0</small>	<small>SF: 0, SAC: 0, DP: 1, HBP: 0</small>	<small>WP: 0, PB: 0, SB: 0, CS: 1</small>	<small>PA: 45</small>						
PITCHER <small>ERA: 3.38</small> Bruce Sutter, R <small>ERA: 3.34</small> Jim Kaat, L <small>ERA: 5.06</small> Doug Bair, R <small>ERA: 1.82</small>	<small>IP: 8.0, WLS: 2.0, BF: 30, H: 6, R: 3, ER: 3, SO: 3, BB: 2, IBB: 1, HBP: 0, BLK: 0, WP: 0, HR: 0, S: 34, P: 42, ERA: 3.38, WHIP: 1.000</small>	<small>IP: 0.1, WLS: L, BF: 3, H: 2, R: 1, ER: 1, SO: 0, BB: 0, IBB: 0, HBP: 0, BLK: 0, WP: 0, HR: 0, S: 3, P: 3, ERA: 27.00, WHIP: 6.000</small>	<small>IP: 0.2, WLS: S, BF: 3, H: 1, R: 0, ER: 0, SO: 1, BB: 0, IBB: 0, HBP: 0, BLK: 0, WP: 0, HR: 0, S: 5, P: 5, ERA: 0.00, WHIP: 1.500</small>	PITCHER <small>IP: 0.0, WLS: 0.0, BF: 0, H: 0, R: 0, ER: 0, SO: 0, BB: 0, IBB: 0, HBP: 0, BLK: 0, WP: 0, HR: 0, S: 0, P: 0, ERA: 0.00, WHIP: 0.000</small>	<small>IP: 0.0, WLS: 0.0, BF: 0, H: 0, R: 0, ER: 0, SO: 0, BB: 0, IBB: 0, HBP: 0, BLK: 0, WP: 0, HR: 0, S: 0, P: 0, ERA: 0.00, WHIP: 0.000</small>	<small>IP: 0.0, WLS: 0.0, BF: 0, H: 0, R: 0, ER: 0, SO: 0, BB: 0, IBB: 0, HBP: 0, BLK: 0, WP: 0, HR: 0, S: 0, P: 0, ERA: 0.00, WHIP: 0.000</small>	<small>IP: 0.0, WLS: 0.0, BF: 0, H: 0, R: 0, ER: 0, SO: 0, BB: 0, IBB: 0, HBP: 0, BLK: 0, WP: 0, HR: 0, S: 0, P: 0, ERA: 0.00, WHIP: 0.000</small>	<small>IP: 0.0, WLS: 0.0, BF: 0, H: 0, R: 0, ER: 0, SO: 0, BB: 0, IBB: 0, HBP: 0, BLK: 0, WP: 0, HR: 0, S: 0, P: 0, ERA: 0.00, WHIP: 0.000</small>	<small>IP: 0.0, WLS: 0.0, BF: 0, H: 0, R: 0, ER: 0, SO: 0, BB: 0, IBB: 0, HBP: 0, BLK: 0, WP: 0, HR: 0, S: 0, P: 0, ERA: 0.00, WHIP: 0.000</small>	<small>IP: 0.0, WLS: 0.0, BF: 0, H: 0, R: 0, ER: 0, SO: 0, BB: 0, IBB: 0, HBP: 0, BLK: 0, WP: 0, HR: 0, S: 0, P: 0, ERA: 0.00, WHIP: 0.000</small>	<small>IP: 0.0, WLS: 0.0, BF: 0, H: 0, R: 0, ER: 0, SO: 0, BB: 0, IBB: 0, HBP: 0, BLK: 0, WP: 0, HR: 0, S: 0, P: 0, ERA: 0.00, WHIP: 0.000</small>	<small>IP: 0.0, WLS: 0.0, BF: 0, H: 0, R: 0, ER: 0, SO: 0, BB: 0, IBB: 0, HBP: 0, BLK: 0, WP: 0, HR: 0, S: 0, P: 0, ERA: 0.00, WHIP: 0.000</small>	<small>IP: 0.0, WLS: 0.0, BF: 0, H: 0, R: 0, ER: 0, SO: 0, BB: 0, IBB: 0, HBP: 0, BLK: 0, WP: 0, HR: 0, S: 0, P: 0, ERA: 0.00, WHIP: 0.000</small>	<small>IP: 0.0, WLS: 0.0, BF: 0, H: 0, R: 0, ER: 0, SO: 0, BB: 0, IBB: 0, HBP: 0, BLK: 0, WP: 0, HR: 0, S: 0, P: 0, ERA: 0.00, WHIP: 0.000</small>	<small>IP: 0.0, WLS: 0.0, BF: 0, H: 0, R: 0, ER: 0, SO: 0, BB: 0, IBB: 0, HBP: 0, BLK: 0, WP: 0, HR: 0, S: 0, P: 0, ERA: 0.00, WHIP: 0.000</small>	<small>IP: 0.0, WLS: 0.0, BF: 0, H: 0, R: 0, ER: 0, SO: 0, BB: 0, IBB: 0, HBP: 0, BLK: 0, WP: 0, HR: 0, S: 0, P: 0, ERA: 0.00, WHIP: 0.000</small>	<small>IP: 0.0, WLS: 0.0, BF: 0, H: 0, R: 0, ER: 0, SO: 0, BB: 0, IBB: 0, HBP: 0, BLK: 0, WP: 0, HR: 0, S: 0, P: 0, ERA: 0.00, WHIP: 0.000</small>	<small>IP: 0.0, WLS: 0.0, BF: 0, H: 0, R: 0, ER: 0, SO: 0, BB: 0, IBB: 0, HBP: 0, BLK: 0, WP: 0, HR: 0, S: 0, P: 0, ERA: 0.00, WHIP: 0.000</small>	<small>IP: 0.0, WLS: 0.0, BF: 0, H: 0, R: 0, ER: 0, SO: 0, BB: 0, IBB: 0, HBP: 0, BLK: 0, WP: 0, HR: 0, S: 0, P: 0, ERA: 0.00, WHIP: 0.000</small>	<small>IP: 0.0, WLS: 0.0, BF: 0, H: 0, R: 0, ER: 0, SO: 0, BB: 0, IBB: 0, HBP: 0, BLK: 0, WP: 0, HR: 0, S: 0, P: 0, ERA: 0.00, WHIP: 0.000</small>	<small>IP: 0.0, WLS: 0.0, BF: 0, H: 0, R: 0, ER: 0, SO: 0, BB: 0, IBB: 0, HBP: 0, BLK: 0, WP: 0, HR: 0, S: 0, P: 0, ERA: 0.00, WHIP: 0.000</small>
Ozzie Smith, S <small>OBP: 0.337, SLG: 0.382</small> 												3	1	1	0	1	1	0			
Willie McCee, S <small>OBP: 0.409, SLG: 0.500</small> Doug Bair, R <small>OBP: 0.337, SLG: 0.382</small> 												5	1	2	1	0	0	2			
Keith Hernandez, L <small>OBP: 0.389, SLG: 0.358</small> 												5	0	1	0	0	2	4			
George Hendrick, R <small>OBP: 0.329, SLG: 0.479</small> Bruce Sutter, R <small>OBP: 0.329, SLG: 0.479</small> Jim Kaat, L <small>OBP: 0.329, SLG: 0.479</small> 												4	0	1	0	0	1	3			
Tito Landrum, R <small>OBP: 0.373, SLG: 0.468</small> Steve Braun, L <small>OBP: 0.368, SLG: 0.281</small> Lonnie Smith, R <small>OBP: 0.390, SLG: 0.475</small> 												5	0	1	2	0	1	2			
Mike Ramsey, S <small>OBP: 0.402, SLG: 0.436</small> Dane Iorg, L <small>OBP: 0.388, SLG: 0.341</small> Julio Gonzalez, R <small>OBP: 0.260, SLG: 0.333</small> 												3	0	0	0	1	1	0			
Ken Oberkfell, L <small>OBP: 0.336, SLG: 0.317</small> 												5	0	0	0	0	2	4			
Glenn Brummer, R <small>OBP: 0.321, SLG: 0.429</small> 												4	0	0	0	1	0				
John Stuper, R <small>OBP: 0.333, SLG: 1.000</small> David Green, R <small>OBP: 0.338, SLG: 0.416</small> 												3	1	1	0	0	2	0			
Inning Stats <small>R: 2, H: 3, E: 1, K: 2, S: 10</small>	<small>H: 3, LOB: 2, BB: 1, P: 14</small>	<small>R: 0, H: 0, E: 0, K: 1, S: 5</small>	<small>H: 0, LOB: 0, BB: 0, P: 5</small>	<small>R: 0, H: 2, E: 0, K: 1, S: 6</small>	<small>H: 0, LOB: 0, BB: 0, P: 6</small>	<small>R: 0, H: 0, E: 0, K: 1, S: 5</small>	<small>H: 0, LOB: 0, BB: 0, P: 5</small>	<small>R: 0, H: 0, E: 0, K: 0, S: 3</small>	<small>H: 0, LOB: 0, BB: 1, P: 6</small>	<small>R: 0, H: 1, E: 0, K: 1, S: 6</small>	<small>H: 0, LOB: 0, BB: 0, P: 9</small>	<small>R: 0, H: 0, E: 0, K: 1, S: 5</small>	<small>H: 0, LOB: 1, BB: 2, P: 13</small>	<small>1B: 4, 2B: 2, 3B: 1, HR: 0</small>	<small>SF: 0, SAC: 0, DP: 0, HBP: 1</small>	<small>WP: 1, PB: 0, SB: 3, CS: 1</small>	<small>PA: 43</small>				
PITCHER <small>ERA: 5.77</small> Greg Minton, R <small>ERA: 1.99</small> Gary Lavelle, L <small>ERA: 2.5</small>	<small>IP: 7.0, WLS: 3.2, BF: 27, H: 6, R: 3, ER: 3, SO: 6, BB: 0, IBB: 3, HBP: 0, BLK: 0, WP: 0, HR: 0, S: 37, P: 42, ERA: 3.86, WHIP: 0.857</small>	<small>IP: 3.2, WLS: W, BF: 15, H: 1, R: 0, ER: 0, SO: 5, BB: 3, IBB: 0, HBP: 0, BLK: 0, WP: 1, HR: 0, S: 22, P: 34, ERA: 0.00, WHIP: 1.091</small>	<small>IP: 0.1, WLS: S, BF: 1, H: 0, R: 0, ER: 0, SO: 1, BB: 0, IBB: 0, HBP: 0, BLK: 0, WP: 0, HR: 0, S: 3, P: 3, ERA: 0.00, WHIP: 0.000</small>	PITCHER <small>IP: 0.0, WLS: 0.0, BF: 0, H: 0, R: 0, ER: 0, SO: 0, BB: 0, IBB: 0, HBP: 0, BLK: 0, WP: 0, HR: 0, S: 0, P: 0, ERA: 0.00, WHIP: 0.000</small>	<small>IP: 0.0, WLS: 0.0, BF: 0, H: 0, R: 0, ER: 0, SO: 0, BB: 0, IBB: 0, HBP: 0, BLK: 0, WP: 0, HR: 0, S: 0, P: 0, ERA: 0.00, WHIP: 0.000</small>	<small>IP: 0.0, WLS: 0.0, BF: 0, H: 0, R: 0, ER: 0, SO: 0, BB: 0, IBB: 0, HBP: 0, BLK: 0, WP: 0, HR: 0, S: 0, P: 0, ERA: 0.00, WHIP: 0.000</small>	<small>IP: 0.0, WLS: 0.0, BF: 0, H: 0, R: 0, ER: 0, SO: 0, BB: 0, IBB: 0, HBP: 0, BLK: 0, WP: 0, HR: 0, S: 0, P: 0, ERA: 0.00, WHIP: 0.000</small>	<small>IP: 0.0, WLS: 0.0, BF: 0, H: 0, R: 0, ER: 0, SO: 0, BB: 0, IBB: 0, HBP: 0, BLK: 0, WP: 0, HR: 0, S: 0, P: 0, ERA: 0.00, WHIP: 0.000</small>	<small>IP: 0.0, WLS: 0.0, BF: 0, H: 0, R: 0, ER: 0, SO: 0, BB: 0, IBB: 0, HBP: 0, BLK: 0, WP: 0, HR: 0, S: 0, P: 0, ERA: 0.00, WHIP: 0.000</small>	<small>IP: 0.0, WLS: 0.0, BF: 0, H: 0, R: 0, ER: 0, SO: 0, BB: 0, IBB: 0, HBP: 0, BLK: 0, WP: 0, HR: 0, S: 0, P: 0, ERA: 0.00, WHIP: 0.000</small>	<small>IP: 0.0, WLS: 0.0, BF: 0, H: 0, R: 0, ER: 0, SO: 0, BB: 0, IBB: 0, HBP: 0, BLK: 0, WP: 0, HR: 0, S: 0, P: 0, ERA: 0.00, WHIP: 0.000</small>	<small>IP: 0.0, WLS: 0.0, BF: 0, H: 0, R: 0, ER: 0, SO: 0, BB: 0, IBB: 0, HBP: 0, BLK: 0, WP: 0, HR: 0, S: 0, P: 0, ERA: 0.00, WHIP: 0.000</small>	<small>IP: 0.0, WLS: 0.0, BF: 0, H: 0, R: 0, ER: 0, SO: 0, BB: 0, IBB: 0, HBP: 0, BLK: 0, WP: 0, HR: 0, S: 0, P: 0, ERA: 0.00, WHIP: 0.000</small>	<small>IP: 0.0, WLS: 0.0, BF: 0, H: 0, R: 0, ER: 0, SO: 0, BB: 0, IBB: 0, HBP: 0, BLK: 0, WP: 0, HR: 0, S: 0, P: 0, ERA: 0.00, WHIP: 0.000</small>	<small>IP: 0.0, WLS: 0.0, BF: 0, H: 0, R: 0, ER: 0, SO: 0, BB: 0, IBB: 0, HBP: 0, BLK: 0, WP: 0, HR: 0, S: 0, P: 0, ERA: 0.00, WHIP: 0.000</small>	<small>IP: 0.0, WLS: 0.0, BF: 0, H: 0, R: 0, ER: 0, SO: 0, BB: 0, IBB: 0, HBP: 0, BLK: 0, WP: 0, HR: 0, S: 0, P: 0, ERA: 0.00, WHIP: 0.000</small>	<small>IP: 0.0, WLS: 0.0, BF: 0, H: 0, R: 0, ER: 0, SO: 0, BB: 0, IBB: 0, HBP: 0, BLK: 0, WP: 0, HR: 0, S: 0, P: 0, ERA: 0.00, WHIP: 0.000</small>	<small>IP: 0.0, WLS: 0.0, BF: 0, H: 0, R: 0, ER: 0, SO: 0, BB: 0, IBB: 0, HBP: 0, BLK: 0, WP: 0, HR: 0, S: 0, P: 0, ERA: 0.00, WHIP: 0.000</small>	<small>IP: 0.0, WLS: 0.0, BF: 0, H: 0, R: 0, ER: 0, SO: 0, BB: 0, IBB: 0, HBP: 0, BLK: 0, WP: 0, HR: 0, S: 0, P: 0, ERA: 0.00, WHIP: 0.000</small>	<small>IP: 0.0, WLS: 0.0, BF: 0, H: 0, R: 0, ER: 0, SO: 0, BB: 0, IBB: 0, HBP: 0, BLK: 0, WP: 0, HR: 0, S: 0, P: 0, ERA: 0.00, WHIP: 0.000</small>	

San Francisco Giants @ St. Louis Cardinals
 Busch Stadium, St. Louis, MO
 Tue Jun 01 1982, 7:05 PM CDT
 Att: 15,964 - Unknown

AB 42
 R 4
 H 10
 RBI 4
 BB 3
 SO 6
 LOB 19



San Francisco Giants @ St. Louis Cardinals
 Busch Stadium, St. Louis, MO
 Tue Jun 01 1982, 7:05 PM CDT
 Att: 15,964 - Unknown

AB 38
 R 3
 H 7
 RBI 3
 BB 4
 SO 12
 LOB 15



Batter	1	2	3	4	5	6	7	8	9	AB	R	H	RBI	BB	SO	LOB	TOP					
Duane Kuiper, L (1.4) OBP: 0.418, SLG: 0.400	0-0 6-3			0-0 FC3-6 1B		0-0 6-3		0-0 F7		4	0	1	0	0	0	0	San Francisco Giants @ St. Louis Cardinals Busch Stadium, St. Louis, MO Wed Jun 02 1982, 7:05 PM CDT Att: 13,977 - Unknown					
Jim Wohlford, R (1.7) OBP: 0.395, SLG: 0.481	0-0 F8			0-0 FC3-6 1B 1-2		0-0 1-5-3		0-0 4-3		4	0	0	0	0	0	1						
Chili Davis, S (1.8) OBP: 0.326, SLG: 0.377	0-0 F7			0-0 P6		4-0 1B BB		0-0 F7		3	0	0	0	1	0	1						
Reggie Smith, S (1.3)		0-0 F7		0-0 1-3 1B		0-0 1-3 1B			0-0 6-3	4	0	2	0	0	0	0						
Jack Clark, R (1.9) OBP: 0.322, SLG: 0.425		0-3 K		0-3 K		0-0 L8			0-0 F3	4	0	0	0	0	2	4						
Darrell Evans, L (1.5) OBP: 0.351, SLG: 0.388		0-0 F8			0-0 F9		0-0 4-3		0-0 2B	4	0	1	0	0	0	0						
Milt May, L (1.2) OBP: 0.331, SLG: 0.385			0-0 4-3		0-0 1B		0-0 6-3		0-0 4-3	4	0	1	0	0	0	1						
Johnnie LeMaster, R (1.6) OBP: 0.270, SLG: 0.263			0-0 P4		0-0 L5		0-0 1B			3	0	1	0	0	0	1						
Bill Laskey, R (1.1) OBP: 0.087, SLG: 0.087			0-0 4-3		0-3 K		0-0 6-3			3	0	0	0	0	1	2						
Inning Stats	R: 0 E: 0 K: 0 S: 3	H: 0 LOB: 0 BB: 0 P: 3	R: 0 E: 0 K: 1 S: 5	H: 0 LOB: 0 BB: 0 P: 5	R: 0 E: 0 K: 0 S: 3	H: 0 LOB: 0 BB: 0 P: 3	R: 0 E: 0 K: 1 S: 7	H: 2 LOB: 2 BB: 0 P: 7	R: 0 E: 0 K: 1 S: 6	H: 1 LOB: 1 BB: 0 P: 6	R: 0 E: 0 K: 0 S: 4	H: 1 LOB: 1 BB: 0 P: 8	R: 0 E: 0 K: 0 S: 4	H: 1 LOB: 1 BB: 0 P: 4	R: 0 E: 0 K: 0 S: 3	H: 0 LOB: 0 BB: 0 P: 3	R: 0 E: 0 K: 0 S: 4	H: 1 LOB: 1 BB: 0 P: 4	1B: 5 2B: 1 3B: 0 HR: 0	SF: 0 SAC: 0 DP: 0 HBP: 0	WP: 0 PB: 0 SB: 0 CS: 0	PA: 34
PITCHER Joaquin Andujar, R (1.1) ERA: 2.37	IP: 9.0 WLS: W BF: 34 H: 6 R: 0 ER: 0 SO: 3 BB: 1 IBB: 0 HBP: 0 BLK: 0 WP: 0 HR: 0 S: 39 P: 43 ERA: 0.00 WHIP: 0.778															PITCHER						

Batter	1	2	3	4	5	6	7	8	9	AB	R	H	RBI	BB	SO	LOB	BOTTOM			
Ozzie Smith, S (1.6) OBP: 0.344, SLG: 0.386	0-0 3-1 BLK 1B		4-0 G3 S 1B BB		0-0 G3		0-0 4-3		0-0 S 1B	3	1	2	0	1	0	1	San Francisco Giants @ St. Louis Cardinals Busch Stadium, St. Louis, MO Wed Jun 02 1982, 7:05 PM CDT Att: 13,977 - Unknown			
Willie McGee, S (1.8) OBP: 0.375, SLG: 0.457	0-0 L8		0-0 G3		0-0 4-3			0-3 K	4	0	0	0	0	1	4					
Keith Hernandez, L (1.3) OBP: 0.386, SLG: 0.356	0-0 3-1		0-0 1B		0-0 G3		0-0 G3		0-3 K	4	0	1	1	0	1	2				
George Hendrick, R (1.9) OBP: 0.321, SLG: 0.466	0-0 P6		0-0 5-3		0-0 1-3			0-3 K	4	0	0	0	0	1	3					
Dane Iorg, L (1.7) OBP: 0.377, SLG: 0.330		0-3 K		0-0 3-1		0-0 F8			0-0 F8	3	0	0	0	0	1	0				
Ken Oberkfell, L (1.5) OBP: 0.336, SLG: 0.326		0-0 3-1		0-3 K			0-0 F8 2B			3	0	1	0	0	1	0				
Mike Ramsey, S (1.4) OBP: 0.400, SLG: 0.432		0-0 S 1B		0-3 K			0-0 F8		2-3 F8	3	0	1	0	0	1	1				
Glenn Brummer, R (1.2) OBP: 0.290, SLG: 0.387		0-0 L8			0-0 F7			0-0 F9	3	0	0	0	0	0	2					
Joaquin Andujar, S (1.1) OBP: 0.194, SLG: 0.258			0-0 F9		0-0 3B			0-0 P6	3	0	1	0	0	0	1					
Inning Stats	R: 0 E: 0 K: 0 S: 4	H: 1 LOB: 1 BB: 0 P: 4	R: 0 E: 0 K: 1 S: 6	H: 1 LOB: 1 BB: 0 P: 6	R: 1 E: 0 K: 0 S: 4	H: 1 LOB: 1 BB: 1 P: 8	R: 0 E: 0 K: 2 S: 7	H: 0 LOB: 0 BB: 0 P: 7	R: 0 E: 0 K: 0 S: 4	H: 1 LOB: 1 BB: 0 P: 4	R: 0 E: 0 K: 0 S: 3	H: 0 LOB: 0 BB: 0 P: 3	R: 0 E: 0 K: 0 S: 4	H: 1 LOB: 1 BB: 0 P: 4	R: 0 E: 0 K: 3 S: 10	H: 1 LOB: 1 BB: 0 P: 10	1B: 4 2B: 1 3B: 1 HR: 0	SF: 0 SAC: 0 DP: 0 HBP: 0	WP: 0 PB: 0 SB: 4 CS: 0	PA: 31
PITCHER Bill Laskey, R (1.1) ERA: 2.09	IP: 8.0 WLS: L BF: 31 H: 6 R: 1 ER: 1 SO: 6 BB: 1 IBB: 0 HBP: 0 BLK: 1 WP: 0 HR: 0 S: 42 P: 46 ERA: 1.12 WHIP: 0.875															PITCHER				



Batter	1	2	3	4	5	6	7	8	9	AB	R	H	RBI	BB	SO	LOB	TOP			
Steve Sax, R OBP: 0.370, SLG: 0.361 (1, 4)	L3		6-3			F8		6-3		4	0	0	0	0	0	0				
Steve Garvey, R OBP: 0.264, SLG: 0.382 (1, 3)	5-3			2B					4-3	4	1	2	0	0	0	0				
Dusty Baker Jr., R OBP: 0.362, SLG: 0.480 (1, 7)				1B		F8			P4	3	1	1	1	1	0	1				
Pedro Guerrero, R OBP: 0.374, SLG: 0.563 (1, 8)	P4			1B		F9			P4	4	0	1	1	0	0	2				
Rick Monday, L OBP: 0.433, SLG: 0.493 (1, 9)		6-3				F7			4-3	3	0	0	0	0	0	1				
Ron Cey, R OBP: 0.313, SLG: 0.370 (1, 5)		F7				G5-4-3			5-3	3	0	0	0	0	0	1				
Mike Scioscia, L OBP: 0.333, SLG: 0.318 (1, 2)									L9	3	0	0	0	0	0	1				
Bill Russell, R OBP: 0.349, SLG: 0.315 (8, PH)										2	0	0	0	0	1	0				
Ron Roenicke, S OBP: 0.353, SLG: 0.417 (8, PH)			K						F2	1	0	0	0	0	0	0				
Mark Belanger, R OBP: 0.278, SLG: 0.294 (8, 6)										0	0	0	0	0	0	0				
Dave Stewart, R OBP: 0.182, SLG: 0.182 (6, 1)										2	0	0	0	0	1	0				
Terry Forster, L (6, 1)										0	0	0	0	0	0	0				
Ken Landreaux, L OBP: 0.331, SLG: 0.338 (8, PH)										1	0	0	0	0	1	0				
Alejandro Pena, R (8, 1)										0	0	0	0	0	0	0				
Inning Stats	R: 0 E: 0 K: 0 S: 3	H: 0 LOB: 1 BB: 1 P: 7	R: 0 E: 0 K: 1 S: 5	H: 0 LOB: 0 BB: 0 P: 5	R: 0 E: 0 K: 2 S: 7	H: 0 LOB: 0 BB: 0 P: 7	R: 2 E: 0 K: 0 S: 5	H: 3 LOB: 0 BB: 0 P: 5	R: 0 E: 0 K: 0 S: 4	H: 1 LOB: 1 BB: 0 P: 4	R: 0 E: 0 K: 0 S: 3	H: 0 LOB: 0 BB: 0 P: 3	R: 0 E: 0 K: 1 S: 5	H: 0 LOB: 0 BB: 0 P: 5	R: 0 E: 0 K: 0 S: 3	H: 0 LOB: 0 BB: 0 P: 3	1B: 2 2B: 2 3B: 0 HR: 0	SF: 0 SAC: 0 DP: 1 HBP: 0	WP: 0 PB: 0 SB: 1 CS: 0	PA: 31
PITCHER Bob Forsch, R ERA: 3.83 (1, 1)	IP: 9.0 WLS: W BF: 31 H: 4 R: 2 ER: 2 SO: 4 BB: 1 IBB: 0 HBP: 0 BLK: 0 WP: 0 HR: 0 S: 38 P: 42 ERA: 2.00 WHIP: 0.556																			

Los Angeles Dodgers @ St. Louis Cardinals
 Busch Stadium, St. Louis, MO
 Fri Jun 04 1982, 7:05 PM CDT
 Att: 25,415 - Unknown

AB	30
R	2
H	4
RBI	2
BB	1
SO	4
LOB	5



Batter	1	2	3	4	5	6	7	8	9	AB	R	H	RBI	BB	SO	LOB	BOTTOM	
Ozzie Smith, S OBP: 0.343, SLG: 0.394 (1, 6)	5-3			6-3		SF8		F3		4	1	1	0	0	0	0		
Willie McGee, S OBP: 0.346, SLG: 0.420 (1, 8)	P5			P6		F7		F8		4	0	0	0	0	0	1		
Lonnie Smith, R OBP: 0.387, SLG: 0.473 (1, 7)	P3			CS		SF8		P4		3	0	1	1	0	0	0		
Keith Hernandez, L OBP: 0.388, SLG: 0.369 (1, 3)				CS		HR			K	4	2	2	0	0	1	0		
George Hendrick, R OBP: 0.327, SLG: 0.490 (1, 9)										3	1	2	3	0	0	0		
Ken Oberkfell, L OBP: 0.325, SLG: 0.318 (1, 5)						HR				3	0	0	0	0	0	1		
Mike Ramsey, S OBP: 0.398, SLG: 0.429 (1, 4)										3	0	1	0	0	0	0		
Glenn Brummer, R OBP: 0.294, SLG: 0.412 (1, 2)										3	1	1	0	0	0	1		
Bob Forsch, R OBP: 0.242, SLG: 0.303 (1, 1)										2	0	0	1	0	0	1		
Inning Stats	R: 0 E: 0 K: 0 S: 3	H: 0 LOB: 0 BB: 0 P: 3	R: 0 E: 0 K: 0 S: 3	H: 0 LOB: 0 BB: 0 P: 3	R: 0 E: 0 K: 0 S: 3	H: 0 LOB: 0 BB: 0 P: 3	R: 2 E: 0 K: 0 S: 6	H: 3 LOB: 1 BB: 0 P: 6	R: 2 E: 0 K: 0 S: 6	H: 3 LOB: 1 BB: 0 P: 6	R: 1 E: 0 K: 0 S: 4	H: 1 LOB: 0 BB: 0 P: 4	R: 0 E: 0 K: 1 S: 5	H: 0 LOB: 0 BB: 0 P: 5	1B: 4 2B: 1 3B: 2 HR: 1	SF: 1 SAC: 1 DP: 0 HBP: 0	WP: 0 PB: 0 SB: 2 CS: 1	PA: 32
PITCHER Dave Stewart, R ERA: 5.23 (1, 1)	IP: 5.2 WLS: L BF: 23 H: 7 R: 4 ER: 4 SO: 0 BB: 0 IBB: 0 HBP: 0 BLK: 0 WP: 0 HR: 1 S: 23 P: 23 ERA: 6.35 WHIP: 1.235																	
Terry Forster, L ERA: 4.18 (6, 1)	1.1 5 1 1 1 0 0 0 0 0 0 0 5 5 6.75 0.750																	
Alejandro Pena, R ERA: 4.28 (8, 1)	1.0 3 0 0 0 0 1 0 0 0 0 0 5 5 0.00 0.000																	

Los Angeles Dodgers @ St. Louis Cardinals
 Busch Stadium, St. Louis, MO
 Fri Jun 04 1982, 7:05 PM CDT
 Att: 25,415 - Unknown

AB	29
R	5
H	8
RBI	5
BB	0
SO	1
LOB	4




Batter	1	2	3	4	5	6	7	8	9	AB	R	H	RBI	BB	SO	LOB	TOP								
Steve Sax, R (1,4) OBP: 0.367, SLG: 0.367	L6	6-3		1B			5-3		SF9	5	1	2	2	0	0	1									
Ken Landreaux, L (1,8) OBP: 0.333, SLG: 0.342			F7	1B			4-3		SF9	4	0	2	1	0	0	0									
Tom Niedenfuer, R (9,1)	BB			1B						0	0	0	0	0	0	0									
Terry Forster, L (9,1)	1B			1B						0	0	0	0	0	0	0									
Dusty Baker Jr., R (1,7) OBP: 0.376, SLG: 0.484	FC5-4		1B	5-3	BB		F7		5-3	3	1	1	0	2	0	0									
Pedro Guerrero, R (1,9) OBP: 0.373, SLG: 0.555	F3		5-3	1B			CS		6-3	4	0	2	0	0	0	2									
Steve Garvey, R (1,3) OBP: 0.267, SLG: 0.394	FC5-4		5-3	1B					6-3	4	0	0	1	0	0	4									
Ron Cey, R (1,5) OBP: 0.306, SLG: 0.360		F9	4-3				6-3		K	4	0	0	0	0	1	2									
Steve Yeager, R (1,2) OBP: 0.296, SLG: 0.377	F3			F8			K			3	0	0	0	0	1	0									
Ron Roenicke, S (9, PH) OBP: 0.375, SLG: 0.462									FC3-6	1	0	1	0	0	0	0									
Mike Scioscia, L (9,2) OBP: 0.331, SLG: 0.311									1B	0	0	0	0	0	0	0									
Bill Russell, R (1,6) OBP: 0.345, SLG: 0.318		2B		K			5-3		FC3-6	4	2	1	0	0	1	1									
Jerry Reuss, L (1,1) OBP: 0.269, SLG: 0.250									1B	3	0	2	1	0	0	0									
Steve Howe, L (7,1)							6-3			0	0	0	0	0	0	0									
Rick Monday, L (9, PH) OBP: 0.441, SLG: 0.487				1B						1	1	1	0	0	0	0									
Derrel Thomas, S (9,8) OBP: 0.326, SLG: 0.289	1-H			1B	1B				3B	0	0	0	0	0	0	0									
Inning Stats	R: 0 E: 0 K: 0 S: 4	H: 1 LOB: 2 BB: 1 P: 8	R: 1 E: 0 K: 0 S: 5	H: 2 LOB: 1 BB: 0 P: 5	R: 1 E: 0 K: 0 S: 4	H: 1 LOB: 1 BB: 1 P: 8	R: 0 E: 0 K: 1 S: 7	H: 3 LOB: 2 BB: 0 P: 7	R: 0 E: 0 K: 0 S: 4	H: 1 LOB: 1 BB: 0 P: 4	R: 0 E: 0 K: 1 S: 5	H: 0 LOB: 0 BB: 0 P: 5	R: 0 E: 0 K: 0 S: 3	H: 1 LOB: 0 BB: 0 P: 3	R: 0 E: 0 K: 1 S: 5	H: 0 LOB: 0 BB: 0 P: 5	R: 3 E: 0 K: 0 S: 6	H: 3 LOB: 0 BB: 0 P: 6	1B: 10 2B: 1 3B: 1 HR: 0	SF: 1 SAC: 0 DP: 0 HBP: 0	WP: 1 PB: 0 SB: 0 CS: 1	PA: 40			
PITCHER	IP	WLS	BF	H	R	ER	SO	BB	IBB	HBP	BLK	WP	HR	S	P	ERA	WHIP	PITCHER							
John Stuper, R (1,1) ERA: 3.46	5.0		24	8	2	2	1	2	0	0	0	1	0	24	32	3.60	2.000								
Doug Bair, R (6,1) ERA: 1.71	2.0	L	6	1	0	0	1	0	0	0	0	0	0	8	8	0.00	0.500								
Bruce Sutter, R (8,1) ERA: 3.89	2.0		9	3	3	3	1	0	0	0	0	0	0	11	11	13.50	1.500								
Batter	1	2	3	4	5	6	7	8	9	AB	R	H	RBI	BB	SO	LOB	BOTTOM								
Ozzie Smith, S (1,6) OBP: 0.329, SLG: 0.376	5-3		F9		F8		FC6-4		5-3	5	1	0	1	0	0	2									
Willie McGee, S (1,8) OBP: 0.375, SLG: 0.444	1B		BB	1B		6-3	E8			4	0	3	1	0	0	0									
Keith Hernandez, L (1,3) OBP: 0.396, SLG: 0.373	FC4		FC6-4	BB		5-3	3-1			3	0	1	0	1	0	1									
George Hendrick, R (1,9) OBP: 0.324, SLG: 0.497	F9		FC6-4						L4	4	0	2	0	0	0	4									
Lonnie Smith, R (1,7) OBP: 0.380, SLG: 0.462	FC4			6-3		5-3			K	4	0	0	0	0	1	4									
Ken Oberkfell, L (1,5) OBP: 0.325, SLG: 0.314		P6		G3			1B		L4	4	1	1	0	0	0	1									
Mike Ramsey, S (1,4) OBP: 0.416, SLG: 0.451	5-3			G3			1B		4-3	3	1	1	0	1	0	0									
Glenn Brummer, R (1,2) OBP: 0.268, SLG: 0.366	6-3				P6		1B		BB	3	0	1	0	0	0	0									
Steve Braun, L (9, PH) OBP: 0.388, SLG: 0.281							FC6-4			0	0	0	0	0	0	0									
Julio Gonzalez, R (9, PH) OBP: 0.255, SLG: 0.327							1B			1	0	0	0	0	0	1									
John Stuper, R (1,1) OBP: 0.265, SLG: 0.750							1B			1	0	0	0	0	1	0									
David Conroy, R (5, PH) OBP: 0.299, SLG: 0.402										1	0	0	0	0	0	0									
Doug Bair, R (8,1) ERA: 1.71										0	0	0	0	0	0	0									
Tilo Landrum, R (7, PH) OBP: 0.346, SLG: 0.449										1	0	0	0	0	1	3									
Bruce Sutter, R (9,1) ERA: 3.89										0	0	0	0	0	0	0									
Tom Harr, S (9, PH) OBP: 0.336, SLG: 0.338										1	0	0	0	0	0	1									
Inning Stats	R: 0 E: 0 K: 0 S: 5	H: 2 LOB: 0 BB: 0 P: 5	R: 0 E: 0 K: 0 S: 3	H: 0 LOB: 0 BB: 0 P: 3	R: 0 E: 0 K: 1 S: 6	H: 1 LOB: 2 BB: 1 P: 10	R: 0 E: 0 K: 0 S: 3	H: 0 LOB: 0 BB: 0 P: 3	R: 0 E: 0 K: 0 S: 4	H: 1 LOB: 1 BB: 0 P: 4	R: 3 E: 2 K: 1 S: 9	H: 4 LOB: 1 BB: 0 P: 9	R: 0 E: 0 K: 1 S: 5	H: 1 LOB: 0 BB: 0 P: 5	R: 0 E: 0 K: 0 S: 3	H: 0 LOB: 1 BB: 1 P: 7	1B: 7 2B: 2 3B: 1 HR: 0	SF: 0 SAC: 0 DP: 1 HBP: 0	WP: 0 PB: 0 SB: 0 CS: 0	PA: 37					
PITCHER	IP	WLS	BF	H	R	ER	SO	BB	IBB	HBP	BLK	WP	HR	S	P	ERA	WHIP	PITCHER							
Jerry Reuss, L (1,1) ERA: 3.86	6.0		25	6	2	2	1	1	0	0	0	0	0	26	30	3.00	1.167								
Steve Howe, L (7,1) ERA: 2.15	2.0	W	8	3	1	0	2	0	0	0	0	0	0	12	12	0.00	1.500								
Tom Niedenfuer, R (9,1) ERA: 4.5	0.0		1	0	0	0	0	1	0	0	0	0	0	4	4	∞	∞								
Terry Forster, L (9,1) ERA: 4.03	1.0	S	3	0	0	0	0	0	0	0	0	0	0	3	3	0.00	0.000								

Los Angeles Dodgers @ St. Louis Cardinals
 Busch Stadium, St. Louis, MO
 Sun Jun 06 1982, 3:33 AM CDT
 Att: 31,367 - Sunny

livebaseballscores.com


AB 36
 R 5
 H 12
 RBI 5
 BB 2
 SO 3
 LOB 10



Los Angeles Dodgers @ St. Louis Cardinals
 Busch Stadium, St. Louis, MO
 Sun Jun 06 1982, 3:33 AM CDT
 Att: 31,367 - Sunny

livebaseballscores.com

AB 35
 R 3
 H 9
 RBI 2
 BB 2
 SO 3
 LOB 17



Batter	1	2	3	4	5	6	7	8	9	AB	R	H	RBI	BB	SO	LOB	TOP			
Willie McGee, S OBP: 0.389, SLG: 0.464	(1, 8) 0-3 K		(1) 0-0 FC4-6 1B			(2) 0-0 F2			(0-0) 1B	5	1	2	0	0	1	1	St. Louis Cardinals @ Montreal Expos Olympic Stadium, Montreal, QB Wed Jun 09 1982, 7:05 PM EDT Att: 23,176 - Unknown - 75 F			
Tom Herr, S OBP: 0.337, SLG: 0.333	(1, 4) 0-0 F5		(0-0) 1B			(3) 0-0 G3			(0-0) 1B	4	0	1	0	1	0	2				
Keith Hernandez, L OBP: 0.404, SLG: 0.375	(1, 3) 4-0 FC5-4 BB		(0-0) 1B			(0-0) FC6-4 1B			(0-0) FC4-6 BB	3	0	2	1	1	0	2				
George Hendrick, R OBP: 0.316, SLG: 0.474	(1, 9) 0-0 FC5-4 1-2		(0-0) K			(1) 0-0 FC6-4 1B			(0-0) L6	4	0	0	0	0	1	4				
Dane Iorg, L OBP: 0.381, SLG: 0.353	(1, 7) 0-0 2B		(0-0) P6			(2) 0-0 L4			(0-0) L1	4	0	1	0	0	0	3				
Darrell Porter, L OBP: 0.318, SLG: 0.419 Glenn Brummer, R OBP: 0.255, SLG: 0.340	(1, 2) 0-3 K (6, 2) 0-0		(0-0) F8			(0-0) FC4-6 1B			(0-0) F7	3	0	1	0	0	0	1				
Ken Oberkfell, L OBP: 0.305, SLG: 0.294	(1, 5) 0-0 L9		(0-0) 3-1			(0-0) FC4-6 1B			(0-0) 4-3	4	0	1	0	0	0	3				
Mike Ramsey, S OBP: 0.406, SLG: 0.432	(1, 6) 0-0 F2		(0-0) G3			(0-0) 4-3			(0-0) 4-3	4	0	0	0	0	0	2				
Bob Forsch, R Lorrie Smith, R Jeff Keener, L Jim Kaat, L Mark Littell, L Orlando Sanchez, L	(1, 1) 0-0 (7, 1) 0-0 (7, 1) 0-0 (7, 1) 0-0 (7, 1) 0-0 (6, 1) 0-0		(0-0) FC4-6 1B			(0-0) P6			(0-0) B1-3	2	0	1	0	0	0	0		1		
Inning Stats	R: 0 E: 0 K: 1 S: 5	H: 0 LOB: 1 BB: 1 P: 9	R: 0 E: 0 K: 1 S: 6	H: 1 LOB: 1 BB: 0 P: 6	R: 1 E: 0 K: 1 S: 8	H: 3 LOB: 2 BB: 0 P: 8	R: 0 E: 0 K: 0 S: 3	H: 0 LOB: 0 BB: 0 P: 3	R: 0 E: 0 K: 0 S: 5	H: 2 LOB: 2 BB: 1 P: 5	R: 0 E: 0 K: 0 S: 4	H: 1 LOB: 2 BB: 1 P: 8	R: 0 E: 0 K: 0 S: 3	H: 0 LOB: 0 BB: 0 P: 3	R: 0 E: 0 K: 0 S: 5	H: 2 LOB: 2 BB: 0 P: 5		1B: 8 2B: 1 3B: 0 HR: 0	SF: 0 SAC: 0 DP: 0 HBP: 0	WP: 1 PB: 0 SB: 0 CS: 0
PITCHER	IP WLS BF H R ER SO BB IBB HBP BLK WP HR S P ERA WHIP																			
Bill Gullickson, R ERA: 4.13	(1, 1) 8.2 W 37 9 1 1 3 2 0 0 0 0 1 0 41 49 1.04 1.269																			
Jeff Reardon, R ERA: 1.93	(9, 1) 0.1 S 1 0 0 0 0 0 0 0 0 0 0 0 1 1 0.00 0.000																			

AB 36
R 1
H 9
RBI 1
BB 2
SO 3
LOB 19



Batter	1	2	3	4	5	6	7	8	9	AB	R	H	RBI	BB	SO	LOB	BOTTOM			
Tim Raines, S OBP: 0.354, SLG: 0.388	(1, 4) 0-0 4-3		(0-0) 6-3			(0-0) FC1-4 1B			(0-0) G3	4	0	1	0	1	0	3	St. Louis Cardinals @ Montreal Expos Olympic Stadium, Montreal, QB Wed Jun 09 1982, 7:05 PM EDT Att: 23,176 - Unknown - 75 F			
Terry Francona, L OBP: 0.360, SLG: 0.346	(1, 7) 0-0 L9		(0-0) 6-3			(0-0) F8			(0-0) FC5-2 BB	4	0	0	0	0	0	4				
Andre Dawson, R OBP: 0.346, SLG: 0.510	(1, 8) 0-0 4-3		(0-0) 6-3			(0-0) FC1-4 1-2			(0-0) F7	4	0	0	0	0	0	4				
Al Oliver, L OBP: 0.384, SLG: 0.474 Dan Norman, R OBP: 0.391, SLG: 0.476	(1, 3) 0-0 (9, 7) 0-0		(0-0) G6-4-3 1B			(0-0) FC5-4 IBB			(0-0) 4-3	3	1	2	0	1	0	0				
Gary Carter, R OBP: 0.351, SLG: 0.503	(1, 2) 0-0 F5		(0-0) 1B			(0-0) FC5-4 1-2			(0-0) F7	4	1	1	2	0	0	3				
Tim Lincecum, R OBP: 0.354, SLG: 0.472	(1, 5) 0-0 G6-4-3 1-2		(0-0) K			(0-0) E 1B			(0-0) 3B BB	3	2	1	0	1	1	1				
Warren Cromartie, L OBP: 0.309, SLG: 0.354	(1, 9) 0-0		(0-0) FC6-5 1B			(0-0) 1-6-3			(0-0) E9 BB 1B	4	1	3	1	0	0	0				
Chris Speier, R OBP: 0.272, SLG: 0.337	(1, 6) 0-0		(0-0) 5-3			(0-0) K			(0-0) FC5-2 BB 1B	3	0	1	1	1	1	1				
Bill Gullickson, R OBP: 0.042, SLG: 0.042 Jeff Reardon, R OBP: 0.333, SLG: 0.667	(1, 1) 0-0 (9, 1) 0-0		(0-0) FC6-5 2-3			(0-0) 4-3			(0-0) K	4	0	1	1	0	1	3				
Inning Stats	R: 0 E: 0 K: 0 S: 3	H: 0 LOB: 0 BB: 0 P: 3	R: 0 E: 0 K: 0 S: 3	H: 1 LOB: 0 BB: 0 P: 3	R: 0 E: 0 K: 0 S: 4	H: 1 LOB: 1 BB: 0 P: 4	R: 2 E: 0 K: 1 S: 7	H: 2 LOB: 0 BB: 0 P: 7	R: 0 E: 0 K: 0 S: 5	H: 0 LOB: 0 BB: 0 P: 5	R: 0 E: 1 K: 0 S: 4	H: 1 LOB: 2 BB: 1 P: 8	R: 1 E: 1 K: 1 S: 8	H: 3 LOB: 3 BB: 1 P: 12	R: 0 E: 0 K: 0 S: 5	H: 2 LOB: 2 BB: 2 P: 13		1B: 8 2B: 0 3B: 1 HR: 1	SF: 0 SAC: 0 DP: 1 HBP: 0	WP: 0 PB: 0 SB: 0 CS: 0
PITCHER	IP WLS BF H R ER SO BB IBB HBP BLK WP HR S P ERA WHIP																			
Bob Forsch, R ERA: 3.77	(1, 1) 6.0 L 23 5 2 2 2 0 1 0 0 0 0 0 6 10 27.00 12.000																			
Jeff Keener, R ERA: 5.4	(7, 1) 0.1 5 3 1 1 1 1 0 0 0 0 0 0 6 10 27.00 12.000																			
Jim Kaat, L ERA: 4.7	(7, 1) 0.1 1 0 0 0 0 0 0 0 0 0 0 0 1 1 0.00 0.000																			
Mark Littell, R ERA: 3.86	(7, 1) 1.1 8 2 2 2 0 1 1 0 0 0 0 0 6 14 13.50 2.250																			



Batter	1	2	3	4	5	6	7	8	9	AB	R	H	RBI	BB	SO	LOB	TOP					
Lonnie Smith, R (1.7) OBP: 0.376, SLG: 0.464	L7		F8						F9	5	0	2	1	0	0	2						
Willie McGee, S (1.8) OBP: 0.366, SLG: 0.430	B1-3		F5						K	5	0	0	0	0	2	4						
Keith Hernandez, L (1.3) OBP: 0.401, SLG: 0.371	F8									4	0	1	0	0	0	1						
George Hendrick, R (1.9) OBP: 0.306, SLG: 0.456		1-4-3	K						K	4	0	0	0	0	2	1						
Darrell Porter, L (1.2) OBP: 0.321, SLG: 0.440	F9								K	4	0	0	0	0	2	0						
Ken Oberkfell, L (1.5) OBP: 0.315, SLG: 0.312	BB 1B									4	1	3	0	0	0	0						
Tom Herr, S (1.4) OBP: 0.339, SLG: 0.331	BB 1B									3	0	1	0	1	0	1						
Ozzie Smith, S (1.6) OBP: 0.329, SLG: 0.361	BB 1B								P4	3	1	1	0	1	0	2						
Steve Mura, R (1.1) OBP: 0.287, SLG: 0.245	P6									1	0	0	0	0	0	3						
Tilo Landrum, R (5. PH) OBP: 0.370, SLG: 0.449										0	0	0	0	0	1	0						
Dave LaPoint, L (5. PH) OBP: 0.111, SLG: 0.111										0	0	0	0	0	0	0						
Mike Ragan, L (7. PH) OBP: 0.292, SLG: 0.426										0	0	0	0	0	0	0						
Jeff Keener, L (7. PH) OBP: 0.297, SLG: 0.329										0	0	0	0	0	0	0						
Dane Iorg, L (5. PH)										1	0	1	1	0	0	0						
Inning Stats	R: 0 E: 0 K: 0 S: 3	H: 0 LOB: 0 BB: 0 P: 3	R: 0 E: 0 K: 0 S: 5	H: 2 LOB: 3 BB: 1 P: 9	R: 0 E: 0 K: 1 S: 6	H: 1 LOB: 1 BB: 0 P: 6	R: 0 E: 0 K: 0 S: 3	H: 0 LOB: 0 BB: 0 P: 3	R: 1 E: 0 K: 1 S: 6	H: 2 LOB: 1 BB: 1 P: 10	R: 0 E: 0 K: 1 S: 6	H: 1 LOB: 1 BB: 0 P: 6	R: 0 E: 0 K: 0 S: 4	H: 1 LOB: 1 BB: 0 P: 4	R: 0 E: 0 K: 2 S: 7	H: 0 LOB: 0 BB: 0 P: 7	R: 1 E: 1 K: 1 S: 7	H: 2 LOB: 2 BB: 1 P: 11	1B: 7 2B: 2 3B: 0 HR: 0	SF: 0 SAC: 0 DP: 0 HBP: 0	WP: 0 PB: 0 SB: 0 CS: 0	PA: 38
PITCHER	IP WLS BF H R ER SO BB IBB HBP BLK WP HR S P ERA WHIP																					
Craig Swan, R (1.1) ERA: 2.14	7.0 W 29 7 1 1 3 2 0 0 0 0 0 0 33 41 1.29 1.286																					
Neil Allen, R (8.1) ERA: 2.23	2.0 9 2 1 1 3 1 0 0 0 0 0 0 14 18 4.50 1.500																					

St. Louis Cardinals @ New York Mets
Shea Stadium, Flushing, NY
Sat Jun 12 1982, 7:05 PM EDT
Att: 43,675 - Unknown - 61 F

AB 35
R 2
H 9
RBI 2
BB 3
SO 6
LOB 14



Batter	1	2	3	4	5	6	7	8	9	AB	R	H	RBI	BB	SO	LOB	BOTTOM			
Mookie Wilson, S (1.8) OBP: 0.320, SLG: 0.368	4-3		FC6-4	K						4	0	3	0	0	1	0				
Bob Bailor, R (1.6) OBP: 0.350, SLG: 0.381	4-3		FC6-4						F9	4	1	0	0	0	0	4				
George Foster, R (1.7) OBP: 0.336, SLG: 0.385	K		HR						P3	3	1	1	1	1	1	1				
Dave Kingman, R (1.3) OBP: 0.284, SLG: 0.456	K		HR						FC6-4	4	1	1	1	0	2	3				
Mike Jorgensen, L (1.9) OBP: 0.382, SLG: 0.467	4-3								F5	2	1	1	3	0	0	0				
Joel Youngblood, R (6. PH) OBP: 0.282, SLG: 0.371			HR							2	0	1	0	0	0	0				
Hubie Brooks, R (1.5) OBP: 0.330, SLG: 0.342	4-3		L1							3	0	1	0	0	0	0				
Ron Gardenhire, R (6. FR) OBP: 0.270, SLG: 0.265	4-3									1	0	0	0	0	0	1				
Ron Hodges, L (1.2) OBP: 0.388, SLG: 0.656	K									3	1	1	1	1	2	1				
Wally Backman, S (1.4) OBP: 0.365, SLG: 0.369			K							4	0	0	0	0	2	3				
Craig Swan, R (1.1) ERA: 4.82			K							2	1	1	0	0	1	0				
Gary Rajsch, L (7. PH) ERA: 3.17			FC6-4							1	0	0	0	0	1	0				
Neil Allen, R (8.1) ERA: 0.333, SLG: 0.200			HR							1	0	0	0	0	0	2				
Inning Stats	R: 0 E: 0 K: 2 S: 8	H: 1 LOB: 1 BB: 0 P: 8	R: 0 E: 0 K: 1 S: 5	H: 0 LOB: 0 BB: 0 P: 5	R: 5 E: 0 K: 1 S: 10	H: 5 LOB: 0 BB: 0 P: 10	R: 1 E: 0 K: 2 S: 8	H: 1 LOB: 0 BB: 0 P: 8	R: 0 E: 0 K: 1 S: 5	H: 0 LOB: 0 BB: 0 P: 5	R: 0 E: 0 K: 1 S: 6	H: 1 LOB: 1 BB: 0 P: 6	R: 0 E: 0 K: 1 S: 6	H: 1 LOB: 2 BB: 1 P: 10	R: 0 E: 0 K: 1 S: 6	H: 1 LOB: 2 BB: 1 P: 10	1B: 8 2B: 0 3B: 0 HR: 2	SF: 0 SAC: 0 DP: 0 HBP: 0	WP: 0 PB: 0 SB: 2 CS: 0	PA: 36
PITCHER	IP WLS BF H R ER SO BB IBB HBP BLK WP HR S P ERA WHIP																			
Steve Mura, R (5.1) ERA: 4.82	4.0 L 19 7 6 6 6 0 0 0 0 0 0 0 11 11 0.00 0.500																			
Dave LaPoint, L (5.1) ERA: 3.17	2.0 7 1 0 0 2 0 0 0 0 0 0 0 11 11 0.00 0.500																			
Jeff Keener, R (7.1) ERA: 2.45	2.0 10 2 0 0 2 2 0 0 0 0 0 0 12 20 0.00 2.000																			

St. Louis Cardinals @ New York Mets
Shea Stadium, Flushing, NY
Sat Jun 12 1982, 7:05 PM EDT
Att: 43,675 - Unknown - 61 F

AB 34
R 6
H 10
RBI 6
BB 2
SO 10
LOB 15



Batter	1	2	3	4	5	6	7	8	9	AB	R	H	RBI	BB	SO	LOB	TOP			
Tim Raines, S (1,4) OBP: 0.367, SLG: 0.408										4	0	3	0	0	1	3	Montreal Expos @ St. Louis Cardinals Busch Stadium, St. Louis, MO Mon Jun 14 1982, 7:05 PM CDT Att: 22,152 - Unknown			
Terry Francona, L (1,7) OBP: 0.364, SLG: 0.347										3	0	1	0	1	0	4				
Andre Dawson, R (1,8) OBP: 0.337, SLG: 0.487										4	0	0	0	0	1	3				
Al Oliver, L (1,3) OBP: 0.386, SLG: 0.483										4	0	1	0	0	0	1				
Gary Carter, R (1,2) OBP: 0.346, SLG: 0.497										4	0	1	0	0	0	0				
Tim Lincecum, R (1,5) OBP: 0.388, SLG: 0.492										4	0	1	0	0	0	0				
Warren Cromartie, L (1,9) OBP: 0.323, SLG: 0.378										4	1	2	1	0	0	3				
Chris Speier, R (1,6) OBP: 0.282, SLG: 0.343										3	0	1	0	0	1	0				
Frank Taveras, R (8, FR) OBP: 0.154, SLG: 0.057										0	0	0	0	0	0	0				
Bill Gullickson, R (1,1) OBP: 0.038, SLG: 0.038										2	0	0	0	0	0	0				
Brad Mills, L (8, PH) OBP: 0.304, SLG: 0.318										0	0	0	0	0	0	0				
Woodie Fryman, R (8, 1) OBP: 0.370, SLG: 0.449										0	0	0	0	0	0	0				
Inning Stats	R: 0 E: 0 K: 0 S: 3	H: 1 LOB: 0 BB: 0 P: 3	R: 0 E: 0 K: 0 S: 3	H: 0 LOB: 0 BB: 0 P: 3	R: 0 E: 0 K: 1 S: 5	H: 0 LOB: 0 BB: 0 P: 5	R: 0 E: 0 K: 0 S: 4	H: 2 LOB: 1 BB: 0 P: 4	R: 1 E: 0 K: 0 S: 4	H: 1 LOB: 1 BB: 0 P: 4	R: 0 E: 0 K: 0 S: 3	H: 0 LOB: 0 BB: 0 P: 3	R: 0 E: 0 K: 1 S: 7	H: 2 LOB: 2 BB: 0 P: 7	R: 0 E: 0 K: 1 S: 7	H: 3 LOB: 2 BB: 0 P: 7	1B: 8 2B: 2 3B: 0 HR: 1	SF: 0 SAC: 1 DP: 4 HBP: 0	WP: 0 PB: 0 SB: 0 CS: 1	PA: 34
PITCHER	IP WLS BF H R ER SO BB IBB HBP BLK WP HR S P ERA WHIP																			
Bob Forsch, R (1,1) ERA: 3.59	7.0 W 27 7 1 1 1 1 1 0 0 0 0 0 1 28 32 1.29 1.143																			
Bruce Sutter, R (8,1) ERA: 3.95	2.0 S 7 3 0 0 2 0 0 0 0 0 0 0 0 11 11 0.00 1.500																			

Batter	1	2	3	4	5	6	7	8	9	AB	R	H	RBI	BB	SO	LOB	BOTTOM			
Willie McGee, S (1,8) OBP: 0.349, SLG: 0.410										4	0	0	0	0	2	2	Montreal Expos @ St. Louis Cardinals Busch Stadium, St. Louis, MO Mon Jun 14 1982, 7:05 PM CDT Att: 22,152 - Unknown			
Ken Oberkfell, L (1,5) OBP: 0.326, SLG: 0.329										4	1	3	0	0	0	0				
Keith Hernandez, L (1,3) OBP: 0.399, SLG: 0.368										4	0	1	0	0	1	2				
Darrell Porter, L (1,2) OBP: 0.326, SLG: 0.453										3	1	1	1	1	1	1				
Dane Iorg, L (1,9) OBP: 0.385, SLG: 0.362										2	0	1	1	0	0	3				
Tito Landrum, R (8,9) OBP: 0.370, SLG: 0.449										0	0	0	0	0	0	0				
Lonnie Smith, R (1,7) OBP: 0.372, SLG: 0.458										3	0	0	0	0	0	4				
Mike Ramsey, S (1,4) OBP: 0.400, SLG: 0.423										3	0	1	0	0	0	0				
Ozzie Smith, S (1,6) OBP: 0.333, SLG: 0.362										2	0	1	0	1	0	0				
Bob Forsch, R (1,1) OBP: 0.263, SLG: 0.297										2	0	0	0	1	1	1				
Bruce Sutter, R (8,1) ERA: 3.95										0	0	0	0	0	0	0				
Inning Stats	R: 0 E: 0 K: 1 S: 7	H: 2 LOB: 3 BB: 1 P: 11	R: 0 E: 0 K: 0 S: 3	H: 1 LOB: 2 BB: 1 P: 7	R: 2 E: 0 K: 0 S: 5	H: 2 LOB: 0 BB: 0 P: 5	R: 0 E: 0 K: 0 S: 2	H: 1 LOB: 1 BB: 1 P: 6	R: 0 E: 0 K: 2 S: 8	H: 1 LOB: 1 BB: 0 P: 8	R: 0 E: 0 K: 0 S: 3	H: 0 LOB: 0 BB: 0 P: 3	R: 0 E: 0 K: 1 S: 5	H: 0 LOB: 0 BB: 0 P: 5	R: 0 E: 0 K: 1 S: 5	H: 0 LOB: 0 BB: 0 P: 5	1B: 6 2B: 1 3B: 1 HR: 0	SF: 1 SAC: 0 DP: 1 HBP: 0	WP: 1 PB: 0 SB: 2 CS: 2	PA: 31
PITCHER	IP WLS BF H R ER SO BB IBB HBP BLK WP HR S P ERA WHIP																			
Bill Gullickson, R (1,1) ERA: 4.0	7.0 L 29 8 2 2 4 3 0 0 0 0 0 0 0 5 45 2.57 1.571																			
Woodie Fryman, L (8,1) ERA: 3.35	1.0 3 0 0 0 1 0 0 0 0 0 0 0 5 5 0.00 0.000																			

AB	32
R	1
H	10
RBI	1
BB	1
SO	3
LOB	14



AB	27
R	2
H	8
RBI	2
BB	3
SO	5
LOB	13



Batter	1	2	3	4	5	6	7	8	9	AB	R	H	RBI	BB	SO	LOB	TOP					
Tim Raines, S <small>OBP: 0.375, SLG: 0.427</small> (1, 4)										4	2	1	0	1	1	2						
Terry Francona, L <small>OBP: 0.360, SLG: 0.344</small> Dan Norman, R <small>OBP: 0.360, SLG: 0.435</small> (1, 7) (7, 7)										4	1	2	2	0	1	1						
Andre Dawson, R <small>OBP: 0.336, SLG: 0.492</small> (1, 8)										5	0	2	3	0	1	2						
Al Oliver, L <small>OBP: 0.390, SLG: 0.479</small> John Milner, L <small>OBP: 0.105, SLG: 0.059</small> (1, 3) (6, 3)										2	0	0	0	1	1	0						
Gary Carter, R <small>OBP: 0.353, SLG: 0.500</small> (1, 2)										5	1	2	0	0	0	2						
Tim Lincecum, R <small>OBP: 0.360, SLG: 0.478</small> (1, 5)										5	1	2	0	0	1	3						
Warren Cromartie, L <small>OBP: 0.330, SLG: 0.379</small> (1, 9)										4	2	2	1	1	0	2						
Chris Speier, R <small>OBP: 0.283, SLG: 0.346</small> (1, 6)										5	1	2	2	0	0	2						
Charlie Lea, R <small>OBP: 0.267, SLG: 0.185</small> (1, 1)										3	0	0	0	1	3	3						
Inning Stats	R: 1 H: 1 E: 0 K: 2 S: 8	H: 1 LOB: 0 BB: 0 P: 8	R: 5 H: 5 E: 0 K: 1 S: 10	H: 5 LOB: 2 BB: 2 P: 18	R: 2 H: 3 E: 0 K: 2 S: 10	H: 3 LOB: 1 BB: 0 P: 10	R: 0 H: 1 E: 0 K: 0 S: 4	H: 1 LOB: 2 BB: 1 P: 5	R: 0 H: 1 E: 0 K: 0 S: 4	H: 0 LOB: 0 BB: 0 P: 3	R: 0 H: 0 E: 0 K: 1 S: 5	H: 0 LOB: 0 BB: 0 P: 5	R: 0 H: 1 E: 0 K: 2 S: 8	H: 1 LOB: 1 BB: 0 P: 8	R: 0 H: 1 E: 0 K: 1 S: 6	H: 1 LOB: 2 BB: 1 P: 10	1B: 8 2B: 4 3B: 1 HR: 0	SF: 0 SAC: 1 DP: 0 HBP: 1	WP: 2 HR: 0 S: 0 CS: 0	PA: 45		
PITCHER	IP: 1.2 WLS: L BF: 11	H: 5 R: 6 ER: 6 SO: 3	BB: 0 IBB: 1 HBP: 0 BLK: 0	WP: 0 HR: 0 S: 16 P: 20	ERA: 32.40 WHIP: 3.000	PITCHER	IP: 4.14 WLS: L BF: 17	H: 3 R: 2 ER: 2 SO: 2	BB: 0 IBB: 1 HBP: 0 BLK: 0	WP: 0 HR: 0 S: 19 P: 24	ERA: 54.00 WHIP: 9.000	IP: 4.0 WLS: L BF: 7	H: 1 R: 0 ER: 0 SO: 3	BB: 0 IBB: 0 HBP: 0 BLK: 0	WP: 0 HR: 0 S: 13 P: 13	ERA: 0.00 WHIP: 0.500	IP: 1.0 WLS: L BF: 5	H: 1 R: 0 ER: 0 SO: 1	BB: 0 IBB: 0 HBP: 0 BLK: 0	WP: 0 HR: 0 S: 6 P: 10	ERA: 0.00 WHIP: 2.000	
Dave LaPoint, L <small>ERA: 4.14</small> (1, 1)	Mark Littell, R <small>ERA: 4.95</small> (2, 1)	Jim Kaat, L <small>ERA: 4.0</small> (3, 1)	Jeff Keener, R <small>ERA: 1.59</small> (7, 1)	Doug Bair, R <small>ERA: 1.82</small> (9, 1)																		
Willie McGee, S <small>OBP: 0.340, SLG: 0.394</small> (1, 8)										5	0	1	0	0	0	1						
Ken Oberkfell, L <small>OBP: 0.330, SLG: 0.333</small> Julio Gonzalez, R <small>OBP: 0.273, SLG: 0.358</small> (3, FR) (4, 5)										2	0	1	0	0	0	1						
Keith Hernandez, L <small>OBP: 0.391, SLG: 0.360</small> Tito Landrum, R <small>OBP: 0.368, SLG: 0.431</small> (1, 3) (7, 9)										3	0	0	0	0	1	3						
Darrell Porter, L <small>OBP: 0.331, SLG: 0.459</small> Orlando Sanchez, L <small>OBP: 0.250, SLG: 0.290</small> (6, PH) (7, 2)										2	0	0	0	0	0	1						
George Hendrick, R <small>OBP: 0.299, SLG: 0.458</small> Jeff Keener, L (7, 1)										3	0	0	0	0	1	1						
Lonnie Smith, R <small>OBP: 0.372, SLG: 0.454</small> Doug Bair, R (8, PH) (9, 1)										0	0	0	0	0	0	0						
Dane Iorg, L <small>OBP: 0.403, SLG: 0.387</small> (1, 7)										4	0	2	1	0	0	0						
Mike Ramsey, S <small>OBP: 0.387, SLG: 0.407</small> (1, 4)										4	0	2	0	0	1	2						
Ozzie Smith, S <small>OBP: 0.333, SLG: 0.367</small> (1, 6)										4	0	0	0	0	1	2						
Dave LaPoint, L <small>OBP: 0.111, SLG: 0.111</small> Mark Littell, L (1, 1)										0	0	0	0	0	0	0						
Gene Tenace, R <small>OBP: 0.571, SLG: 0.935</small> (7, 3)										2	0	0	0	0	2	0						
Inning Stats	R: 0 H: 1 E: 0 K: 0 S: 4	H: 1 LOB: 1 BB: 0 P: 4	R: 0 H: 1 E: 0 K: 0 S: 4	H: 1 LOB: 1 BB: 0 P: 4	R: 0 H: 1 E: 0 K: 1 S: 6	H: 1 LOB: 1 BB: 0 P: 6	R: 0 H: 1 E: 0 K: 1 S: 6	H: 1 LOB: 1 BB: 0 P: 6	R: 0 H: 0 E: 0 K: 1 S: 5	H: 0 LOB: 0 BB: 0 P: 5	R: 2 H: 3 E: 0 K: 2 S: 10	H: 3 LOB: 1 BB: 0 P: 10	R: 1 H: 2 E: 0 K: 1 S: 7	H: 2 LOB: 2 BB: 1 P: 11	R: 0 H: 1 E: 0 K: 0 S: 4	H: 1 LOB: 1 BB: 0 P: 4	R: 0 H: 0 E: 1 K: 1 S: 6	H: 0 LOB: 1 BB: 0 P: 6	1B: 7 2B: 2 3B: 1 HR: 0	SF: 0 SAC: 0 DP: 0 HBP: 0	WP: 0 HR: 0 S: 0 CS: 0	PA: 39
PITCHER	IP: 9.0 WLS: W BF: 39	H: 10 R: 3 ER: 3 SO: 7	BB: 1 IBB: 0 HBP: 0 BLK: 0	WP: 0 HR: 0 S: 52 P: 56	ERA: 3.00 WHIP: 1.222	PITCHER	IP: 4.14 WLS: L BF: 17	H: 3 R: 2 ER: 2 SO: 2	BB: 0 IBB: 1 HBP: 0 BLK: 0	WP: 0 HR: 0 S: 19 P: 24	ERA: 54.00 WHIP: 9.000	IP: 4.0 WLS: L BF: 7	H: 1 R: 0 ER: 0 SO: 3	BB: 0 IBB: 0 HBP: 0 BLK: 0	WP: 0 HR: 0 S: 13 P: 13	ERA: 0.00 WHIP: 0.500	IP: 1.0 WLS: L BF: 5	H: 1 R: 0 ER: 0 SO: 1	BB: 0 IBB: 0 HBP: 0 BLK: 0	WP: 0 HR: 0 S: 6 P: 10	ERA: 0.00 WHIP: 2.000	
Charlie Lea, R <small>ERA: 2.88</small> (1, 1)										0	0	0	0	0	0	0						

Montreal Expos @ St. Louis Cardinals
 Busch Stadium, St. Louis, MO
 Wed Jun 16 1982, 7:05 PM CDT
 Att: 22,248 - Unknown

AB 39
R 8
H 13
RBI 8
BB 4
SO 9
LOB 18



Montreal Expos @ St. Louis Cardinals
 Busch Stadium, St. Louis, MO
 Wed Jun 16 1982, 7:05 PM CDT
 Att: 22,248 - Unknown

AB 38
R 3
H 10
RBI 3
BB 1
SO 7
LOB 15



Batter	1	2	3	4	5	6	7	8	9	AB	R	H	RBI	BB	SO	LOB	TOP						
Mookie Wilson, S OBP: 0.326, SLG: 0.371 (1, 8)										5	0	2	0	0	0	5	New York Mets @ St. Louis Cardinals Busch Stadium, St. Louis, MO Fri Jun 18 1982, 7:05 PM CDT Unknown livebaseballscores.com						
John Stearns, R OBP: 0.368, SLG: 0.438 (1, 5)										3	1	0	0	2	0	2							
Rusty Staub, L OBP: 0.288, SLG: 0.353 Jesse Orosco, R (7, 1)										4	0	2	0	0	0	2							
Ellis Valentine, R OBP: 0.263, SLG: 0.373 Rusty Tillman, R OBP: 1.000, SLG: 1.000 (9, PH)										1	0	1	2	0	0	0							
George Foster, R OBP: 0.333, SLG: 0.373 (1, 7)										5	1	1	1	0	0	4							
Mike Jorgensen, L OBP: 0.375, SLG: 0.457 (7, 3)										4	0	1	0	1	0	0							
Ron Hodges, L OBP: 0.389, SLG: 0.629 Dave Kingman, R OBP: 0.286, SLG: 0.463 Mike Scott, R OBP: 0.143, SLG: 0.185 (9, PH)										3	0	1	0	1	0	1							
Wally Backman, S OBP: 0.366, SLG: 0.362 (1, 4)										4	0	2	2	1	1	1							
Ron Gardenhire, R OBP: 0.266, SLG: 0.256 Bob Ballor, R OBP: 0.336, SLG: 0.363 (9, PH)										3	0	0	0	0	1	5							
Craig Swan, R OBP: 0.231, SLG: 0.091 Joel Youngblood, R OBP: 0.286, SLG: 0.373 (7, PH)										1	0	0	0	1	0	2							
Inning Stats	R: 0 E: 0 K: 0 S: 4	H: 1 LOB: 1 BB: 0 P: 4	R: 0 E: 0 K: 0 S: 5	H: 2 LOB: 2 BB: 0 P: 5	R: 0 E: 0 K: 0 S: 4	H: 1 LOB: 1 BB: 0 P: 4	R: 0 E: 0 K: 1 S: 5	H: 0 LOB: 3 BB: 3 P: 17	R: 0 E: 0 K: 1 S: 2	H: 1 LOB: 1 BB: 0 P: 6	R: 0 E: 0 K: 0 S: 6	H: 2 LOB: 2 BB: 0 P: 5	R: 0 E: 0 K: 0 S: 3	H: 0 LOB: 0 BB: 0 P: 3	R: 5 E: 0 K: 0 S: 8	H: 5 LOB: 2 BB: 2 P: 16		1B: 11 2B: 1 3B: 0 HR: 0	SF: 0 SAC: 0 DP: 1 HBP: 0	WP: 0 PB: 0 SB: 1 CS: 0	PA: 44		
PITCHER	IP WLS BF H R ER SO BB IBB HBP BLK WP HR S P ERA WHIP	IP WLS BF H R ER SO BB IBB HBP BLK WP HR S P ERA WHIP	IP WLS BF H R ER SO BB IBB HBP BLK WP HR S P ERA WHIP	IP WLS BF H R ER SO BB IBB HBP BLK WP HR S P ERA WHIP	IP WLS BF H R ER SO BB IBB HBP BLK WP HR S P ERA WHIP	IP WLS BF H R ER SO BB IBB HBP BLK WP HR S P ERA WHIP	IP WLS BF H R ER SO BB IBB HBP BLK WP HR S P ERA WHIP	IP WLS BF H R ER SO BB IBB HBP BLK WP HR S P ERA WHIP	IP WLS BF H R ER SO BB IBB HBP BLK WP HR S P ERA WHIP	IP WLS BF H R ER SO BB IBB HBP BLK WP HR S P ERA WHIP	IP WLS BF H R ER SO BB IBB HBP BLK WP HR S P ERA WHIP	IP WLS BF H R ER SO BB IBB HBP BLK WP HR S P ERA WHIP	IP WLS BF H R ER SO BB IBB HBP BLK WP HR S P ERA WHIP	IP WLS BF H R ER SO BB IBB HBP BLK WP HR S P ERA WHIP	IP WLS BF H R ER SO BB IBB HBP BLK WP HR S P ERA WHIP	IP WLS BF H R ER SO BB IBB HBP BLK WP HR S P ERA WHIP		IP WLS BF H R ER SO BB IBB HBP BLK WP HR S P ERA WHIP	IP WLS BF H R ER SO BB IBB HBP BLK WP HR S P ERA WHIP	IP WLS BF H R ER SO BB IBB HBP BLK WP HR S P ERA WHIP	IP WLS BF H R ER SO BB IBB HBP BLK WP HR S P ERA WHIP	IP WLS BF H R ER SO BB IBB HBP BLK WP HR S P ERA WHIP	
Steve Mura, R ERA: 4.43 Doug Bair, R ERA: 1.5 Bruce Sutter, R ERA: 4.67 Jim Kaat, L ERA: 3.95 Jeff Keener, R ERA: 1.5	Steve Mura, R ERA: 4.43 Doug Bair, R ERA: 1.5 Bruce Sutter, R ERA: 4.67 Jim Kaat, L ERA: 3.95 Jeff Keener, R ERA: 1.5	Steve Mura, R ERA: 4.43 Doug Bair, R ERA: 1.5 Bruce Sutter, R ERA: 4.67 Jim Kaat, L ERA: 3.95 Jeff Keener, R ERA: 1.5	Steve Mura, R ERA: 4.43 Doug Bair, R ERA: 1.5 Bruce Sutter, R ERA: 4.67 Jim Kaat, L ERA: 3.95 Jeff Keener, R ERA: 1.5	Steve Mura, R ERA: 4.43 Doug Bair, R ERA: 1.5 Bruce Sutter, R ERA: 4.67 Jim Kaat, L ERA: 3.95 Jeff Keener, R ERA: 1.5	Steve Mura, R ERA: 4.43 Doug Bair, R ERA: 1.5 Bruce Sutter, R ERA: 4.67 Jim Kaat, L ERA: 3.95 Jeff Keener, R ERA: 1.5	Steve Mura, R ERA: 4.43 Doug Bair, R ERA: 1.5 Bruce Sutter, R ERA: 4.67 Jim Kaat, L ERA: 3.95 Jeff Keener, R ERA: 1.5	Steve Mura, R ERA: 4.43 Doug Bair, R ERA: 1.5 Bruce Sutter, R ERA: 4.67 Jim Kaat, L ERA: 3.95 Jeff Keener, R ERA: 1.5	Steve Mura, R ERA: 4.43 Doug Bair, R ERA: 1.5 Bruce Sutter, R ERA: 4.67 Jim Kaat, L ERA: 3.95 Jeff Keener, R ERA: 1.5	Steve Mura, R ERA: 4.43 Doug Bair, R ERA: 1.5 Bruce Sutter, R ERA: 4.67 Jim Kaat, L ERA: 3.95 Jeff Keener, R ERA: 1.5	Steve Mura, R ERA: 4.43 Doug Bair, R ERA: 1.5 Bruce Sutter, R ERA: 4.67 Jim Kaat, L ERA: 3.95 Jeff Keener, R ERA: 1.5	Steve Mura, R ERA: 4.43 Doug Bair, R ERA: 1.5 Bruce Sutter, R ERA: 4.67 Jim Kaat, L ERA: 3.95 Jeff Keener, R ERA: 1.5	Steve Mura, R ERA: 4.43 Doug Bair, R ERA: 1.5 Bruce Sutter, R ERA: 4.67 Jim Kaat, L ERA: 3.95 Jeff Keener, R ERA: 1.5	Steve Mura, R ERA: 4.43 Doug Bair, R ERA: 1.5 Bruce Sutter, R ERA: 4.67 Jim Kaat, L ERA: 3.95 Jeff Keener, R ERA: 1.5	Steve Mura, R ERA: 4.43 Doug Bair, R ERA: 1.5 Bruce Sutter, R ERA: 4.67 Jim Kaat, L ERA: 3.95 Jeff Keener, R ERA: 1.5	Steve Mura, R ERA: 4.43 Doug Bair, R ERA: 1.5 Bruce Sutter, R ERA: 4.67 Jim Kaat, L ERA: 3.95 Jeff Keener, R ERA: 1.5	Steve Mura, R ERA: 4.43 Doug Bair, R ERA: 1.5 Bruce Sutter, R ERA: 4.67 Jim Kaat, L ERA: 3.95 Jeff Keener, R ERA: 1.5		Steve Mura, R ERA: 4.43 Doug Bair, R ERA: 1.5 Bruce Sutter, R ERA: 4.67 Jim Kaat, L ERA: 3.95 Jeff Keener, R ERA: 1.5	Steve Mura, R ERA: 4.43 Doug Bair, R ERA: 1.5 Bruce Sutter, R ERA: 4.67 Jim Kaat, L ERA: 3.95 Jeff Keener, R ERA: 1.5	Steve Mura, R ERA: 4.43 Doug Bair, R ERA: 1.5 Bruce Sutter, R ERA: 4.67 Jim Kaat, L ERA: 3.95 Jeff Keener, R ERA: 1.5	Steve Mura, R ERA: 4.43 Doug Bair, R ERA: 1.5 Bruce Sutter, R ERA: 4.67 Jim Kaat, L ERA: 3.95 Jeff Keener, R ERA: 1.5	Steve Mura, R ERA: 4.43 Doug Bair, R ERA: 1.5 Bruce Sutter, R ERA: 4.67 Jim Kaat, L ERA: 3.95 Jeff Keener, R ERA: 1.5	Steve Mura, R ERA: 4.43 Doug Bair, R ERA: 1.5 Bruce Sutter, R ERA: 4.67 Jim Kaat, L ERA: 3.95 Jeff Keener, R ERA: 1.5

Batter	1	2	3	4	5	6	7	8	9	AB	R	H	RBI	BB	SO	LOB	BOTTOM
Lonnie Smith, R OBP: 0.372, SLG: 0.453 (1, 8)										5	1	2	1	0	2	3	New York Mets @ St. Louis Cardinals Busch Stadium, St. Louis, MO Fri Jun 18 1982, 7:05 PM CDT Unknown livebaseballscores.com
Ozzie Smith, S OBP: 0.332, SLG: 0.370 (1, 6)										4	0	1	1	0	1	3	
Keith Hernandez, L OBP: 0.386, SLG: 0.354 (1, 3)										4	0	0	0	0	0	1	
George Hendrick, R OBP: 0.303, SLG: 0.459 (1, 9)										4	1	2	0	0	0	1	
Dane Iorg, L OBP: 0.394, SLG: 0.377 Willie McGee, S OBP: 0.337, SLG: 0.389 (6, PR)										3	0	0	0	0	0	2	
Ken Oberkfell, L OBP: 0.328, SLG: 0.331 (1, 5)										4	1	1	0	0	0	1	
Mike Ramsey, S OBP: 0.386, SLG: 0.414 (1, 4)										3	0	1	1	0	0	0	
Glenn Brummer, R OBP: 0.240, SLG: 0.320 Orlando Sanchez, L OBP: 0.268, SLG: 0.222 (9, PH)										3	0	0	0	0	0	2	
Steve Mura, R ERA: 4.43 Doug Bair, R ERA: 1.5 Gene Tenace, R OBP: 0.335, SLG: 0.695 Bruce Sutter, R ERA: 4.67 Jim Kaat, L ERA: 3.95 Jeff Keener, L ERA: 1.5 Darrell Porter, L OBP: 0.268, SLG: 0.459 Tito Landrum, R OBP: 0.368, SLG: 0.431	Steve Mura, R ERA: 4.43 Doug Bair, R ERA: 1.5 Gene Tenace, R OBP: 0.335, SLG: 0.695 Bruce Sutter, R ERA: 4.67 Jim Kaat, L ERA: 3.95 Jeff Keener, L ERA: 1.5 Darrell Porter, L OBP: 0.268, SLG: 0.459 Tito Landrum, R OBP: 0.368, SLG: 0.431	Steve Mura, R ERA: 4.43 Doug Bair, R ERA: 1.5 Gene Tenace, R OBP: 0.335, SLG: 0.695 Bruce Sutter, R ERA: 4.67 Jim Kaat, L ERA: 3.95 Jeff Keener, L ERA: 1.5 Darrell Porter, L OBP: 0.268, SLG: 0.459 Tito Landrum, R OBP: 0.368, SLG: 0.431	Steve Mura, R ERA: 4.43 Doug Bair, R ERA: 1.5 Gene Tenace, R OBP: 0.335, SLG: 0.695 Bruce Sutter, R ERA: 4.67 Jim Kaat, L ERA: 3.95 Jeff Keener, L ERA: 1.5 Darrell Porter, L OBP: 0.268, SLG: 0.459 Tito Landrum, R OBP: 0.368, SLG: 0.431	Steve Mura, R ERA: 4.43 Doug Bair, R ERA: 1.5 Gene Tenace, R OBP: 0.335, SLG: 0.695 Bruce Sutter, R ERA: 4.67 Jim Kaat, L ERA: 3.95 Jeff Keener, L ERA: 1.5 Darrell Porter, L OBP: 0.268, SLG: 0.459 Tito Landrum, R OBP: 0.368, SLG: 0.431	Steve Mura, R ERA: 4.43 Doug Bair, R ERA: 1.5 Gene Tenace, R OBP: 0.335, SLG: 0.695 Bruce Sutter, R ERA: 4.67 Jim Kaat, L ERA: 3.95 Jeff Keener, L ERA: 1.5 Darrell Porter, L OBP: 0.268, SLG: 0.459 Tito Landrum, R OBP: 0.368, SLG: 0.431	Steve Mura, R ERA: 4.43 Doug Bair, R ERA: 1.5 Gene Tenace, R OBP: 0.335, SLG: 0.695 Bruce Sutter, R ERA: 4.67 Jim Kaat, L ERA: 3.95 Jeff Keener, L ERA: 1.5 Darrell Porter, L OBP: 0.268, SLG: 0.459 Tito Landrum, R OBP: 0.368, SLG: 0.431	Steve Mura, R ERA: 4.43 Doug Bair, R ERA: 1.5 Gene Tenace, R OBP: 0.335, SLG: 0.695 Bruce Sutter, R ERA: 4.67 Jim Kaat, L ERA: 3.95 Jeff Keener, L ERA: 1.5 Darrell Porter, L OBP: 0.268, SLG: 0.459 Tito Landrum, R OBP: 0.368, SLG: 0.431	Steve Mura, R ERA: 4.43 Doug Bair, R ERA: 1.5 Gene Tenace, R OBP: 0.335, SLG: 0.695 Bruce Sutter, R ERA: 4.67 Jim Kaat, L ERA: 3.95 Jeff Keener, L ERA: 1.5 Darrell Porter, L OBP: 0.268, SLG: 0.459 Tito Landrum, R OBP: 0.368, SLG: 0.431	Steve Mura, R ERA: 4.43 Doug Bair, R ERA: 1.5 Gene Tenace, R OBP: 0.335, SLG: 0.695 Bruce Sutter, R ERA: 4.67 Jim Kaat, L ERA: 3.95 Jeff Keener, L ERA: 1.5 Darrell Porter, L OBP: 0.268, SLG: 0.459 Tito Landrum, R OBP: 0.368, SLG: 0.431	Steve Mura, R ERA: 4.43 Doug Bair, R ERA: 1.5 Gene Tenace, R OBP: 0.335, SLG: 0.695 Bruce Sutter, R ERA: 4.67 Jim Kaat, L ERA: 3.95 Jeff Keener, L ERA: 1.5 Darrell Porter, L OBP: 0.268, SLG: 0.459 Tito Landrum, R OBP: 0.368, SLG: 0.431	Steve Mura, R ERA: 4.43 Doug Bair, R ERA: 1.5 Gene Tenace, R OBP: 0.335, SLG: 0.695 Bruce Sutter, R ERA: 4.67 Jim Kaat, L ERA: 3.95 Jeff Keener, L ERA: 1.5 Darrell Porter, L OBP: 0.268, SLG: 0.459 Tito Landrum, R OBP: 0.368, SLG: 0.431	Steve Mura, R ERA: 4.43 Doug Bair, R ERA: 1.5 Gene Tenace, R OBP: 0.335, SLG: 0.695 Bruce Sutter, R ERA: 4.67 Jim Kaat, L ERA: 3.95 Jeff Keener, L ERA: 1.5 Darrell Porter, L OBP: 0.268, SLG: 0.459 Tito Landrum, R OBP: 0.368, SLG: 0.431	Steve Mura, R ERA: 4.43 Doug Bair, R ERA: 1.5 Gene Tenace, R OBP: 0.335, SLG: 0.695 Bruce Sutter, R ERA: 4.67 Jim Kaat, L ERA: 3.95 Jeff Keener, L ERA: 1.5 Darrell Porter, L OBP: 0.268, SLG: 0.459 Tito Landrum, R OBP: 0.368, SLG: 0.431	Steve Mura, R ERA: 4.43 Doug Bair, R ERA: 1.5 Gene Tenace, R OBP: 0.335, SLG: 0.695 Bruce Sutter, R ERA: 4.67 Jim Kaat, L ERA: 3.95 Jeff Keener, L ERA: 1.5 Darrell Porter, L OBP: 0.268, SLG: 0.459 Tito Landrum, R OBP: 0.368, SLG: 0.431	Steve Mura, R ERA: 4.43 Doug Bair, R ERA: 1.5 Gene Tenace, R OBP: 0.335, SLG: 0.695 Bruce Sutter, R ERA: 4.67 Jim Kaat, L ERA: 3.95 Jeff Keener, L ERA: 1.5 Darrell Porter, L OBP: 0.268, SLG: 0.459 Tito Landrum, R OBP: 0.368, SLG: 0.431		

Batter	1	2	3	4	5	6	7	8	9	AB	R	H	RBI	BB	SO	LOB	TOP					
Mookie Wilson, S OBP: 0.322, SLG: 0.366 (1, 8)										5	2	1	0	0	1	3	New York Mets @ St. Louis Cardinals Busch Stadium, St. Louis, MO Sat Jun 19 1982, 7:05 PM CDT Att: 33,354 - Unknown					
Bob Bailor, R OBP: 0.321, SLG: 0.346 (1, 6)										4	0	1	0	0	0	1						
Rusty Staub, L OBP: 0.295, SLG: 0.353 (8, PH)										0	0	0	1	0	0	0						
Mike Scott, R OBP: 0.143, SLG: 0.185 (8, 1)										0	0	0	0	0	0	0						
George Foster, R OBP: 0.348, SLG: 0.495 (1, 7)										5	2	5	1	0	0	0						
Joel Youngblood, R OBP: 0.275, SLG: 0.359 (8, 7)										0	0	0	0	0	0	0						
Dave Kingman, R OBP: 0.292, SLG: 0.483 (1, 3)										3	2	2	4	1	0	2						
Mike Jorgensen, L OBP: 0.375, SLG: 0.457 (8, 3)										0	0	0	0	0	0	0						
Ellis Valentine, R OBP: 0.252, SLG: 0.356 (1, 9)										4	0	0	1	0	0	5						
John Stearns, R OBP: 0.365, SLG: 0.438 (1, 5)										4	0	2	0	1	0	3						
Ron Hodges, L OBP: 0.391, SLG: 0.585 (1, 2)										4	0	1	0	0	1	2						
Wally Backman, S OBP: 0.358, SLG: 0.352 (1, 4)										4	2	0	0	0	0	2						
Pete Falcone, L OBP: 0.189, SLG: 0.200 (1, 1)										1	0	1	1	0	0	0						
Pat Zachry, R OBP: 0.276, SLG: 0.303 (3, PH)										1	0	0	0	0	0	0						
Gary Rajach, L OBP: 0.292, SLG: 0.303 (8, PH)										0	0	0	0	0	0	0						
Tom Hausman, R OBP: 0.172, SLG: 0.233 (8, 1)										0	0	0	0	0	0	0						
Ron Gardenhire, R OBP: 0.172, SLG: 0.233 (8, 9)										1	0	0	0	0	0	1						
Inning Stats	R: 1 E: 0 K: 1 S: 7	H: 1 LOB: 1 BB: 0 P: 7	R: 1 E: 0 K: 0 S: 5	H: 2 LOB: 1 BB: 0 P: 5	R: 0 E: 1 K: 0 S: 4	H: 1 LOB: 2 BB: 1 P: 8	R: 0 E: 0 K: 0 S: 3	H: 0 LOB: 0 BB: 0 P: 3	R: 0 E: 0 K: 0 S: 5	H: 2 LOB: 2 BB: 0 P: 5	R: 0 E: 0 K: 0 S: 4	H: 1 LOB: 1 BB: 0 P: 8	R: 2 E: 0 K: 1 S: 8	H: 3 LOB: 1 BB: 0 P: 8	R: 4 E: 1 K: 0 S: 7	H: 3 LOB: 0 BB: 0 P: 7	R: 0 E: 0 K: 0 S: 3	H: 0 LOB: 1 BB: 1 P: 7	1B: 6 2B: 4 3B: 1 HR: 2	SF: 3 SAC: 3 DP: 1 HBP: 0	WP: 2 PB: 0 SB: 0 CS: 0	PA: 45
PITCHER	IP	WLS	BF	H	R	ER	SO	BB	IBB	HBP	BLK	WP	HR	S	P	ERA	WHIP					
Bob Forsch, R ERA: 3.71 (1, 1)	6.2		33	10	4	4	1	2	0	0	0	2	1	33	41	5.40	1.800					
Jeff Keener, R ERA: 1.23 (7, 1)	1.1	L	8	3	4	0	1	0	0	0	0	0	1	10	10	0.00	2.250					
Mark Littell, R ERA: 4.58 (9, 1)	1.0		4	0	0	0	0	1	0	0	0	0	0	3	7	0.00	1.000					

Batter	1	2	3	4	5	6	7	8	9	AB	R	H	RBI	BB	SO	LOB	BOTTOM					
Ozzie Smith, S OBP: 0.335, SLG: 0.366 (1, 6)										4	1	1	0	1	0	2	New York Mets @ St. Louis Cardinals Busch Stadium, St. Louis, MO Sat Jun 19 1982, 7:05 PM CDT Att: 33,354 - Unknown					
Willie McGee, S OBP: 0.346, SLG: 0.436 (1, 8)										5	2	2	0	0	0	1						
Lonnie Smith, R OBP: 0.375, SLG: 0.450 (1, 7)										4	1	1	0	1	1	2						
George Hendrick, R OBP: 0.296, SLG: 0.453 (1, 9)										3	0	1	2	0	1	2						
Gene Tenace, R OBP: 0.568, SLG: 0.906 (1, 3)										1	0	0	0	0	1	1						
Dane Iorg, L OBP: 0.404, SLG: 0.390 (3, PH)										3	0	2	2	0	0	1						
Keith Hernandez, L OBP: 0.381, SLG: 0.348 (7, PR)										0	0	0	0	0	0	0						
Mike Ramsey, S OBP: 0.370, SLG: 0.390 (1, 4)										3	1	0	0	1	0	2						
Julio Gonzalez, R OBP: 0.276, SLG: 0.357 (1, 5)										3	0	1	0	0	0	1						
Ken Oberkfell, L OBP: 0.332, SLG: 0.331 (8, PH)										1	0	0	0	0	1	0						
Glenn Brummer, R OBP: 0.245, SLG: 0.321 (1, 2)										3	0	1	1	0	0	1						
Orlando Sanchez, L OBP: 0.296, SLG: 0.243 (8, PH)										1	0	1	0	0	0	0						
Bob Forsch, R OBP: 0.282, SLG: 0.316 (1, 1)										1	0	1	0	0	0	0						
Jeff Keener, L ERA: 4.67 (7, 1)										0	0	0	0	0	0	0						
Darrell Porter, L OBP: 0.338, SLG: 0.449 (8, PH)										1	0	0	0	0	0	1						
Mark Littell, L ERA: 4.54 (9, 1)										0	0	0	0	0	0	0						
Inning Stats	R: 1 E: 0 K: 1 S: 5	H: 0 LOB: 1 BB: 2 P: 13	R: 1 E: 0 K: 0 S: 4	H: 2 LOB: 2 BB: 1 P: 8	R: 1 E: 0 K: 1 S: 7	H: 2 LOB: 1 BB: 0 P: 7	R: 0 E: 0 K: 0 S: 4	H: 1 LOB: 1 BB: 0 P: 4	R: 1 E: 0 K: 1 S: 7	H: 2 LOB: 1 BB: 0 P: 7	R: 0 E: 0 K: 0 S: 4	H: 1 LOB: 1 BB: 0 P: 4	R: 1 E: 0 K: 0 S: 4	H: 2 LOB: 1 BB: 0 P: 4	R: 0 E: 0 K: 1 S: 6	H: 1 LOB: 0 BB: 0 P: 6	R: 0 E: 0 K: 0 S: 3	H: 0 LOB: 0 BB: 0 P: 3	1B: 9 2B: 1 3B: 1 HR: 0	SF: 1 SAC: 2 DP: 0 HBP: 0	WP: 0 PB: 0 SB: 0 CS: 1	PA: 40
PITCHER	IP	WLS	BF	H	R	ER	SO	BB	IBB	HBP	BLK	WP	HR	S	P	ERA	WHIP					
Pete Falcone, L ERA: 3.32 (1, 1)	2.1		13	4	3	3	2	3	0	0	0	0	0	13	13	3.38	1.125					
Pat Zachry, R ERA: 4.67 (3, 1)	2.2		11	3	1	1	1	0	0	0	0	0	0	13	13	3.38	1.125					
Tom Hausman, R ERA: 3.15 (6, 1)	2.0	W	8	3	1	0	0	0	0	0	0	0	0	8	8	0.00	1.500					
Mike Scott, R ERA: 4.54 (8, 1)	2.0	S	7	1	0	0	1	0	0	0	0	0	0	9	9	0.00	0.500					

Batter	1	2	3	4	5	6	7	8	9	10	AB	R	H	RBI	BB	SO	LOB	TOP				
Mookie Wilson, S OBP: 0.324, SLG: 0.367 (1, 8)	6-3		5-3			1B		5-3	1-2 2-H 3-H		5	0	2	1	0	0	1	New York Mets @ St. Louis Cardinals Busch Stadium, St. Louis, MO Sun Jun 20 1982, 3:33 AM CDT Att: 26,926 - Unknown AB 38 R 5 H 12 RBI 5 BB 4 SO 4 LOB 21				
Bob Bailor, R OBP: 0.324, SLG: 0.348 (1, 4) (9, 6)	F3		E9 4-3 HR			1B		1B	1-3		5	1	2	0	0	0	2					
George Foster, R OBP: 0.351, SLG: 0.410 Rusty Tillman, R OBP: 1.000, SLG: 1.000 Jesse Orosco, R (10, 1) Ed Lynch, R (10, 1)	K		4-3			FC6-4 1B		1B		SH 3B	5	0	3	0	0	1	1					
Dave Kingman, R OBP: 0.351, SLG: 0.476 Mike Scott, R OBP: 0.143, SLG: 0.185 Joel Youngblood, R OBP: 0.275, SLG: 0.359 (10, 7)	G1-6-3 BB		K			P4		K		SH 3B	3	0	0	0	1	2	5					
Ellis Valentine, R OBP: 0.273, SLG: 0.374 (1, 9)	G1-6-3		HR			FC6-4		F7		K	5	1	1	2	0	1	7					
John Stearns, R OBP: 0.356, SLG: 0.451 (1, 5)	F5		6-3			1-3				SH1-4 1B	5	1	2	2	0	0	0					
Ron Hodges, L OBP: 0.491, SLG: 0.568 (1, 2)			5-3 1B			4-3		4-3		SH1-4 2B	3	0	1	0	1	0	0					
Ron Gardenhire, R OBP: 0.273, SLG: 0.264 Rusty Staub, L OBP: 0.306, SLG: 0.353 Wally Backman, S OBP: 0.355, SLG: 0.349 (9, 4)			F9			5-3				SH1-4 2B	3	0	1	0	0	0	1					
Charlie Puleo, R OBP: 0.190, SLG: 0.150 Mike Jorgensen, L OBP: 0.350, SLG: 0.457 (9, 3)			5-3			1-3		1-3		G6-3 1B	1	0	0	0	0	0	2					
Inning Stats	R: 0 E: 0 K: 1 S: 5	H: 0 LOB: 0 BB: 0 P: 5	R: 0 E: 0 K: 0 S: 2	H: 0 LOB: 0 BB: 1 P: 6	R: 0 E: 0 K: 0 S: 4	H: 1 LOB: 1 BB: 0 P: 4	R: 2 E: 1 K: 1 S: 7	H: 1 LOB: 0 BB: 0 P: 7	R: 0 E: 0 K: 0 S: 5	H: 3 LOB: 2 BB: 0 P: 5	R: 0 E: 0 K: 0 S: 4	H: 1 LOB: 1 BB: 0 P: 4	R: 0 E: 0 K: 1 S: 7	H: 2 LOB: 2 BB: 0 P: 7	R: 1 E: 0 K: 0 S: 4	H: 2 LOB: 2 BB: 2 P: 12	R: 2 E: 0 K: 1 S: 7		H: 2 LOB: 2 BB: 1 P: 11	1B: 9 2B: 1 3B: 1 HR: 1	SF: 0 SAC: 2 DP: 2 HBP: 0	WP: 0 PB: 0 SB: 0 CS: 0
PITCHER	IP	WLS	BF	H	R	ER	SO	BB	IBB	HBP	BLK	WP	HR	S	P	ERA	WHIP					
Joaquin Andujar, R ERA: 2.28 (1, 1)	8.1		36	9	3	1	3	2	0	0	0	0	0	1	1	1.08	1.320					
Jim Kaat, L ERA: 3.9 (9, 1)	0.1		1	1	0	0	0	0	0	0	0	0	0	1	1	0.00	3.000					
Doug Bair, R ERA: 1.69 (9, 1)	0.1		1	0	0	0	0	0	0	0	0	0	0	1	1	0.00	0.000					
Bruce Sutter, R ERA: 4.96 (10, 1)	1.0	L	6	2	2	2	1	0	1	0	0	0	0	7	11	18.00	2.000					

Batter	1	2	3	4	5	6	7	8	9	10	AB	R	H	RBI	BB	SO	LOB	BOTTOM				
Lonnie Smith, R OBP: 0.375, SLG: 0.451 (1, 7)	K		S BB			F8		B1-3		E8 SF8 2B	4	1	1	0	1	1	0	New York Mets @ St. Louis Cardinals Busch Stadium, St. Louis, MO Sun Jun 20 1982, 3:33 AM CDT Att: 26,926 - Unknown AB 34 R 4 H 10 RBI 4 BB 5 SO 6 LOB 8				
Willie McGee, S OBP: 0.358, SLG: 0.457 (1, 8)	4-3 1B		F7			CS 1B		2B		SF8	4	0	3	1	0	0	1					
Dane Iorg, L OBP: 0.363, SLG: 0.377 Gene Tenace, R OBP: 0.578, SLG: 0.906 Tito Landrum, R OBP: 0.351, SLG: 0.436 (1, 3)	4-3		K			F2		F7		BB	4	0	0	0	0	1	3					
George Hendrick, R OBP: 0.290, SLG: 0.442 (1, 9)			K			P6		6-3		L6	5	0	0	0	0	2	2					
Darrell Porter, L OBP: 0.335, SLG: 0.440 (1, 2)			P6			F8		F8		4-3	3	1	0	0	1	0	0					
Ken Oberkfell, L OBP: 0.335, SLG: 0.331 (1, 5)			S BB			BB 1B		F8		4-3	3	1	1	0	1	0	0					
Mike Ramsey, S OBP: 0.370, SLG: 0.389 Keith Hernandez, L OBP: 0.383, SLG: 0.363 Bruce Sutter, R (10, 1)			F7			1-2 2-H		K		HR	3	0	1	1	0	1	1					
Ozzie Smith, S OBP: 0.341, SLG: 0.370 (1, 6)			G1-6-3 1B			1-2 2-3		3-1		PO 1B	3	0	2	0	1	0	0					
Joaquin Andujar, S OBP: 0.214, SLG: 0.286 Jim Kaat, L (9, 1) Doug Bair, R (9, 1)			G1-6-3			K		K		PO	3	0	1	1	0	1	1					
Orlando Sanchez, L OBP: 0.266, SLG: 0.243 Julio Gonzalez, R OBP: 0.271, SLG: 0.351 (10, 4)			1-2			1-2 2-H 3-H		1B		5-3	1	0	0	0	0	0	0					
Inning Stats	R: 0 E: 0 K: 1 S: 5	H: 1 LOB: 1 BB: 0 P: 5	R: 0 E: 0 K: 1 S: 5	H: 0 LOB: 1 BB: 1 P: 9	R: 0 E: 0 K: 0 S: 3	H: 1 LOB: 1 BB: 1 P: 7	R: 2 E: 0 K: 2 S: 9	H: 3 LOB: 2 BB: 2 P: 17	R: 0 E: 0 K: 0 S: 3	H: 0 LOB: 0 BB: 0 P: 3	R: 0 E: 0 K: 0 S: 3	H: 0 LOB: 0 BB: 0 P: 7	R: 0 E: 0 K: 0 S: 4	H: 1 LOB: 1 BB: 0 P: 4	R: 1 E: 0 K: 0 S: 4	H: 2 LOB: 0 BB: 0 P: 4	R: 1 E: 1 K: 0 S: 4	H: 1 LOB: 1 BB: 1 P: 8	1B: 7 2B: 2 3B: 0 HR: 1	SF: 1 SAC: 0 DP: 1 HBP: 0	WP: 0 PB: 0 SB: 2 CS: 1	PA: 41
PITCHER	IP	WLS	BF	H	R	ER	SO	BB	IBB	HBP	BLK	WP	HR	S	P	ERA	WHIP					
Charlie Puleo, R ERA: 4.15 (1, 1)	8.0		31	7	2	2	6	4	0	0	0	0	0	39	55	2.25	1.375					
Mike Scott, R ERA: 4.6 (9, 1)	1.0	W	4	2	1	1	0	0	0	0	0	0	1	4	4	9.00	2.000					
Jesse Orosco, L ERA: 2.93 (10, 1)	0.2		4	1	1	0	0	1	0	0	0	0	0	3	7	0.00	3.000					
Ed Lynch, R ERA: 4.31 (10, 1)	0.1	S	1	0	0	0	0	0	0	0	0	0	0	1	1	0.00	0.000					

Batter	1	2	3	4	5	6	7	8	9	AB	R	H	RBI	BB	SO	LOB	TOP							
Bob Dernier, R OBP: 0.366, SLG: 0.357 (1, 8)	2-3		6-3			K	FC3-6 1B	K		5	0	1	0	0	2	1								
Pete Rose, S OBP: 0.344, SLG: 0.367 (1, 3)	1B			5-3		FC5-4 1B	FC3-6 1-2 3-H	6-3		5	0	2	1	0	0	1								
Gary Matthews, R OBP: 0.326, SLG: 0.408 (1, 7)	K			FC5-4 BB		FC5-4 S BB 1-2	F7	5-3		4	0	0	0	1	1	3								
Mike Schmidt, R OBP: 0.439, SLG: 0.500 (1, 5)	K			K		S BB 1-2		HR 1B		4	1	2	0	1	2	2								
Bill Robinson, R OBP: 0.289, SLG: 0.474 (1, 9)		F8		FC5-4 1-2		S BB 1-2 2-3		HR 1B		4	1	1	2	1	1	2								
Ozzie Virgil, R OBP: 0.269, SLG: 0.440 (1, 2)	K					F3	L6	HR		4	1	1	1	0	1	3								
Manny Trillo, R OBP: 0.301, SLG: 0.297 (1, 4)		6-3				L8				4	0	0	0	0	0	0								
Ivan De Jesus, R OBP: 0.291, SLG: 0.259 (1, 6)			6-3							4	1	2	0	0	0	0								
Marty Bystrom, R (1, 1)										2	0	0	0	0	0	1								
Luis Aguayo, R OBP: 0.269, SLG: 0.458 (7, PH)										1	1	1	1	0	0	0								
Sparky Lyle, L OBP: 0.500, SLG: 0.500 (7, 1)										0	0	0	0	0	0	0								
Ron Reed, R OBP: 0.333, SLG: 0.600 (7, 1)										1	0	1	0	0	0	0								
Tug McGraw, R (8, 1)										0	0	0	0	0	0	0								
Inning Stats	R: 0 E: 0 K: 2 S: 8	H: 1 LOB: 1 BB: 0 P: 8	R: 0 E: 0 K: 1 S: 5	H: 0 LOB: 0 BB: 0 P: 5	R: 0 E: 0 K: 1 S: 3	H: 0 LOB: 0 BB: 0 P: 3	R: 0 E: 0 K: 1 S: 5	H: 0 LOB: 1 BB: 1 P: 9	R: 0 E: 0 K: 0 S: 4	H: 1 LOB: 1 BB: 0 P: 4	R: 0 E: 0 K: 1 S: 6	H: 1 LOB: 3 BB: 2 P: 14	R: 2 E: 0 K: 0 S: 6	H: 3 LOB: 1 BB: 0 P: 6	R: 3 E: 0 K: 1 S: 9	H: 4 LOB: 1 BB: 0 P: 9	R: 0 E: 0 K: 1 S: 6	H: 1 LOB: 1 BB: 0 P: 6	1B: 6 2B: 2 3B: 1 HR: 2	SF: 0 SAC: 0 DP: 0 HBP: 0	WP: 1 PB: 0 SB: 2 CS: 0	PA: 41		
PITCHER	IP	WLS	BF	H	R	ER	SO	BB	IBB	HBP	BLK	WP	HR	S	P	ERA	WHIP							
Dave LaPoint, L ERA: 3.95 (1, 1)	7.0		30	6	2	2	5	3	0	0	0	0	0	37	49	2.57	1.286							
Doug Bair, R ERA: 2.41 (8, 1)	0.0		3	3	3	3	0	0	0	0	0	0	2	3	3	∞	∞							
Bruce Sutter, R ERA: 4.75 (8, 1)	2.0	W	8	2	0	0	2	0	0	0	0	1	0	12	12	0.00	1.000							

Philadelphia Phillies @ St. Louis Cardinals
Busch Stadium, St. Louis, MO
Mon Jun 21 1982, 7:05 PM CDT
Att: 19,141 - Unknown

AB 38
R 5
H 11
RBI 5
BB 3
SO 7
LOB 13



Batter	1	2	3	4	5	6	7	8	9	AB	R	H	RBI	BB	SO	LOB	BOTTOM							
Lonnie Smith, R OBP: 0.377, SLG: 0.460 (1, 7)	K		BLK 1B			FC5-4 1-2				4	1	2	2	0	1	2								
Willie McGee, S OBP: 0.363, SLG: 0.459 (1, 8)	L6		CS 1B			F8		1B 2B		4	1	2	1	0	0	0								
Keith Hernandez, L OBP: 0.384, SLG: 0.363 (1, 3)	P4		CS 1B			4-3		2B 1B		3	1	1	0	1	0	0								
Darrell Porter, L OBP: 0.333, SLG: 0.441 (1, 2)		F9		G6-4-3 BB		4-3		1B 1-5 2B		4	0	1	1	0	0	1								
George Hendrick, R OBP: 0.293, SLG: 0.440 (1, 9)		4-3		6-3		2B 1B BB		FC5-4 1B		3	1	1	1	1	0	0								
Ken Oberkfell, L OBP: 0.338, SLG: 0.341 (1, 5)		4-3				1B 1-3 2B		FC5-4 1-2		4	1	2	0	0	0	2								
Mike Ramsey, S OBP: 0.366, SLG: 0.385 (1, 4)			4-3			1B 1-3 2B		1-5		4	0	1	1	0	0	3								
Ozzie Smith, S OBP: 0.344, SLG: 0.373 (1, 6)			SH1-4 1B			3-1				3	1	2	1	0	0	0								
Dave LaPoint, L OBP: 0.200, SLG: 0.200 (1, 1)			SH1-4							1	1	1	0	0	0	0								
Gene Tenace, R OBP: 0.578, SLG: 0.906 (7, PH)										0	0	0	0	0	0	0								
Dane Iorg, L OBP: 0.390, SLG: 0.374 (7, PH)										1	0	0	0	0	0	2								
Doug Bair, R (8, 1)										0	0	0	0	0	0	0								
Bruce Sutter, R (8, 1)										0	0	0	0	0	0	0								
Inning Stats	R: 0 E: 0 K: 1 S: 5	H: 0 LOB: 0 BB: 0 P: 5	R: 0 E: 0 K: 0 S: 3	H: 0 LOB: 0 BB: 0 P: 3	R: 2 E: 0 K: 0 S: 5	H: 3 LOB: 0 BB: 0 P: 5	R: 0 E: 0 K: 0 S: 2	H: 0 LOB: 0 BB: 1 P: 6	R: 0 E: 0 K: 0 S: 3	H: 1 LOB: 0 BB: 0 P: 3	R: 1 E: 0 K: 0 S: 4	H: 2 LOB: 0 BB: 0 P: 4	R: 2 E: 0 K: 0 S: 6	H: 3 LOB: 2 BB: 1 P: 10	R: 2 E: 0 K: 0 S: 6	H: 4 LOB: 1 BB: 0 P: 6	1B: 10 2B: 3 3B: 1 HR: 0	SF: 0 SAC: 1 DP: 2 HBP: 0	WP: 0 PB: 0 SB: 0 CS: 2	PA: 35				
PITCHER	IP	WLS	BF	H	R	ER	SO	BB	IBB	HBP	BLK	WP	HR	S	P	ERA	WHIP							
Marty Bystrom, R ERA: 2.25 (1, 1)	6.0		21	6	3	3	1	1	0	0	1	0	0	4	8	4.50	1.167							
Sparky Lyle, L ERA: 3.67 (7, 1)	0.1		5	3	2	2	0	1	0	0	0	0	0	4	8	54.00	12.000							
Ron Reed, R ERA: 3.09 (7, 1)	0.2	L	4	2	2	2	0	0	0	0	0	0	0	4	4	27.00	3.000							
Tug McGraw, L ERA: (8, 1)	1.0		4	2	0	0	0	0	0	0	0	0	0	4	4	0.00	2.000							

Philadelphia Phillies @ St. Louis Cardinals
Busch Stadium, St. Louis, MO
Mon Jun 21 1982, 7:05 PM CDT
Att: 19,141 - Unknown

AB 31
R 7
H 13
RBI 7
BB 2
SO 1
LOB 10



Batter	1	2	3	4	5	6	7	8	9	AB	R	H	RBI	BB	SO	LOB	TOP			
Bob Dernier, R OBP: 0.360, SLG: 0.350 (1, 8)	0-3 K2-3		0-3 K			0-0 4-3		0-0 6-3		4	0	0	0	0	2	1	Philadelphia Phillies @ St. Louis Cardinals Busch Stadium, St. Louis, MO Tue Jun 22 1982, 7:05 PM CDT Att: 19,672 - Unknown			
Pete Rose, S OBP: 0.343, SLG: 0.369 (1, 3)	0-0 3-1		0-0 2B			0-0 F7		0-0 P6		4	0	1	1	0	0	0				
Gary Matthews, R OBP: 0.321, SLG: 0.402 (1, 7)	0-0 5-3		0-0 F8			0-3 K			0-0 P5	4	0	0	0	0	1	1				
Mike Schmidt, R OBP: 0.440, SLG: 0.500 (1, 5)		0-0 F7		0-0 G4-6-3 1B				0-0 F8 1B		4	0	2	0	0	0	0				
Bo Diaz, R OBP: 0.351, SLG: 0.516 Luis Aguayo, R OBP: 0.269, SLG: 0.458 (9, PR)		0-0 HR		0-0 G4-6-3 1-2				0-0 1B		4	1	3	1	0	0	1				
Greg Gross, L OBP: 0.370, SLG: 0.327 (1, 9)		0-0 6-3		0-0 6-3				0-0 F8		4	0	0	0	0	0	3				
Manny Trillo, R OBP: 0.302, SLG: 0.298 (1, 4)		0-0 CS 1B			0-0 F8			0-3 K		3	0	1	0	0	1	2				
Ivan De Jesus, R OBP: 0.292, SLG: 0.260 (1, 6)		0-0 CS	0-0 SH1-4 2B 1B		0-0 5-3			0-0 F8		3	1	1	0	0	0	2				
Larry Christenson, R OBP: 0.065, SLG: 0.097 Len Matuszek, L OBP: 0.152, SLG: 0.167 (8, PH) Sparky Lyle, L OBP: 0.530, SLG: 0.500 Ed Farmer, R (8, 1)			0-0 SH1-4		0-0 5-3			0-0 L7		1	0	0	0	0	0	0				
Inning Stats	R: 0 E: 0 K: 1 S: 5	H: 0 LOB: 0 BB: 0 P: 5	R: 1 E: 0 K: 0 S: 4	H: 2 LOB: 0 BB: 0 P: 4	R: 1 E: 0 K: 1 S: 7	H: 2 LOB: 1 BB: 0 P: 7	R: 0 E: 0 K: 0 S: 3	H: 1 LOB: 0 BB: 0 P: 3	R: 0 E: 0 K: 1 S: 5	H: 0 LOB: 0 BB: 0 P: 3	R: 0 E: 0 K: 1 S: 7	H: 2 LOB: 2 BB: 0 P: 7	R: 0 E: 0 K: 0 S: 3	H: 0 LOB: 0 BB: 0 P: 3	R: 0 E: 0 K: 0 S: 4	H: 1 LOB: 1 BB: 0 P: 4		1B: 6 2B: 1 3B: 0 HR: 1	SF: 0 SAC: 1 DP: 1 HBP: 0	WP: 0 PB: 0 SB: 0 CS: 1
PITCHER John Stuper, R ERA: 3.41 (1, 1)	IP: 9.0 WLS: W BF: 33 H: 8 R: 2 ER: 2 SO: 4 BB: 0 IBB: 0 HBP: 0 BLK: 0 WP: 0 HR: 1 S: 41 P: 41 ERA: 2.00 WHIP: 0.889																			

Batter	1	2	3	4	5	6	7	8	9	AB	R	H	RBI	BB	SO	LOB	BOTTOM			
Lonnie Smith, R OBP: 0.375, SLG: 0.455 (1, 7)	4-0 1B S E BB		0-3 K			0-0 4-3		0-0 6-3		3	1	0	0	1	1	2	Philadelphia Phillies @ St. Louis Cardinals Busch Stadium, St. Louis, MO Tue Jun 22 1982, 7:05 PM CDT Att: 19,672 - Unknown			
Willie McGee, S OBP: 0.376, SLG: 0.464 (1, 8)	0-0 FC3-6 SF8 1B	0-0 F7			0-0 CS 1B			4-0 4-3 1B BB BB		3	2	2	0	1	0	2				
Keith Hernandez, L OBP: 0.386, SLG: 0.369 (1, 3)	0-0 E3 FC3-6 1-2 3-H		0-0 2B		0-0 F7 1-2			0-0 BB 4-3 1B		4	0	2	1	0	0	2				
Darrell Porter, L OBP: 0.325, SLG: 0.430 (1, 2)	0-0 FC3-6 1-2 2-3		0-0 F5			0-0 F8		0-0 4-3		4	0	0	0	0	0	5				
George Hendrick, R OBP: 0.293, SLG: 0.436 (1, 9)	0-0 SF8		0-0 6-5-4-6			0-0 E5 FC5-4		4-0 BB IBB		2	0	0	1	1	0	1				
Ken Oberkfell, L OBP: 0.333, SLG: 0.335 Gene Tenace, R OBP: 0.578, SLG: 0.906 (8, PH) Dane Iorg, L OBP: 0.387, SLG: 0.371 Julio Gonzalez, R OBP: 0.271, SLG: 0.351 (9, 5)	0-0 F2				0-3 K			0-0 L8		3	0	0	0	0	1	2				
Mike Ramsey, S OBP: 0.370, SLG: 0.379 (1, 4)		4-0 1B 3-1 BB			0-0 4-3			4-0 FC5-4 1-2 2-3 3-H		2	0	0	1	2	0	1				
Ozzie Smith, S OBP: 0.343, SLG: 0.376 (1, 6)		0-0 3-1			0-0 2B			0-0 F9		4	0	1	0	0	0	4				
John Stuper, R OBP: 0.222, SLG: 0.444 (1, 1)		0-0 2-3 1B			0-0 F9			0-3 K		3	0	1	0	0	1	1				
Inning Stats	R: 2 E: 1 K: 0 S: 5	H: 1 LOB: 1 BB: 1 P: 9	R: 0 E: 0 K: 1 S: 6	H: 1 LOB: 2 BB: 1 P: 10	R: 0 E: 0 K: 1 S: 3	H: 1 LOB: 0 BB: 0 P: 3	R: 0 E: 0 K: 1 S: 6	H: 1 LOB: 1 BB: 0 P: 6	R: 0 E: 0 K: 0 S: 3	H: 0 LOB: 0 BB: 0 P: 3	R: 0 E: 1 K: 0 S: 4	H: 0 LOB: 1 BB: 0 P: 4	R: 0 E: 0 K: 1 S: 5	H: 0 LOB: 0 BB: 0 P: 5	R: 1 E: 0 K: 0 S: 4	H: 1 LOB: 3 BB: 3 P: 16		1B: 4 2B: 3 3B: 0 HR: 0	SF: 1 SAC: 0 DP: 1 HBP: 0	WP: 0 PB: 0 SB: 1 CS: 1
PITCHER Larry Christenson, R ERA: 3.41 (1, 1) Sparky Lyle, L ERA: 3.95 (8, 1) Ed Farmer, R ERA: 6.98 (8, 1)	IP: 7.0 WLS: L BF: 4 H: 1 R: 1 ER: 1 SO: 0 BB: 1 IBB: 0 HBP: 0 BLK: 0 WP: 0 HR: 0 S: 32 P: 10 ERA: 3.41 WHIP: 1.000																			



Batter	1	2	3	4	5	6	7	8	9	AB	R	H	RBI	BB	SO	LOB	TOP					
Lonnie Smith, R (1,7) OBP: 0.370, SLG: 0.449	0-0 4-3		0-0 5-3			0-0 3-1 S SF7 1B		0-0 F8		4	1	1	0	0	0	1	St. Louis Cardinals @ Chicago Cubs Wrigley Field, Chicago, IL Fri Jun 25 1982, 3:33 AM CDT Att: 16,414 - Overcast - 70 F					
Willie McGee, S (1,8) OBP: 0.372, SLG: 0.455	0-0 S 1B		0-0 L3			0-0 3-1		0-0 4-3		4	0	1	0	0	0	2						
Keith Hernandez, L (1,3) OBP: 0.381, SLG: 0.373	0-3 K			0-0 6-3		0-0 SF7		0-0 1B		3	0	1	2	0	1	1						
Darrell Porter, L (1,2) OBP: 0.328, SLG: 0.416	0-3 K			4-0 BB		3-H 4-0 BB		3-H 0-0 4-3		2	0	0	0	2	1	2						
Dane Iorg, L (1,9) OBP: 0.384, SLG: 0.367		0-0 1B		0-0 L6		0-0 F5		0-0 F7		4	0	1	0	0	0	2						
Ken Oberkfell, L (1,5) OBP: 0.325, SLG: 0.332	0-0 F8			0-0 4-1			0-0 4-3		0-0 1B 2B	4	1	1	0	0	0	2						
Mike Ramsey, S (1,4) OBP: 0.350, SLG: 0.357	0-0 F9				0-0 F9		0-0 4-3		0-0 F7	4	0	0	0	0	0	2						
Ozzie Smith, S (1,6) OBP: 0.342, SLG: 0.370	0-0 P6				0-0 L9		0-0 4-3		0-0 FC5-4 1B	4	0	1	1	0	0	1						
Joaquin Andujar, S (1,1) OBP: 0.205, SLG: 0.273			0-3 K						0-0 FC5-4 1B	2	0	0	0	0	2	0						
Steve Braun, L (8, PH) OBP: 0.375, SLG: 0.294									0-0 FC5-4	1	1	1	0	0	0	0						
Doug Bair, R (8, PH) OBP: 0.286, SLG: 0.423									0-0 FC5-4	1	0	0	0	0	0	0						
George Hendrick, R (8, PH) OBP: 0.286, SLG: 0.423									0-0 FC5-4	1	0	0	0	0	0	1						
Inning Stats	R: 0 E: 0 K: 2 S: 8	H: 1 LOB: 1 BB: 0 P: 8	R: 0 E: 0 K: 0 S: 4	H: 1 LOB: 1 BB: 0 P: 4	R: 0 E: 0 K: 1 S: 5	H: 0 LOB: 0 BB: 0 P: 5	R: 0 E: 0 K: 0 S: 3	H: 0 LOB: 1 BB: 1 P: 7	R: 0 E: 0 K: 1 S: 5	H: 0 LOB: 0 BB: 0 P: 5	R: 1 E: 0 K: 0 S: 4	H: 1 LOB: 1 BB: 1 P: 8	R: 0 E: 0 K: 0 S: 3	H: 0 LOB: 0 BB: 0 P: 3	R: 1 E: 0 K: 0 S: 5	H: 2 LOB: 1 BB: 0 P: 5	R: 1 E: 0 K: 0 S: 5	H: 2 LOB: 1 BB: 0 P: 5	1B: 6 2B: 1 3B: 0 HR: 0	SF: 1 SAC: 0 DP: 0 HBP: 0	WP: 0 PB: 0 SB: 2 CS: 0	PA: 36
PITCHER Fergie Jenkins, R (1,1) ERA: 3.23	IP: 9.0 WLS: W BF: 36 H: 7 R: 3 ER: 3 SO: 4 BB: 2 IBB: 0 HBP: 0 BLK: 1 WP: 0 HR: 0 S: 42 P: 50 ERA: 3.00 WHIP: 1.000															PITCHER	IP: 9.0 WLS: W BF: 36 H: 7 R: 3 ER: 3 SO: 4 BB: 2 IBB: 0 HBP: 0 BLK: 1 WP: 0 HR: 0 S: 42 P: 50 ERA: 3.00 WHIP: 1.000					

AB 33
R 3
H 7
RBI 3
BB 2
SO 4
LOB 14



Batter	1	2	3	4	5	6	7	8	9	AB	R	H	RBI	BB	SO	LOB	BOTTOM					
Bump Wills, S (1,4) OBP: 0.341, SLG: 0.373	0-0 F7		0-3 K		0-0 4-3		0-0 6-3			4	0	0	0	0	1	3	St. Louis Cardinals @ Chicago Cubs Wrigley Field, Chicago, IL Fri Jun 25 1982, 3:33 AM CDT Att: 16,414 - Overcast - 70 F					
Junior Kennedy, R (8,4) OBP: 0.241, SLG: 0.267	0-0 L9		0-3 K		0-0 K			0-0 SH5-3 2B		4	1	1	0	0	2	2						
23 Ryne Sandberg, R (1,5) OBP: 0.284, SLG: 0.323	0-0 L9		0-3 K		0-0 K			0-0 SH5-3 1B		4	1	1	0	0	2	2						
Bill Buckner, L (1,3) OBP: 0.347, SLG: 0.404	0-0 F9			0-0 HR BB 1B	0-0 G3			0-0 SH5-3 1B		3	1	1	0	0	0	0						
Leon Durham, L (1,8) OBP: 0.359, SLG: 0.442		0-0 6-3		4-0 HR BB		0-0 4-3		0-0 FC5-4 1B 2B		3	2	1	1	1	0	0						
Jay Johnstone, L (1,9) OBP: 0.349, SLG: 0.543	0-0 4-3			0-0 HR		0-0 F8		4-0 FC5-4 IBB		3	1	1	3	1	0	0						
Keith Moreland, R (1,7) OBP: 0.351, SLG: 0.444	0-3 K			1-H 2-H HR		0-0 F7		0-0 FC5-4 1B		3	0	0	0	0	1	0						
Gary Woods, R (7,7) OBP: 0.345, SLG: 0.397				0-0 F7		0-0 1-3		1-2 2-3 FC5-4 1B		1	0	0	0	0	0	2						
Jody Davis, R (1,2) OBP: 0.279, SLG: 0.370			0-0 F9		0-0 5-3		0-0 4-3	0-0 1-3 1B		4	0	1	1	0	0	0						
Larry Bowa, S (1,6) OBP: 0.296, SLG: 0.313			0-0 1B S 1B		0-0 1B		0-0 SH3-4 1B	0-0 3-H F9		4	0	3	0	0	0	2						
Fergie Jenkins, R (1,1) OBP: 0.074, SLG: 0.074			0-0 1-3 1B		0-0 P4		0-0 SH3-4			2	0	1	0	0	0	1						
Inning Stats	R: 0 E: 0 K: 0 S: 3	H: 0 LOB: 0 BB: 0 P: 3	R: 0 E: 0 K: 1 S: 5	H: 0 LOB: 0 BB: 0 P: 5	R: 0 E: 0 K: 2 S: 9	H: 2 LOB: 2 BB: 0 P: 9	R: 3 E: 0 K: 0 S: 6	H: 3 LOB: 1 BB: 1 P: 10	R: 0 E: 0 K: 0 S: 5	H: 0 LOB: 0 BB: 0 P: 5	R: 0 E: 0 K: 0 S: 3	H: 0 LOB: 0 BB: 0 P: 3	R: 0 E: 0 K: 0 S: 4	H: 1 LOB: 1 BB: 0 P: 4	R: 2 E: 0 K: 0 S: 6	H: 3 LOB: 2 BB: 1 P: 10	R: 2 E: 0 K: 0 S: 6	H: 3 LOB: 2 BB: 1 P: 10	1B: 7 2B: 1 3B: 0 HR: 1	SF: 0 SAC: 2 DP: 0 HBP: 0	WP: 0 PB: 0 SB: 1 CS: 0	PA: 35
PITCHER Joaquin Andujar, R (1,1) ERA: 2.34	IP: 7.0 WLS: L BF: 28 H: 6 R: 3 ER: 3 SO: 4 BB: 1 IBB: 0 HBP: 0 BLK: 0 WP: 1 HR: 1 S: 35 P: 39 ERA: 3.86 WHIP: 1.000															PITCHER	IP: 7.0 WLS: L BF: 28 H: 6 R: 3 ER: 3 SO: 4 BB: 1 IBB: 0 HBP: 0 BLK: 0 WP: 1 HR: 1 S: 35 P: 39 ERA: 3.86 WHIP: 1.000					
Doug Bair, R (8,1) ERA: 2.82	1.0 L 7 3 2 2 0 0 1 0 0 0 0 0 6 10 18.00 3.000															PITCHER	1.0 L 7 3 2 2 0 0 1 0 0 0 0 0 6 10 18.00 3.000					

AB 31
R 5
H 9
RBI 5
BB 2
SO 4
LOB 10



Batter	1	2	3	4	5	6	7	8	9	AB	R	H	RBI	BB	SO	LOB	TOP				
Willie McGee, S (1, 8) OBP: 0.360, SLG: 0.434	0-3 K		4-0 CS BB		0-0 6-3		0-0 3-1			3	0	0	0	1	1	1					
Tom Herr, S (1, 4) OBP: 0.339, SLG: 0.327 Mike Ramsey, S (5, 4) OBP: 0.346, SLG: 0.352	4-0 5-3 BB		0-3 K		0-0 6-3			0-0 6-3		2	0	0	0	1	1	1					
Lonnie Smith, R (1, 7) OBP: 0.370, SLG: 0.445	0-0 5-3		0-0 1B		0-0 5-3			4-0 CS E BB		3	1	1	0	1	0	1					
Keith Hernandez, L (1, 3) OBP: 0.384, SLG: 0.374	0-0 6-3		0-0 1B		4-0 S BB			0-3 K		3	0	1	1	1	1	2					
Dane Iorg, L (1, 9) OBP: 0.376, SLG: 0.359 Tito Landrum, R (7, 9) OBP: 0.349, SLG: 0.421		0-0 6-3	0-0 3-1		0-3 K			0-0 1-3		3	0	0	0	0	1	2					
Ken Oberkfell, L (1, 5) OBP: 0.316, SLG: 0.328		0-0 2B		0-0 F7		0-0 4-3		0-0 F8		4	1	1	0	0	0	1					
Gene Tenace, R (1, 2) OBP: 0.577, SLG: 0.861		0-0 3-1 2H 2B		0-0 F3			4-0 SH5-4 BB	0-0 L7		3	0	1	1	1	0	0					
Ozzie Smith, S (1, 6) OBP: 0.336, SLG: 0.363		0-0 3-1		0-0 5-3			0-0 SH5-4			2	0	0	0	0	0	1					
Jim Kaat, L (1, 1) Steve Braun, L (7, PH) Doug Bair, R (7, 1) Bruce Sutter, R (8, 1)		0-0 B1-3		0-3 K			0-0 P6			2	0	0	0	0	1	1					
Inning Stats	R: 0 E: 0 K: 1 S: 5	H: 0 LOB: 1 BB: 1 P: 9	R: 1 E: 0 K: 0 S: 5	H: 2 LOB: 1 BB: 0 P: 5	R: 1 E: 0 K: 1 S: 6	H: 2 LOB: 1 BB: 1 P: 10	R: 0 E: 0 K: 0 S: 3	H: 0 LOB: 0 BB: 0 P: 3	R: 0 E: 0 K: 1 S: 5	H: 0 LOB: 1 BB: 1 P: 9	R: 0 E: 0 K: 0 S: 3	H: 0 LOB: 1 BB: 1 P: 7	R: 0 E: 1 K: 1 S: 4	H: 0 LOB: 1 BB: 1 P: 8	R: 0 E: 0 K: 0 S: 3	H: 0 LOB: 0 BB: 0 P: 3	1B: 2 2B: 3 3B: 0 HR: 0	SF: 0 SAC: 1 DP: 1 HBP: 0	WP: 0 PB: 0 SB: 2 CS: 2	PA: 34	
PITCHER	IP WLS BF H R ER SO BB IBB HBP BLK WP HR S P ERA WHIP	IP WLS BF H R ER SO BB IBB HBP BLK WP HR S P ERA WHIP	IP WLS BF H R ER SO BB IBB HBP BLK WP HR S P ERA WHIP	IP WLS BF H R ER SO BB IBB HBP BLK WP HR S P ERA WHIP	IP WLS BF H R ER SO BB IBB HBP BLK WP HR S P ERA WHIP	IP WLS BF H R ER SO BB IBB HBP BLK WP HR S P ERA WHIP	IP WLS BF H R ER SO BB IBB HBP BLK WP HR S P ERA WHIP	IP WLS BF H R ER SO BB IBB HBP BLK WP HR S P ERA WHIP	IP WLS BF H R ER SO BB IBB HBP BLK WP HR S P ERA WHIP	IP WLS BF H R ER SO BB IBB HBP BLK WP HR S P ERA WHIP	IP WLS BF H R ER SO BB IBB HBP BLK WP HR S P ERA WHIP	IP WLS BF H R ER SO BB IBB HBP BLK WP HR S P ERA WHIP	IP WLS BF H R ER SO BB IBB HBP BLK WP HR S P ERA WHIP	IP WLS BF H R ER SO BB IBB HBP BLK WP HR S P ERA WHIP	IP WLS BF H R ER SO BB IBB HBP BLK WP HR S P ERA WHIP	IP WLS BF H R ER SO BB IBB HBP BLK WP HR S P ERA WHIP	IP WLS BF H R ER SO BB IBB HBP BLK WP HR S P ERA WHIP	IP WLS BF H R ER SO BB IBB HBP BLK WP HR S P ERA WHIP	IP WLS BF H R ER SO BB IBB HBP BLK WP HR S P ERA WHIP	IP WLS BF H R ER SO BB IBB HBP BLK WP HR S P ERA WHIP	IP WLS BF H R ER SO BB IBB HBP BLK WP HR S P ERA WHIP

St. Louis Cardinals @ Chicago Cubs
Wrigley Field, Chicago, IL
Sat Jun 26 1982, 3:38 AM CDT
Att: 29,357 - Cloudy - 56 F

AB 28
R 2
H 4
RBI 2
BB 5
SO 5
LOB 11



Batter	1	2	3	4	5	6	7	8	9	AB	R	H	RBI	BB	SO	LOB	BOTTOM				
Bump Willis, S (1, 4) OBP: 0.332, SLG: 0.363	0-0 6-3		0-0 5-3		0-0 F8		0-0 E4 FC6-4		0-0 1B	5	0	1	0	0	0	2					
23 Ryne Sandberg, R (1, 5) OBP: 0.286, SLG: 0.323	0-0 4-3 1B		0-0 1B		0-0 F9		0-0 FC6-4		0-0 F8	5	1	2	0	0	0	4					
Bill Buckner, L (1, 3) OBP: 0.340, SLG: 0.392	0-0 4-3		0-3 K		0-0 3-1			0-0 3-1	0-0 G3	5	0	0	0	0	1	3					
Keith Moreland, R (1, 9) OBP: 0.345, SLG: 0.435	0-0 2H 1B		0-0 P3		0-0 F8			0-0 P6		4	0	1	1	0	0	1					
Leon Durham, L (1, 8) OBP: 0.360, SLG: 0.437	0-3 K			4-0 E BB		0-0 L4		4-0 BB S BB		2	0	0	0	2	1	1					
Steve Henderson, R (1, 7) OBP: 0.295, SLG: 0.274		0-3 K		0-0 E4 G4-6-3			0-3 K	4-0 BB BB		3	0	0	0	1	2	1					
Jody Davis, R (1, 2) OBP: 0.290, SLG: 0.376 Jay Johnstone, L (8, PH) OBP: 0.368, SLG: 0.548		0-0 2B		0-3 K			0-0 E 1B 1B	4-0 1-2 2-3 BB		3	0	2	0	0	1	2					
Junior Kennedy, R (1, 6) OBP: 0.233, SLG: 0.256 Larry Bowa, S (8, PH) OBP: 0.302, SLG: 0.320		0-0 L9		0-0 G4-6-3			0-0 F8	0-0 1-3		3	0	0	0	0	0	4					
Lee Smith, R (1, 1) Bob Molinaro, L (7, PH) Willie Hernandez, L (8, 1) Gary Woods, R (9, PH) OBP: 0.346, SLG: 0.404		0-0 6-3		0-0 6-3			0-0 E 1B	0-3 K		2	0	0	0	0	0	1					
Inning Stats	R: 1 E: 0 K: 1 S: 7	H: 2 LOB: 1 BB: 0 P: 7	R: 0 E: 0 K: 1 S: 6	H: 1 LOB: 0 BB: 0 P: 6	R: 0 E: 0 K: 1 S: 5	H: 0 LOB: 1 BB: 1 P: 9	R: 0 E: 0 K: 0 S: 3	H: 0 LOB: 0 BB: 0 P: 3	R: 0 E: 1 K: 1 S: 8	H: 2 LOB: 3 BB: 0 P: 8	R: 0 E: 0 K: 0 S: 3	H: 0 LOB: 3 BB: 3 P: 15	R: 0 E: 0 K: 1 S: 6	H: 1 LOB: 1 BB: 0 P: 6	1B: 6 2B: 1 3B: 0 HR: 0	SF: 0 SAC: 0 DP: 1 HBP: 0	WP: 0 PB: 0 SB: 1 CS: 0	PA: 39			
PITCHER	IP WLS BF H R ER SO BB IBB HBP BLK WP HR S P ERA WHIP	IP WLS BF H R ER SO BB IBB HBP BLK WP HR S P ERA WHIP	IP WLS BF H R ER SO BB IBB HBP BLK WP HR S P ERA WHIP	IP WLS BF H R ER SO BB IBB HBP BLK WP HR S P ERA WHIP	IP WLS BF H R ER SO BB IBB HBP BLK WP HR S P ERA WHIP	IP WLS BF H R ER SO BB IBB HBP BLK WP HR S P ERA WHIP	IP WLS BF H R ER SO BB IBB HBP BLK WP HR S P ERA WHIP	IP WLS BF H R ER SO BB IBB HBP BLK WP HR S P ERA WHIP	IP WLS BF H R ER SO BB IBB HBP BLK WP HR S P ERA WHIP	IP WLS BF H R ER SO BB IBB HBP BLK WP HR S P ERA WHIP	IP WLS BF H R ER SO BB IBB HBP BLK WP HR S P ERA WHIP	IP WLS BF H R ER SO BB IBB HBP BLK WP HR S P ERA WHIP	IP WLS BF H R ER SO BB IBB HBP BLK WP HR S P ERA WHIP	IP WLS BF H R ER SO BB IBB HBP BLK WP HR S P ERA WHIP	IP WLS BF H R ER SO BB IBB HBP BLK WP HR S P ERA WHIP	IP WLS BF H R ER SO BB IBB HBP BLK WP HR S P ERA WHIP	IP WLS BF H R ER SO BB IBB HBP BLK WP HR S P ERA WHIP	IP WLS BF H R ER SO BB IBB HBP BLK WP HR S P ERA WHIP	IP WLS BF H R ER SO BB IBB HBP BLK WP HR S P ERA WHIP	IP WLS BF H R ER SO BB IBB HBP BLK WP HR S P ERA WHIP	IP WLS BF H R ER SO BB IBB HBP BLK WP HR S P ERA WHIP

St. Louis Cardinals @ Chicago Cubs
Wrigley Field, Chicago, IL
Sat Jun 26 1982, 3:38 AM CDT
Att: 29,357 - Cloudy - 56 F

AB 35
R 1
H 7
RBI 1
BB 4
SO 6
LOB 22



Batter	1	2	3	4	5	6	7	8	9	AB	R	H	RBI	BB	SO	LOB	TOP					
Lonnie Smith, R OBP: 0.375, SLG: 0.447 (1, 7)										3	0	2	0	1	0	1	St. Louis Cardinals @ Chicago Cubs Wrigley Field, Chicago, IL Sun Jun 27 1982, 3:33 AM CDT Att: 24,674 - Unknown - 60 F					
Willie McGee, S OBP: 0.357, SLG: 0.429 (1, 8)										4	0	1	1	0	0	3						
Keith Hernandez, L OBP: 0.382, SLG: 0.372 (1, 3)										4	0	1	0	0	0	3						
George Hendrick, R OBP: 0.293, SLG: 0.427 (1, 9)										3	0	1	0	1	0	1						
Darrell Porter, L OBP: 0.319, SLG: 0.407 (1, 2)										4	0	1	0	0	2	3						
Tom Herr, S OBP: 0.337, SLG: 0.325 (1, 4)										4	1	1	0	0	1	1						
Ken Oberkfell, L OBP: 0.317, SLG: 0.327 (1, 5)										4	1	1	0	0	0	0						
Ozzie Smith, S OBP: 0.334, SLG: 0.361 (1, 6)										4	0	1	1	0	0	0						
John Stuper, R ERA: 4.55 (7, PH)										2	0	1	0	0	1	0						
Gene Lerner, R OBP: 0.273, SLG: 0.455 (7, PH)										0	0	0	0	0	0	0						
Dane Long, L OBP: 0.277, SLG: 0.881 (7, PH)										1	0	0	0	0	0	2						
Tito Landrum, R OBP: 0.292, SLG: 0.356 (7, PH)										0	0	0	0	0	0	0						
Jeff Lehti, R OBP: 0.289, SLG: 0.421 (7, 1)										0	0	0	0	0	0	0						
Steve Braun, L OBP: 0.207, SLG: 0.278 (8, PH)										1	0	0	0	0	0	0						
Inning Stats	R: 0 E: 0 K: 0 S: 4	H: 1 LOB: 1 BB: 0 P: 4	R: 0 E: 0 K: 1 S: 5	H: 0 LOB: 0 BB: 0 P: 5	R: 0 E: 0 K: 0 S: 4	H: 1 LOB: 1 BB: 0 P: 4	R: 0 E: 0 K: 0 S: 4	H: 1 LOB: 1 BB: 0 P: 4	R: 0 E: 0 K: 1 S: 5	H: 0 LOB: 0 BB: 0 P: 5	R: 0 E: 0 K: 1 S: 7	H: 3 LOB: 2 BB: 0 P: 7	R: 2 E: 0 K: 0 S: 6	H: 4 LOB: 2 BB: 1 P: 10	R: 0 E: 0 K: 1 S: 4	H: 0 LOB: 0 BB: 1 P: 8	R: 0 E: 0 K: 0 S: 3	H: 0 LOB: 0 BB: 0 P: 3	1B: 9 2B: 1 3B: 0 HR: 0	SF: 0 SAC: 0 DP: 1 HBP: 0	WP: 0 PB: 0 SB: 1 CS: 1	PA: 36
PITCHER	IP WLS BF H R ER SO BB IBB HBP BLK WP HR S P ERA WHIP																					
Allen Ripley, R ERA: 4.33 (7, 1)	6.0 W 23 6 0 0 3 0 0 0 0 0 0 0 29 29 0.00 1.000																					
Willie Hernandez, L ERA: 3.73 (7, 1)	0.0 S 3 3 2 2 0 0 0 0 0 0 0 0 3 3 = =																					
Bill Campbell, R ERA: 4.55 (7, 1)	3.0 S 10 1 0 0 1 2 0 0 0 0 0 0 10 18 0.00 1.000																					

AB	34
R	2
H	10
RBI	2
BB	2
SO	4
LOB	14



Batter	1	2	3	4	5	6	7	8	9	AB	R	H	RBI	BB	SO	LOB	BOTTOM			
Bump Willis, S OBP: 0.328, SLG: 0.357 (1, 4)										4	0	0	0	0	1	0	St. Louis Cardinals @ Chicago Cubs Wrigley Field, Chicago, IL Sun Jun 27 1982, 3:33 AM CDT Att: 24,674 - Unknown - 60 F			
Junior Kennedy, R OBP: 0.233, SLG: 0.256 (8, 4)										0	0	0	0	0	0	0				
23 Ryne Sandberg, R OBP: 0.285, SLG: 0.322 (1, 5)										4	0	1	0	0	0	0				
Bill Buckner, L OBP: 0.339, SLG: 0.394 (1, 3)										4	1	1	0	0	0	1				
Leon Durham, L OBP: 0.369, SLG: 0.454 (1, 8)										4	1	4	1	0	0	0				
Jay Johnstone, L OBP: 0.374, SLG: 0.539 (1, 9)										3	1	1	0	1	0	2				
Keith Moreland, R OBP: 0.347, SLG: 0.441 (1, 7)										3	1	2	1	0	0	0				
Gary Woods, R OBP: 0.346, SLG: 0.404 (9, 7)										0	0	0	0	0	0	0				
Jody Davis, R OBP: 0.289, SLG: 0.370 (1, 2)										3	0	0	0	1	0	3				
Larry Bowa, S OBP: 0.305, SLG: 0.320 (1, 6)										3	0	1	2	1	0	2				
Allen Ripley, R OBP: 0.333, SLG: 0.333 (1, 1)										2	0	0	0	0	2	0				
Dan Briggs, L OBP: 0.152, SLG: 0.133 (6, PH)										1	0	0	0	0	0	2				
Willie Hernandez, L (7, 1)										0	0	0	0	0	0	0				
Bill Campbell, R (7, 1)										1	0	0	0	0	1	2				
Inning Stats	R: 1 E: 0 K: 1 S: 7	H: 2 LOB: 1 BB: 0 P: 7	R: 0 E: 0 K: 0 S: 3	H: 0 LOB: 0 BB: 0 P: 3	R: 0 E: 0 K: 1 S: 6	H: 1 LOB: 1 BB: 0 P: 6	R: 0 E: 0 K: 0 S: 4	H: 2 LOB: 2 BB: 1 P: 8	R: 0 E: 0 K: 1 S: 5	H: 0 LOB: 0 BB: 0 P: 5	R: 2 E: 2 K: 0 S: 6	H: 3 LOB: 2 BB: 1 P: 10	R: 0 E: 0 K: 0 S: 3	H: 0 LOB: 0 BB: 0 P: 3	R: 1 E: 0 K: 1 S: 7	H: 2 LOB: 2 BB: 1 P: 11	1B: 6 2B: 4 3B: 0 HR: 0	SF: 1 SAC: 0 DP: 1 HBP: 0	WP: 0 PB: 0 SB: 1 CS: 1	PA: 36
PITCHER	IP WLS BF H R ER SO BB IBB HBP BLK WP HR S P ERA WHIP																			
John Stuper, R ERA: 3.09 (7, 1)	2.0 L 9 2 1 1 1 0 1 0 0 0 0 0 10 14 4.50 1.000																			



Batter	1	2	3	4	5	6	7	8	9	AB	R	H	RBI	BB	SO	LOB	TOP					
Lonnie Smith, R (1, 7) OBP: 0.380, SLG: 0.448 Bruce Sutter, R (8, 1)	4-0 CS BB		0-0 G4-6-3 1B		4-0 BB			0-0 L6		2	0	1	0	2	0	0						
Mike Ramsay, S (1, 5) OBP: 0.344, SLG: 0.349	0-0 6-3		0-0 G4-6-3 1-2†		0-0 1-3			0-0 FC6-4 1B		4	0	1	0	0	0	4						
Keith Hernandez, L (1, 3) OBP: 0.380, SLG: 0.374	0-0 2B		0-3 K		0-0 F8			0-0 FC6-4		4	0	1	0	0	1	1						
George Hendrick, R (1, 9) OBP: 0.288, SLG: 0.420	0-0 5-3				0-0 F3			0-0 F9		4	0	0	0	0	0	1						
Gene Tenace, R (1, 2) OBP: 0.554, SLG: 0.825					0-0 F8			0-0 F4		4	0	1	0	0	1	0						
Willie McGee, S (1, 8) OBP: 0.354, SLG: 0.423					0-3 K			0-0 1B		4	0	1	0	0	2	1						
Tom Herr, S (1, 4) OBP: 0.340, SLG: 0.325					4-0 FC5 BB			0-0 F8		3	0	1	0	1	0	1						
Ozzie Smith, S (1, 6) OBP: 0.334, SLG: 0.358					0-0 FC5 1-2 2-3†			4-0 S SH1-4 BB		2	0	0	0	1	0	2						
Steve Mura, R (1, 1) OBP: 0.107, SLG: 0.074 Tito Landrum, R (8, PH) OBP: 0.344, SLG: 0.414 (8, 7)					0-0 F9			0-0 SH1-4		1	0	0	0	0	0	2						
					0-0 5-3					1	0	0	0	0	0	0						
Inning Stats	R: 0 E: 0 K: 0 S: 3	H: 1 LOB: 1 BB: 1 P: 7	R: 0 E: 0 K: 1 S: 6	H: 1 LOB: 2 BB: 1 P: 10	R: 0 E: 0 K: 1 S: 5	H: 1 LOB: 0 BB: 0 P: 5	R: 0 E: 0 K: 1 S: 5	H: 0 LOB: 0 BB: 0 P: 5	R: 0 E: 0 K: 0 S: 3	H: 1 LOB: 2 BB: 2 P: 11	R: 0 E: 0 K: 0 S: 5	H: 0 LOB: 0 BB: 0 P: 5	R: 0 E: 0 K: 0 S: 3	H: 0 LOB: 0 BB: 0 P: 3	R: 0 E: 0 K: 0 S: 4	H: 1 LOB: 1 BB: 0 P: 4	R: 0 E: 0 K: 0 S: 4	H: 1 LOB: 1 BB: 0 P: 4	1B: 4 2B: 2 3B: 0 HR: 0	SF: 0 SAC: 1 DP: 1 HBP: 0	WP: 0 PB: 0 SB: 1 CS: 1	PA: 34
PITCHER Steve Carlton, L (1, 1) ERA: 3.58	IP: 9.0 WLS: W BF: 34 H: 6 R: 0 ER: 0 SO: 4 BB: 4 IBB: 0 HBP: 0 BLK: 0 WP: 0 HR: 0 S: 38 P: 54 ERA: 0.00 WHIP: 1.111															PITCHER						

St. Louis Cardinals @ Philadelphia Phillies
Veterans Stadium, Philadelphia, PA
Mon Jun 28 1982, 7:05 PM EDT
Att: 34,440 - Unknown

AB 29
R 0
H 6
RBI 0
BB 4
SO 4
LOB 12



Batter	1	2	3	4	5	6	7	8	9	AB	R	H	RBI	BB	SO	LOB	BOTTOM			
Bob Dernier, R (1, 8) OBP: 0.348, SLG: 0.335	0-0 G6-3 2B		4-0 E BB		0-0 S 1B			0-0 F4		3	1	2	0	1	0	0				
Pete Rose, S (1, 3) OBP: 0.354, SLG: 0.371	4-0 G6-3 BB		4-0 G5-4-3 BB		0-0 F7			0-0 G3		2	0	0	0	2	0	1				
Gary Matthews, R (1, 7) OBP: 0.342, SLG: 0.445 Greg Gross, L (9, 7) OBP: 0.351, SLG: 0.329	0-0 G6-3 1-2† 2-3		0-0 G5-4-3 1-2†		0-0 FC5-4 1B			0-0 6-3		4	0	1	1	0	0	4				
Mike Schmidt, R (1, 5) OBP: 0.442, SLG: 0.495	0-0 6-3				0-0 F7			0-0 FC5-4		4	0	1	0	0	0	2				
Bo Diaz, R (1, 2) OBP: 0.357, SLG: 0.514					0-0 BB 1B			0-3 K		3	0	1	0	1	1	0				
George Vukovich, L (1, 9) OBP: 0.283, SLG: 0.382					0-3 K			0-0 CS 3B		4	0	1	0	0	2	3				
Manny Trillo, R (1, 4) OBP: 0.316, SLG: 0.307					4-0 FC6 BB			0-0 F8		2	0	1	0	1	0	1				
Ivan De Jesus, R (1, 6) OBP: 0.301, SLG: 0.290					0-0 FC6			0-0 5-3		3	0	0	0	0	1	3				
Steve Carlton, L (1, 1) OBP: 0.217, SLG: 0.326					0-0 F8			0-0 4-3		3	0	0	0	0	0	0				
Inning Stats	R: 0 E: 0 K: 0 S: 3	H: 1 LOB: 1 BB: 1 P: 7	R: 0 E: 0 K: 2 S: 8	H: 1 LOB: 0 BB: 0 P: 8	R: 0 E: 1 K: 0 S: 2	H: 0 LOB: 1 BB: 2 P: 10	R: 0 E: 0 K: 1 S: 6	H: 1 LOB: 2 BB: 1 P: 10	R: 1 E: 0 K: 0 S: 5	H: 2 LOB: 1 BB: 0 P: 5	R: 0 E: 0 K: 1 S: 5	H: 1 LOB: 0 BB: 0 P: 5	R: 0 E: 0 K: 0 S: 3	H: 0 LOB: 0 BB: 0 P: 3	R: 0 E: 0 K: 0 S: 4	H: 1 LOB: 2 BB: 1 P: 8	1B: 4 2B: 2 3B: 1 HR: 0	SF: 0 SAC: 0 DP: 2 HBP: 0	WP: 0 PB: 0 SB: 1 CS: 1	PA: 33
PITCHER Steve Mura, R (1, 1) ERA: 4.45 Bruce Sutter, R (8, 1) ERA: 4.44	IP: 7.0 WLS: L BF: 28 H: 6 R: 1 ER: 1 SO: 4 BB: 4 IBB: 0 HBP: 0 BLK: 0 WP: 0 HR: 0 S: 32 P: 48 ERA: 1.29 WHIP: 1.429															PITCHER				

St. Louis Cardinals @ Philadelphia Phillies
Veterans Stadium, Philadelphia, PA
Mon Jun 28 1982, 7:05 PM EDT
Att: 34,440 - Unknown

AB 28
R 1
H 7
RBI 1
BB 5
SO 4
LOB 14



Batter	1	2	3	4	5	6	7	8	9	AB	R	H	RBI	BB	SO	LOB	TOP										
Lonnie Smith, R OBP: 0.385, SLG: 0.448 (1, 8) (5, 7)	1-3	CS 2H 3H 1B				F9 1B 2B	HR BB	BB HR BB	F8	4	3	2	2	2	0	0											
Tom Herr, S OBP: 0.349, SLG: 0.335 Mike Ramsey, S OBP: 0.345, SLG: 0.351 (1, 4) (7, 4) (8, 6)	2B SF8 1B	CS	F8			2B 1B	HR 1B	HR BB 1B	K	4	3	3	1	0	0	0											
Keith Hernandez, L OBP: 0.384, SLG: 0.390 Gene Tenace, R OBP: 0.544, SLG: 0.805 (1, 3) (8, 3)	1-3 2B		L3			F9	HR	HR BB	F8	4	2	2	3	1	0	2											
George Hendrick, R OBP: 0.290, SLG: 0.438 Tito Landrum, R OBP: 0.344, SLG: 0.414 (1, 9) (8, 9)	SF8		6-3			3B 2B	F8	HR		4	2	2	7	0	0	0											
Dane Iorg, L OBP: 0.368, SLG: 0.351 Willie McGee, S OBP: 0.361, SLG: 0.443 (1, 7) (5, PH) (5, 8)	F9					K	3B	4-3		2	0	0	0	0	1	1											
Darrell Porter, L OBP: 0.316, SLG: 0.398 Glenn Brummer, R OBP: 0.245, SLG: 0.321 (1, 2) (8, 2)		G3				F4	F8	F9	1-6-3 BB	4	0	0	0	1	0	2											
Ken Oberkfell, L OBP: 0.323, SLG: 0.333 (1, 5)		E 1B 1B				1B		F7	K	5	1	3	0	0	1	1											
Ozzie Smith, S OBP: 0.339, SLG: 0.364 Jeff Lahti, R (1, 6) (8, 1)		E7 1B 1B				4-3		SH1-4 1B BB	1-6-3	4	2	2	1	1	0	3											
Joaquin Andujar, S OBP: 0.191, SLG: 0.255 Julio Gonzalez, R OBP: 0.254, SLG: 0.328 (1, 1) (8, PH) (8, 4)			K					K	SH1-4	3	0	0	0	0	3	3											
Inning Stats	R: 1 E: 0 K: 0 S: 5	H: 2 LOB: 1 BB: 0 P: 5	R: 2 E: 1 K: 1 S: 7	H: 3 LOB: 0 BB: 0 P: 7	R: 0 E: 0 K: 0 S: 3	H: 0 LOB: 0 BB: 0 P: 3	R: 0 E: 0 K: 1 S: 6	H: 1 LOB: 1 BB: 0 P: 6	R: 3 E: 0 K: 1 S: 9	H: 4 LOB: 1 BB: 0 P: 9	R: 4 E: 0 K: 0 S: 5	H: 2 LOB: 0 BB: 2 P: 13	R: 1 E: 0 K: 2 S: 9	H: 2 LOB: 1 BB: 0 P: 9	R: 4 E: 0 K: 1 S: 8	H: 3 LOB: 2 BB: 3 P: 20	R: 0 E: 0 K: 1 S: 5	H: 0 LOB: 0 BB: 0 P: 5	1B: 11 2B: 3 3B: 1 HR: 2	SF: 1 SAC: 1 DP: 0 HBP: 0	WP: 0 PA: 49 PB: 0 SB: 0 CS: 1						
PITCHER	IP	WLS	BF	H	R	ER	SO	BB	IBB	HBP	BLK	WP	HR	S	P	ERA	WHIP										
Dick Ruthven, R ERA: 3.48 Sid Monge, L ERA: 4.39 Porfi Altamirano, R ERA: 5.71 Ed Farmer, R ERA: 7.68 Sparky Lyle, L ERA: 3.72 (1, 1) (5, 1) (6, 1) (8, 1) (8, 1)	4.2	L	22	9	6	5	3	0	0	0	0	0	0	28	28	9.64	1.929										
	0.1		2	1	0	0	0	0	0	0	0	0	0	2	2	0.00	3.000										
	2.0		12	4	5	5	2	2	0	0	0	0	1	14	22	22.50	3.000										
	0.1		6	2	4	4	0	3	0	0	0	0	1	3	15	108.00	15.000										
	1.2		6	1	0	0	2	0	0	0	0	0	0	10	10	0.00	0.600										

St. Louis Cardinals @ Philadelphia Phillies
Veterans Stadium, Philadelphia, PA
Tue Jun 29 1982, 7:05 PM EDT
Att: 23,850 - Unknown

AB 41
R 15
H 17
RBI 15
BB 5
SO 7
LOB 14



Batter	1	2	3	4	5	6	7	8	9	AB	R	H	RBI	BB	SO	LOB	BOTTOM										
Bob Dernier, R OBP: 0.347, SLG: 0.333 (1, 8)	G3		1-3					1-3		4	0	1	0	0	0	0											
Pete Rose, S OBP: 0.353, SLG: 0.369 Ozzie Virgil, R OBP: 0.324, SLG: 0.438 (1, 3) (8, FR) (9, 2)	F8		K				5-3			4	0	1	0	0	1	0											
Gary Matthews, R OBP: 0.345, SLG: 0.447 Bill Robinson, R OBP: 0.290, SLG: 0.440 (1, 7) (8, PH) (9, 3)		2B 1B				6-3		1-3		3	1	2	0	0	0	0											
Mike Schmidt, R OBP: 0.445, SLG: 0.500 Greg Gross, L OBP: 0.346, SLG: 0.324 (1, 5) (9, 7)		1B 2B				6-3		F8		2	0	1	1	1	0	0											
Bo Diaz, R OBP: 0.358, SLG: 0.514 Dave Roberts, R OBP: 0.233, SLG: 0.214 (1, 2) (6, PH) (7, 2) (9, 5)		1B 2B				F4		F8		2	0	1	0	0	0	2											
George Vukovich, L OBP: 0.282, SLG: 0.377 (1, 9)		F8				1-3		1-3		4	1	1	0	0	0	0											
Manny Trillo, R OBP: 0.310, SLG: 0.301 (1, 4)		F9				F9		F7		4	0	0	1	0	0	0											
Ivan De Jesus, R OBP: 0.301, SLG: 0.291 Ed Farmer, R Sparky Lyle, L OBP: 0.667, SLG: 0.500 (1, 6) (8, 1) (8, 1)						6-3		6-3		3	0	1	0	0	0	0											
Dick Ruthven, R OBP: 0.059, SLG: 0.061 Sid Monge, S Len Matuszek, L OBP: 0.179, SLG: 0.154 Porfi Altamirano, R OBP: 0.333, SLG: 0.333 Luis Aguayo, R OBP: 0.270, SLG: 0.382 (1, 1) (5, 1) (6, 1) (8, 6)		FC6-4				F9		K		1	0	0	0	0	0	1											
Inning Stats	R: 1 E: 0 K: 0 S: 5	H: 3 LOB: 2 BB: 0 P: 5	R: 0 E: 0 K: 0 S: 4	H: 1 LOB: 0 BB: 0 P: 4	R: 0 E: 0 K: 1 S: 6	H: 1 LOB: 2 BB: 1 P: 10	R: 0 E: 0 K: 0 S: 3	H: 0 LOB: 0 BB: 0 P: 3	R: 0 E: 0 K: 0 S: 3	H: 1 LOB: 0 BB: 0 P: 3	R: 0 E: 0 K: 0 S: 3	H: 0 LOB: 0 BB: 0 P: 3	R: 0 E: 0 K: 0 S: 3	H: 0 LOB: 0 BB: 0 P: 3	R: 0 E: 0 K: 1 S: 6	H: 1 LOB: 1 BB: 0 P: 6	R: 2 E: 1 K: 0 S: 5	H: 2 LOB: 1 BB: 1 P: 9	1B: 8 2B: 1 3B: 0 HR: 0	SF: 0 SAC: 0 DP: 0 HBP: 0	WP: 0 PA: 36 PB: 0 SB: 0 CS: 0						
PITCHER	IP	WLS	BF	H	R	ER	SO	BB	IBB	HBP	BLK	WP	HR	S	P	ERA	WHIP										
Joaquin Andujar, R ERA: 2.29 Jeff Lahti, R ERA: 2.25 (1, 1) (8, 1)	7.0	W	26	6	1	1	1	1	0	0	0	0	0	27	31	1.29	1.000										
	2.0		10	3	2	0	1	1	0	0	0	0	0	11	15	0.00	2.000										

St. Louis Cardinals @ Philadelphia Phillies
Veterans Stadium, Philadelphia, PA
Tue Jun 29 1982, 7:05 PM EDT
Att: 23,850 - Unknown

AB 34
R 3
H 9
RBI 2
BB 2
SO 2
LOB 5



Batter	1	2	3	4	5	6	7	8	9	AB	R	H	RBI	BB	SO	LOB	TOP																			
23 Ryne Sandberg, R (1, 5) OBP: 0.292, SLG: 0.336	F9		P4		F8			6-3		4	0	0	0	0	0	0																				
Junior Kennedy, R (1, 4) OBP: 0.227, SLG: 0.247	K				5-3			F9		4	0	0	0	0	1	0																				
Bill Buckner, L (1, 3) OBP: 0.332, SLG: 0.384	E3				3B			F7		3	1	0	0	1	0	0																				
Leon Durham, L (1, 9) OBP: 0.371, SLG: 0.487	G3				3B			4-3		4	1	2	1	0	0	1																				
Jay Johnstone, L (1, 7) OBP: 0.364, SLG: 0.484		L8			SF8			4-3		3	0	0	1	0	0	1																				
Gary Woods, R (1, 8) OBP: 0.345, SLG: 0.401		P5			1B			6-3		3	0	2	0	0	0	0																				
Jody Davis, R (1, 2) OBP: 0.284, SLG: 0.356		F7			K			6-3		3	0	0	0	0	1	2																				
Larry Bowa, S (1, 6) OBP: 0.294, SLG: 0.312				4-3				1-3		3	0	0	0	0	0	0																				
Tom Filer, R (1, 1) OBP: 0.100, SLG: 0.200				4-1				F7		2	0	0	0	0	0	0																				
Dan Briggs, L (8, PH) OBP: 0.163, SLG: 0.125										1	0	0	0	0	0	0																				
Willie Hernandez, L (8, 1)										0	0	0	0	0	0	0																				
Inning Stats	R: 0 E: 1 K: 1 S: 6	H: 0 LOB: 1 BB: 0 P: 6	R: 0 E: 0 K: 0 S: 3	H: 0 LOB: 0 BB: 0 P: 3	R: 0 E: 0 K: 0 S: 3	H: 0 LOB: 0 BB: 0 P: 3	R: 2 E: 0 K: 1 S: 7	H: 2 LOB: 1 BB: 1 P: 11	R: 0 E: 0 K: 0 S: 3	H: 0 LOB: 0 BB: 0 P: 3	R: 0 E: 0 K: 0 S: 3	H: 1 LOB: 0 BB: 0 P: 3	R: 0 E: 0 K: 0 S: 3	H: 0 LOB: 0 BB: 0 P: 3	R: 0 E: 0 K: 0 S: 4	H: 1 LOB: 1 BB: 0 P: 4	1B: 3 2B: 0 3B: 1 HR: 0	SF: 1 SAC: 0 DP: 0 HBP: 0	WP: 0 PA: 32 PB: 0 SB: 1 CS: 0																	
PITCHER	IP	WLS	BF	H	R	ER	SO	BB	IBB	HBP	BLK	WP	HR	S	P	ERA	WHIP	PITCHER		IP	WLS	BF	H	R	ER	SO	BB	IBB	HBP	BLK	WP	HR	S	P	ERA	WHIP
Joaquin Andujar, R (1, 1) ERA: 2.27	9.0	L	32	4	2	2	2	1	0	0	0	0	0	35	39	2.00	0.556																			

Chicago Cubs @ St. Louis Cardinals
 Busch Stadium, St. Louis, MO
 Sat Jul 03 1982, 7:05 PM CDT
 Att: 32,156 - Unknown - 87 F

AB	30
R	2
H	4
RBI	2
BB	1
SO	2
LOB	4

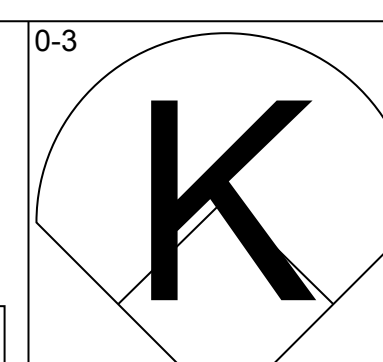
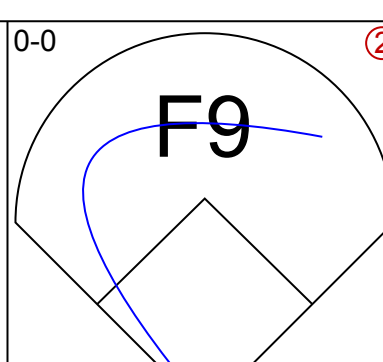
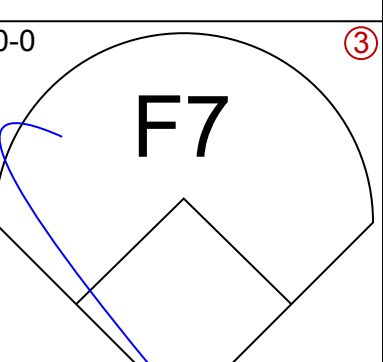
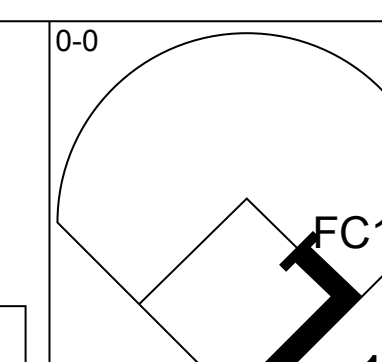
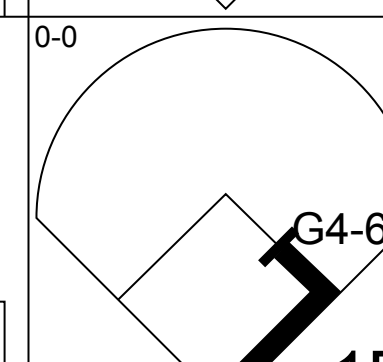
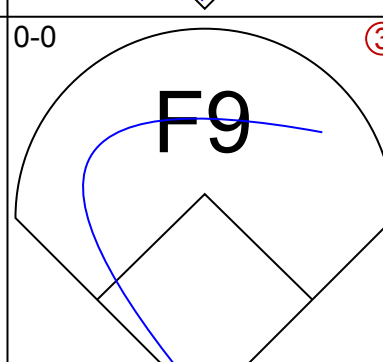
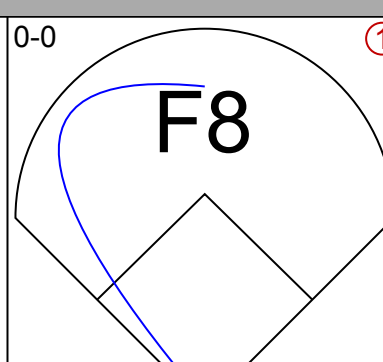
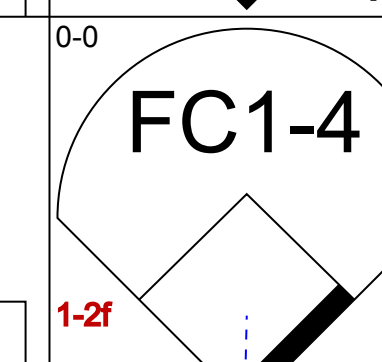
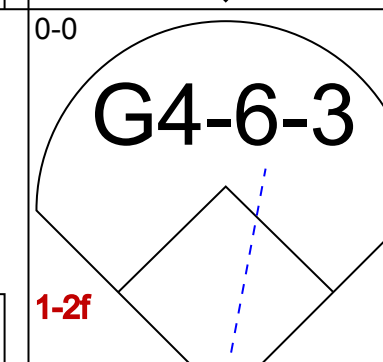
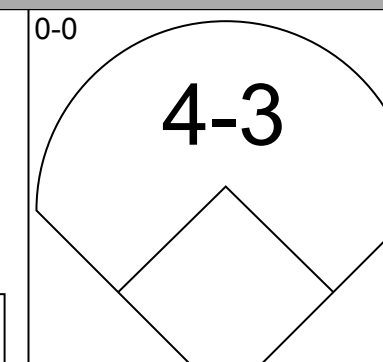
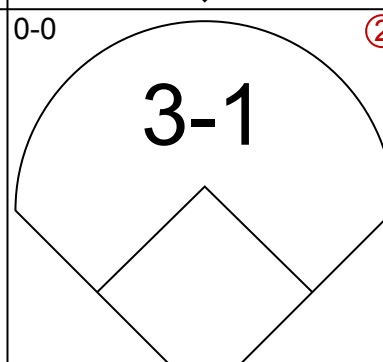
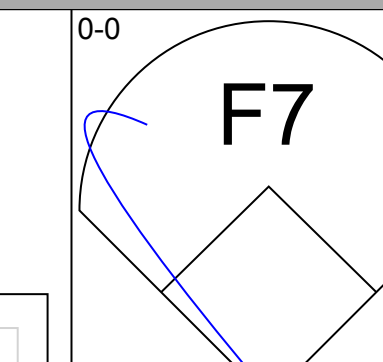
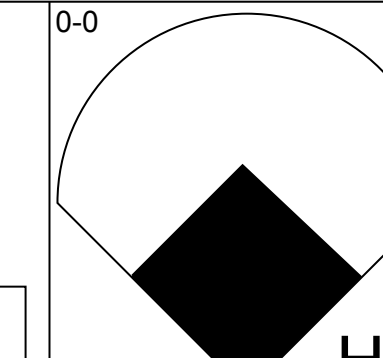
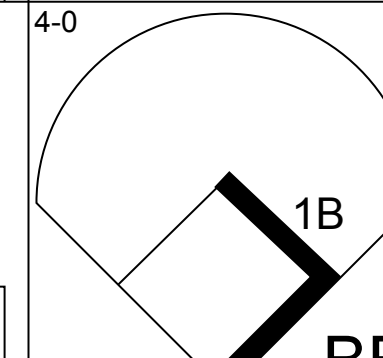
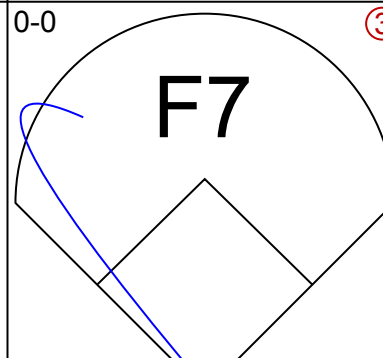
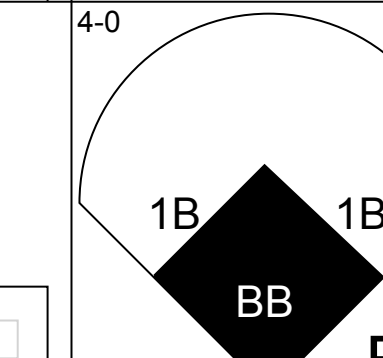
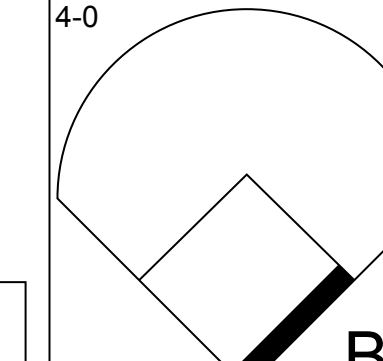
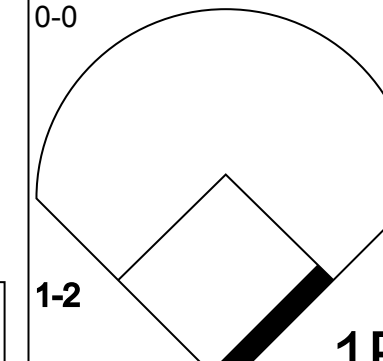
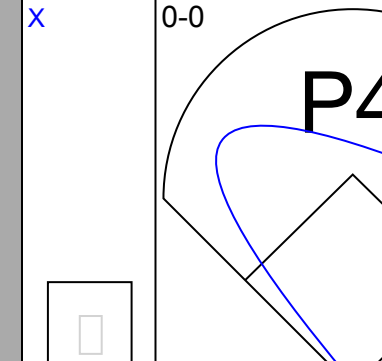
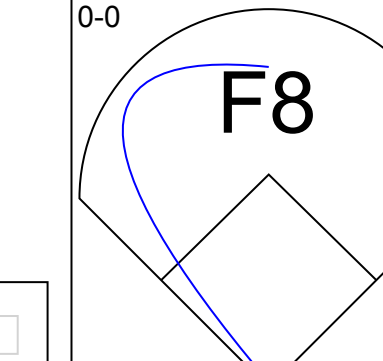
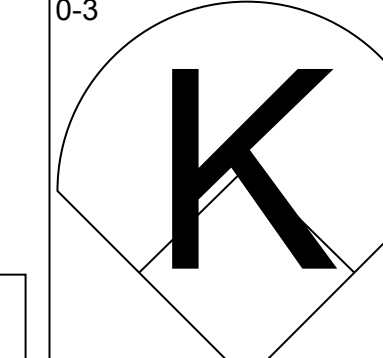
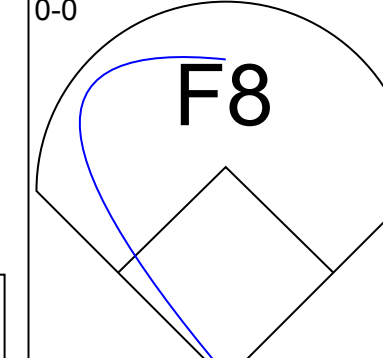
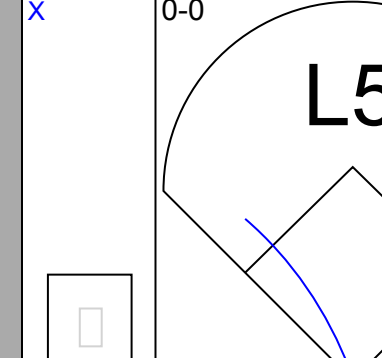
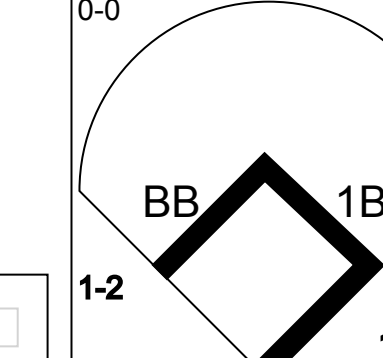
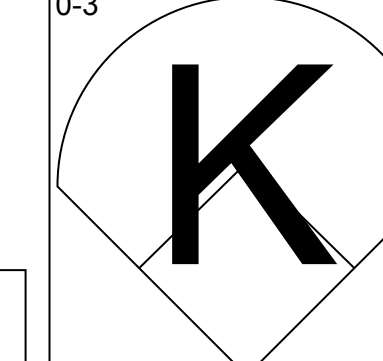
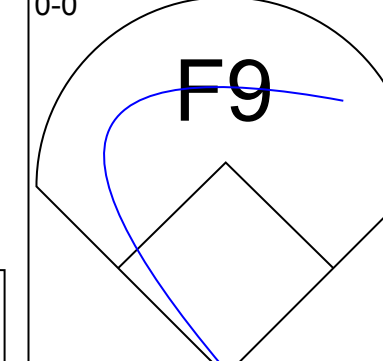
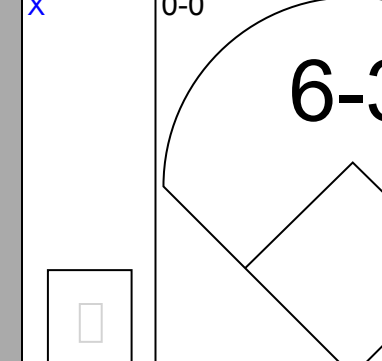
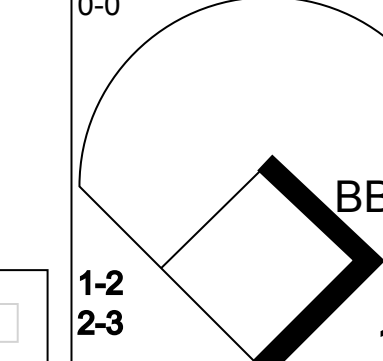
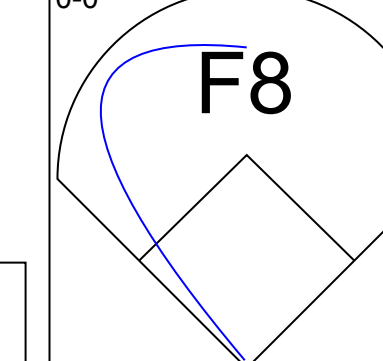
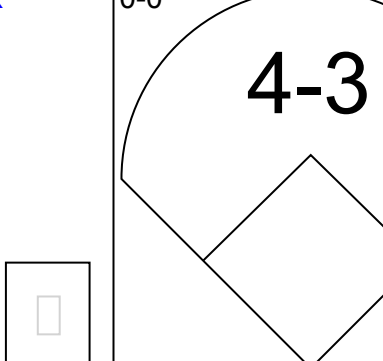
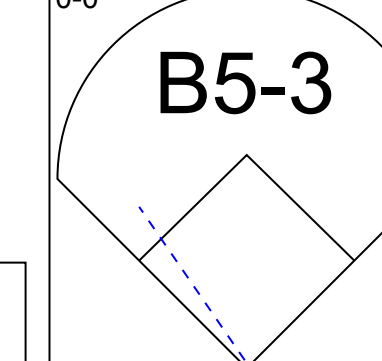
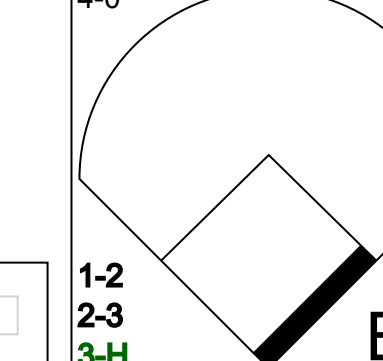
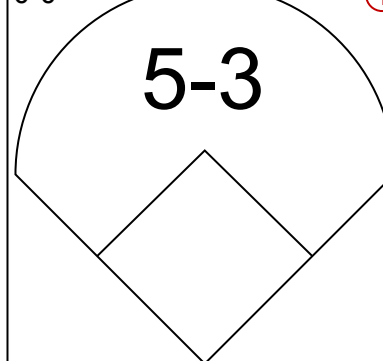
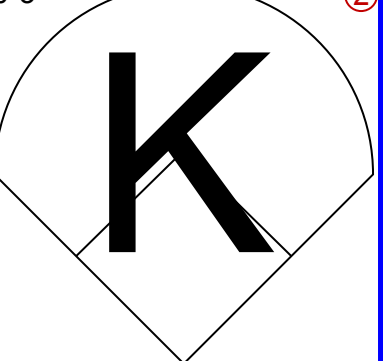
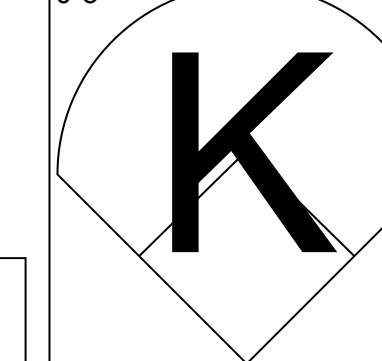


Batter	1	2	3	4	5	6	7	8	9	AB	R	H	RBI	BB	SO	LOB	BOTTOM																			
Lonnie Smith, R (1, 7) OBP: 0.390, SLG: 0.451	G3	F3			P3				SH1-4	3	0	1	0	1	0	3																				
Tom Herr, S (1, 4) OBP: 0.337, SLG: 0.322	F8	3-1			G1-6-3			G3	L6	5	0	2	1	0	0	5																				
Keith Hernandez, L (1, 3) OBP: 0.380, SLG: 0.386	G3				G1-6-3			F8	L6	5	0	0	0	0	0	5																				
George Hendrick, R (1, 9) OBP: 0.300, SLG: 0.451					6-3			F3		3	0	1	0	1	0	1																				
Darrell Porter, L (1, 2) OBP: 0.318, SLG: 0.394	F7				3-1					3	0	0	0	0	0	3																				
Tito Landrum, R (8, PH) OBP: 0.338, SLG: 0.407								K		1	0	0	0	0	1	0																				
Ken Oberkfell, L (1, 5) OBP: 0.336, SLG: 0.355					4-3			F7		4	0	2	0	0	0	0																				
Willie McGee, S (1, 8) OBP: 0.318, SLG: 0.443										4	0	1	0	0	0	3																				
Glenn Brummer, R (9, 2) OBP: 0.245, SLG: 0.321					G3			6-3		0	0	0	0	0	0	0																				
Ozzie Smith, S (1, 6) OBP: 0.345, SLG: 0.365					F7				SH1-4	2	1	1	0	2	0	1																				
Joaquin Andujar, S (1, 1) OBP: 0.200, SLG: 0.260										3	0	1	0	0	1	4																				
Gene Tenace, R (9, PH) OBP: 0.542, SLG: 0.791					F8					1	0	1	0	0	0	0																				
Mike Ramsey, S (9, PR) OBP: 0.349, SLG: 0.351										0	0	0	0	0	0	0																				
Inning Stats	R: 0 E: 0 K: 0 S: 4	H: 1 LOB: 2 BB: 1 P: 8	R: 0 E: 0 K: 0 S: 5	H: 2 LOB: 3 BB: 1 P: 9	R: 0 E: 0 K: 0 S: 3	H: 0 LOB: 0 BB: 0 P: 3	R: 0 E: 0 K: 0 S: 4	H: 1 LOB: 1 BB: 0 P: 4	R: 0 E: 0 K: 0 S: 3	H: 1 LOB: 0 BB: 0 P: 3	R: 0 E: 0 K: 1 S: 7	H: 2 LOB: 3 BB: 1 P: 11	R: 0 E: 0 K: 0 S: 3	H: 0 LOB: 1 BB: 1 P: 7	R: 0 E: 0 K: 1 S: 5	H: 0 LOB: 0 BB: 0 P: 5	R: 1 E: 0 K: 0 S: 5	H: 3 LOB: 2 BB: 0 P: 5	1B: 8 2B: 2 3B: 1 HR: 0	SF: 0 SAC: 1 DP: 2 HBP: 0	WP: 0 PA: 39 PB: 0 SB: 0 CS: 0															
PITCHER	IP	WLS	BF	H	R	ER	SO	BB	IBB	HBP	BLK	WP	HR	S	P	ERA	WHIP	PITCHER		IP	WLS	BF	H	R	ER	SO	BB	IBB	HBP	BLK	WP	HR	S	P	ERA	WHIP
Tom Filer, R (1, 1) ERA: 5.23	7.0	W	31	7	0	0	1	3	1	0	0	0	0	29	45	0.00	1.429																			
Willie Hernandez, L (8, 1) ERA: 4.09	2.0	S	8	3	1	1	1	0	0	0	0	0	0	10	10	4.50	1.500																			

Chicago Cubs @ St. Louis Cardinals
 Busch Stadium, St. Louis, MO
 Sat Jul 03 1982, 7:05 PM CDT
 Att: 32,156 - Unknown - 87 F

AB	34
R	1
H	10
RBI	1
BB	4
SO	2
LOB	25

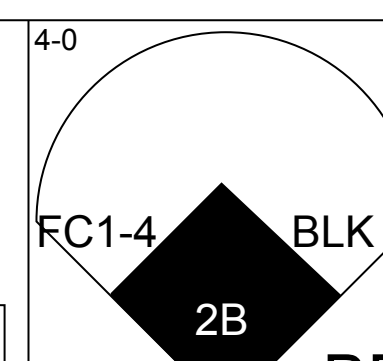
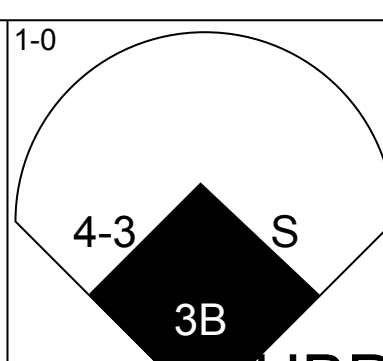
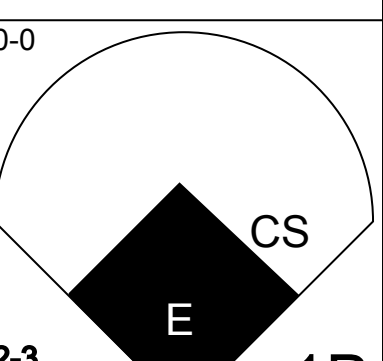
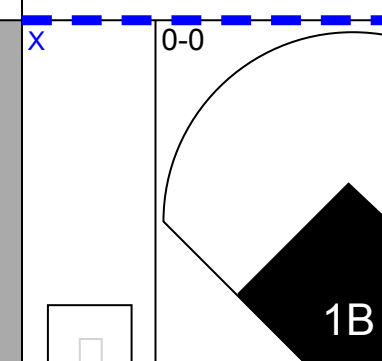
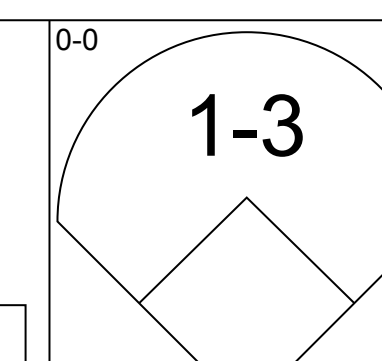
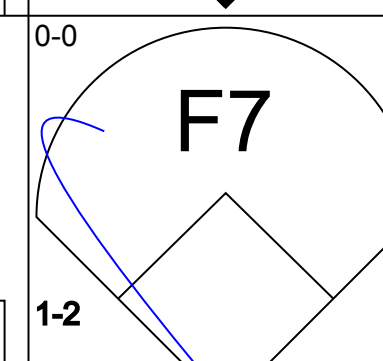
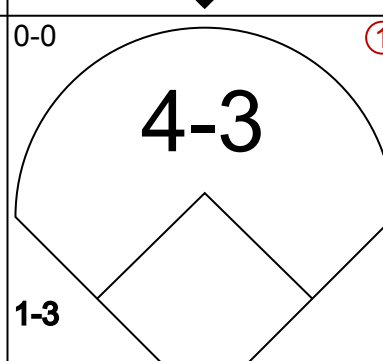
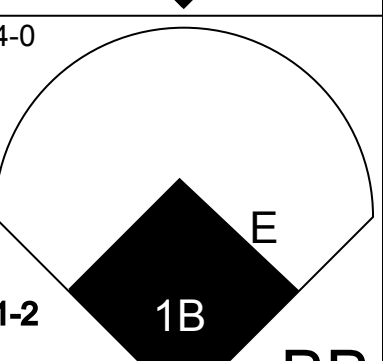
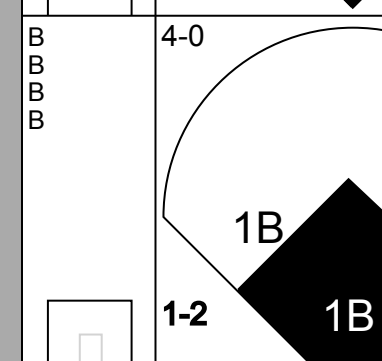
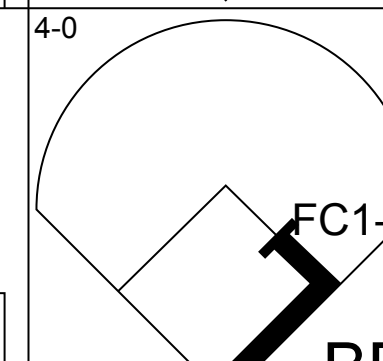
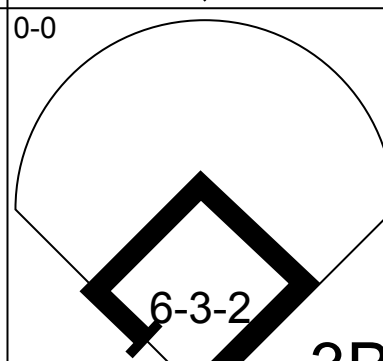
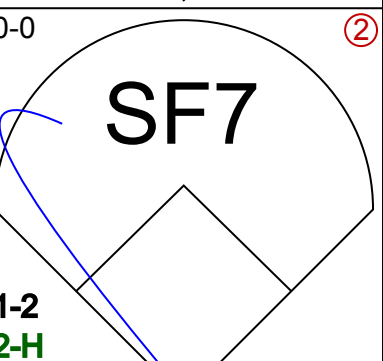
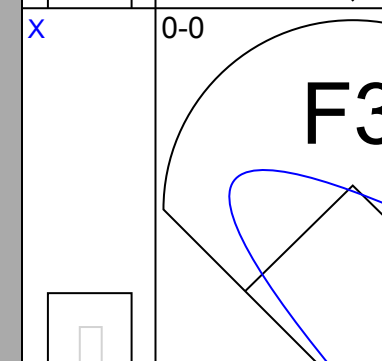
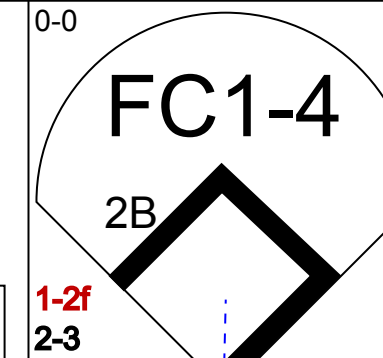
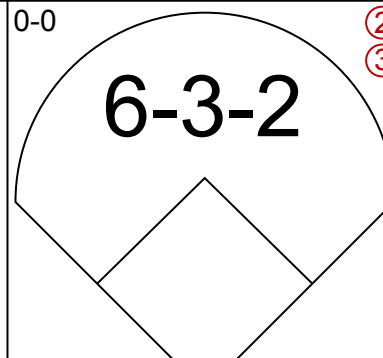
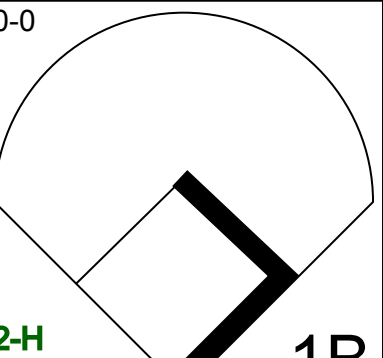
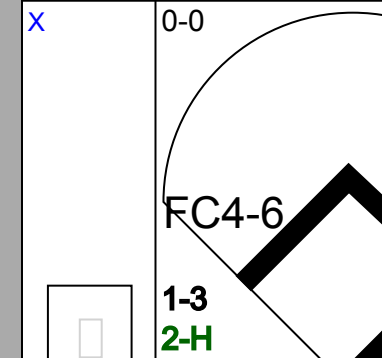
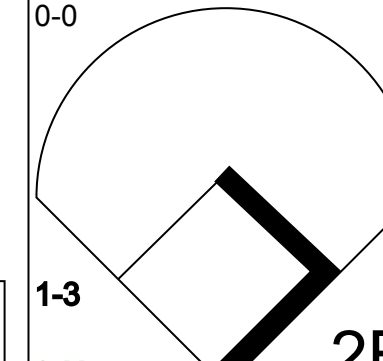
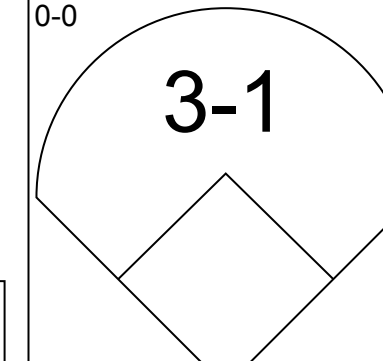
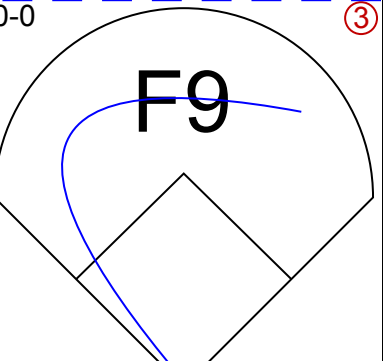
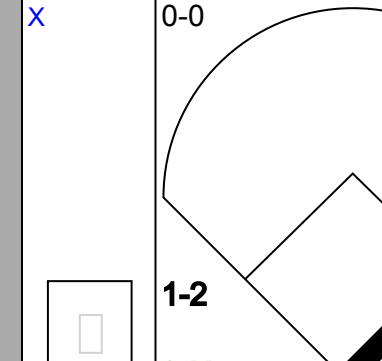
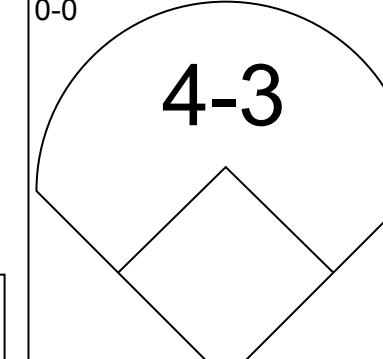
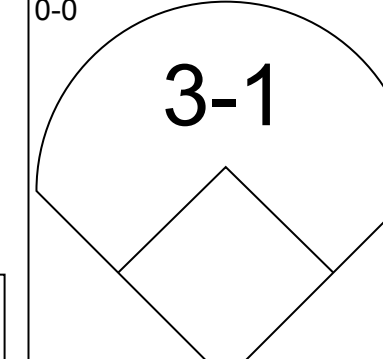
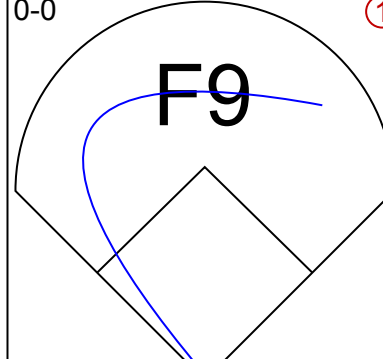

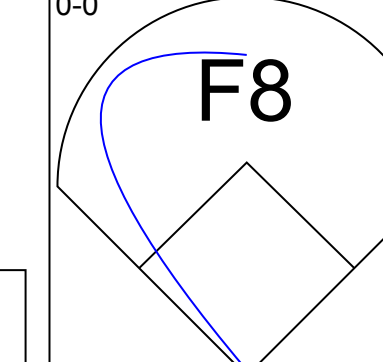
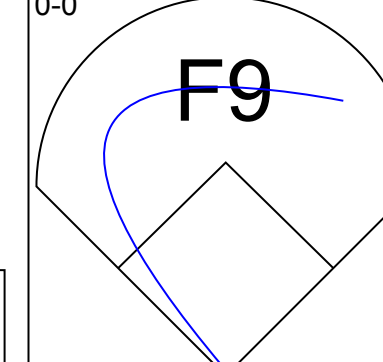
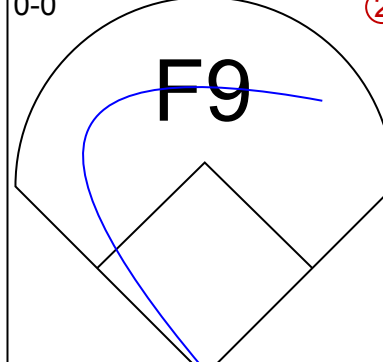
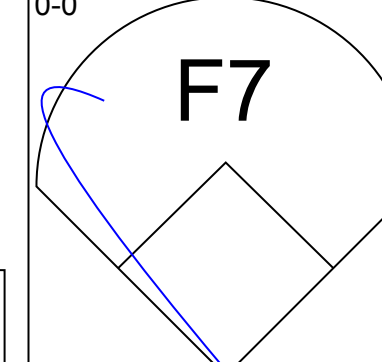
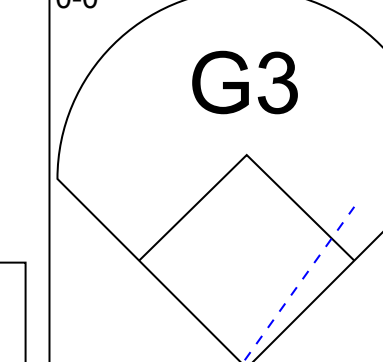
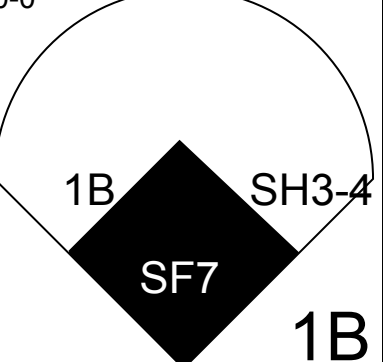
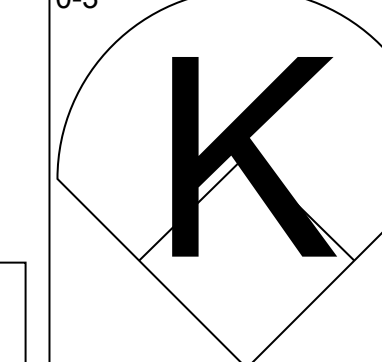
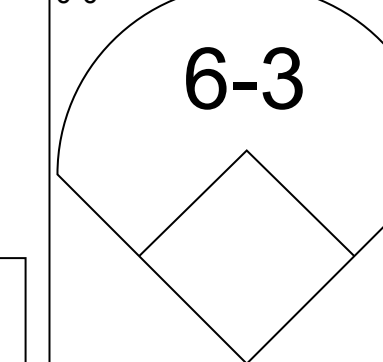
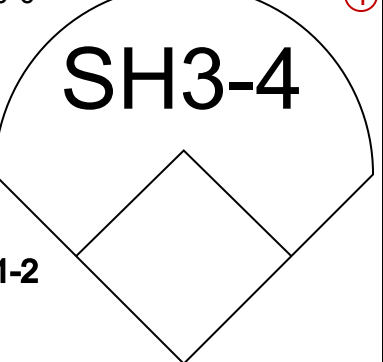
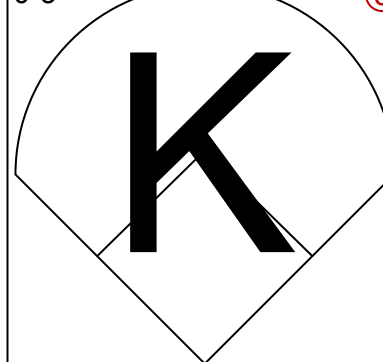
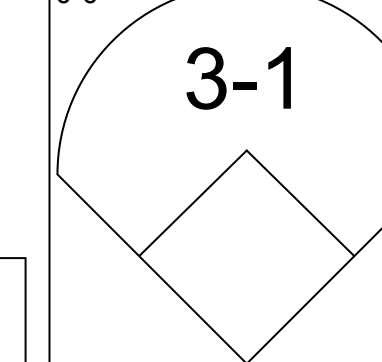


Batter	1	2	3	4	5	6	7	8	9	AB	R	H	RBI	BB	SO	LOB	TOP		
23 Ryne Sandberg, R OBP: 0.292, SLG: 0.334 (1, 5)										4	0	1	0	0	1	0			
Junior Kennedy, R OBP: 0.232, SLG: 0.253 Bump Wills, S OBP: 0.320, SLG: 0.356 (1, 4) (6, FH) (6, 4)										2	0	1	0	0	0	0			
Bill Buckner, L OBP: 0.328, SLG: 0.379 (1, 3)										4	0	0	0	0	0	1			
Leon Durham, L OBP: 0.376, SLG: 0.498 (1, 9)										2	2	1	1	2	0	0			
Jay Johnstone, L OBP: 0.368, SLG: 0.479 (1, 7)										3	0	1	0	1	0	1			
Gary Woods, R OBP: 0.338, SLG: 0.394 Bob Molinaro, L OBP: 0.288, SLG: 0.261 (1, 8) (9, FH)										3	0	0	0	0	1	3			
Jody Davis, R OBP: 0.350, SLG: 0.350 Bill Campbell, R OBP: 0.282, SLG: 0.457 (1, 2) (7, 1) (9, FH)										3	0	0	0	0	1	3			
Larry Bowa, S OBP: 0.294, SLG: 0.309 (1, 6)										3	0	0	1	1	0	1			
Dickie Noles, R OBP: 0.133, SLG: 0.143 Ken Kravec, L OBP: 0.332, SLG: 0.417 (1, 1) (5, 1) (7, 2)										2	0	0	0	0	1	0			
Inning Stats	R: 0 E: 0 K: 1 S: 5	H: 1 LOB: 0 BB: 0 P: 5	R: 1 E: 0 K: 2 S: 8	H: 1 LOB: 1 BB: 1 P: 12	R: 0 E: 0 K: 0 S: 3	H: 0 LOB: 0 BB: 0 P: 3	R: 0 E: 0 K: 0 S: 4	H: 1 LOB: 2 BB: 1 P: 8	R: 0 E: 0 K: 1 S: 5	H: 0 LOB: 0 BB: 0 P: 5	R: 0 E: 0 K: 0 S: 3	H: 0 LOB: 0 BB: 0 P: 3	R: 0 E: 0 K: 1 S: 6	H: 1 LOB: 1 BB: 2 P: 6	R: 1 E: 0 K: 0 S: 5	H: 2 LOB: 3 BB: 2 P: 13	1B: 5 2B: 0 3B: 0 HR: 1	SF: 0 SAC: 0 DP: 1 HBP: 0	WP: 0 PA: 36 PB: 0 SB: 0 CS: 0
PITCHER	IP WLS BF H R ER SO BB IBB HBP BLK WP HR S P ERA WHIP																		
John Stuper, R ERA: 2.82 Bruce Sutter, R ERA: 4.41 (1, 1) (9, 1)	8.2 W 35 6 2 2 5 4 0 0 0 0 0 1 41 57 2.08 1.154																		
0.1 S 1 0 0 0 0 0 0 0 0 0 0 0 0 1 1 0.00 0.000																			

Chicago Cubs @ St. Louis Cardinals
 Busch Stadium, St. Louis, MO
 Sun Jul 04 1982, 3:33 AM CDT
 Att: 26,126 - Sunny - 94 F

AB	32
R	2
H	6
RBI	2
BB	4
SO	5
LOB	13



Batter	1	2	3	4	5	6	7	8	9	AB	R	H	RBI	BB	SO	LOB	BOTTOM		
Lonnie Smith, R OBP: 0.396, SLG: 0.453 (1, 8) (6, 7)										3	4	2	0	1	0	0			
Tito Landrum, R OBP: 0.338, SLG: 0.407 (9, 7)										0	0	0	0	0	0	0			
Tom Herr, S OBP: 0.340, SLG: 0.318 (1, 4)										2	2	0	0	2	0	2			
Keith Hernandez, L OBP: 0.381, SLG: 0.394 (1, 3)										2	0	1	2	1	0	2			
George Hendrick, R OBP: 0.303, SLG: 0.452 (1, 9)										4	0	2	2	0	0	3			
Dane Iorg, L OBP: 0.365, SLG: 0.355 Willie McGee, S OBP: 0.367, SLG: 0.444 (1, 7) (5, FH) (6, 8)										2	0	1	1	0	0	0			
Ken Oberkfell, L OBP: 0.331, SLG: 0.348 (1, 5)										4	0	0	0	0	0	4			
Darrell Porter, L OBP: 0.312, SLG: 0.385 (1, 2)										4	0	0	0	0	0	2			
Ozzie Smith, S OBP: 0.347, SLG: 0.364 (1, 6)										3	1	1	0	1	1	0			
John Stuper, R OBP: 0.214, SLG: 0.357 Bruce Sutter, R (1, 1) (9, 1)										3	0	0	0	0	1	1			
Inning Stats	R: 1 E: 0 K: 0 S: 4	H: 1 LOB: 2 BB: 2 P: 12	R: 0 E: 0 K: 0 S: 3	H: 0 LOB: 0 BB: 0 P: 3	R: 1 E: 0 K: 0 S: 3	H: 1 LOB: 0 BB: 0 P: 4	R: 0 E: 0 K: 0 S: 3	H: 0 LOB: 0 BB: 0 P: 3	R: 3 E: 1 K: 0 S: 6	H: 3 LOB: 1 BB: 1 P: 10	R: 0 E: 0 K: 1 S: 5	H: 0 LOB: 1 BB: 1 P: 9	R: 2 E: 0 K: 0 S: 6	H: 3 LOB: 2 BB: 1 P: 10	R: 0 E: 0 K: 1 S: 5	H: 0 LOB: 0 BB: 0 P: 5	1B: 6 2B: 2 3B: 1 HR: 0	SF: 1 SAC: 1 DP: 1 HBP: 1	WP: 0 PA: 37 PB: 0 SB: 2 CS: 1
PITCHER	IP WLS BF H R ER SO BB IBB HBP BLK WP HR S P ERA WHIP																		
Dickie Noles, R ERA: 4.03 Ken Kravec, L ERA: 3.0 Bill Campbell, R ERA: 4.88 (1, 1) (5, 1) (7, 1)	4.2 L 22 5 5 2 0 3 0 0 0 0 0 0 6 18 31 3.86 1.714																		
1.1 5 0 0 0 1 1 0 0 0 0 0 0 6 10 0.00 0.750																			
2.0 10 3 2 2 1 1 0 0 0 0 0 0 11 15 9.00 2.000																			

Chicago Cubs @ St. Louis Cardinals
 Busch Stadium, St. Louis, MO
 Sun Jul 04 1982, 3:33 AM CDT
 Att: 26,126 - Sunny - 94 F

AB	29
R	7
H	8
RBI	6
BB	5
SO	2
LOB	15



Batter	1	2	3	4	5	6	7	8	9	10	AB	R	H	RBI	BB	SO	LOB	TOP							
Lonie Smith, R OBP: 0.306, SLG: 0.450 (1, 8) (7, 7)	F9		4-3 1B	6-3			E BB	F8			4	2	1	0	1	0	1	St. Louis Cardinals @ Cincinnati Reds Riverfront Stadium, Cincinnati, OH Mon Jul 05 1982, 7:05 PM EDT Att: 22,562 - Unknown - 87 F							
Tom Herr, S OBP: 0.336, SLG: 0.315 (1, 4)	L7		F8				K		K		5	1	1	0	0	2	1								
Keith Hernandez, L OBP: 0.384, SLG: 0.395 (1, 3)	S 1B		4-3				F9		1-3 BB		4	1	2	0	1	0	2								
George Hendrick, R OBP: 0.301, SLG: 0.449 (1, 9)	6-3						SF8		1-3		4	0	1	2	0	0	2								
Dane Iorg, L OBP: 0.354, SLG: 0.350 (7, PH)			F7				5-3				2	0	0	0	1	0	0								
Willie McGee, S OBP: 0.375, SLG: 0.447 (7, 8)											1	1	1	0	1	0	0								
Ken Oberkfell, L OBP: 0.331, SLG: 0.345 (7, PH)											2	1	0	0	1	0	2								
Mike Ramsey, S OBP: 0.353, SLG: 0.355 (7, 5)											1	0	1	1	0	0	0								
Darrell Porter, L OBP: 0.314, SLG: 0.383 (1, 2)											4	0	1	0	1	1	2								
Ozzie Smith, S OBP: 0.351, SLG: 0.364 (1, 6)											3	0	1	1	2	1	1								
Bob Forsch, R OBP: 0.276, SLG: 0.349 (8, PH)											2	0	0	0	0	2	2								
Gene Tenenbaum, R OBP: 0.333, SLG: 0.773 (8, 1)											0	0	0	0	0	1	0								
Bruce Sutter, R OBP: 0.333, SLG: 0.773 (8, 1)											0	0	0	0	0	0	0								
Jim Kaat, L OBP: 0.295, SLG: 0.282 (10, PH)											1	0	0	0	0	0	2								
Steve Braun, L OBP: 0.295, SLG: 0.282 (10, 1)											0	0	0	0	0	0	0								
Doug Bair, R OBP: 0.295, SLG: 0.282 (10, 1)											0	0	0	0	0	0	0								
Inning Stats	R: 0 E: 0 K: 0 S: 4	H: 1 LOB: 1 BB: 0 P: 4	R: 1 E: 0 K: 2 S: 8	H: 1 LOB: 1 BB: 1 P: 12	R: 1 E: 0 K: 0 S: 5	H: 2 LOB: 2 BB: 1 P: 9	R: 0 E: 0 K: 0 S: 3	H: 0 LOB: 1 BB: 1 P: 7	R: 1 E: 0 K: 0 S: 4	H: 1 LOB: 0 BB: 0 P: 4	R: 0 E: 0 K: 1 S: 5	H: 0 LOB: 1 BB: 1 P: 9	R: 2 E: 1 K: 2 S: 8	H: 1 LOB: 2 BB: 3 P: 20	R: 0 E: 0 K: 1 S: 5	H: 0 LOB: 0 BB: 0 P: 5	R: 0 E: 0 K: 1 S: 5	H: 1 LOB: 0 BB: 0 P: 5	R: 1 E: 0 K: 0 S: 4	H: 2 LOB: 1 BB: 1 P: 8	1B: 9 2B: 0 3B: 0 HR: 0	SF: 1 SAC: 2 DP: 1 HBP: 0	WP: 1 PA: 45		
PITCHER	IP WLS BF H R ER SO ERA WHIP	IP WLS BF H R ER SO ERA WHIP	IP WLS BF H R ER SO ERA WHIP	IP WLS BF H R ER SO ERA WHIP	IP WLS BF H R ER SO ERA WHIP	IP WLS BF H R ER SO ERA WHIP	IP WLS BF H R ER SO ERA WHIP	IP WLS BF H R ER SO ERA WHIP	IP WLS BF H R ER SO ERA WHIP	IP WLS BF H R ER SO ERA WHIP	IP WLS BF H R ER SO ERA WHIP	IP WLS BF H R ER SO ERA WHIP	IP WLS BF H R ER SO ERA WHIP	IP WLS BF H R ER SO ERA WHIP	IP WLS BF H R ER SO ERA WHIP	IP WLS BF H R ER SO ERA WHIP	IP WLS BF H R ER SO ERA WHIP	IP WLS BF H R ER SO ERA WHIP	IP WLS BF H R ER SO ERA WHIP	IP WLS BF H R ER SO ERA WHIP	IP WLS BF H R ER SO ERA WHIP	IP WLS BF H R ER SO ERA WHIP	IP WLS BF H R ER SO ERA WHIP	IP WLS BF H R ER SO ERA WHIP	
Bruce Berenyi, R ERA: 3.98 (1, 1)	6.2	31	5	5	5	4	BB: 6 IBB: 0 HBP: 0 BLK: 0	WP: 1 HR: 0 S: 33 P: 57	6.75	1.650															
Joe Price, L ERA: 2.49 (7, 1)	2.1	9	2	0	0	3	BB: 0 IBB: 1 HBP: 0 BLK: 0	WP: 0 HR: 0 S: 14 P: 18	0.00	0.857															
Tom Hume, R ERA: 2.68 (10, 1)	1.0	L	5	2	1	1	BB: 0 IBB: 0 HBP: 0 BLK: 0	WP: 0 HR: 0 S: 4 P: 8	9.00	2.000															

Batter	1	2	3	4	5	6	7	8	9	10	AB	R	H	RBI	BB	SO	LOB	BOTTOM							
Eddie Milner, L OBP: 0.351, SLG: 0.401 (1, 7)	1B G5-4-3		HR				F7				5	2	3	0	0	0	1	St. Louis Cardinals @ Cincinnati Reds Riverfront Stadium, Cincinnati, OH Mon Jul 05 1982, 7:05 PM EDT Att: 22,562 - Unknown - 87 F							
Duane Walker, L OBP: 0.364, SLG: 0.410 (1, 9)											5	1	2	2	0	0	2								
Tom Hume, R OBP: 0.364, SLG: 0.410 (10, 1)											0	0	0	0	0	0	0								
Dave Concepcion, R OBP: 0.342, SLG: 0.375 (1, 6)											5	0	1	0	0	0	1								
Dan Driessen, L OBP: 0.395, SLG: 0.461 (1, 3)											4	1	2	0	1	1	1								
Cesar Cedeno, R OBP: 0.353, SLG: 0.459 (1, 8)											4	0	1	0	0	1	3								
Wayne Krenchicki, L OBP: 0.299, SLG: 0.339 (1, 5)											4	0	1	0	1	0	4								
Ron Oester, S OBP: 0.300, SLG: 0.329 (1, 4)											4	0	0	0	0	0	4								
Dave Vangorder, R OBP: 0.276, SLG: 0.357 (9, PH)											3	0	0	0	0	0	1								
Larry Blitner, L OBP: 0.371, SLG: 0.414 (9, PH)											0	0	0	0	0	0	0								
Mike Vail, R OBP: 0.284, SLG: 0.420 (9, PH)											1	0	1	0	0	0	0								
Paul Householder, S OBP: 0.244, SLG: 0.292 (10, 9)											0	1	0	0	0	0	0								
Bruce Berenyi, R OBP: 0.250, SLG: 0.313 (7, 1)											3	0	1	0	0	0	1								
Rafael Landestoy, S OBP: 0.295, SLG: 0.334 (9, PH)											0	0	0	0	0	0	0								
Alex Trevino, R OBP: 0.311, SLG: 0.273 (10, 2)											0	0	0	0	0	0	0								
Inning Stats	R: 1 E: 0 K: 0 S: 4	H: 2 LOB: 1 BB: 1 P: 8	R: 0 E: 0 K: 0 S: 4	H: 1 LOB: 1 BB: 0 P: 4	R: 2 E: 0 K: 0 S: 5	H: 2 LOB: 2 BB: 1 P: 10	R: 0 E: 0 K: 0 S: 4	H: 1 LOB: 1 BB: 0 P: 4	R: 0 E: 0 K: 0 S: 4	H: 0 LOB: 0 BB: 0 P: 3	R: 0 E: 0 K: 0 S: 3	H: 0 LOB: 0 BB: 0 P: 3	R: 1 E: 1 K: 0 S: 4	H: 2 LOB: 2 BB: 0 P: 4	R: 0 E: 0 K: 0 S: 4	H: 1 LOB: 1 BB: 0 P: 4	R: 0 E: 0 K: 2 S: 8	H: 1 LOB: 1 BB: 0 P: 8	R: 0 E: 0 K: 2 S: 8	H: 1 LOB: 1 BB: 0 P: 8	1B: 9 2B: 3 3B: 0 HR: 1	SF: 0 SAC: 1 DP: 2 HBP: 1	WP: 0 PA: 42		
PITCHER	IP WLS BF H R ER SO ERA WHIP	IP WLS BF H R ER SO ERA WHIP	IP WLS BF H R ER SO ERA WHIP	IP WLS BF H R ER SO ERA WHIP	IP WLS BF H R ER SO ERA WHIP	IP WLS BF H R ER SO ERA WHIP	IP WLS BF H R ER SO ERA WHIP	IP WLS BF H R ER SO ERA WHIP	IP WLS BF H R ER SO ERA WHIP	IP WLS BF H R ER SO ERA WHIP	IP WLS BF H R ER SO ERA WHIP	IP WLS BF H R ER SO ERA WHIP	IP WLS BF H R ER SO ERA WHIP	IP WLS BF H R ER SO ERA WHIP	IP WLS BF H R ER SO ERA WHIP	IP WLS BF H R ER SO ERA WHIP	IP WLS BF H R ER SO ERA WHIP	IP WLS BF H R ER SO ERA WHIP	IP WLS BF H R ER SO ERA WHIP	IP WLS BF H R ER SO ERA WHIP	IP WLS BF H R ER SO ERA WHIP	IP WLS BF H R ER SO ERA WHIP	IP WLS BF H R ER SO ERA WHIP	IP WLS BF H R ER SO ERA WHIP	
Bob Forsch, R ERA: 4.26 (8, 1)	1.0	4	2	1	0	0	BB: 0 IBB: 0 HBP: 0 BLK: 0	WP: 0 HR: 0 S: 27 P: 36	3.86	1.286															
Bruce Sutter, R ERA: 4.33 (9, 1)	1.0	W	4	2	1	1	BB: 0 IBB: 0 HBP: 0 BLK: 0	WP: 0 HR: 0 S: 4 P: 4	9.00	2.000															
Jim Kaat, L ERA: 3.79 (10, 1)	1.0	S	4	1	0	0	BB: 0 IBB: 0 HBP: 0 BLK: 0	WP: 0 HR: 0 S: 8 P: 8	0.00	1.000															



Batter	1	2	3	4	5	6	7	8	9	AB	R	H	RBI	BB	SO	LOB	TOP				
Lonnie Smith, R OBP: 0.390, SLG: 0.443 Tito Landrum, R OBP: 0.338, SLG: 0.407	5-3		6-3	K			K		F9	5	0	0	0	0	2	4					
Tom Herr, S OBP: 0.335, SLG: 0.314	6-3			1B	F7		4-3			4	1	1	0	0	0	0					
Keith Hernandez, L OBP: 0.383, SLG: 0.391	L5			F8	S		4-3			3	0	0	0	1	0	1					
George Hendrick, R OBP: 0.304, SLG: 0.450		FC5-4		1B	L5			5-3		4	1	2	0	0	0	1					
Gene Tenace, R OBP: 0.516, SLG: 0.729	K			2B	5-3			F9		4	1	1	1	0	1	2					
Willie McGee, S OBP: 0.366, SLG: 0.436	FC5-4			F8			K		3-1	4	0	0	0	0	1	3					
Mike Ramsey, S OBP: 0.351, SLG: 0.359	5-3			HBP	K				6-3	4	0	1	1	0	1	1					
Ozzie Smith, S OBP: 0.356, SLG: 0.365			6-3	HBP					SH3-4	2	0	1	0	2	0	0					
Steve Mura, R OBP: 0.129, SLG: 0.069	F3			HBP			K		SH3-4	2	0	0	1	0	1	1					
Inning Stats	R: 0 E: 0 K: 0 S: 3	H: 0 LOB: 0 BB: 0 P: 3	R: 0 E: 0 K: 1 S: 6	H: 1 LOB: 1 BB: 0 P: 6	R: 0 E: 0 K: 0 S: 3	H: 0 LOB: 0 BB: 0 P: 3	R: 3 E: 0 K: 1 S: 9	H: 4 LOB: 3 BB: 1 P: 14	R: 0 E: 0 K: 0 S: 3	H: 0 LOB: 1 BB: 1 P: 7	R: 0 E: 0 K: 3 S: 10	H: 1 LOB: 1 BB: 0 P: 10	R: 0 E: 0 K: 1 S: 5	H: 0 LOB: 0 BB: 0 P: 5	R: 0 E: 0 K: 0 S: 3	H: 0 LOB: 1 BB: 1 P: 7	1B: 5 2B: 1 3B: 0 HR: 0	SF: 0 SAC: 1 DP: 0 HBP: 1	WP: 0 PB: 0 SB: 2 CS: 0	PA: 37	
PITCHER	IP	WLS	BF	H	R	ER	SO	BB	IBB	HBP	BLK	WP	HR	S	P	ERA	WHIP				
Charlie Leibrandt, L ERA: 4.02	3.2	L	18	5	3	3	1	0	1	1	0	0	0	18	23	7.36	1.364				
Greg Harris, R ERA: 4.06	4.1		5	0	0	0	1	1	0	0	0	0	0	6	10	0.00	0.750				
Joe Price, L ERA: 2.38	6.1		7	1	0	0	4	0	0	0	0	0	0	15	15	0.00	0.500				
Jim Kern, R ERA: 2.61	8.1		7	0	0	0	0	1	0	0	0	0	0	6	10	0.00	0.500				

St. Louis Cardinals @ Cincinnati Reds
Riverfront Stadium, Cincinnati, OH
Tue Jul 06 1982, 7:05 PM EDT
Att: 17,026 - Cloudy - 90 F

AB 32
R 3
H 6
RBI 3
BB 3
SO 6
LOB 13



Batter	1	2	3	4	5	6	7	8	9	AB	R	H	RBI	BB	SO	LOB	BOTTOM				
Eddie Milner, L OBP: 0.350, SLG: 0.397	3-1		F7		L9			5-3		3	0	0	0	1	0	1					
Duane Walker, L OBP: 0.371, SLG: 0.431	3-1							F7		4	0	2	0	0	0	1					
Dave Concepcion, R OBP: 0.337, SLG: 0.370	1-3		5-3		1-3			6-3		4	0	0	0	0	0	3					
Dan Driessen, L OBP: 0.393, SLG: 0.461							1-4-3		6-3	4	1	1	0	0	1	0					
Cesar Cedeno, R OBP: 0.355, SLG: 0.456		WP			F9		L7			2	0	0	0	2	0	1					
Wayne Krenchicki, L OBP: 0.290, SLG: 0.328					SF9		K		F8	2	0	0	1	1	1	1					
Ron Oester, S OBP: 0.297, SLG: 0.325					L7				F8	4	0	0	0	0	0	3					
Dave Vangorder, R OBP: 0.250, SLG: 0.323					K				F7	3	0	0	0	0	1	2					
Charlie Leibrandt, R OBP: 0.220, SLG: 0.143 Greg Harris, S OBP: 0.200, SLG: 0.200 Gerrit Sparrano, L OBP: 0.250, SLG: 0.417 Joe Price, R OBP: 0.250, SLG: 0.250 Rafael Landestoy, S OBP: 0.250, SLG: 0.250 Jim Kern, R					5-3				5-3	1	0	0	0	0	0	0					
Inning Stats	R: 0 E: 0 K: 0 S: 2	H: 0 LOB: 1 BB: 1 P: 6	R: 0 E: 0 K: 2 S: 7	H: 0 LOB: 2 BB: 2 P: 15	R: 0 E: 0 K: 0 S: 4	H: 1 LOB: 1 BB: 0 P: 4	R: 1 E: 0 K: 0 S: 4	H: 1 LOB: 0 BB: 0 P: 4	R: 0 E: 0 K: 0 S: 5	H: 2 LOB: 2 BB: 0 P: 5	R: 0 E: 0 K: 1 S: 5	H: 0 LOB: 0 BB: 0 P: 5	R: 0 E: 0 K: 0 S: 3	H: 0 LOB: 0 BB: 0 P: 3	R: 0 E: 0 K: 0 S: 3	H: 0 LOB: 1 BB: 1 P: 7	1B: 2 2B: 2 3B: 0 HR: 0	SF: 1 SAC: 0 DP: 0 HBP: 0	WP: 1 PB: 0 SB: 1 CS: 0	PA: 34	
PITCHER	IP	WLS	BF	H	R	ER	SO	BB	IBB	HBP	BLK	WP	HR	S	P	ERA	WHIP				
Steve Mura, R ERA: 4.15	9.0	W	34	4	1	1	3	4	0	0	1	1	0	36	52	1.00	0.889				

St. Louis Cardinals @ Cincinnati Reds
Riverfront Stadium, Cincinnati, OH
Tue Jul 06 1982, 7:05 PM EDT
Att: 17,026 - Cloudy - 90 F

AB 29
R 1
H 4
RBI 1
BB 4
SO 3
LOB 12




Batter	1	2	3	4	5	6	7	8	9	AB	R	H	RBI	BB	SO	LOB	TOP					
Lonnie Smith, R OBP: 0.389, SLG: 0.440 (1, 8)										4	0	1	0	0	2	4	St. Louis Cardinals @ Atlanta Braves Atlanta-Fulton County Stadium, Atlanta, GA Wed Jul 07 1982, 7:05 PM EDT Att: 20,054 - Unknown - 72 F					
Tom Herr, S OBP: 0.329, SLG: 0.307 (1, 4)										4	0	0	0	0	0	4						
Keith Hernandez, L OBP: 0.384, SLG: 0.389 (1, 3)										2	0	0	0	2	1	1						
George Hendrick, R OBP: 0.303, SLG: 0.447 (1, 9)										4	0	1	0	0	0	3						
Dane Iorg, L OBP: 0.361, SLG: 0.347 Jeff Lahti, R (8, 1)										4	0	1	0	0	0	3						
Darrell Porter, L OBP: 0.313, SLG: 0.376 (1, 2)										3	1	0	0	1	0	2						
Ken Oberkfell, L OBP: 0.333, SLG: 0.361 (1, 5)										4	1	2	1	0	0	1						
Ozzie Smith, S OBP: 0.356, SLG: 0.362 (1, 6)										2	0	0	0	2	0	1						
Joaquin Andujar, S OBP: 0.208, SLG: 0.264 Jim Kaat, L (7, 1) Jeff Keener, L (7, 1) Willie McGee, S OBP: 0.364, SLG: 0.433 (8, 8)										3	0	1	0	0	1	3						
Inning Stats	R: 0 E: 0 K: 1 S: 6	H: 1 LOB: 1 BB: 0 P: 6	R: 0 E: 0 K: 0 S: 4	H: 1 LOB: 1 BB: 0 P: 4	R: 0 E: 0 K: 1 S: 5	H: 1 LOB: 0 BB: 0 P: 5	R: 0 E: 0 K: 0 S: 3	H: 0 LOB: 1 BB: 1 P: 7	R: 0 E: 0 K: 1 S: 5	H: 0 LOB: 1 BB: 1 P: 9	R: 0 E: 1 K: 0 S: 4	H: 1 LOB: 1 BB: 0 P: 4	R: 1 E: 1 K: 1 S: 6	H: 1 LOB: 2 BB: 2 P: 14	R: 0 E: 0 K: 0 S: 2	H: 0 LOB: 0 BB: 1 P: 6	R: 1 E: 0 K: 0 S: 4	H: 1 LOB: 0 BB: 0 P: 4	1B: 5 2B: 0 3B: 0 HR: 1	SF: 0 SAC: 0 DP: 3 HBP: 0	WP: 0 PB: 0 SB: 2 CS: 0	PA: 36
PITCHER	IP WLS BF H R ER SO BB IBB HBP BLK WP HR S P ERA WHIP	6.0 W 25 5 1 0 3 3 0 0 0 0 0 28 40 0.00 1.333	1.0 5 0 0 0 1 2 0 0 0 0 0 5 13 0.00 2.000	2.0 S 6 1 1 1 0 0 0 0 0 0 0 1 6 6 4.50 0.500	PITCHER																	
Rick Camp, R ERA: 3.42 Steve Bedrosian, R ERA: 1.74 Gene Garber, R ERA: 1.57																						

AB	31
R	2
H	6
RBI	1
BB	5
SO	4
LOB	22



Batter	1	2	3	4	5	6	7	8	9	AB	R	H	RBI	BB	SO	LOB	BOTTOM					
Claudell Washington, L OBP: 0.352, SLG: 0.415 (1, 9)										4	1	1	1	0	0	1	St. Louis Cardinals @ Atlanta Braves Atlanta-Fulton County Stadium, Atlanta, GA Wed Jul 07 1982, 7:05 PM EDT Att: 20,054 - Unknown - 72 F					
Rafael Ramirez, R OBP: 0.289, SLG: 0.347 (1, 6)										3	0	1	0	1	0	0						
Terry Harper, R OBP: 0.393, SLG: 0.375 Bob Porter, L (6, PH) Rufino Linares, R OBP: 0.356, SLG: 0.434 (7, 7)										2	0	0	0	0	1	0						
Dale Murphy, R OBP: 0.377, SLG: 0.552 (1, 8)										2	0	0	0	2	0	1						
Bob Horner, R OBP: 0.395, SLG: 0.559 Jerry Royster, R OBP: 0.265, SLG: 0.214 (7, PR) (8, 5)										2	0	0	0	0	0	1						
Chris Chambliss, L OBP: 0.326, SLG: 0.420 (1, 3)										4	0	0	0	0	0	4						
Bruce Benedict, R OBP: 0.311, SLG: 0.301 (1, 2)										3	0	1	1	0	2	0						
Randy Johnson, R OBP: 0.370, SLG: 0.395 (1, 4)										3	1	1	0	0	0	2						
Rick Camp, R Steve Bedrosian, R Gene Garber, R										1	0	0	0	0	1	1						
Inning Stats	R: 0 E: 0 K: 1 S: 5	H: 0 LOB: 0 BB: 0 P: 5	R: 0 E: 0 K: 0 S: 2	H: 0 LOB: 0 BB: 1 P: 6	R: 0 E: 1 K: 1 S: 6	H: 0 LOB: 1 BB: 0 P: 6	R: 0 E: 0 K: 0 S: 3	H: 0 LOB: 0 BB: 0 P: 3	R: 0 E: 0 K: 1 S: 5	H: 0 LOB: 0 BB: 0 P: 5	R: 2 E: 0 K: 2 S: 10	H: 3 LOB: 1 BB: 0 P: 10	R: 1 E: 0 K: 0 S: 4	H: 1 LOB: 2 BB: 0 P: 5	R: 0 E: 0 K: 0 S: 3	H: 0 LOB: 3 BB: 3 P: 15	1B: 3 2B: 1 3B: 0 HR: 0	SF: 0 SAC: 1 DP: 1 HBP: 1	WP: 0 PB: 1 SB: 0 CS: 0	PA: 33		
PITCHER	IP WLS BF H R ER SO BB IBB HBP BLK WP HR S P ERA WHIP	6.0 L 23 3 3 2 5 1 0 1 0 0 0 31 36 3.00 0.667	0.1 1 0 0 0 0 0 0 0 0 0 0 1 1 0.00 0.000	1.1 8 1 0 0 0 2 1 0 0 0 0 5 17 0.00 2.250	0.1 1 0 0 0 0 0 0 0 0 0 0 1 1 0.00 0.000	PITCHER																
Joaquin Andujar, R ERA: 2.3 Jim Kaat, L ERA: 3.79 Jeff Keener, R ERA: 1.35 Jeff Lahti, R ERA: 2.08																						



Batter	1	2	3	4	5	6	7	8	9	AB	R	H	RBI	BB	SO	LOB	TOP								
Lonnie Smith, R OBP: 0.389, SLG: 0.438 (1, 7)	K2-3		F9			4-3		3B		4	1	1	1	1	1	1	St. Louis Cardinals @ Atlanta Braves Atlanta-Fulton County Stadium, Atlanta, GA Thu Jul 08 1982, 7:05 PM EDT Att: 23,610 - Cloudy - 72 F								
Tom Herr, S OBP: 0.326, SLG: 0.315 (1, 4)	6-3		6-3			F8		2B	L4	5	1	1	2	0	0	3									
Willie McGee, S OBP: 0.361, SLG: 0.429 (1, 8)				G3		F9		6-3		4	0	1	0	0	0	3									
Keith Hernandez, L OBP: 0.385, SLG: 0.386 (1, 3)	F8			CS			L6	2B		2	1	0	0	2	0	1									
George Hendrick, R OBP: 0.306, SLG: 0.449 (1, 9)				K			F8	CS		3	0	1	2	1	1	1									
Darrell Porter, L OBP: 0.312, SLG: 0.370 (1, 2)		P5								3	0	0	0	1	1	1									
Ken Oberkfell, L OBP: 0.332, SLG: 0.359 (1, 5)			K							4	0	1	0	0	1	1									
Ozzie Smith, S OBP: 0.356, SLG: 0.361 (1, 6)			4-3					FC4-6		4	1	1	0	0	0	2									
John Stuper, R OBP: 0.250, SLG: 0.375 (1, 1)										2	0	1	0	0	1	0									
Dane Iorg, L OBP: 0.365, SLG: 0.351 (8, PH)										1	0	1	0	0	0	0									
Tito Landrum, R OBP: 0.338, SLG: 0.407 (8, PR)										0	1	0	0	0	0	0									
Doug Bair, R (8, 1)										1	0	0	0	0	0	1									
Inning Stats	R: 0 E: 0 K: 1 S: 6	H: 1 LOB: 1 BB: 0 P: 6	R: 0 E: 0 K: 1 S: 5	H: 0 LOB: 1 BB: 1 P: 9	R: 0 E: 0 K: 1 S: 5	H: 0 LOB: 0 BB: 0 P: 5	R: 0 E: 0 K: 1 S: 4	H: 0 LOB: 1 BB: 1 P: 8	R: 0 E: 0 K: 0 S: 3	H: 0 LOB: 0 BB: 0 P: 3	R: 0 E: 0 K: 0 S: 4	H: 1 LOB: 1 BB: 0 P: 4	R: 0 E: 0 K: 1 S: 5	H: 0 LOB: 0 BB: 0 P: 5	R: 5 E: 0 K: 0 S: 7	H: 5 LOB: 1 BB: 2 P: 15	R: 0 E: 0 K: 0 S: 4	H: 1 LOB: 2 BB: 1 P: 8	1B: 6 2B: 2 3B: 1 HR: 0	SF: 0 SAC: 0 DP: 1 HBP: 0	WP: 0 PB: 0 SB: 1 CS: 2	PA: 38			
PITCHER	IP	WLS	BF	H	R	ER	SO	BB	IBB	HBP	BLK	WP	HR	S	P	ERA	WHIP								
Rick Mahler, R ERA: 4.01 (1, 1)	7.1	L	28	5	3	3	5	2	0	0	0	0	0	36	44	3.68	0.955								
Gene Garber, R ERA: 1.97 (8, 1)	0.1		4	2	2	2	0	0	1	0	0	0	0	3	7	54.00	6.000								
Al Hrabosky, L ERA: 2.74 (8, 1)	0.1		1	0	0	0	0	1	0	0	0	0	0	4	4	0.00	3.000								
Joe Cowley, R ERA: 4.45 (9, 1)	1.0		5	1	0	0	0	1	0	0	0	0	0	4	8	0.00	2.000								

AB 33
R 5
H 8
RBI 5
BB 5
SO 5
LOB 14



Batter	1	2	3	4	5	6	7	8	9	AB	R	H	RBI	BB	SO	LOB	BOTTOM								
Claudell Washington, L OBP: 0.351, SLG: 0.411 (1, 9)	1B		F7		G6-3			P5		3	1	0	0	1	0	1	St. Louis Cardinals @ Atlanta Braves Atlanta-Fulton County Stadium, Atlanta, GA Thu Jul 08 1982, 7:05 PM EDT Att: 23,610 - Cloudy - 72 F								
Glenn Hubbard, R OBP: 0.348, SLG: 0.369 (1, 4)	6-3					6-3		F8		4	0	2	0	0	0	0									
Larry Whisenton, L OBP: 0.364, SLG: 0.387 (1, 7)	4-3		G4-6-3			K			3-1	4	0	0	1	0	1	2									
Dale Murphy, R OBP: 0.378, SLG: 0.551 (1, 8)	6-3									4	0	2	0	0	0	1									
Bob Horner, R OBP: 0.394, SLG: 0.566 (1, 5)	F8						P4		L6	4	1	1	1	0	0	3									
Chris Chambliss, L OBP: 0.321, SLG: 0.414 (1, 3)			L5			G3		F8		4	0	0	0	0	0	1									
Bruce Benedict, R OBP: 0.308, SLG: 0.297 (1, 2)			6-3			5-3				3	0	0	0	0	0	0									
Rafael Ramirez, R OBP: 0.287, SLG: 0.343 (1, 6)			E5				P4			3	0	0	0	0	1	0									
Rick Mahler, R OBP: 0.214, SLG: 0.250 (8, 1)										1	0	0	0	1	0	1									
Gene Garber, R (8, 1)										0	0	0	0	0	0	0									
Al Hrabosky, R OBP: 0.500, SLG: 0.500 (8, 1)										0	0	0	0	0	0	0									
Ken Smith, L OBP: 0.424, SLG: 0.321 (8, PH)										0	0	0	0	0	1	0									
Joe Cowley, R OBP: 0.167, SLG: 0.167 (9, 1)										0	0	0	0	0	0	0									
Inning Stats	R: 1 E: 0 K: 0 S: 4	H: 1 LOB: 1 BB: 1 P: 8	R: 0 E: 1 K: 0 S: 4	H: 0 LOB: 1 BB: 0 P: 4	R: 0 E: 0 K: 0 S: 3	H: 1 LOB: 0 BB: 0 P: 3	R: 1 E: 0 K: 0 S: 4	H: 1 LOB: 0 BB: 0 P: 4	R: 0 E: 0 K: 0 S: 2	H: 0 LOB: 0 BB: 1 P: 6	R: 0 E: 0 K: 1 S: 6	H: 1 LOB: 1 BB: 0 P: 6	R: 0 E: 0 K: 1 S: 5	H: 0 LOB: 0 BB: 0 P: 5	R: 0 E: 0 K: 1 S: 5	H: 0 LOB: 1 BB: 0 P: 5	R: 0 E: 0 K: 0 S: 4	H: 1 LOB: 1 BB: 0 P: 4	1B: 4 2B: 0 3B: 0 HR: 1	SF: 0 SAC: 0 DP: 2 HBP: 0	WP: 0 PB: 0 SB: 0 CS: 0	PA: 33			
PITCHER	IP	WLS	BF	H	R	ER	SO	BB	IBB	HBP	BLK	WP	HR	S	P	ERA	WHIP								
John Stuper, R ERA: 2.79 (1, 1)	7.0	W	26	4	2	2	2	2	0	0	0	0	0	28	36	2.57	0.857								
Doug Bair, R ERA: 2.35 (8, 1)	2.0	S	7	1	0	0	1	0	0	0	0	0	0	9	9	0.00	0.500								

AB 31
R 2
H 5
RBI 2
BB 2
SO 3
LOB 9



Batter	1	2	3	4	5	6	7	8	9	AB	R	H	RBI	BB	SO	LOB	TOP					
Lonnie Smith, R OBP: 0.390, SLG: 0.437 (1, 7)										3	0	1	0	0	1	0						
Tom Herr, S OBP: 0.325, SLG: 0.313 (1, 4)										4	1	1	0	0	1	2						
Willie McGee, S OBP: 0.358, SLG: 0.436 (1, 8)										4	1	1	1	0	2	0						
Keith Hernandez, L OBP: 0.384, SLG: 0.385 (1, 3)										4	0	1	1	0	1	0						
George Hendrick, R OBP: 0.312, SLG: 0.463 (1, 9)										3	1	2	1	1	0	1						
Darrell Porter, L OBP: 0.315, SLG: 0.370 (1, 2)										3	0	1	0	1	0	2						
Ken Oberkfell, L OBP: 0.331, SLG: 0.354 (1, 5)										3	0	0	0	1	1	3						
Ozzie Smith, S OBP: 0.352, SLG: 0.356 (1, 6)										4	0	0	0	0	1	2						
Dave LaPoint, L OBP: 0.111, SLG: 0.111 Jeff Lahti, R Jim Kaat, L (8, 1) (9, 1)										3	0	0	0	0	2	0						
Inning Stats	R: 0 E: 0 K: 2 S: 7	H: 0 LOB: 0 BB: 0 P: 7	R: 1 E: 0 K: 1 S: 5	H: 1 LOB: 1 BB: 1 P: 9	R: 0 E: 0 K: 0 S: 3	H: 0 LOB: 1 BB: 0 P: 4	R: 0 E: 0 K: 2 S: 8	H: 1 LOB: 2 BB: 1 P: 12	R: 0 E: 0 K: 1 S: 5	H: 0 LOB: 0 BB: 0 P: 5	R: 2 E: 0 K: 0 S: 6	H: 3 LOB: 0 BB: 1 P: 10	R: 0 E: 0 K: 1 S: 5	H: 1 LOB: 0 BB: 0 P: 5	R: 0 E: 0 K: 1 S: 6	H: 1 LOB: 1 BB: 0 P: 6	R: 0 E: 0 K: 2 S: 7	H: 0 LOB: 0 BB: 0 P: 7	1B: 5 2B: 2 3B: 1 HR: 1	SF: 0 SAC: 0 DP: 2 HBP: 1	WP: 1 PB: 0 SB: 0 CS: 1	PA: 36
PITCHER Nolan Ryan, R ERA: 4.19 (1, 1)	IP: 9.0 WLS: L BF: 36 H: 7 R: 3 ER: 3 SO: 10 BB: 2 IBB: 1 HBP: 1 BLK: 0 WP: 1 HR: 1 S: 52 P: 65 ERA: 3.00 WHIP: 1.000															PITCHER	IP: 9.0 WLS: L BF: 36 H: 7 R: 3 ER: 3 SO: 10 BB: 2 IBB: 1 HBP: 1 BLK: 0 WP: 1 HR: 1 S: 52 P: 65 ERA: 3.00 WHIP: 1.000					

St. Louis Cardinals @ Houston Astros
Astrodome, Houston, TX
Fri Jul 09 1982, 8:05 PM EDT
Att: 21,178 - Unknown

AB	32
R	3
H	7
RBI	3
BB	3
SO	10
LOB	10



Batter	1	2	3	4	5	6	7	8	9	AB	R	H	RBI	BB	SO	LOB	BOTTOM			
Dickie Thon, R OBP: 0.296, SLG: 0.324 (1, 6)										3	0	0	0	1	0	0				
Tony Scott, S OBP: 0.268, SLG: 0.299 (1, 8)										4	0	2	0	0	0	1				
Ray Knight, R OBP: 0.364, SLG: 0.432 (1, 3)										4	1	1	0	0	0	2				
Jose Cruz, L OBP: 0.335, SLG: 0.383 (1, 7)										4	0	1	0	0	1	2				
Phil Garner, R OBP: 0.307, SLG: 0.427 (1, 4)										2	1	0	1	1	0	0				
Art Howe, R OBP: 0.302, SLG: 0.278 (1, 5)										4	0	2	1	0	0	1				
Terry Puhl, L OBP: 0.325, SLG: 0.367 (1, 9)										4	0	0	0	0	0	2				
Luis Pujols, R OBP: 0.267, SLG: 0.390 Danny Heep, L OBP: 0.313, SLG: 0.362 (9, PH)										3	0	0	0	0	1	0				
Nolan Ryan, R OBP: 0.178, SLG: 0.119 (1, 1)										3	0	0	0	0	1	0				
Inning Stats	R: 0 E: 0 K: 0 S: 4	H: 1 LOB: 1 BB: 0 P: 4	R: 0 E: 0 K: 0 S: 3	H: 1 LOB: 0 BB: 0 P: 3	R: 0 E: 0 K: 0 S: 3	H: 0 LOB: 1 BB: 1 P: 7	R: 1 E: 0 K: 1 S: 6	H: 1 LOB: 1 BB: 1 P: 10	R: 0 E: 0 K: 0 S: 5	H: 2 LOB: 1 BB: 0 P: 5	R: 0 E: 0 K: 2 S: 7	H: 0 LOB: 0 BB: 0 P: 7	R: 0 E: 0 K: 0 S: 4	H: 1 LOB: 1 BB: 0 P: 4	R: 0 E: 1 K: 1 S: 6	H: 0 LOB: 1 BB: 0 P: 6	1B: 6 2B: 0 3B: 0 HR: 0	SF: 1 SAC: 0 DP: 1 HBP: 0	WP: 0 PB: 0 SB: 1 CS: 0	PA: 35
PITCHER Dave LaPoint, L ERA: 3.66 Jeff Lahti, R ERA: 1.59 Jim Kaat, L ERA: 3.72 (1, 1) (8, 1) (9, 1)	IP: 7.1 WLS: W BF: 29 H: 6 R: 2 ER: 2 SO: 3 BB: 2 IBB: 0 HBP: 0 BLK: 0 WP: 0 HR: 0 S: 33 P: 41 ERA: 2.46 WHIP: 1.091															PITCHER	IP: 7.1 WLS: W BF: 29 H: 6 R: 2 ER: 2 SO: 3 BB: 2 IBB: 0 HBP: 0 BLK: 0 WP: 0 HR: 0 S: 33 P: 41 ERA: 2.46 WHIP: 1.091			

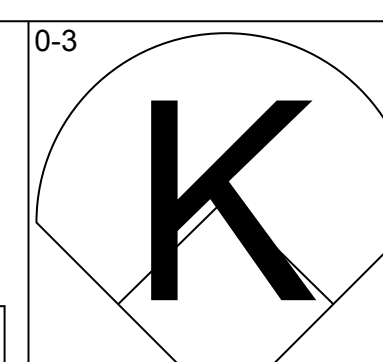
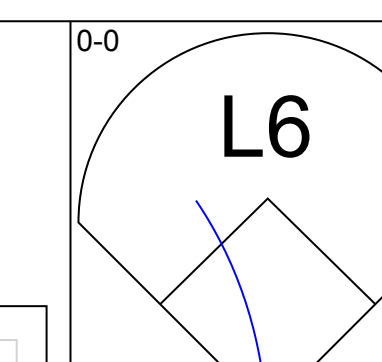
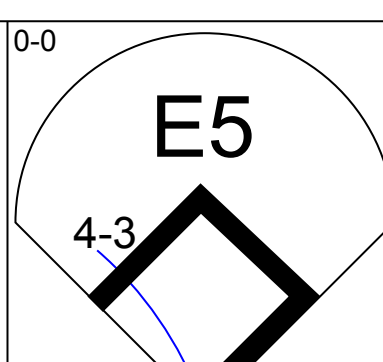
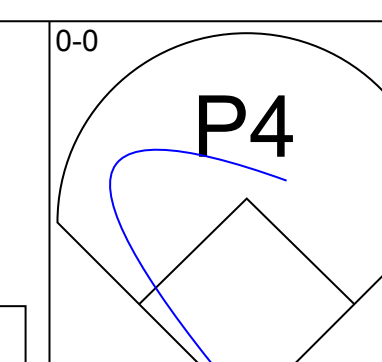
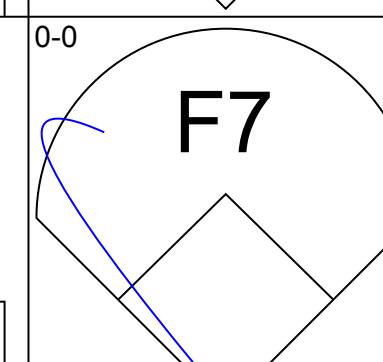
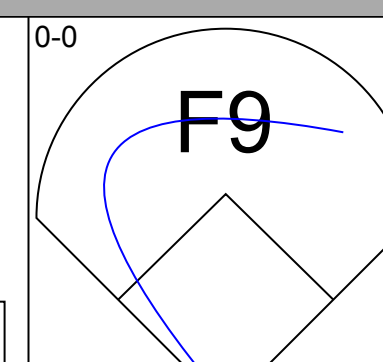
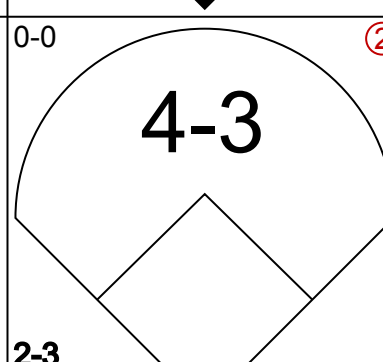
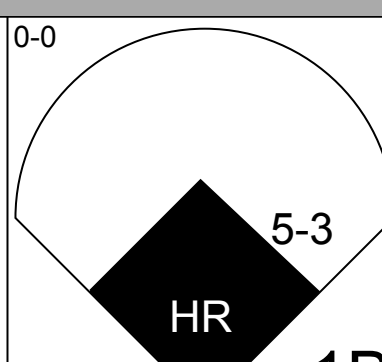
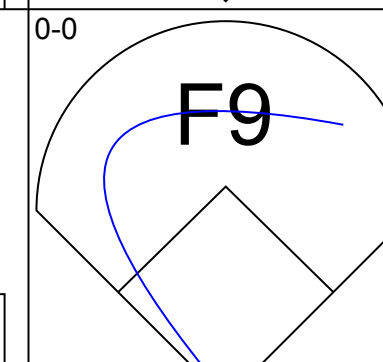
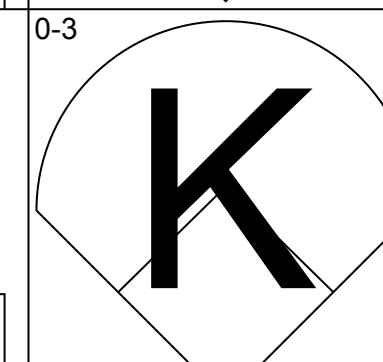
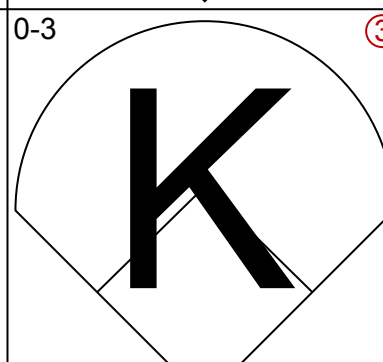
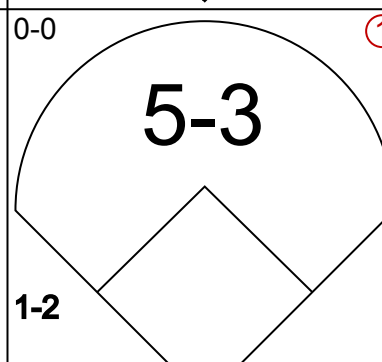
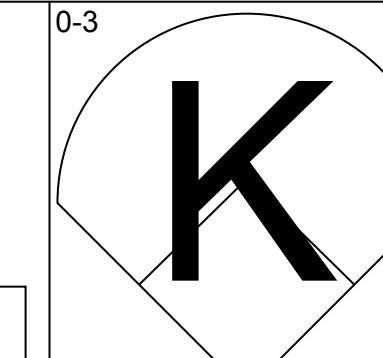
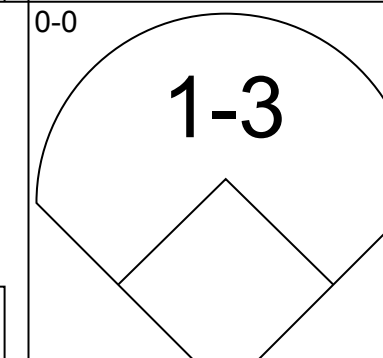
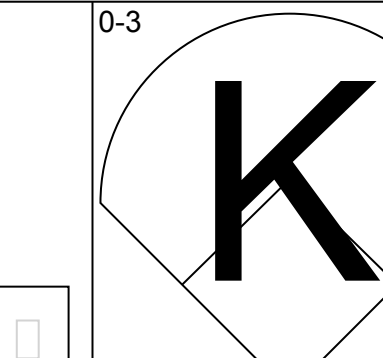
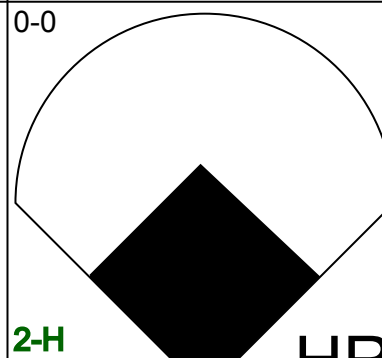
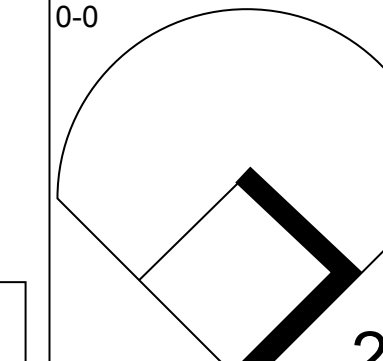
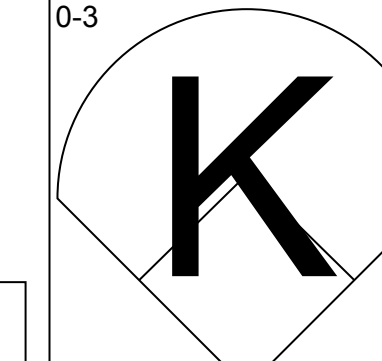
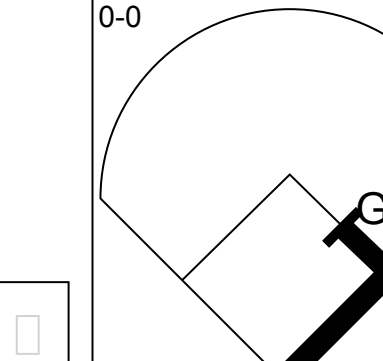
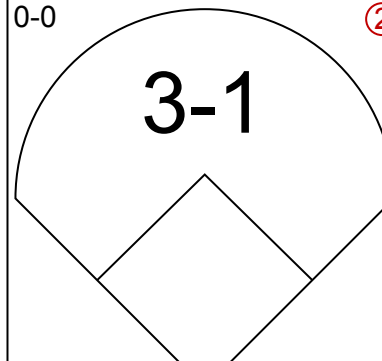
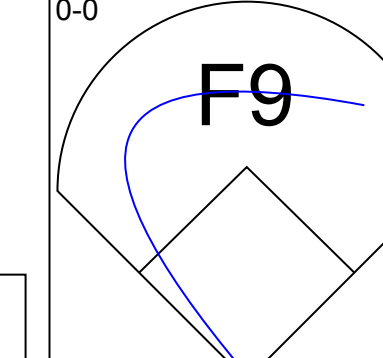
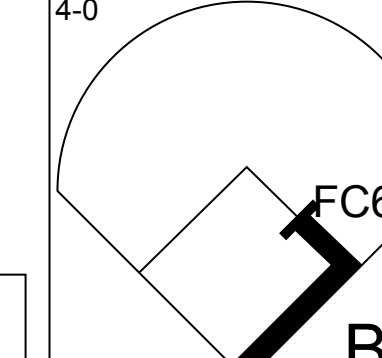
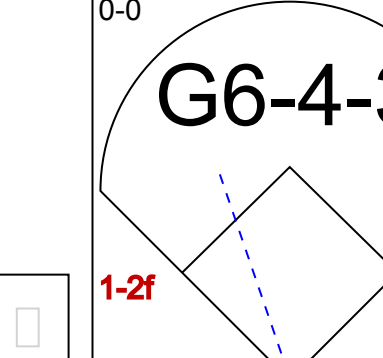
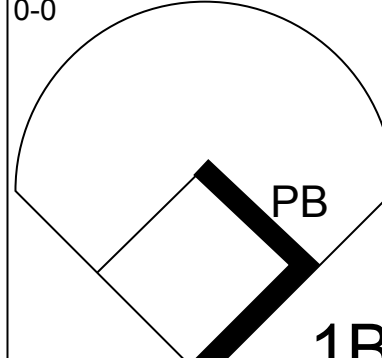
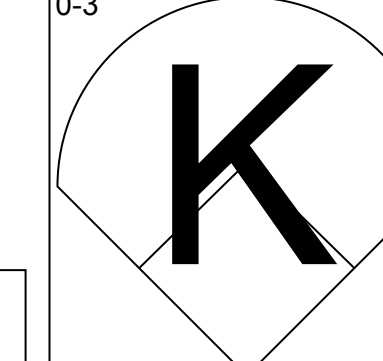
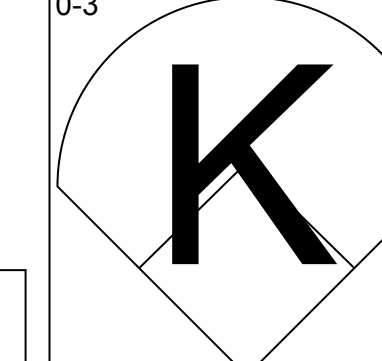
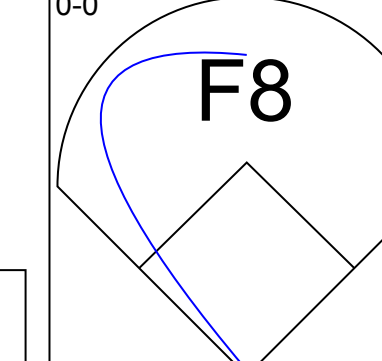
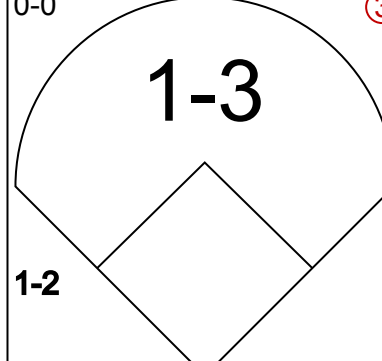
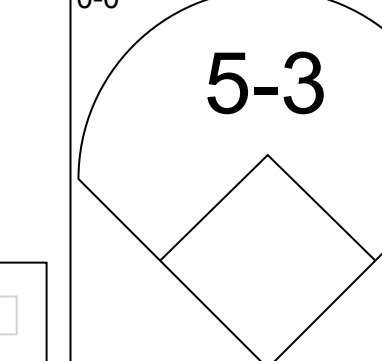
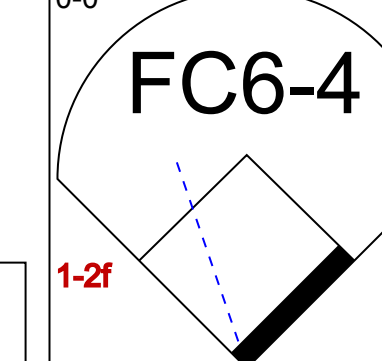
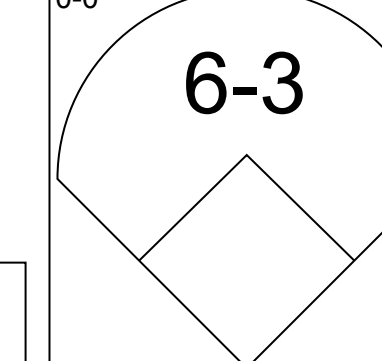
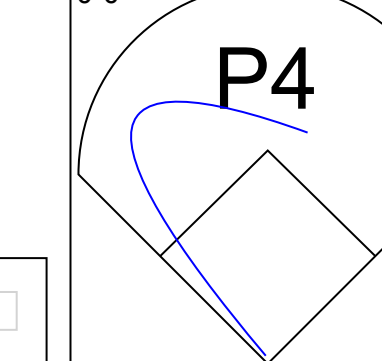
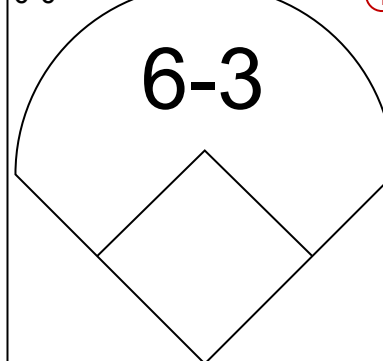
St. Louis Cardinals @ Houston Astros
Astrodome, Houston, TX
Fri Jul 09 1982, 8:05 PM EDT
Att: 21,178 - Unknown

AB	32
R	2
H	6
RBI	2
BB	2
SO	4
LOB	9



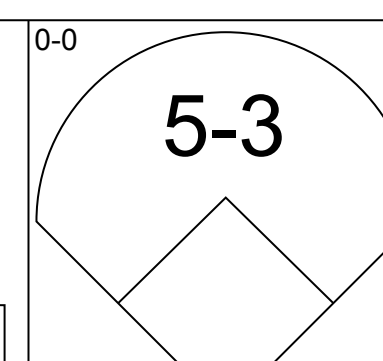
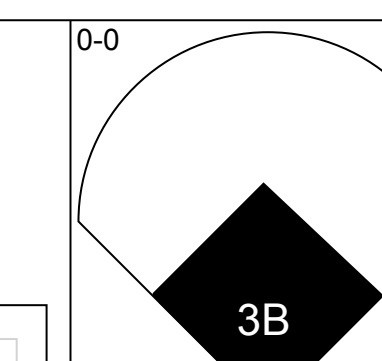
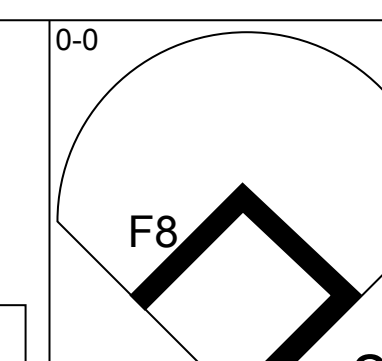
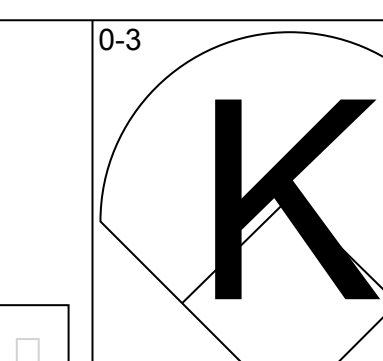
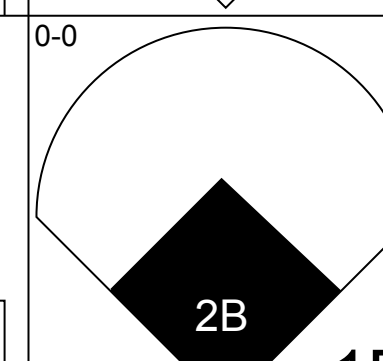
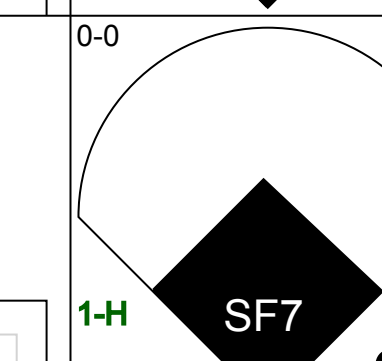
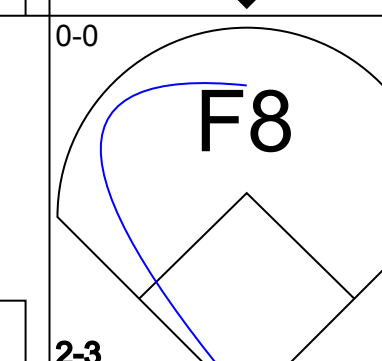
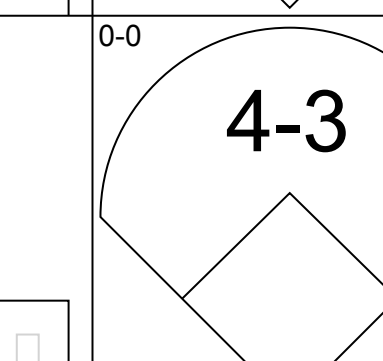
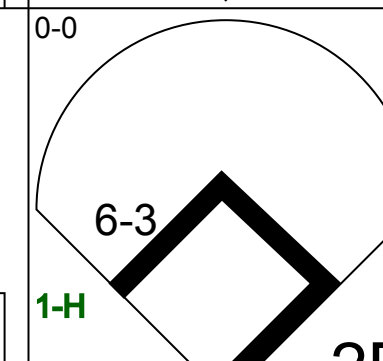
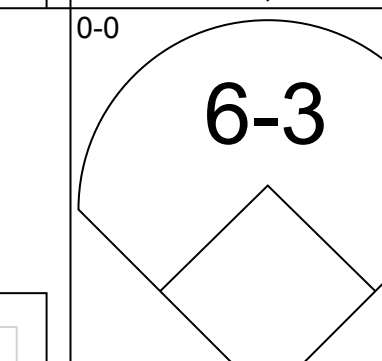
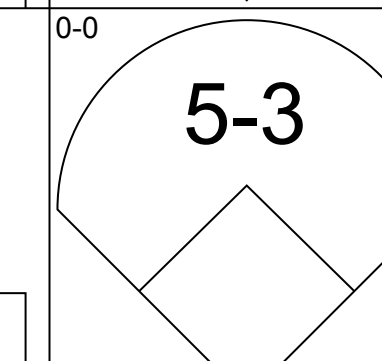
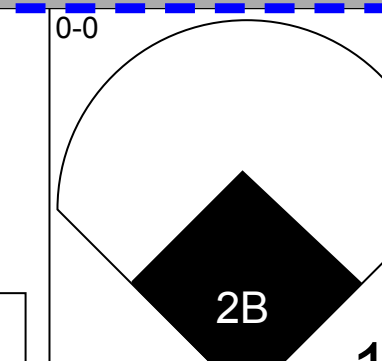
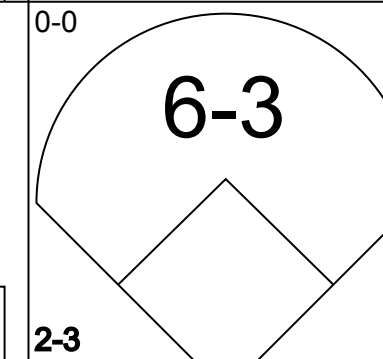
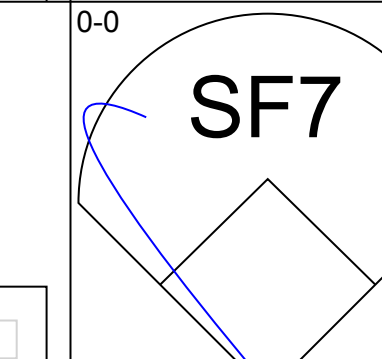
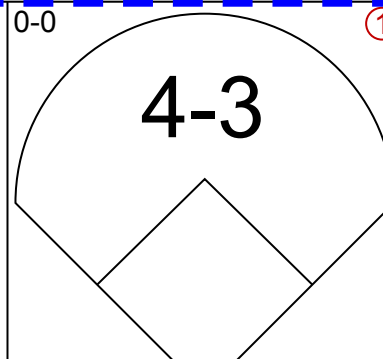
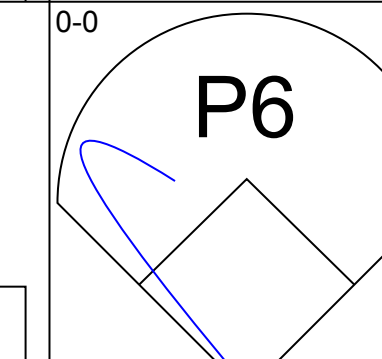
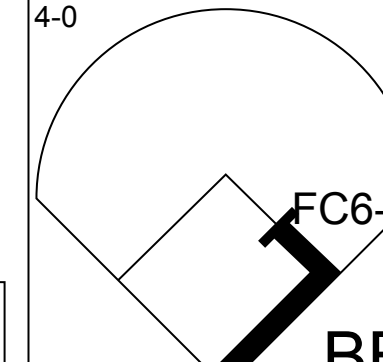
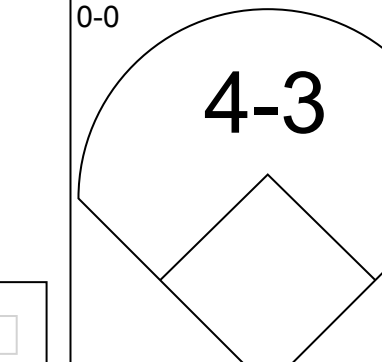
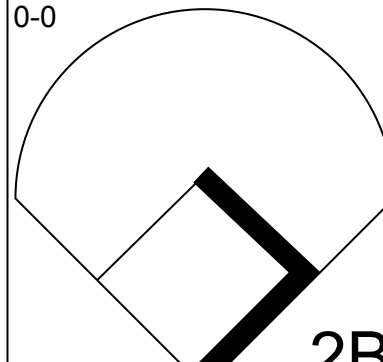
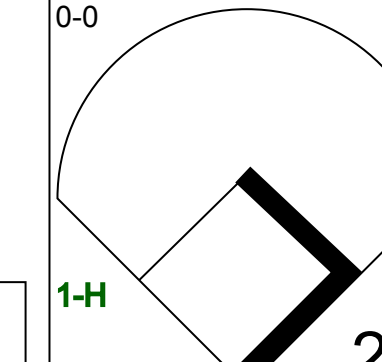
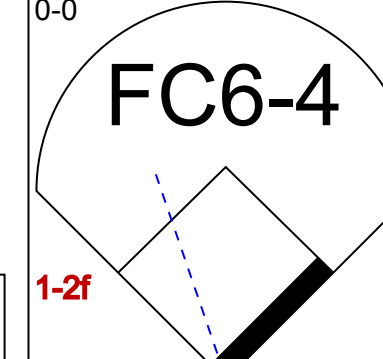
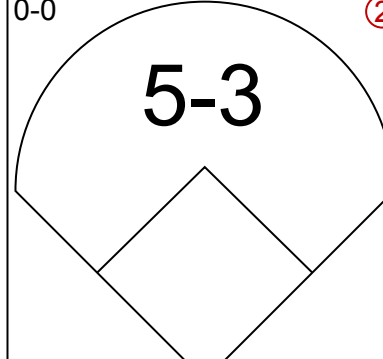
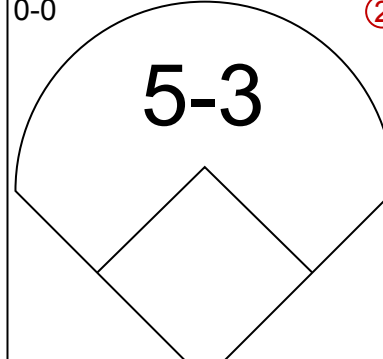
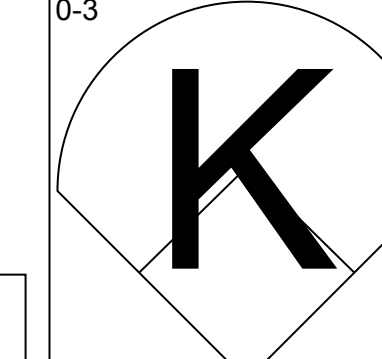
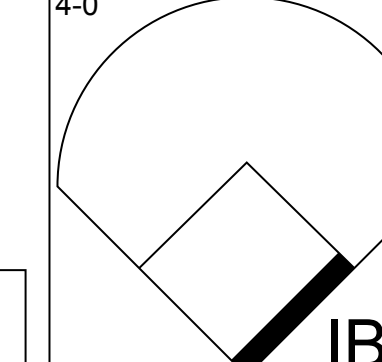
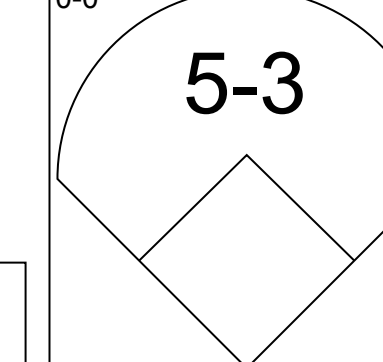
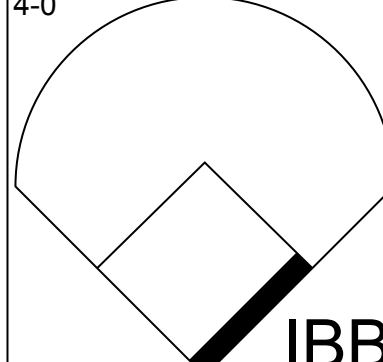
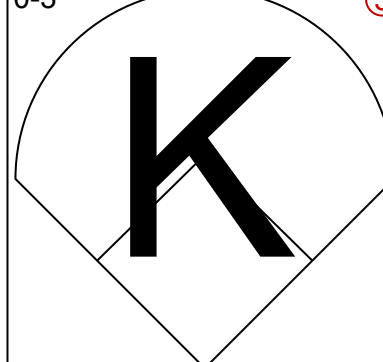
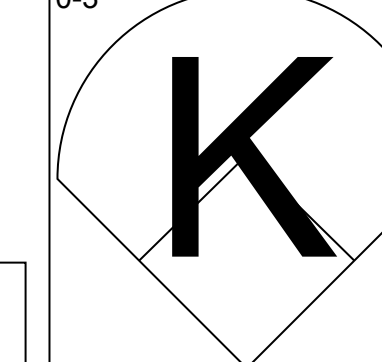
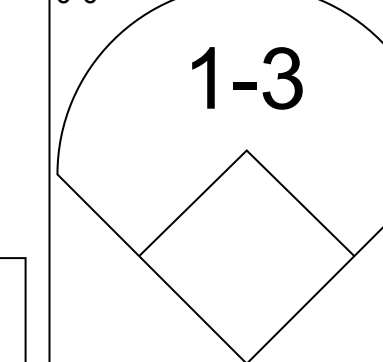
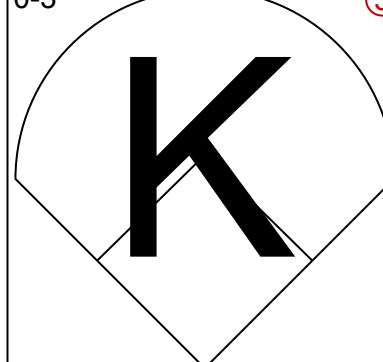
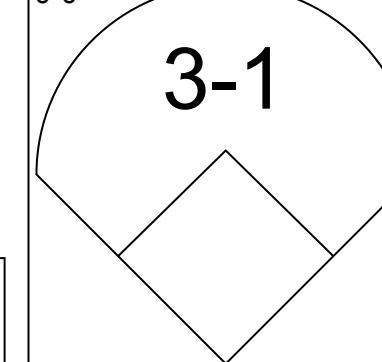
Batter	1	2	3	4	5	6	7	8	9	AB	R	H	RBI	BB	SO	LOB	TOP					
Lonnie Smith, R OBP: 0.391, SLG: 0.447 (1, 7)	0-0 HR		0-0 1B		0-3 K			0-0 5-3		4	1	2	1	0	1	1	St. Louis Cardinals @ Houston Astros Astrodome, Houston, TX Sat Jul 10 1982, 8:05 PM EDT Att: 31,000 - Unknown					
Tom Herr, S OBP: 0.323, SLG: 0.312 (1, 4)	0-0 1B		6-3			0-0 F8		0-0 F7		4	0	1	0	0	0	1						
Willie McGee, S OBP: 0.350, SLG: 0.426 (1, 8)	0-0 G6-4-3		F7			0-0 E4			0-0 G3	4	0	0	0	0	0	1						
Keith Hernandez, L OBP: 0.380, SLG: 0.380 (1, 3)	0-0 4-1			0-0 3-1		0-0 G4-6-3			0-0 4-3	4	0	0	0	0	0	1						
Dane Iorg, L OBP: 0.363, SLG: 0.349 (1, 9)		0-0 F7							0-0 3-1	4	0	1	0	0	0	0						
Tito Landrum, R OBP: 0.338, SLG: 0.407 (9, PR) (9, 9)									0-0 1B	0	0	0	0	0	0	0						
Darrell Porter, L OBP: 0.316, SLG: 0.374 (1, 2)		4-0 2B FC6-2 BB		0-3 K					0-0 6-3	3	0	1	0	1	1	1						
Ken Oberkfell, L OBP: 0.331, SLG: 0.358 (1, 5)		0-0 FC6-2 WP 2B			0-3 K				0-0 4-3	3	1	1	0	0	1	1						
Ozzie Smith, S OBP: 0.349, SLG: 0.352 (1, 6)		0-0 FC6-2 WP			0-0 1-3				0-0 6-3	3	0	0	0	0	0	3						
Bob Forsch, R OBP: 0.277, SLG: 0.348 (1, 1)		0-0 F5							0-0 B3	3	0	1	0	0	0	1						
Inning Stats	R: 1 E: 0 K: 0 S: 4	H: 2 LOB: 0 BB: 0 P: 4	R: 1 E: 0 K: 0 S: 4	H: 1 LOB: 1 BB: 1 P: 8	R: 0 E: 0 K: 1 S: 5	H: 1 LOB: 0 BB: 0 P: 3	R: 0 E: 0 K: 2 S: 8	H: 0 LOB: 0 BB: 0 P: 5	R: 0 E: 0 K: 2 S: 8	H: 1 LOB: 1 BB: 0 P: 8	R: 0 E: 1 K: 0 S: 3	H: 0 LOB: 0 BB: 0 P: 3	R: 0 E: 0 K: 0 S: 4	H: 1 LOB: 1 BB: 0 P: 4	R: 0 E: 0 K: 0 S: 3	H: 0 LOB: 0 BB: 0 P: 3	R: 0 E: 0 K: 0 S: 4	H: 1 LOB: 1 BB: 0 P: 4	1B: 4 2B: 2 3B: 0 HR: 1	SF: 0 SAC: 0 DP: 2 HBP: 0	WP: 1 PB: 0 SB: 0 CS: 1	PA: 33
PITCHER Joe Niekro, R ERA: 2.66 (1, 1)	IP: 9.0 WLS: W BF: 33	H: 7 R: 2 ER: 2 SO: 3	BB: 1 IBB: 0 HBP: 0 BLK: 0	WP: 1 HR: 1 S: 38 P: 42	ERA: 2.00 WHIP: 0.889																	

Batter	1	2	3	4	5	6	7	8	9	AB	R	H	RBI	BB	SO	LOB	BOTTOM			
Dickie Thon, R OBP: 0.300, SLG: 0.333 (1, 6)	0-0 1B		0-0 F7					0-0 F7		4	0	2	0	0	0	0	St. Louis Cardinals @ Houston Astros Astrodome, Houston, TX Sat Jul 10 1982, 8:05 PM EDT Att: 31,000 - Unknown			
Terry Puhl, L OBP: 0.324, SLG: 0.363 (1, 8)	4-0 1B E BB		0-0 L7		0-0 F9			0-0 6-3		3	1	0	0	1	0	1				
Ray Knight, R OBP: 0.363, SLG: 0.430 (1, 3)	0-0 E6		0-0 5-3						0-0 HR	4	1	1	0	0	0	1				
Denny Walling, L OBP: 0.288, SLG: 0.281 (9, PR) (9, PR)	1-2 1B								0-0 1B	0	1	0	0	0	0	0				
Jose Cruz, L OBP: 0.337, SLG: 0.394 (1, 7)	0-0 L7		0-0 1B						0-0 HR	4	1	2	2	0	0	2				
Danny Heep, L OBP: 0.313, SLG: 0.361 (1, 9)	0-0 1B		0-0 4-3						1-3 2-H 1B	3	0	1	1	0	0	1				
Phil Garner, R OBP: 0.310, SLG: 0.429 (1, 4)	0-0 1B			0-0 CS 1B					0-0 6-3	3	0	2	1	0	0	0				
Art Howe, R OBP: 0.297, SLG: 0.274 (1, 5)	0-0 F9		0-0 5-3		0-0 5-3				0-0 5-3	3	0	0	0	0	0	3				
Luis Pujols, R OBP: 0.258, SLG: 0.376 (1, 2)		0-0 5-3		0-0 F8					0-0 1-6-3	3	0	0	0	0	0	0				
Joe Niekro, R OBP: 0.085, SLG: 0.128 (1, 1)		0-3 K			0-0 F7				0-0 6-3	3	0	0	0	0	1	0				
Inning Stats	R: 2 E: 1 K: 0 S: 6	H: 3 LOB: 2 BB: 1 P: 10	R: 0 E: 0 K: 1 S: 5	H: 0 LOB: 0 BB: 0 P: 5	R: 0 E: 0 K: 0 S: 4	H: 1 LOB: 1 BB: 0 P: 4	R: 0 E: 0 K: 0 S: 3	H: 1 LOB: 0 BB: 0 P: 3	R: 0 E: 0 K: 0 S: 3	H: 0 LOB: 0 BB: 0 P: 3	R: 0 E: 0 K: 0 S: 3	H: 0 LOB: 0 BB: 0 P: 3	R: 0 E: 0 K: 0 S: 3	H: 0 LOB: 0 BB: 0 P: 3	R: 2 E: 0 K: 0 S: 2	H: 2 LOB: 1 BB: 0 P: 2	1B: 6 2B: 1 3B: 0 HR: 1	SF: 0 SAC: 0 DP: 0 HBP: 0	WP: 0 PB: 0 SB: 0 CS: 2	PA: 31
PITCHER Bob Forsch, R ERA: 4.14 (1, 1)	IP: 8.0 WLS: L BF: 31	H: 8 R: 4 ER: 2 SO: 1	BB: 1 IBB: 0 HBP: 0 BLK: 0	WP: 0 HR: 1 S: 32 P: 36	ERA: 2.25 WHIP: 1.125															

Batter	1	2	3	4	5	6	7	8	9	AB	R	H	RBI	BB	SO	LOB	TOP					
Lonnie Smith, R OBP: 0.387, SLG: 0.441 Doug Bair, R (1, 7)										4	0	0	0	0	1	1	St. Louis Cardinals @ Houston Astros Astrodome, Houston, TX Sun Jul 11 1982, 4:33 AM EDT Att: 20,736 - Unknown					
Tom Herr, S OBP: 0.322, SLG: 0.311 (1, 4)										4	1	1	0	0	0	1						
Willie McGee, S OBP: 0.343, SLG: 0.416 (1, 8)										4	0	0	0	0	2	2						
George Hendrick, R OBP: 0.311, SLG: 0.471 (1, 9)										4	1	1	2	0	2	0						
Keith Hernandez, L OBP: 0.381, SLG: 0.384 (1, 3)										4	0	2	0	0	1	0						
Gene Tenace, R OBP: 0.515, SLG: 0.706 (1, 2)										3	0	1	0	1	0	2						
Mike Ramsey, S OBP: 0.343, SLG: 0.350 (1, 5)										4	0	0	0	0	2	3						
Ozzie Smith, S OBP: 0.346, SLG: 0.349 (1, 6)										3	0	0	0	0	0	1						
Joaquin Andujar, S OBP: 0.234, SLG: 0.259 Julio Gonzales, R OBP: 0.270, SLG: 0.323 Jim Kaat, L OBP: 0.290, SLG: 0.350 Jeff Lahti, R OBP: 0.290, SLG: 0.350 Steve Mura, R OBP: 0.290, SLG: 0.350 Tilo Landrum, R OBP: 0.290, SLG: 0.350 (1, 1)										1	0	0	0	0	0	0						
Inning Stats	R: 0 E: 0 K: 1 S: 5	H: 0 LOB: 0 BB: 0 P: 5	R: 0 E: 0 K: 2 S: 8	H: 1 LOB: 1 BB: 0 P: 8	R: 0 E: 0 K: 0 S: 3	H: 0 LOB: 0 BB: 0 P: 3	R: 0 E: 0 K: 1 S: 5	H: 0 LOB: 0 BB: 0 P: 5	R: 0 E: 0 K: 2 S: 7	H: 0 LOB: 1 BB: 1 P: 11	R: 0 E: 1 K: 1 S: 6	H: 0 LOB: 1 BB: 0 P: 6	R: 0 E: 0 K: 1 S: 5	H: 1 LOB: 0 BB: 0 P: 5	R: 0 E: 0 K: 0 S: 3	H: 0 LOB: 1 BB: 1 P: 7		R: 2 E: 0 K: 0 S: 6	H: 3 LOB: 1 BB: 0 P: 6	1B: 3 2B: 1 3B: 0 HR: 1	SF: 0 SAC: 0 DP: 1 HBP: 0	WP: 0 PB: 1 SB: 0 CS: 0
PITCHER Bob Knepper, L ERA: 4.73 (1, 1)	IP: 9.0 WLS: W BF: 34 H: 5 R: 2 ER: 2 SO: 8 BB: 2 IBB: 0 HBP: 0 BLK: 0 WP: 0 HR: 1 S: 48 P: 56 ERA: 2.00 WHIP: 0.778															PITCHER						


AB 32
R 2
H 5
RBI 2
BB 2
SO 8
LOB 10




Batter	1	2	3	4	5	6	7	8	9	AB	R	H	RBI	BB	SO	LOB	BOTTOM	
Dickie Thon, R OBP: 0.304, SLG: 0.342 (1, 6)										4	1	2	0	0	1	0	St. Louis Cardinals @ Houston Astros Astrodome, Houston, TX Sun Jul 11 1982, 4:33 AM EDT Att: 20,736 - Unknown	
Terry Puhl, L OBP: 0.326, SLG: 0.372 (1, 8)										4	2	2	1	0	0	1		
Ray Knight, R OBP: 0.365, SLG: 0.434 (1, 3)										4	1	2	1	0	0	2		
Jose Cruz, L OBP: 0.333, SLG: 0.390 (1, 7)										3	0	0	1	0	0	2		
Danny Heep, L OBP: 0.333, SLG: 0.400 Tony Scott, S OBP: 0.288, SLG: 0.299 (1, 9)										3	0	2	1	1	0	0		
Phil Garner, R OBP: 0.307, SLG: 0.424 (1, 4)										4	0	0	0	0	1	4		
Art Howe, R OBP: 0.306, SLG: 0.276 (1, 5)										2	0	1	0	2	0	0		
Luis Pujols, R OBP: 0.247, SLG: 0.360 (1, 2)										4	0	0	0	0	2	4		
Bob Knepper, L (1, 1)										3	0	0	0	0	0	0		
Inning Stats	R: 1 E: 0 K: 0 S: 5	H: 2 LOB: 2 BB: 1 P: 9	R: 0 E: 0 K: 0 S: 3	H: 1 LOB: 0 BB: 0 P: 3	R: 2 E: 0 K: 0 S: 5	H: 2 LOB: 0 BB: 0 P: 5	R: 0 E: 0 K: 0 S: 3	H: 0 LOB: 0 BB: 0 P: 3	R: 0 E: 0 K: 1 S: 6	H: 1 LOB: 1 BB: 1 P: 10	R: 0 E: 0 K: 1 S: 5	H: 0 LOB: 0 BB: 0 P: 5	R: 1 E: 0 K: 2 S: 9	H: 2 LOB: 2 BB: 1 P: 13	R: 4 2B: 4 3B: 1 HR: 0	SF: 1 SAC: 0 DP: 0 HBP: 0		WP: 0 PB: 0 SB: 0 CS: 0
PITCHER Joaquin Andujar, R ERA: 2.4 Jim Kaat, L ERA: 3.66 Jeff Lahti, R ERA: 1.5 Steve Mura, R ERA: 4.11 Doug Bair, R ERA: 2.49 (1, 1)	IP: 5.0 WLS: L BF: 21 H: 6 R: 3 ER: 3 SO: 3 BB: 1 IBB: 0 HBP: 0 BLK: 0 WP: 0 HR: 0 S: 20 P: 24 ERA: 5.40 WHIP: 1.400															PITCHER		

AB 31
R 4
H 9
RBI 4
BB 3
SO 4
LOB 13



Batter	1	2	3	4	5	6	7	8	9	AB	R	H	RBI	BB	SO	LOB	TOP										
Tom Lawless, R (1.4)	K	6-3		K		F3		1-3		5	0	0	0	0	2	3	<p>Cincinnati Reds @ St. Louis Cardinals Busch Stadium, St. Louis, MO Thu Jul 15 1982, 7:05 PM CDT Att: 27,913 - Unknown - 84 F</p> <p>livebaseballscores.com</p> <p>AB 35 R 7 H 11 RBI 5 BB 4 SO 7 LOB 10</p> 										
Eddie Milner, L (1.7) OBP: 0.345, SLG: 0.406	2B		1B	F8			K	6-3		5	2	2	0	0	1	0											
Dave Concepcion, R (1.6) OBP: 0.336, SLG: 0.367	FC5		1B	6-3			2B	1B	1-3	4	2	2	1	1	0	0											
Dan Driessen, L (1.3) OBP: 0.390, SLG: 0.449	FC5		2B	5-3			1B	2B	4-3	4	1	2	2	1	0	0											
Cesar Cedeno, R (1.8) OBP: 0.355, SLG: 0.460	FC5		1B	6-3			K			4	1	1	1	0	1	3											
Paul Householder, S (1.9) OBP: 0.256, SLG: 0.294	F7		1B	K			CS	1B		3	1	1	0	1	1	2											
Ron Oester, S (1.5) OBP: 0.294, SLG: 0.329		K	1B	4-3			CS	L1		4	0	1	1	0	1	0											
Alex Trevino, R (1.2) OBP: 0.315, SLG: 0.281			G6-4-3	G3						3	0	1	0	1	0	1											
Bruce Berenyi, R (1.1) OBP: 0.278, SLG: 0.333	SH3-4		6-3							2	0	1	0	0	0	0											
Jim Kern, R (6.1)	SH3-4							K		1	0	0	0	0	1	1											
Inning Stats	R: 1 E: 0 K: 1 S: 7	H: 2 LOB: 2 BB: 1 P: 11	R: 0 E: 0 K: 1 S: 5	H: 0 LOB: 1 BB: 1 P: 9	R: 5 E: 0 K: 0 S: 6	H: 4 LOB: 0 BB: 2 P: 14	R: 0 E: 0 K: 1 S: 5	H: 0 LOB: 0 BB: 0 P: 5	R: 0 E: 0 K: 0 S: 4	H: 1 LOB: 1 BB: 0 P: 4	R: 1 E: 0 K: 2 S: 9	H: 3 LOB: 1 BB: 0 P: 9	R: 0 E: 0 K: 1 S: 6	H: 1 LOB: 1 BB: 0 P: 6	R: 0 E: 0 K: 0 S: 3	H: 0 LOB: 0 BB: 0 P: 3	1B: 6 2B: 5 3B: 0 HR: 0	SF: 0 SAC: 1 DP: 1 HBP: 0	WP: 1 PB: 0 SB: 1 CS: 1	PA: 41							
PITCHER	IP	WLS	BF	H	R	ER	SO	BB	IBB	HBP	BLK	WP	HR	S	P	ERA	WHIP										
John Stuper, R (1.1) ERA: 3.52	2.0	L	14	5	5	5	2	3	0	0	0	0	0	15	27	22.50	4.000										
Jeff Latil, R (3.1) ERA: 2.25	2.0	7	1	1	1	1	1	1	0	0	0	1	0	8	12	4.50	1.000										
Jim Kaat, L (5.1) ERA: 3.48	2.0	7	1	0	0	1	1	0	0	0	0	0	0	9	9	0.00	0.500										
Jeff Keener, R (7.1) ERA: 1.76	2.0	9	4	1	1	3	0	0	0	0	0	0	0	15	15	4.50	2.000										
Dave LaPoint, L (9.1) ERA: 3.62	1.0	3	0	0	0	0	0	0	0	0	0	0	0	3	3	0.00	0.000										

Batter	1	2	3	4	5	6	7	8	9	AB	R	H	RBI	BB	SO	LOB	BOTTOM										
Lonnie Smith, R (1.7) OBP: 0.387, SLG: 0.439	4-3			6-3		FC6-4			K	4	1	1	0	1	1	5	<p>Cincinnati Reds @ St. Louis Cardinals Busch Stadium, St. Louis, MO Thu Jul 15 1982, 7:05 PM CDT Att: 27,913 - Unknown - 84 F</p> <p>livebaseballscores.com</p> <p>AB 34 R 3 H 7 RBI 3 BB 7 SO 9 LOB 18</p> 										
Tom Herr, S (1.4) OBP: 0.324, SLG: 0.310	4-3	G3			4-3		FC4-6		1B	4	0	1	0	1	0	2											
Willie McGee, S (1.8) OBP: 0.339, SLG: 0.410	1B			5-3		4-3	FC4-6		F7	5	1	1	1	0	0	2											
Keith Hernandez, L (1.3) OBP: 0.379, SLG: 0.382	K		F9		K		F8		FC6-4	5	0	1	0	0	2	2											
George Hendrick, R (1.9) OBP: 0.309, SLG: 0.466	1B		6-3		K2-3		E5		FC6-4	5	1	1	1	0	1	3											
Darrell Porter, L (1.2) OBP: 0.317, SLG: 0.372	1B			K		K				4	0	1	0	0	3	2											
Ken Oberkfell, L (1.5) OBP: 0.337, SLG: 0.360	CS			PB		BB			L8	2	0	1	1	2	0	0											
Ozzie Smith, S (1.6) OBP: 0.348, SLG: 0.347	CS	F8		PB		BB			1-3	2	0	0	0	2	0	0											
John Stuper, R (1.1) OBP: 0.226, SLG: 0.353										1	0	0	0	0	1	0											
Jeff Latil, R (3.1) OBP: 0.360, SLG: 0.346										0	0	0	0	0	0	0											
Dane Iorg, L (4. PH)										1	0	0	0	0	1	2											
Jim Kaat, L (5.1) OBP: 0.300, SLG: 0.346										0	0	0	0	0	0	0											
Steve Braun, L (5. PH)										0	0	0	0	0	1	0											
Jeff Keener, L (7.1) OBP: 0.320, SLG: 0.282										0	0	0	0	0	0	0											
Mike Ramsey, S (8. PH)										1	0	0	0	0	0	0											
Dave LaPoint, L (9.1) OBP: 0.111, SLG: 0.111										0	0	0	0	0	0	0											
Inning Stats	R: 3 E: 0 K: 1 S: 9	H: 5 LOB: 1 BB: 0 P: 9	R: 0 E: 0 K: 1 S: 5	H: 0 LOB: 1 BB: 1 P: 9	R: 0 E: 0 K: 0 S: 3	H: 0 LOB: 0 BB: 0 P: 3	R: 0 E: 0 K: 2 S: 7	H: 0 LOB: 2 BB: 2 P: 15	R: 0 E: 0 K: 1 S: 5	H: 0 LOB: 0 BB: 0 P: 5	R: 0 E: 0 K: 2 S: 7	H: 0 LOB: 2 BB: 3 P: 19	R: 0 E: 1 K: 1 S: 6	H: 0 LOB: 2 BB: 1 P: 10	R: 0 E: 0 K: 0 S: 3	H: 0 LOB: 0 BB: 0 P: 3	R: 0 E: 0 K: 1 S: 7	H: 2 LOB: 2 BB: 0 P: 7	1B: 7 2B: 0 3B: 0 HR: 0	SF: 0 SAC: 0 DP: 0 HBP: 0	WP: 0 PB: 1 SB: 1 CS: 1	PA: 42					
PITCHER	IP	WLS	BF	H	R	ER	SO	BB	IBB	HBP	BLK	WP	HR	S	P	ERA	WHIP										
Bruce Berenyi, R (1.1) ERA: 3.82	5.2	S	26	5	3	3	7	5	0	0	0	0	0	35	55	4.76	1.765										
Jim Kern, R (6.1) ERA: 2.66	3.1	S	15	2	0	0	2	2	0	0	0	0	0	17	25	0.00	1.200										

Batter	1	2	3	4	5	6	7	8	9	AB	R	H	RBI	BB	SO	LOB	TOP			
Claudell Washington, L (1.9) OBP: 0.345, SLG: 0.392	0-3 K		0-0 F7 FC6-2 1B		0-3 K			0-0 BLK 1B 1B	4-0 IBB	4	1	2	0	1	2	0	Atlanta Braves @ St. Louis Cardinals Busch Stadium, St. Louis, MO Mon Jul 19 1982, 7:05 PM CDT Att: 23,000 - Unknown			
Rafael Ramirez, R (1.6) OBP: 0.307, SLG: 0.357	0-0 6-3		0-0 FC6-2 1-2 1B		0-0 6-3			0-0 BLK 1B 1B	0-3 K	5	1	2	0	0	1	2				
Dale Murphy, R (1.8) OBP: 0.391, SLG: 0.571	0-0 1B		0-0 F7 2-3		0-0 1-3			0-3 K		4	0	1	0	0	1	4				
Bob Horner, R (1.5) OBP: 0.378, SLG: 0.534 Jerry Royster, R (8, PR) OBP: 0.200, SLG: 0.209	0-0 F9		0-0 FC6-2 1-3 3-H		0-3 K			0-0 1B		4	0	1	2	0	1	3				
Chris Chambliss, L (1.3) OBP: 0.321, SLG: 0.404		0-0 E 2B 1B	0-0 G1		0-0 4-3			0-0 K		4	1	1	0	0	1	3				
Rufino Linares, R (1.7) OBP: 0.374, SLG: 0.448		0-3 K 1-3		0-3 K				0-0 L7		4	0	1	0	0	2	2				
Glenn Hubbard, R (1.4) OBP: 0.339, SLG: 0.365		0-0 2B	0-0 G6-4-3 1B		0-0 F8 1-2			0-0 F8		4	0	2	1	0	0	1				
Bruce Benedict, R (1.2) OBP: 0.303, SLG: 0.303		0-0 F8	0-0 G6-4-3 1-2		0-0 6-3			4-0 SH2-4 BB		3	0	0	0	1	0	2				
Phil Niekro, R (1.1) OBP: 0.245, SLG: 0.306 Gene Garber, R (8.1)	0-0 5-3				0-3 K			0-0 BLK 1B 1B	0-0 SH2-4	3	1	1	0	0	1	1				
Inning Stats	R: 0 E: 0 K: 1 S: 6	H: 1 LOB: 1 BB: 0 P: 6	R: 1 E: 0 K: 1 S: 7	H: 2 LOB: 1 BB: 0 P: 7	R: 0 E: 0 K: 1 S: 5	H: 2 LOB: 2 BB: 0 P: 5	R: 0 E: 0 K: 1 S: 5	H: 1 LOB: 0 BB: 0 P: 5	R: 0 E: 0 K: 0 S: 7	H: 0 LOB: 0 BB: 0 P: 7	R: 0 E: 0 K: 1 S: 5	H: 1 LOB: 0 BB: 0 P: 3	R: 3 E: 0 K: 2 S: 11	H: 4 LOB: 1 BB: 0 P: 11	R: 0 E: 0 K: 1 S: 5	H: 0 LOB: 2 BB: 2 P: 13		1B: 10 2B: 1 3B: 0 HR: 0	SF: 0 SAC: 1 DP: 1 HBP: 0	WP: 0 PB: 0 SB: 2 CS: 1
PITCHER	IP WLS BF H R ER SO BB IBB HBP BLK WP HR S P ERA WHIP	IP WLS BF H R ER SO BB IBB HBP BLK WP HR S P ERA WHIP	IP WLS BF H R ER SO BB IBB HBP BLK WP HR S P ERA WHIP	IP WLS BF H R ER SO BB IBB HBP BLK WP HR S P ERA WHIP	IP WLS BF H R ER SO BB IBB HBP BLK WP HR S P ERA WHIP	IP WLS BF H R ER SO BB IBB HBP BLK WP HR S P ERA WHIP	IP WLS BF H R ER SO BB IBB HBP BLK WP HR S P ERA WHIP	IP WLS BF H R ER SO BB IBB HBP BLK WP HR S P ERA WHIP	IP WLS BF H R ER SO BB IBB HBP BLK WP HR S P ERA WHIP	IP WLS BF H R ER SO BB IBB HBP BLK WP HR S P ERA WHIP	IP WLS BF H R ER SO BB IBB HBP BLK WP HR S P ERA WHIP	IP WLS BF H R ER SO BB IBB HBP BLK WP HR S P ERA WHIP	IP WLS BF H R ER SO BB IBB HBP BLK WP HR S P ERA WHIP	IP WLS BF H R ER SO BB IBB HBP BLK WP HR S P ERA WHIP	IP WLS BF H R ER SO BB IBB HBP BLK WP HR S P ERA WHIP	IP WLS BF H R ER SO BB IBB HBP BLK WP HR S P ERA WHIP	IP WLS BF H R ER SO BB IBB HBP BLK WP HR S P ERA WHIP			
Joaquin Andujar, R (1.1) ERA: 2.52	7.1 L	31 11	4 4	7 7	0 0	0 0	0 0	0 0	0 0	0 0	45 45	4.91 1.500								
Jim Kaat, L (8.1) ERA: 3.25	0.2	2	0	0	0	1	0	0	0	0	4	4	0.00	0.000						
Jeff Keener, R (9.1) ERA: 1.65	1.0	5	0	0	0	1	1	1	0	0	5	13	0.00	1.000						
Batter	1	2	3	4	5	6	7	8	9	AB	R	H	RBI	BB	SO	LOB	BOTTOM			
Tom Herr, S (1.4) OBP: 0.318, SLG: 0.301	0-0 4-3		0-0 F7		0-0 4-3			0-0 F7		4	0	0	1	0	0	2	Atlanta Braves @ St. Louis Cardinals Busch Stadium, St. Louis, MO Mon Jul 19 1982, 7:05 PM CDT Att: 23,000 - Unknown			
Lonnie Smith, R (1.7) OBP: 0.388, SLG: 0.434 Jeff Keener, L (9.1)	0-0 CS 1B		0-0 5-3		0-0 5-3			0-0 F8		3	0	1	0	1	0	1				
Keith Hernandez, L (1.3) OBP: 0.370, SLG: 0.376	0-0 F8		0-0 F8		0-0 F7			0-0 3-1		4	0	0	0	0	0	3				
Dane Iorg, L (1.9) OBP: 0.354, SLG: 0.346	0-0 CS 1-2	0-0 4-3		0-0 P6				0-0 P4		4	0	0	0	0	0	0				
Ken Oberkfell, L (1.5) OBP: 0.337, SLG: 0.358		0-0 F7		0-0 L7				0-0 G3		4	0	1	0	0	0	0				
Willie McGee, S (1.8) OBP: 0.328, SLG: 0.394		0-0 F7		0-0 P5				0-0 F7		3	0	0	0	0	0	1				
Darrell Porter, L (1.2) OBP: 0.321, SLG: 0.379			0-0 P4		0-0 1B 4-3 1B			0-0 1B		3	1	2	0	0	0	0				
Ozzie Smith, S (1.6) OBP: 0.356, SLG: 0.350			0-0 4-3		0-0 4-3 1B			0-0 B5-3		3	0	1	0	0	0	0				
Joaquin Andujar, S (1.1) OBP: 0.196, SLG: 0.250 Jim Kaat, L (8.1)			0-3 K		0-3 K			0-0 2B		2	0	0	0	0	2	2				
Steve Braun, L (8, PH) OBP: 0.396, SLG: 0.325										1	0	1	0	0	0	0				
Inning Stats	R: 0 E: 0 K: 0 S: 3	H: 1 LOB: 0 BB: 0 P: 3	R: 0 E: 0 K: 0 S: 3	H: 0 LOB: 0 BB: 0 P: 3	R: 0 E: 0 K: 0 S: 3	H: 0 LOB: 0 BB: 0 P: 3	R: 0 E: 0 K: 0 S: 3	H: 0 LOB: 0 BB: 0 P: 3	R: 1 E: 0 K: 1 S: 7	H: 2 LOB: 2 BB: 1 P: 11	R: 0 E: 0 K: 0 S: 4	H: 2 LOB: 2 BB: 0 P: 4	R: 0 E: 0 K: 0 S: 4	H: 1 LOB: 1 BB: 0 P: 4	R: 0 E: 0 K: 0 S: 3	H: 0 LOB: 0 BB: 0 P: 3	1B: 5 2B: 1 3B: 0 HR: 0	SF: 0 SAC: 0 DP: 0 HBP: 0	WP: 0 PB: 1 SB: 0 CS: 1	PA: 33
PITCHER	IP WLS BF H R ER SO BB IBB HBP BLK WP HR S P ERA WHIP	IP WLS BF H R ER SO BB IBB HBP BLK WP HR S P ERA WHIP	IP WLS BF H R ER SO BB IBB HBP BLK WP HR S P ERA WHIP	IP WLS BF H R ER SO BB IBB HBP BLK WP HR S P ERA WHIP	IP WLS BF H R ER SO BB IBB HBP BLK WP HR S P ERA WHIP	IP WLS BF H R ER SO BB IBB HBP BLK WP HR S P ERA WHIP	IP WLS BF H R ER SO BB IBB HBP BLK WP HR S P ERA WHIP	IP WLS BF H R ER SO BB IBB HBP BLK WP HR S P ERA WHIP	IP WLS BF H R ER SO BB IBB HBP BLK WP HR S P ERA WHIP	IP WLS BF H R ER SO BB IBB HBP BLK WP HR S P ERA WHIP	IP WLS BF H R ER SO BB IBB HBP BLK WP HR S P ERA WHIP	IP WLS BF H R ER SO BB IBB HBP BLK WP HR S P ERA WHIP	IP WLS BF H R ER SO BB IBB HBP BLK WP HR S P ERA WHIP	IP WLS BF H R ER SO BB IBB HBP BLK WP HR S P ERA WHIP	IP WLS BF H R ER SO BB IBB HBP BLK WP HR S P ERA WHIP	IP WLS BF H R ER SO BB IBB HBP BLK WP HR S P ERA WHIP				
Phil Niekro, R (1.1) ERA: 3.31	7.1	W 27	6	1	1	2	1	0	0	0	30	34	1.23	0.955						
Gene Garber, R (8.1) ERA: 2.0	1.2	S 5	0	0	0	0	0	0	0	0	5	5	0.00	0.000						

Batter	1	2	3	4	5	6	7	8	9	AB	R	H	RBI	BB	SO	LOB	TOP							
Claudell Washington, L OBP: 0.349, SLG: 0.395	0-0 4-3 1B	0-3 K		0-0 E S 1B	0-0 1-3 2-H 3-H 1B			0-0 6-3		5	1	3	2	0	1	1	Atlanta Braves @ St. Louis Cardinals Busch Stadium, St. Louis, MO Tue Jul 20 1982, 7:05 PM CDT Att: 20,894 - Unknown							
Rafael Ramirez, R OBP: 0.308, SLG: 0.356	0-0 4-3	4-0		0-0 5-3	0-0 4-3			0-0 S 1B		4	0	1	0	1	0	4								
Dale Murphy, R OBP: 0.386, SLG: 0.562	0-3 K	0-3 K		0-0 6-3		0-0 6-3		0-0 6-3		5	0	0	0	0	2	5								
Bob Horner, R OBP: 0.378, SLG: 0.529	4-0 1B	0-0 1-3			4-0 1B S SF8		0-0 P4		0-3 K	3	2	0	0	2	1	2								
Jerry Royster, R OBP: 0.260, SLG: 0.209	0-0 1B								0-0 K	0	0	0	0	0	0	0								
Chris Chambliss, L OBP: 0.326, SLG: 0.403	0-0 1B		0-0 G3		4-0 SF8 1B		0-0 F9		4-0 G4-3 BB	3	2	1	1	2	0	0								
Rufino Linares, R OBP: 0.375, SLG: 0.446	0-0 1B		0-0 6-3		0-0 1B		0-0 F9		0-0 G4-3	5	2	2	1	0	0	1								
Glenn Hubbard, R OBP: 0.341, SLG: 0.378	0-0 HR		0-0		0-0 SF8		0-3 K			3	1	2	4	0	1	0								
Bruce Benedict, R OBP: 0.302, SLG: 0.300	0-0 5-3		0-0 P4		0-0 1B		0-0 P4			3	0	0	0	1	0	1								
Rick Mahler, R OBP: 0.214, SLG: 0.250			0-0		0-0 4-1		0-3 K		0-3 K	0	0	0	0	0	0	0								
Ken Dayley, L OBP: 0.319, SLG: 0.280										1	0	1	0	0	0	0								
Bob Porter, R OBP: 0.167, SLG: 0.167										1	0	0	0	0	0	0								
Joe Cowley, R OBP: 0.203, SLG: 0.167										0	0	0	0	0	0	0								
Ken Smith, L OBP: 0.203, SLG: 0.367										0	0	0	0	0	0	0								
Bob Watson, R OBP: 0.203, SLG: 0.348										1	0	0	0	0	1	3								
Carlos Diaz, R OBP: 0.203, SLG: 0.348										0	0	0	0	0	0	0								
Steve Bedrosian, R OBP: 0.203, SLG: 0.348										1	0	0	0	0	0	0								
Inning Stats	R: 5 E: 0 K: 1 S: 9	H: 4 LOB: 0 BB: 1 P: 13	R: 0 E: 0 K: 2 S: 8	H: 1 LOB: 1 BB: 1 P: 12	R: 0 E: 0 K: 0 S: 4	H: 1 LOB: 1 BB: 0 P: 4	R: 0 E: 0 K: 0 S: 4	H: 1 LOB: 1 BB: 0 P: 4	R: 3 E: 0 K: 1 S: 7	H: 2 LOB: 2 BB: 3 P: 19	R: 0 E: 0 K: 0 S: 3	H: 0 LOB: 0 BB: 0 P: 3	R: 0 E: 0 K: 1 S: 5	H: 0 LOB: 0 BB: 0 P: 5	R: 0 E: 0 K: 1 S: 6	H: 1 LOB: 1 BB: 1 P: 6	R: 0 E: 0 K: 1 S: 4	H: 0 LOB: 0 BB: 1 P: 8	1B: 9 2B: 0 3B: 0 HR: 1	SF: 1 SAC: 0 DP: 1 HBP: 0	WP: 1 PB: 0 SB: 3 CS: 0	PA: 42		
PITCHER	IP WLS BF H R ER SO BB IBB HBP BLK WP HR S P ERA WHIP	IP WLS BF H R ER SO BB IBB HBP BLK WP HR S P ERA WHIP																						
John Stuper, R ERA: 4.28	(1, 1)	1.0	9	5	5	5	1	1	0	0	0	0	0	0	0	0	14	45.00	6.000					
Jeff Latil, R ERA: 3.14	(2, 1)	3.0	L	14	2	2	2	2	3	0	0	0	0	1	0	15	27	6.00	1.667					
Jeff Keener, R ERA: 2.16	(5, 1)	0.1		3	1	0	0	0	1	0	0	0	0	0	0	2	6	0.00	6.000					
Jim Kaat, L ERA: 3.22	(5, 1)	0.1		2	1	1	1	1	0	0	0	0	0	0	4	4	27.00	3.000						
Doug Bair, R ERA: 2.24	(5, 1)	3.1		11	1	0	0	2	0	0	0	0	0	0	15	15	0.00	0.300						
Tom Herr, S OBP: 0.316, SLG: 0.299									0-0 P4					0-0 5-3			0-3 K	5	1	1	0	0	1	2
Lonnie Smith, R OBP: 0.389, SLG: 0.436	0-0 1B	0-0 F3		0-0 4-3		0-0 G3		0-0 2B		0-0 K		0-3 K		5	1	2	0	0	1	0				
Keith Hernandez, L OBP: 0.370, SLG: 0.380	0-0 BB	0-0 G3		0-0 2B		0-0 G3		0-0 2B		0-0 P5		5	1	2	1	0	0	1						
George Hendrick, R OBP: 0.309, SLG: 0.454	4-0 HR	0-0 F2		0-0 F8		0-0 F8		0-0 FC4-6 BB		2	1	0	0	2	0	1								
Darrell Porter, L OBP: 0.321, SLG: 0.375	4-0 HR		0-0 G3		0-0 F8		0-3 K		2	1	0	1	1	0	1									
Gene Tenace, R OBP: 0.520, SLG: 0.679			0-0 G3		0-0 F8		0-0 K		0	0	0	0	0	0	0	0								
Dane Iorg, L OBP: 0.352, SLG: 0.344	1-2 2-H 3-H BB		0-0 G3		0-0 F8		0-0 K		1	0	0	0	0	1	2									
Glenn Brummer, R OBP: 0.259, SLG: 0.333			0-0 P3		0-0 3-1		0-0 FC4-6		4	0	0	0	0	0	6									
Ken Oberkfell, L OBP: 0.332, SLG: 0.353	0-0 P3		0-0 3-1		0-0 3-1		0-0 FC4-6		4	0	0	0	0	0	6									
Willie McGee, S OBP: 0.337, SLG: 0.416	0-0 HR		0-0		0-0 1B		0-0 FC4 1B		0-0 4-3	4	1	3	4	0	0	0								
Ozzie Smith, S OBP: 0.352, SLG: 0.346	0-0 6-3		0-0 5-3		0-0		0-0 FC4 SH2-4		0-3 K	4	0	0	0	0	1	2								
John Stuper, R OBP: 0.226, SLG: 0.353	4-0 BB		0-3 K		0-0		0-0 SH2-4		0-3 K	0	0	0	0	1	0	0								
Jeff Latil, R ERA: 4.27	(2, 1)	3.0		13	2	2	2	0	2	0	0	0	0	0	0	0								
Jeff Keener, L ERA: 3.93	(4, 1)	1.0	W	3	0	0	0	1	0	0	0	0	0	5	5	0.00	0.000							
Carlos Diaz, L ERA: 2.16	(5, 1)	2.1		11	3	0	0	0	1	0	0	0	0	10	14	0.00	1.714							
Steve Bedrosian, R ERA: 1.52	(7, 1)	2.2	S	8	0	0	0	5	0	0	0	0	0	18	18	0.00	0.000							
Inning Stats	R: 6 E: 0 K: 0 S: 7	H: 4 LOB: 1 BB: 3 P: 19	R: 0 E: 0 K: 0 S: 3	H: 0 LOB: 0 BB: 0 P: 3	R: 0 E: 0 K: 0 S: 4	H: 1 LOB: 1 BB: 0 P: 4	R: 0 E: 0 K: 1 S: 5	H: 0 LOB: 0 BB: 0 P: 5	R: 0 E: 0 K: 0 S: 4	H: 1 LOB: 1 BB: 0 P: 4	R: 0 E: 0 K: 0 S: 6	H: 1 LOB: 2 BB: 1 P: 10	R: 0 E: 0 K: 2 S: 7	H: 0 LOB: 0 BB: 0 P: 7	R: 0 E: 0 K: 2 S: 7	H: 0 LOB: 0 BB: 0 P: 7	1B: 5 2B: 2 3B: 0 HR: 1	SF: 0 SAC: 1 DP: 0 HBP: 0	WP: 0 PB: 0 SB: 0 CS: 0	PA: 39				
PITCHER	IP WLS BF H R ER SO BB IBB HBP BLK WP HR S P ERA WHIP	IP WLS BF H R ER SO BB IBB HBP BLK WP HR S P ERA WHIP																						
Rick Mahler, R ERA: 4.32	(1, 1)	3.0		13	2	2	2	0	2	0	0	0	0	0	1	11	19	6.00	1.333					
Ken Dayley, L ERA: 4.27	(1, 1)	3.0		13	2	2	2	0	2	0	0	0	0	0	1	11	19	6.00	1.333					
Joe Cowley, R ERA: 3.93	(4, 1)	1.0	W	3	0	0	0	1	0	0	0	0	0	5	5	0.00	0.000							
Carlos Diaz, L ERA: 2.16	(5, 1)	2.1		11	3	0	0	0	1	0	0	0	0	10	14	0.00	1.714							
Steve Bedrosian, R ERA: 1.52	(7, 1)	2.2	S	8	0	0	0	5	0	0	0	0	0	18	18	0.00	0.000							

Batter	1	2	3	4	5	6	7	8	9	AB	R	H	RBI	BB	SO	LOB	TOP			
Claudell Washington, L OBP: 0.345, SLG: 0.390 (1.9)	F6		L4-3			L3			4-3	4	0	0	0	0	0	1				
Rafael Ramirez, R OBP: 0.308, SLG: 0.353 (1.6)	F8					F9			F8	3	0	0	0	1	0	0				
Larry Whisenton, L OBP: 0.369, SLG: 0.436 (1.7)	F7					4-3			G3	4	0	0	0	0	1	1				
Dale Murphy, R OBP: 0.388, SLG: 0.563 (1.8)									6-3	3	0	2	0	0	0	0				
Bob Horner, R OBP: 0.378, SLG: 0.527 (1.5)									L5	3	0	1	0	0	0	1				
Chris Chambliss, L OBP: 0.326, SLG: 0.406 (1.3)										3	0	1	0	0	1	2				
Ken Dayley, L OBP: 0.316, SLG: 0.250 (7.1)									F8	0	0	0	0	0	0	0				
Glenn Hubbard, R OBP: 0.338, SLG: 0.375 (1.4)									F7	3	0	0	0	0	0	1				
Bruce Benedict, R OBP: 0.299, SLG: 0.296 (1.2)									F7	3	0	0	0	0	0	0				
Bob Walk, R OBP: 0.263, SLG: 0.152 (1.1)									F8	0	0	0	0	0	0	0				
Joe Cowley, R OBP: 0.214, SLG: 0.214 (2.1)									F8	2	0	1	0	0	0	0				
Ken Smith, L OBP: 0.417, SLG: 0.355 (7.3)									F8	1	0	0	0	0	0	0				
Inning Stats	R: 0 E: 0 K: 0 S: 3	H: 0 LOB: 0 BB: 0 P: 3	R: 0 E: 0 K: 0 S: 4	H: 2 LOB: 1 BB: 0 P: 4	R: 0 E: 0 K: 0 S: 3	H: 1 LOB: 0 BB: 0 P: 3	R: 0 E: 0 K: 1 S: 7	H: 2 LOB: 2 BB: 0 P: 7	R: 0 E: 0 K: 0 S: 3	H: 0 LOB: 0 BB: 1 P: 6	R: 0 E: 0 K: 0 S: 3	H: 0 LOB: 0 BB: 0 P: 3	R: 0 E: 0 K: 1 S: 5	H: 0 LOB: 0 BB: 0 P: 5	R: 0 E: 0 K: 1 S: 5	H: 0 LOB: 0 BB: 0 P: 5	1B: 4 2B: 2 3B: 0 HR: 0	SF: 0 SAC: 0 DP: 1 HBP: 0	WP: 0 PB: 0 SB: 0 CS: 2	PA: 30
PITCHER Steve Mura, R ERA: 3.89 (1.1)	IP: 9.0 WLS: W BF: 30 H: 5 R: 0 ER: 0 SO: 2 BB: 1 IBB: 0 HBP: 0 BLK: 0 WP: 0 HR: 0 S: 33 P: 37 ERA: 0.00 WHIP: 0.667																			

Atlanta Braves @ St. Louis Cardinals
Busch Stadium, St. Louis, MO
Wed Jul 21 1982, 7:05 PM CDT
Att: 19,899 - Unknown

AB 29
R 0
H 5
RBI 0
BB 1
SO 2
LOB 6



Batter	1	2	3	4	5	6	7	8	9	AB	R	H	RBI	BB	SO	LOB	BOTTOM			
Tom Herr, S OBP: 0.314, SLG: 0.297 (1.4)	S 2B	4-3	K			K			K	5	1	1	0	0	3	1				
Lonnie Smith, R OBP: 0.392, SLG: 0.437 (1.7)	S 2B	1B				F8			F8	4	3	2	0	1	0	0				
Keith Hernandez, L OBP: 0.374, SLG: 0.385 (1.3)	WP 2B	1B				F7				3	2	2	2	1	0	1				
George Hendrick, R OBP: 0.312, SLG: 0.461 (1.9)	F8	2B				BB			L9	4	1	2	3	0	0	2				
Darrell Porter, L OBP: 0.328, SLG: 0.389 (1.2)	1B	2B				BB			F8	3	1	2	2	1	0	0				
Willie McGee, S OBP: 0.335, SLG: 0.413 (1.8)	F8	F8				G1-6-3			1B	4	0	1	0	0	0	4				
Ken Oberkfell, L OBP: 0.331, SLG: 0.351 (1.5)	2H 1B					P4			P4	4	0	1	1	0	0	1				
Ozzie Smith, S OBP: 0.351, SLG: 0.345 (1.6)	F8					4-3			F7	4	0	1	0	0	0	2				
Steve Mura, R OBP: 0.114, SLG: 0.061 (1.1)		6-3				5-3			K	3	0	0	0	0	1	0				
Inning Stats	R: 4 E: 0 K: 0 S: 7	H: 4 LOB: 1 BB: 1 P: 11	R: 3 E: 0 K: 0 S: 7	H: 4 LOB: 1 BB: 0 P: 7	R: 0 E: 0 K: 1 S: 6	H: 1 LOB: 0 BB: 0 P: 6	R: 1 E: 0 K: 0 S: 4	H: 2 LOB: 1 BB: 1 P: 8	R: 0 E: 0 K: 0 S: 3	H: 0 LOB: 0 BB: 0 P: 3	R: 0 E: 0 K: 1 S: 5	H: 0 LOB: 1 BB: 1 P: 9	R: 0 E: 0 K: 2 S: 7	H: 0 LOB: 0 BB: 0 P: 7	R: 0 E: 0 K: 2 S: 7	H: 0 LOB: 0 BB: 0 P: 7	1B: 8 2B: 3 3B: 1 HR: 0	SF: 0 SAC: 1 DP: 1 HBP: 0	WP: 1 PB: 0 SB: 2 CS: 0	PA: 38
PITCHER Bob Walk, R ERA: 4.41 (1.1)	IP: 1.2 WLS: L BF: 13 H: 7 R: 7 ER: 7 SO: 7 BB: 1 IBB: 0 HBP: 0 BLK: 0 WP: 0 HR: 0 S: 12 P: 16 ERA: 37.80 WHIP: 4.800																			
Joe Cowley, R ERA: 3.72 (2.1)	IP: 4.1 WLS: 18 BF: 4 H: 1 R: 1 ER: 1 SO: 2 BB: 2 IBB: 0 HBP: 0 BLK: 0 WP: 0 HR: 0 S: 20 P: 28 ERA: 2.08 WHIP: 1.385																			
Ken Dayley, L ERA: 4.13 (7.1)	IP: 2.0 WLS: 7 BF: 1 H: 0 R: 0 ER: 0 SO: 2 BB: 0 IBB: 0 HBP: 0 BLK: 0 WP: 0 HR: 0 S: 11 P: 11 ERA: 0.00 WHIP: 0.500																			

Atlanta Braves @ St. Louis Cardinals
Busch Stadium, St. Louis, MO
Wed Jul 21 1982, 7:05 PM CDT
Att: 19,899 - Unknown

AB 34
R 8
H 12
RBI 8
BB 3
SO 4
LOB 11



Batter	1	2	3	4	5	6	7	8	9	AB	R	H	RBI	BB	SO	LOB	TOP				
Dickie Thon, R OBP: 0.308, SLG: 0.379 (1, 6)	0-0 6-3		0-0 4-3		0-0 5-3		0-3 K		0-0 FC6 5-3 1B	5	1	0	0	0	1	1	Houston Astros @ St. Louis Cardinals Busch Stadium, St. Louis, MO Fri Jul 23, 1982, 7:05 PM CDT Att: 30,832 - Unknown livebaseballscorecards.com				
Terry Puhl, L OBP: 0.332, SLG: 0.390 (1, 8)	0-3 K		0-0 1B		0-0 1B 1B		0-0 FC6-4 1B		4-0 5-3 1B BB	4	0	3	0	1	1	0					
Ray Knight, R OBP: 0.366, SLG: 0.431 (1, 3)	4-0 PB BB		0-0 F7		0-0 F3		0-0 FC6-4		0-0 5-3	4	0	0	0	1	0	5					
Jose Cruz, L OBP: 0.343, SLG: 0.387 (1, 7)	0-0 5-3 1-2			0-0 1B SF9 2B	4-0 1B 1B				0-0 BB 1B	4	1	3	1	1	0	1					
Danny Heep, L OBP: 0.333, SLG: 0.402 (1, 9)		0-0 E 1B		0-0 1B 1B	0-0 1B 1-2 2-H				0-0 L3 F9	5	0	3	0	0	0	3					
Phil Garner, R OBP: 0.296, SLG: 0.417 (1, 4)		0-0 6-3 1-2		0-0 SF9		0-3 K			0-3 K	3	0	0	1	0	2	2					
Art Howe, R OBP: 0.324, SLG: 0.303 (1, 5)		0-0 1-3		0-0 1B		0-3 K			4-0 FC6-4 BB	3	0	1	0	1	1	1					
Luis Pujols, R OBP: 0.376, SLG: 0.289 Harry Spillman, L OBP: 0.312, SLG: 0.462 Randy Moffitt, R OBP: 0.312, SLG: 0.333 Craig Reynolds, R OBP: 0.312, SLG: 0.333 Dave Smith, R OBP: 0.312, SLG: 0.333 Denny Walling, L OBP: 0.312, SLG: 0.289 Frank LaCorte, R OBP: 0.312, SLG: 0.289 (1, 2) (4, PH) (4, 1) (5, PH) (6, 1) (8, PH) (8, 1)		0-0 F9		0-0 F7		0-0 3-1		0-0 FC6-4	1	0	0	0	0	0	0	2					
Joe Niekro, R OBP: 0.078, SLG: 0.118 George Cappuzzello, R OBP: 0.270, SLG: 0.212 Alan Knicely, R OBP: 0.270, SLG: 0.212 (1, 1) (3, 1) (4, PH) (4, 2)			0-0 L6	0-0 G3		0-0 5-3		0-3 K FC6	1	0	0	0	0	0	0	0					
Inning Stats	R: 0 E: 0 K: 1 S: 5	H: 0 LOB: 1 BB: 1 P: 9	R: 0 E: 1 K: 0 S: 4	H: 1 LOB: 1 BB: 0 P: 4	R: 0 E: 0 K: 0 S: 4	H: 1 LOB: 1 BB: 0 P: 4	R: 1 E: 0 K: 0 S: 6	H: 3 LOB: 2 BB: 0 P: 6	R: 0 E: 0 K: 2 S: 7	H: 0 LOB: 0 BB: 0 P: 7	R: 0 E: 0 K: 1 S: 6	H: 1 LOB: 1 BB: 0 P: 6	R: 0 E: 0 K: 1 S: 6	H: 1 LOB: 2 BB: 1 P: 10	R: 1 E: 1 K: 1 S: 7	H: 1 LOB: 2 BB: 1 P: 11		1B: 9 2B: 1 3B: 0 HR: 0	SF: 1 SAC: 0 DP: 0 HBP: 0	WP: 0 PB: 1 SB: 1 CS: 0	PA: 41
PITCHER Joaquin Andujar, R ERA: 2.44 (1, 1)	IP 9.0	WLS W	BF 41	H 10	R 2	ER 1	SO 6	BB 4	IBB 0	HBP 0	BLK 0	WP 0	HR 0	S 49	P 65	ERA 1.00	WHIP 1.556				

Batter	1	2	3	4	5	6	7	8	9	AB	R	H	RBI	BB	SO	LOB	BOTTOM				
Tom Herr, S OBP: 0.315, SLG: 0.303 (1, 4)	0-0 3B 1B	0-0 5-3 4-3 2B	0-0 F9			0-3 K		0-0 6-3		5	2	2	0	0	1	1	Houston Astros @ St. Louis Cardinals Busch Stadium, St. Louis, MO Fri Jul 23, 1982, 7:05 PM CDT Att: 30,832 - Unknown livebaseballscorecards.com				
Lonnie Smith, R OBP: 0.385, SLG: 0.439 (1, 7)	0-0 1B 3B	0-0 5-3 2-3		0-0 F9		0-0 5-3		0-0 F7		5	1	1	1	0	0	1					
Keith Hernandez, L OBP: 0.373, SLG: 0.384 (1, 3)	0-0 G3	0-0 4-3		0-0 4-3		0-0 S 1B				4	0	1	1	0	0	1					
Darrell Porter, L OBP: 0.339, SLG: 0.389 (1, 2)	4-0 BB FC6-4 BB	4-0		1-0 HBP		4-0 1-2 BB				0	1	0	0	3	0	0					
Ken Oberkfell, L OBP: 0.330, SLG: 0.350 (1, 5)	0-0 FC6-4 WP 1B	0-0 4-3		0-0 F5		0-0 F9				4	1	1	1	0	0	4					
Dane Iorg, L OBP: 0.365, SLG: 0.349 Tito Landrum, R OBP: 0.358, SLG: 0.407 (1, 9) (8, 9)	4-0 FC6-4 BB		0-0 4-3 1B 2B		0-0 G3		0-0 4-3			3	1	1	0	1	0	0					
Willie McGee, S OBP: 0.329, SLG: 0.405 (1, 8)	0-0 FC6-4 WP S		0-0 4-3 2-3		0-0 3-1		0-0 4-3			4	0	0	1	0	0	3					
Ozzie Smith, S OBP: 0.356, SLG: 0.346 (1, 6)	4-0 WP BB		0-0 S 1B		4-0 BB		0-0 4-3			2	0	1	1	2	0	0					
Joaquin Andujar, S OBP: 0.183, SLG: 0.233 (1, 1)	0-3 K		3-H 0-0 L8		0-3 K		0-3 K			4	0	0	0	0	3	4					
Inning Stats	R: 4 E: 0 K: 1 S: 8	H: 3 LOB: 2 BB: 3 P: 20	R: 1 E: 0 K: 0 S: 4	H: 1 LOB: 1 BB: 1 P: 8	R: 1 E: 0 K: 0 S: 5	H: 2 LOB: 1 BB: 0 P: 5	R: 0 E: 0 K: 0 S: 3	H: 0 LOB: 1 BB: 0 P: 4	R: 0 E: 0 K: 1 S: 5	H: 0 LOB: 1 BB: 1 P: 9	R: 0 E: 0 K: 1 S: 6	H: 1 LOB: 2 BB: 1 P: 10	R: 0 E: 0 K: 0 S: 3	H: 0 LOB: 0 BB: 0 P: 3	R: 0 E: 0 K: 1 S: 5	H: 0 LOB: 0 BB: 0 P: 5		1B: 4 2B: 2 3B: 1 HR: 0	SF: 0 SAC: 0 DP: 0 HBP: 1	WP: 1 PB: 0 SB: 3 CS: 0	PA: 38
PITCHER Joe Niekro, R ERA: 2.97 George Cappuzzello, L ERA: 2.35 Randy Moffitt, R ERA: 3.8 Dave Smith, R ERA: 5.3 Frank LaCorte, R ERA: 5.32 (1, 1) (3, 1) (4, 1) (6, 1) (8, 1)	IP 2.1	WLS L	BF 17	H 6	R 6	ER 6	SO 1	BB 4	IBB 0	HBP 0	BLK 0	WP 0	HR 0	S 15	P 31	ERA 23.14	WHIP 4.286				

Batter	1	2	3	4	5	6	7	8	9	AB	R	H	RBI	BB	SO	LOB	TOP					
Dickie Thon, R OBP: 0.311, SLG: 0.385 (1, 6)										4	1	2	0	0	0	2						
Terry Puhl, L OBP: 0.334, SLG: 0.398 (1, 8)										4	0	2	1	0	0	1						
Ray Knight, R OBP: 0.365, SLG: 0.429 (1, 3)										4	0	1	0	0	1	2						
Jose Cruz, L OBP: 0.342, SLG: 0.385 (1, 7)										4	0	1	0	0	0	2						
Danny Heep, L OBP: 0.330, SLG: 0.396 (1, 9)										4	0	1	0	0	0	1						
Phil Garner, R OBP: 0.298, SLG: 0.418 (1, 4)										4	0	2	0	0	0	1						
Art Howe, R OBP: 0.322, SLG: 0.299 (1, 5)										3	0	0	0	1	0	2						
Luis Pujols, R OBP: 0.394, SLG: 0.287 (5, PH)										1	0	0	0	0	0	0						
Bob Knepper, L OBP: 0.057, SLG: 0.059 (5, PH)										1	0	1	0	0	0	0						
Alan Knicely, R OBP: 0.260, SLG: 0.203 (5, 2)										3	0	0	0	0	1	3						
Inning Stats	R: 0 E: 0 K: 1 S: 6	H: 2 LOB: 1 BB: 0 P: 6	R: 0 E: 0 K: 0 S: 3	H: 0 LOB: 0 BB: 0 P: 3	R: 0 E: 0 K: 0 S: 4	H: 1 LOB: 1 BB: 0 P: 4	R: 0 E: 0 K: 0 S: 5	H: 2 LOB: 2 BB: 0 P: 5	R: 1 E: 0 K: 1 S: 7	H: 2 LOB: 1 BB: 0 P: 7	R: 0 E: 0 K: 0 S: 3	H: 1 LOB: 0 BB: 0 P: 3	R: 0 E: 1 K: 0 S: 4	H: 1 LOB: 1 BB: 0 P: 4	R: 0 E: 0 K: 0 S: 3	H: 1 LOB: 0 BB: 0 P: 3	R: 0 E: 0 K: 2 S: 8	H: 1 LOB: 2 BB: 1 P: 12	1B: 8 2B: 2 3B: 1 HR: 0	SF: 0 SAC: 0 DP: 2 HBP: 0	WP: 0 PB: 0 SB: 0 CS: 1	PA: 36
PITCHER	IP WLS BF H R ER SO BB IBB HBP BLK WP HR S P ERA WHIP																					
Bob Forsch, R ERA: 3.91 (1, 1)	7.1 W 30 10 1 1 2 0 0 0 0 0 0 34 34 1.23 1.364																					
Jim Kaat, L ERA: 3.15 (8, 1)	1.0 3 1 0 0 0 0 0 0 0 0 0 3 3 0.00 1.000																					
Bruce Sutter, R ERA: 4.13 (9, 1)	0.2 3 0 0 0 0 2 1 0 0 0 0 0 6 10 0.00 1.500																					

Houston Astros @ St. Louis Cardinals
 Busch Stadium, St. Louis, MO
 Sat Jul 24 1982, 3:33 AM CDT
 Att: 22,462 - Unknown

AB	35
R	1
H	11
RBI	1
BB	1
SO	4
LOB	16



Batter	1	2	3	4	5	6	7	8	9	AB	R	H	RBI	BB	SO	LOB	BOTTOM			
Tom Herr, S OBP: 0.314, SLG: 0.301 (1, 4)										2	0	0	1	1	0	0				
Lonnie Smith, R OBP: 0.385, SLG: 0.434 (1, 7)										4	0	0	0	0	0	1				
Jim Kaat, L (8, 1)										0	0	0	0	0	0	0				
Bruce Sutter, R (9, 1)										0	0	0	0	0	0	0				
Keith Hernandez, L OBP: 0.376, SLG: 0.382 (1, 3)										1	0	0	0	2	0	0				
George Hendrick, R OBP: 0.311, SLG: 0.458 (1, 9)										4	1	1	0	0	0	3				
Gene Tenace, R OBP: 0.544, SLG: 0.684 (1, 2)										1	1	1	0	2	0	0				
Tito Landrum, R OBP: 0.397, SLG: 0.419 (1, 8)										3	1	1	1	0	2	3				
Mike Ramsey, S OBP: 0.348, SLG: 0.355 (1, 5)										3	1	1	2	0	0	2				
Ken Oberkfell, L OBP: 0.329, SLG: 0.348 (8, 5)										1	0	0	0	0	0	2				
Ozzie Smith, S OBP: 0.355, SLG: 0.347 (1, 6)										2	1	1	1	0	1	1				
Bob Forsch, R OBP: 0.255, SLG: 0.320 (1, 1)										2	0	0	0	0	1	0				
Willie McGee, S OBP: 0.329, SLG: 0.405 (8, 8)										0	0	0	0	0	0	0				
Inning Stats	R: 0 E: 0 K: 0 S: 3	H: 0 LOB: 1 BB: 1 P: 7	R: 0 E: 0 K: 1 S: 4	H: 0 LOB: 0 BB: 1 P: 8	R: 1 E: 0 K: 0 S: 4	H: 1 LOB: 0 BB: 0 P: 4	R: 4 E: 1 K: 0 S: 7	H: 4 LOB: 0 BB: 0 P: 7	R: 0 E: 0 K: 0 S: 2	H: 0 LOB: 1 BB: 2 P: 10	R: 0 E: 0 K: 1 S: 5	H: 0 LOB: 0 BB: 1 P: 9	R: 0 E: 0 K: 1 S: 5	H: 0 LOB: 0 BB: 0 P: 5	R: 0 E: 0 K: 1 S: 5	H: 0 LOB: 2 BB: 1 P: 7	1B: 4 2B: 1 3B: 0 HR: 0	SF: 2 SAC: 2 DP: 2 HBP: 2	WP: 0 PB: 0 SB: 2 CS: 0	PA: 34
PITCHER	IP WLS BF H R ER SO BB IBB HBP BLK WP HR S P ERA WHIP																			
Bob Knepper, L ERA: 4.67 (1, 1)	4.0 L 18 5 5 4 1 2 0 0 0 0 0 0 7 19 0.00 1.750																			
Michael LaCoss, R ERA: 3.42 (5, 1)	2.0 8 0 0 0 0 1 3 0 0 0 0 0 7 19 0.00 1.500																			
Randy Moffitt, R ERA: 3.51 (7, 1)	2.0 8 0 0 0 0 2 0 0 0 2 0 0 0 10 12 0.00 0.000																			

Houston Astros @ St. Louis Cardinals
 Busch Stadium, St. Louis, MO
 Sat Jul 24 1982, 3:33 AM CDT
 Att: 22,462 - Unknown

AB	23
R	5
H	5
RBI	5
BB	5
SO	4
LOB	12



Batter	1	2	3	4	5	6	7	8	9	AB	R	H	RBI	BB	SO	LOB	TOP					
Dickie Thon, R OBP: 0.309, SLG: 0.381										5	0	1	0	0	1	1	Houston Astros @ St. Louis Cardinals Busch Stadium, St. Louis, MO Sun Jul 25 1982, 3:33 AM CDT Att: 36,043 - Unknown					
Tony Scott, S OBP: 0.272, SLG: 0.305										4	0	2	0	0	0	2						
Ray Knight, R OBP: 0.366, SLG: 0.433										4	0	2	0	0	0	2						
Jose Cruz, L OBP: 0.344, SLG: 0.390										4	2	2	0	0	0	2						
Phil Garner, R OBP: 0.300, SLG: 0.418										4	1	2	1	0	0	2						
Art Howe, R OBP: 0.325, SLG: 0.307										4	0	2	2	0	0	2						
Terry Puhl, L OBP: 0.331, SLG: 0.393										4	0	0	0	0	0	4						
Luis Pujols, R OBP: 0.205, SLG: 0.282										2	0	0	0	0	0	2						
Denny Walling, L OBP: 0.294, SLG: 0.287										1	0	0	0	0	0	0						
Alan Knicely, R OBP: 0.260, SLG: 0.203										0	0	0	0	0	0	0						
Danny Heep, L OBP: 0.328, SLG: 0.392										1	0	0	0	0	0	0						
Don Sutton, R OBP: 0.200, SLG: 0.170										3	0	1	0	0	0	1						
Dave Smith, R OBP: 0.200, SLG: 0.400										0	0	0	0	0	0	0						
Harry Spilman, L OBP: 0.200, SLG: 0.400										1	0	0	0	0	0	0						
Inning Stats	R: 0 E: 0 K: 0 S: 4	H: 2 LOB: 1 BB: 0 P: 4	R: 1 E: 0 K: 0 S: 5	H: 2 LOB: 1 BB: 0 P: 5	R: 0 E: 0 K: 0 S: 3	H: 1 LOB: 0 BB: 0 P: 3	R: 1 E: 0 K: 0 S: 5	H: 2 LOB: 1 BB: 0 P: 5	R: 0 E: 0 K: 1 S: 6	H: 1 LOB: 1 BB: 0 P: 6	R: 0 E: 0 K: 0 S: 4	H: 1 LOB: 1 BB: 0 P: 4	R: 0 E: 0 K: 0 S: 4	H: 1 LOB: 1 BB: 0 P: 4	R: 1 E: 0 K: 0 S: 5	H: 2 LOB: 1 BB: 0 P: 5	R: 0 E: 0 K: 0 S: 3	H: 0 LOB: 0 BB: 0 P: 3	1B: 9 2B: 3 3B: 0 HR: 0	SF: 0 SAC: 0 DP: 2 HBP: 0	WP: 0 PB: 0 SB: 4 CS: 0	PA: 37
PITCHER	IP WLS BF H R ER SO BB IBB HBP BLK WP HR S P ERA WHIP																					
Dave LaPoint, L ERA: 3.74	(1, 1) 6.0 25 9 2 2 1 0 0 0 0 0 0 0 27 27 3.00 1.500																					
Doug Bair, R ERA: 2.36	(7, 1) 1.0 5 2 1 1 0 0 0 0 0 0 0 0 5 5 9.00 2.000																					
Jim Kaat, L ERA: 3.13	(8, 1) 0.1 1 0 0 0 0 0 0 0 0 0 0 0 1 1 0.00 0.000																					
Bruce Sutter, R ERA: 4.01	(8, 1) 1.2 W 6 1 0 0 0 0 0 0 0 0 0 0 6 6 0.00 0.600																					


Batter	1	2	3	4	5	6	7	8	9	AB	R	H	RBI	BB	SO	LOB	BOTTOM			
Tom Herr, S OBP: 0.313, SLG: 0.297										3	0	0	0	1	0	0	Houston Astros @ St. Louis Cardinals Busch Stadium, St. Louis, MO Sun Jul 25 1982, 3:33 AM CDT Att: 36,043 - Unknown			
Lonnie Smith, R OBP: 0.384, SLG: 0.432										4	0	1	0	0	2	1				
Keith Hernandez, L OBP: 0.375, SLG: 0.381										4	1	1	0	0	1	1				
George Hendrick, R OBP: 0.313, SLG: 0.462										4	0	2	1	0	1	1				
Darrell Porter, L OBP: 0.337, SLG: 0.386										4	0	1	0	0	0	2				
Glenn Brummer, R OBP: 0.259, SLG: 0.333										0	0	0	0	0	0	0				
Willie McGee, S OBP: 0.329, SLG: 0.404										3	1	1	0	0	0	2				
Ken Oberkfell, L OBP: 0.332, SLG: 0.357										2	1	1	0	1	0	0				
Mike Ramsey, S OBP: 0.348, SLG: 0.373										3	1	1	3	0	1	1				
Dave LaPoint, L OBP: 0.100, SLG: 0.100										2	0	0	0	0	2	1				
Doug Bair, R										1	0	0	0	0	0	0				
Jim Kaat, L										0	0	0	0	0	0	0				
Bruce Sutter, R										0	0	0	0	0	0	0				
Inning Stats	R: 0 E: 1 K: 0 S: 4	H: 1 LOB: 1 BB: 0 P: 4	R: 3 E: 0 K: 2 S: 9	H: 2 LOB: 1 BB: 2 P: 17	R: 0 E: 0 K: 2 S: 8	H: 1 LOB: 1 BB: 0 P: 8	R: 0 E: 0 K: 2 S: 7	H: 1 LOB: 0 BB: 0 P: 7	R: 0 E: 0 K: 1 S: 5	H: 0 LOB: 0 BB: 0 P: 5	R: 0 E: 0 K: 0 S: 3	H: 1 LOB: 0 BB: 0 P: 3	R: 0 E: 0 K: 0 S: 3	H: 0 LOB: 0 BB: 0 P: 3	R: 1 E: 0 K: 0 S: 5	H: 2 LOB: 1 BB: 0 P: 5	1B: 5 2B: 1 3B: 1 HR: 1	SF: 0 SAC: 0 DP: 1 HBP: 0	WP: 0 PB: 0 SB: 1 CS: 0	PA: 32
PITCHER	IP WLS BF H R ER SO BB IBB HBP BLK WP HR S P ERA WHIP																			
Don Sutton, R ERA: 3.14	(1, 1) 7.2 L 31 8 4 4 0 0 2 0 0 0 0 0 0 1 43 51 4.70 1.304																			
Dave Smith, R ERA: 5.26	(8, 1) 0.1 1 0 0 0 0 0 0 0 0 0 0 0 1 1 0.00 0.000																			


AB	37
R	3
H	12
RBI	3
BB	0
SO	1
LOB	18



AB	30
R	4
H	8
RBI	4
BB	2
SO	7
LOB	9



Batter	1	2	3	4	5	6	7	8	9	AB	R	H	RBI	BB	SO	LOB	TOP										
Mookie Wilson, S OBP: 0.316, SLG: 0.373 (1, 8)	5-3			5-3 BB		F8	4-3			3	1	0	0	1	0	1	New York Mets @ St. Louis Cardinals Busch Stadium, St. Louis, MO Wed Jul 28 1982, 7:05 PM CDT Att: 22,392 - Unknown 										
Bob Bailor, R OBP: 0.311, SLG: 0.325 (1, 6)	6-3			5-3		6-3	F9			4	0	0	1	0	0	1											
George Foster, R OBP: 0.332, SLG: 0.393 (1, 7)	5-3			F9		HR BB		G6-4-3 1B		3	1	1	0	1	0	0											
Dave Kingman, R OBP: 0.307, SLG: 0.483 (1, 3)		G5-4-3 BB		5-3		HR		K		3	1	1	2	1	1	1											
Ellis Valentine, R OBP: 0.262, SLG: 0.384 (1, 9)	G5-4-3 1-2				6-3	4-3		G6-4-3 1-2		4	0	0	0	0	0	2											
John Stearns, R OBP: 0.355, SLG: 0.429 (1, 2)	P4				FC3-6 HBP 1B		HR		F8	4	1	2	1	0	0	0											
Hubie Brooks, R OBP: 0.320, SLG: 0.326 (1, 5)			F9		FC3-6 1-2 HBP 1B		2B 1B		F7	3	1	1	0	0	0	0											
Wally Backman, S OBP: 0.391, SLG: 0.364 (1, 4)			4-3		FC3-6 1-2 2-3		SH1-3 1-H 2B		BB	3	0	1	1	1	0	2											
Brent Gaff, R Rusty Staub, L Ed Lynch, R Jesse Orosco, R Neil Allen, R Mike Ramsey, S (5, PH) (5, 1) (7, 1) (7, 1) (6, PH)	5-3			5-3		G3	SH1-3 2-3		G3	1	0	0	0	0	0	0											
Inning Stats	R: 0 E: 0 K: 0 S: 3	H: 0 LOB: 0 BB: 0 P: 3	R: 0 E: 0 K: 0 S: 2	H: 0 LOB: 0 BB: 1 P: 6	R: 0 E: 0 K: 0 S: 3	H: 0 LOB: 0 BB: 0 P: 3	R: 1 E: 0 K: 0 S: 3	H: 0 LOB: 0 BB: 1 P: 7	R: 0 E: 0 K: 0 S: 4	H: 1 LOB: 2 BB: 0 P: 5	R: 2 E: 0 K: 0 S: 4	H: 1 LOB: 0 BB: 1 P: 8	R: 2 E: 0 K: 0 S: 6	H: 3 LOB: 1 BB: 0 P: 6	R: 0 E: 0 K: 1 S: 5	H: 1 LOB: 0 BB: 0 P: 5	R: 0 E: 0 K: 0 S: 3	H: 0 LOB: 1 BB: 1 P: 7	1B: 3 2B: 1 3B: 0 HR: 2	SF: 0 SAC: 1 DP: 2 HBP: 1	WP: 0 PA: 36 PB: 0 SB: 1 CS: 0						
PITCHER	IP	WLS	BF	H	R	ER	SO	BB	IBB	HBP	BLK	WP	HR	S	P	ERA	WHIP										
Joaquin Andujar, R ERA: 2.61 (1, 1)	6.0		26	5	5	5	0	3	0	1	0	0	2	22	35	7.50	1.333										
Jim Kaat, L ERA: 3.09 (7, 1)	0.2	W	2	0	0	0	0	0	0	0	0	0	0	2	2	0.00	0.000										
Jeff Keener, R ERA: 2.12 (7, 1)	0.1		1	0	0	0	0	0	0	0	0	0	0	1	1	0.00	0.000										
Bruce Sutter, R ERA: 3.88 (8, 1)	2.0	S	7	1	0	0	1	1	0	0	0	0	0	8	12	0.00	1.000										


Batter	1	2	3	4	5	6	7	8	9	AB	R	H	RBI	BB	SO	LOB	BOTTOM										
Tom Herr, S OBP: 0.320, SLG: 0.306 (1, 4)	K				F8		3B 1B	4-3		5	1	2	1	0	1	0	New York Mets @ St. Louis Cardinals Busch Stadium, St. Louis, MO Wed Jul 28 1982, 7:05 PM CDT Att: 22,392 - Unknown 										
Lonnie Smith, R OBP: 0.392, SLG: 0.439 (1, 7)	1B FC	CS 1B		4-3 E BB	6-3		2B 3B	L5		4	3	2	1	1	0	0											
Keith Hernandez, L OBP: 0.376, SLG: 0.380 (1, 3)	FC3-6 1-3 1B		4-3				L5	4-3		4	0	1	0	1	0	2											
George Hendrick, R OBP: 0.311, SLG: 0.458 (1, 9)	FC FC3-6 1-2 3-H		K		4-3		4-3 BB	2B		4	1	1	2	0	1	3											
Darrell Porter, L OBP: 0.349, SLG: 0.419 (1, 2)	FC3-6 1-2 2-3		E4 3B			4-3	4-3			4	1	1	1	0	0	3											
Willie McGee, S OBP: 0.333, SLG: 0.403 (1, 8)	G3		F8			4-3 1B	BB BB			3	0	1	0	1	0	2											
Ken Oberkfell, L OBP: 0.334, SLG: 0.352 (7, PH)					G3		4-3			2	0	0	0	1	0	1											
Gene Tenace, R OBP: 0.544, SLG: 0.684 (7, PH)										0	0	0	0	0	0	0											
Dane Iorg, L OBP: 0.358, SLG: 0.349 (7, PH)										0	0	0	0	1	0	0											
Mike Ramsey, S OBP: 0.348, SLG: 0.373 (8, 5)										0	0	0	0	0	0	0											
Ozzie Smith, S OBP: 0.358, SLG: 0.346 (1, 6)		FC6-4 SH2-4 1B								2	1	0	1	2	0	1											
Joaquin Andujar, S OBP: 0.177, SLG: 0.226 (7, 1)		SH2-4								2	0	0	0	0	1	2											
Jim Kaat, L (7, 1)										0	0	0	0	0	0	0											
Jeff Keener, L (7, 1)										0	0	0	0	0	0	0											
Steve Braun, L OBP: 0.373, SLG: 0.302 (7, PH)										1	0	0	0	0	0	3											
Bruce Sutter, R (8, 1)										0	0	0	0	0	0	0											
Inning Stats	R: 1 E: 1 K: 1 S: 8	H: 2 LOB: 2 BB: 0 P: 8	R: 1 E: 0 K: 0 S: 3	H: 1 LOB: 0 BB: 1 P: 7	R: 2 E: 0 K: 1 S: 6	H: 1 LOB: 0 BB: 1 P: 10	R: 0 E: 0 K: 0 S: 3	H: 0 LOB: 0 BB: 0 P: 3	R: 0 E: 0 K: 1 S: 6	H: 1 LOB: 2 BB: 1 P: 10	R: 3 E: 0 K: 0 S: 6	H: 3 LOB: 3 BB: 3 P: 18	R: 0 E: 0 K: 0 S: 3	H: 0 LOB: 0 BB: 0 P: 3	1B: 5 2B: 1 3B: 2 HR: 0	SF: 0 SAC: 1 DP: 0 HBP: 0	WP: 0 PA: 40 PB: 0 SB: 0 CS: 1										
PITCHER	IP	WLS	BF	H	R	ER	SO	BB	IBB	HBP	BLK	WP	HR	S	P	ERA	WHIP										
Brent Gaff, R ERA: 3.51 (5, 1)	2.1	L	13	4	3	3	1	1	1	0	0	0	0	13	21	11.57	2.143										
Ed Lynch, R ERA: 3.9 (7, 1)	0.1		2	0	0	0	0	1	0	0	0	0	0	1	5	0.00	3.000										
Jesse Orosco, L ERA: 3.13 (7, 1)	1.1		6	0	0	0	0	2	0	0	0	0	0	4	12	0.00	1.500										

Batter	1	2	3	4	5	6	7	8	9	10	AB	R	H	RBI	BB	SO	LOB	TOP									
Tom Herr, S OBP: 0.324, SLG: 0.307 (1.4)	4-0 WP BB		4-0 S FC5 WP BB		0-0 1B FC4-2-5 1B		0-0 4-3			0-0 1-3	3	1	1	0	2	0	0										
Lonnie Smith, R OBP: 0.392, SLG: 0.438 (1.7)	0-0 L8		0-0 FC5 WP		0-0 1B FC4-2-5			0-0 F8		0-0 E9 1B	5	0	2	0	0	0	3										
Keith Hernandez, L OBP: 0.372, SLG: 0.375 (1.3)	0-0 4-3		0-3 K		0-0 FC4-6-2-5			0-3 K		0-0 5-3	5	0	0	1	0	2	6										
George Hendrick, R OBP: 0.313, SLG: 0.468 (1.9)	0-0 F8		0-0 5-3		0-0 1B G6-3			0-0 HR			4	1	2	1	0	0	2										
Darrell Porter, L OBP: 0.347, SLG: 0.416 (1.2)		0-0 5-3		0-0 G3		0-0 1B G6-3		0-0 F8			4	0	1	0	0	0	0										
Willie McGee, S OBP: 0.332, SLG: 0.400 (1.8)		0-0 4-3 1B		0-0 1-3		0-0 1B G6-3			0-0 F3		4	0	1	0	0	0	2										
Ken Oberkfell, L OBP: 0.330, SLG: 0.347 (1.5)		0-0 4-3		0-0 G3		0-0 6-3			0-0 G3		4	0	0	0	0	0	2										
Ozzie Smith, S OBP: 0.357, SLG: 0.343 (1.6)		0-3 K		4-0 FC1-6 BB		0-0 6-3		0-0 F8			3	0	0	0	1	1	1										
Bob Forsch, R OBP: 0.269, SLG: 0.388 Bruce Sutter, R OBP: 0.329, SLG: 0.388 Jim Kaat, L OBP: 0.325, SLG: 0.388 Jeff Lahti, R OBP: 0.325, SLG: 0.388 Gene Tenace, R OBP: 0.308, SLG: 0.672 Doug Bair, R OBP: 0.308, SLG: 0.672			4-0 FC5 WP BB		0-0 1B FC4-2-5		0-0 F9			0-3 K	2	1	0	0	1	0	1										
Inning Stats	R: 0 E: 0 K: 0 S: 3	H: 0 LOB: 1 BB: 1 P: 7	R: 0 E: 0 K: 1 S: 6	H: 1 LOB: 1 BB: 0 P: 6	R: 1 E: 0 K: 1 S: 5	H: 0 LOB: 1 BB: 2 P: 13	R: 0 E: 0 K: 0 S: 3	H: 0 LOB: 0 BB: 0 P: 7	R: 1 E: 0 K: 0 S: 4	H: 2 LOB: 1 BB: 1 P: 8	R: 0 E: 0 K: 0 S: 4	H: 2 LOB: 1 BB: 0 P: 4	R: 0 E: 0 K: 0 S: 3	H: 0 LOB: 0 BB: 0 P: 3	R: 1 E: 0 K: 1 S: 6	H: 1 LOB: 0 BB: 0 P: 6	R: 0 E: 0 K: 0 S: 3	H: 0 LOB: 0 BB: 0 P: 3	R: 0 E: 1 K: 1 S: 6	H: 1 LOB: 1 BB: 0 P: 6	1B: 6 2B: 1 3B: 0 HR: 1	SF: 0 SAC: 0 DP: 2 HBP: 0	WP: 3 PB: 0 SB: 1 CS: 0	PA: 39			
PITCHER	IP 8.0	WLS 7	BF 32	H 6	R 3	ER 3	SO 3	BB 4	IBB 0	HBP 0	BLK 0	WP 0	HR 1	S 34	P 50	ERA 3.38	WHIP 1.250										
David Palmer, R ERA: 3.75 Woodie Fryman, L ERA: 4.04	(1.1)	(1.1)	(9.1)	(8.1)	(8.1)	(8.1)	(8.1)	(10, PH)	(10, 1)																		

St. Louis Cardinals @ Montreal Expos
 Olympic Stadium, Montreal, QB
 Thu Jul 29 1982, 7:05 PM EDT
 Att. 48,923 - Unknown - 65 F

livebaseballscorecards.com

AB 35
R 3
H 7
RBI 2
BB 4
SO 4
LOB 17




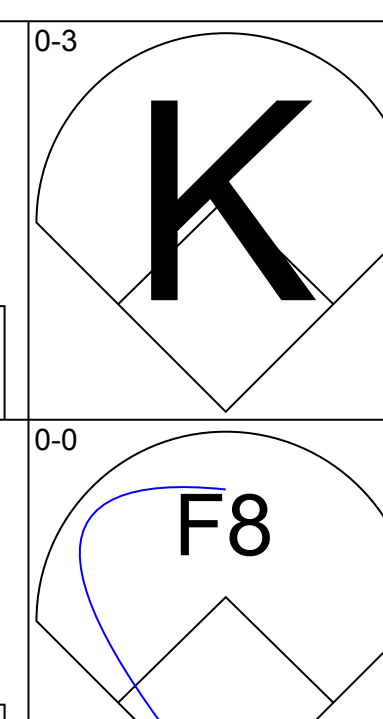
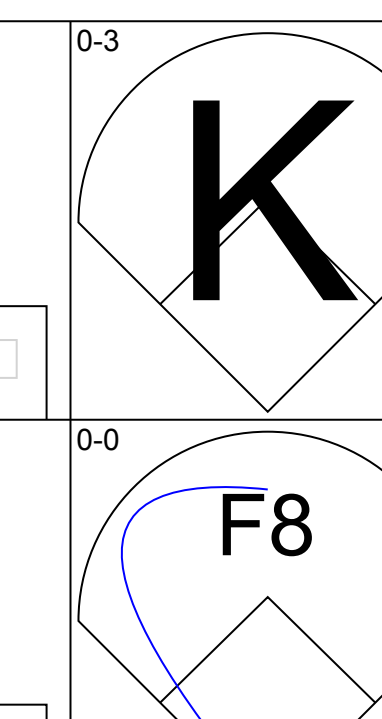
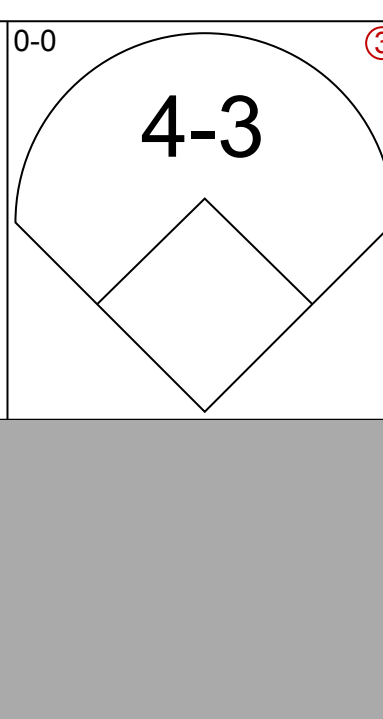
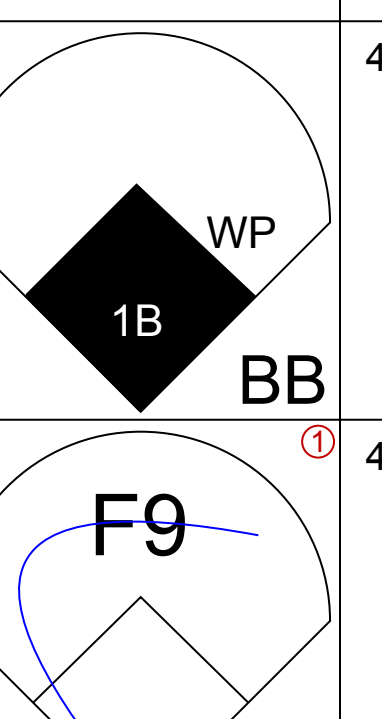
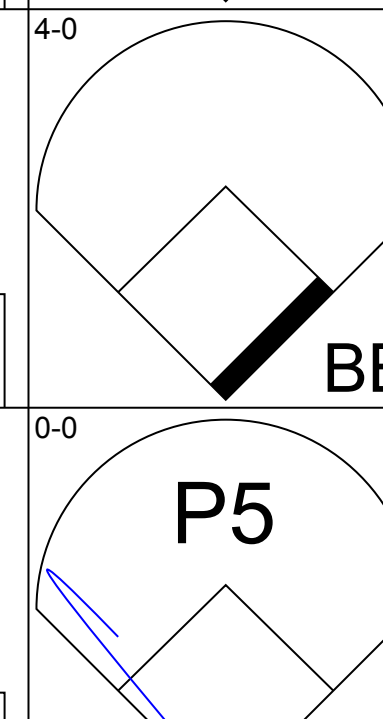
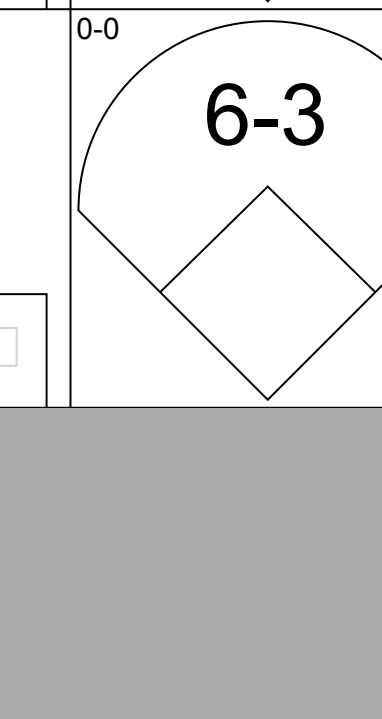
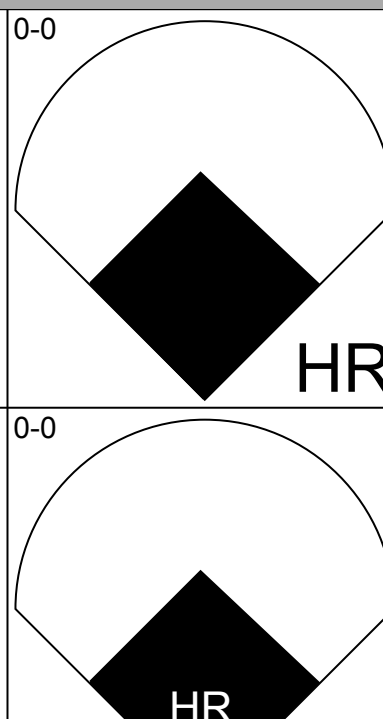
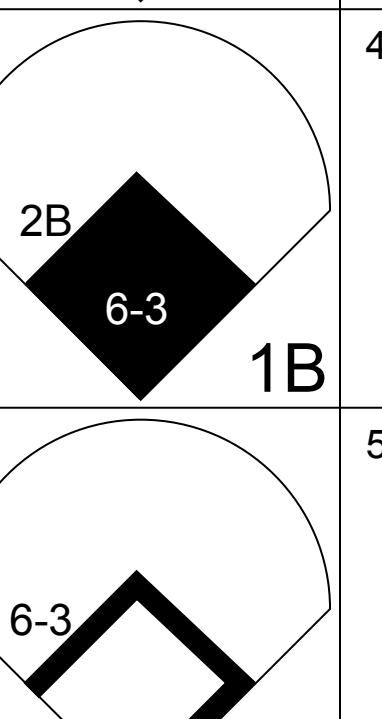
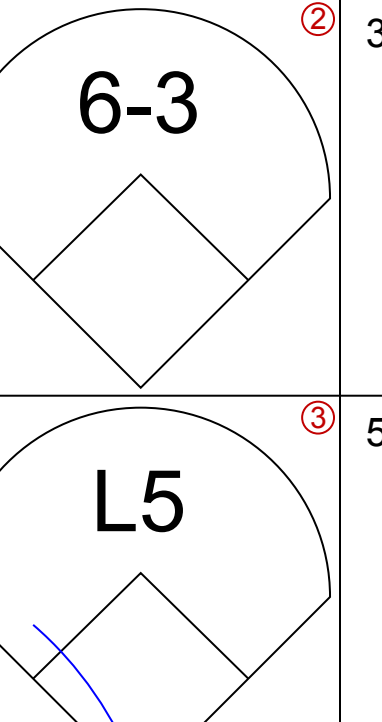


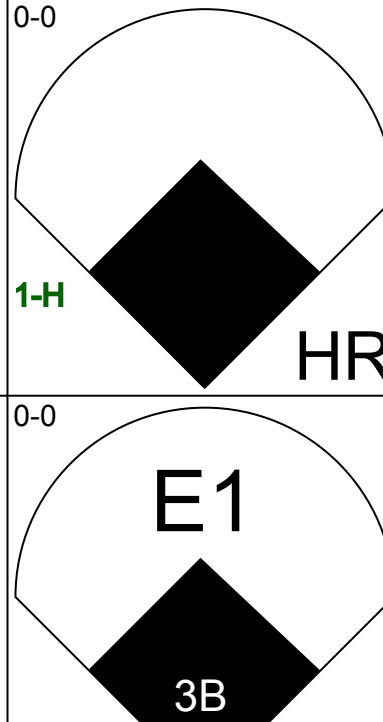
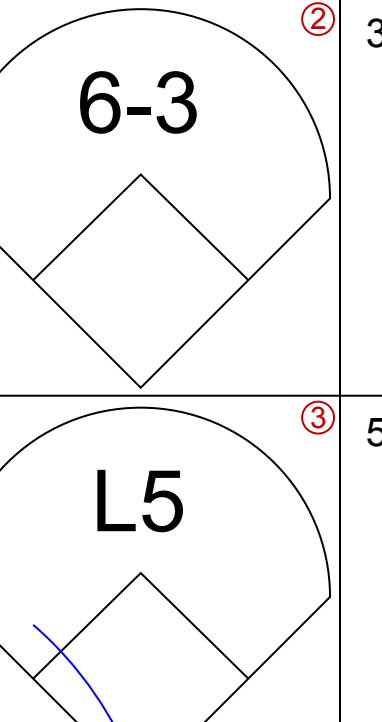


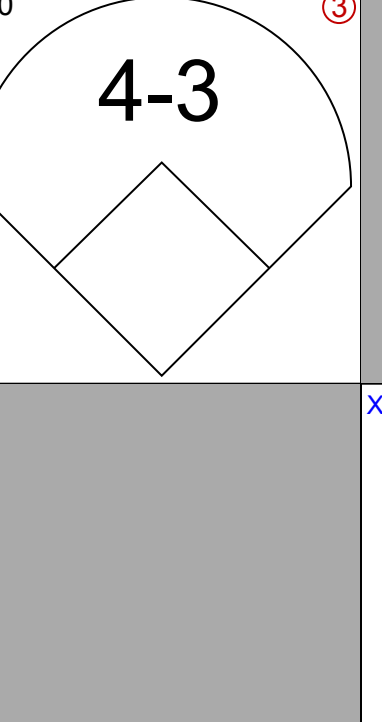
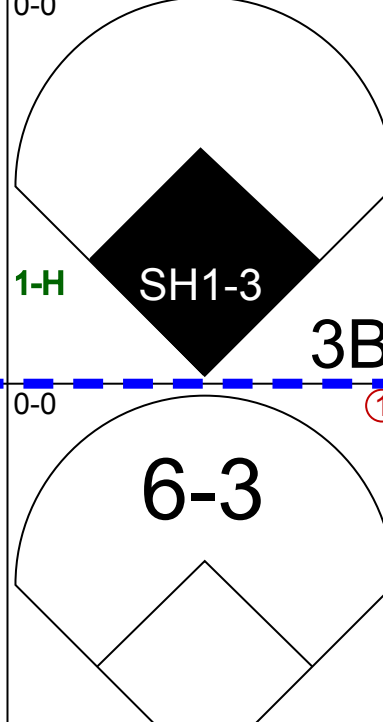

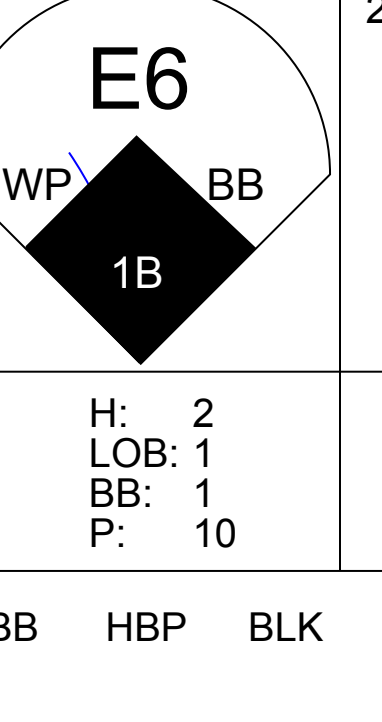
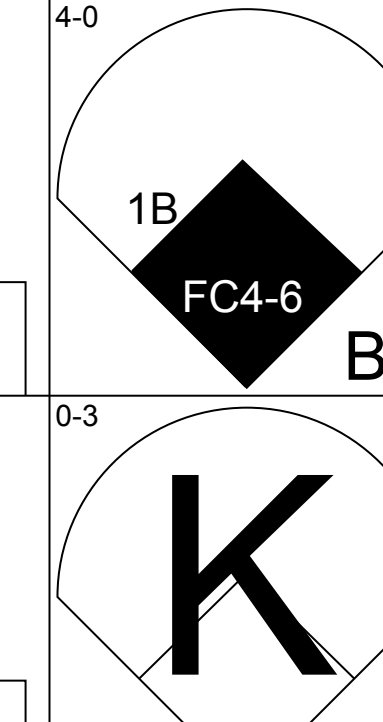
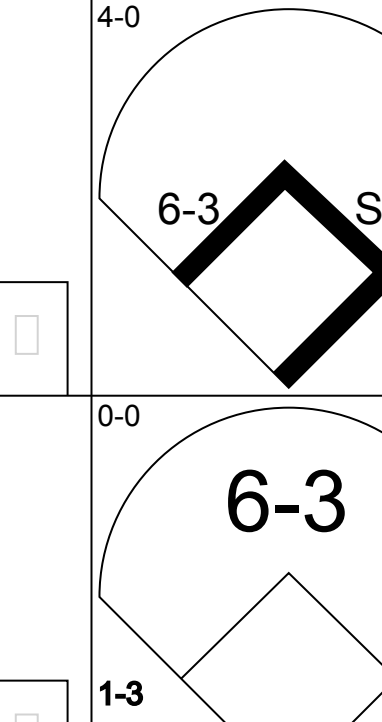
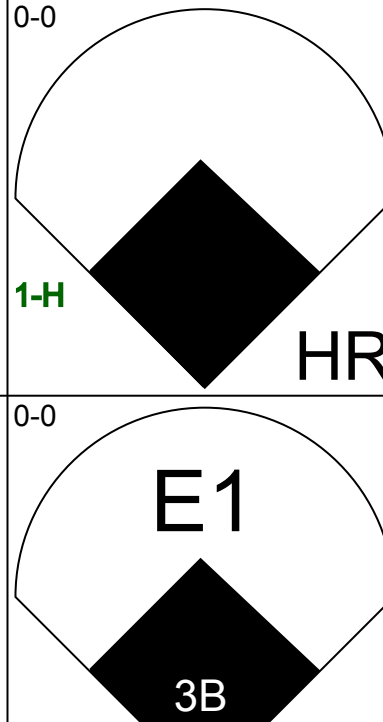
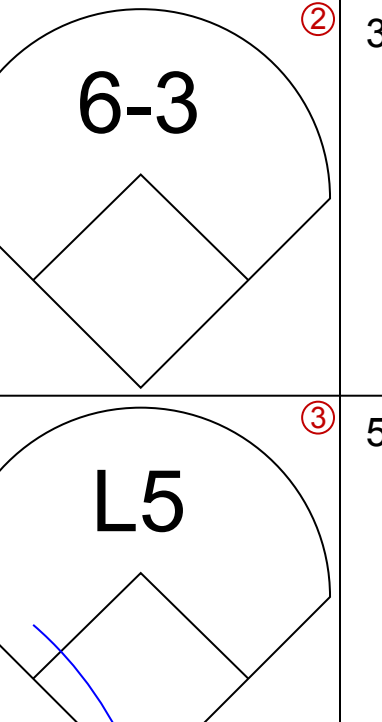


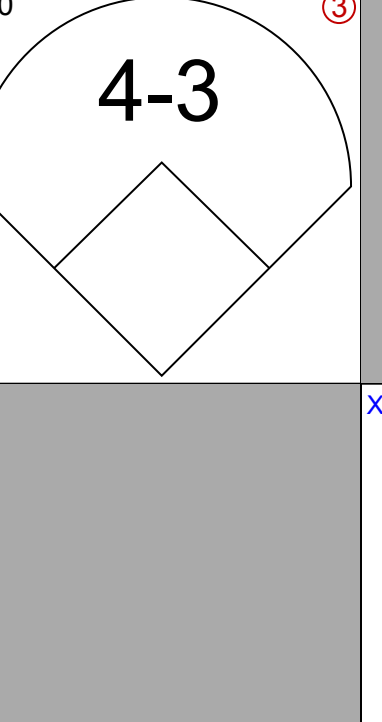
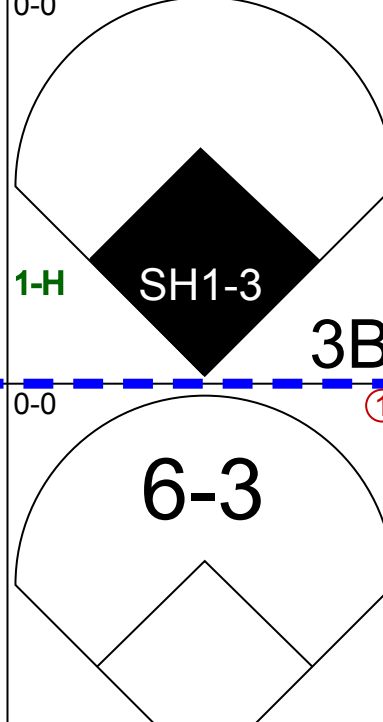

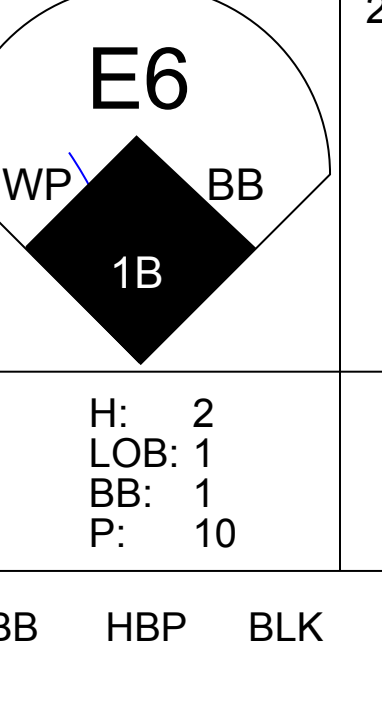
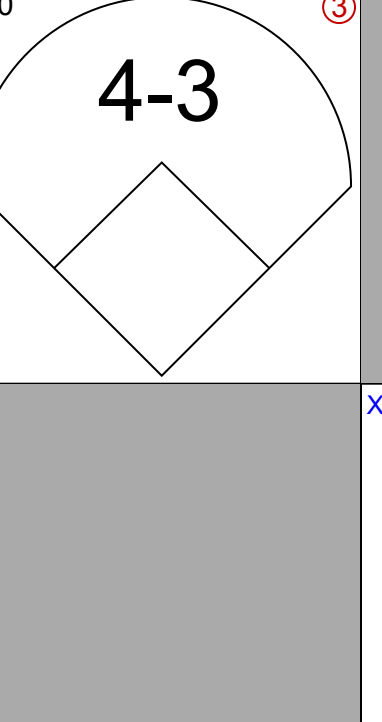
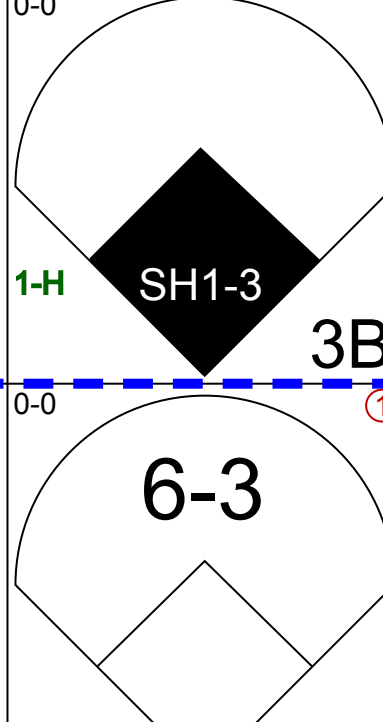

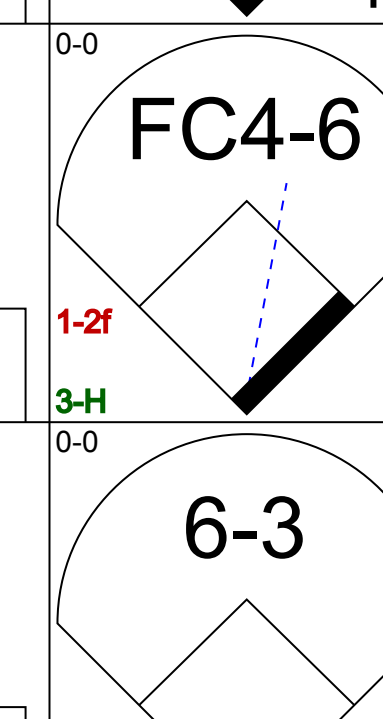
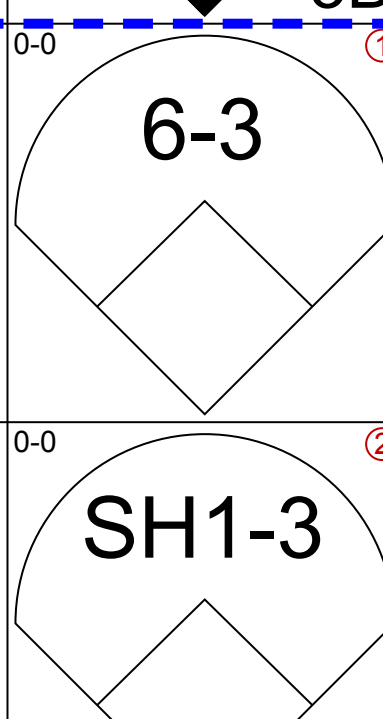
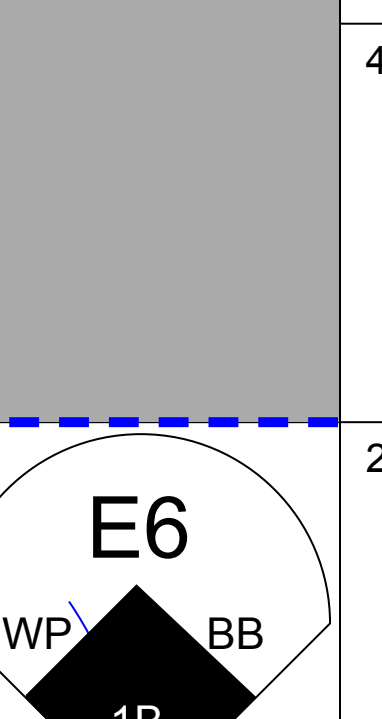
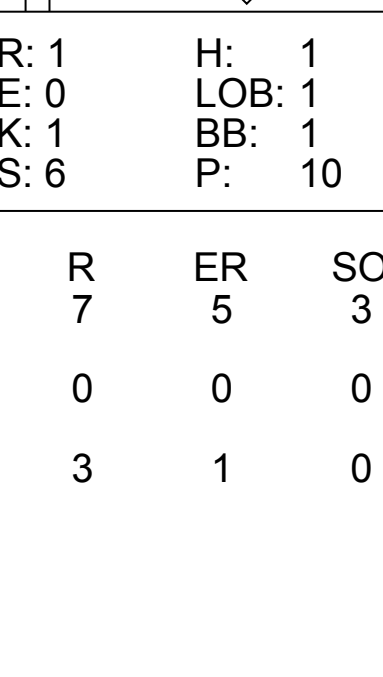
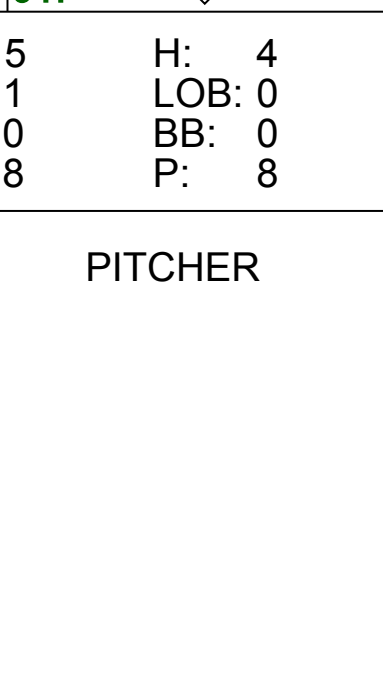
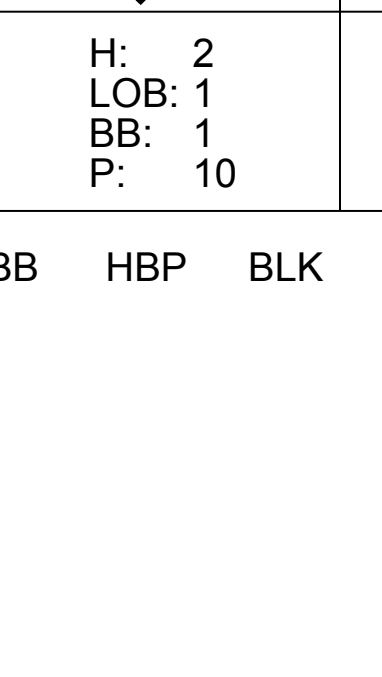
Batter	1	2	3	4	5	6	7	8	9	10	AB	R	H	RBI	BB	SO	LOB	BOTTOM									
Tim Raines, S OBP: 0.359, SLG: 0.367 Woodie Fryman, R OBP: 0.333, SLG: 0.333 (1.7)	0-3 K		4-0 BB		0-3 K			0-0 F8		0-3 K	3	0	0	0	1	2	2										
Andre Dawson, R OBP: 0.337, SLG: 0.481 (1.8)	4-0 CS BB		0-0 6-3			0-0 P6		0-0 BB G1 2B		0-0 E8 SF8 2B	4	2	2	1	1	0	1										
Al Oliver, L OBP: 0.383, SLG: 0.527 (1.3)	0-0 F7			0-0 F5		0-0 F8		4-0 G1 BB IBB		4-0 IBB IBB	3	0	0	0	2	0	1										
Gary Carter, R OBP: 0.389, SLG: 0.566 (1.2)	0-0 CS	0-0 F7		0-3 K		0-0 6-3		4-0 G1 BB		4-0 IBB IBB	3	0	0	1	2	1	0										
Warren Cromartie, L OBP: 0.338, SLG: 0.393 (1.9)			0-0 3-1 1B		0-0 1B		0-0 4-3	0-0 G1		0-0 P6	5	0	2	1	0	0	5										
Tim Wallach, R OBP: 0.325, SLG: 0.449 (1.5)		0-0 3-1		0-0 1B FC6-4		0-0 6-3		0-0 IBB		0-0 SF8	3	0	1	1	1	0	1										
Chris Speier, R OBP: 0.310, SLG: 0.344 (1.6)		0-0 F8		0-0 FC6-4		0-0 6-3		0-0 G3			4	0	0	0	0	0	6										
Mike Gates, L OBP: 0.282, SLG: 0.300 Brad Mills, L OBP: 0.277, SLG: 0.250 Bryan Little, S (8, PH)			0-0 F8		0-0 P6		0-0 4-3	0-0 BB 1B		0-0 4-3	2	0	0	0	0	0	0										
David Palmer, R Jerry White, S OBP: 0.306, SLG: 0.392 (8, PH)			0-3 K		0-3 K		0-0 2B BB 1B	0-0 4-3		0-0 4-3	2	0	0	0	0	2	0										
Inning Stats	R: 0 E: 0 K: 1 S: 4	H: 0 LOB: 0 BB: 1 P: 8	R: 0 E: 0 K: 0 S: 4	H: 1 LOB: 1 BB: 0 P: 4	R: 0 E: 0 K: 1 S: 5	H: 0 LOB: 1 BB: 1 P: 9	R: 0 E: 0 K: 1 S: 7	H: 2 LOB: 2 BB: 0 P: 7	R: 0 E: 0 K: 2 S: 7	H: 0 LOB: 0 BB: 0 P: 7	R: 0 E: 0 K: 0 S: 3	H: 0 LOB: 0 BB: 0 P: 3	R: 3 E: 0 K: 0 S: 6	H: 3 LOB: 3 BB: 3 P: 18	R: 0 E: 0 K: 1 S: 5	H: 0 LOB: 0 BB: 0 P: 5	R: 1 E: 1 K: 0 S: 3	H: 1 LOB: 2 BB: 2 P: 11	1B: 5 2B: 2 3B: 0 HR: 0	SF: 1 SAC: 0 DP: 0 HBP: 0	WP: 0 PB: 0 SB: 0 CS: 1	PA: 43					
PITCHER	IP 7.0	WLS 4	BF 27	H 5	R 2	ER 2	SO 5	BB 2	IBB 0	HBP 0	BLK 0	WP 0	HR 0	S 35	P 43	ERA 2.57	WHIP 1.000										
Bob Forsch, R ERA: 3.85 Bruce Sutter, R ERA: 4.01 Jim Kaat, L ERA: 3.06 Jeff Lahti, R ERA: 3.06 Doug Bair, R ERA: 2.53	(1.1)	(8.1)	(8.1)	(8.1)	(8.1)	(10, 1)	(10, 1)	(10, 1)	(10, 1)																		

St. Louis Cardinals @ Montreal Expos
 Olympic Stadium, Montreal, QB
 Thu Jul 29 1982, 7:05 PM EDT
 Att. 48,923 - Unknown - 65 F

livebaseballscorecards.com

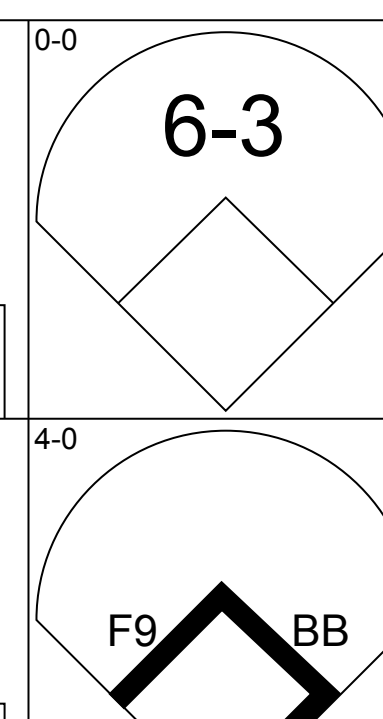
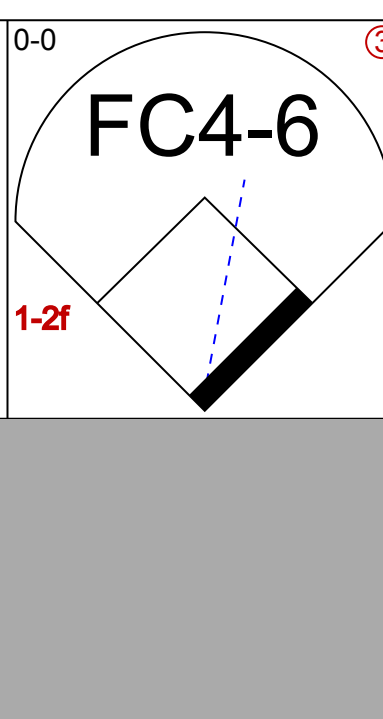
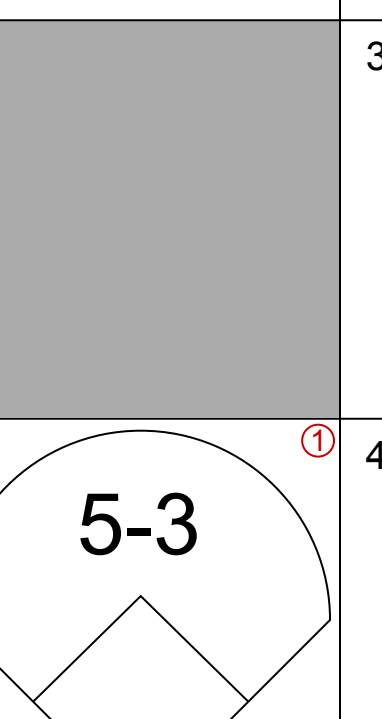
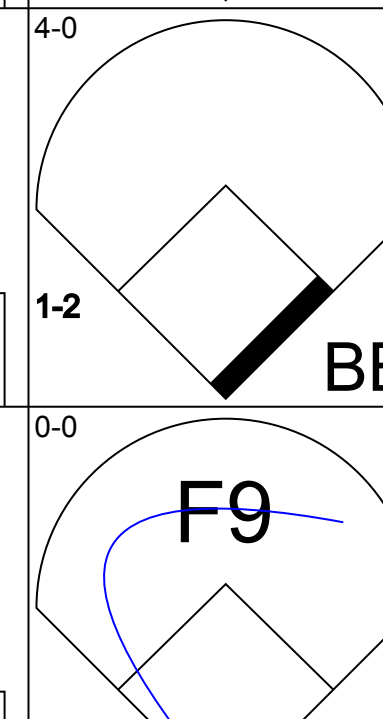


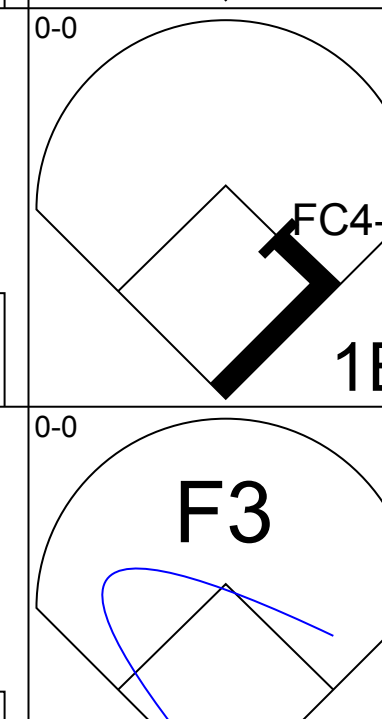
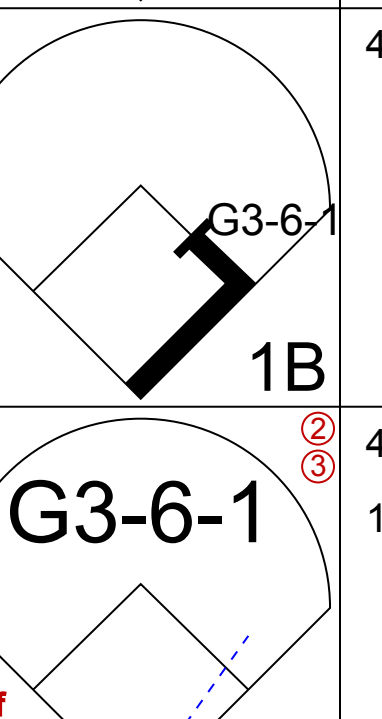
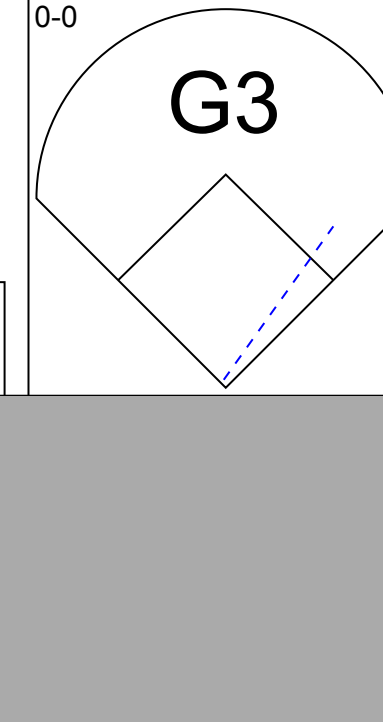
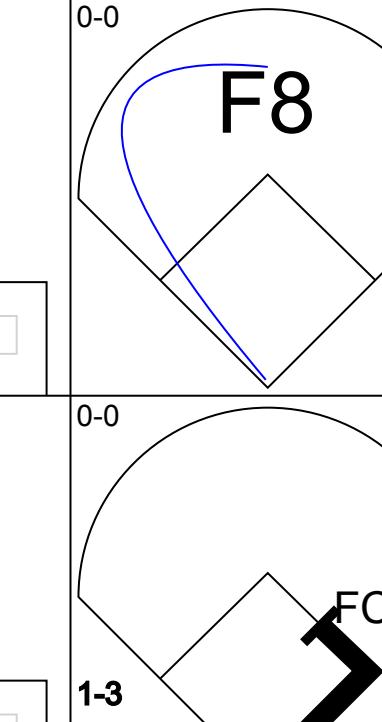
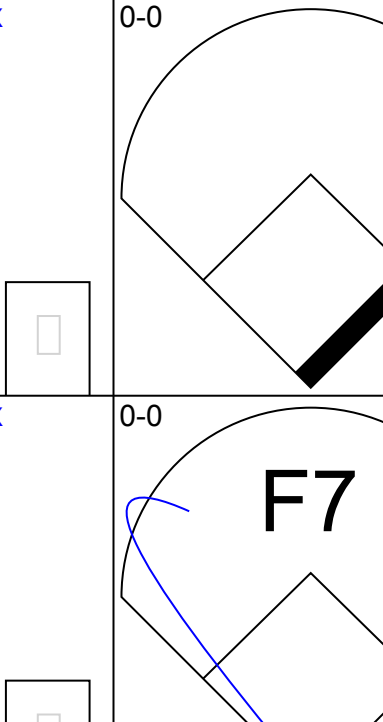
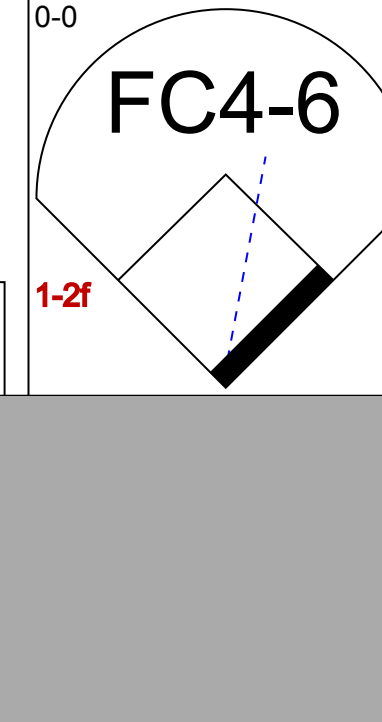





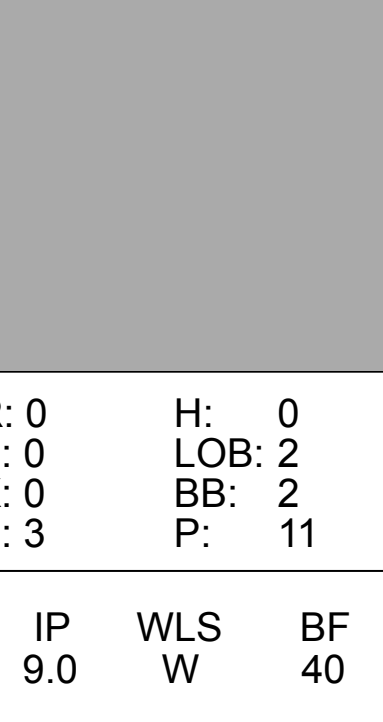
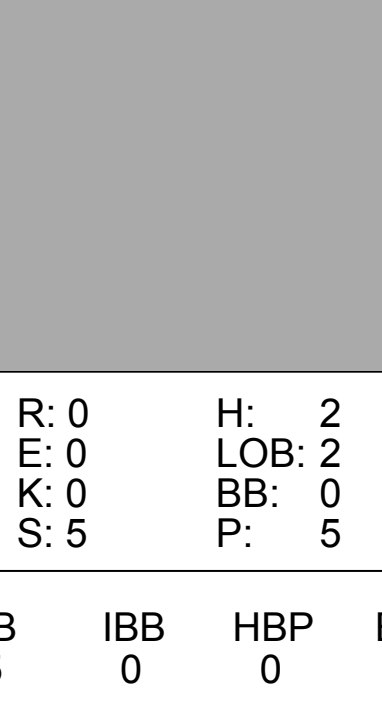



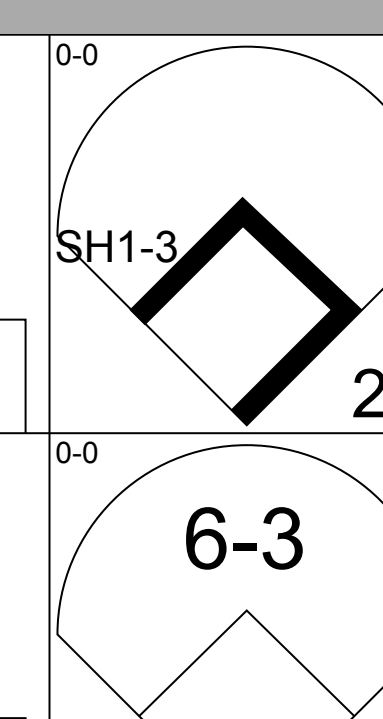
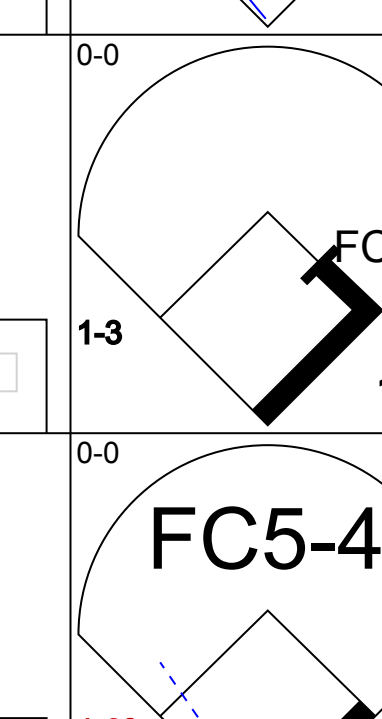
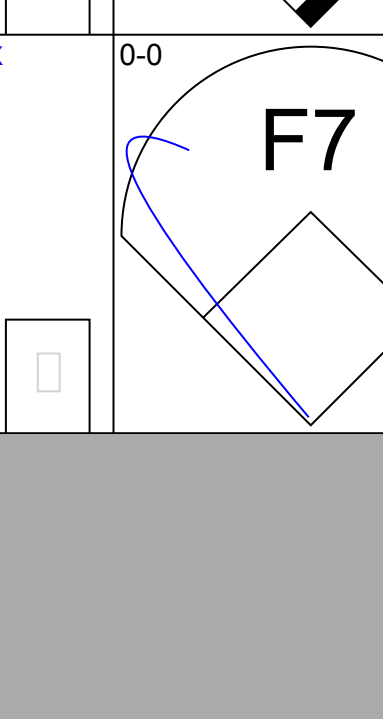

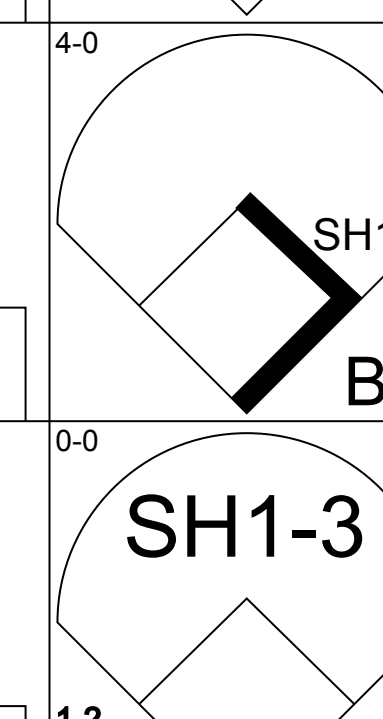

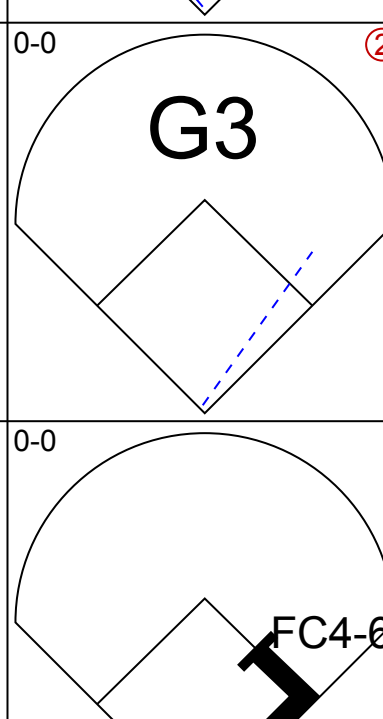

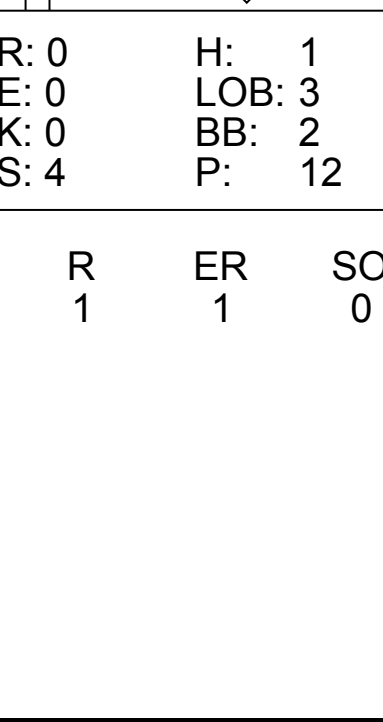
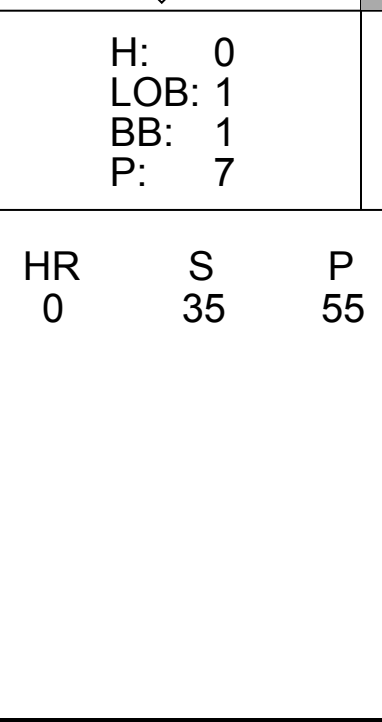
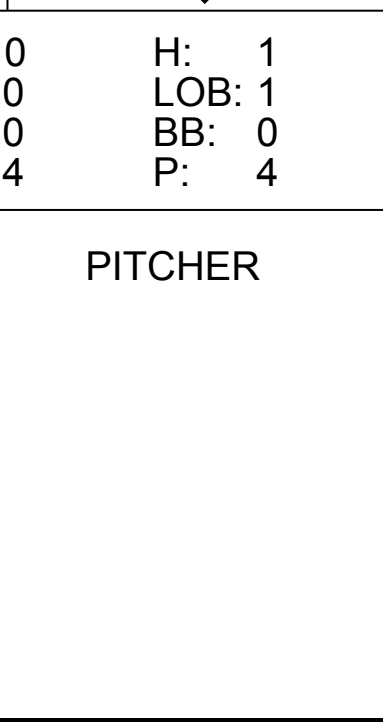
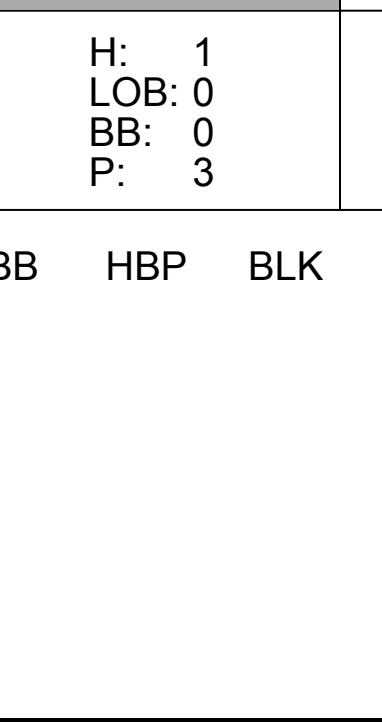
AB 34
R 4
H 7
RBI 4
BB 7
SO 6
LOB 16



Batter	1	2	3	4	5	6	7	8	9	AB	R	H	RBI	BB	SO	LOB	TOP					
Tom Herr, S OBP: 0.327, SLG: 0.309 (1, 4)										4	1	1	1	1	2	0	St. Louis Cardinals @ Montreal Expos Olympic Stadium, Montreal, QB Sat Jul 31 1982, 7:05 PM EDT Att: 43,120 - Cloudy - 68 F					
Lonnie Smith, R OBP: 0.389, SLG: 0.434 (1, 7)										4	0	0	0	1	0	2						
Keith Hernandez, L OBP: 0.370, SLG: 0.379 (1, 3)										4	2	2	3	1	0	1						
Darrell Porter, L OBP: 0.349, SLG: 0.430 (1, 2)										5	1	2	0	0	0	1						
George Hendrick, R OBP: 0.313, SLG: 0.469 (1, 9)										3	2	1	3	2	0	1						
Willie McGee, S OBP: 0.335, SLG: 0.409 (1, 8)										5	1	1	0	0	1	3						
Ken Oberkfell, L OBP: 0.334, SLG: 0.358 (1, 5)										4	1	2	1	0	0	2						
Ozzie Smith, S OBP: 0.354, SLG: 0.344 (1, 6)										4	1	1	1	0	0	3						
Steve Mura, R OBP: 0.105, SLG: 0.056 (1, 1)										2	1	0	1	0	0	1						
Inning Stats	R: 0 E: 0 K: 1 S: 5	H: 0 LOB: 1 BB: 1 P: 9	R: 1 E: 0 K: 0 S: 6	H: 1 LOB: 1 BB: 1 P: 10	R: 0 E: 0 K: 1 S: 5	H: 0 LOB: 0 BB: 0 P: 5	R: 0 E: 0 K: 0 S: 3	H: 0 LOB: 1 BB: 1 P: 7	R: 1 E: 0 K: 0 S: 4	H: 2 LOB: 0 BB: 0 P: 4	R: 5 E: 1 K: 0 S: 8	H: 4 LOB: 0 BB: 0 P: 8	R: 0 E: 0 K: 0 S: 2	H: 0 LOB: 0 BB: 1 P: 6	R: 0 E: 0 K: 0 S: 4	H: 1 LOB: 1 BB: 0 P: 4	R: 3 E: 1 K: 0 S: 6	H: 2 LOB: 1 BB: 1 P: 10	1B: 6 2B: 2 3B: 1 HR: 2	SF: 0 SAC: 2 DP: 1 HBP: 0	WP: 1 PB: 0 SB: 1 CS: 0	PA: 42
PITCHER	IP WLS BF H R ER SO BB IBB HBP BLK WP HR S P ERA WHIP																					
Ray Burris, R ERA: 4.6 (1, 1)	5.0 L 25 7 7 5 3 3 0 0 0 0 2 28 40 9.00 2.000																					
Dan Schatzeder, L ERA: 5.93 (6, 1)	3.0 10 1 0 0 0 1 0 0 0 0 0 9 13 0.00 0.667																					
Bryn Smith, R ERA: 4.25 (9, 1)	1.0 7 2 3 1 0 1 0 0 0 1 0 6 10 9.00 3.000																					

AB	35
R	10
H	10
RBI	10
BB	5
SO	3
LOB	14



Batter	1	2	3	4	5	6	7	8	9	AB	R	H	RBI	BB	SO	LOB	BOTTOM					
Tim Raines, S OBP: 0.361, SLG: 0.363 (1, 7)										3	0	0	0	2	0	2	St. Louis Cardinals @ Montreal Expos Olympic Stadium, Montreal, QB Sat Jul 31 1982, 7:05 PM EDT Att: 43,120 - Cloudy - 68 F					
Andra Dawson, R OBP: 0.335, SLG: 0.476 (1, 8)										4	0	0	0	1	0	4						
Al Oliver, L OBP: 0.383, SLG: 0.531 (1, 3)										4	0	2	0	1	0	0						
Gary Carter, R OBP: 0.388, SLG: 0.561 (1, 2)										4	0	1	0	0	0	3						
Tim Blackwell, S OBP: 0.235, SLG: 0.226 (8, 2)										1	0	0	0	0	0	1						
Warren Cromartie, L OBP: 0.340, SLG: 0.396 (1, 9)										4	0	1	0	0	0	4						
Tim Lincecum, R OBP: 0.330, SLG: 0.460 (1, 5)										4	1	3	0	0	0	1						
Chris Speier, R OBP: 0.308, SLG: 0.338 (1, 6)										4	0	0	0	0	0	4						
Bryan Little, S OBP: 0.250, SLG: 0.167 (1, 4)										2	0	0	1	1	0	0						
Ray Burris, R OBP: 0.333, SLG: 0.286 (1, 1)										1	0	0	0	0	0	0						
Dan Schatzeder, L OBP: 0.333, SLG: 0.273 (6, 1)										1	0	1	0	0	0	0						
Brad Mills, L OBP: 0.286, SLG: 0.283 (6, PH)										1	0	1	0	0	0	0						
Bryn Smith, R (9, 1)										0	0	0	0	0	0	0						
Inning Stats	R: 0 E: 0 K: 0 S: 3	H: 0 LOB: 2 BB: 2 P: 11	R: 0 E: 0 K: 0 S: 4	H: 1 LOB: 3 BB: 2 P: 12	R: 0 E: 0 K: 0 S: 5	H: 2 LOB: 2 BB: 0 P: 5	R: 0 E: 0 K: 0 S: 3	H: 0 LOB: 1 BB: 1 P: 7	R: 0 E: 0 K: 0 S: 4	H: 1 LOB: 1 BB: 0 P: 4	R: 0 E: 0 K: 0 S: 4	H: 1 LOB: 1 BB: 0 P: 4	R: 0 E: 0 K: 0 S: 4	H: 1 LOB: 1 BB: 0 P: 4	R: 1 E: 0 K: 0 S: 5	H: 2 LOB: 1 BB: 0 P: 5	R: 0 E: 0 K: 0 S: 3	H: 1 LOB: 0 BB: 0 P: 3	1B: 6 2B: 3 3B: 0 HR: 0	SF: 1 SAC: 1 DP: 1 HBP: 0	WP: 1 PB: 0 SB: 0 CS: 0	PA: 40
PITCHER	IP WLS BF H R ER SO BB IBB HBP BLK WP HR S P ERA WHIP																					
Steve Mura, R ERA: 3.71 (1, 1)	9.0 W 40 9 1 1 0 5 0 0 0 1 0 35 55 1.00 1.556																					



Batter	1	2	3	4	5	6	7	8	9	AB	R	H	RBI	BB	SO	LOB	TOP				
Tom Herr, S OBP: 0.331, SLG: 0.314 (1,4)	0-0 4-3	0-0 1-2 2-3 1B		0-0 G3		0-0 2B 1B		0-0 1B 1B		5	0	3	0	0	0	0					
Willie McGee, S OBP: 0.332, SLG: 0.409 (1,8)	0-0 F8	0-0 1-3		0-0 4-3		0-0 1-3 2B		0-3 K		5	0	1	0	0	1	4					
Keith Hernandez, L OBP: 0.373, SLG: 0.386 (1,3)	0-0 HR		4-0 4-3 FC5-2 BB	0-0 G3		0-0 G3		4-0 1-2 BB		3	1	1	1	2	0	2					
Darrell Porter, L OBP: 0.344, SLG: 0.423 Gene Tenace, R OBP: 0.337, SLG: 0.667 (8, PH) (8,2)	0-0 F8		0-0 4-3		0-0 G3		0-0 3-1	0-0 1-2 2-H 1B		4	0	0	0	0	0	1					
George Hendrick, R OBP: 0.311, SLG: 0.465 (1,9)		0-0 6-3	0-0 FC5-2 1B BB		0-0 F9		0-0 1B 1B 1B	0-0 3-1		5	1	1	0	0	0	3					
Dane Iorg, L OBP: 0.361, SLG: 0.364 Tito Landrum, R OBP: 0.347, SLG: 0.406 Lonnie Smith, R OBP: 0.389, SLG: 0.432 (8, PH) (6,7)		0-0 4-3 3B	0-0 BB 1B		0-0 1-3		0-3 K		0-0 F9	3	1	2	0	0	0	0					
Ken Oberkfell, L OBP: 0.340, SLG: 0.363 Mike Ramsey, S OBP: 0.344, SLG: 0.368 (8, PH) (1,5)		0-0 4-3	0-0 1-2 2-3 1B		0-0 E9 SF9 1B		0-0 1-2 1B		0-0 P4	4	1	3	1	0	0	0					
Ozzie Smith, S OBP: 0.357, SLG: 0.347 (1,6)		0-0 1B 1B 1B	4-0 1-2 2-3 3-H BB		0-0 SF9		0-0 1-2 2-3 1B		0-0 3-1	3	0	2	2	1	0	0					
Joaquin Andujar, S OBP: 0.182, SLG: 0.227 Jeff Lahti, R (7,1) Jim Kaat, L (7,1) Jeff Keener, L (7,1) Doug Bair, R (8,1)		0-0 1-2 1B	0-0 P5		0-0 K		0-3 K			4	0	1	0	0	2	6					
Inning Stats	R: 1 E: 0 K: 0 S: 4	H: 1 LOB: 0 BB: 0 P: 4	R: 1 E: 0 K: 0 S: 7	H: 4 LOB: 3 BB: 0 P: 7	R: 1 E: 0 K: 0 S: 5	H: 2 LOB: 0 BB: 2 P: 13	R: 0 E: 0 K: 0 S: 3	H: 0 LOB: 0 BB: 0 P: 3	R: 0 E: 0 K: 1 S: 8	H: 3 LOB: 2 BB: 0 P: 8	R: 0 E: 0 K: 2 S: 10	H: 3 LOB: 3 BB: 0 P: 10	R: 0 E: 0 K: 1 S: 6	H: 2 LOB: 2 BB: 1 P: 10	R: 0 E: 0 K: 0 S: 3	H: 0 LOB: 0 BB: 0 P: 3	1B: 12 2B: 1 3B: 1 HR: 1	SF: 1 SAC: 0 DP: 0 HBP: 0	WP: 0 PB: 0 SB: 1 CS: 0	PA: 44	
PITCHER	IP WLS BF H R ER SO BB IBB HBP BLK WP HR S P ERA WHIP	IP WLS BF H R ER SO BB IBB HBP BLK WP HR S P ERA WHIP	IP WLS BF H R ER SO BB IBB HBP BLK WP HR S P ERA WHIP	IP WLS BF H R ER SO BB IBB HBP BLK WP HR S P ERA WHIP	IP WLS BF H R ER SO BB IBB HBP BLK WP HR S P ERA WHIP	IP WLS BF H R ER SO BB IBB HBP BLK WP HR S P ERA WHIP	IP WLS BF H R ER SO BB IBB HBP BLK WP HR S P ERA WHIP	IP WLS BF H R ER SO BB IBB HBP BLK WP HR S P ERA WHIP	IP WLS BF H R ER SO BB IBB HBP BLK WP HR S P ERA WHIP	IP WLS BF H R ER SO BB IBB HBP BLK WP HR S P ERA WHIP	IP WLS BF H R ER SO BB IBB HBP BLK WP HR S P ERA WHIP	IP WLS BF H R ER SO BB IBB HBP BLK WP HR S P ERA WHIP	IP WLS BF H R ER SO BB IBB HBP BLK WP HR S P ERA WHIP	IP WLS BF H R ER SO BB IBB HBP BLK WP HR S P ERA WHIP	IP WLS BF H R ER SO BB IBB HBP BLK WP HR S P ERA WHIP	IP WLS BF H R ER SO BB IBB HBP BLK WP HR S P ERA WHIP	IP WLS BF H R ER SO BB IBB HBP BLK WP HR S P ERA WHIP	IP WLS BF H R ER SO BB IBB HBP BLK WP HR S P ERA WHIP	IP WLS BF H R ER SO BB IBB HBP BLK WP HR S P ERA WHIP	IP WLS BF H R ER SO BB IBB HBP BLK WP HR S P ERA WHIP	IP WLS BF H R ER SO BB IBB HBP BLK WP HR S P ERA WHIP

St. Louis Cardinals @ Montreal Expos
Olympic Stadium, Montreal, QB
Sun Aug 01 1982, 3:33 AM EDT
Att: 51,353 - Sunny - 75 F

AB 40
R 4
H 15
RBI 4
BB 3
SO 4
LOB 17



Batter	1	2	3	4	5	6	7	8	9	AB	R	H	RBI	BB	SO	LOB	BOTTOM				
Jerry White, S OBP: 0.311, SLG: 0.417 (1,7) (7,9)	0-0 6-3 BLK 1B	0-0 G3			0-3 K		0-0 1B 3B	0-0 L5-4		4	1	2	2	0	1	2					
Dan Norman, R OBP: 0.317, SLG: 0.375 (7, PR) (8,9)	0-0 K		0-0 L4-6 2B		0-0 F8		0-0 6-3			4	0	1	0	0	1	3					
Andra Dawson, R OBP: 0.334, SLG: 0.476 (1,8)	0-3 K		0-0 L4-6		0-0 F8		0-0 6-3			4	0	2	1	0	0	2					
Al Oliver, L OBP: 0.384, SLG: 0.530 (1,3)	0-0 6-3		0-0 L4-6		0-0 F8		0-0 6-3			4	0	0	0	0	1	6					
Gary Carter, R OBP: 0.392, SLG: 0.561 (1,2)	0-0 FC6-4 1B		0-3 K		0-0 5-3		0-0 F8			2	0	1	1	1	1	0					
Tim Wallach, R OBP: 0.327, SLG: 0.455 (1,5)	0-0 FC6-4		0-0 5-3		0-0 L9		0-0 F7			4	0	0	0	0	1	6					
Warren Cromartie, L OBP: 0.338, SLG: 0.392 Jeff Reardon, R OBP: 0.253, SLG: 0.250 Woodie Fryman, R OBP: 0.250, SLG: 0.250 (1,9) (7,1) (8,1)		0-0 4-3		0-0 L9		0-0 F7		0-3 K		3	0	0	0	0	0	2					
Chris Speier, R OBP: 0.313, SLG: 0.345 (1,6)		0-0 1B 2B		0-0 CS 1B		0-0 6-3		4-0 4-3 BB		3	1	2	0	1	0	2					
Bryan Little, S OBP: 0.333, SLG: 0.300 (1,4)		0-0 S 1B		0-0 CS		0-0 L7		0-0 E6 1B 3B	0-0 4-3	4	1	2	1	0	0	1					
Steve Rogers, R OBP: 0.262, SLG: 0.185 Dan Schatzeder, L OBP: 0.333, SLG: 0.273 Tim Raines, S OBP: 0.364, SLG: 0.364 (1,1) (6,1) (7,7)		0-3 K		0-0 K		0-0 L5-4 1B		0-0 S 3B	4-0 L5-4 IBB	2	0	1	0	0	1	1					
Inning Stats	R: 1 E: 0 K: 1 S: 7	H: 2 LOB: 1 BB: 0 P: 7	R: 1 E: 0 K: 1 S: 7	H: 2 LOB: 1 BB: 0 P: 7	R: 0 E: 0 K: 1 S: 5	H: 1 LOB: 0 BB: 0 P: 5	R: 0 E: 0 K: 0 S: 3	H: 1 LOB: 0 BB: 0 P: 3	R: 0 E: 0 K: 1 S: 6	H: 1 LOB: 1 BB: 0 P: 6	R: 0 E: 0 K: 1 S: 6	H: 1 LOB: 2 BB: 0 P: 7	R: 3 E: 1 K: 1 S: 9	H: 4 LOB: 3 BB: 1 P: 13	R: 0 E: 0 K: 0 S: 2	H: 0 LOB: 1 BB: 2 P: 10	1B: 9 2B: 4 3B: 1 HR: 0	SF: 0 SAC: 0 DP: 2 HBP: 1	WP: 0 PB: 0 SB: 2 CS: 1	PA: 38	
PITCHER	IP WLS BF H R ER SO BB IBB HBP BLK WP HR S P ERA WHIP	IP WLS BF H R ER SO BB IBB HBP BLK WP HR S P ERA WHIP	IP WLS BF H R ER SO BB IBB HBP BLK WP HR S P ERA WHIP	IP WLS BF H R ER SO BB IBB HBP BLK WP HR S P ERA WHIP	IP WLS BF H R ER SO BB IBB HBP BLK WP HR S P ERA WHIP	IP WLS BF H R ER SO BB IBB HBP BLK WP HR S P ERA WHIP	IP WLS BF H R ER SO BB IBB HBP BLK WP HR S P ERA WHIP	IP WLS BF H R ER SO BB IBB HBP BLK WP HR S P ERA WHIP	IP WLS BF H R ER SO BB IBB HBP BLK WP HR S P ERA WHIP	IP WLS BF H R ER SO BB IBB HBP BLK WP HR S P ERA WHIP	IP WLS BF H R ER SO BB IBB HBP BLK WP HR S P ERA WHIP	IP WLS BF H R ER SO BB IBB HBP BLK WP HR S P ERA WHIP	IP WLS BF H R ER SO BB IBB HBP BLK WP HR S P ERA WHIP	IP WLS BF H R ER SO BB IBB HBP BLK WP HR S P ERA WHIP	IP WLS BF H R ER SO BB IBB HBP BLK WP HR S P ERA WHIP	IP WLS BF H R ER SO BB IBB HBP BLK WP HR S P ERA WHIP	IP WLS BF H R ER SO BB IBB HBP BLK WP HR S P ERA WHIP	IP WLS BF H R ER SO BB IBB HBP BLK WP HR S P ERA WHIP	IP WLS BF H R ER SO BB IBB HBP BLK WP HR S P ERA WHIP	IP WLS BF H R ER SO BB IBB HBP BLK WP HR S P ERA WHIP	IP WLS BF H R ER SO BB IBB HBP BLK WP HR S P ERA WHIP

St. Louis Cardinals @ Montreal Expos
Olympic Stadium, Montreal, QB
Sun Aug 01 1982, 3:33 AM EDT
Att: 51,353 - Sunny - 75 F

AB 33
R 5
H 12
RBI 5
BB 3
SO 6
LOB 24



Batter	1	2	3	4	5	6	7	8	9	AB	R	H	RBI	BB	SO	LOB	TOP					
Omar Moreno, L (1, 8) OBP: 0.302, SLG: 0.324	F8		3-1			5-3		2H 1B		4	0	1	1	0	0	0	Pittsburgh Pirates @ St. Louis Cardinals Busch Stadium, St. Louis, MO Tue Aug 03 1982, 7:05 PM CDT Att: 20,253 - Unknown					
Johnny Ray, S (1, 4) OBP: 0.336, SLG: 0.424	1B				CS 1B	F8		P5		4	0	2	0	0	0	1						
Bill Madlock, R (1, 5) OBP: 0.356, SLG: 0.452	F9				5-3	F7		F7		4	0	0	0	0	0	3						
Jason Thompson, L (1, 3) OBP: 0.392, SLG: 0.510	F8				4-3			F9		4	0	0	0	0	1	1						
Mike Easter, L (1, 7) OBP: 0.342, SLG: 0.408		4-3				G3		4-3		4	0	0	0	0	0	0						
Lee Lacy, R (1, 9) OBP: 0.352, SLG: 0.362 Willie Stargell, L (9, PH) OBP: 0.357, SLG: 0.521	F9					3B 1B		E8 1B		3	1	2	0	0	0	0						
Tony Peña, R (1, 2) OBP: 0.328, SLG: 0.435	F7					1H 3B		4-3		3	0	1	1	0	0	1						
Dale Berra, R (1, 6) OBP: 0.318, SLG: 0.412						F3		F8		3	0	1	0	0	0	1						
Don Robinson, R (1, 1) OBP: 0.300, SLG: 0.446 Randy Niemann, L (7, 1) John Milner, L (8, PH) OBP: 0.229, SLG: 0.167 Rod Scurry, L (8, 1) OBP: 0.188, SLG: 0.188	F7					F5		1B 2B		2	0	0	0	0	0	2						
Inning Stats	R: 0 E: 0 K: 0 S: 4	H: 1 LOB: 1 BB: 0 P: 4	R: 0 E: 0 K: 0 S: 3	H: 0 LOB: 0 BB: 0 P: 3	R: 0 E: 0 K: 0 S: 3	H: 1 LOB: 0 BB: 0 P: 3	R: 0 E: 0 K: 0 S: 3	H: 1 LOB: 0 BB: 0 P: 3	R: 1 E: 0 K: 0 S: 5	H: 2 LOB: 1 BB: 0 P: 5	R: 0 E: 0 K: 0 S: 3	H: 0 LOB: 0 BB: 0 P: 3	R: 0 E: 1 K: 0 S: 4	H: 1 LOB: 1 BB: 0 P: 4	R: 1 E: 0 K: 0 S: 5	H: 2 LOB: 1 BB: 0 P: 5		R: 0 E: 0 K: 1 S: 5	H: 0 LOB: 0 BB: 0 P: 5	1B: 6 2B: 1 3B: 1 HR: 0	SF: 0 SAC: 0 DP: 0 HBP: 0	WP: 0 PB: 0 SB: 1 CS: 1
PITCHER	IP	WLS	BF	H	R	ER	SO	BB	IBB	HBP	BLK	WP	HR	S	P	ERA	WHIP					
Bob Forsch, R (1, 1) ERA: 3.78	7.1	W	28	8	2	2	0	0	0	0	0	0	0	28	28	2.46	1.091					
Bruce Sutter, R (8, 1) ERA: 3.65	1.2	S	5	0	0	0	1	0	0	0	0	0	0	7	7	0.00	0.000					

Batter	1	2	3	4	5	6	7	8	9	AB	R	H	RBI	BB	SO	LOB	BOTTOM				
Tom Herr, S (1, 4) OBP: 0.341, SLG: 0.325	FC5-4 BB			3-1				6-3		3	0	1	0	2	0	1	Pittsburgh Pirates @ St. Louis Cardinals Busch Stadium, St. Louis, MO Tue Aug 03 1982, 7:05 PM CDT Att: 20,253 - Unknown				
Lonnie Smith, R (1, 7) OBP: 0.387, SLG: 0.429	FC5-4 BB 1-2	K				E SF8 1B		5-3 S 1B		4	2	2	0	0	1	3					
Keith Hernandez, L (1, 3) OBP: 0.369, SLG: 0.382	F2					SF8 1H		5-3		3	0	0	1	0	0	2					
Darrell Porter, L (1, 2) OBP: 0.346, SLG: 0.409	1B BB 1-2					BB 2B BB		F7		2	1	0	0	2	1	1					
Dane Iorg, L (1, 9) OBP: 0.378, SLG: 0.373 Tito Landrum, R (7, PR) OBP: 0.347, SLG: 0.406						2B SH3 BB		G6-4-3 BB		2	1	2	1	2	0	0					
Willie McGee, S (1, 8) OBP: 0.336, SLG: 0.415	1-3 2H 1B	1-3				SH3 1-3 2H 2B		G6-4-3 1-2		4	0	1	1	0	0	4					
Ken Oberkfell, L (1, 5) OBP: 0.339, SLG: 0.359 Bruce Sutter, R (8, 1)						SH3 IBB		F7		3	0	0	0	1	0	1					
Ozzie Smith, S (1, 6) OBP: 0.360, SLG: 0.341						SH3-4 BB		6-3		2	0	0	1	1	0	0					
Bob Forsch, R (1, 1) OBP: 0.268, SLG: 0.302 Mike Ramsey, S (8, 5) OBP: 0.340, SLG: 0.364						SH3-4 BB 1-2 2-3 3-H		K		1	0	0	0	1	1	2					
Inning Stats	R: 1 E: 0 K: 0 S: 4	H: 1 LOB: 2 BB: 2 P: 12	R: 0 E: 0 K: 1 S: 5	H: 0 LOB: 2 BB: 2 P: 13	R: 0 E: 0 K: 1 S: 6	H: 1 LOB: 1 BB: 0 P: 6	R: 0 E: 0 K: 0 S: 3	H: 0 LOB: 1 BB: 1 P: 7	R: 3 E: 1 K: 1 S: 7	H: 2 LOB: 2 BB: 3 P: 19	R: 0 E: 0 K: 0 S: 4	H: 2 LOB: 1 BB: 0 P: 4	R: 0 E: 0 K: 0 S: 2	H: 0 LOB: 1 BB: 1 P: 6	R: 0 E: 0 K: 1 S: 5	H: 0 LOB: 0 BB: 0 P: 5		1B: 5 2B: 1 3B: 0 HR: 0	SF: 1 SAC: 2 DP: 1 HBP: 0	WP: 0 PB: 0 SB: 1 CS: 1	PA: 37
PITCHER	IP	WLS	BF	H	R	ER	SO	BB	IBB	HBP	BLK	WP	HR	S	P	ERA	WHIP				
Don Robinson, R (1, 1) ERA: 3.88	6.0	L	32	6	4	4	3	8	1	0	0	0	0	29	65	6.00	2.333				
Randy Niemann, L (7, 1) ERA: 5.91	1.0		2	0	0	0	0	0	0	0	0	0	0	2	2	0.00	0.000				
Rod Scurry, L (8, 1) ERA: 2.09	1.0		3	0	0	0	1	0	0	0	0	0	0	5	5	0.00	0.000				

Batter	1	2	3	4	5	6	7	8	9	AB	R	H	RBI	BB	SO	LOB	TOP										
Omar Moreno, L (1.8) OBP: 0.301, SLG: 0.323	P2		FC4-6		PB 2B 1B		F3	K		5	1	1	1	0	1	2											
Lee Lacy, R (1.7) OBP: 0.353, SLG: 0.367	5-3			F8			WP 2B 1B	F3		5	1	2	1	0	0	0											
Bill Madlock, R (1.5) OBP: 0.358, SLG: 0.455	K			E 1B 5-3 1B	FC3-6 1B IBB			K		4	1	2	1	1	2	0											
Jason Thompson, L (1.3) OBP: 0.392, SLG: 0.507		P6		E8 1B	FC3-6 1B			P6		4	0	1	0	1	0	2											
Dick Davis, R (1.9) OBP: 0.304, SLG: 0.474	F9			5-3			K	1-3		4	0	0	1	0	1	3											
Tony Peña, R (1.2) OBP: 0.324, SLG: 0.430	5-3			6-3			F7	P4		4	0	0	0	0	0	2											
Johnny Ray, S (1.4) OBP: 0.337, SLG: 0.422			F7		K		F9	S 3B 1B		4	1	1	0	0	1	1											
Dale Berra, R (1.6) OBP: 0.315, SLG: 0.407			F3		F2		F3	K		4	0	0	0	0	1	2											
John Candelaria, L (1.1) OBP: 0.262, SLG: 0.275										1	1	1	0	1	0	0											
John Milner, L (7, PH) OBP: 0.222, SLG: 0.161										1	0	0	0	0	0	0											
Rod Scurry, L (7.1) OBP: 0.235, SLG: 0.353				FC4-6 BB			L1			1	0	1	1	0	0	0											
Inning Stats	R: 0 E: 0 K: 1 S: 5	H: 0 LOB: 0 BB: 0 P: 5	R: 0 E: 0 K: 0 S: 3	H: 0 LOB: 0 BB: 0 P: 3	R: 0 E: 0 K: 0 S: 3	H: 0 LOB: 1 BB: 1 P: 7	R: 1 E: 1 K: 0 S: 5	H: 2 LOB: 1 BB: 0 P: 5	R: 2 E: 0 K: 1 S: 8	H: 3 LOB: 2 BB: 1 P: 12	R: 0 E: 0 K: 1 S: 6	H: 0 LOB: 1 BB: 0 P: 6	R: 1 E: 0 K: 0 S: 5	H: 2 LOB: 2 BB: 1 P: 9	R: 1 E: 0 K: 2 S: 9	H: 2 LOB: 1 BB: 0 P: 9	R: 0 E: 0 K: 1 S: 5	H: 0 LOB: 0 BB: 0 P: 5	1B: 5 2B: 3 3B: 1 HR: 0	SF: 0 SAC: 0 DP: 0 HBP: 0	WP: 1 PB: 2 SB: 3 CS: 0	PA: 40					
PITCHER	IP	WLS	BF	H	R	ER	SO	BB	IBB	HBP	BLK	WP	HR	S	P	ERA	WHIP										
Dave LaPoint, L (1.1) ERA: 3.63	6.0	L	26	5	3	1	3	1	1	0	0	0	0	30	38	1.50	1.000										
Jeff Lathi, R (7.1) ERA: 3.95	1.0		6	2	1	1	0	0	1	0	0	1	0	5	9	9.00	2.000										
Doug Bair, R (8.1) ERA: 2.75	0.2		4	2	1	1	1	0	0	0	0	0	0	6	6	13.50	3.000										
John Martin, L (8.1) ERA: 5.12	1.1		4	0	0	0	2	0	0	0	0	0	0	8	8	0.00	0.000										

Pittsburgh Pirates @ St. Louis Cardinals
 Busch Stadium, St. Louis, MO
 Wed Aug 04 1982, 7:05 PM CDT
 Att: 20,673 - Unknown

AB	37
R	5
H	9
RBI	5
BB	3
SO	6
LOB	12



Batter	1	2	3	4	5	6	7	8	9	AB	R	H	RBI	BB	SO	LOB	BOTTOM										
Tom Herr, S (1.4) OBP: 0.342, SLG: 0.326	6-3					2B 4-3 1B		6-3	5-3	5	1	2	0	0	0	1											
Lonnie Smith, R (1.7) OBP: 0.388, SLG: 0.431	K		F9			4-3 1-3 2B		S 1B BB		3	1	1	0	1	1	1											
Keith Hernandez, L (1.3) OBP: 0.370, SLG: 0.384	K			L6-4 2B		4-3		BB 1B BB		3	0	1	1	1	1	1											
George Hendrick, R (1.9) OBP: 0.309, SLG: 0.454		P4		P4		4-3		G5-3 1-2 2H 1B		4	0	1	1	0	0	2											
Gene Tenace, R (1.2) OBP: 0.552, SLG: 0.677										2	0	1	0	2	0	1											
Ken Oberkfell, L (8, PR) OBP: 0.339, SLG: 0.359										0	0	0	0	0	0	0											
Glenn Brummer, R (9.2) OBP: 0.259, SLG: 0.333										0	0	0	0	0	0	0											
Willie McGee, S (1.8) OBP: 0.331, SLG: 0.408		F9					K	G5-3		4	0	0	0	0	1	5											
Mike Ramsey, S (1.5) OBP: 0.339, SLG: 0.358		6-3							F8	3	0	0	0	1	0	1											
Ozzie Smith, S (1.6) OBP: 0.359, SLG: 0.340			1-3						BLK 1B	4	0	1	0	0	1	2											
Dave LaPoint, L (1.1) OBP: 0.291, SLG: 0.291										1	0	0	0	0	0	0											
Julio Scott, R (6, PH) OBP: 0.332, SLG: 0.313										0	0	0	0	0	0	0											
Jeff Lathi, R (7.1) OBP: 0.332, SLG: 0.313										0	0	0	0	0	0	0											
Tito Landrum, R (7, PH) OBP: 0.240, SLG: 0.400										0	0	0	0	0	0	2											
Doug Bair, R (8.1) OBP: 0.339, SLG: 0.358										0	0	0	0	0	0	0											
John Martin, S (8.1) OBP: 0.167, SLG: 0.291										0	0	0	0	0	0	0											
Darrell Porter, L (9, PH) OBP: 0.245, SLG: 0.427										1	0	0	0	0	0	1											
Inning Stats	R: 0 E: 0 K: 2 S: 7	H: 0 LOB: 0 BB: 0 P: 7	R: 0 E: 0 K: 0 S: 3	H: 0 LOB: 1 BB: 1 P: 7	R: 0 E: 0 K: 0 S: 4	H: 1 LOB: 1 BB: 0 P: 4	R: 0 E: 0 K: 0 S: 3	H: 1 LOB: 0 BB: 0 P: 3	R: 0 E: 0 K: 1 S: 7	H: 2 LOB: 1 BB: 0 P: 7	R: 0 E: 0 K: 2 S: 8	H: 1 LOB: 2 BB: 1 P: 12	R: 1 E: 0 K: 0 S: 3	H: 1 LOB: 3 BB: 3 P: 15	R: 0 E: 0 K: 1 S: 6	H: 1 LOB: 1 BB: 0 P: 6	1B: 4 2B: 4 3B: 0 HR: 0	SF: 0 SAC: 0 DP: 2 HBP: 0	WP: 0 PB: 0 SB: 1 CS: 0	PA: 37							
PITCHER	IP	WLS	BF	H	R	ER	SO	BB	IBB	HBP	BLK	WP	HR	S	P	ERA	WHIP										
John Candelaria, L (1.1) ERA: 2.57	6.0	W	22	4	1	1	3	1	0	0	0	0	0	27	31	1.50	0.833										
Rod Scurry, L (7.1) ERA: 2.13	3.0	S	15	3	1	1	3	4	0	0	1	0	0	17	33	3.00	2.333										

Pittsburgh Pirates @ St. Louis Cardinals
 Busch Stadium, St. Louis, MO
 Wed Aug 04 1982, 7:05 PM CDT
 Att: 20,673 - Unknown

AB	32
R	2
H	7
RBI	2
BB	5
SO	6
LOB	17



Batter	1	2	3	4	5	6	7	8	9	AB	R	H	RBI	BB	SO	LOB	TOP				
Omar Moreno, L (1, 8) OBP: 0.301, SLG: 0.321	4-0 1B S 2B BB		0-3 K		0-0 P6					2	1	0	0	1	1	0	Pittsburgh Pirates @ St. Louis Cardinals Busch Stadium, St. Louis, MO Thu Aug 05 1982, 7:05 PM CDT Att: 17,145 - Unknown				
Johnny Ray, S (1, 4) OBP: 0.337, SLG: 0.422	0-0 CS 1B		0-0 3-1		0-0 G3					3	0	1	0	0	0	0					
Bill Madlock, R (1, 5) OBP: 0.361, SLG: 0.459	0-0 PB 1-2 3-H 2B			0-0 E 1B	0-0 6-3					3	1	2	1	0	0	0					
Jason Thompson, L (1, 3) OBP: 0.391, SLG: 0.504	0-0 6-3			0-0 E9 1B						2	1	0	0	0	0	2					
Mike Easter, L (1, 7) OBP: 0.339, SLG: 0.405	0-0 4-3			0-3 K						2	0	0	0	0	1	3					
Lee Lacy, R (1, 9) OBP: 0.350, SLG: 0.364		0-0 L5		0-0 P4						2	0	0	0	0	0	2					
Tony Peña, R (1, 2) OBP: 0.325, SLG: 0.429		0-3 K		4-0 1B BB						1	0	0	0	1	1	0					
Dale Berra, R (1, 6) OBP: 0.316, SLG: 0.407		0-3 K		0-0 1B						2	0	1	2	0	1	0					
Larry McWilliams, L (1, 1) OBP: 0.227, SLG: 0.190			0-3 K		0-0 P6					1	0	0	0	0	1	0					
John Milner, L (4, PH) OBP: 0.216, SLG: 0.156										1	0	0	0	0	0	2					
Randy Niemann, L (4, 1)										0	0	0	0	0	0	0					
Inning Stats	R: 1 E: 0 K: 0 S: 4	H: 2 LOB: 1 BB: 1 P: 8	R: 0 E: 0 K: 2 S: 7	H: 0 LOB: 0 BB: 0 P: 7	R: 0 E: 0 K: 2 S: 7	H: 0 LOB: 0 BB: 0 P: 7	R: 2 E: 1 K: 1 S: 8	H: 2 LOB: 2 BB: 1 P: 12	R: 0 E: 0 K: 0 S: 3	H: 0 LOB: 0 BB: 0 P: 3							1B: 3 2B: 1 3B: 0 HR: 0	SF: 0 SAC: 0 DP: 0 HBP: 0	WP: 0 PB: 1 SB: 1 CS: 1	PA: 21	
PITCHER Steve Mura, R (1, 1) ERA: 3.64	IP: 5.0 WLS: W BF: 21 H: 4 R: 3 ER: 1 SO: 5 BB: 2 IBB: 0 HBP: 0 BLK: 0 WP: 0 HR: 0 S: 29 P: 37 ERA: 1.80 WHIP: 1.200																				

Batter	1	2	3	4	5	6	7	8	9	AB	R	H	RBI	BB	SO	LOB	BOTTOM				
Tom Herr, S (1, 4) OBP: 0.342, SLG: 0.330	0-0 P4		0-3 K		0-0 1B 2B					3	1	1	0	0	1	1	Pittsburgh Pirates @ St. Louis Cardinals Busch Stadium, St. Louis, MO Thu Aug 05 1982, 7:05 PM CDT Att: 17,145 - Unknown				
Lonnie Smith, R (1, 7) OBP: 0.390, SLG: 0.433	0-0 G4-6-3 1B		0-3 K	0-0 4-3 S 1B						3	0	2	1	0	1	0					
Keith Hernandez, L (1, 3) OBP: 0.368, SLG: 0.381	0-0 G4-6-3 1-2		0-0 L4	0-0 4-3						3	0	0	0	0	0	2					
George Hendrick, R (1, 9) OBP: 0.309, SLG: 0.453		0-0 L6	0-0 BB 2B 1B	0-3 K						3	1	1	0	0	1	1					
Gene Tenace, R (1, 2) OBP: 0.556, SLG: 0.667		4-0 1B E BB	4-0 2B BB	0-0 F8						1	2	0	0	2	0	1					
David Green, R (1, 8) OBP: 0.337, SLG: 0.419		0-0 E 1B	0-0 2B 2B	0-0 6-3						3	2	2	1	0	0	0					
Ken Oberkfell, L (1, 5) OBP: 0.342, SLG: 0.369		0-0 E9 1-H 2-H 2B	0-0 FC5 2B	0-0 F7						3	1	2	4	0	0	0					
Ozzie Smith, S (1, 6) OBP: 0.362, SLG: 0.340		1-0 SH1-4 HBP	1-0 FC5 IBB							0	0	0	0	1	0	0					
Steve Mura, R (1, 1) OBP: 0.103, SLG: 0.054		0-0 SH1-4	0-0 FC5							1	0	0	0	0	0	2					
Inning Stats	R: 0 E: 0 K: 0 S: 3	H: 1 LOB: 0 BB: 0 P: 3	R: 3 E: 1 K: 1 S: 7	H: 2 LOB: 1 BB: 1 P: 12	R: 3 E: 0 K: 1 S: 8	H: 3 LOB: 2 BB: 2 P: 16	R: 1 E: 0 K: 1 S: 7	H: 2 LOB: 1 BB: 0 P: 7	R: 0 E: 0 K: 0 S: 2	H: 0 LOB: 0 BB: 0 P: 2							1B: 4 2B: 4 3B: 0 HR: 0	SF: 0 SAC: 1 DP: 1 HBP: 1	WP: 0 PB: 0 SB: 1 CS: 0	PA: 25	
PITCHER Larry McWilliams, L (1, 1) ERA: 4.15	IP: 3.0 WLS: L BF: 18 H: 6 R: 6 ER: 5 SO: 2 BB: 2 IBB: 1 HBP: 0 BLK: 0 WP: 0 HR: 0 S: 9 P: 9 ERA: 5.87																				

Batter	1	2	3	4	5	6	7	8	9	AB	R	H	RBI	BB	SO	LOB	TOP					
Tim Raines, S (1, 7) OBP: 0.368, SLG: 0.370	4-3	1B		K		F7		1B		5	1	2	1	0	1	3	Montreal Expos @ St. Louis Cardinals Busch Stadium, St. Louis, MO Fri Aug 06 1982, 7:05 PM CDT Att: 29,224 - Unknown livebaseballscorecards.com					
Joel Youngblood, R (1, 9) OBP: 0.317, SLG: 0.368	6-3	K			2B		6-3	CS	BB	4	0	1	0	1	1	2						
Andre Dawson, R (1, 8) OBP: 0.333, SLG: 0.474	1B		2-3		1-3		2B	2B	K	5	1	3	0	0	1	1						
Al Oliver, L (1, 3) OBP: 0.385, SLG: 0.525	1-3		6-3		IBB		1B	2B	L8	4	1	1	1	1	0	1						
Gary Carter, R (1, 2) OBP: 0.388, SLG: 0.543		5-3	F8		P4		F8	P6		5	0	0	0	0	0	4						
Tim Lincecum, R (1, 5) OBP: 0.331, SLG: 0.473	1B	1B		K	P6		1B	IBB	K	4	1	1	0	1	2	3						
Chris Speier, R (1, 6) OBP: 0.322, SLG: 0.350	G3	1B		1B	6-3		1B	FC6-4		3	1	2	1	1	0	3						
Doug Flynn, R (1, 4) OBP: 0.226, SLG: 0.249	1B	G3		1B	F6-3		FC6-4			4	0	2	1	0	0	2						
Steve Rogers, R (1, 1) OBP: 0.266, SLG: 0.193	G3			K				1-3		3	0	1	0	0	1	4						
Woodie Fryman, R (7, 1) OBP: 0.200, SLG: 0.200										1	0	0	0	0	0	0						
Jeff Reardon, R (8, 1) OBP: 0.125, SLG: 0.250										0	0	0	0	0	0	0						
Inning Stats	R: 0 E: 0 K: 0 S: 4	H: 1 LOB: 1 BB: 0 P: 4	R: 2 E: 0 K: 1 S: 9	H: 4 LOB: 2 BB: 0 P: 9	R: 0 E: 0 K: 3 S: 3	H: 0 LOB: 0 BB: 0 P: 3	R: 0 E: 0 K: 3 S: 10	H: 1 LOB: 2 BB: 1 P: 14	R: 0 E: 0 K: 0 S: 5	H: 2 LOB: 3 BB: 1 P: 9	R: 0 E: 0 K: 0 S: 3	H: 1 LOB: 0 BB: 0 P: 3	R: 2 E: 0 K: 0 S: 6	H: 3 LOB: 2 BB: 1 P: 10	R: 1 E: 1 K: 1 S: 5	H: 1 LOB: 0 BB: 1 P: 9	R: 0 E: 0 K: 1 S: 5	H: 0 LOB: 0 BB: 0 P: 5	1B: 10 2B: 3 3B: 0 HR: 0	SF: 0 SAC: 0 DP: 0 HBP: 0	WP: 0 PB: 0 SB: 2 CS: 2	PA: 42
PITCHER	IP WLS BF H R ER SO BB IBB HBP BLK WP HR S P ERA WHIP	7.0 L 35 12 4 4 4 1 2 0 0 0 0 0 40 52 5.14 1.857	2.0 S 7 1 1 0 2 1 0 0 0 0 0 0 10 14 0.00 1.000	PITCHER										IP WLS BF H R ER SO BB IBB HBP BLK WP HR S P ERA WHIP								
Joaquin Andujar, R (1, 1) ERA: 2.81											7.0 L 35 12 4 4 4 1 2 0 0 0 0 0 40 52 5.14 1.857											
Doug Bair, R (8, 1) ERA: 2.66											2.0 S 7 1 1 0 2 1 0 0 0 0 0 0 10 14 0.00 1.000											

Batter	1	2	3	4	5	6	7	8	9	AB	R	H	RBI	BB	SO	LOB	BOTTOM					
Tom Herr, S (1, 4) OBP: 0.343, SLG: 0.331	F7		S		CS		K		F4-3	5	1	2	0	0	1	1	Montreal Expos @ St. Louis Cardinals Busch Stadium, St. Louis, MO Fri Aug 06 1982, 7:05 PM CDT Att: 29,224 - Unknown livebaseballscorecards.com					
Ken Oberkfell, L (1, 5) OBP: 0.336, SLG: 0.363	K		F7		F7		P6		F9	5	0	0	0	0	1	3						
Keith Hernandez, L (1, 3) OBP: 0.367, SLG: 0.382	F7		BB		F4-3				1-3	4	0	1	1	0	0	1						
Darrell Porter, L (1, 2) OBP: 0.347, SLG: 0.406		F4-3		BB		K		FC6-4	1B	3	0	1	0	1	1	0						
George Hendrick, R (1, 9) OBP: 0.311, SLG: 0.452		F8		1-2		K		FC6-4	1B	3	0	1	0	1	1	0						
Dane Iorg, L (1, 7) OBP: 0.382, SLG: 0.389								1-2	1B	3	2	2	0	0	0	3						
Gene Tenace, R (8, PH) OBP: 0.549, SLG: 0.656			1-3					FC6-4		1	0	0	0	0	0	2						
Mike Ramsey, S (8, PR) OBP: 0.339, SLG: 0.358		1B						FC6-4		0	0	0	0	0	0	0						
Willie McGee, S (1, 8) OBP: 0.337, SLG: 0.413		S			6-3			FC6-4		4	0	3	2	0	0	2						
Ozzie Smith, S (1, 6) OBP: 0.361, SLG: 0.342		F9			6-3			F9		4	0	1	0	0	0	3						
Joaquin Andujar, S (1, 1) OBP: 0.176, SLG: 0.221										2	0	0	0	0	1	0						
Lonnie Smith, R (7, PH) OBP: 0.389, SLG: 0.432			G3		K					1	0	0	0	0	0	0						
Doug Bair, R (8, 1) ERA: 3.61										0	0	0	0	0	0	0						
David Green, R (8, PH) OBP: 0.333, SLG: 0.414										1	0	0	0	0	1	1						
Inning Stats	R: 0 E: 0 K: 1 S: 5	H: 0 LOB: 0 BB: 0 P: 5	R: 1 E: 0 K: 0 S: 5	H: 2 LOB: 1 BB: 0 P: 5	R: 1 E: 0 K: 0 S: 5	H: 2 LOB: 3 BB: 2 P: 13	R: 0 E: 0 K: 1 S: 5	H: 1 LOB: 0 BB: 0 P: 5	R: 0 E: 0 K: 2 S: 9	H: 2 LOB: 1 BB: 0 P: 9	R: 0 E: 0 K: 0 S: 5	H: 0 LOB: 0 BB: 0 P: 5	R: 0 E: 0 K: 0 S: 5	H: 2 LOB: 2 BB: 0 P: 5	R: 0 E: 0 K: 1 S: 6	H: 1 LOB: 1 BB: 0 P: 6	R: 0 E: 0 K: 1 S: 6	H: 0 LOB: 0 BB: 0 P: 6	1B: 7 2B: 4 3B: 0 HR: 0	SF: 0 SAC: 0 DP: 0 HBP: 0	WP: 0 PB: 0 SB: 2 CS: 1	PA: 38
PITCHER	IP WLS BF H R ER SO BB IBB HBP BLK WP HR S P ERA WHIP	6.0 W 26 8 3 3 4 2 0 0 0 0 0 0 8 8 4.50 1.667	1.1 S 6 1 0 0 1 0 0 0 0 0 0 0 8 8 0.00 1.500	1.2 S 6 1 0 0 1 0 0 0 0 0 0 0 8 8 0.00 0.600	PITCHER										IP WLS BF H R ER SO BB IBB HBP BLK WP HR S P ERA WHIP							
Steve Rogers, R (1, 1) ERA: 2.38											6.0 W 26 8 3 3 4 2 0 0 0 0 0 0 8 8 4.50 1.667											
Woodie Fryman, L (7, 1) ERA: 3.61											1.1 S 6 1 0 0 1 0 0 0 0 0 0 0 8 8 0.00 1.500											
Jeff Reardon, R (8, 1) ERA: 1.8											1.2 S 6 1 0 0 1 0 0 0 0 0 0 0 8 8 0.00 0.600											

Batter	1	2	3	4	5	6	7	8	9	AB	R	H	RBI	BB	SO	LOB	TOP			
Tim Raines, S OBP: 0.369, SLG: 0.372 (1, 7)										5	1	2	0	0	0	0				
Bryan Little, S OBP: 0.350, SLG: 0.278 Warren Cromartie, L OBP: 0.333, SLG: 0.384 (1, 6) (9, PH)										4	0	1	1	0	0	0				
Andre Dawson, R OBP: 0.333, SLG: 0.480 (1, 8)										5	1	2	2	0	1	2				
Al Oliver, L OBP: 0.386, SLG: 0.526 (1, 3)										3	1	1	0	1	0	2				
Tim Wallach, R OBP: 0.330, SLG: 0.478 (1, 5)										4	1	1	2	0	1	3				
Joel Youngblood, R OBP: 0.316, SLG: 0.366 (1, 9)										4	1	1	0	0	0	3				
Tim Blackwell, S OBP: 0.237, SLG: 0.229 (1, 2)										4	0	1	0	0	0	1				
Doug Flynn, R OBP: 0.233, SLG: 0.256 (1, 4)										4	0	3	1	0	0	0				
Bill Gullickson, R OBP: 0.113, SLG: 0.135 Dan Schatzeder, L OBP: 0.308, SLG: 0.250 Bryn Smith, R OBP: 0.288, SLG: 0.306 (1, 1) (4, 1) (7, 1) (9, PH)										2	0	0	0	0	0	2				
Inning Stats	R: 1 E: 0 K: 1 S: 8	H: 3 LOB: 2 BB: 0 P: 8	R: 0 E: 0 K: 0 S: 3	H: 0 LOB: 0 BB: 0 P: 3	R: 1 E: 0 K: 0 S: 4	H: 1 LOB: 0 BB: 0 P: 4	R: 1 E: 0 K: 0 S: 5	H: 3 LOB: 1 BB: 0 P: 5	R: 0 E: 0 K: 1 S: 5	H: 0 LOB: 0 BB: 0 P: 5	R: 2 E: 0 K: 1 S: 8	H: 3 LOB: 1 BB: 0 P: 8	R: 0 E: 0 K: 0 S: 3	H: 0 LOB: 1 BB: 1 P: 7	R: 0 E: 0 K: 0 S: 5	H: 2 LOB: 2 BB: 0 P: 5	1B: 8 2B: 2 3B: 0 HR: 2	SF: 0 SAC: 0 DP: 1 HBP: 0	WP: 0 PB: 0 SB: 0 CS: 0	PA: 39
PITCHER	IP WLS BF H R ER SO BB IBB HBP BLK WP HR S P ERA WHIP	IP WLS BF H R ER SO BB IBB HBP BLK WP HR S P ERA WHIP																		
John Stuper, R ERA: 4.19 Jim Kaat, L ERA: 3.21 Bruce Sutter, R ERA: 3.54 (1, 1) (5, 1) (8, 1)	4.0 W 18 7 3 3 1 0 0 0 0 0 1 20 20 6.75 1.750	3.0 W 13 3 2 2 2 1 0 0 0 0 1 16 20 6.00 1.333	2.0 8 2 0 0 0 0 0 0 0 0 0 8 8 0.00 1.000																	

Montreal Expos @ St. Louis Cardinals
 Busch Stadium, St. Louis, MO
 Sat Aug 07 1982, 7:05 PM CDT
 Att: 39,551 - Cloudy

AB	38
R	5
H	12
RBI	5
BB	1
SO	3
LOB	17





Batter	1	2	3	4	5	6	7	8	9	AB	R	H	RBI	BB	SO	LOB	BOTTOM			
Tom Herr, S OBP: 0.341, SLG: 0.329 (1, 4)										5	0	1	2	0	0	2				
Ken Oberkfell, L OBP: 0.337, SLG: 0.367 (1, 5)										5	2	2	0	0	0	2				
Keith Hernandez, L OBP: 0.368, SLG: 0.383 (1, 3)										4	1	2	0	0	0	2				
Darrell Porter, L OBP: 0.349, SLG: 0.403 (1, 2)										2	1	0	0	2	1					
Dane Iorg, L OBP: 0.379, SLG: 0.385 Lonnie Smith, R OBP: 0.392, SLG: 0.440 (1, 7) (5, PH) (6, 7)										2	0	0	1	0	0	2				
Willie McGee, S OBP: 0.340, SLG: 0.419 (1, 8)										4	2	2	1	0	2	1				
David Green, R OBP: 0.340, SLG: 0.422 (1, 9)										3	1	2	1	0	0	1				
Ozzie Smith, S OBP: 0.360, SLG: 0.341 (1, 6)										4	1	1	1	0	0	1				
John Stuper, R OBP: 0.238, SLG: 0.300 Steve Braun, L OBP: 0.358, SLG: 0.289 Jim Kaat, L OBP: 0.200, SLG: 0.250 (1, 1) (4, PH) (5, 1) (8, 1)										0	0	0	0	0	0	0				
Inning Stats	R: 0 E: 0 K: 0 S: 4	H: 1 LOB: 1 BB: 1 P: 8	R: 1 E: 0 K: 0 S: 5	H: 2 LOB: 1 BB: 0 P: 5	R: 2 E: 0 K: 2 S: 9	H: 2 LOB: 0 BB: 0 P: 9	R: 2 E: 0 K: 1 S: 8	H: 3 LOB: 1 BB: 0 P: 8	R: 0 E: 0 K: 1 S: 6	H: 1 LOB: 1 BB: 0 P: 6	R: 0 E: 0 K: 0 S: 3	H: 0 LOB: 0 BB: 1 P: 3	R: 4 E: 0 K: 0 S: 6	H: 3 LOB: 0 BB: 1 P: 10	R: 0 E: 0 K: 0 S: 3	H: 1 LOB: 0 BB: 0 P: 3	1B: 10 2B: 2 3B: 1 HR: 0	SF: 1 SAC: 1 DP: 0 HBP: 0	WP: 0 PB: 2 SB: 3 CS: 1	PA: 39
PITCHER	IP WLS BF H R ER SO BB IBB HBP BLK WP HR S P ERA WHIP	IP WLS BF H R ER SO BB IBB HBP BLK WP HR S P ERA WHIP																		
Bill Gullickson, R ERA: 3.84 Dan Schatzeder, L ERA: 5.69 Bryn Smith, R ERA: 3.86 (1, 1) (4, 1) (7, 1)	3.2 L 11 2 2 2 1 1 0 0 0 0 0 0 12 16 6.75 1.125	1.2 7 3 2 1 0 0 0 0 0 0 0 7 7 5.40 1.800																		

Montreal Expos @ St. Louis Cardinals
 Busch Stadium, St. Louis, MO
 Sat Aug 07 1982, 7:05 PM CDT
 Att: 39,551 - Cloudy

AB	34
R	9
H	13
RBI	8
BB	2
SO	4
LOB	14



Batter	1	2	3	4	5	6	7	8	9	AB	R	H	RBI	BB	SO	LOB	TOP			
Tim Raines, S (1.7) OBP: 0.372, SLG: 0.377	F7		1B				IBB			3	0	2	1	1	0	0	Montreal Expos @ St. Louis Cardinals Busch Stadium, St. Louis, MO Sun Aug 08 1982, 3:33 AM CDT Att: 41,089 - Unknown 			
Joel Youngblood, R (1.9) OBP: 0.311, SLG: 0.359	5-3		FC				F9			4	0	0	1	0	0	4				
Andre Dawson, R (1.8) OBP: 0.333, SLG: 0.478	F9		G5-4-3				6-3			4	0	1	0	0	1	1				
Gary Carter, R (1.2) OBP: 0.389, SLG: 0.542		CS	G5-4-3				6-3			4	0	2	0	0	0	3				
Tim Wallach, R (1.5) OBP: 0.327, SLG: 0.473	K						4-3			4	0	0	0	0	2	2				
Warren Cromartie, L (1.3) OBP: 0.329, SLG: 0.379	G3						4-3			4	0	0	0	0	0	1				
Chris Speier, R (1.6) OBP: 0.324, SLG: 0.350			1B				P6			3	1	1	0	1	0	0				
Doug Flynn, R (1.4) OBP: 0.233, SLG: 0.256			F9				FC6-4			4	0	1	0	0	0	2				
David Palmer, R (1.1) OBP: 0.043, SLG: 0.043							SH3-4			2	1	1	0	0	0	0				
Woodie Fryman, R (6.1) OBP: 0.167, SLG: 0.167			2B				6-3			1	0	0	0	0	0	0				
Inning Stats	R: 0 E: 0 K: 0 S: 3	H: 0 LOB: 0 BB: 0 P: 3	R: 0 E: 0 K: 1 S: 5	H: 1 LOB: 0 BB: 0 P: 5	R: 2 E: 0 K: 0 S: 6	H: 3 LOB: 2 BB: 1 P: 10	R: 0 E: 0 K: 0 S: 4	H: 1 LOB: 1 BB: 0 P: 4	R: 0 E: 0 K: 0 S: 4	H: 0 LOB: 0 BB: 0 P: 3	R: 0 E: 0 K: 0 S: 4	H: 1 LOB: 2 BB: 1 P: 8	R: 0 E: 0 K: 2 S: 8	H: 1 LOB: 0 BB: 0 P: 8	R: 0 E: 0 K: 0 S: 3	H: 0 LOB: 0 BB: 0 P: 3	1B: 7 2B: 2 3B: 0 HR: 0	SF: 0 SAC: 1 DP: 2 HBP: 0	WP: 0 PB: 0 SB: 1 CS: 1	PA: 36
PITCHER Bob Forsch, R (1.1) ERA: 3.69	IP: 9.0 WLS: L BF: 36 H: 8 R: 2 ER: 2 SO: 3	BB: 1 IBB: 1 HBP: 0 BLK: 0	WP: 0 HR: 0 S: 40 P: 48	ERA: 2.00 WHIP: 1.000	PITCHER											IP: 9.0 WLS: L BF: 36 H: 8 R: 2 ER: 2 SO: 3	BB: 1 IBB: 1 HBP: 0 BLK: 0	WP: 0 HR: 0 S: 40 P: 48	ERA: 2.00 WHIP: 1.000	

Batter	1	2	3	4	5	6	7	8	9	AB	R	H	RBI	BB	SO	LOB	BOTTOM			
Tom Herr, S (1.4) OBP: 0.340, SLG: 0.326	6-3						P6			3	0	0	0	1	0	1	Montreal Expos @ St. Louis Cardinals Busch Stadium, St. Louis, MO Sun Aug 08 1982, 3:33 AM CDT Att: 41,089 - Unknown 			
Lonnie Smith, R (1.8) OBP: 0.390, SLG: 0.440	K		5-3				F9			4	1	1	0	0	2	1				
Keith Hernandez, L (1.3) OBP: 0.367, SLG: 0.382							F9			4	0	1	0	0	0	1				
George Hendrick, R (1.9) OBP: 0.313, SLG: 0.453	F8						G3			4	0	2	1	0	0	1				
Dane Iorg, L (1.7) OBP: 0.380, SLG: 0.386							L8			2	0	1	0	0	1	0				
David Green, R (6. PH) OBP: 0.333, SLG: 0.413	K									2	0	0	0	0	1	1				
Darrell Porter, L (1.2) OBP: 0.345, SLG: 0.398							F4-3			3	0	0	0	0	1	3				
Gene Tenace, R (9. PH) OBP: 0.543, SLG: 0.646	K									1	0	0	0	0	0	0				
Ken Oberkfell, L (1.5) OBP: 0.334, SLG: 0.363							F2			3	0	0	0	0	0	2				
Willie McGee, S (9. PH) OBP: 0.338, SLG: 0.417	1-3									1	0	0	0	0	0	0				
Ozzie Smith, S (1.6) OBP: 0.360, SLG: 0.341							F7			3	0	1	0	0	0	0				
Bob Forsch, R (1.1) OBP: 0.259, SLG: 0.291							SH1-4			2	0	0	0	0	0	0				
Inning Stats	R: 0 E: 0 K: 1 S: 6	H: 1 LOB: 1 BB: 0 P: 6	R: 0 E: 0 K: 2 S: 7	H: 0 LOB: 0 BB: 0 P: 7	R: 0 E: 0 K: 0 S: 3	H: 0 LOB: 1 BB: 1 P: 7	R: 0 E: 0 K: 0 S: 5	H: 2 LOB: 2 BB: 0 P: 5	R: 0 E: 0 K: 0 S: 3	H: 0 LOB: 0 BB: 0 P: 3	R: 1 E: 0 K: 0 S: 5	H: 2 LOB: 1 BB: 0 P: 5	R: 0 E: 0 K: 1 S: 5	H: 0 LOB: 0 BB: 0 P: 5	R: 0 E: 0 K: 1 S: 5	H: 0 LOB: 0 BB: 0 P: 5	1B: 5 2B: 1 3B: 0 HR: 0	SF: 0 SAC: 1 DP: 0 HBP: 0	WP: 0 PB: 0 SB: 0 CS: 0	PA: 34
PITCHER David Palmer, R (1.1) ERA: 3.3	IP: 5.1 WLS: W BF: 22 H: 5 R: 1 ER: 1 SO: 3	BB: 1 IBB: 0 HBP: 0 BLK: 0	WP: 0 HR: 0 S: 27 P: 31	ERA: 1.69 WHIP: 1.125	PITCHER											IP: 3.2 WLS: S BF: 12 H: 1 R: 0 ER: 0 SO: 2	BB: 0 IBB: 0 HBP: 0 BLK: 0	WP: 0 HR: 0 S: 16 P: 16	ERA: 0.00 WHIP: 0.273	

Montreal Expos @ St. Louis Cardinals
 Busch Stadium, St. Louis, MO
 Sun Aug 08 1982, 3:33 AM CDT
 Att: 41,089 - Unknown

AB 33
 R 2
 H 8
 RBI 2
 BB 2
 SO 3
 LOB 13



Montreal Expos @ St. Louis Cardinals
 Busch Stadium, St. Louis, MO
 Sun Aug 08 1982, 3:33 AM CDT
 Att: 41,089 - Unknown

AB 32
 R 1
 H 6
 RBI 1
 BB 1
 SO 5
 LOB 10



Batter	1	2	3	4	5	6	7	8	9	AB	R	H	RBI	BB	SO	LOB	TOP					
Tom Herr, S OBP: 0.350, SLG: 0.331	4-0 BB SF8 E	0-0 5-3-5 1B			0-0 L7			0-0 6-3	0-0 1B	4	1	2	0	1	0	0						
Lonnie Smith, R OBP: 0.386, SLG: 0.433	0-0 E4 SF8 BB 1B	0-0 5-3-5 1-3f			0-0 F7			4-0 5-3 WP 1B BB	0-0 5-3	4	2	0	0	1	0	3						
Keith Hernandez, L OBP: 0.368, SLG: 0.380	4-0 BB 1B BB		0-3 K		0-0 F8			4-0 5-3 1B BB		2	2	0	0	2	1	0						
George Hendrick, R OBP: 0.311, SLG: 0.447	0-0 SF8		0-3 K		0-0 6-3			0-0 5-3		3	0	0	1	0	1	2						
Darrell Porter, L OBP: 0.351, SLG: 0.411	4-0 1B SF8 BB		0-0 4-3		0-3 K			0-0 BB 1B		3	1	1	2	1	1	0						
David Green, R OBP: 0.350, SLG: 0.421	0-0 S 1B		0-3 K		0-0 1B 6-3			0-0 1B BB		3	1	2	2	1	1	0						
Ken Oberkfell, L OBP: 0.337, SLG: 0.367	0-0 SF8		0-0 4-3		0-0 6-3 1B			0-0 G3		3	0	1	1	0	0	2						
Ozzie Smith, S OBP: 0.357, SLG: 0.336	0-3 K		0-0 F9		0-0 6-3			0-0 P6		4	0	0	1	0	1	2						
Steve Mura, R OBP: 0.093, SLG: 0.049		0-0 4-3			0-0 6-3			0-0 F8	0-0 4-3	4	0	0	0	0	0	1						
Inning Stats	R: 4 E: 1 K: 1 S: 7	H: 1 LOB: 1 BB: 3 P: 19	R: 0 E: 0 K: 0 S: 3	H: 1 LOB: 0 BB: 0 P: 3	R: 0 E: 0 K: 2 S: 7	H: 0 LOB: 0 BB: 0 P: 7	R: 0 E: 0 K: 1 S: 5	H: 0 LOB: 0 BB: 0 P: 5	R: 0 E: 0 K: 0 S: 3	H: 0 LOB: 0 BB: 0 P: 3	R: 0 E: 0 K: 1 S: 5	H: 0 LOB: 0 BB: 0 P: 5	R: 1 E: 0 K: 0 S: 4	H: 2 LOB: 0 BB: 0 P: 4	R: 2 E: 0 K: 0 S: 4	H: 1 LOB: 2 BB: 0 P: 16	R: 0 E: 0 K: 0 S: 4	H: 1 LOB: 1 BB: 0 P: 4	1B: 6 2B: 1 3B: 0 HR: 0	SF: 2 SAC: 0 DP: 1 HBP: 0	WP: 1 PB: 0 SB: 1 CS: 1	PA: 38
PITCHER	IP WLS BF H R ER SO BB IBB HBP BLK WP HR S P ERA WHIP																					
Randy Jones, L ERA: 4.66	(1, 1) 0.1 L 6 1 4 2 0 3 0 0 0 0 0 0 3 15 54.00 12.000																					
Ed Lynch, R ERA: 3.52	(1, 1) 4.2 14 1 0 0 4 0 0 0 0 0 0 22 22 0.00 0.214																					
Pete Falcone, L ERA: 3.89	(6, 1) 3.0 14 3 3 3 1 3 0 0 0 0 1 0 13 25 9.00 2.000																					
Terry Leach, R ERA: 5.1	(9, 1) 1.0 4 1 0 0 0 0 0 0 0 0 0 0 4 4 0.00 1.000																					

St. Louis Cardinals @ New York Mets
Shea Stadium, Flushing, NY
Tue Aug 10 1982, 7:05 PM EDT
Att: 15,833 - Cloudy - 78 F

AB 30
R 7
H 6
RBI 7
BB 6
SO 5
LOB 10



Batter	1	2	3	4	5	6	7	8	9	AB	R	H	RBI	BB	SO	LOB	BOTTOM					
Mookie Wilson, S OBP: 0.317, SLG: 0.365	0-0 5-3			0-3 K	0-0 1B			0-0 G3		4	0	1	0	0	1	0						
Wally Backman, S OBP: 0.390, SLG: 0.375	4-0 G5-4-3 BB			4-0 BB 1B BB	0-3 K			0-0 6-3		2	0	0	0	2	1	1						
Terry Leach, R OBP: 0.167, SLG: 0.167										0	0	0	0	0	0	0						
Ellis Valentine, R OBP: 0.275, SLG: 0.392	0-0 G5-4-3 1-2f			0-0 BB 1B	0-0 E6 G5-4-3			0-0 1B		4	0	2	0	0	0	1						
Dave Kingman, R OBP: 0.293, SLG: 0.455		0-0 F5		4-0 G6-4-3 BB	0-0 G5-4-3 1-2f			0-3 K		3	0	0	0	1	1	2						
George Foster, R OBP: 0.322, SLG: 0.379		0-0 5-3		0-0 G6-4-3 1-2f	0-3 K			0-0 F8		4	0	0	0	0	1	4						
Hubie Brooks, R OBP: 0.320, SLG: 0.331		0-0 L3			0-0 G4-6-3 1B			0-0 F9	0-0 F3	4	0	1	0	0	0	1						
Ron Hodges, L OBP: 0.317, SLG: 0.438			4-0 G6-3 BB		0-0 G4-6-3 1-2f			0-0 L7		2	0	0	0	1	0	1						
Ron Gardenhire, R OBP: 0.278, SLG: 0.300			0-0 G6-3 1-2f		0-0 HR 2B			0-0 5-3		3	1	1	0	0	0	1						
Randy Jones, R OBP: 0.233, SLG: 0.148	(1, 1) 0 0 0 0 0 0 0 0 0 0 0 0 0 0 0 0 0 0																					
Ed Lynch, R OBP: 0.296, SLG: 0.290	(1, 1) 1 0 0 0 0 0 0 0 0 0 0 0 0 0 0 0 0 0																					
Mike Jorgensen, L OBP: 0.195, SLG: 0.128	(5, PH) 1 1 2 0 0 0 0 0 0 0 0 0 0 0 0 0 0 0																					
Pete Falcone, L OBP: 0.195, SLG: 0.128	(6, 1) 0 0 0 0 0 0 0 0 0 0 0 0 0 0 0 0 0 0																					
Bob Bailor, R OBP: 0.505, SLG: 0.324	(8, PH) 1 0 0 0 0 0 0 0 0 0 0 0 0 0 0 0 0 0																					
(9, 4)																						
Inning Stats	R: 0 E: 0 K: 0 S: 2	H: 0 LOB: 1 BB: 0 P: 6	R: 0 E: 0 K: 0 S: 3	H: 0 LOB: 0 BB: 0 P: 3	R: 0 E: 0 K: 0 S: 2	H: 0 LOB: 0 BB: 1 P: 6	R: 0 E: 0 K: 1 S: 5	H: 1 LOB: 2 BB: 2 P: 13	R: 2 E: 0 K: 1 S: 8	H: 4 LOB: 1 BB: 0 P: 8	R: 0 E: 1 K: 1 S: 5	H: 0 LOB: 0 BB: 0 P: 5	R: 0 E: 0 K: 0 S: 3	H: 0 LOB: 0 BB: 0 P: 3	R: 0 E: 0 K: 0 S: 3	H: 0 LOB: 0 BB: 0 P: 3	R: 0 E: 0 K: 1 S: 6	H: 1 LOB: 1 BB: 0 P: 6	1B: 4 2B: 1 3B: 0 HR: 1	SF: 0 SAC: 0 DP: 5 HBP: 0	WP: 0 PB: 0 SB: 0 CS: 0	PA: 33
PITCHER	IP WLS BF H R ER SO BB IBB HBP BLK WP HR S P ERA WHIP																					
Steve Mura, R ERA: 3.53	(1, 1) 9.0 W 33 6 2 2 4 4 0 0 0 0 0 1 37 53 2.00 1.111																					

St. Louis Cardinals @ New York Mets
Shea Stadium, Flushing, NY
Tue Aug 10 1982, 7:05 PM EDT
Att: 15,833 - Cloudy - 78 F

AB 29
R 2
H 6
RBI 2
BB 4
SO 4
LOB 11



Batter	1	2	3	4	5	6	7	8	9	AB	R	H	RBI	BB	SO	LOB	TOP								
Tom Herr, S OBP: 0.352, SLG: 0.331 (1, 4)										3	0	1	0	1	0	0	St. Louis Cardinals @ Pittsburgh Pirates Three Rivers Stadium, Pittsburgh, PA Thu Aug 12 1982, 7:05 PM EDT Att: 16,430 - Unknown - 68 F AB 33 R 3 H 11 RBI 3 BB 5 SO 1 LOB 20								
Lonnie Smith, R OBP: 0.389, SLG: 0.435 (1, 7)										5	1	3	2	0	0	3									
Keith Hernandez, L OBP: 0.371, SLG: 0.380 (1, 3)										3	0	1	0	2	0	2									
George Hendrick, R OBP: 0.310, SLG: 0.443 (1, 9)										5	0	1	1	0	1	5									
Darrell Porter, L OBP: 0.353, SLG: 0.414 (1, 2)										3	0	1	0	1	0	1									
David Green, R OBP: 0.356, SLG: 0.424 Bruce Sutter, R OBP: 0.200, SLG: 0.250 (8, 1)										4	0	2	0	0	0	2									
Ken Oberkfell, L OBP: 0.333, SLG: 0.362 (1, 5)										4	0	0	0	0	0	3									
Ozzie Smith, S OBP: 0.356, SLG: 0.336 (1, 6)										3	1	1	0	1	0	2									
Joaquin Andujar, S OBP: 0.186, SLG: 0.229 Jim Kaat, L OBP: 0.200, SLG: 0.250 Willie McGee, S OBP: 0.342, SLG: 0.426 (8, 8)										2	1	1	0	0	0	2									
Inning Stats	R: 0 E: 0 K: 0 S: 3	H: 1 LOB: 1 BB: 1 P: 7	R: 0 E: 0 K: 0 S: 4	H: 1 LOB: 2 BB: 1 P: 8	R: 0 E: 0 K: 0 S: 3	H: 1 LOB: 1 BB: 0 P: 3	R: 0 E: 0 K: 0 S: 4	H: 1 LOB: 1 BB: 0 P: 4	R: 3 E: 0 K: 0 S: 8	H: 5 LOB: 2 BB: 0 P: 8	R: 0 E: 0 K: 0 S: 3	H: 0 LOB: 2 BB: 2 P: 11	R: 0 E: 0 K: 1 S: 5	H: 1 LOB: 0 BB: 0 P: 5	R: 0 E: 0 K: 0 S: 3	H: 0 LOB: 0 BB: 1 P: 3		R: 0 E: 0 K: 0 S: 4	H: 1 LOB: 2 BB: 1 P: 8	1B: 10 2B: 1 3B: 0 HR: 0	SF: 0 SAC: 2 DP: 2 HBP: 0	WP: 0 PB: 0 SB: 1 CS: 1	PA: 40		
PITCHER	IP	WLS	BF	H	R	ER	SO	BB	IBB	HBP	BLK	WP	HR	S	P	ERA	WHIP								
Ross Baumgarten, L ERA: 6.16 (1, 1)	4.2	L	23	9	3	3	0	2	0	0	0	0	0	21	29	5.79	2.357								
Enrique Romo, R ERA: 4.02 (5, 1)	3.1		12	1	0	0	1	2	0	0	0	0	0	12	20	0.00	0.900								
Rod Scurry, L ERA: 2.08 (9, 1)	1.0		5	1	0	0	0	1	0	0	0	0	0	4	8	0.00	2.000								

Batter	1	2	3	4	5	6	7	8	9	AB	R	H	RBI	BB	SO	LOB	BOTTOM								
Omar Moreno, L OBP: 0.300, SLG: 0.319 (1, 8)										4	0	0	0	0	0	2	St. Louis Cardinals @ Pittsburgh Pirates Three Rivers Stadium, Pittsburgh, PA Thu Aug 12 1982, 7:05 PM EDT Att: 16,430 - Unknown - 68 F AB 31 R 2 H 5 RBI 2 BB 3 SO 5 LOB 11								
Johnny Ray, S OBP: 0.332, SLG: 0.410 (1, 4)										4	0	1	1	0	0	0									
Bill Madlock, R OBP: 0.356, SLG: 0.454 (1, 5)										4	0	1	0	0	1	2									
Jason Thompson, L OBP: 0.405, SLG: 0.520 (1, 3)										3	1	2	1	1	0	0									
Mike Easter, L OBP: 0.344, SLG: 0.437 (1, 7)										4	0	0	0	0	1	3									
Lee Lacy, R OBP: 0.350, SLG: 0.387 (1, 9)										4	0	0	0	0	2	2									
Tony Peña, R OBP: 0.328, SLG: 0.423 (1, 2)										4	0	1	0	0	1	1									
Dale Berra, R OBP: 0.308, SLG: 0.393 John Milner, L OBP: 0.266, SLG: 0.216 Rod Scurry, L OBP: 0.235, SLG: 0.353 (8, PH)										2	0	0	0	0	0	1									
Ross Baumgarten, L OBP: 0.091, SLG: 0.091 Enrique Romo, R OBP: 0.333, SLG: 0.556 Willie Stargell, L OBP: 0.333, SLG: 0.463 Jim Smithey, R OBP: 0.357, SLG: 0.389 (8, PR)										1	0	0	0	0	0	0									
Inning Stats	R: 0 E: 0 K: 0 S: 4	H: 0 LOB: 0 BB: 0 P: 5	R: 0 E: 0 K: 0 S: 3	H: 0 LOB: 0 BB: 0 P: 3	R: 0 E: 0 K: 1 S: 6	H: 1 LOB: 1 BB: 0 P: 6	R: 0 E: 0 K: 0 S: 3	H: 0 LOB: 0 BB: 0 P: 3	R: 0 E: 0 K: 0 S: 3	H: 0 LOB: 0 BB: 0 P: 3	R: 1 E: 0 K: 1 S: 6	H: 1 LOB: 0 BB: 0 P: 6	R: 1 E: 0 K: 0 S: 3	H: 1 LOB: 2 BB: 2 P: 11	R: 0 E: 1 K: 2 S: 8	H: 0 LOB: 1 BB: 0 P: 8		1B: 4 2B: 1 3B: 0 HR: 1	SF: 0 SAC: 0 DP: 2 HBP: 0	WP: 0 PB: 0 SB: 1 CS: 0	PA: 34				
PITCHER	IP	WLS	BF	H	R	ER	SO	BB	IBB	HBP	BLK	WP	HR	S	P	ERA	WHIP								
Joaquin Andujar, R ERA: 2.8 (1, 1)	7.0	W	26	4	2	2	3	2	0	0	0	0	0	30	38	2.57	0.857								
Jim Kaat, L ERA: 3.2 (8, 1)	0.1		3	1	0	0	0	1	0	0	0	0	0	2	6	0.00	6.000								
Bruce Sutter, R ERA: 3.45 (8, 1)	1.2	S	5	0	0	0	2	0	0	0	0	0	0	9	9	0.00	0.000								

Batter	1	2	3	4	5	6	7	8	9	AB	R	H	RBI	BB	SO	LOB	TOP					
Tom Herr, S OBP: 0.350, SLG: 0.328 (1, 4)	4-0 3B BB	0-0 4-3			0-0 4-3		0-0 P6		0-0 SF9	3	1	0	1	1	0	3						
Lonnie Smith, R OBP: 0.388, SLG: 0.433 Doug Bair, R (7, 1)	0-3 K		0-3 K		0-0 F9-3 1B		0-3 K		0-0 F8	4	0	1	0	0	3	3						
Mike Ramsey, S OBP: 0.337, SLG: 0.356 (9, PH)										1	0	0	0	0	0	0						
Keith Hernandez, L OBP: 0.372, SLG: 0.384 (1, 3)	0-0 1-H 3B		4-0 G4-6-3 BB		0-0 F9-3 1-2				0-0 4-3	3	0	1	1	1	0	1						
Dane Iorg, L OBP: 0.369, SLG: 0.373 (7, 7)	0-3 K		0-0 G4-6-3 1-2				0-0 F8		0-0 G3 1B	4	1	1	0	0	1	2						
Darrell Porter, L OBP: 0.349, SLG: 0.407 (1, 2)	0-3 K			0-3 K			0-0 F8		0-0 G3	4	0	0	0	0	2	2						
Willie McGee, S OBP: 0.344, SLG: 0.425 (1, 8)		0-0 1-3		1-0 G3 HBP		0-3 K		0-0 K	0-0 1B	3	0	1	1	0	1	0						
Ken Oberkfell, L OBP: 0.335, SLG: 0.364 (1, 5)		0-0 1B SH3 1B		0-0 G3			0-0 FC4-6 1B		0-0 4-3	4	1	2	0	0	0	2						
Ozzie Smith, S OBP: 0.362, SLG: 0.341 (1, 6)		0-0 SH3 S 1B		4-0 BB			0-0 FC4-6 1B		0-0 F9 SF9 2B	3	1	2	0	1	0	1						
Bob Forsch, R OBP: 0.228, SLG: 0.291 Steve Stralitz, L OBP: 0.322, SLG: 0.283 Jeff Lantz, R (4, 1)	0-0 SH3 3-H		0-0 SH3		0-3 K		0-0 K		0-0 F9	0	0	0	1	0	0	0						
John Martin, S OBP: 0.197, SLG: 0.091 David Green, R OBP: 0.358, SLG: 0.428 (7, PH)	1-3 3-H		1-3				1-2 1B		2-3	2	0	1	0	0	0	1						
Inning Stats	R: 1 E: 0 K: 3 S: 10	H: 1 LOB: 1 BB: 1 P: 14	R: 1 E: 0 K: 0 S: 5	H: 2 LOB: 1 BB: 0 P: 5	R: 0 E: 0 K: 1 S: 4	H: 0 LOB: 0 BB: 1 P: 8	R: 0 E: 0 K: 2 S: 7	H: 0 LOB: 2 BB: 1 P: 12	R: 0 E: 0 K: 1 S: 3	H: 1 LOB: 0 BB: 0 P: 3	R: 0 E: 0 K: 1 S: 5	H: 0 LOB: 0 BB: 0 P: 5	R: 0 E: 0 K: 1 S: 7	H: 2 LOB: 2 BB: 0 P: 7	R: 1 E: 0 K: 0 S: 5	H: 2 LOB: 1 BB: 0 P: 5	R: 1 E: 0 K: 0 S: 4	H: 1 LOB: 0 BB: 0 P: 4	1B: 7 2B: 2 3B: 1 HR: 0	SF: 1 SAC: 1 DP: 2 HBP: 1	WP: 0 PB: 0 SB: 1 CS: 0	PA: 38
PITCHER Don Robinson, R ERA: 3.76 (1, 1)	IP: 9.0 WLS: W BF: 38 H: 9 R: 4 ER: 4 SO: 8 BB: 3 IBB: 0 HBP: 1 BLK: 0 WP: 0 HR: 0 S: 50 P: 63 ERA: 4.00 WHIP: 1.333																					

St. Louis Cardinals @ Pittsburgh Pirates
Three Rivers Stadium, Pittsburgh, PA
Fri Aug 13 1982, 7:05 PM EDT
Att: 25,700 - Unknown - 62 F

AB 32
R 4
H 9
RBI 4
BB 3
SO 8
LOB 17



Batter	1	2	3	4	5	6	7	8	9	AB	R	H	RBI	BB	SO	LOB	BOTTOM					
Omar Moreno, L OBP: 0.301, SLG: 0.320 (1, 8)	0-0 F7 4-3 1B	0-3 K			0-0 SH1-3 E 1B	0-0 F8		0-0 4-3		5	2	2	0	0	1	1						
Johnny Ray, S OBP: 0.331, SLG: 0.409 (1, 4)	0-0 4-3 2B 1B		0-0 L4		0-0 SH1-3 1-2	0-0 G3		0-0 4-3		4	1	1	0	0	0	1						
Bill Madlock, R OBP: 0.360, SLG: 0.463 (1, 5)	0-0 F7 1-2 2-3		0-0 2B FC6-4 1B		4-0 FC4-6 IBB		0-0 HR			3	2	2	1	1	0	2						
Jason Thompson, L OBP: 0.404, SLG: 0.520 (1, 3)	0-0 4-3		0-0 FC6-4 2B		0-0 FC4-6 1B		0-3 K			4	0	1	1	0	1	2						
Mike Easter, L OBP: 0.351, SLG: 0.445 (1, 7)	0-0 2-3 3-H 2B		4-0 FC6-4 IBB		0-0 1-2 1B		0-0 1B			3	0	3	1	1	0	0						
Lee Lacy, R OBP: 0.348, SLG: 0.385 (1, 9)	0-0 4-3		0-0 FC6-4 CS		0-0 F8		0-0 1B			4	0	1	1	0	0	5						
Tony Peña, R OBP: 0.330, SLG: 0.430 (1, 2)		0-0 HR	0-0 CS		0-0 F9		4-0 2B BB		0-0 P6	3	2	1	1	1	0	2						
Dale Berra, R OBP: 0.308, SLG: 0.391 (1, 6)		0-0 F9		0-0 G1-6-3 1B		0-0 F8		0-3 K		4	0	1	0	0	1	3						
Don Robinson, R OBP: 0.324, SLG: 0.469 (1, 1)		0-3 K2-3		0-0 G1-6-3 1-2		0-0 1-H 2B		0-3 K		4	0	1	1	0	2	1						
Inning Stats	R: 2 E: 0 K: 0 S: 6	H: 3 LOB: 1 BB: 0 P: 6	R: 1 E: 0 K: 2 S: 8	H: 1 LOB: 0 BB: 0 P: 8	R: 1 E: 0 K: 0 S: 4	H: 2 LOB: 1 BB: 1 P: 8	R: 0 E: 0 K: 0 S: 3	H: 1 LOB: 0 BB: 0 P: 3	R: 1 E: 1 K: 0 S: 5	H: 2 LOB: 2 BB: 1 P: 9	R: 1 E: 0 K: 0 S: 4	H: 1 LOB: 1 BB: 1 P: 8	R: 1 E: 0 K: 2 S: 10	H: 3 LOB: 2 BB: 0 P: 10	R: 0 E: 0 K: 1 S: 5	H: 0 LOB: 0 BB: 0 P: 5	R: 0 E: 0 K: 1 S: 5	H: 0 LOB: 0 BB: 0 P: 5	1B: 8 2B: 3 3B: 0 HR: 2	SF: 0 SAC: 1 DP: 1 HBP: 0	WP: 0 PB: 0 SB: 0 CS: 1	PA: 39
PITCHER Bob Forsch, R ERA: 3.83 Jeff Lantz, R ERA: 3.21 John Martin, L ERA: 5.1 Doug Bair, R ERA: 2.71 (1, 1)	IP: 3.0 WLS: L BF: 15 H: 6 R: 4 ER: 4 SO: 2 BB: 0 IBB: 0 HBP: 0 BLK: 0 WP: 0 HR: 1 S: 18 P: 22 ERA: 12.00 WHIP: 2.000																					
PITCHER	IP: 1.0 WLS: L BF: 4 H: 2 R: 1 ER: 1 SO: 0 BB: 0 IBB: 0 HBP: 0 BLK: 0 WP: 0 HR: 0 S: 4 P: 4 ERA: 9.00 WHIP: 2.000																					
PITCHER	IP: 2.0 WLS: L BF: 10 H: 2 R: 1 ER: 1 SO: 0 BB: 1 IBB: 0 HBP: 0 BLK: 0 WP: 0 HR: 0 S: 8 P: 16 ERA: 4.50 WHIP: 1.500																					
PITCHER	IP: 2.0 WLS: L BF: 9 H: 3 R: 1 ER: 1 SO: 3 BB: 0 IBB: 0 HBP: 0 BLK: 0 WP: 1 HR: 15 S: 15 P: 15 ERA: 4.50 WHIP: 1.500																					


St. Louis Cardinals @ Pittsburgh Pirates
Three Rivers Stadium, Pittsburgh, PA
Fri Aug 13 1982, 7:05 PM EDT
Att: 25,700 - Unknown - 62 F

AB 34
R 7
H 13
RBI 6
BB 3
SO 5
LOB 17



Batter	1	2	3	4	5	6	7	8	9	AB	R	H	RBI	BB	SO	LOB	TOP								
Tom Herr, S OBP: 0.348, SLG: 0.326 (1,4)	5-3		5-3		HR		P4		FC1-6	5	1	1	0	0	0	1									
Lonnie Smith, R OBP: 0.386, SLG: 0.438 (1,7)	5-3			5-3	HR		K		4-3	5	1	1	2	0	1	1									
Keith Hernandez, L OBP: 0.373, SLG: 0.384 (1,3)	F9			BB	BB		F8			3	0	1	0	1	0	0									
George Hendrick, R OBP: 0.317, SLG: 0.451 (1,9)				BB	BB				3B	3	1	3	0	1	0	0									
Gene Tenace, R OBP: 0.526, SLG: 0.618 Darrell Porter, L OBP: 0.351, SLG: 0.417 (8, PH) (8, 2)	K			K	K			SH2-3	3B	3	0	0	0	0	3	5									
David Green, R OBP: 0.355, SLG: 0.413 Jim Kaat, L (8, 1)	K						F9		6-3	3	0	0	0	0	1	2									
Bruce Sutter, R OBP: 0.200, SLG: 0.250 (8, 1)				BB						0	0	0	0	0	0	0									
Mike Ramsey, S OBP: 0.332, SLG: 0.350 (1, 5)	6-3			6-3			6-3		SH2-3	3	0	0	1	0	0	4									
Ozzie Smith, S OBP: 0.361, SLG: 0.340 (1, 6)			1-3		F8				K	4	0	1	0	0	1	0									
John Stuper, R OBP: 0.208, SLG: 0.261 Willie McGee, S OBP: 0.346, SLG: 0.425 (8, 8)			K		K		4-3		FC1-6	3	0	0	0	0	2	1									
									BB	0	0	0	0	1	0	0									
Inning Stats	R: 0 E: 0 K: 0 S: 3	H: 0 LOB: 0 BB: 0 P: 3	R: 0 E: 0 K: 2 S: 8	H: 1 LOB: 1 BB: 0 P: 8	R: 0 E: 0 K: 1 S: 5	H: 0 LOB: 0 BB: 0 P: 5	R: 0 E: 0 K: 1 S: 6	H: 1 LOB: 3 BB: 2 P: 14	R: 2 E: 0 K: 2 S: 10	H: 3 LOB: 1 BB: 0 P: 14	R: 0 E: 0 K: 1 S: 4	H: 1 LOB: 1 BB: 0 P: 4	R: 0 E: 0 K: 1 S: 5	H: 0 LOB: 0 BB: 0 P: 5	R: 2 E: 0 K: 1 S: 7	H: 2 LOB: 2 BB: 1 P: 7	R: 0 E: 0 K: 0 S: 2	H: 0 LOB: 0 BB: 1 P: 6	1B: 5 2B: 1 3B: 1 HR: 1	SF: 0 SAC: 1 DP: 0 HBP: 0	WP: 0 PB: 0 SB: 0 CS: 1	PA: 38			
PITCHER	IP	WLS	BF	H	R	ER	SO	BB	IBB	HBP	BLK	WP	HR	S	P	ERA	WHIP								
John Candelaria, L ERA: 2.55 (1, 1)	7.0	L	30	6	2	2	7	3	0	0	0	0	1	41	53	2.57	1.286								
Kent Tekulve, R ERA: 3.01 (8, 1)	1.0		5	2	2	2	1	0	0	0	0	0	0	7	7	18.00	2.000								
Rod Scurry, L ERA: 2.05 (9, 1)	1.0	S	3	0	0	0	0	1	0	0	0	0	0	2	6	0.00	1.000								

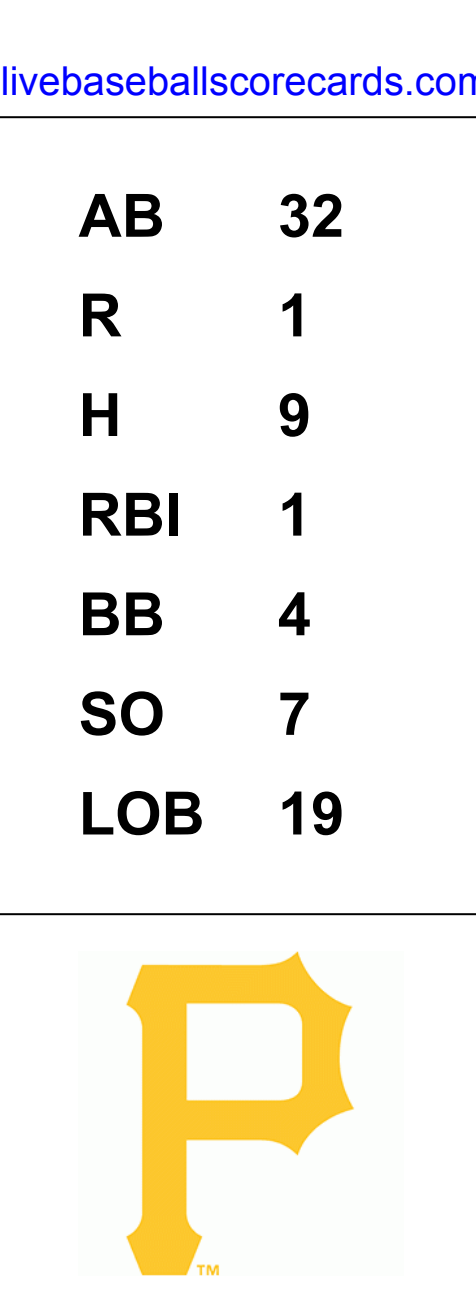
St. Louis Cardinals @ Pittsburgh Pirates
Three Rivers Stadium, Pittsburgh, PA
Sat Aug 14 1982, 7:05 PM EDT
Att: 15,828 - Sunny - 78 F



AB	33
R	4
H	8
RBI	4
BB	4
SO	8
LOB	14

Batter	1	2	3	4	5	6	7	8	9	AB	R	H	RBI	BB	SO	LOB	BOTTOM								
Omar Moreno, L OBP: 0.300, SLG: 0.319 (1, 8)	CS		G3		F8		F8-4			4	0	1	0	0	0	2									
Johnny Ray, S OBP: 0.326, SLG: 0.405 (1, 4)	F8		3-1		FC1-6				K	4	0	0	0	0	1	2									
Bill Madlock, R OBP: 0.361, SLG: 0.463 (1, 5)	5-3				BB		2-1			4	0	2	0	0	0	1									
Jason Thompson, L OBP: 0.409, SLG: 0.530 (1, 3)			FC4-6		BB		HR			2	1	2	1	2	0	0									
Mike Easter, L OBP: 0.347, SLG: 0.439 (1, 7)	FC4-6		K				3-1		K	4	0	0	0	0	2	5									
Lee Lacy, R OBP: 0.355, SLG: 0.392 Willie Stargell, L OBP: 0.328, SLG: 0.455 Rod Scurry, L OBP: 0.235, SLG: 0.353 (9, 1)	E9				P3-4				4-3	3	0	3	0	0	0	0									
Tony Peña, R OBP: 0.326, SLG: 0.425 (1, 2)	K				P3-4		F9		K	4	0	0	0	0	2	4									
Dale Berra, R OBP: 0.307, SLG: 0.388 (1, 6)					K				5-3	3	0	0	0	1	1	0									
John Candelaria, L OBP: 0.283, SLG: 0.279 John Milner, L OBP: 0.273, SLG: 0.237 Kent Tekulve, R OBP: 0.091, SLG: 0.091 Dick Davis, R OBP: 0.300, SLG: 0.464 (9, 9)	K				FC1-6		F8-4		5-3	1	0	0	0	1	1	3									
										1	0	1	0	0	0	0									
										0	0	0	0	0	0	0									
										1	0	0	0	0	0	0									
Inning Stats	R: 0 E: 0 K: 0 S: 3	H: 1 LOB: 3 BB: 2 P: 16	R: 0 E: 1 K: 2 S: 8	H: 1 LOB: 2 BB: 1 P: 10	R: 0 E: 0 K: 1 S: 5	H: 1 LOB: 0 BB: 1 P: 5	R: 0 E: 0 K: 0 S: 3	H: 0 LOB: 1 BB: 1 P: 7	R: 1 E: 0 K: 0 S: 4	H: 2 LOB: 0 BB: 0 P: 4	R: 0 E: 0 K: 0 S: 3	H: 1 LOB: 0 BB: 0 P: 3	R: 0 E: 0 K: 2 S: 9	H: 2 LOB: 2 BB: 0 P: 9	R: 0 E: 0 K: 1 S: 5	H: 0 LOB: 0 BB: 0 P: 5	1B: 8 2B: 2 3B: 0 HR: 1	SF: 0 SAC: 0 DP: 2 HBP: 0	WP: 0 PB: 0 SB: 0 CS: 2	PA: 36					
PITCHER	IP	WLS	BF	H	R	ER	SO	BB	IBB	HBP	BLK	WP	HR	S	P	ERA	WHIP								
John Stuper, R ERA: 3.89 (1, 1)	7.1		30	4	0	0	0	4	0	0	0	0	0	36	52	1.23	1.636								
Jim Kaat, L ERA: 3.1 (8, 1)	0.1		2	1	0	0	1	0	0	0	0	0	0	4	4	0.00	3.000								
Bruce Sutter, R ERA: 3.39 (8, 1)	1.1	S	4	0	0	0	1	0	0	0	0	0	0	6	6	0.00	0.000								

St. Louis Cardinals @ Pittsburgh Pirates
Three Rivers Stadium, Pittsburgh, PA
Sat Aug 14 1982, 7:05 PM EDT
Att: 15,828 - Sunny - 78 F



AB	32
R	1
H	9
RBI	1
BB	4
SO	7
LOB	19

Batter	1	2	3	4	5	6	7	8	9	AB	R	H	RBI	BB	SO	LOB	TOP					
Tom Herr, S OBP: 0.348, SLG: 0.330 (1, 4)										5	2	2	1	0	1	0						
Lonnie Smith, R OBP: 0.388, SLG: 0.442 (1, 7)										5	2	3	1	0	0	0						
Keith Hernandez, L OBP: 0.374, SLG: 0.392 Dane Iorg, L OBP: 0.367, SLG: 0.371 (1, 3) (7, 3)										4	1	2	3	0	2	1						
George Hendrick, R OBP: 0.317, SLG: 0.451 Willie McGee, S OBP: 0.344, SLG: 0.422 (1, 9) (5, 8)										2	1	1	1	0	0	1						
Gene Tenace, R OBP: 0.520, SLG: 0.592 (1, 2)										3	1	0	0	1	1	2						
David Green, R OBP: 0.357, SLG: 0.450 (1, 8) (5, 9)										5	2	2	1	0	0	3						
Ken Oberkfell, L OBP: 0.336, SLG: 0.363 (1, 5)										4	1	1	1	1	0	0						
Ozzie Smith, S OBP: 0.360, SLG: 0.339 Mike Ramsey, S OBP: 0.332, SLG: 0.350 (1, 6) (7, PR) (7, 6)										4	2	1	1	0	0	1						
Steve Mura, R OBP: 0.087, SLG: 0.045 (1, 1)										3	0	0	1	0	1	1						
Inning Stats	R: 2 E: 0 K: 1 S: 8	H: 3 LOB: 1 BB: 0 P: 8	R: 0 E: 0 K: 0 S: 5	H: 0 LOB: 0 BB: 0 P: 5	R: 2 E: 0 K: 0 S: 5	H: 2 LOB: 1 BB: 1 P: 9	R: 2 E: 1 K: 1 S: 8	H: 2 LOB: 1 BB: 0 P: 8	R: 4 E: 1 K: 1 S: 9	H: 4 LOB: 0 BB: 0 P: 9	R: 0 E: 0 K: 0 S: 5	H: 0 LOB: 0 BB: 0 P: 5	R: 1 E: 1 K: 0 S: 3	H: 0 LOB: 1 BB: 1 P: 8	R: 0 E: 0 K: 1 S: 5	H: 0 LOB: 0 BB: 0 P: 5	R: 1 E: 0 K: 0 S: 4	H: 1 LOB: 0 BB: 0 P: 4	1B: 6 2B: 4 3B: 1 HR: 1	SF: 1 SAC: 1 DP: 0 HBP: 1	WP: 1 PB: 0 SB: 1 CS: 0	PA: 43
PITCHER	IP WLS BF H R ER SO BB IBB HBP BLK WP HR S P ERA WHIP																					
Larry McWilliams, L ERA: 4.44 (1, 1)	4.0 L 21 7 6 4 3 1 0 0 0 0 1 0 26 30 9.00 2.000																					
Cecilio Guante, R ERA: 4.05 (5, 1)	3.0 15 4 5 3 2 1 0 0 1 0 0 0 17 22 9.00 1.667																					
Randy Niemann, L ERA: 5.76 (8, 1)	2.0 7 1 1 1 1 1 0 0 0 0 0 0 1 9 9 4.50 0.500																					

St. Louis Cardinals @ Pittsburgh Pirates
Three Rivers Stadium, Pittsburgh, PA
Sun Aug 15 1982, 3:33 AM EDT
Sunny - 82 F

AB	38
R	12
H	12
RBI	10
BB	2
SO	6
LOB	9



Batter	1	2	3	4	5	6	7	8	9	AB	R	H	RBI	BB	SO	LOB	BOTTOM					
Omar Moreno, L OBP: 0.299, SLG: 0.317 Dick Davis, R OBP: 0.303, SLG: 0.464 (1, 8) (7, 9)										3	0	0	0	0	0	0						
Johnny Ray, S OBP: 0.327, SLG: 0.403 Jim Smith, R OBP: 0.349, SLG: 0.378 (1, 4) (7, 4)										3	0	0	0	0	1	0						
Bill Madlock, R OBP: 0.361, SLG: 0.462 Jim Morrison, R OBP: 0.281, SLG: 0.436 (1, 5) (7, 5)										3	0	1	0	0	0	0						
Jason Thompson, L OBP: 0.407, SLG: 0.527 (1, 3)										4	0	1	0	0	0	0						
Mike Easter, L OBP: 0.343, SLG: 0.434 (1, 7)										4	0	0	0	0	1	2						
Lee Lacy, R OBP: 0.357, SLG: 0.393 (1, 9) (7, 8)										4	2	2	0	0	0	0						
Tony Peña, R OBP: 0.328, SLG: 0.426 (1, 2)										4	1	2	0	0	1	1						
Dale Berra, R OBP: 0.309, SLG: 0.390 (1, 6)										3	1	1	0	1	0	1						
Larry McWilliams, L OBP: 0.208, SLG: 0.174 Cecilio Guante, R (1, 1) (5, 1)										1	0	0	0	0	1	0						
John Milner, L OBP: 0.289, SLG: 0.333 Randy Niemann, L (7, PH) (8, 1)										1	1	1	4	0	0	0						
Willie Stargell, L OBP: 0.323, SLG: 0.446 (9, PH)										1	0	0	1	0	0	1						
Inning Stats	R: 0 E: 0 K: 1 S: 5	H: 0 LOB: 0 BB: 0 P: 5	R: 0 E: 0 K: 0 S: 3	H: 0 LOB: 0 BB: 0 P: 3	R: 0 E: 0 K: 2 S: 7	H: 0 LOB: 0 BB: 0 P: 7	R: 0 E: 0 K: 1 S: 7	H: 2 LOB: 2 BB: 0 P: 7	R: 0 E: 0 K: 1 S: 6	H: 1 LOB: 1 BB: 0 P: 6	R: 0 E: 0 K: 0 S: 3	H: 0 LOB: 0 BB: 0 P: 3	R: 4 E: 0 K: 0 S: 7	H: 4 LOB: 1 BB: 1 P: 11	R: 0 E: 0 K: 0 S: 3	H: 0 LOB: 0 BB: 0 P: 3	R: 0 E: 0 K: 0 S: 5	H: 2 LOB: 1 BB: 0 P: 5	1B: 7 2B: 1 3B: 0 HR: 1	SF: 0 SAC: 0 DP: 0 HBP: 0	WP: 0 PB: 0 SB: 0 CS: 0	PA: 37
PITCHER	IP WLS BF H R ER SO BB IBB HBP BLK WP HR S P ERA WHIP																					
Steve Mura, R ERA: 3.62 (1, 1)	9.0 W 37 9 5 5 5 1 0 0 0 0 1 46 50 5.00 1.111																					

St. Louis Cardinals @ Pittsburgh Pirates
Three Rivers Stadium, Pittsburgh, PA
Sun Aug 15 1982, 3:33 AM EDT
Sunny - 82 F

AB	36
R	5
H	9
RBI	5
BB	1
SO	5
LOB	8



Batter	1	2	3	4	5	6	7	8	9	AB	R	H	RBI	BB	SO	LOB	TOP										
Tom Herr, S OBP: 0.349, SLG: 0.332 (1,4)	F8		G3 1B BB		6-3 2B		6-3		P6	4	2	1	0	1	0	0											
Lonnie Smith, R OBP: 0.386, SLG: 0.439 (1,7)	F8		F9		6-3		1B		F7	5	1	1	0	0	0	2											
Keith Hernandez, L OBP: 0.376, SLG: 0.397 (1,3)	FC6-4 1B		G3		1B 2B		1B		4-3	5	1	3	2	0	0	1											
George Hendrick, R OBP: 0.319, SLG: 0.451 (1,9)	FC6-4		1B		1B		K			4	0	2	2	0	1	2											
Darrell Porter, L OBP: 0.350, SLG: 0.415 (1,2)		G3 1B	4-3		K		E9			4	1	1	0	0	1	2											
Willie McGee, S OBP: 0.346, SLG: 0.423 (1,8)		G3 1B			P4		F9			4	0	2	0	0	0	2											
Ken Oberkfell, L OBP: 0.332, SLG: 0.358 (1,5)		G3			G3		P6		P6	4	0	0	0	0	0	3											
Ozzie Smith, S OBP: 0.359, SLG: 0.338 (1,6)		6-3			5-3		F8		F8	4	0	1	1	0	0	2											
Dave LaPoint, L OBP: 0.071, SLG: 0.071 (1,1)		L4			5-3		F7		F7	4	0	0	0	0	0	3											
Bruce Sutter, R OBP: 0.200, SLG: 0.250 (9,1)										0	0	0	0	0	0	0											
Inning Stats	R: 0 E: 0 K: 0 S: 4	H: 1 LOB: 1 BB: 0 P: 4	R: 1 E: 0 K: 0 S: 5	H: 2 LOB: 1 BB: 0 P: 5	R: 1 E: 0 K: 0 S: 4	H: 1 LOB: 1 BB: 1 P: 8	R: 0 E: 0 K: 0 S: 4	H: 1 LOB: 0 BB: 0 P: 4	R: 2 E: 0 K: 1 S: 7	H: 3 LOB: 0 BB: 0 P: 7	R: 0 E: 0 K: 0 S: 4	H: 1 LOB: 1 BB: 0 P: 4	R: 1 E: 1 K: 1 S: 8	H: 2 LOB: 2 BB: 0 P: 8	R: 0 E: 0 K: 0 S: 3	H: 0 LOB: 0 BB: 0 P: 3	R: 0 E: 0 K: 0 S: 3	H: 0 LOB: 0 BB: 0 P: 3	1B: 9 2B: 2 3B: 0 HR: 0	SF: 0 SAC: 0 DP: 0 HBP: 0	WP: 0 PA: 39 PB: 0 SB: 4 CS: 0						
PITCHER	IP	WLS	BF	H	R	ER	SO	BB	IBB	HBP	BLK	WP	HR	S	P	ERA	WHIP										
Manny Sarmiento, R ERA: 3.63 (1,1)	6.0	L	27	9	4	4	1	1	0	0	0	0	0	28	32	6.00	1.667										
Enrique Romo, R ERA: 4.03 (7,1)	2.0		9	2	1	1	1	0	0	0	0	0	0	11	11	4.50	1.000										
Rod Scurry, L ERA: 2.02 (9,1)	1.0		3	0	0	0	0	0	0	0	0	0	0	3	3	0.00	0.000										

St. Louis Cardinals @ Pittsburgh Pirates
Three Rivers Stadium, Pittsburgh, PA
Sun Aug 15 1982, 3:38 AM EDT
Att: 31,755 - Sunny - 82 F

AB 38
R 5
H 11
RBI 5
BB 1
SO 2
LOB 17



Batter	1	2	3	4	5	6	7	8	9	AB	R	H	RBI	BB	SO	LOB	BOTTOM										
Omar Moreno, L OBP: 0.298, SLG: 0.317 (1,8)	4-3		6-3			G4-3 1B		G3		4	0	1	0	0	0	0											
Lee Lacy, R OBP: 0.359, SLG: 0.393 (1,7)	G6-4-3 1B		5-3		F7			1B BB		3	1	1	0	1	0	2											
Bill Madlock, R OBP: 0.362, SLG: 0.470 (1,5)	G6-4-3		HR		G4-3			1B		4	1	2	1	0	0	3											
Jason Thompson, L OBP: 0.406, SLG: 0.523 (1,3)		BB	K		L4		G3		L1-3	3	0	0	0	1	1	2											
Dick Davis, R OBP: 0.296, SLG: 0.452 (1,9)		K			F7					3	0	0	0	0	1	1											
Mike Easter, L OBP: 0.345, SLG: 0.436 (9,PH)					L4		F7		1B	1	0	1	1	0	0	0											
Dale Berra, R OBP: 0.309, SLG: 0.389 (1,6)		L6			F9				K	4	0	1	0	0	1	2											
Johnny Ray, S OBP: 0.325, SLG: 0.490 (1,4)		F8			P4		K			3	0	0	0	0	1	2											
Steve Nicosia, R OBP: 0.346, SLG: 0.378 (1,2)			6-3		P4			4-3		3	0	0	0	0	0	0											
Manny Sarmiento, R OBP: 0.267, SLG: 0.214 (1,1)			P3						F9	1	0	0	0	0	0	0											
Jim Morrison, R OBP: 0.284, SLG: 0.438 (6,PH)						1B				1	0	1	0	0	0	0											
Enrique Romo, R OBP: 0.333, SLG: 0.556 (7,1)										0	0	0	0	0	0	0											
Jim Smith, R OBP: 0.341, SLG: 0.368 (8,PH)										1	0	0	0	0	0	0											
Rod Scurry, L OBP: 0.235, SLG: 0.353 (9,1)										0	0	0	0	0	0	0											
Inning Stats	R: 0 E: 0 K: 0 S: 3	H: 1 LOB: 0 BB: 0 P: 3	R: 0 E: 0 K: 1 S: 5	H: 0 LOB: 1 BB: 1 P: 9	R: 0 E: 0 K: 0 S: 3	H: 0 LOB: 0 BB: 0 P: 3	R: 1 E: 0 K: 1 S: 6	H: 1 LOB: 0 BB: 0 P: 6	R: 0 E: 0 K: 0 S: 3	H: 0 LOB: 0 BB: 0 P: 3	R: 0 E: 0 K: 0 S: 4	H: 2 LOB: 1 BB: 0 P: 4	R: 0 E: 0 K: 1 S: 6	H: 1 LOB: 1 BB: 0 P: 6	R: 0 E: 0 K: 0 S: 3	H: 0 LOB: 0 BB: 0 P: 3	R: 1 E: 0 K: 1 S: 6	H: 2 LOB: 1 BB: 1 P: 10	1B: 6 2B: 1 3B: 0 HR: 1	SF: 0 SAC: 0 DP: 3 HBP: 0	WP: 0 PA: 33 PB: 0 SB: 0 CS: 0						
PITCHER	IP	WLS	BF	H	R	ER	SO	BB	IBB	HBP	BLK	WP	HR	S	P	ERA	WHIP										
Dave LaPoint, L ERA: 3.6 (1,1)	8.0	W	29	5	2	2	3	2	0	0	0	0	0	33	41	2.25	0.875										
Bruce Sutter, R ERA: 3.34 (9,1)	1.0		4	2	0	0	1	0	0	0	0	0	0	6	6	0.00	2.000										

St. Louis Cardinals @ Pittsburgh Pirates
Three Rivers Stadium, Pittsburgh, PA
Sun Aug 15 1982, 3:38 AM EDT
Att: 31,755 - Sunny - 82 F

AB 31
R 2
H 7
RBI 2
BB 2
SO 4
LOB 12



Batter	1	2	3	4	5	6	7	8	9	AB	R	H	RBI	BB	SO	LOB	TOP								
Gene Richards, L (1,9) OBP: 0.336, SLG: 0.355										4	0	2	0	0	0	0	San Diego Padres @ St. Louis Cardinals Busch Stadium, St. Louis, MO Tue Aug 17 1982, 7:05 PM CDT Att: 27,679 - Unknown								
Tony Gwynn, L (1,8) OBP: 0.318, SLG: 0.322										4	0	0	0	0	0	3									
Garry Templeton, S (1,6) OBP: 0.267, SLG: 0.356										4	0	1	0	0	0	0									
Terry Kennedy, L (1,2) OBP: 0.317, SLG: 0.478										4	1	2	0	0	1	1									
Joe Pittman, R (9, PR) OBP: 0.296, SLG: 0.279										0	0	0	0	0	0	0									
Steve Swisher, R (9, 2) OBP: 0.308, SLG: 0.429										0	0	0	0	0	0	0									
Joe Lefebvre, L (1,7) OBP: 0.253, SLG: 0.257										3	0	0	0	0	1	2									
Luis Salazar, R (1,5) OBP: 0.293, SLG: 0.365										4	0	1	0	0	1	2									
Broderick Perkins, L (1,3) OBP: 0.344, SLG: 0.348										4	1	1	1	0	0	3									
Luis DeLeon, R (9, 1) OBP: 0.167, SLG: 0.182										0	0	0	0	0	0	0									
Tim Flannery, L (1,4) OBP: 0.325, SLG: 0.317										4	0	2	1	0	1	3									
Eric Show, R (1,1) OBP: 0.143, SLG: 0.143										2	0	0	0	0	1	1									
Sixto Lezcano, R (7, PH) OBP: 0.406, SLG: 0.495										1	0	0	0	0	0	1									
Gary Lucas, L (7, 1)										0	0	0	0	0	0	0									
Joe Lansford, R (9, 3) OBP: 0.467, SLG: 0.300										0	0	0	0	0	0	0									
Inning Stats	R: 0 E: 0 K: 0 S: 3	H: 1 LOB: 0 BB: 0 P: 3	R: 0 E: 0 K: 1 S: 5	H: 0 LOB: 0 BB: 0 P: 5	R: 0 E: 0 K: 0 S: 5	H: 2 LOB: 2 BB: 0 P: 5	R: 0 E: 0 K: 1 S: 6	H: 1 LOB: 1 BB: 0 P: 6	R: 0 E: 0 K: 2 S: 7	H: 0 LOB: 0 BB: 0 P: 7	R: 0 E: 0 K: 0 S: 3	H: 0 LOB: 0 BB: 0 P: 3	R: 2 E: 1 K: 1 S: 8	H: 3 LOB: 1 BB: 0 P: 8	R: 0 E: 0 K: 0 S: 3	H: 0 LOB: 0 BB: 0 P: 3	R: 0 E: 0 K: 0 S: 5	H: 2 LOB: 2 BB: 0 P: 5	1B: 7 2B: 2 3B: 0 HR: 0	SF: 0 SAC: 1 DP: 0 HBP: 0	WP: 0 PB: 0 SB: 1 CS: 1	PA: 35			
PITCHER	IP	WLS	BF	H	R	ER	SO	BB	IBB	HBP	BLK	WP	HR	S	P	ERA	WHIP								
Joaquin Andujar, R (1,1) ERA: 2.78	8.0		31	8	2	2	5	0	0	0	0	0	0	41	41	2.25	1.000								
Bruce Sutter, R (9,1) ERA: 3.3	1.0	W	4	1	0	0	0	0	0	0	0	0	0	4	4	0.00	1.000								

Batter	1	2	3	4	5	6	7	8	9	AB	R	H	RBI	BB	SO	LOB	BOTTOM								
Tom Herr, S (1,4) OBP: 0.347, SLG: 0.328										4	0	0	0	1	1	5	San Diego Padres @ St. Louis Cardinals Busch Stadium, St. Louis, MO Tue Aug 17 1982, 7:05 PM CDT Att: 27,679 - Unknown								
Lonnie Smith, R (1,7) OBP: 0.386, SLG: 0.436										3	0	0	0	2	0	2									
Keith Hernandez, L (1,3) OBP: 0.378, SLG: 0.402										4	1	2	1	1	0	2									
George Hendrick, R (1,9) OBP: 0.315, SLG: 0.448										3	0	0	1	0	0	1									
Darrell Porter, L (1,2) OBP: 0.348, SLG: 0.410										3	0	0	0	1	0	0									
Willie McGee, S (1,8) OBP: 0.345, SLG: 0.421										4	0	1	0	0	0	2									
Ken Oberkfell, L (1,5) OBP: 0.334, SLG: 0.360										4	1	2	0	0	0	1									
Ozzie Smith, S (1,6) OBP: 0.364, SLG: 0.344										2	1	2	1	2	0	0									
Joaquin Andujar, S (1,1) OBP: 0.194, SLG: 0.236										2	0	1	0	0	0	2									
Bruce Sutter, R (9,1) ERA: 3.56										0	0	0	0	0	0	0									
Mike Ramsey, S (9,5) OBP: 0.332, SLG: 0.350										0	0	0	0	0	0	0									
Inning Stats	R: 0 E: 0 K: 1 S: 4	H: 0 LOB: 0 BB: 1 P: 8	R: 0 E: 0 K: 0 S: 3	H: 0 LOB: 0 BB: 0 P: 3	R: 0 E: 0 K: 0 S: 3	H: 0 LOB: 1 BB: 1 P: 7	R: 0 E: 1 K: 0 S: 4	H: 0 LOB: 2 BB: 1 P: 8	R: 0 E: 0 K: 0 S: 5	H: 2 LOB: 2 BB: 0 P: 5	R: 1 E: 0 K: 0 S: 4	H: 1 LOB: 0 BB: 0 P: 4	R: 1 E: 0 K: 0 S: 5	H: 3 LOB: 2 BB: 1 P: 9	R: 0 E: 0 K: 0 S: 4	H: 1 LOB: 1 BB: 0 P: 4	R: 1 E: 0 K: 0 S: 2	H: 1 LOB: 3 BB: 3 P: 14	1B: 6 2B: 2 3B: 1 HR: 0	SF: 1 SAC: 2 DP: 1 HBP: 0	WP: 0 PB: 0 SB: 0 CS: 1	PA: 40			
PITCHER	IP	WLS	BF	H	R	ER	SO	BB	IBB	HBP	BLK	WP	HR	S	P	ERA	WHIP								
Eric Show, R (1,1) ERA: 2.31	6.0		24	3	1	1	1	3	0	0	0	0	0	23	35	1.50	1.000								
Gary Lucas, L (7,1) ERA: 3.56	2.1	L	13	4	2	2	0	2	1	0	0	0	0	10	22	7.71	2.571								
Luis DeLeon, R (9,1) ERA: 2.12	0.0		2	1	0	0	0	1	0	0	0	0	0	1	5	∞	∞								



Batter	1	2	3	4	5	6	7	8	9	AB	R	H	RBI	BB	SO	LOB	TOP								
Tony Gwynn, L (1, 8) OBP: 0.323, SLG: 0.328	F7		6-3			G4-6-3 1B		1B		4	0	2	0	0	0	0	San Diego Padres @ St. Louis Cardinals Busch Stadium, St. Louis, MO Wed Aug 18 1982, 7:05 PM CDT Att: 26,888 - Unknown								
Joe Lefebvre, L (1, 7) OBP: 0.247, SLG: 0.250	L7			1-3		G4-6-3 1-2f		K		4	0	0	0	0	1	2									
Garry Templeton, S (1, 6) OBP: 0.289, SLG: 0.359	F7			FC5 1B				F7		4	0	2	0	0	0	1									
Terry Kennedy, L (1, 2) OBP: 0.317, SLG: 0.479		L8		P5 1-2		F9			WP 2B	4	1	1	0	0	0	2									
Sixto Lezcano, R (1, 9) OBP: 0.404, SLG: 0.491		P3			BB		1-3		L6 2-3	3	0	0	0	1	0	1									
Luis Salazar, R (1, 5) OBP: 0.297, SLG: 0.372				FC5 2-3f					4-3 3-H 2B	3	0	2	1	1	0	2									
Broderick Perkins, L (1, 3) OBP: 0.343, SLG: 0.346						G3-6-3 1B			4-3 2-3	4	0	1	0	0	0	3									
Tim Flannery, L (1, 4) OBP: 0.321, SLG: 0.312			P6			G3-6-3 1-2f			G3	4	0	0	0	0	0	3									
Andy Hawkins, R (1, 1) Gene Richards, L (8, PH) Chris Welsh, L (8, 1) OBP: 0.342, SLG: 0.371			1-4-3			K		K		2	0	0	0	0	1	0									
										1	0	0	0	0	1	0									
										0	0	0	0	0	0	0									
Inning Stats	R: 0 E: 0 K: 0 S: 3	H: 0 LOB: 0 BB: 0 P: 3	R: 0 E: 0 K: 0 S: 3	H: 0 LOB: 1 BB: 1 P: 7	R: 0 E: 0 K: 0 S: 3	H: 0 LOB: 0 BB: 0 P: 3	R: 0 E: 0 K: 0 S: 4	H: 1 LOB: 2 BB: 1 P: 8	R: 0 E: 0 K: 1 S: 5	H: 1 LOB: 0 BB: 0 P: 5	R: 0 E: 0 K: 0 S: 4	H: 2 LOB: 1 BB: 0 P: 4	R: 0 E: 0 K: 0 S: 4	H: 1 LOB: 1 BB: 0 P: 4	R: 0 E: 0 K: 2 S: 8	H: 1 LOB: 1 BB: 0 P: 8	R: 1 E: 0 K: 0 S: 5	H: 2 LOB: 1 BB: 0 P: 5	1B: 4 2B: 4 3B: 0 HR: 0	SF: 0 SAC: 0 DP: 2 HBP: 0	WP: 1 PB: 0 SB: 2 CS: 0	PA: 35			
PITCHER	IP	WLS	BF	H	R	ER	SO	BB	IBB	HBP	BLK	WP	HR	S	P	ERA	WHIP								
Bob Forsch, R (1, 1) ERA: 3.71	8.0	W	31	7	1	1	3	2	0	0	0	0	0	35	43	1.12	1.125								
Bruce Sutter, R (9, 1) ERA: 3.25	1.0	S	4	1	0	0	0	0	0	0	0	1	0	4	4	0.00	1.000								

AB	33
R	1
H	8
RBI	1
BB	2
SO	3
LOB	14



Batter	1	2	3	4	5	6	7	8	9	AB	R	H	RBI	BB	SO	LOB	BOTTOM								
Tom Herr, S (1, 4) OBP: 0.349, SLG: 0.333	5-3		2B			4-3 1B		6-3		4	1	2	1	0	0	1	San Diego Padres @ St. Louis Cardinals Busch Stadium, St. Louis, MO Wed Aug 18 1982, 7:05 PM CDT Att: 26,888 - Unknown								
Lonnie Smith, R (1, 7) OBP: 0.385, SLG: 0.437	6-3		L4-6 2H 2B			K		K		4	0	1	1	0	2	2									
Keith Hernandez, L (1, 3) OBP: 0.377, SLG: 0.400			L4-6 2H 2B			4-3 1-2		K		3	0	0	0	1	1	2									
George Hendrick, R (1, 9) OBP: 0.315, SLG: 0.448	6-3		BB			F9		K2-3		4	0	1	0	0	1	2									
Darrell Porter, L (1, 2) OBP: 0.344, SLG: 0.404			K		4-3			K		4	0	0	0	0	2	1									
Willie McGee, S (1, 8) OBP: 0.348, SLG: 0.423					F8			CS 1B		3	0	2	0	0	0	0									
Ken Oberkfell, L (1, 5) OBP: 0.332, SLG: 0.357			F7		P5			F8 1-2		3	0	0	0	0	0	2									
Ozzie Smith, S (1, 6) OBP: 0.366, SLG: 0.347			F8					6-3 SH1-4 1B		3	0	2	0	0	0	1									
Bob Forsch, R (1, 1) Bruce Sutter, R (9, 1) David Green, R (9, 9) OBP: 0.267, SLG: 0.316 OBP: 0.200, SLG: 0.250 OBP: 0.357, SLG: 0.450					F8			SH1-4 1-2		2	1	1	0	0	0	1									
										0	0	0	0	0	0	0									
										0	0	0	0	0	0	0									
Inning Stats	R: 0 E: 0 K: 0 S: 3	H: 0 LOB: 1 BB: 1 P: 7	R: 0 E: 0 K: 1 S: 6	H: 1 LOB: 0 BB: 0 P: 6	R: 2 E: 0 K: 0 S: 6	H: 4 LOB: 1 BB: 0 P: 6	R: 0 E: 0 K: 0 S: 4	H: 1 LOB: 1 BB: 0 P: 4	R: 0 E: 0 K: 0 S: 3	H: 1 LOB: 1 BB: 0 P: 3	R: 0 E: 0 K: 1 S: 6	H: 1 LOB: 1 BB: 0 P: 6	R: 0 E: 0 K: 3 S: 9	H: 0 LOB: 0 BB: 0 P: 9	R: 0 E: 0 K: 0 S: 9	H: 0 LOB: 0 BB: 0 P: 9	1B: 5 2B: 5 3B: 0 HR: 0	SF: 0 SAC: 1 DP: 1 HBP: 0	WP: 0 PB: 0 SB: 0 CS: 1	PA: 32					
PITCHER	IP	WLS	BF	H	R	ER	SO	BB	IBB	HBP	BLK	WP	HR	S	P	ERA	WHIP								
Andy Hawkins, R (1, 1) ERA: 4.29	7.0	L	29	9	2	2	3	1	0	0	0	0	0	34	38	2.57	1.429								
Chris Welsh, L (8, 1) ERA: 4.49	1.0		3	0	0	0	3	0	0	0	0	0	0	9	9	0.00	0.000								



Batter	1	2	3	4	5	6	7	8	9	AB	R	H	RBI	BB	SO	LOB	TOP										
Gene Richards, L (1,7) OBP: 0.334, SLG: 0.353 Dave Edwards, R (8,8) OBP: 0.222, SLG: 0.295	0-0 4-3		0-0 L8		0-0 CS 1B			0-0 F5		4	0	1	0	0	0	1	San Diego Padres @ St. Louis Cardinals Busch Stadium, St. Louis, MO Thu Aug 19 1982, 7:05 PM CDT Att: 30,046 - Unknown										
Tony Gwynn, L (1,8) OBP: 0.328, SLG: 0.328 (8,7)	0-0 G3		4-0 1B E BB		0-0 F8 1-2			0-0 BB 1B		3	1	1	0	1	0	1											
Garry Templeton, S (1,6) OBP: 0.273, SLG: 0.361	0-0 1B		0-0 E9 PB 1B		0-0 F9			4-0 BB 1-2 BB		3	1	2	1	1	0	0											
Terry Kennedy, L (1,2) OBP: 0.314, SLG: 0.474	0-0 F8		0-0 L6 3-H		0-0 F9			0-3 BB K		4	0	0	0	0	1	3											
Sixto Lezcano, R (1,9) OBP: 0.403, SLG: 0.494		0-0 6-3		0-0 6-3 3B				0-0 G3		4	1	1	0	0	0	2											
Luis Salazar, R (1,5) OBP: 0.295, SLG: 0.368		0-0 5-3		0-0 6-3				0-3 S K		4	0	0	1	0	2	0											
Joe Lansford, R (1,3) OBP: 0.368, SLG: 0.214		0-0 4-3		0-0 5-3				0-0 K		4	0	0	0	0	0	0											
Tim Flannery, L (1,4) OBP: 0.323, SLG: 0.312			4-0 SH3-4 1B BB		0-0 F7			0-0 1B		3	1	1	0	1	0	0											
Dave Dravecky, R (1,1) OBP: 0.250, SLG: 0.143 Luis DeLeon, R (9,1) OBP: 0.167, SLG: 0.162			0-0 SH3-4 1-2		0-3 K			0-0 1-3		2	0	0	0	0	1	1											
										0	0	0	0	0	0	0											
Inning Stats	R: 0 E: 0 K: 0 S: 4	H: 1 LOB: 1 BB: 0 P: 4	R: 0 E: 0 K: 0 S: 3	H: 0 LOB: 0 BB: 0 P: 3	R: 3 E: 1 K: 0 S: 4	H: 1 LOB: 0 BB: 2 P: 12	R: 1 E: 0 K: 0 S: 4	H: 1 LOB: 0 BB: 0 P: 4	R: 0 E: 0 K: 1 S: 5	H: 0 LOB: 0 BB: 0 P: 5	R: 0 E: 0 K: 0 S: 3	H: 0 LOB: 1 BB: 0 P: 3	R: 0 E: 0 K: 1 S: 6	H: 1 LOB: 1 BB: 0 P: 6	R: 0 E: 0 K: 1 S: 6	H: 1 LOB: 2 BB: 0 P: 10	R: 0 E: 0 K: 1 S: 5	H: 0 LOB: 0 BB: 0 P: 5	1B: 5 2B: 0 3B: 1 HR: 0	SF: 0 SAC: 1 DP: 0 HBP: 0	WP: 0 PB: 1 SB: 0 CS: 1	PA: 35					
PITCHER	IP	WLS	BF	H	R	ER	SO	BB	IBB	HBP	BLK	WP	HR	S	P	ERA	WHIP										
John Stuper, R (1,1) ERA: 3.76	7.1	L	30	6	4	2	2	3	0	0	0	0	0	31	43	2.46	1.227										
Jim Kaat, L (8,1) ERA: 3.16	0.1		1	0	0	0	1	0	0	0	0	0	0	3	3	0.00	0.000										
Doug Bair, R (8,1) ERA: 2.66	1.1		4	0	0	0	1	0	0	0	0	0	0	6	6	0.00	0.000										

AB	31
R	4
H	6
RBI	2
BB	3
SO	4
LOB	8



Batter	1	2	3	4	5	6	7	8	9	AB	R	H	RBI	BB	SO	LOB	BOTTOM										
Tom Herr, S (1,4) OBP: 0.350, SLG: 0.336	0-0 6-3		0-0 1B 2B		0-0 1-3			4-0 FC6-4 BB		3	0	1	1	1	0	0	San Diego Padres @ St. Louis Cardinals Busch Stadium, St. Louis, MO Thu Aug 19 1982, 7:05 PM CDT Att: 30,046 - Unknown										
Lonnie Smith, R (1,7) OBP: 0.384, SLG: 0.435	0-0 F8		0-0 2-3 1B		0-0 F8			0-0 FC6-4 1-2		4	0	1	0	0	0	1											
Keith Hernandez, L (1,3) OBP: 0.376, SLG: 0.400	0-0 2B		0-0 6-3		0-0 3-1			0-0 L7		4	0	1	0	0	0	1											
George Hendrick, R (1,9) OBP: 0.317, SLG: 0.449	0-0 6-3			0-0 E6 1B				0-0 5-3		4	1	2	0	0	0	1											
Gene Tenace, R (1,2) OBP: 0.510, SLG: 0.613		0-3 K		0-0 F8				0-0 F5		4	1	1	2	0	1	1											
David Green, R (1,8) OBP: 0.347, SLG: 0.438 Dane Iorg, L (9, FH) OBP: 0.365, SLG: 0.369		0-3 K		0-3 K				0-0 F8		3	0	0	0	0	2	1											
Ken Oberkfell, L (1,5) OBP: 0.329, SLG: 0.354 Doug Bair, R (8,1)		0-0 K		0-0 K				0-0 F8		1	0	0	0	0	0	0											
Darrell Porter, L (9, FH) OBP: 0.343, SLG: 0.403		0-0 G3		0-0 F7				0-0 4-3		3	0	0	0	0	0	0											
Ozzie Smith, S (1,6) OBP: 0.366, SLG: 0.347			0-0 SH1-4 2B 1B		0-0 3-1			0-0 E6 G1-6-3		3	1	1	0	0	0	0											
John Stuper, R (1,1) OBP: 0.200, SLG: 0.250 Jim Kaat, L (8,1) Mike Ramsey, S (8,5) OBP: 0.330, SLG: 0.348			0-0 SH1-4 1-2		0-0 4-3			0-0 G1-6-3 1-2		1	0	0	0	0	0	0											
										1	0	0	0	0	0	0											
Inning Stats	R: 0 E: 0 K: 0 S: 4	H: 1 LOB: 1 BB: 0 P: 4	R: 0 E: 0 K: 2 S: 7	H: 0 LOB: 0 BB: 0 P: 7	R: 1 E: 0 K: 0 S: 5	H: 3 LOB: 1 BB: 0 P: 5	R: 0 E: 1 K: 1 S: 6	H: 1 LOB: 1 BB: 0 P: 6	R: 0 E: 0 K: 0 S: 3	H: 0 LOB: 0 BB: 0 P: 3	R: 0 E: 0 K: 0 S: 3	H: 0 LOB: 0 BB: 0 P: 3	R: 0 E: 1 K: 0 S: 3	H: 0 LOB: 1 BB: 1 P: 7	R: 2 E: 0 K: 0 S: 5	H: 2 LOB: 2 BB: 0 P: 5	1B: 4 2B: 2 3B: 0 HR: 1	SF: 0 SAC: 1 DP: 1 HBP: 0	WP: 0 PB: 0 SB: 0 CS: 0	PA: 34							
PITCHER	IP	WLS	BF	H	R	ER	SO	BB	IBB	HBP	BLK	WP	HR	S	P	ERA	WHIP										
Dave Dravecky, L (1,1) ERA: 2.39	8.1	W	32	7	3	3	3	1	0	0	0	0	0	37	41	3.24	0.960										
Luis DeLeon, R (9,1) ERA: 2.1	0.2	S	2	0	0	0	0	0	0	0	0	0	0	2	2	0.00	0.000										



Batter	1	2	3	4	5	6	7	8	9	AB	R	H	RBI	BB	SO	LOB	TOP			
Chili Davis, S OBP: 0.321, SLG: 0.409 Max Venable, L OBP: 0.241, SLG: 0.275	0-0 FC3-6 2B		0-0 F8		0-0 2B		0-0 1B		0-3 K	3	0	2	0	0	0	0				
Joe Morgan, L OBP: 0.412, SLG: 0.443	4-0 FC3-6 BB		0-0 3-1		0-0 F7		0-0 1B		0-0 4-3	5	1	2	1	1	0	1				
Jack Clark, R OBP: 0.363, SLG: 0.476	0-3 K		4-0 BB		0-0 6-3		0-0 1B			3	1	1	1	2	1	3				
Reggie Smith, S OBP: 0.379, SLG: 0.473 Dave Bergman, L OBP: 0.350, SLG: 0.345	0-0 FC3-6 1-2 2-3		0-0 4-3		0-0 4-3		0-0 2B			3	0	0	0	0	0	3				
Darrell Evans, L OBP: 0.355, SLG: 0.433	0-0 F9			0-0 FC3-6 1B		0-0 BB 1B	0-3 K	0-0 4-3 3B		5	1	3	0	0	1	4				
Jeffrey Leonard, R OBP: 0.283, SLG: 0.399		0-0 F7		0-0 F9		0-0 F9	0-0 HR	0-3 K		5	1	1	3	0	1	3				
Milt May, L OBP: 0.314, SLG: 0.380		4-0 BB		0-0 FC3-6 FC6-4 1-2		4-0 BB 1-2	0-0 HR 1B 2B	0-0 4-3 3-H		3	1	1	1	2	0	1				
Joe Pettini, R OBP: 0.208, SLG: 0.136		0-0 L9		0-0 FC6-4 1-2		4-0 BB 1-2 2-3	0-0 F9	0-0 5-3		4	0	0	0	1	0	3				
Jim Barr, R Alan Fowles, R Champ Summers, L Al Holland, L Jim Wolford, R Gary Lavelle, S Greg Minton, S	0-3 K					0-0 F7	0-0 F7	0-0 1B 2B 1B	0-0 F8	1	0	0	0	0	1	1				
Inning Stats	R: 0 E: 0 K: 1 S: 6	H: 1 LOB: 2 BB: 1 P: 10	R: 0 E: 0 K: 1 S: 5	H: 0 LOB: 1 BB: 1 P: 9	R: 0 E: 0 K: 0 S: 3	H: 0 LOB: 1 BB: 1 P: 7	R: 0 E: 0 K: 0 S: 4	H: 1 LOB: 1 BB: 0 P: 4	R: 0 E: 0 K: 0 S: 4	H: 1 LOB: 3 BB: 2 P: 12	R: 7 E: 0 K: 1 S: 14	H: 9 LOB: 3 BB: 1 P: 18	R: 1 E: 0 K: 1 S: 6	H: 1 LOB: 0 BB: 0 P: 6	R: 0 E: 0 K: 1 S: 5	H: 0 LOB: 0 BB: 0 P: 5	1B: 7 2B: 5 3B: 1 HR: 1	SF: 0 SAC: 0 DP: 0 HBP: 0	WP: 0 PB: 0 SB: 0 CS: 0	PA: 47
PITCHER	IP WLS BF H R ER SO BB IBB HBP BLK WP HR S P ERA WHIP																			
Steve Mura, R ERA: 3.85	(1, 1) 6.0 30 7 3 3 2 5 0 0 0 0 0 0 29 49 4.50 2.000																			
Jim Kaat, L ERA: 3.51	(7, 1) 0.1 4 3 2 2 1 0 0 0 0 0 0 1 6 6 54.00 9.000																			
Jeff Lahti, R ERA: 3.49	(7, 1) 0.1 2 1 1 1 0 0 0 0 0 0 0 0 2 2 27.00 3.000																			
John Martin, L ERA: 5.1	(7, 1) 0.0 1 1 0 0 0 0 0 0 0 0 0 0 1 1 ∞ ∞																			
Bruce Sutter, R ERA: 3.27	(7, 1) 2.1 L 10 2 2 2 2 0 1 0 0 0 0 0 13 17 7.71 0.857																			
Batter	1	2	3	4	5	6	7	8	9	AB	R	H	RBI	BB	SO	LOB	BOTTOM			
Tom Herr, S OBP: 0.351, SLG: 0.337	0-0 1B SF9 1B		0-0 1B	0-0 4-3		0-0 P4		0-0 4-3		5	2	2	0	0	0	0				
Lonnie Smith, R OBP: 0.388, SLG: 0.439	0-0 SF9 1-3 5-3 1B		0-0 1B	0-0 6-3		0-0 F8 1B		0-0 PO 1B		5	2	4	0	0	0	0				
Keith Hernandez, L OBP: 0.380, SLG: 0.405	0-0 SF9 1-3 3-H		0-0 1B G3 1B	0-0 E8 2B		4-0 BB		0-0 PO 1-2	4-0 1B SH2-4 BB	2	2	2	3	2	0	0				
George Hendrick, R OBP: 0.316, SLG: 0.449	0-0 5-3		0-0 K	0-0 2B		0-0 F8		0-0 F8		4	0	1	2	0	1	4				
John Martin, S OBP: 0.167, SLG: 0.091	0-0 G3		0-0 G3 1B	0-0 F8		0-0 F8		0-0 F8		0	0	0	0	0	0	0				
Bruce Sutter, R OBP: 0.200, SLG: 0.250	0-0 G3		0-0 G3 BB	0-0 F8		0-0 F8		0-0 F8		0	0	0	0	0	0	0				
Mike Ramsey, S OBP: 0.330, SLG: 0.348	0-0 G3		0-0 G3 BB	0-0 F8		0-0 F8		0-0 F8		0	0	0	0	0	0	0				
Darrell Porter, L OBP: 0.342, SLG: 0.399	0-0 G3		0-0 G3 BB	0-0 F8		0-0 F8		0-0 F8		3	0	0	0	1	0	3				
Gene Tenace, R OBP: 0.310, SLG: 0.613	0-0 G3		0-0 G3 BB	0-0 F8		0-0 F8		0-0 F8		0	0	0	0	0	0	0				
Daneborg, L OBP: 0.368, SLG: 0.372	0-0 G3		0-0 G3 BB	0-0 F8		0-0 F8		0-0 F8		1	0	1	0	0	0	0				
Glenn Brummer, R OBP: 0.259, SLG: 0.333	0-0 G3		0-0 G3 BB	0-0 F8		0-0 F8		0-0 F8		0	0	0	0	0	0	0				
Willie McGee, S OBP: 0.348, SLG: 0.423		0-0 F7 1B	0-0 G3 1B		0-0 F7		0-0 G3		0-0 FC1-6-5-2	5	0	2	1	0	0	2				
Ken Oberkfell, L OBP: 0.328, SLG: 0.352		0-0 F7 1-2	0-0 G3 1-2 2-3 3-H		0-0 FC3-6 1B		0-0 6-3			4	0	1	1	0	0	3				
Ozzie Smith, S OBP: 0.365, SLG: 0.344		0-0 4-3		0-0 FC3-6 1-2		0-0 FC3-6 1B		0-0 F9		3	0	0	0	1	0	1				
Steve Mura, R OBP: 0.102, SLG: 0.064					0-0 L6					3	1	1	0	0	0	4				
Jim Kaat, L OBP: 0.345, SLG: 0.434										0	0	0	0	0	0	0				
David Green, R OBP: 0.345, SLG: 0.434										1	0	0	0	0	0	0				
Inning Stats	R: 2 E: 0 K: 0 S: 5	H: 2 LOB: 0 BB: 0 P: 5	R: 0 E: 0 K: 0 S: 3	H: 1 LOB: 0 BB: 0 P: 3	R: 4 E: 0 K: 1 S: 10	H: 5 LOB: 2 BB: 2 P: 18	R: 1 E: 1 K: 0 S: 5	H: 2 LOB: 1 BB: 0 P: 5	R: 0 E: 0 K: 0 S: 4	H: 1 LOB: 2 BB: 1 P: 8	R: 0 E: 0 K: 0 S: 3	H: 0 LOB: 0 BB: 0 P: 3	R: 0 E: 0 K: 0 S: 3	H: 1 LOB: 0 BB: 0 P: 3	R: 0 E: 0 K: 0 S: 3	H: 1 LOB: 1 BB: 1 P: 7	1B: 12 2B: 3 3B: 0 HR: 0	SF: 1 SAC: 1 DP: 1 HBP: 0	WP: 0 PB: 0 SB: 4 CS: 0	PA: 43
PITCHER	IP WLS BF H R ER SO BB IBB HBP BLK WP HR S P ERA WHIP																			
Jim Barr, R ERA: 3.19	(1, 1) 2.0 12 7 6 6 0 0 0 0 0 0 0 15 23 3.00 1.667																			
Alan Fowles, R ERA: 5.25	(3, 1) 3.0 15 4 1 1 1 1 1 0 0 0 0 0 15 23 3.00 1.667																			
Al Holland, L ERA: 3.57	(6, 1) 1.0 5 1 0 0 0 1 0 0 0 0 0 4 8 0.00 2.000																			
Gary Lavelle, L ERA: 2.92	(7, 1) 2.1 W 8 1 0 0 0 1 0 0 0 0 0 7 11 0.00 0.857																			
Greg Minton, R ERA: 1.88	(9, 1) 0.2 S 2 1 0 0 0 0 0 0 0 0 0 0 2 2 0.00 1.500																			
San Francisco Giants @ St. Louis Cardinals Busch Stadium, St. Louis, MO Fri Aug 20 1982, 7:05 PM CDT Att: 28,413 - Cloudy																				
<div style="display: flex; justify-content: space-between;"> livebaseballscorecards.com </div>																				

Batter	1	2	3	4	5	6	7	8	9	AB	R	H	RBI	BB	SO	LOB	TOP					
Chili Davis, S OBP: 0.318, SLG: 0.404	F9		K		F9	G6-3		5-3		5	0	0	0	0	1	4	San Francisco Giants @ St. Louis Cardinals Busch Stadium, St. Louis, MO Sat Aug 21 1982, 7:05 PM CDT Att: 35,376 - Unknown					
Joe Morgan, L OBP: 0.415, SLG: 0.453	WP BB SF8 1B		F8		HR		1B S FC7-2 BB	4-3		4	2	2	1	1	0	1						
Jack Clark, R OBP: 0.365, SLG: 0.475	SF8 WP BB 1-2		BB		HR		6-3	F7		3	1	1	0	2	0	1						
Jeffrey Leonard, R OBP: 0.292, SLG: 0.421	SF8 1-3 2H		BB		HR		BB S 1B	6-3		3	1	2	3	1	0	0						
Jim Wohlford, R OBP: 0.323, SLG: 0.348	6-3		BB		HR		FC7-2			2	0	0	0	0	0	4						
Dave Bergman, L OBP: 0.343, SLG: 0.337			5-3		4-3					2	0	0	0	0	0	2						
Darrell Evans, L OBP: 0.354, SLG: 0.431					4-3			G3		4	0	1	0	0	0	0						
Bob Brenly, R OBP: 0.371, SLG: 0.437			K		HR		SH2-4 2B	HR		4	2	3	2	0	1	1						
Joe Pettini, R OBP: 0.185, SLG: 0.120	G6-4-3				4-3		SH2-4	F7		3	0	0	0	0	0	1						
Bill Laskey, R Fred Breining, R Champ Summers, L Al Holland, L Duane Kuiper, L Max Venable, L Greg Minton, S			BB BB 1B		F9		G6-3 HBP	BB		1	0	1	0	0	0	0						
Inning Stats	R: 1 E: 0 K: 0 S: 4	H: 1 LOB: 1 BB: 1 P: 8	R: 0 E: 0 K: 1 S: 5	H: 1 LOB: 0 BB: 0 P: 5	R: 0 E: 0 K: 1 S: 6	H: 1 LOB: 3 BB: 2 P: 14	R: 1 E: 0 K: 0 S: 4	H: 1 LOB: 0 BB: 0 P: 4	R: 3 E: 0 K: 0 S: 6	H: 3 LOB: 0 BB: 0 P: 6	R: 0 E: 0 K: 0 S: 3	H: 1 LOB: 1 BB: 0 P: 4	R: 0 E: 0 K: 0 S: 3	H: 1 LOB: 1 BB: 1 P: 7	R: 1 E: 0 K: 0 S: 4	H: 1 LOB: 1 BB: 1 P: 8	R: 0 E: 0 K: 0 S: 3	H: 0 LOB: 0 BB: 0 P: 3	1B: 5 2B: 2 3B: 0 HR: 4	SF: 1 SAC: 1 DP: 3 HBP: 1	WP: 1 PB: 0 SB: 2 CS: 0	PA: 40
PITCHER	IP WLS BF H R ER SO BB IBB HBP BLK WP HR S P ERA WHIP																					
Dave LaPoint, L ERA: 3.83	(1, 1) 5.0 W 24 7 5 5 2 3 0 0 0 0 1 3 25 37 9.00 2.000																					
Jeff Lahti, R ERA: 3.34	(6, 1) 1.1 7 2 0 0 0 1 0 1 0 0 0 0 5 10 0.00 2.250																					
Jim Kaat, L ERA: 3.64	(7, 1) 2.0 7 1 1 1 0 1 0 0 0 0 0 1 6 10 4.50 1.000																					
Bruce Sutter, R ERA: 3.24	(9, 1) 0.2 S 2 0 0 0 0 0 0 0 0 0 0 0 0 2 2 0.00 0.000																					
Batter	1	2	3	4	5	6	7	8	9	AB	R	H	RBI	BB	SO	LOB	BOTTOM					
Tom Herr, S OBP: 0.349, SLG: 0.333	CS BB		E3 3B	4-3	4-3		6-3			4	1	0	0	1	0	2	San Francisco Giants @ St. Louis Cardinals Busch Stadium, St. Louis, MO Sat Aug 21 1982, 7:05 PM CDT Att: 35,376 - Unknown					
Lonnie Smith, R OBP: 0.390, SLG: 0.452	F9 1-2		2B 3B	F9		IHR	FC6-4 1B			5	2	3	2	0	0	1						
Keith Hernandez, L OBP: 0.382, SLG: 0.408	FC6-4 1B		E 2B 2B	S BB		K	FC6-4 G4-6-3			4	1	2	1	1	1	1						
George Hendrick, R OBP: 0.317, SLG: 0.447	FC6-4 1-2		E3 2B 6-3	S BB		FC4-6 1B	G4-6-3			4	1	1	0	1	0	3						
Willie McGee, S OBP: 0.348, SLG: 0.424			E3 1B 2B	L8		FC4-6 1-2				4	2	1	1	0	0	3						
Ken Oberkfell, L OBP: 0.327, SLG: 0.349	G3		6-3		F7		BB			3	0	0	1	1	0	2						
Darrell Porter, L OBP: 0.347, SLG: 0.403			G3 1B		G3 1B		P6			4	0	3	2	0	0	2						
Ozzie Smith, S OBP: 0.362, SLG: 0.341	F9		F7		G3		F7			4	0	0	0	0	0	3						
Dave LaPoint, L OBP: 0.067, SLG: 0.067	4-3		K				1-3			2	0	0	0	0	1	2						
Steve Braun, L OBP: 0.364, SLG: 0.283										0	0	0	0	1	0	0						
Jeff Lahti, R ERA: 3.45										0	0	0	0	0	0	0						
Jim Kaat, L ERA: 3.59										1	0	0	0	0	0	0						
Bruce Sutter, R OBP: 0.200, SLG: 0.250										0	0	0	0	0	0	0						
Inning Stats	R: 0 E: 0 K: 0 S: 3	H: 1 LOB: 1 BB: 1 P: 7	R: 1 E: 1 K: 0 S: 5	H: 1 LOB: 1 BB: 0 P: 5	R: 5 E: 2 K: 1 S: 11	H: 4 LOB: 1 BB: 0 P: 11	R: 0 E: 0 K: 0 S: 3	H: 0 LOB: 2 BB: 2 P: 11	R: 0 E: 0 K: 1 S: 7	H: 2 LOB: 1 BB: 1 P: 11	R: 0 E: 0 K: 0 S: 3	H: 0 LOB: 0 BB: 0 P: 3	R: 0 E: 0 K: 0 S: 3	H: 1 LOB: 0 BB: 0 P: 3	R: 0 E: 0 K: 0 S: 3	H: 1 LOB: 0 BB: 0 P: 3	1B: 6 2B: 2 3B: 1 HR: 1	SF: 0 SAC: 0 DP: 1 HBP: 0	WP: 0 PB: 0 SB: 2 CS: 1	PA: 40		
PITCHER	IP WLS BF H R ER SO BB IBB HBP BLK WP HR S P ERA WHIP																					
Bill Laskey, R ERA: 2.53	(1, 1) 2.0 L 14 5 6 2 0 1 0 0 0 0 0 0 13 17 9.00 3.000																					
Fred Breining, R ERA: 3.45	(3, 1) 3.0 14 2 0 0 0 1 3 0 0 0 0 0 0 13 25 0.00 1.667																					
Al Holland, L ERA: 3.59	(6, 1) 2.0 9 2 1 1 1 1 1 0 0 0 0 0 0 10 14 4.50 1.500																					
Greg Minton, R ERA: 1.86	(8, 1) 1.0 3 1 0 0 0 0 0 0 0 0 0 0 0 3 3 0.00 1.000																					

Batter	1	2	3	4	5	6	7	8	9	10	11	12	AB	R	H	RBI	BB	SO	LOB	TOP		
Max Venable, L OBP: 0.247, SLG: 0.291 (1, 7)	4-3					P6	G3					F9	6	0	2	0	0	0	0			
Joe Morgan, L OBP: 0.411, SLG: 0.451 (1, 4)	4-3					P6	L6					3-1	6	1	1	0	0	1	2			
Chili Davis, S OBP: 0.320, SLG: 0.404 (1, 8)					4-3		F9					P6	5	1	2	0	1	0	0			
Jack Clark, R OBP: 0.390, SLG: 0.476 (8, 1)													3	1	1	2	1	1	1			
Al Holland, R OBP: 0.042, SLG: 0.042 (8, 1)	FC5-4												0	0	0	0	0	0	0			
Greg Minton, S OBP: 0.154, SLG: 0.250 (8, 1)													0	0	0	0	0	0	0			
Jim Wohlford, R OBP: 0.321, SLG: 0.347 (10, PH)													1	0	0	0	0	0	2			
Gary Lavelle, S OBP: 0.167, SLG: 0.250 (10, 1)													0	0	0	0	0	0	0			
Darrell Evans, L OBP: 0.357, SLG: 0.434 (1, 5)													5	1	3	1	0	0	0			
Dave Bergman, L OBP: 0.266, SLG: 0.330 (1, 3)													5	0	1	0	0	0	2			
Mitt May, L OBP: 0.312, SLG: 0.381 (1, 2)													5	0	1	1	0	1	1			
Joe Pettini, R OBP: 0.194, SLG: 0.138 (11, PH)													4	0	1	0	0	0	0			
Champ Summers, L OBP: 0.336, SLG: 0.368 (11, 0)													0	0	0	0	0	0	0			
Guy Sularz, R OBP: 0.258, SLG: 0.242 (11, 0)													0	0	0	0	0	0	0			
Altee Hammaker, S OBP: 0.044, SLG: 0.044 (7, 1)													3	0	0	0	0	2	2			
Fred Breining, R OBP: 0.250, SLG: 0.200 (8, 9)													0	0	0	0	0	0	0			
Jeffrey Leonard, R OBP: 0.289, SLG: 0.416 (8, 9)													2	0	0	0	0	0	2			
Inning Stats	R: 0 E: 0 K: 4 S: 4	H: 1 LOB: 1 BB: 4 P: 4	R: 0 E: 0 K: 3 S: 3	H: 1 LOB: 0 BB: 0 P: 3	R: 0 E: 0 K: 1 S: 6	H: 1 LOB: 1 BB: 6 P: 6	R: 0 E: 0 K: 0 S: 7	H: 1 LOB: 1 BB: 7 P: 7	R: 0 E: 0 K: 2 S: 7	H: 0 LOB: 0 BB: 0 P: 7	R: 0 E: 0 K: 1 S: 5	H: 0 LOB: 0 BB: 0 P: 5	R: 0 E: 0 K: 0 S: 3	H: 1 LOB: 1 BB: 1 P: 9	R: 0 E: 0 K: 0 S: 4	H: 1 LOB: 2 BB: 0 P: 5	R: 0 E: 0 K: 0 S: 3	H: 0 LOB: 0 BB: 0 P: 3	1B: 8 2B: 4 3B: 0 HR: 0	SF: 0 SAC: 0 DP: 2 HBP: 1	WP: 0 PB: 0 SB: 0 CS: 0	PA: 48
PITCHER	IP WLS BF H R ER SO BB IBB HBP BLK WP HR S P ERA WHIP	PITCHER												IP WLS BF H R ER SO BB IBB HBP BLK WP HR S P ERA WHIP								
Joaquin Andujar, R ERA: 2.88 (1, 1)	5.1 24 9 4 4 3 3																					
John Martin, L ERA: 4.93 (6, 1)	1.2 6 1 0 0 0 0																					
Doug Bair, R ERA: 3.58 (8, 1)	2.0 6 0 0 0 1 0																					
Jim Kaat, L ERA: 3.54 (10, 1)	1.2 7 2 0 0 1 0																					
Jeff Lahti, R ERA: 3.19 (11, 1)	1.1 W 5 0 0 0 0																					

San Francisco Giants @ St. Louis Cardinals
 Busch Stadium, St. Louis, MO
 Sun Aug 22 1982, 3:33 AM CDT
 Alt. 46.827 - Unknown

AB	45
R	4
H	12
RBI	4
BB	2
SO	5
LOB	12



Batter	1	2	3	4	5	6	7	8	9	10	11	12	AB	R	H	RBI	BB	SO	LOB	BOTTOM								
Tom Herr, S OBP: 0.346, SLG: 0.331 (1, 4)	F8												6	0	1	0	0	0	2									
Lonnie Smith, R OBP: 0.389, SLG: 0.452 (8, 1)													4	0	1	0	0	2	2									
Doug Bair, R ERA: 4.93 (8, 1)	K												0	0	0	0	0	0	0									
Ken Oberkfell, L OBP: 0.329, SLG: 0.354 (9, PH)													1	0	1	1	0	0	0									
Jim Kaat, L ERA: 3.54 (10, 1)													0	0	0	0	0	0	0									
Jeff Lahti, R ERA: 3.19 (11, 1)													1	0	0	0	0	0	1									
Keith Hernandez, L OBP: 0.380, SLG: 0.404 (1, 3)	3-1												5	0	0	0	1	0	2									
George Hendrick, R OBP: 0.317, SLG: 0.448 (1, 9)													6	2	2	0	0	0	3									
Gene Tenace, R OBP: 0.514, SLG: 0.623 (8, PH)													2	0	1	1	1	1	1									
Steve Braun, S OBP: 0.375, SLG: 0.298 (8, PR)													1	0	1	0	0	0	0									
Glenn Brummer, R OBP: 0.268, SLG: 0.339 (9, 2)													2	1	1	0	0	1	0									
Willie McCree, S OBP: 0.354, SLG: 0.439 (1, 8)													6	1	4	2	0	0	3									
Mike Ramsey, S OBP: 0.330, SLG: 0.348 (8, PH)													3	0	1	0	0	0	1									
Darrell Porter, L OBP: 0.346, SLG: 0.402 (9, 5)													1	0	0	0	0	0	2									
Julio Gonzalez, R OBP: 0.236, SLG: 0.303 (8, 7)													2	0	0	0	0	1	3									
Ozzie Smith, S OBP: 0.360, SLG: 0.339 (1, 6)													5	0	1	0	0	1	2									
Joaquin Andujar, S ERA: 4.4 (6, 1)													2	0	0	0	0	2	0									
John Martin, S OBP: 0.167, SLG: 0.091 (7, PH)													0	0	0	0	0	0	0									
David Green, R OBP: 0.352, SLG: 0.435 (8, 7)													3	1	1	0	0	1	3									
Inning Stats	R: 0 E: 0 K: 1 S: 5	H: 0 LOB: 0 BB: 0 P: 5	R: 1 E: 0 K: 0 S: 5	H: 2 LOB: 1 BB: 0 P: 5	R: 0 E: 0 K: 2 S: 7	H: 0 LOB: 0 BB: 0 P: 7	R: 2 E: 0 K: 1 S: 7	H: 2 LOB: 0 BB: 0 P: 7	R: 0 E: 0 K: 1 S: 5	H: 0 LOB: 0 BB: 0 P: 5	R: 0 E: 0 K: 0 S: 4	H: 1 LOB: 2 BB: 1 P: 8	R: 0 E: 0 K: 1 S: 7	H: 2 LOB: 2 BB: 0 P: 7	R: 0 E: 0 K: 0 S: 5	H: 2 LOB: 2 BB: 0 P: 5	R: 1 E: 0 K: 1 S: 6	H: 1 LOB: 2 BB: 1 P: 11	R: 0 E: 0 K: 2 S: 8	H: 1 LOB: 1 BB: 0 P: 8	R: 0 E: 1 K: 0 S: 4	H: 1 LOB: 1 BB: 0 P: 4	R: 1 E: 0 K: 0 S: 5	H: 3 LOB: 2 BB: 0 P: 6	1B: 10 2B: 4 3B: 0 HR: 1	SF: 0 SAC: 1 DP: 0 HBP: 1	WP: 0 PB: 0 SB: 0 CS: 0	PA: 54
PITCHER	IP WLS BF H R ER SO BB IBB HBP BLK WP HR S P ERA WHIP	PITCHER												IP WLS BF H R ER SO BB IBB HBP BLK WP HR S P ERA WHIP														
Altee Hammaker, L ERA: 4.4 (7, 1)	6.1 26 6 3 3 5																											
Fred Breining, R ERA: 3.43 (8, 1)	0.2 1 0 0 0 0 0																											
Al Holland, L ERA: 3.58 (8, 1)	0.1 1 0 0 0 0 0																											
Greg Minton, R ERA: 1.92 (10, 1)	1.2 L 14 5 1 1 2																											

San Francisco Giants @ St. Louis Cardinals
 Busch Stadium, St. Louis, MO
 Sun Aug 22 1982, 3:33 AM CDT
 Alt. 46.827 - Unknown

AB	50
R	5
H	15
RBI	4
BB	2
SO	9
LOB	25



Batter	1	2	3	4	5	6	7	8	9	AB	R	H	RBI	BB	SO	LOB	TOP					
Steve Sax, R OBP: 0.335, SLG: 0.359 (1,4)	0-0 4-3		0-0 6-3			0-0 6-3		0-0 6-3	0-0 5-3	5	1	1	0	0	0	4	Los Angeles Dodgers @ St. Louis Cardinals Busch Stadium, St. Louis, MO Mon Aug 23 1982, 7:05 PM CDT Att: 25,049 - Unknown AB 35 R 3 H 9 RBI 3 BB 0 SO 4 LOB 12					
Ken Landreaux, L OBP: 0.346, SLG: 0.392 (1,8)	0-0 4-3			0-3 K		0-0 6-3		0-0 2B		4	1	1	2	0	1	0						
Dusty Baker Jr., R OBP: 0.367, SLG: 0.474 (1,7)	0-0 6-3			0-0 P6		0-0 1B		0-0 F5		4	0	1	0	0	0	1						
Pedro Guerrero, R OBP: 0.374, SLG: 0.536 (1,9)		0-0 L6		0-0 1B		0-0 1B		0-0 1B		4	0	3	1	0	0	0						
Ron Cey, R OBP: 0.331, SLG: 0.431 (1,5)		0-0 L7		0-0 F9		0-0 L6		0-3 K		4	0	0	0	0	1	4						
Steve Garvey, R OBP: 0.287, SLG: 0.402 (1,3)		0-0 6-3			0-0 F9		0-0 5-3		0-0 2B	4	0	1	0	0	0	0						
Steve Yeager, R OBP: 0.314, SLG: 0.326 (1,2)			0-3 K		0-0 5-3		0-0 6-3		0-0 6-3	4	0	0	0	0	1	1						
Bill Russell, R OBP: 0.351, SLG: 0.320 (1,6)			0-0 SH1-4		0-0 F8		0-0 6-3		1-0 HBP	3	0	1	0	0	0	0						
Jerry Reuss, L OBP: 0.217, SLG: 0.207 (5, PH)			0-0 SH1-4			0-0 4-3		0-0 6-3		0	0	0	0	0	0	0						
Ron Kline, R OBP: 0.361, SLG: 0.330 (5, PH)			0-0 SH1-4					0-3 K		1	0	0	0	0	0	0						
Terry Forster, L OBP: 0.340, SLG: 0.350 (5, PH)			1-2					0-0 1B		1	1	1	0	0	0	0						
Jorge Orta, L OBP: 0.222, SLG: 0.229 (5, PH)								0-0 2B		0	0	0	0	0	0	0						
Dave Stewart, R OBP: 0.222, SLG: 0.229 (5, PH)								0-0 2B		0	0	0	0	0	0	0						
Joe Beckwith, L OBP: 0.297, SLG: 0.520 (5, PH)								0-0 2B		1	0	0	0	0	1	2						
Inning Stats	R: 0 E: 0 K: 0 S: 3	H: 0 LOB: 0 BB: 0 P: 3	R: 0 E: 0 K: 0 S: 3	H: 0 LOB: 0 BB: 0 P: 3	R: 0 E: 0 K: 1 S: 6	H: 1 LOB: 1 BB: 0 P: 6	R: 0 E: 0 K: 1 S: 6	H: 1 LOB: 1 BB: 0 P: 6	R: 0 E: 0 K: 0 S: 3	H: 0 LOB: 0 BB: 0 P: 3	R: 1 E: 0 K: 0 S: 6	H: 3 LOB: 2 BB: 0 P: 6	R: 0 E: 0 K: 0 S: 3	H: 0 LOB: 0 BB: 0 P: 3	R: 2 E: 0 K: 1 S: 8	H: 3 LOB: 1 BB: 0 P: 8	R: 0 E: 0 K: 1 S: 6	H: 1 LOB: 2 BB: 0 P: 7	1B: 5 2B: 3 3B: 1 HR: 0	SF: 0 SAC: 1 DP: 0 HBP: 1	WP: 0 PB: 0 SB: 0 CS: 0	PA: 37
PITCHER	IP WLS BF H R ER SO BB IBB HBP BLK WP HR S P ERA WHIP	7.1 W 29 7 3 3 2 0 0 0 0 0 0 33 33 3.68 0.955	1.2 S 8 2 0 0 2 0 0 1 0 0 0 11 12 0.00 1.200	PITCHER														ERA WHIP				
Bob Forsch, R ERA: 3.71 (1,1)															3.68	0.955						
Bruce Sutter, R ERA: 3.18 (8,1)															0.00	1.200						

Batter	1	2	3	4	5	6	7	8	9	AB	R	H	RBI	BB	SO	LOB	BOTTOM			
Ozzie Smith, S OBP: 0.361, SLG: 0.339 (1,6)	0-0 6-3		0-0 2B	0-0 1-3		0-0 SH1-3		4-0 E		3	2	1	1	1	0	0	Los Angeles Dodgers @ St. Louis Cardinals Busch Stadium, St. Louis, MO Mon Aug 23 1982, 7:05 PM CDT Att: 25,049 - Unknown AB 37 R 11 H 13 RBI 11 BB 4 SO 7 LOB 21			
Lonnie Smith, R OBP: 0.387, SLG: 0.449 (1,7)	0-0 1-3		0-0 F9		0-0 1-3	0-0 6-3		0-0 E7		5	1	1	2	0	3	3				
Keith Hernandez, L OBP: 0.384, SLG: 0.408 (1,3)	0-0 FC6-4		0-0 1B	1-0 E	1-0 HBP		0-0 F7	4-0 E		3	2	2	1	1	0	0				
George Hendrick, R OBP: 0.316, SLG: 0.445 (1,9)	0-0 FC6-4		0-0 2B	0-0 E	0-0 HBP		0-0 L4	0-0 E5		5	2	1	1	0	1	4				
Gene Tenace, R OBP: 0.527, SLG: 0.642 (1,2)		0-0 1B	0-0 1B	0-0 2B	0-3 K		4-0 BB	0-0 1B		4	1	3	4	1	1	1				
Willie McGee, S OBP: 0.358, SLG: 0.442 (1,8)		0-3 K	0-0 1B	0-0 2B		0-0 K		0-0 1B		5	1	3	2	0	2	2				
Ken Oberkfell, L OBP: 0.327, SLG: 0.352 (1,5)		0-0 F8	0-0 4-3			0-0 E5		0-0 1B		5	1	1	0	0	0	5				
Tom Herr, S OBP: 0.348, SLG: 0.331 (1,4)	0-0 4-3			0-0 6-3		4-0 SH1-3		0-0 E		3	1	1	0	1	0	1				
Bob Forsch, R OBP: 0.254, SLG: 0.300 (1,1)			0-3 K		0-3 K			0-0 F9		3	0	0	0	0	3	3				
Bruce Sutter, R OBP: 0.167, SLG: 0.200 (8,1)						0-3 K		1-2 F9		1	0	0	0	0	2	2				
Inning Stats	R: 0 E: 0 K: 0 S: 4	H: 1 LOB: 1 BB: 0 P: 4	R: 0 E: 0 K: 1 S: 6	H: 1 LOB: 1 BB: 0 P: 6	R: 4 E: 0 K: 1 S: 10	H: 5 LOB: 1 BB: 0 P: 10	R: 0 E: 0 K: 1 S: 5	H: 0 LOB: 0 BB: 0 P: 5	R: 0 E: 1 K: 1 S: 5	H: 0 LOB: 1 BB: 0 P: 6	R: 1 E: 1 K: 1 S: 7	H: 1 LOB: 2 BB: 1 P: 11	R: 0 E: 0 K: 2 S: 7	H: 0 LOB: 1 BB: 1 P: 11	R: 6 E: 2 K: 0 S: 8	H: 5 LOB: 1 BB: 2 P: 16	1B: 11 2B: 2 3B: 0 HR: 0	SF: 0 SAC: 1 DP: 1 HBP: 1	WP: 0 PB: 0 SB: 1 CS: 0	PA: 43
PITCHER	IP WLS BF H R ER SO BB IBB HBP BLK WP HR S P ERA WHIP	5.0 L 23 1 1 0 3 1 1 0 0 0 0 14 22 0.00 1.000	2.0 L 10 1 1 0 3 1 1 0 0 0 0 4 8 108.00 9.000	0.1 L 5 3 4 4 0 0 1 0 0 0 0 4 8 13.50 3.000	0.2 L 5 2 2 1 0 0 1 0 0 0 0 4 8 13.50 3.000	PITCHER														ERA WHIP
Jerry Reuss, L ERA: 3.44 (6,1)															0.00	1.000				
Terry Forster, L ERA: 3.12 (6,1)															108.00	9.000				
Dave Stewart, R ERA: 4.1 (8,1)															13.50	3.000				
Joe Beckwith, R ERA: 3.21 (8,1)															13.50	3.000				

Batter	1	2	3	4	5	6	7	8	9	AB	R	H	RBI	BB	SO	LOB	TOP			
Steve Sax, R OBP: 0.332, SLG: 0.355 (1,4)	6-3		4-3	F8		3-1		6-3	6-3	6	0	0	0	0	0	1				
Ken Landreaux, L OBP: 0.350, SLG: 0.406 (1,8)	2B		1B	4-3		K		SF7		5	3	3	0	0	1	1				
Dusty Baker Jr., R OBP: 0.369, SLG: 0.481 (1,7)	K		BB	1B		1B		SF7		4	1	3	2	0	1	1				
Pedro Guerrero, R OBP: 0.378, SLG: 0.545 (1,9)	2B		1B	1B		K		HR		3	1	2	2	2	1	1				
Ron Cey, R OBP: 0.333, SLG: 0.429 (1,5)	5-3		FC5-4	1B		FC5		1B		2	0	0	0	3	0	3				
Steve Garvey, R OBP: 0.290, SLG: 0.406 (1,3)		E7	L9	WP		6-3		1B		5	0	3	1	0	0	3				
Steve Yeager, R OBP: 0.303, SLG: 0.313 (1,2)	P4		FC5-4	1B		4-3		K		5	0	0	0	0	1	8				
Bill Russell, R OBP: 0.354, SLG: 0.322 (1,6)	K		SH3-4	1B		1B		1-3		4	0	2	0	1	1	1				
Bob Welch, R OBP: 0.162, SLG: 0.157 (1,1)	K		SH3-4	K		1-3		K		4	0	0	0	0	3	5				
Inning Stats	R: 1 E: 0 K: 1 S: 7	H: 2 LOB: 1 BB: 0 P: 7	R: 0 E: 1 K: 2 S: 8	H: 1 LOB: 1 BB: 0 P: 8	R: 1 E: 0 K: 0 S: 5	H: 2 LOB: 3 BB: 2 P: 13	R: 0 E: 0 K: 0 S: 4	H: 1 LOB: 1 BB: 0 P: 4	R: 1 E: 0 K: 2 S: 9	H: 2 LOB: 2 BB: 1 P: 10	R: 0 E: 0 K: 0 S: 4	H: 1 LOB: 1 BB: 0 P: 4	R: 2 E: 0 K: 1 S: 8	H: 3 LOB: 2 BB: 1 P: 12	R: 0 E: 0 K: 1 S: 5	H: 0 LOB: 0 BB: 0 P: 5	1B: 6 2B: 4 3B: 2 HR: 1	SF: 1 SAC: 1 DP: 0 HBP: 0	WP: 1 PB: 0 SB: 2 CS: 0	PA: 46
PITCHER	IP	WLS	BF	H	R	ER	SO	BB	IBB	HBP	BLK	WP	HR	S	P	ERA	WHIP			
John Stuper, R ERA: 3.89 (1,1)	4.1	L	24	8	3	3	4	2	1	0	0	0	0	29	41	6.23	2.308			
Jeff Lahti, R ERA: 2.94 (5,1)	2.2		12	2	0	0	2	0	2	0	0	1	0	14	22	0.00	0.750			
Doug Bair, R ERA: 2.77 (8,1)	2.0		10	3	2	2	2	1	0	0	0	0	1	13	17	9.00	2.000			

Los Angeles Dodgers @ St. Louis Cardinals
 Busch Stadium, St. Louis, MO
 Tue Aug 24 1982, 7:05 PM CDT
 Att: 26,564 - Unknown

AB	38
R	5
H	13
RBI	5
BB	6
SO	8
LOB	24



Batter	1	2	3	4	5	6	7	8	9	AB	R	H	RBI	BB	SO	LOB	BOTTOM					
Tom Herr, S OBP: 0.344, SLG: 0.327 (1,4)	6-3		F7		6-3			4-3		4	0	0	0	0	0	0						
Lonnie Smith, R OBP: 0.386, SLG: 0.448 (1,7)	F9		2B	1B	F9			F9		4	1	1	0	0	0	0						
Keith Hernandez, L OBP: 0.385, SLG: 0.406 (1,3)	K		2B	BB	G3-6			F8		2	1	0	0	2	1	0						
George Hendrick, R OBP: 0.315, SLG: 0.446 (1,9)		K		2B	F3			4-3		4	0	1	2	0	1	1						
Willie McGee, S OBP: 0.356, SLG: 0.439 (1,8)		1B		P5	G3-6			3-1		4	0	1	0	0	0	2						
Ken Oberkfell, L OBP: 0.329, SLG: 0.352 (1,5)	K		BB	BB	SH3			F8		3	0	1	0	1	1	1						
Darrell Porter, L OBP: 0.344, SLG: 0.399 (1,2)	G3		K	SH3	1B					2	0	0	0	0	1	3						
Ozzie Smith, S OBP: 0.359, SLG: 0.337 (1,6)			1-3	3-1	F9					3	0	0	0	0	0	3						
John Stuper, R OBP: 0.192, SLG: 0.240 (1,1)			K		K					1	0	0	0	0	1	0						
Jeff Lahti, R (5,1)										1	0	0	0	0	1	0						
Dane Iorg, L OBP: 0.367, SLG: 0.371 (7,PH)										1	0	0	0	0	1	1						
Doug Bair, R (8,1)										0	0	0	0	0	0	0						
Inning Stats	R: 0 E: 0 K: 1 S: 5	H: 0 LOB: 0 BB: 0 P: 5	R: 0 E: 0 K: 2 S: 8	H: 1 LOB: 1 BB: 0 P: 8	R: 0 E: 0 K: 1 S: 5	H: 0 LOB: 0 BB: 0 P: 5	R: 2 E: 0 K: 1 S: 7	H: 2 LOB: 2 BB: 2 P: 15	R: 0 E: 0 K: 1 S: 5	H: 0 LOB: 0 BB: 0 P: 5	R: 0 E: 0 K: 0 S: 2	H: 0 LOB: 0 BB: 1 P: 6	R: 0 E: 0 K: 1 S: 6	H: 1 LOB: 1 BB: 0 P: 6	R: 0 E: 0 K: 0 S: 3	H: 0 LOB: 0 BB: 0 P: 3	R: 0 E: 0 K: 0 S: 3	H: 0 LOB: 0 BB: 0 P: 3	1B: 3 2B: 1 3B: 0 HR: 0	SF: 0 SAC: 1 DP: 1 HBP: 0	WP: 0 PB: 0 SB: 1 CS: 0	PA: 33
PITCHER	IP	WLS	BF	H	R	ER	SO	BB	IBB	HBP	BLK	WP	HR	S	P	ERA	WHIP					
Bob Welch, R ERA: 3.04 (1,1)	9.0	W	33	4	2	2	7	3	0	0	0	0	0	44	56	2.00	0.778					

Los Angeles Dodgers @ St. Louis Cardinals
 Busch Stadium, St. Louis, MO
 Tue Aug 24 1982, 7:05 PM CDT
 Att: 26,564 - Unknown

AB	29
R	2
H	4
RBI	2
BB	3
SO	7
LOB	11



Batter	1	2	3	4	5	6	7	8	9	AB	R	H	RBI	BB	SO	LOB	TOP											
Tom Herr, S OBP: 0.340, SLG: 0.322 (1, 4)	F8		1-3			BB SF7 1B	4-3		6-3	5	1	1	1	0	0	2												
Lonnie Smith, R OBP: 0.387, SLG: 0.450 (1, 7)	4-3		2B			BB 1-2 1B	K		F8	5	0	2	0	0	1	0												
Keith Hernandez, L OBP: 0.384, SLG: 0.403 (1, 3)	L3		4-3			BB 1-2 2-3 BB	6-3		BB 1B	4	0	1	0	1	0	1												
George Hendrick, R OBP: 0.318, SLG: 0.448 Bruce Sutter, R OBP: 0.187, SLG: 0.200 (9, 1)	F7					PB 1B	SF7		BB 1-2 BB	3	0	2	1	1	0	0												
Gene Tenace, R OBP: 0.525, SLG: 0.659 Darrell Porter, L OBP: 0.341, SLG: 0.395 (5, PH) (5, 2)	BB BB		BB BB			L5	F8		F7	1	0	0	0	1	0	1												
Willie McGee, S OBP: 0.353, SLG: 0.434 (1, 8)	F8					F9			F9	4	0	1	0	0	0	2												
Ken Oberkfell, L OBP: 0.328, SLG: 0.348 (1, 5)	BB BB		BB BB			F8	G3-6-3 1B		F8	3	0	0	0	1	0	2												
Ozzie Smith, S OBP: 0.359, SLG: 0.338 (1, 6)	F5					S 1B BB	1B		2B	3	1	2	0	1	0	2												
Joaquin Andujar, S OBP: 0.192, SLG: 0.231 Jim Kaat, L OBP: 0.341, SLG: 0.420 (8, 1) (9, 9)			F3			K	1-2 1B		K	4	0	1	0	0	2	2												
Inning Stats	R: 0 E: 0 K: 0 S: 3	H: 0 LOB: 0 BB: 0 P: 3	R: 0 E: 0 K: 0 S: 3	H: 0 LOB: 2 BB: 2 P: 11	R: 0 E: 0 K: 0 S: 4	H: 1 LOB: 1 BB: 0 P: 4	R: 0 E: 0 K: 0 S: 4	H: 1 LOB: 1 BB: 0 P: 4	R: 2 E: 0 K: 1 S: 7	H: 2 LOB: 2 BB: 2 P: 15	R: 0 E: 0 K: 1 S: 6	H: 1 LOB: 1 BB: 0 P: 6	R: 0 E: 0 K: 1 S: 6	H: 1 LOB: 1 BB: 0 P: 6	R: 0 E: 0 K: 0 S: 4	H: 1 LOB: 2 BB: 1 P: 8	1B: 8 2B: 2 3B: 0 HR: 0	SF: 1 SAC: 0 DP: 1 HBP: 0	WP: 0 PB: 1 SB: 1 CS: 0	PA: 41								
PITCHER	IP	WLS	BF	H	R	ER	SO	BB	IBB	HBP	BLK	WP	HR	S	P	ERA	WHIP											
Tim Lollar, L ERA: 3.38 Juan Eichelberger, R ERA: 4.19 John Curtis, L ERA: 4.26	(1, 1)	4.1	L	20	4	2	2	1	3	0	0	0	0	0	19	31	4.15	1.615										
	(5, 1)	2.2		12	4	0	0	1	1	0	0	0	0	0	13	17	0.00	1.875										
	(8, 1)	2.0		9	2	0	0	1	1	0	0	0	0	0	10	14	0.00	1.500										

St. Louis Cardinals @ San Diego Padres
Jack Murphy Stadium, San Diego, CA
Fri Aug 27 1982, 10:05 PM EDT
Att: 15,891 - Cloudy - 69 F

AB	35
R	2
H	10
RBI	2
BB	5
SO	3
LOB	17



Batter	1	2	3	4	5	6	7	8	9	AB	R	H	RBI	BB	SO	LOB	BOTTOM										
Gene Richards, L OBP: 0.333, SLG: 0.352 (1, 7)	4-3		G6-3 1B							4	0	2	0	0	0	0											
Garry Templeton, S OBP: 0.281, SLG: 0.359 (1, 6)	K		G6-3 1-2						F8	4	0	0	0	0	1	2											
Ruppert Jones, L OBP: 0.393, SLG: 0.455 (1, 8)	4-3		1-3						BB	3	0	0	0	1	0	0											
Terry Kennedy, L OBP: 0.319, SLG: 0.481 (1, 2)									4-3	3	1	1	0	1	1	1											
Sixto Lezcano, R OBP: 0.394, SLG: 0.492 (1, 9)									5-3	4	0	0	0	0	1	2											
Rick Lancelotti, L (1, 3)									G3	4	0	0	0	0	1	2											
Luis Salazar, R OBP: 0.296, SLG: 0.366 (1, 5)									BB BB	3	0	3	0	1	0	0											
Tim Flannery, L OBP: 0.324, SLG: 0.322 (1, 4)									BB BB	4	0	1	1	0	1	4											
Tim Lollar, L OBP: 0.293, SLG: 0.431 Juan Eichelberger, R OBP: 0.340, SLG: 0.190 Broderick Perkins, L OBP: 0.347, SLG: 0.354 John Curtis, L OBP: 0.287, SLG: 0.314 (1, 1) (5, 1) (7, PH) (8, 1)									G3	1	0	0	0	0	1	2											
Inning Stats	R: 0 E: 0 K: 1 S: 5	H: 0 LOB: 0 BB: 0 P: 5	R: 1 E: 0 K: 3 S: 11	H: 2 LOB: 2 BB: 1 P: 15	R: 0 E: 0 K: 0 S: 3	H: 1 LOB: 0 BB: 0 P: 3	R: 0 E: 0 K: 0 S: 5	H: 2 LOB: 2 BB: 0 P: 5	R: 0 E: 0 K: 1 S: 5	H: 0 LOB: 0 BB: 0 P: 3	R: 0 E: 0 K: 1 S: 6	H: 1 LOB: 1 BB: 0 P: 6	R: 0 E: 0 K: 0 S: 3	H: 1 LOB: 1 BB: 1 P: 7	R: 0 E: 0 K: 0 S: 3	H: 0 LOB: 1 BB: 1 P: 7	1B: 7 2B: 0 3B: 0 HR: 0	SF: 0 SAC: 0 DP: 1 HBP: 0	WP: 0 PB: 0 SB: 1 CS: 0	PA: 35							
PITCHER	IP	WLS	BF	H	R	ER	SO	BB	IBB	HBP	BLK	WP	HR	S	P	ERA	WHIP										
Joaquin Andujar, R ERA: 2.82 Jim Kaat, L ERA: 3.49 Bruce Sutter, R ERA: 3.14	(1, 1)			7	1	1	6	2	0	0	0	0	0	40	48	1.17	1.174										
	(8, 1)	0.1		1	0	0	0	0	0	0	0	0	0	1	1	0.00	0.000										
	(9, 1)	1.0	S	4	0	0	0	1	0	0	0	0	0	3	7	0.00	1.000										

St. Louis Cardinals @ San Diego Padres
Jack Murphy Stadium, San Diego, CA
Fri Aug 27 1982, 10:05 PM EDT
Att: 15,891 - Cloudy - 69 F

AB	32
R	1
H	7
RBI	1
BB	3
SO	6
LOB	14



Batter	1	2	3	4	5	6	7	8	9	AB	R	H	RBI	BB	SO	LOB	TOP								
Tom Herr, S OBP: 0.340, SLG: 0.325 (1, 4)	1-3		K			F8	E9		F8	5	0	2	1	0	1	0									
Lonnie Smith, R OBP: 0.385, SLG: 0.447 (1, 7)	K			F8	1-3	6-3			1B E 1B	5	1	1	0	0	1	3									
Keith Hernandez, L OBP: 0.386, SLG: 0.404 (1, 3)				BB 4-3 1B	F8		4-3		E 1B	4	1	2	0	1	0	1									
George Hendrick, R OBP: 0.319, SLG: 0.444 (1, 9)	L4			4-3 BB 1-2	BB		F7		E8 1-2 2H	3	0	0	0	2	0	2									
Darrell Porter, L OBP: 0.342, SLG: 0.394 Gene Tenace, R OBP: 0.529, SLG: 0.651 (5, PH) (5, 2)	F8			4-3 BB 1-2 2-3	BB	1-2 BB			P3	1	0	0	0	1	0	0									
Willie McGee, S OBP: 0.390, SLG: 0.430 Jim Kaat, L OBP: 0.327, SLG: 0.344 Doug Bair, R OBP: 0.327, SLG: 0.344 Mike Ramsey, S OBP: 0.327, SLG: 0.344 Jeff Laiti, R OBP: 0.292, SLG: 0.299 (1, 8) (8, 1) (7, PH) (7, 1) (8, PH)	B1			4-3	K		F7		K	3	0	0	1	0	1	5									
Ken Oberkfell, L OBP: 0.327, SLG: 0.347 (1, 5)	4-3			G3				G3		4	0	1	0	0	0	2									
Ozzie Smith, S OBP: 0.359, SLG: 0.337 (1, 6)			F8			2B 1B	K		5-3	4	1	1	0	0	1	1									
Bob Forsch, R OBP: 0.250, SLG: 0.295 John Martin, S OBP: 0.167, SLG: 0.091 Steve Braun, L OBP: 0.386, SLG: 0.333 David Green, R OBP: 0.336, SLG: 0.413 (1, 1) (3, 1) (5, PH) (5, 8)	K					1-1 2B 2B	F8		L9	1	0	0	0	0	1	0									
Inning Stats	R: 0 E: 0 K: 1 S: 5	H: 0 LOB: 1 BB: 1 P: 9	R: 0 E: 0 K: 0 S: 3	H: 0 LOB: 0 BB: 0 P: 3	R: 0 E: 0 K: 2 S: 7	H: 0 LOB: 0 BB: 0 P: 7	R: 1 E: 0 K: 0 S: 4	H: 1 LOB: 2 BB: 2 P: 12	R: 2 E: 0 K: 1 S: 8	H: 3 LOB: 3 BB: 2 P: 16	R: 0 E: 1 K: 1 S: 7	H: 2 LOB: 2 BB: 0 P: 7	R: 0 E: 0 K: 0 S: 3	H: 0 LOB: 0 BB: 1 P: 7	R: 0 E: 0 K: 0 S: 3	H: 0 LOB: 0 BB: 0 P: 3	R: 1 E: 1 K: 1 S: 8	H: 2 LOB: 2 BB: 0 P: 8	1B: 6 2B: 2 3B: 0 HR: 0	SF: 0 SAC: 0 DP: 0 HBP: 0	WP: 0 PB: 0 SB: 0 CS: 0	PA: 42			
PITCHER	IP	WLS	BF	H	R	ER	SO	BB	IBB	HBP	BLK	WP	HR	S	P	ERA	WHIP								
Eric Show, R ERA: 2.69 John Curtis, L ERA: 4.1	(1, 1) (5, 1)	4.2 W	22 20	4 4	3 1	3 0	3 3	4 2	0 0	0 0	0 0	0 0	0 0	24 24	40 32	5.79 0.00	1.714 1.385								

St. Louis Cardinals @ San Diego Padres
Jack Murphy Stadium, San Diego, CA
Sun Aug 29 1982, 6:33 AM EDT
Sunny - 79 F

AB	36
R	4
H	8
RBI	3
BB	6
SO	6
LOB	20

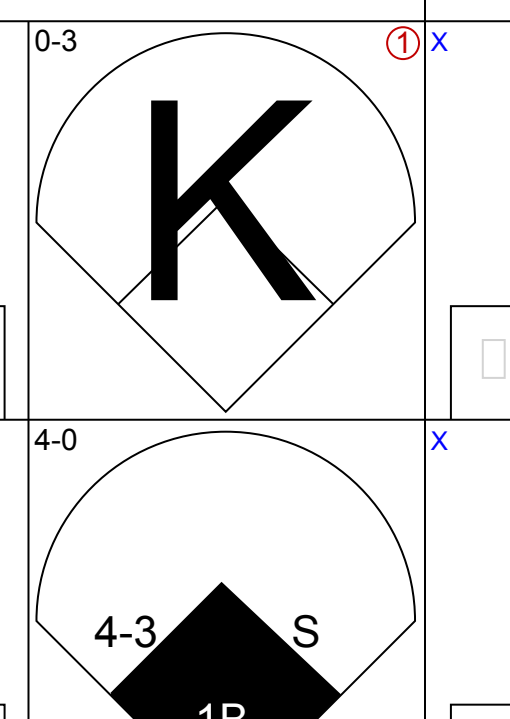
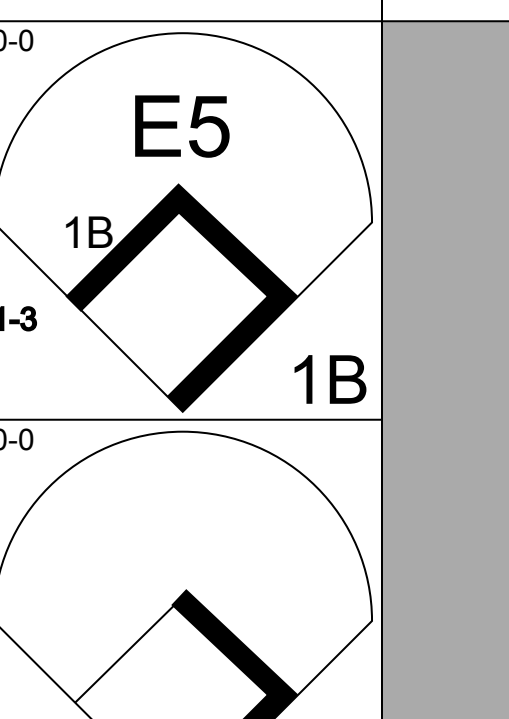
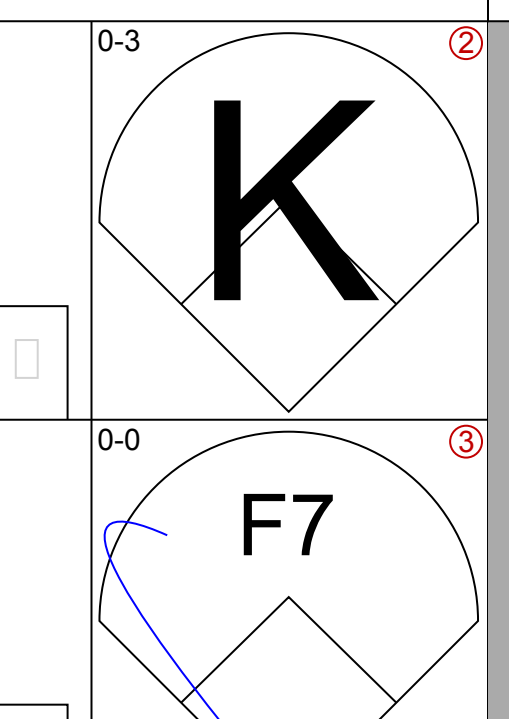
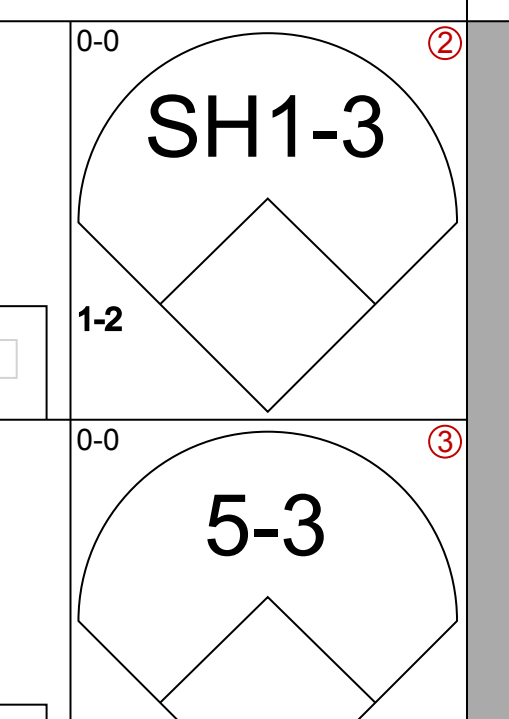
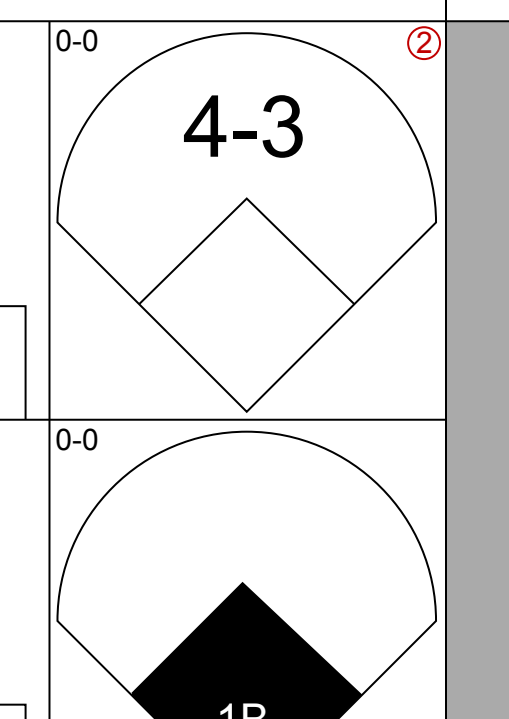
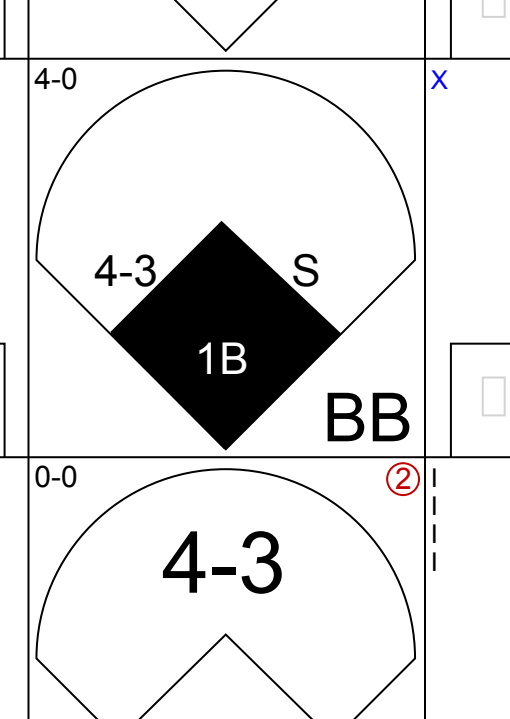
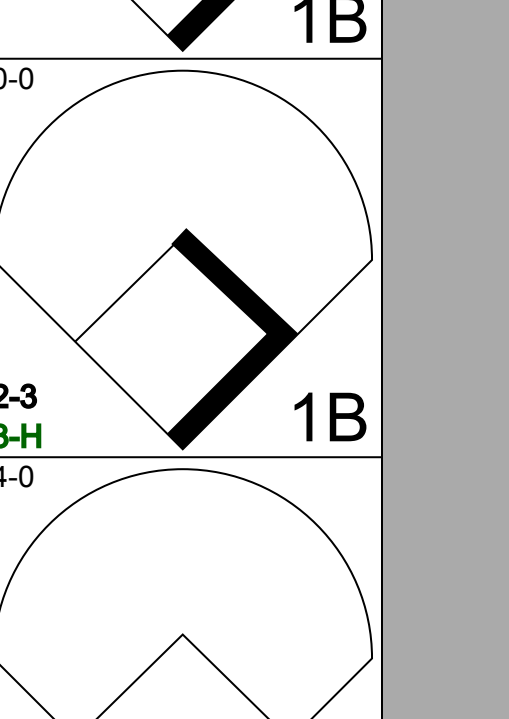
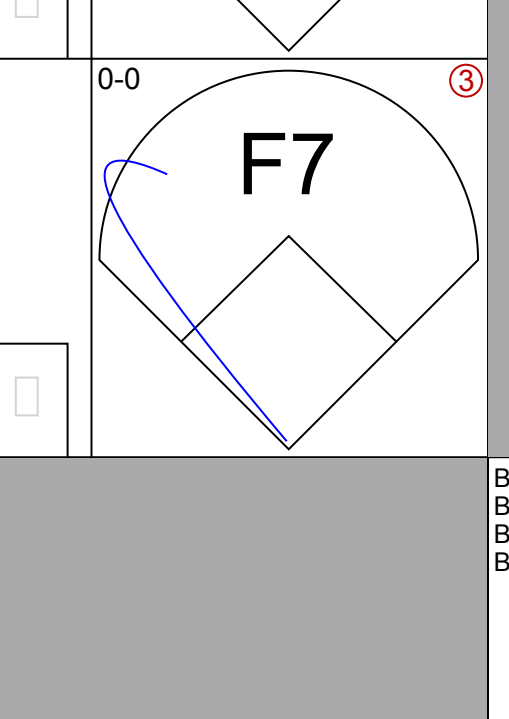
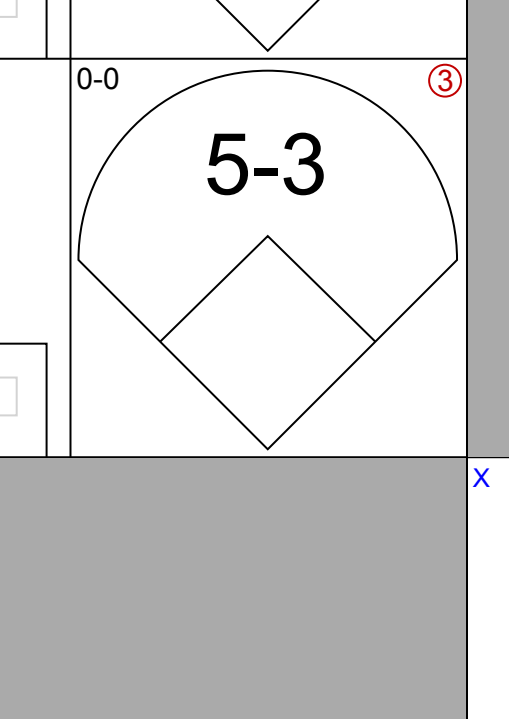
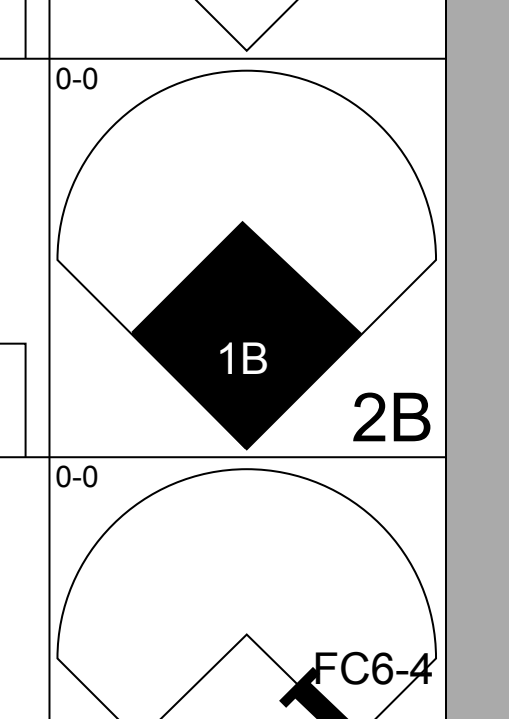
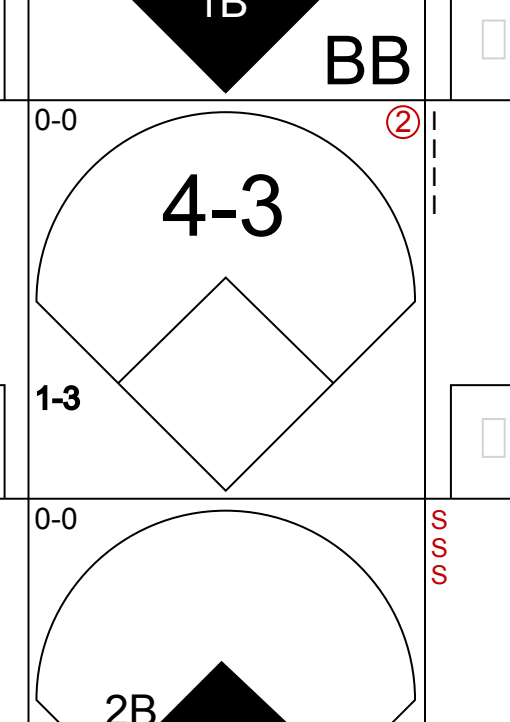
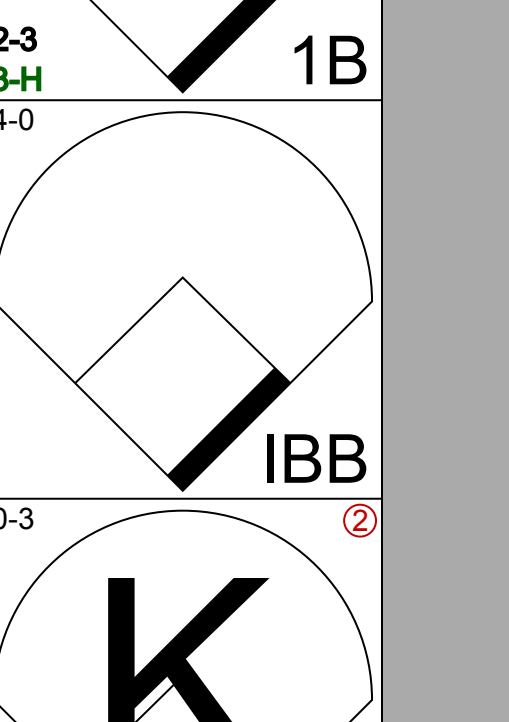
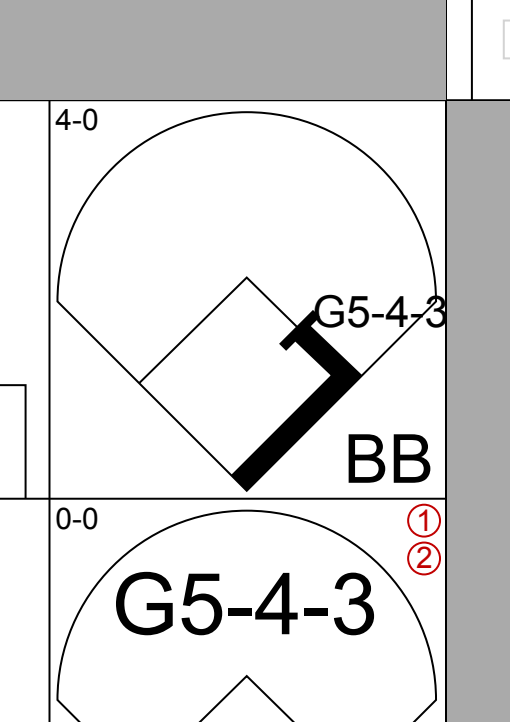
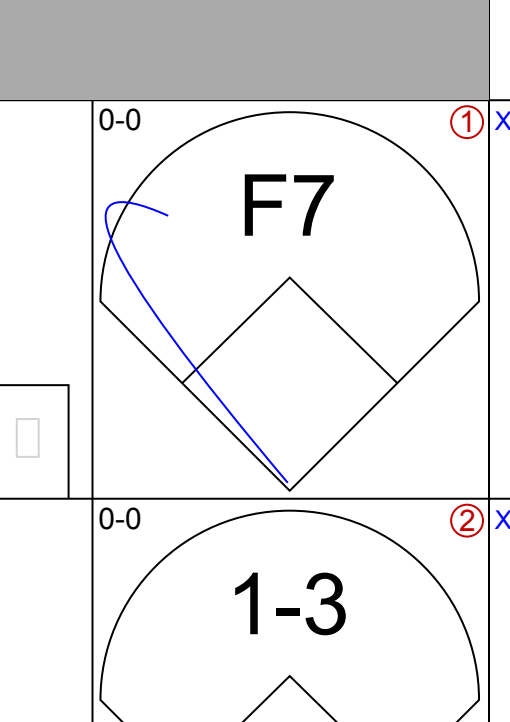
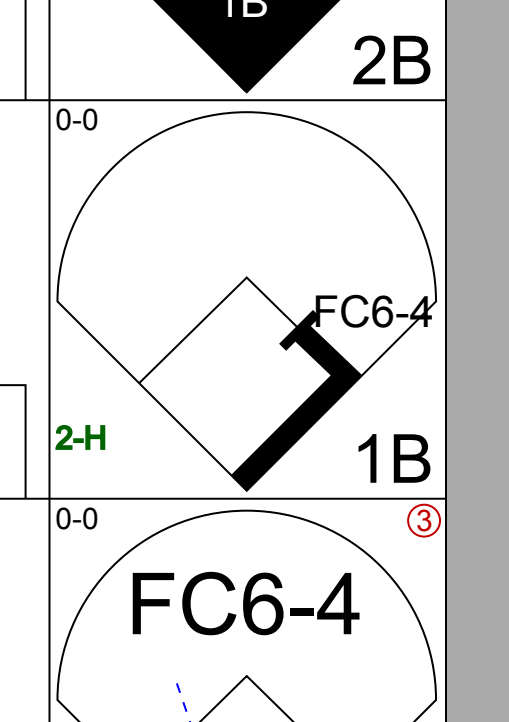
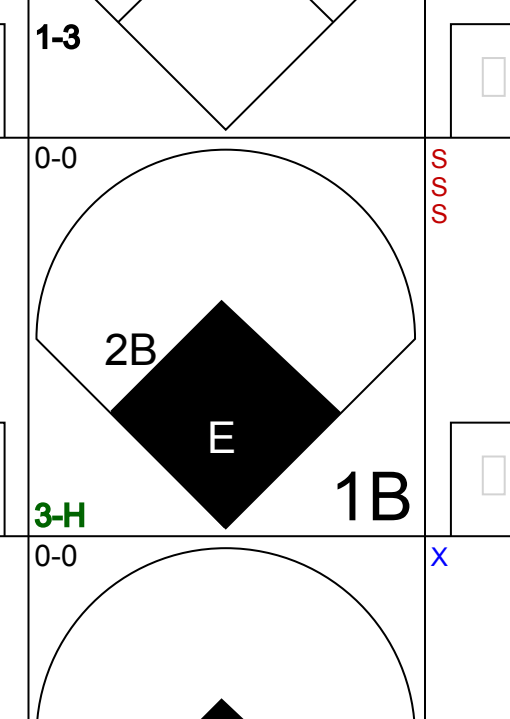
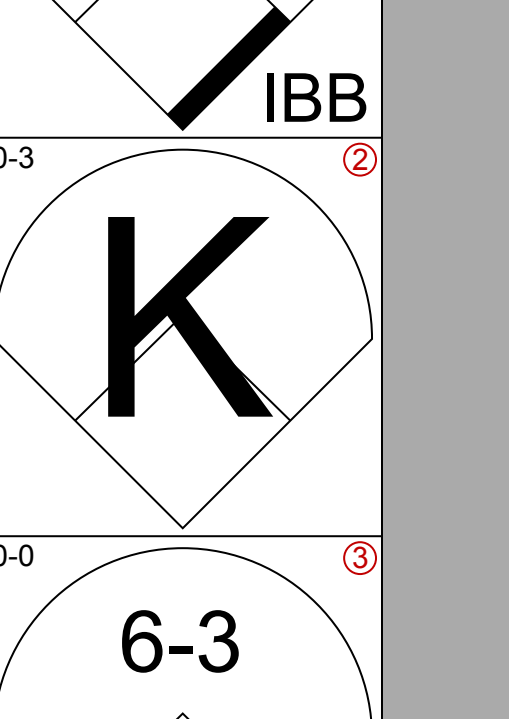
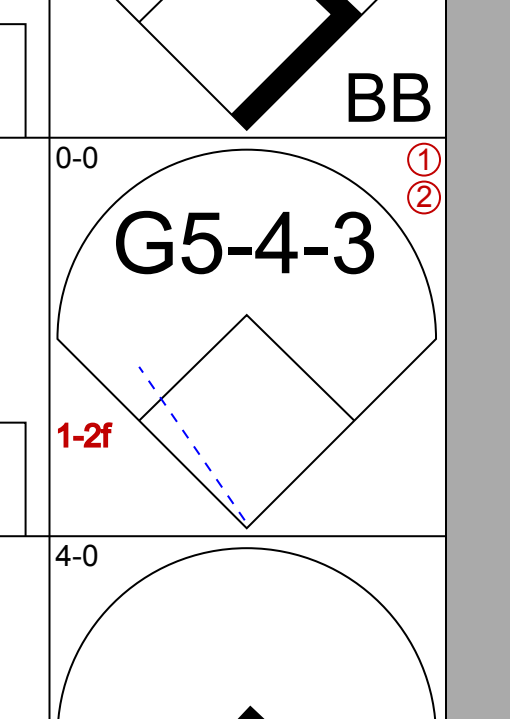
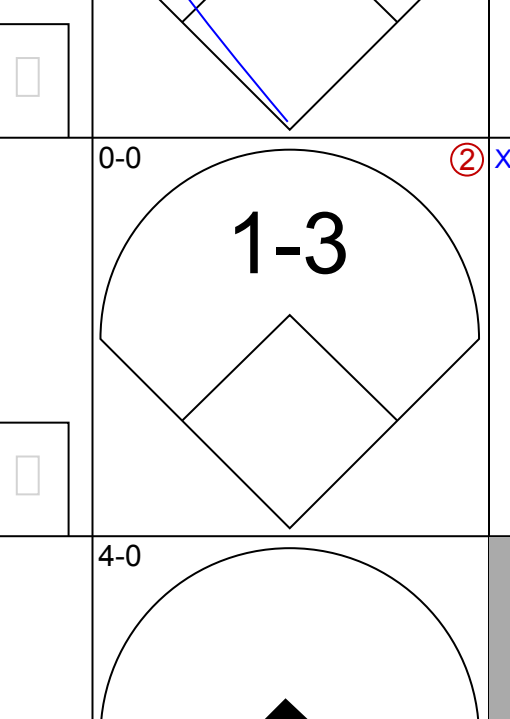
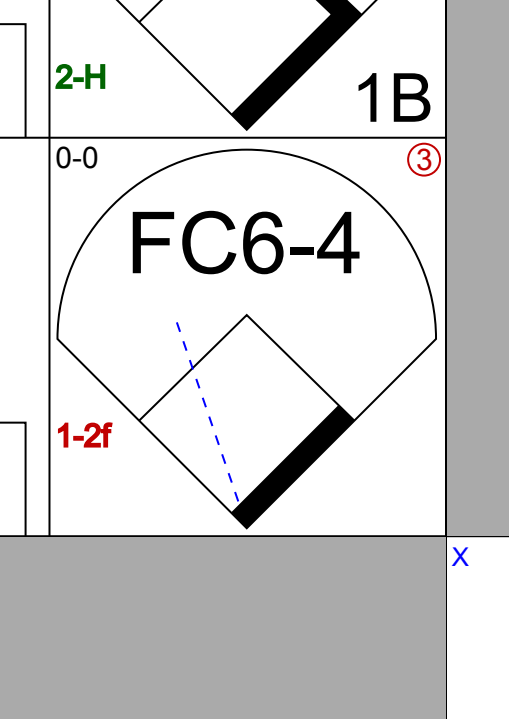
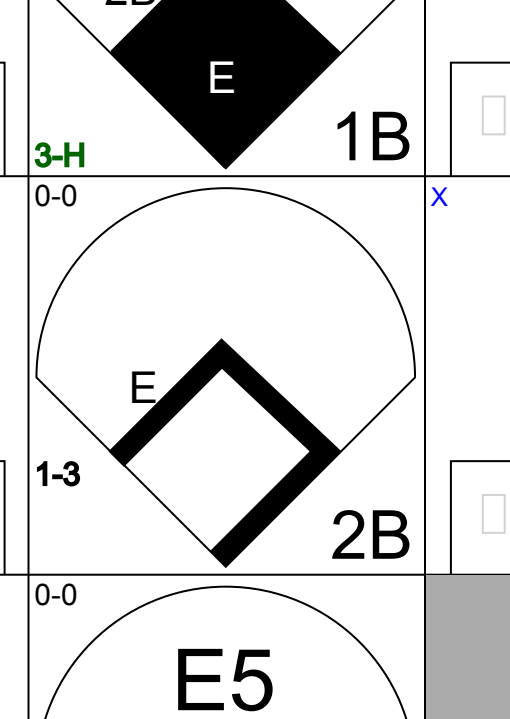
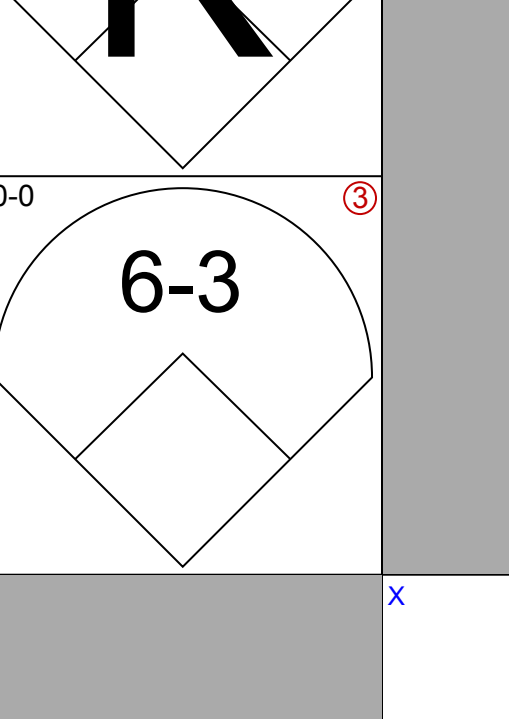
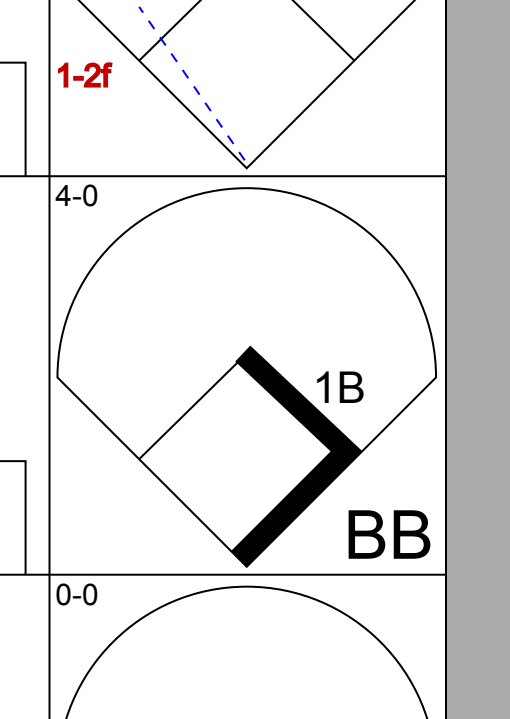
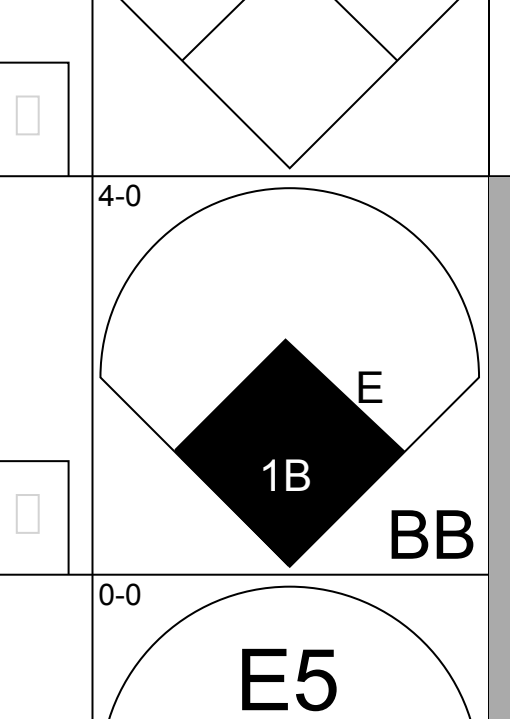
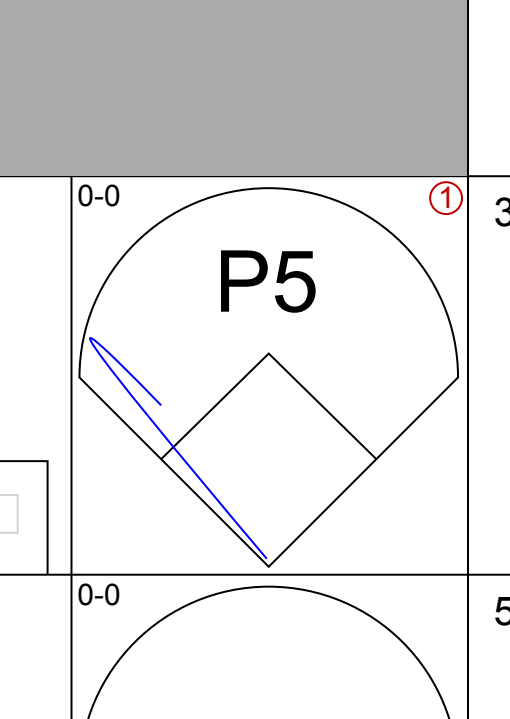
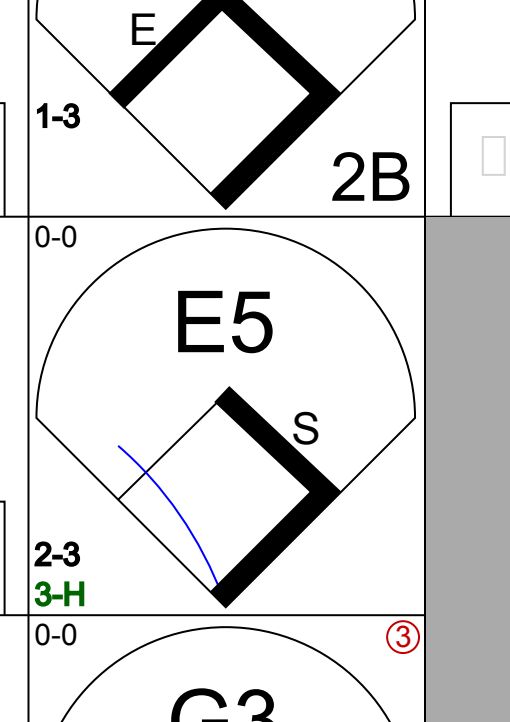
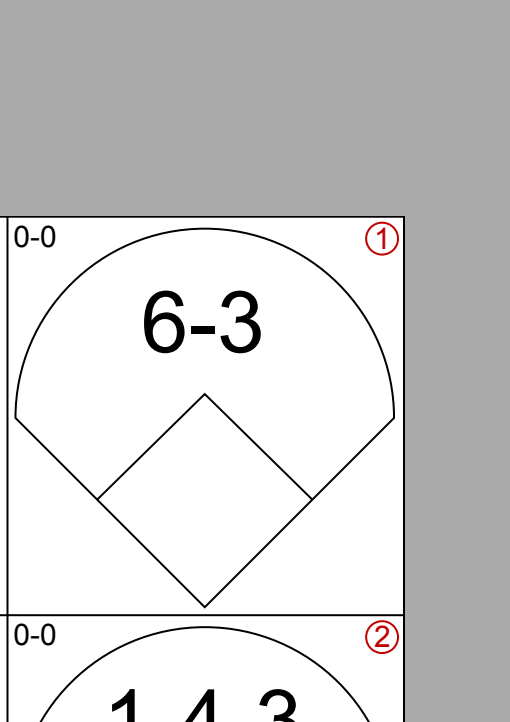
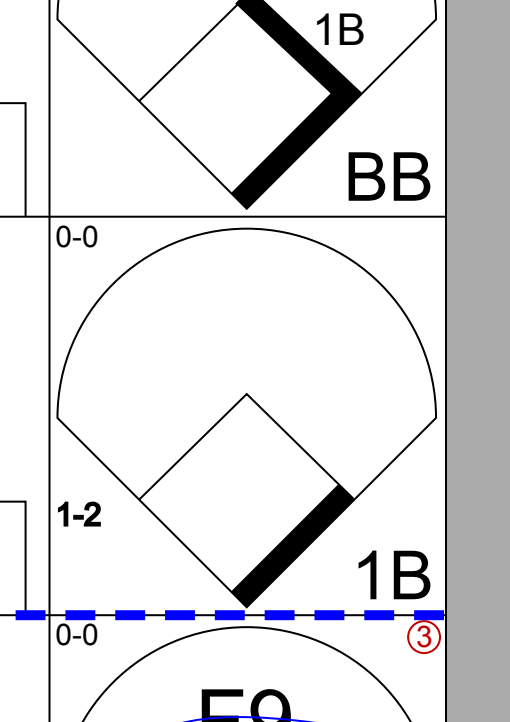
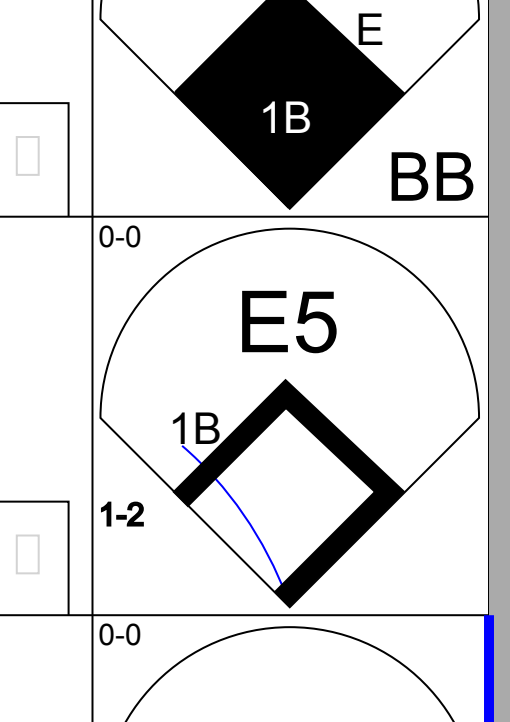
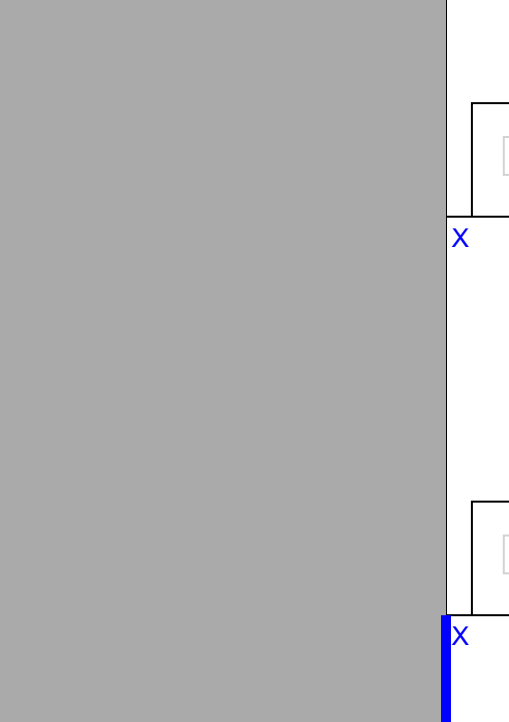
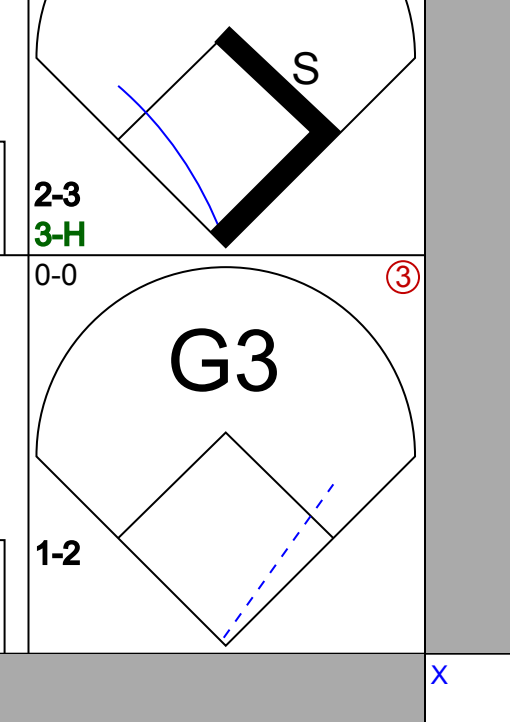
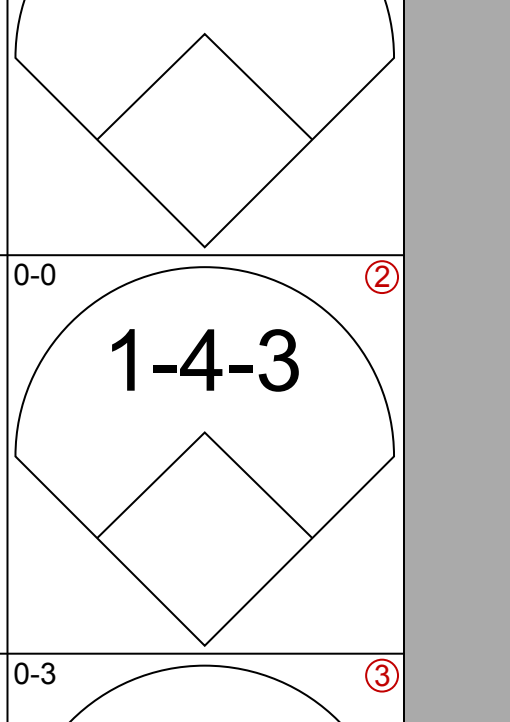
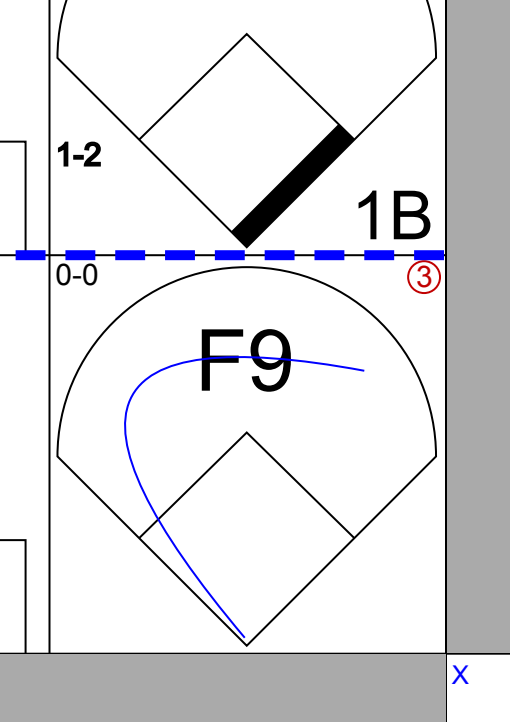
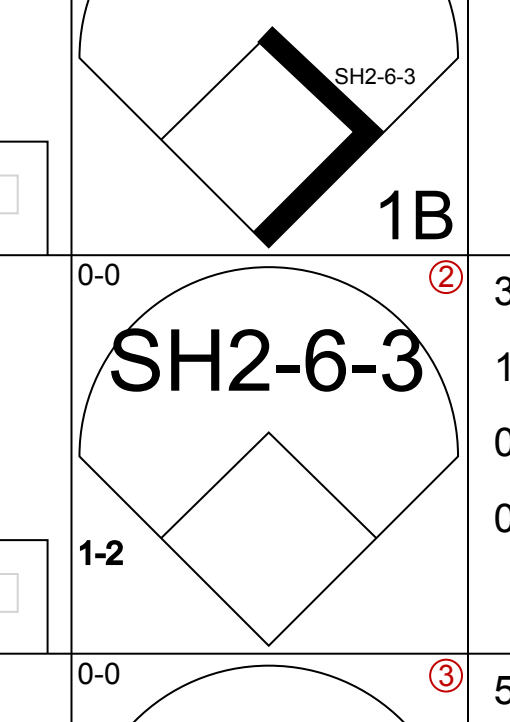
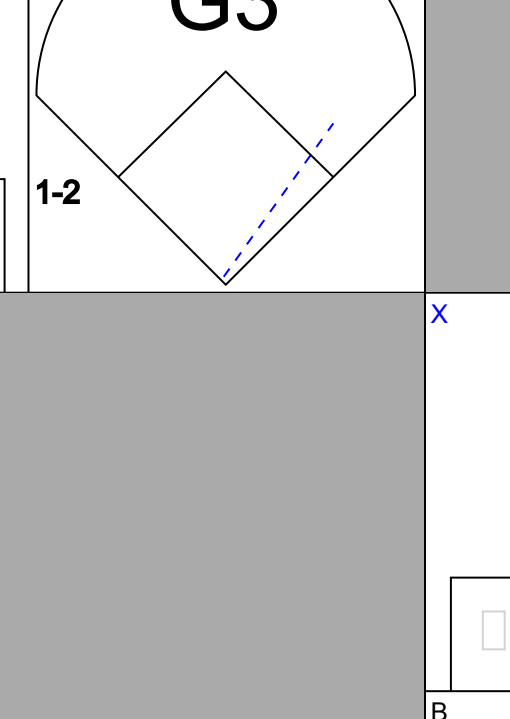
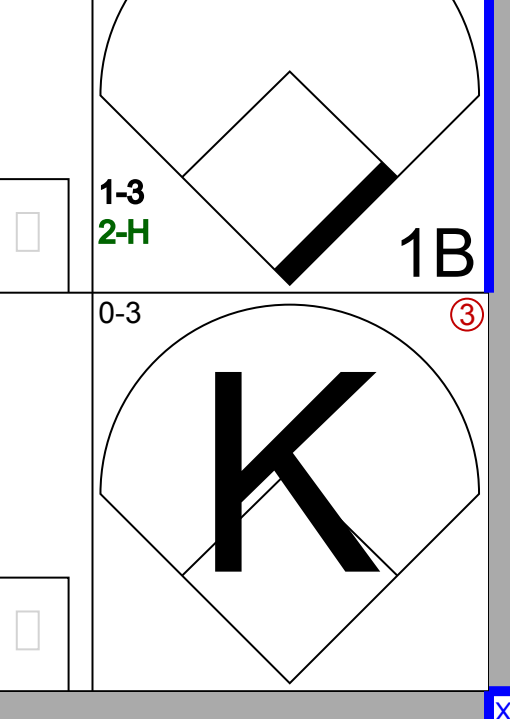
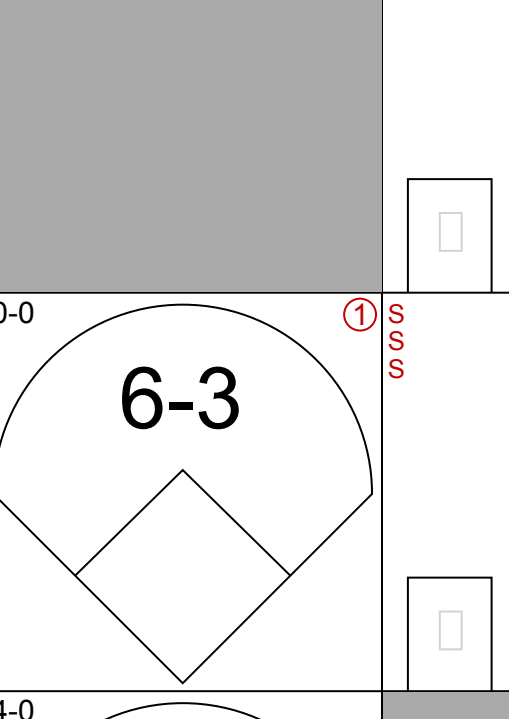
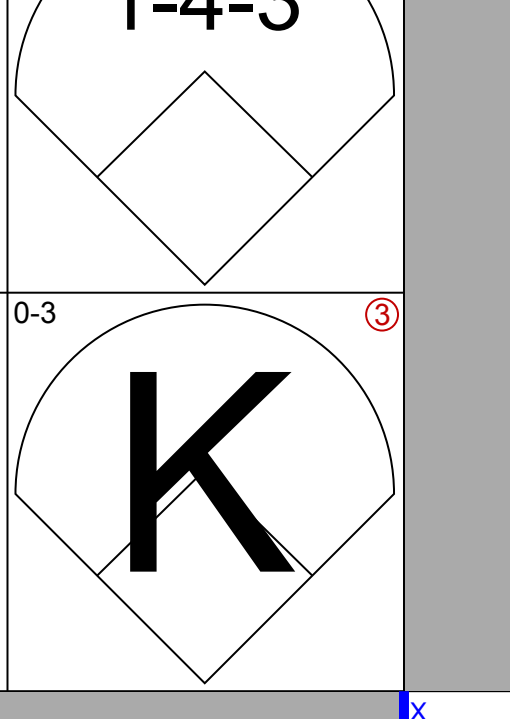
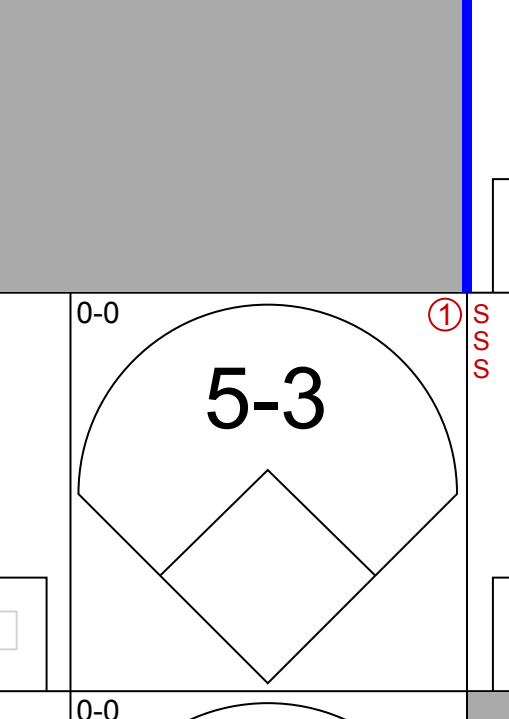
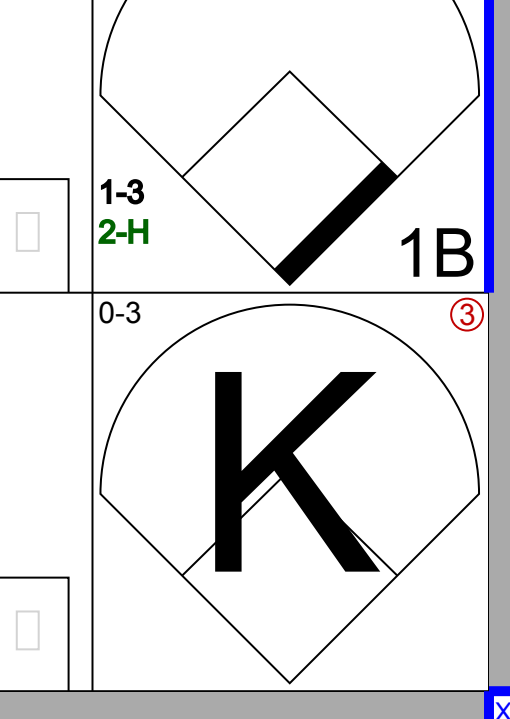
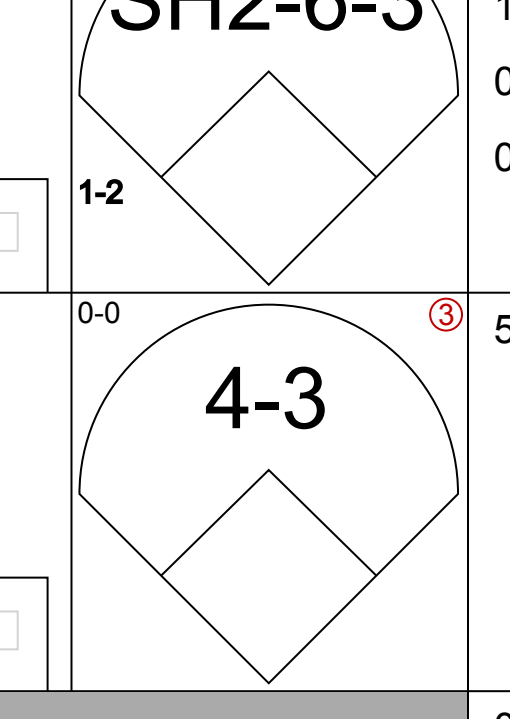

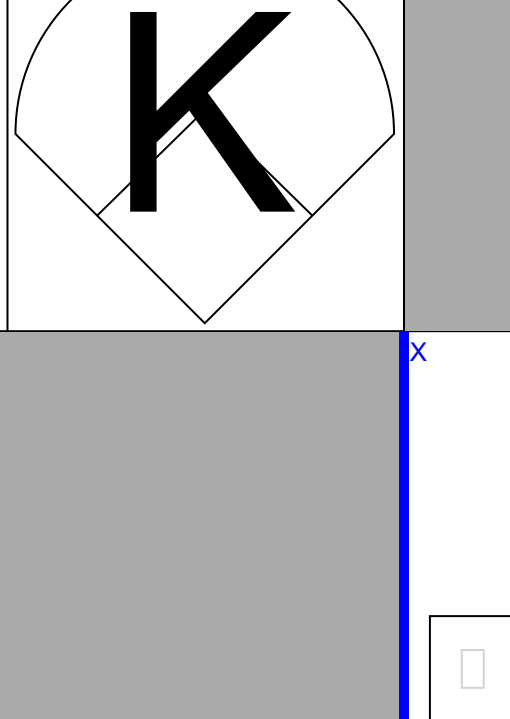
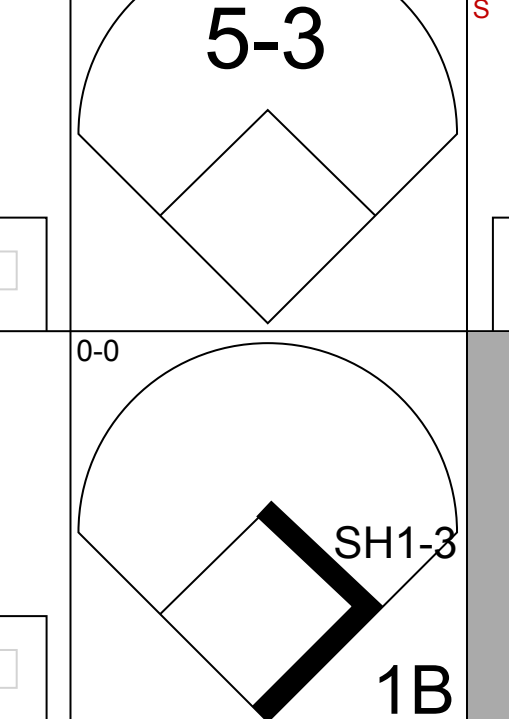
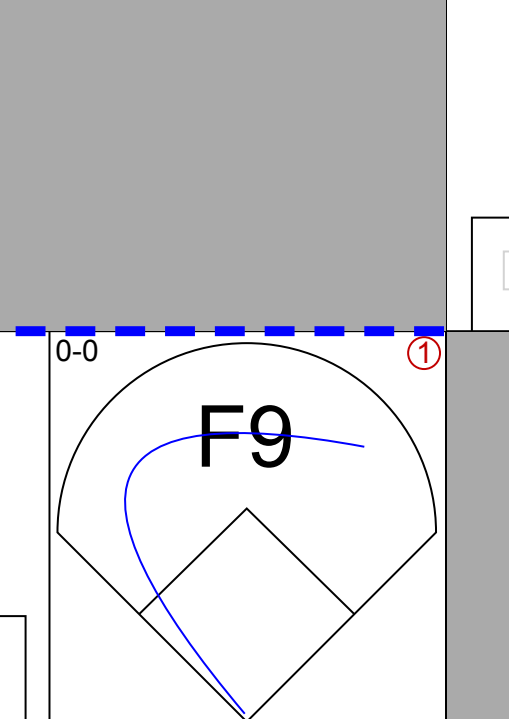


Batter	1	2	3	4	5	6	7	8	9	AB	R	H	RBI	BB	SO	LOB	BOTTOM									
Gene Richards, L OBP: 0.336, SLG: 0.355 (1, 7)	6-3		G3	E8 1B		FC1-3-5 1B				5	2	3	0	0	0	0										
Gary Templeton, S OBP: 0.280, SLG: 0.360 (1, 6)	4-3		1B 2B	K		FC1-3-5 E 1B 2B	F8			5	2	1	0	0	1	4										
Ruppert Jones, L OBP: 0.393, SLG: 0.453 (1, 8)	1B BB		1B 2H 1B	K		K			F8	4	1	1	1	1	2	2										
Terry Kennedy, L OBP: 0.324, SLG: 0.483 (1, 2)	FC6-4 1B		1B 2B 1B			E7 2B 1B			4-3	4	2	3	1	1	0	0										
Sixto Lezcano, R OBP: 0.394, SLG: 0.493 (1, 9)	FC6-4		1-2 2-3 1B	F7		1-3 2H 1B			K	5	1	2	2	0	1	3										
Luis Salazar, R OBP: 0.296, SLG: 0.365 (1, 5)		6-3	1-2 2-3 3H 2B 1B			F9				4	1	1	1	0	1	1										
Rick Lancelotti, L OBP: 0.125, SLG: 0.250 (1, 3)		G3	1-1 2H 2H 3H 2B			3-1			3-1	4	0	1	3	0	0	0										
Tim Flannery, L OBP: 0.323, SLG: 0.321 (1, 4)			F7			6-3			5-3	4	0	1	0	0	0	1										
Eric Show, R OBP: 0.115, SLG: 0.115 John Curtis, L OBP: 0.297, SLG: 0.351 (1, 1) (5, 1)	F8		K			FC1-3-5 1B 1B				2	0	0	0	0	1	2										
Inning Stats	R: 0 E: 0 K: 0 S: 4	H: 1 LOB: 2 BB: 1 P: 8	R: 0 E: 0 K: 0 S: 4	H: 1 LOB: 0 BB: 0 P: 4	R: 5 E: 0 K: 1 S: 11	H: 6 LOB: 1 BB: 0 P: 11	R: 1 E: 1 K: 2 S: 8	H: 1 LOB: 1 BB: 1 P: 12	R: 0 E: 0 K: 1 S: 5	H: 0 LOB: 0 BB: 0 P: 5	R: 3 E: 1 K: 1 S: 9	H: 4 LOB: 1 BB: 0 P: 9	R: 0 E: 0 K: 0 S: 5	H: 2 LOB: 2 BB: 0 P: 5	R: 0 E: 0 K: 1 S: 5	H: 0 LOB: 0 BB: 0 P: 5	1B: 12 2B: 3 3B: 0 HR: 0	SF: 0 SAC: 0 DP: 0 HBP: 0	WP: 0 PB: 0 SB: 0 CS: 0	PA: 41						
PITCHER	IP	WLS	BF	H	R	ER	SO	BB	IBB	HBP	BLK	WP	HR	S	P	ERA	WHIP									
Bob Forsch, R ERA: 3.91 John Martin, L ERA: 4.5 Jim Kaat, L ERA: 3.82 Doug Bair, R ERA: 3.01 Jeff Laiti, R ERA: 3.65	(1, 1) (3, 1) (5, 1) (6, 1) (7, 1)	2.1 1.2 1.2 0.1 2.0	L 7 8 2 8	16 1 3 1 2	5 1 3 0 2	5 0 3 0 0	0 3 2 0 1	0 1 0 0 0	0 0 0 0 0	0 0 0 0 0	0 0 0 0 0	0 0 0 0 0	0 0 0 0 0	0 0 2 2 10	15 16 12 2 10	19 16 12 2 10	3.857 0.00 16.20 0.00 0.00	3.857 1.200 1.800 3.000 1.000								

St. Louis Cardinals @ San Diego Padres
Jack Murphy Stadium, San Diego, CA
Sun Aug 29 1982, 6:33 AM EDT
Sunny - 79 F

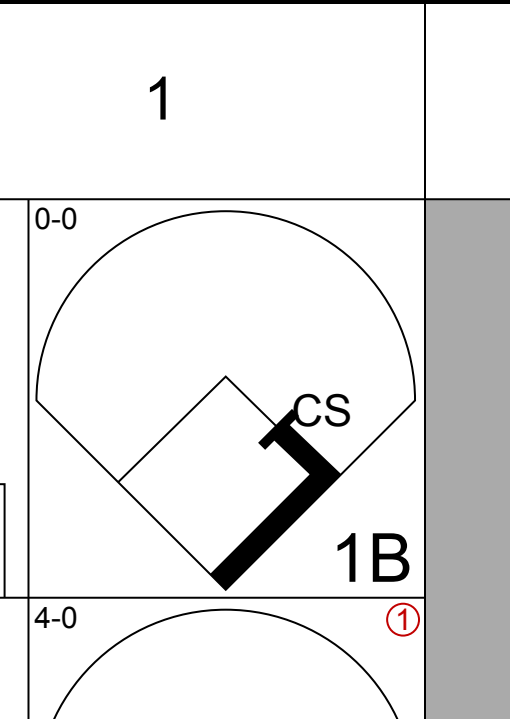
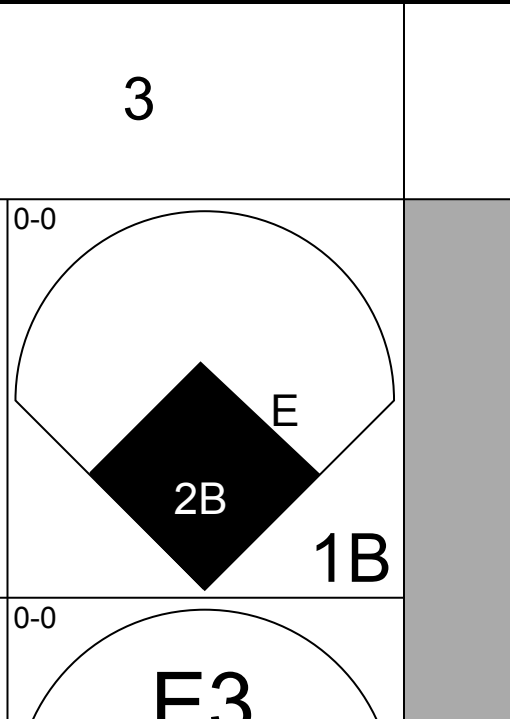
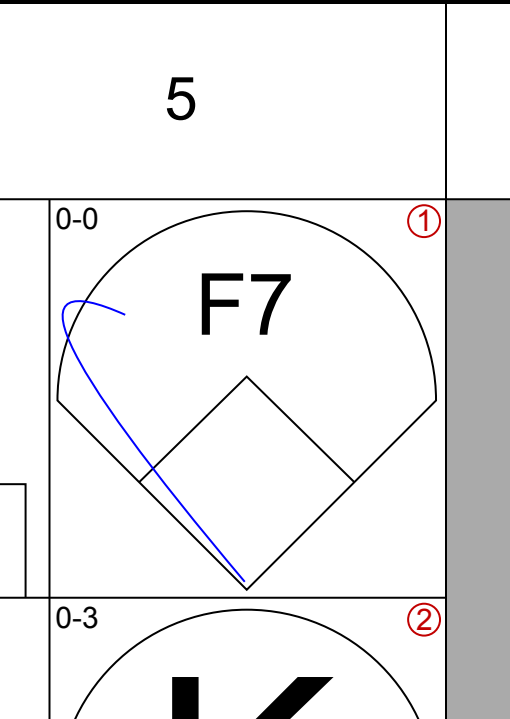
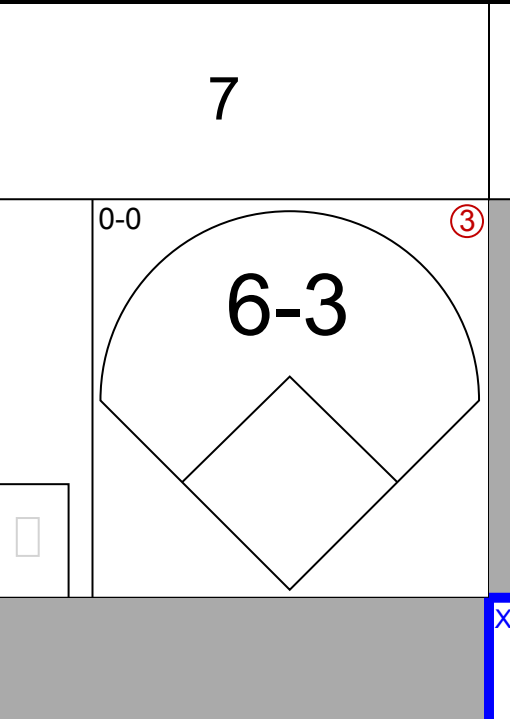
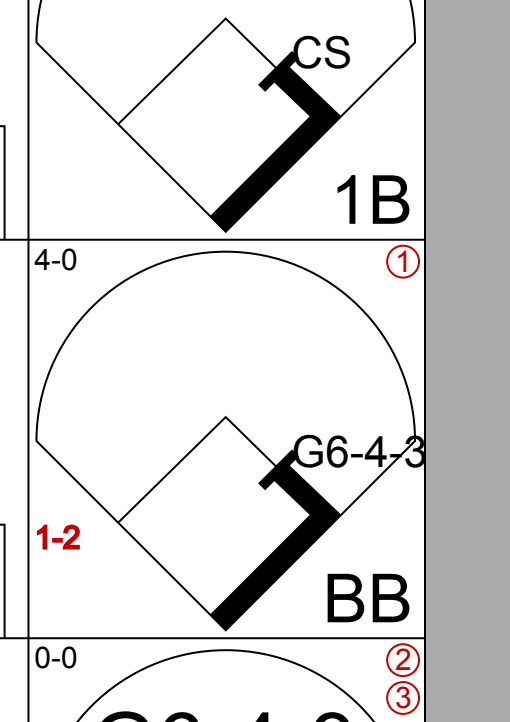
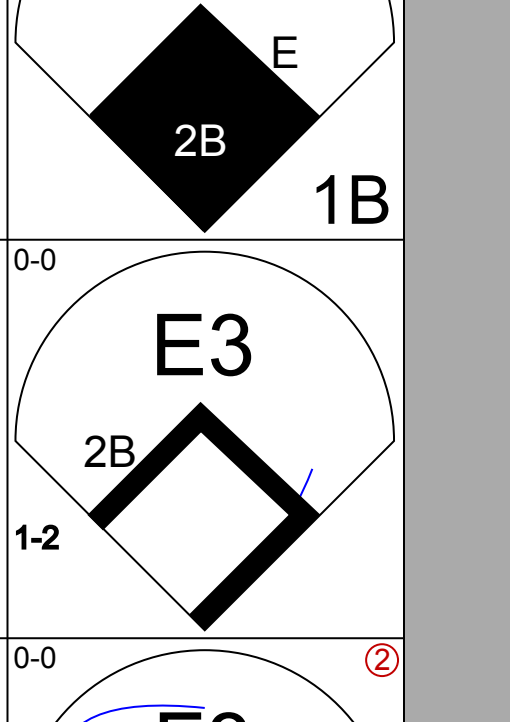
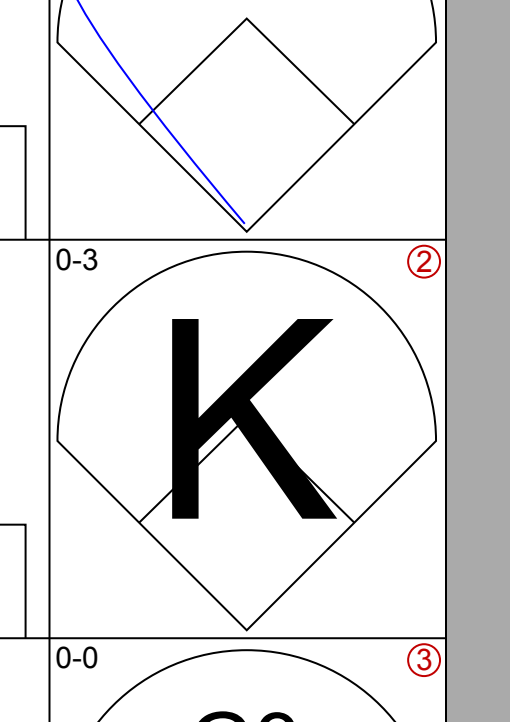
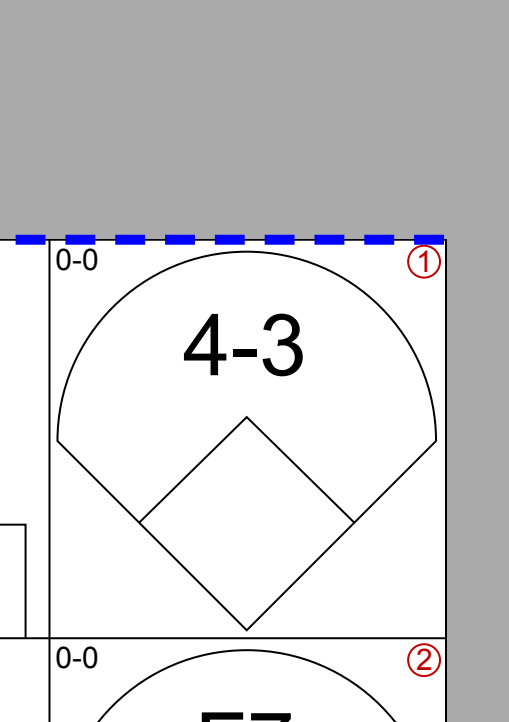
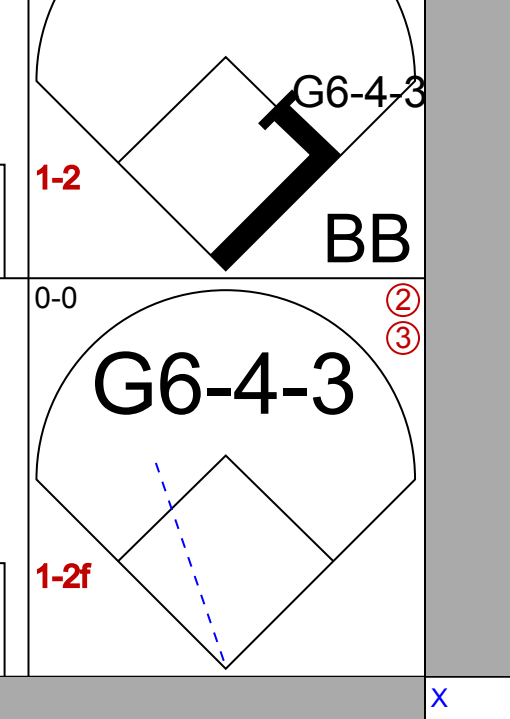
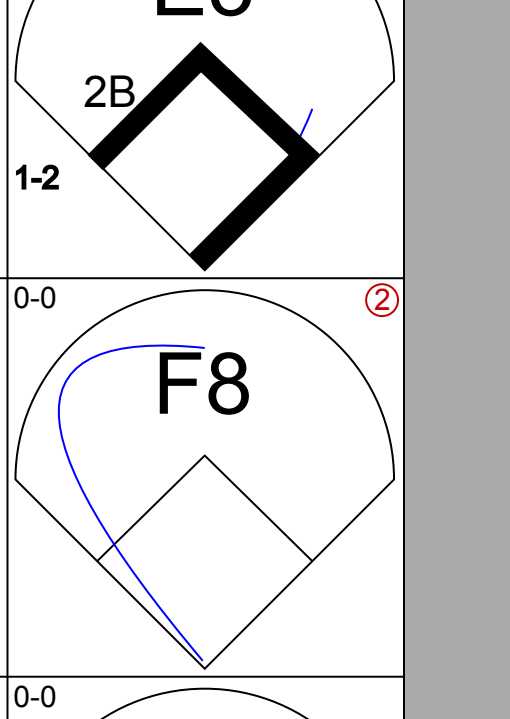
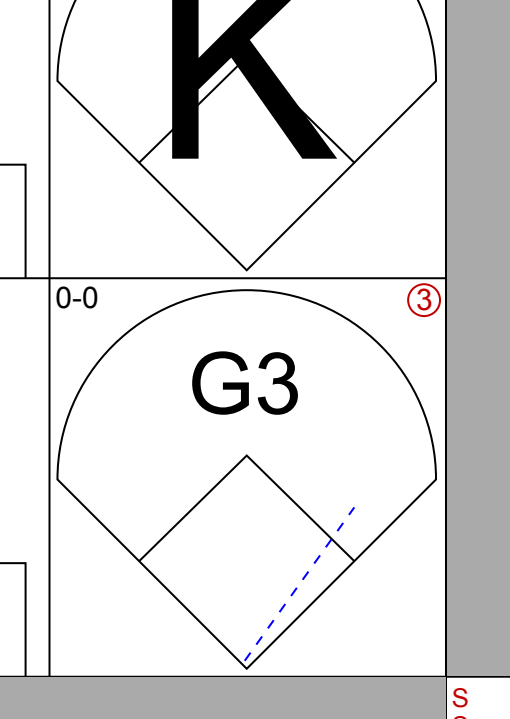
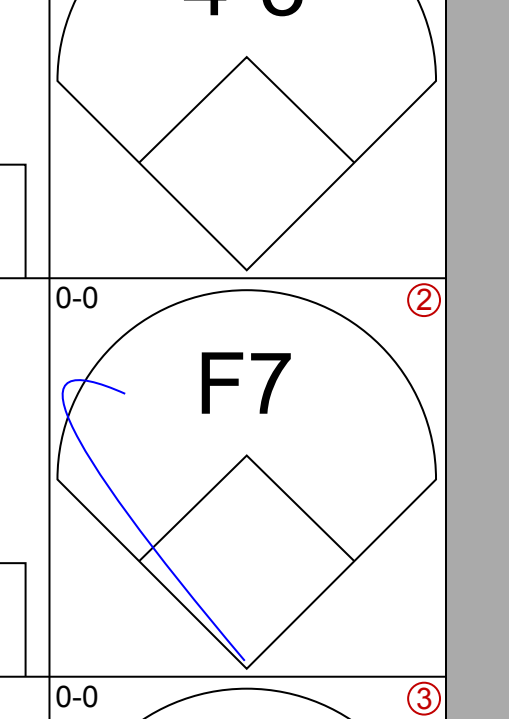
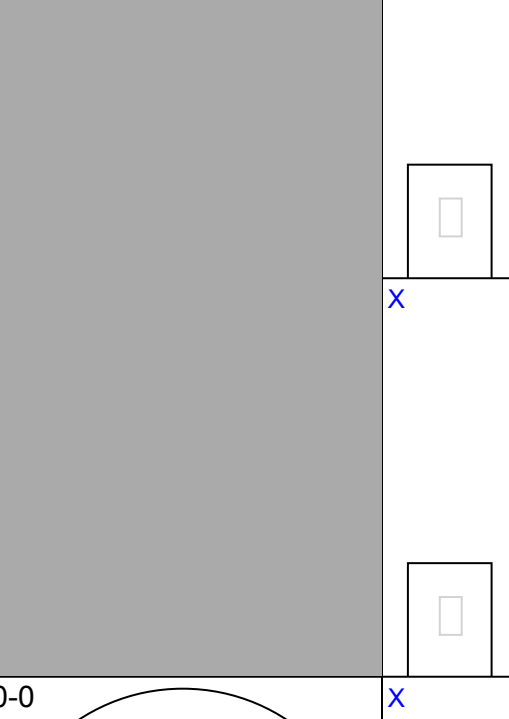
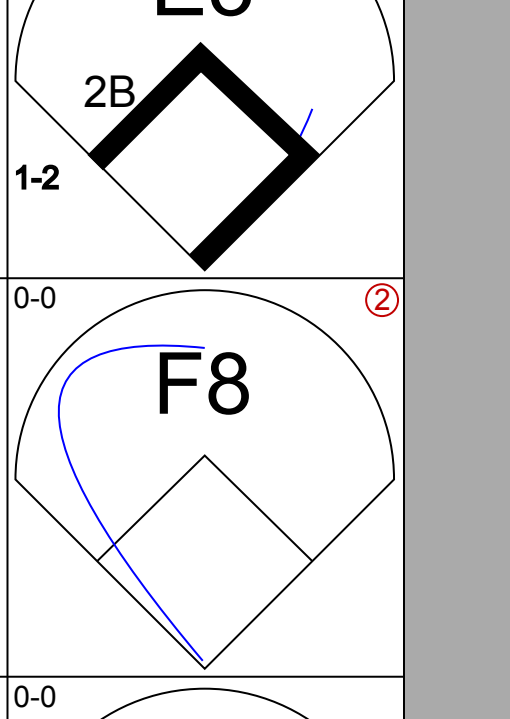
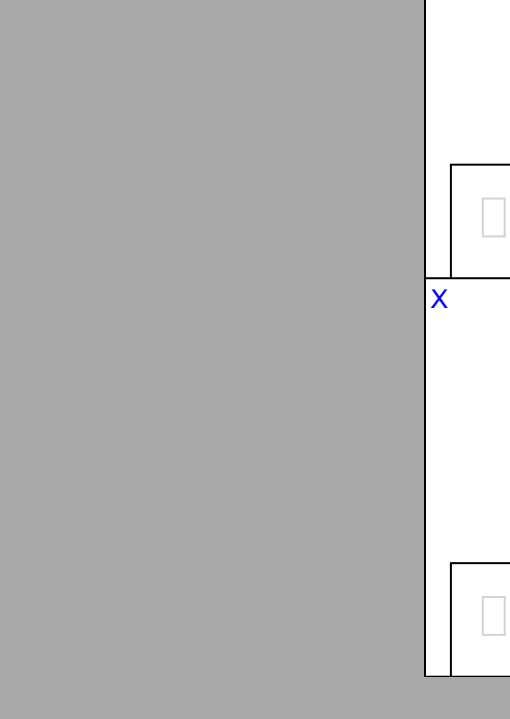

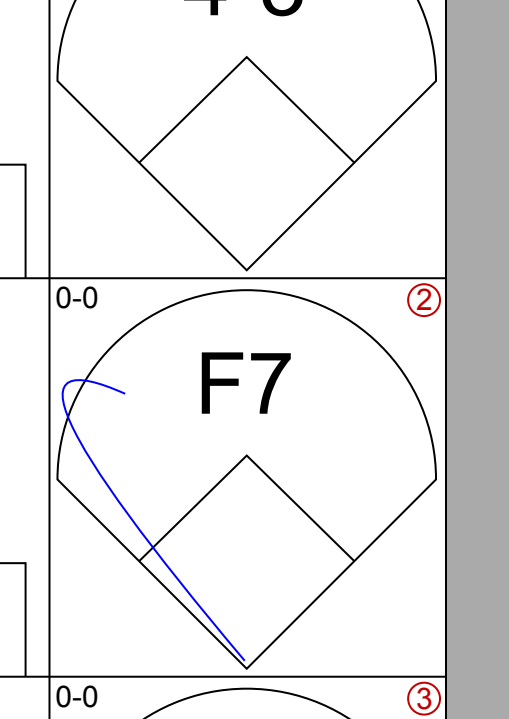
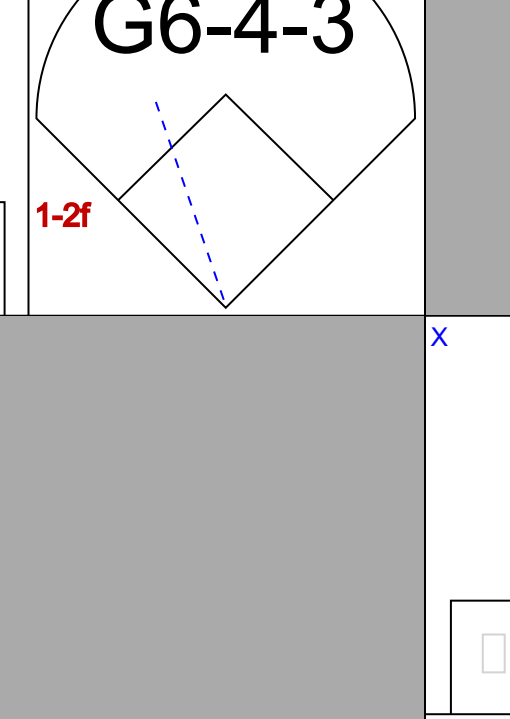
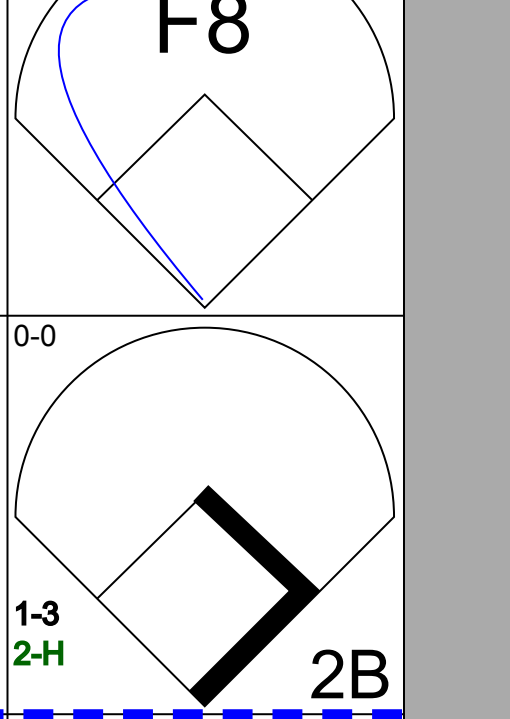
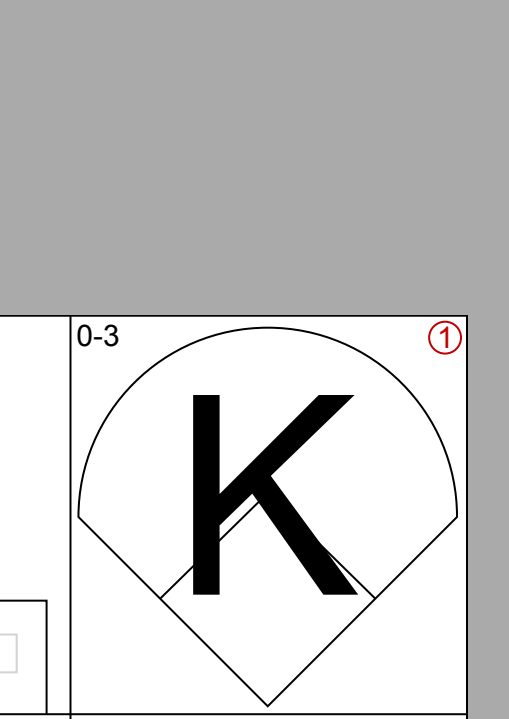

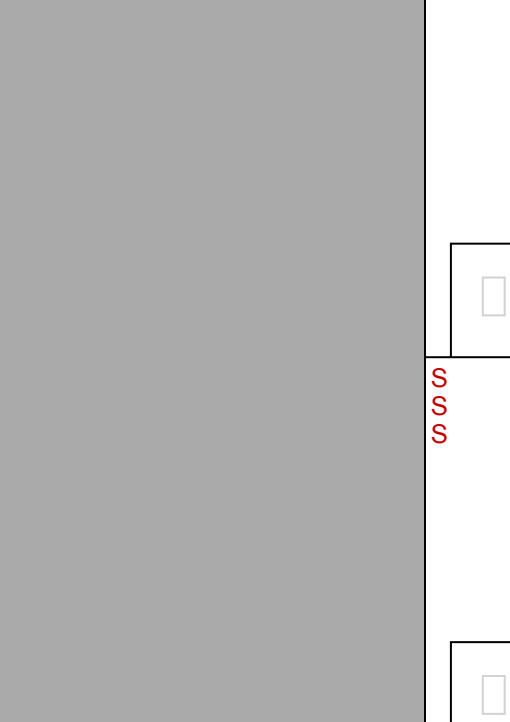

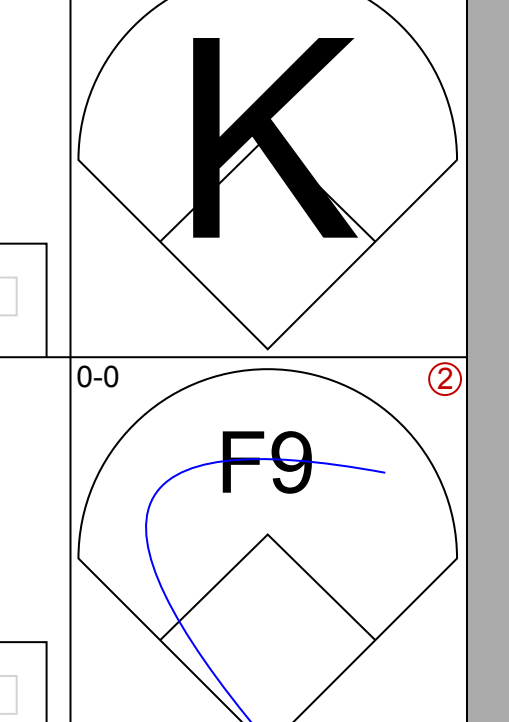
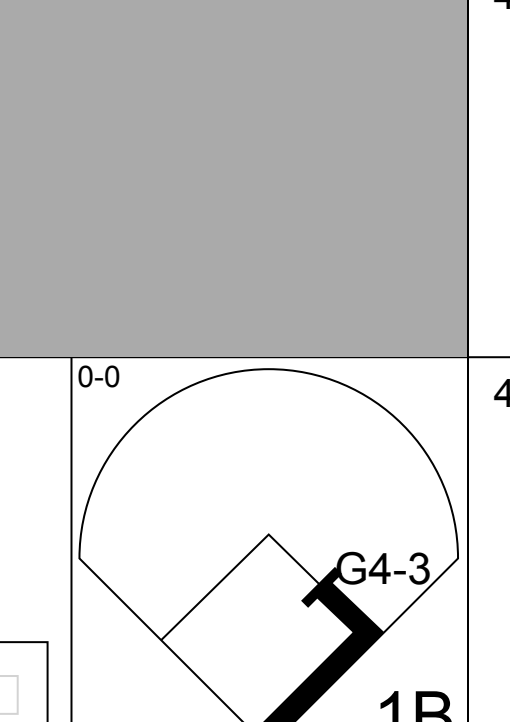
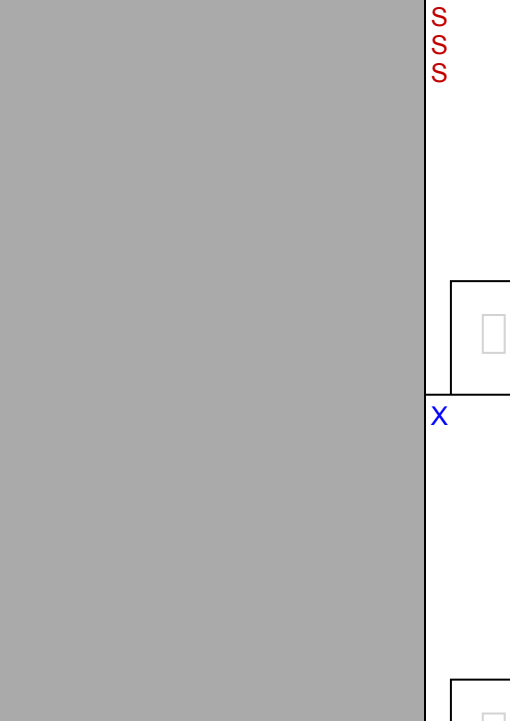
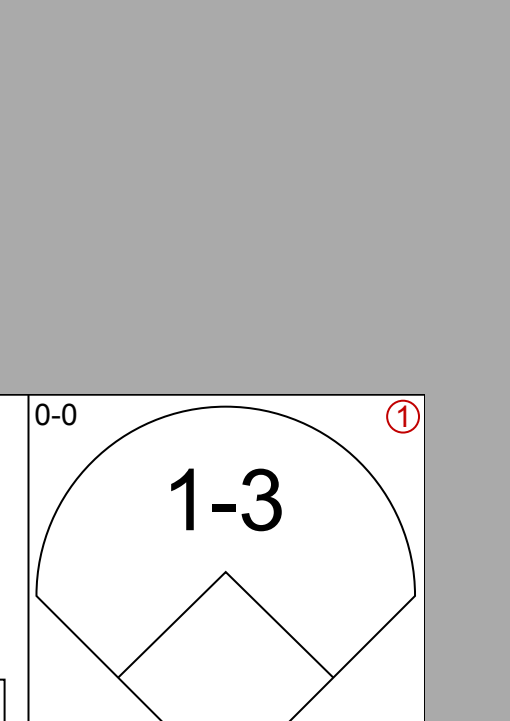


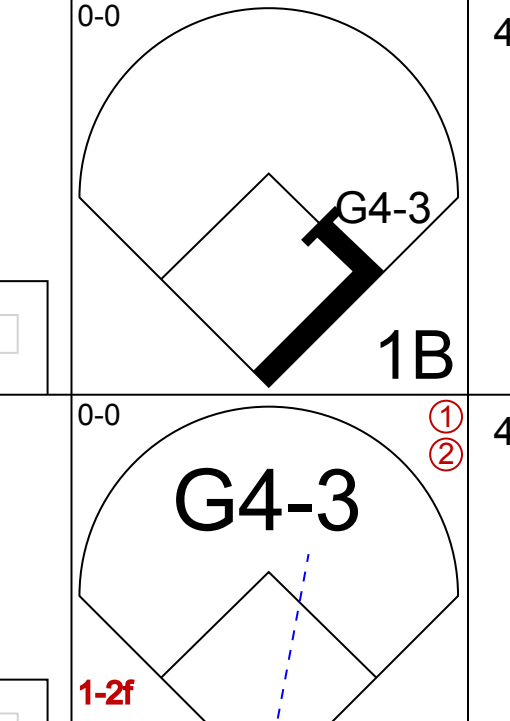
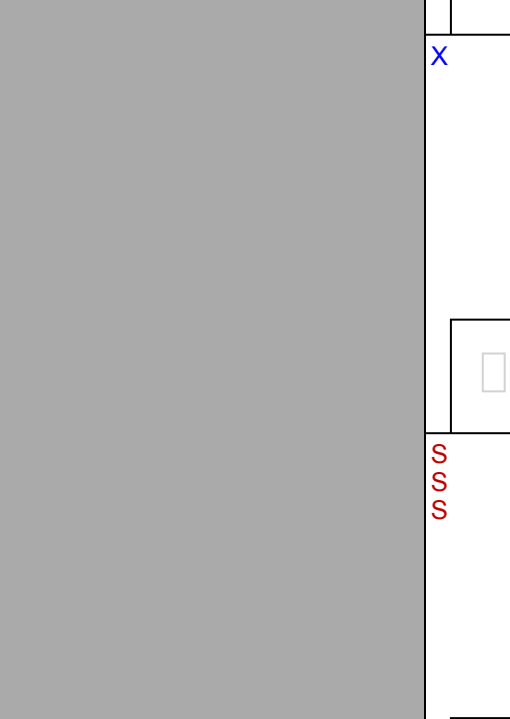
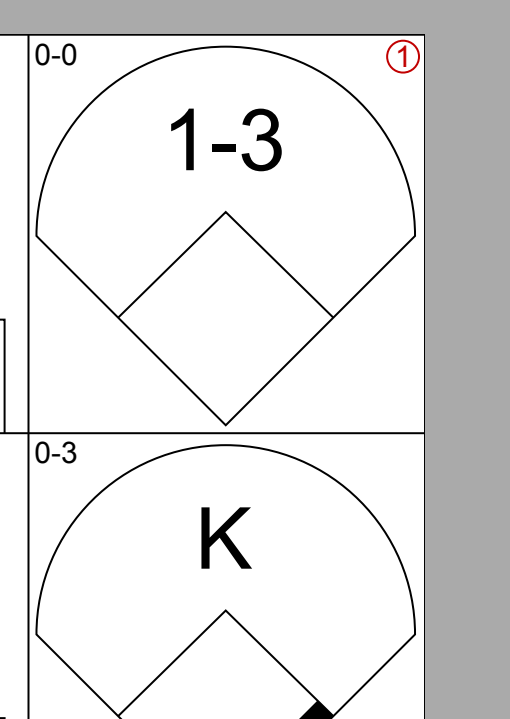
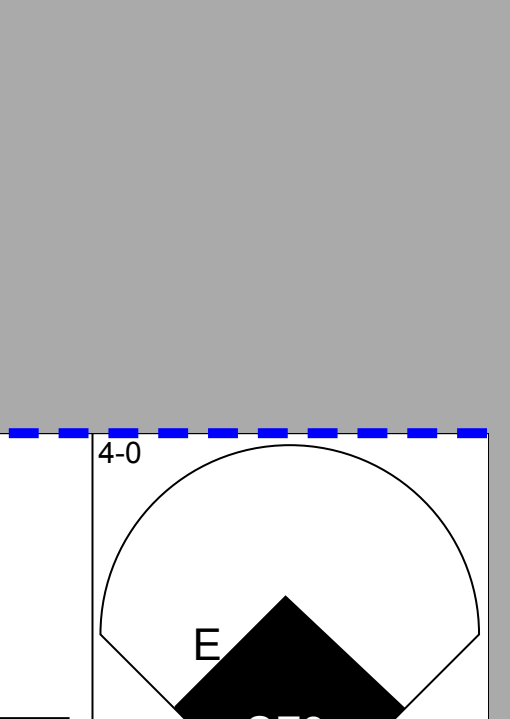
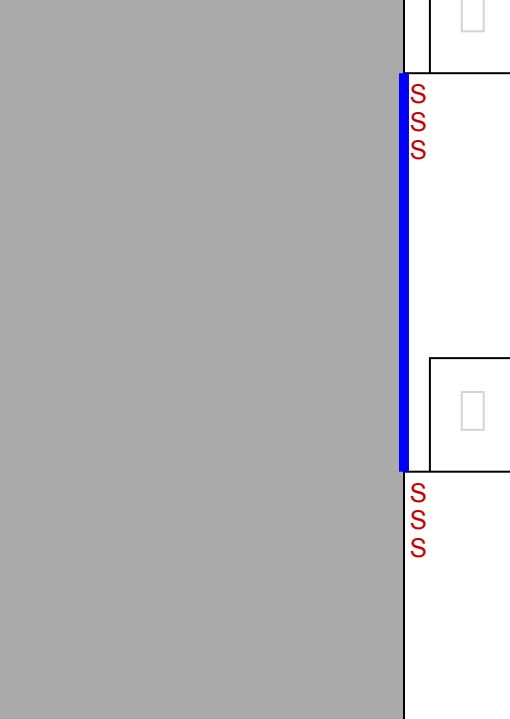

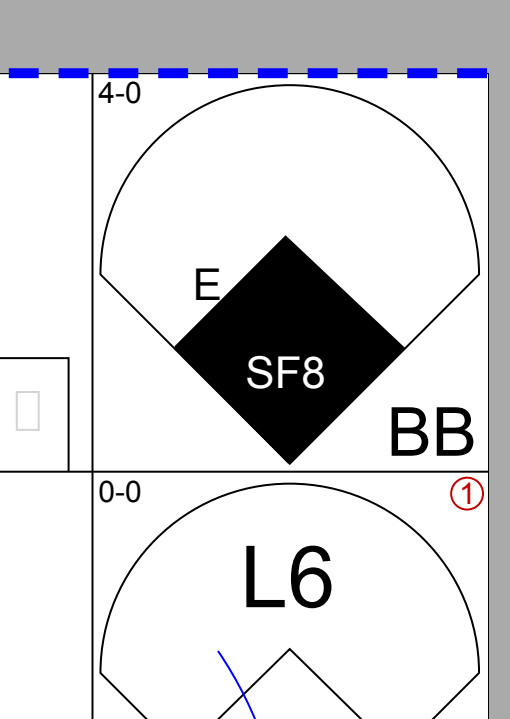
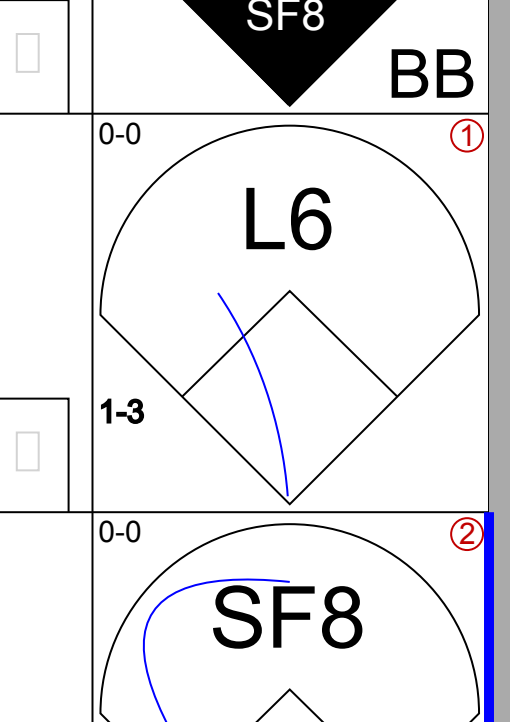
AB	39
R	9
H	15
RBI	8
BB	2
SO	6
LOB	13



Batter	1	2	3	4	5	6	7	8	9	AB	R	H	RBI	BB	SO	LOB	TOP			
Tom Herr, S OBP: 0.339, SLG: 0.325 (1, 4)										4	0	1	0	0	2	0	St. Louis Cardinals @ San Diego Padres Jack Murphy Stadium, San Diego, CA Sun Aug 29 1982, 6:38 AM EDT Att: 17,379 - Sunny - 75 F			
Lonnie Smith, R OBP: 0.387, SLG: 0.450 (1, 7)										4	2	2	1	1	0	1				
Keith Hernandez, L OBP: 0.388, SLG: 0.404 (1, 3)										3	0	1	1	2	0	1				
George Hendrick, R OBP: 0.317, SLG: 0.442 (1, 9)										5	1	1	1	0	1	5				
Darrell Porter, L OBP: 0.346, SLG: 0.397 (1, 2)										3	1	1	0	2	0	3				
Willie McGee, S OBP: 0.350, SLG: 0.429 (1, 8)										5	0	2	0	0	0	2				
Ken Oberkfell, L OBP: 0.324, SLG: 0.344 David Green, R OBP: 0.341, SLG: 0.418 Jim Kaat, L (7, PH) (7, 1)										3	0	0	0	0	0	4				
Bruce Sutter, R OBP: 0.167, SLG: 0.200 (8, 1)										1	0	1	1	0	0	0				
Ozzie Smith, S OBP: 0.355, SLG: 0.333 (1, 6)										5	0	0	0	0	2	3				
Dave LaPoint, L OBP: 0.097, SLG: 0.067 Doug Bair, R OBP: 0.125, SLG: 0.125 Mike Ramsey, S OBP: 0.325, SLG: 0.342 (3, 1) (7, 5)										0	1	0	0	1	0	0				
Inning Stats	R: 2 E: 1 K: 1 S: 8	H: 2 LOB: 2 BB: 1 P: 12	R: 1 E: 1 K: 1 S: 7	H: 2 LOB: 3 BB: 2 P: 15	R: 0 E: 0 K: 1 S: 5	H: 0 LOB: 0 BB: 0 P: 5	R: 0 E: 0 K: 1 S: 5	H: 1 LOB: 2 BB: 2 P: 11	R: 0 E: 0 K: 0 S: 4	H: 1 LOB: 1 BB: 0 P: 4	R: 1 E: 1 K: 1 S: 7	H: 1 LOB: 2 BB: 1 P: 11	R: 1 E: 0 K: 0 S: 5	H: 2 LOB: 1 BB: 0 P: 5	R: 0 E: 0 K: 0 S: 4	H: 1 LOB: 0 BB: 0 P: 4	1B: 8 2B: 2 3B: 0 HR: 0	SF: 0 SAC: 2 DP: 1 HBP: 0	WP: 0 PB: 0 SB: 2 CS: 0	PA: 44
PITCHER	IP WLS BF H R ER SO BB IBB HBP BLK WP HR S P ERA WHIP	IP WLS BF H R ER SO BB IBB HBP BLK WP HR S P ERA WHIP	IP WLS BF H R ER SO BB IBB HBP BLK WP HR S P ERA WHIP	IP WLS BF H R ER SO BB IBB HBP BLK WP HR S P ERA WHIP	IP WLS BF H R ER SO BB IBB HBP BLK WP HR S P ERA WHIP	IP WLS BF H R ER SO BB IBB HBP BLK WP HR S P ERA WHIP	IP WLS BF H R ER SO BB IBB HBP BLK WP HR S P ERA WHIP	IP WLS BF H R ER SO BB IBB HBP BLK WP HR S P ERA WHIP	IP WLS BF H R ER SO BB IBB HBP BLK WP HR S P ERA WHIP	IP WLS BF H R ER SO BB IBB HBP BLK WP HR S P ERA WHIP	IP WLS BF H R ER SO BB IBB HBP BLK WP HR S P ERA WHIP	IP WLS BF H R ER SO BB IBB HBP BLK WP HR S P ERA WHIP	IP WLS BF H R ER SO BB IBB HBP BLK WP HR S P ERA WHIP	IP WLS BF H R ER SO BB IBB HBP BLK WP HR S P ERA WHIP	IP WLS BF H R ER SO BB IBB HBP BLK WP HR S P ERA WHIP	IP WLS BF H R ER SO BB IBB HBP BLK WP HR S P ERA WHIP	IP WLS BF H R ER SO BB IBB HBP BLK WP HR S P ERA WHIP	IP WLS BF H R ER SO BB IBB HBP BLK WP HR S P ERA WHIP	IP WLS BF H R ER SO BB IBB HBP BLK WP HR S P ERA WHIP	IP WLS BF H R ER SO BB IBB HBP BLK WP HR S P ERA WHIP

AB	36
R	5
H	10
RBI	4
BB	6
SO	5
LOB	19



Batter	1	2	3	4	5	6	7	8	9	AB	R	H	RBI	BB	SO	LOB	BOTTOM					
Gene Richards, L OBP: 0.338, SLG: 0.357 (1, 7)										4	1	2	0	0	0	0	St. Louis Cardinals @ San Diego Padres Jack Murphy Stadium, San Diego, CA Sun Aug 29 1982, 6:38 AM EDT Att: 17,379 - Sunny - 75 F					
Joe Pittman, R OBP: 0.276, SLG: 0.261 Tim Flannery, L OBP: 0.322, SLG: 0.320 (8, PH) (9, 4)										2	0	0	0	1	1	1						
Garry Templeton, S OBP: 0.278, SLG: 0.357 (1, 6)										4	0	0	0	0	0	3						
Kurt Bevacqua, R OBP: 0.366, SLG: 0.355 (1, 3)										4	1	2	1	0	1	0						
Sixto Lezcano, R OBP: 0.393, SLG: 0.491 (1, 9)										4	0	1	0	0	2	3						
Luis Salazar, R OBP: 0.295, SLG: 0.366 (1, 5)										4	0	1	1	0	1	1						
Dave Edwards, R OBP: 0.216, SLG: 0.300 Joe Lefebvre, L OBP: 0.257, SLG: 0.252 (4, PH) (5, 8)										1	0	0	0	0	1	1						
Steve Swisher, R OBP: 0.311, SLG: 0.400 (1, 2)										3	0	0	0	0	1	3						
Andy Hawkins, R Gary Lucas, L (1, 1) (5, 1)										2	0	0	0	0	1	1						
Terry Kennedy, L OBP: 0.324, SLG: 0.483 Luis DeLeon, R OBP: 0.167, SLG: 0.182 (7, PH) (8, 1)										0	0	0	1	0	0	0						
Inning Stats	R: 0 E: 0 K: 0 S: 2	H: 1 LOB: 0 BB: 1 P: 6	R: 1 E: 0 K: 2 S: 9	H: 2 LOB: 1 BB: 0 P: 9	R: 1 E: 1 K: 1 S: 8	H: 2 LOB: 2 BB: 0 P: 8	R: 0 E: 0 K: 3 S: 10	H: 0 LOB: 1 BB: 0 P: 10	R: 0 E: 0 K: 1 S: 5	H: 0 LOB: 0 BB: 0 P: 5	R: 0 E: 0 K: 2 S: 7	H: 0 LOB: 0 BB: 0 P: 7	R: 1 E: 1 K: 0 S: 3	H: 0 LOB: 1 BB: 1 P: 7	R: 0 E: 0 K: 0 S: 3	H: 0 LOB: 0 BB: 0 P: 3	R: 0 E: 0 K: 1 S: 5	H: 1 LOB: 0 BB: 0 P: 5	1B: 3 2B: 3 3B: 0 HR: 0	SF: 1 SAC: 0 DP: 2 HBP: 0	WP: 0 PB: 1 SB: 0 CS: 1	PA: 34
PITCHER	IP WLS BF H R ER SO BB IBB HBP BLK WP HR S P ERA WHIP	IP WLS BF H R ER SO BB IBB HBP BLK WP HR S P ERA WHIP	IP WLS BF H R ER SO BB IBB HBP BLK WP HR S P ERA WHIP	IP WLS BF H R ER SO BB IBB HBP BLK WP HR S P ERA WHIP	IP WLS BF H R ER SO BB IBB HBP BLK WP HR S P ERA WHIP	IP WLS BF H R ER SO BB IBB HBP BLK WP HR S P ERA WHIP	IP WLS BF H R ER SO BB IBB HBP BLK WP HR S P ERA WHIP	IP WLS BF H R ER SO BB IBB HBP BLK WP HR S P ERA WHIP	IP WLS BF H R ER SO BB IBB HBP BLK WP HR S P ERA WHIP	IP WLS BF H R ER SO BB IBB HBP BLK WP HR S P ERA WHIP	IP WLS BF H R ER SO BB IBB HBP BLK WP HR S P ERA WHIP	IP WLS BF H R ER SO BB IBB HBP BLK WP HR S P ERA WHIP	IP WLS BF H R ER SO BB IBB HBP BLK WP HR S P ERA WHIP	IP WLS BF H R ER SO BB IBB HBP BLK WP HR S P ERA WHIP	IP WLS BF H R ER SO BB IBB HBP BLK WP HR S P ERA WHIP	IP WLS BF H R ER SO BB IBB HBP BLK WP HR S P ERA WHIP	IP WLS BF H R ER SO BB IBB HBP BLK WP HR S P ERA WHIP	IP WLS BF H R ER SO BB IBB HBP BLK WP HR S P ERA WHIP	IP WLS BF H R ER SO BB IBB HBP BLK WP HR S P ERA WHIP	IP WLS BF H R ER SO BB IBB HBP BLK WP HR S P ERA WHIP		



Batter	1	2	3	4	5	6	7	8	9	AB	R	H	RBI	BB	SO	LOB	TOP			
Tom Herr, S OBP: 0.339, SLG: 0.324 (1, 4)	0-0 6-3		0-0 6-3			0-0 6-3		0-0 1B 1B		4	1	1	0	0	0	0	St. Louis Cardinals @ Los Angeles Dodgers Dodger Stadium, Los Angeles, CA Mon Aug 30 1982, 7:05 PM PDT Att: 47,050 - Unknown - 72 F livebaseballscorecards.com			
Ken Oberkfell, L OBP: 0.324, SLG: 0.341 (1, 5)	0-0 F7			4-0 FC5-4 BB		0-0 F9		0-3 K		3	0	0	0	1	1					
Lonnie Smith, R OBP: 0.386, SLG: 0.448 (1, 7)	0-3 K			0-0 FC5-4 2B		0-0 G3		0-0 1B 1B		4	1	1	1	0	1					
Keith Hernandez, L OBP: 0.390, SLG: 0.409 (1, 3)		0-0 6-3		0-0 1-H SF9 2B			0-0 FC5 G1-2-3 1B	0-0 1B		4	1	3	1	0	0					
George Hendrick, R OBP: 0.317, SLG: 0.441 Bruce Sutter, R OBP: 0.167, SLG: 0.200 (8, 1)				0-0 SF9			0-0 F3	0-3 K		3	0	1	1	0	1					
Gene Tenace, R OBP: 0.520, SLG: 0.629 (1, 2)		0-3 K		0-0 3-H F2			4-0 FC5 BB		0-0 5-3	3	0	0	0	1	1					
Willie McGee, S OBP: 0.346, SLG: 0.424 (1, 8)		0-3 K			0-0 L9		0-0 FC5		0-0 1-3	4	0	0	0	0	1					
Ozzie Smith, S OBP: 0.352, SLG: 0.330 (1, 6)			0-0 F8		0-0 F8		0-0 G1-2-3		0-0 F8	4	0	0	0	0	0					
John Stuper, R OBP: 0.172, SLG: 0.214 David Green, R OBP: 0.341, SLG: 0.418 (8, 9)			0-3 K		0-3 K			0-3 K		3	0	0	0	0	3					
										0	0	0	0	0	0					
Inning Stats	R: 0 E: 0 K: 1 S: 5	H: 0 LOB: 0 BB: 0 P: 5	R: 0 E: 0 K: 2 S: 8	H: 1 LOB: 1 BB: 0 P: 8	R: 0 E: 0 K: 1 S: 5	H: 0 LOB: 0 BB: 0 P: 5	R: 2 E: 0 K: 0 S: 4	H: 1 LOB: 0 BB: 1 P: 8	R: 0 E: 0 K: 1 S: 3	H: 0 LOB: 0 BB: 0 P: 3	R: 0 E: 0 K: 0 S: 4	H: 1 LOB: 2 BB: 1 P: 8	R: 1 E: 0 K: 3 S: 12	H: 3 LOB: 2 BB: 0 P: 12	R: 0 E: 0 K: 0 S: 3	H: 0 LOB: 0 BB: 0 P: 3	1B: 5 2B: 1 3B: 0 HR: 0	SF: 1 SAC: 0 DP: 1 HBP: 0	WP: 0 PB: 0 SB: 1 CS: 0	PA: 35
PITCHER Fernando Valenzuela, L ERA: 2.81 (1, 1)	IP: 9.0 WLS: L BF: 35	H: 6 R: 3 ER: 3 SO: 8	BB: 2 IBB: 0 HBP: 0 BLK: 0	WP: 0 HR: 0 S: 49 P: 57	ERA: 3.00 WHIP: 0.889															

Batter	1	2	3	4	5	6	7	8	9	AB	R	H	RBI	BB	SO	LOB	BOTTOM			
Steve Sax, R OBP: 0.336, SLG: 0.358 (1, 4)	0-0 G3		0-0 6-3		0-0 6-3		0-0 L9			4	0	0	0	0	0	2	St. Louis Cardinals @ Los Angeles Dodgers Dodger Stadium, Los Angeles, CA Mon Aug 30 1982, 7:05 PM PDT Att: 47,050 - Unknown - 72 F livebaseballscorecards.com			
Ken Landreaux, L OBP: 0.347, SLG: 0.404 (1, 8)	0-0 2-3		0-0 L3		0-0 F7			0-0 F3		4	0	0	0	0	1					
Dusty Baker Jr., R OBP: 0.365, SLG: 0.471 (1, 7)	0-0 F7		0-0 6-3			0-0 FC5-4 1B		0-0 P4		4	0	1	0	0	0					
Pedro Guerrero, R OBP: 0.383, SLG: 0.547 (1, 9)		0-0 6-3		0-3 K		0-0 FC5-4 1B		0-0 1B		4	0	1	0	0	1					
Ron Cey, R OBP: 0.331, SLG: 0.431 (1, 5)		0-0 1B 2B		0-0 6-3		0-0 L8		0-3 K		4	1	1	0	0	1					
Steve Garvey, R OBP: 0.291, SLG: 0.408 (1, 3)		4-0 1B IBB		0-0 1B		0-0 F8			0-0 HR	3	1	2	1	1	0					
Steve Yeager, R OBP: 0.259, SLG: 0.297 Jorge Orta, L OBP: 0.295, SLG: 0.343 Mike Scioscia, L OBP: 0.300, SLG: 0.283 (7, PH) (8, 2)		0-0 L4		0-0 6-3			0-3 K		0-0 3-1	2	0	0	0	0	3					
Bill Russell, R OBP: 0.354, SLG: 0.332 Rick Monday, L OBP: 0.399, SLG: 0.540 (9, PH)		0-0 1-2 2-H 1B			0-0 6-3		0-0 6-3		0-0 4-3	3	0	1	1	0	0					
Fernando Valenzuela, L OBP: 0.190, SLG: 0.213 Ron Roenicke, S OBP: 0.365, SLG: 0.324 (9, PH)		0-0 4-3			0-0 6-3 1B			0-0 4-3		3	0	2	0	0	2					
										1	0	0	0	0	0					
Inning Stats	R: 0 E: 0 K: 0 S: 3	H: 2 LOB: 2 BB: 1 P: 9	R: 0 E: 0 K: 0 S: 3	H: 0 LOB: 0 BB: 0 P: 3	R: 0 E: 0 K: 1 S: 6	H: 1 LOB: 0 BB: 0 P: 6	R: 0 E: 0 K: 0 S: 4	H: 1 LOB: 1 BB: 0 P: 4	R: 0 E: 1 K: 0 S: 4	H: 1 LOB: 1 BB: 0 P: 4	R: 0 E: 0 K: 1 S: 6	H: 1 LOB: 1 BB: 0 P: 6	R: 0 E: 0 K: 1 S: 6	H: 1 LOB: 1 BB: 0 P: 6	R: 1 E: 0 K: 0 S: 4	H: 1 LOB: 0 BB: 0 P: 4	1B: 6 2B: 1 3B: 0 HR: 1	SF: 0 SAC: 0 DP: 0 HBP: 0	WP: 0 PB: 0 SB: 0 CS: 0	PA: 36
PITCHER John Stuper, R ERA: 3.66 Bruce Sutter, R ERA: 3.12 (8, 1)	IP: 7.2 WLS: S BF: 31	H: 7 R: 1 ER: 1 SO: 2	BB: 0 IBB: 0 HBP: 0 BLK: 0	WP: 0 HR: 0 S: 34 P: 38	ERA: 6.75 WHIP: 0.750															

Batter	1	2	3	4	5	6	7	8	9	10	11	12	13	AB	R	H	RBI	BB	SO	LOB	TOP						
Ozzie Smith, S OBP: 0.353, SLG: 0.332 (1.6)														7	0	3	1	0	0	2							
Lonnie Smith, R OBP: 0.388, SLG: 0.449 (1.7)														6	1	3	0	1	0	1							
Keith Hernandez, L OBP: 0.391, SLG: 0.409 (1.3)														6	1	2	0	1	0	7							
Gene Tenace, R OBP: 0.500, SLG: 0.598 (10, PH)														4	0	0	0	0	2	3							
Steve Braun, L OBP: 0.350, SLG: 0.340 (10, PH)														1	0	1	0	0	0	0							
Glenn Brummer, R OBP: 0.263, SLG: 0.333 (10, 2)														1	0	0	0	0	1	1							
Willie McGee, S OBP: 0.346, SLG: 0.422 (1.8)														6	1	1	1	0	2	3							
David Green, R OBP: 0.338, SLG: 0.413 (10, 1)														4	1	1	1	0	0	0							
Doug Bair, R OBP: 0.125, SLG: 0.125 (13, PH)														0	0	0	0	0	0	0							
Kelly Paris, R OBP: 1.000, SLG: 1.000 (13, 1)														1	1	1	0	0	0	0							
Eric Rasmussen, R OBP: 0.319, SLG: 0.335 (9, 5)														0	0	0	0	0	0	0							
Ken Oberkfell, L OBP: 0.329, SLG: 0.346 (9, PH)														3	0	2	0	0	0	0							
Tom Herr, S OBP: 0.341, SLG: 0.325 (9, 4)														2	1	2	0	0	0	0							
Mike Ramsey, S OBP: 0.319, SLG: 0.335 (9, 5)														4	0	0	0	0	2	4							
Joaquin Andujar, S OBP: 0.188, SLG: 0.225 (7, 1)														2	0	0	0	0	0	1							
John Martin, L OBP: 0.188, SLG: 0.225 (7, 1)														0	0	0	0	0	0	0							
Jeff Lahti, R OBP: 0.351, SLG: 0.409 (10, PH)														0	0	0	0	0	0	0							
Bruce Sutter, R OBP: 0.351, SLG: 0.409 (10, PH)														0	0	0	0	0	0	0							
Dave Stieb, R OBP: 0.281, SLG: 0.329 (11, PH)														1	0	0	0	0	1	1							
George Foster, R OBP: 0.317, SLG: 0.437 (11, 9)														0	0	0	0	2	0	0							
Inning Stats	R: 4 E: 1 K: 1 S: 9	H: 3 LOB: 1 BB: 13	R: 0 E: 0 K: 0 S: 4	H: 1 LOB: 1 BB: 4	R: 0 E: 0 K: 2 S: 7	H: 0 LOB: 0 BB: 7	R: 0 E: 0 K: 0 S: 4	H: 1 LOB: 1 BB: 0	R: 0 E: 0 K: 1 S: 6	H: 1 LOB: 0 BB: 0	R: 0 E: 0 K: 0 S: 3	H: 0 LOB: 0 BB: 0	R: 0 E: 0 K: 1 S: 5	H: 1 LOB: 1 BB: 0	R: 0 E: 0 K: 0 S: 3	H: 2 LOB: 2 BB: 1	R: 0 E: 0 K: 1 S: 6	H: 1 LOB: 1 BB: 0	R: 0 E: 0 K: 1 S: 7	H: 2 LOB: 3 BB: 2	1B: 16 2B: 1 3B: 0 HR: 0	SF: 0 SAC: 4 DP: 0 HBP: 0	WIP: 0 PB: 0 SB: 1 CS: 2	PA: 57			
PITCHER	IP 5.0	WLS 23	BF 6	H 4	R 2	ER 2	SO 4	BB 1	IBB 0	HBP 0	BLK 0	WP 0	HR 0	S 30	P 34	ERA 3.60	WHIP 1.400										
Jerry Reuss, L ERA: 3.34 (1, 1)	2.0	7	2	0	0	2	0	0	0	0	0	0	0	11	11	0.00	1.000										
Joe Beckwith, R ERA: 2.9 (8, 1)	2.0	9	3	1	1	0	0	0	0	0	0	0	0	9	9	4.50	1.500										
Steve Howe, L ERA: 2.19 (10, 1)	2.0	7	3	0	0	1	0	1	0	0	0	0	0	8	12	0.00	1.500										
Tom Niedenfuer, R ERA: 2.83 (12, 1)	2.0	L	11	3	1	1	2	1	1	0	0	0	0	13	21	4.50	2.000										

St. Louis Cardinals @ Los Angeles Dodgers
Dodger Stadium, Los Angeles, CA
Wed Sep 01 1982, 7:05 PM PDT
Att. 45,529 - Unknown - 79 F


AB 49
R 6
H 17
RBI 4
BB 4
SO 9
LOB 23



Batter	1	2	3	4	5	6	7	8	9	10	11	12	13	AB	R	H	RBI	BB	SO	LOB	BOTTOM							
Steve Sax, R OBP: 0.353, SLG: 0.355 (1.4)														6	0	0	0	0	1	4								
Ken Landreaux, L OBP: 0.348, SLG: 0.407 (1.8)														6	0	2	0	0	0	2								
Dusty Baker Jr., R OBP: 0.363, SLG: 0.465 (1.7)														5	0	1	0	0	2	2								
Pedro Guerrero, R OBP: 0.382, SLG: 0.541 (1.9)														6	1	1	0	0	0	1								
Ron Cey, R OBP: 0.330, SLG: 0.435 (1.5)														6	1	3	1	0	2	0								
Steve Garvey, R OBP: 0.295, SLG: 0.412 (1.3)														6	2	4	0	0	0	0								
Bill Russell, R OBP: 0.352, SLG: 0.330 (7, PH)														2	0	1	0	0	0	1								
Ron Roenicke, S OBP: 0.370, SLG: 0.340 (8, 2)														2	0	2	1	0	0	0								
Mike Scioscia, L OBP: 0.304, SLG: 0.289 (13, PH)														1	0	0	0	0	1	3								
Steve Yeager, R OBP: 0.290, SLG: 0.309 (7, PH)														0	0	0	0	0	0	0								
Greg Brock, L OBP: 0.255, SLG: 0.244 (8, 9)														1	0	0	0	0	0	1								
Mark Belanger, R OBP: 0.287, SLG: 0.327 (8, 9)														1	0	0	0	0	1	1								
Rick Monday, L OBP: 0.287, SLG: 0.327 (8, 9)														1	0	0	0	0	1	3								
Alex Anderson, R OBP: 0.287, SLG: 0.327 (8, 9)														1	0	0	0	0	1	1								
Dave Sax, R OBP: 0.287, SLG: 0.327 (8, 9)														1	0	0	0	0	1	1								
John Franco, L OBP: 0.287, SLG: 0.327 (8, 9)														0	0	0	0	0	0	0								
George Scott, R OBP: 0.287, SLG: 0.327 (8, 9)														0	0	0	0	0	0	0								
John Kruk, L OBP: 0.287, SLG: 0.327 (8, 9)														0	0	0	0	0	0	0								
John Mendenhall, L OBP: 0.287, SLG: 0.327 (8, 9)														0	0	0	0	0	0	0								
Chris Mendenhall, R OBP: 0.287, SLG: 0.327 (8, 9)														0	0	0	0	0	0	0								
Ricky Wright, L OBP: 0.287, SLG: 0.327 (8, 9)														0	0	0	0	0	0	0								
Inning Stats	R: 0 E: 0 K: 2 S: 7	H: 1 LOB: 0 BB: 0	R: 0 E: 0 K: 1 S: 5	H: 0 LOB: 0 BB: 0	R: 0 E: 0 K: 0 S: 5	H: 2 LOB: 2 BB: 0	R: 0 E: 0 K: 1 S: 5	H: 0 LOB: 0 BB: 0	R: 1 E: 1 K: 0 S: 4	H: 1 LOB: 0 BB: 0	R: 0 E: 0 K: 0 S: 3	H: 0 LOB: 1 BB: 1	R: 3 E: 1 K: 0 S: 6	H: 3 LOB: 1 BB: 0	R: 1 E: 0 K: 1 S: 9	H: 5 LOB: 3 BB: 0	R: 0 E: 0 K: 1 S: 6	H: 1 LOB: 1 BB: 0	R: 0 E: 0 K: 1 S: 5	H: 1 LOB: 1 BB: 0	R: 0 E: 0 K: 0 S: 3	H: 0 LOB: 0 BB: 0	R: 0 E: 0 K: 2 S: 4	H: 2 LOB: 1 BB: 0	1B: 13 2B: 2 3B: 0 HR: 1	SF: 1 SAC: 1 DP: 1 HBP: 1	WIP: 0 PB: 0 SB: 0 CS: 3	PA: 53
PITCHER	IP 6.0	WLS 25	BF 7	H 4	R 2	ER 2	SO 4	BB 0	IBB 0	HBP 1	BLK 0	WP 0	HR 1	S 32	P 33	ERA 3.00	WHIP 1.167											
Joaquin Andujar, R ERA: 2.83 (1, 1)	1.1	4	0	0	0	0	0	0	0	0	0	0	0	4	4	0.00	0.000											
John Martin, L ERA: 4.31 (8, 1)	0.0	1	1	0	0	0	0	0	0	0	0	0	0	1	1	∞	∞											
Jeff Lahti, R ERA: 3.52 (8, 1)	1.2	9	5	1	1	2	0	0	0	0	0	0	0	13	13	5.40	3.000											
Bruce Sutter, R ERA: 3.16 (10, 1)	3.0	W	10	1	0	0	3	0	0	0	0	0	0	16	16	0.00	0.333											
Doug Bair, R ERA: 2.89 (13, 1)	0.1	S	2	0	0	0	0	0	0	0	0	0	0	2	2	0.00	0.000											

St. Louis Cardinals @ Los Angeles Dodgers
Dodger Stadium, Los Angeles, CA
Wed Sep 01 1982, 7:05 PM PDT
Att. 45,529 - Unknown - 79 F

AB 50
R 5
H 16
RBI 3
BB 0
SO 9
LOB 19



Batter	1	2	3	4	5	6	7	8	9	10	AB	R	H	RBI	BB	SO	LOB	TOP	
Tom Herr, S OBP: 0.340, SLG: 0.324 (1, 4)											4	0	1	0	0	0	1		
Lonnie Smith, R OBP: 0.387, SLG: 0.450 (1, 7)											4	1	1	0	0	0	1		
Tito Landrum, R OBP: 0.351, SLG: 0.409 (9, 7)											0	0	0	0	0	0	0		
Keith Hernandez, L OBP: 0.392, SLG: 0.411 (1, 3)											4	1	2	1	0	1	0		
George Hendrick, R OBP: 0.314, SLG: 0.433 (1, 9)											4	0	0	0	0	1	2		
Gene Tenace, R OBP: 0.459, SLG: 0.577 (1, 2)											3	0	0	0	0	3	2		
Darrell Porter, L OBP: 0.346, SLG: 0.395 (10, PH)											0	0	0	0	1	0	0		
Willie McGee, S OBP: 0.345, SLG: 0.418 (1, 8)											3	0	0	0	1	1	2		
Ken Oberkfell, L OBP: 0.327, SLG: 0.345 (1, 5)											2	2	0	0	0	1	0		
David Green, R OBP: 0.336, SLG: 0.409 (7, PH)											1	0	0	0	0	0	1		
Mike Ramsey, S OBP: 0.317, SLG: 0.333 (7, 5)											1	0	0	0	0	0	1		
Ozzie Smith, S OBP: 0.352, SLG: 0.331 (1, 6)											4	0	1	0	0	1	1		
Bob Forsch, R OBP: 0.242, SLG: 0.286 (1, 1)											2	0	0	0	0	1	0		
Bruce Sutter, R OBP: 0.167, SLG: 0.200 (8, 1)											0	0	0	0	0	0	0		
Inning Stats	R: 0 E: 0 K: 1 S: 5	H: 1 LOB: 0 BB: 0 P: 5	R: 0 E: 1 K: 1 S: 5	H: 0 LOB: 0 BB: 0 P: 5	R: 0 E: 0 K: 0 S: 3	H: 0 LOB: 0 BB: 0 P: 3	R: 0 E: 0 K: 2 S: 7	H: 1 LOB: 1 BB: 0 P: 6	R: 2 E: 0 K: 1 S: 7	H: 2 LOB: 1 BB: 1 P: 11	R: 0 E: 0 K: 2 S: 7	H: 0 LOB: 0 BB: 0 P: 7	R: 0 E: 0 K: 1 S: 5	H: 1 LOB: 0 BB: 1 P: 5	R: 0 E: 0 K: 0 S: 3	H: 0 LOB: 1 BB: 1 P: 7	1B: 3 2B: 2 3B: 0 HR: 0	SF: 0 SAC: 1 DP: 1 HBP: 0	WP: 0 PA: 37 PB: 0 SB: 1 CS: 2
PITCHER	IP WLS BF H R ER SO ERA WHIP	IP WLS BF H R ER SO ERA WHIP	IP WLS BF H R ER SO ERA WHIP	IP WLS BF H R ER SO ERA WHIP	IP WLS BF H R ER SO ERA WHIP	IP WLS BF H R ER SO ERA WHIP	IP WLS BF H R ER SO ERA WHIP	IP WLS BF H R ER SO ERA WHIP	IP WLS BF H R ER SO ERA WHIP	IP WLS BF H R ER SO ERA WHIP	IP WLS BF H R ER SO ERA WHIP	IP WLS BF H R ER SO ERA WHIP	IP WLS BF H R ER SO ERA WHIP	IP WLS BF H R ER SO ERA WHIP	IP WLS BF H R ER SO ERA WHIP	IP WLS BF H R ER SO ERA WHIP	IP WLS BF H R ER SO ERA WHIP	IP WLS BF H R ER SO ERA WHIP	
Ailee Hammaker, L ERA: 4.22 (1, 1)	7.0	2.0	1.0	7.0	2.0	1.0	7.0	2.0	1.0	7.0	2.0	1.0	7.0	2.0	1.0	7.0	2.0	1.0	7.0
Al Holland, L ERA: 3.38 (8, 1)	2.0	1.0	1.0	2.0	1.0	1.0	2.0	1.0	1.0	2.0	1.0	1.0	2.0	1.0	1.0	2.0	1.0	1.0	2.0
Greg Minton, R ERA: 1.79 (10, 1)	1.0	1.0	1.0	1.0	1.0	1.0	1.0	1.0	1.0	1.0	1.0	1.0	1.0	1.0	1.0	1.0	1.0	1.0	1.0

St. Louis Cardinals @ San Francisco Giants
Candlestick Park, San Francisco, CA
Fri Sep 03 1982, 10:05 PM EDT
Att: 6,901 - Unknown

AB	32
R	2
H	5
RBI	1
BB	2
SO	9
LOB	11



Batter	1	2	3	4	5	6	7	8	9	10	AB	R	H	RBI	BB	SO	LOB	BOTTOM			
Max Venable, L OBP: 0.267, SLG: 0.292 (1, 7)											3	1	1	1	2	0	2				
Joe Morgan, L OBP: 0.404, SLG: 0.440 (1, 4)											5	0	2	0	0	0	4				
Chili Davis, S OBP: 0.316, SLG: 0.406 (1, 8)											4	1	2	0	0	0	2				
Jack Clark, R OBP: 0.366, SLG: 0.468 (1, 9)											3	0	0	1	2	0	4				
Reggie Smith, S OBP: 0.270, SLG: 0.487 (1, 3)											3	0	0	0	0	1	1				
Dave Bergman, L OBP: 0.336, SLG: 0.323 (7, 3)											1	0	0	0	1	0	3				
Darrell Evans, L OBP: 0.341, SLG: 0.417 (1, 5)											4	0	0	1	0	1	3				
Milt May, L OBP: 0.312, SLG: 0.385 (1, 2)											3	0	1	0	1	0	0				
Guy Sularz, R OBP: 0.258, SLG: 0.294 (9, PR)											0	1	0	0	0	0	0				
Johnnie LeMaster, R OBP: 0.270, SLG: 0.276 (1, 6)											3	0	1	0	0	0	1				
Joe Pettini, R OBP: 0.257, SLG: 0.188 (7, PR)											0	0	0	0	0	0	0				
Duane Kuiper, L OBP: 0.391, SLG: 0.358 (9, PH)											0	0	0	0	0	0	0				
Greg Minton, S OBP: 0.143, SLG: 0.231 (10, 1)											0	0	0	0	0	0	0				
Ailee Hammaker, S OBP: 0.261, SLG: 0.291 (7, PH)											2	0	1	0	0	1	0				
Chang Sunmatters, L OBP: 0.251, SLG: 0.274 (8, 1)											1	0	1	0	0	0	0				
Al Holland, R OBP: 0.312, SLG: 0.374 (8, 1)											0	0	0	0	0	0	0				
Jim Wofford, R OBP: 0.252, SLG: 0.342 (9, PR)											0	0	0	0	1	0	0				
Bob Brenly, R OBP: 0.305, SLG: 0.420 (10, 2)											0	0	0	0	0	0	0				
Inning Stats	R: 1 E: 1 K: 0 S: 4	H: 1 LOB: 1 BB: 1 P: 8	R: 0 E: 0 K: 0 S: 3	H: 0 LOB: 0 BB: 0 P: 3	R: 0 E: 0 K: 0 S: 4	H: 2 LOB: 2 BB: 1 P: 8	R: 0 E: 0 K: 1 S: 5	H: 0 LOB: 1 BB: 1 P: 9	R: 0 E: 0 K: 1 S: 5	H: 0 LOB: 0 BB: 0 P: 5	R: 0 E: 0 K: 1 S: 3	H: 2 LOB: 1 BB: 0 P: 6	R: 0 E: 0 K: 0 S: 5	H: 2 LOB: 3 BB: 1 P: 9	R: 1 E: 0 K: 0 S: 4	H: 1 LOB: 2 BB: 1 P: 8	R: 1 E: 0 K: 0 S: 2	H: 1 LOB: 2 BB: 2 P: 10	1B: 7 2B: 1 3B: 1 HR: 0	SF: 1 SAC: 2 DP: 1 HBP: 0	WP: 0 PA: 43 PB: 0 SB: 0 CS: 1
PITCHER	IP WLS BF H R ER SO ERA WHIP	IP WLS BF H R ER SO ERA WHIP	IP WLS BF H R ER SO ERA WHIP	IP WLS BF H R ER SO ERA WHIP	IP WLS BF H R ER SO ERA WHIP	IP WLS BF H R ER SO ERA WHIP	IP WLS BF H R ER SO ERA WHIP	IP WLS BF H R ER SO ERA WHIP	IP WLS BF H R ER SO ERA WHIP	IP WLS BF H R ER SO ERA WHIP	IP WLS BF H R ER SO ERA WHIP	IP WLS BF H R ER SO ERA WHIP	IP WLS BF H R ER SO ERA WHIP	IP WLS BF H R ER SO ERA WHIP	IP WLS BF H R ER SO ERA WHIP	IP WLS BF H R ER SO ERA WHIP	IP WLS BF H R ER SO ERA WHIP	IP WLS BF H R ER SO ERA WHIP			
Bob Forsch, R ERA: 3.76 (1, 1)	7.0	2.1	1.0	7.0	2.1	1.0	7.0	2.1	1.0	7.0	2.1	1.0	7.0	2.1	1.0	7.0	2.1	1.0	7.0		
Bruce Sutter, R ERA: 3.29 (8, 1)	2.1	1.0	1.0	2.1	1.0	1.0	2.1	1.0	1.0	2.1	1.0	1.0	2.1	1.0	1.0	2.1	1.0	1.0	2.1		

St. Louis Cardinals @ San Francisco Giants
Candlestick Park, San Francisco, CA
Fri Sep 03 1982, 10:05 PM EDT
Att: 6,901 - Unknown

AB	32
R	3
H	9
RBI	3
BB	7
SO	3
LOB	20



Batter	1	2	3	4	5	6	7	8	9	AB	R	H	RBI	BB	SO	LOB	TOP								
Tom Herr, S OBP: 0.336, SLG: 0.320 (1,4)	4-3		F7	6-3		6-3			4-3	5	0	0	0	0	0	2									
Lonnie Smith, R OBP: 0.392, SLG: 0.455 (1,7)	E		2B			SF8			S	3	3	0	1	0	0										
Keith Hernandez, L OBP: 0.390, SLG: 0.412 (1,3)	P6		1B			SF8			K	4	0	1	2	0	2	4									
George Hendrick, R OBP: 0.317, SLG: 0.433 (1,9)	E7		1B			5-3			F8	4	0	2	1	1	0	0									
Darrell Porter, L OBP: 0.347, SLG: 0.391 (1,2)	K		BB			1B			3-1	3	0	0	0	2	1	3									
Willie McGee, S OBP: 0.347, SLG: 0.428 (1,8)			K			1B			6-3	4	1	2	1	0	1	2									
Ken Oberkfell, L OBP: 0.324, SLG: 0.341 (1,5)		HR	K			1B			6-3	4	0	0	0	0	0	2									
Ozzie Smith, S OBP: 0.353, SLG: 0.330 (1,6)			BB			BLK			5-3	2	0	0	0	2	0	0									
Dave LaPoint, L OBP: 0.091, SLG: 0.063 (1,1)			K			K			F7	2	0	0	0	0	2	2									
Doug Bair, R OBP: 0.111, SLG: 0.111 (7,1)			K			K				1	0	0	0	0	0	0									
Jim Kaat, L (9,1)			K			K				0	0	0	0	0	0	0									
Bruce Sutter, R OBP: 0.167, SLG: 0.200 (9,1)			K			K				0	0	0	0	0	0	0									
Inning Stats	R: 1 E: 1 K: 1 S: 7	H: 2 LOB: 1 BB: 0 P: 7	R: 1 E: 0 K: 1 S: 5	H: 1 LOB: 0 BB: 1 P: 9	R: 1 E: 0 K: 1 S: 7	H: 3 LOB: 2 BB: 1 P: 11	R: 0 E: 0 K: 1 S: 5	H: 0 LOB: 1 BB: 1 P: 9	R: 1 E: 0 K: 0 S: 4	H: 1 LOB: 2 BB: 2 P: 12	R: 0 E: 1 K: 1 S: 6	H: 0 LOB: 2 BB: 0 P: 7	R: 0 E: 0 K: 0 S: 3	H: 0 LOB: 0 BB: 0 P: 3	R: 0 E: 0 K: 0 S: 3	H: 0 LOB: 0 BB: 0 P: 3	R: 0 E: 0 K: 1 S: 6	H: 1 LOB: 2 BB: 1 P: 10	1B: 5 2B: 2 3B: 0 HR: 1	SF: 1 SAC: 1 DP: 0 HBP: 1	WP: 0 PB: 0 SB: 5 CS: 1	PA: 41			
PITCHER	IP	WLS	BF	H	R	ER	SO	BB	IBB	HBP	BLK	WP	HR	S	P	ERA	WHIP								
Mark Dempsey, R ERA: 10.13 (1,1)	2.2		14	6	3	3	2	2	0	0	0	0	1	16	24	10.12	3.000								
Mike Chris, L ERA: 6.52 (3,1)	2.1		11	1	1	1	2	3	0	0	1	0	0	12	24	3.86	1.714								
Jim Barr, R ERA: 3.36 (6,1)	2.0		8	0	0	0	1	0	0	1	0	0	0	9	10	0.00	0.000								
Gary Lavelle, L ERA: 2.69 (8,1)	2.0	W	8	1	0	0	1	0	1	0	0	0	0	9	13	0.00	0.500								

St. Louis Cardinals @ San Francisco Giants
Candlestick Park, San Francisco, CA
Sat Sep 04 1982, 10:05 PM EDT
Att: 11,711 - Unknown

AB 32
R 4
H 8
RBI 4
BB 6
SO 6
LOB 15



Batter	1	2	3	4	5	6	7	8	9	AB	R	H	RBI	BB	SO	LOB	BOTTOM								
Jim Wohlford, R OBP: 0.326, SLG: 0.345 (1,7)	BB		K			F8			G3	4	0	2	0	0	1	0									
Jeffrey Leonard, R OBP: 0.288, SLG: 0.401 (9, FH)	BB		K			F8			HR	1	1	1	0	0	0	0									
Joe Morgan, L OBP: 0.404, SLG: 0.440 (1,4)	F8		G6-4-3			F8			HR	5	1	2	0	0	0	3									
Chili Davis, S OBP: 0.317, SLG: 0.404 (1,8)	K		G6-4-3			2B			G3	4	1	1	0	1	1	4									
Jack Clark, R OBP: 0.369, SLG: 0.477 (1,9)	BB		L7			2B			HR	4	1	2	4	1	0	2									
Reggie Smith, S OBP: 0.369, SLG: 0.482 (1,3)	BB		6-3			K			K	3	0	0	0	1	2	1									
Bob Brenly, R OBP: 0.365, SLG: 0.418 (1,2)	FC6-4		1B			K			K	3	0	1	0	0	1	4									
Mitt May, L OBP: 0.311, SLG: 0.384 (8, FH)	FC6-4		HBP			K			K	1	0	0	0	0	1	0									
Darrell Evans, L OBP: 0.345, SLG: 0.417 (1,5)			L4-3			F8			1B	2	0	1	0	1	0	1									
Guy Sularz, R OBP: 0.261, SLG: 0.287 (1,6)			L4-3			F8			K	2	1	0	0	1	0	3									
Champ Summers, L OBP: 0.336, SLG: 0.371 (8, FH)			L4-3			F8			K	1	0	0	0	0	1	1									
Joe Pettini, R OBP: 0.257, SLG: 0.188 (9,6)			L4-3			F8			K	0	0	0	0	0	0	0									
Mark Dempsey, R OBP: 0.167, SLG: 0.200 (1,1)			F8			L9			1-3	1	0	0	0	0	0	0									
Brad Wellman, R OBP: 0.329, SLG: 0.304 (5, PH)			F8			L9			1-3	0	0	0	0	0	0	0									
Jim Barr, R OBP: 0.167, SLG: 0.200 (8,1)			F8			L9			1-3	0	0	0	0	0	0	0									
John Rizzo, R OBP: 0.167, SLG: 0.200 (7, PH)			F8			L9			1-3	0	0	0	0	0	0	0									
Gary Lavelle, S OBP: 0.167, SLG: 0.200 (8,1)			F8			L9			1-3	0	0	0	0	0	0	0									
Duane Kuiper, L OBP: 0.380, SLG: 0.350 (9, PH)			F8			L9			1-3	0	0	0	0	0	0	0									
Inning Stats	R: 0 E: 0 K: 1 S: 6	H: 1 LOB: 3 BB: 2 P: 14	R: 0 E: 0 K: 0 S: 2	H: 0 LOB: 0 BB: 1 P: 6	R: 0 E: 0 K: 1 S: 5	H: 1 LOB: 0 BB: 0 P: 5	R: 0 E: 0 K: 0 S: 4	H: 1 LOB: 2 BB: 0 P: 5	R: 0 E: 0 K: 0 S: 3	H: 0 LOB: 0 BB: 0 P: 3	R: 1 E: 0 K: 2 S: 9	H: 2 LOB: 1 BB: 0 P: 9	R: 1 E: 0 K: 1 S: 6	H: 1 LOB: 2 BB: 2 P: 14	R: 0 E: 0 K: 3 S: 10	H: 1 LOB: 1 BB: 0 P: 10	R: 3 E: 0 K: 0 S: 5	H: 3 LOB: 0 BB: 0 P: 5	1B: 8 2B: 2 3B: 0 HR: 1	SF: 0 SAC: 0 DP: 2 HBP: 1	WP: 0 PB: 0 SB: 1 CS: 0	PA: 40			
PITCHER	IP	WLS	BF	H	R	ER	SO	BB	IBB	HBP	BLK	WP	HR	S	P	ERA	WHIP								
Dave LaPoint, L ERA: 3.66 (1,1)	6.2		30	6	2	1	5	5	0	1	0	0	0	34	55	1.35	1.650								
Doug Bair, R ERA: 2.75 (7,1)	1.2		7	2	1	1	3	0	0	0	0	0	0	13	13	5.40	1.200								
Jim Kaat, L ERA: 3.86 (9,1)	0.0		1	1	0	0	0	0	0	0	0	0	0	1	1	∞	∞								
Bruce Sutter, R ERA: 3.38 (9,1)	0.1	L	2	1	2	2	0	0	0	0	0	0	1	2	2	54.00	3.000								

St. Louis Cardinals @ San Francisco Giants
Candlestick Park, San Francisco, CA
Sat Sep 04 1982, 10:05 PM EDT
Att: 11,711 - Unknown

AB 34
R 5
H 10
RBI 4
BB 5
SO 8
LOB 20



Batter	1	2	3	4	5	6	7	8	9	AB	R	H	RBI	BB	SO	LOB	TOP			
Tom Herr, S OBP: 0.335, SLG: 0.319 (1, 4)	0-0 3-1		0-0 F7			0-0 HBP 1B		0-0 F8		4	1	1	0	0	0	1	St. Louis Cardinals @ San Francisco Giants Candlestick Park, San Francisco, CA Sun Sep 05 1982, 6:33 AM EDT Att: 19,577 - Sunny - 75 F			
Lonnie Smith, R OBP: 0.394, SLG: 0.457 (1, 7)	0-0 F9			0-0 5-3 2B		1-0 1B HBP		4-0 CS BB		2	0	1	0	1	0	0				
Keith Hernandez, L OBP: 0.390, SLG: 0.411 (1, 3)	0-0 L6			0-3 K		0-0 1-3 2-H 1B		0-0 F5		4	0	1	1	0	1	2				
George Hendrick, R OBP: 0.315, SLG: 0.429 (1, 9)		0-3 K		0-0 5-3 2-3		0-0 5-3		0-0 6-3		4	0	0	0	0	1	4				
Darrell Porter, L OBP: 0.343, SLG: 0.386 (1, 2)		0-3 K		0-0 4-3		0-0 G3			0-0 P6		4	0	0	0	0	1		3		
Willie McGee, S OBP: 0.346, SLG: 0.426 (1, 8)		0-0 G3			0-0 4-3		0-0 4-3		0-0 G3 1B		4	0	1	0	0	0		2		
Ken Oberkfell, L OBP: 0.326, SLG: 0.348 (1, 5)			0-0 6-3 2B		0-0 2B		0-0 3-1		0-0 G3		4	0	2	0	0	0		1		
Ozzie Smith, S OBP: 0.351, SLG: 0.327 (1, 6)			0-0 6-3		0-3 K2-3		0-0 B5-3		0-0 1-6-3		4	0	0	0	0	1		3		
John Stuper, R OBP: 0.156, SLG: 0.194 (1, 1)			0-0 6-3		0-3 K		0-3 K				3	0	0	0	0	2		2		
John Martin, S OBP: 0.167, SLG: 0.091 (8, 1)			0-0 6-3								0	0	0	0	0	0		0		
Jim Kaat, L (8, 1)			0-0 6-3		2-3						0	0	0	0	0	0	0			
Inning Stats	R: 0 E: 0 K: 0 S: 3	H: 0 LOB: 0 BB: 0 P: 3	R: 0 E: 0 K: 2 S: 7	H: 0 LOB: 0 BB: 0 P: 7	R: 0 E: 0 K: 1 S: 4	H: 1 LOB: 1 BB: 0 P: 4	R: 0 E: 0 K: 1 S: 6	H: 1 LOB: 1 BB: 0 P: 6	R: 0 E: 0 K: 2 S: 8	H: 1 LOB: 1 BB: 0 P: 8	R: 0 E: 0 K: 1 S: 5	H: 0 LOB: 0 BB: 0 P: 5	R: 0 E: 0 K: 0 S: 3	H: 0 LOB: 1 BB: 1 P: 7	R: 0 E: 0 K: 0 S: 4	H: 1 LOB: 1 BB: 0 P: 4	1B: 3 2B: 3 3B: 0 HR: 0	SF: 0 SAC: 0 DP: 0 HBP: 1	WP: 0 PB: 0 SB: 0 CS: 1	PA: 35
PITCHER Fred Breining, R ERA: 3.12 (1, 1)	IP: 9.0 WLS: W BF: 35 H: 6 R: 1 ER: 1 SO: 6 BB: 1 IBB: 0 HBP: 1 BLK: 0 WP: 0 HR: 0 S: 45 P: 50 ERA: 1.00 WHIP: 0.778															PITCHER				

Batter	1	2	3	4	5	6	7	8	9	AB	R	H	RBI	BB	SO	LOB	BOTTOM	
Max Venable, L OBP: 0.257, SLG: 0.280 (1, 7)	0-0 P6		0-0 4-3		0-0 F9		0-0 F8	4-0 2B 1-2 2-3 3-H BB		4	0	0	0	0	0	3	St. Louis Cardinals @ San Francisco Giants Candlestick Park, San Francisco, CA Sun Sep 05 1982, 6:33 AM EDT Att: 19,577 - Sunny - 75 F	
Jeffrey Leonard, R OBP: 0.292, SLG: 0.401 (8, PH)										0	0	0	1	1	0	0		
Johnnie LeMaster, R OBP: 0.270, SLG: 0.276 (9, 6)										0	0	0	0	0	0	0		
Joe Morgan, L OBP: 0.408, SLG: 0.443 (1, 4)	4-0 BB		4-0 BB		0-0 4-3		4-0 BB	0-0 1-3 2-H 3-H 2B		2	0	1	2	3	0	1		
Chili Davis, S OBP: 0.316, SLG: 0.408 (1, 8)	0-0 F6		0-0 4-3		0-0 HR		0-0 1-3	0-0 F7		5	1	1	1	0	0	6		
Jack Clark, R OBP: 0.366, SLG: 0.473 (1, 9)	0-0 4-3			0-0 5-3		0-0 6-3		0-3 K		4	0	0	0	0	1	1		
Reggie Smith, S OBP: 0.367, SLG: 0.477 (1, 3)		0-0 4-3		4-0 BB		0-0 F7		0-0 L8		3	0	0	0	1	0	0		
Jim Wohlford, R OBP: 0.326, SLG: 0.345 (9, 7)										0	0	0	0	0	0	0		
Darrell Evans, L OBP: 0.346, SLG: 0.419 (1, 5)		0-0 G3		0-0 F8		4-0 BB		0-0 1B 2B		3	1	1	0	1	0	1		
Milt May, L OBP: 0.313, SLG: 0.383 (1, 2)		0-0 FC6-4 1B		0-0 G3		0-0 2-3		4-0 BB 1B IBB		3	1	1	0	1	0	2		
Guy Sulz, R OBP: 0.296, SLG: 0.294 (7, PH)										1	0	0	0	1	0	1		
Duane Kuiper, L OBP: 0.292, SLG: 0.356 (7, PH)										0	0	0	0	1	0	0		
Joe Pettini, R OBP: 0.257, SLG: 0.198 (8, 6)										0	0	0	0	0	0	0		
Chang Summers, L OBP: 0.341, SLG: 0.276 (8, PH)										1	1	1	1	0	0	0		
Dave Bergman, L OBP: 0.306, SLG: 0.323 (8, 3)										0	0	0	0	0	0	0		
Fred Breining, R OBP: 0.300, SLG: 0.176 (1, 1)			0-3 K		0-0 SH3-4		0-0 SH2-4	4-0 1-2 2-3 BB		1	1	0	0	1	1	0		
Inning Stats	R: 0 E: 0 K: 0 S: 3	H: 0 LOB: 1 BB: 1 P: 7	R: 0 E: 0 K: 0 S: 4	H: 1 LOB: 1 BB: 0 P: 4	R: 0 E: 0 K: 1 S: 5	H: 0 LOB: 1 BB: 1 P: 9	R: 0 E: 0 K: 0 S: 3	H: 0 LOB: 1 BB: 1 P: 7	R: 1 E: 0 K: 0 S: 4	H: 1 LOB: 1 BB: 1 P: 8	R: 0 E: 0 K: 0 S: 3	H: 0 LOB: 2 BB: 2 P: 11	R: 4 E: 0 K: 1 S: 8	H: 3 LOB: 3 BB: 3 P: 20	1B: 2 2B: 2 3B: 0 HR: 1	SF: 0 SAC: 2 DP: 0 HBP: 0	WP: 0 PB: 0 SB: 1 CS: 0	PA: 39
PITCHER John Stuper, R ERA: 3.83 (1, 1)	IP: 7.2 WLS: L BF: 36 H: 4 R: 5 ER: 5 SO: 2 BB: 8 IBB: 0 HBP: 0 BLK: 0 WP: 0 HR: 1 S: 31 P: 67 ERA: 5.87 WHIP: 1.565															PITCHER		
John Martin, L ERA: 4.31 (8, 1)	0.0	1	0	0	0	0	1	0	0	0	0	0	0	0	0	4	∞	∞
Jim Kaat, L ERA: 3.84 (8, 1)	0.1	2	1	0	0	0	0	0	0	0	0	0	0	0	0	2	0.00	3.000

AB	33
R	1
H	6
RBI	1
BB	1
SO	6
LOB	18




Batter	1	2	3	4	5	6	7	8	9	AB	R	H	RBI	BB	SO	LOB	TOP			
Tim Raines, S (1, 7) OBP: 0.352, SLG: 0.355	G3		F8			6-3		F8		4	0	0	0	0	0	0				
Warren Cromartie, L (1, 9) OBP: 0.333, SLG: 0.351	FC4-6 BB		6-3			L8		F7		3	0	0	0	1	0	0				
Andre Dawson, R (1, 8) OBP: 0.342, SLG: 0.487	F7		L9			6-3		G1-4-3 HBP		3	0	0	0	0	0	1				
Al Oliver, L (1, 3) OBP: 0.395, SLG: 0.527	FC4-6 1-2			4-3				G1-4-3 1B 1B		4	0	1	0	0	0	2				
Gary Carter, R (1, 2) OBP: 0.389, SLG: 0.544		1-3		5-3				SH1-3 1-2		2	0	0	0	0	0	0				
Tim Lincecum, R (1, 5) OBP: 0.309, SLG: 0.443		K		P4				G6-3 1B 2-3		3	0	1	0	0	1	0				
Chris Speier, R (1, 6) OBP: 0.324, SLG: 0.347		2B 1B				K		G6-3 1-2		3	0	1	0	0	1	2				
Doug Flynn, R (1, 4) OBP: 0.240, SLG: 0.275				F4-3						3	0	2	0	0	0	0				
Bill Gulkickson, R (1, 1) OBP: 0.119, SLG: 0.136				L6						3	0	0	0	0	2	3				
Woodie Fryman, R (9, 1) OBP: 0.167, SLG: 0.167		K						K 1-2		0	0	0	0	0	0	0				
Inning Stats	R: 0 E: 0 K: 0 S: 3	H: 0 LOB: 1 BB: 1 P: 7	R: 0 E: 0 K: 2 S: 9	H: 2 LOB: 2 BB: 0 P: 9	R: 0 E: 0 K: 0 S: 3	H: 0 LOB: 0 BB: 0 P: 3	R: 0 E: 0 K: 1 S: 5	H: 0 LOB: 0 BB: 0 P: 5	R: 0 E: 0 K: 0 S: 3	H: 0 LOB: 1 BB: 0 P: 3	R: 0 E: 0 K: 0 S: 4	H: 2 LOB: 1 BB: 0 P: 4	R: 0 E: 0 K: 1 S: 5	H: 1 LOB: 0 BB: 0 P: 5	R: 0 E: 0 K: 0 S: 2	H: 0 LOB: 0 BB: 0 P: 3	1B: 4 2B: 1 3B: 0 HR: 0	SF: 0 SAC: 1 DP: 2 HBP: 1	WP: 0 PB: 0 SB: 0 CS: 1	PA: 31
PITCHER Joaquin Andujar, R (1, 1) ERA: 2.72	IP: 9.0 WLS: W BF: 31	H: 5 R: 0 ER: 0 SO: 4	BB: 1 IBB: 0 HBP: 1 BLK: 0	WP: 0 HR: 0 S: 37 P: 42	ERA: 0.00 WHIP: 0.667															

Mon Sep 06 1982, 7:05 PM CDT
Att. 29,152 - Cloudy

Montreal Expos @ St. Louis Cardinals
Busch Stadium, St. Louis, MO

AB	28
R	0
H	5
RBI	0
BB	1
SO	4
LOB	8




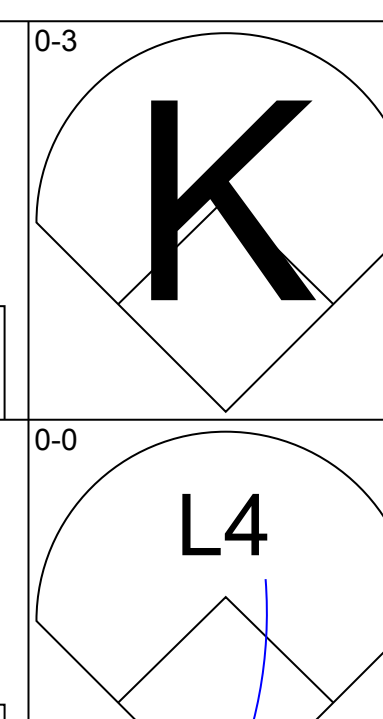
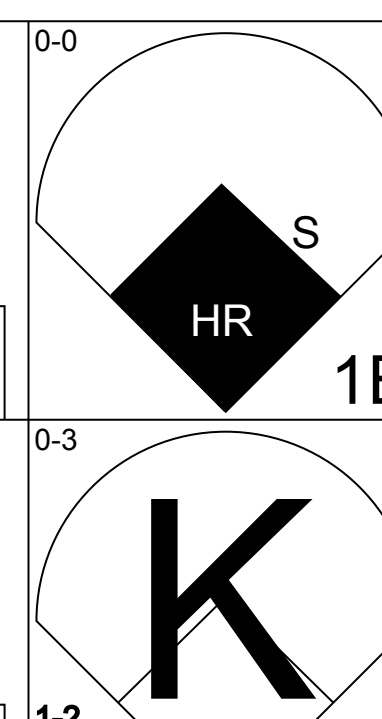
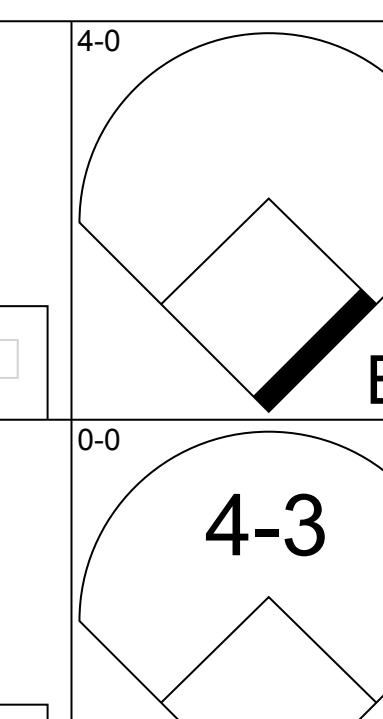
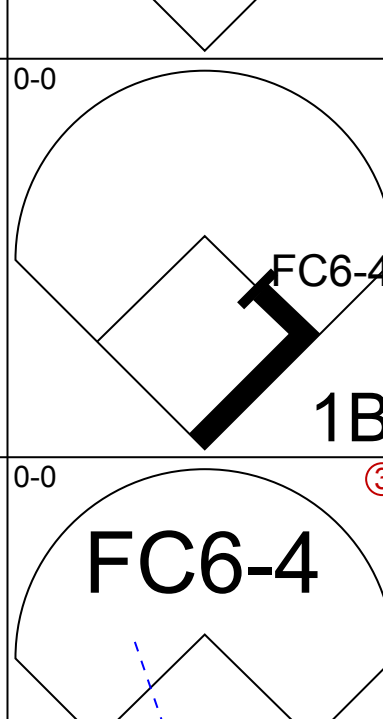
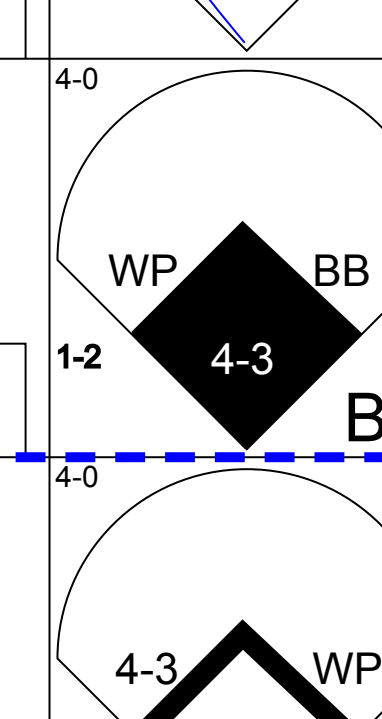
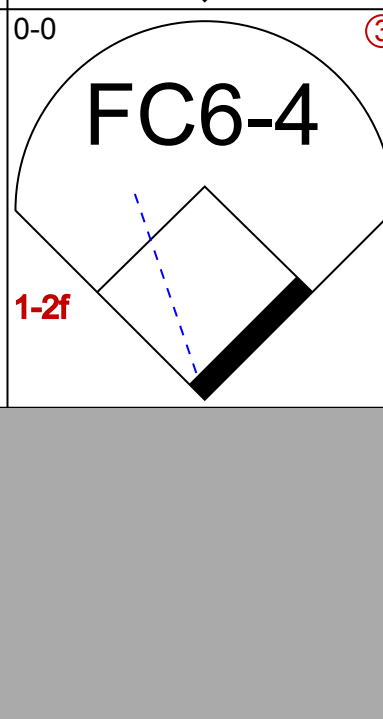
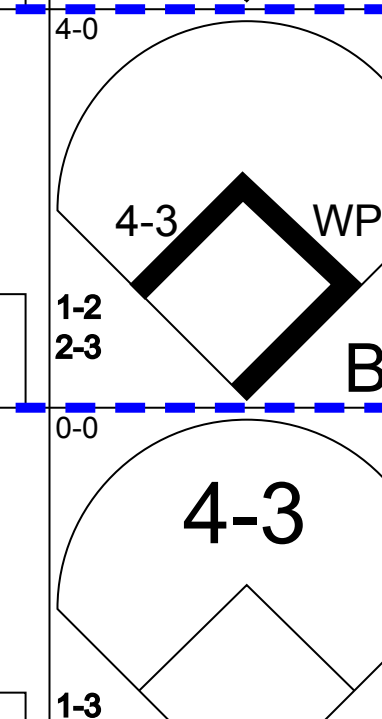
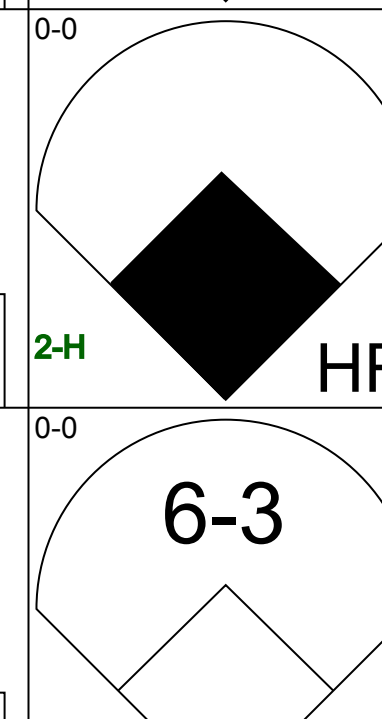
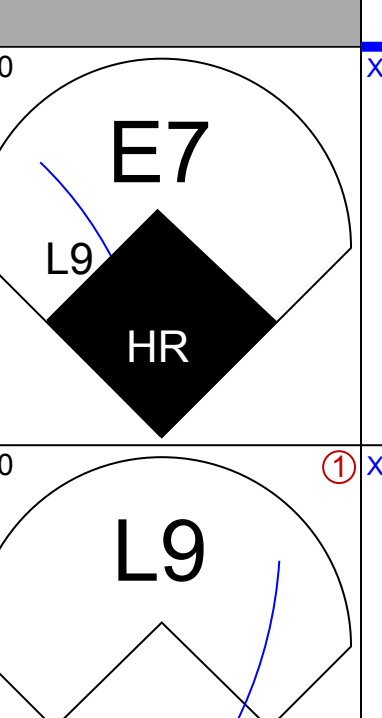
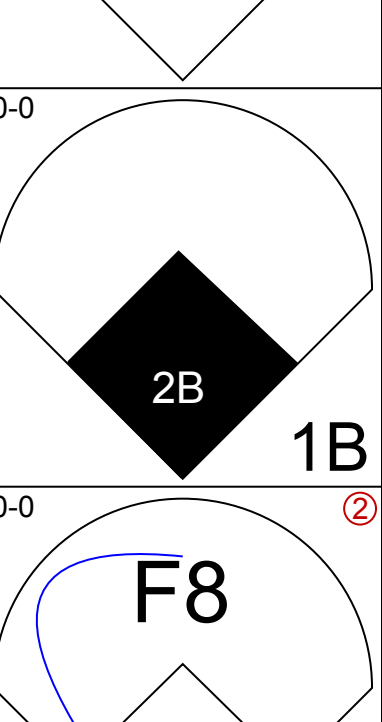
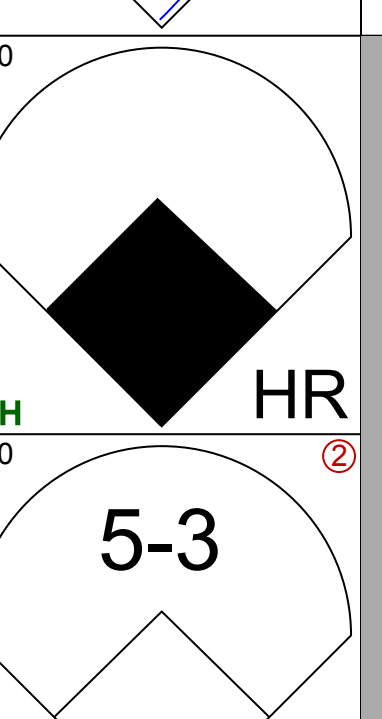
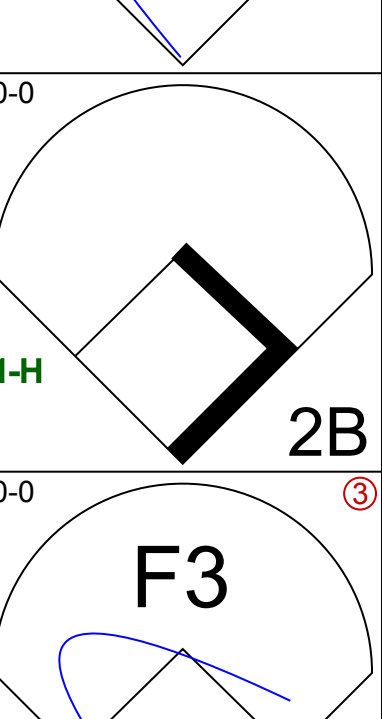
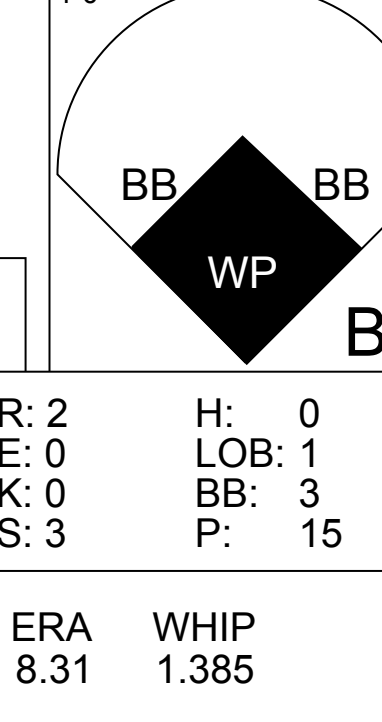
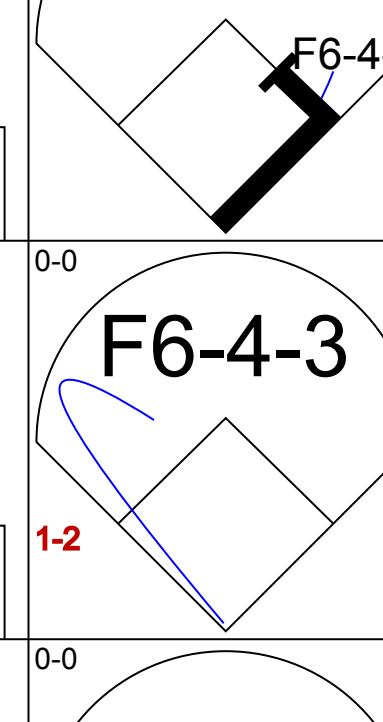
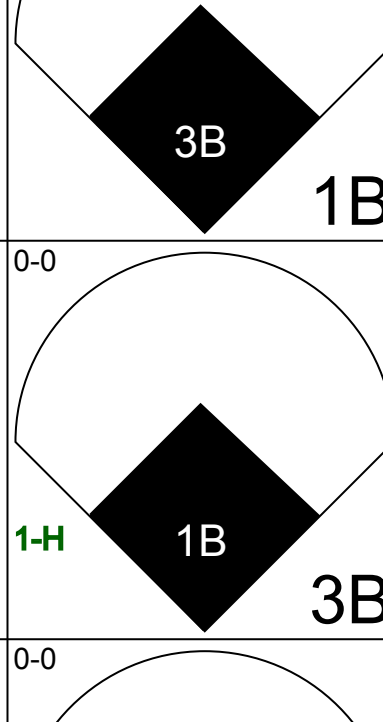
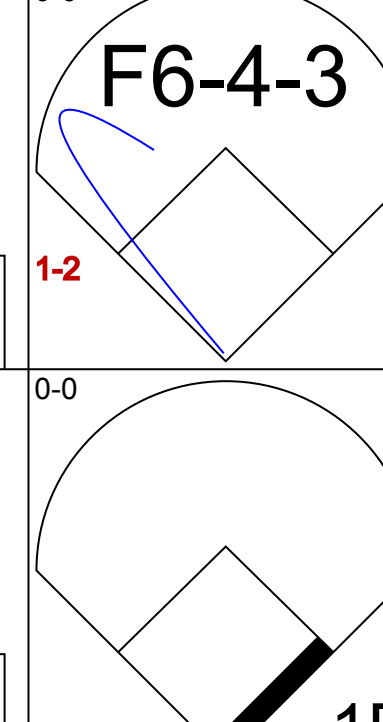
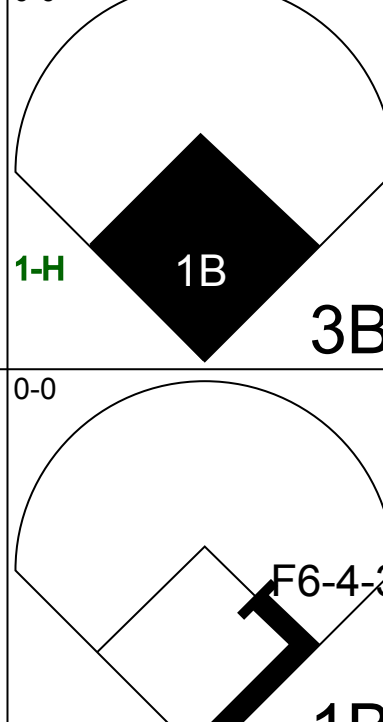
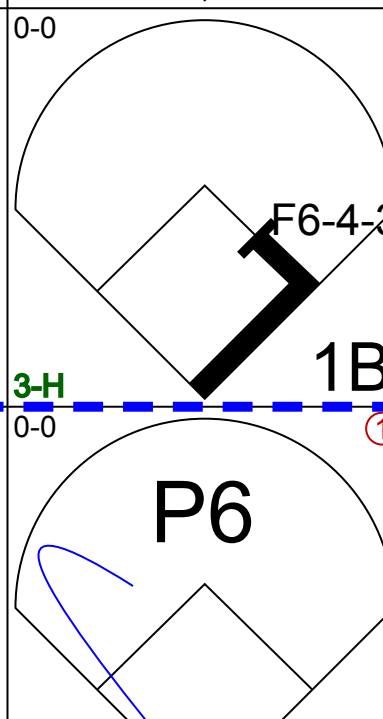
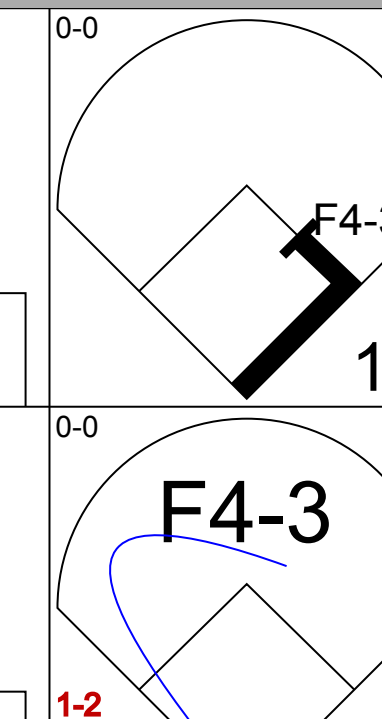
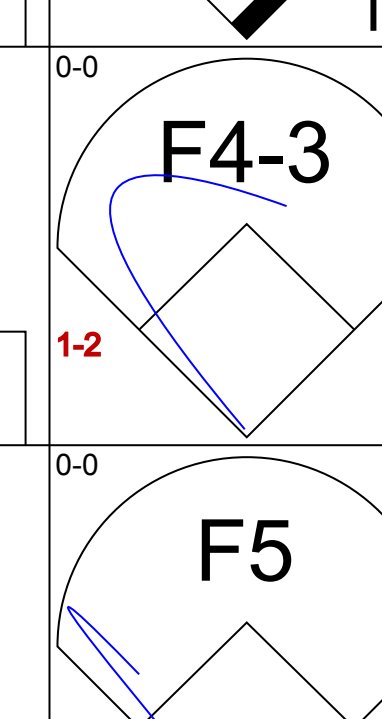
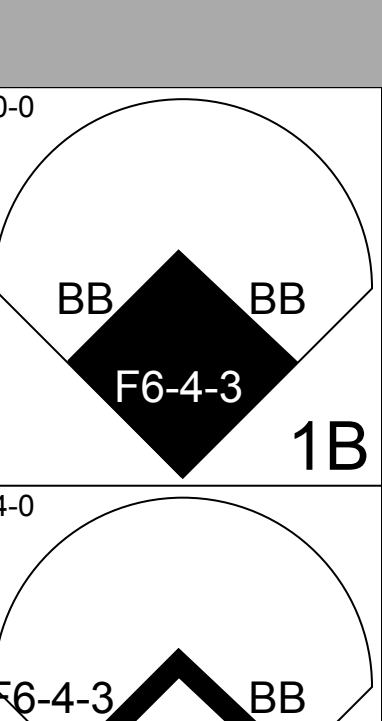
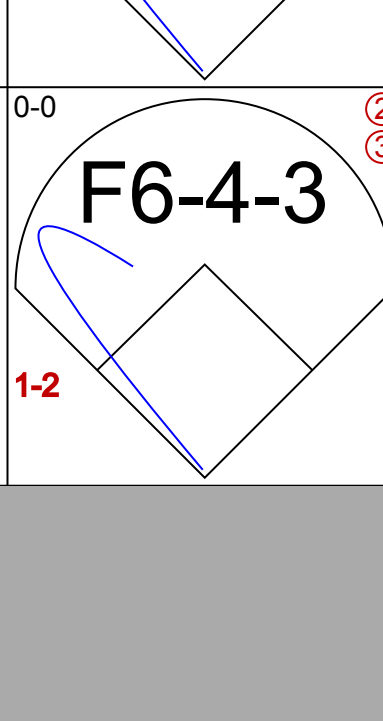
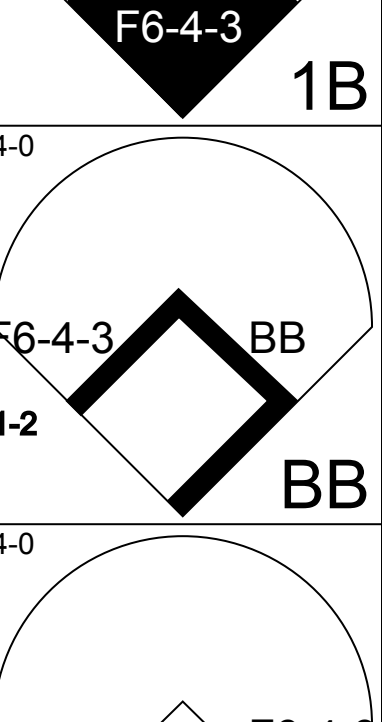
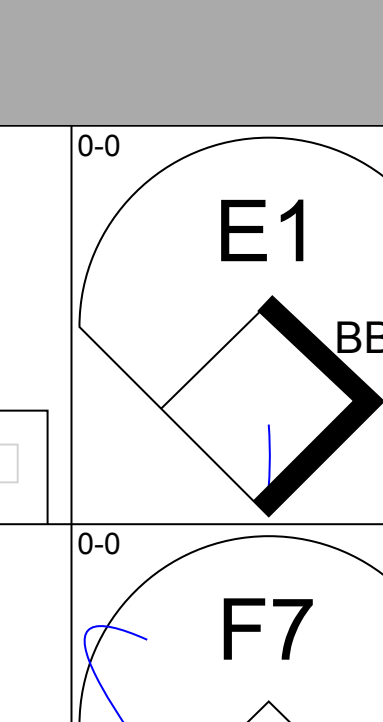
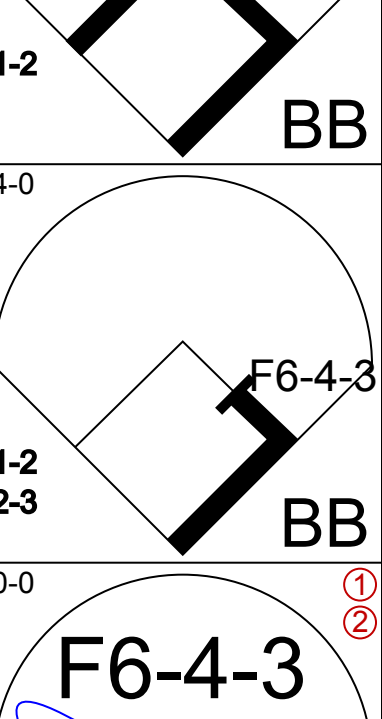
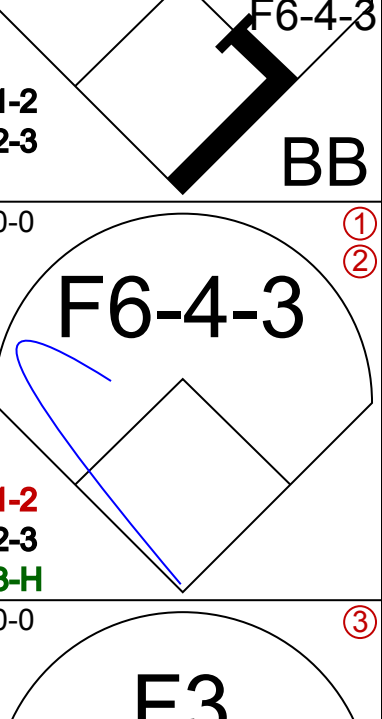
Batter	1	2	3	4	5	6	7	8	9	AB	R	H	RBI	BB	SO	LOB	BOTTOM			
Tom Herr, S (1, 4) OBP: 0.335, SLG: 0.319	F8		F4-3			F5-4-3 1B			F5	4	0	1	0	0	0	1				
Ken Oberkfell, L (1, 5) OBP: 0.325, SLG: 0.347	G3			F4		F5-4-3 1-2			1B 1B	4	1	1	0	0	0	1				
Lonnie Smith, R (1, 7) OBP: 0.392, SLG: 0.453	1-3			K		F8			F9	4	0	0	0	0	1	1				
Keith Hernandez, L (1, 3) OBP: 0.390, SLG: 0.412		G3						F7		4	0	2	0	0	0	0				
Dane Iorg, L (1, 9) OBP: 0.360, SLG: 0.363									1B 1B	3	0	0	0	0	1	1				
George Hendrick, R (9, PH) OBP: 0.316, SLG: 0.431		6-3		K				L7		1	0	1	1	0	0	0				
Willie McGee, S (1, 8) OBP: 0.345, SLG: 0.428									1-2 2-H 1B	3	0	1	0	0	1	0				
Darrell Porter, L (1, 2) OBP: 0.346, SLG: 0.387										2	0	1	0	1	0	1				
Ozzie Smith, S (1, 6) OBP: 0.349, SLG: 0.325										3	0	0	0	0	0	3				
Joaquin Andujar, S (1, 1) OBP: 0.183, SLG: 0.220										2	0	0	0	0	2	1				
Inning Stats	R: 0 E: 0 K: 0 S: 3	H: 0 LOB: 0 BB: 0 P: 3	R: 0 E: 0 K: 1 S: 5	H: 0 LOB: 0 BB: 0 P: 5	R: 0 E: 0 K: 2 S: 8	H: 1 LOB: 1 BB: 0 P: 8	R: 0 E: 0 K: 1 S: 6	H: 1 LOB: 1 BB: 0 P: 6	R: 0 E: 0 K: 0 S: 3	H: 1 LOB: 0 BB: 0 P: 3	R: 0 E: 0 K: 0 S: 3	H: 0 LOB: 0 BB: 0 P: 3	R: 0 E: 0 K: 1 S: 4	H: 0 LOB: 1 BB: 1 P: 8	R: 1 E: 0 K: 0 S: 5	H: 3 LOB: 2 BB: 0 P: 5	1B: 6 2B: 1 3B: 0 HR: 0	SF: 0 SAC: 1 DP: 2 HBP: 0	WP: 0 PB: 0 SB: 0 CS: 0	PA: 32
PITCHER Bill Gulkickson, R (1, 1) ERA: 3.6	IP: 8.2 WLS: L BF: 31	H: 6 R: 1 ER: 1 SO: 5	BB: 1 IBB: 0 HBP: 0 BLK: 0	WP: 0 HR: 0 S: 40 P: 44	ERA: 1.04 WHIP: 0.808															
Woodie Fryman, L (9, 1) ERA: 4.15	IP: 0.0 WLS: L BF: 1	H: 1 R: 0 ER: 0 SO: 0	BB: 0 IBB: 0 HBP: 0 BLK: 0	WP: 0 HR: 0 S: 1 P: 1	ERA: ∞ WHIP: ∞															

Mon Sep 06 1982, 7:05 PM CDT
Att. 29,152 - Cloudy

Montreal Expos @ St. Louis Cardinals
Busch Stadium, St. Louis, MO

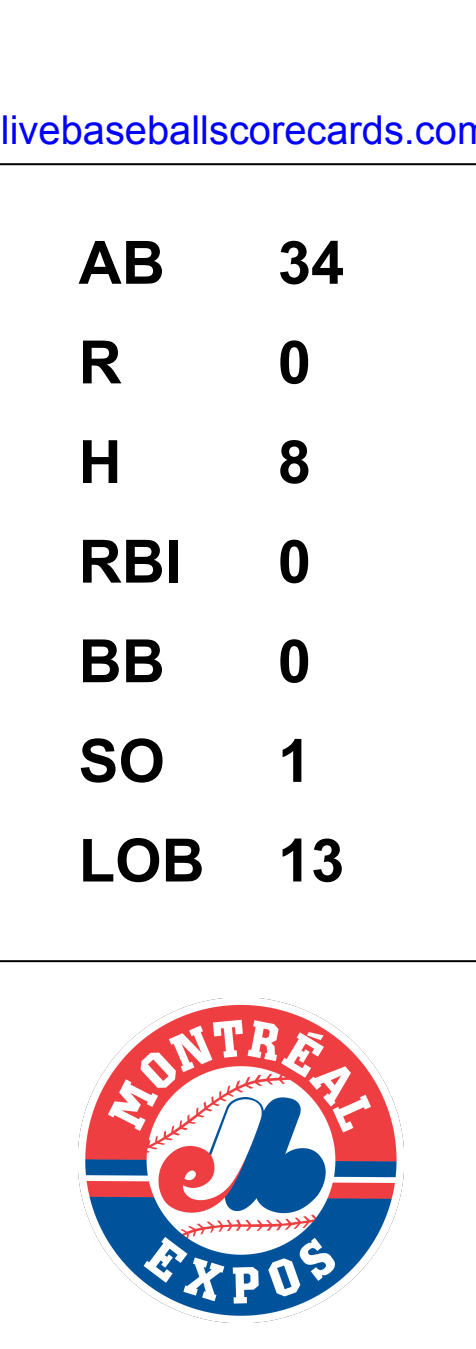
AB	30
R	1
H	7
RBI	1
BB	1
SO	5
LOB	9



Batter	1	2	3	4	5	6	7	8	9	AB	R	H	RBI	BB	SO	LOB	TOP										
Tim Raines, S OBP: 0.352, SLG: 0.355 (1, 7)			4-3		F8		 1B			4	1	1	0	1	1	1	Montreal Expos @ St. Louis Cardinals Busch Stadium, St. Louis, MO Tue Sep 07 1982, 7:05 PM CDT Att. 19,473 - Cloudy										
Warren Cromartie, L OBP: 0.334, SLG: 0.379 (1, 9)	L4		 1B		 4-3 BB		K		4-3	4	1	1	0	1	1	2											
Andre Dawson, R OBP: 0.344, SLG: 0.492 (1, 8)	1-3		 1-2		 4-3 BB		 2-H			3	1	1	2	1	0	1											
Al Oliver, L OBP: 0.393, SLG: 0.523 (1, 3)		4-3		 E7 L9	4-3				6-3	4	1	0	1	0	0	1											
Gary Carter, R OBP: 0.388, SLG: 0.542 (1, 2)		 1B		L9	F7				F7	4	1	1	0	0	0	2											
Tim Lincecum, R OBP: 0.308, SLG: 0.448 (1, 5)	F8			 3-H			K		F8	4	1	1	2	0	1	1											
Chris Speier, R OBP: 0.323, SLG: 0.348 (1, 6)		 1-H		5-3			F8		6-3	4	0	1	1	0	0	0											
Doug Flynn, R OBP: 0.238, SLG: 0.272 (1, 4)	F3			F4-3			F5-3		F8	4	0	0	0	0	0	1											
Randy Lerch, L (1, 1)				4-3			1-3			1	0	0	0	0	0	0											
Bryn Smith, R (3, 1)									K	0	1	0	0	1	0	0											
Wallace Johnson, S OBP: 0.255, SLG: 0.260 (7, PH)				4-3			 BB BB			1	0	0	0	0	0	0											
Jeff Reardon, R OBP: 0.100, SLG: 0.200 (7, 1)										1	0	0	0	0	1	0											
Inning Stats	R: 0 E: 0 K: 1 S: 5	H: 0 LOB: 0 BB: 0 P: 5	R: 1 E: 0 K: 0 S: 5	H: 2 LOB: 1 BB: 0 P: 5	R: 0 E: 0 K: 0 S: 4	H: 1 LOB: 0 BB: 0 P: 4	R: 2 E: 1 K: 0 S: 5	H: 1 LOB: 0 BB: 0 P: 5	R: 2 E: 0 K: 0 S: 3	H: 0 LOB: 1 BB: 3 P: 15	R: 0 E: 0 K: 1 S: 5	H: 0 LOB: 0 BB: 0 P: 5	R: 2 E: 0 K: 1 S: 7	H: 2 LOB: 0 BB: 0 P: 7	R: 0 E: 0 K: 0 S: 3	H: 0 LOB: 0 BB: 0 P: 3	R: 0 E: 0 K: 1 S: 5	H: 0 LOB: 1 BB: 1 P: 9	1B: 3 2B: 1 3B: 0 HR: 2	SF: 0 SAC: 0 DP: 0 HBP: 0	WP: 1 PB: 0 SB: 1 CS: 0	PA: 38					
PITCHER	IP	WLS	BF	H	R	ER	SO	BB	IBB	HBP	BLK	WP	HR	S	P	ERA	WHIP										
Jeff Lahti, R ERA: 4.01 (1, 1)	4.1	L	20	4	5	4	1	2	0	0	0	0	1	20	28	8.31	1.385										
Eric Rasmussen, R ERA: (5, 1)	0.0		1	0	0	0	0	1	0	0	0	0	0	0	4	∞	∞										
Jim Kaat, L ERA: 3.8 (5, 1)	0.2		2	0	0	0	0	0	0	0	0	0	1	0	2	0.00	0.000										
Steve Mura, R ERA: 4.06 (6, 1)	2.0		8	2	2	2	2	0	0	0	0	0	1	12	12	9.00	1.000										
Dave LaPoint, L ERA: 3.6 (8, 1)	2.0		7	0	0	0	1	1	0	0	0	0	0	8	12	0.00	0.500										
Batter	1	2	3	4	5	6	7	8	9	AB	R	H	RBI	BB	SO	LOB	BOTTOM										
Tom Herr, S OBP: 0.333, SLG: 0.317 (1, 4)	E3 		 1B		F8		K		F4	5	1	1	0	0	1	3	Montreal Expos @ St. Louis Cardinals Busch Stadium, St. Louis, MO Tue Sep 07 1982, 7:05 PM CDT Att. 19,473 - Cloudy										
Lonnie Smith, R OBP: 0.391, SLG: 0.456 (1, 7)	F6-4-3 		 1-H		F7		F9			4	1	1	1	0	0	2											
Keith Hernandez, L OBP: 0.393, SLG: 0.414 (1, 3)			 3-H		F7				F4-3 	4	0	3	1	0	0	1											
George Hendrick, R OBP: 0.314, SLG: 0.427 (1, 9)	L7		P6		F7				F4-3 	4	0	0	0	0	0	3											
Willie McGee, S OBP: 0.344, SLG: 0.426 (1, 8)		 BB F6-4-3 1B	F6-4-3 		6-3				F5	4	1	1	0	0	0	1											
Gene Tenace, R OBP: 0.489, SLG: 0.600 Glenn Brummer, R OBP: 0.263, SLG: 0.333 (8, FR)		F6-4-3  BB		K					E1 	3	1	1	1	1	1	0											
Ken Oberkfell, L OBP: 0.326, SLG: 0.349 (1, 5)		F6-4-3  2-3 BB		6-3					F7	3	0	1	0	1	0	1											
Ozzie Smith, S OBP: 0.347, SLG: 0.323 Dane Iorg, L OBP: 0.355, SLG: 0.361 (9, PH)		F6-4-3  2-3 3-H		K					F8	3	0	0	0	0	1	3											
Jeff Lahti, R Eric Rasmussen, R Jim Kaat, L Steve Braun, L Steve Mura, R Gene Root, S Dave LaPoint, L Darrell Porter, L (1, 1) (5, 1) (5, 1) (5, PH) (6, 1) (7, PH) (8, 1) (9, PH)		F3					K			1	0	0	0	0	0	1											
Inning Stats	R: 0 E: 1 K: 0 S: 4	H: 1 LOB: 1 BB: 0 P: 4	R: 1 E: 0 K: 0 S: 3	H: 1 LOB: 2 BB: 2 P: 11	R: 2 E: 0 K: 0 S: 5	H: 3 LOB: 0 BB: 0 P: 5	R: 0 E: 0 K: 2 S: 7	H: 0 LOB: 0 BB: 0 P: 7	R: 0 E: 0 K: 0 S: 4	H: 1 LOB: 1 BB: 0 P: 4	R: 1 E: 0 K: 0 S: 5	H: 2 LOB: 0 BB: 0 P: 5	R: 0 E: 0 K: 2 S: 7	H: 0 LOB: 0 BB: 0 P: 7	R: 0 E: 0 K: 0 S: 3	H: 1 LOB: 0 BB: 0 P: 3		R: 0 E: 1 K: 0 S: 4	H: 0 LOB: 2 BB: 1 P: 8	1B: 6 2B: 2 3B: 1 HR: 1	SF: 0 SAC: 0 DP: 4 HBP: 0	WP: 0 PB: 0 SB: 0 CS: 0	PA: 37				
PITCHER	IP	WLS	BF	H	R	ER	SO	BB	IBB	HBP	BLK	WP	HR	S	P	ERA	WHIP										
Randy Lerch, L ERA: 4.77 (1, 1)	2.0	W	14	3	1	1	2	0	0	0	0	0	1	18	18	2.25	0.750										
Bryn Smith, R ERA: 3.16 (3, 1)	4.0		14	3	1	1	2	0	0	0	0	0	1	18	18	2.25	0.750										
Jeff Reardon, R ERA: 2.21 (7, 1)	3.0	S	11	1	0	0	2	1	0	0	0	0	0	14	18	0.00	0.667										

Batter	1	2	3	4	5	6	7	8	9	AB	R	H	RBI	BB	SO	LOB	TOP					
Tim Raines, S (1, 7) OBP: 0.353, SLG: 0.356	0-0 4-3		0-0 S 1B			0-0 4-3		0-0 CS 1B		4	0	2	0	0	0	0						
Warren Cromartie, L (1, 9) OBP: 0.331, SLG: 0.376	0-0 F8		0-0 1-6-3 1-2			0-0 F7		0-0 F7 1-2		4	0	0	0	0	0	3						
Andre Dawson, R (1, 8) OBP: 0.345, SLG: 0.492	0-0 5-3			0-0 6-3		0-0 1B 1B		0-0 1B 1B		4	0	2	0	0	0	0						
Al Oliver, L (1, 3) OBP: 0.393, SLG: 0.523		0-0 L7		0-0 6-3 1B		0-0 1-2 1B		0-0 4-3		4	0	2	0	0	0	1						
Gary Carter, R (1, 2) OBP: 0.385, SLG: 0.537		0-0 F8		0-0 6-3 1-2		0-0 F8			0-0 L7	4	0	0	0	0	0	3						
Tim Lincecum, R (1, 5) OBP: 0.308, SLG: 0.446		0-0 5-3		0-0 L6			0-0 5-3 1B		0-0 P5	4	0	1	0	0	0	1						
Chris Speier, R (1, 6) OBP: 0.323, SLG: 0.348 Jerry White, S (9, PH) OBP: 0.283, SLG: 0.374			0-0 1B F6-3 1B		0-0 F7		0-0 5-3 1-2		0-0 F9	3	0	1	0	0	0	1	AB 34 R 0 H 8 RBI 0 BB 0 SO 1 LOB 13					
Doug Flynn, R (1, 4) OBP: 0.236, SLG: 0.270			0-0 F6-3 1-2		0-0 F9		0-0 F8			3	0	0	0	0	0	2						
Charlie Lea, R (1, 1) OBP: 0.183, SLG: 0.158 Brad Mills, L (7, PH) OBP: 0.294, SLG: 0.333 Woodie Fryman, R (7, 1) OBP: 0.167, SLG: 0.167			0-3 K		0-0 4-3		0-0 L3			2	0	0	0	0	1	1						
Inning Stats	R: 0 E: 0 K: 0 S: 3	H: 0 LOB: 0 BB: 0 P: 3	R: 0 E: 0 K: 0 S: 3	H: 0 LOB: 0 BB: 0 P: 3	R: 0 E: 0 K: 1 S: 7	H: 2 LOB: 2 BB: 0 P: 7	R: 0 E: 0 K: 0 S: 4	H: 1 LOB: 1 BB: 0 P: 4	R: 0 E: 0 K: 0 S: 3	H: 0 LOB: 0 BB: 0 P: 3	R: 0 E: 0 K: 0 S: 5	H: 2 LOB: 2 BB: 0 P: 5	R: 0 E: 0 K: 0 S: 4	H: 1 LOB: 1 BB: 0 P: 4	R: 0 E: 0 K: 0 S: 4	H: 2 LOB: 1 BB: 0 P: 4	R: 0 E: 0 K: 0 S: 3	H: 0 LOB: 0 BB: 0 P: 3	1B: 8 2B: 0 3B: 0 HR: 0	SF: 0 SAC: 0 DP: 0 HBP: 0	WP: 0 PB: 0 SB: 1 CS: 1	PA: 34
PITCHER Bob Forsch, R (1, 1) ERA: 3.6	IP: 9.0 WLS: W BF: 34 H: 8 R: 0 ER: 0 SO: 1 BB: 0 IBB: 0 HBP: 0 BLK: 0 WP: 0 HR: 0 S: 36 P: 36 ERA: 0.00 WHIP: 0.889															PITCHER						

Montreal Expos @ St. Louis Cardinals
 Busch Stadium, St. Louis, MO
 Wed Sep 08 1982, 7:05 PM CDT
 Att: 23,083 - Unknown



Batter	1	2	3	4	5	6	7	8	9	AB	R	H	RBI	BB	SO	LOB	BOTTOM			
Tom Herr, S (1, 4) OBP: 0.333, SLG: 0.315	0-0 6-3		0-0 P6		0-0 F8		4-0 F4-6-3 BB			3	0	0	0	1	0	0				
Ken Oberkfell, L (1, 5) OBP: 0.328, SLG: 0.347	4-0 BB		4-0 S 3B BB		0-0 F7		0-0 F4-6-3 1-2			2	1	0	0	2	0	2				
Willie McGee, S (1, 8) OBP: 0.341, SLG: 0.421	0-0 F8		0-0 L9 1-2		0-0 F4-3			0-0 6-3		4	0	0	0	0	0	2				
Keith Hernandez, L (1, 3) OBP: 0.395, SLG: 0.420	0-0 L9		0-0 2H 3B			4-0 BB		0-0 F5-4-3 1B		3	0	2	1	1	0	1				
George Hendrick, R (1, 9) OBP: 0.313, SLG: 0.425		0-0 F9 5-3 1B		0-0 5-3		0-0 F9		0-0 F5-4-3 1-2		4	0	1	0	0	0	3				
Dane Iorg, L (1, 7) OBP: 0.358, SLG: 0.361 Tito Landrum, R (7, 7) OBP: 0.351, SLG: 0.409		0-0 5-3 1-2		0-0 G3 1B		0-0 F8				3	0	1	0	0	0	2				
Darrell Porter, L (1, 2) OBP: 0.347, SLG: 0.384		4-0 BB		0-3 K		0-0 F8				2	0	0	0	1	1	2	AB 26 R 1 H 5 RBI 1 BB 5 SO 1 LOB 18			
Ozzie Smith, S (1, 6) OBP: 0.347, SLG: 0.323		0-0 F9 2-3		0-0 G3 1-2			0-0 SH1-4 1B			3	0	1	0	0	0	3				
Bob Forsch, R (1, 1) OBP: 0.235, SLG: 0.277		0-0 1-3		0-0 5-3			0-0 SH1-4 1-2			2	0	0	0	0	0	3				
Inning Stats	R: 0 E: 0 K: 0 S: 3	H: 0 LOB: 1 BB: 1 P: 7	R: 0 E: 0 K: 0 S: 4	H: 1 LOB: 2 BB: 1 P: 8	R: 1 E: 0 K: 0 S: 4	H: 1 LOB: 1 BB: 1 P: 8	R: 0 E: 0 K: 1 S: 6	H: 1 LOB: 0 BB: 0 P: 6	R: 0 E: 0 K: 0 S: 3	H: 0 LOB: 0 BB: 0 P: 3	R: 0 E: 0 K: 0 S: 3	H: 0 LOB: 1 BB: 1 P: 7	R: 0 E: 0 K: 0 S: 3	H: 1 LOB: 1 BB: 1 P: 7	R: 0 E: 0 K: 0 S: 3	H: 1 LOB: 0 BB: 0 P: 3	1B: 4 2B: 0 3B: 1 HR: 0	SF: 0 SAC: 1 DP: 2 HBP: 0	WP: 0 PB: 0 SB: 1 CS: 0	PA: 32
PITCHER Charlie Lea, R (1, 1) ERA: 3.21 Woodie Fryman, L (7, 1) ERA: 3.99	IP: 6.0 WLS: L BF: 25 H: 3 R: 1 ER: 1 SO: 1 BB: 4 IBB: 0 HBP: 0 BLK: 0 WP: 0 HR: 0 S: 23 P: 39 ERA: 1.50 WHIP: 1.167															PITCHER				

Montreal Expos @ St. Louis Cardinals
 Busch Stadium, St. Louis, MO
 Wed Sep 08 1982, 7:05 PM CDT
 Att: 23,083 - Unknown



Batter	1	2	3	4	5	6	7	8	9	AB	R	H	RBI	BB	SO	LOB	TOP									
Mookie Wilson, S OBP: 0.312, SLG: 0.358 (1, 8)	K	FC4-6		FC6-4					FC4-2	5	0	1	0	0	1	7	New York Mets @ St. Louis Cardinals Busch Stadium, St. Louis, MO Fri Sep 10 1982, 7:05 PM CDT Att: 19,928 - Unknown livebaseballscorecards.com									
Bob Bailor, R OBP: 0.303, SLG: 0.309 (1, 6)	F8			G6-4-3 BB			G4-6-3		FC4-2	4	0	0	0	1	0	4										
Ellis Valentine, R OBP: 0.291, SLG: 0.409 (1, 9)	1B			G6-4-3				F8	FC5-4	5	0	1	0	0	0	4										
Dave Kingman, R OBP: 0.296, SLG: 0.467 Mike Jorgensen, L OBP: 0.307, SLG: 0.333 (1, 3) (8, 3)				6-3						3	1	2	1	1	0	0										
George Foster, R OBP: 0.313, SLG: 0.367 Mike Howard, S OBP: 0.304, SLG: 0.167 (1, 7) (8, 7)	K								IHR	4	0	0	0	0	3	3										
Ron Hodges, L OBP: 0.385, SLG: 0.429 (1, 2)		4-3								4	1	1	0	0	1	0										
Hubie Brooks, R OBP: 0.312, SLG: 0.328 (1, 5)		1B								2	0	1	0	2	0	0										
Tom Veryzer, R OBP: 0.375, SLG: 0.385 Gary Rajsch, L OBP: 0.299, SLG: 0.298 Brian Giles, R OBP: 0.288, SLG: 0.313 (1, 4) (9, PH) (9, 4)		F3								3	0	0	0	0	0	3										
Craig Swan, R OBP: 0.341, SLG: 0.324 Jesse Orosco, R OBP: 0.083, SLG: 0.083 (1, 1) (7, 1)										3	0	2	1	0	0	0										
Inning Stats	R: 0 E: 0 K: 2 S: 9	H: 2 LOB: 2 BB: 0 P: 9	R: 0 E: 0 K: 0 S: 5	H: 2 LOB: 2 BB: 0 P: 5	R: 0 E: 0 K: 0 S: 2	H: 0 LOB: 0 BB: 1 P: 6	R: 1 E: 0 K: 0 S: 5	H: 2 LOB: 2 BB: 1 P: 9	R: 0 E: 0 K: 1 S: 5	H: 0 LOB: 1 BB: 1 P: 9	R: 0 E: 0 K: 0 S: 3	H: 0 LOB: 0 BB: 0 P: 3	R: 0 E: 0 K: 0 S: 3	H: 1 LOB: 0 BB: 0 P: 3	R: 1 E: 0 K: 2 S: 8	H: 1 LOB: 0 BB: 0 P: 8		R: 0 E: 0 K: 0 S: 4	H: 1 LOB: 3 BB: 2 P: 12	1B: 6 2B: 2 3B: 0 HR: 1	SF: 0 SAC: 0 DP: 2 HBP: 0	WP: 1 PB: 0 SB: 0 CS: 0	PA: 39			
PITCHER	IP	WLS	BF	H	R	ER	SO	BB	IBB	HBP	BLK	WP	HR	S	P	ERA		WHIP								
John Stuper, R ERA: 3.67 (1, 1)	7.0	L	29	7	1	1	3	3	0	0	0	1	0	32	44	1.29		1.429								
Doug Bair, R ERA: 2.92 (8, 1)	1.0		6	1	1	1	2	2	0	0	0	0	0	8	16	9.00	3.000									
Jim Kaat, L ERA: 3.78 (9, 1)	0.1		2	1	0	0	0	0	0	0	0	0	0	2	2	0.00	3.000									
Jeff Lahti, R ERA: 3.95 (9, 1)	0.2		2	0	0	0	0	0	0	0	0	0	0	2	2	0.00	0.000									

Batter	1	2	3	4	5	6	7	8	9	AB	R	H	RBI	BB	SO	LOB	BOTTOM									
Tom Herr, S OBP: 0.330, SLG: 0.312 (1, 4)	K		3-1							4	0	0	0	0	1	0	New York Mets @ St. Louis Cardinals Busch Stadium, St. Louis, MO Fri Sep 10 1982, 7:05 PM CDT Att: 19,928 - Unknown livebaseballscorecards.com									
Ken Oberkfell, L OBP: 0.330, SLG: 0.348 Mike Ramsey, S OBP: 0.316, SLG: 0.332 (1, 5) (8, PH) (9, 5)				4-3						2	0	1	0	1	0	0										
Willie McGee, S OBP: 0.337, SLG: 0.416 (1, 8)										1	0	0	0	0	0	0										
Keith Hernandez, L OBP: 0.394, SLG: 0.424 (1, 3)										4	0	0	0	0	1	2										
George Hendrick, R OBP: 0.310, SLG: 0.421 (1, 9)										4	0	0	0	0	0	0										
Dane Iorg, L OBP: 0.358, SLG: 0.361 David Green, R OBP: 0.333, SLG: 0.406 (1, 7) (9, PH)										3	0	1	0	0	0	0										
Darrell Porter, L OBP: 0.350, SLG: 0.383 Gene Tenace, R OBP: 0.493, SLG: 0.600 Tito Landrum, R OBP: 0.351, SLG: 0.409 (1, 2) (9, PH) (9, PR)										1	0	0	0	2	0	0										
Ozzie Smith, S OBP: 0.346, SLG: 0.321 (1, 6)										0	0	0	0	1	0	0										
John Stuper, R OBP: 0.147, SLG: 0.152 Steve Brantly, L OBP: 0.409, SLG: 0.303 Lonnnie Smith, R OBP: 0.396, SLG: 0.455 Doug Bair, R OBP: 0.311, SLG: 0.111 Jim Kaat, L Jeff Lahti, R (1, 1) (7, PH) (7, PH) (8, 1) (9, 1) (9, 1)										2	0	0	0	0	0	2										
Inning Stats	R: 0 E: 0 K: 2 S: 8	H: 1 LOB: 1 BB: 0 P: 8	R: 0 E: 0 K: 0 S: 3	H: 0 LOB: 0 BB: 0 P: 3	R: 0 E: 0 K: 0 S: 3	H: 0 LOB: 0 BB: 0 P: 3	R: 0 E: 0 K: 1 S: 5	H: 0 LOB: 0 BB: 0 P: 5	R: 0 E: 0 K: 1 S: 6	H: 1 LOB: 2 BB: 1 P: 10	R: 0 E: 0 K: 1 S: 5	H: 0 LOB: 1 BB: 1 P: 9	R: 0 E: 0 K: 0 S: 3	H: 0 LOB: 0 BB: 2 P: 11	R: 0 E: 0 K: 0 S: 3	H: 0 LOB: 0 BB: 0 P: 3		R: 1 E: 0 K: 0 S: 4	H: 1 LOB: 1 BB: 1 P: 8	1B: 2 2B: 0 3B: 0 HR: 1	SF: 0 SAC: 0 DP: 0 HBP: 0	WP: 0 PB: 0 SB: 1 CS: 0	PA: 35			
PITCHER	IP	WLS	BF	H	R	ER	SO	BB	IBB	HBP	BLK	WP	HR	S	P	ERA		WHIP								
Craig Swan, R ERA: 3.36 (1, 1)	6.2	W	26	2	0	0	5	4	0	0	0	0	1	8	12	3.86		0.900								
Jesse Orosco, L ERA: 2.97 (7, 1)	2.1	S	9	1	1	1	0	1	0	0	0	0	1	8	12	3.86	0.857									



Batter	1	2	3	4	5	6	7	8	9	AB	R	H	RBI	BB	SO	LOB	TOP								
Mookie Wilson, S (1,8) OBP: 0.312, SLG: 0.357	0-0 6-3 1B		0-3 K			0-0 4-3		0-0 FC4		4	0	1	0	0	1	1									
Bob Bailor, R (1,6) OBP: 0.305, SLG: 0.314	0-0 6-3 1-2			0-0 G3 2B		0-0 4-3			0-0 1B HR	4	1	2	0	0	0	1									
Ellis Valentine, R (1,9) OBP: 0.290, SLG: 0.407	0-0 5-3			0-0 G3 2-3		0-0 4-3			0-0 1B HR	4	1	1	0	0	0	2									
Dave Kingman, R (1,3) OBP: 0.295, SLG: 0.471	0-0 L6			0-3 K			0-0 P4		0-0 1B HR	4	1	1	3	0	1	2									
Gary Rajsich, L (1,7) OBP: 0.268, SLG: 0.297		0-0 CS 1B		0-0 F2			0-0 F5		0-3 K	4	0	1	0	0	1	1									
Ron Hodges, L (1,2) OBP: 0.383, SLG: 0.422		4-0 CS 1-2 BB			0-0 L1-4		0-0 F7		0-0 F8	3	0	0	0	1	0	0									
Hubie Brooks, R (1,5) OBP: 0.311, SLG: 0.327		0-3 K 1-2			0-0 F9			0-0 6-3	0-0 1B	4	0	1	0	0	1	1									
Brian Giles, R (1,4) OBP: 0.293, SLG: 0.308			0-3 K							1	0	0	0	1	1	0									
Mike Jorgensen, L (8, PH) OBP: 0.363, SLG: 0.333										0	0	0	0	1	0	0									
Tom Verzyr, R (8,4) OBP: 0.375, SLG: 0.385										0	0	0	0	0	0	0									
Ed Lynch, R (1,1)			0-3 K							2	0	0	0	0	2	1									
Doug Sisk, R (6,1)										0	0	0	0	0	0	0									
Rusty Staub, L (8, PH) OBP: 0.330, SLG: 0.351										1	0	0	0	0	0	1									
Carlos Diaz, R (8,1)										0	0	0	0	0	0	0									
Inning Stats	R: 0 E: 0 K: 0 S: 4	H: 1 LOB: 1 BB: 0 P: 4	R: 0 E: 0 K: 1 S: 4	H: 1 LOB: 1 BB: 1 P: 8	R: 0 E: 0 K: 3 S: 9	H: 0 LOB: 0 BB: 0 P: 9	R: 0 E: 0 K: 1 S: 6	H: 1 LOB: 1 BB: 0 P: 6	R: 0 E: 0 K: 1 S: 5	H: 0 LOB: 1 BB: 1 P: 9	R: 0 E: 0 K: 0 S: 3	H: 0 LOB: 0 BB: 0 P: 3	R: 0 E: 0 K: 0 S: 3	H: 0 LOB: 0 BB: 0 P: 3	R: 0 E: 0 K: 0 S: 3	H: 0 LOB: 1 BB: 1 P: 7	R: 3 E: 0 K: 1 S: 8	H: 4 LOB: 1 BB: 0 P: 8	1B: 5 2B: 2 3B: 0 HR: 1	SF: 0 SAC: 0 DP: 1 HBP: 0	WP: 0 PB: 0 SB: 0 CS: 2	PA: 34			
PITCHER	IP	WLS	BF	H	R	ER	SO	BB	IBB	HBP	BLK	WP	HR	S	P	ERA	WHIP								
Joaquin Andujar, R (1,1) ERA: 2.66	5.0	W	18	3	0	0	6	2	0	0	0	0	0	28	36	0.00	1.000								
Jeff Lahti, R (6,1) ERA: 4.27	3.0		13	3	3	3	0	1	0	0	0	0	1	12	16	9.00	1.333								
Bruce Sutter, R (9,1) ERA: 3.34	1.0	S	3	1	0	0	1	0	0	0	0	0	0	5	5	0.00	1.000								

New York Mets @ St. Louis Cardinals
 Busch Stadium, St. Louis, MO
 Sat Sep 11 1982, 7:05 PM CDT
 Att: 28,821 - Unknown

AB 31
 R 3
 H 7
 RBI 3
 BB 3
 SO 7
 LOB 10



Batter	1	2	3	4	5	6	7	8	9	AB	R	H	RBI	BB	SO	LOB	BOTTOM								
Tom Herr, S (1,4) OBP: 0.333, SLG: 0.315	0-0 1B 1B		0-0 1-3		0-0 FC4-6 1-2		0-0 1-3 1B	0-0 FC4 1B		5	1	3	0	0	0	1									
Ken Oberkfell, L (1,5) OBP: 0.331, SLG: 0.349	0-0 1B 1-3 1B		0-0 F8			0-0 1B HR	0-0 1-3 1B	0-0 FC4 1-2		5	1	2	0	0	0	3									
Keith Hernandez, L (1,3) OBP: 0.395, SLG: 0.424	0-0 F5		0-0 F9			0-0 HR 1B	4-0 G6-4-3 IBB			3	1	1	0	1	0	2									
George Hendrick, R (1,9) OBP: 0.310, SLG: 0.426	0-3 K			0-0 F9		0-0 HR 1B	0-0 G6-4-3			4	1	1	3	0	1	4									
Dane Iorg, L (1,7) OBP: 0.357, SLG: 0.360	0-0 1B				0-0 F9			0-0 6-3		3	0	1	1	0	0	0									
Willie McGee, S (7,8) OBP: 0.336, SLG: 0.415	1-2 3H 1B					0-0 6-3		0-0 6-3		1	0	0	0	0	0	0									
Darrell Porter, L (1,2) OBP: 0.352, SLG: 0.382	0-0 F8			0-0 F8		0-0 1B		4-0 FC5 BB BB		3	0	1	0	1	0	2									
David Green, R (1,8) OBP: 0.331, SLG: 0.397		0-0 F8			0-0 4-3	0-3 K		4-0 E BB		3	1	0	0	1	1	1									
Mike Ramsey, S (1,6) OBP: 0.315, SLG: 0.330		0-0 1-3			0-0 3-1	0-0 1B		0-0 FC5 E		4	1	1	0	0	0	1									
Joaquin Andujar, S (1,1) OBP: 0.181, SLG: 0.217		0-3 K			0-0 FC4-6 1B	0-3 K		0-0 E5 1B		1	0	0	0	0	1	0									
Tito Landrum, R (5, PH) OBP: 0.360, SLG: 0.418										1	0	1	0	0	0	0									
Jeff Lahti, R (6,1)										2	0	0	0	0	1	2									
Bruce Sutter, R (9,1) OBP: 0.167, SLG: 0.200										0	0	0	0	0	0	0									
Inning Stats	R: 1 E: 0 K: 1 S: 8	H: 3 LOB: 2 BB: 0 P: 8	R: 0 E: 0 K: 1 S: 5	H: 0 LOB: 0 BB: 0 P: 5	R: 0 E: 0 K: 0 S: 3	H: 0 LOB: 0 BB: 0 P: 3	R: 0 E: 0 K: 0 S: 3	H: 0 LOB: 0 BB: 0 P: 3	R: 0 E: 0 K: 0 S: 4	H: 1 LOB: 1 BB: 0 P: 4	R: 3 E: 0 K: 2 S: 12	H: 5 LOB: 2 BB: 0 P: 12	R: 0 E: 0 K: 0 S: 3	H: 1 LOB: 1 BB: 1 P: 7	R: 2 E: 2 K: 0 S: 5	H: 1 LOB: 2 BB: 2 P: 13	R: 3 E: 0 K: 1 S: 8	H: 4 LOB: 1 BB: 0 P: 8	1B: 10 2B: 0 3B: 0 HR: 1	SF: 0 SAC: 0 DP: 1 HBP: 0	WP: 0 PB: 0 SB: 0 CS: 0	PA: 38			
PITCHER	IP	WLS	BF	H	R	ER	SO	BB	IBB	HBP	BLK	WP	HR	S	P	ERA	WHIP								
Ed Lynch, R (1,1) ERA: 3.61	5.1	L	24	8	4	4	2	0	0	0	0	0	0	28	28	6.75	1.500								
Doug Sisk, R (6,1) ERA	1.2		7	2	0	0	2	0	1	0	0	0	0	10	14	0.00	1.200								
Carlos Diaz, L (8,1) ERA: 4.44	1.0		7	1	2	0	0	2	0	0	0	0	0	5	13	0.00	3.000								

New York Mets @ St. Louis Cardinals
 Busch Stadium, St. Louis, MO
 Sat Sep 11 1982, 7:05 PM CDT
 Att: 28,821 - Unknown

AB 35
 R 6
 H 11
 RBI 4
 BB 3
 SO 4
 LOB 16



Batter	1	2	3	4	5	6	7	8	9	AB	R	H	RBI	BB	SO	LOB	TOP			
Mookie Wilson, S OBP: 0.313, SLG: 0.359 (1, 8)										5	1	2	0	0	0	0				
Bob Bailor, R OBP: 0.307, SLG: 0.316 (1, 6)										4	1	1	0	1	1	2				
Rusty Staub, L OBP: 0.297, SLG: 0.346 Mike Howard, S OBP: 0.333, SLG: 0.167 (7, 7)										3	0	0	0	1	1	2				
Dave Kingman, R OBP: 0.297, SLG: 0.470 Gary Rajlich, L OBP: 0.298, SLG: 0.297 (9, 3)										3	0	1	2	1	1	1				
Mike Jorgensen, L OBP: 0.362, SLG: 0.333 Ellis Valentine, R OBP: 0.289, SLG: 0.405 (7, PH) (7, 9)										3	0	1	0	0	0	0				
Hubie Brooks, R OBP: 0.308, SLG: 0.324 (1, 5)										4	0	0	0	0	2	3				
Brian Giles, R OBP: 0.304, SLG: 0.362 (1, 4)										4	1	2	1	0	1	3				
Bruce Bochy, R OBP: 0.428, SLG: 0.700 (1, 2)										3	1	1	1	1	0	1				
Pete Falcone, L OBP: 0.118, SLG: 0.137 (1, 1)										4	0	0	0	0	3	2				
Inning Stats	R: 1 E: 0 K: 1 S: 8	H: 3 LOB: 3 BB: 1 P: 12	R: 0 E: 0 K: 1 S: 5	H: 0 LOB: 0 BB: 0 P: 5	R: 1 E: 0 K: 0 S: 4	H: 1 LOB: 0 BB: 0 P: 4	R: 2 E: 0 K: 2 S: 10	H: 3 LOB: 1 BB: 0 P: 10	R: 0 E: 0 K: 0 S: 7	H: 0 LOB: 0 BB: 0 P: 7	R: 0 E: 0 K: 0 S: 3	H: 0 LOB: 2 BB: 2 P: 11	R: 0 E: 0 K: 3 S: 9	H: 0 LOB: 1 BB: 1 P: 13	R: 0 E: 0 K: 0 S: 3	H: 0 LOB: 1 BB: 1 P: 7	1B: 4 2B: 2 3B: 0 HR: 2	SF: 1 SAC: 0 DP: 0 HBP: 0	WP: 0 PB: 0 SB: 2 CS: 0	PA: 40
PITCHER	IP WLS BF H R ER SO BB IBB HBP BLK WP HR S P ERA WHIP	IP WLS BF H R ER SO BB IBB HBP BLK WP HR S P ERA WHIP																		
Steve Mura, R ERA: 4.19 (1, 1)	3.1 L 17 6 4 4 2 1 0 0 0 0 0 2 20 24 10.80 2.100																			
Eric Rasmussen, R ERA: (4, 1)	1.2 6 1 0 0 4 0 0 0 0 0 0 0 14 14 0.00 0.600																			
Dave LaPoint, L ERA: 3.56 (6, 1)	1.2 8 1 0 0 0 1 1 0 0 0 0 0 6 14 0.00 1.200																			
Jeff Keener, R ERA: 1.89 John Martin, L ERA: 4.29 (7, 1) (9, 1)	1.1 5 0 0 0 3 1 0 0 0 0 0 0 10 14 0.00 0.750																			
0.2 3 0 0 0 0 1 0 0 0 0 0 0 2 6 0.00 1.500																				

New York Mets @ St. Louis Cardinals
 Busch Stadium, St. Louis, MO
 Sun Sep 12 1982, 3:33 AM CDT
 Att. 26,817 - Cloudy

AB	34
R	4
H	8
RBI	4
BB	5
SO	9
LOB	16

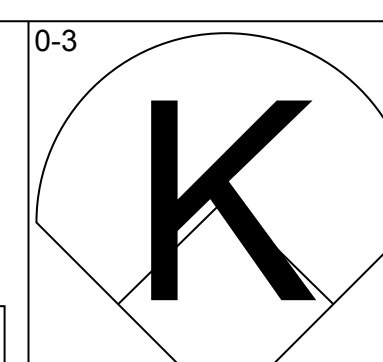
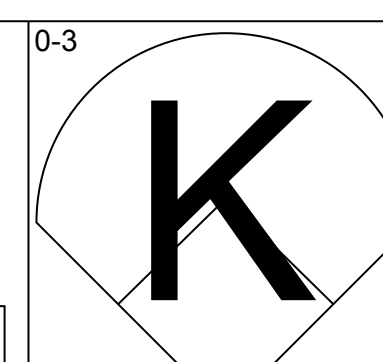
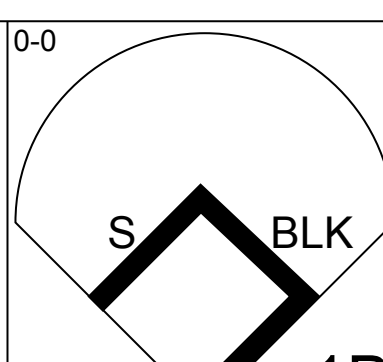
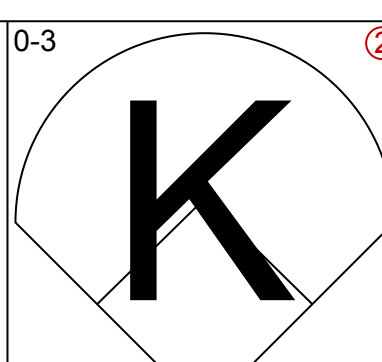
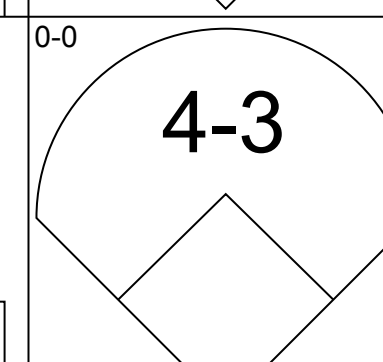
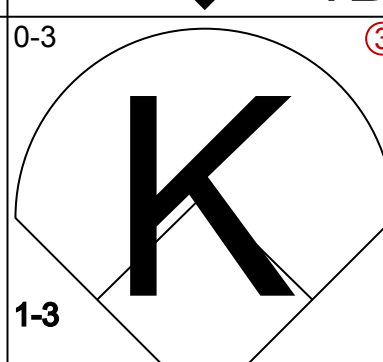
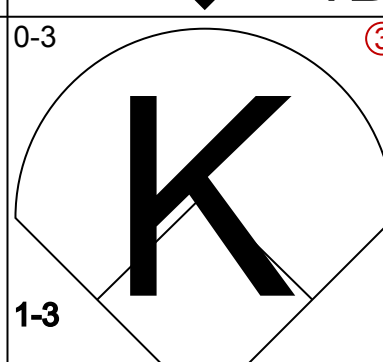
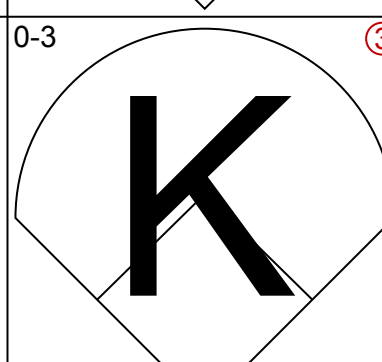
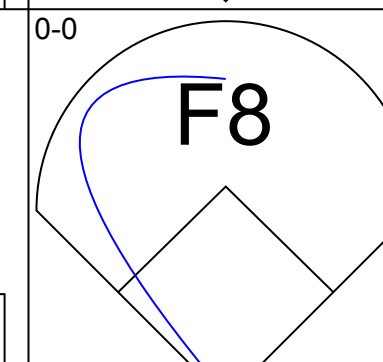
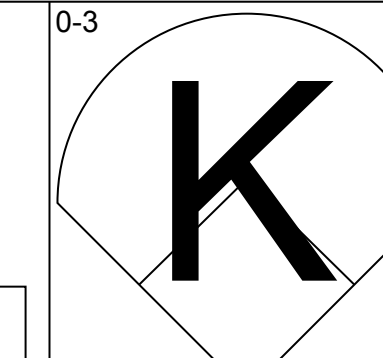

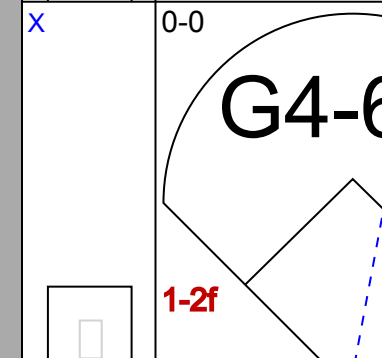
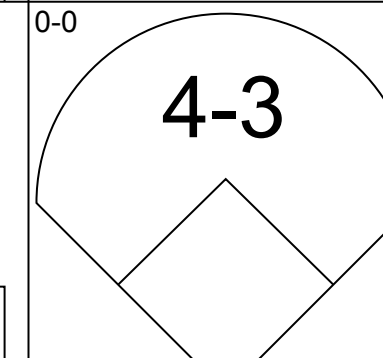
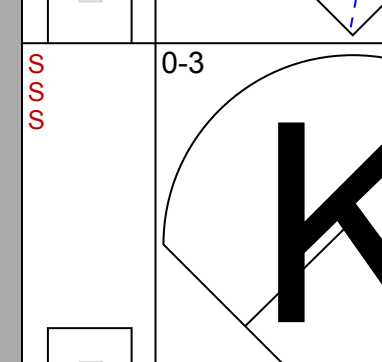
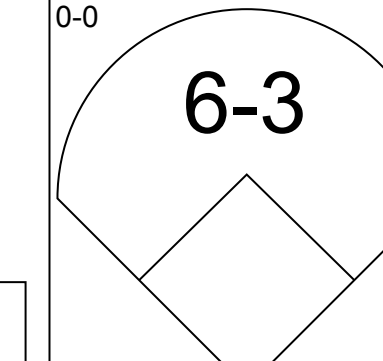
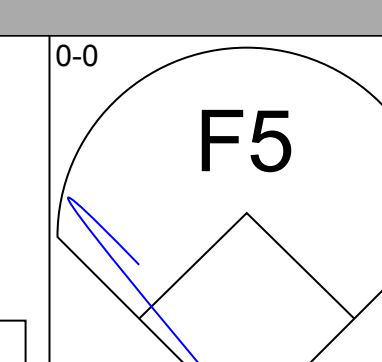
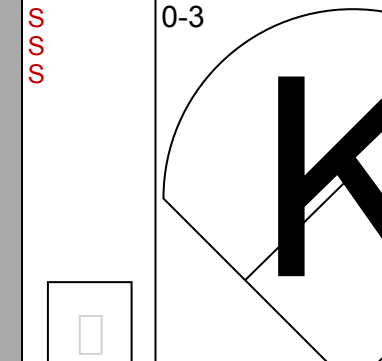
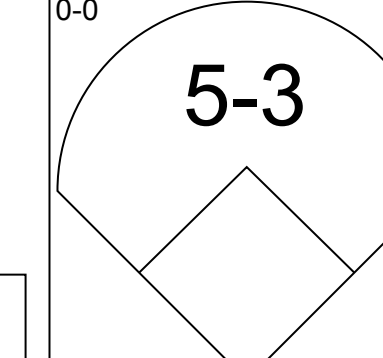
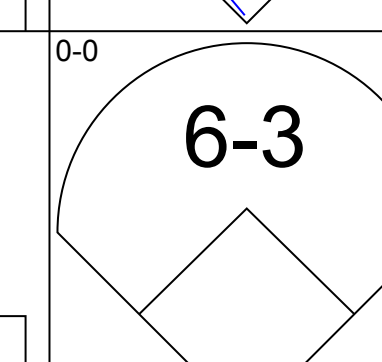
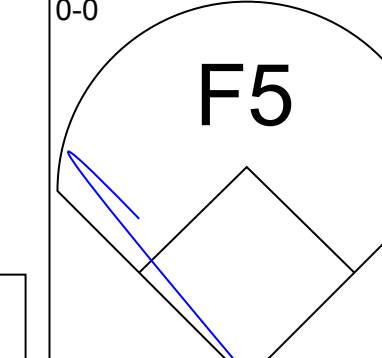
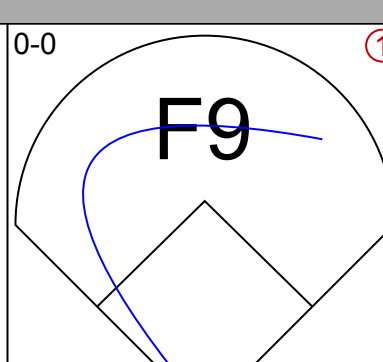
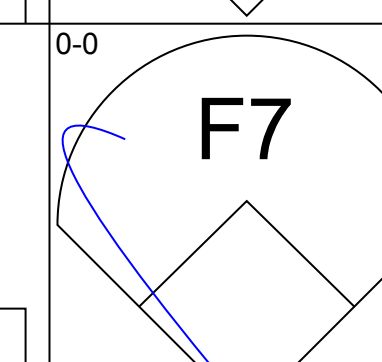
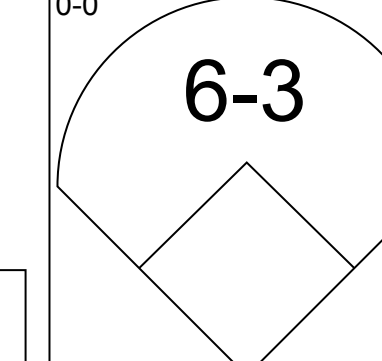
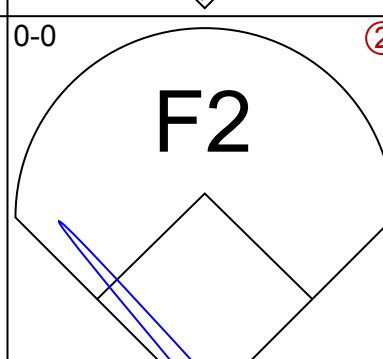
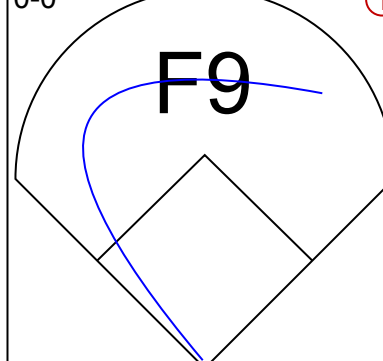


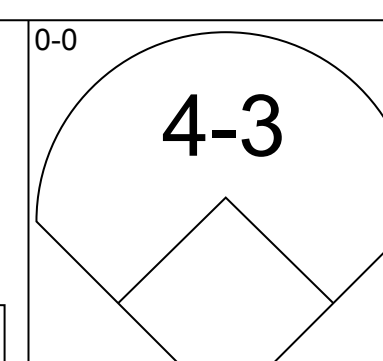
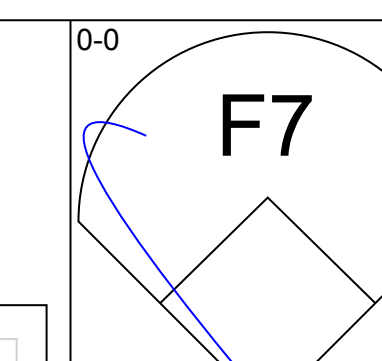
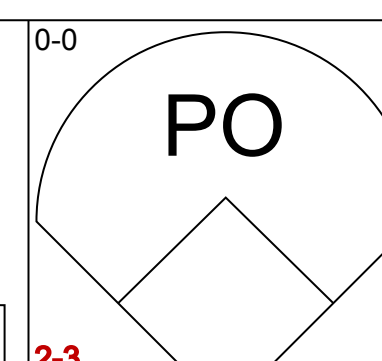
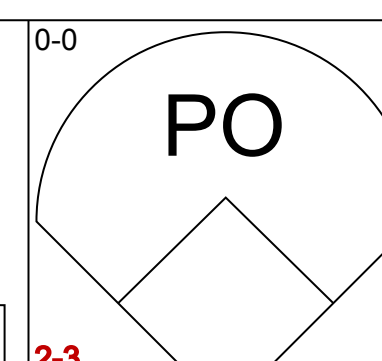
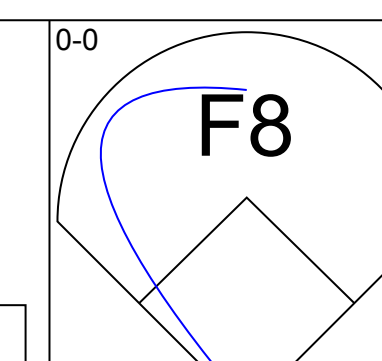
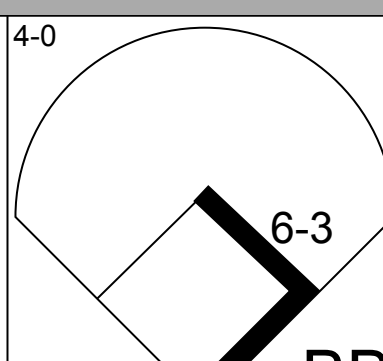
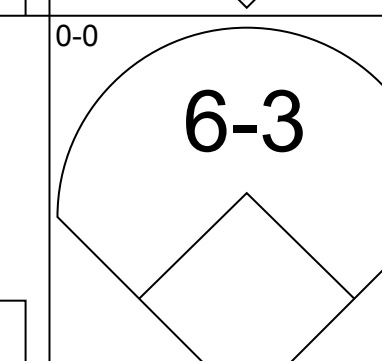
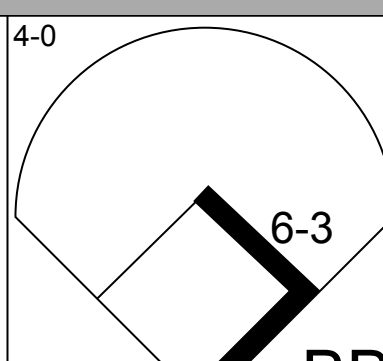
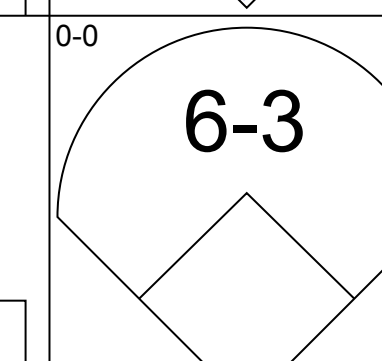
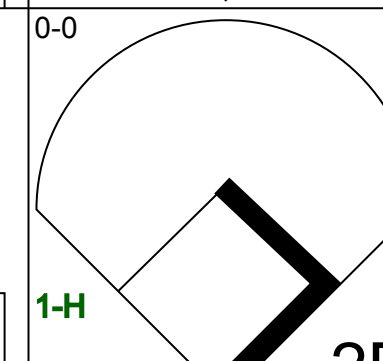
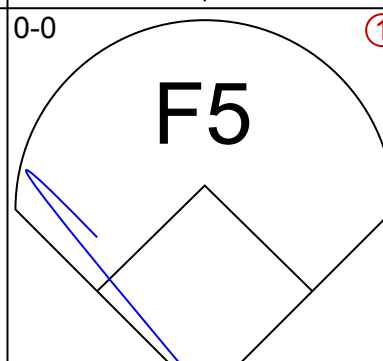
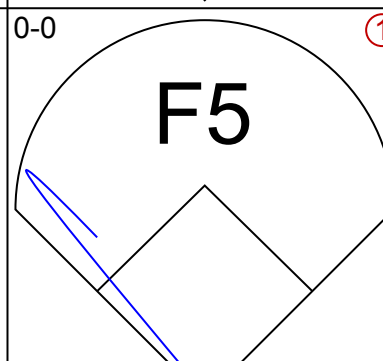
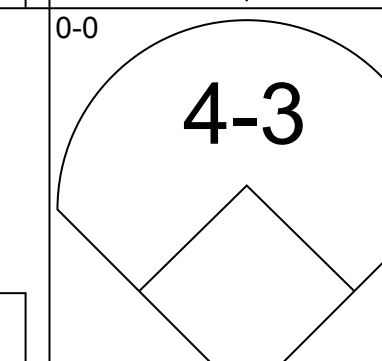
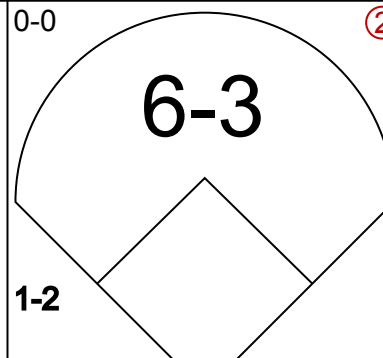

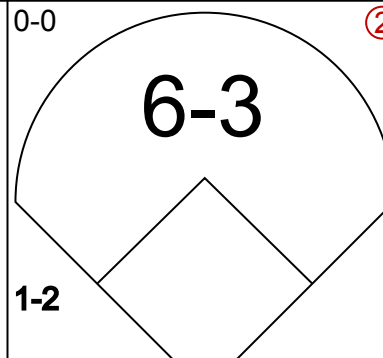

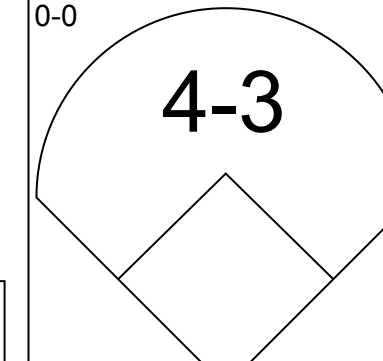
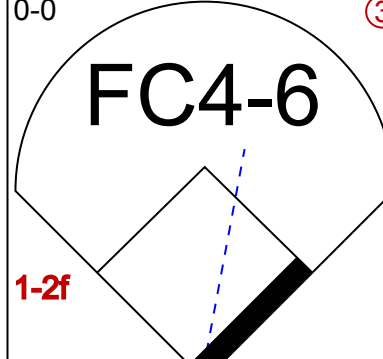
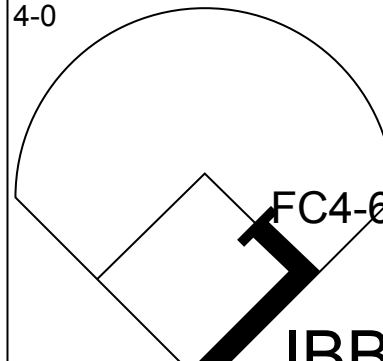

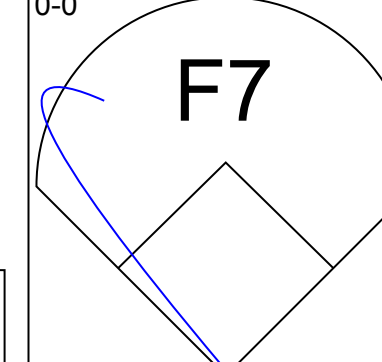
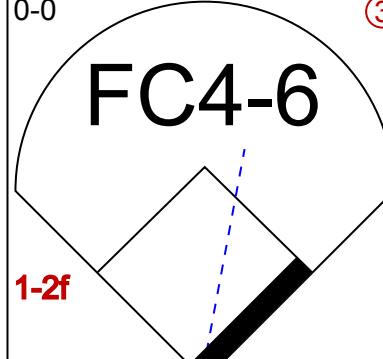
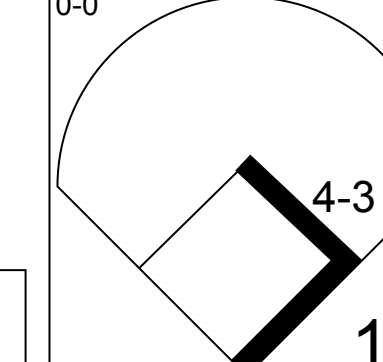
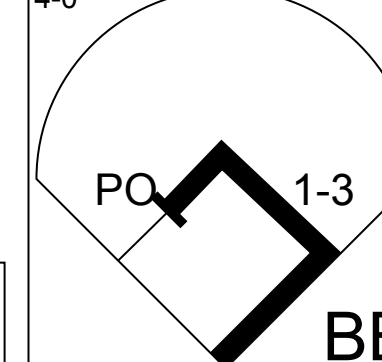

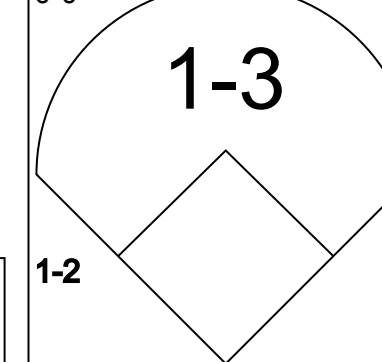
Batter	1	2	3	4	5	6	7	8	9	AB	R	H	RBI	BB	SO	LOB	BOTTOM					
Tom Herr, S OBP: 0.330, SLG: 0.313 (1, 4)										4	0	0	0	0	1	0						
Lonnie Smith, R OBP: 0.391, SLG: 0.454 (1, 7)										3	1	1	0	1	0	0						
Keith Hernandez, L OBP: 0.394, SLG: 0.422 (1, 3)										2	0	0	1	1	0	0						
George Hendrick, R OBP: 0.312, SLG: 0.429 (1, 9)										4	0	2	0	0	1	2						
Gene Tenace, R OBP: 0.479, SLG: 0.577 (1, 2)										4	0	0	0	0	2	4						
David Green, R OBP: 0.324, SLG: 0.388 (1, 8)										3	0	0	0	0	0	2						
Ken Oberkfell, L OBP: 0.329, SLG: 0.346 (1, 5)										3	0	0	0	0	0	1						
Mike Ramsey, S OBP: 0.310, SLG: 0.325 (1, 6)										3	0	0	0	0	0	0						
Steve Mura, R OBP: 0.298, SLG: 0.290 Eric Rasmussen, R OBP: 0.305, SLG: 0.412 Tito Landrum, R OBP: 0.291, SLG: 0.303 Dave LaPoint, L OBP: 0.291, SLG: 0.303 Jeff Keener, L OBP: 0.292, SLG: 0.300 Kelly Paris, R OBP: 0.292, SLG: 0.300 John Martin, L OBP: 0.292, SLG: 0.300 Doug Bair, R OBP: 0.292, SLG: 0.300 (1, 1) (4, 1) (5, PH) (6, 1) (7, 1) (8, PH) (9, 1) (9, 1)										1	0	0	0	0	0	0						
Inning Stats	R: 0 E: 0 K: 2 S: 8	H: 1 LOB: 2 BB: 1 P: 12	R: 0 E: 0 K: 0 S: 3	H: 0 LOB: 0 BB: 0 P: 3	R: 0 E: 0 K: 0 S: 3	H: 0 LOB: 0 BB: 0 P: 3	R: 0 E: 0 K: 0 S: 4	H: 1 LOB: 1 BB: 0 P: 4	R: 0 E: 0 K: 0 S: 3	H: 0 LOB: 0 BB: 0 P: 3	R: 0 E: 0 K: 1 S: 5	H: 0 LOB: 0 BB: 0 P: 5	R: 0 E: 0 K: 1 S: 6	H: 1 LOB: 1 BB: 0 P: 6	R: 0 E: 0 K: 0 S: 3	H: 0 LOB: 0 BB: 0 P: 3	R: 1 E: 0 K: 0 S: 3	H: 0 LOB: 0 BB: 1 P: 7	1B: 2 2B: 1 3B: 0 HR: 0	SF: 1 SAC: 0 DP: 0 HBP: 0	WP: 1 PB: 0 SB: 1 CS: 0	PA: 32
PITCHER	IP WLS BF H R ER SO BB IBB HBP BLK WP HR S P ERA WHIP	IP WLS BF H R ER SO BB IBB HBP BLK WP HR S P ERA WHIP																				
Pete Falcone, L ERA: 4.0 (1, 1)	9.0 W 32 3 1 1 4 2 0 0 0 1 0 0 38 46 1.00 0.556																					

New York Mets @ St. Louis Cardinals
 Busch Stadium, St. Louis, MO
 Sun Sep 12 1982, 3:33 AM CDT
 Att. 26,817 - Cloudy

AB	29
R	1
H	3
RBI	1
BB	2
SO	4
LOB	9




Batter	1	2	3	4	5	6	7	8	9	AB	R	H	RBI	BB	SO	LOB	TOP			
Lonnie Smith, R OBP: 0.390, SLG: 0.452 (1, 7)										4	0	1	0	0	3	0	St. Louis Cardinals @ Philadelphia Phillies Veterans Stadium, Philadelphia, PA Mon Sep 13 1982, 7:05 PM EDT Att: 40,109 - Unknown			
Mike Ramsay, S OBP: 0.305, SLG: 0.319 (1, 6)	4-3									4	0	0	0	0	2	1				
Keith Hernandez, L OBP: 0.395, SLG: 0.425 (1, 3)										3	0	2	0	0	0	0				
George Hendrick, R OBP: 0.310, SLG: 0.426 (1, 9)										3	0	0	0	0	1	2				
David Green, R OBP: 0.317, SLG: 0.380 (1, 8)		6-3								3	0	0	0	0	2	0				
Gene Tenace, R OBP: 0.489, SLG: 0.561 (1, 2)		5-3								3	0	0	0	0	0	0				
Kelly Paris, R OBP: 0.200, SLG: 0.200 (1, 5)										3	0	0	0	0	1	0				
Tom Herr, S OBP: 0.328, SLG: 0.310 (1, 4)										3	0	0	0	0	1	0				
Bob Forsch, R OBP: 0.229, SLG: 0.269 (1, 1)										2	0	0	0	0	1	0				
Willie McGee, S OBP: 0.335, SLG: 0.414 (9, PH)										1	0	0	0	0	1	0				
Inning Stats	R: 0 E: 0 K: 1 S: 5	H: 0 LOB: 0 BB: 0 P: 5	R: 0 E: 0 K: 1 S: 5	H: 0 LOB: 0 BB: 0 P: 5	R: 0 E: 0 K: 3 S: 9	H: 0 LOB: 0 BB: 0 P: 9	R: 0 E: 0 K: 1 S: 6	H: 1 LOB: 1 BB: 0 P: 6	R: 0 E: 0 K: 1 S: 5	H: 0 LOB: 0 BB: 0 P: 5	R: 0 E: 0 K: 1 S: 5	H: 1 LOB: 0 BB: 0 P: 5	R: 0 E: 0 K: 0 S: 3	H: 0 LOB: 0 BB: 0 P: 3	R: 0 E: 0 K: 3 S: 9	H: 0 LOB: 0 BB: 0 P: 9	1B: 2 2B: 1 3B: 0 HR: 0	SF: 0 SAC: 0 DP: 1 HBP: 0	WP: 0 PB: 0 SB: 1 CS: 0	PA: 29
PITCHER Steve Carlton, L ERA: 3.26 (1, 1)	IP: 9.0 WLS: W BF: 29 H: 3 R: 0 ER: 0 SO: 12 BB: 0 IBB: 0 HBP: 0 BLK: 1 WP: 0 HR: 0 S: 53 P: 53 ERA: 0.00 WHIP: 0.333															PITCHER				

Batter	1	2	3	4	5	6	7	8	9	AB	R	H	RBI	BB	SO	LOB	BOTTOM			
Pete Rose, S OBP: 0.339, SLG: 0.340 (1, 3)	4-3									4	0	0	0	0	0	0	St. Louis Cardinals @ Philadelphia Phillies Veterans Stadium, Philadelphia, PA Mon Sep 13 1982, 7:05 PM EDT Att: 40,109 - Unknown			
Gary Matthews, R OBP: 0.357, SLG: 0.447 (1, 7)	4-0									2	1	0	0	2	0	0				
Bob Dernier, R OBP: 0.318, SLG: 0.323 (9, 9)										0	0	0	0	0	0	0				
Mike Schmidt, R OBP: 0.425, SLG: 0.597 (1, 5)										4	0	1	1	0	0	1				
Bo Diaz, R OBP: 0.343, SLG: 0.466 (1, 2)	5-3									3	0	0	0	0	2					
George Vukovich, L OBP: 0.332, SLG: 0.404 (9, 7)	4-3									2	0	0	0	1	0	1				
Gary Maddox, R OBP: 0.312, SLG: 0.439 (1, 8)										3	0	0	0	0	2					
Manny Trillo, R OBP: 0.320, SLG: 0.323 (1, 4)										3	0	1	0	0	0	0				
Ivan De Jesus, R OBP: 0.312, SLG: 0.312 (1, 6)										2	0	0	0	1	0	1				
Steve Carlton, L OBP: 0.213, SLG: 0.315 (1, 1)		4-3								3	1	1	1	0	0	2				
Inning Stats	R: 1 E: 0 K: 0 S: 4	H: 1 LOB: 1 BB: 1 P: 8	R: 0 E: 0 K: 0 S: 4	H: 1 LOB: 0 BB: 0 P: 4	R: 0 E: 0 K: 0 S: 3	H: 0 LOB: 0 BB: 0 P: 3	R: 0 E: 0 K: 0 S: 3	H: 0 LOB: 0 BB: 0 P: 3	R: 1 E: 0 K: 0 S: 4	H: 1 LOB: 0 BB: 0 P: 4	R: 0 E: 0 K: 0 S: 3	H: 0 LOB: 2 BB: 2 P: 11	R: 0 E: 0 K: 0 S: 2	H: 0 LOB: 1 BB: 1 P: 6	R: 0 E: 0 K: 0 S: 3	H: 0 LOB: 0 BB: 0 P: 3	1B: 1 2B: 1 3B: 0 HR: 1	SF: 0 SAC: 0 DP: 0 HBP: 0	WP: 0 PB: 0 SB: 0 CS: 0	PA: 31
PITCHER Bob Forsch, R ERA: 3.55 (1, 1)	IP: 8.0 WLS: L BF: 30 H: 3 R: 2 ER: 2 SO: 0 BB: 3 IBB: 1 HBP: 0 BLK: 0 WP: 0 HR: 1 S: 26 P: 42 ERA: 2.25 WHIP: 0.750															PITCHER				

AB	29
R	0
H	3
RBI	0
BB	0
SO	12
LOB	3



AB	26
R	2
H	3
RBI	2
BB	4
SO	0
LOB	9



Batter	1	2	3	4	5	6	7	8	9	AB	R	H	RBI	BB	SO	LOB	TOP								
Tom Herr, S OBP: 0.327, SLG: 0.310 (1, 4)	0-0 1B 1B		0-3 K		0-0 G4-3		0-3 K			4	0	1	0	0	2	4	St. Louis Cardinals @ Philadelphia Phillies Veterans Stadium, Philadelphia, PA Tue Sep 14 1982, 7:05 PM EDT Att: 32,854 - Unknown								
Lonnie Smith, R OBP: 0.389, SLG: 0.451 (1, 7)	0-0 F9		0-0 6-3			0-0 F7		0-0 CS 1B		4	0	1	0	0	0	1									
Keith Hernandez, L OBP: 0.394, SLG: 0.424 (1, 3)	0-0 1-3 1B			0-0 4-3		0-0 L5		0-0 F7 1-2		4	0	1	0	0	0	1									
George Hendrick, R OBP: 0.311, SLG: 0.425 (1, 9)	0-3 K			4-0 HR BB		0-3 K		4-0 WP BB		2	1	0	0	2	2	2									
Darrell Porter, L OBP: 0.356, SLG: 0.398 (1, 2)	0-3 K			0-0 1-H HR			0-0 BB 2B	4-0 FC1-6 1-2 IBB		3	1	2	2	1	1	2									
Willie McGee, S OBP: 0.332, SLG: 0.409 (1, 8)		0-0 5-3		0-0 6-3			0-0 F6	0-0 FC1-6 1-2		4	0	0	0	0	0	3									
Ken Oberkfell, L OBP: 0.330, SLG: 0.346 (1, 5)		0-0 6-3		0-0 CS 1B			4-0 BB IBB		0-0 1-3	3	0	1	0	1	0	0									
Mike Ramsey, S OBP: 0.304, SLG: 0.314 (1, 6)		0-0 1-3		0-0 CS	0-3 K		4-0 1-2 2-3 BB		0-0 L5	3	0	0	0	1	1	0									
John Stuper, R OBP: 0.162, SLG: 0.194 Bruce Sutter, R OBP: 0.143, SLG: 0.167 (8, 1)			0-3 K		0-0 G4-3 1B		0-3 K		0-0 4-3	3	0	1	0	0	2	3									
										1	0	0	0	0	0	0									
Inning Stats	R: 0 E: 0 K: 2 S: 9	H: 2 LOB: 2 BB: 0 P: 9	R: 0 E: 0 K: 0 S: 3	H: 0 LOB: 0 BB: 0 P: 3	R: 0 E: 0 K: 2 S: 7	H: 0 LOB: 0 BB: 0 P: 7	R: 2 E: 0 K: 0 S: 4	H: 2 LOB: 3 BB: 1 P: 8	R: 0 E: 0 K: 1 S: 5	H: 1 LOB: 0 BB: 0 P: 5	R: 0 E: 0 K: 1 S: 5	H: 0 LOB: 0 BB: 0 P: 5	R: 0 E: 0 K: 0 S: 8	H: 1 LOB: 2 BB: 2 P: 16	R: 0 E: 0 K: 0 S: 3	H: 1 LOB: 2 BB: 1 P: 11	R: 0 E: 0 K: 0 S: 3	H: 0 LOB: 0 BB: 0 P: 3	1B: 5 2B: 1 3B: 0 HR: 1	SF: 0 SAC: 0 DP: 1 HBP: 0	WP: 1 PB: 0 SB: 0 CS: 2	PA: 37			
PITCHER	IP	WLS	BF	H	R	ER	SO	BB	IBB	HBP	BLK	WP	HR	S	P	ERA	WHIP								
Mike Krukow, R ERA: 3.04 Sid Monge, L ERA: 3.6	(1, 1) (8, 1)	7.2 1.1	L 4	32 0	7 0	2 0	8 0	3 0	2 0	0 0	0 0	1 0	1 0	43 4	63 4	2.35 0.00	1.304 0.000								

Batter	1	2	3	4	5	6	7	8	9	AB	R	H	RBI	BB	SO	LOB	BOTTOM								
Pete Rose, S OBP: 0.339, SLG: 0.339 (1, 3)	0-0 1-3		0-0 FC6-4 1-2		0-0 G4-3			0-0 1B 1-2 1B		4	0	1	0	0	0	2	St. Louis Cardinals @ Philadelphia Phillies Veterans Stadium, Philadelphia, PA Tue Sep 14 1982, 7:05 PM EDT Att: 32,854 - Unknown								
Gary Matthews, R OBP: 0.358, SLG: 0.446 Luis Aguayo, R OBP: 0.239, SLG: 0.395 (1, 7) (9, 4)	0-0 5-3			4-0 BB 1B BB		0-0 F8		0-0 1-2 2-3 1B		3	0	1	0	1	0	0									
Mike Schmidt, R OBP: 0.424, SLG: 0.594 (1, 5)	0-0 F8			0-0 1-2 1B		0-3 K		0-0 G1-2-3 3-H		4	0	1	0	0	1	3									
Bo Diaz, R OBP: 0.340, SLG: 0.462 (1, 2)		0-3 K		0-0 F3		0-0 1-3			0-3 K	4	0	0	0	0	2	2									
George Vukovich, L OBP: 0.334, SLG: 0.401 (1, 9)		0-0 G3		4-0 1-2 2-3 BB		0-0 4-3		4-0 FC5-4 BB		2	0	0	0	2	0	0									
Gary Maddox, R OBP: 0.308, SLG: 0.434 (1, 8)		0-0 6-3		0-0 F3		0-0 6-3		0-0 FC5-4 1-2		4	0	0	0	0	0	4									
Manny Trillo, R OBP: 0.318, SLG: 0.321 Sid Monge, S OBP: 0.200, SLG: 0.111 Willie Montanez, L OBP: 0.283, SLG: 0.256 (1, 4) (8, 1) (9, PH)			0-3 K		0-0 F9		0-0 F9		0-0 4-3	3	0	0	0	0	1	3									
Ivan De Jesus, R OBP: 0.311, SLG: 0.311 Greg Gross, L OBP: 0.377, SLG: 0.325 (1, 6) (8, PH) (9, 7)			0-0 F9		0-0 F9		0-0 4-3			2	0	0	0	0	0	0									
Mike Krukow, R OBP: 0.191, SLG: 0.206 Dave Roberts, R OBP: 0.235, SLG: 0.219 Bob Molinaro, L OBP: 0.295, SLG: 0.261 Julio Franco, R OBP: 0.320, SLG: 0.304 (1, 1) (8, 4) (8, PH) (9, 6)			0-0 FC6-4 1B		0-0 G4-3 1B		4-0 1B G1-2-3 BB			2	0	2	0	0	0	0									
										0	0	0	0	0	0	0									
Inning Stats	R: 0 E: 0 K: 0 S: 3	H: 0 LOB: 0 BB: 0 P: 3	R: 0 E: 0 K: 1 S: 5	H: 0 LOB: 0 BB: 0 P: 5	R: 0 E: 0 K: 1 S: 6	H: 1 LOB: 1 BB: 0 P: 6	R: 0 E: 0 K: 0 S: 4	H: 1 LOB: 3 BB: 2 P: 12	R: 0 E: 0 K: 0 S: 3	H: 1 LOB: 0 BB: 0 P: 3	R: 0 E: 0 K: 1 S: 5	H: 0 LOB: 0 BB: 0 P: 5	R: 0 E: 0 K: 0 S: 3	H: 0 LOB: 0 BB: 0 P: 3	R: 0 E: 0 K: 0 S: 4	H: 2 LOB: 2 BB: 1 P: 8	R: 0 E: 0 K: 1 S: 5	H: 0 LOB: 1 BB: 1 P: 9	1B: 5 2B: 0 3B: 0 HR: 0	SF: 0 SAC: 0 DP: 2 HBP: 0	WP: 0 PB: 0 SB: 0 CS: 0	PA: 34			
PITCHER	IP	WLS	BF	H	R	ER	SO	BB	IBB	HBP	BLK	WP	HR	S	P	ERA	WHIP								
John Stuper, R ERA: 3.43 Bruce Sutter, R ERA: 3.29	(1, 1) (8, 1)	7.1 1.2	W S	28 6	4 1	0 0	3 1	3 1	0 0	0 0	0 0	0 0	0 7	31 11	43 11	0.00 0.00	0.955 1.200								

AB	31
R	2
H	7
RBI	2
BB	5
SO	8
LOB	16



AB	30
R	0
H	5
RBI	0
BB	4
SO	4
LOB	15



Batter	1	2	3	4	5	6	7	8	9	AB	R	H	RBI	BB	SO	LOB	TOP					
Tom Herr, S (1,4) OBP: 0.326, SLG: 0.309	4-3		FC4-2-5 BB 1B		F4		2B SF9-5 1B		3-1	5	2	1	0	0	0	1						
Lonnie Smith, R (1,7) OBP: 0.392, SLG: 0.456 David Green, R (9,7) OBP: 0.317, SLG: 0.380	1B		BB 1B		1B SF8 1B		SF9-5 1-3 2B		F9	5	2	4	0	0	0	0						
Keith Hernandez, L (1,3) OBP: 0.397, SLG: 0.425	K		1B BB		1-3 1B		IBB		1B	3	1	2	0	2	1	1						
George Hendrick, R (1,9) OBP: 0.312, SLG: 0.426			1B E 1B		SF8		SF9-5		F9	3	1	2	4	0	0	1						
Darrell Porter, L (1,2) OBP: 0.357, SLG: 0.405	F8		E9 1B		F8		1B			4	2	2	1	0	0	2						
Willie McGee, S (1,8) OBP: 0.328, SLG: 0.405	K		4-3							4	0	0	0	0	2	2						
Ken Oberkfell, L (1,5) OBP: 0.328, SLG: 0.343	4-3				F4					4	0	0	0	0	0	2						
Mike Ramsey, S (1,6) OBP: 0.307, SLG: 0.322			4-3 2B		4-3					4	0	2	1	0	0	0						
Joaquin Andujar, S (1,1) OBP: 0.172, SLG: 0.207			4-3		1-3					4	0	0	0	0	1	2						
Inning Stats	R: 0 E: 0 K: 1 S: 5	H: 1 LOB: 0 BB: 0 P: 5	R: 0 E: 0 K: 1 S: 6	H: 1 LOB: 1 BB: 0 P: 6	R: 5 E: 1 K: 0 S: 7	H: 4 LOB: 0 BB: 1 P: 11	R: 0 E: 0 K: 0 S: 3	H: 0 LOB: 0 BB: 0 P: 3	R: 1 E: 0 K: 0 S: 5	H: 2 LOB: 1 BB: 0 P: 5	R: 0 E: 0 K: 0 S: 3	H: 0 LOB: 0 BB: 0 P: 3	R: 1 E: 0 K: 0 S: 4	H: 2 LOB: 1 BB: 1 P: 8	R: 1 E: 0 K: 2 S: 9	H: 2 LOB: 1 BB: 0 P: 9	R: 0 E: 0 K: 0 S: 4	H: 1 LOB: 1 BB: 0 P: 4	1B: 10 2B: 3 3B: 1 HR: 0	SF: 2 SAC: 0 DP: 1 HBP: 0	WP: 0 PB: 0 SB: 0 CS: 0	PA: 40
PITCHER	IP WLS BF H R ER SO BB IBB HBP BLK WP HR S P ERA WHIP																					
John Denny, R (1,1) ERA: 5.09	3.0 L 15 6 5 3 2 1 0 0 0 0 0 0 18 22 9.00 2.333																					
Stan Bahnsen, R (4,1) ERA: 3.09	3.0 11 2 1 1 0 0 0 0 0 0 0 0 11 11 3.00 0.667																					
Dick Ruthven, R (7,1) ERA: 3.51	2.0 10 4 2 2 2 0 1 0 0 0 0 0 13 17 9.00 2.000																					
Ron Reed, R (9,1) ERA: 2.76	1.0 4 1 0 0 0 0 0 0 0 0 0 0 4 4 0.00 1.000																					

St. Louis Cardinals @ Philadelphia Phillies
Veterans Stadium, Philadelphia, PA
Wed Sep 15 1982, 7:05 PM EDT
Att: 33,337 - Unknown

AB 36
R 8
H 13
RBI 6
BB 2
SO 4
LOB 11

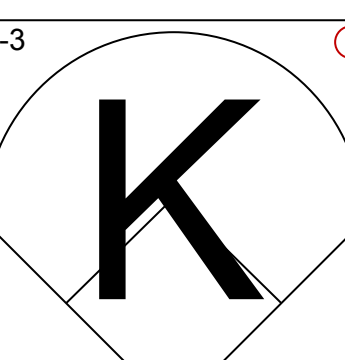
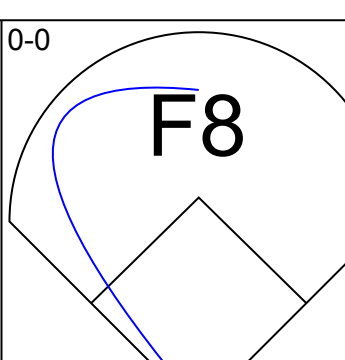
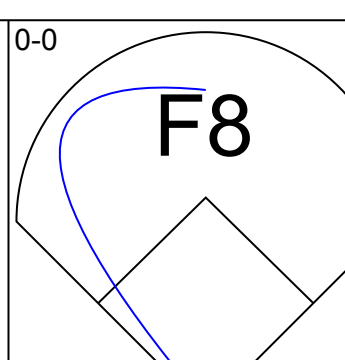
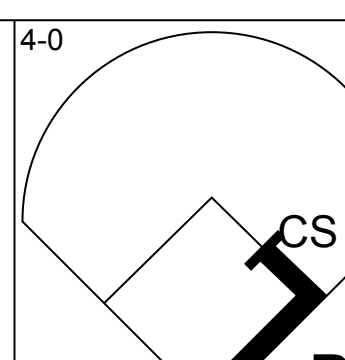
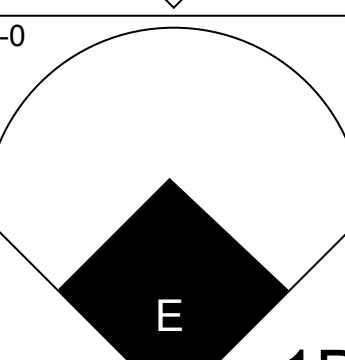
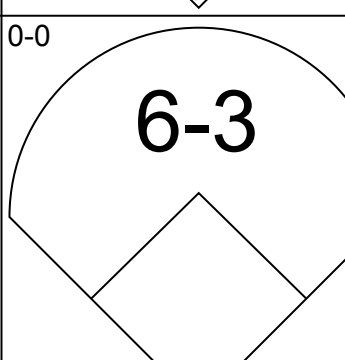
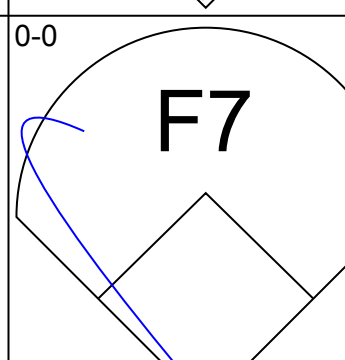
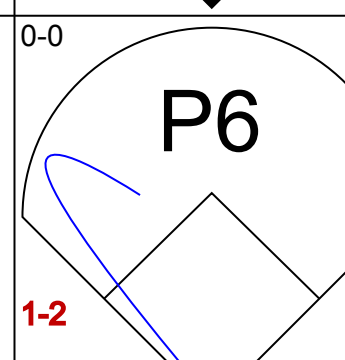
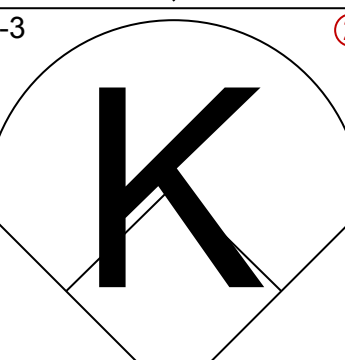
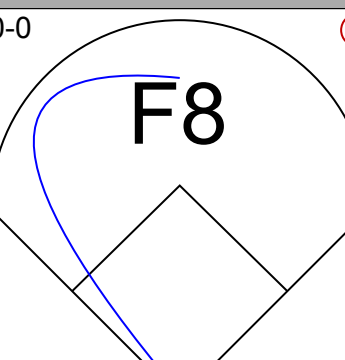
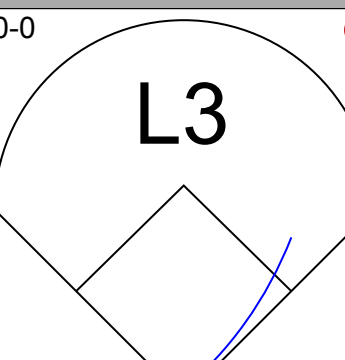
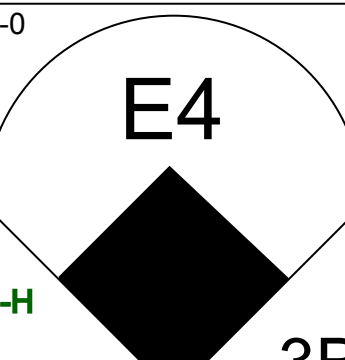
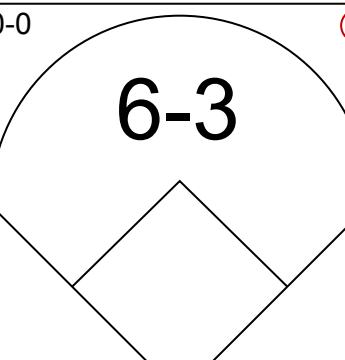
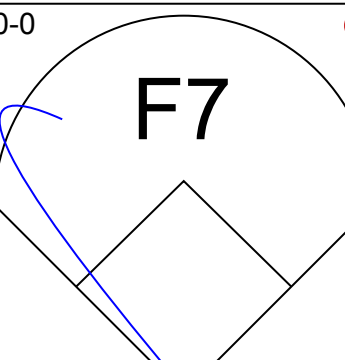
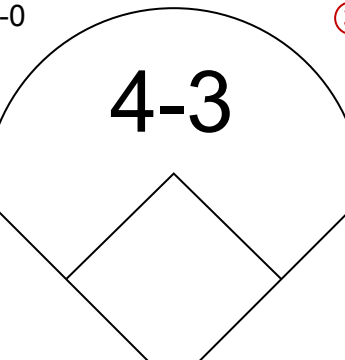
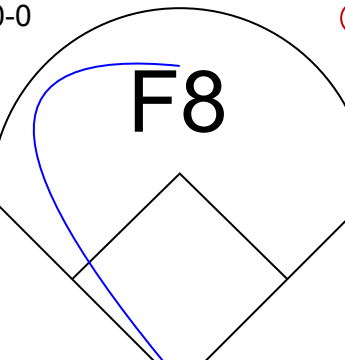
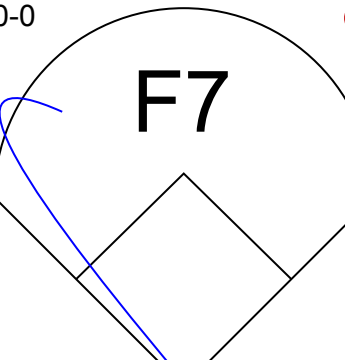
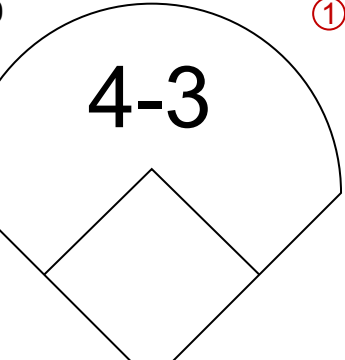
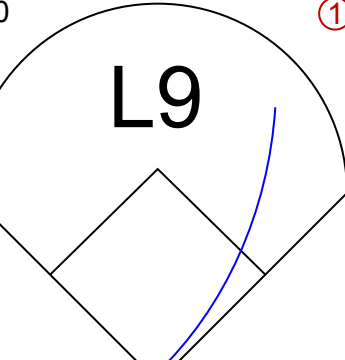
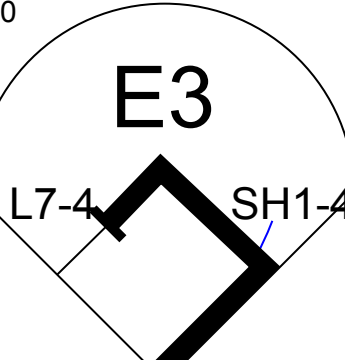
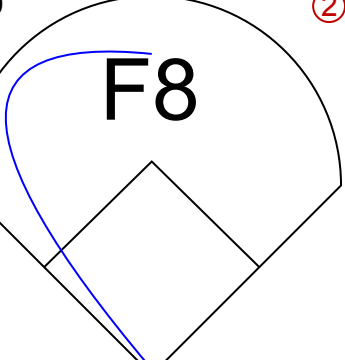
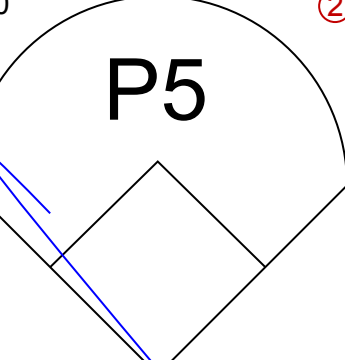
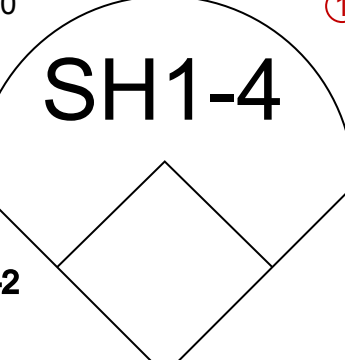
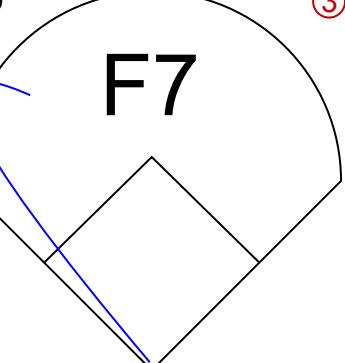
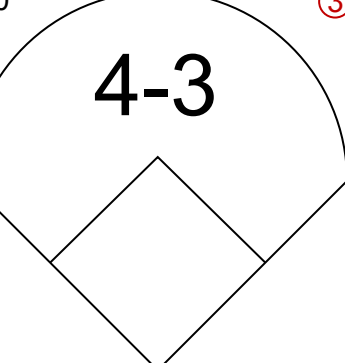
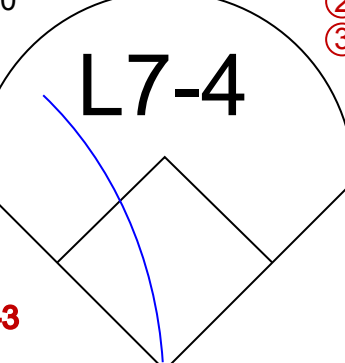
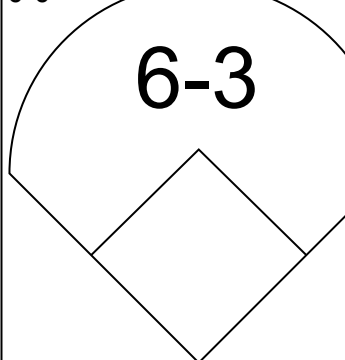
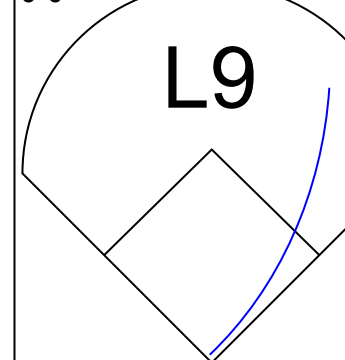


Batter	1	2	3	4	5	6	7	8	9	AB	R	H	RBI	BB	SO	LOB	BOTTOM					
Pete Rose, S (1,3) OBP: 0.337, SLG: 0.337 Dick Ruthven, R (7,1) OBP: 0.109, SLG: 0.159 Ron Reed, R (9,1) OBP: 0.357, SLG: 0.364 Greg Gross, L (9,PH) OBP: 0.374, SLG: 0.322	4-3				4-3				G3	3	0	0	0	0	1	2						
Gary Matthews, R (1,7) OBP: 0.355, SLG: 0.443	K				5-3				5-3	4	0	0	0	0	1	2						
Mike Schmidt, R (1,5) OBP: 0.421, SLG: 0.589	L6				F6				F8	4	0	0	0	0	0	0						
Bo Diaz, R (1,2) OBP: 0.338, SLG: 0.459 Ozzie Virgil, R (8,2) OBP: 0.296, SLG: 0.328					K FC5-4				L5	3	0	0	0	0	1	0						
George Vukovich, L (1,9) OBP: 0.334, SLG: 0.401					F8					3	0	1	0	0	0	1						
Gary Maddox, R (1,8) OBP: 0.306, SLG: 0.430					6-3				FC5-4 1B	3	0	0	0	0	0	2						
Manny Trillo, R (1,4) OBP: 0.318, SLG: 0.321					K2-3				6-3	3	0	1	0	0	1	0						
Ivan De Jesus, R (1,6) OBP: 0.312, SLG: 0.311 Bob Molinaro, L (8,PH) OBP: 0.291, SLG: 0.257 Luis Aquayo, R (9,6) OBP: 0.239, SLG: 0.395					6-3				4-3	2	0	1	0	0	0	0						
John Denny, R (1,1) Len Matuszek, L (3,PH) OBP: 0.132, SLG: 0.114 Stan Bahnsen, R (4,1) Willie Montanez, L (6,PH) OBP: 0.292, SLG: 0.250					3-1				G3	0	0	0	0	0	0	0						
Inning Stats	R: 0 E: 0 K: 1 S: 5	H: 0 LOB: 0 BB: 0 P: 5	R: 0 E: 0 K: 0 S: 3	H: 0 LOB: 0 BB: 0 P: 3	R: 0 E: 0 K: 1 S: 5	H: 0 LOB: 0 BB: 0 P: 5	R: 0 E: 0 K: 0 S: 3	H: 0 LOB: 0 BB: 0 P: 3	R: 0 E: 0 K: 1 S: 6	H: 1 LOB: 2 BB: 0 P: 6	R: 0 E: 0 K: 1 S: 5	H: 1 LOB: 1 BB: 1 P: 9	R: 0 E: 0 K: 0 S: 4	H: 1 LOB: 1 BB: 0 P: 4	R: 0 E: 0 K: 0 S: 3	H: 0 LOB: 0 BB: 0 P: 3	R: 0 E: 0 K: 0 S: 3	H: 0 LOB: 0 BB: 0 P: 3	1B: 3 2B: 0 3B: 0 HR: 0	SF: 0 SAC: 0 DP: 1 HBP: 0	WP: 1 PB: 0 SB: 0 CS: 0	PA: 30
PITCHER	IP WLS BF H R ER SO BB IBB HBP BLK WP HR S P ERA WHIP																					
Joaquin Andujar, R (1,1) ERA: 2.56	9.0 W 30 3 0 0 4 1 0 0 0 1 0 37 41 0.00 0.444																					

St. Louis Cardinals @ Philadelphia Phillies
Veterans Stadium, Philadelphia, PA
Wed Sep 15 1982, 7:05 PM EDT
Att: 33,337 - Unknown

AB 29
R 0
H 3
RBI 0
BB 1
SO 4
LOB 7




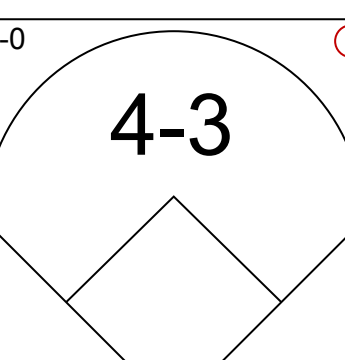
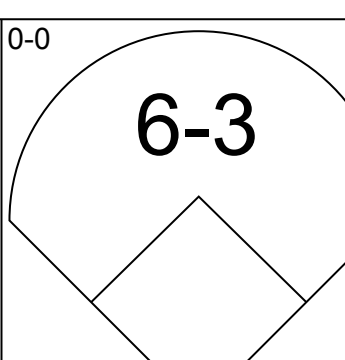
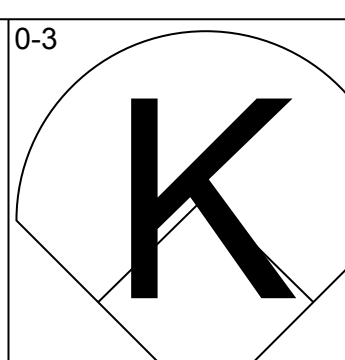
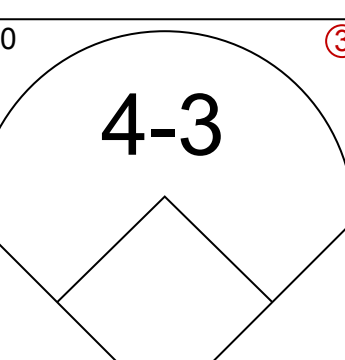
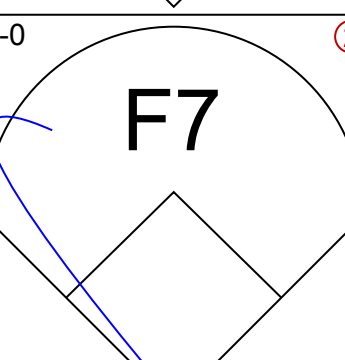
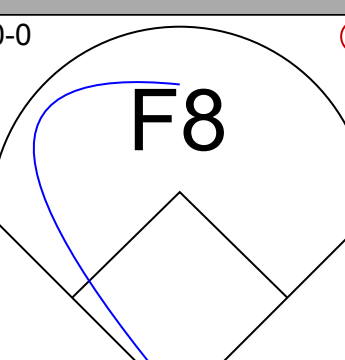
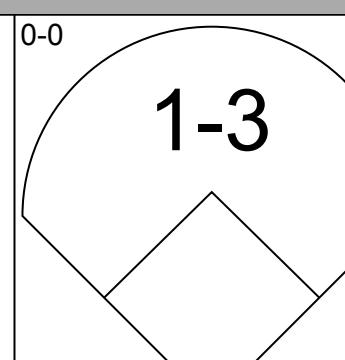
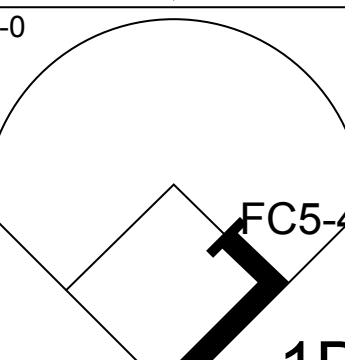
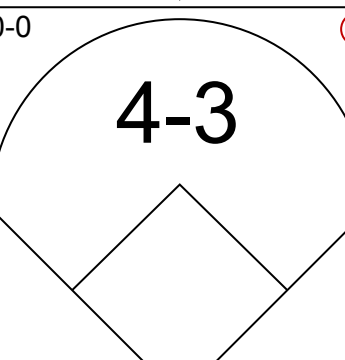
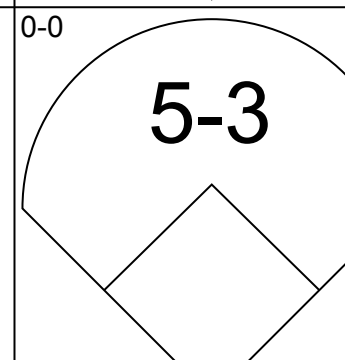
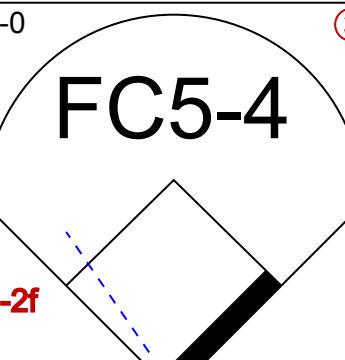
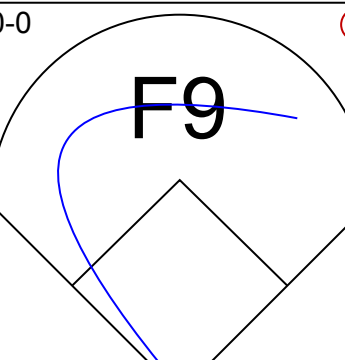
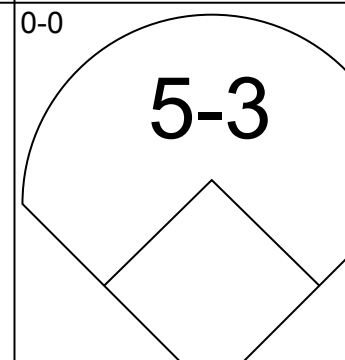
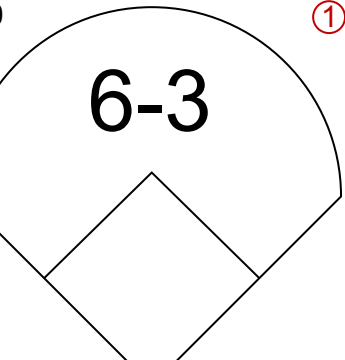
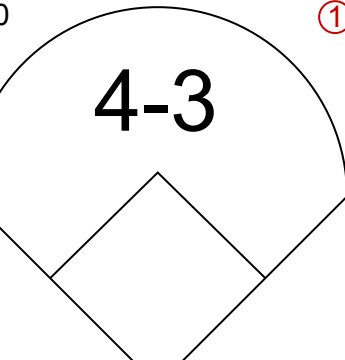
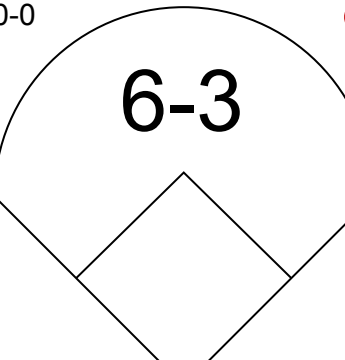
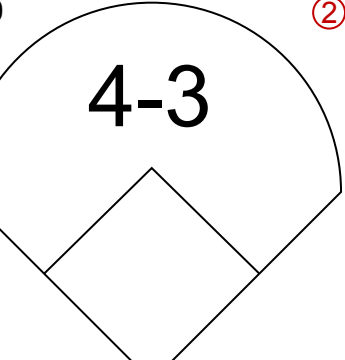
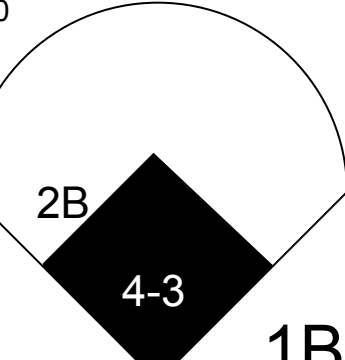
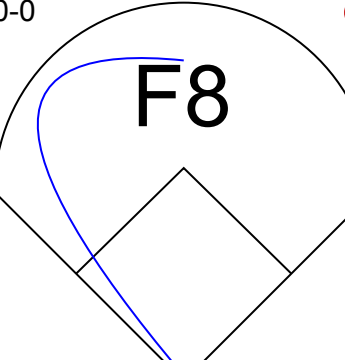
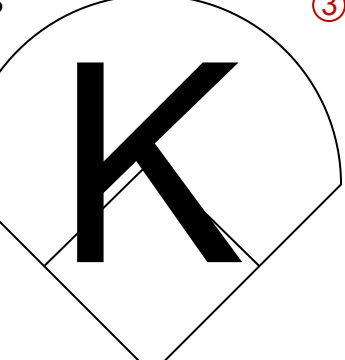
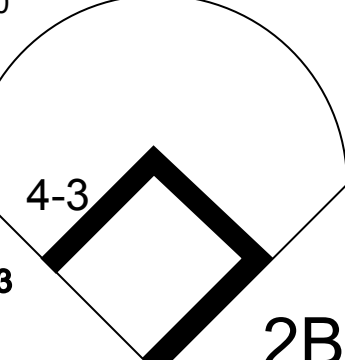
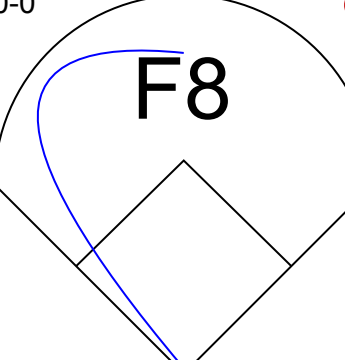
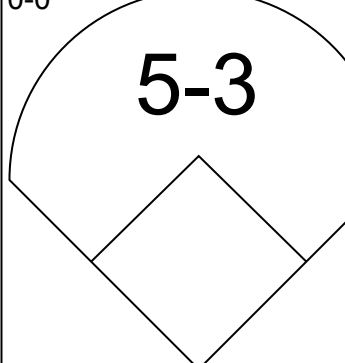
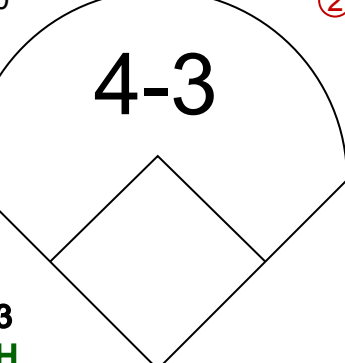
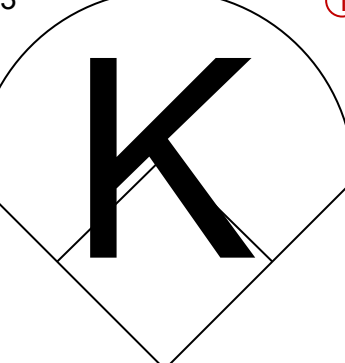

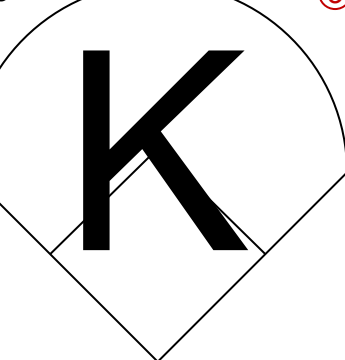
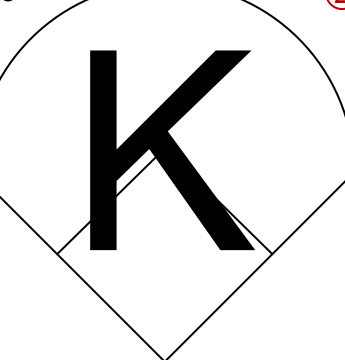
Batter	1	2	3	4	5	6	7	8	9	10	AB	R	H	RBI	BB	SO	LOB				
Tom Herr, S OBP: 0.325, SLG: 0.306 (1.4)											3	0	0	0	1	1	0				
Lonnie Smith, R OBP: 0.391, SLG: 0.455 (1.7)											4	1	1	0	0	0	1				
Keith Hernandez, L OBP: 0.397, SLG: 0.423 (1.3)											3	1	0	0	1	1	1				
George Hendrick, R OBP: 0.313, SLG: 0.431 (1.9)											4	1	2	1	0	0	0				
Darrell Porter, L OBP: 0.354, SLG: 0.400 (1.2)											4	0	0	0	0	1	2				
Willie McGee, S OBP: 0.327, SLG: 0.406 (1.8)											4	0	1	1	0	0	0				
Ken Oberkfell, L OBP: 0.326, SLG: 0.341 Bruce Sutter, R OBP: 0.125, SLG: 0.143 (1.5) (8.1)											2	0	0	0	0	0	0				
Mike Ramsey, S OBP: 0.306, SLG: 0.318 (1.6)											3	0	0	0	1	0	1				
Eric Rasmussen, R Julio Gonzalez, R Steve Braun, L Kelly Paris, R (1.1) (8.5) (9. PH) (9.5)											2	0	0	0	0	0	0				
Inning Stats	R: 2 E: 1 K: 2 S: 9	H: 2 LOB: 0 BB: 0 P: 9	R: 0 E: 0 K: 0 S: 3	H: 0 LOB: 0 BB: 0 P: 3	R: 0 E: 0 K: 0 S: 3	H: 0 LOB: 0 BB: 0 P: 3	R: 0 E: 0 K: 0 S: 3	H: 0 LOB: 0 BB: 0 P: 3	R: 0 E: 0 K: 0 S: 3	H: 0 LOB: 0 BB: 0 P: 3	R: 0 E: 0 K: 0 S: 3	H: 0 LOB: 0 BB: 0 P: 3	R: 0 E: 0 K: 0 S: 3	H: 0 LOB: 0 BB: 0 P: 3	R: 1 E: 0 K: 2 S: 9	H: 2 LOB: 3 BB: 2 P: 17	1B: 2 2B: 2 3B: 1 HR: 0	SF: 0 SAC: 1 DP: 1 HBP: 0	WP: 0 PA: 36 PB: 0 SB: 0 CS: 1		
PITCHER	IP 8.0	WLS 26	H 2	R 2	ER 1	SO 2	BB 0	IBB 0	HBP 0	BLK 0	WP 0	HR 0	S 30	P 30	ERA 1.12	WHIP 0.250					
Ed Lynch, R ERA: 3.44 Neil Allen, R ERA: 3.06 (1.1) (9.1)	2.0	L	10	2	1	1	2	3	0	0	0	0	0	11	23	4.50	2.500				

TOP

St. Louis Cardinals @ New York Mets
Shea Stadium, Flushing, NY
Fri Sep 17 1982, 7:05 PM EDT
Unknown

AB	32
R	3
H	4
RBI	2
BB	3
SO	4
LOB	10




Batter	1	2	3	4	5	6	7	8	9	10	AB	R	H	RBI	BB	SO	LOB				
Mookie Wilson, S OBP: 0.313, SLG: 0.369 (1.8)											4	0	0	0	0	1	0				
Ron Hodges, L OBP: 0.383, SLG: 0.418 (1.2)											4	0	0	0	0	0	0				
Rusty Staub, L OBP: 0.327, SLG: 0.342 (1.9)											4	0	1	0	0	0	0				
Dave Kingman, R OBP: 0.294, SLG: 0.470 (1.3)											4	1	1	1	0	0	1				
George Foster, R OBP: 0.312, SLG: 0.367 (1.7)											4	0	0	0	0	0	0				
Hubie Brooks, R OBP: 0.305, SLG: 0.323 (1.5)											4	1	1	0	0	0	0				
Brian Giles, R OBP: 0.312, SLG: 0.366 (1.4)											4	0	1	0	0	1	0				
Ron Gardenhire, R OBP: 0.271, SLG: 0.291 (1.6)											3	0	0	1	0	1	1				
Ed Lynch, R Mike Jorgensen, L Neil Allen, R (1.1) (8. PH) (9.1)											2	0	0	0	0	2	1				
Inning Stats	R: 0 E: 0 K: 0 S: 4	H: 1 LOB: 1 BB: 0 P: 4	R: 0 E: 0 K: 1 S: 5	H: 0 LOB: 0 BB: 0 P: 5	R: 0 E: 0 K: 1 S: 5	H: 0 LOB: 0 BB: 0 P: 5	R: 0 E: 0 K: 1 S: 5	H: 0 LOB: 0 BB: 0 P: 5	R: 1 E: 0 K: 2 S: 4	H: 1 LOB: 0 BB: 0 P: 4	R: 0 E: 0 K: 2 S: 7	H: 0 LOB: 0 BB: 0 P: 7	R: 0 E: 0 K: 0 S: 3	H: 0 LOB: 0 BB: 0 P: 3	R: 0 E: 0 K: 0 S: 3	H: 0 LOB: 0 BB: 0 P: 3	1B: 2 2B: 1 3B: 0 HR: 1	SF: 0 SAC: 0 DP: 0 HBP: 0	WP: 0 PA: 34 PB: 0 SB: 0 CS: 0		
PITCHER	IP 7.0	WLS 25	H 4	R 2	ER 2	SO 4	BB 0	IBB 0	HBP 0	BLK 0	WP 0	HR 1	S 33	P 33	ERA 2.57	WHIP 0.571					
Eric Rasmussen, R ERA: 2.0 Bruce Sutter, R ERA: 3.17 (1.1) (8.1)	3.0	W	9	0	0	2	0	0	0	0	0	0	0	13	13	0.00	0.000				

BOTTOM

St. Louis Cardinals @ New York Mets
Shea Stadium, Flushing, NY
Fri Sep 17 1982, 7:05 PM EDT
Unknown

AB	34
R	2
H	4
RBI	2
BB	0
SO	6
LOB	3



Batter	1	2	3	4	5	6	7	8	9	AB	R	H	RBI	BB	SO	LOB	TOP					
Tom Herr, S OBP: 0.328, SLG: 0.308 (1, 4)										4	2	2	0	1	0	0	St. Louis Cardinals @ New York Mets Shea Stadium, Flushing, NY Fri Sep 17 1982, 7:05 PM EDT Att: 8,622 - Unknown					
Lonnie Smith, R OBP: 0.392, SLG: 0.454 Tito Landrum, R OBP: 0.364, SLG: 0.420 (1, 7) (8, 7)										3	2	1	0	1	0	1						
Keith Hernandez, L OBP: 0.397, SLG: 0.422 (1, 3)										3	1	1	2	1	1	2						
George Hendrick, R OBP: 0.315, SLG: 0.438 David Green, R OBP: 0.322, SLG: 0.380 (1, 9) (8, 9)										4	2	2	2	0	1	4						
Darrell Porter, L OBP: 0.349, SLG: 0.394 (1, 2)										5	0	0	0	0	0	7						
Willie McGee, S OBP: 0.326, SLG: 0.404 (1, 8)										4	0	1	2	0	1	1						
Ken Oberkfell, L OBP: 0.328, SLG: 0.344 (1, 5)										3	0	1	1	1	0	0						
Mike Ramsey, S OBP: 0.305, SLG: 0.313 (1, 6)										3	0	0	0	1	0	3						
Steve Mura, R OBP: 0.093, SLG: 0.058 Doug Bair, R OBP: 0.091, SLG: 0.091 (1, 1) (6, 1)										2	0	0	0	0	0	0						
										2	0	0	0	0	1							
Inning Stats	R: 1 E: 0 K: 1 S: 5	H: 1 LOB: 0 BB: 1 P: 9	R: 0 E: 0 K: 0 S: 3	H: 0 LOB: 1 BB: 1 P: 7	R: 3 E: 0 K: 0 S: 6	H: 3 LOB: 0 BB: 0 P: 6	R: 0 E: 0 K: 0 S: 3	H: 0 LOB: 0 BB: 0 P: 3	R: 0 E: 0 K: 2 S: 8	H: 1 LOB: 1 BB: 0 P: 8	R: 0 E: 0 K: 0 S: 2	H: 0 LOB: 0 BB: 1 P: 6	R: 3 E: 1 K: 0 S: 6	H: 2 LOB: 2 BB: 2 P: 14	R: 0 E: 0 K: 0 S: 5	H: 2 LOB: 3 BB: 1 P: 9	1B: 7 2B: 1 3B: 0 HR: 1	SF: 1 SAC: 0 DP: 0 HBP: 0	WP: 0 PB: 0 SB: 2 CS: 2	PA: 42		
PITCHER	IP WLS BF H R ER SO BB IBB HBP BLK WP HR S P ERA WHIP	IP WLS BF H R ER SO BB IBB HBP BLK WP HR S P ERA WHIP																				
Scott Holman, R ERA: 4.5 (1, 1)	4.0 L 17 4 4 2 1 2 0 0 0 0 0 1 17 25 4.50 1.500																					
Jesse Orosco, L ERA: 2.94 (5, 1)	2.0 7 1 0 0 2 0 0 0 0 0 0 0 11 11 0.00 0.500																					
Mike Scott, R ERA: 5.14 (7, 1)	1.1 7 0 3 0 0 3 0 0 0 0 0 0 4 16 0.00 2.250																					
Carlos Diaz, L ERA: 4.18 (8, 1)	1.2 10 4 0 0 0 0 1 0 0 0 0 0 9 13 0.00 2.400																					
Batter	1	2	3	4	5	6	7	8	9	AB	R	H	RBI	BB	SO	LOB	BOTTOM					
Mookie Wilson, S OBP: 0.316, SLG: 0.371 (1, 8)										5	1	3	0	0	0	0	St. Louis Cardinals @ New York Mets Shea Stadium, Flushing, NY Fri Sep 17 1982, 7:05 PM EDT Att: 8,622 - Unknown					
Brian Giles, R OBP: 0.296, SLG: 0.345 (1, 4)										5	0	0	0	0	1	3						
Ellis Valentine, R OBP: 0.287, SLG: 0.398 (1, 9)										4	0	1	0	0	1	2						
Dave Kingman, R OBP: 0.294, SLG: 0.468 (1, 3)										4	0	1	1	0	0	2						
Mike Jorgensen, L OBP: 0.352, SLG: 0.324 (1, 7)										4	0	1	0	0	0	1						
Hubie Brooks, R OBP: 0.304, SLG: 0.322 (1, 5)										4	0	1	0	0	1	1						
Bruce Bochy, R OBP: 0.433, SLG: 0.615 (1, 2)										1	0	0	0	3	0	1						
Ron Gardenhire, R OBP: 0.276, SLG: 0.293 (1, 6)										2	0	1	0	2	1	1						
Scott Holman, R Rusty Staub, L Jesse Orosco, R George Foster, R Mike Scott, R Carlos Diaz, R Ron Hodges, L (1, 1) (4, PH) (5, 1) (6, PH) (7, 1) (8, 1) (9, PH)										1	0	0	0	0	0	2						
										1	0	0	0	0	3							
										0	0	0	0	0	0							
										1	0	0	0	1	2							
										0	0	0	0	0	0							
										0	0	0	0	0	0							
										1	0	0	0	0	0							
Inning Stats	R: 1 E: 0 K: 1 S: 7	H: 2 LOB: 1 BB: 0 P: 7	R: 0 E: 0 K: 0 S: 2	H: 0 LOB: 2 BB: 2 P: 10	R: 0 E: 0 K: 1 S: 5	H: 1 LOB: 0 BB: 0 P: 5	R: 0 E: 0 K: 0 S: 4	H: 1 LOB: 3 BB: 2 P: 12	R: 0 E: 1 K: 0 S: 4	H: 1 LOB: 1 BB: 0 P: 4	R: 0 E: 0 K: 2 S: 8	H: 1 LOB: 2 BB: 1 P: 12	R: 0 E: 0 K: 0 S: 4	H: 1 LOB: 1 BB: 0 P: 4	R: 0 E: 0 K: 1 S: 6	H: 1 LOB: 1 BB: 0 P: 6	R: 0 E: 0 K: 0 S: 3	H: 0 LOB: 0 BB: 0 P: 3	1B: 8 2B: 0 3B: 0 HR: 0	SF: 0 SAC: 0 DP: 1 HBP: 0	WP: 0 PB: 0 SB: 2 CS: 1	PA: 38
PITCHER	IP WLS BF H R ER SO BB IBB HBP BLK WP HR S P ERA WHIP	IP WLS BF H R ER SO BB IBB HBP BLK WP HR S P ERA WHIP																				
Steve Mura, R ERA: 4.11 (1, 1)	5.2 W 26 6 1 1 3 5 0 0 0 0 0 0 27 47 1.59 1.941																					
Doug Bair, R ERA: 2.7 (6, 1)	3.1 S 12 2 0 0 2 0 0 0 0 0 0 0 16 16 0.00 0.600																					
AB	R	H	RBI	BB	SO	LOB																
34	7	9	7	6	3	19																
AB	R	H	RBI	BB	SO	LOB																
33	1	8	1	5	5	18																

Batter	1	2	3	4	5	6	7	8	9	AB	R	H	RBI	BB	SO	LOB	TOP										
Lonnie Smith, R (1,7) OBP: 0.391, SLG: 0.452 Willie McGee, S (9,8) OBP: 0.326, SLG: 0.404	F8			F8		FC6-5			L1-3	4	0	1	0	0	0	1	St. Louis Cardinals @ New York Mets Shea Stadium, Flushing, NY Sat Sep 18 1982, 7:05 PM EDT Cloudy livebaseballscorecards.com										
David Green, R (1,8) OBP: 0.320, SLG: 0.397	F9			HR		CS	K		L1-3	4	1	1	1	0	1	2											
Keith Hernandez, L (1,3) OBP: 0.396, SLG: 0.420	F7			K			K		1B	3	0	0	0	1	2	0											
George Hendrick, R (1,9) OBP: 0.316, SLG: 0.437		F5		F8					1B	3	0	1	1	1	0	0											
Gene Tenace, R (1,2) OBP: 0.463, SLG: 0.550		K			5-3			P6	1B	4	0	1	0	0	1	1											
Kelly Paris, R (1,5) OBP: 0.111, SLG: 0.111 Ken Oberkfell, L (8,5) OBP: 0.328, SLG: 0.344					F8				K	3	0	0	0	0	2	0											
Mike Ramsey, S (1,6) OBP: 0.310, SLG: 0.318									F2	3	0	2	0	0	0	0											
Julio Gonzalez, R (1,4) OBP: 0.236, SLG: 0.300 Bruce Sutter, R (8,1) OBP: 0.125, SLG: 0.143				G5-4-3		CS			K	3	0	1	0	0	1	1											
Bob Forsch, R (1,1) OBP: 0.225, SLG: 0.265 Tom Herr, S (8,4) OBP: 0.329, SLG: 0.310				K		SH5-4			1B	1	0	0	0	0	1	0											
									1B	1	1	1	0	0	0	0											
Inning Stats	R: 0 E: 0 K: 0 S: 3	H: 0 LOB: 0 BB: 0 P: 3	R: 0 E: 0 K: 2 S: 7	H: 0 LOB: 0 BB: 0 P: 7	R: 0 E: 0 K: 1 S: 5	H: 1 LOB: 0 BB: 0 P: 5	R: 1 E: 0 K: 1 S: 6	H: 1 LOB: 0 BB: 0 P: 6	R: 0 E: 0 K: 0 S: 3	H: 1 LOB: 0 BB: 0 P: 3	R: 0 E: 0 K: 2 S: 7	H: 0 LOB: 1 BB: 1 P: 11	R: 0 E: 0 K: 2 S: 7	H: 0 LOB: 0 BB: 0 P: 7	R: 1 E: 0 K: 0 S: 5	H: 4 LOB: 3 BB: 1 P: 9	1B: 7 2B: 1 3B: 0 HR: 1	SF: 0 SAC: 1 DP: 2 HBP: 0	WP: 0 PB: 0 SB: 0 CS: 2	PA: 34							
PITCHER	IP	WLS	BF	H	R	ER	SO	BB	IBB	HBP	BLK	WP	HR	S	P	ERA	WHIP										
Pete Falcone, L (1,1) ERA: 3.86 Charlie Puleo, R (9,1) ERA: 4.55	8.0	L	26	4	1	1	8	1	0	0	0	0	1	41	45	1.12	0.625										
	1.0	S	6	4	1	1	0	0	1	0	0	0	0	5	9	9.00	4.000										

Batter	1	2	3	4	5	6	7	8	9	AB	R	H	RBI	BB	SO	LOB	BOTTOM										
Mookie Wilson, S (1,8) OBP: 0.315, SLG: 0.370	K			4-3		F7				4	0	1	0	0	1	0	St. Louis Cardinals @ New York Mets Shea Stadium, Flushing, NY Sat Sep 18 1982, 7:05 PM EDT Cloudy livebaseballscorecards.com										
Bob Bailor, R (1,5) OBP: 0.312, SLG: 0.320	F2								F7	4	0	2	0	0	0	2											
Rusty Staub, L (1,7) OBP: 0.320, SLG: 0.333 Charlie Puleo, R (9,1) OBP: 0.163, SLG: 0.128	L7								L8	4	0	0	0	0	1	4											
Dave Kingman, R (1,3) OBP: 0.295, SLG: 0.468				K					5-3	3	0	1	0	1	1	1											
Ellis Valentine, R (1,9) OBP: 0.284, SLG: 0.393						F3			1-3	4	0	0	0	0	0	2											
Ron Hodges, L (1,2) OBP: 0.379, SLG: 0.410									1-3	3	0	0	0	1	0	2											
Brian Giles, R (1,4) OBP: 0.287, SLG: 0.333										3	0	0	0	0	1	2											
Ron Gardenhire, R (1,6) OBP: 0.277, SLG: 0.292 Hubie Brooks, R (8,PH) OBP: 0.304, SLG: 0.321									5-3	1	0	0	0	1	0	1											
Pete Falcone, L (1,1) OBP: 0.113, SLG: 0.132 Mike Jorgensen, L (8,PH) OBP: 0.358, SLG: 0.330 Mike Howard, S (8,PR) OBP: 0.320, SLG: 0.158									1B	1	0	1	0	0	0	0											
									1B	0	0	0	0	0	0	0											
Inning Stats	R: 0 E: 0 K: 1 S: 5	H: 0 LOB: 0 BB: 0 P: 5	R: 0 E: 0 K: 0 S: 3	H: 1 LOB: 0 BB: 0 P: 3	R: 0 E: 0 K: 1 S: 4	H: 0 LOB: 1 BB: 1 P: 8	R: 0 E: 0 K: 2 S: 8	H: 1 LOB: 0 BB: 0 P: 8	R: 0 E: 0 K: 0 S: 3	H: 0 LOB: 1 BB: 1 P: 7	R: 0 E: 0 K: 1 S: 6	H: 1 LOB: 1 BB: 0 P: 6	R: 0 E: 1 K: 1 S: 5	H: 0 LOB: 1 BB: 1 P: 9	R: 0 E: 0 K: 0 S: 5	H: 2 LOB: 2 BB: 0 P: 5	R: 0 E: 0 K: 0 S: 3	H: 0 LOB: 0 BB: 0 P: 3	1B: 5 2B: 0 3B: 0 HR: 0	SF: 0 SAC: 0 DP: 1 HBP: 0	WP: 0 PB: 0 SB: 0 CS: 1	PA: 33					
PITCHER	IP	WLS	BF	H	R	ER	SO	BB	IBB	HBP	BLK	WP	HR	S	P	ERA	WHIP										
Bob Forsch, R (1,1) ERA: 3.43 Bruce Sutter, R (8,1) ERA: 3.12	7.1	W	28	5	0	0	0	0	0	0	0	0	0	5	5	0.00	1.091										
	1.2	S	5	0	0	0	0	0	0	0	0	0	0	5	5	0.00	0.000										

Batter	1	2	3	4	5	6	7	8	9	AB	R	H	RBI	BB	SO	LOB	TOP	
Tom Herr, S OBP: 0.330, SLG: 0.308 (1,4)	4-0 CS BB		0-0 4-3	0-0 1-3			4-0 CS 2B BB		0-0 F7	3	1	0	0	2	0	1		
Lonnie Smith, R OBP: 0.390, SLG: 0.449 (1,7)	0-3 K		0-0 P6		0-0 4-3		0-3 K		4-0 G6-4-3 BB	4	0	0	0	1	2	3		
Tito Landrum, R OBP: 0.364, SLG: 0.420 (9,7)	1-2 K						1-2 2-3 K			0	0	0	0	0	0	0		
Keith Hernandez, L OBP: 0.396, SLG: 0.421 (1,3)	0-0 P6		4-0 1B BB		0-0 L4		0-0 E 1B 2B		0-0 G6-4-3	4	1	1	1	1	0	1		
Dane Iorg, L OBP: 0.360, SLG: 0.363 (7, PR)			0-0 FC1-6 1B		1-2 1B		0-0 F9		0-0 E5 1B 2-3	4	0	2	0	0	0	1		
David Green, R OBP: 0.320, SLG: 0.397 (7,9)										0	0	0	0	0	0	0		
Darrell Porter, L OBP: 0.351, SLG: 0.404 (1,2)			0-0 F8		0-0 L9		0-0 HR		0-0 FC6-4 1B	4	1	2	2	0	0	3		
Willie McGee, S OBP: 0.323, SLG: 0.400 (1,8)			0-0 FC1-6 1B E		0-0 4-3		0-0 F8		0-0 FC6-4	4	1	0	0	0	0	3		
Ken Oberkfell, L OBP: 0.329, SLG: 0.343 (1,5)			0-0 E8 1B		4-0 G3 1B BB		0-3 K		0-0 4-3	3	2	1	0	1	1	0		
Mike Ramsey, S OBP: 0.309, SLG: 0.317 (1,6)			0-0 1B		0-0 G3		0-3 K		0-0 6-3	4	0	1	1	0	1	1		
Jim Kaat, L OBP: 0.077, SLG: 0.077 (4,1)			3-H 1B		1-3 1B		0-0 K		0-0 K	1	0	0	0	0	0	1		
Gene Roof, S OBP: 0.250, SLG: 0.250 (4, PH)			4-3		0-0 S 1B		0-0 CS BB 1B		0-3 K	1	0	1	1	0	0	0		
Inning Stats	R: 0 E: 0 K: 1 S: 4	H: 0 LOB: 0 BB: 1 P: 8	R: 2 E: 1 K: 0 S: 6	H: 3 LOB: 1 BB: 0 P: 6	R: 0 E: 0 K: 0 S: 4	H: 1 LOB: 1 BB: 1 P: 8	R: 1 E: 0 K: 2 S: 8	H: 1 LOB: 0 BB: 0 P: 3	R: 0 E: 0 K: 1 S: 5	H: 0 LOB: 0 BB: 1 P: 5	R: 0 E: 0 K: 0 S: 2	H: 0 LOB: 0 BB: 1 P: 6	1B: 7 2B: 2 3B: 0 HR: 1	SF: 0 SAC: 0 DP: 2 HBP: 0	WP: 0 PB: 0 SB: 2 CS: 3	PA: 39		
PITCHER	IP	WLS	BF	H	R	ER	SO	BB	IBB	HBP	BLK	WP	HR	S	P	ERA	WHIP	
Walt Terrell, R ERA: 5.4 (1,1)	6.2	L	31	8	6	4	4	4	0	0	0	0	1	35	51	5.40	1.800	
Tom Gorman, L ERA: 4.91 (7,1)	0.1		2	1	0	0	0	0	0	0	0	0	0	2	2	0.00	3.000	
Doug Sisk, R ERA: 1.93 (8,1)	2.0		6	0	0	0	1	1	0	0	0	0	0	7	11	0.00	0.500	

St. Louis Cardinals @ New York Mets
Shea Stadium, Flushing, NY
Sat Sep 18 1982, 7:05 PM EDT
Att: 9,900 - Unknown

AB	34
R	6
H	9
RBI	5
BB	5
SO	5
LOB	14



Batter	1	2	3	4	5	6	7	8	9	AB	R	H	RBI	BB	SO	LOB	BOTTOM			
Mookie Wilson, S OBP: 0.316, SLG: 0.371 (1,8)	0-0 G6-4-3 1B		0-0 1B		0-0 FC6-4 1B		0-3 K			4	0	2	0	0	1	1				
Bob Bailor, R OBP: 0.314, SLG: 0.322 (1,6)	0-0 G6-4-3		0-0 1B		0-0 1B				0-0 6-3	4	0	2	0	0	0	1				
George Foster, R OBP: 0.311, SLG: 0.365 (1,7)	0-0 6-3		0-0 G5-4-3 1B		0-3 K				0-0 1B	4	0	1	0	0	1	5				
Dave Kingman, R OBP: 0.293, SLG: 0.464 (1,3)			0-0 F8		0-3 K		0-0 5-3		0-3 K	4	0	0	0	0	2	1				
Rusty Tillman, R OBP: 0.167, SLG: 0.167 (1,9)			0-3 K		0-0 F8		0-0 F8		0-0 3-1	4	0	0	0	0	1	1				
Hubie Brooks, R OBP: 0.305, SLG: 0.323 (1,5)			0-0 6-3		0-0 1B		0-0 1B		0-0 P4	4	0	2	0	0	0	0				
Brian Giles, R OBP: 0.273, SLG: 0.323 (1,4)			0-0 1-3		0-3 K		0-0 6-3		0-0 HR	3	0	0	0	0	1	2				
Gary Rajsich, L OBP: 0.273, SLG: 0.326 (9, PH)										1	1	1	1	0	0	0				
Bruce Bochy, R OBP: 0.424, SLG: 0.690 (1,2)			0-0 HR		0-0 E5 FC1-6		0-3 K		0-0 1-3	3	1	1	1	0	1	0				
Ron Hodges, L OBP: 0.376, SLG: 0.408 (9, PH)										1	0	0	0	0	0	0				
Walt Terrell, L OBP: 0.500, SLG: 0.500 (1,1)			0-0 1B		0-0 FC1-6		0-0 P6		0-0 4-3	2	0	1	0	0	0	1				
Tom Gorman, L OBP: 0.355, SLG: 0.327 (7, PH)										0	0	0	0	0	0	0				
Mike Jorgensen, L OBP: 0.355, SLG: 0.327 (7, PH)			1B 1B							1	0	0	0	0	0	0				
Doug Sisk, R OBP: 0.319, SLG: 0.332 (8, PH)										0	0	0	0	0	0	0				
Rusty Staub, L OBP: 0.319, SLG: 0.332 (8, PH)										1	0	0	0	0	0	0				
Inning Stats	R: 0 E: 0 K: 0 S: 3	H: 1 LOB: 0 BB: 0 P: 3	R: 0 E: 0 K: 1 S: 5	H: 0 LOB: 0 BB: 0 P: 5	R: 1 E: 0 K: 0 S: 6	H: 4 LOB: 0 BB: 0 P: 6	R: 0 E: 0 K: 2 S: 8	H: 1 LOB: 1 BB: 0 P: 8	R: 0 E: 0 K: 0 S: 4	H: 1 LOB: 1 BB: 0 P: 4	R: 0 E: 0 K: 2 S: 7	H: 0 LOB: 0 BB: 0 P: 7	R: 0 E: 0 K: 1 S: 6	H: 1 LOB: 1 BB: 0 P: 6	R: 1 E: 0 K: 0 S: 4	H: 1 LOB: 0 BB: 0 P: 4	1B: 8 2B: 0 3B: 0 HR: 2	SF: 0 SAC: 0 DP: 2 HBP: 0	WP: 0 PB: 0 SB: 0 CS: 0	PA: 36
PITCHER	IP	WLS	BF	H	R	ER	SO	BB	IBB	HBP	BLK	WP	HR	S	P	ERA	WHIP			
Jim Kaat, L ERA: 3.75 (1,1)	3.0		12	5	1	1	6	0	0	0	0	0	1	36	36	1.50	0.833			
Jeff Lahti, R ERA: 3.96 (4,1)	6.0	W	24	5	1	1	6	0	0	0	0	0	1	36	36	1.50	0.833			

St. Louis Cardinals @ New York Mets
Shea Stadium, Flushing, NY
Sat Sep 18 1982, 7:05 PM EDT
Att: 9,900 - Unknown

AB	36
R	2
H	10
RBI	2
BB	0
SO	7
LOB	12



Batter	1	2	3	4	5	6	7	8	9	AB	R	H	RBI	BB	SO	LOB	TOP					
Tom Herr, S OBP: 0.331, SLG: 0.309 (1, 4)										4	1	2	0	0	2	0	St. Louis Cardinals @ New York Mets Shea Stadium, Flushing, NY Sun Sep 19 1982, 3:33 AM EDT Att: 9,868 - Unknown livebaseballscorecards.com					
Ken Oberkfell, L OBP: 0.331, SLG: 0.345 (1, 5)										4	0	2	0	0	0	2						
Dane Iorg, L OBP: 0.360, SLG: 0.369 (1, 3)										2	1	1	1	0	1	1						
Lonnie Smith, R OBP: 0.391, SLG: 0.450 (6, PH)										1	0	1	0	0	0	0						
Keith Hernandez, L OBP: 0.396, SLG: 0.421 (8, 3)										0	0	0	0	0	0	0						
George Hendrick, R OBP: 0.316, SLG: 0.436 (1, 9)										4	1	1	0	0	1	3						
Darrell Porter, L OBP: 0.347, SLG: 0.399 (1, 2)										4	0	0	0	0	1	3						
Willie McGee, S OBP: 0.322, SLG: 0.398 (1, 8)										4	0	1	1	0	1	1						
David Green, R OBP: 0.312, SLG: 0.386 (1, 7)										4	0	0	0	0	1	3						
Mike Ramsey, S OBP: 0.312, SLG: 0.317 (1, 6)										3	0	1	0	1	0	1						
John Stuper, R OBP: 0.154, SLG: 0.184 (1, 1)										2	0	0	0	0	1	2						
Doug Bair, R OBP: 0.083, SLG: 0.083 (7, 1)										1	0	0	0	0	1	0						
Inning Stats	R: 0 E: 0 K: 2 S: 8	H: 1 LOB: 1 BB: 0 P: 8	R: 0 E: 1 K: 1 S: 6	H: 0 LOB: 1 BB: 0 P: 6	R: 0 E: 0 K: 1 S: 5	H: 0 LOB: 0 BB: 0 P: 5	R: 2 E: 0 K: 1 S: 8	H: 3 LOB: 2 BB: 1 P: 12	R: 1 E: 0 K: 1 S: 6	H: 2 LOB: 0 BB: 0 P: 6	R: 0 E: 0 K: 1 S: 5	H: 0 LOB: 0 BB: 0 P: 5	R: 0 E: 0 K: 0 S: 4	H: 2 LOB: 1 BB: 0 P: 4	R: 0 E: 0 K: 0 S: 4	H: 1 LOB: 1 BB: 0 P: 4	R: 0 E: 0 K: 2 S: 7	H: 0 LOB: 0 BB: 0 P: 7	1B: 8 2B: 1 3B: 0 HR: 0	SF: 1 SAC: 1 DP: 2 HBP: 0	WP: 0 PB: 0 SB: 1 CS: 1	PA: 36
PITCHER	IP WLS BF H R ER SO BB IBB HBP BLK WP HR S P ERA WHIP																					
Pat Zachry, R ERA: 4.07 (1, 1)	7.0 L 29 8 3 3 7 0 1 0 0 0 0 0 42 46 3.86 1.143																					
Jesse Orosco, L ERA: 2.75 (8, 1)	2.0 7 1 0 0 2 0 0 0 0 0 0 0 11 11 0.00 0.500																					

Batter	1	2	3	4	5	6	7	8	9	AB	R	H	RBI	BB	SO	LOB	BOTTOM			
Mookie Wilson, S OBP: 0.316, SLG: 0.372 (1, 8)										4	0	1	0	0	1	3	St. Louis Cardinals @ New York Mets Shea Stadium, Flushing, NY Sun Sep 19 1982, 3:33 AM EDT Att: 9,868 - Unknown livebaseballscorecards.com			
Bob Bailor, R OBP: 0.313, SLG: 0.319 (1, 5)										3	0	0	0	1	0	0				
Rusty Staub, L OBP: 0.318, SLG: 0.335 (1, 7)										4	0	1	0	0	0	2				
Dave Kingman, R OBP: 0.291, SLG: 0.460 (1, 3)										4	0	0	0	0	2	1				
Gary Rajsich, L OBP: 0.280, SLG: 0.338 (1, 9)										4	1	2	0	0	1	0				
Ron Hodges, L OBP: 0.380, SLG: 0.407 (1, 2)										3	0	1	0	1	0	1				
Brian Giles, R OBP: 0.269, SLG: 0.309 (1, 4)										4	0	0	0	0	1	4				
Ron Gardenhire, R OBP: 0.276, SLG: 0.290 (1, 6)										2	0	0	0	0	0	0				
Mike Jorgensen, L OBP: 0.369, SLG: 0.333 (7, PH)										1	0	1	1	0	0	0				
Hubie Brooks, R OBP: 0.305, SLG: 0.323 (8, 5)										0	0	0	0	0	0	0				
Pat Zachry, R OBP: 0.103, SLG: 0.079 (1, 1)										2	0	1	0	0	0	0				
George Foster, R OBP: 0.311, SLG: 0.364 (7, PH)										1	0	0	0	0	0	2				
Jesse Orosco, R OBP: 0.083, SLG: 0.083 (8, 1)										0	0	0	0	0	0	0				
Inning Stats	R: 0 E: 0 K: 1 S: 6	H: 1 LOB: 1 BB: 0 P: 6	R: 0 E: 0 K: 0 S: 2	H: 0 LOB: 0 BB: 1 P: 6	R: 0 E: 0 K: 0 S: 4	H: 1 LOB: 1 BB: 0 P: 4	R: 0 E: 0 K: 0 S: 4	H: 1 LOB: 1 BB: 0 P: 4	R: 0 E: 0 K: 1 S: 5	H: 0 LOB: 0 BB: 0 P: 5	R: 1 E: 0 K: 0 S: 6	H: 3 LOB: 2 BB: 0 P: 6	R: 0 E: 0 K: 1 S: 5	H: 0 LOB: 0 BB: 0 P: 5	R: 0 E: 0 K: 2 S: 7	H: 0 LOB: 0 BB: 0 P: 7	1B: 4 2B: 4 3B: 0 HR: 0	SF: 0 SAC: 0 DP: 1 HBP: 0	WP: 0 PB: 0 SB: 0 CS: 1	PA: 35
PITCHER	IP WLS BF H R ER SO BB IBB HBP BLK WP HR S P ERA WHIP																			
John Stuper, R ERA: 3.33 (1, 1)	6.1 W 26 7 1 1 2 2 0 0 0 0 0 0 28 36 1.42 1.421																			
Doug Bair, R ERA: 2.62 (7, 1)	2.2 S 8 0 0 0 3 0 0 0 0 0 0 0 14 14 0.00 0.000																			

Batter	1	2	3	4	5	6	7	8	9	AB	R	H	RBI	BB	SO	LOB	TOP								
Gary Maddox, R OBP: 0.308, SLG: 0.428 (1, 8)	0-0 1B		0-3 K		0-0 1-2 1B		4-0 BB BB		0-0 5-3	4	0	2	0	1	1	0	Philadelphia Phillies @ St. Louis Cardinals Busch Stadium, St. Louis, MO Mon Sep 20 1982, 7:05 PM CDT Att: 35,899 - Unknown								
Pete Rose, S OBP: 0.340, SLG: 0.343 (1, 3)	0-0 F7		0-3 K		0-0 F7		4-0 1-2 BB		1-0 G5-4-3 HBP	3	0	0	0	1	1	3									
Gary Matthews, R OBP: 0.354, SLG: 0.437 (1, 7)	0-0 1-3 1B		0-3 K		0-0 5-3		0-0 F8		0-0 G5-4-3 1-2	5	0	1	0	0	1	3									
Mike Schmidt, R OBP: 0.413, SLG: 0.571 (1, 5)	0-3 K			0-0 F3		4-0 4-3 BB		0-0 F9		3	0	0	0	1	1	2									
George Vukovich, L OBP: 0.340, SLG: 0.403 (1, 9)	0-3 K			0-0 G4-3 1B		0-0 4-3		4-0 1B 1B BB		3	0	1	0	1	1	3									
Manny Trillo, R OBP: 0.315, SLG: 0.317 (1, 4)		0-0 F9		0-0 G4-3 1-2		0-0 6-3		0-0 1B 1B		4	0	1	0	0	0	2									
Ozzie Virgil, R OBP: 0.309, SLG: 0.413 (1, 2)		0-0 L8			0-0 6-3		0-0 4-3 G3 2B		0-3 K	4	1	1	0	0	1	2									
Ivan De Jesus, R OBP: 0.310, SLG: 0.313 (8, PH)					0-3 K		0-0 4-3		0-0 1B 1B	3	0	1	0	0	1	1									
Greg Gross, L OBP: 0.385, SLG: 0.336 (8, PH)							0-0 2-3 G3		1-2 2-3 1B	1	0	1	0	0	0	0									
Luis Aguayo, R OBP: 0.239, SLG: 0.395 (8, 6)							0-0 3-H G3		0-0 4-3	0	0	0	0	0	0	0									
John Denny, R Ed Farmer, R Bob Molinaro, L Tug McGraw, R Willie Montanez, L Porfi Altamirano, R (1, 1) (5, 1) (7, PH) (7, 1) (8, PH) (8, 1)		0-0 1-3								2	0	1	0	0	0	1									
Inning Stats	R: 0 E: 0 K: 2 S: 9	H: 2 LOB: 2 BB: 0 P: 9	R: 0 E: 0 K: 0 S: 4	H: 1 LOB: 1 BB: 0 P: 4	R: 0 E: 0 K: 3 S: 9	H: 0 LOB: 0 BB: 0 P: 9	R: 0 E: 0 K: 0 S: 3	H: 1 LOB: 0 BB: 0 P: 3	R: 0 E: 0 K: 1 S: 7	H: 2 LOB: 2 BB: 1 P: 7	R: 0 E: 0 K: 0 S: 3	H: 0 LOB: 1 BB: 1 P: 7	R: 1 E: 0 K: 0 S: 4	H: 1 LOB: 2 BB: 2 P: 12	R: 0 E: 0 K: 1 S: 7	H: 2 LOB: 3 BB: 1 P: 11	R: 0 E: 0 K: 0 S: 2	H: 0 LOB: 0 BB: 0 P: 3	1B: 8 2B: 1 3B: 0 HR: 0	SF: 0 SAC: 0 DP: 2 HBP: 1	WP: 0 PB: 0 SB: 0 CS: 0	PA: 39			
PITCHER	IP	WLS	BF	H	R	ER	SO	BB	IBB	HBP	BLK	WP	HR	S	P	ERA	WHIP								
Joaquin Andujar, R ERA: 2.53 Bruce Sutter, R ERA: 3.04	(1, 1) (7, 1)	6.2 S	29 10	7 2	1 0	1 0	6 1	3 1	0 0	0 1	0 0	0 0	0 0	38 10	50 15	1.35 0.00	1.500 1.286								

Batter	1	2	3	4	5	6	7	8	9	AB	R	H	RBI	BB	SO	LOB	BOTTOM								
Tom Herr, S OBP: 0.335, SLG: 0.314 (1, 4)	0-0 FC4-6 1B		0-0 4-3		4-0 2B BB		0-0 2B			3	2	2	0	1	0	1	Philadelphia Phillies @ St. Louis Cardinals Busch Stadium, St. Louis, MO Mon Sep 20 1982, 7:05 PM CDT Att: 35,899 - Unknown								
Lonnie Smith, R OBP: 0.390, SLG: 0.448 (1, 7)	4-0 FC4-6 1-3 BB		0-3 K		0-0 1-3 1-2		0-0 6-3			3	0	0	0	1	1	1									
Keith Hernandez, L OBP: 0.395, SLG: 0.418 (1, 3)	0-0 FC4-6 1B 1-2 3-H		0-0 4-3		4-0 2B IBB		0-3 K			3	1	0	1	1	1	1									
George Hendrick, R OBP: 0.319, SLG: 0.439 (1, 9)	0-0 FC6-4 1-3 1B		4-0 BB		0-0 1B 2B		0-0 F5			3	1	2	2	1	0	0									
Darrell Porter, L OBP: 0.346, SLG: 0.396 (1, 2)	0-3 K		0-0 4-3		4-0 1B FC2 IBB		0-0 L9			3	0	0	0	1	1	3									
Willie McGee, S OBP: 0.322, SLG: 0.397 (1, 8)	0-0 FC6-4 1-2			0-0 1-3		0-0 1-3 2-H 1B		0-0 F8		4	0	1	1	0	0	2									
Ken Oberkfell, L OBP: 0.330, SLG: 0.343 (1, 5)		0-0 3-1		0-0 F9		4-0 1-2 IBB		0-0 P6		3	0	0	0	1	0	0									
Mike Ramsey, S OBP: 0.315, SLG: 0.317 (1, 6)		4-0 BB		0-0 1B		0-3 K		0-0 4-3		3	0	1	0	1	1	3									
Joaquin Andujar, S OBP: 0.167, SLG: 0.200 Bruce Sutter, R OBP: 0.111, SLG: 0.125 (1, 1) (7, 1)		0-3 K		0-0 1-3		0-0 FC2		0-0 4-3		3	0	0	0	0	1	5									
Inning Stats	R: 1 E: 0 K: 1 S: 7	H: 2 LOB: 1 BB: 1 P: 11	R: 0 E: 0 K: 1 S: 5	H: 0 LOB: 1 BB: 1 P: 9	R: 0 E: 0 K: 0 S: 5	H: 0 LOB: 1 BB: 1 P: 9	R: 0 E: 0 K: 0 S: 4	H: 1 LOB: 1 BB: 0 P: 4	R: 3 E: 0 K: 1 S: 7	H: 2 LOB: 3 BB: 4 P: 23	R: 0 E: 0 K: 1 S: 5	H: 1 LOB: 0 BB: 0 P: 5	R: 0 E: 0 K: 0 S: 3	H: 0 LOB: 0 BB: 0 P: 3	R: 0 E: 0 K: 0 S: 3	H: 0 LOB: 0 BB: 0 P: 3		1B: 4 2B: 2 3B: 0 HR: 0	SF: 0 SAC: 0 DP: 0 HBP: 0	WP: 0 PB: 0 SB: 0 CS: 0	PA: 36				
PITCHER	IP	WLS	BF	H	R	ER	SO	BB	IBB	HBP	BLK	WP	HR	S	P	ERA	WHIP								
John Denny, R Ed Farmer, R Tug McGraw, L Porfi Altamirano, R (1, 1) (5, 1) (7, 1) (8, 1)	4.1 1.2 1.0 1.0	L	22 8 3 3	4 2 0 0	4 0 0 0	4 0 0 0	3 2 0 0	4 2 0 0	1 2 0 0	0 0 0 0	0 0 0 0	0 0 0 0	0 0 3 3	23 18 3 3	43 18 3 3	8.31 0.00 0.00 0.00	1.846 1.200 0.000 0.000								

Batter	1	2	3	4	5	6	7	8	9	AB	R	H	RBI	BB	SO	LOB	TOP								
Bob Dernier, R OBP: 0.316, SLG: 0.320 (1, 9)	0-0 PB S 1B		0-0 L7		0-0 L8	4-0 G6-3 BB		0-0 6-3		4	0	1	0	1	0	4	Philadelphia Phillies @ St. Louis Cardinals Busch Stadium, St. Louis, MO Tue Sep 21 1982, 7:05 PM CDT Att: 38,942 - Unknown livebaseballscorecards.com								
Pete Rose, S OBP: 0.341, SLG: 0.343 (1, 3)	4-0 PB 1-2 BB		0-0 SF7		0-0 BB 1B	0-0 G6-3		0-0 4-3		3	1	1	2	1	0	5									
Gary Matthews, R OBP: 0.355, SLG: 0.436 (1, 7) George Vukovich, L OBP: 0.339, SLG: 0.402 (7, 7)	0-0 F7		0-0 P4		0-0 BB 1B		4-0 G5-3 S BB		0-0 P6	3	1	1	0	1	0	2									
Mike Schmidt, R OBP: 0.417, SLG: 0.578 (1, 5)	0-3 K			0-0 HR	4-0 1B 1B		4-0 G5-3 BB		0-0 G4-6-3 1B	3	1	2	1	2	1	2									
Garry Maddox, R OBP: 0.306, SLG: 0.425 (1, 8)	0-0 1-3			0-0 F7	0-0 1B BB		0-0 G5-3 BB		0-0 G4-6-3	5	0	1	2	0	0	5									
Manny Trillo, R OBP: 0.317, SLG: 0.319 (1, 4)		0-0 F7		0-0 L5-3 1B	0-0 1B		0-0 L8			4	0	2	0	0	0	1									
Ozzie Virgil, R OBP: 0.318, SLG: 0.418 (1, 2)		0-3 K		0-0 L5-3		0-0 BB 1B		0-0 FC2-5 1B		4	0	2	0	0	1	1									
Ivan De Jesus, R OBP: 0.310, SLG: 0.312 (1, 6)		0-0 F7			0-0 E5 SH1-4 1B	0-3 K		0-0 6-3 FC2-5 1B		4	1	1	0	0	1	1									
Steve Carlton, L OBP: 0.226, SLG: 0.333 (1, 1)			0-0 E9 SF7 2B		0-0 SH1-4	0-0 BB 1B		0-0 FC2-5 6-3		3	1	2	0	0	0	2									
Inning Stats	R: 0 E: 0 K: 1 S: 6	H: 1 LOB: 2 BB: 1 P: 10	R: 0 E: 0 K: 1 S: 5	H: 0 LOB: 0 BB: 0 P: 5	R: 1 E: 1 K: 0 S: 4	H: 1 LOB: 0 BB: 0 P: 4	R: 1 E: 0 K: 0 S: 4	H: 2 LOB: 0 BB: 0 P: 4	R: 3 E: 1 K: 0 S: 7	H: 4 LOB: 2 BB: 1 P: 11	R: 0 E: 0 K: 1 S: 6	H: 2 LOB: 2 BB: 1 P: 10	R: 0 E: 0 K: 0 S: 2	H: 0 LOB: 1 BB: 2 P: 10	R: 0 E: 0 K: 0 S: 5	H: 2 LOB: 2 BB: 0 P: 5		R: 0 E: 0 K: 0 S: 3	H: 1 LOB: 0 BB: 0 P: 3	1B: 11 2B: 2 3B: 0 HR: 1	SF: 1 SAC: 1 DP: 4 HBP: 0	WP: 0 PB: 1 SB: 2 CS: 0	PA: 41		
PITCHER	IP 4.2	WLS L	BF 22	H 6	R 5	ER 1	SO 2	BB 2	IBB 0	HBP 0	BLK 0	WP 0	HR 1	S 24	P 32	ERA 1.93	WHIP 1.714								
Eric Rasmussen, R ERA: 1.98 (1, 1)																									
Jeff Lahti, R ERA: 3.95 (5, 1)																									
Steve Mura, R ERA: 4.04 (7, 1)																									

Batter	1	2	3	4	5	6	7	8	9	AB	R	H	RBI	BB	SO	LOB	BOTTOM								
Lonnie Smith, R OBP: 0.388, SLG: 0.445 (1, 7)	0-0 L9		0-0 S 1B		0-3 K		0-3 K		0-0 F9	5	1	1	1	0	2	1	Philadelphia Phillies @ St. Louis Cardinals Busch Stadium, St. Louis, MO Tue Sep 21 1982, 7:05 PM CDT Att: 38,942 - Unknown livebaseballscorecards.com								
Mike Ramsey, S OBP: 0.313, SLG: 0.312 (1, 6)	4-0 BB		0-0 F8		0-0 6-3		0-3 K		0-0 F2	4	0	0	0	1	1	2									
Keith Hernandez, L OBP: 0.395, SLG: 0.419 (1, 3)	0-3 K		0-0 1B		0-0 2B 1B		0-0 6-3			4	0	2	1	0	1	1									
George Hendrick, R OBP: 0.322, SLG: 0.444 (1, 9)	0-3 K		0-0 1B		0-0 2B			0-0 WP 1B		4	0	3	0	0	1	1									
Gene Tenace, R OBP: 0.458, SLG: 0.535 (1, 2)		0-0 F7	0-0 F7		4-0 BB		0-3 K		0-3 K	3	0	0	0	1	1	3									
Willie McGee, S OBP: 0.319, SLG: 0.393 (1, 8)		0-0 4-3		0-3 K2-3	0-3 K		0-3 K		0-3 K	4	0	0	0	0	3	4									
Kelly Paris, R OBP: 0.077, SLG: 0.077 (1, 5)		0-0 F7		0-3 K		0-0 P3		0-3 K		4	0	0	0	0	2	1									
Julio Gonzalez, R OBP: 0.250, SLG: 0.311 (1, 4)			0-0 WP SH5-4 1B		0-0 WP 1B		0-3 K		0-3 K	4	1	2	0	0	2	0									
Eric Rasmussen, R OBP: 0.077, SLG: 0.077 (5, 1) Tito Landrum, R OBP: 0.359, SLG: 0.414 (6, PH) Steve Mura, R OBP: 0.093, SLG: 0.058 (7, 1) David Green, R OBP: 0.316, SLG: 0.397 (9, PH)			0-0 SH5-4		0-3 K		0-0 F9		0-0 2B	1	0	0	0	0	1	1									
Inning Stats	R: 0 E: 0 K: 2 S: 7	H: 0 LOB: 1 BB: 1 P: 11	R: 0 E: 0 K: 0 S: 3	H: 0 LOB: 0 BB: 0 P: 3	R: 2 E: 0 K: 0 S: 7	H: 4 LOB: 2 BB: 0 P: 7	R: 0 E: 0 K: 3 S: 10	H: 1 LOB: 1 BB: 0 P: 10	R: 0 E: 0 K: 2 S: 9	H: 2 LOB: 3 BB: 1 P: 13	R: 0 E: 0 K: 1 S: 5	H: 0 LOB: 0 BB: 0 P: 5	R: 0 E: 0 K: 2 S: 7	H: 0 LOB: 0 BB: 0 P: 7	R: 0 E: 0 K: 3 S: 10	H: 1 LOB: 1 BB: 0 P: 10		R: 0 E: 0 K: 1 S: 6	H: 1 LOB: 1 BB: 0 P: 6	1B: 7 2B: 2 3B: 0 HR: 0	SF: 0 SAC: 1 DP: 0 HBP: 0	WP: 3 PB: 0 SB: 1 CS: 0	PA: 38		
PITCHER	IP 9.0	WLS W	BF 38	H 9	R 2	ER 2	SO 14	BB 2	IBB 0	HBP 0	BLK 0	WP 3	HR 0	S 64	P 72	ERA 2.00	WHIP 1.222								
Steve Carlton, L ERA: 3.29 (1, 1)																									

Batter	1	2	3	4	5	6	7	8	9	AB	R	H	RBI	BB	SO	LOB	TOP										
Omar Moreno, L (1,8) OBP: 0.285, SLG: 0.308	4-3		FC4-6 1B				F8			4	0	1	0	0	0	2	Pittsburgh Pirates @ St. Louis Cardinals Busch Stadium, St. Louis, MO Wed Sep 22 1982, 7:05 PM CDT Att: 23,587 - Unknown livebaseballscores.com										
Lee Lacy, R (1,9) OBP: 0.370, SLG: 0.417	6-3 3B					G4-6-3 1B		5-3		4	1	2	0	0	0	1											
Bill Madlock, R (1,5) OBP: 0.373, SLG: 0.495	6-3					F9 1B		6-3		3	0	1	1	1	0	0											
Jason Thompson, L (1,3) OBP: 0.394, SLG: 0.512			K			F9 1-3		4-3		4	0	1	0	0	1	4											
Brian Harper, R (1,7) OBP: 0.317, SLG: 0.542 Mike Easter, L (9, PH) OBP: 0.349, SLG: 0.453	5-3		K			K		G3		3	0	0	0	0	2	5											
Dale Berra, R (1,6) OBP: 0.250, SLG: 0.394 John Milner, L (9, PH) OBP: 0.305, SLG: 0.271		F9				F8		3-1		3	0	1	0	0	0	1											
Johnny Ray, S (1,4) OBP: 0.388, SLG: 0.388 Willie Stargell, L (9, PH) OBP: 0.325, SLG: 0.433		F9				K		F9		3	0	1	0	0	1	1											
Steve Nicosia, R (1,2) OBP: 0.355, SLG: 0.354		5-3				F8		FC3-6 1B		3	0	0	0	0	0	1											
Rick Rhoden, R (1,1) OBP: 0.298, SLG: 0.463						F8		F8		3	0	1	0	0	0	1											
Inning Stats	R: 1 E: 0 K: 0 S: 5	H: 2 LOB: 1 BB: 0 P: 5	R: 0 E: 0 K: 0 S: 3	H: 0 LOB: 0 BB: 0 P: 3	R: 0 E: 0 K: 2 S: 9	H: 2 LOB: 3 BB: 1 P: 13	R: 0 E: 0 K: 1 S: 5	H: 1 LOB: 0 BB: 0 P: 5	R: 0 E: 0 K: 1 S: 6	H: 1 LOB: 0 BB: 0 P: 6	R: 0 E: 0 K: 0 S: 4	H: 1 LOB: 1 BB: 0 P: 4	R: 0 E: 0 K: 0 S: 3	H: 0 LOB: 0 BB: 0 P: 3	R: 0 E: 0 K: 0 S: 3	H: 0 LOB: 0 BB: 0 P: 3		1B: 7 2B: 1 3B: 1 HR: 0	SF: 0 SAC: 0 DP: 2 HBP: 0	WP: 0 PB: 0 SB: 1 CS: 1	PA: 34						
PITCHER	IP	WLS	BF	H	R	ER	SO	BB	IBB	HBP	BLK	WP	HR	S	P	ERA	WHIP										
Dave LaPoint, L (1,1) ERA: 3.42	8.0	W	31	8	1	1	4	0	1	0	0	0	0	38	42	1.12	1.000										
Bruce Sutter, R (9,1) ERA: 3.01	1.0	S	3	0	0	0	0	0	0	0	0	0	0	3	3	0.00	0.000										

Batter	1	2	3	4	5	6	7	8	9	AB	R	H	RBI	BB	SO	LOB	BOTTOM										
Tom Herr, S (1,4) OBP: 0.336, SLG: 0.314	F7					6-3				3	0	1	1	1	0	0	Pittsburgh Pirates @ St. Louis Cardinals Busch Stadium, St. Louis, MO Wed Sep 22 1982, 7:05 PM CDT Att: 23,587 - Unknown livebaseballscores.com										
Lonnie Smith, R (1,7) OBP: 0.387, SLG: 0.446 David Green, R (9,9) OBP: 0.316, SLG: 0.397	F9							F9		4	0	1	0	0	1	2											
Keith Hernandez, L (1,3) OBP: 0.398, SLG: 0.418	L7									1	0	0	0	3	0	0											
Dane Iorg, L (1,9) OBP: 0.354, SLG: 0.362 Bruce Sutter, R (9,1) OBP: 0.111, SLG: 0.125	P5									4	0	0	0	0	0	5											
Darrell Porter, L (1,2) OBP: 0.346, SLG: 0.395										0	0	0	0	0	0	0											
Willie McGee, S (1,8) OBP: 0.319, SLG: 0.392										3	0	1	0	0	0	1											
Ken Oberkfell, L (1,5) OBP: 0.330, SLG: 0.349										3	1	1	1	0	0	1											
Mike Ramsey, S (1,6) OBP: 0.309, SLG: 0.308										3	0	0	0	0	1	0											
Dave LaPoint, L (1,1) OBP: 0.086, SLG: 0.059 Steve Braun, L (8, PH) OBP: 0.403, SLG: 0.377 Tito Landrum, R (9,7) OBP: 0.359, SLG: 0.414										2	0	0	0	0	2	0											
Inning Stats	R: 0 E: 0 K: 0 S: 3	H: 0 LOB: 0 BB: 0 P: 3	R: 0 E: 0 K: 0 S: 3	H: 1 LOB: 0 BB: 0 P: 3	R: 1 E: 0 K: 2 S: 8	H: 1 LOB: 1 BB: 1 P: 12	R: 0 E: 0 K: 0 S: 2	H: 0 LOB: 0 BB: 1 P: 6	R: 0 E: 0 K: 1 S: 5	H: 1 LOB: 0 BB: 0 P: 5	R: 0 E: 1 K: 1 S: 6	H: 1 LOB: 2 BB: 1 P: 10	R: 0 E: 0 K: 0 S: 3	H: 0 LOB: 0 BB: 0 P: 3	R: 1 E: 0 K: 0 S: 5	H: 2 LOB: 2 BB: 1 P: 9		1B: 3 2B: 2 3B: 0 HR: 1	SF: 0 SAC: 0 DP: 1 HBP: 0	WP: 0 PB: 0 SB: 0 CS: 2	PA: 32						
PITCHER	IP	WLS	BF	H	R	ER	SO	BB	IBB	HBP	BLK	WP	HR	S	P	ERA	WHIP										
Rick Rhoden, R (1,1) ERA: 4.22	8.0	L	31	6	2	2	4	2	2	0	0	0	1	35	51	2.25	1.000										

Batter	1	2	3	4	5	6	7	8	9	AB	R	H	RBI	BB	SO	LOB	TOP
23 Ryne Sandberg, R OBP: 0.304, SLG: 0.363 (1,4)	0-0 BB 1B		0-3 K		0-0 F7		0-0 FC6-4			4	0	1	0	0	1	2	
Mel Hall, L OBP: 0.305, SLG: 0.333 (1,8)	0-0 F7		0-0 SF7		4-0 FC6 BB		0-0 F8			3	1	1	0	1	0	1	
Lee Smith, R OBP: 0.118, SLG: 0.250 (8,1)	0-0 F7		0-0 SF7		0-0 FC6		0-0 L9			0	0	0	0	0	0	0	
Bill Buckner, L OBP: 0.342, SLG: 0.435 (1,3)	0-0 F7		0-0 SF7		0-0 FC6		0-0 L9			3	0	0	1	0	0	3	
Leon Durham, L OBP: 0.382, SLG: 0.523 (1,9)	4-0 BB 1-2 BB		0-0 F8		0-0 6-3		0-0 F7			3	0	0	0	1	0	0	
Keith Moreland, R OBP: 0.329, SLG: 0.413 (1,2)	0-0 5-3			0-0 4-3		0-0 1-3		0-0 F7		4	0	0	0	0	0	2	
Jay Johnstone, L OBP: 0.346, SLG: 0.409 (1,7)		4-0 BB BB		0-0 4-3		0-0 F8		0-0 F7		3	0	0	0	1	0	0	
Pat Tabler, R OBP: 0.338, SLG: 0.420 (1,5)		4-0 BB BB		0-0 F8			0-0 5-3		0-0 K	3	0	0	0	1	1	0	
Junior Kennedy, R OBP: 0.281, SLG: 0.267 (1,6)		0-0 G6-4-3 BB			0-0 FC3-6 1B		0-0 F9			3	0	1	0	0	0	2	
Allen Ripley, R OBP: 0.132, SLG: 0.132 (1,1)		0-0 5-3			0-0 FC3-6 BB		0-0 FC6-4 1B			2	0	0	0	0	0	2	
Steve Henderson, R OBP: 0.236, SLG: 0.341 (7, PH)										1	0	1	0	0	0	0	
Bill Campbell, R OBP: 0.167, SLG: 0.167 (7, 1)										0	0	0	0	0	0	0	
Willie Hernandez, L OBP: 0.167, SLG: 0.167 (8, 1)										0	0	0	0	0	0	0	
Gary Woods, R OBP: 0.324, SLG: 0.387 (8, 8)										0	0	0	0	0	0	0	
Inning Stats	R: 0 E: 0 K: 0 S: 4	H: 1 LOB: 2 BB: 1 P: 8	R: 0 E: 0 K: 0 S: 2	H: 0 LOB: 1 BB: 2 P: 10	R: 1 E: 0 K: 1 S: 6	H: 1 LOB: 0 BB: 0 P: 6	R: 0 E: 0 K: 0 S: 3	H: 0 LOB: 0 BB: 0 P: 3	R: 0 E: 0 K: 0 S: 4	H: 1 LOB: 1 BB: 0 P: 4	R: 0 E: 0 K: 0 S: 3	H: 0 LOB: 0 BB: 0 P: 3	R: 0 E: 0 K: 1 S: 5	H: 0 LOB: 0 BB: 0 P: 5	1B: 3 2B: 0 3B: 1 HR: 0	SF: 1 SAC: 0 DP: 1 HBP: 0	WP: 0 PA: 34 PB: 0 SB: 0 CS: 0
PITCHER John Stuper, R ERA: 3.17 (1,1)	IP: 9.0 WLS: W BF: 34 H: 4 R: 1 ER: 1 SO: 2 BB: 4 IBB: 0 HBP: 0 BLK: 0 WP: 0 HR: 0 S: 34 P: 50 ERA: 1.00 WHIP: 0.889															PITCHER	

Chicago Cubs @ St. Louis Cardinals
 Busch Stadium, St. Louis, MO
 Fri Sep 24 1982, 7:05 PM CDT
 Att: 30,862 - Unknown - 65 F

AB 29
 R 1
 H 4
 RBI 1
 BB 4
 SO 2
 LOB 12



Batter	1	2	3	4	5	6	7	8	9	AB	R	H	RBI	BB	SO	LOB	BOTTOM
Tom Herr, S OBP: 0.336, SLG: 0.314 (1,4)	0-0 E6 1B		0-0 CS 1B		0-0 4-3			0-0 SH1-4 SF9 1B		4	2	2	0	0	0	1	
Lonnie Smith, R OBP: 0.383, SLG: 0.440 (1,7)	0-0 F3		0-0 L7		0-3 K			0-0 SH1-4		3	0	0	0	0	1	3	
Keith Hernandez, L OBP: 0.400, SLG: 0.418 (1,3)	0-0 PO 1-3 1B			0-3 K		0-0 L3		4-0 SF9 1B IBB		3	1	1	0	1	1	0	
George Hendrick, R OBP: 0.324, SLG: 0.456 (1,9)	0-3 K			0-0 K		0-0 F7		0-0 1B SF9 1B		4	0	2	0	0	1	2	
Darrell Porter, L OBP: 0.346, SLG: 0.395 (1,2)	0-0 K			0-3 K		0-0 F9		0-0 SF9		3	0	1	1	0	1	1	
Gene Tenace, R OBP: 0.452, SLG: 0.530 (8, PH)	0-0 1B			0-0 K				1-2 SF9 2-3 1B		0	0	0	1	0	0	0	
Ken Oberkfell, L OBP: 0.331, SLG: 0.348 (1,5)	0-0 PO	0-0 F8		4-0 FC5-4 BB		0-0 4-3		0-0 2-3 3-H 1B		3	0	1	1	1	0	0	
David Green, R ERA: 4.28 (1,1)				0-0 FC5-4		0-0 E6		0-3 K		3	0	0	0	0	0	2	
Dane Iorg, L OBP: 0.395, SLG: 0.363 (8, PH)		0-0 6-3			0-0 K					1	0	0	0	0	1	2	
Willie McGee, S OBP: 0.317, SLG: 0.390 (9, 8)										0	0	0	0	0	0	0	
Ozzie Smith, S OBP: 0.346, SLG: 0.321 (1,6)		0-0 3-1			0-0 4-3 S 1B		0-0 L6			3	0	1	0	0	0	1	
John Stuper, R OBP: 0.143, SLG: 0.171 (1,1)			0-0 4-3		0-3 K		0-3 K			3	0	0	0	0	2	2	
Inning Stats	R: 1 E: 1 K: 1 S: 7	H: 2 LOB: 1 BB: 0 P: 7	R: 0 E: 0 K: 0 S: 3	H: 0 LOB: 0 BB: 0 P: 3	R: 0 E: 0 K: 2 S: 8	H: 1 LOB: 2 BB: 1 P: 12	R: 0 E: 0 K: 0 S: 3	H: 0 LOB: 0 BB: 0 P: 3	R: 0 E: 1 K: 1 S: 6	H: 0 LOB: 1 BB: 0 P: 6	R: 2 E: 0 K: 1 S: 8	H: 3 LOB: 2 BB: 1 P: 12	1B: 7 2B: 0 3B: 1 HR: 0	SF: 1 SAC: 1 DP: 0 HBP: 0	WP: 0 PA: 35 PB: 0 SB: 1 CS: 1		
PITCHER Allen Ripley, R ERA: 4.28 (1,1)	IP: 6.0 WLS: L BF: 23 H: 5 R: 2 ER: 2 SO: 1 BB: 1 IBB: 0 HBP: 0 BLK: 0 WP: 0 HR: 0 S: 9 P: 13 ERA: 13.50 WHIP: 1.500															PITCHER	
Bill Campbell, R ERA: 3.79 (7,1)	IP: 1.1 WLS: L BF: 8 H: 2 R: 2 ER: 2 SO: 1 BB: 0 IBB: 0 HBP: 0 BLK: 0 WP: 0 HR: 0 S: 9 P: 13 ERA: 13.50 WHIP: 1.500															PITCHER	
Willie Hernandez, L ERA: 3.03 (8,1)	IP: 0.1 WLS: L BF: 2 H: 1 R: 0 ER: 0 SO: 0 BB: 0 IBB: 0 HBP: 0 BLK: 0 WP: 0 HR: 0 S: 2 P: 2 ERA: 0.00 WHIP: 3.000															PITCHER	
Lee Smith, R ERA: 2.85 (8,1)	IP: 0.1 WLS: L BF: 1 H: 0 R: 0 ER: 0 SO: 1 BB: 0 IBB: 0 HBP: 0 BLK: 0 WP: 0 HR: 0 S: 3 P: 3 ERA: 0.00 WHIP: 0.000															PITCHER	

Chicago Cubs @ St. Louis Cardinals
 Busch Stadium, St. Louis, MO
 Fri Sep 24 1982, 7:05 PM CDT
 Att: 30,862 - Unknown - 65 F

AB 30
 R 3
 H 8
 RBI 3
 BB 2
 SO 7
 LOB 14



Batter	1	2	3	4	5	6	7	8	9	AB	R	H	RBI	BB	SO	LOB	TOP	
23 Ryne Sandberg, R (1,4) OBP: 0.305, SLG: 0.363	0-0 4-3			1-0 G3 HBP		0-0 6-3			0-0 2B 1B	3	1	1	0	0	0	0	Chicago Cubs @ St. Louis Cardinals Busch Stadium, St. Louis, MO Sat Sep 25 1982, 3:33 AM CDT Att: 37,565 - Cloudy - 57 F	
Mel Hall, L (1,8) OBP: 0.317, SLG: 0.362	0-0 F7 1B			0-0 G3 1-2			0-0 P5		0-0 1-H 2B	4	0	2	1	0	0	1		
Bill Buckner, L (1,3) OBP: 0.340, SLG: 0.432	0-0 F7 1-2			0-0 G3 2-3			0-0 F7		0-0 F9	4	0	0	0	0	0	3		
Leon Durham, L (1,9) OBP: 0.380, SLG: 0.520		0-0 4-3		0-3 K			0-0 6-3			3	0	0	0	0	1	1		
Keith Moreland, R (1,2) OBP: 0.327, SLG: 0.410		0-0 5-3			0-0 4-3			0-0 F8		3	0	0	0	0	0	0		
Scot Thompson, L (1,7) OBP: 0.336, SLG: 0.316		0-0 6-3			0-0 4-3			0-0 4-3		3	0	0	0	0	0	0		
Pat Tabler, R (1,5) OBP: 0.325, SLG: 0.403			0-0 6-3		0-3 K			0-3 K		3	0	0	0	0	2	0		
Junior Kennedy, R (1,6) OBP: 0.279, SLG: 0.265			0-0 F9		0-0 4-3			0-0 F7		2	0	0	0	0	0	0		
Bump Willis, S (9, PH) OBP: 0.349, SLG: 0.384										1	0	0	0	0	0	0		
Dickie Noles, R (1,1) OBP: 0.127, SLG: 0.170										1	0	0	0	0	0	0		
Mike Proly, R (4,1) OBP: 0.273, SLG: 0.364										0	0	0	0	0	0	0		
Steve Henderson, R (6, PH) OBP: 0.295, SLG: 0.340										1	0	0	0	0	0	0		
Dick Tidrow, R (6,1) OBP: 0.345, SLG: 0.407										1	0	0	0	0	1	0		
Jay Johnstone, L (9, PH) OBP: 0.345, SLG: 0.407										1	0	0	0	0	1	0		
Inning Stats	R: 0 E: 0 K: 0 S: 3	H: 1 LOB: 0 BB: 0 P: 3	R: 0 E: 0 K: 0 S: 3	H: 0 LOB: 0 BB: 0 P: 3	R: 0 E: 0 K: 1 S: 5	H: 0 LOB: 1 BB: 0 P: 6	R: 0 E: 0 K: 1 S: 5	H: 0 LOB: 0 BB: 0 P: 5	R: 0 E: 0 K: 0 S: 3	H: 0 LOB: 0 BB: 0 P: 3	R: 0 E: 0 K: 1 S: 5	H: 0 LOB: 1 BB: 0 P: 5	R: 1 E: 0 K: 1 S: 7	H: 2 LOB: 1 BB: 0 P: 7	1B: 2 2B: 1 3B: 0 HR: 0	SF: 0 SAC: 0 DP: 0 HBP: 1	WP: 0 PB: 0 SB: 0 CS: 0	PA: 30
PITCHER Joaquin Andujar, R (1,1) ERA: 2.48	IP: 9.0 WLS: W BF: 30 H: 3 R: 1 ER: 1 SO: 4 BB: 0 IBB: 0 HBP: 1 BLK: 0 WP: 0 HR: 0 S: 37 P: 38 ERA: 1.00 WHIP: 0.333																	

AB	29
R	1
H	3
RBI	1
BB	0
SO	4
LOB	5



Batter	1	2	3	4	5	6	7	8	9	AB	R	H	RBI	BB	SO	LOB	BOTTOM		
Lonnie Smith, R (1,7) OBP: 0.383, SLG: 0.438	0-0 F9		4-0 4-3 1B BB	0-0 4-3 1B 2-H		0-0 P4		0-0 5-3 2-3		4	1	1	1	1	0	2	Chicago Cubs @ St. Louis Cardinals Busch Stadium, St. Louis, MO Sat Sep 25 1982, 3:33 AM CDT Att: 37,565 - Cloudy - 57 F		
Ozzie Smith, S (1,6) OBP: 0.345, SLG: 0.319	0-0 1B FC8-2-5		0-0 4-3 1-3	0-0 4-3 2-3		0-0 4-3		0-0 5-3		5	0	1	0	0	0	4			
Keith Hernandez, L (1,3) OBP: 0.402, SLG: 0.419	0-0 1-3 1B		4-0 1B BB	4-0 1B BB		0-0 F7		0-0 5-3		2	0	1	0	2	0	0			
George Hendrick, R (1,9) OBP: 0.325, SLG: 0.456	0-0 FC8-2-5 3-H		0-0 1-3 3-H 1B	0-0 P4 1B		0-0 F7		0-0 FC4-6 1B		4	0	2	1	0	0	4			
Darrell Porter, L (1,2) OBP: 0.343, SLG: 0.390		0-0 F8	0-0 F8		0-0 F9		0-0 L8		0-0 FC4-6 1-2	4	0	0	0	0	0	3			
Willie McGee, S (1,8) OBP: 0.316, SLG: 0.389		0-0 G3		0-0 1B S 1B	0-0 F5		0-0 FC4-6 1-2			4	1	1	0	0	0	1			
Ken Oberkfell, L (1,5) OBP: 0.334, SLG: 0.354		0-0 S 1B		0-0 1B S 1B	0-0 4-3			0-0 2B 2B		4	2	3	0	0	0	0			
Tom Herr, S (1,4) OBP: 0.339, SLG: 0.319		0-3 K		0-0 FC6 1B 1-2 3-H		4-0 SH3-4 BB		0-0 5-3 2-H 2B		3	0	2	2	1	1	1			
Joaquin Andujar, S (1,1) OBP: 0.161, SLG: 0.194			0-3 K	0-0 FC6 1B 1-2 2-H		0-0 SH3-4		0-3 K		3	1	0	0	0	2	2			
Inning Stats	R: 0 E: 0 K: 0 S: 4	H: 2 LOB: 1 BB: 0 P: 4	R: 0 E: 0 K: 1 S: 6	H: 1 LOB: 1 BB: 0 P: 6	R: 1 E: 0 K: 1 S: 6	H: 1 LOB: 2 BB: 2 P: 14	R: 3 E: 1 K: 0 S: 7	H: 4 LOB: 2 BB: 1 P: 11	R: 0 E: 0 K: 0 S: 3	H: 0 LOB: 0 BB: 1 P: 3	R: 0 E: 0 K: 0 S: 4	H: 1 LOB: 1 BB: 0 P: 4	R: 1 E: 0 K: 1 S: 7	H: 2 LOB: 1 BB: 0 P: 7	1B: 9 2B: 3 3B: 0 HR: 0	SF: 0 SAC: 1 DP: 1 HBP: 0		WP: 0 PB: 0 SB: 3 CS: 0	PA: 38
PITCHER Dickie Noles, R (1,1) ERA: 4.6	IP: 3.1 WLS: L BF: 19 H: 8 R: 4 ER: 3 SO: 2 BB: 2 IBB: 0 HBP: 0 BLK: 0 WP: 0 HR: 0 S: 21 P: 29 ERA: 8.10 WHIP: 3.000																		
Mike Proly, R (4,1) ERA: 2.29	1.2 6 0 0 0 0 1 0 0 0 0 0 0 5 9 0.00 0.600																		
Dick Tidrow, R (6,1) ERA: 3.43	3.0 13 3 1 1 1 1 0 0 0 0 0 0 14 18 3.00 1.333																		

AB	33
R	5
H	11
RBI	4
BB	4
SO	3
LOB	17




Batter	1	2	3	4	5	6	7	8	9	AB	R	H	RBI	BB	SO	LOB	TOP					
Bump Wills, S OBP: 0.349, SLG: 0.386										5	0	2	1	0	1	2	Chicago Cubs @ St. Louis Cardinals Busch Stadium, St. Louis, MO Sun Sep 26 1982, 3:33 AM CDT Att: 46,789 - Overcast - 57 F					
23 Ryne Sandberg, R OBP: 0.306, SLG: 0.363										5	0	2	0	0	1	1						
Bill Buckner, L OBP: 0.339, SLG: 0.430										5	1	1	0	0	0	3						
Leon Durham, L OBP: 0.379, SLG: 0.518										4	1	1	0	0	0	0						
Keith Moreland, R OBP: 0.327, SLG: 0.408										3	1	0	0	1	2	0						
Jay Johnstone, L OBP: 0.347, SLG: 0.412										4	1	2	2	0	1	0						
Mel Hall, L OBP: 0.328, SLG: 0.393										3	2	1	0	1	1	1						
Junior Kennedy, R OBP: 0.279, SLG: 0.265										4	0	1	1	0	0	2						
Fergie Jenkins, R OBP: 0.152, SLG: 0.185										4	0	1	2	0	1	1						
Lee Smith, R OBP: 0.118, SLG: 0.250										0	0	0	0	0	0	0						
Inning Stats	R: 5 E: 0 K: 1 S: 10	H: 5 LOB: 2 P: 18	R: 0 E: 0 K: 0 S: 3	H: 1 LOB: 1 BB: 0 P: 6	R: 0 E: 0 K: 0 S: 3	H: 1 LOB: 0 BB: 0 P: 3	R: 0 E: 0 K: 0 S: 5	H: 0 LOB: 0 BB: 0 P: 5	R: 0 E: 0 K: 0 S: 3	H: 0 LOB: 0 BB: 0 P: 3	R: 0 E: 0 K: 0 S: 6	H: 1 LOB: 1 BB: 0 P: 6	R: 0 E: 0 K: 2 S: 7	H: 0 LOB: 0 BB: 0 P: 7	R: 1 E: 0 K: 1 S: 8	H: 3 LOB: 2 BB: 0 P: 8	1B: 8 2B: 2 3B: 1 HR: 0	SF: 0 SAC: 0 DP: 0 HBP: 0	WP: 0 PB: 0 SB: 1 CS: 1	PA: 40		
PITCHER	IP WLS BF H R ER SO BB IBB HBP BLK WP HR S P ERA WHIP																					
Eric Rasmussen, R ERA: 5.02	(1, 1) 0.2 L 8 4 5 5 1 1 1 0 0 0 0 0 0 8 16 67.50 7.500																					
Jeff Light, R ERA: 3.75	(1, 1) 1.1 5 1 0 0 0 0 0 0 0 0 0 0 5 5 0.00 0.750																					
John Martin, L ERA: 4.26	(3, 1) 3.0 10 2 0 0 2 0 0 0 0 0 0 0 14 14 0.00 0.667																					
Jim Kaat, L ERA: 3.61	(6, 1) 2.0 7 1 0 0 1 0 0 0 0 0 0 0 9 9 0.00 0.500																					
Steve Mura, R ERA: 4.04	(8, 1) 2.0 9 3 1 1 3 0 0 0 0 0 0 0 15 15 4.50 1.500																					
Batter	1	2	3	4	5	6	7	8	9	AB	R	H	RBI	BB	SO	LOB	BOTTOM					
Lonnie Smith, R OBP: 0.380, SLG: 0.436										3	0	0	1	0	0	0	Chicago Cubs @ St. Louis Cardinals Busch Stadium, St. Louis, MO Sun Sep 26 1982, 3:33 AM CDT Att: 46,789 - Overcast - 57 F					
Ozzie Smith, S OBP: 0.342, SLG: 0.317										4	0	0	0	0	0	1						
Keith Hernandez, L OBP: 0.401, SLG: 0.417										4	0	1	0	0	0	0						
George Hendrick, R OBP: 0.325, SLG: 0.455										4	0	1	0	0	0	1						
Darrell Porter, L OBP: 0.342, SLG: 0.389										4	0	1	0	0	0	0						
Willie McGee, S OBP: 0.318, SLG: 0.389										3	0	1	0	1	0	2						
Ken Oberkfell, L OBP: 0.333, SLG: 0.353										4	1	1	0	0	0	3						
Tom Herr, S OBP: 0.343, SLG: 0.322										2	0	2	0	1	0	0						
Eric Rasmussen, R ERA: 5.02	(1, 1) 0.2 L 8 4 5 5 1 1 1 0 0 0 0 0 0 8 16 67.50 7.500																					
Jeff Light, R ERA: 3.75	(1, 1) 1.1 5 1 0 0 0 0 0 0 0 0 0 0 5 5 0.00 0.750																					
John Martin, L ERA: 4.26	(3, 1) 3.0 10 2 0 0 2 0 0 0 0 0 0 0 14 14 0.00 0.667																					
Jim Kaat, L ERA: 3.61	(6, 1) 2.0 7 1 0 0 1 0 0 0 0 0 0 0 9 9 0.00 0.500																					
Steve Mura, R ERA: 4.04	(8, 1) 2.0 9 3 1 1 3 0 0 0 0 0 0 0 15 15 4.50 1.500																					
Inning Stats	R: 0 E: 0 K: 0 S: 4	H: 1 LOB: 1 P: 4	R: 0 E: 0 K: 0 S: 3	H: 0 LOB: 2 P: 11	R: 0 E: 0 K: 0 S: 3	H: 0 LOB: 0 P: 3	R: 0 E: 0 K: 0 S: 3	H: 0 LOB: 0 P: 3	R: 1 E: 0 K: 0 S: 5	H: 2 LOB: 1 P: 5	R: 0 E: 0 K: 0 S: 3	H: 0 LOB: 0 P: 3	R: 0 E: 0 K: 0 S: 4	H: 2 LOB: 1 P: 4	R: 0 E: 0 K: 0 S: 3	H: 0 LOB: 0 P: 3	R: 0 E: 0 K: 0 S: 4	H: 2 LOB: 1 P: 4	1B: 7 2B: 0 3B: 0 HR: 0	SF: 1 SAC: 0 DP: 1 HBP: 0	WP: 0 PB: 0 SB: 3 CS: 0	PA: 34
PITCHER	IP WLS BF H R ER SO BB IBB HBP BLK WP HR S P ERA WHIP																					
Fergie Jenkins, R ERA: 3.15	(1, 1) 8.0 W 32 7 1 1 0 0 2 0 0 0 0 0 0 2 2 1.12 1.125																					
Lee Smith, R ERA: 2.82	(9, 1) 1.0 2 0 0 0 0 0 0 0 0 0 0 0 2 2 0.00 0.000																					

Batter	1	2	3	4	5	6	7	8	9	AB	R	H	RBI	BB	SO	LOB	TOP										
Tom Herr, S (1,4) OBP: 0.342, SLG: 0.321	F9	F9						L9		4	0	1	0	0	0	0											
Ken Oberkfell, L (1,5) OBP: 0.335, SLG: 0.360	1B	2B						1B		3	1	3	0	1	0	0											
Keith Hernandez, L (1,3) OBP: 0.399, SLG: 0.414	F7		F8					F7		4	0	0	0	0	0	5											
Dane Iorg, L (1,7) OBP: 0.353, SLG: 0.361										3	1	1	1	0	0	1											
Tito Landrum, R (6,7) OBP: 0.354, SLG: 0.408			F5-4-3							1	0	0	0	0	1	1											
Bruce Sutter, R (8,1) OBP: 0.111, SLG: 0.125	BB	1B						K		0	0	0	0	0	0	0											
Darrell Porter, L (1,2) OBP: 0.341, SLG: 0.386	1-2	IHR								3	1	0	0	1	0	0											
Willie McGee, S (1,8) OBP: 0.320, SLG: 0.396	1-2	IHR								3	1	1	3	1	0	0											
David Green, R (1,9) OBP: 0.315, SLG: 0.387	G3									3	0	0	0	1	0	1											
Ozzie Smith, S (1,6) OBP: 0.340, SLG: 0.314			F3					F7		5	0	0	0	0	0	2											
Dave LaPoint, L (1,1) OBP: 0.081, SLG: 0.056			3-1							2	0	0	0	0	1	0											
Doug Bair, R (6,1) OBP: 0.077, SLG: 0.077			3-1							1	0	0	0	0	0	0											
Lonnie Smith, R (6,7) OBP: 0.380, SLG: 0.436										0	0	0	0	0	0	0											
Inning Stats	R: 4 E: 0 K: 0 S: 6	H: 3 LOB: 0 BB: 1 P: 10	R: 0 E: 0 K: 0 S: 3	H: 0 LOB: 0 BB: 0 P: 3	R: 0 E: 0 K: 0 S: 3	H: 1 LOB: 0 BB: 0 P: 3	R: 0 E: 0 K: 0 S: 2	H: 0 LOB: 0 BB: 1 P: 6	R: 0 E: 0 K: 1 S: 6	H: 1 LOB: 2 BB: 1 P: 10	R: 0 E: 0 K: 0 S: 3	H: 0 LOB: 0 BB: 0 P: 3	R: 0 E: 0 K: 1 S: 6	H: 1 LOB: 1 BB: 1 P: 6	R: 0 E: 0 K: 0 S: 3	H: 0 LOB: 0 BB: 1 P: 7	1B: 4 2B: 1 3B: 0 HR: 1	SF: 0 SAC: 0 DP: 1 HBP: 0	WP: 0 PB: 0 SB: 0 CS: 1	PA: 36							
PITCHER	IP	WLS	BF	H	R	ER	SO	BB	IBB	HBP	BLK	WP	HR	S	P	ERA	WHIP										
Bill Gullickson, R (1,1) ERA: 3.63	6.0	L	25	5	4	4	1	3	0	0	0	0	0	23	35	6.00	1.333										
Woodie Fryman, L (7,1) ERA: 3.92	2.0		7	1	0	0	1	0	0	0	0	0	0	9	9	0.00	0.500										
Jeff Reardon, R (9,1) ERA: 2.04	1.0		4	0	0	0	0	1	0	0	0	0	0	3	7	0.00	1.000										

St. Louis Cardinals @ Montreal Expos
Olympic Stadium, Montreal, QB
Mon Sep 27 1982, 7:05 PM EDT
Att: 20,175 - Cloudy - 59 F


AB 32
R 4
H 6
RBI 4
BB 4
SO 2
LOB 10



Batter	1	2	3	4	5	6	7	8	9	AB	R	H	RBI	BB	SO	LOB	BOTTOM										
Tim Raines, S (1,7) OBP: 0.351, SLG: 0.363	K							K		4	0	2	1	1	2	1											
Andre Dawson, R (1,8) OBP: 0.338, SLG: 0.488	5-3									4	0	0	0	1	0	4											
Al Oliver, L (1,3) OBP: 0.395, SLG: 0.522	1B	4-3								4	0	0	0	0	0	3											
Gary Carter, R (1,2) OBP: 0.384, SLG: 0.522	1-2	1B								5	0	2	0	0	0	0											
Tim Wallach, R (1,5) OBP: 0.314, SLG: 0.462	4-3									4	1	1	1	0	1	3											
Chris Speier, R (1,6) OBP: 0.320, SLG: 0.367										3	1	1	0	1	0	1											
Joel Youngblood, R (1,9) OBP: 0.298, SLG: 0.318										2	0	1	0	1	1	1											
Warren Cromartie, L (8, PH) OBP: 0.349, SLG: 0.404										1	0	0	0	0	0	0											
Doug Flynn, R (1,4) OBP: 0.242, SLG: 0.275										3	0	0	0	0	0	4											
Ken Phelan, L (8, PH) OBP: 0.229, SLG: 0.333										0	0	0	0	0	0	0											
Bryan Little, S (8, PR) OBP: 0.333, SLG: 0.258										0	0	0	0	0	0	0											
Bill Gullickson, R (1,1) OBP: 0.125, SLG: 0.152										2	0	0	0	0	0	2											
Wallace Johnson, S (6, PH) OBP: 0.287, SLG: 0.273										1	0	0	0	0	0	2											
Woodie Fryman, R (7,1) OBP: 0.222, SLG: 0.222										0	0	0	0	0	0	0											
Brad Mills, L (8, PH) OBP: 0.278, SLG: 0.313										1	0	0	0	0	1	0											
Jeff Reardon, R (9,1) OBP: 0.300, SLG: 0.200										0	0	0	0	0	0	1											
Inning Stats	R: 0 E: 0 K: 1 S: 6	H: 1 LOB: 2 BB: 0 P: 7	R: 1 E: 0 K: 0 S: 5	H: 2 LOB: 3 BB: 2 P: 13	R: 0 E: 0 K: 2 S: 8	H: 1 LOB: 1 BB: 0 P: 8	R: 0 E: 0 K: 0 S: 4	H: 1 LOB: 1 BB: 0 P: 4	R: 0 E: 0 K: 0 S: 3	H: 0 LOB: 0 BB: 0 P: 3	R: 0 E: 0 K: 0 S: 4	H: 1 LOB: 3 BB: 2 P: 12	R: 1 E: 0 K: 0 S: 4	H: 1 LOB: 0 BB: 0 P: 4	R: 0 E: 0 K: 1 S: 5	H: 0 LOB: 1 BB: 0 P: 6	R: 0 E: 0 K: 0 S: 3	H: 0 LOB: 0 BB: 0 P: 3	1B: 5 2B: 1 3B: 0 HR: 1	SF: 0 SAC: 0 DP: 0 HBP: 2	WP: 0 PB: 0 SB: 0 CS: 0	PA: 40					
PITCHER	IP	WLS	BF	H	R	ER	SO	BB	IBB	HBP	BLK	WP	HR	S	P	ERA	WHIP										
Dave LaPoint, L (1,1) ERA: 3.35	5.2	W	28	6	1	1	3	4	0	1	0	0	1	29	46	1.59	1.765										
Doug Bair, R (6,1) ERA: 2.65	1.2		7	1	1	1	0	0	0	1	0	0	1	6	7	5.40	0.600										
Bruce Sutter, R (8,1) ERA: 2.93	1.2	S	5	0	0	0	1	0	0	0	0	0	0	7	7	0.00	0.000										

St. Louis Cardinals @ Montreal Expos
Olympic Stadium, Montreal, QB
Mon Sep 27 1982, 7:05 PM EDT
Att: 20,175 - Cloudy - 59 F

AB 34
R 2
H 7
RBI 2
BB 4
SO 4
LOB 22




Batter	1	2	3	4	5	6	7	8	9	10	AB	R	H	RBI	BB	SO	LOB	TOP			
Willie McGee, S OBP: 0.319, SLG: 0.393 (1, 8)	K		P6			E 1B		6-3		F8	5	1	1	0	0	1	1	St. Louis Cardinals @ Montreal Expos Olympic Stadium, Montreal, QB Tue Sep 28 1982, 7:05 PM EDT Att: 22,860 - Cloudy - 61 F			
Ken Oberkfell, L OBP: 0.341, SLG: 0.362 (1, 5)	6-3			G6-3 1B		E 2B 1B		F7			5	1	3	0	0	0	0				
Keith Hernandez, L OBP: 0.397, SLG: 0.413 Gene Roof, S OBP: 0.333, SLG: 0.250 (1, 3) (4, 7)	F8			K		E 2B 1B		K			2	0	0	0	0	1	1				
Dane Iorg, L OBP: 0.354, SLG: 0.366 (1, 7) (4, 3)		F8		G6-3 1-2						FC6-4 1B	5	0	2	2	0	0	3				
George Hendrick, R OBP: 0.343, SLG: 0.387 David Green, R OBP: 0.317, SLG: 0.389 (1, 9) (6, 9)		K			5-3		SH5-3 1B SF8			K	2	0	0	0	0	1	0				
Darrell Porter, L OBP: 0.343, SLG: 0.387 Glenn Brummer, R OBP: 0.263, SLG: 0.333 (1, 2) (9, PR) (9, 2)		F4-3			F5		SH5-3 1B			FC6-4 1B	4	0	2	0	0	0	0				
Mike Ramsey, S OBP: 0.305, SLG: 0.300 Lonnie Smith, R OBP: 0.380, SLG: 0.435 Julio Gonzalez, R OBP: 0.241, SLG: 0.299 (1, 4) (9, PH) (9, 4)			K		K		SH5-3 1B			FC6-4 1B	2	0	0	0	0	2	0				
Kelly Paris, R OBP: 0.056, SLG: 0.059 (1, 6)			P6			6-3		SF8		6-3	3	0	0	1	0	0	2				
Bob Forsch, R OBP: 0.294, SLG: 0.279 Steve Braun, L OBP: 0.300, SLG: 0.275 Eric Rasmussen, R OBP: 0.341, SLG: 0.320 Tom Herr, S OBP: 0.341, SLG: 0.320 Jeff Keener, L OBP: 0.341, SLG: 0.314 Ozzie Smith, S OBP: 0.077, SLG: 0.077 (1, 11) (6, PH) (6, 1) (7, PH) (7, 1) (10, PH) (10, 1)						F8		K		F7	1	0	1	0	0	0	0				
Inning Stats	R: 0 E: 0 K: 1 S: 5	H: 0 LOB: 0 BB: 0 P: 5	R: 0 E: 0 K: 1 S: 5	H: 0 LOB: 0 BB: 0 P: 5	R: 0 E: 0 K: 1 S: 6	H: 1 LOB: 1 BB: 0 P: 6	R: 0 E: 0 K: 1 S: 5	H: 0 LOB: 0 BB: 0 P: 5	R: 3 E: 1 K: 0 S: 6	H: 4 LOB: 1 BB: 0 P: 6	R: 1 E: 0 K: 1 S: 7	H: 2 LOB: 1 BB: 0 P: 7	R: 0 E: 0 K: 1 S: 5	H: 0 LOB: 0 BB: 0 P: 5	R: 0 E: 0 K: 1 S: 7	H: 2 LOB: 3 BB: 0 P: 7	R: 0 E: 0 K: 0 S: 4		H: 1 LOB: 2 BB: 1 P: 8	1B: 10 2B: 1 3B: 0 HR: 0	SF: 1 SAC: 1 DP: 1 HBP: 0
PITCHER Steve Rogers, R ERA: 2.45 (1, 1)	IP 10.0	WLS W 40	H 11	R 4	ER 4	SO 8	BB 1	IBB 0	HBP 0	BLK 0	WP 0	HR 0	S 55	P 59	ERA 3.60	WHIP 1.200					

Batter	1	2	3	4	5	6	7	8	9	10	AB	R	H	RBI	BB	SO	LOB	BOTTOM				
Tim Raines, S OBP: 0.354, SLG: 0.366 (1, 7)	G3 2B		E S 1B BB		F8						3	2	2	0	2	0	0	St. Louis Cardinals @ Montreal Expos Olympic Stadium, Montreal, QB Tue Sep 28 1982, 7:05 PM EDT Att: 22,860 - Cloudy - 61 F				
Andre Dawson, R OBP: 0.341, SLG: 0.493 (1, 8)	4-3		FC1-4 1B							F7	4	1	2	2	1	0	2					
Al Oliver, L OBP: 0.394, SLG: 0.521 (1, 3)	G3		FC1-4 FC3-6		6-3		3-1				5	1	1	1	0	0	4					
Gary Carter, R OBP: 0.384, SLG: 0.519 (1, 2)			FC3-6			5-3		6-3			3	0	0	0	2	0	1					
Tim Wallach, R OBP: 0.313, SLG: 0.464 (1, 5)	F8			4-3 3B		6-3		E6 L3-6		P1	5	1	1	0	0	3	3					
Warren Cromartie, L OBP: 0.348, SLG: 0.405 (1, 9)		K		4-3		L9					4	0	1	2	1	1	0					
Chris Speier, R OBP: 0.319, SLG: 0.365 (1, 6)		5-3		6-3				L3-6			3	0	0	0	1	0	2					
Doug Flynn, R OBP: 0.240, SLG: 0.273 (1, 4)		F9		F6-3				F6-3		F6-3	4	0	0	0	0	1	1					
Steve Rogers, R OBP: 0.237, SLG: 0.146 (1, 1)			5-3		5-3			BB 1B BB		K	3	0	0	0	1	1	0					
Inning Stats	R: 1 E: 0 K: 0 S: 4	H: 1 LOB: 1 BB: 1 P: 8	R: 0 E: 0 K: 1 S: 5	H: 0 LOB: 0 BB: 0 P: 5	R: 1 E: 0 K: 0 S: 4	H: 1 LOB: 1 BB: 1 P: 8	R: 1 E: 0 K: 0 S: 4	H: 1 LOB: 0 BB: 0 P: 4	R: 1 E: 0 K: 0 S: 4	H: 0 LOB: 0 BB: 0 P: 3	R: 0 E: 0 K: 0 S: 3	H: 1 LOB: 3 BB: 3 P: 15	R: 0 E: 1 K: 0 S: 3	H: 0 LOB: 1 BB: 1 P: 7	R: 0 E: 0 K: 1 S: 5	H: 0 LOB: 1 BB: 1 P: 9	R: 1 E: 0 K: 0 S: 3		H: 2 LOB: 2 BB: 1 P: 7	1B: 2 2B: 4 3B: 1 HR: 1	SF: 0 SAC: 0 DP: 2 HBP: 0	WP: 0 PA: 42 PB: 0 SB: 2 CS: 0
PITCHER Bob Forsch, R ERA: 3.52 (1, 1)	IP 5.0	WLS 21	H 4	R 4	ER 4	SO 1	BB 2	IBB 0	HBP 0	BLK 0	WP 0	HR 1	S 21	P 29	ERA 7.20	WHIP 1.200						
Eric Rasmussen, R ERA: 4.7 (6, 1)	1.0	3	0	0	0	0	0	0	0	0	0	0	0	3	3	0.00	0.000					
Jeff Keener, R ERA: 1.64 (7, 1)	3.0	14	1	0	0	1	4	1	0	0	0	0	0	11	31	0.00	1.667					
Jeff Lahti, R ERA: 3.9 (10, 1)	0.1	L	4	2	1	1	0	0	0	0	0	0	0	3	7	27.00	9.000					

Batter	1	2	3	4	5	6	7	8	9	AB	R	H	RBI	BB	SO	LOB	TOP			
Tom Herr, S OBP: 0.342, SLG: 0.321 Mike Ramsey, S OBP: 0.305, SLG: 0.301	0-0 CS E 1B		0-0 6-3		0-0 BB BB 1B	0-0 1-3		0-0 F8	2 1 1 0 0 0 0 3 1 1 0 0 0 1											
Steve Braun, L OBP: 0.412, SLG: 0.368 David Green, R OBP: 0.314, SLG: 0.384	0-3 K 1-3		4-0 1B BB		4-0 BB 1B BB		0-0 6-3	0-0 1-3	1 1 0 0 2 1 1 2 0 0 0 0 0 1											
Lonnie Smith, R OBP: 0.379, SLG: 0.434	0-0 L3		0-0 FC5-4 1B		0-0 F9		0-0 F7		4 0 1 0 0 0 3											
Dane Iorg, L OBP: 0.356, SLG: 0.366	0-0 E7 1B		0-0 FC5-4 1-2		4-0 BB 1B BB		0-0 F9		3 0 1 1 1 0 2											
Willie McGee, S OBP: 0.321, SLG: 0.395 John Martin, S OBP: 0.167, SLG: 0.091 Darrell Porter, L OBP: 0.342, SLG: 0.386 Doug Bair, R OBP: 0.077, SLG: 0.077	0-0 6-3				0-0 S 1B		0-0 BB 1B	0-0 F8	3 0 2 2 0 0 1 0 0 0 0 0 0 0 1 0 0 0 0 0 0 0 0 0 0 0 0 0											
Gene Tenace, R OBP: 0.447, SLG: 0.517		0-0 F8		0-0 F7		4-0 BB		0-3 K	3 0 0 0 1 1 1											
Julio Gonzalez, R OBP: 0.229, SLG: 0.284		0-0 E5 G6-4-3		0-3 K		0-3 K		0-3 K	4 0 0 0 0 3 4											
Kelly Paris, R OBP: 0.091, SLG: 0.095		0-0 G6-4-3		0-0 F9		0-0 F8		0-0 1B	4 0 1 0 0 0 2											
John Stuper, R OBP: 0.140, SLG: 0.167 Gene Roof, S OBP: 0.333, SLG: 0.273			0-0 4-3		0-0 1B S 1B		0-0 6-3	0-0 P4	1 0 0 0 0 0 0 3 0 1 0 0 0 1											
Inning Stats	R: 1 E: 1 K: 1 S: 7	H: 2 LOB: 1 BB: 0 P: 7	R: 0 E: 1 K: 0 S: 3	H: 0 LOB: 0 BB: 0 P: 3	R: 0 E: 0 K: 0 S: 4	H: 1 LOB: 2 BB: 1 P: 8	R: 0 E: 0 K: 1 S: 6	H: 1 LOB: 1 BB: 0 P: 6	R: 2 E: 0 K: 1 S: 7	H: 3 LOB: 3 BB: 3 P: 19	R: 0 E: 0 K: 0 S: 3	H: 0 LOB: 0 BB: 0 P: 3	R: 0 E: 0 K: 2 S: 7	H: 0 LOB: 0 BB: 0 P: 7	R: 0 E: 0 K: 0 S: 4	H: 1 LOB: 1 BB: 0 P: 4	1B: 8 2B: 0 3B: 0 HR: 0	SF: 0 SAC: 0 DP: 1 HBP: 0	WP: 0 PB: 0 SB: 2 CS: 1	PA: 38
PITCHER	IP WLS BF H R ER SO BB IBB HBP BLK WP HR S P ERA WHIP	IP WLS BF H R ER SO BB IBB HBP BLK WP HR S P ERA WHIP																		
Don Robinson, R ERA: 4.23	(1, 1) 4.2 23 7 3 2 2 3 0 0 0 0 0 24 36 3.86 2.143	Enrique Romo, R ERA: 4.41	(5, 1) 4.1 W 15 1 0 0 3 1 0 0 0 0 0 20 24 0.00 0.462																	

St. Louis Cardinals @ Pittsburgh Pirates
Three Rivers Stadium, Pittsburgh, PA
Wed Sep 29 1982, 7:05 PM EDT
Att: 4,930 - Unknown

AB 34
R 3
H 8
RBI 3
BB 4
SO 5
LOB 17



Batter	1	2	3	4	5	6	7	8	9	AB	R	H	RBI	BB	SO	LOB	BOTTOM			
Omar Moreno, L OBP: 0.290, SLG: 0.311	4-0 BLK 2B		0-0 4-3		0-0 CS 1B		4-0 2B BB		2 2 1 0 2 0 0											
Johnny Ray, S OBP: 0.316, SLG: 0.383	0-0 WP 2B		0-0 6-3		0-0 CS 1-2		0-0 P4	0-0 P2	4 1 1 1 0 0 1											
Mike Easter, L OBP: 0.346, SLG: 0.447	4-0 2B BB		0-0 4-3		0-0 E 3B		0-0 F8		3 2 1 0 1 0 1											
Jason Thompson, L OBP: 0.391, SLG: 0.511 Eddie Vargas, R OBP: 0.750, SLG: 1.000	0-0 1B G5-4-3 2B		0-0 1B 2B		0-0 E5		0-0 2B		2 2 2 2 0 0 0 2 0 1 2 0 0 0											
Richie Hebner, L OBP: 0.360, SLG: 0.444	0-0 G5-4-3 1B		0-0 1B		0-0 F8		0-0 G3		4 0 2 1 0 0 2											
Jim Morrison, R OBP: 0.283, SLG: 0.446	0-0 G5-4-3		4-0 FC5-4 BB		0-0 L5		0-0 F7		3 0 0 0 1 0 2											
Tony Peña, R OBP: 0.323, SLG: 0.435 Steve Nicosia, R OBP: 0.348, SLG: 0.340	0-3 K		0-0 FC5-4		0-0 F2		0-0 F9		1 0 0 0 0 1 0 3 0 0 0 0 0 2											
Dale Berra, R OBP: 0.308, SLG: 0.388		0-3 K		0-0 6-3		0-0 F2		0-0 P3	4 0 0 0 0 1 0											
Don Robinson, R OBP: 0.295, SLG: 0.398 Enrique Romo, R OBP: 0.300, SLG: 0.500		0-0 4-3		0-0 6-3		0-3 K			2 0 0 0 0 0 0 1 0 0 0 0 1 0											
Inning Stats	R: 4 E: 0 K: 1 S: 7	H: 3 LOB: 0 BB: 2 P: 15	R: 0 E: 0 K: 1 S: 5	H: 0 LOB: 0 BB: 0 P: 5	R: 1 E: 0 K: 0 S: 5	H: 2 LOB: 2 BB: 1 P: 9	R: 0 E: 0 K: 0 S: 3	H: 1 LOB: 0 BB: 0 P: 3	R: 1 E: 0 K: 0 S: 5	H: 1 LOB: 1 BB: 0 P: 5	R: 0 E: 0 K: 1 S: 5	H: 0 LOB: 0 BB: 0 P: 5	R: 1 E: 0 K: 0 S: 4	H: 1 LOB: 1 BB: 1 P: 8	R: 0 E: 0 K: 0 S: 3	H: 0 LOB: 0 BB: 0 P: 3	1B: 3 2B: 4 3B: 1 HR: 0	SF: 0 SAC: 0 DP: 1 HBP: 0	WP: 1 PB: 0 SB: 0 CS: 1	PA: 36
PITCHER	IP WLS BF H R ER SO BB IBB HBP BLK WP HR S P ERA WHIP	IP WLS BF H R ER SO BB IBB HBP BLK WP HR S P ERA WHIP																		
John Stuper, R ERA: 3.41	(1, 1) 4.0 L 19 6 5 5 2 3 0 0 0 0 0 14 18 6.00 1.000	John Martin, L ERA: 4.34	(5, 1) 3.0 13 2 2 2 1 1 0 0 0 0 0 3 3 0.00 0.000																	
Doug Bair, R ERA: 2.62	(8, 1) 1.0 3 0 0 0 0 0 0 0 0 0 0 0 3 3 0.00 0.000																			

St. Louis Cardinals @ Pittsburgh Pirates
Three Rivers Stadium, Pittsburgh, PA
Wed Sep 29 1982, 7:05 PM EDT
Att: 4,930 - Unknown

AB 31
R 7
H 8
RBI 6
BB 4
SO 3
LOB 8



Batter	1	2	3	4	5	6	7	8	9	AB	R	H	RBI	BB	SO	LOB	TOP				
Tom Herr, S (1,4) OBP: 0.341, SLG: 0.320 Mike Ramsey, S (3,4) OBP: 0.303, SLG: 0.298	F7		F9		P6		5-3			2	0	0	0	0	0	0	2				
Lonnie Smith, R (1,7) OBP: 0.377, SLG: 0.432 Jim Kaat, L (5,1) Gene Roof, S (7,7) OBP: 0.308, SLG: 0.250	6-3		K		F8			K		3	0	0	0	0	1	1	3				
Keith Hernandez, L (1,3) Dane Iorg, L (6,3) OBP: 0.399, SLG: 0.413 OBP: 0.395, SLG: 0.364	FC6-4 BB			1B G4-6-3 1B	F8			F7		2	1	1	0	1	0	0	2				
George Hendrick, R (1,9) Tito Landrum, R (6, PR) OBP: 0.326, SLG: 0.454 OBP: 0.393, SLG: 0.408	FC6-4 1-2			G4-6-3 BB 1B	E5 4-3 1B 1B					4	0	2	0	0	1	0	4				
Darrell Porter, L (1,2) Glenn Brummer, R (6,2) OBP: 0.342, SLG: 0.384 OBP: 0.299, SLG: 0.328			F8		4-3					2	0	0	0	1	0	1	2				
Ken Oberkfell, L (1,5) Julio Gonzalez, R (6,5) OBP: 0.341, SLG: 0.362 OBP: 0.226, SLG: 0.280			G3		G4-6-3 BB					3	0	1	1	0	0	2	3				
David Green, R (1,8) OBP: 0.312, SLG: 0.377			F8		1B			F8		3	0	0	0	1	0	3	3				
Kelly Paris, R (1,6) OBP: 0.115, SLG: 0.120	F7							K		4	0	1	0	0	1	1	4				
Steve Mura, R (1,1) Steve Braun, L (5, PH) OBP: 0.091, SLG: 0.057 OBP: 0.400, SLG: 0.356			5-3		L8			P3		1	0	0	0	0	0	0	1				
Jeff Lahti, R (7,1) Doug Bair, R (8,1) OBP: 0.077, SLG: 0.077 OBP: 0.077, SLG: 0.077										0	0	0	0	0	0	0	0				
Inning Stats	R: 0 E: 0 K: 0 S: 3	H: 0 LOB: 1 BB: 1 P: 7	R: 0 E: 0 K: 0 S: 3	H: 0 LOB: 1 BB: 1 P: 7	R: 0 E: 0 K: 1 S: 5	H: 0 LOB: 0 BB: 0 P: 5	R: 1 E: 0 K: 0 S: 4	H: 2 LOB: 1 BB: 0 P: 8	R: 0 E: 0 K: 0 S: 4	H: 1 LOB: 0 BB: 0 P: 4	R: 1 E: 1 K: 0 S: 5	H: 2 LOB: 2 BB: 0 P: 5	R: 0 E: 0 K: 1 S: 5	H: 0 LOB: 0 BB: 0 P: 5	R: 0 E: 0 K: 2 S: 7	H: 0 LOB: 1 BB: 0 P: 11	R: 0 E: 0 K: 1 S: 5	H: 0 LOB: 0 BB: 0 P: 5	1B: 5 2B: 0 3B: 0 HR: 0	SF: 0 SAC: 0 DP: 1 HBP: 0	WP: 0 PA: 35 PB: 0 SB: 1 CS: 0
PITCHER	IP WLS BF H R ER SO BB IBB HBP BLK WP HR S P ERA WHIP																				
Manny Sarmiento, R (1,1) ERA: 3.39	6.0 W 25 5 2 1 1 3 0 0 0 0 0 24 36 1.50 1.333																				
Rod Scurry, L (7,1) ERA: 1.75	3.0 S 10 0 0 0 4 1 0 0 0 0 0 0 17 21 0.00 0.333																				

St. Louis Cardinals @ Pittsburgh Pirates
Three Rivers Stadium, Pittsburgh, PA
Thu Sep 30 1982, 7:05 PM EDT
Att: 4,237 - Unknown

AB 31
R 2
H 5
RBI 1
BB 4
SO 5
LOB 12



Batter	1	2	3	4	5	6	7	8	9	AB	R	H	RBI	BB	SO	LOB	BOTTOM		
Omar Moreno, L (1,8) OBP: 0.291, SLG: 0.315	G3		WP 3B		SF8 BB 1B	K				4	2	2	0	0	1	3	4		
Johnny Ray, S (1,4) OBP: 0.317, SLG: 0.383	1B PB 1B		4-3		FC6-4 BB	P3				3	1	1	0	1	0	3	3		
Mike Easter, L (1,7) OBP: 0.345, SLG: 0.446	1B E 1B		6-3		SF8	F7				3	1	1	1	0	0	0	3		
Eddie Vargas, R (1,3) OBP: 0.375, SLG: 0.571	6-3		K		SF7	G3				3	0	0	1	0	1	1	3		
Richie Hebner, L (1,9) OBP: 0.358, SLG: 0.441	E7 1B			K	FC6-4	F7				4	0	1	1	0	1	1	4		
Jim Morrison, R (1,5) OBP: 0.290, SLG: 0.461	5-3			E S SF9 BB 1B		1B 3B				3	2	2	0	1	0	1	3		
Dale Berra, R (1,6) Rafael Belliard, R (6, PR) OBP: 0.389, SLG: 0.389 OBP: 0.500, SLG: 0.500			F9		SF9	F9				2	0	1	2	0	0	0	2		
Junior Ortiz, R (1,2) OBP: 0.167, SLG: 0.167			5-3		6-3	K				4	0	1	0	0	1	1	4		
Manny Sarmiento, R (1,1) Willie Stargell, L (6, PH) Rod Scurry, L (7,1) OBP: 0.240, SLG: 0.191 OBP: 0.317, SLG: 0.414 OBP: 0.238, SLG: 0.333			4-3		BB 1B SF8 1B	6-3		F3		2	1	1	0	0	0	0	2		
Inning Stats	R: 2 E: 1 K: 0 S: 6	H: 3 LOB: 1 BB: 0 P: 6	R: 0 E: 0 K: 0 S: 3	H: 0 LOB: 0 BB: 0 P: 3	R: 1 E: 0 K: 1 S: 6	H: 1 LOB: 0 BB: 0 P: 6	R: 1 E: 0 K: 1 S: 5	H: 0 LOB: 0 BB: 1 P: 9	R: 2 E: 0 K: 0 S: 5	H: 2 LOB: 3 BB: 1 P: 9	R: 1 E: 0 K: 1 S: 8	H: 3 LOB: 0 BB: 0 P: 8	R: 0 E: 0 K: 0 S: 3	H: 0 LOB: 0 BB: 0 P: 3	R: 0 E: 0 K: 1 S: 6	H: 1 LOB: 1 BB: 0 P: 6	1B: 7 2B: 1 3B: 2 HR: 0	SF: 3 SAC: 0 DP: 0 HBP: 0	WP: 0 PA: 36 PB: 1 SB: 1 CS: 0
PITCHER	IP WLS BF H R ER SO BB IBB HBP BLK WP HR S P ERA WHIP																		
Steve Mura, R (1,1) ERA: 4.05	4.0 L 17 4 4 2 2 1 0 0 0 0 0 0 20 24 4.50 1.250																		
Jim Kaat, L (5,1) ERA: 3.57	2.0 12 5 3 3 1 1 0 0 0 0 0 0 13 17 13.50 3.000																		
Jeff Lahti, R (7,1) ERA: 3.83	1.0 3 0 0 0 0 0 0 0 0 0 0 0 3 3 0.00 0.000																		
Doug Bair, R (8,1) ERA: 2.59	1.0 4 1 0 0 1 0 0 0 0 0 0 0 6 6 0.00 1.000																		

St. Louis Cardinals @ Pittsburgh Pirates
Three Rivers Stadium, Pittsburgh, PA
Thu Sep 30 1982, 7:05 PM EDT
Att: 4,237 - Unknown

AB 31
R 7
H 10
RBI 5
BB 2
SO 4
LOB 14



Batter	1	2	3	4	5	6	7	8	9	AB	R	H	RBI	BB	SO	LOB	TOP			
Tom Herr, S OBP: 0.341, SLG: 0.320 Mike Ramsey, S OBP: 0.300, SLG: 0.296	F7		SF8 1B	4-3			F7		4-3	3	1	1	0	0	0	0				
Ken Oberkfell, L OBP: 0.343, SLG: 0.363	S 1B		E8 BB				K			4	1	2	0	0	1	1				
Lonnie Smith, R OBP: 0.380, SLG: 0.434	1B BB						P6		CS 2B	2	0	1	0	2	0	1				
Keith Hernandez, L OBP: 0.398, SLG: 0.412	S6-3 1B		K				6-3		K	4	0	1	1	0	2	5				
George Hendrick, R OBP: 0.324, SLG: 0.452 David Green, R OBP: 0.316, SLG: 0.380	G6-3 1B		SF8				F8			2	0	0	1	0	0	3				
Willie McGee, S OBP: 0.318, SLG: 0.391			F9				5-3		4-3	4	0	0	0	0	0	3				
Darrell Porter, L OBP: 0.345, SLG: 0.402							K			3	2	2	2	1	1	0				
Kelly Paris, R OBP: 0.103, SLG: 0.107 Steve Braun, L OBP: 0.304, SLG: 0.350			K				P6			3	0	0	0	0	1	1				
Joaquin Andujar, S OBP: 0.158, SLG: 0.189 Jim Kaat, L			F9							2	0	0	0	0	0	1				
Bob Forsch, R OBP: 0.237, SLG: 0.274 Bruce Sutter, R OBP: 0.111, SLG: 0.125 Dane Iorg, L OBP: 0.354, SLG: 0.363										0	0	0	0	0	0	0				
Inning Stats	R: 1 E: 0 K: 0 S: 4	H: 2 LOB: 1 BB: 1 P: 8	R: 0 E: 0 K: 1 S: 5	H: 0 LOB: 1 BB: 1 P: 9	R: 1 E: 1 K: 1 S: 7	H: 1 LOB: 2 BB: 1 P: 11	R: 1 E: 0 K: 0 S: 4	H: 1 LOB: 0 BB: 0 P: 4	R: 0 E: 0 K: 1 S: 5	H: 0 LOB: 0 BB: 0 P: 5	R: 0 E: 0 K: 2 S: 7	H: 0 LOB: 0 BB: 0 P: 7	R: 0 E: 0 K: 1 S: 6	H: 2 LOB: 1 BB: 0 P: 6	R: 1 E: 0 K: 1 S: 6	H: 1 LOB: 0 BB: 0 P: 6	1B: 5 2B: 1 3B: 0 HR: 2	SF: 1 SAC: 0 DP: 1 HBP: 0	WP: 0 PB: 0 SB: 2 CS: 1	PA: 37
PITCHER	IP WLS BF H R ER SO BB IBB HBP BLK WP HR S P ERA WHIP																			
Fergie Jenkins, R ERA: 3.15 Bill Campbell, R ERA: 3.77	(1, 1) (7, 1)	6.0 W 26 5 3 2 3 3 0 0 0 0 1 29 41 3.00 1.333																		

St. Louis Cardinals @ Chicago Cubs
Wrigley Field, Chicago, IL
Sat Oct 02 1982, 3:33 AM CDT
Att: 34,003 - Sunny - 67 F

AB 33
R 4
H 8
RBI 4
BB 3
SO 7
LOB 15




Batter	1	2	3	4	5	6	7	8	9	AB	R	H	RBI	BB	SO	LOB	BOTTOM			
23 Ryne Sandberg, R OBP: 0.308, SLG: 0.366	1-3		1B 2B	P5			5-3		6-3	5	1	1	0	0	0	3				
Scot Thompson, L OBP: 0.400, SLG: 0.429	4-3 1B		E 1B				G3		E 1B	5	3	4	2	0	0	0				
Bill Buckner, L OBP: 0.340, SLG: 0.440	4-3 1-2		E6 1B				F1		3-1 E8 1B	5	1	0	0	0	0	3				
Leon Durham, L OBP: 0.384, SLG: 0.518	F8						4-0 BB SF8 1B		4-3 1B	4	1	2	2	1	0	1				
Keith Moreland, R OBP: 0.330, SLG: 0.405			F9 4-3				1-2 2H E 1B		F7	5	1	2	1	0	0	3				
Mel Hall, L OBP: 0.322, SLG: 0.354			K2-3				4-0 E BB			2	0	1	0	2	1	0				
Pat Tabler, R OBP: 0.286, SLG: 0.354			F9				L8 SF8		K	3	0	0	1	0	1	3				
Scott Fletcher, R OBP: 0.286, SLG: 0.118			6-3				1-2 1B		4-3 E5 1B	4	1	1	0	0	0	1				
Fergie Jenkins, R OBP: 0.147, SLG: 0.179 Steve Henderson, R OBP: 0.293, SLG: 0.339 Bill Campbell, R OBP: 0.143, SLG: 0.143			K				F2		4-3	2	0	0	0	0	1	2				
Inning Stats	R: 0 E: 0 K: 0 S: 4	H: 1 LOB: 0 BB: 0 P: 4	R: 0 E: 0 K: 1 S: 5	H: 0 LOB: 0 BB: 0 P: 5	R: 3 E: 1 K: 1 S: 9	H: 3 LOB: 1 BB: 0 P: 9	R: 0 E: 0 K: 0 S: 5	H: 2 LOB: 2 BB: 0 P: 5	R: 3 E: 1 K: 0 S: 5	H: 2 LOB: 1 BB: 2 P: 13	R: 0 E: 0 K: 1 S: 5	H: 0 LOB: 0 BB: 0 P: 5	R: 0 E: 0 K: 1 S: 6	H: 1 LOB: 2 BB: 1 P: 10	R: 2 E: 2 K: 0 S: 7	H: 2 LOB: 2 BB: 0 P: 7	1B: 10 2B: 1 3B: 0 HR: 0	SF: 1 SAC: 0 DP: 0 HBP: 0	WP: 0 PB: 0 SB: 1 CS: 0	PA: 41
PITCHER	IP WLS BF H R ER SO BB IBB HBP BLK WP HR S P ERA WHIP																			
Joaquin Andujar, R ERA: 2.47 Jim Kaat, L ERA: 4.1 Bob Forsch, R ERA: 3.48 Bruce Sutter, R ERA: 2.9	(1, 1) (5, 1) (5, 1) (8, 1)	4.0 L 5 2 3 2 0 2 0 0 0 0 0 3 11 54.00 12.000																		

St. Louis Cardinals @ Chicago Cubs
Wrigley Field, Chicago, IL
Sat Oct 02 1982, 3:33 AM CDT
Att: 34,003 - Sunny - 67 F

AB 37
R 8
H 11
RBI 6
BB 3
SO 4
LOB 17



Batter	1	2	3	4	5	6	7	8	9	AB	R	H	RBI	BB	SO	LOB	TOP
Claudell Washington, L OBP: 0.500, SLG: 0.500	0-0 4-3		1-2 SAFE SAFE FC6-4 1B			0-2 CS 1B		0-0 6-3	4 0 2 0 0 0 0								Atlanta Braves @ St. Louis Cardinals Busch Stadium, St. Louis, MO Thu Oct 07 1982, 7:05 PM CDT Att: 53,008 - Unknown
Rafael Ramirez, R (1, 6)	2-1 F8		0-1 SAFE SAFE FC6-4			2-2 SAFE SAFE 1-3 1-2		1-2 5-3	4 0 0 0 0 0 3								
Dale Murphy, R (1, 8)	3-2 6-3			1-1 F9		0-1 P6		1-0 4-3	4 0 0 0 0 0 0								
Chris Chambliss, L (1, 3)		2-2 5-3		2-1 L9			0-0 F8		3 0 0 0 0 0 0								
Bob Horner, R (1, 5)		1-0 6-3		2-1 L6			2-0 5-3		3 0 0 0 0 0 0								
Jerry Royster, R (1, 7)		1-3 K		1-3 K			0-1 L1		3 0 0 0 0 2 0								
Glenn Hubbard, R (1, 4)			1-3 K		1-1 F8		1-2 F9		3 0 0 0 0 1 0								
Bruce Benedict, R OBP: 0.333, SLG: 0.333			0-1 E5 1B		1-0 1B		1-3 K		3 0 1 0 0 1 0								
Pascual Perez, R (1, 1)			0-3 SAFE SAFE K		0-2 1-3		3-3 K		2 0 0 0 0 1 2								
Steve Bedrosian, R (6, 1)									0 0 0 0 0 0 0								
Donnie Moore, L (6, 1)									0 0 0 0 0 0 0								
Larry Whisenton, L (8, FH)									1 0 0 0 0 1 0								
Bob Walk, R (8, 1)									0 0 0 0 0 0 0								
Inning Stats	R: 0 H: 0 E: 0 LOB: 0 K: 0 BB: 0 S: 6 P: 11	R: 0 H: 0 E: 0 LOB: 0 K: 1 BB: 0 S: 9 P: 13	R: 0 H: 1 E: 1 LOB: 2 K: 2 BB: 0 S: 17 P: 19	R: 0 H: 0 E: 0 LOB: 0 K: 0 BB: 0 S: 6 P: 11	R: 0 H: 1 E: 0 LOB: 1 K: 1 BB: 0 S: 9 P: 12	R: 0 H: 1 E: 0 LOB: 0 K: 0 BB: 0 S: 8 P: 10	R: 0 H: 0 E: 0 LOB: 0 K: 0 BB: 0 S: 4 P: 6	R: 0 H: 0 E: 0 LOB: 0 K: 2 BB: 0 S: 9 P: 14	R: 0 H: 0 E: 0 LOB: 0 K: 0 BB: 0 S: 6 P: 8	1B: 3 2B: 0 3B: 0 HR: 0	SF: 0 SAC: 0 DP: 0 HBP: 0	WP: 0 PA: 30 PB: 0 SB: 0 CS: 1					
PITCHER Bob Forsch, R ERA: 0.00	IP: 9.0 WLS: W BF: 30 H: 3 R: 0 ER: 0 SO: 6 BB: 0 IBB: 0 HBP: 0 BLK: 0 WP: 0 HR: 0 S: 74 P: 104 ERA: 0.00 WHIP: 0.333																

Batter	1	2	3	4	5	6	7	8	9	AB	R	H	RBI	BB	SO	LOB	BOTTOM
Tom Herr, S OBP: 0.400, SLG: 0.400	1-1 F7		0-1 FC6 1B		0-2 F9	3-3 K		1-0 SF8 FC 1B	5 0 2 0 0 1 3								Atlanta Braves @ St. Louis Cardinals Busch Stadium, St. Louis, MO Thu Oct 07 1982, 7:05 PM CDT Att: 53,008 - Unknown
Ken Oberkfell, L OBP: 0.200, SLG: 0.200	1-2 F7		0-0 SAFE SAFE FC6 1-2		1-1 4-3	1-2 HBP 1B		1-0 FC SF8	5 0 1 1 0 0 4								
Lonnie Smith, R OBP: 0.400, SLG: 0.333	0-0 5-3			1-1 5-3		1-2 HBP 1B		2-2 SF8	3 1 1 1 0 0 0								
David Green, R (9, 7)						1-2 HBP 1B		1-2 2-3 3-H	0 0 0 0 0 0 0								
Keith Hernandez, L OBP: 0.400, SLG: 0.250		2-1 6-3		2-3 K		1-2 HBP 1B		4-0 IBB	4 1 1 0 1 1 3								
George Hendrick, R OBP: 0.400, SLG: 0.250		1-1 6-3		4-1 1B BB		1-2 1B BB 1B		2-3 K	4 1 1 1 1 1 3								
Darrell Porter, L OBP: 0.500, SLG: 0.750		0-0 4-3		1-1 SAFE SAFE 1B		1-2 1B SF8 BB		1-0 F8	4 1 2 0 1 0 3								
Willie McGee, S OBP: 0.500, SLG: 1.000			0-1 SF8 3B		1-3 K	2-2 WP 1B 1B		0-3 K	4 2 2 1 0 2 3								
Ozzie Smith, S OBP: 0.250, SLG: 0.333			2-2 SF8		0-0 B1-3	1-2 1B WP 1B		2-1 3-1	3 0 1 2 0 0 1								
Bob Forsch, R OBP: 0.500, SLG: 0.667			3-H 4-3		1-2 1B	0-1 SF8		0-1 FC 1B SF8 1B	3 1 2 1 0 0 0								
Inning Stats	R: 0 H: 0 E: 0 LOB: 0 K: 0 BB: 0 S: 6 P: 8	R: 0 H: 0 E: 0 LOB: 0 K: 0 BB: 0 S: 5 P: 8	R: 1 H: 2 E: 0 LOB: 1 K: 0 BB: 0 S: 13 P: 15	R: 0 H: 1 E: 0 LOB: 2 K: 2 BB: 1 S: 11 P: 20	R: 0 H: 1 E: 0 LOB: 1 K: 0 BB: 0 S: 11 P: 13	R: 5 H: 6 E: 0 LOB: 3 K: 1 BB: 1 S: 29 P: 46	R: 0 H: 1 E: 0 LOB: 1 K: 1 BB: 0 S: 10 P: 14	R: 1 H: 2 E: 0 LOB: 3 K: 1 BB: 1 S: 12 P: 23	1B: 11 2B: 1 3B: 1 HR: 0	SF: 3 SAC: 0 DP: 0 HBP: 1	WP: 1 PA: 42 PB: 0 SB: 0 CS: 0						
PITCHER Pascual Perez, R ERA: 7.2	IP: 5.0 WLS: L BF: 23 H: 7 R: 4 ER: 4 SO: 2 BB: 1 IBB: 0 HBP: 0 BLK: 0 WP: 0 HR: 0 S: 52 P: 73 ERA: 7.20 WHIP: 1.600																
Steve Bedrosian, R ERA: 27.0	0.2	6	3	2	2	1	1	0	0	0	0	1	0	21	32	27.00	6.000
Donnie Moore, R ERA: 0.00	1.1	6	1	0	0	1	0	0	1	0	0	0	0	12	19	0.00	0.750
Bob Walk, R ERA: 9.0	1.0	7	2	1	1	1	0	0	1	0	0	0	0	12	23	9.00	2.000



Batter	1	2	3	4	5	6	7	8	9	AB	R	H	RBI	BB	SO	LOB	TOP					
Claudell Washington, L OBP: 0.375, SLG: 0.286 (1.9)	F8		K		F9					3	0	0	0	1	1	2	Atlanta Braves @ St. Louis Cardinals Busch Stadium, St. Louis, MO Sat Oct 09 1982, 7:05 PM CDT Att: 53,408 - Unknown					
Rafael Ramirez, R OBP: 0.125, SLG: 0.125 (1.6)	K		E8		6-3					4	1	1	1	0	1	4						
Dale Murphy, R OBP: 0.125, SLG: 0.125 (1.8) (8.7)	K		F3			G3				4	0	1	0	0	1	0						
Chris Chambliss, L (1.3)		L4			4-3					3	0	0	0	1	0	0						
Bob Horner, R Brett Butler, L (1.5) (8.8)		F8			F8					4	0	0	0	0	2	2						
Jerry Royster, R OBP: 0.286, SLG: 0.286 (1.7) (8.5)					F8					4	0	2	0	0	0	2						
Glenn Hubbard, R OBP: 0.167, SLG: 0.167 (1.4)										3	1	1	0	0	0	1						
Bruce Benedict, R OBP: 0.571, SLG: 0.600 (1.2)										2	1	1	0	2	0	0						
Phil Niekro, R Biff Pocoroba, S Gene Garber, R (1.1) (7,PH) (7.1)										0	0	0	1	0	0	0						
Inning Stats	R: 0 E: 0 K: 2 S: 10	H: 0 LOB: 0 BB: 0 P: 14	R: 0 E: 0 K: 0 S: 7	H: 1 LOB: 1 BB: 0 P: 10	R: 2 E: 1 K: 1 S: 9	H: 1 LOB: 0 BB: 1 P: 17	R: 0 E: 0 K: 0 S: 8	H: 0 LOB: 0 BB: 0 P: 12	R: 1 E: 0 K: 0 S: 8	H: 2 LOB: 1 BB: 0 P: 12	R: 0 E: 0 K: 1 S: 9	H: 0 LOB: 0 BB: 0 P: 13	R: 0 E: 0 K: 0 S: 8	H: 1 LOB: 3 BB: 2 P: 17	R: 0 E: 0 K: 1 S: 8	H: 1 LOB: 1 BB: 1 P: 15		R: 0 E: 0 K: 0 S: 11	H: 0 LOB: 0 BB: 0 P: 15	1B: 5 2B: 1 3B: 0 HR: 0	SF: 1 SAC: 2 DP: 0 HBP: 0	WP: 0 PB: 0 SB: 1 CS: 1
PITCHER	IP	WLS	BF	H	R	ER	SO	BB	IBB	HBP	BLK	WP	HR	S	P	ERA	WHIP					
John Stuper, R ERA: 3.0 (1.1)	6.0		23	4	3	2	4	1	0	0	0	0	0	51	78	3.00	0.833					
Doug Bair, R ERA: (7.1)	1.0		8	2	0	0	0	1	2	0	0	0	0	10	24	0.00	3.000					
Bruce Sutter, R ERA: (8.1)	2.0	W	5	0	0	0	1	0	0	0	0	0	0	17	23	0.00	0.000					

Batter	1	2	3	4	5	6	7	8	9	AB	R	H	RBI	BB	SO	LOB	BOTTOM					
Tom Herr, S OBP: 0.333, SLG: 0.250 (1.4)	FC4-6 BB	6-3			4-3					3	0	0	0	1	1	1	Atlanta Braves @ St. Louis Cardinals Busch Stadium, St. Louis, MO Sat Oct 09 1982, 7:05 PM CDT Att: 53,408 - Unknown					
Ken Oberkfell, L OBP: 0.200, SLG: 0.200 (1.5)	FC4-6 1B WP		F8		F9					5	1	1	1	0	0	1						
Lonnie Smith, R OBP: 0.333, SLG: 0.286 (1.7)	WP 6-3 1B		F9		4-3					4	0	1	0	0	1	0						
Keith Hernandez, L OBP: 0.333, SLG: 0.250 (1.3)	6-3		K2-3							4	1	1	0	0	1	2						
Darrell Porter, L OBP: 0.778, SLG: 1.167 (1.2)										2	1	2	1	2	0	0						
George Hendrick, R OBP: 0.444, SLG: 0.375 (1.9)	6-3									4	0	2	0	0	1	3						
Willie McGee, S OBP: 0.250, SLG: 0.500 (1.8)			K		K2-3					4	0	0	1	0	3	4						
Ozzie Smith, S OBP: 0.500, SLG: 0.400 (1.6)										2	0	1	0	2	0	1						
John Stuper, R Steve Braun, L Doug Bair, R Bruce Sutter, R David Green, R (1.1) (6,PH) (7.1) (8.1) (8.7)										1	0	0	0	0	0	2						
Inning Stats	R: 1 E: 0 K: 0 S: 9	H: 1 LOB: 2 BB: 2 P: 21	R: 0 E: 0 K: 1 S: 8	H: 0 LOB: 1 BB: 1 P: 14	R: 0 E: 0 K: 1 S: 6	H: 0 LOB: 0 BB: 0 P: 7	R: 0 E: 0 K: 2 S: 14	H: 1 LOB: 2 BB: 1 P: 25	R: 0 E: 0 K: 0 S: 6	H: 0 LOB: 0 BB: 0 P: 10	R: 1 E: 0 K: 1 S: 12	H: 4 LOB: 2 BB: 0 P: 20	R: 0 E: 0 K: 2 S: 7	H: 0 LOB: 0 BB: 0 P: 8	R: 1 E: 0 K: 0 S: 13	H: 1 LOB: 1 BB: 1 P: 18		R: 1 E: 0 K: 0 S: 6	H: 2 LOB: 1 BB: 0 P: 8	1B: 7 2B: 2 3B: 0 HR: 0	SF: 0 SAC: 2 DP: 0 HBP: 0	WP: 1 PB: 1 SB: 1 CS: 0
PITCHER	IP	WLS	BF	H	R	ER	SO	BB	IBB	HBP	BLK	WP	HR	S	P	ERA	WHIP					
Phil Niekro, R ERA: 3.0 (1.1)	6.0		27	6	2	2	5	4	0	0	0	0	0	55	97	3.00	1.667					
Gene Garber, R ERA: 7.71 (7.1)	2.1	L	11	3	2	2	2	1	0	0	0	0	0	26	34	7.71	1.714					

Batter	1	2	3	4	5	6	7	8	9	AB R H RBI BB SO LOB	TOP											
Paul Moltor, R OBP: 0.481, SLG: 0.720 (1, 5)	4-3 1B	0-0 1B		2-1 1B		0-1 2B 1B		2-2 1B	0-1 1B	6 1 5 2 0 0 0	Milwaukee Brewers @ St. Louis Cardinals Busch Stadium, St. Louis, MO Tue Oct 12 1982, 7:05 PM CDT Att: 53,723 - Unknown AB 42 R 10 H 17 RBI 9 BB 3 SO 3 LOB 17											
Robin Yount, R OBP: 0.481, SLG: 0.409 (1, 6)	3-2 BB 1B	1-0 1B		1-0 1B		1-2 2B 1B		1-1 1B	0-3 1B	6 1 4 2 0 1 1												
Cecil Cooper, L OBP: 0.160, SLG: 0.208 (1, 3)	4-0 1B BB	1-1 P6			0-0 F7			1-1 FC4-6 1B		4 1 0 0 1 1 5												
Ted Simmons, S OBP: 0.240, SLG: 0.348 (1, 2)	2-3 K 1B	1-0 P4			1-1 HR		1-0 G3-6-3 1B		0-1 F8	5 1 2 1 0 1 4												
Ben Oglivie, L OBP: 0.190, SLG: 0.263 (1, 7)	2-2 HBP 1B		1-2 4-3		1-1 4-3		0-2 G3-6-3 1B		4-0 5-3 1B	4 1 0 0 1 0 2												
Gorman Thomas, R OBP: 0.217, SLG: 0.263 (1, 8)	1-2 HBP 1B		0-1 5-3		1-2 G3		4-0 BB		0-1 5-3	4 0 1 1 1 0 1												
Roy Howell, L (1, 10)	2-1 HBP		1-0 4-3			0-0 G3		1-1 F9		2 0 0 0 0 0 0												
Don Money, R OBP: 0.353, SLG: 0.231 (7, PH)	1-2 HBP								0-2 3B 1B	2 1 1 1 1 0 0 1												
Charlie Moore, R OBP: 0.500, SLG: 0.500 (1, 9)	0-2 F3			1-0 SH3 1B 2B		0-2 6-3		2-2 F7	0-0 3B 1B	5 2 2 0 0 0 3												
Jim Gantner, L OBP: 0.286, SLG: 0.350 (1, 4)		2-0 F8		0-0 SH3		0-0 1B 2B 1B		0-1 5-3	1-2 1B 3B	4 2 2 2 0 0 0												
Inning Stats	R: 2 E: 1 K: 1 S: 24	H: 2 LOB: 3 BB: 1 P: 39	R: 0 E: 0 K: 0 S: 6	H: 2 LOB: 2 BB: 0 P: 11	R: 0 E: 0 K: 0 S: 6	H: 0 LOB: 0 BB: 0 P: 8	R: 1 E: 0 K: 0 S: 5	H: 2 LOB: 0 BB: 0 P: 9	R: 1 E: 0 K: 0 S: 8	H: 1 LOB: 0 BB: 0 P: 11	R: 2 E: 0 K: 1 S: 12	H: 3 LOB: 1 BB: 0 P: 15	R: 0 E: 0 K: 0 S: 6	H: 1 LOB: 1 BB: 1 P: 12	R: 0 E: 0 K: 0 S: 12	H: 2 LOB: 2 BB: 0 P: 18	R: 4 E: 0 K: 1 S: 19	H: 4 LOB: 1 BB: 1 P: 24	1B: 13 2B: 2 3B: 1 HR: 1	SF: 0 SAC: 1 DP: 1 HBP: 1	WP: 0 PB: 0 SB: 0 CS: 0	PA: 47
PITCHER	IP WLS BF H R ER SO BB IBB HBP BLK WP HR S P ERA WHIP																					
Bob Forsch, R ERA: 2.45 (1, 1)	5.2 L 29 10 6 4 1 1 0 0 0 0 0 0 9 16 6.35 1.941																					
Jim Kaat, L ERA: (6, 1)	1.1 5 1 0 0 1 1 0 0 0 0 0 0 9 16 0.00 1.500																					
Dave LaPoint, L ERA: 10.8 (8, 1)	1.2 9 3 2 2 1 0 0 0 0 0 0 0 19 29 10.80 2.400																					
Jeff Lahti, R ERA: 54.0 (9, 1)	0.1 4 3 2 2 1 0 0 0 0 0 0 0 12 13 54.00 9.000																					

Batter	1	2	3	4	5	6	7	8	9	AB R H RBI BB SO LOB	BOTTOM									
Tom Herr, S OBP: 0.278, SLG: 0.250 (1, 4)	0-0 6-3		0-0 P6			4-2 BB		1-1 F9		3 0 0 0 1 0 2	Milwaukee Brewers @ St. Louis Cardinals Busch Stadium, St. Louis, MO Tue Oct 12 1982, 7:05 PM CDT Att: 53,723 - Unknown AB 30 R 0 H 3 RBI 0 BB 1 SO 3 LOB 7									
Lonnie Smith, R OBP: 0.235, SLG: 0.200 (1, 7)	1-1 5-3			3-3 K		1-3 K			2-1 F9	4 0 0 0 0 2 1										
Keith Hernandez, L OBP: 0.333, SLG: 0.250 (1, 3)	2-2 4-3			0-0 4-3		2-1 3-1			0-0 4-3	4 0 0 0 0 0 0										
George Hendrick, R OBP: 0.278, SLG: 0.235 (1, 9)		2-2 F8		0-1 3-1		0-0 4-3			2-2 F3	4 0 0 0 0 0 0										
Gene Tenace, R (1, 10)		2-2 P3			0-1 1-3		3-3 K			3 0 0 0 0 1 0										
Darrell Porter, L OBP: 0.706, SLG: 0.917 (1, 2)		2-0 2B			0-1 3-1			0-2 1B 1B		3 0 2 0 0 0 0										
David Green, R OBP: 0.250, SLG: 0.250 (1, 8)		2-1 L3			2-2 5-3			1-1 F9		3 0 0 0 0 0 2										
Ken Oberkfell, L OBP: 0.222, SLG: 0.222 (1, 5)			1-2 4-3			0-1 4-3		0-0 1B		3 0 1 0 0 0 0										
Ozzie Smith, S OBP: 0.500, SLG: 0.417 (1, 6)			0-1 4-3			1-0 F8		0-1 F9		3 0 0 0 0 0 2										
Inning Stats	R: 0 E: 0 K: 0 S: 6	H: 0 LOB: 0 BB: 0 P: 9	R: 0 E: 0 K: 0 S: 9	H: 1 LOB: 0 BB: 0 P: 17	R: 0 E: 0 K: 1 S: 6	H: 0 LOB: 0 BB: 0 P: 7	R: 0 E: 0 K: 1 S: 6	H: 0 LOB: 0 BB: 0 P: 9	R: 0 E: 0 K: 1 S: 8	H: 0 LOB: 1 BB: 1 P: 14		R: 0 E: 0 K: 1 S: 6	H: 0 LOB: 0 BB: 0 P: 11	R: 0 E: 0 K: 0 S: 12	H: 2 LOB: 2 BB: 0 P: 14	R: 0 E: 0 K: 0 S: 6	H: 0 LOB: 0 BB: 0 P: 10	1B: 2 2B: 1 3B: 0 HR: 0	SF: 0 SAC: 0 DP: 0 HBP: 0	WP: 0 PB: 0 SB: 0 CS: 0
PITCHER	IP WLS BF H R ER SO BB IBB HBP BLK WP HR S P ERA WHIP																			
Mike Caldwell, L ERA: 3.75 (1, 1)	9.0 W 31 3 0 0 3 1 0 0 0 0 0 0 66 100 0.00 0.444																			

Batter	1	2	3	4	5	6	7	8	9	AB	R	H	RBI	BB	SO	LOB	TOP					
Paul Moltzer, R OBP: 0.469, SLG: 0.667 (1, 5)	0-0 5-3		0-1 WP 4-3 1B	1-3 K			3-3 K		0-0 CS 1B	5	1	2	0	0	2	1	Milwaukee Brewers @ St. Louis Cardinals Busch Stadium, St. Louis, MO Wed Oct 13 1982, 7:05 PM CDT Att: 53,723 - Unknown livebaseballscorecards.com					
Robin Yount, R OBP: 0.469, SLG: 0.423 (1, 6)	4-1 1B BB		2-2 4-3 1-H		0-1 1B 2B		1-1 F7		1-2 6-3 1-2	4	1	1	1	1	0	1						
Cecil Cooper, L OBP: 0.233, SLG: 0.310 (1, 3)	2-1 G3-6-3 1B		2-2 P6		0-1 2-H 1B		2-2 2B		2-2 F8	5	0	3	1	0	0	0						
Ted Simmons, S OBP: 0.276, SLG: 0.462 (1, 2)	0-1 G3-6-3 1-2		3-1 HR		3-1 F8 1B		4-0 2B			3	1	1	1	1	0	3						
Ben Oglivie, L OBP: 0.200, SLG: 0.261 (1, 7)		1-3 K	0-1 FC5-4 1B		1-1 P6		1-1 6-3			4	0	1	0	0	1	3						
Gorman Thomas, R OBP: 0.222, SLG: 0.227 (1, 8)		4-0 FC3-6 BB	2-2 FC5-4 1-2		3-3 K				0-1 F2	3	0	0	0	1	1	2						
Roy Howell, L (1, 10)	0-0 FC3-6 1-2 2B			1-3 K		0-3 K		1-3 K		4	1	0	0	0	3	1						
Charlie Moore, R OBP: 0.500, SLG: 0.545 (1, 9)	3-2 1-H 2B		3-2 5-3		0-2 F8		0-0 1B			4	0	2	1	0	0	0						
Jim Gantner, L OBP: 0.280, SLG: 0.304 (1, 4)	0-0 F8		4-0 BB		1-2 P6		0-1 G3			3	0	0	0	1	0	2						
Inning Stats	R: 0 E: 0 K: 0 S: 6	H: 1 LOB: 1 BB: 1 P: 12	R: 1 E: 0 K: 1 S: 9	H: 1 LOB: 1 BB: 1 P: 17	R: 2 E: 0 K: 0 S: 16	H: 3 LOB: 1 BB: 0 P: 25	R: 0 E: 0 K: 2 S: 9	H: 0 LOB: 1 BB: 1 P: 18	R: 1 E: 0 K: 1 S: 11	H: 2 LOB: 1 BB: 0 P: 18	R: 0 E: 0 K: 1 S: 9	H: 0 LOB: 0 BB: 0 P: 10	R: 0 E: 0 K: 1 S: 11	H: 1 LOB: 2 BB: 1 P: 22	R: 0 E: 0 K: 1 S: 8	H: 1 LOB: 1 BB: 0 P: 9	R: 0 E: 0 K: 0 S: 10	H: 1 LOB: 0 BB: 0 P: 13	1B: 6 2B: 3 3B: 0 HR: 1	SF: 0 SAC: 0 DP: 1 HBP: 0	WP: 2 PA: 39 PB: 0 SB: 1 CS: 1	
PITCHER	IP WLS BF H R ER SO BB IBB HBP BLK WP HR S P ERA WHIP	IP WLS BF H R ER SO BB IBB HBP BLK WP HR S P ERA WHIP																				
John Stuper, R ERA: 5.4 (1, 1)	4.0	20	6	4	4	3	3	0	0	0	0	0	0	0	0	0	2	1	42	74	9.00	2.250
Jim Kaat, L ERA: (5, 1)	0.2	3	1	0	0	0	0	0	0	0	0	0	0	0	0	0	0	0	6	10	0.00	1.500
Doug Bair, R ERA: (5, 1)	2.0	7	1	0	0	3	0	0	0	0	0	0	0	0	0	0	0	0	21	31	0.00	0.500
Bruce Sutter, R ERA: (7, 1)	2.1	W 9	2	0	0	1	0	1	0	0	0	0	0	0	0	0	0	0	20	29	0.00	0.857

Batter	1	2	3	4	5	6	7	8	9	AB	R	H	RBI	BB	SO	LOB	BOTTOM					
Tom Herr, S OBP: 0.318, SLG: 0.316 (1, 4)	0-1 F7		0-0 1B 2B			1-3 K	1-2 BB			3	1	1	1	1	1	0	Milwaukee Brewers @ St. Louis Cardinals Busch Stadium, St. Louis, MO Wed Oct 13 1982, 7:05 PM CDT Att: 53,723 - Unknown livebaseballscorecards.com					
Ken Oberkfell, L OBP: 0.286, SLG: 0.286 (1, 5)	1-2 F9		3-1 3-H 2B		2-2 F8		2-2 F8			3	1	2	1	0	0	0						
Gene Tenace, R ERA: (7, PH)										1	0	0	0	0	0	2						
Mike Ramsey, S ERA: (8, 5)										0	0	0	0	0	0	0						
Keith Hernandez, L OBP: 0.318, SLG: 0.211 (1, 3)	1-2 F9		1-0 F7		1-2 F9		1-3 BB		4-0 FC3-6 BB	3	0	0	0	1	0	2						
George Hendrick, R OBP: 0.273, SLG: 0.200 (1, 9)		2-3 K		2-1 P3		4-2 E BB		1-2 FC3-6 BB 1-2 BB		3	2	0	0	1	1	1						
Darrell Porter, L OBP: 0.667, SLG: 0.875 (1, 2)		1-2 4-3		3-2 4-3		1-2 E7 1-H 3-H 2B		2-2 BB BB 1-2 1B		4	0	2	2	0	0	0						
Lonnie Smith, R OBP: 0.238, SLG: 0.167 (1, 7)		0-1 6-3		2-1 5-3		2-3 K		4-2 BB BB		3	0	0	0	1	1	1						
Dane Iorg, L OBP: 0.500, SLG: 0.500 (1, 10)			1-1 FC3-6 1B		0-1 4-3		1-3 K		4-0 1-2 2-3 3-H BB	2	0	1	0	0	0	0						
David Green, R OBP: 0.200, SLG: 0.200 (7, PH)										1	0	0	0	0	1	0						
Steve Braun, L ERA: (8, PH)										0	0	0	1	1	0	0						
Willie McGee, S OBP: 0.235, SLG: 0.647 (1, 8)			0-1 FC3-6 1-2 2B		1-0 F6		1-3 K		0-1 L6	4	1	0	0	0	1	4						
Ozzie Smith, S OBP: 0.500, SLG: 0.438 (1, 6)			2-0 6-3 1-3		2-1 6-3		2-1 S 1B		1-2 1B	4	0	2	0	0	0	1						
Inning Stats	R: 0 E: 0 K: 0 S: 9	H: 0 LOB: 0 BB: 0 P: 11	R: 0 E: 0 K: 1 S: 8	H: 0 LOB: 0 BB: 0 P: 11	R: 2 E: 0 K: 0 S: 9	H: 3 LOB: 1 BB: 0 P: 16	R: 0 E: 0 K: 0 S: 7	H: 0 LOB: 0 BB: 0 P: 14	R: 0 E: 0 K: 2 S: 18	H: 2 LOB: 1 BB: 1 P: 29	R: 0 E: 0 K: 2 S: 14	H: 1 LOB: 2 BB: 1 P: 23	R: 0 E: 0 K: 0 S: 12	H: 2 LOB: 3 BB: 3 P: 28	R: 1 E: 0 K: 0 S: 10	H: 2 LOB: 0 BB: 0 P: 13	1B: 6 2B: 2 3B: 0 HR: 0	SF: 0 SAC: 0 DP: 0 HBP: 0	WP: 0 PA: 36 PB: 0 SB: 3 CS: 0			
PITCHER	IP WLS BF H R ER SO BB IBB HBP BLK WP HR S P ERA WHIP	IP WLS BF H R ER SO BB IBB HBP BLK WP HR S P ERA WHIP																				
Don Sutton, R ERA: 4.61 (1, 1)	6.0	24	5	4	4	3	1	0	0	0	0	0	0	0	0	0	0	0	21	37	6.75	3.000
Bob McClure, L ERA: 3.0 (7, 1)	1.1	L 8	2	1	1	2	2	0	0	0	0	0	0	0	0	0	0	0	5	14	0.00	4.500
Pete Ladd, R ERA: (8, 1)	0.2	4	1	0	0	0	2	0	0	0	0	0	0	0	0	0	0	0	5	14	0.00	4.500

Batter	1	2	3	4	5	6	7	8	9	AB	R	H	RBI	BB	SO	LOB	TOP										
Tom Herr, S OBP: 0.259, SLG: 0.250 (1, 4)										5	0	0	0	0	0	3											
Ken Oberkfell, L OBP: 0.240, SLG: 0.240 (1, 5)										4	0	0	0	0	0	0											
Keith Hernandez, L OBP: 0.269, SLG: 0.174 (1, 3)										4	0	0	0	0	0	0											
George Hendrick, R OBP: 0.320, SLG: 0.227 (1, 9)										2	1	1	0	1	0	0											
Darrell Porter, L OBP: 0.560, SLG: 0.700 (1, 2)										4	0	0	0	0	1	2											
Lonnie Smith, R OBP: 0.280, SLG: 0.364 David Green, R OBP: 0.200, SLG: 0.200 (1, 7) (9, 7)										4	2	2	0	0	0	2											
Dane Iorg, L OBP: 0.333, SLG: 0.500 (1, 10)										4	1	1	0	0	0	2											
Willie McGee, S OBP: 0.333, SLG: 0.950 (1, 8)										3	2	2	4	1	0	0											
Ozzie Smith, S OBP: 0.458, SLG: 0.368 (1, 6)										3	0	0	1	1	0	0											
Inning Stats	R: 0 E: 0 K: 0 S: 7	H: 0 LOB: 0 BB: 0 P: 13	R: 0 E: 0 K: 0 S: 9	H: 1 LOB: 1 BB: 0 P: 13	R: 0 E: 0 K: 0 S: 8	H: 0 LOB: 0 BB: 1 P: 10	R: 0 E: 0 K: 0 S: 6	H: 0 LOB: 0 BB: 1 P: 15	R: 3 E: 1 K: 1 S: 11	H: 2 LOB: 0 BB: 0 P: 18	R: 0 E: 0 K: 0 S: 7	H: 0 LOB: 0 BB: 0 P: 11	R: 2 E: 1 K: 0 S: 6	H: 2 LOB: 0 BB: 0 P: 9	R: 0 E: 0 K: 0 S: 4	H: 0 LOB: 0 BB: 0 P: 8	R: 1 E: 1 K: 0 S: 14	H: 1 LOB: 3 BB: 2 P: 27	1B: 1 2B: 2 3B: 1 HR: 2	SF: 0 SAC: 0 DP: 0 HBP: 0	WP: 0 PB: 0 SB: 0 CS: 1	PA: 38					
PITCHER	IP	WLS	BF	H	R	ER	SO	BB	IBB	HBP	BLK	WP	HR	S	P	ERA	WHIP										
Pete Vuckovich, R ERA: 4.3 (1, 1)	8.2	L	36	6	6	4	1	2	1	0	0	0	2	70	122	4.15	0.923										
Bob McClure, L ERA: 2.7 (9, 1)	0.1		1	0	0	0	0	0	0	0	0	0	0	2	2	0.00	0.000										

St. Louis Cardinals @ Milwaukee Brewers
Milwaukee County Stadium, Milwaukee, WI
Fri Oct 15 1982, 4:33 AM EDT
Att: 56,556 - Unknown

livebaseballscorecards.com

AB 33
R 6
H 6
RBI 5
BB 3
SO 1
LOB 9



Batter	1	2	3	4	5	6	7	8	9	AB	R	H	RBI	BB	SO	LOB	BOTTOM										
Paul Molitor, R OBP: 0.417, SLG: 0.588 (1, 5)										4	0	0	0	0	1	3											
Robin Yount, R OBP: 0.444, SLG: 0.379 (1, 6)										3	1	0	0	1	0	3											
Cecil Cooper, L OBP: 0.235, SLG: 0.394 (1, 3)										4	1	1	2	0	0	0											
Ted Simmons, S OBP: 0.273, SLG: 0.433 (1, 2)										4	0	1	0	0	0	0											
Ben Oglivie, L OBP: 0.172, SLG: 0.222 (1, 7)										4	0	0	0	0	2	1											
Gorman Thomas, R OBP: 0.226, SLG: 0.231 (1, 8)										4	0	1	0	0	1	1											
Roy Howell, L (1, 10)										2	0	0	0	0	0	0											
Don Money, R OBP: 0.366, SLG: 0.214 (7, PH)										1	0	0	0	1	1	1											
Charlie Moore, R OBP: 0.464, SLG: 0.480 (1, 9)										3	0	0	0	1	0	4											
Jim Gantner, L OBP: 0.321, SLG: 0.385 (1, 4)										3	0	2	0	0	0	0											
Inning Stats	R: 0 E: 0 K: 0 S: 8	H: 0 LOB: 0 BB: 0 P: 11	R: 0 E: 0 K: 1 S: 12	H: 0 LOB: 0 BB: 0 P: 17	R: 0 E: 0 K: 1 S: 9	H: 1 LOB: 2 BB: 1 P: 19	R: 0 E: 0 K: 1 S: 7	H: 0 LOB: 0 BB: 0 P: 12	R: 0 E: 0 K: 0 S: 4	H: 0 LOB: 0 BB: 0 P: 7	R: 0 E: 0 K: 0 S: 5	H: 1 LOB: 0 BB: 0 P: 6	R: 0 E: 0 K: 1 S: 15	H: 2 LOB: 3 BB: 1 P: 25	R: 2 E: 0 K: 0 S: 13	H: 1 LOB: 1 BB: 1 P: 21	R: 0 E: 1 K: 1 S: 12	H: 0 LOB: 1 BB: 0 P: 16	1B: 3 2B: 1 3B: 0 HR: 1	SF: 0 SAC: 0 DP: 1 HBP: 0	WP: 0 PB: 0 SB: 0 CS: 0	PA: 35					
PITCHER	IP	WLS	BF	H	R	ER	SO	BB	IBB	HBP	BLK	WP	HR	S	P	ERA	WHIP										
Joaquin Andujar, R ERA: 1.38 (7, 1)	0.1	2	1	0	0	0	1	0	0	0	0	0	0	6	11	0.00	3.000										
Jim Kaat, L ERA: (7, 1)	0.0	1	0	0	0	0	0	1	0	0	0	0	0	2	6	∞	∞										
Doug Bair, R ERA: (7, 1)	2.1	S	10	1	2	2	1	1	0	0	0	0	1	26	38	7.71	0.857										

St. Louis Cardinals @ Milwaukee Brewers
Milwaukee County Stadium, Milwaukee, WI
Fri Oct 15 1982, 4:33 AM EDT
Att: 56,556 - Unknown

livebaseballscorecards.com

AB 32
R 2
H 5
RBI 2
BB 3
SO 5
LOB 13



Batter	1	2	3	4	5	6	7	8	9	AB	R	H	RBI	BB	SO	LOB	TOP											
Lonnie Smith, R OBP: 0.294, SLG: 0.387 (1, 10)	0-0 CS 1B		3-2 6-3		3-2 L9		1-1 FC3-6 1B		0-0 5-3	5	0	2	0	0	0	0												
David Green, R OBP: 0.300, SLG: 0.600 (1, 7)	1-3 K		0-0 2B		2-2 F8		1-0 F8		0-0 2B	5	2	2	0	0	1	3												
Keith Hernandez, L OBP: 0.314, SLG: 0.290 (1, 3)	2-1 FC5-4 1B		0-1 1B		4-1 BB		0-0 FC3-6 1B		3-2 1B	4	1	3	2	1	0	2												
George Hendrick, R OBP: 0.353, SLG: 0.290 (1, 9)	2-0 FC5-4 1-2		3-H 1-2 2B		1-2 F8		2-1 1B		0-1 1B	5	0	3	2	0	0	2												
Darrell Porter, L OBP: 0.500, SLG: 0.571 Mike Ramsey, S (9, PR)		0-0 4-3	2-1 4-3		2-3 K		1-1 3-1		0-0 1B	5	0	1	0	0	1	4												
Willie McGee, S OBP: 0.300, SLG: 0.724 (1, 8)		1-0 5-3		0-0 5-3		0-1 FC4-6 1B		1-3 K	5	0	1	0	0	2	2													
Ken Oberkfell, L OBP: 0.364, SLG: 0.355 Gene Tenace, R (9, PH)		1-0 FC6-4 1B		1-1 G5-3 1B		1-2 FC4-6 FC6 1-2		0-0 FC6-4 1B	4	0	3	0	0	0	1		AB 41											
Tom Herr, S OBP: 0.194, SLG: 0.188 (1, 4)		0-0 FC6-4 1-2		1-1 E4		0-0 FC6 1-2		0-1 FC6-4 FC4	4	0	0	0	0	0	4		R 4											
Ozzie Smith, S OBP: 0.438, SLG: 0.320 (1, 6)			2-2 1-4-3		3-1 G5-3		4-2 FC3-6 1B BB		0-0 FC4	3	1	0	0	1	0	3		H 15										
Inning Stats	R: 0 E: 0 K: 1 S: 7	H: 2 LOB: 1 BB: 0 P: 12	R: 0 E: 0 K: 0 S: 4	H: 1 LOB: 1 BB: 0 P: 6	R: 1 E: 0 K: 0 S: 16	H: 3 LOB: 2 BB: 0 P: 24	R: 0 E: 1 K: 0 S: 7	H: 1 LOB: 1 BB: 0 P: 12	R: 0 E: 0 K: 1 S: 9	H: 0 LOB: 1 BB: 0 P: 23	R: 0 E: 0 K: 1 S: 9	H: 1 LOB: 1 BB: 0 P: 12	R: 1 E: 0 K: 0 S: 10	H: 2 LOB: 2 BB: 1 P: 19	R: 0 E: 0 K: 1 S: 7	H: 1 LOB: 1 BB: 0 P: 8	R: 2 E: 0 K: 1 S: 13	H: 4 LOB: 2 BB: 0 P: 16	1B: 11 2B: 3 3B: 1 HR: 0	SF: 0 SAC: 0 DP: 1 HBP: 0	WP: 0 PB: 0 SB: 1 CS: 1	PA: 43						
PITCHER	IP	WLS	BF	H	R	ER	SO	BB	IBB	HBP	BLK	WP	HR	S	P	ERA	WHIP											
Mike Caldwell, L ERA: 3.98 Bob McClure, L ERA: 1.99	(1, 1)	8.1	W	40	14	4	4	3	2	0	0	0	0	0	81	127	4.32	1.920										

St. Louis Cardinals @ Milwaukee Brewers
Milwaukee County Stadium, Milwaukee, WI

AB 41
R 4
H 15
RBI 4
BB 2
SO 4
LOB 23




Sun Oct 17 1982, 8:05 PM EDT
Att: 56,562 - Unknown


Batter	1	2	3	4	5	6	7	8	9	AB	R	H	RBI	BB	SO	LOB	BOTTOM											
Paul Molitor, R OBP: 0.391, SLG: 0.500 (1, 5)	1-2 F8		4-0 2B 3-1 BB		0-1 BB 1B		1-1 F7		0-0 FC6-4	4	1	1	1	1	0	2												
Robin Yount, R OBP: 0.500, SLG: 0.568 (1, 6)	2-2 E 1B G3		1-1 3-1 2B		2-0 BB 1B		2-1 HR			4	2	4	1	0	0	0												
Cecil Cooper, L OBP: 0.262, SLG: 0.390 (1, 3)	0-1 G3 1B		1-1 3-1		0-0 F9		1-1 F8			4	0	1	1	0	0	3												
Ted Simmons, S OBP: 0.293, SLG: 0.371 (1, 2)	1-2 G3		2-3 3-H 2-1 F7		4-0 BB		1-3 K			3	0	0	1	1	1	2												
Ben Oglivie, L OBP: 0.243, SLG: 0.324 (1, 7)	3-0 F8			0-2 CS 1B		2-3 K		1-1 BB 1B		4	1	2	0	0	1	4												
Gorman Thomas, R OBP: 0.205, SLG: 0.206 (1, 8)		1-1 F8		3-3 K		0-2 E4		1-3 K		4	0	0	0	0	2	2												
Don Money, R OBP: 0.370, SLG: 0.286 (1, 10)		3-1 6-3		1-3 K		1-2 G5-4-3		4-0 1B BB		3	1	0	0	1	1	1												
Charlie Moore, R OBP: 0.444, SLG: 0.485 (1, 9)		1-0 L6			2-2 4-3 1B 2B		0-2 5-3		1-1 1B	4	1	2	1	0	0	0												
Jim Gantner, L OBP: 0.306, SLG: 0.382 (1, 4)			0-0 P6		2-0 4-3		2-1 P6		1-2 FC6-4	4	0	1	1	0	0	1												
Inning Stats	R: 1 E: 1 K: 0 S: 14	H: 2 LOB: 1 BB: 0 P: 21	R: 0 E: 0 K: 0 S: 5	H: 0 LOB: 0 BB: 0 P: 10	R: 1 E: 0 K: 0 S: 7	H: 1 LOB: 1 BB: 1 P: 15	R: 0 E: 0 K: 2 S: 9	H: 1 LOB: 0 BB: 0 P: 13	R: 1 E: 0 K: 1 S: 15	H: 3 LOB: 3 BB: 1 P: 27	R: 0 E: 1 K: 0 S: 10	H: 0 LOB: 0 BB: 0 P: 11	R: 1 E: 0 K: 0 S: 8	H: 1 LOB: 0 BB: 0 P: 14	R: 2 E: 0 K: 2 S: 15	H: 3 LOB: 2 BB: 1 P: 24	1B: 8 2B: 3 3B: 0 HR: 1	SF: 0 SAC: 0 DP: 2 HBP: 0	WP: 0 PB: 0 SB: 0 CS: 1	PA: 37								
PITCHER	IP	WLS	BF	H	R	ER	SO	BB	IBB	HBP	BLK	WP	HR	S	P	ERA	WHIP											
Bob Forsch, R ERA: 2.91 Bruce Sutter, R ERA: 3.6	(1, 1)	7.0	L	30	8	4	3	3	2	0	0	0	0	0	68	111	3.86	1.429										

St. Louis Cardinals @ Milwaukee Brewers
Milwaukee County Stadium, Milwaukee, WI

AB 34
R 6
H 11
RBI 6
BB 3
SO 5
LOB 15



Sun Oct 17 1982, 8:05 PM EDT
Att: 56,562 - Unknown

Batter	1	2	3	4	5	6	7	8	9	AB	R	H	RBI	BB	SO	LOB	TOP					
Paul Moltzer, R OBP: 0.380, SLG: 0.478 (1, 5)	P6		G4-6-3			5-3			WP 1B	4	0	1	0	0	0	1	Milwaukee Brewers @ St. Louis Cardinals Busch Stadium, St. Louis, MO Tue Oct 19 1982, 7:05 PM CDT Att: 53,723 - Unknown livebaseballscorecards.com					
Robin Yount, R OBP: 0.456, SLG: 0.512 (1, 6)	L1			F9		6-3		5-3	4	0	0	0	0	0	1							
Cecil Cooper, L OBP: 0.239, SLG: 0.356 (1, 3)	F7			P6		6-3		F8	4	0	0	0	0	0	1							
Ted Simmons, S OBP: 0.295, SLG: 0.351 (1, 2)				F9		G1-3			2	0	0	0	1	0	0							
Ned Yost, R (7, 2)								BB	0	0	0	0	1	0	0							
Ben Oglivie, L OBP: 0.244, SLG: 0.316 (1, 7)						F8		F8	4	0	1	0	0	0	2							
Gorman Thomas, R OBP: 0.190, SLG: 0.189 (8, PR)																						
Marshall Edwards, L (8, 8)						K		E5	3	0	0	0	0	0	1							
Don Money, R OBP: 0.333, SLG: 0.250 (1, 10)																						
Charlie Moore, R OBP: 0.436, SLG: 0.472 (1, 9)																						
Jim Gantner, L OBP: 0.308, SLG: 0.405 (1, 4)																						
																						
Inning Stats	R: 0 E: 0 K: 0 S: 8	H: 0 LOB: 0 BB: 0 P: 13	R: 0 E: 0 K: 0 S: 10	H: 1 LOB: 1 BB: 1 P: 17	R: 0 E: 0 K: 1 S: 7	H: 1 LOB: 0 BB: 0 P: 9	R: 0 E: 0 K: 0 S: 5	H: 0 LOB: 0 BB: 0 P: 7	R: 0 E: 0 K: 1 S: 8	H: 0 LOB: 0 BB: 0 P: 13	R: 0 E: 0 K: 0 S: 6	H: 0 LOB: 0 BB: 0 P: 9	R: 0 E: 0 K: 0 S: 5	H: 0 LOB: 0 BB: 0 P: 7	R: 0 E: 1 K: 0 S: 7	H: 0 LOB: 1 BB: 1 P: 11	R: 1 E: 0 K: 0 S: 11	H: 2 LOB: 2 BB: 1 P: 18	1B: 3 2B: 1 3B: 0 HR: 0	SF: 0 SAC: 0 DP: 2 HBP: 0	WP: 1 PB: 0 SB: 0 CS: 0	PA: 32
PITCHER John Stuper, R ERA: 3.32 (1, 1)	IP: 9.0 WLS: W BF: 32 H: 4 R: 1 ER: 1 SO: 2 BB: 2 IBB: 0 HBP: 0 BLK: 0 WP: 1 HR: 0 S: 67 P: 104 ERA: 1.00 WHIP: 0.667																					

Batter	1	2	3	4	5	6	7	8	9	AB	R	H	RBI	BB	SO	LOB	BOTTOM					
Lonnie Smith, R OBP: 0.297, SLG: 0.382 (1, 7)	K		E4			G1-3		K		3	1	1	0	0	1	0	Milwaukee Brewers @ St. Louis Cardinals Busch Stadium, St. Louis, MO Tue Oct 19 1982, 7:05 PM CDT Att: 53,723 - Unknown livebaseballscorecards.com					
David Green, R OBP: 0.333, SLG: 0.545 (6, 7)			CS			HR				1	1	0	0	1	1	0						
Ken Oberkfell, L OBP: 0.316, SLG: 0.306 (1, 5)	F9		P4			G1-3		E6		5	1	0	0	0	5							
Keith Hernandez, L OBP: 0.325, SLG: 0.389 (1, 3)	3-1		4-3					F9		5	2	2	4	0	2							
George Hendrick, R OBP: 0.359, SLG: 0.306 (1, 9)			CS			HR				5	2	2	1	0	1							
Darrell Porter, L OBP: 0.474, SLG: 0.625 (1, 2)						BLK																
Glenn Brummer, R (9, 2)						HR																
Dane Iorg, L OBP: 0.500, SLG: 0.929 (1, 10)										4	3	3	0	0	1							
Willie McGee, S OBP: 0.294, SLG: 0.667 (1, 8)																						
Tom Herr, S OBP: 0.231, SLG: 0.257 (1, 4)										4	1	1	1	0	1							
Ozzie Smith, S OBP: 0.389, SLG: 0.276 (1, 6)										4	0	0	0	0	3							
Inning Stats	R: 0 E: 0 K: 1 S: 7	H: 0 LOB: 0 BB: 0 P: 12	R: 2 E: 1 K: 1 S: 11	H: 2 LOB: 1 BB: 0 P: 19	R: 0 E: 1 K: 0 S: 6	H: 0 LOB: 0 BB: 0 P: 10	R: 3 E: 0 K: 0 S: 10	H: 3 LOB: 0 BB: 0 P: 12	R: 2 E: 0 K: 0 S: 14	H: 2 LOB: 0 BB: 0 P: 17	R: 6 E: 1 K: 0 S: 16	H: 5 LOB: 1 BB: 1 P: 30	R: 0 E: 0 K: 0 S: 5	H: 0 LOB: 0 BB: 0 P: 9	R: 0 E: 1 K: 1 S: 10	H: 0 LOB: 1 BB: 0 P: 13	R: 0 E: 0 K: 1 S: 10	H: 0 LOB: 0 BB: 0 P: 13	1B: 6 2B: 3 3B: 1 HR: 2	SF: 0 SAC: 1 DP: 0 HBP: 0	WP: 2 PB: 0 SB: 1 CS: 1	PA: 41
PITCHER Don Sutton, R ERA: 6.0 (1, 1)	IP: 4.1 WLS: L BF: 21 H: 7 R: 7 ER: 5 SO: 2 BB: 0 IBB: 0 HBP: 0 BLK: 0 WP: 0 HR: 2 S: 45 P: 67 ERA: 10.38 WHIP: 1.615																					
Jim Staton, R ERA: 1.23 (5, 1)	0.2	2	0	0	0	0	0	0	0	0	0	3	3	0.00	0.000							
Doc Medich, R ERA: 18.0 (6, 1)	2.0	13	5	6	4	0	1	0	0	0	2	0	21	39	18.00	3.000						
Dwight Bernard, R ERA: (8, 1)	1.0	4	0	0	0	1	0	0	0	0	0	0	10	13	0.00	0.000						

