St. Louis Cardinals - 1983

Pittsburgh Pirates @ St. Louis Cardinals

Busch Stadium, St. Louis, MO

Tue Apr 05 1983, 3:33 AM CST

Att. 43,509 - Unknown

TOP

livebaseballscorecards.com

Batter	1	2	3	4	5	6	7	8	9	AB	R	H	RBI	BB	SO	LOB
Lee Lacy, R (1, 7) OBP: 0.400, SLG: 1.000	HR		F9 ①		4-3 ①		S 1B		K ①	5	1	2	1	0	1	0
Lee Mazzilli, S (1, 8) OBP: 0.800, SLG: 1.667	F8 ①		S 1B		HR		1-2 FC1-4-6 BB		1B HR BB	3	2	2	1	2	0	0
Bill Madlock, R (1, 5) OBP: 0.400, SLG: 0.250	5-3 ②		1-2 BB		6-3 ②		F2 ①		1-3 HR 1B	4	1	1	0	1	0	2
Jason Thompson, L (1, 3) OBP: 0.600, SLG: 1.500	BB		K ②		2B		K ②		1-H 3-H HR	4	1	2	3	1	2	4
Dave Parker, L (1, 9) OBP: 0.200, SLG: 0.200	F8 ③		K2-3 ③		4-3 ③		1-2f FC1-4-6 ③		1B S 1B	5	0	1	0	0	1	6
Johnny Ray, S (1, 4)		6-3 ①		F9 ①		F8 ①		E4 SF9	1-2 1B BB	4	1	0	0	1	0	0
Tony Peña, R (1, 2) OBP: 0.600, SLG: 0.667		FC5-4 BB		F3 ②		BB 1B		3-H SF9 ①	1-2 2-3 1B	3	0	2	1	1	0	0
Dale Berra, R (1, 6) OBP: 0.400, SLG: 1.000		F8 ②		HR		1-2 G4-3 BB		K ②	K ②	4	1	1	1	1	2	4
John Candelaria, L (1, 1)		1-2f FC5-4 ③		1-6-3 ③		1-2f G4-3 ②③		K ③	K ③	5	0	0	0	0	2	6
Inning Stats	R: 1 E: 0 K: 0 S: 4 H: 1 LOB: 1 BB: 1 P: 8	R: 0 E: 0 K: 0 S: 3 H: 0 LOB: 1 BB: 1 P: 7	R: 0 E: 0 K: 2 S: 8 H: 1 LOB: 2 BB: 1 P: 12	R: 1 E: 0 K: 0 S: 4 H: 1 LOB: 0 BB: 0 P: 4	R: 1 E: 0 K: 0 S: 5 H: 2 LOB: 1 BB: 0 P: 5	R: 0 E: 0 K: 0 S: 3 H: 1 LOB: 1 BB: 1 P: 7	R: 0 E: 0 K: 1 S: 6 H: 1 LOB: 2 BB: 1 P: 10	R: 1 E: 1 K: 2 S: 8 H: 0 LOB: 0 BB: 0 P: 8	R: 3 E: 0 K: 3 S: 13 H: 4 LOB: 3 BB: 2 P: 21	1B: 6 2B: 1 3B: 0 HR: 4 SF: 1 SAC: 0 DP: 1 HBP: 0						

	AB	37
	R	7
	H	11
	RBI	7
	BB	7
	SO	8
	LOB	22

WP: 0 PB: 0 SB: 3 CS: 0 PA: 45

PITCHER		IP	WLS	BF	H	R	ER	SO	BB	IBB	HBP	BLK	WP	HR	S	P	ERA	WHIP
Bob Forsch, R ERA: 5.06	(1, 1)	5.1	L	26	6	3	3	2	4	0	0	0	0	3	26	42	5.06	1.875
John Martin, L ERA:	(6, 1)	0.2		1	0	0	0	0	0	0	0	0	0	0	1	1	0.00	0.000
Jeff Lahti, R ERA:	(7, 1)	0.1		3	1	0	0	0	1	0	0	0	0	0	2	6	0.00	6.000
Jim Kaat, L ERA:	(7, 1)	0.2		3	0	1	0	1	0	0	0	0	0	0	5	5	0.00	0.000
Doug Bair, R ERA: 20.25	(8, 1)	1.1		9	3	3	3	3	2	0	0	0	0	1	13	21	20.25	3.750

PITCHER		IP	WLS	BF	H	R	ER	SO	BB	IBB	HBP	BLK	WP	HR	S	P	ERA	WHIP
Eric Rasmussen, R ERA:	(9, 1)	0.2		3	1	0	0	2	0	0	0	0	0	0	7	7	0.00	1.500

Batter	1	2	3	4	5	6	7	8	9	AB	R	H	RBI	BB	SO	LOB
Lonnie Smith, R (1, 7) OBP: 0.500, SLG: 0.333	BBBB 4-0 S 2B BB		x 0-0 ② 5-3			SSS 0-3 ② K		x 0-0 1B		3	1	1	0	1	1	0
Ozzie Smith, S (1, 6) OBP: 0.250, SLG: 0.250	SSS 0-3 ① K 1-2		x 0-0 ③ 4-3			x 0-0 1B		x 0-0 ③ F8		4	0	1	0	0	1	2
Keith Hernandez, L (1, 3)	SSS 0-3 ② K			SSS 0-3 ① K		SSS 0-3 ③ K			x 0-0 ① 6-3	4	0	0	0	0	3	2
George Hendrick, R (1, 9) OBP: 0.250, SLG: 0.500	x 0-0 2-H 2B			x 0-0 ② F9			x 0-0 ① F4		x 0-0 ② 5-3	4	0	1	1	0	0	0
David Green, R (1, 8) OBP: 0.250, SLG: 0.250	SSS 0-3 ③ K			SSS 0-3 ③ K			x 0-0 S 1B		SSS 0-3 ③ K	4	0	1	0	0	3	1
Darrell Porter, L (1, 2)		BBBB 4-0 G4-6-3 BB			x 0-0 ① F7		x 0-0 ② F4 1-2			2	0	0	0	1	0	1
Ken Oberkfell, L (1, 5) Eric Rasmussen, R (9, 1)	SSS 0-3 ① K				x 0-0 ② 4-3		x 0-0 ③ F7			3 0	0 0	0 0	0 0	0 0	1 0	2 0
Mike Ramsey, S (1, 4)		x 0-0 ②③ G4-6-3 1-2f			x 0-0 ③ 6-3			x 0-0 ① F8		3	0	0	0	0	0	1
Bob Forsch, R (1, 1) John Martin, S (6, 1) Tito Landrum, R (6, PH) Jeff Lahti, R (7, 1) Jim Kaat, L (7, 1) Doug Bair, R (8, 1) Rafael Santana, R (8, 5)			SSS 0-3 ① K			x 0-0 ① 6-3		x 0-0 ② F8		1 0 1 0 0 0 1	0 0 0 0 0 0 0	0 0 0 0 0 0 0	0 0 0 0 0 0 0	1 0 0 0 0 0 0	0 0 0 0 0 0 0	0 0 0 0 0 0 0
Inning Stats	R: 1 E: 0 K: 3 S: 10 H: 1 LOB: 1 BB: 1 P: 14	R: 0 E: 0 K: 1 S: 4 H: 0 LOB: 0 BB: 1 P: 8	R: 0 E: 0 K: 1 S: 5 H: 0 LOB: 0 BB: 0 P: 5	R: 0 E: 0 K: 2 S: 7 H: 0 LOB: 0 BB: 0 P: 7	R: 0 E: 0 K: 0 S: 3 H: 0 LOB: 0 BB: 0 P: 3	R: 0 E: 0 K: 2 S: 8 H: 1 LOB: 1 BB: 0 P: 8	R: 0 E: 0 K: 0 S: 4 H: 1 LOB: 1 BB: 0 P: 4	R: 0 E: 0 K: 0 S: 4 H: 1 LOB: 1 BB: 0 P: 4	R: 0 E: 0 K: 1 S: 5 H: 0 LOB: 0 BB: 0 P: 5	1B: 3 2B: 1 3B: 0 HR: 0	SF: 0 SAC: 0 DP: 1 HBP: 0			WP: 0 PB: 0 SB: 2 CS: 0	PA: 32		

PITCHER		IP	WLS	BF	H	R	ER	SO	BB	IBB	HBP	BLK	WP	HR	S	P	ERA	WHIP
John Candelaria, L ERA: 1.0	(1, 1)	9.0	W	32	4	1	1	10	2	0	0	0	0	0	50	58	1.00	0.667

PITCHER	IP	WLS	BF	H	R	ER	SO	BB	IBB	HBP	BLK	WP	HR	S	P	ERA	WHIP

BOTTOM

Pittsburgh Pirates @ St. Louis Cardinals

Busch Stadium, St. Louis, MO

Tue Apr 05 1983, 3:33 AM CST

Att. 43,509 - Unknown

livebaseballscorecards.com

AB	30
R	1
H	4
RBI	1
BB	2
SO	10
LOB	9

Batter	1	2	3	4	5	6	7	8	9	AB	R	H	RBI	BB	SO	LOB
Lonnie Smith, R (1, 7) OBP: 0.375, SLG: 0.167	3-1			L9		6-3		BB, CS		3	0	0	0	1	0	0
Ozzie Smith, S (1, 6) OBP: 0.500, SLG: 0.714	4-3			G3			1B, 2B	BBBB, WP		3	1	2	0	1	0	0
Keith Hernandez, L (1, 3) OBP: 0.125, SLG: 0.125	4-3			G3			BB, 1B	F8		4	1	1	0	0	0	2
Darrell Porter, L (1, 2)		F6		F7			BB, 1B	BB		2	1	0	0	2	0	1
George Hendrick, R (1, 9) OBP: 0.375, SLG: 0.429		F9			BB, CS		1B	6-3		3	1	1	2	1	0	2
Ken Oberkfell, L (1, 5) OBP: 0.286, SLG: 0.286		L7			G1-6-3, 1B		1B, SF8		F7	4	1	2	0	0	0	0
David Green, R (1, 8) OBP: 0.250, SLG: 0.250			F3		G1-6-3		CS, 1B		F9	4	0	1	2	0	0	1
Mike Ramsey, S (1, 4)			G3			F8	SF8		K	3	0	0	1	0	1	0
Joaquin Andujar, S (1, 1)			K			G3	K			3	0	0	0	0	2	0
Inning Stats	R: 0 E: 0 K: 0 S: 3 H: 0 LOB: 0 BB: 0 P: 3	R: 0 E: 0 K: 0 S: 3 H: 0 LOB: 0 BB: 0 P: 3	R: 0 E: 0 K: 1 S: 5 H: 0 LOB: 0 BB: 0 P: 5	R: 0 E: 0 K: 0 S: 4 H: 1 LOB: 1 BB: 0 P: 4	R: 0 E: 0 K: 0 S: 2 H: 1 LOB: 0 BB: 1 P: 6	R: 0 E: 0 K: 0 S: 3 H: 0 LOB: 0 BB: 0 P: 3	R: 5 E: 0 K: 1 S: 9 H: 5 LOB: 0 BB: 1 P: 13	R: 0 E: 0 K: 0 S: 2 H: 0 LOB: 2 BB: 3 P: 14	R: 0 E: 0 K: 1 S: 5 H: 0 LOB: 0 BB: 0 P: 5	1B: 5 2B: 2 3B: 0 HR: 0 SF: 1 SAC: 0 DP: 1 HBP: 0						

TOP

St. Louis Cardinals @ New York Mets

Shea Stadium, Flushing, NY

Sat Apr 09 1983, 3:33 AM EST

Att. 11,511 - Cloudy - 70 F

livebaseballscorecards.com

AB	29
R	5
H	7
RBI	5
BB	5
SO	3
LOB	6

PITCHER		IP	WLS	BF	H	R	ER	SO	BB	IBB	HBP	BLK	WP	HR	S	P	ERA	WHIP
Mike Torrez, R ERA: 7.5	(1, 1)	6.0	L	25	7	5	5	1	2	0	0	0	0	0	25	33	7.50	1.500
Jesse Orosco, L ERA:	(7, 1)	1.0		2	0	0	0	1	0	0	0	0	0	0	4	4	0.00	0.000
Rick Ownbey, R ERA:	(8, 1)	1.0		5	0	0	0	0	3	0	0	0	1	0	2	14	0.00	3.000
Carlos Diaz, L ERA:	(9, 1)	1.0		3	0	0	0	1	0	0	0	0	0	0	5	5	0.00	0.000

PITCHER		IP	WLS	BF	H	R	ER	SO	BB	IBB	HBP	BLK	WP	HR	S	P	ERA	WHIP

St. Louis Cardinals @ New York Mets

Shea Stadium, Flushing, NY

Sat Apr 09 1983, 3:33 AM EST
Att. 11,511 - Cloudy - 70 F

livebaseballscorecards.com

Batter	1	2	3	4	5	6	7	8	9	AB	R	H	RBI	BB	SO	LOB
Mookie Wilson, S (1, 8) OBP: 0.308, SLG: 0.250	x 0-0 CS 1B		x 0-0 ③ 4-3			x 0-0 ③ G3			x 0-0 ② 1-3	4	0	1	0	0	0	1
Bob Bailor, R (1, 6) OBP: 0.154, SLG: 0.167	x 0-0 ① ② 6-3 1-2			x 0-0 ① 4-3			S S S 0-3 ① K		x 0-0 1B	4	0	1	0	0	1	1
Dave Kingman, R (1, 3) OBP: 0.083, SLG: 0.083	S S S 0-3 ③ K			x 0-0 ② 6-3			S S S 0-3 ② K		x 0-0 ③ F8	4	0	0	0	0	2	1
George Foster, R (1, 7) OBP: 0.500, SLG: 0.889		S S S 0-3 ① K		x 0-0 ③ 2-3			x 0-0 ③ F8			3	0	0	0	0	1	0
Danny Heep, L (1, 9) OBP: 0.714, SLG: 1.000		S S S 0-3 ② K			S S S 0-3 ① K			x 0-0 1B		3	0	1	0	0	2	0
Hubie Brooks, R (1, 5) OBP: 0.200, SLG: 0.111		S S S 0-3 ③ K			S S S 0-3 ② K			x 0-0 ① F9		3	0	0	0	0	2	1
Ron Hodges, L (1, 2) OBP: 0.400, SLG: 0.250			x 0-0 4-3 1B		x 0-0 ③ 1-3			x 0-0 ② F7		3	0	1	0	0	0	1
Brian Giles, R (1, 4) OBP: 0.222, SLG: 0.250			x 0-0 ① 4-3 1-2			x 0-0 ① F9		x 0-0 ③ F9		2	0	0	0	0	0	1
Rusty Staub, L (8, PH)										1	0	0	0	0	0	1
Carlos Diaz, R (9, 1)										0	0	0	0	0	0	0
Mike Torrez, R (1, 1)			S S S 0-3 ② K			x 0-0 ② 6-3			x 0-0 ① F7	2	0	0	0	0	1	1
Jesse Orosco, R (7, 1)										0	0	0	0	0	0	0
Rick Ownbey, R (8, 1)										0	0	0	0	0	0	0
Wally Backman, S (9, 4)										1	0	0	0	0	0	0

Inning Stats	1	2	3	4	5	6	7	8	9		
	R: 0 H: 1	R: 0 H: 0	R: 0 H: 1	R: 0 H: 0	R: 0 H: 0	R: 0 H: 0	R: 0 H: 0	R: 0 H: 1	R: 0 H: 1	1B: 4 SF: 0	WP: 0 PA: 30
	E: 0 LOB: 0	E: 0 LOB: 0	E: 0 LOB: 1	E: 0 LOB: 0	E: 0 LOB: 0	E: 0 LOB: 0	E: 0 LOB: 0	E: 0 LOB: 1	E: 0 LOB: 1	2B: 0 SAC: 0	PB: 0
	K: 1 BB: 0	K: 3 BB: 0	K: 1 BB: 0	K: 0 BB: 0	K: 2 BB: 0	K: 0 BB: 0	K: 2 BB: 0	K: 0 BB: 0	K: 0 BB: 0	3B: 0 DP: 0	SB: 0
	S: 5 P: 5	S: 9 P: 9	S: 6 P: 6	S: 3 P: 3	S: 7 P: 7	S: 3 P: 3	S: 7 P: 7	S: 4 P: 4	S: 4 P: 4	HR: 0 HBP: 0	CS: 1

PITCHER	IP	WLS	BF	H	R	ER	SO	BB	IBB	HBP	BLK	WP	HR	S	P	ERA	WHIP
Joaquin Andujar, R (1, 1) ERA:	9.0	W	30	4	0	0	9	0	0	0	0	0	0	48	48	0.00	0.444

PITCHER	IP	WLS	BF	H	R	ER	SO	BB	IBB	HBP	BLK	WP	HR	S	P	ERA	WHIP

AB	30
R	0
H	4
RBI	0
BB	0
SO	9
LOB	8

Batter	1	2	3	4	5	6	7	8	9	10	AB	R	H	RBI	BB	SO	LOB
Lonnie Smith, R (1, 7) OBP: 0.308, SLG: 0.182	SSS 0-3 ① K			x 0-0 ① 5-3		SSS 0-3 ② K	x 0-0 1-3 2-H 1B		x 0-0 ② F8 2-3		5	0	1	1	0	2	2
Ozzie Smith, S (1, 6) OBP: 0.462, SLG: 0.545	BBBB 4-0 4-3 BB			x 0-0 ② F4		x 0-0 2B 1B	x 0-0 ③ 5-3		SSS 0-3 ③ K 1-2		4	1	1	0	1	1	4
Keith Hernandez, L (1, 3) OBP: 0.231, SLG: 0.385	x 0-0 ②③ 4-3 1-2			x 0-0 ③ 4-3		x 0-0 1-H 2B 2B		x 0-0 ① F8		x 0-0 F8 SF8 2B	5	2	2	1	0	0	1
Darrell Porter, L (1, 2) OBP: 0.333, SLG: 0.222		x 0-0 ① F8			SSS 0-3 ① K	x 0-0 2-H 2B		SSS 0-3 ② K		x 0-0 ① F8 2-3	5	0	1	1	0	2	1
George Hendrick, R (1, 9) OBP: 0.417, SLG: 0.545 Bruce Sutter, R (8, 1) Steve Braun, L (10, PH) Glenn Brummer, R (10, PR) Jim Kaat, L (10, 1) Eric Rasmussen, R (10, 1)		SSS 0-3 ② K			x 0-0 F9 1B 1B	SSS 0-3 ③ K		x 0-0 2B		BBBB 4-0 BB SF8 BB	4 0 0 0 0 0	0 0 0 0 0 0	2 0 0 0 0 0	0 0 1 0 0 0	0 0 0 0 0 0	2 0 0 0 0 0	1 0 0 0 0 0
Ken Oberkfell, L (1, 5) OBP: 0.250, SLG: 0.273		x 0-0 ③ 4-3			x 0-0 1-2 1B		x 0-0 ① 6-3	x 0-0 ③ F9		x 0-0 ② SF8 1-2 3-H	4	0	1	1	0	0	1
David Green, R (1, 8) OBP: 0.231, SLG: 0.167			SSS 0-3 ① K		x 0-0 ② F9 2-3		x 0-0 ② 6-3		SSS 0-3 ① K	BBBB 4-0 BB BB	4	0	0	0	1	2	2
Mike Ramsey, S (1, 4) OBP: 0.250, SLG: 0.200			x 0-0 ② 6-3		x 0-0 ③ 4-3		x 0-0 S 1B 1B		x 0-0 F8 BB 1B	BBBB 4-0 1-2 2-3 BB	4	1	2	0	1	0	2
Dave LaPoint, L (1, 1) Jeff Lahti, R (6, 1) Dane Iorg, L (7, PH) Doug Bair, R (7, 1) Tito Landrum, R (8, 9)			x 0-0 ③ 1-3			SSS 0-3 ① K	BBBB 4-0 1B 1-2 BB		BBBB 4-0 S 1-2 BB	x 0-0 ③ 4-3	2 0 0 0 1	0 0 0 0 0	0 0 0 0 0	0 0 1 0 1	0 0 0 0 0	1 0 0 0 0	0 0 0 0 3
Inning Stats	R: 0 E: 0 K: 1 S: 4 H: 0 LOB: 0 BB: 1 P: 8	R: 0 E: 0 K: 1 S: 5 H: 0 LOB: 0 BB: 0 P: 5	R: 0 E: 0 K: 1 S: 5 H: 0 LOB: 0 BB: 0 P: 5	R: 0 E: 0 K: 0 S: 3 H: 0 LOB: 0 BB: 0 P: 3	R: 0 E: 0 K: 1 S: 7 H: 2 LOB: 2 BB: 0 P: 7	R: 2 E: 0 K: 3 S: 12 H: 3 LOB: 1 BB: 0 P: 12	R: 1 E: 0 K: 0 S: 5 H: 2 LOB: 2 BB: 1 P: 9	R: 0 E: 0 K: 1 S: 6 H: 1 LOB: 1 BB: 0 P: 6	R: 0 E: 0 K: 2 S: 8 H: 1 LOB: 2 BB: 1 P: 12	R: 1 E: 0 K: 0 S: 4 H: 1 LOB: 3 BB: 3 P: 16	1B: 6 2B: 4 3B: 0 HR: 0	SF: 1 SAC: 0 DP: 0 HBP: 0	WP: 0 PB: 0 SB: 2 CS: 0	PA: 45				

PITCHER		IP	WLS	BF	H	R	ER	SO	BB	IBB	HBP	BLK	WP	HR	S	P	ERA	WHIP
Rick Rhoden, R ERA: 3.14	(1, 1)	7.0		29	7	3	3	7	2	0	0	0	0	0	41	49	3.86	1.286
Rod Scurry, L ERA:	(8, 1)	2.0		9	2	0	0	3	1	0	0	0	0	0	14	18	0.00	1.500
Jim Bibby, R ERA: 4.91	(10, 1)	0.2	L	6	1	1	1	0	3	0	0	0	0	0	3	15	13.50	6.000
Kent Tekulve, R ERA:	(10, 1)	0.1		1	0	0	0	0	0	0	0	0	0	0	1	1	0.00	0.000

PITCHER	IP	WLS	BF	H	R	ER	SO	BB	IBB	HBP	BLK	WP	HR	S	P	ERA	WHIP

TOP

St. Louis Cardinals @ Pittsburgh Pirates

Three Rivers Stadium, Pittsburgh, PA

Tue Apr 12 1983, 3:33 AM EST
Att. 46,869 - Unknown

livebaseballscorecards.com

AB	38
R	4
H	10
RBI	4
BB	6
SO	10
LOB	17

Batter	1	2	3	4	5	6	7	8	9	10	AB	R	H	RBI	BB	SO	LOB
Lee Lacy, R (1, 9) OBP: 0.345, SLG: 0.536	F3		L3-1 1B			F8		K		G1-2-3 1-3 BB 1B	5	0	2	0	0	1	1
Lee Mazzilli, S (1, 8) OBP: 0.517, SLG: 0.579	6-3		L3-1 1-2			WP 1B BB		FC5-4 1-3 1B		G1-2-3 1-2 BB	3	0	1	0	2	0	1
Bill Madlock, R (1, 5) OBP: 0.250, SLG: 0.190	6-3			F6		WP 1-2 1B		FC5-4 CS 1-2f 3-H		G1-2-3 1-2 2-3 3-Hf	5	0	1	1	0	0	4
Jason Thompson, L (1, 3) OBP: 0.500, SLG: 0.714 Gene Tenace, R (9, PR) OBP: 0.250, SLG: 0.250 (10, 3)		2B SF9 BB		G3		G4-6-3 1-2 2-3 IBB		1-2	1-3 2-3 BB	F7	2 1	1 0	0 0	0 0	3 0	0 0	1 2
Tony Peña, R (1, 2) OBP: 0.400, SLG: 0.429		1-3 2B		F7		G4-6-3 1-2f			1-2	2-3	4	0	1	0	0	0	4
Brian Harper, R (1, 7) OBP: 0.333, SLG: 2.000 Rod Scurry, L (8, 1) Richie Hebner, L (9, PH) OBP: 0.667, SLG: 0.667 Jim Bibby, R (10, 1) Kent Tekulve, R (10, 1)		SF9 3-H			HR		F8		1-3 IBB		2 0 0 0 0	1 0 0 0 0	1 0 0 0 0	2 0 0 0 0	0 0 1 0 0	0 0 0 0 0	0 0 0 0 0
Dale Berra, R (1, 6) OBP: 0.261, SLG: 0.571		F4			F8		6-3		1-2 2-3	1-3	4	0	0	0	0	0	3
Johnny Ray, S (1, 4) OBP: 0.208, SLG: 0.261		K			6-3		K		L9		4	0	0	0	0	2	4
Rick Rhoden, R (1, 1) Mike Easler, L (8, 7) OBP: 0.417, SLG: 0.500			F9		5-3			1B FC5-4 1B		1B G1-2-3 1B	2 2	0 1	0 2	0 0	0 0	0 0	0 0
Inning Stats	R: 0 H: 0 E: 0 LOB: 0 K: 0 BB: 0 S: 3 P: 3	R: 1 H: 1 E: 0 LOB: 1 K: 1 BB: 1 S: 6 P: 10	R: 0 H: 1 E: 0 LOB: 0 K: 0 BB: 0 S: 3 P: 3	R: 0 H: 0 E: 0 LOB: 0 K: 0 BB: 0 S: 3 P: 3	R: 1 H: 1 E: 0 LOB: 0 K: 0 BB: 0 S: 4 P: 4	R: 0 H: 1 E: 0 LOB: 2 K: 0 BB: 2 S: 3 P: 11	R: 0 H: 0 E: 0 LOB: 0 K: 1 BB: 0 S: 5 P: 5	R: 1 H: 2 E: 0 LOB: 0 K: 1 BB: 0 S: 6 P: 6	R: 0 H: 0 E: 0 LOB: 3 K: 0 BB: 2 S: 3 P: 11	R: 0 H: 2 E: 0 LOB: 2 K: 0 BB: 1 S: 4 P: 8	1B: 6 SF: 1 2B: 2 SAC: 0 3B: 0 DP: 3 HR: 1 HBP: 0						

PITCHER		IP	WLS	BF	H	R	ER	SO	BB	IBB	HBP	BLK	WP	HR	S	P	ERA	WHIP
Dave LaPoint, L ERA: 3.38	(1, 1)	5.1		22	4	2	2	1	2	1	0	0	1	1	21	33	3.38	1.125
Jeff Lahti, R ERA:	(6, 1)	0.2		1	0	0	0	0	0	0	0	0	0	0	1	1	0.00	0.000
Doug Bair, R ERA: 11.57	(7, 1)	1.0		3	0	0	0	1	0	0	0	0	0	0	5	5	0.00	0.000
Bruce Sutter, R ERA: 4.5	(8, 1)	2.0	W	10	2	1	1	1	1	1	0	0	0	0	9	17	4.50	1.500
Jim Kaat, L ERA:	(10, 1)	0.0		1	1	0	0	0	0	0	0	0	0	0	1	1	∞	∞

PITCHER		IP	WLS	BF	H	R	ER	SO	BB	IBB	HBP	BLK	WP	HR	S	P	ERA	WHIP
Eric Rasmussen, R ERA:	(10, 1)	1.0	S	4	1	0	0	0	1	0	0	0	0	0	3	7	0.00	2.000

BOTTOM

St. Louis Cardinals @ Pittsburgh Pirates

Three Rivers Stadium, Pittsburgh, PA

Tue Apr 12 1983, 3:33 AM EST
Att. 46,869 - Unknown

livebaseballscorecards.com

AB	34
R	3
H	8
RBI	3
BB	6
SO	3
LOB	20

Batter	1	2	3	4	5	6	7	8	9	AB	R	H	RBI	BB	SO	LOB
Lonnie Smith, R (1, 7) OBP: 0.333, SLG: 0.200	CS 1B		F8		HBP 1B; FC6-4			5-3		4	1	1	0	0	0	2
Ozzie Smith, S (1, 6) OBP: 0.444, SLG: 0.500	WP 1B		F8		1B 1B		G3	G3		5	1	2	0	0	0	0
Keith Hernandez, L (1, 3) OBP: 0.389, SLG: 0.471	L6-4 BB		1B		FC3-6 1B 1B		G3		F8 HR 1B	4	2	3	1	1	0	0
Darrell Porter, L (1, 2) OBP: 0.235, SLG: 0.143	L6-4		L3		K		K		F8	5	0	0	0	0	2	6
George Hendrick, R (1, 9) OBP: 0.588, SLG: 1.063		FC1 PB 1B		FC1-5 1B	FC3-6 1B		HR		HR	5	2	5	4	0	0	0
Ken Oberkfell, L (1, 5) OBP: 0.294, SLG: 0.313		FC1 2B		FC1-5 1B	FC3-6 BB 1B		G6-4-3 1B		3-1	5	2	2	0	0	0	3
David Green, R (1, 8) OBP: 0.278, SLG: 0.250		4-3 2B		FC1-5	1B BB		F9		F9	4	1	1	1	1	0	3
Mike Ramsey, S (1, 4) OBP: 0.250, SLG: 0.214		4-3		F8	1B 1B		G6-4-3			4	0	1	2	0	0	4
Joaquin Andujar, S (1, 1) OBP: 0.143, SLG: 0.143		K		F7	FC6-4 1B			5-3		4	0	1	1	0	1	3
Inning Stats	R: 0 E: 0 K: 0 S: 3 H: 2 LOB: 1 BB: 1 P: 7	R: 1 E: 0 K: 1 S: 7 H: 2 LOB: 1 BB: 0 P: 7	R: 0 E: 0 K: 0 S: 4 H: 1 LOB: 1 BB: 0 P: 4	R: 0 E: 0 K: 0 S: 5 H: 2 LOB: 2 BB: 0 P: 5	R: 5 E: 0 K: 1 S: 10 H: 5 LOB: 2 BB: 1 P: 15	R: 0 E: 0 K: 1 S: 5 H: 0 LOB: 0 BB: 0 P: 5	R: 1 E: 0 K: 0 S: 4 H: 2 LOB: 0 BB: 0 P: 4	R: 0 E: 0 K: 0 S: 3 H: 0 LOB: 0 BB: 0 P: 3	R: 2 E: 0 K: 0 S: 5 H: 2 LOB: 0 BB: 0 P: 5	1B: 13 2B: 2 3B: 0 HR: 2	SF: 0 SAC: 0 DP: 2 HBP: 1						

TOP

St. Louis Cardinals @ Pittsburgh Pirates

Three Rivers Stadium, Pittsburgh, PA

Wed Apr 13 1983, 3:33 AM EST

Att. 4,126 - Unknown

livebaseballscorecards.com

AB	40
R	9
H	16
RBI	9
BB	2
SO	3
LOB	21

		WP: 1	PA: 43
		PB: 1	
		SB: 0	
		CS: 1	

PITCHER		IP	WLS	BF	H	R	ER	SO	BB	IBB	HBP	BLK	WP	HR	S	P	ERA	WHIP
Lee Tunnell, R (1, 1) ERA: 5.4		4.0	L	20	8	3	3	1	1	0	1	0	1	0	20	25	6.75	2.250
Randy Niemann, L (5, 1) ERA: 40.5		0.2		7	4	3	3	1	1	0	0	0	0	0	8	12	40.50	7.500
Manny Sarmiento, R (5, 1) ERA: 6.23		2.1		8	2	1	1	1	0	0	0	0	0	1	10	10	3.86	0.857
Jim Winn, R (8, 1) ERA: 4.5		2.0		8	2	2	2	0	0	0	0	0	0	1	8	8	9.00	1.000

PITCHER	IP	WLS	BF	H	R	ER	SO	BB	IBB	HBP	BLK	WP	HR	S	P	ERA	WHIP

Batter	1	2	3	4	5	6	7	8	9	AB	R	H	RBI	BB	SO	LOB
Lee Lacy, R (1, 9) OBP: 0.364, SLG: 0.563	F3		1B S 1B		6-3			2B		4	0	2	0	0	0	0
Lee Mazzilli, S (1, 8) OBP: 0.485, SLG: 0.522	S 1B 1B		5-3 1-2			F9		1-3		4	1	1	0	0	0	2
Bill Madlock, R (1, 5) OBP: 0.250, SLG: 0.200	K 1-2		FC6-4 2-3 1B			5-3			F8	4	0	1	0	0	1	1
Jason Thompson, L (1, 3) OBP: 0.469, SLG: 0.640	2-H 1B		FC6-4 1-2f			G3			1-6-3	4	0	1	1	0	0	2
Mike Easler, L (1, 7) OBP: 0.375, SLG: 0.438	L6			F8			3-1		1B	4	0	1	0	0	0	1
Johnny Ray, S (1, 4) OBP: 0.185, SLG: 0.231		K		K			1-3		F4	3	0	0	0	0	2	0
Junior Ortiz, R (9, PH)										1	0	0	0	0	0	1
Tony Peña, R (1, 2) OBP: 0.370, SLG: 0.391		2-3		1-3			K			2	0	0	0	0	0	0
Manny Sarmiento, R (5, 1)										0	0	0	0	0	0	0
Jim Morrison, R (7, PH)										1	0	0	0	0	1	0
Jim Winn, R (8, 1)										0	0	0	0	0	0	0
Dale Berra, R (1, 6) OBP: 0.269, SLG: 0.542		K			F9			G6-4-3 1B		3	0	1	0	0	1	0
Lee Tunnell, R (1, 1)			4-3		6-3			G6-4-3 1-2f		1	0	0	0	0	0	0
Randy Niemann, L (5, 1)										0	0	0	0	0	0	0
Steve Nicosia, R (5, 2) OBP: 0.250, SLG: 0.250										2	0	0	0	0	0	1
Inning Stats	R: 1 H: 2 E: 0 LOB: 1 K: 1 BB: 0 S: 7 P: 7	R: 0 H: 0 E: 0 LOB: 0 K: 2 BB: 0 S: 7 P: 7	R: 0 H: 2 E: 0 LOB: 2 K: 0 BB: 0 S: 5 P: 5	R: 0 H: 0 E: 0 LOB: 0 K: 1 BB: 0 S: 5 P: 5	R: 0 H: 0 E: 0 LOB: 0 K: 0 BB: 0 S: 3 P: 3	R: 0 H: 0 E: 0 LOB: 0 K: 0 BB: 0 S: 3 P: 3	R: 0 H: 0 E: 0 LOB: 0 K: 1 BB: 0 S: 5 P: 5	R: 0 H: 2 E: 0 LOB: 1 K: 0 BB: 0 S: 4 P: 4	R: 0 H: 1 E: 0 LOB: 1 K: 0 BB: 0 S: 4 P: 4	1B: 6 SF: 0 2B: 1 SAC: 0 3B: 0 DP: 1 HR: 0 HBP: 0						

PITCHER		IP	WLS	BF	H	R	ER	SO	BB	IBB	HBP	BLK	WP	HR	S	P	ERA	WHIP
Joaquin Andujar, R ERA: 0.5	(1, 1)	9.0	W	33	7	1	1	5	0	0	0	0	0	0	43	43	1.00	0.778

PITCHER	IP	WLS	BF	H	R	ER	SO	BB	IBB	HBP	BLK	WP	HR	S	P	ERA	WHIP

BOTTOM

St. Louis Cardinals @ Pittsburgh Pirates

Three Rivers Stadium, Pittsburgh, PA

Wed Apr 13 1983, 3:33 AM EST

Att. 4,126 - Unknown

livebaseballscorecards.com

AB	33
R	1
H	7
RBI	1
BB	0
SO	5
LOB	8

Batter	1	2	3	4	5	6	7	8	9	AB	R	H	RBI	BB	SO	LOB
Mookie Wilson, S (1, 8) OBP: 0.259, SLG: 0.231	6-3		F8		FC3-6 FC6-4 1-2f			6-3		4	0	0	0	0	0	1
Bob Bailor, R (1, 6) OBP: 0.321, SLG: 0.417 Doug Sisk, R (8, 1)	4-0 1B BB		F8		FC6-4 1-2f			2B		3 0	0 0	1 0	0 0	1 0	0 0	1 0
Dave Kingman, R (1, 3) OBP: 0.269, SLG: 0.400	F8			4-0 G4-6-3 BB		F7		F8		3	0	0	0	1	0	2
George Foster, R (1, 7) OBP: 0.360, SLG: 0.500	FC6-4 1-3 1B			G4-6-3 1-2f		6-3			FC1-6 1B	4	0	2	0	0	0	1
Danny Heep, L (1, 9) OBP: 0.650, SLG: 0.867	FC6-4 1-2f			4-0 BB		4-3			FC1-6 G5-4-3 1-2f	3	0	0	0	1	0	3
Ron Hodges, L (1, 2) OBP: 0.304, SLG: 0.158		F9		G3			3-1		G5-4-3 1-2f	4	0	0	0	0	0	2
Hubie Brooks, R (1, 5) OBP: 0.273, SLG: 0.381		F9					5-3			3	1	1	1	0	0	0
Brian Giles, R (1, 4) OBP: 0.238, SLG: 0.211 (8, 6)		6-3			4-0 FC3-6 BB		F8			2	0	0	0	1	0	0
Mike Torrez, R (1, 1) Carlos Diaz, R (1, 1) Mike Jorgensen, L (5, PH) Jesse Orosco, R (5, 1) Wally Backman, S (8, PH) (8, 4)			4-3		F8			K		0 1 1 0 1	0 0 0 0 0	0 0 0 0 0	0 0 0 0 0	0 0 0 0 1	0 0 0 0 0	0 0 1 0 0

TOP

New York Mets @ St. Louis Cardinals

Busch Stadium, St. Louis, MO

Thu Apr 14 1983, 6:05 PM CST

Att. 11,941 - Unknown

livebaseballscorecards.com

AB	29
R	1
H	4
RBI	1
BB	4
SO	1
LOB	11

Inning Stats	1	2	3	4	5	6	7	8	9
	R: 0 E: 0 K: 0 S: 4	R: 0 E: 0 K: 0 S: 3	R: 0 E: 0 K: 0 S: 3	R: 0 E: 0 K: 0 S: 2	R: 1 E: 0 K: 0 S: 4	R: 0 E: 0 K: 0 S: 3	R: 0 E: 0 K: 0 S: 3	R: 0 E: 0 K: 1 S: 6	R: 0 E: 0 K: 0 S: 3
	H: 1 LOB: 2 BB: 1 P: 8	H: 0 LOB: 0 BB: 0 P: 3	H: 0 LOB: 0 BB: 0 P: 3	H: 0 LOB: 1 BB: 2 P: 10	H: 1 LOB: 1 BB: 1 P: 8	H: 0 LOB: 0 BB: 0 P: 3	H: 0 LOB: 0 BB: 0 P: 3	H: 1 LOB: 1 BB: 0 P: 6	H: 1 LOB: 0 BB: 0 P: 3

| | | | | |

Batter	1	2	3	4	5	6	7	8	9	AB	R	H	RBI	BB	SO	LOB
Lonnie Smith, R (1, 7) OBP: 0.318, SLG: 0.211	S 1B 6-3			5-3			L9			4	1	1	0	0	0	0
Ozzie Smith, S (1, 6) OBP: 0.455, SLG: 0.500	S 2B 1B 1-H	CS 1B			F7		F7			4	1	2	1	0	0	0
Keith Hernandez, L (1, 3) OBP: 0.364, SLG: 0.476	K 1-2	F9 1-2			F7		2B			4	0	1	0	0	1	2
Darrell Porter, L (1, 2) OBP: 0.286, SLG: 0.333	FC6-4 3B 2B 2-H	K			2B		4-1			4	1	2	1	0	1	1
George Hendrick, R (1, 9) OBP: 0.524, SLG: 0.895	FC6-4 BB		6-3		F7			F8		3	0	0	0	1	0	1
Ken Oberkfell, L (1, 5) OBP: 0.333, SLG: 0.316	FC6-4 3B 1-2f 2-3		F9			4-3 6-3 1B		1B BB		3	1	1	0	1	0	2
David Green, R (1, 8) OBP: 0.273, SLG: 0.350	1B 3B 1-H 3-H		5-3			6-3 1-2		K		4	1	1	2	0	1	2
Mike Ramsey, S (1, 4) OBP: 0.300, SLG: 0.278	E 1B 3-H			F8		4-3 2-3		1B 1-3		4	1	2	1	0	0	1
Bob Forsch, R (1, 1) OBP: 0.200, SLG: 0.400	E2 2B 1-H			P4		P4		P4		4	1	1	1	0	0	3
Inning Stats	R: 7 E: 1 K: 1 S: 11 H: 6 LOB: 0 BB: 1 P: 15	R: 0 E: 0 K: 1 S: 5 H: 1 LOB: 0 BB: 0 P: 5	R: 0 E: 0 K: 0 S: 3 H: 0 LOB: 0 BB: 0 P: 3	R: 0 E: 0 K: 0 S: 3 H: 0 LOB: 0 BB: 0 P: 3	R: 0 E: 0 K: 0 S: 4 H: 1 LOB: 1 BB: 0 P: 4	R: 0 E: 0 K: 0 S: 4 H: 1 LOB: 1 BB: 0 P: 4	R: 0 E: 0 K: 0 S: 4 H: 1 LOB: 1 BB: 0 P: 4	R: 0 E: 0 K: 1 S: 6 H: 1 LOB: 2 BB: 1 P: 10		1B: 6 2B: 4 3B: 1 HR: 0 SF: 0 SAC: 0 DP: 0 HBP: 0						

PITCHER		IP	WLS	BF	H	R	ER	SO	BB	IBB	HBP	BLK	WP	HR	S	P	ERA	WHIP
Mike Torrez, R ERA: 14.85	(1, 1)	0.2	L	9	6	7	6	1	1	0	0	0	0	0	10	14	81.00	10.500
Carlos Diaz, L ERA:	(1, 1)	3.1		10	1	0	0	1	0	0	0	0	0	0	12	12	0.00	0.300
Jesse Orosco, L ERA: 2.25	(5, 1)	3.0		12	3	0	0	0	0	0	0	0	0	0	12	12	0.00	1.000
Doug Sisk, R ERA: 1.5	(8, 1)	1.0		5	1	0	0	1	1	0	0	0	0	0	6	10	0.00	2.000

PITCHER	IP	WLS	BF	H	R	ER	SO	BB	IBB	HBP	BLK	WP	HR	S	P	ERA	WHIP

BOTTOM

New York Mets @ St. Louis Cardinals

Busch Stadium, St. Louis, MO

Thu Apr 14 1983, 6:05 PM CST

Att. 11,941 - Unknown

livebaseballscorecards.com

AB	34
R	7
H	11
RBI	6
BB	2
SO	3
LOB	12

WP: 0 PB: 0 SB: 2 CS: 1 PA: 36

Batter	1	2	3	4	5	6	7	8	9	AB	R	H	RBI	BB	SO	LOB
Mookie Wilson, S (1, 8) OBP: 0.258, SLG: 0.267	SSS 0-3 ① K		x 0-0 ② 2B			x 0-0 ① F7		x 0-0 ② G3 3-H		4	0	1	1	0	1	0
Danny Heep, L (1, 9) OBP: 0.667, SLG: 1.053	x 0-0 1B		x 0-0 ③ F7			x 0-0 2B		x 0-0 HR		4	1	3	1	0	0	1
Dave Kingman, R (1, 3) OBP: 0.233, SLG: 0.345	x 0-0 ② F9			SSS 0-3 ① K		x 0-0 ② 6-3		x 0-0 ③ P3		4	0	0	0	0	1	2
George Foster, R (1, 7) OBP: 0.310, SLG: 0.429	x 0-0 ③ F9			x 0-0 ② P6		x 0-0 ③ 1-3			x 0-0 ① 1-3	4	0	0	0	0	0	2
Ron Hodges, L (1, 2) OBP: 0.296, SLG: 0.174		x 0-0 ① 4-3		x 0-0 1B			x 0-0 ① 6-3		x 0-0 ② 4-3	4	0	1	0	0	0	0
Hubie Brooks, R (1, 5) OBP: 0.269, SLG: 0.360		x 0-0 CS 1B		x 0-0 ③ F9			x 0-0 ② 6-3		SSS 0-3 ③ K	4	0	1	0	0	1	1
Wally Backman, S (1, 4)		x 0-0 ②③ F7 1-2			x 0-0 ① F7		x 0-0 ③ 5-3			3	0	0	0	0	0	1
Ron Gardenhire, R (1, 6)			x 0-0 ① 6-3		x 0-0 ② F7			x 0-0 4-3 G3 2B		2	0	0	0	0	0	0
Mike Jorgensen, L (8, PH) OBP: 0.667, SLG: 1.000										1	1	1	0	0	0	0
Bob Bailor, R (8, 6) OBP: 0.321, SLG: 0.417										0	0	0	0	0	0	0
Scott Holman, R (1, 1)			SSS 0-3 ② K		x 0-0 ③ 6-3			x 0-0 ① 4-3 2-3		2	0	0	0	0	1	0
Jesse Orosco, R (6, 1)										0	0	0	0	0	0	0
Rusty Staub, L (8, PH)										1	0	0	0	0	0	1
Mike Torrez, R (8, 1)										0	0	0	0	0	0	0
Inning Stats	R: 0 E: 0 K: 1 S: 6 H: 1 LOB: 1 BB: 0 P: 6	R: 0 E: 0 K: 0 S: 3 H: 1 LOB: 0 BB: 0 P: 3	R: 0 E: 0 K: 1 S: 6 H: 1 LOB: 1 BB: 0 P: 6	R: 0 E: 0 K: 1 S: 6 H: 1 LOB: 1 BB: 0 P: 6	R: 0 E: 0 K: 0 S: 3 H: 0 LOB: 0 BB: 0 P: 3	R: 0 E: 0 K: 0 S: 4 H: 1 LOB: 1 BB: 0 P: 4	R: 0 E: 0 K: 0 S: 3 H: 0 LOB: 0 BB: 0 P: 3	R: 2 E: 0 K: 0 S: 5 H: 2 LOB: 0 BB: 0 P: 5	R: 0 E: 0 K: 1 S: 5 H: 0 LOB: 0 BB: 0 P: 5	1B: 3 2B: 3 3B: 0 HR: 1	SF: 0 SAC: 0 DP: 0 HBP: 0						

PITCHER		IP	WLS	BF	H	R	ER	SO	BB	IBB	HBP	BLK	WP	HR	S	P	ERA	WHIP
John Stuper, R ERA: 2.25	(1, 1)	8.0	W	30	7	2	2	3	0	0	0	0	0	1	36	36	2.25	0.875
Bruce Sutter, R ERA: 3.0	(9, 1)	1.0	S	3	0	0	0	1	0	0	0	0	0	0	5	5	0.00	0.000

PITCHER		IP	WLS	BF	H	R	ER	SO	BB	IBB	HBP	BLK	WP	HR	S	P	ERA	WHIP

TOP

New York Mets @ St. Louis Cardinals

Busch Stadium, St. Louis, MO

Fri Apr 15 1983, 6:05 PM CST
Att. 20,443 - Unknown

livebaseballscorecards.com

AB	33
R	2
H	7
RBI	2
BB	0
SO	4
LOB	8

WP: 0 PB: 0 SB: 0 CS: 1 PA: 33

New York Mets @ St. Louis Cardinals

Busch Stadium, St. Louis, MO

Fri Apr 15 1983, 6:05 PM CST

Att. 20,443 - Unknown

livebaseballscorecards.com

BOTTOM

Batter	1	2	3	4	5	6	7	8	9	AB	R	H	RBI	BB	SO	LOB
Lonnie Smith, R (1, 7) OBP: 0.296, SLG: 0.208	SSS 0-3 K ①	x 0-0 L5 ③		x 0-0 2-H 1B		x 0-0 F8 ②		x 0-0 F9 ③		5	0	1	1	0	1	4
Ozzie Smith, S (1, 6) OBP: 0.423, SLG: 0.435	x 0-0 1-3 ②		x 0-0 6-3 ①	x 0-0 F7 ③		BBBB 4-0 1-2 BB				3	0	0	0	1	0	1
Keith Hernandez, L (1, 3) OBP: 0.385, SLG: 0.480	x 0-0 1B		x 0-0 HR 1B		SSS 0-3 K ①	SSS 0-3 K ③				4	1	2	0	0	2	2
Darrell Porter, L (1, 2) OBP: 0.280, SLG: 0.318	SSS 0-3 K ③		x 0-0 P6 ②		x 0-0 1B		x 0-0 4-3 ①			4	0	1	0	0	1	2
George Hendrick, R (1, 9) OBP: 0.480, SLG: 0.913		x 0-0 F9 ①	x 0-0 1-H HR		x 0-0 F2 ②		x 0-0 6-3 ②			4	1	1	2	0	0	1
Ken Oberkfell, L (1, 5) OBP: 0.320, SLG: 0.304		x 0-0 F8 WP 1B 1B	x 0-0 4-1 ③		x 0-0 P6 ③		x 0-0 5-3 ③			4	1	1	0	0	0	1
David Green, R (1, 8) OBP: 0.269, SLG: 0.375		x 0-0 F8 ② 1-3		x 0-0 6-3 ①		x 0-0 E5 1B SH		x 0-0 SH1-3 FC6-2 2B		4	1	1	0	0	0	1
Mike Ramsey, S (1, 4) OBP: 0.391, SLG: 0.350		4-0 1B IBB		x 0-0 SH1 1B 1B		x 0-0 ① 1-3 1B		x 0-0 ① SH1-3 2-3		2	1	2	0	1	0	0
John Stuper, R (1, 1) OBP: 1.000, SLG: 1.000		x 0-0 1-3 3-H 1B		x 0-0 SH1 ② 1-2		x 0-0 SH BB 3-H		x 0-0 FC6-2 ② 3-H		1	0	1	2	0	0	0
Dane Iorg, L (8, PH)										1	0	0	0	0	0	1
Gene Roof, S (8, PR)										0	0	0	0	0	0	0
Bruce Sutter, R (9, 1)										0	0	0	0	0	0	0
Inning Stats	R: 0 E: 0 K: 2 S: 8 H: 1 LOB: 1 BB: 0 P: 8	R: 1 E: 0 K: 0 S: 5 H: 2 LOB: 2 BB: 1 P: 9	R: 2 E: 0 K: 0 S: 5 H: 2 LOB: 0 BB: 0 P: 5	R: 1 E: 0 K: 0 S: 5 H: 2 LOB: 1 BB: 0 P: 5	R: 0 E: 0 K: 1 S: 6 H: 1 LOB: 1 BB: 0 P: 6	R: 1 E: 2 K: 1 S: 7 H: 1 LOB: 2 BB: 1 P: 11	R: 0 E: 0 K: 0 S: 3 H: 0 LOB: 0 BB: 0 P: 3	R: 0 E: 0 K: 0 S: 4 H: 1 LOB: 1 BB: 0 P: 4		1B: 8 2B: 1 3B: 0 HR: 1	SF: 0 SAC: 3 DP: 0 HBP: 0					

AB	32
R	5
H	10
RBI	5
BB	2
SO	4
LOB	13

WP: 1 PB: 0 SB: 0 CS: 0 PA: 37

PITCHER		IP	WLS	BF	H	R	ER	SO	BB	IBB	HBP	BLK	WP	HR	S	P	ERA	WHIP
Scott Holman, R ERA: 6.35	(1, 1)	5.2	L	29	9	5	4	3	1	1	0	0	1	1	33	41	6.35	1.765
Jesse Orosco, L ERA: 1.69	(6, 1)	1.1		4	0	0	0	1	0	0	0	0	0	0	6	6	0.00	0.000
Mike Torrez, R ERA: 12.91	(8, 1)	1.0		4	1	0	0	0	0	0	0	0	0	0	4	4	0.00	1.000

PITCHER	IP	WLS	BF	H	R	ER	SO	BB	IBB	HBP	BLK	WP	HR	S	P	ERA	WHIP

Batter	1	2	3	4	5	6	7	8	9	AB	R	H	RBI	BB	SO	LOB
Mookie Wilson, S (1, 8) OBP: 0.257, SLG: 0.265	F8		E6, 1B, G5-4-3, 1B		L9		G6-3, 1-2f			4	1	1	0	0	0	2
Bob Bailor, R (1, 6) OBP: 0.313, SLG: 0.393	F8		G5-4-3, 2-3, 1B		F7			1-3		4	0	1	0	0	0	1
Dave Kingman, R (1, 3) OBP: 0.265, SLG: 0.364	WP, 1B		G5-4-3, 1-2f, 3-H			S, 1B		6-3		4	1	2	0	0	0	1
George Foster, R (1, 7) OBP: 0.273, SLG: 0.375	K, 1-2		1-3			K, 1-2		F4		4	0	0	0	0	2	2
Mike Bishop, R (1, 2) Ron Hodges, L (9, PH) OBP: 0.286, SLG: 0.167		K		K		5-3			K	3 1	0 0	0 0	0 0	0 0	2 1	1 0
Danny Heep, L (1, 9) OBP: 0.643, SLG: 0.955		FC5-4, 1B, BB		K		2-H, 1B			3-1	3	0	1	1	1	1	0
Hubie Brooks, R (1, 5) OBP: 0.267, SLG: 0.345		FC5-4, 1-2, 1B		K		K			6-3	4	0	1	0	0	2	1
Brian Giles, R (1, 4) OBP: 0.250, SLG: 0.190		FC5-4, 1-2f, 2-3			BLK, BB		F9			2	0	0	0	1	0	2
Ed Lynch, R (1, 1) OBP: 0.333, SLG: 0.333 Doug Sisk, R (7, 1)		K			L9, 1-2		G6-3, 1B			3 0	0 0	1 0	0 0	0 0	1 0	3 0
Inning Stats	R: 0 E: 0 K: 1 S: 6 H: 1 LOB: 1 BB: 0 P: 6	R: 0 E: 0 K: 2 S: 8 H: 1 LOB: 2 BB: 1 P: 12	R: 1 E: 1 K: 0 S: 4 H: 2 LOB: 0 BB: 0 P: 4	R: 0 E: 0 K: 3 S: 9 H: 0 LOB: 0 BB: 0 P: 9	R: 0 E: 0 K: 0 S: 3 H: 0 LOB: 1 BB: 1 P: 7	R: 1 E: 0 K: 2 S: 9 H: 2 LOB: 1 BB: 0 P: 9	R: 0 E: 0 K: 0 S: 3 H: 1 LOB: 0 BB: 0 P: 3	R: 0 E: 0 K: 0 S: 3 H: 0 LOB: 0 BB: 0 P: 3	R: 0 E: 0 K: 1 S: 5 H: 0 LOB: 0 BB: 0 P: 5	1B: 7 2B: 0 3B: 0 HR: 0 SF: 0 SAC: 0 DP: 2 HBP: 0						

PITCHER	IP	WLS	BF	H	R	ER	SO	BB	IBB	HBP	BLK	WP	HR	S	P	ERA	WHIP
Dave LaPoint, L (1, 1) ERA: 2.19	7.0	W	28	7	2	1	8	2	0	0	1	1	0	42	50	1.29	1.286
Bruce Sutter, R (8, 1) ERA: 1.8	2.0		6	0	0	0	1	0	0	0	0	0	0	8	8	0.00	0.000

PITCHER	IP	WLS	BF	H	R	ER	SO	BB	IBB	HBP	BLK	WP	HR	S	P	ERA	WHIP

TOP

New York Mets @ St. Louis Cardinals

Busch Stadium, St. Louis, MO

Sat Apr 16 1983, 6:05 PM CST
Att. 27,137 - Unknown

livebaseballscorecards.com

AB	32
R	2
H	7
RBI	1
BB	2
SO	9
LOB	13

WP: 1 PB: 0 SB: 1 CS: 0 PA: 34

New York Mets @ St. Louis Cardinals

Busch Stadium, St. Louis, MO

Sat Apr 16 1983, 6:05 PM CST

Att. 27,137 - Unknown

livebaseballscorecards.com

BOTTOM

Batter	1	2	3	4	5	6	7	8	9	AB	R	H	RBI	BB	SO	LOB
Lonnie Smith, R (1, 7) OBP: 0.323, SLG: 0.222	5-3		HBP		F7		S 1B; 1B; 3-H			3	1	1	1	0	0	0
Ozzie Smith, S (1, 6) OBP: 0.400, SLG: 0.407	F7		K			1-3	1-H; 1B			4	0	1	1	0	1	1
Keith Hernandez, L (1, 3) OBP: 0.367, SLG: 0.448	WP; 1B		F8			G3	F7			4	0	1	0	0	0	3
Darrell Porter, L (1, 2) OBP: 0.241, SLG: 0.269	F7; 1-3			K		4-3	F5			4	0	0	0	0	1	3
George Hendrick, R (1, 9) OBP: 0.448, SLG: 0.815		6-3		F3			E4; SH5-3; 1B	G6-3; 1B		4	1	1	0	0	0	0
Ken Oberkfell, L (1, 5) OBP: 0.286, SLG: 0.269		F5		F8			SH5-3; 1-2	G6-3; 1-2f		3	0	0	0	0	0	1
David Green, R (1, 8) OBP: 0.367, SLG: 0.500		BBBB; FC4-6; BB			SF8; 3B		2-H; 3B; 1B	BBBB; BB		2	2	2	1	2	0	0
Mike Ramsey, S (1, 4) OBP: 0.370, SLG: 0.435		FC4-6; 1-2f			SF8; 3-H		1-H; 3B; 3B	4-3		3	1	1	2	0	0	2
Dave LaPoint, L (1, 1)			4-3		6-3		1B; 3-H; 3B			2	0	0	0	0	0	0
Dane Iorg, L (7, PH) OBP: 0.667, SLG: 1.500										1	0	1	1	0	0	0
Gene Roof, S (7, PR)										0	1	0	0	0	0	0
Bruce Sutter, R (8, 1)										0	0	0	0	0	0	0
Inning Stats	R: 0 E: 0 K: 0 S: 4 H: 1 LOB: 1 BB: 0 P: 4	R: 0 E: 0 K: 0 S: 3 H: 0 LOB: 1 BB: 1 P: 7	R: 0 E: 0 K: 1 S: 5 H: 0 LOB: 1 BB: 0 P: 6	R: 0 E: 0 K: 1 S: 5 H: 0 LOB: 0 BB: 0 P: 5	R: 1 E: 0 K: 0 S: 4 H: 1 LOB: 0 BB: 0 P: 4	R: 0 E: 0 K: 0 S: 3 H: 0 LOB: 0 BB: 0 P: 3	R: 5 E: 1 K: 0 S: 9 H: 5 LOB: 2 BB: 0 P: 9	R: 0 E: 0 K: 0 S: 3 H: 1 LOB: 1 BB: 1 P: 7		1B: 5 2B: 0 3B: 3 HR: 0	SF: 1 SAC: 1 DP: 1 HBP: 1						

PITCHER		IP	WLS	BF	H	R	ER	SO	BB	IBB	HBP	BLK	WP	HR	S	P	ERA	WHIP
Ed Lynch, R ERA: 5.68	(1, 1)	6.1	L	27	5	5	4	2	1	0	1	0	1	0	29	34	5.68	0.947
Doug Sisk, R ERA: 2.35	(7, 1)	1.2		8	3	1	1	0	1	0	0	0	0	0	7	11	5.40	2.400

PITCHER	IP	WLS	BF	H	R	ER	SO	BB	IBB	HBP	BLK	WP	HR	S	P	ERA	WHIP

AB	30
R	6
H	8
RBI	6
BB	2
SO	2
LOB	10

WP: 2 PB: 0 SB: 1 CS: 0 PA: 35

Batter	1	2	3	4	5	6	7	8	9	AB	R	H	RBI	BB	SO	LOB
Lonnie Smith, R (1, 7) OBP: 0.389, SLG: 0.438	HR		1B		CS 1B			1B 2B	SSS K 1-2	5	2	4	1	0	1	1
Ozzie Smith, S (1, 6) OBP: 0.412, SLG: 0.419	F7		1-2 1B		CS 1-2	6-3		BB 1B 2B 2-3 1B		4	1	2	0	0	0	0
Keith Hernandez, L (1, 3) OBP: 0.353, SLG: 0.424	F9		F9			F7		BB 2B 1-2 3-H 1B		4	1	1	1	0	0	2
Darrell Porter, L (1, 2) OBP: 0.303, SLG: 0.345	1B		SSS K			2B		BBB 4-0 2B 1-2 2-3 BB		3	1	2	0	1	1	2
George Hendrick, R (1, 9) OBP: 0.424, SLG: 0.774	P3			6-3		F8		1-H 2-H 3-H 2B		4	0	1	3	0	0	2
Ken Oberkfell, L (1, 5) OBP: 0.258, SLG: 0.241		F7		F4			6-3	F7		3	0	0	0	0	0	0
Doug Bair, R (7, 1)										0	0	0	0	0	0	0
Dane Iorg, L (8, PH) OBP: 0.500, SLG: 1.000										1	0	0	0	0	0	1
Jim Kaat, L (8, 1)										0	0	0	0	0	0	0
David Green, R (1, 8) OBP: 0.353, SLG: 0.500		SSS K		CS 2B			F8	F8		4	0	1	0	0	1	1
Mike Ramsey, S (1, 4) OBP: 0.333, SLG: 0.385		SSS K		CS 2-3	F4-3		SSS K		BBBB CS BB	3	0	0	0	0	2	0
Steve Braun, L (9, PH)										0	0	0	0	1	0	0
Rafael Santana, R (9, PR)										0	0	0	0	0	0	0
Joaquin Andujar, S (1, 1) OBP: 0.125, SLG: 0.125			SSS K		1-3			SSS K	F8	1	0	0	0	0	1	0
Gene Roof, S (5, PH)										1	0	0	0	0	0	0
Jeff Lahti, R (5, 1)										0	0	0	0	0	0	0
John Martin, S (6, 1)										0	0	0	0	0	0	0
Jamie Quirk, L (7, 5)										2	0	0	0	0	1	1
Inning Stats	R: 1 E: 0 K: 0 S: 5 H: 2 LOB: 1 BB: 0 P: 5	R: 0 E: 0 K: 2 S: 7 H: 0 LOB: 0 BB: 0 P: 7	R: 0 E: 0 K: 2 S: 9 H: 2 LOB: 2 BB: 0 P: 9	R: 0 E: 0 K: 0 S: 3 H: 1 LOB: 0 BB: 0 P: 3	R: 0 E: 0 K: 0 S: 3 H: 1 LOB: 0 BB: 0 P: 3	R: 0 E: 0 K: 0 S: 4 H: 1 LOB: 1 BB: 0 P: 4	R: 0 E: 0 K: 1 S: 5 H: 0 LOB: 0 BB: 0 P: 5	R: 4 E: 0 K: 1 S: 9 H: 4 LOB: 1 BB: 1 P: 13	R: 0 E: 0 K: 1 S: 4 H: 0 LOB: 1 BB: 1 P: 8	1B: 6 2B: 5 3B: 0 HR: 1 SF: 0 SAC: 0 DP: 1 HBP: 0							WP: 0 PB: 0 SB: 0 CS: 3 PA: 39

PITCHER		IP	WLS	BF	H	R	ER	SO	BB	IBB	HBP	BLK	WP	HR	S	P	ERA	WHIP
Scott Sanderson, R ERA: 3.72	(1, 1)	7.1	W	29	9	3	3	6	0	0	0	0	0	1	41	41	3.68	1.227
Jeff Reardon, R ERA: 2.16	(8, 1)	1.2		8	2	2	2	1	2	0	0	0	0	0	8	16	10.80	2.400

PITCHER	IP	WLS	BF	H	R	ER	SO	BB	IBB	HBP	BLK	WP	HR	S	P	ERA	WHIP

TOP

St. Louis Cardinals @ Montreal Expos

Olympic Stadium, Montreal, QB

Thu Apr 21 1983, 3:33 AM EST

Att. 8,392 - Cloudy - 36 F

livebaseballscorecards.com

AB	35
R	5
H	11
RBI	5
BB	2
SO	7
LOB	10

Batter	1	2	3	4	5	6	7	8	9	AB	R	H	RBI	BB	SO	LOB
Tim Raines, S (1, 7) OBP: 0.280, SLG: 0.261	BBBB 4-0 BLK 2B BB	x 0-0 S 2B 1B		x 0-0 ② F8		x 0-0 ② 4-3 2-3		x 0-0 ② 4-3		4	2	1	0	1	0	1
Bryan Little, S (1, 6) OBP: 0.366, SLG: 0.314	x 0-0 F8 1-H 1B 2B	x 0-0 1-H 2B		BBBB 4-0 BB		x 0-0 ③ 5-3		x 0-0 ③ 6-3		4	1	2	2	1	0	1
Andre Dawson, R (1, 8) OBP: 0.426, SLG: 0.795	x 0-0 ① F8 2-3	x 0-0 ② F7		x 0-0 ③ L7			x 0-0 1B G3 2B			4	1	1	0	0	0	3
Al Oliver, L (1, 3) OBP: 0.362, SLG: 0.524	x 0-0 BB 1B 3-H 1B	x 0-0 ③ 6-3			x 0-0 1B		x 0-0 ① 6-3			4	1	2	1	0	0	2
Gary Carter, R (1, 2) OBP: 0.277, SLG: 0.375	BBBB 4-0 1B 1-2 BB		x 0-0 HR		x 0-0 ① F5		x 0-0 G3 1B 1B			3	1	2	1	1	0	1
Tim Wallach, R (1, 5) OBP: 0.250, SLG: 0.333	x 0-0 ② F7		x 0-0 ① F8		x 0-0 ② F7		x 0-0 G3 1-2 2-3 1B			4	0	1	0	0	0	3
Terry Francona, L (1, 9) OBP: 0.200, SLG: 0.200	x 0-0 1-2 2-H 1B		x 0-0 ② F9		x 0-0 ③ 1-3		x 0-0 ② G3 1-2 2-3 3-H			4	0	1	2	0	0	3
Doug Flynn, R (1, 4) OBP: 0.268, SLG: 0.300	x 0-0 ③ F7		x 0-0 ③ F8			x 0-0 ① SSS F5-3	x 0-3 ③ K			4	0	0	0	0	1	4
Scott Sanderson, R (1, 1) OBP: 0.250, SLG: 0.375 Jeff Reardon, R (8, 1)		SSS 0-3 ① K		x 0-0 ① 5-3		x 0-0 4-3 2B		x 0-0 ① 5-3		3 1	0 0	1 0	0 0	0 0	1 0	0 0
Inning Stats	R: 3 E: 0 K: 0 S: 6 H: 3 LOB: 2 BB: 2 P: 14	R: 1 E: 0 K: 1 S: 7 H: 2 LOB: 1 BB: 0 P: 7	R: 1 E: 0 K: 0 S: 4 H: 1 LOB: 0 BB: 0 P: 4	R: 0 E: 0 K: 0 S: 3 H: 0 LOB: 1 BB: 1 P: 7	R: 0 E: 0 K: 0 S: 4 H: 1 LOB: 1 BB: 0 P: 4	R: 0 E: 0 K: 0 S: 4 H: 1 LOB: 1 BB: 0 P: 4	R: 1 E: 0 K: 1 S: 8 H: 3 LOB: 2 BB: 0 P: 8	R: 0 E: 0 K: 0 S: 3 H: 0 LOB: 0 BB: 0 P: 3		1B: 6 2B: 4 3B: 0 HR: 1 SF: 0 SAC: 0 DP: 0 HBP: 0						

PITCHER		IP	WLS	BF	H	R	ER	SO	BB	IBB	HBP	BLK	WP	HR	S	P	ERA	WHIP
Joaquin Andujar, R ERA: 2.45	(1, 1)	4.0	L	21	6	5	5	1	3	0	0	1	0	1	20	32	11.25	2.250
Jeff Lahti, R ERA:	(5, 1)	1.0		4	1	0	0	0	0	0	0	0	0	0	4	4	0.00	1.000
John Martin, L ERA:	(6, 1)	1.0		4	1	0	0	0	0	0	0	0	0	0	4	4	0.00	1.000
Doug Bair, R ERA: 10.8	(7, 1)	1.0		6	3	1	1	1	0	0	0	0	0	0	8	8	9.00	3.000
Jim Kaat, L ERA:	(8, 1)	1.0		3	0	0	0	0	0	0	0	0	0	0	3	3	0.00	0.000

PITCHER	IP	WLS	BF	H	R	ER	SO	BB	IBB	HBP	BLK	WP	HR	S	P	ERA	WHIP

BOTTOM

St. Louis Cardinals @ Montreal Expos

Olympic Stadium, Montreal, QB

Thu Apr 21 1983, 3:33 AM EST
Att. 8,392 - Cloudy - 36 F

livebaseballscorecards.com

AB	35
R	6
H	11
RBI	6
BB	3
SO	2
LOB	18

WP: 0 PB: 0 SB: 1 CS: 0
PA: 38

Batter	1	2	3	4	5	6	7	8	9	AB	R	H	RBI	BB	SO	LOB
Gene Richards, L (1, 7) OBP: 0.338, SLG: 0.379	F8	L6-3 1-2			F7		1B		F8	4	0	1	0	0	0	1
Alan Wiggins, S (7, 7) OBP: 0.500, SLG: 0.200										1	0	0	0	0	0	1
Juan Bonilla, R (1, 4) OBP: 0.352, SLG: 0.429	BB 1B		6-3		6-3		F9		5-3	5	0	1	0	0	0	2
Steve Garvey, R (1, 3) OBP: 0.338, SLG: 0.492	F8		BBBB 2B BB		6-3			HR		3	2	1	1	1	0	1
Terry Kennedy, L (1, 2) OBP: 0.444, SLG: 0.554	BBBB FC5-4 1-2 BB		P6			4-3 G3 1B		FC3-6 1B		3	0	2	0	1	0	1
Sixto Lezcano, R (1, 9) OBP: 0.381, SLG: 0.306	FC5-4 1-2f		1-H 2B			G3 1-2		F7		4	0	1	1	0	0	4
Garry Templeton, S (1, 6) OBP: 0.265, SLG: 0.370		2B 2B	L9			4-3 2-3		SSS K		4	1	1	0	0	1	3
Ruppert Jones, L (1, 8) OBP: 0.262, SLG: 0.393		E 2-H 2B		F7		1-3		FC3-6 1-2f		4	1	1	1	0	0	2
Tim Flannery, L (1, 5) OBP: 0.360, SLG: 0.458		E3 L6-3 2-H		G3			4-3		FC1-6 1B	4	0	1	0	0	0	0
Dave Dravecky, R (1, 1)		SSS K		G3			F7		FC1-6 1-2f	4	0	0	0	0	1	2
Inning Stats	R: 0 H: 1 E: 0 LOB: 2 K: 0 BB: 1 S: 4 P: 8	R: 2 H: 2 E: 1 LOB: 0 K: 1 BB: 0 S: 7 P: 7	R: 1 H: 1 E: 0 LOB: 1 K: 0 BB: 1 S: 4 P: 8	R: 0 H: 0 E: 0 LOB: 0 K: 0 BB: 0 S: 3 P: 3	R: 0 H: 0 E: 0 LOB: 0 K: 0 BB: 0 S: 3 P: 3	R: 0 H: 1 E: 0 LOB: 1 K: 0 BB: 0 S: 4 P: 4	R: 0 H: 1 E: 0 LOB: 1 K: 0 BB: 0 S: 4 P: 4	R: 1 H: 2 E: 0 LOB: 1 K: 1 BB: 0 S: 7 P: 7	R: 0 H: 1 E: 0 LOB: 1 K: 0 BB: 0 S: 4 P: 4	1B: 5 SF: 0 2B: 4 SAC: 0 3B: 0 DP: 1 HR: 1 HBP: 0						

PITCHER		IP	WLS	BF	H	R	ER	SO	BB	IBB	HBP	BLK	WP	HR	S	P	ERA	WHIP
Bob Forsch, R ERA: 2.82	(1, 1)	8.0	L	34	8	4	3	2	2	0	0	0	0	1	36	44	3.38	1.250
Jim Kaat, L ERA:	(9, 1)	1.0		4	1	0	0	0	0	0	0	0	0	0	4	4	0.00	1.000

PITCHER		IP	WLS	BF	H	R	ER	SO	BB	IBB	HBP	BLK	WP	HR	S	P	ERA	WHIP

TOP

San Diego Padres @ St. Louis Cardinals

Busch Stadium, St. Louis, MO

Fri Apr 22 1983, 6:05 PM CST

Att. 16,410 - Unknown

livebaseballscorecards.com

AB	36
R	4
H	9
RBI	3
BB	2
SO	2
LOB	17

PA: 38

WP: 0 PB: 0 SB: 0 CS: 0

BOTTOM

San Diego Padres @ St. Louis Cardinals

Busch Stadium, St. Louis, MO

Fri Apr 22 1983, 6:05 PM CST

Att. 16,410 - Unknown

livebaseballscorecards.com

Batter	1	2	3	4	5	6	7	8	9	AB	R	H	RBI	BB	SO	LOB
Lonnie Smith, R (1, 7) OBP: 0.350, SLG: 0.389	F9		5-3			F9		6-3		4	0	0	0	0	0	1
Jim Kaat, L (9, 1)										0	0	0	0	0	0	0
Ozzie Smith, S (1, 6) OBP: 0.395, SLG: 0.400	PB 1B			5-3		F2			5-3	4	0	1	0	0	0	0
Keith Hernandez, L (1, 3) OBP: 0.316, SLG: 0.378	K 1-2			6-3			F2		F7	4	0	0	0	0	1	1
George Hendrick, R (1, 9) OBP: 0.405, SLG: 0.714	F7			F9			F9		1B 1B	4	0	1	0	0	0	1
David Green, R (1, 8) OBP: 0.368, SLG: 0.500		K			G4-6-3 S 1B		5-3		1-2 1B	4	0	2	0	0	1	0
Darrell Porter, L (1, 2) OBP: 0.324, SLG: 0.406		G3			BBBB 4-0 G4-6-3 1-2 BB			5-3 3B	1-3	3	1	1	0	1	0	2
Ken Oberkfell, L (1, 5) OBP: 0.235, SLG: 0.219		6-3			G4-6-3 1-2f 2-3			5-3 3-H		3	0	0	1	0	0	2
Mike Ramsey, S (1, 4) OBP: 0.303, SLG: 0.345			1-3		F9			F9		3	0	0	0	0	0	1
Bob Forsch, R (1, 1) OBP: 0.143, SLG: 0.286			6-3			F7		3B		2	0	0	0	0	0	0
Tito Landrum, R (8, PH) (9, 7) OBP: 0.500, SLG: 1.000										1	0	1	0	0	0	0

Inning Stats	1	2	3	4	5	6	7	8	9
	R: 0 H: 1 E: 0 LOB: 1 K: 1 BB: 0 S: 6 P: 6	R: 0 H: 0 E: 0 LOB: 0 K: 1 BB: 0 S: 5 P: 5	R: 0 H: 0 E: 0 LOB: 0 K: 0 BB: 0 S: 3 P: 3	R: 0 H: 0 E: 0 LOB: 0 K: 0 BB: 0 S: 3 P: 3	R: 0 H: 1 E: 0 LOB: 1 K: 0 BB: 1 S: 3 P: 7	R: 0 H: 0 E: 0 LOB: 0 K: 0 BB: 0 S: 3 P: 3	R: 0 H: 0 E: 0 LOB: 0 K: 0 BB: 0 S: 3 P: 3	R: 1 H: 2 E: 0 LOB: 1 K: 0 BB: 0 S: 5 P: 5	R: 0 H: 2 E: 0 LOB: 2 K: 0 BB: 0 S: 5 P: 5

AB	32
R	1
H	6
RBI	1
BB	1
SO	2
LOB	8

1B: 4 SF: 0
2B: 0 SAC: 0
3B: 2 DP: 1
HR: 0 HBP: 0

WP: 0 PA: 33
PB: 1
SB: 1
CS: 0

PITCHER	IP	WLS	BF	H	R	ER	SO	BB	IBB	HBP	BLK	WP	HR	S	P	ERA	WHIP
Dave Dravecky, L (1, 1) ERA: 2.32	9.0	W	33	6	1	1	2	1	0	0	0	0	0	36	40	1.00	0.778

PITCHER	IP	WLS	BF	H	R	ER	SO	BB	IBB	HBP	BLK	WP	HR	S	P	ERA	WHIP

San Diego Padres @ St. Louis Cardinals

Busch Stadium, St. Louis, MO

Sat Apr 23 1983, 6:05 PM CST

Att. 40,938 - Unknown

TOP

livebaseballscorecards.com

Batter	1	2	3	4	5	6	7	8	9	AB	R	H	RBI	BB	SO	LOB
Gene Richards, L (1, 7) OBP: 0.348, SLG: 0.403	G6-3 1B	G6-3 1-2f			CS 2B		L8			4	0	2	0	0	0	2
Juan Bonilla, R (1, 4) OBP: 0.360, SLG: 0.452	G6-3 1-2f		F7		BBBB WP BB 2-3			4-3 3B		3	1	1	0	1	0	1
Steve Garvey, R (1, 3) OBP: 0.319, SLG: 0.460	4-3		F7		SSS K 1-2			L5		4	0	0	0	0	1	2
Jerry Turner, L (8, 9)										0	0	0	0	0	0	0
Terry Kennedy, L (1, 2) OBP: 0.448, SLG: 0.567		1B 3B 2B	1B			E7 G6-4-3		4-3 3-H		4	1	2	1	0	0	0
Doug Gwosdz, R (8, 2)										0	0	0	0	0	0	0
Sixto Lezcano, R (1, 9) OBP: 0.373, SLG: 0.302		BB 3B 1B 2-3	5-3			G6-4-3 1-2f		6-3		4	1	1	0	0	0	2
Luis DeLeon, R (8, 1) OBP: 0.500, SLG: 0.500										0	0	0	0	0	0	0
Garry Templeton, S (1, 6) OBP: 0.250, SLG: 0.347		SSS K		6-3		G3			1-3	3	0	0	0	0	1	2
Joe Lefebvre, L (8, 5) OBP: 0.250, SLG: 0.250										1	0	0	0	0	0	0
Ruppert Jones, L (1, 8) OBP: 0.262, SLG: 0.375		BBBB 1-2 3B BB		F7			SSS K		4-3	3	1	0	0	1	1	0
Tim Flannery, L (1, 5) OBP: 0.345, SLG: 0.500 (8, 6)		1B 3B 1-H 2-H 3-H		F8			F8		F8	4	1	1	3	0	0	0
Eric Show, R (1, 1) OBP: 0.143, SLG: 0.143					1-3					2	0	1	1	0	0	0
Chris Welsh, L (5, 1)										0	0	0	0	0	0	0
Luis Salazar, R (7, PH) OBP: 0.333, SLG: 0.341										1	0	1	0	0	0	0
Gary Lucas, L (7, 1)										0	0	0	0	0	0	0
Kurt Bevacqua, R (8, 3) OBP: 0.444, SLG: 0.667		G6-3 3-H 1B					1B			0	0	0	0	0	0	0
Inning Stats	R: 0 E: 0 K: 0 S: 3 H: 1 LOB: 0 BB: 0 P: 3	R: 4 E: 0 K: 1 S: 8 H: 4 LOB: 0 BB: 1 P: 12	R: 0 E: 0 K: 0 S: 4 H: 1 LOB: 1 BB: 0 P: 4	R: 0 E: 0 K: 0 S: 3 H: 0 LOB: 0 BB: 0 P: 3	R: 0 E: 0 K: 1 S: 5 H: 1 LOB: 1 BB: 1 P: 9	R: 0 E: 1 K: 0 S: 3 H: 0 LOB: 0 BB: 0 P: 3	R: 0 E: 0 K: 1 S: 6 H: 1 LOB: 1 BB: 0 P: 6	R: 1 E: 0 K: 0 S: 4 H: 1 LOB: 0 BB: 0 P: 4	R: 0 E: 0 K: 0 S: 3 H: 0 LOB: 0 BB: 0 P: 3	1B: 5 2B: 2 3B: 2 HR: 0 SF: 0 SAC: 0 DP: 3 HBP: 0						

	AB	33
	R	5
	H	9
	RBI	5
	BB	2
	SO	3
	LOB	9

WP: 1 PB: 0 SB: 0 CS: 1 PA: 35

PITCHER		IP	WLS	BF	H	R	ER	SO	BB	IBB	HBP	BLK	WP	HR	S	P	ERA	WHIP
John Stuper, R ERA: 4.91	(1, 1)	3.0		14	6	4	4	1	1	0	0	0	0	0	15	19	12.00	2.333
John Martin, L ERA: 1.17	(4, 1)	6.0	W	21	3	1	1	2	1	0	0	0	1	0	24	28	1.50	0.667

PITCHER	IP	WLS	BF	H	R	ER	SO	BB	IBB	HBP	BLK	WP	HR	S	P	ERA	WHIP

Batter	1	2	3	4	5	6	7	8	9	AB	R	H	RBI	BB	SO	LOB
Lonnie Smith, R (1, 7) OBP: 0.333, SLG: 0.390	P5		F7		5-3 1B 2B 3-H	P4		5-3		5	1	1	1	0	0	1
Ozzie Smith, S (1, 6) OBP: 0.372, SLG: 0.425	6-3			6-3	5-3 2-3		HR 3B	4-3		5	1	1	0	0	0	1
Keith Hernandez, L (1, 3) OBP: 0.333, SLG: 0.463	L4			3-1	1B 3-H		HR 3-H			4	1	2	3	0	0	0
Darrell Porter, L (1, 2) OBP: 0.317, SLG: 0.371		F7		HR BB	5-3		L8			3	1	0	0	1	0	1
George Hendrick, R (1, 9) OBP: 0.463, SLG: 0.897		FC6 1B		1-H HR		HR	1B 1B			4	2	4	3	0	0	0
Ken Oberkfell, L (1, 5) OBP: 0.263, SLG: 0.250		L5		4-3		E WP 1B 1B	1-3 1B			4	1	2	0	0	0	1
David Green, R (1, 8) OBP: 0.357, SLG: 0.459		FC6 1-2f			BB S E		K 1-2	K		3	1	0	0	1	2	4
Mike Ramsey, S (1, 4) OBP: 0.297, SLG: 0.313			F7		SH1-3 E 2B 1-2 BB		F7 2-3	F9		3	1	0	0	1	0	3
John Stuper, R (1, 1) OBP: 1.000, SLG: 1.000			5-3		SH1-3 1-3 2-H		1B 3-H		F7	0	0	0	0	0	0	0
Gene Roof, S (3, PH)										1	0	0	0	0	0	0
John Martin, S (4, 1) OBP: 0.500, SLG: 0.500										2	0	1	1	0	0	0
Inning Stats	R: 0 E: 0 K: 0 S: 3 H: 0 LOB: 0 BB: 0 P: 3	R: 0 E: 0 K: 0 S: 4 H: 1 LOB: 1 BB: 0 P: 4	R: 0 E: 0 K: 0 S: 3 H: 0 LOB: 0 BB: 0 P: 3	R: 2 E: 0 K: 0 S: 4 H: 1 LOB: 0 BB: 1 P: 8	R: 3 E: 1 K: 0 S: 5 H: 2 LOB: 1 BB: 2 P: 13	R: 2 E: 1 K: 1 S: 8 H: 3 LOB: 1 BB: 0 P: 8	R: 2 E: 0 K: 1 S: 9 H: 4 LOB: 2 BB: 0 P: 9	R: 0 E: 0 K: 0 S: 3 H: 0 LOB: 0 BB: 0 P: 3		1B: 6 2B: 1 3B: 1 HR: 3	SF: 0 SAC: 1 DP: 0 HBP: 0						

PITCHER		IP	WLS	BF	H	R	ER	SO	BB	IBB	HBP	BLK	WP	HR	S	P	ERA	WHIP
Eric Show, R ERA: 3.86	(1, 1)	4.1	L	19	3	5	5	0	3	0	0	0	0	1	16	28	10.38	1.385
Chris Welsh, L ERA: 3.18	(5, 1)	1.2		9	4	2	2	1	0	0	0	0	1	1	11	11	10.80	2.400
Gary Lucas, L ERA: 3.0	(7, 1)	1.0		7	4	2	2	1	0	0	0	0	0	1	9	9	18.00	4.000
Luis DeLeon, R ERA: 1.35	(8, 1)	1.0		3	0	0	0	0	0	0	0	0	0	0	3	3	0.00	0.000

PITCHER	IP	WLS	BF	H	R	ER	SO	BB	IBB	HBP	BLK	WP	HR	S	P	ERA	WHIP

BOTTOM

San Diego Padres @ St. Louis Cardinals

Busch Stadium, St. Louis, MO

Sat Apr 23 1983, 6:05 PM CST

Att. 40,938 - Unknown

livebaseballscorecards.com

AB	34
R	9
H	11
RBI	8
BB	3
SO	2
LOB	11

WP: 1 PA: 38
PB: 0
SB: 1
CS: 0

San Diego Padres @ St. Louis Cardinals

Busch Stadium, St. Louis, MO

Sun Apr 24 1983, 3:33 AM CDT

Att. 27,059 - Unknown

TOP

livebaseballscorecards.com

Batter	1	2	3	4	5	6	7	8	9	AB	R	H	RBI	BB	SO	LOB
Gene Richards, L (1, 7) OBP: 0.342, SLG: 0.385	F7		4-3		BBB 4-0 G6-4-3 1-2 BB			6-3		3	0	0	0	1	0	0
Juan Bonilla, R (1, 4) OBP: 0.342, SLG: 0.429	L8			6-3	G6-4-3 1-2f			4-3		4	0	0	0	0	0	2
Steve Garvey, R (1, 3) OBP: 0.342, SLG: 0.470	BBB 4-0 BLK BB			FC3-6 BB 1B		G6-4-3 1B		SSS 0-3 K		3	0	2	0	1	1	0
Sixto Lezcano, R (1, 9) OBP: 0.380, SLG: 0.304	5-3 1-2			BBB 4-0 FC3-6 1-2 BB		G6-4-3 1-2f			0-0 FC3-6 1B	3	0	1	0	1	0	2
Terry Kennedy, L (1, 2) OBP: 0.437, SLG: 0.540		BBBB 4-0 G4-3 BB		FC3-6 BB 1-2f 2-3		3-1			0-0 FC3-6 1B 1-2f	3	0	0	0	1	0	3
Garry Templeton, S (1, 6) OBP: 0.245, SLG: 0.340		G4-3 1-2f		BBB 4-0 1-2 BB			SSS 0-3 K		SSS 0-3 K	1	0	0	0	0	0	1
Kurt Bevacqua, R (3, 5) OBP: 0.455, SLG: 0.600										1	0	0	0	1	1	0
Joe Lefebvre, L (9, PH) OBP: 0.222, SLG: 0.222										1	0	0	0	0	1	1
Ruppert Jones, L (1, 8) OBP: 0.261, SLG: 0.368		SSS 0-3 K		6-3			5-3		0-0 1-2 1B	4	0	1	0	0	1	3
Luis Salazar, R (1, 5) (3, 6) OBP: 0.354, SLG: 0.362			6-3		FC3-6 1B		S 1B		SSS 0-3 K	3	0	2	0	0	0	0
Jerry Turner, L (9, PH)										1	0	0	0	0	1	2
Andy Hawkins, R (1, 1)			6-3		FC3-6 BB 1-2f		2-3 1-2			2	0	0	0	0	0	1
Gary Lucas, L (6, 1)										0	0	0	0	0	0	0
Doug Gwosdz, R (7, PH)										1	0	0	0	0	0	1
Luis DeLeon, R (7, 1) OBP: 0.500, SLG: 0.500										0	0	0	0	0	0	0

AB	30
R	0
H	6
RBI	0
BB	5
SO	5
LOB	16

Inning Stats	1	2	3	4	5	6	7	8	9
	R: 0 E: 0 K: 0 S: 3	H: 0 LOB: 1 BB: 1 P: 7	R: 0 E: 0 K: 1 S: 4	H: 0 LOB: 0 BB: 1 P: 8	R: 0 E: 0 K: 0 S: 3	H: 0 LOB: 0 BB: 0 P: 3	R: 0 E: 0 K: 0 S: 4	H: 1 LOB: 3 BB: 2 P: 12	R: 0 E: 0 K: 0 S: 3	H: 1 LOB: 1 BB: 1 P: 7	R: 0 E: 0 K: 0 S: 3	H: 1 LOB: 0 BB: 0 P: 3	R: 0 E: 0 K: 1 S: 6	H: 1 LOB: 1 BB: 0 P: 6	R: 0 E: 0 K: 1 S: 5	H: 0 LOB: 0 BB: 0 P: 5	R: 0 E: 0 K: 2 S: 9	H: 2 LOB: 2 BB: 0 P: 9

1B: 6	SF: 0	WP: 0	PA: 35
2B: 0	SAC: 0	PB: 0	
3B: 0	DP: 3	SB: 1	
HR: 0	HBP: 0	CS: 0	

PITCHER		IP	WLS	BF	H	R	ER	SO	BB	IBB	HBP	BLK	WP	HR	S	P	ERA	WHIP
Dave LaPoint, L	(1, 1)	7.1	W	28	4	0	0	2	5	0	0	1	0	0	27	47	0.00	1.227
ERA: 1.37																		
Bruce Sutter, R	(8, 1)	1.2	S	7	2	0	0	3	0	0	0	0	0	0	13	13	0.00	1.200
ERA: 1.35																		

PITCHER	IP	WLS	BF	H	R	ER	SO	BB	IBB	HBP	BLK	WP	HR	S	P	ERA	WHIP

Batter	1	2	3	4	5	6	7	8	9	AB	R	H	RBI	BB	SO	LOB
Lonnie Smith, R (1, 7) OBP: 0.367, SLG: 0.409	0-0 5-3 1B 1B		0-0 ② 4-3			0-0 CS 1B	BBBB 4-0 BB			3	1	2	0	1	0	0
Ozzie Smith, S (1, 6) OBP: 0.362, SLG: 0.395	0-0 ① 5-3 1-2		0-0 ③ L7			BBBB 4-0 ① CS 1-2 BB	0-0 ③ 4-3			3	0	0	0	1	0	3
Keith Hernandez, L (1, 3) OBP: 0.370, SLG: 0.489	0-0 2-H 1B			0-0 E3 G3 1B		0-0 ② 1B 1-2 1B		SSS 0-3 ① K		4	0	3	1	0	1	0
Darrell Porter, L (1, 2) OBP: 0.333, SLG: 0.368	0-0 ② F2			0-0 ① G3 1-2		0-0 1-3 1B		BBBB 4-0 1B 1B BB		3	1	1	0	1	0	2
George Hendrick, R (1, 9) OBP: 0.444, SLG: 0.833	0-0 ③ P6			0-0 ② E3 2-3		BBBB 4-0 BB		SSS 0-3 ② K		3	0	0	0	1	1	3
Ken Oberkfell, L (1, 5) OBP: 0.262, SLG: 0.250		0-0 ① 1-3		0-0 ③ F9		0-0 ③ G3		0-0 1B 1-3 1B		4	0	1	0	0	0	4
David Green, R (1, 8) OBP: 0.348, SLG: 0.439		0-0 ② 4-3		SSS 0-3 ① K			0-0 ① L8	0-0 1-2 3-H 1B		4	0	1	1	0	1	0
Mike Ramsey, S (1, 4) OBP: 0.293, SLG: 0.306		0-0 ③ G3		0-0 ② 4-3			0-0 FC4-6 1B	0-0 ③ F8		4	0	1	0	0	0	2
Dave LaPoint, L (1, 1) Bruce Sutter, R (8, 1)			SSS 0-3 ① K			0-0 ③ 1-3	0-0 ② FC4-6 1-2f			3 0	0 0	0 0	0 0	0 0	1 0	1 0
Inning Stats	R: 1 E: 0 K: 0 S: 5 H: 2 LOB: 1 BB: 0 P: 5	R: 0 E: 0 K: 0 S: 3 H: 0 LOB: 0 BB: 0 P: 3	R: 0 E: 0 K: 1 S: 5 H: 0 LOB: 0 BB: 0 P: 5	R: 0 E: 1 K: 0 S: 4 H: 1 LOB: 1 BB: 0 P: 4	R: 0 E: 0 K: 1 S: 5 H: 0 LOB: 0 BB: 0 P: 5	R: 0 E: 0 K: 0 S: 4 H: 3 LOB: 3 BB: 2 P: 12	R: 0 E: 1 K: 0 S: 4 H: 1 LOB: 2 BB: 1 P: 8	R: 1 E: 0 K: 2 S: 9 H: 2 LOB: 2 BB: 1 P: 13		1B: 9 2B: 0 3B: 0 HR: 0	SF: 0 SAC: 0 DP: 0 HBP: 0			WP: 0 PB: 0 SB: 0 CS: 2		PA: 35	

PITCHER		IP	WLS	BF	H	R	ER	SO	BB	IBB	HBP	BLK	WP	HR	S	P	ERA	WHIP
Andy Hawkins, R ERA: 1.59	(1, 1)	5.2	L	23	6	1	1	2	2	0	0	0	0	0	25	33	1.59	1.412
Gary Lucas, L ERA: 2.84	(6, 1)	0.1		1	0	0	0	0	0	0	0	0	0	0	1	1	0.00	0.000
Luis DeLeon, R ERA: 2.08	(7, 1)	2.0		11	3	1	1	2	2	0	0	0	0	0	13	21	4.50	2.500

PITCHER	IP	WLS	BF	H	R	ER	SO	BB	IBB	HBP	BLK	WP	HR	S	P	ERA	WHIP

BOTTOM

San Diego Padres @ St. Louis Cardinals

Busch Stadium, St. Louis, MO

Sun Apr 24 1983, 3:33 AM CDT

Att. 27,059 - Unknown

livebaseballscorecards.com

AB	31
R	2
H	9
RBI	2
BB	4
SO	4
LOB	15

Batter	1	2	3	4	5	6	7	8	9	AB	R	H	RBI	BB	SO	LOB
Steve Sax, R (1, 4) OBP: 0.368, SLG: 0.400	1-3		6-3		K		1-3		K	5	0	0	0	0	2	4
Ken Landreaux, L (1, 8) OBP: 0.292, SLG: 0.367	S 1B			G3	K			HR 1B	1B 3B	5	2	3	0	0	1	0
Dusty Baker Jr., R (1, 7) OBP: 0.347, SLG: 0.469	K 1-2			1-3	P4			1-H HR	F9	4	1	1	2	0	1	1
Derrel Thomas, S (8, 7) OBP: 0.421, SLG: 0.355										1	0	0	0	0	0	1
Pedro Guerrero, R (1, 5) OBP: 0.408, SLG: 0.723	F8			K	HR			BB 2B S	1B BB	3	2	1	1	2	1	1
Greg Brock, L (1, 3) OBP: 0.338, SLG: 0.554		P6			HR BB	4-3		1-H 3B 2B	1-3 3-H 1B	4	2	2	2	1	0	0
Mike Marshall, R (1, 9) OBP: 0.311, SLG: 0.341		K			1-H HR		SH5-4 E 1B	F5	L4	3	1	2	2	0	1	0
Ron Roenicke, S (7, PR) OBP: 0.167, SLG: 0.176 (7, 9)										2	0	0	0	0	0	3
Bill Russell, R (1, 6) OBP: 0.306, SLG: 0.256		6-3			BB SH1-4		E4 SH5-4 1-2	K		3	0	0	0	1	1	2
Steve Yeager, R (1, 2) OBP: 0.386, SLG: 0.595			6-3		F8		SH5-4 1-2 2-3	2-H 3B		3	0	1	1	0	0	1
Fernando Valenzuela, L (1, 1) OBP: 0.143, SLG: 0.143			K		SH1-4 1-2		L6	K		3	0	0	0	0	2	4
Inning Stats	R: 0 E: 0 K: 1 S: 6 H: 1 LOB: 1 BB: 0 P: 6	R: 0 E: 0 K: 1 S: 5 H: 0 LOB: 0 BB: 0 P: 5	R: 0 E: 0 K: 1 S: 5 H: 0 LOB: 0 BB: 0 P: 5	R: 0 E: 0 K: 1 S: 5 H: 0 LOB: 0 BB: 0 P: 5	R: 2 E: 0 K: 1 S: 6 H: 1 LOB: 1 BB: 2 P: 14	R: 1 E: 0 K: 1 S: 6 H: 1 LOB: 0 BB: 0 P: 6	R: 0 E: 1 K: 0 S: 5 H: 1 LOB: 3 BB: 0 P: 5	R: 4 E: 0 K: 2 S: 11 H: 4 LOB: 1 BB: 1 P: 15	R: 1 E: 0 K: 1 S: 7 H: 2 LOB: 2 BB: 1 P: 11	1B: 4 2B: 1 3B: 2 HR: 3	SF: 0 SAC: 2 DP: 0 HBP: 0						

PITCHER	IP	WLS	BF	H	R	ER	SO	BB	IBB	HBP	BLK	WP	HR	S	P	ERA	WHIP
Joaquin Andujar, R (1, 1) ERA: 3.41	7.0	L	30	6	5	5	6	2	0	0	0	0	3	40	48	6.43	1.143
Jeff Lahti, R (8, 1) ERA: 6.0	1.0		6	2	2	2	2	1	0	0	0	0	0	9	13	18.00	3.000
Eric Rasmussen, R (9, 1) ERA: 3.38	1.0		6	2	1	1	1	1	0	0	0	0	0	7	11	9.00	3.000

PITCHER	IP	WLS	BF	H	R	ER	SO	BB	IBB	HBP	BLK	WP	HR	S	P	ERA	WHIP

TOP

Los Angeles Dodgers @ St. Louis Cardinals

Busch Stadium, St. Louis, MO

Mon Apr 25 1983, 7:05 PM CDT

Att. 33,265 - Unknown

livebaseballscorecards.com

AB	36
R	8
H	10
RBI	8
BB	4
SO	9
LOB	17

WP: 0 PB: 0 SB: 2 CS: 0 PA: 42

Batter	1	2	3	4	5	6	7	8	9	AB	R	H	RBI	BB	SO	LOB
Lonnie Smith, R (1, 7) OBP: 0.377, SLG: 0.417	CS 1B		K			5-3		E6 S 1B		4	0	2	0	0	1	0
Ozzie Smith, S (1, 6) OBP: 0.353, SLG: 0.383	3-1 1-2			S E4 1B		G3		E6 1-3		4	0	1	0	0	0	2
Keith Hernandez, L (1, 3) OBP: 0.380, SLG: 0.521	BB			F7 1-2		3B		L9		3	0	1	0	1	0	2
George Hendrick, R (1, 9) OBP: 0.429, SLG: 0.783	F9			K		F9			FC5-4 1B	4	0	1	0	0	1	3
David Green, R (1, 8) OBP: 0.320, SLG: 0.400		3-1		E4 2-H			5-3		FC5-4 HBP 1-2f	4	0	0	0	0	0	2
Ken Oberkfell, L (1, 5) OBP: 0.261, SLG: 0.233		BB G3-6-1			F9		4-3		F8	3	0	0	0	1	0	1
Darrell Porter, L (1, 2) OBP: 0.347, SLG: 0.366		G3-6-1 1-2f			K		FC6 1B		HBP 1-2	3	0	1	0	0	1	1
Mike Ramsey, S (1, 4) OBP: 0.289, SLG: 0.300			K		1B		FC6 1-2f		F7	4	0	1	0	0	1	3
Joaquin Andujar, S (1, 1) OBP: 0.100, SLG: 0.100			6-3		K			K		2	0	0	0	0	1	1
Jeff Lahti, R (8, 1)										0	0	0	0	0	0	0
Tito Landrum, R (8, PH) OBP: 0.400, SLG: 0.750										1	0	0	0	0	1	0
Eric Rasmussen, R (9, 1)										0	0	0	0	0	0	0
Inning Stats	R: 0 E: 0 K: 0 S: 3 H: 1 LOB: 1 BB: 1 P: 7	R: 0 E: 0 K: 0 S: 2 H: 0 LOB: 0 BB: 1 P: 6	R: 0 E: 0 K: 2 S: 7 H: 0 LOB: 0 BB: 0 P: 7	R: 0 E: 1 K: 1 S: 6 H: 1 LOB: 2 BB: 0 P: 6	R: 0 E: 0 K: 2 S: 8 H: 1 LOB: 1 BB: 0 P: 8	R: 0 E: 0 K: 0 S: 4 H: 1 LOB: 1 BB: 0 P: 4	R: 0 E: 0 K: 0 S: 4 H: 1 LOB: 1 BB: 0 P: 4	R: 0 E: 1 K: 1 S: 6 H: 1 LOB: 1 BB: 0 P: 6	R: 0 E: 0 K: 0 S: 4 H: 1 LOB: 2 BB: 0 P: 5	1B: 6 2B: 0 3B: 1 HR: 0	SF: 0 SAC: 0 DP: 1 HBP: 1			WP: 0 PB: 0 SB: 2 CS: 1	PA: 35		

PITCHER	IP	WLS	BF	H	R	ER	SO	BB	IBB	HBP	BLK	WP	HR	S	P	ERA	WHIP
Fernando Valenzuela, L (1, 1) ERA: 2.58	9.0	W	35	7	0	0	6	2	0	1	0	0	0	44	53	0.00	1.000

PITCHER	IP	WLS	BF	H	R	ER	SO	BB	IBB	HBP	BLK	WP	HR	S	P	ERA	WHIP

BOTTOM

Los Angeles Dodgers @ St. Louis Cardinals

Busch Stadium, St. Louis, MO

Mon Apr 25 1983, 7:05 PM CDT

Att. 33,265 - Unknown

livebaseballscorecards.com

AB	32
R	0
H	7
RBI	0
BB	2
SO	6
LOB	15

Los Angeles Dodgers @ St. Louis Cardinals

Busch Stadium, St. Louis, MO

Tue Apr 26 1983, 7:05 PM CDT

Att. 17,492 - Unknown

livebaseballscorecards.com

TOP

Batter	1	2	3	4	5	6	7	8	9	AB	R	H	RBI	BB	SO	LOB
Derrel Thomas, S (1, 4) OBP: 0.429, SLG: 0.412	BBBB 4-0 BB BB		x 0-0 FC6-2-5-1 3B 3B	x 0-0 ③ 4-3			x 0-0 ③ F7			3	0	1	0	1	0	0
Ken Landreaux, L (1, 8) OBP: 0.275, SLG: 0.344	x 0-0 ① F8		x 0-0 ① FC6-2-5-1 1B 1B 3-H		x 0-0 ① F7			x 0-0 ① 6-3		4	1	0	0	0	0	2
Dusty Baker Jr., R (1, 7) OBP: 0.342, SLG: 0.456	x 0-0 ② F9		x 0-0 1B 3B 2-3 1B		x 0-0 ② 5-3			x 0-0 ② F7		4	1	1	0	0	0	1
Pedro Guerrero, R (1, 5) OBP: 0.413, SLG: 0.706	BBBB 4-0 1-2 BB		x 0-0 3B 1-2 3-H 1B		x 0-0 ③ F8			SSS 0-3 ③ K		3	1	1	1	1	1	0
Greg Brock, L (1, 3) OBP: 0.347, SLG: 0.580	x 0-0 ③ G3		x 0-0 1-H 2-H 3B			x 0-0 ① 3-1			x 0-0 FC1-5 1B 1B	4	0	2	2	0	0	2
Mike Marshall, R (1, 9) OBP: 0.306, SLG: 0.333		x 0-0 ① 5-3	x 0-0 ② F3			x 0-0 ② F9			x 0-0 F7 FC1-5 1-2 1B	4	0	1	0	0	0	1
Ron Roenicke, S (9, PR) OBP: 0.167, SLG: 0.176 (9, 9)										0	0	0	0	0	0	0
Bill Russell, R (1, 6) OBP: 0.302, SLG: 0.239		BBBB 4-0 BB	x 0-0 ③ F7			x 0-0 ③ L7			x 0-0 ① FC1-5 S 1-2 2-3f	3	0	0	0	1	0	3
Steve Yeager, R (1, 2) OBP: 0.354, SLG: 0.537		x 0-0 ② F2		x 0-0 ① F7			x 0-0 ① 5-3		x 0-0 ② F7 2-3	4	0	0	0	0	0	3
Burt Hooton, R (1, 1) Steve Howe, L (7, 1)		SSS 0-3 ③ K		x 0-0 ② 6-3			x 0-0 ② 6-3		SSS 0-3 ③ K 1-2	3 1	0 0	0 0	0 0	1 1	1 2	1 2

AB	33
R	3
H	6
RBI	3
BB	3
SO	3
LOB	15

Inning Stats	1	2	3	4	5	6	7	8	9	1B: 4	SF: 0	WP: 0	PA: 36
	R: 0 E: 0 K: 0 S: 3	R: 0 E: 0 K: 1 S: 5	R: 3 E: 0 K: 0 S: 7	R: 0 E: 0 K: 0 S: 3	R: 0 E: 0 K: 0 S: 3	R: 0 E: 0 K: 0 S: 3	R: 0 E: 0 K: 0 S: 3	R: 0 E: 0 K: 1 S: 5	R: 0 E: 0 K: 1 S: 7	2B: 0 3B: 2 HR: 0	SAC: 0 DP: 0 HBP: 0	PB: 0 SB: 1 CS: 0	
	H: 0 LOB: 2 BB: 2 P: 11	H: 0 LOB: 1 BB: 1 P: 9	H: 4 LOB: 1 BB: 0 P: 7	H: 0 LOB: 0 BB: 0 P: 3	H: 0 LOB: 0 BB: 0 P: 3	H: 0 LOB: 0 BB: 0 P: 3	H: 0 LOB: 0 BB: 0 P: 3	H: 0 LOB: 0 BB: 0 P: 5	H: 2 LOB: 3 BB: 0 P: 7				

PITCHER		IP	WLS	BF	H	R	ER	SO	BB	IBB	HBP	BLK	WP	HR	S	P	ERA	WHIP
John Stuper, R ERA: 4.76	(1, 1)	6.0	L	25	4	3	3	1	3	0	0	0	0	0	24	36	4.50	1.167
Doug Bair, R ERA: 6.75	(7, 1)	2.0		6	0	0	0	1	0	0	0	0	0	0	8	8	0.00	0.000
Jim Kaat, L ERA:	(9, 1)	0.0		1	1	0	0	0	0	0	0	0	0	0	1	1	∞	∞
Jeff Lahti, R ERA: 4.91	(9, 1)	0.2		3	1	0	0	0	0	0	0	0	0	0	3	3	0.00	1.500
John Martin, L ERA: 1.13	(9, 1)	0.1		1	0	0	0	1	0	0	0	0	0	0	3	3	0.00	0.000

PITCHER	IP	WLS	BF	H	R	ER	SO	BB	IBB	HBP	BLK	WP	HR	S	P	ERA	WHIP

BOTTOM

Los Angeles Dodgers @ St. Louis Cardinals

Busch Stadium, St. Louis, MO

Tue Apr 26 1983, 7:05 PM CDT

Att. 17,492 - Unknown

livebaseballscorecards.com

Batter	1	2	3	4	5	6	7	8	9	AB	R	H	RBI	BB	SO	LOB
Lonnie Smith, R (1, 7) OBP: 0.368, SLG: 0.404	5-3			4-3		1B		F9		4	0	1	0	0	0	1
Jim Kaat, L (9, 1)										0	0	0	0	0	0	0
Jeff Lahti, R (9, 1)										0	0	0	0	0	0	0
John Martin, S (9, 1) OBP: 0.500, SLG: 0.500										0	0	0	0	0	0	0
Ozzie Smith, S (1, 6) OBP: 0.345, SLG: 0.373	6-3			1B		4-3		5-3		4	0	1	0	0	0	2
Keith Hernandez, L (1, 3) OBP: 0.370, SLG: 0.558	K			F8			HR		5-3	4	1	1	1	0	1	1
Darrell Porter, L (1, 2) OBP: 0.340, SLG: 0.356		F8		F7			FC4-6 1B		3-1	4	0	1	0	0	0	1
George Hendrick, R (1, 9) OBP: 0.396, SLG: 0.720		6-3			1-3		F9		K	4	0	0	0	0	1	1
Ken Oberkfell, L (1, 5) OBP: 0.245, SLG: 0.217		6-3			L3		FC4-6 1-2f			3	0	0	0	0	0	1
David Green, R (1, 8) OBP: 0.302, SLG: 0.375			K		K		5-3			3	0	0	0	0	2	1
Mike Ramsey, S (1, 4) OBP: 0.292, SLG: 0.302			3-1			F9		1B		3	0	1	0	0	0	0
John Stuper, R (1, 1) OBP: 0.500, SLG: 0.500			K			1-3		K		1	0	0	0	0	1	0
Gene Roof, S (6, PH)										1	0	0	0	0	0	0
Doug Bair, R (7, 1)										0	0	0	0	0	0	0
Tito Landrum, R (8, PH) OBP: 0.333, SLG: 0.600										1	0	0	0	0	1	1
(9, 7)																
Inning Stats	R: 0 E: 0 K: 1 S: 5 H: 0 LOB: 0 P: 5	R: 0 E: 0 K: 0 S: 3 H: 0 LOB: 0 P: 3	R: 0 E: 0 K: 2 S: 7 H: 0 LOB: 0 P: 7	R: 0 E: 0 K: 0 S: 4 H: 1 LOB: 1 P: 4	R: 0 E: 0 K: 1 S: 5 H: 0 LOB: 0 P: 5	R: 0 E: 0 K: 0 S: 4 H: 1 LOB: 1 P: 4	R: 1 E: 0 K: 0 S: 5 H: 2 LOB: 1 P: 5	R: 0 E: 0 K: 1 S: 6 H: 1 LOB: 1 P: 6	R: 0 E: 0 K: 1 S: 5 H: 0 LOB: 0 P: 5	1B: 4 2B: 0 3B: 0 HR: 1 SF: 0 SAC: 0 DP: 0 HBP: 0						

	AB	32
	R	1
	H	5
	RBI	1
	BB	0
	SO	6
	LOB	9

WP: 0 PB: 0 SB: 0 CS: 0 PA: 32

PITCHER		IP	WLS	BF	H	R	ER	SO	BB	IBB	HBP	BLK	WP	HR	S	P	ERA	WHIP
Burt Hooton, R	(1, 1)	6.1	W	23	4	1	1	4	0	0	0	0	0	1	31	31	1.42	0.632
ERA: 3.65																		
Steve Howe, L	(7, 1)	2.2	S	9	1	0	0	2	0	0	0	0	0	0	13	13	0.00	0.375
ERA:																		

PITCHER	IP	WLS	BF	H	R	ER	SO	BB	IBB	HBP	BLK	WP	HR	S	P	ERA	WHIP

Los Angeles Dodgers @ St. Louis Cardinals

Busch Stadium, St. Louis, MO

Wed Apr 27 1983, 3:33 AM CDT

Att. 23,712 - Unknown

TOP

livebaseballscorecards.com

Batter	1	2	3	4	5	6	7	8	9	AB	R	H	RBI	BB	SO	LOB
Steve Sax, R (1, 4) OBP: 0.375, SLG: 0.406	E3 F9 S SF4		G6-4-3 1B		3B 1B 1-2 3-H		F9 ②			4	2	2	1	0	0	0
Ken Landreaux, L (1, 8) OBP: 0.274, SLG: 0.368	F9 ① 1-3		G6-4-3 ② ③ 1-2f		3B 1-H 2-H		1-3 ③			4	0	1	2	0	0	2
Dusty Baker Jr., R (1, 7) OBP: 0.329, SLG: 0.443 Bill Russell, R (7, 6) OBP: 0.296, SLG: 0.234	SF4 ② 3-H			6-3 ①	F7 ③			5-3 ①		2 1	0 0	0 0	1 0	0 0	0 0	1 0
Pedro Guerrero, R (1, 5) OBP: 0.392, SLG: 0.667	6-3 ③			P6 ②		F8 ①		F9 ②		4	0	0	0	0	0	0
Greg Brock, L (1, 3) OBP: 0.342, SLG: 0.556		BBBBB K2-6 BB		F2 ③		P6 ②		G3 ③		3	0	0	0	1	0	0
Mike Marshall, R (1, 9) OBP: 0.288, SLG: 0.313 Ron Roenicke, S (6, 9) OBP: 0.158, SLG: 0.167		SSS K2-6 ① ② 1-2f			F5 ① 1B	6-3 ③			3-1 ①	3 1	0 0	0 0	0 0	0 0	1 0	1 0
Derrel Thomas, S (1, 6) OBP: 0.478, SLG: 0.500 (7, 7)		S 1B			1B 1B 2B		S HR 1B		CS 1B	4	2	4	0	0	0	0
Steve Yeager, R (1, 2) OBP: 0.353, SLG: 0.523 Mike Scioscia, L (9, PH) OBP: 0.222, SLG: 0.278		6-3 ③ 1-2			1B 3B 2-3 1B		SSS K ① 1-2		F8 ②	3 1	1 0	1 0	0 0	0 0	1 0	2 1
Jerry Reuss, L (1, 1) OBP: 0.231, SLG: 0.250 Rick Monday, L (7, PH) Jose Morales, R (7, PH) OBP: 0.600, SLG: 1.400 Dave Stewart, R (7, 1) Alejandro Pena, R (7, 1) OBP: 0.500, SLG: 0.500 Steve Howe, L (8, 1) Candy Maldonado, R (9, PH) OBP: 0.200, SLG: 0.200			SSS K ①		P2 ②		HR 2-H		CS ③ 1-2	2 0 1 0 0 0 0	0 0 1 0 0 0 0	0 0 1 0 0 0 0	0 0 2 0 0 0 0	1 0 0 0 0 0 0	2 0 0 0 0 0 0	2 0 0 0 0 0 0

	AB	33
	R	6
	H	9
	RBI	6
	BB	1
	SO	3
	LOB	9

Inning Stats	1	2	3	4	5	6	7	8	9
	R: 1 E: 1 K: 0 S: 4	H: 0 LOB: 0 BB: 0 P: 4	R: 0 E: 0 K: 1 S: 5	H: 1 LOB: 1 BB: 1 P: 9	R: 0 E: 0 K: 1 S: 5	H: 1 LOB: 0 BB: 0 P: 5	R: 0 E: 0 K: 0 S: 3	H: 0 LOB: 0 BB: 0 P: 3	R: 3 E: 0 K: 0 S: 7	H: 4 LOB: 1 BB: 0 P: 7	R: 0 E: 0 K: 0 S: 3	H: 0 LOB: 0 BB: 0 P: 3	R: 2 E: 0 K: 1 S: 7	H: 2 LOB: 0 BB: 0 P: 7	R: 0 E: 0 K: 0 S: 3	H: 0 LOB: 0 BB: 0 P: 3	R: 0 E: 0 K: 0 S: 3	H: 1 LOB: 0 BB: 0 P: 3

1B: 6	SF: 1
2B: 2	SAC: 0
3B: 1	DP: 2
HR: 1	HBP: 0

WP: 0	PA: 36
PB: 0	
SB: 3	
CS: 1	

PITCHER		IP	WLS	BF	H	R	ER	SO	BB	IBB	HBP	BLK	WP	HR	S	P	ERA	WHIP
Bob Forsch, R ERA: 3.45	(1, 1)	6.1		26	7	5	4	3	1	0	0	0	0	0	31	35	5.68	1.263
Jim Kaat, L ERA: 2.7	(7, 1)	0.2		3	1	1	1	0	0	0	0	0	0	1	3	3	13.50	1.500
Bruce Sutter, R ERA: 1.04	(8, 1)	2.0	W	6	1	0	0	0	0	0	0	0	0	0	6	6	0.00	0.500

PITCHER	IP	WLS	BF	H	R	ER	SO	BB	IBB	HBP	BLK	WP	HR	S	P	ERA	WHIP

Batter	1	2	3	4	5	6	7	8	9	AB	R	H	RBI	BB	SO	LOB
Ozzie Smith, S (1, 6) OBP: 0.350, SLG: 0.382	5-3		6-3			2B	BB	G6-4-3		4	1	1	0	1	0	3
Ken Oberkfell, L (1, 5) OBP: 0.245, SLG: 0.220	L5			F9		FC1-6-5-4 HR	1B			4	1	1	0	0	0	1
Keith Hernandez, L (1, 3) OBP: 0.379, SLG: 0.554	3-1			FC6-4		HR	F7			4	1	2	0	0	0	2
George Hendrick, R (1, 9) OBP: 0.404, SLG: 0.759		5-3		L4		HR	1B			4	1	2	4	0	0	1
Lonnie Smith, R (1, 7) OBP: 0.361, SLG: 0.411		1-3		FC6-4		2B	6-3			4	1	1	0	0	0	3
Bruce Sutter, R (8, 1)										0	0	0	0	0	0	0
David Green, R (1, 8) OBP: 0.298, SLG: 0.404		4-3			1-3	SF9 3B		K		4	1	1	1	0	1	0
Mike Ramsey, S (1, 4) OBP: 0.288, SLG: 0.348			1-3		K	SF9		1B 3B		3	1	1	1	0	1	0
Glenn Brummer, R (1, 2) OBP: 0.333, SLG: 0.333										3	0	1	0	0	0	0
Jim Kaat, L (7, 1)										0	0	0	0	0	0	0
Gene Roof, S (8, 7)										0	0	0	0	0	0	0
Dane Iorg, L (8, PH) OBP: 0.600, SLG: 1.000										0	0	0	0	1	0	0
Tito Landrum, R (8, PR) OBP: 0.333, SLG: 0.600										0	0	0	0	0	0	0
			F9		1B	F9		1B IBB								
Bob Forsch, R (1, 1) OBP: 0.222, SLG: 0.444										2	0	1	0	0	1	1
Darrell Porter, L (7, 2) OBP: 0.345, SLG: 0.362			2B		K		3-1	G6-4-3 1B		2	0	1	1	0	0	0
Inning Stats	R: 0 E: 0 K: 0 S: 3 H: 0 LOB: 0 BB: 0 P: 3	R: 0 E: 0 K: 0 S: 3 H: 0 LOB: 0 BB: 0 P: 3	R: 0 E: 0 K: 0 S: 4 H: 1 LOB: 1 BB: 0 P: 4	R: 0 E: 0 K: 0 S: 4 H: 1 LOB: 1 BB: 0 P: 4	R: 0 E: 0 K: 2 S: 8 H: 1 LOB: 1 BB: 0 P: 8	R: 5 E: 0 K: 0 S: 8 H: 5 LOB: 0 BB: 0 P: 8	R: 1 E: 0 K: 0 S: 5 H: 2 LOB: 2 BB: 1 P: 9	R: 1 E: 0 K: 1 S: 6 H: 2 LOB: 2 BB: 1 P: 10		1B: 6 2B: 3 3B: 2 HR: 1	SF: 1 SAC: 0 DP: 1 HBP: 0					

BOTTOM

Los Angeles Dodgers @ St. Louis Cardinals

Busch Stadium, St. Louis, MO

Wed Apr 27 1983, 3:33 AM CDT

Att. 23,712 - Unknown

livebaseballscorecards.com

AB	34
R	7
H	12
RBI	7
BB	2
SO	3
LOB	11

WP: 0 PB: 0 SB: 0 CS: 0 PA: 37

PITCHER		IP	WLS	BF	H	R	ER	SO	BB	IBB	HBP	BLK	WP	HR	S	P	ERA	WHIP
Jerry Reuss, L ERA: 3.47	(1, 1)	6.0		26	8	5	5	2	0	0	0	0	0	1	30	30	7.50	1.333
Dave Stewart, R ERA: 2.92	(7, 1)	0.1		3	1	1	1	0	1	0	0	0	0	0	2	6	27.00	6.000
Alejandro Pena, R ERA: 2.08	(7, 1)	1.0	L	6	2	1	1	1	0	1	0	0	0	0	7	11	9.00	2.000
Steve Howe, L ERA:	(8, 1)	0.2		2	1	0	0	0	0	0	0	0	0	0	2	2	0.00	1.500

PITCHER	IP	WLS	BF	H	R	ER	SO	BB	IBB	HBP	BLK	WP	HR	S	P	ERA	WHIP

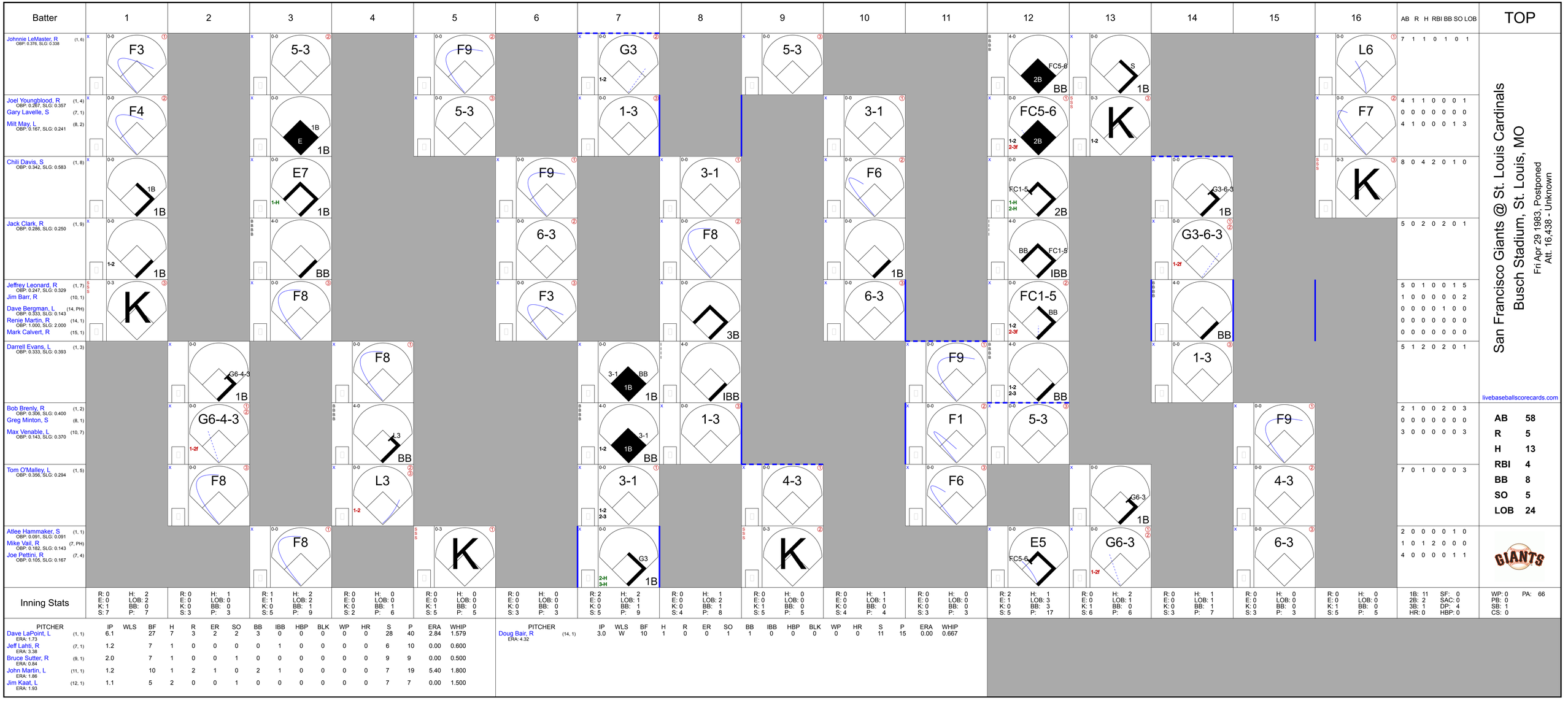
Batter
1
2
3
4
5
6
7
8
9
10
11
12
13
14
15
16
AB R H RBI BB SO LOB
TOP
Johnnie LeMaster, R (1, 6) OBP: 0.376, SLG: 0.338
F3
5-3
F9
G3
5-3
FC5-6 2B BB
S 1B
L6
7 1 1 0 1 0 1
Joel Youngblood, R (1, 4) OBP: 0.287, SLG: 0.357
Gary Lavelle, S (7, 1)
Milt May, L (8, 2) OBP: 0.167, SLG: 0.241
F4
5-3
1B E 1B
5-3
1-3
3-1
FC5-6 2B
K
F7
4 1 1 0 0 0 1
0 0 0 0 0 0 0
4 1 0 0 0 1 3
Chili Davis, S (1, 8) OBP: 0.342, SLG: 0.583
1B 1B
E7 1-H 1B
F9
3-1
F6
FC1-5 1-H 2-H 2B
G3-6-3 1B
K
8 0 4 2 0 1 0
Jack Clark, R (1, 9) OBP: 0.286, SLG: 0.250
1-2 1B
BB
6-3
F8
1B
IBB FC1-5
G3-6-3 1-2f
5 0 2 0 2 0 1
Jeffrey Leonard, R (1, 7) OBP: 0.247, SLG: 0.329
Jim Barr, R (10, 1)
Dave Bergman, L (14, PH) OBP: 0.333, SLG: 0.143
Renie Martin, R (14, 1) OBP: 1.000, SLG: 2.000
Mark Calvert, R (15, 1)
K
F8
F3
3B
6-3
FC1-5 BB 1-2 2-3f
BB
1-3
5 0 1 0 0 1 5
1 0 0 0 0 0 2
0 0 0 0 1 0 0
0 0 0 0 0 0 0
0 0 0 0 0 0 0
Darrell Evans, L (1, 3) OBP: 0.333, SLG: 0.393
G6-4-3 1B
F8
3-1 BB 1B 1B
IBB
F9
1-2 2-3
BB
5 1 2 0 2 0 1
livebaseballscorecards.com
Bob Brenly, R (1, 2) OBP: 0.306, SLG: 0.400
Greg Minton, S (8, 1)
Max Venable, L (10, 7) OBP: 0.143, SLG: 0.370
G6-4-3 1-2f
L3 BB
1-3
3-1 1B 1-2 BB
F1
5-3
F9
4-3
2 1 0 0 2 0 3
0 0 0 0 0 0 0
3 0 0 0 0 0 3
Tom O'Malley, L (1, 5) OBP: 0.356, SLG: 0.294
F8
L3 1-2
3-1 1-2 2-3
4-3
F6
G6-3 1B
4-3
7 0 1 0 0 0 3
Atlee Hammaker, S (1, 1) OBP: 0.091, SLG: 0.091
Mike Vail, R (7, PH) OBP: 0.182, SLG: 0.143
Joe Pettini, R (7, 4) OBP: 0.105, SLG: 0.167
F8
K
G3 2-H 3-H 1B
K
E5 FC5-6
G6-3 1-2f
6-3
2 0 0 0 0 1 0
1 0 1 2 0 0 0
4 0 0 0 0 1 1
Inning Stats
R: 0 E: 0 K: 1 S: 7 H: 2 LOB: 2 BB: 0 P: 7
R: 0 E: 0 K: 0 S: 3 H: 1 LOB: 0 BB: 0 P: 3
R: 1 E: 1 K: 0 S: 5 H: 2 LOB: 2 BB: 1 P: 9
R: 0 E: 0 K: 0 S: 2 H: 0 LOB: 0 BB: 1 P: 6
R: 0 E: 0 K: 1 S: 5 H: 0 LOB: 0 BB: 0 P: 5
R: 0 E: 0 K: 0 S: 3 H: 0 LOB: 0 BB: 0 P: 3
R: 2 E: 0 K: 0 S: 5 H: 2 LOB: 1 BB: 1 P: 9
R: 0 E: 0 K: 0 S: 4 H: 1 LOB: 2 BB: 1 P: 8
R: 0 E: 0 K: 1 S: 5 H: 0 LOB: 0 BB: 0 P: 5
R: 0 E: 0 K: 0 S: 4 H: 1 LOB: 1 BB: 0 P: 4
R: 0 E: 0 K: 0 S: 3 H: 0 LOB: 0 BB: 0 P: 3
R: 2 E: 1 K: 0 S: 5 H: 1 LOB: 3 BB: 3 P: 17
R: 0 E: 0 K: 1 S: 6 H: 2 LOB: 1 BB: 0 P: 6
R: 0 E: 0 K: 0 S: 3 H: 1 LOB: 1 BB: 1 P: 7
R: 0 E: 0 K: 0 S: 3 H: 0 LOB: 0 BB: 0 P: 3
R: 0 E: 0 K: 1 S: 5 H: 0 LOB: 0 BB: 0 P: 5
1B: 11 2B: 2 3B: 1 HR: 0
SF: 0 SAC: 0 DP: 4 HBP: 0
WP: 0 PB: 0 SB: 1 CS: 0
PA: 66
PITCHER IP WLS BF H R ER SO BB IBB HBP BLK WP HR S P ERA WHIP
Dave LaPoint, L (1, 1) ERA: 1.73 6.1 27 7 3 2 2 3 0 0 0 0 0 0 28 40 2.84 1.579
Jeff Lahti, R (7, 1) ERA: 3.38 1.2 7 1 0 0 0 0 1 0 0 0 0 0 6 10 0.00 0.600
Bruce Sutter, R (9, 1) ERA: 0.84 2.0 7 1 0 0 1 0 0 0 0 0 0 0 9 9 0.00 0.500
John Martin, L (11, 1) ERA: 1.86 1.2 10 1 2 1 0 2 1 0 0 0 0 0 7 19 5.40 1.800
Jim Kaat, L (12, 1) ERA: 1.93 1.1 5 2 0 0 1 0 0 0 0 0 0 0 7 7 0.00 1.500
PITCHER IP WLS BF H R ER SO BB IBB HBP BLK WP HR S P ERA WHIP
Doug Bair, R (14, 1) ERA: 4.32 3.0 W 10 1 0 0 1 1 0 0 0 0 0 0 11 15 0.00 0.667
San Francisco Giants @ St. Louis Cardinals
Busch Stadium, St. Louis, MO
Fri Apr 29 1983, Postponed
Att. 16,438 - Unknown
AB 58
R 5
H 13
RBI 4
BB 8
SO 5
LOB 24

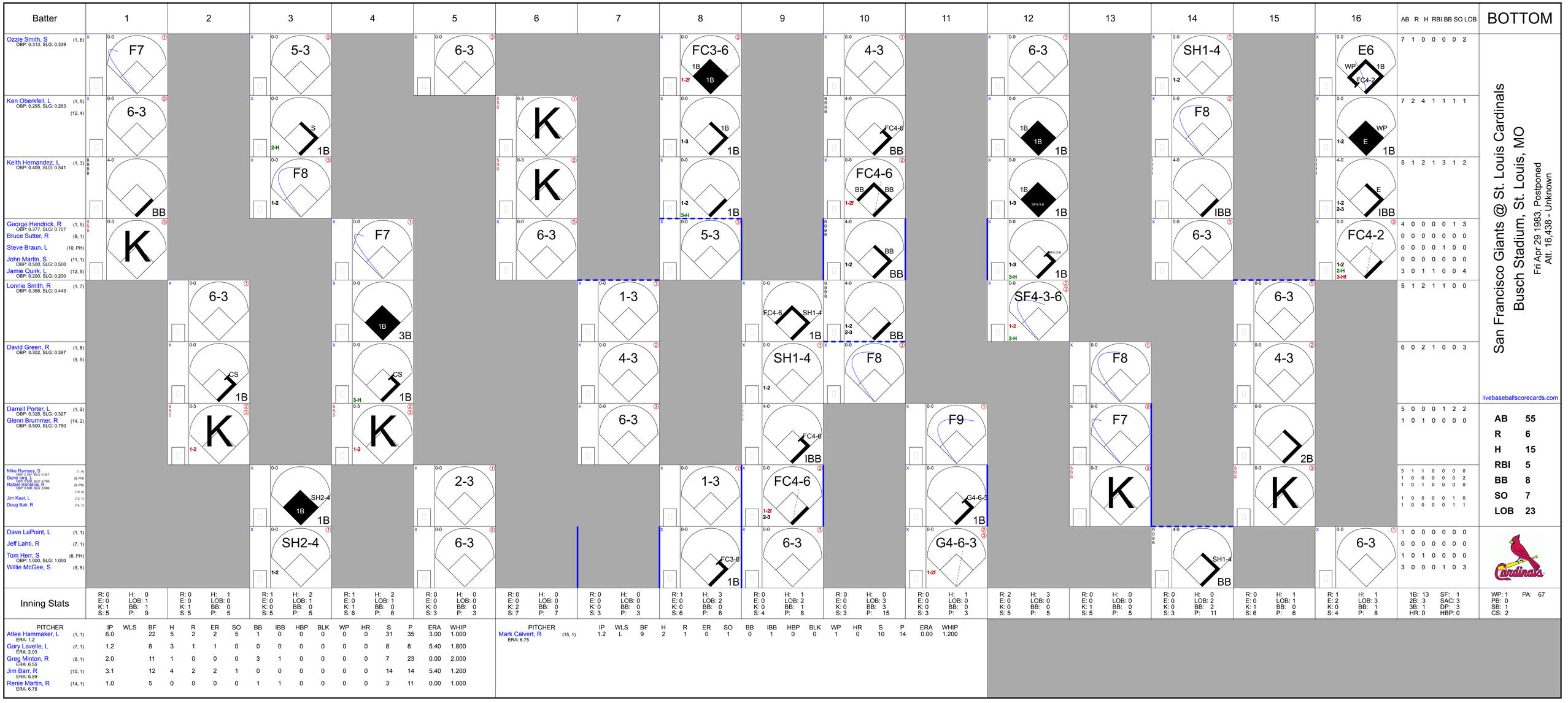
Batter
1
2
3
4
5
6
7
8
9
10
11
12
13
14
15
16
AB R H RBI BB SO LOB
BOTTOM
Ozzie Smith, S (1, 6) OBP: 0.313, SLG: 0.339
F7
6-3
5-3
6-3
FC3-6
4-3
6-3
SH1-4
E6
7 1 0 0 0 0 2
Ken Oberkfell, L (1, 5) (12, 4) OBP: 0.295, SLG: 0.263
6-3
S
F8
K
1B
FC4-6
1B
F8
WP
7 2 4 1 1 1 1
Keith Hernandez, L (1, 3) OBP: 0.409, SLG: 0.541
BB
F8
K
1B
FC4-6
BB
IBB
E
IBB
5 1 2 1 3 1 2
George Hendrick, R (1, 9) OBP: 0.377, SLG: 0.707
Bruce Sutter, R (9, 1)
Steve Braun, L (10, PH)
John Martin, S (11, 1) OBP: 0.500, SLG: 0.500
Jamie Quirk, L (12, 5) OBP: 0.200, SLG: 0.200
K
F7
6-3
5-3
FC4-6
BB
SF4-3-6
6-3
FC4-2
4 0 0 0 0 1 3
0 0 0 0 0 0 0
0 0 0 0 1 0 0
0 0 0 0 0 0 0
3 0 1 1 0 0 4
Lonnie Smith, R (1, 7) OBP: 0.368, SLG: 0.443
6-3
1B
3B
1-3
FC4-6
SH1-4
1B
BB
SF4-3-6
6-3
5 1 2 1 1 0 0
David Green, R (1, 8) OBP: 0.302, SLG: 0.397
(9, 9)
CS
1B
CS
1B
4-3
SH1-4
F8
F8
4-3
6 0 2 1 0 0 3
livebaseballscorecards.com
Darrell Porter, L (1, 2) OBP: 0.328, SLG: 0.327
Glenn Brummer, R (14, 2) OBP: 0.500, SLG: 0.750
K
K
6-3
FC4-6
IBB
F9
F7
2B
5 0 0 0 1 2 2
1 0 1 1 0 0 0 0
Mike Ramsey, S (1, 4) OBP: 0.291, SLG: 0.347
Dane Iorg, L (9, PH) OBP: 0.500, SLG: 0.750
Rafael Santana, R (9, PR) OBP: 0.500, SLG: 0.500
Jim Kaat, L (12, 1)
Doug Bair, R (14, 1)
SH2-4
1B
2-3
1-3
FC4-6
G4-6-3
1B
K
K
3 1 1 0 0 0 0
1 0 0 0 0 0 2
1 0 1 0 0 0 0
1 0 0 0 0 1 0
1 0 0 0 0 1 1
Dave LaPoint, L (1, 1)
Jeff Lahti, R (7, 1)
Tom Herr, S (8, PH) OBP: 1.000, SLG: 1.000
Willie McGee, S (9, 8)
SH2-4
6-3
FC3-6
6-3
G4-6-3
SH1-4
6-3
1 0 0 0 0 0 0
0 0 0 0 0 0 0
1 0 1 0 0 0 0
3 0 0 0 1 0 3
San Francisco Giants @ St. Louis Cardinals
Busch Stadium, St. Louis, MO
Fri Apr 29 1983, Postponed
Att. 16,438 - Unknown
AB 55
R 6
H 15
RBI 5
BB 8
SO 7
LOB 23
Inning Stats
R: 0 E: 0 K: 1 S: 5 H: 0 LOB: 1 BB: 1 P: 9
R: 0 E: 0 K: 1 S: 5 H: 1 LOB: 0 BB: 0 P: 5
R: 1 E: 0 K: 0 S: 5 H: 2 LOB: 1 BB: 0 P: 5
R: 1 E: 0 K: 1 S: 6 H: 2 LOB: 1 BB: 0 P: 6
R: 0 E: 0 K: 0 S: 3 H: 0 LOB: 0 BB: 0 P: 3
R: 0 E: 0 K: 2 S: 7 H: 0 LOB: 0 BB: 0 P: 7
R: 0 E: 0 K: 0 S: 3 H: 0 LOB: 0 BB: 0 P: 3
R: 1 E: 0 K: 0 S: 6 H: 3 LOB: 2 BB: 0 P: 6
R: 0 E: 0 K: 0 S: 4 H: 1 LOB: 2 BB: 1 P: 8
R: 0 E: 0 K: 0 S: 3 H: 0 LOB: 3 BB: 3 P: 15
R: 0 E: 0 K: 0 S: 3 H: 1 LOB: 0 BB: 0 P: 3
R: 2 E: 0 K: 0 S: 5 H: 3 LOB: 0 BB: 0 P: 5
R: 0 E: 0 K: 1 S: 5 H: 0 LOB: 0 BB: 0 P: 5
R: 0 E: 0 K: 0 S: 3 H: 0 LOB: 2 BB: 2 P: 11
R: 0 E: 0 K: 1 S: 6 H: 1 LOB: 1 BB: 0 P: 6
R: 1 E: 2 K: 0 S: 4 H: 1 LOB: 3 BB: 1 P: 8
1B: 13 2B: 3 3B: 1 HR: 0
SF: 1 SAC: 3 DP: 3 HBP: 0
WP: 1 PB: 0 SB: 1 CS: 2
PA: 67
PITCHER
Atlee Hammaker, L (1, 1) ERA: 1.2
Gary Lavelle, L (7, 1) ERA: 2.03
Greg Minton, R (8, 1) ERA: 6.55
Jim Barr, R (10, 1) ERA: 6.59
Renie Martin, R (14, 1) ERA: 6.75
IP WLS BF H R ER SO BB IBB HBP BLK WP HR S ERA WHIP
6.0 22 5 2 2 5 1 0 0 0 0 0 0 31 35 3.00 1.000
1.2 8 3 1 1 0 0 0 0 0 0 0 0 8 8 5.40 1.800
2.0 11 1 0 0 0 3 1 0 0 0 0 0 7 23 0.00 2.000
3.1 12 4 2 2 1 0 0 0 0 0 0 0 14 14 5.40 1.200
1.0 5 0 0 0 0 1 1 0 0 0 0 0 3 11 0.00 1.000
PITCHER
Mark Calvert, R (15, 1) ERA: 6.75
IP WLS BF H R ER SO BB IBB HBP BLK WP HR S P ERA WHIP
1.2 L 9 2 1 0 1 0 1 0 0 1 0 0 10 14 0.00 1.200

Batter	1	2	3	4	5	6	7	8	9	AB	R	H	RBI	BB	SO	LOB
Johnnie LeMaster, R (1, 6) OBP: 0.400, SLG: 0.400	G3-6-3 1B		3B		F9 ②		BBB 4-0 1-2 BB		3B 2B	4	1	3	0	1	0	0
Max Venable, L (1, 7) OBP: 0.182, SLG: 0.452	G3-6-3 ①② 1-2f		SSS 0-3 ③ K		1B		0-0 ② SF8 3-H		E 2-H 3B	4	1	2	2	0	1	2
Chili Davis, S (1, 8) OBP: 0.333, SLG: 0.571	4-3 ③			PB FC3-2 2B	4-3 ③		SSS 0-3 ③ K		FC3 3-H	5	0	1	0	0	1	3
Jack Clark, R (1, 9) OBP: 0.268, SLG: 0.233		5-3 ①		SSS 0-3 ① K 2-3		4-3 ①		F7 ①	F8 ②	5	0	0	0	0	1	2
Darrell Evans, L (1, 3) OBP: 0.338, SLG: 0.383		SSS 0-3 ② K		FC3-2 ② E 1B 3-H		4-3 ②		BB 1B	IBB	4	1	1	0	1	1	1
Milt May, L (1, 2) OBP: 0.200, SLG: 0.242		PO 1B 1B		E6 1B 1-3		L4 ③		BBB 4-0 1-2 BB	SSS 0-3 ③ K	4	1	1	0	1	1	3
Tom O'Malley, L (1, 5) OBP: 0.381, SLG: 0.345		1-2 1B		E 2-H 3-H 1B			FC SF8 2B	F5 ②		4	1	3	2	0	0	2
Duane Kuiper, L (1, 4) OBP: 0.305, SLG: 0.216 Champ Summers, L (8, PH) OBP: 0.429, SLG: 0.333 Joe Pettini, R (8, 4) OBP: 0.105, SLG: 0.167		PO ③ 2-3	4-3 ①	6-3 ③ 2-3			FC BB 2-3	SSS 0-3 ③ K		3 1 0	0 0 0	0 0 0	0 0 0	0 1 0	0 2 0	2 2 0
Andy McGaffigan, R (1, 1) Gary Lavelle, S (8, 1)			SSS 0-3 ② K		5-3 ①		G2 ①		SSS 0-3 ① K	3 1	0 0	0 0	0 0	0 0	1 1	2 0
Inning Stats	R: 0 E: 0 K: 0 S: 3 H: 1 LOB: 0 BB: 0 P: 3	R: 0 E: 0 K: 1 S: 6 H: 2 LOB: 1 BB: 0 P: 6	R: 0 E: 0 K: 2 S: 8 H: 1 LOB: 1 BB: 0 P: 8	R: 2 E: 2 K: 1 S: 8 H: 2 LOB: 1 BB: 0 P: 8	R: 0 E: 0 K: 0 S: 4 H: 1 LOB: 1 BB: 0 P: 4	R: 0 E: 0 K: 0 S: 3 H: 0 LOB: 0 BB: 0 P: 3	R: 1 E: 0 K: 1 S: 7 H: 1 LOB: 2 BB: 1 P: 11	R: 0 E: 0 K: 1 S: 6 H: 1 LOB: 2 BB: 1 P: 10	R: 2 E: 1 K: 2 S: 10 H: 2 LOB: 2 BB: 1 P: 14	1B: 6 2B: 3 3B: 2 HR: 0 SF: 1 SAC: 0 DP: 1 HBP: 0						

TOP

San Francisco Giants @ St. Louis Cardinals
Busch Stadium, St. Louis, MO
Sat Apr 30 1983, 7:05 PM CDT
Att. 36,904 - Unknown

livebaseballscorecards.com

AB	38
R	5
H	11
RBI	4
BB	3
SO	8
LOB	19

WP: 0 PB: 1 SB: 0 CS: 0 PA: 43

PITCHER		IP	WLS	BF	H	R	ER	SO	BB	IBB	HBP	BLK	WP	HR	S	P	ERA	WHIP
Joaquin Andujar, R ERA: 2.92	(1, 1)	8.0	L	35	9	3	1	6	2	0	0	0	0	0	45	53	1.12	1.375
Eric Rasmussen, R ERA: 4.91	(9, 1)	1.0		7	2	2	1	2	0	1	0	0	0	0	10	14	9.00	2.000

PITCHER	IP	WLS	BF	H	R	ER	SO	BB	IBB	HBP	BLK	WP	HR	S	P	ERA	WHIP

BOTTOM

Batter	1	2	3	4	5	6	7	8	9	AB	R	H	RBI	BB	SO	LOB
Tom Herr, S (1, 4) OBP: 0.250, SLG: 0.250	F8		L6		K			1B		3	0	0	0	0	1	2
Dane Iorg, L (8, PH) OBP: 0.571, SLG: 0.800										1	0	1	0	0	0	0
Rafael Santana, R (8, PR) OBP: 0.500, SLG: 0.500 (9, 5)										0	0	0	0	0	0	0
Ken Oberkfell, L (1, 5) OBP: 0.297, SLG: 0.254	F9			BB		F8		F9		2	0	0	0	1	0	0
David Green, R (8, PH) OBP: 0.297, SLG: 0.390 (9, 7)										1	0	0	0	0	0	1
Lonnie Smith, R (1, 7) OBP: 0.361, SLG: 0.446	F8			F8		2B		L6		4	0	1	0	0	0	2
Eric Rasmussen, R (9, 1)										0	0	0	0	0	0	0
Keith Hernandez, L (1, 3) OBP: 0.400, SLG: 0.523		K		K		F5			1B	4	0	1	0	0	2	2
George Hendrick, R (1, 9) OBP: 0.369, SLG: 0.677		F8		F8		6-3			1B	4	0	1	0	0	0	2
Willie McGee, S (1, 8) OBP: 0.250, SLG: 0.143		S 1B			F8		4-3		K	4	0	1	0	0	1	2
Darrell Porter, L (1, 2) OBP: 0.308, SLG: 0.304		F9			G3		K		K	4	0	0	0	0	2	3
Ozzie Smith, S (1, 6) OBP: 0.310, SLG: 0.333			6-3		1B WP 1B		L4		6-3	4	0	1	0	0	0	2
Joaquin Andujar, S (1, 1) OBP: 0.167, SLG: 0.167			6-3		S 1B			F8		2	0	1	0	0	0	0
Steve Braun, L (8, PH)										1	0	0	0	0	0	0
Mike Ramsey, S (9, 4) OBP: 0.291, SLG: 0.347										0	0	0	0	0	0	0
Inning Stats	R: 0 E: 0 K: 0 S: 3 H: 0 LOB: 0 BB: 0 P: 3	R: 0 E: 0 K: 1 S: 6 H: 1 LOB: 1 BB: 0 P: 6	R: 0 E: 0 K: 0 S: 3 H: 0 LOB: 0 BB: 0 P: 3	R: 0 E: 0 K: 1 S: 5 H: 0 LOB: 1 BB: 1 P: 9	R: 0 E: 0 K: 1 S: 7 H: 2 LOB: 2 BB: 0 P: 7	R: 0 E: 0 K: 0 S: 4 H: 1 LOB: 1 BB: 0 P: 4	R: 0 E: 0 K: 1 S: 5 H: 0 LOB: 0 BB: 0 P: 5	R: 0 E: 0 K: 0 S: 4 H: 1 LOB: 1 BB: 0 P: 4	R: 0 E: 0 K: 2 S: 9 H: 2 LOB: 2 BB: 0 P: 9	1B: 6 2B: 1 3B: 0 HR: 0	SF: 0 SAC: 0 DP: 0 HBP: 0						

PITCHER	IP	WLS	BF	H	R	ER	SO	BB	IBB	HBP	BLK	WP	HR	S	P	ERA	WHIP
Andy McGaffigan, R (1, 1) ERA: 3.81	7.1	W	28	5	0	0	4	1	0	0	0	1	0	35	39	0.00	0.818
Gary Lavelle, L (8, 1) ERA: 1.8	1.2	S	7	2	0	0	2	0	0	0	0	0	0	11	11	0.00	1.200

PITCHER	IP	WLS	BF	H	R	ER	SO	BB	IBB	HBP	BLK	WP	HR	S	P	ERA	WHIP

San Francisco Giants @ St. Louis Cardinals

Busch Stadium, St. Louis, MO

Sat Apr 30 1983, 7:05 PM CDT

Att. 36,904 - Unknown

livebaseballscorecards.com

AB	34
R	0
H	7
RBI	0
BB	1
SO	6
LOB	16

WP: 1 PB: 0 SB: 2 CS: 0 PA: 35

Batter	1	2	3	4	5	6	7	8	9	AB	R	H	RBI	BB	SO	LOB
Johnnie LeMaster, R (1, 6) OBP: 0.406, SLG: 0.400	x 0-0 CS 1B	x 0-0 ③ 5-3			x 0-0 6-3 2B 1B	B B B B 4-0 S 3-H BB		x 0-0 ② 6-3 3-H	x 0-0 ③ 5-3	5	1	2	1	1	0	4
Max Venable, L (1, 9) OBP: 0.184, SLG: 0.400	B B B B 4-0 ① S 1-2 BB		x 0-0 ① F9		x 0-0 ① 6-3 1-2	x 0-0 ③ 4-3 1-2		x 0-0 ③ G3		4	0	0	0	1	0	3
Chili Davis, S (1, 8) OBP: 0.348, SLG: 0.563	B B B B 4-0 FC6-4 1-2 BB		x 0-0 ② F8		B B B B 4-0 2B BB		x 0-0 ① F9		x 0-0 3B 1B	3	2	1	0	2	0	0
Darrell Evans, L (1, 3) OBP: 0.354, SLG: 0.446	x 0-0 ② F8		x 0-0 1B 1B		x 0-0 F8 1-H 2-H 2B		x 0-0 ② G3		x 0-0 1-H 1B 3B	5	1	3	3	0	0	2
Jeffrey Leonard, R (1, 7) OBP: 0.256, SLG: 0.333	x 0-0 ③ FC6-4 1-2f		x 0-0 1-2 1B		x 0-0 ② F8 2-3		x 0-0 ③ 6-3		x 0-0 S 3-H 1B	5	1	2	1	0	0	3
Tom O'Malley, L (1, 5) OBP: 0.368, SLG: 0.333		x 0-0 E 1B 4-3 1B	S S S 0-3 ③ K		x 0-0 ③ G3			x 0-0 ① 4-3	x 0-0 ① F6 1-2	5	1	1	0	0	1	4
Bob Brenly, R (1, 2) OBP: 0.315, SLG: 0.375		x 0-0 ① F6		x 0-0 ① F7		B B B B 4-0 G6-4-3 BB BLK BB		B B B B 4-0 S 1B BB	S S S 0-3 ② K	3	2	0	0	2	1	2
Duane Kuiper, L (1, 4) OBP: 0.344, SLG: 0.241 Joe Pettini, R (9, PR) OBP: 0.105, SLG: 0.167		x 0-0 E7 4-3 1-3 1B		x 0-0 ② 1-3		B B B B 4-0 G6-4-3 1-2 BB		B B B B 4-0 E 1B 6-3 1-2 BB	x 0-0 1B 2-H 1B	3 0	1 0	2 0	1 0	2 0	0 0	0 0
Fred Breining, R (1, 1) OBP: 0.000, SLG: 0.100 Mike Chris, L (4, PH) (4, 1) Champ Summers, L (5, PH) OBP: 0.375, SLG: 0.286 Renie Martin, R (6, 1) OBP: 1.000, SLG: 2.000 Dave Bergman, L (8, PH) OBP: 0.000, SLG: 0.200 Mark Calvert, R (8, 1) Milt May, L (9, PH) OBP: 0.200, SLG: 0.200 Joel Youngblood, R (9, PR) OBP: 0.667, SLG: 0.667		x 0-0 ② 4-3 2-3 3-H		x 0-0 ③ F8		x 0-0 ① ② G6-4-3 1-2f 2-3		x 0-0 E7 1-3 2-H 1B	x 0-0 1-3 1B	1 0 0 1 0 0 1 1 0 0 0 0 0 0 1 0 0 0 0 0 2 0 0 0 0 0 0 0 1 0 0 1 0 0 0 0 0 0 0 0 0 0 1 0 0 1 0 0 0 0 0 0 0 0 0 0						
Inning Stats	R: 0 E: 0 K: 0 S: 3 H: 1 LOB: 2 BB: 2 P: 11	R: 1 E: 1 K: 0 S: 5 H: 2 LOB: 1 BB: 0 P: 5	R: 0 E: 0 K: 1 S: 7 H: 2 LOB: 2 BB: 0 P: 7	R: 0 E: 0 K: 0 S: 3 H: 0 LOB: 0 BB: 0 P: 3	R: 2 E: 0 K: 0 S: 5 H: 2 LOB: 1 BB: 1 P: 9	R: 1 E: 0 K: 0 S: 2 H: 0 LOB: 1 BB: 3 P: 14	R: 0 E: 0 K: 0 S: 3 H: 0 LOB: 0 BB: 0 P: 3	R: 2 E: 1 K: 0 S: 4 H: 1 LOB: 1 BB: 2 P: 12	R: 3 E: 0 K: 1 S: 10 H: 5 LOB: 2 BB: 0 P: 10	1B: 11 2B: 1 3B: 1 HR: 0 SF: 0 SAC: 0 DP: 1 HBP: 0						

TOP

San Francisco Giants @ St. Louis Cardinals
Busch Stadium, St. Louis, MO
Sun May 01 1983, 3:33 AM CDT
Att. 20,894 - Unknown

livebaseballscorecards.com

AB	38
R	9
H	13
RBI	8
BB	8
SO	2
LOB	21

WP: 0 PB: 0 SB: 4 CS: 1 PA: 46

PITCHER		IP	WLS	BF	H	R	ER	SO	BB	IBB	HBP	BLK	WP	HR	S	P	ERA	WHIP
John Stuper, R ERA: 4.91	(1, 1)	5.0	W	26	7	4	3	1	5	0	0	0	0	0	23	43	5.40	2.400
Jeff Lahti, R ERA: 3.52	(6, 1)	2.1		10	1	2	1	0	3	0	0	1	0	0	7	19	3.86	1.714
Bruce Sutter, R ERA: 2.92	(8, 1)	1.2	S	10	5	3	3	1	0	0	0	0	0	0	12	12	16.20	3.000

PITCHER	IP	WLS	BF	H	R	ER	SO	BB	IBB	HBP	BLK	WP	HR	S	P	ERA	WHIP

Batter	1	2	3	4	5	6	7	8	9	AB	R	H	RBI	BB	SO	LOB
Ozzie Smith, S (1, 6) OBP: 0.316, SLG: 0.329	S 3B 1B	F9 ③		F8 ③		1-3 ①		6-3 S 1B BB		4	2	1	0	1	0	0
Ken Oberkfell, L (1, 5) OBP: 0.333, SLG: 0.349	1-H 3B 3B		E S SF9 1B		G6-4-3 HBP	3B		6-3 ① 1-3		4	2	3	1	0	0	1
Lonnie Smith, R (1, 7) OBP: 0.377, SLG: 0.478	1B 3-H 3B		SF9 S 1-3 SF8 BB		G6-4-3 ①② 1-2f	F3 ②		BB 3-H 1B		4	2	2	2	1	0	2
Keith Hernandez, L (1, 3) OBP: 0.387, SLG: 0.500	L6 ①	SF9 ① 1-3 3-H			HR BB	G3 ③		F9 ②		3	1	0	1	1	0	3
George Hendrick, R (1, 9) OBP: 0.386, SLG: 0.672	3-H 1B	SF8 ② 3-H			1-2 HR BB		K ①	1-2 BB		2	1	1	2	2	1	0
Willie McGee, S (1, 8) OBP: 0.308, SLG: 0.455	F7 ②	4-3 ③			1-H 2-H HR		1-3 BB	1-3 ③		4	1	1	3	1	0	3
Jamie Quirk, L (1, 2) OBP: 0.333, SLG: 0.556	F7 ③			2B 3B	BB 1B		1-3 ② 1-2			4	1	2	0	0	0	2
Mike Ramsey, S (1, 4) OBP: 0.322, SLG: 0.373		4-3 ①		F3 3-H 2B	1-2 BB		IBB			2	0	1	1	2	0	0
John Stuper, R (1, 1) OBP: 0.200, SLG: 0.200		K ②		F3 ①② 2-3	K ③		K ③			3	0	0	0	0	2	3
Jeff Lahti, R (6, 1)										1	0	0	0	0	1	2
Bruce Sutter, R (8, 1)										0	0	0	0	0	0	0
Inning Stats	R: 3 E: 0 K: 0 S: 7 H: 4 LOB: 1 BB: 0 P: 7	R: 0 E: 0 K: 1 S: 5 H: 0 LOB: 0 BB: 0 P: 5	R: 2 E: 0 K: 0 S: 4 H: 1 LOB: 0 BB: 1 P: 8	R: 1 E: 0 K: 0 S: 4 H: 2 LOB: 0 BB: 0 P: 4	R: 3 E: 0 K: 1 S: 6 H: 2 LOB: 2 BB: 3 P: 19	R: 0 E: 0 K: 0 S: 4 H: 1 LOB: 1 BB: 0 P: 4	R: 0 E: 0 K: 2 S: 7 H: 0 LOB: 2 BB: 2 P: 15	R: 1 E: 0 K: 0 S: 4 H: 1 LOB: 2 BB: 2 P: 12		1B: 5 2B: 1 3B: 4 HR: 1	SF: 2 SAC: 0 DP: 1 HBP: 1						

PITCHER		IP	WLS	BF	H	R	ER	SO	BB	IBB	HBP	BLK	WP	HR	S	P	ERA	WHIP
Fred Breining, R ERA: 4.46	(1, 1)	3.0	L	15	5	5	4	1	1	0	0	0	0	0	16	20	12.00	2.000
Mike Chris, L ERA: 8.1	(4, 1)	2.0		12	4	4	4	1	3	0	1	0	0	1	10	23	18.00	3.500
Renie Martin, R ERA: 5.4	(6, 1)	2.0		9	1	0	0	2	1	1	0	0	0	0	11	19	0.00	1.000
Mark Calvert, R ERA: 7.36	(8, 1)	1.0		6	1	1	1	0	2	0	0	0	0	0	4	12	9.00	3.000

PITCHER	IP	WLS	BF	H	R	ER	SO	BB	IBB	HBP	BLK	WP	HR	S	P	ERA	WHIP

BOTTOM

San Francisco Giants @ St. Louis Cardinals

Busch Stadium, St. Louis, MO

Sun May 01 1983, 3:33 AM CDT

Att. 20,894 - Unknown

livebaseballscorecards.com

AB	31
R	10
H	11
RBI	10
BB	8
SO	4
LOB	16

Batter	1	2	3	4	5	6	7	8	9	AB	R	H	RBI	BB	SO	LOB
Ozzie Smith, S (1, 6) OBP: 0.313, SLG: 0.315	4-3	FC6 1-2f			1-3		SH1-4 1-2		BBBB S BB	3	0	0	0	1	0	2
Ken Oberkfell, L (1, 5) OBP: 0.324, SLG: 0.328	F8		1-3		4-3		SSS K		BBBB 1-2 BB	4	0	0	0	1	1	1
Keith Hernandez, L (1, 3) OBP: 0.400, SLG: 0.575	1B 2B		6-3 2B			SSS HR	K		G3	5	2	3	1	0	1	4
George Hendrick, R (1, 9) OBP: 0.392, SLG: 0.662	BLK 2-H 1B		6-3 2-3			1B FC6-4 1B		6-3		4	1	2	1	0	0	1
Lonnie Smith, R (1, 7) OBP: 0.370, SLG: 0.466	L7 1-2		1-3			FC6-4 1-3 1B		6-3		4	0	1	0	0	0	2
David Green, R (1, 8) OBP: 0.294, SLG: 0.381		FC1 S 1B		6-3		FC6-4 G3 1-2f 3-H		SSS K		4	0	1	1	0	1	1
Darrell Porter, L (1, 2) OBP: 0.304, SLG: 0.300 Rafael Santana, R (9, PR) OBP: 0.500, SLG: 0.500	SSS K 1-2			P5		G3 1-2			PB SH1-4 1B	4 0	0 0	1 0	0 0	0 0	1 0	2 0
Tom Herr, S (1, 4) OBP: 0.143, SLG: 0.143	FC1 1B 2-3			4-3		6-3			SH1-4 1-2	3	0	0	0	0	0	2
Bob Forsch, R (1, 1) OBP: 0.273, SLG: 0.455 John Martin, S (5, 1) OBP: 0.500, SLG: 0.500 Willie McGee, S (7, PH) OBP: 0.357, SLG: 0.500 Doug Bair, R (7, 1) Dane Iorg, L (9, PH) OBP: 0.571, SLG: 0.800 Mike Ramsey, S (9, PH) OBP: 0.317, SLG: 0.365		FC6 1-2 1B			SSS K		SH1-4 1B		F8 2-3	2 0 1 0 0 1	0 0 0 0 0 0	1 0 1 0 0 0	0 0 0 0 0 0	0 0 0 0 0 0	1 0 0 0 0 0	0 0 0 0 0 2
Inning Stats	R: 1 H: 2 E: 0 LOB: 1 K: 0 BB: 0 S: 5 P: 5	R: 0 H: 2 E: 0 LOB: 2 K: 1 BB: 0 S: 7 P: 7	R: 0 H: 1 E: 0 LOB: 1 K: 0 BB: 0 S: 4 P: 4	R: 0 H: 0 E: 0 LOB: 0 K: 0 BB: 0 S: 3 P: 3	R: 0 H: 0 E: 0 LOB: 0 K: 1 BB: 0 S: 5 P: 5	R: 2 H: 3 E: 0 LOB: 1 K: 0 BB: 0 S: 6 P: 6	R: 0 H: 1 E: 0 LOB: 1 K: 2 BB: 0 S: 8 P: 8	R: 0 H: 0 E: 0 LOB: 0 K: 1 BB: 0 S: 5 P: 5	R: 0 H: 1 E: 0 LOB: 3 K: 0 BB: 2 S: 4 P: 12	1B: 7 SF: 0 2B: 2 SAC: 2 3B: 0 DP: 0 HR: 1 HBP: 0						WP: 0 PA: 39 PB: 1 SB: 2 CS: 0	

PITCHER		IP	WLS	BF	H	R	ER	SO	BB	IBB	HBP	BLK	WP	HR	S	P	ERA	WHIP
Dave Dravecky, L ERA: 3.14	(1, 1)	7.0	W	30	9	3	3	4	0	0	0	1	0	1	38	38	3.86	1.286
Luis DeLeon, R ERA: 2.25	(8, 1)	1.1		5	1	0	0	1	0	0	0	0	0	0	7	7	0.00	0.750
Gary Lucas, L ERA: 3.97	(9, 1)	0.2	S	4	0	0	0	0	2	0	0	0	0	0	2	10	0.00	3.000

PITCHER	IP	WLS	BF	H	R	ER	SO	BB	IBB	HBP	BLK	WP	HR	S	P	ERA	WHIP

TOP

St. Louis Cardinals @ San Diego Padres

Jack Murphy Stadium, San Diego, CA

Tue May 03 1983, 10:05 PM EDT

Att. 16,842 - Unknown

livebaseballscorecards.com

AB	35
R	3
H	10
RBI	3
BB	2
SO	5
LOB	17

Batter	1	2	3	4	5	6	7	8	9	AB	R	H	RBI	BB	SO	LOB
Alan Wiggins, S (1, 7) OBP: 0.407, SLG: 0.318	G3 BLK SF9 1B	F7		F7			P4			4	1	1	0	0	0	2
Juan Bonilla, R (1, 4) OBP: 0.346, SLG: 0.417	G3 1-3		F9		F7			G5-4-3 1B		4	0	1	0	0	0	1
Steve Garvey, R (1, 3) OBP: 0.380, SLG: 0.544	SF9 3-H		F9		F8			G5-4-3 1-2f		3	0	0	1	0	0	1
Terry Kennedy, L (1, 2) OBP: 0.432, SLG: 0.547	FC5-4 1B		F8		4-3			4-3		4	0	1	0	0	0	0
Sixto Lezcano, R (1, 9) OBP: 0.423, SLG: 0.372	FC5-4 1-2f			SH1-3 FC 1B 1B		P4				3	1	1	0	0	0	1
Ruppert Jones, L (1, 8) OBP: 0.274, SLG: 0.360		G1-6-3 1B 1B		FC SH1-3 1B 1-2		B B B B 4-0 CS BB				2	2	1	0	1	0	1
Tim Flannery, L (1, 5) OBP: 0.350, SLG: 0.538		G1-6-3 1-2		SH1-3 1-2 2-3		F9				2	0	1	0	0	0	1
Mario Ramirez, R (1, 6) OBP: 0.364, SLG: 0.222		G1-6-3 1-2f 2-3		SH1-4 2-H 3-H		CS SSS K 1-2				3	0	1	2	0	1	2
Dave Dravecky, R (1, 1) OBP: 0.059, SLG: 0.059										1	0	1	1	0	0	0
Gene Richards, L (7, PH) OBP: 0.349, SLG: 0.392										1	0	0	0	0	0	0
Luis DeLeon, R (8, 1) OBP: 0.500, SLG: 0.500										0	0	0	0	0	0	0
Gary Lucas, L (9, 1)										0	0	0	0	0	0	0
Inning Stats	R: 1 E: 0 K: 0 S: 5 H: 2 LOB: 1 BB: 0 P: 5	R: 1 E: 0 K: 0 S: 5 H: 3 LOB: 1 BB: 0 P: 5	R: 0 E: 0 K: 0 S: 3 H: 0 LOB: 0 BB: 0 P: 3	R: 2 E: 0 K: 0 S: 6 H: 2 LOB: 1 BB: 0 P: 6	R: 0 E: 0 K: 0 S: 3 H: 0 LOB: 0 BB: 0 P: 3	R: 0 E: 0 K: 0 S: 2 H: 0 LOB: 0 BB: 1 P: 6	R: 0 E: 0 K: 1 S: 5 H: 0 LOB: 0 BB: 0 P: 5	R: 0 E: 0 K: 0 S: 3 H: 1 LOB: 0 BB: 0 P: 3		1B: 8 2B: 0 3B: 0 HR: 0	SF: 1 SAC: 2 DP: 2 HBP: 0					

PITCHER		IP	WLS	BF	H	R	ER	SO	BB	IBB	HBP	BLK	WP	HR	S	P	ERA	WHIP
Bob Forsch, R ERA: 4.13	(1, 1)	4.0	L	19	7	4	4	0	0	0	0	1	0	0	19	19	9.00	1.750
John Martin, L ERA: 1.54	(5, 1)	2.0		6	0	0	0	0	1	0	0	0	0	0	5	9	0.00	0.500
Doug Bair, R ERA: 3.48	(7, 1)	2.0		6	1	0	0	1	0	0	0	0	0	0	8	8	0.00	0.500

PITCHER		IP	WLS	BF	H	R	ER	SO	BB	IBB	HBP	BLK	WP	HR	S	P	ERA	WHIP

BOTTOM

St. Louis Cardinals @ San Diego Padres

Jack Murphy Stadium, San Diego, CA

Tue May 03 1983, 10:05 PM EDT

Att. 16,842 - Unknown

livebaseballscorecards.com

AB	27
R	4
H	8
RBI	4
BB	1
SO	1
LOB	9

WP: 0	PA: 32		
PB: 0			
SB: 0			
CS: 1			

St. Louis Cardinals @ San Diego Padres

Jack Murphy Stadium, San Diego, CA

Wed May 04 1983, 10:05 PM EDT

Att. 17,119 - Unknown

TOP

livebaseballscorecards.com

Batter	1	2	3	4	5	6	7	8	9	AB	R	H	RBI	BB	SO	LOB
Ozzie Smith, S (1, 6) OBP: 0.310, SLG: 0.312	1-3		4-3			BB 1-2 1B		K		4	0	1	0	0	1	1
Rafael Santana, R (8, 6) OBP: 0.500, SLG: 0.500										0	0	0	0	0	0	0
Ken Oberkfell, L (1, 5) OBP: 0.333, SLG: 0.329	BBBB G6-4-3 BB			6-3		F9		FC6-4 1B		3	0	1	0	1	0	2
Lonnie Smith, R (1, 7) OBP: 0.376, SLG: 0.461	G6-4-3 1-2f			K		BBBB 1-2 2-3 BB		FC6-4 1-2 1B		3	0	1	0	1	1	1
Keith Hernandez, L (1, 3) OBP: 0.381, SLG: 0.545		6-3		4-3		F7		FC6-4 FC4-6 1-2f 2-3		4	0	0	0	0	0	5
George Hendrick, R (1, 9) OBP: 0.390, SLG: 0.648		F2			1B	K		FC4-6 1-2f		3	0	1	0	0	1	3
Dane Iorg, L (8, PH) OBP: 0.500, SLG: 0.667 (8, 9)										1	0	0	0	0	0	2
Willie McGee, S (1, 8) OBP: 0.333, SLG: 0.438		K			F8		4-3		4-3 BLK 1B	4	0	1	0	0	1	1
Darrell Porter, L (1, 2) OBP: 0.301, SLG: 0.297			K		F8		G3 1B		L3 1-2	4	0	1	0	0	1	2
Mike Ramsey, S (1, 4) OBP: 0.306, SLG: 0.352			K		1-3		G3 1-2		4-3 2-3	2	0	0	0	0	1	1
Eric Rasmussen, R (5, 1)										0	0	0	0	0	0	0
Steve Braun, L (7, PH)										1	0	0	0	0	0	1
Jim Kaat, L (7, 1)										0	0	0	0	0	0	0
Jamie Quirk, L (9, PH) OBP: 0.300, SLG: 0.500										1	0	0	0	0	0	1
Joaquin Andujar, S (1, 1) OBP: 0.231, SLG: 0.231			1B			BBBB BB 1B		F8	K	1	0	1	0	0	0	0
Tom Herr, S (5, 4) OBP: 0.200, SLG: 0.111										2	0	0	0	1	1	2

	AB	33
	R	0
	H	7
	RBI	0
	BB	3
	SO	7
	LOB	22

Inning Stats																																
	R: 0	H: 0	R: 0	H: 0	R: 0	H: 1	R: 0	H: 0	R: 0	H: 1	R: 0	H: 1	R: 0	H: 1	R: 0	H: 2	R: 0	H: 1	1B: 7	SF: 0	WP: 0	PA: 36
	E: 0	LOB: 0	E: 0	LOB: 0	E: 0	LOB: 1	E: 0	LOB: 0	E: 0	LOB: 1	E: 0	LOB: 3	E: 0	LOB: 1	E: 0	LOB: 2	E: 0	LOB: 1	2B: 0	SAC: 0	PB: 0	
	K: 0	BB: 1	K: 1	BB: 0	K: 2	BB: 0	K: 1	BB: 0	K: 0	BB: 2	K: 0	BB: 0	K: 1	BB: 0	K: 1	BB: 0	3B: 0	SB: 0				
	S: 2	P: 6	S: 5	P: 5	S: 8	P: 8	S: 5	P: 5	S: 4	P: 4	S: 6	P: 14	S: 4	P: 4	S: 7	P: 7	S: 6	P: 6	HR: 0	HBP: 0	CS: 0	

PITCHER	IP	WLS	BF	H	R	ER	SO	BB	IBB	HBP	BLK	WP	HR	S	P	ERA	WHIP
Eric Show, R (1, 1) ERA: 2.58	9.0	W	36	7	0	0	7	3	0	0	1	0	0	47	59	0.00	1.111

PITCHER	IP	WLS	BF	H	R	ER	SO	BB	IBB	HBP	BLK	WP	HR	S	P	ERA	WHIP

Batter	1	2	3	4	5	6	7	8	9	AB	R	H	RBI	BB	SO	LOB
Alan Wiggins, S (1, 7) OBP: 0.375, SLG: 0.370	5-3	F7		5-3		WP, 3B		K		5	1	1	0	0	1	2
Juan Bonilla, R (1, 4) OBP: 0.351, SLG: 0.449	1B, 3B		4-3, 1B, 2B		K	4-3, 3-H		1B		4	2	2	0	0	1	0
Luis Salazar, R (8, 5) OBP: 0.333, SLG: 0.317										1	0	1	0	0	0	0
Steve Garvey, R (1, 3) OBP: 0.385, SLG: 0.543	3-H, 1B		4-3, 2-3		6-3		2B, 1B	4-3		4	1	2	1	0	0	1
Kurt Bevacqua, R (8, 3) OBP: 0.429, SLG: 0.538										1	0	0	0	0	0	1
Terry Kennedy, L (1, 2) OBP: 0.434, SLG: 0.556	F7		3-H, 1B		4-3		1-H, E, 2B			4	0	2	2	0	0	1
Doug Gwosdz, R (7, PR) (8, 2)										0	1	0	0	0	0	0
Sixto Lezcano, R (1, 9) OBP: 0.420, SLG: 0.370	F9	F8				2B, 2B, 1B	E3, 4-3, 3-H, 1B			3	1	1	0	0	0	2
Joe Lefebvre, L (7, 9) OBP: 0.273, SLG: 0.273										1	1	1	0	0	0	0
Ruppert Jones, L (1, 8) OBP: 0.273, SLG: 0.366		1-3, F9				1-3, 2B, 2B	4-3, 2-3			4	1	1	0	0	0	3
Tim Flannery, L (1, 5) OBP: 0.386, SLG: 0.548		E8, 1B, 1B		F8		2B, IBB	G4-6-3, 3-H, 1B			3	2	2	1	1	0	0
(8, 4)																
Mario Ramirez, R (1, 6) OBP: 0.400, SLG: 0.385		SH1-4, 3-H, 1B		L5		1-H, 2-H, 3-H, 2B	G4-6-3, 1-2f			4	0	2	4	0	0	2
Eric Show, R (1, 1) OBP: 0.231, SLG: 0.308		SH1-4, 1-2		2B		1B		G3		3	0	2	0	0	0	0
Inning Stats	R: 1 E: 0 K: 0 S: 5 H: 2 LOB: 1 BB: 0 P: 5	R: 1 E: 1 K: 0 S: 5 H: 2 LOB: 1 BB: 0 P: 5	R: 1 E: 0 K: 0 S: 5 H: 2 LOB: 1 BB: 0 P: 5	R: 0 E: 0 K: 0 S: 4 H: 1 LOB: 1 BB: 0 P: 4	R: 0 E: 0 K: 1 S: 5 H: 0 LOB: 0 BB: 0 P: 5	R: 4 E: 0 K: 0 S: 6 H: 5 LOB: 0 BB: 1 P: 10	R: 3 E: 1 K: 0 S: 6 H: 4 LOB: 1 BB: 0 P: 6	R: 0 E: 0 K: 1 S: 6 H: 1 LOB: 1 BB: 0 P: 6		1B: 10 2B: 5 3B: 2 HR: 0 SF: 0 SAC: 1 DP: 1 HBP: 0						

PITCHER		IP	WLS	BF	H	R	ER	SO	BB	IBB	HBP	BLK	WP	HR	S	P	ERA	WHIP
Joaquin Andujar, R ERA: 3.07	(1, 1)	4.0	L	19	7	3	2	0	0	0	0	0	0	0	19	19	4.50	1.750
Eric Rasmussen, R ERA: 9.53	(5, 1)	2.0		10	5	4	4	1	0	1	0	0	1	0	11	15	18.00	2.500
Jim Kaat, L ERA: 4.05	(7, 1)	2.0		10	5	3	2	1	0	0	0	0	0	0	12	12	9.00	2.500

PITCHER	IP	WLS	BF	H	R	ER	SO	BB	IBB	HBP	BLK	WP	HR	S	P	ERA	WHIP

BOTTOM

St. Louis Cardinals @ San Diego Padres

Jack Murphy Stadium, San Diego, CA

Wed May 04 1983, 10:05 PM EDT

Att. 17,119 - Unknown

livebaseballscorecards.com

AB	37
R	10
H	17
RBI	8
BB	1
SO	2
LOB	12

WP: 1 PB: 0 SB: 0 CS: 0 PA: 39

St. Louis Cardinals @ San Diego Padres

Jack Murphy Stadium, San Diego, CA

Thu May 05 1983, 6:33 AM EDT

Att. 21,943 - Sunny

TOP

livebaseballscorecards.com

Batter	1	2	3	4	5	6	7	8	9	AB	R	H	RBI	BB	SO	LOB
Willie McGee, S (1, 8) OBP: 0.435, SLG: 0.500	K		BLK 1B		BB		1B		S 1B	4	2	3	0	1	1	0
Ken Oberkfell, L (1, 5) OBP: 0.361, SLG: 0.373	2B		L5-4 1B		F5		1B		1B	5	1	4	2	0	0	2
Lonnie Smith, R (1, 7) OBP: 0.378, SLG: 0.494	P4		1B		F7			HR	5-3	5	1	2	1	0	0	4
Keith Hernandez, L (1, 3) OBP: 0.375, SLG: 0.531	1B		L5-4			L3		4-3		4	0	1	1	0	0	2
Dane Iorg, L (1, 9) OBP: 0.364, SLG: 0.444	L8			F9		G3		4-3		3	0	0	0	0	0	1
David Green, R (8, PH) OBP: 0.290, SLG: 0.375										1	0	0	0	0	0	0
Jamie Quirk, L (1, 2) OBP: 0.286, SLG: 0.429		K		4-3		K		FC5-4 1B		4	0	1	0	0	2	0
Tom Herr, S (1, 4) OBP: 0.214, SLG: 0.231							F8			4	0	1	0	0	0	1
Bruce Sutter, R (8, 1)		2B		4-3				FC5-4 1-2f		0	0	0	0	0	0	0
Ozzie Smith, S (1, 6) OBP: 0.295, SLG: 0.296		F7			3-1		6-3		F8	4	0	0	0	0	0	0
Dave LaPoint, L (1, 1) OBP: 0.182, SLG: 0.182			4-3		BB		1B 1B		K	3	0	2	0	0	0	0
Mike Ramsey, S (8, 4) OBP: 0.302, SLG: 0.345					1B					1	0	0	0	0	1	0
Inning Stats	R: 1 E: 0 K: 1 S: 7 H: 2 LOB: 1 BB: 0 P: 7	R: 0 E: 0 K: 1 S: 5 H: 1 LOB: 0 BB: 0 P: 5	R: 1 E: 0 K: 0 S: 5 H: 3 LOB: 1 BB: 0 P: 5	R: 0 E: 0 K: 0 S: 3 H: 0 LOB: 0 BB: 0 P: 3	R: 0 E: 0 K: 0 S: 4 H: 1 LOB: 2 BB: 1 P: 8	R: 0 E: 0 K: 1 S: 5 H: 0 LOB: 0 BB: 0 P: 5	R: 0 E: 0 K: 0 S: 5 H: 3 LOB: 2 BB: 0 P: 5	R: 1 E: 0 K: 0 S: 5 H: 2 LOB: 1 BB: 0 P: 5	R: 1 E: 0 K: 1 S: 7 H: 2 LOB: 1 BB: 0 P: 7	1B: 11 2B: 3 3B: 0 HR: 1 SF: 0 SAC: 0 DP: 1 HBP: 0	WP: 0 PB: 0 SB: 1 CS: 0 PA: 39					

	AB	38
	R	4
	H	14
	RBI	4
	BB	1
	SO	4
	LOB	10

PITCHER		IP	WLS	BF	H	R	ER	SO	BB	IBB	HBP	BLK	WP	HR	S	P	ERA	WHIP
Andy Hawkins, R ERA: 2.49	(1, 1)	7.0		29	10	2	2	3	1	0	0	1	0	0	34	38	2.57	1.571
Gary Lucas, L ERA: 4.73	(8, 1)	2.0	L	10	4	2	2	1	0	0	0	0	0	1	12	12	9.00	2.000

PITCHER		IP	WLS	BF	H	R	ER	SO	BB	IBB	HBP	BLK	WP	HR	S	P	ERA	WHIP

BOTTOM

St. Louis Cardinals @ San Diego Padres

Jack Murphy Stadium, San Diego, CA

Thu May 05 1983, 6:33 AM EDT

Att. 21,943 - Sunny

livebaseballscorecards.com

Batter	1	2	3	4	5	6	7	8	9	AB	R	H	RBI	BB	SO	LOB
Alan Wiggins, S (1, 7) OBP: 0.378, SLG: 0.355	K		BB			1B	L6		4-3	4	1	1	0	1	1	2
Juan Bonilla, R (1, 4) OBP: 0.345, SLG: 0.438	F9		6-3 1-2			4-3 1-3	1B 2-H		6-3	5	0	1	1	0	0	3
Steve Garvey, R (1, 3) OBP: 0.370, SLG: 0.520	F9			F8		K	L8			4	0	0	0	0	1	2
Sixto Lezcano, R (1, 9) OBP: 0.423, SLG: 0.405		HR		F9		BB		K		3	1	1	1	1	1	0
Terry Kennedy, L (1, 2) OBP: 0.437, SLG: 0.543 Gene Richards, L (8, PR) OBP: 0.349, SLG: 0.392 Doug Gwosdz, R (9, 2)	K			F8		E 1-2 BB		1B BB		2 0 0	0 0 0	0 0 0	0 0 0	2 0 0	1 0 0	0 0 0
Luis Salazar, R (1, 5) OBP: 0.318, SLG: 0.302 Joe Lefebvre, L (8, PH) OBP: 0.333, SLG: 0.333 (9, 5)	F2				K	E6 1-2 2-3 3-H		G3-6-3 1-3		3 1	0 0	0 1	0 0	0 0	1 0	2 0
Ruppert Jones, L (1, 8) OBP: 0.262, SLG: 0.351	P6				4-3	F7		G3-6-3 1-2f		4	0	0	0	0	0	5
Mario Ramirez, R (1, 6) OBP: 0.444, SLG: 0.357 Tim Flannery, L (9, PH) OBP: 0.400, SLG: 0.558			K		BB		SH3-4 1B BB		G3 1B	1 1	1 0	0 1	0 0	2 0	1 0	0 0
Andy Hawkins, R (1, 1) OBP: 0.143, SLG: 0.143 Gary Lucas, L (8, 1) Jerry Turner, L (9, PH)			3-1		P6		SH3-4 1-2		G3 1-2	2 0 1	0 0 0	0 0 0	0 0 0	0 0 0	0 0 0	1 0 1
Inning Stats	R: 0 E: 0 K: 1 S: 5 H: 0 LOB: 0 BB: 0 P: 5	R: 1 E: 0 K: 1 S: 6 H: 1 LOB: 0 BB: 0 P: 6	R: 0 E: 0 K: 1 S: 5 H: 0 LOB: 1 BB: 1 P: 9	R: 0 E: 0 K: 0 S: 3 H: 0 LOB: 0 BB: 0 P: 3	R: 0 E: 0 K: 1 S: 5 H: 0 LOB: 1 BB: 1 P: 9	R: 1 E: 1 K: 1 S: 7 H: 1 LOB: 3 BB: 2 P: 15	R: 1 E: 0 K: 0 S: 4 H: 1 LOB: 1 BB: 1 P: 8	R: 0 E: 0 K: 1 S: 5 H: 1 LOB: 2 BB: 1 P: 9	R: 0 E: 0 K: 0 S: 4 H: 1 LOB: 1 BB: 0 P: 4	1B: 4 2B: 0 3B: 0 HR: 1 SF: 0 SAC: 1 DP: 1 HBP: 0						

	AB	31
	R	3
	H	5
	RBI	2
	BB	6
	SO	6
	LOB	16

WP: 0 PB: 0 SB: 1 CS: 0 PA: 38

PITCHER		IP	WLS	BF	H	R	ER	SO	BB	IBB	HBP	BLK	WP	HR	S	P	ERA	WHIP
Dave LaPoint, L ERA: 1.91	(1, 1)	7.0		30	3	3	2	5	5	0	0	1	0	1	35	55	2.57	1.143
Bruce Sutter, R ERA: 2.51	(8, 1)	2.0	W	8	2	0	0	1	1	0	0	0	0	0	9	13	0.00	1.500

PITCHER	IP	WLS	BF	H	R	ER	SO	BB	IBB	HBP	BLK	WP	HR	S	P	ERA	WHIP

Batter	1	2	3	4	5	6	7	8	9	AB	R	H	RBI	BB	SO	LOB
Willie McGee, S (1, 8) OBP: 0.429, SLG: 0.480	CS 1B		K	1-3 1-2 2-3 3-H	K			FC6-4 1B		5	0	2	1	0	2	4
Ken Oberkfell, L (1, 5) OBP: 0.352, SLG: 0.354	F9		K	BB	F9			FC6-4 1B 1-2f		4	1	0	0	1	1	4
Lonnie Smith, R (1, 7) OBP: 0.368, SLG: 0.494	L9 1-2			2B SF7		K		K		4	1	1	1	0	2	2
Keith Hernandez, L (1, 3) OBP: 0.387, SLG: 0.541		3-1		HBP BB 2-H 2B PO	1B 1B BB	4-3		1B 1-3 1B		4	2	2	1	1	0	0
George Hendrick, R (1, 9) OBP: 0.415, SLG: 0.653	1B 1B			BB HBP 1B BB	1B 1-2 E 1B	F7		1-2 3-H 1B		4	2	3	1	1	0	0
Darrell Porter, L (1, 2) OBP: 0.333, SLG: 0.313		FC4 1-2 1B		1B BB 1-2 2-3 1B HBP	E8 1-H 2-H 1B 1B		G6-3 1B HBP	F8		3	2	2	1	0	0	2
Tom Herr, S (1, 4) OBP: 0.316, SLG: 0.250	F2			1B 1B 1-3 1-2 2-3 3-H BB	FC1-5 1B BB		G6-3 1-2 1B	F7		3	1	1	1	2	0	2
Ozzie Smith, S (1, 6) OBP: 0.301, SLG: 0.302	FC4 1-2f			1-3 1B SF7 1-2 2-3 3-H 1B	FC1-5 1-2 3-H 1B		G6-3 1-2f 2-3	F8		5	1	2	2	0	0	4
John Stuper, R (1, 1) OBP: 0.200, SLG: 0.200 John Martin, S (1, 1) OBP: 0.333, SLG: 0.333 Dane Iorg, L (4, PH) Jeff Lahti, R (4, 1) Jim Kaat, L (5, 1) Doug Bair, R (6, 1) Steve Braun, L (7, PH) Eric Rasmussen, R (7, 1) Jamie Quirk, L (8, PH) OBP: 0.667, SLG: 0.400		F2		PO 1-3 1-2 2-3 3-H 1B	FC1-5 1-2 2-3f		K	K		0 1 1 1 0 0 0 1 0 1	0 0 0 1 0 0 0 0 0 0	0 0 1 0 0 0 0 0 0 0	0 0 0 0 0 0 0 0 0 1	0 0 0 0 0 0 0 0 0 1	0 0 0 0 0 2 0 0 0 0	0 0 0 0 0 0 0 1 0 0
Inning Stats	R: 0 E: 0 K: 0 S: 3 H: 1 LOB: 0 BB: 0 P: 3	R: 0 E: 0 K: 0 S: 5 H: 2 LOB: 2 BB: 0 P: 5	R: 0 E: 0 K: 2 S: 7 H: 0 LOB: 0 BB: 0 P: 7	R: 6 E: 0 K: 0 S: 6 H: 4 LOB: 1 BB: 3 P: 19	R: 3 E: 1 K: 1 S: 8 H: 3 LOB: 2 BB: 2 P: 16	R: 0 E: 0 K: 1 S: 5 H: 0 LOB: 0 BB: 0 P: 5	R: 0 E: 0 K: 1 S: 5 H: 1 LOB: 1 BB: 0 P: 6	R: 1 E: 0 K: 1 S: 8 H: 3 LOB: 2 BB: 0 P: 8	R: 0 E: 0 K: 1 S: 5 H: 0 LOB: 0 BB: 0 P: 5	1B: 12 2B: 2 3B: 0 HR: 0 SF: 1 SAC: 0 DP: 1 HBP: 2						

PITCHER		IP	WLS	BF	H	R	ER	SO	BB	IBB	HBP	BLK	WP	HR	S	P	ERA	WHIP
Fernando Valenzuela, L ERA: 4.37	(1, 1)	3.0		16	5	5	5	2	2	0	1	0	0	0	17	26	15.00	2.333
Joe Beckwith, R ERA: 5.19	(4, 1)	0.1		4	2	0	0	0	1	0	0	0	0	0	3	7	0.00	9.000
Pat Zachry, R ERA: 4.91	(4, 1)	0.2		4	2	4	4	0	1	0	0	0	0	0	3	7	54.00	4.500
Dave Stewart, R ERA: 1.77	(5, 1)	2.0	W	8	1	0	0	2	1	0	0	0	0	0	11	15	0.00	1.000
Tom Niedenfuer, R ERA: 2.45	(7, 1)	3.0	S	13	4	1	1	3	0	0	1	0	0	0	18	19	3.00	1.333

PITCHER	IP	WLS	BF	H	R	ER	SO	BB	IBB	HBP	BLK	WP	HR	S	P	ERA	WHIP

TOP

St. Louis Cardinals @ Los Angeles Dodgers

Dodger Stadium, Los Angeles, CA

Fri May 06 1983, 7:05 PM PDT

Att. 50,993 - Unknown

livebaseballscorecards.com

AB	37
R	10
H	14
RBI	9
BB	5
SO	7
LOB	21

WP: 0 PB: 0 SB: 0 CS: 1 PA: 46

Batter	1	2	3	4	5	6	7	8	9	AB	R	H	RBI	BB	SO	LOB
Steve Sax, R (1, 4) OBP: 0.387, SLG: 0.380	BBBB 4-0 BB BB BB BB	x 0-0 G3 HR 1B		x 0-0 ① F8	x 0-0 ② F9	BBBB 4-0 1-2 2-3 3-H BB		x 0-0 E7 1-H 2-H WP 1B		4	3	2	2	2	0	0
Ken Landreaux, L (1, 8) OBP: 0.296, SLG: 0.467	BBBBB 4-0 BB BB 1-2 SF8 BB	x 0-0 ② G3 1-2 2-3		x 0-0 F8 1B BB 1B	x 0-0 ③ L3	x 0-0 ③ G3		x 0-0 3-H HR		5	3	2	1	1	0	5
Dusty Baker Jr., R (1, 7) OBP: 0.358, SLG: 0.468	BBBBB 4-0 BB 1-2 2-3 BB	x 0-0 2-H 3-H HR		x 0-0 BB F8 1-2 1B 1B		x 0-0 BB 1B 1B 1B	x 0-0 CS 1B	x 0-0 ③ F7		5	3	4	3	1	0	1
Pedro Guerrero, R (1, 5) OBP: 0.370, SLG: 0.588	x 0-0 ① F8	x 0-0 ③ F8		x 0-0 ② F8 1-2 2-3		x 0-0 1B BB 1-2 G3 1B	x 0-0 ① ② F7 1-2			5	1	1	0	0	0	6
Greg Brock, L (1, 3) OBP: 0.346, SLG: 0.495	BBBBB 4-0 1-2 2-3 3-H BB		x 0-0 ① F8	IIII 4-0 BB 1B IBB		BBBB 4-0 G3 1B 1-2 2-3 BB BB	x 0-0 ③ G3			2	2	0	1	3	0	0
Mike Marshall, R (1, 9) OBP: 0.351, SLG: 0.406 Ron Roenicke, S (8, 9) OBP: 0.200, SLG: 0.214	x 0-0 ② SF8 3-H	x 0-0 E6 2B		BBB 4-0 1B 1-2 2-3 3-H BB		x 0-0 BB G3 1-2 2-3 3-H 1B		x 0-0 ① F8		2 1	1 0	1 0	3 0	1 0	0 0	0 0
Mike Scioscia, L (1, 2) OBP: 0.382, SLG: 0.367 Alex Taveras, R (8, PR) Steve Yeager, R (9, 2) OBP: 0.306, SLG: 0.436	x 0-0 ③ F2	x 0-0 WP 1-H 2B		x 0-0 1-2 2-H 3-H 1B		x 0-0 ① G3 1-2 2-3 3-H 1B		x 0-0 1B FC1-2 1B		5 0 0	0 0 0	3 0 0	4 0 0	0 0 0	0 0 0	4 0 0
Bill Russell, R (1, 6) OBP: 0.333, SLG: 0.241		x 0-0 G3 SH1-4 HR 1B	x 0-0 ② 5-3 2-3	x 0-0 ③ 4-3		4-0 BB IBB		x 0-0 FC1-2 1-3 1B 1B		4	2	2	0	1	0	3
Fernando Valenzuela, L (1, 1) OBP: 0.118, SLG: 0.118 Joe Beckwith, L (4, 1) Pat Zachry, R (4, 1) Dave Stewart, R (5, 1) Rick Monday, L (6, PH) OBP: 0.429, SLG: 0.111 Tom Niedenfuer, R (7, 1)		x 0-0 ① SSSS SH1-4 1-2	x 0-3 ③ SSSS K		x 0-0 ① 4-3	x 0-3 ② SSSS K		x 0-0 ② FC1-2 1-2 3-H 1B E		1 0 0 1 1 1	0 0 0 0 0 1	0 0 0 0 0 0	0 0 0 0 0 1	1 0 0 0 1 3	0 0 0 0 0 0	1 0 0 0 0 2
Inning Stats	R: 2 E: 0 K: 0 S: 3 H: 0 LOB: 2 BB: 4 P: 19	R: 3 E: 0 K: 0 S: 6 H: 3 LOB: 0 BB: 0 P: 6	R: 1 E: 1 K: 1 S: 7 H: 1 LOB: 1 BB: 0 P: 7	R: 3 E: 0 K: 0 S: 6 H: 3 LOB: 2 BB: 2 P: 14	R: 0 E: 0 K: 0 S: 3 H: 0 LOB: 0 BB: 0 P: 3	R: 3 E: 0 K: 1 S: 8 H: 3 LOB: 3 BB: 3 P: 20	R: 0 E: 0 K: 0 S: 3 H: 1 LOB: 0 BB: 0 P: 3	R: 4 E: 1 K: 0 S: 7 H: 4 LOB: 1 BB: 0 P: 7		1B: 12 2B: 1 3B: 0 HR: 2 SF: 1 SAC: 1 DP: 0 HBP: 0					WP: 2 PB: 0 SB: 0 CS: 1	PA: 48	

BOTTOM

St. Louis Cardinals @ Los Angeles Dodgers

Dodger Stadium, Los Angeles, CA

Fri May 06 1983, 7:05 PM PDT

Att. 50,993 - Unknown

livebaseballscorecards.com

AB	37
R	16
H	15
RBI	14
BB	9
SO	2
LOB	25

PITCHER		IP	WLS	BF	H	R	ER	SO	BB	IBB	HBP	BLK	WP	HR	S	P	ERA	WHIP
John Stuper, R ERA: 5.73	(1, 1)	0.0		3	0	2	2	0	3	0	0	0	0	0	0	12	∞	∞
John Martin, L ERA: 3.07	(1, 1)	3.0		15	4	4	3	1	1	0	0	0	1	1	16	20	9.00	1.667
Jeff Lahti, R ERA: 7.45	(4, 1)	2.0	L	13	5	5	5	0	1	1	0	0	0	0	11	19	22.50	3.000
Jim Kaat, L ERA: 5.4	(6, 1)	0.0		1	0	0	0	0	1	0	0	0	0	0	0	4	∞	∞
Doug Bair, R ERA: 3.18	(6, 1)	1.0		6	1	1	1	1	1	1	0	0	0	0	6	14	9.00	2.000

PITCHER		IP	WLS	BF	H	R	ER	SO	BB	IBB	HBP	BLK	WP	HR	S	P	ERA	WHIP
Eric Rasmussen, R ERA: 11.74	(7, 1)	2.0		10	5	4	4	0	0	0	0	0	1	1	10	10	18.00	2.500

Batter	1	2	3	4	5	6	7	8	9	AB	R	H	RBI	BB	SO	LOB
Willie McGee, S (1, 8) OBP: 0.394, SLG: 0.433	SSS 0-3 ① K		SSS 0-3 ② K		x 0-0 CS 1B		x 0-0 ② 4-3 1-2		SSS 0-3 ② K	5	0	1	0	0	3	4
Ken Oberkfell, L (1, 5) OBP: 0.355, SLG: 0.349	x 0-0 ② L8		x 0-0 FC5-4 1-2 1B		x 0-0 ② F8		III 4-0 IBB		x 0-0 ③ F8	4	0	1	0	1	0	3
Lonnie Smith, R (1, 7) OBP: 0.354, SLG: 0.472	x 0-0 ③ 5-3		x 0-0 ③ FC5-4 1-2f		0-0 ③ CS 1-2	SSS 0-3 ① K	x 0-0 ③ P4			4	0	0	0	0	1	4
Keith Hernandez, L (1, 3) OBP: 0.371, SLG: 0.517		x 0-0 ① F8		x 0-0 ① 4-3		SSS 0-3 ② K2-3		SSS 0-3 ① K		4	0	0	0	0	2	0
George Hendrick, R (1, 9) OBP: 0.407, SLG: 0.628		x 0-0 ② 4-3		BBBB 4-0 1B BB		x 0-0 ③ 6-3		x 0-0 ② L4		3	0	0	0	1	0	0
Darrell Porter, L (1, 2) OBP: 0.341, SLG: 0.357		x 0-0 HR		SSS 0-3 ② K			BBB 4-0 1B 1B BB	x 0-0 ③ F7		3	2	1	1	1	1	1
Mike Ramsey, S (1, 4) OBP: 0.328, SLG: 0.373		x 0-0 ③ 4-3		x 0-0 1-2 1B			x 0-0 1B 1-2 SF7 1B		x 0-0 BB 1B	4	1	3	0	0	0	0
Ozzie Smith, S (1, 6) OBP: 0.309, SLG: 0.303			x 0-0 ① B5-3	x 0-0 ③ F7			x 0-0 4-3 1-3 2-H 1B		BBBB 4-0 1-2 BB	3	0	1	1	1	0	2
Bob Forsch, R (1, 1) OBP: 0.308, SLG: 0.462			x 0-0 1B 1B		x 0-0 ① P4		x 0-0 SF7 ① 3-H		SSS 0-3 ① K	2	0	1	0	0	0	0
Dane Iorg, L (7, PH) OBP: 0.385, SLG: 0.500										0	0	0	1	0	0	0
Doug Bair, R (7, 1)										0	0	0	0	0	0	0
Bruce Sutter, R (8, 1)										0	0	0	0	0	0	0
David Green, R (8, 9) OBP: 0.286, SLG: 0.369										1	0	0	0	0	1	2
Inning Stats	R: 0 E: 0 K: 1 S: 5 H: 0 LOB: 0 BB: 0 P: 5	R: 1 E: 0 K: 0 S: 4 H: 1 LOB: 0 BB: 0 P: 4	R: 0 E: 0 K: 1 S: 7 H: 2 LOB: 2 BB: 0 P: 7	R: 0 E: 0 K: 1 S: 6 H: 1 LOB: 2 BB: 1 P: 10	R: 0 E: 0 K: 0 S: 3 H: 1 LOB: 0 BB: 0 P: 3	R: 0 E: 0 K: 2 S: 7 H: 0 LOB: 0 BB: 0 P: 7	R: 2 E: 0 K: 0 S: 5 H: 2 LOB: 2 BB: 2 P: 13	R: 0 E: 0 K: 1 S: 5 H: 0 LOB: 0 BB: 0 P: 5	R: 0 E: 0 K: 2 S: 8 H: 1 LOB: 2 BB: 1 P: 12	1B: 7 2B: 0 3B: 0 HR: 1 SF: 1 SAC: 0 DP: 0 HBP: 0						

PITCHER		IP	WLS	BF	H	R	ER	SO	BB	IBB	HBP	BLK	WP	HR	S	P	ERA	WHIP
Burt Hooton, R ERA: 4.01	(1, 1)	6.0		25	6	3	3	5	2	0	0	0	0	1	33	41	4.50	1.333
Dave Stewart, R ERA: 1.69	(7, 1)	1.0		5	1	0	0	0	0	1	0	0	0	0	4	8	0.00	1.000
Steve Howe, L ERA:	(8, 1)	2.0	W	8	1	0	0	3	1	0	0	0	0	0	13	17	0.00	1.000

PITCHER	IP	WLS	BF	H	R	ER	SO	BB	IBB	HBP	BLK	WP	HR	S	P	ERA	WHIP

TOP

St. Louis Cardinals @ Los Angeles Dodgers

Dodger Stadium, Los Angeles, CA

Sat May 07 1983, 7:05 PM PDT

Att. 48,950 - Unknown

livebaseballscorecards.com

AB	33
R	3
H	8
RBI	3
BB	4
SO	8
LOB	16

WP: 0	PA: 39																	
PB: 0																		
SB: 0																		
CS: 1																		

BOTTOM

St. Louis Cardinals @ Los Angeles Dodgers

Dodger Stadium, Los Angeles, CA

Sat May 07 1983, 7:05 PM PDT

Att. 48,950 - Unknown

livebaseballscorecards.com

Batter	1	2	3	4	5	6	7	8	9	AB	R	H	RBI	BB	SO	LOB
Steve Sax, R (1, 4) OBP: 0.391, SLG: 0.417	4-3		5-3		1B			HR		4	1	2	1	0	0	0
Ken Landreaux, L (1, 8) OBP: 0.304, SLG: 0.479	1B 2B		4-3		5-3			S 6-3 E 1B		4	2	2	0	0	0	0
Dusty Baker Jr., R (1, 7) OBP: 0.355, SLG: 0.454	1B BB			K	5-3			6-3 1-2		3	0	0	0	1	1	1
Pedro Guerrero, R (1, 5) OBP: 0.384, SLG: 0.586	1-3 2-H 1B			S 1B BB	5-3			S IBB		2	1	1	1	2	0	0
Greg Brock, L (1, 3) OBP: 0.352, SLG: 0.484	4-3			1B SF8 1-2 BB	1B BB			K 1-3 2-H		2	1	0	0	2	1	2
Mike Marshall, R (1, 9) OBP: 0.377, SLG: 0.424		4-0 G5-4-3 BB		0-0 1-3 2-H 1B	1B	0-0 1-3 1B		G3		2	0	2	1	1	0	0
Ron Roenicke, S (7, 9) OBP: 0.194, SLG: 0.207										1	0	0	0	0	0	1
Steve Yeager, R (1, 2) OBP: 0.292, SLG: 0.421		G5-4-3 1-2f		SF8 3-H		F8				2	0	0	1	0	0	1
Bill Russell, R (1, 6) OBP: 0.319, SLG: 0.230		5-3		P6		F7				3	0	0	0	0	0	1
Burt Hooton, R (1, 1)			5-3		K		K			2	0	0	0	0	1	0
Dave Stewart, R (7, 1)										0	0	0	0	0	0	0
Rick Monday, L (7, PH) OBP: 0.400, SLG: 0.100										1	0	0	0	0	1	0
Steve Howe, L (8, 1)										0	0	0	0	0	0	0
Inning Stats	R: 1 H: 2 E: 0 LOB: 1 K: 0 BB: 1 S: 4 P: 8	R: 0 H: 0 E: 0 LOB: 0 K: 0 BB: 1 S: 2 P: 6	R: 0 H: 0 E: 0 LOB: 0 K: 0 BB: 0 S: 3 P: 3	R: 2 H: 1 E: 0 LOB: 1 K: 1 BB: 2 S: 6 P: 14	R: 0 H: 1 E: 0 LOB: 0 K: 1 BB: 0 S: 5 P: 5	R: 0 H: 1 E: 0 LOB: 2 K: 0 BB: 1 S: 3 P: 7	R: 0 H: 0 E: 0 LOB: 0 K: 1 BB: 0 S: 5 P: 5	R: 2 H: 2 E: 1 LOB: 1 K: 1 BB: 1 S: 7 P: 11		1B: 5 SF: 1 2B: 1 SAC: 0 3B: 0 DP: 1 HR: 1 HBP: 0						

	AB	26
	R	5
	H	7
	RBI	4
	BB	6
	SO	4
	LOB	6

WP: 0 PA: 33
PB: 0
SB: 4
CS: 0

PITCHER		IP	WLS	BF	H	R	ER	SO	BB	IBB	HBP	BLK	WP	HR	S	P	ERA	WHIP
Bob Forsch, R ERA: 4.19	(1, 1)	6.0		24	5	3	3	2	5	0	0	0	0	0	23	43	4.50	1.667
Doug Bair, R ERA: 3.65	(7, 1)	1.0	L	5	2	2	1	1	0	0	0	0	0	1	7	7	9.00	2.000
Bruce Sutter, R ERA: 2.35	(8, 1)	1.0		4	0	0	0	1	0	1	0	0	0	0	5	9	0.00	0.000

PITCHER		IP	WLS	BF	H	R	ER	SO	BB	IBB	HBP	BLK	WP	HR	S	P	ERA	WHIP

Batter	1	2	3	4	5	6	7	8	9	AB	R	H	RBI	BB	SO	LOB
Ozzie Smith, S (1, 6) OBP: 0.304, SLG: 0.298	F6		1-2 1B		5-3		L3		F8	5	0	1	0	0	0	1
Ken Oberkfell, L (1, 5) OBP: 0.344, SLG: 0.337	F5		F5		3-1			K	5-3	3	0	0	0	0	0	2
Mike Ramsey, S (8, PH) OBP: 0.319, SLG: 0.361 (8, 4)										2	0	0	0	0	1	0
Keith Hernandez, L (1, 3) OBP: 0.353, SLG: 0.489	6-3		F8		4-3			L7	F9	5	0	0	0	0	0	2
George Hendrick, R (1, 9) OBP: 0.400, SLG: 0.610		F8	4-3			G5-4-3 1B		E6 1B		4	1	1	0	0	0	2
Lonnie Smith, R (1, 7) OBP: 0.369, SLG: 0.478		1B 6-3 BB		1B 4-3 1B		G5-4-3 1-2f		1-3 1B 1B		3	2	2	0	1	0	1
Willie McGee, S (1, 8) OBP: 0.405, SLG: 0.441		6-3 1-2		4-3 1-3 1B		K		1-2 E 3-H 1B		4	1	2	1	0	1	1
Glenn Brummer, R (1, 2) OBP: 0.500, SLG: 0.625		FC4 2-3 1B		4-3 1-2 3-H			5-3	E 1-2 2-H 1B		4	0	2	2	0	0	1
Tom Herr, S (1, 4) OBP: 0.273, SLG: 0.211		FC4 1-2f		6-3			6-3	E4 1-3 2-H		3	0	0	0	0	0	3
David Green, R (8, PH) OBP: 0.282, SLG: 0.364										1	0	0	0	0	0	1
Steve Braun, L (8, 5)										0	0	0	0	0	0	0
Joaquin Andujar, S (1, 1) OBP: 0.267, SLG: 0.267			1B	K			BB	F9		2	0	1	0	0	1	1
Rafael Santana, R (7, PH) OBP: 0.667, SLG: 0.500										0	0	0	0	1	0	0
John Stuper, R (7, 1) OBP: 0.200, SLG: 0.200										0	0	0	0	0	0	0
Darrell Porter, L (8, PH) OBP: 0.337, SLG: 0.352										1	0	0	0	0	0	2
Jeff Lahti, R (8, 1)										0	0	0	0	0	0	0
Inning Stats	R: 0 E: 0 K: 0 S: 3 H: 0 LOB: 0 BB: 0 P: 3	R: 0 E: 0 K: 0 S: 4 H: 1 LOB: 2 BB: 1 P: 8	R: 0 E: 0 K: 0 S: 5 H: 2 LOB: 2 BB: 0 P: 5	R: 1 E: 0 K: 1 S: 7 H: 2 LOB: 1 BB: 0 P: 7	R: 0 E: 0 K: 0 S: 3 H: 0 LOB: 0 BB: 0 P: 3	R: 0 E: 0 K: 1 S: 5 H: 1 LOB: 0 BB: 0 P: 5	R: 0 E: 0 K: 0 S: 3 H: 0 LOB: 1 BB: 1 P: 7	R: 3 E: 2 K: 1 S: 10 H: 3 LOB: 2 BB: 0 P: 10	R: 0 E: 0 K: 0 S: 3 H: 0 LOB: 0 BB: 0 P: 3	1B: 9 2B: 0 3B: 0 HR: 0	SF: 0 SAC: 0 DP: 1 HBP: 0						

PITCHER	IP	WLS	BF	H	R	ER	SO	BB	IBB	HBP	BLK	WP	HR	S	P	ERA	WHIP
Jerry Reuss, L (1, 1) ERA: 3.44	7.2	W	33	8	4	1	3	2	0	0	0	0	0	37	45	1.17	1.304
Steve Howe, L (8, 1) ERA:	1.1	S	6	1	0	0	0	0	0	0	0	0	0	6	6	0.00	0.750

PITCHER	IP	WLS	BF	H	R	ER	SO	BB	IBB	HBP	BLK	WP	HR	S	P	ERA	WHIP

TOP

St. Louis Cardinals @ Los Angeles Dodgers

Dodger Stadium, Los Angeles, CA

Sun May 08 1983, 3:33 AM PDT

Att. 41,645 - Unknown

livebaseballscorecards.com

AB	37
R	4
H	9
RBI	3
BB	2
SO	3
LOB	17

1B: 9	SF: 0
2B: 0	SAC: 0
3B: 0	DP: 1
HR: 0	HBP: 0

WP: 0	PA: 39
PB: 0	
SB: 0	
CS: 0	

St. Louis Cardinals @ Los Angeles Dodgers

Dodger Stadium, Los Angeles, CA

Sun May 08 1983, 3:33 AM PDT

Att. 41,645 - Unknown

livebaseballscorecards.com

BOTTOM

Batter	1	2	3	4	5	6	7	8	9	AB	R	H	RBI	BB	SO	LOB
Steve Sax, R (1, 4) OBP: 0.392, SLG: 0.410	6-3		1-3		E 1-2 BB 1B	4-3		BBB 4-0 BB		4	1	1	0	1	0	0
Ken Landreaux, L (1, 8) OBP: 0.290, SLG: 0.455	F6		F8		F7	G3		F8		5	0	0	0	0	0	3
Dusty Baker Jr., R (1, 7) OBP: 0.360, SLG: 0.480	HR		BBB 4-0 1B BB		E5 BB PB 1-3 2-H		SSS 0-3 K			3	2	1	1	1	1	1
Pedro Guerrero, R (1, 5) OBP: 0.388, SLG: 0.578	SSS 0-3 K		1-2 1B		PB BB IBB		6-3			3	0	1	0	1	1	0
Greg Brock, L (1, 3) OBP: 0.366, SLG: 0.521		HR	P6		BBB 4-0 PB 1-2 2-3 3-H BB		2B 1B			3	2	2	2	1	0	2
Mike Marshall, R (1, 9) OBP: 0.370, SLG: 0.429 Ron Roenicke, S (7, PR) OBP: 0.194, SLG: 0.207 (8, 9)	4-3	SSS 0-3 K	SSS 0-3 K 1-2 2-3 3-H				1-H 2B			4 0	0 0	1 0	1 0	0 0	2 0	2 0
Mike Scioscia, L (1, 2) OBP: 0.395, SLG: 0.394	2B	F9	IBB				1-3			3	0	1	0	1	0	1
Dave Anderson, R (1, 6)	F7	K2-3	F9					6-3		4	0	0	0	0	1	4
Jerry Reuss, L (1, 1) OBP: 0.278, SLG: 0.294 Steve Howe, L (8, 1)	SSS 0-3 K				E 1B 1B	SSS 0-3 K		L8		3 1	1 0	1 0	0 0	0 0	2 0	1 0
Inning Stats	R: 1 E: 0 K: 1 S: 6 H: 1 LOB: 0 BB: 0 P: 6	R: 1 E: 0 K: 1 S: 7 H: 2 LOB: 1 BB: 0 P: 7	R: 0 E: 0 K: 0 S: 4 H: 1 LOB: 2 BB: 1 P: 8	R: 0 E: 0 K: 2 S: 7 H: 0 LOB: 0 BB: 0 P: 7	R: 3 E: 1 K: 1 S: 8 H: 2 LOB: 3 BB: 3 P: 20	R: 0 E: 0 K: 1 S: 5 H: 0 LOB: 0 BB: 0 P: 5	R: 1 E: 0 K: 1 S: 7 H: 2 LOB: 1 BB: 0 P: 7	R: 0 E: 0 K: 0 S: 3 H: 0 LOB: 1 BB: 1 P: 7		1B: 4 2B: 2 3B: 0 HR: 2	SF: 0 SAC: 0 DP: 0 HBP: 0						

	AB	33
	R	6
	H	8
	RBI	4
	BB	5
	SO	7
	LOB	14

WP: 0 PB: 1 SB: 0 CS: 0 PA: 38

PITCHER		IP	WLS	BF	H	R	ER	SO	BB	IBB	HBP	BLK	WP	HR	S	P	ERA	WHIP
Joaquin Andujar, R ERA: 3.26	(1, 1)	6.0	L	29	6	5	3	6	2	2	0	0	0	2	37	53	4.50	1.333
John Stuper, R ERA: 5.87	(7, 1)	1.0		5	2	1	1	1	0	0	0	0	0	0	7	7	9.00	2.000
Jeff Lahti, R ERA: 6.75	(8, 1)	1.0		4	0	0	0	0	1	0	0	0	0	0	3	7	0.00	1.000

PITCHER	IP	WLS	BF	H	R	ER	SO	BB	IBB	HBP	BLK	WP	HR	S	P	ERA	WHIP

Batter	1	2	3	4	5	6	7	8	9	AB	R	H	RBI	BB	SO	LOB
Ozzie Smith, S (1, 6) OBP: 0.295, SLG: 0.289	6-3			6-3			G2	BB 1-2 2-3	1-3 2-H 3-H 1B	3	0	0	0	0	0	0
Dane Iorg, L (8, PH) OBP: 0.429, SLG: 0.500										0	0	0	0	1	0	0
Rafael Santana, R (8, PR) OBP: 0.750, SLG: 0.667										1	0	1	2	0	0	0
(8, 6)																
Mike Ramsey, S (1, 5)	CS 1B			4-3			1B BB FC6 1B	F9		3	1	2	0	0	0	0
Ken Oberkfell, L (8, PH) OBP: 0.333, SLG: 0.375										1	0	0	0	0	0	3
(8, 5)																
(9, 4) OBP: 0.340, SLG: 0.333																
Keith Hernandez, L (1, 3) OBP: 0.349, SLG: 0.474	K 1-2			F9			FC6 1B 1-2 BB	1-3		3	0	0	0	1	1	4
Jim Kaat, L (8, 1)										0	0	0	0	0	0	0
Jamie Quirk, L (9, 5) OBP: 0.267, SLG: 0.400										0	0	0	0	0	0	0
George Hendrick, R (1, 9) OBP: 0.394, SLG: 0.593		F3			6-3		FC6 1-2 2-3 1B		3-1	4	0	1	0	0	0	0
(8, 3)																
Lonnie Smith, R (1, 7) OBP: 0.364, SLG: 0.469		K			F8		FC6 1-2f 2-3 3-H		1B 2B 1B	4	1	1	1	0	1	2
Willie McGee, S (1, 8) OBP: 0.415, SLG: 0.447		CS 1B			F9		K		2B 1-2 1B 1B	4	1	2	0	0	1	2
Glenn Brummer, R (1, 2) OBP: 0.364, SLG: 0.455		CS 1-2		6-3			6-3	F7	1B 1-3 2-H 2B	3	0	0	0	0	0	0
Darrell Porter, L (9, PH) OBP: 0.345, SLG: 0.375										1	1	1	1	0	0	0
(9, 2)																
Tom Herr, S (1, 4) OBP: 0.269, SLG: 0.217			K		F8			BB 1B 1B	B3-4	4	0	1	0	0	1	2
Bruce Sutter, R (9, 1)										0	0	0	0	0	0	0
Dave LaPoint, L (1, 1) OBP: 0.154, SLG: 0.154			K		5-3			BB 1-2 1B	1B IBB	2	0	0	0	0	1	0
Doug Bair, R (7, 1)										0	0	0	0	0	0	0
David Green, R (8, PH) OBP: 0.301, SLG: 0.373										1	0	1	0	1	0	0
(8, 9)																

TOP

St. Louis Cardinals @ San Francisco Giants
Candlestick Park, San Francisco, CA
Mon May 09 1983, 10:05 PM EDT
Att. 15,307 - Unknown

livebaseballscorecards.com

	AB	R	H	RBI	BB	SO	LOB
	34	4	10	4	3	5	13

Inning Stats	1	2	3	4	5	6	7	8	9	1B	SF	WP	PA
R	0	0	0	0	0	0	1	0	3	9	0	0	38
E	0	0	0	0	0	0	0	0	0	2B 1	SAC 0	PB 0	
K	1	1	2	0	0	0	1	0	0	3B 0	DP 0	SB 0	
S	5	5	7	3	3	3	7	5	6	HR 0	HBP 0	CS 2	
H	1	1	0	0	0	0	2	2	4				
LOB	0	0	0	0	0	0	2	3	2				
BB	0	0	0	0	0	0	1	1	1				
P	5	5	7	3	3	3	11	9	10				

PITCHER		IP	WLS	BF	H	R	ER	SO	BB	IBB	HBP	BLK	WP	HR	S	P	ERA	WHIP
Atlee Hammaker, L ERA: 1.24	(1, 1)	7.1		27	6	1	1	5	1	0	0	0	0	0	36	40	1.23	0.955
Greg Minton, R ERA: 6.59	(8, 1)	1.0		6	2	2	2	0	1	0	0	0	0	0	5	9	18.00	3.000
Gary Lavelle, L ERA: 1.83	(9, 1)	0.2	W	4	2	1	1	0	0	1	0	0	0	0	3	7	13.50	3.000

PITCHER		IP	WLS	BF	H	R	ER	SO	BB	IBB	HBP	BLK	WP	HR	S	P	ERA	WHIP

BOTTOM

St. Louis Cardinals @ San Francisco Giants
Candlestick Park, San Francisco, CA
Mon May 09 1983, 10:05 PM EDT
Att. 15,307 - Unknown

livebaseballscorecards.com

Batter	1	2	3	4	5	6	7	8	9	AB	R	H	RBI	BB	SO	LOB
Johnnie LeMaster, R (1, 6) OBP: 0.434, SLG: 0.414	SH1-3 BB 1B		F9		3-1 1B 2B 2-H		BBBB 3B BB		SH 2B 1B 1-2	3	3	2	1	1	0	0
Darrell Evans, L (1, 3) OBP: 0.406, SLG: 0.590	BBBB 1-2 SH1-3 BB		F2		3-1 2-3		F2		1B 1-3 2-H 2B	4	0	1	1	1	0	2
Chili Davis, S (1, 8) OBP: 0.365, SLG: 0.540	SH1-3 1-2 2-3			6-3	FC6-4 3-H 1B		1-H 3B		1B IBB	3	0	2	2	1	0	0
Jack Clark, R (1, 9) OBP: 0.306, SLG: 0.309	G6-4-3 IBB			6-3	FC6-4 1-2f		G5-4-3 IBB		SSS K	3	0	0	0	2	1	4
Jeffrey Leonard, R (1, 7) OBP: 0.252, SLG: 0.307 Dave Bergman, L (9, PH) OBP: 0.381, SLG: 0.235	G6-4-3 1-2f			BBBB 1B BB		1-3	G5-4-3 1-2f		1B 1-2 2-3 3-H	3 1	0 0	0 1	0 1	1 0	0 0	5 0
Joel Youngblood, R (1, 4) OBP: 0.310, SLG: 0.385 Duane Kuiper, L (7, 4) OBP: 0.351, SLG: 0.288		F8		1-3 1B		3-1 2B		3-1		3 1	0 0	2 0	0 0	0 0	0 0	0 0
Tom O'Malley, L (1, 5) OBP: 0.363, SLG: 0.325		F5		4-3		3-1 2-3		4-3		4	0	0	0	0	0	3
Bob Brenly, R (1, 2) OBP: 0.343, SLG: 0.328		5-3			BLK 2B 1B	IBB		F7		3	1	1	0	1	0	0
Atlee Hammaker, S (1, 1) OBP: 0.125, SLG: 0.125 Greg Minton, S (8, 1) Gary Lavelle, S (9, 1) Milt May, L (9, PH) OBP: 0.244, SLG: 0.244 Max Venable, L (9, PR) OBP: 0.184, SLG: 0.400			5-3		SSS K 1-2	F7			BBBB SH 2B BB	3 0 0 0 0	0 0 0 0 1	0 0 0 0 0	0 0 0 0 0	0 0 0 1 0	1 0 0 0 0	3 0 0 0 0
Inning Stats	R: 0 E: 0 K: 0 S: 3 H: 1 LOB: 2 BB: 2 P: 11	R: 0 E: 0 K: 0 S: 3 H: 0 LOB: 0 BB: 0 P: 3	R: 0 E: 0 K: 0 S: 3 H: 0 LOB: 0 BB: 0 P: 3	R: 0 E: 0 K: 0 S: 4 H: 1 LOB: 2 BB: 1 P: 8	R: 2 E: 0 K: 1 S: 8 H: 3 LOB: 1 BB: 0 P: 8	R: 0 E: 0 K: 0 S: 4 H: 1 LOB: 2 BB: 2 P: 8	R: 1 E: 0 K: 0 S: 3 H: 1 LOB: 1 BB: 2 P: 11	R: 0 E: 0 K: 0 S: 3 H: 0 LOB: 0 BB: 0 P: 3	R: 2 E: 0 K: 1 S: 6 H: 2 LOB: 3 BB: 2 P: 14	1B: 5 2B: 3 3B: 1 HR: 0	SF: 0 SAC: 2 DP: 2 HBP: 0						

	AB	31
	R	5
	H	9
	RBI	5
	BB	8
	SO	2
	LOB	17

PITCHER		IP	WLS	BF	H	R	ER	SO	BB	IBB	HBP	BLK	WP	HR	S	P	ERA	WHIP
Dave LaPoint, L ERA: 2.29	(1, 1)	6.1		30	7	3	3	1	3	2	0	1	0	0	27	47	4.26	1.579
Doug Bair, R ERA: 3.46	(7, 1)	0.2		2	0	0	0	0	0	1	0	0	0	0	1	5	0.00	0.000
Jim Kaat, L ERA: 4.7	(8, 1)	1.0		3	0	0	0	0	0	0	0	0	0	0	3	3	0.00	0.000
Bruce Sutter, R ERA: 3.45	(9, 1)	0.1	L	6	2	2	2	1	1	1	0	0	0	0	6	14	54.00	9.000

PITCHER	IP	WLS	BF	H	R	ER	SO	BB	IBB	HBP	BLK	WP	HR	S	P	ERA	WHIP

Batter	1	2	3	4	5	6	7	8	9	AB	R	H	RBI	BB	SO	LOB
Lonnie Smith, R (1, 7) OBP: 0.369, SLG: 0.470	1B S SF8 1B	F9			5-3		G6-4-3 1-2 1B		F9	4	1	2	0	0	0	0
David Green, R (7, 7) OBP: 0.297, SLG: 0.368										1	0	0	0	0	0	1
Willie McGee, S (1, 8) OBP: 0.400, SLG: 0.415	BBBB SF8 1B HR 1-2 BB		F8		6-3		SSS K			3	1	0	0	1	1	2
Dane Iorg, L (1, 3) OBP: 0.389, SLG: 0.429	HR 1-2 2-3 1B		L4		6-3		G6-4-3 1-2f			4	1	1	0	0	0	2
George Hendrick, R (1, 9) OBP: 0.398, SLG: 0.596	SF8 2-3 3-H		1B			WP HR 1B		6-3		3	1	2	1	0	0	0
Darrell Porter, L (1, 2) OBP: 0.352, SLG: 0.461	1-H 3-H HR			E4 FC3-6		1-H HR		4-3		4	2	2	5	0	0	0
Ken Oberkfell, L (1, 5) OBP: 0.337, SLG: 0.330	G6-4-3 1B			FC3-6 1-2f HR		4-3		F7		4	1	1	0	0	0	1
Tom Herr, S (1, 4) OBP: 0.276, SLG: 0.346	G6-4-3 1-2f			1-H HR		3-1			2B 1B	3	1	1	2	0	0	1
Mike Ramsey, S (6, 4) OBP: 0.342, SLG: 0.385										1	0	1	0	0	0	0
Ozzie Smith, S (1, 6) OBP: 0.294, SLG: 0.297		F7		4-3		6-3			1-H CS 2B	4	0	1	0	0	0	0
John Martin, S (1, 1) OBP: 0.200, SLG: 0.200		F7	SSS K			BBB 1B BB			3-H 1B	2	0	0	0	0	1	0
John Stuper, R (5, 1) OBP: 0.429, SLG: 0.333										1	0	1	0	1	0	0
Inning Stats	R: 4 H: 4 E: 0 LOB: 0 K: 0 BB: 1 S: 6 P: 10	R: 0 H: 0 E: 0 LOB: 0 K: 0 BB: 0 S: 3 P: 3	R: 0 H: 1 E: 0 LOB: 1 K: 0 BB: 0 S: 3 P: 3	R: 2 H: 1 E: 1 LOB: 0 K: 1 BB: 0 S: 7 P: 7	R: 0 H: 0 E: 0 LOB: 0 K: 0 BB: 0 S: 3 P: 3	R: 2 H: 2 E: 0 LOB: 0 K: 0 BB: 0 S: 5 P: 5	R: 0 H: 1 E: 0 LOB: 1 K: 1 BB: 1 S: 5 P: 9	R: 0 H: 0 E: 0 LOB: 0 K: 0 BB: 0 S: 3 P: 3	R: 0 H: 3 E: 0 LOB: 1 K: 0 BB: 0 S: 4 P: 4	1B: 8 SF: 1 2B: 1 SAC: 0 3B: 0 DP: 2 HR: 3 HBP: 0						

PITCHER		IP	WLS	BF	H	R	ER	SO	BB	IBB	HBP	BLK	WP	HR	S	P	ERA	WHIP
Andy McGaffigan, R ERA: 4.06	(1, 1)	4.0	L	18	6	6	5	1	1	0	0	0	0	2	19	23	11.25	1.750
Mark Calvert, R ERA: 7.94	(5, 1)	2.0		10	3	2	2	0	1	0	0	0	1	1	9	13	9.00	2.000
Renie Martin, R ERA: 4.5	(7, 1)	2.0		5	0	0	0	1	0	0	0	0	0	0	7	7	0.00	0.000
Jim Barr, R ERA: 5.74	(9, 1)	1.0		4	3	0	0	0	0	0	0	0	0	0	4	4	0.00	3.000

PITCHER	IP	WLS	BF	H	R	ER	SO	BB	IBB	HBP	BLK	WP	HR	S	P	ERA	WHIP

TOP

St. Louis Cardinals @ San Francisco Giants
Candlestick Park, San Francisco, CA
Tue May 10 1983, 10:05 PM EDT
Att. 16,444 - Unknown

livebaseballscorecards.com

AB	34
R	8
H	12
RBI	8
BB	2
SO	2
LOB	7

WP: 1 PA: 37
PB: 0
SB: 1
CS: 1

BOTTOM

St. Louis Cardinals @ San Francisco Giants
Candlestick Park, San Francisco, CA
Tue May 10 1983, 10:05 PM EDT
Att. 16,444 - Unknown

Batter	1	2	3	4	5	6	7	8	9	AB	R	H	RBI	BB	SO	LOB
Johnnie LeMaster, R (1, 6) OBP: 0.433, SLG: 0.437	6-3		HR		F7		1B BB (1-2)		F8	4	1	1	1	1	0	0
Darrell Evans, L (1, 3) OBP: 0.406, SLG: 0.591	F6		2B		BB WP 1B		F3		F3	5	0	2	0	0	0	2
Chili Davis, S (1, 8) OBP: 0.383, SLG: 0.544	BB		6-3		BB BB (1-2)		G6-4-3 1B (1-2, 2-3)		2B 1B	3	1	2	0	2	0	1
Jack Clark, R (1, 9) OBP: 0.319, SLG: 0.327	L5			HR 1B	FC6-4 BB (1-2, 2-3)		G6-4-3 (1-2f)		1-H 2B	4	1	2	1	1	0	4
Jeffrey Leonard, R (1, 7) OBP: 0.250, SLG: 0.330		6-3		1-H HR	FC6-4 (1-2f)			5-3	5-3	5	1	1	2	0	0	4
Joel Youngblood, R (1, 4) OBP: 0.311, SLG: 0.381 Duane Kuiper, L (8, PH) OBP: 0.359, SLG: 0.288 (9, 4)		6-3		K		G1-6-3 1B		BB BB		3 0	0 0	1 0	0 0	0 1	1 0	0 0
Tom O'Malley, L (1, 5) OBP: 0.358, SLG: 0.313		G3		4-3	K			BB (1-2)		3	0	0	0	1	1	1
Bob Brenly, R (1, 2) OBP: 0.329, SLG: 0.311 Jim Barr, R (9, 1)			F3	6-3		G1-6-3 (1-2f)			F6	3 0	0 0	0 0	0 0	0 0	0 0	1 0
Andy McGaffigan, R (1, 1) Mark Calvert, R (5, 1) Renie Martin, R (7, 1) OBP: 1.000, SLG: 2.000 Milt May, L (7, 2) OBP: 0.255, SLG: 0.256 Champ Summers, L (8, PH) OBP: 0.333, SLG: 0.250			K		K		1B WP 1B		F5	1 1 0 2 1	0 0 0 0 0	0 0 0 1 0	0 0 0 0 0	0 1 0 0 0	1 0 0 0 0	0 0 0 2 2
Inning Stats	R: 0 E: 0 K: 0 S: 3 H: 0 LOB: 1 BB: 1 P: 7	R: 0 E: 0 K: 0 S: 3 H: 0 LOB: 0 BB: 0 P: 3	R: 1 E: 0 K: 1 S: 7 H: 2 LOB: 1 BB: 0 P: 7	R: 2 E: 0 K: 1 S: 7 H: 2 LOB: 0 BB: 0 P: 7	R: 0 E: 0 K: 1 S: 6 H: 1 LOB: 3 BB: 2 P: 14	R: 0 E: 0 K: 1 S: 5 H: 1 LOB: 0 BB: 0 P: 5	R: 0 E: 0 K: 0 S: 4 H: 2 LOB: 2 BB: 1 P: 8	R: 0 E: 0 K: 0 S: 3 H: 0 LOB: 2 BB: 2 P: 11	R: 1 E: 0 K: 0 S: 5 H: 2 LOB: 1 BB: 0 P: 5	1B: 6 2B: 2 3B: 0 HR: 2	SF: 0 SAC: 0 DP: 2 HBP: 0						

	AB	35
	R	4
	H	10
	RBI	4
	BB	6
	SO	4
	LOB	17

WP: 2 PB: 0 SB: 0 CS: 0 PA: 41

PITCHER	IP	WLS	BF	H	R	ER	SO	BB	IBB	HBP	BLK	WP	HR	S	P	ERA	WHIP
John Martin, L (1, 1) ERA: 3.72	4.2		22	5	3	3	3	3	0	0	0	1	2	25	37	5.79	1.714
John Stuper, R (5, 1) ERA: 5.27	4.1	W	19	5	1	1	1	3	0	0	0	1	0	18	30	2.08	1.846

PITCHER	IP	WLS	BF	H	R	ER	SO	BB	IBB	HBP	BLK	WP	HR	S	P	ERA	WHIP

livebaseballscorecards.com

Montreal Expos @ St. Louis Cardinals

Busch Stadium, St. Louis, MO

Thu May 12 1983, 7:05 PM CDT

Att. 21,205 - Unknown

TOP

livebaseballscorecards.com

Batter	1	2	3	4	5	6	7	8	9	AB	R	H	RBI	BB	SO	LOB
Tim Raines, S (1, 7) OBP: 0.360, SLG: 0.343	F9			F7		L5-3 1-2			BB	3	0	0	0	1	0	1
Warren Cromartie, L (1, 9) OBP: 0.370, SLG: 0.411	F8			6-3			F8		4-3	4	0	0	0	0	0	1
Andre Dawson, R (1, 8) OBP: 0.362, SLG: 0.642	L9			6-3			G6-3 1B			3	0	1	0	0	0	0
Al Oliver, L (1, 3) OBP: 0.333, SLG: 0.429		G5-4-3 1B			L8		G6-3 1-2f			3	0	1	0	0	0	1
Gary Carter, R (1, 2) OBP: 0.310, SLG: 0.467		F2			6-3			5-3		3	0	0	0	0	0	1
Tim Wallach, R (1, 5) OBP: 0.295, SLG: 0.439		G5-4-3 1-2f			FC6-4 BB			5-3		2	0	0	0	1	0	1
Chris Speier, R (1, 6) OBP: 0.297, SLG: 0.242			5-3		FC6-4 1-2f			5-3		3	0	0	0	0	0	1
Bryan Little, S (1, 4) OBP: 0.350, SLG: 0.314			G3			FC1-6 1B			F7	3	0	1	0	0	0	0
Bill Gullickson, R (1, 1)			K			FC1-6 L5-3 1-2f			5-3	2	0	0	0	0	1	1
Randy Lerch, L (6, 1) OBP: 0.667, SLG: 0.500										0	0	0	0	0	0	0
Terry Francona, L (9, PH) OBP: 0.207, SLG: 0.241										1	0	0	0	0	0	0

Inning Stats	1	2	3	4	5	6	7	8	9
R:	0	0	0	0	0	0	0	0	0
E:	0	0	0	0	0	0	0	0	0
K:	0	0	1	0	0	0	0	0	0
S:	3	3	5	3	3	3	3	3	3
H:	0	1	0	0	0	1	1	0	0
LOB:	0	0	0	0	1	0	0	1	1
BB:	0	0	0	0	1	0	0	0	1
P:	3	3	5	3	7	3	3	3	7

1B:	3
2B:	1
3B:	0
HR:	0
SF:	0
SAC:	0
DP:	3
HBP:	0

WP:	0
PB:	0
SB:	0
CS:	0
PA:	29

AB	27
R	0
H	3
RBI	0
BB	2
SO	1
LOB	7

PITCHER	IP	WLS	BF	H	R	ER	SO	BB	IBB	HBP	BLK	WP	HR	S	P	ERA	WHIP
Bob Forsch, R (1, 1) ERA: 3.4	9.0	W	29	3	0	0	1	2	0	0	0	0	0	29	37	0.00	0.556

PITCHER	IP	WLS	BF	H	R	ER	SO	BB	IBB	HBP	BLK	WP	HR	S	P	ERA	WHIP

Batter	1	2	3	4	5	6	7	8	9	AB	R	H	RBI	BB	SO	LOB
Lonnie Smith, R (1, 7) OBP: 0.365, SLG: 0.471	S S S 0-3 ① K		x 0-0 ① 6-3		x 0-0 1B 2B		x 0-0 ① L5			4	1	1	0	0	1	0
Willie McGee, S (1, 8) OBP: 0.388, SLG: 0.400	x 0-0 ② G3		S S S 0-3 ② K		x 0-0 8-4-3 1B 2-H		x 0-0 ② 6-3			4	0	1	1	0	1	0
Dane Iorg, L (1, 9) OBP: 0.429, SLG: 0.500 David Green, R (7, PH) OBP: 0.293, SLG: 0.362 (8, 9)	x 0-0 2B		B B B 4-0 BB		S S S 0-3 ① K		x 0-0 ③ F8			2 1	0 0	1 0	0 0	1 0	1 0	1 0
Keith Hernandez, L (1, 3) OBP: 0.336, SLG: 0.455	x 0-0 ③ L9		x 0-0 ③ F8		x 0-0 ②③ 8-4-3 1-2f			x 0-0 ① P4		4	0	0	0	0	0	3
Darrell Porter, L (1, 2) OBP: 0.370, SLG: 0.525		x 0-0 ① F8		x 0-0 1B 1B 2B		x 0-0 SH1-4 BB SF9 1B		x 0-0 HR		4	3	3	1	0	0	0
Ken Oberkfell, L (1, 5) OBP: 0.352, SLG: 0.333		B B B 4-0 1B BB		x 0-0 G6-4-3 1B 2-3 1B		B B B 4-0 SH1-4 1-2 BB		x 0-0 ② G3		2	0	1	0	2	0	0
Tom Herr, S (1, 4) OBP: 0.344, SLG: 0.414 Mike Ramsey, S (8, PR) OBP: 0.342, SLG: 0.385 (9, 4)		x 0-0 G3 1-3 1B		x 0-0 G6-4-3 1-2 3-H 1B		x 0-0 ① SH1-4 1-2 2-3		x 0-0 FC5-4 1B		3 0	0 0	3 0	1 0	0 0	0 0	0 0
Ozzie Smith, S (1, 6) OBP: 0.283, SLG: 0.288		x 0-0 ② G3 1-2		x 0-0 ① ② G6-4-3 1-2f 2-3		x 0-0 ② SF9 3-H		x 0-0 ③ FC5-4 1-2f		3	0	0	1	0	0	5
Bob Forsch, R (1, 1) OBP: 0.250, SLG: 0.375		x 0-0 ③ F5		x 0-0 ③ F8		S S S 0-3 ③ K				3	0	0	0	0	1	4
Inning Stats	R: 0 H: 1 E: 0 LOB: 1 K: 1 BB: 0 S: 6 P: 6	R: 0 H: 1 E: 0 LOB: 2 K: 0 BB: 1 S: 4 P: 8	R: 0 H: 0 E: 0 LOB: 1 K: 1 BB: 1 S: 5 P: 9	R: 1 H: 3 E: 0 LOB: 1 K: 0 BB: 0 S: 5 P: 5	R: 1 H: 2 E: 0 LOB: 0 K: 1 BB: 0 S: 6 P: 6	R: 1 H: 1 E: 0 LOB: 1 K: 1 BB: 1 S: 6 P: 10	R: 0 H: 0 E: 0 LOB: 0 K: 0 BB: 0 S: 3 P: 3	R: 1 H: 2 E: 0 LOB: 1 K: 0 BB: 0 S: 5 P: 5		1B: 6 SF: 1 2B: 4 SAC: 1 3B: 0 DP: 2 HR: 1 HBP: 0						

Montreal Expos @ St. Louis Cardinals

Busch Stadium, St. Louis, MO

Thu May 12 1983, 7:05 PM CDT

Att. 21,205 - Unknown

BOTTOM

livebaseballscorecards.com

AB	30
R	4
H	10
RBI	4
BB	3
SO	4
LOB	13

PITCHER	IP	WLS	BF	H	R	ER	SO	BB	IBB	HBP	BLK	WP	HR	S	P	ERA	WHIP
Bill Gullickson, R (1, 1) ERA: 4.05	5.0	L	24	8	3	3	3	3	0	0	0	0	0	27	39	5.40	2.200
Randy Lerch, L (6, 1) ERA: 2.25	3.0		11	2	1	1	1	0	0	0	0	0	1	13	13	3.00	0.667

PITCHER	IP	WLS	BF	H	R	ER	SO	BB	IBB	HBP	BLK	WP	HR	S	P	ERA	WHIP

Batter	1	2	3	4	5	6	7	8	9	10	11	12	AB	R	H	RBI	BB	SO	LOB
Tim Raines, S (1, 7) OBP: 0.351, SLG: 0.333	0-0 2B 1B		0-0 4-3	0-0 F7		0-0 G4-6-3 1-2f			0-0 F8			0-0 F8	6	1	1	0	0	0	4
Warren Cromartie, L (1, 9) OBP: 0.372, SLG: 0.449 Jim Wohlford, R (12, PH) OBP: 0.316, SLG: 0.474 (12, 9)	0-0 F7		0-0 HR		0-0 4-3		0-0 1-3			0-0 G4-6-3 1B		0-0 P4	5	1	2	1	0	0	1
													1	0	0	0	0	0	0
Andre Dawson, R (1, 8) OBP: 0.369, SLG: 0.652	0-0 1-H 2B		0-0 2B		0-0 5-3		0-0 5-3			0-3 K		0-0 1B	6	0	3	1	0	1	1
Al Oliver, L (1, 3) OBP: 0.333, SLG: 0.423	0-0 5-3		0-0 FC4-6 1B		0-0 1B		0-0 6-3			0-0 G4-6-3 1-2f		0-0 F8	6	0	2	0	0	0	3
Gary Carter, R (1, 2) OBP: 0.293, SLG: 0.438	0-0 F2		0-0 FC4-6 1-2f		0-3 K			0-0 F7			0-0 L7		5	0	0	0	0	1	3
Tim Wallach, R (1, 5) OBP: 0.300, SLG: 0.466		0-0 E7 G3 4-3		0-0 1-3		0-0 HR		0-0 P6			0-0 E7 FC3-6 1B		5	2	2	1	0	0	0
Chris Speier, R (1, 6) OBP: 0.310, SLG: 0.243		0-0 G3 2-3		0-0 4-3		0-0 4-3 1B		0-0 P6			4-0 FC3-6 IBB		4	0	1	0	1	0	1
Bryan Little, S (1, 4) OBP: 0.343, SLG: 0.308		0-0 4-3 3-H		0-0 1B 1B		0-0 4-3 1-2			0-0 P6		0-0 FC3-6 1-2f 2-3		5	0	1	1	0	0	3
Chris Welsh, L (1, 1) OBP: 0.286, SLG: 0.167		0-0 5-3		0-0 1-2 1B		4-0 G4-6-3 BB			0-3 K		0-0 F8		2	0	1	0	1	0	0
Jeff Reardon, R (8, 1)													1	0	0	0	0	1	0
Dan Schatzeder, L (9, 1)													0	0	0	0	0	0	0
Terry Francona, L (11, PH) OBP: 0.200, SLG: 0.233													1	0	0	0	0	0	2
Bryn Smith, R (11, 1)													0	0	0	0	0	0	0
Inning Stats	R: 1 E: 0 K: 0 S: 5 H: 2 LOB: 1 BB: 0 P: 5	R: 1 E: 1 K: 0 S: 4 H: 0 LOB: 0 BB: 0 P: 4	R: 1 E: 0 K: 0 S: 5 H: 3 LOB: 1 BB: 0 P: 5	R: 0 E: 0 K: 0 S: 5 H: 2 LOB: 2 BB: 0 P: 5	R: 0 E: 0 K: 1 S: 6 H: 1 LOB: 1 BB: 0 P: 6	R: 1 E: 0 K: 0 S: 4 H: 2 LOB: 1 BB: 1 P: 8	R: 0 E: 0 K: 0 S: 3 H: 0 LOB: 0 BB: 0 P: 3	R: 0 E: 0 K: 0 S: 3 H: 0 LOB: 0 BB: 0 P: 3	R: 0 E: 0 K: 1 S: 5 H: 0 LOB: 0 BB: 0 P: 5	R: 0 E: 0 K: 1 S: 5 H: 1 LOB: 0 BB: 0 P: 5	R: 0 E: 1 K: 0 S: 4 H: 1 LOB: 2 BB: 1 P: 8	R: 0 E: 0 K: 0 S: 4 H: 1 LOB: 1 BB: 0 P: 4	1B: 9 2B: 2 3B: 0 HR: 2	SF: 0 SAC: 0 DP: 2 HBP: 0	WP: 0 PB: 0 SB: 0 CS: 0	PA: 49			

PITCHER	IP	WLS	BF	H	R	ER	SO	BB	IBB	HBP	BLK	WP	HR	S	P	ERA	WHIP
Joaquin Andujar, R (1, 1) ERA: 3.44	5.1		27	10	4	3	1	1	0	0	0	0	2	28	32	5.06	2.062
Dave Vonohlen, L (6, 1) ERA:	1.2		4	0	0	0	0	0	0	0	0	0	0	4	4	0.00	0.000
Doug Bair, R (8, 1) ERA: 3.0	2.0		6	0	0	0	1	0	0	0	0	0	0	8	8	0.00	0.000
Bruce Sutter, R (10, 1) ERA: 3.06	2.0		8	2	0	0	1	0	1	0	0	0	0	9	13	0.00	1.000
John Martin, L (12, 1) ERA: 3.54	1.0	W	4	1	0	0	0	0	0	0	0	0	0	4	4	0.00	1.000

PITCHER	IP	WLS	BF	H	R	ER	SO	BB	IBB	HBP	BLK	WP	HR	S	P	ERA	WHIP

TOP

Montreal Expos @ St. Louis Cardinals

Busch Stadium, St. Louis, MO

Fri May 13 1983, 7:05 PM CDT

Att. 22,703 - Unknown

livebaseballscorecards.com

AB	47
R	4
H	13
RBI	4
BB	2
SO	3
LOB	18

Batter	1	2	3	4	5	6	7	8	9	10	11	12	AB	R	H	RBI	BB	SO	LOB
Ozzie Smith, S (1, 6) OBP: 0.286, SLG: 0.284	F2		E6 S 2B	CS 3-H	F9		F7		IBB		1B PB 1B		5	1	1	0	1	0	0
Willie McGee, S (1, 8) OBP: 0.364, SLG: 0.373	1-3		K 1-2		5-3			F9	K		1-3 1B		6	0	1	0	0	2	4
Keith Hernandez, L (1, 3) OBP: 0.345, SLG: 0.467	2B 1B		F8 2-H 2B		F8			1B	4-3		F8		6	1	3	1	0	0	5
George Hendrick, R (1, 9) OBP: 0.404, SLG: 0.632	1-H 2B		F8 2-3			1B 1B		K		P4		HR	6	1	3	2	0	1	2
Lonnie Smith, R (1, 7) OBP: 0.367, SLG: 0.463		E S 2B 1B	K			K		K		BB			4	1	1	0	1	3	3
Ken Oberkfell, L (1, 5) OBP: 0.364, SLG: 0.333	P4 1-3			F8 1B CS BB		G4-6-3 1-2 1B			SH3 2B BB		F7		3	1	1	0	2	0	2
Glenn Brummer, R (1, 2) OBP: 0.400, SLG: 0.533	6-3 3-H 2B			1-2 1B		G4-6-3 1-2f			SH3 1-2		F8		4	0	2	1	0	0	3
Mike Ramsey, S (1, 4) OBP: 0.329, SLG: 0.368 Dane Iorg, L (9, PH) OBP: 0.455, SLG: 0.529 Rafael Santana, R (9, PR) OBP: 0.750, SLG: 0.667 (10, 4) Steve Braun, L (11, PH) John Martin, S (12, 1)	6-3 2-3			F8 2-3			5-3		2B 1B		6-3		3 1 0 1 0	0 0 0 0 0	0 1 0 0 0	0 0 0 0 0	0 0 0 0 0	0 0 0 0 0	3 0 0 0 0
Joaquin Andujar, S (1, 1) OBP: 0.235, SLG: 0.235 Dave Von Ohlen, L (6, 1) David Green, R (7, PH) OBP: 0.286, SLG: 0.357 Doug Bair, R (8, 1) Darrell Porter, L (9, PH) OBP: 0.376, SLG: 0.543 Bruce Sutter, R (10, 1) Tom Herr, S (11, PH) OBP: 0.333, SLG: 0.400 (12, 4)	P6			P4			F8		1-3 2-H 2B		K		2 0 1 0 0 1 0	0 0 0 0 0 0 0	0 0 0 0 1 0 1	0 0 0 0 1 0 0	0 0 0 0 0 0 0	0 0 0 0 0 0 1	3 0 0 0 0 0 0
Inning Stats	R: 1 H: 2 E: 0 LOB: 1 K: 0 BB: 0 S: 4 P: 4	R: 1 H: 2 E: 0 LOB: 0 K: 0 BB: 0 S: 5 P: 5	R: 1 H: 1 E: 1 LOB: 1 K: 2 BB: 0 S: 9 P: 9	R: 0 H: 1 E: 0 LOB: 1 K: 0 BB: 1 S: 3 P: 7	R: 0 H: 0 E: 0 LOB: 0 K: 0 BB: 0 S: 3 P: 3	R: 0 H: 2 E: 0 LOB: 1 K: 1 BB: 0 S: 6 P: 6	R: 0 H: 0 E: 0 LOB: 0 K: 0 BB: 0 S: 3 P: 3	R: 0 H: 1 E: 0 LOB: 1 K: 2 BB: 0 S: 8 P: 8	R: 1 H: 2 E: 0 LOB: 3 K: 1 BB: 2 S: 7 P: 15	R: 0 H: 0 E: 0 LOB: 1 K: 0 BB: 1 S: 3 P: 7	R: 0 H: 2 E: 1 LOB: 2 K: 1 BB: 0 S: 7 P: 7	R: 1 H: 1 E: 0 LOB: 0 K: 0 BB: 0 S: 1 P: 1	1B: 9 2B: 4 3B: 0 HR: 1	SF: 0 SAC: 1 DP: 1 HBP: 0	WP: 0 PA: 50 PB: 1 SB: 2 CS: 1			

PITCHER		IP	WLS	BF	H	R	ER	SO	BB	IBB	HBP	BLK	WP	HR	S	P	ERA	WHIP
Chris Welsh, L ERA: 2.49	(1, 1)	7.1		30	9	3	2	3	1	0	0	0	0	0	35	39	2.46	1.364
Jeff Reardon, R ERA: 3.65	(8, 1)	1.0		5	1	1	1	2	1	0	0	0	0	0	8	12	9.00	2.000
Dan Schatzeder, L ERA: 1.54	(9, 1)	1.2		8	1	0	0	1	1	1	0	0	0	0	8	16	0.00	1.200
Bryn Smith, R ERA: 3.95	(11, 1)	1.0	L	6	3	1	1	1	0	0	0	0	0	1	8	8	9.00	3.000

PITCHER	IP	WLS	BF	H	R	ER	SO	BB	IBB	HBP	BLK	WP	HR	S	P	ERA	WHIP

BOTTOM

Montreal Expos @ St. Louis Cardinals

Busch Stadium, St. Louis, MO

Fri May 13 1983, 7:05 PM CDT

Att. 22,703 - Unknown

livebaseballscorecards.com

AB	44
R	5
H	14
RBI	5
BB	4
SO	7
LOB	25

Montreal Expos @ St. Louis Cardinals

Busch Stadium, St. Louis, MO

Sat May 14 1983, 3:33 AM CDT

Att. 25,887 - Unknown

TOP

livebaseballscorecards.com

Batter	1	2	3	4	5	6	7	8	9	10	11	AB	R	H	RBI	BB	SO	LOB
Tim Raines, S (1, 7) OBP: 0.353, SLG: 0.331	WP 1B		5-3		FC6 BB		5-3		FC6-4 1-2f			4	0	1	0	1	0	1
Jim Wohlford, R (1, 9) OBP: 0.292, SLG: 0.458	F8 1-2		2B		FC6 1-2f			F8		F8		5	0	1	0	0	0	3
Andre Dawson, R (1, 8) OBP: 0.362, SLG: 0.632	6-3		F9			G5-4-3 1B		L9		F3		5	0	1	0	0	0	2
Gary Carter, R (1, 3) (9, 2) OBP: 0.278, SLG: 0.412	K			6-3		G5-4-3 1-2f		5-3		6-3		5	0	0	0	0	1	2
Tim Wallach, R (1, 5) OBP: 0.296, SLG: 0.449		F9		P4		BB HBP			5-3		6-3	4	0	0	0	0	0	0
Chris Speier, R (1, 6) OBP: 0.340, SLG: 0.250		5-3		L8		BB 1-2			F3 1B 1B BB		G1-6-3 1B	3	1	1	0	2	0	0
Bobby Ramos, R (1, 2) OBP: 0.364, SLG: 0.500		1B			6-3	K						3	0	1	0	0	1	2
Al Oliver, L (9, PH) (9, 3) OBP: 0.336, SLG: 0.425									F3 1-2 1B		G1-6-3 1-2f	2	1	1	0	0	0	1
Doug Flynn, R (1, 4) OBP: 0.250, SLG: 0.268		F3			SH1-4 1B		F9		F3 1-2 2-3			4	0	1	0	0	0	3
Steve Rogers, R (1, 1) OBP: 0.143, SLG: 0.100			L9		SH1-4 1-2		1-3		FC6-4 2-H 3-H 1B			2	0	0	0	0	0	0
Warren Cromartie, L (9, PH) OBP: 0.379, SLG: 0.456												1	0	1	2	0	0	0
Jeff Reardon, R (9, 1)												0	0	0	0	0	0	0
Inning Stats	R: 0 E: 0 K: 1 S: 6 H: 1 LOB: 1 BB: 0 P: 6	R: 0 E: 0 K: 0 S: 4 H: 1 LOB: 1 BB: 0 P: 4	R: 0 E: 0 K: 0 S: 4 H: 1 LOB: 1 BB: 0 P: 4	R: 0 E: 0 K: 0 S: 3 H: 0 LOB: 0 BB: 0 P: 3	R: 0 E: 0 K: 0 S: 4 H: 1 LOB: 2 BB: 1 P: 8	R: 0 E: 0 K: 1 S: 5 H: 1 LOB: 2 BB: 1 P: 10	R: 0 E: 0 K: 0 S: 3 H: 0 LOB: 0 BB: 0 P: 3	R: 0 E: 0 K: 0 S: 3 H: 0 LOB: 0 BB: 0 P: 3	R: 2 E: 0 K: 0 S: 5 H: 2 LOB: 1 BB: 1 P: 9	R: 0 E: 0 K: 0 S: 3 H: 0 LOB: 0 BB: 0 P: 3	R: 0 E: 0 K: 0 S: 3 H: 1 LOB: 0 BB: 0 P: 3	1B: 7 2B: 1 3B: 0 HR: 0	SF: 0 SAC: 1 DP: 2 HBP: 1					

PITCHER		IP	WLS	BF	H	R	ER	SO	BB	IBB	HBP	BLK	WP	HR	S	P	ERA	WHIP
Dave LaPoint, L ERA: 2.23	(1, 1)	9.0		37	7	2	2	2	3	0	1	0	1	0	37	50	2.00	1.111
Bruce Sutter, R ERA: 2.75	(10, 1)	2.0	W	6	1	0	0	0	0	0	0	0	0	0	6	6	0.00	0.500

PITCHER	IP	WLS	BF	H	R	ER	SO	BB	IBB	HBP	BLK	WP	HR	S	P	ERA	WHIP

AB	38
R	2
H	8
RBI	2
BB	3
SO	2
LOB	14

WP: 1 PA: 43
PB: 0
SB: 0
CS: 0

Montreal Expos @ St. Louis Cardinals

Busch Stadium, St. Louis, MO

Sat May 14 1983, 3:33 AM CDT

Att. 25,887 - Unknown

livebaseballscorecards.com

Batter	1	2	3	4	5	6	7	8	9	10	11	AB	R	H	RBI	BB	SO	LOB
Willie McGee, S (1, 8) OBP: 0.350, SLG: 0.345	BBB 4-0 E S 2B BB		SSS 0-3 ① K2-3		x 0-0 ③ F4-3			SSS 0-3 ① K		x 0-0 ③ L3		4	1	0	0	1	2	0
Ken Oberkfell, L (1, 5) OBP: 0.374, SLG: 0.350	x 0-0 F6-4-3 1-H 2B		BBB 4-0 F4-3 BB			SSS 0-3 ① K		x 0-0 ② 3-1			x 0-0 2B 1B 1B	4	1	2	1	1	1	0
Dane Iorg, L (1, 9) OBP: 0.423, SLG: 0.450 George Hendrick, R (9, 9) OBP: 0.400, SLG: 0.625	H 1-0 F6-4-3 HBP		x 0-0 ② F4-3 1-2			x 0-0 ② F4-3		x 0-0 ③ 1-3			x 0-0 ① P5	3 1	0 0	0 0	0 0	0 0	0 0	1 1
Keith Hernandez, L (1, 3) OBP: 0.347, SLG: 0.473	x 0-0 ① ② F6-4-3 1-2 2-3		SSS 0-3 ③ K			x 0-0 CS 1B			x 0-0 ① G3		x 0-0 1B 1-3 2B	5	0	2	0	0	1	3
Darrell Porter, L (1, 2) OBP: 0.378, SLG: 0.565	SSS 0-3 ③ K			x 0-0 ① F8		0-0 ③ CS 1-2	x 0-0 HR		SSS 0-3 ② K		III 4-0 1B IBB	4	1	1	1	1	2	1
Steve Braun, L (1, 7) OBP: 0.500, SLG: 0.167 David Green, R (7, PR) OBP: 0.299, SLG: 0.366 (8, 7) Bruce Sutter, R (10, 1) Jamie Quirk, L (11, PH) OBP: 0.250, SLG: 0.375		BBB 4-0 CS BB		x 0-0 ② F7			x 0-0 F4-3 S 1B		x 0-0 1B		SSS 0-3 ② K	2 1 0 1	0 0 0 0	1 1 0 0	0 0 0 0	1 0 0 1	0 0 0 3	0 0 0 0
Tom Herr, S (1, 4) OBP: 0.342, SLG: 0.382	BBB 4-0 ① F4-3 1-2 BB			x 0-0 ③ F8		x 0-0 ① F8 1-2		x 0-0 ③ F9			x 0-0 1-2 2-3 3-H 1B	4	0	1	1	1	0	2
Ozzie Smith, S (1, 6) OBP: 0.285, SLG: 0.283	x 0-0 ② F4-3 1-2				x 0-0 B1-6-4 1B		x 0-0 ② F4-3 2-3			x 0-0 ① F4-3		4	0	1	0	0	0	3
Dave LaPoint, L (1, 1) OBP: 0.125, SLG: 0.125 Lonnie Smith, R (10, 7) OBP: 0.364, SLG: 0.459	x 0-0 ③ G1				x 0-0 ① ② B1-6-4 1-2f		x 0-0 ③ G1			SSS 0-3 ② K		3 1	0 0	0 0	0 0	0 0	0 1	4 0
Inning Stats	R: 1 H: 1 E: 0 LOB: 1 K: 1 BB: 1 S: 5 P: 10	R: 0 H: 0 E: 0 LOB: 1 K: 0 BB: 2 S: 2 P: 10	R: 0 H: 0 E: 0 LOB: 1 K: 2 BB: 1 S: 7 P: 11	R: 0 H: 0 E: 0 LOB: 0 K: 0 BB: 0 S: 3 P: 3	R: 0 H: 0 E: 0 LOB: 0 K: 0 BB: 0 S: 3 P: 3	R: 0 H: 1 E: 0 LOB: 0 K: 1 BB: 0 S: 5 P: 5	R: 1 H: 2 E: 0 LOB: 2 K: 0 BB: 0 S: 5 P: 5	R: 0 H: 0 E: 0 LOB: 0 K: 1 BB: 0 S: 5 P: 5	R: 0 H: 1 E: 0 LOB: 1 K: 1 BB: 0 S: 6 P: 6	R: 0 H: 0 E: 0 LOB: 0 K: 1 BB: 0 S: 5 P: 5	R: 1 H: 3 E: 0 LOB: 3 K: 1 BB: 1 S: 7 P: 11	1B: 6 SF: 0 2B: 2 SAC: 0 3B: 0 DP: 2 HR: 1 HBP: 1						

AB	37
R	3
H	9
RBI	3
BB	5
SO	8
LOB	18

WP: 0 PA: 44
PB: 0
SB: 2
CS: 2

PITCHER	IP	WLS	BF	H	R	ER	SO	BB	IBB	HBP	BLK	WP	HR	S	P	ERA	WHIP
Steve Rogers, R (1, 1) ERA: 2.6	8.0		30	5	2	2	5	4	0	1	0	0	1	35	52	2.25	1.125
Jeff Reardon, R (9, 1) ERA: 3.6	2.2	L	13	4	1	1	3	0	1	0	0	0	0	18	22	3.38	1.500

PITCHER	IP	WLS	BF	H	R	ER	SO	BB	IBB	HBP	BLK	WP	HR	S	P	ERA	WHIP

Montreal Expos @ St. Louis Cardinals

Busch Stadium, St. Louis, MO

Sun May 15 1983, 3:33 AM CDT

Att. 36,157 - Unknown

TOP

livebaseballscorecards.com

Batter	1	2	3	4	5	6	7	8	9	AB	R	H	RBI	BB	SO	LOB
Tim Raines, S (1, 7) OBP: 0.364, SLG: 0.352	0-0 CS 1B		S S S 0-3 ② K			0-0 F9 2B 2B		0-0 4-3 2B 1B		4	2	3	0	0	1	0
Warren Cromartie, L (1, 9) OBP: 0.363, SLG: 0.434	0-0 ① ② 3-1 1-2		0-0 ③ L9			0-0 ① F9 2-3		0-0 ① 4-3 1-2		4	0	0	0	0	0	3
Andre Dawson, R (1, 8) OBP: 0.366, SLG: 0.636	0-0 E7 1B			0-0 ① 4-3		0-0 3-H 2B		0-0 ② F8		4	0	2	1	0	0	1
Al Oliver, L (1, 3) OBP: 0.333, SLG: 0.427	0-0 ③ G3			0-0 ② G3		0-0 ② 5-3		0-0 2-H 2B		4	0	1	1	0	0	2
Gary Carter, R (1, 2) OBP: 0.277, SLG: 0.398		H 1-0 4-3 HBP		0-0 ③ P6		0-0 ③ F8		0-0 ③ F3		3	0	0	0	0	0	2
Tim Wallach, R (1, 5) OBP: 0.294, SLG: 0.441		0-0 ① 4-3 1-2			0-0 F3 PB 1B		S S S 0-3 ① K		0-0 ① L8	4	0	1	0	0	1	1
Chris Speier, R (1, 6) OBP: 0.314, SLG: 0.227		0-0 ② F7			0-0 ① 5-3 1-2		0-0 ② L5		0-0 ② 5-3	4	0	0	0	0	0	2
Doug Flynn, R (1, 4) OBP: 0.250, SLG: 0.267		0-0 ③ F1			0-0 ② F3 2-3		0-0 1B		0-0 ③ F7	4	0	1	0	0	0	2
Scott Sanderson, R (1, 1) OBP: 0.154, SLG: 0.231			S S S 0-3 ① K		0-0 ③ 4-3		0-0 ③ P6			2	0	0	0	0	1	1
Randy Lerch, L (6, 1) OBP: 0.667, SLG: 0.500										0	0	0	0	0	0	0
Bryan Little, S (7, PH) OBP: 0.340, SLG: 0.304										1	0	0	0	0	0	1
Ray Burris, R (7, 1)										0	0	0	0	0	0	0

	AB	34
	R	2
	H	8
	RBI	2
	BB	0
	SO	3
	LOB	15

Inning Stats										
	R: 0	H: 2	R: 0	H: 0	R: 0	H: 0	R: 0	H: 0	R: 0	H: 1
	E: 1	LOB: 1	E: 0	LOB: 1	E: 0	LOB: 0	E: 0	LOB: 0	E: 0	LOB: 1
	K: 0	BB: 0	K: 0	BB: 0	K: 2	BB: 0	K: 0	BB: 0	K: 0	BB: 0
	S: 4	P: 4	S: 3	P: 4	S: 7	P: 7	S: 3	P: 3	S: 4	P: 4

	R: 1	H: 2	R: 0	H: 1	R: 1	H: 2	R: 0	H: 0	1B: 5	SF: 0	WP: 0	PA: 35
	E: 0	LOB: 1	E: 0	LOB: 1	E: 0	LOB: 1	E: 0	LOB: 0	2B: 3	SAC: 0	PB: 1	
	K: 0	BB: 0	K: 1	BB: 0	K: 0	BB: 0	K: 0	BB: 0	3B: 0	DP: 0	SB: 0	
	S: 5	P: 5	S: 6	P: 6	S: 5	P: 5	S: 3	P: 3	HR: 0	HBP: 1	CS: 1	

PITCHER	IP	WLS	BF	H	R	ER	SO	BB	IBB	HBP	BLK	WP	HR	S	P	ERA	WHIP
John Stuper, R (1, 1) ERA: 4.46	9.0	W	35	8	2	2	3	0	0	1	0	0	0	40	41	2.00	0.889

PITCHER	IP	WLS	BF	H	R	ER	SO	BB	IBB	HBP	BLK	WP	HR	S	P	ERA	WHIP

Batter	1	2	3	4	5	6	7	8	9	AB	R	H	RBI	BB	SO	LOB
Lonnie Smith, R (1, 7) OBP: 0.365, SLG: 0.456 David Green, R (9, 7) OBP: 0.299, SLG: 0.366	x 0-0 CS 1B	x 0-0 ③ F9		x 0-0 ② F9		x 0-0 IHR 1B		x 0-0 ③ F9		5 0	1 0	2 0	0 0	0 0	0 0	2 0
Willie McGee, S (1, 8) OBP: 0.375, SLG: 0.414	B B B B 4-0 ① BB 1B 1-2 BB		x 0-0 2B 1B	x 0-0 ③ F8		x 0-0 1-H IHR				3	2	2	2	1	0	1
Keith Hernandez, L (1, 3) OBP: 0.368, SLG: 0.509	x 0-0 BB 1-2 1B		x 0-0 1-H F4-3 2B		x 0-0 F9 FC5-2 2B	x 0-0 1B				4	1	4	1	0	0	0
Darrell Porter, L (1, 2) OBP: 0.373, SLG: 0.545	B B B B 4-0 1-2 2-3 BB		x 0-0 ① F4-3 3-H		x 0-0 ① F9 2-3	S S S 0-3 ③ K				3	0	0	1	1	1	2
George Hendrick, R (1, 9) OBP: 0.394, SLG: 0.606	S S S 0-3 ② K		B B B B 4-0 CS BB		x 0-0 ② FC5-2 1B 3-H		x 0-0 ① F8			3	0	0	0	1	1	4
Ken Oberkfell, L (1, 5) OBP: 0.378, SLG: 0.350	x 0-0 ③ F9		B B B B 4-0 ② 1-2 BB		x 0-0 1-2 1B		x 0-0 ② F9			3	0	1	0	1	0	3
Tom Herr, S (1, 4) OBP: 0.333, SLG: 0.368		x 0-0 SH1-4 1B	x 0-0 ③ P5		x 0-0 ③ F4-3		x 0-0 ③ F7			4	0	1	0	0	0	3
Ozzie Smith, S (1, 6) OBP: 0.276, SLG: 0.274		x 0-0 ① F9		x 0-0 ① F7		x 0-0 ① 5-3		x 0-0 ① 5-3		4	0	0	0	0	0	1
John Stuper, R (1, 1) OBP: 0.400, SLG: 0.333		x 0-0 ② SH1-4 1-2		x 0-0 1B		x 0-0 ② F4-3		S S S 0-3 ② K		3	0	1	0	0	1	0
Inning Stats	R: 0 H: 2 E: 0 LOB: 3 K: 1 BB: 2 S: 6 P: 14	R: 0 H: 1 E: 0 LOB: 1 K: 0 BB: 0 S: 4 P: 4	R: 2 H: 2 E: 0 LOB: 1 K: 0 BB: 2 S: 4 P: 12	R: 0 H: 1 E: 0 LOB: 1 K: 0 BB: 0 S: 4 P: 4	R: 0 H: 2 E: 0 LOB: 2 K: 0 BB: 0 S: 5 P: 5	R: 2 H: 3 E: 0 LOB: 1 K: 1 BB: 0 S: 8 P: 8	R: 0 H: 0 E: 0 LOB: 0 K: 0 BB: 0 S: 3 P: 3	R: 0 H: 0 E: 0 LOB: 0 K: 1 BB: 0 S: 5 P: 5		1B: 8 SF: 0 2B: 2 SAC: 1 3B: 0 DP: 0 HR: 1 HBP: 0						

PITCHER		IP	WLS	BF	H	R	ER	SO	BB	IBB	HBP	BLK	WP	HR	S	P	ERA	WHIP
Scott Sanderson, R ERA: 4.82	(1, 1)	5.2	L	30	11	4	4	1	4	0	0	0	0	0	28	44	6.35	2.647
Randy Lerch, L ERA: 2.2	(6, 1)	0.1		1	0	0	0	1	0	0	0	0	0	0	3	3	0.00	0.000
Ray Burris, R ERA: 2.45	(7, 1)	2.0		6	0	0	0	1	0	0	0	0	0	0	8	8	0.00	0.000

PITCHER	IP	WLS	BF	H	R	ER	SO	BB	IBB	HBP	BLK	WP	HR	S	P	ERA	WHIP

BOTTOM

Montreal Expos @ St. Louis Cardinals

Busch Stadium, St. Louis, MO

Sun May 15 1983, 3:33 AM CDT

Att. 36,157 - Unknown

livebaseballscorecards.com

AB	32
R	4
H	11
RBI	4
BB	4
SO	3
LOB	16

Batter	1	2	3	4	5	6	7	8	9	AB	R	H	RBI	BB	SO	LOB
Omar Moreno, L (1, 8) OBP: 0.301, SLG: 0.357	F8		F7		L3			F5		3	0	0	0	0	0	2
Dave Smith, R (5, 1)										0	0	0	0	0	0	0
Denny Walling, L (8, PH) OBP: 0.138, SLG: 0.107										1	0	0	0	0	0	0
Frank LaCorte, R (8, 1)										0	0	0	0	0	0	0
Terry Puhl, L (1, 9) OBP: 0.286, SLG: 0.277	PB S 1B		F5			4-3		G3		4	0	1	0	0	0	1
Dickie Thon, R (1, 6) OBP: 0.345, SLG: 0.424	K 1-3			HR		6-3			2B 1B	4	2	2	1	0	1	1
Phil Garner, R (1, 5) OBP: 0.329, SLG: 0.355	6-3			F3		6-3			F8	4	0	0	0	0	0	2
Jose Cruz, L (1, 7) OBP: 0.400, SLG: 0.418		BBBB G6-4-3 BB		6-3			F9		1-H 2B 2B	3	1	1	1	1	0	0
Harry Spilman, L (1, 3) OBP: 0.324, SLG: 0.433		G6-4-3 1-2f		F9			FC4-6 1B		F8	4	0	1	0	0	0	2
Alan Ashby, S (1, 2) OBP: 0.307, SLG: 0.437		G3			L3		FC4-6 1-2f		2-H 2B 2B	4	1	1	1	0	0	1
Bill Doran, S (1, 4) OBP: 0.345, SLG: 0.288			F8		F6		1-3		2-H 2B	4	0	1	1	0	0	1
Joe Niekro, R (1, 1) OBP: 0.111, SLG: 0.111			1B		1B			F8	F9	1	0	1	0	0	0	0
Vern Ruhle, R (3, 1)										0	0	0	0	0	0	0
Kevin Bass, S (5, PH) OBP: 0.298, SLG: 0.378 (5, 8)										3	0	1	0	0	0	1
Inning Stats	R: 0 E: 0 K: 1 S: 6 H: 1 LOB: 1 BB: 0 P: 6	R: 0 E: 0 K: 0 S: 2 H: 0 LOB: 0 BB: 1 P: 6	R: 0 E: 0 K: 0 S: 4 H: 1 LOB: 1 BB: 0 P: 4	R: 1 E: 0 K: 0 S: 4 H: 1 LOB: 0 BB: 0 P: 4	R: 0 E: 0 K: 0 S: 4 H: 1 LOB: 1 BB: 0 P: 4	R: 0 E: 0 K: 0 S: 3 H: 0 LOB: 0 BB: 0 P: 3	R: 0 E: 0 K: 0 S: 4 H: 1 LOB: 1 BB: 0 P: 4	R: 0 E: 0 K: 0 S: 3 H: 0 LOB: 0 BB: 0 P: 3	R: 3 E: 0 K: 0 S: 7 H: 4 LOB: 1 BB: 0 P: 7	1B: 5 2B: 3 3B: 0 HR: 1 SF: 0 SAC: 0 DP: 1 HBP: 0							

TOP

Houston Astros @ St. Louis Cardinals

Busch Stadium, St. Louis, MO

Tue May 17 1983, 7:05 PM CDT

Att. 40,740 - Unknown

livebaseballscorecards.com

AB	35
R	4
H	9
RBI	4
BB	1
SO	1
LOB	11

WP: 0 PB: 1 SB: 1 CS: 0 PA: 36

PITCHER		IP	WLS	BF	H	R	ER	SO	BB	IBB	HBP	BLK	WP	HR	S	P	ERA	WHIP
Bob Forsch, R ERA: 3.51	(1, 1)	8.2	W	35	9	4	4	1	1	0	0	0	0	1	36	40	4.15	1.154
Dave Vonohlen, L ERA:	(9, 1)	0.1		1	0	0	0	0	0	0	0	0	0	0	1	1	0.00	0.000

PITCHER	IP	WLS	BF	H	R	ER	SO	BB	IBB	HBP	BLK	WP	HR	S	P	ERA	WHIP

Batter	1	2	3	4	5	6	7	8	9	AB	R	H	RBI	BB	SO	LOB
Lonnie Smith, R (1, 7) OBP: 0.366, SLG: 0.458	BBBB 4-0 5-3 S BB	x 0-0 ③ F9	x 0-0 1-3 2-H 3-H 2B		x 0-0 ② F8		x 0-0 ③ G3			4	0	1	2	1	0	3
Willie McGee, S (1, 8) OBP: 0.362, SLG: 0.413	x 0-0 ① 5-3 1-3	G3 P6			x 0-0 1-3 3-H 2B			x 0-0 4-3		5	0	1	1	0	0	3
Keith Hernandez, L (1, 3) OBP: 0.369, SLG: 0.500	BBBB 4-0 BB	x 0-0 1B SF9 1B	x 0-0 ① 6-3		x 0-0 ③ F9			SSS 0-3 ② K		4	1	1	0	1	1	2
Darrell Porter, L (1, 2) OBP: 0.377, SLG: 0.538 Jamie Quirk, L (8, 2) OBP: 0.235, SLG: 0.353	x 0-0 ② F9	x 0-0 BB BB 1-3 1B 1B	BBBB 4-0 G4-6-3 BB			x 0-0 ① 1-6-3		x 0-0 ③ 1-4-3		3 1	1 0	1 0	0 0	1 0	0 0	2 0
Dane Iorg, L (1, 9) OBP: 0.400, SLG: 0.478 David Green, R (6, PR) OBP: 0.299, SLG: 0.366 (7, 9)	x 0-0 ③ F8	x 0-0 ② SF9 3-H	x 0-0 ②③ G4-6-3 1-2f			x 0-0 4-3 2B				3 0	0 0	1 0	1 0	0 0	0 0	3 0
Ken Oberkfell, L (1, 5) OBP: 0.382, SLG: 0.343		x 0-0 E1 1B SF8	BBBB 4-0 1-2 1B BB		BBBB 4-0 FC3-6 BB	x 0-0 ② 4-3 2-3				2	2	0	0	2	0	1
Tom Herr, S (1, 4) OBP: 0.348, SLG: 0.366 Mike Ramsey, S (7, 4) OBP: 0.329, SLG: 0.368	x 0-0 FC1-6 1-3 1B	BBBB 4-0 1B 1-2 2-3 2B BB			x 0-0 ① FC3-6 2B 1-2f 1B	x 0-0 ③ 4-3				3 0	2 0	1 0	0 0	1 0	0 0	3 0
Ozzie Smith, S (1, 6) OBP: 0.282, SLG: 0.289	x 0-0 ① FC1-6 SF8 S 1-2f	x 0-0 1-3 2-H 3-H 2B 1B			x 0-0 1B 1-3 2B 2B		x 0-0 ① F7			4	2	2	2	0	0	2
Bob Forsch, R (1, 1) OBP: 0.250, SLG: 0.368 Dave Vonohlen, L (9, 1)	x 0-0 ② SF8 1-3 3-H	SSS 0-3 K 2B			x 0-0 2B 2-3 3-H 1B		SSS 0-3 ② K			3 0	0 0	1 0	2 0	0 0	2 0	2 0
Inning Stats	R: 0 H: 0 E: 0 LOB: 2 K: 0 BB: 2 S: 3 P: 11	R: 1 H: 1 E: 1 LOB: 1 K: 0 BB: 0 S: 5 P: 5	R: 5 H: 4 E: 0 LOB: 2 K: 1 BB: 2 S: 10 P: 18	R: 0 H: 0 E: 0 LOB: 0 K: 0 BB: 1 S: 2 P: 6	R: 2 H: 3 E: 0 LOB: 2 K: 0 BB: 1 S: 6 P: 10	R: 0 H: 1 E: 0 LOB: 2 K: 0 BB: 0 S: 4 P: 4	R: 0 H: 0 E: 0 LOB: 0 K: 1 BB: 0 S: 5 P: 5	R: 0 H: 0 E: 0 LOB: 0 K: 1 BB: 0 S: 5 P: 5		1B: 5 SF: 2 2B: 4 SAC: 0 3B: 0 DP: 1 HR: 0 HBP: 0						

BOTTOM

Houston Astros @ St. Louis Cardinals

Busch Stadium, St. Louis, MO

Tue May 17 1983, 7:05 PM CDT

Att. 40,740 - Unknown

livebaseballscorecards.com

AB	32
R	8
H	9
RBI	8
BB	6
SO	3
LOB	21

WP: 0 PB: 1 SB: 2 CS: 0 PA: 40

PITCHER		IP	WLS	BF	H	R	ER	SO	BB	IBB	HBP	BLK	WP	HR	S	P	ERA	WHIP
Joe Niekro, R ERA: 4.78	(1, 1)	2.2	L	19	5	6	3	1	4	0	0	0	0	0	17	33	10.12	3.375
Vern Ruhle, R ERA: 3.93	(3, 1)	1.1		4	0	0	0	0	1	0	0	0	0	0	3	7	0.00	0.750
Dave Smith, R ERA: 5.0	(5, 1)	3.0		14	4	2	2	1	1	0	0	0	0	0	15	19	6.00	1.667
Frank LaCorte, R ERA: 3.81	(8, 1)	1.0		3	0	0	0	1	0	0	0	0	0	0	5	5	0.00	0.000

PITCHER	IP	WLS	BF	H	R	ER	SO	BB	IBB	HBP	BLK	WP	HR	S	P	ERA	WHIP

Batter	1	2	3	4	5	6	7	8	9	AB	R	H	RBI	BB	SO	LOB
Omar Moreno, L (1, 8) OBP: 0.298, SLG: 0.352	F9	F8			F7		4-3 2-3		3-1 1-2 2-3 1B	5	0	1	0	0	0	3
Terry Puhl, L (1, 9) OBP: 0.293, SLG: 0.329	HR		1B 6-3 1B		6-3		6-3		3-1 1-2 2-3 3-H	5	2	2	2	0	0	3
Dickie Thon, R (1, 6) OBP: 0.341, SLG: 0.417	6-3		CS 1-3 1B		S S S K			F7	5-3	5	0	1	0	0	1	2
Phil Garner, R (1, 5) OBP: 0.340, SLG: 0.387	CS 1B		6-3 1-2 3-H			E 1B		HR		4	1	3	2	0	0	1
Jose Cruz, L (1, 7) OBP: 0.396, SLG: 0.410	CS 1-2	6-3	B B B B BB			F2 1-2		3-1		3	0	0	0	1	0	1
Harry Spilman, L (1, 3) OBP: 0.316, SLG: 0.412		4-3 1B 1B	F9			F9		F5		4	1	1	0	0	0	2
Alan Ashby, S (1, 2) OBP: 0.299, SLG: 0.425		4-3 1-2		4-3		4-3			4-3	3	0	0	0	0	0	2
Bill Doran, S (1, 4) OBP: 0.355, SLG: 0.297		B B B B 1B BB		S S S K			4-3 SH1 1B		1B 1B 3-1 1B	3	1	2	0	1	1	0
Mike Scott, R (1, 1) OBP: 0.200, SLG: 0.200 Frank DiPino, L (7, 1) OBP: 0.500, SLG: 1.000 Bill Dawley, R (7, 1) Mike Madden, L (7, 1) Luis Pujols, R (7, 2) OBP: 0.286, SLG: 0.231 Denny Walling, L (9, PH) OBP: 0.133, SLG: 0.103 Tony Scott, S (9, PH) OBP: 0.273, SLG: 0.338		1-2 2-H 1B		F8			SH1 1-2		3-1 1-2 1B	2 0 0 0 0 0 1 1	0 0 0 0 0 0 0 0	1 0 0 0 0 0 0 1	1 0 0 0 0 0 0 0	0 0 0 0 0 0 1 1	0 0 0 0 0 0 0 0	0 0 0 0 0 0 0 0
Inning Stats	R: 1 E: 0 K: 0 S: 4 H: 2 LOB: 0 BB: 0 P: 4	R: 1 E: 0 K: 0 S: 5 H: 2 LOB: 2 BB: 1 P: 9	R: 1 E: 0 K: 0 S: 4 H: 2 LOB: 1 BB: 1 P: 8	R: 0 E: 0 K: 1 S: 5 H: 0 LOB: 0 BB: 0 P: 5	R: 0 E: 0 K: 1 S: 5 H: 0 LOB: 0 BB: 0 P: 5	R: 0 E: 1 K: 0 S: 4 H: 1 LOB: 1 BB: 0 P: 4	R: 0 E: 0 K: 0 S: 4 H: 1 LOB: 1 BB: 0 P: 4	R: 1 E: 0 K: 0 S: 4 H: 1 LOB: 0 BB: 0 P: 4	R: 1 E: 0 K: 0 S: 6 H: 3 LOB: 2 BB: 0 P: 6	1B: 10 2B: 0 3B: 0 HR: 2 SF: 0 SAC: 1 DP: 0 HBP: 0						

PITCHER	IP	WLS	BF	H	R	ER	SO	BB	IBB	HBP	BLK	WP	HR	S	P	ERA	WHIP
Joaquin Andujar, R (1, 1) ERA: 3.49	7.0	W	29	8	3	3	2	2	0	0	0	0	1	31	39	3.86	1.429
Bruce Sutter, R (8, 1) ERA: 3.32	2.0		10	4	2	2	0	0	0	0	0	0	1	10	10	9.00	2.000

PITCHER	IP	WLS	BF	H	R	ER	SO	BB	IBB	HBP	BLK	WP	HR	S	P	ERA	WHIP

TOP

Houston Astros @ St. Louis Cardinals

Busch Stadium, St. Louis, MO

Wed May 18 1983, 3:33 AM CDT

Att. 22,680 - Unknown

livebaseballscorecards.com

AB	36
R	5
H	12
RBI	5
BB	2
SO	2
LOB	14

Batter	1	2	3	4	5	6	7	8	9	AB	R	H	RBI	BB	SO	LOB
Lonnie Smith, R (1, 7) OBP: 0.366, SLG: 0.450	G3		1B E HBP		6-3		2B BB 1B			2	1	0	0	0	0	0
Steve Braun, L (7, 7) OBP: 0.500, SLG: 0.167							F8			0	0	0	0	0	0	0
David Green, R (7, PH) (8, 7) OBP: 0.304, SLG: 0.370										2	1	1	1	0	0	2
Willie McGee, S (1, 8) OBP: 0.378, SLG: 0.441	BLK 1B		S 1-3 1B		1-3		BB 1B 1-3 2-H 2B	F8		5	1	3	1	0	0	0
Keith Hernandez, L (1, 3) OBP: 0.385, SLG: 0.504	F9 1-2		BBB 4-0 1-3 3-H BB		2-6 1B		IIII 4-0 BB 1B IBB	PB 1B		3	1	2	0	2	0	1
Darrell Porter, L (1, 2) OBP: 0.360, SLG: 0.510	4-3		G3		2-6 1-2	1-3	SSS K	SSS K 1-3		5	0	0	0	0	2	7
Glenn Brummer, R (9, 2) OBP: 0.400, SLG: 0.533										0	0	0	0	0	0	0
George Hendrick, R (1, 9) OBP: 0.386, SLG: 0.583		6-3		SSS K		6-3	BBBB 1B HR 1-2 2-3 3-H BB	4-3		4	1	0	1	1	1	1
Ken Oberkfell, L (1, 5) OBP: 0.386, SLG: 0.358		G3		WP 2B		L7	HR 1B 1-2 2-H 3-H			4	1	2	2	0	0	0
Tom Herr, S (1, 4) OBP: 0.360, SLG: 0.444		F8		F7 2-3			FC3-6 1B 1B HR			4	1	2	3	0	0	1
Mike Ramsey, S (1, 6) OBP: 0.350, SLG: 0.371			5-3	BBBB BB			FC3-6 1B 1-2 1B BB			2	1	1	0	2	0	0
Joaquin Andujar, S (1, 1) OBP: 0.211, SLG: 0.211			SSS K	SSS K			FC3-6 1-2 2-H 2B 1B 1B			2	0	0	0	0	2	2
Ozzie Smith, S (7, PH) OBP: 0.286, SLG: 0.293										2	1	1	0	0	0	2
Bruce Sutter, R (8, 1)										0	0	0	0	0	0	0
Inning Stats	R: 0 E: 0 K: 0 S: 4 H: 1 LOB: 1 BB: 0 P: 4	R: 0 E: 0 K: 0 S: 3 H: 0 LOB: 0 BB: 0 P: 3	R: 1 E: 0 K: 1 S: 6 H: 1 LOB: 2 BB: 1 P: 11	R: 0 E: 0 K: 2 S: 8 H: 1 LOB: 2 BB: 1 P: 12	R: 0 E: 0 K: 0 S: 3 H: 1 LOB: 1 BB: 0 P: 3	R: 0 E: 0 K: 0 S: 3 H: 0 LOB: 0 BB: 0 P: 3	R: 8 E: 0 K: 1 S: 12 H: 7 LOB: 2 BB: 3 P: 24	R: 0 E: 0 K: 1 S: 6 H: 1 LOB: 1 BB: 0 P: 6		1B: 9 2B: 2 3B: 0 HR: 1	SF: 0 SAC: 0 DP: 0 HBP: 1			WP: 1 PB: 2 SB: 2 CS: 0	PA: 41		

PITCHER		IP	WLS	BF	H	R	ER	SO	BB	IBB	HBP	BLK	WP	HR	S	P	ERA	WHIP
Mike Scott, R ERA: 2.5	(1, 1)	6.0		27	6	3	2	3	2	0	1	1	1	0	29	38	3.00	1.333
Frank DiPino, L ERA: 3.5	(7, 1)	0.2	L	5	2	0	0	1	0	1	0	0	0	0	6	10	0.00	3.000
Bill Dawley, R ERA: 3.0	(7, 1)	0.0		5	3	6	6	0	2	0	0	0	0	1	3	11	∞	∞
Mike Madden, L ERA: 2.89	(7, 1)	1.1		5	1	0	0	1	0	0	0	0	0	0	7	7	0.00	0.750

PITCHER	IP	WLS	BF	H	R	ER	SO	BB	IBB	HBP	BLK	WP	HR	S	P	ERA	WHIP

BOTTOM

Houston Astros @ St. Louis Cardinals

Busch Stadium, St. Louis, MO

Wed May 18 1983, 3:33 AM CDT

Att. 22,680 - Unknown

livebaseballscorecards.com

AB	35
R	9
H	12
RBI	8
BB	5
SO	5
LOB	16

Atlanta Braves @ St. Louis Cardinals

Busch Stadium, St. Louis, MO

Fri May 20 1983, 7:05 PM CDT

Att. 42,759 - Unknown

TOP

livebaseballscorecards.com

Batter	1	2	3	4	5	6	7	8	9	AB	R	H	RBI	BB	SO	LOB
Rafael Ramirez, R (1, 6) OBP: 0.312, SLG: 0.313	S S S 0-3 ① K		x 0-0 1B 1B		x 0-0 ① F8		S S S 0-3 ③ K2-3			4	0	1	0	0	2	1
Jerry Royster, R (1, 7) (8, 5) OBP: 0.308, SLG: 0.306	x 0-0 ② L9		x 0-0 G6-4-3 1-3 1B		x 0-0 ②③ G5-4-3 1-2f			B B B B 4-0 CS BB		3	0	1	0	1	0	1
Dale Murphy, R (1, 8) (8, 7) OBP: 0.409, SLG: 0.595	x 0-0 ③ L9		x 0-0 ① F8			x 0-0 ① P4		S S S 0-3 ①② K 1-2		4	0	0	0	0	1	3
Bob Horner, R (1, 5) OBP: 0.351, SLG: 0.483 Brett Butler, L (8, 8) OBP: 0.310, SLG: 0.292		x 0-0 E S 1B 1B	x 0-0 ②③ G6-4-3 1-2f			x 0-0 FC4-6 1B		x 0-0 ③ F9		4	1	2	0	0	0	2
										0	0	0	0	0	0	0
Terry Harper, R (1, 9) OBP: 0.391, SLG: 0.390		S S S 0-3 ① K 1-3		x 0-0 ① P4		x 0-0 ② FC4-6 1-2f			S S S 0-3 ① K	4	0	0	0	0	2	2
Chris Chambliss, L (1, 3) OBP: 0.325, SLG: 0.445		S S S 0-3 ② K		B B B B 4-0 BB		S S S 0-3 ③ K			x 0-0 ② F8	3	0	0	0	1	2	2
Glenn Hubbard, R (1, 4) OBP: 0.394, SLG: 0.479		B B B B 4-0 1B BB		S S S 0-3 ② K			x 0-0 SH3 SF7 2B		B B B B 4-0 BB	2	1	1	0	2	1	1
Bruce Benedict, R (1, 2) OBP: 0.411, SLG: 0.402		x 0-0 1-2 3-H 1B		x 0-0 ③ F7			x 0-0 ① SH3 2-3		x 0-0 ③ F8	3	0	1	1	0	0	2
Craig McMurtry, R (1, 1) OBP: 0.111, SLG: 0.111		x 0-0 ③ 1-3			x 0-0 G5-4-3 1B		x 0-0 ② SF7 3-H			2	0	1	0	0	0	2
Bob Watson, R (7, PH) OBP: 0.519, SLG: 0.583										0	0	0	1	0	0	0
Terry Forster, L (7, 1) OBP: 1.000, SLG: 1.500										0	0	0	0	0	0	0

AB	29
R	2
H	7
RBI	2
BB	4
SO	8
LOB	16

Inning Stats	1	2	3	4	5	6	7	8	9	1B: 6 SF: 1	WP: 0 PA: 35
R:	0	1	0	0	0	0	1	0	0	2B: 1 SAC: 1	PB: 0
E:	0	0	0	0	0	1	0	0	0	3B: 0 DP: 2	SB: 1
K:	1	2	0	1	0	1	1	0	1	HR: 0 HBP: 0	CS: 1
S:	5	9	4	5	3	6	6	4	5		
H:	0	2	2	0	1	1	1	0	0		
LOB:	0	2	1	1	0	1	0	0	1		
BB:	0	1	0	1	0	0	0	1	1		
P:	5	13	4	9	3	6	6	8	9		

PITCHER		IP	WLS	BF	H	R	ER	SO	BB	IBB	HBP	BLK	WP	HR	S	P	ERA	WHIP
Dave LaPoint, L ERA: 2.28	(1, 1)	7.0	L	28	7	2	2	6	2	0	0	0	0	0	38	46	2.57	1.286
Doug Bair, R ERA: 2.65	(8, 1)	2.0		7	0	0	0	2	2	0	0	0	0	0	9	17	0.00	1.000

PITCHER	IP	WLS	BF	H	R	ER	SO	BB	IBB	HBP	BLK	WP	HR	S	P	ERA	WHIP

Batter	1	2	3	4	5	6	7	8	9	AB	R	H	RBI	BB	SO	LOB
Lonnie Smith, R (1, 7) OBP: 0.362, SLG: 0.444	1B		F9		4-3			F8		4	0	1	0	0	0	0
Willie McGee, S (1, 8) OBP: 0.359, SLG: 0.417	K		4-3		K			6-3		4	0	0	0	0	2	1
Keith Hernandez, L (1, 3) OBP: 0.381, SLG: 0.496	1-3 1B		F7			6-3		K		4	0	1	0	0	1	0
Darrell Porter, L (1, 2) OBP: 0.365, SLG: 0.500	P6			G6-4-3 BB		G5-4-3 BB			6-3	2	0	0	0	2	0	2
George Hendrick, R (1, 9) OBP: 0.381, SLG: 0.570	5-3			G6-4-3 1-2f		G5-4-3 1-2f			CS 1B	4	0	1	0	0	0	4
Ken Oberkfell, L (1, 5) OBP: 0.389, SLG: 0.351		E FC4 G4-6-3 BB		BB			4-3		K 1-2	2	1	0	0	2	1	1
Tom Herr, S (1, 4) OBP: 0.377, SLG: 0.435		FC4 G4-6-3 1-3		FC5-4 1-2 BB			S BB			1	0	0	0	2	0	1
Ozzie Smith, S (1, 6) OBP: 0.287, SLG: 0.288		G4-6-3 1-2f 3-H		FC5-4 1-2f			G6-4-3 1-2 BB			2	0	0	0	1	0	3
Dave LaPoint, L (1, 1) OBP: 0.111, SLG: 0.111 David Green, R (7, PH) OBP: 0.300, SLG: 0.365 Doug Bair, R (8, 1)		5-3			K		G6-4-3 1-2f			2 1 0	0 0 0	0 0 0	0 0 0	0 0 0	1 0 0	0 2 0
Inning Stats	R: 0 E: 0 K: 1 S: 7 H: 2 LOB: 2 BB: 0 P: 7	R: 1 E: 1 K: 0 S: 3 H: 0 LOB: 0 BB: 1 P: 7	R: 0 E: 0 K: 0 S: 3 H: 0 LOB: 0 BB: 0 P: 3	R: 0 E: 0 K: 0 S: 2 H: 0 LOB: 2 BB: 3 P: 14	R: 0 E: 0 K: 2 S: 7 H: 0 LOB: 0 BB: 0 P: 7	R: 0 E: 0 K: 0 S: 2 H: 0 LOB: 0 BB: 1 P: 6	R: 0 E: 0 K: 0 S: 2 H: 0 LOB: 1 BB: 2 P: 10	R: 0 E: 0 K: 1 S: 5 H: 0 LOB: 0 BB: 0 P: 5	R: 0 E: 0 K: 1 S: 5 H: 1 LOB: 1 BB: 0 P: 5	1B: 3 2B: 1 3B: 0 HR: 0	SF: 0 SAC: 0 DP: 5 HBP: 0			WP: 0 PB: 0 SB: 1 CS: 1	PA: 33		

PITCHER		IP	WLS	BF	H	R	ER	SO	BB	IBB	HBP	BLK	WP	HR	S	P	ERA	WHIP
Craig McMurtry, R ERA: 2.72	(1, 1)	6.0	W	23	2	1	0	3	5	0	0	0	0	0	24	44	0.00	1.167
Terry Forster, L ERA: 0.95	(7, 1)	3.0	S	10	1	0	0	2	2	0	0	0	0	0	12	20	0.00	1.000

PITCHER	IP	WLS	BF	H	R	ER	SO	BB	IBB	HBP	BLK	WP	HR	S	P	ERA	WHIP

Atlanta Braves @ St. Louis Cardinals

Busch Stadium, St. Louis, MO

Fri May 20 1983, 7:05 PM CDT
Att. 42,759 - Unknown

BOTTOM

livebaseballscorecards.com

AB	26
R	1
H	3
RBI	0
BB	7
SO	5
LOB	14

Batter	1	2	3	4	5	6	7	8	9	AB	R	H	RBI	BB	SO	LOB
Brett Butler, L (1, 8) OBP: 0.303, SLG: 0.284	5-3		K			1-3		SH, 5-3 1-3 3B		3	1	0	0	0	1	0
Rafael Ramirez, R (1, 6) OBP: 0.317, SLG: 0.325	4-3 1B		L9			G3 2B		5-3 1-2		4	0	2	0	0	0	2
Claudell Washington, L (1, 9) OBP: 0.303, SLG: 0.369	4-3 1-2		1-3			G3 2-3		3B IBB		3	1	0	0	1	0	2
Dale Murphy, R (1, 7) OBP: 0.405, SLG: 0.600	F9			6-3		5-3		1-H 2-H 3-H 3B		4	0	1	3	0	0	2
Bob Horner, R (1, 5) OBP: 0.355, SLG: 0.479		1B 1B BB		F2			G4-6-3 1B	K		3	1	1	0	1	1	0
Chris Chambliss, L (1, 3) OBP: 0.315, SLG: 0.430		P6		F7			G4-6-3 1-2f		L3	4	0	0	0	0	0	2
Glenn Hubbard, R (1, 4) OBP: 0.400, SLG: 0.479					6-3		BB		K	2	0	1	0	1	0	0
Steve Bedrosian, R (7, 1)		1B 1-2 1B								1	0	0	0	0	1	0
Bruce Benedict, R (1, 2) OBP: 0.406, SLG: 0.396		G4-6-3 1-3 2-H 1B			F8		F9		4-3	4	0	1	1	0	0	1
Phil Niekro, R (1, 1) OBP: 0.118, SLG: 0.067		G4-6-3 1-2f			6-3			SH 3B 1B		2	0	0	0	0	0	2
Jerry Royster, R (7, 4) OBP: 0.325, SLG: 0.324										1	1	1	0	0	0	0
Inning Stats	R: 0 E: 0 K: 0 S: 4 H: 1 LOB: 1 BB: 0 P: 4	R: 1 E: 0 K: 0 S: 4 H: 2 LOB: 1 BB: 1 P: 8	R: 0 E: 0 K: 1 S: 5 H: 0 LOB: 0 BB: 0 P: 5	R: 0 E: 0 K: 0 S: 3 H: 0 LOB: 0 BB: 0 P: 3	R: 0 E: 0 K: 0 S: 3 H: 0 LOB: 0 BB: 0 P: 3	R: 0 E: 0 K: 0 S: 4 H: 1 LOB: 1 BB: 0 P: 4	R: 0 E: 0 K: 0 S: 3 H: 1 LOB: 1 BB: 1 P: 7	R: 3 E: 1 K: 1 S: 7 H: 2 LOB: 0 BB: 1 P: 11	R: 0 E: 0 K: 1 S: 5 H: 0 LOB: 0 BB: 0 P: 5	1B: 5 2B: 1 3B: 1 HR: 0 SF: 0 SAC: 1 DP: 2 HBP: 0						

TOP

Atlanta Braves @ St. Louis Cardinals

Busch Stadium, St. Louis, MO

Sat May 21 1983, 7:05 PM CDT

Att. 42,854 - Unknown

livebaseballscorecards.com

AB	31
R	4
H	7
RBI	4
BB	3
SO	3
LOB	11

PITCHER		IP	WLS	BF	H	R	ER	SO	BB	IBB	HBP	BLK	WP	HR	S	P	ERA	WHIP
John Stuper, R ERA: 4.15	(1, 1)	7.0	L	28	6	3	3	1	2	0	0	0	0	0	28	36	3.86	1.143
Bruce Sutter, R ERA: 3.42	(8, 1)	2.0		7	1	1	0	2	0	1	0	0	0	0	10	14	0.00	0.500

PITCHER	IP	WLS	BF	H	R	ER	SO	BB	IBB	HBP	BLK	WP	HR	S	P	ERA	WHIP

WP: 0 PB: 0 SB: 0 CS: 0 PA: 35

Batter	1	2	3	4	5	6	7	8	9	AB	R	H	RBI	BB	SO	LOB
Ozzie Smith, S (1, 6) OBP: 0.277, SLG: 0.277	4-3		F8		K		4-3		G4-6-3 1-2f	5	0	0	0	0	1	3
Ken Oberkfell, L (1, 5) OBP: 0.393, SLG: 0.357	F7		1B		K		G1-6-3 1B			4	0	2	0	0	1	2
Lonnie Smith, R (1, 7) OBP: 0.373, SLG: 0.453	E S 1B		1-2 1B		1-2 3-H BB 1B		G1-6-3 1-2f			4	0	3	1	0	0	1
Keith Hernandez, L (1, 3) OBP: 0.378, SLG: 0.485	K 1-3		F7		1-2 2-3 BB			E4 FC6-4		3	0	0	0	1	1	3
Darrell Porter, L (1, 2) OBP: 0.361, SLG: 0.490		1B 8-2 1B		F3	3-1			K		4	0	1	0	0	1	4
Dane Iorg, L (1, 9) OBP: 0.382, SLG: 0.481		F7		G3		G4-6-3 2B		K		4	0	1	0	0	1	2
Willie McGee, S (1, 8) OBP: 0.366, SLG: 0.413		1-3 1B		4-3		G4-6-3 BB		FC6-4 1-2f		3	0	1	0	1	0	1
Tom Herr, S (1, 4) OBP: 0.368, SLG: 0.440		8-2 3-Hf			1B 2B	G4-6-3 1-2f 2-3			K	4	1	1	0	0	1	4
John Stuper, R (1, 1) OBP: 0.385, SLG: 0.333			K		BB 1B 2-3 1B	6-3			G4-6-3 BB	3	0	1	0	0	1	1
Bruce Sutter, R (8, 1)										0	0	0	0	0	0	0
David Green, R (8, 7) OBP: 0.309, SLG: 0.365										0	0	0	0	1	0	0
Inning Stats	R: 0 E: 0 K: 1 S: 6 H: 1 LOB: 1 BB: 0 P: 6	R: 0 E: 0 K: 0 S: 4 H: 2 LOB: 1 BB: 0 P: 4	R: 0 E: 0 K: 1 S: 7 H: 2 LOB: 2 BB: 0 P: 7	R: 0 E: 0 K: 0 S: 3 H: 0 LOB: 0 BB: 0 P: 3	R: 1 E: 0 K: 2 S: 10 H: 3 LOB: 3 BB: 1 P: 14	R: 0 E: 0 K: 0 S: 3 H: 1 LOB: 1 BB: 1 P: 7	R: 0 E: 0 K: 0 S: 3 H: 1 LOB: 0 BB: 0 P: 3	R: 0 E: 1 K: 2 S: 8 H: 0 LOB: 1 BB: 0 P: 8	R: 0 E: 0 K: 1 S: 4 H: 0 LOB: 0 BB: 1 P: 8	1B: 8 2B: 3 3B: 0 HR: 0 SF: 0 SAC: 0 DP: 4 HBP: 0							

PITCHER	IP	WLS	BF	H	R	ER	SO	BB	IBB	HBP	BLK	WP	HR	S	P	ERA	WHIP
Phil Niekro, R (1, 1) ERA: 5.47	6.1		29	10	1	1	4	2	0	0	0	0	0	35	43	1.42	1.895
Steve Bedrosian, R (7, 1) ERA: 3.04	2.2	W	8	0	0	0	3	1	0	0	0	0	0	13	17	0.00	0.375

PITCHER	IP	WLS	BF	H	R	ER	SO	BB	IBB	HBP	BLK	WP	HR	S	P	ERA	WHIP

BOTTOM

Atlanta Braves @ St. Louis Cardinals

Busch Stadium, St. Louis, MO

Sat May 21 1983, 7:05 PM CDT

Att. 42,854 - Unknown

livebaseballscorecards.com

AB	34
R	1
H	10
RBI	1
BB	3
SO	7
LOB	21

WP: 0 PB: 0 SB: 1 CS: 0 PA: 37

Batter	1	2	3	4	5	6	7	8	9	10	11	AB	R	H	RBI	BB	SO	LOB
Brett Butler, L (1, 8) OBP: 0.304, SLG: 0.283	F7	SF8 2-3 3-H		5-3			4-3 G3 PB 1B		K		S E BB	4	2	1	1	1	1	2
Rafael Ramirez, R (1, 6) OBP: 0.323, SLG: 0.331	1B	1-2 3-H 1B		6-3			G3 1-2		6-3		E6 1-H 1B 1B	6	1	3	1	0	0	3
Claudell Washington, L (1, 9) OBP: 0.304, SLG: 0.367	F7	6-3		3-1			4-3 2-3			1-3 1B	2-H 1B	6	0	2	1	0	0	4
Dale Murphy, R (1, 7) OBP: 0.396, SLG: 0.582	6-3		6-3 1B 1B		K		K 3-H			1-3 1-2	F7	6	1	1	0	0	2	3
Bob Horner, R (1, 5) OBP: 0.350, SLG: 0.468		1B 4-3 1B 1B	6-3 1-2		6-3			F9		6-3		5	1	1	0	0	0	2
Chris Chambliss, L (1, 3) OBP: 0.319, SLG: 0.424		4-3 1-2	1-3 1B 2-H 1B		1-3			4-3			FC6-4 IBB	4	0	1	1	1	0	1
Glenn Hubbard, R (1, 4) OBP: 0.403, SLG: 0.476		1B 1B SF8 BB	1-3 1-2 1B			4-3		F8		FC6-4 1-2f		3	1	1	0	1	0	0
Terry Forster, L (8, 1) OBP: 1.000, SLG: 1.500												0	0	0	0	0	0	0
Bob Watson, R (10, PH) OBP: 0.500, SLG: 0.560												1	0	0	0	0	0	2
Steve Bedrosian, R (10, 1)												0	0	0	0	0	0	0
Bruce Benedict, R (1, 2) OBP: 0.416, SLG: 0.404		SF8 1B 1-2 2-3 1B	1-3 1-2 2-3						SH1-4 1B		CS 1B	3	1	2	0	1	0	2
Ken Smith, L (9, PR) OBP: 0.200, SLG: 0.444												0	0	0	0	0	0	0
Larry Owen, R (9, 2) OBP: 0.143, SLG: 0.143						CS BB						1	0	1	0	0	0	0
Pascual Perez, R (1, 1) OBP: 0.136, SLG: 0.136		1B 1-2 2-3 3-H 1B	G3			K 1-2			SH1-4 1-2		K 1-2	3	0	1	1	0	1	3
Gene Garber, R (6, 1)												0	0	0	0	0	0	0
Jerry Royster, R (8, 4) OBP: 0.317, SLG: 0.316												1	0	0	0	0	1	1
Inning Stats	R: 0 E: 0 K: 0 S: 4 H: 1 LOB: 1 BB: 0 P: 4	R: 3 E: 0 K: 0 S: 7 H: 4 LOB: 2 BB: 1 P: 11	R: 1 E: 0 K: 0 S: 6 H: 3 LOB: 2 BB: 0 P: 6	R: 0 E: 0 K: 0 S: 3 H: 0 LOB: 0 BB: 0 P: 3	R: 0 E: 0 K: 1 S: 5 H: 0 LOB: 0 BB: 0 P: 5	R: 0 E: 0 K: 1 S: 4 H: 0 LOB: 0 BB: 1 P: 8	R: 1 E: 0 K: 1 S: 6 H: 1 LOB: 0 BB: 0 P: 6	R: 0 E: 0 K: 0 S: 3 H: 0 LOB: 0 BB: 0 P: 3	R: 0 E: 0 K: 1 S: 6 H: 1 LOB: 2 BB: 0 P: 6	R: 0 E: 0 K: 0 S: 4 H: 1 LOB: 2 BB: 1 P: 8	R: 2 E: 1 K: 1 S: 7 H: 3 LOB: 1 BB: 1 P: 11	1B: 14 2B: 0 3B: 0 HR: 0	SF: 1 SAC: 1 DP: 0 HBP: 0		WP: 0 PB: 1 SB: 1 CS: 2	PA: 49		

PITCHER		IP	WLS	BF	H	R	ER	SO	BB	IBB	HBP	BLK	WP	HR	S	P	ERA	WHIP
Bob Forsch, R ERA: 3.99	(1, 1)	2.1		16	8	4	4	0	1	0	0	0	0	0	15	19	15.43	3.857
Jeff Lahti, R ERA: 4.7	(3, 1)	4.2		15	1	1	0	3	1	0	0	0	0	0	20	24	0.00	0.429
Doug Bair, R ERA: 2.45	(8, 1)	1.1		5	1	0	0	0	0	0	0	0	0	0	5	5	0.00	0.750
Bruce Sutter, R ERA: 3.46	(9, 1)	2.1	L	11	3	2	1	2	1	1	0	0	0	0	13	21	3.86	1.714
Dave Vonohlen, L ERA:	(11, 1)	0.1		2	1	0	0	0	0	0	0	0	0	0	2	2	0.00	3.000

PITCHER		IP	WLS	BF	H	R	ER	SO	BB	IBB	HBP	BLK	WP	HR	S	P	ERA	WHIP

TOP

Atlanta Braves @ St. Louis Cardinals

Busch Stadium, St. Louis, MO

Sun May 22 1983, 3:33 AM CDT

Att. 34,326 - Cloudy

livebaseballscorecards.com

AB	43
R	7
H	14
RBI	5
BB	4
SO	5
LOB	23

Batter	1	2	3	4	5	6	7	8	9	10	11	AB	R	H	RBI	BB	SO	LOB
Tom Herr, S (1, 4) OBP: 0.387, SLG: 0.444	CS 1B		K			2B SF9 BB	CS 1B 1-H			L4		4	1	2	1	1	1	0
Ken Oberkfell, L (1, 5) OBP: 0.386, SLG: 0.358	L4 1-2		4-3			SF9 1-3	CS 1-2	F9		F9		5	0	1	0	0	0	1
Lonnie Smith, R (1, 7) OBP: 0.381, SLG: 0.489	K			HR		P4		2B		S 1B		5	1	3	1	0	1	2
Keith Hernandez, L (1, 3) OBP: 0.378, SLG: 0.493		4-3 6-3 2B		G6-4-3 1B		SF9 2-3 3-H		F7		6-3 1-2		4	1	2	1	0	0	2
George Hendrick, R (1, 9) OBP: 0.374, SLG: 0.550		4-3 2-3		G6-4-3 1-2f		L6		IBB			5-3	4	0	0	0	1	0	3
Willie McGee, S (1, 8) OBP: 0.349, SLG: 0.392		6-3 3-H		4-3			E4 6-3 S 1B	F7			F2	4	1	0	1	0	0	2
Bruce Sutter, R (9, 1)												0	0	0	0	0	0	0
Dave Vonohlen, L (11, 1)												0	0	0	0	0	0	0
Darrell Porter, L (11, PH) OBP: 0.358, SLG: 0.485												1	0	0	0	0	0	0
Jamie Quirk, L (1, 2) OBP: 0.250, SLG: 0.316												2	0	0	0	1	2	1
Glenn Brummer, R (9, PH) OBP: 0.412, SLG: 0.500		BB			K		K 1-2		L6		BB	1	0	0	0	1	0	0
(10, 2)																		
Ozzie Smith, S (1, 6) OBP: 0.273, SLG: 0.273												2	0	0	0	0	0	1
Dane Iorg, L (7, PH) OBP: 0.371, SLG: 0.464		4-3			4-3		6-3 2-3		4-3		6-3	1	0	0	0	0	0	1
Doug Bair, R (8, 1)												0	0	0	0	0	0	0
David Green, R (9, 8) OBP: 0.301, SLG: 0.355												2	0	0	0	0	0	1
Bob Forsch, R (1, 1) OBP: 0.250, SLG: 0.368												0	0	0	0	0	0	0
Jeff Lahti, R (3, 1)												2	0	0	0	0	2	0
Steve Braun, L (7, PH) OBP: 0.545, SLG: 0.286			K		K		S 1B 1B 3-H		L6			1	0	1	1	0	0	0
Mike Ramsey, S (7, PR) OBP: 0.346, SLG: 0.366												1	1	0	0	0	0	0
(8, 6)																		
Inning Stats	R: 0 H: 1 E: 0 LOB: 0 K: 1 BB: 0 S: 5 P: 5	R: 1 H: 1 E: 0 LOB: 1 K: 0 BB: 1 S: 4 P: 8	R: 0 H: 0 E: 0 LOB: 0 K: 2 BB: 0 S: 7 P: 7	R: 1 H: 2 E: 0 LOB: 0 K: 0 BB: 0 S: 4 P: 4	R: 0 H: 0 E: 0 LOB: 0 K: 2 BB: 0 S: 7 P: 7	R: 1 H: 1 E: 0 LOB: 1 K: 0 BB: 1 S: 4 P: 8	R: 2 H: 2 E: 1 LOB: 1 K: 1 BB: 0 S: 7 P: 7	R: 0 H: 1 E: 0 LOB: 2 K: 0 BB: 1 S: 4 P: 8	R: 0 H: 0 E: 0 LOB: 0 K: 0 BB: 0 S: 3 P: 3	R: 0 H: 1 E: 0 LOB: 1 K: 0 BB: 0 S: 4 P: 4	R: 0 H: 0 E: 0 LOB: 1 K: 0 BB: 1 S: 3 P: 7	1B: 5 SF: 1 2B: 3 SAC: 0 3B: 0 DP: 1 HR: 1 HBP: 0	WP: 0 PA: 45 PB: 0 SB: 3 CS: 2					

PITCHER	IP	WLS	BF	H	R	ER	SO	BB	IBB	HBP	BLK	WP	HR	S	P	ERA	WHIP
Pascual Perez, R (1, 1) ERA: 2.29	5.0		20	5	3	3	5	2	0	0	0	0	1	28	36	5.40	1.400
Gene Garber, R (6, 1) ERA: 2.45	2.0		8	2	2	0	1	0	0	0	0	0	0	10	10	0.00	1.000
Terry Forster, L (8, 1) ERA: 0.86	2.0		8	1	0	0	0	0	1	0	0	0	0	7	11	0.00	0.500
Steve Bedrosian, R (10, 1) ERA: 2.83	2.0	W	8	1	0	0	0	1	0	0	0	0	0	7	11	0.00	1.000

PITCHER	IP	WLS	BF	H	R	ER	SO	BB	IBB	HBP	BLK	WP	HR	S	P	ERA	WHIP

BOTTOM

Atlanta Braves @ St. Louis Cardinals

Busch Stadium, St. Louis, MO

Sun May 22 1983, 3:33 AM CDT

Att. 34,326 - Cloudy

livebaseballscorecards.com

AB	39
R	5
H	9
RBI	5
BB	4
SO	6
LOB	14

Batter	1	2	3	4	5	6	7	8	9	AB	R	H	RBI	BB	SO	LOB
Tom Herr, S (1, 4) OBP: 0.364, SLG: 0.414	6-3		F8		F8			P4		4	0	0	0	0	0	0
Mike Ramsey, S (1, 5) OBP: 0.329, SLG: 0.347	5-3		F3			F7			5-3	4	0	0	0	0	0	0
Keith Hernandez, L (1, 3) OBP: 0.368, SLG: 0.478	P2		K			F7			2-3	4	0	0	0	0	1	0
George Hendrick, R (1, 9) OBP: 0.378, SLG: 0.544		BBBB 4-0 G5-4-3 1B 1B BB		2-3 1B		K			E6	3	1	1	0	1	1	0
Lonnie Smith, R (1, 7) OBP: 0.377, SLG: 0.482		0-0 G5-4-3 1-2 1B		2-3 1-2			1-3		F9	4	0	1	0	0	0	2
David Green, R (1, 8) OBP: 0.302, SLG: 0.346		G5-4-3 1-2f 2-3		F7			BBBB 4-0 CS BB			2	0	0	0	1	0	3
Darrell Porter, L (1, 2) OBP: 0.358, SLG: 0.476		BBBB 4-0 1B BB		SSS 0-3 K			0-0 F8			2	0	0	0	1	1	2
Ozzie Smith, S (1, 6) OBP: 0.274, SLG: 0.274		0-0 1-2 3-H 1B			5-3		CS 1-2	5-3		3	0	1	1	0	0	0
Joaquin Andujar, S (1, 1) OBP: 0.190, SLG: 0.190		SSS 0-3 K			SSS 0-3 K			SSS 0-3 K		2	0	0	0	0	2	2
Willie McGee, S (8, PH) OBP: 0.345, SLG: 0.388										1	0	0	0	0	1	0
Dave Vonohlen, L (8, 1)										0	0	0	0	0	0	0
Doug Bair, R (8, 1)										0	0	0	0	0	0	0
Inning Stats	R: 0 E: 0 K: 0 S: 3 H: 0 LOB: 0 BB: 0 P: 3	R: 1 E: 0 K: 1 S: 6 H: 2 LOB: 2 BB: 2 P: 14	R: 0 E: 0 K: 1 S: 5 H: 0 LOB: 0 BB: 0 P: 5	R: 0 E: 0 K: 1 S: 6 H: 1 LOB: 1 BB: 0 P: 6	R: 0 E: 0 K: 1 S: 5 H: 0 LOB: 0 BB: 0 P: 5	R: 0 E: 0 K: 1 S: 5 H: 0 LOB: 0 BB: 0 P: 5	R: 0 E: 0 K: 0 S: 2 H: 0 LOB: 0 BB: 1 P: 6	R: 0 E: 0 K: 1 S: 5 H: 0 LOB: 0 BB: 0 P: 5	R: 0 E: 1 K: 0 S: 4 H: 0 LOB: 1 BB: 0 P: 4	1B: 3 2B: 0 3B: 0 HR: 0	SF: 0 SAC: 0 DP: 1 HBP: 0					

PITCHER		IP	WLS	BF	H	R	ER	SO	BB	IBB	HBP	BLK	WP	HR	S	P	ERA	WHIP
Joe Price, L ERA: 2.28	(1, 1)	6.0	W	22	3	1	1	5	2	0	0	0	0	0	30	38	1.50	0.833
Bill Scherrer, L ERA: 2.78	(7, 1)	3.0	S	10	0	0	0	1	1	0	0	0	0	0	11	15	0.00	0.333

PITCHER	IP	WLS	BF	H	R	ER	SO	BB	IBB	HBP	BLK	WP	HR	S	P	ERA	WHIP

TOP

St. Louis Cardinals @ Cincinnati Reds

Riverfront Stadium, Cincinnati, OH

Mon May 23 1983, 7:05 PM EDT

Att. 10,708 - Unknown

livebaseballscorecards.com

AB	29
R	1
H	3
RBI	1
BB	3
SO	6
LOB	9

WP: 0 PB: 0 SB: 0 CS: 1 PA: 33

Batter	1	2	3	4	5	6	7	8	9	AB	R	H	RBI	BB	SO	LOB
Gary Redus, R (1, 7) OBP: 0.339, SLG: 0.536	6-3		L9		FC6-4 S 1-2f	F8				4	0	0	0	0	0	4
Eddie Milner, L (1, 8) OBP: 0.368, SLG: 0.362	L9			BB	F7 1-2		4-3			3	0	0	0	1	0	1
Dave Concepcion, R (1, 6) OBP: 0.325, SLG: 0.309	K			1B 1-2 BB		P4	F8			3	0	0	0	1	1	0
Johnny Bench, R (1, 3) OBP: 0.364, SLG: 0.510		4-3		BB 1-3 1B		2B 2B BB	F9			3	1	1	0	1	0	0
Ron Oester, S (1, 4) OBP: 0.352, SLG: 0.480		4-3		BB 1-2 BB		1-3 2B 2B		G5-6-3 1B 1B		3	1	2	0	1	0	0
Paul Householder, S (1, 9) OBP: 0.379, SLG: 0.509		BB		P6		2B IBB		G5-6-3 1-2 1B		2	0	1	0	2	0	3
Wayne Krenchicki, L (1, 5) OBP: 0.182, SLG: 0.219		F7		P6		1-3 2-H 3-H 2B		G5-6-3 1-2 2-3f		4	0	1	2	0	0	6
Dann Bilardello, R (1, 2) OBP: 0.200, SLG: 0.279			1-3		F8	6-3		F7		4	0	0	0	0	0	3
Joe Price, R (1, 1) OBP: 0.200, SLG: 0.143 Dan Driessen, L (6, PH) OBP: 0.376, SLG: 0.348 Bill Scherrer, L (6, PR) OBP: 0.667, SLG: 0.500 (7, 1)			K		FC6-4 BB	IBB				1 0 0	0 0 0	0 0 0	0 0 0	1 1 0	1 0 0	0 0 0
Inning Stats	R: 0 H: 0 E: 0 LOB: 0 K: 1 BB: 0 S: 5 P: 5	R: 0 H: 0 E: 0 LOB: 1 K: 0 BB: 1 S: 3 P: 7	R: 0 H: 0 E: 0 LOB: 0 K: 1 BB: 0 S: 5 P: 5	R: 0 H: 1 E: 0 LOB: 3 K: 0 BB: 3 S: 3 P: 15	R: 0 H: 0 E: 0 LOB: 1 K: 0 BB: 1 S: 3 P: 7	R: 2 H: 2 E: 0 LOB: 3 K: 0 BB: 3 S: 5 P: 17	R: 0 H: 0 E: 0 LOB: 0 K: 0 BB: 0 S: 3 P: 3	R: 0 H: 2 E: 0 LOB: 1 K: 0 BB: 0 S: 4 P: 4		1B: 3 SF: 0 2B: 2 SAC: 0 3B: 0 DP: 1 HR: 0 HBP: 0						

PITCHER		IP	WLS	BF	H	R	ER	SO	BB	IBB	HBP	BLK	WP	HR	S	P	ERA	WHIP
Joaquin Andujar, R ERA: 3.39	(1, 1)	7.0	L	31	3	2	2	2	6	2	0	0	0	0	27	59	2.57	1.286
Dave Vonohlen, L ERA:	(8, 1)	0.2		3	2	0	0	0	0	0	0	0	0	0	3	3	0.00	3.000
Doug Bair, R ERA: 2.41	(8, 1)	0.1		1	0	0	0	0	0	0	0	0	0	0	1	1	0.00	0.000

PITCHER	IP	WLS	BF	H	R	ER	SO	BB	IBB	HBP	BLK	WP	HR	S	P	ERA	WHIP

BOTTOM

St. Louis Cardinals @ Cincinnati Reds

Riverfront Stadium, Cincinnati, OH

Mon May 23 1983, 7:05 PM EDT

Att. 10,708 - Unknown

livebaseballscorecards.com

AB	27
R	2
H	5
RBI	2
BB	8
SO	2
LOB	17

Batter	1	2	3	4	5	6	7	8	9	AB	R	H	RBI	BB	SO	LOB
Tom Herr, S (1, 4) OBP: 0.380, SLG: 0.410 Mike Ramsey, S (8, 4) OBP: 0.329, SLG: 0.347	BBBB 4-0 FC6-4 BB		BBBB 4-0 1B BB 1B 1-2 BB	x 0-0 G3-6-3 1B 2-H		x 0-0 ③ F7		x 0-0 ③ G3		3 0 1 0	1 0	1 0	1 0	2 0	0 0	1 0
Ken Oberkfell, L (1, 5) OBP: 0.386, SLG: 0.355	x 0-0 ① FC6-4 6-3 S 1-2f		BBBB 4-0 1B 1B BB 1-2 2-3	x 0-0 ② ③ G3-6-3 1-2f			x 0-0 1B 3B 1B		x 0-0 ① F7	4	1	1	0	1	0	2
Lonnie Smith, R (1, 7) OBP: 0.378, SLG: 0.479 David Green, R (9, 7) OBP: 0.302, SLG: 0.346	x 0-0 ② 6-3 1-3		x 0-0 1B 1B 1-2 2-3 3-H		SSS 0-3 ① K		x 0-0 CS 1B 1-3		x 0-0 ② F9	5 0	0 0	2 0	1 0	0 0	1 0	1 0
Keith Hernandez, L (1, 3) OBP: 0.369, SLG: 0.490	SSS 0-3 ③ K		SSS 0-3 ① K		x 0-0 ② P5		x 0-0 ① SF8 3B 1-2 3-H		x 0-0 1B 1B	5	2	2	1	0	2	4
George Hendrick, R (1, 9) OBP: 0.379, SLG: 0.542		SSS 0-3 ① K	x 0-0 1B 1-2 2-3 3-H		SSS 0-3 ③ K		x 0-0 ② SF8 3-H		x 0-0 1B 1-3	4	0	2	2	0	2	0
Willie McGee, S (1, 8) OBP: 0.359, SLG: 0.400		x 0-0 ② G3	SSS 0-3 ② K			x 0-0 CS 1B	x 0-0 1B		x 0-0 ③ 1-3 3-H 1B	5	0	3	1	0	1	3
Darrell Porter, L (1, 2) OBP: 0.362, SLG: 0.467		BBBB 4-0 BB	x 0-0 ③ F7			BBBB 4-0 ① 1-2 2B BB	SSS 0-3 ③ K			2 1 0 0 2 1 4						
Ozzie Smith, S (1, 6) OBP: 0.280, SLG: 0.288		x 0-0 ③ 4-3	x 0-0 SH1-3 1B 1B			x 0-0 1-H 2B		x 0-0 ① F7		4	1	2	1	0	0	1
Dave LaPoint, L (1, 1) OBP: 0.143, SLG: 0.100			BBBB 4-0 BB BB 1B BB	x 0-0 ① SH1-3 1-2		SSS 0-3 ② K		SSS 0-3 ② K		2	1	0	0	1	2	1
Inning Stats	R: 0 E: 0 K: 1 S: 5 H: 0 LOB: 1 BB: 1 P: 9	R: 0 E: 0 K: 1 S: 5 H: 0 LOB: 1 BB: 1 P: 9	R: 2 E: 0 K: 2 S: 9 H: 2 LOB: 3 BB: 3 P: 21	R: 1 E: 0 K: 0 S: 4 H: 2 LOB: 0 BB: 0 P: 4	R: 0 E: 0 K: 2 S: 7 H: 0 LOB: 0 BB: 0 P: 7	R: 1 E: 0 K: 1 S: 6 H: 2 LOB: 1 BB: 1 P: 10	R: 2 E: 0 K: 1 S: 8 H: 4 LOB: 1 BB: 0 P: 8	R: 0 E: 0 K: 1 S: 5 H: 0 LOB: 0 BB: 0 P: 5	R: 1 E: 0 K: 0 S: 5 H: 3 LOB: 2 BB: 0 P: 5	1B: 11 2B: 1 3B: 1 HR: 0 SF: 1 SAC: 1 DP: 1 HBP: 0						

PITCHER	IP	WLS	BF	H	R	ER	SO	BB	IBB	HBP	BLK	WP	HR	S	P	ERA	WHIP
Bruce Berenyi, R (1, 1) ERA: 2.91	6.1	L	31	9	6	6	7	6	0	0	0	0	0	39	63	8.53	2.368
Frank Pastore, R (7, 1) ERA: 6.75	1.2		6	1	0	0	2	0	0	0	0	0	0	10	10	0.00	0.600
Rich Gale, R (9, 1) ERA: 7.43	1.0		5	3	1	1	0	0	0	0	0	0	0	5	5	9.00	3.000

PITCHER	IP	WLS	BF	H	R	ER	SO	BB	IBB	HBP	BLK	WP	HR	S	P	ERA	WHIP

TOP

St. Louis Cardinals @ Cincinnati Reds

Riverfront Stadium, Cincinnati, OH

Tue May 24 1983, 7:05 PM EDT
Att. 12,855 - Unknown - 69 F

livebaseballscorecards.com

AB	34
R	7
H	13
RBI	7
BB	6
SO	9
LOB	17

WP: 0	PB: 0	SB: 1
CS: 2	PA: 42	

BOTTOM

St. Louis Cardinals @ Cincinnati Reds

Riverfront Stadium, Cincinnati, OH

Tue May 24 1983, 7:05 PM EDT

Att. 12,855 - Unknown - 69 F

Batter	1	2	3	4	5	6	7	8	9	AB	R	H	RBI	BB	SO	LOB
Gary Redus, R (1, 7) OBP: 0.336, SLG: 0.520	G3		P6		BBB 4-0 G6-3 BB			SSS 0-3 K		3	0	0	0	1	1	1
Eddie Milner, L (1, 8) OBP: 0.365, SLG: 0.359	G3		3-1		G6-3 1-2f			1B		4	0	1	0	0	0	3
Dave Concepcion, R (1, 6) OBP: 0.329, SLG: 0.316 Rich Gale, R (9, 1) OBP: 0.333, SLG: 0.300	WP 2B			BBB 4-0 WP 1B BB		L5		L4		3 0	1 0	1 0	0 0	1 0	0 0	1 0
Johnny Bench, R (1, 3) OBP: 0.355, SLG: 0.497	5-3 2-3			F8 1-2		5-3			SSS K	4	0	0	0	0	1	2
Paul Householder, S (1, 9) OBP: 0.371, SLG: 0.491		G5-4-3 1B		L6		5-3			SSS K	4	0	1	0	0	1	1
Ron Oester, S (1, 4) OBP: 0.355, SLG: 0.481		G5-4-3 1-2f		2-H 1B			F8		1B	4	0	2	1	0	0	1
Kelly Paris, R (1, 5) OBP: 0.174, SLG: 0.182		F3		F8			P3		1-2 1B	4	0	1	0	0	0	1
Dann Bilardello, R (1, 2) OBP: 0.216, SLG: 0.306			SH3-4 1B		2B		P6		F2	4	0	2	0	0	0	2
Bruce Berenyi, R (1, 1) OBP: 0.150, SLG: 0.150 Frank Pastore, R (7, 1) OBP: 0.333, SLG: 0.286 Alex Trevino, R (8, PH) OBP: 0.259, SLG: 0.263 Tom Foley, L (9, 6) OBP: 0.375, SLG: 0.308			SH3-4 1-2		SSS K			F7		1 0 1 0	0 0 0 0	0 0 0 0	0 0 0 0	1 0 0 0	1 0 0 0	1 0 0 0

Inning Stats	1	2	3	4	5	6	7	8	9
	R: 0 E: 0 K: 0 S: 4	H: 1 LOB: 1 BB: 0 P: 4	R: 0 E: 0 K: 0 S: 3	H: 1 LOB: 0 BB: 0 P: 3	R: 0 E: 0 K: 0 S: 4	H: 1 LOB: 1 BB: 0 P: 4	R: 1 E: 0 K: 0 S: 4	H: 1 LOB: 1 BB: 1 P: 8	R: 0 E: 0 K: 1 S: 5	H: 1 LOB: 1 BB: 1 P: 9
	R: 0 E: 0 K: 0 S: 3	H: 0 LOB: 0 BB: 0 P: 3	R: 0 E: 0 K: 0 S: 3	H: 0 LOB: 0 BB: 0 P: 3	R: 0 E: 0 K: 1 S: 6	H: 1 LOB: 1 BB: 0 P: 6	R: 0 E: 0 K: 2 S: 9	H: 2 LOB: 2 BB: 0 P: 9		

	1B: 6	SF: 0	WP: 2	PA: 35
	2B: 2	SAC: 1	PB: 0	
	3B: 0	DP: 2	SB: 0	
	HR: 0	HBP: 0	CS: 0	

	AB	32
	R	1
	H	8
	RBI	1
	BB	2
	SO	4
	LOB	13

livebaseballscorecards.com

PITCHER	IP	WLS	BF	H	R	ER	SO	BB	IBB	HBP	BLK	WP	HR	S	P	ERA	WHIP
Dave LaPoint, L (1, 1) ERA: 2.1	9.0	W	35	8	1	1	4	2	0	0	0	2	0	41	49	1.00	1.111

PITCHER	IP	WLS	BF	H	R	ER	SO	BB	IBB	HBP	BLK	WP	HR	S	P	ERA	WHIP

Batter	1	2	3	4	5	6	7	8	9	AB	R	H	RBI	BB	SO	LOB
Tom Herr, S (1, 4) OBP: 0.382, SLG: 0.400	G3	F8			BB 1B	1B 2B 2-H		6-3		4	2	1	1	1	0	2
Mike Ramsey, S (8, 4) OBP: 0.329, SLG: 0.347										0	0	0	0	0	0	0
Ken Oberkfell, L (1, 5) OBP: 0.400, SLG: 0.383	BB S		F8 6-3 2B		1B 1-3 1B	2B 2-H 2B		G3		4	1	3	1	1	0	0
Lonnie Smith, R (1, 7) OBP: 0.373, SLG: 0.469	F8 1-2		F8 2-3		CS 1-3 3-H 1B	6-3			G3	5	0	1	1	0	0	3
David Green, R (9, 7) OBP: 0.302, SLG: 0.346										0	0	0	0	0	0	0
Keith Hernandez, L (1, 3) OBP: 0.364, SLG: 0.476	BB		6-3 3-H		G3 1-2	K			K	4	0	0	1	1	2	3
George Hendrick, R (1, 9) OBP: 0.365, SLG: 0.520	F9		K		5-3		L6		G3	5	0	0	0	0	1	3
Willie McGee, S (1, 8) OBP: 0.365, SLG: 0.404		K		4-3 S 4-3 1B		HR 1B	L7			4	2	2	0	0	1	0
Darrell Porter, L (1, 2) OBP: 0.366, SLG: 0.495		BB 1B		4-3 1-3		1-H HR	K			4	1	2	2	0	1	1
Ozzie Smith, S (1, 6) OBP: 0.286, SLG: 0.284		BB 1-2		4-3 3-H		WP 1B BB	L4			2	1	0	1	2	0	1
John Stuper, R (1, 1) OBP: 0.294, SLG: 0.250		K		K		K 1-2		K		4	0	0	0	0	4	3
Inning Stats	R: 0 E: 0 K: 0 S: 3 H: 0 LOB: 2 BB: 2 P: 11	R: 0 E: 0 K: 2 S: 8 H: 1 LOB: 2 BB: 1 P: 12	R: 1 E: 0 K: 1 S: 6 H: 1 LOB: 0 BB: 0 P: 6	R: 1 E: 0 K: 1 S: 6 H: 1 LOB: 0 BB: 0 P: 6	R: 1 E: 0 K: 0 S: 4 H: 2 LOB: 1 BB: 1 P: 8	R: 4 E: 0 K: 2 S: 11 H: 4 LOB: 1 BB: 1 P: 15	R: 0 E: 0 K: 1 S: 6 H: 0 LOB: 1 BB: 0 P: 6	R: 0 E: 0 K: 1 S: 5 H: 0 LOB: 0 BB: 0 P: 5	R: 0 E: 0 K: 1 S: 5 H: 0 LOB: 0 BB: 0 P: 5	1B: 6 2B: 2 3B: 0 HR: 1 SF: 0 SAC: 0 DP: 0 HBP: 0	WP: 1 PB: 1 SB: 2 CS: 1 PA: 41					

TOP

St. Louis Cardinals @ Cincinnati Reds

Riverfront Stadium, Cincinnati, OH

Wed May 25 1983, 3:33 AM EDT
Att. 15,023 - Overcast - 60 F

livebaseballscorecards.com

AB	36
R	7
H	9
RBI	7
BB	5
SO	9
LOB	16

PITCHER		IP	WLS	BF	H	R	ER	SO	BB	IBB	HBP	BLK	WP	HR	S	P	ERA	WHIP
Ted Power, R ERA: 3.43	(1, 1)	5.0	L	26	7	6	6	4	5	0	0	0	0	1	29	49	10.80	2.400
Frank Pastore, R ERA: 6.64	(6, 1)	2.0		9	2	1	1	3	0	0	0	0	1	0	15	15	4.50	1.000
Rich Gale, R ERA: 7.04	(8, 1)	2.0		6	0	0	0	2	0	0	0	0	0	0	10	10	0.00	0.000

PITCHER	IP	WLS	BF	H	R	ER	SO	BB	IBB	HBP	BLK	WP	HR	S	P	ERA	WHIP

Batter	1	2	3	4	5	6	7	8	9	AB	R	H	RBI	BB	SO	LOB
Gary Redus, R (1, 7) OBP: 0.331, SLG: 0.500	BBBB 4-0 E S G6-4-3 BB	x 0-0 ③ P5			x 0-0 ① 6-3		x 0-0 ② 5-3		x 0-0 ③ P3	4	1	0	0	1	0	4
Eddie Milner, L (1, 8) OBP: 0.363, SLG: 0.353	BBBB 4-0 G6-4-3 1-3 BB		SSS 0-3 ① K		x 0-0 ② F2		x 0-0 ③ 4-3			3	0	0	0	1	1	1
Dave Concepcion, R (1, 6) OBP: 0.322, SLG: 0.308	x 0-0 ① ② G6-4-3 1-2f 3-H		SSS 0-3 ② K		x 0-0 ③ 4-3			x 0-0 ① 4-3		4	0	0	0	0	1	1
Johnny Bench, R (1, 3) OBP: 0.365, SLG: 0.500	BBBB 4-0 BB		x 0-0 1B 1B			x 0-0 G4-6-3 1B		x 0-0 ② 5-3		3	0	2	0	1	0	0
Ron Oester, S (1, 4) OBP: 0.353, SLG: 0.475	x 0-0 ③ L5		x 0-0 1-3 1B			x 0-0 ① ② G4-6-3 1-2f		x 0-0 E3		4	0	1	0	0	0	2
Paul Householder, S (1, 9) OBP: 0.348, SLG: 0.459		x 0-0 ① P6	SSS 0-3 ③ K			x 0-0 ③ P4		SSS 0-3 ③ K		4	0	0	0	0	2	3
Wayne Krenchicki, L (1, 5) OBP: 0.216, SLG: 0.229		BBBB 4-0 SH1-3 BB BB		x 0-0 ① P6			x 0-0 WP 1B SF8 1B		x 0-0 ① 3-1	3	1	1	0	1	0	0
Alex Trevino, R (1, 2) OBP: 0.273, SLG: 0.269 Tom Foley, L (9, PH) OBP: 0.353, SLG: 0.286		BBBB 4-0 SH1-3 1-2 BB		x 0-0 ② L3			x 0-0 WP 1-2 1B		x 0-0 ② F8	2 1	0 0	1 0	0 0	1 0	0 0	0 0
Ted Power, R (1, 1) Frank Pastore, R (6, 1) OBP: 0.333, SLG: 0.286 Duane Walker, L (7, PH) OBP: 0.375, SLG: 0.512 Rich Gale, R (8, 1) OBP: 0.333, SLG: 0.300 Dan Driessen, L (9, PH) OBP: 0.380, SLG: 0.348		x 0-0 ② SH1-3 1-2 2-3		SSS 0-3 ③ K			x 0-0 ① SF8 1-2 2-H		BBBB 4-0 BB	1 0 0 0 0	0 0 0 0 0	0 0 0 0 0	0 0 1 0 0	1 0 0 0 1	0 0 0 0 0	0 0 0 0 0
Inning Stats	R: 1 H: 0 E: 0 LOB: 1 K: 0 BB: 3 S: 2 P: 14	R: 0 H: 0 E: 0 LOB: 2 K: 0 BB: 2 S: 3 P: 11	R: 0 H: 2 E: 0 LOB: 2 K: 3 BB: 0 S: 11 P: 11	R: 0 H: 0 E: 0 LOB: 0 K: 1 BB: 0 S: 5 P: 5	R: 0 H: 0 E: 0 LOB: 0 K: 0 BB: 0 S: 3 P: 3	R: 0 H: 1 E: 0 LOB: 0 K: 0 BB: 0 S: 3 P: 3	R: 1 H: 2 E: 0 LOB: 1 K: 0 BB: 0 S: 5 P: 5	R: 0 H: 0 E: 1 LOB: 1 K: 1 BB: 0 S: 6 P: 6	R: 0 H: 0 E: 0 LOB: 1 K: 0 BB: 1 S: 3 P: 7	1B: 5 SF: 1 2B: 0 SAC: 1 3B: 0 DP: 2 HR: 0 HBP: 0						

PITCHER	IP	WLS	BF	H	R	ER	SO	BB	IBB	HBP	BLK	WP	HR	S	P	ERA	WHIP
John Stuper, R (1, 1) ERA: 3.61	9.0	W	37	5	2	1	5	6	0	0	0	1	0	41	65	1.00	1.222

PITCHER	IP	WLS	BF	H	R	ER	SO	BB	IBB	HBP	BLK	WP	HR	S	P	ERA	WHIP

BOTTOM

St. Louis Cardinals @ Cincinnati Reds

Riverfront Stadium, Cincinnati, OH

Wed May 25 1983, 3:33 AM EDT

Att. 15,023 - Overcast - 60 F

livebaseballscorecards.com

AB	29
R	2
H	5
RBI	1
BB	6
SO	5
LOB	11

WP: 1 PA: 37
PB: 0
SB: 1
CS: 0

Batter	1	2	3	4	5	6	7	8	9	AB	R	H	RBI	BB	SO	LOB
Tom Herr, S (1, 4) OBP: 0.375, SLG: 0.382	BBBB FC3-6 1B 2B BB	F9 ②		S S S 0-3 K ③			SH G3 1-2		S S S 0-3 K ① 1-2	3	1	0	0	1	2	1
David Green, R (9, 7) OBP: 0.302, SLG: 0.346										0	0	0	0	0	0	0
Ken Oberkfell, L (1, 5)	0-0 FC3-6 1-2 1B	0-0 1B 1B			0-0 F8 ①		0-0 G3 ② 1-2 2-3		0-0 1-3 2B 2-H	5	0	3	1	0	0	2
Lonnie Smith, R (1, 7) OBP: 0.373, SLG: 0.464	0-0 FC3-6 S 2B ① 1-2f 2-3	0-0 1B 1-2			0-0 5-3 ②		B B B B 4-0 BB		0-0 1-3 ② 2-3	4	1	1	0	1	0	3
Mike Ramsey, S (9, 4) OBP: 0.329, SLG: 0.347										0	0	0	0	0	0	0
Keith Hernandez, L (1, 3) OBP: 0.359, SLG: 0.464	I I I I 4-0 2B IBB 1-2	0-0 6-3 ③			0-0 G3 ③		S S S 0-3 K ③		0-0 4-3 ③	4	1	0	0	1	1	6
George Hendrick, R (1, 9) OBP: 0.362, SLG: 0.520	0-0 2B 2B 1-H 2-H 3-H		0-0 F9 ①			0-0 2-3 ①		0-0 F7 ①		4	1	1	3	0	0	0
Willie McGee, S (1, 8) OBP: 0.370, SLG: 0.419	0-0 4-3 2B 2-H		S S S 0-3 K ②			0-0 4-3 ②		0-0 S 1B		4	0	2	1	0	1	0
Darrell Porter, L (1, 2) OBP: 0.356, SLG: 0.478	0-0 4-3 ② 2-3		0-0 F8 ③			0-0 4-3 ③		S S S 0-3 K ② 1-2		4	0	0	0	0	1	2
Bruce Sutter, R (8, 1)										0	0	0	0	0	0	0
Ozzie Smith, S (1, 6) OBP: 0.278, SLG: 0.276	0-0 F8 ③			0-0 F4 ①			S S S 0-3 K ①	0-0 3-1 ③		4	0	0	0	0	1	2
Bob Forsch, R (1, 1) OBP: 0.238, SLG: 0.350		0-0 F9 ①		0-0 1-3 ②			B B B B 4-0 G3 SH BB		0-0 S 2B 1B	1	0	0	0	0	0	0
Dave Vonohlen, L (3, 1)										1	0	0	0	1	0	0
Glenn Brummer, R (8, 2) OBP: 0.444, SLG: 0.529										1	1	1	0	0	0	0
Inning Stats	R: 4 H: 3 E: 0 LOB: 1 K: 0 BB: 2 S: 6 P: 14	R: 0 H: 2 E: 0 LOB: 2 K: 0 BB: 0 S: 5 P: 5	R: 0 H: 0 E: 0 LOB: 0 K: 1 BB: 0 S: 5 P: 5	R: 0 H: 0 E: 0 LOB: 0 K: 1 BB: 0 S: 5 P: 5	R: 0 H: 0 E: 0 LOB: 0 K: 0 BB: 0 S: 3 P: 3	R: 0 H: 0 E: 0 LOB: 0 K: 0 BB: 0 S: 3 P: 3	R: 0 H: 0 E: 1 LOB: 3 K: 2 BB: 2 S: 8 P: 16	R: 0 H: 1 E: 0 LOB: 1 K: 1 BB: 0 S: 6 P: 6	R: 1 H: 2 E: 0 LOB: 1 K: 1 BB: 0 S: 7 P: 7	1B: 5 SF: 0 2B: 3 SAC: 1 3B: 0 DP: 0 HR: 0 HBP: 0						

PITCHER		IP	WLS	BF	H	R	ER	SO	BB	IBB	HBP	BLK	WP	HR	S	P	ERA	WHIP
Michael LaCoss, R ERA: 4.75	(1, 1)	6.0	L	25	5	4	4	2	1	1	0	0	0	0	27	35	6.00	1.000
Dave Smith, R ERA: 4.24	(7, 1)	3.0		15	3	1	1	4	2	0	0	0	0	0	21	29	3.00	1.667

PITCHER	IP	WLS	BF	H	R	ER	SO	BB	IBB	HBP	BLK	WP	HR	S	P	ERA	WHIP

TOP

St. Louis Cardinals @ Houston Astros

Astrodome, Houston, TX

Thu May 26 1983, 8:05 PM EDT

Att. 10,884 - Dome

livebaseballscorecards.com

AB	35
R	5
H	8
RBI	5
BB	4
SO	6
LOB	16

WP: 0	PA: 40		
PB: 0			
SB: 3			
CS: 0			

St. Louis Cardinals @ Houston Astros

Astrodome, Houston, TX

Thu May 26 1983, 8:05 PM EDT

Att. 10,884 - Dome

BOTTOM

Batter	1	2	3	4	5	6	7	8	9	AB	R	H	RBI	BB	SO	LOB
Omar Moreno, L (1, 8) OBP: 0.297, SLG: 0.355	CS 1B	F8		3-1			G3		S 1B	5	0	2	0	0	0	1
Terry Puhl, L (1, 9) OBP: 0.287, SLG: 0.309	2B FC3-2 1-2 BB		BB 1B 2B 1B	F8			F8		G3 1-2	4	1	1	0	1	0	1
Dickie Thon, R (1, 6) OBP: 0.344, SLG: 0.450	FC3-2 1-3 2B		BB 1-2 2B 1B		1-3		6-3			4	1	2	0	0	0	0
Phil Garner, R (1, 5) OBP: 0.335, SLG: 0.379	FC3-2 BB 2-3 3-H		F8		4-3			4-3		4	0	0	0	0	0	4
Jose Cruz, L (1, 7) OBP: 0.396, SLG: 0.395	1-2 BB		2B 1-2 2-3 BB		K			4-3		2	0	0	0	2	1	0
Ray Knight, R (1, 3) OBP: 0.356, SLG: 0.474	F7		1-3 2-H 3-H 2B			PB 1B 1B		0-0 2B		4	1	3	2	0	0	3
Denny Walling, L (8, PR) OBP: 0.156, SLG: 0.100 (9, 3)										0	0	0	0	0	0	0
Bill Doran, S (1, 4) OBP: 0.353, SLG: 0.297		F7	1-3			K 1-2		G3		4	0	0	0	0	1	4
Luis Pujols, R (1, 2) OBP: 0.276, SLG: 0.222	BB	F9				F3			G3	2	0	0	0	1	0	3
Kevin Bass, S (9, PH) OBP: 0.291, SLG: 0.377										1	0	0	0	0	0	0
Michael LaCoss, R (1, 1) OBP: 0.083, SLG: 0.043	F7			K		2-H 1B			G3	2	0	0	0	0	1	1
Tony Scott, S (6, PH) OBP: 0.247, SLG: 0.308										1	0	1	1	0	0	0
Dave Smith, R (7, 1)										0	0	0	0	0	0	0
Craig Reynolds, L (9, PH) OBP: 0.118, SLG: 0.118										1	0	0	0	0	0	0
Inning Stats	R: 0 E: 0 K: 0 S: 4 H: 2 LOB: 3 BB: 2 P: 12	R: 0 E: 0 K: 0 S: 3 H: 0 LOB: 1 BB: 1 P: 7	R: 2 E: 0 K: 0 S: 6 H: 3 LOB: 2 BB: 1 P: 10	R: 0 E: 0 K: 1 S: 5 H: 0 LOB: 0 BB: 0 P: 5	R: 0 E: 0 K: 1 S: 5 H: 0 LOB: 0 BB: 0 P: 5	R: 1 E: 0 K: 1 S: 6 H: 2 LOB: 1 BB: 0 P: 6	R: 0 E: 0 K: 0 S: 3 H: 0 LOB: 0 BB: 0 P: 3	R: 0 E: 0 K: 0 S: 4 H: 1 LOB: 1 BB: 0 P: 4	R: 0 E: 0 K: 0 S: 4 H: 1 LOB: 1 BB: 0 P: 4	1B: 6 2B: 3 3B: 0 HR: 0	SF: 0 SAC: 0 DP: 0 HBP: 0						

livebaseballscorecards.com

AB	34
R	3
H	9
RBI	3
BB	4
SO	3
LOB	17

PITCHER		IP	WLS	BF	H	R	ER	SO	BB	IBB	HBP	BLK	WP	HR	S	P	ERA	WHIP
Bob Forsch, R ERA: 4.13	(1, 1)	2.1		15	5	2	2	0	4	0	0	0	0	0	11	27	7.71	3.857
Dave Vonohlen, L ERA:	(3, 1)	5.1	W	18	3	1	0	3	0	0	0	0	0	0	24	24	0.00	0.562
Bruce Sutter, R ERA: 3.29	(8, 1)	1.1	S	5	1	0	0	0	0	0	0	0	0	0	5	5	0.00	0.750

PITCHER	IP	WLS	BF	H	R	ER	SO	BB	IBB	HBP	BLK	WP	HR	S	P	ERA	WHIP

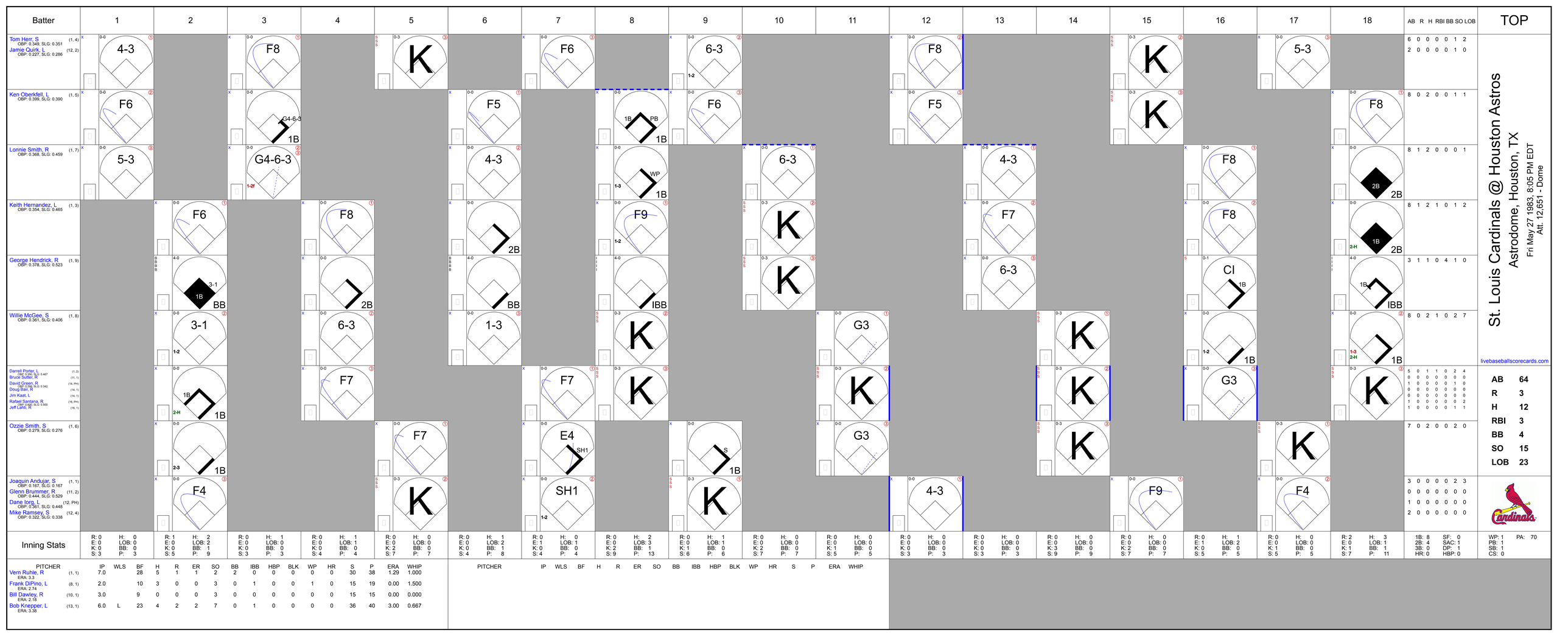
Batter
1
2
3
4
5
6
7
8
9
10
11
12
13
14
15
16
17
18
AB R H RBI BB SO LOB
TOP
Tom Herr, S (1, 4) OBP: 0.349, SLG: 0.351
Jamie Quirk, L (12, 2) OBP: 0.227, SLG: 0.286
Ken Oberkfell, L (1, 5) OBP: 0.399, SLG: 0.390
Lonnie Smith, R (1, 7) OBP: 0.368, SLG: 0.459
Keith Hernandez, L (1, 3) OBP: 0.354, SLG: 0.465
George Hendrick, R (1, 9) OBP: 0.378, SLG: 0.523
Willie McGee, S (1, 8) OBP: 0.361, SLG: 0.406
Darrell Porter, L (1, 2) OBP: 0.390, SLG: 0.467
Bruce Sutter, R (11, 1)
David Green, R (14, PH)
Doug Bair, R (14, 1)
Jim Kaat, L (14, 1)
Rafael Santana, R (16, PH) OBP: 0.360, SLG: 0.500
Jeff Lahti, R (16, 1)
Ozzie Smith, S (1, 6) OBP: 0.279, SLG: 0.276
Joaquin Andujar, S (1, 1) OBP: 0.167, SLG: 0.167
Glenn Brummer, R (11, 2) OBP: 0.444, SLG: 0.529
Dane Iorg, L (12, PH) OBP: 0.361, SLG: 0.448
Mike Ramsey, S (12, 4) OBP: 0.322, SLG: 0.338
4-3
F8
6-3
F6
F5
5-3
K
5-3
G4-6-3
1B
G4-6-3
1-2R
4-3
6-3
F8
F6
F8
F9
6-3
F7
6-3
F8
F8
CI
F8
2B
2B
1B
2B
1B
2B
3-1
1B
BB
2B
BB
1-3
WP
1B
IBB
1B
IBB
3-1
1-2
6-3
1-3
K
G3
K
K
K
1B
1B
2-H
F7
K
F7
G3
1B
1-2
1B
1-3
2-H
1B
F7
E4
SH1
S
G3
K
K
K
K
1B
2-3
F4
K
SH1
K
4-3
F9
F4
1-2
Inning Stats
R: 0 E: 0 K: 0 S: 3
H: 0 LOB: 0 BB: 0 P: 3
R: 1 E: 0 K: 0 S: 5
H: 2 LOB: 2 BB: 1 P: 9
R: 0 E: 0 K: 0 S: 3
H: 1 LOB: 0 BB: 0 P: 3
R: 0 E: 0 K: 0 S: 4
H: 1 LOB: 1 BB: 0 P: 4
R: 0 E: 0 K: 2 S: 7
H: 0 LOB: 0 BB: 0 P: 7
R: 0 E: 0 K: 2 S: 4
H: 1 LOB: 2 BB: 1 P: 8
R: 0 E: 1 K: 0 S: 4
H: 0 LOB: 1 BB: 0 P: 4
R: 0 E: 0 K: 2 S: 9
H: 2 LOB: 3 BB: 1 P: 13
R: 0 E: 0 K: 1 S: 6
H: 1 LOB: 1 BB: 0 P: 6
R: 0 E: 0 K: 2 S: 7
H: 0 LOB: 0 BB: 0 P: 7
R: 0 E: 0 K: 1 S: 5
H: 0 LOB: 0 BB: 0 P: 5
R: 0 E: 0 K: 0 S: 3
H: 0 LOB: 0 BB: 0 P: 3
R: 0 E: 0 K: 0 S: 3
H: 0 LOB: 0 BB: 0 P: 3
R: 0 E: 0 K: 3 S: 9
H: 0 LOB: 0 BB: 0 P: 9
R: 0 E: 0 K: 2 S: 7
H: 0 LOB: 0 BB: 0 P: 7
R: 0 E: 1 K: 0 S: 5
H: 1 LOB: 2 BB: 0 P: 5
R: 0 E: 0 K: 1 S: 5
H: 0 LOB: 0 BB: 0 P: 5
R: 0 E: 0 K: 1 S: 5
H: 0 LOB: 0 BB: 0 P: 5
R: 2 E: 0 K: 1 S: 7
H: 3 LOB: 1 BB: 1 P: 11
1B: 8 2B: 4 3B: 0 HR: 0
SF: 0 SAC: 1 DP: 1 HBP: 0
PA: 70
WP: 1 PB: 1 SB: 1 CS: 0
6 0 0 0 0 1 2
2 0 0 0 0 1 0
8 0 2 0 0 1 1
8 1 2 0 0 0 1
8 1 2 1 0 1 2
3 1 1 0 4 1 0
8 0 2 1 0 2 7
5 0 1 1 0 2 4
0 0 0 0 0 0 0
1 0 0 0 0 1 0
0 0 0 0 0 0 0
0 0 0 0 0 0 0
1 0 0 0 0 0 2
1 0 0 0 0 1 1
7 0 2 0 0 2 0
3 0 0 0 0 2 3
0 0 0 0 0 0 0
1 0 0 0 0 0 0
2 0 0 0 0 0 0
St. Louis Cardinals @ Houston Astros
Astrodome, Houston, TX
Fri May 27 1983, 8:05 PM EDT
Att. 12,651 - Dome
livebaseballscorecards.com
AB 64
R 3
H 12
RBI 3
BB 4
SO 15
LOB 23
PITCHER IP WLS BF H R ER SO BB IBB HBP BLK WP HR S P ERA WHIP
Vern Ruhle, R (1, 1) ERA: 3.3 7.0 28 5 1 1 2 2 0 0 0 0 0 30 38 1.29 1.000
Frank DiPino, L (8, 1) ERA: 2.74 2.0 10 3 0 0 3 0 1 0 0 1 0 15 19 0.00 1.500
Bill Dawley, R (10, 1) ERA: 2.18 3.0 9 0 0 0 3 0 0 0 0 0 0 15 15 0.00 0.000
Bob Knepper, L (13, 1) ERA: 3.38 6.0 L 23 4 2 2 7 0 1 0 0 0 0 36 40 3.00 0.667
PITCHER IP WLS BF H R ER SO BB IBB HBP BLK WP HR S P ERA WHIP

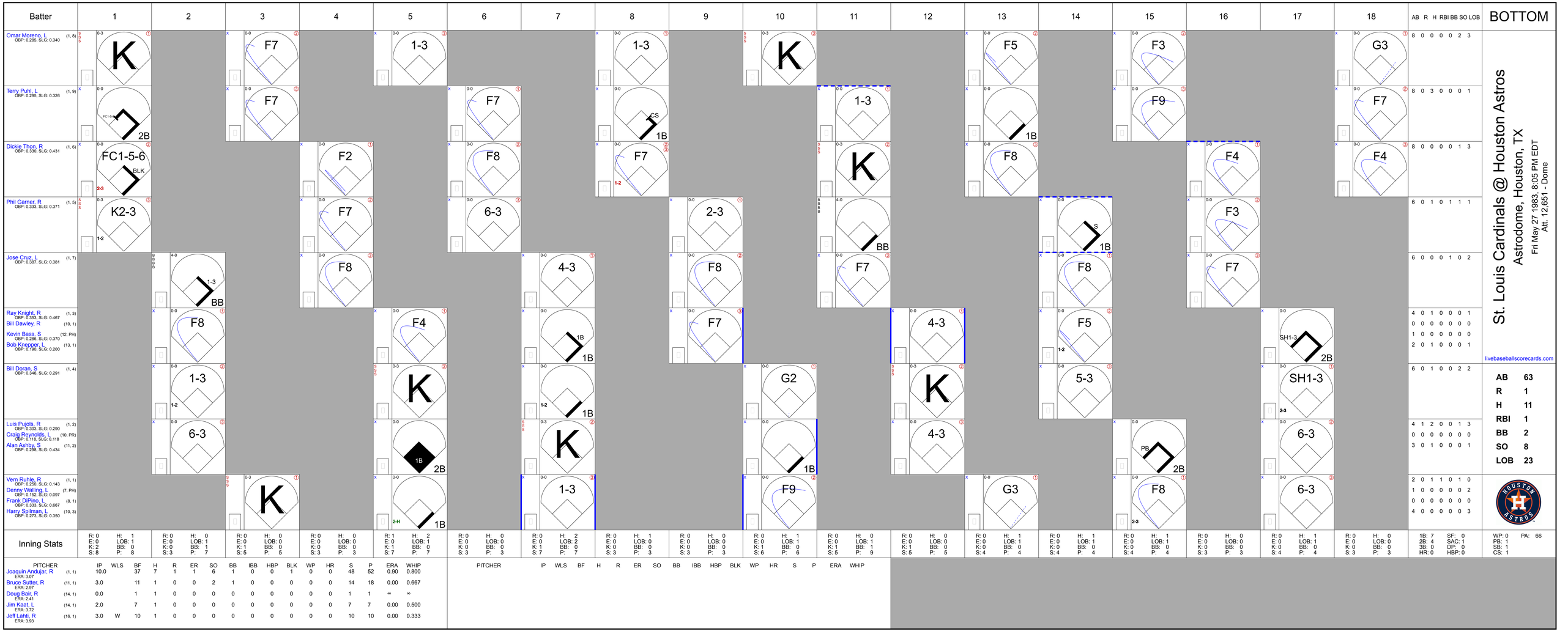
Batter
1
2
3
4
5
6
7
8
9
10
11
12
13
14
15
16
17
18
AB R H RBI BB SO LOB
BOTTOM
Omar Moreno, L (1, 8) OBP: 0.285, SLG: 0.340
8 0 0 0 0 2 3
Terry Puhl, L (1, 9) OBP: 0.295, SLG: 0.326
8 0 3 0 0 0 1
Dickie Thon, R (1, 6) OBP: 0.330, SLG: 0.431
8 0 0 0 0 1 3
Phil Garner, R (1, 5) OBP: 0.333, SLG: 0.371
6 0 1 0 1 1 1
Jose Cruz, L (1, 7) OBP: 0.387, SLG: 0.381
6 0 0 0 1 0 2
Ray Knight, R (1, 3) OBP: 0.353, SLG: 0.467
Bill Dawley, R (10, 1)
Kevin Bass, S (12, PH) OBP: 0.286, SLG: 0.370
Bob Knepper, L (13, 1) OBP: 0.190, SLG: 0.200
4 0 1 0 0 0 1
0 0 0 0 0 0 0
1 0 0 0 0 0 0
2 0 1 0 0 0 1
Bill Doran, S (1, 4) OBP: 0.346, SLG: 0.291
6 0 1 0 0 2 2
Luis Pujols, R (1, 2) OBP: 0.303, SLG: 0.290
Craig Reynolds, L (10, PR) OBP: 0.118, SLG: 0.118
Alan Ashby, S (11, 2) OBP: 0.298, SLG: 0.434
4 1 2 0 0 1 3
0 0 0 0 0 0 0
3 0 1 0 0 0 1
Vern Ruhle, R (1, 1) OBP: 0.250, SLG: 0.143
Denny Walling, L (7, PH) OBP: 0.152, SLG: 0.097
Frank DiPino, L (8, 1) OBP: 0.333, SLG: 0.667
Harry Spilman, L (10, 3) OBP: 0.273, SLG: 0.350
2 0 1 1 0 1 0
1 0 0 0 0 0 2
0 0 0 0 0 0 0
4 0 0 0 0 0 3
St. Louis Cardinals @ Houston Astros
Astrodome, Houston, TX
Fri May 27 1983, 8:05 PM EDT
Att. 12,651 - Dome
livebaseballscorecards.com
AB 63
R 1
H 11
RBI 1
BB 2
SO 8
LOB 23
Inning Stats
1: R: 0 E: 0 K: 2 S: 8 | H: 1 LOB: 1 BB: 0 P: 8
2: R: 0 E: 0 K: 0 S: 3 | H: 0 LOB: 1 BB: 1 P: 7
3: R: 0 E: 0 K: 1 S: 5 | H: 0 LOB: 0 BB: 0 P: 5
4: R: 0 E: 0 K: 0 S: 3 | H: 0 LOB: 0 BB: 0 P: 3
5: R: 1 E: 0 K: 1 S: 7 | H: 2 LOB: 1 BB: 0 P: 7
6: R: 0 E: 0 K: 0 S: 3 | H: 0 LOB: 0 BB: 0 P: 3
7: R: 0 E: 0 K: 1 S: 7 | H: 2 LOB: 2 BB: 0 P: 7
8: R: 0 E: 0 K: 0 S: 3 | H: 1 LOB: 0 BB: 0 P: 3
9: R: 0 E: 0 K: 0 S: 3 | H: 0 LOB: 0 BB: 0 P: 3
10: R: 0 E: 0 K: 1 S: 6 | H: 1 LOB: 1 BB: 0 P: 6
11: R: 0 E: 0 K: 1 S: 5 | H: 0 LOB: 1 BB: 1 P: 9
12: R: 0 E: 0 K: 1 S: 5 | H: 0 LOB: 0 BB: 0 P: 5
13: R: 0 E: 0 K: 0 S: 4 | H: 1 LOB: 1 BB: 0 P: 4
14: R: 0 E: 0 K: 0 S: 4 | H: 1 LOB: 1 BB: 0 P: 4
15: R: 0 E: 0 K: 0 S: 4 | H: 1 LOB: 1 BB: 0 P: 4
16: R: 0 E: 0 K: 0 S: 3 | H: 0 LOB: 0 BB: 0 P: 3
17: R: 0 E: 0 K: 0 S: 4 | H: 1 LOB: 1 BB: 0 P: 4
18: R: 0 E: 0 K: 0 S: 3 | H: 0 LOB: 0 BB: 0 P: 3
1B: 7 2B: 4 3B: 0 HR: 0
SF: 0 SAC: 1 DP: 0 HBP: 0
WP: 0 PB: 1 SB: 1 CS: 1
PA: 66
PITCHER IP WLS BF H R ER SO BB IBB HBP BLK WP HR S P ERA WHIP
Joaquin Andujar, R (1, 1) ERA: 3.07 10.0 37 7 1 1 6 1 0 0 1 0 0 48 52 0.90 0.800
Bruce Sutter, R (11, 1) ERA: 2.97 3.0 11 1 0 0 2 1 0 0 0 0 0 14 18 0.00 0.667
Doug Bair, R (14, 1) ERA: 2.41 0.0 1 1 0 0 0 0 0 0 0 0 0 1 1 ∞ ∞
Jim Kaat, L (14, 1) ERA: 3.72 2.0 7 1 0 0 0 0 0 0 0 0 0 7 7 0.00 0.500
Jeff Lahti, R (16, 1) ERA: 3.93 3.0 W 10 1 0 0 0 0 0 0 0 0 0 10 10 0.00 0.333
PITCHER IP WLS BF H R ER SO BB IBB HBP BLK WP HR S P ERA WHIP

Batter	1	2	3	4	5	6	7	8	9	AB	R	H	RBI	BB	SO	LOB
Tom Herr, S (1, 4) OBP: 0.344, SLG: 0.346	0-0 BB 1B G6-4-3 1B	0-0 ③ 4-3		0-0 ③ G3			0-0 ① 6-3 2-3		0-0 ② 4-3	4	1	1	0	0	0	2
Rafael Santana, R (8, 4) OBP: 0.500, SLG: 0.400										1	0	0	0	0	0	0
Ken Oberkfell, L (1, 5) OBP: 0.401, SLG: 0.400	0-0 G6-4-3 BB 1-2 1B		0-0 6-3 1-3 2B		0-0 ① 3-1		S S S 0-3 ② K		0-0 ③ 6-3	4	1	2	0	0	1	1
Jamie Quirk, L (7, 5) OBP: 0.217, SLG: 0.273										1	0	0	0	0	0	0
Lonnie Smith, R (1, 7) OBP: 0.376, SLG: 0.460	B B B 4-0 G6-4-3 BB 1-2 2-3		H 1-0 1-3 6-3 HBP		0-0 1B CS 1B		0-0 ③ F8			2	0	1	0	1	0	1
Dane Iorg, L (1, 3) OBP: 0.375, SLG: 0.455	0-0 ① ② G6-4-3 1-2f 2-3 3-H		0-0 ① 6-3 1-2 2-3		0-0 1-3 1B			0-0 1B 1B		4	0	2	0	0	0	4
Darrell Porter, L (1, 2) OBP: 0.354, SLG: 0.459	B B B B 4-0 BB		I I I I 4-0 1-3 IBB		S S S 0-3 ② ③ K 3-H			S S S 0-3 ① K		2	0	0	0	2	2	3
Steve Braun, L (1, 9) OBP: 0.400, SLG: 0.182	S S S 0-3 ③ K		0-0 ② 1-3 1-2 2-3 3-H			0-0 ① 4-3		0-0 ② F9		4	0	0	1	0	1	5
Willie McGee, S (1, 8) OBP: 0.357, SLG: 0.400		S S S 0-3 ① K	0-0 ③ 4-3			0-0 ② 4-3		0-0 1-2 1B		4	0	1	0	0	1	2
Ozzie Smith, S (1, 6) OBP: 0.280, SLG: 0.277		0-0 SH2-4 1B		0-0 ① 1-3		0-0 ③ F8		0-0 ③ F9		3	0	1	0	0	0	0
Jim Kaat, L (6, 1)										0	0	0	0	0	0	0
Keith Hernandez, L (8, PH) OBP: 0.352, SLG: 0.463										1	0	0	0	0	0	2
Doug Bair, R (8, 1)										0	0	0	0	0	0	0
John Martin, S (1, 1) OBP: 0.167, SLG: 0.167		0-0 ② SH2-4 1-2		0-0 ② F7			0-0 6-3 2B		0-0 ① F9	1	0	0	0	0	0	0
Jeff Lahti, R (5, 1)										0	0	0	0	0	0	0
Mike Ramsey, S (6, 6) OBP: 0.326, SLG: 0.354										2	0	1	0	0	0	0
Inning Stats	R: 1 E: 0 K: 1 S: 6 H: 2 LOB: 2 BB: 2 P: 14	R: 0 E: 0 K: 1 S: 6 H: 1 LOB: 1 BB: 0 P: 6	R: 1 E: 0 K: 0 S: 4 H: 1 LOB: 2 BB: 1 P: 9	R: 0 E: 0 K: 0 S: 3 H: 0 LOB: 0 BB: 0 P: 3	R: 0 E: 0 K: 1 S: 6 H: 2 LOB: 1 BB: 0 P: 6	R: 0 E: 0 K: 0 S: 3 H: 0 LOB: 0 BB: 0 P: 3	R: 0 E: 0 K: 1 S: 6 H: 1 LOB: 1 BB: 0 P: 6	R: 0 E: 0 K: 1 S: 7 H: 2 LOB: 2 BB: 0 P: 7	R: 0 E: 0 K: 0 S: 3 H: 0 LOB: 0 BB: 0 P: 3	1B: 7 2B: 2 3B: 0 HR: 0		SF: 0 SAC: 1 DP: 1 HBP: 1			WP: 0 PB: 0 SB: 0 CS: 1	PA: 38	

PITCHER	IP	WLS	BF	H	R	ER	SO	BB	IBB	HBP	BLK	WP	HR	S	P	ERA	WHIP
Joe Niekro, R (1, 1) ERA: 4.12	9.0	W	38	9	2	2	5	2	1	1	0	0	0	44	57	2.00	1.222

PITCHER	IP	WLS	BF	H	R	ER	SO	BB	IBB	HBP	BLK	WP	HR	S	P	ERA	WHIP

TOP

St. Louis Cardinals @ Houston Astros

Astrodome, Houston, TX

Sat May 28 1983, 8:05 PM EDT

Att. 24,412 - Dome

livebaseballscorecards.com

AB	33
R	2
H	9
RBI	1
BB	3
SO	5
LOB	20

Batter	1	2	3	4	5	6	7	8	9	AB	R	H	RBI	BB	SO	LOB
Tony Scott, S (1, 8) OBP: 0.255, SLG: 0.313	5-3	1-3			1B 1B 1B	G6-4-3 1B	K			5	1	2	0	0	1	2
Kevin Bass, S (1, 9) OBP: 0.295, SLG: 0.407	4-3 3B		F8		1B 2B 1B 1-3	G6-4-3 1-2f		3-1		5	2	2	0	0	0	1
Dickie Thon, R (1, 6) OBP: 0.337, SLG: 0.446	4-3 3-H		1B 3B		S 2B 1B 1-3 3-H	6-3		F8 BB 1B		5	2	3	2	0	0	0
Phil Garner, R (1, 5) OBP: 0.335, SLG: 0.368	E1 1B		K		K 1-2		HR 1B	4-0 1-2 BB		4	2	1	0	1	2	3
Craig Reynolds, L (8, PR) OBP: 0.118, SLG: 0.118 (9, 5)										0	0	0	0	0	0	0
Ray Knight, R (1, 3) OBP: 0.367, SLG: 0.493	4-0 1B BB		0-0 FC6-4 1B 3-H		4-0 2B SF9 IBB		0-0 1-H HR	0-0 2-3		3	2	2	3	2	0	2
Tim Tolman, R (1, 7) OBP: 0.385, SLG: 0.636	0-0 1-2 2-H 1B		0-0 FC6-4 1-2f		0-0 SF9 2B 1-3 2-H 3-H		4-0 FC1-6 BB	0-0		2	0	1	1	0	0	1
Jose Cruz, L (5, PH) OBP: 0.393, SLG: 0.391 (6, 7)										1	0	1	2	1	0	0
Denny Walling, L (8, 7) OBP: 0.147, SLG: 0.094										1	0	0	0	0	0	2
Bill Doran, S (1, 4) OBP: 0.344, SLG: 0.286	F3			F8	IBB		FC1-6 SH2-3 1B 1-2f			3	0	0	0	1	0	3
Luis Pujols, R (1, 2) OBP: 0.297, SLG: 0.294		F8		F7	SF9 2-3 3-H		SH2-3 1-2 1B			3	0	1	1	0	0	0
Joe Niekro, R (1, 1) OBP: 0.087, SLG: 0.087		F8		K	F9		SH2-3 1-2 2-3			3	0	0	0	0	1	2
Inning Stats	R: 2 E: 1 K: 0 S: 6 H: 2 LOB: 2 BB: 1 P: 10	R: 0 E: 0 K: 0 S: 3 H: 0 LOB: 0 BB: 0 P: 3	R: 1 E: 0 K: 1 S: 7 H: 2 LOB: 1 BB: 0 P: 7	R: 0 E: 0 K: 1 S: 5 H: 0 LOB: 0 BB: 0 P: 5	R: 4 E: 0 K: 1 S: 9 H: 4 LOB: 2 BB: 2 P: 17	R: 0 E: 0 K: 0 S: 3 H: 1 LOB: 0 BB: 0 P: 3	R: 2 E: 0 K: 1 S: 8 H: 3 LOB: 2 BB: 1 P: 12	R: 0 E: 0 K: 0 S: 4 H: 1 LOB: 2 BB: 1 P: 8		1B: 9 2B: 1 3B: 2 HR: 1	SF: 1 SAC: 1 DP: 1 HBP: 0					

PITCHER		IP	WLS	BF	H	R	ER	SO	BB	IBB	HBP	BLK	WP	HR	S	P	ERA	WHIP
John Martin, L ERA: 4.81	(1, 1)	4.0	L	21	7	6	5	2	1	0	0	0	0	0	24	28	11.25	2.000
Jeff Lahti, R ERA: 4.19	(5, 1)	1.0		6	1	1	1	1	0	2	0	0	0	0	6	14	9.00	1.000
Jim Kaat, L ERA: 4.63	(6, 1)	2.0		10	4	2	2	1	1	0	0	0	0	1	11	15	9.00	2.500
Doug Bair, R ERA: 2.29	(8, 1)	1.0		5	1	0	0	0	1	0	0	0	0	0	4	8	0.00	2.000

PITCHER	IP	WLS	BF	H	R	ER	SO	BB	IBB	HBP	BLK	WP	HR	S	P	ERA	WHIP

BOTTOM

St. Louis Cardinals @ Houston Astros

Astrodome, Houston, TX

Sat May 28 1983, 8:05 PM EDT

Att. 24,412 - Dome

livebaseballscorecards.com

AB	35
R	9
H	13
RBI	9
BB	5
SO	4
LOB	16

Batter	1	2	3	4	5	6	7	8	9	AB	R	H	RBI	BB	SO	LOB
Tom Herr, S (1, 4) OBP: 0.347, SLG: 0.341	S S S 0-3 ① K			x 0-0 ① 6-3	x 0-0 ③ 4-3		x 0-0 1-2 1B		B B B B 4-0 BB BB	4	0	1	0	1	1	0
Mike Ramsey, S (9, PR) OBP: 0.326, SLG: 0.354 (9, 4)										0	0	0	0	0	0	0
Ken Oberkfell, L (1, 5) OBP: 0.401, SLG: 0.396	x 0-0 ② 6-3			x 0-0 ② 1-3		x 0-0 FC6 1B	x 0-0 ② F6		B B B B 4-0 1-2 BB	4	0	1	0	1	0	2
Lonnie Smith, R (1, 7) OBP: 0.368, SLG: 0.448	S S S 0-3 ③ K			x 0-0 ③ 4-3		x 0-0 ① FC6 E 1-2f 1B	x 0-0 ③ F8		S S S 0-3 ① K	4	1	0	0	0	1	3
David Green, R (8, 7) OBP: 0.295, SLG: 0.338										1	0	0	0	0	1	2
Keith Hernandez, L (1, 3) OBP: 0.354, SLG: 0.457		x 0-0 ① 1-3			x 0-0 1B 1B 1B	x 0-0 ② F6 1-3		B B B B 4-0 S 1B BB	x 0-0 ② F9	4	2	1	0	1	0	3
George Hendrick, R (1, 9) OBP: 0.379, SLG: 0.515		x 0-0 ② 5-3			x 0-0 1B 1-2 HR 1B	H 1-0 1B HBP		x 0-0 ① F8	x 0-0 ③ F2	4	1	1	0	0	0	3
Willie McGee, S (1, 8) OBP: 0.371, SLG: 0.407		x 0-0 ③ F7			x 0-0 1-2 2-H HR 1B	x 0-0 1-2 3-H 1B		B B B B 4-0 1B 1-2 FC4-6 BB		3	2	2	2	1	0	0
Jamie Quirk, L (1, 2) OBP: 0.296, SLG: 0.440			B B B B 4-0 B5-6-4 BB	x 0-0 1-H 2-H HR	x 0-0 ③ 6-3			x 0-0 FC4-6 1-3 2-H 1B		3	1	2	4	1	0	2
Ozzie Smith, S (1, 6) OBP: 0.273, SLG: 0.270		S S S 0-3 ① K		x 0-0 ① G3		x 0-0 ① F6	x 0-0 ② FC4-6 S 1-2f 3-H			4	0	0	1	0	1	2
Dave LaPoint, L (1, 1) OBP: 0.167, SLG: 0.130		x 0-0 ② ③ B5-6-4 1-2f		x 0-0 ② 6-3		x 0-0 1B 1B	x 0-0 ③ F6 1-2			3	0	1	0	0	0	1
Dane Iorg, L (8, PH) OBP: 0.366, SLG: 0.441										1	0	0	0	0	0	1
Bruce Sutter, R (8, 1)										0	0	0	0	0	0	0
Inning Stats	R: 0 E: 0 K: 2 S: 7 H: 0 LOB: 0 BB: 0 P: 7	R: 0 E: 0 K: 0 S: 3 H: 0 LOB: 0 BB: 0 P: 3	R: 0 E: 0 K: 1 S: 4 H: 0 LOB: 0 BB: 1 P: 8	R: 0 E: 0 K: 0 S: 3 H: 0 LOB: 0 BB: 0 P: 3	R: 4 E: 0 K: 0 S: 7 H: 4 LOB: 0 BB: 0 P: 7	R: 1 E: 1 K: 0 S: 5 H: 2 LOB: 2 BB: 0 P: 6	R: 0 E: 0 K: 0 S: 5 H: 2 LOB: 2 BB: 0 P: 5	R: 2 E: 0 K: 0 S: 4 H: 1 LOB: 1 BB: 2 P: 12	R: 0 E: 0 K: 1 S: 5 H: 0 LOB: 2 BB: 2 P: 13	1B: 8 2B: 0 3B: 0 HR: 1	SF: 0 SAC: 0 DP: 1 HBP: 1						

TOP

St. Louis Cardinals @ Houston Astros

Astrodome, Houston, TX

Sun May 29 1983, 4:33 AM EDT

Att. 19,600 - Dome

livebaseballscorecards.com

AB	35
R	7
H	9
RBI	7
BB	5
SO	4
LOB	19

PITCHER		IP	WLS	BF	H	R	ER	SO	BB	IBB	HBP	BLK	WP	HR	S	P	ERA	WHIP
Mike Scott, R ERA: 4.11	(1, 1)	7.0	L	30	8	5	5	3	1	0	1	0	0	1	34	39	6.43	1.286
Frank LaCorte, R ERA: 3.98	(8, 1)	2.0		11	1	2	2	1	4	0	0	0	0	0	9	25	9.00	2.500

PITCHER	IP	WLS	BF	H	R	ER	SO	BB	IBB	HBP	BLK	WP	HR	S	P	ERA	WHIP

WP: 0 PB: 0 SB: 2 CS: 0 PA: 41

BOTTOM

St. Louis Cardinals @ Houston Astros

Astrodome, Houston, TX

Sun May 29 1983, 4:33 AM EDT

Att. 19,600 - Dome

Batter	1	2	3	4	5	6	7	8	9	AB	R	H	RBI	BB	SO	LOB
Tony Scott, S (1, 8) OBP: 0.245, SLG: 0.300	F8		5-3		6-3		F7			4	0	0	0	0	0	3
Kevin Bass, S (1, 9) OBP: 0.308, SLG: 0.403	F8			HR, 1B	CS, BB			F8		3	1	1	0	1	0	0
Dickie Thon, R (1, 6) OBP: 0.335, SLG: 0.442	K			HR, 1B	CS	K2-3		F3		4	1	1	0	0	2	0
Phil Garner, R (1, 5) OBP: 0.333, SLG: 0.383		K2-3		HR		6-3		K2-3		4	1	1	3	0	2	0
Ray Knight, R (1, 3) OBP: 0.364, SLG: 0.483		FC4-6, BB		1-6-3		L5			G1	3	0	0	0	1	0	0
Tim Tolman, R (1, 7) OBP: 0.375, SLG: 0.538		F8		CS, BB			F7		F9	2	0	0	0	1	0	1
Terry Puhl, L (9, PH) OBP: 0.292, SLG: 0.322										1	0	0	0	0	0	0
Bill Doran, S (1, 4) OBP: 0.339, SLG: 0.280		FC4-6		6-3			6-3		6-3	3	0	0	0	0	0	2
Craig Reynolds, L (9, PH) OBP: 0.111, SLG: 0.111										1	0	0	0	0	0	0
Luis Pujols, R (1, 2) OBP: 0.325, SLG: 0.324			K		WP, SH3-4, 1B		1B			3	0	2	0	0	1	0
Mike Scott, R (1, 1) OBP: 0.250, SLG: 0.250			K		SH3-4		1B			1	0	0	0	0	1	0
Alan Ashby, S (7, PH) OBP: 0.304, SLG: 0.439										1	0	1	0	0	0	0
Denny Walling, L (7, PR) OBP: 0.147, SLG: 0.094										0	0	0	0	0	0	0
Frank LaCorte, R (8, 1)										0	0	0	0	0	0	0
Inning Stats	R: 0 E: 0 K: 1 S: 5 H: 0 LOB: 0 BB: 0 P: 5	R: 0 E: 0 K: 1 S: 5 H: 0 LOB: 1 BB: 1 P: 9	R: 0 E: 0 K: 2 S: 7 H: 0 LOB: 0 BB: 0 P: 7	R: 3 E: 0 K: 0 S: 5 H: 3 LOB: 0 BB: 1 P: 9	R: 0 E: 0 K: 0 S: 3 H: 1 LOB: 1 BB: 1 P: 7	R: 0 E: 0 K: 1 S: 5 H: 0 LOB: 0 BB: 0 P: 5	R: 0 E: 0 K: 0 S: 5 H: 2 LOB: 2 BB: 0 P: 5	R: 0 E: 0 K: 1 S: 5 H: 0 LOB: 0 BB: 0 P: 5	R: 0 E: 0 K: 0 S: 3 H: 0 LOB: 0 BB: 0 P: 3	1B: 5 2B: 0 3B: 0 HR: 1 SF: 0 SAC: 1 DP: 0 HBP: 0						

livebaseballscorecards.com

AB	30
R	3
H	6
RBI	3
BB	3
SO	6
LOB	6

WP: 1 PA: 35
PB: 0
SB: 0
CS: 2

PITCHER		IP	WLS	BF	H	R	ER	SO	BB	IBB	HBP	BLK	WP	HR	S	P	ERA	WHIP
Dave LaPoint, L ERA: 2.27	(1, 1)	7.0	W	28	6	3	3	5	3	0	0	0	1	1	35	47	3.86	1.286
Bruce Sutter, R ERA: 2.78	(8, 1)	2.0		6	0	0	0	1	0	0	0	0	0	0	8	8	0.00	0.000

PITCHER	IP	WLS	BF	H	R	ER	SO	BB	IBB	HBP	BLK	WP	HR	S	P	ERA	WHIP

Batter	1	2	3	4	5	6	7	8	9	AB	R	H	RBI	BB	SO	LOB
Gary Redus, R (1, 7) OBP: 0.355, SLG: 0.488	F8		6-3			FC3-6 1B		F8		4	0	1	0	0	0	1
Eddie Milner, L (1, 8) OBP: 0.365, SLG: 0.356	P6		S 2B			FC3-6 1-2f		F7		4	0	1	0	0	0	2
Dave Concepcion, R (1, 6) OBP: 0.320, SLG: 0.306	1B		6-3 2-3			F9		F9		3	0	1	0	0	0	2
Tom Foley, L (6, 6) OBP: 0.316, SLG: 0.250										1	0	0	0	0	0	1
Dan Driessen, L (1, 3) OBP: 0.382, SLG: 0.376	K			FC3-6 1B		F8			HBP BB FC3-6 1B	4	1	2	0	0	1	2
Ron Oester, S (1, 4) OBP: 0.342, SLG: 0.472		1B 1B		FC3-6 G4-6-3 1-2f			3-1		F8	4	0	1	0	0	0	2
Paul Householder, S (1, 9) OBP: 0.349, SLG: 0.410		F7		G4-6-3 1-2f			P4		FC3-6 HBP 1-2 BB	3	0	0	0	1	0	2
Wayne Krenchicki, L (1, 5) OBP: 0.306, SLG: 0.326		G5-4-3 1-2 1B			F8		WP 1B		FC3-6 1-2 2-3 HBP	3	0	2	0	0	0	0
Dann Bilardello, R (1, 2) OBP: 0.241, SLG: 0.321		G5-4-3 1-2f			F7		5-3 1-2		FC3-6 1-2f 2-3 3-H	3	0	0	0	0	0	3
Ben Hayes, R (8, 1)										0	0	0	0	0	0	0
Duane Walker, L (9, PH) OBP: 0.358, SLG: 0.478										1	0	0	1	0	0	2
Ted Power, R (1, 1)			K		K			1B	K	1	0	0	0	0	1	0
Rich Gale, R (3, 1) OBP: 0.308, SLG: 0.273										1	0	0	0	0	1	0
Alan Knicely, R (8, PH) OBP: 0.200, SLG: 0.200										2	0	1	0	0	1	2
(8, 2)																

TOP

Cincinnati Reds @ St. Louis Cardinals

Busch Stadium, St. Louis, MO

Mon May 30 1983, 3:33 AM CDT

Att. 39,735 - Unknown

livebaseballscorecards.com

AB	34
R	1
H	9
RBI	1
BB	1
SO	4
LOB	19

Inning Stats	1	2	3	4	5	6	7	8	9
	R: 0 E: 0 K: 1 S: 6	R: 0 E: 0 K: 0 S: 4	R: 0 E: 0 K: 1 S: 6	R: 0 E: 0 K: 0 S: 3	R: 0 E: 0 K: 1 S: 5	R: 0 E: 0 K: 0 S: 4	R: 0 E: 0 K: 0 S: 4	R: 0 E: 0 K: 0 S: 4	R: 1 E: 0 K: 1 S: 6
	H: 1 LOB: 1 BB: 0 P: 6	H: 2 LOB: 1 BB: 0 P: 4	H: 1 LOB: 1 BB: 0 P: 6	H: 1 LOB: 0 BB: 0 P: 3	H: 0 LOB: 0 BB: 0 P: 5	H: 1 LOB: 1 BB: 0 P: 4	H: 1 LOB: 1 BB: 0 P: 4	H: 1 LOB: 1 BB: 0 P: 4	H: 1 LOB: 2 BB: 1 P: 11

1B: 8 SF: 0
2B: 1 SAC: 0
3B: 0 DP: 2
HR: 0 HBP: 1

WP: 1 PA: 36
PB: 0
SB: 1
CS: 0

PITCHER	IP	WLS	BF	H	R	ER	SO	BB	IBB	HBP	BLK	WP	HR	S	P	ERA	WHIP
John Stuper, R (1, 1) ERA: 3.23	9.0	W	36	9	1	1	4	1	0	1	0	1	0	42	47	1.00	1.111

PITCHER	IP	WLS	BF	H	R	ER	SO	BB	IBB	HBP	BLK	WP	HR	S	P	ERA	WHIP

Batter	1	2	3	4	5	6	7	8	9	AB	R	H	RBI	BB	SO	LOB
Tom Herr, S (1, 4) OBP: 0.370, SLG: 0.360 Rafael Santana, R (7, PR) OBP: 0.500, SLG: 0.400 (8, 4)	BBBB 4-0 1B SF8 BB	x 0-0 3B 1B	x 0-0 FC5-4 1-2 1B		x 0-0 ② 4-3		x 0-0 1B 1-3 1B			4 0	2 0	3 0	0 0	1 0	0 0	0 0
Ken Oberkfell, L (1, 5) OBP: 0.395, SLG: 0.390	x 0-0 2B SF7 1-3 1B	x 0-0 ① F8	x 0-0 ② F8 2-3		x 0-0 ③ F7		x 0-0 ② F7			5	1	1	0	0	0	5
Lonnie Smith, R (1, 7) OBP: 0.366, SLG: 0.446 David Green, R (6, PR) OBP: 0.303, SLG: 0.346 (7, 7)	x 0-0 ① SF8 3-H	x 0-0 ② F8	x 0-0 ③ FC5-4 1-2f			x 0-0 WP 1B 1B	x 0-0 1-2 3-H 1B			3 1	0 0	1 1	1 1	0 0	0 0	3 0
Keith Hernandez, L (1, 3) OBP: 0.355, SLG: 0.473	x 0-0 3B 1-3 2B	x 0-0 1-H 3B		x 0-0 ① F9		x 0-0 ① P3 1-2	x 0-0 ③ F7			5	1	2	1	0	0	3
George Hendrick, R (1, 9) OBP: 0.373, SLG: 0.507	x 0-0 ② SF7 3-H	x 0-0 ③ F7		x 0-0 1B 1B		x 0-0 ② P6		x 0-0 ① F7		4	0	1	1	0	0	3
Willie McGee, S (1, 8) OBP: 0.380, SLG: 0.411	BBBB 4-0 3B BB	x 0-0 E8 HR	x 0-0 1-2 1B			x 0-0 ③ 2-H 1B		x 0-0 ② 1-3		4	2	2	0	1	0	0
Darrell Porter, L (1, 2) OBP: 0.358, SLG: 0.500 Glenn Brummer, R (8, 2) OBP: 0.421, SLG: 0.500	x 0-0 1-H 2-H 3B	x 0-0 1-H HR	SSS 0-3 ② K				x 0-0 ① F8	SSS 0-3 ③ K		4 1	1 0	2 0	4 0	0 0	1 1	2 0
Ozzie Smith, S (1, 6) OBP: 0.278, SLG: 0.267	III 4-0 S IBB	x 0-0 ① G3	x 0-0 ③ 4-3				BBBB 4-0 WP E BB			2	1	0	0	2	0	2
John Stuper, R (1, 1) OBP: 0.286, SLG: 0.250	SSS 0-3 ③ K 1-2	x 0-0 F8 1B 1B			SSS 0-3 ① K		x 0-0 E1 1B 1-H 1B			4	1	1	0	0	2	2
Inning Stats	R: 4 E: 0 K: 1 S: 8 H: 3 LOB: 2 BB: 3 P: 20	R: 1 E: 0 K: 0 S: 5 H: 2 LOB: 1 BB: 0 P: 5	R: 2 E: 1 K: 0 S: 7 H: 3 LOB: 2 BB: 0 P: 7	R: 0 E: 0 K: 1 S: 7 H: 2 LOB: 2 BB: 0 P: 7	R: 0 E: 0 K: 1 S: 5 H: 0 LOB: 0 BB: 0 P: 5	R: 0 E: 0 K: 0 S: 4 H: 2 LOB: 2 BB: 0 P: 4	R: 2 E: 1 K: 0 S: 6 H: 2 LOB: 2 BB: 1 P: 10	R: 0 E: 0 K: 1 S: 5 H: 0 LOB: 0 BB: 0 P: 5		1B: 10 2B: 1 3B: 2 HR: 1 SF: 2 SAC: 0 DP: 0 HBP: 0						

PITCHER		IP	WLS	BF	H	R	ER	SO	BB	IBB	HBP	BLK	WP	HR	S	P	ERA	WHIP
Ted Power, R ERA: 4.54	(1, 1)	2.1	L	18	7	7	6	1	2	1	0	0	0	1	17	29	23.14	3.857
Rich Gale, R ERA: 6.49	(3, 1)	4.2		22	7	2	1	2	1	0	0	0	2	0	25	29	1.93	1.714
Ben Hayes, R ERA: 9.82	(8, 1)	1.0		3	0	0	0	1	0	0	0	0	0	0	5	5	0.00	0.000

PITCHER	IP	WLS	BF	H	R	ER	SO	BB	IBB	HBP	BLK	WP	HR	S	P	ERA	WHIP

BOTTOM

Cincinnati Reds @ St. Louis Cardinals

Busch Stadium, St. Louis, MO

Mon May 30 1983, 3:33 AM CDT

Att. 39,735 - Unknown

livebaseballscorecards.com

AB	37
R	9
H	14
RBI	8
BB	4
SO	4
LOB	20

Batter	1	2	3	4	5	6	7	8	9	AB	R	H	RBI	BB	SO	LOB
Gary Redus, R (1, 7) OBP: 0.349, SLG: 0.472	6-3		P4		F7		6-3		E, BB BB	4	0	0	0	1	0	0
Eddie Milner, L (1, 8) OBP: 0.365, SLG: 0.360	G3		6-3		K		WP, 2B		1-2: E BB	4	0	1	0	1	1	0
Dan Driessen, L (1, 3) OBP: 0.369, SLG: 0.362	4-3		F8		F9		2-3: F7		1-2, 2-3: E5	5	0	0	0	0	0	3
Johnny Bench, R (1, 5) OBP: 0.341, SLG: 0.459 Kelly Paris, R (9, 5) OBP: 0.200, SLG: 0.241		6-3		6-3		G3	1-3		F7	5 0	0 0	0 0	0 0	0 0	0 0	4 0
Ron Oester, S (1, 4) OBP: 0.351, SLG: 0.478		BBBB: 3-6-1, 1B BB		1B 2B		BBBB: BB, BLK BB		3-1		2	2	1	0	2	0	0
Paul Householder, S (1, 9) OBP: 0.344, SLG: 0.402		3-6-1 1-2		FC5 2-H: 1B		F5		K		4	0	1	1	0	1	2
Alan Knicely, R (1, 2) OBP: 0.263, SLG: 0.222		1B 2-H: 1B		1-3		BBBB: BB 1-2: BB		L9		3	0	1	1	1	0	1
Tom Foley, L (1, 6) OBP: 0.391, SLG: 0.278		1-2: 1B		IBB		BBBB: 1-2, 2-3: BB			F8	2	0	1	0	2	0	0
Charlie Puleo, R (1, 1) Bill Scherrer, L (8, 1) OBP: 0.500, SLG: 0.333		K		FC5 2-3f		L1			K	3 1	0 0	0 0	0 0	0 0	1 1	7 0
Inning Stats	R: 0 E: 0 K: 0 S: 3 H: 0 LOB: 0 BB: 0 P: 3	R: 1 E: 0 K: 1 S: 7 H: 2 LOB: 2 BB: 1 P: 11	R: 0 E: 0 K: 0 S: 3 H: 0 LOB: 0 BB: 0 P: 3	R: 1 E: 0 K: 0 S: 5 H: 2 LOB: 2 BB: 1 P: 9	R: 0 E: 0 K: 1 S: 5 H: 0 LOB: 0 BB: 0 P: 5	R: 0 E: 0 K: 0 S: 3 H: 0 LOB: 3 BB: 3 P: 15	R: 0 E: 0 K: 0 S: 4 H: 1 LOB: 1 BB: 0 P: 4	R: 0 E: 0 K: 1 S: 5 H: 0 LOB: 0 BB: 0 P: 5	R: 0 E: 1 K: 1 S: 6 H: 0 LOB: 3 BB: 2 P: 14	1B: 3 2B: 2 3B: 0 HR: 0 SF: 0 SAC: 0 DP: 0 HBP: 0				WP: 1 PB: 0 SB: 0 CS: 0	PA: 40	

TOP

Cincinnati Reds @ St. Louis Cardinals

Busch Stadium, St. Louis, MO

Tue May 31 1983, 7:05 PM CDT

Att. 29,428 - Unknown

livebaseballscorecards.com

AB	33
R	2
H	5
RBI	2
BB	7
SO	4
LOB	17

PITCHER		IP	WLS	BF	H	R	ER	SO	BB	IBB	HBP	BLK	WP	HR	S	P	ERA	WHIP
Joaquin Andujar, R ERA: 2.99	(1, 1)	8.0	L	34	5	2	2	3	4	1	0	1	1	0	35	55	2.25	1.125
Doug Bair, R ERA: 2.21	(9, 1)	0.2		3	0	0	0	1	1	0	0	0	0	0	4	8	0.00	1.500
Jim Kaat, L ERA: 4.63	(9, 1)	0.0		2	0	0	0	0	1	0	0	0	0	0	1	5	∞	∞
Jeff Lahti, R ERA: 4.12	(9, 1)	0.1		1	0	0	0	0	0	0	0	0	0	0	1	1	0.00	0.000

PITCHER	IP	WLS	BF	H	R	ER	SO	BB	IBB	HBP	BLK	WP	HR	S	P	ERA	WHIP

BOTTOM

Cincinnati Reds @ St. Louis Cardinals

Busch Stadium, St. Louis, MO

Tue May 31 1983, 7:05 PM CDT

Att. 29,428 - Unknown

Batter	1	2	3	4	5	6	7	8	9	AB	R	H	RBI	BB	SO	LOB
Tom Herr, S (1, 4) OBP: 0.369, SLG: 0.352	BBBB 4-0 CS BB		x 0-0 ③ F9		x 0-0 ③ G3			x 0-0 ① SH3-4 1-2		2	0	0	0	1	0	0
Ken Oberkfell, L (1, 5) OBP: 0.400, SLG: 0.391 David Green, R (8, PH) OBP: 0.300, SLG: 0.341 (9, 7)	BBBB 4-0 ① CS 1-2 BB			x 0-0 ① P6		x 0-0 1B		x 0-0 ② F9		2 1	0 0	1 0	0 0	1 0	0 0	0 2
Lonnie Smith, R (1, 7) OBP: 0.358, SLG: 0.436 Doug Bair, R (9, 1) Jim Kaat, L (9, 1) Jeff Lahti, R (9, 1)	x 0-0 ② ③ F9 1-2			x 0-0 ② F9		x 0-0 ① L7		x 0-0 ③ F9		4 0 0 0	0 0 0 0	0 0 0 0	0 0 0 0	0 0 0 0	0 0 0 0	4 0 0 0
Keith Hernandez, L (1, 3) OBP: 0.358, SLG: 0.468		BBBB 4-0 FC1-6-5-4-6 6-3 BB		BBBB 4-0 1B 1B BB		x 0-0 ② F7			SSS 0-3 ① K	2	1	0	0	2	1	1
George Hendrick, R (1, 9) OBP: 0.377, SLG: 0.507		x 0-0 ① 6-3 1-2		x 0-0 1B 1-2 1B		x 0-0 ③ 6-3			x 0-0 BB 1B	4	0	2	0	0	0	2
Willie McGee, S (1, 8) OBP: 0.376, SLG: 0.405		x 0-0 ② FC1-6-5-4-6 2-3		x 0-0 1B 1-2 2-H 1B			x 0-0 ① 1-3		x 0-0 ② F9	4	0	1	1	0	0	2
Darrell Porter, L (1, 2) OBP: 0.362, SLG: 0.496 Mike Ramsey, S (9, PR) OBP: 0.326, SLG: 0.354		SSS 0-3 ③ K		x 0-0 ③ 6-3			x 0-0 G3-6-3 1B		BBBB 4-0 1-2 BB	3 0	0 0	1 0	0 0	1 0	1 0	3 0
Ozzie Smith, S (1, 6) OBP: 0.272, SLG: 0.261			x 0-0 ① 6-3		SSS 0-3 ① K		x 0-0 ② ③ G3-6-3 1-2f		x 0-0 ③ P3	4	0	0	0	0	1	3
Joaquin Andujar, S (1, 1) OBP: 0.154, SLG: 0.154 Steve Braun, L (8, PH) OBP: 0.438, SLG: 0.250 Rafael Santana, R (8, PR) OBP: 0.500, SLG: 0.400 (9, 5)			SSS 0-3 ② K		SSS 0-3 ② K			x 0-0 SH3-4 1B		2 1 0	0 0 0	0 1 0	0 0 0	0 0 0	2 0 0	0 0 0
Inning Stats	R: 0 H: 0 E: 0 LOB: 0 K: 0 BB: 2 S: 1 P: 9	R: 0 H: 0 E: 0 LOB: 1 K: 1 BB: 1 S: 5 P: 9	R: 0 H: 0 E: 0 LOB: 0 K: 1 BB: 0 S: 5 P: 5	R: 1 H: 2 E: 0 LOB: 2 K: 0 BB: 1 S: 5 P: 9	R: 0 H: 0 E: 0 LOB: 0 K: 2 BB: 0 S: 7 P: 7	R: 0 H: 1 E: 0 LOB: 1 K: 0 BB: 0 S: 4 P: 4	R: 0 H: 1 E: 0 LOB: 0 K: 0 BB: 0 S: 3 P: 3	R: 0 H: 1 E: 0 LOB: 2 K: 0 BB: 0 S: 4 P: 4	R: 0 H: 1 E: 0 LOB: 2 K: 1 BB: 1 S: 6 P: 10	1B: 6 2B: 0 3B: 0 HR: 0	SF: 0 SAC: 1 DP: 1 HBP: 0					

livebaseballscorecards.com

	AB	29
	R	1
	H	6
	RBI	1
	BB	5
	SO	5
	LOB	17

PITCHER		IP	WLS	BF	H	R	ER	SO	BB	IBB	HBP	BLK	WP	HR	S	P	ERA	WHIP
Charlie Puleo, R ERA: 6.08	(1, 1)	7.0	W	27	5	1	1	4	4	0	0	0	0	0	31	47	1.29	1.286
Bill Scherrer, L ERA: 2.48	(8, 1)	2.0	S	8	1	0	0	1	1	0	0	0	0	0	9	13	0.00	1.000

PITCHER	IP	WLS	BF	H	R	ER	SO	BB	IBB	HBP	BLK	WP	HR	S	P	ERA	WHIP

Batter	1	2	3	4	5	6	7	8	9	AB	R	H	RBI	BB	SO	LOB
Gary Redus, R (1, 7) OBP: 0.353, SLG: 0.488	F8			SH1-3 S SF7 1B		3B			F8	4	1	2	0	0	0	0
Eddie Milner, L (1, 8) OBP: 0.360, SLG: 0.354	6-3			SH1-3 1-3		F9			P6	3	0	0	0	0	0	1
Cesar Cedeno, R (1, 3) OBP: 0.365, SLG: 0.408	K			SF7 3-H			2B		E DI 2B 1B	3	1	2	1	0	1	0
Johnny Bench, R (1, 5) OBP: 0.333, SLG: 0.449		F3		5-3			K		E5 2B 1B 1-3	4	1	0	0	0	1	2
Paul Householder, S (1, 9) OBP: 0.340, SLG: 0.407		F8			5-3		F7		1B 2B 1-3 3-H	4	0	1	1	0	0	1
Ron Oester, S (1, 4) OBP: 0.348, SLG: 0.473		K			F9		5-3		1B 2-3 3-H	4	0	1	1	0	1	1
Kelly Paris, R (1, 6) OBP: 0.176, SLG: 0.212			6-3		F9			F8	F8	4	0	0	0	0	0	2
Alex Trevino, R (1, 2) OBP: 0.273, SLG: 0.292			P4			5-3		6-3		3	0	0	0	0	0	0
Mario Soto, R (1, 1) OBP: 0.167, SLG: 0.200			6-3			5-3		F8		1	0	0	0	0	0	0
Dann Bilardello, R (6, PH) OBP: 0.238, SLG: 0.317										1	0	0	0	0	0	0
Frank Pastore, R (6, 1) OBP: 0.278, SLG: 0.235										0	0	0	0	0	0	0
Alan Knicely, R (8, PH) OBP: 0.250, SLG: 0.211										1	0	0	0	0	0	0
Ben Hayes, R (8, 1)										0	0	0	0	0	0	0
Inning Stats	R: 0 E: 0 K: 1 S: 5 H: 0 LOB: 0 BB: 0 P: 5	R: 0 E: 0 K: 1 S: 5 H: 0 LOB: 0 BB: 0 P: 5	R: 0 E: 0 K: 0 S: 3 H: 0 LOB: 0 BB: 0 P: 3	R: 1 E: 0 K: 0 S: 4 H: 1 LOB: 0 BB: 0 P: 4	R: 0 E: 0 K: 0 S: 3 H: 0 LOB: 0 BB: 0 P: 3	R: 0 E: 0 K: 0 S: 4 H: 1 LOB: 0 BB: 0 P: 4	R: 0 E: 0 K: 1 S: 6 H: 1 LOB: 1 BB: 0 P: 6	R: 0 E: 0 K: 0 S: 3 H: 0 LOB: 0 BB: 0 P: 3	R: 2 E: 1 K: 0 S: 7 H: 3 LOB: 2 BB: 0 P: 7	1B: 3 2B: 2 3B: 1 HR: 0	SF: 1 SAC: 1 DP: 0 HBP: 0						

TOP

Cincinnati Reds @ St. Louis Cardinals

Busch Stadium, St. Louis, MO

Wed Jun 01 1983, 7:05 PM CDT

Att. 25,497 - Unknown

livebaseballscorecards.com

AB	32
R	3
H	6
RBI	3
BB	0
SO	3
LOB	7

PITCHER		IP	WLS	BF	H	R	ER	SO	BB	IBB	HBP	BLK	WP	HR	S	P	ERA	WHIP
John Martin, L ERA: 3.82	(1, 1)	8.2	W	32	5	3	1	3	0	0	0	0	0	0	38	38	1.04	0.577
Dave Vonohlen, L ERA:	(9, 1)	0.1		2	1	0	0	0	0	0	0	0	0	0	2	2	0.00	3.000

PITCHER	IP	WLS	BF	H	R	ER	SO	BB	IBB	HBP	BLK	WP	HR	S	P	ERA	WHIP

Batter	1	2	3	4	5	6	7	8	9	AB	R	H	RBI	BB	SO	LOB
Tom Herr, S (1, 4) OBP: 0.393, SLG: 0.367	BBBB 4-0 1-3 G3 BB		x 0-0 FC4-6 1B		BBBB 4-0 1B E 1-2 BB		x 0-0 1B 1B	x 0-0 ③ 2-H 1B		2	1	2	0	2	0	0
Mike Ramsey, S (7, PR) OBP: 0.333, SLG: 0.363 (8, 4)										1	0	1	0	0	0	0
Ken Oberkfell, L (1, 5) OBP: 0.402, SLG: 0.394	x 0-0 ① G3 1-2		x 0-0 ② L9		x 0-0 E 2B 1-3 2-H 1B		x 0-0 ① 1B 3-1-2-5 1-3 1B			4	2	2	1	0	0	2
Willie McGee, S (1, 8) OBP: 0.372, SLG: 0.400	x 0-0 ② 1-3 2-3		x 0-0 ③ FC4-6 1-2f		x 0-0 E4 2B 1-2 3-H		x 0-0 3-1-2-5 2-3 1B			4	1	1	1	0	0	3
Keith Hernandez, L (1, 3) OBP: 0.351, SLG: 0.457	x 0-0 ③ 3-1			x 0-0 ① L9	x 0-0 ② F7		x 0-0 ②③ 3-1-2-5 1-3f 3-H			4	0	0	1	0	0	4
George Hendrick, R (1, 9) OBP: 0.373, SLG: 0.507		SSS 0-3 ① K		x 0-0 ② 4-3	x 0-0 1-H 2-H 2B			x 0-0 ① 6-3		4	0	1	2	0	1	0
Dane Iorg, L (1, 7) OBP: 0.341, SLG: 0.405		x 0-0 ② F7		x 0-0 ③ 4-3	x 0-0 ③ L8			x 0-0 4-3 2B 2B		3	0	0	0	0	0	1
David Green, R (6, 7) OBP: 0.308, SLG: 0.361										1	1	1	0	0	0	0
Darrell Porter, L (1, 2) OBP: 0.365, SLG: 0.489		BBBB 4-0 BB			x 0-0 ① L9	SSS 0-3 ① K		IIII 4-0 4-3 2B IBB		2	1	0	0	2	1	0
Ozzie Smith, S (1, 6) OBP: 0.272, SLG: 0.260		SSS 0-3 ③ K			x 0-0 S 1B 1B	x 0-0 ② F7		x 0-0 ② 4-3 1-2 2-3		4	1	1	0	0	1	3
John Martin, S (1, 1) OBP: 0.300, SLG: 0.400			x 0-0 ① 6-3		x 0-0 BB 1B 1-H 1B	x 0-0 ③ 4-3		x 0-0 1B 2-H 3-H 2B		4	1	2	3	0	0	0
Dave Vonohlen, L (9, 1)										0	0	0	0	0	0	0
Inning Stats	R: 0 E: 0 K: 0 S: 3 H: 0 LOB: 1 BB: 1 P: 7	R: 0 E: 0 K: 2 S: 7 H: 0 LOB: 1 BB: 1 P: 11	R: 0 E: 0 K: 0 S: 4 H: 1 LOB: 1 BB: 0 P: 4	R: 0 E: 0 K: 0 S: 3 H: 0 LOB: 0 BB: 0 P: 3	R: 5 E: 1 K: 0 S: 8 H: 4 LOB: 1 BB: 1 P: 12	R: 0 E: 0 K: 1 S: 5 H: 0 LOB: 0 BB: 0 P: 5	R: 1 E: 0 K: 0 S: 4 H: 3 LOB: 1 BB: 0 P: 4	R: 2 E: 0 K: 0 S: 5 H: 3 LOB: 2 BB: 1 P: 9		1B: 8 2B: 4 3B: 0 HR: 0	SF: 0 SAC: 0 DP: 1 HBP: 0						

PITCHER		IP	WLS	BF	H	R	ER	SO	BB	IBB	HBP	BLK	WP	HR	S	P	ERA	WHIP
Mario Soto, R ERA: 2.25	(1, 1)	5.0	L	24	5	5	3	2	3	0	0	0	0	0	25	37	5.40	1.600
Frank Pastore, R ERA: 6.47	(6, 1)	2.0		7	3	1	1	1	0	0	0	0	0	0	9	9	4.50	1.500
Ben Hayes, R ERA: 10.34	(8, 1)	1.0		6	3	2	2	0	0	1	0	0	0	0	5	9	18.00	3.000

PITCHER	IP	WLS	BF	H	R	ER	SO	BB	IBB	HBP	BLK	WP	HR	S	P	ERA	WHIP

BOTTOM

Cincinnati Reds @ St. Louis Cardinals

Busch Stadium, St. Louis, MO

Wed Jun 01 1983, 7:05 PM CDT

Att. 25,497 - Unknown

livebaseballscorecards.com

AB	33
R	8
H	11
RBI	8
BB	4
SO	3
LOB	13

Batter	1	2	3	4	5	6	7	8	9	AB	R	H	RBI	BB	SO	LOB
Mike Ramsey, S (1, 4) OBP: 0.340, SLG: 0.361	B B B B 4-0 S BB		S S S 0-3 ① K		x 0-0 ③ F8			x 0-0 1-2 1B		3	0	1	0	1	1	1
Ken Oberkfell, L (1, 5) OBP: 0.396, SLG: 0.387 David Green, R (8, PH) OBP: 0.304, SLG: 0.357 Jim Kaat, L (8, 1)	x 0-0 ① F8		x 0-0 ② FC4-6 1-2f			x 0-0 ① F7		S S S 0-3 ② K		3 1 0	0 0 0	0 0 0	0 0 0	0 0 0	0 1 0	2 2 0
Keith Hernandez, L (1, 3) OBP: 0.343, SLG: 0.447	x 0-0 ② F7 1-2		x 0-0 ③ F7			x 0-0 ② F8		x 0-0 ③ 4-3		4	0	0	0	0	0	4
George Hendrick, R (1, 9) OBP: 0.365, SLG: 0.493	x 0-0 ③ F9			x 0-0 ① F8		S S S 0-3 ③ K			x 0-0 ① 6-3	4	0	0	0	0	1	1
Lonnie Smith, R (1, 7) OBP: 0.361, SLG: 0.438		x 0-0 G6-4-3 1B		x 0-0 1B			x 0-0 ① 6-3		x 0-0 ② 4-3	4	0	2	0	0	0	0
Willie McGee, S (1, 8) OBP: 0.376, SLG: 0.403		x 0-0 ① ② G6-4-3 1-2f		x 0-0 ② F7			x 0-0 G4-6-3 1B		x 0-0 1B 1B 1B	4	1	2	0	0	0	2
Darrell Porter, L (1, 2) OBP: 0.369, SLG: 0.485		B B B B 4-0 BB	S S S 0-3 ③ K				x 0-0 ② ③ G4-6-3 1-2f		x 0-0 1B 1-3 1B	3	0	1	0	1	1	2
Ozzie Smith, S (1, 6) OBP: 0.271, SLG: 0.260		x 0-0 ③ F7			x 0-0 ① F7			x 0-0 ① F8	x 0-0 FC4 1-2 3-H 1B	4	0	1	1	0	0	1
Bob Forsch, R (1, 1) OBP: 0.261, SLG: 0.333 Rafael Santana, R (8, PH) OBP: 0.500, SLG: 0.333 (8, 5)			B B B B 4-0 FC4-6 BB		x 0-0 ② F8			B B B B 4-0 1B BB	x 0-0 ③ FC4 1-2f	1 1	0 0	0 0	0 0	1 1	0 0	0 2
Inning Stats	R: 0 H: 0 E: 0 LOB: 1 K: 0 BB: 1 S: 3 P: 7	R: 0 H: 1 E: 0 LOB: 1 K: 0 BB: 1 S: 3 P: 7	R: 0 H: 0 E: 0 LOB: 1 K: 1 BB: 1 S: 5 P: 9	R: 0 H: 1 E: 0 LOB: 1 K: 1 BB: 0 S: 6 P: 6	R: 0 H: 0 E: 0 LOB: 0 K: 0 BB: 0 S: 3 P: 3	R: 0 H: 0 E: 0 LOB: 0 K: 1 BB: 0 S: 5 P: 5	R: 0 H: 1 E: 0 LOB: 0 K: 0 BB: 0 S: 3 P: 3	R: 0 H: 1 E: 0 LOB: 2 K: 1 BB: 1 S: 6 P: 10	R: 1 H: 3 E: 0 LOB: 2 K: 0 BB: 0 S: 6 P: 6	1B: 7 SF: 0 2B: 0 SAC: 0 3B: 0 DP: 2 HR: 0 HBP: 0						

PITCHER		IP	WLS	BF	H	R	ER	SO	BB	IBB	HBP	BLK	WP	HR	S	P	ERA	WHIP
Pete Falcone, L ERA: 2.62	(1, 1)	7.1	W	28	4	0	0	3	4	0	0	0	0	0	30	46	0.00	1.091
Terry Forster, L ERA: 0.99	(8, 1)	1.2	S	8	3	1	1	1	0	0	0	0	0	0	10	10	5.40	1.800

PITCHER	IP	WLS	BF	H	R	ER	SO	BB	IBB	HBP	BLK	WP	HR	S	P	ERA	WHIP

TOP

St. Louis Cardinals @ Atlanta Braves

Atlanta-Fulton County Stadium, Atlanta, GA

Thu Jun 02 1983, 7:05 PM EDT

Att. 18,756 - Unknown - 69 F

livebaseballscorecards.com

AB	32
R	1
H	7
RBI	1
BB	4
SO	4
LOB	17

1B: 7	SF: 0	WP: 0	PA: 36
2B: 0	SAC: 0	PB: 0	
3B: 0	DP: 2	SB: 1	
HR: 0	HBP: 0	CS: 0	

BOTTOM

St. Louis Cardinals @ Atlanta Braves

Atlanta-Fulton County Stadium, Atlanta, GA

Thu Jun 02 1983, 7:05 PM EDT

Att. 18,756 - Unknown - 69 F

Batter	1	2	3	4	5	6	7	8	9	AB	R	H	RBI	BB	SO	LOB
Brett Butler, L (1, 7) OBP: 0.302, SLG: 0.336	F7		E3 CS			4-3	B1-3	E5 G5-4-3 1-2 2-3		5	0	0	0	0	0	2
Glenn Hubbard, R (1, 4) OBP: 0.385, SLG: 0.440	FC6-4 1B		1-3 1-2			E7 4-3 WP 1B	F9	G5-4-3 1-2f		5	1	2	0	0	0	4
Claudell Washington, L (1, 9) OBP: 0.328, SLG: 0.404	F7			CS 1B		4-3 2-3		2B HR 2B		4	1	2	0	0	0	2
Dale Murphy, R (1, 8) OBP: 0.410, SLG: 0.569	FC6-4 1-2f			K 1-2		E 1B BB 3-H		HR 2B 2-3		3	2	1	0	1	1	2
Bob Horner, R (1, 5) OBP: 0.395, SLG: 0.552		HR		1B		E5 1B 1-2 1B		HR IBB		3	3	2	1	1	0	1
Chris Chambliss, L (1, 3) OBP: 0.317, SLG: 0.430		4-3		G3		1B 1-2 2-H 1B		1-H 2-H 3-H HR		4	1	2	5	0	0	1
Bruce Benedict, R (1, 2) OBP: 0.428, SLG: 0.414		6-3			L1	1-3 2-H 1B		5-3		4	0	1	1	0	0	0
Rafael Ramirez, R (1, 6) OBP: 0.327, SLG: 0.332		6-3			5-3	6-3		E 1B 1B		4	0	1	0	0	0	2
Pete Falcone, L (1, 1) Terry Forster, L (8, 1) OBP: 1.000, SLG: 1.333			F8		6-3		P1	E 1-2 1B		3 1	0 0	0 1	0 0	0 0	0 0	0 0
Inning Stats	R: 0 H: 1 E: 0 LOB: 1 K: 0 BB: 0 S: 4 P: 4	R: 1 H: 1 E: 0 LOB: 0 K: 0 BB: 0 S: 4 P: 4	R: 0 H: 0 E: 1 LOB: 0 K: 0 BB: 0 S: 3 P: 3	R: 0 H: 2 E: 0 LOB: 1 K: 1 BB: 0 S: 6 P: 6	R: 0 H: 0 E: 0 LOB: 0 K: 0 BB: 0 S: 3 P: 3	R: 3 H: 3 E: 2 LOB: 2 K: 0 BB: 1 S: 7 P: 11	R: 0 H: 0 E: 0 LOB: 0 K: 0 BB: 0 S: 3 P: 3	R: 4 H: 5 E: 1 LOB: 2 K: 0 BB: 1 S: 8 P: 12		1B: 8 SF: 0 2B: 3 SAC: 0 3B: 0 DP: 2 HR: 2 HBP: 0				WP: 1 PA: 38 PB: 0 SB: 0 CS: 2		

livebaseballscorecards.com

AB	36
R	8
H	12
RBI	7
BB	2
SO	1
LOB	14

PITCHER		IP	WLS	BF	H	R	ER	SO	BB	IBB	HBP	BLK	WP	HR	S	P	ERA	WHIP
Bob Forsch, R ERA: 3.84	(1, 1)	7.0	L	29	7	4	1	1	1	0	0	0	1	1	30	34	1.29	1.143
Jim Kaat, L ERA: 7.11	(8, 1)	1.0		9	5	4	4	0	0	1	0	0	0	1	8	12	36.00	5.000

PITCHER	IP	WLS	BF	H	R	ER	SO	BB	IBB	HBP	BLK	WP	HR	S	P	ERA	WHIP

Batter	1	2	3	4	5	6	7	8	9	AB	R	H	RBI	BB	SO	LOB
Tom Herr, S (1, 4) OBP: 0.393, SLG: 0.362	E1 G3-6-3		4-3			G6-4-3 1B BB	F8		1-3 1B	4	0	1	0	1	0	3
Ken Oberkfell, L (1, 5) OBP: 0.396, SLG: 0.387	G3-6-3 1-2f		F7			G6-4-3 1-2 1B		E7 HR 1B	4-3	5	1	2	0	0	0	3
Lonnie Smith, R (1, 7) OBP: 0.359, SLG: 0.430	BB			4-3		G6-4-3 1-2f 2-3		F8		3	0	0	0	1	0	3
George Hendrick, R (1, 9) OBP: 0.368, SLG: 0.519	K2-3			2-3 2B		1-4-3		2-H HR		4	1	2	2	0	1	2
Willie McGee, S (1, 8) OBP: 0.380, SLG: 0.414		F9 6-3 2B		2-3 2-3			BB S 1B	F8		4	1	2	0	0	0	1
Keith Hernandez, L (1, 3) OBP: 0.342, SLG: 0.440		F9 2-3		F8			BB 1-2 BB	F7		3	0	0	0	1	0	2
Darrell Porter, L (1, 2) OBP: 0.360, SLG: 0.471		6-3 3-H			K		K		F9	4	0	0	1	0	2	2
Ozzie Smith, S (1, 6) OBP: 0.268, SLG: 0.257		4-3			K		K		1B	2	0	0	0	0	1	0
Dane Iorg, L (7, PH) OBP: 0.333, SLG: 0.395										1	0	0	0	0	1	2
Doug Bair, R (7, 1)										0	0	0	0	0	0	0
Jamie Quirk, L (9, PH) OBP: 0.321, SLG: 0.462										1	0	1	0	0	0	0
Rafael Santana, R (9, PR) OBP: 0.500, SLG: 0.333										0	0	0	0	0	0	0
Dave LaPoint, L (1, 1) OBP: 0.160, SLG: 0.125			6-3		K		K		K	1	0	0	0	0	0	0
Dave Vonohlen, L (3, 1)										1	0	0	0	0	1	0
Steve Braun, L (7, PH) OBP: 0.471, SLG: 0.250										0	0	0	0	1	0	0
Mike Ramsey, S (7, PR) OBP: 0.337, SLG: 0.357							BB 1-2 2-3			1	0	0	0	0	1	1
(7, 6)																
Inning Stats	R: 0 E: 1 K: 1 S: 5 H: 0 LOB: 1 BB: 1 P: 9	R: 1 E: 0 K: 0 S: 4 H: 1 LOB: 0 BB: 0 P: 4	R: 0 E: 0 K: 0 S: 3 H: 0 LOB: 0 BB: 0 P: 3	R: 0 E: 0 K: 0 S: 4 H: 1 LOB: 1 BB: 0 P: 4	R: 0 E: 0 K: 3 S: 9 H: 0 LOB: 0 BB: 0 P: 9	R: 0 E: 0 K: 0 S: 3 H: 1 LOB: 1 BB: 1 P: 7	R: 0 E: 0 K: 2 S: 8 H: 1 LOB: 3 BB: 2 P: 16	R: 2 E: 1 K: 0 S: 5 H: 2 LOB: 0 BB: 0 P: 5	R: 0 E: 0 K: 1 S: 7 H: 2 LOB: 2 BB: 0 P: 7	1B: 5 2B: 2 3B: 0 HR: 1 SF: 0 SAC: 0 DP: 2 HBP: 0	WP: 0 PB: 0 SB: 1 CS: 0 PA: 38					

PITCHER	IP	WLS	BF	H	R	ER	SO	BB	IBB	HBP	BLK	WP	HR	S	P	ERA	WHIP
Rick Camp, R (1, 1) ERA: 3.32	6.0	W	24	4	1	1	4	3	0	0	0	0	0	29	41	1.50	1.167
Steve Bedrosian, R (7, 1) ERA: 2.88	3.0	S	14	4	2	2	3	1	0	0	0	0	1	19	23	6.00	1.667

PITCHER	IP	WLS	BF	H	R	ER	SO	BB	IBB	HBP	BLK	WP	HR	S	P	ERA	WHIP

TOP

St. Louis Cardinals @ Atlanta Braves

Atlanta-Fulton County Stadium, Atlanta, GA

Fri Jun 03 1983, 7:05 PM EDT

Att. 34,071 - Unknown - 75 F

livebaseballscorecards.com

AB	34
R	3
H	8
RBI	3
BB	4
SO	7
LOB	19

BOTTOM

St. Louis Cardinals @ Atlanta Braves

Atlanta-Fulton County Stadium, Atlanta, GA

Fri Jun 03 1983, 7:05 PM EDT

Att. 34,071 - Unknown - 75 F

Batter	1	2	3	4	5	6	7	8	9	AB	R	H	RBI	BB	SO	LOB
Claudell Washington, L (1, 9) OBP: 0.332, SLG: 0.408	SH1-3 SF8 2B		BB 1B BB	6-3			4-3			3	2	1	0	1	0	0
Glenn Hubbard, R (1, 4) OBP: 0.385, SLG: 0.435	SH1-3 2-3		1B 2B 1-2 BB		5-3		P5			2	1	0	0	1	0	0
Dale Murphy, R (1, 8) OBP: 0.407, SLG: 0.565	SF8 3-H		2B 4-3 1-3 2-H 1B		F3		5-3			3	1	1	2	0	0	0
Bob Horner, R (1, 5) OBP: 0.397, SLG: 0.554	HBP		4-3 1B 1-3 3-H 2B		F9			P6		3	1	1	1	0	0	0
Terry Harper, R (1, 7) OBP: 0.360, SLG: 0.368	K		4-3 2-3 3-H			G4-3 1B BB		F9		3	0	0	1	1	1	2
Chris Chambliss, L (1, 3) OBP: 0.327, SLG: 0.438		6-3	G4-6-3 1B 3-H			G4-3 1B 1-2		BB 1B		4	0	3	1	0	0	0
Bruce Benedict, R (1, 2) OBP: 0.429, SLG: 0.412		FC6-4 1B	G4-6-3 1-2f			G4-3 1-2f 2-3		BB 1-2		3	0	1	0	1	0	3
Rafael Ramirez, R (1, 6) OBP: 0.326, SLG: 0.327		L8		4-3		IBB		F8		3	0	0	0	1	0	3
Rick Camp, R (1, 1) OBP: 0.071, SLG: 0.077 Steve Bedrosian, R (7, 1)		FC6-4 1-2f		5-3		F8				3 0	0 0	0 0	0 0	0 0	0 0	3 0

	AB	27
	R	5
	H	7
	RBI	5
	BB	5
	SO	1
	LOB	11

livebaseballscorecards.com

Inning Stats																						
	R: 1	H: 1	R: 0	H: 1	R: 4	H: 3	R: 0	H: 0	R: 0	H: 0	R: 0	H: 1	R: 0	H: 0	R: 0	H: 1	1B: 5	SF: 1	WP: 0	PA: 35
	E: 0	LOB: 1	E: 0	LOB: 1	E: 0	LOB: 0	E: 0	LOB: 0	E: 0	LOB: 0	E: 0	LOB: 2	E: 0	LOB: 0	E: 0	LOB: 2	2B: 2	SAC: 1	PB: 0	
	K: 1	BB: 0	K: 0	BB: 0	K: 0	BB: 2	K: 0	BB: 0	K: 0	BB: 0	K: 0	BB: 2	K: 0	BB: 0	K: 0	BB: 1	3B: 0	DP: 2	SB: 0	
	S: 6	P: 7	S: 4	P: 4	S: 5	P: 13	S: 3	P: 3	S: 3	P: 3	S: 3	P: 11	S: 3	P: 3	S: 4	P: 8	HR: 0	HBP: 1	CS: 0	

PITCHER		IP	WLS	BF	H	R	ER	SO	BB	IBB	HBP	BLK	WP	HR	S	P	ERA	WHIP
Dave LaPoint, L	(1, 1)	2.1	L	15	5	5	5	1	2	0	1	0	0	0	14	23	19.29	3.000
ERA: 2.81																		
Dave Vonohlen, L	(3, 1)	3.2		12	1	0	0	0	1	1	0	0	0	0	10	18	0.00	0.545
ERA:																		
Doug Bair, R	(7, 1)	2.0		8	1	0	0	0	1	0	0	0	0	0	7	11	0.00	1.000
ERA: 2.01																		

PITCHER	IP	WLS	BF	H	R	ER	SO	BB	IBB	HBP	BLK	WP	HR	S	P	ERA	WHIP

Batter	1	2	3	4	5	6	7	8	9	AB	R	H	RBI	BB	SO	LOB
Tom Herr, S (1, 4) OBP: 0.393, SLG: 0.361	F7	FC6-4 BB		4-3		BLK 1B		SF8 3-H		3	0	1	1	1	0	1
Ken Oberkfell, L (1, 5) OBP: 0.391, SLG: 0.382	1B 1B 1B	FC6-4 1-2f			F7	L8 1-2		F8		5	1	1	0	0	0	5
Lonnie Smith, R (1, 7) OBP: 0.365, SLG: 0.432	1B 1-2 1B		1B		HR BB		F8		K	4	1	2	0	1	1	0
George Hendrick, R (1, 9) OBP: 0.374, SLG: 0.538	K		4-3 BB		1-H HR		F9		1B 1B	4	1	2	2	1	1	2
Willie McGee, S (1, 8) OBP: 0.387, SLG: 0.421	1-2 2-H 1B		4-3 1-2		1B		6-3		G4-6-3 1-3 1B	5	0	3	1	0	0	1
Keith Hernandez, L (1, 3) OBP: 0.338, SLG: 0.433	4-3		4-3		L8			2B SF8 1B	G4-6-3 1-2f	5	1	1	0	0	0	6
Jamie Quirk, L (1, 2) OBP: 0.313, SLG: 0.467		F8		4-3	K			1-3 2B		4	0	1	0	0	1	1
Ozzie Smith, S (1, 6) OBP: 0.275, SLG: 0.266 Dane Iorg, L (8, PH) OBP: 0.348, SLG: 0.395 Mike Ramsey, S (8, PR) OBP: 0.337, SLG: 0.357 (8, 6)		4-3 2B		BB		F8		BB		2 0 0	0 0 0	1 0 0	0 0 0	1 1 0	0 0 0	0 0 0
Joaquin Andujar, S (1, 1) OBP: 0.138, SLG: 0.138 Doug Bair, R (7, 1) Darrell Porter, L (8, PH) OBP: 0.358, SLG: 0.468 Kevin Hagen, R (8, 1) Bruce Sutter, R (8, 1)		4-3 2-3		F7		P4		K		3 0 1 0 0	0 0 0 0 0	0 0 0 0 0	0 0 0 0 0	0 0 1 0 0	0 0 3 0 0	2 0 0 0 0
Inning Stats	R: 1 E: 0 K: 1 S: 8 H: 3 LOB: 2 BB: 0 P: 8	R: 0 E: 0 K: 0 S: 4 H: 1 LOB: 2 BB: 1 P: 8	R: 0 E: 0 K: 0 S: 3 H: 1 LOB: 1 BB: 1 P: 7	R: 0 E: 0 K: 0 S: 3 H: 0 LOB: 1 BB: 1 P: 7	R: 2 E: 0 K: 1 S: 7 H: 2 LOB: 1 BB: 1 P: 11	R: 0 E: 0 K: 0 S: 4 H: 1 LOB: 1 BB: 0 P: 4	R: 0 E: 0 K: 0 S: 3 H: 0 LOB: 0 BB: 0 P: 3	R: 1 E: 0 K: 1 S: 7 H: 2 LOB: 2 BB: 1 P: 11	R: 0 E: 0 K: 1 S: 6 H: 2 LOB: 1 BB: 0 P: 6	1B: 9 2B: 2 3B: 0 HR: 1 SF: 1 SAC: 0 DP: 1 HBP: 0						

TOP

St. Louis Cardinals @ Atlanta Braves

Atlanta-Fulton County Stadium, Atlanta, GA

Sat Jun 04 1983, 3:33 AM EDT

Att. 41,773 - Sunny - 78 F

livebaseballscorecards.com

AB	36
R	4
H	12
RBI	4
BB	5
SO	4
LOB	21

WP: 0 PB: 0 SB: 0 CS: 0 PA: 42

PITCHER		IP	WLS	BF	H	R	ER	SO	BB	IBB	HBP	BLK	WP	HR	S	P	ERA	WHIP
Craig McMurtry, R ERA: 3.01	(1, 1)	5.0		25	7	3	3	2	4	0	0	0	0	1	25	41	5.40	2.200
Donnie Moore, R ERA: 3.86	(6, 1)	2.0	W	9	3	1	1	0	0	0	0	1	0	0	9	9	4.50	1.500
Gene Garber, R ERA: 2.21	(8, 1)	1.1		7	2	0	0	2	1	0	0	0	0	0	10	14	0.00	2.250
Terry Forster, L ERA: 0.96	(9, 1)	0.2	S	1	0	0	0	0	0	0	0	0	0	0	1	1	0.00	0.000

PITCHER		IP	WLS	BF	H	R	ER	SO	BB	IBB	HBP	BLK	WP	HR	S	P	ERA	WHIP

Batter	1	2	3	4	5	6	7	8	9	AB	R	H	RBI	BB	SO	LOB
Brett Butler, L (1, 7) OBP: 0.301, SLG: 0.329	F8		6-3		G3		BB 2B			3	1	0	0	1	0	0
Glenn Hubbard, R (1, 4) OBP: 0.382, SLG: 0.437	6-3		F8			F9	1-H 2-H 2B			4	0	1	2	0	0	0
Dale Murphy, R (1, 8) OBP: 0.405, SLG: 0.556	P6		BB			F8	6-3			3	0	0	0	1	0	1
Bob Horner, R (1, 5) OBP: 0.399, SLG: 0.550		1B HR 1B	F8			BB 1B BB		6-3		3	2	1	0	1	0	1
Chris Chambliss, L (1, 3) OBP: 0.343, SLG: 0.452		1-3 HR 1B		G4-6-3 BB		1B 1-2 BB		E8 2B		2	1	2	0	2	0	0
Terry Harper, R (1, 9) OBP: 0.366, SLG: 0.413		1-H 3-H HR		G4-6-3 1-2f		1-3 2-H 1B		L6		4	1	2	4	0	0	2
Bruce Benedict, R (1, 2) OBP: 0.420, SLG: 0.401		6-3		1-3			4-3	F7		4	0	0	0	0	0	1
Rafael Ramirez, R (1, 6) OBP: 0.330, SLG: 0.329		CS 1B			5-3		SH3-4 2B HBP			2	1	1	0	0	0	0
Craig McMurtry, R (1, 1) OBP: 0.208, SLG: 0.136		K 1-2			G3		SH3-4 1-2			1	0	0	0	0	1	1
Ken Smith, L (5, PH) OBP: 0.182, SLG: 0.400										1	0	0	0	0	0	0
Donnie Moore, L (6, 1)										0	0	0	0	0	0	0
Gene Garber, R (8, 1)										0	0	0	0	0	0	0
Terry Forster, L (9, 1) OBP: 1.000, SLG: 1.333										0	0	0	0	0	0	0
Inning Stats	R: 0 E: 0 K: 0 S: 3 H: 0 LOB: 0 BB: 0 P: 3	R: 3 E: 0 K: 1 S: 8 H: 4 LOB: 0 BB: 0 P: 8	R: 0 E: 0 K: 0 S: 3 H: 0 LOB: 1 BB: 1 P: 7	R: 0 E: 0 K: 0 S: 2 H: 0 LOB: 0 BB: 1 P: 6	R: 0 E: 0 K: 0 S: 3 H: 0 LOB: 0 BB: 0 P: 3	R: 1 E: 0 K: 0 S: 3 H: 1 LOB: 2 BB: 2 P: 11	R: 2 E: 0 K: 0 S: 4 H: 1 LOB: 1 BB: 1 P: 9	R: 0 E: 1 K: 0 S: 4 H: 1 LOB: 1 BB: 0 P: 4		1B: 4 2B: 2 3B: 0 HR: 1 SF: 0 SAC: 1 DP: 1 HBP: 1				WP: 0 PB: 0 SB: 0 CS: 1 PA: 34		

PITCHER		IP	WLS	BF	H	R	ER	SO	BB	IBB	HBP	BLK	WP	HR	S	P	ERA	WHIP
Joaquin Andujar, R ERA: 3.36	(1, 1)	6.2	L	29	6	6	6	1	5	0	1	0	0	1	25	46	8.10	1.650
Doug Bair, R ERA: 1.99	(7, 1)	0.1		1	0	0	0	0	0	0	0	0	0	0	1	1	0.00	0.000
Kevin Hagen, R ERA:	(8, 1)	0.1		2	1	0	0	0	0	0	0	0	0	0	2	2	0.00	3.000
Bruce Sutter, R ERA: 2.73	(8, 1)	0.2		2	0	0	0	0	0	0	0	0	0	0	2	2	0.00	0.000

PITCHER	IP	WLS	BF	H	R	ER	SO	BB	IBB	HBP	BLK	WP	HR	S	P	ERA	WHIP

BOTTOM

St. Louis Cardinals @ Atlanta Braves

Atlanta-Fulton County Stadium, Atlanta, GA

Sat Jun 04 1983, 3:33 AM EDT

Att. 41,773 - Sunny - 78 F

livebaseballscorecards.com

AB	27
R	6
H	7
RBI	6
BB	5
SO	1
LOB	6

Batter	1	2	3	4	5	6	7	8	9	AB	R	H	RBI	BB	SO	LOB
Tom Herr, S (1, 4) OBP: 0.393, SLG: 0.366	0-0 ① 1-3		BBB 4-0 S 1B BB		0-0 ② F7		0-0 ① F7		0-0 E SF7 2B	4	1	1	0	1	0	1
Mike Ramsey, S (9, PR) OBP: 0.337, SLG: 0.357 (9, 4)										0	1	0	0	0	0	0
Ken Oberkfell, L (1, 5) OBP: 0.396, SLG: 0.388	0-0 5-3 1B		0-0 ① L9 1-2		0-0 S 2-H 1B		SSS 0-3 ② K		0-0 E7 2B 2-3 1B	5	1	3	1	0	1	1
Lonnie Smith, R (1, 7) OBP: 0.367, SLG: 0.430	0-0 ② 5-3 1-2		0-0 CS 2-H 1B		BBBB 4-0 1-2 BB		0-0 ③ F9		0-0 ① SF7 3-H	3	0	1	1	1	0	1
George Hendrick, R (9, PH) OBP: 0.372, SLG: 0.538 (9, 9)										0	0	0	1	0	0	0
Dane Iorg, L (1, 3) OBP: 0.340, SLG: 0.381	SSS 0-3 ③ K		0-0 ②③ 4-3 1-2		0-0 ③ 4-3			0-0 1B SF7 1B	0-0 1B 2-H 2B	4	0	1	0	0	1	4
Rafael Santana, R (8, PR) OBP: 0.500, SLG: 0.333										0	1	0	0	0	0	0
Keith Hernandez, L (8, 3) OBP: 0.341, SLG: 0.441										1	1	1	1	0	0	0
Darrell Porter, L (1, 2) OBP: 0.371, SLG: 0.476		0-0 2B 1B		0-0 ① L3		0-0 1B 1B		0-0 E S 1-3 1B	1-0 1B SF7 HBP	4	2	3	0	0	0	0
Willie McGee, S (1, 8) OBP: 0.388, SLG: 0.423		SSS 0-3 ① K		0-0 ② 1-3		0-0 G1-5-3 1B 1-2 1B		0-0 ① SF7 3-H	0-0 1-3 2-H 1B	4	0	2	2	0	1	1
David Green, R (1, 9) OBP: 0.320, SLG: 0.364 (9, 7)		SSS 0-3 ② K		0-0 PO 1B		0-0 1-2 2-H 1B		SSS 0-3 ② K 1-3	BBBB 4-0 BB	4	0	2	1	1	2	2
Ozzie Smith, S (1, 6) OBP: 0.283, SLG: 0.278		0-0 1-3 2B		0-0 ③ PO 1-2	0-0 SH3-4 1B 1B	0-0 ① P4		4-0 S IBB	0-0 ② SF7 3-H	3	1	2	1	1	0	2
John Stuper, R (1, 1) OBP: 0.250, SLG: 0.217		0-0 ③ G3			0-0 ① SH3-4 1-2	0-0 ②③ G1-5-3 2-3f		0-0 ③ B1-3 1-2	SSS 0-3 ③ K	3	0	0	0	0	0	6
Doug Bair, R (8, 1)										1	0	0	0	0	1	2
Inning Stats	R: 0 H: 1 E: 0 LOB: 1 K: 1 BB: 0 S: 6 P: 6	R: 0 H: 2 E: 0 LOB: 2 K: 2 BB: 0 S: 9 P: 9	R: 1 H: 1 E: 0 LOB: 0 K: 0 BB: 1 S: 3 P: 7	R: 0 H: 1 E: 0 LOB: 0 K: 0 BB: 0 S: 3 P: 3	R: 1 H: 2 E: 0 LOB: 2 K: 0 BB: 1 S: 5 P: 9	R: 1 H: 3 E: 0 LOB: 1 K: 0 BB: 0 S: 5 P: 5	R: 0 H: 0 E: 0 LOB: 0 K: 1 BB: 0 S: 5 P: 5	R: 1 H: 2 E: 1 LOB: 3 K: 1 BB: 1 S: 7 P: 11	R: 4 H: 4 E: 1 LOB: 2 K: 1 BB: 1 S: 9 P: 14	1B: 13 SF: 3 2B: 3 SAC: 1 3B: 0 DP: 1 HR: 0 HBP: 1						

PITCHER	IP	WLS	BF	H	R	ER	SO	BB	IBB	HBP	BLK	WP	HR	S	P	ERA	WHIP
Phil Niekro, R (1, 1) ERA: 5.05	5.0	L	22	7	2	2	3	2	0	0	0	0	0	26	34	3.60	1.800
Donnie Moore, R (6, 1) ERA: 3.95	2.0		8	3	1	1	1	0	0	0	0	0	0	10	10	4.50	1.500
Gene Garber, R (8, 1) ERA: 4.15	1.1		12	6	5	5	1	0	1	1	0	0	0	12	17	33.75	4.500
Steve Bedrosian, R (9, 1) ERA: 2.83	0.2		3	0	0	0	1	1	0	0	0	0	0	4	8	0.00	1.500

PITCHER	IP	WLS	BF	H	R	ER	SO	BB	IBB	HBP	BLK	WP	HR	S	P	ERA	WHIP

TOP

St. Louis Cardinals @ Atlanta Braves

Atlanta-Fulton County Stadium, Atlanta, GA

Sun Jun 05 1983, 3:33 AM EDT

Att. 28,787 - Cloudy - 69 F

livebaseballscorecards.com

AB	36
R	8
H	16
RBI	8
BB	4
SO	6
LOB	20

WP: 0 PA: 46
PB: 0
SB: 4
CS: 1

St. Louis Cardinals @ Atlanta Braves

Atlanta-Fulton County Stadium, Atlanta, GA

Sun Jun 05 1983, 3:33 AM EDT
Att. 28,787 - Cloudy - 69 F

livebaseballscorecards.com

Batter	1	2	3	4	5	6	7	8	9	AB	R	H	RBI	BB	SO	LOB
Claudell Washington, L (1, 9) OBP: 0.333, SLG: 0.408	F7		F3		F6		1-3 2-H 1B		FC6-4 1B	5	0	2	1	0	0	3
Glenn Hubbard, R (1, 4) OBP: 0.373, SLG: 0.425	K		K		K		F8		FC6-4 1-2f	5	0	0	0	0	3	6
Dale Murphy, R (1, 8) OBP: 0.406, SLG: 0.581	1-3			SF9 3B		L5		HR		4	2	2	1	0	0	0
Bob Horner, R (1, 5) OBP: 0.396, SLG: 0.543		1B 1B		K		L5		K		4	0	1	0	0	2	1
Chris Chambliss, L (1, 3) OBP: 0.341, SLG: 0.446		L4		SF9 3-H		F8		BB		2	0	0	1	1	0	1
Terry Harper, R (1, 7) OBP: 0.361, SLG: 0.405		G4-6-3 1-2 1B		K			G3	F7		4	0	1	0	0	1	1
Biff Pocoroba, S (1, 2) OBP: 0.211, SLG: 0.235		G4-6-3 1-2f			1B 2B		G3	K		4	0	1	0	0	1	3
Rafael Ramirez, R (1, 6) OBP: 0.333, SLG: 0.332			F7		2-3 1B		1B 1B 1B		F9	4	1	2	0	0	0	0
Phil Niekro, R (1, 1) OBP: 0.227, SLG: 0.200 Bob Watson, R (5, PH) OBP: 0.468, SLG: 0.595 Donnie Moore, L (6, 1) Ken Smith, L (7, PH) OBP: 0.250, SLG: 0.455 Gene Garber, R (8, 1) Steve Bedrosian, R (9, 1) Brett Butler, L (9, PH) OBP: 0.299, SLG: 0.327			1B		K		1B 1-2 1B		4-3	1 1 0 1 0 0 1	0 0 0 0 0 0 0	1 0 0 1 0 0 0	0 0 0 0 0 0 0	0 1 0 0 0 0 0	0 2 0 0 0 0 0	0 0 0 0 0 0 0

Inning Stats	1	2	3	4	5	6	7	8	9	1B	SF	WP	PA
	R: 0 H: 0 E: 0 LOB: 0 K: 1 BB: 0 S: 5 P: 5	R: 0 H: 2 E: 0 LOB: 1 K: 0 BB: 0 S: 4 P: 4	R: 0 H: 1 E: 0 LOB: 1 K: 1 BB: 0 S: 6 P: 6	R: 1 H: 1 E: 0 LOB: 0 K: 2 BB: 0 S: 8 P: 8	R: 0 H: 2 E: 0 LOB: 2 K: 2 BB: 0 S: 9 P: 9	R: 0 H: 0 E: 0 LOB: 0 K: 0 BB: 0 S: 3 P: 3	R: 1 H: 3 E: 0 LOB: 2 K: 0 BB: 0 S: 6 P: 6	R: 1 H: 1 E: 0 LOB: 1 K: 2 BB: 1 S: 8 P: 12	R: 0 H: 1 E: 0 LOB: 1 K: 0 BB: 0 S: 4 P: 4	1B: 8 2B: 1 3B: 1 HR: 1	SF: 1 SAC: 0 DP: 1 HBP: 0	WP: 0 PB: 0 SB: 0 CS: 0	PA: 38

PITCHER	IP	WLS	BF	H	R	ER	SO	BB	IBB	HBP	BLK	WP	HR	S	P	ERA	WHIP
John Stuper, R (1, 1) ERA: 3.29	7.0	W	30	10	3	3	6	0	0	0	0	0	1	42	42	3.86	1.429
Doug Bair, R (8, 1) ERA: 1.82	2.0	S	8	1	0	0	2	1	0	0	0	0	0	11	15	0.00	1.000

PITCHER	IP	WLS	BF	H	R	ER	SO	BB	IBB	HBP	BLK	WP	HR	S	P	ERA	WHIP

Batter	1	2	3	4	5	6	7	8	9	AB	R	H	RBI	BB	SO	LOB
Tom Herr, S (1, 4) OBP: 0.397, SLG: 0.365	0-0 4-3		0-0 6-3		4-0 2B BB		0-0 G5-4-3 2-3 1B			3	0	1	0	1	0	0
Ken Oberkfell, L (9, 5) OBP: 0.396, SLG: 0.388										0	0	0	0	0	0	0
Lonnie Smith, R (1, 7) OBP: 0.365, SLG: 0.432	0-0 5-3		0-3 K		0-0 1-H 2B		0-0 G5-4-3 1-2f			4	0	1	0	0	1	2
Keith Hernandez, L (1, 3) OBP: 0.344, SLG: 0.440	0-0 HR 1B		4-0 1B BB		0-0 F7			0-0 4-3		3	1	1	0	1	0	1
George Hendrick, R (1, 9) OBP: 0.375, SLG: 0.556	0-0 1-H HR		0-0 1-2 1B			0-0 F2		0-0 F7		4	1	2	2	0	0	0
Willie McGee, S (1, 8) OBP: 0.384, SLG: 0.418	0-0 1B		0-0 F9			0-0 6-3		0-3 K		4	0	1	0	0	1	2
Darrell Porter, L (1, 2) OBP: 0.374, SLG: 0.473	0-0 4-3			4-0 CS BB		0-0 1B			0-0 F8	3	0	1	0	1	0	1
Mike Ramsey, S (1, 5) OBP: 0.323, SLG: 0.341 (9, 4)		0-3 K		0-3 K 1-2		0-0 F9			0-3 K	4	0	0	0	0	3	2
Ozzie Smith, S (1, 6) OBP: 0.277, SLG: 0.272		0-0 4-3		0-0 L7			0-0 E1 1B SH1-4		0-0 4-3	4	0	0	0	0	0	0
Bob Forsch, R (1, 1) OBP: 0.240, SLG: 0.304		0-0 1-3			0-3 K		0-0 SH1-4 1-2			2	0	0	0	0	1	0

TOP

St. Louis Cardinals @ Philadelphia Phillies
Veterans Stadium, Philadelphia, PA
Tue Jun 07 1983, 7:05 PM EDT
Att. 34,274 - Unknown

livebaseballscorecards.com

AB	31
R	2
H	7
RBI	2
BB	3
SO	6
LOB	8

Inning Stats	1	2	3	4	5	6	7	8	9		
	R: 2 H: 3 E: 0 LOB: 1 K: 0 BB: 0 S: 6 P: 6	R: 0 H: 0 E: 0 LOB: 0 K: 1 BB: 0 S: 5 P: 5	R: 0 H: 1 E: 0 LOB: 2 K: 1 BB: 1 S: 6 P: 10	R: 0 H: 0 E: 0 LOB: 0 K: 1 BB: 1 S: 4 P: 8	R: 0 H: 1 E: 0 LOB: 1 K: 1 BB: 1 S: 5 P: 9	R: 0 H: 1 E: 0 LOB: 1 K: 0 BB: 0 S: 4 P: 4	R: 0 H: 1 E: 1 LOB: 1 K: 0 BB: 0 S: 4 P: 4	R: 0 H: 0 E: 0 LOB: 0 K: 1 BB: 0 S: 5 P: 5	R: 0 H: 0 E: 0 LOB: 0 K: 1 BB: 0 S: 5 P: 5	1B: 5 SF: 0 2B: 2 SAC: 1 3B: 0 DP: 2 HR: 1 HBP: 0	WP: 0 PA: 35 PB: 0 SB: 0 CS: 1

PITCHER	IP	WLS	BF	H	R	ER	SO	BB	IBB	HBP	BLK	WP	HR	S	P	ERA	WHIP
Steve Carlton, L (1, 1) ERA: 2.53	9.0	L	35	7	2	2	6	3	0	0	0	0	1	44	56	2.00	1.111

PITCHER	IP	WLS	BF	H	R	ER	SO	BB	IBB	HBP	BLK	WP	HR	S	P	ERA	WHIP

Batter	1	2	3	4	5	6	7	8	9	AB	R	H	RBI	BB	SO	LOB
Joe Morgan, L (1, 4) OBP: 0.378, SLG: 0.306	S S S 0-3 ① K		x 0-0 ③ G3			x 0-0 ③ F9			x 0-0 ② P5	4	0	0	0	0	1	0
Pete Rose, S (1, 3) OBP: 0.302, SLG: 0.302	x 0-0 ② 4-3			x 0-0 ① B2-3			x 0-0 ① 4-3		x 0-0 ③ 4-3	4	0	0	0	0	0	0
Gary Matthews, R (1, 7) OBP: 0.361, SLG: 0.394	x 0-0 ③ 3-1			x 0-0 ② 1-3			x 0-0 ② F9			3	0	0	0	0	0	0
Mike Schmidt, R (1, 5) OBP: 0.392, SLG: 0.500		x 0-0 HR		S S S 0-3 ③ K			x 0-0 ③ F7			3	1	1	1	0	1	0
Bo Diaz, R (1, 2) OBP: 0.300, SLG: 0.359 Bob Dernier, R (8, PR) OBP: 0.250, SLG: 0.125 Ozzie Virgil, R (9, 2) OBP: 0.233, SLG: 0.448		x 0-0 ① F7			x 0-0 ① 6-3			x 0-0 6-3 S 1B		3 0 0	0 0 0	1 0 0	0 0 0	0 0 0	0 0 0	0 0 0
Von Hayes, L (1, 9) OBP: 0.253, SLG: 0.243		x 0-0 ② L9			x 0-0 ② L6			x 0-0 ① B2		3	0	0	0	0	0	1
Garry Maddox, R (1, 8) OBP: 0.306, SLG: 0.370		x 0-0 ③ F3			x 0-0 ③ 6-3			x 0-0 ② 6-3 1-3		3	0	0	0	0	0	1
Ivan De Jesus, R (1, 6) OBP: 0.285, SLG: 0.303 Greg Gross, L (8, PH) OBP: 0.367, SLG: 0.360 Kiko Garcia, R (9, 6) OBP: 0.417, SLG: 0.364			x 0-0 ① F9			x 0-0 ① 6-3		x 0-0 ③ 4-3		2 1 0	0 0 0	0 0 0	0 0 0	0 0 0	0 0 0	0 2 0
Steve Carlton, L (1, 1) OBP: 0.200, SLG: 0.294 Joe Lefebvre, L (9, PH) OBP: 0.276, SLG: 0.222			x 0-0 ② 1-3			x 0-0 ② 4-3			x 0-0 ① P6	2 1	0 0	0 0	0 0	0 0	0 0	0 0
Inning Stats	R: 0 E: 0 K: 1 S: 5 H: 0 LOB: 0 BB: 0 P: 5	R: 1 E: 0 K: 0 S: 4 H: 1 LOB: 0 BB: 0 P: 4	R: 0 E: 0 K: 0 S: 3 H: 0 LOB: 0 BB: 0 P: 3	R: 0 E: 0 K: 1 S: 5 H: 0 LOB: 0 BB: 0 P: 5	R: 0 E: 0 K: 0 S: 3 H: 0 LOB: 0 BB: 0 P: 3	R: 0 E: 0 K: 0 S: 3 H: 0 LOB: 0 BB: 0 P: 3	R: 0 E: 0 K: 0 S: 3 H: 0 LOB: 0 BB: 0 P: 3	R: 0 E: 0 K: 0 S: 4 H: 1 LOB: 2 BB: 0 P: 4	R: 0 E: 0 K: 0 S: 3 H: 0 LOB: 0 BB: 0 P: 3	1B: 1 2B: 0 3B: 0 HR: 1	SF: 0 SAC: 0 DP: 0 HBP: 0			WP: 0 PB: 0 SB: 1 CS: 0		PA: 29	

PITCHER	IP	WLS	BF	H	R	ER	SO	BB	IBB	HBP	BLK	WP	HR	S	P	ERA	WHIP
Bob Forsch, R (1, 1) ERA: 3.51	9.0	W	29	2	1	1	2	0	0	0	0	0	1	33	33	1.00	0.222

PITCHER	IP	WLS	BF	H	R	ER	SO	BB	IBB	HBP	BLK	WP	HR	S	P	ERA	WHIP

BOTTOM

St. Louis Cardinals @ Philadelphia Phillies
Veterans Stadium, Philadelphia, PA
Tue Jun 07 1983, 7:05 PM EDT
Att. 34,274 - Unknown

St.

livebaseballscorecards.com

AB	29
R	1
H	2
RBI	1
BB	0
SO	2
LOB	4

Batter	1	2	3	4	5	6	7	8	9	AB	R	H	RBI	BB	SO	LOB
Tom Herr, S (1, 4) OBP: 0.392, SLG: 0.355	4-3		3-1		FC3-6, BB		SH5-3 1-2		F9	3	0	0	0	1	0	1
Ken Oberkfell, L (1, 5) OBP: 0.388, SLG: 0.379	F8			4-3	FC3-6 1-2f		4-3			4	0	0	0	0	0	3
Lonnie Smith, R (1, 7) OBP: 0.367, SLG: 0.427	BB			1B, 1B, BB	4-3		F7			2	1	0	0	2	0	3
Keith Hernandez, L (1, 3) OBP: 0.343, SLG: 0.436	5-3			1B, 1B, 3B, 1B 1-3		4-3		4-3		4	1	1	0	0	0	1
George Hendrick, R (1, 9) OBP: 0.378, SLG: 0.554		FC1-6, 1B		1B, 3B, 1B 1-2 3-H		E4 WP		F3		4	1	2	1	0	0	0
Willie McGee, S (1, 8) OBP: 0.381, SLG: 0.414		FC1-6, CS 1-2f		3B, 1B 1-2 2-3		K 1-3		6-3		4	1	1	0	0	1	2
Darrell Porter, L (1, 2) OBP: 0.376, SLG: 0.483		K 1-2		CS, 3B 1-H 2-H 3-H		BB			K	3	0	1	3	1	2	1
Ozzie Smith, S (1, 6) OBP: 0.272, SLG: 0.266			6-3	F3 3-H		4-3			F2	4	0	0	0	0	0	3
Dave LaPoint, L (1, 1) OBP: 0.148, SLG: 0.115			1-3		6-3		SH5-3, 1B		2B	2	0	0	0	0	0	0
Steve Braun, L (7, PH) OBP: 0.500, SLG: 0.308										1	0	1	0	0	0	0
Rafael Santana, R (7, PR) OBP: 0.500, SLG: 0.333										0	0	0	0	0	0	0
Doug Bair, R (7, 1)										0	0	0	0	0	0	0
Dane Iorg, L (9, PH) OBP: 0.353, SLG: 0.419										1	0	1	0	0	0	0
Bob Forsch, R (9, PR) OBP: 0.240, SLG: 0.304										0	0	0	0	0	0	0
Bruce Sutter, R (9, 1)										0	0	0	0	0	0	0
Inning Stats	R: 0 E: 0 K: 0 S: 3 H: 0 LOB: 1 BB: 1 P: 7	R: 0 E: 0 K: 1 S: 5 H: 1 LOB: 0 BB: 0 P: 5	R: 0 E: 0 K: 0 S: 3 H: 0 LOB: 0 BB: 0 P: 3	R: 4 E: 0 K: 0 S: 6 H: 4 LOB: 0 BB: 1 P: 10	R: 0 E: 0 K: 0 S: 3 H: 0 LOB: 1 BB: 1 P: 7	R: 0 E: 1 K: 1 S: 6 H: 0 LOB: 2 BB: 1 P: 10	R: 0 E: 0 K: 0 S: 4 H: 1 LOB: 2 BB: 0 P: 4	R: 0 E: 0 K: 0 S: 3 H: 0 LOB: 0 BB: 0 P: 3	R: 0 E: 0 K: 1 S: 6 H: 1 LOB: 1 BB: 0 P: 6	1B: 5 2B: 1 3B: 1 HR: 0 SF: 0 SAC: 1 DP: 0 HBP: 0	WP: 2 PB: 0 SB: 0 CS: 2 PA: 37					

PITCHER	IP	WLS	BF	H	R	ER	SO	BB	IBB	HBP	BLK	WP	HR	S	P	ERA	WHIP
John Denny, R (1, 1) ERA: 2.16	3.1		16	5	4	4	1	2	0	0	0	0	0	16	24	10.80	2.100
Willie Hernandez, L (4, 1) ERA: 2.43	2.2		10	0	0	0	1	2	0	0	0	1	0	10	18	0.00	0.750
Ron Reed, R (7, 1) ERA: 2.17	2.2		10	2	0	0	1	0	0	0	0	0	0	12	12	0.00	0.750
Al Holland, L (9, 1) ERA: 2.37	0.1	W	1	0	0	0	0	0	0	0	0	0	0	1	1	0.00	0.000

PITCHER	IP	WLS	BF	H	R	ER	SO	BB	IBB	HBP	BLK	WP	HR	S	P	ERA	WHIP

TOP

St. Louis Cardinals @ Philadelphia Phillies
Veterans Stadium, Philadelphia, PA
Wed Jun 08 1983, 7:05 PM EDT
Att. 23,531 - Unknown

livebaseballscorecards.com

AB	32
R	4
H	7
RBI	4
BB	4
SO	3
LOB	14

Batter	1	2	3	4	5	6	7	8	9	AB	R	H	RBI	BB	SO	LOB
Joe Morgan, L (1, 4) OBP: 0.378, SLG: 0.298	BBBB 4-0 BB 1B FC1-6-4 BB	x 0-0 F7 ③			x 0-0 F9 ①		x 0-0 G3 ①		BBBB 4-0 FC1-5 1-2 HR BB	3	2	0	0	2	0	1
Gary Matthews, R (1, 7) OBP: 0.362, SLG: 0.396	x 0-0 F8 ①		x 0-0 E 2B		BBBB 4-0 2B BB		SSS 0-3 K ②		x 0-0 FC1-5 1-2 2-3f HR ①	4	3	1	0	1	1	3
Mike Schmidt, R (1, 5) OBP: 0.392, SLG: 0.497	x 0-0 FC1-6-4 BB 1-2 1B		x 0-0 E5 2-H 1B		x 0-0 F8 ②		SSS 0-3 K ③		x 0-0 F9 ②	5	0	2	1	0	1	3
Tony Perez, R (1, 3) OBP: 0.328, SLG: 0.444	BBBB 4-0 FC1-6-4 1-2 2-3 BB		x 0-0 6-3 ①		x 0-0 1-H 2B			x 0-0 L7 ①	x 0-0 1-H 2-H HR	4	1	2	4	1	0	1
Bo Diaz, R (1, 2) OBP: 0.299, SLG: 0.351	x 0-0 FC1-6-4 ② 1-2f 2-3 3-H		x 0-0 5-3 ②		BBBB 4-0 BB			x 0-0 F8 ②		3	0	0	1	1	0	3
Garry Maddox, R (1, 8) OBP: 0.304, SLG: 0.389	x 0-0 F2 ③		x 0-0 4-3 ③		x 0-0 F8 ③			x 0-0 HR		4	1	1	1	0	0	5
Von Hayes, L (1, 9) OBP: 0.277, SLG: 0.260		H 1-0 FC5-4 HBP		x 0-0 L3 ①		x 0-0 G6-4-3 1B		x 0-0 1B		3	0	2	0	0	0	0
Ivan De Jesus, R (1, 6) OBP: 0.277, SLG: 0.294 Al Holland, R (9, 1)		x 0-0 FC5-4 ① SH2-4 1-2f		SSS 0-3 K ②		x 0-0 G6-4-3 ① ② 1-2f		x 0-0 F9 ③		4 0	0 0	0 0	0 0	0 0	1 0	3 0
John Denny, R (1, 1) OBP: 0.165, SLG: 0.154 Willie Hernandez, L (4, 1) OBP: 0.500, SLG: 0.500 Ozzie Virgil, R (6, PH) OBP: 0.226, SLG: 0.433 Ron Reed, R (7, 1) Kiko Garcia, R (9, 6) OBP: 0.417, SLG: 0.364 Pete Rose, S (9, PH) OBP: 0.306, SLG: 0.306 Bob Dernier, R (9, PR) OBP: 0.250, SLG: 0.125		x 0-0 SH2-4 ② 1-2		SSS 0-3 K ③		SSS 0-3 K ③			x 0-0 FC1-5 S 1B	0 1 1 0 0 0 1 0	0 0 0 0 0 0 0 0	0 0 0 0 0 0 1 0	0 1 0 0 0 0 0 0	0 0 1 0 0 0 0 0	0 0 0 0 0 0 0 0	0 0 0 0 0 0 0 0
Inning Stats	R: 1 E: 0 K: 0 S: 4 H: 1 LOB: 2 BB: 2 P: 12	R: 0 E: 0 K: 0 S: 3 H: 0 LOB: 1 BB: 0 P: 4	R: 1 E: 1 K: 0 S: 5 H: 2 LOB: 1 BB: 0 P: 5	R: 0 E: 0 K: 2 S: 7 H: 0 LOB: 0 BB: 0 P: 7	R: 1 E: 0 K: 0 S: 4 H: 1 LOB: 2 BB: 2 P: 12	R: 0 E: 0 K: 1 S: 5 H: 1 LOB: 0 BB: 0 P: 5	R: 0 E: 0 K: 2 S: 7 H: 0 LOB: 0 BB: 0 P: 7	R: 1 E: 0 K: 0 S: 5 H: 2 LOB: 1 BB: 0 P: 5	R: 3 E: 0 K: 0 S: 4 H: 2 LOB: 1 BB: 1 P: 8	1B: 5 2B: 2 3B: 0 HR: 2	SF: 0 SAC: 1 DP: 1 HBP: 1						

PITCHER		IP	WLS	BF	H	R	ER	SO	BB	IBB	HBP	BLK	WP	HR	S	P	ERA	WHIP
Dave LaPoint, L ERA: 2.94	(1, 1)	6.0		27	5	3	3	3	4	0	1	0	0	0	28	45	4.50	1.500
Doug Bair, R ERA: 2.03	(7, 1)	2.0		8	2	1	1	2	0	0	0	0	0	1	12	12	4.50	1.000
Bruce Sutter, R ERA: 3.48	(9, 1)	0.2	L	5	2	3	3	0	1	0	0	0	0	1	4	8	40.50	4.500

PITCHER	IP	WLS	BF	H	R	ER	SO	BB	IBB	HBP	BLK	WP	HR	S	P	ERA	WHIP

BOTTOM

St. Louis Cardinals @ Philadelphia Phillies
Veterans Stadium, Philadelphia, PA
Wed Jun 08 1983, 7:05 PM EDT
Att. 23,531 - Unknown

livebaseballscorecards.com

AB	33
R	7
H	9
RBI	7
BB	5
SO	5
LOB	19

PA: 40

Batter	1	2	3	4	5	6	7	8	9	10	11	AB	R	H	RBI	BB	SO	LOB
Tom Herr, S (1, 4) OBP: 0.390, SLG: 0.354	K		2B S 1B		6-3		E1 1B		4-3	F9		6	1	2	0	0	1	2
Ken Oberkfell, L (1, 5) OBP: 0.392, SLG: 0.396	K		L4-6 2B 1-H		FC4-6 BB		F4		3B		K	5	0	2	1	1	2	1
Keith Hernandez, L (1, 3) OBP: 0.342, SLG: 0.430	K		L4-6 2-3		FC4-6 1-2f		BB		K		L4-6 1B 1B	5	0	1	0	1	2	3
George Hendrick, R (1, 9) OBP: 0.387, SLG: 0.561		G1 BB 1B 1B		F8 HR 2B		P4	K		IBB		1-2 1B	5	2	3	0	1	1	2
Dane Iorg, L (1, 7) OBP: 0.352, SLG: 0.400		1B G1 1-2 BB		F7		F8		K	4-3		L4-6 2-3	2	0	0	0	1	0	1
David Green, R (6, 7) OBP: 0.310, SLG: 0.352												3	0	0	0	0	1	4
Willie McGee, S (1, 8) OBP: 0.388, SLG: 0.436		G1 1-2 2-3		F8 2-3		2B		1B 3B		SH2-4 BB		4	1	2	0	1	0	3
Darrell Porter, L (1, 2) OBP: 0.385, SLG: 0.507		2-3 3-H 1B		3-H HR		FC6-4 IBB		K		SH2-4 1-2		3	1	2	3	1	1	1
Ozzie Smith, S (1, 6) OBP: 0.275, SLG: 0.266		K		1-3		FC6-4 1-2f		1B 3-H		IBB		4	0	1	1	1	1	3
Joaquin Andujar, S (1, 1) OBP: 0.121, SLG: 0.121			K		K		K	K		K		4	0	0	0	0	4	1
Bruce Sutter, R (8, 1)												0	0	0	0	0	0	0
Glenn Brummer, R (10, PH) OBP: 0.400, SLG: 0.474												1	0	0	0	0	1	2
Dave Vonohlen, L (10, 1)												0	0	0	0	0	0	0
Doug Bair, R (11, 1)												0	0	0	0	0	0	0
Inning Stats	R: 0 E: 0 K: 3 S: 9 H: 0 LOB: 0 BB: 0 P: 9	R: 1 E: 0 K: 1 S: 6 H: 2 LOB: 1 BB: 1 P: 10	R: 1 E: 0 K: 1 S: 6 H: 2 LOB: 0 BB: 0 P: 6	R: 2 E: 0 K: 0 S: 5 H: 2 LOB: 0 BB: 0 P: 5	R: 0 E: 0 K: 1 S: 5 H: 0 LOB: 1 BB: 1 P: 9	R: 0 E: 0 K: 0 S: 4 H: 1 LOB: 2 BB: 1 P: 8	R: 0 E: 1 K: 2 S: 8 H: 1 LOB: 2 BB: 1 P: 12	R: 1 E: 0 K: 3 S: 11 H: 2 LOB: 1 BB: 0 P: 11	R: 0 E: 0 K: 1 S: 6 H: 1 LOB: 2 BB: 1 P: 10	R: 0 E: 0 K: 1 S: 5 H: 0 LOB: 2 BB: 2 P: 13	R: 0 E: 0 K: 1 S: 6 H: 2 LOB: 1 BB: 0 P: 6	1B: 7 2B: 5 3B: 2 HR: 1	SF: 0 SAC: 1 DP: 2 HBP: 0		WP: 0 PB: 0 SB: 1 CS: 0	PA: 50		

PITCHER		IP	WLS	BF	H	R	ER	SO	BB	IBB	HBP	BLK	WP	HR	S	P	ERA	WHIP
Marty Bystrom, R ERA: 6.28	(1, 1)	5.2		25	7	4	4	6	2	1	0	0	0	1	34	46	6.35	1.588
Tug McGraw, L ERA: 3.21	(6, 1)	2.1		11	3	1	1	5	1	0	0	0	0	0	20	24	3.86	1.714
Al Holland, L ERA: 2.14	(9, 1)	2.0		10	1	0	0	2	1	2	0	0	0	0	11	23	0.00	1.000
Ron Reed, R ERA: 2.1	(11, 1)	1.0	W	4	2	0	0	1	0	0	0	0	0	0	6	6	0.00	2.000

PITCHER	IP	WLS	BF	H	R	ER	SO	BB	IBB	HBP	BLK	WP	HR	S	P	ERA	WHIP

TOP

St. Louis Cardinals @ Philadelphia Phillies
Veterans Stadium, Philadelphia, PA
Thu Jun 09 1983, 7:05 PM EDT
Att. 27,764 - Unknown

livebaseballscorecards.com

AB	42
R	5
H	13
RBI	5
BB	7
SO	14
LOB	23

Batter	1	2	3	4	5	6	7	8	9	10	11	AB	R	H	RBI	BB	SO	LOB
Joe Morgan, L (1, 4) OBP: 0.386, SLG: 0.356	HR		L8			4-3		HR 1-H 2-H		BB 2B		4	2	2	4	1	0	0
Gary Matthews, R (1, 7) OBP: 0.360, SLG: 0.393	G5-4-3 1B			L5		P6		E5 G5-4-3		FC5 1-3 2B		4	0	1	0	0	0	0
Kiko Garcia, R (9, 6) OBP: 0.462, SLG: 0.500												1	0	1	0	0	0	0
Mike Schmidt, R (1, 5) OBP: 0.392, SLG: 0.491	G5-4-3 1-2f			L5			FC5-4 1B	G5-4-3 1-2f		IBB		4	0	1	0	1	0	2
Tony Perez, R (1, 3) OBP: 0.326, SLG: 0.446	4-3			2B			FC5-4 WP 1-2f	F3		FC5 2-3f		4	0	1	0	0	0	1
Al Holland, R (9, 1)												0	0	0	0	0	0	0
Larry Milbourne, S (10, PH) OBP: 0.276, SLG: 0.278												1	0	0	0	0	0	3
Ron Reed, R (11, 1)												0	0	0	0	0	0	0
Bo Diaz, R (1, 2) OBP: 0.290, SLG: 0.340		3-1		1-3			K 1-2		K		6-3	5	0	0	0	0	2	2
Von Hayes, L (1, 9) OBP: 0.261, SLG: 0.244		F8			L6		G3		3-1		E6 1B CS	5	0	0	0	0	0	1
(6, 8)																		
(11, 9)																		
Garry Maddox, R (1, 8) OBP: 0.300, SLG: 0.383	K				1-3			1B 2B	L4		CS 1-3 1B	2	0	0	0	0	1	0
Tug McGraw, R (6, 1)												0	0	0	0	0	0	0
Pete Rose, S (8, PH) OBP: 0.311, SLG: 0.318												3	2	2	0	0	0	0
(9, 3)																		
Ivan De Jesus, R (1, 6) OBP: 0.273, SLG: 0.290			K		1-3			HR 1B 2-3		5-3	BB 1B 1-2 3-H	2	0	0	0	0	1	0
Greg Gross, L (8, PH) OBP: 0.381, SLG: 0.365												2	1	1	0	1	0	0
(9, 7)																		
Marty Bystrom, R (1, 1) OBP: 0.300, SLG: 0.125			K			4-3		HR 1-2 3-H		F8	1B 1-2 2-H	1	0	0	0	0	1	0
Joe Lefebvre, L (6, 9) OBP: 0.290, SLG: 0.241												2	1	1	1	0	0	0
Bob Dernier, R (10, PH) OBP: 0.267, SLG: 0.154												2	0	1	1	0	0	0
(11, 8)																		

Inning Stats	1	2	3	4	5	6	7	8	9	10	11
	R: 1 E: 0 K: 0 S: 4	H: 2 LOB: 0 BB: 0 P: 4	R: 0 E: 0 K: 1 S: 5	H: 0 LOB: 0 BB: 0 P: 5	R: 0 E: 0 K: 2 S: 7	H: 0 LOB: 0 BB: 0 P: 7	R: 0 E: 0 K: 0 S: 4	H: 1 LOB: 1 BB: 0 P: 4	R: 0 E: 0 K: 0 S: 3	H: 0 LOB: 0 BB: 0 P: 3	R: 0 E: 0 K: 0 S: 3	H: 0 LOB: 0 BB: 0 P: 3	R: 0 E: 0 K: 1 S: 6	H: 1 LOB: 1 BB: 0 P: 6	R: 4 E: 1 K: 0 S: 7	H: 4 LOB: 0 BB: 0 P: 7	R: 0 E: 0 K: 1 S: 5	H: 0 LOB: 0 BB: 0 P: 5	R: 0 E: 0 K: 0 S: 4	H: 1 LOB: 3 BB: 2 P: 12	R: 1 E: 1 K: 0 S: 4	H: 2 LOB: 2 BB: 1 P: 8

PITCHER		IP	WLS	BF	H	R	ER	SO	BB	IBB	HBP	BLK	WP	HR	S	P	ERA	WHIP
Joaquin Andujar, R ERA: 3.58	(1, 1)	7.0		28	8	5	5	4	0	0	0	0	1	2	36	36	6.43	1.143
Bruce Sutter, R ERA: 3.28	(8, 1)	2.0		6	0	0	0	1	0	0	0	0	0	0	8	8	0.00	0.000
Dave Vonohlen, L ERA: 0.64	(10, 1)	1.2	L	10	2	1	1	0	2	1	0	0	0	0	7	19	5.40	2.400
Doug Bair, R ERA: 2.03	(11, 1)	0.0		1	1	0	0	0	0	0	0	0	0	0	1	1	∞	∞

PITCHER	IP	WLS	BF	H	R	ER	SO	BB	IBB	HBP	BLK	WP	HR	S	P	ERA	WHIP

BOTTOM

St. Louis Cardinals @ Philadelphia Phillies
Veterans Stadium, Philadelphia, PA
Thu Jun 09 1983, 7:05 PM EDT
Att. 27,764 - Unknown

livebaseballscorecards.com

AB	42
R	6
H	11
RBI	6
BB	3
SO	5
LOB	9

1B: 6	SF: 0	WP: 1	PA: 45
2B: 3	SAC: 0	PB: 0	
3B: 0	DP: 2	SB: 0	
HR: 2	HBP: 0	CS: 2	

St. Louis Cardinals @ Chicago Cubs

Wrigley Field, Chicago, IL

Fri Jun 10 1983, 3:33 AM CDT

Att. 37,024 - Unknown - 64 F

TOP

livebaseballscorecards.com

Batter	1	2	3	4	5	6	7	8	9	AB	R	H	RBI	BB	SO	LOB
Tom Herr, S (1, 4) OBP: 0.379, SLG: 0.342	K		L8			G3			5-3	4	0	0	0	0	1	1
Ken Oberkfell, L (1, 5) OBP: 0.384, SLG: 0.387	F8			G3		F7			F8	4	0	0	0	0	0	0
Lonnie Smith, R (1, 7) OBP: 0.370, SLG: 0.429	6-3			CS 1B			6-3		1B	4	0	2	0	0	0	0
Keith Hernandez, L (1, 3) OBP: 0.336, SLG: 0.422		4-3		F7 1-2			4-3		F7	4	0	0	0	0	0	2
George Hendrick, R (1, 9) OBP: 0.381, SLG: 0.552		F8			K		3-1			3	0	0	0	0	1	0
Willie McGee, S (1, 8) OBP: 0.393, SLG: 0.441		K			G3 1B			G3 G3 1B		3	0	2	0	0	1	0
Darrell Porter, L (1, 2) OBP: 0.384, SLG: 0.500			BB SH3-4		G3 1-2			G3 1-2		2	0	0	0	1	0	2
Ozzie Smith, S (1, 6) OBP: 0.271, SLG: 0.262			F9		4-1			G3 2-3		3	0	0	0	0	0	3
John Stuper, R (1, 1)			SH3-4 1-2			F2		K		0	0	0	0	0	0	0
Steve Braun, L (6, PH) OBP: 0.474, SLG: 0.286										1	0	0	0	0	0	0
Jim Kaat, L (6, 1)										0	0	0	0	0	0	0
Dane Iorg, L (8, PH) OBP: 0.345, SLG: 0.391										1	0	0	0	0	1	1
Kevin Hagen, R (8, 1)										0	0	0	0	0	0	0

Inning Stats	1	2	3	4	5	6	7	8	9
	R: 0 E: 0 K: 1 S: 5	H: 0 LOB: 0 BB: 0 P: 5	R: 0 E: 0 K: 1 S: 5	H: 0 LOB: 0 BB: 0 P: 5	R: 0 E: 0 K: 0 S: 3	H: 0 LOB: 1 BB: 1 P: 7	R: 0 E: 0 K: 0 S: 3	H: 1 LOB: 0 BB: 0 P: 3	R: 0 E: 0 K: 1 S: 6	H: 1 LOB: 1 BB: 0 P: 6	R: 0 E: 0 K: 0 S: 3	H: 0 LOB: 0 BB: 0 P: 3	R: 0 E: 0 K: 0 S: 3	H: 0 LOB: 0 BB: 0 P: 3	R: 0 E: 0 K: 1 S: 6	H: 1 LOB: 1 BB: 0 P: 6	R: 0 E: 0 K: 0 S: 4	H: 1 LOB: 1 BB: 0 P: 4

AB	29
R	0
H	4
RBI	0
BB	1
SO	4
LOB	9

		1B	SF	WP	PA
		4	0	0	31
		2B	SAC	PB	
		0	1	0	
		3B	DP	SB	
		0	0	0	
		HR	HBP	CS	
		0	0	1	

PITCHER	IP	W/L/S	BF	H	R	ER	SO	BB	IBB	HBP	BLK	WP	HR	S	P	ERA	WHIP
Fergie Jenkins, R (1, 1) ERA: 3.91	9.0	W	31	4	0	0	4	1	0	0	0	0	0	38	42	0.00	0.556

PITCHER	IP	W/L/S	BF	H	R	ER	SO	BB	IBB	HBP	BLK	WP	HR	S	P	ERA	WHIP

BOTTOM

St. Louis Cardinals @ Chicago Cubs

Wrigley Field, Chicago, IL

Fri Jun 10 1983, 3:33 AM CDT

Att. 37,024 - Unknown - 64 F

Batter	1	2	3	4	5	6	7	8	9	AB	R	H	RBI	BB	SO	LOB
Mel Hall, L (1, 8) OBP: 0.431, SLG: 0.420	23 G6-3 1B	F8			L1-6		K	F8		5	0	1	0	0	1	2
23 Ryne Sandberg, R (1, 4) OBP: 0.302, SLG: 0.362	G6-3 1-2f	F8			6-3		5-3	F9		5	0	0	0	0	0	3
Bill Buckner, L (1, 3) OBP: 0.283, SLG: 0.414	4-3		F8		2B		2B			4	1	2	0	0	0	0
Ron Cey, R (1, 5) OBP: 0.324, SLG: 0.395		2B 1B 1B	F9		2-H 2B		IBB			3	1	2	1	1	0	0
Jay Johnstone, L (1, 7) OBP: 0.388, SLG: 0.526		1B 1-3 HR 2B	1B		IBB		P6			3	1	2	0	1	0	2
Keith Moreland, R (1, 9) OBP: 0.328, SLG: 0.439		P4	4-3		F9			BB 2B 1B		4	1	1	0	0	0	5
Larry Bowa, S (1, 6) OBP: 0.310, SLG: 0.361		HR 2-3 3-H 1B		L6		5-3		1-2 2B BB		3	2	1	1	1	0	0
Tom Veryzer, R (9, 6) OBP: 0.231, SLG: 0.269										0	0	0	0	0	0	0
Jody Davis, R (1, 2) OBP: 0.297, SLG: 0.450		1-H 3-H HR		K		6-3		FC6-5 1-H 2-H 2B		4	1	2	4	0	1	0
Fergie Jenkins, R (1, 1) OBP: 0.231, SLG: 0.308		1B		F8		K		FC6-5 2-3		4	0	1	0	0	1	1
Inning Stats	R: 0 E: 0 K: 0 S: 3 H: 1 LOB: 0 BB: 0 P: 3	R: 4 E: 0 K: 0 S: 8 H: 5 LOB: 1 BB: 0 P: 8	R: 0 E: 0 K: 0 S: 4 H: 1 LOB: 1 BB: 0 P: 4	R: 0 E: 0 K: 1 S: 5 H: 0 LOB: 0 BB: 0 P: 5	R: 1 E: 0 K: 0 S: 5 H: 2 LOB: 2 BB: 1 P: 9	R: 0 E: 0 K: 1 S: 5 H: 0 LOB: 0 BB: 0 P: 5	R: 0 E: 0 K: 1 S: 6 H: 1 LOB: 2 BB: 1 P: 10	R: 2 E: 0 K: 0 S: 5 H: 2 LOB: 1 BB: 1 P: 9		1B: 6 2B: 5 3B: 0 HR: 1 SF: 0 SAC: 0 DP: 1 HBP: 0						

livebaseballscorecards.com

	AB	35
	R	7
	H	12
	RBI	6
	BB	3
	SO	3
	LOB	13

WP: 0 PB: 0 SB: 0 CS: 0 PA: 38

PITCHER		IP	WLS	BF	H	R	ER	SO	BB	IBB	HBP	BLK	WP	HR	S	P	ERA	WHIP
John Stuper, R ERA: 3.68	(1, 1)	5.0	L	24	9	5	5	1	0	1	0	0	0	1	25	29	9.00	1.800
Jim Kaat, L ERA: 6.14	(6, 1)	2.0		8	1	0	0	2	0	1	0	0	0	0	11	15	0.00	0.500
Kevin Hagen, R ERA: 13.5	(8, 1)	1.0		6	2	2	2	0	1	0	0	0	0	0	5	9	18.00	3.000

PITCHER		IP	WLS	BF	H	R	ER	SO	BB	IBB	HBP	BLK	WP	HR	S	P	ERA	WHIP

Batter	1	2	3	4	5	6	7	8	9	10	AB	R	H	RBI	BB	SO	LOB
Tom Herr, S (1, 4) OBP: 0.393, SLG: 0.369	F8		HR 1B		1B 2B		1-6-3 1B		1B		5	2	4	0	0	0	0
Ken Oberkfell, L (1, 5) OBP: 0.385, SLG: 0.393	2B		F8		2-H 1B 1B		1-2 1-6-3		4-3		5	0	2	1	0	0	4
Keith Hernandez, L (1, 3) OBP: 0.338, SLG: 0.418	BB FC6-4		F8		1-2 1B		G3			6-3	4	0	1	0	1	0	2
George Hendrick, R (1, 9) OBP: 0.376, SLG: 0.559	F7		1-H HR		P4			K		K	5	1	1	2	0	2	4
Willie McGee, S (1, 8) OBP: 0.387, SLG: 0.433	1-2f FC6-4		K		F8			5-3		BLK 1B 1B	5	1	1	0	0	1	4
David Green, R (1, 7) OBP: 0.308, SLG: 0.347		E7 4-3 SH1 1B		6-3		F9		K		1B 1-2 BB	4	1	1	0	0	1	0
Bruce Sutter, R (8, 1)											0	0	0	0	0	0	0
Jamie Quirk, L (10, PH) OBP: 0.333, SLG: 0.467											0	0	0	0	1	0	0
Kevin Hagen, R (10, 1)											0	0	0	0	0	0	0
Joaquin Andujar, S (10, 1) OBP: 0.121, SLG: 0.121											0	0	0	0	0	0	0
Darrell Porter, L (1, 2) OBP: 0.379, SLG: 0.491		4-3 2-3		4-3		4-3			K	1-3 2-H 1B	5	0	1	1	0	1	1
Ozzie Smith, S (1, 6) OBP: 0.266, SLG: 0.256		SH1 3-H		5-3		G3			E5 4-3 S	F8	4	0	0	1	0	0	2
John Martin, S (1, 1) OBP: 0.250, SLG: 0.333					F2		1-3				2	0	0	0	0	0	0
Doug Bair, R (6, 1)											0	0	0	0	0	0	0
Steve Braun, L (7, PH) OBP: 0.450, SLG: 0.267											1	0	0	0	0	0	0
Dave Vonohlen, L (7, 1)											0	0	0	0	0	0	0
Dane Iorg, L (8, 7) OBP: 0.339, SLG: 0.383											1	0	0	0	0	0	1
Inning Stats	R: 0 H: 1 E: 0 LOB: 2 K: 0 BB: 1 S: 4 P: 8	R: 1 H: 1 E: 1 LOB: 0 K: 0 BB: 0 S: 4 P: 4	R: 2 H: 2 E: 0 LOB: 0 K: 1 BB: 0 S: 7 P: 7	R: 0 H: 0 E: 0 LOB: 0 K: 0 BB: 0 S: 3 P: 3	R: 1 H: 3 E: 0 LOB: 2 K: 0 BB: 0 S: 6 P: 6	R: 0 H: 0 E: 0 LOB: 0 K: 0 BB: 0 S: 3 P: 3	R: 0 H: 1 E: 0 LOB: 1 K: 0 BB: 0 S: 4 P: 4	R: 0 H: 0 E: 0 LOB: 0 K: 2 BB: 0 S: 7 P: 7	R: 0 H: 1 E: 1 LOB: 2 K: 1 BB: 0 S: 7 P: 7	R: 1 H: 2 E: 0 LOB: 2 K: 1 BB: 1 S: 7 P: 11	1B: 8 SF: 0 2B: 2 SAC: 1 3B: 0 DP: 0 HR: 1 HBP: 0						

PITCHER		IP	WLS	BF	H	R	ER	SO	BB	IBB	HBP	BLK	WP	HR	S	P	ERA	WHIP
Craig Lefferts, L ERA: 2.68	(1, 1)	4.1		20	6	4	3	1	1	0	0	0	0	1	21	25	6.23	1.615
Warren Brusstar, R ERA: 4.1	(5, 1)	0.2		3	1	0	0	0	0	0	0	0	0	0	3	3	0.00	1.500
Dickie Noles, R ERA: 6.23	(6, 1)	1.1		5	1	0	0	0	0	0	0	0	0	0	5	5	0.00	0.750
Bill Campbell, R ERA: 3.06	(7, 1)	2.1		9	1	0	0	3	0	0	0	0	0	0	15	15	0.00	0.429
Lee Smith, R ERA: 1.72	(9, 1)	1.1	L	7	2	1	1	1	1	0	0	1	0	0	8	12	6.75	2.250

PITCHER	IP	WLS	BF	H	R	ER	SO	BB	IBB	HBP	BLK	WP	HR	S	P	ERA	WHIP

TOP

St. Louis Cardinals @ Chicago Cubs

Wrigley Field, Chicago, IL

Sat Jun 11 1983, 3:33 AM CDT

Att. 40,448 - Sunny - 76 F

livebaseballscorecards.com

AB	41
R	5
H	11
RBI	5
BB	2
SO	5
LOB	18

1B: 8	SF: 0	WP: 0	PA: 44
2B: 2	SAC: 1	PB: 0	
3B: 0	DP: 0	SB: 1	
HR: 1	HBP: 0	CS: 0	

Batter	1	2	3	4	5	6	7	8	9	10	AB	R	H	RBI	BB	SO	LOB
Mel Hall, L (1, 8) OBP: 0.413, SLG: 0.389	BBBB 4-0 23 1B BB	x 0-0 ③ 4-3			x 0-0 ② F8		SSS 0-3 ① K		x 0-0 ② F7		4	0	0	0	1	1	2
23 Ryne Sandberg, R (1, 4) OBP: 0.304, SLG: 0.363	x 0-0 1-3 1B		x 0-0 ① L4		x 0-0 ③ F7		x 0-0 1B		x 0-0 ③ 6-3		5	0	2	0	0	0	0
Bill Buckner, L (1, 3) OBP: 0.281, SLG: 0.410	x 0-0 ① F5		x 0-0 ② P4			x 0-0 ① F7	x 0-0 ② F9			x 0-0 G5-4-3 1B	5	0	1	0	0	0	3
Ron Cey, R (1, 5) OBP: 0.321, SLG: 0.389	SSS 0-3 ② K		x 0-0 ③ F9			x 0-0 1B 1B 1B	x 0-0 ③ F9			x 0-0 ① ② G5-4-3 1-2f	5	1	1	0	0	1	4
Keith Moreland, R (1, 9) OBP: 0.335, SLG: 0.446	x 0-0 ③ F8			x 0-0 2B		x 0-0 1B 1-2 FC6-4 1B		H 1-0 SH1-3 HBP		x 0-0 ③ 6-3	4	1	2	0	0	0	2
Gary Woods, R (1, 7) OBP: 0.313, SLG: 0.373 Lee Smith, R (9, 1)		x 0-0 ① P3		x 0-0 ① P3		x 0-0 FC6-4 1-3 2-H 1B		x 0-0 ① SH1-3 1-2			3 0	0 0	1 0	1 0	0 0	0 0	1 0
Larry Bowa, S (1, 6) OBP: 0.313, SLG: 0.360	x 0-0 1B 1B			BBB 4-0 G6-4-3 BB		x 0-0 ② FC6-4 1-2f HR 3-H		x 0-0 ② P3			3	1	1	1	1	0	2
Jody Davis, R (1, 2) OBP: 0.302, SLG: 0.471	x 0-0 1-2 1B			x 0-0 ② ③ G6-4-3 1-2f		x 0-0 1-H HR		SSS 0-3 ③ K			4	1	2	2	0	1	3
Craig Lefferts, L (1, 1) Warren Brusstar, R (5, 1) Tom Veryzer, R (5, PH) OBP: 0.222, SLG: 0.259 Dickie Noles, R (6, 1) Bill Campbell, R (7, 1) Scot Thompson, L (9, 7) OBP: 0.235, SLG: 0.262	SSS 0-3 ② K				x 0-0 ① F8	x 0-0 ③ 1-3			x 0-0 ① 5-3		1 0 1 1 0 0 1	0 0 0 0 0 0 0	0 0 0 0 0 0 0	0 0 0 0 0 0 0	1 0 0 0 0 0 0	2 0 0 0 0 0 0	
Inning Stats	R: 0 E: 0 K: 1 S: 6 H: 1 LOB: 2 BB: 1 P: 10	R: 0 E: 0 K: 1 S: 7 H: 2 LOB: 2 BB: 0 P: 7	R: 0 E: 0 K: 0 S: 3 H: 0 LOB: 0 BB: 0 P: 3	R: 0 E: 0 K: 0 S: 3 H: 1 LOB: 1 BB: 1 P: 7	R: 0 E: 0 K: 0 S: 3 H: 0 LOB: 0 BB: 0 P: 3	R: 4 E: 0 K: 0 S: 7 H: 4 LOB: 0 BB: 0 P: 7	R: 0 E: 0 K: 1 S: 6 H: 1 LOB: 1 BB: 0 P: 6	R: 0 E: 0 K: 1 S: 5 H: 0 LOB: 1 BB: 0 P: 6	R: 0 E: 0 K: 0 S: 3 H: 0 LOB: 0 BB: 0 P: 3	R: 0 E: 0 K: 0 S: 3 H: 1 LOB: 0 BB: 0 P: 3	1B: 8 2B: 1 3B: 0 HR: 1	SF: 0 SAC: 1 DP: 2 HBP: 1					

WP: 0 PB: 0 SB: 0 CS: 0 PA: 41

PITCHER		IP	WLS	BF	H	R	ER	SO	BB	IBB	HBP	BLK	WP	HR	S	P	ERA	WHIP
John Martin, L ERA: 3.96	(1, 1)	5.2		25	7	3	3	2	2	0	0	0	0	0	27	35	4.76	1.588
Doug Bair, R ERA: 2.33	(6, 1)	0.1		2	1	1	1	0	0	0	0	0	0	1	2	2	27.00	3.000
Dave Vonohlen, L ERA: 0.59	(7, 1)	1.1		6	1	0	0	1	0	0	1	0	0	0	7	8	0.00	0.750
Bruce Sutter, R ERA: 3.13	(8, 1)	1.2	W	5	0	0	0	1	0	0	0	0	0	0	7	7	0.00	0.000
Kevin Hagen, R ERA: 13.5	(10, 1)	0.0		1	1	0	0	0	0	0	0	0	0	0	1	1	∞	∞

PITCHER		IP	WLS	BF	H	R	ER	SO	BB	IBB	HBP	BLK	WP	HR	S	P	ERA	WHIP
Joaquin Andujar, R ERA: 3.55	(10, 1)	1.0	S	2	0	0	0	0	0	0	0	0	0	0	2	2	0.00	0.000

St. Louis Cardinals @ Chicago Cubs

Wrigley Field, Chicago, IL

Sat Jun 11 1983, 3:33 AM CDT

Att. 40,448 - Sunny - 76 F

BOTTOM

AB	37
R	4
H	10
RBI	4
BB	2
SO	4
LOB	19

livebaseballscorecards.com

Batter	1	2	3	4	5	6	7	8	9	AB	R	H	RBI	BB	SO	LOB
Tom Herr, S (1, 4) OBP: 0.389, SLG: 0.365	FC4-6 1B	4-3	G4-6-3 1-2f	4-3						4	0	1	0	0	0	3
Jim Kaat, L (7, 1)										0	0	0	0	0	0	0
Ken Oberkfell, L (1, 5) OBP: 0.387, SLG: 0.392	K	CS 1B		L7			2B 1B BB			3	1	1	0	1	1	1
Willie McGee, S (1, 8) OBP: 0.384, SLG: 0.435	FC4-6 1B 1-2f	CS 1-2	3-1	L3			1-3 1B 2B			4	1	1	0	0	0	1
Keith Hernandez, L (1, 3) OBP: 0.345, SLG: 0.422	1-3 1B		4-3 BB	E6			2-H 3-H G4-6-3 1B			3	0	2	2	1	0	0
Darrell Porter, L (1, 2) OBP: 0.371, SLG: 0.479	4-3		4-3 1-2	6-3			G4-6-3 1-2f			4	0	0	0	0	0	5
Dane Iorg, L (1, 7) OBP: 0.333, SLG: 0.392		4-3	4-3				E8 6-3 2B	4-3		4	1	1	0	0	0	1
David Green, R (1, 9) OBP: 0.296, SLG: 0.333		5-3			5-3		6-3 3-H		K	4	0	0	1	0	1	0
Ozzie Smith, S (1, 6) OBP: 0.267, SLG: 0.254		4-3			BB BB		G3		K	2	0	0	0	1	0	0
Rafael Santana, R (7, 4) OBP: 0.500, SLG: 0.333										0	0	0	0	0	0	0
Jamie Quirk, L (9, PH) OBP: 0.324, SLG: 0.452										1	0	0	0	1	0	0
Bob Forsch, R (1, 1) OBP: 0.231, SLG: 0.292			5-3		G4-6-3 1-2 BB		1B		4-3	1	0	0	0	0	0	0
Steve Braun, L (5, PH) OBP: 0.476, SLG: 0.267										0	0	0	0	1	0	0
Kevin Hagen, R (5, 1)										0	0	0	0	0	0	0
Mike Ramsey, S (7, PH) OBP: 0.327, SLG: 0.344										2	0	1	0	0	0	0
(7, 6)																

TOP

St. Louis Cardinals @ Chicago Cubs

Wrigley Field, Chicago, IL

Sun Jun 12 1983, 3:33 AM CDT

Att. 38,635 - Sunny - 87 F

livebaseballscorecards.com

AB	32
R	3
H	7
RBI	3
BB	4
SO	3
LOB	11

Inning Stats	1	2	3	4	5	6	7	8	9
	R: 0 E: 0 K: 1 S: 7	H: 2 LOB: 2 BB: 0 P: 7	R: 0 E: 0 K: 0 S: 3	H: 0 LOB: 0 BB: 0 P: 3	R: 0 E: 0 K: 0 S: 3	H: 1 LOB: 0 BB: 0 P: 3	R: 0 E: 0 K: 0 S: 3	H: 0 LOB: 1 BB: 1 P: 7	R: 0 E: 0 K: 0 S: 2	H: 0 LOB: 1 BB: 2 P: 10
	R: 0 E: 1 K: 0 S: 4	H: 0 LOB: 1 BB: 0 P: 4	R: 1 E: 1 K: 0 S: 5	H: 2 LOB: 1 BB: 0 P: 5	R: 2 E: 0 K: 0 S: 4	H: 2 LOB: 0 BB: 1 P: 8	R: 0 E: 0 K: 2 S: 7	H: 0 LOB: 0 BB: 0 P: 7		

1B: 5	SF: 0	WP: 0	PA: 37
2B: 2	SAC: 0	PB: 0	
3B: 0	DP: 2	SB: 0	
HR: 0	HBP: 0	CS: 1	

PITCHER		IP	WLS	BF	H	R	ER	SO	BB	IBB	HBP	BLK	WP	HR	S	P	ERA	WHIP
Chuck Rainey, R ERA: 3.51	(1, 1)	7.0	W	28	5	1	1	1	3	0	0	0	0	0	27	39	1.29	1.143
Bill Campbell, R ERA: 3.4	(8, 1)	0.0		3	2	2	2	0	1	0	0	0	0	0	2	6	∞	∞
Lee Smith, R ERA: 1.62	(8, 1)	2.0	S	5	0	0	0	2	0	0	0	0	0	0	9	9	0.00	0.000

PITCHER	IP	WLS	BF	H	R	ER	SO	BB	IBB	HBP	BLK	WP	HR	S	P	ERA	WHIP

Batter	1	2	3	4	5	6	7	8	9	AB	R	H	RBI	BB	SO	LOB
Mel Hall, L (1, 8) OBP: 0.418, SLG: 0.414	S S S 0-3 ① K		x 0-0 23 5-3 1B		x 0-0 23 6-3 2B		x 0-0 ② 6-3 2-3			4	0	2	0	0	1	1
23 Ryne Sandberg, R (1, 4) OBP: 0.299, SLG: 0.356	x 0-0 ② P6		x 0-0 ②③ 5-3 1-2		x 0-0 ① 6-3 2-3		x 0-0 ③ F9			4	0	0	0	0	0	3
Bill Buckner, L (1, 3) OBP: 0.280, SLG: 0.404	x 0-0 ③ F9			H 1-0 F9 1B HR HBP	x 0-0 ② 5-3			x 0-0 ① F8		3	1	0	0	0	0	1
Ron Cey, R (1, 5) OBP: 0.319, SLG: 0.387		x 0-0 ① F7		x 0-0 BB 1-2 HR 1B	S S S 0-3 ③ K			x 0-0 ② P5		4	1	1	0	0	1	1
Jay Johnstone, L (1, 7) OBP: 0.386, SLG: 0.517 Gary Woods, R (8, PH) OBP: 0.310, SLG: 0.368 (9, 7)		x 0-0 HR 1B		x 0-0 ① F9 2-3		x 0-0 ① F9		S S S 0-3 ③ K		3 1	1 0	1 0	0 0	0 0	0 1	2 0
Keith Moreland, R (1, 9) OBP: 0.335, SLG: 0.460		x 0-0 1-H HR		S S S 0-3 ② K		x 0-0 ② 4-3				3	1	1	2	0	1	2
Larry Bowa, S (1, 6) OBP: 0.314, SLG: 0.356		x 0-0 ② G3		B B B 4-0 1-2 HR BB		x 0-0 ③ F7				2	1	0	0	1	0	0
Jody Davis, R (1, 2) OBP: 0.308, SLG: 0.500		x 0-0 ③ 3-1		x 0-0 1-H 2-H 3-H HR			x 0-0 6-3 2B			3	1	2	4	0	0	0
Chuck Rainey, R (1, 1) OBP: 0.208, SLG: 0.136 Jerry Morales, R (7, PH) OBP: 0.149, SLG: 0.174 Bill Campbell, R (8, 1) Lee Smith, R (8, 1)			x 0-0 ① 4-3	x 0-0 ③ 6-3			x 0-0 ① F7			2 1 0 0	0 0 0 0	0 0 0 0	0 0 0 0	0 0 0 0	0 0 0 0	0 1 0 0
Inning Stats	R: 0 H: 0 E: 0 LOB: 0 K: 1 BB: 0 S: 5 P: 5	R: 2 H: 2 E: 0 LOB: 0 K: 0 BB: 0 S: 5 P: 5	R: 0 H: 1 E: 0 LOB: 0 K: 0 BB: 0 S: 3 P: 3	R: 4 H: 2 E: 0 LOB: 0 K: 1 BB: 1 S: 7 P: 12	R: 0 H: 1 E: 0 LOB: 1 K: 1 BB: 0 S: 6 P: 6	R: 0 H: 0 E: 0 LOB: 0 K: 0 BB: 0 S: 3 P: 3	R: 0 H: 1 E: 0 LOB: 1 K: 0 BB: 0 S: 4 P: 4	R: 0 H: 0 E: 0 LOB: 0 K: 1 BB: 0 S: 5 P: 5		1B: 3 SF: 0 2B: 2 SAC: 0 3B: 0 DP: 0 HR: 2 HBP: 1						

PITCHER		IP	WLS	BF	H	R	ER	SO	BB	IBB	HBP	BLK	WP	HR	S	P	ERA	WHIP
Bob Forsch, R ERA: 4.0	(1, 1)	4.0	L	18	5	6	6	2	1	0	1	0	0	2	20	25	13.50	1.500
Kevin Hagen, R ERA: 5.4	(5, 1)	2.0		7	1	0	0	1	0	0	0	0	0	0	9	9	0.00	0.500
Jim Kaat, L ERA: 5.4	(7, 1)	2.0		7	1	0	0	1	0	0	0	0	0	0	9	9	0.00	0.500

PITCHER	IP	WLS	BF	H	R	ER	SO	BB	IBB	HBP	BLK	WP	HR	S	P	ERA	WHIP

BOTTOM

St. Louis Cardinals @ Chicago Cubs

Wrigley Field, Chicago, IL

Sun Jun 12 1983, 3:33 AM CDT

Att. 38,635 - Sunny - 87 F

livebaseballscorecards.com

AB	30
R	6
H	7
RBI	6
BB	1
SO	4
LOB	11

WP: 0 PA: 32
PB: 0
SB: 0
CS: 0

Batter	1	2	3	4	5	6	7	8	9	AB	R	H	RBI	BB	SO	LOB
Joe Morgan, L (1, 4) OBP: 0.392, SLG: 0.366	K		G4-6-3 1-2f	P4			4-3	FC8-6 1-2f 3-H		5	0	0	1	0	1	5
Gary Matthews, R (1, 7) OBP: 0.332, SLG: 0.356	K			F8	F3		K S	5-3		5	0	0	0	0	2	1
Kiko Garcia, R (8, 5) OBP: 0.353, SLG: 0.375										0	0	0	0	0	0	0
Mike Schmidt, R (1, 5) OBP: 0.393, SLG: 0.497	K			K2-3	F9		IBB 1-2		4-3	3	0	0	0	1	2	0
Greg Gross, L (8, 7) OBP: 0.379, SLG: 0.352										1	0	0	0	0	0	0
Tony Perez, R (1, 3) OBP: 0.331, SLG: 0.455		6-3		1B 2B 1B	BB		K		G5-3 1B 1B	3	1	1	0	1	1	2
Willie Hernandez, L (7, 1) OBP: 0.600, SLG: 0.600										1	0	1	0	0	0	0
Bo Diaz, R (1, 2) OBP: 0.302, SLG: 0.364		E9 2B		1-2 2B 1B	5-3			1B WP 1B 1B	1-2 1B	5	2	4	0	0	0	1
Von Hayes, L (1, 9) OBP: 0.294, SLG: 0.330		G3		1-H 2-H 2B 2B		CS HBP		K 1-2	G5-3 2-3f	4	1	1	2	0	1	4
Bob Dernier, R (1, 8) OBP: 0.300, SLG: 0.250		F7		1B 2-H 2B		1-3 1-2		1B 2-3 1B		4	1	2	1	0	0	2
Ivan De Jesus, R (1, 6) OBP: 0.283, SLG: 0.289			F9	1B IBB		F9		1B 1-2 FC8-6 3-H 1B		3	1	1	1	1	0	0
Marty Bystrom, R (1, 1) OBP: 0.417, SLG: 0.300							F8			2	0	2	0	0	0	0
Larry Milbourne, S (7, PH) OBP: 0.271, SLG: 0.273										1	0	0	0	0	0	0
Pete Rose, S (7, 3) OBP: 0.320, SLG: 0.320			G4-6-3 1B	1-2 2-3 1B				FC8-6 1-3 2-H 1B		1	0	1	1	0	0	0
Inning Stats	R: 0 E: 0 K: 3 S: 9 H: 0 LOB: 0 BB: 0 P: 9	R: 0 E: 1 K: 0 S: 4 H: 1 LOB: 1 BB: 0 P: 4	R: 0 E: 0 K: 0 S: 3 H: 1 LOB: 0 BB: 0 P: 3	R: 3 E: 0 K: 1 S: 10 H: 5 LOB: 3 BB: 1 P: 14	R: 0 E: 0 K: 0 S: 3 H: 0 LOB: 1 BB: 1 P: 7	R: 0 E: 0 K: 0 S: 2 H: 0 LOB: 0 BB: 0 P: 3	R: 0 E: 0 K: 2 S: 8 H: 0 LOB: 2 BB: 1 P: 12	R: 3 E: 0 K: 1 S: 9 H: 4 LOB: 1 BB: 0 P: 9	R: 0 E: 0 K: 0 S: 4 H: 2 LOB: 1 BB: 0 P: 4	1B: 10 2B: 3 3B: 0 HR: 0 SF: 0 SAC: 0 DP: 2 HBP: 1						

PITCHER		IP	W/L/S	BF	H	R	ER	SO	BB	IBB	HBP	BLK	WP	HR	S	P	ERA	WHIP
Dave LaPoint, L ERA: 3.02	(1, 1)	6.2	L	30	7	3	3	5	1	2	1	0	1	0	36	49	4.05	1.200
Doug Bair, R ERA: 2.93	(7, 1)	0.2		4	2	2	2	2	0	0	0	0	1	0	8	8	27.00	3.000
Bruce Sutter, R ERA: 3.32	(8, 1)	0.2		4	2	1	1	0	0	0	0	0	0	0	4	4	13.50	3.000
Dave Vonohlen, L ERA: 0.55	(9, 1)	1.0		4	2	0	0	0	0	0	0	0	0	0	4	4	0.00	2.000

PITCHER	IP	W/L/S	BF	H	R	ER	SO	BB	IBB	HBP	BLK	WP	HR	S	P	ERA	WHIP

TOP

Philadelphia Phillies @ St. Louis Cardinals
Busch Stadium, St. Louis, MO
Mon Jun 13 1983, 7:05 PM CDT
Att. 32,686 - Unknown

livebaseballscorecards.com

AB	38
R	6
H	13
RBI	6
BB	3
SO	7
LOB	15

WP: 2 PB: 0 SB: 1 CS: 1 PA: 42

Batter	1	2	3	4	5	6	7	8	9	AB	R	H	RBI	BB	SO	LOB
Tom Herr, S (1, 4) OBP: 0.379, SLG: 0.354	6-3	F8			K		FC4-6 1-2f			4	0	0	0	0	1	3
Ken Oberkfell, L (1, 5) OBP: 0.384, SLG: 0.389	4-3		3-1 S SF9 1B		4-3		1-3			4	1	1	0	0	0	1
Bruce Sutter, R (8, 1)										0	0	0	0	0	0	0
Dave Vonohlen, L (9, 1)										0	0	0	0	0	0	0
Keith Hernandez, L (1, 3) OBP: 0.343, SLG: 0.419	1B 1B		3-1 1-3			4-3		6-3		4	0	1	0	0	0	1
George Hendrick, R (1, 9) OBP: 0.379, SLG: 0.560	1-2 1B		SF9 3-H			1B 2B 1B		6-3		3	1	2	1	0	0	0
Willie McGee, S (1, 8) OBP: 0.375, SLG: 0.424	K		4-3			L7		L8		4	0	0	0	0	1	3
Darrell Porter, L (1, 2) OBP: 0.369, SLG: 0.473		K		G3		1-3 2B 1B			4-3	4	0	1	0	0	1	0
Dane Iorg, L (1, 7) OBP: 0.333, SLG: 0.407		K		F8		1-H 3-H 2B			1-6-3	3	0	1	1	0	1	0
Doug Bair, R (7, 1)										0	0	0	0	0	0	0
Mike Ramsey, S (8, 5) OBP: 0.324, SLG: 0.341										1	0	0	0	0	0	0
Ozzie Smith, S (1, 6) OBP: 0.267, SLG: 0.254		S 1B		4-3			K		1-3	4	0	1	0	0	1	0
Dave LaPoint, L (1, 1) OBP: 0.172, SLG: 0.111		1-2 BB			L8		FC4-6 1B			1	0	0	0	1	0	0
David Green, R (7, 7) OBP: 0.303, SLG: 0.340										1	0	1	0	0	0	0

Inning Stats	1	2	3	4	5	6	7	8	9
	R: 0 H: 2 E: 0 LOB: 2 K: 1 BB: 0 S: 7 P: 7	R: 0 H: 1 E: 0 LOB: 2 K: 2 BB: 1 S: 8 P: 12	R: 1 H: 1 E: 0 LOB: 0 K: 0 BB: 0 S: 4 P: 4	R: 0 H: 0 E: 0 LOB: 0 K: 0 BB: 0 S: 3 P: 3	R: 0 H: 0 E: 0 LOB: 0 K: 1 BB: 0 S: 5 P: 5	R: 1 H: 3 E: 0 LOB: 2 K: 0 BB: 0 S: 5 P: 5	R: 0 H: 1 E: 0 LOB: 1 K: 1 BB: 0 S: 6 P: 6	R: 0 H: 0 E: 0 LOB: 0 K: 0 BB: 0 S: 3 P: 3	R: 0 H: 0 E: 0 LOB: 0 K: 0 BB: 0 S: 3 P: 3

PITCHER		IP	WLS	BF	H	R	ER	SO	BB	IBB	HBP	BLK	WP	HR	S	P	ERA	WHIP
Marty Bystrom, R ERA: 5.71	(1, 1)	6.0	W	25	7	2	2	4	1	0	0	0	0	0	32	36	3.00	1.333
Willie Hernandez, L ERA: 2.08	(7, 1)	3.0	S	10	1	0	0	1	0	0	0	0	0	0	12	12	0.00	0.333

PITCHER	IP	WLS	BF	H	R	ER	SO	BB	IBB	HBP	BLK	WP	HR	S	P	ERA	WHIP

BOTTOM

Philadelphia Phillies @ St. Louis Cardinals

Busch Stadium, St. Louis, MO

Mon Jun 13 1983, 7:05 PM CDT

Att. 32,686 - Unknown

livebaseballscorecards.com

AB	33
R	2
H	8
RBI	2
BB	1
SO	5
LOB	8

1B: 7	SF: 1	WP: 0	PA: 35
2B: 1	SAC: 0	PB: 0	
3B: 0	DP: 0	SB: 2	
HR: 0	HBP: 0	CS: 0	

Batter	1	2	3	4	5	6	7	8	9	AB	R	H	RBI	BB	SO	LOB
Joe Morgan, L (1, 4) OBP: 0.398, SLG: 0.385	F7	L4			1B 2B		PO 4-3 BB		E 2B	4	1	2	0	1	0	1
Von Hayes, L (1, 9) (6, 8)	6-3 3B		4-3		2-H 1B		4-3 1-2		E7 2-H 1B	4	1	2	0	0	0	1
Al Holland, R (7, 1)										0	0	0	0	0	0	0
Bo Diaz, R (9, PH) OBP: 0.305, SLG: 0.368 (9, 2)										1	0	1	1	0	0	0
Mike Schmidt, R (1, 5) OBP: 0.393, SLG: 0.492	6-3 3-H		G5-4-3 1B			L7	IBB		5-3	4	0	1	1	1	0	1
Porfi Altamirano, R (9, 1)										0	0	0	0	0	0	0
Tony Perez, R (1, 3) OBP: 0.329, SLG: 0.449	K		G5-4-3 1-2f			1B 1B 1B	PO 2-3	K		4	0	1	0	0	2	1
Gary Matthews, R (1, 7) OBP: 0.335, SLG: 0.356		FC6 BB		4-3		1-2 1B		P6		3	0	1	0	1	0	0
Bob Dernier, R (1, 8) OBP: 0.279, SLG: 0.231		FC6 1-2f 5-3 1B		6-3		K		1B		3	1	0	0	0	1	3
Ron Reed, R (6, 1)										0	0	0	0	0	0	0
Joe Lefebvre, L (7, 9) OBP: 0.348, SLG: 0.405 (8, 2)										1	0	1	0	0	0	0
(9, 5)																
Ozzie Virgil, R (1, 2) OBP: 0.235, SLG: 0.424		5-3 1-2		F5		1-2 2-3 1B		4-3		3	0	1	0	0	0	1
Pete Rose, S (8, PH) OBP: 0.319, SLG: 0.319 (8, 9)										1	0	0	0	0	0	1
Ivan De Jesus, R (1, 6) OBP: 0.284, SLG: 0.290		1B 2-H 1B			L8	K			4-3	3	1	1	1	0	1	3
Larry Milbourne, S (9, PH) OBP: 0.267, SLG: 0.268 (9, 6)										1	0	0	0	0	0	0
Charles Hudson, S (1, 1) OBP: 0.222, SLG: 0.222										2	0	1	1	0	0	0
Tug McGraw, R (6, 1)										0	0	0	0	0	0	0
Greg Gross, L (6, 9) OBP: 0.368, SLG: 0.339 (7, 8)		2-H 1B			F9		K		4-3	2	0	0	0	0	1	0

TOP

Philadelphia Phillies @ St. Louis Cardinals

Busch Stadium, St. Louis, MO

Tue Jun 14 1983, 7:05 PM CDT

Att. 28,813 - Unknown

livebaseballscorecards.com

AB	36
R	4
H	12
RBI	4
BB	3
SO	5
LOB	12

Inning Stats	1	2	3	4	5	6	7	8	9
R	1	2	0	0	0	0	0	0	1
E	0	0	0	0	0	0	0	0	1
K	1	0	0	0	0	2	1	1	0
S	6	5	3	3	4	10	4	6	5
H	1	2	1	0	2	3	0	1	2
LOB	0	1	0	0	2	3	1	1	1
BB	0	1	0	0	0	0	2	0	0
P	6	9	3	3	4	10	12	6	5

PITCHER		IP	WLS	BF	H	R	ER	SO	BB	IBB	HBP	BLK	WP	HR	S	P	ERA	WHIP	PITCHER	IP	WLS	BF	H	R	ER	SO	BB	IBB	HBP	BLK	WP	HR	S	P	ERA	WHIP
Joaquin Andujar, R ERA: 3.59	(1, 1)	8.2		37	11	4	4	5	2	1	0	0	0	0	44	56	4.15	1.500																	
Bruce Sutter, R ERA: 3.29	(9, 1)	0.1	W	2	1	0	0	0	0	0	0	0	0	0	2	2	0.00	3.000																	

PITCHER		IP	WLS	BF	H	R	ER	SO	BB	IBB	HBP	BLK	WP	HR	S	P	ERA	WHIP	PITCHER	IP	WLS	BF	H	R	ER	SO	BB	IBB	HBP	BLK	WP	HR	S	P	ERA	WHIP

BOTTOM

Batter	1	2	3	4	5	6	7	8	9	AB	R	H	RBI	BB	SO	LOB
Tom Herr, S (1, 4) OBP: 0.392, SLG: 0.373	S S S 0-3 K ①		x 0-0 2B			B B B B 4-0 1B 1B BB	x 0-0 2-3 3B 1B		x 0-0 SH5-4 1B 1B	4	3	3	0	1	1	0
Ken Oberkfell, L (1, 5) OBP: 0.379, SLG: 0.383 Floyd Rayford, R (7, PH) (8, 5)	S S S 0-3 K ②		x 0-0 5-3 ③			x 0-0 F9 ①	x 0-0 P4 ②		x 0-0 1-2 SH5-4 ①	3 1	0 0	0 0	0 0	0 0	1 0	2 2
Keith Hernandez, L (1, 3) OBP: 0.352, SLG: 0.431	x 0-0 1-3 ③			B B B B 4-0 5-3 BB		x 0-0 1-2 1B 1B 1B	x 0-0 1-H 3-H 3B		4-0 1B IBB	3	1	2	2	2	0	0
George Hendrick, R (1, 9) OBP: 0.384, SLG: 0.559		S S S 0-3 K ①		S S S 0-3 K ①		x 0-0 1-2 2-H 1B 1B	4-0 IBB		x 0-0 1-2 2-H 1B	4	0	2	2	1	2	1
Willie McGee, S (1, 8) OBP: 0.372, SLG: 0.420		x 0-0 F9 ②		x 0-0 1-2 5-3 ②		x 0-0 1-3 2-H 1B	S S S 0-3 K ③			4	0	1	1	0	1	3
Darrell Porter, L (1, 2) OBP: 0.366, SLG: 0.465		B B B B 4-0 BB		x 0-0 F2 ③		x 0-0 F9 ②		x 0-0 4-3 ①		3	0	0	0	1	0	3
Dane Iorg, L (1, 7) OBP: 0.323, SLG: 0.393 David Green, R (6, PH) OBP: 0.306, SLG: 0.343 (7, 7)		x 0-0 G3 ③			x 0-0 F9 ①	x 0-0 F8 ③		x 0-0 S 1B		2 2	0 0	0 1	0 0	0 0	0 0	1 2
Ozzie Smith, S (1, 6) OBP: 0.266, SLG: 0.254			x 0-0 F7 ①		x 0-0 F9 ②		x 0-0 1B SH3 3B 1B	S S S 0-3 K 1-3 ②		4	1	1	0	0	1	1
Joaquin Andujar, S (1, 1) OBP: 0.111, SLG: 0.111 Bruce Sutter, R (9, 1)			x 0-0 F3 ②		S S S 0-3 K ③		x 0-0 1-2 SH3 ①	x 0-0 5-3 ③		3 0	0 0	0 0	0 0	0 0	1 0	1 0
Inning Stats	R: 0 H: 0 E: 0 LOB: 0 K: 2 BB: 0 S: 7 P: 7	R: 0 H: 0 E: 0 LOB: 1 K: 1 BB: 1 S: 5 P: 9	R: 0 H: 1 E: 0 LOB: 1 K: 0 BB: 0 S: 4 P: 4	R: 0 H: 0 E: 0 LOB: 1 K: 1 BB: 1 S: 5 P: 9	R: 0 H: 0 E: 0 LOB: 0 K: 1 BB: 0 S: 5 P: 5	R: 2 H: 3 E: 0 LOB: 2 K: 0 BB: 1 S: 6 P: 10	R: 2 H: 3 E: 0 LOB: 2 K: 1 BB: 1 S: 8 P: 12	R: 0 H: 1 E: 0 LOB: 1 K: 1 BB: 0 S: 6 P: 6	R: 1 H: 2 E: 0 LOB: 2 K: 0 BB: 1 S: 3 P: 7	1B: 8 SF: 0 2B: 1 SAC: 2 3B: 1 DP: 0 HR: 0 HBP: 0						

PITCHER		IP	WLS	BF	H	R	ER	SO	BB	IBB	HBP	BLK	WP	HR	S	P	ERA	WHIP
Charles Hudson, R ERA: 2.92	(1, 1)	5.1		23	4	2	2	5	3	0	0	0	0	0	30	42	3.38	1.312
Tug McGraw, L ERA: 2.65	(6, 1)	0.1		1	0	0	0	0	0	0	0	0	0	0	1	1	0.00	0.000
Ron Reed, R ERA: 2.27	(6, 1)	0.2		3	1	1	1	0	0	0	0	0	0	0	3	3	13.50	1.500
Al Holland, L ERA: 2.16	(7, 1)	1.2		9	3	1	1	2	0	1	0	0	0	0	12	16	5.40	1.800
Porfi Altamirano, R ERA: 4.05	(9, 1)	0.1	L	4	2	1	1	0	0	1	0	0	0	0	3	7	27.00	6.000

PITCHER	IP	WLS	BF	H	R	ER	SO	BB	IBB	HBP	BLK	WP	HR	S	P	ERA	WHIP

Philadelphia Phillies @ St. Louis Cardinals

Busch Stadium, St. Louis, MO

Tue Jun 14 1983, 7:05 PM CDT

Att. 28,813 - Unknown

livebaseballscorecards.com

AB	33
R	5
H	10
RBI	5
BB	5
SO	7
LOB	16

WP: 0 PA: 40
PB: 0
SB: 2
CS: 0

Batter	1	2	3	4	5	6	7	8	9	AB	R	H	RBI	BB	SO	LOB
Joe Morgan, L (1, 4) OBP: 0.392, SLG: 0.379	F7	K		1B			F9		F8	5	0	1	0	0	1	1
Von Hayes, L (1, 8) OBP: 0.314, SLG: 0.400	BB		1B 2B		4-3		HR		G3	4	3	2	2	1	0	0
Mike Schmidt, R (1, 5) OBP: 0.393, SLG: 0.486	F9		K		6-3		BB		1B	4	1	1	0	1	1	2
Bob Dernier, R (9, PR) OBP: 0.279, SLG: 0.231										0	0	0	0	0	0	0
Tony Perez, R (1, 3) OBP: 0.339, SLG: 0.453	BB		G3 1B		K		2B 1B		4-3	3	1	2	1	1	1	0
Pete Rose, S (7, PR) OBP: 0.317, SLG: 0.317										1	0	0	0	0	0	1
(7, 3)																
Gary Matthews, R (1, 7) OBP: 0.338, SLG: 0.364	E 1B		G3			K	2B			4	0	2	2	0	1	1
Bo Diaz, R (1, 2) OBP: 0.299, SLG: 0.360	E5		F8			F9	6-3			4	0	0	0	0	0	5
Joe Lefebvre, L (1, 9) OBP: 0.340, SLG: 0.391	6-3			L6		4-3		CS 1B		4	0	1	0	0	0	2
Ivan De Jesus, R (1, 6) OBP: 0.283, SLG: 0.289		6-3		F8			HR 1B	F8		4	1	1	0	0	0	1
Steve Carlton, L (1, 1) OBP: 0.209, SLG: 0.286		4-3		1B 1B			L8	L1		4	0	1	0	0	0	1
Al Holland, R (8, 1)										0	0	0	0	0	0	0
Inning Stats	R: 2 E: 1 K: 0 S: 5 H: 1 LOB: 2 BB: 2 P: 13	R: 0 E: 0 K: 1 S: 5 H: 0 LOB: 0 BB: 0 P: 5	R: 1 E: 0 K: 1 S: 7 H: 2 LOB: 1 BB: 0 P: 7	R: 0 E: 0 K: 0 S: 4 H: 2 LOB: 2 BB: 0 P: 4	R: 0 E: 0 K: 1 S: 5 H: 0 LOB: 0 BB: 0 P: 5	R: 0 E: 0 K: 1 S: 5 H: 0 LOB: 0 BB: 0 P: 5	R: 3 E: 0 K: 0 S: 7 H: 4 LOB: 3 BB: 1 P: 11	R: 0 E: 0 K: 0 S: 3 H: 1 LOB: 0 BB: 0 P: 3	R: 0 E: 0 K: 0 S: 4 H: 1 LOB: 2 BB: 0 P: 4	1B: 8 2B: 2 3B: 0 HR: 1	SF: 0 SAC: 0 DP: 0 HBP: 0						

PITCHER	IP	WLS	BF	H	R	ER	SO	BB	IBB	HBP	BLK	WP	HR	S	P	ERA	WHIP
John Stuper, R (1, 1) ERA: 3.94	6.2		31	8	6	5	4	3	0	0	0	0	1	36	48	6.75	1.650
Doug Bair, R (7, 1) ERA: 2.89	0.1		2	1	0	0	0	0	0	0	0	0	0	2	2	0.00	3.000
Kevin Hagen, R (8, 1) ERA: 4.15	1.0	W	3	1	0	0	0	0	0	0	0	0	0	3	3	0.00	1.000
Bruce Sutter, R (9, 1) ERA: 3.2	1.0	S	4	1	0	0	0	0	0	0	0	0	0	4	4	0.00	1.000

PITCHER	IP	WLS	BF	H	R	ER	SO	BB	IBB	HBP	BLK	WP	HR	S	P	ERA	WHIP

TOP

Philadelphia Phillies @ St. Louis Cardinals
Busch Stadium, St. Louis, MO
Wed Jun 15 1983, 7:05 PM CDT
Att. 37,368 - Unknown

livebaseballscorecards.com

AB	37
R	6
H	11
RBI	5
BB	3
SO	4
LOB	14

WP: 0	PB: 0	SB: 2	CS: 1
PA: 40			

Batter	1	2	3	4	5	6	7	8	9	AB	R	H	RBI	BB	SO	LOB
Ozzie Smith, S (1, 6) OBP: 0.269, SLG: 0.263	4-3		K		4-3 2-H 3B		5-3	1B 1-2 1B BB		4	1	1	1	1	1	0
David Green, R (1, 9) OBP: 0.310, SLG: 0.346	K		5-3		4-3 3-H		FC5-4 1B	1-H 2-H 1B		5	0	2	2	0	1	0
Willie McGee, S (1, 8) OBP: 0.370, SLG: 0.416	1B 1B		K		K		FC5-4 1-2f			4	0	1	0	0	2	1
George Hendrick, R (1, 3) OBP: 0.391, SLG: 0.568	1-3 1B			L7		2B 2B		4-3 1B 1B		4	2	3	0	0	0	0
Floyd Rayford, R (1, 5) OBP: 0.400, SLG: 0.600 Ken Oberkfell, L (8, PR) OBP: 0.379, SLG: 0.383 (9, 5)	K			5-3		FC4-5 2-H 2B		1B 1-2 4-3 4-3 1B		4 0	0 1	2 0	1 0	0 0	1 0	2 0
Tom Herr, S (1, 4) OBP: 0.389, SLG: 0.370		F9		1B		FC4-5 2-3		4-3 1-2 2-3		4	0	1	0	0	0	3
Dane Iorg, L (1, 7) OBP: 0.333, SLG: 0.400		1B		F7		F8		4-3 1B 2-3 3-H 1B		4	1	2	1	0	0	2
Glenn Brummer, R (1, 2) OBP: 0.375, SLG: 0.409		F9			SH1-4 3B BB	K		4-3 1-2 3-H		3	1	0	1	1	1	3
John Stuper, R (1, 1) OBP: 0.240, SLG: 0.208 Doug Bair, R (7, 1) Rafael Santana, R (7, PH) OBP: 0.444, SLG: 0.286 Kevin Hagen, R (8, 1) Darrell Porter, L (8, PH) OBP: 0.369, SLG: 0.468 Bruce Sutter, R (9, 1)		G3			SH1-4 1-2		K	BB 2-H 1B 1B		1 0 1 0 1 0	0 0 0 0 1 0	0 0 0 0 1 0	0 0 0 0 0 0	0 0 0 0 0 0	0 0 1 0 0 0	1 0 0 0 0 0
Inning Stats	R: 0 E: 0 K: 2 S: 9 H: 2 LOB: 2 BB: 0 P: 9	R: 0 E: 0 K: 0 S: 4 H: 1 LOB: 1 BB: 0 P: 4	R: 0 E: 0 K: 2 S: 7 H: 0 LOB: 0 BB: 0 P: 7	R: 0 E: 0 K: 0 S: 4 H: 1 LOB: 1 BB: 0 P: 4	R: 2 E: 0 K: 1 S: 6 H: 1 LOB: 0 BB: 1 P: 10	R: 1 E: 0 K: 1 S: 7 H: 2 LOB: 1 BB: 0 P: 7	R: 0 E: 0 K: 1 S: 6 H: 1 LOB: 1 BB: 0 P: 6	R: 4 E: 0 K: 0 S: 7 H: 5 LOB: 2 BB: 1 P: 11		1B: 10 2B: 2 3B: 1 HR: 0 SF: 0 SAC: 1 DP: 0 HBP: 0					

PITCHER		IP	WLS	BF	H	R	ER	SO	BB	IBB	HBP	BLK	WP	HR	S	P	ERA	WHIP
Steve Carlton, L ERA: 3.09	(1, 1)	7.2	L	36	12	7	7	7	1	0	0	0	0	0	49	53	8.22	1.696
Al Holland, L ERA: 2.13	(8, 1)	0.1		2	1	0	0	0	1	0	0	0	0	0	1	5	0.00	6.000

PITCHER	IP	WLS	BF	H	R	ER	SO	BB	IBB	HBP	BLK	WP	HR	S	P	ERA	WHIP

BOTTOM

Philadelphia Phillies @ St. Louis Cardinals

Busch Stadium, St. Louis, MO

Wed Jun 15 1983, 7:05 PM CDT

Att. 37,368 - Unknown

livebaseballscorecards.com

AB	35
R	7
H	13
RBI	7
BB	2
SO	7
LOB	12

WP: 0	PA: 38		
PB: 0			
SB: 0			
CS: 0			

Batter	1	2	3	4	5	6	7	8	9	AB	R	H	RBI	BB	SO	LOB
Mel Hall, L (1, 8) OBP: 0.407, SLG: 0.408	1-3		23 1B SF8 2B 3-H		4-3		L4			4	1	1	1	0	0	0
23 Ryne Sandberg, R (1, 4) OBP: 0.305, SLG: 0.359	CS 1B		CS 1B 2-3		1B 1B			5-3		4	0	3	0	0	0	0
Bill Buckner, L (1, 3) OBP: 0.280, SLG: 0.407	L3 1-2		SF8 3-H		FC6-4 1B 1-2			P4		3	0	1	1	0	0	1
Ron Cey, R (1, 5) OBP: 0.323, SLG: 0.378		K	CS 1-2	FC5 1B BB	FC6-4 1-2f			5-3		3	0	0	0	1	1	2
Jay Johnstone, L (1, 7) OBP: 0.402, SLG: 0.520		1B		F9		F2			F7	4	0	1	0	0	0	1
Keith Moreland, R (1, 9) OBP: 0.329, SLG: 0.446		F9		K		F8			K	4	0	0	0	0	2	2
Larry Bowa, S (1, 6) OBP: 0.313, SLG: 0.353		L6		1-2 1B		6-3			F8	4	0	1	0	0	0	1
Jody Davis, R (1, 2) OBP: 0.296, SLG: 0.486			SH1-4 2B 2B	FC5 2-3f			L7			3	1	1	0	0	0	2
Chuck Rainey, R (1, 1) OBP: 0.206, SLG: 0.136 Warren Brusstar, R (4, 1) Tom Grant, L (5, PH) Dickie Noles, R (5, 1) Jerry Morales, R (7, PH) OBP: 0.146, SLG: 0.170 Mike Proly, R (7, 1)			SH1-4 2-3		P6		F9			0 0 1 0 1 0	0 0 0 0 0 0	0 0 0 0 0 0	0 0 0 0 0 0	0 0 0 0 0 0	0 0 0 0 0 0	0 0 0 0 0 0
Inning Stats	R: 0 E: 0 K: 0 S: 3 H: 1 LOB: 0 BB: 0 P: 3	R: 0 E: 0 K: 1 S: 6 H: 1 LOB: 1 BB: 0 P: 6	R: 2 E: 0 K: 0 S: 5 H: 3 LOB: 0 BB: 0 P: 5	R: 0 E: 0 K: 1 S: 6 H: 1 LOB: 2 BB: 1 P: 10	R: 0 E: 0 K: 0 S: 5 H: 2 LOB: 2 BB: 0 P: 5	R: 0 E: 0 K: 0 S: 3 H: 0 LOB: 0 BB: 0 P: 3	R: 0 E: 0 K: 0 S: 3 H: 0 LOB: 0 BB: 0 P: 3	R: 0 E: 0 K: 0 S: 3 H: 0 LOB: 0 BB: 0 P: 3	R: 0 E: 0 K: 1 S: 5 H: 0 LOB: 0 BB: 0 P: 5	1B: 6 2B: 2 3B: 0 HR: 0 SF: 1 SAC: 1 DP: 0 HBP: 0						

TOP

Chicago Cubs @ St. Louis Cardinals

Busch Stadium, St. Louis, MO

Fri Jun 17 1983, 7:05 PM CDT
Att. 41,093 - Unknown - 83 F

livebaseballscorecards.com

AB	31
R	2
H	8
RBI	2
BB	1
SO	3
LOB	9

PITCHER		IP	WLS	BF	H	R	ER	SO	BB	IBB	HBP	BLK	WP	HR	S	P	ERA	WHIP
Bob Forsch, R ERA: 3.8	(1, 1)	9.0	W	34	8	2	2	3	1	0	0	0	0	0	39	43	2.00	1.000

PITCHER	IP	WLS	BF	H	R	ER	SO	BB	IBB	HBP	BLK	WP	HR	S	P	ERA	WHIP

Batter	1	2	3	4	5	6	7	8	9	AB	R	H	RBI	BB	SO	LOB
Tom Herr, S (1, 4) OBP: 0.389, SLG: 0.392	F8		4-3	2-H 3B			F9 4-3 2B	L5		5	1	2	1	0	0	1
Ken Oberkfell, L (1, 5) OBP: 0.381, SLG: 0.390	L3 1B		2B	P4			F9 2-3			4	0	2	0	0	0	2
Willie McGee, S (1, 8) OBP: 0.362, SLG: 0.407	L3 1-2		3-1		4-3		4-3 3-H			4	0	0	1	0	0	2
George Hendrick, R (1, 3) OBP: 0.397, SLG: 0.577		S 2B 1B		1B 2B 2B	P4		1B			4	2	3	0	0	0	0
Dane Iorg, L (1, 7) OBP: 0.342, SLG: 0.422		WP 1-H 2B		2B G3 2-3 1B	F7		4-3			4	1	2	1	0	0	1
David Green, R (8, 7) OBP: 0.310, SLG: 0.346										0	0	0	0	0	0	0
Andy Van Slyke, L (1, 9) OBP: 0.250, SLG: 0.500		S S S K 2-3		G3 SH 1-3 3-H 2B		F8		3-1		4	1	1	1	0	1	1
Darrell Porter, L (1, 2) OBP: 0.367, SLG: 0.463		F7		G3 2-3 3-H		G3		1B SF9 1B		4	1	1	1	0	0	2
Ozzie Smith, S (1, 6) OBP: 0.274, SLG: 0.273		3-1		SH SH1-4 3B 3-H		2B		SF9 S 1-3 1B		3	1	2	1	0	0	1
Bob Forsch, R (1, 1) OBP: 0.207, SLG: 0.269			6-3	SH1-4 1-2		6-3		SF9 1-3 3-H		2	0	0	1	0	0	1
Inning Stats	R: 0 E: 0 K: 0 S: 3 H: 1 LOB: 0 BB: 0 P: 3	R: 1 E: 0 K: 1 S: 7 H: 2 LOB: 1 BB: 0 P: 7	R: 0 E: 0 K: 0 S: 4 H: 1 LOB: 1 BB: 0 P: 4	R: 4 E: 1 K: 0 S: 8 H: 4 LOB: 1 BB: 0 P: 8	R: 0 E: 0 K: 0 S: 3 H: 0 LOB: 0 BB: 0 P: 3	R: 0 E: 0 K: 0 S: 4 H: 1 LOB: 1 BB: 0 P: 4	R: 1 E: 0 K: 0 S: 5 H: 2 LOB: 1 BB: 0 P: 5	R: 1 E: 0 K: 0 S: 5 H: 2 LOB: 1 BB: 0 P: 5		1B: 6 2B: 7 3B: 1 HR: 0	SF: 1 SAC: 2 DP: 1 HBP: 0		WP: 1 PB: 0 SB: 2 CS: 0	PA: 37		

PITCHER		IP	WLS	BF	H	R	ER	SO	BB	IBB	HBP	BLK	WP	HR	S	P	ERA	WHIP
Chuck Rainey, R ERA: 3.79	(1, 1)	3.2	L	19	8	5	4	1	0	0	0	0	1	0	21	21	9.82	2.182
Warren Brusstar, R ERA: 4.05	(4, 1)	0.1		1	0	0	0	0	0	0	0	0	0	0	1	1	0.00	0.000
Dickie Noles, R ERA: 5.06	(5, 1)	2.0		7	1	0	0	0	0	0	0	0	0	0	7	7	0.00	0.500
Mike Proly, R ERA: 3.4	(7, 1)	2.0		10	4	2	2	0	0	0	0	0	0	0	10	10	9.00	2.000

PITCHER	IP	WLS	BF	H	R	ER	SO	BB	IBB	HBP	BLK	WP	HR	S	P	ERA	WHIP

BOTTOM

Chicago Cubs @ St. Louis Cardinals

Busch Stadium, St. Louis, MO

Fri Jun 17 1983, 7:05 PM CDT

Att. 41,093 - Unknown - 83 F

livebaseballscorecards.com

AB	34
R	7
H	13
RBI	7
BB	0
SO	1
LOB	11

Batter	1	2	3	4	5	6	7	8	9	AB	R	H	RBI	BB	SO	LOB
Mel Hall, L (1, 8) OBP: 0.413, SLG: 0.451	4-3		HR	FC4-7-4-3		23 5-3 1B		4-3	1B	6	1	3	2	0	0	3
23 Ryne Sandberg, R (1, 4) OBP: 0.310, SLG: 0.368	K		BB		3B	5-3		1B	F9	5	2	2	1	1	1	5
Bill Buckner, L (1, 3) OBP: 0.290, SLG: 0.430	HR		2B		1B	4-3		1B		5	3	4	2	0	0	2
Ron Cey, R (1, 5) OBP: 0.333, SLG: 0.393	F9		2B		G4-6-3 1B		1B		1B	5	0	4	2	0	0	0
Junior Kennedy, R (9, PR) OBP: 0.182, SLG: 0.150										0	1	0	0	0	0	0
Jay Johnstone, L (1, 7) OBP: 0.396, SLG: 0.506		P6	K		G4-6-3		L4		E	4	0	1	1	0	1	2
Jerry Morales, R (9, PH) OBP: 0.163, SLG: 0.188										1	1	1	0	0	0	0
Tom Grant, L (9, 7)									E	0	0	0	0	0	0	0
Scot Thompson, L (1, 9) OBP: 0.222, SLG: 0.246		6-3	6-3		G4-6-3		P4		E6	2	0	0	0	0	0	1
Gary Woods, R (5, PH) OBP: 0.307, SLG: 0.375										3	0	0	1	0	0	4
(5, 9)																
Larry Bowa, S (1, 6) OBP: 0.312, SLG: 0.351		4-3		FC4-7-4-3 HBP	P4		L8		F8	4	0	1	0	0	0	2
Tom Veryzer, R (8, 6) OBP: 0.212, SLG: 0.242				1B						1	0	0	0	0	0	2
Steve Lake, R (1, 2) OBP: 0.425, SLG: 0.615			6-3	FC4-7-4-3 HBP		1B SH5-3 1B		23 1B 3B	1B	4	1	3	1	0	0	0
Steve Trout, L (1, 1) OBP: 0.226, SLG: 0.226			HR	K		SH5-3		K	K	4	1	1	0	0	3	5
Inning Stats	R: 1 H: 1 E: 0 LOB: 0 K: 1 BB: 0 S: 6 P: 6	R: 0 H: 0 E: 0 LOB: 0 K: 0 BB: 0 S: 3 P: 3	R: 4 H: 4 E: 0 LOB: 1 K: 1 BB: 1 S: 9 P: 13	R: 0 H: 1 E: 0 LOB: 1 K: 1 BB: 0 S: 5 P: 6	R: 2 H: 4 E: 0 LOB: 1 K: 0 BB: 0 S: 6 P: 6	R: 0 H: 2 E: 0 LOB: 2 K: 0 BB: 0 S: 5 P: 5	R: 0 H: 1 E: 0 LOB: 1 K: 0 BB: 0 S: 4 P: 4	R: 1 H: 3 E: 0 LOB: 2 K: 1 BB: 0 S: 7 P: 7	R: 2 H: 4 E: 1 LOB: 3 K: 1 BB: 0 S: 10 P: 10	1B: 14 SF: 0 2B: 3 SAC: 1 3B: 2 DP: 2 HR: 2 HBP: 1						

PITCHER		IP	WLS	BF	H	R	ER	SO	BB	IBB	HBP	BLK	WP	HR	S	P	ERA	WHIP
Joaquin Andujar, R ERA: 3.93	(1, 1)	2.1	L	13	5	5	5	1	1	0	0	0	0	2	14	18	19.29	2.571
John Martin, L ERA: 4.24	(3, 1)	1.2		10	5	2	2	2	0	0	1	0	0	0	13	14	10.80	3.000
Jim Kaat, L ERA: 4.58	(5, 1)	3.0		11	3	0	0	0	0	0	0	0	0	0	11	11	0.00	1.000
Dave Vonohlen, L ERA: 1.47	(8, 1)	2.0		13	7	3	2	2	0	0	0	0	0	0	17	17	9.00	3.500

PITCHER	IP	WLS	BF	H	R	ER	SO	BB	IBB	HBP	BLK	WP	HR	S	P	ERA	WHIP

TOP

Chicago Cubs @ St. Louis Cardinals

Busch Stadium, St. Louis, MO

Sat Jun 18 1983, 7:05 PM CDT

Att. 49,898 - Unknown

livebaseballscorecards.com

AB	44
R	10
H	20
RBI	10
BB	1
SO	5
LOB	26

WP: 0	PA: 47
PB: 0	
SB: 0	
CS: 0	

Batter	1	2	3	4	5	6	7	8	9	AB	R	H	RBI	BB	SO	LOB
Tom Herr, S (1, 4) OBP: 0.386, SLG: 0.388	1-3		2-3 1B		F9			F8		4	0	1	0	0	0	3
Ken Oberkfell, L (1, 5) OBP: 0.375, SLG: 0.383	6-3		F9			4-3		F7		4	0	0	0	0	0	3
Willie McGee, S (1, 8) OBP: 0.354, SLG: 0.398	K			6-3		1-3			6-3	4	0	0	0	0	1	0
George Hendrick, R (1, 3) OBP: 0.392, SLG: 0.569 Dave Vonohlen, L (8, 1) Floyd Rayford, R (9, PH) OBP: 0.500, SLG: 1.167		6-3		5-3		P5			HR	3 0 1	0 0 1	0 0 1	0 0 1	0 0 0	0 0 0	0 0 0
Darrell Porter, L (1, 2) OBP: 0.364, SLG: 0.458		L7		4-3			4-3		K	2	0	0	0	0	0	0
David Green, R (1, 7) OBP: 0.308, SLG: 0.342		K			F9		6-3		1B	4	0	1	0	0	1	0
Andy Van Slyke, L (1, 9) OBP: 0.250, SLG: 0.286			F3		BB		L7		K	3	0	0	0	1	1	1
Ozzie Smith, S (1, 6) OBP: 0.280, SLG: 0.276 Rafael Santana, R (7, 6) OBP: 0.400, SLG: 0.250			1B 4-1 BB		1-2 1B			L7		1 1	0 0	1 0	0 0	1 0	0 0	0 0
Joaquin Andujar, S (1, 1) OBP: 0.111, SLG: 0.111 John Martin, S (3, 1) OBP: 0.231, SLG: 0.308 Jim Kaat, L (5, 1) Glenn Brummer, R (5, 2) OBP: 0.385, SLG: 0.391 Dane Iorg, L (7, PH) OBP: 0.333, SLG: 0.409 (8, 3)			4-1 1-2		F9			BB		0 1 0 1 2	0 0 0 0 0	0 0 0 0 0	0 0 0 1 0	0 0 0 0 1	0 1 0 0 0	0 1 0 2 0
Inning Stats	R: 0 H: 0 E: 0 LOB: 0 K: 1 BB: 0 S: 5 P: 5	R: 0 H: 0 E: 0 LOB: 0 K: 1 BB: 0 S: 5 P: 5	R: 0 H: 1 E: 0 LOB: 2 K: 0 BB: 1 S: 4 P: 8	R: 0 H: 0 E: 0 LOB: 0 K: 0 BB: 0 S: 3 P: 3	R: 0 H: 1 E: 0 LOB: 2 K: 0 BB: 1 S: 4 P: 8	R: 0 H: 0 E: 0 LOB: 0 K: 0 BB: 0 S: 3 P: 3	R: 0 H: 0 E: 0 LOB: 0 K: 0 BB: 0 S: 3 P: 3	R: 0 H: 0 E: 0 LOB: 1 K: 0 BB: 1 S: 3 P: 7	R: 1 H: 2 E: 0 LOB: 1 K: 2 BB: 0 S: 9 P: 9	1B: 3 SF: 0 2B: 0 SAC: 0 3B: 0 DP: 0 HR: 1 HBP: 0						WP: 0 PA: 34 PB: 0 SB: 0 CS: 0	

PITCHER		IP	WLS	BF	H	R	ER	SO	BB	IBB	HBP	BLK	WP	HR	S	P	ERA	WHIP
Steve Trout, L ERA: 3.72	(1, 1)	9.0	W	34	4	1	1	4	3	0	0	0	0	1	39	51	1.00	0.778

PITCHER	IP	WLS	BF	H	R	ER	SO	BB	IBB	HBP	BLK	WP	HR	S	P	ERA	WHIP

BOTTOM

Chicago Cubs @ St. Louis Cardinals

Busch Stadium, St. Louis, MO

Sat Jun 18 1983, 7:05 PM CDT

Att. 49,898 - Unknown

livebaseballscorecards.com

AB	31
R	1
H	4
RBI	1
BB	3
SO	4
LOB	10

Batter	1	2	3	4	5	6	7	8	9	AB	R	H	RBI	BB	SO	LOB
Gary Woods, R (1, 8) OBP: 0.312, SLG: 0.376	6-3	23 2B 1B 1-3 2-H 3-H		F7		L7			23 S 1B	5	1	2	2	0	0	0
23 Ryne Sandberg, R (1, 4) OBP: 0.312, SLG: 0.371	K	2B 2-H 3-H		F9			P6		G6-3 BB 1-3	4	0	1	2	1	1	0
Bill Buckner, L (1, 3) OBP: 0.292, SLG: 0.431	2B	BB			1-3		K		G6-3 1-2f	4	0	1	0	1	1	2
Ron Cey, R (1, 5) OBP: 0.328, SLG: 0.385	K	L7			F8		5-3			4	0	0	0	0	1	3
Keith Moreland, R (1, 9) OBP: 0.336, SLG: 0.451		1B BB 1B 1B	FC6-4 1B		1B			E5 FC6-4		4	1	3	0	0	0	0
Jerry Morales, R (1, 7) OBP: 0.189, SLG: 0.196		1B 1B BB 1-2	FC6-4 1-2f		1-2 1B			P4		3	1	1	0	1	0	2
Larry Bowa, S (1, 6) OBP: 0.311, SLG: 0.349		1B 23 2B 1B 1-2 2-3	F8		F9			FC6-4 FC4 1-2f		4	1	1	0	0	0	4
Jody Davis, R (1, 2) OBP: 0.290, SLG: 0.475		K	P4			6-3		FC4 1-2f		4	0	0	0	0	1	5
Dick Ruthven, R (1, 1) OBP: 0.192, SLG: 0.200		K		K		K			4-3	4	0	0	0	0	3	3

TOP

Chicago Cubs @ St. Louis Cardinals

Busch Stadium, St. Louis, MO

Sun Jun 19 1983, 3:33 AM CDT

Att. 38,995 - Overcast - 75 F

livebaseballscorecards.com

AB	36
R	4
H	9
RBI	4
BB	3
SO	7
LOB	19

Inning Stats	1	2	3	4	5	6	7	8	9	1B	SF	WP	PA
	R: 0 E: 0 K: 2 S: 8 H: 1 LOB: 1 BB: 0 P: 8	R: 4 E: 0 K: 2 S: 11 H: 4 LOB: 2 BB: 2 P: 19	R: 0 E: 0 K: 0 S: 4 H: 1 LOB: 1 BB: 0 P: 4	R: 0 E: 0 K: 1 S: 5 H: 0 LOB: 0 BB: 0 P: 5	R: 0 E: 0 K: 0 S: 5 H: 2 LOB: 2 BB: 0 P: 5	R: 0 E: 0 K: 1 S: 5 H: 0 LOB: 0 BB: 0 P: 5	R: 0 E: 0 K: 1 S: 5 H: 0 LOB: 0 BB: 0 P: 5	R: 0 E: 1 K: 0 S: 4 H: 0 LOB: 1 BB: 0 P: 4	R: 0 E: 0 K: 0 S: 3 H: 1 LOB: 1 BB: 1 P: 7	1B: 7 2B: 2 3B: 0 HR: 0 SF: 0 SAC: 0 DP: 1 HBP: 0		WP: 0 PB: 0 SB: 2 CS: 0	PA: 39

PITCHER		IP	WLS	BF	H	R	ER	SO	BB	IBB	HBP	BLK	WP	HR	S	P	ERA	WHIP
Dave LaPoint, L ERA: 3.15	(1, 1)	8.0	L	35	8	4	4	7	2	0	0	0	0	0	47	55	4.50	1.250
Dave Vonohlen, L ERA: 1.4	(9, 1)	1.0		4	1	0	0	0	1	0	0	0	0	0	3	7	0.00	2.000

PITCHER	IP	WLS	BF	H	R	ER	SO	BB	IBB	HBP	BLK	WP	HR	S	P	ERA	WHIP

Batter	1	2	3	4	5	6	7	8	9	AB	R	H	RBI	BB	SO	LOB
Tom Herr, S (1, 4) OBP: 0.377, SLG: 0.377	6-3		L6			6-3			L7	4	0	0	0	0	0	0
Ken Oberkfell, L (1, 5) OBP: 0.369, SLG: 0.376	L7			K		L7			G3	4	0	0	0	0	1	0
Andy Van Slyke, L (1, 9) OBP: 0.167, SLG: 0.182	6-3			L4			F7		L7	4	0	0	0	0	0	0
George Hendrick, R (1, 3) OBP: 0.391, SLG: 0.565		FC3-6 1B		F8			5-3			3	0	1	0	0	0	0
Willie McGee, S (1, 8) OBP: 0.349, SLG: 0.391		K			6-3		4-3			3	0	0	0	0	1	1
Steve Braun, L (1, 7) OBP: 0.458, SLG: 0.444		FC3-6 1-2f			HR			F5		3	1	1	1	0	0	1
Jamie Quirk, L (1, 2) OBP: 0.324, SLG: 0.424		K			K			BB		2	0	0	0	1	2	1
Ozzie Smith, S (1, 6) OBP: 0.278, SLG: 0.274			F8		4-3			F8		2	0	0	0	0	0	0
Floyd Rayford, R (8, PH) OBP: 0.429, SLG: 1.000										1	0	0	0	0	0	1
Rafael Santana, R (9, 6) OBP: 0.400, SLG: 0.250										0	0	0	0	0	0	0
Dave LaPoint, L (1, 1) OBP: 0.161, SLG: 0.103			K			K		P5		2	0	0	0	0	2	0
Darrell Porter, L (8, PH) OBP: 0.362, SLG: 0.455										1	0	0	0	0	0	1
Dave Vonohlen, L (9, 1)										0	0	0	0	0	0	0
Inning Stats	R: 0 E: 0 K: 0 S: 3 H: 0 LOB: 0 BB: 0 P: 3	R: 0 E: 0 K: 2 S: 8 H: 1 LOB: 1 BB: 0 P: 8	R: 0 E: 0 K: 1 S: 5 H: 0 LOB: 0 BB: 0 P: 5	R: 0 E: 0 K: 1 S: 5 H: 0 LOB: 0 BB: 0 P: 5	R: 1 E: 0 K: 1 S: 6 H: 1 LOB: 0 BB: 0 P: 6	R: 0 E: 0 K: 1 S: 5 H: 0 LOB: 0 BB: 0 P: 5	R: 0 E: 0 K: 0 S: 3 H: 0 LOB: 0 BB: 0 P: 3	R: 0 E: 0 K: 0 S: 3 H: 0 LOB: 1 BB: 1 P: 7	R: 0 E: 0 K: 0 S: 3 H: 0 LOB: 0 BB: 0 P: 3	1B: 1 2B: 0 3B: 0 HR: 1 SF: 0 SAC: 0 DP: 0 HBP: 0						

PITCHER	IP	WLS	BF	H	R	ER	SO	BB	IBB	HBP	BLK	WP	HR	S	P	ERA	WHIP
Dick Ruthven, R (1, 1) ERA: 4.26	9.0	W	30	2	1	1	6	1	0	0	0	0	1	41	45	1.00	0.333

PITCHER	IP	WLS	BF	H	R	ER	SO	BB	IBB	HBP	BLK	WP	HR	S	P	ERA	WHIP

BOTTOM

Chicago Cubs @ St. Louis Cardinals

Busch Stadium, St. Louis, MO

Sun Jun 19 1983, 3:33 AM CDT

Att. 38,995 - Overcast - 75 F

livebaseballscorecards.com

AB	29
R	1
H	2
RBI	1
BB	1
SO	6
LOB	5

Batter	1	2	3	4	5	6	7	8	9	AB	R	H	RBI	BB	SO	LOB
Tom Herr, S (1, 4) OBP: 0.376, SLG: 0.373	B B B B 4-0 5-3 BB		x 0-0 ③ 6-3		x 0-0 ③ 6-3			x 0-0 ① SH1-4 1-2		2	0	0	0	1	0	0
Ken Oberkfell, L (1, 5) OBP: 0.367, SLG: 0.378	S S S 0-3 ① K			x 0-0 2B 2B		x 0-0 ① F7		x 0-0 ② 3-1 2-3		4	1	1	0	0	1	2
Willie McGee, S (1, 8) OBP: 0.342, SLG: 0.383	x 0-0 ② 5-3 1-2			S S S 0-3 ① K		x 0-0 ② 6-3		S S S 0-3 ③ K		4	0	0	0	0	2	3
George Hendrick, R (1, 3) OBP: 0.389, SLG: 0.564	x 0-0 ③ 5-3			x 0-0 1B 2-H 2B		x 0-0 ③ 5-3			S S S 0-3 ① K	4	1	1	1	0	1	1
Darrell Porter, L (1, 2) OBP: 0.364, SLG: 0.456		x 0-0 ① F8		x 0-0 4-3 1B 2-H 1B			x 0-0 1B		S S S 0-3 ② K	4	1	2	1	0	1	0
Andy Van Slyke, L (1, 7) OBP: 0.188, SLG: 0.143		B B B B 4-0 G5-4-3 BB		x 0-0 ② 4-3 1-2			x 0-0 ① F8		S S S 0-3 ③ K	3	0	0	0	1	1	2
David Green, R (1, 9) OBP: 0.309, SLG: 0.342		x 0-0 ② ③ G5-4-3 1-2f		x 0-0 CS 1B 2-H			x 0-0 ② P3			3	0	1	1	0	0	2
Ozzie Smith, S (1, 6) OBP: 0.275, SLG: 0.270			x 0-0 ① 1-5-3	0-0 ③ CS 1-2	x 0-0 ① F7		x 0-0 ③ F9			3	0	0	0	0	0	1
Kevin Hagen, R (1, 1)			S S S 0-3 ② K		S S S 0-3 ② K			H 1-0 3-1 SH1-4 HBP		2	0	0	0	0	2	0
Rafael Santana, R (8, PH) OBP: 0.455, SLG: 0.250										0	0	0	0	0	0	0
Bruce Sutter, R (8, 1)										0	0	0	0	0	0	0

TOP

St. Louis Cardinals @ New York Mets

Shea Stadium, Flushing, NY

Mon Jun 20 1983, 7:05 PM EDT

Cloudy - 69 F

livebaseballscorecards.com

AB	29
R	3
H	5
RBI	3
BB	2
SO	8
LOB	11

Inning Stats	1	2	3	4	5	6	7	8	9	1B	SF	WP	PA
R	0	0	0	3	0	0	0	0	0	3	0	0	34
E	0	0	0	0	0	0	0	0	0	2B 2	SAC 1	PB 0	
K	1	0	1	1	1	0	0	1	3	3B 0	DP 1	SB 0	
S	5	2	5	8	5	3	4	5	9	HR 0	HBP 1	CS 1	
LOB	1	0	0	0	0	0	1	1	0				
BB	1	1	0	0	0	0	0	0	0				
H	0	0	0	4	0	0	1	0	0				
P	9	6	5	8	5	3	4	6	9				

PITCHER		IP	WLS	BF	H	R	ER	SO	BB	IBB	HBP	BLK	WP	HR	S	P	ERA	WHIP
Craig Swan, R (1, 1) ERA: 4.38		7.0	L	26	5	3	3	4	2	0	0	0	0	0	32	40	3.86	1.000
Jesse Orosco, L (8, 1) ERA: 1.14		2.0		7	0	0	0	4	0	0	1	0	0	0	14	15	0.00	0.000

PITCHER	IP	WLS	BF	H	R	ER	SO	BB	IBB	HBP	BLK	WP	HR	S	P	ERA	WHIP

Batter	1	2	3	4	5	6	7	8	9	AB	R	H	RBI	BB	SO	LOB
Mookie Wilson, S (1, 8) OBP: 0.277, SLG: 0.331	E 4-3 1B		G5-4-3 1B			L4		4-3 1B		4	1	3	0	0	0	0
Hubie Brooks, R (1, 5) OBP: 0.305, SLG: 0.366	E4 1B 4-3 1-3		G5-4-3 1-2f			6-3		4-3 1-2		4	0	0	0	0	0	3
Keith Hernandez, L (1, 3) OBP: 0.364, SLG: 0.433	4-3 1-2 3-H			G5-4-3 1B		1B 1B		K		4	0	2	1	0	1	2
George Foster, R (1, 7) OBP: 0.310, SLG: 0.448	2-3 1B			G5-4-3 1-2f		1-3 1B		F8		4	0	2	0	0	0	2
Rusty Staub, L (1, 9) OBP: 0.431, SLG: 0.474	P6			WP 1B		G3			K	4	0	1	0	0	1	3
Brian Giles, R (1, 4) OBP: 0.318, SLG: 0.283		5-3		6-3 1-2			BBB 4-0 G6-4-3 BB		FC6-4 1B 1B	2	0	0	0	1	0	1
Danny Heep, L (9, PH) OBP: 0.376, SLG: 0.462										1	0	1	0	0	0	0
José Oquendo, S (1, 6) OBP: 0.348, SLG: 0.322		5-3			6-3		G6-4-3 1-2f		FC6-4 1-2 1B	3	0	0	0	0	0	1
Dave Kingman, R (9, PH) OBP: 0.274, SLG: 0.420										1	0	1	0	0	0	0
Junior Ortiz, R (1, 2) OBP: 0.235, SLG: 0.133		5-3			L4		1B		FC6-4 1-2f 2-3	3	0	1	0	0	0	0
Bob Bailor, R (9, PH) OBP: 0.295, SLG: 0.320										1	0	0	0	0	0	2
Craig Swan, R (1, 1) OBP: 0.143, SLG: 0.143			5-3		6-3		K		K	2	0	0	0	0	0	0
Ron Hodges, L (7, PH) OBP: 0.313, SLG: 0.203										1	0	0	0	0	1	1
Jesse Orosco, R (8, 1) OBP: 0.333, SLG: 0.333										0	0	0	0	0	0	0
Darryl Strawberry, L (9, PH) OBP: 0.241, SLG: 0.301										1	0	0	0	0	1	2
Inning Stats	R: 1 H: 2 E: 1 LOB: 1 K: 0 BB: 0 S: 5 P: 5	R: 0 H: 0 E: 0 LOB: 0 K: 0 BB: 0 S: 3 P: 3	R: 0 H: 1 E: 0 LOB: 0 K: 0 BB: 0 S: 3 P: 3	R: 0 H: 2 E: 0 LOB: 1 K: 0 BB: 0 S: 4 P: 4	R: 0 H: 0 E: 0 LOB: 0 K: 0 BB: 0 S: 3 P: 3	R: 0 H: 2 E: 0 LOB: 2 K: 0 BB: 0 S: 5 P: 5	R: 0 H: 1 E: 0 LOB: 1 K: 1 BB: 1 S: 5 P: 9	R: 0 H: 1 E: 0 LOB: 1 K: 1 BB: 0 S: 6 P: 6	R: 0 H: 2 E: 0 LOB: 2 K: 2 BB: 0 S: 9 P: 9	1B: 11 SF: 0 2B: 0 SAC: 0 3B: 0 DP: 3 HR: 0 HBP: 0							

PITCHER		IP	WLS	BF	H	R	ER	SO	BB	IBB	HBP	BLK	WP	HR	S	P	ERA	WHIP
Kevin Hagen, R ERA: 2.38	(1, 1)	7.0	W	27	8	1	1	1	1	0	0	0	1	0	28	32	1.29	1.286
Bruce Sutter, R ERA: 3.05	(8, 1)	2.0	S	9	3	0	0	3	0	0	0	0	0	0	15	15	0.00	1.500

PITCHER	IP	WLS	BF	H	R	ER	SO	BB	IBB	HBP	BLK	WP	HR	S	P	ERA	WHIP

BOTTOM

St. Louis Cardinals @ New York Mets

Shea Stadium, Flushing, NY

Mon Jun 20 1983, 7:05 PM EDT

Cloudy - 69 F

livebaseballscorecards.com

AB	35
R	1
H	11
RBI	1
BB	1
SO	4
LOB	17

WP: 1 PA: 36
PB: 0
SB: 0
CS: 0

Batter	1	2	3	4	5	6	7	8	9	AB	R	H	RBI	BB	SO	LOB
Tom Herr, S (1, 4) OBP: 0.374, SLG: 0.365	K		BB FC4-6		6-3		5-3			3	0	0	0	1	1	0
Ken Oberkfell, L (1, 5) OBP: 0.361, SLG: 0.372	1-4-3		FC4-6 1-2f		G3			3-1		4	0	0	0	0	0	1
Willie McGee, S (1, 8) OBP: 0.335, SLG: 0.375	3-1		4-3			4-3		F5		4	0	0	0	0	0	1
George Hendrick, R (1, 3) OBP: 0.391, SLG: 0.567		G3 FC3-6 2B		FC5-4 1B		4-3		K		4	1	2	0	0	1	0
Andy Van Slyke, L (1, 7) OBP: 0.200, SLG: 0.118		G3 2-3		F7		BB HR			K	3	1	0	0	1	1	2
David Green, R (1, 9) OBP: 0.315, SLG: 0.373		FC3-6 1B		FC5-4 2B 1-2f		HR 1-H			6-3	4	2	2	2	0	0	1
Jamie Quirk, L (1, 2) OBP: 0.341, SLG: 0.459		FC3-6 1-2f 3-H		2B 1-H		K			1B	4	0	2	2	0	1	1
Ozzie Smith, S (1, 6) OBP: 0.271, SLG: 0.267		F7		L1			1-3		K	3	0	0	0	0	0	2
Darrell Porter, L (9, PH) OBP: 0.364, SLG: 0.456										0	0	0	0	0	0	0
Floyd Rayford, R (9, PH) OBP: 0.375, SLG: 0.875										1	0	0	0	0	1	1
John Stuper, R (1, 1) OBP: 0.240, SLG: 0.208			1-3		6-3		F7			0	0	0	0	0	0	0
John Martin, S (2, 1) OBP: 0.200, SLG: 0.267										2	0	0	0	0	0	0
Rafael Santana, R (7, PH) OBP: 0.417, SLG: 0.222										1	0	0	0	0	0	0
Doug Bair, R (7, 1)										0	0	0	0	0	0	0
Dave Vonohlen, L (7, 1)										0	0	0	0	0	0	0
Inning Stats	R: 0 E: 0 K: 1 S: 5 H: 0 LOB: 0 BB: 0 P: 5	R: 1 E: 0 K: 0 S: 5 H: 2 LOB: 1 BB: 0 P: 5	R: 0 E: 0 K: 0 S: 3 H: 0 LOB: 1 BB: 1 P: 7	R: 1 E: 0 K: 0 S: 5 H: 2 LOB: 1 BB: 0 P: 5	R: 0 E: 0 K: 0 S: 3 H: 0 LOB: 0 BB: 0 P: 3	R: 2 E: 0 K: 1 S: 6 H: 1 LOB: 0 BB: 1 P: 10	R: 0 E: 0 K: 0 S: 3 H: 0 LOB: 0 BB: 0 P: 3	R: 0 E: 0 K: 1 S: 5 H: 0 LOB: 0 BB: 0 P: 5	R: 0 E: 0 K: 2 S: 8 H: 1 LOB: 1 BB: 0 P: 8	1B: 3 2B: 2 3B: 0 HR: 1	SF: 0 SAC: 0 DP: 0 HBP: 0						

TOP

St. Louis Cardinals @ New York Mets

Shea Stadium, Flushing, NY

Mon Jun 20 1983, 7:05 PM EDT

Att. 16,668 - Cloudy - 63 F

livebaseballscorecards.com

AB	33
R	4
H	6
RBI	4
BB	2
SO	5
LOB	9

PITCHER		IP	WLS	BF	H	R	ER	SO	BB	IBB	HBP	BLK	WP	HR	S	P	ERA	WHIP
Walt Terrell, R ERA: 6.35	(1, 1)	5.2	W	24	5	4	4	1	2	0	0	0	0	1	24	32	6.35	1.235
Carlos Diaz, L ERA: 2.7	(6, 1)	1.1		4	0	0	0	1	0	0	0	0	0	0	6	6	0.00	0.000
Doug Sisk, R ERA: 2.93	(8, 1)	1.2		6	1	0	0	2	0	0	0	0	0	0	10	10	0.00	0.600
Jesse Orosco, L ERA: 1.13	(9, 1)	0.1	S	1	0	0	0	1	0	0	0	0	0	0	3	3	0.00	0.000

PITCHER	IP	WLS	BF	H	R	ER	SO	BB	IBB	HBP	BLK	WP	HR	S	P	ERA	WHIP

Batter	1	2	3	4	5	6	7	8	9	AB	R	H	RBI	BB	SO	LOB
Mookie Wilson, S (1, 8) OBP: 0.276, SLG: 0.332	E5 4-3 HR	S 1B 2B 2-H 3-H	F2 ③			L8 ①	L9 ③			5	2	1	2	0	0	4
Hubie Brooks, R (1, 5) OBP: 0.302, SLG: 0.363	4-3 ① 1-2	BB 1B 2-H		1-3 ①		6-3 ②		5-3 ①		5	0	1	1	0	0	1
Keith Hernandez, L (1, 3) OBP: 0.368, SLG: 0.447	HR 2-H	BB 1-2		1-3 ②		1B		F8 ②		4	1	2	2	1	0	0
George Foster, R (1, 7) OBP: 0.312, SLG: 0.445 Jesse Orosco, R (9, 1) OBP: 0.333, SLG: 0.333	BB	F8 ②		1B		F9 ③		1-3 ③		4 0	0 0	1 0	0 0	1 0	0 0	3 0
Danny Heep, L (1, 9) OBP: 0.372, SLG: 0.455 Darryl Strawberry, L (7, PR) OBP: 0.241, SLG: 0.301 (8, 9)	K ②	K ③		F7 ③			S 1B 1B			4 0	0 1	1 0	0 0	0 0	2 0	4 0
Bob Bailor, R (1, 4) OBP: 0.294, SLG: 0.310	4-3 ③		SH1-4 S BB		4-3 ①		P1 ①			3	0	0	0	1	0	2
Ron Hodges, L (1, 2) OBP: 0.331, SLG: 0.203		SH3-4 1B 2B BB	1-2 SH1-4 BB		BB		1B IBB 1-2			0	1	0	0	4	0	0
José Oquendo, S (1, 6) OBP: 0.346, SLG: 0.320		SH3-4 1B 2B 1-2	K ①		F7 ②		F9 ②			4	1	1	0	0	1	5
Walt Terrell, L (1, 1) Carlos Diaz, R (6, 1) Rusty Staub, L (7, PH) OBP: 0.439, SLG: 0.483 Doug Sisk, R (8, 1) Mark Bradley, R (9, 7) OBP: 0.344, SLG: 0.382		SH3-4 ① 1-2 2-3	SH1-4 ② 1-2 2-3		F7 ③		1B 1-3 2-H			1 0 1 0 0	0 0 0 0 0	0 0 1 0 0	0 0 1 0 0	0 0 0 0 0	0 0 0 0 0	1 0 0 0 0
Inning Stats	R: 2 E: 1 K: 1 S: 7 H: 1 LOB: 1 BB: 1 P: 11	R: 3 E: 0 K: 1 S: 8 H: 3 LOB: 2 BB: 2 P: 16	R: 0 E: 0 K: 1 S: 5 H: 0 LOB: 2 BB: 2 P: 13	R: 0 E: 0 K: 0 S: 4 H: 1 LOB: 1 BB: 0 P: 4	R: 0 E: 0 K: 0 S: 3 H: 0 LOB: 1 BB: 1 P: 7	R: 0 E: 0 K: 0 S: 4 H: 1 LOB: 1 BB: 0 P: 4	R: 1 E: 0 K: 0 S: 5 H: 2 LOB: 2 BB: 1 P: 9	R: 0 E: 0 K: 0 S: 3 H: 0 LOB: 0 BB: 0 P: 3		1B: 6 2B: 1 3B: 0 HR: 1	SF: 0 SAC: 2 DP: 0 HBP: 0					

PITCHER	IP	WLS	BF	H	R	ER	SO	BB	IBB	HBP	BLK	WP	HR	S	P	ERA	WHIP
John Stuper, R (1, 1) ERA: 4.32	1.1	L	11	4	5	4	1	2	0	0	0	0	1	11	19	27.00	4.500
John Martin, L (2, 1) ERA: 3.8	4.2		20	2	0	0	2	4	0	0	0	0	0	20	36	0.00	1.286
Doug Bair, R (7, 1) ERA: 3.14	0.2		4	1	1	1	0	0	1	0	0	0	0	3	7	13.50	1.500
Dave Vonohlen, L (7, 1) ERA: 1.31	1.1		5	1	0	0	0	0	0	0	0	0	0	5	5	0.00	0.750

PITCHER	IP	WLS	BF	H	R	ER	SO	BB	IBB	HBP	BLK	WP	HR	S	P	ERA	WHIP

BOTTOM

St. Louis Cardinals @ New York Mets

Shea Stadium, Flushing, NY

Mon Jun 20 1983, 7:05 PM EDT

Att. 16,668 - Cloudy - 63 F

livebaseballscorecards.com

AB	31
R	6
H	8
RBI	6
BB	7
SO	3
LOB	20

WP: 0 PB: 0 SB: 3 CS: 0 PA: 40

Batter	1	2	3	4	5	6	7	8	9	AB	R	H	RBI	BB	SO	LOB
Tom Herr, S (1, 4) OBP: 0.369, SLG: 0.366	0-0 1B BLK 2B	0-0 4-3		0-0 6-3		0-0 4-3			0-3 K	5	1	1	0	0	1	1
Willie McGee, S (1, 8) OBP: 0.332, SLG: 0.371	0-0 4-3 BLK 5-3 2-3 1B		0-0 6-3		0-0 F6		0-0 4-3		0-3 K	5	1	1	0	0	1	0
David Green, R (1, 9) OBP: 0.326, SLG: 0.385	0-0 4-3 1-3 3-H		0-0 2B 2B		4-0 BB BB		0-0 BB 1B		0-0 F7	4	1	2	0	1	0	1
George Hendrick, R (1, 3) OBP: 0.397, SLG: 0.571	0-0 5-3 3-H		0-0 5-3 2-H 2B		4-0 1-2 BB		4-0 1-2 BB			2	0	1	2	2	0	0
Floyd Rayford, R (1, 5) OBP: 0.250, SLG: 0.583	0-0 F9		0-0 5-3 2-3		0-3 K		0-3 K			4	0	0	0	0	2	5
Darrell Porter, L (1, 2) OBP: 0.358, SLG: 0.446		0-3 K	0-3 K		0-3 K		0-0 4-3			4	0	0	0	0	3	5
Andy Van Slyke, L (1, 7) OBP: 0.250, SLG: 0.333		0-0 S 3B 1B		0-0 HR	0-3 K			0-3 K		4	2	2	1	0	2	0
Ozzie Smith, S (1, 6) OBP: 0.271, SLG: 0.275		0-0 1-H SH3-4 3B		0-0 F5		0-0 4-3		0-0 G3		4	1	1	1	0	0	0
Neil Allen, R (1, 1) OBP: 0.077, SLG: 0.077		0-0 SH3-4 3-H		0-0 4-3		0-0 1B		0-0 5-3		0	0	0	0	0	0	0
Doug Bair, R (9, 1)										0	0	0	0	0	0	0
Inning Stats	R: 2 E: 0 K: 0 S: 5 H: 2 LOB: 0 BB: 0 P: 5	R: 2 E: 0 K: 1 S: 7 H: 2 LOB: 0 BB: 0 P: 7	R: 1 E: 0 K: 1 S: 7 H: 2 LOB: 1 BB: 0 P: 7	R: 1 E: 0 K: 0 S: 4 H: 1 LOB: 0 BB: 0 P: 4	R: 0 E: 0 K: 2 S: 7 H: 0 LOB: 2 BB: 2 P: 15	R: 0 E: 0 K: 1 S: 6 H: 1 LOB: 1 BB: 0 P: 6	R: 0 E: 0 K: 1 S: 6 H: 1 LOB: 2 BB: 1 P: 10	R: 0 E: 0 K: 1 S: 5 H: 0 LOB: 0 BB: 0 P: 5	R: 0 E: 0 K: 2 S: 7 H: 0 LOB: 0 BB: 0 P: 7	1B: 4 2B: 3 3B: 1 HR: 1 SF: 0 SAC: 1 DP: 0 HBP: 0							

TOP

St. Louis Cardinals @ New York Mets

Shea Stadium, Flushing, NY

Tue Jun 21 1983, 7:05 PM EDT

Att. 16,300 - Unknown

livebaseballscorecards.com

AB	32
R	6
H	8
RBI	4
BB	3
SO	9
LOB	12

PITCHER		IP	WLS	BF	H	R	ER	SO	BB	IBB	HBP	BLK	WP	HR	S	P	ERA	WHIP
Tom Gorman, L ERA: 19.29	(1, 1)	2.1	L	13	6	5	5	1	0	0	0	1	0	0	15	15	19.29	2.571
Scott Holman, R ERA: 3.91	(3, 1)	5.2		23	3	1	1	6	3	0	0	0	0	1	32	44	1.59	1.059
Carlos Diaz, L ERA: 2.61	(9, 1)	1.0		3	0	0	0	2	0	0	0	0	0	0	7	7	0.00	0.000

PITCHER	IP	WLS	BF	H	R	ER	SO	BB	IBB	HBP	BLK	WP	HR	S	P	ERA	WHIP

Batter	1	2	3	4	5	6	7	8	9	AB	R	H	RBI	BB	SO	LOB
Mookie Wilson, S (1, 8) OBP: 0.275, SLG: 0.328	S S S 0-3 ① K		B B B B 4-0 BLK BB			x 0-0 ② G3		x 0-0 ③ 6-3		3	0	0	0	1	1	0
Carlos Diaz, R (9, 1)										0	0	0	0	0	0	0
Hubie Brooks, R (1, 5) OBP: 0.306, SLG: 0.365	x 0-0 WP 1B		x 0-0 ③ 6-3 1-2			x 0-0 1B			S S S 0-3 ① K	4	0	2	0	0	1	1
Keith Hernandez, L (1, 3) OBP: 0.363, SLG: 0.440	S S S 0-3 ② K 1-2			S S S 0-3 ① K		x 0-0 ③ F7			x 0-0 ② F7	4	0	0	0	0	2	2
George Foster, R (1, 7) OBP: 0.311, SLG: 0.442	S S S 0-3 ③ K			x 0-0 L4-3 1B			x 0-0 ① F3		x 0-0 ③ L9	4	0	1	0	0	1	1
Rusty Staub, L (1, 9) OBP: 0.420, SLG: 0.459		x 0-0 ① 5-3		x 0-0 ② ③ L4-3 1-2			S S S 0-3 ② K			3	0	0	0	0	1	1
Ron Hodges, L (1, 2) OBP: 0.331, SLG: 0.200		x 0-0 ② G3			x 0-0 ① F7		B B B B 4-0 BB			2	0	0	0	1	0	0
Brian Giles, R (1, 4) OBP: 0.319, SLG: 0.284		x 0-0 ③ F8			x 0-0 G6-4-3 1B		x 0-0 ③ F8			3	0	1	0	0	0	1
José Oquendo, S (1, 6) OBP: 0.338, SLG: 0.312			S S S 0-3 ① K		x 0-0 ② ③ G6-4-3 1-2f			x 0-0 ① F9		3	0	0	0	0	1	1
Tom Gorman, L (1, 1)			x 0-0 ② F6			x 0-0 ① F8		x 0-0 ② 3-1		0	0	0	0	0	0	0
Scott Holman, R (3, 1) OBP: 0.235, SLG: 0.235										2	0	0	0	0	0	0
Danny Heep, L (8, PH) OBP: 0.369, SLG: 0.450										1	0	0	0	0	0	0
(9, 8)																
Inning Stats	R: 0 E: 0 K: 3 S: 10 H: 1 LOB: 1 BB: 0 P: 10	R: 0 E: 0 K: 0 S: 3 H: 0 LOB: 0 BB: 0 P: 3	R: 0 E: 0 K: 1 S: 5 H: 0 LOB: 1 BB: 1 P: 9	R: 0 E: 0 K: 1 S: 5 H: 1 LOB: 0 BB: 0 P: 5	R: 0 E: 0 K: 0 S: 3 H: 1 LOB: 0 BB: 0 P: 3	R: 0 E: 0 K: 0 S: 4 H: 1 LOB: 1 BB: 0 P: 4	R: 0 E: 0 K: 1 S: 5 H: 0 LOB: 1 BB: 1 P: 9	R: 0 E: 0 K: 0 S: 3 H: 0 LOB: 0 BB: 0 P: 3	R: 0 E: 0 K: 1 S: 5 H: 0 LOB: 0 BB: 0 P: 5	1B: 4 2B: 1 3B: 0 HR: 0	SF: 0 SAC: 0 DP: 2 HBP: 0						

PITCHER		IP	WLS	BF	H	R	ER	SO	BB	IBB	HBP	BLK	WP	HR	S	P	ERA	WHIP
Neil Allen, R ERA: 3.92	(1, 1)	8.0	W	28	4	0	0	6	2	0	0	1	1	0	38	46	0.00	0.750
Doug Bair, R ERA: 3.03	(9, 1)	1.0		3	0	0	0	1	0	0	0	0	0	0	5	5	0.00	0.000

PITCHER	IP	WLS	BF	H	R	ER	SO	BB	IBB	HBP	BLK	WP	HR	S	P	ERA	WHIP

BOTTOM

St. Louis Cardinals @ New York Mets

Shea Stadium, Flushing, NY

Tue Jun 21 1983, 7:05 PM EDT

Att. 16,300 - Unknown

livebaseballscorecards.com

AB	29
R	0
H	4
RBI	0
BB	2
SO	7
LOB	7

1B: 4	SF: 0	WP: 1	PA: 31
2B: 1	SAC: 0	PB: 0	
3B: 0	DP: 2	SB: 0	
HR: 0	HBP: 0	CS: 0	

Batter	1	2	3	4	5	6	7	8	9	AB	R	H	RBI	BB	SO	LOB
Tom Herr, S (1, 4) OBP: 0.366, SLG: 0.360	6-3			3-1	BBB 4-0 CS BB		SSS 0-3 K			3	0	0	0	1	1	1
Ken Oberkfell, L (1, 5) OBP: 0.355, SLG: 0.365	F8			F8	F8		F6			4	0	0	0	0	0	2
Andy Van Slyke, L (1, 7) OBP: 0.286, SLG: 0.458	F5			BBBB 4-0 1B 1B BB	0-0 CS 1-2	0-0 HR		0-0 F9		3	2	1	1	1	0	0
George Hendrick, R (1, 3) OBP: 0.394, SLG: 0.565		0-0 4-3		0-0 1B BB 1B 1-3 1B		0-0 6-3		SSS 0-3 K		4	1	1	0	0	1	0
Darrell Porter, L (1, 2) OBP: 0.356, SLG: 0.439		SSS 0-3 K		BBBB 4-0 1B 1B 1-2 BB		0-0 G3		0-0 F7		3	1	0	0	1	1	0
Willie McGee, S (1, 8) OBP: 0.335, SLG: 0.373		0-0 1-3		0-0 1B 1-2 2-3 3-H 1B		0-0 1B			0-0 G3	4	0	2	1	0	0	0
David Green, R (1, 9) OBP: 0.331, SLG: 0.389			SSS 0-3 K	0-0 S 1-3 2-H 3-H 1B		0-0 5-3			0-0 BB 1B	4	0	2	2	0	1	1
Ozzie Smith, S (1, 6) OBP: 0.268, SLG: 0.272 Jamie Quirk, L (9, PH) OBP: 0.357, SLG: 0.459 Rafael Santana, R (9, PR) OBP: 0.417, SLG: 0.222			0-0 F8	0-0 F8 1-2			0-0 5-3	BBBB 4-0 G6-4-3 1-2 BB		3 0 0	0 0 0	0 0 0	0 0 0	0 1 0	0 0 0	2 0 0
Bob Forsch, R (1, 1) OBP: 0.200, SLG: 0.259 Jim Kaat, L (3, 1) Steve Braun, L (7, PH) OBP: 0.480, SLG: 0.474 John Martin, S (7, 1) OBP: 0.200, SLG: 0.267 Floyd Rayford, R (9, PH) OBP: 0.231, SLG: 0.538			0-0 F8		0-0 1-3		0-0 1B		0-0 G6-4-3 1-2f	1 1 1 0 1	0 0 0 0 0	0 0 1 0 0	0 0 0 0 0	0 0 0 0 0	0 0 0 0 0	0 0 0 0 2
Inning Stats	R: 0 H: 0 E: 0 LOB: 0 K: 0 BB: 0 S: 3 P: 3	R: 0 H: 0 E: 0 LOB: 0 K: 1 BB: 0 S: 5 P: 5	R: 0 H: 0 E: 0 LOB: 0 K: 1 BB: 0 S: 5 P: 5	R: 3 H: 3 E: 0 LOB: 2 K: 0 BB: 2 S: 6 P: 14	R: 0 H: 0 E: 0 LOB: 0 K: 0 BB: 1 S: 2 P: 6	R: 1 H: 2 E: 0 LOB: 1 K: 0 BB: 0 S: 5 P: 5	R: 0 H: 1 E: 0 LOB: 1 K: 1 BB: 0 S: 6 P: 6	R: 0 H: 0 E: 0 LOB: 0 K: 1 BB: 0 S: 5 P: 5	R: 0 H: 1 E: 0 LOB: 2 K: 0 BB: 1 S: 3 P: 7	1B: 6 SF: 0 2B: 0 SAC: 0 3B: 0 DP: 1 HR: 1 HBP: 0						

PITCHER	IP	WLS	BF	H	R	ER	SO	BB	IBB	HBP	BLK	WP	HR	S	P	ERA	WHIP
Tom Seaver, R (1, 1) ERA: 2.8	9.0	W	36	7	4	4	4	4	0	0	0	0	1	40	56	4.00	1.222

PITCHER	IP	WLS	BF	H	R	ER	SO	BB	IBB	HBP	BLK	WP	HR	S	P	ERA	WHIP

TOP

St. Louis Cardinals @ New York Mets

Shea Stadium, Flushing, NY

Wed Jun 22 1983, 7:05 PM EDT

Sunny - 74 F

livebaseballscorecards.com

AB	32
R	4
H	7
RBI	4
BB	4
SO	4
LOB	8
PA	37
WP	0
PB	0
SB	1
CS	1

Batter	1	2	3	4	5	6	7	8	9	AB	R	H	RBI	BB	SO	LOB
Bob Bailor, R (1, 5) (4, 6) OBP: 0.301, SLG: 0.317	F9		FC4-6 1B 1B 1B	E 1B		FC4-6 1-2f				4	1	2	0	0	0	1
Danny Heep, L (1, 8) OBP: 0.366, SLG: 0.443	L7		FC4-6 1-2 1B	L6		1-3				4	0	1	0	0	0	2
Keith Hernandez, L (1, 3) OBP: 0.361, SLG: 0.437	BB HR 1B		FC4-6 1B 1-2f 2-3 2B	E6 1-2			6-3			4	2	1	0	0	0	3
George Foster, R (1, 7) OBP: 0.314, SLG: 0.440	B B B B 1-2 HR BB		2B 1-2 1B 3-H 1B	L9			L9			3	2	1	1	1	0	2
Darryl Strawberry, L (1, 9) OBP: 0.248, SLG: 0.339	1-H 2-H HR		1-3 2-H 2B	S S S K			S S S K			4	1	2	4	0	2	0
Junior Ortiz, R (1, 2) OBP: 0.190, SLG: 0.105	4-3		1-3	L7				F2		4	0	0	0	0	0	2
Brian Giles, R (1, 4) OBP: 0.317, SLG: 0.280		4-3	B B B 1B BB	S S S K				S S S K		3	0	0	0	1	2	0
José Oquendo, S (1, 6) OBP: 0.340, SLG: 0.315 Hubie Brooks, R (4, 5) OBP: 0.307, SLG: 0.366		S S S K	1-3 3-H 1B			FC4-6 1B		5-3		2 2	0 0	1 1	1 0	0 0	1 0	0 0
Tom Seaver, R (1, 1) OBP: 0.242, SLG: 0.355		S S S K		4-3		S S S K				3	0	0	0	0	2	1
Inning Stats	R: 3 E: 0 K: 0 S: 5 H: 2 LOB: 0 BB: 1 P: 9	R: 0 E: 0 K: 2 S: 7 H: 0 LOB: 0 BB: 0 P: 7	R: 3 E: 0 K: 0 S: 7 H: 5 LOB: 2 BB: 1 P: 11	R: 0 E: 1 K: 0 S: 5 H: 1 LOB: 2 BB: 0 P: 5	R: 0 E: 0 K: 2 S: 7 H: 0 LOB: 0 BB: 0 P: 7	R: 0 E: 0 K: 1 S: 6 H: 1 LOB: 1 BB: 0 P: 6	R: 0 E: 0 K: 1 S: 5 H: 0 LOB: 0 BB: 0 P: 5	R: 0 E: 0 K: 1 S: 5 H: 0 LOB: 0 BB: 0 P: 5		1B: 7 2B: 1 3B: 0 HR: 1 SF: 0 SAC: 0 DP: 0 HBP: 0						

PITCHER		IP	WLS	BF	H	R	ER	SO	BB	IBB	HBP	BLK	WP	HR	S	P	ERA	WHIP
Bob Forsch, R ERA: 4.29	(1, 1)	2.1	L	13	5	6	6	2	1	0	0	0	0	1	16	20	23.14	2.571
Jim Kaat, L ERA: 3.86	(3, 1)	3.2		16	4	0	0	3	1	0	0	0	0	0	21	25	0.00	1.364
John Martin, L ERA: 3.64	(7, 1)	2.0		6	0	0	0	2	0	0	0	0	0	0	10	10	0.00	0.000

PITCHER	IP	WLS	BF	H	R	ER	SO	BB	IBB	HBP	BLK	WP	HR	S	P	ERA	WHIP

BOTTOM

St. Louis Cardinals @ New York Mets

Shea Stadium, Flushing, NY

Wed Jun 22 1983, 7:05 PM EDT

Sunny - 74 F

livebaseballscorecards.com

AB	33
R	6
H	9
RBI	6
BB	2
SO	7
LOB	11

WP: 0 PB: 0 SB: 0 CS: 0 PA: 35

Batter	1	2	3	4	5	6	7	8	9	AB	R	H	RBI	BB	SO	LOB
Tom Herr, S (1, 4) OBP: 0.364, SLG: 0.357	4-3		4-3		4-3			1B		4	0	1	0	0	0	0
Ken Oberkfell, L (1, 5) OBP: 0.351, SLG: 0.361	F8		L7			F7		4-3		3	0	0	0	0	0	0
Floyd Rayford, R (8, PH) OBP: 0.214, SLG: 0.500										1	0	0	0	0	0	1
Dave Vonohlen, L (8, 1)										0	0	0	0	0	0	0
Andy Van Slyke, L (1, 7) OBP: 0.313, SLG: 0.423	4-3		BBBB S BB			BBBB G6-4-3 BB			SSS K	2	0	0	0	2	1	0
George Hendrick, R (1, 3) OBP: 0.392, SLG: 0.560		1B FC1-2 1B	SSS K 1-2			G6-4-3 1-2f			1-3	4	0	1	0	0	1	2
Willie McGee, S (1, 8) OBP: 0.338, SLG: 0.376		1B E 1B 1-2		G5-4-3 1B			6-3		SSS K	4	1	2	0	0	1	0
David Green, R (1, 9) OBP: 0.338, SLG: 0.403		E 1B 1-2 2-3		G5-4-3 1-2f			5-3-6-2 2B			3	0	2	0	0	0	1
Jamie Quirk, L (1, 2) OBP: 0.333, SLG: 0.425		SSS K		5-3			5-3-6-2 2-3f			3	0	0	0	0	1	4
Ozzie Smith, S (1, 6) OBP: 0.265, SLG: 0.268		FC1-2 1-3 2-H 3-Hf			F4			SSS K		3	0	0	0	0	1	2
Joaquin Andujar, S (1, 1) OBP: 0.105, SLG: 0.105		SSS K			SSS K			6-3		2	0	0	0	0	2	2
Rafael Santana, R (8, PH) OBP: 0.385, SLG: 0.200										1	0	0	0	0	0	0
(8, 5)																
Inning Stats	R: 0 E: 0 K: 0 S: 3 H: 0 LOB: 0 BB: 0 P: 3	R: 1 E: 1 K: 2 S: 10 H: 3 LOB: 2 BB: 0 P: 10	R: 0 E: 0 K: 1 S: 5 H: 0 LOB: 1 BB: 1 P: 9	R: 0 E: 0 K: 0 S: 3 H: 1 LOB: 0 BB: 0 P: 3	R: 0 E: 0 K: 1 S: 5 H: 0 LOB: 0 BB: 0 P: 5	R: 0 E: 0 K: 0 S: 2 H: 0 LOB: 0 BB: 1 P: 6	R: 0 E: 0 K: 0 S: 3 H: 1 LOB: 0 BB: 0 P: 3	R: 0 E: 0 K: 1 S: 6 H: 1 LOB: 1 BB: 0 P: 6	R: 0 E: 0 K: 2 S: 7 H: 0 LOB: 0 BB: 0 P: 7	1B: 5 2B: 2 3B: 0 HR: 0	SF: 0 SAC: 0 DP: 3 HBP: 0						

TOP

St. Louis Cardinals @ New York Mets

Shea Stadium, Flushing, NY

Wed Jun 22 1983, 7:05 PM EDT

Att. 18,792 - Unknown - 70 F

livebaseballscorecards.com

AB	30
R	1
H	6
RBI	0
BB	2
SO	7
LOB	12

PITCHER		IP	WLS	BF	H	R	ER	SO	BB	IBB	HBP	BLK	WP	HR	S	P	ERA	WHIP
Mike Torrez, R ERA: 3.98	(1, 1)	7.0	W	25	5	1	0	4	2	0	0	0	0	0	31	39	0.00	1.000
Jesse Orosco, L ERA: 1.09	(8, 1)	2.0	S	7	1	0	0	3	0	0	0	0	0	0	13	13	0.00	0.500

PITCHER		IP	WLS	BF	H	R	ER	SO	BB	IBB	HBP	BLK	WP	HR	S	P	ERA	WHIP

WP: 0 PB: 0 SB: 1 CS: 0 PA: 32

BOTTOM

St. Louis Cardinals @ New York Mets

Shea Stadium, Flushing, NY

Wed Jun 22 1983, 7:05 PM EDT

Att. 18,792 - Unknown - 70 F

Batter	1	2	3	4	5	6	7	8	9	AB	R	H	RBI	BB	SO	LOB
Mookie Wilson, S (1, 8) OBP: 0.275, SLG: 0.327	0-0 S 2B 1B	0-0 F4 ②			0-0 5-3 ②			0-3 K ②		4	1	1	0	0	1	0
Hubie Brooks, R (1, 5) OBP: 0.306, SLG: 0.368	0-0 BB 1-H 1B 2B	0-0 F8 ③			0-0 5-3 ③			0-3 K ③		4	1	1	1	0	1	0
Keith Hernandez, L (1, 3) OBP: 0.361, SLG: 0.435	0-0 5-3 ①		0-0 6-3 ①			0-0 CS 1B				3	0	1	0	0	0	1
Rusty Staub, L (1, 7) OBP: 0.417, SLG: 0.444 Mark Bradley, R (7, 7) OBP: 0.344, SLG: 0.382	B B B B 4-0 1B BB BB		0-0 6-3 ②			0-0 F6 ①				2 0	0 0	0 0	0 0	1 0	0 0	1 0
Darryl Strawberry, L (1, 9) OBP: 0.243, SLG: 0.331	0-0 F7 ②		0-0 L6 ③			0-0 L8 ②				3	0	0	0	0	0	3
Bob Bailor, R (1, 6) OBP: 0.302, SLG: 0.311	B B B B 4-0 1B 1-2 2-3 BB			0-0 6-3 ①		0-0 CS ③ 1-2	0-0 6-3 ①			2	0	0	0	1	0	0
Brian Giles, R (1, 4) OBP: 0.318, SLG: 0.280	0-0 1-2 2-3 3-H 1B			0-0 6-3 ②			0-0 5-3 ②			3	0	1	1	0	0	0
Junior Ortiz, R (1, 2) OBP: 0.167, SLG: 0.091	0-0 1-3 ③			0-0 4-3 ③			0-0 5-3 ③			3	0	0	0	0	0	3
Mike Torrez, R (1, 1) OBP: 0.074, SLG: 0.074 Jesse Orosco, R (8, 1) OBP: 0.286, SLG: 0.286		S S S 0-3 K ①			0-0 F4 ①			0-0 6-3 ①		2 1	0 0	0 0	0 0	0 0	1 0	0 0
Inning Stats	R: 2 E: 0 K: 0 S: 6 H: 3 LOB: 3 BB: 2 P: 14	R: 0 E: 0 K: 1 S: 5 H: 0 LOB: 0 BB: 0 P: 5	R: 0 E: 0 K: 0 S: 3 H: 0 LOB: 0 BB: 0 P: 3	R: 0 E: 0 K: 0 S: 3 H: 0 LOB: 0 BB: 0 P: 3	R: 0 E: 0 K: 0 S: 3 H: 0 LOB: 0 BB: 0 P: 3	R: 0 E: 0 K: 0 S: 3 H: 1 LOB: 0 BB: 0 P: 3	R: 0 E: 0 K: 0 S: 3 H: 0 LOB: 0 BB: 0 P: 3	R: 0 E: 0 K: 2 S: 7 H: 0 LOB: 0 BB: 0 P: 7		1B: 3 2B: 1 3B: 0 HR: 0	SF: 0 SAC: 0 DP: 0 HBP: 0				WP: 0 PB: 0 SB: 1 CS: 1	PA: 30	

livebaseballscorecards.com

	AB	27
	R	2
	H	4
	RBI	2
	BB	2
	SO	3
	LOB	8

PITCHER		IP	WLS	BF	H	R	ER	SO	BB	IBB	HBP	BLK	WP	HR	S	P	ERA	WHIP
Joaquin Andujar, R ERA: 3.85	(1, 1)	7.0	L	26	4	2	2	1	2	0	0	0	0	0	26	34	2.57	0.857
Dave Vonohlen, L ERA: 1.25	(8, 1)	1.0		3	0	0	0	2	0	0	0	0	0	0	7	7	0.00	0.000

PITCHER	IP	WLS	BF	H	R	ER	SO	BB	IBB	HBP	BLK	WP	HR	S	P	ERA	WHIP

Batter	1	2	3	4	5	6	7	8	9	AB	R	H	RBI	BB	SO	LOB
Willie McGee, S (1, 8) OBP: 0.344, SLG: 0.381	0-0 BLK 1B 1B		0-0 ① 4-3	0-0 1B 1B		0-0 1B		0-0 ② 4-3 2-3		5	1	3	0	0	0	1
Steve Braun, L (1, 7) OBP: 0.467, SLG: 0.458	0-0 ① F7 1-2		0-0 HR 1B	0-0 1-2 1B		0-0 ③ F7		0-0 ③ 4-3		5	1	2	0	0	0	3
Andy Van Slyke, L (1, 3) OBP: 0.324, SLG: 0.516	0-0 S 2-H 1B		0-0 1-H HR	SSS 0-3 ③ K			0-0 ① 4-3		0-0 ① 6-3	5	1	2	3	0	1	2
Darrell Porter, L (1, 2) OBP: 0.348, SLG: 0.428	0-0 ② F7 1-2		0-0 ② F4		0-0 ① 1-3		0-0 ② 1-6-3		0-0 ② 3-1	5	0	0	0	0	0	1
David Green, R (1, 9) OBP: 0.354, SLG: 0.409	0-0 ③ 4-3		BBBB 4-0 WP S BB		0-0 1B		0-0 E 1B 1B		BBBB 4-0 BB	3	1	2	0	2	0	1
Ken Oberkfell, L (1, 4) OBP: 0.354, SLG: 0.360 George Hendrick, R (9, PH) OBP: 0.390, SLG: 0.557		0-0 E4 1B G6-4-3	BBBB 4-0 WP 1-2 BB		0-0 ② L7		0-0 E9 1-H 1B		0-0 ③ 6-3	3 1	1 0	1 0	0 0	1 0	0 0	1 1
Floyd Rayford, R (1, 5) OBP: 0.222, SLG: 0.444		0-0 G6-4-3 2-3 1B	SSS 0-3 ③ K 1-2 2-3		0-0 ③ F2		0-0 ③ 5-3			4	0	1	0	0	1	4
Ozzie Smith, S (1, 6) OBP: 0.261, SLG: 0.264		0-0 ① ② G6-4-3 1-2f 3-H		0-0 ① 6-3		0-0 ① 6-3		0-0 ① 4-3		4	0	0	0	0	0	1
John Stuper, R (1, 1) OBP: 0.231, SLG: 0.200		0-0 ③ 3-1		SSS 0-3 ② K		0-0 ② 6-3		0-0 4-3 2B		1	0	0	0	0	0	0
Dave Vonohlen, L (3, 1)										1	0	0	0	0	1	0
Jeff Lahti, R (4, 1)										1	0	0	0	0	0	0
Tom Herr, S (8, PH) OBP: 0.367, SLG: 0.367										1	0	1	0	0	0	0
Jim Kaat, L (8, 1)										0	0	0	0	0	0	0
Inning Stats	R: 1 E: 0 K: 0 S: 5 H: 2 LOB: 1 BB: 0 P: 5	R: 1 E: 1 K: 0 S: 4 H: 1 LOB: 0 BB: 0 P: 4	R: 2 E: 0 K: 1 S: 7 H: 2 LOB: 2 BB: 2 P: 15	R: 0 E: 0 K: 2 S: 9 H: 2 LOB: 2 BB: 0 P: 9	R: 0 E: 0 K: 0 S: 4 H: 1 LOB: 1 BB: 0 P: 4	R: 0 E: 0 K: 0 S: 4 H: 1 LOB: 1 BB: 0 P: 4	R: 1 E: 1 K: 0 S: 5 H: 2 LOB: 1 BB: 0 P: 5	R: 0 E: 0 K: 0 S: 4 H: 1 LOB: 1 BB: 0 P: 4	R: 0 E: 0 K: 0 S: 3 H: 0 LOB: 1 BB: 1 P: 7	1B: 10 2B: 1 3B: 0 HR: 1	SF: 0 SAC: 0 DP: 1 HBP: 0						

TOP

St. Louis Cardinals @ New York Mets

Shea Stadium, Flushing, NY

Thu Jun 23 1983, 3:33 AM EDT

Att. 9,128 - Unknown

livebaseballscorecards.com

AB	39
R	5
H	12
RBI	3
BB	3
SO	3
LOB	15

WP: 1 PB: 0 SB: 2 CS: 0 PA: 42

PITCHER		IP	WLS	BF	H	R	ER	SO	BB	IBB	HBP	BLK	WP	HR	S	P	ERA	WHIP
Ed Lynch, R ERA: 3.72	(1, 1)	2.2		14	5	4	3	0	1	0	0	1	0	1	13	17	10.12	2.250
Carlos Diaz, L ERA: 2.51	(3, 1)	1.1	W	7	2	0	0	3	1	0	0	0	1	0	12	16	0.00	2.250
Doug Sisk, R ERA: 2.63	(5, 1)	5.0	S	21	5	1	0	0	1	0	0	0	0	0	20	24	0.00	1.200

PITCHER	IP	WLS	BF	H	R	ER	SO	BB	IBB	HBP	BLK	WP	HR	S	P	ERA	WHIP

Batter	1	2	3	4	5	6	7	8	9	AB	R	H	RBI	BB	SO	LOB
Mookie Wilson, S (1, 8) OBP: 0.274, SLG: 0.325	F8		1B 2B 1B 1-2	FC6-4 1-2f 2-3		F6		K		5	2	1	0	0	1	5
Hubie Brooks, R (1, 5) OBP: 0.308, SLG: 0.381	G3		2B G3 1B 1-2 2-H	HR 1-H 3-H		G5-4-3 1-2f		F9		5	2	2	4	0	0	3
Keith Hernandez, L (1, 3) OBP: 0.367, SLG: 0.440	BB 1B		K	5-3 1B			F8 1B			4	0	3	0	0	1	2
George Foster, R (1, 7) OBP: 0.317, SLG: 0.443	BB 1-2		2B 1-3 2-H	5-3 1-2			F8 1-2			3	0	1	1	1	0	2
Darryl Strawberry, L (1, 9) OBP: 0.243, SLG: 0.323	K		G3 3-H	G3			G4-6-3 IBB			3	0	0	1	1	1	4
Bob Bailor, R (1, 6) OBP: 0.300, SLG: 0.309		4-3	F9		K 1B		G4-6-3 1-2f			4	0	1	0	0	0	3
Brian Giles, R (1, 4) OBP: 0.326, SLG: 0.292		G4-6-3 1B		1B 2B	K 1-2			FC6-4 BB		3	1	2	0	1	1	1
Junior Ortiz, R (1, 2) OBP: 0.179, SLG: 0.115		G4-6-3 1-2f		FC6-4 1B HR 2-H	5-3			FC6-4 SH 1-2f		4	1	1	1	0	0	2
Ed Lynch, R (1, 1) OBP: 0.227, SLG: 0.190			1B 1B BB	FC6-4 1-2 1B		G5-4-3 1B		SH 1-3		0	0	0	0	0	0	0
Carlos Diaz, R (3, 1)										0	1	0	0	1	0	0
Dave Kingman, R (4, PH) OBP: 0.277, SLG: 0.423										1	0	1	0	0	0	0
Doug Sisk, R (5, 1) OBP: 0.333, SLG: 0.333										1	0	1	0	0	0	0
Inning Stats	R: 0 E: 0 K: 1 S: 6 H: 1 LOB: 2 BB: 1 P: 10	R: 0 E: 0 K: 0 S: 3 H: 1 LOB: 0 BB: 0 P: 3	R: 3 E: 0 K: 1 S: 8 H: 3 LOB: 1 BB: 1 P: 12	R: 4 E: 0 K: 0 S: 8 H: 5 LOB: 1 BB: 0 P: 8	R: 0 E: 0 K: 1 S: 5 H: 1 LOB: 0 BB: 0 P: 5	R: 0 E: 0 K: 0 S: 3 H: 1 LOB: 0 BB: 1 P: 7	R: 0 E: 0 K: 0 S: 3 H: 1 LOB: 1 BB: 1 P: 3	R: 0 E: 1 K: 1 S: 6 H: 0 LOB: 2 BB: 1 P: 10		1B: 10 2B: 2 3B: 0 HR: 1 SF: 0 SAC: 1 DP: 3 HBP: 0						

PITCHER	IP	WLS	BF	H	R	ER	SO	BB	IBB	HBP	BLK	WP	HR	S	P	ERA	WHIP
John Stuper, R (1, 1) ERA: 4.54	2.0		11	4	3	3	1	2	0	0	0	0	0	11	19	13.50	3.000
Dave Vonohlen, L (3, 1) ERA: 2.74	1.1	L	10	6	4	4	1	0	0	0	0	0	1	12	12	27.00	4.500
Jeff Lahti, R (4, 1) ERA: 3.47	3.2		12	3	0	0	1	0	1	0	0	0	0	13	17	0.00	0.818
Jim Kaat, L (8, 1) ERA: 3.7	1.0		5	0	0	0	1	1	0	0	0	0	0	6	10	0.00	1.000

PITCHER	IP	WLS	BF	H	R	ER	SO	BB	IBB	HBP	BLK	WP	HR	S	P	ERA	WHIP

BOTTOM

St. Louis Cardinals @ New York Mets

Shea Stadium, Flushing, NY

Thu Jun 23 1983, 3:33 AM EDT

Att. 9,128 - Unknown

livebaseballscorecards.com

AB	33
R	7
H	13
RBI	7
BB	4
SO	4
LOB	22

WP: 0	PB: 0	SB: 0	CS: 0
PA: 38			

Pittsburgh Pirates @ St. Louis Cardinals

Busch Stadium, St. Louis, MO

Fri Jun 24 1983, 7:05 PM CDT

Att. 39,475 - Unknown

TOP

livebaseballscorecards.com

Batter	1	2	3	4	5	6	7	8	9	AB	R	H	RBI	BB	SO	LOB
Lee Lacy, R (1, 9) OBP: 0.305, SLG: 0.388	L6		HR 2-H		FC1-5 1-2 2B 1B	1-3		F9	F9	6	2	2	2	0	0	3
Marvell Wynne, L (1, 8) OBP: 0.413, SLG: 0.463	F5		BB 1B		FC1-5 2B 1-2 2-3f 2B	3-1		K		5	1	1	0	0	1	3
Bill Madlock, R (1, 5) OBP: 0.372, SLG: 0.442 Johnny Ray, S (7, 4) OBP: 0.325, SLG: 0.378	F6		BB 1-2		2B 1-3 2-H 2B		HR	BB 1-2 1B		3 1	2 0	2 1	2 0	1 0	0 0	0 0
Jason Thompson, L (1, 3) OBP: 0.394, SLG: 0.435		K	G3		2B IBB		F3	1-2 2-3 BB		3	0	0	0	2	1	2
Jim Morrison, R (1, 4) (7, 5) OBP: 0.370, SLG: 0.581		F7		F7	1-3 2-H 3-H 2B		HR	1-6-3		5	1	2	3	0	0	3
Brian Harper, R (1, 7) OBP: 0.148, SLG: 0.385		F3		F6	1-3		HR		F8	5	1	1	1	0	0	2
Tony Peña, R (1, 2) OBP: 0.313, SLG: 0.367			HR SH1-4 1B	1B	IBB		4-3		BB 1B	3	1	2	0	2	0	0
Dale Berra, R (1, 6) OBP: 0.324, SLG: 0.390			F4	F6	1-3		K		SH1-3 1-3 1B	5	0	1	0	0	1	5
Jim Bibby, R (1, 1) OBP: 0.154, SLG: 0.154 Lee Mazzilli, S (6, PH) OBP: 0.409, SLG: 0.401 Manny Sarmiento, R (6, 1)			SH1-4 1-2		FC1-5 1B 1B	1-3		BB 1B BB	SH1-3 1-2	1 1 0	0 0 0	1 0 0	0 0 0	0 0 1	0 0 0	0 0 0
Inning Stats	R: 0 E: 0 K: 0 S: 3 H: 0 LOB: 0 BB: 0 P: 3	R: 0 E: 0 K: 1 S: 5 H: 0 LOB: 0 BB: 0 P: 5	R: 2 E: 0 K: 0 S: 6 H: 3 LOB: 2 BB: 1 P: 10	R: 0 E: 0 K: 0 S: 4 H: 1 LOB: 1 BB: 0 P: 4	R: 3 E: 0 K: 0 S: 7 H: 4 LOB: 3 BB: 2 P: 15	R: 0 E: 0 K: 0 S: 3 H: 0 LOB: 0 BB: 0 P: 3	R: 3 E: 0 K: 1 S: 8 H: 3 LOB: 0 BB: 0 P: 8	R: 0 E: 0 K: 1 S: 6 H: 1 LOB: 3 BB: 2 P: 14	R: 0 E: 0 K: 0 S: 4 H: 1 LOB: 2 BB: 1 P: 8	1B: 7 2B: 2 3B: 0 HR: 4 SF: 0 SAC: 2 DP: 0 HBP: 0						

	AB	38
	R	8
	H	13
	RBI	8
	BB	6
	SO	3
	LOB	18

WP: 0 PB: 0 SB: 0 CS: 0 PA: 46

PITCHER	IP	WLS	BF	H	R	ER	SO	BB	IBB	HBP	BLK	WP	HR	S	P	ERA	WHIP
Dave LaPoint, L (1, 1) ERA: 3.47	4.1	L	23	8	5	5	1	1	1	0	0	0	1	23	31	10.38	2.077
John Martin, L (5, 1) ERA: 3.93	3.1		17	4	3	3	2	2	1	0	0	0	3	18	30	8.10	1.800
Jim Kaat, L (8, 1) ERA: 3.51	1.1		6	1	0	0	0	1	0	0	0	0	0	5	9	0.00	1.500

PITCHER	IP	WLS	BF	H	R	ER	SO	BB	IBB	HBP	BLK	WP	HR	S	P	ERA	WHIP

Pittsburgh Pirates @ St. Louis Cardinals

Busch Stadium, St. Louis, MO

Fri Jun 24 1983, 7:05 PM CDT

Att. 39,475 - Unknown

livebaseballscorecards.com

BOTTOM

Batter	1	2	3	4	5	6	7	8	9	AB	R	H	RBI	BB	SO	LOB
Willie McGee, S (1, 8) OBP: 0.342, SLG: 0.376	G3		4-3		FC5-4 (1-2f)			BBB, FC6-4 (4-0) BB		3	0	0	0	1	0	1
Ken Oberkfell, L (1, 5) (8, 4) OBP: 0.352, SLG: 0.358	CS 1B			6-3		4-3		FC6-4 (1-2f)		4	0	1	0	0	0	1
Andy Van Slyke, L (1, 7) OBP: 0.341, SLG: 0.559	1-2 3B			BBB, 2B (4-0) BB		F7			6-3	3	1	1	0	1	0	0
George Hendrick, R (1, 3) OBP: 0.392, SLG: 0.561	F9			1-H 1B 2B		F4			FC5 1B 1B	4	1	2	1	0	0	1
Darrell Porter, L (1, 2) OBP: 0.342, SLG: 0.419		L9		SSS, K			4-3		F7	4	0	0	0	0	1	2
David Green, R (1, 9) OBP: 0.358, SLG: 0.412		6-3		2-H CS 1B			5-3		1-2 1B	4	0	2	1	0	0	0
Tom Herr, S (1, 4) OBP: 0.367, SLG: 0.366		G3		CS (0-0) 1-2	G6-4-3 1B		4-3		FC5 (0-0) 2-3f	3	0	1	0	0	0	0
Jim Kaat, L (8, 1)										0	0	0	0	0	0	0
Floyd Rayford, R (9, PH) OBP: 0.211, SLG: 0.421										1	0	0	0	0	0	2
Ozzie Smith, S (1, 6) OBP: 0.259, SLG: 0.261			6-3		G6-4-3 (1-2f)			G3		2	0	0	0	0	0	1
Steve Braun, L (8, PH) OBP: 0.452, SLG: 0.440										1	0	0	0	0	0	0
Rafael Santana, R (9, 6) OBP: 0.385, SLG: 0.200										0	0	0	0	0	0	0
Dave LaPoint, L (1, 1) OBP: 0.156, SLG: 0.100			SSS, K		FC5-4 1B			SSS, K		1	0	0	0	0	1	0
John Martin, S (5, 1) OBP: 0.250, SLG: 0.313										1	0	1	0	0	0	0
Jamie Quirk, L (8, 5) OBP: 0.326, SLG: 0.415										1	0	0	0	0	1	0
Inning Stats	R: 0 E: 0 K: 0 S: 4 H: 2 LOB: 1 BB: 0 P: 4	R: 0 E: 0 K: 0 S: 3 H: 0 LOB: 0 BB: 0 P: 3	R: 0 E: 0 K: 1 S: 5 H: 0 LOB: 0 BB: 0 P: 5	R: 2 E: 0 K: 1 S: 6 H: 2 LOB: 0 BB: 1 P: 10	R: 0 E: 0 K: 0 S: 4 H: 2 LOB: 1 BB: 0 P: 4	R: 0 E: 0 K: 0 S: 3 H: 0 LOB: 0 BB: 0 P: 3	R: 0 E: 0 K: 0 S: 3 H: 0 LOB: 0 BB: 0 P: 3	R: 0 E: 0 K: 1 S: 5 H: 0 LOB: 1 BB: 1 P: 9	R: 0 E: 0 K: 0 S: 5 H: 2 LOB: 2 BB: 0 P: 5	1B: 6 2B: 1 3B: 1 HR: 0	SF: 0 SAC: 0 DP: 1 HBP: 0						

	AB	32
	R	2
	H	8
	RBI	2
	BB	2
	SO	3
	LOB	8

WP: 0 PB: 0 SB: 0 CS: 2 PA: 35

PITCHER		IP	WLS	BF	H	R	ER	SO	BB	IBB	HBP	BLK	WP	HR	S	P	ERA	WHIP
Jim Bibby, R	(1, 1)	5.0	W	19	6	2	2	2	1	0	0	0	0	0	22	26	3.60	1.400
ERA: 8.66																		
Manny Sarmiento, R	(6, 1)	4.0	S	15	2	0	0	1	1	0	0	0	0	0	16	20	0.00	0.750
ERA: 2.98																		

PITCHER	IP	WLS	BF	H	R	ER	SO	BB	IBB	HBP	BLK	WP	HR	S	P	ERA	WHIP

Pittsburgh Pirates @ St. Louis Cardinals

Busch Stadium, St. Louis, MO

Sat Jun 25 1983, 3:33 AM CDT

Att. 29,567 - Unknown

TOP

livebaseballscorecards.com

Batter	1	2	3	4	5	6	7	8	9	AB	R	H	RBI	BB	SO	LOB
Marvell Wynne, L (1, 8) OBP: 0.431, SLG: 0.455	B B B B 4-0 F8 WP 6-3 BB		B B B B 4-0 S E BB	X 0-0 G6-4-3 1-2 1B		S S S 0-3 ② K		S S S 0-3 ① K		3	2	1	0	2	2	0
Johnny Ray, S (1, 4) OBP: 0.327, SLG: 0.379	X 0-0 ① F8 1-3		X 0-0 E2 1-H 1B 1B	X 0-0 ②③ G6-4-3 1-2f		X 0-0 ③ F8		X 0-0 S 1B 1B 1B		5	2	2	1	0	0	3
Bill Madlock, R (1, 5) OBP: 0.370, SLG: 0.436 Jim Morrison, R (7, 5) OBP: 0.383, SLG: 0.591	X 0-0 ② 6-3 3-H		X 0-0 ① 5-3		B B B B 4-0 FC4-6 BB		X 0-0 ① F9	X 0-0 1B 1-2 1B		3 1	0 0	0 1	1 0	1 0	0 0	1 0
Jason Thompson, L (1, 3) OBP: 0.394, SLG: 0.447	S S S 0-3 ③ K		X 0-0 ② 2-H 1B		X 0-0 ① FC4-6 1B 1-2f 1B		X 0-0 HR	S S S 0-3 ② K 2-3		5	2	2	2	0	2	3
Mike Easler, L (1, 7) OBP: 0.387, SLG: 0.453		X 0-0 K2 1B	S S S 0-3 ③ K		X 0-0 1B 1-2 1B		S S S 0-3 ② K	X 0-0 1-2 3-H 1B		5	0	3	1	0	2	0
Dave Parker, L (1, 9) OBP: 0.282, SLG: 0.360		S S S 0-3 ①② K2 1-2f		B B B B 4-0 SH3-4 BB 1B BB	X 0-0 ② F7		X 0-0 E4 HR	S S S 0-3 ③ K		4	2	0	0	1	2	5
Dale Berra, R (1, 6) OBP: 0.331, SLG: 0.407		S 0-1 CI S		B B B B 4-0 SH3-4 1-2 1B BB	X 0-0 1-3 2-H 1B		X 0-0 1-H HR		X 0-0 ① 6-3	3	2	2	3	1	0	0
Steve Nicosia, R (1, 2) OBP: 0.159, SLG: 0.256	B B B B 4-0 1-2 BB			X 0-0 ① SH3-4 1-2 2-3	X 0-0 ③ L8		X 0-0 1B		X 0-0 ② 6-3	3	0	1	0	1	0	2
Don Robinson, R (1, 1) OBP: 0.333, SLG: 0.333 Lee Tunnell, R (5, 1) OBP: 0.182, SLG: 0.143		X 0-0 ③ F7		X 0-0 1B 2-H 3-H 1B		X 0-0 ① 4-3	X 0-0 ③ F8		X 0-0 ③ 6-3	2 3	0 0	1 0	2 0	0 0	0 0	2 1
Inning Stats	R: 1 E: 0 K: 1 S: 5 H: 0 LOB: 0 BB: 1 P: 9	R: 0 E: 1 K: 1 S: 6 H: 1 LOB: 2 BB: 1 P: 10	R: 2 E: 1 K: 1 S: 6 H: 2 LOB: 0 BB: 1 P: 10	R: 2 E: 0 K: 0 S: 4 H: 2 LOB: 1 BB: 2 P: 12	R: 1 E: 0 K: 0 S: 5 H: 2 LOB: 2 BB: 1 P: 9	R: 0 E: 0 K: 1 S: 5 H: 0 LOB: 0 BB: 0 P: 5	R: 3 E: 1 K: 1 S: 9 H: 3 LOB: 1 BB: 0 P: 9	R: 1 E: 0 K: 3 S: 12 H: 3 LOB: 2 BB: 0 P: 12	R: 0 E: 0 K: 0 S: 3 H: 0 LOB: 0 BB: 0 P: 3	1B: 11 2B: 1 3B: 0 HR: 2 SF: 0 SAC: 1 DP: 2 HBP: 0						

	AB	37
	R	10
	H	13
	RBI	10
	BB	6
	SO	8
	LOB	17

WP: 1 PB: 0 SB: 3 CS: 0 PA: 45

PITCHER		IP	WLS	BF	H	R	ER	SO	BB	IBB	HBP	BLK	WP	HR	S	P	ERA	WHIP
Kevin Hagen, R ERA: 4.3	(1, 1)	3.1	L	18	4	5	4	3	5	0	0	0	1	0	19	39	10.80	2.700
Dave Vonohlen, L ERA: 2.92	(4, 1)	1.2		8	3	1	1	0	1	0	0	0	0	0	7	11	5.40	2.400
Jim Kaat, L ERA: 3.77	(6, 1)	3.0		16	6	4	2	5	0	0	0	0	0	2	26	26	6.00	2.000
John Stuper, R ERA: 4.48	(9, 1)	1.0		3	0	0	0	0	0	0	0	0	0	0	3	3	0.00	0.000

PITCHER	IP	WLS	BF	H	R	ER	SO	BB	IBB	HBP	BLK	WP	HR	S	P	ERA	WHIP

BOTTOM

Pittsburgh Pirates @ St. Louis Cardinals

Busch Stadium, St. Louis, MO

Sat Jun 25 1983, 3:33 AM CDT

Att. 29,567 - Unknown

livebaseballscorecards.com

Batter	1	2	3	4	5	6	7	8	9	AB	R	H	RBI	BB	SO	LOB
Tom Herr, S (1, 4) OBP: 0.368, SLG: 0.364	G4-6-3 1B		BBB K 1B BB		5-3 1-2		L7		F6	4	0	1	0	1	0	2
Ken Oberkfell, L (1, 5) OBP: 0.354, SLG: 0.365	G4-6-3 1-2f		K 1-2 1B		E9 6-3 2-H 2B		F5			4	1	2	1	0	0	1
Andy Van Slyke, L (1, 7) OBP: 0.311, SLG: 0.500	G3		SSS K 1-2 2-3		6-3 3-H		SSS K			4	0	0	1	0	2	2
George Hendrick, R (1, 3) OBP: 0.390, SLG: 0.555		F6	SSS K		BB 1B			L5		4	0	1	0	0	1	1
Willie McGee, S (1, 8) OBP: 0.349, SLG: 0.398		HR		1-3 2B	BBB 4-0 1-2 BB			6-3		3	1	2	1	1	0	0
David Green, R (1, 9) OBP: 0.355, SLG: 0.407		S 1B		1-3 2-3	F6			F8		4	0	1	0	0	0	3
Jamie Quirk, L (1, 2) OBP: 0.300, SLG: 0.378		SSS K 1-2		SSS K	5-3				F8	4	0	0	0	0	2	2
Ozzie Smith, S (1, 6) OBP: 0.258, SLG: 0.258		IIIII IBB		4-3	F9				F8	3	0	0	0	1	0	1
Kevin Hagen, R (1, 1) Dave Vonohlen, L (4, 1) Steve Braun, L (5, PH) OBP: 0.469, SLG: 0.440 Jim Kaat, L (6, 1) John Stuper, R (9, 1) OBP: 0.231, SLG: 0.200 Darrell Porter, L (9, PH) OBP: 0.345, SLG: 0.422		SSS K		BBB 5-3 E BB	SSS K				1B	1 0 0 1 0 0 1	0 0 1 0 0 0 0	0 0 0 0 0 0 1	0 0 1 0 0 0 0	0 0 1 0 0 0 0	1 0 0 1 0 0 0	2 0 0 0 0 0 0

	AB	33
	R	3
	H	8
	RBI	3
	BB	4
	SO	7
	LOB	14

Inning Stats	1	2	3	4	5	6	7	8	9	1B: 5	SF: 0	WP: 0	PA: 37
	R: 0 E: 0 K: 0 S: 3 H: 1 LOB: 0 BB: 0 P: 3	R: 1 E: 0 K: 2 S: 9 H: 2 LOB: 2 BB: 1 P: 13	R: 0 E: 0 K: 2 S: 7 H: 1 LOB: 1 BB: 1 P: 11	R: 0 E: 0 K: 1 S: 6 H: 1 LOB: 1 BB: 0 P: 6	R: 2 E: 1 K: 0 S: 5 H: 2 LOB: 2 BB: 2 P: 13	R: 0 E: 0 K: 1 S: 5 H: 0 LOB: 0 BB: 0 P: 5	R: 0 E: 0 K: 1 S: 5 H: 0 LOB: 0 BB: 0 P: 5	R: 0 E: 0 K: 0 S: 3 H: 0 LOB: 0 BB: 0 P: 3	R: 0 E: 0 K: 0 S: 4 H: 1 LOB: 1 BB: 0 P: 4	2B: 2 3B: 0 HR: 1	SAC: 0 DP: 1 HBP: 0	PB: 0 SB: 1 CS: 0	

PITCHER		IP	WLS	BF	H	R	ER	SO	BB	IBB	HBP	BLK	WP	HR	S	P	ERA	WHIP
Don Robinson, R ERA: 2.53	(1, 1)	4.2		23	7	3	3	5	3	1	0	0	0	1	29	45	5.79	2.143
Lee Tunnell, R ERA: 4.87	(5, 1)	4.1	W	14	1	0	0	2	0	0	0	0	0	0	18	18	0.00	0.231

PITCHER	IP	WLS	BF	H	R	ER	SO	BB	IBB	HBP	BLK	WP	HR	S	P	ERA	WHIP

Batter	1	2	3	4	5	6	7	8	9	AB	R	H	RBI	BB	SO	LOB
Marvell Wynne, L (1, 8) OBP: 0.411, SLG: 0.417	B B B B 4-0 1B BB		x 0-0 ② 3-1		x 0-0 ① F8	x 0-0 ② F9 2-3			x 0-0 ① F8	4	0	0	0	1	0	1
Johnny Ray, S (1, 4) OBP: 0.325, SLG: 0.375	x 0-0 FC 1-3 1B		x 0-0 ③ 3-1		x 0-0 ② F8	x 0-0 ③ F7 3-H			x 0-0 ② 4-3	5	0	1	0	0	0	0
Bill Madlock, R (1, 5) OBP: 0.370, SLG: 0.435	x 0-0 FC G4-6-3 1-2			x 0-0 1B BB FC3-6 1B	x 0-0 BB 1B 1B		x 0-0 ① F9		x 0-0 ③ 5-3	5	2	2	0	0	0	2
Jason Thompson, L (1, 3) OBP: 0.396, SLG: 0.443	S S S 0-3 ① K			B B B B 4-0 FC3-6 1B 1-2 1B BB	B B B B 4-0 1B 1-2 BB		x 0-0 ② 6-3			2	1	0	0	2	1	3
Mike Easler, L (1, 7) OBP: 0.390, SLG: 0.455	x 0-0 ② ③ G4-6-3 1-2f			x 0-0 FC3-6 1-2 2-3 1B	x 0-0 IBB 1-3 2-H 1B		x 0-0 ③ 4-3			4	0	2	1	0	0	3
Dave Parker, L (1, 9) OBP: 0.286, SLG: 0.359		x 0-0 ① F7		x 0-0 ① FC3-6 1B PB 1-2f 2-3 3-H	x 4-0 FC5-4 1-2 IBB			x 0-0 5-3 1B		3	1	1	1	1	0	2
Tony Peña, R (1, 2) OBP: 0.312, SLG: 0.365		S S S 0-3 ② K		x 0-0 PB 1-3 3-H 1B	x 0-0 ③ FC5-4 1-2f			x 0-0 ① 5-3 1-2		4	0	1	1	0	1	4
Dale Berra, R (1, 6) OBP: 0.329, SLG: 0.405		x 0-0 ③ 5-3		x 0-0 ② F4 1-2 3-H		x 0-0 F9 SH5-4 PB 1B		x 0-0 ② L8		4	1	1	0	0	0	2
Rick Rhoden, R (1, 1) OBP: 0.150, SLG: 0.175			x 0-0 ① S S S 5-3	0-3 ③ K	x 0-0 ① SH5-4 1-2			S S S 0-3 ③ K		3	0	0	0	0	2	2
Inning Stats	R: 0 H: 1 E: 0 LOB: 2 K: 1 BB: 1 S: 6 P: 10	R: 0 H: 0 E: 0 LOB: 0 K: 1 BB: 0 S: 5 P: 5	R: 0 H: 0 E: 0 LOB: 0 K: 0 BB: 0 S: 3 P: 3	R: 3 H: 3 E: 0 LOB: 1 K: 1 BB: 1 S: 8 P: 12	R: 1 H: 2 E: 0 LOB: 3 K: 0 BB: 2 S: 5 P: 13	R: 1 H: 1 E: 0 LOB: 0 K: 0 BB: 0 S: 4 P: 4	R: 0 H: 0 E: 0 LOB: 0 K: 0 BB: 0 S: 3 P: 3	R: 0 H: 1 E: 0 LOB: 1 K: 1 BB: 0 S: 6 P: 6	R: 0 H: 0 E: 0 LOB: 0 K: 0 BB: 0 S: 3 P: 3	1B: 8 SF: 0 2B: 0 SAC: 1 3B: 0 DP: 1 HR: 0 HBP: 0						

TOP

Pittsburgh Pirates @ St. Louis Cardinals

Busch Stadium, St. Louis, MO

Sun Jun 26 1983, 3:33 AM CDT

Att. 32,306 - Unknown

livebaseballscorecards.com

AB	34
R	5
H	8
RBI	3
BB	4
SO	4
LOB	19

PITCHER		IP	WLS	BF	H	R	ER	SO	BB	IBB	HBP	BLK	WP	HR	S	P	ERA	WHIP
Neil Allen, R ERA: 4.03	(1, 1)	5.0	L	25	6	4	3	3	3	1	0	0	0	0	27	43	5.40	1.800
Jeff Lahti, R ERA: 3.08	(6, 1)	3.0		11	2	1	0	1	0	0	0	0	0	0	13	13	0.00	0.667
John Martin, L ERA: 3.86	(9, 1)	1.0		3	0	0	0	0	0	0	0	0	0	0	3	3	0.00	0.000

PITCHER	IP	WLS	BF	H	R	ER	SO	BB	IBB	HBP	BLK	WP	HR	S	P	ERA	WHIP

Pittsburgh Pirates @ St. Louis Cardinals

Busch Stadium, St. Louis, MO

Sun Jun 26 1983, 3:33 AM CDT

Att. 32,306 - Unknown

BOTTOM

livebaseballscorecards.com

Batter	1	2	3	4	5	6	7	8	9	AB	R	H	RBI	BB	SO	LOB
Ken Oberkfell, L (1, 4) OBP: 0.349, SLG: 0.359	4-3		K		F7			E6 1-2		4	0	0	0	0	1	2
Willie McGee, S (1, 8) OBP: 0.352, SLG: 0.405	2B		F2 1B			6-3		F8		4	0	2	0	0	0	2
Steve Braun, L (1, 7) OBP: 0.444, SLG: 0.414	G5-4-3 1B		F2 1-2			L7		F9		4	0	1	0	0	0	3
George Hendrick, R (1, 3) OBP: 0.388, SLG: 0.550	G5-4-3 1-2f			G6-3 1B		6-3			6-3	4	0	1	0	0	0	2
Andy Van Slyke, L (1, 5) OBP: 0.306, SLG: 0.476		BLK 1B		G6-3 1-2f			F6		4-3	4	0	1	0	0	0	1
David Green, R (1, 9) OBP: 0.346, SLG: 0.396		F9 1-2		G3			K		K	4	0	0	0	0	2	1
Darrell Porter, L (1, 2) OBP: 0.345, SLG: 0.418		BB			3-1		F8			2	0	0	0	1	0	0
Ozzie Smith, S (1, 6) OBP: 0.260, SLG: 0.257		F5			BB			E 1B		1	0	0	0	1	0	2
Rafael Santana, R (8, 6) OBP: 0.429, SLG: 0.273										1	0	1	0	0	0	0
Neil Allen, R (1, 1) OBP: 0.071, SLG: 0.071		K			F7			F9		1	0	0	0	0	1	2
Jamie Quirk, L (5, PH) OBP: 0.294, SLG: 0.370										1	0	0	0	0	0	1
Jeff Lahti, R (6, 1)										0	0	0	0	0	0	0
Tom Herr, S (8, PH) OBP: 0.366, SLG: 0.362										1	0	0	0	0	0	1
John Martin, S (9, 1) OBP: 0.250, SLG: 0.313										0	0	0	0	0	0	0
Inning Stats	R: 0 E: 0 K: 0 S: 4 H: 2 LOB: 1 BB: 0 P: 4	R: 0 E: 0 K: 1 S: 6 H: 1 LOB: 2 BB: 1 P: 10	R: 0 E: 0 K: 1 S: 5 H: 1 LOB: 0 BB: 0 P: 5	R: 0 E: 0 K: 0 S: 3 H: 1 LOB: 0 BB: 0 P: 3	R: 0 E: 0 K: 0 S: 3 H: 0 LOB: 1 BB: 1 P: 7	R: 0 E: 0 K: 0 S: 3 H: 0 LOB: 0 BB: 0 P: 3	R: 0 E: 0 K: 1 S: 5 H: 0 LOB: 0 BB: 0 P: 5	R: 0 E: 1 K: 0 S: 5 H: 1 LOB: 2 BB: 0 P: 5	R: 0 E: 0 K: 1 S: 5 H: 0 LOB: 0 BB: 0 P: 5	1B: 5 2B: 1 3B: 0 HR: 0	SF: 0 SAC: 0 DP: 2 HBP: 0						

	AB	31
	R	0
	H	6
	RBI	0
	BB	2
	SO	4
	LOB	17

WP: 0 PB: 0 SB: 0 CS: 0 PA: 33

PITCHER	IP	WLS	BF	H	R	ER	SO	BB	IBB	HBP	BLK	WP	HR	S	P	ERA	WHIP
Rick Rhoden, R (1, 1) ERA: 3.38	9.0	W	33	6	0	0	4	2	0	0	1	0	0	39	47	0.00	0.889

PITCHER	IP	WLS	BF	H	R	ER	SO	BB	IBB	HBP	BLK	WP	HR	S	P	ERA	WHIP

Batter	1	2	3	4	5	6	7	8	9	AB	R	H	RBI	BB	SO	LOB
Marvell Wynne, L (1, 8) OBP: 0.424, SLG: 0.420	0-0 4-3 6-3 BLK 1B		0-0 L4		BBBB 4-0 1B 1-2 SF8 BB		BBBB 4-0 1B 1B BB	0-0 FC5-4 1-2f		2	2	1	0	1	0	0
Lee Lacy, R (6, 8) OBP: 0.307, SLG: 0.386										1	1	0	0	1	0	1
Johnny Ray, S (1, 4) OBP: 0.326, SLG: 0.375	0-0 4-3 1-3		0-0 6-3		0-0 SF8 1-3 2-H 1B		0-0 1B 1-2 E 1B	SSS 0-3 K		5	1	2	1	0	1	2
Bill Madlock, R (1, 5) OBP: 0.371, SLG: 0.436	0-0 6-3 3-H		0-0 5-3		4-0 IBB		0-0 F8		0-0 1B 2B	4	0	1	1	1	0	2
Jason Thompson, L (1, 3) OBP: 0.392, SLG: 0.440	SSS 0-3 K			SSS 0-3 K	0-0 SF8 2-3 3-H		0-0 E BB 1-3 2-H 1B		0-0 F5	4	0	1	2	0	2	1
Mike Easler, L (1, 7) OBP: 0.396, SLG: 0.473		0-0 HR		0-0 E7	0-0 G3		BBBB 4-0 E 1-2 BB		0-0 2-3 1B	4	1	2	1	1	0	2
Dave Parker, L (1, 9) OBP: 0.289, SLG: 0.360		0-0 G3 1B		0-0 5-3		0-0 G6-3 1B	0-0 E4 1-2 2-3 3-H		0-0 F5	5	0	2	0	0	0	5
Tony Peña, R (1, 2) OBP: 0.305, SLG: 0.356		0-0 G3 1-2		0-0 4-3		0-0 G6-3 1-2f	0-0 6-3		0-0 F8	5	0	0	0	0	0	8
Dale Berra, R (1, 6) OBP: 0.324, SLG: 0.397		0-0 6-3			0-0 L8	0-0 F4		0-0 F8		4	0	0	0	0	0	1
John Candelaria, L (1, 1) OBP: 0.258, SLG: 0.179		0-0 F8			0-0 BB 1B		0-0 L3	0-0 FC5-4 1B		1	0	0	0	0	0	1
Cecilio Guante, R (3, 1) OBP: 0.333, SLG: 0.333										3	1	2	0	0	0	0
Inning Stats	R: 1 E: 0 K: 1 S: 6 H: 1 LOB: 0 BB: 0 P: 6	R: 1 E: 0 K: 0 S: 5 H: 2 LOB: 1 BB: 0 P: 5	R: 0 E: 0 K: 0 S: 3 H: 0 LOB: 0 BB: 0 P: 3	R: 0 E: 1 K: 1 S: 6 H: 0 LOB: 1 BB: 0 P: 6	R: 2 E: 0 K: 0 S: 5 H: 2 LOB: 2 BB: 2 P: 13	R: 0 E: 0 K: 0 S: 3 H: 1 LOB: 0 BB: 0 P: 3	R: 2 E: 1 K: 0 S: 6 H: 2 LOB: 3 BB: 2 P: 14	R: 0 E: 0 K: 1 S: 6 H: 1 LOB: 1 BB: 0 P: 6	R: 0 E: 0 K: 0 S: 5 H: 2 LOB: 2 BB: 0 P: 5	1B: 9 2B: 1 3B: 0 HR: 1 SF: 1 SAC: 0 DP: 1 HBP: 0							

TOP

Pittsburgh Pirates @ St. Louis Cardinals

Busch Stadium, St. Louis, MO

Mon Jun 27 1983, 7:05 PM CDT

Att. 23,286 - Unknown

livebaseballscorecards.com

AB	38
R	6
H	11
RBI	5
BB	4
SO	3
LOB	23

WP: 0 PB: 0 SB: 0 CS: 0 PA: 43

PITCHER		IP	WLS	BF	H	R	ER	SO	BB	IBB	HBP	BLK	WP	HR	S	P	ERA	WHIP
Joaquin Andujar, R ERA: 4.01	(1, 1)	4.1	L	19	4	4	4	2	1	0	0	1	0	1	22	26	8.31	1.154
Dave Vonohlen, L ERA: 2.84	(5, 1)	0.2		4	1	0	0	0	0	1	0	0	0	0	3	7	0.00	1.500
John Stuper, R ERA: 4.5	(6, 1)	1.2		8	3	2	1	0	1	0	0	0	0	0	7	11	5.40	2.400
Jim Kaat, L ERA: 3.6	(7, 1)	1.1		7	1	0	0	1	1	0	0	0	0	0	8	12	0.00	1.500
John Martin, L ERA: 3.78	(9, 1)	1.0		5	2	0	0	0	0	0	0	0	0	0	5	5	0.00	2.000

PITCHER	IP	WLS	BF	H	R	ER	SO	BB	IBB	HBP	BLK	WP	HR	S	P	ERA	WHIP

Batter	1	2	3	4	5	6	7	8	9	AB	R	H	RBI	BB	SO	LOB
Ozzie Smith, S (1, 6) OBP: 0.256, SLG: 0.253	L7		F9		F8		FC4-3 FC6-4 1-2f 2-3			4	0	0	0	0	0	3
Rafael Santana, R (1, 4) OBP: 0.353, SLG: 0.214	F7		K		4-3		FC6-4 1-2f			3	0	0	0	0	1	1
Tom Herr, S (7, PH) OBP: 0.364, SLG: 0.360 (8, 4)										1	0	0	0	0	0	2
Willie McGee, S (1, 8) OBP: 0.346, SLG: 0.397	K			F7		6-3		5-3		4	0	0	0	0	1	0
George Hendrick, R (1, 3) OBP: 0.389, SLG: 0.557		F8 1B 2B		L9		4-3		2B		4	1	2	0	0	0	0
David Green, R (1, 9) OBP: 0.350, SLG: 0.395		F8 2-3		BB 1B		S 1B		F8		3	0	1	0	1	0	2
Floyd Rayford, R (1, 5) OBP: 0.273, SLG: 0.455		1B 3-H		1B 1-2		F7 1-2		F7		3	0	2	1	0	0	1
Jim Kaat, L (7, 1)										0	0	0	0	0	0	0
Jamie Quirk, L (8, PH) OBP: 0.288, SLG: 0.362										1	0	0	0	0	0	1
John Martin, S (9, 1) OBP: 0.250, SLG: 0.313										0	0	0	0	0	0	0
Andy Van Slyke, L (1, 7) OBP: 0.283, SLG: 0.435		K		F8			F6		3-1	4	0	0	0	0	1	3
Glenn Brummer, R (1, 2) OBP: 0.370, SLG: 0.375		F8			1B		FC4-3 BB 1B		F8	1	0	0	0	0	0	1
Steve Braun, L (5, PH) OBP: 0.459, SLG: 0.433										1	0	1	0	0	0	0
John Stuper, R (6, 1) OBP: 0.231, SLG: 0.200										0	0	0	0	0	0	0
Ken Oberkfell, L (7, 5) OBP: 0.350, SLG: 0.360										2	0	1	0	0	0	0
Joaquin Andujar, S (1, 1) OBP: 0.103, SLG: 0.103			K		F9		FC4-3 1-2 BB		F9	1	0	0	0	0	1	0
Dave Vonohlen, L (5, 1)										0	0	0	0	0	0	0
Darrell Porter, L (5, PH) OBP: 0.345, SLG: 0.414 (6, 2)										2	0	0	0	1	0	1
Inning Stats	R: 0 E: 0 K: 1 S: 5 H: 0 LOB: 0 BB: 0 P: 5	R: 1 E: 0 K: 1 S: 7 H: 2 LOB: 1 BB: 0 P: 7	R: 0 E: 0 K: 2 S: 7 H: 0 LOB: 0 BB: 0 P: 7	R: 0 E: 0 K: 0 S: 4 H: 1 LOB: 2 BB: 1 P: 8	R: 0 E: 0 K: 0 S: 4 H: 1 LOB: 1 BB: 0 P: 4	R: 0 E: 0 K: 0 S: 4 H: 1 LOB: 1 BB: 0 P: 4	R: 0 E: 0 K: 0 S: 4 H: 1 LOB: 2 BB: 1 P: 8	R: 0 E: 0 K: 0 S: 4 H: 1 LOB: 1 BB: 0 P: 4	R: 0 E: 0 K: 0 S: 3 H: 0 LOB: 0 BB: 0 P: 3							

PITCHER		IP	WLS	BF	H	R	ER	SO	BB	IBB	HBP	BLK	WP	HR	S	P	ERA	WHIP
John Candelaria, L ERA: 4.29	(1, 1)	2.0		8	2	1	1	2	0	0	0	0	0	0	12	12	4.50	1.000
Cecilio Guante, R ERA: 1.32	(3, 1)	7.0	W	28	5	0	0	2	2	0	0	0	0	0	30	38	0.00	1.000

PITCHER	IP	WLS	BF	H	R	ER	SO	BB	IBB	HBP	BLK	WP	HR	S	P	ERA	WHIP

BOTTOM

Pittsburgh Pirates @ St. Louis Cardinals

Busch Stadium, St. Louis, MO

Mon Jun 27 1983, 7:05 PM CDT

Att. 23,286 - Unknown

livebaseballscorecards.com

AB	34
R	1
H	7
RBI	1
BB	2
SO	4
LOB	15

1B: 5	SF: 0	WP: 0	PA: 36
2B: 2	SAC: 0	PB: 0	
3B: 0	DP: 0	SB: 1	
HR: 0	HBP: 0	CS: 0	

New York Mets @ St. Louis Cardinals

Busch Stadium, St. Louis, MO

Tue Jun 28 1983, 7:05 PM CDT

Unknown

TOP

livebaseballscorecards.com

Batter	1	2	3	4	5	6	7	8	9	AB	R	H	RBI	BB	SO	LOB
Mookie Wilson, S (1, 8) OBP: 0.286, SLG: 0.337	0-0 1B 2B 1B		0-0 ① 4-3		0-0 HR 3B	0-0 ② 6-3 2-3		0-0 1B 1B 1B 1B	0-0 ② 6-3	6	3	3	0	0	0	1
Mark Bradley, R (9, 8) OBP: 0.348, SLG: 0.404										0	0	0	0	0	0	0
Hubie Brooks, R (1, 5) OBP: 0.317, SLG: 0.396	0-0 2B 1-2 1B		0-0 CS 1B		0-0 ① 5-3	0-0 1B 3-H 2B		0-0 1B 1B FC3-6 1-2 1B	0-0 1B	6	2	5	1	0	0	1
Carlos Diaz, R (9, 1)										0	0	0	0	0	0	0
Keith Hernandez, L (1, 3) OBP: 0.380, SLG: 0.460	0-0 ① L8		0-0 ② 1-2 3B		4-0 HR IBB	0-0 2-H 1B		0-0 FC3-6 1B 1-2 2-3 SF8 1B	S S S 0-3 ③ K	5	2	3	1	1	1	3
George Foster, R (1, 7) OBP: 0.317, SLG: 0.445	0-0 1-3 2-H 2B		S S S 0-3 ③ K		0-0 ② F5	4-0 IBB		0-0 FC3-6 1-2 2-3 3-H 1B		4	0	2	2	1	1	3
Darryl Strawberry, L (1, 9) OBP: 0.263, SLG: 0.405	0-0 ② L3			0-0 HR	0-0 1-H 3-H HR	0-0 ③ F9		0-0 ① FC3-6 1B 1-2f 2-3 3-H		5	2	2	5	0	0	6
Bob Bailor, R (1, 4) OBP: 0.294, SLG: 0.306 (9, 5)	0-0 ③ 5-3			0-0 ① 6-3	0-0 E5		0-0 G4-6-3 1B	0-0 ② SF8 3-H		4	0	1	1	0	0	2
Ron Hodges, L (1, 2) OBP: 0.337, SLG: 0.201		0-0 ① 5-3		0-0 ② 6-3	0-0 ③ 4-3		0-0 ① ② G4-6-3 1-2f	0-0 FC6-4 1-2 1B		5	0	1	0	0	0	2
José Oquendo, S (1, 6) OBP: 0.325, SLG: 0.303		S S S 0-3 ② K		0-0 FC6-4 1B		B B B B 4-0 6-3 SH3-4 2B BB	0-0 1B	0-0 ③ FC6-4 1-2f		4	1	2	0	1	1	2
Ed Lynch, R (1, 1) OBP: 0.200, SLG: 0.167		0-0 ③ G3		0-0 ③ FC6-4 1-2f		0-0 ① S S S SH3-4 1-2	0-3 ③ K		0-0 ① F9	3	0	0	0	0	1	2
Brian Giles, R (9, PH) OBP: 0.320, SLG: 0.289 (9, 4)										1	0	0	0	0	0	0

Inning Stats	1	2	3	4	5	6	7	8	9
	R: 1 E: 0 K: 0 S: 6	H: 3 LOB: 2 BB: 0 P: 6	R: 0 E: 0 K: 1 S: 5	H: 0 LOB: 0 BB: 0 P: 5	R: 0 E: 0 K: 1 S: 6	H: 2 LOB: 1 BB: 0 P: 6	R: 1 E: 0 K: 0 S: 5	H: 2 LOB: 1 BB: 0 P: 5	R: 3 E: 1 K: 0 S: 6	H: 2 LOB: 1 BB: 1 P: 10	R: 2 E: 0 K: 0 S: 5	H: 2 LOB: 2 BB: 2 P: 13	R: 0 E: 0 K: 1 S: 6	H: 2 LOB: 1 BB: 0 P: 6	R: 3 E: 0 K: 0 S: 8	H: 5 LOB: 2 BB: 0 P: 8	R: 0 E: 0 K: 1 S: 6	H: 1 LOB: 1 BB: 0 P: 6

	AB	43
	R	10
	H	19
	RBI	10
	BB	3
	SO	4
	LOB	22

1B: 13 SF: 1
2B: 2 SAC: 1
3B: 2 DP: 1
HR: 2 HBP: 0

WP: 0 PA: 48
PB: 0
SB: 0
CS: 1

PITCHER		IP	WLS	BF	H	R	ER	SO	BB	IBB	HBP	BLK	WP	HR	S	P	ERA	WHIP
Bob Forsch, R ERA: 4.68	(1, 1)	5.2	L	29	10	7	7	2	1	1	0	0	0	2	31	39	11.12	1.941
Jim Kaat, L ERA: 4.05	(6, 1)	3.1		19	9	3	3	2	0	1	0	0	0	0	22	26	8.10	2.700

PITCHER	IP	WLS	BF	H	R	ER	SO	BB	IBB	HBP	BLK	WP	HR	S	P	ERA	WHIP

BOTTOM

New York Mets @ St. Louis Cardinals

Busch Stadium, St. Louis, MO

Tue Jun 28 1983, 7:05 PM CDT

Unknown

Batter	1	2	3	4	5	6	7	8	9	AB	R	H	RBI	BB	SO	LOB
Tom Herr, S (1, 4) OBP: 0.367, SLG: 0.363 Rafael Santana, R (8, PR) OBP: 0.353, SLG: 0.214 (9, 4)	F6			1B		6-3		4-3 1-2		4 0	0 0	2 0	0 0	0 0	0 0	0 0
Ken Oberkfell, L (1, 5) OBP: 0.349, SLG: 0.358 (6, 6)	F6			F9		1B		4-3 1-2 2-3		4	0	1	0	0	0	3
Willie McGee, S (1, 8) OBP: 0.344, SLG: 0.395	1-3			F4		1B 1-2		L3		4	0	1	0	0	0	4
George Hendrick, R (1, 3) OBP: 0.383, SLG: 0.548		6-3		F8		K S S S		6-3		4	0	0	0	0	1	6
David Green, R (1, 9) OBP: 0.354, SLG: 0.411		6-3			SF7 3B		K S S S		G1-6-3 1B	4	1	2	0	0	1	0
Andy Van Slyke, L (1, 7) OBP: 0.263, SLG: 0.408		F9			SF7 3-H		F8		F7	3	0	0	1	0	0	1
Darrell Porter, L (1, 2) OBP: 0.343, SLG: 0.411			F4		K S S S		1B		G1-6-3 1-2f	4	0	1	0	0	1	1
Ozzie Smith, S (1, 6) OBP: 0.255, SLG: 0.251 Jim Kaat, L (6, 1)			F5		F8		F5			2 1	0 0	0 0	0 0	0 0	0 0	0 1
Bob Forsch, R (1, 1) OBP: 0.194, SLG: 0.250 Jamie Quirk, L (6, 5) OBP: 0.296, SLG: 0.367			K S S S			4-3		4-3 1B		1 2	0 0	0 1	0 0	0 0	1 0	0 0
Inning Stats	R: 0 H: 0 E: 0 LOB: 0 K: 0 BB: 0 S: 3 P: 3	R: 0 H: 0 E: 0 LOB: 0 K: 0 BB: 0 S: 3 P: 3	R: 0 H: 0 E: 0 LOB: 0 K: 1 BB: 0 S: 5 P: 5	R: 0 H: 1 E: 0 LOB: 1 K: 0 BB: 0 S: 4 P: 4	R: 1 H: 1 E: 0 LOB: 0 K: 1 BB: 0 S: 6 P: 6	R: 0 H: 2 E: 0 LOB: 2 K: 1 BB: 0 S: 7 P: 7	R: 0 H: 1 E: 0 LOB: 1 K: 1 BB: 0 S: 6 P: 6	R: 0 H: 2 E: 0 LOB: 3 K: 0 BB: 0 S: 5 P: 5	R: 0 H: 1 E: 0 LOB: 0 K: 0 BB: 0 S: 3 P: 3	1B: 7 SF: 1 2B: 0 SAC: 0 3B: 1 DP: 1 HR: 0 HBP: 0							WP: 0 PA: 34 PB: 0 SB: 0 CS: 0

livebaseballscorecards.com

PITCHER		IP	WLS	BF	H	R	ER	SO	BB	IBB	HBP	BLK	WP	HR	S	P	ERA	WHIP
Ed Lynch, R ERA: 3.38	(1, 1)	8.0	W	31	7	1	1	4	0	0	0	0	0	0	39	39	1.12	0.875
Carlos Diaz, L ERA: 2.25	(9, 1)	1.0		3	1	0	0	0	0	0	0	0	0	0	3	3	0.00	1.000

PITCHER	IP	WLS	BF	H	R	ER	SO	BB	IBB	HBP	BLK	WP	HR	S	P	ERA	WHIP

AB	33
R	1
H	8
RBI	1
BB	0
SO	4
LOB	16

Batter	1	2	3	4	5	6	7	8	9	AB	R	H	RBI	BB	SO	LOB
Mark Bradley, R (1, 8) OBP: 0.343, SLG: 0.393	BB 1B		K 1-2		K			F9		4	0	1	0	0	2	3
Hubie Brooks, R (1, 5) OBP: 0.313, SLG: 0.391	F9		F8			F8		F3		4	0	0	0	0	0	2
Keith Hernandez, L (1, 3) OBP: 0.382, SLG: 0.462	BB 1-2			F6		F7			2B	3	1	1	0	1	0	0
George Foster, R (1, 7) OBP: 0.316, SLG: 0.446	F3			2B		F7			F6	4	0	1	0	0	0	3
Dave Kingman, R (1, 9) OBP: 0.275, SLG: 0.424	F6			5-3			6-3		WP 2-H 2B	4	0	1	1	0	0	3
Bob Bailor, R (1, 6) OBP: 0.286, SLG: 0.297		4-3		1-6-3			6-3		4-3 2-3	4	0	0	0	0	0	2
Brian Giles, R (1, 4) OBP: 0.319, SLG: 0.293		K			2B		G3		K	4	0	1	0	0	2	1
Junior Ortiz, R (1, 2) OBP: 0.139, SLG: 0.088		1-3			F8			BB		2	0	0	0	0	0	1
Ron Hodges, L (5, 2) OBP: 0.341, SLG: 0.201										0	0	0	0	1	0	0
Tom Gorman, L (1, 1) OBP: 1.000, SLG: 1.000										1	0	1	0	0	0	0
Tucker Ashford, R (5, PH) OBP: 0.217, SLG: 0.200										1	0	0	0	0	0	1
Doug Sisk, R (5, 1) OBP: 0.333, SLG: 0.333										0	0	0	0	0	0	0
Mookie Wilson, S (8, PH) OBP: 0.285, SLG: 0.336										1	0	0	0	0	1	1
Scott Holman, R (8, 1) OBP: 0.222, SLG: 0.222			CS 1B		5-3			K		0	0	0	0	0	0	0
Inning Stats	R: 0 E: 0 K: 0 S: 4 H: 1 LOB: 2 BB: 1 P: 8	R: 0 E: 0 K: 1 S: 5 H: 0 LOB: 0 BB: 0 P: 5	R: 0 E: 0 K: 1 S: 5 H: 1 LOB: 0 BB: 0 P: 5	R: 0 E: 0 K: 0 S: 4 H: 1 LOB: 1 BB: 0 P: 4	R: 0 E: 0 K: 1 S: 6 H: 1 LOB: 1 BB: 0 P: 6	R: 0 E: 0 K: 0 S: 3 H: 0 LOB: 0 BB: 0 P: 3	R: 0 E: 0 K: 0 S: 3 H: 0 LOB: 0 BB: 0 P: 3	R: 0 E: 0 K: 1 S: 5 H: 0 LOB: 1 BB: 1 P: 9	R: 1 E: 0 K: 1 S: 7 H: 2 LOB: 1 BB: 0 P: 7	1B: 2 2B: 5 3B: 0 HR: 0	SF: 0 SAC: 0 DP: 1 HBP: 0						

PITCHER	IP	WLS	BF	H	R	ER	SO	BB	IBB	HBP	BLK	WP	HR	S	P	ERA	WHIP
Dave LaPoint, L (1, 1) ERA: 3.28	8.1	W	32	6	1	1	4	2	0	0	0	0	0	38	46	1.08	0.960
Bruce Sutter, R (9, 1) ERA: 3.0	0.2		2	0	0	0	1	0	0	0	0	1	0	4	4	0.00	0.000

PITCHER	IP	WLS	BF	H	R	ER	SO	BB	IBB	HBP	BLK	WP	HR	S	P	ERA	WHIP

New York Mets @ St. Louis Cardinals

Busch Stadium, St. Louis, MO

Tue Jun 28 1983, 7:05 PM CDT

Att. 30,810 - Unknown

TOP

livebaseballscorecards.com

AB	32
R	1
H	6
RBI	1
BB	2
SO	5
LOB	17

1B: 2	SF: 0	WP: 1	PA: 34
2B: 5	SAC: 0	PB: 0	
3B: 0	DP: 1	SB: 0	
HR: 0	HBP: 0	CS: 1	

BOTTOM

New York Mets @ St. Louis Cardinals

Busch Stadium, St. Louis, MO

Tue Jun 28 1983, 7:05 PM CDT

Att. 30,810 - Unknown

livebaseballscorecards.com

Batter	1	2	3	4	5	6	7	8	9	AB	R	H	RBI	BB	SO	LOB
Tom Herr, S (1, 4) OBP: 0.367, SLG: 0.360 Rafael Santana, R (8, PR) OBP: 0.353, SLG: 0.214 (9, 4)	F4		F6		E FC6-2 1B 1-2		3-1	BBBB 1-2 BB		4 0	0 0	1 0	0 0	1 0	0 0	1 0
Willie McGee, S (1, 8) OBP: 0.341, SLG: 0.388	G3		FC6-4 1-2f		BBBB FC6-2 E WP 1-2 2-3 BB		4-3	6-3		4	1	0	0	1	0	3
David Green, R (1, 9) OBP: 0.351, SLG: 0.426	F8			HR	E6 WP FC6-2 1-2 2-3 3-H		6-3			4	1	1	2	0	0	2
George Hendrick, R (1, 3) OBP: 0.381, SLG: 0.541		SSS K		F8	FC6-2 WP 1-2 2-3 3-Hf			BBBB 2B FC1-2 BB		3	0	0	0	1	1	3
Floyd Rayford, R (1, 5) OBP: 0.231, SLG: 0.385		E6		SSS K	SSS K 1-2 2-3 3-H			SSS K		4	0	0	0	0	3	3
Glenn Brummer, R (1, 2) OBP: 0.387, SLG: 0.429		F6		HR 1B	6-3			FC1-2 1-3 1B 2B		4	2	2	0	0	0	3
Andy Van Slyke, L (1, 7) OBP: 0.279, SLG: 0.462		F6		1-H HR		6-3		1B FC1-2 E IBB		3	2	1	2	1	0	1
Ozzie Smith, S (1, 6) OBP: 0.251, SLG: 0.247			G3	F8		5-3		FC1-2 E 1-2 2-3 3-Hf E		4	1	0	0	0	0	3
Dave LaPoint, L (1, 1) OBP: 0.222, SLG: 0.125 Bruce Sutter, R (9, 1)			BBBB FC6-4 BB		BBBB BB 1B E BB	4-3		E1 1-H 2-H 3-H BB 1B		2 0	1 0	1 0	1 0	2 0	0 0	0 0
Inning Stats	R: 0 H: 0 E: 0 LOB: 0 K: 0 BB: 0 S: 3 P: 3	R: 0 H: 0 E: 1 LOB: 1 K: 1 BB: 0 S: 6 P: 6	R: 0 H: 0 E: 0 LOB: 1 K: 0 BB: 1 S: 3 P: 7	R: 3 H: 3 E: 0 LOB: 0 K: 1 BB: 0 S: 8 P: 8	R: 2 H: 1 E: 1 LOB: 2 K: 1 BB: 2 S: 7 P: 15	R: 0 H: 0 E: 0 LOB: 0 K: 0 BB: 0 S: 3 P: 3	R: 0 H: 0 E: 0 LOB: 0 K: 0 BB: 0 S: 3 P: 3	R: 3 H: 2 E: 1 LOB: 2 K: 1 BB: 3 S: 7 P: 19		1B: 3 SF: 0 2B: 1 SAC: 0 3B: 0 DP: 0 HR: 2 HBP: 0						

	AB	32
	R	8
	H	6
	RBI	5
	BB	6
	SO	4
	LOB	19

WP: 1 PA: 38
PB: 0
SB: 0
CS: 0

PITCHER		IP	WLS	BF	H	R	ER	SO	BB	IBB	HBP	BLK	WP	HR	S	P	ERA	WHIP
Tom Gorman, L ERA: 8.64	(1, 1)	4.0	L	17	3	3	3	2	1	0	0	0	0	2	20	24	6.75	1.000
Doug Sisk, R ERA: 2.6	(5, 1)	3.0		13	1	2	1	1	2	0	0	0	1	0	13	21	3.00	1.000
Scott Holman, R ERA: 4.1	(8, 1)	1.0		8	2	3	2	1	2	1	0	0	0	0	7	19	18.00	4.000

PITCHER	IP	WLS	BF	H	R	ER	SO	BB	IBB	HBP	BLK	WP	HR	S	P	ERA	WHIP

Batter	1	2	3	4	5	6	7	8	9	AB	R	H	RBI	BB	SO	LOB
Mookie Wilson, S (1, 8) OBP: 0.287, SLG: 0.340	0-0 1B FC6-4 2B	0-0 2-3 1B			0-0 E6 S 1B	0-0 ③ F7			0-0 ② 4-3	5	2	2	0	0	0	0
Hubie Brooks, R (1, 5) OBP: 0.314, SLG: 0.391	0-0 FC6-4 2-3 1B	0-0 ③ 1-3			0-0 HBP 1-H 1B		0-0 ① 6-3		0-0 E6 1B 1B	5	0	2	1	0	0	2
Keith Hernandez, L (1, 3) OBP: 0.389, SLG: 0.470	0-0 ① FC6-4 FC4-6 1-2f 3-H		0-0 6-3 4-3 2B		0-0 HBP 1-2 1B		B B B B 4-0 G6-4-3 BB		0-0 1B 1-2 1B	4	1	3	1	1	0	1
George Foster, R (1, 7) OBP: 0.314, SLG: 0.441	0-0 ② FC4-6 1B 1-2f		0-0 ① 6-3 2-3		0-0 ① L9		0-0 ② ③ G6-4-3 1-2f		0-0 1-2 2-3 1B	5	0	1	0	0	0	5
Darryl Strawberry, L (1, 9) OBP: 0.267, SLG: 0.401	0-0 1-2 1B		0-0 ② 4-3 3-H		H 1-0 1-2 2-3 HBP			S S S 0-3 ① K	S S S 0-3 ③ K	4	0	1	1	0	2	3
Brian Giles, R (1, 4) OBP: 0.315, SLG: 0.288	0-0 ③ F8		0-0 ③ 5-3		0-0 ② F4			0-0 ② F9		3	0	0	0	0	0	5
Danny Heep, L (8, PH) OBP: 0.357, SLG: 0.423										1	0	0	0	0	0	0
Bob Bailor, R (8, 4) OBP: 0.286, SLG: 0.297										0	0	0	0	0	0	0
Ron Hodges, L (1, 2) OBP: 0.351, SLG: 0.217		0-0 1B SH1-4 1B		0-0 G5-4-3 1B	0-0 ③ 4-3			0-0 1B		4	0	3	0	0	0	3
José Oquendo, S (1, 6) OBP: 0.317, SLG: 0.295		0-0 ① F6		0-0 ① ② G5-4-3 1-2f		0-0 ① 5-3		S S S 0-3 ③ K		4	0	0	0	0	1	3
Craig Swan, R (1, 1) OBP: 0.125, SLG: 0.125		0-0 ② SH1-4 1-2		0-0 ③ 5-3		0-0 ② F9			0-0 ① 4-3	2	0	0	0	0	0	0
Jesse Orosco, R (6, 1) OBP: 0.286, SLG: 0.286										0	0	0	0	0	0	0
Rusty Staub, L (9, PH) OBP: 0.427, SLG: 0.446										1	0	0	0	0	0	0
Inning Stats	R: 1 E: 0 K: 0 S: 6 H: 3 LOB: 2 BB: 0 P: 6	R: 0 E: 0 K: 0 S: 5 H: 2 LOB: 2 BB: 0 P: 5	R: 1 E: 0 K: 0 S: 4 H: 1 LOB: 0 BB: 0 P: 4	R: 0 E: 0 K: 0 S: 3 H: 1 LOB: 0 BB: 0 P: 3	R: 1 E: 1 K: 0 S: 6 H: 2 LOB: 3 BB: 0 P: 7	R: 0 E: 0 K: 0 S: 3 H: 0 LOB: 0 BB: 0 P: 3	R: 0 E: 0 K: 0 S: 2 H: 0 LOB: 0 BB: 1 P: 6	R: 0 E: 0 K: 2 S: 8 H: 1 LOB: 1 BB: 0 P: 8	R: 0 E: 1 K: 1 S: 8 H: 2 LOB: 3 BB: 0 P: 8	1B: 10 2B: 2 3B: 0 HR: 0		SF: 0 SAC: 1 DP: 2 HBP: 1				WP: 0 PB: 0 SB: 1 CS: 0	PA: 41

TOP

New York Mets @ St. Louis Cardinals

Busch Stadium, St. Louis, MO

Wed Jun 29 1983, 7:05 PM CDT

Att. 29,456 - Unknown

livebaseballscorecards.com

AB	38
R	3
H	12
RBI	3
BB	1
SO	3
LOB	22

PITCHER		IP	WLS	BF	H	R	ER	SO	BB	IBB	HBP	BLK	WP	HR	S	P	ERA	WHIP
Kevin Hagen, R ERA: 4.26	(1, 1)	4.1		22	9	3	2	0	0	0	0	0	0	0	22	22	4.15	2.077
John Martin, L ERA: 3.78	(5, 1)	0.0		1	0	0	0	0	0	0	1	0	0	0	0	1	∞	∞
Jeff Lahti, R ERA: 2.79	(5, 1)	2.2		8	0	0	0	0	1	0	0	0	0	0	7	11	0.00	0.375
Bruce Sutter, R ERA: 2.86	(8, 1)	2.0	W	10	3	0	0	3	0	0	0	0	0	0	16	16	0.00	1.500

PITCHER	IP	WLS	BF	H	R	ER	SO	BB	IBB	HBP	BLK	WP	HR	S	P	ERA	WHIP

BOTTOM

New York Mets @ St. Louis Cardinals

Busch Stadium, St. Louis, MO

Wed Jun 29 1983, 7:05 PM CDT

Att. 29,456 - Unknown

Batter	1	2	3	4	5	6	7	8	9	AB	R	H	RBI	BB	SO	LOB
Tom Herr, S (1, 4) OBP: 0.374, SLG: 0.370	BBBB 4-0 G6-4-3 BB		x 0-0 2B 2B		x 0-0 1B		x 0-0 ③ 6-3			3	1	2	0	1	0	0
Willie McGee, S (1, 8) OBP: 0.344, SLG: 0.394	x 0-0 ①② G6-4-3 1-2f		x 0-0 2-H 2B		x 0-0 ③ F8			x 0-0 S 1B 1B		4	1	2	1	0	0	2
David Green, R (1, 9) OBP: 0.360, SLG: 0.430 Dane Iorg, L (9, 3) OBP: 0.333, SLG: 0.409	x 0-0 ③ 5-3		BBBB 4-0 G6-4-3 BB			x 0-0 S 1B 1B		x 0-0 CS 1-H 1B		3 0	1 0	2 0	1 0	1 0	0 0	0 0
George Hendrick, R (1, 3) OBP: 0.383, SLG: 0.539 (9, 9)		x 0-0 ① F9	x 0-0 ②③ G6-4-3 1-2f			x 0-0 FC1-6 1-H 1B		BBBB 4-0 ① L4-6 BLK 1-2 BB		3	0	1	1	1	0	2
Andy Van Slyke, L (1, 7) OBP: 0.292, SLG: 0.473		x 0-0 1B 2B		x 0-0 ① F8		x 0-0 ① FC1-6 S 1-2f		BBBB 4-0 1-2 BB		3	1	1	0	1	0	1
Ken Oberkfell, L (1, 5) OBP: 0.350, SLG: 0.359 Floyd Rayford, R (6, PH) OBP: 0.214, SLG: 0.357 (7, 5)		x 0-0 2-H 1B		x 0-0 ② F4		x 0-0 ② L3 1-2		x 0-0 ②③ L4-6 2-3		2 2	0 0	1 0	1 0	0 0	0 0	0 3
Darrell Porter, L (1, 2) OBP: 0.340, SLG: 0.407 Glenn Brummer, R (6, PH) OBP: 0.375, SLG: 0.414 (7, 2)		SSS 0-3 ② K		x 0-0 ③ F9		x 0-0 ③ 6-3				2 1	0 0	0 0	0 0	0 0	1 0	1 1
Mike Ramsey, S (1, 6) OBP: 0.314, SLG: 0.330 Ozzie Smith, S (9, 6) OBP: 0.251, SLG: 0.247		SSS 0-3 ③ K			x 0-0 ① 3-1		x 0-0 ① F8			3 0	0 0	0 0	0 0	0 0	1 0	1 0
Kevin Hagen, R (1, 1) John Martin, S (5, 1) OBP: 0.250, SLG: 0.313 Jeff Lahti, R (5, 1) Bob Forsch, R (7, PH) OBP: 0.188, SLG: 0.241 Bruce Sutter, R (8, 1)			x 0-0 ① 4-3		x 0-0 ② 6-3		x 0-0 ② 4-3			1 0 1 1 0	0 0 0 0 0	0 0 0 0 0	0 0 0 0 0	0 0 0 0 0	0 0 0 0 0	0 0 0 0 0
Inning Stats	R: 0 E: 0 K: 0 S: 2 H: 0 LOB: 0 BB: 1 P: 6	R: 1 E: 0 K: 2 S: 9 H: 2 LOB: 1 BB: 0 P: 9	R: 1 E: 0 K: 0 S: 4 H: 2 LOB: 1 BB: 1 P: 8	R: 0 E: 0 K: 0 S: 3 H: 0 LOB: 0 BB: 0 P: 3	R: 0 E: 0 K: 0 S: 4 H: 1 LOB: 1 BB: 0 P: 4	R: 1 E: 0 K: 0 S: 5 H: 2 LOB: 1 BB: 0 P: 5	R: 0 E: 0 K: 0 S: 3 H: 0 LOB: 0 BB: 0 P: 3	R: 1 E: 0 K: 0 S: 3 H: 2 LOB: 1 BB: 2 P: 11		1B: 6 2B: 4 3B: 0 HR: 0		SF: 0 SAC: 0 DP: 3 HBP: 0		WP: 0 PB: 0 SB: 3 CS: 1	PA: 33	

livebaseballscorecards.com

	AB	29
	R	4
	H	9
	RBI	4
	BB	4
	SO	2
	LOB	11

PITCHER		IP	WLS	BF	H	R	ER	SO	BB	IBB	HBP	BLK	WP	HR	S	P	ERA	WHIP
Craig Swan, R ERA: 4.97	(1, 1)	5.0		22	7	3	3	2	2	0	0	0	0	0	24	32	5.40	1.800
Jesse Orosco, L ERA: 1.33	(6, 1)	3.0	L	11	2	1	1	0	2	0	0	1	0	0	9	17	3.00	1.333

PITCHER		IP	WLS	BF	H	R	ER	SO	BB	IBB	HBP	BLK	WP	HR	S	P	ERA	WHIP

New York Mets @ St. Louis Cardinals

Busch Stadium, St. Louis, MO

Thu Jun 30 1983, 7:05 PM CDT

Att. 30,951 - Unknown

TOP

livebaseballscorecards.com

Batter	1	2	3	4	5	6	7	8	9	AB	R	H	RBI	BB	SO	LOB
Mookie Wilson, S (1, 8) OBP: 0.282, SLG: 0.334	K		K		5-3		FC3-6 1-2f 2-3		5-3	5	0	0	0	0	2	3
Hubie Brooks, R (1, 5) OBP: 0.317, SLG: 0.392	1B		1B		F8		4-3			4	0	2	0	0	0	2
Keith Hernandez, L (1, 3) OBP: 0.384, SLG: 0.463	F7		K		1-3			K		4	0	0	0	0	2	2
George Foster, R (1, 7) OBP: 0.309, SLG: 0.434	K		F8			F7		F9		4	0	0	0	0	1	2
Darryl Strawberry, L (1, 9) OBP: 0.272, SLG: 0.404		K		4-3		9-3 1B		1B		4	0	2	0	0	1	0
Ron Hodges, L (1, 2) OBP: 0.356, SLG: 0.221		1B BB		5-3 1B		9-3 1-2f		F6		2	1	1	0	1	0	1
Dave Kingman, R (8, PH) OBP: 0.274, SLG: 0.422										1	0	0	0	0	0	1
Junior Ortiz, R (8, 2) OBP: 0.139, SLG: 0.088										0	0	0	0	0	0	0
Brian Giles, R (1, 4) OBP: 0.314, SLG: 0.288		F7		5-3 1-2			FC3-6 1B		F7	4	0	1	0	0	0	2
José Oquendo, S (1, 6) OBP: 0.327, SLG: 0.307		1B 1-2		1B 2-H			FC3-6 1-2		6-3	4	0	3	1	0	0	0
Walt Terrell, L (1, 1)		K		K			F5		2B	2	0	0	0	0	2	3
Danny Heep, L (7, PH) OBP: 0.354, SLG: 0.419										1	0	0	0	0	0	2
Carlos Diaz, R (7, 1)										0	0	0	0	0	0	0
Mark Bradley, R (9, PH) OBP: 0.352, SLG: 0.419										1	0	1	0	0	0	0
Inning Stats	R: 0 E: 0 K: 2 S: 8 H: 1 LOB: 1 BB: 0 P: 8	R: 0 E: 0 K: 2 S: 8 H: 1 LOB: 2 BB: 1 P: 12	R: 0 E: 0 K: 2 S: 8 H: 1 LOB: 1 BB: 0 P: 8	R: 1 E: 0 K: 1 S: 7 H: 2 LOB: 1 BB: 0 P: 7	R: 0 E: 0 K: 0 S: 3 H: 0 LOB: 0 BB: 0 P: 3	R: 0 E: 0 K: 0 S: 3 H: 1 LOB: 0 BB: 0 P: 3	R: 0 E: 0 K: 0 S: 5 H: 2 LOB: 2 BB: 0 P: 5	R: 0 E: 0 K: 1 S: 6 H: 1 LOB: 1 BB: 0 P: 6	R: 0 E: 0 K: 0 S: 4 H: 1 LOB: 1 BB: 0 P: 4	1B: 9 2B: 2 3B: 0 HR: 0 SF: 0 SAC: 0 DP: 1 HBP: 0						

	AB	36
	R	1
	H	10
	RBI	1
	BB	1
	SO	8
	LOB	18

WP: 0 PB: 0 SB: 0 CS: 0 PA: 37

PITCHER	IP	WLS	BF	H	R	ER	SO	BB	IBB	HBP	BLK	WP	HR	S	P	ERA	WHIP
Neil Allen, R (1, 1) ERA: 3.77	0.0	W	0	0	0	0	0	0	0	0	0	0	0	0	0	∞	∞
Dave Vonohlen, L (8, 1) ERA: 2.63	2.0		8	2	0	0	1	0	0	0	0	0	0	10	10	0.00	1.000

PITCHER	IP	WLS	BF	H	R	ER	SO	BB	IBB	HBP	BLK	WP	HR	S	P	ERA	WHIP

Batter	1	2	3	4	5	6	7	8	9	AB	R	H	RBI	BB	SO	LOB
Tom Herr, S (1, 4) OBP: 0.372, SLG: 0.373	3-1	2-H 2B			E4 FC1-6	F9		SH1-3 1-2		4	0	1	1	0	0	3
Willie McGee, S (1, 8) OBP: 0.345, SLG: 0.394	4-3	4-3			FC1-6 S 1-2f	S 1B 1B	S 1B 1B	2-H		5	1	2	1	0	0	2
David Green, R (1, 9) OBP: 0.362, SLG: 0.429	FC6-4 1B		L6		5-3 1-2		SH3-4 S 5-3 1-H 1B	F7 1-2		5	1	2	1	0	0	2
George Hendrick, R (1, 3) OBP: 0.384, SLG: 0.532	FC6-4 1-2f		SSS K		F8		5-3 SH3-4 1-2 IBB	IBB		3	0	0	0	2	1	2
Andy Van Slyke, L (1, 7) OBP: 0.304, SLG: 0.466		BBBB 1B FC4-6 BB	3-1			E WP G6-2 1B	SH3-4 1-2 2-3	F9		3	1	1	0	1	0	2
Ken Oberkfell, L (1, 5) OBP: 0.352, SLG: 0.357		F7		L6		BBBB G6-2 E 1-2 BB	5-3 IBB			2	0	0	0	2	0	1
Darrell Porter, L (1, 2) OBP: 0.340, SLG: 0.406 Floyd Rayford, R (7, PH) OBP: 0.207, SLG: 0.345 Ozzie Smith, S (8, 6) OBP: 0.251, SLG: 0.247		FC4-6 1-3 1B		4-3		E6 G6-2 1-2 2-3	5-3 1-2 2-3 3-H			3 1 0	0 0 0	1 0 0	0 1 0	0 0 0	0 0 0	2 2 0
Mike Ramsey, S (1, 6) OBP: 0.312, SLG: 0.320 Dave Vonohlen, L (8, 1)		FC4-6 1-2f 2B 3-H		BBBB BB		L1	6-3			3 0	1 0	0 0	1 0	1 0	0 0	6 0
Neil Allen, R (1, 1) OBP: 0.118, SLG: 0.176 Glenn Brummer, R (8, 2) OBP: 0.394, SLG: 0.433		1-H 2B		5-3		G6-2 1-2 2-3 3-Hf		SH1-3 1B 1B		3 1	0 1	1 1	1 0	0 0	0 0	4 0
Inning Stats	R: 0 E: 0 K: 0 S: 4 H: 1 LOB: 1 BB: 0 P: 4	R: 3 E: 0 K: 0 S: 6 H: 3 LOB: 1 BB: 1 P: 10	R: 0 E: 0 K: 1 S: 5 H: 0 LOB: 0 BB: 0 P: 5	R: 0 E: 0 K: 0 S: 3 H: 0 LOB: 1 BB: 1 P: 7	R: 0 E: 1 K: 0 S: 4 H: 0 LOB: 1 BB: 0 P: 4	R: 0 E: 1 K: 0 S: 5 H: 1 LOB: 3 BB: 1 P: 9	R: 2 E: 0 K: 0 S: 5 H: 2 LOB: 2 BB: 2 P: 13	R: 1 E: 0 K: 0 S: 5 H: 2 LOB: 2 BB: 1 P: 9		1B: 7 2B: 2 3B: 0 HR: 0	SF: 0 SAC: 2 DP: 0 HBP: 0					

BOTTOM

New York Mets @ St. Louis Cardinals

Busch Stadium, St. Louis, MO

Thu Jun 30 1983, 7:05 PM CDT

Att. 30,951 - Unknown

livebaseballscorecards.com

AB	33
R	5
H	9
RBI	6
BB	6
SO	1
LOB	26

WP: 1 PB: 0 SB: 4 CS: 0 PA: 41

PITCHER	IP	WLS	BF	H	R	ER	SO	BB	IBB	HBP	BLK	WP	HR	S	P	ERA	WHIP
Walt Terrell, R (1, 1) ERA: 5.82	6.0	L	28	5	3	3	1	3	0	0	0	1	0	27	39	4.50	1.333
Carlos Diaz, L (7, 1) ERA: 2.84	2.0		13	4	3	3	0	0	3	0	0	0	0	10	22	13.50	2.000

PITCHER	IP	WLS	BF	H	R	ER	SO	BB	IBB	HBP	BLK	WP	HR	S	P	ERA	WHIP

Batter	1	2	3	4	5	6	7	8	9	AB	R	H	RBI	BB	SO	LOB
Tom Herr, S (1, 4) OBP: 0.373, SLG: 0.384	6-3	1-H, 3-H, 3B		SSS, K		S, 2B, 1B	2-3, 3-H, 4-3		FC6-4, 2-3, 1B	5	1	2	3	0	1	2
Jamie Quirk, L (7, 5) OBP: 0.309, SLG: 0.380										1	0	1	0	0	0	0
Willie McGee, S (1, 8) OBP: 0.349, SLG: 0.397	S, 1B	F7		1B, 1B		F8, 1-2	FC6-4, 3-H, 1B		FC6-4, FC6, 1-2f, 3-H	6	1	3	2	0	0	3
David Green, R (1, 9) OBP: 0.361, SLG: 0.426	L7, 1-2		CS, 1B	1B, 1B, 1-2, 1B		SSS, K	FC6-4, FC4, 1-2f		FC6, 1-2f	6	1	2	0	0	1	4
George Hendrick, R (1, 3) OBP: 0.389, SLG: 0.544	5-3		1-2, 2B	1B, 1-2, 2-H, 1B		2-H, 2B	FC4, 1-2f			4	1	3	2	0	0	1
Steve Braun, L (7, PH) OBP: 0.447, SLG: 0.419										1	0	0	0	0	0	1
(7, 7)																
Andy Van Slyke, L (1, 7) OBP: 0.338, SLG: 0.500	1B, 1B		2-H, 1B, 2B	G4-6-3, 1-2, 2-H, 1B		BBBB, 4-0, BB		3-1		4	2	3	2	1	0	0
(7, 3)																
Ken Oberkfell, L (1, 5) OBP: 0.353, SLG: 0.355	1B, 1-2, 3B, 1B		BBBB, 1B, 1B, BB	G4-6-3, 1-2f		G3		SSS, K		4	2	1	0	1	1	4
(7, 4)																
Darrell Porter, L (1, 2) OBP: 0.345, SLG: 0.421	SSS, K	1-3, 2-H, 1B	BBBB, 4-0, G6-4-3, BB				HR	G3		4	1	2	2	1	1	2
Ozzie Smith, S (1, 6) OBP: 0.254, SLG: 0.251	F8	2-3, 3-H, K, 1B	F9			2B, 4-3, 1B		1B, SH2-4, FC6-4, 1B		4	0	2	1	0	0	3
Mike Ramsey, S (7, PR) OBP: 0.318, SLG: 0.327										1	2	1	0	0	0	0
(7, 6)																
Joaquin Andujar, S (1, 1) OBP: 0.140, SLG: 0.163	S, 1-3, 2-H, 3B, 1B	SSS, K, 1-2		G6-4-3, 1-2f		4-3, 1-3, 1B, 2B			SH2-4, 1-2	4	2	2	1	0	1	3
Jim Kaat, L (8, 1)										0	0	0	0	0	0	0
Inning Stats	R: 0 E: 0 K: 0 S: 4 H: 1 LOB: 1 BB: 0 P: 4	R: 3 E: 0 K: 1 S: 9 H: 4 LOB: 1 BB: 0 P: 9	R: 3 E: 0 K: 1 S: 8 H: 5 LOB: 1 BB: 1 P: 12	R: 2 E: 0 K: 1 S: 8 H: 4 LOB: 1 BB: 0 P: 8	R: 0 E: 0 K: 0 S: 2 H: 0 LOB: 0 BB: 1 P: 6	R: 1 E: 0 K: 1 S: 7 H: 2 LOB: 2 BB: 1 P: 11	R: 3 E: 0 K: 0 S: 7 H: 4 LOB: 1 BB: 0 P: 7	R: 0 E: 0 K: 1 S: 5 H: 0 LOB: 0 BB: 0 P: 5	R: 1 E: 0 K: 0 S: 5 H: 2 LOB: 1 BB: 0 P: 5	1B: 16 2B: 4 3B: 1 HR: 1 SF: 0 SAC: 1 DP: 2 HBP: 0						

PITCHER		IP	WLS	BF	H	R	ER	SO	BB	IBB	HBP	BLK	WP	HR	S	P	ERA	WHIP
Don Robinson, R ERA: 6.23	(1, 1)	2.1	L	16	9	6	6	1	1	0	0	0	0	0	17	21	23.14	4.286
Cecilio Guante, R ERA: 2.87	(3, 1)	4.0		22	11	6	6	3	2	0	0	0	0	1	26	34	13.50	3.250
Lee Tunnell, R ERA: 4.95	(7, 1)	1.2		5	0	0	0	1	0	0	0	0	0	0	7	7	0.00	0.000
Kent Tekulve, R ERA: 2.13	(9, 1)	1.0		5	2	1	1	0	0	0	0	0	0	0	5	5	9.00	2.000

PITCHER	IP	WLS	BF	H	R	ER	SO	BB	IBB	HBP	BLK	WP	HR	S	P	ERA	WHIP

TOP

St. Louis Cardinals @ Pittsburgh Pirates

Three Rivers Stadium, Pittsburgh, PA

Fri Jul 01 1983, 7:05 PM EDT
Att. 26,019 - Unknown

livebaseballscorecards.com

AB	44
R	13
H	22
RBI	13
BB	3
SO	5
LOB	23

WP: 0	PA: 48		
PB: 0			
SB: 3			
CS: 1			

BOTTOM

St. Louis Cardinals @ Pittsburgh Pirates

Three Rivers Stadium, Pittsburgh, PA

Fri Jul 01 1983, 7:05 PM EDT

Att. 26,019 - Unknown

livebaseballscorecards.com

Batter	1	2	3	4	5	6	7	8	9	AB	R	H	RBI	BB	SO	LOB
Marvell Wynne, L (1, 8) OBP: 0.397, SLG: 0.493	4-3		1B FC6-4 1B		F9			WP 2B 1B	6-3	5	2	2	0	0	0	0
Johnny Ray, S (1, 4) OBP: 0.331, SLG: 0.383	3-1		FC6-4 1-3 1B			F9		1-H 1B 2B		4	1	2	1	0	0	0
Bill Madlock, R (1, 5) OBP: 0.362, SLG: 0.418	F6		FC6-4 1-2f 3-H			BBBB S BB		SSS K		2	0	0	1	1	0	1
Richie Hebner, L (6, PR) OBP: 0.360, SLG: 0.367										1	0	0	0	0	1	1
Jason Thompson, L (1, 3) OBP: 0.392, SLG: 0.430		5-3	G3			BBBB G1-6-3 1-2 BB		E 2-H 1B 1B		2	0	0	0	1	0	1
Gene Tenace, R (7, 3) OBP: 0.286, SLG: 0.171										1	1	1	1	0	0	0
Mike Easler, L (1, 7) OBP: 0.378, SLG: 0.448		E BLK 4-3 1B		F7		G1-6-3 1-2f		E5 1-3 1B 1B		3	1	1	0	0	0	2
Lee Tunnell, R (7, 1) OBP: 0.182, SLG: 0.143										0	0	0	0	0	0	0
Lee Lacy, R (8, PH) OBP: 0.317, SLG: 0.394										1	1	1	0	0	0	0
(9, 9)																
Dave Parker, L (1, 9) OBP: 0.291, SLG: 0.359		E6 4-3 1-3		F8			F7	2-H 3-H 1B		4	0	1	2	0	0	1
Kent Tekulve, R (9, 1)										0	0	0	0	0	0	0
Tony Peña, R (1, 2) OBP: 0.299, SLG: 0.347		4-3 2-3 3-H		SSS K			G2	3-1		4	0	0	1	0	1	2
Dale Berra, R (1, 6) OBP: 0.310, SLG: 0.389		SSS K			F9		F9		L6	4	0	0	0	0	1	1
Don Robinson, R (1, 1) OBP: 0.333, SLG: 0.333			SSS K		SSS K			G3	F8	0	0	0	0	0	0	0
Cecilio Guante, R (3, 1) OBP: 0.250, SLG: 0.250										2	0	0	0	0	2	0
Lee Mazzilli, S (7, 7) OBP: 0.404, SLG: 0.392										2	0	0	0	0	0	0
Inning Stats	R: 0 E: 0 K: 0 S: 3 H: 0 LOB: 0 BB: 0 P: 3	R: 1 E: 1 K: 1 S: 7 H: 1 LOB: 1 BB: 0 P: 7	R: 1 E: 0 K: 1 S: 7 H: 2 LOB: 1 BB: 0 P: 7	R: 0 E: 0 K: 1 S: 5 H: 0 LOB: 0 BB: 0 P: 5	R: 0 E: 0 K: 1 S: 5 H: 0 LOB: 0 BB: 0 P: 5	R: 0 E: 0 K: 0 S: 2 H: 0 LOB: 2 BB: 2 P: 10	R: 0 E: 0 K: 0 S: 3 H: 0 LOB: 0 BB: 0 P: 3	R: 4 E: 1 K: 1 S: 10 H: 5 LOB: 1 BB: 0 P: 10	R: 0 E: 0 K: 0 S: 3 H: 0 LOB: 0 BB: 0 P: 3	1B: 7 2B: 1 3B: 0 HR: 0	SF: 0 SAC: 0 DP: 1 HBP: 0						

	AB	35
	R	6
	H	8
	RBI	6
	BB	2
	SO	5
	LOB	9

WP: 1 PB: 0 SB: 1 CS: 0 PA: 37

PITCHER		IP	WLS	BF	H	R	ER	SO	BB	IBB	HBP	BLK	WP	HR	S	P	ERA	WHIP
Joaquin Andujar, R ERA: 4.05	(1, 1)	7.2	W	32	7	6	4	5	2	0	0	1	1	0	40	48	4.70	1.174
Jim Kaat, L ERA: 3.89	(8, 1)	1.1		5	1	0	0	0	0	0	0	0	0	0	5	5	0.00	0.750

PITCHER	IP	WLS	BF	H	R	ER	SO	BB	IBB	HBP	BLK	WP	HR	S	P	ERA	WHIP

Batter	1	2	3	4	5	6	7	8	9	AB	R	H	RBI	BB	SO	LOB
Tom Herr, S (1, 4) OBP: 0.366, SLG: 0.376	6-3		4-3		5-3			F9		4	0	0	0	0	0	0
Willie McGee, S (1, 8) OBP: 0.347, SLG: 0.394	5-3		BLK 1B			6-3			4-3	4	0	1	0	0	0	0
David Green, R (1, 9) OBP: 0.358, SLG: 0.422	K		6-3 1-2			G4-6-3 1B			1-3	4	0	1	0	0	1	1
George Hendrick, R (1, 3) OBP: 0.390, SLG: 0.541		F8		E BB		G4-6-3 1-2f			FC6-4 1B	3	0	1	0	1	0	1
Floyd Rayford, R (1, 5) OBP: 0.182, SLG: 0.303		F8		E5 L4-3 1-3			K		FC6-4 1-2f	4	0	0	0	0	1	2
Glenn Brummer, R (1, 2) OBP: 0.417, SLG: 0.485		1B 2B		L4-3 1-2			CS 1B			3	1	2	0	0	0	2
Andy Van Slyke, L (1, 7) OBP: 0.338, SLG: 0.492		S 2-H 1B		F8			K 1-2			3	0	1	1	0	1	2
Ozzie Smith, S (1, 6) OBP: 0.252, SLG: 0.248		6-3 1-2			6-3			6-3		3	0	0	0	0	0	1
Dave LaPoint, L (1, 1) OBP: 0.211, SLG: 0.118			K		1-3			5-3		2	0	0	0	0	1	0
Jeff Lahti, R (7, 1)										0	0	0	0	0	0	0
Mike Ramsey, S (8, PH) OBP: 0.315, SLG: 0.323										1	0	0	0	0	0	0
Dave Vonohlen, L (8, 1)										0	0	0	0	0	0	0
Inning Stats	R: 0 E: 0 K: 1 S: 5	H: 0 LOB: 0 BB: 0 P: 5	R: 1 E: 0 K: 0 S: 5	H: 2 LOB: 1 BB: 0 P: 5	R: 0 E: 0 K: 1 S: 6	H: 1 LOB: 1 BB: 0 P: 6	R: 0 E: 1 K: 0 S: 3	H: 0 LOB: 1 BB: 1 P: 7	R: 0 E: 0 K: 0 S: 3	H: 1 LOB: 0 BB: 0 P: 3	R: 0 E: 0 K: 2 S: 7	H: 1 LOB: 0 BB: 0 P: 7	R: 0 E: 0 K: 0 S: 3	H: 0 LOB: 0 BB: 0 P: 3	R: 0 E: 0 K: 0 S: 4	H: 1 LOB: 1 BB: 0 P: 4	1B: 5 2B: 2 3B: 0 HR: 0	SF: 0 SAC: 0 DP: 2 HBP: 0	WP: 0 PB: 0 SB: 1 CS: 1	PA: 32

PITCHER	IP	WLS	BF	H	R	ER	SO	BB	IBB	HBP	BLK	WP	HR	S	P	ERA	WHIP
John Candelaria, L (1, 1) ERA: 3.98	9.0	W	32	6	1	1	4	1	0	0	1	0	0	39	43	1.00	0.778

PITCHER	IP	WLS	BF	H	R	ER	SO	BB	IBB	HBP	BLK	WP	HR	S	P	ERA	WHIP

TOP

St. Louis Cardinals @ Pittsburgh Pirates

Three Rivers Stadium, Pittsburgh, PA

Sat Jul 02 1983, 7:05 PM EDT

Att. 27,446 - Unknown

livebaseballscorecards.com

AB	31
R	1
H	6
RBI	1
BB	1
SO	4
LOB	9

BOTTOM

St. Louis Cardinals @ Pittsburgh Pirates

Three Rivers Stadium, Pittsburgh, PA

Sat Jul 02 1983, 7:05 PM EDT

Att. 27,446 - Unknown

livebaseballscorecards.com

Batter	1	2	3	4	5	6	7	8	9	AB	R	H	RBI	BB	SO	LOB
Lee Lacy, R (1, 9) OBP: 0.326, SLG: 0.402	E S 1B 1B	F7			SH1-3 1B		G4-6-3 1B 1B			4	2	3	0	0	0	1
Marvell Wynne, L (1, 8) OBP: 0.395, SLG: 0.486	F7 1-3		K		SH1-3 1-2		G4-6-3 1-2 1B			3	0	1	0	0	1	1
Bill Madlock, R (1, 5) OBP: 0.364, SLG: 0.419	S 2B 3-H 1B		F8		2-H 1B		G4-6-3 1-2f 2-3			4	1	2	2	0	0	2
Jason Thompson, L (1, 3) OBP: 0.393, SLG: 0.429	K 1-2		1B		F8		IBB			3	0	1	0	1	1	2
Jim Morrison, R (1, 4) OBP: 0.377, SLG: 0.620 Johnny Ray, S (7, PH) OBP: 0.330, SLG: 0.382 (8, 4)	2-H 2B		K		4-3		F8			3 1	0 0	1 0	1 0	0 0	1 0	2 2
Brian Harper, R (1, 7) OBP: 0.161, SLG: 0.367	F7		6-3		L5-4 1B 1B			F3		4	0	1	0	0	0	1
Tony Peña, R (1, 2) OBP: 0.302, SLG: 0.350		F5	FC5-4 1B		FC5-4 1-2 1B			4-3		4	0	2	0	0	0	0
Dale Berra, R (1, 6) OBP: 0.305, SLG: 0.383		F7	F7		L5-4 2-3			F9		4	0	0	0	0	0	3
John Candelaria, L (1, 1) OBP: 0.265, SLG: 0.194		1B	FC5-4 1-2f		FC5-4 1-2f					3	0	1	0	0	0	2
Inning Stats	R: 2 E: 0 K: 1 S: 8 H: 3 LOB: 1 BB: 0 P: 8	R: 0 E: 0 K: 0 S: 4 H: 1 LOB: 1 BB: 0 P: 4	R: 0 E: 0 K: 2 S: 8 H: 1 LOB: 1 BB: 0 P: 8	R: 0 E: 0 K: 0 S: 4 H: 1 LOB: 1 BB: 0 P: 4	R: 1 E: 0 K: 0 S: 5 H: 2 LOB: 1 BB: 0 P: 5	R: 0 E: 0 K: 0 S: 4 H: 2 LOB: 1 BB: 0 P: 4	R: 0 E: 0 K: 0 S: 4 H: 2 LOB: 2 BB: 1 P: 8	R: 0 E: 0 K: 0 S: 3 H: 0 LOB: 0 BB: 0 P: 3		1B: 11 2B: 2 3B: 0 HR: 0	SF: 0 SAC: 1 DP: 2 HBP: 0					

PITCHER		IP	WLS	BF	H	R	ER	SO	BB	IBB	HBP	BLK	WP	HR	S	P	ERA	WHIP
Dave LaPoint, L ERA: 3.35	(1, 1)	6.0	L	29	12	3	3	3	0	0	0	0	0	0	35	35	4.50	2.000
Jeff Lahti, R ERA: 2.7	(7, 1)	1.0		3	0	0	0	0	0	1	0	0	0	0	2	6	0.00	0.000
Dave Vonohlen, L ERA: 2.54	(8, 1)	1.0		3	0	0	0	0	0	0	0	0	0	0	3	3	0.00	0.000

PITCHER	IP	WLS	BF	H	R	ER	SO	BB	IBB	HBP	BLK	WP	HR	S	P	ERA	WHIP

AB	33
R	3
H	12
RBI	3
BB	1
SO	3
LOB	16

WP: 0 PB: 0 SB: 2 CS: 0 PA: 35

Batter	1	2	3	4	5	6	7	8	9	AB	R	H	RBI	BB	SO	LOB
Tom Herr, S (1, 4) OBP: 0.366, SLG: 0.376	0-0 BB 3B 1B	0-0 F9 ②			SH1-3 ① 1-2		4-3 ②			3	1	1	0	0	0	1
Ken Oberkfell, L (1, 5) OBP: 0.351, SLG: 0.351	B B B B	4-0 1-2 3B BB	0-0 F9 ③		0-0 F4 ②		0-0 3-1 ③			3	1	0	0	1	0	2
David Green, R (1, 9) OBP: 0.356, SLG: 0.429	0-0 1-H 2-H 3B		0-0 1-3 ①		0-0 6-3 ③			0-0 F9 ①		4	0	1	2	0	0	1
George Hendrick, R (1, 3) OBP: 0.392, SLG: 0.541	0-0 4-3 ①		0-0 6-3 ②			0-0 G4-6-3 1B		0-0 1B		4	0	2	0	0	0	1
Willie McGee, S (1, 8) OBP: 0.342, SLG: 0.388	S S S 0-3 K2-3 ②		0-0 F7 ③			0-0 ① ② G4-6-3 1-2f		0-0 F8 ②		4	0	0	0	0	1	3
Andy Van Slyke, L (1, 7) OBP: 0.333, SLG: 0.471	B B B B 4-0 BB			S S S 0-3 K ①		S S S 0-3 K ③		0-0 4-3 ③		3	0	0	0	1	2	1
Darrell Porter, L (1, 2) OBP: 0.344, SLG: 0.418	0-0 F8 ③			0-0 4-3 ②			0-0 SH2-4 HR 1B		0-0 4-3 ①	4	1	1	0	0	0	2
Ozzie Smith, S (1, 6) OBP: 0.253, SLG: 0.249		0-0 1B		0-0 1-3 ③			0-0 SH2-4 ① 1-2		0-0 4-3 ②	3	0	1	0	0	0	0
Bob Forsch, R (1, 1) OBP: 0.206, SLG: 0.258 Steve Braun, L (7, PH) OBP: 0.462, SLG: 0.531 Jeff Lahti, R (7, 1) Bruce Sutter, R (8, 1)		0-0 P1 ①			0-0 SH1-3 1B		0-0 2-H HR		0-0 4-3 ③	2 1 0 1	0 1 0 0	1 1 0 0	0 2 0 0	0 0 0 0	0 0 0 0	1 0 0 0
Inning Stats	R: 2 E: 0 K: 1 S: 7 H: 2 LOB: 2 BB: 2 P: 15	R: 0 E: 0 K: 0 S: 4 H: 1 LOB: 1 BB: 0 P: 4	R: 0 E: 0 K: 0 S: 3 H: 0 LOB: 0 BB: 0 P: 3	R: 0 E: 0 K: 1 S: 5 H: 0 LOB: 0 BB: 0 P: 5	R: 0 E: 0 K: 0 S: 4 H: 1 LOB: 1 BB: 0 P: 4	R: 0 E: 0 K: 1 S: 5 H: 1 LOB: 0 BB: 0 P: 5	R: 2 E: 0 K: 0 S: 5 H: 2 LOB: 0 BB: 0 P: 5	R: 0 E: 0 K: 0 S: 4 H: 1 LOB: 1 BB: 0 P: 4	R: 0 E: 0 K: 0 S: 3 H: 0 LOB: 0 BB: 0 P: 3	1B: 6 2B: 0 3B: 1 HR: 1	SF: 0 SAC: 2 DP: 1 HBP: 0						

TOP

St. Louis Cardinals @ Pittsburgh Pirates

Three Rivers Stadium, Pittsburgh, PA

Sun Jul 03 1983, 3:33 AM EDT
Att. 14,469 - Unknown

livebaseballscorecards.com

AB	32
R	4
H	8
RBI	4
BB	2
SO	3
LOB	12

WP: 0 PB: 0 SB: 0 CS: 0 PA: 36

PITCHER		IP	WLS	BF	H	R	ER	SO	BB	IBB	HBP	BLK	WP	HR	S	P	ERA	WHIP
Larry McWilliams, L ERA: 3.25	(1, 1)	4.1		19	4	2	2	2	2	0	0	0	0	0	21	29	4.15	1.385
Manny Sarmiento, R ERA: 3.15	(5, 1)	2.2	L	10	3	2	2	1	0	0	0	0	0	1	12	12	6.75	1.125
Lee Tunnell, R ERA: 4.8	(8, 1)	2.0		7	1	0	0	0	0	0	0	0	0	0	7	7	0.00	0.500

PITCHER	IP	WLS	BF	H	R	ER	SO	BB	IBB	HBP	BLK	WP	HR	S	P	ERA	WHIP

BOTTOM

Batter	1	2	3	4	5	6	7	8	9	AB	R	H	RBI	BB	SO	LOB
Marvell Wynne, L (1, 8) OBP: 0.376, SLG: 0.461	L3		F9		4-3			G3		4	0	0	0	0	0	1
Johnny Ray, S (1, 4) OBP: 0.332, SLG: 0.384	1B		S 1B			6-3		F7		4	0	2	0	0	0	0
Bill Madlock, R (1, 5) OBP: 0.362, SLG: 0.414	F9		5-3 1-2			BBBB 4-0 HR BB		F8		3	1	0	0	1	0	2
Jason Thompson, L (1, 3) OBP: 0.395, SLG: 0.440 Lee Lacy, R (9, PR) OBP: 0.326, SLG: 0.402	L5			F8		1-H HR			BBBB 4-0 FC6-4 1B 1B BB	3 0	1 1	1 0	2 0	1 0	0 0	1 0
Mike Easler, L (1, 7) OBP: 0.375, SLG: 0.444		F7		L4		L9			FC6-4 1-2 1B	4	0	1	0	0	0	0
Dave Parker, L (1, 9) OBP: 0.286, SLG: 0.352		F7		F7		F7			FC6-4 F8 1B 1-2f 2-3	4	0	0	0	0	0	2
Tony Peña, R (1, 2) OBP: 0.310, SLG: 0.358		BBBB 4-0 FC5-4 BB			E7 2B		F9		1-2 3-H 1B	3	0	2	1	1	0	0
Dale Berra, R (1, 6) OBP: 0.304, SLG: 0.378		FC5-4 1-2f			5-3		BBBB 4-0 G4-6-3 BB		F8 2-3	3	0	0	0	1	0	4
Larry McWilliams, L (1, 1) OBP: 0.171, SLG: 0.175 Manny Sarmiento, R (5, 1) Lee Mazzilli, S (7, PH) OBP: 0.403, SLG: 0.390 Lee Tunnell, R (8, 1) OBP: 0.182, SLG: 0.143 Richie Hebner, L (9, PH) OBP: 0.355, SLG: 0.361			4-3		F5		G4-6-3 1-2f		L4	1 1 1 0 1	0 0 0 0 0	0 0 0 0 0	0 0 0 0 0	0 0 0 0 0	0 0 0 0 0	0 1 1 0 2
Inning Stats	R: 0 E: 0 K: 0 S: 4 H: 1 LOB: 1 BB: 0 P: 4	R: 0 E: 0 K: 0 S: 3 H: 0 LOB: 1 BB: 1 P: 7	R: 0 E: 0 K: 0 S: 4 H: 1 LOB: 1 BB: 0 P: 4	R: 0 E: 0 K: 0 S: 3 H: 0 LOB: 0 BB: 0 P: 3	R: 0 E: 1 K: 0 S: 4 H: 1 LOB: 1 BB: 0 P: 4	R: 2 E: 0 K: 0 S: 4 H: 1 LOB: 0 BB: 1 P: 8	R: 0 E: 0 K: 0 S: 2 H: 0 LOB: 0 BB: 1 P: 6	R: 0 E: 0 K: 0 S: 3 H: 0 LOB: 0 BB: 0 P: 3	R: 1 E: 0 K: 0 S: 5 H: 2 LOB: 2 BB: 1 P: 9	1B: 4 2B: 1 3B: 0 HR: 1	SF: 0 SAC: 0 DP: 1 HBP: 0						

PITCHER	IP	WLS	BF	H	R	ER	SO	BB	IBB	HBP	BLK	WP	HR	S	P	ERA	WHIP
Bob Forsch, R (1, 1) ERA: 4.59	6.0	W	24	4	2	2	0	2	0	0	0	0	1	22	30	3.00	1.000
Jeff Lahti, R (7, 1) ERA: 2.61	1.0		3	0	0	0	0	1	0	0	0	0	0	2	6	0.00	1.000
Bruce Sutter, R (8, 1) ERA: 2.93	2.0	S	9	2	1	1	0	1	0	0	0	0	0	8	12	4.50	1.500

PITCHER	IP	WLS	BF	H	R	ER	SO	BB	IBB	HBP	BLK	WP	HR	S	P	ERA	WHIP

St. Louis Cardinals @ Pittsburgh Pirates

Three Rivers Stadium, Pittsburgh, PA

Sun Jul 03 1983, 3:33 AM EDT

Att. 14,469 - Unknown

livebaseballscorecards.com

AB	32
R	3
H	6
RBI	3
BB	4
SO	0
LOB	14

WP: 0 PB: 0 SB: 1 CS: 0 PA: 36

Batter	1	2	3	4	5	6	7	8	9	AB	R	H	RBI	BB	SO	LOB
Tom Herr, S (1, 4) OBP: 0.364, SLG: 0.373	4-3		K			1B		F7		4	1	1	0	0	1	0
Willie McGee, S (1, 8) OBP: 0.348, SLG: 0.398	K			4-3		G5-4-3 1-2		L3		4	1	3	0	0	1	0
David Green, R (1, 9) OBP: 0.354, SLG: 0.425	6-3			4-3 2-3		G5-4-3 1-2 2-H		L3 1-2		4	0	1	1	0	0	2
George Hendrick, R (1, 3) OBP: 0.390, SLG: 0.536		FC4-6		4-3 3-H		G5-4-3 1-2f 2-3			L7	4	0	1	1	0	0	2
Andy Van Slyke, L (1, 7) OBP: 0.318, SLG: 0.444		FC4-6 1-2f		G3		K			F8	4	0	0	0	0	1	2
Ken Oberkfell, L (1, 5) OBP: 0.353, SLG: 0.353		F7			1B		G6-4-3		4-3	4	0	2	0	0	0	1
Darrell Porter, L (1, 2) OBP: 0.340, SLG: 0.413		K			F9		G6-4-3 1-2f			3	0	0	0	0	1	3
Ozzie Smith, S (1, 6) OBP: 0.253, SLG: 0.250			F8		F9		1B			3	0	1	0	0	0	1
Kevin Hagen, R (1, 1)										1	0	0	0	0	1	0
John Stuper, R (4, 1) OBP: 0.231, SLG: 0.200										0	0	0	0	0	0	0
Jamie Quirk, L (5, PH) OBP: 0.304, SLG: 0.373										1	0	0	0	0	1	1
John Martin, S (5, 1) OBP: 0.250, SLG: 0.313										0	0	0	0	0	0	0
Steve Braun, L (7, PH) OBP: 0.450, SLG: 0.515										1	0	0	0	0	0	1
Dave Vonohlen, L (7, 1)			K		K		F7			0	0	0	0	0	0	0
Inning Stats	R: 0 E: 0 K: 1 S: 5 H: 0 LOB: 0 BB: 0 P: 5	R: 0 E: 0 K: 1 S: 6 H: 1 LOB: 1 BB: 0 P: 6	R: 0 E: 0 K: 2 S: 7 H: 0 LOB: 0 BB: 0 P: 7	R: 1 E: 0 K: 0 S: 4 H: 1 LOB: 0 BB: 0 P: 4	R: 0 E: 0 K: 1 S: 6 H: 1 LOB: 1 BB: 0 P: 6	R: 1 E: 0 K: 1 S: 7 H: 3 LOB: 1 BB: 0 P: 7	R: 0 E: 0 K: 0 S: 4 H: 2 LOB: 1 BB: 0 P: 4	R: 0 E: 0 K: 0 S: 3 H: 1 LOB: 0 BB: 0 P: 3	R: 0 E: 0 K: 0 S: 3 H: 0 LOB: 0 BB: 0 P: 3	1B: 8 2B: 2 3B: 0 HR: 0	SF: 0 SAC: 0 DP: 3 HBP: 0						

TOP

St. Louis Cardinals @ Pittsburgh Pirates

Three Rivers Stadium, Pittsburgh, PA

Mon Jul 04 1983, 3:33 AM EDT

Cloudy

livebaseballscorecards.com

AB	33
R	2
H	9
RBI	2
BB	0
SO	6
LOB	13

PITCHER		IP	WLS	BF	H	R	ER	SO	BB	IBB	HBP	BLK	WP	HR	S	P	ERA	WHIP
Rick Rhoden, R ERA: 3.32	(1, 1)	9.0	W	33	9	2	2	6	0	0	0	0	0	0	45	45	2.00	1.000

PITCHER	IP	WLS	BF	H	R	ER	SO	BB	IBB	HBP	BLK	WP	HR	S	P	ERA	WHIP

BOTTOM

St. Louis Cardinals @ Pittsburgh Pirates

Three Rivers Stadium, Pittsburgh, PA

Mon Jul 04 1983, 3:33 AM EDT

Cloudy

Batter	1	2	3	4	5	6	7	8	9	AB	R	H	RBI	BB	SO	LOB
Marvell Wynne, L (1, 8) OBP: 0.367, SLG: 0.444	6-3 PB 6-3 1B		F2	FC6-4 1-2f			4-3	1-3		5	1	1	0	0	0	3
Johnny Ray, S (1, 4) OBP: 0.331, SLG: 0.382	6-3 1-3		3-1		5-3		1B HR 1B			4	1	1	0	0	0	1
Bill Madlock, R (1, 5) OBP: 0.368, SLG: 0.427	6-3 3-H			1B 1B 2B	2B		1-3 HR 1B			4	2	3	1	0	0	0
Jason Thompson, L (1, 3) OBP: 0.396, SLG: 0.453	K			F8 1B 1B 1B 2-3	F5		1-H 3-H HR			4	2	2	3	0	1	1
Mike Easler, L (1, 7) OBP: 0.373, SLG: 0.440		K		1B 1B 1B 1-2 3-H	6-3		F4			4	1	1	1	0	1	1
Dave Parker, L (1, 9) OBP: 0.282, SLG: 0.346		L7		F8 2-3		K	F7			4	0	0	0	0	1	2
Tony Peña, R (1, 2) OBP: 0.317, SLG: 0.365		1B		1B 1-2 3-H 1B		1B		L4		4	0	3	1	0	0	0
Dale Berra, R (1, 6) OBP: 0.304, SLG: 0.376		1-3		FC6-4 1-3 2-H 1B			F9	E1		4	0	1	1	0	0	2
Rick Rhoden, R (1, 1) OBP: 0.130, SLG: 0.152			5-3	F7			F4	6-3		4	0	0	0	0	0	4
Inning Stats	R: 1 H: 1 E: 0 LOB: 0 K: 1 BB: 0 S: 6 P: 6	R: 0 H: 1 E: 0 LOB: 1 K: 1 BB: 0 S: 6 P: 6	R: 0 H: 0 E: 0 LOB: 0 K: 0 BB: 0 S: 3 P: 3	R: 3 H: 5 E: 0 LOB: 2 K: 0 BB: 0 S: 8 P: 8	R: 0 H: 1 E: 0 LOB: 1 K: 0 BB: 0 S: 4 P: 4	R: 0 H: 1 E: 0 LOB: 1 K: 1 BB: 0 S: 6 P: 6	R: 3 H: 3 E: 0 LOB: 0 K: 0 BB: 0 S: 6 P: 6	R: 0 H: 0 E: 1 LOB: 1 K: 0 BB: 0 S: 4 P: 4		1B: 9 SF: 0 2B: 2 SAC: 0 3B: 0 DP: 0 HR: 1 HBP: 0						

livebaseballscorecards.com

AB	37
R	7
H	12
RBI	7
BB	0
SO	3
LOB	14

WP: 0 PA: 37
PB: 1
SB: 0
CS: 0

PITCHER		IP	WLS	BF	H	R	ER	SO	BB	IBB	HBP	BLK	WP	HR	S	P	ERA	WHIP
Kevin Hagen, R ERA: 4.84	(1, 1)	3.1	L	17	7	4	3	2	0	0	0	0	0	0	21	21	8.10	2.100
John Stuper, R ERA: 4.47	(4, 1)	0.2		2	0	0	0	0	0	0	0	0	0	0	2	2	0.00	0.000
John Martin, L ERA: 3.64	(5, 1)	2.0		8	2	0	0	1	0	0	0	0	0	0	10	10	0.00	1.000
Dave Vonohlen, L ERA: 3.26	(7, 1)	2.0		10	3	3	3	0	0	0	0	0	0	1	10	10	13.50	1.500

PITCHER	IP	WLS	BF	H	R	ER	SO	BB	IBB	HBP	BLK	WP	HR	S	P	ERA	WHIP

Batter	1	2	3	4	5	6	7	8	9	AB	R	H	RBI	BB	SO	LOB
Tom Herr, S (1, 4) OBP: 0.369, SLG: 0.379	FC6-4 1B		CS 1B	F8	G3		1B 1B 2-3		WP 2B	5	0	3	0	0	0	3
Mike Ramsey, S (7, PR) OBP: 0.321, SLG: 0.340 (7, 4)										1	1	1	0	0	0	0
Willie McGee, S (1, 8) OBP: 0.348, SLG: 0.396	FC6-4 G4-6-3 1-2f		BB 1B BB 1-2 1B	F8		SSS K	1B 1B 1-2 3-H		SSS K 2-3	6	1	2	1	0	2	2
David Green, R (1, 9) OBP: 0.348, SLG: 0.422	G4-6-3 1-2f		L9	F9		1B 2B	SSS K		1-3	6	1	1	0	0	1	5
George Hendrick, R (1, 3) OBP: 0.397, SLG: 0.541		6-3	BB BB HR 1-2 1B		BB WP 1B	1B 2-H 1B	1B 1-2 2-H 1B			5	2	4	2	0	0	0
Andy Van Slyke, L (1, 7) OBP: 0.322, SLG: 0.427		BBBB 1B S 2B BB	BBBB BB HR 1-2 2-3 BB		SSS K	F8	4-3			3	2	0	0	2	1	4
Ken Oberkfell, L (1, 5) OBP: 0.361, SLG: 0.357		2B 1-3 1B	BBBB HR 1-2 2-3 3-H BB		BBBB 1B BB 1-2 BB	1B 1-3 1B		3-1		3	2	2	1	2	0	0
Darrell Porter, L (1, 2) OBP: 0.341, SLG: 0.423	SSS K		HR 1-H 2-H 3-H		BBBB 1B 1-2 2-3 BB	F6		L4		4	1	1	4	1	1	4
Glenn Brummer, R (8, 2) OBP: 0.417, SLG: 0.485										0	0	0	0	0	0	0
Ozzie Smith, S (1, 6) OBP: 0.263, SLG: 0.264		2B 2-H 3-H	1B		1B 1-2 2-3 3-H		1B SH1-4 1B	SSS K		5	1	4	3	0	1	0
Neil Allen, R (1, 1) OBP: 0.095, SLG: 0.143		F2	F7		SSS K		SH1-4 1-2		5-3	4	0	0	0	0	1	5
Inning Stats	R: 0 H: 1 E: 0 LOB: 0 K: 0 BB: 0 S: 3 P: 3	R: 2 H: 2 E: 0 LOB: 1 K: 1 BB: 1 S: 7 P: 11	R: 5 H: 5 E: 0 LOB: 1 K: 0 BB: 2 S: 7 P: 15	R: 0 H: 0 E: 0 LOB: 0 K: 0 BB: 0 S: 3 P: 3	R: 1 H: 2 E: 0 LOB: 3 K: 2 BB: 2 S: 9 P: 17	R: 1 H: 3 E: 0 LOB: 2 K: 1 BB: 0 S: 8 P: 8	R: 2 H: 4 E: 0 LOB: 2 K: 1 BB: 0 S: 9 P: 9	R: 0 H: 0 E: 0 LOB: 0 K: 1 BB: 0 S: 5 P: 5	R: 0 H: 1 E: 0 LOB: 1 K: 1 BB: 0 S: 6 P: 6	1B: 14 SF: 0 2B: 3 SAC: 1 3B: 0 DP: 1 HR: 1 HBP: 0						

TOP

St. Louis Cardinals @ Pittsburgh Pirates

Three Rivers Stadium, Pittsburgh, PA

Mon Jul 04 1983, 3:38 AM EDT

Att. 22,185 - Sunny - 81 F

livebaseballscorecards.com

AB	42
R	11
H	18
RBI	11
BB	5
SO	7
LOB	23

WP: 2 PA: 48
PB: 0
SB: 1
CS: 1

PITCHER		IP	WLS	BF	H	R	ER	SO	BB	IBB	HBP	BLK	WP	HR	S	P	ERA	WHIP
Jim Bibby, R ERA: 8.83	(1, 1)	3.0	L	18	8	7	7	1	3	0	0	0	0	1	17	29	21.00	3.667
Cecilio Guante, R ERA: 3.15	(4, 1)	3.0		16	5	2	2	3	2	0	0	0	1	0	20	28	6.00	2.333
Lee Tunnell, R ERA: 4.92	(7, 1)	2.0		10	4	2	2	2	0	0	0	0	0	0	14	14	9.00	2.000
Kent Tekulve, R ERA: 2.08	(9, 1)	1.0		4	1	0	0	1	0	0	0	0	1	0	6	6	0.00	1.000

PITCHER	IP	WLS	BF	H	R	ER	SO	BB	IBB	HBP	BLK	WP	HR	S	P	ERA	WHIP

Batter	1	2	3	4	5	6	7	8	9	AB	R	H	RBI	BB	SO	LOB
Marvell Wynne, L (1, 8) OBP: 0.351, SLG: 0.424	K		G3			3-1			K	4	0	0	0	0	2	1
Johnny Ray, S (1, 4) OBP: 0.333, SLG: 0.384	G5-4-3 1B			4-3		3-1			1B HR 1B	4	1	2	0	0	0	0
Bill Madlock, R (1, 5) OBP: 0.370, SLG: 0.440	G5-4-3 1-2f			HR			G5-4-3 1B		F7	4	1	2	1	0	0	2
Jason Thompson, L (1, 3) OBP: 0.397, SLG: 0.451		L7		G4-6-3 BB			G5-4-3 1-2f		1-3 HR 1B	3	1	1	0	1	0	1
Richie Hebner, L (1, 9) OBP: 0.350, SLG: 0.400		3-1		G4-6-3 1-2f			K		1-H 3-H HR	4	1	1	3	0	1	1
Mike Easler, L (1, 7) OBP: 0.370, SLG: 0.436		K			3-1			4-3 5-3 1B	F5	4	0	1	0	0	1	0
Tony Peña, R (1, 2) OBP: 0.317, SLG: 0.365			G6-4-3 BB 1B		K			5-3 1-2		3	0	1	0	0	1	1
Dale Berra, R (1, 6) OBP: 0.304, SLG: 0.373 Kent Tekulve, R (9, 1)			G6-4-3 1-2 BB		F9			4-3 2-3		2 0	0 0	0 0	0 0	1 0	0 0	1 0
Jim Bibby, R (1, 1) OBP: 0.133, SLG: 0.133 Brian Harper, R (3, PH) OBP: 0.150, SLG: 0.361 Cecilio Guante, R (4, 1) OBP: 0.250, SLG: 0.250 Lee Mazzilli, S (6, PH) OBP: 0.401, SLG: 0.388 Lee Tunnell, R (7, 1) OBP: 0.182, SLG: 0.143 Jim Morrison, R (8, PH) OBP: 0.370, SLG: 0.608 (9, 6)			G6-4-3 1-2f 2-3			3-1		F6		0 1 0 1 0 1	0 0 0 0 0 0	0 0 0 0 0 0	0 0 0 0 0 0	0 0 0 0 0 0	0 0 0 0 0 0	0 2 0 0 0 1
Inning Stats	R: 0 E: 0 K: 1 S: 5 H: 1 LOB: 0 BB: 0 P: 5	R: 0 E: 0 K: 1 S: 5 H: 0 LOB: 0 BB: 0 P: 5	R: 0 E: 0 K: 0 S: 3 H: 1 LOB: 1 BB: 1 P: 7	R: 1 E: 0 K: 0 S: 3 H: 1 LOB: 0 BB: 1 P: 7	R: 0 E: 0 K: 1 S: 5 H: 0 LOB: 0 BB: 0 P: 5	R: 0 E: 0 K: 0 S: 3 H: 0 LOB: 0 BB: 0 P: 3	R: 0 E: 0 K: 1 S: 5 H: 1 LOB: 0 BB: 0 P: 5	R: 0 E: 0 K: 0 S: 4 H: 1 LOB: 1 BB: 0 P: 4	R: 3 E: 0 K: 1 S: 8 H: 3 LOB: 0 BB: 0 P: 8	1B: 6 2B: 0 3B: 0 HR: 2	SF: 0 SAC: 0 DP: 4 HBP: 0						

PITCHER	IP	WLS	BF	H	R	ER	SO	BB	IBB	HBP	BLK	WP	HR	S	P	ERA	WHIP
Neil Allen, R (1, 1) ERA: 3.8	9.0	W	33	8	4	4	5	2	0	0	0	0	2	41	49	4.00	1.111

PITCHER	IP	WLS	BF	H	R	ER	SO	BB	IBB	HBP	BLK	WP	HR	S	P	ERA	WHIP

BOTTOM

St. Louis Cardinals @ Pittsburgh Pirates

Three Rivers Stadium, Pittsburgh, PA

Mon Jul 04 1983, 3:38 AM EDT

Att. 22,185 - Sunny - 81 F

livebaseballscorecards.com

AB	31
R	4
H	8
RBI	4
BB	2
SO	5
LOB	10

WP: 0 PB: 0 SB: 0 CS: 0 PA: 33

Batter	1	2	3	4	5	6	7	8	9	AB	R	H	RBI	BB	SO	LOB
Tom Herr, S (1, 4) OBP: 0.367, SLG: 0.376	4-3		1-3		1B		F3	F8		4	0	1	0	0	0	1
Jeff Lahti, R (7, 1)										0	0	0	0	0	0	0
Andy Van Slyke, L (8, PH) OBP: 0.319, SLG: 0.421										1	0	0	0	0	0	3
Bruce Sutter, R (8, 1)										0	0	0	0	0	0	0
Willie McGee, S (1, 8) OBP: 0.345, SLG: 0.390	K		5-3		F8		FC6-4 BB		L6	4	0	0	0	1	1	2
David Green, R (1, 9) OBP: 0.340, SLG: 0.411	F8			E5 4-3 BB 1B	K		FC6-4		6-3	5	1	0	0	0	1	4
George Hendrick, R (1, 3) OBP: 0.397, SLG: 0.537		6-3		1B 4-3 BB	K			E 1B 1B	P4	4	1	1	0	1	1	2
Lonnie Smith, R (1, 7) OBP: 0.372, SLG: 0.430		F9 1B		F8		F8		1B E		4	0	2	0	0	0	2
Darrell Porter, L (1, 2) OBP: 0.343, SLG: 0.424		1B		4-3		K		5-3		4	0	2	1	0	1	2
Mike Ramsey, S (1, 6) OBP: 0.319, SLG: 0.337		F9		1B		F7		5-3		4	0	1	1	0	0	4
Ken Oberkfell, L (1, 5) OBP: 0.356, SLG: 0.351 (7, 4)		L9		G3			F8	F4		4	0	0	0	0	0	6
Neil Allen, R (1, 1) OBP: 0.130, SLG: 0.174			G3		1B		BB	IBB		2	0	1	0	0	0	0
Floyd Rayford, R (7, PH) OBP: 0.229, SLG: 0.324 (7, 5)										1	0	1	0	1	0	0
Inning Stats	R: 0 E: 0 K: 1 S: 5 H: 0 LOB: 0 BB: 0 P: 5	R: 0 E: 0 K: 0 S: 5 H: 2 LOB: 2 BB: 0 P: 5	R: 0 E: 0 K: 0 S: 3 H: 0 LOB: 0 BB: 0 P: 3	R: 1 E: 1 K: 0 S: 5 H: 1 LOB: 2 BB: 1 P: 9	R: 0 E: 0 K: 2 S: 9 H: 2 LOB: 2 BB: 0 P: 9	R: 0 E: 0 K: 1 S: 5 H: 0 LOB: 0 BB: 0 P: 5	R: 0 E: 0 K: 0 S: 4 H: 1 LOB: 2 BB: 1 P: 8	R: 1 E: 1 K: 0 S: 6 H: 3 LOB: 3 BB: 1 P: 10	R: 0 E: 0 K: 0 S: 3 H: 0 LOB: 0 BB: 0 P: 3	1B: 9 2B: 0 3B: 0 HR: 0	SF: 0 SAC: 0 DP: 0 HBP: 0						

PITCHER		IP	WLS	BF	H	R	ER	SO	BB	IBB	HBP	BLK	WP	HR	S	P	ERA	WHIP
Tim Lollar, L ERA: 4.74	(1, 1)	7.0		31	7	2	1	4	2	0	0	0	0	0	37	45	1.29	1.286
Gary Lucas, L ERA: 2.11	(8, 1)	2.0	W	9	2	0	0	0	0	1	0	0	0	0	8	12	0.00	1.000

PITCHER	IP	WLS	BF	H	R	ER	SO	BB	IBB	HBP	BLK	WP	HR	S	P	ERA	WHIP

TOP

St. Louis Cardinals @ San Diego Padres

Jack Murphy Stadium, San Diego, CA

Fri Jul 08 1983, 10:05 PM EDT

Att. 23,166 - Unknown - 65 F

livebaseballscorecards.com

AB	37
R	2
H	9
RBI	2
BB	3
SO	4
LOB	26

1B: 9 SF: 0
2B: 0 SAC: 0
3B: 0 DP: 0
HR: 0 HBP: 0

WP: 0 PA: 40
PB: 0
SB: 0
CS: 0

Batter	1	2	3	4	5	6	7	8	9	AB	R	H	RBI	BB	SO	LOB
Luis Salazar, R (1, 5) OBP: 0.300, SLG: 0.353	P3		F8	8-2 3-Hf			P4		1-H 1B	4	0	0	0	0	0	3
Gene Richards, L (9, PH) OBP: 0.342, SLG: 0.414										1	0	1	1	0	0	0
Alan Wiggins, S (1, 8) OBP: 0.360, SLG: 0.329	1B 1B		E S 1B 1B		4-3		4-3			4	1	2	0	0	0	1
Steve Garvey, R (1, 3) OBP: 0.345, SLG: 0.486	F7		F9 1-3		6-3			5-3		4	0	0	0	0	0	2
Terry Kennedy, L (1, 2) OBP: 0.356, SLG: 0.425	1-3 1B		3-H 1B		K			4-3		4	0	2	1	0	1	0
Sixto Lezcano, R (1, 9) OBP: 0.350, SLG: 0.362	5-3		K			K		1B 1B		4	0	1	0	0	2	3
Garry Templeton, S (1, 6) OBP: 0.286, SLG: 0.339		1B 1B		6-3		F7		1-2 1B		4	0	2	0	0	0	0
Tony Gwynn, L (1, 7) OBP: 0.341, SLG: 0.381		WP 1-3 1B		B B B 1B 2B BB		CS 1B		F8		3	1	2	0	1	0	2
Juan Bonilla, R (1, 4) OBP: 0.306, SLG: 0.311		5-3 2-3		2B 1-2 8-2 1B		CS 1-2	4-3		6-3	4	0	1	0	0	0	1
Tim Lollar, L (1, 1) OBP: 0.323, SLG: 0.308		4-3		1-3 2-H 2B					B B B S 1B BB	3	0	2	1	0	0	1
Gary Lucas, L (8, 1)										0	0	0	0	0	0	0
Ruppert Jones, L (9, PH) OBP: 0.274, SLG: 0.315										0	1	0	0	1	0	0
Inning Stats	R: 0 E: 0 K: 0 S: 5 H: 2 LOB: 2 BB: 0 P: 5	R: 0 E: 0 K: 0 S: 4 H: 2 LOB: 1 BB: 0 P: 4	R: 1 E: 0 K: 1 S: 7 H: 2 LOB: 1 BB: 0 P: 7	R: 1 E: 0 K: 0 S: 4 H: 2 LOB: 1 BB: 1 P: 8	R: 0 E: 0 K: 1 S: 5 H: 0 LOB: 0 BB: 0 P: 5	R: 0 E: 0 K: 1 S: 5 H: 1 LOB: 0 BB: 0 P: 5	R: 0 E: 0 K: 0 S: 4 H: 1 LOB: 1 BB: 0 P: 4	R: 0 E: 0 K: 0 S: 5 H: 2 LOB: 2 BB: 0 P: 5	R: 1 E: 0 K: 0 S: 2 H: 1 LOB: 1 BB: 1 P: 6	1B: 12 2B: 2 3B: 0 HR: 0 SF: 0 SAC: 0 DP: 1 HBP: 0						

PITCHER		IP	WLS	BF	H	R	ER	SO	BB	IBB	HBP	BLK	WP	HR	S	P	ERA	WHIP
Neil Allen, R ERA: 3.74	(1, 1)	6.0		25	9	2	2	3	1	0	0	0	1	0	30	34	3.00	1.667
Jeff Lahti, R ERA: 2.53	(7, 1)	1.0		4	1	0	0	0	0	0	0	0	0	0	4	4	0.00	1.000
Bruce Sutter, R ERA: 3.04	(8, 1)	1.1	L	8	3	1	1	0	1	0	0	0	0	0	7	11	6.75	3.000

PITCHER	IP	WLS	BF	H	R	ER	SO	BB	IBB	HBP	BLK	WP	HR	S	P	ERA	WHIP

BOTTOM

St. Louis Cardinals @ San Diego Padres

Jack Murphy Stadium, San Diego, CA

Fri Jul 08 1983, 10:05 PM EDT

Att. 23,166 - Unknown - 65 F

livebaseballscorecards.com

AB	35
R	3
H	13
RBI	3
BB	2
SO	3
LOB	13

WP: 1 PA: 38
PB: 0
SB: 2
CS: 1

TOP

St. Louis Cardinals @ San Diego Padres

Jack Murphy Stadium, San Diego, CA

Sat Jul 09 1983, 10:05 PM EDT

Att. 25,125 - Unknown - 70 F

livebaseballscorecards.com

Batter	1	2	3	4	5	6	7	8	9	AB	R	H	RBI	BB	SO	LOB
Lonnie Smith, R (1, 7) OBP: 0.374, SLG: 0.431	5-3	S 1-2 2-H 1B		F8	2B 1-2 6-3 1B	L8			1B	4	2	2	1	0	0	0
Andy Van Slyke, L (5, 7) OBP: 0.323, SLG: 0.423										2	0	1	0	0	0	1
Willie McGee, S (1, 8) OBP: 0.345, SLG: 0.393	F8	F9 2-3		6-3 S E 1B	1-3 2-H 2B		6-3		L6	6	1	2	1	0	0	3
David Green, R (1, 9) OBP: 0.341, SLG: 0.411	E 2B 1B	1-H 3-H 2B 1B		6-3 1-3	6-3 3-H	S S S K	K			5	2	2	3	0	1	2
George Hendrick, R (1, 3) OBP: 0.397, SLG: 0.536	1-H 1B 2B	L9		B B B E BB	S S S K		L8			4	1	1	1	1	1	2
Floyd Rayford, R (1, 5) OBP: 0.263, SLG: 0.361	B B B 1B BB	1-H 2B		E5 1-2 3-H		3B 1B		6-3		2	0	1	1	1	0	1
Ken Oberkfell, L (5, 5) OBP: 0.357, SLG: 0.353										2	1	1	0	0	0	0
Darrell Porter, L (1, 2) OBP: 0.342, SLG: 0.421	FC6-4 1-2 2-H 1B	F8		G3		S S S K		L4-3 1B		4	0	1	1	0	1	4
Mike Ramsey, S (6, 6) OBP: 0.325, SLG: 0.343										1	0	1	0	0	0	0
Tom Herr, S (1, 4) OBP: 0.368, SLG: 0.383	FC6-4 1-2f		F8		B B B 1B FC4-6 BB	1-H 1B 3B		L4-3 1-2		4	2	1	1	1	0	3
Ozzie Smith, S (1, 6) OBP: 0.266, SLG: 0.267		E9 BB 1B	CS 1B		1-3 FC4-6 1B	6-3			1-3	4	1	2	0	0	0	1
Glenn Brummer, R (6, 2) OBP: 0.405, SLG: 0.471										1	0	0	0	0	0	0
Dave LaPoint, L (1, 1) OBP: 0.238, SLG: 0.135		B B B F9 1B 1-2 1B BB	S S S K 1-2		1-2f 3-H FC4-6 1B 2B	3-H 1B			F7	3	2	1	2	1	1	2
Dave Rucker, L (8, 1)										0	0	0	0	0	0	0
Steve Braun, L (9, PH) OBP: 0.439, SLG: 0.500										1	0	0	0	0	0	0
John Stuper, R (9, 1) OBP: 0.231, SLG: 0.200										0	0	0	0	0	0	0
Inning Stats	R: 2 E: 1 K: 0 S: 6 H: 3 LOB: 2 BB: 1 P: 10	R: 4 E: 1 K: 0 S: 7 H: 3 LOB: 1 BB: 1 P: 11	R: 0 E: 0 K: 1 S: 5 H: 1 LOB: 0 BB: 0 P: 5	R: 1 E: 1 K: 0 S: 5 H: 1 LOB: 2 BB: 1 P: 9	R: 3 E: 0 K: 1 S: 8 H: 3 LOB: 1 BB: 1 P: 12	R: 2 E: 0 K: 1 S: 8 H: 3 LOB: 1 BB: 0 P: 8	R: 0 E: 0 K: 1 S: 5 H: 0 LOB: 0 BB: 0 P: 5	R: 0 E: 0 K: 0 S: 3 H: 1 LOB: 0 BB: 0 P: 3	R: 0 E: 0 K: 0 S: 4 H: 1 LOB: 1 BB: 0 P: 4	1B: 12 2B: 4 3B: 1 HR: 0 SF: 0 SAC: 0 DP: 1 HBP: 0						

	AB	43
	R	12
	H	16
	RBI	11
	BB	4
	SO	4
	LOB	19

WP: 0 PA: 47
PB: 0
SB: 2
CS: 1

PITCHER		IP	WLS	BF	H	R	ER	SO	BB	IBB	HBP	BLK	WP	HR	S	P	ERA	WHIP
Dave Dravecky, L ERA: 3.29	(1, 1)	2.0	L	15	6	6	4	0	2	0	0	0	0	0	13	21	18.00	4.000
Elias Sosa, R ERA: 6.06	(3, 1)	4.0		22	8	6	5	3	2	0	0	0	0	0	26	34	11.25	2.500
Sid Monge, L ERA: 2.83	(7, 1)	2.0		6	1	0	0	1	0	0	0	0	0	0	8	8	0.00	0.500
John Montefusco, R ERA: 4.21	(9, 1)	1.0		4	1	0	0	0	0	0	0	0	0	0	4	4	0.00	1.000

PITCHER	IP	WLS	BF	H	R	ER	SO	BB	IBB	HBP	BLK	WP	HR	S	P	ERA	WHIP

Batter	1	2	3	4	5	6	7	8	9	AB	R	H	RBI	BB	SO	LOB
Luis Salazar, R (1, 5) OBP: 0.298, SLG: 0.350	x 0-0 ① 5-3		x 0-0 ① 6-3		x 0-0 ③ F8		x 0-0 1B		x 0-0 ② F8	5	0	1	0	0	0	2
Alan Wiggins, S (1, 8) OBP: 0.356, SLG: 0.323	BBBB 4-0 2B BB		x 0-0 ② P4			x 0-0 ① 1-3	x 0-0 ③ F7		x 0-0 ③ 1-3	4	1	0	0	1	0	2
Steve Garvey, R (1, 3) OBP: 0.348, SLG: 0.491 Doug Gwosdz, R (7, 2) OBP: 0.192, SLG: 0.045	x 0-0 1-H 1B 2B		x 0-0 ③ 6-3			x 0-0 WP 1B 1B		BBBB 4-0 2B BB		3 0	1 1	2 0	1 0	0 1	0 0	0 0
Sixto Lezcano, R (1, 9) OBP: 0.345, SLG: 0.355	x 0-0 ② 5-3			x 0-0 ① 6-3		x 0-0 ② F8		SSS 0-3 ① K		4	0	0	0	0	1	3
Terry Kennedy, L (1, 2) OBP: 0.359, SLG: 0.428 Sid Monge, S (7, 1) OBP: 0.250, SLG: 0.250 Bruce Bochy, R (8, PH) OBP: 0.200, SLG: 0.250 John Montefusco, R (9, 1) OBP: 0.273, SLG: 0.111	x 0-0 ③ 2-H 1B			x 0-0 ② 4-3		x 0-0 1-H WP 1B		x 0-0 ② F9		3 0 1 0	0 0 0 0	2 0 0 0	1 0 0 0	0 0 0 0	0 0 0 0	0 0 1 0
Garry Templeton, S (1, 6) OBP: 0.284, SLG: 0.337 Elias Sosa, R (3, 1) Kurt Bevacqua, R (6, PH) OBP: 0.439, SLG: 0.446 (7, 3)		x 0-0 ① 4-3		x 0-0 ③ 4-3		x 0-0 ③ 5-3 1-2		x 0-0 1-H 2B		1 1 2	0 0 0	0 0 1	0 0 1	0 0 0	0 0 0	0 0 1
Tony Gwynn, L (1, 7) OBP: 0.333, SLG: 0.391		x 0-0 ② 4-3			x 0-0 ① 6-3		x 0-0 4-3 SF8 2B	x 0-0 ③ F5		4	1	1	0	0	0	1
Juan Bonilla, R (1, 4) OBP: 0.305, SLG: 0.308		BBBB 4-0 BB			x 0-0 ② F9		x 0-0 ① 4-3 2-3		x 0-0 ① 4-3	3	0	0	0	1	0	1
Dave Dravecky, R (1, 1) OBP: 0.163, SLG: 0.170 Mario Ramirez, R (2, PH) OBP: 0.369, SLG: 0.337 (3, 6)		x 0-0 ③ F9			x 0-0 3B		x 0-0 ② SF8 3-H		BBBB 4-0 BB	0 2	0 0	0 1	0 1	0 1	0 0	0 1
Inning Stats	R: 1 E: 0 K: 0 S: 4 H: 2 LOB: 2 BB: 1 P: 8	R: 0 E: 0 K: 0 S: 3 H: 0 LOB: 1 BB: 1 P: 7	R: 0 E: 0 K: 0 S: 3 H: 0 LOB: 0 BB: 0 P: 3	R: 0 E: 0 K: 0 S: 3 H: 0 LOB: 0 BB: 0 P: 3	R: 0 E: 0 K: 0 S: 4 H: 1 LOB: 1 BB: 0 P: 4	R: 1 E: 0 K: 0 S: 5 H: 2 LOB: 1 BB: 0 P: 5	R: 1 E: 0 K: 0 S: 5 H: 2 LOB: 1 BB: 0 P: 5	R: 1 E: 0 K: 1 S: 6 H: 1 LOB: 1 BB: 1 P: 10	R: 0 E: 0 K: 0 S: 3 H: 0 LOB: 1 BB: 1 P: 7	1B: 4 2B: 3 3B: 1 HR: 0	SF: 1 SAC: 0 DP: 0 HBP: 0					

PITCHER	IP	WLS	BF	H	R	ER	SO	BB	IBB	HBP	BLK	WP	HR	S	P	ERA	WHIP
Dave LaPoint, L (1, 1) ERA: 3.38	7.0	W	29	7	3	3	0	2	0	0	0	2	0	27	35	3.86	1.286
Dave Rucker, L (8, 1) ERA: 16.2	1.0		5	1	1	1	1	1	0	0	0	0	0	6	10	9.00	2.000
John Stuper, R (9, 1) ERA: 4.41	1.0		4	0	0	0	0	1	0	0	0	0	0	3	7	0.00	1.000

PITCHER	IP	WLS	BF	H	R	ER	SO	BB	IBB	HBP	BLK	WP	HR	S	P	ERA	WHIP

BOTTOM

St. Louis Cardinals @ San Diego Padres

Jack Murphy Stadium, San Diego, CA

Sat Jul 09 1983, 10:05 PM EDT

Att. 25,125 - Unknown - 70 F

livebaseballscorecards.com

AB	33
R	4
H	8
RBI	4
BB	4
SO	1
LOB	12

WP: 3 PA: 38
PB: 0
SB: 0
CS: 0

Batter	1	2	3	4	5	6	7	8	9	AB	R	H	RBI	BB	SO	LOB
Lonnie Smith, R (1, 7) OBP: 0.371, SLG: 0.431	5-3			5-3		2B		FC6-4 1-2f	K	5	0	1	0	0	1	3
Willie McGee, S (1, 8) OBP: 0.340, SLG: 0.387	L6			5-3		F7			4-3	4	0	0	0	0	0	1
David Green, R (1, 9) OBP: 0.336, SLG: 0.405	3-1			6-3			3-1		1B 3B	3	0	0	0	0	0	0
Steve Braun, L (9, PH) OBP: 0.452, SLG: 0.571										1	1	1	0	0	0	0
Bruce Sutter, R (9, 1)										0	0	0	0	0	0	0
George Hendrick, R (1, 3) OBP: 0.401, SLG: 0.543		FC3-6 1B			1-3		FC1-4 2B		1B E 1B 3-H 1B	4	1	3	1	0	0	0
Floyd Rayford, R (1, 5) OBP: 0.268, SLG: 0.342		FC3-6 FC5-4 1-2f			BBBB 4-0 BB		FC1-4 2-3		E 1-2 2B 1B	2	0	0	0	1	0	2
Andy Van Slyke, L (9, PH) OBP: 0.330, SLG: 0.430										1	1	1	0	0	0	0
(9, 9)																
Tom Herr, S (1, 4) OBP: 0.366, SLG: 0.381		FC5-4 CS 1-2f			F8		F9		E2 2B 1-3 2-H 1B	4	1	1	0	0	0	3
Glenn Brummer, R (1, 2) OBP: 0.390, SLG: 0.474	CS 1-2	5-3		SSS K				L4	FC6-5 2B 2-H 3-H	4	0	1	2	0	1	1
Ozzie Smith, S (1, 6) OBP: 0.262, SLG: 0.263		F9				5-3		SSS K	FC6-5 S 2-3	4	0	0	0	0	1	1
Joaquin Andujar, S (1, 1) OBP: 0.133, SLG: 0.156		SSS K				SSS K		BBBB FC6-4 1B	1-2 BB	2	0	0	0	0	2	0
Darrell Porter, L (8, PH) OBP: 0.344, SLG: 0.424										1	0	1	0	0	0	0
Mike Ramsey, S (8, PR) OBP: 0.325, SLG: 0.343										0	0	0	0	0	0	0
Dave Vonohlen, L (8, 1)										0	0	0	0	0	0	0
Ken Oberkfell, L (9, PH) OBP: 0.359, SLG: 0.353										0	0	0	0	1	0	0
(9, 5)																
Inning Stats	R: 0 E: 0 K: 0 S: 3 H: 0 LOB: 0 BB: 0 P: 3	R: 0 E: 0 K: 0 S: 3 H: 1 LOB: 0 BB: 0 P: 3	R: 0 E: 0 K: 1 S: 5 H: 0 LOB: 0 BB: 0 P: 5	R: 0 E: 0 K: 0 S: 3 H: 0 LOB: 0 BB: 0 P: 3	R: 0 E: 0 K: 1 S: 5 H: 0 LOB: 1 BB: 1 P: 9	R: 0 E: 0 K: 1 S: 6 H: 1 LOB: 1 BB: 0 P: 6	R: 0 E: 0 K: 0 S: 4 H: 1 LOB: 1 BB: 0 P: 4	R: 0 E: 0 K: 1 S: 6 H: 1 LOB: 1 BB: 0 P: 6	R: 4 E: 1 K: 1 S: 10 H: 5 LOB: 2 BB: 1 P: 14	1B: 5 2B: 3 3B: 1 HR: 0 SF: 0 SAC: 0 DP: 0 HBP: 0	WP: 0 PB: 0 SB: 1 CS: 1 PA: 38					

PITCHER		IP	WLS	BF	H	R	ER	SO	BB	IBB	HBP	BLK	WP	HR	S	P	ERA	WHIP
Mark Thurmond, L ERA: 1.14	(1, 1)	7.2		27	4	0	0	4	1	0	0	0	0	0	34	38	0.00	0.652
Luis DeLeon, R ERA: 2.39	(8, 1)	0.2		4	2	2	2	0	0	0	0	0	0	0	4	4	27.00	3.000
Gary Lucas, L ERA: 2.49	(9, 1)	0.2	L	6	3	2	1	1	1	0	0	0	0	0	7	11	13.50	6.000

PITCHER	IP	WLS	BF	H	R	ER	SO	BB	IBB	HBP	BLK	WP	HR	S	P	ERA	WHIP

TOP

St. Louis Cardinals @ San Diego Padres

Jack Murphy Stadium, San Diego, CA

Sun Jul 10 1983, 6:33 AM EDT

Att. 15,301 - Sunny - 84 F

livebaseballscorecards.com

AB	35
R	4
H	9
RBI	3
BB	2
SO	5
LOB	11

Batter	1	2	3	4	5	6	7	8	9	AB	R	H	RBI	BB	SO	LOB
Alan Wiggins, S (1, 8) (7, 7) OBP: 0.355, SLG: 0.318	1-3	PO 2-3	BBBB 4-0 1B BB		6-3			6-3		3	0	0	0	1	0	0
Gene Richards, L (1, 7) OBP: 0.342, SLG: 0.413	1-3		0-0 1-2 S 1B			F7		4-3		3	0	1	0	0	0	0
Ruppert Jones, L (7, 8) OBP: 0.273, SLG: 0.313										1	0	0	0	0	0	0
Steve Garvey, R (1, 3) OBP: 0.349, SLG: 0.491	1B 1B		0-0 F8			5-3		3B 1B		4	1	2	0	0	0	1
Terry Kennedy, L (1, 2) OBP: 0.364, SLG: 0.443	0-0 1-3 FC6-4 1B		SSS 0-3 1-2 K			0-0 2B		0-0 1-H 3B		4	0	3	1	0	1	1
Tony Gwynn, L (1, 9) OBP: 0.308, SLG: 0.360	0-0 FC6-4 1-2f			0-0 1-3		0-0 4-3		0-0 5-3		4	0	0	0	0	0	4
Garry Templeton, S (1, 6) OBP: 0.283, SLG: 0.353		0-0 HR		SSS 0-3 K			0-0 E5 SH1-3		0-0 L9	4	1	1	1	0	1	0
Juan Bonilla, R (1, 4) OBP: 0.305, SLG: 0.308		0-0 PO SH1-4 1B		SSS 0-3 K			0-0 1-2 SH1-3		SSS 0-3 K	3	0	1	0	0	2	0
Tim Flannery, L (1, 5) OBP: 0.336, SLG: 0.393		0-0 P6			0-0 6-3		0-0 L6		SSS 0-3 K2-3	4	0	0	0	0	1	2
Mark Thurmond, L (1, 1) Luis DeLeon, R (8, 1) OBP: 0.167, SLG: 0.167 Gary Lucas, L (9, 1)		0-0 1-2 SH1-4			0-0 1-3		0-0 1-3			2	0	0	0	0	0	1
										0	0	0	0	0	0	0
										0	0	0	0	0	0	0
Inning Stats	R: 0 E: 0 K: 0 S: 5 H: 2 LOB: 2 BB: 0 P: 5	R: 1 E: 0 K: 0 S: 4 H: 2 LOB: 0 BB: 0 P: 4	R: 0 E: 0 K: 1 S: 5 H: 1 LOB: 1 BB: 1 P: 9	R: 0 E: 0 K: 2 S: 7 H: 0 LOB: 0 BB: 0 P: 7	R: 0 E: 0 K: 0 S: 3 H: 0 LOB: 0 BB: 0 P: 3	R: 0 E: 0 K: 0 S: 4 H: 1 LOB: 1 BB: 0 P: 4	R: 0 E: 1 K: 0 S: 4 H: 0 LOB: 1 BB: 0 P: 4	R: 1 E: 0 K: 0 S: 5 H: 2 LOB: 1 BB: 0 P: 5	R: 0 E: 0 K: 2 S: 7 H: 0 LOB: 0 BB: 0 P: 7	1B: 5 2B: 1 3B: 1 HR: 1	SF: 0 SAC: 2 DP: 0 HBP: 0						

PITCHER	IP	WLS	BF	H	R	ER	SO	BB	IBB	HBP	BLK	WP	HR	S	P	ERA	WHIP
Joaquin Andujar, R (1, 1) ERA: 3.9	7.0		27	6	1	1	3	1	0	0	0	0	1	32	36	1.29	1.000
Dave Vonohlen, L (8, 1) ERA: 3.45	1.0	W	5	2	1	1	0	0	0	0	0	0	0	5	5	9.00	2.000
Bruce Sutter, R (9, 1) ERA: 2.98	1.0	S	3	0	0	0	2	0	0	0	0	0	0	7	7	0.00	0.000

PITCHER	IP	WLS	BF	H	R	ER	SO	BB	IBB	HBP	BLK	WP	HR	S	P	ERA	WHIP

BOTTOM

St. Louis Cardinals @ San Diego Padres

Jack Murphy Stadium, San Diego, CA

Sun Jul 10 1983, 6:33 AM EDT
Att. 15,301 - Sunny - 84 F

livebaseballscorecards.com

AB	32
R	2
H	8
RBI	2
BB	1
SO	5
LOB	9

WP: 0 PB: 0 SB: 1 CS: 0 PA: 36

Batter	1	2	3	4	5	6	7	8	9	AB	R	H	RBI	BB	SO	LOB
Tom Herr, S (1, 4) OBP: 0.370, SLG: 0.377	5-3		BB	F8	E2 1-H 2-H 3-H	BB		BB		2	0	0	1	3	0	1
Mike Ramsey, S (8, PR) OBP: 0.325, SLG: 0.343 (8, 4)										0	0	0	0	0	0	0
Ken Oberkfell, L (1, 5) OBP: 0.356, SLG: 0.350	4-3		E9 FC6-4 1-3	1-3	F7			1-3-2 2-Hf		5	0	1	0	0	0	4
Lonnie Smith, R (1, 7) OBP: 0.369, SLG: 0.425	6-3		FC6-4 1-2f		1-3	4-3 S SF9 BB			K	3	1	0	0	1	0	2
Andy Van Slyke, L (7, 7) OBP: 0.326, SLG: 0.425										1	0	0	0	0	1	0
George Hendrick, R (1, 3) OBP: 0.401, SLG: 0.544		G5-4-3 1B		F7	1B E 2B	4-3 1-3			6-3	5	1	2	0	0	0	1
Willie McGee, S (1, 8) OBP: 0.341, SLG: 0.385		G5-4-3 1-2f		5-3	1B E 4-3 2-3 1B	SF9 S IBB			6-3	4	1	1	0	1	0	1
David Green, R (1, 9) OBP: 0.339, SLG: 0.406	1B			BB	E5 4-3 1B WP 1-2 3-H	SF9 1-3 3-H				2	1	1	1	1	0	1
Glenn Brummer, R (1, 2) OBP: 0.378, SLG: 0.452	4-3			6-3 1-2	WP 4-3 E 1-2 2-3 1B	6-3				4	1	1	0	0	0	3
Ozzie Smith, S (1, 6) OBP: 0.262, SLG: 0.263			1-3	F8	4-3 1-2 2-3 3-H			SH3-4 1-3-2 1B		4	0	1	1	0	0	2
Bob Forsch, R (1, 1) OBP: 0.243, SLG: 0.273			F8	1B	E E BB			SH3-4 1-2		2	1	1	0	1	0	0
Bruce Sutter, R (8, 1)										0	0	0	0	0	0	0
Inning Stats	R: 0 E: 0 K: 0 S: 3 H: 0 LOB: 0 BB: 0 P: 3	R: 0 E: 0 K: 0 S: 4 H: 2 LOB: 1 BB: 0 P: 4	R: 0 E: 1 K: 0 S: 4 H: 1 LOB: 2 BB: 1 P: 8	R: 0 E: 0 K: 0 S: 3 H: 0 LOB: 1 BB: 1 P: 7	R: 0 E: 0 K: 0 S: 4 H: 1 LOB: 1 BB: 0 P: 4	R: 5 E: 2 K: 0 S: 7 H: 3 LOB: 1 BB: 2 P: 15	R: 1 E: 0 K: 0 S: 3 H: 0 LOB: 1 BB: 2 P: 11	R: 0 E: 0 K: 0 S: 3 H: 1 LOB: 1 BB: 1 P: 7	R: 0 E: 0 K: 1 S: 5 H: 0 LOB: 0 BB: 0 P: 5	1B: 7 2B: 2 3B: 0 HR: 0 SF: 1 SAC: 1 DP: 2 HBP: 0						

PITCHER		IP	WLS	BF	H	R	ER	SO	BB	IBB	HBP	BLK	WP	HR	S	P	ERA	WHIP
Fernando Valenzuela, L ERA: 3.67	(1, 1)	5.2		27	7	5	1	0	3	0	0	0	0	0	24	36	1.59	1.765
Dave Stewart, R ERA: 2.13	(6, 1)	1.1		7	0	1	1	0	2	1	0	0	1	0	4	16	6.75	1.500
Joe Beckwith, R ERA: 3.29	(8, 1)	2.0	W	7	1	0	0	1	1	0	0	0	0	0	8	12	0.00	1.000

PITCHER	IP	WLS	BF	H	R	ER	SO	BB	IBB	HBP	BLK	WP	HR	S	P	ERA	WHIP

TOP

St. Louis Cardinals @ Los Angeles Dodgers

Dodger Stadium, Los Angeles, CA

Mon Jul 11 1983, 7:05 PM PDT

Att. 47,087 - Unknown

livebaseballscorecards.com

AB	32
R	6
H	8
RBI	3
BB	7
SO	1
LOB	15

WP: 1	PA: 41		
PB: 0			
SB: 3			
CS: 0			

Batter	1	2	3	4	5	6	7	8	9	AB	R	H	RBI	BB	SO	LOB
Steve Sax, R (1, 4) OBP: 0.341, SLG: 0.377	BBB 4-0 WP BB		x 0-0 ② 4-3 2-3		x 0-0 ② 6-3		x 0-0 1B		x 0-0 2B 1B	4	1	2	0	1	0	2
Ken Landreaux, L (1, 8) OBP: 0.320, SLG: 0.426	x 0-0 ① P5		x 0-0 HR 3-H 1B		x 0-0 ③ 1-3		x 0-0 ③ F8		x 0-0 HR 1-H 2B	5	2	2	2	0	0	3
Dusty Baker Jr., R (1, 7) OBP: 0.322, SLG: 0.401	x 0-0 ② 5-3 1-2		x 0-0 HR 1-H			x 0-0 FC6-4 1B 1B		x 0-0 1B 1B 1B	x 0-0 HR 2-H	5	3	4	4	0	0	1
Pedro Guerrero, R (1, 5) OBP: 0.383, SLG: 0.540	S S S 0-3 ③ K		x 0-0 ③ 5-3			x 0-0 ① F7		S S S 0-3 ① K		4	0	0	0	0	2	3
Greg Brock, L (1, 3) OBP: 0.333, SLG: 0.396		x 0-0 ① 3-4-1		x 0-0 ① F8		x 0-0 FC6-4 1-2 1B		S S S 0-3 ② K		4	0	1	0	0	1	1
Mike Marshall, R (1, 9) OBP: 0.301, SLG: 0.395		x 0-0 ② F5		x 0-0 ② F8		x 0-0 ② FC6-4 1-2f 2-3		x 0-0 1B 1-3 1B		4	0	1	0	0	0	2
Steve Yeager, R (1, 2) OBP: 0.286, SLG: 0.451 Rick Monday, L (8, PH) OBP: 0.340, SLG: 0.382 Dave Anderson, R (8, PR) OBP: 0.190, SLG: 0.218 (9, 6)	S S S 0-3 ③ K		S S S 0-3 ③ K			x 0-0 ③ F7		x 0-0 1-2 3-H 1B		3 1 0	0 0 0	0 1 0	0 1 0	0 0 0	2 0 0	2 0 0
Bill Russell, R (1, 6) OBP: 0.317, SLG: 0.286 Ron Roenicke, S (8, PH) OBP: 0.292, SLG: 0.295 Gilberto Reyes, R (9, 2) OBP: 0.200, SLG: 0.300			x 0-0 E9 4-3 SH1-4 1B		x 0-0 SH1-4 1B		x 0-0 ① 1-4-3	x 0-0 ③ G3		3 1 0	1 0 0	1 0 0	0 0 0	0 0 0	0 2 0	0 0 0
Fernando Valenzuela, L (1, 1) OBP: 0.255, SLG: 0.380 Dave Stewart, R (6, 1) OBP: 0.167, SLG: 0.167 Derrel Thomas, S (7, PH) OBP: 0.369, SLG: 0.375 Joe Beckwith, L (8, 1) Rafael Landestoy, S (9, PH) OBP: 0.227, SLG: 0.214			x 0-0 ① SH1-4 1-2		x 0-0 ① SH1-4 1-2		S S S 0-3 ② K		x 0-0 ① F8	0 0 1 0 1	0 0 0 0 0	0 0 0 0 0	0 0 0 0 0	0 0 1 0 0	0 0 0 0 0	0 0 0 0 0
Inning Stats	R: 0 H: 0 E: 0 LOB: 1 K: 1 BB: 1 S: 5 P: 9	R: 0 H: 0 E: 0 LOB: 0 K: 1 BB: 0 S: 5 P: 5	R: 3 H: 2 E: 1 LOB: 0 K: 0 BB: 0 S: 6 P: 6	R: 0 H: 0 E: 0 LOB: 0 K: 1 BB: 0 S: 5 P: 5	R: 0 H: 1 E: 0 LOB: 1 K: 0 BB: 0 S: 4 P: 4	R: 0 H: 2 E: 1 LOB: 2 K: 0 BB: 0 S: 5 P: 5	R: 0 H: 1 E: 0 LOB: 1 K: 1 BB: 0 S: 6 P: 6	R: 1 H: 3 E: 0 LOB: 2 K: 2 BB: 0 S: 10 P: 10	R: 3 H: 3 E: 0 LOB: 0 K: 0 BB: 0 S: 4 P: 4	1B: 9 2B: 1 3B: 0 HR: 2	SF: 0 SAC: 2 DP: 0 HBP: 0						

PITCHER		IP	WLS	BF	H	R	ER	SO	BB	IBB	HBP	BLK	WP	HR	S	P	ERA	WHIP
Bob Forsch, R ERA: 4.38	(1, 1)	7.0		30	7	4	1	4	1	0	0	0	1	1	37	41	1.29	1.143
Bruce Sutter, R ERA: 3.44	(8, 1)	1.1	L	9	5	3	3	2	0	0	0	0	0	1	13	13	20.25	3.750

PITCHER	IP	WLS	BF	H	R	ER	SO	BB	IBB	HBP	BLK	WP	HR	S	P	ERA	WHIP

BOTTOM

St. Louis Cardinals @ Los Angeles Dodgers

Dodger Stadium, Los Angeles, CA

Mon Jul 11 1983, 7:05 PM PDT

Att. 47,087 - Unknown

livebaseballscorecards.com

AB	36
R	7
H	12
RBI	7
BB	1
SO	6
LOB	16

WP: 1 PA: 39
PB: 0
SB: 0
CS: 0

St. Louis Cardinals @ Los Angeles Dodgers

Dodger Stadium, Los Angeles, CA

Tue Jul 12 1983, 7:05 PM PDT

Att. 44,515 - Unknown

livebaseballscorecards.com

TOP

Batter	1	2	3	4	5	6	7	8	9	AB	R	H	RBI	BB	SO	LOB
Tom Herr, S (1, 4) OBP: 0.368, SLG: 0.375	4-3		1-3 1B		5-3			FC3-6 FC6 1-2f		4	0	1	0	0	0	2
Willie McGee, S (1, 8) OBP: 0.340, SLG: 0.387	1B 2B		FC6-2 3-H			G1		FC6 1-2f		4	1	1	0	0	0	3
David Green, R (1, 9) OBP: 0.342, SLG: 0.408	CS 2-H 1B		K			CS 1B		K		4	0	2	1	0	2	3
George Hendrick, R (1, 3) OBP: 0.396, SLG: 0.536	K 1-2			K G6-3		K 1-2			G3	4	0	0	0	0	3	2
Andy Van Slyke, L (1, 7) OBP: 0.333, SLG: 0.422		CS BB		G6-3 1-2f			FC4-6 1B		K	3	0	1	0	1	1	1
Ken Oberkfell, L (1, 5) OBP: 0.356, SLG: 0.347		G6-3 1-2 BB		P5			FC4-6 5-3 1-2f		5-3	2	0	0	0	1	0	1
Lonnie Smith, R (9, PH) OBP: 0.367, SLG: 0.423										1	0	0	0	0	0	0
Jamie Quirk, L (1, 2) OBP: 0.288, SLG: 0.352		G6-3 1-2f			F7		5-3 1-2			3	0	0	0	0	0	2
Ozzie Smith, S (1, 6) OBP: 0.267, SLG: 0.263			1B FC6-2 BB		BB		4-3			0	0	0	0	2	0	0
Darrell Porter, L (7, PH) OBP: 0.343, SLG: 0.422										1	0	0	0	0	0	1
Mike Ramsey, S (7, 6) OBP: 0.325, SLG: 0.343										0	0	0	0	0	0	0
John Stuper, R (1, 1) OBP: 0.214, SLG: 0.185			K		K			FC3-6 BB		2	0	0	0	0	2	2
Dave Rucker, L (6, 1)										0	0	0	0	0	0	0
Steve Braun, L (8, PH) OBP: 0.465, SLG: 0.571										0	0	0	0	1	0	0
Jeff Lahti, R (8, 1)										0	0	0	0	0	0	0
Dave Vonohlen, L (8, 1)										0	0	0	0	0	0	0
Inning Stats	R: 1 E: 0 K: 1 S: 6 H: 2 LOB: 1 BB: 0 P: 6	R: 0 E: 0 K: 0 S: 1 H: 0 LOB: 0 BB: 2 P: 9	R: 0 E: 0 K: 2 S: 8 H: 1 LOB: 2 BB: 1 P: 12	R: 0 E: 0 K: 1 S: 5 H: 0 LOB: 0 BB: 0 P: 5	R: 0 E: 0 K: 1 S: 5 H: 0 LOB: 1 BB: 1 P: 9	R: 0 E: 0 K: 1 S: 5 H: 1 LOB: 1 BB: 0 P: 5	R: 0 E: 0 K: 0 S: 4 H: 1 LOB: 1 BB: 0 P: 4	R: 0 E: 0 K: 1 S: 5 H: 0 LOB: 1 BB: 1 P: 9	R: 0 E: 0 K: 1 S: 5 H: 0 LOB: 0 BB: 0 P: 5	1B: 4 2B: 3 3B: 0 HR: 0 SF: 0 SAC: 0 DP: 4 HBP: 0						

	AB	28
	R	1
	H	5
	RBI	1
	BB	5
	SO	8
	LOB	17

PITCHER		IP	WLS	BF	H	R	ER	SO	BB	IBB	HBP	BLK	WP	HR	S	P	ERA	WHIP
Bob Welch, R ERA: 2.67	(1, 1)	7.0	W	27	5	1	1	6	5	0	0	0	1	0	34	54	1.29	1.429
Steve Howe, L ERA: 0.82	(8, 1)	2.0	S	6	0	0	0	2	0	0	0	0	0	0	10	10	0.00	0.000

PITCHER		IP	WLS	BF	H	R	ER	SO	BB	IBB	HBP	BLK	WP	HR	S	P	ERA	WHIP

Batter	1	2	3	4	5	6	7	8	9	AB	R	H	RBI	BB	SO	LOB
Steve Sax, R (1, 4) OBP: 0.343, SLG: 0.380	CS 1B		K			BBBB 4-0 HR G3 BB		F7 ①		1	0	1	0	0	0	0
Derrel Thomas, S (3, 4) OBP: 0.368, SLG: 0.368										2	1	0	0	1	1	0
Ken Landreaux, L (1, 8) OBP: 0.323, SLG: 0.427	6-3 WP 1-2 1B			E S 1B 1B		G3 1-2		4-3		4	1	2	0	0	0	1
Dusty Baker Jr., R (1, 7) OBP: 0.327, SLG: 0.414	6-3 1-3			G3-6-3 1-H 1B		2-H HR		BBBB 1B BB		3	1	2	3	1	0	1
Pedro Guerrero, R (1, 5) OBP: 0.384, SLG: 0.543	5-3			SSS K		2B		1-2 1B		4	0	2	0	0	1	2
Greg Brock, L (1, 3) OBP: 0.329, SLG: 0.390		F7		G3-6-3 1-2f		G3		4-3		4	0	0	0	0	0	4
Mike Marshall, R (1, 9) OBP: 0.297, SLG: 0.389		SSS K			5-3		6-3			3	0	0	0	0	1	0
Ron Roenicke, S (8, 9) OBP: 0.292, SLG: 0.295										0	0	0	0	0	0	0
Steve Yeager, R (1, 2) OBP: 0.286, SLG: 0.450		6-3			F7		FC4-6 1B			3	0	1	0	0	0	0
Bill Russell, R (1, 6) OBP: 0.312, SLG: 0.281			5-3		F7		FC4-6 1-2f			3	0	0	0	0	0	1
Dave Anderson, R (9, 6) OBP: 0.190, SLG: 0.218										0	0	0	0	0	0	0
Bob Welch, R (1, 1) OBP: 0.132, SLG: 0.237			L1			1-3	4-3			3	0	0	0	0	0	1
Steve Howe, L (8, 1)										0	0	0	0	0	0	0
Inning Stats	R: 0 E: 0 K: 0 S: 4 H: 2 LOB: 1 BB: 0 P: 4	R: 0 E: 0 K: 1 S: 5 H: 0 LOB: 0 BB: 0 P: 5	R: 0 E: 0 K: 1 S: 5 H: 0 LOB: 0 BB: 0 P: 5	R: 1 E: 0 K: 1 S: 6 H: 2 LOB: 0 BB: 0 P: 6	R: 0 E: 0 K: 0 S: 3 H: 0 LOB: 0 BB: 0 P: 3	R: 2 E: 0 K: 0 S: 5 H: 2 LOB: 1 BB: 1 P: 9	R: 0 E: 0 K: 0 S: 4 H: 1 LOB: 1 BB: 0 P: 4	R: 0 E: 0 K: 0 S: 4 H: 1 LOB: 2 BB: 1 P: 8		1B: 6 2B: 1 3B: 0 HR: 1	SF: 0 SAC: 0 DP: 1 HBP: 0						

PITCHER		IP	WLS	BF	H	R	ER	SO	BB	IBB	HBP	BLK	WP	HR	S	P	ERA	WHIP
John Stuper, R ERA: 4.44	(1, 1)	5.2	L	22	6	3	3	3	1	0	0	0	1	1	27	31	4.76	1.235
Dave Rucker, L ERA: 14.29	(6, 1)	1.1		5	1	0	0	0	0	0	0	0	0	0	5	5	0.00	0.750
Jeff Lahti, R ERA: 2.48	(8, 1)	0.2		4	1	0	0	0	1	0	0	0	0	0	3	7	0.00	3.000
Dave Vonohlen, L ERA: 3.41	(8, 1)	0.1		1	0	0	0	0	0	0	0	0	0	0	1	1	0.00	0.000

PITCHER	IP	WLS	BF	H	R	ER	SO	BB	IBB	HBP	BLK	WP	HR	S	P	ERA	WHIP

BOTTOM

St. Louis Cardinals @ Los Angeles Dodgers

Dodger Stadium, Los Angeles, CA

Tue Jul 12 1983, 7:05 PM PDT

Att. 44,515 - Unknown

livebaseballscorecards.com

AB	30
R	3
H	8
RBI	3
BB	2
SO	3
LOB	10

1B: 6 2B: 1 3B: 0 HR: 1 SF: 0 SAC: 0 DP: 1 HBP: 0

WP: 1 PB: 0 SB: 1 CS: 1 PA: 32

Batter	1	2	3	4	5	6	7	8	9	AB	R	H	RBI	BB	SO	LOB
Lonnie Smith, R (1, 7) OBP: 0.370, SLG: 0.425	FC6-4 1B	4-3		4-3		FC4-6 1-2f 3-H			WP E 1B	1	0	1	0	0	0	0
Andy Van Slyke, L (2, PH) OBP: 0.330, SLG: 0.414 (2, 7)										4	1	1	1	0	0	3
Willie McGee, S (1, 8) OBP: 0.334, SLG: 0.380	K		K		5-3	1-3			K 1-2	5	0	0	0	0	3	3
David Green, R (1, 9) OBP: 0.344, SLG: 0.405	FC6-4 1B 1-2f HR		BB 1B		5-3		6-3		E8 E 2-H 1B	4	1	1	1	1	0	1
George Hendrick, R (1, 3) OBP: 0.402, SLG: 0.539	1-3 HR 1B		1-2 1B		FC4 1B		F2		E IBB	4	1	3	0	1	0	0
Floyd Rayford, R (1, 5) OBP: 0.261, SLG: 0.395			F9		FC4 1-2f		5-3		E5 FC6-4 1-2 2-3	5	1	1	3	0	0	5
Ken Oberkfell, L (9, PR) OBP: 0.356, SLG: 0.347 (9, 5)	1-H 3-H HR									0	0	0	0	0	0	0
Darrell Porter, L (1, 2) OBP: 0.337, SLG: 0.413	6-3		4-3			K		P4	F8	5	0	0	0	0	1	5
Tom Herr, S (1, 4) OBP: 0.369, SLG: 0.376		SH1-4 1B		K		2B FC1 1B		K	FC6-4 1-2f	5	1	2	0	0	2	3
Bruce Sutter, R (9, 1)										0	0	0	0	0	0	0
Ozzie Smith, S (1, 6) OBP: 0.273, SLG: 0.273		K		SH3-4 1B		FC1 1-3 FC4-6 2B		1B		4	1	3	0	0	1	1
Neil Allen, R (1, 1) OBP: 0.130, SLG: 0.174		SH1-4 1-2		SH3-4 1-2		FC1 FC4-6 2-3 3-H		K		0	0	0	0	0	0	0
Glenn Brummer, R (6, PH) OBP: 0.370, SLG: 0.442										1	0	0	1	0	0	1
Jeff Lahti, R (6, 1)										0	0	0	0	0	0	0
Dane Iorg, L (8, PH) OBP: 0.329, SLG: 0.403										1	0	0	0	0	1	1
Dave Rucker, L (8, 1)										0	0	0	0	0	0	0
Mike Ramsey, S (9, 4) OBP: 0.325, SLG: 0.343										0	0	0	0	0	0	0
Inning Stats	R: 3 E: 0 K: 1 S: 8 H: 3 LOB: 0 BB: 0 P: 8	R: 0 E: 0 K: 1 S: 6 H: 1 LOB: 1 BB: 0 P: 6	R: 0 E: 0 K: 1 S: 6 H: 1 LOB: 2 BB: 1 P: 10	R: 0 E: 0 K: 1 S: 6 H: 1 LOB: 1 BB: 0 P: 6	R: 0 E: 0 K: 0 S: 4 H: 1 LOB: 1 BB: 0 P: 4	R: 2 E: 0 K: 1 S: 8 H: 2 LOB: 1 BB: 0 P: 8	R: 0 E: 0 K: 0 S: 3 H: 0 LOB: 0 BB: 0 P: 3	R: 0 E: 0 K: 2 S: 8 H: 1 LOB: 1 BB: 0 P: 8	R: 1 E: 2 K: 1 S: 8 H: 2 LOB: 3 BB: 1 P: 12	1B: 10 2B: 1 3B: 0 HR: 1 SF: 0 SAC: 2 DP: 0 HBP: 0	WP: 1 PB: 0 SB: 0 CS: 0 PA: 43					

PITCHER	IP	WLS	BF	H	R	ER	SO	BB	IBB	HBP	BLK	WP	HR	S	P	ERA	WHIP
Jerry Reuss, L (1, 1) ERA: 2.88	6.0		29	9	5	5	5	1	0	0	0	0	1	38	42	7.50	1.667
Tom Niedenfuer, R (7, 1) ERA: 1.69	2.0		7	1	0	0	2	0	0	0	0	0	0	11	11	0.00	0.500
Steve Howe, L (9, 1) ERA: 1.06	1.0	L	7	2	1	1	1	0	1	0	0	1	0	8	12	9.00	2.000

PITCHER	IP	WLS	BF	H	R	ER	SO	BB	IBB	HBP	BLK	WP	HR	S	P	ERA	WHIP

TOP

St. Louis Cardinals @ Los Angeles Dodgers

Dodger Stadium, Los Angeles, CA

Wed Jul 13 1983, 7:05 PM PDT

Att. 45,895 - Unknown

livebaseballscorecards.com

AB	39
R	6
H	12
RBI	6
BB	2
SO	8
LOB	23

St. Louis Cardinals @ Los Angeles Dodgers

Dodger Stadium, Los Angeles, CA

Wed Jul 13 1983, 7:05 PM PDT

Att. 45,895 - Unknown

livebaseballscorecards.com

BOTTOM

Batter	1	2	3	4	5	6	7	8	9	AB	R	H	RBI	BB	SO	LOB
Steve Sax, R (1, 4) OBP: 0.344, SLG: 0.380	E8 S 3B		F9		G3 2-3		F8 BLK SF8 1B		1B	5	2	2	0	0	0	1
Ken Landreaux, L (1, 8) OBP: 0.328, SLG: 0.441	BBBB 1-2 3B BB		WP 6-3 1B		3-H HR		F8 1-3		K	4	2	2	2	1	1	2
Dusty Baker Jr., R (1, 7) OBP: 0.328, SLG: 0.422	1-H 2-H 3B		6-3 1-2		1B 1-2 1B		SF8 3-H		1-3	4	0	2	3	0	0	2
Pedro Guerrero, R (1, 5) OBP: 0.382, SLG: 0.539	K		P6 2-3		1-2 1B		K			4	0	1	0	0	2	2
Greg Brock, L (1, 3) OBP: 0.325, SLG: 0.384	4-3			K	K			P3		4	0	0	0	0	2	3
Mike Marshall, R (1, 9) OBP: 0.296, SLG: 0.386	F9			K	P4			1B		4	0	1	0	0	1	1
Rafael Landestoy, S (8, PR) OBP: 0.227, SLG: 0.214										0	0	0	0	0	0	0
Steve Howe, L (9, 1)										0	0	0	0	0	0	0
Steve Yeager, R (1, 2) OBP: 0.282, SLG: 0.442		5-3		F9	6-3		K			4	0	0	0	0	1	1
Bill Russell, R (1, 6) OBP: 0.316, SLG: 0.291		P4			G3 SH1-4 HR 1B	2B		4-3		4	1	2	0	0	0	1
Jerry Reuss, L (1, 1) OBP: 0.279, SLG: 0.268		K			SH1-4 1-2	G3			K	1	0	0	0	0	1	0
Ron Roenicke, S (6, PH) OBP: 0.290, SLG: 0.293										1	0	0	0	0	0	1
Tom Niedenfuer, R (7, 1)										0	0	0	0	0	0	0
Derrel Thomas, S (9, 9) OBP: 0.368, SLG: 0.368										0	0	0	0	0	0	0
Jose Morales, R (9, PH) OBP: 0.370, SLG: 0.667										1	0	0	0	0	1	0
Inning Stats	R: 2 E: 1 K: 1 S: 7 H: 1 LOB: 1 BB: 1 P: 11	R: 0 E: 0 K: 1 S: 5 H: 0 LOB: 0 BB: 0 P: 5	R: 0 E: 0 K: 0 S: 4 H: 1 LOB: 1 BB: 0 P: 4	R: 0 E: 0 K: 2 S: 7 H: 0 LOB: 0 BB: 0 P: 7	R: 2 E: 0 K: 1 S: 9 H: 4 LOB: 2 BB: 0 P: 9	R: 0 E: 0 K: 0 S: 4 H: 1 LOB: 1 BB: 0 P: 4	R: 1 E: 0 K: 1 S: 6 H: 1 LOB: 0 BB: 0 P: 6	R: 0 E: 0 K: 1 S: 6 H: 1 LOB: 1 BB: 0 P: 6	R: 0 E: 0 K: 2 S: 8 H: 1 LOB: 1 BB: 0 P: 8	1B: 7 2B: 1 3B: 1 HR: 1	SF: 1 SAC: 1 DP: 0 HBP: 0						

	AB	36
	R	5
	H	10
	RBI	5
	BB	1
	SO	9
	LOB	14

WP: 1 PB: 0 SB: 1 CS: 0 PA: 39

PITCHER		IP	WLS	BF	H	R	ER	SO	BB	IBB	HBP	BLK	WP	HR	S	P	ERA	WHIP
Neil Allen, R ERA: 3.83	(1, 1)	5.0		23	6	4	3	5	1	0	0	0	1	1	32	36	5.40	1.400
Jeff Lahti, R ERA: 2.6	(6, 1)	2.0		8	2	1	1	1	0	0	0	1	0	0	10	10	4.50	1.000
Dave Rucker, L ERA: 12.46	(8, 1)	1.2	W	7	2	0	0	3	0	0	0	0	0	0	13	13	0.00	1.200
Bruce Sutter, R ERA: 3.42	(9, 1)	0.1	S	1	0	0	0	0	0	0	0	0	0	0	1	1	0.00	0.000

PITCHER	IP	WLS	BF	H	R	ER	SO	BB	IBB	HBP	BLK	WP	HR	S	P	ERA	WHIP

St. Louis Cardinals @ San Francisco Giants

Candlestick Park, San Francisco, CA

Thu Jul 14 1983, 10:05 PM EDT

Att. 8,669 - Unknown

TOP

Batter	1	2	3	4	5	6	7	8	9	AB	R	H	RBI	BB	SO	LOB
Tom Herr, S (1, 4) OBP: 0.373, SLG: 0.382	BBB 4-0 F8 SH5-3 BB		x 0-0 ① 6-3		SSS 0-3 ① K		x 0-0 2B		x 0-0 S HR 2-H 1B	4	1	2	1	1	1	2
Willie McGee, S (1, 8) OBP: 0.330, SLG: 0.375	x 0-0 ① SH5-3 1-2		x 0-0 ② L6		x 0-0 ② FC4-6 1-2f 3-H		x 0-0 ③ 3-1		SSS 0-3 ① K 1-2	4	0	0	1	0	1	4
Andy Van Slyke, L (1, 9) OBP: 0.318, SLG: 0.396 Floyd Rayford, R (9, PH) OBP: 0.277, SLG: 0.477 Bruce Sutter, R (9, 1)	x 0-0 ② F8 2-3		x 0-0 ③ 4-3		x 0-0 ③ 4-3			x 0-0 ① 6-3	x 0-0 2-H HR	4 1 0	0 1 0	0 1 0	0 2 0	0 0 0	0 0 0	2 0 0
George Hendrick, R (1, 3) OBP: 0.399, SLG: 0.532	SSS 0-3 ③ K			x 0-0 ① 5-3		SSS 0-3 ① K		BBB 4-0 HR BB	SSS 0-3 ② K	4	1	0	0	1	3	2
Darrell Porter, L (1, 2) OBP: 0.338, SLG: 0.429		x 0-0 ① F5		x 0-0 E4 E		x 0-0 4-3 2B		x 0-0 1-H HR	SSS 0-3 ③ K	5	1	2	2	0	1	1
Dane Iorg, L (1, 7) (9, 9) OBP: 0.313, SLG: 0.380		x 0-0 ② 4-3		x 0-0 E5 G6-4-3 1-2		x 0-0 ② 4-3 2-3		x 0-0 ② G3		4	0	0	0	0	0	2
Ken Oberkfell, L (1, 5) OBP: 0.355, SLG: 0.344		x 0-0 E9 1B		x 0-0 ②③ G6-4-3 1-2f		x 0-0 ③ F9		BBB 4-0 BB		3	0	0	0	1	0	3
Ozzie Smith, S (1, 6) OBP: 0.276, SLG: 0.277	BBB 4-0 1B BB				x 0-0 SH FC4-6 2B		x 0-0 ① 6-3	x 0-0 ③ G3		3	1	1	0	1	0	1
Dave LaPoint, L (1, 1) OBP: 0.250, SLG: 0.154 David Green, R (9, PH) OBP: 0.346, SLG: 0.412 Lonnie Smith, R (9, PR) OBP: 0.370, SLG: 0.425 (9, 7)	x 0-0 ③ 1-2 2-H 1B				x 0-0 SH FC4-6 2-3		SSS 0-3 ② K		x 0-0 1B 2B	2 1 0	0 0 1	1 1 0	0 0 0	0 0 0	1 0 0	0 0 0
Inning Stats	R: 0 H: 0 E: 0 LOB: 1 K: 1 BB: 1 S: 5 P: 9	R: 0 H: 1 E: 1 LOB: 2 K: 0 BB: 1 S: 4 P: 8	R: 0 H: 0 E: 0 LOB: 0 K: 0 BB: 0 S: 3 P: 3	R: 0 H: 0 E: 2 LOB: 1 K: 0 BB: 0 S: 4 P: 4	R: 1 H: 1 E: 0 LOB: 1 K: 1 BB: 0 S: 7 P: 7	R: 0 H: 1 E: 0 LOB: 1 K: 1 BB: 0 S: 6 P: 6	R: 0 H: 1 E: 0 LOB: 1 K: 1 BB: 0 S: 6 P: 6	R: 2 H: 1 E: 0 LOB: 1 K: 0 BB: 2 S: 4 P: 12	R: 3 H: 3 E: 0 LOB: 1 K: 3 BB: 0 S: 12 P: 12	1B: 2 SF: 0 2B: 4 SAC: 2 3B: 0 DP: 1 HR: 2 HBP: 0						WP: 0 PA: 41 PB: 0 SB: 1 CS: 0	

livebaseballscorecards.com

	AB	35
	R	6
	H	8
	RBI	6
	BB	4
	SO	7
	LOB	17

PITCHER		IP	WLS	BF	H	R	ER	SO	BB	IBB	HBP	BLK	WP	HR	S	P	ERA	WHIP
Mike Krukow, R ERA: 3.69	(1, 1)	8.0		35	5	3	3	4	4	0	0	0	0	1	39	55	3.38	1.125
Gary Lavelle, L ERA: 2.56	(9, 1)	1.0	L	6	3	3	3	3	0	0	0	0	0	1	12	12	27.00	3.000

PITCHER	IP	WLS	BF	H	R	ER	SO	BB	IBB	HBP	BLK	WP	HR	S	P	ERA	WHIP

Batter	1	2	3	4	5	6	7	8	9	AB	R	H	RBI	BB	SO	LOB
Johnnie LeMaster, R (1, 6) OBP: 0.354, SLG: 0.343 Tom O'Malley, L (9, PH) OBP: 0.338, SLG: 0.350	F4		1B		5-3		F9		4-3 3-H	4 1	0 0	1 0	0 1	0 0	0 0	1 0
Darrell Evans, L (1, 3) OBP: 0.399, SLG: 0.566	BB G4-6-3		G3		F8			F4	1B	4	0	1	0	1	0	1
Jack Clark, R (1, 9) OBP: 0.344, SLG: 0.431	G4-6-3 1-2f			F9		F8		BB HR	1B 1-2	4	1	1	0	1	0	1
Jeffrey Leonard, R (1, 7) OBP: 0.322, SLG: 0.432		BB G3 S		1B 1B		5-3		K	L6	4	1	1	0	1	1	3
Chili Davis, S (1, 8) OBP: 0.318, SLG: 0.391		F3 1-2		K		F4		HR 1-H		4	1	1	2	0	1	2
Joel Youngblood, R (1, 5) OBP: 0.329, SLG: 0.465		G3 2-3		1B 1-3			E7 SH SF7	FC6-4 1B		4	1	2	0	0	0	1
Bob Brenly, R (1, 2) OBP: 0.282, SLG: 0.329		K		1B 1-2 3-H			SH SH2-4 2-3	FC6-4 1-2f		3	0	1	1	0	1	2
Brad Wellman, R (1, 4) OBP: 0.291, SLG: 0.259 Max Venable, L (9, PH) OBP: 0.275, SLG: 0.395			K	F9			SF7 3-H		4-3 3B	2 1	0 1	0 1	1 1	0 0	1 0	2 0
Mike Krukow, R (1, 1) OBP: 0.265, SLG: 0.267 Gary Lavelle, S (9, 1) Dave Bergman, L (9, PH) OBP: 0.338, SLG: 0.246			L6		F9		SH2-4 1-2		F6	2 0 1	0 0 0	0 0 0	0 0 0	0 0 0	0 0 1	0 0 1
Inning Stats	R: 0 H: 0 E: 0 LOB: 0 K: 0 BB: 1 S: 2 P: 6	R: 0 H: 0 E: 0 LOB: 1 K: 1 BB: 1 S: 5 P: 9	R: 0 H: 1 E: 0 LOB: 1 K: 1 BB: 0 S: 6 P: 6	R: 1 H: 3 E: 0 LOB: 2 K: 1 BB: 0 S: 8 P: 8	R: 0 H: 0 E: 0 LOB: 0 K: 0 BB: 0 S: 3 P: 3	R: 0 H: 0 E: 0 LOB: 0 K: 0 BB: 0 S: 3 P: 3	R: 1 H: 0 E: 1 LOB: 1 K: 0 BB: 0 S: 5 P: 5	R: 2 H: 2 E: 0 LOB: 1 K: 1 BB: 1 S: 7 P: 11	R: 1 H: 3 E: 0 LOB: 2 K: 0 BB: 0 S: 6 P: 6	1B: 7 SF: 1 2B: 0 SAC: 2 3B: 1 DP: 1 HR: 1 HBP: 0						WP: 0 PA: 40 PB: 0 SB: 1 CS: 0	

PITCHER		IP	WLS	BF	H	R	ER	SO	BB	IBB	HBP	BLK	WP	HR	S	P	ERA	WHIP
Dave LaPoint, L ERA: 3.38	(1, 1)	8.0	W	34	6	4	3	4	3	0	0	0	0	1	39	51	3.38	1.125
Bruce Sutter, R ERA: 3.53	(9, 1)	1.0	S	6	3	1	1	0	0	0	0	0	0	0	6	6	9.00	3.000

PITCHER	IP	WLS	BF	H	R	ER	SO	BB	IBB	HBP	BLK	WP	HR	S	P	ERA	WHIP

BOTTOM

St. Louis Cardinals @ San Francisco Giants

Candlestick Park, San Francisco, CA

Thu Jul 14 1983, 10:05 PM EDT

Att. 8,669 - Unknown

St.

livebaseballscorecards.com

AB	34
R	5
H	9
RBI	5
BB	3
SO	4
LOB	14

Batter	1	2	3	4	5	6	7	8	9	AB	R	H	RBI	BB	SO	LOB
Lonnie Smith, R (1, 7) OBP: 0.368, SLG: 0.427 Andy Van Slyke, L (8, 7) OBP: 0.324, SLG: 0.402	F8		1B 2B		6-3 1-2		E4 K2		1B 1B	4 1	1 0	1 1	0 0	0 0	0 0	1 0
Willie McGee, S (1, 8) OBP: 0.331, SLG: 0.375	F9		S 2-H 1B		K		K2 1-2f		FC6-4 1-2 1B	5	0	2	1	0	2	2
David Green, R (1, 9) OBP: 0.352, SLG: 0.428	F8		BB 1-2 BB			CS 1B		HR	FC6-4 1-2f	4	1	2	1	1	0	2
George Hendrick, R (1, 3) OBP: 0.398, SLG: 0.527		4-3	4-3			1B 1-2 BB		K		3	0	0	0	1	1	2
Floyd Rayford, R (1, 5) OBP: 0.275, SLG: 0.458 Ken Oberkfell, L (8, PR) (8, 5) OBP: 0.355, SLG: 0.344		K		F8		F8		1B SF7 1B		4 0	0 1	1 0	0 0	0 0	1 0	1 0
Tom Herr, S (1, 4) OBP: 0.379, SLG: 0.388		1B		6-3		1B 1-2		CS 1-3 1B		4	0	3	0	0	0	0
Glenn Brummer, R (1, 2) OBP: 0.347, SLG: 0.413 Darrell Porter, L (8, PH) (8, 2) OBP: 0.337, SLG: 0.429		F9		5-3		F7		SF7 3-H		3 0	0 0	0 0	0 1	0 0	0 0	3 0
Ozzie Smith, S (1, 6) OBP: 0.279, SLG: 0.288			K		FC2-6 BB		HR	CS 1-2	F7	3	1	1	1	1	1	0
Joaquin Andujar, S (1, 1) OBP: 0.125, SLG: 0.146 Steve Braun, L (9, PH) OBP: 0.455, SLG: 0.556			K		FC2-6 1-2f 6-3		6-3		K	3 1	0 0	0 0	0 0	0 0	1 1	1 0

TOP

St. Louis Cardinals @ San Francisco Giants
Candlestick Park, San Francisco, CA
Fri Jul 15 1983, 10:05 PM EDT
Att. 13,168 - Unknown

livebaseballscorecards.com

AB	35
R	4
H	11
RBI	4
BB	3
SO	7
LOB	12

Inning Stats	1	2	3	4	5	6	7	8	9
	R: 0 E: 0 K: 0 S: 3	R: 0 E: 0 K: 1 S: 6	R: 1 E: 0 K: 2 S: 9	R: 0 E: 0 K: 0 S: 3	R: 0 E: 0 K: 1 S: 5	R: 0 E: 0 K: 0 S: 4	R: 1 E: 1 K: 1 S: 6	R: 2 E: 0 K: 1 S: 7	R: 0 E: 0 K: 1 S: 7
	H: 0 LOB: 0 BB: 0 P: 3	H: 1 LOB: 1 BB: 0 P: 6	H: 2 LOB: 2 BB: 1 P: 13	H: 0 LOB: 0 BB: 0 P: 3	H: 0 LOB: 1 BB: 1 P: 9	H: 2 LOB: 2 BB: 1 P: 8	H: 1 LOB: 1 BB: 0 P: 6	H: 3 LOB: 1 BB: 0 P: 7	H: 2 LOB: 2 BB: 0 P: 7

PITCHER		IP	WLS	BF	H	R	ER	SO	BB	IBB	HBP	BLK	WP	HR	S	P	ERA	WHIP	PITCHER		IP	WLS	BF	H	R	ER	SO	BB	IBB	HBP	BLK	WP	HR	S	P	ERA	WHIP
Atlee Hammaker, L (1, 1) ERA: 1.9		7.1		33	9	4	4	6	3	0	0	0	0	2	42	54	4.91	1.636																			
Jim Barr, R (8, 1) ERA: 4.13		1.1	W	5	2	0	0	1	0	0	0	0	0	0	7	7	0.00	1.500																			
Greg Minton, R (9, 1) ERA: 4.22		0.1	S	1	0	0	0	0	0	0	0	0	0	0	1	1	0.00	0.000																			

1B: 8	SF: 1	WP: 0	PA: 40
2B: 2	SAC: 0	PB: 0	
3B: 0	DP: 1	SB: 1	
HR: 2	HBP: 0	CS: 2	

BOTTOM

St. Louis Cardinals @ San Francisco Giants
Candlestick Park, San Francisco, CA
Fri Jul 15 1983, 10:05 PM EDT
Att. 13,168 - Unknown

Batter	1	2	3	4	5	6	7	8	9	AB	R	H	RBI	BB	SO	LOB
Johnnie LeMaster, R (1, 6) OBP: 0.353, SLG: 0.342	S S S 0-3 ① K		x 0-0 S 3B 1B		x 0-0 ① 6-3		x 0-0 ③ 6-3			4	1	1	0	0	1	0
Darrell Evans, L (1, 3) OBP: 0.397, SLG: 0.561	x 0-0 ② F5		S S S 0-3 ② K 1-2		x 0-0 E6 G4-3			B B B B 4-0 2B SF9 BB		3	1	0	0	1	1	1
Jack Clark, R (1, 9) OBP: 0.346, SLG: 0.433	S S S 0-3 ③ K		B B B B 4-0 3B BB		x 0-0 ②③ G4-3 1-2f			x 0-0 SF9 HR 1-3 2B		3	2	1	0	1	1	1
Jeffrey Leonard, R (1, 7) OBP: 0.321, SLG: 0.439		x 0-0 ① F9	x 0-0 1-H 2-H 3B			x 0-0 ① 6-3		x 0-0 ① SF9 2-3 3-H		3	0	1	3	0	0	0
Chili Davis, S (1, 8) OBP: 0.321, SLG: 0.401		S S S 0-3 ② K	x 0-0 ③ F8			B B B B 4-0 BB		x 0-0 3-H HR		3	1	1	2	1	1	1
Joel Youngblood, R (1, 4) OBP: 0.328, SLG: 0.460 Brad Wellman, R (9, 4) OBP: 0.291, SLG: 0.259		x 0-0 1B 1B		x 0-0 ① F2		S S S 0-3 ② K		x 0-0 ② F8		4 0	0 0	1 0	0 0	0 0	1 0	1 0
Tom O'Malley, L (1, 5) OBP: 0.341, SLG: 0.352		x 0-0 1-2 1B		x 0-0 F8 1B		x 0-0 4-3		S S S 0-3 ③ K		4	0	2	0	0	1	1
Milt May, L (1, 2) OBP: 0.301, SLG: 0.322		S S S 0-3 ③ K		x 0-0 ② F8 1-2			x 0-0 ① 1B			3	0	1	0	0	1	3
Atlee Hammaker, S (1, 1) OBP: 0.176, SLG: 0.125 Jim Barr, R (8, 1) OBP: 0.143, SLG: 0.286 Greg Minton, S (9, 1) OBP: 0.500, SLG: 0.500			S S S 0-3 ① K	x 0-0 ③ 1-3			S S S 0-3 ② K			3 0 0	0 0 0	0 0 0	0 0 0	0 0 0	2 0 0	1 0 0
Inning Stats	R: 0 H: 0 E: 0 LOB: 0 K: 2 BB: 0 S: 7 P: 7	R: 0 H: 2 E: 0 LOB: 2 K: 2 BB: 0 S: 9 P: 9	R: 2 H: 2 E: 0 LOB: 1 K: 2 BB: 1 S: 9 P: 13	R: 0 H: 1 E: 0 LOB: 1 K: 0 BB: 0 S: 4 P: 4	R: 0 H: 0 E: 1 LOB: 0 K: 0 BB: 0 S: 3 P: 3	R: 0 H: 0 E: 0 LOB: 1 K: 1 BB: 1 S: 5 P: 9	R: 0 H: 1 E: 0 LOB: 0 K: 1 BB: 0 S: 5 P: 5	R: 3 H: 2 E: 0 LOB: 0 K: 1 BB: 1 S: 7 P: 11		1B: 5 2B: 1 3B: 1 HR: 1	SF: 1 SAC: 0 DP: 1 HBP: 0					

PITCHER	IP	WLS	BF	H	R	ER	SO	BB	IBB	HBP	BLK	WP	HR	S	P	ERA	WHIP
Joaquin Andujar, R (1, 1) ERA: 4.0	8.0	L	34	8	5	5	9	3	0	0	0	0	1	49	61	5.62	1.375

PITCHER	IP	WLS	BF	H	R	ER	SO	BB	IBB	HBP	BLK	WP	HR	S	P	ERA	WHIP

AB	30
R	5
H	8
RBI	5
BB	3
SO	9
LOB	9

WP: 0 PA: 34
PB: 0
SB: 1
CS: 0

livebaseballscorecards.com

Batter	1	2	3	4	5	6	7	8	9	AB	R	H	RBI	BB	SO	LOB
Lonnie Smith, R (1, 7) OBP: 0.368, SLG: 0.426 Steve Braun, L (8, 7) OBP: 0.455, SLG: 0.556	5-3		K		F8	1B		1B		5 0	0 0	2 0	3 0	0 0	1 0	1 0
Willie McGee, S (1, 8) OBP: 0.332, SLG: 0.376	G3		2-3			1B 6-3		1B		5	0	2	0	0	0	3
David Green, R (1, 9) OBP: 0.357, SLG: 0.432	1B			F7		S 2B 1B	BLK 2B 1B	6-3		5	2	3	0	0	0	1
Darrell Porter, L (1, 2) OBP: 0.334, SLG: 0.422	4-3			F9		2B 1B BB	F5		F6	4	1	0	0	1	0	2
Andy Van Slyke, L (1, 3) OBP: 0.327, SLG: 0.423		K2-3		F5		1B 2B	2B		K	5	1	2	2	0	2	0
Tom Herr, S (1, 4) OBP: 0.380, SLG: 0.387 Mike Ramsey, S (7, 4) OBP: 0.331, SLG: 0.343		2-3			HR 1B	1B 1B IBB	F8		BB HBP	3 0	2 0	1 0	0 0	1 0	0 0	1 0
Ken Oberkfell, L (1, 5) OBP: 0.356, SLG: 0.353		F6			HR 1B	F9	F6		BB	4	1	1	2	1	0	4
Ozzie Smith, S (1, 6) OBP: 0.280, SLG: 0.290			SH1-4 1B		4-3	1B 1B		E6 SH1-4 1B	F7	5	2	2	2	0	0	2
Bob Forsch, R (1, 1) OBP: 0.237, SLG: 0.265 John Martin, S (5, 1) OBP: 0.250, SLG: 0.313 Jeff Lahti, R (5, 1) Dane Iorg, L (6, PH) OBP: 0.321, SLG: 0.380 Dave Vonohlen, L (6, 1)			SH1-4		5-3	1B 1B IBB		SH1-4		1 0 0 0 0	0 0 0 0 0	0 0 0 0 0	0 0 0 0 1	0 0 0 0 0	0 0 0 0 0	0 0 0 0 0
Inning Stats	R: 0 E: 0 K: 0 S: 4 H: 1 LOB: 1 BB: 0 P: 4	R: 0 E: 0 K: 1 S: 5 H: 0 LOB: 0 BB: 0 P: 5	R: 0 E: 0 K: 1 S: 6 H: 1 LOB: 1 BB: 0 P: 6	R: 0 E: 0 K: 0 S: 3 H: 0 LOB: 0 BB: 0 P: 3	R: 2 E: 0 K: 0 S: 5 H: 2 LOB: 0 BB: 0 P: 5	R: 5 E: 0 K: 0 S: 7 H: 5 LOB: 2 BB: 3 P: 19	R: 1 E: 0 K: 0 S: 5 H: 2 LOB: 1 BB: 0 P: 5	R: 1 E: 1 K: 0 S: 5 H: 2 LOB: 1 BB: 0 P: 5	R: 0 E: 0 K: 1 S: 5 H: 0 LOB: 2 BB: 1 P: 10	1B: 10 2B: 2 3B: 0 HR: 1 SF: 0 SAC: 2 DP: 0 HBP: 1						

PITCHER	IP	WLS	BF	H	R	ER	SO	BB	IBB	HBP	BLK	WP	HR	S	P	ERA	WHIP
Fred Breining, R (1, 1) ERA: 4.49	5.1	L	24	7	6	6	2	1	1	0	0	0	1	26	34	10.12	1.500
Andy McGaffigan, R (6, 1) ERA: 4.01	0.2		5	2	1	1	0	0	1	0	0	0	0	4	8	13.50	3.000
Pat Larkin, L (7, 1) ERA: 3.0	3.0		15	4	2	1	1	1	0	1	1	0	0	15	20	3.00	1.667

PITCHER	IP	WLS	BF	H	R	ER	SO	BB	IBB	HBP	BLK	WP	HR	S	P	ERA	WHIP

TOP

St. Louis Cardinals @ San Francisco Giants

Candlestick Park, San Francisco, CA

Sat Jul 16 1983, 6:33 AM EDT

Att. 39,692 - Unknown

livebaseballscorecards.com

AB	37
R	9
H	13
RBI	9
BB	4
SO	3
LOB	14

WP: 0 PB: 0 SB: 1 CS: 0 PA: 44

BOTTOM

St. Louis Cardinals @ San Francisco Giants
Candlestick Park, San Francisco, CA
Sat Jul 16 1983, 6:33 AM EDT
Att. 39,692 - Unknown

St.

livebaseballscorecards.com

Batter	1	2	3	4	5	6	7	8	9	AB	R	H	RBI	BB	SO	LOB
Johnnie LeMaster, R (1, 6) OBP: 0.357, SLG: 0.344	B B B B 4-0 S BB		x 0-0 ① 6-3	x 0-0 ② 6-3		x 0-0 1B			x 0-0 1B	4	0	2	0	1	0	1
Darrell Evans, L (1, 3) OBP: 0.395, SLG: 0.555	x 0-0 ① F9 1-2		x 0-0 1B 2B 1B	x 0-0 ③ F9		S S S 0-3 ③ K			x 0-0 ② F7	5	1	1	0	0	1	4
Jack Clark, R (1, 9) OBP: 0.349, SLG: 0.434	B B B B 4-0 BB		x 0-0 2B SF8 1-2 1B		x 0-0 1B 1B		x 0-0 ① F6		x 0-0 ③ F6	4	1	2	0	1	0	1
Jeffrey Leonard, R (1, 7) OBP: 0.323, SLG: 0.443	S S S 0-3 ② K		x 0-0 SF8 2B 1-3 2-H		x 0-0 S 1B 1-3		x 0-0 ② 5-3			4	0	2	1	0	1	2
Chili Davis, S (1, 8) OBP: 0.317, SLG: 0.397	x 0-0 ③ F5		x 0-0 ② SF8 2-3 3-H		x 0-0 ① 6-3 1-2		x 0-0 ③ F9			3	0	0	1	0	0	4
Tom O'Malley, L (1, 5) OBP: 0.339, SLG: 0.348		x 0-0 ① F9 S S S 0-3 ③ K			4-0 G6-4-3 IBB			x 0-0 ① 4-3		3	0	0	0	1	1	1
Milt May, L (1, 2) OBP: 0.303, SLG: 0.344 Bob Brenly, R (5, PH) OBP: 0.281, SLG: 0.327 (6, 2) John Rabb, R (7, 2) OBP: 0.217, SLG: 0.348		x 0-0 ② F9		x 0-0 HR	x 0-0 ② ③ G6-4-3 1-2f			x 0-0 ② F9		2 1 1	1 0 0	1 0 0	1 0 0	0 0 0	0 3 0	0 3 0
Duane Kuiper, L (1, 4) OBP: 0.388, SLG: 0.322 Joel Youngblood, R (8, PH) OBP: 0.326, SLG: 0.457 (9, 4)		x 0-0 FC6-4 1B		x 0-0 SH3-4 1B		S S S 0-3 ① K		x 0-0 ③ F9		3 1	0 0	2 0	0 0	0 0	1 0	0 0
Fred Breining, R (1, 1) OBP: 0.205, SLG: 0.189 Andy McGaffigan, R (6, 1) OBP: 0.080, SLG: 0.083 Brad Wellman, R (6, PH) OBP: 0.289, SLG: 0.257 Pat Larkin, L (7, 1) Joe Pettini, R (9, PH) OBP: 0.224, SLG: 0.182		x 0-0 ③ FC6-4 1-2f		x 0-0 ① SH3-4 1-2		S S S 0-3 ② K			x 0-0 ① 6-3	1 0 1 0 1	0 0 0 0 0	0 0 0 0 0	0 0 0 0 0	0 0 1 0 0	0 0 0 0 0	1 0 0 0 0
Inning Stats	R: 0 H: 0 E: 0 LOB: 2 K: 1 BB: 2 S: 5 P: 13	R: 0 H: 1 E: 0 LOB: 1 K: 0 BB: 0 S: 4 P: 4	R: 2 H: 3 E: 0 LOB: 1 K: 1 BB: 0 S: 8 P: 8	R: 1 H: 2 E: 0 LOB: 1 K: 0 BB: 0 S: 5 P: 5	R: 0 H: 2 E: 0 LOB: 2 K: 0 BB: 1 S: 4 P: 8	R: 0 H: 1 E: 0 LOB: 1 K: 3 BB: 0 S: 10 P: 10	R: 0 H: 0 E: 0 LOB: 0 K: 0 BB: 0 S: 3 P: 3	R: 0 H: 0 E: 0 LOB: 0 K: 0 BB: 0 S: 3 P: 3	R: 0 H: 1 E: 0 LOB: 1 K: 0 BB: 0 S: 4 P: 4	1B: 8 2B: 1 3B: 0 HR: 1	SF: 1 SAC: 1 DP: 1 HBP: 0						

	AB	34
	R	3
	H	10
	RBI	3
	BB	3
	SO	5
	LOB	17

	WP: 0	PA: 39
	PB: 0	
	SB: 2	
	CS: 0	

PITCHER	IP	WLS	BF	H	R	ER	SO	BB	IBB	HBP	BLK	WP	HR	S	P	ERA	WHIP
Bob Forsch, R (1, 1) ERA: 4.46	4.0		22	8	3	3	2	2	0	0	0	0	1	24	32	6.75	2.500
John Martin, L (5, 1) ERA: 3.62	0.1		2	0	0	0	0	0	1	0	0	0	0	1	5	0.00	0.000
Jeff Lahti, R (5, 1) ERA: 2.55	0.2	W	1	0	0	0	0	0	0	0	0	0	0	1	1	0.00	0.000
Dave Vonohlen, L (6, 1) ERA: 3.03	4.0	S	14	2	0	0	3	0	0	0	0	0	0	20	20	0.00	0.500

PITCHER	IP	WLS	BF	H	R	ER	SO	BB	IBB	HBP	BLK	WP	HR	S	P	ERA	WHIP

Batter	1	2	3	4	5	6	7	8	9	AB	R	H	RBI	BB	SO	LOB
Lonnie Smith, R (1, 7) OBP: 0.371, SLG: 0.429	F3		K		2B		BB			3	0	1	0	1	1	1
Dave Rucker, L (7, 1)										0	0	0	0	0	0	0
Willie McGee, S (1, 8) OBP: 0.331, SLG: 0.374	S 1B		F6		K		3-1			4	0	1	0	0	1	5
David Green, R (1, 9) OBP: 0.351, SLG: 0.424	K 1-2			F7		F4		6-3		4	0	0	0	0	1	1
Darrell Porter, L (1, 2) OBP: 0.333, SLG: 0.424	K			1B 2B		K		1-3		4	1	1	0	0	2	1
Andy Van Slyke, L (1, 3) OBP: 0.325, SLG: 0.416		F4		6-3 S 1B 2-H		L3		F6		4	0	1	1	0	0	0
Tom Herr, S (1, 4) OBP: 0.378, SLG: 0.385		G4-6-3 1B		6-3 1-3			F9		5-3	4	0	1	0	0	0	1
Ken Oberkfell, L (1, 5) OBP: 0.351, SLG: 0.348		G4-6-3 1-2f		F2			4-3		4-3	4	0	0	0	0	0	2
Ozzie Smith, S (1, 6) OBP: 0.283, SLG: 0.290			BB S	5-3			1B 2B		6-3	3	0	1	0	1	0	0
John Stuper, R (1, 1) OBP: 0.200, SLG: 0.172			K 1-2	4-3			2B 1-3			2	0	0	0	0	1	1
Steve Braun, L (7, PH) OBP: 0.467, SLG: 0.595										1	0	1	0	0	0	0
(7, 7)																
Inning Stats	R: 0 E: 0 K: 2 S: 8 H: 1 LOB: 1 BB: 0 P: 8	R: 0 E: 0 K: 0 S: 3 H: 1 LOB: 0 BB: 0 P: 3	R: 0 E: 0 K: 2 S: 7 H: 0 LOB: 1 BB: 1 P: 11	R: 1 E: 0 K: 0 S: 5 H: 2 LOB: 1 BB: 0 P: 5	R: 0 E: 0 K: 1 S: 6 H: 1 LOB: 1 BB: 0 P: 6	R: 0 E: 0 K: 1 S: 5 H: 0 LOB: 0 BB: 0 P: 5	R: 0 E: 0 K: 0 S: 5 H: 2 LOB: 3 BB: 1 P: 9	R: 0 E: 0 K: 0 S: 3 H: 0 LOB: 0 BB: 0 P: 3	R: 0 E: 0 K: 0 S: 3 H: 0 LOB: 0 BB: 0 P: 3	1B: 4 2B: 3 3B: 0 HR: 0 SF: 0 SAC: 0 DP: 1 HBP: 0							

PITCHER	IP	WLS	BF	H	R	ER	SO	BB	IBB	HBP	BLK	WP	HR	S	P	ERA	WHIP
Bill Laskey, R (1, 1) ERA: 4.07	9.0	W	35	7	1	1	6	2	0	0	0	0	0	45	53	1.00	1.000

PITCHER	IP	WLS	BF	H	R	ER	SO	BB	IBB	HBP	BLK	WP	HR	S	P	ERA	WHIP

TOP

St. Louis Cardinals @ San Francisco Giants
Candlestick Park, San Francisco, CA
Sun Jul 17 1983, 6:33 AM EDT
Att. 25,819 - Unknown

livebaseballscorecards.com

AB	33
R	1
H	7
RBI	1
BB	2
SO	6
LOB	12

WP: 0 PB: 0 SB: 3 CS: 0 PA: 35

Batter	1	2	3	4	5	6	7	8	9	AB	R	H	RBI	BB	SO	LOB
Johnnie LeMaster, R (1, 6) OBP: 0.355, SLG: 0.343	5-3		E4		F8			CS 1B		4	0	1	0	0	0	0
Darrell Evans, L (1, 3) OBP: 0.391, SLG: 0.548	3-1		K			L3		F8 1-2		4	0	0	0	0	1	2
Jack Clark, R (1, 9) OBP: 0.349, SLG: 0.436	PB 2B		1-3			F8				3	0	1	0	0	0	1
Jeffrey Leonard, R (1, 7) OBP: 0.327, SLG: 0.455	6-3 2-3			FC4-6 BB		HR				2	1	1	1	1	0	1
Chili Davis, S (1, 8) OBP: 0.314, SLG: 0.393		5-3		FC4-6 6-3 WP 1B 1-2f		1-3				3	1	0	0	0	0	1
Joel Youngblood, R (1, 5) OBP: 0.320, SLG: 0.448		K		6-3 1-3			F7			3	0	0	0	0	1	1
Milt May, L (1, 2) OBP: 0.315, SLG: 0.373		HR		CS 1B 3-H			G1-6-3 BB			2	1	2	2	1	0	0
Duane Kuiper, L (1, 4) OBP: 0.380, SLG: 0.314		F7		CS 1-2	F7		G1-6-3 1-2f			3	0	0	0	0	0	1
Bill Laskey, R (1, 1) OBP: 0.229, SLG: 0.098			K		F3			5-3		3	0	0	0	0	1	0
Inning Stats	R: 0 E: 0 K: 0 S: 4 H: 1 LOB: 1 BB: 0 P: 4	R: 1 E: 0 K: 1 S: 6 H: 1 LOB: 0 BB: 0 P: 6	R: 0 E: 1 K: 2 S: 8 H: 0 LOB: 1 BB: 0 P: 8	R: 1 E: 0 K: 0 S: 3 H: 1 LOB: 0 BB: 1 P: 7	R: 0 E: 0 K: 0 S: 3 H: 0 LOB: 0 BB: 0 P: 3	R: 1 E: 0 K: 0 S: 4 H: 1 LOB: 0 BB: 0 P: 4	R: 0 E: 0 K: 0 S: 2 H: 0 LOB: 0 BB: 1 P: 6	R: 0 E: 0 K: 0 S: 3 H: 1 LOB: 0 BB: 0 P: 3		1B: 2 2B: 1 3B: 0 HR: 2	SF: 0 SAC: 0 DP: 1 HBP: 0						

BOTTOM

St. Louis Cardinals @ San Francisco Giants
Candlestick Park, San Francisco, CA
Sun Jul 17 1983, 6:33 AM EDT
Att. 25,819 - Unknown

livebaseballscorecards.com

AB	27
R	3
H	5
RBI	3
BB	2
SO	3
LOB	7

WP: 1 PA: 30
PB: 1
SB: 0
CS: 2

PITCHER		IP	WLS	BF	H	R	ER	SO	BB	IBB	HBP	BLK	WP	HR	S	P	ERA	WHIP
John Stuper, R ERA: 4.44	(1, 1)	6.0	L	23	4	3	3	3	1	0	0	0	1	2	28	32	4.50	0.833
Dave Rucker, L ERA: 10.8	(7, 1)	2.0		6	1	0	0	0	1	0	0	0	0	0	5	9	0.00	1.000

PITCHER		IP	WLS	BF	H	R	ER	SO	BB	IBB	HBP	BLK	WP	HR	S	P	ERA	WHIP

Batter	1	2	3	4	5	6	7	8	9	AB	R	H	RBI	BB	SO	LOB
Alan Wiggins, S (1, 9) OBP: 0.357, SLG: 0.313	L9			4-3		K			1B	4	0	1	0	0	1	0
Juan Bonilla, R (1, 4) OBP: 0.320, SLG: 0.311	BB (G5-4-3)			4-3			F8		5-3	3	0	0	0	1	0	1
Steve Garvey, R (1, 3) OBP: 0.348, SLG: 0.473	G5-4-3 (1-2f)			6-3			F7			3	0	0	0	0	0	1
Terry Kennedy, L (1, 2) OBP: 0.353, SLG: 0.423		5-3			F9		K			3	0	0	0	0	1	0
Garry Templeton, S (1, 6) OBP: 0.288, SLG: 0.352		4-3			1-3			L6		3	0	0	0	0	0	0
Ruppert Jones, L (1, 8) OBP: 0.271, SLG: 0.309		CS (1-2)			1B			3-1		3	0	2	0	0	0	0
Tony Gwynn, L (1, 7) OBP: 0.284, SLG: 0.300		CS (1-2)	1-3		F8			4-3		3	0	0	0	0	0	1
Tim Flannery, L (1, 5) OBP: 0.329, SLG: 0.403			6-3			F7			F8	3	0	0	0	0	0	0
Tim Lollar, L (1, 1) OBP: 0.306, SLG: 0.267			4-3			F8			K	2	0	0	0	0	0	0
Gene Richards, L (9, PH) OBP: 0.337, SLG: 0.406										1	0	0	0	0	1	0
Inning Stats	R: 0 E: 0 K: 0 S: 2	H: 0 LOB: 0 BB: 1 P: 6	R: 0 E: 0 K: 0 S: 3	H: 1 LOB: 0 BB: 0 P: 3	R: 0 E: 0 K: 0 S: 3	H: 0 LOB: 0 BB: 0 P: 3	R: 0 E: 0 K: 0 S: 3	H: 0 LOB: 0 BB: 0 P: 3	R: 0 E: 0 K: 0 S: 4	H: 1 LOB: 1 BB: 0 P: 4	R: 0 E: 0 K: 1 S: 5	H: 0 LOB: 0 BB: 0 P: 5	R: 0 E: 0 K: 1 S: 5	H: 0 LOB: 0 BB: 0 P: 5	R: 0 E: 0 K: 0 S: 3	H: 0 LOB: 0 BB: 0 P: 3	R: 0 E: 0 K: 1 S: 6	H: 1 LOB: 1 BB: 0 P: 6	1B: 3 2B: 0 3B: 0 HR: 0	SF: 0 SAC: 0 DP: 1 HBP: 0	WP: 0 PB: 0 SB: 0 CS: 1	PA: 30

PITCHER	IP	WLS	BF	H	R	ER	SO	BB	IBB	HBP	BLK	WP	HR	S	P	ERA	WHIP
Neil Allen, R (1, 1) ERA: 3.5	9.0	W	29	3	0	0	3	1	0	0	0	0	0	34	38	0.00	0.444

PITCHER	IP	WLS	BF	H	R	ER	SO	BB	IBB	HBP	BLK	WP	HR	S	P	ERA	WHIP

TOP

San Diego Padres @ St. Louis Cardinals

Busch Stadium, St. Louis, MO

Tue Jul 19 1983, 7:05 PM CDT

Att. 31,395 - Unknown

livebaseballscorecards.com

AB	28
R	0
H	3
RBI	0
BB	1
SO	3
LOB	3

Batter	1	2	3	4	5	6	7	8	9	AB	R	H	RBI	BB	SO	LOB
Lonnie Smith, R (1, 7) OBP: 0.369, SLG: 0.426	x 0-0 FC1-4-2 S 1B		x 0-0 F8 ②		x 0-0 F8 ③		x 0-0 F8 ②			4	0	1	0	0	0	1
Andy Van Slyke, L (8, 7) OBP: 0.325, SLG: 0.416										0	0	0	0	0	0	0
Willie McGee, S (1, 8) OBP: 0.330, SLG: 0.371	x 0-0 ① FC1-4-2 S 6-3 1-3		S S S 0-3 K ③			B B B 4-0 BB 2B BB	S S S 0-3 K ③			3	2	0	0	1	2	2
David Green, R (1, 9) OBP: 0.350, SLG: 0.419	x 0-0 ② 6-3 2-H			x 0-0 ① F9		B B B B 4-0 2B BB 1-2		x 0-0 ① F7		3	0	0	1	1	0	0
George Hendrick, R (1, 3) OBP: 0.396, SLG: 0.521	x 0-0 ③ 6-3			x 0-0 ② 5-3		x 0-0 ① P4		B B B B 4-0 BB BB		3	0	0	0	1	0	2
Floyd Rayford, R (1, 5) OBP: 0.278, SLG: 0.471		x 0-0 ① F8		x 0-0 ③ F8		x 0-0 1-3 2-H 2B		B B B B 4-0 G5-4-3 1-2 BB		3	0	1	1	0	0	0
Ken Oberkfell, L (6, PR) (7, 5) OBP: 0.353, SLG: 0.348										0	0	0	0	1	0	0
Tom Herr, S (1, 4) OBP: 0.380, SLG: 0.382		x 0-0 ② F8			B B B 4-0 HR BB	I I I 4-0 IBB		x 0-0 ② ③ G5-4-3 1-2f		2	1	0	0	2	0	2
Mike Ramsey, S (9, 4) OBP: 0.331, SLG: 0.343										0	0	0	0	0	0	0
Darrell Porter, L (1, 2) OBP: 0.330, SLG: 0.419		x 0-0 ③ G3			S S S 0-3 ① K	S S S 0-3 ② K				3	0	0	0	0	2	4
Ozzie Smith, S (1, 6) OBP: 0.287, SLG: 0.302			B B B B 4-0 S BB		x 0-0 1-H HR	x 0-0 ③ 6-3				2	1	1	2	1	0	3
Neil Allen, R (1, 1) OBP: 0.115, SLG: 0.154			S S S 0-3 ① K 1-2		S S S 0-3 ② K		x 0-0 ① 6-3			3	0	0	0	0	2	1
Inning Stats	R: 1 H: 1 E: 0 LOB: 0 K: 0 BB: 0 S: 4 P: 4	R: 0 H: 0 E: 0 LOB: 0 K: 0 BB: 0 S: 3 P: 3	R: 0 H: 0 E: 0 LOB: 1 K: 2 BB: 1 S: 7 P: 11	R: 0 H: 0 E: 0 LOB: 0 K: 0 BB: 0 S: 3 P: 3	R: 2 H: 1 E: 0 LOB: 0 K: 2 BB: 1 S: 8 P: 12	R: 1 H: 1 E: 0 LOB: 3 K: 1 BB: 3 S: 6 P: 18	R: 0 H: 0 E: 0 LOB: 0 K: 1 BB: 0 S: 5 P: 5	R: 0 H: 0 E: 0 LOB: 1 K: 0 BB: 2 S: 2 P: 10		1B: 1 SF: 0 2B: 1 SAC: 0 3B: 0 DP: 1 HR: 1 HBP: 0						WP: 0 PA: 33 PB: 0 SB: 3 CS: 0

PITCHER	IP	WLS	BF	H	R	ER	SO	BB	IBB	HBP	BLK	WP	HR	S	P	ERA	WHIP
Tim Lollar, L (1, 1) ERA: 4.61	8.0	L	33	3	4	4	6	6	1	0	0	0	1	38	66	4.50	1.125

PITCHER	IP	WLS	BF	H	R	ER	SO	BB	IBB	HBP	BLK	WP	HR	S	P	ERA	WHIP

BOTTOM

San Diego Padres @ St. Louis Cardinals

Busch Stadium, St. Louis, MO

Tue Jul 19 1983, 7:05 PM CDT

Att. 31,395 - Unknown

livebaseballscorecards.com

AB	26
R	4
H	3
RBI	4
BB	7
SO	6
LOB	15

Batter	1	2	3	4	5	6	7	8	9	AB	R	H	RBI	BB	SO	LOB
Luis Salazar, R (1, 5) OBP: 0.297, SLG: 0.359	6-3			4-3 PB SF9 1B	FC6-4 1-2f			HR		4	2	2	1	0	0	2
Alan Wiggins, S (1, 7) OBP: 0.352, SLG: 0.309	F7			4-3 1-3		F8		4-3		4	0	0	0	0	0	1
Steve Garvey, R (1, 3) OBP: 0.344, SLG: 0.469	K			SF9 3-H		F9		1-3		3	0	0	1	0	1	0
Sixto Lezcano, R (1, 9) OBP: 0.340, SLG: 0.370		E6 G4-6-3		BB		K			K	3	0	0	0	1	2	0
Terry Kennedy, L (1, 2) OBP: 0.351, SLG: 0.421		G4-6-3 1-2f		G3			4-1		HR 1B	4	0	1	0	0	0	2
Gene Richards, L (9, PR) OBP: 0.337, SLG: 0.406									1B	0	1	0	0	0	0	0
Doug Gwosdz, R (9, 2) OBP: 0.192, SLG: 0.045										0	0	0	0	0	0	0
Garry Templeton, S (1, 6) OBP: 0.287, SLG: 0.350		F8			6-3		F9		1-2 HR 1B	4	1	1	0	0	0	0
Ruppert Jones, L (1, 8) OBP: 0.282, SLG: 0.337			K		1B 1B		1B		1-H 2-H HR	4	1	3	3	0	1	0
Juan Bonilla, R (1, 4) OBP: 0.316, SLG: 0.308			6-3		F7		4-3		6-3	4	0	0	0	0	0	3
Dave Dravecky, R (1, 1) OBP: 0.154, SLG: 0.160			F7		FC6-4 1-2 1B			K	K	0	0	0	0	0	0	0
Tony Gwynn, L (3, PH) OBP: 0.280, SLG: 0.296										1	0	0	0	0	0	0
Elias Sosa, R (3, 1) OBP: 0.364, SLG: 0.500										0	0	0	0	0	0	0
Bruce Bochy, R (5, PH) OBP: 0.250, SLG: 0.100										1	0	1	0	0	0	0
John Montefusco, R (5, 1) OBP: 0.365, SLG: 0.333										0	0	0	0	0	0	0
Mario Ramirez, R (8, PH) OBP: 0.143, SLG: 0.143										1	0	0	0	0	1	0
Luis DeLeon, R (8, 1) OBP: 0.200, SLG: 0.200										1	0	0	0	0	1	1
Sid Monge, S (9, 1)										0	0	0	0	0	0	0
Inning Stats	R: 0 E: 0 K: 1 S: 5 H: 0 LOB: 0 BB: 0 P: 5	R: 0 E: 1 K: 0 S: 3 H: 0 LOB: 0 BB: 0 P: 3	R: 0 E: 0 K: 1 S: 5 H: 0 LOB: 0 BB: 0 P: 5	R: 1 E: 0 K: 0 S: 4 H: 1 LOB: 1 BB: 1 P: 8	R: 0 E: 0 K: 0 S: 5 H: 2 LOB: 2 BB: 0 P: 5	R: 0 E: 0 K: 1 S: 5 H: 0 LOB: 0 BB: 0 P: 5	R: 0 E: 0 K: 0 S: 4 H: 1 LOB: 1 BB: 0 P: 4	R: 1 E: 0 K: 1 S: 6 H: 1 LOB: 0 BB: 0 P: 6	R: 3 E: 0 K: 2 S: 10 H: 3 LOB: 1 BB: 0 P: 10	1B: 6 2B: 0 3B: 0 HR: 2 SF: 1 SAC: 0 DP: 1 HBP: 0						

PITCHER		IP	WLS	BF	H	R	ER	SO	BB	IBB	HBP	BLK	WP	HR	S	P	ERA	WHIP
Dave LaPoint, L ERA: 3.26	(1, 1)	7.1		28	5	2	1	4	1	0	0	0	0	1	35	39	1.23	0.818
Bruce Sutter, R ERA: 3.93	(8, 1)	1.2	L	8	3	3	3	2	0	0	0	0	0	1	12	12	16.20	1.800

PITCHER	IP	WLS	BF	H	R	ER	SO	BB	IBB	HBP	BLK	WP	HR	S	P	ERA	WHIP

TOP

San Diego Padres @ St. Louis Cardinals

Busch Stadium, St. Louis, MO

Wed Jul 20 1983, 7:05 PM CDT

Att. 23,671 - Unknown

livebaseballscorecards.com

AB	34
R	5
H	8
RBI	5
BB	1
SO	6
LOB	9

BOTTOM

San Diego Padres @ St. Louis Cardinals

Busch Stadium, St. Louis, MO

Wed Jul 20 1983, 7:05 PM CDT

Att. 23,671 - Unknown

livebaseballscorecards.com

Batter	1	2	3	4	5	6	7	8	9	AB	R	H	RBI	BB	SO	LOB
Lonnie Smith, R (1, 7) OBP: 0.378, SLG: 0.438	S, 1B	2-H, 3-H			BBBB, L7-4, S				1-3	3	1	3	2	1	0	0
Andy Van Slyke, L (9, 7) OBP: 0.331, SLG: 0.422	1B	2B			BB		1B		1B	1	0	1	0	0	0	0
Willie McGee, S (1, 8) OBP: 0.325, SLG: 0.366	SSS, K, 1-2	5-3			L7-4, 1-3		F7		SF9, 3-H	4	0	0	1	0	1	4
David Green, R (1, 9) OBP: 0.347, SLG: 0.414	S, 2-H, 1B		5-3		SSS, K			1-3	5-3	5	0	1	1	0	1	1
George Hendrick, R (1, 3) OBP: 0.391, SLG: 0.515	P6, 1-2		F8			F7		G3		4	0	0	0	0	0	1
Floyd Rayford, R (1, 5) OBP: 0.268, SLG: 0.453	SSS, K		5-3			BBBB, 1B, BB		1B		2	0	0	0	0	1	1
Ken Oberkfell, L (6, 5) OBP: 0.357, SLG: 0.350										1	0	1	0	1	0	0
Tom Herr, S (1, 4) OBP: 0.385, SLG: 0.385		BBBB, SH1-4, BB, 2B		SSS, K			G4-6-3, 1-3	1-3		3	1	2	0	1	1	0
Mike Ramsey, S (8, PR) OBP: 0.331, SLG: 0.343 (9, 4)		BB					1B	1B		0	0	0	0	0	0	0
Darrell Porter, L (1, 2) OBP: 0.326, SLG: 0.412		F5		K		G4-6-3, 1-2f		F5		4	0	0	0	0	1	5
Ozzie Smith, S (1, 6) OBP: 0.292, SLG: 0.303		BBBB, SH1-4, 1-2, 2B, BB		BBBB, S, BB			F8	1B, SF9	1B	2	2	1	0	2	0	0
Dave LaPoint, L (1, 1) OBP: 0.239, SLG: 0.146		SH1-4, 1-2, 2-3		4-3, 1-2			6-3		F7	2	0	0	0	0	0	1
Bruce Sutter, R (8, 1)										0	0	0	0	0	0	0
Steve Braun, L (9, PH) OBP: 0.467, SLG: 0.595										0	0	0	0	0	0	0
Bill Lyons, R (9, PH)										1	0	0	0	0	0	1

Inning Stats	1	2	3	4	5	6	7	8	9
	R: 1 H: 2 E: 0 LOB: 1 K: 2 BB: 0 S: 9 P: 9	R: 2 H: 1 E: 0 LOB: 1 K: 0 BB: 2 S: 4 P: 12	R: 0 H: 0 E: 0 LOB: 0 K: 0 BB: 0 S: 3 P: 3	R: 0 H: 0 E: 0 LOB: 1 K: 2 BB: 1 S: 7 P: 11	R: 0 H: 0 E: 0 LOB: 0 K: 1 BB: 1 S: 4 P: 8	R: 0 H: 1 E: 0 LOB: 1 K: 0 BB: 1 S: 3 P: 7	R: 0 H: 1 E: 0 LOB: 1 K: 0 BB: 0 S: 4 P: 4	R: 0 H: 2 E: 0 LOB: 2 K: 0 BB: 0 S: 5 P: 5	R: 1 H: 2 E: 0 LOB: 1 K: 0 BB: 0 S: 5 P: 5

AB	32
R	4
H	9
RBI	4
BB	5
SO	5
LOB	14

1B: 8	SF: 1
2B: 2	SAC: 1
3B: 0	DP: 2
HR: 0	HBP: 0

WP: 0	PA: 39
PB: 0	
SB: 4	
CS: 0	

PITCHER		IP	WLS	BF	H	R	ER	SO	BB	IBB	HBP	BLK	WP	HR	S	P	ERA	WHIP
Dave Dravecky, L ERA: 3.45	(1, 1)	2.0		11	3	3	3	2	2	0	0	0	0	0	13	21	13.50	2.500
Elias Sosa, R ERA: 5.73	(3, 1)	2.0		7	0	0	0	2	1	0	0	0	0	0	10	14	0.00	0.500
John Montefusco, R ERA: 3.99	(5, 1)	3.0		11	2	0	0	1	2	0	0	0	0	0	11	19	0.00	1.333
Luis DeLeon, R ERA: 2.49	(8, 1)	1.0	W	6	3	1	1	0	0	0	0	0	0	0	6	6	9.00	3.000
Sid Monge, L ERA: 2.88	(9, 1)	1.0	S	4	1	0	0	0	0	0	0	0	0	0	4	4	0.00	1.000

PITCHER	IP	WLS	BF	H	R	ER	SO	BB	IBB	HBP	BLK	WP	HR	S	P	ERA	WHIP

Batter	1	2	3	4	5	6	7	8	9	AB	R	H	RBI	BB	SO	LOB
Luis Salazar, R (1, 5) OBP: 0.299, SLG: 0.357	F3		5-3		CS, HBP		S, 1B		E6, 2-H	4	0	1	0	0	0	0
Alan Wiggins, S (1, 7) OBP: 0.353, SLG: 0.308	1B, SF8, 1B		F8		1B, S, 1-2, 2B, BB		5-3, 1-2		SSS, K	4	2	1	0	1	1	2
Steve Garvey, R (1, 3) OBP: 0.346, SLG: 0.469	BB, 1-3, 1B		F3		2B, 1-3, 1B		G3			4	1	2	0	0	0	1
Terry Kennedy, L (1, 2) OBP: 0.353, SLG: 0.426	SF8, 3-H			4-3	1-H, 3-H, 2B			FC1-5, SH1-4, 1B		3	0	2	3	0	0	0
Sixto Lezcano, R (1, 9) OBP: 0.340, SLG: 0.367	BBBB, 1-2, BB			SSS, K	SSS, K			SH1-4, 1-2		2	0	0	0	1	2	1
Garry Templeton, S (1, 6) OBP: 0.286, SLG: 0.345	L4			BBBB, S, BB		F7		FC1-5, CS, 2-3		3	0	0	0	1	0	3
Ruppert Jones, L (1, 8) OBP: 0.286, SLG: 0.337		F8		BBBB, FC6-4, 1-2, BB		F7		CS, 1-2	SH5-4, E, 1B	3	1	1	0	1	0	0
Juan Bonilla, R (1, 4) OBP: 0.314, SLG: 0.305		SSS, K		FC6-4, 1-2f		1-3			SH5-4, 1-2	3	0	0	0	0	1	2
Luis DeLeon, R (6, 1) OBP: 0.143, SLG: 0.143										0	0	0	0	0	0	0
Mark Thurmond, L (1, 1)		4-3			1-3		L8		6-3	2	0	0	0	0	0	0
Tim Flannery, L (6, 4) OBP: 0.325, SLG: 0.397										2	0	0	0	0	0	1
Inning Stats	R: 1, E: 0, K: 0, S: 5; H: 2, LOB: 2, BB: 1, P: 9	R: 0, E: 0, K: 1, S: 5; H: 0, LOB: 0, BB: 0, P: 5	R: 0, E: 0, K: 0, S: 3; H: 0, LOB: 0, BB: 0, P: 3	R: 0, E: 0, K: 1, S: 5; H: 0, LOB: 2, BB: 2, P: 13	R: 2, E: 0, K: 1, S: 6; H: 2, LOB: 1, BB: 1, P: 11	R: 0, E: 0, K: 0, S: 3; H: 0, LOB: 0, BB: 0, P: 3	R: 0, E: 0, K: 0, S: 4; H: 1, LOB: 1, BB: 0, P: 4	R: 0, E: 0, K: 0, S: 3; H: 1, LOB: 0, BB: 0, P: 3	R: 1, E: 1, K: 1, S: 7; H: 1, LOB: 1, BB: 0, P: 7	1B: 6, 2B: 1, 3B: 0, HR: 0	SF: 1, SAC: 2, DP: 0, HBP: 1			WP: 0, PB: 0, SB: 3, CS: 2		PA: 39	

PITCHER		IP	WLS	BF	H	R	ER	SO	BB	IBB	HBP	BLK	WP	HR	S	P	ERA	WHIP
Joaquin Andujar, R ERA: 3.97	(1, 1)	8.0	L	33	6	3	3	3	4	0	1	0	0	0	34	51	3.38	1.250
Dave Rucker, L ERA: 10.34	(9, 1)	0.2		3	1	1	0	0	0	0	0	0	0	0	3	3	0.00	1.500
Jeff Lahti, R ERA: 2.52	(9, 1)	0.1		2	0	0	0	1	0	0	0	0	0	0	4	4	0.00	0.000

PITCHER	IP	WLS	BF	H	R	ER	SO	BB	IBB	HBP	BLK	WP	HR	S	P	ERA	WHIP

TOP

San Diego Padres @ St. Louis Cardinals

Busch Stadium, St. Louis, MO

Thu Jul 21 1983, 7:05 PM CDT

Att. 22,289 - Unknown

livebaseballscorecards.com

AB	30
R	4
H	7
RBI	3
BB	4
SO	4
LOB	10

Batter	1	2	3	4	5	6	7	8	9	AB	R	H	RBI	BB	SO	LOB
Lonnie Smith, R (1, 7) OBP: 0.376, SLG: 0.435	6-3			E S G4-6-3 1B		6-3		F9		4	1	1	0	0	0	1
Tom Herr, S (1, 4) OBP: 0.387, SLG: 0.382	6-3			BBBB G4-6-3 1-3 BB		BBBB BB		4-3		2	0	0	0	2	0	1
David Green, R (1, 9) OBP: 0.343, SLG: 0.409	6-3			G4-6-3 1-2f 3-H		F3			F8	3	0	0	0	0	0	2
Andy Van Slyke, L (9, PH) OBP: 0.328, SLG: 0.417										1	0	0	0	0	0	0
George Hendrick, R (1, 3) OBP: 0.387, SLG: 0.508		1-3		F8		SSS K			6-3	4	0	0	0	0	1	1
Willie McGee, S (1, 8) OBP: 0.324, SLG: 0.364		6-3			S 1B		4-3		6-3	4	1	1	0	0	0	0
Floyd Rayford, R (1, 5) OBP: 0.259, SLG: 0.436		P4			F5 1-2		F9			2	0	0	0	0	0	1
Ken Oberkfell, L (7, PH) OBP: 0.356, SLG: 0.349 (8, 5)										1	0	0	0	0	0	0
Darrell Porter, L (1, 2) OBP: 0.326, SLG: 0.411		SSS K			2-H		SSS K			3	0	1	1	0	2	0
Ozzie Smith, S (1, 6) OBP: 0.289, SLG: 0.300		5-3			F7			F8		3	0	0	0	0	0	1
Joaquin Andujar, S (1, 1) OBP: 0.120, SLG: 0.140		5-3			1-3					2	0	0	0	0	0	1
Steve Braun, L (8, PH) OBP: 0.478, SLG: 0.605										1	0	1	0	0	0	0
Mike Ramsey, S (8, PR) OBP: 0.331, SLG: 0.343										0	0	0	0	0	0	0
Dave Rucker, L (9, 1)										0	0	0	0	0	0	0
Jeff Lahti, R (9, 1)								1B		0	0	0	0	0	0	0
Inning Stats	R: 0 E: 0 K: 0 S: 3 H: 0 LOB: 0 BB: 0 P: 3	R: 0 E: 0 K: 0 S: 3 H: 0 LOB: 0 BB: 0 P: 3	R: 0 E: 0 K: 1 S: 5 H: 0 LOB: 0 BB: 0 P: 5	R: 1 E: 0 K: 0 S: 3 H: 1 LOB: 0 BB: 1 P: 7	R: 1 E: 0 K: 0 S: 5 H: 2 LOB: 1 BB: 0 P: 5	R: 0 E: 0 K: 1 S: 5 H: 0 LOB: 1 BB: 1 P: 9	R: 0 E: 0 K: 1 S: 5 H: 0 LOB: 0 BB: 0 P: 5	R: 0 E: 0 K: 0 S: 4 H: 1 LOB: 1 BB: 0 P: 4	R: 0 E: 0 K: 0 S: 3 H: 0 LOB: 0 BB: 0 P: 3	1B: 4 2B: 0 3B: 0 HR: 0	SF: 0 SAC: 0 DP: 1 HBP: 0					

PITCHER	IP	WLS	BF	H	R	ER	SO	BB	IBB	HBP	BLK	WP	HR	S	P	ERA	WHIP
Mark Thurmond, L (1, 1) ERA: 1.89	5.1	W	20	3	2	1	1	2	0	0	0	0	0	20	28	1.69	0.938
Luis DeLeon, R (6, 1) ERA: 2.32	3.2	S	12	1	0	0	2	0	0	0	0	0	0	16	16	0.00	0.273

PITCHER	IP	WLS	BF	H	R	ER	SO	BB	IBB	HBP	BLK	WP	HR	S	P	ERA	WHIP

BOTTOM

San Diego Padres @ St. Louis Cardinals

Busch Stadium, St. Louis, MO

Thu Jul 21 1983, 7:05 PM CDT

Att. 22,289 - Unknown

livebaseballscorecards.com

AB	30
R	2
H	4
RBI	1
BB	2
SO	3
LOB	8

Batter	1	2	3	4	5	6	7	8	9	AB	R	H	RBI	BB	SO	LOB
Steve Sax, R (1, 4) OBP: 0.333, SLG: 0.367	6-3		4-3		CS 1B		K	FC3-6 1B		5	0	2	0	0	1	1
Ken Landreaux, L (1, 8) OBP: 0.336, SLG: 0.436	BB S BB		E S 1B 1B 3-H		1-2 1B		4-3	FC3-6 1B 1-2f		4	1	2	1	1	0	1
Dusty Baker Jr., R (1, 7) OBP: 0.345, SLG: 0.438 Candy Maldonado, R (7, 7) OBP: 0.172, SLG: 0.143	F8		1-H 1B		F8		2B 2B	K		4 1	1 0	2 0	1 0	0 0	0 1	2 1
Pedro Guerrero, R (1, 5) OBP: 0.383, SLG: 0.545 Derrel Thomas, S (7, 9) OBP: 0.366, SLG: 0.374	F4 1-2		F4			F6	PB 1B 2B 2-H		6-3	4 1	1 0	1 0	1 0	0 0	0 0	2 0
Rick Monday, L (1, 9) OBP: 0.378, SLG: 0.432 Rafael Landestoy, S (7, 5) OBP: 0.213, SLG: 0.200		G6-4-3 1B		1B		BB HR	PB 1B IBB		F9	2 1	2 0	2 0	0 0	2 0	0 0	0 0
Mike Marshall, R (1, 3) OBP: 0.307, SLG: 0.398		G6-4-3 1-2f		F7		F7	HR 1B 1-H 2-H		4-3	5	1	1	2	0	0	3
Steve Yeager, R (1, 2) OBP: 0.277, SLG: 0.443 Gilberto Reyes, R (9, 2) OBP: 0.174, SLG: 0.261		K		F3		HR 1-H	HR 2-H			4 0	2 0	2 0	4 0	0 0	1 0	1 0
Bill Russell, R (1, 6) OBP: 0.333, SLG: 0.330			4-3 SH3-4 1B 1B	F8		2B	4-3			4 1	1 0	2 0	0 0	0 0	0 1	1 1
Bob Welch, R (1, 1) OBP: 0.119, SLG: 0.214 Tom Niedenfuer, R (9, 1)			SH3-4 1-2		K	5-3		6-3		3 0	0 0	0 0	0 0	0 0	1 0	1 0
Inning Stats	R: 0 E: 0 K: 0 S: 3 H: 0 LOB: 1 BB: 1 P: 7	R: 0 E: 0 K: 1 S: 5 H: 1 LOB: 0 BB: 0 P: 5	R: 2 E: 0 K: 0 S: 6 H: 3 LOB: 1 BB: 0 P: 6	R: 0 E: 0 K: 0 S: 4 H: 1 LOB: 1 BB: 0 P: 4	R: 0 E: 0 K: 1 S: 6 H: 2 LOB: 1 BB: 0 P: 6	R: 2 E: 0 K: 0 S: 5 H: 2 LOB: 1 BB: 1 P: 9	R: 5 E: 0 K: 1 S: 9 H: 4 LOB: 0 BB: 1 P: 13	R: 0 E: 0 K: 1 S: 6 H: 1 LOB: 1 BB: 0 P: 6	R: 0 E: 0 K: 0 S: 3 H: 0 LOB: 0 BB: 0 P: 3	1B: 9 2B: 3 3B: 0 HR: 2 SF: 0 SAC: 1 DP: 1 HBP: 0						

PITCHER	IP	WLS	BF	H	R	ER	SO	BB	IBB	HBP	BLK	WP	HR	S	P	ERA	WHIP
Bob Forsch, R (1, 1) ERA: 4.59	6.2	L	30	10	5	5	3	2	0	0	0	0	1	34	42	6.75	1.800
Jeff Lahti, R (7, 1) ERA: 3.53	0.0		4	3	4	4	0	0	1	0	0	0	1	3	7	∞	∞
Dave Vonohlen, L (7, 1) ERA: 3.0	0.1		1	0	0	0	0	0	0	0	0	0	0	1	1	0.00	0.000
John Martin, L (8, 1) ERA: 3.49	2.0		7	1	0	0	1	0	0	0	0	0	0	9	9	0.00	0.500

PITCHER	IP	WLS	BF	H	R	ER	SO	BB	IBB	HBP	BLK	WP	HR	S	P	ERA	WHIP

TOP

Los Angeles Dodgers @ St. Louis Cardinals

Busch Stadium, St. Louis, MO

Fri Jul 22 1983, 7:05 PM CDT
Att. 36,390 - Unknown

livebaseballscorecards.com

AB	38
R	9
H	14
RBI	9
BB	3
SO	4
LOB	13

WP: 0 PA: 42
PB: 1
SB: 2
CS: 1

Batter	1	2	3	4	5	6	7	8	9	AB	R	H	RBI	BB	SO	LOB
Lonnie Smith, R (1, 7) OBP: 0.377, SLG: 0.442	6-3 3B	F4		CS 1-2	6-3		1B 1B		F9	5	1	2	0	0	0	2
Willie McGee, S (1, 8) OBP: 0.323, SLG: 0.362	F6	F7			G3		1-3 1B		K	5	0	1	0	0	1	3
David Green, R (1, 9) OBP: 0.337, SLG: 0.402	6-3 3-H		F3		K			1-3		4	0	0	1	0	1	0
Andy Van Slyke, L (1, 3) OBP: 0.333, SLG: 0.421	HR 1B		L4			F8		1B		4	1	2	0	0	0	0
Darrell Porter, L (1, 2) OBP: 0.325, SLG: 0.420 Jamie Quirk, L (9, 2) OBP: 0.288, SLG: 0.352	1-H HR		F9			K		F2		4 0	1 0	1 0	2 0	0 0	1 0	1 0
Ken Oberkfell, L (1, 5) OBP: 0.361, SLG: 0.352	BBBB 1B BB			1B CS 1B		1B		F8		3	0	2	0	1	0	1
Tom Herr, S (1, 4) OBP: 0.386, SLG: 0.382 Jeff Lahti, R (7, 1) Dave Vonohlen, L (7, 1) Bill Lyons, R (8, 4)	1-2 1B			F4		F8			F8	3 0 0 1	0 0 0 0	1 0 0 0	0 0 0 0	0 0 0 0	0 0 0 0	2 0 0 0
Ozzie Smith, S (1, 6) OBP: 0.290, SLG: 0.300 John Martin, S (8, 1) OBP: 0.250, SLG: 0.313 Steve Braun, L (9, PH) OBP: 0.489, SLG: 0.615	F4			CS 1-3 1B 1B			4-3		1B 1B	3 0 1	1 0 0	1 0 1	0 0 0	0 0 0	0 0 0	2 0 0
Bob Forsch, R (1, 1) OBP: 0.250, SLG: 0.278 Mike Ramsey, S (7, 4) OBP: 0.333, SLG: 0.346 (8, 6)		6-3		CS 2-H 3-H 1B			K		1-2 1B	2 2	0 0	1 1	1 0	0 0	0 1	0 0
Inning Stats	R: 3 H: 4 E: 0 LOB: 2 K: 0 BB: 1 S: 7 P: 11	R: 0 H: 0 E: 0 LOB: 0 K: 0 BB: 0 S: 3 P: 3	R: 0 H: 0 E: 0 LOB: 0 K: 0 BB: 0 S: 3 P: 3	R: 1 H: 3 E: 0 LOB: 0 K: 0 BB: 0 S: 4 P: 4	R: 0 H: 0 E: 0 LOB: 0 K: 1 BB: 0 S: 5 P: 5	R: 0 H: 1 E: 0 LOB: 1 K: 1 BB: 0 S: 6 P: 6	R: 0 H: 2 E: 0 LOB: 2 K: 1 BB: 0 S: 6 P: 6	R: 0 H: 1 E: 0 LOB: 1 K: 0 BB: 0 S: 4 P: 4	R: 0 H: 2 E: 0 LOB: 2 K: 1 BB: 0 S: 7 P: 7	1B: 11 SF: 0 2B: 0 SAC: 0 3B: 1 DP: 0 HR: 1 HBP: 0						WP: 0 PA: 39 PB: 0 SB: 0 CS: 3	

PITCHER	IP	WLS	BF	H	R	ER	SO	BB	IBB	HBP	BLK	WP	HR	S	P	ERA	WHIP
Bob Welch, R (1, 1) ERA: 3.05	8.1	W	36	13	4	4	3	1	0	0	0	0	1	41	45	4.32	1.680
Tom Niedenfuer, R (9, 1) ERA: 1.53	0.2		2	0	0	0	1	0	0	0	0	0	0	4	4	0.00	0.000

PITCHER	IP	WLS	BF	H	R	ER	SO	BB	IBB	HBP	BLK	WP	HR	S	P	ERA	WHIP

BOTTOM

Los Angeles Dodgers @ St. Louis Cardinals

Busch Stadium, St. Louis, MO

Fri Jul 22 1983, 7:05 PM CDT

Att. 36,390 - Unknown

livebaseballscorecards.com

AB	37
R	4
H	13
RBI	4
BB	1
SO	4
LOB	11

Batter	1	2	3	4	5	6	7	8	9	AB	R	H	RBI	BB	SO	LOB
Steve Sax, R (1, 4) OBP: 0.337, SLG: 0.365	6-3		G3 1B 1-2 BB		F8		BB	HR 1-2 2-3 3-H BB		2	2	0	0	3	0	0
Ken Landreaux, L (1, 8) OBP: 0.337, SLG: 0.446	G5-4-3 1B		G3 1-2 2-3		6-3		4-3	HR 1-H 2-H 3-H		5	1	2	4	0	0	3
Dusty Baker Jr., R (1, 7) OBP: 0.346, SLG: 0.436	G5-4-3 1-2f		WP 1B BB		6-3			E BB BB 1B 5-3		4	1	1	0	1	0	1
Pedro Guerrero, R (1, 5) OBP: 0.384, SLG: 0.543 Rafael Landestoy, S (8, 5) OBP: 0.208, SLG: 0.196		F4 WP 1-2 2-H 3-H 1B				5-3		BB E 1B 1-2 BB	F8	3 1	1 0	1 0	2 0	1 0	0 0	0 0
Rick Monday, L (1, 9) OBP: 0.377, SLG: 0.422 Derrel Thomas, S (8, PH) OBP: 0.368, SLG: 0.376 (8, 9)		K	1-2 2-3 BB			5-3		E6 BB 1B 1-2 2-3	BB 1B	2 2	0 1	0 1	0 1	1 0	1 0	0 2
Mike Marshall, R (1, 3) OBP: 0.313, SLG: 0.402		2B	F8			K		FC1-5 1B 1-2 2-3 3-H BB	1-2 BB	3	0	1	1	2	1	3
Steve Yeager, R (1, 2) OBP: 0.276, SLG: 0.439		F4		F9			4-3	WP CS FC1-5 1B 1-2 2-H 3-H	P4	5	0	1	2	0	0	3
Bill Russell, R (1, 6) OBP: 0.332, SLG: 0.329 Dave Anderson, R (8, 6) OBP: 0.224, SLG: 0.270			FC4-6 1B	F9			6-3	FC1-5 CS WP HR 1-2 2-3f	F3	4 1	1 0	1 0	0 0	0 0	0 0	2 2
Alejandro Pena, R (1, 1) OBP: 0.143, SLG: 0.250 Steve Howe, L (7, 1) Greg Brock, L (8, PH) OBP: 0.321, SLG: 0.378 Dave Stewart, R (8, 1) OBP: 0.167, SLG: 0.167			FC4-6 G3 BB 1B 1-2f	F9			HR	CS HR 1-2 2-3 IBB		3 0 0 0	2 0 1 0	1 0 0 0	1 0 1 0	0 0 0 0	0 0 0 0	1 0 0 0
Inning Stats	R: 0 E: 0 K: 0 S: 3 H: 1 LOB: 0 BB: 0 P: 3	R: 0 E: 0 K: 1 S: 6 H: 1 LOB: 1 BB: 0 P: 6	R: 2 E: 0 K: 0 S: 5 H: 2 LOB: 3 BB: 3 P: 17	R: 0 E: 0 K: 0 S: 3 H: 0 LOB: 0 BB: 0 P: 3	R: 0 E: 0 K: 0 S: 3 H: 0 LOB: 0 BB: 0 P: 3	R: 0 E: 0 K: 1 S: 5 H: 0 LOB: 0 BB: 0 P: 5	R: 1 E: 0 K: 0 S: 4 H: 1 LOB: 1 BB: 1 P: 8	R: 7 E: 1 K: 0 S: 6 H: 3 LOB: 0 BB: 4 P: 22	R: 0 E: 0 K: 0 S: 4 H: 1 LOB: 2 BB: 1 P: 8	1B: 6 2B: 1 3B: 0 HR: 2 SF: 0 SAC: 0 DP: 1 HBP: 0				WP: 2 PB: 0 SB: 0 CS: 3	PA: 44	

PITCHER		IP	WLS	BF	H	R	ER	SO	BB	IBB	HBP	BLK	WP	HR	S	P	ERA	WHIP
John Stuper, R ERA: 4.4	(1, 1)	7.0		29	5	3	3	2	4	0	0	0	1	1	29	45	3.86	1.286
Dave Rucker, L ERA: 11.49	(8, 1)	0.0	L	3	1	3	3	0	1	0	0	0	0	0	2	6	∞	∞
Bruce Sutter, R ERA: 4.53	(8, 1)	1.0		7	2	4	3	0	2	1	0	0	1	1	4	16	27.00	4.000
John Martin, L ERA: 3.43	(9, 1)	1.0		5	1	0	0	0	1	0	0	0	0	0	4	8	0.00	2.000

PITCHER	IP	WLS	BF	H	R	ER	SO	BB	IBB	HBP	BLK	WP	HR	S	P	ERA	WHIP

TOP

Los Angeles Dodgers @ St. Louis Cardinals

Busch Stadium, St. Louis, MO

Sat Jul 23 1983, 7:05 PM CDT

Att. 45,356 - Unknown

livebaseballscorecards.com

AB	35
R	10
H	9
RBI	10
BB	9
SO	2
LOB	17

Batter	1	2	3	4	5	6	7	8	9	AB	R	H	RBI	BB	SO	LOB
Lonnie Smith, R (1, 7) OBP: 0.382, SLG: 0.449	0-0 S FC4-6 2B		0-0 G4-6-3 BB 1B 1B		4-0 BBBB G4-6-3 BB		0-0 F9 ③		0-0 5-3 ③	3	2	2	0	1	0	1
Dave Rucker, L (8, 1)										0	0	0	0	0	0	0
Bruce Sutter, R (8, 1)										0	0	0	0	0	0	0
John Martin, S (9, 1) OBP: 0.250, SLG: 0.313										0	0	0	0	0	0	0
Jamie Quirk, L (9, PH) OBP: 0.283, SLG: 0.345										1	0	0	0	0	0	0
Tom Herr, S (1, 4) OBP: 0.391, SLG: 0.383	BBBB 4-0 FC4-6 2-3 BB		BBBB 4-0 G4-6-3 1-2 BB		0-0 ②③ G4-6-3 1-2f			0-0 FC6 1B 2B 1B		2	1	1	0	2	0	1
Andy Van Slyke, L (1, 8) OBP: 0.331, SLG: 0.414 (8, 7)	0-0 ① FC4-6 S 1-2f 3-H		0-0 ①② G4-6-3 1-2f 2-3			0-0 ① F9		0-0 FC6 1-2 1B		4	0	1	1	0	0	3
George Hendrick, R (1, 3) OBP: 0.385, SLG: 0.505	SSS 0-3 ② K		0-0 1B 3-H			SSS 0-3 ② K		0-0 ① F8		4	0	1	1	0	2	3
Steve Braun, L (1, 9) OBP: 0.480, SLG: 0.585	BBBB 4-0 1-2 BB		0-0 ③ F8			0-0 ③ F9		0-0 ② FC6 2B 1-2f 2-3		2	0	0	0	1	0	1
David Green, R (8, 9) OBP: 0.336, SLG: 0.400										1	1	0	0	0	0	2
Darrell Porter, L (1, 2) OBP: 0.327, SLG: 0.423	0-0 ③ F8			0-0 ① 3-1			BBBB 4-0 SH5-4 1B BB	0-0 1-H 3-H 2B		3	1	1	2	1	0	2
Ken Oberkfell, L (1, 5) OBP: 0.358, SLG: 0.349		0-0 ① 3-1		0-0 ② 1-3			0-0 ① SH5-4 1-2	0-0 ③ F8		3	0	0	0	0	0	1
Ozzie Smith, S (1, 6) OBP: 0.287, SLG: 0.297		0-0 ② 3-1		0-0 ③ F8			0-0 ② L9		0-0 ① 5-3	4	0	0	0	0	0	1
John Stuper, R (1, 1) OBP: 0.188, SLG: 0.161		0-0 ③ 1-3		0-0 ① 1-3			0-0 2-H 1B		SSS 0-3 ② K	2	0	0	0	0	0	0
Willie McGee, S (7, PH) (8, 8) OBP: 0.324, SLG: 0.363										2	0	1	1	0	1	0
Inning Stats	R: 1 E: 0 K: 1 S: 6 H: 1 LOB: 2 BB: 2 P: 14	R: 0 E: 0 K: 0 S: 3 H: 0 LOB: 0 BB: 0 P: 3	R: 1 E: 0 K: 0 S: 4 H: 2 LOB: 1 BB: 1 P: 8	R: 0 E: 0 K: 0 S: 3 H: 0 LOB: 0 BB: 0 P: 3	R: 0 E: 0 K: 0 S: 2 H: 0 LOB: 0 BB: 1 P: 6	R: 0 E: 0 K: 1 S: 5 H: 0 LOB: 0 BB: 0 P: 5	R: 1 E: 0 K: 0 S: 4 H: 1 LOB: 1 BB: 1 P: 8	R: 2 E: 0 K: 0 S: 6 H: 3 LOB: 1 BB: 0 P: 6	R: 0 E: 0 K: 1 S: 5 H: 0 LOB: 0 BB: 0 P: 5	1B: 5 2B: 2 3B: 0 HR: 0	SF: 0 SAC: 1 DP: 2 HBP: 0						

PITCHER		IP	WLS	BF	H	R	ER	SO	BB	IBB	HBP	BLK	WP	HR	S	P	ERA	WHIP
Alejandro Pena, R ERA: 2.47	(1, 1)	6.2		26	3	3	3	2	5	0	0	0	0	0	25	45	4.05	1.200
Steve Howe, L ERA: 0.93	(7, 1)	0.1	W	2	1	0	0	0	0	0	0	0	0	0	2	2	0.00	3.000
Dave Stewart, R ERA: 2.48	(8, 1)	2.0		9	3	2	2	1	0	0	0	0	0	0	11	11	9.00	1.500

PITCHER	IP	WLS	BF	H	R	ER	SO	BB	IBB	HBP	BLK	WP	HR	S	P	ERA	WHIP

BOTTOM

Los Angeles Dodgers @ St. Louis Cardinals

Busch Stadium, St. Louis, MO

Sat Jul 23 1983, 7:05 PM CDT

Att. 45,356 - Unknown

livebaseballscorecards.com

AB	31
R	5
H	7
RBI	5
BB	5
SO	3
LOB	15

1B: 5	SF: 0	WP: 0	PA: 37
2B: 2	SAC: 1	PB: 0	
3B: 0	DP: 2	SB: 2	
HR: 0	HBP: 0	CS: 0	

Los Angeles Dodgers @ St. Louis Cardinals

Busch Stadium, St. Louis, MO

Sun Jul 24 1983, 3:33 AM CDT

Att. 35,928 - Unknown

TOP

livebaseballscorecards.com

Batter	1	2	3	4	5	6	7	8	9	AB	R	H	RBI	BB	SO	LOB
Steve Sax, R (1, 4) OBP: 0.339, SLG: 0.366	4-3		6-3			G6-3		FC4-6		4	0	2	0	0	0	1
Ken Landreaux, L (1, 7) (7, 8) OBP: 0.336, SLG: 0.447	4-3			2B		G6-3 1-2f		FC4-6 1-2f		4	0	1	0	0	0	2
Mike Marshall, R (1, 9) OBP: 0.312, SLG: 0.399	K			K		1B			4-3	4	0	1	0	0	2	1
Pedro Guerrero, R (1, 5) OBP: 0.380, SLG: 0.537		F8		5-3		F7			F8	4	0	0	0	0	0	2
Greg Brock, L (1, 3) OBP: 0.320, SLG: 0.374		K		BB			F5		E3	3	0	0	0	1	1	0
Derrel Thomas, S (1, 8) Candy Maldonado, R (7, 7) OBP: 0.167, SLG: 0.138		6-3		K			G5-4-3		P3	3 1	0 0	1 0	0 0	0 0	1 0	2 1
Gilberto Reyes, R (1, 2) OBP: 0.192, SLG: 0.269			SH3-4		F8		G5-4-3 1-2f			3	0	1	0	0	0	1
Dave Anderson, R (1, 6) OBP: 0.214, SLG: 0.258			F9		F3			F8		3	0	0	0	0	0	1
Jerry Reuss, L (1, 1) OBP: 0.261, SLG: 0.250			SH3-4 1-2		K			F7		1	0	0	0	0	1	0
Rick Monday, L (8, PH) OBP: 0.374, SLG: 0.418										1	0	0	0	0	0	0
Tom Niedenfuer, R (8, 1)										0	0	0	0	0	0	0
Inning Stats	R: 0 E: 0 K: 1 S: 5 H: 0 LOB: 0 BB: 0 P: 5	R: 0 E: 0 K: 1 S: 5 H: 0 LOB: 0 BB: 0 P: 5	R: 0 E: 0 K: 0 S: 4 H: 1 LOB: 0 BB: 0 P: 4	R: 0 E: 0 K: 2 S: 8 H: 1 LOB: 2 BB: 1 P: 12	R: 0 E: 0 K: 1 S: 5 H: 0 LOB: 0 BB: 0 P: 5	R: 0 E: 0 K: 0 S: 4 H: 2 LOB: 1 BB: 0 P: 4	R: 0 E: 0 K: 0 S: 3 H: 1 LOB: 0 BB: 0 P: 3	R: 0 E: 0 K: 0 S: 4 H: 1 LOB: 1 BB: 0 P: 4	R: 0 E: 1 K: 0 S: 4 H: 0 LOB: 1 BB: 0 P: 4	1B: 5 2B: 1 3B: 0 HR: 0 SF: 0 SAC: 1 DP: 2 HBP: 0						

	AB	31
	R	0
	H	6
	RBI	0
	BB	1
	SO	5
	LOB	11

WP: 0 PB: 0 SB: 0 CS: 0 PA: 33

PITCHER	IP	WLS	BF	H	R	ER	SO	BB	IBB	HBP	BLK	WP	HR	S	P	ERA	WHIP
Neil Allen, R (1, 1) ERA: 3.21	9.0	W	33	6	0	0	5	1	0	0	0	0	0	42	46	0.00	0.778

PITCHER	IP	WLS	BF	H	R	ER	SO	BB	IBB	HBP	BLK	WP	HR	S	P	ERA	WHIP

Batter	1	2	3	4	5	6	7	8	9	AB	R	H	RBI	BB	SO	LOB
Lonnie Smith, R (1, 7) OBP: 0.384, SLG: 0.462								E5		4	1	2	0	0	0	1
Andy Van Slyke, L (9, 7) OBP: 0.331, SLG: 0.414	2B 2B	F9			FC6-5-2 3B			E		0	0	0	0	0	0	0
Willie McGee, S (1, 8) OBP: 0.326, SLG: 0.367	6-3 PB 2-H 2B		G4-6-3 1B		FC6-5-2 3-H			K2-3 1-3		4	1	2	1	0	1	2
David Green, R (1, 9) OBP: 0.331, SLG: 0.393	F7		G4-6-3 1-2f		K			K		4	0	0	0	0	2	4
George Hendrick, R (1, 3) OBP: 0.381, SLG: 0.498	6-3 2-3		K			5-3		1-3		4	0	0	0	0	1	2
Floyd Rayford, R (1, 5) OBP: 0.262, SLG: 0.431	F3 3-H			5-3 FC5-2 1B		K				3	0	1	0	0	1	0
Ken Oberkfell, L (7, 5) OBP: 0.358, SLG: 0.349										0	0	0	0	0	0	0
Bill Lyons, R (1, 4) OBP: 0.200, SLG: 0.200		4-3		FC5-2 1-2 CS 5-3 1B		1-3				3	0	1	0	0	0	0
Glenn Brummer, R (1, 2) OBP: 0.327, SLG: 0.388		1-3		5-3 1-2 2-3			6-3			3	0	0	0	0	0	2
Ozzie Smith, S (1, 6) OBP: 0.287, SLG: 0.300		2B 2B		FC5-2 2-3 3-H			F7			3	1	1	0	0	0	2
Neil Allen, R (1, 1) OBP: 0.138, SLG: 0.207		2-H 2B		CS 3-H	K		K			3	0	1	1	0	2	0
Inning Stats	R: 2 E: 0 K: 0 S: 5 H: 2 LOB: 0 BB: 0 P: 5	R: 1 E: 0 K: 0 S: 5 H: 2 LOB: 1 BB: 0 P: 5	R: 0 E: 0 K: 1 S: 5 H: 1 LOB: 0 BB: 0 P: 5	R: 0 E: 0 K: 0 S: 4 H: 2 LOB: 1 BB: 0 P: 4	R: 0 E: 0 K: 2 S: 8 H: 1 LOB: 1 BB: 0 P: 8	R: 0 E: 0 K: 1 S: 5 H: 0 LOB: 0 BB: 0 P: 5	R: 0 E: 0 K: 1 S: 5 H: 0 LOB: 0 BB: 0 P: 5	R: 0 E: 2 K: 2 S: 8 H: 0 LOB: 1 BB: 0 P: 8		1B: 3 2B: 4 3B: 1 HR: 0	SF: 0 SAC: 0 DP: 1 HBP: 0					

PITCHER		IP	WLS	BF	H	R	ER	SO	BB	IBB	HBP	BLK	WP	HR	S	P	ERA	WHIP
Jerry Reuss, L ERA: 3.02	(1, 1)	7.0	L	27	8	3	2	5	0	0	0	0	0	0	37	37	2.57	1.143
Tom Niedenfuer, R ERA: 1.5	(8, 1)	1.0		4	0	0	0	2	0	0	0	0	0	0	8	8	0.00	0.000

PITCHER	IP	WLS	BF	H	R	ER	SO	BB	IBB	HBP	BLK	WP	HR	S	P	ERA	WHIP

BOTTOM

Los Angeles Dodgers @ St. Louis Cardinals

Busch Stadium, St. Louis, MO

Sun Jul 24 1983, 3:33 AM CDT

Att. 35,928 - Unknown

livebaseballscorecards.com

AB	31
R	3
H	8
RBI	2
BB	0
SO	7
LOB	13

Batter	1	2	3	4	5	6	7	8	9	AB	R	H	RBI	BB	SO	LOB
Johnnie LeMaster, R (1, 6) OBP: 0.346, SLG: 0.338	x 0-0 F7 SH1-3 1B		x 0-0 F7 ③			x 0-0 F7 ②		x 0-0 6-3 ①		4	0	1	0	0	0	1
Brad Wellman, R (1, 4) OBP: 0.291, SLG: 0.256	x 0-0 SH1-3 ① 1-2			x 0-0 F9 ①		x 0-0 F7 ③		x 0-0 BB 1B		3	0	1	0	0	0	1
Chili Davis, S (1, 8) OBP: 0.315, SLG: 0.390	x 0-0 F7 ② 2-3			x 0-0 F9 ②			B B B B 4-0 BB 1B BB	x 0-0 F9 ②		3	1	0	0	1	0	2
Jeffrey Leonard, R (1, 7) OBP: 0.326, SLG: 0.464	x 0-0 F3 ③			S S S 0-3 K ③			x 0-0 F9 ①	B B B B 4-0 FC6-4 1-2 BB		3	0	0	0	1	1	2
Joel Youngblood, R (1, 9) OBP: 0.328, SLG: 0.464		x 0-0 F9 ①			x 0-0 F3 ①		B B B B 4-0 1B 1-2 HR BB	x 0-0 FC6-4 ③ 1-2f		3	1	0	0	1	0	2
Bob Brenly, R (1, 3) OBP: 0.284, SLG: 0.335		x 0-0 F8 ②			x 0-0 F7 ②		x 0-0 1-2 2-H HR 1B		x 0-0 6-3 ①	4	1	1	1	0	0	0
Tom O'Malley, L (1, 5) OBP: 0.330, SLG: 0.333		x 0-0 G3 ③			x 0-0 F8 ③		S S S 0-3 K ②		x 0-0 F7 ②	2	0	0	0	0	0	0
Pat Larkin, L (5, 1)										1	0	0	0	0	1	2
Duane Kuiper, L (9, PH) OBP: 0.382, SLG: 0.308										1	0	0	0	0	0	0
John Rabb, R (1, 2) OBP: 0.313, SLG: 0.467			x 0-0 6-3 ①			B B B B 4-0 5-3 BB	x 0-0 1-H 2-H HR		x 0-0 F7 ③	3	1	1	3	1	0	0
Andy McGaffigan, R (1, 1) OBP: 0.077, SLG: 0.080			S S S 0-3 K ②			x 0-0 5-3 ① 1-2	x 0-0 1-3 ③			1	0	0	0	0	1	0
Joe Pettini, R (5, 5) OBP: 0.228, SLG: 0.192										2	0	0	0	0	0	1

Inning Stats	1	2	3	4	5	6	7	8	9	1B	SF	WP	PA
	R: 0 H: 1 E: 0 LOB: 1 K: 0 BB: 0 S: 4 P: 4	R: 0 H: 0 E: 0 LOB: 0 K: 0 BB: 0 S: 3 P: 3	R: 0 H: 0 E: 0 LOB: 0 K: 1 BB: 0 S: 5 P: 5	R: 0 H: 0 E: 0 LOB: 0 K: 1 BB: 0 S: 5 P: 5	R: 0 H: 0 E: 0 LOB: 0 K: 0 BB: 0 S: 3 P: 3	R: 0 H: 0 E: 0 LOB: 1 K: 0 BB: 1 S: 3 P: 7	R: 4 H: 2 E: 0 LOB: 0 K: 1 BB: 2 S: 7 P: 15	R: 0 H: 1 E: 0 LOB: 2 K: 0 BB: 1 S: 4 P: 8	R: 0 H: 0 E: 0 LOB: 0 K: 0 BB: 0 S: 3 P: 3	1B: 3 2B: 0 3B: 0 HR: 1	SF: 0 SAC: 1 DP: 0 HBP: 0	WP: 0 PB: 0 SB: 0 CS: 0	PA: 35

PITCHER		IP	WLS	BF	H	R	ER	SO	BB	IBB	HBP	BLK	WP	HR	S	P	ERA	WHIP
Dave LaPoint, L ERA: 3.35	(1, 1)	7.0	W	27	3	4	4	3	3	0	0	0	0	1	30	42	5.14	0.857
Dave Vonohlen, L ERA: 2.84	(8, 1)	2.0		8	1	0	0	0	1	0	0	0	0	0	7	11	0.00	1.000

PITCHER	IP	WLS	BF	H	R	ER	SO	BB	IBB	HBP	BLK	WP	HR	S	P	ERA	WHIP

TOP

San Francisco Giants @ St. Louis Cardinals

Busch Stadium, St. Louis, MO

Mon Jul 25 1983, 7:05 PM CDT

Att. 25,158 - Unknown

livebaseballscorecards.com

AB	30
R	4
H	4
RBI	4
BB	4
SO	3
LOB	11

BOTTOM

San Francisco Giants @ St. Louis Cardinals

Busch Stadium, St. Louis, MO

Mon Jul 25 1983, 7:05 PM CDT

Att. 25,158 - Unknown

livebaseballscorecards.com

Batter	1	2	3	4	5	6	7	8	9	AB	R	H	RBI	BB	SO	LOB
Lonnie Smith, R (1, 7) OBP: 0.388, SLG: 0.462	BBBB 4-0 FC6 BB	x 0-0 ① 5-3		x 0-0 S 3B 2-H 1B	x 0-0 1-2 2-3 1B			SSS 0-3 ① K		4	1	2	1	1	1	0
David Green, R (9, 9) OBP: 0.331, SLG: 0.393										0	0	0	0	0	0	0
Willie McGee, S (1, 8) OBP: 0.324, SLG: 0.371	x 0-0 ① FC6 S 1-2f 1B	x 0-0 ② G3		x 0-0 1-H 3B	x 0-0 ③ F9			x 0-0 ② F8		5	1	1	1	0	0	4
Andy Van Slyke, L (1, 9) OBP: 0.333, SLG: 0.409	x 0-0 S 1-H HR 1B	x 0-0 ③ F7		x 0-0 ③ G3		BBBB 4-0 FC6-4 BB		SSS 0-3 ③ K		4	1	1	1	1	1	1
(9, 7)																
George Hendrick, R (1, 3) OBP: 0.385, SLG: 0.511	x 0-0 1-H HR		x 0-0 G4-6-3 1B		x 0-0 1B 1B 1B	x 0-0 ① F7				4	2	3	2	0	0	1
Darrell Porter, L (1, 2) OBP: 0.329, SLG: 0.422	BBBB 4-0 5-3 2B BB		x 0-0 ① F2		x 0-0 1B 1-3 FC5-4 1B	x 0-0 ② F8				3	2	1	0	1	0	2
Tom Herr, S (1, 4) OBP: 0.387, SLG: 0.378	x 0-0 ② 5-3 1-2		x 0-0 ②③ G4-6-3 1-2f		x 0-0 ① F9	x 0-0 ③ FC6-4 1-2f				3	0	0	0	0	0	4
Bill Lyons, R (6, PH) OBP: 0.167, SLG: 0.167										1	0	0	0	0	0	1
(7, 4)																
Ken Oberkfell, L (1, 5) OBP: 0.359, SLG: 0.349	BBBB 4-0 2B BB			x 0-0 ① G3	x 0-0 FC5-4 1-3 3-H 1B		x 0-0 ① G3			3	1	1	1	1	0	0
Ozzie Smith, S (1, 6) OBP: 0.290, SLG: 0.307	x 0-0 1-H 2-H 2B			x 0-0 SH5-3 1B 1B	x 0-0 ② FC5-4 1B 1B 1-2f 3-H		SSS 0-3 ② K			3	1	2	3	0	0	1
Mike Ramsey, S (7, 6) OBP: 0.331, SLG: 0.343										1	0	0	0	0	1	0
Dave LaPoint, L (1, 1) OBP: 0.250, SLG: 0.163	SSS 0-3 ③ K			x 0-0 ② SH5-3 1-2	x 0-0 1B 1-2 1B		SSS 0-3 ③ K			2	0	1	0	0	1	1
Floyd Rayford, R (7, PH) OBP: 0.258, SLG: 0.424										1	0	0	0	0	1	0
Dave Vonohlen, L (8, 1)										0	0	0	0	0	0	0
Inning Stats	R: 5 E: 0 K: 1 S: 8 H: 3 LOB: 1 BB: 3 P: 20	R: 0 E: 0 K: 0 S: 3 H: 0 LOB: 0 BB: 0 P: 3	R: 0 E: 0 K: 0 S: 3 H: 1 LOB: 0 BB: 0 P: 3	R: 2 E: 0 K: 0 S: 6 H: 3 LOB: 1 BB: 0 P: 6	R: 2 E: 0 K: 0 S: 8 H: 5 LOB: 3 BB: 0 P: 8	R: 0 E: 0 K: 0 S: 3 H: 0 LOB: 1 BB: 1 P: 7	R: 0 E: 0 K: 2 S: 7 H: 0 LOB: 0 BB: 0 P: 7	R: 0 E: 0 K: 2 S: 7 H: 0 LOB: 0 BB: 0 P: 7		1B: 9 2B: 1 3B: 1 HR: 1 SF: 0 SAC: 1 DP: 1 HBP: 0						

	AB	34
	R	9
	H	12
	RBI	9
	BB	4
	SO	5
	LOB	15

WP: 0 PB: 0 SB: 3 CS: 0 PA: 39

PITCHER		IP	WLS	BF	H	R	ER	SO	BB	IBB	HBP	BLK	WP	HR	S	P	ERA	WHIP
Andy McGaffigan, R ERA: 4.48	(1, 1)	4.0	L	21	7	7	7	1	3	0	0	0	0	1	20	32	15.75	2.500
Pat Larkin, L ERA: 5.0	(5, 1)	4.0		18	5	2	2	4	1	0	0	0	0	0	25	29	4.50	1.500

PITCHER	IP	WLS	BF	H	R	ER	SO	BB	IBB	HBP	BLK	WP	HR	S	P	ERA	WHIP

Batter	1	2	3	4	5	6	7	8	9	AB	R	H	RBI	BB	SO	LOB
Johnnie LeMaster, R (1, 6) OBP: 0.342, SLG: 0.333	6-3		F8		F7	F7		F3		5	0	0	0	0	0	1
Max Venable, L (1, 9) OBP: 0.277, SLG: 0.408	F8 S 1B		4-3		S 2B 1B		F4		6-3	5	1	2	0	0	0	0
Chili Davis, S (1, 8) OBP: 0.316, SLG: 0.386	BBB 4-0 F8 1-2 BB		L6		BBB 4-0 2B 3B 1-2 BB		F7		4-3	3	1	0	0	2	0	0
Darrell Evans, L (1, 5) OBP: 0.380, SLG: 0.526	F8 1-2 2-3			F3 2B	3B 1-3 2-H 2B		3-1		5-3	5	1	2	1	0	0	2
Jeffrey Leonard, R (1, 7) OBP: 0.326, SLG: 0.468	F4			F3 2-3	2-H 3-H 3B			F6		4	0	1	2	0	0	3
Dave Bergman, L (1, 3) OBP: 0.329, SLG: 0.234 Greg Minton, S (8, 1) OBP: 0.571, SLG: 0.500		4-3		WP S 1B	6-3			4-3		4 0	0 0	1 0	0 0	0 0	0 0	1 0
Joel Youngblood, R (1, 4) OBP: 0.337, SLG: 0.478		1B	H 1-0 BB 1-3 HBP		F4			2B 3B		3	1	2	0	0	0	1
Milt May, L (1, 2) OBP: 0.314, SLG: 0.382 Bob Brenly, R (8, PH) OBP: 0.288, SLG: 0.345 (8, 3)	F7		BBB 4-0 1-2 BB			4-3		2B 3-H 2B		2 1	0 1	0 1	0 1	1 0	0 0	1 0
Fred Breining, R (1, 1) OBP: 0.182, SLG: 0.167 John Rabb, R (8, PH) OBP: 0.333, SLG: 0.516 (8, 2)	SSS K		SSS K			SSS K		2-H 2B		3 1	0 0	0 1	0 1	0 0	3 0	4 0
Inning Stats	R: 0 H: 1 E: 0 LOB: 2 K: 0 BB: 1 S: 4 P: 8	R: 0 H: 1 E: 0 LOB: 1 K: 1 BB: 0 S: 6 P: 6	R: 0 H: 0 E: 0 LOB: 0 K: 0 BB: 0 S: 3 P: 3	R: 0 H: 2 E: 0 LOB: 3 K: 1 BB: 1 S: 6 P: 11	R: 3 H: 3 E: 0 LOB: 1 K: 0 BB: 1 S: 6 P: 10	R: 0 H: 0 E: 0 LOB: 0 K: 1 BB: 0 S: 5 P: 5	R: 0 H: 0 E: 0 LOB: 0 K: 0 BB: 0 S: 3 P: 3	R: 2 H: 3 E: 0 LOB: 1 K: 0 BB: 0 S: 6 P: 6	R: 0 H: 0 E: 0 LOB: 0 K: 0 BB: 0 S: 3 P: 3	1B: 4 SF: 0 2B: 4 SAC: 0 3B: 2 DP: 0 HR: 0 HBP: 1						

PITCHER		IP	WLS	BF	H	R	ER	SO	BB	IBB	HBP	BLK	WP	HR	S	P	ERA	WHIP
Joaquin Andujar, R ERA: 4.0	(1, 1)	7.2		34	8	4	4	3	3	0	1	0	1	0	36	49	4.70	1.435
Dave Vonohlen, L ERA: 3.08	(8, 1)	0.0		2	2	1	1	0	0	0	0	0	0	0	2	2	∞	∞
Jeff Lahti, R ERA: 3.5	(8, 1)	0.1		1	0	0	0	0	0	0	0	0	0	0	1	1	0.00	0.000
Dave Rucker, L ERA: 10.8	(9, 1)	1.0	W	3	0	0	0	0	0	0	0	0	0	0	3	3	0.00	0.000

PITCHER	IP	WLS	BF	H	R	ER	SO	BB	IBB	HBP	BLK	WP	HR	S	P	ERA	WHIP

TOP

San Francisco Giants @ St. Louis Cardinals
Busch Stadium, St. Louis, MO
Tue Jul 26 1983, 7:05 PM CDT
Att. 27,226 - Unknown

livebaseballscorecards.com

AB	36
R	5
H	10
RBI	5
BB	3
SO	3
LOB	13

WP: 1 PA: 40
PB: 0
SB: 3
CS: 0

Batter	1	2	3	4	5	6	7	8	9	AB	R	H	RBI	BB	SO	LOB
Lonnie Smith, R (1, 7) OBP: 0.385, SLG: 0.457	5-3		F9	E6 S 1-3 2-H 1B			F8		5-3	5	0	1	0	0	0	0
Willie McGee, S (1, 8) OBP: 0.322, SLG: 0.368	E4 K		6-3	F9 1-2 3-H			F8		1B S 1B	5	1	1	0	0	0	1
Andy Van Slyke, L (1, 9) OBP: 0.328, SLG: 0.400	K 1-2		K		3-1		S 1B		K 1-2	5	0	1	0	0	3	2
George Hendrick, R (1, 3) OBP: 0.388, SLG: 0.509		5-3		2B BB	K		BB 1-2		IBB 1B 2-3	3	1	1	0	2	1	0
Darrell Porter, L (1, 2) OBP: 0.336, SLG: 0.428		1B 2B 1B		3-1 1B 2B 1-H	BB		F9		1B IBB 1-2	3	2	2	1	2	0	2
Tom Herr, S (1, 4) OBP: 0.390, SLG: 0.382		2B 1B 1-3		3-1 2-3	4-3			6-3 SH5-3 1B	1B 1-2 2-3 3-H	5	0	3	1	0	0	2
Ken Oberkfell, L (1, 5) OBP: 0.362, SLG: 0.355		2B 1-3 3-H		1B 1B E 1B		L6		SH5-3 1-2		3	1	2	1	0	0	0
Ozzie Smith, S (1, 6) OBP: 0.290, SLG: 0.306		4-3		E S 1-2 3-H 1B		6-3		6-3 2-3		4	1	1	1	0	0	3
Joaquin Andujar, S (1, 1) OBP: 0.113, SLG: 0.132		4-3		K		K		G3		3	0	0	0	0	2	4
Dave Vonohlen, L (8, 1)										0	0	0	0	0	0	0
Jeff Lahti, R (8, 1)										0	0	0	0	0	0	0
Steve Braun, L (8, PH) OBP: 0.471, SLG: 0.571										1	0	0	0	0	0	1
Dave Rucker, L (9, 1)										0	0	0	0	0	0	0
Inning Stats	R: 0 E: 1 K: 1 S: 5 H: 0 LOB: 0 BB: 0 P: 5	R: 1 E: 0 K: 0 S: 6 H: 3 LOB: 2 BB: 0 P: 6	R: 0 E: 0 K: 1 S: 5 H: 0 LOB: 0 BB: 0 P: 5	R: 4 E: 1 K: 1 S: 9 H: 4 LOB: 1 BB: 1 P: 13	R: 0 E: 0 K: 1 S: 5 H: 0 LOB: 1 BB: 1 P: 9	R: 0 E: 0 K: 1 S: 5 H: 0 LOB: 0 BB: 0 P: 5	R: 0 E: 0 K: 0 S: 4 H: 1 LOB: 2 BB: 1 P: 8	R: 0 E: 0 K: 0 S: 4 H: 1 LOB: 1 BB: 0 P: 4	R: 1 E: 0 K: 1 S: 7 H: 3 LOB: 3 BB: 1 P: 11	1B: 10 2B: 2 3B: 0 HR: 0 SF: 0 SAC: 1 DP: 0 HBP: 0						

PITCHER	IP	WLS	BF	H	R	ER	SO	BB	IBB	HBP	BLK	WP	HR	S	P	ERA	WHIP
Fred Breining, R (1, 1) ERA: 4.45	7.0		32	8	5	3	5	3	0	0	0	0	0	39	51	3.86	1.571
Greg Minton, R (8, 1) ERA: 3.99	1.2	L	10	4	1	1	1	0	1	0	0	0	0	11	15	5.40	2.400

PITCHER	IP	WLS	BF	H	R	ER	SO	BB	IBB	HBP	BLK	WP	HR	S	P	ERA	WHIP

BOTTOM

San Francisco Giants @ St. Louis Cardinals

Busch Stadium, St. Louis, MO

Tue Jul 26 1983, 7:05 PM CDT

Att. 27,226 - Unknown

livebaseballscorecards.com

AB	37
R	6
H	12
RBI	4
BB	4
SO	6
LOB	15

WP: 0 PA: 42
PB: 0
SB: 4
CS: 0

San Francisco Giants @ St. Louis Cardinals

Busch Stadium, St. Louis, MO

Wed Jul 27 1983, 3:33 AM CDT

Att. 31,616 - Unknown

TOP

livebaseballscorecards.com

Batter	1	2	3	4	5	6	7	8	9	AB	R	H	RBI	BB	SO	LOB
Johnnie LeMaster, R (1, 6) OBP: 0.340, SLG: 0.331	F8		5-3			E SF7 BB 1B	F6		5-3	5	1	1	0	0	0	1
Darrell Evans, L (1, 5) OBP: 0.380, SLG: 0.525 (5, 3)	K			K		1B 1-2 1B BB	E9 1B 2B		L3	4	2	1	0	1	2	0
Chili Davis, S (1, 8) OBP: 0.314, SLG: 0.383	K			1B BB		SF7 2-H	5-3		F9	3	0	0	1	1	1	1
Jeffrey Leonard, R (1, 7) OBP: 0.328, SLG: 0.468		F7		F9		1B 1-2 3B 1B	S 3-H 1B			4	1	2	1	0	0	1
Joel Youngblood, R (1, 9) OBP: 0.340, SLG: 0.479		G6-4-3 1B		1-3 1B		K	5-3 1-2			4	0	2	0	0	1	3
Bob Brenly, R (1, 3) OBP: 0.287, SLG: 0.343 (5, 2)		G6-4-3 1-2f		K		1-2 2-H 3B 1B		F7		4	1	1	1	0	1	3
John Rabb, R (1, 2) OBP: 0.314, SLG: 0.485			K		6-3	1-H 2-H 1B 3B		4-3		2	0	0	0	0	1	0
Joe Pettini, R (5, 5) OBP: 0.228, SLG: 0.192										0	0	0	0	0	0	0
Tom O'Malley, L (6, PH) (6, 5) OBP: 0.331, SLG: 0.342										2	1	1	2	0	0	0
Brad Wellman, R (1, 4) OBP: 0.297, SLG: 0.264			F7		F9	3-H 1B		1B		4	0	2	1	0	0	0
Renie Martin, R (1, 1) OBP: 0.438, SLG: 0.813			1B		F7	K		F4		3	0	1	0	0	1	1
Jim Barr, R (6, 1) OBP: 0.100, SLG: 0.200										1	0	0	0	0	0	1

	AB	36
	R	6
	H	11
	RBI	6
	BB	2
	SO	7
	LOB	11

Inning Stats	1	2	3	4	5	6	7	8	9
	R: 0 E: 0 K: 2 S: 7	H: 0 LOB: 0 BB: 0 P: 7	R: 0 E: 0 K: 0 S: 3	H: 1 LOB: 0 BB: 0 P: 3	R: 0 E: 0 K: 1 S: 6	H: 1 LOB: 1 BB: 0 P: 6	R: 0 E: 0 K: 2 S: 8	H: 1 LOB: 2 BB: 1 P: 12	R: 0 E: 0 K: 0 S: 3	H: 0 LOB: 0 BB: 0 P: 3	R: 5 E: 1 K: 2 S: 12	H: 5 LOB: 1 BB: 1 P: 16	R: 1 E: 1 K: 0 S: 5	H: 2 LOB: 1 BB: 0 P: 5	R: 0 E: 0 K: 0 S: 4	H: 1 LOB: 1 BB: 0 P: 4	R: 0 E: 0 K: 0 S: 3	H: 0 LOB: 0 BB: 0 P: 3

1B: 9	SF: 1	WP: 0	PA: 39		
2B: 1	SAC: 0	PB: 0			
3B: 1	DP: 1	SB: 1			
HR: 0	HBP: 0	CS: 0			

PITCHER		IP	WLS	BF	H	R	ER	SO	BB	IBB	HBP	BLK	WP	HR	S	P	ERA	WHIP
John Martin, L ERA: 3.57	(1, 1)	5.1		22	5	3	3	5	2	0	0	0	0	0	30	38	5.06	1.312
Jeff Lahti, R ERA: 3.93	(6, 1)	0.2		5	3	2	2	2	0	0	0	0	0	0	9	9	27.00	4.500
Dave Vonohlen, L ERA: 3.15	(7, 1)	2.0	W	9	3	1	1	0	0	0	0	0	0	0	9	9	4.50	1.500
Bruce Sutter, R ERA: 4.45	(9, 1)	1.0	S	3	0	0	0	0	0	0	0	0	0	0	3	3	0.00	0.000

PITCHER	IP	WLS	BF	H	R	ER	SO	BB	IBB	HBP	BLK	WP	HR	S	P	ERA	WHIP

Batter	1	2	3	4	5	6	7	8	9	AB	R	H	RBI	BB	SO	LOB
Lonnie Smith, R (1, 7) OBP: 0.392, SLG: 0.460	0-0 S E 1B	0-0 ③ F8		1-0 S HBP		0-0 1-2 3B 1B	BBBB 4-0 BB			3	2	2	0	1	0	2
Willie McGee, S (1, 8) OBP: 0.323, SLG: 0.375	0-0 ① F7 1-H		0-0 S S SF8 1B	0-0 ③ 4-3 1-2		0-0 1-H 2-H 1B 3B	0-0 ③ F8			5	2	2	2	0	0	3
Ken Oberkfell, L (1, 5) OBP: 0.364, SLG: 0.354 Darrell Porter, L (6, PH) OBP: 0.339, SLG: 0.430 Dave Vonohlen, L (7, 1) David Green, R (8, PH) OBP: 0.333, SLG: 0.396 (9, 9)	BBBB 4-0 S BB		BBBB 4-0 SF8 S 1-2 FC4-2 BB		0-0 ① F9	0-0 3-H 1B		0-0 F9 S SF8 1B		1 1 0 1	0 0 0 1	0 1 0 1	0 1 0 0	2 0 0 0	0 0 0 0	0 0 0 0
George Hendrick, R (1, 3) OBP: 0.385, SLG: 0.505	0-0 ② 5-3 1-2		0-0 ① SF8 1-3 2-H		BBB 4-0 1B BB BB	SSS 0-3 ① K		0-0 ① F9 1-3		3	0	0	1	1	1	3
Andy Van Slyke, L (1, 9) OBP: 0.331, SLG: 0.390 Bruce Sutter, R (9, 1)	SSS 0-3 ③ K		0-0 ② FC4-2 1B 1B 3-H		BBBB 4-0 1B 1-2 BB	0-0 ② F7		BBBB 4-0 BB		3 0	1 0	0 0	0 0	2 0	1 0	3 0
Tom Herr, S (1, 4) OBP: 0.394, SLG: 0.385		H 1-0 BB HBP	0-0 1B 1-2 1B		0-0 1-2 2-3 1B	0-0 ③ F5		0-0 ② SF8 3-H		3	0	2	1	0	0	1
Jamie Quirk, L (1, 2) OBP: 0.297, SLG: 0.356 Bill Lyons, R (7, PR) OBP: 0.143, SLG: 0.143 (8, 5)	0-0 ① F8	0-0 ③ 1-3 2-H 1B			0-0 ② F6		0-0 S 1B	0-0 ③ F3		4 1	0 0	2 0	1 0	0 0	0 0	4 1
Ozzie Smith, S (1, 6) OBP: 0.289, SLG: 0.303	BBBB 4-0 1-2 BB			0-0 ① 6-3	0-0 ③ F9		0-0 ① F3 1-2			3	0	0	0	1	0	4
John Martin, S (1, 1) OBP: 0.222, SLG: 0.278 Jeff Lahti, R (6, 1) Steve Braun, L (6, PH) OBP: 0.481, SLG: 0.581 Mike Ramsey, S (6, PR) OBP: 0.326, SLG: 0.339 (7, 5) Glenn Brummer, R (8, 2) OBP: 0.327, SLG: 0.388	SSS 0-3 ② K			0-0 ② 1-3		0-0 1B 3B 1B	0-0 ② F2			2 0 1 1 0	0 0 0 1 0	0 0 0 0 0	0 0 0 0 0	1 0 0 0 0	2 0 0 2 0	2 0 0 0 0
Inning Stats	R: 1 E: 0 K: 1 S: 6 H: 1 LOB: 1 BB: 1 P: 10	R: 0 E: 0 K: 1 S: 5 H: 0 LOB: 2 BB: 1 P: 10	R: 2 E: 0 K: 0 S: 5 H: 3 LOB: 2 BB: 1 P: 9	R: 0 E: 0 K: 0 S: 3 H: 0 LOB: 1 BB: 0 P: 4	R: 0 E: 0 K: 0 S: 4 H: 1 LOB: 3 BB: 2 P: 12	R: 3 E: 0 K: 1 S: 9 H: 4 LOB: 1 BB: 0 P: 9	R: 0 E: 0 K: 0 S: 4 H: 1 LOB: 2 BB: 1 P: 8	R: 1 E: 0 K: 0 S: 4 H: 1 LOB: 1 BB: 1 P: 8		1B: 10 2B: 0 3B: 1 HR: 0	SF: 2 SAC: 0 DP: 0 HBP: 2					

BOTTOM

San Francisco Giants @ St. Louis Cardinals

Busch Stadium, St. Louis, MO

Wed Jul 27 1983, 3:33 AM CDT

Att. 31,616 - Unknown

livebaseballscorecards.com

AB	32
R	7
H	11
RBI	6
BB	7
SO	3
LOB	25

PITCHER		IP	WLS	BF	H	R	ER	SO	BB	IBB	HBP	BLK	WP	HR	S	P	ERA	WHIP
Renie Martin, R ERA: 3.46	(1, 1)	5.0		26	5	3	2	2	5	0	2	0	0	0	23	45	3.60	2.000
Jim Barr, R ERA: 4.48	(6, 1)	3.0	L	17	6	4	4	1	2	0	0	0	0	0	17	25	12.00	2.667

PITCHER		IP	WLS	BF	H	R	ER	SO	BB	IBB	HBP	BLK	WP	HR	S	P	ERA	WHIP

WP: 0	PA: 43																	
PB: 0																		
SB: 9																		
CS: 0																		

Batter	1	2	3	4	5	6	7	8	9	10	AB	R	H	RBI	BB	SO	LOB
Tom Herr, S (1, 4) OBP: 0.396, SLG: 0.393	FC4-2 3B		K		F4-3 2B 1B	F7			G3	FC6-4 BB 1-2 2-3 3-H	5	1	2	1	1	1	1
Willie McGee, S (1, 8) OBP: 0.323, SLG: 0.372	1B S 1B BB		F4-3 1B		F7		F4-3		G3	FC6-4 1-2f	5	1	1	0	1	0	4
Steve Braun, L (1, 7) OBP: 0.456, SLG: 0.532	FC4-2 1B 1-2 3-H		F4-3 1-2		F4-3 1-2		F7		S BB		4	0	0	0	1	0	4
David Green, R (9, PR) OBP: 0.333, SLG: 0.396 (9, 9)											0	0	0	0	0	0	0
George Hendrick, R (1, 3) OBP: 0.386, SLG: 0.506	1B 1-2 2-3 1B		5-3		2-H 2B		F5		K 1-2		5	0	2	1	0	1	2
Bruce Sutter, R (9, 1)											0	0	0	0	0	0	0
Darrell Porter, L (1, 2) OBP: 0.343, SLG: 0.431	1-2 2-H 3-H 1B			BB 1B	IBB			5-3		L3	4	0	2	1	1	0	0
Andy Van Slyke, L (1, 9) OBP: 0.327, SLG: 0.383 (9, 7) (9, 3)	K			F5	L3			K		CS 1B	5	0	1	0	0	2	5
Ken Oberkfell, L (1, 5) OBP: 0.369, SLG: 0.360		1-3		BB 1-2		1B		2B		BB 1B BB 1-2	3	0	2	0	1	0	0
Floyd Rayford, R (10, PH) OBP: 0.270, SLG: 0.424											0	0	0	0	1	0	0
Mike Ramsey, S (10, PR) OBP: 0.328, SLG: 0.339 (10, 5)											0	1	0	0	0	0	0
Ozzie Smith, S (1, 6) OBP: 0.291, SLG: 0.302		G3		F8		F9		IBB		BB BB 1-2 1B	4	0	1	0	1	0	3
John Stuper, R (1, 1) OBP: 0.167, SLG: 0.143		5-3		K		K		K		BB 1-2 2-3 BB	4	0	0	0	0	3	5
Dave Rucker, L (8, 1)											0	0	0	0	0	0	0
Lonnie Smith, R (9, 7) OBP: 0.394, SLG: 0.460											0	0	0	0	1	0	0
Inning Stats	R: 1 H: 3 E: 0 LOB: 2 K: 1 BB: 1 S: 7 P: 11	R: 0 H: 0 E: 0 LOB: 0 K: 0 BB: 0 S: 3 P: 3	R: 0 H: 1 E: 0 LOB: 1 K: 1 BB: 0 S: 6 P: 6	R: 0 H: 1 E: 0 LOB: 2 K: 1 BB: 1 S: 6 P: 10	R: 1 H: 2 E: 0 LOB: 2 K: 0 BB: 1 S: 5 P: 9	R: 0 H: 1 E: 0 LOB: 1 K: 1 BB: 0 S: 6 P: 6	R: 0 H: 0 E: 0 LOB: 0 K: 0 BB: 0 S: 3 P: 3	R: 0 H: 1 E: 0 LOB: 2 K: 2 BB: 1 S: 8 P: 12	R: 0 H: 0 E: 0 LOB: 2 K: 1 BB: 1 S: 5 P: 9	R: 1 H: 2 E: 0 LOB: 3 K: 0 BB: 3 S: 4 P: 16	1B: 8 SF: 0 2B: 2 SAC: 0 3B: 1 DP: 0 HR: 0 HBP: 0						

PITCHER		IP	WLS	BF	H	R	ER	SO	BB	IBB	HBP	BLK	WP	HR	S	P	ERA	WHIP
Steve Rogers, R ERA: 2.95	(1, 1)	9.1		41	9	2	2	7	3	2	0	0	0	0	50	70	1.93	1.286
Woodie Fryman, L ERA: 21.0	(10, 1)	0.0	L	1	1	0	0	0	0	0	0	0	0	0	1	1	∞	∞
Jeff Reardon, R ERA: 2.79	(10, 1)	0.2		5	1	1	1	0	3	0	0	0	0	0	2	14	13.50	6.000

PITCHER	IP	WLS	BF	H	R	ER	SO	BB	IBB	HBP	BLK	WP	HR	S	P	ERA	WHIP

TOP

St. Louis Cardinals @ Montreal Expos

Olympic Stadium, Montreal, QB

Thu Jul 28 1983, 7:05 PM EDT

Unknown - 66 F

livebaseballscorecards.com

AB	39
R	3
H	11
RBI	3
BB	8
SO	7
LOB	24

WP: 0	PA: 47		
PB: 0			
SB: 2			
CS: 1			

Batter	1	2	3	4	5	6	7	8	9	10	AB	R	H	RBI	BB	SO	LOB
Tim Raines, S (1, 7) (10, 4) OBP: 0.371, SLG: 0.421	BBBB 4-0 1B PB 1B BB		x 0-0 ② F7		x 0-0 2B			x 0-0 BB 1B		x 0-0 ② G3	4	1	2	0	1	0	0
Bryan Little, S (1, 6) OBP: 0.357, SLG: 0.329	x 0-0 FC4-6 1B 1-3 1B		x 0-0 ③ 4-3		x 0-0 ③ 1-3			BBBB 4-0 1-2 BB		x 0-0 ③ 1-3	3	0	1	0	0	0	1
Terry Crowley, L (8, PH) OBP: 0.480, SLG: 0.235											0	0	0	0	1	0	0
Chris Speier, R (8, PR) (9, 6) OBP: 0.339, SLG: 0.332											1	0	0	0	0	0	0
Andre Dawson, R (1, 8) OBP: 0.339, SLG: 0.571	x 0-0 FC4-6 1-2 3-H 1B			BBBB 4-0 1B BLK G6-4-3 BB		x 0-0 G4-6-3 1B		x 0-0 ② F8			3	1	2	1	1	0	2
Al Oliver, L (1, 3) OBP: 0.367, SLG: 0.436	x 0-0 ① FC4-6 G6-4-3 1-2f 2-3			x 0-0 G6-4-3 1-3 1B		x 0-0 ①② G4-6-3 1-2f		SSS 0-3 ③ K			4	0	1	0	0	1	5
Gary Carter, R (1, 2) OBP: 0.330, SLG: 0.419	x 0-0 ②③ G6-4-3 1-2f			x 0-0 ①② G6-4-3 1-2f 3-H		x 0-0 ③ F8			x 0-0 BB 1B		4	0	1	0	0	0	3
Warren Cromartie, L (1, 9) OBP: 0.354, SLG: 0.373		x 0-0 ① 6-3		x 0-0 1B			SSS 0-3 ① K		x 0-0 ① B1		4	0	1	0	0	1	1
Tim Wallach, R (1, 5) OBP: 0.342, SLG: 0.449		x 0-0 ② F7		SSS 0-3 ③ K			x 0-0 ② F8		BBBB 4-0 G5-4-3 1-2 BB		3	0	0	0	1	1	1
Doug Flynn, R (1, 4) OBP: 0.247, SLG: 0.283		x 0-0 ③ F7			x 0-0 ① F5-3		SSS 0-3 ③ K		x 0-0 ②③ G5-4-3 1-2f		3	0	0	0	0	1	0
Mike Stenhouse, L (9, PH) (10, 7) Woodie Fryman, R (10, 1) Jeff Reardon, R (10, 1) OBP: 0.143, SLG: 0.143											1	0	0	0	0	0	2
Steve Rogers, R (1, 1) OBP: 0.140, SLG: 0.125			SSS 0-3 ① K		x 0-0 ② P3			x 0-0 ① B1		x 0-0 ① L5	3	0	0	0	0	1	0
Terry Francona, L (10, 7) OBP: 0.215, SLG: 0.246											1	0	0	0	0	0	0
Inning Stats	R: 1 H: 2 E: 0 LOB: 1 K: 0 BB: 1 S: 4 P: 8	R: 0 H: 0 E: 0 LOB: 0 K: 0 BB: 0 S: 3 P: 3	R: 0 H: 0 E: 0 LOB: 0 K: 1 BB: 0 S: 5 P: 5	R: 1 H: 2 E: 0 LOB: 1 K: 1 BB: 1 S: 6 P: 10	R: 0 H: 1 E: 0 LOB: 1 K: 0 BB: 0 S: 4 P: 4	R: 0 H: 1 E: 0 LOB: 0 K: 0 BB: 0 S: 3 P: 3	R: 0 H: 0 E: 0 LOB: 0 K: 2 BB: 0 S: 7 P: 7	R: 0 H: 1 E: 0 LOB: 2 K: 1 BB: 1 S: 6 P: 10	R: 0 H: 1 E: 0 LOB: 1 K: 0 BB: 1 S: 3 P: 7	R: 0 H: 0 E: 0 LOB: 0 K: 0 BB: 0 S: 3 P: 3						

PITCHER		IP	WLS	BF	H	R	ER	SO	BB	IBB	HBP	BLK	WP	HR	S	P	ERA	WHIP
John Stuper, R ERA: 4.26	(1, 1)	7.2		30	7	2	2	4	3	0	0	1	0	0	35	47	2.35	1.304
Dave Rucker, L ERA: 10.38	(8, 1)	0.2		3	1	0	0	1	0	0	0	0	0	0	5	5	0.00	1.500
Bruce Sutter, R ERA: 4.31	(9, 1)	1.2	W	5	0	0	0	0	1	0	0	0	0	0	4	8	0.00	0.600

PITCHER	IP	WLS	BF	H	R	ER	SO	BB	IBB	HBP	BLK	WP	HR	S	P	ERA	WHIP

St. Louis Cardinals @ Montreal Expos

Olympic Stadium, Montreal, QB

Thu Jul 28 1983, 7:05 PM EDT

Unknown - 66 F

BOTTOM

livebaseballscorecards.com

AB	34
R	2
H	8
RBI	1
BB	4
SO	5
LOB	15

1B: 7	SF: 0	WP: 0	PA: 38
2B: 1	SAC: 0	PB: 1	
3B: 0	DP: 4	SB: 0	
HR: 0	HBP: 0	CS: 0	

Batter	1	2	3	4	5	6	7	8	9	AB	R	H	RBI	BB	SO	LOB
Lonnie Smith, R (1, 7) OBP: 0.395, SLG: 0.458	BBBB 4-0 S 2B BB	x 0-0 S 2B 2-H 1B		x 0-0 ① F7	x 0-0 ②③ L3 1-2	BBBB 4-0 WP 1B BB	x 0-0 ① P6	3	2	1	1	1	0	2
Andy Van Slyke, L (5, 7) OBP: 0.329, SLG: 0.380								1	0	0	0	1	0	0
Ozzie Smith, S (1, 6) OBP: 0.294, SLG: 0.312	x 0-0 S 1B 1-H 2B	x 0-0 1B 1-H 2B		x 0-0 ② F4		x 0-0 ① 6-3	x 0-0 WP 1-2 2-H 1B		x 0-0 ② F3	6	2	3	3	0	0	0
David Green, R (1, 9) OBP: 0.333, SLG: 0.392	SSS 0-3 ① K	x 0-0 ② 2-H 1B		SSS 0-3 ③ K		BBBB 4-0 FC1-6 1B BB	SSS 0-3 ③ K 1-2 2-3		x 0-0 ③ F3	5	0	1	1	1	3	3
George Hendrick, R (1, 3) OBP: 0.394, SLG: 0.515	x 0-0 F8 1B 2-H 1B	x 0-0 1B 1B			BBBB 4-0 BB 1B 3B BB	x 0-0 FC1-6 1-2 1B		x 0-0 F4-3 1B 2B		4	2	4	1	1	0	0
Willie McGee, S (1, 8) OBP: 0.327, SLG: 0.375	x 0-0 FC4-6 1-2 1B	x 0-0 ③ 1-3 1B			x 0-0 BB 1-2 3B 1B	x 0-0 ② FC1-6 1-2f 2-3		x 0-0 ① F4-3 2-3		5	1	3	0	0	0	3
Floyd Rayford, R (1, 5) OBP: 0.262, SLG: 0.410	x 0-0 ② F8 2-3		x 0-0 ① 5-3		BBBB 4-0 1-2 2-3 3B BB	SSS 0-3 ③ K		x 0-0 BB 3-H 1B		2	0	0	0	0	0	2
Darrell Porter, L (5, PH) OBP: 0.345, SLG: 0.431										0	0	0	0	1	0	0
Bill Lyons, R (5, PR) OBP: 0.222, SLG: 0.222										2	1	1	1	0	1	2
(5, 5)																
Glenn Brummer, R (1, 2) OBP: 0.316, SLG: 0.358	x 0-0 ③ FC4-6 1-2f		x 0-0 ② F4-3		x 0-0 ① F8		SSS 0-3 ① K	BBBB 4-0 1-2 BB		4	0	0	0	1	1	5
Mike Ramsey, S (1, 4) OBP: 0.339, SLG: 0.368		x 0-0 ① 6-3	x 0-0 1B		x 0-0 1-H 2-H 3-H 3B		x 0-0 SH3-4 1B 1B	x 0-0 ② F8		5	1	3	3	0	0	2
Bob Forsch, R (1, 1) OBP: 0.273, SLG: 0.308		x 0-0 1B 2B	x 0-0 ③ P6		BBBB 4-0 L3 BB		x 0-0 ② SH3-4 1-2	SSS 0-3 ③ K		3	1	1	0	1	1	3
Inning Stats	R: 2 E: 0 K: 1 S: 8 H: 3 LOB: 2 BB: 1 P: 12	R: 3 E: 0 K: 0 S: 7 H: 6 LOB: 2 BB: 0 P: 7	R: 0 E: 0 K: 0 S: 4 H: 1 LOB: 1 BB: 0 P: 4	R: 0 E: 0 K: 1 S: 5 H: 0 LOB: 0 BB: 0 P: 5	R: 3 E: 0 K: 0 S: 4 H: 2 LOB: 2 BB: 3 P: 16	R: 0 E: 0 K: 1 S: 6 H: 1 LOB: 2 BB: 1 P: 10	R: 1 E: 0 K: 2 S: 9 H: 2 LOB: 2 BB: 1 P: 13	R: 1 E: 0 K: 1 S: 7 H: 2 LOB: 2 BB: 1 P: 11	R: 0 E: 0 K: 0 S: 3 H: 0 LOB: 0 BB: 0 P: 3	1B: 12 2B: 5 3B: 1 HR: 0 SF: 0 SAC: 1 DP: 1 HBP: 0						

TOP

St. Louis Cardinals @ Montreal Expos

Olympic Stadium, Montreal, QB

Thu Jul 28 1983, 7:05 PM EDT

Att. 50,834 - Unknown - 62 F

livebaseballscorecards.com

AB	40
R	10
H	17
RBI	10
BB	7
SO	6
LOB	22

PITCHER		IP	WLS	BF	H	R	ER	SO	BB	IBB	HBP	BLK	WP	HR	S	P	ERA	WHIP
Dan Schatzeder, L ERA: 2.82	(1, 1)	1.2	L	13	8	5	5	1	1	0	0	0	0	0	14	18	27.00	5.400
Ray Burris, R ERA: 2.85	(2, 1)	2.2		14	4	3	3	1	3	0	0	0	0	0	13	25	10.12	2.625
Bob James, R ERA: 5.19	(5, 1)	2.2		12	3	1	1	3	2	0	0	0	1	0	16	24	3.38	1.875
Jeff Reardon, R ERA: 2.85	(8, 1)	2.0		9	2	1	1	1	1	0	0	0	0	0	10	14	4.50	1.500

PITCHER	IP	WLS	BF	H	R	ER	SO	BB	IBB	HBP	BLK	WP	HR	S	P	ERA	WHIP

BOTTOM

St. Louis Cardinals @ Montreal Expos

Olympic Stadium, Montreal, QB

Thu Jul 28 1983, 7:05 PM EDT

Att. 50,834 - Unknown - 62 F

livebaseballscorecards.com

Batter	1	2	3	4	5	6	7	8	9	AB	R	H	RBI	BB	SO	LOB
Tim Raines, S (1, 7) OBP: 0.371, SLG: 0.420	PO 1B		L9			4-3		P6		3	0	1	0	0	0	1
Mike Vail, R (8, PH) (9, 7) OBP: 0.286, SLG: 0.354										1	0	0	0	0	0	1
Bryan Little, S (1, 6) OBP: 0.357, SLG: 0.329	L9		F8			2B 1B		1-3 2B		3	0	1	0	0	0	2
Chris Speier, R (8, PH) (9, 6) OBP: 0.342, SLG: 0.340										1	0	1	0	0	0	0
Andre Dawson, R (1, 8) OBP: 0.339, SLG: 0.572	L3			F8		1-3 2B		SF8 3-H		3	0	1	0	0	0	1
Jim Wohlford, R (7, 8) OBP: 0.297, SLG: 0.389										0	0	0	1	0	0	0
Gary Carter, R (1, 2) OBP: 0.330, SLG: 0.416	PO 1-2	6-3		BB		F6		4-3		2	0	0	0	1	0	2
Bobby Ramos, R (7, 2) OBP: 0.385, SLG: 0.349										1	0	0	0	0	0	1
Mike Stenhouse, L (1, 3) OBP: 0.200, SLG: 0.400		G3 2B		L9		4-3			P4	4	0	1	0	0	0	3
Warren Cromartie, L (1, 9) OBP: 0.351, SLG: 0.371		G3 2-3		4-3			G3		1B	2	0	0	0	0	0	2
Bob James, R (5, 1)										0	0	0	0	0	0	0
Terry Crowley, L (7, PH) OBP: 0.462, SLG: 0.222										1	0	0	0	0	0	0
Jeff Reardon, R (8, 1) OBP: 0.143, SLG: 0.143										0	0	0	0	0	0	0
Al Oliver, L (9, PH) OBP: 0.369, SLG: 0.437										1	0	1	0	0	0	0
Tim Wallach, R (1, 5) OBP: 0.339, SLG: 0.445		F9			6-3		F9		F7	4	0	0	0	0	0	2
Doug Flynn, R (1, 4) OBP: 0.247, SLG: 0.286			2B		K		F8		F8	4	0	1	0	0	1	1
Dan Schatzeder, L (1, 1) OBP: 0.200, SLG: 0.200			P4		F8			2B SF8 1B		0	0	0	0	0	0	0
Ray Burris, R (2, 1) OBP: 0.323, SLG: 0.367										1	0	0	0	0	0	1
Terry Francona, L (5, 9) OBP: 0.220, SLG: 0.250										2	1	1	0	0	0	0
Inning Stats	R: 0 H: 1 E: 0 LOB: 0 K: 0 BB: 0 S: 3 P: 3	R: 0 H: 1 E: 0 LOB: 1 K: 0 BB: 0 S: 4 P: 4	R: 0 H: 1 E: 0 LOB: 1 K: 0 BB: 0 S: 4 P: 4	R: 0 H: 0 E: 0 LOB: 1 K: 0 BB: 1 S: 3 P: 7	R: 0 H: 0 E: 0 LOB: 0 K: 1 BB: 0 S: 5 P: 5	R: 0 H: 2 E: 0 LOB: 2 K: 0 BB: 0 S: 5 P: 5	R: 0 H: 0 E: 0 LOB: 0 K: 0 BB: 0 S: 3 P: 3	R: 1 H: 2 E: 0 LOB: 1 K: 0 BB: 0 S: 5 P: 5	R: 0 H: 1 E: 0 LOB: 1 K: 0 BB: 0 S: 4 P: 4	1B: 4 2B: 4 3B: 0 HR: 0	SF: 1 SAC: 0 DP: 0 HBP: 0						

PITCHER	IP	WLS	BF	H	R	ER	SO	BB	IBB	HBP	BLK	WP	HR	S	P	ERA	WHIP
Bob Forsch, R (1, 1) ERA: 4.34	9.0	W	35	8	1	1	1	1	0	0	0	0	0	36	40	1.00	1.000

PITCHER	IP	WLS	BF	H	R	ER	SO	BB	IBB	HBP	BLK	WP	HR	S	P	ERA	WHIP

AB	33
R	1
H	8
RBI	1
BB	1
SO	1
LOB	17

WP: 0 PA: 36
PB: 0
SB: 0
CS: 0

Batter	1	2	3	4	5	6	7	8	9	AB	R	H	RBI	BB	SO	LOB
Lonnie Smith, R (1, 7) OBP: 0.393, SLG: 0.455	F4-3		1B		F8		F4-6 1-2			4	0	1	0	0	0	3
Willie McGee, S (1, 8) OBP: 0.326, SLG: 0.374	K		F8			F4-3		FC6-4 1B		4	0	1	0	0	1	1
Ken Oberkfell, L (1, 5) OBP: 0.370, SLG: 0.368	WP 2B		F9			2B		FC6-4 1-2f		4	0	2	0	0	0	2
George Hendrick, R (1, 3) OBP: 0.392, SLG: 0.510	2-3 BB			6-3		F9		K		3	0	0	0	1	1	2
Darrell Porter, L (1, 2) OBP: 0.340, SLG: 0.425	K			F4-3		6-3		K		4	0	0	0	0	2	4
Tom Herr, S (1, 4) OBP: 0.394, SLG: 0.394		6-3		G3			F4-3 1B 2B		F7	4	1	1	0	0	0	0
Andy Van Slyke, L (1, 9) OBP: 0.327, SLG: 0.398		P5			5-3		F4-3 2-3		HR	4	1	1	1	0	0	1
Ozzie Smith, S (1, 6) OBP: 0.296, SLG: 0.314		F4-3			E5 F4-3		BLK 3-H 1B		G1-6-3 1B	4	0	2	1	0	0	0
Neil Allen, R (1, 1) OBP: 0.129, SLG: 0.194			P5		F4-3 2-3		F4-6 1-2 BB		G1-6-3 1-2f	2	0	0	0	0	0	1
Dave Vonohlen, L (5, 1)										0	0	0	0	0	0	0
Steve Braun, L (7, PH) OBP: 0.466, SLG: 0.532										0	0	0	0	1	0	0
Dave Rucker, L (7, 1)										0	0	0	0	0	0	0
Jamie Quirk, L (9, PH) OBP: 0.292, SLG: 0.350										1	0	0	0	0	0	1
Inning Stats	R: 0 E: 0 K: 2 S: 8 H: 1 LOB: 2 BB: 1 P: 12	R: 0 E: 0 K: 0 S: 3 H: 0 LOB: 0 BB: 0 P: 3	R: 0 E: 0 K: 0 S: 4 H: 1 LOB: 1 BB: 0 P: 4	R: 0 E: 0 K: 0 S: 3 H: 0 LOB: 0 BB: 0 P: 3	R: 0 E: 1 K: 0 S: 4 H: 0 LOB: 1 BB: 0 P: 4	R: 0 E: 0 K: 0 S: 4 H: 1 LOB: 1 BB: 0 P: 4	R: 1 E: 0 K: 0 S: 4 H: 2 LOB: 1 BB: 1 P: 8	R: 0 E: 0 K: 2 S: 8 H: 1 LOB: 1 BB: 0 P: 8	R: 1 E: 0 K: 0 S: 4 H: 2 LOB: 0 BB: 0 P: 4	1B: 4 2B: 4 3B: 0 HR: 1 SF: 0 SAC: 0 DP: 2 HBP: 0						

PITCHER	IP	WLS	BF	H	R	ER	SO	BB	IBB	HBP	BLK	WP	HR	S	P	ERA	WHIP
Bryn Smith, R (1, 1) ERA: 2.6	9.0	W	36	8	2	2	4	2	0	0	1	1	1	42	50	2.00	1.111

PITCHER	IP	WLS	BF	H	R	ER	SO	BB	IBB	HBP	BLK	WP	HR	S	P	ERA	WHIP

TOP

St. Louis Cardinals @ Montreal Expos

Olympic Stadium, Montreal, QB

Fri Jul 29 1983, 7:05 PM EDT

Att. 34,254 - Unknown - 82 F

livebaseballscorecards.com

AB	34
R	2
H	8
RBI	2
BB	2
SO	4
LOB	15

WP: 1 PA: 36
PB: 0
SB: 0
CS: 0

Batter	1	2	3	4	5	6	7	8	9	AB	R	H	RBI	BB	SO	LOB
Tim Raines, S (1, 7) OBP: 0.372, SLG: 0.422	S S S 0-3 K ①			x 0-0 4-3 ①	4-0 G3 1B IBB		x 0-0 6-3 1B 2B			3	2	1	0	1	1	0
Bryan Little, S (1, 6) OBP: 0.352, SLG: 0.324	S S S 0-3 K ②			x 0-0 6-3 ②	x 0-0 G3 ② 1-2 2-3 3-H		x 0-0 6-3 ② 2-3			4	0	0	1	0	1	3
Andre Dawson, R (1, 8) OBP: 0.343, SLG: 0.580	x 0-0 5-3 ③			x 0-0 HR	4-0 1B IBB		x 0-0 3-H 1B			3	1	2	2	1	0	0
Al Oliver, L (1, 3) OBP: 0.368, SLG: 0.435		x 0-0 4-3 ①		x 0-0 L8 ③	x 0-0 FC4-6 1-3 2-H 3-H 1B		x 0-0 F8 ③			4	0	1	2	0	0	1
Terry Francona, L (8, 3) OBP: 0.220, SLG: 0.250										0	0	0	0	0	0	0
Warren Cromartie, L (1, 9) OBP: 0.350, SLG: 0.372		x 0-0 4-3 ②			x 0-0 1B 2B 2B x 0-0 FC4-6 ③ 1-2			x 0-0 4-3 ①		4	1	1	0	0	0	2
Gary Carter, R (1, 2) OBP: 0.329, SLG: 0.414		x 0-0 F9 ③			x 0-0 2B 1B 2-3 1B	x 0-0 L3 ①		x 0-0 F8 ②		4	1	1	0	0	0	0
Tim Wallach, R (1, 5) OBP: 0.340, SLG: 0.448			S S S 0-3 K2-3 ①		x 0-0 1B G3 1-3 3-H 2B	x 0-0 F6-4-3 1B		S S S 0-3 K ③		4	1	2	1	0	2	0
Doug Flynn, R (1, 4) OBP: 0.247, SLG: 0.286			x 0-0 F1-3 ②		x 0-0 G3 SH1-4 1B 2-3 3-H 1B	x 0-0 ② ③ F6-4-3 1-2				3	1	1	1	0	0	1
Bryn Smith, R (1, 1) OBP: 0.143, SLG: 0.143			x 0-0 L1 ③		x 0-0 SH1-4 ① 1-2		x 0-0 6-3 ①			2	0	0	0	0	0	0
Inning Stats	R: 0 H: 0 E: 0 LOB: 0 K: 2 BB: 0 S: 7 P: 7	R: 0 H: 0 E: 0 LOB: 0 K: 0 BB: 0 S: 3 P: 3	R: 0 H: 0 E: 0 LOB: 0 K: 1 BB: 0 S: 5 P: 5	R: 1 H: 1 E: 0 LOB: 0 K: 0 BB: 0 S: 4 P: 4	R: 5 H: 5 E: 0 LOB: 2 K: 0 BB: 2 S: 8 P: 16	R: 0 H: 1 E: 0 LOB: 0 K: 0 BB: 0 S: 3 P: 3	R: 1 H: 2 E: 0 LOB: 1 K: 0 BB: 0 S: 5 P: 5	R: 0 H: 0 E: 0 LOB: 0 K: 1 BB: 0 S: 5 P: 5		1B: 5 SF: 0 2B: 3 SAC: 1 3B: 0 DP: 1 HR: 1 HBP: 0						WP: 0 PA: 34 PB: 0 SB: 0 CS: 0

PITCHER		IP	WLS	BF	H	R	ER	SO	BB	IBB	HBP	BLK	WP	HR	S	P	ERA	WHIP
Neil Allen, R ERA: 3.55	(1, 1)	4.2	L	20	5	6	6	3	0	1	0	0	0	1	25	29	11.57	1.071
Dave Vonohlen, L ERA: 3.05	(5, 1)	1.1		6	2	0	0	0	0	1	0	0	0	0	5	9	0.00	1.500
Dave Rucker, L ERA: 9.78	(7, 1)	2.0		8	2	1	1	1	0	0	0	0	0	0	10	10	4.50	1.000

PITCHER	IP	WLS	BF	H	R	ER	SO	BB	IBB	HBP	BLK	WP	HR	S	P	ERA	WHIP

BOTTOM

St. Louis Cardinals @ Montreal Expos

Olympic Stadium, Montreal, QB

Fri Jul 29 1983, 7:05 PM EDT

Att. 34,254 - Unknown - 82 F

livebaseballscorecards.com

AB	31
R	7
H	9
RBI	7
BB	2
SO	4
LOB	7

Batter	1	2	3	4	5	6	7	8	9	AB	R	H	RBI	BB	SO	LOB
Lonnie Smith, R (1, 7) OBP: 0.387, SLG: 0.447 David Green, R (9, 9) OBP: 0.333, SLG: 0.392	F8			6-3	F9		F4		6-3	5 0	0 0	0 0	0 0	0 0	0 0	0 0
Willie McGee, S (1, 8) OBP: 0.328, SLG: 0.374	K			1B 1B 1B		BBBB WP S E BB	G3			3	2	1	0	1	1	0
Ken Oberkfell, L (1, 5) OBP: 0.369, SLG: 0.366	F8			1B 1B SF7 1-2 1B		G3 1-3		F4-3		4	1	1	0	0	0	1
George Hendrick, R (1, 3) OBP: 0.393, SLG: 0.509		5-3		SF7 1B 1-2 2-H 1B		E7 1B 1B 3-H		BBBB 1B BB		3	0	1	1	1	0	0
Darrell Porter, L (1, 2) OBP: 0.342, SLG: 0.426		G3		1-2 2-3 1B		1B 1-2 1B		F9		4	0	2	0	0	0	1
Tom Herr, S (1, 4) OBP: 0.395, SLG: 0.397		6-3		SF7 2-3 3-H		1-3 2-H 1B		1-2 1B		3	0	2	1	0	0	0
Andy Van Slyke, L (1, 9) OBP: 0.325, SLG: 0.390 (9, 7)			F8	P3		IBB		SSS K		3	0	0	0	1	1	4
Ozzie Smith, S (1, 6) OBP: 0.293, SLG: 0.310			F4	SSS K		F9			1-3	4	0	0	0	0	1	3
Dave LaPoint, L (1, 1) OBP: 0.235, SLG: 0.152 Bruce Sutter, R (7, 1)			1-3	SSS K			SSS K		SSS K	3 1	0 0	0 0	0 0	0 0	2 1	0 0

St. Louis Cardinals @ Montreal Expos

Olympic Stadium, Montreal, QB

Sat Jul 30 1983, 7:05 PM EDT

Att. 40,797 - Unknown - 72 F

TOP

livebaseballscorecards.com

AB	33
R	3
H	7
RBI	2
BB	3
SO	6
LOB	9

Inning Stats	1	2	3	4	5	6	7	8	9	1B: 7	SF: 1	WP: 1	PA: 37
R	0	0	0	2	0	1	0	0	0	2B: 0	SAC: 0	PB: 0	
E	0	0	0	0	0	1	0	0	0	3B: 0	DP: 0	SB: 1	
K	1	0	0	0	2	0	1	1	1	HR: 0	HBP: 0	CS: 0	
S	5	3	3	7	7	5	5	6	5				
H	0	0	0	4	0	2	0	1	0				
LOB	0	0	0	2	0	3	0	2	0				
BB	0	0	0	0	0	2	0	1	0				
P	5	3	3	7	7	13	5	10	5				

PITCHER		IP	WLS	BF	H	R	ER	SO	BB	IBB	HBP	BLK	WP	HR	S	P	ERA	WHIP
Charlie Lea, R	(1, 1)	7.0	L	29	6	3	3	4	1	1	0	0	1	0	35	43	3.86	1.000
ERA: 3.43																		
Jeff Reardon, R	(8, 1)	2.0		8	1	0	0	2	1	0	0	0	0	0	11	15	0.00	1.000
ERA: 2.75																		

PITCHER	IP	WLS	BF	H	R	ER	SO	BB	IBB	HBP	BLK	WP	HR	S	P	ERA	WHIP

St. Louis Cardinals @ Montreal Expos

Olympic Stadium, Montreal, QB

Sat Jul 30 1983, 7:05 PM EDT

Att. 40,797 - Unknown - 72 F

BOTTOM

Batter	1	2	3	4	5	6	7	8	9	AB	R	H	RBI	BB	SO	LOB
Tim Raines, S (1, 7) OBP: 0.374, SLG: 0.424	0-0 WP SF9 2B		0-3 K ①		4-0 BB		4-0 BB		0-0 4-3 ③	3	1	1	0	2	1	1
Chris Speier, R (1, 6) OBP: 0.336, SLG: 0.333	0-3 K ①		0-0 5-3 ②		0-0 P6 ②		0-0 P6 ②			4	0	0	0	0	1	5
Andre Dawson, R (1, 8) OBP: 0.342, SLG: 0.576	4-0 WP IBB		0-3 K ③		0-3 K ③		0-0 6-3 ③			3	0	0	0	1	2	4
Al Oliver, L (1, 3) OBP: 0.367, SLG: 0.432	4-0 1-2 2-3 BB			0-0 F2 ①		0-0 F8 ①		0-0 F8 ①		3	0	0	0	1	0	0
Gary Carter, R (1, 2) OBP: 0.325, SLG: 0.410	0-0 SF9 ② 3-H			0-0 F8 ②		0-0 P3 ②		0-0 6-3 ②		3	0	0	1	0	0	0
Tim Wallach, R (1, 5) OBP: 0.340, SLG: 0.444	0-0 P4 ③			4-0 BB		0-3 K ③		0-0 F8 ③		3	0	0	0	1	1	2
Mike Vail, R (1, 9) OBP: 0.288, SLG: 0.343 Warren Cromartie, L (9, PH) OBP: 0.352, SLG: 0.375		0-3 K ①		0-0 F8 ③			4-0 2B BB		0-0 SH1-4 1B	2 1	1 0	0 1	0 0	1 0	1 0	1 0
Doug Flynn, R (1, 4) OBP: 0.248, SLG: 0.287		0-0 F4-3 ②			0-0 SH1-4 1B		0-0 F6 ①		0-0 SH1-4 ① 1-2	3	0	1	0	0	0	1
Charlie Lea, R (1, 1) OBP: 0.128, SLG: 0.109 Jim Wohlford, R (7, PH) OBP: 0.307, SLG: 0.411 Jeff Reardon, R (8, 1) OBP: 0.143, SLG: 0.143 Terry Crowley, L (9, PH) OBP: 0.444, SLG: 0.211		0-3 K ③			0-0 SH1-4 ① 1-2		0-0 1-H 2B		0-0 L9 ②	1 1 0 1	0 0 0 0	0 1 0 0	0 1 0 0	1 0 0 0	0 0 0 0	0 0 0 1
Inning Stats	R: 1 E: 0 K: 1 S: 6 H: 1 LOB: 2 BB: 2 P: 14	R: 0 E: 0 K: 2 S: 7 H: 0 LOB: 0 BB: 0 P: 7	R: 0 E: 0 K: 2 S: 7 H: 0 LOB: 0 BB: 0 P: 7	R: 0 E: 0 K: 0 S: 3 H: 0 LOB: 1 BB: 1 P: 7	R: 0 E: 0 K: 1 S: 6 H: 1 LOB: 2 BB: 1 P: 10	R: 0 E: 0 K: 1 S: 5 H: 0 LOB: 0 BB: 0 P: 5	R: 1 E: 0 K: 0 S: 4 H: 1 LOB: 2 BB: 2 P: 12	R: 0 E: 0 K: 0 S: 3 H: 0 LOB: 0 BB: 0 P: 3	R: 0 E: 0 K: 0 S: 4 H: 1 LOB: 1 BB: 0 P: 4	1B: 2 2B: 2 3B: 0 HR: 0	SF: 1 SAC: 2 DP: 0 HBP: 0						

livebaseballscorecards.com

AB	28
R	2
H	4
RBI	2
BB	6
SO	7
LOB	15

WP: 1 PB: 0 SB: 0 CS: 0 PA: 37

PITCHER		IP	WLS	BF	H	R	ER	SO	BB	IBB	HBP	BLK	WP	HR	S	P	ERA	WHIP
Dave LaPoint, L ERA: 3.32	(1, 1)	6.2	W	29	3	2	2	7	5	1	0	0	1	0	37	61	2.70	1.200
Bruce Sutter, R ERA: 4.14	(7, 1)	2.1	S	8	1	0	0	0	0	0	0	0	0	0	8	8	0.00	0.429

PITCHER	IP	WLS	BF	H	R	ER	SO	BB	IBB	HBP	BLK	WP	HR	S	P	ERA	WHIP

Batter	1	2	3	4	5	6	7	8	9	AB	R	H	RBI	BB	SO	LOB
Willie McGee, S (1, 8) OBP: 0.326, SLG: 0.374	G3	F4-3			F4-3		F8 6-3 2B	K 1-2		5	1	1	0	0	1	2
Ken Oberkfell, L (1, 5) OBP: 0.372, SLG: 0.373	1B 2B	L7			F9 1B 1B		F8 2-3	2-H 1B		5	0	3	1	0	0	1
Tom Herr, S (1, 4) OBP: 0.398, SLG: 0.401	S 2-3 1B	CS 1B			BB 1-2 1B		6-3 3-H	K		5	0	3	1	0	1	1
Darrell Porter, L (1, 2) OBP: 0.337, SLG: 0.419	P6	F4			F9 2-3		F4-3		F4-3	5	0	0	0	0	0	5
Steve Braun, L (1, 7) OBP: 0.492, SLG: 0.531	BBBB 1-2 BB	CS 1-2	BBBB 1B BB		BBBB 1-2 BB			1B 2B 1B	P6	2	1	1	0	3	0	0
Andy Van Slyke, L (1, 3) OBP: 0.327, SLG: 0.390	F8		1-2 1B		G3			2B 1-2 1B	L3	5	1	2	0	0	0	6
David Green, R (1, 9) OBP: 0.336, SLG: 0.398		F9 S 1B	F7		F8			1B 1-3 2-H 2B		4	1	2	1	0	0	2
Ozzie Smith, S (1, 6) OBP: 0.291, SLG: 0.308		F9 1-3	P6		P6			S 1B 2-H 3-H 1B		3	0	0	0	0	0	3
Mike Ramsey, S (6, 6) OBP: 0.339, SLG: 0.368										0	0	0	0	0	0	0
Lonnie Smith, R (8, PH) OBP: 0.389, SLG: 0.449										1	1	1	2	0	0	0
Bill Lyons, R (8, 6) OBP: 0.222, SLG: 0.222										0	0	0	0	0	0	0
Joaquin Andujar, S (1, 1) OBP: 0.111, SLG: 0.130	K	G3			F4-3			K		1	0	0	0	0	1	1
Jamie Quirk, L (4, PH) OBP: 0.288, SLG: 0.344										1	0	0	0	0	0	2
John Martin, S (4, 1) OBP: 0.222, SLG: 0.278										0	0	0	0	0	0	0
Jeff Lahti, R (5, 1)										1	0	0	0	0	0	0
George Hendrick, R (8, PH) OBP: 0.392, SLG: 0.507										1	0	0	0	0	1	1
John Stuper, R (8, 1) OBP: 0.167, SLG: 0.143										0	0	0	0	0	0	0
Inning Stats	R: 0 E: 0 K: 0 S: 5 H: 2 LOB: 3 BB: 1 P: 9	R: 0 E: 0 K: 1 S: 6 H: 1 LOB: 1 BB: 0 P: 6	R: 0 E: 0 K: 0 S: 3 H: 1 LOB: 0 BB: 0 P: 3	R: 0 E: 0 K: 0 S: 4 H: 1 LOB: 2 BB: 1 P: 8	R: 0 E: 0 K: 0 S: 5 H: 2 LOB: 3 BB: 1 P: 9	R: 0 E: 0 K: 0 S: 3 H: 0 LOB: 0 BB: 0 P: 3	R: 1 E: 0 K: 0 S: 4 H: 1 LOB: 0 BB: 0 P: 4	R: 4 E: 0 K: 3 S: 14 H: 5 LOB: 1 BB: 0 P: 14	R: 0 E: 0 K: 0 S: 3 H: 0 LOB: 0 BB: 0 P: 3	1B: 10 2B: 3 3B: 0 HR: 0 SF: 0 SAC: 0 DP: 0 HBP: 0						

TOP

St. Louis Cardinals @ Montreal Expos

Olympic Stadium, Montreal, QB

Sun Jul 31 1983, 3:33 AM EDT

Att. 44,106 - Cloudy - 77 F

livebaseballscorecards.com

AB	39
R	5
H	13
RBI	5
BB	3
SO	4
LOB	24

PITCHER		IP	WLS	BF	H	R	ER	SO	BB	IBB	HBP	BLK	WP	HR	S	P	ERA	WHIP
Bill Gullickson, R ERA: 4.25	(1, 1)	7.0		34	11	4	4	1	3	0	0	0	0	0	33	45	5.14	2.000
Jeff Reardon, R ERA: 2.81	(8, 1)	2.0	W	8	2	1	1	3	0	0	0	0	0	0	14	14	4.50	1.000

PITCHER	IP	WLS	BF	H	R	ER	SO	BB	IBB	HBP	BLK	WP	HR	S	P	ERA	WHIP

WP: 0	PA: 43
PB: 0	
SB: 3	
CS: 1	

Batter	1	2	3	4	5	6	7	8	9	AB	R	H	RBI	BB	SO	LOB
Tim Raines, S (1, 7) OBP: 0.376, SLG: 0.423	L7		E 1B 1B	G6-4-3 BB		FC6-4 S 1-2f				3	1	1	0	1	0	1
Bryan Little, S (1, 6) OBP: 0.351, SLG: 0.320	F8		1B 1-3 2B BB	G6-4-3 1-2f		G3 1-2				3	1	0	0	1	0	3
Andre Dawson, R (1, 8) OBP: 0.341, SLG: 0.577	K		F3		1B 3B		K			4	1	1	0	0	2	2
Al Oliver, L (1, 3) OBP: 0.368, SLG: 0.433		2B 5-3 1B	1-2 2B 1B 3-H		G3		4-3			4	2	2	1	0	0	1
Warren Cromartie, L (1, 9) OBP: 0.357, SLG: 0.387		5-3 1-3 2B	1-H 2-H 2B		FC4-6 1B 3-H		6-3			4	0	3	3	0	0	0
Gary Carter, R (1, 2) OBP: 0.324, SLG: 0.407		5-3 BB	L8		FC4-6 1-2f			1-3		3	0	0	0	1	0	2
Tim Wallach, R (1, 5) OBP: 0.339, SLG: 0.450		5-3 1-2 2-3 3-H	6-3		P4			HR		4	1	1	2	0	0	4
Doug Flynn, R (1, 4) OBP: 0.248, SLG: 0.284		K		SH1-4 BB		K		F5-3		3	0	0	0	1	2	2
Bill Gullickson, R (1, 1) OBP: 0.096, SLG: 0.061		F9		SH1-4 1-2		FC6-4 BB		P6		1	0	0	0	1	0	2
Jeff Reardon, R (8, 1) OBP: 0.143, SLG: 0.143										0	0	0	0	0	0	0
Mike Stenhouse, L (8, 9) OBP: 0.167, SLG: 0.333										1	0	0	0	0	0	0
Jim Wohlford, R (9, 9) OBP: 0.307, SLG: 0.411										0	0	0	0	0	0	0
Inning Stats	R: 0 E: 0 K: 1 S: 5 H: 0 LOB: 0 BB: 0 P: 5	R: 1 E: 0 K: 1 S: 7 H: 2 LOB: 2 BB: 1 P: 11	R: 3 E: 1 K: 0 S: 6 H: 3 LOB: 1 BB: 1 P: 10	R: 0 E: 0 K: 0 S: 2 H: 0 LOB: 1 BB: 2 P: 10	R: 1 E: 0 K: 0 S: 5 H: 2 LOB: 1 BB: 0 P: 5	R: 0 E: 0 K: 1 S: 5 H: 0 LOB: 1 BB: 1 P: 9	R: 0 E: 0 K: 1 S: 5 H: 0 LOB: 0 BB: 0 P: 5	R: 1 E: 0 K: 0 S: 4 H: 1 LOB: 0 BB: 0 P: 4		1B: 4 2B: 2 3B: 1 HR: 1	SF: 0 SAC: 1 DP: 1 HBP: 0					

PITCHER		IP	WLS	BF	H	R	ER	SO	BB	IBB	HBP	BLK	WP	HR	S	P	ERA	WHIP
Joaquin Andujar, R ERA: 4.15	(1, 1)	3.0		16	5	4	4	2	2	0	0	0	0	0	18	26	12.00	2.333
John Martin, L ERA: 3.64	(4, 1)	1.1		7	2	1	1	0	2	0	0	0	0	0	5	13	6.75	3.000
Jeff Lahti, R ERA: 3.66	(5, 1)	2.2		9	0	0	0	2	1	0	0	0	0	0	12	16	0.00	0.375
John Stuper, R ERA: 4.3	(8, 1)	1.0	L	4	1	1	1	0	0	0	0	0	0	1	4	4	9.00	1.000

PITCHER	IP	WLS	BF	H	R	ER	SO	BB	IBB	HBP	BLK	WP	HR	S	P	ERA	WHIP

BOTTOM

St. Louis Cardinals @ Montreal Expos

Olympic Stadium, Montreal, QB

Sun Jul 31 1983, 3:33 AM EDT

Att. 44,106 - Cloudy - 77 F

livebaseballscorecards.com

AB	30
R	6
H	8
RBI	6
BB	5
SO	4
LOB	17

WP: 0	PB: 0	SB: 1	CS: 0	PA:	36

Batter	1	2	3	4	5	6	7	8	9	AB	R	H	RBI	BB	SO	LOB
23 Ryne Sandberg, R (1, 4) OBP: 0.318, SLG: 0.382	6-3	SF8 3-H		4-3		F9		4-3 S 1B		4	0	1	1	0	0	0
Jay Johnstone, L (1, 7) OBP: 0.364, SLG: 0.416	P6	4-3		G3		4-3		4-3 1-3		5	0	0	0	0	0	2
Bill Buckner, L (1, 3) OBP: 0.301, SLG: 0.450	4-3		BB SF8 2B	F8			SH1 1B 1B	L6		5	1	2	0	0	0	1
Ron Cey, R (1, 5) OBP: 0.340, SLG: 0.456		E 1B 2B 1B	G3 BB BB		1B BB		SH1 1-2 1B		5-3	3	1	2	0	2	0	0
Keith Moreland, R (1, 9) OBP: 0.354, SLG: 0.461		E 1-2 2B 1B	G3 1-2 2-3 BB		F8		SH1 1-2 2-3		6-3	3	1	1	0	1	0	1
Mel Hall, L (1, 8) OBP: 0.337, SLG: 0.403 Gary Woods, R (7, PH) OBP: 0.314, SLG: 0.352 (7, 8)	K	SF8 3-H		P4			FC4-6 IBB		K	2 1	0 0	0 0	1 0	0 1	1 1	3 0
Larry Bowa, S (1, 6) OBP: 0.311, SLG: 0.338	E4 2B 1B 1-2 2-3	G3 1-2 2-3			1B 1-2		F3			4	1	1	0	0	0	7
Steve Lake, R (1, 2) OBP: 0.333, SLG: 0.444	1B 23 SF8 1-3 2-H 3-H 2B		IBB		L6		FC4-6 1-2f			3	1	1	2	1	0	5
Dickie Noles, R (1, 1) OBP: 0.231, SLG: 0.231 Warren Brusstar, R (7, 1) Lee Smith, R (8, 1) Jerry Morales, R (8, 7) OBP: 0.228, SLG: 0.260						P3		K		3 1 0 0	0 0 0 0	1 0 0 0	1 0 0 0	0 0 0 0	1 1 0 0	3 0 0 0
Inning Stats	R: 0 E: 0 K: 0 S: 3 H: 0 LOB: 0 BB: 0 P: 3	R: 4 E: 1 K: 1 S: 10 H: 4 LOB: 1 BB: 0 P: 10	R: 1 E: 0 K: 1 S: 6 H: 1 LOB: 3 BB: 3 P: 18	R: 0 E: 0 K: 0 S: 3 H: 0 LOB: 0 BB: 0 P: 3	R: 0 E: 0 K: 0 S: 4 H: 1 LOB: 2 BB: 1 P: 8	R: 0 E: 0 K: 0 S: 3 H: 0 LOB: 0 BB: 0 P: 3	R: 0 E: 0 K: 0 S: 5 H: 2 LOB: 3 BB: 1 P: 9	R: 0 E: 0 K: 1 S: 6 H: 1 LOB: 1 BB: 0 P: 6	R: 0 E: 0 K: 1 S: 5 H: 0 LOB: 0 BB: 0 P: 5	1B: 7 2B: 2 3B: 0 HR: 0 SF: 2 SAC: 1 DP: 0 HBP: 0						

TOP

Chicago Cubs @ St. Louis Cardinals

Busch Stadium, St. Louis, MO

Tue Aug 02 1983, 7:05 PM CDT
Att. 35,513 - Unknown - 79 F

livebaseballscorecards.com

AB	34
R	5
H	9
RBI	5
BB	5
SO	4
LOB	22

WP: 0 PB: 0 SB: 1 CS: 0 PA: 42

PITCHER		IP	WLS	BF	H	R	ER	SO	BB	IBB	HBP	BLK	WP	HR	S	P	ERA	WHIP
Neil Allen, R ERA: 3.72	(1, 1)	2.0	L	14	5	5	3	1	2	0	0	0	0	0	14	22	13.50	3.500
Dave Vonohlen, L ERA: 2.84	(3, 1)	3.0		12	1	0	0	1	1	1	0	0	0	0	12	20	0.00	0.667
John Martin, L ERA: 3.53	(6, 1)	2.0		9	2	0	0	0	0	1	0	0	0	0	8	12	0.00	1.000
Jeff Lahti, R ERA: 3.48	(8, 1)	2.0		7	1	0	0	2	0	0	0	0	0	0	11	11	0.00	0.500

PITCHER	IP	WLS	BF	H	R	ER	SO	BB	IBB	HBP	BLK	WP	HR	S	P	ERA	WHIP

Batter	1	2	3	4	5	6	7	8	9	AB	R	H	RBI	BB	SO	LOB
Lonnie Smith, R (1, 7) OBP: 0.389, SLG: 0.448	5-3		F8			4-3 S 1B	1-2 2-H 3-H 1B		G1 2-3	5	0	2	2	0	0	2
Willie McGee, S (1, 8) OBP: 0.323, SLG: 0.370	4-3		6-3			F7 1-2	F7		F8	4	0	0	0	0	0	4
Jeff Lahti, R (8, 1)										0	0	0	0	0	0	0
Jamie Quirk, L (9, PH) OBP: 0.284, SLG: 0.339										1	0	0	0	0	0	1
Tom Herr, S (1, 4) OBP: 0.399, SLG: 0.405	4-3			G6-4-3 1B		4-3 2-3		2B 2B		4	1	2	0	0	0	1
George Hendrick, R (1, 3) OBP: 0.391, SLG: 0.507		6-3		G6-4-3 1-2f		P4		2-H 2B		4	0	1	1	0	0	2
Darrell Porter, L (1, 2) OBP: 0.336, SLG: 0.415		4-3		F8			BBBBB FC3-6 BB	F8		3	0	0	0	1	0	1
Ken Oberkfell, L (1, 5) OBP: 0.371, SLG: 0.370		BBBBB BB			G3		FC3-6 BB 1B 1-2f 1B	L4		3	1	0	0	1	0	2
David Green, R (1, 9) (8, 8) OBP: 0.335, SLG: 0.393		G3			BBBBB 4-3 S BB		F9	F9		3	0	0	0	1	0	3
Ozzie Smith, S (1, 6) OBP: 0.296, SLG: 0.311			S 1B		4-3 1-3		BB 1-2 1B		BBBBB G1 S BB	3	1	2	0	1	0	1
Neil Allen, R (1, 1) OBP: 0.129, SLG: 0.194			SSS K 1-2		3-1		BBBBB 1B 1-2 2-3 BB		SSS K 1-2	0	0	0	0	0	0	0
Dave Vonohlen, L (3, 1)										1	0	0	0	0	1	1
Andy Van Slyke, L (5, PH) OBP: 0.325, SLG: 0.387										1	0	0	0	0	0	1
John Martin, S (6, 1) OBP: 0.222, SLG: 0.278										0	0	0	0	0	0	0
Steve Braun, L (7, PH) OBP: 0.492, SLG: 0.520										1	0	0	0	1	1	1
(8, 9)																
Inning Stats	R: 0 E: 0 K: 0 S: 3 H: 0 LOB: 0 BB: 0 P: 3	R: 0 E: 0 K: 0 S: 3 H: 0 LOB: 1 BB: 1 P: 7	R: 0 E: 0 K: 1 S: 6 H: 1 LOB: 1 BB: 0 P: 6	R: 0 E: 0 K: 0 S: 3 H: 1 LOB: 0 BB: 0 P: 3	R: 0 E: 0 K: 0 S: 3 H: 0 LOB: 1 BB: 1 P: 7	R: 0 E: 0 K: 0 S: 4 H: 1 LOB: 1 BB: 0 P: 4	R: 2 E: 0 K: 0 S: 5 H: 2 LOB: 2 BB: 2 P: 13	R: 1 E: 0 K: 0 S: 5 H: 2 LOB: 1 BB: 0 P: 5	R: 0 E: 0 K: 1 S: 5 H: 0 LOB: 1 BB: 1 P: 9	1B: 5 2B: 2 3B: 0 HR: 0	SF: 0 SAC: 0 DP: 1 HBP: 0						

PITCHER		IP	WLS	BF	H	R	ER	SO	BB	IBB	HBP	BLK	WP	HR	S	P	ERA	WHIP
Dickie Noles, R ERA: 4.29	(1, 1)	6.2	W	27	4	2	2	1	4	0	0	0	0	0	25	41	2.70	1.200
Warren Brusstar, R ERA: 2.28	(7, 1)	0.1		3	2	1	1	0	0	0	0	0	0	0	3	3	27.00	6.000
Lee Smith, R ERA: 1.22	(8, 1)	2.0	S	8	1	0	0	1	1	0	0	0	0	0	9	13	0.00	1.000

PITCHER	IP	WLS	BF	H	R	ER	SO	BB	IBB	HBP	BLK	WP	HR	S	P	ERA	WHIP

BOTTOM

Chicago Cubs @ St. Louis Cardinals

Busch Stadium, St. Louis, MO

Tue Aug 02 1983, 7:05 PM CDT

Att. 35,513 - Unknown - 79 F

livebaseballscorecards.com

AB	33
R	3
H	7
RBI	3
BB	5
SO	2
LOB	20

WP: 0	PB: 0	SB: 4	CS: 0
PA: 38			

Batter	1	2	3	4	5	6	7	8	9	AB	R	H	RBI	BB	SO	LOB
23 Ryne Sandberg, R (1, 4) OBP: 0.317, SLG: 0.382	SH5-3 1B 2B		F9		5-3		P4		3-1	5	1	1	0	0	0	0
Jay Johnstone, L (1, 7) OBP: 0.363, SLG: 0.440	SH5-3 2-3		HR		F8		F8			3	1	1	1	0	0	0
Bill Campbell, R (7, 1)										0	0	0	0	0	0	0
Bill Buckner, L (1, 3) OBP: 0.299, SLG: 0.446	F2		G3		6-3		4-3			4	0	0	0	0	0	1
Ron Cey, R (1, 5) OBP: 0.344, SLG: 0.457	BBBB WP 1B BB		BB 1B			3B 1B		P3		3	1	2	0	1	0	0
Keith Moreland, R (1, 9) OBP: 0.355, SLG: 0.460	WP 1-2 3-H 1B		BBBB 1-2 BB			F8		4-3		3	0	1	1	1	0	1
Jody Davis, R (1, 2) OBP: 0.304, SLG: 0.486	SSS K 1-2 2-3		P5			L4		1B		4	0	1	0	0	1	5
Mel Hall, L (1, 8) OBP: 0.336, SLG: 0.409		L9		L9		1-H 3B		SSS K		4	0	1	1	0	1	1
Larry Bowa, S (1, 6) OBP: 0.308, SLG: 0.334		4-3		3-1		F8			5-3	4	0	0	0	0	0	1
Chuck Rainey, R (1, 1) OBP: 0.256, SLG: 0.158		SSS K		6-3			HR		L7	2	0	0	0	0	1	0
Craig Lefferts, L (6, 1) OBP: 0.176, SLG: 0.125										0	0	0	0	0	0	0
Mike Proly, R (6, 1) OBP: 0.167, SLG: 0.091										0	0	0	0	0	0	0
Thad Bosley, L (7, PH) OBP: 0.222, SLG: 0.571										2	1	1	1	0	0	0
(7, 7)																
Inning Stats	R: 1 E: 0 K: 1 S: 7 H: 2 LOB: 2 BB: 1 P: 11	R: 0 E: 0 K: 1 S: 5 H: 0 LOB: 0 BB: 0 P: 5	R: 1 E: 0 K: 0 S: 5 H: 2 LOB: 2 BB: 1 P: 9	R: 0 E: 0 K: 0 S: 3 H: 0 LOB: 0 BB: 0 P: 3	R: 0 E: 0 K: 0 S: 3 H: 0 LOB: 0 BB: 0 P: 3	R: 1 E: 0 K: 0 S: 5 H: 2 LOB: 1 BB: 0 P: 5	R: 1 E: 0 K: 0 S: 4 H: 1 LOB: 0 BB: 0 P: 4	R: 0 E: 0 K: 1 S: 6 H: 1 LOB: 1 BB: 0 P: 6	R: 0 E: 0 K: 0 S: 3 H: 0 LOB: 0 BB: 0 P: 3	1B: 4 2B: 1 3B: 1 HR: 2 SF: 0 SAC: 1 DP: 0 HBP: 0						

PITCHER		IP	WLS	BF	H	R	ER	SO	BB	IBB	HBP	BLK	WP	HR	S	P	ERA	WHIP
Bob Forsch, R ERA: 4.38	(1, 1)	7.0	L	30	7	4	4	2	2	0	0	0	1	2	32	40	5.14	1.286
Joaquin Andujar, R ERA: 4.1	(8, 1)	2.0		7	1	0	0	1	0	0	0	0	0	0	9	9	0.00	0.500

PITCHER	IP	WLS	BF	H	R	ER	SO	BB	IBB	HBP	BLK	WP	HR	S	P	ERA	WHIP

TOP

Chicago Cubs @ St. Louis Cardinals

Busch Stadium, St. Louis, MO

Wed Aug 03 1983, 7:05 PM CDT
Att. 33,118 - Unknown - 98 F

livebaseballscorecards.com

AB	34
R	4
H	8
RBI	4
BB	2
SO	3
LOB	9

WP: 1 PA: 37
PB: 0
SB: 0
CS: 0

Batter	1	2	3	4	5	6	7	8	9	AB	R	H	RBI	BB	SO	LOB
Lonnie Smith, R (1, 7) OBP: 0.387, SLG: 0.445 Willie McGee, S (5, 8) OBP: 0.321, SLG: 0.367	5-3		G1-4-3 1-2f		F7		K		1-3	2 3	0 0	0 0	0 0	0 0	0 1	1 2
Ken Oberkfell, L (1, 5) OBP: 0.375, SLG: 0.374 Joaquin Andujar, S (8, 1) OBP: 0.111, SLG: 0.130	S 1B		1B		G6-4-3 1-2 1B		K			4 0	0 0	3 0	0 0	0 0	1 0	0 0
Tom Herr, S (1, 4) OBP: 0.395, SLG: 0.400	F7 1-2		4-3		G6-4-3 1-2f			K		4	0	0	0	0	1	4
George Hendrick, R (1, 3) OBP: 0.392, SLG: 0.510	K			4-3		BB 1B		2B		4	0	2	0	0	1	1
Andy Van Slyke, L (1, 8) OBP: 0.335, SLG: 0.397 (5, 7) (8, 5)		G3 E 1B		BB 1B		BB 1-2 1B		K		4	0	3	0	0	1	1
Darrell Porter, L (1, 2) OBP: 0.338, SLG: 0.414		G3 1-3		BB 1-2 1B		4-0 L3 1-2 2-3 BB		G3		3	0	1	0	1	0	2
David Green, R (1, 9) OBP: 0.333, SLG: 0.388		K		L4-3 1-2 2-3 BB		L3 1-2			6-3	3	0	0	0	1	1	4
Ozzie Smith, S (1, 6) OBP: 0.293, SLG: 0.307		F9		L4-3 1-2		L4			3-1	4	0	0	0	0	0	6
Bob Forsch, R (1, 1) OBP: 0.304, SLG: 0.341 Steve Braun, L (7, PH) OBP: 0.493, SLG: 0.519 (8, 7)			G1-4-3 1B		1B 1B		F3		1B	2 2	0 0	2 1	0 0	0 0	0 0	0 0
Inning Stats	R: 0 H: 1 E: 0 LOB: 1 K: 1 BB: 0 S: 6 P: 6	R: 0 H: 1 E: 1 LOB: 1 K: 1 BB: 0 S: 6 P: 6	R: 0 H: 2 E: 0 LOB: 1 K: 0 BB: 0 S: 4 P: 4	R: 0 H: 2 E: 0 LOB: 2 K: 0 BB: 1 S: 4 P: 8	R: 0 H: 2 E: 0 LOB: 1 K: 0 BB: 0 S: 4 P: 4	R: 0 H: 2 E: 0 LOB: 2 K: 0 BB: 1 S: 4 P: 8	R: 0 H: 0 E: 0 LOB: 0 K: 2 BB: 0 S: 7 P: 7	R: 0 H: 1 E: 0 LOB: 1 K: 2 BB: 0 S: 8 P: 8	R: 0 H: 1 E: 0 LOB: 1 K: 0 BB: 0 S: 4 P: 4	1B: 11 2B: 3 3B: 0 HR: 0	SF: 0 SAC: 0 DP: 4 HBP: 0					

PITCHER		IP	WLS	BF	H	R	ER	SO	BB	IBB	HBP	BLK	WP	HR	S	P	ERA	WHIP
Chuck Rainey, R ERA: 3.92	(1, 1)	5.0	W	23	10	0	0	2	1	0	0	0	0	0	26	30	0.00	2.200
Craig Lefferts, L ERA: 2.95	(6, 1)	0.0		1	0	0	0	0	1	0	0	0	0	0	0	4	∞	∞
Mike Proly, R ERA: 3.48	(6, 1)	1.0		2	0	0	0	0	0	0	0	0	0	0	2	2	0.00	0.000
Bill Campbell, R ERA: 2.9	(7, 1)	3.0	S	11	2	0	0	4	0	0	0	0	0	0	19	19	0.00	0.667

PITCHER	IP	WLS	BF	H	R	ER	SO	BB	IBB	HBP	BLK	WP	HR	S	P	ERA	WHIP

BOTTOM

Chicago Cubs @ St. Louis Cardinals

Busch Stadium, St. Louis, MO

Wed Aug 03 1983, 7:05 PM CDT

Att. 33,118 - Unknown - 98 F

livebaseballscorecards.com

AB	35
R	0
H	12
RBI	0
BB	2
SO	6
LOB	21

Chicago Cubs @ St. Louis Cardinals

Busch Stadium, St. Louis, MO

Thu Aug 04 1983, 7:05 PM CDT

Att. 30,187 - Unknown - 88 F

TOP

livebaseballscorecards.com

Batter	1	2	3	4	5	6	7	8	9	AB	R	H	RBI	BB	SO	LOB
23 Ryne Sandberg, R (1, 4) OBP: 0.316, SLG: 0.380	L7	E2		S 1B		F9		P4		5	1	1	0	0	0	0
Gary Woods, R (1, 8) OBP: 0.310, SLG: 0.353 (7, 7)	5-3	E9		G3		3-1		5-3		5	0	1	0	0	0	1
Bill Buckner, L (1, 3) OBP: 0.302, SLG: 0.447	HR 1B	P6			1B 1B		F5	E 3B 1B		5	3	3	0	0	0	1
Ron Cey, R (1, 5) OBP: 0.347, SLG: 0.471	HR	L8			K		5-3 1B BB	3B		4	1	2	3	1	1	2
Keith Moreland, R (1, 9) OBP: 0.358, SLG: 0.462	HR 1B		4-3		1B 1B		5-3 1B	F8		5	1	3	0	0	0	1
Jody Davis, R (1, 2) OBP: 0.309, SLG: 0.497	HR		F8		1B		5-3		CS 1B	5	1	3	3	0	0	2
Joe Carter, R (1, 7) OBP: 0.071, SLG: 0.071	F9		5-3		K		IBB		FC6-4 1B	3	0	0	0	0	1	2
Thad Bosley, L (7, PH) OBP: 0.300, SLG: 0.571 (7, 7)										0	0	0	0	1	0	0
Lee Smith, R (7, 1) OBP: 0.286, SLG: 0.167										1	0	1	0	0	0	0
Larry Bowa, S (1, 6) OBP: 0.306, SLG: 0.332		23 S SH5-4 23 E 1B		4-3	3-1		F9		FC6-4	5	1	1	0	0	0	6
Steve Trout, L (1, 1) OBP: 0.234, SLG: 0.234		SH5-4		F9		1-3		HR	L7	2	0	0	0	0	0	0
Mike Proly, R (6, 1) OBP: 0.167, SLG: 0.091										0	0	0	0	0	0	0
Craig Lefferts, L (6, 1) OBP: 0.176, SLG: 0.125										0	0	0	0	0	0	0
Mel Hall, L (7, 8) OBP: 0.337, SLG: 0.423										2	1	1	1	0	0	1

Inning Stats	1	2	3	4	5	6	7	8	9
	R: 4 E: 0 K: 0 S: 7	H: 4 LOB: 0 BB: 0 P: 7	R: 2 E: 2 K: 0 S: 6	H: 2 LOB: 1 BB: 0 P: 6	R: 0 E: 0 K: 0 S: 3	H: 0 LOB: 0 BB: 0 P: 3	R: 0 E: 0 K: 0 S: 4	H: 1 LOB: 1 BB: 0 P: 4	R: 1 E: 0 K: 2 S: 10	H: 3 LOB: 2 BB: 0 P: 10	R: 0 E: 0 K: 0 S: 3	H: 0 LOB: 0 BB: 0 P: 3	R: 0 E: 0 K: 0 S: 4	H: 1 LOB: 3 BB: 2 P: 12	R: 2 E: 1 K: 0 S: 6	H: 3 LOB: 1 BB: 0 P: 6	R: 0 E: 0 K: 0 S: 4	H: 2 LOB: 1 BB: 0 P: 4

PITCHER		IP	WLS	BF	H	R	ER	SO	BB	IBB	HBP	BLK	WP	HR	S	P	ERA	WHIP	PITCHER	IP	WLS	BF	H	R	ER	SO	BB	IBB	HBP	BLK	WP	HR	S	P	ERA	WHIP
Dave LaPoint, L ERA: 3.52	(1, 1)	1.2	L	12	6	6	4	0	0	0	0	0	0	2	12	12	21.60	3.600																	
Jeff Lahti, R ERA: 3.43	(2, 1)	3.1		14	4	1	1	2	0	0	0	0	0	0	18	18	2.70	1.200																	
Dave Vonohlen, L ERA: 2.78	(6, 1)	1.0		3	0	0	0	0	0	0	0	0	0	0	3	3	0.00	0.000																	
Joaquin Andujar, R ERA: 4.16	(7, 1)	2.0		12	4	2	2	0	1	1	0	0	0	1	10	18	9.00	2.500																	
Dave Rucker, L ERA: 9.3	(9, 1)	1.0		4	2	0	0	0	0	0	0	0	0	0	4	4	0.00	2.000																	

AB	42
R	9
H	16
RBI	7
BB	2
SO	2
LOB	16

1B: 11	SF: 0	WP: 0	PA: 45
2B: 1	SAC: 1	PB: 0	
3B: 1	DP: 0	SB: 2	
HR: 3	HBP: 0	CS: 1	

Batter	1	2	3	4	5	6	7	8	9	AB	R	H	RBI	BB	SO	LOB
Ozzie Smith, S (1, 6) OBP: 0.289, SLG: 0.303	5-3		F7		F7		F2		4-3	5	0	0	0	0	0	0
Willie McGee, S (1, 8) OBP: 0.322, SLG: 0.375	1B		1-3		F9		HR		K	5	1	2	1	0	1	0
David Green, R (1, 9) OBP: 0.343, SLG: 0.403	G6-4-3 1-3			1B 1B		PB 3B	BBB 4-0 CS BB			3	2	3	0	1	0	0
George Hendrick, R (1, 3) OBP: 0.391, SLG: 0.513	G6-4-3 1-2f			F8		SF7 3B 3-H	F8 1-2			4	1	1	0	0	0	4
Floyd Rayford, R (1, 5) OBP: 0.275, SLG: 0.438		K		1B E 1-3 1B		SF7 3-H		G3 2B		3	1	2	1	0	1	0
Tom Herr, S (1, 4) OBP: 0.399, SLG: 0.405		FC6-4 1B		E 1-2 3-H 1B		FC3-6 1B		G3 2-3		4	1	3	1	0	0	1
Andy Van Slyke, L (1, 7) OBP: 0.333, SLG: 0.393		FC6-4 1-2f		K		FC3-6 1-2 1B		K		4	0	1	0	0	2	4
Glenn Brummer, R (1, 2) OBP: 0.305, SLG: 0.345		F9		E1 CS 1-H 2-H		FC3-6 1-2f 2-3		L6		2	0	0	0	0	0	1
Darrell Porter, L (6, PH) OBP: 0.337, SLG: 0.413										1	0	0	0	0	0	2
Joaquin Andujar, S (7, 1) OBP: 0.111, SLG: 0.130										0	0	0	0	0	0	0
Steve Braun, L (8, PH) OBP: 0.485, SLG: 0.509										1	0	0	0	0	0	1
Dave Rucker, L (9, 1)										0	0	0	0	0	0	0
Dave LaPoint, L (1, 1) OBP: 0.235, SLG: 0.152			4-3	CS 3-H	6-3	F8			K	0	0	0	0	0	0	0
Jeff Lahti, R (2, 1)										1	0	0	0	0	0	0
Lonnie Smith, R (5, PH) OBP: 0.385, SLG: 0.443										1	0	0	0	0	0	0
Dave Vonohlen, L (6, 1)										0	0	0	0	0	0	0
Bill Lyons, R (6, PH) OBP: 0.200, SLG: 0.200										1	0	0	0	0	0	2
Jamie Quirk, L (7, 2) OBP: 0.279, SLG: 0.333										1	0	0	0	0	1	0
Inning Stats	R: 0 E: 0 K: 0 S: 4 H: 2 LOB: 1 BB: 0 P: 4	R: 0 E: 0 K: 1 S: 6 H: 1 LOB: 1 BB: 0 P: 6	R: 0 E: 0 K: 0 S: 3 H: 0 LOB: 0 BB: 0 P: 3	R: 3 E: 1 K: 1 S: 8 H: 3 LOB: 0 BB: 0 P: 8	R: 0 E: 0 K: 0 S: 3 H: 0 LOB: 0 BB: 0 P: 3	R: 2 E: 0 K: 0 S: 7 H: 4 LOB: 2 BB: 0 P: 7	R: 1 E: 0 K: 0 S: 3 H: 1 LOB: 0 BB: 1 P: 7	R: 0 E: 0 K: 1 S: 6 H: 1 LOB: 1 BB: 0 P: 6	R: 0 E: 0 K: 2 S: 7 H: 0 LOB: 0 BB: 0 P: 7	1B: 8 2B: 1 3B: 2 HR: 1 SF: 1 SAC: 0 DP: 1 HBP: 0						

PITCHER		IP	WLS	BF	H	R	ER	SO	BB	IBB	HBP	BLK	WP	HR	S	P	ERA	WHIP
Steve Trout, L ERA: 4.51	(1, 1)	5.0	W	22	8	5	3	2	0	0	0	0	0	0	26	26	5.40	1.600
Mike Proly, R ERA: 3.46	(6, 1)	0.1		3	2	0	0	0	0	0	0	0	0	0	3	3	0.00	6.000
Craig Lefferts, L ERA: 3.05	(6, 1)	1.0		4	1	1	1	0	0	0	0	0	0	1	4	4	9.00	1.000
Lee Smith, R ERA: 1.17	(7, 1)	2.2	S	9	1	0	0	3	1	0	0	0	0	0	14	18	0.00	0.750

PITCHER	IP	WLS	BF	H	R	ER	SO	BB	IBB	HBP	BLK	WP	HR	S	P	ERA	WHIP

BOTTOM

Chicago Cubs @ St. Louis Cardinals

Busch Stadium, St. Louis, MO

Thu Aug 04 1983, 7:05 PM CDT

Att. 30,187 - Unknown - 88 F

livebaseballscorecards.com

AB	36
R	6
H	12
RBI	3
BB	1
SO	5
LOB	15

WP: 0 PA: 39
PB: 1
SB: 0
CS: 2

TOP

Philadelphia Phillies @ St. Louis Cardinals

Busch Stadium, St. Louis, MO

Fri Aug 05 1983, 7:05 PM CDT

Att. 32,903 - Unknown

livebaseballscorecards.com

Batter	1	2	3	4	5	6	7	8	9	AB	R	H	RBI	BB	SO	LOB
Greg Gross, L (1, 7) OBP: 0.427, SLG: 0.394	6-3	E HR 1B	FC4-6 1B		1B 1B		6-3	K		6	1	3	1	0	1	1
Pete Rose, S (1, 3) OBP: 0.330, SLG: 0.311	1B FC6-4 1B	E4 HR	FC4-6		1B		6-3	4-3-2		6	2	2	1	0	0	3
Joe Morgan, L (1, 4) OBP: 0.356, SLG: 0.356	FC6-4 1B	HR		G3	F6		HR		G3	6	2	3	4	0	0	2
Kiko Garcia, R (9, 4) OBP: 0.398, SLG: 0.506										0	0	0	0	0	0	0
Mike Schmidt, R (1, 5) OBP: 0.389, SLG: 0.496	FC6-4 2B 1B	BB 1B BB		WP 3-1 BB		F8	BB 1B BB		6-3	3	2	0	1	3	0	1
Joe Lefebvre, L (1, 9) OBP: 0.410, SLG: 0.658	2B	1B BB		3-1		1B 3B	BB BB 1B		G3	5	1	3	0	1	0	1
Von Hayes, L (1, 8) OBP: 0.331, SLG: 0.373	4-3	1B		3-1		S 1B	BB			4	0	2	2	1	0	3
Ron Reed, R (7, 1)										0	0	0	0	0	0	0
Bo Diaz, R (1, 2) OBP: 0.301, SLG: 0.371		F9 F7			CS BB	F9	BB			3	0	0	1	2	0	3
Ivan De Jesus, R (1, 6) OBP: 0.329, SLG: 0.315		1B 2B	K		F9	FC5-4 IBB	F9			4	1	1	0	1	1	4
John Denny, R (1, 1) OBP: 0.164, SLG: 0.148		F3	5-3		1B 1B	FC5-4		WP 4-3-2 1B		3	1	1	0	0	0	1
Gary Matthews, R (6, PH) OBP: 0.350, SLG: 0.383										1	0	0	0	0	0	2
Willie Hernandez, L (6, 1) OBP: 0.556, SLG: 0.556										0	0	0	0	0	0	0
Bob Dernier, R (7, 8) OBP: 0.294, SLG: 0.299										1	0	1	0	0	0	0
Inning Stats	R: 1 E: 0 K: 0 S: 6 H: 3 LOB: 2 BB: 0 P: 6	R: 5 E: 1 K: 0 S: 8 H: 4 LOB: 2 BB: 2 P: 16	R: 0 E: 0 K: 1 S: 6 H: 1 LOB: 1 BB: 0 P: 6	R: 0 E: 0 K: 0 S: 3 H: 0 LOB: 1 BB: 1 P: 7	R: 1 E: 0 K: 0 S: 5 H: 3 LOB: 2 BB: 1 P: 9	R: 1 E: 0 K: 0 S: 5 H: 2 LOB: 2 BB: 1 P: 9	R: 2 E: 0 K: 0 S: 5 H: 2 LOB: 3 BB: 3 P: 17	R: 0 E: 0 K: 1 S: 5 H: 1 LOB: 0 BB: 0 P: 5	R: 0 E: 0 K: 0 S: 3 H: 0 LOB: 0 BB: 0 P: 3	1B: 11 2B: 3 3B: 1 HR: 2 SF: 0 SAC: 0 DP: 1 HBP: 0	WP: 2 PB: 0 SB: 1 CS: 1 PA: 50					

	AB	42
	R	10
	H	16
	RBI	10
	BB	8
	SO	2
	LOB	21

PITCHER		IP	WLS	BF	H	R	ER	SO	BB	IBB	HBP	BLK	WP	HR	S	P	ERA	WHIP
John Stuper, R ERA: 4.36	(1, 1)	4.2	L	28	10	7	3	1	4	0	0	0	1	1	26	42	5.79	3.000
Dave Vonohlen, L ERA: 3.23	(5, 1)	2.0		14	5	3	3	0	2	1	0	0	0	1	11	23	13.50	3.500
Dave Rucker, L ERA: 8.72	(7, 1)	1.1		5	1	0	0	1	1	0	0	0	1	0	6	10	0.00	1.500
Bob Forsch, R ERA: 4.35	(9, 1)	1.0		3	0	0	0	0	0	0	0	0	0	0	3	3	0.00	0.000

PITCHER		IP	WLS	BF	H	R	ER	SO	BB	IBB	HBP	BLK	WP	HR	S	P	ERA	WHIP

BOTTOM

Philadelphia Phillies @ St. Louis Cardinals
Busch Stadium, St. Louis, MO
Fri Aug 05 1983, 7:05 PM CDT
Att. 32,903 - Unknown

livebaseballscorecards.com

Batter	1	2	3	4	5	6	7	8	9	AB	R	H	RBI	BB	SO	LOB
Willie McGee, S (1, 8) OBP: 0.323, SLG: 0.376	F8			2B; 2B; 1B	4-3; 1-2		3-1; 1-2; 1B; 1B		K; S S S	5	2	2	0	0	1	1
Andy Van Slyke, L (1, 7) OBP: 0.337, SLG: 0.416	L4			1-3; 2B; 2B	1B; 2-H; 3B		3-1; 1-2; 2-3			4	2	2	1	0	0	2
Tom Herr, S (1, 4) OBP: 0.403, SLG: 0.412	1-3			4-3; 1B; 2B; 2-H; 3-H			FC5-4; 1B; 2-H; 3-H			4	1	3	5	0	0	0
George Hendrick, R (1, 3) OBP: 0.387, SLG: 0.507		5-3		4-3; 2-3	L3		FC5-4; 1-2f			4	0	0	0	0	0	3
Darrell Porter, L (1, 2) OBP: 0.336, SLG: 0.410		4-3		1B; 3-H		F8		F8		4	0	1	1	0	0	0
David Green, R (1, 9) OBP: 0.338, SLG: 0.397		5-3		K; S S S		K; S S S		4-3		4	0	0	0	0	2	1
Mike Ramsey, S (1, 5) OBP: 0.333, SLG: 0.362			K; S S S	K; S S S		6-3		F7		2	0	0	0	0	2	1
Dave Vonohlen, L (5, 1)										1	0	0	0	0	0	0
Dave Rucker, L (7, 1)										0	0	0	0	0	0	0
Steve Braun, L (8, PH) OBP: 0.478, SLG: 0.500										1	0	0	0	0	0	0
Bob Forsch, R (9, 1) OBP: 0.304, SLG: 0.341										0	0	0	0	0	0	0
Ozzie Smith, S (1, 6) OBP: 0.291, SLG: 0.305			G3-6-3; 1B	4-3			3-1; 1B; 1B; 1B		4-3	4	1	2	0	0	0	0
John Stuper, R (1, 1) OBP: 0.162, SLG: 0.139			G3-6-3; 1-2f	4-3; 3B; 1B			F8		6-3	1	0	0	0	0	0	1
Bill Lyons, R (5, 5) OBP: 0.231, SLG: 0.231										3	1	1	0	0	0	1
Inning Stats	R: 0 E: 0 K: 0 S: 3 H: 0 LOB: 0 BB: 0 P: 3	R: 0 E: 0 K: 0 S: 3 H: 0 LOB: 0 BB: 0 P: 3	R: 0 E: 0 K: 1 S: 5 H: 1 LOB: 0 BB: 0 P: 5	R: 3 E: 0 K: 2 S: 11 H: 4 LOB: 1 BB: 0 P: 11	R: 2 E: 0 K: 0 S: 6 H: 3 LOB: 1 BB: 0 P: 6	R: 0 E: 0 K: 1 S: 5 H: 0 LOB: 0 BB: 0 P: 5	R: 2 E: 0 K: 0 S: 6 H: 3 LOB: 1 BB: 0 P: 6	R: 0 E: 0 K: 0 S: 3 H: 0 LOB: 0 BB: 0 P: 3	R: 0 E: 0 K: 1 S: 5 H: 0 LOB: 0 BB: 0 P: 5	1B: 8 2B: 2 3B: 1 HR: 0 SF: 0 SAC: 0 DP: 1 HBP: 0						

	AB	37
	R	7
	H	11
	RBI	7
	BB	0
	SO	5
	LOB	10

PITCHER		IP	WLS	BF	H	R	ER	SO	BB	IBB	HBP	BLK	WP	HR	S	P	ERA	WHIP
John Denny, R ERA: 2.61	(1, 1)	5.0	W	22	8	5	5	3	0	0	0	0	0	0	28	28	9.00	1.600
Willie Hernandez, L ERA: 2.69	(6, 1)	1.2		8	3	2	2	1	0	0	0	0	0	0	10	10	10.80	1.800
Ron Reed, R ERA: 2.98	(7, 1)	2.1	S	7	0	0	0	1	0	0	0	0	0	0	9	9	0.00	0.000

PITCHER		IP	WLS	BF	H	R	ER	SO	BB	IBB	HBP	BLK	WP	HR	S	P	ERA	WHIP

Batter	1	2	3	4	5	6	7	8	9	10	11	AB	R	H	RBI	BB	SO	LOB
Greg Gross, L (1, 7) OBP: 0.419, SLG: 0.386	K		3-1		4-3			1-3		S 1B		5	0	1	0	0	1	1
Bob Dernier, R (10, PR) OBP: 0.294, SLG: 0.299 (10, 8)												0	0	0	0	0	0	0
Pete Rose, S (1, 3) OBP: 0.328, SLG: 0.310	2B 1B		6-3		G3			F7		F7 1-2		5	0	1	0	0	0	2
Joe Morgan, L (1, 4) OBP: 0.360, SLG: 0.366	1-3 2B			K		FC6-5 S BB		F7			F8 1B 2B	4	1	2	0	1	1	0
Kiko Garcia, R (11, 4) OBP: 0.398, SLG: 0.506												0	0	0	0	0	0	0
Mike Schmidt, R (1, 5) OBP: 0.385, SLG: 0.489	L6			6-3		FC6-5 L7-3 1-3			F9		F8 2-3	5	0	0	0	0	0	4
Joe Lefebvre, L (1, 9) OBP: 0.417, SLG: 0.650 (10, 7)	G3			1B BB		L7-3 1-2			S 1B		E 1B IBB	3	0	1	0	2	0	3
Von Hayes, L (1, 8) OBP: 0.336, SLG: 0.377 (10, 9)		6-3		1-2 1B			SH1-4 1B		K 1-2		E 1-2 3-H 1B	5	0	3	1	0	1	1
Bo Diaz, R (1, 2) OBP: 0.297, SLG: 0.367		K		K			SH1-4 1-2		K		E5 1-2 2-3	4	0	0	0	0	3	5
Ivan De Jesus, R (1, 6) OBP: 0.324, SLG: 0.310		K			6-3		6-3			6-3	K	5	0	0	0	0	2	4
Steve Carlton, L (1, 1) OBP: 0.197, SLG: 0.257			K		4-3 2B		4-3			6-3	K	3	0	1	0	0	1	1
Tony Perez, R (10, PH) OBP: 0.308, SLG: 0.376												1	0	0	0	0	0	0
Al Holland, R (10, 1)												1	0	0	0	0	1	3
Inning Stats	R: 0 E: 0 K: 1 S: 7 H: 2 LOB: 2 BB: 0 P: 7	R: 0 E: 0 K: 2 S: 7 H: 0 LOB: 0 BB: 0 P: 7	R: 0 E: 0 K: 1 S: 5 H: 0 LOB: 0 BB: 0 P: 5	R: 0 E: 0 K: 2 S: 8 H: 1 LOB: 2 BB: 1 P: 12	R: 0 E: 0 K: 0 S: 4 H: 1 LOB: 1 BB: 0 P: 4	R: 0 E: 0 K: 2 S: 2 H: 0 LOB: 0 BB: 1 P: 6	R: 0 E: 0 K: 0 S: 4 H: 1 LOB: 1 BB: 0 P: 4	R: 0 E: 0 K: 0 S: 3 H: 0 LOB: 0 BB: 0 P: 3	R: 0 E: 0 K: 2 S: 8 H: 1 LOB: 1 BB: 0 P: 8	R: 0 E: 0 K: 0 S: 4 H: 1 LOB: 2 BB: 0 P: 4	R: 1 E: 1 K: 2 S: 10 H: 2 LOB: 3 BB: 1 P: 14	1B: 6 2B: 4 3B: 0 HR: 0 SF: 0 SAC: 1 DP: 1 HBP: 0						

PITCHER		IP	WLS	BF	H	R	ER	SO	BB	IBB	HBP	BLK	WP	HR	S	P	ERA	WHIP
Danny Cox, R ERA:	(1, 1)	10.0		38	7	0	0	8	2	0	0	0	0	0	52	60	0.00	0.900
Bruce Sutter, R ERA: 4.22	(11, 1)	1.0	L	7	2	1	1	2	0	1	0	0	0	0	10	14	9.00	2.000

PITCHER	IP	WLS	BF	H	R	ER	SO	BB	IBB	HBP	BLK	WP	HR	S	P	ERA	WHIP

TOP

Philadelphia Phillies @ St. Louis Cardinals

Busch Stadium, St. Louis, MO

Sat Aug 06 1983, 7:05 PM CDT

Att. 42,469 - Unknown

livebaseballscorecards.com

AB	41
R	1
H	9
RBI	1
BB	3
SO	10
LOB	24

1B: 6	SF: 0	WP: 0	PA: 45
2B: 4	SAC: 1	PB: 0	
3B: 0	DP: 1	SB: 3	
HR: 0	HBP: 0	CS: 0	

Batter	1	2	3	4	5	6	7	8	9	10	11	AB	R	H	RBI	BB	SO	LOB
Lonnie Smith, R (1, 7) OBP: 0.382, SLG: 0.439	FC5-4 1B			5-3		K		5-3		1-3		5	0	1	0	0	1	0
David Green, R (1, 9) OBP: 0.336, SLG: 0.393	FC5-4 CS 1-2f			F8		E S 1B		F9		K		5	0	1	0	0	1	1
Tom Herr, S (1, 4) OBP: 0.403, SLG: 0.412	F3 1-2			1B 1B		K 1-3		FC5 1B 1B			F5	5	0	2	0	0	1	2
George Hendrick, R (1, 3) OBP: 0.389, SLG: 0.507		K		BB 1-3 1B		FC5-4 IBB		1-2 1B			6-3	4	0	2	0	1	1	0
Floyd Rayford, R (1, 5) OBP: 0.270, SLG: 0.412		K		BB 1-2 BB		FC5-4 1-2f		FC5 2-3f			K	4	0	0	0	1	2	4
Willie McGee, S (1, 8) OBP: 0.324, SLG: 0.377	CS 1B			F4		4-3		F2 1B				4	0	2	0	0	0	3
Glenn Brummer, R (1, 2) OBP: 0.286, SLG: 0.322	CS 1-2	6-3		K		6-3		F2 1-2				4	0	0	0	0	1	1
Ozzie Smith, S (1, 6) OBP: 0.291, SLG: 0.303		5-3		F7		BB			K2-3			3	0	0	0	1	1	0
Danny Cox, R (1, 1)		F9		K		4-3				F7		3	0	0	0	0	1	1
Bill Lyons, R (10, PH) OBP: 0.214, SLG: 0.214												1	0	0	0	0	0	0
Bruce Sutter, R (11, 1)												0	0	0	0	0	0	0
Inning Stats	R: 0 E: 0 K: 0 S: 3 H: 1 LOB: 0 P: 3	R: 0 E: 0 K: 2 S: 7 H: 1 LOB: 0 BB: 0 P: 7	R: 0 E: 0 K: 0 S: 3 H: 0 LOB: 0 BB: 0 P: 3	R: 0 E: 0 K: 0 S: 5 H: 2 LOB: 3 BB: 1 P: 9	R: 0 E: 0 K: 2 S: 7 H: 0 LOB: 0 BB: 0 P: 7	R: 0 E: 0 K: 2 S: 8 H: 1 LOB: 2 BB: 1 P: 12	R: 0 E: 0 K: 0 S: 3 H: 0 LOB: 1 BB: 1 P: 7	R: 0 E: 0 K: 0 S: 5 H: 2 LOB: 2 BB: 0 P: 5	R: 0 E: 0 K: 1 S: 5 H: 1 LOB: 0 BB: 0 P: 5	R: 0 E: 0 K: 1 S: 5 H: 0 LOB: 0 BB: 0 P: 5	R: 0 E: 0 K: 1 S: 5 H: 0 LOB: 0 BB: 0 P: 5	1B: 8 2B: 0 3B: 0 HR: 0 SF: 0 SAC: 0 DP: 0 HBP: 0	WP: 0 PB: 0 SB: 1 CS: 2 PA: 42					

PITCHER	IP	WLS	BF	H	R	ER	SO	BB	IBB	HBP	BLK	WP	HR	S	P	ERA	WHIP
Steve Carlton, L (1, 1) ERA: 3.09	9.0		35	8	0	0	7	2	1	0	0	0	0	46	58	0.00	1.111
Al Holland, L (10, 1) ERA: 2.09	2.0	W	6	0	0	0	2	0	0	0	0	0	0	10	10	0.00	0.000

PITCHER	IP	WLS	BF	H	R	ER	SO	BB	IBB	HBP	BLK	WP	HR	S	P	ERA	WHIP

BOTTOM

Philadelphia Phillies @ St. Louis Cardinals

Busch Stadium, St. Louis, MO

Sat Aug 06 1983, 7:05 PM CDT

Att. 42,469 - Unknown

livebaseballscorecards.com

AB	38
R	0
H	8
RBI	0
BB	3
SO	9
LOB	12

Batter	1	2	3	4	5	6	7	8	9	AB	R	H	RBI	BB	SO	LOB
Greg Gross, L (1, 7) OBP: 0.414, SLG: 0.376 Bob Dernier, R (8, 8) OBP: 0.293, SLG: 0.298	BBB 4-0 E 1B BB		x 0-0 ② 4-3		SSS 0-3 ③ K		x 0-0 ②③ G4-6-3 1-2f		x 0-0 ② 5-3 1-2	3 1	1 0	0 0	0 0	1 0	1 0	3 1
Pete Rose, S (1, 3) OBP: 0.329, SLG: 0.309	x 0-0 E7 1B FC6-4 1-2		x 0-0 ③ 4-3			x 0-0 ① F7		x 0-0 HR 1B	4-0 IBB	4	2	1	1	0	1	1
Joe Morgan, L (1, 4) OBP: 0.359, SLG: 0.364 Kiko Garcia, R (8, 4) OBP: 0.393, SLG: 0.500	x 0-0 FC6-4 1-3 2-H 1B			x 0-0 ① F9		x 0-0 ② F8		x 0-0 F2	SSS 0-3 ③ K	4 1	0 0	1 0	1 0	0 0	0 1	1 2
Mike Schmidt, R (1, 5) OBP: 0.386, SLG: 0.496	x 0-0 ① FC6-4 L7-6-3 1-2f 3-H			x 0-0 ② F9		BBBB 4-0 CS BB		x 0-0 1-H HR		3	1	1	3	1	0	1
Joe Lefebvre, L (1, 9) OBP: 0.420, SLG: 0.643 (8, 7)	x 0-0 ②③ L7-6-3 1-2			x 0-0 E7 1B		0-0 ③ CS 1-2	BBBB 4-0 1B 1B BB	x 0-0 ② F7		3	1	1	0	1	0	1
Von Hayes, L (1, 8) OBP: 0.341, SLG: 0.384 (8, 9)		x 0-0 ① 1-3		4-0 IBB			x 0-0 1B 1B 1-3 1B	x 0-0 2B		3	0	2	0	1	0	0
Ozzie Virgil, R (1, 2) OBP: 0.245, SLG: 0.365		x 0-0 ② F8		SSS 0-3 ③ K			SSS 0-3 ① K	x 0-0 ③ F6		4	0	0	0	0	2	5
Ivan De Jesus, R (1, 6) OBP: 0.323, SLG: 0.310	SSS 0-3 ③ K				x 0-0 ① 5-3		x 0-0 1B 1-2 3-H 1B		x 0-0 ① F9	4	0	1	1	0	1	0
Marty Bystrom, R (1, 1) OBP: 0.241, SLG: 0.192 Tony Perez, R (7, PH) OBP: 0.311, SLG: 0.379 Ron Reed, R (7, 1) OBP: 0.200, SLG: 0.200			SSS 0-3 ① K		SSS 0-3 ② K		x 0-0 G4-6-3 1-2 2-3 1B		x 0-0 5-3 1B	2 1 1	0 0 0	0 1 1	0 0 0	0 0 0	2 0 0	0 0 0
Inning Stats	R: 2 E: 1 K: 0 S: 4 H: 1 LOB: 0 BB: 1 P: 8	R: 0 E: 0 K: 1 S: 5 H: 0 LOB: 0 BB: 0 P: 5	R: 0 E: 0 K: 1 S: 5 H: 0 LOB: 0 BB: 0 P: 5	R: 0 E: 1 K: 1 S: 6 H: 1 LOB: 2 BB: 1 P: 10	R: 0 E: 0 K: 2 S: 7 H: 0 LOB: 0 BB: 0 P: 7	R: 0 E: 0 K: 0 S: 2 H: 0 LOB: 0 BB: 1 P: 6	R: 1 E: 0 K: 1 S: 7 H: 3 LOB: 2 BB: 1 P: 11	R: 2 E: 0 K: 0 S: 6 H: 3 LOB: 1 BB: 0 P: 6	R: 0 E: 0 K: 1 S: 6 H: 1 LOB: 2 BB: 1 P: 10	1B: 7 2B: 2 3B: 0 HR: 1 SF: 0 SAC: 0 DP: 2 HBP: 0						

PITCHER		IP	WLS	BF	H	R	ER	SO	BB	IBB	HBP	BLK	WP	HR	S	P	ERA	WHIP
Neil Allen, R ERA: 3.79	(1, 1)	7.1	L	31	7	5	4	6	3	1	0	0	0	1	39	55	4.91	1.364
Dave Rucker, L ERA: 8.59	(8, 1)	0.1		2	1	0	0	0	0	0	0	0	0	0	2	2	0.00	3.000
Jeff Lahti, R ERA: 3.4	(8, 1)	0.1		1	0	0	0	0	0	0	0	0	0	0	1	1	0.00	0.000
Dave Vonohlen, L ERA: 3.19	(9, 1)	0.2		4	1	0	0	0	0	1	0	0	0	0	3	7	0.00	1.500
Joaquin Andujar, R ERA: 4.15	(9, 1)	0.1		1	0	0	0	1	0	0	0	0	0	0	3	3	0.00	0.000

PITCHER	IP	WLS	BF	H	R	ER	SO	BB	IBB	HBP	BLK	WP	HR	S	P	ERA	WHIP

TOP

Philadelphia Phillies @ St. Louis Cardinals

Busch Stadium, St. Louis, MO

Sun Aug 07 1983, 3:33 AM CDT

Att. 46,373 - Unknown

livebaseballscorecards.com

AB	34
R	5
H	9
RBI	5
BB	5
SO	7
LOB	15

WP: 0	PA: 40					
PB: 0						
SB: 0						
CS: 1						

Batter	1	2	3	4	5	6	7	8	9	AB	R	H	RBI	BB	SO	LOB
Lonnie Smith, R (1, 7) OBP: 0.381, SLG: 0.436	F9		CS 1B 2-H			K		P4		4	0	1	1	0	1	0
Willie McGee, S (1, 8) OBP: 0.321, SLG: 0.373	G3		F7 1-2			F8			6-3	4	0	0	0	0	0	1
Andy Van Slyke, L (1, 5) OBP: 0.341, SLG: 0.414	K			CS BB		K			2B 1B	3	0	1	0	1	2	0
George Hendrick, R (1, 3) OBP: 0.388, SLG: 0.509		SF8 3B		F9 1-2			F5		F8	4	1	1	0	0	0	2
Darrell Porter, L (1, 2) OBP: 0.338, SLG: 0.416		SF8 3-H		F5			1B 1B		1-3 2B	3	0	2	1	0	0	0
David Green, R (1, 9) OBP: 0.334, SLG: 0.391		5-3			K		G4-3 1B 1-2		F9	4	0	1	0	0	1	2
Ken Oberkfell, L (1, 4) OBP: 0.374, SLG: 0.374		F8			G3 1B		G4-3 1-2f			3	0	1	0	0	0	2
Ozzie Smith, S (1, 6) OBP: 0.291, SLG: 0.306			1B 2B		G3 1-3			K		3	1	1	0	0	1	1
Neil Allen, R (1, 1) OBP: 0.121, SLG: 0.182			K		K			6-3		2	0	0	0	0	2	2
Dave Rucker, L (8, 1)										0	0	0	0	0	0	0
Jeff Lahti, R (8, 1)										0	0	0	0	0	0	0
Steve Braun, L (8, PH) OBP: 0.471, SLG: 0.491										1	0	0	0	0	0	0
Dave Vonohlen, L (9, 1)										0	0	0	0	0	0	0
Joaquin Andujar, S (9, 1) OBP: 0.111, SLG: 0.130										0	0	0	0	0	0	0
Inning Stats	R: 0 E: 0 K: 1 S: 5 H: 0 LOB: 0 BB: 0 P: 5	R: 1 E: 0 K: 0 S: 4 H: 1 LOB: 0 BB: 0 P: 4	R: 1 E: 0 K: 1 S: 6 H: 2 LOB: 0 BB: 0 P: 6	R: 0 E: 0 K: 0 S: 2 H: 0 LOB: 0 BB: 1 P: 6	R: 0 E: 0 K: 2 S: 8 H: 1 LOB: 1 BB: 0 P: 8	R: 0 E: 0 K: 2 S: 7 H: 0 LOB: 0 BB: 0 P: 7	R: 0 E: 0 K: 0 S: 4 H: 2 LOB: 1 BB: 0 P: 4	R: 0 E: 0 K: 1 S: 5 H: 0 LOB: 0 BB: 0 P: 5	R: 0 E: 0 K: 0 S: 5 H: 2 LOB: 2 BB: 0 P: 5	1B: 5 2B: 2 3B: 1 HR: 0	SF: 1 SAC: 0 DP: 1 HBP: 0						

PITCHER	IP	WLS	BF	H	R	ER	SO	BB	IBB	HBP	BLK	WP	HR	S	P	ERA	WHIP
Marty Bystrom, R (1, 1) ERA: 4.91	6.0	W	21	4	2	2	6	1	0	0	0	0	0	32	36	3.00	0.833
Ron Reed, R (7, 1) ERA: 2.83	3.0	S	12	4	0	0	1	0	0	0	0	0	0	14	14	0.00	1.333

PITCHER	IP	WLS	BF	H	R	ER	SO	BB	IBB	HBP	BLK	WP	HR	S	P	ERA	WHIP

BOTTOM

Philadelphia Phillies @ St. Louis Cardinals
Busch Stadium, St. Louis, MO
Sun Aug 07 1983, 3:33 AM CDT
Att. 46,373 - Unknown

livebaseballscorecards.com

AB	31
R	2
H	8
RBI	2
BB	1
SO	7
LOB	10

1B: 5	SF: 1	WP: 0	PA: 33
2B: 2	SAC: 0	PB: 0	
3B: 1	DP: 1	SB: 0	
HR: 0	HBP: 0	CS: 2	

Batter	1	2	3	4	5	6	7	8	9	AB	R	H	RBI	BB	SO	LOB
Lonnie Smith, R (1, 7) OBP: 0.381, SLG: 0.434	K			6-3		FC4-6 1-2 1B		BB	K	4	0	1	0	1	2	2
Ozzie Smith, S (1, 6) OBP: 0.292, SLG: 0.307	F9			FC5-4 BB 1B		F7		K		2	0	1	0	0	0	0
Floyd Rayford, R (5, 5) OBP: 0.263, SLG: 0.400										2	0	0	0	0	1	3
Ken Oberkfell, L (1, 5) OBP: 0.373, SLG: 0.371	4-3			FC5-4 1-2 BB		FC4-6 WP 1-2f 2-3		G3		3	0	0	0	1	0	3
(5, 4)																
George Hendrick, R (1, 3) OBP: 0.387, SLG: 0.509		K		FC5-4 1-2f 2-3		P6 1-2 3-H			HR 2B	4	1	1	0	0	1	3
Andy Van Slyke, L (1, 9) OBP: 0.339, SLG: 0.410		4-3		4-3			FC4-6 1B		3-1	4	0	1	0	0	0	3
Willie McGee, S (1, 8) OBP: 0.323, SLG: 0.382		K			K 1B		F8		2-H HR	4	1	2	2	0	1	1
Darrell Porter, L (1, 2) OBP: 0.340, SLG: 0.420			G6-4-3 1B		K 1-2		FC4-6 1-2f		1B 2B	4	0	2	0	0	1	2
Mike Ramsey, S (1, 4) OBP: 0.331, SLG: 0.358			G6-4-3 1-2f		F7		4-3		2-3 1B	4	0	1	0	0	0	2
(5, 6)																
Bob Forsch, R (1, 1) OBP: 0.304, SLG: 0.341			1-3			FC4-6 1B WP 1B		6-3	K	0	0	0	0	0	0	0
Bill Lyons, R (3, PH) OBP: 0.200, SLG: 0.200										1	0	0	0	0	0	0
John Stuper, R (3, 1) OBP: 0.162, SLG: 0.139										0	0	0	0	0	0	0
Steve Braun, L (6, PH) OBP: 0.479, SLG: 0.500										1	1	1	0	0	0	0
Jeff Lahti, R (6, 1)										0	0	0	0	0	0	0
Jamie Quirk, L (8, PH) OBP: 0.275, SLG: 0.328										1	0	0	0	0	0	0
Dave Rucker, L (8, 1)										0	0	0	0	0	0	0
David Green, R (9, PH) OBP: 0.333, SLG: 0.390										1	0	0	0	0	1	2
Inning Stats	R: 0 E: 0 K: 1 S: 5 H: 0 LOB: 0 BB: 0 P: 5	R: 0 E: 0 K: 2 S: 7 H: 0 LOB: 0 BB: 0 P: 7	R: 0 E: 0 K: 0 S: 3 H: 1 LOB: 0 BB: 0 P: 3	R: 0 E: 0 K: 0 S: 4 H: 1 LOB: 2 BB: 1 P: 8	R: 0 E: 0 K: 1 S: 5 H: 1 LOB: 0 BB: 0 P: 5	R: 1 E: 0 K: 0 S: 5 H: 2 LOB: 1 BB: 0 P: 5	R: 0 E: 0 K: 0 S: 4 H: 1 LOB: 1 BB: 0 P: 4	R: 0 E: 0 K: 1 S: 5 H: 0 LOB: 1 BB: 1 P: 9	R: 2 E: 0 K: 2 S: 11 H: 4 LOB: 2 BB: 0 P: 11	1B: 7 2B: 2 3B: 0 HR: 1 SF: 0 SAC: 0 DP: 1 HBP: 0						

PITCHER		IP	WLS	BF	H	R	ER	SO	BB	IBB	HBP	BLK	WP	HR	S	P	ERA	WHIP
Chuck Rainey, R ERA: 3.88	(1, 1)	8.1	W	33	8	3	3	5	2	0	0	0	1	1	41	49	3.24	1.200
Lee Smith, R ERA: 1.36	(9, 1)	0.2	S	4	2	0	0	2	0	0	0	0	0	0	8	8	0.00	3.000

PITCHER	IP	WLS	BF	H	R	ER	SO	BB	IBB	HBP	BLK	WP	HR	S	P	ERA	WHIP

TOP

St. Louis Cardinals @ Chicago Cubs

Wrigley Field, Chicago, IL

Tue Aug 09 1983, 3:33 AM CDT

Att. 31,125 - Sunny - 78 F

livebaseballscorecards.com

AB	35
R	3
H	10
RBI	2
BB	2
SO	7
LOB	21

WP: 1	PA: 37
PB: 0	
SB: 0	
CS: 0	

BOTTOM

St. Louis Cardinals @ Chicago Cubs

Wrigley Field, Chicago, IL

Tue Aug 09 1983, 3:33 AM CDT

Att. 31,125 - Sunny - 78 F

Batter	1	2	3	4	5	6	7	8	9	AB	R	H	RBI	BB	SO	LOB
23 Ryne Sandberg, R (1, 4) OBP: 0.319, SLG: 0.388	0-0 1B 2B 1B	0-0 2B 2B		0-0 6-3 ①	0-0 FC6-4 ③ 1-2f			BBBB 4-0 G4-3 BB		4	2	2	0	1	0	2
Gary Woods, R (1, 8) OBP: 0.305, SLG: 0.340	0-0 2B E 1B 1-3	0-0 1-5-3 ②		0-0 6-3 ②		0-0 F9 ①		0-0 G4-3 ②③ 1-2f		5	1	1	0	0	0	2
Bill Buckner, L (1, 3) OBP: 0.309, SLG: 0.448	0-0 P6 ①	0-0 1B 2B 2-H		0-0 BB 1B		0-0 ② 1B				4	1	3	1	0	0	2
Ron Cey, R (1, 5) OBP: 0.349, SLG: 0.469	0-0 E7 1B 2B 1-H 3-H	0-0 1B 2-H		BBBB 4-0 1-2 BB		0-0 F8 ③				3	1	2	2	1	0	0
Leon Durham, L (1, 7) OBP: 0.379, SLG: 0.470	0-0 F7 ②	0-0 F7 ③		0-0 F8 ③			BBBB 4-0 CS 1B BB			3	0	0	0	1	0	4
Keith Moreland, R (1, 9) OBP: 0.357, SLG: 0.453	BBB 4-0 1B BB		0-0 4-3 ①		0-0 6-3 ①		0-0 1-2 1B			3	0	1	0	1	0	0
Jody Davis, R (1, 2) OBP: 0.309, SLG: 0.487	0-0 1-2 1B 3-H		0-0 6-3 ②		0-0 FC6-4 1B		0-0 F9 ①② 2-3			4	0	2	1	0	0	2
Larry Bowa, S (1, 6) OBP: 0.307, SLG: 0.329	0-0 P6 ③		0-0 1B		0-0 FC6-4 BB ② 1-2f		0-0 F7 ③			4	0	1	0	0	0	4
Chuck Rainey, R (1, 1) OBP: 0.255, SLG: 0.146 Lee Smith, R (9, 1) OBP: 0.286, SLG: 0.167	SSS 0-3 K ①	0-0 F8 ③		BBBB 4-0 23 FC6-4 1-2 BB				SSS 0-3 K ①		3 0	0 0	0 0	0 0	1 0	2 0	1 0
Inning Stats	R: 3 E: 1 K: 0 S: 7 H: 4 LOB: 2 BB: 1 P: 11	R: 2 E: 0 K: 1 S: 8 H: 3 LOB: 1 BB: 0 P: 8	R: 0 E: 0 K: 0 S: 4 H: 1 LOB: 1 BB: 0 P: 4	R: 0 E: 0 K: 0 S: 4 H: 1 LOB: 2 BB: 1 P: 8	R: 0 E: 0 K: 0 S: 4 H: 1 LOB: 2 BB: 1 P: 8	R: 0 E: 0 K: 0 S: 3 H: 1 LOB: 0 BB: 0 P: 3	R: 0 E: 0 K: 0 S: 3 H: 1 LOB: 1 BB: 1 P: 7	R: 0 E: 0 K: 1 S: 4 H: 0 LOB: 0 BB: 1 P: 8		1B: 9 2B: 3 3B: 0 HR: 0	SF: 0 SAC: 0 DP: 1 HBP: 0					

	AB	33
	R	5
	H	12
	RBI	4
	BB	5
	SO	2
	LOB	17

PITCHER		IP	WLS	BF	H	R	ER	SO	BB	IBB	HBP	BLK	WP	HR	S	P	ERA	WHIP
Bob Forsch, R ERA: 4.61	(1, 1)	2.0	L	14	7	5	5	1	1	0	0	0	0	0	15	19	22.50	4.000
John Stuper, R ERA: 4.26	(3, 1)	3.0		14	3	0	0	0	2	0	0	0	0	0	12	20	0.00	1.667
Jeff Lahti, R ERA: 3.26	(6, 1)	2.0		7	2	0	0	0	1	0	0	0	0	0	6	10	0.00	1.500
Dave Rucker, L ERA: 8.22	(8, 1)	1.0		3	0	0	0	1	1	0	0	0	0	0	4	8	0.00	1.000

PITCHER	IP	WLS	BF	H	R	ER	SO	BB	IBB	HBP	BLK	WP	HR	S	P	ERA	WHIP

livebaseballscorecards.com

WP: 0 PB: 0 SB: 0 CS: 1 PA: 38

Batter	1	2	3	4	5	6	7	8	9	10	11	12	13	AB	R	H	RBI	BB	SO	LOB
Lonnie Smith, R (1, 7) OBP: 0.385, SLG: 0.449	6-3		WP PB 2B 1B		6-3	F9			HR	IBB			1-3 1B 2B	6	3	3	1	1	0	2
Ozzie Smith, S (1, 6) OBP: 0.299, SLG: 0.312	PB 1B		1-2 WP 2B BB		1B 1B		F8		PB 1B 1B	K			2-H 3-H HR 1B	6	3	4	2	1	1	2
David Green, R (1, 9) OBP: 0.336, SLG: 0.405	K 1-2		4-3 1-H 2-H 1B 2B		F8		F8		S 1-H 1B		4-3		1-H HR	7	2	3	5	0	1	2
George Hendrick, R (1, 3) OBP: 0.387, SLG: 0.505	HBP		4-3 2-3		1-3 1B		L7		K 1-2		P6		PB 1B CS BB	5	0	1	0	1	1	2
Floyd Rayford, R (1, 5) OBP: 0.266, SLG: 0.397 Steve Braun, L (8, PH) OBP: 0.486, SLG: 0.500 Jamie Quirk, L (8, 2) OBP: 0.292, SLG: 0.333	K		WP 3-H 1B		4-3			4-3 BB	FC6 BB		1-3		CS PB 1-2 1B	3 0 2	0 0 0	1 0 1	1 0 0	0 1 1	1 0 0	4 0 0
Willie McGee, S (1, 8) OBP: 0.320, SLG: 0.378		K	K 1-2			FC3-6 S 1B		K	FC6 1-2f			6-3	1-2 2-3 6-3	7	0	1	0	0	3	6
Bill Lyons, R (1, 4) OBP: 0.235, SLG: 0.235 Ken Oberkfell, L (6, PH) OBP: 0.373, SLG: 0.367 (6, 4)		G4-6-3 1B		K		4-3 1-2 FC3-6 BB		4-3 1-2		L6		4-3	CS IBB	2 3	0 0	1 0	0 0	0 2	1 0	0 1
Glenn Brummer, R (1, 2) OBP: 0.277, SLG: 0.311 Darrell Porter, L (6, PH) OBP: 0.338, SLG: 0.418 (6, 2) Bruce Sutter, R (8, 1) Dave Rucker, L (11, 1) John Stuper, R (13, 1) OBP: 0.162, SLG: 0.139	G4-6-3 1-2f			3-1		FC3-6 1-2f 2-3		K		K		6-3	F7 1-2 2-3 3-H	2 2 1 2 0	0 0 0 0 0	0 0 0 0 0	0 0 0 0 0	0 1 1 3 0	0 3 0 3 0	1 3 0 0 0
Dave LaPoint, L (1, 1) OBP: 0.231, SLG: 0.149 Joaquin Andujar, S (3, 1) OBP: 0.109, SLG: 0.127 Mike Ramsey, S (6, PH) OBP: 0.328, SLG: 0.355 Jeff Lahti, R (6, 1) Andy Van Slyke, L (8, 5) OBP: 0.344, SLG: 0.421			K	4-3		L6			3-1	2B			2B 1B	1 1 1 0 3	0 0 0 0 1	0 0 0 0 2	0 0 0 0 0	0 0 0 0 0	1 0 2 0 0	0 0 2 0 0
Inning Stats	R: 0 E: 0 K: 2 S: 8 H: 1 LOB: 2 BB: 0 P: 9	R: 0 E: 0 K: 1 S: 5 H: 1 LOB: 0 BB: 0 P: 5	R: 3 E: 0 K: 2 S: 10 H: 3 LOB: 1 BB: 1 P: 14	R: 0 E: 0 K: 1 S: 5 H: 0 LOB: 0 BB: 0 P: 5	R: 0 E: 0 K: 0 S: 5 H: 2 LOB: 2 BB: 0 P: 5	R: 0 E: 0 K: 0 S: 4 H: 1 LOB: 2 BB: 1 P: 8	R: 0 E: 0 K: 0 S: 3 H: 0 LOB: 0 BB: 0 P: 3	R: 0 E: 0 K: 2 S: 7 H: 0 LOB: 1 BB: 1 P: 11	R: 2 E: 0 K: 1 S: 8 H: 3 LOB: 2 BB: 1 P: 12	R: 0 E: 0 K: 2 S: 8 H: 1 LOB: 2 BB: 1 P: 12	R: 0 E: 0 K: 0 S: 3 H: 0 LOB: 0 BB: 0 P: 3	R: 0 E: 0 K: 0 S: 3 H: 0 LOB: 0 BB: 0 P: 3	R: 4 E: 0 K: 0 S: 7 H: 5 LOB: 2 BB: 2 P: 15	1B: 12 2B: 3 3B: 0 HR: 2	SF: 0 SAC: 0 DP: 1 HBP: 1	WP: 2 PB: 4 SB: 2 CS: 3	PA: 62		

PITCHER		IP	WLS	BF	H	R	ER	SO	BB	IBB	HBP	BLK	WP	HR	S	P	ERA	WHIP
Steve Trout, L ERA: 4.54	(1, 1)	5.0		24	8	3	3	6	1	0	1	0	2	0	34	39	5.40	1.800
Warren Brusstar, R ERA: 2.16	(6, 1)	0.0		1	0	0	0	0	1	0	0	0	0	0	0	4	∞	∞
Craig Lefferts, L ERA: 2.94	(6, 1)	1.0		3	0	0	0	0	0	0	0	0	0	0	3	3	0.00	0.000
Bill Campbell, R ERA: 3.21	(7, 1)	2.0		7	0	0	0	2	1	0	0	0	0	0	10	14	0.00	0.500
Lee Smith, R ERA: 1.46	(9, 1)	1.0		7	3	2	1	1	1	0	0	0	0	1	8	12	9.00	4.000

PITCHER		IP	WLS	BF	H	R	ER	SO	BB	IBB	HBP	BLK	WP	HR	S	P	ERA	WHIP
Mike Proly, R ERA: 3.62	(10, 1)	2.0		8	1	0	0	2	0	1	1	0	0	0	11	15	0.00	0.500
Dickie Noles, R ERA: 4.65	(12, 1)	2.0	L	12	5	4	4	0	1	1	0	0	0	1	10	18	18.00	3.000

TOP

St. Louis Cardinals @ Chicago Cubs

Wrigley Field, Chicago, IL

Wed Aug 10 1983, 3:33 AM CDT

Att. 30,301 - Sunny - 83 F

livebaseballscorecards.com

AB	54
R	9
H	17
RBI	9
BB	7
SO	11
LOB	28

Batter	1	2	3	4	5	6	7	8	9	10	11	12	13	AB	R	H	RBI	BB	SO	LOB
23 Ryne Sandberg, R (1, 4) OBP: 0.317, SLG: 0.384	6-3	FC6 2-3		5-3		1-3 1B		F8		5-3		FC6-4 1-2f		7	0	1	0	0	0	2
Gary Woods, R (1, 8) OBP: 0.302, SLG: 0.331 Lee Smith, R (9, 1) OBP: 0.286, SLG: 0.167 Steve Lake, R (10, 2) OBP: 0.324, SLG: 0.426	E5 1B E	5-3		BB		1-3 1-2		K		K		1-3		4 0 2	1 0 0	0 0 0	0 0 0	1 0 0	1 0 1	2 0 1
Bill Buckner, L (1, 3) OBP: 0.309, SLG: 0.444	F2		F8 3B 1B	F7		IBB		1-3			K	P6		6	1	1	0	1	1	2
Ron Cey, R (1, 5) OBP: 0.349, SLG: 0.468 Thad Bosley, L (9, PR) OBP: 0.333, SLG: 0.556 Tom Veryzer, R (10, 5) OBP: 0.215, SLG: 0.292	E PB 1-3 1B		F8 1-2	6-3		K			4-3 1B		BB 1B	1B 2B		5 0 2	0 0 0	2 0 2	0 0 0	0 0 0	1 0 0	4 0 0
Leon Durham, L (1, 7) OBP: 0.380, SLG: 0.474	FC5 E 1-2 BB		2B 2-H 3B		6-3	4-3			4-3 1-2		K	BB 2-3 1B		6	1	2	1	1	1	4
Keith Moreland, R (1, 9) OBP: 0.358, SLG: 0.448	E4 1-2 2-3 3-H	6-3		F8		L6			IBB		BB 1-2	G4-6-3 1-2 BB		4	0	0	0	3	0	3
Jody Davis, R (1, 2) OBP: 0.313, SLG: 0.493 Mike Proly, R (10, 1) OBP: 0.167, SLG: 0.091 Jerry Morales, R (11, PH) OBP: 0.244, SLG: 0.280 Dickie Noles, R (12, 1) OBP: 0.276, SLG: 0.310 Jay Johnstone, L (13, PH) OBP: 0.367, SLG: 0.432	FC5 2-3f	2B 3-H 2B		1B 2B		HBP		P4			K	G4-6-3 1-2f		4 0 1 0 1	2 0 0 0 0	2 0 0 0 0	1 0 0 0 0	0 0 1 0 0	0 0 2 0 3	5 0 2 0 3
Larry Bowa, S (1, 6) OBP: 0.310, SLG: 0.337		23 FC6 2B	2B 2-H 2B		1B 2-H 1B			P6	1-3			F3		6	0	3	2	0	0	3
Steve Trout, L (1, 1) OBP: 0.220, SLG: 0.220 Warren Brusstar, R (6, 1) Craig Lefferts, L (6, 1) OBP: 0.176, SLG: 0.125 Bill Campbell, R (7, 1) Mel Hall, L (9, 8) OBP: 0.348, SLG: 0.433		F2	6-3		F7			F9		3-1		23 FC6-4 BB		3 0 0 1 1	0 0 0 0 0	0 0 0 0 0	0 0 0 0 1	0 0 0 0 0	3 0 0 1 0	3 0 0 1 0
Inning Stats	R: 1 E: 2 K: 0 S: 6 H: 1 LOB: 3 BB: 1 P: 10	R: 0 E: 0 K: 0 S: 4 H: 1 LOB: 1 BB: 0 P: 4	R: 3 E: 0 K: 0 S: 7 H: 4 LOB: 1 BB: 0 P: 7	R: 0 E: 0 K: 0 S: 3 H: 0 LOB: 1 BB: 1 P: 7	R: 1 E: 0 K: 0 S: 5 H: 2 LOB: 1 BB: 0 P: 5	R: 0 E: 0 K: 1 S: 6 H: 1 LOB: 2 BB: 1 P: 10	R: 0 E: 0 K: 0 S: 3 H: 0 LOB: 1 BB: 0 P: 4	R: 0 E: 0 K: 1 S: 5 H: 0 LOB: 0 BB: 0 P: 5	R: 0 E: 0 K: 0 S: 4 H: 1 LOB: 2 BB: 1 P: 8	R: 0 E: 0 K: 1 S: 5 H: 0 LOB: 0 BB: 0 P: 5	R: 0 E: 0 K: 3 S: 10 H: 1 LOB: 2 BB: 1 P: 14	R: 0 E: 0 K: 0 S: 3 H: 0 LOB: 1 BB: 1 P: 7	R: 0 E: 0 K: 0 S: 4 H: 2 LOB: 2 BB: 1 P: 8	1B: 7 2B: 5 3B: 1 HR: 0	SF: 0 SAC: 0 DP: 1 HBP: 1	WP: 0 PB: 1 SB: 0 CS: 0	PA: 61						

PITCHER		IP	WLS	BF	H	R	ER	SO	BB	IBB	HBP	BLK	WP	HR	S	P	ERA	WHIP
Dave LaPoint, L ERA: 3.64	(1, 1)	2.2		17	6	4	3	0	1	0	0	0	0	0	16	20	10.12	2.625
Joaquin Andujar, R ERA: 4.15	(3, 1)	2.1		10	2	1	1	0	1	0	0	0	0	0	9	13	3.86	1.286
Jeff Lahti, R ERA: 3.12	(6, 1)	2.0		9	1	0	0	1	0	1	1	0	0	0	9	14	0.00	0.500
Bruce Sutter, R ERA: 4.02	(8, 1)	3.0		11	1	0	0	2	0	1	0	0	0	0	14	18	0.00	0.333
Dave Rucker, L ERA: 7.46	(11, 1)	2.1	W	12	3	0	0	3	2	0	0	0	0	0	16	24	0.00	2.143

PITCHER		IP	WLS	BF	H	R	ER	SO	BB	IBB	HBP	BLK	WP	HR	S	P	ERA	WHIP
John Stuper, R ERA: 4.23	(13, 1)	0.2	S	2	0	0	0	0	1	0	0	0	0	0	1	5	0.00	1.500

BOTTOM

St. Louis Cardinals @ Chicago Cubs

Wrigley Field, Chicago, IL

Wed Aug 10 1983, 3:33 AM CDT

Att. 30,301 - Sunny - 83 F

livebaseballscorecards.com

AB	53
R	5
H	13
RBI	4
BB	7
SO	6
LOB	35

Batter	1	2	3	4	5	6	7	8	9	AB	R	H	RBI	BB	SO	LOB
Lonnie Smith, R (1, 7) OBP: 0.385, SLG: 0.451	0-0 2B G6-4-3 1B		0-3 K		0-0 FC6-4 1-2f 3B		0-0 1B HR 2B		0-0 F9	5	3	2	0	0	1	1
Ozzie Smith, S (1, 6) OBP: 0.305, SLG: 0.326	0-0 G6-4-3 1-3 2B		0-0 S 1B		0-0 1-H 3B		0-0 HR 2-3 1B		0-0 F7	5	1	4	1	0	0	0
Andy Van Slyke, L (1, 3) OBP: 0.351, SLG: 0.437	BBBB 4-0 G6-4-3 BB		BBBB 4-0 1-2 BB		0-0 1-3		0-0 1-H 3-H HR		0-0 L3	3	1	1	3	2	0	1
David Green, R (1, 9) OBP: 0.334, SLG: 0.403	0-0 G6-4-3 1-2f 2-3 3-H		0-0 6-3		0-0 G3		0-0 4-3 S 1B			4	0	1	0	0	0	5
Darrell Porter, L (1, 2) OBP: 0.337, SLG: 0.419	SSS 0-3 K			0-0 P5		0-0 2B	0-0 4-3 1-3			4	0	1	0	0	1	2
Willie McGee, S (1, 8) OBP: 0.319, SLG: 0.379		0-0 F7		0-0 4-3 2B		0-0 1-3	0-0 6-3			4	0	1	0	0	0	2
Ken Oberkfell, L (1, 5) (4, 4) (8, 5) OBP: 0.370, SLG: 0.363		0-0 4-3		0-0 4-3 2-3		0-0 F8		0-0 F5		4	0	0	0	0	0	2
Mike Ramsey, S (1, 4) OBP: 0.324, SLG: 0.350		0-0 1-3		0-0 F7		0-0 4-3		0-0 6-3		2	0	0	0	0	0	1
Dave Vonohlen, L (4, 1)										1	0	0	0	0	0	1
Bill Lyons, R (8, PH) OBP: 0.222, SLG: 0.222 (8, 4)										1	0	0	0	0	0	0
Danny Cox, R (1, 1)			SSS 0-3 K		0-0 FC6-4 1B		0-0 4-3	0-0 5-3		1	0	0	0	0	1	0
Steve Braun, L (4, 5) OBP: 0.486, SLG: 0.500										2	0	1	0	0	0	0
Floyd Rayford, R (8, PH) OBP: 0.263, SLG: 0.392										1	0	0	0	0	0	0
John Stuper, R (8, 1) OBP: 0.162, SLG: 0.139										0	0	0	0	0	0	0
Inning Stats	R: 1 E: 0 K: 1 S: 6 H: 2 LOB: 1 BB: 1 P: 10	R: 0 E: 0 K: 0 S: 3 H: 0 LOB: 0 BB: 0 P: 3	R: 0 E: 0 K: 2 S: 8 H: 1 LOB: 2 BB: 1 P: 12	R: 0 E: 0 K: 0 S: 4 H: 1 LOB: 1 BB: 0 P: 4	R: 1 E: 0 K: 0 S: 5 H: 2 LOB: 1 BB: 0 P: 5	R: 0 E: 0 K: 0 S: 4 H: 1 LOB: 1 BB: 0 P: 4	R: 3 E: 0 K: 0 S: 7 H: 4 LOB: 1 BB: 0 P: 7	R: 0 E: 0 K: 0 S: 3 H: 0 LOB: 0 BB: 0 P: 3	R: 0 E: 0 K: 0 S: 3 H: 0 LOB: 0 BB: 0 P: 3	1B: 5 2B: 4 3B: 1 HR: 1	SF: 0 SAC: 0 DP: 1 HBP: 0						

PITCHER		IP	WLS	BF	H	R	ER	SO	BB	IBB	HBP	BLK	WP	HR	S	P	ERA	WHIP
Dick Ruthven, R ERA: 4.65	(1, 1)	6.1	W	31	11	5	5	3	2	0	0	0	0	1	35	43	7.11	2.053
Craig Lefferts, L ERA: 2.83	(7, 1)	2.2		8	0	0	0	0	0	0	0	0	0	0	8	8	0.00	0.000

PITCHER		IP	WLS	BF	H	R	ER	SO	BB	IBB	HBP	BLK	WP	HR	S	P	ERA	WHIP

TOP

St. Louis Cardinals @ Chicago Cubs

Wrigley Field, Chicago, IL

Thu Aug 11 1983, 3:33 AM CDT

Att. 23,480 - Overcast - 70 F

livebaseballscorecards.com

AB	37
R	5
H	11
RBI	4
BB	2
SO	3
LOB	15

1B: 5	SF: 0	WP: 0	PA: 39
2B: 4	SAC: 0	PB: 0	
3B: 1	DP: 1	SB: 2	
HR: 1	HBP: 0	CS: 0	

Batter	1	2	3	4	5	6	7	8	9	AB	R	H	RBI	BB	SO	LOB
Mel Hall, L (1, 8) OBP: 0.353, SLG: 0.440	0-0 2B		FC8-5 23 1B 1B	0-0 1B 23 1B E 1-3 1B	0-0 ② P6		S S S 0-3 ① K			5	1	3	0	0	1	0
23 Ryne Sandberg, R (1, 4) OBP: 0.324, SLG: 0.388	B B B B 4-0 G4-3 BB		0-0 BB FC8-5 HR 1-2 1B	0-0 E SF8 1-2 3-H 1B	B B B 4-0 HBP BB		0-0 L5-3 1B			3	2	3	1	2	0	0
Bill Buckner, L (1, 3) OBP: 0.310, SLG: 0.443	S S S 0-3 ① K		0-0 ① FC8-5 BB HR 1-2 2-3f 1B	0-0 E3 BB S BB 1-3 2-H 1B	H 1-0 HBP 1-2		0-0 ② ③ L5-3 1-2			4	2	1	0	0	1	5
Ron Cey, R (1, 5) OBP: 0.348, SLG: 0.466 Tom Veryzer, R (6, 5) OBP: 0.212, SLG: 0.288	0-0 ② ③ G4-3 1-2f		B B B B 4-0 HR 1-2 2-3 BB	0-0 ② SF8 1-2 3-H	0-0 ③ F3			0-0 ① 5-3		2 1	1 0	0 0	1 0	1 0	0 0	4 0
Leon Durham, L (1, 7) OBP: 0.386, SLG: 0.485		B B B B 4-0 FC6-4 BB	0-0 1-H 2-H 3-H HR	B B B 4-0 BB BB 1B BB		0-0 ① 1-3		B B B B 4-0 G1-6-3 BB		2	2	1	4	3	0	0
Keith Moreland, R (1, 9) OBP: 0.361, SLG: 0.450 Gary Woods, R (6, PR) OBP: 0.300, SLG: 0.329 (7, 9)	0-0 ① FC6-4 BB BB 1-2f	0-0 G6-4-3 1B	B B B 4-0 BB 1-2 2-3 BB	0-0 WP 1B	0-0 ② ③ G1-6-3 1-2f					3 1	1 0	2 0	0 0	1 0	0 0	1 1
Jody Davis, R (1, 2) OBP: 0.317, SLG: 0.491	B B B B 4-0 BB 1-2 BB	0-0 ② ③ G6-4-3 1-2f	B B B 4-0 1B 1-2 2-3 3-H BB	B B B 4-0 1-2 BB						1	0	0	1	3	0	1
Larry Bowa, S (1, 6) OBP: 0.312, SLG: 0.337	B B B B 4-0 G6-3 1-2 2-3 BB		0-0 E5 1B 23 1B 0-0 ③ 1-3 2-H 3-H 1B	0-0 ② F8						3	1	1	2	1	0	2
Dick Ruthven, R (1, 1) OBP: 0.200, SLG: 0.227 Craig Lefferts, L (7, 1) OBP: 0.176, SLG: 0.125	0-0 ② ③ G6-3 1-2f	S S S 0-3 ① K	0-0 ① 5-3	0-0 ③ G3						4 0	0 0	0 0	0 0	0 0	1 0	6 0
Inning Stats	R: 0 H: 1 E: 0 LOB: 1 K: 1 BB: 1 S: 5 P: 9	R: 0 H: 0 E: 0 LOB: 2 K: 0 BB: 3 S: 2 P: 14	R: 4 H: 4 E: 0 LOB: 0 K: 0 BB: 1 S: 6 P: 10	R: 6 H: 4 E: 2 LOB: 2 K: 1 BB: 3 S: 9 P: 21	R: 0 H: 0 E: 0 LOB: 2 K: 0 BB: 1 S: 3 P: 8	R: 0 H: 1 E: 0 LOB: 2 K: 0 BB: 1 S: 4 P: 8	R: 0 H: 1 E: 0 LOB: 0 K: 1 BB: 0 S: 5 P: 5	R: 0 H: 0 E: 0 LOB: 0 K: 0 BB: 1 S: 2 P: 6		1B: 9 SF: 1 2B: 2 SAC: 0 3B: 0 DP: 5 HR: 1 HBP: 1						

PITCHER		IP	WLS	BF	H	R	ER	SO	BB	IBB	HBP	BLK	WP	HR	S	P	ERA	WHIP
Danny Cox, R ERA: 2.7	(1, 1)	3.1	L	20	7	7	6	2	5	0	0	0	0	1	19	39	16.20	3.600
Dave Vonohlen, L ERA: 3.48	(4, 1)	3.2		19	4	3	1	1	5	0	1	0	1	0	15	36	2.46	2.455
John Stuper, R ERA: 4.2	(8, 1)	1.0		3	0	0	0	0	1	0	0	0	0	0	2	6	0.00	1.000

PITCHER	IP	WLS	BF	H	R	ER	SO	BB	IBB	HBP	BLK	WP	HR	S	P	ERA	WHIP

BOTTOM

St. Louis Cardinals @ Chicago Cubs

Wrigley Field, Chicago, IL

Thu Aug 11 1983, 3:33 AM CDT

Att. 23,480 - Overcast - 70 F

livebaseballscorecards.com

AB	29
R	10
H	11
RBI	9
BB	11
SO	3
LOB	20

Batter	1	2	3	4	5	6	7	8	9	AB	R	H	RBI	BB	SO	LOB
Lonnie Smith, R (1, 7) OBP: 0.388, SLG: 0.450	BBBB 4-0 4-3 BB		x 0-0 S 1B		x 0-0 ① 5-3		BBBB 4-0 S BB		x 0-0 ③ P2	3	0	1	0	2	0	0
Ozzie Smith, S (1, 6)	x 0-0 ① 4-3 1-2		SSS 0-3 ① K 1-2		x 0-0 ② G3		SSS 0-3 ③ K 1-2			4	0	0	0	0	2	3
Andy Van Slyke, L (1, 8) (6, 5) OBP: 0.356, SLG: 0.438	SSS 0-3 ② K		S 0-1 CI		BBBB 4-0 BB			x 0-0 2B 1B		2	1	1	0	1	1	1
George Hendrick, R (1, 3) OBP: 0.384, SLG: 0.500	x 0-0 ③ F8		SSS 0-3 ② K		x 0-0 ③ L7			x 0-0 ① P4		4	0	0	0	0	1	5
Darrell Porter, L (1, 2) OBP: 0.339, SLG: 0.418		BBBB 4-0 FC6-4 BB	SSS 0-3 ③ K			x 0-0 G5-4-3 1B		SSS 0-3 ② K		3	0	1	0	1	2	3
David Green, R (1, 9) OBP: 0.337, SLG: 0.408		x 0-0 ① FC6-4 S 1-2f		x 0-0 E S SF7 1B		x 0-0 ①② G5-4-3 1-2f		x 0-0 1-H 2B		4	1	2	1	0	0	2
Ken Oberkfell, L (1, 5) OBP: 0.369, SLG: 0.362 Dave Rucker, L (6, 1) Floyd Rayford, R (8, PH) OBP: 0.259, SLG: 0.387 Jeff Lahti, R (8, 1)	BBBB 4-0 1-2 BB		x 0-0 ① SF7 1-H		x 0-0 ③ F7		SSS 0-3 ③ K			1 0 1 0	0 0 0 0	0 0 0 0	1 0 0 0	1 0 0 0	0 0 1 0	0 0 1 0
Mike Ramsey, S (1, 4) OBP: 0.314, SLG: 0.339		SSS 0-3 ② K		SSS 0-3 ② K			SSS 0-3 ① K		x 0-0 ① F8	4	0	0	0	0	3	2
Neil Allen, R (1, 1) OBP: 0.114, SLG: 0.171 Willie McGee, S (6, 8) OBP: 0.318, SLG: 0.377		SSS 0-3 ③ K		SSS 0-3 ③ K			x 0-0 ② 2-3		x 0-0 ② F9	2 2	0 0	0 0	0 0	0 0	2 0	2 0
Inning Stats	R: 0 E: 0 K: 1 S: 5 H: 0 LOB: 1 BB: 1 P: 9	R: 0 E: 0 K: 2 S: 7 H: 0 LOB: 2 BB: 2 P: 15	R: 0 E: 1 K: 3 S: 11 H: 1 LOB: 2 BB: 0 P: 11	R: 1 E: 0 K: 2 S: 8 H: 1 LOB: 0 BB: 0 P: 8	R: 0 E: 0 K: 0 S: 3 H: 0 LOB: 1 BB: 1 P: 7	R: 0 E: 0 K: 0 S: 3 H: 1 LOB: 0 BB: 0 P: 3	R: 0 E: 0 K: 2 S: 7 H: 0 LOB: 1 BB: 1 P: 11	R: 1 E: 0 K: 2 S: 9 H: 2 LOB: 1 BB: 0 P: 9	R: 0 E: 0 K: 0 S: 3 H: 0 LOB: 0 BB: 0 P: 3	1B: 4 2B: 1 3B: 0 HR: 0 SF: 1 SAC: 0 DP: 1 HBP: 0						

TOP

St. Louis Cardinals @ Philadelphia Phillies
Veterans Stadium, Philadelphia, PA
Fri Aug 12 1983, 7:05 PM EDT
Att. 33,521 - Unknown

livebaseballscorecards.com

AB	30
R	2
H	5
RBI	2
BB	5
SO	12
LOB	19

WP: 0 PB: 0 SB: 4 CS: 0 PA: 37

PITCHER		IP	WLS	BF	H	R	ER	SO	BB	IBB	HBP	BLK	WP	HR	S	P	ERA	WHIP
Marty Bystrom, R ERA: 4.6	(1, 1)	6.0	W	25	3	1	0	8	4	0	0	0	0	0	37	53	0.00	1.167
Willie Hernandez, L ERA: 2.7	(7, 1)	3.0	S	12	2	1	1	4	1	0	0	0	0	0	19	23	3.00	1.000

PITCHER	IP	WLS	BF	H	R	ER	SO	BB	IBB	HBP	BLK	WP	HR	S	P	ERA	WHIP

Batter	1	2	3	4	5	6	7	8	9	AB	R	H	RBI	BB	SO	LOB
Greg Gross, L (1, 7) OBP: 0.418, SLG: 0.403	4-3		6-3 G3 2B	1-2 3-H 1B		1-2 2-H 6-3 1B		5-3		5	1	3	2	0	0	0
Pete Rose, S (1, 3) OBP: 0.332, SLG: 0.313	BB BB BB		6-3 2-3	P6		6-3 1-2 2-3		1B		4	0	1	0	1	0	5
Joe Morgan, L (1, 4) OBP: 0.356, SLG: 0.359	F7		G3 3-H	K		F7		P3		5	0	0	1	0	1	6
Mike Schmidt, R (1, 5) OBP: 0.387, SLG: 0.503 Kiko Garcia, R (7, 5) OBP: 0.389, SLG: 0.506	BB 1-2 BB		6-3		K		5-3			2 1	0 0	0 0	0 0	1 0	1 0	0 0
Joe Lefebvre, L (1, 9) OBP: 0.442, SLG: 0.654	1-2 2-3 BB			3B 1B	G3		HBP 1B			3	1	2	0	1	0	0
Von Hayes, L (1, 8) OBP: 0.333, SLG: 0.381 Bob Dernier, R (8, 8) OBP: 0.284, SLG: 0.289	K			1-H 1B 3B	F8		K			4 0	1 0	1 0	1 0	0 0	2 0	4 0
Ozzie Virgil, R (1, 2) OBP: 0.263, SLG: 0.368		F8		FC6 1B BB		1B FC6-2 1B		1-2 HBP		2	0	1	0	1	0	0
Ivan De Jesus, R (1, 6) OBP: 0.332, SLG: 0.316		4-3		E 1-2 1B 3-H 1B		FC6-2 1-3 1B 1B	K			4	2	2	1	0	1	2
Marty Bystrom, R (1, 1) OBP: 0.219, SLG: 0.172 Willie Hernandez, L (7, 1) OBP: 0.500, SLG: 0.500		F9		FC6 1-3 2-3f 1B		FC6-2 6-3 1B 1-2 3-H		1-3		3 1	0 0	0 0	0 0	0 0	0 0	4 0
Inning Stats	R: 0 E: 0 K: 1 S: 5 H: 0 LOB: 3 BB: 3 P: 17	R: 0 E: 0 K: 0 S: 3 H: 0 LOB: 0 BB: 0 P: 3	R: 1 E: 0 K: 0 S: 4 H: 1 LOB: 0 BB: 0 P: 4	R: 3 E: 1 K: 1 S: 9 H: 4 LOB: 2 BB: 1 P: 13	R: 0 E: 0 K: 1 S: 5 H: 0 LOB: 0 BB: 0 P: 5	R: 1 E: 0 K: 0 S: 6 H: 3 LOB: 2 BB: 0 P: 6	R: 0 E: 0 K: 2 S: 8 H: 1 LOB: 2 BB: 0 P: 9	R: 0 E: 0 K: 0 S: 4 H: 1 LOB: 1 BB: 0 P: 4		1B: 8 2B: 1 3B: 1 HR: 0	SF: 0 SAC: 0 DP: 0 HBP: 1					

PITCHER		IP	WLS	BF	H	R	ER	SO	BB	IBB	HBP	BLK	WP	HR	S	P	ERA	WHIP
Neil Allen, R ERA: 3.97	(1, 1)	5.1	L	28	8	5	5	3	4	0	0	0	0	0	30	46	8.44	2.250
Dave Rucker, L ERA: 7.0	(6, 1)	1.2		7	1	0	0	2	0	0	1	0	0	0	10	11	0.00	0.600
Jeff Lahti, R ERA: 3.06	(8, 1)	1.0		4	1	0	0	0	0	0	0	0	0	0	4	4	0.00	1.000

PITCHER	IP	WLS	BF	H	R	ER	SO	BB	IBB	HBP	BLK	WP	HR	S	P	ERA	WHIP

BOTTOM

St. Louis Cardinals @ Philadelphia Phillies
Veterans Stadium, Philadelphia, PA
Fri Aug 12 1983, 7:05 PM EDT
Att. 33,521 - Unknown

livebaseballscorecards.com

AB	34
R	5
H	10
RBI	5
BB	4
SO	5
LOB	21

WP: 0 PB: 0 SB: 0 CS: 0 PA: 39

Batter	1	2	3	4	5	6	7	8	9	AB	R	H	RBI	BB	SO	LOB
Lonnie Smith, R (1, 7) OBP: 0.389, SLG: 0.452	SSS 0-3 ① K		x 0-0 1B E 2B	x 0-0 1-3 S 1B		x 0-0 ③ F9		x 0-0 SF8 E5 1-3	SSS 0-3 ③ K	5	1	2	0	0	1	1
Bruce Sutter, R (8, 1)										1	0	0	0	0	1	2
Willie McGee, S (1, 8) OBP: 0.321, SLG: 0.380	x 0-0 WP S 1B		x 0-0 2-3 E E 1B	SSS 0-3 ③ 1-2 K			x 0-0 2B 1B	x 0-0 ① 4-3		5	2	3	0	0	1	5
Andy Van Slyke, L (1, 5) OBP: 0.362, SLG: 0.442	BBBB 4-0 1-3 BB		x 0-0 ② F5		SSS 0-3 ① K		x 0-0 4-3 1-H 2B 2B	4-0 IBB		3	1	1	1	2	1	2
(8, 7)																
George Hendrick, R (1, 3) OBP: 0.382, SLG: 0.497	x 0-0 ② F2		x 0-0 1-H 3-H E8 1B		x 0-0 ② 6-3		x 0-0 ① 4-3 2-3	x 0-0 ② 2-3 3-H SF8		4	0	1	2	0	0	3
Darrell Porter, L (1, 2) OBP: 0.340, SLG: 0.419	SSS 0-3 ③ K		4-0 FC6-4 IBB		x 0-0 3B 2B		SSS 0-3 ② K	x 0-0 ③ G3		4	1	1	0	1	2	5
David Green, R (1, 9) OBP: 0.338, SLG: 0.418		x 0-0 ① F9	x 0-0 ③ 1-2f FC6-4		x 0-0 2-H 3B		x 0-0 3-H 2B		x 0-0 ① F9	5	0	2	2	0	0	2
Ken Oberkfell, L (1, 4) OBP: 0.370, SLG: 0.359		x 0-0 ② 4-3	BBBB 4-0 1B BB	x 0-0 ③ 4-3			IIII 4-0 IBB		x 0-0 ② G3	3	0	0	0	2	0	1
(8, 5)																
Ozzie Smith, S (1, 6) OBP: 0.301, SLG: 0.320		x 0-0 ③ 4-3	x 0-0 ① F8			x 0-0 ① 6-3	x 0-0 ③ 4-3		BBBB 4-0 1B BB	4	0	0	0	1	0	3
Joaquin Andujar, S (1, 1) OBP: 0.107, SLG: 0.125			x 0-0 ① 6-3	x 0-0 ② F8		x 0-0 ② 5-3		x 0-0 E SF8 E3	x 0-0 1-3 1B	1	0	0	0	0	0	0
Bill Lyons, R (4, PH) OBP: 0.211, SLG: 0.211										1	0	0	0	0	0	1
Dave LaPoint, L (4, 1) OBP: 0.226, SLG: 0.146										1	0	0	0	0	0	0
Jeff Lahti, R (6, 1)										0	0	0	0	0	0	0
Steve Braun, L (8, PH) OBP: 0.480, SLG: 0.492										1	0	0	0	0	0	0
Mike Ramsey, S (8, PR) OBP: 0.319, SLG: 0.344										1	1	1	0	0	0	0
(8, 4)																
Inning Stats	R: 0 E: 0 K: 2 S: 8 H: 1 LOB: 2 BB: 1 P: 12	R: 0 E: 0 K: 0 S: 3 H: 0 LOB: 0 BB: 0 P: 3	R: 2 E: 1 K: 0 S: 6 H: 3 LOB: 2 BB: 1 P: 10	R: 0 E: 0 K: 1 S: 6 H: 1 LOB: 2 BB: 1 P: 10	R: 1 E: 0 K: 1 S: 7 H: 2 LOB: 1 BB: 0 P: 7	R: 0 E: 0 K: 0 S: 3 H: 0 LOB: 0 BB: 0 P: 3	R: 2 E: 0 K: 1 S: 8 H: 3 LOB: 2 BB: 1 P: 12	R: 1 E: 2 K: 0 S: 5 H: 0 LOB: 2 BB: 1 P: 9	R: 0 E: 0 K: 1 S: 6 H: 1 LOB: 2 BB: 1 P: 10	1B: 6 2B: 4 3B: 1 HR: 0 SF: 1 SAC: 0 DP: 0 HBP: 0						

PITCHER		IP	WLS	BF	H	R	ER	SO	BB	IBB	HBP	BLK	WP	HR	S	P	ERA	WHIP
Charles Hudson, R ERA: 3.26	(1, 1)	6.0	L	28	7	3	2	4	2	1	0	0	1	0	33	45	3.00	1.500
Ron Reed, R ERA: 3.05	(7, 1)	1.2		12	3	3	2	1	0	2	0	0	0	0	12	20	10.80	1.800
Tug McGraw, L ERA: 2.83	(8, 1)	0.1		1	0	0	0	0	0	0	0	0	0	0	1	1	0.00	0.000
Larry Andersen, R ERA: 9.0	(9, 1)	1.0		5	1	0	0	1	1	0	0	0	0	0	6	10	0.00	2.000

PITCHER	IP	WLS	BF	H	R	ER	SO	BB	IBB	HBP	BLK	WP	HR	S	P	ERA	WHIP

TOP

St. Louis Cardinals @ Philadelphia Phillies
Veterans Stadium, Philadelphia, PA
Sat Aug 13 1983, 7:05 PM EDT
Att. 40,541 - Unknown

livebaseballscorecards.com

AB	39
R	6
H	11
RBI	5
BB	6
SO	6
LOB	25

PA: 46
WP: 1
PB: 0
SB: 2
CS: 0

BOTTOM

St. Louis Cardinals @ Philadelphia Phillies
Veterans Stadium, Philadelphia, PA
Sat Aug 13 1983, 7:05 PM EDT
Att. 40,541 - Unknown

St.

livebaseballscorecards.com

Batter	1	2	3	4	5	6	7	8	9	AB	R	H	RBI	BB	SO	LOB
Greg Gross, L (1, 7) OBP: 0.413, SLG: 0.397 Tony Perez, R (6, PH) OBP: 0.313, SLG: 0.389 Ron Reed, R (7, 1) OBP: 0.200, SLG: 0.200 Tug McGraw, R (8, 1) OBP: 0.333, SLG: 0.333 Steve Jeltz, S (8, PH) Larry Andersen, R (9, 1)	6-3			6-3		K		BB G4-6-3		2 1 0 0 0 0	0 0 0 0 0 0	0 0 0 0 0 0	0 0 0 0 0 0	0 0 0 0 1 0	0 1 0 0 0 0	0 2 0 0 0 0
Pete Rose, S (1, 3) OBP: 0.333, SLG: 0.313	F7			1B		BB 1-2 1B		G4-6-3 1-2f		3	0	1	0	1	0	1
Joe Morgan, L (1, 4) OBP: 0.355, SLG: 0.356	F7			F9		1B 1-2 2-3 3-H BB			K	3	0	0	1	1	1	1
Mike Schmidt, R (1, 5) OBP: 0.384, SLG: 0.497		K		K		P6			K	4	0	0	0	0	3	4
Joe Lefebvre, L (1, 9) OBP: 0.437, SLG: 0.642		K			4-3	1B 1-2 2-H 3-H			6-3	4	0	1	1	0	1	0
Von Hayes, L (1, 8) OBP: 0.332, SLG: 0.379 Garry Maddox, R (5, PH) OBP: 0.327, SLG: 0.398 (6, 8)	P6				5-3		3-1			1 2	0 0	0 0	0 0	0 0	0 0	0 0
Bo Diaz, R (1, 2) OBP: 0.299, SLG: 0.372			4-3		6-3		K			3	0	0	0	0	1	0
Ivan De Jesus, R (1, 6) OBP: 0.332, SLG: 0.320			K			1B BB 2B	K			3	1	1	0	0	2	0
Charles Hudson, S (1, 1) OBP: 0.211, SLG: 0.143 Gary Matthews, R (6, PH) OBP: 0.356, SLG: 0.389 (7, 7)			4-3			BB BB 1B 2-3 1B		K		1 2	0 1	0 1	0 0	0 0	0 1	0 0
Inning Stats	R: 0 E: 0 K: 0 S: 3 H: 0 LOB: 0 BB: 0 P: 3	R: 0 E: 0 K: 2 S: 7 H: 0 LOB: 0 BB: 0 P: 7	R: 0 E: 0 K: 1 S: 5 H: 0 LOB: 0 BB: 0 P: 5	R: 0 E: 0 K: 1 S: 6 H: 1 LOB: 1 BB: 0 P: 6	R: 0 E: 0 K: 0 S: 3 H: 0 LOB: 0 BB: 0 P: 3	R: 2 E: 0 K: 1 S: 7 H: 3 LOB: 2 BB: 2 P: 15	R: 0 E: 0 K: 2 S: 7 H: 0 LOB: 0 BB: 0 P: 7	R: 0 E: 0 K: 1 S: 4 H: 0 LOB: 0 BB: 1 P: 8	R: 0 E: 0 K: 2 S: 7 H: 0 LOB: 0 BB: 0 P: 7	1B: 3 2B: 1 3B: 0 HR: 0 SF: 0 SAC: 0 DP: 1 HBP: 0						

	AB	29
	R	2
	H	4
	RBI	2
	BB	3
	SO	10
	LOB	8

WP: 0 PA: 32
PB: 0
SB: 0
CS: 0

PITCHER		IP	WLS	BF	H	R	ER	SO	BB	IBB	HBP	BLK	WP	HR	S	P	ERA	WHIP
Joaquin Andujar, R ERA: 4.07	(1, 1)	3.0		9	0	0	0	3	0	0	0	0	0	0	15	15	0.00	0.000
Dave LaPoint, L ERA: 3.7	(4, 1)	2.1	W	12	3	2	2	2	2	0	0	0	0	0	14	22	7.71	2.143
Jeff Lahti, R ERA: 2.96	(6, 1)	1.2		5	1	0	0	2	0	0	0	0	0	0	9	9	0.00	0.600
Bruce Sutter, R ERA: 3.9	(8, 1)	2.0		6	0	0	0	3	1	0	0	0	0	0	11	15	0.00	0.500

PITCHER	IP	WLS	BF	H	R	ER	SO	BB	IBB	HBP	BLK	WP	HR	S	P	ERA	WHIP

Batter	1	2	3	4	5	6	7	8	9	AB	R	H	RBI	BB	SO	LOB
Lonnie Smith, R (1, 7) OBP: 0.389, SLG: 0.450	K		K		1B 1-2 1B		F7		DI BB	4	0	1	0	1	2	0
Willie McGee, S (1, 8) OBP: 0.322, SLG: 0.380	S 1B		6-3		F7		1B		K	5	0	2	0	0	1	3
Andy Van Slyke, L (1, 5) OBP: 0.365, SLG: 0.449	K 1-2		2B		1B 1-2 2-3		L3		K 1-2	4	0	2	0	0	1	2
Dave Rucker, L (7, 1)										0	0	0	0	0	0	0
Jeff Lahti, R (7, 1)										0	0	0	0	0	0	0
Floyd Rayford, R (9, PH) OBP: 0.256, SLG: 0.382										1	0	0	0	0	1	1
George Hendrick, R (1, 3) OBP: 0.378, SLG: 0.492	5-3		K		F3			F8		4	0	0	0	0	1	5
David Green, R (1, 9) OBP: 0.336, SLG: 0.415		5-3		6-3	K			4-3 1B 1B		4	1	1	0	0	1	3
Jamie Quirk, L (1, 2) OBP: 0.276, SLG: 0.314		K		F7		K		4-3 1-2		4	0	0	0	0	2	1
Ozzie Smith, S (1, 6) OBP: 0.305, SLG: 0.324		E 1B		S 1B		6-3		2-H 1B		4	0	3	1	0	0	0
Mike Ramsey, S (1, 4) OBP: 0.310, SLG: 0.333		E4 1-3		1-3 1-2		F7		4-3		4	0	0	0	0	0	3
Bob Forsch, R (1, 1) OBP: 0.298, SLG: 0.333		F7			1B 1B 1B		4-3		K2-3	1	0	0	0	0	0	2
Dave Vonohlen, L (4, 1) OBP: 0.250, SLG: 0.143										1	0	1	0	0	0	0
Steve Braun, L (7, PH) OBP: 0.474, SLG: 0.483										1	0	0	0	0	0	0
(7, 5)																
Bill Lyons, R (9, PH) OBP: 0.200, SLG: 0.200										1	0	0	0	0	1	0
Inning Stats	R: 0 E: 0 K: 2 S: 8 H: 1 LOB: 1 BB: 0 P: 8	R: 0 E: 1 K: 1 S: 7 H: 1 LOB: 2 BB: 0 P: 7	R: 0 E: 0 K: 2 S: 8 H: 1 LOB: 1 BB: 0 P: 8	R: 0 E: 0 K: 0 S: 4 H: 1 LOB: 1 BB: 0 P: 4	R: 0 E: 0 K: 1 S: 8 H: 3 LOB: 3 BB: 0 P: 8	R: 0 E: 0 K: 1 S: 5 H: 0 LOB: 0 BB: 0 P: 5	R: 0 E: 0 K: 0 S: 4 H: 1 LOB: 1 BB: 0 P: 4	R: 1 E: 0 K: 0 S: 5 H: 2 LOB: 1 BB: 0 P: 5	R: 0 E: 0 K: 3 S: 9 H: 0 LOB: 1 BB: 1 P: 13	1B: 9 2B: 1 3B: 0 HR: 0 SF: 0 SAC: 0 DP: 0 HBP: 0						

TOP

St. Louis Cardinals @ Philadelphia Phillies
Veterans Stadium, Philadelphia, PA
Sun Aug 14 1983, 3:33 AM EDT
Att. 42,787 - Unknown

livebaseballscorecards.com

AB	38
R	1
H	10
RBI	1
BB	1
SO	10
LOB	20

WP: 0 PB: 0 SB: 2 CS: 0 PA: 39

PITCHER		IP	W/L/S	BF	H	R	ER	SO	BB	IBB	HBP	BLK	WP	HR	S	P	ERA	WHIP
John Denny, R ERA: 2.44	(1, 1)	8.0	W	35	10	1	1	7	0	0	0	0	0	0	49	49	1.12	1.250
Al Holland, L ERA: 2.28	(9, 1)	1.0		4	0	0	0	3	1	0	0	0	0	0	9	13	0.00	1.000

PITCHER	IP	W/L/S	BF	H	R	ER	SO	BB	IBB	HBP	BLK	WP	HR	S	P	ERA	WHIP

Batter	1	2	3	4	5	6	7	8	9	AB	R	H	RBI	BB	SO	LOB
Greg Gross, L (1, 9) (8, 7) OBP: 0.413, SLG: 0.415	4-3		1B 3B 1-H 2-H	SF7 3-H		P6		5-3 1B		4	1	2	3	0	0	1
Pete Rose, S (1, 3) OBP: 0.336, SLG: 0.313	L1		BB 1B BB	1-2 1B			S S E BB	5-3 1-2		3	1	1	0	2	0	1
Joe Morgan, L (1, 4) OBP: 0.354, SLG: 0.352 Bob Dernier, R (7, PR) (8, 9) OBP: 0.283, SLG: 0.287	K		L9	G3			E 1-2 BB	L5		3 1	0 0	0 0	0 0	1 0	1 0	4 1
Joe Lefebvre, L (1, 5) OBP: 0.432, SLG: 0.631		4-3	BB 1-2 3-H 1B		K		B5			4	0	1	1	0	1	2
Gary Matthews, R (1, 7) OBP: 0.360, SLG: 0.390 Kiko Garcia, R (8, 4) OBP: 0.389, SLG: 0.506		G6-4-3 1B	BB 1-2 2-3		K		E 1-2 2-3 IBB			2 0	0 0	1 0	0 0	2 0	1 0	0 0
Garry Maddox, R (1, 8) OBP: 0.322, SLG: 0.391		G6-4-3 1-2f	F7		L5		FC5 1-2 2-3 3-H			4	0	0	1	0	0	6
Bo Diaz, R (1, 2) OBP: 0.304, SLG: 0.373			FC3-6 1B HBP	1B 4-3 SF7 1B			F9			2	1	1	0	1	0	3
Ivan De Jesus, R (1, 6) OBP: 0.331, SLG: 0.319			FC3-6 1-2 3B 1B	4-3 1-2		FC5-4 1-2f SH3-4	P4			4	1	1	0	0	0	5
John Denny, R (1, 1) OBP: 0.186, SLG: 0.172 Von Hayes, L (8, PH) OBP: 0.331, SLG: 0.378 Al Holland, R (9, 1)			FC3-6 1-2 2-3f 3B	1B 2-3 1B		SH3-4 1-2		F8		2 1 0	1 0 0	1 0 0	0 0 0	0 0 0	0 0 0	2 0 0
Inning Stats	R: 0 E: 0 K: 1 S: 5 H: 0 LOB: 0 BB: 0 P: 5	R: 0 E: 0 K: 0 S: 3 H: 1 LOB: 0 BB: 0 P: 3	R: 3 E: 0 K: 0 S: 6 H: 3 LOB: 3 BB: 2 P: 15	R: 1 E: 0 K: 0 S: 6 H: 3 LOB: 2 BB: 0 P: 6	R: 0 E: 0 K: 2 S: 7 H: 0 LOB: 0 BB: 0 P: 7	R: 0 E: 0 K: 0 S: 3 H: 0 LOB: 1 BB: 1 P: 7	R: 1 E: 1 K: 0 S: 4 H: 0 LOB: 3 BB: 3 P: 16	R: 0 E: 0 K: 0 S: 4 H: 1 LOB: 1 BB: 0 P: 4		1B: 7 2B: 0 3B: 1 HR: 0	SF: 1 SAC: 1 DP: 1 HBP: 1					

PITCHER		IP	WLS	BF	H	R	ER	SO	BB	IBB	HBP	BLK	WP	HR	S	P	ERA	WHIP
Bob Forsch, R ERA: 4.75	(1, 1)	3.1	L	18	6	4	4	1	2	0	1	0	0	0	17	26	10.80	2.400
Dave Vonohlen, L ERA: 3.31	(4, 1)	2.2		10	1	0	0	2	1	0	0	0	0	0	13	17	0.00	0.750
Dave Rucker, L ERA: 7.24	(7, 1)	0.1		3	0	1	1	0	2	0	0	0	0	0	1	9	27.00	6.000
Jeff Lahti, R ERA: 2.87	(7, 1)	1.2		8	1	0	0	0	0	1	0	0	0	0	7	11	0.00	0.600

PITCHER	IP	WLS	BF	H	R	ER	SO	BB	IBB	HBP	BLK	WP	HR	S	P	ERA	WHIP

BOTTOM

St. Louis Cardinals @ Philadelphia Phillies
Veterans Stadium, Philadelphia, PA
Sun Aug 14 1983, 3:33 AM EDT
Att. 42,787 - Unknown

St.

livebaseballscorecards.com

AB	30
R	5
H	8
RBI	5
BB	6
SO	3
LOB	25

Batter	1	2	3	4	5	6	7	8	9	AB	R	H	RBI	BB	SO	LOB
Tim Raines, S (1, 7) OBP: 0.376, SLG: 0.421	F7		E6 CS 2-H 1B			6-3 1B		SF8 3-H		3	0	2	1	0	0	0
Bryan Little, S (1, 6) Jeff Reardon, R (8, 1) OBP: 0.345, SLG: 0.306 OBP: 0.143, SLG: 0.143	4-3		CS 1-2	6-3		6-3 1-2		FC4-6 1-2f		4 0	0 0	0 0	0 0	0 0	0 0	2 0
Andre Dawson, R (1, 8) OBP: 0.343, SLG: 0.564	K			1-3		F9			S 1B	4	1	1	0	0	1	1
Al Oliver, L (1, 3) OBP: 0.355, SLG: 0.416		4-3		FC6-4 1B			L6		HR 1-H 1B	4	1	2	1	0	0	0
Gary Carter, R (1, 2) OBP: 0.339, SLG: 0.460		G3		FC6-4 1-2f			F7		HR 1-H	4	1	1	2	0	0	1
Warren Cromartie, L (1, 9) Mike Stenhouse, L (2, 9) Jim Wohlford, R (9, 9) OBP: 0.346, SLG: 0.389 OBP: 0.190, SLG: 0.200 OBP: 0.309, SLG: 0.385	K				F7		3-1		4-3	1 3 0	0 0 0	0 0 0	0 0 0	0 0 0	1 0 0	0 0 0
Tim Wallach, R (1, 5) Angel Salazar, R (8, PR) (8, 6) OBP: 0.352, SLG: 0.466 OBP: 0.333, SLG: 0.333			L6		F2			BBBBB E SF8 SH1-4 BB	K	2 1	0 1	0 0	0 0	1 0	0 1	0 0
Doug Flynn, R (1, 4) OBP: 0.249, SLG: 0.275			SH1-4 E 1B		F3-1			SH1-4 1-2	1B	3	1	2	0	0	0	0
Charlie Lea, R (1, 1) Terry Crowley, L (8, PH) Chris Speier, R (8, 5) OBP: 0.132, SLG: 0.098 OBP: 0.368, SLG: 0.172 OBP: 0.328, SLG: 0.326			SH1-4 1-2			5-3		E1 FC4-6 2-3	5-3	1 1 1	0 0 0	0 0 0	0 0 0	0 0 0	0 2 1	0 0 0
Inning Stats	R: 0 E: 0 K: 1 S: 5 H: 0 LOB: 0 BB: 0 P: 5	R: 0 E: 0 K: 1 S: 5 H: 0 LOB: 0 BB: 0 P: 5	R: 1 E: 1 K: 0 S: 4 H: 2 LOB: 0 BB: 0 P: 4	R: 0 E: 0 K: 0 S: 4 H: 1 LOB: 1 BB: 0 P: 4	R: 0 E: 0 K: 0 S: 3 H: 0 LOB: 0 BB: 0 P: 3	R: 0 E: 0 K: 0 S: 4 H: 1 LOB: 1 BB: 0 P: 4	R: 0 E: 0 K: 0 S: 3 H: 0 LOB: 0 BB: 0 P: 3	R: 1 E: 1 K: 0 S: 4 H: 0 LOB: 1 BB: 1 P: 8	R: 3 E: 0 K: 1 S: 9 H: 4 LOB: 1 BB: 0 P: 9	1B: 7 2B: 0 3B: 0 HR: 1	SF: 1 SAC: 2 DP: 0 HBP: 0						

PITCHER		IP	WLS	BF	H	R	ER	SO	BB	IBB	HBP	BLK	WP	HR	S	P	ERA	WHIP
John Stuper, R ERA: 3.97	(1, 1)	7.0		24	4	1	0	2	0	0	0	0	0	0	28	28	0.00	0.571
Bruce Sutter, R ERA: 4.19	(8, 1)	2.0	L	12	4	4	3	1	1	0	0	0	0	1	13	17	13.50	2.500

PITCHER	IP	WLS	BF	H	R	ER	SO	BB	IBB	HBP	BLK	WP	HR	S	P	ERA	WHIP

TOP

Montreal Expos @ St. Louis Cardinals

Busch Stadium, St. Louis, MO

Mon Aug 15 1983, 7:05 PM CDT

Att. 29,376 - Unknown

livebaseballscorecards.com

AB	32
R	5
H	8
RBI	4
BB	1
SO	3
LOB	7

WP: 0 PB: 0 SB: 1 CS: 1 PA: 37

Batter	1	2	3	4	5	6	7	8	9	AB	R	H	RBI	BB	SO	LOB
Lonnie Smith, R (1, 7) OBP: 0.389, SLG: 0.447	BBBB 4-0 BB BB		x 0-0 ③ G3		x 0-0 ② SF7 3-H		BBBB 4-0 BB BB		x 0-0 ② F9	2	0	0	1	2	0	2
Willie McGee, S (1, 8) OBP: 0.321, SLG: 0.378	x 0-0 ① F7			x 0-0 1B 1B	x 0-0 ③ F4-3		x 0-0 ②③ G3-2-3 3-Hf		SSS 0-3 ③ K	5	0	1	0	0	1	7
Andy Van Slyke, L (1, 5) OBP: 0.367, SLG: 0.447	BBBB 4-0 F5-4-3 1-2 BB			x 0-0 1B 1-3		x 0-0 ① 3-1		x 0-0 ① F4-3		3	0	1	0	1	0	0
George Hendrick, R (1, 3) OBP: 0.379, SLG: 0.492	x 0-0 ②③ F5-4-3 1-2			x 0-0 ① F4		x 0-0 ② 1B		x 0-0 1B		4	0	2	0	0	0	4
Darrell Porter, L (1, 2) OBP: 0.339, SLG: 0.417		x 0-0 ① F4-3		SSS 0-3 ② K		x 0-0 FC6-4 1B		x 0-0 ② F7		4	0	1	0	0	1	3
David Green, R (1, 9) OBP: 0.332, SLG: 0.410		x 0-0 ② F9		SSS 0-3 ③ K		x 0-0 ③ FC6-4 1-2f		SSS 0-3 ③ K		4	0	0	0	0	2	4
Ken Oberkfell, L (1, 4) OBP: 0.373, SLG: 0.369		x 0-0 ③ F8			x 0-0 SH1-4 1B SF7 1B		x 0-0 G3-2-3 3B		x 0-0 1B 1B	4	1	3	0	0	0	0
Ozzie Smith, S (1, 6) OBP: 0.307, SLG: 0.324			x 0-0 ① G3		x 0-0 SH1-4 1-2 1B		BBBB 4-0 S BB		x 0-0 ① F6	3	0	1	0	1	0	1
John Stuper, R (1, 1) OBP: 0.158, SLG: 0.135			SSS 0-3 ② K		x 0-0 ① SH1-4 1-2 2-3		x 0-0 ① F5 1-2		x 0-0 1B 1-2	1	0	0	0	0	1	0
Steve Braun, L (7, PH) OBP: 0.468, SLG: 0.475										1	0	0	0	0	0	2
Bruce Sutter, R (8, 1)										0	0	0	0	0	0	0
Dane Iorg, L (9, PH) OBP: 0.329, SLG: 0.389										1	0	1	0	0	0	0
Inning Stats	R: 0 H: 0 E: 0 LOB: 1 K: 0 BB: 2 S: 2 P: 10	R: 0 H: 0 E: 0 LOB: 0 K: 0 BB: 0 S: 3 P: 3	R: 0 H: 0 E: 0 LOB: 0 K: 1 BB: 0 S: 5 P: 5	R: 0 H: 2 E: 0 LOB: 2 K: 2 BB: 0 S: 9 P: 9	R: 1 H: 2 E: 0 LOB: 1 K: 0 BB: 0 S: 5 P: 5	R: 0 H: 2 E: 0 LOB: 1 K: 0 BB: 0 S: 4 P: 4	R: 0 H: 1 E: 0 LOB: 2 K: 0 BB: 2 S: 3 P: 11	R: 0 H: 1 E: 0 LOB: 1 K: 1 BB: 0 S: 6 P: 6	R: 0 H: 2 E: 0 LOB: 2 K: 1 BB: 0 S: 7 P: 7	1B: 9 SF: 1 2B: 0 SAC: 1 3B: 1 DP: 2 HR: 0 HBP: 0						

PITCHER		IP	WLS	BF	H	R	ER	SO	BB	IBB	HBP	BLK	WP	HR	S	P	ERA	WHIP
Charlie Lea, R ERA: 3.2	(1, 1)	7.0	W	29	7	1	1	3	4	0	0	0	0	0	31	47	1.29	1.571
Jeff Reardon, R ERA: 2.78	(8, 1)	2.0	S	9	3	0	0	2	0	0	0	0	0	0	13	13	0.00	1.500

PITCHER	IP	WLS	BF	H	R	ER	SO	BB	IBB	HBP	BLK	WP	HR	S	P	ERA	WHIP

BOTTOM

Montreal Expos @ St. Louis Cardinals

Busch Stadium, St. Louis, MO

Mon Aug 15 1983, 7:05 PM CDT

Att. 29,376 - Unknown

livebaseballscorecards.com

AB	32
R	1
H	10
RBI	1
BB	4
SO	5
LOB	23

WP: 0		PA:	38
PB: 0			
SB: 1			
CS: 0			

Batter	1	2	3	4	5	6	7	8	9	AB	R	H	RBI	BB	SO	LOB
Tim Raines, S (1, 7) OBP: 0.377, SLG: 0.421	6-3		FC6-5-4 S 2-H 1B			S E 1B		1-3		4	1	2	1	0	0	0
Bryan Little, S (1, 6) OBP: 0.350, SLG: 0.312	BB 1B		FC6-5-4 WP 1-3 1B			E4 L4-3 1-H 1B		1B 1B		4	1	3	0	0	0	1
Terry Francona, L (8, 3) OBP: 0.224, SLG: 0.254										0	0	0	0	0	0	0
Andre Dawson, R (1, 8) OBP: 0.347, SLG: 0.564	BBBB L4-3 1-2 BB		CS 1-H 1B			L8		1-2 1B		3	0	2	1	1	0	1
Al Oliver, L (1, 3) OBP: 0.352, SLG: 0.413	L4-3 1-2		CS 1-2	4-3		L4-3 1-2		F8		4	0	0	0	0	0	5
Angel Salazar, R (8, 6) OBP: 0.333, SLG: 0.333										0	0	0	0	0	0	0
Gary Carter, R (1, 2) OBP: 0.336, SLG: 0.455		6-3		F7			SSS K		5-3	4	0	0	0	0	1	0
Warren Cromartie, L (1, 9) OBP: 0.343, SLG: 0.384		4-3		4-3			SSS K		4-3	4	0	0	0	0	1	0
Jeff Reardon, R (9, 1) OBP: 0.143, SLG: 0.143										0	0	0	0	0	0	0
Tim Wallach, R (1, 5) OBP: 0.353, SLG: 0.465		1-3			5-3		1B		BBBB BB	3	0	1	0	1	0	0
Doug Flynn, R (1, 4) OBP: 0.249, SLG: 0.275			SH1-4 1B 1B		F6-3		F8		F1-3	4	1	1	0	0	0	2
Bill Gullickson, R (1, 1) OBP: 0.117, SLG: 0.123			SH1-4 1-2		6-3			SSS K		2	0	0	0	0	1	0
Jim Wohlford, R (9, 9) OBP: 0.309, SLG: 0.385										0	0	0	0	0	0	0
Inning Stats	R: 0 E: 0 K: 0 S: 3 H: 1 LOB: 1 BB: 1 P: 7	R: 0 E: 0 K: 0 S: 3 H: 0 LOB: 0 BB: 0 P: 3	R: 2 E: 0 K: 0 S: 5 H: 3 LOB: 0 BB: 0 P: 5	R: 0 E: 0 K: 0 S: 3 H: 0 LOB: 0 BB: 0 P: 3	R: 0 E: 0 K: 0 S: 3 H: 0 LOB: 0 BB: 0 P: 3	R: 1 E: 1 K: 0 S: 4 H: 2 LOB: 0 BB: 0 P: 4	R: 0 E: 0 K: 2 S: 8 H: 1 LOB: 1 BB: 0 P: 8	R: 0 E: 0 K: 1 S: 7 H: 2 LOB: 2 BB: 0 P: 7	R: 0 E: 0 K: 0 S: 3 H: 0 LOB: 1 BB: 1 P: 7	1B: 9 2B: 2 3B: 0 HR: 0	SF: 0 SAC: 1 DP: 2 HBP: 0						

PITCHER		IP	WLS	BF	H	R	ER	SO	BB	IBB	HBP	BLK	WP	HR	S	P	ERA	WHIP
Danny Cox, R ERA: 3.1	(1, 1)	7.0		26	7	3	3	2	1	0	0	0	1	0	29	33	3.86	1.143
Neil Allen, R ERA: 3.92	(8, 1)	2.0	W	9	2	0	0	1	1	0	0	0	0	0	10	14	0.00	1.500

PITCHER	IP	WLS	BF	H	R	ER	SO	BB	IBB	HBP	BLK	WP	HR	S	P	ERA	WHIP

TOP

Montreal Expos @ St. Louis Cardinals

Busch Stadium, St. Louis, MO

Tue Aug 16 1983, 7:05 PM CDT

Att. 27,320 - Unknown

livebaseballscorecards.com

AB	32
R	3
H	9
RBI	2
BB	2
SO	3
LOB	9

WP: 1	PA: 36
PB: 0	
SB: 2	
CS: 1	

Batter	1	2	3	4	5	6	7	8	9	AB	R	H	RBI	BB	SO	LOB
Lonnie Smith, R (1, 7) OBP: 0.385, SLG: 0.441	1-3		5-3		6-3		F8		1B 1-2 2-H	4	0	0	0	0	0	2
Neil Allen, R (8, 1) OBP: 0.114, SLG: 0.171										0	0	0	0	0	0	0
Floyd Rayford, R (9, PH) OBP: 0.265, SLG: 0.390										1	0	1	1	0	0	0
Willie McGee, S (1, 8) OBP: 0.320, SLG: 0.379	2B 2B		F4			1-3		F4-3		4	1	1	0	0	0	0
Andy Van Slyke, L (1, 5) OBP: 0.370, SLG: 0.464	F4-1 2-H 2B		F9			F4-3		6-3 3B		4	1	2	1	0	0	0
Dane Iorg, L (1, 3) OBP: 0.326, SLG: 0.382	F4-1 2-3			F4-3		1B		6-3 3-H		4	0	1	1	0	0	1
Steve Braun, L (1, 9) (8, 7) OBP: 0.457, SLG: 0.462	F4-3			F4-3 1B		F9		F8		4	0	1	0	0	0	2
Mike Ramsey, S (9, 7) OBP: 0.310, SLG: 0.333										0	0	0	0	0	0	0
Ken Oberkfell, L (1, 4) OBP: 0.375, SLG: 0.372		BBBB 1B CS BB		F4-3 1-2			2B		F8	3	0	1	0	1	0	1
Ozzie Smith, S (1, 6) OBP: 0.305, SLG: 0.322		F4		F4			F8		2B 3B	3	0	0	0	0	0	3
George Hendrick, R (9, PH) OBP: 0.381, SLG: 0.499										1	1	1	0	0	0	0
Glenn Brummer, R (1, 2) OBP: 0.284, SLG: 0.317		CS 1-3 1B			F4-3		BBBBB BB		1B 3-H 2B	2	0	1	0	0	0	0
David Green, R (7, PH) OBP: 0.336, SLG: 0.415										1	1	1	1	1	0	0
Danny Cox, R (1, 1)		L3 1-2 3-H			SSS K		F8		IIII 1B IBB	2	0	0	0	0	1	2
Darrell Porter, L (7, PH) OBP: 0.339, SLG: 0.416 (8, 2)										1	0	0	0	1	0	2
Inning Stats	R: 1 H: 2 E: 0 LOB: 1 K: 0 BB: 0 S: 5 P: 5	R: 0 H: 1 E: 0 LOB: 1 K: 0 BB: 1 S: 3 P: 7	R: 0 H: 0 E: 0 LOB: 0 K: 0 BB: 0 S: 3 P: 3	R: 0 H: 1 E: 0 LOB: 1 K: 0 BB: 0 S: 4 P: 4	R: 0 H: 0 E: 0 LOB: 0 K: 1 BB: 0 S: 5 P: 5	R: 0 H: 1 E: 0 LOB: 1 K: 0 BB: 0 S: 4 P: 4	R: 0 H: 1 E: 0 LOB: 2 K: 0 BB: 1 S: 4 P: 8	R: 1 H: 1 E: 0 LOB: 0 K: 0 BB: 0 S: 4 P: 4	R: 2 H: 3 E: 0 LOB: 2 K: 0 BB: 1 S: 4 P: 8	1B: 4 SF: 0 2B: 4 SAC: 0 3B: 2 DP: 0 HR: 0 HBP: 0							

PITCHER		IP	WLS	BF	H	R	ER	SO	BB	IBB	HBP	BLK	WP	HR	S	P	ERA	WHIP
Bill Gullickson, R ERA: 3.86	(1, 1)	8.0		32	7	2	2	1	2	0	0	0	0	0	32	40	2.25	1.125
Jeff Reardon, R ERA: 3.05	(9, 1)	0.1	L	5	3	2	2	0	0	1	0	0	0	0	4	8	54.00	9.000

PITCHER	IP	WLS	BF	H	R	ER	SO	BB	IBB	HBP	BLK	WP	HR	S	P	ERA	WHIP

BOTTOM

Montreal Expos @ St. Louis Cardinals

Busch Stadium, St. Louis, MO

Tue Aug 16 1983, 7:05 PM CDT

Att. 27,320 - Unknown

livebaseballscorecards.com

AB	34
R	4
H	10
RBI	4
BB	3
SO	1
LOB	13

Batter	1	2	3	4	5	6	7	8	9	10	AB	R	H	RBI	BB	SO	LOB
Bill Doran, S (1, 4) OBP: 0.373, SLG: 0.335	4-3	4-3			BBB 4-3 BB		2B 1B	SSS K			4	1	1	0	1	1	1
Terry Puhl, L (1, 9) OBP: 0.359, SLG: 0.446	1B 1B 2B		S 1B		4-3 1-2		1-3 1B 2B		4-3		5	2	3	0	0	0	1
Dickie Thon, R (1, 6) OBP: 0.355, SLG: 0.474	F8		F7 1-2		L4		F2		6-3		5	0	0	0	0	0	5
Phil Garner, R (1, 5) OBP: 0.319, SLG: 0.360	BBBB 1B 1B BB		F9			6-3	BBBB 1B BB		1-3		2	1	0	0	1	0	1
Denny Walling, L (7, PH) OBP: 0.286, SLG: 0.324 (7, 3)											1	0	0	0	1	0	0
Jose Cruz, L (1, 7) OBP: 0.391, SLG: 0.481	1B 1-2 2-3 1B		6-3			6-3 1B	1-3 2-H 3-H 1B			F7	5	0	3	2	0	0	1
Ray Knight, R (1, 3) OBP: 0.366, SLG: 0.472	FC6 1-2 2-H 3-H 1B			L5		6-3 1-2	1-3			SSS K	4	0	1	2	0	0	3
Frank DiPino, L (7, 1) OBP: 0.400, SLG: 0.500											0	0	0	0	0	0	0
Tim Tolman, R (10, PH) OBP: 0.250, SLG: 0.387											1	0	0	0	0	1	0
Bill Dawley, R (10, 1) OBP: 0.167, SLG: 0.167											0	0	0	0	0	0	0
Jerry Mumphrey, S (1, 8) OBP: 0.331, SLG: 0.399	FC6 1-2f			SSS K		BBB 4-3 BB		E9		6-3	4	0	0	0	1	1	2
John Mizerock, L (1, 2) OBP: 0.300, SLG: 0.353		SSS K		F8		F2		P5			4	0	0	0	0	1	3
Joe Niekro, R (1, 1) OBP: 0.104, SLG: 0.106		P4			F3		5-3	5-3			2	0	0	0	0	0	0
Kevin Bass, S (7, PH) OBP: 0.246, SLG: 0.331											1	0	0	0	0	0	0
Craig Reynolds, L (7, 5) OBP: 0.302, SLG: 0.328											1	0	0	0	0	0	1
Inning Stats	R: 2 E: 0 K: 0 S: 6 / H: 3 LOB: 2 BB: 1 P: 10	R: 0 E: 0 K: 1 S: 5 / H: 0 LOB: 0 BB: 0 P: 5	R: 0 E: 0 K: 0 S: 4 / H: 1 LOB: 1 BB: 0 P: 4	R: 0 E: 0 K: 1 S: 5 / H: 0 LOB: 0 BB: 0 P: 5	R: 0 E: 0 K: 0 S: 3 / H: 0 LOB: 1 BB: 1 P: 7	R: 0 E: 0 K: 0 S: 4 / H: 1 LOB: 2 BB: 1 P: 8	R: 2 E: 0 K: 0 S: 6 / H: 3 LOB: 2 BB: 1 P: 10	R: 0 E: 1 K: 1 S: 6 / H: 0 LOB: 1 BB: 0 P: 6	R: 0 E: 0 K: 0 S: 3 / H: 0 LOB: 0 BB: 0 P: 3	R: 0 E: 0 K: 1 S: 5 / H: 0 LOB: 0 BB: 0 P: 5	1B: 6 2B: 2 3B: 0 HR: 0	SF: 0 SAC: 0 DP: 0 HBP: 0						

PITCHER		IP	WLS	BF	H	R	ER	SO	BB	IBB	HBP	BLK	WP	HR	S	P	ERA	WHIP
Joaquin Andujar, R ERA: 4.13	(1, 1)	6.1		29	7	4	4	2	3	0	0	0	0	0	30	42	5.68	1.579
Neil Allen, R ERA: 3.9	(7, 1)	0.2		4	1	0	0	0	1	0	0	0	0	0	3	7	0.00	3.000
Dave Rucker, L ERA: 6.53	(8, 1)	3.0	W	10	0	0	0	2	0	0	0	0	0	0	14	14	0.00	0.000

PITCHER	IP	WLS	BF	H	R	ER	SO	BB	IBB	HBP	BLK	WP	HR	S	P	ERA	WHIP

TOP

Houston Astros @ St. Louis Cardinals

Busch Stadium, St. Louis, MO

Thu Aug 18 1983, 7:05 PM CDT
Att. 27,053 - Unknown

livebaseballscorecards.com

AB	39
R	4
H	8
RBI	4
BB	4
SO	4
LOB	18

1B: 6	SF: 0	WP: 0	PA: 43
2B: 2	SAC: 0	PB: 0	
3B: 0	DP: 0	SB: 1	
HR: 0	HBP: 0	CS: 0	

Batter	1	2	3	4	5	6	7	8	9	10	AB	R	H	RBI	BB	SO	LOB
Lonnie Smith, R (1, 7) OBP: 0.385, SLG: 0.450	0-0 1B 3B	0-0 ③ 6-3			0-0 1B 2B		0-0 ② F9		0-0 ③ F8		5	1	2	0	0	0	1
Ken Oberkfell, L (1, 4) OBP: 0.373, SLG: 0.368	0-0 ① F2		0-0 ① 4-3		4-0 BBB 1B BB		0-0 ③ 4-3			0-0 ① F7	3	0	0	0	1	0	1
Dave Rucker, L (8, 1)											0	0	0	0	0	0	0
Steve Braun, L (10, PH) OBP: 0.451, SLG: 0.455											1	0	0	0	0	0	0
Andy Van Slyke, L (1, 5) OBP: 0.380, SLG: 0.497	0-0 1B SF8 1B 3-H		4-0 BBB E S 1B BB		0-0 ① F8			0-0 1B 3B		0-0 HR	4	4	3	2	1	0	2
Dane Iorg, L (1, 3) OBP: 0.337, SLG: 0.392	0-0 ② 1-3 1-3		0-0 ② 1-3 1-3		0-0 ② 1-2 1B 2-H			0-0 ① L4			3	0	2	0	0	0	1
George Hendrick, R (8, PH) OBP: 0.380, SLG: 0.497											1	0	0	0	0	0	1
(9, 3)																	
Darrell Porter, L (1, 2) OBP: 0.339, SLG: 0.416	0-0 ② SF8 3-H		0-0 1B 3-H		SSS 0-3 ③ K			SSS 0-3 ② K			2	0	1	2	0	1	2
Floyd Rayford, R (8, PH) OBP: 0.262, SLG: 0.385											1	0	0	0	0	1	1
Glenn Brummer, R (9, 2) OBP: 0.284, SLG: 0.317											0	0	0	0	0	0	0
Willie McGee, S (1, 8) OBP: 0.319, SLG: 0.378	0-0 ③ L3		SSS 0-3 ③ K			0-0 ① L6		0-0 3-H 1B			4	0	1	1	0	1	2
David Green, R (1, 9) OBP: 0.332, SLG: 0.410		0-0 ① 6-3		SSS 0-3 ① K		0-0 ② 6-3		SSS 0-3 ③ K			4	0	0	0	0	2	1
Ozzie Smith, S (1, 6) OBP: 0.304, SLG: 0.321		0-0 SH1-4 1B		0-0 ② 1-3		0-0 ③ 6-3			0-0 ① 4-3		4	0	1	0	0	0	0
Joaquin Andujar, S (1, 1) OBP: 0.105, SLG: 0.123		0-0 ② SH1-4 1-2		0-0 ③ 5-3			0-0 ① F8		0-0 ② 6-3		1	0	0	0	0	0	0
Neil Allen, R (7, 1) OBP: 0.114, SLG: 0.171											0	0	0	0	0	0	0
Bill Lyons, R (7, PH) OBP: 0.182, SLG: 0.182											2	0	0	0	0	0	0
(8, 4)																	
Inning Stats	R: 2 E: 0 K: 0 S: 6 H: 3 LOB: 1 BB: 0 P: 6	R: 0 E: 0 K: 0 S: 4 H: 1 LOB: 1 BB: 0 P: 4	R: 1 E: 0 K: 1 S: 6 H: 1 LOB: 1 BB: 1 P: 10	R: 0 E: 0 K: 1 S: 5 H: 0 LOB: 0 BB: 0 P: 5	R: 0 E: 0 K: 1 S: 6 H: 2 LOB: 2 BB: 1 P: 10	R: 0 E: 0 K: 0 S: 3 H: 0 LOB: 0 BB: 0 P: 3	R: 0 E: 0 K: 0 S: 3 H: 0 LOB: 0 BB: 0 P: 3	R: 1 E: 0 K: 2 S: 9 H: 2 LOB: 1 BB: 0 P: 9	R: 0 E: 0 K: 0 S: 3 H: 0 LOB: 0 BB: 0 P: 3	R: 1 E: 0 K: 0 S: 2 H: 1 LOB: 0 BB: 0 P: 2	1B: 6 2B: 1 3B: 2 HR: 1	SF: 1 SAC: 1 DP: 0 HBP: 0					

PITCHER		IP	WLS	BF	H	R	ER	SO	BB	IBB	HBP	BLK	WP	HR	S	P	ERA	WHIP
Joe Niekro, R ERA: 3.41	(1, 1)	6.0		26	7	3	3	3	2	0	0	0	0	0	30	38	4.50	1.500
Frank DiPino, L ERA: 2.68	(7, 1)	3.0		11	2	1	1	2	0	0	0	0	0	0	15	15	3.00	0.667
Bill Dawley, R ERA: 2.57	(10, 1)	0.1	L	2	1	1	1	0	0	0	0	0	0	1	2	2	27.00	3.000

PITCHER	IP	WLS	BF	H	R	ER	SO	BB	IBB	HBP	BLK	WP	HR	S	P	ERA	WHIP

BOTTOM

Houston Astros @ St. Louis Cardinals

Busch Stadium, St. Louis, MO

Thu Aug 18 1983, 7:05 PM CDT
Att. 27,053 - Unknown

livebaseballscorecards.com

AB	35
R	5
H	10
RBI	5
BB	2
SO	5
LOB	12

WP: 0	PB: 0	SB: 1	CS: 0
PA: 39			

Houston Astros @ St. Louis Cardinals

Busch Stadium, St. Louis, MO

Fri Aug 19 1983, 7:05 PM CDT

Att. 28,200 - Unknown

TOP

livebaseballscorecards.com

Batter	1	2	3	4	5	6	7	8	9	AB	R	H	RBI	BB	SO	LOB
Tony Scott, S (1, 9) OBP: 0.274, SLG: 0.301	K		FC6-4 1-2f			1B		6-3		4	0	1	0	0	1	2
Bill Doran, S (1, 4) OBP: 0.370, SLG: 0.332	F3			F8		F7			K	4	0	0	0	0	1	1
Dickie Thon, R (1, 6) OBP: 0.354, SLG: 0.473	6-3			1B		F8			F8	4	0	1	0	0	0	1
Phil Garner, R (1, 5) OBP: 0.318, SLG: 0.358		F9		F7			L5		BB BB	3	0	0	0	1	0	1
Jose Cruz, L (1, 7) OBP: 0.390, SLG: 0.477		F7		K			F4		1-2 BB	3	0	0	0	1	1	1
Ray Knight, R (1, 3) OBP: 0.363, SLG: 0.468		F8			F7		6-3		K	4	0	0	0	0	1	2
Jerry Mumphrey, S (1, 8) OBP: 0.331, SLG: 0.398			6-3		F9			SH3 1B		3	0	1	0	0	0	0
John Mizerock, L (1, 2) OBP: 0.290, SLG: 0.340			3-1		F9			SH3 1-2		2	0	0	0	0	0	0
Mike Madden, L (1, 1)			BB FC6-4			L5		F5		2	0	0	0	1	0	1
Michael LaCoss, R (8, 1) OBP: 0.091, SLG: 0.063										0	0	0	0	0	0	0

	AB	29
	R	0
	H	3
	RBI	0
	BB	3
	SO	4
	LOB	9

Inning Stats	1	2	3	4	5	6	7	8	9
	R: 0 E: 0 K: 1 S: 5	H: 0 LOB: 0 BB: 0 P: 5	R: 0 E: 0 K: 0 S: 3	H: 0 LOB: 0 BB: 0 P: 3	R: 0 E: 0 K: 0 S: 3	H: 0 LOB: 1 BB: 1 P: 7	R: 0 E: 0 K: 1 S: 6	H: 1 LOB: 1 BB: 0 P: 6	R: 0 E: 0 K: 0 S: 3	H: 0 LOB: 0 BB: 0 P: 3	R: 0 E: 0 K: 0 S: 4	H: 1 LOB: 1 BB: 0 P: 4	R: 0 E: 0 K: 0 S: 3	H: 0 LOB: 0 BB: 0 P: 3	R: 0 E: 0 K: 0 S: 4	H: 1 LOB: 1 BB: 0 P: 4	R: 0 E: 0 K: 2 S: 7	H: 0 LOB: 2 BB: 2 P: 15

	1B: 3	SF: 0	WP: 0	PA: 33
	2B: 0	SAC: 1	PB: 0	
	3B: 0	DP: 0	SB: 0	
	HR: 0	HBP: 0	CS: 0	

PITCHER		IP	WLS	BF	H	R	ER	SO	BB	IBB	HBP	BLK	WP	HR	S	P	ERA	WHIP
Dave LaPoint, L	(1, 1)	8.2	W	32	3	0	0	3	3	0	0	0	0	0	35	47	0.00	0.692
ERA: 3.51																		
Bruce Sutter, R	(9, 1)	0.1	S	1	0	0	0	1	0	0	0	0	0	0	3	3	0.00	0.000
ERA: 4.16																		

PITCHER	IP	WLS	BF	H	R	ER	SO	BB	IBB	HBP	BLK	WP	HR	S	P	ERA	WHIP

Batter	1	2	3	4	5	6	7	8	9	AB	R	H	RBI	BB	SO	LOB
Lonnie Smith, R (1, 7) OBP: 0.389, SLG: 0.456	6-3		BLK, 1B			G6-3, 1B		SH1-3, 1-3, 2-H, 2B		4	0	3	1	0	0	0
Ozzie Smith, S (1, 6) OBP: 0.304, SLG: 0.319	6-3		F3, 1-2			G6-3, 1-2f		SH1-3, IBB		3	0	0	0	1	0	2
Andy Van Slyke, L (1, 5) OBP: 0.374, SLG: 0.489	K		1-3			L4		SH1-3, 1-2, 2-3, 3-H		3	0	0	1	0	1	1
George Hendrick, R (1, 3) OBP: 0.381, SLG: 0.496		5-3, 1B		F7			F6	IBB		3	0	1	0	1	0	0
David Green, R (1, 9) OBP: 0.328, SLG: 0.404		K		6-3			6-3	K		4	0	0	0	0	2	4
Willie McGee, S (1, 8) OBP: 0.317, SLG: 0.375		5-3, 1-2		G3			6-3			3	0	0	0	0	0	1
Darrell Porter, L (1, 2) OBP: 0.344, SLG: 0.420		BB			G5-4-3, 1B			1B, 2B, 1B		2	1	2	0	1	0	0
Mike Ramsey, S (1, 4) OBP: 0.306, SLG: 0.328 Floyd Rayford, R (8, PH) OBP: 0.271, SLG: 0.392 Ken Oberkfell, L (8, PR) OBP: 0.373, SLG: 0.368 (9, 4)		5-3			G5-4-3, 1-2f			2B, 1-2, SH1-3, 1B		2 1 0	0 0 1	0 1 0	0 0 0	0 0 0	0 0 0	3 0 0
Dave LaPoint, L (1, 1) OBP: 0.214, SLG: 0.137 Bruce Sutter, R (9, 1)			1-3		K			K		3 0	0 0	0 0	0 0	0 0	2 0	2 0
Inning Stats	R: 0 E: 0 K: 1 S: 5 H: 0 LOB: 0 BB: 0 P: 5	R: 0 E: 0 K: 1 S: 6 H: 1 LOB: 2 BB: 1 P: 10	R: 0 E: 0 K: 0 S: 4 H: 1 LOB: 1 BB: 0 P: 4	R: 0 E: 0 K: 0 S: 3 H: 0 LOB: 0 BB: 0 P: 3	R: 0 E: 0 K: 1 S: 5 H: 1 LOB: 0 BB: 0 P: 5	R: 0 E: 0 K: 0 S: 3 H: 1 LOB: 0 BB: 0 P: 3	R: 0 E: 0 K: 0 S: 3 H: 0 LOB: 0 BB: 0 P: 3	R: 2 E: 0 K: 2 S: 10 H: 3 LOB: 3 BB: 2 P: 18		1B: 6 2B: 1 3B: 0 HR: 0 SF: 0 SAC: 1 DP: 2 HBP: 0						

PITCHER	IP	WLS	BF	H	R	ER	SO	BB	IBB	HBP	BLK	WP	HR	S	P	ERA	WHIP
Mike Madden, L (1, 1) ERA: 2.05	7.2	L	30	7	2	2	4	1	1	0	1	0	0	36	44	2.35	1.043
Michael LaCoss, R (8, 1) ERA: 4.89	0.1		2	0	0	0	1	0	1	0	0	0	0	3	7	0.00	0.000

PITCHER	IP	WLS	BF	H	R	ER	SO	BB	IBB	HBP	BLK	WP	HR	S	P	ERA	WHIP

BOTTOM

Houston Astros @ St. Louis Cardinals

Busch Stadium, St. Louis, MO

Fri Aug 19 1983, 7:05 PM CDT

Att. 28,200 - Unknown

livebaseballscorecards.com

AB	28
R	2
H	7
RBI	2
BB	3
SO	5
LOB	13

WP: 0 PA: 32
PB: 0
SB: 0
CS: 0

TOP

Houston Astros @ St. Louis Cardinals

Busch Stadium, St. Louis, MO

Sat Aug 20 1983, 7:05 PM CDT
Att. 41,539 - Unknown

livebaseballscorecards.com

Batter	1	2	3	4	5	6	7	8	9	AB	R	H	RBI	BB	SO	LOB
Bill Doran, S (1, 4) OBP: 0.371, SLG: 0.333	F7		E 1B		FC5-4 1B 1-2			L3		4	0	2	0	0	0	0
Terry Puhl, L (1, 9) OBP: 0.355, SLG: 0.441	F7		F2 1-2		F8			3-1		4	0	0	0	0	0	3
Dickie Thon, R (1, 6) OBP: 0.353, SLG: 0.475	3B		5-3		FC5-4 1-2f			5-3		4	0	1	0	0	0	3
Phil Garner, R (1, 5) OBP: 0.316, SLG: 0.355	F9			6-3		4-3			1-3	4	0	0	0	0	0	1
Jose Cruz, L (1, 7) OBP: 0.389, SLG: 0.474		L3		B B B B S BB		6-3			F9	3	0	0	0	1	0	0
Ray Knight, R (1, 3) OBP: 0.364, SLG: 0.469		2B		F6 1-2		5-3			B B B B BB	3	0	1	0	1	0	1
Jerry Mumphrey, S (1, 8) OBP: 0.327, SLG: 0.393		F3		F8			G3		F8	4	0	0	0	0	0	3
John Mizerock, L (1, 2) OBP: 0.292, SLG: 0.339		4-3			1B 1B		F9			3	0	1	0	0	0	1
Bob Knepper, L (1, 1) OBP: 0.210, SLG: 0.288			F8		F8		F8			2	0	0	0	0	0	1
Michael LaCoss, R (6, 1) OBP: 0.091, SLG: 0.063										0	0	0	0	0	0	0
Kevin Bass, S (7, PH) OBP: 0.245, SLG: 0.328										1	0	0	0	0	0	0
Dave Smith, R (7, 1)										0	0	0	0	0	0	0

	AB	32
	R	0
	H	5
	RBI	0
	BB	2
	SO	0
	LOB	13

Inning Stats	1	2	3	4	5	6	7	8	9
	R: 0 E: 0 K: 0 S: 4	H: 1 LOB: 1 BB: 0 P: 4	R: 0 E: 0 K: 0 S: 4	H: 1 LOB: 1 BB: 0 P: 4	R: 0 E: 1 K: 0 S: 4	H: 1 LOB: 1 BB: 0 P: 4	R: 0 E: 0 K: 0 S: 3	H: 0 LOB: 1 BB: 1 P: 7	R: 0 E: 0 K: 0 S: 5	H: 2 LOB: 2 BB: 0 P: 5	R: 0 E: 0 K: 0 S: 3	H: 0 LOB: 0 BB: 0 P: 3	R: 0 E: 0 K: 0 S: 3	H: 0 LOB: 0 BB: 0 P: 3	R: 0 E: 0 K: 0 S: 3	H: 0 LOB: 0 BB: 0 P: 3	R: 0 E: 0 K: 0 S: 3	H: 0 LOB: 1 BB: 1 P: 7

	1B: 3	SF: 0	WP: 0	PA: 34
	2B: 1	SAC: 0	PB: 0	
	3B: 1	DP: 0	SB: 1	
	HR: 0	HBP: 0	CS: 0	

PITCHER	IP	WLS	BF	H	R	ER	SO	BB	IBB	HBP	BLK	WP	HR	S	P	ERA	WHIP
John Stuper, R (1, 1) ERA: 3.72	9.0	W	34	5	0	0	0	2	0	0	0	0	0	32	40	0.00	0.778

PITCHER	IP	WLS	BF	H	R	ER	SO	BB	IBB	HBP	BLK	WP	HR	S	P	ERA	WHIP

Batter	1	2	3	4	5	6	7	8	9	AB	R	H	RBI	BB	SO	LOB
Lonnie Smith, R (1, 7) OBP: 0.387, SLG: 0.452	x 0-0 ① F8		x 0-0 ① F4	BBB 4-0 1-2 2-3 3-H BB		x 0-0 ③ FC6-4 1-2f				3	0	0	1	1	0	2
Ken Oberkfell, L (7, 5) OBP: 0.373, SLG: 0.368										0	0	0	0	0	0	0
Ozzie Smith, S (1, 6) OBP: 0.305, SLG: 0.321	SSS 0-3 ② K		x 0-0 S 2B	x 0-0 ③ 5-3			BBBB 4-0 SH3-4 BB			3	1	1	0	1	1	3
David Green, R (1, 9) OBP: 0.328, SLG: 0.413	x 0-0 HR		SSS 0-3 ② K 2-H		SSS 0-3 ① K		x 0-0 ① SH3-4 1-2			3	1	1	1	0	2	0
George Hendrick, R (1, 3) OBP: 0.382, SLG: 0.495	BBBB 4-0 FC6-4 BB		x 0-0 ③ F8		x 0-0 G6-4-3 1B		x 0-0 ② F3			3	0	1	0	1	0	1
Floyd Rayford, R (1, 5) OBP: 0.261, SLG: 0.378	x 0-0 ③ FC6-4 1-2f			x 0-0 ① F8	x 0-0 ② ③ G6-4-3 1-2f		x 0-0 ③ G3			3	0	0	0	0	0	2
Andy Van Slyke, L (7, 7) OBP: 0.373, SLG: 0.487										1	0	0	0	0	0	1
Willie McGee, S (1, 8) OBP: 0.315, SLG: 0.372		SSS 0-3 ① K		x 0-0 E5 S 1B BB		SSS 0-3 ① K		x 0-0 ① F6		4	1	0	0	0	2	0
Bill Lyons, R (1, 4) OBP: 0.231, SLG: 0.308		x 0-0 ② F8		x 0-0 BB S 1-2 1B		x 0-0 ② F9		x 0-0 3B		4	0	2	0	0	0	0
Glenn Brummer, R (1, 2) OBP: 0.310, SLG: 0.313		BBBB 4-0 BB		BBB 4-0 BB 1-2 2-3 BB		BBBB 4-0 BB		SSS 0-3 ② K		1	0	0	0	3	1	1
John Stuper, R (1, 1) OBP: 0.167, SLG: 0.125		SSS 0-3 ③ K		SSS 0-3 ② K		BBBB 4-0 FC6-4 1-2 BB		x 0-0 ③ 6-3		3	0	0	0	1	2	5
Inning Stats	R: 1 H: 1 E: 0 LOB: 1 K: 1 BB: 1 S: 6 P: 10	R: 0 H: 0 E: 0 LOB: 1 K: 2 BB: 1 S: 7 P: 11	R: 1 H: 1 E: 0 LOB: 0 K: 1 BB: 0 S: 6 P: 6	R: 1 H: 1 E: 1 LOB: 3 K: 1 BB: 2 S: 7 P: 15	R: 0 H: 1 E: 0 LOB: 0 K: 1 BB: 0 S: 5 P: 5	R: 0 H: 0 E: 0 LOB: 2 K: 1 BB: 2 S: 5 P: 13	R: 0 H: 0 E: 0 LOB: 1 K: 0 BB: 1 S: 3 P: 7	R: 0 H: 1 E: 0 LOB: 1 K: 1 BB: 0 S: 6 P: 6		1B: 2 SF: 0 2B: 1 SAC: 1 3B: 1 DP: 1 HR: 1 HBP: 0						WP: 0 PA: 36 PB: 0 SB: 4 CS: 0

PITCHER		IP	WLS	BF	H	R	ER	SO	BB	IBB	HBP	BLK	WP	HR	S	P	ERA	WHIP
Bob Knepper, L ERA: 3.35	(1, 1)	5.2	L	27	4	3	2	7	6	0	0	0	0	1	35	59	3.18	1.765
Michael LaCoss, R ERA: 4.88	(6, 1)	0.1		1	0	0	0	0	0	0	0	0	0	0	1	1	0.00	0.000
Dave Smith, R ERA: 2.81	(7, 1)	2.0		8	1	0	0	1	1	0	0	0	0	0	9	13	0.00	1.000

PITCHER	IP	WLS	BF	H	R	ER	SO	BB	IBB	HBP	BLK	WP	HR	S	P	ERA	WHIP

BOTTOM

Houston Astros @ St. Louis Cardinals

Busch Stadium, St. Louis, MO

Sat Aug 20 1983, 7:05 PM CDT

Att. 41,539 - Unknown

livebaseballscorecards.com

AB	28
R	3
H	5
RBI	2
BB	7
SO	8
LOB	15

TOP

Houston Astros @ St. Louis Cardinals

Busch Stadium, St. Louis, MO

Sun Aug 21 1983, 3:33 AM CDT
Att. 31,962 - Unknown

Batter	1	2	3	4	5	6	7	8	9	AB	R	H	RBI	BB	SO	LOB
Bill Doran, S (1, 4) OBP: 0.374, SLG: 0.337	FC3-6 1B		F8		1B		1-3		1B	5	0	3	0	0	0	2
Terry Puhl, L (1, 9) OBP: 0.352, SLG: 0.438	FC3-6 1-2f		F2		6-3			F6	1-2 1B	5	0	1	0	0	0	2
Dickie Thon, R (1, 6) OBP: 0.350, SLG: 0.470	K		K			F9		F8	4-3	5	0	0	0	0	2	3
Jose Cruz, L (1, 7) OBP: 0.388, SLG: 0.479	1-3			3-1		3-1		HR		4	1	1	1	0	0	1
Ray Knight, R (1, 3) OBP: 0.365, SLG: 0.472		E SF8 1B		F4		F3		WP 2B		4	1	2	0	0	0	0
Denny Walling, L (1, 5) OBP: 0.309, SLG: 0.338		E3 1-3		1B			E1 1B 1B	BBBB 2-3 BB		3	0	2	0	1	0	1
Jerry Mumphrey, S (1, 8) OBP: 0.327, SLG: 0.392		SF8 3-H	K				2-3 1B	F5		3	0	1	1	0	1	3
John Mizerock, L (1, 2) OBP: 0.279, SLG: 0.322 Craig Reynolds, L (9, PH) OBP: 0.297, SLG: 0.323		F9			K		F9		4-3	3 1	0 0	0 0	0 0	0 0	1 0	3 0
Nolan Ryan, R (1, 1) OBP: 0.091, SLG: 0.057 Harry Spilman, L (7, PH) OBP: 0.227, SLG: 0.267 Vern Ruhle, R (7, 1) OBP: 0.250, SLG: 0.143 Kevin Bass, S (9, PH) OBP: 0.243, SLG: 0.326		K			F9		F8		F7	2 1 0 1	0 0 0 0	0 0 0 0	0 0 0 0	1 0 0 0	1 0 0 0	1 2 0 0
Inning Stats	R: 0 E: 0 K: 1 S: 6 H: 1 LOB: 1 BB: 0 P: 6	R: 1 E: 1 K: 1 S: 7 H: 1 LOB: 1 BB: 0 P: 7	R: 0 E: 0 K: 1 S: 5 H: 0 LOB: 0 BB: 0 P: 5	R: 0 E: 0 K: 1 S: 6 H: 1 LOB: 1 BB: 0 P: 6	R: 0 E: 0 K: 1 S: 6 H: 1 LOB: 1 BB: 0 P: 6	R: 0 E: 0 K: 0 S: 3 H: 0 LOB: 0 BB: 0 P: 3	R: 0 E: 1 K: 0 S: 5 H: 2 LOB: 2 BB: 0 P: 5	R: 1 E: 0 K: 0 S: 5 H: 2 LOB: 2 BB: 1 P: 9	R: 0 E: 0 K: 0 S: 5 H: 2 LOB: 2 BB: 0 P: 5	1B: 8 2B: 1 3B: 0 HR: 1 SF: 1 SAC: 0 DP: 0 HBP: 0	WP: 1 PB: 0 SB: 0 CS: 0 PA: 39					

	AB	37
	R	2
	H	10
	RBI	2
	BB	1
	SO	5
	LOB	18

PITCHER	IP	WLS	BF	H	R	ER	SO	BB	IBB	HBP	BLK	WP	HR	S	P	ERA	WHIP
Danny Cox, R (1, 1) ERA: 2.57	7.2	W	32	8	2	1	5	0	0	0	0	0	1	42	42	1.17	1.043
Neil Allen, R (8, 1) ERA: 3.87	1.0		6	2	0	0	0	1	0	0	0	1	0	5	9	0.00	3.000
Bruce Sutter, R (9, 1) ERA: 4.14	0.1	S	1	0	0	0	0	0	0	0	0	0	0	1	1	0.00	0.000

PITCHER	IP	WLS	BF	H	R	ER	SO	BB	IBB	HBP	BLK	WP	HR	S	P	ERA	WHIP

livebaseballscorecards.com

Batter	1	2	3	4	5	6	7	8	9	AB	R	H	RBI	BB	SO	LOB
Lonnie Smith, R (1, 7) OBP: 0.391, SLG: 0.457	0-0 1B 2B	0-0 ② 5-3			BBBB 4-0 6-3 S 1B BB	0-0 1B 1-2 3-H 1B				3	2	2	1	1	0	0
Willie McGee, S (1, 8) OBP: 0.316, SLG: 0.373	0-0 CI 1B 2-H 1B	0-0 ③ 5-3			0-0 ① 6-3 1-3	0-0 ③ 1-3 2-H 1B				4	1	2	2	0	0	1
Andy Van Slyke, L (1, 5) OBP: 0.368, SLG: 0.479	0-1 CI 1B 1-2	0-0 ① P4			SSS 0-3 ② K	0-0 ① P4				3	0	0	0	0	1	1
George Hendrick, R (1, 3) OBP: 0.387, SLG: 0.500	0-0 BB 1-3 2-H 1B	0-0 G6-4-3 1B			0-0 3-H 1B	0-0 1B				4	0	4	2	0	0	0
Dane Iorg, L (1, 9) David Green, R (7, PR) (8, 9) OBP: 0.328, SLG: 0.413	SSS 0-3 ① K	0-0 ②③ G6-4-3 1-2f			0-0 ③ F7		0-0 G6-4-3 1-2 1B			4 0	0 0	1 0	0 0	0 0	1 0	4 0
Darrell Porter, L (1, 2) OBP: 0.344, SLG: 0.421	SSS 0-3 ② K			0-0 4-3 CS 2B		SSS 0-3 ① K	0-0 ②③ G6-4-3 1-2f			4	0	1	0	0	2	4
Ken Oberkfell, L (1, 4) OBP: 0.372, SLG: 0.365	BBBB 4-0 FC6-4 1-2 BB			0-0 ① 4-3 2-3		0-0 ② F9		0-0 ① F7		3	0	0	0	1	0	1
Mike Ramsey, S (1, 6) OBP: 0.311, SLG: 0.328	0-0 ③ FC6-4 1-2f			BBBB 4-0 ② BB 3-H		0-0 1B 1B		0-0 ② 1-3		3	1	1	0	1	0	3
Danny Cox, R (1, 1) OBP: 0.111, SLG: 0.111 Neil Allen, R (8, 1) OBP: 0.111, SLG: 0.167 Bruce Sutter, R (9, 1)		SSS 0-3 ① K		0-0 ③ 6-3		0-0 1B 1-3 1B		SSS 0-3 ③ K		3 1 0	1 0 0	1 0 0	0 0 0	0 0 0	1 1 0	1 0 0
Inning Stats	R: 2 E: 1 K: 2 S: 11 H: 3 LOB: 3 BB: 1 P: 15	R: 0 E: 0 K: 1 S: 5 H: 0 LOB: 0 BB: 0 P: 5	R: 0 E: 0 K: 0 S: 3 H: 1 LOB: 0 BB: 0 P: 3	R: 0 E: 0 K: 0 S: 3 H: 1 LOB: 1 BB: 1 P: 7	R: 1 E: 0 K: 1 S: 6 H: 1 LOB: 1 BB: 1 P: 10	R: 2 E: 0 K: 1 S: 8 H: 4 LOB: 2 BB: 0 P: 8	R: 0 E: 0 K: 0 S: 4 H: 2 LOB: 2 BB: 0 P: 4	R: 0 E: 0 K: 1 S: 5 H: 0 LOB: 0 BB: 0 P: 5		1B: 10 2B: 2 3B: 0 HR: 0	SF: 0 SAC: 0 DP: 2 HBP: 0					

PITCHER		IP	WLS	BF	H	R	ER	SO	BB	IBB	HBP	BLK	WP	HR	S	P	ERA	WHIP
Nolan Ryan, R ERA: 2.51	(1, 1)	6.0	L	29	10	5	4	5	3	0	0	0	0	0	36	48	6.00	2.167
Vern Ruhle, R ERA: 4.12	(7, 1)	2.0		7	2	0	0	1	0	0	0	0	0	0	9	9	0.00	1.000

PITCHER	IP	WLS	BF	H	R	ER	SO	BB	IBB	HBP	BLK	WP	HR	S	P	ERA	WHIP

BOTTOM

Houston Astros @ St. Louis Cardinals

Busch Stadium, St. Louis, MO

Sun Aug 21 1983, 3:33 AM CDT

Att. 31,962 - Unknown

livebaseballscorecards.com

AB	32
R	5
H	12
RBI	5
BB	3
SO	6
LOB	15

Batter	1	2	3	4	5	6	7	8	9	AB	R	H	RBI	BB	SO	LOB
Brett Butler, L (1, 7) OBP: 0.336, SLG: 0.394	G3		1-3			F9			F7	4	0	0	0	0	0	2
Glenn Hubbard, R (1, 4) OBP: 0.330, SLG: 0.389	6-3		F7			6-3			K	4	0	0	0	0	1	2
Claudell Washington, L (1, 9) OBP: 0.318, SLG: 0.409	6-3			K			K		4-3	4	0	0	0	0	2	1
Dale Murphy, R (1, 8) OBP: 0.400, SLG: 0.538		1B 1B		K			3-1			3	0	1	0	0	1	0
Chris Chambliss, L (1, 3) OBP: 0.377, SLG: 0.519		1-3 1B		F9			K			3	0	1	0	0	1	0
Rafael Ramirez, R (1, 6) OBP: 0.333, SLG: 0.359		1-2 G1-6-3 1B			K			6-3		3	0	1	0	0	1	0
Randy Johnson, R (1, 5) OBP: 0.409, SLG: 0.357		1-2f G1-6-3			K			F8		3	0	0	0	0	1	2
Bruce Benedict, R (1, 2) OBP: 0.388, SLG: 0.345			SH1-4 1B		F3			L7		3	0	1	0	0	0	0
Pete Falcone, L (1, 1) OBP: 0.120, SLG: 0.125 Tony Brizzolara, R (4, 1) Gene Garber, R (5, 1) Brad Komminsk, R (6, PH) OBP: 0.231, SLG: 0.091 Ken Dayley, L (6, 1) OBP: 0.280, SLG: 0.182 Gerald Perry, L (9, PH) OBP: 0.435, SLG: 0.632		1-2 SH1-4				F8			BB	0 0 0 0 0 0 0 0 0 0 0 0 0 0 0 0 0 0 0 0 0 1 0 0 0 0 0 0 0 0 0 0 0 0 0 0 0 0 0 1 0 0						
Inning Stats	R: 0 E: 0 K: 0 S: 3 H: 0 LOB: 0 BB: 0 P: 3	R: 0 E: 0 K: 0 S: 4 H: 3 LOB: 1 BB: 0 P: 4	R: 0 E: 0 K: 0 S: 4 H: 1 LOB: 1 BB: 0 P: 4	R: 0 E: 0 K: 2 S: 7 H: 0 LOB: 0 BB: 0 P: 7	R: 0 E: 0 K: 2 S: 7 H: 0 LOB: 0 BB: 0 P: 7	R: 0 E: 0 K: 0 S: 3 H: 0 LOB: 0 BB: 0 P: 3	R: 0 E: 0 K: 2 S: 7 H: 0 LOB: 0 BB: 0 P: 7	R: 0 E: 0 K: 0 S: 3 H: 0 LOB: 0 BB: 0 P: 3	R: 0 E: 0 K: 1 S: 5 H: 0 LOB: 1 BB: 1 P: 9	1B: 4 2B: 0 3B: 0 HR: 0	SF: 0 SAC: 1 DP: 1 HBP: 0						

PITCHER	IP	WLS	BF	H	R	ER	SO	BB	IBB	HBP	BLK	WP	HR	S	P	ERA	WHIP
Joaquin Andujar, R (1, 1) ERA: 3.93	9.0	W	30	4	0	0	7	1	0	0	0	0	0	43	47	0.00	0.556

PITCHER	IP	WLS	BF	H	R	ER	SO	BB	IBB	HBP	BLK	WP	HR	S	P	ERA	WHIP

TOP

Atlanta Braves @ St. Louis Cardinals

Busch Stadium, St. Louis, MO

Tue Aug 23 1983, 7:05 PM CDT

Att. 32,100 - Unknown

livebaseballscorecards.com

AB	28
R	0
H	4
RBI	0
BB	1
SO	7
LOB	7

PA: 30

WP: 0 PB: 0 SB: 0 CS: 0

Batter	1	2	3	4	5	6	7	8	9	AB	R	H	RBI	BB	SO	LOB
Lonnie Smith, R (1, 7) OBP: 0.387, SLG: 0.452	P6		F8	K		F9				4	0	0	0	0	1	1
Andy Van Slyke, L (8, 7) OBP: 0.368, SLG: 0.479										0	0	0	0	0	0	0
Ozzie Smith, S (1, 6) OBP: 0.309, SLG: 0.325	2B		HR BB		F7		FC6-4 BB			2	1	1	0	2	0	0
David Green, R (1, 9) OBP: 0.330, SLG: 0.424	6-3		1-H HR		S 1B		F7			4	2	2	2	0	0	2
George Hendrick, R (1, 3) OBP: 0.386, SLG: 0.505	P6		HR		F8 1-2		FC6-4 1-2f			4	1	1	1	0	0	3
Floyd Rayford, R (1, 5) OBP: 0.267, SLG: 0.373		1B FC5-2-5 BB	5-3		S E 2-H 1B		6-3			1	0	0	0	1	0	0
Ken Oberkfell, L (5, PH) (6, 5) OBP: 0.373, SLG: 0.366										2	1	1	1	0	0	1
Willie McGee, S (1, 8) OBP: 0.318, SLG: 0.374		S FC5-2-5 E 1-3 1B	K		E8 1-H 1B			F7		4	2	2	1	0	1	0
Bill Lyons, R (1, 4) OBP: 0.233, SLG: 0.276		FC5-2-5 S 1-2 1B 3-H		CS BB	K			F9		3	0	0	0	1	1	2
Glenn Brummer, R (1, 2) OBP: 0.320, SLG: 0.324		1-H 2-H 1B		SH3-4 1-2 1B		L8		5-3		4	0	2	0	0	0	0
Joaquin Andujar, S (1, 1) OBP: 0.102, SLG: 0.119		K		SH3-4 1-2		K				2	0	0	0	0	2	1
Inning Stats	R: 0 E: 0 K: 0 S: 4 H: 1 LOB: 1 BB: 0 P: 4	R: 1 E: 0 K: 1 S: 6 H: 2 LOB: 1 BB: 1 P: 10	R: 3 E: 0 K: 1 S: 7 H: 2 LOB: 0 BB: 1 P: 11	R: 0 E: 0 K: 1 S: 5 H: 1 LOB: 1 BB: 1 P: 9	R: 3 E: 1 K: 1 S: 8 H: 3 LOB: 0 BB: 0 P: 8	R: 0 E: 0 K: 0 S: 5 H: 0 LOB: 0 BB: 0 P: 5	R: 0 E: 0 K: 0 S: 3 H: 0 LOB: 1 BB: 1 P: 7	R: 0 E: 0 K: 0 S: 3 H: 0 LOB: 0 BB: 0 P: 3		1B: 6 2B: 1 3B: 0 HR: 2 SF: 0 SAC: 1 DP: 0 HBP: 0				WP: 0 PB: 0 SB: 5 CS: 1 PA: 35		

BOTTOM

Atlanta Braves @ St. Louis Cardinals

Busch Stadium, St. Louis, MO

Tue Aug 23 1983, 7:05 PM CDT

Att. 32,100 - Unknown

livebaseballscorecards.com

AB	30
R	7
H	9
RBI	5
BB	4
SO	5
LOB	10

PITCHER		IP	WLS	BF	H	R	ER	SO	BB	IBB	HBP	BLK	WP	HR	S	P	ERA	WHIP
Pete Falcone, L ERA: 3.78	(1, 1)	3.0	L	16	5	4	4	2	3	0	0	0	0	2	17	29	12.00	2.667
Tony Brizzolara, R ERA: 3.75	(4, 1)	1.1		4	1	0	0	1	0	0	0	0	0	0	6	6	0.00	0.750
Gene Garber, R ERA: 4.4	(5, 1)	0.2		5	3	3	2	1	0	0	0	0	0	0	7	7	27.00	4.500
Ken Dayley, L ERA: 3.99	(6, 1)	3.0		10	0	0	0	1	1	0	0	0	0	0	11	15	0.00	0.333

PITCHER	IP	WLS	BF	H	R	ER	SO	BB	IBB	HBP	BLK	WP	HR	S	P	ERA	WHIP

Batter	1	2	3	4	5	6	7	8	9	AB	R	H	RBI	BB	SO	LOB
Brett Butler, L (1, 7) (8, 8) OBP: 0.337, SLG: 0.399	4-3		1B 3B 2-H	F8			K	BB 1B SF8 1B 2-3		5	2	2	1	0	1	0
Randy Johnson, R (1, 5) OBP: 0.437, SLG: 0.383	BBBB G5-3 1B BB		2B FC4-6 1B 3-H		F8		CS 2B 1B	BB 1B 1B 1-2 3-H		4	3	3	2	1	0	0
Terry Harper, R (1, 9) OBP: 0.360, SLG: 0.420	1-2 1B		E 2B 1-3		P4		1-H 1B 2B	BBBB 1B BB 1-2 2-3		4	2	3	1	1	0	0
Dale Murphy, R (1, 8) OBP: 0.400, SLG: 0.536 Gerald Perry, L (8, 7) OBP: 0.435, SLG: 0.632	G5-3 2-3f		IIII FC4-6 IBB		L1		E BB 2-H 1B	SF8 3-H		3 0	0 0	1 0	2 0	1 0	0 0	2 0
Bob Watson, R (1, 3) OBP: 0.407, SLG: 0.534 Mike Jorgensen, L (7, PR) (7, 3) OBP: 0.338, SLG: 0.393		F9	FC4-6 4-3 1-2f 2-H 3-H			6-3	BBBB E 1-2 BB	1-3 2-H 1B		3 1	0 0	0 1	1 1	1 0	0 0	1 0
Rafael Ramirez, R (1, 6) OBP: 0.333, SLG: 0.366		CS 1B	4-3 1-2			HR	E6 1-2 2-3	SSS K		5	1	2	1	0	1	5
Glenn Hubbard, R (1, 4) OBP: 0.328, SLG: 0.394		1-2 HR	F9			F7	3-1		6-3	5	1	1	1	0	0	4
Bruce Benedict, R (1, 2) OBP: 0.389, SLG: 0.344		F8	BBBB G1-6-3 BB			5-3		1B SH1-4 1B 1B	1-3	4	1	1	0	1	0	0
Phil Niekro, R (1, 1) OBP: 0.167, SLG: 0.173 Donnie Moore, L (8, 1) OBP: 0.500, SLG: 0.500		3B 2B	G1-6-3 1-2f				5-3	SH1-4 1-2	6-3	3 1	1 0	1 0	0 0	0 0	0 0	1 0
Inning Stats	R: 0 E: 0 K: 0 S: 3 H: 1 LOB: 1 BB: 1 P: 7	R: 1 E: 0 K: 0 S: 4 H: 2 LOB: 0 BB: 0 P: 4	R: 4 E: 1 K: 0 S: 7 H: 4 LOB: 1 BB: 1 P: 11	R: 0 E: 0 K: 0 S: 2 H: 0 LOB: 0 BB: 1 P: 6	R: 0 E: 0 K: 0 S: 3 H: 0 LOB: 0 BB: 0 P: 3	R: 1 E: 0 K: 0 S: 4 H: 1 LOB: 0 BB: 0 P: 4	R: 2 E: 1 K: 1 S: 9 H: 3 LOB: 3 BB: 1 P: 13	R: 3 E: 0 K: 1 S: 9 H: 4 LOB: 2 BB: 1 P: 13	R: 0 E: 0 K: 0 S: 3 H: 0 LOB: 0 BB: 0 P: 3	1B: 9 2B: 3 3B: 1 HR: 2	SF: 1 SAC: 1 DP: 2 HBP: 0					

TOP

Atlanta Braves @ St. Louis Cardinals

Busch Stadium, St. Louis, MO

Wed Aug 24 1983, 3:33 AM CDT

Att. 31,049 - Unknown

livebaseballscorecards.com

AB	38
R	11
H	15
RBI	10
BB	5
SO	2
LOB	13

WP: 0 PB: 0 SB: 0 CS: 2 PA: 45

PITCHER		IP	WLS	BF	H	R	ER	SO	BB	IBB	HBP	BLK	WP	HR	S	P	ERA	WHIP
Dave LaPoint, L ERA: 3.68	(1, 1)	2.0	L	11	6	4	4	0	1	0	0	0	0	1	10	14	18.00	3.500
Jeff Lahti, R ERA: 2.88	(3, 1)	3.0		11	1	1	1	0	1	1	0	0	0	0	9	17	3.00	0.667
Bob Forsch, R ERA: 4.75	(6, 1)	2.0		12	4	3	1	1	1	0	0	0	0	1	13	17	4.50	2.500
Dave Vonohlen, L ERA: 3.74	(8, 1)	1.0		8	4	3	3	1	1	0	0	0	0	0	9	13	27.00	5.000
Dave Rucker, L ERA: 6.32	(9, 1)	1.0		3	0	0	0	0	0	0	0	0	0	0	3	3	0.00	0.000

PITCHER	IP	WLS	BF	H	R	ER	SO	BB	IBB	HBP	BLK	WP	HR	S	P	ERA	WHIP

BOTTOM

Atlanta Braves @ St. Louis Cardinals

Busch Stadium, St. Louis, MO

Wed Aug 24 1983, 3:33 AM CDT

Att. 31,049 - Unknown

livebaseballscorecards.com

Batter	1	2	3	4	5	6	7	8	9	AB	R	H	RBI	BB	SO	LOB
Lonnie Smith, R (1, 7) OBP: 0.387, SLG: 0.451	FC1-5 5-3 1B	F7			K			1B 2B 1B	K	5	1	2	0	0	2	2
Ken Oberkfell, L (1, 4) OBP: 0.372, SLG: 0.365	5-3		F7			F7		2B SF8 1B		4	1	1	0	0	0	1
Andy Van Slyke, L (1, 5) OBP: 0.366, SLG: 0.480	FC1-5 BB		3-1			F9		FC5 2B		4	0	1	1	0	0	1
Dane Iorg, L (1, 3) OBP: 0.340, SLG: 0.400	BB		F7			2B		SF8		2	0	1	1	1	0	0
Willie McGee, S (1, 8) OBP: 0.315, SLG: 0.371	4-3			F7		4-3		K		4	0	0	0	0	1	4
Darrell Porter, L (1, 2) OBP: 0.340, SLG: 0.416		6-3		G3			K	FC5		4	0	0	0	0	1	1
David Green, R (1, 9) OBP: 0.330, SLG: 0.431		G3		K			6-3		HR	4	1	1	1	0	1	0
Ozzie Smith, S (1, 6) OBP: 0.312, SLG: 0.325		BB			4-3		1B		G5-4-3	2	0	1	0	1	0	0
Mike Ramsey, S (7, PR) OBP: 0.316, SLG: 0.333 (8, 6)									1B	1	0	1	0	0	0	0
Dave LaPoint, L (1, 1) OBP: 0.228, SLG: 0.154		1-2 1B			F7		F2		G5-4-3 1-2f	1	0	1	0	0	0	0
Jeff Lahti, R (3, 1)										0	0	0	0	0	0	0
Jamie Quirk, L (5, PH) OBP: 0.273, SLG: 0.310										1	0	0	0	0	0	0
Bob Forsch, R (6, 1) OBP: 0.298, SLG: 0.333										0	0	0	0	0	0	0
Steve Braun, L (7, PH) OBP: 0.446, SLG: 0.448										1	0	0	0	0	0	1
Dave Vonohlen, L (8, 1) OBP: 0.250, SLG: 0.143										0	0	0	0	0	0	0
Dave Rucker, L (9, 1)										0	0	0	0	0	0	0
Floyd Rayford, R (9, PH) OBP: 0.264, SLG: 0.369										1	0	0	0	0	0	1
Inning Stats	R: 0 E: 0 K: 0 S: 4 H: 1 LOB: 2 BB: 1 P: 8	R: 0 E: 0 K: 0 S: 4 H: 1 LOB: 2 BB: 1 P: 8	R: 0 E: 0 K: 0 S: 3 H: 0 LOB: 0 BB: 0 P: 3	R: 0 E: 0 K: 1 S: 5 H: 0 LOB: 0 BB: 0 P: 5	R: 0 E: 0 K: 1 S: 5 H: 0 LOB: 0 BB: 0 P: 5	R: 0 E: 0 K: 0 S: 4 H: 1 LOB: 1 BB: 0 P: 4	R: 0 E: 0 K: 1 S: 6 H: 1 LOB: 1 BB: 0 P: 6	R: 2 E: 0 K: 1 S: 8 H: 3 LOB: 1 BB: 0 P: 8	R: 1 E: 0 K: 1 S: 6 H: 2 LOB: 0 BB: 0 P: 6	1B: 6 2B: 2 3B: 0 HR: 1	SF: 1 SAC: 0 DP: 1 HBP: 0						

	AB	34
	R	3
	H	9
	RBI	3
	BB	2
	SO	5
	LOB	11

WP: 0 PB: 0 SB: 0 CS: 0 PA: 37

PITCHER		IP	WLS	BF	H	R	ER	SO	BB	IBB	HBP	BLK	WP	HR	S	P	ERA	WHIP
Phil Niekro, R ERA: 3.98	(1, 1)	7.0	W	30	7	2	2	3	2	0	0	0	0	0	34	42	2.57	1.286
Donnie Moore, R ERA: 4.04	(8, 1)	2.0		7	2	1	1	2	0	0	0	0	0	1	11	11	4.50	1.000

PITCHER	IP	WLS	BF	H	R	ER	SO	BB	IBB	HBP	BLK	WP	HR	S	P	ERA	WHIP

Atlanta Braves @ St. Louis Cardinals

Busch Stadium, St. Louis, MO

Thu Aug 25 1983, 7:05 PM CDT

Att. 27,637 - Unknown

TOP

livebaseballscorecards.com

Batter	1	2	3	4	5	6	7	8	9	AB	R	H	RBI	BB	SO	LOB
Brett Butler, L (1, 7) OBP: 0.336, SLG: 0.399	3-1		E3 BLK		2B		G4-6-3 1-2f		F7	5	0	1	0	0	0	2
Randy Johnson, R (1, 5) OBP: 0.413, SLG: 0.359	G3		6-3 1-2		K			F2		4	0	0	0	0	1	2
Claudell Washington, L (1, 9) OBP: 0.317, SLG: 0.407	K		1-3			1B 1B 1B		F7		4	1	1	0	0	1	1
Dale Murphy, R (1, 8) OBP: 0.399, SLG: 0.534		4-3		P6		F9		1B		4	0	1	0	0	0	1
Chris Chambliss, L (1, 3) OBP: 0.380, SLG: 0.522		F8		1B		CS 1B 1-3 1B		1-2 1B		4	0	3	0	0	0	0
Rafael Ramirez, R (1, 6) OBP: 0.335, SLG: 0.365		1B BB		F7		CS 1-2 3-H 1B		F8		3	0	1	1	1	0	3
Glenn Hubbard, R (1, 4) OBP: 0.328, SLG: 0.393		1-2 1B		F9		G3 1-2 2-3			F8	4	0	1	0	0	0	3
Bruce Benedict, R (1, 2) OBP: 0.387, SLG: 0.343		1-3		5-3		G4-6-3 1B			5-3	4	0	1	0	0	0	2
Craig McMurtry, R (1, 1) OBP: 0.121, SLG: 0.073 Mike Jorgensen, L (9, PH) OBP: 0.347, SLG: 0.393 Steve Bedrosian, R (9, 1) OBP: 0.133, SLG: 0.133			F2		K	K			BB	3	0	0	0	0	2	1
										0	0	0	0	1	0	0
										0	0	0	0	0	0	0

Inning Stats										
	R: 0	H: 0	R: 0	H: 1	R: 0	H: 0	R: 0	H: 1	R: 0	H: 1
	E: 0	LOB: 0	E: 0	LOB: 2	E: 1	LOB: 1	E: 0	LOB: 1	E: 0	LOB: 1
	K: 1	BB: 0	K: 0	BB: 1	K: 0	BB: 0	K: 2	BB: 0	K: 0	BB: 0
	S: 5	P: 5	S: 4	P: 8	S: 4	P: 4	S: 8	P: 8	S: 4	P: 4
	R: 1	H: 3	R: 0	H: 1	R: 0	H: 2	R: 0	H: 0	1B: 8	SF: 0
	E: 0	LOB: 1	E: 0	LOB: 0	E: 0	LOB: 2	E: 0	LOB: 1	2B: 1	SAC: 0
	K: 0	BB: 0	K: 1	BB: 0	K: 0	BB: 0	K: 0	BB: 1	3B: 0	DP: 1
	S: 5	P: 5	S: 5	P: 5	S: 5	P: 5	S: 3	P: 7	HR: 0	HBP: 0

PITCHER		IP	WLS	BF	H	R	ER	SO	BB	IBB	HBP	BLK	WP	HR	S	P	ERA	WHIP
John Stuper, R ERA: 3.58	(1, 1)	8.0		33	9	1	1	4	1	0	0	1	0	0	40	44	1.12	1.250
Neil Allen, R ERA: 3.84	(9, 1)	1.0	W	4	0	0	0	0	1	0	0	0	0	0	3	7	0.00	1.000

PITCHER		IP	WLS	BF	H	R	ER	SO	BB	IBB	HBP	BLK	WP	HR	S	P	ERA	WHIP

AB	35
R	1
H	9
RBI	1
BB	2
SO	4
LOB	15

WP: 0 PA: 37
PB: 0
SB: 0
CS: 2

Atlanta Braves @ St. Louis Cardinals

Busch Stadium, St. Louis, MO

Thu Aug 25 1983, 7:05 PM CDT

Att. 27,637 - Unknown

BOTTOM

Batter	1	2	3	4	5	6	7	8	9	AB	R	H	RBI	BB	SO	LOB
Lonnie Smith, R (1, 7) OBP: 0.383, SLG: 0.446	P4		F8			6-3		K		4	0	0	0	0	1	1
Ozzie Smith, S (1, 6) OBP: 0.313, SLG: 0.325	1-3			F7		1B		BB		3	0	1	0	1	0	0
Andy Van Slyke, L (1, 5) OBP: 0.359, SLG: 0.470	K			K		F7		6-3		4	0	0	0	0	2	3
George Hendrick, R (1, 3) OBP: 0.385, SLG: 0.510		6-3		5-3		4-3			HR	4	1	1	1	0	0	1
Willie McGee, S (1, 8) OBP: 0.317, SLG: 0.374		CS BB			4-3 SF9 2B		F9			2	1	1	0	1	0	0
Ken Oberkfell, L (1, 4) OBP: 0.372, SLG: 0.364		S 1-2 BB			4-3 2-3		G3			1	0	0	0	1	0	1
Mike Ramsey, S (6, 4) OBP: 0.314, SLG: 0.331										1	0	0	0	0	0	0
David Green, R (1, 9) OBP: 0.327, SLG: 0.428		6-3 1-2			SF9 3-H		4-3			2	0	0	1	0	0	1
Darrell Porter, L (1, 2) OBP: 0.340, SLG: 0.413			F9		BB			F7		2	0	0	0	1	0	0
John Stuper, R (1, 1) OBP: 0.159, SLG: 0.119			4-3		K			2B		2	0	0	0	0	1	1
Steve Braun, L (8, PH) OBP: 0.452, SLG: 0.471										1	0	1	0	0	0	0
Bob Forsch, R (8, PR) OBP: 0.298, SLG: 0.333										0	0	0	0	0	0	0
Neil Allen, R (9, 1) OBP: 0.111, SLG: 0.167										0	0	0	0	0	0	0
Inning Stats	R: 0 E: 0 K: 1 S: 5 H: 0 LOB: 0 BB: 0 P: 5	R: 0 E: 0 K: 0 S: 2 H: 0 LOB: 1 BB: 2 P: 10	R: 0 E: 0 K: 0 S: 3 H: 0 LOB: 0 BB: 0 P: 3	R: 0 E: 0 K: 1 S: 5 H: 0 LOB: 0 BB: 0 P: 5	R: 1 E: 0 K: 1 S: 6 H: 1 LOB: 1 BB: 1 P: 10	R: 0 E: 0 K: 0 S: 4 H: 1 LOB: 1 BB: 0 P: 4	R: 0 E: 0 K: 0 S: 3 H: 0 LOB: 0 BB: 0 P: 3	R: 0 E: 0 K: 1 S: 6 H: 1 LOB: 2 BB: 1 P: 10	R: 1 E: 0 K: 0 S: 1 H: 1 LOB: 0 BB: 0 P: 1	1B: 1 2B: 2 3B: 0 HR: 1 SF: 1 SAC: 0 DP: 0 HBP: 0						

livebaseballscorecards.com

AB	26
R	2
H	4
RBI	2
BB	4
SO	4
LOB	8

WP: 0 PA: 31
PB: 0
SB: 1
CS: 1

PITCHER		IP	WLS	BF	H	R	ER	SO	BB	IBB	HBP	BLK	WP	HR	S	P	ERA	WHIP
Craig McMurtry, R ERA: 3.19	(1, 1)	8.0		30	3	1	1	4	4	0	0	0	0	0	34	50	1.12	0.875
Steve Bedrosian, R ERA: 2.93	(9, 1)	0.0	L	1	1	1	1	0	0	0	0	0	0	1	1	1	∞	∞

PITCHER	IP	WLS	BF	H	R	ER	SO	BB	IBB	HBP	BLK	WP	HR	S	P	ERA	WHIP

St. Louis Cardinals @ Cincinnati Reds

Riverfront Stadium, Cincinnati, OH

Fri Aug 26 1983, 7:05 PM EDT
Att. 16,576 - Unknown - 91 F

TOP

livebaseballscorecards.com

Batter	1	2	3	4	5	6	7	8	9	AB	R	H	RBI	BB	SO	LOB
Lonnie Smith, R (1, 7) OBP: 0.382, SLG: 0.444	SSS 0-3 ① K		x 0-0 ② F8		x 0-0 ③ 6-3			x 0-0 S 1B		4	0	1	0	0	1	1
Bob Forsch, R (8, 1) OBP: 0.298, SLG: 0.333										0	0	0	0	0	0	0
Ozzie Smith, S (1, 6) OBP: 0.313, SLG: 0.325	x 0-0 1B E WP 1B		x 0-0 ③ F2			x 0-0 ① 4-3		x 0-0 ③ F8 1-2		4	1	1	0	0	0	1
Andy Van Slyke, L (1, 5) OBP: 0.362, SLG: 0.468	x 0-0 WP 1-3 1B			BBB 4-0 S 1B BB	SSS 0-3 ② K				x 0-0 ① F2	3	1	1	0	1	1	0
George Hendrick, R (1, 3) OBP: 0.386, SLG: 0.512	x 0-0 ② L4			x 0-0 FC6-4 1-H 1B	x 0-0 ③ 1-3				x 0-0 1B SF8 2B	4	1	2	1	0	0	2
Willie McGee, S (1, 8) OBP: 0.317, SLG: 0.373	x 0-0 ③ L6 1-2 3-H			x 0-0 ① L6			x 0-0 ① F8		x 0-0 S 2-3 1B	4	0	1	0	0	0	2
David Green, R (1, 9) OBP: 0.323, SLG: 0.424		x 0-0 ① 5-3		x 0-0 ② FC6-4 CS 1-2f			x 0-0 ② P4		x 0-0 ② SF8 3-H	3	0	0	1	0	0	1
Darrell Porter, L (1, 2) OBP: 0.339, SLG: 0.410		x 0-0 ② F8		0-0 ③ CS 1-2	x 0-0 ① 4-3		x 0-0 ③ 6-3		BBB 4-0 FC5-4 1-2 BB	3	0	0	0	1	0	0
Mike Ramsey, S (1, 4) OBP: 0.316, SLG: 0.333		x 0-0 ③ F7			x 0-0 S 1B			x 0-0 ① 3-1	x 0-0 ③ FC5-4 1-2f	2	0	1	0	0	0	0
Steve Braun, L (8, PH) OBP: 0.447, SLG: 0.464										1	0	0	0	0	0	0
(8, 7)																
Floyd Rayford, R (9, PH) OBP: 0.261, SLG: 0.365										1	0	0	0	0	0	2
Danny Cox, R (1, 1) OBP: 0.091, SLG: 0.091			x 0-0 ① 6-3		SSS 0-3 ② K 1-2			x 0-0 ② F7		2	0	0	0	0	1	1
Jeff Lahti, R (6, 1)										0	0	0	0	0	0	0
Dave Rucker, L (6, 1)										0	0	0	0	0	0	0
Dane Iorg, L (8, PH) OBP: 0.337, SLG: 0.395										1	0	0	0	0	0	0
Bill Lyons, R (8, 4) OBP: 0.233, SLG: 0.276										0	0	0	0	0	0	0
Inning Stats	R: 1 E: 1 K: 1 S: 7 H: 2 LOB: 1 BB: 0 P: 7	R: 0 E: 0 K: 0 S: 3 H: 0 LOB: 0 BB: 0 P: 3	R: 0 E: 0 K: 0 S: 3 H: 0 LOB: 0 BB: 0 P: 3	R: 1 E: 0 K: 0 S: 3 H: 1 LOB: 0 BB: 1 P: 7	R: 0 E: 0 K: 1 S: 6 H: 1 LOB: 1 BB: 0 P: 6	R: 0 E: 0 K: 1 S: 5 H: 0 LOB: 0 BB: 0 P: 5	R: 0 E: 0 K: 0 S: 3 H: 0 LOB: 0 BB: 0 P: 3	R: 0 E: 0 K: 0 S: 4 H: 1 LOB: 1 BB: 0 P: 4	R: 1 E: 0 K: 0 S: 5 H: 2 LOB: 2 BB: 1 P: 9	1B: 6 2B: 1 3B: 0 HR: 0	SF: 1 SAC: 0 DP: 0 HBP: 0						

	AB	32
	R	3
	H	7
	RBI	2
	BB	2
	SO	3
	LOB	10

WP: 1 PB: 0 SB: 4 CS: 1 PA: 36

PITCHER		IP	WLS	BF	H	R	ER	SO	BB	IBB	HBP	BLK	WP	HR	S	P	ERA	WHIP
Charlie Puleo, R	(1, 1)	8.2	W	34	7	3	2	3	2	0	0	0	1	0	38	46	2.08	1.038
ERA: 4.59																		
Bill Scherrer, L	(9, 1)	0.1	S	1	0	0	0	0	0	0	0	0	0	0	1	1	0.00	0.000
ERA: 3.03																		

PITCHER	IP	WLS	BF	H	R	ER	SO	BB	IBB	HBP	BLK	WP	HR	S	P	ERA	WHIP

Batter	1	2	3	4	5	6	7	8	9	AB	R	H	RBI	BB	SO	LOB
Eddie Milner, L (1, 8) OBP: 0.354, SLG: 0.385	B1-3		F7		1-3	G6-4-3 1-2f		F8		5	0	0	0	0	0	3
Duane Walker, L (1, 7) OBP: 0.304, SLG: 0.358	FC4-6 1B		F7			F7		3-1		4	0	1	0	0	0	0
Dave Concepcion, R (1, 6) OBP: 0.314, SLG: 0.297 (8, 5)	FC4-6 1-2f		G3			2B E 1B		F7		4	1	1	0	0	0	1
Dan Driessen, L (1, 3) OBP: 0.393, SLG: 0.450	4-3			L5		1-3 1B 2B		BB		3	1	1	0	1	0	1
Johnny Bench, R (1, 5) OBP: 0.304, SLG: 0.422 Tom Foley, L (8, 6) OBP: 0.274, SLG: 0.273		1B 1B		F9		E4 1B 1B E 3-H		L6		4 0	1 0	1 0	1 0	0 0	0 0	2 0
Ron Oester, S (1, 4) OBP: 0.314, SLG: 0.396		K		1-3		E 1B 1-2 2-H 1B		2B BB		3	2	1	1	1	1	1
Paul Householder, S (1, 9) OBP: 0.320, SLG: 0.375		F8			3-1	E9 1B 1B 1-2 2-H 1B		6-3 1-H 2B		4	1	2	1	0	0	1
Dann Bilardello, R (1, 2) OBP: 0.269, SLG: 0.349		FC6 1-2 1B			HR	1B 1-3 2-H 1B		F8		4	1	3	2	0	0	1
Charlie Puleo, R (1, 1) OBP: 0.196, SLG: 0.119 Bill Scherrer, L (9, 1) OBP: 0.182, SLG: 0.100		FC6 1-2f			K	G6-4-3 2-3 3-H 1B		6-3 2-3		4 0	0 0	1 0	1 0	0 0	1 0	3 0
Inning Stats	R: 0 E: 0 K: 0 S: 4 H: 1 LOB: 1 BB: 0 P: 4	R: 0 E: 0 K: 1 S: 7 H: 2 LOB: 2 BB: 0 P: 7	R: 0 E: 0 K: 0 S: 3 H: 0 LOB: 0 BB: 0 P: 3	R: 0 E: 0 K: 0 S: 3 H: 0 LOB: 0 BB: 0 P: 3	R: 1 E: 0 K: 1 S: 6 H: 1 LOB: 0 BB: 0 P: 6	R: 5 E: 2 K: 0 S: 9 H: 6 LOB: 1 BB: 0 P: 9	R: 0 E: 0 K: 0 S: 3 H: 0 LOB: 1 BB: 1 P: 7	R: 1 E: 0 K: 0 S: 4 H: 1 LOB: 1 BB: 1 P: 8		1B: 8 2B: 2 3B: 0 HR: 1 SF: 0 SAC: 0 DP: 1 HBP: 0						

PITCHER		IP	WLS	BF	H	R	ER	SO	BB	IBB	HBP	BLK	WP	HR	S	P	ERA	WHIP
Danny Cox, R ERA: 3.51	(1, 1)	5.1	L	25	8	6	5	2	0	0	0	0	0	1	29	29	8.44	1.500
Jeff Lahti, R ERA: 2.88	(6, 1)	0.0		2	2	0	0	0	0	0	0	0	0	0	2	2	∞	∞
Dave Rucker, L ERA: 6.0	(6, 1)	1.2		5	0	0	0	0	1	0	0	0	0	0	4	8	0.00	0.600
Bob Forsch, R ERA: 4.78	(8, 1)	1.0		5	1	1	1	0	1	0	0	0	0	0	4	8	9.00	2.000

PITCHER	IP	WLS	BF	H	R	ER	SO	BB	IBB	HBP	BLK	WP	HR	S	P	ERA	WHIP

BOTTOM

St. Louis Cardinals @ Cincinnati Reds

Riverfront Stadium, Cincinnati, OH

Fri Aug 26 1983, 7:05 PM EDT

Att. 16,576 - Unknown - 91 F

livebaseballscorecards.com

AB	35
R	7
H	11
RBI	6
BB	2
SO	2
LOB	13

Batter	1	2	3	4	5	6	7	8	9	AB	R	H	RBI	BB	SO	LOB
Lonnie Smith, R (1, 7) OBP: 0.378, SLG: 0.439	S S S 0-3 ① K	x 0-0 ③ FC5-4 1-2f			x 0-0 ① 6-3			x 0-0 ① F7	x 0-0 1B 1B	4	0	0	0	0	1	1
David Green, R (8, 9) OBP: 0.325, SLG: 0.426										1	0	1	0	0	0	0
Ozzie Smith, S (1, 6) OBP: 0.316, SLG: 0.329	x 0-0 ② 4-3		B B B B 4-0 WP BB		x 0-0 ② F9			x 0-0 BB 3B 2B	x 0-0 1-2 1B	4	1	2	0	1	0	0
Andy Van Slyke, L (1, 5) OBP: 0.363, SLG: 0.464	x 0-0 BB E 1B		x 0-0 ① P6 1-2		x 0-0 ③ 4-3			B B B B 4-0 BB 3B BB	x 0-0 ③ F8	4	1	1	0	1	0	3
George Hendrick, R (1, 3) OBP: 0.383, SLG: 0.507	x 0-0 E5 BB 1-2		x 0-0 ② 5-3			x 0-0 ① F8		S S S 0-3 ② K		4	0	0	0	0	1	4
Dane Iorg, L (1, 9) OBP: 0.343, SLG: 0.386	B B B B 4-0 1-2 2-3 BB		x 0-0 ③ 5-3			x 0-0 ② 4-3		B B B B 4-0 1-2 2-3 3B BB		2	0	0	0	2	0	1
Mike Ramsey, S (8, PR) OBP: 0.316, SLG: 0.333										0	1	0	0	0	0	0
(8, 4)																
Bruce Sutter, R (8, 1)										0	0	0	0	0	0	0
Willie McGee, S (1, 8) OBP: 0.316, SLG: 0.376	x 0-0 ③ 6-3			S S S 0-3 ① K		x 0-0 ③ F7		x 0-0 1-H 2-H 3-H 3B		4	0	1	3	0	1	3
Darrell Porter, L (1, 2) OBP: 0.338, SLG: 0.406		B B B B 4-0 FC1-6 BB		S S S 0-3 ② K			x 0-0 ① G3	x 0-0 ③ 1-3		3	0	0	0	1	1	2
Ken Oberkfell, L (1, 4) OBP: 0.371, SLG: 0.365	x 0-0 ① FC1-6 FC5-4 1-2f		x 0-0 2B				x 0-0 ② F8		x 0-0 ① 4-3	4	0	1	0	0	0	1
(8, 5)																
Joaquin Andujar, S (1, 1) OBP: 0.098, SLG: 0.115	S S S 0-3 ② K		x 0-0 ③ 4-3				S S S 0-3 ③ K		x 0-0 ② F7	2	0	0	0	0	1	2
Dave Rucker, L (6, 1)										1	0	0	0	0	1	0
Bill Lyons, R (8, 4) OBP: 0.226, SLG: 0.267										1	0	0	0	0	0	0
Inning Stats	R: 0 H: 1 E: 1 LOB: 3 K: 1 BB: 1 S: 7 P: 11	R: 0 H: 0 E: 0 LOB: 1 K: 1 BB: 1 S: 5 P: 9	R: 0 H: 0 E: 0 LOB: 1 K: 0 BB: 1 S: 3 P: 7	R: 0 H: 1 E: 0 LOB: 1 K: 2 BB: 0 S: 8 P: 8	R: 0 H: 0 E: 0 LOB: 0 K: 0 BB: 0 S: 3 P: 3	R: 0 H: 0 E: 0 LOB: 0 K: 0 BB: 0 S: 3 P: 3	R: 0 H: 0 E: 0 LOB: 0 K: 1 BB: 0 S: 5 P: 5	R: 3 H: 2 E: 0 LOB: 2 K: 1 BB: 2 S: 7 P: 15	R: 0 H: 2 E: 0 LOB: 2 K: 0 BB: 0 S: 5 P: 5	1B: 3 SF: 0 2B: 2 SAC: 0 3B: 1 DP: 0 HR: 0 HBP: 0						WP: 1 PA: 39 PB: 0 SB: 0 CS: 0	

TOP

St. Louis Cardinals @ Cincinnati Reds

Riverfront Stadium, Cincinnati, OH

Sat Aug 27 1983, 3:33 AM EDT

Att. 17,970 - Sunny - 96 F

livebaseballscorecards.com

AB	34
R	3
H	6
RBI	3
BB	5
SO	6
LOB	17

PITCHER		IP	WLS	BF	H	R	ER	SO	BB	IBB	HBP	BLK	WP	HR	S	P	ERA	WHIP
Bruce Berenyi, R ERA: 3.94	(1, 1)	5.0		21	2	0	0	4	3	0	0	0	1	0	26	38	0.00	1.000
Ted Power, R ERA: 4.36	(6, 1)	2.2	L	11	1	3	3	2	2	0	0	0	0	0	13	21	10.12	1.125
Bill Scherrer, L ERA: 2.97	(8, 1)	1.1		7	3	0	0	0	0	0	0	0	0	0	7	7	0.00	2.250

PITCHER	IP	WLS	BF	H	R	ER	SO	BB	IBB	HBP	BLK	WP	HR	S	P	ERA	WHIP

Batter	1	2	3	4	5	6	7	8	9	AB	R	H	RBI	BB	SO	LOB
Eddie Milner, L (1, 8) OBP: 0.354, SLG: 0.382	4-3		6-3		BB		4-3			3	0	0	0	1	0	1
Duane Walker, L (1, 7) OBP: 0.308, SLG: 0.358	1B		3-1		BB			F9		3	1	1	0	1	0	0
Dave Concepcion, R (1, 6) OBP: 0.315, SLG: 0.299	1B			K	L1			L6-4	1B	4	0	2	1	0	1	2
Dan Driessen, L (1, 3) OBP: 0.392, SLG: 0.447	F8			6-3		F9			1B	4	0	1	0	0	0	1
Ron Oester, S (1, 4) OBP: 0.314, SLG: 0.395 Johnny Bench, R (8, PH) OBP: 0.303, SLG: 0.420 Tom Foley, L (9, 4) OBP: 0.274, SLG: 0.273	K			1B BB		K		L6-4	2-3	2 1 0	0 0 0	0 0 0	0 0 0	1 0 0	2 0 0	1 2 0
Paul Householder, S (1, 9) OBP: 0.326, SLG: 0.381		4-3 2B		1-3 1B		B1			G5-4-3 BB	3	0	2	0	1	0	0
Nick Esasky, R (1, 5) OBP: 0.302, SLG: 0.407		4-3 2-3		G1			5-3		K	4	0	0	0	0	1	4
Dann Bilardello, R (1, 2) OBP: 0.265, SLG: 0.343		K			K		6-3		G5-4-3 1-2f	4	0	0	0	0	2	1
Bruce Berenyi, R (1, 1) OBP: 0.190, SLG: 0.238 Kelly Paris, R (5, PH) OBP: 0.300, SLG: 0.273 Ted Power, R (6, 1) Bill Scherrer, L (8, 1) OBP: 0.182, SLG: 0.100			K		F9		BB			1 1 0 0	0 0 0 0	0 0 0 0	0 0 0 0	1 0 1 0	0 0 0 0	0 0 0 0
Inning Stats	R: 1 E: 0 K: 1 S: 7 H: 2 LOB: 1 BB: 0 P: 7	R: 0 E: 0 K: 1 S: 5 H: 1 LOB: 0 BB: 0 P: 5	R: 0 E: 0 K: 1 S: 5 H: 0 LOB: 0 BB: 0 P: 5	R: 0 E: 0 K: 1 S: 6 H: 1 LOB: 2 BB: 1 P: 10	R: 0 E: 0 K: 1 S: 5 H: 0 LOB: 2 BB: 2 P: 13	R: 0 E: 0 K: 1 S: 5 H: 0 LOB: 0 BB: 0 P: 5	R: 0 E: 0 K: 0 S: 3 H: 0 LOB: 1 BB: 1 P: 7	R: 0 E: 0 K: 0 S: 4 H: 2 LOB: 1 BB: 0 P: 4	R: 0 E: 0 K: 1 S: 4 H: 0 LOB: 0 BB: 1 P: 8	1B: 5 2B: 2 3B: 0 HR: 0	SF: 0 SAC: 0 DP: 2 HBP: 0						

PITCHER	IP	WLS	BF	H	R	ER	SO	BB	IBB	HBP	BLK	WP	HR	S	P	ERA	WHIP
Joaquin Andujar, R (1, 1) ERA: 3.88	5.0		21	4	1	1	5	3	0	0	1	0	0	28	40	1.80	1.400
Dave Rucker, L (6, 1) ERA: 5.6	2.1	W	10	2	0	0	1	1	0	0	0	0	0	11	15	0.00	1.286
Bruce Sutter, R (8, 1) ERA: 4.04	1.2	S	4	0	0	0	1	1	0	0	0	0	0	5	9	0.00	0.600

PITCHER	IP	WLS	BF	H	R	ER	SO	BB	IBB	HBP	BLK	WP	HR	S	P	ERA	WHIP

BOTTOM

St. Louis Cardinals @ Cincinnati Reds

Riverfront Stadium, Cincinnati, OH

Sat Aug 27 1983, 3:33 AM EDT

Att. 17,970 - Sunny - 96 F

livebaseballscorecards.com

AB	30
R	1
H	6
RBI	1
BB	5
SO	7
LOB	12

1B: 5	SF: 0	WP: 0	PA: 35
2B: 2	SAC: 0	PB: 0	
3B: 0	DP: 2	SB: 1	
HR: 0	HBP: 0	CS: 0	

Batter	1	2	3	4	5	6	7	8	9	10	11	AB	R	H	RBI	BB	SO	LOB
Ozzie Smith, S (1, 6) OBP: 0.316, SLG: 0.333	F9 1B 2B	F9		1B G3 2B		4-3		F9			F2	6	2	2	0	0	0	2
Ken Oberkfell, L (1, 4) OBP: 0.373, SLG: 0.374	F9 2-3		HR	6-3 G3 2-3 1B		6-3			4-3		BB	5	1	2	1	1	0	1
Willie McGee, S (1, 8) OBP: 0.320, SLG: 0.382	S 3-H 1B		SF8 3B	G3 1-2 3-H		FC6-4 1B			F9		1-2 2-3 BB	5	1	3	2	1	0	1
George Hendrick, R (1, 3) OBP: 0.378, SLG: 0.501	5-3 1-2		SF8 3-H	6-3 2-3		FC6-4 1-2f			F9		K	5	0	0	1	0	1	6
Steve Braun, L (1, 7) OBP: 0.466, SLG: 0.464 Lonnie Smith, R (7, PH) OBP: 0.376, SLG: 0.436 (7, 7)	BB		1B BB	BB			F3			F7		0 2	0 0	0 0	0 0	3 0	0 0	0 0
Dane Iorg, L (1, 9) OBP: 0.333, SLG: 0.374 David Green, R (7, PH) OBP: 0.323, SLG: 0.423 (7, 9)	F7		K	4-3			K			F7		3 2	0 0	0 0	0 0	0 1	1 0	5 0
Andy Van Slyke, L (1, 5) OBP: 0.359, SLG: 0.458 Bruce Sutter, R (10, 1)		K	BB 1-3 1B		3-1		K			K		5 0	0 0	1 0	0 0	0 0	3 0	0 0
Darrell Porter, L (1, 2) OBP: 0.338, SLG: 0.404 Bill Lyons, R (8, PH) OBP: 0.219, SLG: 0.258 Glenn Brummer, R (8, 2) OBP: 0.329, SLG: 0.333		P6	FC5-4 1-2 BB		L3			F9			BB SH1-4 1B	2 1 1	0 0 0	0 0 1	0 0 0	1 0 0	0 0 0	0 0 0
Dave LaPoint, L (1, 1) OBP: 0.237, SLG: 0.151 Neil Allen, R (3, 1) OBP: 0.105, SLG: 0.158 Floyd Rayford, R (10, 5) OBP: 0.261, SLG: 0.365		BB	FC5-4 1-2f		F8			K			SH1-4 1-2	1 2 0	0 0 0	0 0 0	0 0 0	1 0 0	0 1 0	3 0 0
Inning Stats	R: 1 E: 0 K: 0 S: 5 H: 2 LOB: 2 BB: 1 P: 9	R: 0 E: 0 K: 1 S: 5 H: 0 LOB: 1 BB: 1 P: 9	R: 2 E: 0 K: 1 S: 8 H: 3 LOB: 3 BB: 2 P: 16	R: 1 E: 0 K: 0 S: 5 H: 2 LOB: 2 BB: 1 P: 9	R: 0 E: 0 K: 0 S: 3 H: 0 LOB: 0 BB: 0 P: 3	R: 0 E: 0 K: 0 S: 4 H: 1 LOB: 1 BB: 0 P: 4	R: 0 E: 0 K: 2 S: 7 H: 0 LOB: 0 BB: 0 P: 7	R: 0 E: 0 K: 1 S: 5 H: 0 LOB: 0 BB: 0 P: 5	R: 0 E: 0 K: 0 S: 3 H: 0 LOB: 0 BB: 0 P: 3	R: 0 E: 0 K: 1 S: 5 H: 0 LOB: 0 BB: 0 P: 5	R: 0 E: 0 K: 1 S: 6 H: 1 LOB: 3 BB: 2 P: 14	1B: 5 2B: 2 3B: 1 HR: 1	SF: 1 SAC: 1 DP: 0 HBP: 0		WP: 0 PB: 0 SB: 1 CS: 0	PA: 49		

PITCHER		IP	WLS	BF	H	R	ER	SO	BB	IBB	HBP	BLK	WP	HR	S	P	ERA	WHIP
Frank Pastore, R ERA: 5.5	(1, 1)	3.0		20	7	4	4	2	4	0	0	0	0	1	20	36	12.00	3.667
Tom Hume, R ERA: 5.8	(4, 1)	3.0		11	1	0	0	0	1	0	0	0	0	0	10	14	0.00	0.667
Bill Scherrer, L ERA: 2.85	(7, 1)	3.0		9	0	0	0	3	0	0	0	0	0	0	15	15	0.00	0.000
Ben Hayes, R ERA: 5.75	(10, 1)	2.0	W	9	1	0	0	2	2	0	0	0	0	0	11	19	0.00	1.500

PITCHER	IP	WLS	BF	H	R	ER	SO	BB	IBB	HBP	BLK	WP	HR	S	P	ERA	WHIP

TOP

St. Louis Cardinals @ Cincinnati Reds

Riverfront Stadium, Cincinnati, OH

Sun Aug 28 1983, 3:33 AM EDT

Att. 17,549 - Unknown - 85 F

livebaseballscorecards.com

AB	40
R	4
H	9
RBI	4
BB	7
SO	7
LOB	18

St. Louis Cardinals @ Cincinnati Reds

Riverfront Stadium, Cincinnati, OH

Sun Aug 28 1983, 3:33 AM EDT

Att. 17,549 - Unknown - 85 F

livebaseballscorecards.com

BOTTOM

Batter	1	2	3	4	5	6	7	8	9	10	11	AB	R	H	RBI	BB	SO	LOB
Eddie Milner, L (1, 8) OBP: 0.353, SLG: 0.380	L9	3-1		FC3-6 BB BB		P6			L8		S 2B 1B	5	1	1	0	1	0	1
Gary Redus, R (1, 7) OBP: 0.355, SLG: 0.446	K		SF7 3B	FC3-6 1-2 2-3 BB			6-3			F8	1-H 2B	5	1	2	1	1	1	0
Dave Concepcion, R (1, 6) (11, 3) OBP: 0.316, SLG: 0.299	FC4-6 BB		SF7 3-H	FC3-6 1-2f 2-3 3-H			K			2B 1B		3	0	1	2	1	1	2
Paul Householder, S (1, 9) OBP: 0.323, SLG: 0.382	FC4-6 1-2f		K	P6			K			2B 1-3		5	0	1	0	0	2	3
Dan Driessen, L (1, 3) OBP: 0.393, SLG: 0.446		2B SF7 1B	BB		K			G3			IBB	3	1	1	0	1	1	0
Cesar Cedeno, R (9, 3) OBP: 0.308, SLG: 0.362												0	0	0	0	0	0	0
Alan Knicely, R (10, PH) (11, 2) OBP: 0.320, SLG: 0.315												0	0	0	0	1	0	0
Nick Esasky, R (1, 5) OBP: 0.308, SLG: 0.413		1-3 2B 2B	1-2 BB		K			G6-4-3 1B			K	4	1	2	0	1	2	3
Dann Bilardello, R (1, 2) OBP: 0.261, SLG: 0.339		SF7 3-H	K		F9			G6-4-3 1-2f			1-3	3	0	0	1	0	1	3
Tom Foley, L (10, PH) (11, 6) OBP: 0.270, SLG: 0.269												1	0	0	0	0	0	3
Ron Oester, S (1, 4) OBP: 0.315, SLG: 0.397		2-H 2B		BB SH1-4 FC3-6 1B			K		4-3		K	5	1	2	1	0	2	0
Frank Pastore, R (1, 1) OBP: 0.174, SLG: 0.227		F8		SH1-4 1-2			K		6-3		K	1	0	0	0	0	0	1
Tom Hume, R (4, 1)												0	0	0	0	0	0	0
Duane Walker, L (6, PH) OBP: 0.307, SLG: 0.356												1	0	0	0	0	1	0
Bill Scherrer, L (7, 1) OBP: 0.182, SLG: 0.100												0	0	0	0	0	0	0
Johnny Bench, R (9, PH) OBP: 0.302, SLG: 0.419												1	0	0	0	0	0	0
Ben Hayes, R (10, 1)												0	0	0	0	0	0	0
Kelly Paris, R (11, PH) OBP: 0.297, SLG: 0.270												1	0	0	0	0	1	0

Inning Stats	1	2	3	4	5	6	7	8	9	10	11
	R: 0 E: 0 K: 1 S: 5	H: 0 LOB: 1 BB: 1 P: 9	R: 2 E: 0 K: 0 S: 6	H: 3 LOB: 1 BB: 0 P: 6	R: 1 E: 0 K: 2 S: 8	H: 1 LOB: 2 BB: 2 P: 16	R: 1 E: 0 K: 0 S: 4	H: 1 LOB: 2 BB: 2 P: 12	R: 0 E: 0 K: 2 S: 7	H: 0 LOB: 0 BB: 0 P: 7	R: 0 E: 0 K: 2 S: 7	H: 0 LOB: 0 BB: 0 P: 7	R: 0 E: 0 K: 2 S: 7	H: 0 LOB: 0 BB: 0 P: 7	R: 0 E: 0 K: 0 S: 3	H: 1 LOB: 0 BB: 0 P: 3	R: 0 E: 0 K: 0 S: 3	H: 0 LOB: 0 BB: 0 P: 3	R: 0 E: 0 K: 1 S: 7	H: 2 LOB: 3 BB: 1 P: 11	R: 1 E: 0 K: 2 S: 8	H: 2 LOB: 1 BB: 0 P: 8

1B: 5	SF: 2	WP: 0	PA: 47
2B: 4	SAC: 1	PB: 0	
3B: 1	DP: 1	SB: 1	
HR: 0	HBP: 0	CS: 0	

PITCHER		IP	WLS	BF	H	R	ER	SO	BB	IBB	HBP	BLK	WP	HR	S	P	ERA	WHIP
Dave LaPoint, L ERA: 3.78	(1, 1)	2.2		15	4	3	3	2	3	0	0	0	0	0	16	28	10.12	2.625
Neil Allen, R ERA: 3.72	(3, 1)	6.2		24	3	1	1	7	2	0	0	0	0	0	36	44	1.35	0.750
Bruce Sutter, R ERA: 4.09	(10, 1)	1.1	L	8	3	1	1	3	0	1	0	0	0	0	13	17	6.75	2.250

PITCHER		IP	WLS	BF	H	R	ER	SO	BB	IBB	HBP	BLK	WP	HR	S	P	ERA	WHIP

St. Louis Cardinals @ Houston Astros

Astrodome, Houston, TX

Mon Aug 29 1983, 8:05 PM EDT

Att. 9,848 - Dome

TOP

livebaseballscorecards.com

Batter	1	2	3	4	5	6	7	8	9	AB	R	H	RBI	BB	SO	LOB
Lonnie Smith, R (1, 7) OBP: 0.377, SLG: 0.437	WP BB 2B 1B		6-3			FC6 SH3-4 1B 1-2		F7 S 1B	K	4	3	2	0	0	0	1
Andy Van Slyke, L (8, 7) OBP: 0.358, SLG: 0.456										1	0	0	0	0	1	2
Ozzie Smith, S (1, 6) OBP: 0.316, SLG: 0.332	WP 2B BB 1-2		F6			SH3-4 1-2 2-3		F8 1-2		2	1	0	0	1	0	1
Willie McGee, S (1, 8) OBP: 0.324, SLG: 0.386	L4-6 2B 1-H 2-H			G6-4-3 BB		CS 1B 2-H 3-H		F7 2-3		3	0	2	4	1	0	1
George Hendrick, R (1, 3) OBP: 0.379, SLG: 0.500	K			F8		CS IBB 4-0		1B 3-H		3	0	1	1	1	1	2
David Green, R (1, 9) OBP: 0.320, SLG: 0.418	L4-6 2-3			G6-4-3 1-2f		K2-3 1-2 2-3		F7		4	0	0	0	0	1	5
Floyd Rayford, R (1, 5) OBP: 0.274, SLG: 0.360		4-3			G4-6-3 BB		WP BB		K	1	0	0	0	2	0	0
Mike Ramsey, S (7, PR) OBP: 0.314, SLG: 0.331 (7, 4)										1	1	0	0	0	1	0
Bill Lyons, R (1, 4) OBP: 0.235, SLG: 0.273		G1-6-3 1B			G4-6-3 1-2f		1-3 1-2 2-H		F8	2	0	1	0	0	0	1
Ken Oberkfell, L (7, PH) OBP: 0.371, SLG: 0.372 (7, 5)										2	0	0	0	0	0	0
Glenn Brummer, R (1, 2) OBP: 0.338, SLG: 0.356		G1-6-3 1-2f			G3		CS 1B		2B	4	0	2	0	0	0	1
John Stuper, R (1, 1) OBP: 0.188, SLG: 0.114			4-3			SH3-4 E 1B BB		K 1-2	BB	2	1	0	0	2	1	2
Inning Stats	R: 2 H: 2 E: 0 LOB: 0 K: 1 BB: 1 S: 6 P: 10	R: 0 H: 1 E: 0 LOB: 0 K: 0 BB: 0 S: 3 P: 3	R: 0 H: 0 E: 0 LOB: 0 K: 0 BB: 0 S: 3 P: 3	R: 0 H: 0 E: 0 LOB: 0 K: 0 BB: 1 S: 2 P: 6	R: 0 H: 0 E: 0 LOB: 0 K: 0 BB: 1 S: 2 P: 6	R: 2 H: 1 E: 1 LOB: 1 K: 1 BB: 2 S: 6 P: 14	R: 1 H: 1 E: 0 LOB: 1 K: 1 BB: 1 S: 5 P: 9	R: 1 H: 2 E: 0 LOB: 1 K: 0 BB: 0 S: 5 P: 5	R: 0 H: 1 E: 0 LOB: 2 K: 2 BB: 1 S: 8 P: 12	1B: 6 SF: 0 2B: 3 SAC: 1 3B: 0 DP: 4 HR: 0 HBP: 0						

	AB	29
	R	6
	H	8
	RBI	5
	BB	7
	SO	5
	LOB	16

WP: 3 PA: 37
PB: 0
SB: 2
CS: 3

PITCHER		IP	WLS	BF	H	R	ER	SO	BB	IBB	HBP	BLK	WP	HR	S	P	ERA	WHIP
Mike Madden, L ERA: 2.48	(1, 1)	5.1	L	21	4	4	3	1	4	0	0	0	1	0	19	35	5.06	1.500
Michael LaCoss, R ERA: 4.83	(6, 1)	1.2		6	1	1	1	2	1	1	0	0	1	0	8	16	5.40	1.200
Dave Smith, R ERA: 2.84	(8, 1)	2.0		10	3	1	1	2	1	0	0	0	0	0	13	17	4.50	2.000

PITCHER	IP	WLS	BF	H	R	ER	SO	BB	IBB	HBP	BLK	WP	HR	S	P	ERA	WHIP

St. Louis Cardinals @ Houston Astros

Astrodome, Houston, TX

Mon Aug 29 1983, 8:05 PM EDT

Att. 9,848 - Dome

BOTTOM

Batter	1	2	3	4	5	6	7	8	9	AB	R	H	RBI	BB	SO	LOB
Bill Doran, S (1, 4) OBP: 0.375, SLG: 0.354	FC6-4 1B		BBB 4-0 BB		0-0 ③ 6-3		0-0 1B		0-0 1B	3	0	2	0	1	0	0
Dave Smith, R (8, 1)										0	0	0	0	0	0	0
Kevin Bass, S (9, PH) OBP: 0.242, SLG: 0.326										1	0	1	0	0	0	0
Terry Puhl, L (1, 9) OBP: 0.361, SLG: 0.446	0-0 ① FC6-4 1-2f		0-0 ② F7			0-0 1B SF8 1B	0-0 1-3 1B		0-0 ③ G3	5	1	2	0	0	0	3
Dickie Thon, R (1, 6) OBP: 0.347, SLG: 0.471	0-0 ② F8		0-0 ③ F9			0-0 ① F8	0-0 ③ 5-3			4	0	0	0	0	0	5
Jose Cruz, L (1, 7) OBP: 0.388, SLG: 0.474	0-0 ③ 4-3			0-0 E7 4-3 1B		0-0 1B 1-3 1B		0-0 ① 6-3		4	0	2	0	0	0	1
Ray Knight, R (1, 3) OBP: 0.353, SLG: 0.450		0-0 ① 6-3		0-0 ① 4-3 2-3		0-0 ② SF8 3-H		0-0 ② F8		3	0	0	1	0	0	1
Denny Walling, L (1, 5) OBP: 0.326, SLG: 0.427		0-0 ② 4-3		0-0 ② F5		0-0 1-3 1B		0-0 1B		4	0	2	0	0	0	1
Jerry Mumphrey, S (1, 8) OBP: 0.332, SLG: 0.400		0-0 1B		0-0 ③ G3		SSS 0-3 ③ K		SSS 0-3 ③ K		4	0	1	0	0	2	4
John Mizerock, L (1, 2) OBP: 0.288, SLG: 0.309	0-0 ③ F7				0-0 ① F7		SSS 0-3 ① K		0-0 ① G3	2	0	0	0	0	0	1
Craig Reynolds, L (7, PH) OBP: 0.284, SLG: 0.308										2	0	0	0	0	1	0
(8, 4)																
Mike Madden, L (1, 1) OBP: 0.111, SLG: 0.059			0-0 ① F7		0-0 ② 5-3		0-0 ② F8		0-0 ② 6-3	2	0	0	0	0	0	0
Michael LaCoss, R (6, 1) OBP: 0.118, SLG: 0.091										0	0	0	0	0	0	0
Alan Ashby, S (7, PH) OBP: 0.303, SLG: 0.415										2	0	0	0	0	0	0
(8, 2)																
Inning Stats	R: 0 E: 0 K: 0 S: 4 H: 1 LOB: 1 BB: 0 P: 4	R: 0 E: 0 K: 0 S: 4 H: 1 LOB: 1 BB: 0 P: 4	R: 0 E: 0 K: 0 S: 3 H: 0 LOB: 1 BB: 1 P: 7	R: 0 E: 1 K: 0 S: 4 H: 1 LOB: 1 BB: 0 P: 4	R: 0 E: 0 K: 0 S: 3 H: 0 LOB: 0 BB: 0 P: 3	R: 1 E: 0 K: 1 S: 8 H: 3 LOB: 2 BB: 0 P: 8	R: 0 E: 0 K: 1 S: 7 H: 2 LOB: 2 BB: 0 P: 7	R: 0 E: 0 K: 1 S: 6 H: 1 LOB: 1 BB: 0 P: 6	R: 0 E: 0 K: 0 S: 4 H: 1 LOB: 1 BB: 0 P: 4	1B: 10 2B: 0 3B: 0 HR: 0	SF: 1 SAC: 0 DP: 0 HBP: 0						

livebaseballscorecards.com

AB	36
R	1
H	10
RBI	1
BB	1
SO	3
LOB	16

WP: 0 PB: 0 SB: 0 CS: 0 PA: 38

PITCHER	IP	WLS	BF	H	R	ER	SO	BB	IBB	HBP	BLK	WP	HR	S	P	ERA	WHIP
John Stuper, R (1, 1) ERA: 3.43	9.0	W	38	10	1	1	3	1	0	0	0	0	0	43	47	1.00	1.222

PITCHER	IP	WLS	BF	H	R	ER	SO	BB	IBB	HBP	BLK	WP	HR	S	P	ERA	WHIP

Batter	1	2	3	4	5	6	7	8	9	AB	R	H	RBI	BB	SO	LOB
Lonnie Smith, R (1, 7) OBP: 0.374, SLG: 0.432	6-3			K		F9		E5		4	0	0	0	0	1	0
Bill Lyons, R (8, 4) OBP: 0.235, SLG: 0.273										0	0	0	0	0	0	0
Ozzie Smith, S (1, 6) OBP: 0.314, SLG: 0.329	K			F9		F4		G1		4	0	0	0	0	1	1
Willie McGee, S (1, 8) OBP: 0.321, SLG: 0.383	1-3			6-3		4-3			F8	4	0	0	0	0	0	0
George Hendrick, R (1, 3) OBP: 0.378, SLG: 0.505		F9			F8		6-3		HR	4	1	1	1	0	0	0
Dane Iorg, L (1, 9) OBP: 0.339, SLG: 0.379		4-3			BB BB 1B		G3		FC4-6 1B 1B	4	0	2	0	0	0	0
Andy Van Slyke, L (1, 5) OBP: 0.361, SLG: 0.454		4-3			BBBB 1-2 BB		BBBB BB		1-2 FC4-6 1B	1	0	0	0	2	0	0
David Green, R (9, PH) OBP: 0.321, SLG: 0.420										1	0	1	0	0	0	0
Ken Oberkfell, L (1, 4) OBP: 0.369, SLG: 0.369			1-3		SSS K		G3		1-2f 2-3 FC4-6	3	0	0	0	0	1	3
Jeff Lahti, R (7, 1)										0	0	0	0	0	0	0
Floyd Rayford, R (9, PH) OBP: 0.271, SLG: 0.356										1	0	0	0	0	0	2
Glenn Brummer, R (1, 2) OBP: 0.341, SLG: 0.351			6-3		BBBB 1-2 2-3 BB			4-3	F7	1	0	0	0	1	0	0
Steve Braun, L (8, PH) OBP: 0.456, SLG: 0.451										2	0	0	0	0	0	2
(8, 7)																
Danny Cox, R (1, 1) OBP: 0.077, SLG: 0.077			5-3		5-3			4-3		2	0	0	0	0	0	3
Dave Rucker, L (7, 1)										0	0	0	0	0	0	0
Mike Ramsey, S (7, 4) OBP: 0.314, SLG: 0.331										0	0	0	0	0	0	0
Darrell Porter, L (8, PH) OBP: 0.337, SLG: 0.403										1	0	0	0	0	0	0
(8, 2)																

TOP

St. Louis Cardinals @ Houston Astros

Astrodome, Houston, TX

Tue Aug 30 1983, 8:05 PM EDT

Att. 11,041 - Dome

livebaseballscorecards.com

AB	32
R	1
H	4
RBI	1
BB	3
SO	3
LOB	11

Inning Stats	1	2	3	4	5	6	7	8	9
R	0	0	0	0	0	0	0	0	1
E	0	0	0	0	0	0	0	1	0
K	1	0	0	1	1	0	0	0	0
S	5	3	3	5	6	3	3	4	6
H	0	0	0	0	1	0	0	0	3
LOB	0	0	0	0	3	0	1	1	2
BB	0	0	0	0	2	0	1	0	0
P	5	3	3	5	14	3	7	4	6

1B	3
2B	0
3B	0
HR	1
SF	0
SAC	0
DP	0
HBP	0

WP	0
PB	0
SB	0
CS	0
PA	35

PITCHER	IP	WLS	BF	H	R	ER	SO	BB	IBB	HBP	BLK	WP	HR	S	P	ERA	WHIP
Vern Ruhle, R (1, 1) ERA: 3.57	8.1	W	32	3	1	1	3	3	0	0	0	0	1	35	47	1.08	0.720
Frank DiPino, L (9, 1) ERA: 2.56	0.0		1	1	0	0	0	0	0	0	0	0	0	1	1	∞	∞
Bill Dawley, R (9, 1) ERA: 2.4	0.2	S	2	0	0	0	0	0	0	0	0	0	0	2	2	0.00	0.000

PITCHER	IP	WLS	BF	H	R	ER	SO	BB	IBB	HBP	BLK	WP	HR	S	P	ERA	WHIP

Batter	1	2	3	4	5	6	7	8	9	AB	R	H	RBI	BB	SO	LOB
Bill Doran, S (1, 4) OBP: 0.376, SLG: 0.354	G4-6-3 1B		F2		3-1		FC4-6 BB 1-2 2-3			3	1	1	0	1	0	0
Terry Puhl, L (1, 9) OBP: 0.363, SLG: 0.450	G4-6-3 1B 1-3		1B 2B		4-3		FC4-6 1-2f 2-3 3-H			4	0	2	1	0	0	2
Dickie Thon, R (1, 6) OBP: 0.347, SLG: 0.469	G4-6-3 1-2f 3-H		2-3 1B			K	5-3			4	0	1	0	0	1	3
Jose Cruz, L (1, 7) OBP: 0.387, SLG: 0.472	F7		4-3			CS 1B		6-3		4	0	1	0	0	0	2
Ray Knight, R (1, 3) OBP: 0.354, SLG: 0.450		FC3-6 1B		G6-3 1B		F9 1-2		6-3		4	0	2	0	0	0	1
Denny Walling, L (1, 5) OBP: 0.323, SLG: 0.419 Craig Reynolds, L (9, 5) OBP: 0.284, SLG: 0.308		FC3-6 1-2f		G6-3 1-2f			4-3	1B		4 0	0 0	1 0	0 0	0 0	0 0	2 0
Jerry Mumphrey, S (1, 8) OBP: 0.334, SLG: 0.404		F7		2B			E SH 1B	5-3		4	1	2	0	0	0	2
John Mizerock, L (1, 2) OBP: 0.277, SLG: 0.296		1-3		F9			E3 BB SH 1-3 FC4-6			3	1	0	0	0	0	3
Vern Ruhle, R (1, 1) OBP: 0.263, SLG: 0.125 Frank DiPino, L (9, 1) OBP: 0.400, SLG: 0.500 Bill Dawley, R (9, 1) OBP: 0.125, SLG: 0.125 Tony Scott, S (9, 8) OBP: 0.274, SLG: 0.295			K		K		SH FC4-6 BB 1-2 3-H			2 0 0 0	0 0 0 0	0 0 0 0	1 0 0 0	0 0 0 0	2 0 0 0	0 0 0 0
Inning Stats	R: 1 E: 0 K: 0 S: 4 H: 2 LOB: 0 BB: 0 P: 4	R: 0 E: 0 K: 0 S: 4 H: 1 LOB: 1 BB: 0 P: 4	R: 0 E: 0 K: 1 S: 7 H: 2 LOB: 2 BB: 0 P: 7	R: 0 E: 0 K: 0 S: 4 H: 2 LOB: 1 BB: 0 P: 4	R: 0 E: 0 K: 1 S: 5 H: 0 LOB: 0 BB: 0 P: 5	R: 0 E: 0 K: 1 S: 5 H: 1 LOB: 0 BB: 0 P: 5	R: 2 E: 1 K: 0 S: 6 H: 1 LOB: 2 BB: 1 P: 10	R: 0 E: 0 K: 0 S: 4 H: 1 LOB: 1 BB: 0 P: 4		1B: 8 2B: 2 3B: 0 HR: 0 SF: 0 SAC: 1 DP: 2 HBP: 0				WP: 0 PB: 0 SB: 0 CS: 1 PA: 34		

PITCHER		IP	WLS	BF	H	R	ER	SO	BB	IBB	HBP	BLK	WP	HR	S	P	ERA	WHIP
Danny Cox, R ERA: 3.18	(1, 1)	6.1	L	28	9	3	1	3	1	0	0	0	0	0	33	37	1.42	1.579
Dave Rucker, L ERA: 5.55	(7, 1)	0.1		1	0	0	0	0	0	0	0	0	0	0	1	1	0.00	0.000
Jeff Lahti, R ERA: 2.81	(7, 1)	1.1		5	1	0	0	0	0	0	0	0	0	0	5	5	0.00	0.750

PITCHER	IP	WLS	BF	H	R	ER	SO	BB	IBB	HBP	BLK	WP	HR	S	P	ERA	WHIP

BOTTOM

St. Louis Cardinals @ Houston Astros

Astrodome, Houston, TX

Tue Aug 30 1983, 8:05 PM EDT

Att. 11,041 - Dome

livebaseballscorecards.com

AB	32
R	3
H	10
RBI	2
BB	1
SO	3
LOB	15

Batter	1	2	3	4	5	6	7	8	9	AB	R	H	RBI	BB	SO	LOB
Lonnie Smith, R (1, 7) OBP: 0.372, SLG: 0.429	S S S 0-3 ① K	x 0-0 ② F3 1-2 2-3		S S S 0-3 ③ K		x 0-0 CS 1B			x 0-0 ① F8	5	0	1	0	0	2	3
Mike Ramsey, S (9, 4) OBP: 0.314, SLG: 0.331										0	0	0	0	0	0	0
Ozzie Smith, S (1, 6) OBP: 0.314, SLG: 0.336	x 0-0 ② 4-3	x 0-0 ③ G3			x 0-0 FC1-6 1B	x 0-0 ② F9			x 0-0 HR	5	1	2	1	0	0	3
Willie McGee, S (1, 8) OBP: 0.320, SLG: 0.381	x 0-0 S 1B		S S S 0-3 ① K		x 0-0 ① FC1-6 1B 1-2f 1B	0-0 ③ CS 1-2	x 0-0 ① F8		S S S 0-3 ② K	5	1	1	0	0	2	1
George Hendrick, R (1, 3) OBP: 0.374, SLG: 0.499	x 0-0 ③ F8 1-2		x 0-0 ② 6-3		x 0-0 ② F8		x 0-0 ② 6-3		x 0-0 ③ 5-3	5	0	0	0	0	0	2
Dane Iorg, L (1, 9) OBP: 0.357, SLG: 0.398		x 0-0 1B E 1B	x 0-0 S 1B		x 0-0 1B 1-2 1B 1B		x 0-0 ③ F8			3	2	3	0	0	0	0
David Green, R (5, 9) OBP: 0.321, SLG: 0.419										1	0	0	0	0	0	0
Andy Van Slyke, L (1, 5) OBP: 0.364, SLG: 0.455		x 0-0 E9 1-H 1B 1B	S S S 0-3 ③ K 1-2		x 0-0 S 1-3 2-H 1B 1B			x 0-0 ① B1-3		4	2	2	1	0	1	1
(9, 7)																
Ken Oberkfell, L (1, 4) OBP: 0.374, SLG: 0.375	x 0-0 FC1-5 1B 3-H 1B		x 0-0 G3-6-3 BB 1B		x 0-0 S 1-H 3-H 1B			x 0-0 3-1 1B		4	0	4	3	0	0	0
(9, 5)																
Darrell Porter, L (1, 2) OBP: 0.339, SLG: 0.402	x 0-0 WP FC1-5 1-2 1B		B B B B 4-0 G3-6-3 1-2 BB	S S S 0-3 ③ K 1-2				x 0-0 ② 3-1 1-2		3	0	1	0	1	1	2
Joaquin Andujar, S (1, 1) OBP: 0.094, SLG: 0.109	x 0-0 ① FC1-5 WP 1-2 2-3f		x 0-0 ① ② G3-6-3 1-2f 2-3			x 0-0 ① 6-3		S S S 0-3 ③ K		3	0	0	0	0	0	4
Dave Rucker, L (6, 1)										0	0	0	0	0	0	0
Jeff Lahti, R (6, 1)										1	0	0	0	0	1	1
Bruce Sutter, R (8, 1)										0	0	0	0	0	0	0
Inning Stats	R: 0 E: 0 K: 1 S: 6 H: 1 LOB: 1 BB: 0 P: 6	R: 2 E: 1 K: 0 S: 7 H: 4 LOB: 2 BB: 0 P: 7	R: 0 E: 0 K: 2 S: 8 H: 1 LOB: 1 BB: 0 P: 8	R: 0 E: 0 K: 1 S: 5 H: 1 LOB: 1 BB: 1 P: 9	R: 3 E: 0 K: 1 S: 9 H: 4 LOB: 1 BB: 0 P: 9	R: 0 E: 0 K: 0 S: 3 H: 1 LOB: 0 BB: 0 P: 3	R: 0 E: 0 K: 0 S: 3 H: 0 LOB: 0 BB: 0 P: 3	R: 0 E: 0 K: 1 S: 6 H: 1 LOB: 1 BB: 0 P: 6	R: 1 E: 0 K: 1 S: 6 H: 1 LOB: 0 BB: 0 P: 6	1B: 13 2B: 0 3B: 0 HR: 1 SF: 0 SAC: 0 DP: 1 HBP: 0							

TOP

St. Louis Cardinals @ Atlanta Braves

Atlanta-Fulton County Stadium, Atlanta, GA

Wed Aug 31 1983, 7:05 PM EDT

Att. 21,954 - Cloudy - 90 F

livebaseballscorecards.com

AB	39
R	6
H	14
RBI	5
BB	1
SO	7
LOB	17

WP: 1 PB: 0 SB: 4 CS: 1 PA: 41

PITCHER		IP	WLS	BF	H	R	ER	SO	BB	IBB	HBP	BLK	WP	HR	S	P	ERA	WHIP
Len Barker, R ERA: 5.25	(1, 1)	4.2	L	24	10	5	5	4	1	0	0	0	1	0	31	35	9.64	2.357
Pete Falcone, L ERA: 3.64	(5, 1)	0.1		2	1	0	0	1	0	0	0	0	0	0	4	4	0.00	3.000
Gene Garber, R ERA: 4.53	(6, 1)	2.0		6	1	0	0	0	0	0	0	0	0	0	6	6	0.00	0.500
Terry Forster, L ERA: 2.0	(8, 1)	2.0		8	2	1	1	2	0	0	0	0	0	1	12	12	4.50	1.000

PITCHER	IP	WLS	BF	H	R	ER	SO	BB	IBB	HBP	BLK	WP	HR	S	P	ERA	WHIP

Batter	1	2	3	4	5	6	7	8	9	AB	R	H	RBI	BB	SO	LOB
Brett Butler, L (1, 7) OBP: 0.335, SLG: 0.400	F7		5-3		CS 1-2	HR BB	G4-6-3 1-3 1B		FC3-6 E BB	3	1	1	0	2	0	1
Randy Johnson, R (1, 5) OBP: 0.364, SLG: 0.345	K		E6 2-3			1-H HR	G4-6-3 1-2f		E4 FC3-6 1-2	5	1	1	2	0	1	4
Chris Chambliss, L (1, 3) OBP: 0.370, SLG: 0.500	F9		4-3			K		3-1	FC3-6 FC6-4 1-2f 2-3	5	0	0	0	0	1	4
Dale Murphy, R (1, 8) OBP: 0.394, SLG: 0.520		6-3		K		FC5 1B 1B		E FC6-4 2B	FC6-4 1-2f	5	1	2	0	0	1	2
Claudell Washington, L (1, 9) OBP: 0.319, SLG: 0.411		1B		F7		1-2 1B		E4 FC6-4 2-3		4	0	2	0	0	0	1
Rafael Ramirez, R (1, 6) OBP: 0.335, SLG: 0.361		F9		K		K		FC6-4 1B 1-2f 3-H		4	0	0	1	0	2	4
Glenn Hubbard, R (1, 4) OBP: 0.325, SLG: 0.388		F8			5-3	FC5 2-3f				4	0	1	0	0	0	3
Bruce Benedict, R (1, 2) OBP: 0.389, SLG: 0.345			E SH1-4 1B		L4		E3 1B	6-3		4	0	1	0	0	0	2
Len Barker, R (1, 1) Pete Falcone, L (5, 1) OBP: 0.111, SLG: 0.115 Gerald Perry, L (5, PH) OBP: 0.480, SLG: 0.667 Gene Garber, R (6, 1) Mike Jorgensen, L (7, PH) OBP: 0.360, SLG: 0.406 Terry Forster, L (8, 1) OBP: 0.667, SLG: 0.833 Bob Watson, R (9, PH) OBP: 0.411, SLG: 0.554			SH1-4 1-2		CS 1B		F5		K	0 0 1 0 1 0 1	0 0 0 0 0 0 0	0 0 1 0 0 0 1	0 0 0 0 0 0 0	0 0 0 0 0 0 0	0 0 0 0 0 1 0	0 0 0 0 1 0 0
Inning Stats	R: 0 E: 0 K: 1 S: 5 H: 0 LOB: 0 BB: 0 P: 5	R: 0 E: 0 K: 0 S: 4 H: 1 LOB: 1 BB: 0 P: 4	R: 0 E: 1 K: 0 S: 5 H: 1 LOB: 2 BB: 0 P: 5	R: 0 E: 0 K: 2 S: 7 H: 0 LOB: 0 BB: 0 P: 7	R: 0 E: 0 K: 0 S: 3 H: 1 LOB: 0 BB: 0 P: 3	R: 2 E: 0 K: 2 S: 10 H: 3 LOB: 2 BB: 1 P: 14	R: 0 E: 1 K: 0 S: 4 H: 1 LOB: 1 BB: 0 P: 4	R: 1 E: 1 K: 0 S: 6 H: 2 LOB: 2 BB: 0 P: 6	R: 0 E: 1 K: 1 S: 6 H: 0 LOB: 2 BB: 1 P: 10	1B: 7 2B: 1 3B: 0 HR: 1 SF: 0 SAC: 1 DP: 1 HBP: 0						

PITCHER		IP	WLS	BF	H	R	ER	SO	BB	IBB	HBP	BLK	WP	HR	S	P	ERA	WHIP
Joaquin Andujar, R ERA: 3.86	(1, 1)	5.1	W	22	5	2	2	4	1	0	0	0	0	1	29	33	3.38	1.125
Dave Rucker, L ERA: 5.55	(6, 1)	0.0		1	1	0	0	0	0	0	0	0	0	0	1	1	∞	∞
Jeff Lahti, R ERA: 2.72	(6, 1)	2.0		9	2	1	0	1	0	0	0	0	0	0	11	11	0.00	1.000
Bruce Sutter, R ERA: 4.0	(8, 1)	1.2	S	8	1	0	0	1	1	0	0	0	0	0	9	13	0.00	1.200

PITCHER	IP	WLS	BF	H	R	ER	SO	BB	IBB	HBP	BLK	WP	HR	S	P	ERA	WHIP

BOTTOM

St. Louis Cardinals @ Atlanta Braves

Atlanta-Fulton County Stadium, Atlanta, GA

Wed Aug 31 1983, 7:05 PM EDT

Att. 21,954 - Cloudy - 90 F

livebaseballscorecards.com

AB	37
R	3
H	9
RBI	3
BB	2
SO	6
LOB	22

1B: 7	SF: 0	WP: 0	PA: 41
2B: 1	SAC: 1	PB: 0	
3B: 0	DP: 1	SB: 0	
HR: 1	HBP: 0	CS: 1	

Batter	1	2	3	4	5	6	7	8	9	AB	R	H	RBI	BB	SO	LOB
Lonnie Smith, R (1, 7) OBP: 0.370, SLG: 0.426	6-3	FC5 2-3		S 1B 2-H 1B	6-3			G6-4-3 1-2f		5	1	1	1	0	0	4
Ozzie Smith, S (1, 6) OBP: 0.311, SLG: 0.333	G3		L7	F5 1-2		F9			F8	5	0	0	0	0	0	1
Willie McGee, S (1, 8) OBP: 0.325, SLG: 0.386	1B		G4-6-3 1B	2B 2-H 1B		6-3			G5-4-3 1B	5	1	4	1	0	0	0
Dane Iorg, L (1, 3) OBP: 0.350, SLG: 0.398	F8		G4-6-3 1-2f	2B 2-H		L7			G5-4-3 1-2f	5	0	1	1	0	0	3
Andy Van Slyke, L (1, 5) OBP: 0.366, SLG: 0.460		4-3		WP 1B 1B F9			G3 L6-5 2B			4	1	2	0	0	0	1
Ken Oberkfell, L (1, 4) OBP: 0.376, SLG: 0.377		1B 2B 1B		WP 1-2 1B	F9		G3 2-3			4	2	2	0	0	0	1
David Green, R (1, 9) OBP: 0.322, SLG: 0.420		2B 1-2 1B		2B 1-H 2-H 1B	K		L6-5 3-H			4	1	2	2	0	1	1
Darrell Porter, L (1, 2) OBP: 0.343, SLG: 0.414		FC5 1-3 2-H 2B		1B 1-H 2B	2B 2B			F7		4	2	3	2	0	0	0
Neil Allen, R (1, 1) OBP: 0.100, SLG: 0.150		F3		K	2-H 2B			G6-4-3 1B		2	0	0	0	0	1	3
Dave Vonohlen, L (4, 1) OBP: 0.250, SLG: 0.143										0	0	0	0	0	0	0
Bill Lyons, R (5, PH) OBP: 0.257, SLG: 0.324										1	0	1	1	0	0	0
Bob Forsch, R (5, 1) OBP: 0.313, SLG: 0.349										1	0	1	0	0	0	0
Inning Stats	R: 0 E: 0 K: 0 S: 4 H: 1 LOB: 1 BB: 0 P: 4	R: 1 E: 0 K: 0 S: 6 H: 3 LOB: 2 BB: 0 P: 6	R: 0 E: 0 K: 0 S: 3 H: 1 LOB: 0 BB: 0 P: 3	R: 6 E: 0 K: 1 S: 12 H: 7 LOB: 1 BB: 0 P: 12	R: 1 E: 0 K: 1 S: 7 H: 2 LOB: 1 BB: 0 P: 7	R: 0 E: 0 K: 0 S: 3 H: 0 LOB: 0 BB: 0 P: 3	R: 0 E: 0 K: 0 S: 3 H: 1 LOB: 0 BB: 0 P: 3	R: 0 E: 0 K: 0 S: 3 H: 1 LOB: 0 BB: 0 P: 3	R: 0 E: 0 K: 0 S: 3 H: 1 LOB: 0 BB: 0 P: 3	1B: 11 2B: 7 3B: 0 HR: 0 SF: 0 SAC: 0 DP: 4 HBP: 0						

PITCHER	IP	WLS	BF	H	R	ER	SO	BB	IBB	HBP	BLK	WP	HR	S	P	ERA	WHIP
Pascual Perez, R (1, 1) ERA: 3.78	3.0	L	16	8	4	4	0	0	0	0	0	1	0	16	16	12.00	2.667
Rick Camp, R (4, 1) ERA: 3.8	0.2		5	3	2	2	1	0	0	0	0	0	0	7	7	27.00	4.500
Pete Falcone, L (4, 1) ERA: 3.68	1.1		7	3	2	2	1	0	0	0	0	0	0	9	9	13.50	2.250
Donnie Moore, R (6, 1) ERA: 3.81	3.0		9	2	0	0	0	0	0	0	0	0	0	9	9	0.00	0.667
Gene Garber, R (9, 1) ERA: 4.44	1.0		3	1	0	0	0	0	0	0	0	0	0	3	3	0.00	1.000

PITCHER	IP	WLS	BF	H	R	ER	SO	BB	IBB	HBP	BLK	WP	HR	S	P	ERA	WHIP

TOP

St. Louis Cardinals @ Atlanta Braves

Atlanta-Fulton County Stadium, Atlanta, GA

Thu Sep 01 1983, 7:05 PM EDT
Att. 15,062 - Unknown - 78 F

livebaseballscorecards.com

AB	40
R	8
H	17
RBI	8
BB	0
SO	2
LOB	14

WP: 1	PA: 40
PB: 0	
SB: 1	
CS: 0	

St. Louis Cardinals @ Atlanta Braves

Atlanta-Fulton County Stadium, Atlanta, GA

Thu Sep 01 1983, 7:05 PM EDT

Att. 15,062 - Unknown - 78 F

BOTTOM

livebaseballscorecards.com

Batter	1	2	3	4	5	6	7	8	9	AB	R	H	RBI	BB	SO	LOB
Brett Butler, L (1, 7) OBP: 0.334, SLG: 0.396	4-3	BBBB 4-0 1-2 BB		P6		F7			3-1	4	0	0	0	1	0	1
Randy Johnson, R (1, 5) OBP: 0.375, SLG: 0.352	H 1-0 S 1B HBP	0-0 FC5 2-3f		0-0 1B 1B		0-0 G4-6-3 1-2f			0-0 1B	4	1	2	0	0	0	4
Chris Chambliss, L (1, 3) OBP: 0.366, SLG: 0.493	0-0 F2		0-0 4-3	0-0 L7			0-0 6-3		0-0 F8	5	0	0	0	0	0	3
Dale Murphy, R (1, 8) OBP: 0.396, SLG: 0.522	0-0 1B 1-H 1B		0-0 E S 3B 1B	0-0 FC6 1-2 1B			SSS 0-3 K			4	1	3	1	0	1	0
Claudell Washington, L (1, 9) OBP: 0.321, SLG: 0.416	0-0 CS 1-3 1B		0-0 1-H WP 3B	0-0 FC6 1-2f			0-0 1-3			4	1	2	1	0	0	2
Rafael Ramirez, R (1, 6) OBP: 0.334, SLG: 0.360	0-0 CS 1-2	SSS 0-3 K 1B 4-6-3	0-0 4-3		0-0 F8			0-0 G4-6-3 1B		4	0	1	0	0	1	1
Glenn Hubbard, R (1, 4) OBP: 0.324, SLG: 0.386		0-0 F8	BBBB 4-0 1B 3-H BB		0-0 6-3			0-0 G4-6-3 1-2f		3	0	0	0	1	0	2
Bruce Benedict, R (1, 2) OBP: 0.388, SLG: 0.345 Donnie Moore, L (6, 1) OBP: 0.500, SLG: 0.500 Gerald Perry, L (8, PH) OBP: 0.462, SLG: 0.636 Gene Garber, R (9, 1)		0-0 4-6-3 1-2	0-0 FC4-6 1-2 1B		0-0 6-3			0-0 G2		3 0 1 0	0 0 0 0	1 0 0 0	0 0 0 0	0 0 0 0	0 0 0 0	1 0 0 0
Pascual Perez, R (1, 1) OBP: 0.182, SLG: 0.156 Rick Camp, R (4, 1) OBP: 0.119, SLG: 0.103 Pete Falcone, L (4, 1) OBP: 0.111, SLG: 0.115 Biff Pocoroba, S (6, 2) OBP: 0.312, SLG: 0.380		0-0 FC5 BB 2-3 1B	0-0 FC4-6 1-2f			0-0 G4-6-3 1B			0-0 G3	2 0 0 2	0 0 0 0	1 0 0 1	0 0 0 0	0 0 0 0	0 0 0 0	2 0 0 0

Inning Stats	1	2	3	4	5	6	7	8	9	1B	SF	WP	PA
R	1	0	2	0	0	0	0	0	0	10	0	2	40
H	2	1	3	2	0	1	0	1	1	2B: 0	SAC: 0	PB: 0	
E	0	0	0	0	0	0	0	0	0	3B: 1	DP: 2	SB: 2	
LOB	1	3	2	2	0	0	0	1	1	HR: 0	HBP: 1	CS: 1	
K	0	1	0	0	0	3	1	3	4				
BB	0	1	1	0	0	0	0	0	1				
P	5	11	10	5	3	3	5	3	4				
S	4	7	6	5	3	3	5	3	4				

PITCHER		IP	WLS	BF	H	R	ER	SO	BB	IBB	HBP	BLK	WP	HR	S	P	ERA	WHIP
Neil Allen, R ERA: 3.81	(1, 1)	3.2		22	8	3	3	1	2	0	1	0	2	0	21	30	7.36	2.727
Dave Vonohlen, L ERA: 3.72	(4, 1)	0.1		1	0	0	0	0	0	0	0	0	0	0	1	1	0.00	0.000
Bob Forsch, R ERA: 4.62	(5, 1)	5.0	W	16	3	0	0	1	0	0	0	0	0	0	18	18	0.00	0.600

PITCHER		IP	WLS	BF	H	R	ER	SO	BB	IBB	HBP	BLK	WP	HR	S	P	ERA	WHIP

Batter	1	2	3	4	5	6	7	8	9	AB	R	H	RBI	BB	SO	LOB
Gary Redus, R (1, 7) OBP: 0.351, SLG: 0.444	0-0 4-3 PB 1B	0-0 1-H 1B 2B		0-3 K		0-3 K			0-0 F8	5	2	2	1	0	2	4
Dallas Williams, L (1, 8) OBP: 0.167, SLG: 0.167	0-0 4-3 1-2	0-0 E 2-H 1B		0-3 K			0-0 1-3		0-0 E9 FC5-4 1-2 2-3	5	0	1	1	0	1	3
Paul Householder, S (1, 9) OBP: 0.316, SLG: 0.376	0-0 4-3 2-3	0-0 E3 1-3			0-0 F8		0-0 G3		0-0 FC5-4 1-2f 2-3 3-H	5	0	0	1	0	0	4
Dan Driessen, L (1, 3) OBP: 0.390, SLG: 0.438	B B B B 4-0 E PB BB	0-0 L7			B B B 4-0 CS BB		0-0 L5		0-0 P4	3	0	0	0	2	0	4
Ron Oester, S (1, 4) OBP: 0.309, SLG: 0.388	0-0 E1 1-3 3-H		0-3 K		0-3 K 1-2			0-0 6-3		4	0	0	0	0	2	2
Dave Concepcion, R (1, 6) OBP: 0.308, SLG: 0.289	0-0 F9		0-0 F9			0-3 K		0-0 4-3		4	0	0	0	0	1	2
Nick Esasky, R (1, 5) OBP: 0.310, SLG: 0.412		0-3 K	0-0 E5			B B B B 4-0 1B BB		0-0 F3		3	0	0	0	1	1	0
Alan Knicely, R (1, 2) OBP: 0.333, SLG: 0.323		0-0 FC1-6 1B	0-0 L6			0-3 K			B B B B 4-0 E 1B FC5-4 BB	3	1	1	0	1	1	2
Frank Pastore, R (1, 1) OBP: 0.200, SLG: 0.250		0-0 FC1-6 1-2f 2B		0-3 K		0-0 1-2 1B			0-0 FC5-4 E 1-2 1B	4	1	2	0	0	1	1
Inning Stats	R: 1 H: 1 E: 1 LOB: 2 K: 0 BB: 1 S: 5 P: 9	R: 2 H: 3 E: 1 LOB: 2 K: 1 BB: 0 S: 9 P: 9	R: 0 H: 0 E: 1 LOB: 1 K: 1 BB: 0 S: 6 P: 6	R: 0 H: 0 E: 0 LOB: 0 K: 3 BB: 0 S: 9 P: 9	R: 0 H: 0 E: 0 LOB: 0 K: 1 BB: 1 S: 4 P: 8	R: 0 H: 1 E: 0 LOB: 2 K: 3 BB: 1 S: 10 P: 14	R: 0 H: 0 E: 0 LOB: 0 K: 0 BB: 0 S: 3 P: 3	R: 0 H: 0 E: 0 LOB: 0 K: 0 BB: 0 S: 3 P: 3	R: 1 H: 1 E: 1 LOB: 2 K: 0 BB: 1 S: 5 P: 9	1B: 5 SF: 0 2B: 1 SAC: 0 3B: 0 DP: 0 HR: 0 HBP: 0						

PITCHER		IP	WLS	BF	H	R	ER	SO	BB	IBB	HBP	BLK	WP	HR	S	P	ERA	WHIP
John Stuper, R ERA: 3.48	(1, 1)	3.0	L	17	4	3	2	2	1	0	0	0	0	0	20	24	6.00	1.667
Dave LaPoint, L ERA: 3.72	(4, 1)	3.0		11	1	0	0	7	2	0	0	0	0	0	23	31	0.00	1.000
Dave Vonohlen, L ERA: 3.59	(7, 1)	2.0		6	0	0	0	0	0	0	0	0	0	0	6	6	0.00	0.000
Jeff Lahti, R ERA: 2.67	(9, 1)	1.0		6	1	1	0	0	1	0	0	0	0	0	5	9	0.00	2.000

PITCHER	IP	WLS	BF	H	R	ER	SO	BB	IBB	HBP	BLK	WP	HR	S	P	ERA	WHIP

TOP

Cincinnati Reds @ St. Louis Cardinals

Busch Stadium, St. Louis, MO

Fri Sep 02 1983, 7:05 PM CDT
Att. 22,760 - Unknown

livebaseballscorecards.com

AB	36
R	4
H	6
RBI	3
BB	4
SO	9
LOB	22

Batter	1	2	3	4	5	6	7	8	9	AB	R	H	RBI	BB	SO	LOB
Ozzie Smith, S (1, 6) OBP: 0.313, SLG: 0.335	B B B B 4-0 CS BB		x 0-0 ③ 6-3			x 0-0 2B			x 0-0 ① F7	3	0	1	0	1	0	1
Ken Oberkfell, L (1, 4) OBP: 0.372, SLG: 0.373	S S S 0-3 ① ② K 1-2			x 0-0 ① F9		x 0-0 ③ 4-3			x 0-0 ② F5	4	0	0	0	0	1	2
Willie McGee, S (1, 8) OBP: 0.324, SLG: 0.384	x 0-0 ③ 1B			x 0-0 ② 5-3			x 0-0 ① 6-3		x 0-0 ③ 6-3	4	0	1	0	0	0	0
Dane Iorg, L (1, 3) OBP: 0.350, SLG: 0.396		x 0-0 ① F7		x 0-0 ③ 4-3			x 0-0 1B			3	0	1	0	0	0	0
Steve Braun, L (1, 7) OBP: 0.441, SLG: 0.432		x 0-0 ② F9			x 0-0 ① F9		x 0-0 ② P3			3	0	0	0	0	0	1
Andy Van Slyke, L (1, 5) OBP: 0.362, SLG: 0.454		S S S 0-3 ③ K			x 0-0 ② G3		x 0-0 ③ G3			3	0	0	0	0	1	1
David Green, R (1, 9) OBP: 0.320, SLG: 0.416			S S S 0-3 ① K		x 0-0 ③ 6-3			x 0-0 ① F9		3	0	0	0	0	1	0
Darrell Porter, L (1, 2) OBP: 0.343, SLG: 0.414			x 0-0 1B			S S S 0-3 ① K		x 0-0 ② F7		3	0	1	0	0	1	0
John Stuper, R (1, 1) OBP: 0.188, SLG: 0.114 Mike Ramsey, S (3, PH) OBP: 0.312, SLG: 0.329 Dave LaPoint, L (4, 1) OBP: 0.237, SLG: 0.151 Jamie Quirk, L (6, PH) OBP: 0.269, SLG: 0.306 Dave Vonohlen, L (7, 1) OBP: 0.250, SLG: 0.143 Lonnie Smith, R (8, PH) OBP: 0.369, SLG: 0.425 Jeff Lahti, R (9, 1)			x 0-0 ② P5			S S S 0-3 ② K		x 0-0 ③ 6-3		0 1 0 1 0 1 0	0 0 0 0 0 0 0	0 0 0 0 0 0 0	0 0 0 0 0 0 0	0 0 0 0 0 1 0	0 0 0 0 0 0 0	0 1 0 0 0 0 0
Inning Stats	R: 0 H: 1 E: 0 LOB: 1 K: 1 BB: 1 S: 4 P: 8	R: 0 H: 0 E: 0 LOB: 0 K: 1 BB: 0 S: 5 P: 5	R: 0 H: 1 E: 0 LOB: 1 K: 1 BB: 0 S: 6 P: 6	R: 0 H: 0 E: 0 LOB: 0 K: 0 BB: 0 S: 3 P: 3	R: 0 H: 0 E: 0 LOB: 0 K: 0 BB: 0 S: 3 P: 3	R: 0 H: 1 E: 0 LOB: 1 K: 2 BB: 0 S: 8 P: 8	R: 0 H: 1 E: 0 LOB: 1 K: 0 BB: 0 S: 4 P: 4	R: 0 H: 0 E: 0 LOB: 0 K: 0 BB: 0 S: 3 P: 3	R: 0 H: 0 E: 0 LOB: 0 K: 0 BB: 0 S: 3 P: 3	1B: 3 SF: 0 2B: 1 SAC: 0 3B: 0 DP: 0 HR: 0 HBP: 0						

PITCHER	IP	WLS	BF	H	R	ER	SO	BB	IBB	HBP	BLK	WP	HR	S	P	ERA	WHIP
Frank Pastore, R (1, 1) ERA: 5.17	9.0	W	30	4	0	0	5	1	0	0	0	0	0	39	43	0.00	0.556

PITCHER	IP	WLS	BF	H	R	ER	SO	BB	IBB	HBP	BLK	WP	HR	S	P	ERA	WHIP

BOTTOM

Cincinnati Reds @ St. Louis Cardinals

Busch Stadium, St. Louis, MO

Fri Sep 02 1983, 7:05 PM CDT
Att. 22,760 - Unknown

livebaseballscorecards.com

AB	29
R	0
H	4
RBI	0
BB	1
SO	5
LOB	6

WP: 0 PA: 30
PB: 0
SB: 0
CS: 1

Batter	1	2	3	4	5	6	7	8	9	10	AB	R	H	RBI	BB	SO	LOB
Gary Redus, R (1, 7) OBP: 0.356, SLG: 0.455	1B		FC3-6 BB 1B	G1-2-3 3-Hf			SH2-4 BB		HR		4	1	3	1	1	0	3
Dallas Williams, L (1, 8) OBP: 0.200, SLG: 0.111	F8		FC3-6 BB	B3			SH2-4		F5		3	0	0	0	1	0	1
Paul Householder, S (1, 9) OBP: 0.314, SLG: 0.373	1B		FC3-6 BB	F9			F5		4-3		5	0	1	1	0	0	3
Dan Driessen, L (1, 3) OBP: 0.393, SLG: 0.435	F8		BB	E1			FC6-4 IBB			BLK SH1-4 1B BB	2	1	0	0	3	0	1
Ron Oester, S (1, 4) OBP: 0.306, SLG: 0.385		K	K	6-3			FC6-4			SH1-4	4	0	0	0	0	2	6
Dave Concepcion, R (1, 6) OBP: 0.307, SLG: 0.288		1-4-3	6-3		5-3			4-3		2-H 1B	5	0	1	1	0	0	0
Nick Esasky, R (1, 5) OBP: 0.315, SLG: 0.414		K		2B G1-2-3 BB	1B			CS 1B		K	4	0	2	0	1	2	1
Alex Trevino, R (1, 2) OBP: 0.281, SLG: 0.283			FC1-6 1B	1-3 2B	F9			6-3		5-3	5	0	2	0	0	0	3
Mario Soto, R (1, 1) OBP: 0.156, SLG: 0.184			FC1-6 BB 1B FC3-6	E5	K				F5		4	1	0	0	0	1	4
Inning Stats	R: 0 E: 0 K: 0 S: 4 H: 2 LOB: 1 BB: 0 P: 4	R: 0 E: 0 K: 2 S: 7 H: 0 LOB: 0 BB: 0 P: 7	R: 1 E: 0 K: 1 S: 7 H: 2 LOB: 3 BB: 2 P: 15	R: 0 E: 1 K: 0 S: 4 H: 1 LOB: 2 BB: 1 P: 8	R: 0 E: 1 K: 0 S: 4 H: 0 LOB: 1 BB: 0 P: 4	R: 0 E: 0 K: 1 S: 6 H: 1 LOB: 1 BB: 0 P: 6	R: 0 E: 0 K: 0 S: 3 H: 0 LOB: 2 BB: 2 P: 11	R: 0 E: 0 K: 0 S: 3 H: 1 LOB: 0 BB: 0 P: 3	R: 1 E: 0 K: 0 S: 4 H: 1 LOB: 0 BB: 0 P: 4	R: 1 E: 0 K: 1 S: 6 H: 1 LOB: 1 BB: 1 P: 10	1B: 7 2B: 1 3B: 0 HR: 1 SF: 0 SAC: 2 DP: 1 HBP: 0						

PITCHER		IP	WLS	BF	H	R	ER	SO	BB	IBB	HBP	BLK	WP	HR	S	P	ERA	WHIP
Danny Cox, R ERA: 2.96	(1, 1)	9.0		39	8	2	2	4	4	1	0	0	0	1	42	62	2.00	1.333
Dave Rucker, L ERA: 5.8	(10, 1)	0.0	L	1	0	1	1	0	1	0	0	0	0	0	0	4	∞	∞
Bruce Sutter, R ERA: 3.95	(10, 1)	1.0		4	1	0	0	1	0	0	0	1	0	0	6	6	0.00	1.000

PITCHER	IP	WLS	BF	H	R	ER	SO	BB	IBB	HBP	BLK	WP	HR	S	P	ERA	WHIP

TOP

Cincinnati Reds @ St. Louis Cardinals

Busch Stadium, St. Louis, MO

Sat Sep 03 1983, 7:05 PM CDT
Att. 34,798 - Unknown

livebaseballscorecards.com

AB	36
R	3
H	9
RBI	3
BB	6
SO	5
LOB	22

Batter	1	2	3	4	5	6	7	8	9	10	AB	R	H	RBI	BB	SO	LOB
Ozzie Smith, S (1, 6) OBP: 0.314, SLG: 0.338	S SF8 2B		F5 ①		1-3 1B			K		F8 ②③ 1-2	5	1	2	0	0	1	1
Ken Oberkfell, L (1, 5) OBP: 0.369, SLG: 0.369	F2 ① 2-3		4-3 ②		2-3 ③			F8 ②			4	0	0	0	0	0	3
Willie McGee, S (1, 8) OBP: 0.322, SLG: 0.382	SF8 ② 3-H		K ③			6-3 ①		1-3 ③			3	0	0	1	0	1	0
George Hendrick, R (1, 3) OBP: 0.373, SLG: 0.497	E6			K ①		1B			5-3 ①		4	0	1	0	0	1	0
Dane Iorg, L (1, 7) OBP: 0.339, SLG: 0.382	K ③			F7 ②		F9 ②			F7 ②		4	0	0	0	0	1	2
Darrell Porter, L (1, 2) OBP: 0.342, SLG: 0.420		K ①		F8 ③		F7 ③			HR		4	1	1	1	0	1	1
Andy Van Slyke, L (1, 9) (10, 7) OBP: 0.360, SLG: 0.450		1B	F9 ①			F7 ①			F8 ③		4	0	1	0	0	0	0
Bill Lyons, R (1, 4) OBP: 0.237, SLG: 0.297		F9 ②	5-3 ②			1-3 ②				F7 ①	3	0	0	0	0	0	1
Steve Braun, L (10, PH) OBP: 0.436, SLG: 0.427											1	0	0	0	0	0	0
Danny Cox, R (1, 1) OBP: 0.125, SLG: 0.125		F8 ③	1B 1B			K ③				CS 1B	3	0	1	0	0	1	1
Dave Rucker, L (10, 1)											0	0	0	0	0	0	0
Bruce Sutter, R (10, 1)											0	0	0	0	0	0	0
David Green, R (10, 9) OBP: 0.322, SLG: 0.418											1	0	1	0	0	0	0
Inning Stats	R: 1 H: 1 E: 1 LOB: 1 K: 1 BB: 0 S: 7 P: 7	R: 0 H: 1 E: 0 LOB: 1 K: 1 BB: 0 S: 6 P: 6	R: 0 H: 0 E: 0 LOB: 0 K: 1 BB: 0 S: 5 P: 5	R: 0 H: 0 E: 0 LOB: 0 K: 1 BB: 0 S: 5 P: 5	R: 0 H: 2 E: 0 LOB: 2 K: 0 BB: 0 S: 5 P: 5	R: 0 H: 1 E: 0 LOB: 1 K: 0 BB: 0 S: 4 P: 4	R: 0 H: 0 E: 0 LOB: 0 K: 1 BB: 0 S: 5 P: 5	R: 0 H: 0 E: 0 LOB: 0 K: 1 BB: 0 S: 5 P: 5	R: 1 H: 1 E: 0 LOB: 0 K: 0 BB: 0 S: 4 P: 4	R: 0 H: 1 E: 0 LOB: 0 K: 0 BB: 0 S: 3 P: 3	1B: 5 SF: 1 2B: 1 SAC: 0 3B: 0 DP: 0 HR: 1 HBP: 0						

PITCHER	IP	WLS	BF	H	R	ER	SO	BB	IBB	HBP	BLK	WP	HR	S	P	ERA	WHIP
Mario Soto, R (1, 1) ERA: 2.56	10.0	W	37	7	2	2	6	0	0	0	0	0	1	49	49	1.80	0.700

PITCHER	IP	WLS	BF	H	R	ER	SO	BB	IBB	HBP	BLK	WP	HR	S	P	ERA	WHIP

BOTTOM

Cincinnati Reds @ St. Louis Cardinals

Busch Stadium, St. Louis, MO

Sat Sep 03 1983, 7:05 PM CDT
Att. 34,798 - Unknown

livebaseballscorecards.com

AB	36
R	2
H	7
RBI	2
BB	0
SO	6
LOB	9

1B: 5 SF: 1
2B: 1 SAC: 0
3B: 0 DP: 0
HR: 1 HBP: 0

WP: 0 PA: 37
PB: 0
SB: 1
CS: 1

Batter	1	2	3	4	5	6	7	8	9	AB	R	H	RBI	BB	SO	LOB
Eddie Milner, L (1, 8) OBP: 0.355, SLG: 0.381	G3		4-3			FC4 1-2f		BB 1-2 HR		3	1	0	0	1	0	1
Gary Redus, R (1, 7) OBP: 0.355, SLG: 0.453	7-4 E 1B			K		P1		K		4	0	1	0	0	2	3
Dallas Williams, L (1, 9) OBP: 0.154, SLG: 0.083	7-4 1-3f			4-3			6-3	1-H 2-H HR		3	0	0	0	0	0	1
Johnny Bench, R (8, PH) OBP: 0.305, SLG: 0.426										1	1	1	3	0	0	0
Ben Hayes, R (8, 1)										0	0	0	0	0	0	0
Dan Driessen, L (1, 3) OBP: 0.391, SLG: 0.431		6-3		F8			BB 4-3 3B	4-3		3	1	0	0	1	0	0
Ron Oester, S (1, 4) OBP: 0.306, SLG: 0.383		BB E 1B			P4		4-3 1-2		F8	3	0	0	0	1	0	1
Nick Esasky, R (1, 5) OBP: 0.321, SLG: 0.425		E6 1-3 1B			BB G1-6-3		3B 2-H		K	3	0	2	1	1	1	0
Steve Christmas, L (1, 2) OBP: 0.200, SLG: 0.200		6-3			G1-6-3 1-2f		G3		1B	4	0	1	0	0	0	3
Kelly Paris, R (9, PR) OBP: 0.297, SLG: 0.270										0	0	0	0	0	0	0
Alan Knicely, R (9, 2) OBP: 0.333, SLG: 0.323										0	0	0	0	0	0	0
Tom Foley, L (1, 6) OBP: 0.250, SLG: 0.247			1-3			3-1		F7	F9	4	0	0	0	0	0	1
Joe Price, R (1, 1) OBP: 0.159, SLG: 0.098			4-3			FC4 1B		BB HR 1B		1	0	0	0	0	0	0
Tom Hume, R (5, 1)										0	0	0	0	0	0	0
Duane Walker, L (6, PH) OBP: 0.294, SLG: 0.339										1	0	1	0	0	0	0
Rich Gale, R (6, 1) OBP: 0.250, SLG: 0.389										0	0	0	0	0	0	0
Paul Householder, S (8, PH) OBP: 0.316, SLG: 0.375										1	1	1	0	0	0	0
(8, 9)																
Inning Stats	R: 0 E: 1 K: 0 S: 3 H: 1 LOB: 0 BB: 0 P: 3	R: 0 E: 1 K: 0 S: 3 H: 1 LOB: 1 BB: 1 P: 7	R: 0 E: 0 K: 0 S: 3 H: 0 LOB: 0 BB: 0 P: 3	R: 0 E: 0 K: 1 S: 5 H: 0 LOB: 0 BB: 0 P: 5	R: 0 E: 0 K: 0 S: 2 H: 0 LOB: 0 BB: 1 P: 6	R: 0 E: 0 K: 0 S: 4 H: 1 LOB: 1 BB: 0 P: 4	R: 1 E: 0 K: 0 S: 4 H: 1 LOB: 1 BB: 1 P: 8	R: 3 E: 0 K: 1 S: 7 H: 2 LOB: 0 BB: 1 P: 11	R: 0 E: 0 K: 1 S: 6 H: 1 LOB: 1 BB: 0 P: 6	1B: 5 2B: 1 3B: 1 HR: 1 SF: 0 SAC: 0 DP: 2 HBP: 0						

PITCHER		IP	WLS	BF	H	R	ER	SO	BB	IBB	HBP	BLK	WP	HR	S	P	ERA	WHIP
Joaquin Andujar, R ERA: 3.86	(1, 1)	7.1		28	5	3	3	1	4	0	0	0	0	0	26	42	3.68	1.227
Bruce Sutter, R ERA: 4.03	(8, 1)	0.2		3	1	1	1	1	0	0	0	0	0	1	5	5	13.50	1.500
Jeff Lahti, R ERA: 2.63	(9, 1)	1.0	W	4	1	0	0	1	0	0	0	0	0	0	6	6	0.00	1.000

PITCHER	IP	WLS	BF	H	R	ER	SO	BB	IBB	HBP	BLK	WP	HR	S	P	ERA	WHIP

TOP

Cincinnati Reds @ St. Louis Cardinals

Busch Stadium, St. Louis, MO

Sun Sep 04 1983, 3:33 AM CDT

Att. 35,255 - Unknown

livebaseballscorecards.com

AB	31
R	4
H	7
RBI	4
BB	4
SO	3
LOB	10

PA: 35

WP: 0
PB: 0
SB: 0
CS: 0

Batter	1	2	3	4	5	6	7	8	9	AB	R	H	RBI	BB	SO	LOB
Lonnie Smith, R (1, 7) OBP: 0.369, SLG: 0.427	K		P6		FC6-4 1B		F7		1B 2B	5	2	2	0	0	1	0
Ozzie Smith, S (1, 6) OBP: 0.314, SLG: 0.335	F8		5-3		BB FC6-4 1-2		F7		IBB 1B	3	0	0	0	2	0	0
Willie McGee, S (1, 8) OBP: 0.324, SLG: 0.385	K		2B		FC6-4 1-2f 2-H		2B BB		1B 1-2 2-H	4	1	2	2	1	1	1
George Hendrick, R (1, 3) OBP: 0.374, SLG: 0.506		HR	F3		F8		1B 2B 1-H			4	1	2	2	0	0	2
David Green, R (1, 9) OBP: 0.326, SLG: 0.427		F8 1B SH1-3 1B		K		FC5-2 3B	S 1B 2-3			4	1	3	0	0	1	0
Floyd Rayford, R (1, 5) OBP: 0.280, SLG: 0.363		SH1-3 1B 1-2		1B 1B		FC5-2 6-3 3-H	F9 1-2			4	0	2	0	0	0	3
Bill Lyons, R (1, 4) OBP: 0.244, SLG: 0.300		F8 2-3		G1-6-3 1B 1-2		6-3 1-2			1-3	3	0	1	0	0	0	3
Steve Braun, L (8, PH) OBP: 0.432, SLG: 0.421										1	0	0	0	0	0	0
Ken Oberkfell, L (9, 4) OBP: 0.369, SLG: 0.369										0	0	0	0	0	0	0
Glenn Brummer, R (1, 2) OBP: 0.345, SLG: 0.347		SH1-3 1-2 3-H		G1-6-3 1-2f		IBB			F5	1	0	0	1	1	0	2
Dane Iorg, L (8, PH) OBP: 0.336, SLG: 0.378										1	0	0	0	0	0	0
Jeff Lahti, R (9, 1)										0	0	0	0	0	0	0
Joaquin Andujar, S (1, 1) OBP: 0.104, SLG: 0.106		6-3			BB CS	K			P4	2	0	0	0	1	1	3
Bruce Sutter, R (8, 1)										0	0	0	0	0	0	0
Darrell Porter, L (8, PH) OBP: 0.341, SLG: 0.419										1	0	0	0	0	0	0
(9, 2)																
Inning Stats	R: 0 E: 0 K: 2 S: 7 H: 0 LOB: 0 BB: 0 P: 7	R: 2 E: 0 K: 0 S: 6 H: 3 LOB: 1 BB: 0 P: 6	R: 0 E: 0 K: 0 S: 4 H: 1 LOB: 1 BB: 0 P: 4	R: 0 E: 0 K: 1 S: 6 H: 2 LOB: 1 BB: 0 P: 6	R: 1 E: 0 K: 0 S: 3 H: 1 LOB: 1 BB: 2 P: 11	R: 0 E: 0 K: 1 S: 6 H: 1 LOB: 2 BB: 1 P: 10	R: 1 E: 0 K: 0 S: 5 H: 2 LOB: 2 BB: 1 P: 9	R: 0 E: 0 K: 0 S: 3 H: 0 LOB: 0 BB: 0 P: 3	R: 1 E: 0 K: 0 S: 2 H: 2 LOB: 2 BB: 1 P: 6	1B: 7 2B: 3 3B: 1 HR: 1	SF: 0 SAC: 1 DP: 1 HBP: 0						

PITCHER		IP	WLS	BF	H	R	ER	SO	BB	IBB	HBP	BLK	WP	HR	S	P	ERA	WHIP
Joe Price, L ERA: 2.88	(1, 1)	4.1		20	7	3	3	3	2	0	0	0	0	1	24	32	6.23	2.077
Tom Hume, R ERA: 5.5	(5, 1)	0.2		2	0	0	0	0	0	0	0	0	0	0	2	2	0.00	0.000
Rich Gale, R ERA: 5.31	(6, 1)	2.0		11	3	1	1	1	1	1	0	0	0	0	11	19	4.50	2.000
Ben Hayes, R ERA: 5.63	(8, 1)	1.0	L	6	2	1	1	0	0	1	0	0	0	0	5	9	9.00	2.000

PITCHER	IP	WLS	BF	H	R	ER	SO	BB	IBB	HBP	BLK	WP	HR	S	P	ERA	WHIP

BOTTOM

Cincinnati Reds @ St. Louis Cardinals

Busch Stadium, St. Louis, MO

Sun Sep 04 1983, 3:33 AM CDT

Att. 35,255 - Unknown

livebaseballscorecards.com

AB	33
R	5
H	12
RBI	5
BB	5
SO	4
LOB	14



Batter	1	2	3	4	5	6	7	8	9	AB	R	H	RBI	BB	SO	LOB
Lee Lacy, R (1, 7) OBP: 0.351, SLG: 0.404	B B B B 4-0 F8 S 4-3 BB		x 0-0 ②③ F8 1-2	x 0-0 ③ FC4-6 1-2f		x 0-0 ② FC6-4 FC5-4 1-2f 2-3			x 0-0 ② F9	4	1	0	0	1	0	6
Johnny Ray, S (1, 4) OBP: 0.320, SLG: 0.393	x 0-0 ① F8 1-3			x 0-0 1B 1B 1B 1B S S S 0-3 ① K		x 0-0 ③ FC5-4 1-2f			x 0-0 ③ F6	5	1	1	0	0	1	3
Bill Madlock, R (1, 5) OBP: 0.382, SLG: 0.444	x 0-0 ② 4-3 3-H			x 0-0 ① F8	x 0-0 1B 1B		S S S 0-3 ① K			4	0	1	1	0	1	1
Dave Parker, L (1, 9) OBP: 0.304, SLG: 0.414	S S S 0-3 ③ K			x 0-0 1B 1B 1-2 1B	x 0-0 1-2 1B		S S S 0-3 ② K			4	1	2	0	0	2	0
Richie Hebner, L (1, 3) OBP: 0.289, SLG: 0.291		S S S 0-3 ① K		x 0-0 1B SF8 1-2 2-3 1B	S S S 0-3 ② K		x 0-0 ③ F5			4	1	1	0	0	2	2
Tony Peña, R (1, 2) OBP: 0.333, SLG: 0.421		x 0-0 ② 1-3		x 0-0 BB 1B 1-3 2-H 3-H 1B	S S S 0-3 ③ K			x 0-0 ① 5-3		4	0	1	2	0	1	2
Marvell Wynne, L (1, 8) OBP: 0.322, SLG: 0.370 Brian Harper, R (4, PH) OBP: 0.218, SLG: 0.432 Joe Orsulak, L (4, 8) OBP: 0.500, SLG: 0.500		x 0-0 ③ 4-3		x 0-0 ② SF8 3-H		x 0-0 FC6-4 1B 1B		x 0-0 CS 1B 1B		1 0 2	0 0 0	0 0 2	0 1 0	0 0 0	0 0 0	0 0 0
Dale Berra, R (1, 6) OBP: 0.315, SLG: 0.346			x 0-0 ① F8	x 0-0 BB 1-2 1B		x 0-0 FC6-4 1-2 1B		x 0-0 ②③ L7 1-2		4	0	2	0	0	0	1
Larry McWilliams, L (1, 1) OBP: 0.147, SLG: 0.149 Manny Sarmiento, R (3, 1) Jim Morrison, R (4, PH) OBP: 0.359, SLG: 0.508 Cecilio Guante, R (4, 1) OBP: 0.150, SLG: 0.105 Rod Scurry, L (6, 1) Ron Wotus, R (9, PH)			x 0-0 CS 1B	B B B 4-0 FC4-6 1-2 2-3 BB		S S S 0-3 ① K			x 0-0 ① P3	1 0 0 1 0 0 1	0 0 0 0 0 0 0	1 0 0 0 0 0 0	0 0 0 1 0 1 0	0 0 0 0 0 0 0	0 0 0 0 0 0 0	0 0 0 0 2 0 0
Inning Stats	R: 1 H: 0 E: 0 LOB: 0 K: 1 BB: 1 S: 5 P: 9	R: 0 H: 0 E: 0 LOB: 0 K: 1 BB: 0 S: 5 P: 5	R: 0 H: 1 E: 0 LOB: 0 K: 0 BB: 0 S: 3 P: 3	R: 3 H: 5 E: 0 LOB: 3 K: 0 BB: 1 S: 8 P: 12	R: 0 H: 2 E: 0 LOB: 2 K: 3 BB: 0 S: 11 P: 11	R: 0 H: 2 E: 0 LOB: 2 K: 1 BB: 0 S: 7 P: 7	R: 0 H: 0 E: 0 LOB: 0 K: 2 BB: 0 S: 7 P: 7	R: 0 H: 1 E: 0 LOB: 0 K: 0 BB: 0 S: 3 P: 3	R: 0 H: 0 E: 0 LOB: 0 K: 0 BB: 0 S: 3 P: 3	1B: 11 2B: 0 3B: 0 HR: 0	SF: 1 SAC: 0 DP: 0 HBP: 0			WP: 0 PB: 0 SB: 1 CS: 2		PA: 38	

PITCHER		IP	WLS	BF	H	R	ER	SO	BB	IBB	HBP	BLK	WP	HR	S	P	ERA	WHIP
Neil Allen, R ERA: 3.97	(1, 1)	3.1		15	5	4	4	2	1	0	0	0	0	0	18	22	10.80	1.800
Dave LaPoint, L ERA: 3.6	(4, 1)	5.2	W	23	6	0	0	6	1	0	0	0	0	0	34	38	0.00	1.235

PITCHER	IP	WLS	BF	H	R	ER	SO	BB	IBB	HBP	BLK	WP	HR	S	P	ERA	WHIP

TOP

Pittsburgh Pirates @ St. Louis Cardinals

Busch Stadium, St. Louis, MO

Mon Sep 05 1983, 3:33 AM CDT

Unknown

livebaseballscorecards.com

AB	35
R	4
H	11
RBI	4
BB	2
SO	8
LOB	17

BOTTOM

Pittsburgh Pirates @ St. Louis Cardinals

Busch Stadium, St. Louis, MO

Mon Sep 05 1983, 3:33 AM CDT

Unknown

livebaseballscorecards.com

Batter	1	2	3	4	5	6	7	8	9	AB	R	H	RBI	BB	SO	LOB
Lonnie Smith, R (1, 7) OBP: 0.373, SLG: 0.433	x 0-0 CS 1B		x 0-0 1B 1-3 3B 2B		x 0-0 G4-6-3 1B		x 0-0 ② F9			4	1	3	0	0	0	1
Ozzie Smith, S (1, 6) OBP: 0.314, SLG: 0.335	x 0-0 ①② 6-3 1-2		x 0-0 3B 2-3 3-H 1B		x 0-0 ②③ G4-6-3 1-2f		S S S 0-3 ③ K			4	1	1	1	0	1	3
Willie McGee, S (1, 8) OBP: 0.324, SLG: 0.388	x 0-0 ③ F8		x 0-0 1-H 3-H SF9 3B			x 0-0 ① F9		S S S 0-3 ① K		4	1	1	2	0	1	0
George Hendrick, R (1, 3) OBP: 0.377, SLG: 0.507		B B B B 4-0 BB	x 0-0 ② SF9 3-H			x 0-0 1B 1B		B B B B 4-0 6-3 1B BB		1	1	1	1	2	0	0
David Green, R (1, 9) OBP: 0.325, SLG: 0.425		x 0-0 ① L4	x 0-0 ③ F9			x 0-0 1-2 1B		x 0-0 ② 6-3 1-2		4	0	1	0	0	0	2
Floyd Rayford, R (1, 5) OBP: 0.277, SLG: 0.359 Andy Van Slyke, L (4, PH) OBP: 0.363, SLG: 0.448 (5, 5)		x 0-0 ② F9		B B B B 4-0 CS BB		S S S 0-3 ② K		B B B B 4-0 1B 1B BB		1	0	0	0	0	0	1
										1	1	0	0	2	1	2
Bill Lyons, R (1, 4) OBP: 0.238, SLG: 0.293 Ken Oberkfell, L (4, PH) OBP: 0.369, SLG: 0.369 (5, 4)		x 0-0 ③ 6-3	x 0-0 ①② F4 1-2			S S S 0-3 ③ K		x 0-0 IBB 1-3 2-H 1B		1	0	0	0	0	0	1
										3	1	1	1	0	1	3
Glenn Brummer, R (1, 2) OBP: 0.341, SLG: 0.342 Darrell Porter, L (4, PH) OBP: 0.341, SLG: 0.417 (5, 2)			x 0-0 ① 1-3	x 0-0 ③ F7			S S S 0-3 ① K	I I I I 4-0 1B 1-2 IBB		1	0	0	0	0	0	0
										2	0	0	0	1	1	0
Neil Allen, R (1, 1) OBP: 0.122, SLG: 0.171 Dave LaPoint, L (4, 1) OBP: 0.258, SLG: 0.164			x 0-0 2B 1B 1B		S S S 0-3 ① K		B B B B 4-0 BB	x 0-0 ③ 1-3 2-H 3-H 1B		1	1	1	0	0	0	0
										2	0	1	2	1	1	0
Inning Stats	R: 0 E: 0 K: 0 S: 3 H: 1 LOB: 0 BB: 0 P: 3	R: 0 E: 0 K: 0 S: 3 H: 0 LOB: 1 BB: 1 P: 7	R: 4 E: 0 K: 0 S: 7 H: 4 LOB: 0 BB: 0 P: 7	R: 0 E: 0 K: 0 S: 2 H: 0 LOB: 0 BB: 1 P: 6	R: 0 E: 0 K: 1 S: 5 H: 1 LOB: 0 BB: 0 P: 5	R: 0 E: 0 K: 2 S: 9 H: 2 LOB: 2 BB: 0 P: 9	R: 0 E: 0 K: 2 S: 7 H: 0 LOB: 1 BB: 1 P: 11	R: 3 E: 0 K: 1 S: 6 H: 2 LOB: 2 BB: 3 P: 18		1B: 8 2B: 1 3B: 1 HR: 0	SF: 1 SAC: 0 DP: 1 HBP: 0			WP: 0 PB: 0 SB: 0 CS: 2		PA: 36	

	AB	29
	R	7
	H	10
	RBI	7
	BB	6
	SO	6
	LOB	13

PITCHER		IP	WLS	BF	H	R	ER	SO	BB	IBB	HBP	BLK	WP	HR	S	P	ERA	WHIP
Larry McWilliams, L ERA: 3.15	(1, 1)	2.1		12	5	4	4	0	1	0	0	0	0	0	11	15	15.43	2.571
Manny Sarmiento, R ERA: 3.27	(3, 1)	0.2		2	0	0	0	0	0	0	0	0	0	0	2	2	0.00	0.000
Cecilio Guante, R ERA: 2.92	(4, 1)	2.1		9	3	0	0	1	1	0	0	0	0	0	10	14	0.00	1.714
Rod Scurry, L ERA: 5.74	(6, 1)	2.2	L	13	2	3	3	5	3	1	0	0	0	0	19	35	10.12	1.875

PITCHER	IP	WLS	BF	H	R	ER	SO	BB	IBB	HBP	BLK	WP	HR	S	P	ERA	WHIP

Batter	1	2	3	4	5	6	7	8	9	10	AB	R	H	RBI	BB	SO	LOB
Lee Lacy, R (1, 7) OBP: 0.347, SLG: 0.399	6-3		6-3			6-3	F9		BB	1B	3	0	0	0	0	0	2
Mike Easler, L (7, PH) OBP: 0.360, SLG: 0.453 (7, 7)			2-3			2-3			1-2 2B	1-2	2	1	1	0	1	0	1
Lee Mazzilli, S (1, 3) OBP: 0.376, SLG: 0.349	F9			F7		S 1B		1-3 1B 1B	F8	5-3	6	1	2	1	0	0	4
						3-H											
Bill Madlock, R (1, 5) OBP: 0.382, SLG: 0.444	P6			L6		BB		1-3	HBP 2B		4	0	1	2	1	0	1
Ron Wotus, R (9, PR) (9, 4)						1-2		1-2	1-H 2-H		0	0	0	0	0	0	0
Dave Parker, L (1, 9) OBP: 0.305, SLG: 0.412		F7		F8		F7		5-3 1B	FC5 HBP IBB		4	0	1	1	1	0	2
								2-H									
Johnny Ray, S (1, 4) OBP: 0.321, SLG: 0.392		BB 1B			F8		2B 2B 1B	5-3	1-0 HBP		1	0	0	0	1	0	0
Jim Morrison, R (7, PH) OBP: 0.366, SLG: 0.508 (7, 4) (9, 5)								1-2	1-2 2-3		2	1	1	0	0	0	1
Milt May, L (1, 2) OBP: 0.324, SLG: 0.371		1-2 1B			F7		K	IBB	FC5		2	0	1	0	0	0	0
Tony Peña, R (7, PH) OBP: 0.333, SLG: 0.419 (7, 2)									2-3f		2	0	0	0	1	1	4
Marvell Wynne, L (1, 8) OBP: 0.320, SLG: 0.367		F5			P3		P4	F8		F8	2	0	0	0	0	0	1
Brian Harper, R (7, PH) OBP: 0.216, SLG: 0.429											1	0	0	0	0	0	1
Joe Orsulak, L (7, 8) OBP: 0.333, SLG: 0.333											2	0	0	0	0	0	2
Dale Berra, R (1, 6) OBP: 0.316, SLG: 0.349			CS SH2-4 1B			E5 6-3 1B	1-3 2B 2B		5-3	F2	5	2	2	0	0	0	0
Alfonso Pulido, L (1, 1) Don Robinson, R (3, 1) OBP: 0.154, SLG: 0.286 Gene Tenace, R (7, PH) OBP: 0.000, SLG: 0.000 Manny Sarmiento, R (7, 1) Dave Tomlin, L (7, 1) Kent Tekulve, R (8, 1) Richie Hebner, L (9, PH) OBP: 0.000, SLG: 0.000 Rafael Belliard, R (9, PR) Bob Owchinko, L (9, 1) Cecilio Guante, R (9, 1) OBP: 0.166, SLG: 0.166			SH2-4 1-2			P6	2-H 3-H 2B		BB 2B 1B	1B BB	0	0	0	0	0	0	0
											1	0	0	0	0	0	1
											1	0	1	2	0	0	0
											0	0	0	0	0	0	0
											0	0	0	0	0	0	0
											0	0	0	0	0	0	0
											1	0	1	0	0	0	0
											0	1	0	0	0	0	0
											0	0	0	0	0	0	0
											0	0	0	0	1	0	0
Inning Stats	R: 0 E: 0 K: 0 S: 3 H: 0 LOB: 0 BB: 0 P: 3	R: 0 E: 0 K: 0 S: 3 H: 1 LOB: 1 BB: 1 P: 7	R: 0 E: 0 K: 0 S: 3 H: 1 LOB: 0 BB: 0 P: 3	R: 0 E: 0 K: 0 S: 3 H: 0 LOB: 0 BB: 0 P: 3	R: 0 E: 0 K: 0 S: 3 H: 0 LOB: 0 BB: 0 P: 3	R: 1 E: 1 K: 0 S: 5 H: 1 LOB: 2 BB: 1 P: 9	R: 2 E: 0 K: 1 S: 8 H: 3 LOB: 1 BB: 0 P: 8	R: 1 E: 0 K: 0 S: 5 H: 2 LOB: 2 BB: 1 P: 9	R: 2 E: 0 K: 0 S: 5 H: 2 LOB: 3 BB: 2 P: 14	R: 0 E: 0 K: 0 S: 4 H: 1 LOB: 2 BB: 1 P: 8	1B: 8 2B: 3 3B: 0 HR: 0	SF: 0 SAC: 1 DP: 0 HBP: 1					

PITCHER	IP	WLS	BF	H	R	ER	SO	BB	IBB	HBP	BLK	WP	HR	S	P	ERA	WHIP
Bob Forsch, R (1, 1) ERA: 4.45	5.2		21	3	1	0	0	2	0	0	0	0	0	19	27	0.00	0.882
Dave Rucker, L (6, 1) ERA: 6.14	1.0		6	3	2	2	1	0	0	0	0	0	0	8	8	18.00	3.000
Jeff Lahti, R (7, 1) ERA: 2.76	0.1		2	1	1	1	0	0	0	0	0	0	0	2	2	27.00	3.000
Bruce Sutter, R (8, 1) ERA: 4.18	1.2		12	3	2	2	0	1	2	1	0	0	0	8	21	10.80	2.400
Neil Allen, R (9, 1) ERA: 3.93	1.1	W	6	1	0	0	0	1	0	0	0	0	0	5	9	0.00	1.500

PITCHER	IP	WLS	BF	H	R	ER	SO	BB	IBB	HBP	BLK	WP	HR	S	P	ERA	WHIP

TOP

Pittsburgh Pirates @ St. Louis Cardinals

Busch Stadium, St. Louis, MO

Mon Sep 05 1983, 7:05 PM CDT

Att. 39,687 - Unknown

livebaseballscorecards.com

AB	39
R	6
H	11
RBI	6
BB	6
SO	1
LOB	20

WP: 0	PA: 47		
PB: 0			
SB: 1			
CS: 1			

Batter	1	2	3	4	5	6	7	8	9	10	AB	R	H	RBI	BB	SO	LOB
Lonnie Smith, R (1, 7) OBP: 0.373, SLG: 0.439	x 0-0 P6 ①		x 0-0 HR BBBB 4-0 BB		x 0-0 F9 ②		x 0-0 SH1-3 ① 2-3	x 0-0 G6-4-3 ②③ 1-2f		4	1	1	1	1	0	3
Ozzie Smith, S (1, 6) OBP: 0.316, SLG: 0.340	x 0-0 1-3 ②		BBBB 4-0 FC4 E WP BB x 0-0 P2 ③			x 0-0 2B 2-H		x 0-0 FC SH3 3-H		x 0-0 F9 SF8 2B	5	2	2	2	1	0	2
Willie McGee, S (1, 8) OBP: 0.325, SLG: 0.388	x 0-0 1B		x 0-0 E5 FC4 1-2		BBBB 4-0 S BB	x 0-0 F7 ③		x 0-0 SH3 ② 1-2		x 0-0 F9 ① 2-3	3	0	1	0	1	0	2
Jeff Lahti, R (7, 1)											0	0	0	0	0	0	0
Bruce Sutter, R (8, 1)											0	0	0	0	0	0	0
Neil Allen, R (9, 1) OBP: 0.122, SLG: 0.171											0	0	0	0	0	0	0
Steve Braun, L (10, PH) OBP: 0.427, SLG: 0.416											1	0	0	0	0	0	1
George Hendrick, R (1, 3) OBP: 0.378, SLG: 0.504	x 0-0 F2 ③		x 0-0 FC4 E S 2-6-2-5 ① 1-2f 2-3		x 0-0 F9 ① 1-2		x 0-0 FC4-6 SH1-3 1B	4-0 IBB		4-0 IBB	4	0	1	0	2	0	4
David Green, R (1, 9) OBP: 0.322, SLG: 0.421		x 0-0 F4 ①	SSS 0-3 K ② 1-2		x 0-0 F9 ②		x 0-0 SH1-3 ① 1-2	SSS 0-3 K ③		x 0-0 SF8 ② 3-H	4	0	0	0	0	2	5
Dane Iorg, L (10, PH) OBP: 0.333, SLG: 0.378											0	0	0	1	0	0	0
Floyd Rayford, R (1, 5) OBP: 0.288, SLG: 0.362		x 0-0 1B	x 0-0 E6 2-3 3-H		BBBB 4-0 BB		I I I 4-0 FC4-6 IBB		x 0-0 HR		2	0	1	0	1	0	1
Dave Rucker, L (6, 1)											0	0	0	0	0	0	0
Andy Van Slyke, L (7, 8) OBP: 0.368, SLG: 0.464											1	1	1	1	1	0	0
Bill Lyons, R (1, 4) OBP: 0.222, SLG: 0.273	SSS 0-3 K ②		x 0-0 2-6-2-5 ③ 3-H	x 0-0 6-3 ①	SSS 0-3 K ③		x 0-0 FC4-6 ② 1-2f 2-3		x 0-0 2B		3	0	0	0	0	2	3
Darrell Porter, L (7, PH) OBP: 0.342, SLG: 0.420											2	0	1	0	0	0	2
(8, 2)																	
Glenn Brummer, R (1, 2) OBP: 0.337, SLG: 0.329	x 0-0 6-3 ③		BBBB 4-0 SH1-3 BB			x 0-0 F7 ① SSS	0-3 K ③		x 0-0 F5 ①		3	0	0	0	1	1	3
Mike Ramsey, S (8, 4) OBP: 0.310, SLG: 0.326											1	0	0	0	0	0	1
Bob Forsch, R (1, 1) OBP: 0.327, SLG: 0.432			x 0-0 HR	x 0-0 SH1-3 ② 1-2		x 0-0 2B 2B		x 0-0 SH1-3 FC 2B	4-0 G6-4-3 IBB		1	1	1	1	0	0	0
Ken Oberkfell, L (6, 5) OBP: 0.373, SLG: 0.377											2	2	2	0	1	0	0
Inning Stats	R: 0 H: 1 E: 0 LOB: 1 K: 0 BB: 0 S: 4 P: 4	R: 0 H: 1 E: 0 LOB: 1 K: 1 BB: 0 S: 6 P: 6	R: 3 H: 2 E: 2 LOB: 2 K: 1 BB: 1 S: 8 P: 12	R: 0 H: 0 E: 0 LOB: 2 K: 0 BB: 2 S: 3 P: 11	R: 0 H: 0 E: 0 LOB: 2 K: 1 BB: 2 S: 5 P: 13	R: 1 H: 2 E: 0 LOB: 1 K: 0 BB: 0 S: 5 P: 5	R: 0 H: 1 E: 0 LOB: 2 K: 1 BB: 1 S: 6 P: 10	R: 1 H: 1 E: 0 LOB: 2 K: 1 BB: 1 S: 7 P: 11	R: 1 H: 2 E: 0 LOB: 1 K: 0 BB: 1 S: 4 P: 8	R: 1 H: 1 E: 0 LOB: 1 K: 0 BB: 1 S: 3 P: 7	1B: 3 SF: 1 2B: 5 SAC: 4 3B: 0 DP: 1 HR: 3 HBP: 0						

PITCHER		IP	WLS	BF	H	R	ER	SO	BB	IBB	HBP	BLK	WP	HR	S	P	ERA	WHIP
Alfonso Pulido, L	(1, 1)	2.0		11	4	3	2	1	1	0	0	0	0	2	12	16	9.00	2.500
ERA: 9.0																		
Don Robinson, R	(3, 1)	4.0		20	2	1	1	2	4	0	0	0	1	0	19	35	2.25	1.500
ERA: 4.46																		
Manny Sarmiento, R	(7, 1)	0.1		3	1	0	0	0	0	1	0	0	0	0	2	6	0.00	3.000
ERA: 3.26																		
Dave Tomlin, L	(7, 1)	0.2		3	1	1	1	1	0	0	0	0	0	0	5	5	13.50	1.500
ERA: 6.75																		
Kent Tekulve, R	(8, 1)	1.0		5	0	0	0	1	0	1	0	0	0	0	6	10	0.00	0.000
ERA: 1.87																		

PITCHER		IP	WLS	BF	H	R	ER	SO	BB	IBB	HBP	BLK	WP	HR	S	P	ERA	WHIP
Bob Owchinko, L	(9, 1)	0.0		2	2	1	1	0	0	0	0	0	0	1	0	2	∞	∞
ERA:																		
Cecilio Guante, R	(9, 1)	1.2	L	7	1	1	1	0	0	2	0	0	0	0	5	13	5.40	0.600
ERA: 2.97																		

BOTTOM

Pittsburgh Pirates @ St. Louis Cardinals

Busch Stadium, St. Louis, MO

Mon Sep 05 1983, 7:05 PM CDT

Att. 39,687 - Unknown

livebaseballscorecards.com

AB	36
R	7
H	11
RBI	6
BB	9
SO	5
LOB	27

WP: 1	PA: 50		
PB: 0			
SB: 2			
CS: 0			

Batter	1	2	3	4	5	6	7	8	9	AB	R	H	RBI	BB	SO	LOB
Joe Orsulak, L (1, 8) OBP: 0.182, SLG: 0.200	G3	L9-2 3-H		F8			4-3		SF8 3-H	4	0	0	1	0	0	3
Johnny Ray, S (1, 4) OBP: 0.319, SLG: 0.392	K		F9		F8		2B		6-3	5	0	1	0	0	1	0
Dave Parker, L (1, 9) OBP: 0.308, SLG: 0.413	1B		BB		K		IBB			2	0	1	0	2	1	0
Richie Hebner, L (1, 3) OBP: 0.286, SLG: 0.287	G3		P6		F5		4-3			4	0	0	0	0	0	4
Mike Easler, L (1, 7) OBP: 0.361, SLG: 0.460		6-3	F8			4-3 5-3 2B		FC1-5 2B		4	1	2	0	0	0	1
Tony Peña, R (1, 2) OBP: 0.332, SLG: 0.417		BB 1B 1B		5-3		4-3 2-3		FC1-5 CS 2-3		4	1	1	0	0	0	2
Jim Morrison, R (1, 5) OBP: 0.370, SLG: 0.528		BB 1-2 E 1B		HR		5-3 3-H		F8 1-2		3	2	1	2	1	0	1
Dale Berra, R (1, 6) OBP: 0.319, SLG: 0.353		1B 1-2 2-H E L9-2		BB		F7			SF8 SH1-4 2B	3	1	2	1	1	0	0
Lee Tunnell, R (1, 1) OBP: 0.152, SLG: 0.178		SH 1-3 2-H		K			3-1		SH1-4 2-3	2	0	0	0	0	1	1
Inning Stats	R: 0 E: 0 K: 1 S: 6 H: 1 LOB: 1 BB: 0 P: 6	R: 2 E: 1 K: 0 S: 5 H: 2 LOB: 1 BB: 1 P: 9	R: 0 E: 0 K: 0 S: 3 H: 0 LOB: 1 BB: 1 P: 7	R: 1 E: 0 K: 1 S: 6 H: 1 LOB: 1 BB: 1 P: 10	R: 0 E: 0 K: 1 S: 5 H: 0 LOB: 0 BB: 0 P: 5	R: 1 E: 0 K: 0 S: 4 H: 1 LOB: 0 BB: 0 P: 4	R: 0 E: 0 K: 0 S: 4 H: 1 LOB: 2 BB: 1 P: 8	R: 0 E: 0 K: 0 S: 3 H: 1 LOB: 0 BB: 0 P: 3	R: 1 E: 0 K: 0 S: 4 H: 1 LOB: 0 BB: 0 P: 4	1B: 3 2B: 5 3B: 0 HR: 1 SF: 1 SAC: 2 DP: 1 HBP: 0						

PITCHER	IP	WLS	BF	H	R	ER	SO	BB	IBB	HBP	BLK	WP	HR	S	P	ERA	WHIP
John Stuper, R (1, 1) ERA: 3.5	6.2	L	30	6	4	3	3	3	1	0	0	0	1	32	48	4.05	1.350
Dave Vonohlen, L (7, 1) ERA: 3.57	0.1		1	0	0	0	0	0	0	0	0	0	0	1	1	0.00	0.000
Steve Baker, R (8, 1) ERA: 4.34	2.0		7	2	1	1	0	0	0	0	0	0	0	7	7	4.50	1.000

PITCHER	IP	WLS	BF	H	R	ER	SO	BB	IBB	HBP	BLK	WP	HR	S	P	ERA	WHIP

TOP

Pittsburgh Pirates @ St. Louis Cardinals

Busch Stadium, St. Louis, MO

Tue Sep 06 1983, 7:05 PM CDT

Att. 23,604 - Unknown

livebaseballscorecards.com

AB	31
R	5
H	8
RBI	4
BB	4
SO	3
LOB	12

WP: 0 PA: 38
PB: 0
SB: 0
CS: 1

BOTTOM

Pittsburgh Pirates @ St. Louis Cardinals

Busch Stadium, St. Louis, MO

Tue Sep 06 1983, 7:05 PM CDT

Att. 23,604 - Unknown

livebaseballscorecards.com

Batter	1	2	3	4	5	6	7	8	9	AB	R	H	RBI	BB	SO	LOB
Lonnie Smith, R (1, 7) OBP: 0.372, SLG: 0.436	S S S 0-3 K ①		B B B B 4-0 4-3 BB		x 0-0 L5 ③			x 0-0 5-3 ①		3	0	0	0	1	1	0
Ozzie Smith, S (1, 6) OBP: 0.316, SLG: 0.338	x 0-0 G3 ②		x 0-0 4-3 ② 1-2			B B B B 4-0 BLK BB		x 0-0 G3 ②		3	0	0	0	1	0	1
Willie McGee, S (1, 8) OBP: 0.323, SLG: 0.385	S S S 0-3 K2-3 ③		x 0-0 G3 ③			x 0-0 F7 ① 1-2		x 0-0 4-3 ③		4	0	0	0	0	1	2
George Hendrick, R (1, 3) OBP: 0.375, SLG: 0.500		x 0-0 F5 ①		x 0-0 F3 ①		S S S 0-3 K2-3 ②			x 0-0 F9 ①	4	0	0	0	0	1	1
Andy Van Slyke, L (1, 9) (8, 5) OBP: 0.363, SLG: 0.456		x 0-0 L6 ②		x 0-0 4-3 ②		x 0-0 L4 ③			x 0-0 G3 ②	4	0	0	0	0	0	1
Ken Oberkfell, L (1, 5) (8, 4) OBP: 0.376, SLG: 0.380		x 0-0 BB 1B		x 0-0 1B			x 0-0 F9 6-3 1B		x 0-0 L9 ③	4	0	3	0	0	0	0
Darrell Porter, L (1, 2) OBP: 0.342, SLG: 0.418		B B B 4-0 FC5-4 1-2 BB		x 0-0 F8 ③			x 0-0 6-3 ① 1-2			2	0	0	0	1	0	2
Bill Lyons, R (1, 4) OBP: 0.213, SLG: 0.261 Dane Iorg, L (7, PH) (8, 9) OBP: 0.331, SLG: 0.375		x 0-0 FC5-4 ③ 1-2f			x 0-0 1-3 ①		x 0-0 F9 ② 2-3			2 1	0 0	0 0	0 0	0 0	0 0	2 1
John Stuper, R (1, 1) OBP: 0.180, SLG: 0.109 Dave Vonohlen, L (7, 1) OBP: 0.250, SLG: 0.143 Steve Braun, L (7, PH) OBP: 0.423, SLG: 0.410 Steve Baker, R (8, 1)			S S S 0-3 K ①		S S S 0-3 K ②		x 0-0 L7 ③			2 0 1 0	0 0 0 0	0 0 0 0	0 0 0 0	0 0 0 0	2 0 0 0	0 0 1 0
Inning Stats	R: 0 H: 0 E: 0 LOB: 0 K: 2 BB: 0 S: 7 P: 7	R: 0 H: 1 E: 0 LOB: 2 K: 0 BB: 1 S: 4 P: 8	R: 0 H: 0 E: 0 LOB: 1 K: 1 BB: 1 S: 5 P: 9	R: 0 H: 1 E: 0 LOB: 1 K: 0 BB: 0 S: 4 P: 4	R: 0 H: 0 E: 0 LOB: 0 K: 1 BB: 0 S: 5 P: 5	R: 0 H: 0 E: 0 LOB: 1 K: 1 BB: 1 S: 5 P: 9	R: 0 H: 1 E: 0 LOB: 1 K: 0 BB: 0 S: 4 P: 4	R: 0 H: 0 E: 0 LOB: 0 K: 0 BB: 0 S: 3 P: 3	R: 0 H: 0 E: 0 LOB: 0 K: 0 BB: 0 S: 3 P: 3	1B: 3 SF: 0 2B: 0 SAC: 0 3B: 0 DP: 0 HR: 0 HBP: 0						

	AB	30
	R	0
	H	3
	RBI	0
	BB	3
	SO	5
	LOB	11

WP: 0 PA: 33
PB: 0
SB: 0
CS: 0

PITCHER		IP	WLS	BF	H	R	ER	SO	BB	IBB	HBP	BLK	WP	HR	S	P	ERA	WHIP
Lee Tunnell, R ERA: 3.67	(1, 1)	9.0	W	33	3	0	0	5	3	0	0	1	0	0	40	52	0.00	0.667

PITCHER	IP	WLS	BF	H	R	ER	SO	BB	IBB	HBP	BLK	WP	HR	S	P	ERA	WHIP

Batter	1	2	3	4	5	6	7	8	9	AB	R	H	RBI	BB	SO	LOB
Marvell Wynne, L (1, 8) OBP: 0.323, SLG: 0.373	F7		1B			P6			4-3 1B 2B	4	1	2	0	0	0	0
Johnny Ray, S (1, 4) OBP: 0.317, SLG: 0.389	L8		G3			4-3			4-3 2-3	4	0	0	0	0	0	2
Dave Parker, L (1, 9) OBP: 0.308, SLG: 0.411	F8			4-3			F7		BB 1B 3-H	4	0	1	1	0	0	0
Richie Hebner, L (1, 3) OBP: 0.295, SLG: 0.324 Gene Tenace, R (9, PH) OBP: 0.333, SLG: 0.218		HR		G4-6-3 1B			3-1		BBBB 4-0 FC6-4 BB 1-2	3 0	1 0	2 0	1 0	0 1	0 0	0 0
Mike Easler, L (1, 7) OBP: 0.358, SLG: 0.455 Lee Lacy, R (9, PH) OBP: 0.347, SLG: 0.399 Doug Frobel, L (9, PH) OBP: 0.322, SLG: 0.527		6-3		G4-6-3 1-2f			5-3		SSS K	3 0 1	0 0 0	0 0 0	0 0 0	0 0 1	0 0 2	1 0 0
Tony Peña, R (1, 2) OBP: 0.329, SLG: 0.414		5-3			F9			L1	FC6-4 1-2f	4	0	0	0	0	0	2
Jim Morrison, R (1, 5) OBP: 0.362, SLG: 0.516		SSS K			6-3			L9		3	0	0	0	0	1	0
Dale Berra, R (1, 6) OBP: 0.319, SLG: 0.351			P3		SSS K			BBBB BB		2	0	0	0	1	1	0
Rick Rhoden, R (1, 1) OBP: 0.137, SLG: 0.151 Rod Scurry, L (7, 1) Lee Mazzilli, S (8, PH) OBP: 0.375, SLG: 0.347 Cecilio Guante, R (8, 1) OBP: 0.190, SLG: 0.105			SSS K			SSS K		3-1		2 0 1 0	0 0 0 0	0 0 0 0	0 0 0 0	0 0 0 0	2 0 0 0	0 0 1 0
Inning Stats	R: 0 H: 0 E: 0 LOB: 0 K: 0 BB: 0 S: 3 P: 3	R: 1 H: 1 E: 0 LOB: 0 K: 1 BB: 0 S: 6 P: 6	R: 0 H: 1 E: 0 LOB: 1 K: 1 BB: 0 S: 6 P: 6	R: 0 H: 1 E: 0 LOB: 0 K: 0 BB: 0 S: 3 P: 3	R: 0 H: 0 E: 0 LOB: 0 K: 1 BB: 0 S: 5 P: 5	R: 0 H: 0 E: 0 LOB: 0 K: 1 BB: 0 S: 5 P: 5	R: 0 H: 0 E: 0 LOB: 0 K: 0 BB: 0 S: 3 P: 3	R: 0 H: 0 E: 0 LOB: 1 K: 0 BB: 1 S: 3 P: 7	R: 1 H: 2 E: 0 LOB: 2 K: 1 BB: 1 S: 7 P: 11	1B: 3 SF: 0 2B: 1 SAC: 0 3B: 0 DP: 1 HR: 1 HBP: 0						

TOP

Pittsburgh Pirates @ St. Louis Cardinals

Busch Stadium, St. Louis, MO

Wed Sep 07 1983, 7:05 PM CDT

Att. 25,981 - Unknown

livebaseballscorecards.com

AB	31
R	2
H	5
RBI	2
BB	2
SO	5
LOB	8

PA: 33

PITCHER		IP	WLS	BF	H	R	ER	SO	BB	IBB	HBP	BLK	WP	HR	S	P	ERA	WHIP
Danny Cox, R ERA: 2.84	(1, 1)	8.1	W	30	5	2	2	4	1	0	0	0	0	1	37	41	2.16	0.720
Dave Rucker, L ERA: 6.14	(9, 1)	0.0		1	0	0	0	0	1	0	0	0	0	0	0	4	∞	∞
Bruce Sutter, R ERA: 4.14	(9, 1)	0.2	S	2	0	0	0	1	0	0	0	0	0	0	4	4	0.00	0.000

PITCHER	IP	WLS	BF	H	R	ER	SO	BB	IBB	HBP	BLK	WP	HR	S	P	ERA	WHIP

BOTTOM

Pittsburgh Pirates @ St. Louis Cardinals

Busch Stadium, St. Louis, MO

Wed Sep 07 1983, 7:05 PM CDT

Att. 25,981 - Unknown

livebaseballscorecards.com

Batter	1	2	3	4	5	6	7	8	9	AB	R	H	RBI	BB	SO	LOB
Lonnie Smith, R (1, 7) OBP: 0.372, SLG: 0.435	0-0 1B S 1B 1B	0-0 ② L4		0-0 1B 1B		0-0 ② 4-3		0-3 ③ K		5	1	2	0	0	1	1
Ozzie Smith, S (1, 6) OBP: 0.319, SLG: 0.341	0-0 FC5-4 1B 1-3 SF7 1B	0-0 S 2-H 1B		0-0 1-3 1B		0-3 ③ K				4	1	3	1	0	1	0
Willie McGee, S (1, 8) OBP: 0.326, SLG: 0.388	0-0 FC5-4 1-2 3-H 1B	4-0 1-2 IBB		0-0 ③ F8			0-0 4-3 3B 2B			3	1	2	1	1	0	2
Dane Iorg, L (1, 3) OBP: 0.321, SLG: 0.362 George Hendrick, R (9, 3) OBP: 0.375, SLG: 0.500	0-0 ① FC5-4 1B 1-2f 2-3	0-0 ③ F8			0-0 ① L8		0-0 ① 4-3 2-3			4 0	0 0	0 0	0 0	0 0	0 0	5 0
Andy Van Slyke, L (1, 9) OBP: 0.362, SLG: 0.456 David Green, R (7, PH) (8, 9) OBP: 0.324, SLG: 0.428	0-0 ② SF7 3-H		0-0 ① 5-3		0-0 S 1B		0-0 SH1-3 3-H 3B			2 1	0 1	1 1	1 1	0 0	0 0	0 0
Ken Oberkfell, L (1, 5) OBP: 0.376, SLG: 0.380	0-0 1-2 1B		0-0 ② 5-3		0-3 ② K 1-2		0-0 ② SH1-3 3-H			3	0	1	1	0	1	1
Darrell Porter, L (1, 2) OBP: 0.341, SLG: 0.414	0-0 ③ P5		0-0 ③ F7		4-0 IBB		0-0 ③ F9			3	0	0	0	1	0	2
Mike Ramsey, S (1, 4) OBP: 0.315, SLG: 0.331		0-0 SH3 1B 1B		0-0 ① G3	0-0 ③ 4-3			0-0 CS 1B		4	1	2	0	0	0	2
Danny Cox, R (1, 1) OBP: 0.105, SLG: 0.105 Dave Rucker, L (9, 1) Bruce Sutter, R (9, 1)		0-0 ① SH3 1-2		0-0 ② G3		0-3 ① K		0-3 ①② K 1-2		3 0 0	0 0 0	0 0 0	0 0 0	0 0 0	2 0 0	1 0 0
Inning Stats	R: 2 E: 0 K: 0 S: 7 H: 4 LOB: 2 BB: 0 P: 7	R: 1 E: 0 K: 0 S: 5 H: 2 LOB: 2 BB: 1 P: 9	R: 0 E: 0 K: 0 S: 3 H: 0 LOB: 0 BB: 0 P: 3	R: 0 E: 0 K: 0 S: 5 H: 2 LOB: 2 BB: 0 P: 5	R: 0 E: 0 K: 1 S: 6 H: 1 LOB: 2 BB: 1 P: 10	R: 0 E: 0 K: 2 S: 7 H: 0 LOB: 0 BB: 0 P: 7	R: 2 E: 0 K: 0 S: 5 H: 2 LOB: 0 BB: 0 P: 5	R: 0 E: 0 K: 2 S: 7 H: 1 LOB: 0 BB: 0 P: 7		1B: 10 2B: 1 3B: 1 HR: 0	SF: 1 SAC: 2 DP: 0 HBP: 0					

	AB	32
	R	5
	H	12
	RBI	5
	BB	2
	SO	5
	LOB	14

WP: 0 PB: 0 SB: 3 CS: 1 PA: 37

PITCHER		IP	WLS	BF	H	R	ER	SO	BB	IBB	HBP	BLK	WP	HR	S	P	ERA	WHIP
Rick Rhoden, R ERA: 3.32	(1, 1)	6.1	L	31	10	4	4	3	0	2	0	0	0	0	35	43	5.68	1.579
Rod Scurry, L ERA: 5.82	(7, 1)	0.2		3	1	1	1	0	0	0	0	0	0	0	3	3	13.50	1.500
Cecilio Guante, R ERA: 2.94	(8, 1)	1.0		3	1	0	0	2	0	0	0	0	0	0	7	7	0.00	1.000

PITCHER	IP	WLS	BF	H	R	ER	SO	BB	IBB	HBP	BLK	WP	HR	S	P	ERA	WHIP

Batter	1	2	3	4	5	6	7	8	9	10	AB	R	H	RBI	BB	SO	LOB
Lonnie Smith, R (1, 7) OBP: 0.376, SLG: 0.437	5-3		H 1-0 CS HBP		x 0-0 BB S 1B		x 0-0 FC1-6 1B			x 0-0 3-1 ①	3	0	2	0	0	0	0
David Green, R (9, 9) OBP: 0.323, SLG: 0.427											1	0	0	0	0	0	0
Ozzie Smith, S (1, 6) OBP: 0.320, SLG: 0.339	F9 ②		x 0-0 L1 ② ③ 1-2		B B B x 4-0 ① 1B 1-3 1B BB		x 0-0 FC1-6 ① CS 1-2f			B B B x 4-0 S 1B BB	3	2	0	0	2	0	2
Willie McGee, S (1, 8) OBP: 0.328, SLG: 0.390	G3 ③			x 0-0 S HR 1B	x 0-0 1B 1-2 1B		x 0-0 L6 ②			x 0-0 WP 1-H 1B	5	1	3	1	0	0	1
George Hendrick, R (1, 3) OBP: 0.378, SLG: 0.507		x 0-0 P6 ①		x 0-0 1-H HR	x 0-0 S 1-3 2-H 1B		0-0 CS ③ 1-2	x 0-0 P4 ①		I I I I 4-0 WP IBB	4	1	2	3	1	0	0
Andy Van Slyke, L (1, 9) OBP: 0.356, SLG: 0.447 (9, 7)		x 0-0 4-3 ②		x 0-0 F9 ①	S S S 0-3 K ② 1-2			x 0-0 P4 ②		S S S 0-3 K ② 1-2 2-3	5	0	0	0	0	2	4
Ken Oberkfell, L (1, 5) OBP: 0.374, SLG: 0.378		x 0-0 2B 1B		x 0-0 F8 ②	S S S 0-3 K ③			x 0-0 5-3 ③		x 0-0 G3 ③	5	1	1	0	0	1	4
Darrell Porter, L (1, 2) OBP: 0.342, SLG: 0.416		x 0-0 1-H 2B		B B B B 4-0 2B BB	S S S 0-3 K ①		S S S 0-3 K ①				3	1	1	1	1	2	0
Mike Ramsey, S (1, 4) OBP: 0.313, SLG: 0.336		x 0-0 4-3 ③		x 0-0 1-H 2B	x 0-0 6-3 ②				x 0-0 3-1 ②		4	0	1	1	0	0	1
Joaquin Andujar, S (1, 1) OBP: 0.100, SLG: 0.101			S S S 0-3 K ①	S S S 0-3 K ③	x 0-0 1-3 ③				S S S 0-3 K ③		3	0	0	0	0	2	1
Neil Allen, R (6, 1) OBP: 0.122, SLG: 0.171											0	0	0	0	0	0	0
Dave Rucker, L (7, 1)											0	0	0	0	0	0	0
Jeff Lahti, R (7, 1)											0	0	0	0	0	0	0
Dave LaPoint, L (7, 1) OBP: 0.256, SLG: 0.164											0	0	0	0	0	0	0
Bruce Sutter, R (8, 1)											1	0	0	0	0	1	0
Inning Stats	R: 0 E: 0 K: 0 S: 3 H: 0 LOB: 0 BB: 0 P: 3	R: 1 E: 0 K: 0 S: 5 H: 2 LOB: 1 BB: 0 P: 5	R: 0 E: 0 K: 1 S: 4 H: 0 LOB: 0 BB: 0 P: 5	R: 3 E: 0 K: 1 S: 8 H: 3 LOB: 1 BB: 1 P: 12	R: 1 E: 0 K: 2 S: 9 H: 3 LOB: 2 BB: 1 P: 13	R: 0 E: 0 K: 1 S: 5 H: 0 LOB: 0 BB: 0 P: 5	R: 0 E: 0 K: 0 S: 3 H: 1 LOB: 0 BB: 0 P: 3	R: 0 E: 0 K: 0 S: 3 H: 0 LOB: 0 BB: 0 P: 3	R: 0 E: 0 K: 2 S: 7 H: 0 LOB: 0 BB: 0 P: 7	R: 1 E: 0 K: 1 S: 6 H: 1 LOB: 2 BB: 2 P: 14	1B: 7 2B: 2 3B: 0 HR: 1	SF: 0 SAC: 0 DP: 0 HBP: 1						

PITCHER		IP	WLS	BF	H	R	ER	SO	BB	IBB	HBP	BLK	WP	HR	S	P	ERA	WHIP
Fergie Jenkins, R ERA: 4.26	(1, 1)	4.0		18	5	4	4	2	1	0	1	0	0	1	20	25	9.00	1.500
Alan Hargesheimer, R ERA: 27.0	(5, 1)	0.1		4	3	1	1	0	1	0	0	0	0	0	3	7	27.00	12.000
Craig Lefferts, L ERA: 3.24	(5, 1)	1.2		5	0	0	0	3	0	0	0	0	0	0	11	11	0.00	0.000
Warren Brusstar, R ERA: 2.07	(7, 1)	2.0		6	1	0	0	0	0	0	0	0	0	0	6	6	0.00	0.500
Lee Smith, R ERA: 1.55	(9, 1)	2.0	L	9	1	1	1	3	1	1	0	0	1	0	13	21	4.50	1.000

PITCHER	IP	WLS	BF	H	R	ER	SO	BB	IBB	HBP	BLK	WP	HR	S	P	ERA	WHIP

TOP

St. Louis Cardinals @ Chicago Cubs

Wrigley Field, Chicago, IL

Fri Sep 09 1983, 3:33 AM CDT

Att. 10,195 - Sunny - 90 F

livebaseballscorecards.com

AB	37
R	6
H	10
RBI	6
BB	4
SO	8
LOB	13

WP: 1	PA: 43		
PB: 0			
SB: 4			
CS: 2			

St. Louis Cardinals @ Chicago Cubs

Wrigley Field, Chicago, IL

Fri Sep 09 1983, 3:33 AM CDT

Att. 10,195 - Sunny - 90 F

livebaseballscorecards.com

Batter	1	2	3	4	5	6	7	8	9	10	AB	R	H	RBI	BB	SO	LOB
23 Ryne Sandberg, R (1, 4) OBP: 0.317, SLG: 0.363	WP G3 1B		L3 1-2		FC5-4 L5-3 1-2f 2-3		1B 1B BB		SH2-4 1-2		3	1	1	0	1	0	3
Bill Buckner, L (1, 7) (8, 3) OBP: 0.313, SLG: 0.443	G3 1-2		L3		L5-3 1-2		1B 1-2 2-3 1B		2-H 1B		5	0	2	1	0	0	3
Carmelo Martinez, R (1, 3) OBP: 0.309, SLG: 0.577 Jay Johnstone, L (7, PH) OBP: 0.364, SLG: 0.451 (8, 7)	F8 2-3			F5		F9	1-2 2-H 3-H 1B		F6		3 2	0 0	0 1	0 2	0 0	0 0	1 1
Mel Hall, L (1, 8) OBP: 0.355, SLG: 0.491	BB			HR 1B		1-3	L8		K		4	1	1	0	1	1	3
Ron Cey, R (1, 5) OBP: 0.346, SLG: 0.454	K			1-H HR		1B		P3		K	5	1	2	2	0	2	2
Keith Moreland, R (1, 9) OBP: 0.370, SLG: 0.455 Craig Lefferts, L (5, 1) OBP: 0.158, SLG: 0.111 Dan Rohn, L (6, PH) OBP: 0.400, SLG: 0.778 Warren Brusstar, R (7, 1) Thad Bosley, L (8, PH) OBP: 0.465, SLG: 0.639 Lee Smith, R (9, 1) OBP: 0.222, SLG: 0.125 Jerry Morales, R (10, PH) OBP: 0.247, SLG: 0.293	K			4-3		F8		K		F8	2 0 0 1 0 0 1 0	0 0 0 0 0 0 0 0	0 0 0 0 0 0 0 0	0 0 0 0 0 0 0 0	1 0 0 0 0 0 1 0	0 0 0 0 0 0 0 0	0 1 0 0 0 1 0 0
Jody Davis, R (1, 2) OBP: 0.308, SLG: 0.465		F3		6-3			F8	1B		1-3	5	0	1	0	0	0	0
Larry Bowa, S (1, 6) OBP: 0.305, SLG: 0.333 Joe Carter, R (8, PH) OBP: 0.059, SLG: 0.059 Dave Owen, S (9, 6)		F8			23 FC5-4 E BB		1B 23 BB 1B BB	K			1 1 0	1 0 0	0 0 0	0 0 0	2 0 0	0 1 0	0 1 0
Fergie Jenkins, R (1, 1) OBP: 0.259, SLG: 0.321 Alan Hargesheimer, R (5, 1) Tom Grant, L (5, 9) Fritzie Connally, R (7, PH) Gary Woods, R (8, 9) OBP: 0.290, SLG: 0.314			23 L3 1B		E4 23 FC5-4 1-2		K			23 SH2-4 1B	1 0 1 1 1	0 0 0 0 1	1 0 0 0 1	0 0 0 0 0	0 0 0 0 0	0 0 0 0 0	0 0 1 1 0
Inning Stats	R: 0 H: 1 E: 0 LOB: 2 K: 1 BB: 1 S: 6 P: 10	R: 0 H: 0 E: 0 LOB: 0 K: 1 BB: 0 S: 5 P: 5	R: 0 H: 1 E: 0 LOB: 0 K: 0 BB: 0 S: 3 P: 3	R: 2 H: 2 E: 0 LOB: 0 K: 0 BB: 0 S: 5 P: 5	R: 0 H: 0 E: 1 LOB: 1 K: 0 BB: 1 S: 3 P: 7	R: 0 H: 1 E: 0 LOB: 1 K: 0 BB: 0 S: 4 P: 4	R: 2 H: 2 E: 0 LOB: 2 K: 1 BB: 2 S: 7 P: 15	R: 0 H: 1 E: 0 LOB: 1 K: 2 BB: 0 S: 8 P: 8	R: 1 H: 2 E: 0 LOB: 1 K: 1 BB: 0 S: 7 P: 7	R: 0 H: 0 E: 0 LOB: 0 K: 1 BB: 0 S: 5 P: 5	1B: 9 SF: 0 2B: 2 SAC: 1 3B: 0 DP: 2 HR: 1 HBP: 0						

AB	38
R	5
H	10
RBI	5
BB	4
SO	7
LOB	17

WP: 1 PA: 43
PB: 0
SB: 0
CS: 0

PITCHER		IP	WLS	BF	H	R	ER	SO	BB	IBB	HBP	BLK	WP	HR	S	P	ERA	WHIP
Joaquin Andujar, R ERA: 3.85	(1, 1)	5.0		20	4	2	2	2	2	0	0	0	1	1	22	30	3.60	1.200
Neil Allen, R ERA: 4.01	(6, 1)	1.2		8	1	2	2	1	2	0	0	0	0	0	8	16	10.80	1.800
Dave Rucker, L ERA: 6.14	(7, 1)	0.0		1	1	0	0	0	0	0	0	0	0	0	1	1	∞	∞
Jeff Lahti, R ERA: 2.76	(7, 1)	0.0		1	1	0	0	0	0	0	0	0	0	0	1	1	∞	∞
Dave LaPoint, L ERA: 3.59	(7, 1)	0.1		1	0	0	0	0	0	0	0	0	0	0	1	1	0.00	0.000

PITCHER		IP	WLS	BF	H	R	ER	SO	BB	IBB	HBP	BLK	WP	HR	S	P	ERA	WHIP
Bruce Sutter, R ERA: 4.1	(8, 1)	3.0	W	12	3	1	1	4	0	0	0	0	0	0	20	20	3.00	1.000

Batter	1	2	3	4	5	6	7	8	9	AB	R	H	RBI	BB	SO	LOB
Lonnie Smith, R (1, 7) OBP: 0.374, SLG: 0.434	K		4-3 2B 1B		5-3		P6		K	5	1	1	0	0	2	1
Ozzie Smith, S (1, 6) OBP: 0.319, SLG: 0.342	4-3		4-3 1-2		1B 3B		K		F8	5	1	1	0	0	1	2
Willie McGee, S (1, 8) OBP: 0.330, SLG: 0.393	K		2B 2-H 2B		G5-4-3 3-H 1B		4-3			4	1	2	2	0	1	0
George Hendrick, R (1, 3) OBP: 0.377, SLG: 0.506		F8	2B 2-H 2B		G5-4-3 1-2f			6-3		4	0	1	1	0	0	1
Andy Van Slyke, L (1, 9) OBP: 0.354, SLG: 0.441		K	K			K		BB		3	0	0	0	1	3	1
Ken Oberkfell, L (1, 5) OBP: 0.375, SLG: 0.386		HR		FC3-6 1B		G3		F8		4	1	2	1	0	0	1
Darrell Porter, L (1, 2) OBP: 0.342, SLG: 0.413		4-3		F5		BB		5-3		3	0	0	0	1	0	2
Mike Ramsey, S (1, 4) OBP: 0.320, SLG: 0.357			HR	FC3-6 1-2f		BB 1-2			F9	2	1	1	1	1	0	1
Steve Braun, L (9, PH) OBP: 0.418, SLG: 0.405										1	0	0	0	0	0	0
Bob Forsch, R (1, 1) OBP: 0.308, SLG: 0.404			K	K		K			K	3	0	0	0	0	3	3
Dave Vonohlen, L (6, 1) OBP: 0.250, SLG: 0.143										0	0	0	0	0	0	0
Jeff Lahti, R (6, 1)										0	0	0	0	0	0	0
Steve Baker, R (7, 1)										0	0	0	0	0	0	0
Orlando Sanchez, L (9, PH)										1	0	0	0	0	1	0
Inning Stats	R: 0 E: 0 K: 2 S: 7 H: 0 LOB: 0 BB: 0 P: 7	R: 1 E: 0 K: 1 S: 6 H: 1 LOB: 0 BB: 0 P: 6	R: 3 E: 0 K: 2 S: 11 H: 4 LOB: 0 BB: 0 P: 11	R: 0 E: 0 K: 1 S: 6 H: 1 LOB: 1 BB: 0 P: 6	R: 1 E: 0 K: 0 S: 4 H: 2 LOB: 0 BB: 0 P: 4	R: 0 E: 0 K: 2 S: 7 H: 0 LOB: 2 BB: 2 P: 15	R: 0 E: 0 K: 1 S: 5 H: 0 LOB: 0 BB: 0 P: 5	R: 0 E: 0 K: 0 S: 3 H: 0 LOB: 1 BB: 1 P: 7	R: 0 E: 0 K: 2 S: 8 H: 0 LOB: 1 BB: 0 P: 8	1B: 3 2B: 2 3B: 1 HR: 2 SF: 0 SAC: 0 DP: 1 HBP: 0						

PITCHER	IP	WLS	BF	H	R	ER	SO	BB	IBB	HBP	BLK	WP	HR	S	P	ERA	WHIP
Chuck Rainey, R (1, 1) ERA: 4.32	4.1		21	8	5	5	6	0	0	0	0	0	2	33	33	10.38	1.846
Bill Johnson, R (5, 1) ERA:	0.2		1	0	0	0	0	0	0	0	0	0	0	1	1	0.00	0.000
Craig Lefferts, L (6, 1) ERA: 3.2	1.0		5	0	0	0	2	2	0	0	0	0	0	7	15	0.00	2.000
Bill Campbell, R (7, 1) ERA: 4.25	1.0	W	3	0	0	0	1	0	0	0	0	0	0	5	5	0.00	0.000
Lee Smith, R (8, 1) ERA: 1.52	2.0	S	8	0	0	0	2	1	0	0	0	1	0	11	15	0.00	0.500

PITCHER	IP	WLS	BF	H	R	ER	SO	BB	IBB	HBP	BLK	WP	HR	S	P	ERA	WHIP

TOP

St. Louis Cardinals @ Chicago Cubs

Wrigley Field, Chicago, IL

Sat Sep 10 1983, 3:33 AM CDT

Att. 26,388 - Sunny - 92 F

livebaseballscorecards.com

AB	35
R	5
H	8
RBI	5
BB	3
SO	11
LOB	12

WP: 1	PA: 38		
PB: 0			
SB: 0			
CS: 0			

BOTTOM

St. Louis Cardinals @ Chicago Cubs

Wrigley Field, Chicago, IL

Sat Sep 10 1983, 3:33 AM CDT

Att. 26,388 - Sunny - 92 F

Batter	1	2	3	4	5	6	7	8	9	AB	R	H	RBI	BB	SO	LOB
23 Ryne Sandberg, R (1, 4) OBP: 0.316, SLG: 0.361	x 0-0 E S 2B 1B		x 0-0 6-3 ①		x 0-0 5-3 ②	x 0-0 L3 ③ 1-2 2-3		x 0-0 F7 ②		5	1	1	0	0	0	2
Bill Buckner, L (1, 7) (8, 3) OBP: 0.313, SLG: 0.443	x 0-0 F8 ① 1-3		x 0-0 6-3 ②		x 0-0 6-3 ③		x 0-0 HR 1B	x 0-0 1B		5	1	2	0	0	0	1
Mel Hall, L (1, 8) OBP: 0.361, SLG: 0.516	x 0-0 ② 3-H 2B		x 0-0 HR			x 0-0 1B FC5-4 1B	x 0-0 1-H HR	x 0-0 L6 ③		5	3	4	4	0	0	1
Keith Moreland, R (1, 9) OBP: 0.375, SLG: 0.460	x 0-0 2B		B B B B 4-0 BB			x 0-0 FC5-4 1-3 1B	x 0-0 2B 1B			3	1	3	0	1	0	0
Ron Cey, R (1, 5) OBP: 0.345, SLG: 0.451	B B B B 4-0 BB		x 0-0 6-3 ③			x 0-0 ① FC5-4 2B 1B 1-2f 3-H	S S S 0-3 ① K			3	1	0	1	1	1	3
Carmelo Martinez, R (1, 3) OBP: 0.305, SLG: 0.571 Lee Smith, R (8, 1) OBP: 0.222, SLG: 0.125	S S S 0-3 ③ K			x 0-0 ① P5		S S S 0-3 ② K	x 0-0 1-H 2B			4 0	0 0	1 0	1 0	0 0	2 0	3 0
Jody Davis, R (1, 2) OBP: 0.307, SLG: 0.465		x 0-0 ① 4-3		x 0-0 ② P4		x 0-0 1-3 1B 2B	x 0-0 ② F7			4	1	1	0	0	0	1
Larry Bowa, S (1, 6) OBP: 0.303, SLG: 0.331 Jay Johnstone, L (6, PH) OBP: 0.364, SLG: 0.451 Gary Woods, R (6, PH) OBP: 0.293, SLG: 0.314 Dave Owen, S (7, 6)		x 0-0 ② P5		S S S 0-3 ③ K		4-0 23 WP 1B IBB	x 0-0 ③ F8			2 0 0 1	0 0 0 0	0 0 0 0	0 0 0 0	0 0 1 0	1 0 0 0	0 0 0 1
Chuck Rainey, R (1, 1) OBP: 0.268, SLG: 0.180 Bill Johnson, R (5, 1) Dan Rohn, L (5, PH) OBP: 0.364, SLG: 0.700 Craig Lefferts, L (6, 1) OBP: 0.158, SLG: 0.111 Jerry Morales, R (6, PH) OBP: 0.247, SLG: 0.293 Thad Bosley, L (6, PH) OBP: 0.477, SLG: 0.649 Bill Campbell, R (7, 1) OBP: 0.100, SLG: 0.100 Tom Grant, L (8, 7)		S S S 0-3 ③ K		x 0-0 ① 3-1	x 0-0 23 WP 1B 1-2 2-H 3-H		x 0-0 ① 3-1		1 0 1 0 0 1 0	0 0 0 0 0 0 0	0 0 0 0 0 1 0	0 0 0 0 0 2 0	0 0 0 0 0 0 0	1 0 0 0 0 0 0	0 0 0 0 0 0 0
Inning Stats	R: 1 H: 3 E: 0 LOB: 2 K: 1 BB: 1 S: 7 P: 11	R: 0 H: 0 E: 0 LOB: 0 K: 1 BB: 0 S: 5 P: 5	R: 1 H: 1 E: 0 LOB: 1 K: 0 BB: 1 S: 4 P: 8	R: 0 H: 0 E: 0 LOB: 0 K: 1 BB: 0 S: 5 P: 5	R: 0 H: 0 E: 0 LOB: 0 K: 0 BB: 0 S: 3 P: 3	R: 3 H: 4 E: 0 LOB: 2 K: 1 BB: 1 S: 9 P: 13	R: 3 H: 4 E: 0 LOB: 1 K: 1 BB: 0 S: 9 P: 9	R: 0 H: 1 E: 0 LOB: 1 K: 0 BB: 0 S: 4 P: 4		1B: 7 2B: 4 3B: 0 HR: 2	SF: 0 SAC: 0 DP: 0 HBP: 0					

livebaseballscorecards.com

AB	36
R	8
H	13
RBI	8
BB	3
SO	5
LOB	12

WP: 1 PA: 39
PB: 0
SB: 1
CS: 0

PITCHER		IP	WLS	BF	H	R	ER	SO	BB	IBB	HBP	BLK	WP	HR	S	P	ERA	WHIP
Bob Forsch, R ERA: 4.57	(1, 1)	5.2		25	7	5	5	4	2	0	0	0	0	1	31	39	7.94	1.588
Dave Vonohlen, L ERA: 3.57	(6, 1)	0.0		1	0	0	0	0	0	1	0	0	0	0	0	4	∞	∞
Jeff Lahti, R ERA: 3.16	(6, 1)	0.2	L	7	5	3	3	1	0	0	0	0	1	1	9	9	40.50	7.500
Steve Baker, R ERA: 4.21	(7, 1)	1.2		6	1	0	0	0	0	0	0	0	0	0	6	6	0.00	0.600

PITCHER	IP	WLS	BF	H	R	ER	SO	BB	IBB	HBP	BLK	WP	HR	S	P	ERA	WHIP

Batter	1	2	3	4	5	6	7	8	9	AB	R	H	RBI	BB	SO	LOB
Lonnie Smith, R (1, 7) OBP: 0.372, SLG: 0.431	F9		5-3		L1		P4		G3, 1B	5	1	1	0	0	0	0
David Green, R (9, 9) OBP: 0.323, SLG: 0.427									1B	0	0	0	0	0	0	0
Ozzie Smith, S (1, 6) OBP: 0.321, SLG: 0.343	P4		FC4-6, 1B		BB		G3, 1B		G3, 1-2	4	0	2	0	1	0	1
Willie McGee, S (1, 8) OBP: 0.328, SLG: 0.391	5-3		FC4-6, 1-2f		P4		G3, 1-2		BB, 2-H, 1B	5	0	1	1	0	0	3
George Hendrick, R (1, 3) OBP: 0.379, SLG: 0.505		F9		G6-3, 1B		K	IBB		BB, 1-2	3	0	1	0	2	1	0
Andy Van Slyke, L (1, 9) OBP: 0.355, SLG: 0.440 (9, 7)		3-1		G6-3, 1-2, 1B		1B, SF8, 1B	K		3-1	5	1	2	0	0	1	4
Ken Oberkfell, L (1, 5) OBP: 0.376, SLG: 0.387		BB, 1B		G6-3, 1-2f, 2-3		1-3, 1B		F8		4	0	2	0	0	0	2
Darrell Porter, L (1, 2) OBP: 0.345, SLG: 0.412		BB, 1-2		BB		IBB		K		1	0	0	0	3	1	0
Mike Ramsey, S (1, 4) OBP: 0.316, SLG: 0.353		F7		3-1		SF8, 3-H		4-3		2	0	0	0	0	0	4
Steve Braun, L (6, PH) OBP: 0.414, SLG: 0.405										0	0	0	1	0	0	0
Bill Lyons, R (6, 4) OBP: 0.208, SLG: 0.255										1	0	0	0	0	0	0
John Stuper, R (1, 1) OBP: 0.170, SLG: 0.102			K		K	K			P6	3	0	0	0	0	3	2
Orlando Sanchez, L (9, PH)										1	0	0	0	0	0	0
Bruce Sutter, R (9, 1)										0	0	0	0	0	0	0
Inning Stats	R: 0 E: 0 K: 0 S: 3 H: 0 LOB: 0 BB: 0 P: 3	R: 0 E: 0 K: 0 S: 4 H: 1 LOB: 2 BB: 1 P: 8	R: 0 E: 0 K: 1 S: 6 H: 1 LOB: 1 BB: 0 P: 6	R: 0 E: 0 K: 0 S: 4 H: 2 LOB: 2 BB: 1 P: 8	R: 0 E: 0 K: 1 S: 5 H: 0 LOB: 1 BB: 1 P: 9	R: 1 E: 0 K: 2 S: 9 H: 2 LOB: 2 BB: 1 P: 13	R: 0 E: 0 K: 1 S: 6 H: 1 LOB: 2 BB: 1 P: 10	R: 0 E: 0 K: 1 S: 5 H: 0 LOB: 0 BB: 0 P: 5	R: 1 E: 0 K: 0 S: 5 H: 2 LOB: 2 BB: 1 P: 9	1B: 9 2B: 0 3B: 0 HR: 0 SF: 1 SAC: 0 DP: 1 HBP: 0						

PITCHER	IP	WLS	BF	H	R	ER	SO	BB	IBB	HBP	BLK	WP	HR	S	P	ERA	WHIP
Rick Reuschel, R (1, 1) ERA: 1.5	6.0		27	6	1	1	4	3	1	0	0	0	0	31	47	1.50	1.500
Bill Campbell, R (7, 1) ERA: 4.18	2.0		8	1	0	0	2	0	1	0	0	0	0	11	15	0.00	0.500
Lee Smith, R (9, 1) ERA: 1.6	1.0	L	6	2	1	1	0	1	0	0	0	0	0	5	9	9.00	3.000

PITCHER	IP	WLS	BF	H	R	ER	SO	BB	IBB	HBP	BLK	WP	HR	S	P	ERA	WHIP

TOP

St. Louis Cardinals @ Chicago Cubs

Wrigley Field, Chicago, IL

Sun Sep 11 1983, 3:33 AM CDT

Att. 34,634 - Sunny - 68 F

livebaseballscorecards.com

AB	34
R	2
H	9
RBI	2
BB	6
SO	6
LOB	16

WP: 0 PA: 41
PB: 0
SB: 0
CS: 0

BOTTOM

Batter	1	2	3	4	5	6	7	8	9	AB	R	H	RBI	BB	SO	LOB
Thad Bosley, L (1, 7) OBP: 0.458, SLG: 0.600	x 0-0 ① G3		B B B B 4-0 23 FC6-4 BB		S S S 0-3 ③ K			S S S 0-3 ② K		3	0	0	0	1	2	0
23 Ryne Sandberg, R (1, 4) OBP: 0.316, SLG: 0.361	x 0-0 ② 6-3		x 0-0 ① FC6-4 4-3 1-2f			x 0-0 ① 6-3		x 0-0 1B		4	0	1	0	0	0	1
Mel Hall, L (1, 8) OBP: 0.358, SLG: 0.510	S S S 0-3 ③ K		x 0-0 ② 4-3 1-2			x 0-0 ② F7		x 0-0 ③ L8		4	0	0	0	0	1	2
Keith Moreland, R (1, 9) OBP: 0.376, SLG: 0.461 Dan Rohn, L (9, PR) OBP: 0.364, SLG: 0.700		x 0-0 1B SF8 1B	x 0-0 ③ P6			x 0-0 ③ 4-3			x 0-0 S 1B	4 0	1 0	2 0	0 0	0 0	0 0	1 0
Ron Cey, R (1, 5) OBP: 0.344, SLG: 0.449		x 0-0 FC4 1B 1-3 1B		S S S 0-3 ① K			x 0-0 ① 5-3		S S S 0-3 ① K	4	0	1	0	0	2	1
Bill Buckner, L (1, 3) OBP: 0.311, SLG: 0.441		x 0-0 ① SF8 3-H		x 0-0 ② P6			x 0-0 ② P5		S S S 0-3 ② K 1-2	3	0	0	1	0	1	1
Jody Davis, R (1, 2) OBP: 0.309, SLG: 0.466		x 0-0 FC4 1B 1-2		S S S 0-3 ③ K			x 0-0 1B		x 0-0 ③ 5-3	4	0	2	0	0	1	2
Larry Bowa, S (1, 6) OBP: 0.302, SLG: 0.329		x 0-0 ② FC4 S 1-2f 2-3			x 0-0 ① F7		x 0-0 ③ F9			3	0	0	0	0	0	3
Rick Reuschel, R (1, 1) Bill Campbell, R (7, 1) OBP: 0.100, SLG: 0.100 Carmelo Martinez, R (8, PH) OBP: 0.300, SLG: 0.561 Lee Smith, R (9, 1) OBP: 0.222, SLG: 0.125		S S S 0-3 ③ K 1-2			x 0-0 ② L7			x 0-0 ① 6-3		2 0 1 0	0 0 0 0	0 0 0 0	0 0 0 0	0 0 0 0	1 0 0 0	2 0 0 0
Inning Stats	R: 0 H: 0 E: 0 LOB: 0 K: 1 BB: 0 S: 5 P: 5	R: 1 H: 3 E: 0 LOB: 2 K: 1 BB: 0 S: 8 P: 8	R: 0 H: 0 E: 0 LOB: 1 K: 0 BB: 1 S: 3 P: 7	R: 0 H: 0 E: 0 LOB: 0 K: 2 BB: 0 S: 7 P: 7	R: 0 H: 0 E: 0 LOB: 0 K: 1 BB: 0 S: 5 P: 5	R: 0 H: 0 E: 0 LOB: 0 K: 0 BB: 0 S: 3 P: 3	R: 0 H: 1 E: 0 LOB: 1 K: 0 BB: 0 S: 4 P: 4	R: 0 H: 1 E: 0 LOB: 1 K: 1 BB: 0 S: 6 P: 6	R: 0 H: 1 E: 0 LOB: 2 K: 2 BB: 0 S: 8 P: 8	1B: 6 SF: 1 2B: 0 SAC: 0 3B: 0 DP: 0 HR: 0 HBP: 0						

PITCHER	IP	WLS	BF	H	R	ER	SO	BB	IBB	HBP	BLK	WP	HR	S	P	ERA	WHIP
John Stuper, R (1, 1) ERA: 3.39	8.0	W	30	5	1	1	6	1	0	0	0	0	0	41	45	1.12	0.750
Bruce Sutter, R (9, 1) ERA: 4.05	1.0	S	4	1	0	0	2	0	0	0	0	0	0	8	8	0.00	1.000

PITCHER	IP	WLS	BF	H	R	ER	SO	BB	IBB	HBP	BLK	WP	HR	S	P	ERA	WHIP

St. Louis Cardinals @ Chicago Cubs

Wrigley Field, Chicago, IL

Sun Sep 11 1983, 3:33 AM CDT

Att. 34,634 - Sunny - 68 F

livebaseballscorecards.com

AB	32
R	1
H	6
RBI	1
BB	1
SO	8
LOB	13

St. Louis Cardinals @ Pittsburgh Pirates

Three Rivers Stadium, Pittsburgh, PA

Mon Sep 12 1983, 7:05 PM EDT

Att. 10,458 - Unknown

TOP

livebaseballscorecards.com

Batter	1	2	3	4	5	6	7	8	9	AB	R	H	RBI	BB	SO	LOB
Lonnie Smith, R (1, 7) OBP: 0.373, SLG: 0.434	4-3 1B 2B	L8-3 1B			K		K		K	4	1	2	0	0	2	0
Bill Lyons, R (7, 4) OBP: 0.208, SLG: 0.255										0	0	0	0	0	0	0
David Green, R (9, PH) OBP: 0.322, SLG: 0.425										1	0	0	0	0	1	1
Ozzie Smith, S (1, 6) OBP: 0.319, SLG: 0.340	4-3 2-3	L8-3 1-2			4-3		F8			4	0	0	0	0	0	2
Willie McGee, S (1, 8) OBP: 0.326, SLG: 0.388	F6		4-3		6-3			K		4	0	0	0	0	1	1
George Hendrick, R (1, 3) OBP: 0.380, SLG: 0.504	1B 2B 1B 3-H		6-3			2B BB		L8		3	2	1	1	1	0	0
Andy Van Slyke, L (1, 9) OBP: 0.361, SLG: 0.449	2B 1B 1-2		6-3			1-H 2B		1B		4	1	3	1	0	0	0
Ken Oberkfell, L (1, 5) OBP: 0.375, SLG: 0.388	2B 1-H 2-H			F8		F8		L4		4	0	1	2	0	0	1
Darrell Porter, L (1, 2) OBP: 0.346, SLG: 0.410	BB			1B BB		4-3			G3	2	0	0	0	2	0	0
Mike Ramsey, S (1, 4) OBP: 0.318, SLG: 0.354	4-3			G6-3 1-3 1B			HR		1B	2	0	1	0	0	0	2
Steve Braun, L (7, PH) (7, 7) OBP: 0.426, SLG: 0.457										2	1	2	1	0	0	0
Danny Cox, R (1, 1) OBP: 0.095, SLG: 0.095										2	0	0	0	0	0	2
Dave LaPoint, L (5, 1) OBP: 0.258, SLG: 0.164										0	0	0	0	0	0	0
Jeff Lahti, R (6, 1)										0	0	0	0	0	0	0
Dave Rucker, L (6, 1)										0	0	0	0	0	0	0
Orlando Sanchez, L (7, PH)										1	0	0	0	0	1	0
Steve Baker, R (7, 1)										0	0	0	0	0	0	0
Dave Vonohlen, L (8, 1) OBP: 0.250, SLG: 0.143										0	0	0	0	0	0	0
Jim Adduci, L (9, PH)		5-3		G6-3 1-2f			K		F8	1	0	0	0	0	0	1
Inning Stats	R: 3 E: 0 K: 0 S: 7 H: 4 LOB: 2 BB: 1 P: 11	R: 0 E: 0 K: 0 S: 3 H: 1 LOB: 0 BB: 0 P: 3	R: 0 E: 0 K: 0 S: 3 H: 0 LOB: 0 BB: 0 P: 3	R: 0 E: 0 K: 0 S: 3 H: 1 LOB: 1 BB: 1 P: 7	R: 0 E: 0 K: 1 S: 5 H: 0 LOB: 0 BB: 0 P: 5	R: 1 E: 0 K: 0 S: 3 H: 1 LOB: 0 BB: 1 P: 7	R: 1 E: 0 K: 2 S: 8 H: 1 LOB: 0 BB: 0 P: 8	R: 0 E: 0 K: 1 S: 6 H: 1 LOB: 1 BB: 0 P: 6	R: 0 E: 0 K: 1 S: 6 H: 1 LOB: 1 BB: 0 P: 6	1B: 6 2B: 4 3B: 0 HR: 1	SF: 0 SAC: 0 DP: 2 HBP: 0						

AB	34
R	5
H	10
RBI	5
BB	3
SO	5
LOB	10

WP: 0 PB: 0 SB: 0 CS: 0 PA: 37

PITCHER		IP	WLS	BF	H	R	ER	SO	BB	IBB	HBP	BLK	WP	HR	S	P	ERA	WHIP
Lee Tunnell, R	(1, 1)	6.0	W	26	8	5	5	1	3	0	0	0	0	1	25	37	7.50	1.833
ERA: 3.82																		
Manny Sarmiento, R	(7, 1)	3.0	S	11	2	0	0	4	0	0	0	0	0	0	19	19	0.00	0.667
ERA: 3.14																		

PITCHER	IP	WLS	BF	H	R	ER	SO	BB	IBB	HBP	BLK	WP	HR	S	P	ERA	WHIP

Batter	1	2	3	4	5	6	7	8	9	AB	R	H	RBI	BB	SO	LOB
Marvell Wynne, L (1, 8) OBP: 0.324, SLG: 0.369	F5		G3 2-3		BBBB 4-0 1B 1B BB	0-0 1-3 1B 2B		4-3		4	2	1	0	1	0	1
Johnny Ray, S (1, 4) OBP: 0.313, SLG: 0.381	G3		F9		0-0 1B 1-2 SF8 1B	4-0 FC4-6 1B IBB		F8		4	1	1	0	1	0	1
Bill Madlock, R (1, 5) OBP: 0.383, SLG: 0.445 Jim Morrison, R (5, PR) OBP: 0.355, SLG: 0.511 (6, 5) Lee Mazzilli, S (6, PH) OBP: 0.371, SLG: 0.343 Brian Harper, R (6, PH) OBP: 0.221, SLG: 0.432 Doug Frobel, L (7, 9) OBP: 0.317, SLG: 0.518	5-3			0-0 1B 2B 1B	0-0 BB 1-3 2-H 1B	0-0 FC4-6 1-2 2-H 3-H 1B		SSS 0-3 K		3 0 0 1 1	1 0 0 0 0	2 0 0 1 0	1 0 0 2 0	0 0 0 0 0	0 0 0 0 1	0 0 0 0 0
Jason Thompson, L (1, 3) OBP: 0.368, SLG: 0.403		F9		0-0 F8	BBBB 4-0 1-2 BB	0-0 FC4-6 1-2f 2-3				3	0	0	0	1	0	3
Dave Parker, L (1, 9) OBP: 0.308, SLG: 0.414 Richie Hebner, L (7, 5) OBP: 0.290, SLG: 0.319		1B		F8	0-0 SF8 3-H	L1				3 0	0 0	1 0	1 0	0 0	0 0	3 0
Mike Easler, L (1, 7) OBP: 0.358, SLG: 0.450		F7		0-0 2B 1-3 2B 1B	SSS 0-3 K		0-0 1-3			4	1	1	0	0	1	3
Tony Peña, R (1, 2) OBP: 0.331, SLG: 0.421		F4		0-0 1-3 2B 3-H 2B	L4		FC5-4 1B			4	1	2	1	0	0	3
Dale Berra, R (1, 6) OBP: 0.322, SLG: 0.357			G3 SH1-4 1B	0-0 2-H 3-H 2B		SSS 0-3 K	P4			4	0	2	2	0	1	1
Lee Tunnell, R (1, 1) OBP: 0.167, SLG: 0.191 Manny Sarmiento, R (7, 1)			SH1-4 1-2	F8		2B 1B 1B	FC5-4 1-2f			2 1	1 0	1 0	0 0	0 0	0 0	1 1
Inning Stats	R: 0 E: 0 K: 0 S: 3 H: 0 LOB: 0 BB: 0 P: 3	R: 0 E: 0 K: 0 S: 4 H: 1 LOB: 1 BB: 0 P: 4	R: 0 E: 0 K: 0 S: 4 H: 1 LOB: 1 BB: 0 P: 4	R: 3 E: 0 K: 0 S: 7 H: 4 LOB: 1 BB: 0 P: 7	R: 2 E: 0 K: 1 S: 7 H: 2 LOB: 2 BB: 2 P: 15	R: 2 E: 0 K: 1 S: 8 H: 3 LOB: 2 BB: 1 P: 12	R: 0 E: 0 K: 0 S: 4 H: 1 LOB: 1 BB: 0 P: 4	R: 0 E: 0 K: 1 S: 5 H: 0 LOB: 0 BB: 0 P: 5		1B: 9 2B: 3 3B: 0 HR: 0 SF: 1 SAC: 1 DP: 0 HBP: 0					WP: 0 PB: 0 SB: 0 CS: 0	PA: 39	

PITCHER		IP	WLS	BF	H	R	ER	SO	BB	IBB	HBP	BLK	WP	HR	S	P	ERA	WHIP
Danny Cox, R ERA: 3.25	(1, 1)	4.0	L	19	6	4	4	0	1	0	0	0	0	0	18	22	9.00	1.750
Dave LaPoint, L ERA: 3.71	(5, 1)	1.1		9	4	3	3	2	1	0	0	0	0	0	12	16	20.25	3.750
Jeff Lahti, R ERA: 3.16	(6, 1)	0.0		1	0	0	0	0	0	1	0	0	0	0	0	4	∞	∞
Dave Rucker, L ERA: 6.03	(6, 1)	0.2		3	1	0	0	0	0	0	0	0	0	0	3	3	0.00	1.500
Steve Baker, R ERA: 4.14	(7, 1)	1.0		4	1	0	0	0	0	0	0	0	0	0	4	4	0.00	1.000

PITCHER		IP	WLS	BF	H	R	ER	SO	BB	IBB	HBP	BLK	WP	HR	S	P	ERA	WHIP
Dave Vonohlen, L ERA: 3.51	(8, 1)	1.0		3	0	0	0	1	0	0	0	0	0	0	5	5	0.00	0.000

BOTTOM

St. Louis Cardinals @ Pittsburgh Pirates

Three Rivers Stadium, Pittsburgh, PA

Mon Sep 12 1983, 7:05 PM EDT

Att. 10,458 - Unknown

livebaseballscorecards.com

AB	34
R	7
H	12
RBI	7
BB	3
SO	3
LOB	17

Batter	1	2	3	4	5	6	7	8	9	AB	R	H	RBI	BB	SO	LOB
Lonnie Smith, R (1, 7) OBP: 0.374, SLG: 0.437	SH1-3 1B		2B		FC6-4 1-2f			F8		4	0	2	0	0	0	1
Ozzie Smith, S (1, 6) OBP: 0.319, SLG: 0.339	SH1-3 1-2		BB			G3		4-3		2	0	0	0	1	0	0
Willie McGee, S (1, 8) OBP: 0.324, SLG: 0.385	K		3-1			F7			K	4	0	0	0	0	2	3
Steve Braun, L (1, 9) OBP: 0.419, SLG: 0.440	K			F7		F7			1B BB	3	0	0	0	1	1	1
Andy Van Slyke, L (1, 3) OBP: 0.359, SLG: 0.446		K		F8			F8		G4-6-3 1-2 1B	4	0	1	0	0	1	0
Ken Oberkfell, L (1, 5) OBP: 0.374, SLG: 0.387		G1-6-3 1B		4-3			L1		G4-6-3 1-2f	4	0	1	0	0	0	2
Darrell Porter, L (1, 2) OBP: 0.346, SLG: 0.409		G1-6-3 1-2f			4-3		FC6-4 1B			3	0	1	0	0	0	1
Ralph Citarella, R (7, 1)										0	0	0	0	0	0	0
Dave LaPoint, L (8, 1) OBP: 0.258, SLG: 0.164										0	0	0	0	0	0	0
Jeff Keener, L (8, 1)										0	0	0	0	0	0	0
Mike Ramsey, S (1, 4) OBP: 0.318, SLG: 0.350			F7		FC6-4 BB		FC6-4 1-2f			2	0	0	0	1	0	1
Joaquin Andujar, S (1, 1) OBP: 0.099, SLG: 0.100			K		L6			K		1	0	0	0	0	1	0
Dave Vonohlen, L (3, 1) OBP: 0.250, SLG: 0.143										0	0	0	0	0	0	0
Jeff Doyle, S (5, PH)										1	0	0	0	0	0	1
Dave Rucker, L (5, 1)										0	0	0	0	0	0	0
Orlando Sanchez, L (7, 2)										1	0	0	0	0	1	0
Inning Stats	R: 0 E: 0 K: 2 S: 8 H: 1 LOB: 1 BB: 0 P: 8	R: 0 E: 0 K: 1 S: 5 H: 1 LOB: 0 BB: 0 P: 5	R: 0 E: 0 K: 1 S: 6 H: 1 LOB: 2 BB: 1 P: 10	R: 0 E: 0 K: 0 S: 3 H: 0 LOB: 0 BB: 0 P: 3	R: 0 E: 0 K: 0 S: 3 H: 0 LOB: 1 BB: 1 P: 7	R: 0 E: 0 K: 0 S: 3 H: 0 LOB: 0 BB: 0 P: 3	R: 0 E: 0 K: 0 S: 4 H: 1 LOB: 1 BB: 0 P: 4	R: 0 E: 0 K: 1 S: 5 H: 0 LOB: 0 BB: 0 P: 5	R: 0 E: 0 K: 1 S: 5 H: 1 LOB: 1 BB: 1 P: 9	1B: 4 2B: 1 3B: 0 HR: 0 SF: 0 SAC: 1 DP: 2 HBP: 0						

TOP

St. Louis Cardinals @ Pittsburgh Pirates

Three Rivers Stadium, Pittsburgh, PA

Tue Sep 13 1983, 7:05 PM EDT
Att. 9,771 - Unknown

livebaseballscorecards.com

AB	29
R	0
H	5
RBI	0
BB	3
SO	6
LOB	10

WP: 0 PB: 0 SB: 0 CS: 0 PA: 33

PITCHER		IP	WLS	BF	H	R	ER	SO	BB	IBB	HBP	BLK	WP	HR	S	P	ERA	WHIP
Rick Rhoden, R ERA: 3.19	(1, 1)	9.0	W	33	5	0	0	6	3	0	0	0	0	0	42	54	0.00	0.889

PITCHER	IP	WLS	BF	H	R	ER	SO	BB	IBB	HBP	BLK	WP	HR	S	P	ERA	WHIP

Batter	1	2	3	4	5	6	7	8	9	AB	R	H	RBI	BB	SO	LOB
Marvell Wynne, L (1, 8) OBP: 0.326, SLG: 0.369	K		E 3B 1B 2-H		E 1B BB			G3		3	1	1	1	1	1	0
Johnny Ray, S (1, 4) OBP: 0.316, SLG: 0.390	6-3		1B 3B 1-H		FC6-4 1B 1-H			1B 2B		4	2	3	1	0	0	0
Bill Madlock, R (1, 5) OBP: 0.384, SLG: 0.447	1-3		2B 3-H		FC6-4 1-2f			5-3		2	0	1	1	0	0	0
Jim Morrison, R (3, PR) (4, 5) OBP: 0.351, SLG: 0.503										2	0	0	0	0	0	2
Jason Thompson, L (1, 3) OBP: 0.367, SLG: 0.402		F8	F7			L8		1B 1B 2-H		4	1	1	1	0	0	1
Dave Parker, L (1, 9) OBP: 0.308, SLG: 0.413		4-3	F8			4-3		1B 1B 1-3		4	0	1	0	0	0	1
Mike Easler, L (1, 7) OBP: 0.357, SLG: 0.448		K		K		F8		1B 1-2 3-H		4	0	1	1	0	2	0
Tony Peña, R (1, 2) OBP: 0.331, SLG: 0.426			HR	6-3			K	6-3		4	1	1	1	0	1	2
Dale Berra, R (1, 6) OBP: 0.322, SLG: 0.357			S 1B 1B	F7			6-3			3	1	1	0	0	0	0
Rick Rhoden, R (1, 1) OBP: 0.132, SLG: 0.145			K 1-2		K		L5			3	0	0	0	0	2	1
Inning Stats	R: 0 H: 0 E: 0 LOB: 0 K: 1 BB: 0 S: 5 P: 5	R: 0 H: 0 E: 0 LOB: 0 K: 1 BB: 0 S: 5 P: 5	R: 4 H: 5 E: 1 LOB: 1 K: 1 BB: 0 S: 10 P: 10	R: 0 H: 0 E: 0 LOB: 0 K: 1 BB: 0 S: 5 P: 5	R: 0 H: 1 E: 1 LOB: 1 K: 1 BB: 1 S: 5 P: 9	R: 0 H: 0 E: 0 LOB: 0 K: 0 BB: 0 S: 3 P: 3	R: 0 H: 0 E: 0 LOB: 0 K: 1 BB: 0 S: 5 P: 5	R: 2 H: 4 E: 0 LOB: 2 K: 0 BB: 0 S: 7 P: 7		1B: 6 SF: 0 2B: 2 SAC: 0 3B: 1 DP: 0 HR: 1 HBP: 0						

PITCHER		IP	WLS	BF	H	R	ER	SO	BB	IBB	HBP	BLK	WP	HR	S	P	ERA	WHIP
Joaquin Andujar, R ERA: 3.98	(1, 1)	2.1	L	12	5	4	4	3	0	0	0	0	0	1	18	18	15.43	2.143
Dave Vonohlen, L ERA: 3.41	(3, 1)	1.2		5	0	0	0	1	0	0	0	0	0	0	7	7	0.00	0.000
Dave Rucker, L ERA: 5.72	(5, 1)	2.0		7	1	0	0	1	1	0	0	0	0	0	8	12	0.00	1.000
Ralph Citarella, R ERA: 5.4	(7, 1)	1.2		6	1	1	1	1	0	0	0	0	0	0	8	8	5.40	0.600
Dave LaPoint, L ERA: 3.76	(8, 1)	0.0		3	3	1	1	0	0	0	0	0	0	0	3	3	∞	∞

PITCHER		IP	WLS	BF	H	R	ER	SO	BB	IBB	HBP	BLK	WP	HR	S	P	ERA	WHIP
Jeff Keener, R ERA:	(8, 1)	0.1		1	0	0	0	0	0	0	0	0	0	0	1	1	0.00	0.000

BOTTOM

St. Louis Cardinals @ Pittsburgh Pirates

Three Rivers Stadium, Pittsburgh, PA

Tue Sep 13 1983, 7:05 PM EDT

Att. 9,771 - Unknown

livebaseballscorecards.com

AB	33
R	6
H	10
RBI	6
BB	1
SO	6
LOB	7

1B: 6 SF: 0 PA: 34
2B: 2 SAC: 0
3B: 1 DP: 0
HR: 1 HBP: 0

WP: 0
PB: 0
SB: 1
CS: 0

Batter	1	2	3	4	5	6	7	8	9	AB	R	H	RBI	BB	SO	LOB
Lonnie Smith, R (1, 7) OBP: 0.372, SLG: 0.435	E5 S 1B		1B S 1B		F8		1-3		F8	5	1	1	0	0	0	0
David Green, R (9, 9) OBP: 0.322, SLG: 0.425										0	0	0	0	0	0	0
Ozzie Smith, S (1, 6) OBP: 0.320, SLG: 0.338	6-3 1-2		F9 1-2		BBBB 4-0 S BB		3-1		FC6-4 1B	4	0	1	0	1	0	2
Willie McGee, S (1, 8) OBP: 0.323, SLG: 0.384	F9 S 1B 2-H		L9		F9 1-2		SSS 0-3 K		FC6-4 1-2f	5	0	1	1	0	1	3
George Hendrick, R (1, 3) OBP: 0.381, SLG: 0.504	F9 1-3		BB 1B 2-3		5-3			1B 1B		4	0	2	0	0	0	2
Andy Van Slyke, L (1, 9) OBP: 0.358, SLG: 0.441 (9, 7)	F8		BBBB 4-0 1-2 BB			G3		B2		3	0	0	0	1	0	2
Ken Oberkfell, L (1, 5) OBP: 0.372, SLG: 0.384		F7	F8			4-3		F8		3	0	0	0	0	0	3
Bill Lyons, R (6, 5) OBP: 0.204, SLG: 0.250										1	0	0	0	0	0	1
Darrell Porter, L (1, 2) OBP: 0.350, SLG: 0.420		1B		3-1		HR		FC6-4 1-2 1B		4	1	3	1	0	0	0
Mike Ramsey, S (1, 4) OBP: 0.317, SLG: 0.348		SSS K		F7		1B		FC6-4 1-2f		4	0	1	0	0	1	3
Neil Allen, R (1, 1) OBP: 0.114, SLG: 0.159		SSS K		6-3		SSS K			5-3	0	0	0	0	0	0	0
Dave Rucker, L (6, 1)										0	0	0	0	0	0	0
Jeff Lahti, R (7, 1)										0	0	0	0	0	0	0
Bruce Sutter, R (7, 1)										1	0	0	0	0	0	0
Inning Stats	R: 1 H: 1 E: 1 LOB: 1 K: 0 BB: 0 S: 5 P: 5	R: 0 H: 1 E: 0 LOB: 1 K: 2 BB: 0 S: 8 P: 8	R: 0 H: 2 E: 0 LOB: 3 K: 0 BB: 1 S: 5 P: 9	R: 0 H: 0 E: 0 LOB: 0 K: 0 BB: 0 S: 3 P: 3	R: 0 H: 0 E: 0 LOB: 1 K: 0 BB: 1 S: 3 P: 7	R: 1 H: 2 E: 0 LOB: 1 K: 1 BB: 0 S: 7 P: 7	R: 0 H: 0 E: 0 LOB: 0 K: 1 BB: 0 S: 5 P: 5	R: 0 H: 2 E: 0 LOB: 2 K: 0 BB: 0 S: 5 P: 5	R: 0 H: 1 E: 0 LOB: 1 K: 0 BB: 0 S: 4 P: 4	1B: 8 SF: 0 2B: 0 SAC: 0 3B: 0 DP: 0 HR: 1 HBP: 0						

PITCHER		IP	WLS	BF	H	R	ER	SO	BB	IBB	HBP	BLK	WP	HR	S	P	ERA	WHIP
Tom Seaver, R ERA: 3.7	(1, 1)	7.0	L	30	6	2	1	4	2	0	0	0	0	1	36	44	1.29	1.143
Carlos Diaz, L ERA: 1.96	(8, 1)	2.0		9	3	0	0	0	0	0	0	0	0	0	9	9	0.00	1.500

PITCHER	IP	WLS	BF	H	R	ER	SO	BB	IBB	HBP	BLK	WP	HR	S	P	ERA	WHIP

TOP

St. Louis Cardinals @ New York Mets

Shea Stadium, Flushing, NY

Wed Sep 14 1983, 7:05 PM EDT

Att. 5,748 - Unknown

livebaseballscorecards.com

AB	34
R	2
H	9
RBI	2
BB	2
SO	2
LOB	16

WP: 0 PA: 39
PB: 0
SB: 4
CS: 0

Batter	1	2	3	4	5	6	7	8	9	AB	R	H	RBI	BB	SO	LOB
Mookie Wilson, S (1, 8) OBP: 0.298, SLG: 0.358	6-3		G6-4-3 1B			F7	K			4	0	1	0	0	1	2
Hubie Brooks, R (1, 4) OBP: 0.294, SLG: 0.331	1B 1B		G6-4-3 1-2f			BB 1B 1B		6-3		4	1	2	0	0	0	1
Keith Hernandez, L (1, 3) OBP: 0.400, SLG: 0.440	1-2 1B			4-3		E 1B 1-2 BB		4-3		3	0	1	0	1	0	0
George Foster, R (1, 7) OBP: 0.289, SLG: 0.405 Mark Bradley, R (8, PR) OBP: 0.281, SLG: 0.330 (9, 7)	L7			3-1		E8 1-3 2-H 1B		1B		4 0	0 0	2 0	1 0	0 0	0 0	2 0
Darryl Strawberry, L (1, 9) OBP: 0.328, SLG: 0.514	F8			CS BB		G3		K		3	0	0	0	1	1	5
Clint Hurdle, L (1, 5)		5-3		CS 1-2	F6		F6		K	4	0	0	0	0	1	0
Bob Bailor, R (1, 6) OBP: 0.290, SLG: 0.288		6-3			F9		1B 1B		K	4	0	1	0	0	1	0
Mike Fitzgerald, R (1, 2) OBP: 0.286, SLG: 0.714 Danny Heep, L (9, PH) OBP: 0.329, SLG: 0.401		5-3			K		1-3 1B		3-1	3 1	0 0	1 0	0 0	0 0	1 0	0 0
Tom Seaver, R (1, 1) OBP: 0.231, SLG: 0.237 Dave Kingman, R (7, PH) OBP: 0.265, SLG: 0.383 Rusty Staub, L (7, PH) OBP: 0.372, SLG: 0.390 Carlos Diaz, R (8, 1)			K			F8	F9			2 0 1 0	0 0 0 0	0 0 0 0	0 0 0 0	1 0 0 0	0 0 2 0	0 0 0 0
Inning Stats	R: 0 E: 0 K: 0 S: 5 H: 2 LOB: 2 BB: 0 P: 5	R: 0 E: 0 K: 0 S: 3 H: 0 LOB: 0 BB: 0 P: 3	R: 0 E: 0 K: 1 S: 5 H: 1 LOB: 0 BB: 0 P: 5	R: 0 E: 0 K: 0 S: 2 H: 0 LOB: 0 BB: 1 P: 6	R: 0 E: 0 K: 1 S: 5 H: 0 LOB: 0 BB: 0 P: 5	R: 1 E: 1 K: 0 S: 5 H: 2 LOB: 2 BB: 1 P: 9	R: 0 E: 0 K: 1 S: 7 H: 2 LOB: 2 BB: 0 P: 7	R: 0 E: 0 K: 1 S: 6 H: 1 LOB: 1 BB: 0 P: 6	R: 0 E: 0 K: 2 S: 7 H: 0 LOB: 0 BB: 0 P: 7	1B: 8 2B: 0 3B: 0 HR: 0 SF: 0 SAC: 0 DP: 1 HBP: 0						

PITCHER	IP	WLS	BF	H	R	ER	SO	BB	IBB	HBP	BLK	WP	HR	S	P	ERA	WHIP
Neil Allen, R (1, 1) ERA: 3.92	5.2	W	22	5	1	1	2	2	0	0	0	0	0	24	32	1.59	1.235
Dave Rucker, L (6, 1) ERA: 5.63	0.2		4	2	0	0	0	0	0	0	0	0	0	4	4	0.00	3.000
Jeff Lahti, R (7, 1) ERA: 3.14	0.1		1	0	0	0	0	0	0	0	0	0	0	1	1	0.00	0.000
Bruce Sutter, R (7, 1) ERA: 3.94	2.1	S	8	1	0	0	4	0	0	0	0	0	0	16	16	0.00	0.429

PITCHER	IP	WLS	BF	H	R	ER	SO	BB	IBB	HBP	BLK	WP	HR	S	P	ERA	WHIP

BOTTOM

St. Louis Cardinals @ New York Mets

Shea Stadium, Flushing, NY

Wed Sep 14 1983, 7:05 PM EDT

Att. 5,748 - Unknown

livebaseballscorecards.com

AB	33
R	1
H	8
RBI	1
BB	2
SO	6
LOB	12

WP: 0 PA: 36
PB: 0
SB: 0
CS: 1

Batter	1	2	3	4	5	6	7	8	9	AB	R	H	RBI	BB	SO	LOB
Lonnie Smith, R (1, 7) OBP: 0.375, SLG: 0.444	F9		G6-4-3, 1B		HR			1B		4	1	3	1	0	0	0
Ozzie Smith, S (1, 6) OBP: 0.319, SLG: 0.337	4-3		F8		6-3			1-2, 1B		4	0	1	0	0	0	1
Willie McGee, S (1, 8) OBP: 0.320, SLG: 0.381	F7		G6-4-3, 1-2f			F8		SSS, K		4	0	0	0	0	1	3
George Hendrick, R (1, 3) OBP: 0.380, SLG: 0.502		1B, HR, 1B		6-3		F8		F7		4	1	1	0	0	0	2
Andy Van Slyke, L (1, 5) OBP: 0.361, SLG: 0.444		HR, 1B		WP, 1B		SSS, K		SSS, K		3	1	2	0	0	1	0
Floyd Rayford, R (8, PH) OBP: 0.286, SLG: 0.358 (8, 5)										1	0	0	0	0	1	2
Darrell Porter, L (1, 2) OBP: 0.350, SLG: 0.427		1-H, 2-H, HR		F7, 1-2			5-3		6-3	3	1	1	3	0	0	1
Bill Lyons, R (9, PH) OBP: 0.200, SLG: 0.245										1	0	0	0	0	0	0
David Green, R (1, 9) OBP: 0.319, SLG: 0.421		G3		4-3			6-3		F9	4	0	0	0	0	0	1
Mike Ramsey, S (1, 4) OBP: 0.315, SLG: 0.345		F8			3-1		FC4-6, 1B		L6	4	0	1	0	0	0	0
Bob Forsch, R (1, 1) OBP: 0.302, SLG: 0.396		SSS, K			1-3		FC4-6, 1-2f			1	0	0	0	0	1	0
Dave LaPoint, L (3, 1) OBP: 0.250, SLG: 0.158										2	0	0	0	0	0	1
Jeff Lahti, R (8, 1)										0	0	0	0	0	0	0
Inning Stats	R: 0 E: 0 K: 0 S: 3 H: 0 LOB: 0 BB: 0 P: 3	R: 3 E: 0 K: 1 S: 8 H: 3 LOB: 0 BB: 0 P: 8	R: 0 E: 0 K: 0 S: 3 H: 1 LOB: 0 BB: 0 P: 3	R: 0 E: 0 K: 0 S: 4 H: 1 LOB: 1 BB: 0 P: 4	R: 1 E: 0 K: 0 S: 4 H: 1 LOB: 0 BB: 0 P: 4	R: 0 E: 0 K: 1 S: 5 H: 0 LOB: 0 BB: 0 P: 5	R: 0 E: 0 K: 0 S: 4 H: 1 LOB: 1 BB: 0 P: 4	R: 0 E: 0 K: 2 S: 9 H: 2 LOB: 2 BB: 0 P: 9	R: 0 E: 0 K: 0 S: 3 H: 0 LOB: 0 BB: 0 P: 3	1B: 7 2B: 0 3B: 0 HR: 2 SF: 0 SAC: 0 DP: 1 HBP: 0	WP: 1 PB: 0 SB: 0 CS: 0 PA: 35					

PITCHER		IP	WLS	BF	H	R	ER	SO	BB	IBB	HBP	BLK	WP	HR	S	P	ERA	WHIP
Ed Lynch, R ERA: 4.23	(1, 1)	7.0	W	29	9	4	4	2	0	0	0	0	1	2	33	33	5.14	1.286
Jesse Orosco, L ERA: 1.35	(8, 1)	2.0	S	6	0	0	0	2	0	0	0	0	0	0	10	10	0.00	0.000

PITCHER	IP	WLS	BF	H	R	ER	SO	BB	IBB	HBP	BLK	WP	HR	S	P	ERA	WHIP

TOP

St. Louis Cardinals @ New York Mets

Shea Stadium, Flushing, NY

Thu Sep 15 1983, 7:05 PM EDT

Att. 5,887 - Unknown

livebaseballscorecards.com

AB	35
R	4
H	9
RBI	4
BB	0
SO	4
LOB	11

BOTTOM

St. Louis Cardinals @ New York Mets

Shea Stadium, Flushing, NY

Thu Sep 15 1983, 7:05 PM EDT

Att. 5,887 - Unknown

livebaseballscorecards.com

Batter	1	2	3	4	5	6	7	8	9	AB	R	H	RBI	BB	SO	LOB
Mookie Wilson, S (1, 8) OBP: 0.298, SLG: 0.358	0-0 1B SF8 2B	0-0 G3		0-0 F7		SSS 0-3 K		0-0 5-3		5	1	1	0	0	1	3
Hubie Brooks, R (1, 4) (6, 5) OBP: 0.296, SLG: 0.332	0-0 2-3 1B	0-0 2-H 1B		SSS 0-3 K			0-0 F8			4	0	2	1	0	1	0
Keith Hernandez, L (1, 3) OBP: 0.399, SLG: 0.439	0-0 SF8 3-H	0-0 5-3			0-0 4-3		0-0 HR 1B			3	1	1	1	0	0	1
George Foster, R (1, 7) OBP: 0.291, SLG: 0.412	0-0 F9		SSS 0-3 K		0-0 FC1-6 1B		0-0 1-H HR			4	1	2	2	0	1	1
Darryl Strawberry, L (1, 9) OBP: 0.327, SLG: 0.510	0-0 4-3		BBBB 4-0 FC5 BB BB		0-0 FC1-6 1-2f		SSS 0-3 K			3	0	0	0	1	1	2
Clint Hurdle, L (1, 5) Brian Giles, R (5, PH) (6, 4) OBP: 0.298, SLG: 0.277		SSS 0-3 K	BBBB 4-0 1-2 BB		0-0 F9		0-0 F2			1 2	0 0	0 0	0 0	1 0	1 0	0 1
Ron Hodges, L (1, 2) OBP: 0.379, SLG: 0.297 Junior Ortiz, R (6, PH) (7, 2) OBP: 0.267, SLG: 0.276	0-0 1B E 1B	SSS 0-3 K				0-0 SH1-4 1B		0-0 E5 4-3 SH1-4		2 2	1 0	1 1	0 0	0 0	1 0	2 0
José Oquendo, S (1, 6) OBP: 0.274, SLG: 0.260	0-0 E 1-2 E 1B	0-0 FC5 2-3f				SSS 0-3 K		0-0 SH1-4 1-2		3	1	1	0	0	1	3
Ed Lynch, R (1, 1) OBP: 0.176, SLG: 0.160 Jesse Orosco, R (8, 1) OBP: 0.308, SLG: 0.333 Bob Bailor, R (8, 4) OBP: 0.289, SLG: 0.287	0-0 E1 1B 1-H 2-H			0-0 F4		0-0 SH1-4 1-2		0-0 4-3 2-3		2 0 1	1 0 0	0 0 0	0 0 0	0 0 0	0 0 0	0 0 1
Inning Stats	R: 1 E: 0 K: 0 S: 5 H: 2 LOB: 1 BB: 0 P: 5	R: 3 E: 1 K: 1 S: 9 H: 3 LOB: 1 BB: 0 P: 9	R: 0 E: 0 K: 2 S: 7 H: 0 LOB: 2 BB: 2 P: 15	R: 0 E: 0 K: 1 S: 5 H: 0 LOB: 0 BB: 0 P: 5	R: 0 E: 0 K: 0 S: 4 H: 1 LOB: 1 BB: 0 P: 4	R: 0 E: 0 K: 2 S: 8 H: 1 LOB: 1 BB: 0 P: 8	R: 2 E: 0 K: 1 S: 7 H: 2 LOB: 0 BB: 0 P: 7	R: 0 E: 1 K: 0 S: 4 H: 0 LOB: 1 BB: 0 P: 4		1B: 7 2B: 1 3B: 0 HR: 1	SF: 1 SAC: 2 DP: 0 HBP: 0			WP: 0 PB: 0 SB: 0 CS: 0	PA: 37	

PITCHER		IP	WLS	BF	H	R	ER	SO	BB	IBB	HBP	BLK	WP	HR	S	P	ERA	WHIP
Bob Forsch, R ERA: 4.56	(1, 1)	2.1		15	5	4	1	2	2	0	0	0	0	0	17	25	3.86	3.000
Dave LaPoint, L ERA: 3.77	(3, 1)	4.2	L	19	4	2	2	5	0	0	0	0	0	1	29	29	3.86	0.857
Jeff Lahti, R ERA: 3.09	(8, 1)	1.0		3	0	0	0	0	0	0	0	0	0	0	3	3	0.00	0.000

PITCHER	IP	WLS	BF	H	R	ER	SO	BB	IBB	HBP	BLK	WP	HR	S	P	ERA	WHIP

Batter	1	2	3	4	5	6	7	8	9	10	11	12	13	AB	R	H	RBI	BB	SO	LOB
Lonnie Smith, R (1, 7) OBP: 0.373, SLG: 0.440	5-3			F8		6-3		BB CS			K			4	0	0	0	1	1	0
Ozzie Smith, S (1, 6) OBP: 0.320, SLG: 0.335	F9			BB S		BB S		CS 1-2	5-3		6-3			3	0	0	0	2	0	0
Willie McGee, S (1, 8) OBP: 0.318, SLG: 0.377	5-3			L4		F7 1-2			L6			4-3		5	0	0	0	0	0	2
George Hendrick, R (1, 3) OBP: 0.376, SLG: 0.497		F7		K 1-2		F8			F9			F8		5	0	0	0	0	1	2
Andy Van Slyke, L (1, 9) OBP: 0.358, SLG: 0.440		F8			CI S 2B		F8			F9		1-6-3		2	1	0	0	0	0	0
David Green, R (10, PH) (10, 9) OBP: 0.317, SLG: 0.418														2	0	0	0	0	0	0
Darrell Porter, L (1, 2) OBP: 0.350, SLG: 0.429		F9			4-3 1-H 4-3 2B		F9			K			SH1-4 WP 1B	5	1	2	1	0	1	0
Ken Oberkfell, L (1, 5) OBP: 0.371, SLG: 0.383			P6		4-3 2-3		P6			1B			SH1-4 1-3	4	0	1	0	0	0	1
Jeff Doyle, S (10, PR) (10, 4)														0	0	0	0	0	0	0
Mike Ramsey, S (1, 4) OBP: 0.310, SLG: 0.339		F8			4-3 3-H			6-3		K			K	3	0	0	1	0	0	0
Floyd Rayford, R (10, PH) (10, 5) OBP: 0.280, SLG: 0.351														2	0	0	0	0	2	2
Steve Baker, R (13, 1)														0	0	0	0	0	0	0
John Stuper, R (1, 1) OBP: 0.161, SLG: 0.096														3	0	0	0	0	3	0
Bruce Sutter, R (8, 1)														0	0	0	0	0	0	0
Jimmy Sexton, R (11, PH)														1	0	0	0	0	1	0
Jeff Lahti, R (11, 1)														0	0	0	0	0	0	0
Bill Lyons, R (13, PH) OBP: 0.196, SLG: 0.240											K		K	1	0	0	0	0	1	1
(13, 5)																				
Inning Stats	R: 0 E: 0 K: 0 S: 3 H: 0 LOB: 0 P: 3	R: 0 E: 0 K: 0 S: 3 H: 0 LOB: 0 BB: 0 P: 3	R: 0 E: 0 K: 1 S: 5 H: 0 LOB: 0 BB: 0 P: 5	R: 0 E: 0 K: 1 S: 5 H: 0 LOB: 1 BB: 1 P: 9	R: 2 E: 1 K: 1 S: 7 H: 1 LOB: 0 BB: 0 P: 7	R: 0 E: 0 K: 0 S: 3 H: 0 LOB: 1 BB: 1 P: 7	R: 0 E: 0 K: 0 S: 3 H: 0 LOB: 0 BB: 0 P: 3	R: 0 E: 0 K: 1 S: 4 H: 0 LOB: 0 BB: 1 P: 8	R: 0 E: 0 K: 0 S: 3 H: 0 LOB: 0 BB: 0 P: 3	R: 0 E: 0 K: 2 S: 8 H: 1 LOB: 1 BB: 0 P: 8	R: 0 E: 0 K: 2 S: 7 H: 0 LOB: 0 BB: 0 P: 7	R: 0 E: 0 K: 0 S: 3 H: 0 LOB: 0 BB: 0 P: 3	R: 0 E: 0 K: 2 S: 8 H: 0 LOB: 1 BB: 0 P: 8						

PITCHER		IP	WLS	BF	H	R	ER	SO	BB	IBB	HBP	BLK	WP	HR	S	P	ERA	WHIP
Charles Hudson, R ERA: 3.38	(1, 1)	8.0		28	1	2	0	4	3	0	0	0	0	0	33	45	0.00	0.500
Al Holland, L ERA: 2.39	(9, 1)	2.0		7	1	0	0	2	0	0	0	0	0	0	11	11	0.00	0.500
Willie Hernandez, L ERA: 3.13	(11, 1)	3.0	W	10	1	0	0	4	0	0	0	0	1	0	18	18	0.00	0.333

PITCHER	IP	WLS	BF	H	R	ER	SO	BB	IBB	HBP	BLK	WP	HR	S	P	ERA	WHIP

TOP

St. Louis Cardinals @ Philadelphia Phillies
Veterans Stadium, Philadelphia, PA
Fri Sep 16 1983, 7:05 PM EDT
Att. 30,069 - Unknown

livebaseballscorecards.com

AB	40
R	2
H	3
RBI	2
BB	3
SO	10
LOB	8

1B: 2	SF: 0	WP: 1	PA: 46
2B: 1	SAC: 1	PB: 0	
3B: 0	DP: 0	SB: 3	
HR: 0	HBP: 0	CS: 1	

Batter	1	2	3	4	5	6	7	8	9	10	11	12	13	AB	R	H	RBI	BB	SO	LOB
Joe Morgan, L (1, 4) OBP: 0.355, SLG: 0.365	4-3		G4-6-3 1-2f			P5		SH SF7 1-2 BB		G3		G3		5	1	0	0	1	0	1
Len Matuszek, L (1, 3) OBP: 0.222, SLG: 0.394	4-3			CS 1B		K2-3		SH G5-3 1-3 2-H		3-1		G3		5	0	1	0	0	1	0
Mike Schmidt, R (1, 5) OBP: 0.399, SLG: 0.514	F9			K 1-2		BB		IBB		BLK IBB			WP SH3-4 WP BB	2	1	0	0	4	1	1
Joe Lefebvre, L (1, 9) OBP: 0.390, SLG: 0.515 Al Holland, R (9, 1) Sixto Lezcano, R (10, PH) OBP: 0.326, SLG: 0.345 Willie Hernandez, L (11, 1) OBP: 0.462, SLG: 0.462 Kiko Garcia, R (13, PH) OBP: 0.347, SLG: 0.431		F8		K		K		SF7 3-H		K 1-2			SH3-4 1-2	3 0 1 0 0	0 0 0 0 0	0 0 0 0 0	1 0 0 0 0	0 0 1 0 0	2 0 1 0 0	1 0 1 0 0
Garry Maddox, R (1, 8) OBP: 0.315, SLG: 0.373		6-3			4-3 1B		F8	G5-3 2-3f			F8		5-3	6	0	1	0	0	0	3
Greg Gross, L (1, 7) OBP: 0.388, SLG: 0.371 Bob Dernier, R (9, PR) OBP: 0.287, SLG: 0.289 (10, 7) Gary Matthews, R (13, PH) OBP: 0.353, SLG: 0.380		1B			4-3 1-2		FC6-4 1B		SH1-4 S 1B		5-3		IBB 2-3	4 1 0	0 0 0	3 0 0	0 0 0	0 0 1	0 0 0	1 0 0
Bo Diaz, R (1, 2) OBP: 0.291, SLG: 0.355	4-3				F8		FC6-4 1-2f		SH1-4 1-3		FC6-4 1B		WP 3-H	5	0	1	0	0	0	4
Ivan De Jesus, R (1, 6) OBP: 0.314, SLG: 0.312			G4-6-3 1B		FC6-4 IBB		5-3		K		FC6-4 1-2f			4	0	1	0	1	1	4
Charles Hudson, S (1, 1) OBP: 0.157, SLG: 0.104 Pete Rose, S (8, PH) OBP: 0.313, SLG: 0.282 Jeff Stone, L (8, PR) OBP: 1.000, SLG: 1.000 Von Hayes, L (9, 9) OBP: 0.325, SLG: 0.365			K		FC6-4 1-2f			WP SH 1B	F7			P5		2 1 0 2	0 0 1 0	0 1 0 0	0 0 0 0	1 0 0 0	0 0 0 0	3 0 0 2
Inning Stats	R: 0 E: 0 K: 0 S: 3 H: 0 LOB: 0 BB: 0 P: 3	R: 0 E: 0 K: 0 S: 4 H: 1 LOB: 1 BB: 0 P: 4	R: 0 E: 0 K: 1 S: 5 H: 1 LOB: 0 BB: 0 P: 5	R: 0 E: 0 K: 2 S: 7 H: 1 LOB: 0 BB: 0 P: 7	R: 0 E: 0 K: 0 S: 4 H: 1 LOB: 2 BB: 1 P: 8	R: 0 E: 0 K: 2 S: 7 H: 0 LOB: 1 BB: 1 P: 11	R: 0 E: 0 K: 0 S: 4 H: 1 LOB: 1 BB: 0 P: 4	R: 2 E: 1 K: 0 S: 4 H: 1 LOB: 1 BB: 2 P: 12	R: 0 E: 0 K: 1 S: 6 H: 1 LOB: 2 BB: 0 P: 6	R: 0 E: 0 K: 1 S: 5 H: 0 LOB: 1 BB: 1 P: 9	R: 0 E: 0 K: 0 S: 4 H: 1 LOB: 1 BB: 0 P: 4	R: 0 E: 0 K: 0 S: 3 H: 0 LOB: 0 BB: 0 P: 3	R: 1 E: 0 K: 0 S: 2 H: 0 LOB: 1 BB: 2 P: 10	1B: 8 2B: 1 3B: 0 HR: 0	SF: 1 SAC: 3 DP: 3 HBP: 0		WP: 3 PB: 0 SB: 1 CS: 1	PA: 52	

PITCHER		IP	WLS	BF	H	R	ER	SO	BB	IBB	HBP	BLK	WP	HR	S	P	ERA	WHIP
John Stuper, R ERA: 3.36	(1, 1)	7.0		28	6	2	2	5	2	1	0	0	1	0	35	47	2.57	1.143
Bruce Sutter, R ERA: 3.8	(8, 1)	3.0		12	1	0	0	2	0	2	0	1	0	0	14	22	0.00	0.333
Jeff Lahti, R ERA: 3.0	(11, 1)	2.0		7	1	0	0	0	0	0	0	0	0	0	7	7	0.00	0.500
Steve Baker, R ERA: 4.25	(13, 1)	0.2	L	5	0	1	1	0	1	1	0	0	2	0	2	10	13.50	1.500

PITCHER	IP	WLS	BF	H	R	ER	SO	BB	IBB	HBP	BLK	WP	HR	S	P	ERA	WHIP

BOTTOM

St. Louis Cardinals @ Philadelphia Phillies
Veterans Stadium, Philadelphia, PA
Fri Sep 16 1983, 7:05 PM EDT
Att. 30,069 - Unknown

livebaseballscorecards.com

AB	41
R	3
H	8
RBI	1
BB	7
SO	7
LOB	21

Batter	1	2	3	4	5	6	7	8	9	AB	R	H	RBI	BB	SO	LOB
Lonnie Smith, R (1, 7) OBP: 0.370, SLG: 0.436	S S S 0-3 ① K		x 0-0 ② F2			x 0-0 E4 FC5-4 1B SF8	x 0-0 ③ F9			4	1	0	0	0	1	1
Ozzie Smith, S (1, 6) OBP: 0.319, SLG: 0.335	x 0-0 ② G3		x 0-0 ③ G3			x 0-0 1-2 FC5-4 1B		x 0-0 ① L5		4	0	1	0	0	0	0
Willie McGee, S (1, 8) OBP: 0.319, SLG: 0.378	x 0-0 1B			x 0-0 ① 5-3		x 0-0 ① FC5-4 1B 1-2f 2-3		x 0-0 FC4-6 1B		4	0	2	0	0	0	2
George Hendrick, R (1, 3) OBP: 0.373, SLG: 0.494	S S S 0-3 ③ K			x 0-0 ② 4-3		x 0-0 ② SF8 3-H		x 0-0 ② FC4-6 1-2f		3	0	0	1	0	1	2
Darrell Porter, L (1, 2) OBP: 0.352, SLG: 0.430		x 0-0 1B		x 0-0 ③ 4-3		x 0-0 1-2 1B		x 0-0 ③ 1-3		4	0	2	0	0	0	1
Andy Van Slyke, L (1, 9) OBP: 0.357, SLG: 0.435		S S S 0-3 ① K			B B B 4-0 CS BB	x 0-0 ③ P6			S S S 0-3 ① K	3	0	0	0	1	2	3
Ken Oberkfell, L (1, 5) OBP: 0.368, SLG: 0.380		x 0-0 ② F7			x 0-0 ① ② 3-1 1-2		x 0-0 ① 6-3		S S S 0-3 ② K2-3	4	0	0	0	0	1	2
Jeff Doyle, S (1, 4) OBP: 0.500, SLG: 0.500 David Green, R (9, PH) OBP: 0.316, SLG: 0.417		S S S 0-3 ③ K			x 0-0 1B		x 0-0 SH2-4 1B		x 0-0 ③ 6-3	3 1	0 0	2 0	0 0	0 0	1 0	1 0
Danny Cox, R (1, 1) OBP: 0.087, SLG: 0.087 Ralph Citarella, R (8, 1)			S S S 0-3 ① K		x 0-0 ③ 4-3		x 0-0 ② SH2-4 1-2			2 0	0 0	0 0	0 0	0 0	1 0	1 0
Inning Stats	R: 0 E: 0 K: 2 S: 8 H: 1 LOB: 1 BB: 0 P: 8	R: 0 E: 0 K: 2 S: 8 H: 1 LOB: 1 BB: 0 P: 8	R: 0 E: 0 K: 1 S: 5 H: 0 LOB: 0 BB: 0 P: 5	R: 0 E: 0 K: 0 S: 3 H: 0 LOB: 0 BB: 0 P: 3	R: 0 E: 0 K: 0 S: 3 H: 1 LOB: 1 BB: 1 P: 7	R: 1 E: 1 K: 0 S: 6 H: 2 LOB: 2 BB: 0 P: 6	R: 0 E: 0 K: 0 S: 4 H: 1 LOB: 1 BB: 0 P: 4	R: 0 E: 0 K: 0 S: 4 H: 1 LOB: 1 BB: 0 P: 4	R: 0 E: 0 K: 2 S: 7 H: 0 LOB: 0 BB: 0 P: 7	1B: 7 2B: 0 3B: 0 HR: 0	SF: 1 SAC: 1 DP: 0 HBP: 0						

TOP

St. Louis Cardinals @ Philadelphia Phillies
Veterans Stadium, Philadelphia, PA
Sat Sep 17 1983, 3:33 AM EDT
Att. 23,467 - Unknown

livebaseballscorecards.com

	AB	32
	R	1
	H	7
	RBI	1
	BB	1
	SO	7
	LOB	13

PITCHER		IP	WLS	BF	H	R	ER	SO	BB	IBB	HBP	BLK	WP	HR	S	P	ERA	WHIP
John Denny, R ERA: 2.3	(1, 1)	8.0	W	32	7	1	0	5	1	0	0	0	0	0	41	45	0.00	1.000
Al Holland, L ERA: 2.36	(9, 1)	1.0	S	3	0	0	0	2	0	0	0	0	0	0	7	7	0.00	0.000

PITCHER	IP	WLS	BF	H	R	ER	SO	BB	IBB	HBP	BLK	WP	HR	S	P	ERA	WHIP

Batter	1	2	3	4	5	6	7	8	9	AB	R	H	RBI	BB	SO	LOB
Juan Samuel, R (1, 4) OBP: 0.322, SLG: 0.463	F9		6-3		FC4-6 2-H 1B			2B 1B		4	1	2	1	0	0	0
Kiko Garcia, R (9, 4) OBP: 0.347, SLG: 0.431										0	0	0	0	0	0	0
Len Matuszek, L (1, 3) OBP: 0.225, SLG: 0.405	5-3		G3		FC4-6 1-2f			1B 1-H 2B		4	1	1	1	0	0	1
Mike Schmidt, R (1, 5) OBP: 0.398, SLG: 0.511	BB		K		F7			5-3		3	0	0	0	1	1	2
Joe Lefebvre, L (1, 9) OBP: 0.387, SLG: 0.508	K			F8		3-1		1B 1B IBB		3	0	0	0	1	1	1
Gary Matthews, R (1, 7) OBP: 0.357, SLG: 0.392		HR		K		G4-6-3 1B		1B 1-2 2-H 1B		4	1	3	2	0	1	0
Al Holland, R (9, 1)										0	0	0	0	0	0	0
Greg Gross, L (1, 8) OBP: 0.389, SLG: 0.378	1B 1B			2B		G4-6-3 1-2f		F7		4	0	2	0	0	0	3
(9, 7)																
Bo Diaz, R (1, 2) OBP: 0.291, SLG: 0.354	K			P4			6-3	1-3 2-H 1B		4	0	1	0	0	1	2
Ivan De Jesus, R (1, 6) OBP: 0.316, SLG: 0.313	G5-4-3 1-2 1B				SH3-4 1B BB		5-3			2	1	1	0	1	0	0
John Denny, R (1, 1) OBP: 0.208, SLG: 0.200	G5-4-3 1-2f				SH3-4 1-2		6-3			2	0	0	0	0	0	2
Bob Dernier, R (9, 8) OBP: 0.287, SLG: 0.289										0	0	0	0	0	0	0
Inning Stats	R: 0 H: 0 E: 0 LOB: 1 K: 1 BB: 1 S: 5 P: 9	R: 1 H: 3 E: 0 LOB: 1 K: 1 BB: 0 S: 7 P: 7	R: 0 H: 0 E: 0 LOB: 0 K: 1 BB: 0 S: 5 P: 5	R: 0 H: 1 E: 0 LOB: 1 K: 1 BB: 0 S: 6 P: 6	R: 1 H: 1 E: 0 LOB: 1 K: 0 BB: 1 S: 4 P: 8	R: 0 H: 1 E: 0 LOB: 0 K: 0 BB: 0 S: 3 P: 3	R: 0 H: 0 E: 0 LOB: 0 K: 0 BB: 0 S: 3 P: 3	R: 2 H: 4 E: 0 LOB: 2 K: 0 BB: 1 S: 6 P: 10		1B: 7 SF: 0 2B: 2 SAC: 1 3B: 0 DP: 2 HR: 1 HBP: 0						

PITCHER		IP	WLS	BF	H	R	ER	SO	BB	IBB	HBP	BLK	WP	HR	S	P	ERA	WHIP
Danny Cox, R ERA: 3.42	(1, 1)	7.1	L	32	9	4	4	4	2	1	0	0	0	1	37	49	4.91	1.500
Ralph Citarella, R ERA: 3.86	(8, 1)	0.2		2	1	0	0	0	0	0	0	0	0	0	2	2	0.00	1.500

PITCHER	IP	WLS	BF	H	R	ER	SO	BB	IBB	HBP	BLK	WP	HR	S	P	ERA	WHIP

BOTTOM

St. Louis Cardinals @ Philadelphia Phillies
Veterans Stadium, Philadelphia, PA
Sat Sep 17 1983, 3:33 AM EDT
Att. 23,467 - Unknown

livebaseballscorecards.com

AB	30
R	4
H	10
RBI	4
BB	3
SO	4
LOB	11

Batter	1	2	3	4	5	6	7	8	9	AB	R	H	RBI	BB	SO	LOB
Lonnie Smith, R (1, 7) OBP: 0.373, SLG: 0.439	BLK 1B	1-2 1B			S 1B				G3 1-2	4	2	3	0	0	1	0
Andy Van Slyke, L (7, 7) OBP: 0.356, SLG: 0.434										1	0	0	0	0	0	1
Ozzie Smith, S (1, 6) OBP: 0.318, SLG: 0.333	1B 5-3 1-H 1B	K			5-3 1-2		F2		P5	5	1	1	1	0	1	3
Willie McGee, S (1, 8) OBP: 0.318, SLG: 0.377	F8		G3		1B 2-H 1B		K			4	0	1	1	0	1	1
George Hendrick, R (1, 3) OBP: 0.374, SLG: 0.494	5-3 1-3 1B		P4		G5-4-3 1-2 1B			K		4	0	2	0	0	1	0
David Green, R (1, 9) OBP: 0.313, SLG: 0.413	5-3 1-2 3-H		L6		G5-4-3 1-2f			4-3		4	0	0	1	0	0	3
Darrell Porter, L (1, 2) OBP: 0.355, SLG: 0.430	FC5-4 BB			F7		BB		1B		2	0	1	0	2	0	0
Floyd Rayford, R (1, 5) OBP: 0.282, SLG: 0.350	FC5-4 1-2f			FC5-4 1B		K		G3		3	0	1	0	0	1	3
Jim Adduci, L (8, PH)										1	0	0	0	0	0	1
Mike Ramsey, S (8, 4) OBP: 0.310, SLG: 0.339										0	0	0	0	0	0	0
Bill Lyons, R (1, 4) OBP: 0.185, SLG: 0.226		F7		K		K			3-1	3	0	0	0	0	2	2
(8, 5)										1	0	0	0	0	0	0
Steve Braun, L (9, PH) OBP: 0.415, SLG: 0.435																
Joaquin Andujar, S (1, 1) OBP: 0.108, SLG: 0.097		BB 1B		FC5-4 1-2f		K			G3 1B	2	0	0	0	1	1	2
Ken Oberkfell, L (9, PH) OBP: 0.369, SLG: 0.381										1	0	1	0	0	0	0
Inning Stats	R: 2 E: 0 K: 0 S: 6 H: 3 LOB: 2 BB: 1 P: 10	R: 0 E: 0 K: 1 S: 5 H: 1 LOB: 1 BB: 1 P: 9	R: 0 E: 0 K: 0 S: 3 H: 0 LOB: 0 BB: 0 P: 3	R: 0 E: 0 K: 1 S: 6 H: 1 LOB: 1 BB: 0 P: 6	R: 1 E: 0 K: 0 S: 5 H: 3 LOB: 1 BB: 0 P: 5	R: 0 E: 0 K: 3 S: 9 H: 0 LOB: 1 BB: 1 P: 13	R: 0 E: 0 K: 2 S: 7 H: 0 LOB: 0 BB: 0 P: 7	R: 0 E: 0 K: 1 S: 6 H: 1 LOB: 1 BB: 0 P: 6	R: 0 E: 0 K: 0 S: 4 H: 1 LOB: 1 BB: 0 P: 4	1B: 10 2B: 0 3B: 0 HR: 0 SF: 0 SAC: 0 DP: 1 HBP: 0						

PITCHER		IP	WLS	BF	H	R	ER	SO	BB	IBB	HBP	BLK	WP	HR	S	P	ERA	WHIP
Steve Carlton, L ERA: 3.15	(1, 1)	7.0	W	30	8	3	3	7	3	0	0	1	0	0	41	53	3.86	1.571
Ron Reed, R ERA: 3.38	(8, 1)	1.1		6	2	0	0	1	0	0	0	0	0	0	8	8	0.00	1.500
Al Holland, L ERA: 2.34	(9, 1)	0.2	S	2	0	0	0	0	0	0	0	0	0	0	2	2	0.00	0.000

PITCHER	IP	WLS	BF	H	R	ER	SO	BB	IBB	HBP	BLK	WP	HR	S	P	ERA	WHIP

TOP

St. Louis Cardinals @ Philadelphia Phillies
Veterans Stadium, Philadelphia, PA
Sun Sep 18 1983, 3:33 AM EDT
Att. 30,915 - Unknown

livebaseballscorecards.com

AB	35
R	3
H	10
RBI	3
BB	3
SO	8
LOB	16

WP: 0 PA: 38
PB: 0
SB: 1
CS: 0

Batter	1	2	3	4	5	6	7	8	9	AB	R	H	RBI	BB	SO	LOB
Joe Morgan, L (1, 4) OBP: 0.352, SLG: 0.361	P4	P5			K			F9		4	0	0	0	0	1	0
Bob Dernier, R (9, 8) OBP: 0.287, SLG: 0.289										0	0	0	0	0	0	0
Len Matuszek, L (1, 3) OBP: 0.273, SLG: 0.500	HR BB		FC6-2 3B		K			1B 2B		3	2	2	0	1	1	0
Mike Schmidt, R (1, 5) OBP: 0.399, SLG: 0.516	HR		FC6-2 S			E5 CS		1B BB		3	1	1	2	1	0	1
Joe Lefebvre, L (1, 9) OBP: 0.385, SLG: 0.517	HR		K			F8		F7		4	1	1	1	0	1	4
Gary Matthews, R (1, 7) OBP: 0.356, SLG: 0.390	K		5-3			1-3		1B		4	0	1	1	0	1	1
Kiko Garcia, R (9, 4) OBP: 0.347, SLG: 0.431										0	0	0	0	0	0	0
Greg Gross, L (1, 8) OBP: 0.393, SLG: 0.387 (9, 7)	1B		6-3				SH1-3 SH	2B		3	1	2	0	0	0	0
Bo Diaz, R (1, 2) OBP: 0.289, SLG: 0.352	K		6-3				SH1-3			2	0	0	0	0	1	1
Ivan De Jesus, R (1, 6) OBP: 0.315, SLG: 0.312		F8	6-3				SH CS			2	0	0	1	0	0	0
Steve Carlton, L (1, 1) OBP: 0.215, SLG: 0.253		K			6-3		K			2	0	0	0	0	1	0
Von Hayes, L (7, PH) OBP: 0.324, SLG: 0.364										1	0	0	0	0	1	1
Ron Reed, R (8, 1) OBP: 0.167, SLG: 0.167										0	0	0	0	0	0	0
Al Holland, R (9, 1)										0	0	0	0	0	0	0
Inning Stats	R: 3 E: 0 K: 2 S: 10 H: 3 LOB: 1 BB: 1 P: 14	R: 0 E: 0 K: 1 S: 5 H: 0 LOB: 0 BB: 0 P: 5	R: 0 E: 0 K: 1 S: 6 H: 1 LOB: 1 BB: 0 P: 6	R: 0 E: 0 K: 0 S: 3 H: 0 LOB: 0 BB: 0 P: 3	R: 0 E: 0 K: 2 S: 7 H: 0 LOB: 0 BB: 0 P: 7	R: 0 E: 1 K: 0 S: 3 H: 0 LOB: 0 BB: 0 P: 3	R: 1 E: 0 K: 1 S: 6 H: 1 LOB: 0 BB: 0 P: 6	R: 1 E: 0 K: 0 S: 4 H: 2 LOB: 2 BB: 1 P: 8		1B: 2 2B: 2 3B: 1 HR: 2 SF: 0 SAC: 2 DP: 0 HBP: 0						

PITCHER	IP	WLS	BF	H	R	ER	SO	BB	IBB	HBP	BLK	WP	HR	S	P	ERA	WHIP
Joaquin Andujar, R (1, 1) ERA: 4.04	8.0	L	32	7	5	5	7	2	0	0	0	0	2	44	52	5.62	1.125

PITCHER	IP	WLS	BF	H	R	ER	SO	BB	IBB	HBP	BLK	WP	HR	S	P	ERA	WHIP

BOTTOM

St. Louis Cardinals @ Philadelphia Phillies

Veterans Stadium, Philadelphia, PA

Sun Sep 18 1983, 3:33 AM EDT

Att. 30,915 - Unknown

livebaseballscorecards.com

AB	28
R	5
H	7
RBI	5
BB	2
SO	7
LOB	8

PA: 32

WP: 0
PB: 0
SB: 1
CS: 2

Batter	1	2	3	4	5	6	7	8	9	AB	R	H	RBI	BB	SO	LOB
Lonnie Smith, R (1, 7) OBP: 0.370, SLG: 0.435	F6		F8 2-3		FC5-2-5 3-H		K			4	0	0	0	0	1	4
Ozzie Smith, S (1, 6) OBP: 0.316, SLG: 0.331	3-1		4-3		G3			P5		4	0	0	0	0	0	2
Willie McGee, S (1, 8) OBP: 0.316, SLG: 0.375	K			F6-3		K		F7		4	0	0	0	0	2	0
Darrell Porter, L (1, 2) OBP: 0.354, SLG: 0.429		P4		2B 1B		F9		3-1		4	0	1	0	0	0	0
George Hendrick, R (1, 3) OBP: 0.372, SLG: 0.490		F3		F7		F7			K	4	0	0	0	0	1	1
Ken Oberkfell, L (1, 5) OBP: 0.372, SLG: 0.388		BB		1-3 2B			2B		P5	3	0	2	0	1	0	0
Andy Van Slyke, L (1, 9) OBP: 0.354, SLG: 0.429		P3		K			BB		F9	3	0	0	0	1	1	3
Jeff Doyle, S (1, 4) OBP: 0.571, SLG: 0.857			F8 SH5-4 1B		FC5-2-5 3B		F8			3	0	2	0	0	0	2
Neil Allen, R (1, 1) OBP: 0.111, SLG: 0.156			SH5-4 1-2		K		K			1	0	0	0	0	1	1
Steve Braun, L (7, PH) OBP: 0.411, SLG: 0.430										1	0	0	0	0	1	2
Jeff Lahti, R (7, 1)										0	0	0	0	0	0	0
Inning Stats	R: 0 E: 0 K: 1 S: 5 H: 0 LOB: 0 BB: 0 P: 5	R: 0 E: 0 K: 0 S: 3 H: 0 LOB: 1 BB: 1 P: 7	R: 0 E: 0 K: 0 S: 4 H: 1 LOB: 1 BB: 0 P: 4	R: 0 E: 0 K: 1 S: 7 H: 2 LOB: 2 BB: 0 P: 7	R: 0 E: 0 K: 1 S: 6 H: 1 LOB: 1 BB: 0 P: 6	R: 0 E: 0 K: 1 S: 5 H: 0 LOB: 0 BB: 0 P: 5	R: 0 E: 0 K: 2 S: 8 H: 1 LOB: 2 BB: 1 P: 12	R: 0 E: 0 K: 0 S: 3 H: 0 LOB: 0 BB: 0 P: 3	R: 0 E: 0 K: 1 S: 5 H: 0 LOB: 0 BB: 0 P: 5	1B: 2 2B: 2 3B: 1 HR: 0 SF: 0 SAC: 1 DP: 0 HBP: 0						

PITCHER	IP	WLS	BF	H	R	ER	SO	BB	IBB	HBP	BLK	WP	HR	S	P	ERA	WHIP
Bryn Smith, R (1, 1) ERA: 2.71	9.0	W	34	5	0	0	7	2	0	0	0	0	0	46	54	0.00	0.778

PITCHER	IP	WLS	BF	H	R	ER	SO	BB	IBB	HBP	BLK	WP	HR	S	P	ERA	WHIP

TOP

St. Louis Cardinals @ Montreal Expos

Olympic Stadium, Montreal, QB

Mon Sep 19 1983, 7:05 PM EDT

Unknown

livebaseballscorecards.com

AB	31
R	0
H	5
RBI	0
BB	2
SO	7
LOB	15

WP: 0 PB: 0 SB: 0 CS: 0 PA: 34

Batter	1	2	3	4	5	6	7	8	9	AB	R	H	RBI	BB	SO	LOB
Tim Raines, S (1, 9) OBP: 0.388, SLG: 0.418	0-0 1B 2B		0-0 G4-3 1-2f		BBBB 4-0 S BB			BBBB 4-0 G3 S WP BB		2	2	1	0	2	0	1
Bryan Little, S (1, 4) OBP: 0.343, SLG: 0.306	0-0 L4-3 2-H 1B			0-0 3-1	0-0 F8 1-2			0-0 G3 1-3		4	0	1	1	0	0	3
Andre Dawson, R (1, 8) OBP: 0.346, SLG: 0.559	SSS 0-3 K			0-0 2B		BBBB 4-0 G4-6-3 BB		0-0 F8 3-H		3	0	1	0	1	1	1
Al Oliver, L (1, 3) OBP: 0.347, SLG: 0.411	0-0 L4-3 1-2			SSS 0-3 K		0-0 G4-6-3 1-2f		0-0 6-3		4	0	0	0	0	1	3
Gary Carter, R (1, 2) OBP: 0.342, SLG: 0.457		0-0 L8		0-0 5-3		0-0 2B				3	0	1	0	0	0	1
Terry Francona, L (1, 7) OBP: 0.278, SLG: 0.342		0-0 G3			0-0 2B 1B	0-0 F2				3	1	1	0	0	0	1
Tim Wallach, R (1, 5) OBP: 0.339, SLG: 0.447		0-0 P4			0-0 F7		0-0 F4			3	0	0	0	0	0	1
Doug Flynn, R (1, 6) OBP: 0.271, SLG: 0.300			0-0 F9		0-0 1-H 2B		0-0 F5-3			3	0	1	1	0	0	0
Bryn Smith, R (1, 1) OBP: 0.185, SLG: 0.185			0-0 G4-3 1B		0-0 F2		0-0 1-3			3	0	1	0	0	0	1
Inning Stats	R: 1 H: 2 E: 0 LOB: 0 K: 1 BB: 0 S: 6 P: 6	R: 0 H: 0 E: 0 LOB: 0 K: 0 BB: 0 S: 3 P: 3	R: 0 H: 1 E: 0 LOB: 0 K: 0 BB: 0 S: 3 P: 3	R: 0 H: 1 E: 0 LOB: 1 K: 1 BB: 0 S: 6 P: 6	R: 1 H: 2 E: 0 LOB: 2 K: 0 BB: 1 S: 5 P: 9	R: 0 H: 1 E: 0 LOB: 1 K: 0 BB: 1 S: 3 P: 7	R: 0 H: 0 E: 0 LOB: 0 K: 0 BB: 0 S: 3 P: 3	R: 1 H: 0 E: 0 LOB: 0 K: 0 BB: 1 S: 3 P: 7		1B: 3 SF: 0 2B: 5 SAC: 0 3B: 0 DP: 3 HR: 0 HBP: 0						

PITCHER		IP	WLS	BF	H	R	ER	SO	BB	IBB	HBP	BLK	WP	HR	S	P	ERA	WHIP
Neil Allen, R ERA: 3.89	(1, 1)	6.0	L	24	7	2	2	2	2	0	0	0	0	0	26	34	3.00	1.500
Jeff Lahti, R ERA: 3.04	(7, 1)	2.0		7	0	1	1	0	1	0	0	0	1	0	6	10	4.50	0.500

PITCHER	IP	WLS	BF	H	R	ER	SO	BB	IBB	HBP	BLK	WP	HR	S	P	ERA	WHIP

BOTTOM

St. Louis Cardinals @ Montreal Expos

Olympic Stadium, Montreal, QB

Mon Sep 19 1983, 7:05 PM EDT

Unknown

livebaseballscorecards.com

AB	28
R	3
H	7
RBI	2
BB	3
SO	2
LOB	12

WP: 1 PA: 31
PB: 0
SB: 2
CS: 0

St. Louis Cardinals @ Montreal Expos

Olympic Stadium, Montreal, QB

Mon Sep 19 1983, 7:05 PM EDT

Att. 40,229 - Unknown

TOP

livebaseballscorecards.com

Batter	1	2	3	4	5	6	7	8	9	AB	R	H	RBI	BB	SO	LOB
Jeff Doyle, S (1, 4) OBP: 0.400, SLG: 0.600	F7		F7		F7	K			K	3	0	0	0	0	0	0
Floyd Rayford, R (6, PH) OBP: 0.279, SLG: 0.347										1	0	0	0	0	1	1
Dave Rucker, L (6, 1)										0	0	0	0	0	0	0
Darrell Porter, L (8, 2) OBP: 0.353, SLG: 0.428										1	0	0	0	0	1	0
Ken Oberkfell, L (1, 5) OBP: 0.370, SLG: 0.384	F8		F7		2B BB		4-3		6-3	4	0	0	0	1	0	0
Andy Van Slyke, L (1, 8) OBP: 0.356, SLG: 0.432	F6			1B S HR BB	1-3 2B		L4			3	1	1	0	1	0	0
Jim Adduci, L (1, 3)		E BB		K	5-3		1B			1	0	0	0	1	1	1
George Hendrick, R (5, PH) OBP: 0.372, SLG: 0.490										2	0	1	0	0	0	2
(5, 3)																
Steve Braun, L (1, 7) OBP: 0.404, SLG: 0.420		F8		F8 1-2	HBP		F7			2	0	0	0	0	0	2
Lonnie Smith, R (5, PH) OBP: 0.371, SLG: 0.434										1	0	0	0	0	0	1
(5, 7)																
David Green, R (1, 9) OBP: 0.313, SLG: 0.411		F6 1-2		HR 2-3 1B	F3			K		4	1	1	0	0	1	4
Jamie Quirk, L (1, 2) OBP: 0.284, SLG: 0.351		K		1-H 3-H HR		F9 E HBP		K		2	1	1	3	0	1	2
Glenn Brummer, R (6, PR) OBP: 0.333, SLG: 0.325										1	0	0	0	0	1	0
(6, 2)																
Bruce Sutter, R (8, 1)										0	0	0	0	0	0	0
Mike Ramsey, S (1, 6) OBP: 0.309, SLG: 0.337		F9		1B		E6 1-2		F7		4	0	1	0	0	0	3
(6, 4)																
Dave LaPoint, L (1, 1) OBP: 0.242, SLG: 0.153			1-3	K		F9 2-3			P4	2	0	0	0	0	1	1
Ralph Citarella, R (5, 1)										0	0	0	0	0	0	0
Ozzie Smith, S (6, PH) OBP: 0.315, SLG: 0.330										2	0	0	0	0	0	2
(6, 6)																

	AB	33
	R	3
	H	5
	RBI	3
	BB	3
	SO	7
	LOB	19

Inning Stats										
	R: 0	H: 0	R: 0	H: 0	R: 0	H: 0	R: 3	H: 3	R: 0	H: 1
	E: 0	LOB: 0	E: 1	LOB: 2	E: 0	LOB: 0	E: 0	LOB: 1	E: 0	LOB: 3
	K: 0	BB: 0	K: 1	BB: 1	K: 0	BB: 0	K: 2	BB: 1	K: 0	BB: 1
	S: 3	P: 3	S: 6	P: 10	S: 3	P: 3	S: 10	P: 14	S: 4	P: 9

	R: 0	H: 0	R: 0	H: 1	R: 0	H: 0	R: 0	H: 0	1B: 3	SF: 0	WP: 0	PA: 38
	E: 1	LOB: 1	E: 0	LOB: 1	E: 0	LOB: 0	E: 0	LOB: 0	2B: 1	SAC: 0	PB: 0	
	K: 1	BB: 0	K: 0	BB: 1	K: 2	BB: 0	K: 1	BB: 0	3B: 0	DP: 0	SB: 1	
	S: 5	P: 6	S: 4	P: 4	S: 7	P: 7	S: 5	P: 5	HR: 1	HBP: 2	CS: 0	

PITCHER		IP	WLS	BF	H	R	ER	SO	BB	IBB	HBP	BLK	WP	HR	S	P	ERA	WHIP
Ray Burris, R ERA: 3.76	(1, 1)	4.1		21	4	3	3	3	3	0	0	0	0	1	24	36	6.23	1.615
Dan Schatzeder, L ERA: 3.01	(5, 1)	1.2		7	0	0	0	1	0	0	2	0	0	0	7	9	0.00	0.000
Jeff Reardon, R ERA: 3.1	(7, 1)	2.0	W	7	1	0	0	2	0	0	0	0	0	0	11	11	0.00	0.500
Bob James, R ERA: 3.24	(9, 1)	1.0	S	3	0	0	0	1	0	0	0	0	0	0	5	5	0.00	0.000

PITCHER		IP	WLS	BF	H	R	ER	SO	BB	IBB	HBP	BLK	WP	HR	S	P	ERA	WHIP

Batter	1	2	3	4	5	6	7	8	9	AB	R	H	RBI	BB	SO	LOB
Tim Raines, S (1, 7) OBP: 0.391, SLG: 0.420	BB 1B		PO BB		FC6-4 2B 1B 1-2f	CS 1B 2-3		SF9 FC5-2 1B 1-2 2-3 3-H		4	1	3	1	1	0	1
Manny Trillo, R (1, 4) OBP: 0.324, SLG: 0.349	BB 1-2		F8		1B 5-3 2B 1-3	CS 1-2	K	FC5-2 1-2 2-3 3-Hf		4	1	1	0	1	1	4
Andre Dawson, R (1, 8) OBP: 0.347, SLG: 0.564	K		PO 1-2	HR	WP 5-3 1B 2-3 3-H		F7	SF9 2-3 3-H		4	1	2	3	0	1	2
Gary Carter, R (1, 2) OBP: 0.340, SLG: 0.455	F9			F7	5-3 1-2 3-H		1B	F7		5	0	1	1	0	0	6
Al Oliver, L (1, 3) OBP: 0.346, SLG: 0.409	K			3-1	BB IBB 2-3		1-3			3	0	0	0	1	1	3
Tim Wallach, R (1, 5) OBP: 0.341, SLG: 0.449		K		BB BB	BB 1-2			FC 1B 2B		2	0	1	0	2	1	0
Angel Salazar, R (8, PR) OBP: 0.231, SLG: 0.167 (9, 6)										0	1	0	0	0	0	0
Jim Wohlford, R (1, 9) OBP: 0.312, SLG: 0.370		6-3		BB 1-2	F9			FC 1B 1B 1B 2-3		2	0	0	0	1	0	3
Terry Francona, L (8, PH) OBP: 0.276, SLG: 0.340 (9, 9)										1	1	0	0	0	0	1
Doug Flynn, R (1, 6) OBP: 0.270, SLG: 0.298		F7		F9		SH1 BB		FC5-2 1B 1-2 3-H		2	0	0	0	0	0	2
Dan Schatzeder, L (5, 1) OBP: 0.200, SLG: 0.200										0	0	0	0	0	0	0
Jerry White, S (6, PH) OBP: 0.383, SLG: 0.176										0	0	0	0	1	0	0
Jeff Reardon, R (7, 1) OBP: 0.125, SLG: 0.125										0	0	0	0	0	0	0
Terry Crowley, L (8, PH) OBP: 0.346, SLG: 0.195										1	0	1	1	0	0	0
Mike Fuentes, R (8, PR) OBP: 0.333, SLG: 0.333										0	0	0	0	0	0	0
Bob James, R (9, 1) OBP: 0.167, SLG: 0.167										0	0	0	0	0	0	0
Ray Burris, R (1, 1) OBP: 0.302, SLG: 0.282			F3		FC6-4 1B	SH1 1-2		FC5-2 SF9 1B 1-2 2-3		1	0	0	0	0	0	0
Chris Speier, R (5, 6) OBP: 0.337, SLG: 0.335 (9, 5)										2	1	2	0	0	0	0
Inning Stats	R: 0 E: 0 K: 2 S: 8 H: 1 LOB: 2 BB: 1 P: 12	R: 0 E: 0 K: 1 S: 5 H: 0 LOB: 0 BB: 0 P: 5	R: 0 E: 0 K: 0 S: 2 H: 0 LOB: 0 BB: 1 P: 6	R: 1 E: 0 K: 0 S: 4 H: 1 LOB: 2 BB: 2 P: 12	R: 2 E: 0 K: 0 S: 6 H: 3 LOB: 3 BB: 2 P: 14	R: 0 E: 0 K: 0 S: 2 H: 1 LOB: 0 BB: 1 P: 6	R: 0 E: 0 K: 1 S: 6 H: 1 LOB: 1 BB: 0 P: 6	R: 3 E: 0 K: 0 S: 8 H: 4 LOB: 3 BB: 0 P: 8		1B: 8 2B: 2 3B: 0 HR: 1 SF: 1 SAC: 1 DP: 0 HBP: 0						

PITCHER		IP	WLS	BF	H	R	ER	SO	BB	IBB	HBP	BLK	WP	HR	S	P	ERA	WHIP
Dave LaPoint, L ERA: 3.82	(1, 1)	4.1		21	5	3	3	3	4	0	0	0	0	1	23	39	6.23	2.077
Ralph Citarella, R ERA: 3.0	(5, 1)	0.2		4	0	0	0	0	1	1	0	0	1	0	2	10	0.00	1.500
Dave Rucker, L ERA: 5.57	(6, 1)	2.0	L	8	3	1	1	1	1	0	0	0	0	0	9	13	4.50	2.000
Bruce Sutter, R ERA: 3.96	(8, 1)	1.0		7	3	2	2	0	0	0	0	0	0	0	7	7	18.00	3.000

PITCHER	IP	WLS	BF	H	R	ER	SO	BB	IBB	HBP	BLK	WP	HR	S	P	ERA	WHIP

BOTTOM

St. Louis Cardinals @ Montreal Expos

Olympic Stadium, Montreal, QB

Mon Sep 19 1983, 7:05 PM EDT

Att. 40,229 - Unknown

livebaseballscorecards.com

AB	31
R	6
H	11
RBI	6
BB	7
SO	4
LOB	22

WP: 1 PA: 42
PB: 0
SB: 0
CS: 1

Batter	1	2	3	4	5	6	7	8	9	AB	R	H	RBI	BB	SO	LOB
Jeff Doyle, S (1, 4) OBP: 0.286, SLG: 0.429	F8		F6-3			4-3		G1-6-3 1-2f		4	0	0	0	0	0	3
Ken Oberkfell, L (1, 5) OBP: 0.370, SLG: 0.386	F7			F6-3			4-3 SF9 2B		6-3	3	0	1	0	0	0	0
Floyd Rayford, R (7, PR) OBP: 0.277, SLG: 0.343 (7, 5)										1	1	0	0	0	0	0
Willie McGee, S (1, 8) OBP: 0.316, SLG: 0.374	5-3			SSS K			4-3 2-3		1B	4	0	1	0	0	1	1
Darrell Porter, L (1, 2) OBP: 0.355, SLG: 0.428		L9-3 1B		SSS K			BBB 4-0 BB		F7	2	0	1	0	1	1	0
Jamie Quirk, L (7, 2) OBP: 0.280, SLG: 0.347										1	0	0	0	0	0	1
Andy Van Slyke, L (1, 7) OBP: 0.352, SLG: 0.427		L9-3 1-2			4-3		SF9 3-H		G3	3	0	0	1	0	0	2
Jim Adduci, L (1, 3)		SSS K			SSS K		F9			3	0	0	0	0	2	2
David Green, R (1, 9) OBP: 0.315, SLG: 0.413			FC6-4 1B		F8			FC6-4 1B		3	0	2	0	0	0	0
Ozzie Smith, S (1, 6) OBP: 0.314, SLG: 0.328			FC6-4 SH2-4 1-2f			F9		FC6-4 1B 1-2f		2	0	0	0	0	0	1
Jimmy Sexton, R (6, 6)										1	0	0	0	0	0	1
Bob Forsch, R (1, 1) OBP: 0.302, SLG: 0.396										0	0	0	0	0	0	0
Dave Vonohlen, L (5, 1) OBP: 0.250, SLG: 0.143										0	0	0	0	0	0	0
Steve Baker, R (5, 1)										0	0	0	0	0	0	0
Orlando Sanchez, L (6, PH)										1	0	0	0	0	1	0
Jeff Keener, L (6, 1)										0	0	0	0	0	0	0
Steve Braun, L (8, PH) OBP: 0.409, SLG: 0.427										1	0	1	0	0	0	0
Ralph Citarella, R (8, 1)		SH2-4 1-2				SSS K		G1-6-3 1-3		0	0	0	0	0	0	0
Inning Stats	R: 0 E: 0 K: 0 S: 3 H: 0 LOB: 0 BB: 0 P: 3	R: 0 E: 0 K: 1 S: 5 H: 1 LOB: 0 BB: 0 P: 5	R: 0 E: 0 K: 0 S: 4 H: 1 LOB: 1 BB: 0 P: 4	R: 0 E: 0 K: 2 S: 7 H: 0 LOB: 0 BB: 0 P: 7	R: 0 E: 0 K: 1 S: 5 H: 0 LOB: 0 BB: 0 P: 5	R: 0 E: 0 K: 1 S: 5 H: 0 LOB: 0 BB: 0 P: 5	R: 1 E: 0 K: 0 S: 4 H: 1 LOB: 2 BB: 1 P: 8	R: 0 E: 0 K: 0 S: 4 H: 2 LOB: 1 BB: 0 P: 4	R: 0 E: 0 K: 0 S: 4 H: 1 LOB: 1 BB: 0 P: 4	1B: 5 2B: 2 3B: 0 HR: 0 SF: 1 SAC: 1 DP: 2 HBP: 0						

PITCHER — Bill Gullickson, R (1, 1) — ERA: 3.68

IP	WLS	BF	H	R	ER	SO	BB	IBB	HBP	BLK	WP	HR	S	P	ERA	WHIP
9.0	W	32	6	1	1	5	1	0	0	0	0	0	41	45	1.00	0.778

PITCHER

IP	WLS	BF	H	R	ER	SO	BB	IBB	HBP	BLK	WP	HR	S	P	ERA	WHIP

TOP

St. Louis Cardinals @ Montreal Expos

Olympic Stadium, Montreal, QB

Tue Sep 20 1983, 7:05 PM EDT

Att. 33,669 - Unknown

livebaseballscorecards.com

AB	29
R	1
H	6
RBI	1
BB	1
SO	5
LOB	11

WP: 0 PB: 0 SB: 0 CS: 0 PA: 32

Batter	1	2	3	4	5	6	7	8	9	AB	R	H	RBI	BB	SO	LOB
Tim Raines, S (1, 7) OBP: 0.391, SLG: 0.421 Mike Stenhouse, L (9, 7) OBP: 0.206, SLG: 0.161	F7		F7		1B 1B 2B	BBB 4-0 S BB	G3			4 0	1 0	1 0	0 0	1 0	0 0	3 0
Manny Trillo, R (1, 4) OBP: 0.321, SLG: 0.346 Bryan Little, S (8, 4) OBP: 0.345, SLG: 0.308	P6		SSS 0-3 K		L3	5-3 1-2		FC5-4 1B 1B		4 1	0 1	0 1	0 0	0 0	1 0	2 0
Andre Dawson, R (1, 8) OBP: 0.349, SLG: 0.564 Jim Wohlford, R (9, 8) OBP: 0.312, SLG: 0.370	1B		SSS 0-3 K		2-3 CS 1B	F8		1-2 FC5-4 1B		5 0	0 0	3 0	0 0	0 0	1 0	1 0
Al Oliver, L (1, 3) OBP: 0.347, SLG: 0.410 Gene Roof, S (7, PR) (8, 9) OBP: 0.410, SLG: 0.455	P6			F5	H 1-2 2B 1B HBP		E9 1B 2B	FC5-4 1B 1-2f 2-3		3 1	1 1	1 0	0 0	0 0	0 0	1 2
Gary Carter, R (1, 2) OBP: 0.343, SLG: 0.455		6-3		BBBB 4-0 PB 1B BB	2B 1-2 3-H E 1B		P5	G6-4-3 1-2 3-H 1B		4	2	2	2	1	0	1
Terry Francona, L (1, 9) OBP: 0.279, SLG: 0.347 (8, 3)	6-3			F7 1-2	E 1-3 2-H 2B		FC6-4 BLK 1B 3-H 1B	G6-4-3 1-2f		5	2	2	2	0	0	3
Tim Wallach, R (1, 5) OBP: 0.344, SLG: 0.449	BBBB 4-0 F3 BB			PB 1B 2-H 1B	E5 FC6-4 2-H 3-H		H 1-0 FC6-4 1-2 HBP			2	1	1	1	1	0	0
Doug Flynn, R (1, 6) OBP: 0.270, SLG: 0.298 Angel Salazar, R (8, 6) OBP: 0.231, SLG: 0.167	F3 1-2			FC6-4 2-H 1B	FC6-4 1-2f		FC6-4 1B 1-2f 2-3			4 0	0 0	1 0	1 0	0 0	0 0	5 0
Bill Gullickson, R (1, 1) OBP: 0.160, SLG: 0.208			HR	FC6-4 1-2f		SSS 0-3 K	1-2 3-H 1B			4	1	2	2	0	1	1
Inning Stats	R: 0 E: 0 K: 0 S: 4 H: 1 LOB: 1 BB: 0 P: 4	R: 0 E: 0 K: 0 S: 3 H: 0 LOB: 1 BB: 1 P: 7	R: 1 E: 0 K: 2 S: 8 H: 1 LOB: 0 BB: 0 P: 8	R: 2 E: 0 K: 0 S: 5 H: 2 LOB: 1 BB: 1 P: 9	R: 4 E: 1 K: 0 S: 7 H: 4 LOB: 1 BB: 0 P: 8	R: 0 E: 0 K: 1 S: 5 H: 0 LOB: 1 BB: 1 P: 9	R: 2 E: 1 K: 0 S: 6 H: 3 LOB: 3 BB: 0 P: 7	R: 1 E: 0 K: 0 S: 5 H: 3 LOB: 1 BB: 0 P: 5		1B: 10 2B: 3 3B: 0 HR: 1 SF: 0 SAC: 0 DP: 1 HBP: 2						

BOTTOM

St. Louis Cardinals @ Montreal Expos

Olympic Stadium, Montreal, QB

Tue Sep 20 1983, 7:05 PM EDT

Att. 33,669 - Unknown

livebaseballscorecards.com

AB	37
R	10
H	14
RBI	8
BB	3
SO	3
LOB	19

PITCHER		IP	WLS	BF	H	R	ER	SO	BB	IBB	HBP	BLK	WP	HR	S	P	ERA	WHIP
Bob Forsch, R ERA: 4.61	(1, 1)	4.1	L	21	6	5	4	2	2	0	0	0	0	1	23	31	8.31	1.846
Dave Vonohlen, L ERA: 3.54	(5, 1)	0.1		1	0	0	0	0	0	0	1	0	0	0	0	1	0.00	0.000
Steve Baker, R ERA: 4.22	(5, 1)	0.1		4	2	2	0	0	0	0	0	0	0	0	4	4	0.00	6.000
Jeff Keener, R ERA: 7.71	(6, 1)	2.0		11	3	2	2	1	1	0	1	1	0	0	11	16	9.00	2.000
Ralph Citarella, R ERA: 4.5	(8, 1)	1.0		5	3	1	1	0	0	0	0	0	0	0	5	5	9.00	3.000

PITCHER	IP	WLS	BF	H	R	ER	SO	BB	IBB	HBP	BLK	WP	HR	S	P	ERA	WHIP

Batter	1	2	3	4	5	6	7	8	9	AB	R	H	RBI	BB	SO	LOB
Mookie Wilson, S (1, 8) OBP: 0.300, SLG: 0.360	x 0-0 ① 5-3		S S S 0-3 ② K		x 0-0 ③ 1-3		x 0-0 ③ 1-3		x 0-0 ③ 4-3	5	0	0	0	0	1	4
Hubie Brooks, R (1, 4) OBP: 0.291, SLG: 0.329	S S S 0-3 ② K		x 0-0 ③ F8			x 0-0 ① 4-3		x 0-0 ① 4-3		4	0	0	0	0	1	0
Keith Hernandez, L (1, 3) OBP: 0.396, SLG: 0.434	x 0-0 ③ 5-3			x 0-0 ① F7		B B B B 4-0 1B BB		x 0-0 ② F7		2	0	0	0	0	0	0
Danny Heep, L (4, 3) OBP: 0.323, SLG: 0.395										1	0	0	0	1	0	0
George Foster, R (1, 7) OBP: 0.287, SLG: 0.403		x 0-0 F8 BB FC3-6-2 1B		x 0-0 ② 4-3		S S S 0-3 ② K		x 0-0 ③ F9		4	1	1	0	0	1	1
Darryl Strawberry, L (1, 9) OBP: 0.331, SLG: 0.504		B B B B 4-0 BB 1-2 FC3-6-2 BB		x 0-0 ③ F9		x 0-0 1-3 1B			x 0-0 ① G3	3	0	1	0	1	0	0
Clint Hurdle, L (1, 5) OBP: 0.227, SLG: 0.150		x 0-0 ① F8 2-3			x 0-0 FC4-6 1B	S S S 0-3 ③ K			B B B B 4-0 BB 2B BB	3	1	1	0	1	1	4
Bob Bailor, R (1, 6) OBP: 0.292, SLG: 0.284		B B B B 4-0 FC3-6-2 1-2 BB			x 0-0 ① FC4-6 BB 1-2f		x 0-0 ① 1-3		x 0-0 ② F7	2	0	0	0	1	0	1
Rusty Staub, L (9, PH) OBP: 0.373, SLG: 0.413										1	0	0	0	0	0	1
Junior Ortiz, R (1, 2) OBP: 0.276, SLG: 0.282		x 0-0 ② ③ FC3-6-2 1-2 2-H 3-H			B B B B 4-0 BB 1-2		x 0-0 2B		B B B B 4-0 BB 1-2 2B	2	1	1	1	2	0	2
Mike Torrez, R (1, 1) OBP: 0.063, SLG: 0.048			x 0-0 ① 4-3		S S S 0-3 ② K		x 0-0 ② F9		x 0-0 1-H 2-H 2B	2	0	0	0	0	1	2
Gary Rajsich, L (7, PH)										1	0	0	0	0	0	1
Tom Gorman, L (7, 1) OBP: 0.250, SLG: 0.250										0	0	0	0	0	0	0
Brent Gaff, R (7, 1)										0	0	0	0	0	0	0
Ron Hodges, L (9, PH) OBP: 0.383, SLG: 0.309										1	0	1	2	0	0	0
Inning Stats	R: 0 E: 0 K: 1 S: 5 H: 0 LOB: 0 BB: 0 P: 5	R: 1 E: 0 K: 0 S: 3 H: 1 LOB: 1 BB: 2 P: 11	R: 0 E: 0 K: 1 S: 5 H: 0 LOB: 0 BB: 0 P: 5	R: 0 E: 0 K: 0 S: 3 H: 0 LOB: 0 BB: 0 P: 3	R: 0 E: 0 K: 1 S: 6 H: 1 LOB: 2 BB: 1 P: 10	R: 0 E: 0 K: 2 S: 8 H: 1 LOB: 2 BB: 1 P: 12	R: 0 E: 0 K: 0 S: 4 H: 1 LOB: 1 BB: 0 P: 4	R: 0 E: 0 K: 0 S: 3 H: 0 LOB: 0 BB: 0 P: 3	R: 2 E: 0 K: 0 S: 4 H: 1 LOB: 1 BB: 2 P: 12	1B: 3 2B: 3 3B: 0 HR: 0	SF: 0 SAC: 0 DP: 1 HBP: 0						

TOP

New York Mets @ St. Louis Cardinals

Busch Stadium, St. Louis, MO

Wed Sep 21 1983, 7:05 PM CDT

Att. 11,741 - Unknown

livebaseballscorecards.com

AB	31
R	3
H	5
RBI	3
BB	6
SO	5
LOB	16

PITCHER	IP	WLS	BF	H	R	ER	SO	BB	IBB	HBP	BLK	WP	HR	S	P	ERA	WHIP
John Stuper, R (1, 1) ERA: 3.35	9.0	W	37	5	3	3	5	6	0	0	0	0	0	41	65	3.00	1.222

PITCHER	IP	WLS	BF	H	R	ER	SO	BB	IBB	HBP	BLK	WP	HR	S	P	ERA	WHIP

Batter	1	2	3	4	5	6	7	8	9	AB	R	H	RBI	BB	SO	LOB
Lonnie Smith, R (1, 7) OBP: 0.369, SLG: 0.432 Willie McGee, S (7, PR) OBP: 0.316, SLG: 0.374 (8, 8)	F7		F9		L7	5-3	FC4, 1-2, 3-H, 1B			5	0	1	1	0	0	3
										0	0	0	0	0	0	0
Ozzie Smith, S (1, 6) OBP: 0.315, SLG: 0.330	F3		3-1		1-3, 2B		BB, 1B			4	1	1	0	1	0	2
Andy Van Slyke, L (1, 8) OBP: 0.353, SLG: 0.430 (8, 7)	K			2B	F7		BB, 1B, 1-2, 1B	F8		5	1	2	0	0	1	2
George Hendrick, R (1, 3) OBP: 0.372, SLG: 0.489		5-3		K		BB, 1B	1B, BB, 1-2, 2-H, 1B	4-3		5	2	2	1	0	1	1
Darrell Porter, L (1, 2) OBP: 0.358, SLG: 0.427		PB, 1B, 1B		K		L4-3, 1-2, BB	1B, 1-2, 2-3, BB	4-3		3	2	1	0	2	1	1
Ken Oberkfell, L (1, 5) OBP: 0.370, SLG: 0.386 Bill Lyons, R (7, 5) OBP: 0.200, SLG: 0.241		PB, 1-2, 1B		L6		L4-3, 1-2	FC1-6, 1B, 1-2, 2-3, 3-H, 1B			3	0	1	0	0	0	3
										1	1	1	1	0	0	0
David Green, R (1, 9) OBP: 0.320, SLG: 0.417		F7, 1-2, 2-3			G3, S, 1B	S, 2-H, 1B	FC1-6, 1-2, 2-H, 3-H, 1B			4	2	3	3	0	0	2
Jeff Doyle, S (1, 4) OBP: 0.333, SLG: 0.412		2-H, 3-H, 1B			G3, 1-3	1B, 1-2, IBB	FC1-6, 1B, 1-2f, 2-3			3	0	1	1	1	0	3
John Stuper, R (1, 1) OBP: 0.183, SLG: 0.125			K		2B, 3-H, 1B	1-3, 2-H, 1B	K			4	0	2	2	0	2	2
Inning Stats	R: 0 E: 0 K: 1 S: 5 / H: 0 LOB: 0 BB: 0 P: 5	R: 1 E: 0 K: 0 S: 5 / H: 3 LOB: 2 BB: 0 P: 5	R: 0 E: 0 K: 1 S: 5 / H: 0 LOB: 0 BB: 0 P: 5	R: 0 E: 0 K: 2 S: 8 / H: 1 LOB: 1 BB: 0 P: 8	R: 1 E: 0 K: 0 S: 6 / H: 3 LOB: 2 BB: 0 P: 6	R: 2 E: 0 K: 0 S: 5 / H: 3 LOB: 2 BB: 2 P: 13	R: 5 E: 0 K: 1 S: 10 / H: 5 LOB: 2 BB: 2 P: 18	R: 0 E: 0 K: 0 S: 3 / H: 0 LOB: 0 BB: 0 P: 3		1B: 13 2B: 3 3B: 0 HR: 0	SF: 0 SAC: 0 DP: 1 HBP: 0					

BOTTOM

New York Mets @ St. Louis Cardinals

Busch Stadium, St. Louis, MO

Wed Sep 21 1983, 7:05 PM CDT

Att. 11,741 - Unknown

livebaseballscorecards.com

AB	37
R	9
H	15
RBI	9
BB	4
SO	5
LOB	19

PITCHER		IP	WLS	BF	H	R	ER	SO	BB	IBB	HBP	BLK	WP	HR	S	P	ERA	WHIP
Mike Torrez, R ERA: 4.21	(1, 1)	6.0	L	28	10	4	4	4	1	1	0	0	0	0	34	42	6.00	1.833
Tom Gorman, L ERA: 5.36	(7, 1)	0.0		5	3	5	5	0	2	0	0	0	0	0	3	11	∞	∞
Brent Gaff, R ERA:	(7, 1)	2.0		8	2	0	0	1	0	0	0	0	0	0	10	10	0.00	1.000

PITCHER	IP	WLS	BF	H	R	ER	SO	BB	IBB	HBP	BLK	WP	HR	S	P	ERA	WHIP

New York Mets @ St. Louis Cardinals

Busch Stadium, St. Louis, MO

Thu Sep 22 1983, 7:05 PM CDT

Att. 11,882 - Unknown

TOP

livebaseballscorecards.com

Batter	1	2	3	4	5	6	7	8	9	AB	R	H	RBI	BB	SO	LOB
Wally Backman, S (1, 4) OBP: 0.189, SLG: 0.143	F8		6-3			F7		1-3 1B		4	0	1	0	0	0	0
Danny Heep, L (1, 8) OBP: 0.322, SLG: 0.392	4-3			G3		1B		F9		4	0	1	0	0	0	2
Darryl Strawberry, L (1, 9) OBP: 0.333, SLG: 0.506	2B			F7		4-3			2B 1B	4	1	2	0	0	0	1
George Foster, R (1, 7) OBP: 0.288, SLG: 0.407	1-3			WP 2B			F3		G3 1-H 1B 2B	4	1	2	1	0	0	1
Gary Rajsich, L (1, 3)		F6		5-3 2-3			4-3		G3 2-3	4	0	0	0	0	0	2
Clint Hurdle, L (1, 5) OBP: 0.192, SLG: 0.125		G3			F9		F9		F7	4	0	0	0	0	0	1
Mike Fitzgerald, R (1, 2) OBP: 0.294, SLG: 0.357 Keith Hernandez, L (9, PH) OBP: 0.397, SLG: 0.435 Brian Giles, R (9, PR) OBP: 0.302, SLG: 0.282		F9			BB G6-3			BB L4-6 1B	3-H 1B	1 1 0	0 0 0	0 1 0	0 1 0	2 0 0	0 0 0	0 0 0
José Oquendo, S (1, 6) OBP: 0.269, SLG: 0.255 Ron Hodges, L (8, PH) OBP: 0.385, SLG: 0.312 Ron Gardenhire, R (8, 6) OBP: 0.115, SLG: 0.080 Mookie Wilson, S (9, PH) OBP: 0.300, SLG: 0.359			5-3		1-2f G6-3			1B 1-2 1B	F5	2 1 0 1	0 0 0 0	0 1 0 0	0 0 0 0	0 0 0 0	0 0 0 0	1 0 0 1
Ron Darling, R (1, 1) OBP: 0.143, SLG: 0.143 Rusty Staub, L (8, PH) OBP: 0.370, SLG: 0.409 Scott Holman, R (8, 1) OBP: 0.238, SLG: 0.238			F9			6-3		L4-6 2-3		2 1 0	0 0 0	0 0 0	0 0 0	0 0 0	0 0 0	0 2 0

AB	33
R	2
H	8
RBI	2
BB	2
SO	0
LOB	11

Inning Stats	1	2	3	4	5	6	7	8	9
	R: 0 E: 0 K: 0 S: 4	H: 1 LOB: 1 BB: 0 P: 4	R: 0 E: 0 K: 0 S: 3	H: 0 LOB: 0 BB: 0 P: 3	R: 0 E: 0 K: 0 S: 3	H: 0 LOB: 0 BB: 0 P: 3	R: 0 E: 0 K: 0 S: 4	H: 1 LOB: 1 BB: 0 P: 4	R: 0 E: 0 K: 0 S: 2	H: 0 LOB: 0 BB: 1 P: 6	R: 0 E: 0 K: 0 S: 4	H: 1 LOB: 1 BB: 0 P: 4	R: 0 E: 0 K: 0 S: 3	H: 0 LOB: 0 BB: 0 P: 3	R: 0 E: 0 K: 0 S: 4	H: 2 LOB: 2 BB: 1 P: 8	R: 2 E: 0 K: 0 S: 6	H: 3 LOB: 1 BB: 0 P: 6

| | | |

Batter	1	2	3	4	5	6	7	8	9	AB	R	H	RBI	BB	SO	LOB
Lonnie Smith, R (1, 7) OBP: 0.370, SLG: 0.433 Willie McGee, S (8, 8) OBP: 0.316, SLG: 0.374	x 0-0 CS 2B		x 0-0 E5 K		B B B 4-0 SH1-3 1B BB		x 0-0 ① F7			3 0	1 0	1 0	0 0	1 0	0 0	0 0
Jeff Doyle, S (1, 4) OBP: 0.286, SLG: 0.350	x 0-0 ①② F8 2-3		S S S 0-3 ②③ K 1-2		x 0-0 ② SH1-3 1-2 3-H		x 0-0 ② G3			3	0	0	1	0	1	2
Ken Oberkfell, L (1, 5) OBP: 0.371, SLG: 0.387 Ozzie Smith, S (8, 6) OBP: 0.315, SLG: 0.330	x 0-0 1B			x 0-0 ① 4-3	x 0-0 2-H 1B		x 0-0 ③ F7			4 0	0 0	2 0	1 0	0 0	0 0	0 0
George Hendrick, R (1, 3) OBP: 0.371, SLG: 0.487	S S S 0-3 ③ K			S S S 0-3 ② K	S S S 0-3 ③ K			x 0-0 L3 1B		4	0	1	0	0	3	2
Andy Van Slyke, L (1, 8) OBP: 0.354, SLG: 0.429 (8, 7)		x 0-0 ① 1-3		x 0-0 1B S 1B	B B B 4-0 CS BB			x 0-0 ①② L3 1-2		3	1	1	0	1	0	1
David Green, R (1, 9) OBP: 0.321, SLG: 0.416		x 0-0 ② 6-3		x 0-0 S 1-3 1B	B B B 4-0 ① S 1-2 BB			x 0-0 ③ 4-3		3	0	1	0	1	0	0
Jamie Quirk, L (1, 2) OBP: 0.282, SLG: 0.346		x 0-0 1B		S S S 0-3 ③ K 1-2 3-H	S S S 0-3 ② K 1-2					3	0	1	0	0	2	2
Mike Ramsey, S (1, 6) OBP: 0.309, SLG: 0.337 Jimmy Sexton, R (2, 6) OBP: 0.400, SLG: 0.500 (8, 5)		x 0-0 ③ F4			x 0-0 SH2-4 SH1-3 2B	I I I 4-0 IBB				0 2	0 1	0 1	0 0	0 1	0 0	0 1
Danny Cox, R (1, 1) OBP: 0.080, SLG: 0.080 Bruce Sutter, R (9, 1)			x 0-0 ① 1-3		x 0-0 ① SH2-4 2-3	S S S 0-3 ③ K				2 0	0 0	0 0	0 0	0 0	1 0	2 0
Inning Stats	R: 0 H: 2 E: 0 LOB: 1 K: 1 BB: 0 S: 6 P: 6	R: 0 H: 1 E: 0 LOB: 1 K: 0 BB: 0 S: 4 P: 4	R: 0 H: 0 E: 1 LOB: 0 K: 1 BB: 0 S: 5 P: 5	R: 1 H: 2 E: 0 LOB: 1 K: 2 BB: 0 S: 9 P: 9	R: 2 H: 2 E: 0 LOB: 1 K: 1 BB: 1 S: 7 P: 11	R: 0 H: 0 E: 0 LOB: 2 K: 2 BB: 3 S: 6 P: 18	R: 0 H: 0 E: 0 LOB: 0 K: 0 BB: 0 S: 3 P: 3	R: 0 H: 1 E: 0 LOB: 0 K: 0 BB: 0 S: 3 P: 3		1B: 6 SF: 0 2B: 3 SAC: 2 3B: 0 DP: 1 HR: 0 HBP: 0						

BOTTOM

New York Mets @ St. Louis Cardinals

Busch Stadium, St. Louis, MO

Thu Sep 22 1983, 7:05 PM CDT

Att. 11,882 - Unknown

livebaseballscorecards.com

AB	27
R	3
H	8
RBI	2
BB	4
SO	7
LOB	10

WP: 0 PA: 33
PB: 0
SB: 3
CS: 2

PITCHER		IP	WLS	BF	H	R	ER	SO	BB	IBB	HBP	BLK	WP	HR	S	P	ERA	WHIP
Ron Darling, R ERA: 3.08	(1, 1)	7.0	L	30	7	3	3	7	3	1	0	0	0	0	40	56	3.86	1.429
Scott Holman, R ERA: 3.75	(8, 1)	1.0		3	1	0	0	0	0	0	0	0	0	0	3	3	0.00	1.000

PITCHER	IP	WLS	BF	H	R	ER	SO	BB	IBB	HBP	BLK	WP	HR	S	P	ERA	WHIP

Batter	1	2	3	4	5	6	7	8	9	AB	R	H	RBI	BB	SO	LOB
Joe Morgan, L (1, 4) OBP: 0.369, SLG: 0.408	F8	G3		F2		2B		G4-3 1B		4	1	1	0	0	0	2
Kiko Garcia, R (7, 4) OBP: 0.353, SLG: 0.436										1	0	1	0	0	0	0
Len Matuszek, L (1, 3) OBP: 0.266, SLG: 0.433	PB 1B		FC5-4 1B		4-3	K		G4-3 1-2f		5	0	2	0	0	1	2
Mike Schmidt, R (1, 5) OBP: 0.402, SLG: 0.518	K		FC5-4 1-2f		S 1B 1B				L4 1B	5	2	3	1	0	1	2
Joe Lefebvre, L (1, 9) OBP: 0.388, SLG: 0.514	G3 1-2		1B 1-2		1B S 1-2 1B	4-3			L4 1-2	5	1	2	0	0	0	3
Gary Matthews, R (1, 7) OBP: 0.358, SLG: 0.391		1B 2B	K		BB 1-3 2-H		1B		1-3	5	2	3	1	0	1	2
Al Holland, R (9, 1)					1B					0	0	0	0	0	0	0
Greg Gross, L (1, 8) OBP: 0.398, SLG: 0.390	F8		1B 1-2 2-H		B B B B 4-0 1B 1-2 BB		G1-4-3 1-3 1B			3	0	2	1	1	0	1
(9, 7)																
Bo Diaz, R (1, 2) OBP: 0.291, SLG: 0.354	P5	K			G1-6-3 1-2 2-H 3-H 1B		G1-4-3 1-2f			4	0	1	2	0	1	5
Ivan De Jesus, R (1, 6) OBP: 0.321, SLG: 0.327	1B 2-3 1B			6-3	G1-6-3 1-2f		L4			4	0	1	0	0	0	3
Steve Carlton, L (1, 1) OBP: 0.216, SLG: 0.253	1-2 3-H 1B			F8		P6		4-3		4	0	1	1	0	0	0
Bob Dernier, R (9, 8) OBP: 0.287, SLG: 0.289										0	0	0	0	0	0	0
Inning Stats	R: 0 E: 0 K: 1 S: 6 H: 1 LOB: 1 BB: 0 P: 6	R: 1 E: 0 K: 0 S: 6 H: 3 LOB: 2 BB: 0 P: 6	R: 1 E: 0 K: 2 S: 10 H: 3 LOB: 2 BB: 0 P: 10	R: 0 E: 0 K: 0 S: 3 H: 0 LOB: 0 BB: 0 P: 3	R: 3 E: 0 K: 0 S: 6 H: 4 LOB: 1 BB: 1 P: 10	R: 1 E: 0 K: 1 S: 7 H: 2 LOB: 1 BB: 0 P: 7	R: 0 E: 0 K: 0 S: 4 H: 2 LOB: 1 BB: 0 P: 4	R: 0 E: 0 K: 0 S: 3 H: 1 LOB: 0 BB: 0 P: 3	R: 0 E: 0 K: 0 S: 3 H: 1 LOB: 0 BB: 0 P: 3	1B: 14 2B: 4 3B: 0 HR: 0 SF: 0 SAC: 0 DP: 4 HBP: 0						

PITCHER		IP	WLS	BF	H	R	ER	SO	BB	IBB	HBP	BLK	WP	HR	S	P	ERA	WHIP
Joaquin Andujar, R ERA: 4.16	(1, 1)	4.1	L	25	11	5	5	3	1	0	0	0	0	0	30	34	10.38	2.769
Jeff Lahti, R ERA: 3.06	(5, 1)	2.2		10	4	1	1	1	0	0	0	0	0	0	12	12	3.38	1.500
Dave Vonohlen, L ERA: 3.43	(8, 1)	2.0		6	2	0	0	0	0	0	0	0	0	0	6	6	0.00	1.000

PITCHER	IP	WLS	BF	H	R	ER	SO	BB	IBB	HBP	BLK	WP	HR	S	P	ERA	WHIP

TOP

Philadelphia Phillies @ St. Louis Cardinals

Busch Stadium, St. Louis, MO

Fri Sep 23 1983, 7:05 PM CDT

Att. 27,266 - Unknown

livebaseballscorecards.com

AB	40
R	6
H	17
RBI	6
BB	1
SO	4
LOB	20

WP: 0 PB: 1 SB: 2 CS: 0 PA: 41

Batter	1	2	3	4	5	6	7	8	9	AB	R	H	RBI	BB	SO	LOB
Lonnie Smith, R (1, 7) OBP: 0.367, SLG: 0.430	F8		K		4-3		F8			4	0	0	0	0	1	1
Ozzie Smith, S (1, 6) OBP: 0.316, SLG: 0.333	K		BB		P6			3B		3	0	1	0	1	1	0
Willie McGee, S (1, 8) OBP: 0.315, SLG: 0.373	1B		4-3		K			K		4	0	1	0	0	2	3
George Hendrick, R (1, 3) OBP: 0.371, SLG: 0.485	K			HR 1B		P4		K		4	1	1	0	0	2	2
David Green, R (1, 9) OBP: 0.323, SLG: 0.425		K		1-H HR		1B		1-3		4	1	2	2	0	1	1
Jimmy Sexton, R (1, 5) OBP: 0.222, SLG: 0.250		1-3		K		K			P6	4	0	0	0	0	2	1
Bill Lyons, R (1, 4) OBP: 0.186, SLG: 0.224		G3		P4		K			K	4	0	0	0	0	2	1
Glenn Brummer, R (1, 2) OBP: 0.351, SLG: 0.345			SH5-4 1B	1B			K		1B	4	0	3	0	0	1	0
Joaquin Andujar, S (1, 1) OBP: 0.107, SLG: 0.096 Jeff Lahti, R (5, 1) Floyd Rayford, R (7, PH) OBP: 0.274, SLG: 0.340 Dave Vonohlen, L (8, 1) OBP: 0.250, SLG: 0.143 Ken Oberkfell, L (9, PH) OBP: 0.370, SLG: 0.386			SH5-4 1-2	K			F9		K	1 0 1 0 1	0 0 0 0 0	0 0 0 0 1	0 0 0 0 1	0 0 0 0 0	1 0 0 0 1	1 0 0 0 1
Inning Stats	R: 0 E: 0 K: 2 S: 8 H: 1 LOB: 1 BB: 0 P: 8	R: 0 E: 0 K: 1 S: 5 H: 0 LOB: 0 BB: 0 P: 5	R: 0 E: 0 K: 1 S: 6 H: 1 LOB: 2 BB: 1 P: 10	R: 2 E: 0 K: 2 S: 10 H: 3 LOB: 1 BB: 0 P: 10	R: 0 E: 0 K: 1 S: 5 H: 0 LOB: 0 BB: 0 P: 5	R: 0 E: 0 K: 2 S: 8 H: 1 LOB: 1 BB: 0 P: 8	R: 0 E: 0 K: 1 S: 5 H: 0 LOB: 0 BB: 0 P: 5	R: 0 E: 0 K: 2 S: 8 H: 1 LOB: 1 BB: 0 P: 8	R: 0 E: 0 K: 2 S: 8 H: 1 LOB: 1 BB: 0 P: 8	1B: 6 2B: 0 3B: 1 HR: 1 SF: 0 SAC: 1 DP: 0 HBP: 0						

PITCHER		IP	WLS	BF	H	R	ER	SO	BB	IBB	HBP	BLK	WP	HR	S	P	ERA	WHIP
Steve Carlton, L ERA: 3.12	(1, 1)	8.0	W	32	7	2	2	12	1	0	0	0	0	1	55	59	2.25	1.000
Al Holland, L ERA: 2.27	(9, 1)	1.0		4	1	0	0	2	0	0	0	0	0	0	8	8	0.00	1.000

PITCHER	IP	WLS	BF	H	R	ER	SO	BB	IBB	HBP	BLK	WP	HR	S	P	ERA	WHIP

BOTTOM

Philadelphia Phillies @ St. Louis Cardinals
Busch Stadium, St. Louis, MO
Fri Sep 23 1983, 7:05 PM CDT
Att. 27,266 - Unknown

livebaseballscorecards.com

AB	34
R	2
H	8
RBI	2
BB	1
SO	14
LOB	11

WP: 0 PB: 0 SB: 0 CS: 0 PA: 36

Batter	1	2	3	4	5	6	7	8	9	AB	R	H	RBI	BB	SO	LOB
Joe Morgan, L (1, 4) OBP: 0.365, SLG: 0.403	K	G3			3-1		4-3		G3 2-3	5	0	0	0	0	1	1
Pete Rose, S (1, 3) OBP: 0.317, SLG: 0.285	1B BB	CS 1B			1-3		F7		HR 3-H 1B	4	2	2	1	1	0	0
Mike Schmidt, R (1, 5) OBP: 0.403, SLG: 0.526	BB 1B 1-2 1B	K 1-2			2B			F7	HR 1-H	5	2	3	2	0	1	1
Sixto Lezcano, R (1, 9) OBP: 0.328, SLG: 0.349 Willie Hernandez, L (5, 1) OBP: 0.429, SLG: 0.429 Joe Lefebvre, L (8, PH) OBP: 0.392, SLG: 0.517 (8, 9)	1B BB BB 1-2 2-H 1B		K		BB			1B	G6-4-3 1B	2 0 2	1 0 0	1 0 2	1 0 0	1 0 0	1 0 0	0 0 0
Gary Matthews, R (1, 7) OBP: 0.357, SLG: 0.388 Ron Reed, R (8, 1) OBP: 0.167, SLG: 0.167 Alejandro Sanchez, R (9, PH) OBP: 0.400, SLG: 0.400 Al Holland, R (9, 1)	BB 1B 1-2 2-3 1B BB		P4		F9			K	G6-4-3 1-2f	3 0 1 0	1 0 0 0	0 0 0 0	0 0 0 0	1 0 0 0	1 0 0 0	3 0 2 0
Garry Maddox, R (1, 8) OBP: 0.319, SLG: 0.377	BB 1B 1-2 2-3 3-H 1B		F8			F8		1-3		4	0	1	1	0	0	1
Ozzie Virgil, R (1, 2) OBP: 0.274, SLG: 0.404 Von Hayes, L (9, PH) OBP: 0.328, SLG: 0.369 Bo Diaz, R (9, 2) OBP: 0.291, SLG: 0.354	K			5-3		F7			2B 1B	3 1 0	0 1 0	0 1 0	0 1 0	0 0 0	1 0 0	3 0 0
Ivan De Jesus, R (1, 6) OBP: 0.322, SLG: 0.326 Len Matuszek, L (9, PH) OBP: 0.277, SLG: 0.459 Bob Dernier, R (9, PR) OBP: 0.287, SLG: 0.289 Kiko Garcia, R (9, 6) OBP: 0.353, SLG: 0.436	1B BB 1-2 2-3 3-H			4-3		P6			E 1-H 2B	2 1 0 0	0 0 1 0	0 1 0 0	1 1 0 0	1 0 0 0	0 0 0 0	0 0 0 0
Marty Bystrom, R (1, 1) OBP: 0.268, SLG: 0.263 Greg Gross, L (5, 9) OBP: 0.396, SLG: 0.387 (8, 7)	1B 1-2 2-H 3-H			K			F8		E4 G3 1B 2-H	2 2	0 1	1 0	1 0	0 0	1 0	0 0
Inning Stats	R: 4 E: 0 K: 2 S: 10 H: 4 LOB: 2 BB: 3 P: 22	R: 0 E: 0 K: 1 S: 5 H: 1 LOB: 0 BB: 0 P: 5	R: 0 E: 0 K: 1 S: 5 H: 0 LOB: 0 BB: 0 P: 5	R: 0 E: 0 K: 1 S: 5 H: 0 LOB: 0 BB: 0 P: 5	R: 0 E: 0 K: 0 S: 4 H: 1 LOB: 2 BB: 1 P: 8	R: 0 E: 0 K: 0 S: 3 H: 0 LOB: 0 BB: 0 P: 3	R: 0 E: 0 K: 0 S: 3 H: 0 LOB: 0 BB: 0 P: 3	R: 0 E: 0 K: 1 S: 6 H: 1 LOB: 1 BB: 0 P: 6	R: 5 E: 1 K: 0 S: 8 H: 5 LOB: 1 BB: 0 P: 8	1B: 9 2B: 2 3B: 0 HR: 1 SF: 0 SAC: 0 DP: 1 HBP: 0						

TOP

Philadelphia Phillies @ St. Louis Cardinals

Busch Stadium, St. Louis, MO

Sat Sep 24 1983, 3:33 AM CDT

Att. 27,441 - Unknown

livebaseballscorecards.com

AB	37
R	9
H	12
RBI	8
BB	4
SO	6
LOB	11

WP: 0 PB: 0 SB: 0 CS: 1 PA: 41

PITCHER		IP	WLS	BF	H	R	ER	SO	BB	IBB	HBP	BLK	WP	HR	S	P	ERA	WHIP
Dave LaPoint, L ERA: 3.97	(1, 1)	2.0		12	5	4	4	3	3	0	0	0	0	0	15	27	18.00	4.000
Ralph Citarella, R ERA: 2.0	(3, 1)	5.0		17	1	0	0	2	1	0	0	0	0	0	20	24	0.00	0.400
Steve Baker, R ERA: 4.2	(8, 1)	0.1		2	1	0	0	0	0	0	0	0	0	0	2	2	0.00	3.000
Bruce Sutter, R ERA: 4.28	(8, 1)	1.0	L	8	4	5	4	1	0	0	0	0	0	1	10	10	36.00	4.000
Dave Rucker, L ERA: 5.48	(9, 1)	0.2		2	1	0	0	0	0	0	0	0	0	0	2	2	0.00	1.500

PITCHER	IP	WLS	BF	H	R	ER	SO	BB	IBB	HBP	BLK	WP	HR	S	P	ERA	WHIP

Batter	1	2	3	4	5	6	7	8	9	AB	R	H	RBI	BB	SO	LOB
Lonnie Smith, R (1, 7) OBP: 0.370, SLG: 0.432	6-3		4-3 1B		1-2 1B		2B 1B		F9	4	2	3	0	0	0	0
Andy Van Slyke, L (9, 7) OBP: 0.353, SLG: 0.428										1	0	0	0	0	0	0
Ozzie Smith, S (1, 6) OBP: 0.318, SLG: 0.336	F2		CS 1-3 1B		K		1-H 2B		6-3 1B BB	4	1	2	1	1	1	2
Willie McGee, S (1, 8) OBP: 0.313, SLG: 0.370	6-3		4-3 1-2 3-H		F8		F9		6-3 1-2	5	0	0	1	0	0	5
George Hendrick, R (1, 3) OBP: 0.369, SLG: 0.482		E6 1B 1B	1-3			F8		K	2-H 1B	5	1	1	1	0	1	0
Darrell Porter, L (1, 2) OBP: 0.360, SLG: 0.432		FC5-4 1B 1-3 WP 1B		K		3-1 2B		1B 1B	F5	5	2	3	0	0	1	1
Ken Oberkfell, L (1, 5) OBP: 0.371, SLG: 0.387		FC5-4 1-2 3-H 1B		F9		3-1 2-3		FC3-6 1B 1-3 1B		4	0	2	1	0	0	1
David Green, R (1, 9) OBP: 0.322, SLG: 0.423		FC5-4 WP 1-2f 2-3		F7		4-3		FC3-6 1-2 3-H 1B		4	0	1	1	0	0	3
Jeff Doyle, S (1, 4) OBP: 0.280, SLG: 0.333		F7 1-2 3-H			1B 1B		K	FC3-6 1-2f 2-3		4	0	1	0	0	1	3
Dave LaPoint, L (1, 1) OBP: 0.242, SLG: 0.153		F7			P3		K	G3		0	0	0	0	0	0	0
Steve Braun, L (2, PH) OBP: 0.405, SLG: 0.422										1	0	0	0	0	0	1
Ralph Citarella, R (3, 1)										1	0	0	0	0	0	1
Glenn Brummer, R (7, PH)										1	0	0	0	0	1	0
Steve Baker, R OBP: 0.347, SLG: 0.341 (8, 1)										0	0	0	0	0	0	0
Bruce Sutter, R (8, 1)										1	0	0	0	0	0	2
Dave Rucker, L (9, 1)										0	0	0	0	0	0	0
Inning Stats	R: 0 E: 0 K: 0 S: 3 H: 0 LOB: 0 BB: 0 P: 3	R: 2 E: 1 K: 0 S: 6 H: 2 LOB: 1 BB: 0 P: 6	R: 1 E: 0 K: 0 S: 4 H: 2 LOB: 0 BB: 0 P: 4	R: 0 E: 0 K: 1 S: 5 H: 0 LOB: 0 BB: 0 P: 5	R: 0 E: 0 K: 1 S: 7 H: 2 LOB: 2 BB: 0 P: 7	R: 0 E: 0 K: 0 S: 4 H: 1 LOB: 1 BB: 0 P: 4	R: 1 E: 0 K: 2 S: 9 H: 2 LOB: 1 BB: 0 P: 9	R: 1 E: 0 K: 1 S: 8 H: 3 LOB: 2 BB: 0 P: 8	R: 1 E: 0 K: 0 S: 4 H: 1 LOB: 1 BB: 1 P: 8	1B: 11 2B: 2 3B: 0 HR: 0	SF: 0 SAC: 0 DP: 0 HBP: 0						

BOTTOM

Philadelphia Phillies @ St. Louis Cardinals

Busch Stadium, St. Louis, MO

Sat Sep 24 1983, 3:33 AM CDT

Att. 27,441 - Unknown

livebaseballscorecards.com

AB	40
R	6
H	13
RBI	5
BB	1
SO	5
LOB	19

WP: 1 PB: 0 SB: 0 CS: 1 PA: 41

PITCHER		IP	WLS	BF	H	R	ER	SO	BB	IBB	HBP	BLK	WP	HR	S	P	ERA	WHIP
Marty Bystrom, R ERA: 4.67	(1, 1)	4.1		19	6	3	1	1	0	0	0	0	1	0	21	21	2.08	1.385
Willie Hernandez, L ERA: 3.32	(5, 1)	2.2		11	3	1	1	3	0	0	0	0	0	0	17	17	3.38	1.125
Ron Reed, R ERA: 3.5	(8, 1)	1.0	W	6	3	1	1	1	0	0	0	0	0	0	8	8	9.00	3.000
Al Holland, L ERA: 2.34	(9, 1)	1.0		5	1	1	1	0	1	0	0	0	0	0	4	8	9.00	2.000

PITCHER	IP	WLS	BF	H	R	ER	SO	BB	IBB	HBP	BLK	WP	HR	S	P	ERA	WHIP

Batter	1	2	3	4	5	6	7	8	9	10	AB	R	H	RBI	BB	SO	LOB
Joe Morgan, L (1, 4) OBP: 0.367, SLG: 0.402	4-3		HR 1B	BB			F8		WP FC5 1-2 BB	FC3-6 1-2f 2-3 3-H	4	1	1	1	2	0	2
Len Matuszek, L (1, 3) OBP: 0.282, SLG: 0.485 Al Holland, R (10, 1)	K		1-H HR	4-3			FC6-4 BB		K	K	5 0	1 0	1 0	2 0	1 0	3 0	5 0
Mike Schmidt, R (1, 5) OBP: 0.402, SLG: 0.522	K		BB 1B 1B BB		6-3		P3		FC5 1-2 2-3f		4	1	0	0	1	1	3
Joe Lefebvre, L (1, 9) OBP: 0.389, SLG: 0.511 Larry Andersen, R (9, 1) Tim Corcoran, L (10, 3)		G3	1B BB 1-2 G1-2-3 1B		K		FC6-4 1-2f		G3 2-3		5 0 0	0 0 0	1 0 0	0 0 0	0 0 0	1 0 0	3 0 0
Gary Matthews, R (1, 7) OBP: 0.358, SLG: 0.386 Bob Dernier, R (8, 8) OBP: 0.287, SLG: 0.289 (9, 9) Von Hayes, L (10, PH) OBP: 0.330, SLG: 0.369 (10, 9)	1B 1B BB	1B 1-2 2-3 BB			F9			K	SH3-4 SH 1B BB		2 0 0	1 0 1	0 0 0	0 0 0	2 0 1	1 0 0	0 0 0
Greg Gross, L (1, 8) OBP: 0.398, SLG: 0.390 Sixto Lezcano, R (3, PH) OBP: 0.331, SLG: 0.351 (3, 8) (8, 7)	1B 1-2 1B	1-2 2-3 3-H 1B		F9				2-3 1B	SH 1B SH3-4 1-2 FC3-6		1 3	0 1	1 2	0 1	0 0	0 0	0 0
Bo Diaz, R (1, 2) OBP: 0.291, SLG: 0.353 Willie Hernandez, L (8, 1) OBP: 0.429, SLG: 0.429 Garry Maddox, R (9, 8) OBP: 0.319, SLG: 0.377	1-3 2-H 1B	G1-2-3 3-Hf		K FC2-6			2-3 1-2		SH3-4 1-2 2-3		4 0 0	0 0 0	1 0 0	1 0 0	0 0 0	1 0 0	4 0 0
Ivan De Jesus, R (1, 6) OBP: 0.320, SLG: 0.323	P4		6-3		FC2-6 1-2f			K	FC3-6 1B IBB		4	0	0	0	1	1	3
Kevin Gross, R (1, 1) OBP: 0.121, SLG: 0.125 Ron Reed, R (7, 1) OBP: 0.167, SLG: 0.167 Ozzie Virgil, R (8, 2) OBP: 0.279, SLG: 0.404 Pete Rose, S (10, PH) OBP: 0.318, SLG: 0.286 Darren Daulton, L (10, 2)			K	5-3		F9			FC5 BB BB	FC3-6 1-2 2-3 3-H 1B	3 0 0 1 0	0 0 0 0 0	0 0 0 1 0	0 0 1 1 0	0 0 0 0 0	1 0 0 0 0	1 0 0 0 0
Inning Stats	R: 0 H: 0 E: 0 LOB: 0 K: 2 BB: 0 S: 7 P: 7	R: 1 H: 2 E: 0 LOB: 1 K: 0 BB: 1 S: 4 P: 8	R: 3 H: 4 E: 0 LOB: 2 K: 1 BB: 2 S: 8 P: 16	R: 0 H: 0 E: 0 LOB: 1 K: 0 BB: 1 S: 3 P: 7	R: 0 H: 0 E: 0 LOB: 0 K: 1 BB: 0 S: 5 P: 5	R: 0 H: 0 E: 0 LOB: 1 K: 1 BB: 0 S: 6 P: 6	R: 0 H: 0 E: 0 LOB: 1 K: 0 BB: 1 S: 3 P: 7	R: 0 H: 1 E: 0 LOB: 1 K: 2 BB: 0 S: 8 P: 8	R: 0 H: 0 E: 0 LOB: 2 K: 1 BB: 2 S: 5 P: 13	R: 2 H: 1 E: 0 LOB: 2 K: 1 BB: 2 S: 7 P: 15	1B: 7 SF: 0 2B: 0 SAC: 2 3B: 0 DP: 1 HR: 1 HBP: 0						PA: 47 WP: 2 PB: 0 SB: 0 CS: 0

PITCHER		IP	WLS	BF	H	R	ER	SO	BB	IBB	HBP	BLK	WP	HR	S	P	ERA	WHIP
Neil Allen, R ERA: 4.05	(1, 1)	2.1		14	5	4	4	3	3	0	0	0	0	1	17	29	15.43	3.429
Dave Vonohlen, L ERA: 3.29	(3, 1)	2.2		9	1	0	0	1	1	0	0	0	0	0	10	14	0.00	0.750
Steve Baker, R ERA: 4.06	(6, 1)	2.0		8	0	0	0	1	1	0	0	0	1	0	9	13	0.00	0.500
Jeff Keener, R ERA: 5.4	(8, 1)	1.0		4	1	0	0	2	0	0	0	0	0	0	8	8	0.00	1.000
Dave Rucker, L ERA: 5.44	(9, 1)	0.1		3	0	0	0	1	2	0	0	0	0	0	3	11	0.00	6.000

PITCHER		IP	WLS	BF	H	R	ER	SO	BB	IBB	HBP	BLK	WP	HR	S	P	ERA	WHIP
Jeff Lahti, R ERA: 3.24	(9, 1)	1.2	L	9	1	2	2	1	1	1	0	0	1	0	9	17	10.80	1.200

TOP

Philadelphia Phillies @ St. Louis Cardinals

Busch Stadium, St. Louis, MO

Sun Sep 25 1983, 3:33 AM CDT

Att. 20,029 - Unknown

livebaseballscorecards.com

AB	36
R	6
H	8
RBI	6
BB	9
SO	9
LOB	21

Batter	1	2	3	4	5	6	7	8	9	10	AB	R	H	RBI	BB	SO	LOB
Lonnie Smith, R (1, 7) OBP: 0.374, SLG: 0.448	G4-6-3 1B		HR		HR		1-3 1B		P6	F7	6	2	4	2	0	0	2
Ken Oberkfell, L (1, 4) OBP: 0.370, SLG: 0.385	G4-6-3 1-2f		F9		4-3		K		FC5-4 1B		5	0	1	0	0	1	4
Willie McGee, S (1, 8) OBP: 0.313, SLG: 0.370	1B		6-3			1-3		E S 1B 1B	FC5-4 1-2f		5	1	2	0	0	0	1
George Hendrick, R (1, 3) OBP: 0.368, SLG: 0.480	K		F7			G3		2B 1-H 1B	F9		5	0	1	1	0	1	2
Darrell Porter, L (1, 2) OBP: 0.363, SLG: 0.435		1B BB		G6-4-3 1B		F5		F9		4-3 1B 2B	4	1	2	0	1	0	1
David Green, R (1, 9) OBP: 0.326, SLG: 0.428		1-2 1B		F9			4-3 S 4-3 1B	1-3 2B		4-3 2-3	5	1	3	0	0	0	2
Andy Van Slyke, L (1, 5) OBP: 0.354, SLG: 0.425	F7		G6-4-3 1-2f				4-3 1-3	IBB		BB 3-H 1B	4	0	1	1	1	0	4
Ozzie Smith, S (1, 6) OBP: 0.317, SLG: 0.334	P4				G3		4-3 3-H	F7		BB 1-2	4	0	0	1	1	0	5
Neil Allen, R (1, 1) OBP: 0.105, SLG: 0.152 Dave Vonohlen, L (0, 1) OBP: 0.000, SLG: 0.140 Jamie Quirk, R (0, PH) OBP: 0.429, SLG: 0.500 Steve Baker, R (0, 1) Jim Adduci, L (1, PH) Bill Lyons, R (1, PH) OBP: 0.166, SLG: 0.224 Jeff Keener, L (0, 1) Floyd Rayford, R (0, PH) OBP: 0.273, SLG: 0.357 Dave Rucker, L (0, 1) Jeff Lahti, R (0, 1) Steve Braun, L (1G, PH) OBP: 0.402, SLG: 0.419	K						E6 1B	K		K	4	0	0	0	0	1	2
Inning Stats	R: 0 H: 2 E: 0 LOB: 1 K: 1 BB: 0 S: 6 P: 6	R: 0 H: 1 E: 0 LOB: 2 K: 1 BB: 1 S: 6 P: 10	R: 1 H: 1 E: 0 LOB: 0 K: 0 BB: 0 S: 4 P: 4	R: 0 H: 1 E: 0 LOB: 0 K: 0 BB: 0 S: 3 P: 3	R: 1 H: 1 E: 0 LOB: 0 K: 0 BB: 0 S: 4 P: 4	R: 0 H: 0 E: 0 LOB: 0 K: 0 BB: 0 S: 3 P: 3	R: 1 H: 2 E: 1 LOB: 3 K: 1 BB: 0 S: 8 P: 8	R: 1 H: 3 E: 0 LOB: 3 K: 1 BB: 1 S: 8 P: 12	R: 0 H: 1 E: 0 LOB: 1 K: 0 BB: 0 S: 4 P: 4	R: 1 H: 2 E: 0 LOB: 2 K: 1 BB: 1 S: 7 P: 11	1B: 10 2B: 2 3B: 0 HR: 2	SF: 0 SAC: 0 DP: 2 HBP: 0						

PITCHER		IP	WLS	BF	H	R	ER	SO	BB	IBB	HBP	BLK	WP	HR	S	P	ERA	WHIP
Kevin Gross, R ERA: 3.72	(1, 1)	6.2		28	8	3	3	2	1	0	0	0	0	2	31	35	4.05	1.350
Ron Reed, R ERA: 3.57	(7, 1)	0.2		6	3	1	1	1	0	1	0	0	0	0	7	11	13.50	4.500
Willie Hernandez, L ERA: 3.3	(8, 1)	0.2		2	0	0	0	1	0	0	0	0	0	0	4	4	0.00	0.000
Larry Andersen, R ERA: 2.25	(9, 1)	1.1	W	8	3	1	1	0	1	0	0	0	0	0	7	11	6.75	3.000
Al Holland, L ERA: 2.33	(10, 1)	0.2	S	2	0	0	0	1	0	0	0	0	0	0	4	4	0.00	0.000

PITCHER	IP	WLS	BF	H	R	ER	SO	BB	IBB	HBP	BLK	WP	HR	S	P	ERA	WHIP

BOTTOM

Philadelphia Phillies @ St. Louis Cardinals

Busch Stadium, St. Louis, MO

Sun Sep 25 1983, 3:33 AM CDT
Att. 20,029 - Unknown

livebaseballscorecards.com

AB	43
R	5
H	14
RBI	5
BB	3
SO	5
LOB	28

WP: 0 PA: 46
PB: 0
SB: 2
CS: 0

Batter	1	2	3	4	5	6	7	8	9	AB	R	H	RBI	BB	SO	LOB
Terry Francona, L (1, 9) OBP: 0.260, SLG: 0.322	4-3		P4			1-3			F9	4	0	0	0	0	0	0
Manny Trillo, R (1, 4) OBP: 0.317, SLG: 0.342	F9		K			P3			5-3	4	0	0	0	0	1	0
Andre Dawson, R (1, 8) OBP: 0.347, SLG: 0.556	F8			F7			6-3			3	0	0	0	0	0	0
Al Oliver, L (1, 3) OBP: 0.347, SLG: 0.412		5-3		F7			6-3			3	0	0	0	0	0	0
Tim Raines, S (1, 7) OBP: 0.392, SLG: 0.423		F8		6-3			F9			3	0	0	0	0	0	0
Gary Carter, R (1, 2) OBP: 0.340, SLG: 0.449		E HBP			F3			K		2	0	0	0	0	1	0
Chris Speier, R (1, 5) OBP: 0.331, SLG: 0.340		E4 1-3			6-3			K		3	0	0	0	0	1	1
Angel Salazar, R (1, 6) OBP: 0.200, SLG: 0.158 Gene Roof, S (8, PH) OBP: 0.182, SLG: 0.364 Doug Flynn, R (8, 6) OBP: 0.267, SLG: 0.294		K			5-3			1-3		2 1 0	0 0 0	0 0 0	0 0 0	0 0 0	1 0 0	2 0 0
Steve Rogers, R (1, 1) OBP: 0.171, SLG: 0.163 Warren Cromartie, L (6, PH) OBP: 0.352, SLG: 0.386 Dan Schatzeder, L (6, 1) OBP: 0.200, SLG: 0.200 Ray Burris, R (6, 1) OBP: 0.302, SLG: 0.282 Jeff Reardon, R (8, 1) OBP: 0.125, SLG: 0.125 Terry Crowley, L (9, PH) OBP: 0.333, SLG: 0.186			3-1			K			K	1 1 0 0 0 0 1	0 0 0 0 0 0 0	0 0 0 0 0 0 0	0 0 0 0 0 0 0	0 1 0 0 0 0 1	0 0 0 0 0 0 0	0 0 0 0 0 0 0
Inning Stats	R: 0 E: 0 K: 0 S: 3 H: 0 LOB: 0 BB: 0 P: 3	R: 0 E: 1 K: 1 S: 6 H: 0 LOB: 2 BB: 0 P: 7	R: 0 E: 0 K: 1 S: 5 H: 0 LOB: 0 BB: 0 P: 5	R: 0 E: 0 K: 0 S: 3 H: 0 LOB: 0 BB: 0 P: 3	R: 0 E: 0 K: 0 S: 3 H: 0 LOB: 0 BB: 0 P: 3	R: 0 E: 0 K: 1 S: 5 H: 0 LOB: 0 BB: 0 P: 5	R: 0 E: 0 K: 0 S: 3 H: 0 LOB: 0 BB: 0 P: 3	R: 0 E: 0 K: 2 S: 7 H: 0 LOB: 0 BB: 0 P: 7	R: 0 E: 0 K: 1 S: 5 H: 0 LOB: 0 BB: 0 P: 5	1B: 0 2B: 0 3B: 0 HR: 0	SF: 0 SAC: 0 DP: 0 HBP: 1			WP: 0 PB: 0 SB: 0 CS: 0	PA: 29		

PITCHER	IP	WLS	BF	H	R	ER	SO	BB	IBB	HBP	BLK	WP	HR	S	P	ERA	WHIP
Bob Forsch, R (1, 1) ERA: 4.37	9.0	W	29	0	0	0	6	0	0	1	0	0	0	40	41	0.00	0.000

PITCHER	IP	WLS	BF	H	R	ER	SO	BB	IBB	HBP	BLK	WP	HR	S	P	ERA	WHIP

TOP

Montreal Expos @ St. Louis Cardinals

Busch Stadium, St. Louis, MO

Mon Sep 26 1983, 7:05 PM CDT

Att. 12,457 - Unknown

livebaseballscorecards.com

AB	28
R	0
H	0
RBI	0
BB	0
SO	6
LOB	3

Montreal Expos @ St. Louis Cardinals

Busch Stadium, St. Louis, MO

Mon Sep 26 1983, 7:05 PM CDT

Att. 12,457 - Unknown

livebaseballscorecards.com

BOTTOM

Batter	1	2	3	4	5	6	7	8	9	AB	R	H	RBI	BB	SO	LOB
Lonnie Smith, R (1, 7) OBP: 0.375, SLG: 0.451	4-3		CS 1B		1B 2B 3-H		G1			4	1	2	1	0	0	0
Bill Lyons, R (8, 4) OBP: 0.186, SLG: 0.224										0	0	0	0	0	0	0
Ken Oberkfell, L (1, 4) (8, 5) OBP: 0.371, SLG: 0.389	3B		CS 1-2	F8	1B BB BBB		F7			3	0	1	0	1	0	0
Willie McGee, S (1, 8) OBP: 0.315, SLG: 0.371	1-3			F9 S 1B	1-2 2-H 1B		K SSS			4	0	2	1	0	1	1
Darrell Porter, L (1, 2) OBP: 0.360, SLG: 0.431	P5			F9 1-3	K SSS			3-1		4	0	0	0	0	1	4
Andy Van Slyke, L (1, 5) (8, 7) OBP: 0.353, SLG: 0.421		F7		K SSS		S HBP H		F9		3	0	0	0	0	1	1
David Green, R (1, 9) OBP: 0.327, SLG: 0.425		K SSS			G3 1B BB BBB	4-0 BBB 1-2 BB		K SSS		2	1	0	0	2	2	0
Jim Adduci, L (1, 3)		F8			G3 1-2	F5				3	0	0	0	0	0	3
Ozzie Smith, S (1, 6) OBP: 0.317, SLG: 0.334			6-3		F9 2B 1B 2-H	F7				3	1	1	1	0	0	2
Bob Forsch, R (1, 1) OBP: 0.286, SLG: 0.373			5-3		F9 2-3	K SSS				3	0	0	0	0	1	3

	AB	29
	R	3
	H	6
	RBI	3
	BB	3
	SO	6
	LOB	14

Inning Stats	1	2	3	4	5	6	7	8	9
	R: 0 H: 1 E: 0 LOB: 1 K: 0 BB: 0 S: 4 P: 4	R: 0 H: 0 E: 0 LOB: 0 K: 1 BB: 0 S: 5 P: 5	R: 0 H: 1 E: 0 LOB: 0 K: 0 BB: 0 S: 3 P: 3	R: 0 H: 1 E: 0 LOB: 1 K: 1 BB: 0 S: 6 P: 6	R: 3 H: 3 E: 0 LOB: 2 K: 1 BB: 2 S: 8 P: 16	R: 0 H: 0 E: 0 LOB: 2 K: 1 BB: 1 S: 5 P: 10	R: 0 H: 0 E: 0 LOB: 0 K: 1 BB: 0 S: 5 P: 5	R: 0 H: 0 E: 0 LOB: 0 K: 1 BB: 0 S: 5 P: 5	

	1B: 4	SF: 0
	2B: 1	SAC: 0
	3B: 1	DP: 0
	HR: 0	HBP: 1

	PA: 34
	WP: 0
	PB: 0
	SB: 2
	CS: 1

PITCHER		IP	WLS	BF	H	R	ER	SO	BB	IBB	HBP	BLK	WP	HR	S	P	ERA	WHIP
Steve Rogers, R ERA: 3.2	(1, 1)	5.0	L	22	6	3	3	3	2	0	0	0	0	0	26	34	5.40	1.600
Dan Schatzeder, L ERA: 3.21	(6, 1)	0.0		1	0	0	0	0	0	0	1	0	0	0	0	1	∞	∞
Ray Burris, R ERA: 3.68	(6, 1)	2.0		7	0	0	0	2	1	0	0	0	0	0	10	14	0.00	0.500
Jeff Reardon, R ERA: 2.95	(8, 1)	1.0		3	0	0	0	1	0	0	0	0	0	0	5	5	0.00	0.000

PITCHER		IP	WLS	BF	H	R	ER	SO	BB	IBB	HBP	BLK	WP	HR	S	P	ERA	WHIP

Batter	1	2	3	4	5	6	7	8	9	AB	R	H	RBI	BB	SO	LOB
Terry Francona, L (1, 9) OBP: 0.272, SLG: 0.352	6-3	1-H HR		2-3 HBP 1B		2B		1-2 1B		5	1	4	2	0	0	0
Manny Trillo, R (1, 4) OBP: 0.319, SLG: 0.342	E 1B	K		1-2 HBP		4-3		F9		2	1	1	0	0	1	0
Bryan Little, S (4, PR) OBP: 0.339, SLG: 0.302 (4, 4)										2	0	0	0	0	0	3
Andre Dawson, R (1, 8) OBP: 0.344, SLG: 0.551	E1 E 1-3 HR	F3		4-6-3-4-5 1-2f 2-3f			F8		1-3	5	1	0	0	0	0	4
Al Oliver, L (1, 3) OBP: 0.347, SLG: 0.411	E7 1-3 HR 3-H 1B	K			F7		6-3		3B 1B	5	2	2	1	0	1	0
Tim Raines, S (1, 7) OBP: 0.395, SLG: 0.433	2-H 3-H HR		BBBB G6-4-3 BB		S 1B		6-3		1-H SF9 3B	4	2	3	4	1	0	0
Gary Carter, R (1, 2) OBP: 0.337, SLG: 0.445	F8	G6-4-3 1-2f			SSS K 1-2			6-3	SF9 3-H	4	0	0	1	0	1	2
Chris Speier, R (1, 5) OBP: 0.332, SLG: 0.341	5-3	1B			5-3			4-3 S 1B	SSS K	5	1	2	0	0	1	1
Angel Salazar, R (1, 6) OBP: 0.208, SLG: 0.261		1B 3B	F9			F9		4-3 1-3		4	1	1	0	0	0	2
Charlie Lea, R (1, 1) OBP: 0.141, SLG: 0.130						5-3				3	1	2	1	0	0	0
Bob James, R (7, 1) OBP: 0.286, SLG: 0.286		HR 3-H 1B		1B 2B				1B 3-H 1B		1	0	1	1	0	0	0
Inning Stats	R: 4 E: 2 K: 0 S: 7 H: 3 LOB: 0 BB: 0 P: 7	R: 3 E: 0 K: 2 S: 10 H: 3 LOB: 0 BB: 0 P: 10	R: 0 E: 0 K: 0 S: 3 H: 1 LOB: 1 BB: 1 P: 7	R: 0 E: 0 K: 0 S: 3 H: 2 LOB: 2 BB: 0 P: 4	R: 0 E: 0 K: 1 S: 6 H: 1 LOB: 1 BB: 0 P: 6	R: 0 E: 0 K: 0 S: 4 H: 1 LOB: 1 BB: 0 P: 4	R: 0 E: 0 K: 0 S: 3 H: 0 LOB: 0 BB: 0 P: 3	R: 1 E: 0 K: 0 S: 6 H: 3 LOB: 2 BB: 0 P: 6	R: 2 E: 0 K: 1 S: 7 H: 2 LOB: 0 BB: 0 P: 7	1B: 10 2B: 2 3B: 3 HR: 2 SF: 1 SAC: 0 DP: 1 HBP: 1						

TOP

Montreal Expos @ St. Louis Cardinals

Busch Stadium, St. Louis, MO

Tue Sep 27 1983, 7:05 PM CDT

Att. 13,949 - Unknown

livebaseballscorecards.com

AB	40
R	10
H	16
RBI	10
BB	1
SO	4
LOB	12

WP: 0 PB: 0 SB: 2 CS: 0 PA: 43

1B: 10 2B: 2 3B: 3 HR: 2 SF: 1 SAC: 0 DP: 1 HBP: 1

PITCHER		IP	WLS	BF	H	R	ER	SO	BB	IBB	HBP	BLK	WP	HR	S	P	ERA	WHIP
John Stuper, R ERA: 3.61	(1, 1)	1.0	L	10	6	7	6	0	0	0	0	0	0	2	10	10	54.00	6.000
Dave LaPoint, L ERA: 3.95	(2, 1)	1.0		3	0	0	0	2	0	0	0	0	0	0	7	7	0.00	0.000
Steve Baker, R ERA: 3.94	(3, 1)	2.0		8	3	0	0	0	1	0	1	0	0	0	6	11	0.00	2.000
Ralph Citarella, R ERA: 1.64	(5, 1)	2.0		8	2	0	0	1	0	0	0	0	0	0	10	10	0.00	1.000
Dave Vonohlen, L ERA: 3.33	(7, 1)	2.0		9	3	1	1	0	0	0	0	0	0	0	9	9	4.50	1.500

PITCHER		IP	WLS	BF	H	R	ER	SO	BB	IBB	HBP	BLK	WP	HR	S	P	ERA	WHIP
Jeff Keener, R ERA: 8.31	(9, 1)	1.0		5	2	2	2	1	0	0	0	0	0	0	7	7	18.00	2.000

Batter	1	2	3	4	5	6	7	8	9	AB	R	H	RBI	BB	SO	LOB
Lonnie Smith, R (1, 7) OBP: 0.377, SLG: 0.453	S S S 0-3 ① K	x 0-0 ③ 1-3 1B		x 0-0 ② F8		B B B B 4-0 FC4-6 BB		x 0-0 2B		4	0	2	0	1	1	1
Jeff Doyle, S (1, 4) OBP: 0.300, SLG: 0.379	x 0-0 1-3 1B 2B		x 0-0 E SF9 1B	x 0-0 ③ FC4-6 1-2f		x 0-0 ③ FC4-6 1-2f		x 0-0 ③ 4-3		5	2	2	0	0	0	3
Willie McGee, S (1, 8) OBP: 0.315, SLG: 0.370	x 0-0 ② 1-3 2-3		x 0-0 E4 SF9 SF7 1-3 1B		B B B B 4-0 1B S BB		x 0-0 ① 6-3		x 0-0 ① 3-1	4	1	1	0	1	0	1
Darrell Porter, L (1, 2) OBP: 0.362, SLG: 0.431	x 0-0 1B 1B 3-H		B B B B 4-0 BB		S S S 0-3 ① K		x 0-0 WP 3B 1B		x 0-0 ② 3-1	4	1	2	1	1	1	1
Ken Oberkfell, L (1, 5) OBP: 0.371, SLG: 0.388	x 0-0 FC6-4 1-2 1B		x 0-0 ① SF9 2-3 3-H		x 0-0 ② L9		x 0-0 ② F7 1-2		B B B B 4-0 BB	3	0	1	1	1	0	2
David Green, R (1, 9) OBP: 0.328, SLG: 0.431	x 0-0 ③ FC6-4 1-2f		x 0-0 ② SF7 3-H		x 0-0 1-3 1B		x 0-0 2-H 3B		x 0-0 ③ F3	4	0	2	2	0	0	3
Jim Adduci, L (1, 3) OBP: 0.133, SLG: 0.071		x 0-0 FC3-6 1B	S S S 0-3 ③ K		x 0-0 F9		x 0-0 ③ 3-1			4	0	1	0	0	1	4
Ozzie Smith, S (1, 6) OBP: 0.317, SLG: 0.333		x 0-0 ① F7		x 0-0 ① 2-3		x 0-0 ① 3-1		x 0-0 G6-4-3 1B		4	0	1	0	0	0	1
John Stuper, R (1, 1) OBP: 0.000, SLG: 0.125 Dave LaPoint, L (2, 1) OBP: 0.240, SLG: 0.160 Jamie Quirk, L (2, PH) OBP: 0.278, SLG: 0.556 Steve Baker, R (3, 1) Floyd Rayford, R (4, PH) OBP: 0.222, SLG: 0.222 Ralph Citarella, R (5, 1) Orlando Sanchez, L (5, PH) Dave Vonohlen, L (7, 1) OBP: 0.000, SLG: 0.714 Steve Braun, L (8, PH) OBP: 0.368, SLG: 0.410 Jeff Keener, L (9, 1)		x 0-0 ② FC3-6 1B 1-2f		B B B B 4-0 FC4-6 BB		x 0-0 ② F9		x 0-0 ① ② G6-4-3 1-2f		0 0 0 0 0 0 0 0 0 0 0 0 0 0 1 0 0 0 0 0 1 0 0 0 0 0 0 0 0 0 0 0 1 0 0 0 0 0 0 0 0 0 1 0 0 0 0 0 0 0 0 0 0 0 0 0 1 0 0 0 0 0 1 0 0 0 0 0 0 0						
Inning Stats	R: 1 E: 0 K: 1 S: 8 H: 3 LOB: 2 BB: 0 P: 8	R: 0 E: 0 K: 0 S: 4 H: 2 LOB: 2 BB: 0 P: 4	R: 2 E: 1 K: 1 S: 7 H: 2 LOB: 1 BB: 1 P: 11	R: 0 E: 0 K: 0 S: 3 H: 0 LOB: 1 BB: 1 P: 7	R: 0 E: 0 K: 1 S: 6 H: 1 LOB: 2 BB: 1 P: 10	R: 0 E: 0 K: 0 S: 3 H: 0 LOB: 1 BB: 1 P: 7	R: 1 E: 0 K: 0 S: 5 H: 2 LOB: 1 BB: 0 P: 5	R: 0 E: 0 K: 0 S: 4 H: 2 LOB: 1 BB: 0 P: 4	R: 0 E: 0 K: 0 S: 3 H: 0 LOB: 1 BB: 1 P: 7	1B: 9 2B: 2 3B: 1 HR: 0	SF: 2 SAC: 0 DP: 1 HBP: 0						

BOTTOM

Montreal Expos @ St. Louis Cardinals

Busch Stadium, St. Louis, MO

Tue Sep 27 1983, 7:05 PM CDT

Att. 13,949 - Unknown

livebaseballscorecards.com

AB	35
R	4
H	12
RBI	4
BB	5
SO	3
LOB	18

WP: 1 PA: 42
PB: 0
SB: 1
CS: 0

PITCHER		IP	WLS	BF	H	R	ER	SO	BB	IBB	HBP	BLK	WP	HR	S	P	ERA	WHIP
Charlie Lea, R ERA: 3.2	(1, 1)	6.2	W	33	10	4	3	3	4	0	0	0	1	0	35	51	4.05	2.100
Bob James, R ERA: 3.5	(7, 1)	2.1	S	9	2	0	0	0	1	0	0	0	0	0	8	12	0.00	1.286

PITCHER	IP	WLS	BF	H	R	ER	SO	BB	IBB	HBP	BLK	WP	HR	S	P	ERA	WHIP

Batter	1	2	3	4	5	6	7	8	9	AB	R	H	RBI	BB	SO	LOB
Tim Raines, S (1, 7) OBP: 0.393, SLG: 0.433	L6	F7			1-3		1B 1B 2B	4-3		5	1	1	0	0	0	3
Bryan Little, S (1, 4) OBP: 0.348, SLG: 0.311	FC6-4 1B		FC6-4 1B		1B 1B		G5-4-3 1B 2-3		BBBB FC5-4 BB 4-0	4	0	4	0	1	0	0
Andre Dawson, R (1, 8) OBP: 0.343, SLG: 0.548	FC6-4 1-2f		FC6-4 F7-4 1-2f		1-2 1B		G5-4-3 1-2f		FC5-4 S E 1-2f	5	1	1	0	0	0	5
Al Oliver, L (1, 3) OBP: 0.347, SLG: 0.410	F7		F7-4 1-2		L6		1B 1B 3-H		F8 1-H	4	0	1	1	0	0	4
Jim Wohlford, R (9, PH) OBP: 0.299, SLG: 0.355 (9, 9)										1	0	0	0	0	0	0
Terry Francona, L (1, 9) OBP: 0.275, SLG: 0.357 (9, 3)		2B 2B		P5		F8	1-2 1B		SSS K	5	1	2	0	0	1	0
Gary Carter, R (1, 2) OBP: 0.337, SLG: 0.446		2-H 2B		SSS K		F9	F8			4	0	1	1	0	1	2
Tim Wallach, R (1, 5) OBP: 0.339, SLG: 0.438		SSS K		FC5-4 1B	BBBB E BB 4-0			4-3		3	1	1	0	1	1	1
Angel Salazar, R (1, 6) OBP: 0.214, SLG: 0.259		F8		FC5-4 1-2f		E7 1-H		SH3 1B		4	0	1	0	0	0	2
Bryn Smith, R (1, 1) OBP: 0.219, SLG: 0.167		BBBB BB 4-0			L7	6-3		SH3 1-2		2	0	0	0	1	0	1
Inning Stats	R: 0 E: 0 K: 0 S: 4 H: 1 LOB: 1 BB: 0 P: 4	R: 1 E: 0 K: 1 S: 7 H: 2 LOB: 2 BB: 1 P: 11	R: 0 E: 0 K: 0 S: 3 H: 1 LOB: 0 BB: 0 P: 3	R: 0 E: 0 K: 1 S: 6 H: 1 LOB: 1 BB: 0 P: 6	R: 0 E: 0 K: 0 S: 5 H: 2 LOB: 2 BB: 0 P: 5	R: 1 E: 1 K: 0 S: 4 H: 0 LOB: 1 BB: 1 P: 8	R: 1 E: 0 K: 0 S: 6 H: 4 LOB: 2 BB: 0 P: 6	R: 0 E: 0 K: 0 S: 4 H: 1 LOB: 1 BB: 0 P: 4	R: 1 E: 0 K: 1 S: 5 H: 0 LOB: 0 BB: 1 P: 9	1B: 9 2B: 4 3B: 0 HR: 0 SF: 0 SAC: 1 DP: 2 HBP: 0						

PITCHER		IP	WLS	BF	H	R	ER	SO	BB	IBB	HBP	BLK	WP	HR	S	P	ERA	WHIP
Danny Cox, R ERA: 3.25	(1, 1)	6.2	L	32	11	3	2	2	2	0	0	0	0	0	34	42	2.70	1.950
Jeff Lahti, R ERA: 3.18	(7, 1)	1.1		5	1	0	0	0	0	0	0	0	0	0	5	5	0.00	0.750
Dave Rucker, L ERA: 5.32	(9, 1)	1.0		4	0	1	0	1	1	0	0	0	0	0	5	9	0.00	1.000

PITCHER	IP	WLS	BF	H	R	ER	SO	BB	IBB	HBP	BLK	WP	HR	S	P	ERA	WHIP

TOP

Montreal Expos @ St. Louis Cardinals

Busch Stadium, St. Louis, MO

Wed Sep 28 1983, 7:05 PM CDT

Att. 13,944 - Unknown

livebaseballscorecards.com

AB	37
R	4
H	12
RBI	2
BB	3
SO	3
LOB	18

Batter	1	2	3	4	5	6	7	8	9	AB	R	H	RBI	BB	SO	LOB
Lonnie Smith, R (1, 7) OBP: 0.376, SLG: 0.450	P4		BBBB 4-0 G4-3 BB			6-3		G6-4-3 1-2f		3	0	0	0	1	0	2
Dave Rucker, L (9, 1)										0	0	0	0	0	0	0
Jeff Doyle, S (1, 4) OBP: 0.294, SLG: 0.424	3B		G4-3 1-2f			F8			4-3	4	0	1	0	0	0	1
Willie McGee, S (1, 8) OBP: 0.313, SLG: 0.367	P6			4-3		4-3			F7	4	0	0	0	0	0	1
David Green, R (1, 9) OBP: 0.327, SLG: 0.429	F9			4-3			F9		1B	4	0	1	0	0	0	1
Andy Van Slyke, L (1, 5) OBP: 0.354, SLG: 0.420		1B		BBBB 4-0 BB			SSS 0-3 K		F9	3	0	1	0	1	1	1
Jim Adduci, L (1, 3) OBP: 0.111, SLG: 0.059		FC1-6-5 1-3		F8			4-3			3	0	0	0	0	0	2
Jamie Quirk, L (1, 2) OBP: 0.267, SLG: 0.325		SSS 0-3 K			G3			F8		3	0	0	0	0	1	1
Bill Lyons, R (1, 6) OBP: 0.180, SLG: 0.217		1-3			4-3			BBBB 4-0 1B BB		2	0	0	0	0	0	1
Steve Braun, L (8, PH) OBP: 0.404, SLG: 0.413										0	0	0	0	1	0	0
Danny Cox, R (1, 1) OBP: 0.074, SLG: 0.074			SSS 0-3 K		SSS 0-3 K			0-0 G6-4-3 1-2 1B		2	0	0	0	0	2	0
Jeff Lahti, R (7, 1)										0	0	0	0	0	0	0
Ken Oberkfell, L (8, PH) OBP: 0.372, SLG: 0.390										1	0	1	0	0	0	0
Jimmy Sexton, R (9, 6) OBP: 0.222, SLG: 0.250										0	0	0	0	0	0	0
Inning Stats	R: 0 E: 0 K: 0 S: 4 H: 1 LOB: 1 BB: 0 P: 4	R: 0 E: 0 K: 1 S: 6 H: 1 LOB: 1 BB: 0 P: 6	R: 0 E: 0 K: 1 S: 4 H: 0 LOB: 0 BB: 1 P: 8	R: 0 E: 0 K: 0 S: 3 H: 0 LOB: 1 BB: 1 P: 7	R: 0 E: 0 K: 1 S: 5 H: 0 LOB: 0 BB: 0 P: 5	R: 0 E: 0 K: 0 S: 3 H: 0 LOB: 0 BB: 0 P: 3	R: 0 E: 0 K: 1 S: 5 H: 0 LOB: 0 BB: 0 P: 5	R: 0 E: 0 K: 0 S: 3 H: 1 LOB: 1 BB: 1 P: 7	R: 0 E: 0 K: 0 S: 4 H: 1 LOB: 1 BB: 0 P: 4	1B: 3 2B: 0 3B: 1 HR: 0 SF: 0 SAC: 0 DP: 2 HBP: 0	WP: 0 PB: 0 SB: 1 CS: 0 PA: 32					

PITCHER	IP	WLS	BF	H	R	ER	SO	BB	IBB	HBP	BLK	WP	HR	S	P	ERA	WHIP
Bryn Smith, R (1, 1) ERA: 2.49	9.0	W	32	4	0	0	4	3	0	0	0	0	0	37	49	0.00	0.778

PITCHER	IP	WLS	BF	H	R	ER	SO	BB	IBB	HBP	BLK	WP	HR	S	P	ERA	WHIP

BOTTOM

Montreal Expos @ St. Louis Cardinals

Busch Stadium, St. Louis, MO

Wed Sep 28 1983, 7:05 PM CDT

Att. 13,944 - Unknown

livebaseballscorecards.com

AB	29
R	0
H	4
RBI	0
BB	3
SO	4
LOB	10

Batter	1	2	3	4	5	6	7	8	9	AB	R	H	RBI	BB	SO	LOB
23 Ryne Sandberg, R (1, 4) OBP: 0.319, SLG: 0.354	B B B B 4-0 S 1B BB	x 0-0 ③ F9		x 0-0 ③ L5		x 0-0 ① F9			x 0-0 ① 6-3	4	1	0	0	1	0	3
Bill Buckner, L (1, 3) OBP: 0.310, SLG: 0.438	x 0-0 ① F8 1-2		x 0-0 1B FC6-2 1B		x 0-0 E 3B	x 0-0 ② F9			B B B B 4-0 FC4-6 BB	4	1	2	0	1	0	2
Mel Hall, L (1, 8) OBP: 0.347, SLG: 0.479	S S S 0-3 ② K		x 0-0 1-3 1B		x 0-0 E4 2B FC5-2 3-H	x 0-0 ③ 2-3			x 0-0 ② FC4-6 1-2f	5	0	1	1	0	1	3
Keith Moreland, R (1, 9) OBP: 0.379, SLG: 0.461	B B B B 4-0 1B BB	x 0-0 ① FC6-2 3-H		x 0-0 FC5-2 1-3 2B		x 0-0 ① 1-3		S S S 0-3 ③ K		4	0	1	0	1	1	3
Ron Cey, R (1, 5) OBP: 0.348, SLG: 0.463	x 0-0 FC5-4 1-3 2-H 1B	x 0-0 ② L7		x 0-0 ① 6-3		x 0-0 ② F7				4	0	1	1	0	0	4
Jody Davis, R (1, 2) OBP: 0.315, SLG: 0.481 Warren Brusstar, R (7, 1)	x 0-0 ③ FC5-4 1-2f	x 0-0 ③ F8		4-0 FC5-2 IBB		x 0-0 ③ P6				3 0	0 0	0 0	0 0	1 0	0 0	4 0
Joe Carter, R (1, 7) OBP: 0.191, SLG: 0.255	S S S 0-3 ① K	x 0-0 5-3 1B	x 0-0 ② FC5-2 1-2 2-3 3-Hf			S S S 0-3 ① K				4	0	1	0	0	2	3
Dave Owen, S (1, 6) OBP: 0.167, SLG: 0.067 Dan Rohn, L (8, PH) OBP: 0.379, SLG: 0.607 (8, 6)	x 0-0 SH5-4 1B	S S S 0-3 ① K	x 0-0 ③ P2			x 0-0 ② L4				3 1	0 0	1 0	0 0	0 0	1 0	4 0
Reggie Patterson, R (1, 1) Thad Bosley, L (6, PH) OBP: 0.397, SLG: 0.493 Steve Trout, L (6, 1) OBP: 0.219, SLG: 0.194 Mike Diaz, R (7, 2) OBP: 0.400, SLG: 0.600	x 0-0 ② SH5-4 1-2	x 0-0 ② 5-3 1-2			B B B B 4-0 BB	x 0-0 ③ 6-3				1 0 0 1	0 0 0 0	0 0 0 0	0 0 0 0	0 1 0 0	0 0 0 0	1 0 0 0
Inning Stats	R: 1 H: 1 E: 0 LOB: 2 K: 1 BB: 2 S: 6 P: 14	R: 0 H: 1 E: 0 LOB: 1 K: 1 BB: 0 S: 6 P: 6	R: 0 H: 2 E: 0 LOB: 2 K: 0 BB: 0 S: 5 P: 5	R: 0 H: 1 E: 0 LOB: 1 K: 1 BB: 0 S: 6 P: 6	R: 1 H: 2 E: 1 LOB: 3 K: 0 BB: 1 S: 6 P: 10	R: 0 H: 0 E: 0 LOB: 1 K: 0 BB: 1 S: 3 P: 7	R: 0 H: 0 E: 0 LOB: 0 K: 0 BB: 0 S: 3 P: 3	R: 0 H: 0 E: 0 LOB: 0 K: 1 BB: 0 S: 5 P: 5	R: 0 H: 0 E: 0 LOB: 1 K: 1 BB: 1 S: 5 P: 9	1B: 5 SF: 0 2B: 1 SAC: 1 3B: 1 DP: 0 HR: 0 HBP: 0						

PITCHER	IP	W	L	S	BF	H	R	ER	SO	BB	IBB	HBP	BLK	WP	HR	P	ERA	WHIP
Neil Allen, R (1, 1) ERA: 3.94	9.0	W			40	7	2	2	5	4	1	0	0	0	0	65	2.00	1.222

PITCHER	IP	W	L	S	BF	H	R	ER	SO	BB	IBB	HBP	BLK	WP	HR	P	ERA	WHIP

TOP

Chicago Cubs @ St. Louis Cardinals

Busch Stadium, St. Louis, MO

Fri Sep 30 1983, 7:05 PM CDT

Att. 19,924 - Unknown - 80 F

livebaseballscorecards.com

AB	34
R	2
H	7
RBI	2
BB	5
SO	5
LOB	27

WP: 0 PA: 40
PB: 0
SB: 1
CS: 0

Batter	1	2	3	4	5	6	7	8	9	AB	R	H	RBI	BB	SO	LOB
Lonnie Smith, R (1, 7) OBP: 0.380, SLG: 0.452	G3 4-3 2B		L9	1-2 2-3 3-H HBP		FC4-6 IBB		WP S 2B HBP		2	2	1	1	1	0	0
Jim Adduci, L (9, 7) OBP: 0.111, SLG: 0.059										0	0	0	0	0	0	0
Ken Oberkfell, L (1, 4) OBP: 0.372, SLG: 0.387	G3 2-3		G3-6-1 BB	L9		FC4-6 1B 1-2f 2-3 3-H		WP 1-2 2B BB		3	2	0	1	2	0	6
Bill Lyons, R (9, 4) OBP: 0.180, SLG: 0.217										0	0	0	0	0	0	0
Willie McGee, S (1, 8) OBP: 0.312, SLG: 0.366	4-3 3-H		G3-6-1 1-2f		4-3	1-2 3-H 1B		K 1-2 2-3		5	1	1	2	0	1	3
George Hendrick, R (1, 3) OBP: 0.370, SLG: 0.487	6-3			1-3 PB 2B	6-3	1-H 2-H 2B		2-H 3-H 2B		5	1	3	4	0	0	0
Darrell Porter, L (1, 2) OBP: 0.362, SLG: 0.431		G6-4-3 1B		F8	FC6-4 1B	P6		4-3		5	0	2	0	0	0	3
David Green, R (1, 9) OBP: 0.324, SLG: 0.424		G6-4-3 1-2f		1-3 2-3	FC6-4 1-2f		6-3	L9		5	0	0	0	0	0	4
Andy Van Slyke, L (1, 5) OBP: 0.359, SLG: 0.419		S BB		PB S HBP BB		SH1-4 1B FC4-6 BB	K			1	2	0	0	3	1	0
Ozzie Smith, S (1, 6) OBP: 0.321, SLG: 0.338		1-2 HBP		HBP PB 1-2 BB		FC4-6 SH1-4 1-2 1B	2B			2	1	2	0	1	0	0
Neil Allen, R (1, 1) OBP: 0.102, SLG: 0.143		K		K HBP 1-2 2-3 3-H		SH1-4 1-2 2-3	6-3			3	0	0	0	0	2	5
Inning Stats	R: 1 H: 1 E: 0 LOB: 0 K: 0 BB: 0 S: 4 P: 4	R: 0 H: 1 E: 0 LOB: 2 K: 1 BB: 1 S: 5 P: 10	R: 0 H: 0 E: 0 LOB: 0 K: 0 BB: 1 S: 2 P: 6	R: 2 H: 1 E: 0 LOB: 3 K: 1 BB: 2 S: 7 P: 16	R: 0 H: 1 E: 0 LOB: 1 K: 0 BB: 0 S: 4 P: 4	R: 4 H: 3 E: 0 LOB: 1 K: 0 BB: 2 S: 6 P: 14	R: 0 H: 1 E: 0 LOB: 1 K: 1 BB: 0 S: 6 P: 6	R: 2 H: 1 E: 0 LOB: 1 K: 1 BB: 1 S: 6 P: 11		1B: 4 SF: 0 2B: 5 SAC: 1 3B: 0 DP: 2 HR: 0 HBP: 3						

PITCHER		IP	WLS	BF	H	R	ER	SO	BB	IBB	HBP	BLK	WP	HR	S	P	ERA	WHIP
Reggie Patterson, R ERA: 4.82	(1, 1)	5.0	L	24	4	3	1	2	4	0	2	0	0	0	22	40	1.80	1.600
Steve Trout, L ERA: 4.65	(6, 1)	1.0		8	3	4	4	0	1	1	0	0	0	0	6	14	36.00	4.000
Warren Brusstar, R ERA: 2.35	(7, 1)	2.0		10	2	2	2	2	1	0	1	0	1	0	12	17	9.00	1.500

PITCHER	IP	WLS	BF	H	R	ER	SO	BB	IBB	HBP	BLK	WP	HR	S	P	ERA	WHIP

BOTTOM

Chicago Cubs @ St. Louis Cardinals

Busch Stadium, St. Louis, MO

Fri Sep 30 1983, 7:05 PM CDT
Att. 19,924 - Unknown - 80 F

livebaseballscorecards.com

AB	31
R	9
H	9
RBI	8
BB	7
SO	4
LOB	21

Batter	1	2	3	4	5	6	7	8	9	AB	R	H	RBI	BB	SO	LOB
Thad Bosley, L (1, 7) OBP: 0.378, SLG: 0.465	S S S 0-3 ① K		x 0-0 ③ 1-3		x 0-0 ② 6-3			x 0-0 ① P5		4	0	0	0	0	1	3
Bill Buckner, L (1, 3) OBP: 0.309, SLG: 0.436	x 0-0 ② P4			x 0-0 HR 1B	x 0-0 ③ F2			x 0-0 ② FC5-4 WP 1-2f		4	1	1	0	0	0	2
Mel Hall, L (1, 8) OBP: 0.349, SLG: 0.485	x 0-0 ③ F8			x 0-0 1-H HR		x 0-0 ① G3		4-0 FC5-4 1-2 IBB		3	1	1	2	1	0	0
Keith Moreland, R (1, 9) OBP: 0.378, SLG: 0.460		x 0-0 ① L7		x 0-0 1B		x 0-0 ② 5-3		x 0-0 ③ FC5-4 1-2f		4	0	1	0	0	0	2
Ron Cey, R (1, 5) OBP: 0.346, SLG: 0.460		x 0-0 ② 5-3		x 0-0 ① L9		x 0-0 ③ 6-3			x 0-0 ① 6-3	4	0	0	0	0	0	1
Jody Davis, R (1, 2) OBP: 0.314, SLG: 0.481 Joe Carter, R (9, PR) OBP: 0.191, SLG: 0.255		x 0-0 ③ 5-3		x 0-0 ② F9			x 0-0 ① F7		x 0-0 2B	4 0	0 0	1 0	0 0	0 0	0 0	1 0
23 Ryne Sandberg, R (1, 4) OBP: 0.317, SLG: 0.352			x 0-0 ① 6-3	x 0-0 ③ F8			x 0-0 ② F9		x 0-0 ② 5-3	4	0	0	0	0	0	2
Dave Owen, S (1, 6) OBP: 0.190, SLG: 0.222 Jay Johnstone, L (9, PH) OBP: 0.364, SLG: 0.439			x 0-0 3B		x 0-0 E4 SH1-3 S		x 0-0 ③ F8		x 0-0 ③ 4-3	3 1	0 0	1 0	0 0	0 0	0 0	0 1
Don Schulze, R (1, 1) Dan Rohn, L (8, PH) OBP: 0.400, SLG: 0.621 Craig Lefferts, L (8, 1) OBP: 0.158, SLG: 0.111			S S S 0-3 ② K		x 0-0 ① SH1-3 1-3			x 0-0 FC5-4 1B		1 1 0	0 0 0	0 1 0	0 0 0	0 0 0	1 0 0	1 0 0
Inning Stats	R: 0 E: 0 K: 1 S: 5 H: 0 LOB: 0 BB: 0 P: 5	R: 0 E: 0 K: 0 S: 3 H: 0 LOB: 0 BB: 0 P: 3	R: 0 E: 0 K: 1 S: 6 H: 1 LOB: 1 BB: 0 P: 6	R: 2 E: 0 K: 0 S: 6 H: 3 LOB: 1 BB: 0 P: 6	R: 0 E: 1 K: 0 S: 4 H: 0 LOB: 1 BB: 0 P: 4	R: 0 E: 0 K: 0 S: 3 H: 0 LOB: 0 BB: 0 P: 3	R: 0 E: 0 K: 0 S: 3 H: 0 LOB: 0 BB: 0 P: 3	R: 0 E: 0 K: 0 S: 4 H: 1 LOB: 2 BB: 1 P: 8	R: 0 E: 0 K: 0 S: 4 H: 1 LOB: 1 BB: 0 P: 4	1B: 3 2B: 1 3B: 1 HR: 1	SF: 0 SAC: 1 DP: 0 HBP: 0						

TOP

Chicago Cubs @ St. Louis Cardinals

Busch Stadium, St. Louis, MO

Sat Oct 01 1983, 3:33 AM CDT

Att. 23,543 - Sunny - 82 F

livebaseballscorecards.com

AB	33
R	2
H	6
RBI	2
BB	1
SO	2
LOB	13

WP: 1 PB: 0 SB: 1 CS: 0 PA: 35

PITCHER		IP	WLS	BF	H	R	ER	SO	BB	IBB	HBP	BLK	WP	HR	S	P	ERA	WHIP
Bob Forsch, R ERA: 4.28	(1, 1)	8.0	W	31	5	2	2	2	0	1	0	0	1	1	34	38	2.25	0.625
Bruce Sutter, R ERA: 4.23	(9, 1)	1.0	S	4	1	0	0	0	0	0	0	0	0	0	4	4	0.00	1.000

PITCHER	IP	WLS	BF	H	R	ER	SO	BB	IBB	HBP	BLK	WP	HR	S	P	ERA	WHIP

Batter	1	2	3	4	5	6	7	8	9	AB	R	H	RBI	BB	SO	LOB
Lonnie Smith, R (1, 7) OBP: 0.379, SLG: 0.453	P4		F8		F7		1B 2B			4	0	1	0	0	0	0
Ken Oberkfell, L (1, 4) OBP: 0.371, SLG: 0.386	F9		F9		G3		2-H 1B			2	0	0	0	0	0	0
Jeff Doyle, S (4, 4) OBP: 0.306, SLG: 0.429										2	0	1	0	0	0	0
Willie McGee, S (1, 8) OBP: 0.314, SLG: 0.367	BB 1B 3B		2B		G3			4-3		3	1	1	0	1	0	0
George Hendrick, R (1, 3) OBP: 0.371, SLG: 0.492	1-2 3B 1B		P3			4-3		HR		4	2	2	1	0	0	1
Andy Van Slyke, L (1, 5) OBP: 0.361, SLG: 0.426	1-H 2-H 3B			CS 1B		P6		K		4	0	2	2	0	1	0
David Green, R (1, 9) OBP: 0.323, SLG: 0.421	1-3			L7 1-2		H 1-0 HBP		K		3	0	0	0	0	1	2
Jamie Quirk, L (1, 2) OBP: 0.269, SLG: 0.326		K		BB 1B		4-3				3	0	1	0	0	1	1
Ozzie Smith, S (1, 6) OBP: 0.321, SLG: 0.336		4-3		BB 1-2			4-1			2	0	0	0	1	0	0
Bob Forsch, R (1, 1) OBP: 0.271, SLG: 0.352		4-3		L4			L3			3	0	0	0	0	0	2
Bruce Sutter, R (9, 1)										0	0	0	0	0	0	0
Inning Stats	R: 2 H: 2 E: 0 LOB: 1 K: 0 BB: 1 S: 5 P: 9	R: 0 H: 0 E: 0 LOB: 0 K: 1 BB: 0 S: 5 P: 5	R: 0 H: 1 E: 0 LOB: 1 K: 0 BB: 0 S: 4 P: 4	R: 0 H: 2 E: 0 LOB: 2 K: 0 BB: 1 S: 4 P: 8	R: 0 H: 0 E: 0 LOB: 0 K: 0 BB: 0 S: 3 P: 3	R: 0 H: 0 E: 0 LOB: 1 K: 0 BB: 0 S: 3 P: 4	R: 0 H: 2 E: 0 LOB: 2 K: 0 BB: 0 S: 4 P: 4	R: 1 H: 1 E: 0 LOB: 0 K: 2 BB: 0 S: 8 P: 8		1B: 4 SF: 0 2B: 2 SAC: 0 3B: 1 DP: 0 HR: 1 HBP: 1						

BOTTOM

Chicago Cubs @ St. Louis Cardinals

Busch Stadium, St. Louis, MO

Sat Oct 01 1983, 3:33 AM CDT
Att. 23,543 - Sunny - 82 F

livebaseballscorecards.com

AB	30
R	3
H	8
RBI	3
BB	2
SO	3
LOB	6

WP: 0 PB: 0 SB: 0 CS: 1 PA: 33

PITCHER	IP	WLS	BF	H	R	ER	SO	BB	IBB	HBP	BLK	WP	HR	S	P	ERA	WHIP
Don Schulze, R (1, 1) ERA: 7.07	7.0		29	7	2	2	1	2	0	1	0	0	0	28	37	2.57	1.286
Craig Lefferts, L (8, 1) ERA: 3.13	1.0	L	4	1	1	1	2	0	0	0	0	0	1	8	8	9.00	1.000

PITCHER	IP	WLS	BF	H	R	ER	SO	BB	IBB	HBP	BLK	WP	HR	S	P	ERA	WHIP

Chicago Cubs @ St. Louis Cardinals

Busch Stadium, St. Louis, MO

Sun Oct 02 1983, 3:33 AM CDT

Att. 38,763 - Sunny - 85 F

TOP

livebaseballscorecards.com

Batter	1	2	3	4	5	6	7	8	9	AB	R	H	RBI	BB	SO	LOB
Dan Rohn, L (1, 4) OBP: 0.424, SLG: 0.613	BBBB 4-0 1B 1B BB		x 0-0 ② P5		x 0-0 1B		x 0-0 ① 6-3		x 0-0 ① 6-3 1-3	2	1	1	0	1	0	0
23 Ryne Sandberg, R (7, PH) OBP: 0.316, SLG: 0.351										2	0	0	0	0	0	1
(7, 4)																
Bill Buckner, L (1, 3) OBP: 0.310, SLG: 0.436	x 0-0 G6-4-3 1B 1-3 1B		x 0-0 ③ P4		x 0-0 ③ G3		x 0-0 ② F9		x 0-0 FC3-6 1B	5	0	2	0	0	0	1
Mel Hall, L (1, 8) OBP: 0.352, SLG: 0.488	x 0-0 G6-4-3 1-2 3-H 1B			x 0-0 2B 1B		x 0-0 F8 1B 2B 1B	x 0-0 ③ F7		x 0-0 ② FC3-6 1-2f 3-H	4	1	3	1	0	0	0
Bill Campbell, R (7, 1) OBP: 0.100, SLG: 0.100										0	0	0	0	0	0	0
Jay Johnstone, L (9, PH) OBP: 0.362, SLG: 0.436										1	0	0	1	0	0	1
Jody Davis, R (1, 2) OBP: 0.315, SLG: 0.480	x 0-0 ① ② G6-4-3 1-2f 2-3			SSS 0-3 ① K		x 0-0 2B 1-2 1B		x 0-0 ① P4	x 0-0 ③ P4	3	0	1	0	0	1	3
Mike Diaz, R (6, PR) OBP: 0.286, SLG: 0.429										2	1	0	0	0	0	1
(6, 2)																
Joe Carter, R (1, 7) OBP: 0.176, SLG: 0.235	x 0-0 ③ 6-3			SSS 0-3 ② K		x 0-0 ① F8 2-3		x 0-0 ② F8		4	0	0	0	0	1	4
(8, 9)																
Carmelo Martinez, R (1, 5) OBP: 0.287, SLG: 0.494		x 0-0 ① P4		x 0-0 2B 1-3		SSS 0-3 ② K		x 0-0 HR		4	1	2	1	0	1	2
(8, 7)																
Tom Grant, L (1, 9) OBP: 0.261, SLG: 0.200		x 0-0 ② G3		x 0-0 ③ 6-3		x 0-0 2B 1-H 3-H		x 0-0 1B		3	0	1	2	0	0	2
Fritzie Connally, R (8, PH) OBP: 0.100, SLG: 0.100										1	0	1	0	0	0	0
(8, 5)																
Dave Owen, S (1, 6) OBP: 0.160, SLG: 0.182		x 0-0 ③ 3-1			SSS 0-3 ① K	x 0-0 ③ F9		SSS 0-3 ③ K		4	0	0	0	0	2	3
Chuck Rainey, R (1, 1) OBP: 0.242, SLG: 0.161			x 0-0 ① 6-3		x 0-0 ② 6-3		x 0-0 HR		x 0-0 23 6-3 23 E FC3-6 1B	1	0	0	0	0	0	0
Mike Proly, R (4, 1) OBP: 0.167, SLG: 0.091										0	0	0	0	0	0	0
Thad Bosley, L (5, PH) OBP: 0.373, SLG: 0.458										1	0	0	0	0	0	0
Bill Johnson, R (5, 1)										0	0	0	0	0	0	0
Gary Woods, R (7, PH) OBP: 0.296, SLG: 0.353										2	2	2	1	0	0	0
(7, 8)																
Inning Stats	R: 1 E: 0 K: 0 S: 4 H: 2 LOB: 1 BB: 1 P: 8	R: 0 E: 0 K: 0 S: 3 H: 0 LOB: 0 BB: 0 P: 3	R: 0 E: 0 K: 0 S: 3 H: 0 LOB: 0 BB: 0 P: 3	R: 0 E: 0 K: 2 S: 9 H: 2 LOB: 2 BB: 0 P: 9	R: 0 E: 0 K: 1 S: 6 H: 1 LOB: 1 BB: 0 P: 6	R: 2 E: 0 K: 1 S: 8 H: 3 LOB: 2 BB: 0 P: 8	R: 1 E: 0 K: 0 S: 4 H: 1 LOB: 0 BB: 0 P: 4	R: 1 E: 0 K: 1 S: 7 H: 2 LOB: 1 BB: 0 P: 7	R: 1 E: 1 K: 0 S: 5 H: 2 LOB: 1 BB: 0 P: 5	1B: 9 2B: 2 3B: 0 HR: 2 SF: 0 SAC: 0 DP: 1 HBP: 0						

	AB	39
	R	6
	H	13
	RBI	6
	BB	1
	SO	5
	LOB	18

WP: 0 PB: 0 SB: 0 CS: 0 PA: 40

PITCHER		IP	WLS	BF	H	R	ER	SO	BB	IBB	HBP	BLK	WP	HR	S	P	ERA	WHIP
John Stuper, R ERA: 3.68	(1, 1)	6.0	W	27	9	4	4	4	1	0	0	0	0	1	34	38	6.00	1.667
Dave Rucker, L ERA: 5.28	(7, 1)	2.0		9	3	2	1	1	0	0	0	0	0	1	11	11	4.50	1.500
Jeff Lahti, R ERA: 3.16	(9, 1)	0.1		2	1	0	0	0	0	0	0	0	0	0	2	2	0.00	3.000
Dave Vonohlen, L ERA: 3.29	(9, 1)	0.2	S	2	0	0	0	0	0	0	0	0	0	0	2	2	0.00	0.000

PITCHER	IP	WLS	BF	H	R	ER	SO	BB	IBB	HBP	BLK	WP	HR	S	P	ERA	WHIP

Batter	1	2	3	4	5	6	7	8	9	AB	R	H	RBI	BB	SO	LOB
Lonnie Smith, R (1, 7) OBP: 0.381, SLG: 0.453	E S 1B 1B	3-1 S 1B		BBBB 4-0 1B 3B BB		F9 ①		P5 ①		4	2	2	0	1	0	0
Bill Lyons, R (9, 5) OBP: 0.180, SLG: 0.217										0	0	0	0	0	0	0
Ken Oberkfell, L (1, 4) OBP: 0.371, SLG: 0.385	E4 G3 1-3 1B	3-1 ① 1-3		0-0 3B 1-2 1B		3B 1B		E1		3	1	1	0	0	0	2
Jeff Doyle, S (4, PR) OBP: 0.316, SLG: 0.432 (5, 4)										2	2	1	0	0	0	0
Willie McGee, S (1, 8) OBP: 0.314, SLG: 0.374	G3 ① 1-2	G3 ② 1-2		0-0 2B 1-H 2-H 3B		1-H 3B		F7 ②		5	1	2	3	0	0	4
George Hendrick, R (1, 3) OBP: 0.373, SLG: 0.493	1B 1B 2-H 3-H 1B	BBBB 4-0 BB		G3 ② 3B		SSS 0-3 K ②		SSS 0-3 K ③		1	1	1	2	1	0	0
Jim Adduci, L (4, 3) OBP: 0.095, SLG: 0.050										3	0	0	0	0	2	4
Darrell Porter, L (1, 2) OBP: 0.363, SLG: 0.431	1B 1B 1-3 1B	L5 ③ 1B		0-0 FC6-5 2B 3-H		5-3 ③				2	1	1	0	0	0	2
Glenn Brummer, R (4, 2) OBP: 0.351, SLG: 0.356										2	0	1	1	0	0	1
Andy Van Slyke, L (1, 5) OBP: 0.357, SLG: 0.421 (9, 7)	P4 ② 1B	G3 ① 1B		FC6-5 ③ 2-3			F7 ① 1B			4	0	0	0	0	0	4
David Green, R (1, 9) OBP: 0.325, SLG: 0.422	S 1-3 1B 3-H 1B	6-3 ② 1B		SSS 0-3 K ① 1B			S 1B			4	1	2	1	0	1	0
Ozzie Smith, S (1, 6) OBP: 0.321, SLG: 0.335	1B 1-2 IBB	4-3 ③ 1B		P3 ② 1B			SSS 0-3 K ② 1-2 1B			2	0	0	0	1	0	0
Jimmy Sexton, R (6, 6) OBP: 0.200, SLG: 0.222										1	0	0	0	0	1	1
John Stuper, R (1, 1) OBP: 0.190, SLG: 0.136	1-3 2-H 3-H 1B			0-0 1-3 ① 1B		1-3 ③ 1B	6-3 ③ 1B			3	0	1	2	0	0	0
Dave Rucker, L (7, 1)										1	0	0	0	0	0	1
Jeff Lahti, R (9, 1)										0	0	0	0	0	0	0
Dave Vonohlen, L (9, 1) OBP: 0.250, SLG: 0.143										0	0	0	0	0	0	0
Inning Stats	R: 5 H: 5 E: 1 LOB: 2 K: 0 BB: 1 S: 8 P: 12	R: 0 H: 1 E: 0 LOB: 2 K: 0 BB: 1 S: 4 P: 8	R: 0 H: 0 E: 0 LOB: 0 K: 0 BB: 0 S: 3 P: 3	R: 3 H: 3 E: 0 LOB: 2 K: 0 BB: 1 S: 6 P: 10	R: 0 H: 0 E: 0 LOB: 0 K: 1 BB: 0 S: 5 P: 5	R: 1 H: 2 E: 0 LOB: 1 K: 1 BB: 0 S: 7 P: 7	R: 0 H: 1 E: 0 LOB: 1 K: 1 BB: 0 S: 6 P: 6	R: 0 H: 0 E: 1 LOB: 1 K: 1 BB: 0 S: 6 P: 6		1B: 9 SF: 0 2B: 1 SAC: 0 3B: 2 DP: 0 HR: 0 HBP: 0						

PITCHER		IP	WLS	BF	H	R	ER	SO	BB	IBB	HBP	BLK	WP	HR	S	P	ERA	WHIP
Chuck Rainey, R ERA: 4.48	(1, 1)	3.1	L	21	8	8	4	0	2	1	0	0	0	0	18	30	10.80	3.000
Mike Proly, R ERA: 3.58	(4, 1)	0.2		3	1	0	0	0	0	0	0	0	0	0	3	3	0.00	1.500
Bill Johnson, R ERA: 4.38	(5, 1)	2.0		8	2	1	1	2	0	0	0	0	0	0	12	12	4.50	1.000
Bill Campbell, R ERA: 4.49	(7, 1)	2.0		8	1	0	0	2	0	0	0	0	0	0	12	12	0.00	0.500

PITCHER	IP	WLS	BF	H	R	ER	SO	BB	IBB	HBP	BLK	WP	HR	S	P	ERA	WHIP

BOTTOM

Chicago Cubs @ St. Louis Cardinals

Busch Stadium, St. Louis, MO

Sun Oct 02 1983, 3:33 AM CDT
Att. 38,763 - Sunny - 85 F

livebaseballscorecards.com

AB	37
R	9
H	12
RBI	9
BB	3
SO	4
LOB	19

WP: 0 PA: 40
PB: 0
SB: 4
CS: 0